



# Full wwPDB X-ray Structure Validation Report

Jun 16, 2014 – 08:58 PM BST

PDB ID : 4V7S  
Title : Crystal structure of the E. coli ribosome bound to telithromycin.  
Authors : Dunkle, J.A.; Xiong, L.; Mankin, A.S.; Cate, J.H.D.  
Deposited on : 2010-08-05  
Resolution : 3.25 Å(reported)

This is a full wwPDB validation report for a publicly released PDB entry.  
We welcome your comments at [validation@mail.wwpdb.org](mailto:validation@mail.wwpdb.org)  
A user guide is available at <http://wwpdb.org/ValidationPDFNotes.html>

---

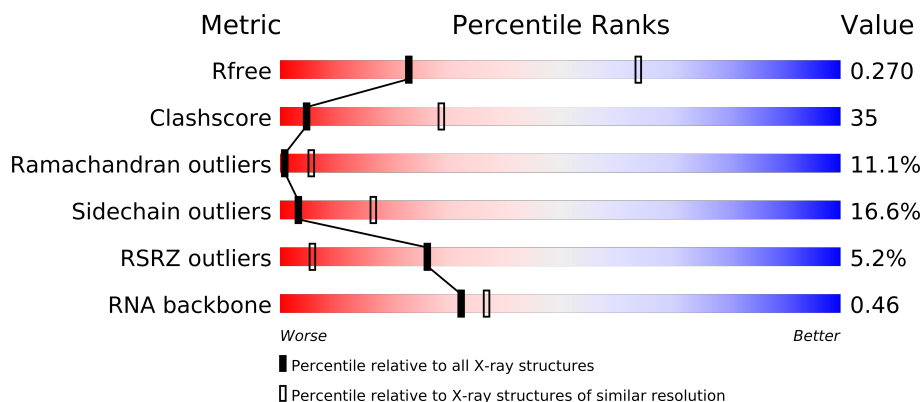
The following versions of software and data (see [references](#)) were used in the production of this report:

MolProbity : 4.02b-467  
Mogul : 1.16 November 2013  
Xtriage (Phenix) : dev-1323  
EDS : stable23397  
Percentile statistics : 21963  
Refmac : 5.8.0049  
CCP4 : 6.3.0 (Settle)  
Ideal geometry (proteins) : Engh & Huber (2001)  
Ideal geometry (DNA, RNA) : Parkinson et. al. (1996)  
Validation Pipeline (wwPDB-VP) : stable23397

# 1 Overall quality at a glance

The reported resolution of this entry is 3.25 Å.

Percentile scores (ranging between 0-100) for global validation metrics of the entry are shown in the following graphic. The table shows the number of entries on which the scores are based.



Metric	Whole archive (#Entries)	Similar resolution (#Entries, resolution range(Å))
$R_{free}$	66092	1085 (3.32-3.20)
Clashscore	79885	1374 (3.32-3.20)
Ramachandran outliers	78287	1348 (3.32-3.20)
Sidechain outliers	78261	1346 (3.32-3.20)
RSRZ outliers	66119	1086 (3.32-3.20)
RNA backbone	1838	1028 (3.82-2.70)

The table below summarises the geometric issues observed across the polymeric chains and their fit to the electron density. The red, orange, yellow and green segments on the lower bar indicate the fraction of residues that contain outliers for  $\geq 3$ , 2, 1 and 0 types of geometric quality criteria. The upper red bar (where present) indicates the fraction of residues that have poor fit to the electron density.

Mol	Chain	Length	Quality of chain
1	AA	1533	
2	AB	218	
2	CB	218	
3	AC	206	
3	CC	206	
4	AD	205	
4	CD	205	
5	AE	150	
5	CE	150	
6	AF	100	
6	CF	100	
7	AG	151	

Continued on next page...

*Continued from previous page...*

Mol	Chain	Length	Quality of chain
8	AH	129	
8	CH	129	
9	AI	127	
9	CI	127	
10	AJ	98	
10	CJ	98	
11	AK	117	
11	CK	117	
12	AL	123	
12	CL	123	
13	AM	114	
14	AN	100	
14	CN	100	
15	AO	88	
15	CO	88	
16	AP	82	
17	AQ	80	
17	CQ	80	
18	AR	55	
18	CR	55	
19	AS	79	
19	CS	79	
20	AT	85	
20	CT	85	
21	AU	51	
21	CU	51	
22	BA	2903	
22	DA	2903	
23	BB	118	
24	BC	271	
24	DC	271	
25	BD	209	
25	DD	209	
26	BE	201	
26	DE	201	
27	BF	177	
28	BG	176	
28	DG	176	
29	BH	149	
29	DH	149	
30	BI	141	
30	DI	141	

*Continued on next page...*

*Continued from previous page...*

Mol	Chain	Length	Quality of chain
31	BJ	142	
31	DJ	142	
32	BK	122	
32	DK	122	
33	BL	143	
33	DL	143	
34	BM	136	
34	DM	136	
35	BN	120	
35	DN	120	
36	BO	116	
36	DO	116	
37	BP	114	
37	DP	114	
38	BQ	117	
38	DQ	117	
39	BR	103	
39	DR	103	
40	BS	110	
40	DS	110	
41	BT	93	
41	DT	93	
42	BU	102	
42	DU	102	
43	BV	94	
43	DV	94	
44	BW	79	
44	DW	79	
45	BX	77	
45	DX	77	
46	BY	63	
46	DY	63	
47	BZ	58	
47	DZ	58	
48	B0	56	
48	D0	56	
49	B1	50	
49	D1	50	
50	B2	46	
50	D2	46	
51	B3	64	
51	D3	64	

*Continued on next page...*

*Continued from previous page...*

Mol	Chain	Length	Quality of chain
52	B4	38	
52	D4	38	
53	CA	1530	
54	CG	150	
55	CM	113	
56	CP	80	
57	DB	117	
58	DF	178	

The following table lists non-polymeric compounds that are outliers for geometric or electron-density-fit criteria:

Mol	Type	Chain	Res	Geometry	Electron density
59	MG	AA	1608	-	X
59	MG	AA	1614	-	X
59	MG	AA	1619	-	X
59	MG	AA	1621	-	X
59	MG	AA	1622	-	X
59	MG	AA	1627	-	X
59	MG	AA	1628	-	X
59	MG	AA	1636	-	X
59	MG	AA	1641	-	X
59	MG	BA	3004	-	X
59	MG	BA	3013	-	X
59	MG	BA	3014	-	X
59	MG	BA	3021	-	X
59	MG	BA	3025	-	X
59	MG	BA	3033	-	X
59	MG	BA	3034	-	X
59	MG	BA	3036	-	X
59	MG	BA	3040	-	X
59	MG	BA	3055	-	X
59	MG	BA	3056	-	X
59	MG	BA	3057	-	X
59	MG	BA	3059	-	X
59	MG	BA	3060	-	X
59	MG	BA	3062	-	X
59	MG	BA	3069	-	X
59	MG	BA	3070	-	X
59	MG	BA	3072	-	X
59	MG	BA	3074	-	X
59	MG	BA	3078	-	X

*Continued on next page...*

*Continued from previous page...*

Mol	Type	Chain	Res	Geometry	Electron density
59	MG	BA	3083	-	X
59	MG	BA	3085	-	X
59	MG	BA	3095	-	X
59	MG	BA	3096	-	X
59	MG	BA	3099	-	X
59	MG	BA	3102	-	X
59	MG	BA	3105	-	X
59	MG	BA	3106	-	X
59	MG	BA	3110	-	X
59	MG	BA	3117	-	X
59	MG	BA	3120	-	X
59	MG	BA	3122	-	X
59	MG	BA	3129	-	X
59	MG	BA	3131	-	X
59	MG	BA	3133	-	X
59	MG	BA	3134	-	X
59	MG	BB	201	-	X
59	MG	CA	1603	-	X
59	MG	CA	1612	-	X
59	MG	CA	1614	-	X
59	MG	CA	1615	-	X
59	MG	CA	1619	-	X
59	MG	CA	1626	-	X
59	MG	CA	1627	-	X
59	MG	CA	1629	-	X
59	MG	CA	1636	-	X
59	MG	CA	1639	-	X
59	MG	CE	201	-	X
59	MG	DA	3002	-	X
59	MG	DA	3003	-	X
59	MG	DA	3005	-	X
59	MG	DA	3007	-	X
59	MG	DA	3011	-	X
59	MG	DA	3015	-	X
59	MG	DA	3016	-	X
59	MG	DA	3020	-	X
59	MG	DA	3022	-	X
59	MG	DA	3026	-	X
59	MG	DA	3028	-	X
59	MG	DA	3029	-	X
59	MG	DA	3030	-	X
59	MG	DA	3036	-	X

*Continued on next page...*

*Continued from previous page...*

Mol	Type	Chain	Res	Geometry	Electron density
59	MG	DA	3049	-	X
59	MG	DA	3053	-	X
59	MG	DA	3057	-	X
59	MG	DA	3058	-	X
59	MG	DA	3059	-	X
59	MG	DA	3060	-	X
59	MG	DA	3062	-	X
59	MG	DA	3063	-	X
59	MG	DA	3064	-	X
59	MG	DA	3069	-	X
59	MG	DA	3074	-	X
59	MG	DA	3078	-	X
59	MG	DA	3079	-	X
59	MG	DA	3085	-	X
59	MG	DA	3086	-	X
59	MG	DA	3091	-	X
59	MG	DA	3094	-	X
59	MG	DA	3097	-	X
59	MG	DA	3098	-	X
59	MG	DA	3100	-	X
59	MG	DA	3106	-	X
59	MG	DA	3108	-	X
59	MG	DA	3109	-	X
59	MG	DA	3127	-	X
59	MG	DA	3129	-	X
59	MG	DA	3130	-	X
59	MG	DA	3132	-	X
59	MG	DC	302	-	X
59	MG	DJ	201	-	X

## 2 Entry composition

There are 62 unique types of molecules in this entry. The entry contains 284525 atoms, of which 0 are hydrogen and 0 are deuterium.

In the tables below, the ZeroOcc column contains the number of atoms modelled with zero occupancy, the AltConf column contains the number of residues with at least one atom in alternate conformation and the Trace column contains the number of residues modelled with at most 2 atoms.

- Molecule 1 is a RNA chain called 16S rRNA.

Mol	Chain	Residues	Atoms					ZeroOcc	AltConf	Trace
1	AA	1533	Total	C	N	O	P	0	0	0
			32895	14671	6036	10655	1533			

- Molecule 2 is a protein called 30S ribosomal protein S2.

Mol	Chain	Residues	Atoms					ZeroOcc	AltConf	Trace
2	AB	218	Total	C	N	O	S	0	0	0
			1705	1081	305	312	7			
2	CB	218	Total	C	N	O	S	0	0	0
			1705	1081	305	312	7			

- Molecule 3 is a protein called 30S ribosomal protein S3.

Mol	Chain	Residues	Atoms					ZeroOcc	AltConf	Trace
3	AC	206	Total	C	N	O	S	0	0	0
			1625	1028	305	289	3			
3	CC	206	Total	C	N	O	S	0	0	0
			1625	1028	305	289	3			

- Molecule 4 is a protein called 30S ribosomal protein S4.

Mol	Chain	Residues	Atoms					ZeroOcc	AltConf	Trace
4	AD	205	Total	C	N	O	S	0	0	0
			1643	1026	315	298	4			
4	CD	205	Total	C	N	O	S	0	0	0
			1643	1026	315	298	4			

- Molecule 5 is a protein called 30S ribosomal protein S5.

Mol	Chain	Residues	Atoms					ZeroOcc	AltConf	Trace
5	AE	150	Total	C	N	O	S	0	0	0
			1106	687	211	202	6			

*Continued on next page...*



*Continued from previous page...*

Mol	Chain	Residues	Atoms					ZeroOcc	AltConf	Trace
5	CE	150	Total	C	N	O	S	0	0	0
			1106	687	211	202	6			

- Molecule 6 is a protein called 30S ribosomal protein S6.

Mol	Chain	Residues	Atoms					ZeroOcc	AltConf	Trace
6	AF	100	Total	C	N	O	S	0	0	0
			818	515	148	149	6			
6	CF	100	Total	C	N	O	S	0	0	0
			818	515	148	149	6			

- Molecule 7 is a protein called 30S ribosomal protein S7.

Mol	Chain	Residues	Atoms					ZeroOcc	AltConf	Trace
7	AG	151	Total	C	N	O	S	0	0	0
			1182	735	227	216	4			

- Molecule 8 is a protein called 30S ribosomal protein S8.

Mol	Chain	Residues	Atoms					ZeroOcc	AltConf	Trace
8	AH	129	Total	C	N	O	S	0	0	0
			979	616	173	184	6			
8	CH	129	Total	C	N	O	S	0	0	0
			979	616	173	184	6			

- Molecule 9 is a protein called 30S ribosomal protein S9.

Mol	Chain	Residues	Atoms					ZeroOcc	AltConf	Trace
9	AI	127	Total	C	N	O	S	0	0	0
			1022	634	206	179	3			
9	CI	127	Total	C	N	O	S	0	0	0
			1022	634	206	179	3			

- Molecule 10 is a protein called 30S ribosomal protein S10.

Mol	Chain	Residues	Atoms					ZeroOcc	AltConf	Trace
10	AJ	98	Total	C	N	O	S	0	0	0
			787	493	150	143	1			
10	CJ	98	Total	C	N	O	S	0	0	0
			787	493	150	143	1			

- Molecule 11 is a protein called 30S ribosomal protein S11.

Mol	Chain	Residues	Atoms					ZeroOcc	AltConf	Trace
11	AK	117	Total	C	N	O	S	0	0	0
			877	540	174	160	3			
11	CK	117	Total	C	N	O	S	0	0	0
			877	540	174	160	3			

- Molecule 12 is a protein called 30S ribosomal protein S12.

Mol	Chain	Residues	Atoms					ZeroOcc	AltConf	Trace
12	AL	123	Total	C	N	O	S	0	0	0
			955	590	196	165	4			
12	CL	123	Total	C	N	O	S	0	0	0
			955	590	196	165	4			

- Molecule 13 is a protein called 30S ribosomal protein S13.

Mol	Chain	Residues	Atoms					ZeroOcc	AltConf	Trace
13	AM	114	Total	C	N	O	S	0	0	0
			884	546	178	157	3			

- Molecule 14 is a protein called 30S ribosomal protein S14.

Mol	Chain	Residues	Atoms					ZeroOcc	AltConf	Trace
14	AN	96	Total	C	N	O	S	0	0	0
			774	483	160	128	3			
14	CN	95	Total	C	N	O	S	0	0	0
			769	480	159	127	3			

- Molecule 15 is a protein called 30S ribosomal protein S15.

Mol	Chain	Residues	Atoms					ZeroOcc	AltConf	Trace
15	AO	88	Total	C	N	O	S	0	0	0
			714	439	144	130	1			
15	CO	88	Total	C	N	O	S	0	0	0
			714	439	144	130	1			

- Molecule 16 is a protein called 30S ribosomal protein S16.

Mol	Chain	Residues	Atoms					ZeroOcc	AltConf	Trace
16	AP	82	Total	C	N	O	S	0	0	0
			649	406	128	114	1			

- Molecule 17 is a protein called 30S ribosomal protein S17.

Mol	Chain	Residues	Atoms					ZeroOcc	AltConf	Trace
17	AQ	80	Total	C	N	O	S	0	0	0
			649	411	121	114	3			
17	CQ	80	Total	C	N	O	S	0	0	0
			649	411	121	114	3			

- Molecule 18 is a protein called 30S ribosomal protein S18.

Mol	Chain	Residues	Atoms					ZeroOcc	AltConf	Trace
18	AR	55	Total	C	N	O		0	0	0
			456	288	86	82				
18	CR	55	Total	C	N	O		0	0	0
			456	288	86	82				

- Molecule 19 is a protein called 30S ribosomal protein S19.

Mol	Chain	Residues	Atoms					ZeroOcc	AltConf	Trace
19	AS	79	Total	C	N	O	S	0	0	0
			638	408	120	108	2			
19	CS	79	Total	C	N	O	S	0	0	0
			638	408	120	108	2			

- Molecule 20 is a protein called 30S ribosomal protein S20.

Mol	Chain	Residues	Atoms					ZeroOcc	AltConf	Trace
20	AT	85	Total	C	N	O	S	0	0	0
			665	411	137	114	3			
20	CT	85	Total	C	N	O	S	0	0	0
			665	411	137	114	3			

- Molecule 21 is a protein called 30S ribosomal protein S21.

Mol	Chain	Residues	Atoms					ZeroOcc	AltConf	Trace
21	AU	51	Total	C	N	O	S	0	0	0
			426	265	86	74	1			
21	CU	51	Total	C	N	O	S	0	0	0
			426	265	86	74	1			

- Molecule 22 is a RNA chain called 23S rRNA.

Mol	Chain	Residues	Atoms					ZeroOcc	AltConf	Trace
22	BA	2854	Total	C	N	O	P	0	0	0
			61274	27334	11279	19807	2854			

*Continued on next page...*

*Continued from previous page...*

Mol	Chain	Residues	Atoms					ZeroOcc	AltConf	Trace
22	DA	2841	Total	C	N	O	P	0	0	0
			60995	27210	11229	19715	2841			

- Molecule 23 is a RNA chain called 5S rRNA.

Mol	Chain	Residues	Atoms					ZeroOcc	AltConf	Trace
23	BB	118	Total	C	N	O	P	0	0	0
			2529	1126	464	821	118			

- Molecule 24 is a protein called 50S ribosomal protein L2.

Mol	Chain	Residues	Atoms					ZeroOcc	AltConf	Trace
24	BC	271	Total	C	N	O	S	0	0	0
			2083	1288	423	365	7			
24	DC	271	Total	C	N	O	S	0	0	0
			2083	1288	423	365	7			

- Molecule 25 is a protein called 50S ribosomal protein L3.

Mol	Chain	Residues	Atoms					ZeroOcc	AltConf	Trace
25	BD	209	Total	C	N	O	S	0	0	0
			1565	979	288	294	4			
25	DD	209	Total	C	N	O	S	0	0	0
			1565	979	288	294	4			

- Molecule 26 is a protein called 50S ribosomal protein L4.

Mol	Chain	Residues	Atoms					ZeroOcc	AltConf	Trace
26	BE	201	Total	C	N	O	S	0	0	0
			1552	974	283	290	5			
26	DE	201	Total	C	N	O	S	0	0	0
			1552	974	283	290	5			

- Molecule 27 is a protein called 50S ribosomal protein L5.

Mol	Chain	Residues	Atoms					ZeroOcc	AltConf	Trace
27	BF	177	Total	C	N	O	S	0	0	0
			1411	899	249	257	6			

- Molecule 28 is a protein called 50S ribosomal protein L6.

Mol	Chain	Residues	Atoms					ZeroOcc	AltConf	Trace
28	BG	176	Total	C	N	O	S	0	0	0
			1323	832	243	246	2			
28	DG	176	Total	C	N	O	S	0	0	0
			1323	832	243	246	2			

- Molecule 29 is a protein called 50S ribosomal protein L9.

Mol	Chain	Residues	Atoms					ZeroOcc	AltConf	Trace
29	BH	149	Total	C	N	O	S	0	0	0
			1111	699	197	214	1			
29	DH	149	Total	C	N	O	S	0	0	0
			1111	699	197	214	1			

- Molecule 30 is a protein called 50S ribosomal protein L11.

Mol	Chain	Residues	Atoms					ZeroOcc	AltConf	Trace
30	BI	141	Total	C	N	O	S	0	0	0
			1032	651	179	196	6			
30	DI	141	Total	C	N	O	S	0	0	0
			1032	651	179	196	6			

- Molecule 31 is a protein called 50S ribosomal protein L13.

Mol	Chain	Residues	Atoms					ZeroOcc	AltConf	Trace
31	BJ	142	Total	C	N	O	S	0	0	0
			1129	714	212	199	4			
31	DJ	142	Total	C	N	O	S	0	0	0
			1129	714	212	199	4			

- Molecule 32 is a protein called 50S ribosomal protein L14.

Mol	Chain	Residues	Atoms					ZeroOcc	AltConf	Trace
32	BK	122	Total	C	N	O	S	0	0	0
			939	587	180	166	6			
32	DK	122	Total	C	N	O	S	0	0	0
			939	587	180	166	6			

- Molecule 33 is a protein called 50S ribosomal protein L15.

Mol	Chain	Residues	Atoms					ZeroOcc	AltConf	Trace
33	BL	143	Total	C	N	O	S	0	0	0
			1045	649	206	189	1			

*Continued on next page...*

*Continued from previous page...*

Mol	Chain	Residues	Atoms					ZeroOcc	AltConf	Trace
33	DL	143	Total	C	N	O	S	0	0	0
			1045	649	206	189	1			

- Molecule 34 is a protein called 50S ribosomal protein L16.

Mol	Chain	Residues	Atoms					ZeroOcc	AltConf	Trace
34	BM	136	Total	C	N	O	S	0	0	0
			1074	686	205	177	6			
34	DM	136	Total	C	N	O	S	0	0	0
			1074	686	205	177	6			

- Molecule 35 is a protein called 50S ribosomal protein L17.

Mol	Chain	Residues	Atoms					ZeroOcc	AltConf	Trace
35	BN	120	Total	C	N	O	S	0	0	0
			961	593	196	167	5			
35	DN	120	Total	C	N	O	S	0	0	0
			961	593	196	167	5			

- Molecule 36 is a protein called 50S ribosomal protein L18.

Mol	Chain	Residues	Atoms					ZeroOcc	AltConf	Trace
36	BO	116	Total	C	N	O	S	0	0	0
			892	552	178	162				
36	DO	116	Total	C	N	O	S	0	0	0
			892	552	178	162				

- Molecule 37 is a protein called 50S ribosomal protein L19.

Mol	Chain	Residues	Atoms					ZeroOcc	AltConf	Trace
37	BP	114	Total	C	N	O	S	0	0	0
			917	574	179	163	1			
37	DP	114	Total	C	N	O	S	0	0	0
			917	574	179	163	1			

- Molecule 38 is a protein called 50S ribosomal protein L20.

Mol	Chain	Residues	Atoms					ZeroOcc	AltConf	Trace
38	BQ	117	Total	C	N	O	S	0	0	0
			947	604	192	151				
38	DQ	117	Total	C	N	O	S	0	0	0
			947	604	192	151				

- Molecule 39 is a protein called 50S ribosomal protein L21.

Mol	Chain	Residues	Atoms					ZeroOcc	AltConf	Trace
39	BR	103	Total	C	N	O	S	0	0	0
			816	516	153	145	2			
39	DR	103	Total	C	N	O	S	0	0	0
			816	516	153	145	2			

- Molecule 40 is a protein called 50S ribosomal protein L22.

Mol	Chain	Residues	Atoms					ZeroOcc	AltConf	Trace
40	BS	110	Total	C	N	O	S	0	0	0
			857	532	166	156	3			
40	DS	110	Total	C	N	O	S	0	0	0
			857	532	166	156	3			

- Molecule 41 is a protein called 50S ribosomal protein L23.

Mol	Chain	Residues	Atoms					ZeroOcc	AltConf	Trace
41	BT	93	Total	C	N	O	S	0	0	0
			739	466	139	132	2			
41	DT	93	Total	C	N	O	S	0	0	0
			739	466	139	132	2			

- Molecule 42 is a protein called 50S ribosomal protein L24.

Mol	Chain	Residues	Atoms				ZeroOcc	AltConf	Trace
42	BU	102	Total	C	N	O	0	0	0
			780	492	146	142			
42	DU	102	Total	C	N	O	0	0	0
			780	492	146	142			

- Molecule 43 is a protein called 50S ribosomal protein L25.

Mol	Chain	Residues	Atoms					ZeroOcc	AltConf	Trace
43	BV	94	Total	C	N	O	S	0	0	0
			753	479	137	134	3			
43	DV	94	Total	C	N	O	S	0	0	0
			753	479	137	134	3			

- Molecule 44 is a protein called 50S ribosomal protein L27.

Mol	Chain	Residues	Atoms					ZeroOcc	AltConf	Trace
44	BW	79	Total	C	N	O	S	0	0	0
			596	367	120	108	1			
44	DW	79	Total	C	N	O	S	0	0	0
			596	367	120	108	1			

- Molecule 45 is a protein called 50S ribosomal protein L28.

Mol	Chain	Residues	Atoms					ZeroOcc	AltConf	Trace
45	BX	77	Total	C	N	O	S	0	0	0
			625	388	129	106	2			
45	DX	77	Total	C	N	O	S	0	0	0
			625	388	129	106	2			

- Molecule 46 is a protein called 50S ribosomal protein L29.

Mol	Chain	Residues	Atoms					ZeroOcc	AltConf	Trace
46	BY	63	Total	C	N	O	S	0	0	0
			509	313	99	95	2			
46	DY	63	Total	C	N	O	S	0	0	0
			509	313	99	95	2			

- Molecule 47 is a protein called 50S ribosomal protein L30.

Mol	Chain	Residues	Atoms					ZeroOcc	AltConf	Trace
47	BZ	58	Total	C	N	O	S	0	0	0
			449	281	87	79	2			
47	DZ	58	Total	C	N	O	S	0	0	0
			449	281	87	79	2			

- Molecule 48 is a protein called 50S ribosomal protein L32.

Mol	Chain	Residues	Atoms					ZeroOcc	AltConf	Trace
48	B0	56	Total	C	N	O	S	0	0	0
			444	269	94	80	1			
48	D0	56	Total	C	N	O	S	0	0	0
			444	269	94	80	1			

- Molecule 49 is a protein called 50S ribosomal protein L33.

Mol	Chain	Residues	Atoms				ZeroOcc	AltConf	Trace
49	B1	50	Total	C	N	O	0	0	0
			410	263	75	72			

*Continued on next page...*



*Continued from previous page...*

Mol	Chain	Residues	Atoms				ZeroOcc	AltConf	Trace
49	D1	50	Total	C	N	O	0	0	0
			410	263	75	72			

- Molecule 50 is a protein called 50S ribosomal protein L34.

Mol	Chain	Residues	Atoms					ZeroOcc	AltConf	Trace
50	B2	46	Total	C	N	O	S	0	0	0
			377	228	90	57	2			
50	D2	46	Total	C	N	O	S	0	0	0
			377	228	90	57	2			

- Molecule 51 is a protein called 50S ribosomal protein L35.

Mol	Chain	Residues	Atoms					ZeroOcc	AltConf	Trace
51	B3	64	Total	C	N	O	S	0	0	0
			504	323	105	74	2			
51	D3	64	Total	C	N	O	S	0	0	0
			504	323	105	74	2			

- Molecule 52 is a protein called 50S ribosomal protein L36.

Mol	Chain	Residues	Atoms					ZeroOcc	AltConf	Trace
52	B4	38	Total	C	N	O	S	0	0	0
			302	185	65	48	4			
52	D4	38	Total	C	N	O	S	0	0	0
			302	185	65	48	4			

- Molecule 53 is a RNA chain called 16S rRNA.

Mol	Chain	Residues	Atoms					ZeroOcc	AltConf	Trace
53	CA	1530	Total	C	N	O	P	0	0	0
			32831	14642	6024	10635	1530			

- Molecule 54 is a protein called 30S ribosomal protein S7.

Mol	Chain	Residues	Atoms					ZeroOcc	AltConf	Trace
54	CG	150	Total	C	N	O	S	0	0	0
			1175	730	226	215	4			

- Molecule 55 is a protein called 30S ribosomal protein S13.

Mol	Chain	Residues	Atoms					ZeroOcc	AltConf	Trace
55	CM	113	Total	C	N	O	S	0	0	0
			877	541	177	156	3			

- Molecule 56 is a protein called 30S ribosomal protein S16.

Mol	Chain	Residues	Atoms					ZeroOcc	AltConf	Trace
56	CP	80	Total	C	N	O	S	0	0	0
			639	400	126	112	1			

- Molecule 57 is a RNA chain called 5S rRNA.

Mol	Chain	Residues	Atoms					ZeroOcc	AltConf	Trace
57	DB	117	Total	C	N	O	P	0	0	0
			2507	1116	459	815	117			

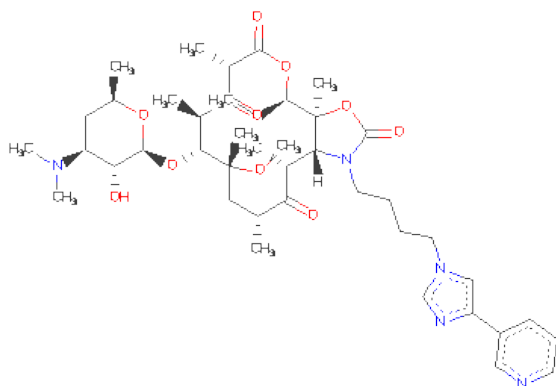
- Molecule 58 is a protein called 50S ribosomal protein L5.

Mol	Chain	Residues	Atoms					ZeroOcc	AltConf	Trace
58	DF	178	Total	C	N	O	S	0	0	0
			1420	905	251	258	6			

- Molecule 59 is MAGNESIUM ION (three-letter code: MG) (formula: Mg).

Mol	Chain	Residues	Atoms		ZeroOcc	AltConf
59	BB	4	Total	Mg	0	0
			4	4		
59	BA	134	Total	Mg	0	0
			134	134		
59	CA	41	Total	Mg	0	0
			41	41		
59	DJ	1	Total	Mg	0	0
			1	1		
59	AA	43	Total	Mg	0	0
			43	43		
59	DA	133	Total	Mg	0	0
			133	133		
59	CE	1	Total	Mg	0	0
			1	1		
59	DC	2	Total	Mg	0	0
			2	2		
59	DB	1	Total	Mg	0	0
			1	1		

- Molecule 60 is TELITHROMYCIN (three-letter code: TEL) (formula:  $C_{43}H_{65}N_5O_{10}$ ).



Mol	Chain	Residues	Atoms				ZeroOcc	AltConf
60	BA	1	Total	C	N	O	0	0
			58	43	5	10		

- Molecule 61 is ZINC ION (three-letter code: ZN) (formula: Zn).

Mol	Chain	Residues	Atoms		ZeroOcc	AltConf
61	B4	1	Total	Zn	0	0
			1	1		
61	D4	1	Total	Zn	0	0
			1	1		

- Molecule 62 is water.

Mol	Chain	Residues	Atoms		ZeroOcc	AltConf
62	AA	198	Total	O	0	0
			198	198		
62	AL	1	Total	O	0	0
			1	1		
62	AN	6	Total	O	0	0
			6	6		
62	AT	2	Total	O	0	0
			2	2		
62	AU	1	Total	O	0	0
			1	1		
62	BA	598	Total	O	0	0
			598	598		

*Continued on next page...*

*Continued from previous page...*

Mol	Chain	Residues	Atoms		ZeroOcc	AltConf
62	BB	20	Total 20	O 20	0	0
62	BC	10	Total 10	O 10	0	0
62	BD	2	Total 2	O 2	0	0
62	BE	1	Total 1	O 1	0	0
62	BL	2	Total 2	O 2	0	0
62	BN	3	Total 3	O 3	0	0
62	BQ	1	Total 1	O 1	0	0
62	BR	1	Total 1	O 1	0	0
62	BT	1	Total 1	O 1	0	0
62	B2	1	Total 1	O 1	0	0
62	B3	3	Total 3	O 3	0	0
62	B4	1	Total 1	O 1	0	0
62	CA	192	Total 192	O 192	0	0
62	CE	5	Total 5	O 5	0	0
62	CI	1	Total 1	O 1	0	0
62	CL	1	Total 1	O 1	0	0
62	CN	3	Total 3	O 3	0	0
62	CT	3	Total 3	O 3	0	0
62	CU	2	Total 2	O 2	0	0
62	DA	595	Total 595	O 595	0	0
62	DB	4	Total 4	O 4	0	0

*Continued on next page...*


*Continued from previous page...*

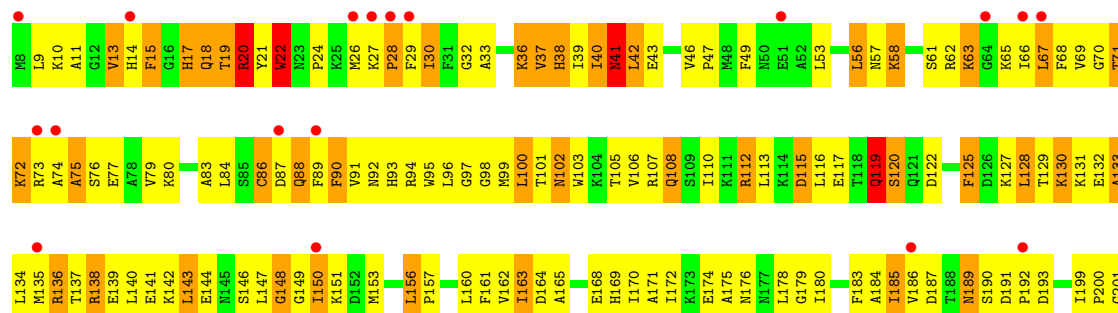
Mol	Chain	Residues	Atoms		ZeroOcc	AltConf
62	DC	13	Total 13	O 13	0	0
62	DD	3	Total 3	O 3	0	0
62	DE	3	Total 3	O 3	0	0
62	DJ	6	Total 6	O 6	0	0
62	DL	6	Total 6	O 6	0	0
62	DN	2	Total 2	O 2	0	0
62	DT	3	Total 3	O 3	0	0
62	DU	2	Total 2	O 2	0	0
62	DV	1	Total 1	O 1	0	0
62	D2	1	Total 1	O 1	0	0
62	D3	1	Total 1	O 1	0	0
62	D4	3	Total 3	O 3	0	0

### 3 Residue-property plots

These plots are drawn for all protein, RNA and DNA chains in the entry. The first graphic for a chain summarises the proportions of errors displayed in the second graphic. The second graphic shows the sequence view annotated by issues in geometry and electron density. Residues are color-coded according to the number of geometric quality criteria for which they contain at least one outlier: green = 0, yellow = 1, orange = 2 and red = 3 or more. A red dot above a residue indicates a poor fit to the electron density ( $RSRZ > 2$ ). Stretches of 2 or more consecutive residues without any outlier are shown as a green connector. Residues present in the sample, but not in the model, are shown in grey.

#### • Molecule 1: 16S rRNA

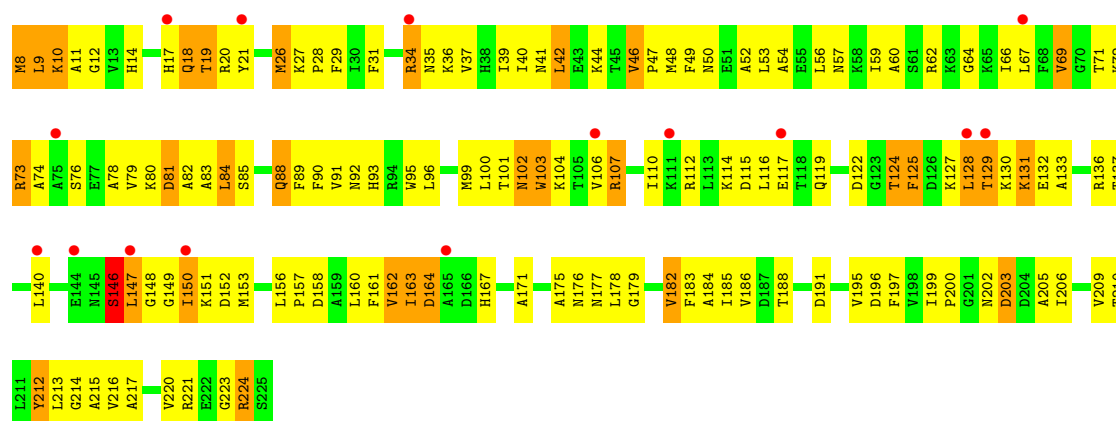






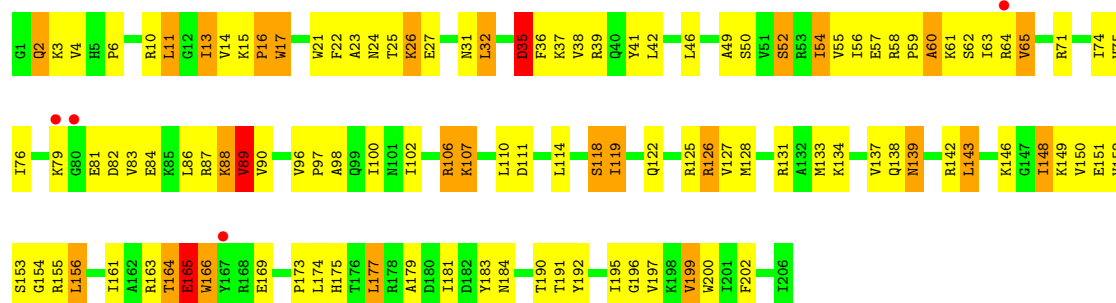
• Molecule 2: 30S ribosomal protein S2

Chain CB:



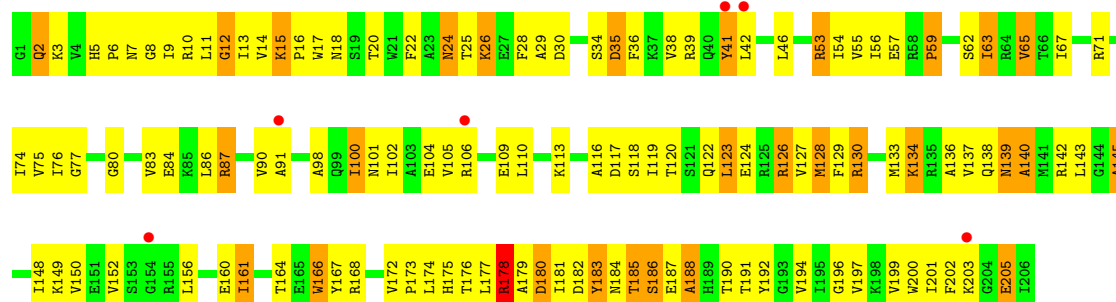
• Molecule 3: 30S ribosomal protein S3

Chain AC:



• Molecule 3: 30S ribosomal protein S3

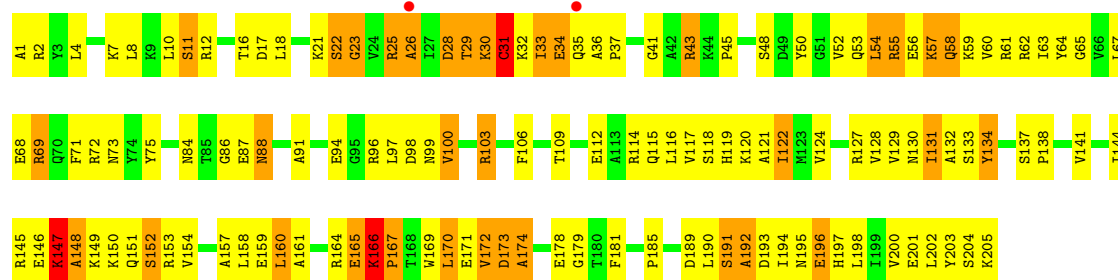
Chain CC:



• Molecule 4: 30S ribosomal protein S4

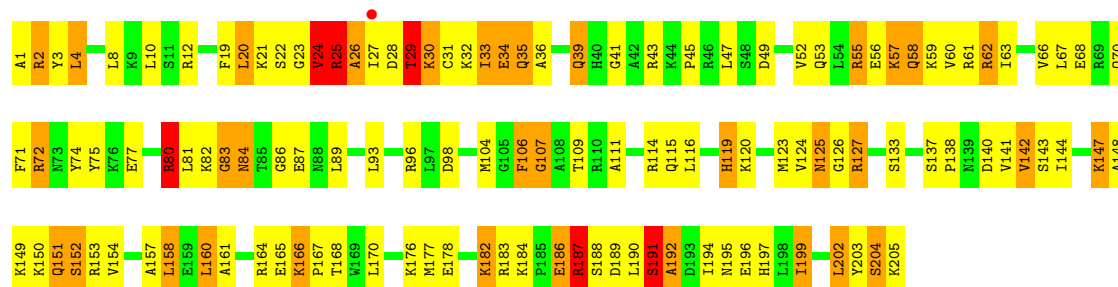
Chain AD:





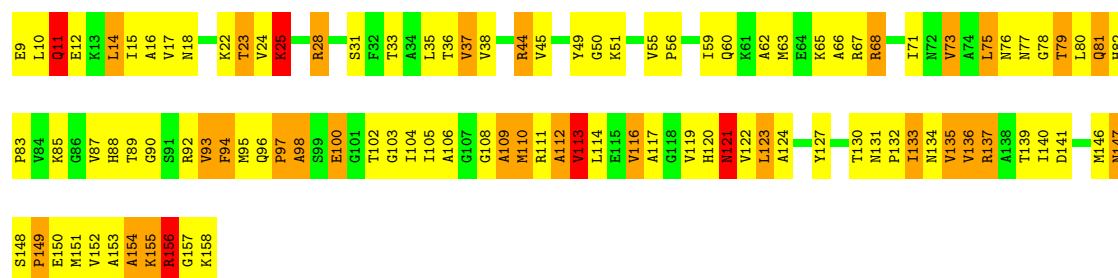
• Molecule 4: 30S ribosomal protein S4

Chain CD:



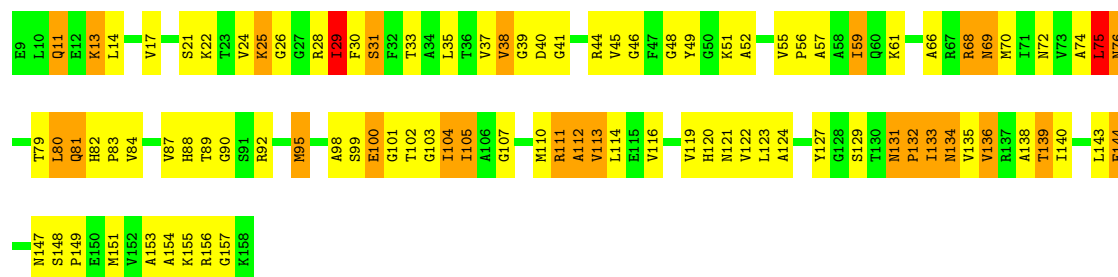
• Molecule 5: 30S ribosomal protein S5

Chain AE:



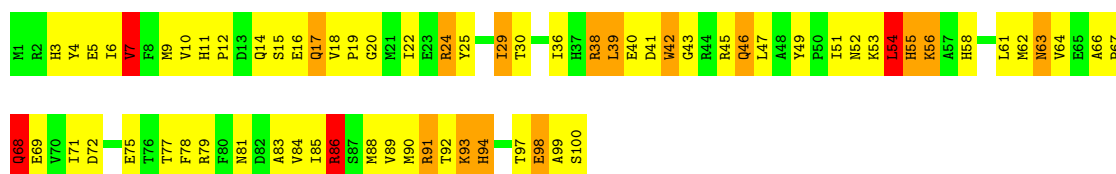
• Molecule 5: 30S ribosomal protein S5

Chain CE:



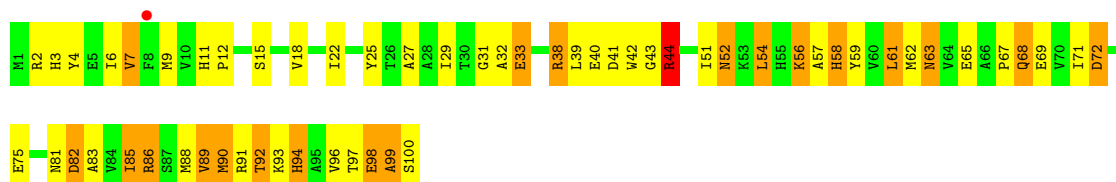
• Molecule 6: 30S ribosomal protein S6

Chain AF:



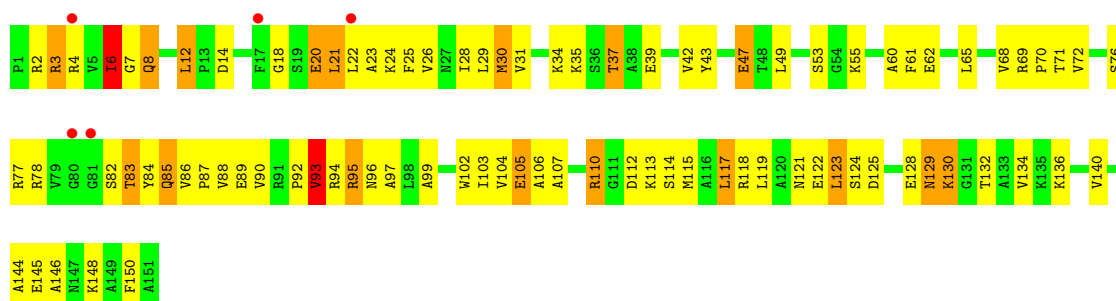
• Molecule 6: 30S ribosomal protein S6

Chain CF:



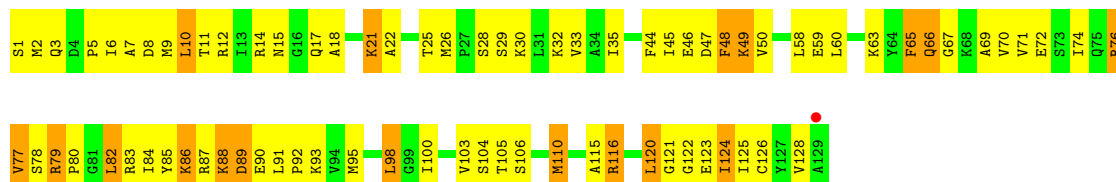
• Molecule 7: 30S ribosomal protein S7

Chain AG:



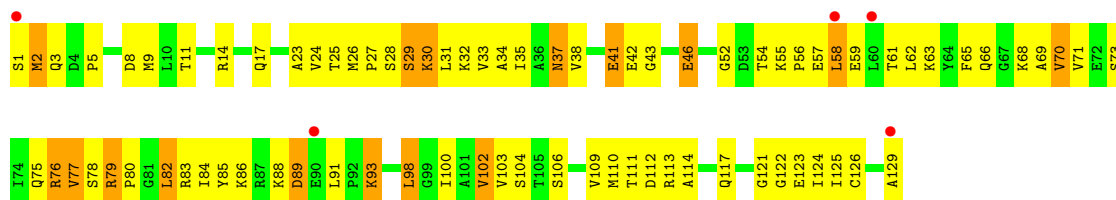
• Molecule 8: 30S ribosomal protein S8

Chain AH:



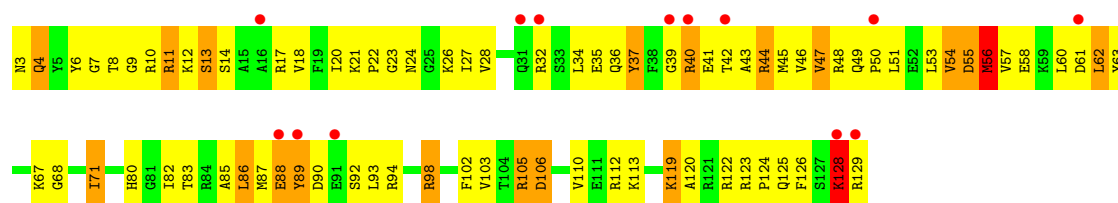
• Molecule 8: 30S ribosomal protein S8

Chain CH:



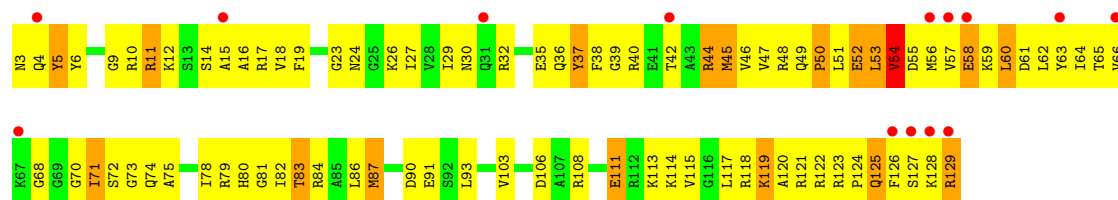
• Molecule 9: 30S ribosomal protein S9

Chain AI:



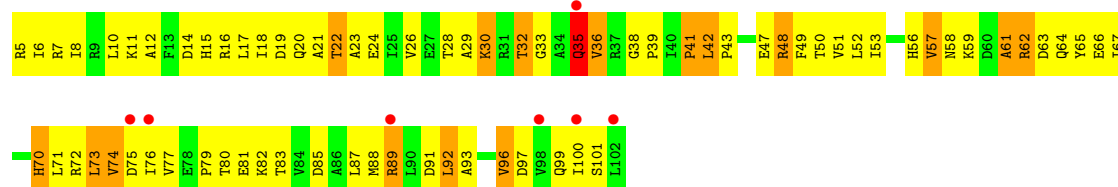
• Molecule 9: 30S ribosomal protein S9

Chain CI:



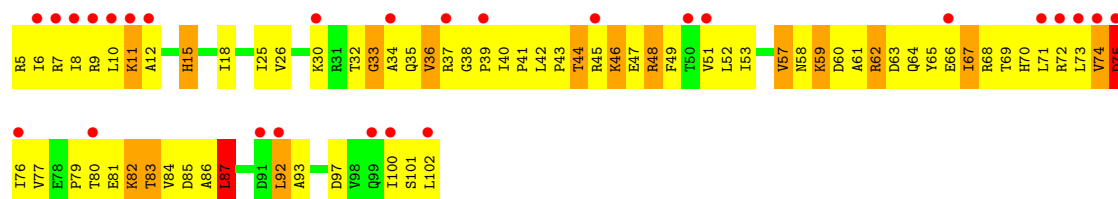
• Molecule 10: 30S ribosomal protein S10

Chain AJ:



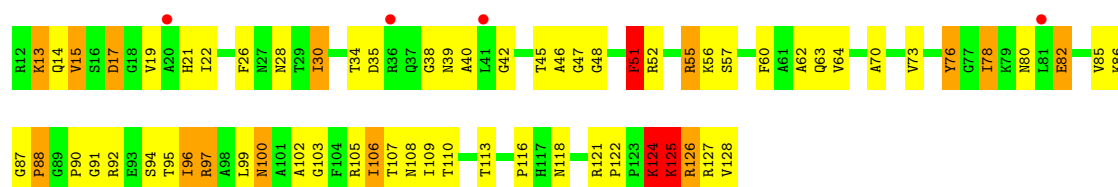
• Molecule 10: 30S ribosomal protein S10

Chain CJ:



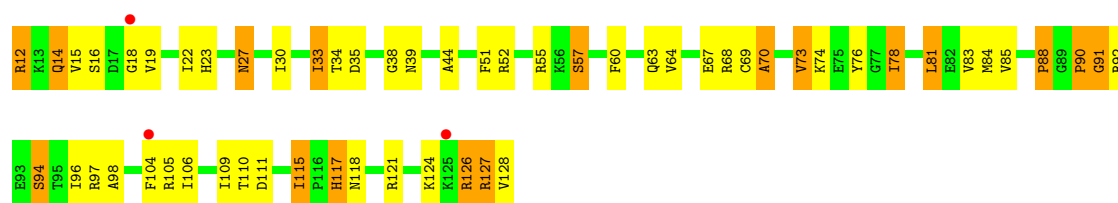
• Molecule 11: 30S ribosomal protein S11

Chain AK:



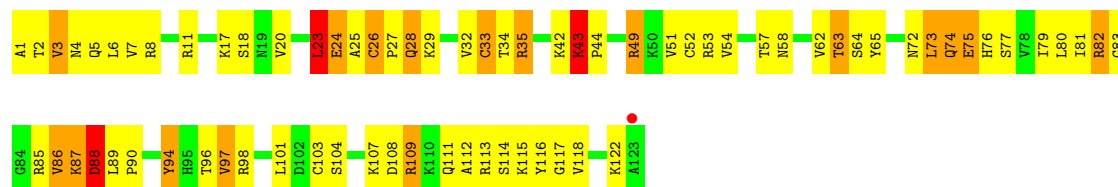
• Molecule 11: 30S ribosomal protein S11

Chain CK:



• Molecule 12: 30S ribosomal protein S12

Chain AL:



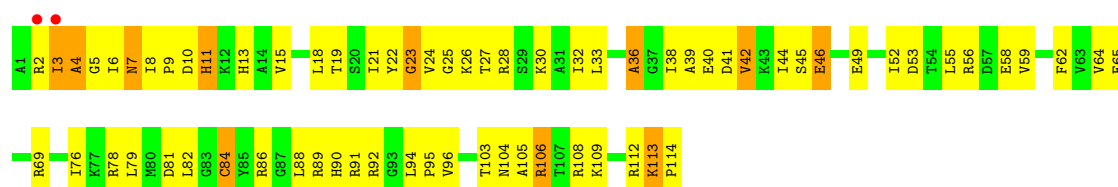
• Molecule 12: 30S ribosomal protein S12

Chain CL:



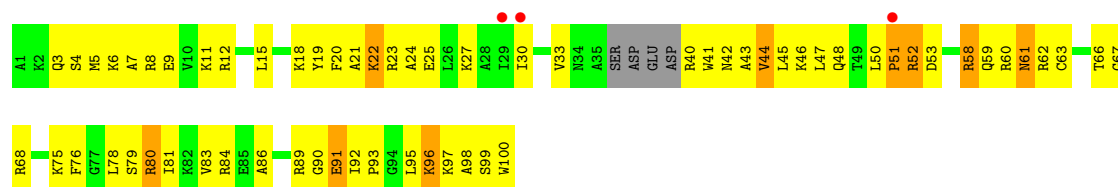
• Molecule 13: 30S ribosomal protein S13

Chain AM:



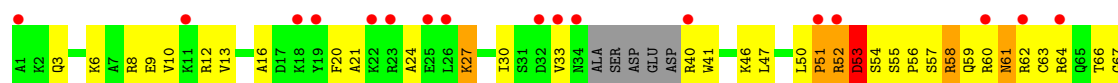
• Molecule 14: 30S ribosomal protein S14

Chain AN:



• Molecule 14: 30S ribosomal protein S14

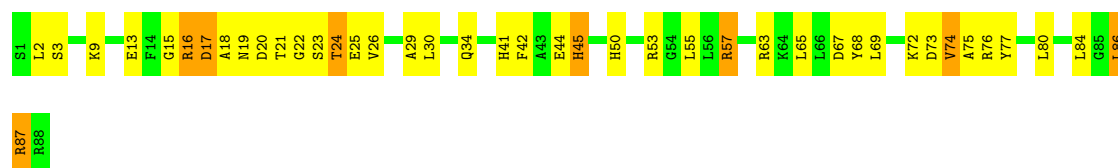
Chain CN:





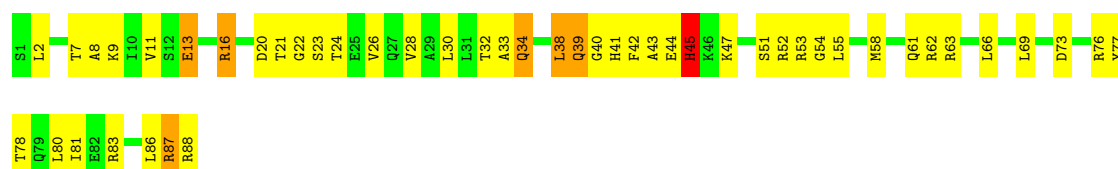
- Molecule 15: 30S ribosomal protein S15

Chain AO:



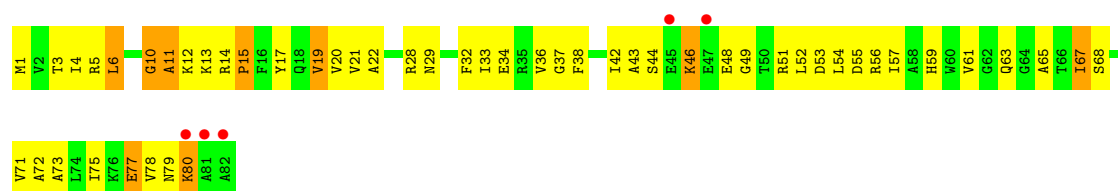
- Molecule 15: 30S ribosomal protein S15

Chain CO:




- Molecule 16: 30S ribosomal protein S16

Chain AP:



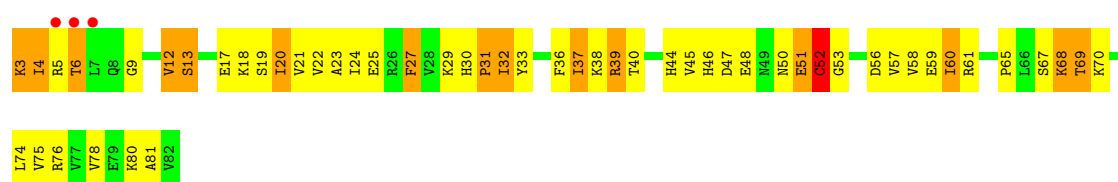
- Molecule 17: 30S ribosomal protein S17

Chain AQ:




- Molecule 17: 30S ribosomal protein S17

Chain CQ:



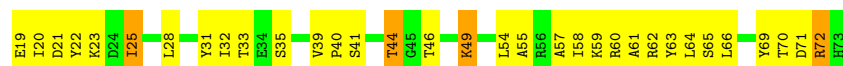
- Molecule 18: 30S ribosomal protein S18

Chain AR: 



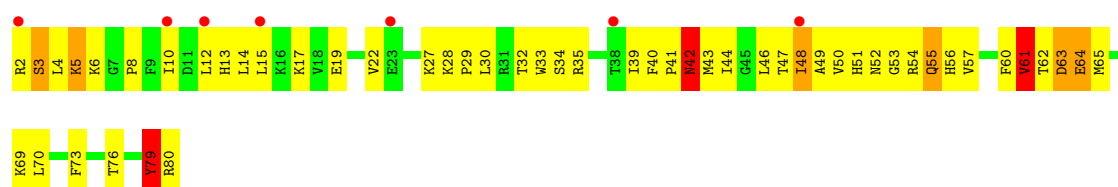
- Molecule 18: 30S ribosomal protein S18

Chain CR: 



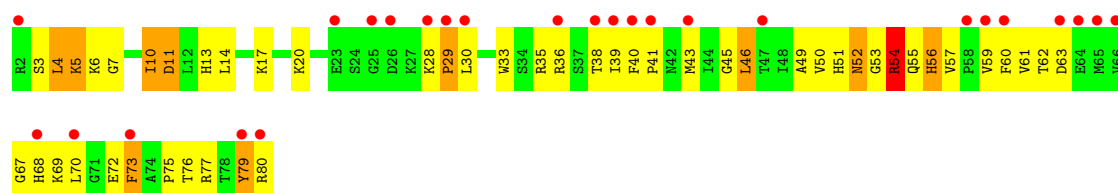
- Molecule 19: 30S ribosomal protein S19

Chain AS: 



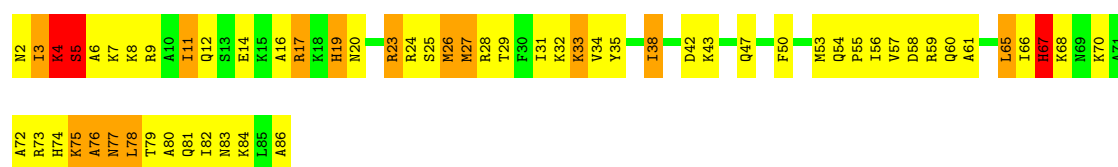
- Molecule 19: 30S ribosomal protein S19

Chain CS: 



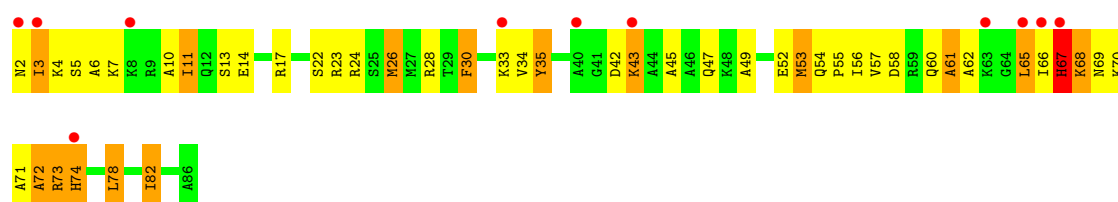
- Molecule 20: 30S ribosomal protein S20

Chain AT: 




- Molecule 20: 30S ribosomal protein S20

Chain CT: 




- Molecule 21: 30S ribosomal protein S21

Chain AU: 



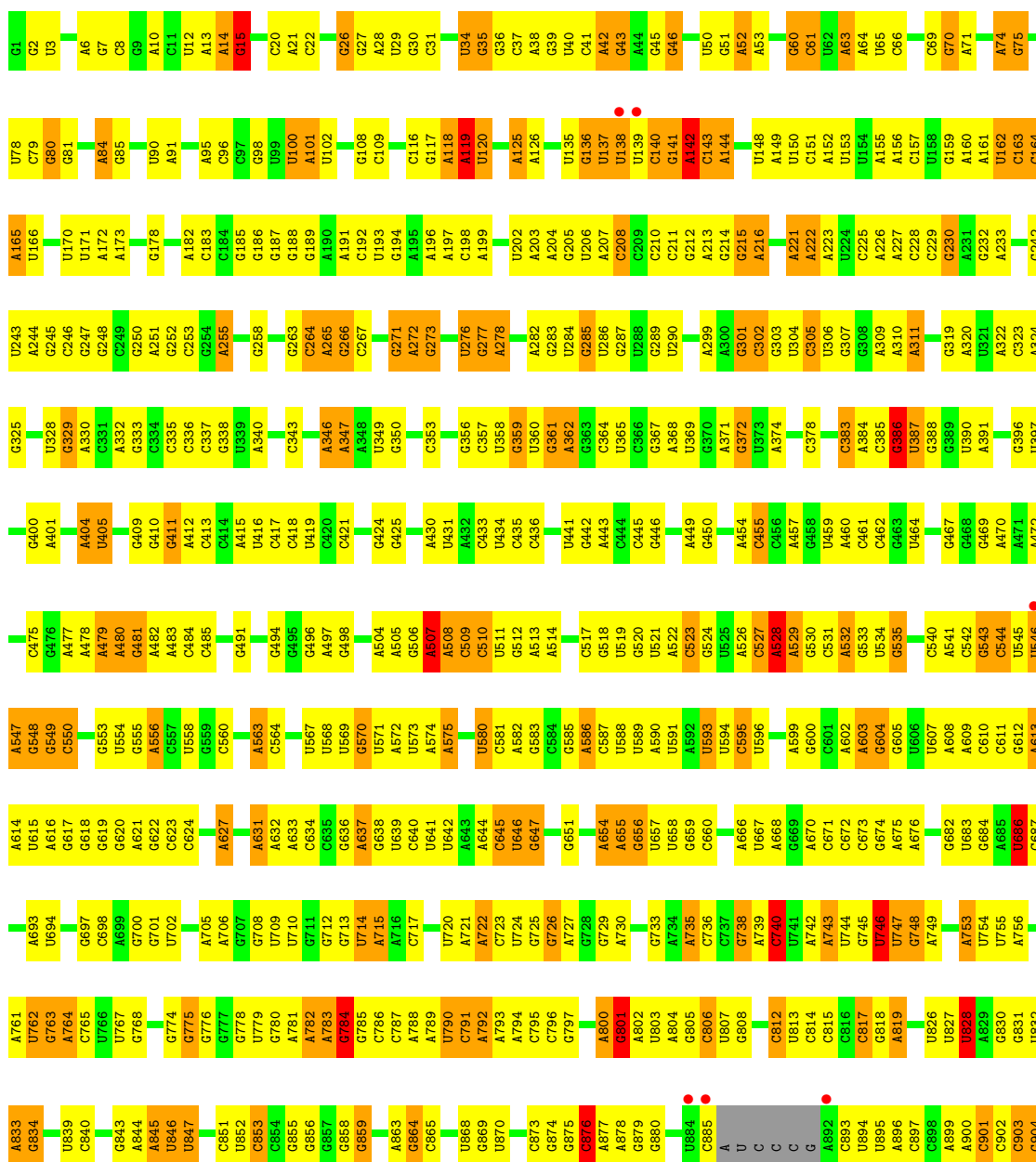
- Molecule 21: 30S ribosomal protein S21

Chain CU: 



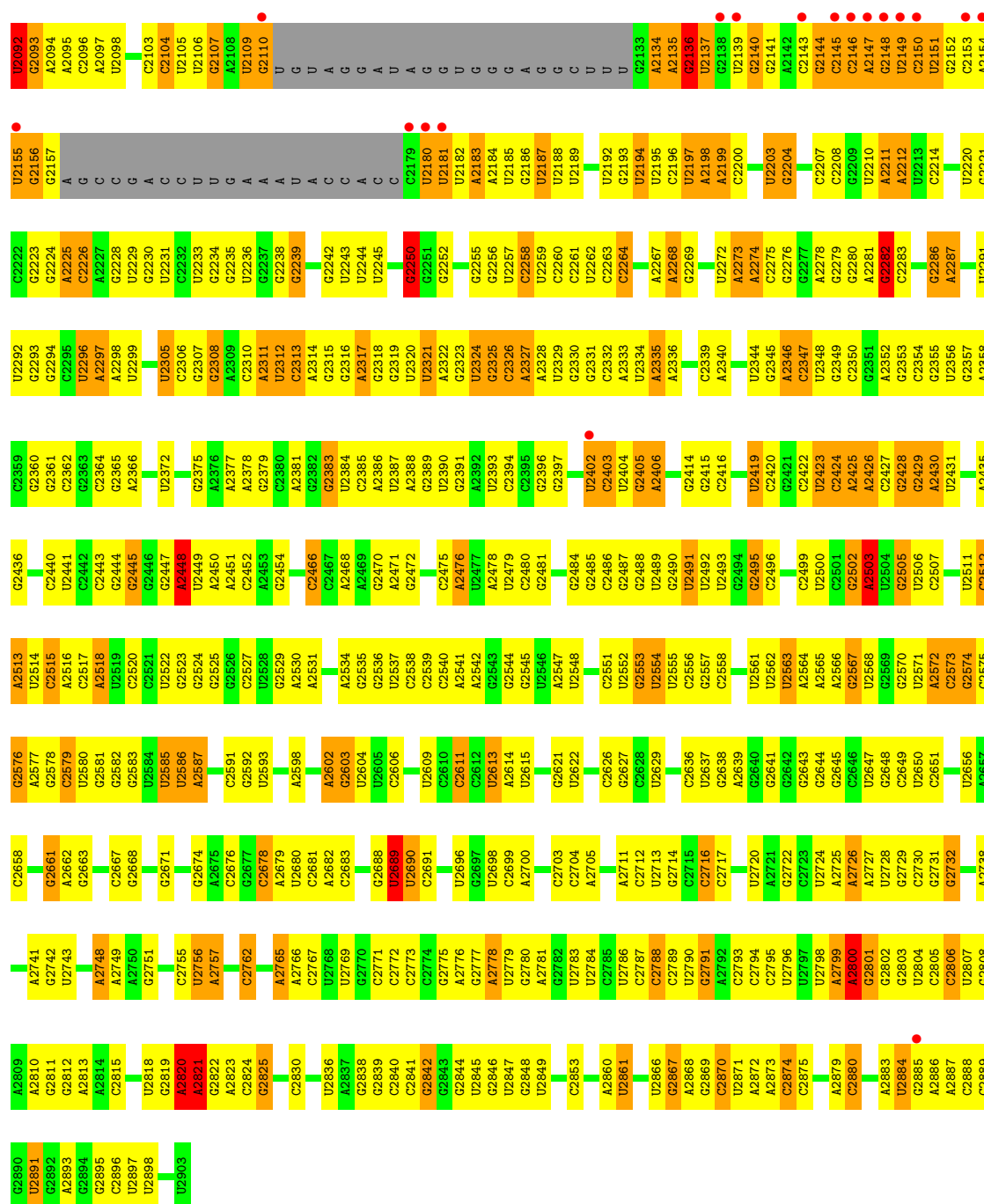
- Molecule 22: 23S rRNA

Chain BA: 



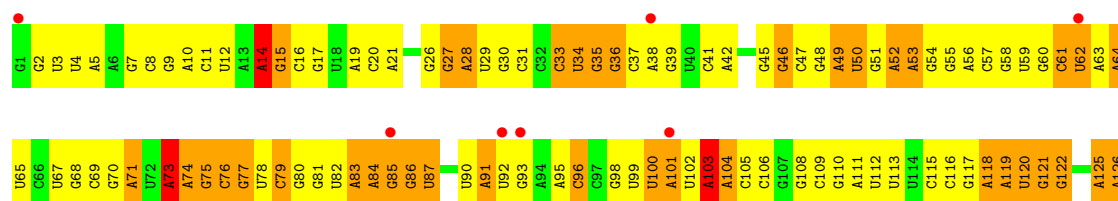
C2023	U1946	A1866	C1795	C1727	U1648	A1570	G1482	G1418	G1339	G1266	U1176	G1107	G1041	A979	A905
G2024	C1947	G1867	U1796	C1728	G1649	A1571	G1483	A1419	U1340	U1267	G1177	U1108	G1042	A980	U906
C2025	U1948	G1868	G1797	U1729	A1652	A1572	U1484	A1420	G1341	A1268	C1178	C1109	C1043	A981	
U2026		G1869	U1798	C1730	A1653	G1573	U1485	G1421		A1269	C1179	G1110	C1044	C982	A910
G2027	A1952	C1870	G1800	G1731	G1654	C1574	U1486	G1422	A1347	G1270	U1180	A1111	C1045	A983	A911
U2028	G1871	A1872	C1800	G1732	A1655		U1487	G1423	C1348	C1271	U1181	G1112	A1046	A984	
G2029	G1874	G1873	A1801	G1733	A1655	C1577			C1349	U1272	G1182	U1113	G1047	C985	G942
A2030	U1955	C1874	A1802	G1734	G1656	U1578	C1493	G1426		U1273	U1183	C1114	A1048	C987	C915
A2031	U1956			A1735			A1494	A1427	U1352	A1274	U1184	G1115	A1048	C987	C916
G2032	C1957	G1875	G1807	U1736	G1659	U1581	A1495	C1428	A1353	A1275	U1185	C1116	A1050	C987	A917
A2033	G1958	A1876	G1807	U1737	A1663	C1582	A1496	G1429	A1354	A1276	G1186	G1116	A1050	A988	A918
U2034	A1808	G1877	A1808	G1738	G1664	A1583	U1497	G1430	G1355	G1277	U1187	U1188		A990	U919
G2035	A1809	A1878	A1809	U1739	A1664	U1584	C1498	A1431	G1356	G1278	U1189				
U2041	C1961	C1879	G1740	G1740	A1665	C1585	C1499	G1432		G1279	G1190				A920
A2042					G1666	A1586	G1500	A1433	A1359	G1280		C1123	G1054		C921
C2043	U1982	C1880	U1812	A1744	G1667	G1587	G1501	A1434		G1281		G1124	G1056	G993	C922
G2038	U1983	C1881	G1813	A1745	A1668	G1588	A1502		C1363	A1287	U1199	G1128	U1057	C994	C922
U2039	G1964	A1882	G1814	A1746	A1668	U1589	A1503	C1437	G1364	A1287	C1200	G1129	U1058	C995	G923
G2040	C1965	U1883	A1815	A1745	A1669	U1589	A1504	U1438	A1365	G1288		U1130	U1060	A996	G924
U2041	A1966	G1884	G1816	U1747	C1670	A1590	A1504	A1439	A1366	G1289	G1206	G1131	U1061	C998	G930
C1967		A1885	G1817	C1748		A1591	U1506	U1440	A1367	C1290	G1207	U1132	G1062	U999	U932
		U1886	A1818	A1749	G1674	C1592	C1507	G1441	G1368	C1291		A1133	U1065	A1000	U933
A1970	U1970	A1889	U1819	G1750	A1675	A1593	A1508	U1442	A1367	C1292	G1212	A1134	U1066	G1002	U934
C2044	U1971		A1820		A1676	U1594	G1509	U1443	G1371	C1293		A1135	U1066	G1003	C935
G2046	G1972		A1821	A1754	A1677	U1594	G1510	U1444	U1372		G1223	G1136	U1067	U1004	A936
		C1885	A1822	A1755		U1599	G1511	G1445		G1296	U1224	G1137	G1068	G1005	C937
G2049	A1977			G1756	U1680	C1600		G1446	C1376	C1297		G1138	A1069	G1006	
C2050	U1978	A1899	U1827	A1757	G1681		U1512	C1447	C1377		G1225	U1139	U1070	C1007	A941
A2051	G1979	A1900	G1828	U1758	G1682	C1605	U1513	C1447	C1377	G1300	C1229	U1140	C1140	A1008	G942
U2052			A1829	A1759	G1683	C1606	G1514	U1448	A1378	A1301		U1141	C1072	A1009	A943
G2053	G1980	G1906	C1830	C1760	G1684	C1607	A1515	G1449	U1379	A1301	U1231		C1073	C944	
A2054	U1983	G1907	G1831	G1761	C1685	A1608	G1516	G1450	G1380		G1232	A1142	A1073	A945	
C2055	G1984		C1832	A1782	C1686	A1609		C1451		C1305		A1143	G1074	G1011	
G2056	U1985		G1833	G1763		A1610	A1528	G1452	A1383	A1308	C1233	A1144	C1075	G1012	C946
C2057	C1986	A1912	U1834	C1784	U1692		G1529	A1453	A1384	G1309	U1234	C1145	C1076	A947	A947
A2058		C1913	G1835		U1693	G1613	A1532	G1455	A1385	G1310		G1149	C1077	U1015	G952
U2059	U1991	C1914		G1767	G1695	A1614	C1615	G1456	A1387	G1311	G1239	C1150	U1078	G1016	G953
G2060	G1992	U1915	U1838		G1696	A1616	U1533	U1457		G1312		A1151	A1080	G1017	G954
C2061	U1993	A1916	G1839	G1770			U1534	U1457	A1392	U1313	U1240	C1152	U1081	U1018	
A2062		U1917	U1840	C1771	G1703	A1617	A1536	U1458	A1393	U1314	A1241	C1153	U1082	U1019	C957
G2063	C1996	A1918	U1841	U1772	C1704	A1618	C1536	G1459	U1394	C1315	U1242	C1154	U1083	A1020	U958
C2064	C1987		G1842	A1773	A1705	G1619	G1537	U1460	U1395	U1316	C1243	G1154	A1084	A1021	A959
G2065	U1998	G1843	C1843	C1774	A1705		U1538		U1396	U1317	G1245	A1155	A1085	G1022	A960
C2066	C2000	U1923	G1844	U1775	G1706	G1622	U1539	G1463	U1397	U1318	A1246	A1156	A1086	U1023	G961
			G1845	G1776	G1707	G1623	G1540	G1464		C1319	A1247	G1157	G1087	G1024	C962
G2069	C2001	U1926	G1846	C1768		U1624		G1465	U1402	C1320	G1248	C1158	A1088	G1025	U963
A2070	G2002	A1927	A1847	U1709		C1625	G1546	U1466	A1403	A1321	U1249	U1159	A1089	G1026	
C2071		U1928	A1848	U1779	A1713	A1626		U1467	C1404	A1322	G1250	G1160	A1090	A1027	
C2072	C2006	G1929			A1714	G1627	U1564	U1469	U1405	C1323	G1251	C1161	A1091	A1028	G966
U2076		U1930	A1853	U1780	G1715	G1627	U1565	A1470	U1406	G1324	G1252		C1092	A1029	U967
G2012	A2012			U1782	U1716		G1565	A1471			A1253	G1166	G1093	C1030	C966
A2013	A2014	A1936	U1856	A1783	G1716	U1636	C1558	G1471		A1327	A1254	C1167	U1097	G1031	G969
U2079		A1937	G1857	U1784	A1717	U1637	U1559	C1472	U1409	A1328	U1255	G1168	U1098	U1032	U970
A2015	A2016	A1938	G1858	A1785	C1638	C1638	G1560	G1473	G1410	A1328	G1256	A1169	A1098	U1033	
G2082		U1939	U1859	A1786	G1719	C1639	U1474	U1474	U1411			C1170	G1099		A973
G2083	U2017	U1940	G1860	A1786	U1720	A1640	C1564	G1475	A1412	G1333	C1257	C1171		G1036	G974
U2018	G1941		G1861	A1789	G1721		U1565	U1476	A1413	G1334		G1171		G1037	A975
A2019	C1942		G1862	A1790	A1722	C1644	A1566	U1476	C1414	C1385	A1282	C1172	A1103	G1038	A976
U2086			G1863	C1790	A1722	C1644	A1566		C1414	C1385	U1263	U1173	C1104	A1039	G977
G2087	A2020	U1943	U1864	G1723	G1646	C1646	G1567	G1479	U1415	A1336	U1263	U1173	U1105	G1038	
	C2021	U1944	U1864		G1646	C1646	U1568	C1480	G1416	G1337	A1264	U1173	U1105	A1040	G978
C2091	U2022	G1945	U1865	A1794	C1726	U1647	A1569	U1481	C1417	G1338	A1265	A1175	G1106		





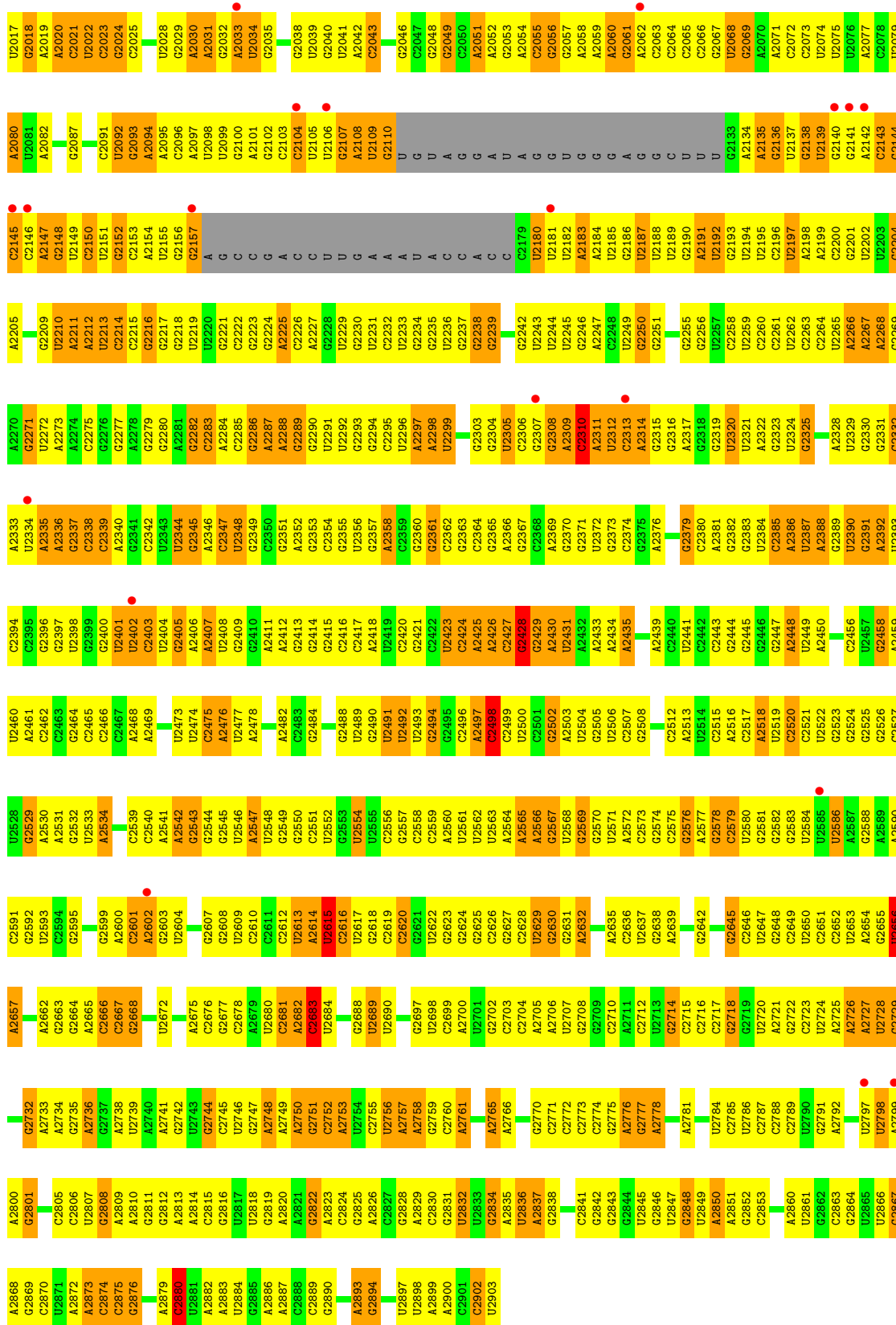
• Molecule 22: 23S rRNA

Chain DA:



U1012	C948	G	G818	A756	U688	G625	C565	U499	U434	A374	G313	G248	G187	A127
C1013	G949	G	A819	G757	U689	A626	U566	G500	C435	G375	C314	C249	G186	C128
U1014	G950	G	A820	C758	C691	A627	U567	A501	C436	G376	G315	G250	G189	C129
U1015	C951	U	A821	C692	G692	G628	U568	A502	U437	G377	C316	A251	A190	C130
G1016	G952	C	G822	U762	G695	G630	U569	A503	G438	G378	C317	G312	A191	C131
U1019	G953	A	G825	U763	G696	A631	U571	A504	G442	G379	C318	G254	C192	G132
G1020	G954	U	U826	U764	G696	A632	A572	A505	A443	G380	G319	A255	U193	U133
A1021	U955	C	U827	C765	A699	A633	U573	G506	A444	G381	A320	G259	G194	G134
U1022	G956	C	U827	U766	G700	A634	U574	A507	C444	A382	U321	G260	A195	U135
U1023	C957	C	U828	U767	G701	C634	A574	A508	C445	C383	A322	G261	A196	G136
G1024	U958	G	A829	U768	G701	C635	A575	C509	C446	A384	C323	G262	A197	U137
U1025	A959	A	G830	U769	G704	G636	U576	C510	A447	C385	A324	G263	C198	U138
G1026	A960	C	G831	G770	G705	A637	G577	U511	U448	C386	G325	G264	A199	U139
C961	C961	U	U832	G771	A706	G638	G578	G512	A449	U387	G326	A265	C140	C140
G962	U962	U	A833	C772	A707	U639	U579	A513	C444	G388	U327	G266	C201	G141
U963	U963	A	G834	U773	G707	C640	U580	A514	C445	C389	U328	G267	C202	U142
C964	C964	C	C835	G774	U708	U641	C581	C515	C446	U390	U329	G268	U202	A143
C965	C965	U	G836	G775	U709	U642	A582	C516	A447	U391	G329	G269	A203	C143
G966	G966	C	C837	G776	U710	A643	A583	C517	U448	U392	A330	A270	A204	A144
U967	U967	C	G837	G777	G711	A644	C584	C518	A449	U393	C331	G271	G205	C145
C968	C968	C	G841	G778	A715	C645	G585	U519	C456	U394	A332	A272	G206	A146
G969	G969	C	U842	U779	A716	U646	U586	A522	A457	C393	G333	G273	U206	C147
U970	U970	A	G843	G780	A717	G647	C587	C523	A458	U395	C334	C274	U148	U148
G971	G971	U	A844	C781	C717	G648	U588	G524	U459	C396	C335	C275	A149	C210
A972	A972	C	A845	U782	A718	G649	U589	G525	U460	C397	C336	U276	C211	U150
A973	A973	A	U846	A783	C719	C650	A590	U526	C461	U398	G338	A278	C212	C151
G974	G974	C	U847	G784	U720	G651	U591	A526	C462	G400	U339	A279	A213	A152
A975	A975	C	G848	G785	A721	U652	A592	C527	G463	A401	G340	U280	G214	U153
G976	G976	U	A849	C786	U722	U653	U593	A528	U464	U402	C341	C277	G215	U154
G977	G977	C	U850	G787	U724	A654	U594	A529	U465	U403	C342	A282	A216	A155
C1043	C980	C	C851	U788	G725	A655	C595	G530	A466	U404	C343	G283	A217	A156
A980	A980	A	U852	A789	G726	G656	U596	C531	C467	U405	C344	U284	A218	C157
G981	G981	C	C853	U790	G728	U657	G597	A532	G468	A406	A345	U285	G220	U158
C982	C982	C	G854	C791	G728	U658	U598	G533	G469	G407	A346	G286	A221	G159
A983	A983	U	U855	G792	A729	G659	U599	U534	A470	U408	A347	G287	A222	A160
A984	A984	C	G856	A793	C730	C660	G600	A538	A471	G409	A348	U288	A223	A161
C985	C985	U	U857	G794	C731	A661	C601	G537	A472	G410	U349	G289	U224	C163
U986	U986	C	G858	C795	C732	G662	A602	A538	G473	C411	G350	U290	C225	C164
A988	A988	C	U859	G796	G733	G663	A603	G539	C474	A412	C351	G291	A226	C165
G989	G989	C	C860	G797	C736	G664	G604	C540	C475	C413	A352	U292	A227	U166
A990	A990	C	A861	G798	C737	U665	G605	A541	G476	C414	C353	U293	A227	A167
C991	C991	C	G862	G799	G738	A666	U606	A541	A477	U415	A354	A294	C228	G168
G992	G992	A	A863	A800	G739	U667	U607	C544	A478	U416	U355	G295	G230	G169
C993	C993	C	G864	G801	A739	A668	A608	U545	A479	C417	G356	U296	A231	U170
G994	G994	U	C865	A802	C740	G669	A609	U546	U480	C418	C357	G297	G232	U171
C995	C995	C	U866	U803	A741	A670	C610	A547	G481	U419	U358	G298	A233	A172
A996	A996	C	G867	A804	A742	C671	C611	G548	A482	C420	A359	A299	U234	A173
G997	G997	C	U868	G805	A743	C672	G612	G549	A483	C421	A300	G300	U235	U174
C998	C998	C	G869	C806	U744	C673	G613	C550	C484	A422	A362	G301	C236	G175
U999	U999	U	U870	U807	G745	G674	A614	C550	C485	A423	G363	C302	C237	A176
A1000	A1000	C	U871	G808	U746	A675	U615	G553	C486	A424	C364	G303	C238	G177
U1001	U1001	C	U872	G809	U747	A676	U616	U554	C488	G425	U365	G304	C239	G178
C1005	C1005	C	C873	U810	C748	A677	G617	G555	G489	C426	C366	U304	C240	C179
U1006	U1006	C	G874	U811	A749	C678	G618	A556	C490	U427	G367	G305	C241	G180
C1007	C1007	C	U875	G812	A750	C679	G619	C557	A491	A428	A368	G306	A241	G181
A1008	A1008	C	G876	U813	A751	C679	G620	U558	A492	A429	A369	G307	G242	A182
C1009	C1009	C	A877	C814	A752	G684	A621	U562	C493	A430	G370	A309	A244	C183
U1010	U1010	C	C878	C815	A753	A685	G622	A562	A497	U431	A371	A310	G245	C184
C1011	C1011	C	G879	C816	U754	U686	G623	A563	A497	A432	C372	A311	G246	G185
G1012	G1012	C	G880	C817	U755	C687	C624	C564	G498	C433	U373	G312	G247	G186

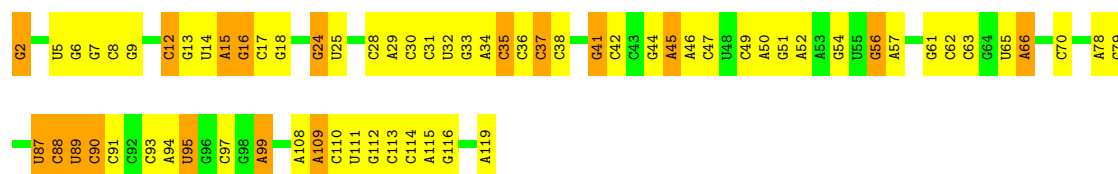
U1951	G1873	G1799	U1736	G1666	G1600	A1535	A1469	G1401	G1338	A1275	U1209	A1142	C1079
A1952	C1874	C1800	G1737	G1667	G1601	C1536	A1470	U1402	G1339	A1276	G1210	A1143	A1080
A1953	G1875	A1801	G1738	A1668	U1602	G1537		C1403	U1340	G1277	G1211	A1144	U1081
G1954	A1876	A1802	A1739	A1669	A1603	U1538	U1474	G1404	G1341	C1278	G1212		U1082
U1955	A1877		G1740	C1670	C1604	U1539	U1475	U1405	A1342	G1279	A1213	A1147	U1083
U1956	G1878	G1807	G1741	U1671	C1605	G1540	U1476		G1343	G1280		U1148	A1084
C1957	C1879	A1808	U1742		C1606	C1541	A1477	G1408	U1344	G1281	G1218	G1149	A1085
C1958	U1880	A1809	G1743	G1674	C1607	U1542	A1478	U1409	G1345	U1282			A1086
			G1744	C1675	A1608	G1543	G1479	G1410	G1346	G1283	U1222	C1153	G1087
	G1884	A1810	A1745	A1676	A1609	U1544	U1481	U1411	A1347	A1284	G1223	C1154	A1088
	A1885	U1812	A1746	A1677	A1610	A1545	G1482	U1412	G1348	A1285		A1155	A1089
	U1886	G1813	U1747		G1611	G1546	G1483	A1414	C1349	A1286	A1226	A1156	A1090
				U1680	C1612			A1414	C1350	A1287	G1227	G1157	G1091
				G1681	G1613	A1551		U1415	U1352	G1288	G1228	C1158	C1092
				U1682		A1552	C1489	G1416		C1289	C1229	U1159	G1093
				G1683	A1616	A1553	A1490	G1417		C1290	A1230	G1160	U1094
					G1617	A1554	G1491	G1418	G1355	C1291	U1231	C1161	A1095
				C1686	A1618	G1555	G1492	U1419	G1356	G1292	G1232	G1162	A1096
				U1687		C1556	C1483	A1420	C1357	C1293	C1233		U1097
				U1688	G1622	C1557	A1494	G1421	G1358		U1234	G1166	A1098
				U1689	G1623	C1558	A1495		A1359	G1295	U1235	C1167	G1099
				A1690	U1624	U1559	A1496		G1360	G1296	G1236	G1168	C1100
				C1691	G1625	G1560	U1497	G1425	G1361	G1299	A1237	A1169	U1101
				U1692	A1626		C1498	G1426	C1362	G1300	G1238	C1170	C1102
				U1693	G1627		C1498	A1427	C1363	A1301	G1239	C1171	A1103
				C1694	G1628	C1564	G1500	C1428	G1364	A1302	U1240	G1172	
				U1695	U1629	C1565	G1501	G1429	A1365	G1303	A1241	U1173	G1107
				G1696	A1630	A1566	A1502	G1430	A1366	A1304	U1242	U1174	U1108
				U1697	G1631	G1567	A1503	A1431	A1367	C1305	C1243	A1175	C1109
				A1698	A1632	G1568	A1504	G1432	G1368	C1306	A1244	U1176	G1110
				C1699	G1633	A1569	U1505	A1433		A1307	G1245	G1177	C1111
				A1700	A1634	A1570	U1506		U1372	A1308	A1246	G1178	G1112
				U1701	A1635	A1571	C1507	G1437	A1373	A1309	A1247	G1179	U1113
					U1636	A1572	A1508	U1438	G1374	G1310	G1248	U1180	C1114
				C1706	U1637	G1573	A1509	A1439	U1375	G1311	U1249	U1181	G1115
				G1707	C1638	C1574	G1510	U1440	U1376	G1250	G1182	G1116	
				C1708	G1639	C1575	G1511	G1441	G1377	U1312	C1251	C1117	C1117
				U1709	A1640	U1576	C1512	U1442	U1378	C1314	G1252	U1184	G1118
				G1710	A1641	C1577	U1513	U1443	U1379	C1315	A1253	G1185	U1119
							A1514	G1444	G1380	U1316	A1254	G1186	G1120
							A1515		G1381	G1256	U1255	G1187	C1121
							G1516	G1447	U1382	U1318	C1257	U1188	G1122
							C1517	G1448	A1383	C1319	G1258	A1189	
							U1518		A1384	C1320	U1258	G1190	G1125
							G1519	G1452	A1385	A1321	G1259	G1191	A1126
							U1520	A1453	C1386		A1260		A1127
							G1521	G1454	A1387	G1324	C1261	A1194	G1128
							A1522	G1455	G1388	G1325	U1262	G1195	A1129
							U1523	G1456	G1389	U1326	U1263	C1196	U1130
							G1524	U1457	U1390	A1327	A1264	G1197	G1131
							A1525	U1458	U1391	A1328	A1265	U1198	U1132
							C1526	G1459	A1392	U1329	G1267	U1199	A1133
							U1527	U1460	A1393	C1330	U1267	C1200	A1134
							A1528	G1461	U1394	G1331	A1269	G1136	C1135
							G1529	G1462	A1395	G1332	C1270	G1137	G1138
							G1530		U1396	G1333	A1204	A1205	G1139
							C1531	G1465	U1397	G1334	G1271	G1206	C1140
							A1532	U1466	C1398	C1335	U1272	G1207	G1141
							U1533	U1467	A1399	A1336	U1273	C1208	
							U1534	U1468	U1400	G1337	A1274		



● Molecule 23: 5S rRNA

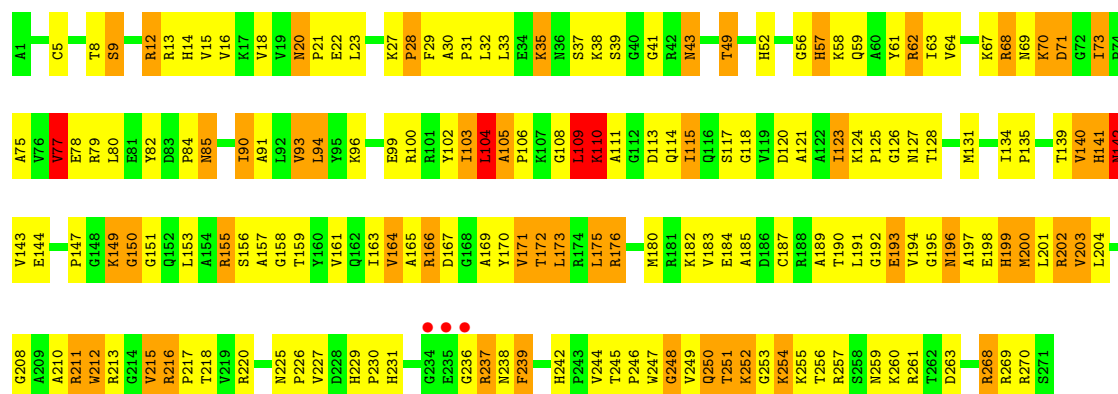
Chain BB:





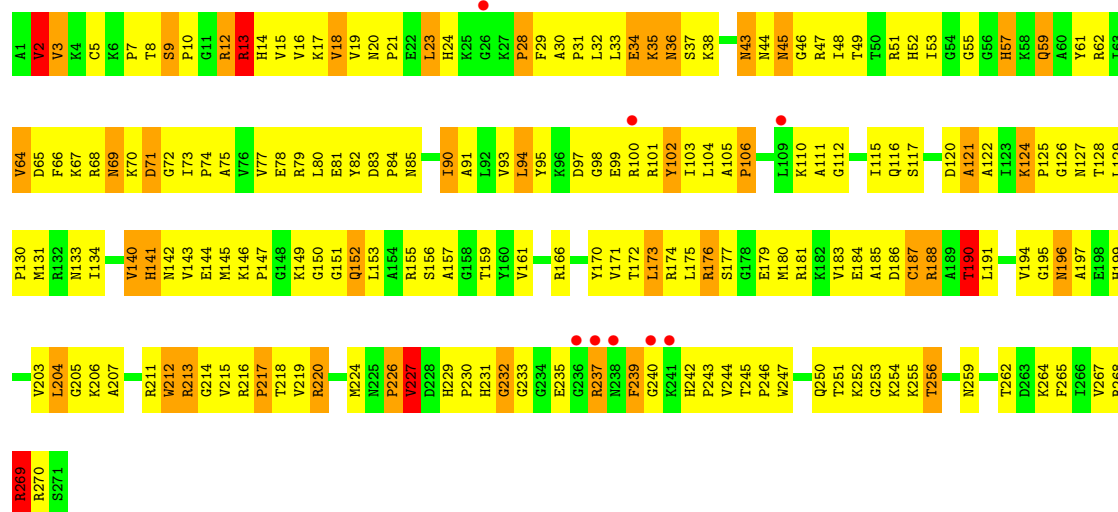
- Molecule 24: 50S ribosomal protein L2

Chain BC:



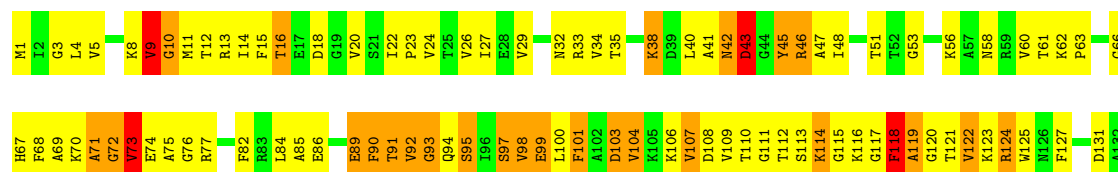
- Molecule 24: 50S ribosomal protein L2

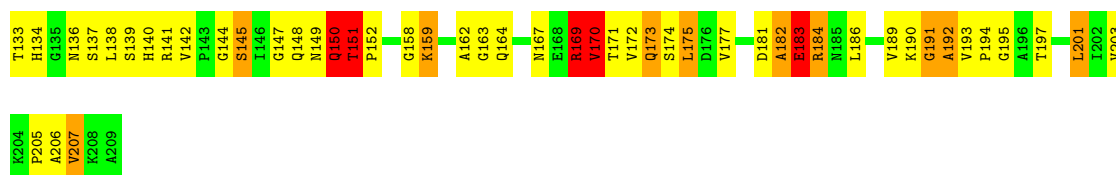
Chain DC:



- Molecule 25: 50S ribosomal protein L3

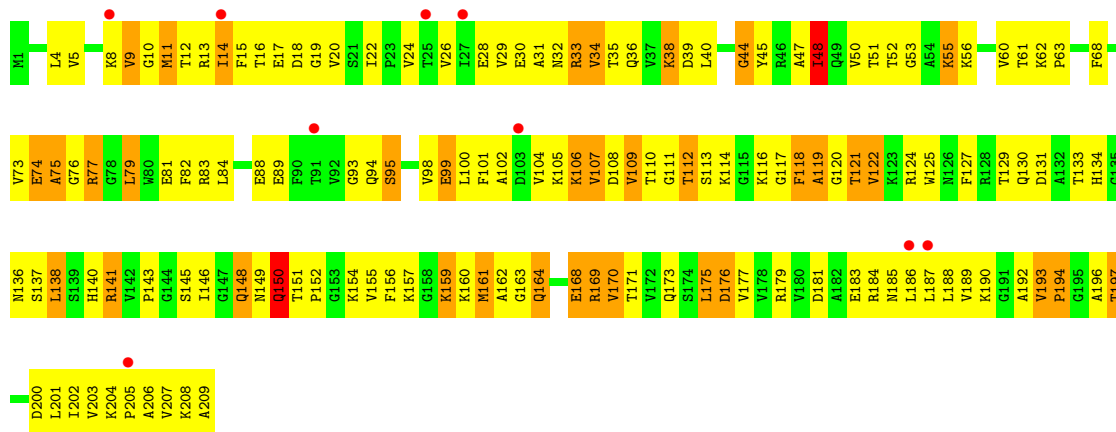
Chain BD: 





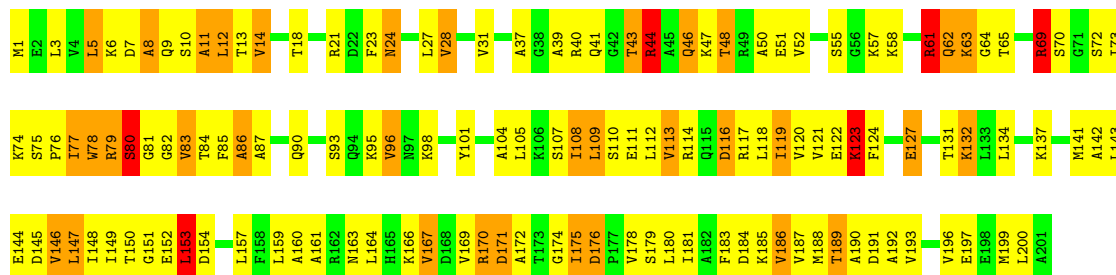
• Molecule 25: 50S ribosomal protein L3

Chain DD:



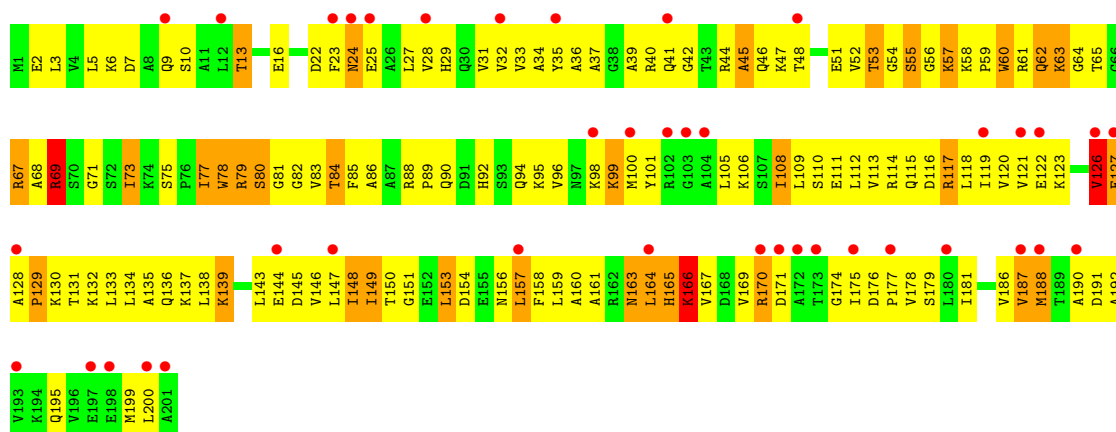
• Molecule 26: 50S ribosomal protein L4

Chain BE:




• Molecule 26: 50S ribosomal protein L4

Chain DE:




- Molecule 27: 50S ribosomal protein L5

Chain BF:



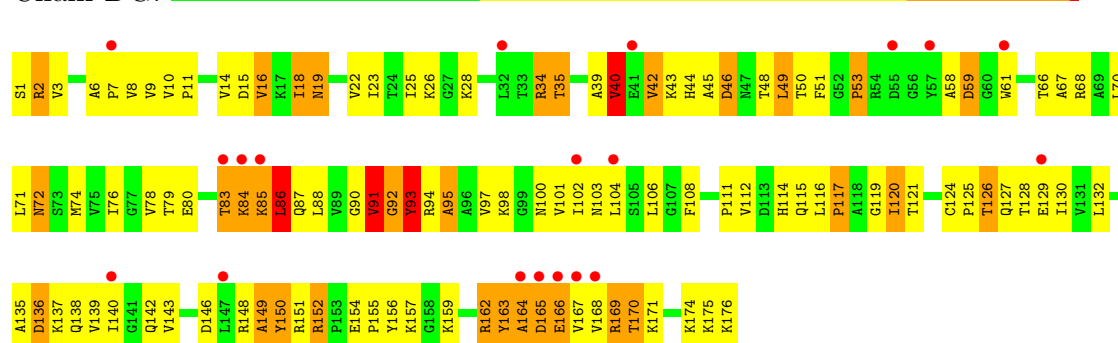
- Molecule 28: 50S ribosomal protein L6

Chain BG:



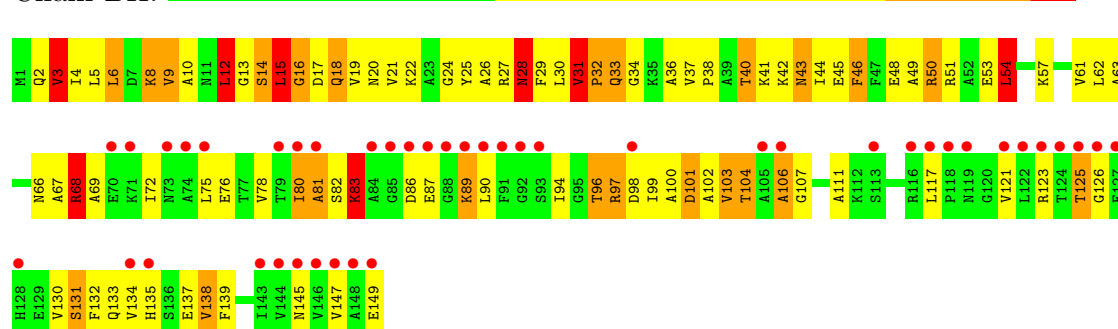
- Molecule 28: 50S ribosomal protein L6

Chain DG:

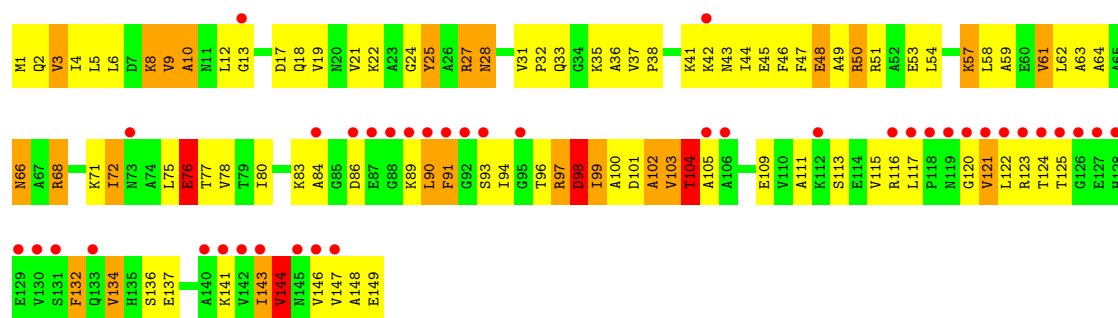


- Molecule 29: 50S ribosomal protein L9

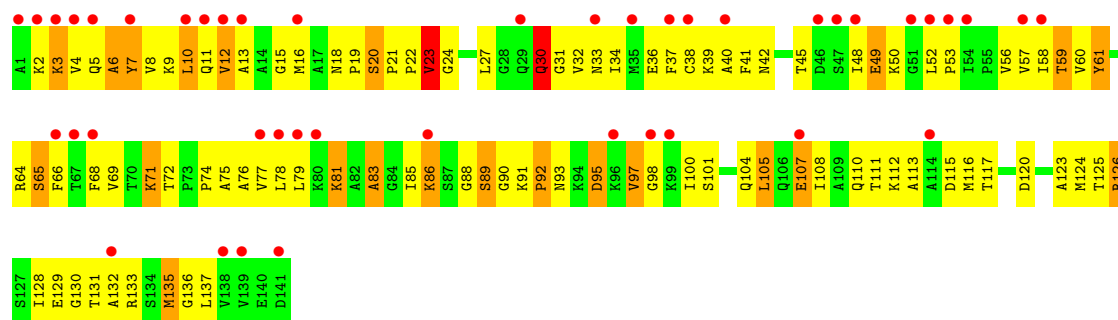
Chain BH:



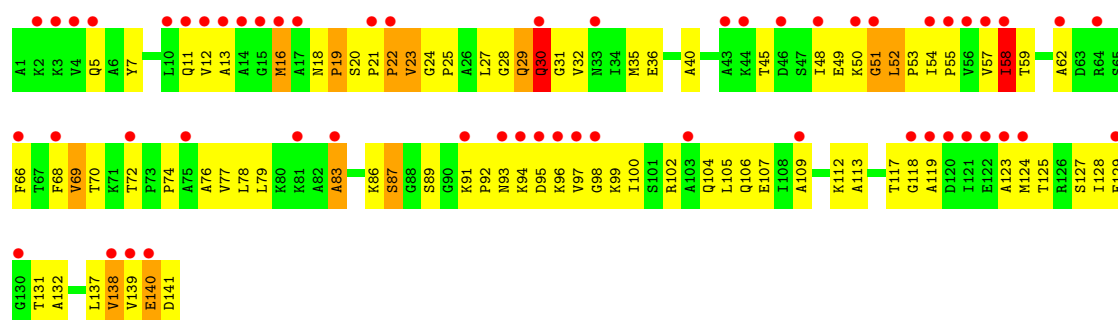
- Molecule 29: 50S ribosomal protein L9

Chain DH: 

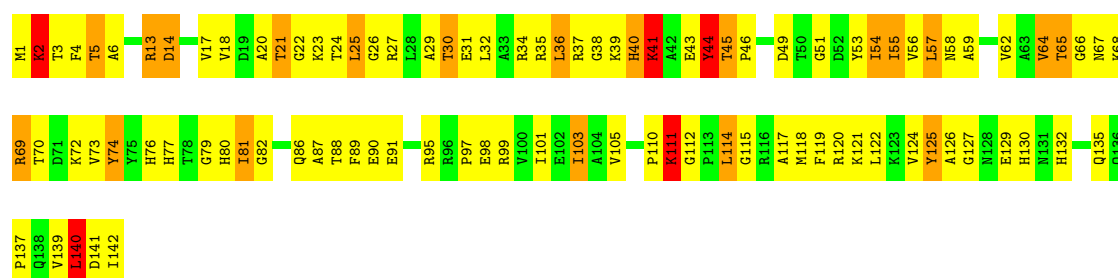
- Molecule 30: 50S ribosomal protein L11

Chain BI: 

- Molecule 30: 50S ribosomal protein L11

Chain DI: 

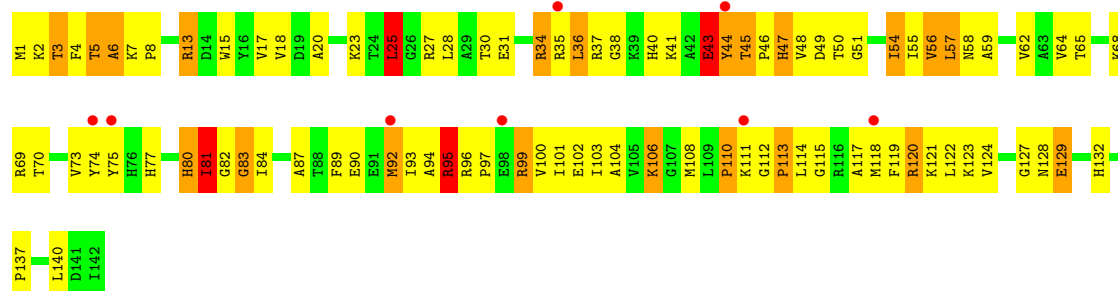
- Molecule 31: 50S ribosomal protein L13

Chain BJ: 



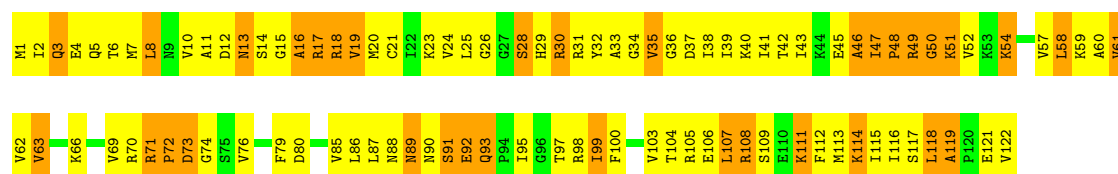
- Molecule 31: 50S ribosomal protein L13

Chain D.J: 



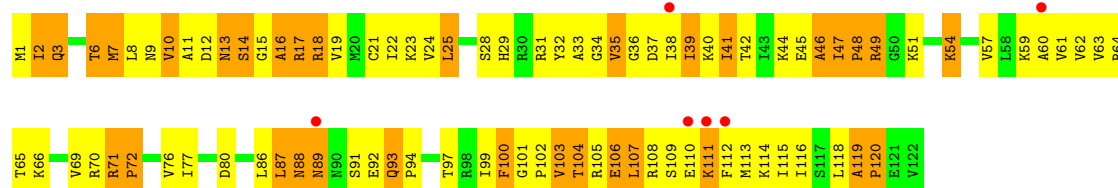
- Molecule 32: 50S ribosomal protein L14

Chain BK:



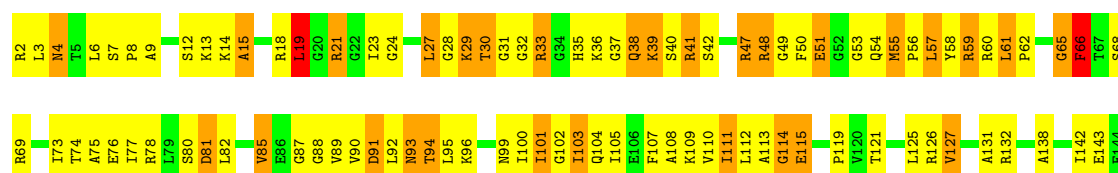
- Molecule 32: 50S ribosomal protein L14

Chain DK:



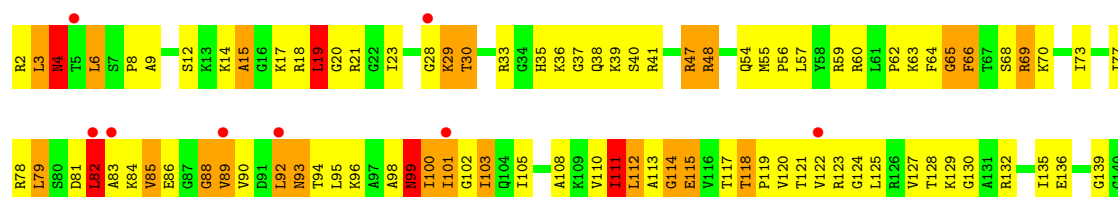
- Molecule 33: 50S ribosomal protein L15

Chain BL:



- Molecule 33: 50S ribosomal protein L15

Chain DL:





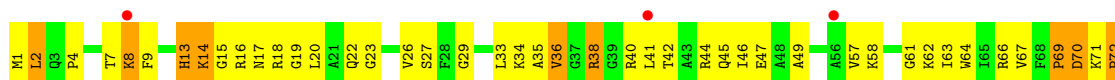
- Molecule 34: 50S ribosomal protein L16

Chain BM:



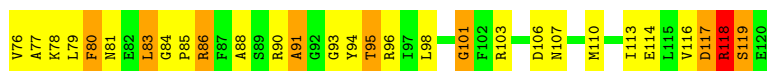
- Molecule 34: 50S ribosomal protein L16

Chain DM:





- Molecule 35: 50S ribosomal protein L17

Chain BN:




- Molecule 35: 50S ribosomal protein L17

Chain DN:



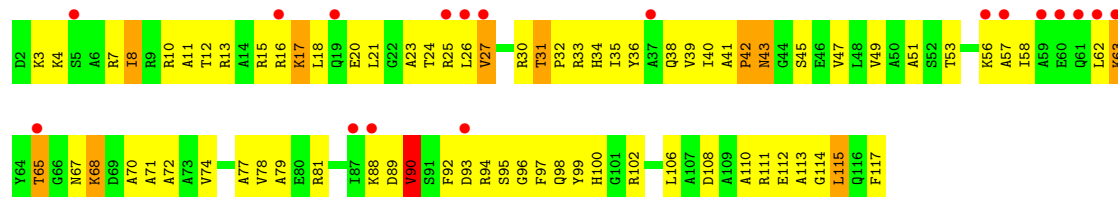
- Molecule 36: 50S ribosomal protein L18

Chain BO:



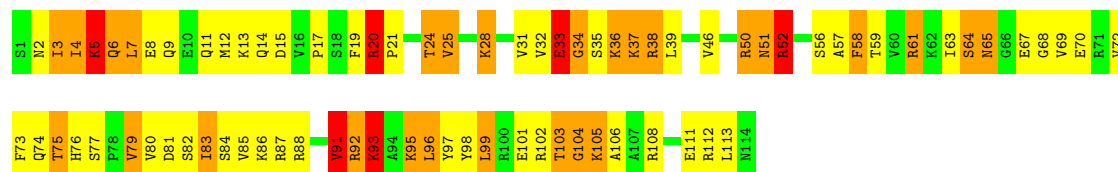
- Molecule 36: 50S ribosomal protein L18

Chain DO:



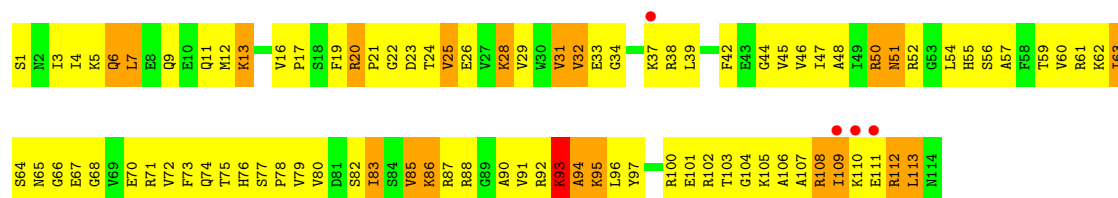
- Molecule 37: 50S ribosomal protein L19

Chain BP: 



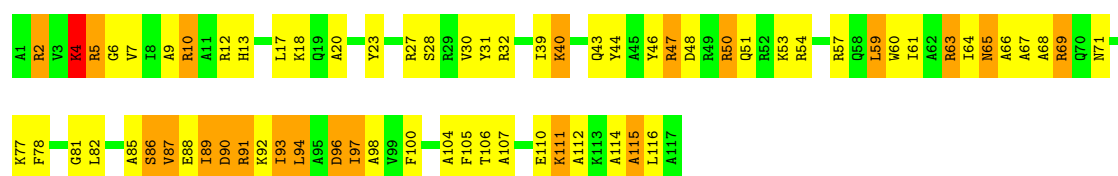
- Molecule 37: 50S ribosomal protein L19

Chain DP: 



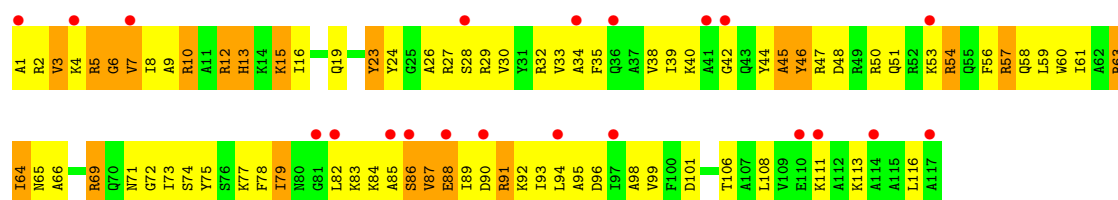
- Molecule 38: 50S ribosomal protein L20

Chain BQ: 



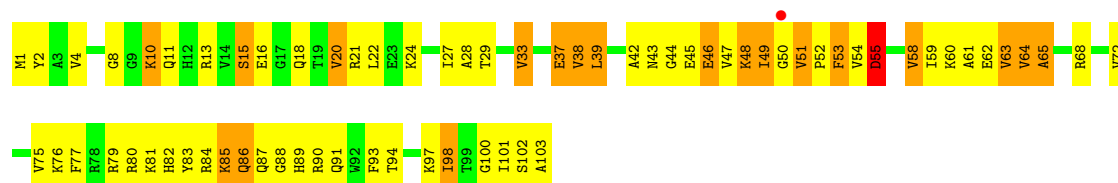
- Molecule 38: 50S ribosomal protein L20

Chain DQ:



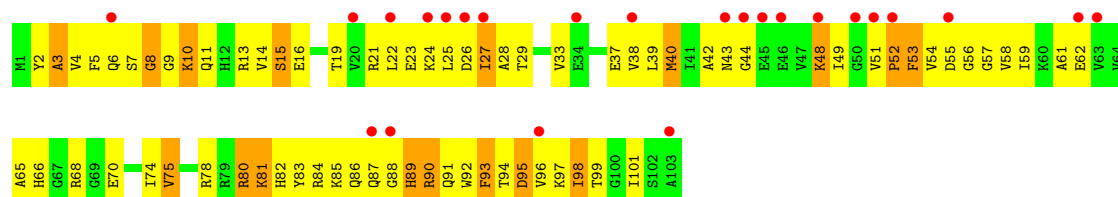
- Molecule 39: 50S ribosomal protein L21

Chain BR: 



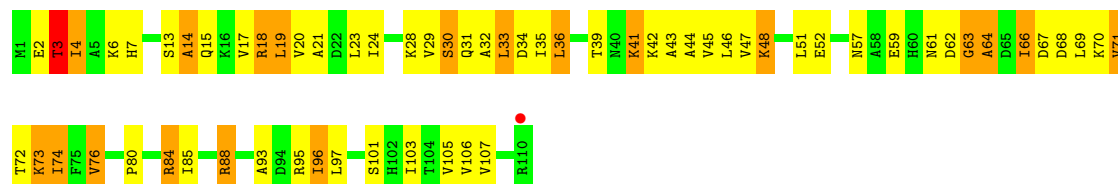
- Molecule 39: 50S ribosomal protein L21

Chain DR: 



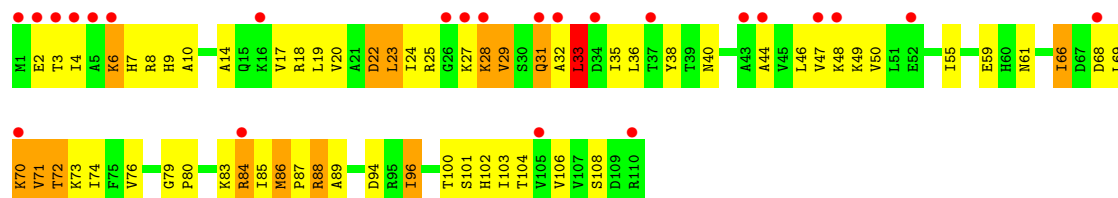
- Molecule 40: 50S ribosomal protein L22

Chain BS:



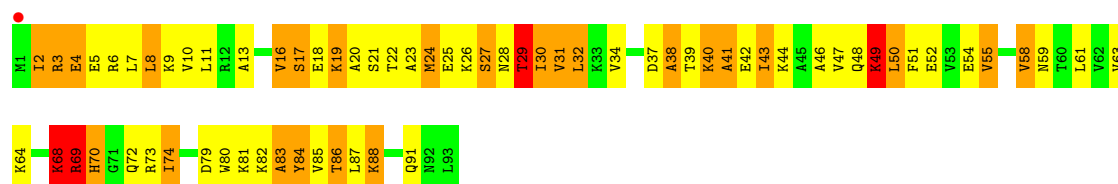
- Molecule 40: 50S ribosomal protein L22

Chain DS: 



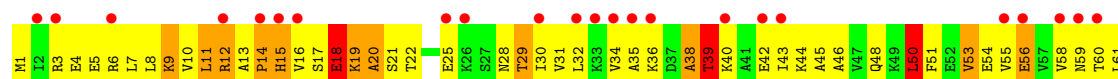
- Molecule 41: 50S ribosomal protein L23

Chain BT:



- Molecule 41: 50S ribosomal protein L23

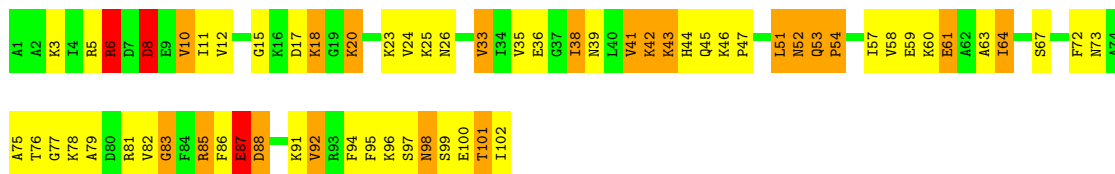
Chain DT: 





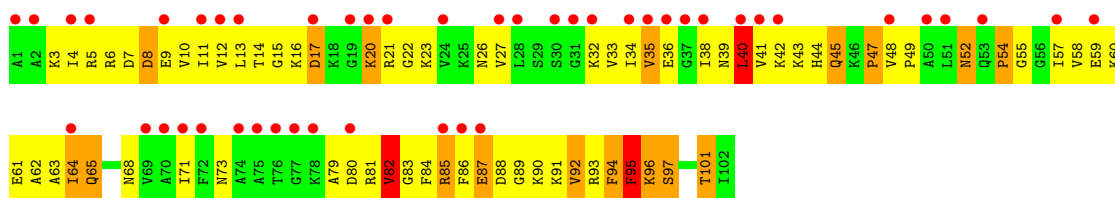
- Molecule 42: 50S ribosomal protein L24

Chain BU:



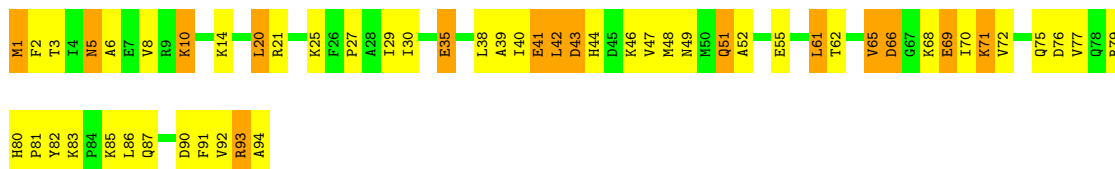
- Molecule 42: 50S ribosomal protein L24

Chain DU:



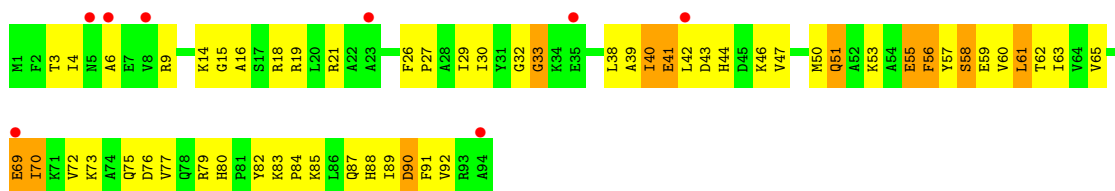
- Molecule 43: 50S ribosomal protein L25

Chain BV:



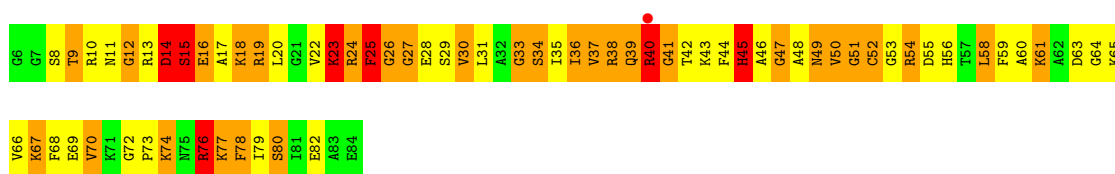
- Molecule 43: 50S ribosomal protein L25

Chain DV:



- Molecule 44: 50S ribosomal protein L27

Chain BW:



- Molecule 44: 50S ribosomal protein L27

The diagram illustrates a network of nodes and their connections. The nodes are labeled with codes and are color-coded. The connections are represented by lines, with some nodes having red dots above them. The nodes are arranged in a grid-like pattern, with some nodes having multiple connections. The connections are shown as lines between nodes, with some nodes having red dots above them. The nodes are labeled with codes and are color-coded. The connections are represented by lines, with some nodes having red dots above them. The nodes are arranged in a grid-like pattern, with some nodes having multiple connections. The connections are shown as lines between nodes, with some nodes having red dots above them.

- Chain BX:

V66	L67	A68	E69	L70	R71	A72	R73	G74	E75	K76	Y77
S1	R2	V3	C4	Q5	V6	T7	G8	K9	R10	P11	
R17	S18	H19									
N22	A23	T24	K25	R26	R27	F28	L29	P30	M31	L32	H33
S34	H35	R36	F37	X38	V39	F40	S41	E42	K43	R44	F45
V46	T47	L48	R49	V50	S51	A52	K53	G54	M55	R56	V57
I58	D59	K60	K61	G62	I63	D64	T65				

- Chain DX:

S1	S2	S3	S4	S5	S6	S7	S8	S9	S10	S11	S12	S13	S14	S15	S16	S17	S18	S19	S20	S21	S22	S23	S24	S25	S26	S27	S28	S29	S30	S31	S32	S33	S34	S35	S36	S37	S38	S39	S40	S41	S42	S43	S44	S45	S46	S47	S48	S49	S50	S51	S52	S53	S54	S55	S56	S57	S58	S59	S60	S61																																							
D62	D63	D64	D65	D66	D67	D68	D69	D70	D71	D72	D73	D74	D75	D76	D77	D78	D79	D80	D81	D82	D83	D84	D85	D86	D87	D88	D89	D90	D91	D92	D93	D94	D95	D96	D97	D98	D99	D100	D101	D102	D103	D104	D105	D106	D107	D108	D109	D110	D111	D112	D113	D114	D115	D116	D117	D118	D119	D120	D121	D122	D123	D124	D125	D126	D127	D128	D129	D130	D131	D132	D133	D134	D135	D136	D137	D138	D139	D140	D141	D142	D143	D144	D145	D146	D147	D148	D149	D150	D151	D152	D153	D154	D155	D156	D157	D158	D159	D160	D161

- Chain BY:

Category	A (Red)	B (Green)	C (Yellow)	D (Blue)	Total
M1	1	0	0	0	1
K2	1	0	0	0	1
E5	1	0	0	0	1
L6	1	0	0	0	1
R7	1	0	0	0	1
E8	1	0	0	0	1
K9	1	0	0	0	1
S10	1	0	0	0	1
V11	1	0	0	0	1
E12	1	0	0	0	1
E13	1	0	0	0	1
L14	1	0	0	0	1
E17	1	0	0	0	1
L18	1	0	0	0	1
L19	1	0	0	0	1
R20	1	0	0	0	1
L21	1	0	0	0	1
L22	1	0	0	0	1
R23	1	0	0	0	1
R24	1	0	0	0	1
E24	1	0	0	0	1
Q25	1	0	0	0	1
F26	1	0	0	0	1
N27	1	0	0	0	1
A32	1	0	0	0	1
L37	1	0	0	0	1
Q38	1	0	0	0	1
Q39	1	0	0	0	1
S40	1	0	0	0	1
S40	1	0	0	0	1
H41	1	0	0	0	1
L42	1	0	0	0	1
L43	1	0	0	0	1
L44	1	0	0	0	1
Q45	1	0	0	0	1
V46	1	0	0	0	1
R47	1	0	0	0	1
V50	1	0	0	0	1
A51	1	0	0	0	1
R52	1	0	0	0	1
V53	1	0	0	0	1
L56	1	0	0	0	1
L57	1	0	0	0	1
N58	1	0	0	0	1
E59	1	0	0	0	1
K60	1	0	0	0	1
A61	1	0	0	0	1
A62	1	0	0	0	1
A63	1	0	0	0	1

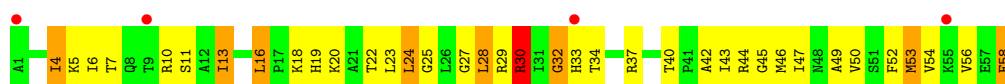
- Chain DY: 

M1	K2	A3	K4	F5	L6		K9	S10	V11	E12	E13	E17	L18	L19	N20	L21	L22	R23	E24	Q25	F26	N27	L28	R29	N30	Q31	A32	A33	S34	G35	Q36	L37	Q38	Q39	S40	H41	H40	L42	L43	K44	Q45	V46	R47	R48	D49	V50	A51	R52	V53	L56	L57	N58	E59	K60	A61	G62	A63
----	----	----	----	----	----	--	----	-----	-----	-----	-----	-----	-----	-----	-----	-----	-----	-----	-----	-----	-----	-----	-----	-----	-----	-----	-----	-----	-----	-----	-----	-----	-----	-----	-----	-----	-----	-----	-----	-----	-----	-----	-----	-----	-----	-----	-----	-----	-----	-----	-----	-----	-----	-----	-----	-----	-----

- Chain BZ:

A1	K2	T3	I4	K5	I6	T7	Q8	T9	R10	S11	A12	I13	G14	R15	T22	L23	L24	R29	R30	I31	G32	H33	T34	R37	E38	D39	T40	P41	A42	I43	R44	I47	V50	S51	F52	M53	F58
----	----	----	----	----	----	----	----	----	-----	-----	-----	-----	-----	-----	-----	-----	-----	-----	-----	-----	-----	-----	-----	-----	-----	-----	-----	-----	-----	-----	-----	-----	-----	-----	-----	-----	-----

- Chain DZ:



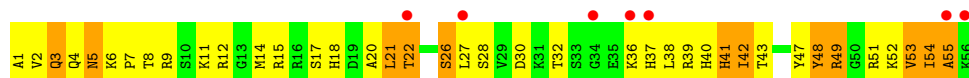
- Molecule 48: 50S ribosomal protein L32

Chain B0:



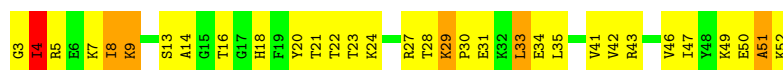
- Molecule 48: 50S ribosomal protein L32

Chain D0:



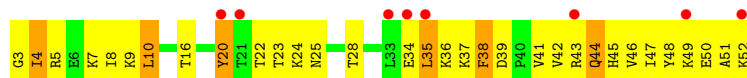
- Molecule 49: 50S ribosomal protein L33

Chain B1:




- Molecule 49: 50S ribosomal protein L33

Chain D1:



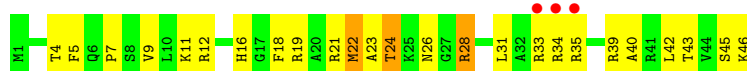
- Molecule 50: 50S ribosomal protein L34

Chain B2:



- Molecule 50: 50S ribosomal protein L34

Chain D2:




- Molecule 51: 50S ribosomal protein L35

Chain B3:



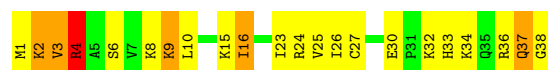
- Molecule 51: 50S ribosomal protein L35

Chain D3:



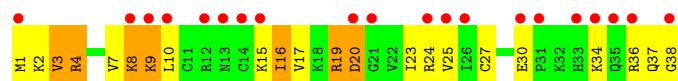
- Molecule 52: 50S ribosomal protein L36

Chain B4:



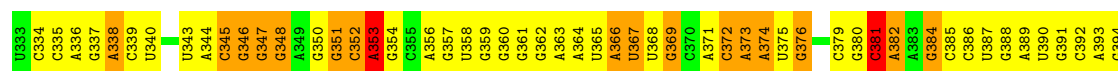
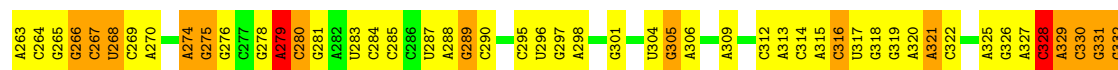
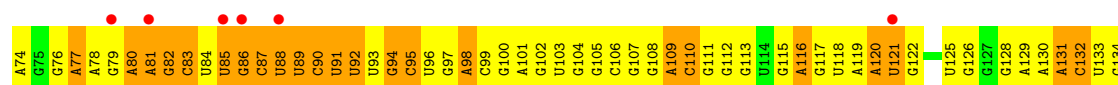
- Molecule 52: 50S ribosomal protein L36

Chain D4:

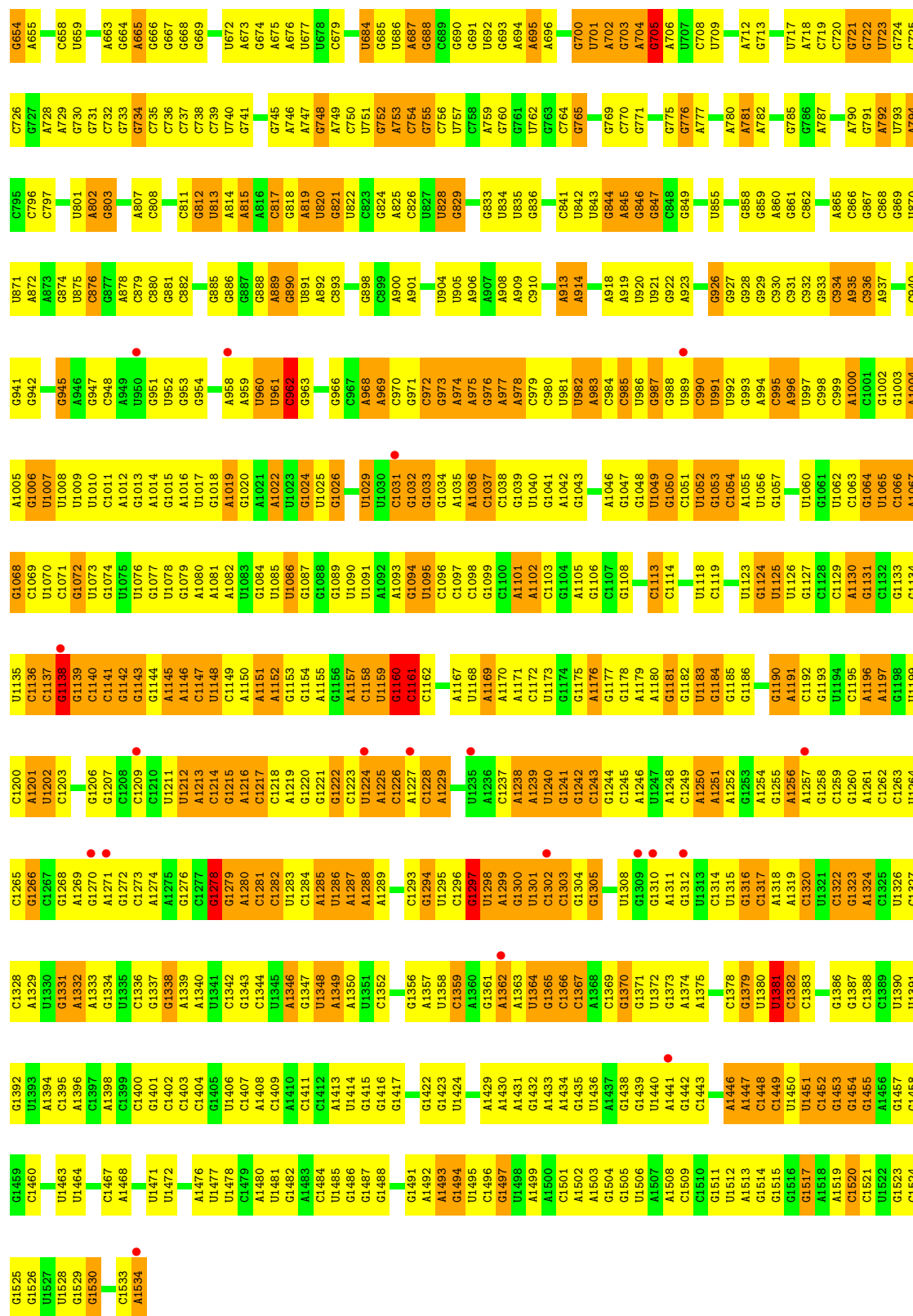


- Molecule 53: 16S rRNA

Chain CA:



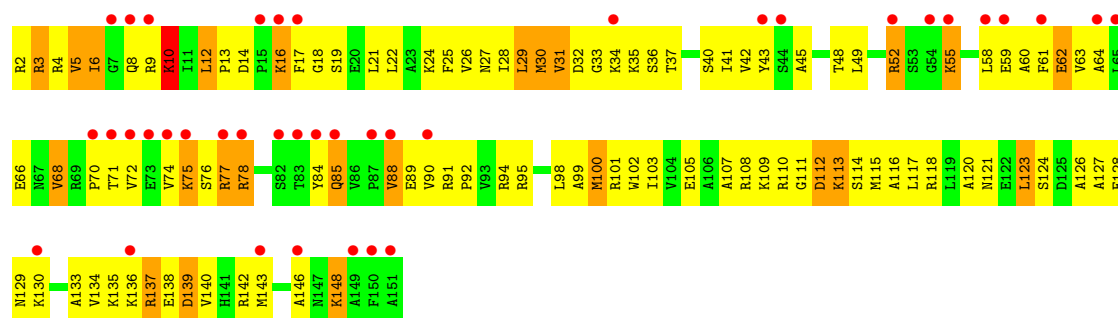




● Molecule 54: 30S ribosomal protein S7

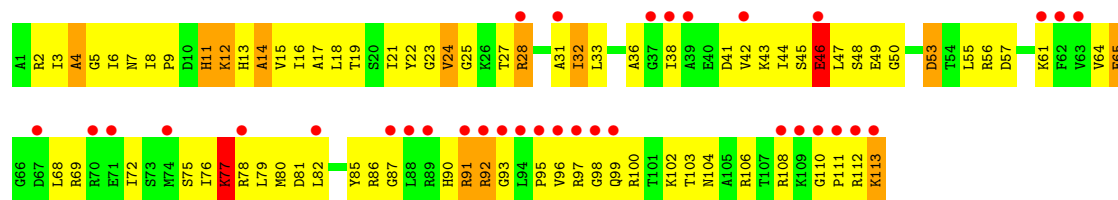
Chain CG:





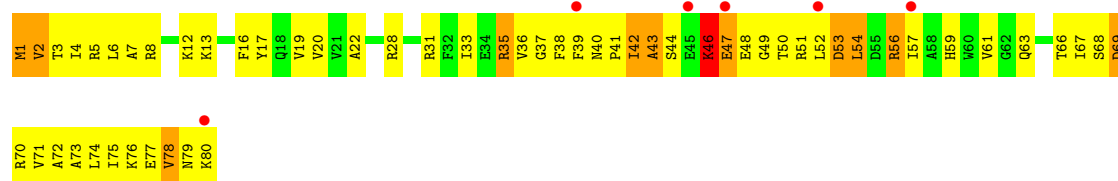
- Molecule 55: 30S ribosomal protein S13

Chain CM:



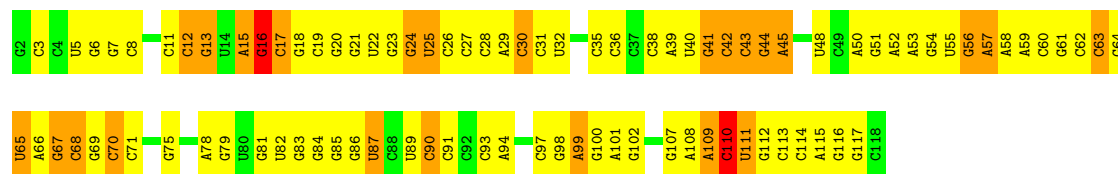
- Molecule 56: 30S ribosomal protein S16

Chain CP:



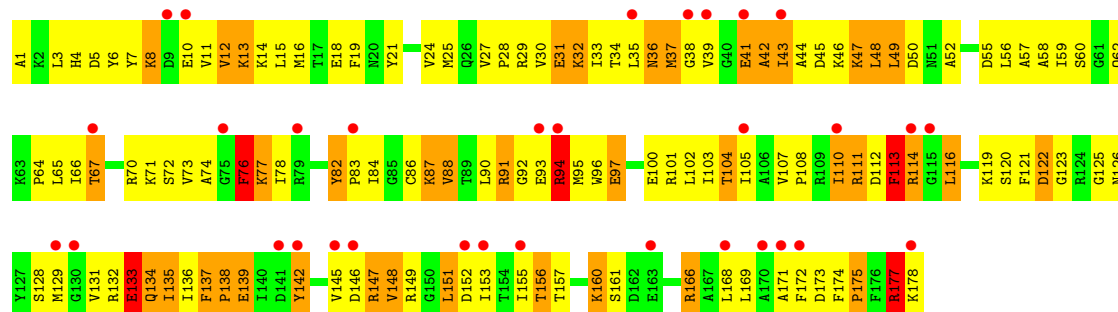
- Molecule 57: 5S rRNA

Chain DB:



- Molecule 58: 50S ribosomal protein L5

Chain DF:



## 4 Data and refinement statistics

Property	Value	Source
Space group	P 21 21 21	Depositor
Cell constants a, b, c, $\alpha$ , $\beta$ , $\gamma$	210.76Å 433.27Å 618.86Å 90.00° 90.00° 90.00°	Depositor
Resolution (Å)	85.22 – 3.25 85.13 – 3.25	Depositor EDS
% Data completeness (in resolution range)	85.8 (85.22-3.25) 85.6 (85.13-3.25)	Depositor EDS
$R_{merge}$	0.08	Depositor
$R_{sym}$	(Not available)	Depositor
$\langle I/\sigma(I) \rangle$ <sup>1</sup>	2.27 (at 3.26Å)	Xtriage
Refinement program	PHENIX (phenix.refine: 1.6.1_357)	Depositor
R, $R_{free}$	0.193 , 0.245 0.227 , 0.270	Depositor DCC
$R_{free}$ test set	15235 reflections (2.06%)	DCC
Wilson B-factor (Å <sup>2</sup> )	60.4	Xtriage
Anisotropy	0.387	Xtriage
Bulk solvent $k_{sol}$ (e/Å <sup>3</sup> ), $B_{sol}$ (Å <sup>2</sup> )	0.23 , 33.0	EDS
Estimated twinning fraction	No twinning to report.	Xtriage
L-test for twinning	$\langle  L  \rangle = 0.46$ , $\langle L^2 \rangle = 0.29$	Xtriage
Outliers	1 of 801754 reflections (0.000%)	Xtriage
$F_o, F_c$ correlation	0.91	EDS
Total number of atoms	284525	wwPDB-VP
Average B, all atoms (Å <sup>2</sup> )	104.0	wwPDB-VP

Xtriage's analysis on translational NCS is as follows: *The largest off-origin peak in the Patterson function is 1.50% of the height of the origin peak. No significant pseudotranslation is detected.*

<sup>1</sup>Intensities estimated from amplitudes.

## 5 Model quality ⓘ

### 5.1 Standard geometry ⓘ

Bond lengths and bond angles in the following residue types are not validated in this section: ZN, TEL, MG

The Z score for a bond length (or angle) is the number of standard deviations the observed value is removed from the expected value. A bond length (or angle) with  $|Z| > 5$  is considered an outlier worth inspection. RMSZ is the root-mean-square of all Z scores of the bond lengths (or angles).

Mol	Chain	Bond lengths		Bond angles	
		RMSZ	# Z  >5	RMSZ	# Z  >5
1	AA	0.45	2/36834 (0.0%)	0.87	33/57462 (0.1%)
2	AB	0.34	1/1736 (0.1%)	0.52	1/2338 (0.0%)
2	CB	0.30	1/1736 (0.1%)	0.58	4/2338 (0.2%)
3	AC	0.28	0/1652	0.50	0/2225
3	CC	0.25	0/1652	0.44	0/2225
4	AD	0.32	0/1665	0.53	0/2227
4	CD	0.39	0/1665	0.61	0/2227
5	AE	0.45	1/1119 (0.1%)	0.66	2/1504 (0.1%)
5	CE	0.36	0/1119	0.58	0/1504
6	AF	0.31	0/836	0.49	0/1128
6	CF	0.30	0/836	0.50	0/1128
7	AG	0.25	0/1196	0.45	0/1602
8	AH	0.33	0/989	0.55	0/1326
8	CH	0.30	0/989	0.52	0/1326
9	AI	0.26	0/1034	0.48	0/1375
9	CI	0.23	0/1034	0.43	0/1375
10	AJ	0.28	0/797	0.48	0/1077
10	CJ	0.24	0/797	0.47	0/1077
11	AK	0.30	0/893	0.53	0/1205
11	CK	0.28	0/893	0.52	0/1205
12	AL	0.38	0/969	0.69	1/1300 (0.1%)
12	CL	0.36	0/969	0.58	0/1300
13	AM	0.25	0/893	0.47	0/1193
14	AN	0.28	0/785	0.50	0/1043
14	CN	0.23	0/780	0.39	0/1036
15	AO	0.29	0/722	0.48	0/964
15	CO	0.39	1/722 (0.1%)	0.48	0/964
16	AP	0.31	0/659	0.51	0/884
17	AQ	0.40	0/658	0.62	0/881
17	CQ	0.34	0/658	0.52	0/881
18	AR	0.31	0/463	0.50	0/621
18	CR	0.31	0/463	0.47	0/621

Mol	Chain	Bond lengths		Bond angles	
		RMSZ	# Z  >5	RMSZ	# Z  >5
19	AS	0.25	0/653	0.45	0/877
19	CS	0.21	0/653	0.42	0/877
20	AT	0.37	0/671	0.56	0/888
20	CT	0.28	0/671	0.50	0/888
21	AU	0.29	0/431	0.46	0/570
21	CU	0.34	0/431	0.59	0/570
22	BA	0.77	9/68626 (0.0%)	1.12	282/107056 (0.3%)
22	DA	0.39	1/68314 (0.0%)	0.86	83/106569 (0.1%)
23	BB	0.68	0/2828	1.04	4/4410 (0.1%)
24	BC	0.48	0/2122	0.73	1/2852 (0.0%)
24	DC	0.31	0/2122	0.54	0/2852
25	BD	0.55	0/1586	0.78	1/2134 (0.0%)
25	DD	0.31	0/1586	0.58	0/2134
26	BE	0.45	0/1571	0.68	1/2113 (0.0%)
26	DE	0.26	0/1571	0.48	0/2113
27	BF	0.34	0/1435	0.53	0/1926
28	BG	0.39	0/1343	0.62	0/1816
28	DG	0.24	0/1343	0.47	0/1816
29	BH	0.33	0/1122	0.52	0/1515
29	DH	0.38	1/1122 (0.1%)	0.52	0/1515
30	BI	0.23	0/1046	0.47	0/1410
30	DI	0.21	0/1046	0.42	0/1410
31	BJ	0.58	0/1152	0.84	1/1551 (0.1%)
31	DJ	0.29	0/1152	0.57	1/1551 (0.1%)
32	BK	0.55	0/948	0.80	0/1268
32	DK	0.35	0/948	0.57	0/1268
33	BL	0.46	0/1054	0.79	1/1403 (0.1%)
33	DL	0.27	0/1054	0.53	0/1403
34	BM	0.54	0/1093	0.73	0/1460
34	DM	0.30	0/1093	0.50	0/1460
35	BN	0.51	0/974	0.75	0/1301
35	DN	0.28	0/974	0.51	0/1301
36	BO	0.43	0/902	0.66	0/1209
36	DO	0.24	0/902	0.43	0/1209
37	BP	0.51	0/929	0.74	0/1242
37	DP	0.32	0/929	0.50	0/1242
38	BQ	0.61	0/960	0.78	0/1278
38	DQ	0.29	0/960	0.47	0/1278
39	BR	0.63	1/829 (0.1%)	0.79	0/1107
39	DR	0.29	0/829	0.51	0/1107
40	BS	0.57	0/864	0.78	0/1156
40	DS	0.28	0/864	0.52	0/1156
41	BT	0.45	0/745	0.70	0/994

Mol	Chain	Bond lengths		Bond angles	
		RMSZ	# Z  >5	RMSZ	# Z  >5
41	DT	0.24	0/745	0.48	0/994
42	BU	0.43	0/788	0.70	0/1051
42	DU	0.24	0/788	0.46	0/1051
43	BV	0.44	0/766	0.61	0/1025
43	DV	0.25	0/766	0.43	0/1025
44	BW	0.61	0/603	0.89	0/797
44	DW	0.29	0/603	0.51	0/797
45	BX	0.41	0/635	0.70	0/848
45	DX	0.29	0/635	0.56	0/848
46	BY	0.37	0/510	0.64	0/677
46	DY	0.23	0/510	0.44	0/677
47	BZ	0.52	0/453	0.83	0/605
47	DZ	0.28	0/453	0.51	0/605
48	B0	0.48	0/450	0.73	0/599
48	D0	0.29	0/450	0.50	0/599
49	B1	0.38	0/417	0.62	0/554
49	D1	0.27	0/417	0.46	0/554
50	B2	0.53	0/380	0.78	0/498
50	D2	0.27	0/380	0.49	0/498
51	B3	0.49	0/513	0.70	0/676
51	D3	0.29	0/513	0.53	0/676
52	B4	0.53	0/303	0.70	0/397
52	D4	0.45	0/303	0.50	0/397
53	CA	0.41	2/36762 (0.0%)	0.83	32/57350 (0.1%)
54	CG	0.23	0/1188	0.44	0/1591
55	CM	0.20	0/885	0.40	0/1181
56	CP	0.29	0/649	0.53	0/870
57	DB	0.36	1/2803 (0.0%)	0.81	2/4371 (0.0%)
58	DF	0.23	0/1444	0.53	3/1937 (0.2%)
All	All	0.51	21/306773 (0.0%)	0.86	453/458565 (0.1%)

Chiral center outliers are detected by calculating the chiral volume of a chiral center and verifying if the center is modelled as a planar moiety or with the opposite hand. A planarity outlier is detected by checking planarity of atoms in a peptide group, atoms in a mainchain group or atoms of a sidechain that are expected to be planar.

Mol	Chain	#Chirality outliers	#Planarity outliers
25	BD	0	1
35	BN	0	1
51	B3	0	1
All	All	0	3

All (21) bond length outliers are listed below:

Mol	Chain	Res	Type	Atoms	Z	Observed(Å)	Ideal(Å)
22	BA	2092	U	O3'-P	-13.97	1.44	1.61
22	DA	2197	U	O3'-P	-13.44	1.45	1.61
53	CA	1396	A	O3'-P	-13.34	1.45	1.61
22	BA	1142	A	N9-C4	-9.96	1.31	1.37
57	DB	107	G	O3'-P	-9.89	1.49	1.61
1	AA	986	U	O3'-P	9.14	1.72	1.61
2	AB	146	SER	C-N	9.00	1.54	1.34
5	AE	73	VAL	C-N	8.78	1.54	1.34
22	BA	1115	G	O3'-P	8.71	1.71	1.61
29	DH	48	GLU	C-N	7.78	1.51	1.34
22	BA	2197	U	O3'-P	-6.42	1.53	1.61
2	CB	107	ARG	C-N	6.30	1.48	1.34
15	CO	78	THR	C-N	6.27	1.48	1.34
22	BA	2448	A	N9-C4	-5.77	1.34	1.37
39	BR	86	GLN	CB-CG	5.75	1.68	1.52
53	CA	562	U	O3'-P	-5.32	1.54	1.61
22	BA	984	A	N9-C4	-5.31	1.34	1.37
1	AA	913	A	O3'-P	5.27	1.67	1.61
22	BA	984	A	C5-C6	-5.25	1.36	1.41
22	BA	783	A	N9-C4	-5.16	1.34	1.37
22	BA	947	A	N3-C4	-5.09	1.31	1.34

All (453) bond angle outliers are listed below:

Mol	Chain	Res	Type	Atoms	Z	Observed(°)	Ideal(°)
22	BA	783	A	C5-N7-C8	-11.37	98.22	103.90
22	BA	974	G	C5-N7-C8	-11.01	98.79	104.30
22	BA	974	G	C4-C5-N7	10.99	115.20	110.80
2	CB	146	SER	O-C-N	-10.79	105.44	122.70
22	BA	2499	C	N1-C2-O2	-10.28	112.73	118.90
22	BA	1142	A	C2-N3-C4	-9.96	105.62	110.60
22	BA	783	A	C4-C5-N7	9.57	115.49	110.70
53	CA	316	C	C6-N1-C2	-8.88	116.75	120.30
22	BA	974	G	N7-C8-N9	8.74	117.47	113.10
1	AA	365	U	C5-C6-N1	-8.62	118.39	122.70
22	BA	1142	A	N3-C4-C5	8.52	132.76	126.80
22	BA	2012	G	N9-C4-C5	-8.50	102.00	105.40
22	BA	2606	C	C6-N1-C2	8.42	123.67	120.30
22	BA	1779	U	C5-C6-N1	-8.41	118.50	122.70
22	BA	984	A	C4-C5-N7	8.38	114.89	110.70
22	BA	2250	G	C4-C5-N7	8.28	114.11	110.80
22	BA	2611	C	C6-N1-C2	8.16	123.57	120.30
22	BA	998	C	C6-N1-C2	-8.05	117.08	120.30

*Continued on next page...*

*Continued from previous page...*

Mol	Chain	Res	Type	Atoms	Z	Observed(°)	Ideal(°)
22	BA	783	A	N7-C8-N9	7.97	117.79	113.80
22	BA	1985	C	C5-C6-N1	-7.97	117.02	121.00
22	BA	2499	C	N3-C2-O2	7.95	127.46	121.90
22	BA	529	A	C8-N9-C4	7.94	108.97	105.80
22	BA	984	A	C5-N7-C8	-7.85	99.97	103.90
22	BA	984	A	N1-C6-N6	7.84	123.30	118.60
22	BA	2250	G	C5-N7-C8	-7.77	100.42	104.30
53	CA	210	C	C2-N1-C1'	7.75	127.33	118.80
22	BA	535	G	C8-N9-C4	7.73	109.49	106.40
53	CA	251	G	C4-N9-C1'	7.67	136.48	126.50
22	BA	2676	C	C6-N1-C2	7.64	123.36	120.30
22	BA	1499	C	C6-N1-C2	-7.62	117.25	120.30
2	AB	146	SER	O-C-N	-7.53	110.65	122.70
2	CB	146	SER	CA-C-N	7.52	133.74	117.20
53	CA	962	C	C6-N1-C2	-7.51	117.30	120.30
22	BA	595	C	C6-N1-C2	7.49	123.30	120.30
53	CA	381	C	C2-N1-C1'	7.47	127.02	118.80
2	CB	107	ARG	O-C-N	-7.46	110.76	122.70
22	BA	2000	C	C6-N1-C2	7.40	123.26	120.30
58	DF	177	ARG	O-C-N	7.40	134.54	122.70
22	BA	974	G	C6-C5-N7	-7.32	126.01	130.40
58	DF	177	ARG	CA-C-N	-7.31	101.12	117.20
22	BA	1142	A	C5-N7-C8	-7.31	100.25	103.90
22	BA	673	C	C6-N1-C2	7.28	123.21	120.30
22	BA	974	G	N1-C6-O6	7.13	124.18	119.90
22	BA	523	C	N3-C4-C5	7.10	124.74	121.90
22	BA	2030	A	N1-C6-N6	-7.09	114.35	118.60
22	BA	2286	G	C5-N7-C8	-7.01	100.79	104.30
2	CB	146	SER	C-N-CA	7.01	139.23	121.70
22	BA	1266	G	N1-C2-N2	-7.01	109.89	116.20
22	BA	556	A	N1-C6-N6	6.97	122.78	118.60
1	AA	365	U	C2-N1-C1'	-6.95	109.36	117.70
22	BA	984	A	C2-N3-C4	-6.95	107.12	110.60
22	BA	2678	C	C6-N1-C2	6.92	123.07	120.30
22	BA	2606	C	N3-C4-C5	6.92	124.67	121.90
22	BA	1168	G	N3-C4-N9	6.90	130.14	126.00
22	BA	593	U	C5-C6-N1	-6.90	119.25	122.70
22	BA	2346	A	C8-N9-C4	-6.89	103.04	105.80
22	DA	776	G	C4-N9-C1'	6.86	135.42	126.50
22	BA	686	U	C2-N1-C1'	-6.85	109.47	117.70
22	BA	946	C	N1-C2-O2	-6.82	114.81	118.90
22	BA	2030	A	C5-C6-N6	6.82	129.16	123.70

*Continued on next page...*



*Continued from previous page...*

Mol	Chain	Res	Type	Atoms	Z	Observed(°)	Ideal(°)
1	AA	4	U	C2-N1-C1'	6.81	125.88	117.70
22	BA	1663	G	C8-N9-C4	6.80	109.12	106.40
53	CA	328	C	C6-N1-C2	-6.80	117.58	120.30
53	CA	251	G	C8-N9-C1'	-6.78	118.19	127.00
22	BA	2611	C	N3-C4-C5	6.77	124.61	121.90
1	AA	1509	C	C6-N1-C2	6.74	123.00	120.30
22	BA	984	A	N9-C4-C5	-6.74	103.10	105.80
22	BA	1961	C	C6-N1-C2	6.71	122.98	120.30
22	BA	2092	U	P-O3'-C3'	6.68	127.72	119.70
22	BA	2419	U	C6-N1-C2	6.68	125.01	121.00
22	DA	774	G	C4-N9-C1'	-6.68	117.82	126.50
22	DA	1207	C	C6-N1-C2	-6.68	117.63	120.30
31	DJ	25	LEU	CA-CB-CG	6.67	130.64	115.30
22	BA	2445	G	N1-C6-O6	6.67	123.90	119.90
22	BA	1335	C	C6-N1-C2	6.64	122.95	120.30
22	BA	1763	G	C8-N9-C4	6.61	109.05	106.40
22	BA	984	A	C6-C5-N7	-6.58	127.70	132.30
22	BA	2286	G	C4-C5-N7	6.58	113.43	110.80
22	BA	1142	A	N3-C4-N9	-6.57	122.14	127.40
22	BA	530	G	C8-N9-C4	-6.55	103.78	106.40
22	DA	2197	U	P-O3'-C3'	6.55	127.56	119.70
1	AA	733	G	C4-N9-C1'	-6.54	117.99	126.50
22	BA	119	A	P-O3'-C3'	6.54	127.55	119.70
22	BA	1308	A	N1-C6-N6	-6.52	114.69	118.60
22	BA	2419	U	C5-C6-N1	-6.52	119.44	122.70
1	AA	16	A	C8-N9-C4	6.50	108.40	105.80
22	BA	2275	C	N3-C2-O2	-6.50	117.35	121.90
22	DA	1568	G	C8-N9-C1'	-6.49	118.56	127.00
22	BA	2012	G	N3-C4-N9	6.47	129.88	126.00
22	BA	1999	C	C6-N1-C2	6.46	122.89	120.30
5	AE	73	VAL	O-C-N	6.45	133.02	122.70
22	BA	1977	A	C8-N9-C4	6.43	108.37	105.80
22	BA	1266	G	N3-C2-N2	6.42	124.39	119.90
22	DA	1011	G	C4-N9-C1'	6.41	134.84	126.50
22	BA	1313	U	C2-N1-C1'	6.41	125.39	117.70
22	BA	2013	A	C8-N9-C4	6.41	108.36	105.80
22	BA	1670	C	C6-N1-C2	-6.38	117.75	120.30
22	BA	2512	C	N3-C2-O2	6.37	126.36	121.90
53	CA	210	C	C6-N1-C1'	-6.35	113.18	120.80
22	DA	1929	G	P-O3'-C3'	-6.35	112.08	119.70
22	DA	740	C	C6-N1-C2	6.34	122.83	120.30
22	BA	2250	G	C2-N3-C4	-6.33	108.74	111.90

*Continued on next page...*

*Continued from previous page...*

Mol	Chain	Res	Type	Atoms	Z	Observed(°)	Ideal(°)
22	BA	998	C	N3-C2-O2	-6.33	117.47	121.90
22	BA	1997	C	N3-C4-C5	6.30	124.42	121.90
22	BA	208	C	C6-N1-C2	6.28	122.81	120.30
22	BA	2275	C	C2-N1-C1'	6.28	125.71	118.80
22	DA	1428	C	C2-N1-C1'	-6.27	111.90	118.80
22	BA	2515	C	N1-C2-O2	-6.27	115.14	118.90
22	BA	1001	A	C8-N9-C4	6.26	108.31	105.80
22	BA	974	G	C8-N9-C4	-6.25	103.90	106.40
22	BA	2250	G	N1-C6-O6	6.21	123.63	119.90
22	BA	1828	G	C5-C6-O6	6.21	132.33	128.60
22	BA	2197	U	P-O3'-C3'	-6.20	112.27	119.70
22	BA	2002	G	C4-C5-N7	6.19	113.27	110.80
22	BA	2275	C	C6-N1-C2	-6.17	117.83	120.30
53	CA	765	G	C4-N9-C1'	6.15	134.49	126.50
1	AA	400	C	C6-N1-C2	6.13	122.75	120.30
22	BA	523	C	N1-C2-O2	-6.13	115.22	118.90
22	BA	2512	C	N1-C2-O2	-6.12	115.23	118.90
22	BA	806	C	N3-C4-C5	6.11	124.34	121.90
22	BA	786	C	C6-N1-C2	6.10	122.74	120.30
22	BA	784	G	C8-N9-C4	-6.08	103.97	106.40
22	BA	530	G	N3-C4-C5	-6.06	125.57	128.60
22	BA	783	A	C6-C5-N7	-6.04	128.07	132.30
22	DA	2683	C	C6-N1-C2	-6.04	117.89	120.30
22	BA	2445	G	C5-C6-O6	-6.04	124.98	128.60
1	AA	368	U	C2-N1-C1'	6.02	124.92	117.70
22	BA	2030	A	N9-C4-C5	6.02	108.21	105.80
22	BA	2250	G	N3-C4-C5	6.02	131.61	128.60
22	DA	388	G	C4-N9-C1'	6.00	134.30	126.50
22	DA	1011	G	C8-N9-C1'	-6.00	119.21	127.00
22	BA	974	G	C5-C6-O6	-5.99	125.00	128.60
1	AA	1451	U	C2-N1-C1'	5.98	124.88	117.70
22	BA	2579	C	N3-C4-C5	5.98	124.29	121.90
22	DA	1568	G	C4-N9-C1'	5.98	134.28	126.50
1	AA	733	G	C8-N9-C1'	5.98	134.77	127.00
1	AA	1383	C	C6-N1-C2	5.96	122.68	120.30
22	BA	2645	G	C6-C5-N7	-5.95	126.83	130.40
1	AA	1053	G	C4-N9-C1'	-5.94	118.78	126.50
22	BA	1617	C	C6-N1-C2	5.93	122.67	120.30
22	BA	1785	A	C8-N9-C4	-5.93	103.43	105.80
22	BA	1997	C	C6-N1-C2	5.93	122.67	120.30
22	BA	2264	C	C6-N1-C2	5.93	122.67	120.30
22	BA	1764	C	N1-C2-O2	-5.90	115.36	118.90

*Continued on next page...*

*Continued from previous page...*

Mol	Chain	Res	Type	Atoms	Z	Observed(°)	Ideal(°)
22	BA	2451	A	C8-N9-C4	-5.90	103.44	105.80
22	BA	1142	A	C4-C5-N7	5.89	113.65	110.70
22	BA	208	C	N3-C2-O2	5.89	126.02	121.90
22	BA	2021	C	C2-N1-C1'	5.87	125.26	118.80
58	DF	177	ARG	C-N-CA	-5.85	107.07	121.70
22	BA	1038	G	O3'-P-O5'	5.85	115.12	104.00
22	BA	987	C	C5-C6-N1	-5.85	118.08	121.00
22	BA	2821	A	C8-N9-C4	5.85	108.14	105.80
22	BA	1453	A	C8-N9-C4	5.84	108.14	105.80
22	DA	776	G	C8-N9-C1'	-5.83	119.42	127.00
22	BA	1452	G	C4-C5-N7	5.82	113.13	110.80
22	BA	2689	U	C2-N1-C1'	-5.82	110.72	117.70
53	CA	503	C	C6-N1-C2	-5.80	117.98	120.30
22	BA	567	U	N1-C2-O2	-5.79	118.75	122.80
22	BA	1936	A	C2-N3-C4	-5.79	107.70	110.60
22	DA	2405	G	C4-N9-C1'	5.78	134.01	126.50
22	BA	1985	C	C6-N1-C2	5.75	122.60	120.30
22	DA	726	G	N3-C2-N2	-5.75	115.88	119.90
22	BA	828	U	N3-C2-O2	5.74	126.22	122.20
22	BA	984	A	C8-N9-C1'	-5.74	117.37	127.70
22	BA	535	G	N7-C8-N9	-5.74	110.23	113.10
22	BA	740	C	C6-N1-C2	5.74	122.59	120.30
22	BA	1146	C	N1-C2-O2	-5.73	115.46	118.90
22	BA	2012	G	C8-N9-C4	5.72	108.69	106.40
22	DA	1942	C	C6-N1-C2	-5.70	118.02	120.30
22	DA	2197	U	O3'-P-O5'	-5.70	93.17	104.00
22	BA	2264	C	C5-C6-N1	-5.70	118.15	121.00
22	BA	2274	A	C8-N9-C4	5.69	108.08	105.80
22	BA	2806	C	C6-N1-C2	5.69	122.58	120.30
22	BA	2258	C	C6-N1-C2	5.69	122.57	120.30
53	CA	717	U	C2-N1-C1'	5.68	124.52	117.70
22	BA	2606	C	C2-N3-C4	-5.68	117.06	119.90
22	BA	801	G	C4-C5-N7	-5.67	108.53	110.80
22	BA	462	C	C6-N1-C2	5.67	122.57	120.30
22	DA	1049	C	C2-N1-C1'	5.67	125.03	118.80
22	DA	1386	C	C2-N1-C1'	5.66	125.02	118.80
1	AA	316	C	C6-N1-C2	-5.64	118.04	120.30
22	BA	1123	C	N3-C4-C5	5.64	124.16	121.90
53	CA	381	C	C5-C6-N1	5.64	123.82	121.00
22	BA	2503	A	C2-N3-C4	5.64	113.42	110.60
22	BA	2587	A	N1-C2-N3	5.64	132.12	129.30
22	BA	1117	C	N1-C2-O2	-5.63	115.52	118.90

*Continued on next page...*

*Continued from previous page...*

Mol	Chain	Res	Type	Atoms	Z	Observed(°)	Ideal(°)
22	BA	2622	U	N1-C2-O2	-5.63	118.86	122.80
22	BA	833	A	C8-N9-C4	5.63	108.05	105.80
22	BA	2025	C	C5-C6-N1	-5.63	118.19	121.00
22	BA	2513	A	N1-C2-N3	5.63	132.11	129.30
22	BA	1036	G	C8-N9-C4	5.62	108.65	106.40
22	BA	906	U	C2-N1-C1'	-5.62	110.96	117.70
22	BA	1155	A	N9-C4-C5	5.62	108.05	105.80
22	BA	2263	C	C6-N1-C2	5.61	122.54	120.30
22	BA	208	C	C2-N1-C1'	-5.61	112.63	118.80
22	BA	2691	C	N3-C2-O2	5.61	125.82	121.90
25	BD	10	GLY	N-CA-C	5.60	127.11	113.10
22	BA	2275	C	N1-C2-O2	5.59	122.25	118.90
22	BA	2658	C	C6-N1-C2	5.58	122.53	120.30
22	BA	1223	G	N1-C6-O6	-5.57	116.56	119.90
22	BA	1452	G	C5-N7-C8	-5.57	101.51	104.30
22	BA	2286	G	N7-C8-N9	5.57	115.89	113.10
22	BA	529	A	N7-C8-N9	-5.57	111.02	113.80
1	AA	1212	U	C2-N1-C1'	5.57	124.38	117.70
22	BA	570	G	C5-N7-C8	5.56	107.08	104.30
22	DA	1255	U	C2-N1-C1'	5.56	124.38	117.70
22	DA	958	U	C2-N1-C1'	5.55	124.36	117.70
22	BA	1618	A	N1-C6-N6	-5.55	115.27	118.60
24	BC	109	LEU	CA-CB-CG	5.55	128.07	115.30
22	DA	1313	U	N3-C2-O2	-5.55	118.32	122.20
22	BA	2002	G	N7-C8-N9	5.54	115.87	113.10
22	BA	1555	G	C6-C5-N7	-5.54	127.07	130.40
22	BA	914	G	N1-C6-O6	5.54	123.22	119.90
22	BA	305	C	N1-C2-O2	-5.54	115.58	118.90
22	BA	2842	G	C5-C6-O6	-5.53	125.28	128.60
22	BA	2815	C	C6-N1-C2	5.53	122.51	120.30
1	AA	372	C	C6-N1-C2	5.52	122.51	120.30
22	DA	1654	A	C3'-C2'-C1'	5.52	105.92	101.50
22	BA	1779	U	C2-N1-C1'	-5.51	111.08	117.70
22	BA	2197	U	O3'-P-O5'	-5.51	93.52	104.00
22	BA	1617	C	C5-C6-N1	-5.51	118.25	121.00
22	BA	1784	A	C8-N9-C4	5.51	108.00	105.80
22	BA	853	C	C5-C6-N1	-5.50	118.25	121.00
22	BA	1537	G	C3'-C2'-C1'	5.50	105.90	101.50
22	DA	774	G	C8-N9-C1'	5.50	134.15	127.00
22	BA	528	A	C5-N7-C8	-5.50	101.15	103.90
22	BA	1168	G	C8-N9-C1'	-5.50	119.85	127.00
22	BA	1293	C	N1-C2-O2	-5.49	115.60	118.90

*Continued on next page...*

*Continued from previous page...*

Mol	Chain	Res	Type	Atoms	Z	Observed(°)	Ideal(°)
22	BA	1137	G	C8-N9-C4	5.49	108.59	106.40
22	BA	783	A	N1-C6-N6	5.48	121.89	118.60
22	BA	2029	G	N3-C4-C5	5.47	131.34	128.60
22	BA	1238	G	C4-N9-C1'	-5.47	119.39	126.50
22	BA	817	C	N1-C2-O2	-5.46	115.62	118.90
22	BA	993	G	N1-C6-O6	-5.46	116.62	119.90
22	BA	1450	G	N3-C4-N9	5.46	129.28	126.00
53	CA	210	C	N1-C2-O2	5.45	122.17	118.90
22	BA	1555	G	N1-C6-O6	5.45	123.17	119.90
1	AA	16	A	N7-C8-N9	-5.44	111.08	113.80
22	BA	876	C	P-O3'-C3'	5.44	126.22	119.70
22	BA	756	A	C8-N9-C4	5.43	107.97	105.80
53	CA	328	C	C5-C6-N1	5.43	123.72	121.00
22	DA	1456	G	C8-N9-C4	-5.43	104.23	106.40
22	BA	386	G	P-O3'-C3'	5.42	126.20	119.70
22	BA	1186	G	C6-C5-N7	-5.42	127.15	130.40
22	BA	1001	A	N9-C4-C5	-5.41	103.63	105.80
22	BA	2035	G	N1-C6-O6	-5.41	116.65	119.90
53	CA	381	C	C6-N1-C1'	-5.41	114.31	120.80
22	BA	783	A	C8-N9-C4	-5.40	103.64	105.80
22	DA	217	A	C8-N9-C4	-5.40	103.64	105.80
22	DA	1021	A	C3'-C2'-C1'	5.40	105.82	101.50
1	AA	1053	G	C8-N9-C1'	5.40	134.02	127.00
22	DA	1667	G	C8-N9-C1'	-5.40	119.98	127.00
22	BA	985	C	C2-N1-C1'	5.39	124.73	118.80
22	BA	570	G	C4-C5-N7	-5.39	108.65	110.80
1	AA	266	G	C3'-C2'-C1'	5.38	105.81	101.50
22	BA	2579	C	N3-C4-N4	-5.38	114.23	118.00
22	BA	2820	A	C6-C5-N7	-5.38	128.53	132.30
22	DA	2498	C	C6-N1-C2	-5.38	118.15	120.30
22	DA	748	G	C4-N9-C1'	5.37	133.49	126.50
22	DA	1810	A	C8-N9-C4	-5.37	103.65	105.80
22	BA	2072	C	C6-N1-C2	5.37	122.45	120.30
33	BL	19	LEU	CA-CB-CG	5.37	127.64	115.30
22	DA	2405	G	C8-N9-C1'	-5.36	120.03	127.00
22	BA	1072	C	C2-N1-C1'	5.36	124.70	118.80
23	BB	2	G	C4-N9-C1'	5.36	133.47	126.50
22	DA	388	G	C8-N9-C1'	-5.36	120.03	127.00
22	BA	1168	G	C4-N9-C1'	5.36	133.46	126.50
22	BA	2606	C	C5-C6-N1	-5.35	118.32	121.00
22	BA	2778	A	C4-C5-C6	5.35	119.68	117.00
22	BA	834	G	N1-C6-O6	5.35	123.11	119.90

*Continued on next page...*

*Continued from previous page...*

Mol	Chain	Res	Type	Atoms	Z	Observed(°)	Ideal(°)
53	CA	1161	C	C6-N1-C2	-5.35	118.16	120.30
22	BA	1155	A	C8-N9-C4	-5.34	103.66	105.80
22	DA	1255	U	C5-C6-N1	5.34	125.37	122.70
22	BA	1670	C	N3-C4-C5	-5.34	119.77	121.90
1	AA	586	C	C6-N1-C2	5.34	122.44	120.30
22	BA	580	U	C5-C6-N1	-5.34	120.03	122.70
22	BA	1168	G	N3-C4-C5	-5.34	125.93	128.60
22	BA	1936	A	C3'-C2'-C1'	5.33	105.77	101.50
22	BA	2360	G	C2-N3-C4	-5.33	109.23	111.90
22	BA	984	A	C4-N9-C1'	5.33	135.89	126.30
22	BA	2866	U	N3-C2-O2	-5.33	118.47	122.20
22	DA	1206	G	C3'-C2'-C1'	5.33	105.76	101.50
22	DA	73	A	C3'-C2'-C1'	5.32	105.76	101.50
22	DA	2620	C	C6-N1-C2	5.32	122.43	120.30
22	BA	2002	G	C5-N7-C8	-5.32	101.64	104.30
53	CA	1138	G	C3'-C2'-C1'	5.32	105.76	101.50
22	BA	2553	G	N3-C4-C5	-5.32	125.94	128.60
22	BA	2362	C	C6-N1-C2	5.31	122.42	120.30
53	CA	279	A	C3'-C2'-C1'	5.31	105.75	101.50
22	BA	2250	G	C6-C5-N7	-5.31	127.22	130.40
22	BA	1022	G	N9-C4-C5	5.30	107.52	105.40
1	AA	1053	G	N3-C4-N9	-5.30	122.82	126.00
22	BA	2788	C	C6-N1-C2	5.30	122.42	120.30
22	BA	974	G	C4-N9-C1'	5.30	133.39	126.50
22	BA	1985	C	C2-N3-C4	-5.30	117.25	119.90
22	DA	1388	G	C3'-C2'-C1'	5.29	105.73	101.50
1	AA	414	A	C3'-C2'-C1'	5.29	105.73	101.50
53	CA	519	C	C3'-C2'-C1'	5.29	105.73	101.50
22	BA	70	G	C8-N9-C4	5.28	108.51	106.40
1	AA	351	G	C4-C5-N7	5.28	112.91	110.80
22	BA	523	C	N3-C2-O2	5.28	125.60	121.90
22	BA	1618	A	C5-C6-N6	5.28	127.92	123.70
22	BA	806	C	C4-C5-C6	-5.28	114.76	117.40
22	BA	2725	A	C8-N9-C4	5.28	107.91	105.80
22	BA	2197	U	OP1-P-O3'	5.27	116.80	105.20
22	BA	2362	C	C5-C6-N1	-5.27	118.37	121.00
22	DA	860	U	C3'-C2'-C1'	5.26	105.71	101.50
22	BA	1763	G	N3-C4-C5	5.26	131.23	128.60
22	BA	1293	C	C6-N1-C2	5.26	122.40	120.30
1	AA	1287	A	C3'-C2'-C1'	5.25	105.70	101.50
22	DA	412	A	C3'-C2'-C1'	5.25	105.70	101.50
22	BA	735	A	N1-C2-N3	5.25	131.92	129.30

*Continued on next page...*

*Continued from previous page...*

Mol	Chain	Res	Type	Atoms	Z	Observed(°)	Ideal(°)
53	CA	1297	G	C4-N9-C1'	-5.25	119.68	126.50
22	BA	1363	C	N1-C2-O2	-5.25	115.75	118.90
22	BA	2800	A	C3'-C2'-C1'	5.25	105.70	101.50
22	BA	2579	C	C6-N1-C2	5.24	122.40	120.30
53	CA	71	A	C3'-C2'-C1'	5.24	105.69	101.50
22	DA	671	C	C2-N1-C1'	5.24	124.57	118.80
22	BA	1779	U	C5-C4-O4	5.24	129.04	125.90
12	AL	23	LEU	N-CA-C	5.24	125.14	111.00
22	BA	529	A	N9-C4-C5	-5.23	103.71	105.80
53	CA	6	G	C3'-C2'-C1'	5.23	105.69	101.50
22	BA	753	A	C6-N1-C2	-5.23	115.46	118.60
22	DA	2021	C	C2-N1-C1'	5.23	124.55	118.80
22	BA	2778	A	N1-C2-N3	5.23	131.91	129.30
22	BA	957	C	C6-N1-C2	5.23	122.39	120.30
53	CA	428	G	C4-N9-C1'	-5.23	119.70	126.50
22	BA	746	U	N3-C4-C5	5.22	117.73	114.60
22	BA	1009	A	C8-N9-C4	5.22	107.89	105.80
22	BA	2136	G	C3'-C2'-C1'	5.22	105.68	101.50
22	BA	2587	A	C6-N1-C2	-5.22	115.47	118.60
1	AA	87	C	C3'-C2'-C1'	5.22	105.67	101.50
5	AE	73	VAL	CA-C-N	-5.22	105.72	117.20
22	DA	2310	C	C3'-C2'-C1'	5.22	105.68	101.50
1	AA	1286	U	C2-N1-C1'	5.22	123.96	117.70
22	BA	787	C	C6-N1-C2	5.21	122.38	120.30
22	DA	1993	U	N3-C2-O2	-5.21	118.55	122.20
22	BA	2313	C	C6-N1-C2	5.21	122.38	120.30
22	DA	1788	C	N3-C4-C5	5.21	123.98	121.90
22	DA	1866	A	C3'-C2'-C1'	5.21	105.67	101.50
22	DA	2565	A	C8-N9-C4	5.21	107.88	105.80
22	DA	1267	U	C3'-C2'-C1'	5.20	105.66	101.50
22	DA	1274	A	C3'-C2'-C1'	5.20	105.66	101.50
22	BA	743	A	C8-N9-C4	5.20	107.88	105.80
1	AA	1381	U	C3'-C2'-C1'	5.20	105.66	101.50
22	BA	876	C	O3'-P-O5'	-5.20	94.13	104.00
22	DA	2021	C	C5-C6-N1	5.19	123.59	121.00
22	BA	2466	C	C6-N1-C2	5.18	122.37	120.30
1	AA	184	G	C3'-C2'-C1'	5.18	105.64	101.50
22	BA	1615	C	C6-N1-C2	5.18	122.37	120.30
22	DA	1400	U	C3'-C2'-C1'	5.18	105.64	101.50
22	BA	1772	A	C8-N9-C4	5.18	107.87	105.80
23	BB	57	A	C8-N9-C4	-5.17	103.73	105.80
22	BA	914	G	C4-C5-N7	5.17	112.87	110.80

*Continued on next page...*



*Continued from previous page...*

Mol	Chain	Res	Type	Atoms	Z	Observed(°)	Ideal(°)
22	BA	2020	A	C8-N9-C4	-5.17	103.73	105.80
22	BA	2870	C	C6-N1-C2	5.17	122.37	120.30
1	AA	1348	U	C3'-C2'-C1'	5.16	105.63	101.50
22	BA	1617	C	C2-N1-C1'	-5.16	113.12	118.80
22	BA	1293	C	N3-C2-O2	5.16	125.51	121.90
22	DA	575	A	C3'-C2'-C1'	5.16	105.63	101.50
22	BA	2452	C	C6-N1-C2	5.16	122.36	120.30
22	BA	1142	A	N1-C6-N6	5.16	121.69	118.60
22	BA	2258	C	C5-C6-N1	-5.16	118.42	121.00
22	DA	475	C	C2-N1-C1'	5.16	124.47	118.80
22	DA	2508	G	C8-N9-C4	5.16	108.46	106.40
22	DA	672	C	C6-N1-C2	-5.15	118.24	120.30
22	BA	142	A	C3'-C2'-C1'	5.15	105.62	101.50
22	BA	1340	U	N3-C4-O4	-5.15	115.80	119.40
22	BA	2282	G	N3-C4-C5	-5.14	126.03	128.60
22	BA	15	G	N3-C4-N9	-5.14	122.92	126.00
22	BA	2250	G	N9-C4-C5	-5.14	103.34	105.40
22	BA	1835	G	N1-C6-O6	5.13	122.98	119.90
22	DA	103	A	C3'-C2'-C1'	5.13	105.60	101.50
22	BA	2012	G	C4-C5-N7	5.12	112.85	110.80
22	BA	2538	C	N3-C4-C5	5.12	123.95	121.90
22	BA	686	U	C6-N1-C1'	5.12	128.37	121.20
22	BA	931	U	C2-N1-C1'	5.12	123.84	117.70
53	CA	247	G	C3'-C2'-C1'	5.12	105.59	101.50
23	BB	95	U	C5-C4-O4	-5.11	122.83	125.90
26	BE	44	ARG	NE-CZ-NH1	-5.11	117.74	120.30
23	BB	52	A	N9-C4-C5	-5.11	103.76	105.80
53	CA	765	G	C8-N9-C1'	-5.11	120.36	127.00
31	BJ	140	LEU	CA-CB-CG	5.11	127.04	115.30
53	CA	353	A	C8-N9-C4	-5.11	103.76	105.80
22	DA	2615	U	C3'-C2'-C1'	5.11	105.58	101.50
22	BA	1311	G	C5-N7-C8	-5.10	101.75	104.30
22	BA	1944	U	C5-C6-N1	-5.10	120.15	122.70
22	DA	1612	C	C3'-C2'-C1'	5.10	105.58	101.50
22	DA	389	G	C3'-C2'-C1'	5.10	105.58	101.50
22	DA	1695	G	C3'-C2'-C1'	5.10	105.58	101.50
22	BA	828	U	N1-C2-O2	-5.10	119.23	122.80
22	BA	26	G	N3-C4-C5	-5.09	126.05	128.60
1	AA	309	A	C8-N9-C4	5.09	107.84	105.80
53	CA	1381	U	C3'-C2'-C1'	5.09	105.57	101.50
22	DA	14	A	C3'-C2'-C1'	5.09	105.57	101.50
22	BA	507	A	C3'-C2'-C1'	5.09	105.57	101.50

*Continued on next page...*



*Continued from previous page...*

Mol	Chain	Res	Type	Atoms	Z	Observed(°)	Ideal(°)
1	AA	1302	C	C2-N1-C1'	5.08	124.39	118.80
22	DA	1929	G	O3'-P-O5'	-5.08	94.34	104.00
22	DA	1996	C	C6-N1-C2	5.08	122.33	120.30
53	CA	251	G	C6-C5-N7	-5.08	127.35	130.40
22	DA	128	C	C3'-C2'-C1'	5.08	105.56	101.50
22	DA	2880	C	C6-N1-C2	-5.08	118.27	120.30
22	DA	139	U	C2-N1-C1'	5.08	123.80	117.70
1	AA	1079	G	N3-C4-C5	-5.08	126.06	128.60
22	DA	604	G	C3'-C2'-C1'	5.08	105.56	101.50
22	BA	1030	C	N1-C2-O2	-5.07	115.86	118.90
22	BA	1997	C	C2-N1-C1'	-5.07	113.22	118.80
22	DA	1555	G	C3'-C2'-C1'	5.07	105.56	101.50
22	DA	335	C	C3'-C2'-C1'	5.07	105.55	101.50
22	DA	1475	G	C4-N9-C1'	5.07	133.09	126.50
57	DB	16	G	C3'-C2'-C1'	5.07	105.55	101.50
22	BA	2676	C	C5-C6-N1	-5.07	118.47	121.00
22	BA	916	G	C6-C5-N7	-5.06	127.36	130.40
22	BA	2738	A	C8-N9-C4	5.06	107.83	105.80
53	CA	705	G	C8-N9-C4	-5.06	104.38	106.40
22	BA	2853	C	C6-N1-C2	5.06	122.32	120.30
22	DA	2458	G	C4-C5-N7	5.06	112.82	110.80
22	BA	2853	C	C5-C6-N1	-5.06	118.47	121.00
22	BA	864	G	C8-N9-C1'	-5.06	120.43	127.00
22	BA	467	G	C8-N9-C4	5.05	108.42	106.40
22	DA	1648	U	C3'-C2'-C1'	5.05	105.54	101.50
53	CA	1278	G	C3'-C2'-C1'	5.05	105.54	101.50
22	DA	483	A	C3'-C2'-C1'	5.05	105.54	101.50
53	CA	6	G	C8-N9-C1'	5.05	133.56	127.00
1	AA	198	G	C3'-C2'-C1'	5.04	105.54	101.50
22	BA	2252	G	C8-N9-C4	5.04	108.42	106.40
22	DA	2656	U	C3'-C2'-C1'	5.04	105.54	101.50
22	BA	2242	G	N1-C6-O6	5.04	122.93	119.90
22	DA	2428	G	C3'-C2'-C1'	5.04	105.53	101.50
53	CA	1160	G	C3'-C2'-C1'	5.04	105.53	101.50
22	BA	2092	U	OP2-P-O3'	5.04	116.28	105.20
22	BA	941	A	N1-C2-N3	5.04	131.82	129.30
22	BA	378	C	N3-C4-C5	5.03	123.91	121.90
22	BA	556	A	C5-C6-N6	-5.03	119.67	123.70
22	DA	1026	G	C3'-C2'-C1'	5.03	105.52	101.50
22	DA	1510	G	C3'-C2'-C1'	5.03	105.52	101.50
22	BA	2495	G	C8-N9-C4	5.03	108.41	106.40
22	DA	1399	C	C3'-C2'-C1'	5.03	105.52	101.50

*Continued on next page...*

*Continued from previous page...*

Mol	Chain	Res	Type	Atoms	Z	Observed(°)	Ideal(°)
1	AA	534	U	C3'-C2'-C1'	5.02	105.52	101.50
22	BA	2689	U	C5-C4-O4	5.02	128.91	125.90
22	BA	1984	G	N3-C4-N9	5.02	129.01	126.00
22	BA	2045	C	C2-N3-C4	-5.02	117.39	119.90
22	DA	1493	C	C2-N1-C1'	5.02	124.32	118.80
22	BA	1999	C	C5-C6-N1	-5.02	118.49	121.00
22	DA	2197	U	OP1-P-O3'	5.02	116.24	105.20
57	DB	110	C	C3'-C2'-C1'	5.02	105.52	101.50
22	DA	915	C	C3'-C2'-C1'	5.02	105.51	101.50
22	BA	1555	G	C5-C6-O6	-5.01	125.59	128.60
22	BA	2026	U	C5-C6-N1	-5.01	120.19	122.70
22	BA	2830	C	C5-C6-N1	-5.01	118.49	121.00
22	DA	1915	U	C3'-C2'-C1'	5.01	105.51	101.50
22	BA	2488	G	N1-C6-O6	5.01	122.90	119.90
22	BA	2762	C	N1-C2-O2	-5.01	115.90	118.90

There are no chirality outliers.

All (3) planarity outliers are listed below:

Mol	Chain	Res	Type	Group
51	B3	29	ARG	Peptide
25	BD	9	VAL	Peptide
35	BN	101	GLY	Peptide

## 5.2 Close contacts ⓘ

In the following table, the Non-H and H(model) columns list the number of non-hydrogen atoms and hydrogen atoms in the chain respectively. The H(added) column lists the number of hydrogens added by MolProbity. The Clashes column lists the number of clashes within the asymmetric unit, and the number in parentheses is this value normalized per 1000 atoms of the molecule in the chain. The Symm-Clashes column gives symmetry related clashes, in the same way as for the Clashes column.

Mol	Chain	Non-H	H(model)	H(added)	Clashes	Symm-Clashes
1	AA	32895	0	16553	1232	1
2	AB	1705	0	1732	183	0
2	CB	1705	0	1732	151	0
3	AC	1625	0	1699	109	0
3	CC	1625	0	1699	128	0
4	AD	1643	0	1710	145	0
4	CD	1643	0	1710	157	0

*Continued on next page...*

*Continued from previous page...*

Mol	Chain	Non-H	H(model)	H(added)	Clashes	Symm-Clashes
5	AE	1106	0	1148	148	0
5	CE	1106	0	1148	101	0
6	AF	818	0	808	87	0
6	CF	818	0	808	67	0
7	AG	1182	0	1240	86	0
8	AH	979	0	1034	99	0
8	CH	979	0	1034	92	0
9	AI	1022	0	1070	84	0
9	CI	1022	0	1070	107	0
10	AJ	787	0	828	78	0
10	CJ	787	0	828	91	0
11	AK	877	0	887	91	0
11	CK	877	0	887	71	0
12	AL	955	0	1019	90	0
12	CL	955	0	1019	100	0
13	AM	884	0	944	73	0
14	AN	774	0	827	69	0
14	CN	769	0	822	77	0
15	AO	714	0	737	46	0
15	CO	714	0	737	52	0
16	AP	649	0	666	50	0
17	AQ	649	0	691	71	0
17	CQ	649	0	691	66	0
18	AR	456	0	478	30	0
18	CR	456	0	478	39	0
19	AS	638	0	665	59	0
19	CS	638	0	665	65	0
20	AT	665	0	714	81	0
20	CT	665	0	714	45	0
21	AU	426	0	449	80	0
21	CU	426	0	449	80	0
22	BA	61274	0	30819	1937	6
22	DA	60995	0	30679	3516	8
23	BB	2529	0	1281	73	0
24	BC	2083	0	2157	217	0
24	DC	2083	0	2157	215	0
25	BD	1565	0	1616	196	1
25	DD	1565	0	1616	189	0
26	BE	1552	0	1619	151	0
26	DE	1552	0	1619	180	0
27	BF	1411	0	1447	135	0
28	BG	1323	0	1374	146	0

*Continued on next page...*

*Continued from previous page...*

Mol	Chain	Non-H	H(model)	H(added)	Clashes	Symm-Clashes
28	DG	1323	0	1374	126	0
29	BH	1111	0	1148	102	0
29	DH	1111	0	1148	96	0
30	BI	1032	0	1088	112	0
30	DI	1032	0	1088	65	0
31	BJ	1129	0	1162	156	0
31	DJ	1129	0	1162	140	0
32	BK	939	0	1012	121	0
32	DK	939	0	1012	109	0
33	BL	1045	0	1117	130	1
33	DL	1045	0	1117	128	0
34	BM	1074	0	1157	90	0
34	DM	1074	0	1157	94	0
35	BN	961	0	1000	89	0
35	DN	961	0	1000	122	0
36	BO	892	0	923	74	0
36	DO	892	0	923	79	0
37	BP	917	0	965	141	0
37	DP	917	0	965	121	0
38	BQ	947	0	1022	127	0
38	DQ	947	0	1022	121	0
39	BR	816	0	839	116	0
39	DR	816	0	839	93	0
40	BS	857	0	922	74	0
40	DS	857	0	922	60	0
41	BT	739	0	807	112	0
41	DT	739	0	807	99	0
42	BU	780	0	834	54	0
42	DU	780	0	834	92	0
43	BV	753	0	780	66	0
43	DV	753	0	780	60	0
44	BW	596	0	610	204	0
44	DW	596	0	610	115	0
45	BX	625	0	655	56	0
45	DX	625	0	655	75	0
46	BY	509	0	543	50	0
46	DY	509	0	543	63	0
47	BZ	449	0	491	33	0
47	DZ	449	0	491	40	1
48	B0	444	0	461	30	0
48	D0	444	0	461	57	0
49	B1	410	0	440	33	0

*Continued on next page...*

*Continued from previous page...*

Mol	Chain	Non-H	H(model)	H(added)	Clashes	Symm-Clashes
49	D1	410	0	440	36	0
50	B2	377	0	418	35	0
50	D2	377	0	418	42	0
51	B3	504	0	574	47	0
51	D3	504	0	574	57	0
52	B4	302	0	340	30	0
52	D4	302	0	342	27	0
53	CA	32831	0	16521	1619	0
54	CG	1175	0	1230	131	0
55	CM	877	0	937	91	0
56	CP	639	0	656	61	0
57	DB	2507	0	1270	159	0
58	DF	1420	0	1460	184	0
59	AA	43	0	0	0	0
59	BA	134	0	0	0	0
59	BB	4	0	0	0	0
59	CA	41	0	0	0	0
59	CE	1	0	0	0	0
59	DA	133	0	0	0	0
59	DB	1	0	0	0	0
59	DC	2	0	0	0	0
59	DJ	1	0	0	0	0
60	BA	58	0	64	8	0
61	B4	1	0	0	0	0
61	D4	1	0	0	0	0
62	AA	198	0	0	5	0
62	AL	1	0	0	0	0
62	AN	6	0	0	1	0
62	AT	2	0	0	0	0
62	AU	1	0	0	0	0
62	B2	1	0	0	0	0
62	B3	3	0	0	0	0
62	B4	1	0	0	0	0
62	BA	598	0	0	29	0
62	BB	20	0	0	1	0
62	BC	10	0	0	0	0
62	BD	2	0	0	0	0
62	BE	1	0	0	0	0
62	BL	2	0	0	1	0
62	BN	3	0	0	1	0
62	BQ	1	0	0	0	0
62	BR	1	0	0	0	0

*Continued on next page...*

*Continued from previous page...*

Mol	Chain	Non-H	H(model)	H(added)	Clashes	Symm-Clashes
62	BT	1	0	0	1	0
62	CA	192	0	0	6	0
62	CE	5	0	0	1	0
62	CI	1	0	0	0	0
62	CL	1	0	0	0	0
62	CN	3	0	0	0	0
62	CT	3	0	0	0	0
62	CU	2	0	0	0	0
62	D2	1	0	0	1	0
62	D3	1	0	0	0	0
62	D4	3	0	0	0	0
62	DA	595	0	0	28	0
62	DB	4	0	0	0	0
62	DC	13	0	0	1	0
62	DD	3	0	0	1	0
62	DE	3	0	0	0	0
62	DJ	6	0	0	0	0
62	DL	6	0	0	1	0
62	DN	2	0	0	0	0
62	DT	3	0	0	0	0
62	DU	2	0	0	0	0
62	DV	1	0	0	0	0
All	All	284525	0	190904	16341	9

Clashscore is defined as the number of clashes calculated for the entry per 1000 atoms (including hydrogens) of the entry. The overall clashscore for this entry is 35.

All (16341) close contacts within the same asymmetric unit are listed below.

Atom-1	Atom-2	Distance(Å)	Clash(Å)
53:CA:1157:A:H4'	53:CA:1158:C:O5'	1.38	1.20
22:DA:1808:A:H3'	22:DA:1809:A:H8	1.05	1.20
53:CA:120:A:C3'	53:CA:121:U:H5''	1.73	1.19
22:DA:2091:C:OP2	22:DA:2092:U:H3'	1.39	1.18
22:BA:900:A:C2'	22:BA:901:C:H5'	1.74	1.17
21:CU:16:ARG:HG3	21:CU:19:LYS:HG2	1.23	1.16
38:BQ:63:ARG:NH1	38:BQ:96:ASP:HA	1.59	1.16
22:BA:1082:U:H5'	30:BI:117:THR:O	1.43	1.16
1:AA:975:A:H4'	1:AA:976:G:H5'	1.28	1.16
12:CL:43:LYS:HB3	12:CL:44:PRO:HD2	1.26	1.15
22:DA:1385:A:H4'	22:DA:1386:C:OP1	1.37	1.15
22:DA:227:A:H4'	22:DA:228:C:OP1	1.46	1.15
1:AA:721:G:H4'	1:AA:722:G:O5'	1.44	1.15

*Continued on next page...*

*Continued from previous page...*

Atom-1	Atom-2	Distance(Å)	Clash(Å)
29:BH:31:VAL:HB	29:BH:32:PRO:HD2	1.19	1.14
22:BA:1179:G:H3'	22:BA:1180:U:H4'	1.25	1.13
1:AA:1129:C:H5''	9:AI:17:ARG:HH22	0.96	1.12
22:BA:2800:A:H4'	22:BA:2801:G:OP2	1.32	1.12
22:DA:454:A:H4'	22:DA:455:C:OP2	1.37	1.12
22:DA:2344:U:H4'	22:DA:2345:G:OP1	1.44	1.12
22:BA:1458:U:H4'	22:BA:1459:G:O5'	1.26	1.12
22:DA:1489:C:H4'	22:DA:1490:A:OP1	1.39	1.11
22:BA:900:A:H2'	22:BA:901:C:H5'	1.17	1.11
22:BA:1073:A:H3'	22:BA:1074:G:H5''	1.27	1.11
31:BJ:44:TYR:HB2	38:BQ:63:ARG:HB3	1.29	1.10
22:BA:904:G:H2'	22:BA:905:A:H8	1.08	1.10
22:BA:1025:G:H4'	22:BA:1026:G:OP2	1.44	1.10
1:AA:982:U:H4'	1:AA:983:A:O5'	1.43	1.10
44:BW:76:ARG:HH21	44:BW:76:ARG:HG3	1.10	1.09
57:DB:12:C:H4'	57:DB:13:G:OP1	1.30	1.09
38:DQ:61:ILE:HD11	38:DQ:92:LYS:HD3	1.25	1.09
43:BV:80:HIS:CD2	43:BV:83:LYS:H	1.70	1.09
22:DA:1913:A:H4'	22:DA:1914:C:OP1	1.28	1.09
4:CD:2:ARG:HH21	4:CD:114:ARG:HD3	1.06	1.09
12:AL:49:ARG:HH11	12:AL:49:ARG:HG2	1.05	1.08
27:BF:35:LEU:HB3	27:BF:153:ILE:HG22	1.27	1.08
6:AF:16:GLU:HG2	4:CD:191:SER:HB2	1.22	1.08
57:DB:56:G:H4'	57:DB:57:A:O5'	1.46	1.08
57:DB:112:G:H21	36:DO:45:SER:HA	1.18	1.08
22:DA:241:A:H4'	22:DA:242:G:OP1	1.35	1.08
22:DA:483:A:H2'	22:DA:484:C:H6	1.18	1.08
33:BL:93:ASN:HD22	33:BL:94:THR:N	1.53	1.07
53:CA:1183:U:H3'	53:CA:1184:G:H5''	1.28	1.07
6:AF:3:HIS:H	6:AF:92:THR:HG23	1.19	1.07
44:DW:40:ARG:HG2	44:DW:40:ARG:HH11	1.05	1.07
22:DA:2092:U:H4'	22:DA:2093:G:OP1	1.35	1.07
8:CH:103:VAL:HG12	8:CH:124:ILE:HA	1.35	1.07
22:DA:1032:A:H1'	52:D4:23:ILE:HD13	1.37	1.06
9:AI:98:ARG:HG2	9:AI:103:VAL:HG21	1.34	1.06
44:BW:9:THR:HG23	44:BW:10:ARG:HD3	1.35	1.06
22:DA:397:U:OP1	45:DX:30:PRO:HA	1.54	1.06
22:DA:1537:G:C2'	22:DA:1538:G:H4'	1.85	1.06
53:CA:120:A:H3'	53:CA:121:U:H5''	1.32	1.06
21:CU:24:LYS:HG3	21:CU:25:ALA:H	1.20	1.06
22:BA:902:C:C4	22:BA:903:C:N4	2.24	1.06
35:DN:37:THR:HG22	35:DN:39:PRO:HD2	1.37	1.06

*Continued on next page...*

*Continued from previous page...*

Atom-1	Atom-2	Distance(Å)	Clash(Å)
44:DW:27:GLY:HA2	44:DW:31:LEU:HD11	1.31	1.05
44:BW:28:GLU:HB3	44:BW:31:LEU:HD21	1.35	1.05
22:BA:636:G:C6	33:BL:111:ILE:HD11	1.91	1.05
22:DA:1126:A:H4'	22:DA:1127:A:O5'	1.44	1.05
2:AB:89:PHE:HB3	2:AB:149:GLY:HA2	1.34	1.05
30:BI:79:LEU:HA	30:BI:83:ALA:HB3	1.34	1.05
37:BP:50:ARG:CB	37:BP:57:ALA:H	1.69	1.05
1:AA:204:G:H3'	1:AA:205:A:H5''	1.32	1.05
22:DA:2091:C:H3'	22:DA:2092:U:H5''	1.39	1.04
22:DA:1537:G:H2'	22:DA:1538:G:H4'	1.36	1.04
1:AA:1468:A:H2'	1:AA:1469:C:H5''	1.39	1.04
22:DA:49:A:H4'	22:DA:50:U:O5'	1.56	1.04
22:DA:1915:U:H2'	22:DA:1916:A:C8	1.92	1.04
22:DA:1808:A:H3'	22:DA:1809:A:C8	1.92	1.04
37:BP:4:ILE:HG22	37:BP:5:LYS:H	1.22	1.04
22:BA:1179:G:C5	22:BA:1180:U:H1'	1.91	1.04
22:BA:1060:U:H4'	22:BA:1061:U:H5'	1.34	1.04
43:BV:80:HIS:HD2	43:BV:83:LYS:N	1.56	1.04
34:DM:27:SER:H	34:DM:66:ARG:NH2	1.55	1.04
22:DA:491:G:H2'	22:DA:492:A:H8	1.22	1.04
12:CL:43:LYS:HB3	12:CL:44:PRO:CD	1.88	1.03
54:CG:22:LEU:HA	54:CG:25:PHE:HB3	1.40	1.03
32:DK:71:ARG:HB3	32:DK:72:PRO:HD3	1.40	1.03
20:CT:73:ARG:HG2	20:CT:73:ARG:HH11	1.22	1.03
22:DA:302:C:O2'	22:DA:303:G:H8	1.39	1.03
53:CA:1145:A:H4'	53:CA:1146:A:OP1	1.52	1.03
38:DQ:87:VAL:HG21	39:DR:52:PRO:HD3	1.39	1.03
1:AA:451:A:H4'	1:AA:452:A:O5'	1.56	1.03
53:CA:330:C:O2'	53:CA:331:G:H8	1.38	1.03
41:BT:50:LEU:HD12	41:BT:50:LEU:H	1.24	1.02
37:BP:50:ARG:HB3	37:BP:57:ALA:H	1.17	1.02
22:DA:249:C:H5'	22:DA:2394:C:O2'	1.58	1.02
22:DA:1552:A:O2'	22:DA:1553:A:H5'	1.59	1.02
22:DA:1021:A:O2'	22:DA:1022:G:H4'	1.59	1.02
32:DK:61:VAL:HG11	32:DK:112:PHE:HE2	1.22	1.02
32:BK:18:ARG:HG3	32:BK:18:ARG:HH11	1.21	1.02
22:DA:1817:G:O2'	22:DA:1818:U:H5'	1.59	1.02
9:CI:51:LEU:HG	9:CI:86:LEU:HD22	1.42	1.02
22:BA:1654:A:O2'	25:BD:118:PHE:CG	2.13	1.02
24:DC:147:PRO:HD3	24:DC:184:GLU:HG3	1.42	1.02
20:AT:43:LYS:HB3	20:AT:86:ALA:HB1	1.42	1.02
22:BA:855:G:H21	44:BW:23:LYS:HG2	1.21	1.01

*Continued on next page...*



*Continued from previous page...*

Atom-1	Atom-2	Distance(Å)	Clash(Å)
37:DP:20:ARG:HG2	37:DP:112:ARG:HH12	1.25	1.01
29:DH:115:VAL:HG12	29:DH:132:PHE:HB2	1.37	1.01
53:CA:60:A:H4'	53:CA:61:G:O5'	1.58	1.01
39:DR:27:ILE:HG22	39:DR:28:ALA:H	1.26	1.01
22:DA:216:A:O2'	22:DA:217:A:H8	1.42	1.01
22:DA:2346:A:H3'	22:DA:2347:C:H5''	1.38	1.01
22:DA:491:G:H2'	22:DA:492:A:C8	1.95	1.01
22:DA:2389:G:H5''	22:DA:2390:U:H5'	1.42	1.01
22:DA:1693:U:H4'	22:DA:1694:C:OP2	1.60	1.01
22:DA:1565:C:H3'	24:DC:17:LYS:HE2	1.40	1.01
22:DA:762:U:H4'	22:DA:763:G:O5'	1.57	1.01
1:AA:1055:A:H1'	3:AC:155:ARG:HH21	1.24	1.01
28:BG:84:LYS:HG3	28:BG:132:LEU:N	1.75	1.00
22:DA:2800:A:H2'	22:DA:2801:G:H4'	1.42	1.00
5:CE:29:ILE:HG23	5:CE:30:PHE:N	1.74	1.00
22:BA:271:G:H4'	22:BA:272:A:OP1	1.58	1.00
17:AQ:18:LYS:HA	17:AQ:47:ASP:HB2	1.42	1.00
22:BA:904:G:O2'	22:BA:905:A:H5'	1.60	1.00
17:AQ:45:VAL:HG21	17:AQ:60:ILE:HD13	1.43	1.00
22:DA:1079:C:H41	22:DA:1088:A:H5''	1.24	1.00
53:CA:209:U:H5''	53:CA:210:C:OP2	1.62	1.00
4:AD:145:ARG:HH11	4:AD:147:LYS:HE3	1.27	1.00
45:DX:53:LYS:HA	45:DX:56:ARG:HB3	1.40	1.00
22:BA:1535:A:H4'	22:BA:1536:C:OP2	1.61	1.00
32:DK:13:ASN:HD21	32:DK:97:THR:H	1.03	1.00
1:AA:923:A:H5''	5:AE:25:LYS:HE2	1.44	0.99
57:DB:24:G:H1'	57:DB:27:C:H42	1.23	0.99
33:BL:74:THR:HG22	33:BL:107:PHE:HB2	1.39	0.99
22:BA:1340:U:H4'	22:BA:1341:G:OP2	1.58	0.99
51:B3:31:ILE:HD11	51:B3:34:LYS:HD2	1.41	0.99
22:DA:1508:A:H4'	22:DA:1509:A:OP1	1.61	0.99
1:AA:1239:A:H62	1:AA:1299:A:N6	1.59	0.99
37:DP:91:VAL:HG22	37:DP:109:ILE:HG21	1.40	0.99
53:CA:82:G:H2'	53:CA:83:C:H4'	1.41	0.99
22:DA:2776:A:H4'	22:DA:2777:G:O5'	1.55	0.99
22:DA:70:G:H4'	22:DA:71:A:OP1	1.61	0.99
41:BT:32:LEU:H	41:BT:83:ALA:HB3	1.27	0.99
22:DA:931:U:H2'	22:DA:931:U:O2	1.58	0.99
22:BA:904:G:N3	22:BA:905:A:C8	2.31	0.99
52:D4:16:ILE:HG12	52:D4:25:VAL:HG22	1.38	0.99
1:AA:1021:A:H2'	1:AA:1022:A:H5''	1.43	0.99
31:DJ:44:TYR:HB2	38:DQ:63:ARG:CZ	1.93	0.98

*Continued on next page...*

*Continued from previous page...*

Atom-1	Atom-2	Distance(Å)	Clash(Å)
2:CB:114:LYS:HE3	2:CB:151:LYS:HB2	1.45	0.98
22:DA:1237:A:C2	22:DA:1238:G:H1'	1.98	0.98
22:BA:903:C:O2'	22:BA:904:G:H5'	1.62	0.98
57:DB:24:G:H1'	57:DB:27:C:N4	1.75	0.98
10:CJ:84:VAL:HG23	10:CJ:85:ASP:H	1.25	0.98
2:AB:40:ILE:HD13	2:AB:201:GLY:HA2	1.46	0.98
1:AA:486:U:H5''	1:AA:486:U:C6	1.99	0.98
5:AE:80:LEU:HD23	5:AE:122:VAL:HG11	1.44	0.98
31:BJ:77:HIS:CD2	31:BJ:79:GLY:H	1.80	0.98
12:CL:80:LEU:HB3	12:CL:97:VAL:HG22	1.42	0.98
22:DA:2838:G:H1'	35:DN:45:ARG:HH22	1.28	0.98
22:BA:1734:G:H2'	22:BA:1735:A:H8	1.26	0.98
8:CH:76:ARG:HD3	8:CH:77:VAL:H	1.28	0.98
1:AA:1129:C:H5''	9:AI:17:ARG:NH2	1.78	0.98
22:DA:1386:C:HO2'	22:DA:1387:A:H8	1.03	0.98
44:DW:37:VAL:HG12	44:DW:55:ASP:HB2	1.45	0.98
25:BD:97:SER:O	25:BD:99:GLU:HG2	1.60	0.98
53:CA:764:C:H2'	53:CA:765:G:H5'	1.45	0.98
22:DA:2321:U:H3'	22:DA:2321:U:O2	1.63	0.98
39:BR:49:ILE:HD12	39:BR:52:PRO:HA	1.41	0.98
41:DT:39:THR:HG21	41:DT:42:GLU:HB2	1.42	0.98
11:AK:126:ARG:HB2	21:AU:33:ARG:NH1	1.79	0.98
21:AU:9:GLU:HG3	21:AU:10:PRO:HD3	1.42	0.98
22:BA:161:A:H3'	22:BA:162:U:H5''	1.42	0.98
15:AO:63:ARG:HG2	15:AO:87:ARG:HH12	1.26	0.97
53:CA:752:G:H1'	53:CA:754:C:N4	1.79	0.97
22:DA:2297:A:O2'	22:DA:2298:A:H8	1.43	0.97
53:CA:243:A:H4'	53:CA:244:U:H5'	1.46	0.97
4:CD:55:ARG:HH11	4:CD:55:ARG:HA	1.28	0.97
53:CA:198:G:HO2'	53:CA:199:A:H8	0.98	0.97
44:BW:17:ALA:HA	44:BW:35:ILE:HG23	1.45	0.97
22:DA:1038:G:H2'	22:DA:1039:A:H5'	1.47	0.97
26:BE:31:VAL:HG21	26:BE:104:ALA:HB2	1.42	0.97
22:BA:904:G:H2'	22:BA:905:A:C8	2.00	0.97
22:BA:636:G:C5	33:BL:111:ILE:HD11	1.99	0.97
2:CB:99:MET:HA	2:CB:106:VAL:HG21	1.44	0.97
5:AE:152:VAL:HB	5:AE:155:LYS:HZ2	1.28	0.97
22:DA:1307:A:H62	22:DA:1606:C:H6	1.05	0.97
22:BA:2320:U:H4'	22:BA:2321:U:H5''	1.44	0.97
22:DA:2266:A:H4'	22:DA:2267:A:O5'	1.64	0.97
22:DA:1275:A:O2'	22:DA:1276:A:H1'	1.65	0.97
5:CE:103:GLY:O	5:CE:104:ILE:HG22	1.65	0.96

*Continued on next page...*

*Continued from previous page...*

Atom-1	Atom-2	Distance(Å)	Clash(Å)
1:AA:1138:G:H2'	1:AA:1138:G:N3	1.80	0.96
22:DA:125:A:H4'	22:DA:126:A:OP2	1.64	0.96
22:DA:1300:G:H4'	22:DA:1301:A:O5'	1.60	0.96
33:BL:27:LEU:H	33:BL:27:LEU:HD12	1.23	0.96
53:CA:973:G:O2'	53:CA:974:A:H5'	1.63	0.96
22:BA:855:G:N3	44:BW:23:LYS:HD3	1.80	0.96
10:CJ:15:HIS:HA	10:CJ:18:ILE:HG22	1.46	0.96
53:CA:1129:C:H1'	53:CA:1146:A:H61	1.29	0.96
25:BD:106:LYS:HB3	25:BD:206:ALA:HB3	1.43	0.96
22:DA:482:A:N6	22:DA:506:G:C4	2.34	0.96
53:CA:1278:G:H4'	53:CA:1279:G:O5'	1.64	0.96
53:CA:1493:A:H8	22:DA:1913:A:H61	1.13	0.96
25:DD:8:LYS:HB2	25:DD:201:LEU:HD11	1.46	0.96
1:AA:747:A:H5'	1:AA:748:G:OP2	1.65	0.96
53:CA:1329:A:H5''	55:CM:25:GLY:H	1.30	0.96
39:DR:39:LEU:HA	39:DR:49:ILE:HG21	1.47	0.96
22:BA:243:U:OP1	51:B3:5:THR:HG21	1.66	0.96
22:BA:904:G:N2	22:BA:905:A:C4	2.34	0.95
34:BM:35:ALA:O	34:BM:36:VAL:HB	1.64	0.95
3:AC:76:ILE:HA	3:AC:83:VAL:HG23	1.47	0.95
58:DF:177:ARG:NE	58:DF:178:LYS:H	1.63	0.95
53:CA:245:U:O2'	53:CA:246:A:H5'	1.64	0.95
2:AB:108:GLN:H	2:AB:108:GLN:HE21	1.06	0.95
4:AD:109:THR:HG23	4:AD:112:GLU:H	1.28	0.95
37:BP:50:ARG:HG2	37:BP:57:ALA:N	1.81	0.95
41:BT:39:THR:HB	41:BT:42:GLU:HB2	1.45	0.95
21:AU:52:VAL:HG13	21:AU:53:LYS:H	1.31	0.95
4:CD:25:ARG:NH1	4:CD:30:LYS:HG2	1.82	0.95
5:CE:29:ILE:HG23	5:CE:30:PHE:H	1.22	0.95
22:DA:1954:G:O2'	22:DA:1955:U:OP2	1.85	0.95
39:BR:24:LYS:HA	39:BR:94:THR:HG23	1.47	0.95
47:BZ:29:ARG:HH21	47:BZ:29:ARG:HG3	1.31	0.95
22:DA:1965:C:H5'	22:DA:1966:A:H5''	1.45	0.95
53:CA:1182:G:H4'	53:CA:1183:U:H5'	1.47	0.95
1:AA:1441:A:H62	1:AA:1461:G:H21	1.11	0.95
54:CG:74:VAL:HG13	54:CG:140:VAL:HG13	1.47	0.95
53:CA:701:U:O2'	53:CA:702:A:OP2	1.84	0.95
22:DA:867:C:O2'	22:DA:868:U:H6	1.49	0.95
28:DG:93:TYR:H	28:DG:93:TYR:HD2	1.12	0.95
22:DA:1458:U:O3'	22:DA:1459:G:H4'	1.64	0.95
22:BA:1509:A:H1'	22:BA:1510:G:H5'	1.48	0.95
22:DA:2875:C:O2'	22:DA:2876:G:H8	1.48	0.95

*Continued on next page...*

*Continued from previous page...*

Atom-1	Atom-2	Distance(Å)	Clash(Å)
38:BQ:63:ARG:HH12	38:BQ:96:ASP:HA	1.16	0.95
53:CA:913:A:H4'	53:CA:914:A:O5'	1.66	0.95
30:BI:15:GLY:HA2	30:BI:50:LYS:HB3	1.47	0.94
22:BA:2328:A:H2'	22:BA:2329:U:C6	2.02	0.94
53:CA:990:C:H2'	53:CA:991:U:O4'	1.65	0.94
41:BT:39:THR:HG22	41:BT:41:ALA:HB3	1.49	0.94
25:BD:174:SER:O	25:BD:175:LEU:HB2	1.63	0.94
15:AO:63:ARG:HD3	15:AO:87:ARG:HH22	1.33	0.94
22:DA:2666:C:O2'	22:DA:2667:C:H5'	1.65	0.94
22:BA:31:C:O3'	22:BA:1238:G:H5''	1.67	0.94
1:AA:877:G:H21	8:AH:1:SER:HB2	1.29	0.94
22:DA:33:C:H4'	22:DA:34:U:OP1	1.68	0.94
22:DA:310:A:O2'	22:DA:311:A:H8	1.50	0.94
53:CA:6:G:N3	53:CA:6:G:H2'	1.82	0.94
10:CJ:57:VAL:HG22	10:CJ:58:ASN:H	1.32	0.94
53:CA:1046:A:O2'	53:CA:1047:G:H5'	1.64	0.94
5:AE:11:GLN:HA	5:AE:11:GLN:HE21	1.30	0.94
53:CA:1299:A:N3	53:CA:1299:A:H2'	1.81	0.94
1:AA:1101:A:H4'	1:AA:1102:A:O5'	1.64	0.94
28:BG:120:ILE:HD11	28:BG:132:LEU:HB2	1.47	0.94
22:DA:1391:U:H4'	41:DT:19:LYS:HZ1	1.31	0.94
1:AA:1046:A:O2'	1:AA:1047:G:H5'	1.68	0.94
22:DA:1313:U:H2'	22:DA:1313:U:O2	1.66	0.94
57:DB:75:G:H1	57:DB:102:G:H22	1.10	0.94
22:DA:1935:G:H1'	22:DA:1964:G:N2	1.83	0.94
37:BP:25:VAL:HG11	37:BP:46:VAL:HG23	1.49	0.94
1:AA:507:C:H3'	1:AA:508:U:H5''	1.46	0.94
22:DA:996:A:H4'	38:DQ:91:ARG:HD2	1.49	0.94
31:BJ:81:ILE:HG23	31:BJ:82:GLY:H	1.32	0.94
58:DF:137:PHE:HB2	58:DF:138:PRO:HD2	1.50	0.94
44:BW:24:ARG:HD2	44:BW:25:PHE:N	1.82	0.94
53:CA:94:G:H4'	53:CA:95:C:OP1	1.66	0.94
1:AA:484:G:H4'	1:AA:485:U:O5'	1.65	0.94
22:DA:1905:C:O4'	22:DA:1928:A:C2	2.21	0.94
22:BA:2225:A:H4'	22:BA:2226:C:O5'	1.66	0.94
53:CA:961:U:O2'	53:CA:962:C:H6	1.50	0.93
22:DA:138:U:H2'	22:DA:140:C:H1'	1.51	0.93
34:DM:42:THR:HG22	34:DM:44:ARG:H	1.32	0.93
6:AF:38:ARG:HH11	6:AF:38:ARG:HG2	1.29	0.93
28:BG:85:LYS:HG2	28:BG:131:VAL:HG12	1.49	0.93
52:B4:9:LYS:H	52:B4:9:LYS:HD3	1.31	0.93
52:B4:36:ARG:HG2	52:B4:37:GLN:H	1.33	0.93

*Continued on next page...*

*Continued from previous page...*

Atom-1	Atom-2	Distance(Å)	Clash(Å)
53:CA:120:A:C2'	53:CA:121:U:H5''	1.98	0.93
22:DA:1474:U:H2'	22:DA:1475:G:H5'	1.47	0.93
26:DE:130:LYS:HB3	26:DE:133:LEU:HB3	1.49	0.93
22:DA:2197:U:O2'	22:DA:2198:A:H2'	1.68	0.93
22:BA:1063:G:H2'	22:BA:1064:C:O4'	1.69	0.93
22:DA:215:G:H4'	22:DA:216:A:OP1	1.66	0.93
57:DB:57:A:O2'	57:DB:58:A:H8	1.50	0.93
22:DA:240:C:H3'	22:DA:241:A:H5''	1.48	0.93
22:BA:119:A:H4'	22:BA:120:U:O5'	1.67	0.93
22:BA:869:G:H4'	34:BM:8:LYS:HE2	1.49	0.93
22:DA:206:U:H2'	22:DA:207:A:H8	1.30	0.93
37:BP:51:ASN:O	37:BP:52:ARG:HG2	1.67	0.93
2:CB:114:LYS:HA	2:CB:117:GLU:HG2	1.50	0.93
6:CF:86:ARG:NH1	18:CR:63:TYR:HB3	1.84	0.93
22:BA:2336:A:N6	44:BW:40:ARG:HD2	1.82	0.92
1:AA:841:C:C2	1:AA:843:U:H5'	2.03	0.92
39:BR:42:ALA:HA	39:BR:46:GLU:HB2	1.51	0.92
29:BH:31:VAL:HB	29:BH:32:PRO:CD	1.98	0.92
35:DN:22:ARG:HG3	35:DN:70:THR:HA	1.51	0.92
22:DA:479:A:H4'	22:DA:480:A:OP1	1.66	0.92
35:DN:28:LEU:HD21	35:DN:115:LEU:HD21	1.47	0.92
57:DB:40:U:O2	57:DB:43:C:H2'	1.69	0.92
30:BI:23:VAL:HB	30:BI:27:LEU:HB3	1.49	0.92
4:CD:2:ARG:NH2	4:CD:114:ARG:HD3	1.84	0.92
28:BG:84:LYS:HG3	28:BG:132:LEU:H	1.31	0.92
22:BA:2502:G:H5'	22:BA:2503:A:H5''	1.47	0.92
11:CK:74:LYS:HA	11:CK:78:ILE:HD11	1.49	0.92
22:BA:931:U:H4'	22:BA:932:U:OP2	1.67	0.92
22:DA:333:G:HO2'	22:DA:334:C:H6	0.92	0.92
53:CA:519:C:H2'	53:CA:520:A:C8	2.05	0.92
22:DA:1716:U:O2'	22:DA:1717:A:H8	1.52	0.92
22:DA:1606:C:H5'	22:DA:1606:C:O2	1.70	0.92
12:AL:49:ARG:NH1	12:AL:49:ARG:HG2	1.78	0.91
1:AA:1277:C:O2'	1:AA:1279:G:H8	1.52	0.91
22:DA:1847:A:HO2'	22:DA:1848:A:H8	1.07	0.91
33:DL:79:LEU:HB2	33:DL:113:ALA:H	1.35	0.91
35:DN:35:LYS:HZ2	35:DN:112:TYR:HE1	1.15	0.91
22:DA:647:G:H2'	22:DA:648:G:H8	1.35	0.91
57:DB:42:C:O2'	57:DB:43:C:H5'	1.70	0.91
22:DA:811:U:H5''	22:DA:812:C:OP2	1.69	0.91
22:BA:2585:U:O2'	22:BA:2586:U:H5'	1.70	0.91
22:DA:1341:G:O2'	22:DA:1398:C:H5'	1.70	0.91

*Continued on next page...*

*Continued from previous page...*

Atom-1	Atom-2	Distance(Å)	Clash(Å)
1:AA:204:G:H3'	1:AA:205:A:C5'	1.98	0.91
5:CE:44:ARG:HG2	5:CE:72:ASN:HA	1.52	0.91
53:CA:120:A:H3'	53:CA:121:U:C5'	2.00	0.91
22:DA:1915:U:H2'	22:DA:1916:A:H8	1.32	0.91
35:DN:62:ASN:O	35:DN:63:ARG:HB2	1.71	0.91
39:BR:61:ALA:HB2	39:BR:98:ILE:HA	1.50	0.91
50:B2:24:THR:HG23	50:B2:27:GLY:H	1.34	0.91
24:BC:246:PRO:HG2	24:BC:247:TRP:CZ3	2.05	0.91
24:DC:144:GLU:HA	24:DC:151:GLY:HA2	1.51	0.91
22:DA:876:C:O2	22:DA:876:C:H5''	1.70	0.91
22:DA:668:A:H2'	22:DA:670:A:H62	1.36	0.91
3:AC:156:LEU:H	3:AC:156:LEU:HD12	1.35	0.91
44:BW:51:GLY:HA3	44:BW:59:PHE:CE2	2.06	0.91
37:BP:50:ARG:HD3	37:BP:56:SER:HB3	1.50	0.91
5:CE:104:ILE:H	5:CE:122:VAL:H	1.14	0.91
22:DA:2023:C:O2'	22:DA:2024:G:H8	1.54	0.91
22:BA:902:C:N4	22:BA:903:C:N4	2.18	0.91
38:BQ:40:LYS:HA	38:BQ:43:GLN:HG3	1.53	0.91
22:DA:232:G:H4'	22:DA:233:A:OP1	1.67	0.91
12:AL:33:CYS:HA	12:AL:54:VAL:HA	1.52	0.91
25:BD:5:VAL:H	25:BD:32:ASN:HD21	0.92	0.91
25:BD:91:THR:O	25:BD:93:GLY:N	2.04	0.90
22:DA:617:G:O2'	22:DA:618:G:H8	1.54	0.90
22:DA:1345:C:HO2'	22:DA:1346:G:H8	0.96	0.90
31:BJ:77:HIS:HD2	31:BJ:79:GLY:H	0.98	0.90
1:AA:1007:U:H2'	1:AA:1008:U:H5''	1.51	0.90
22:BA:904:G:C2	22:BA:905:A:C5	2.58	0.90
29:DH:72:ILE:HD11	29:DH:141:LYS:H	1.36	0.90
22:DA:508:A:H62	40:DS:9:HIS:CE1	1.89	0.90
44:DW:28:GLU:H	44:DW:31:LEU:HD21	1.37	0.90
24:DC:146:LYS:HB2	24:DC:149:LYS:HB2	1.52	0.90
22:BA:1941:C:H5'	22:BA:1941:C:H6	1.34	0.90
22:DA:503:A:H4'	22:DA:504:A:O5'	1.69	0.90
34:BM:43:ALA:HA	34:BM:46:ILE:HG13	1.52	0.90
53:CA:1141:C:HO2'	53:CA:1142:G:H8	0.93	0.90
22:DA:2800:A:H2'	22:DA:2801:G:C4'	2.00	0.90
22:DA:335:C:O2'	22:DA:336:C:H6	1.51	0.90
24:DC:16:VAL:H	24:DC:203:VAL:HG12	1.32	0.90
12:AL:23:LEU:HB2	12:AL:58:ASN:HD22	1.37	0.90
25:BD:16:THR:HG23	25:BD:18:ASP:OD1	1.71	0.90
22:DA:604:G:O2'	22:DA:605:G:H5'	1.71	0.90
22:BA:2135:A:O2'	22:BA:2136:G:H8	1.54	0.90

*Continued on next page...*



*Continued from previous page...*

Atom-1	Atom-2	Distance(Å)	Clash(Å)
54:CG:134:VAL:HB	54:CG:137:ARG:HH21	1.34	0.90
18:CR:72:ARG:H	18:CR:72:ARG:HE	1.15	0.90
22:DA:483:A:H2'	22:DA:484:C:C6	2.05	0.90
22:DA:2822:G:H5''	25:DD:164:GLN:HE22	1.36	0.90
29:DH:48:GLU:HG2	29:DH:51:ARG:HH21	1.36	0.90
49:D1:7:LYS:HD3	51:D3:33:THR:HG21	1.52	0.90
53:CA:33:A:H2'	53:CA:34:C:H6	1.37	0.90
53:CA:373:A:O2'	53:CA:374:A:H5'	1.69	0.90
22:BA:2346:A:H3'	22:BA:2347:C:H5''	1.52	0.90
1:AA:250:A:H4'	1:AA:251:G:O5'	1.70	0.90
22:BA:1179:G:C6	22:BA:1180:U:H1'	2.06	0.89
22:BA:265:A:H4'	22:BA:266:G:OP1	1.70	0.89
38:BQ:4:LYS:HG3	38:BQ:5:ARG:H	1.36	0.89
28:BG:115:GLN:CD	28:BG:115:GLN:H	1.76	0.89
33:BL:109:LYS:HG2	33:BL:126:ARG:HB3	1.54	0.89
2:AB:42:LEU:HG	2:AB:43:GLU:HG3	1.55	0.89
53:CA:976:G:H5'	53:CA:977:A:OP2	1.71	0.89
22:DA:1126:A:H4'	22:DA:1127:A:C5'	2.02	0.89
53:CA:247:G:O6	53:CA:278:G:C6	2.26	0.89
53:CA:1014:A:H4'	19:CS:13:HIS:CD2	2.06	0.89
26:DE:148:ILE:HD13	26:DE:187:VAL:HG21	1.55	0.89
22:DA:1447:C:H2'	22:DA:1448:G:C8	2.08	0.89
29:BH:89:LYS:HG2	29:BH:90:LEU:H	1.36	0.89
22:BA:947:A:O2'	22:BA:984:A:H2	1.54	0.89
40:DS:47:VAL:HG12	40:DS:103:ILE:HG12	1.53	0.89
22:DA:464:U:H1'	22:DA:686:U:H5	1.37	0.89
4:CD:109:THR:HG22	4:CD:111:ALA:H	1.36	0.89
22:DA:216:A:HO2'	22:DA:217:A:H8	0.94	0.89
22:DA:2304:G:H22	22:DA:2312:U:H3	1.20	0.89
22:DA:972:A:H3'	22:DA:973:A:H5''	1.53	0.89
44:BW:39:GLN:HG2	44:BW:41:GLY:H	1.37	0.89
1:AA:1279:G:H1'	1:AA:1282:C:N4	1.88	0.89
22:DA:2214:C:O2'	22:DA:2215:C:H5'	1.73	0.89
28:BG:83:THR:HA	28:BG:84:LYS:NZ	1.88	0.89
2:AB:110:ILE:CD1	2:AB:147:LEU:HD13	2.03	0.89
2:AB:163:ILE:HG23	2:AB:164:ASP:H	1.35	0.89
6:CF:92:THR:HG22	6:CF:94:HIS:H	1.36	0.89
22:DA:774:G:HO2'	22:DA:775:G:H8	1.21	0.89
35:BN:33:ILE:HD11	35:BN:118:ARG:NH2	1.87	0.89
3:AC:166:TRP:H	3:AC:166:TRP:HE3	1.16	0.89
53:CA:1172:C:O2'	53:CA:1173:U:H5'	1.72	0.89
3:AC:119:ILE:HG21	3:AC:197:VAL:HG11	1.50	0.89

*Continued on next page...*

*Continued from previous page...*

Atom-1	Atom-2	Distance(Å)	Clash(Å)
22:DA:2216:G:H2'	22:DA:2217:G:H8	1.38	0.89
1:AA:974:A:H4'	1:AA:975:A:H5'	1.55	0.89
22:DA:1326:U:O2'	22:DA:1327:A:H8	1.54	0.89
22:BA:903:C:H2'	22:BA:904:G:H8	1.38	0.89
44:DW:40:ARG:CG	44:DW:40:ARG:HH11	1.85	0.89
22:BA:1813:G:N3	24:BC:49:THR:HG21	1.86	0.89
22:BA:2267:A:H5''	22:BA:2268:A:H5'	1.54	0.89
22:BA:904:G:C2	22:BA:905:A:C4	2.61	0.88
44:DW:18:LYS:HD3	44:DW:19:ARG:N	1.87	0.88
22:DA:1135:C:N4	22:DA:1139:G:C6	2.42	0.88
22:DA:2215:C:HO2'	22:DA:2216:G:H8	1.21	0.88
31:BJ:6:ALA:HB3	31:BJ:45:THR:HG21	1.55	0.88
31:BJ:6:ALA:CB	31:BJ:45:THR:HG21	2.02	0.88
22:DA:1654:A:O2'	22:DA:1655:A:H8	1.56	0.88
22:DA:2466:C:OP1	52:D4:4:ARG:HB3	1.73	0.88
55:CM:95:PRO:HD3	55:CM:108:ARG:HG2	1.55	0.88
48:B0:39:ARG:HB2	48:B0:39:ARG:HH11	1.37	0.88
19:AS:28:LYS:HB3	19:AS:29:PRO:HD2	1.55	0.88
1:AA:205:A:OP1	1:AA:205:A:H4'	1.74	0.88
22:DA:2311:A:H5'	22:DA:2312:U:C6	2.07	0.88
41:DT:29:THR:HB	41:DT:87:LEU:H	1.38	0.88
33:BL:55:MET:HE3	33:BL:55:MET:HA	1.55	0.88
1:AA:1468:A:C2'	1:AA:1469:C:H5''	2.03	0.88
8:CH:76:ARG:HD3	8:CH:77:VAL:N	1.87	0.88
2:CB:130:LYS:HA	2:CB:133:ALA:HB3	1.54	0.88
22:DA:1429:G:HO2'	22:DA:1430:G:H8	0.94	0.88
2:AB:69:VAL:HB	2:AB:162:VAL:HG12	1.55	0.88
54:CG:88:VAL:HG22	54:CG:89:GLU:H	1.38	0.88
22:DA:2258:C:H4'	22:DA:2259:U:OP2	1.72	0.88
54:CG:110:ARG:HG3	54:CG:111:GLY:H	1.38	0.88
31:BJ:111:LYS:HD3	31:BJ:112:GLY:H	1.38	0.88
26:BE:119:ILE:HD11	26:BE:187:VAL:HG22	1.56	0.88
22:BA:1590:A:H2'	22:BA:1591:A:C8	2.09	0.88
26:BE:44:ARG:HH21	26:BE:44:ARG:HG3	1.39	0.88
2:CB:89:PHE:HE2	2:CB:152:ASP:HB2	1.36	0.88
53:CA:753:A:H4'	53:CA:754:C:O5'	1.70	0.88
22:BA:1590:A:H2'	22:BA:1591:A:H8	1.36	0.88
10:AJ:80:THR:HB	10:AJ:83:THR:HG22	1.55	0.88
53:CA:575:G:H4'	53:CA:576:C:O5'	1.72	0.88
22:DA:975:A:O2'	22:DA:976:G:H8	1.56	0.88
22:BA:1110:G:HO2'	22:BA:1111:A:H8	1.21	0.88
4:CD:151:GLN:HB3	4:CD:154:VAL:HG12	1.54	0.88

*Continued on next page...*



*Continued from previous page...*

Atom-1	Atom-2	Distance(Å)	Clash(Å)
22:BA:2358:A:H61	33:BL:54:GLN:HE22	1.20	0.88
57:DB:57:A:O2'	57:DB:58:A:C8	2.26	0.88
22:BA:1060:U:O4'	22:BA:1062:G:H5''	1.74	0.88
22:BA:1238:G:O2'	22:BA:1239:G:H5'	1.73	0.88
9:AI:51:LEU:HB3	9:AI:56:MET:HG2	1.55	0.88
1:AA:214:C:O2'	1:AA:215:C:H6	1.56	0.88
22:BA:684:G:OP1	50:B2:16:HIS:HD2	1.56	0.88
34:DM:42:THR:HB	34:DM:45:GLN:HG3	1.56	0.88
4:AD:43:ARG:O	4:AD:45:PRO:HD3	1.73	0.88
22:BA:1654:A:H2'	22:BA:1655:A:H8	1.39	0.87
17:AQ:16:MET:HB2	17:AQ:19:SER:HB3	1.55	0.87
11:CK:27:ASN:HD22	11:CK:27:ASN:N	1.73	0.87
27:BF:104:THR:HG22	27:BF:105:ILE:HG23	1.56	0.87
32:DK:61:VAL:HG11	32:DK:112:PHE:CE2	2.09	0.87
22:BA:1733:G:HO2'	22:BA:1734:G:H8	0.91	0.87
22:DA:2752:C:H2'	22:DA:2753:A:C8	2.09	0.87
22:DA:2415:G:H4'	33:DL:66:PHE:HB2	1.56	0.87
32:DK:69:VAL:HG11	32:DK:106:GLU:HG2	1.54	0.87
32:BK:18:ARG:H	32:BK:45:GLU:HB2	1.38	0.87
4:AD:167:PRO:HB2	4:AD:170:LEU:HD11	1.54	0.87
32:BK:71:ARG:HB2	32:BK:72:PRO:HD3	1.55	0.87
2:CB:46:VAL:HG13	2:CB:47:PRO:HD3	1.57	0.87
21:CU:24:LYS:CG	21:CU:25:ALA:H	1.86	0.87
53:CA:279:A:H5''	53:CA:280:C:H3'	1.54	0.87
32:DK:87:LEU:HD12	32:DK:92:GLU:HA	1.55	0.87
22:BA:1131:G:OP1	31:BJ:82:GLY:HA2	1.75	0.87
25:BD:110:THR:HG23	25:BD:171:THR:HG22	1.57	0.87
29:DH:90:LEU:HB2	29:DH:123:ARG:HB3	1.54	0.87
51:D3:35:LYS:HB2	51:D3:40:LYS:HD3	1.56	0.87
22:DA:616:A:HO2'	22:DA:617:G:H8	1.19	0.87
45:DX:31:ASN:HD22	45:DX:31:ASN:H	1.18	0.87
9:AI:23:GLY:H	9:AI:60:LEU:HA	1.40	0.87
38:BQ:63:ARG:HH12	38:BQ:96:ASP:CA	1.86	0.87
28:BG:96:ALA:HB3	28:BG:103:ASN:HB3	1.55	0.87
28:DG:112:VAL:HG13	28:DG:150:TYR:HE1	1.40	0.87
17:AQ:22:VAL:HG21	17:AQ:60:ILE:HD11	1.55	0.86
24:BC:180:MET:HG3	24:BC:268:ARG:HH11	1.39	0.86
22:DA:704:G:O2'	22:DA:726:G:N2	2.08	0.86
12:CL:79:ILE:HD12	12:CL:96:THR:HG21	1.56	0.86
44:DW:40:ARG:NH1	44:DW:40:ARG:HG2	1.83	0.86
22:BA:276:U:O2'	22:BA:278:A:N7	2.08	0.86
42:BU:73:ASN:ND2	42:BU:76:THR:HG23	1.91	0.86

*Continued on next page...*

*Continued from previous page...*

Atom-1	Atom-2	Distance(Å)	Clash(Å)
24:BC:123:ILE:HG12	24:BC:123:ILE:O	1.74	0.86
22:DA:647:G:O2'	22:DA:648:G:H5'	1.76	0.86
53:CA:668:G:O2'	15:CO:45:HIS:HB3	1.75	0.86
22:DA:873:C:H4'	34:DM:64:TRP:HE1	1.39	0.86
22:BA:923:G:N3	44:BW:23:LYS:HE2	1.90	0.86
58:DF:74:ALA:HB3	58:DF:78:ILE:HB	1.56	0.86
22:DA:990:A:O2'	22:DA:991:C:H5''	1.74	0.86
22:BA:84:A:H4'	22:BA:85:G:O5'	1.74	0.86
36:BO:49:VAL:HG21	36:BO:82:ALA:HA	1.58	0.86
24:BC:12:ARG:HH11	24:BC:12:ARG:CG	1.88	0.86
2:AB:9:LEU:HD12	2:AB:42:LEU:HD13	1.57	0.86
31:BJ:21:THR:HG22	31:BJ:22:GLY:N	1.88	0.86
4:AD:69:ARG:HE	4:AD:69:ARG:HA	1.41	0.86
36:BO:41:ALA:HB2	36:BO:48:LEU:HD21	1.55	0.86
34:BM:49:ALA:HB1	34:BM:120:ALA:HB1	1.56	0.86
22:DA:2389:G:C5'	22:DA:2390:U:H5'	2.05	0.86
22:DA:616:A:O2'	22:DA:617:G:H8	1.59	0.86
40:DS:73:LYS:HB2	40:DS:106:VAL:HB	1.58	0.86
22:BA:137:U:H5''	22:BA:140:C:C5	2.10	0.86
6:AF:29:ILE:HG12	6:AF:64:VAL:HG11	1.57	0.86
22:BA:272:A:HO2'	22:BA:273:G:H8	0.88	0.86
44:BW:18:LYS:HG3	44:BW:19:ARG:N	1.89	0.85
53:CA:1047:G:O2'	53:CA:1216:A:OP1	1.94	0.85
52:B4:10:LEU:HD12	52:B4:33:HIS:CD2	2.11	0.85
22:DA:648:G:O2'	22:DA:649:G:H8	1.58	0.85
22:DA:2748:A:H1'	28:DG:66:THR:HG22	1.58	0.85
22:DA:873:C:H4'	34:DM:64:TRP:NE1	1.90	0.85
26:DE:47:LYS:HB3	26:DE:51:GLU:HB2	1.57	0.85
38:BQ:69:ARG:HB2	38:BQ:69:ARG:HH21	1.41	0.85
14:AN:15:LEU:HD23	14:AN:18:LYS:HD2	1.57	0.85
32:DK:39:ILE:HD11	32:DK:62:VAL:HG23	1.57	0.85
8:AH:105:THR:HG21	8:AH:120:LEU:HD13	1.56	0.85
2:AB:66:ILE:HB	2:AB:88:GLN:HB3	1.57	0.85
31:DJ:74:TYR:HE2	31:DJ:103:ILE:HD11	1.41	0.85
22:DA:230:G:HO2'	22:DA:231:A:H8	0.90	0.85
53:CA:752:G:H1'	53:CA:754:C:H41	1.41	0.85
26:BE:189:THR:OG1	26:BE:191:ASP:HB3	1.76	0.85
50:B2:3:ARG:HH21	50:B2:3:ARG:HG2	1.41	0.85
53:CA:239:U:OP1	53:CA:239:U:H4'	1.77	0.85
4:CD:143:SER:HB3	4:CD:178:GLU:HG3	1.58	0.85
22:DA:1387:A:H5'	22:DA:1469:A:H1'	1.56	0.85
47:DZ:16:LEU:H	47:DZ:16:LEU:HD22	1.40	0.85

*Continued on next page...*

*Continued from previous page...*

Atom-1	Atom-2	Distance(Å)	Clash(Å)
22:BA:1022:G:N2	22:BA:1142:A:C2	2.45	0.85
46:BY:32:ALA:HB2	46:BY:37:LEU:HD12	1.57	0.85
45:BX:58:ILE:HG13	45:BX:66:VAL:HG21	1.58	0.85
22:DA:197:A:H62	22:DA:2430:A:H2'	1.41	0.85
22:DA:593:U:H2'	22:DA:594:U:C6	2.11	0.85
35:DN:90:ARG:NH2	35:DN:116:VAL:HG11	1.91	0.85
1:AA:1241:G:O2'	1:AA:1242:G:H8	1.59	0.85
22:BA:1063:G:OP1	30:BI:76:ALA:HB3	1.76	0.85
53:CA:1151:A:O2'	53:CA:1152:A:H8	1.57	0.85
22:DA:1038:G:C2'	22:DA:1039:A:H5'	2.07	0.85
53:CA:1239:A:H5''	54:CG:118:ARG:HH12	1.39	0.85
53:CA:373:A:H2'	53:CA:374:A:H8	1.39	0.85
31:BJ:2:LYS:H	31:BJ:2:LYS:HD3	1.41	0.85
10:AJ:53:ILE:HG22	10:AJ:61:ALA:HB1	1.58	0.85
33:BL:30:THR:O	33:BL:33:ARG:HG2	1.77	0.85
22:BA:947:A:HO2'	22:BA:984:A:H2	0.88	0.85
25:BD:114:LYS:HE3	25:BD:114:LYS:N	1.92	0.85
56:CP:70:ARG:O	56:CP:74:LEU:HG	1.77	0.85
22:DA:1024:G:H3'	22:DA:1025:G:H5''	1.56	0.85
22:DA:2091:C:OP2	22:DA:2092:U:C3'	2.23	0.85
53:CA:1221:G:H4'	19:CS:35:ARG:NH2	1.92	0.85
22:BA:2092:U:H4'	22:BA:2093:G:O5'	1.76	0.85
28:BG:73:SER:HA	28:BG:76:ILE:HG22	1.59	0.85
53:CA:818:G:O2'	53:CA:819:A:H5''	1.77	0.85
2:CB:206:ILE:HA	2:CB:209:VAL:HG22	1.58	0.85
22:DA:2319:G:O2'	22:DA:2321:U:O4	1.92	0.85
6:CF:18:VAL:O	6:CF:22:ILE:HG12	1.75	0.85
53:CA:814:A:H5'	53:CA:1511:G:H4'	1.57	0.85
25:BD:61:THR:OG1	25:BD:63:PRO:HD2	1.77	0.85
38:DQ:60:TRP:O	38:DQ:63:ARG:HG2	1.77	0.85
25:BD:5:VAL:H	25:BD:32:ASN:ND2	1.74	0.85
32:DK:70:ARG:HB3	32:DK:76:VAL:HG22	1.58	0.85
22:DA:1181:U:H2'	22:DA:1182:G:H8	1.42	0.85
19:CS:40:PHE:HB3	19:CS:41:PRO:HD2	1.56	0.84
22:BA:2328:A:H2'	22:BA:2329:U:H6	1.39	0.84
22:DA:2135:A:H2'	22:DA:2136:G:O4'	1.77	0.84
1:AA:198:G:O2'	1:AA:199:A:H8	1.58	0.84
28:BG:22:VAL:HG22	28:BG:36:LEU:HD11	1.59	0.84
53:CA:764:C:C2'	53:CA:765:G:H5'	2.07	0.84
22:DA:320:A:H4'	22:DA:322:A:N7	1.92	0.84
24:BC:20:ASN:HD21	24:BC:22:GLU:HG2	1.42	0.84
29:DH:3:VAL:HG12	29:DH:38:PRO:HA	1.58	0.84

*Continued on next page...*

*Continued from previous page...*

Atom-1	Atom-2	Distance(Å)	Clash(Å)
11:CK:55:ARG:H	11:CK:55:ARG:HD2	1.42	0.84
22:DA:1816:C:H2'	24:DC:61:TYR:CZ	2.12	0.84
24:DC:144:GLU:HB3	24:DC:187:CYS:HB2	1.59	0.84
32:DK:13:ASN:HD21	32:DK:97:THR:N	1.74	0.84
1:AA:198:G:HO2'	1:AA:199:A:H8	0.84	0.84
22:BA:747:U:C5	22:BA:2613:U:C5	2.66	0.84
33:DL:23:ILE:HG13	39:DR:82:HIS:CE1	2.12	0.84
22:DA:2091:C:H3'	22:DA:2092:U:C5'	2.07	0.84
22:DA:241:A:C4'	22:DA:242:G:OP1	2.25	0.84
1:AA:996:A:C2	1:AA:1046:A:H5'	2.12	0.84
22:DA:1662:U:H2'	22:DA:1663:G:H5''	1.59	0.84
22:BA:1073:A:H3'	22:BA:1074:G:C5'	2.07	0.84
1:AA:1299:A:N3	1:AA:1299:A:H2'	1.90	0.84
57:DB:42:C:H2'	57:DB:43:C:C6	2.12	0.84
22:BA:545:U:H2'	22:BA:546:U:H4'	1.57	0.84
22:DA:2091:C:P	22:DA:2092:U:H3'	2.18	0.84
1:AA:982:U:C4'	1:AA:983:A:O5'	2.26	0.84
53:CA:995:C:H42	53:CA:1046:A:H1'	1.42	0.84
5:CE:52:ALA:HB2	5:CE:61:LYS:HE3	1.59	0.84
22:DA:1943:U:H4'	22:DA:1944:U:OP1	1.75	0.84
22:DA:806:C:H2'	22:DA:807:U:H6	1.43	0.84
22:DA:834:G:H1'	22:DA:2358:A:N3	1.93	0.84
2:AB:137:THR:HA	2:AB:140:LEU:HD13	1.59	0.84
30:DI:45:THR:HG23	30:DI:54:ILE:HD13	1.59	0.84
12:AL:27:PRO:HB2	12:AL:28:GLN:OE1	1.76	0.84
37:BP:63:ILE:HA	37:BP:68:GLY:HA2	1.59	0.84
22:BA:784:G:C6	24:BC:227:VAL:HG11	2.13	0.84
22:DA:67:U:H2'	22:DA:68:G:H8	1.43	0.84
22:DA:1847:A:O2'	22:DA:1848:A:H8	1.60	0.84
22:DA:2757:A:N1	28:DG:66:THR:HG21	1.92	0.84
1:AA:548:G:H2'	1:AA:549:C:C6	2.13	0.84
22:DA:1049:C:O2'	22:DA:1050:A:H8	1.61	0.84
22:DA:1417:C:H2'	22:DA:1418:G:C8	2.13	0.84
3:CC:10:ARG:HH21	3:CC:181:ILE:HB	1.41	0.84
54:CG:14:ASP:HB3	54:CG:18:GLY:H	1.43	0.84
44:DW:39:GLN:HE22	44:DW:58:LEU:HD23	1.42	0.84
24:DC:68:ARG:HH12	24:DC:115:ILE:HD12	1.42	0.84
35:BN:98:LEU:HD22	48:B0:42:ILE:HD11	1.58	0.84
20:CT:22:SER:O	20:CT:26:MET:HB2	1.78	0.84
1:AA:94:G:H4'	1:AA:95:C:H5''	1.60	0.84
22:BA:2352:A:N1	44:BW:30:VAL:HG11	1.93	0.83
22:BA:2269:G:H4'	44:BW:18:LYS:HE2	1.58	0.83

*Continued on next page...*

*Continued from previous page...*

Atom-1	Atom-2	Distance(Å)	Clash(Å)
22:DA:1847:A:O2'	22:DA:1848:A:C8	2.31	0.83
31:BJ:2:LYS:HD3	31:BJ:2:LYS:N	1.93	0.83
1:AA:1123:U:H4'	10:AJ:39:PRO:HD2	1.60	0.83
24:DC:128:THR:HG22	24:DC:188:ARG:HB3	1.59	0.83
54:CG:45:ALA:HB1	54:CG:120:ALA:HB2	1.60	0.83
53:CA:1101:A:H4'	53:CA:1102:A:O5'	1.76	0.83
22:BA:1073:A:C3'	22:BA:1074:G:H5''	2.08	0.83
44:DW:27:GLY:CA	44:DW:31:LEU:HD11	2.07	0.83
22:DA:1714:U:H3'	22:DA:1715:G:C5'	2.08	0.83
54:CG:91:ARG:HG2	54:CG:92:PRO:HD2	1.60	0.83
53:CA:1182:G:C4'	53:CA:1183:U:H5'	2.06	0.83
41:BT:32:LEU:H	41:BT:83:ALA:CB	1.90	0.83
53:CA:1241:G:H2'	53:CA:1242:G:H8	1.43	0.83
53:CA:451:A:H4'	53:CA:452:A:O5'	1.77	0.83
1:AA:1227:A:N3	1:AA:1227:A:H2'	1.93	0.83
1:AA:6:G:O6	5:AE:98:ALA:HB1	1.77	0.83
22:BA:568:U:OP1	33:BL:36:LYS:HE3	1.78	0.83
22:DA:456:C:O2'	41:DT:73:ARG:HG3	1.76	0.83
55:CM:33:LEU:HB3	55:CM:38:ILE:HB	1.59	0.83
28:DG:1:SER:HB2	28:DG:61:TRP:HB3	1.60	0.83
22:DA:279:A:H61	22:DA:361:G:H1'	1.43	0.83
3:CC:109:GLU:HG2	3:CC:139:ASN:HB2	1.60	0.83
44:BW:18:LYS:HA	44:BW:36:ILE:CG1	2.08	0.83
5:AE:155:LYS:HA	5:AE:158:LYS:NZ	1.94	0.83
22:DA:1929:G:H4'	22:DA:1930:G:OP1	1.76	0.83
52:B4:9:LYS:H	52:B4:9:LYS:CD	1.85	0.83
53:CA:372:C:H1'	53:CA:373:A:OP2	1.78	0.83
22:DA:674:G:O2'	26:DE:69:ARG:HG2	1.79	0.83
24:BC:16:VAL:HB	24:BC:203:VAL:HB	1.61	0.83
22:DA:181:A:H2	22:DA:434:U:H1'	1.44	0.83
44:DW:17:ALA:O	44:DW:18:LYS:HB3	1.77	0.83
2:CB:79:VAL:HA	2:CB:213:LEU:HD21	1.60	0.83
33:DL:124:GLY:H	33:DL:143:GLU:HG3	1.44	0.83
22:BA:2352:A:C2	44:BW:30:VAL:HG11	2.13	0.83
22:DA:297:G:H5''	42:DU:84:PHE:HB2	1.60	0.83
53:CA:238:A:H2'	53:CA:239:U:H5''	1.61	0.83
22:BA:284:U:H2'	22:BA:285:G:H8	1.43	0.83
22:BA:2203:U:H5''	22:BA:2204:G:OP1	1.79	0.83
22:DA:2286:G:H4'	22:DA:2287:A:O4'	1.77	0.83
14:AN:40:ARG:HH12	14:AN:44:VAL:HG11	1.43	0.83
50:D2:31:LEU:HA	50:D2:34:ARG:HB2	1.60	0.83
47:DZ:30:ARG:NH2	47:DZ:33:HIS:HB2	1.94	0.83

*Continued on next page...*

*Continued from previous page...*

Atom-1	Atom-2	Distance(Å)	Clash(Å)
1:AA:428:G:H4'	1:AA:429:U:OP1	1.79	0.83
11:CK:111:ASP:H	21:CU:3:ILE:N	1.75	0.83
2:CB:127:LYS:HE3	2:CB:132:GLU:HG3	1.61	0.83
24:DC:75:ALA:HB2	24:DC:95:TYR:CD1	2.13	0.83
42:BU:38:ILE:HG22	42:BU:39:ASN:N	1.91	0.83
1:AA:486:U:H6	1:AA:486:U:H5''	1.34	0.83
41:DT:3:ARG:HD2	41:DT:42:GLU:HG2	1.60	0.83
10:CJ:52:LEU:HD23	10:CJ:62:ARG:HG2	1.59	0.83
1:AA:1279:G:N3	1:AA:1279:G:H2'	1.92	0.83
42:BU:73:ASN:HD22	42:BU:76:THR:H	1.23	0.83
22:BA:1779:U:H5	22:BA:1784:A:N7	1.76	0.83
22:DA:634:C:H2'	22:DA:635:C:C6	2.14	0.83
1:AA:16:A:O2'	1:AA:17:U:H5'	1.79	0.82
53:CA:87:C:O2'	53:CA:88:U:H4'	1.79	0.82
22:BA:2502:G:H5'	22:BA:2503:A:C5'	2.08	0.82
22:BA:84:A:H62	22:BA:101:A:H2	1.23	0.82
48:B0:42:ILE:HD12	48:B0:48:TYR:HB2	1.61	0.82
1:AA:71:A:O2'	1:AA:72:A:H5''	1.78	0.82
22:BA:289:G:H2'	22:BA:290:U:O4'	1.79	0.82
55:CM:64:VAL:HG12	55:CM:65:GLU:H	1.43	0.82
22:DA:2022:U:HO2'	22:DA:2616:C:HO2'	1.23	0.82
31:BJ:3:THR:HG21	38:BQ:60:TRP:HE1	1.42	0.82
20:CT:73:ARG:CG	20:CT:73:ARG:HH11	1.92	0.82
12:AL:24:GLU:HB2	12:AL:26:CYS:SG	2.19	0.82
43:BV:44:HIS:HE1	43:BV:86:LEU:H	1.26	0.82
23:BB:90:C:H6	23:BB:90:C:H5''	1.43	0.82
22:DA:1204:A:H4'	22:DA:1205:A:O5'	1.78	0.82
22:DA:1905:C:O2'	22:DA:1929:G:H1'	1.78	0.82
22:DA:1931:U:H2'	22:DA:1932:A:H8	1.44	0.82
22:DA:204:A:H4'	22:DA:205:G:OP1	1.80	0.82
53:CA:252:U:H2'	53:CA:253:A:C8	2.15	0.82
25:DD:106:LYS:HB3	25:DD:206:ALA:HB3	1.59	0.82
41:BT:30:ILE:HG23	41:BT:85:VAL:HB	1.59	0.82
22:DA:1307:A:N6	22:DA:1606:C:H6	1.76	0.82
34:DM:96:ILE:HD13	34:DM:102:LEU:HD11	1.61	0.82
53:CA:1159:U:H5	53:CA:1182:G:HO2'	1.24	0.82
22:BA:902:C:O2'	22:BA:903:C:H5'	1.79	0.82
34:DM:27:SER:H	34:DM:66:ARG:HH22	1.23	0.82
53:CA:1287:A:O2'	53:CA:1288:A:C8	2.33	0.82
22:DA:1857:G:H1'	22:DA:1884:G:H22	1.45	0.82
53:CA:1348:U:HO2'	53:CA:1349:A:H8	0.85	0.82
1:AA:143:A:H5'	1:AA:144:G:H5'	1.61	0.82

*Continued on next page...*



*Continued from previous page...*

Atom-1	Atom-2	Distance(Å)	Clash(Å)
28:BG:83:THR:HA	28:BG:84:LYS:HZ3	1.45	0.82
1:AA:1239:A:H62	1:AA:1299:A:H62	1.25	0.82
53:CA:522:C:H41	12:CL:49:ARG:HH22	1.27	0.82
22:DA:1913:A:C4'	22:DA:1914:C:OP1	2.22	0.82
22:DA:216:A:O2'	22:DA:217:A:C8	2.25	0.82
22:DA:322:A:H3'	26:DE:163:ASN:ND2	1.94	0.82
26:DE:108:ILE:HD11	26:DE:181:ILE:HB	1.62	0.82
14:AN:44:VAL:HG23	14:AN:45:LEU:H	1.44	0.82
22:BA:2148:G:H2'	22:BA:2149:U:O4'	1.78	0.82
22:DA:443:A:H61	26:DE:36:ALA:HB1	1.45	0.82
10:AJ:51:VAL:HB	14:AN:80:ARG:HB2	1.60	0.82
22:DA:1312:U:H4'	22:DA:1313:U:O5'	1.79	0.82
53:CA:986:U:H2'	53:CA:987:G:C8	2.14	0.82
42:DU:45:GLN:HE21	42:DU:45:GLN:HA	1.43	0.82
38:DQ:91:ARG:NH1	39:DR:10:LYS:HB3	1.93	0.82
51:D3:32:LEU:HA	51:D3:35:LYS:HG3	1.60	0.82
2:AB:218:ALA:HA	2:AB:221:ARG:HH21	1.45	0.82
27:BF:132:ARG:O	27:BF:133:GLU:HB3	1.78	0.82
22:DA:2142:A:C3'	22:DA:2143:C:H4'	2.09	0.82
32:BK:113:MET:O	32:BK:116:ILE:HG13	1.79	0.82
1:AA:267:C:H2'	1:AA:268:U:C6	2.15	0.82
44:BW:23:LYS:HG3	44:BW:24:ARG:O	1.80	0.82
32:DK:60:ALA:HA	32:DK:87:LEU:HD23	1.60	0.82
22:DA:1695:G:H2'	22:DA:1696:G:O4'	1.79	0.82
22:BA:386:G:H4'	22:BA:387:U:OP2	1.80	0.82
31:DJ:35:ARG:HG2	31:DJ:40:HIS:CD2	2.15	0.82
1:AA:619:U:H3	4:AD:130:ASN:HB3	1.45	0.82
30:DI:91:LYS:HB3	30:DI:94:LYS:HB2	1.61	0.82
6:AF:3:HIS:N	6:AF:92:THR:HG23	1.95	0.82
53:CA:90:C:O2'	53:CA:91:U:C6	2.32	0.82
53:CA:1299:A:O2'	53:CA:1300:G:H4'	1.79	0.82
37:BP:21:PRO:HA	37:BP:46:VAL:HG12	1.62	0.82
12:AL:72:ASN:ND2	12:AL:73:LEU:H	1.78	0.82
22:DA:616:A:C2'	22:DA:617:G:H8	1.91	0.82
5:AE:133:ILE:H	5:AE:133:ILE:HD12	1.44	0.82
25:DD:53:GLY:HA3	25:DD:77:ARG:HG3	1.62	0.81
10:CJ:64:GLN:HB2	14:CN:98:ALA:HB3	1.62	0.81
1:AA:1331:G:O2'	1:AA:1332:A:OP2	1.97	0.81
53:CA:1135:U:H5'	53:CA:1136:C:OP2	1.79	0.81
22:DA:1056:G:H1'	22:DA:1103:A:H61	1.45	0.81
4:CD:25:ARG:HH12	4:CD:30:LYS:HG2	1.45	0.81
24:BC:20:ASN:HB3	24:BC:23:LEU:HD23	1.61	0.81

*Continued on next page...*

*Continued from previous page...*

Atom-1	Atom-2	Distance(Å)	Clash(Å)
25:DD:124:ARG:HD3	25:DD:125:TRP:CD1	2.14	0.81
49:B1:24:LYS:HE2	49:B1:52:LYS:HB2	1.61	0.81
22:DA:921:C:C2'	22:DA:922:C:H5'	2.10	0.81
22:DA:379:G:C6	22:DA:396:G:O6	2.34	0.81
53:CA:79:G:H2'	53:CA:80:A:H8	1.45	0.81
22:DA:502:A:H5'	22:DA:503:A:OP2	1.79	0.81
53:CA:252:U:H6	53:CA:252:U:H5'	1.44	0.81
7:AG:110:ARG:NH1	7:AG:122:GLU:HG2	1.95	0.81
22:DA:627:A:H2'	33:DL:78:ARG:HH11	1.43	0.81
40:BS:59:GLU:HA	40:BS:64:ALA:HB2	1.61	0.81
24:BC:52:HIS:NE2	24:BC:218:THR:HG23	1.96	0.81
53:CA:1146:A:O2'	53:CA:1147:C:H5'	1.81	0.81
31:BJ:77:HIS:HD2	31:BJ:79:GLY:N	1.78	0.81
30:DI:74:PRO:HB2	30:DI:77:VAL:HG22	1.61	0.81
58:DF:39:VAL:HA	58:DF:49:LEU:HG	1.62	0.81
14:AN:19:TYR:O	14:AN:22:LYS:HB3	1.80	0.81
22:DA:1809:A:O2'	22:DA:1810:A:C8	2.32	0.81
44:BW:37:VAL:HG12	44:BW:38:ARG:H	1.46	0.81
22:BA:137:U:O2'	22:BA:138:U:P	2.38	0.81
58:DF:49:LEU:HA	58:DF:52:ALA:HB3	1.62	0.81
17:CQ:13:SER:HB3	17:CQ:21:VAL:HB	1.63	0.81
53:CA:1446:A:H2'	53:CA:1447:A:H5''	1.62	0.81
22:DA:1255:U:H3'	22:DA:1256:G:H5''	1.62	0.81
1:AA:1303:C:H2'	1:AA:1304:G:C8	2.15	0.81
1:AA:620:C:C2	4:AD:131:ILE:HG21	2.14	0.81
22:DA:1391:U:H4'	41:DT:19:LYS:NZ	1.95	0.81
22:DA:1049:C:HO2'	22:DA:1050:A:H8	0.81	0.81
22:DA:1060:U:C4'	22:DA:1061:U:H2'	2.10	0.81
24:BC:170:TYR:CD2	24:BC:184:GLU:HA	2.15	0.81
32:DK:111:LYS:HE3	32:DK:111:LYS:H	1.46	0.81
25:DD:184:ARG:HH22	37:DP:6:GLN:HE21	1.27	0.81
22:DA:1275:A:HO2'	22:DA:1276:A:C1'	1.94	0.81
22:DA:1303:G:HO2'	22:DA:1304:A:H8	0.84	0.81
1:AA:1441:A:N6	1:AA:1461:G:H21	1.78	0.81
22:DA:1429:G:O2'	22:DA:1430:G:H8	1.62	0.81
22:DA:831:G:H5''	33:DL:37:GLY:HA2	1.63	0.81
35:DN:71:ARG:HB2	35:DN:71:ARG:HH21	1.44	0.81
25:BD:169:ARG:O	25:BD:170:VAL:HG13	1.81	0.81
2:AB:209:VAL:HG23	2:AB:210:THR:H	1.46	0.81
1:AA:49:U:O4	1:AA:365:U:H5	1.64	0.81
22:BA:903:C:C2'	22:BA:904:G:H5'	2.11	0.81
44:BW:8:SER:O	44:BW:9:THR:HG22	1.81	0.81

*Continued on next page...*



*Continued from previous page...*

Atom-1	Atom-2	Distance(Å)	Clash(Å)
22:DA:2800:A:C4	22:DA:2801:G:H1'	2.16	0.81
53:CA:374:A:H5''	53:CA:452:A:N1	1.96	0.81
33:DL:92:LEU:HD22	33:DL:124:GLY:HA3	1.62	0.81
1:AA:206:C:H2'	1:AA:207:C:O4'	1.81	0.81
53:CA:1105:A:H2'	53:CA:1106:G:H8	1.45	0.81
43:BV:10:LYS:H	43:BV:10:LYS:HD3	1.44	0.81
25:DD:14:ILE:HG13	37:DP:11:GLN:HE22	1.45	0.81
1:AA:975:A:H4'	1:AA:976:G:C5'	2.08	0.81
1:AA:452:A:H2'	1:AA:453:G:O4'	1.81	0.81
1:AA:496:A:H2'	1:AA:496:A:N3	1.95	0.81
22:BA:228:C:H4'	22:BA:229:C:H5''	1.61	0.81
53:CA:496:A:N3	53:CA:496:A:H2'	1.95	0.81
53:CA:1493:A:H8	22:DA:1913:A:N6	1.79	0.81
53:CA:1201:A:H1'	53:CA:1202:U:OP2	1.81	0.81
22:DA:320:A:H2'	26:DE:131:THR:OG1	1.80	0.81
22:DA:1447:C:H2'	22:DA:1448:G:H8	1.46	0.81
22:DA:627:A:H2'	33:DL:78:ARG:NH1	1.95	0.81
5:AE:83:PRO:HB3	5:AE:96:GLN:NE2	1.96	0.81
20:AT:82:ILE:O	20:AT:86:ALA:HB3	1.81	0.80
39:BR:39:LEU:HA	39:BR:49:ILE:HG21	1.62	0.80
53:CA:973:G:C2'	53:CA:974:A:H5'	2.11	0.80
28:DG:124:CYS:HB3	28:DG:130:ILE:HA	1.60	0.80
29:BH:32:PRO:HB3	45:BX:38:TRP:HB3	1.62	0.80
22:DA:1275:A:O2'	22:DA:1276:A:C1'	2.29	0.80
4:CD:30:LYS:HD3	4:CD:30:LYS:N	1.96	0.80
1:AA:548:G:H2'	1:AA:549:C:H6	1.44	0.80
1:AA:1228:C:H2'	1:AA:1229:A:C8	2.16	0.80
6:AF:86:ARG:HD2	18:AR:63:TYR:O	1.81	0.80
5:CE:55:VAL:O	5:CE:59:ILE:HG22	1.81	0.80
22:DA:2387:U:H1'	44:DW:38:ARG:HH12	1.46	0.80
34:DM:7:THR:HG22	34:DM:9:PHE:H	1.46	0.80
22:BA:2577:A:H5''	22:BA:2578:G:H5'	1.61	0.80
4:CD:77:GLU:HG3	4:CD:81:LEU:HD11	1.61	0.80
53:CA:439:U:H4'	4:CD:120:LYS:HD2	1.60	0.80
28:BG:86:LEU:N	28:BG:86:LEU:HD12	1.97	0.80
1:AA:255:G:H4'	17:AQ:18:LYS:HE3	1.63	0.80
22:DA:2665:A:H2'	22:DA:2666:C:O2	1.82	0.80
11:AK:22:ILE:HD13	11:AK:95:THR:HG21	1.63	0.80
44:BW:37:VAL:HG12	44:BW:38:ARG:N	1.96	0.80
53:CA:1268:G:H21	53:CA:1327:C:H1'	1.47	0.80
22:DA:1205:A:H5''	22:DA:1206:G:C8	2.17	0.80
22:BA:900:A:H2'	22:BA:901:C:C5'	2.07	0.80

*Continued on next page...*

*Continued from previous page...*

Atom-1	Atom-2	Distance(Å)	Clash(Å)
22:DA:1399:C:O2'	22:DA:1400:U:H5'	1.82	0.80
44:DW:18:LYS:HD3	44:DW:19:ARG:H	1.46	0.80
37:DP:20:ARG:HD2	37:DP:21:PRO:HD2	1.63	0.80
35:BN:85:PRO:HA	35:BN:88:ALA:HB2	1.63	0.80
28:DG:120:ILE:HG13	28:DG:140:ILE:HG22	1.62	0.80
53:CA:994:A:N6	53:CA:1216:A:H5'	1.97	0.80
22:BA:2136:G:H2'	22:BA:2137:U:H5	1.46	0.80
53:CA:1348:U:O2'	53:CA:1349:A:H8	1.63	0.80
53:CA:14:U:H2'	53:CA:16:A:OP2	1.82	0.80
5:CE:154:ALA:HB1	8:CH:65:PHE:HE2	1.45	0.80
44:BW:9:THR:CG2	44:BW:10:ARG:HD3	2.09	0.80
2:AB:89:PHE:HB3	2:AB:149:GLY:CA	2.12	0.80
1:AA:485:U:O2'	1:AA:486:U:OP1	1.99	0.80
22:DA:616:A:H2'	22:DA:617:G:H8	1.47	0.80
22:BA:2135:A:O2'	22:BA:2136:G:C8	2.33	0.80
22:DA:45:G:H5'	22:DA:46:G:OP1	1.82	0.80
29:BH:18:GLN:HA	29:BH:18:GLN:HE21	1.47	0.80
32:BK:88:ASN:HD22	32:BK:91:SER:H	1.30	0.80
1:AA:481:G:HO2'	1:AA:482:A:H8	1.27	0.80
53:CA:77:A:H2'	53:CA:78:A:C8	2.17	0.80
33:DL:79:LEU:HA	33:DL:82:LEU:HD11	1.64	0.80
10:CJ:47:GLU:HB2	10:CJ:67:ILE:HG13	1.63	0.80
3:CC:63:ILE:HG12	3:CC:65:VAL:HG23	1.64	0.80
10:AJ:36:VAL:HG22	10:AJ:76:ILE:HG23	1.64	0.80
22:DA:1489:C:C4'	22:DA:1490:A:OP1	2.25	0.80
5:CE:76:ASN:O	5:CE:79:THR:HG22	1.81	0.80
22:DA:989:G:H4'	22:DA:990:A:OP1	1.82	0.80
44:DW:23:LYS:HD2	44:DW:24:ARG:N	1.96	0.80
36:DO:53:THR:HB	36:DO:65:THR:HG22	1.61	0.80
57:DB:5:U:H2'	57:DB:6:G:C8	2.16	0.80
22:BA:1056:G:H5''	22:BA:1057:A:H5'	1.62	0.79
22:DA:1324:G:O2'	22:DA:1616:A:C6	2.34	0.79
33:BL:93:ASN:ND2	33:BL:94:THR:N	2.30	0.79
22:DA:118:A:N3	22:DA:178:G:H1'	1.96	0.79
22:BA:1079:C:N4	22:BA:1088:A:H2	1.80	0.79
8:CH:28:SER:HA	8:CH:58:LEU:HD12	1.63	0.79
41:DT:50:LEU:HD23	41:DT:51:PHE:H	1.47	0.79
22:DA:1606:C:O2'	22:DA:1607:C:OP2	1.99	0.79
22:BA:1062:G:O2'	22:BA:1063:G:C8	2.35	0.79
1:AA:373:A:O2'	1:AA:374:A:H5'	1.82	0.79
22:DA:762:U:C4'	22:DA:763:G:O5'	2.31	0.79
4:AD:10:LEU:HD22	4:AD:62:ARG:HG3	1.63	0.79

*Continued on next page...*

*Continued from previous page...*

Atom-1	Atom-2	Distance(Å)	Clash(Å)
6:AF:3:HIS:H	6:AF:92:THR:CG2	1.93	0.79
46:DY:20:ASN:HD22	46:DY:50:VAL:HG22	1.46	0.79
53:CA:1224:U:H5'	53:CA:1225:A:OP2	1.83	0.79
11:CK:27:ASN:HD22	11:CK:27:ASN:H	1.25	0.79
22:DA:279:A:N6	22:DA:361:G:H1'	1.97	0.79
22:DA:922:C:H1'	44:DW:22:VAL:HG21	1.64	0.79
28:DG:86:LEU:HA	28:DG:163:TYR:HB3	1.63	0.79
53:CA:335:C:H2'	53:CA:336:A:C8	2.16	0.79
45:BX:67:LEU:HD13	45:BX:77:TYR:CE1	2.18	0.79
53:CA:491:G:O2'	53:CA:492:C:H5'	1.83	0.79
1:AA:89:U:O2'	1:AA:90:C:H5''	1.81	0.79
22:BA:1458:U:C4'	22:BA:1459:G:O5'	2.19	0.79
22:BA:272:A:O2'	22:BA:273:G:H8	1.64	0.79
22:DA:481:G:O2'	22:DA:507:A:N6	2.15	0.79
3:CC:190:THR:HG22	3:CC:191:THR:H	1.48	0.79
22:DA:648:G:HO2'	22:DA:649:G:H8	0.82	0.79
22:DA:616:A:H2'	22:DA:617:G:C8	2.17	0.79
49:D1:25:ASN:HB3	49:D1:28:THR:OG1	1.82	0.79
31:DJ:17:VAL:HG23	31:DJ:137:PRO:HB2	1.63	0.79
30:BI:53:PRO:HD2	30:BI:77:VAL:HG21	1.64	0.79
10:CJ:15:HIS:CE1	10:CJ:68:ARG:HD3	2.18	0.79
22:BA:1941:C:H5'	22:BA:1941:C:C6	2.16	0.79
22:DA:2750:A:H4'	22:DA:2751:G:OP2	1.82	0.79
22:DA:2358:A:H61	33:DL:54:GLN:HE22	1.27	0.79
22:DA:1714:U:H3'	22:DA:1715:G:H5'	1.63	0.79
31:DJ:99:ARG:HA	31:DJ:102:GLU:HB3	1.63	0.79
35:BN:103:ARG:HD3	35:BN:110:MET:CE	2.13	0.79
8:AH:86:LYS:HG3	8:AH:90:GLU:HB3	1.62	0.79
2:CB:103:TRP:HA	2:CB:106:VAL:HB	1.63	0.79
22:BA:2757:A:N1	28:BG:66:THR:HG21	1.98	0.79
4:AD:96:ARG:HB3	4:AD:98:ASP:OD1	1.81	0.79
1:AA:1168:U:OP1	1:AA:1168:U:C6	2.34	0.79
22:BA:1733:G:O2'	22:BA:1734:G:H8	1.65	0.79
53:CA:1329:A:H5''	55:CM:25:GLY:N	1.96	0.79
53:CA:410:G:OP1	4:CD:25:ARG:HD2	1.81	0.79
1:AA:1046:A:H2'	1:AA:1047:G:H8	1.48	0.79
11:CK:74:LYS:HD2	11:CK:104:PHE:HE1	1.48	0.79
1:AA:1241:G:HO2'	1:AA:1242:G:H8	0.80	0.79
11:AK:88:PRO:HD3	21:AU:28:LEU:HD13	1.65	0.79
24:BC:144:GLU:HA	24:BC:151:GLY:HA2	1.62	0.79
36:DO:115:LEU:H	36:DO:115:LEU:HD13	1.44	0.79
10:CJ:40:ILE:HG22	10:CJ:42:LEU:HD12	1.62	0.79

*Continued on next page...*

*Continued from previous page...*

Atom-1	Atom-2	Distance(Å)	Clash(Å)
51:B3:56:LEU:H	51:B3:56:LEU:HD22	1.47	0.79
37:DP:88:ARG:HE	37:DP:112:ARG:HH21	1.31	0.79
39:BR:51:VAL:HB	39:BR:52:PRO:HD2	1.64	0.79
15:AO:63:ARG:HD3	15:AO:87:ARG:NH2	1.98	0.79
22:DA:647:G:H2'	22:DA:648:G:C8	2.17	0.79
25:BD:5:VAL:N	25:BD:32:ASN:HD21	1.77	0.79
30:BI:100:ILE:HG22	30:BI:101:SER:H	1.47	0.79
38:BQ:65:ASN:ND2	38:BQ:69:ARG:HH22	1.79	0.79
51:B3:22:LYS:HA	51:B3:47:ALA:O	1.83	0.79
22:DA:1645:G:OP1	22:DA:1646:C:H5'	1.82	0.79
9:CI:118:ARG:NH2	9:CI:122:ARG:HE	1.80	0.79
1:AA:1469:C:H5'	1:AA:1469:C:H6	1.47	0.79
22:DA:2216:G:H2'	22:DA:2217:G:C8	2.16	0.79
7:AG:76:SER:HA	7:AG:85:GLN:HB2	1.65	0.79
34:DM:36:VAL:HG22	43:DV:82:TYR:HB2	1.65	0.79
22:DA:1310:G:H2'	22:DA:1311:G:O4'	1.83	0.78
22:DA:1490:A:H8	24:DC:73:ILE:HD12	1.48	0.78
9:CI:17:ARG:HB2	9:CI:65:THR:HB	1.64	0.78
22:DA:2023:C:HO2'	22:DA:2024:G:H8	0.80	0.78
32:BK:71:ARG:CB	32:BK:72:PRO:HD3	2.12	0.78
22:DA:2060:A:H62	26:DE:69:ARG:HH12	1.28	0.78
7:AG:114:SER:HB3	7:AG:117:LEU:HG	1.63	0.78
22:BA:1993:U:H4'	25:BD:133:THR:HG21	1.65	0.78
26:BE:146:VAL:HG23	26:BE:167:VAL:CG2	2.13	0.78
20:CT:23:ARG:HB3	20:CT:60:GLN:NE2	1.98	0.78
34:BM:73:ILE:HG21	34:BM:91:TYR:CZ	2.18	0.78
2:AB:127:LYS:HG3	2:AB:128:LEU:H	1.48	0.78
7:AG:26:VAL:HG12	7:AG:42:VAL:HG21	1.63	0.78
22:BA:1654:A:O2'	25:BD:118:PHE:CD2	2.36	0.78
57:DB:42:C:H41	58:DF:87:LYS:NZ	1.81	0.78
22:DA:649:G:H2'	22:DA:650:C:C6	2.19	0.78
28:BG:104:LEU:HB2	28:BG:112:VAL:CG2	2.13	0.78
24:BC:244:VAL:HG12	24:BC:250:GLN:HA	1.65	0.78
54:CG:71:THR:HG23	54:CG:72:VAL:HG23	1.65	0.78
53:CA:464:U:O4	53:CA:466:A:H4'	1.81	0.78
1:AA:1285:A:H5'	1:AA:1286:U:C4	2.18	0.78
9:CI:90:ASP:HB3	9:CI:93:LEU:HD23	1.65	0.78
22:BA:301:G:OP2	42:BU:81:ARG:NH1	2.16	0.78
12:CL:82:ARG:HG2	12:CL:82:ARG:HH11	1.49	0.78
1:AA:202:G:H21	1:AA:466:A:H61	1.30	0.78
53:CA:456:A:H2'	53:CA:457:G:H8	1.47	0.78
3:CC:166:TRP:O	3:CC:167:TYR:HB2	1.83	0.78

*Continued on next page...*

*Continued from previous page...*

Atom-1	Atom-2	Distance(Å)	Clash(Å)
53:CA:328:C:H1'	53:CA:329:A:OP2	1.83	0.78
43:DV:30:ILE:HG12	43:DV:91:PHE:HB2	1.64	0.78
1:AA:973:G:H3'	1:AA:974:A:H5''	1.64	0.78
5:AE:152:VAL:HB	5:AE:155:LYS:NZ	1.97	0.78
53:CA:960:U:H4'	53:CA:961:U:H5''	1.65	0.78
22:BA:1778:U:H2'	22:BA:1784:A:N6	1.98	0.78
33:DL:117:THR:HG22	33:DL:118:THR:H	1.49	0.78
4:AD:25:ARG:HH11	4:AD:30:LYS:HE3	1.47	0.78
5:CE:24:VAL:HG23	5:CE:26:GLY:H	1.48	0.78
25:BD:45:TYR:CD1	25:BD:45:TYR:N	2.50	0.78
53:CA:563:A:H2'	53:CA:563:A:N3	1.95	0.78
22:DA:1038:G:C2	22:DA:1039:A:C8	2.71	0.78
31:BJ:111:LYS:HD3	31:BJ:112:GLY:N	1.97	0.78
30:BI:33:ASN:HB3	30:BI:36:GLU:HB2	1.66	0.78
29:BH:8:LYS:O	29:BH:9:VAL:HB	1.82	0.78
10:AJ:57:VAL:HG22	10:AJ:58:ASN:H	1.47	0.78
22:BA:506:G:H4'	22:BA:507:A:H5'	1.65	0.78
38:BQ:91:ARG:NH1	39:BR:10:LYS:HB3	1.99	0.78
22:DA:1534:U:H6	22:DA:1538:G:H1	1.32	0.78
35:DN:38:LEU:HB3	35:DN:39:PRO:HD3	1.63	0.78
5:CE:29:ILE:CG2	5:CE:30:PHE:N	2.47	0.78
53:CA:1195:C:H5''	53:CA:1196:A:OP2	1.83	0.78
53:CA:17:U:H2'	53:CA:18:C:C6	2.19	0.78
4:AD:34:GLU:O	4:AD:37:PRO:HD3	1.84	0.78
53:CA:1422:G:H5''	32:DK:48:PRO:HB3	1.64	0.78
22:DA:1809:A:O2'	22:DA:1810:A:H8	1.67	0.78
41:BT:50:LEU:HD12	41:BT:50:LEU:N	1.98	0.78
22:DA:1274:A:O2'	22:DA:1275:A:H5''	1.84	0.78
53:CA:1218:C:H2'	53:CA:1219:A:C8	2.19	0.78
22:BA:1287:A:H5'	35:BN:103:ARG:HD2	1.65	0.78
43:DV:61:LEU:HD23	43:DV:61:LEU:H	1.48	0.78
37:DP:63:ILE:HA	37:DP:68:GLY:HA2	1.66	0.78
24:DC:145:MET:HE2	24:DC:181:ARG:HH22	1.49	0.78
28:BG:23:ILE:HD12	28:BG:23:ILE:H	1.49	0.78
22:DA:2544:G:H5'	22:DA:2645:G:N7	1.98	0.78
25:BD:122:VAL:HG12	25:BD:123:LYS:N	1.97	0.78
22:DA:2324:U:H5'	22:DA:2325:G:C5'	2.14	0.78
22:DA:1552:A:N3	22:DA:1552:A:H2'	1.99	0.78
9:CI:51:LEU:HB2	9:CI:56:MET:SD	2.24	0.78
22:DA:71:A:H5''	22:DA:73:A:C8	2.18	0.78
22:DA:1237:A:H2	22:DA:1238:G:H1'	1.49	0.78
12:AL:28:GLN:HB2	12:AL:81:ILE:O	1.82	0.78

*Continued on next page...*

*Continued from previous page...*

Atom-1	Atom-2	Distance(Å)	Clash(Å)
31:DJ:74:TYR:CE2	31:DJ:103:ILE:HD11	2.18	0.78
40:DS:14:ALA:O	40:DS:18:ARG:HB2	1.83	0.78
31:DJ:20:ALA:HA	31:DJ:23:LYS:HG3	1.65	0.78
22:DA:1568:G:H21	24:DC:57:HIS:CE1	2.01	0.78
7:AG:12:LEU:H	7:AG:12:LEU:HD22	1.47	0.78
22:BA:902:C:C2'	22:BA:903:C:H5'	2.12	0.78
22:DA:1071:G:O2'	22:DA:1072:C:H5'	1.84	0.78
22:DA:777:G:N7	22:DA:793:A:H2	1.81	0.78
38:DQ:16:ILE:HG23	38:DQ:38:VAL:HG21	1.66	0.78
17:CQ:3:LYS:NZ	17:CQ:6:THR:HG21	1.99	0.78
24:BC:70:LYS:HE2	24:BC:73:ILE:HD12	1.65	0.78
1:AA:188:C:O2	1:AA:188:C:H2'	1.83	0.78
44:BW:24:ARG:HD3	44:BW:65:LYS:HD3	1.66	0.78
5:AE:153:ALA:HA	5:AE:156:ARG:HB2	1.65	0.78
30:BI:3:LYS:HD2	30:BI:4:VAL:HG23	1.66	0.78
22:DA:740:C:H5'	22:DA:1784:A:H3'	1.64	0.78
53:CA:500:G:H5''	53:CA:500:G:C8	2.18	0.78
22:BA:1257:C:H5'	26:BE:78:TRP:CZ3	2.18	0.78
22:DA:1469:A:H2'	22:DA:1470:A:C8	2.19	0.77
10:CJ:15:HIS:HE1	10:CJ:68:ARG:HD3	1.48	0.77
45:DX:31:ASN:ND2	45:DX:31:ASN:H	1.81	0.77
4:AD:55:ARG:HH12	4:AD:58:GLN:HG2	1.48	0.77
22:DA:1734:G:HO2'	22:DA:1735:A:H8	1.29	0.77
24:BC:68:ARG:HD3	24:BC:103:ILE:HD11	1.66	0.77
22:DA:226:A:C2	22:DA:230:G:O6	2.37	0.77
22:DA:686:U:O4	50:D2:12:ARG:HG3	1.83	0.77
58:DF:43:ILE:HG23	58:DF:44:ALA:H	1.50	0.77
25:DD:105:LYS:HA	25:DD:177:VAL:HG22	1.66	0.77
22:DA:2190:G:H5'	22:DA:2191:A:OP2	1.84	0.77
3:CC:18:ASN:HA	3:CC:55:VAL:HG12	1.65	0.77
6:AF:38:ARG:HG3	6:AF:39:LEU:N	1.98	0.77
22:DA:128:C:H2'	22:DA:129:C:C6	2.19	0.77
42:DU:95:PHE:H	42:DU:95:PHE:HD1	1.32	0.77
22:DA:1076:C:O2	30:DI:92:PRO:HG2	1.84	0.77
53:CA:66:A:H2'	53:CA:66:A:N3	2.00	0.77
22:BA:221:A:H4'	22:BA:222:A:O5'	1.84	0.77
22:DA:2752:C:H2'	22:DA:2753:A:H8	1.48	0.77
58:DF:49:LEU:H	58:DF:49:LEU:HD22	1.47	0.77
53:CA:1452:C:H4'	53:CA:1453:G:O5'	1.84	0.77
53:CA:500:G:H8	53:CA:500:G:H5''	1.47	0.77
30:BI:104:GLN:O	30:BI:105:LEU:HB2	1.84	0.77
2:CB:162:VAL:HG13	2:CB:184:ALA:HB2	1.66	0.77

*Continued on next page...*



*Continued from previous page...*

Atom-1	Atom-2	Distance(Å)	Clash(Å)
1:AA:92:U:H2'	1:AA:93:U:C6	2.19	0.77
22:DA:1490:A:C8	24:DC:73:ILE:HD12	2.20	0.77
22:BA:1069:A:O2'	22:BA:1070:A:H5''	1.84	0.77
1:AA:374:A:OP1	1:AA:452:A:N1	2.18	0.77
54:CG:28:ILE:HG21	54:CG:100:MET:HG3	1.66	0.77
53:CA:16:A:C2'	53:CA:17:U:H5'	2.15	0.77
15:CO:47:LYS:HD2	15:CO:47:LYS:H	1.48	0.77
19:AS:50:VAL:HG21	19:AS:70:LEU:HB3	1.64	0.77
53:CA:1526:G:OP1	21:CU:38:GLU:HG3	1.84	0.77
22:DA:2430:A:H5'	22:DA:2431:U:OP2	1.84	0.77
18:AR:44:THR:OG1	18:AR:46:THR:HG22	1.85	0.77
32:BK:38:ILE:HD11	32:BK:112:PHE:HZ	1.49	0.77
22:BA:855:G:N2	44:BW:23:LYS:HG2	1.98	0.77
32:DK:13:ASN:ND2	32:DK:97:THR:H	1.81	0.77
41:BT:32:LEU:N	41:BT:83:ALA:HB3	1.99	0.77
52:D4:7:VAL:HG13	52:D4:8:LYS:H	1.49	0.77
22:DA:2060:A:H62	26:DE:69:ARG:NH1	1.81	0.77
53:CA:1450:U:H4'	53:CA:1451:U:H5	1.50	0.77
35:BN:96:ARG:HH22	35:BN:116:VAL:HG23	1.50	0.77
22:DA:286:U:H2'	22:DA:287:G:C8	2.19	0.77
22:BA:1190:G:OP1	33:BL:32:GLY:HA2	1.84	0.77
33:BL:114:GLY:C	33:BL:115:GLU:HG3	2.05	0.77
22:BA:873:C:H42	22:BA:904:G:H1	1.33	0.77
53:CA:1299:A:C8	53:CA:1301:U:H1'	2.19	0.77
9:AI:83:THR:HG21	9:AI:102:PHE:HB3	1.64	0.77
28:BG:73:SER:HA	28:BG:76:ILE:CG2	2.15	0.77
24:DC:15:VAL:HG22	24:DC:205:GLY:HA3	1.67	0.77
22:DA:1799:G:H8	24:DC:179:GLU:OE1	1.67	0.77
14:CN:76:PHE:HE2	14:CN:92:ILE:HG21	1.48	0.77
43:BV:72:VAL:HG12	43:BV:93:ARG:HA	1.66	0.77
22:DA:1809:A:HO2'	22:DA:1810:A:H8	1.31	0.77
22:DA:1326:U:HO2'	22:DA:1327:A:H8	0.78	0.77
22:DA:445:C:H2'	22:DA:446:G:C8	2.19	0.77
41:BT:50:LEU:CD1	41:BT:50:LEU:H	1.96	0.77
28:DG:112:VAL:HG12	28:DG:114:HIS:H	1.50	0.77
22:DA:804:A:H2'	22:DA:806:C:C4	2.19	0.77
53:CA:1450:U:H4'	53:CA:1451:U:C5	2.20	0.77
53:CA:346:G:H2'	53:CA:346:G:N3	1.99	0.77
13:AM:2:ARG:O	13:AM:3:ILE:HG12	1.85	0.77
16:AP:59:HIS:CE1	16:AP:63:GLN:HE22	2.03	0.77
44:BW:24:ARG:HD3	44:BW:65:LYS:CD	2.15	0.77
22:DA:322:A:H3'	26:DE:163:ASN:HD21	1.49	0.77

*Continued on next page...*

*Continued from previous page...*

Atom-1	Atom-2	Distance(Å)	Clash(Å)
22:DA:614:A:H4'	22:DA:616:A:H62	1.50	0.77
8:AH:87:ARG:O	8:AH:121:GLY:HA3	1.85	0.77
50:B2:3:ARG:HG2	50:B2:3:ARG:NH2	1.99	0.77
1:AA:87:C:H2'	1:AA:88:U:H6	1.49	0.77
1:AA:202:G:N2	1:AA:466:A:H61	1.83	0.77
13:AM:26:LYS:O	13:AM:30:LYS:HG3	1.85	0.77
22:DA:2291:U:H2'	22:DA:2292:U:C6	2.20	0.77
53:CA:820:U:H4'	53:CA:821:G:OP2	1.85	0.77
22:DA:396:G:O2'	22:DA:397:U:C6	2.36	0.77
37:BP:50:ARG:CD	37:BP:51:ASN:H	1.97	0.77
1:AA:214:C:HO2'	1:AA:215:C:H6	0.78	0.77
41:DT:44:LYS:O	41:DT:48:GLN:HG2	1.84	0.77
38:BQ:48:ASP:HA	38:BQ:51:GLN:HB2	1.67	0.77
22:DA:163:C:O2'	22:DA:164:C:O4'	2.02	0.77
27:BF:120:SER:HB2	27:BF:127:TYR:CE1	2.20	0.77
1:AA:1348:U:H2'	1:AA:1349:A:H8	1.50	0.77
38:BQ:91:ARG:NH2	38:BQ:93:ILE:HD13	1.99	0.76
22:DA:1340:U:OP1	22:DA:1340:U:H4'	1.83	0.76
22:DA:1345:C:OP2	22:DA:1345:C:H3'	1.85	0.76
22:BA:1062:G:OP1	22:BA:1070:A:H4'	1.85	0.76
11:AK:122:PRO:HG2	21:AU:33:ARG:O	1.84	0.76
57:DB:75:G:H1	57:DB:102:G:N2	1.82	0.76
24:BC:16:VAL:H	24:BC:203:VAL:HG12	1.47	0.76
35:DN:71:ARG:HB2	35:DN:71:ARG:NH2	2.01	0.76
53:CA:1108:G:H5''	3:CC:175:HIS:CE1	2.19	0.76
15:CO:63:ARG:HH22	22:DA:715:A:H5'	1.49	0.76
11:AK:100:ASN:HD22	11:AK:106:ILE:HG22	1.50	0.76
46:BY:17:GLU:HG3	46:BY:18:LEU:N	1.99	0.76
22:DA:2601:C:H4'	22:DA:2602:A:OP2	1.83	0.76
45:BX:38:TRP:HB2	45:BX:45:PHE:HE2	1.49	0.76
6:AF:19:PRO:HA	6:AF:22:ILE:HD12	1.68	0.76
44:BW:37:VAL:HG13	44:BW:55:ASP:O	1.85	0.76
42:DU:3:LYS:HG2	42:DU:84:PHE:HZ	1.50	0.76
37:DP:91:VAL:HG11	37:DP:96:LEU:HD11	1.66	0.76
4:AD:145:ARG:NH1	4:AD:147:LYS:HE3	2.00	0.76
1:AA:922:G:H4'	5:AE:24:VAL:HA	1.67	0.76
54:CG:68:VAL:HG22	54:CG:134:VAL:HG12	1.67	0.76
50:D2:5:PHE:HZ	50:D2:12:ARG:HH11	1.31	0.76
28:BG:97:VAL:HG22	28:BG:102:ILE:HG12	1.66	0.76
24:BC:20:ASN:HD22	24:BC:20:ASN:C	1.87	0.76
53:CA:1245:C:H2'	53:CA:1246:A:H8	1.50	0.76
53:CA:429:U:H3'	4:CD:8:LEU:HD23	1.65	0.76

*Continued on next page...*



*Continued from previous page...*

Atom-1	Atom-2	Distance(Å)	Clash(Å)
22:BA:1475:G:H1'	22:BA:1476:U:OP2	1.84	0.76
11:CK:23:HIS:HB3	11:CK:30:ILE:HB	1.68	0.76
1:AA:1411:C:C2'	1:AA:1412:C:H5'	2.14	0.76
4:CD:34:GLU:O	4:CD:36:ALA:N	2.18	0.76
44:BW:39:GLN:HG3	44:BW:42:THR:H	1.50	0.76
53:CA:990:C:C2'	53:CA:991:U:O4'	2.33	0.76
22:DA:2612:C:H5''	22:DA:2613:U:OP1	1.85	0.76
53:CA:1169:A:H2'	53:CA:1170:A:C8	2.21	0.76
35:BN:103:ARG:HD3	35:BN:110:MET:HE3	1.65	0.76
38:DQ:40:LYS:HD2	38:DQ:44:TYR:HE2	1.49	0.76
11:CK:44:ALA:HB3	11:CK:69:CYS:HB2	1.67	0.76
29:DH:80:ILE:HB	29:DH:101:ASP:CB	2.16	0.76
36:BO:31:THR:HG22	36:BO:34:HIS:O	1.86	0.76
33:BL:93:ASN:HD22	33:BL:94:THR:H	1.30	0.76
38:BQ:111:LYS:HE2	39:BR:50:GLY:HA2	1.67	0.76
39:BR:51:VAL:HB	39:BR:52:PRO:CD	2.14	0.76
22:DA:2136:G:H2'	22:DA:2137:U:C6	2.21	0.76
22:DA:15:G:OP1	48:D0:20:ALA:HB2	1.83	0.76
23:BB:13:G:O2'	23:BB:15:A:H5'	1.83	0.76
26:DE:6:LYS:HB2	26:DE:121:VAL:HG12	1.66	0.76
56:CP:8:ARG:HB3	56:CP:28:ARG:NH1	2.00	0.76
37:BP:28:LYS:HB2	37:BP:82:SER:HB3	1.68	0.76
22:BA:1469:A:H2'	22:BA:1470:A:C8	2.19	0.76
31:BJ:4:PHE:O	31:BJ:44:TYR:CE1	2.38	0.76
22:DA:1062:G:H8	22:DA:1070:A:OP2	1.67	0.76
28:BG:88:LEU:HD11	28:BG:95:ALA:HB2	1.67	0.76
4:AD:25:ARG:NH1	4:AD:30:LYS:HE3	2.01	0.76
2:AB:22:TRP:O	2:AB:22:TRP:CG	2.38	0.76
53:CA:1005:A:C5	53:CA:1006:G:H1'	2.20	0.76
25:BD:118:PHE:HD2	25:BD:119:ALA:H	1.34	0.76
17:CQ:46:HIS:HB2	17:CQ:70:LYS:HE3	1.67	0.76
53:CA:108:G:H5'	53:CA:109:A:H5''	1.67	0.76
30:BI:7:TYR:HB3	30:BI:58:ILE:H	1.50	0.76
37:DP:50:ARG:HB3	37:DP:57:ALA:N	2.00	0.76
22:BA:1871:A:O2'	22:BA:1872:A:C8	2.39	0.76
22:BA:856:G:H1'	44:BW:23:LYS:HB3	1.65	0.76
26:BE:112:LEU:HD13	26:BE:186:VAL:HG11	1.68	0.76
12:AL:43:LYS:HB2	12:AL:44:PRO:HD3	1.68	0.76
21:AU:16:ARG:NH1	21:AU:19:LYS:HG3	2.01	0.76
22:BA:2813:A:H2	22:BA:2887:A:N6	1.83	0.76
22:DA:959:A:H2'	22:DA:960:A:C8	2.21	0.76
25:DD:114:LYS:HD2	25:DD:116:LYS:NZ	2.01	0.76

*Continued on next page...*

*Continued from previous page...*

Atom-1	Atom-2	Distance(Å)	Clash(Å)
22:DA:2618:G:H21	25:DD:155:VAL:HG21	1.50	0.76
36:BO:31:THR:CG2	36:BO:34:HIS:H	1.98	0.76
4:AD:172:VAL:HG22	4:AD:173:ASP:H	1.51	0.76
25:DD:137:SER:HB3	25:DD:138:LEU:HD22	1.68	0.76
22:DA:412:A:N7	22:DA:2412:A:H1'	2.01	0.76
44:BW:39:GLN:HG3	44:BW:42:THR:N	2.01	0.76
1:AA:1052:U:H5''	1:AA:1053:G:OP2	1.85	0.76
39:BR:48:LYS:HD2	39:BR:48:LYS:H	1.51	0.76
39:BR:16:GLU:HA	39:BR:98:ILE:HG22	1.67	0.76
53:CA:33:A:H2'	53:CA:34:C:C6	2.19	0.76
2:AB:99:MET:HA	2:AB:106:VAL:HG21	1.68	0.76
43:DV:80:HIS:CD2	43:DV:82:TYR:H	2.04	0.76
53:CA:344:A:H5''	53:CA:345:C:C5	2.21	0.76
28:BG:60:GLY:O	28:BG:61:TRP:HB2	1.86	0.76
10:CJ:26:VAL:O	10:CJ:30:LYS:HB3	1.85	0.76
55:CM:12:LYS:HE3	55:CM:12:LYS:HA	1.68	0.76
21:CU:16:ARG:CG	21:CU:19:LYS:HG2	2.12	0.76
43:BV:80:HIS:HD2	43:BV:83:LYS:H	0.81	0.76
26:DE:128:ALA:HB1	26:DE:129:PRO:HD2	1.68	0.76
42:DU:14:THR:HG23	42:DU:15:GLY:H	1.51	0.76
34:BM:43:ALA:HA	34:BM:46:ILE:CG1	2.15	0.76
25:DD:118:PHE:CD1	25:DD:119:ALA:N	2.54	0.76
22:DA:388:G:N7	22:DA:390:U:H2'	2.01	0.76
22:BA:357:C:H2'	22:BA:358:U:C6	2.21	0.76
28:BG:8:VAL:HG11	28:BG:49:LEU:HB2	1.66	0.76
46:BY:56:LEU:O	46:BY:57:LEU:HB3	1.85	0.76
22:DA:600:G:H5''	26:DE:27:LEU:HD22	1.67	0.76
22:DA:2458:G:H8	22:DA:2459:A:H62	1.34	0.76
25:BD:12:THR:HG22	25:BD:13:ARG:N	2.01	0.76
29:BH:94:ILE:HG21	29:BH:99:ILE:HG12	1.68	0.76
58:DF:104:THR:HG22	58:DF:105:ILE:HG13	1.67	0.76
53:CA:1157:A:C4'	53:CA:1158:C:O5'	2.29	0.75
22:BA:1082:U:C5'	30:BI:117:THR:O	2.31	0.75
44:DW:39:GLN:HG2	44:DW:42:THR:HB	1.67	0.75
44:BW:18:LYS:HA	44:BW:36:ILE:HG13	1.67	0.75
37:BP:52:ARG:HH11	37:BP:52:ARG:HG2	1.51	0.75
42:DU:92:VAL:HB	42:DU:101:THR:CG2	2.15	0.75
22:DA:95:A:H1'	46:DY:40:SER:HB2	1.67	0.75
25:DD:114:LYS:HD2	25:DD:116:LYS:HZ2	1.50	0.75
38:DQ:34:ALA:O	38:DQ:38:VAL:HG23	1.85	0.75
53:CA:157:U:O2'	53:CA:158:G:H5'	1.86	0.75
12:CL:2:THR:HG22	12:CL:4:ASN:H	1.51	0.75

*Continued on next page...*

*Continued from previous page...*

Atom-1	Atom-2	Distance(Å)	Clash(Å)
1:AA:1239:A:N6	1:AA:1299:A:H62	1.84	0.75
58:DF:147:ARG:HG2	58:DF:149:ARG:HH12	1.51	0.75
22:DA:1906:G:C8	22:DA:1929:G:H2'	2.20	0.75
22:DA:2746:U:H1'	28:DG:138:GLN:HE21	1.51	0.75
1:AA:86:G:N2	1:AA:87:C:H41	1.84	0.75
22:DA:874:G:H5'	22:DA:875:G:OP2	1.85	0.75
1:AA:121:U:H5''	1:AA:121:U:H6	1.50	0.75
44:BW:76:ARG:HH21	44:BW:76:ARG:CG	1.95	0.75
38:BQ:85:ALA:O	38:BQ:86:SER:C	2.24	0.75
22:DA:1303:G:O2'	22:DA:1304:A:H8	1.66	0.75
3:CC:18:ASN:HD21	3:CC:53:ARG:NH1	1.83	0.75
11:CK:126:ARG:HB2	21:CU:33:ARG:HD2	1.68	0.75
1:AA:1409:C:O2'	1:AA:1410:A:H5'	1.86	0.75
55:CM:78:ARG:HH21	55:CM:79:LEU:HD23	1.51	0.75
22:BA:2104:C:H2'	22:BA:2105:U:O4'	1.87	0.75
40:DS:20:VAL:HG23	40:DS:23:LEU:HD12	1.67	0.75
22:DA:1379:U:H2'	22:DA:1379:U:O2	1.86	0.75
9:AI:28:VAL:HB	9:AI:63:TYR:HD2	1.49	0.75
25:DD:19:GLY:O	32:DK:72:PRO:HB2	1.87	0.75
9:CI:75:ALA:HA	9:CI:78:ILE:HD12	1.67	0.75
22:DA:2321:U:O2	22:DA:2321:U:C3'	2.34	0.75
5:AE:155:LYS:HD2	5:AE:156:ARG:H	1.50	0.75
22:DA:335:C:HO2'	22:DA:336:C:H6	0.77	0.75
53:CA:1239:A:H1'	53:CA:1241:G:C4	2.22	0.75
26:BE:149:ILE:O	26:BE:188:MET:HA	1.87	0.75
20:CT:23:ARG:HB3	20:CT:60:GLN:HE22	1.50	0.75
1:AA:464:U:N3	1:AA:466:A:H5'	2.00	0.75
22:DA:286:U:H2'	22:DA:287:G:H8	1.49	0.75
22:DA:1519:G:H5'	22:DA:1520:U:OP2	1.86	0.75
31:BJ:130:HIS:HD2	31:BJ:132:HIS:H	1.33	0.75
22:BA:1605:C:C3'	22:BA:1606:C:H5''	2.15	0.75
53:CA:120:A:C3'	53:CA:121:U:C5'	2.58	0.75
33:BL:77:ILE:CD1	33:BL:108:ALA:HB1	2.16	0.75
37:BP:4:ILE:O	37:BP:6:GLN:N	2.19	0.75
22:BA:1076:C:H2'	22:BA:1077:A:H8	1.50	0.75
53:CA:1366:C:O2'	53:CA:1367:C:C6	2.38	0.75
24:DC:70:LYS:HB2	24:DC:101:ARG:HH22	1.52	0.75
1:AA:1066:C:H6	1:AA:1066:C:H5''	1.50	0.75
22:DA:729:G:H3'	22:DA:730:A:C5'	2.17	0.75
53:CA:1322:C:H2'	53:CA:1322:C:O2	1.85	0.75
22:BA:1508:A:O2'	22:BA:1509:A:OP2	2.04	0.75
22:DA:196:A:H61	22:DA:831:G:H21	1.34	0.75

*Continued on next page...*

*Continued from previous page...*

Atom-1	Atom-2	Distance(Å)	Clash(Å)
22:DA:1255:U:H5'	22:DA:2502:G:H22	1.51	0.75
2:CB:49:PHE:HA	2:CB:52:ALA:HB3	1.68	0.75
44:DW:49:ASN:ND2	44:DW:81:ILE:HG23	2.00	0.75
6:CF:11:HIS:HD2	6:CF:12:PRO:HD2	1.52	0.75
40:BS:20:VAL:HA	40:BS:23:LEU:HD12	1.68	0.75
2:AB:46:VAL:HB	2:AB:47:PRO:HD3	1.68	0.75
50:B2:43:THR:O	50:B2:44:VAL:HB	1.84	0.75
22:DA:2563:U:H1'	22:DA:2566:A:N6	2.01	0.75
22:DA:1455:G:O2'	22:DA:1456:G:H8	1.70	0.75
22:DA:2773:C:H2'	22:DA:2774:C:H6	1.52	0.75
1:AA:1520:C:H2'	1:AA:1521:C:H6	1.51	0.75
43:BV:5:ASN:ND2	43:BV:5:ASN:H	1.84	0.75
22:DA:2356:U:H4'	44:DW:16:GLU:HG3	1.67	0.75
22:DA:1534:U:H6	22:DA:1538:G:N1	1.85	0.75
12:CL:97:VAL:HG23	12:CL:97:VAL:O	1.87	0.75
25:DD:119:ALA:HB3	25:DD:163:GLY:H	1.52	0.75
53:CA:1458:G:O2'	20:CT:22:SER:HB3	1.87	0.75
22:DA:422:A:O2'	22:DA:423:A:C8	2.40	0.75
15:CO:28:VAL:HG13	15:CO:62:ARG:HG3	1.67	0.75
47:DZ:4:ILE:HD12	47:DZ:58:GLU:HA	1.69	0.75
22:BA:1084:A:H2'	22:BA:1085:A:C8	2.21	0.75
22:BA:904:G:O2'	22:BA:905:A:C5'	2.35	0.75
22:DA:2336:A:N7	44:DW:40:ARG:CZ	2.50	0.75
28:BG:120:ILE:HD13	28:BG:121:THR:N	2.01	0.75
53:CA:93:U:H2'	53:CA:95:C:H5	1.51	0.75
22:BA:1110:G:O2'	22:BA:1111:A:H8	1.68	0.75
22:DA:389:G:O2'	22:DA:390:U:H5'	1.87	0.75
51:B3:21:PHE:HB2	51:B3:49:VAL:CG1	2.17	0.75
22:DA:984:A:O2'	22:DA:985:C:OP1	2.03	0.75
18:AR:40:PRO:HB2	18:AR:42:ARG:HG2	1.68	0.75
17:CQ:30:HIS:HE1	17:CQ:32:ILE:HG13	1.50	0.75
53:CA:736:C:H2'	53:CA:737:C:C6	2.22	0.75
24:DC:159:THR:O	24:DC:194:VAL:HG12	1.86	0.75
41:DT:60:THR:HG22	41:DT:83:ALA:HA	1.68	0.75
46:BY:47:ARG:HG3	46:BY:47:ARG:HH21	1.51	0.75
11:AK:126:ARG:HB2	21:AU:33:ARG:HH12	1.50	0.75
31:BJ:117:ALA:HA	31:BJ:120:ARG:NH2	2.00	0.75
22:DA:2758:A:H2'	22:DA:2759:G:H5'	1.66	0.75
22:BA:1020:A:H4'	22:BA:1021:A:O5'	1.86	0.75
53:CA:266:G:O2'	53:CA:267:C:H3'	1.87	0.75
11:AK:87:GLY:H	11:AK:113:THR:HG22	1.50	0.75
4:AD:36:ALA:HA	4:AD:41:GLY:HA3	1.68	0.75

*Continued on next page...*

*Continued from previous page...*

Atom-1	Atom-2	Distance(Å)	Clash(Å)
41:BT:87:LEU:HB2	41:BT:91:GLN:HG2	1.69	0.75
31:BJ:53:TYR:CE1	31:BJ:121:LYS:HG2	2.22	0.75
53:CA:135:C:O2	56:CP:1:MET:HB2	1.86	0.75
22:DA:230:G:O2'	22:DA:231:A:H8	1.66	0.74
37:BP:50:ARG:CG	37:BP:57:ALA:N	2.50	0.74
53:CA:371:A:O2'	53:CA:372:C:H5'	1.87	0.74
35:BN:31:HIS:O	35:BN:33:ILE:HD12	1.87	0.74
47:DZ:30:ARG:HH21	47:DZ:33:HIS:HB2	1.50	0.74
22:DA:1255:U:H2'	26:DE:68:ALA:HB2	1.69	0.74
3:CC:140:ALA:O	3:CC:145:ALA:HB3	1.87	0.74
21:AU:39:LYS:H	21:AU:40:PRO:HD2	1.51	0.74
30:BI:115:ASP:O	30:BI:116:MET:HG2	1.86	0.74
19:AS:6:LYS:HE2	19:AS:6:LYS:HA	1.69	0.74
37:BP:50:ARG:CD	37:BP:56:SER:HB3	2.17	0.74
22:BA:588:U:H2'	22:BA:589:U:C6	2.22	0.74
22:DA:333:G:O2'	22:DA:334:C:H6	1.70	0.74
22:BA:2267:A:H5''	22:BA:2268:A:C5'	2.16	0.74
1:AA:1225:A:H2'	1:AA:1226:C:C5	2.22	0.74
41:BT:29:THR:HA	41:BT:86:THR:HA	1.69	0.74
38:DQ:10:ARG:HA	38:DQ:13:HIS:HB2	1.69	0.74
18:AR:56:ARG:O	18:AR:60:ARG:HB2	1.87	0.74
53:CA:1264:U:H2'	53:CA:1265:C:C6	2.21	0.74
29:DH:1:MET:HB3	29:DH:21:VAL:O	1.86	0.74
1:AA:80:A:C2	1:AA:81:A:H1'	2.22	0.74
1:AA:1411:C:H2'	1:AA:1412:C:H5'	1.68	0.74
22:BA:1385:A:H1'	22:BA:1386:C:C6	2.21	0.74
53:CA:1038:C:H2'	53:CA:1039:G:C8	2.22	0.74
22:DA:2468:A:O2'	22:DA:2469:A:H8	1.70	0.74
22:DA:1071:G:N7	22:DA:1089:A:C6	2.55	0.74
22:DA:654:A:H2'	22:DA:655:A:H5''	1.69	0.74
6:CF:42:TRP:HB2	6:CF:59:TYR:HB2	1.69	0.74
30:BI:78:LEU:HD13	30:BI:108:ILE:HG23	1.69	0.74
7:AG:86:VAL:HG22	7:AG:150:PHE:HB3	1.68	0.74
26:DE:61:ARG:HD2	26:DE:61:ARG:O	1.88	0.74
53:CA:597:G:H2'	53:CA:598:U:H5'	1.69	0.74
42:BU:97:SER:O	42:BU:98:ASN:HB3	1.87	0.74
12:CL:43:LYS:CB	12:CL:44:PRO:HD2	2.12	0.74
44:BW:49:ASN:HA	44:BW:61:LYS:HB2	1.70	0.74
1:AA:1021:A:C2'	1:AA:1022:A:H5''	2.16	0.74
21:CU:33:ARG:NH1	21:CU:34:ARG:HD3	2.02	0.74
9:AI:40:ARG:HA	9:AI:44:ARG:HB3	1.69	0.74
27:BF:34:THR:HG23	27:BF:89:THR:HG23	1.68	0.74

*Continued on next page...*

*Continued from previous page...*

Atom-1	Atom-2	Distance(Å)	Clash(Å)
31:BJ:88:THR:HG22	31:BJ:91:GLU:CG	2.17	0.74
32:BK:21:CYS:HB2	32:BK:39:ILE:HD11	1.70	0.74
22:DA:5:A:C2	22:DA:2899:A:C2	2.75	0.74
22:DA:1809:A:C2	22:DA:1810:A:C4	2.75	0.74
44:BW:18:LYS:HG3	44:BW:19:ARG:H	1.49	0.74
53:CA:1138:G:O2'	53:CA:1139:G:OP1	2.03	0.74
22:DA:2425:A:H4'	22:DA:2426:A:O5'	1.85	0.74
53:CA:1081:A:H5'	5:CE:22:LYS:HD2	1.70	0.74
22:DA:976:G:H2'	22:DA:977:G:H8	1.53	0.74
31:DJ:73:VAL:HG23	31:DJ:74:TYR:H	1.52	0.74
22:DA:1521:G:C6	22:DA:1522:A:N6	2.55	0.74
22:DA:1493:C:O2	22:DA:1493:C:H2'	1.86	0.74
2:AB:71:THR:HG22	2:AB:72:LYS:H	1.52	0.74
22:DA:414:C:H5''	22:DA:1879:C:O2'	1.88	0.74
6:AF:38:ARG:HG2	6:AF:38:ARG:NH1	1.96	0.74
22:BA:923:G:H21	44:BW:23:LYS:HZ3	1.33	0.74
32:DK:71:ARG:HB3	32:DK:72:PRO:CD	2.15	0.74
53:CA:79:G:H2'	53:CA:80:A:C8	2.22	0.74
41:BT:59:ASN:O	41:BT:83:ALA:O	2.04	0.74
26:DE:149:ILE:O	26:DE:188:MET:HA	1.87	0.74
25:BD:114:LYS:HE3	25:BD:114:LYS:O	1.87	0.74
22:DA:784:G:HO2'	22:DA:785:G:H8	1.34	0.74
8:AH:104:SER:HB2	8:AH:125:ILE:HD11	1.69	0.74
7:AG:121:ASN:O	7:AG:125:ASP:HB2	1.87	0.74
53:CA:533:A:O2'	53:CA:535:A:OP2	2.05	0.74
43:DV:77:VAL:HA	43:DV:89:ILE:HG22	1.67	0.74
22:DA:273:G:H2'	22:DA:274:C:O4'	1.87	0.74
22:DA:1012:U:O4	31:DJ:30:THR:HG21	1.86	0.74
32:BK:111:LYS:H	32:BK:111:LYS:HE2	1.51	0.74
22:DA:1127:A:O2'	22:DA:1128:G:H5'	1.88	0.74
30:BI:79:LEU:HD13	30:BI:135:MET:SD	2.28	0.74
37:BP:83:ILE:HD13	37:BP:84:SER:N	2.03	0.74
4:CD:176:LYS:HG3	4:CD:178:GLU:HB2	1.69	0.74
10:AJ:53:ILE:CG2	10:AJ:61:ALA:HB1	2.18	0.74
30:BI:126:ARG:HA	30:BI:129:GLU:HB2	1.69	0.74
22:BA:682:G:H5'	50:B2:26:ASN:OD1	1.86	0.74
24:BC:71:ASP:HA	24:BC:117:SER:O	1.88	0.74
22:DA:1097:U:H2'	22:DA:1098:A:O4'	1.88	0.74
1:AA:1239:A:N6	1:AA:1299:A:N6	2.35	0.74
2:AB:108:GLN:HE21	2:AB:108:GLN:N	1.85	0.74
53:CA:642:A:N7	8:CH:106:SER:HA	2.02	0.74
22:DA:96:C:H4'	46:DY:41:HIS:CD2	2.22	0.74

*Continued on next page...*



*Continued from previous page...*

Atom-1	Atom-2	Distance(Å)	Clash(Å)
9:CI:11:ARG:HD3	9:CI:106:ASP:OD1	1.88	0.74
29:DH:84:ALA:H	29:DH:148:ALA:HA	1.52	0.74
26:DE:170:ARG:HH22	26:DE:176:ASP:HB2	1.52	0.74
22:BA:100:U:H4'	22:BA:101:A:O5'	1.88	0.74
17:CQ:46:HIS:HB2	17:CQ:70:LYS:HZ1	1.50	0.74
24:DC:173:LEU:HD22	24:DC:181:ARG:O	1.88	0.74
2:CB:163:ILE:HG23	2:CB:185:ILE:HD11	1.68	0.74
21:CU:35:GLU:HG3	21:CU:36:PHE:H	1.53	0.74
53:CA:1024:G:H2'	53:CA:1025:U:O4'	1.87	0.74
6:AF:97:THR:O	6:AF:98:GLU:HG2	1.87	0.74
28:DG:16:VAL:HG11	28:DG:44:HIS:CD2	2.23	0.74
22:BA:2427:C:H5''	22:BA:2428:G:OP1	1.88	0.74
39:DR:62:GLU:HB3	39:DR:97:LYS:HB3	1.68	0.74
22:DA:2776:A:C4'	22:DA:2777:G:O5'	2.36	0.73
53:CA:702:A:H8	53:CA:702:A:OP1	1.71	0.73
22:BA:277:G:H4'	22:BA:278:A:N7	2.03	0.73
6:CF:43:GLY:HA2	6:CF:58:HIS:CE1	2.22	0.73
12:AL:113:ARG:HB3	12:AL:118:VAL:HB	1.70	0.73
35:BN:79:LEU:O	35:BN:80:PHE:HB2	1.88	0.73
8:AH:17:GLN:HE21	8:AH:71:VAL:HG23	1.52	0.73
24:BC:28:PRO:HG2	24:BC:33:LEU:HD11	1.69	0.73
53:CA:1113:C:H2'	53:CA:1114:C:H6	1.53	0.73
25:BD:51:THR:OG1	25:BD:76:GLY:HA3	1.87	0.73
31:DJ:59:ALA:O	31:DJ:62:VAL:HG12	1.88	0.73
22:BA:587:C:OP2	33:BL:21:ARG:NH1	2.21	0.73
12:AL:23:LEU:CB	12:AL:58:ASN:HD22	2.00	0.73
3:AC:152:VAL:HG12	3:AC:197:VAL:HG13	1.68	0.73
22:DA:1125:G:H4'	52:D4:37:GLN:NE2	2.03	0.73
28:DG:103:ASN:HD22	28:DG:111:PRO:HB2	1.53	0.73
1:AA:1218:C:H2'	1:AA:1219:A:C8	2.24	0.73
24:BC:166:ARG:HG3	24:BC:166:ARG:O	1.87	0.73
28:BG:86:LEU:HD11	28:BG:132:LEU:HD21	1.70	0.73
2:CB:110:ILE:HD13	2:CB:151:LYS:HA	1.70	0.73
6:CF:86:ARG:HD3	18:CR:63:TYR:O	1.87	0.73
22:DA:975:A:HO2'	22:DA:976:G:H8	0.78	0.73
1:AA:499:A:H4'	1:AA:500:G:OP1	1.87	0.73
22:DA:2143:C:H3'	22:DA:2144:G:C8	2.23	0.73
2:AB:17:HIS:CD2	2:AB:202:ASN:HD21	2.06	0.73
46:BY:45:GLN:O	46:BY:46:VAL:HB	1.87	0.73
39:BR:58:VAL:HG13	39:BR:102:SER:HB2	1.68	0.73
25:BD:172:VAL:O	25:BD:173:GLN:HB2	1.87	0.73
22:DA:915:C:H2'	22:DA:916:G:C8	2.23	0.73

*Continued on next page...*

*Continued from previous page...*

Atom-1	Atom-2	Distance(Å)	Clash(Å)
53:CA:1011:C:H2'	53:CA:1012:A:H8	1.52	0.73
22:DA:1742:U:H2'	22:DA:1743:G:C8	2.23	0.73
53:CA:405:U:O4	4:CD:1:ALA:HB1	1.87	0.73
3:CC:110:LEU:O	3:CC:110:LEU:HD23	1.88	0.73
57:DB:67:G:HO2'	57:DB:68:C:H6	1.36	0.73
22:BA:2281:A:O2'	22:BA:2282:G:H5'	1.89	0.73
22:DA:1965:C:C5'	22:DA:1966:A:H5''	2.18	0.73
22:DA:638:G:H2'	22:DA:639:U:C6	2.24	0.73
22:DA:221:A:H5''	22:DA:222:A:OP1	1.88	0.73
53:CA:1347:G:N2	53:CA:1373:G:H2'	2.03	0.73
5:CE:14:LEU:HD22	5:CE:59:ILE:HD13	1.70	0.73
22:BA:335:C:H5''	42:BU:81:ARG:HD3	1.70	0.73
2:AB:20:ARG:HA	2:AB:20:ARG:NH1	2.02	0.73
22:DA:962:G:H3'	22:DA:962:G:OP1	1.88	0.73
3:AC:10:ARG:NH2	3:AC:181:ILE:HG13	2.03	0.73
53:CA:721:G:H4'	53:CA:722:G:O5'	1.89	0.73
45:DX:63:ILE:HD12	45:DX:64:ASP:H	1.53	0.73
40:BS:2:GLU:O	40:BS:107:VAL:O	2.06	0.73
28:BG:30:GLY:HA3	28:BG:78:VAL:HG12	1.68	0.73
5:AE:14:LEU:HD13	5:AE:14:LEU:O	1.88	0.73
3:CC:9:ILE:HD12	14:CN:97:LYS:HD3	1.70	0.73
32:DK:2:ILE:HB	32:DK:33:ALA:HB3	1.68	0.73
53:CA:381:C:O2	53:CA:381:C:H2'	1.87	0.73
22:DA:1783:A:H5'	22:DA:2608:G:H4'	1.70	0.73
50:D2:19:ARG:HB3	50:D2:19:ARG:NH2	2.04	0.73
22:BA:464:U:O2'	50:B2:16:HIS:CE1	2.41	0.73
17:CQ:18:LYS:HD3	17:CQ:48:GLU:OE2	1.87	0.73
8:CH:52:GLY:HA3	8:CH:56:PRO:HA	1.70	0.73
22:BA:1714:U:H2'	22:BA:1714:U:O2	1.88	0.73
22:BA:459:U:O2'	22:BA:460:A:H5'	1.88	0.73
22:BA:1277:G:H5'	35:BN:20:MET:CE	2.18	0.73
40:BS:33:LEU:HD13	40:BS:51:LEU:HD23	1.70	0.73
15:CO:39:GLN:OE1	22:DA:716:A:H1'	1.89	0.73
43:BV:25:LYS:HD3	43:BV:43:ASP:HA	1.68	0.73
22:BA:762:U:H4'	22:BA:763:G:O5'	1.88	0.73
22:DA:1823:G:H5''	62:DC:409:HOH:O	1.87	0.73
8:CH:11:THR:HG22	8:CH:14:ARG:HH12	1.52	0.73
53:CA:1160:G:C6	53:CA:1181:G:O6	2.41	0.73
22:DA:397:U:OP2	45:DX:9:LYS:HE2	1.89	0.73
53:CA:279:A:H4'	53:CA:280:C:O5'	1.86	0.73
3:AC:150:VAL:HG12	3:AC:199:VAL:HB	1.70	0.73
22:DA:675:A:OP1	26:DE:60:TRP:HZ2	1.71	0.73

*Continued on next page...*



*Continued from previous page...*

Atom-1	Atom-2	Distance(Å)	Clash(Å)
24:DC:145:MET:CE	24:DC:181:ARG:HH22	2.02	0.73
33:BL:81:ASP:O	33:BL:82:LEU:HB3	1.89	0.73
22:DA:422:A:O2'	22:DA:423:A:H8	1.71	0.73
46:BY:39:GLN:HB2	46:BY:41:HIS:CD2	2.24	0.73
11:AK:42:GLY:HA3	11:AK:73:VAL:HG12	1.70	0.73
1:AA:1201:A:H1'	1:AA:1202:U:OP2	1.88	0.73
1:AA:110:C:H2'	1:AA:111:G:C8	2.23	0.73
22:BA:594:U:H2'	22:BA:595:C:C6	2.22	0.73
40:BS:70:LYS:N	40:BS:70:LYS:HD2	2.03	0.73
44:BW:28:GLU:HB3	44:BW:31:LEU:CD2	2.18	0.73
32:BK:18:ARG:HG3	32:BK:18:ARG:NH1	1.99	0.73
5:AE:110:MET:O	5:AE:114:LEU:HB2	1.89	0.73
53:CA:977:A:O2'	53:CA:978:A:H5''	1.88	0.73
2:CB:74:ALA:HB1	2:CB:206:ILE:HD11	1.69	0.73
24:BC:14:HIS:O	24:BC:203:VAL:HG11	1.89	0.73
34:BM:132:THR:HG22	34:BM:133:LYS:H	1.52	0.73
1:AA:267:C:H5'	1:AA:267:C:H6	1.52	0.73
53:CA:412:A:H4'	53:CA:413:G:OP1	1.87	0.73
44:DW:13:ARG:HG3	44:DW:14:ASP:H	1.53	0.73
3:CC:76:ILE:HA	3:CC:83:VAL:HG13	1.71	0.73
41:DT:14:PRO:O	41:DT:15:HIS:HB2	1.87	0.73
22:BA:2264:C:H41	44:BW:11:ASN:HD21	1.35	0.73
53:CA:664:G:H22	53:CA:741:G:H1	1.35	0.73
53:CA:1493:A:H3'	22:DA:1913:A:H62	1.52	0.73
37:BP:4:ILE:HA	37:BP:7:LEU:HB2	1.70	0.73
41:DT:29:THR:H	41:DT:87:LEU:HB2	1.53	0.73
1:AA:72:A:N6	1:AA:99:C:H1'	2.04	0.73
53:CA:456:A:H2'	53:CA:457:G:C8	2.24	0.73
22:DA:2738:A:H2	22:DA:2766:A:H61	1.36	0.73
32:BK:85:VAL:HG11	32:BK:115:ILE:HD11	1.71	0.73
53:CA:1337:G:H5''	53:CA:1338:G:OP1	1.89	0.73
29:BH:41:LYS:HA	29:BH:44:ILE:HG12	1.69	0.73
24:DC:79:ARG:HD3	24:DC:81:GLU:OE1	1.87	0.73
24:BC:106:PRO:HB3	24:BC:141:HIS:CE1	2.23	0.73
53:CA:1074:G:H4'	2:CB:101:THR:O	1.87	0.73
4:CD:137:SER:O	4:CD:140:ASP:HB2	1.89	0.73
10:AJ:88:MET:HB3	10:AJ:89:ARG:HH12	1.52	0.73
22:DA:1474:U:C2'	22:DA:1475:G:H5'	2.19	0.73
32:DK:21:CYS:HA	32:DK:41:ILE:HD12	1.70	0.73
9:CI:23:GLY:H	9:CI:60:LEU:HA	1.53	0.73
44:DW:9:THR:HG23	44:DW:10:ARG:HG3	1.70	0.73
22:DA:127:A:N7	50:D2:46:LYS:HE3	2.04	0.73

*Continued on next page...*

*Continued from previous page...*

Atom-1	Atom-2	Distance(Å)	Clash(Å)
53:CA:1224:U:C5'	53:CA:1225:A:OP2	2.36	0.73
22:DA:2311:A:H5'	22:DA:2312:U:C5	2.24	0.73
31:BJ:44:TYR:HA	38:BQ:59:LEU:HD21	1.71	0.73
11:CK:70:ALA:HA	11:CK:73:VAL:HG22	1.70	0.73
22:DA:2056:G:C2	22:DA:2057:G:C8	2.77	0.73
6:CF:3:HIS:HD2	6:CF:65:GLU:HG2	1.53	0.73
2:CB:209:VAL:O	2:CB:213:LEU:HB2	1.89	0.73
1:AA:94:G:H4'	1:AA:95:C:C5'	2.18	0.73
22:DA:590:A:H2'	22:DA:591:U:H6	1.53	0.73
37:DP:67:GLU:CD	37:DP:68:GLY:H	1.91	0.73
40:BS:14:ALA:O	40:BS:18:ARG:HG3	1.88	0.73
16:AP:22:ALA:HA	16:AP:33:ILE:HG13	1.71	0.73
24:BC:208:GLY:HA2	24:BC:211:ARG:HB2	1.69	0.73
53:CA:948:C:H5''	55:CM:104:ASN:HB3	1.70	0.73
22:DA:1608:A:C8	22:DA:1611:C:N4	2.57	0.72
9:CI:18:VAL:HG11	9:CI:82:ILE:HA	1.71	0.72
22:DA:1210:G:H4'	22:DA:1211:C:O5'	1.88	0.72
22:BA:137:U:O5'	22:BA:137:U:H6	1.71	0.72
9:CI:118:ARG:HH21	9:CI:122:ARG:HE	1.37	0.72
30:BI:33:ASN:HD22	30:BI:64:ARG:NH2	1.85	0.72
58:DF:103:ILE:HA	58:DF:107:VAL:HG21	1.70	0.72
8:CH:82:LEU:HD12	12:CL:3:VAL:HG11	1.70	0.72
53:CA:510:A:H5''	53:CA:511:C:OP2	1.89	0.72
23:BB:30:C:H2'	23:BB:31:C:H5'	1.71	0.72
53:CA:274:A:H4'	53:CA:275:G:OP1	1.88	0.72
33:DL:17:LYS:NZ	33:DL:19:LEU:HD22	2.03	0.72
1:AA:439:U:H2'	1:AA:440:C:H5'	1.70	0.72
34:BM:1:MET:O	34:BM:2:LEU:HB2	1.88	0.72
22:DA:1387:A:N6	22:DA:1401:G:C6	2.56	0.72
37:BP:3:ILE:HD13	37:BP:3:ILE:O	1.88	0.72
22:DA:321:U:O2'	22:DA:340:A:N3	2.22	0.72
22:BA:2429:G:OP1	62:BA:3689:HOH:O	2.08	0.72
22:BA:2296:U:H4'	22:BA:2297:A:OP1	1.89	0.72
17:AQ:80:LYS:HB2	17:AQ:80:LYS:HZ3	1.55	0.72
6:AF:46:GLN:HE22	6:AF:55:HIS:HB2	1.52	0.72
22:BA:2602:A:H4'	22:BA:2603:G:C5'	2.19	0.72
22:DA:35:G:O2'	22:DA:36:G:O5'	2.05	0.72
1:AA:1055:A:H1'	3:AC:155:ARG:NH2	2.02	0.72
37:BP:83:ILE:HD13	37:BP:83:ILE:C	2.10	0.72
12:AL:43:LYS:HB2	12:AL:44:PRO:CD	2.19	0.72
32:BK:5:GLN:O	32:BK:6:THR:HB	1.88	0.72
45:BX:5:GLN:NE2	45:BX:49:ARG:H	1.86	0.72

*Continued on next page...*

*Continued from previous page...*

Atom-1	Atom-2	Distance(Å)	Clash(Å)
53:CA:1293:C:H2'	53:CA:1294:G:C8	2.24	0.72
1:AA:259:G:H2'	1:AA:260:G:H8	1.54	0.72
38:BQ:63:ARG:CZ	38:BQ:96:ASP:HA	2.18	0.72
33:BL:110:VAL:O	33:BL:111:ILE:HB	1.88	0.72
53:CA:985:C:C4	53:CA:986:U:O4	2.41	0.72
22:DA:1905:C:O4'	22:DA:1928:A:H2	1.69	0.72
22:BA:2136:G:H2'	22:BA:2137:U:C5	2.23	0.72
22:DA:2822:G:H2'	22:DA:2823:A:H5''	1.72	0.72
54:CG:24:LYS:O	54:CG:28:ILE:HG12	1.88	0.72
25:DD:124:ARG:HD3	25:DD:125:TRP:NE1	2.04	0.72
22:DA:2492:U:H2'	22:DA:2493:U:H6	1.53	0.72
48:D0:12:ARG:HG3	48:D0:15:ARG:HH11	1.54	0.72
22:DA:1941:C:H2'	22:DA:1942:C:C6	2.23	0.72
24:DC:2:VAL:O	24:DC:3:VAL:HB	1.88	0.72
22:DA:1311:G:H1'	22:DA:1313:U:O4	1.90	0.72
22:DA:254:G:N7	51:D3:4:LYS:HE2	2.05	0.72
22:BA:855:G:H21	44:BW:23:LYS:CG	2.00	0.72
42:DU:92:VAL:HB	42:DU:101:THR:HG21	1.69	0.72
22:DA:1019:U:O2'	22:DA:1021:A:N1	2.18	0.72
17:AQ:18:LYS:CA	17:AQ:47:ASP:HB2	2.19	0.72
40:DS:8:ARG:O	40:DS:9:HIS:HB2	1.90	0.72
53:CA:1046:A:C2'	53:CA:1047:G:H5'	2.19	0.72
53:CA:1047:G:C2'	53:CA:1048:G:H5'	2.19	0.72
22:BA:2841:C:H2'	22:BA:2842:G:C8	2.24	0.72
27:BF:72:SER:HB2	27:BF:80:GLN:HB2	1.71	0.72
17:AQ:55:GLY:HA3	17:AQ:82:VAL:HG11	1.72	0.72
22:BA:1415:U:O2	22:BA:1415:U:H2'	1.88	0.72
22:BA:876:C:H2'	22:BA:877:A:O4'	1.88	0.72
22:DA:1951:U:H2'	22:DA:1953:A:OP2	1.88	0.72
31:BJ:44:TYR:CD2	38:BQ:63:ARG:HG2	2.24	0.72
38:DQ:57:ARG:NH1	38:DQ:92:LYS:HE2	2.04	0.72
10:CJ:35:GLN:HG2	10:CJ:76:ILE:HG23	1.70	0.72
39:BR:61:ALA:HB1	39:BR:98:ILE:H	1.54	0.72
22:BA:2680:U:P	25:BD:114:LYS:HE2	2.29	0.72
53:CA:269:C:H2'	53:CA:270:A:C8	2.25	0.72
4:AD:33:ILE:O	4:AD:34:GLU:HB3	1.88	0.72
30:BI:33:ASN:HD22	30:BI:64:ARG:HH22	1.36	0.72
22:DA:1567:G:H5''	24:DC:84:PRO:HG3	1.71	0.72
24:DC:77:VAL:HG23	24:DC:112:GLY:H	1.55	0.72
53:CA:166:U:H2'	53:CA:167:A:H5'	1.70	0.72
1:AA:667:G:H4'	15:AO:50:HIS:CE1	2.25	0.72
22:DA:538:A:H5''	31:DJ:7:LYS:NZ	2.05	0.72

*Continued on next page...*

*Continued from previous page...*

Atom-1	Atom-2	Distance(Å)	Clash(Å)
1:AA:1152:A:H5'	10:AJ:15:HIS:CD2	2.25	0.72
1:AA:1183:U:H3'	1:AA:1184:G:H5''	1.71	0.72
6:AF:91:ARG:HG3	6:AF:92:THR:H	1.55	0.72
53:CA:1278:G:C4'	53:CA:1279:G:O5'	2.37	0.72
57:DB:83:G:OP1	47:DZ:16:LEU:HD21	1.89	0.72
49:B1:33:LEU:N	49:B1:51:ALA:HB3	2.05	0.72
6:AF:86:ARG:NH1	18:AR:63:TYR:HB3	2.04	0.72
46:BY:57:LEU:HA	46:BY:60:LYS:HB3	1.70	0.72
34:BM:2:LEU:HD23	34:BM:69:PRO:HD2	1.72	0.72
53:CA:1304:G:H1'	53:CA:1333:A:H61	1.54	0.72
57:DB:86:G:H2'	57:DB:87:U:H5''	1.71	0.72
54:CG:117:LEU:HA	54:CG:121:ASN:HB2	1.71	0.72
22:BA:790:U:H2'	62:BA:3746:HOH:O	1.88	0.72
22:BA:994:C:H3'	38:BQ:53:LYS:HE2	1.69	0.72
44:DW:19:ARG:HA	44:DW:34:SER:HA	1.72	0.72
35:DN:12:ARG:HG3	35:DN:13:ASN:H	1.54	0.72
1:AA:73:C:O2'	1:AA:74:A:O4'	2.06	0.72
41:DT:5:GLU:HA	41:DT:8:LEU:HD12	1.71	0.72
58:DF:64:PRO:HA	58:DF:88:VAL:HG22	1.72	0.72
28:BG:140:ILE:HD12	28:BG:141:GLY:N	2.05	0.72
29:DH:8:LYS:HD2	29:DH:9:VAL:N	2.05	0.72
17:CQ:61:ARG:HG2	17:CQ:75:VAL:HG11	1.72	0.72
25:BD:8:LYS:HB2	25:BD:201:LEU:HD22	1.70	0.72
1:AA:982:U:H4'	1:AA:983:A:C5'	2.20	0.72
44:BW:19:ARG:HA	44:BW:34:SER:HA	1.72	0.72
41:BT:39:THR:O	41:BT:40:LYS:HB2	1.89	0.72
31:DJ:25:LEU:HD12	31:DJ:64:VAL:HA	1.70	0.72
22:DA:2295:C:O2'	22:DA:2296:U:H5'	1.90	0.72
2:AB:110:ILE:HD12	2:AB:147:LEU:HD13	1.70	0.72
22:BA:284:U:H2'	22:BA:285:G:C8	2.24	0.72
22:BA:1187:G:H5''	39:BR:83:TYR:CE2	2.25	0.72
42:DU:82:VAL:H	42:DU:96:LYS:HZ2	1.37	0.72
39:DR:27:ILE:HG22	39:DR:28:ALA:N	2.03	0.72
11:AK:126:ARG:CB	21:AU:33:ARG:HH12	2.03	0.72
2:AB:163:ILE:O	2:AB:185:ILE:HG12	1.90	0.72
32:BK:10:VAL:HG21	32:BK:16:ALA:HB1	1.72	0.72
53:CA:154:U:H2'	53:CA:155:A:H5'	1.72	0.72
1:AA:737:C:H2'	1:AA:738:C:H6	1.53	0.72
9:CI:24:ASN:O	9:CI:61:ASP:HA	1.90	0.72
35:BN:12:ARG:HD3	35:BN:16:HIS:CD2	2.25	0.72
53:CA:1029:U:H1'	53:CA:1033:G:O6	1.89	0.72
29:DH:59:ALA:HA	29:DH:63:ALA:HB3	1.70	0.72

*Continued on next page...*

*Continued from previous page...*

Atom-1	Atom-2	Distance(Å)	Clash(Å)
22:BA:714:U:H5'	22:BA:715:A:OP2	1.89	0.72
5:CE:13:LYS:HA	5:CE:13:LYS:HE2	1.71	0.72
22:BA:962:G:H21	22:BA:2250:G:H1	1.37	0.72
37:BP:50:ARG:CG	37:BP:57:ALA:H	2.02	0.71
38:DQ:87:VAL:HG11	39:DR:52:PRO:HG3	1.72	0.71
53:CA:78:A:H2'	53:CA:79:G:C8	2.25	0.71
22:DA:312:G:H5'	22:DA:331:C:O2'	1.89	0.71
2:AB:106:VAL:O	2:AB:110:ILE:HD13	1.88	0.71
1:AA:274:A:H4'	1:AA:275:G:OP1	1.90	0.71
25:BD:151:THR:HG22	25:BD:152:PRO:N	2.04	0.71
51:B3:40:LYS:HA	51:B3:43:LEU:HD12	1.71	0.71
22:BA:996:A:H4'	38:BQ:91:ARG:HG2	1.71	0.71
57:DB:11:C:H5'	44:DW:71:LYS:HD3	1.71	0.71
5:AE:155:LYS:HD2	5:AE:156:ARG:N	2.05	0.71
5:CE:103:GLY:HA3	5:CE:121:ASN:HA	1.72	0.71
22:DA:475:C:H2'	22:DA:476:G:C8	2.26	0.71
22:DA:505:A:O2'	22:DA:506:G:H5'	1.89	0.71
17:AQ:12:VAL:HG13	17:AQ:13:SER:N	2.05	0.71
22:DA:2443:C:O2'	22:DA:2444:G:H5'	1.90	0.71
22:DA:1166:G:N2	22:DA:1184:U:H1'	2.04	0.71
14:AN:22:LYS:HG3	14:AN:23:ARG:H	1.55	0.71
11:AK:91:GLY:HA2	11:AK:94:SER:HB3	1.71	0.71
24:BC:199:HIS:O	24:BC:201:LEU:N	2.23	0.71
22:BA:1378:A:H4'	22:BA:1379:U:OP1	1.88	0.71
1:AA:473:U:H2'	1:AA:474:G:H8	1.55	0.71
33:BL:9:ALA:O	33:BL:12:SER:HB3	1.90	0.71
62:BB:315:HOH:O	43:BV:14:LYS:HD2	1.89	0.71
53:CA:1387:G:H2'	53:CA:1388:C:C6	2.25	0.71
22:DA:1280:G:H2'	22:DA:1281:G:H5'	1.72	0.71
1:AA:461:A:H3'	1:AA:461:A:N3	2.04	0.71
1:AA:817:C:H4'	1:AA:818:G:OP1	1.90	0.71
44:BW:51:GLY:HA3	44:BW:59:PHE:CZ	2.25	0.71
22:DA:1555:G:N2	22:DA:1556:C:C2	2.58	0.71
22:DA:2423:U:H5''	22:DA:2424:C:OP1	1.90	0.71
2:CB:114:LYS:CA	2:CB:117:GLU:HG2	2.21	0.71
8:AH:9:MET:HE1	8:AH:32:LYS:HA	1.72	0.71
35:BN:78:LYS:HG2	35:BN:83:LEU:HD22	1.70	0.71
8:AH:6:ILE:HB	8:AH:76:ARG:HH12	1.55	0.71
13:AM:10:ASP:CG	13:AM:11:HIS:N	2.43	0.71
50:B2:35:ARG:HG3	50:B2:42:LEU:HD11	1.72	0.71
2:AB:131:LYS:O	2:AB:135:MET:HB2	1.90	0.71
4:CD:109:THR:HG22	4:CD:111:ALA:N	2.05	0.71

*Continued on next page...*

*Continued from previous page...*

Atom-1	Atom-2	Distance(Å)	Clash(Å)
53:CA:983:A:O2'	53:CA:984:C:H5'	1.90	0.71
14:AN:22:LYS:HG3	14:AN:23:ARG:N	2.05	0.71
8:AH:17:GLN:NE2	8:AH:71:VAL:HG23	2.06	0.71
8:CH:17:GLN:NE2	8:CH:69:ALA:HB1	2.05	0.71
22:BA:560:C:O2	38:BQ:47:ARG:NH1	2.22	0.71
34:BM:23:GLY:O	34:BM:101:VAL:HG12	1.89	0.71
22:BA:1585:C:H2'	22:BA:1586:A:O4'	1.91	0.71
30:DI:113:ALA:HB1	30:DI:124:MET:SD	2.30	0.71
22:DA:1341:G:H3'	22:DA:1397:U:O2	1.91	0.71
22:DA:1607:C:H4'	22:DA:1608:A:C8	2.24	0.71
22:DA:1071:G:N7	22:DA:1089:A:C5	2.59	0.71
53:CA:93:U:H2'	53:CA:95:C:C5	2.26	0.71
26:BE:31:VAL:HG21	26:BE:104:ALA:CB	2.18	0.71
53:CA:1215:G:O2'	53:CA:1216:A:H8	1.72	0.71
39:DR:81:LYS:N	39:DR:81:LYS:HD3	2.04	0.71
22:DA:2286:G:H4'	22:DA:2287:A:C1'	2.21	0.71
22:DA:2503:A:H4'	22:DA:2504:U:OP1	1.90	0.71
10:CJ:11:LYS:HB3	10:CJ:71:LEU:HD13	1.72	0.71
21:CU:39:LYS:N	21:CU:40:PRO:HD2	2.05	0.71
37:DP:56:SER:O	37:DP:75:THR:HG22	1.91	0.71
1:AA:1392:G:C2'	1:AA:1393:U:H5'	2.21	0.71
22:DA:9:G:H1	22:DA:2629:U:H2'	1.56	0.71
27:BF:99:PHE:O	27:BF:103:ILE:HG12	1.91	0.71
26:BE:95:LYS:O	26:BE:96:VAL:HB	1.88	0.71
22:BA:1858:A:H2'	22:BA:1859:U:C6	2.25	0.71
9:CI:71:ILE:HD12	9:CI:72:SER:H	1.55	0.71
54:CG:142:ARG:O	54:CG:146:ALA:HB3	1.90	0.71
22:DA:1590:A:H2'	22:DA:1591:A:C8	2.25	0.71
22:DA:1441:G:H2'	22:DA:1442:U:C6	2.26	0.71
22:DA:1476:U:H1'	22:DA:1732:C:C2	2.26	0.71
28:BG:84:LYS:CG	28:BG:132:LEU:H	2.01	0.71
22:DA:587:C:H1'	22:DA:671:C:H5'	1.72	0.71
22:DA:745:G:H5''	22:DA:746:U:OP2	1.90	0.71
22:DA:1181:U:H2'	22:DA:1182:G:C8	2.26	0.71
53:CA:250:A:H1'	53:CA:252:U:C4	2.26	0.71
33:BL:57:LEU:HD22	51:B3:53:ASP:HB3	1.72	0.71
53:CA:642:A:O2'	53:CA:643:C:C6	2.44	0.71
53:CA:643:C:H5''	8:CH:31:LEU:HD22	1.72	0.71
11:AK:28:ASN:OD1	11:AK:46:ALA:HB3	1.89	0.71
53:CA:351:G:H4'	53:CA:352:C:OP2	1.88	0.71
3:AC:139:ASN:HA	3:AC:142:ARG:HB2	1.73	0.71
24:BC:108:GLY:O	24:BC:109:LEU:HD22	1.90	0.71

*Continued on next page...*

*Continued from previous page...*

Atom-1	Atom-2	Distance(Å)	Clash(Å)
2:AB:36:LYS:HA	2:AB:36:LYS:HE3	1.72	0.71
28:DG:162:ARG:H	28:DG:162:ARG:HD2	1.55	0.71
27:BF:35:LEU:CB	27:BF:153:ILE:HG22	2.15	0.71
22:DA:2386:A:O2'	22:DA:2387:U:C6	2.42	0.71
53:CA:60:A:C4'	53:CA:61:G:O5'	2.37	0.71
38:BQ:82:LEU:HD23	38:BQ:112:ALA:HB2	1.73	0.71
39:BR:39:LEU:N	39:BR:39:LEU:HD23	2.06	0.71
26:DE:126:VAL:HG21	26:DE:134:LEU:HD13	1.73	0.71
51:D3:33:THR:HG23	51:D3:34:LYS:N	2.06	0.71
53:CA:523:A:H61	12:CL:49:ARG:HH12	1.37	0.71
41:DT:67:VAL:HG23	41:DT:75:GLY:O	1.91	0.71
53:CA:72:A:N6	53:CA:99:C:H1'	2.06	0.71
53:CA:892:A:O2'	53:CA:1415:G:H4'	1.90	0.71
6:AF:81:ASN:HB3	6:AF:84:VAL:HG12	1.71	0.71
31:DJ:18:VAL:HG13	31:DJ:56:VAL:HA	1.73	0.71
38:BQ:104:ALA:O	38:BQ:107:ALA:HB3	1.90	0.71
53:CA:940:C:H5'	54:CG:101:ARG:NH2	2.05	0.71
22:DA:1258:U:H2'	22:DA:1259:G:C8	2.25	0.71
31:BJ:17:VAL:HG23	31:BJ:137:PRO:HB2	1.73	0.71
22:DA:995:C:O2	31:DJ:3:THR:HG23	1.90	0.71
44:BW:46:ALA:HB3	44:BW:79:ILE:O	1.89	0.71
37:BP:4:ILE:HG22	37:BP:5:LYS:N	2.00	0.71
53:CA:67:C:OP1	53:CA:199:A:H5''	1.91	0.71
54:CG:137:ARG:CZ	54:CG:138:GLU:HG2	2.20	0.71
34:DM:19:GLY:H	34:DM:38:ARG:NH2	1.89	0.71
12:CL:3:VAL:HG23	12:CL:4:ASN:H	1.55	0.71
22:DA:2631:G:H2'	22:DA:2632:A:H5''	1.73	0.71
1:AA:967:C:H1'	9:AI:129:ARG:HH22	1.55	0.71
32:BK:47:ILE:HG13	32:BK:48:PRO:HD2	1.72	0.71
26:BE:24:ASN:O	26:BE:28:VAL:HG12	1.90	0.71
22:BA:958:U:H6	22:BA:958:U:H5'	1.54	0.71
22:BA:655:A:H4'	22:BA:656:G:OP1	1.90	0.71
22:DA:857:G:H1'	44:DW:19:ARG:NE	2.05	0.71
53:CA:1049:U:H4'	53:CA:1050:G:OP2	1.90	0.71
22:DA:806:C:H2'	22:DA:807:U:C6	2.25	0.71
56:CP:74:LEU:O	56:CP:78:VAL:HG23	1.91	0.71
22:DA:784:G:O2'	22:DA:785:G:H8	1.74	0.71
25:BD:13:ARG:HH12	37:BP:74:GLN:NE2	1.89	0.71
22:BA:819:A:OP2	22:BA:1187:G:N2	2.24	0.71
22:BA:1090:A:O2'	22:BA:1091:G:H5'	1.91	0.71
27:BF:40:GLY:CA	27:BF:84:ILE:HD11	2.21	0.71
22:BA:1746:A:H2'	22:BA:1747:U:C6	2.26	0.71

*Continued on next page...*



*Continued from previous page...*

Atom-1	Atom-2	Distance(Å)	Clash(Å)
24:BC:77:VAL:HA	24:BC:93:VAL:HA	1.73	0.71
22:BA:2199:A:C8	22:BA:2199:A:C5'	2.74	0.71
22:DA:84:A:H5'	42:DU:5:ARG:HD2	1.73	0.71
22:DA:1313:U:C2'	22:DA:1313:U:O2	2.37	0.71
22:DA:2346:A:H3'	22:DA:2347:C:C5'	2.19	0.71
34:BM:35:ALA:O	34:BM:128:THR:HA	1.91	0.71
41:DT:1:MET:HG2	41:DT:4:GLU:HA	1.72	0.71
2:CB:96:LEU:H	2:CB:99:MET:HE3	1.56	0.71
28:BG:22:VAL:HG22	28:BG:36:LEU:CD1	2.21	0.71
58:DF:41:GLU:HG2	58:DF:42:ALA:H	1.56	0.71
2:CB:185:ILE:HG22	2:CB:199:ILE:HG13	1.72	0.71
1:AA:731:G:OP1	1:AA:766:A:H1'	1.91	0.71
1:AA:555:U:H2'	1:AA:556:C:C6	2.26	0.71
29:BH:67:ALA:HA	29:BH:138:VAL:HB	1.73	0.71
46:DY:1:MET:HG2	46:DY:4:LYS:HZ1	1.56	0.71
22:BA:1105:U:H2'	22:BA:1106:G:H8	1.55	0.71
6:AF:6:ILE:HG12	6:AF:89:VAL:HG23	1.73	0.71
22:DA:2529:G:H4'	28:DG:174:LYS:HD3	1.72	0.71
22:BA:904:G:C4	22:BA:905:A:C8	2.79	0.70
57:DB:110:C:O2'	57:DB:111:U:H5'	1.90	0.70
22:DA:247:G:H4'	22:DA:386:G:C5	2.26	0.70
5:AE:153:ALA:CA	5:AE:156:ARG:HB2	2.21	0.70
12:AL:23:LEU:HG	12:AL:24:GLU:H	1.56	0.70
51:D3:32:LEU:HD23	51:D3:35:LYS:HE2	1.72	0.70
22:DA:2230:G:H2'	22:DA:2231:U:C6	2.26	0.70
2:AB:221:ARG:CZ	2:AB:221:ARG:HB3	2.21	0.70
31:BJ:31:GLU:HG3	31:BJ:142:ILE:HG21	1.72	0.70
22:DA:2716:C:H2'	22:DA:2717:C:H6	1.56	0.70
53:CA:168:G:H2'	53:CA:169:C:H5'	1.72	0.70
1:AA:753:A:H4'	1:AA:754:C:O5'	1.90	0.70
22:DA:1364:G:N7	45:DX:1:SER:HB2	2.06	0.70
49:B1:49:LYS:HG2	49:B1:50:GLU:H	1.55	0.70
1:AA:1323:G:H2'	1:AA:1324:A:C8	2.26	0.70
9:AI:32:ARG:HG2	9:AI:36:GLN:HB3	1.73	0.70
26:BE:151:GLY:HA2	26:BE:192:ALA:HB2	1.72	0.70
22:DA:2426:A:H3'	22:DA:2427:C:C5'	2.21	0.70
57:DB:116:G:H2'	57:DB:117:G:H8	1.57	0.70
53:CA:1242:G:C2	53:CA:1243:C:H1'	2.27	0.70
22:DA:2313:C:O2'	22:DA:2314:A:H8	1.73	0.70
22:DA:1717:A:H2'	22:DA:1718:G:O4'	1.90	0.70
22:DA:921:C:H2'	22:DA:922:C:H5'	1.72	0.70
25:DD:149:ASN:O	25:DD:152:PRO:HD2	1.91	0.70

*Continued on next page...*



*Continued from previous page...*

Atom-1	Atom-2	Distance(Å)	Clash(Å)
22:DA:2515:C:OP1	31:DJ:81:ILE:HG22	1.91	0.70
22:DA:1490:A:H5'	22:DA:1490:A:N3	2.06	0.70
22:DA:1009:A:O2'	22:DA:1010:A:C8	2.43	0.70
50:D2:19:ARG:HB3	50:D2:19:ARG:HH21	1.56	0.70
12:AL:62:VAL:HG21	12:AL:94:TYR:CE2	2.26	0.70
53:CA:1169:A:H2'	53:CA:1170:A:H8	1.56	0.70
9:AI:51:LEU:HB3	9:AI:56:MET:CG	2.21	0.70
22:DA:1416:G:C6	22:DA:1417:C:N4	2.59	0.70
22:DA:1799:G:H4'	22:DA:1800:C:O5'	1.89	0.70
21:AU:36:PHE:HA	21:AU:39:LYS:HE2	1.71	0.70
4:CD:195:ASN:HB3	4:CD:197:HIS:CD2	2.24	0.70
38:DQ:101:ASP:HB2	39:DR:2:TYR:OH	1.92	0.70
22:BA:215:G:H4'	22:BA:216:A:OP1	1.91	0.70
58:DF:28:PRO:HB2	58:DF:168:LEU:HD21	1.73	0.70
12:CL:43:LYS:CB	12:CL:44:PRO:CD	2.68	0.70
22:BA:902:C:H2'	22:BA:903:C:C6	2.26	0.70
22:BA:2352:A:C6	44:BW:30:VAL:HG11	2.25	0.70
22:BA:2353:G:H1'	44:BW:30:VAL:HG13	1.74	0.70
44:BW:50:VAL:O	44:BW:52:CYS:N	2.21	0.70
53:CA:1151:A:O2'	53:CA:1152:A:C8	2.39	0.70
22:DA:1439:A:N7	22:DA:1440:U:C1'	2.55	0.70
17:AQ:18:LYS:HA	17:AQ:47:ASP:CB	2.20	0.70
22:DA:332:A:C4	22:DA:335:C:N4	2.60	0.70
22:DA:1453:A:H4'	22:DA:1454:C:OP2	1.90	0.70
24:BC:180:MET:HG3	24:BC:268:ARG:NH1	2.06	0.70
47:DZ:16:LEU:CD2	47:DZ:16:LEU:H	2.04	0.70
53:CA:1347:G:H22	53:CA:1373:G:H2'	1.56	0.70
1:AA:267:C:C6	1:AA:267:C:H5'	2.26	0.70
24:DC:122:ALA:HB3	24:DC:127:ASN:ND2	2.07	0.70
22:DA:352:A:C4	22:DA:353:C:H1'	2.27	0.70
38:DQ:24:TYR:O	38:DQ:27:ARG:HB3	1.91	0.70
55:CM:13:HIS:HB2	55:CM:43:LYS:HE2	1.72	0.70
22:DA:1480:C:H2'	22:DA:1481:U:O4'	1.92	0.70
53:CA:51:A:H4'	53:CA:52:C:C5'	2.20	0.70
22:BA:1786:A:H1'	22:BA:1938:A:N6	2.06	0.70
22:BA:1085:A:H3'	22:BA:1086:A:C2	2.26	0.70
22:DA:1605:C:H4'	22:DA:1610:A:C6	2.26	0.70
22:BA:1076:C:H2'	22:BA:1077:A:C8	2.26	0.70
32:DK:104:THR:OG1	32:DK:106:GLU:HB2	1.92	0.70
28:DG:126:THR:HG22	28:DG:127:GLN:H	1.56	0.70
24:BC:12:ARG:HH11	24:BC:12:ARG:HG3	1.56	0.70
22:DA:2142:A:H2'	22:DA:2144:G:P	2.32	0.70

*Continued on next page...*

*Continued from previous page...*

Atom-1	Atom-2	Distance(Å)	Clash(Å)
53:CA:1066:C:H2'	53:CA:1067:A:C8	2.26	0.70
55:CM:12:LYS:HB3	55:CM:17:ALA:HB2	1.73	0.70
8:AH:5:PRO:HB2	8:AH:32:LYS:NZ	2.06	0.70
24:DC:224:MET:SD	24:DC:229:HIS:HB2	2.32	0.70
18:CR:32:ILE:HD12	18:CR:33:THR:O	1.92	0.70
22:DA:1639:C:H2'	22:DA:1640:A:H5''	1.72	0.70
31:DJ:57:LEU:HG	31:DJ:128:ASN:H	1.56	0.70
24:DC:8:THR:O	24:DC:9:SER:HB3	1.89	0.70
22:DA:2520:C:H2'	22:DA:2521:C:H6	1.55	0.70
53:CA:1130:A:C5	53:CA:1146:A:C6	2.79	0.70
22:BA:1734:G:H2'	22:BA:1735:A:C8	2.19	0.70
22:DA:1178:C:H2'	22:DA:1179:G:O4'	1.92	0.70
4:AD:117:VAL:N	4:AD:122:ILE:HD11	2.06	0.70
24:BC:29:PHE:CE2	24:BC:31:PRO:HG2	2.26	0.70
4:CD:137:SER:HB2	4:CD:138:PRO:HD2	1.74	0.70
27:BF:43:ILE:HG22	27:BF:82:TYR:CE1	2.27	0.70
16:AP:79:ASN:O	16:AP:80:LYS:HB2	1.91	0.70
29:BH:117:LEU:HD11	29:BH:130:VAL:HG11	1.74	0.70
22:DA:1651:G:N2	22:DA:2007:U:C2	2.59	0.70
16:AP:19:VAL:HG13	16:AP:37:GLY:C	2.12	0.70
22:DA:410:G:C6	22:DA:2407:A:N6	2.59	0.70
33:BL:91:ASP:CB	33:BL:94:THR:HB	2.21	0.70
53:CA:89:U:O2'	53:CA:90:C:O4'	2.09	0.70
22:DA:931:U:C2'	22:DA:931:U:O2	2.36	0.70
22:BA:243:U:OP1	51:B3:5:THR:CG2	2.39	0.70
22:DA:45:G:H5'	22:DA:46:G:H5'	1.73	0.70
34:DM:41:LEU:HD23	34:DM:46:ILE:HG22	1.74	0.70
22:BA:481:G:C4	22:BA:507:A:C2	2.79	0.70
26:BE:46:GLN:HG3	26:BE:86:ALA:HA	1.72	0.70
22:DA:846:U:O2'	22:DA:847:U:H5''	1.92	0.70
1:AA:1458:G:H5'	20:AT:26:MET:HB3	1.73	0.70
20:AT:53:MET:CE	20:AT:57:VAL:HG21	2.21	0.70
22:BA:1936:A:H2	22:BA:1943:U:C5	2.10	0.70
22:BA:404:A:H1'	22:BA:405:U:OP2	1.92	0.70
53:CA:1226:C:O2'	53:CA:1227:A:H5'	1.91	0.70
22:DA:1324:G:H1'	22:DA:1616:A:N6	2.07	0.70
24:DC:166:ARG:HB2	24:DC:171:VAL:HG22	1.72	0.70
28:BG:85:LYS:HG2	28:BG:131:VAL:CG1	2.21	0.70
22:DA:1056:G:N2	22:DA:1102:C:H5	1.89	0.70
51:B3:31:ILE:CD1	51:B3:34:LYS:HD2	2.19	0.70
31:BJ:81:ILE:HG23	31:BJ:82:GLY:N	2.06	0.70
1:AA:1441:A:H62	1:AA:1461:G:N2	1.87	0.70

*Continued on next page...*

*Continued from previous page...*

Atom-1	Atom-2	Distance(Å)	Clash(Å)
26:BE:175:ILE:HG23	26:BE:175:ILE:O	1.91	0.70
22:DA:674:G:H2'	22:DA:804:A:H61	1.57	0.70
35:DN:90:ARG:HH21	35:DN:116:VAL:HG11	1.55	0.70
6:CF:18:VAL:HG21	6:CF:58:HIS:CD2	2.26	0.70
40:BS:59:GLU:HA	40:BS:64:ALA:CB	2.21	0.70
25:BD:13:ARG:HH12	37:BP:74:GLN:HE21	1.39	0.70
22:BA:574:A:H2	25:BD:150:GLN:HE22	1.37	0.70
22:DA:1364:G:C5	45:DX:1:SER:HB2	2.26	0.70
53:CA:512:U:O2'	53:CA:513:C:H5'	1.91	0.70
29:BH:27:ARG:NH1	29:BH:38:PRO:HG3	2.07	0.70
36:DO:23:ALA:O	36:DO:42:PRO:HG3	1.91	0.70
2:AB:76:SER:HB2	2:AB:92:ASN:HB2	1.72	0.70
24:DC:51:ARG:O	24:DC:53:ILE:HG22	1.91	0.70
41:DT:87:LEU:HD23	41:DT:88:LYS:N	2.07	0.70
1:AA:267:C:H2'	1:AA:268:U:H6	1.57	0.70
1:AA:86:G:N2	1:AA:87:C:N4	2.39	0.70
29:BH:8:LYS:O	29:BH:13:GLY:HA3	1.92	0.70
21:CU:37:TYR:O	21:CU:38:GLU:HG2	1.91	0.70
22:DA:17:G:H4'	38:DQ:24:TYR:HE1	1.56	0.70
55:CM:13:HIS:HB3	55:CM:16:ILE:HB	1.73	0.70
54:CG:64:ALA:HB2	54:CG:126:ALA:HB1	1.72	0.70
3:CC:39:ARG:HG2	3:CC:54:ILE:HD13	1.72	0.70
41:BT:64:LYS:HA	41:BT:79:ASP:OD1	1.92	0.70
12:AL:74:GLN:HG3	12:AL:75:GLU:HG2	1.73	0.70
53:CA:330:C:O2'	53:CA:331:G:O5'	2.09	0.70
22:DA:1439:A:C2	22:DA:1553:A:N7	2.59	0.70
22:BA:1779:U:C5	22:BA:1784:A:N7	2.58	0.70
53:CA:1067:A:H1'	53:CA:1068:G:C8	2.26	0.70
24:BC:141:HIS:HB2	24:BC:190:THR:HB	1.74	0.70
20:AT:27:MET:O	20:AT:31:ILE:HG13	1.92	0.70
56:CP:44:SER:H	56:CP:46:LYS:NZ	1.89	0.70
22:BA:38:A:N3	26:BE:43:THR:HB	2.07	0.70
22:BA:26:G:H1'	22:BA:514:A:H61	1.57	0.70
22:DA:41:C:H2'	22:DA:42:A:C8	2.27	0.70
22:BA:2897:U:H2'	22:BA:2898:U:C6	2.27	0.70
47:BZ:15:ARG:HH11	47:BZ:15:ARG:HA	1.57	0.70
22:BA:2180:U:H2'	22:BA:2181:U:C5	2.26	0.70
22:BA:1180:U:H2'	22:BA:1181:U:C6	2.27	0.69
24:DC:184:GLU:HB2	24:DC:187:CYS:SG	2.32	0.69
22:DA:1507:C:H5'	22:DA:1508:A:OP2	1.92	0.69
1:AA:1138:G:O2'	1:AA:1139:G:H4'	1.92	0.69
10:CJ:12:ALA:HB3	10:CJ:18:ILE:HB	1.73	0.69

*Continued on next page...*

*Continued from previous page...*

Atom-1	Atom-2	Distance(Å)	Clash(Å)
53:CA:642:A:O2'	53:CA:643:C:H6	1.74	0.69
22:DA:528:A:C2	22:DA:2042:A:H2'	2.26	0.69
30:DI:57:VAL:HG12	30:DI:58:ILE:H	1.57	0.69
22:BA:1138:G:H5'	22:BA:1139:G:OP2	1.91	0.69
30:BI:89:SER:HB3	30:BI:92:PRO:HG3	1.72	0.69
53:CA:210:C:H2'	53:CA:210:C:O2	1.92	0.69
22:DA:79:C:H2'	22:DA:80:G:O4'	1.92	0.69
39:BR:39:LEU:HA	39:BR:49:ILE:CG2	2.21	0.69
22:BA:161:A:H3'	22:BA:162:U:C5'	2.22	0.69
22:DA:2875:C:O2'	22:DA:2876:G:C8	2.32	0.69
53:CA:6:G:N3	53:CA:6:G:C2'	2.52	0.69
22:DA:2420:C:OP1	51:D3:33:THR:HB	1.92	0.69
53:CA:252:U:H2'	53:CA:253:A:H8	1.56	0.69
22:DA:275:C:H2'	22:DA:276:U:O4'	1.92	0.69
22:BA:1414:C:C4	22:BA:1415:U:H5	2.09	0.69
24:BC:77:VAL:O	24:BC:77:VAL:HG22	1.91	0.69
22:DA:85:G:HO2'	22:DA:86:G:H8	1.40	0.69
56:CP:44:SER:H	56:CP:46:LYS:HZ2	1.38	0.69
19:AS:51:HIS:CD2	19:AS:53:GLY:H	2.10	0.69
2:AB:77:GLU:HB2	2:AB:80:LYS:HE2	1.74	0.69
22:BA:1150:C:C2'	22:BA:1151:A:O5'	2.39	0.69
1:AA:1452:C:H5'	1:AA:1453:G:C6	2.26	0.69
53:CA:1279:G:H5'	10:CJ:9:ARG:HH12	1.56	0.69
1:AA:1101:A:C4'	1:AA:1102:A:O5'	2.40	0.69
31:BJ:110:PRO:HB2	31:BJ:111:LYS:HG3	1.73	0.69
2:AB:116:LEU:HD12	2:AB:140:LEU:HD11	1.74	0.69
30:BI:74:PRO:O	30:BI:77:VAL:HG22	1.93	0.69
37:DP:50:ARG:HA	37:DP:57:ALA:O	1.92	0.69
1:AA:111:G:O6	1:AA:330:C:N4	2.25	0.69
1:AA:818:G:O2'	1:AA:819:A:H5'	1.91	0.69
53:CA:1514:G:H2'	53:CA:1515:G:H8	1.57	0.69
53:CA:536:C:OP1	62:CA:1882:HOH:O	2.09	0.69
22:DA:1904:G:H1'	22:DA:1927:A:N1	2.07	0.69
1:AA:390:U:H2'	1:AA:391:G:C8	2.28	0.69
22:DA:1797:G:O3'	24:DC:255:LYS:O	2.10	0.69
22:BA:2547:A:H2'	22:BA:2548:U:C6	2.28	0.69
1:AA:344:A:H4'	1:AA:345:C:OP2	1.92	0.69
53:CA:1160:G:O6	53:CA:1181:G:O6	2.11	0.69
31:DJ:106:LYS:HB2	31:DJ:119:PHE:HE2	1.55	0.69
44:BW:30:VAL:O	44:BW:30:VAL:HG22	1.93	0.69
30:BI:98:GLY:HA3	30:BI:137:LEU:HD23	1.74	0.69
5:AE:156:ARG:O	5:AE:158:LYS:N	2.25	0.69

*Continued on next page...*

*Continued from previous page...*

Atom-1	Atom-2	Distance(Å)	Clash(Å)
22:DA:876:C:C2'	22:DA:877:A:OP1	2.40	0.69
22:BA:2485:G:H5''	34:BM:45:GLN:HE21	1.56	0.69
12:AL:23:LEU:HB2	12:AL:58:ASN:ND2	2.06	0.69
31:DJ:35:ARG:NH1	31:DJ:140:LEU:HD11	2.07	0.69
22:DA:1866:A:H2'	22:DA:1867:G:C8	2.28	0.69
20:AT:66:ILE:HD11	20:AT:70:LYS:HE3	1.73	0.69
35:BN:8:ARG:HD2	35:BN:43:GLU:HG3	1.73	0.69
53:CA:613:C:H2'	53:CA:614:C:C6	2.26	0.69
5:CE:135:VAL:O	5:CE:138:ALA:HB3	1.92	0.69
20:AT:6:ALA:HB1	20:AT:9:ARG:HB2	1.73	0.69
22:DA:810:U:O4	33:DL:30:THR:HG22	1.92	0.69
12:CL:33:CYS:HB3	12:CL:77:SER:O	1.93	0.69
31:BJ:44:TYR:C	31:BJ:44:TYR:CD1	2.65	0.69
31:BJ:44:TYR:C	31:BJ:44:TYR:HD1	1.95	0.69
31:DJ:45:THR:H	31:DJ:46:PRO:HD3	1.57	0.69
42:DU:81:ARG:HD2	42:DU:81:ARG:H	1.56	0.69
53:CA:1129:C:O2'	53:CA:1130:A:C8	2.45	0.69
22:DA:1080:A:H2'	22:DA:1081:U:C6	2.27	0.69
1:AA:408:A:OP1	4:AD:109:THR:HG21	1.93	0.69
41:DT:20:ALA:HB1	41:DT:31:VAL:HG21	1.75	0.69
22:DA:649:G:H2'	22:DA:650:C:H6	1.56	0.69
17:CQ:46:HIS:HB2	17:CQ:70:LYS:CE	2.21	0.69
53:CA:920:U:H2'	53:CA:921:U:C6	2.28	0.69
21:AU:16:ARG:HH11	21:AU:19:LYS:HG3	1.58	0.69
47:DZ:18:LYS:O	47:DZ:22:THR:HG23	1.93	0.69
13:AM:78:ARG:O	13:AM:82:LEU:HG	1.91	0.69
33:BL:38:GLN:O	33:BL:40:SER:O	2.11	0.69
57:DB:50:A:C2	57:DB:51:G:H1'	2.27	0.69
22:DA:1245:G:H4'	26:DE:33:VAL:HG11	1.73	0.69
29:DH:97:ARG:O	29:DH:98:ASP:HB2	1.92	0.69
15:CO:7:THR:O	15:CO:11:VAL:HG23	1.91	0.69
1:AA:1356:G:H2'	1:AA:1357:A:C8	2.28	0.69
5:AE:120:HIS:O	5:AE:121:ASN:HB3	1.91	0.69
38:BQ:111:LYS:CE	39:BR:50:GLY:HA2	2.22	0.69
53:CA:1225:A:H4'	19:CS:77:ARG:NH1	2.08	0.69
53:CA:704:A:H2'	53:CA:705:G:C8	2.28	0.69
22:DA:206:U:H2'	22:DA:207:A:C8	2.21	0.69
53:CA:1454:G:HO2'	53:CA:1455:G:H8	1.40	0.69
8:CH:54:THR:HG23	8:CH:55:LYS:H	1.55	0.69
53:CA:413:G:N1	4:CD:32:LYS:HE3	2.06	0.69
12:CL:2:THR:HG22	12:CL:4:ASN:N	2.06	0.69
12:CL:2:THR:HB	12:CL:5:GLN:HB2	1.74	0.69

*Continued on next page...*

*Continued from previous page...*

Atom-1	Atom-2	Distance(Å)	Clash(Å)
22:BA:1537:G:H2'	22:BA:1538:G:O4'	1.93	0.69
22:DA:2902:C:H2'	22:DA:2903:U:O4'	1.91	0.69
2:AB:58:LYS:HZ1	2:AB:62:ARG:HG3	1.57	0.69
22:DA:2353:G:H1'	44:DW:30:VAL:HG13	1.74	0.69
22:DA:642:U:H4'	22:DA:2349:G:O2'	1.93	0.69
44:BW:40:ARG:H	44:BW:56:HIS:HB3	1.56	0.69
1:AA:374:A:H5''	1:AA:452:A:N1	2.08	0.69
53:CA:974:A:O2'	53:CA:975:A:OP1	2.07	0.69
14:CN:40:ARG:NH1	19:CS:6:LYS:HB2	2.07	0.69
22:DA:1586:A:H2'	22:DA:1587:G:H8	1.57	0.69
22:DA:181:A:C2	22:DA:434:U:H1'	2.25	0.69
34:DM:41:LEU:HD11	34:DM:126:ILE:HD11	1.75	0.69
43:DV:80:HIS:HD2	43:DV:82:TYR:H	1.40	0.69
22:DA:412:A:N6	22:DA:2412:A:O4'	2.25	0.69
22:DA:1904:G:O2'	22:DA:1927:A:N6	2.26	0.69
22:DA:1245:G:OP1	33:DL:8:PRO:HG3	1.92	0.69
29:DH:27:ARG:NH1	45:DX:59:ASP:HA	2.08	0.69
22:DA:12:U:O2	22:DA:12:U:H2'	1.93	0.69
22:BA:2703:C:H2'	22:BA:2704:C:H6	1.57	0.69
43:BV:80:HIS:CD2	43:BV:82:TYR:H	2.11	0.69
53:CA:1250:A:H2'	53:CA:1251:A:O4'	1.92	0.69
22:DA:2800:A:C2'	22:DA:2801:G:H4'	2.22	0.69
53:CA:1242:G:O2'	53:CA:1243:C:O4'	2.10	0.69
58:DF:76:PHE:H	58:DF:76:PHE:HD2	1.39	0.69
22:DA:876:C:O2	22:DA:876:C:C5'	2.41	0.69
53:CA:372:C:C1'	53:CA:373:A:OP2	2.39	0.69
53:CA:374:A:OP1	53:CA:452:A:N1	2.26	0.69
39:DR:82:HIS:O	39:DR:82:HIS:CG	2.44	0.69
24:DC:128:THR:CG2	24:DC:188:ARG:HB3	2.22	0.69
40:BS:63:GLY:O	40:BS:64:ALA:HB3	1.93	0.69
53:CA:16:A:H2'	53:CA:17:U:H5'	1.74	0.69
17:CQ:30:HIS:CE1	17:CQ:32:ILE:HG13	2.27	0.69
31:BJ:88:THR:HG22	31:BJ:91:GLU:HG3	1.74	0.69
22:BA:2428:G:H5''	22:BA:2429:G:OP1	1.92	0.69
3:CC:76:ILE:HD11	3:CC:102:ILE:HD11	1.74	0.69
6:AF:55:HIS:O	6:AF:56:LYS:HB2	1.92	0.69
22:BA:1859:U:H2'	22:BA:1860:G:H8	1.58	0.69
22:BA:2180:U:H2'	22:BA:2181:U:H5	1.58	0.69
51:D3:22:LYS:H	51:D3:48:MET:HB3	1.55	0.69
10:AJ:42:LEU:HB3	10:AJ:43:PRO:HD2	1.73	0.69
22:BA:2405:G:O2'	22:BA:2406:A:OP1	2.09	0.69
42:DU:58:VAL:HG13	42:DU:60:LYS:HG2	1.74	0.69

*Continued on next page...*

*Continued from previous page...*

Atom-1	Atom-2	Distance(Å)	Clash(Å)
8:AH:88:LYS:HA	8:AH:91:LEU:HD12	1.75	0.69
2:AB:119:GLN:HA	2:AB:122:ASP:HB2	1.75	0.69
22:BA:320:A:H4'	22:BA:322:A:N7	2.06	0.69
22:DA:1558:C:H4'	22:DA:1559:U:H5'	1.73	0.69
52:B4:3:VAL:O	52:B4:4:ARG:O	2.10	0.69
1:AA:1160:G:O6	1:AA:1181:G:C6	2.45	0.69
22:DA:1206:G:H2'	22:DA:1207:C:C6	2.27	0.69
22:DA:633:A:H8	22:DA:633:A:O5'	1.76	0.69
22:DA:973:A:OP1	22:DA:973:A:H8	1.75	0.69
22:DA:807:U:H1'	22:DA:2445:G:H5'	1.74	0.69
53:CA:252:U:C6	53:CA:252:U:H5'	2.26	0.69
6:CF:54:LEU:HD12	6:CF:56:LYS:O	1.91	0.69
2:CB:19:THR:HG22	2:CB:37:VAL:HG23	1.74	0.69
1:AA:414:A:N6	1:AA:431:A:N3	2.41	0.69
53:CA:692:U:O2'	53:CA:694:A:N7	2.23	0.69
21:CU:24:LYS:HG3	21:CU:25:ALA:N	2.02	0.69
22:DA:1388:G:H2'	22:DA:1389:G:H8	1.58	0.69
22:DA:246:C:H2'	22:DA:247:G:H5'	1.75	0.69
22:DA:1776:G:N2	22:DA:1789:A:H1'	2.09	0.69
22:DA:2838:G:H1'	35:DN:45:ARG:NH2	2.05	0.69
53:CA:267:C:OP2	17:CQ:68:LYS:HD2	1.93	0.69
58:DF:42:ALA:HB2	58:DF:49:LEU:HD21	1.75	0.69
14:CN:96:LYS:HD2	14:CN:96:LYS:H	1.57	0.69
46:BY:7:ARG:H	46:BY:60:LYS:HZ1	1.38	0.69
24:BC:131:MET:HA	24:BC:134:ILE:HD12	1.74	0.69
53:CA:1011:C:H2'	53:CA:1012:A:C8	2.28	0.69
4:AD:100:VAL:O	4:AD:100:VAL:HG12	1.93	0.69
22:DA:2401:U:H5''	22:DA:2402:U:OP2	1.93	0.69
22:DA:1071:G:O2'	22:DA:1072:C:C5'	2.40	0.68
53:CA:90:C:O2'	53:CA:91:U:H5'	1.93	0.68
22:DA:78:U:O2'	22:DA:79:C:H5'	1.93	0.68
53:CA:984:C:O2'	53:CA:985:C:C6	2.46	0.68
53:CA:532:A:C8	3:CC:192:TYR:CE2	2.81	0.68
53:CA:1242:G:O2'	53:CA:1243:C:O5'	2.11	0.68
22:DA:2056:G:H21	48:D0:1:ALA:H3	1.41	0.68
25:BD:114:LYS:CE	25:BD:114:LYS:N	2.56	0.68
53:CA:1101:A:C4'	53:CA:1102:A:O5'	2.40	0.68
34:DM:17:ASN:HB3	34:DM:38:ARG:NH2	2.08	0.68
2:AB:71:THR:O	2:AB:72:LYS:HG2	1.93	0.68
3:CC:110:LEU:HD21	3:CC:203:LYS:HD2	1.75	0.68
46:DY:2:LYS:HD2	46:DY:4:LYS:HE3	1.75	0.68
22:BA:34:U:H1'	22:BA:35:G:OP1	1.93	0.68

*Continued on next page...*



*Continued from previous page...*

Atom-1	Atom-2	Distance(Å)	Clash(Å)
39:DR:89:HIS:NE2	39:DR:91:GLN:HB2	2.08	0.68
44:BW:76:ARG:HG3	44:BW:76:ARG:NH2	1.91	0.68
57:DB:12:C:C4'	57:DB:13:G:OP1	2.24	0.68
22:BA:1097:U:O2'	30:BI:8:VAL:HG12	1.93	0.68
53:CA:86:G:O2'	53:CA:87:C:P	2.50	0.68
21:AU:9:GLU:CG	21:AU:10:PRO:HD3	2.19	0.68
14:CN:68:ARG:HG3	14:CN:69:PRO:HD2	1.73	0.68
12:AL:79:ILE:HD12	12:AL:96:THR:HG21	1.74	0.68
22:DA:614:A:C4'	22:DA:616:A:H62	2.05	0.68
1:AA:1003:G:N2	1:AA:1005:A:H5'	2.08	0.68
53:CA:238:A:H2'	53:CA:239:U:C5'	2.22	0.68
37:BP:77:SER:OG	37:BP:79:VAL:HG13	1.92	0.68
1:AA:409:U:OP1	4:AD:23:GLY:HA3	1.94	0.68
51:D3:15:LYS:NZ	51:D3:19:GLY:HA2	2.09	0.68
1:AA:1405:G:O4'	1:AA:1519:A:H4'	1.93	0.68
22:DA:225:C:H2'	22:DA:226:A:O4'	1.91	0.68
53:CA:765:G:C5	53:CA:812:G:C5	2.81	0.68
41:DT:6:ARG:O	41:DT:9:LYS:HD2	1.93	0.68
21:AU:10:PRO:O	21:AU:11:PHE:HB3	1.93	0.68
53:CA:1054:C:O2'	53:CA:1055:A:H5''	1.92	0.68
30:BI:20:SER:HB3	30:BI:21:PRO:HD3	1.75	0.68
58:DF:48:LEU:HD23	58:DF:48:LEU:H	1.57	0.68
22:DA:2519:U:C6	22:DA:2542:A:N6	2.61	0.68
22:DA:2492:U:H2'	22:DA:2493:U:C6	2.29	0.68
13:AM:10:ASP:CG	13:AM:11:HIS:H	1.95	0.68
27:BF:39:VAL:CG1	27:BF:49:LEU:HD13	2.24	0.68
53:CA:518:C:H2'	53:CA:530:G:N7	2.08	0.68
53:CA:1520:C:H2'	53:CA:1521:C:C6	2.29	0.68
1:AA:706:A:O2'	11:AK:30:ILE:HD11	1.92	0.68
54:CG:59:GLU:OE2	54:CG:63:VAL:HG23	1.92	0.68
38:DQ:90:ASP:O	38:DQ:94:LEU:HB2	1.93	0.68
32:DK:101:GLY:O	32:DK:120:PRO:HB3	1.92	0.68
58:DF:91:ARG:HH21	58:DF:91:ARG:HB3	1.59	0.68
31:DJ:44:TYR:O	31:DJ:45:THR:HB	1.92	0.68
22:BA:1068:G:H2'	22:BA:1069:A:H5'	1.74	0.68
22:DA:2798:U:H5'	22:DA:2800:A:C5	2.27	0.68
22:DA:1062:G:O4'	22:DA:1088:A:N7	2.26	0.68
22:DA:95:A:H4'	46:DY:38:GLN:O	1.92	0.68
22:DA:1205:A:H5''	22:DA:1206:G:N7	2.08	0.68
57:DB:42:C:H41	58:DF:87:LYS:HZ3	1.42	0.68
51:D3:31:ILE:HG21	51:D3:34:LYS:NZ	2.08	0.68
34:DM:62:LYS:HG2	34:DM:64:TRP:CZ2	2.29	0.68

*Continued on next page...*



*Continued from previous page...*

Atom-1	Atom-2	Distance(Å)	Clash(Å)
22:DA:664:G:H4'	22:DA:941:A:OP1	1.93	0.68
24:DC:9:SER:O	24:DC:12:ARG:HB2	1.93	0.68
36:BO:75:GLY:HA3	36:BO:109:ALA:HB3	1.74	0.68
29:DH:78:VAL:HB	29:DH:144:VAL:HA	1.74	0.68
22:BA:141:G:H5'	22:BA:142:A:C8	2.28	0.68
24:BC:210:ALA:O	24:BC:215:VAL:HG23	1.94	0.68
35:DN:114:GLU:HG3	35:DN:118:ARG:HD3	1.75	0.68
22:BA:903:C:C2	22:BA:904:G:N7	2.62	0.68
22:DA:2798:U:H5'	22:DA:2800:A:C6	2.29	0.68
22:DA:2297:A:N3	22:DA:2298:A:C8	2.61	0.68
53:CA:977:A:H8	53:CA:1223:C:N3	1.91	0.68
22:DA:482:A:N6	22:DA:506:G:N9	2.41	0.68
1:AA:877:G:N2	8:AH:1:SER:HB2	2.06	0.68
42:DU:14:THR:HB	42:DU:68:ASN:HB3	1.76	0.68
53:CA:1167:A:N7	53:CA:1169:A:N6	2.41	0.68
56:CP:52:LEU:HD21	56:CP:75:ILE:HG12	1.76	0.68
21:CU:33:ARG:HH12	21:CU:34:ARG:HD3	1.56	0.68
21:AU:36:PHE:HD1	21:AU:39:LYS:HB3	1.58	0.68
5:CE:131:ASN:O	5:CE:135:VAL:HG23	1.92	0.68
9:AI:34:LEU:HD11	9:AI:47:VAL:HG21	1.73	0.68
34:DM:108:VAL:HG21	34:DM:112:LEU:HB3	1.75	0.68
22:DA:2195:U:H2'	22:DA:2196:C:H6	1.56	0.68
33:DL:96:LYS:HD3	33:DL:103:ILE:HA	1.76	0.68
3:AC:128:MET:HB3	3:AC:131:ARG:HG3	1.74	0.68
20:CT:24:ARG:HD3	20:CT:28:ARG:HH21	1.58	0.68
22:DA:1723:G:H2'	22:DA:1724:G:H8	1.57	0.68
22:BA:74:A:H4'	22:BA:75:G:O5'	1.94	0.68
22:DA:1467:U:H2'	22:DA:1468:U:H5'	1.74	0.68
4:CD:57:LYS:HG3	4:CD:58:GLN:N	2.08	0.68
22:DA:2232:C:P	45:DX:26:ARG:HH12	2.17	0.68
22:DA:35:G:O2'	22:DA:36:G:O4'	2.11	0.68
53:CA:1278:G:H4'	53:CA:1279:G:C5'	2.23	0.68
22:DA:1079:C:O2'	22:DA:1080:A:O4'	2.12	0.68
14:CN:60:ARG:HG2	14:CN:61:ASN:H	1.58	0.68
19:CS:35:ARG:HA	19:CS:70:LEU:HB2	1.76	0.68
37:BP:21:PRO:HA	37:BP:46:VAL:CG1	2.23	0.68
22:DA:1716:U:HO2'	22:DA:1717:A:H8	0.73	0.68
2:AB:185:ILE:HA	2:AB:199:ILE:HB	1.76	0.68
6:CF:92:THR:O	6:CF:93:LYS:HG2	1.93	0.68
13:AM:106:ARG:HH11	13:AM:106:ARG:HA	1.59	0.68
1:AA:430:A:OP1	4:AD:8:LEU:HB2	1.93	0.68
27:BF:131:VAL:HG22	27:BF:151:LEU:H	1.59	0.68

*Continued on next page...*

*Continued from previous page...*

Atom-1	Atom-2	Distance(Å)	Clash(Å)
22:BA:1256:G:C2'	26:BE:77:ILE:HD11	2.23	0.68
22:BA:790:U:O2'	22:BA:791:C:O5'	2.11	0.68
22:BA:743:A:O3'	62:BA:3643:HOH:O	2.11	0.68
22:DA:2847:U:H2'	22:DA:2848:G:H5'	1.74	0.68
22:DA:1635:A:H5'	22:DA:1635:A:H8	1.59	0.68
53:CA:205:A:C6	53:CA:206:C:N4	2.61	0.68
43:DV:42:LEU:HD13	43:DV:47:VAL:HG21	1.76	0.68
22:DA:1248:G:H2'	38:DQ:1:ALA:O	1.94	0.68
57:DB:58:A:H2'	57:DB:59:A:H8	1.58	0.68
44:DW:18:LYS:H	44:DW:36:ILE:HG12	1.59	0.68
53:CA:1363:A:C6	53:CA:1365:G:O6	2.47	0.68
26:BE:149:ILE:HD11	26:BE:172:ALA:HA	1.76	0.68
53:CA:1190:G:H5'	3:CC:175:HIS:NE2	2.08	0.68
30:BI:7:TYR:HA	30:BI:58:ILE:HB	1.75	0.68
22:BA:2425:A:H5''	22:BA:2427:C:O4'	1.93	0.68
22:DA:1742:U:H2'	22:DA:1743:G:H8	1.58	0.68
22:DA:2662:A:H2'	22:DA:2663:G:O4'	1.94	0.68
5:AE:37:VAL:HG13	5:AE:116:VAL:HG21	1.76	0.68
53:CA:295:C:H2'	53:CA:296:U:H6	1.57	0.68
32:DK:35:VAL:HG23	32:DK:36:GLY:H	1.57	0.68
22:BA:510:C:OP1	62:BA:3759:HOH:O	2.12	0.68
33:DL:100:ILE:O	33:DL:101:ILE:HB	1.93	0.68
31:BJ:43:GLU:O	31:BJ:45:THR:HG22	1.92	0.68
37:BP:50:ARG:HB3	37:BP:57:ALA:N	2.01	0.68
39:BR:49:ILE:O	39:BR:49:ILE:HG13	1.94	0.68
14:CN:52:ARG:HA	14:CN:52:ARG:CZ	2.24	0.68
53:CA:1328:C:H5''	55:CM:27:THR:HG21	1.76	0.68
53:CA:991:U:C5	53:CA:1212:U:H1'	2.28	0.68
22:DA:324:A:O2'	22:DA:325:G:O4'	2.08	0.68
22:DA:27:G:N2	22:DA:512:G:H2'	2.09	0.68
22:DA:876:C:H3'	22:DA:877:A:C8	2.28	0.68
24:DC:16:VAL:N	24:DC:203:VAL:HG12	2.06	0.68
22:BA:1141:U:H4'	22:BA:1142:A:O4'	1.94	0.68
28:BG:23:ILE:HD12	28:BG:23:ILE:N	2.09	0.68
6:CF:11:HIS:CD2	6:CF:54:LEU:HD21	2.28	0.68
46:DY:19:LEU:HA	46:DY:22:LEU:HB2	1.75	0.68
22:DA:2629:U:H5''	22:DA:2630:G:OP1	1.94	0.68
29:BH:68:ARG:NH2	29:BH:72:ILE:HG21	2.08	0.68
1:AA:1451:U:O2	1:AA:1451:U:H2'	1.92	0.68
1:AA:1453:G:H2'	1:AA:1453:G:N3	2.07	0.68
26:BE:76:PRO:HA	26:BE:82:GLY:HA3	1.75	0.68
58:DF:47:LYS:HA	58:DF:50:ASP:HB3	1.76	0.68

*Continued on next page...*

*Continued from previous page...*

Atom-1	Atom-2	Distance(Å)	Clash(Å)
22:BA:1653:G:H1	35:BN:11:ASN:ND2	1.92	0.68
5:AE:12:GLU:HB2	5:AE:38:VAL:HG12	1.76	0.68
15:AO:26:VAL:HG12	15:AO:30:LEU:HD11	1.76	0.68
38:BQ:63:ARG:HD2	38:BQ:64:ILE:N	2.09	0.68
22:BA:923:G:H21	44:BW:23:LYS:NZ	1.92	0.68
10:CJ:44:THR:HG22	10:CJ:45:ARG:H	1.58	0.68
33:DL:62:PRO:O	51:D3:12:ARG:HB3	1.93	0.68
9:CI:49:GLN:N	9:CI:50:PRO:HD2	2.09	0.68
9:CI:59:LYS:HE3	9:CI:60:LEU:HG	1.76	0.68
22:DA:2295:C:C2'	22:DA:2296:U:H5'	2.23	0.68
22:BA:588:U:H2'	22:BA:589:U:H6	1.57	0.68
30:DI:55:PRO:HG2	30:DI:70:THR:HG23	1.76	0.68
25:BD:45:TYR:HD1	25:BD:45:TYR:H	1.39	0.68
22:DA:2461:A:H1'	22:DA:2492:U:H3	1.59	0.68
40:BS:18:ARG:O	40:BS:19:LEU:HB2	1.93	0.68
53:CA:1074:G:H4'	2:CB:102:ASN:HB2	1.75	0.68
8:AH:88:LYS:HG3	8:AH:89:ASP:H	1.58	0.68
1:AA:596:A:N6	1:AA:645:G:C6	2.62	0.68
10:AJ:8:ILE:HG12	10:AJ:100:ILE:HG22	1.74	0.68
1:AA:114:U:O2'	1:AA:115:G:H5'	1.94	0.68
14:AN:60:ARG:O	14:AN:61:ASN:HB2	1.93	0.68
22:BA:1567:G:H2'	24:BC:84:PRO:HG3	1.74	0.68
22:DA:2269:G:O3'	44:DW:18:LYS:HE2	1.94	0.68
22:DA:2667:C:O2'	22:DA:2668:G:O4'	2.12	0.68
58:DF:136:ILE:O	58:DF:137:PHE:O	2.12	0.68
22:DA:565:C:H4'	22:DA:1253:A:N6	2.09	0.68
11:CK:126:ARG:O	21:CU:33:ARG:NH2	2.27	0.68
22:DA:1309:G:OP1	50:D2:9:VAL:HG12	1.94	0.68
57:DB:90:C:H6	57:DB:90:C:H5''	1.59	0.68
11:CK:64:VAL:O	11:CK:68:ARG:HB2	1.93	0.68
31:DJ:110:PRO:HG2	31:DJ:111:LYS:HG2	1.74	0.68
58:DF:12:VAL:HA	58:DF:15:LEU:HB2	1.77	0.68
1:AA:174:A:H2'	1:AA:175:C:H5'	1.76	0.68
57:DB:18:G:C2	57:DB:67:G:O6	2.47	0.67
22:DA:301:G:H3'	42:DU:81:ARG:NH1	2.09	0.67
22:DA:1056:G:H1'	22:DA:1103:A:N6	2.09	0.67
1:AA:15:G:O4'	5:AE:28:ARG:NH1	2.28	0.67
5:AE:81:GLN:H	5:AE:81:GLN:NE2	1.92	0.67
38:BQ:65:ASN:HD21	38:BQ:69:ARG:HH22	1.40	0.67
17:CQ:46:HIS:HE2	17:CQ:48:GLU:HG2	1.58	0.67
34:DM:17:ASN:HB3	34:DM:38:ARG:HH22	1.59	0.67
22:DA:1060:U:O4'	22:DA:1061:U:H2'	1.93	0.67

*Continued on next page...*

*Continued from previous page...*

Atom-1	Atom-2	Distance(Å)	Clash(Å)
28:DG:163:TYR:N	28:DG:163:TYR:HD2	1.93	0.67
20:CT:60:GLN:HB3	20:CT:65:LEU:HD12	1.75	0.67
53:CA:464:U:C4	53:CA:466:A:H4'	2.29	0.67
24:BC:104:LEU:O	24:BC:105:ALA:HB2	1.93	0.67
36:BO:88:LYS:HE2	36:BO:116:GLN:HE22	1.59	0.67
15:AO:9:LYS:O	15:AO:13:GLU:HG3	1.94	0.67
22:BA:571:U:H4'	22:BA:572:A:OP1	1.94	0.67
3:CC:36:PHE:HE1	14:CN:91:GLU:HB3	1.59	0.67
22:DA:1210:G:C6	22:DA:1237:A:N7	2.62	0.67
22:BA:1506:U:H2'	22:BA:1507:C:C6	2.28	0.67
22:BA:568:U:O2	22:BA:570:G:C8	2.47	0.67
53:CA:818:G:H3'	53:CA:819:A:H5'	1.76	0.67
22:DA:2135:A:C2'	22:DA:2136:G:O4'	2.41	0.67
53:CA:320:A:O2'	53:CA:1435:G:H1'	1.93	0.67
36:BO:111:ARG:O	36:BO:113:ALA:N	2.26	0.67
1:AA:601:G:H2'	1:AA:602:A:C8	2.29	0.67
53:CA:68:G:H5'	53:CA:171:A:O2'	1.95	0.67
23:BB:87:U:H3'	23:BB:88:C:H5'	1.76	0.67
35:DN:103:ARG:HD3	35:DN:110:MET:SD	2.35	0.67
41:BT:73:ARG:NH2	41:BT:74:ILE:H	1.93	0.67
40:DS:70:LYS:H	40:DS:70:LYS:HE3	1.59	0.67
53:CA:1183:U:H3'	53:CA:1184:G:C5'	2.14	0.67
22:DA:1079:C:N4	22:DA:1088:A:H5''	2.06	0.67
15:AO:73:ASP:CG	15:AO:76:ARG:HG3	2.15	0.67
22:DA:867:C:HO2'	22:DA:868:U:H6	0.70	0.67
35:DN:32:GLU:OE1	35:DN:115:LEU:HD12	1.95	0.67
22:DA:989:G:OP2	47:DZ:11:SER:HB2	1.94	0.67
26:DE:60:TRP:CZ2	26:DE:71:GLY:HA2	2.30	0.67
14:AN:40:ARG:NH1	14:AN:44:VAL:HG11	2.09	0.67
22:BA:2311:A:H1'	27:BF:78:ILE:HD13	1.76	0.67
22:BA:2466:C:OP1	52:B4:4:ARG:HB2	1.95	0.67
22:DA:1722:A:N6	22:DA:1739:A:C8	2.62	0.67
8:AH:93:LYS:HE3	8:AH:116:ARG:HH12	1.60	0.67
22:DA:1343:G:O2'	22:DA:1344:U:C6	2.42	0.67
8:CH:1:SER:HB3	8:CH:3:GLN:HG3	1.76	0.67
22:DA:1812:U:H2'	22:DA:1813:G:C8	2.28	0.67
46:BY:9:LYS:HA	46:BY:9:LYS:NZ	2.09	0.67
26:DE:166:LYS:HA	26:DE:166:LYS:HE2	1.77	0.67
22:DA:822:G:O6	22:DA:943:A:H2	1.76	0.67
49:D1:51:ALA:O	49:D1:52:LYS:HB2	1.94	0.67
39:DR:23:GLU:O	39:DR:25:LEU:HD22	1.95	0.67
22:DA:1327:A:H2'	22:DA:1328:A:O4'	1.95	0.67

*Continued on next page...*

*Continued from previous page...*

Atom-1	Atom-2	Distance(Å)	Clash(Å)
22:DA:2394:C:H41	51:D3:30:HIS:CE1	2.13	0.67
22:DA:781:A:H5''	22:DA:782:A:OP1	1.94	0.67
22:DA:2297:A:HO2'	22:DA:2298:A:H8	0.70	0.67
22:DA:502:A:C5	22:DA:505:A:N7	2.62	0.67
22:DA:2312:U:H2'	22:DA:2313:C:C6	2.30	0.67
53:CA:374:A:H5''	53:CA:452:A:C2	2.30	0.67
29:BH:90:LEU:HB2	29:BH:123:ARG:HB3	1.75	0.67
32:BK:10:VAL:HG11	32:BK:16:ALA:CB	2.24	0.67
53:CA:337:G:H2'	53:CA:338:A:C8	2.30	0.67
1:AA:1161:C:O2'	1:AA:1162:C:C6	2.46	0.67
1:AA:683:G:N2	11:AK:39:ASN:HA	2.10	0.67
22:DA:1870:C:H5''	22:DA:1871:A:C2	2.30	0.67
22:BA:45:G:H5''	22:BA:46:G:OP1	1.94	0.67
23:BB:7:G:O2'	36:BO:38:GLN:NE2	2.27	0.67
53:CA:935:A:O2'	53:CA:936:C:C6	2.47	0.67
32:BK:63:VAL:CG1	32:BK:103:VAL:HG12	2.25	0.67
1:AA:269:C:H2'	1:AA:270:A:C8	2.28	0.67
21:CU:3:ILE:HG21	21:CU:18:PHE:HB3	1.77	0.67
37:BP:50:ARG:CB	37:BP:57:ALA:N	2.52	0.67
46:DY:28:LEU:HD11	46:DY:43:LEU:HD13	1.74	0.67
53:CA:978:A:O2'	53:CA:979:C:H5'	1.94	0.67
22:DA:876:C:H2'	22:DA:877:A:OP1	1.94	0.67
25:BD:92:VAL:O	25:BD:93:GLY:C	2.33	0.67
22:DA:2060:A:H2'	26:DE:63:LYS:NZ	2.08	0.67
28:DG:85:LYS:HG3	28:DG:163:TYR:HB2	1.76	0.67
53:CA:769:G:O2'	53:CA:770:C:H5'	1.94	0.67
22:BA:1539:U:H2'	22:BA:1540:G:H8	1.59	0.67
22:BA:2573:C:OP1	62:BA:3702:HOH:O	2.10	0.67
26:DE:59:PRO:HB2	26:DE:67:ARG:NH2	2.09	0.67
22:DA:2635:A:H5'	25:DD:79:LEU:HB2	1.75	0.67
1:AA:1314:C:C5	19:AS:5:LYS:HD3	2.30	0.67
10:AJ:35:GLN:HG2	10:AJ:77:VAL:HB	1.75	0.67
22:DA:1023:U:H6	22:DA:1023:U:H5'	1.58	0.67
22:DA:2092:U:C4'	22:DA:2093:G:OP1	2.26	0.67
22:BA:873:C:N3	22:BA:904:G:N2	2.41	0.67
6:AF:42:TRP:CZ2	6:AF:61:LEU:HD22	2.29	0.67
44:BW:23:LYS:NZ	44:BW:24:ARG:HG3	2.10	0.67
22:DA:1275:A:C2'	22:DA:1275:A:N3	2.58	0.67
53:CA:1322:C:O2'	53:CA:1323:G:H5'	1.95	0.67
4:CD:25:ARG:HG2	4:CD:25:ARG:HH11	1.60	0.67
42:DU:83:GLY:O	42:DU:93:ARG:HA	1.94	0.67
2:AB:67:LEU:HD21	2:AB:91:VAL:HG23	1.74	0.67

*Continued on next page...*

*Continued from previous page...*

Atom-1	Atom-2	Distance(Å)	Clash(Å)
22:DA:2288:A:H4'	22:DA:2289:G:OP2	1.94	0.67
22:DA:1231:U:H2'	22:DA:1232:G:C8	2.29	0.67
53:CA:432:A:C2'	53:CA:433:G:H5'	2.24	0.67
17:CQ:4:ILE:HG22	17:CQ:5:ARG:H	1.59	0.67
22:BA:2324:U:H3'	22:BA:2325:G:H5''	1.76	0.67
22:DA:187:G:C2	22:DA:210:C:C2	2.83	0.67
25:DD:11:MET:HE1	25:DD:192:ALA:HA	1.76	0.67
10:AJ:11:LYS:HG3	10:AJ:97:ASP:HB3	1.77	0.67
22:BA:526:A:H5''	22:BA:527:C:OP1	1.95	0.67
22:BA:902:C:H6	22:BA:902:C:O5'	1.76	0.67
44:BW:19:ARG:NH2	44:BW:22:VAL:HG21	2.10	0.67
20:AT:79:THR:O	20:AT:82:ILE:HG13	1.94	0.67
53:CA:86:G:O2'	53:CA:87:C:OP2	2.12	0.67
2:CB:89:PHE:CE2	2:CB:152:ASP:HB2	2.24	0.67
22:DA:1210:G:H5''	22:DA:1211:C:H3'	1.77	0.67
25:BD:97:SER:C	25:BD:99:GLU:HG2	2.15	0.67
25:BD:99:GLU:HG3	25:BD:100:LEU:N	2.09	0.67
42:DU:17:ASP:HB2	42:DU:38:ILE:HA	1.77	0.67
53:CA:1296:C:C4	53:CA:1297:G:N2	2.63	0.67
34:BM:42:THR:O	34:BM:44:ARG:N	2.28	0.67
22:BA:137:U:O2'	22:BA:138:U:OP1	2.12	0.67
34:BM:132:THR:HG22	34:BM:133:LYS:N	2.09	0.67
1:AA:1520:C:H2'	1:AA:1521:C:C6	2.30	0.67
8:CH:11:THR:HG22	8:CH:14:ARG:NH1	2.10	0.67
5:AE:37:VAL:CG1	5:AE:116:VAL:HG21	2.25	0.67
3:CC:36:PHE:CE1	14:CN:91:GLU:HB3	2.30	0.67
24:DC:33:LEU:O	24:DC:34:GLU:HB3	1.93	0.67
11:AK:108:ASN:HB3	21:AU:6:ARG:HG2	1.76	0.67
1:AA:1038:C:H2'	1:AA:1039:G:C8	2.30	0.67
57:DB:13:G:H5''	57:DB:13:G:H8	1.59	0.67
34:DM:27:SER:N	34:DM:66:ARG:HH22	1.92	0.67
12:CL:80:LEU:HB3	12:CL:97:VAL:CG2	2.23	0.67
22:DA:1300:G:C4'	22:DA:1301:A:O5'	2.42	0.67
22:DA:612:G:N2	22:DA:614:A:HO2'	1.92	0.67
53:CA:1458:G:O3'	20:CT:22:SER:HA	1.94	0.67
53:CA:1069:C:H4'	53:CA:1192:C:O2	1.94	0.67
4:CD:8:LEU:CD2	4:CD:21:LYS:HD2	2.25	0.67
22:DA:17:G:H4'	38:DQ:24:TYR:CE1	2.30	0.67
23:BB:28:C:C2'	23:BB:29:A:H5'	2.25	0.67
26:DE:61:ARG:HE	26:DE:65:THR:HB	1.59	0.67
46:DY:18:LEU:O	46:DY:22:LEU:HD13	1.94	0.67
20:AT:27:MET:HE1	20:AT:57:VAL:HG22	1.75	0.67

*Continued on next page...*



*Continued from previous page...*

Atom-1	Atom-2	Distance(Å)	Clash(Å)
1:AA:246:A:H4'	1:AA:247:G:OP1	1.95	0.67
1:AA:1287:A:H2'	1:AA:1288:A:C8	2.30	0.67
22:BA:1223:G:OP2	39:BR:68:ARG:NH1	2.28	0.67
22:BA:977:G:O6	62:BA:3576:HOH:O	2.11	0.67
53:CA:878:A:OP1	8:CH:79:ARG:HB2	1.95	0.67
42:BU:91:LYS:O	42:BU:92:VAL:HB	1.94	0.67
22:BA:1996:C:H4'	22:BA:1997:C:OP1	1.92	0.67
27:BF:35:LEU:HD13	27:BF:56:LEU:HD22	1.77	0.67
53:CA:1250:A:N3	53:CA:1287:A:N6	2.42	0.67
22:DA:111:A:C2	22:DA:112:U:C2	2.82	0.67
52:B4:9:LYS:O	52:B4:10:LEU:HD23	1.94	0.67
22:DA:686:U:OP2	62:DA:3704:HOH:O	2.11	0.67
45:DX:31:ASN:HD22	45:DX:31:ASN:N	1.83	0.67
45:BX:58:ILE:HD11	45:BX:66:VAL:HG11	1.76	0.67
22:DA:923:G:H1'	44:DW:23:LYS:HZ2	1.60	0.67
22:DA:2574:G:O2'	25:DD:148:GLN:HB2	1.95	0.67
5:CE:154:ALA:HB1	8:CH:65:PHE:CE2	2.30	0.67
14:CN:76:PHE:CE2	14:CN:92:ILE:HG21	2.30	0.67
53:CA:344:A:H5''	53:CA:345:C:H5	1.59	0.67
41:BT:26:LYS:O	41:BT:27:SER:HB2	1.94	0.67
28:DG:48:THR:O	28:DG:49:LEU:HB2	1.94	0.67
22:BA:729:G:H4'	22:BA:763:G:H5'	1.75	0.67
53:CA:1386:G:O2'	53:CA:1387:G:H5'	1.95	0.67
22:DA:84:A:C5	22:DA:103:A:N6	2.63	0.67
22:BA:1450:G:C6	22:BA:1451:C:N4	2.63	0.67
22:DA:2638:G:H1'	22:DA:2778:A:N6	2.10	0.67
12:CL:98:ARG:HB2	12:CL:116:TYR:HA	1.76	0.67
22:DA:999:U:O2'	22:DA:1000:A:H5'	1.95	0.67
54:CG:76:SER:HA	54:CG:85:GLN:HA	1.77	0.67
1:AA:968:A:H4'	1:AA:969:A:OP2	1.95	0.67
19:CS:52:ASN:ND2	19:CS:54:ARG:HG2	2.09	0.67
22:DA:373:U:HO2'	22:DA:374:A:H8	1.43	0.67
57:DB:67:G:O2'	57:DB:68:C:H6	1.78	0.67
22:BA:1731:G:C4	22:BA:1733:G:N7	2.63	0.67
5:AE:155:LYS:HA	5:AE:158:LYS:HZ3	1.60	0.67
22:BA:812:C:H4'	38:BQ:12:ARG:HH22	1.59	0.67
19:CS:35:ARG:HH21	19:CS:51:HIS:CD2	2.13	0.67
1:AA:1007:U:C2'	1:AA:1008:U:H5''	2.25	0.67
28:BG:115:GLN:CD	28:BG:115:GLN:N	2.44	0.67
42:BU:73:ASN:HD22	42:BU:76:THR:N	1.93	0.67
4:AD:1:ALA:O	4:AD:67:LEU:HD11	1.95	0.67
53:CA:239:U:C5'	53:CA:239:U:H6	2.07	0.67

*Continued on next page...*

*Continued from previous page...*

Atom-1	Atom-2	Distance(Å)	Clash(Å)
53:CA:663:A:O2'	53:CA:664:G:H5'	1.95	0.67
1:AA:414:A:O2'	1:AA:415:A:O4'	2.13	0.67
17:AQ:28:VAL:O	17:AQ:36:PHE:HA	1.94	0.67
22:BA:2557:G:H2'	22:BA:2558:C:C6	2.30	0.67
53:CA:112:G:N3	53:CA:330:C:N4	2.44	0.66
22:DA:1079:C:N4	22:DA:1088:A:N3	2.43	0.66
5:AE:110:MET:H	5:AE:113:VAL:HG13	1.60	0.66
39:BR:49:ILE:HG22	39:BR:54:VAL:HG12	1.77	0.66
22:DA:324:A:C2	22:DA:325:G:H1'	2.29	0.66
35:DN:97:ILE:HG13	35:DN:98:LEU:N	2.09	0.66
24:BC:246:PRO:HG2	24:BC:247:TRP:CH2	2.29	0.66
22:DA:2742:G:OP1	52:D4:36:ARG:HD3	1.94	0.66
22:DA:223:A:N6	22:DA:422:A:C6	2.63	0.66
28:DG:43:LYS:O	28:DG:49:LEU:HD12	1.95	0.66
22:BA:1013:C:H2'	22:BA:1014:A:H8	1.60	0.66
31:DJ:5:THR:HA	31:DJ:44:TYR:CD2	2.29	0.66
22:DA:2384:U:H3'	22:DA:2385:C:H3'	1.77	0.66
44:BW:46:ALA:O	44:BW:47:GLY:O	2.13	0.66
53:CA:1077:G:N2	53:CA:1080:A:OP2	2.29	0.66
8:CH:102:VAL:HG23	8:CH:125:ILE:HD12	1.75	0.66
40:DS:9:HIS:H	40:DS:102:HIS:CE1	2.13	0.66
22:DA:2720:U:H5''	37:DP:52:ARG:NH2	2.10	0.66
53:CA:560:A:H4'	53:CA:561:U:H5''	1.75	0.66
22:BA:2134:A:N6	22:BA:2135:A:N6	2.43	0.66
22:DA:1265:A:C8	22:DA:1267:U:C2	2.82	0.66
22:DA:1125:G:H4'	52:D4:37:GLN:HE21	1.59	0.66
52:D4:19:ARG:O	52:D4:20:ASP:HB2	1.94	0.66
36:BO:67:ASN:O	36:BO:69:ASP:N	2.28	0.66
22:BA:962:G:OP1	62:BA:3352:HOH:O	2.13	0.66
36:DO:23:ALA:HB1	36:DO:90:VAL:HG12	1.77	0.66
56:CP:67:ILE:HG12	56:CP:72:ALA:HB2	1.77	0.66
37:BP:95:LYS:HG2	37:BP:97:TYR:CE1	2.31	0.66
12:CL:34:THR:HG22	12:CL:35:ARG:HG2	1.76	0.66
27:BF:68:LYS:HD2	27:BF:68:LYS:N	2.10	0.66
22:BA:1438:U:O2'	22:BA:1439:A:H5'	1.95	0.66
22:DA:1345:C:H5''	22:DA:1396:U:O4	1.95	0.66
4:CD:187:ARG:NH2	4:CD:191:SER:HB3	2.09	0.66
57:DB:57:A:HO2'	57:DB:58:A:H8	0.72	0.66
6:AF:4:TYR:HA	6:AF:91:ARG:O	1.95	0.66
32:BK:18:ARG:HH11	32:BK:18:ARG:CG	2.02	0.66
24:DC:52:HIS:HA	24:DC:216:ARG:HB2	1.77	0.66
22:DA:1846:G:H5''	22:DA:1847:A:OP2	1.94	0.66

*Continued on next page...*



*Continued from previous page...*

Atom-1	Atom-2	Distance(Å)	Clash(Å)
42:BU:38:ILE:HG22	42:BU:39:ASN:H	1.59	0.66
12:CL:89:LEU:HB3	12:CL:92:VAL:HG21	1.78	0.66
28:BG:3:VAL:O	28:BG:68:ARG:HG3	1.95	0.66
53:CA:157:U:C2'	53:CA:158:G:H5'	2.24	0.66
22:DA:1281:G:C6	22:DA:1290:C:N4	2.63	0.66
31:BJ:55:ILE:O	31:BJ:55:ILE:HG13	1.93	0.66
31:BJ:99:ARG:O	31:BJ:103:ILE:HG23	1.95	0.66
1:AA:502:A:H2'	1:AA:503:C:O4'	1.95	0.66
1:AA:1320:C:OP1	19:AS:69:LYS:HE2	1.95	0.66
57:DB:24:G:H5'	57:DB:25:U:C5	2.31	0.66
11:AK:126:ARG:CB	21:AU:33:ARG:NH1	2.58	0.66
21:AU:10:PRO:HG2	3:CC:71:ARG:NH2	2.10	0.66
22:DA:2683:C:OP1	37:DP:55:HIS:HB3	1.95	0.66
6:CF:3:HIS:ND1	6:CF:92:THR:HG23	2.11	0.66
26:BE:108:ILE:HD13	26:BE:109:LEU:N	2.11	0.66
31:DJ:75:TYR:CD1	31:DJ:84:ILE:HD11	2.29	0.66
22:BA:2103:C:H2'	22:BA:2104:C:H5'	1.78	0.66
27:BF:68:LYS:HD2	27:BF:68:LYS:H	1.59	0.66
22:DA:870:U:H2'	22:DA:871:U:H5'	1.78	0.66
9:CI:10:ARG:HG3	9:CI:14:SER:O	1.95	0.66
46:BY:2:LYS:HG3	46:BY:52:ARG:HD3	1.76	0.66
53:CA:1533:C:H2'	53:CA:1534:A:H5''	1.75	0.66
38:DQ:4:LYS:HE3	38:DQ:7:VAL:HG13	1.77	0.66
22:DA:1566:A:C2	24:DC:212:TRP:HB2	2.29	0.66
56:CP:4:ILE:HD12	56:CP:4:ILE:N	2.10	0.66
27:BF:7:TYR:O	27:BF:12:VAL:HG12	1.95	0.66
44:BW:17:ALA:O	44:BW:18:LYS:HB3	1.94	0.66
39:DR:39:LEU:O	39:DR:40:MET:HB2	1.94	0.66
10:CJ:84:VAL:HG23	10:CJ:85:ASP:N	2.04	0.66
46:DY:28:LEU:HG	46:DY:42:LEU:HD22	1.77	0.66
22:DA:125:A:C4'	22:DA:126:A:OP2	2.41	0.66
39:BR:1:MET:HA	39:BR:42:ALA:O	1.95	0.66
22:DA:2313:C:HO2'	22:DA:2314:A:H8	1.36	0.66
26:BE:148:ILE:HA	26:BE:187:VAL:HB	1.77	0.66
22:DA:594:U:H2'	22:DA:595:C:C6	2.30	0.66
1:AA:70:U:O2'	1:AA:71:A:C8	2.48	0.66
25:DD:106:LYS:HB3	25:DD:206:ALA:CB	2.24	0.66
21:CU:36:PHE:HD1	21:CU:40:PRO:HB3	1.61	0.66
22:BA:2841:C:H2'	22:BA:2842:G:H8	1.61	0.66
22:DA:172:A:H2'	22:DA:173:A:C8	2.30	0.66
53:CA:1091:U:O2	53:CA:1093:A:H8	1.78	0.66
35:BN:38:LEU:O	35:BN:38:LEU:HD12	1.95	0.66

*Continued on next page...*

*Continued from previous page...*

Atom-1	Atom-2	Distance(Å)	Clash(Å)
53:CA:476:U:C6	53:CA:476:U:OP2	2.49	0.66
29:BH:24:GLY:O	29:BH:28:ASN:HB2	1.96	0.66
1:AA:338:A:N1	1:AA:351:G:O6	2.28	0.66
22:BA:1079:C:C4	22:BA:1088:A:H2	2.12	0.66
19:CS:40:PHE:CB	19:CS:41:PRO:HD2	2.24	0.66
22:DA:2666:C:O2'	22:DA:2667:C:C5'	2.42	0.66
53:CA:1239:A:O2'	53:CA:1241:G:C5	2.47	0.66
32:DK:7:MET:CE	32:DK:7:MET:HA	2.26	0.66
17:AQ:12:VAL:HG11	17:AQ:21:VAL:HG13	1.76	0.66
22:BA:2637:U:C2'	22:BA:2638:G:H5'	2.25	0.66
29:BH:5:LEU:HD13	29:BH:13:GLY:HA2	1.78	0.66
24:DC:67:LYS:HB3	24:DC:150:GLY:HA2	1.77	0.66
35:BN:116:VAL:HG22	35:BN:116:VAL:O	1.96	0.66
2:AB:20:ARG:HH12	2:AB:38:HIS:CE1	2.14	0.66
41:BT:29:THR:HB	41:BT:86:THR:CG2	2.25	0.66
22:BA:2310:C:H2'	27:BF:76:PHE:HE1	1.58	0.66
34:BM:13:HIS:O	34:BM:14:LYS:HB2	1.96	0.66
22:BA:933:A:H5'	22:BA:934:U:OP2	1.95	0.66
11:AK:14:GLN:HA	11:AK:76:TYR:O	1.95	0.66
32:DK:60:ALA:HA	32:DK:87:LEU:CD2	2.25	0.66
22:BA:611:C:C2'	22:BA:612:G:H5'	2.25	0.66
22:BA:588:U:H1'	26:BE:85:PHE:CD1	2.31	0.66
22:BA:784:G:H5''	24:BC:225:ASN:HD21	1.59	0.66
8:CH:54:THR:O	8:CH:56:PRO:HD3	1.95	0.66
41:BT:28:ASN:HA	41:BT:91:GLN:NE2	2.10	0.66
1:AA:439:U:C2'	1:AA:440:C:H5'	2.25	0.66
25:DD:10:GLY:O	25:DD:11:MET:HB2	1.96	0.66
42:DU:26:ASN:O	42:DU:34:ILE:HB	1.96	0.66
20:AT:74:HIS:O	20:AT:78:LEU:HB2	1.96	0.66
41:BT:61:LEU:C	41:BT:61:LEU:HD12	2.15	0.66
29:DH:93:SER:CB	29:DH:121:VAL:HG21	2.26	0.66
1:AA:725:G:H2'	1:AA:726:C:H6	1.60	0.66
22:DA:229:C:O2'	22:DA:230:G:O4'	2.12	0.66
22:DA:2345:G:C6	22:DA:2347:C:N4	2.61	0.66
40:DS:49:LYS:HB3	40:DS:49:LYS:NZ	2.11	0.66
22:DA:1021:A:C2'	22:DA:1022:G:H4'	2.25	0.66
39:BR:4:VAL:HG23	39:BR:39:LEU:HG	1.77	0.66
31:BJ:111:LYS:CD	31:BJ:112:GLY:H	2.06	0.66
17:CQ:46:HIS:HB2	17:CQ:70:LYS:NZ	2.09	0.66
20:CT:3:ILE:O	20:CT:4:LYS:HG2	1.96	0.66
22:DA:287:G:O2'	22:DA:288:U:H5'	1.96	0.66
22:DA:956:G:C2	22:DA:962:G:O6	2.49	0.66

*Continued on next page...*

*Continued from previous page...*

Atom-1	Atom-2	Distance(Å)	Clash(Å)
22:BA:142:A:O2'	22:BA:143:C:O4'	2.12	0.66
4:CD:57:LYS:HE2	4:CD:58:GLN:OE1	1.95	0.66
26:DE:105:LEU:HB3	26:DE:200:LEU:HD11	1.78	0.66
53:CA:1084:G:C8	53:CA:1085:U:C6	2.83	0.66
34:BM:31:PHE:CE2	34:BM:110:GLU:HG2	2.31	0.66
48:D0:28:SER:HB3	48:D0:39:ARG:HE	1.61	0.66
32:BK:70:ARG:HD3	32:BK:76:VAL:HG22	1.78	0.66
35:BN:2:ARG:HA	35:BN:5:LYS:HD2	1.76	0.66
26:BE:193:VAL:O	26:BE:197:GLU:HB2	1.96	0.66
22:DA:644:A:O2'	22:DA:645:C:H5'	1.96	0.66
22:BA:1070:A:H2'	22:BA:1097:U:OP1	1.95	0.66
1:AA:1239:A:H2'	1:AA:1298:U:O4	1.96	0.66
10:CJ:5:ARG:HG2	10:CJ:79:PRO:HG3	1.78	0.66
22:DA:1965:C:H5''	22:DA:1965:C:H6	1.59	0.66
22:DA:2654:A:H4'	22:DA:2655:G:OP1	1.96	0.66
32:DK:76:VAL:HB	37:DP:72:VAL:HG22	1.77	0.66
22:BA:1780:A:OP1	62:BA:3680:HOH:O	2.13	0.66
25:DD:107:VAL:H	25:DD:206:ALA:H	1.44	0.66
25:BD:133:THR:HG23	25:BD:134:HIS:CD2	2.30	0.66
21:CU:35:GLU:O	21:CU:36:PHE:HD2	1.78	0.66
30:BI:42:ASN:HA	30:BI:45:THR:HB	1.78	0.66
43:BV:21:ARG:HA	43:BV:25:LYS:O	1.95	0.66
53:CA:170:U:O2'	53:CA:171:A:H5'	1.96	0.66
53:CA:708:C:H2'	53:CA:709:U:H6	1.60	0.66
18:CR:21:ASP:HB3	18:CR:23:LYS:HG2	1.78	0.66
22:DA:1176:U:H2'	22:DA:1177:G:C8	2.30	0.66
22:BA:2500:U:O2	62:BA:3523:HOH:O	2.12	0.66
22:BA:902:C:N3	22:BA:903:C:C4	2.64	0.66
57:DB:11:C:C5	57:DB:12:C:H5	2.14	0.66
33:BL:77:ILE:HD11	33:BL:108:ALA:HB1	1.78	0.66
25:BD:182:ALA:O	25:BD:184:ARG:N	2.29	0.66
22:DA:1070:A:H5'	22:DA:1071:G:H5''	1.78	0.66
5:CE:80:LEU:O	5:CE:80:LEU:HD13	1.96	0.66
48:D0:37:HIS:CG	48:D0:43:THR:HG22	2.31	0.66
31:BJ:111:LYS:CD	31:BJ:112:GLY:N	2.59	0.66
22:DA:2060:A:H2'	26:DE:63:LYS:HZ2	1.61	0.66
22:DA:2021:C:H4'	22:DA:2022:U:OP2	1.95	0.66
34:BM:133:LYS:O	34:BM:134:THR:HB	1.95	0.66
53:CA:17:U:H2'	53:CA:18:C:H6	1.59	0.66
22:DA:915:C:H2'	22:DA:916:G:H8	1.60	0.66
53:CA:404:G:O6	4:CD:1:ALA:HB2	1.96	0.66
31:DJ:57:LEU:HD11	31:DJ:129:GLU:H	1.60	0.66

*Continued on next page...*

*Continued from previous page...*

Atom-1	Atom-2	Distance(Å)	Clash(Å)
39:BR:90:ARG:O	39:BR:91:GLN:HB3	1.96	0.66
26:DE:48:THR:O	26:DE:52:VAL:HG23	1.96	0.66
22:BA:2879:A:H4'	22:BA:2880:C:OP1	1.94	0.66
29:DH:68:ARG:CD	29:DH:71:LYS:HD3	2.26	0.66
22:BA:1319:C:O2'	22:BA:1320:C:H5'	1.96	0.66
36:DO:17:LYS:HE3	36:DO:17:LYS:O	1.96	0.66
22:DA:2333:A:C2	22:DA:2335:A:N6	2.64	0.65
44:BW:23:LYS:HD2	44:BW:24:ARG:N	2.11	0.65
53:CA:1138:G:N2	53:CA:1140:C:C4	2.64	0.65
22:DA:729:G:H3'	22:DA:730:A:H5''	1.77	0.65
5:AE:97:PRO:HA	5:AE:122:VAL:HG12	1.78	0.65
53:CA:1239:A:H62	53:CA:1299:A:H61	1.44	0.65
22:DA:628:G:C6	22:DA:636:G:C2	2.84	0.65
22:BA:1813:G:N3	24:BC:49:THR:CG2	2.57	0.65
22:BA:1019:U:C4	22:BA:1020:A:N6	2.64	0.65
53:CA:256:U:H2'	53:CA:257:G:O4'	1.96	0.65
12:CL:98:ARG:HD3	12:CL:103:CYS:SG	2.36	0.65
53:CA:1118:U:H1'	53:CA:1179:A:C4	2.31	0.65
36:DO:13:ARG:O	36:DO:17:LYS:HB2	1.96	0.65
5:CE:107:GLY:O	5:CE:111:ARG:HB2	1.96	0.65
42:BU:100:GLU:O	42:BU:101:THR:HB	1.96	0.65
2:CB:9:LEU:HD23	2:CB:9:LEU:H	1.60	0.65
48:D0:4:GLN:HG2	48:D0:4:GLN:O	1.96	0.65
3:CC:126:ARG:HE	3:CC:126:ARG:HA	1.60	0.65
3:CC:26:LYS:HA	3:CC:26:LYS:HE3	1.77	0.65
22:DA:1594:U:H2'	22:DA:1595:C:C6	2.31	0.65
4:CD:66:VAL:HG22	4:CD:96:ARG:NH1	2.10	0.65
8:AH:28:SER:HB2	8:AH:58:LEU:HB2	1.76	0.65
22:BA:902:C:C4	22:BA:903:C:C4	2.83	0.65
22:DA:2267:A:H61	22:DA:2272:U:H3	1.44	0.65
53:CA:704:A:O2'	53:CA:705:G:H8	1.78	0.65
51:D3:31:ILE:HG21	51:D3:34:LYS:HZ3	1.61	0.65
38:DQ:50:ARG:N	38:DQ:50:ARG:HD2	2.11	0.65
38:BQ:69:ARG:CB	38:BQ:69:ARG:HH21	2.09	0.65
10:AJ:53:ILE:HG22	10:AJ:61:ALA:CB	2.25	0.65
21:AU:3:ILE:HA	21:AU:19:LYS:NZ	2.10	0.65
53:CA:738:C:H2'	53:CA:739:C:H6	1.59	0.65
28:DG:162:ARG:HB2	28:DG:166:GLU:HB3	1.78	0.65
1:AA:683:G:H21	11:AK:39:ASN:HA	1.60	0.65
22:DA:558:U:OP1	31:DJ:113:PRO:HD2	1.96	0.65
53:CA:1533:C:C2'	53:CA:1534:A:H5''	2.26	0.65
50:D2:22:MET:HG2	50:D2:22:MET:O	1.96	0.65

*Continued on next page...*

*Continued from previous page...*

Atom-1	Atom-2	Distance(Å)	Clash(Å)
53:CA:615:G:H2'	53:CA:616:G:H8	1.60	0.65
30:DI:104:GLN:HA	30:DI:107:GLU:HB2	1.78	0.65
22:BA:1045:C:C3'	22:BA:1046:A:H5'	2.26	0.65
34:DM:27:SER:N	34:DM:66:ARG:NH2	2.39	0.65
9:CI:58:GLU:HG3	9:CI:59:LYS:H	1.61	0.65
17:AQ:20:ILE:N	17:AQ:47:ASP:OD1	2.29	0.65
53:CA:982:U:H4'	53:CA:983:A:C5'	2.25	0.65
3:AC:119:ILE:HD11	3:AC:133:MET:HA	1.78	0.65
33:BL:55:MET:HA	33:BL:55:MET:CE	2.27	0.65
26:BE:147:LEU:HD23	26:BE:183:PHE:CD1	2.31	0.65
10:AJ:29:ALA:HB1	10:AJ:36:VAL:HG21	1.79	0.65
32:BK:21:CYS:HA	32:BK:41:ILE:HD12	1.77	0.65
53:CA:642:A:HO2'	53:CA:643:C:H6	1.34	0.65
24:BC:140:VAL:CG1	24:BC:189:ALA:HB1	2.26	0.65
22:BA:1856:U:H2'	22:BA:1857:G:H5'	1.77	0.65
27:BF:45:ASP:HB3	27:BF:48:LEU:HB2	1.79	0.65
53:CA:954:G:H1	53:CA:1228:C:N4	1.93	0.65
22:DA:2624:G:C2	22:DA:2625:G:H1'	2.31	0.65
1:AA:1381:U:HO2'	1:AA:1382:C:H6	1.43	0.65
29:BH:96:THR:O	29:BH:97:ARG:HG3	1.95	0.65
3:AC:56:ILE:HG12	3:AC:65:VAL:HG22	1.78	0.65
33:DL:20:GLY:HA2	33:DL:28:GLY:HA2	1.79	0.65
22:BA:1084:A:H2'	22:BA:1085:A:H8	1.60	0.65
53:CA:1146:A:O2'	53:CA:1147:C:C5'	2.44	0.65
22:DA:184:C:H2'	22:DA:185:G:C8	2.31	0.65
28:BG:84:LYS:HD2	28:BG:133:LYS:HG2	1.78	0.65
1:AA:408:A:P	4:AD:109:THR:HG21	2.36	0.65
22:DA:686:U:H6	22:DA:788:A:N1	1.94	0.65
41:DT:29:THR:H	41:DT:87:LEU:CB	2.10	0.65
53:CA:1458:G:O2'	20:CT:22:SER:CB	2.44	0.65
5:CE:148:SER:H	5:CE:151:MET:CE	2.09	0.65
36:DO:30:ARG:HH12	36:DO:102:ARG:HB2	1.60	0.65
41:BT:5:GLU:OE1	46:BY:18:LEU:HD11	1.96	0.65
1:AA:667:G:H4'	15:AO:50:HIS:ND1	2.11	0.65
26:DE:105:LEU:HD12	26:DE:200:LEU:HD11	1.77	0.65
26:BE:79:ARG:CG	26:BE:80:SER:H	2.09	0.65
1:AA:1386:G:H2'	1:AA:1387:G:H8	1.61	0.65
22:DA:2829:A:H2'	22:DA:2830:C:H5'	1.76	0.65
21:CU:15:LEU:HD12	21:CU:15:LEU:O	1.96	0.65
3:AC:134:LYS:HE3	3:AC:138:GLN:NE2	2.10	0.65
22:BA:666:A:H4'	33:BL:48:ARG:HD2	1.78	0.65
24:BC:85:ASN:OD1	24:BC:85:ASN:N	2.30	0.65

*Continued on next page...*

*Continued from previous page...*

Atom-1	Atom-2	Distance(Å)	Clash(Å)
28:DG:167:VAL:HG23	28:DG:168:VAL:H	1.61	0.65
22:DA:2197:U:C5	22:DA:2224:G:C6	2.84	0.65
22:BA:994:C:H1'	39:BR:10:LYS:HZ1	1.61	0.65
22:DA:2324:U:H5'	22:DA:2325:G:H5''	1.78	0.65
22:DA:2331:G:H1'	44:DW:40:ARG:HB3	1.78	0.65
22:BA:923:G:N2	44:BW:23:LYS:HZ3	1.93	0.65
22:DA:1817:G:HO2'	22:DA:1818:U:H5'	1.61	0.65
22:BA:136:G:H2'	22:BA:137:U:C5	2.30	0.65
22:DA:2392:A:C8	22:DA:2429:G:C2	2.85	0.65
1:AA:1123:U:H5''	1:AA:1124:G:OP2	1.97	0.65
14:AN:42:ASN:HD21	14:AN:46:LYS:NZ	1.95	0.65
22:DA:354:A:H2'	22:DA:355:U:O4'	1.96	0.65
1:AA:1348:U:H2'	1:AA:1349:A:C8	2.29	0.65
9:AI:119:LYS:HG3	9:AI:122:ARG:HB3	1.79	0.65
36:BO:30:ARG:HG2	36:BO:31:THR:N	2.11	0.65
53:CA:1038:C:H2'	53:CA:1039:G:H8	1.58	0.65
22:BA:2199:A:H5''	22:BA:2199:A:H8	1.62	0.65
4:CD:61:ARG:HH21	4:CD:67:LEU:HA	1.62	0.65
22:BA:364:C:H2'	22:BA:365:U:C6	2.31	0.65
28:BG:82:PHE:CE2	28:BG:137:LYS:HB2	2.31	0.65
1:AA:1025:U:H5''	1:AA:1026:G:H5'	1.77	0.65
22:DA:1830:C:H5'	24:DC:14:HIS:CE1	2.32	0.65
22:BA:1970:A:H4'	22:BA:1971:U:O5'	1.95	0.65
20:CT:30:PHE:HE2	20:CT:52:GLU:HG2	1.61	0.65
20:AT:14:GLU:HA	20:AT:17:ARG:HB2	1.79	0.65
22:DA:2093:G:H21	22:DA:2198:A:N6	1.95	0.65
22:DA:1537:G:H2'	22:DA:1538:G:C4'	2.23	0.65
42:DU:81:ARG:HD2	42:DU:81:ARG:N	2.11	0.65
41:BT:51:PHE:O	41:BT:52:GLU:HG2	1.96	0.65
22:DA:2423:U:O2'	22:DA:2425:A:H2'	1.97	0.65
5:AE:80:LEU:HD23	5:AE:122:VAL:CG1	2.24	0.65
25:DD:12:THR:HG22	25:DD:13:ARG:O	1.96	0.65
26:DE:130:LYS:CB	26:DE:133:LEU:HB3	2.25	0.65
22:DA:2307:G:H1'	22:DA:2308:G:C5	2.32	0.65
53:CA:818:G:C2'	53:CA:819:A:H5''	2.26	0.65
1:AA:98:A:H2'	1:AA:99:C:H6	1.61	0.65
22:DA:2504:U:H5''	62:DA:3510:HOH:O	1.95	0.65
1:AA:464:U:C2	1:AA:466:A:H5'	2.31	0.65
24:BC:70:LYS:HE2	24:BC:73:ILE:CD1	2.26	0.65
28:BG:10:VAL:HG23	28:BG:10:VAL:O	1.96	0.65
24:BC:141:HIS:NE2	24:BC:194:VAL:HA	2.12	0.65
53:CA:1382:C:O2'	53:CA:1383:C:H5'	1.95	0.65

*Continued on next page...*



*Continued from previous page...*

Atom-1	Atom-2	Distance(Å)	Clash(Å)
34:DM:49:ALA:O	34:DM:120:ALA:HB1	1.96	0.65
3:CC:134:LYS:HD3	3:CC:138:GLN:OE1	1.96	0.65
10:CJ:63:ASP:OD2	14:CN:84:ARG:NH1	2.30	0.65
1:AA:1343:G:H4'	9:AI:123:ARG:HB3	1.78	0.65
29:BH:82:SER:O	29:BH:83:LYS:HB2	1.97	0.65
35:BN:24:MET:HG2	35:BN:44:LEU:HD22	1.78	0.65
22:DA:63:A:N6	22:DA:91:A:N6	2.45	0.65
20:CT:74:HIS:O	20:CT:78:LEU:HB2	1.96	0.65
14:CN:47:LEU:O	14:CN:50:LEU:HG	1.96	0.65
22:BA:1161:C:H1'	39:BR:8:GLY:O	1.97	0.65
53:CA:1144:G:H21	53:CA:1146:A:H62	1.44	0.65
53:CA:112:G:C2	53:CA:330:C:N4	2.65	0.65
22:DA:1555:G:H2'	22:DA:1556:C:C6	2.30	0.65
28:BG:83:THR:HA	28:BG:84:LYS:CE	2.27	0.65
1:AA:484:G:C4'	1:AA:485:U:O5'	2.41	0.65
25:DD:113:SER:HB2	25:DD:168:GLU:OE1	1.96	0.65
22:DA:1666:G:O3'	32:DK:6:THR:HG23	1.97	0.65
27:BF:134:GLN:HE22	27:BF:149:ARG:HB3	1.61	0.65
17:CQ:59:GLU:HB3	17:CQ:76:ARG:O	1.97	0.65
29:BH:38:PRO:HB2	29:BH:40:THR:HG23	1.76	0.65
53:CA:696:A:H8	53:CA:696:A:O5'	1.80	0.65
22:DA:1635:A:H2'	22:DA:1636:U:O4'	1.96	0.65
1:AA:115:G:H4'	1:AA:116:A:O5'	1.96	0.65
53:CA:1430:A:H2'	53:CA:1431:A:O4'	1.96	0.65
22:BA:2492:U:H2'	22:BA:2493:U:H6	1.62	0.65
13:AM:18:LEU:O	13:AM:24:VAL:HG21	1.96	0.65
22:BA:1847:A:H4'	22:BA:1848:A:OP2	1.92	0.65
22:DA:797:G:OP1	26:DE:57:LYS:HG2	1.96	0.65
1:AA:1072:G:H2'	1:AA:1073:U:C6	2.32	0.65
22:BA:930:G:H1'	47:BZ:24:LEU:HD21	1.79	0.65
22:DA:455:C:H42	22:DA:473:G:H5'	1.61	0.65
11:AK:126:ARG:CA	21:AU:33:ARG:HH12	2.09	0.65
22:DA:1277:G:H5'	35:DN:20:MET:HE3	1.79	0.65
53:CA:1217:C:H2'	53:CA:1218:C:H6	1.62	0.65
22:BA:2135:A:HO2'	22:BA:2136:G:H8	0.73	0.65
22:DA:974:G:H1'	22:DA:975:A:C8	2.31	0.65
23:BB:33:G:O2'	23:BB:34:A:H5'	1.97	0.65
22:BA:826:U:O2'	33:BL:53:GLY:HA3	1.96	0.65
22:DA:1258:U:H2'	22:DA:1259:G:H8	1.59	0.65
6:AF:71:ILE:HD11	6:AF:89:VAL:HG21	1.78	0.65
37:BP:112:ARG:C	37:BP:113:LEU:HD23	2.17	0.65
40:DS:24:ILE:HG21	40:DS:36:LEU:HD21	1.79	0.65

*Continued on next page...*

*Continued from previous page...*

Atom-1	Atom-2	Distance(Å)	Clash(Å)
7:AG:4:ARG:NE	7:AG:4:ARG:HA	2.12	0.65
40:DS:84:ARG:HB3	40:DS:96:ILE:HG23	1.78	0.65
11:CK:92:ARG:HH22	21:CU:19:LYS:HD2	1.61	0.65
22:DA:1399:C:H2'	22:DA:1400:U:C6	2.32	0.65
57:DB:17:C:O2'	57:DB:18:G:H5'	1.97	0.65
44:BW:28:GLU:HG3	44:BW:29:SER:H	1.61	0.65
53:CA:982:U:H4'	53:CA:983:A:H5'	1.77	0.65
22:DA:503:A:N3	22:DA:505:A:H2'	2.12	0.65
4:CD:29:THR:HG22	4:CD:30:LYS:HD3	1.78	0.65
22:DA:142:A:O2'	22:DA:143:C:C6	2.49	0.65
53:CA:1170:A:H2'	53:CA:1171:A:O4'	1.96	0.65
43:DV:16:ALA:HA	43:DV:19:ARG:CZ	2.27	0.65
30:DI:51:GLY:O	30:DI:52:LEU:HB2	1.95	0.65
24:BC:16:VAL:H	24:BC:203:VAL:CG1	2.10	0.65
22:DA:2617:U:H2'	22:DA:2618:G:H5'	1.78	0.65
2:AB:202:ASN:ND2	2:AB:205:ALA:HB2	2.10	0.65
22:BA:1288:G:C4	22:BA:1327:A:C2	2.85	0.65
10:CJ:38:GLY:O	10:CJ:40:ILE:HD12	1.95	0.65
54:CG:128:GLU:HG3	54:CG:130:LYS:H	1.61	0.65
3:AC:21:TRP:HB3	3:AC:58:ARG:H	1.62	0.65
22:DA:1359:A:C2	22:DA:1360:G:H1'	2.32	0.65
22:DA:2058:A:N6	22:DA:2059:A:N6	2.45	0.65
1:AA:1370:G:O5'	9:AI:110:VAL:HG21	1.97	0.65
1:AA:807:A:H2'	1:AA:808:C:C6	2.31	0.65
22:BA:894:U:H2'	22:BA:895:U:C6	2.31	0.65
1:AA:633:G:H2'	1:AA:634:C:H6	1.61	0.65
44:DW:18:LYS:HD3	44:DW:19:ARG:HG2	1.79	0.65
53:CA:113:G:H21	53:CA:353:A:H8	1.43	0.65
22:DA:192:C:OP1	62:DA:3720:HOH:O	2.14	0.65
1:AA:210:C:H4'	1:AA:211:G:N2	2.12	0.65
22:DA:922:C:H2'	22:DA:923:G:H8	1.62	0.65
22:DA:1590:A:H2'	22:DA:1591:A:H8	1.62	0.65
49:B1:49:LYS:O	49:B1:50:GLU:HB3	1.96	0.65
22:BA:26:G:H1'	22:BA:514:A:N6	2.11	0.65
53:CA:1514:G:H2'	53:CA:1515:G:C8	2.31	0.65
39:BR:68:ARG:HH11	39:BR:90:ARG:HH11	1.45	0.65
62:BA:3286:HOH:O	26:BE:98:LYS:HE2	1.96	0.65
22:BA:90:U:H2'	22:BA:91:A:C8	2.32	0.65
12:CL:19:ASN:H	12:CL:19:ASN:HD22	1.43	0.65
22:DA:36:G:C6	22:DA:445:C:N4	2.65	0.64
42:DU:3:LYS:HG2	42:DU:84:PHE:CZ	2.30	0.64
53:CA:1134:G:C6	53:CA:1135:U:H1'	2.31	0.64

*Continued on next page...*



*Continued from previous page...*

Atom-1	Atom-2	Distance(Å)	Clash(Å)
5:AE:155:LYS:HA	5:AE:158:LYS:HZ2	1.61	0.64
1:AA:76:G:H2'	1:AA:76:G:N3	2.13	0.64
17:CQ:46:HIS:NE2	17:CQ:48:GLU:HG2	2.12	0.64
27:BF:134:GLN:H	27:BF:134:GLN:NE2	1.95	0.64
22:DA:2147:A:OP1	22:DA:2147:A:H4'	1.96	0.64
22:BA:2577:A:H5''	22:BA:2578:G:C5'	2.27	0.64
29:BH:12:LEU:HD12	29:BH:19:VAL:HG11	1.78	0.64
22:DA:1737:G:H5'	22:DA:1738:G:OP2	1.96	0.64
55:CM:13:HIS:HB3	55:CM:16:ILE:HD13	1.80	0.64
28:BG:11:PRO:O	28:BG:14:VAL:HG22	1.97	0.64
28:BG:15:ASP:CG	28:BG:16:VAL:N	2.50	0.64
32:BK:21:CYS:SG	32:BK:39:ILE:HD11	2.36	0.64
8:AH:17:GLN:HE21	8:AH:71:VAL:CG2	2.09	0.64
45:BX:52:ALA:O	45:BX:53:LYS:CB	2.42	0.64
53:CA:1303:C:O2	53:CA:1303:C:H2'	1.97	0.64
22:BA:725:G:C6	22:BA:726:G:N1	2.65	0.64
22:BA:1009:A:P	31:BJ:39:LYS:HZ1	2.20	0.64
34:BM:21:ALA:HA	34:BM:97:GLN:HG2	1.79	0.64
28:DG:72:ASN:O	28:DG:76:ILE:HG12	1.98	0.64
11:CK:96:ILE:HG21	11:CK:109:ILE:HD11	1.79	0.64
8:AH:21:LYS:HE2	8:AH:21:LYS:HA	1.78	0.64
22:DA:2226:C:H2'	22:DA:2227:A:O4'	1.98	0.64
22:BA:903:C:H2'	22:BA:904:G:C8	2.28	0.64
53:CA:263:A:OP1	20:CT:73:ARG:NH1	2.27	0.64
22:DA:1440:U:O2'	22:DA:1441:G:H5'	1.98	0.64
22:BA:587:C:H42	33:BL:33:ARG:HD3	1.63	0.64
53:CA:971:G:H5''	53:CA:972:C:H5''	1.79	0.64
22:DA:1338:G:H2'	22:DA:1339:G:H5'	1.79	0.64
12:AL:33:CYS:HB3	12:AL:54:VAL:HG22	1.80	0.64
22:DA:279:A:N6	22:DA:361:G:O2'	2.30	0.64
17:CQ:3:LYS:HZ3	17:CQ:6:THR:HG21	1.60	0.64
31:BJ:130:HIS:CD2	31:BJ:132:HIS:H	2.14	0.64
12:CL:19:ASN:H	12:CL:19:ASN:ND2	1.95	0.64
22:BA:2478:A:H5'	52:B4:32:LYS:HD3	1.79	0.64
22:BA:1278:C:H2'	22:BA:1279:G:H8	1.61	0.64
22:DA:1706:C:H4'	22:DA:1707:G:OP2	1.96	0.64
22:BA:2355:G:H4'	44:BW:20:LEU:HD13	1.78	0.64
22:BA:372:G:O2'	22:BA:400:G:O6	2.10	0.64
57:DB:16:G:O6	57:DB:69:G:C5	2.51	0.64
57:DB:57:A:C6	58:DF:25:MET:HG2	2.33	0.64
41:BT:39:THR:CG2	41:BT:41:ALA:HB3	2.26	0.64
41:BT:49:LYS:HB2	41:BT:50:LEU:HD12	1.78	0.64

*Continued on next page...*

*Continued from previous page...*

Atom-1	Atom-2	Distance(Å)	Clash(Å)
1:AA:921:U:O2	5:AE:23:THR:HB	1.97	0.64
22:DA:1241:A:H5'	22:DA:1241:A:N3	2.12	0.64
32:BK:116:ILE:HD12	32:BK:117:SER:N	2.11	0.64
23:BB:28:C:O2'	23:BB:29:A:H5'	1.96	0.64
22:DA:2461:A:H1'	22:DA:2492:U:N3	2.12	0.64
53:CA:1072:G:H2'	53:CA:1073:U:C6	2.32	0.64
53:CA:1520:C:H2'	53:CA:1521:C:H6	1.60	0.64
22:DA:1510:G:O2'	22:DA:1511:G:O4'	2.16	0.64
58:DF:5:ASP:C	58:DF:7:TYR:H	2.01	0.64
26:DE:110:SER:O	26:DE:113:VAL:HG12	1.97	0.64
14:AN:12:ARG:HG2	14:AN:53:ASP:HB3	1.79	0.64
40:BS:88:ARG:CG	40:BS:88:ARG:HH21	2.10	0.64
1:AA:1251:A:H2'	1:AA:1252:A:C8	2.33	0.64
34:BM:77:PRO:HD2	34:BM:80:VAL:HG11	1.79	0.64
4:AD:106:PHE:CG	4:AD:144:ILE:HD11	2.32	0.64
31:DJ:65:THR:O	31:DJ:68:LYS:NZ	2.27	0.64
30:DI:76:ALA:HB2	30:DI:131:THR:HB	1.80	0.64
32:DK:13:ASN:H	32:DK:13:ASN:HD22	1.44	0.64
25:BD:106:LYS:H	25:BD:106:LYS:HD2	1.60	0.64
22:DA:2298:A:O2'	22:DA:2299:U:O4'	2.16	0.64
53:CA:961:U:O4	53:CA:983:A:N6	2.30	0.64
53:CA:1215:G:HO2'	53:CA:1216:A:H8	1.42	0.64
2:AB:133:ALA:O	2:AB:137:THR:HG23	1.97	0.64
34:DM:35:ALA:HB3	34:DM:99:GLY:H	1.62	0.64
4:AD:129:VAL:HG13	4:AD:131:ILE:HD12	1.80	0.64
57:DB:5:U:H2'	57:DB:6:G:H8	1.60	0.64
25:BD:12:THR:CG2	25:BD:13:ARG:N	2.60	0.64
9:CI:71:ILE:CD1	9:CI:72:SER:H	2.11	0.64
37:BP:33:GLU:HA	37:BP:38:ARG:HH11	1.61	0.64
42:DU:58:VAL:HG12	42:DU:60:LYS:H	1.61	0.64
56:CP:48:GLU:HG3	56:CP:51:ARG:HH21	1.62	0.64
22:BA:2520:C:C6	22:BA:2567:G:H1'	2.33	0.64
36:DO:11:ALA:HB2	36:DO:96:GLY:N	2.13	0.64
22:BA:2282:G:H4'	22:BA:2389:G:O2'	1.98	0.64
22:DA:1275:A:H2'	22:DA:1275:A:N3	2.12	0.64
22:DA:507:A:OP2	22:DA:507:A:H2'	1.97	0.64
22:DA:332:A:C5	22:DA:335:C:N4	2.66	0.64
58:DF:65:LEU:HD23	58:DF:65:LEU:H	1.63	0.64
35:DN:2:ARG:HG2	35:DN:5:LYS:HD3	1.80	0.64
24:DC:68:ARG:HH12	24:DC:115:ILE:CD1	2.10	0.64
1:AA:72:A:H61	1:AA:99:C:H1'	1.61	0.64
8:CH:68:LYS:HD3	8:CH:69:ALA:H	1.60	0.64

*Continued on next page...*

*Continued from previous page...*

Atom-1	Atom-2	Distance(Å)	Clash(Å)
46:DY:4:LYS:H	46:DY:4:LYS:HD3	1.62	0.64
8:AH:88:LYS:HG3	8:AH:89:ASP:N	2.12	0.64
35:BN:38:LEU:HB3	35:BN:39:PRO:HD3	1.77	0.64
24:BC:61:TYR:HD2	24:BC:85:ASN:HD22	1.44	0.64
19:AS:41:PRO:O	19:AS:44:ILE:HG13	1.97	0.64
51:D3:6:VAL:HG12	51:D3:9:ALA:H	1.62	0.64
47:DZ:20:LYS:O	47:DZ:24:LEU:HD13	1.97	0.64
26:DE:111:GLU:HA	26:DE:114:ARG:HE	1.63	0.64
7:AG:30:MET:HG2	7:AG:31:VAL:N	2.12	0.64
47:BZ:13:ILE:HG22	47:BZ:14:GLY:N	2.12	0.64
33:BL:87:GLY:O	33:BL:89:VAL:N	2.30	0.64
31:BJ:6:ALA:HB2	31:BJ:45:THR:HG21	1.78	0.64
22:DA:454:A:C4'	22:DA:455:C:OP2	2.29	0.64
1:AA:204:G:H1'	1:AA:465:A:C2	2.33	0.64
38:BQ:114:ALA:C	38:BQ:116:LEU:H	1.99	0.64
53:CA:198:G:O6	53:CA:220:G:C4	2.51	0.64
4:CD:25:ARG:HG2	4:CD:25:ARG:NH1	2.13	0.64
22:DA:1954:G:O2'	22:DA:1955:U:P	2.56	0.64
1:AA:1279:G:H1'	1:AA:1282:C:H42	1.61	0.64
35:DN:97:ILE:HD11	35:DN:99:LYS:NZ	2.13	0.64
25:BD:90:PHE:HB2	25:BD:92:VAL:HG23	1.79	0.64
22:BA:2484:G:OP1	34:BM:44:ARG:HD3	1.97	0.64
22:DA:2822:G:H5''	25:DD:164:GLN:NE2	2.11	0.64
33:BL:55:MET:HE2	33:BL:56:PRO:CD	2.28	0.64
2:CB:47:PRO:HA	2:CB:50:ASN:HB2	1.80	0.64
22:DA:675:A:OP1	26:DE:60:TRP:CZ2	2.49	0.64
11:AK:22:ILE:HD11	11:AK:85:VAL:HG13	1.78	0.64
51:B3:53:ASP:HA	51:B3:56:LEU:HD23	1.78	0.64
24:DC:140:VAL:HG22	24:DC:161:VAL:O	1.98	0.64
22:BA:1149:G:O2'	22:BA:1150:C:H5'	1.97	0.64
1:AA:1452:C:H5'	1:AA:1453:G:C5	2.33	0.64
15:AO:23:SER:HB3	15:AO:26:VAL:HG23	1.78	0.64
46:BY:5:GLU:O	46:BY:8:GLU:HB2	1.97	0.64
19:CS:54:ARG:HG2	19:CS:55:GLN:H	1.62	0.64
25:DD:33:ARG:HH21	25:DD:51:THR:HG22	1.63	0.64
32:DK:10:VAL:HG13	32:DK:12:ASP:OD1	1.96	0.64
53:CA:844:G:O2'	53:CA:845:A:H5''	1.98	0.64
22:BA:2276:G:OP2	34:BM:83:GLY:O	2.16	0.64
22:DA:1682:G:H2'	22:DA:1683:U:C5	2.32	0.64
38:BQ:91:ARG:CZ	39:BR:11:GLN:H	2.11	0.64
22:DA:2348:U:H2'	22:DA:2349:G:H8	1.62	0.64
53:CA:1409:C:H5'	22:DA:1916:A:N1	2.12	0.64

*Continued on next page...*

*Continued from previous page...*

Atom-1	Atom-2	Distance(Å)	Clash(Å)
35:DN:37:THR:HB	35:DN:40:LYS:HB2	1.80	0.64
22:DA:1054:A:C4	22:DA:1055:G:H1'	2.32	0.64
22:BA:2390:U:OP2	51:B3:34:LYS:HE2	1.98	0.64
22:DA:125:A:H5''	50:D2:19:ARG:HD3	1.79	0.64
53:CA:1219:A:OP1	14:CN:52:ARG:HG3	1.98	0.64
5:AE:11:GLN:HA	5:AE:11:GLN:NE2	2.09	0.64
22:DA:668:A:C5	22:DA:670:A:N7	2.65	0.64
26:BE:44:ARG:HG3	26:BE:44:ARG:NH2	2.03	0.64
34:DM:34:LYS:HD3	34:DM:131:VAL:HG21	1.80	0.64
53:CA:1105:A:H2'	53:CA:1106:G:C8	2.31	0.64
53:CA:876:C:H1'	8:CH:11:THR:HG21	1.80	0.64
41:DT:67:VAL:HB	41:DT:76:ARG:HG3	1.80	0.64
27:BF:40:GLY:HA2	27:BF:84:ILE:HD11	1.77	0.64
25:DD:89:GLU:HG2	25:DD:94:GLN:HE22	1.62	0.64
17:CQ:29:LYS:HE2	17:CQ:36:PHE:CE1	2.33	0.64
12:AL:6:LEU:HD23	17:AQ:33:TYR:CE2	2.32	0.64
51:B3:54:LEU:O	51:B3:58:ILE:HG13	1.97	0.64
22:BA:1179:G:H3'	22:BA:1180:U:C4'	2.14	0.64
22:BA:904:G:C2	22:BA:905:A:C8	2.86	0.64
22:DA:67:U:H2'	22:DA:68:G:C8	2.30	0.64
22:BA:587:C:N3	33:BL:33:ARG:NH2	2.43	0.64
38:BQ:4:LYS:NZ	38:BQ:7:VAL:HG13	2.12	0.64
22:BA:1248:G:OP2	26:BE:44:ARG:NH1	2.31	0.64
53:CA:251:G:H4'	53:CA:252:U:C5'	2.28	0.64
21:CU:39:LYS:N	21:CU:40:PRO:CD	2.61	0.64
53:CA:1336:C:H1'	53:CA:1337:G:C2	2.33	0.64
53:CA:205:A:C5	53:CA:206:C:N4	2.65	0.64
22:DA:172:A:H2'	22:DA:173:A:H8	1.61	0.64
1:AA:666:G:H5'	1:AA:726:C:H1'	1.78	0.64
22:DA:150:U:H2'	22:DA:151:C:C6	2.32	0.64
62:BA:3241:HOH:O	26:BE:81:GLY:HA2	1.97	0.64
1:AA:1256:A:H5''	3:AC:26:LYS:HE2	1.79	0.64
22:BA:2804:U:H2'	22:BA:2805:C:C6	2.33	0.64
26:DE:119:ILE:HG13	26:DE:119:ILE:O	1.97	0.64
22:BA:2211:A:O2'	22:BA:2212:A:OP1	2.16	0.64
38:DQ:78:PHE:CZ	38:DQ:82:LEU:HD11	2.33	0.64
1:AA:715:A:H2'	1:AA:716:A:C8	2.33	0.64
22:BA:996:A:O2'	38:BQ:91:ARG:HG3	1.98	0.64
22:DA:1387:A:C5'	22:DA:1469:A:H1'	2.26	0.64
22:BA:923:G:N3	44:BW:23:LYS:CE	2.59	0.64
1:AA:843:U:H2'	1:AA:844:G:H5'	1.80	0.64
5:AE:109:ALA:O	5:AE:110:MET:HG2	1.97	0.64

*Continued on next page...*

*Continued from previous page...*

Atom-1	Atom-2	Distance(Å)	Clash(Å)
22:DA:298:G:H2'	22:DA:339:U:O4	1.97	0.64
54:CG:107:ALA:O	54:CG:118:ARG:HB3	1.98	0.64
34:BM:43:ALA:CA	34:BM:46:ILE:HG13	2.25	0.64
22:BA:2136:G:O2'	22:BA:2137:U:C6	2.51	0.64
21:CU:36:PHE:HB3	21:CU:40:PRO:HD3	1.78	0.64
20:AT:53:MET:HE1	20:AT:57:VAL:HG21	1.79	0.64
41:BT:2:ILE:HG13	41:BT:3:ARG:NH2	2.13	0.64
53:CA:931:C:H2'	53:CA:932:C:H6	1.63	0.64
17:CQ:29:LYS:HB2	17:CQ:36:PHE:CE1	2.33	0.64
22:BA:170:U:H2'	22:BA:171:U:H6	1.63	0.64
34:DM:61:GLY:HA2	34:DM:107:GLY:HA3	1.79	0.64
12:AL:85:ARG:CZ	12:AL:87:LYS:HB3	2.27	0.64
1:AA:1016:A:C8	1:AA:1017:U:H1'	2.33	0.64
22:DA:992:C:H4'	39:DR:74:ILE:HD13	1.80	0.64
22:BA:2220:U:H2'	22:BA:2221:G:H8	1.62	0.64
22:BA:2233:U:H2'	22:BA:2234:G:C8	2.33	0.64
31:BJ:74:TYR:HB2	31:BJ:87:ALA:O	1.98	0.64
2:CB:56:LEU:HD22	2:CB:59:ILE:HD11	1.80	0.64
22:DA:1611:C:HO2'	22:DA:1612:C:H6	1.40	0.64
22:BA:2353:G:H1'	44:BW:30:VAL:CG1	2.28	0.64
22:DA:301:G:C6	22:DA:302:C:N4	2.66	0.64
22:DA:83:A:H61	22:DA:101:A:H5'	1.62	0.64
32:DK:21:CYS:SG	32:DK:39:ILE:CG2	2.86	0.64
22:DA:185:G:C6	22:DA:212:G:C2	2.86	0.64
53:CA:87:C:O2'	53:CA:88:U:C4'	2.46	0.64
5:AE:100:GLU:HB3	5:AE:121:ASN:HA	1.80	0.64
5:AE:114:LEU:HG	5:AE:119:VAL:CG2	2.28	0.64
53:CA:989:U:H2'	53:CA:990:C:H5'	1.79	0.64
53:CA:532:A:C8	3:CC:192:TYR:HE2	2.15	0.64
22:DA:991:C:OP2	22:DA:1186:G:OP2	2.15	0.64
32:DK:76:VAL:O	37:DP:71:ARG:HG3	1.98	0.64
1:AA:198:G:C2'	1:AA:199:A:H8	2.10	0.64
1:AA:1285:A:H5'	1:AA:1286:U:O4	1.98	0.64
22:DA:1522:A:H1'	22:DA:1524:G:C4	2.33	0.64
3:AC:15:LYS:HG3	3:AC:16:PRO:HD2	1.80	0.64
27:BF:39:VAL:HG11	27:BF:49:LEU:HD13	1.79	0.64
1:AA:182:A:N3	1:AA:184:G:C8	2.66	0.64
9:AI:112:ARG:HH22	10:AJ:64:GLN:HE22	1.46	0.64
3:AC:52:SER:HB2	3:AC:111:ASP:OD2	1.98	0.64
7:AG:68:VAL:HB	7:AG:99:ALA:HB1	1.79	0.64
4:CD:89:LEU:HD23	4:CD:199:ILE:HD11	1.80	0.64
22:BA:995:C:H5'	22:BA:995:C:H6	1.62	0.63

*Continued on next page...*

*Continued from previous page...*

Atom-1	Atom-2	Distance(Å)	Clash(Å)
2:AB:89:PHE:CZ	2:AB:153:MET:HB2	2.33	0.63
37:BP:51:ASN:C	37:BP:52:ARG:HG2	2.18	0.63
53:CA:1147:C:O2'	53:CA:1148:U:H6	1.80	0.63
9:CI:48:ARG:HH21	9:CI:57:VAL:HG21	1.62	0.63
10:CJ:5:ARG:HH21	10:CJ:77:VAL:HG13	1.61	0.63
10:CJ:80:THR:O	10:CJ:84:VAL:HG22	1.99	0.63
5:AE:114:LEU:HD21	5:AE:122:VAL:CG2	2.28	0.63
14:CN:33:VAL:HG22	14:CN:40:ARG:HH21	1.61	0.63
14:CN:62:ARG:HE	14:CN:69:PRO:HA	1.63	0.63
3:AC:76:ILE:HD11	3:AC:102:ILE:HG12	1.80	0.63
53:CA:1052:U:H5''	53:CA:1053:G:OP2	1.98	0.63
39:BR:97:LYS:O	39:BR:98:ILE:HB	1.98	0.63
22:DA:876:C:C2	22:DA:877:A:N7	2.66	0.63
41:DT:28:ASN:HB2	41:DT:87:LEU:HB3	1.79	0.63
26:BE:119:ILE:HD13	26:BE:187:VAL:HA	1.80	0.63
22:DA:2230:G:H2'	22:DA:2231:U:H6	1.63	0.63
24:BC:12:ARG:HG2	24:BC:12:ARG:HH11	1.62	0.63
24:BC:13:ARG:HG2	24:BC:14:HIS:CD2	2.33	0.63
53:CA:1349:A:OP1	9:CI:121:ARG:HB2	1.97	0.63
28:DG:163:TYR:N	28:DG:163:TYR:CD2	2.65	0.63
1:AA:1088:G:H21	1:AA:1167:A:H62	1.44	0.63
34:BM:73:ILE:HG21	34:BM:91:TYR:CE2	2.33	0.63
1:AA:467:U:O2'	1:AA:468:A:O5'	2.11	0.63
31:DJ:30:THR:HG23	31:DJ:31:GLU:N	2.13	0.63
35:BN:73:ASN:HA	35:BN:76:VAL:HG12	1.80	0.63
53:CA:1071:C:H2'	53:CA:1072:G:C8	2.33	0.63
22:DA:1308:A:H2'	22:DA:1309:G:O4'	1.98	0.63
22:BA:1420:A:C8	22:BA:2211:A:N6	2.66	0.63
21:AU:13:VAL:HG13	21:AU:15:LEU:HG	1.80	0.63
1:AA:858:G:O2'	1:AA:859:G:H5'	1.98	0.63
42:DU:10:VAL:HG12	42:DU:71:ILE:HA	1.79	0.63
35:DN:56:LYS:HD3	35:DN:88:ALA:HA	1.79	0.63
53:CA:801:U:H2'	53:CA:802:A:C8	2.33	0.63
22:DA:1352:U:C5	22:DA:1377:G:C6	2.86	0.63
22:BA:2339:C:H2'	22:BA:2340:A:C8	2.33	0.63
3:AC:146:LYS:HB2	3:AC:202:PHE:CD2	2.32	0.63
12:CL:72:ASN:HD22	12:CL:72:ASN:H	1.45	0.63
18:AR:22:TYR:CZ	18:AR:23:LYS:HE3	2.33	0.63
16:AP:4:ILE:HG12	16:AP:21:VAL:HG22	1.79	0.63
22:DA:684:G:H5'	50:D2:16:HIS:CE1	2.32	0.63
22:BA:2555:U:C5	22:BA:2556:C:C2	2.86	0.63
28:DG:10:VAL:HB	28:DG:14:VAL:HG21	1.80	0.63

*Continued on next page...*



*Continued from previous page...*

Atom-1	Atom-2	Distance(Å)	Clash(Å)
22:DA:1607:C:H4'	22:DA:1608:A:H8	1.63	0.63
22:DA:228:C:H5'	22:DA:229:C:H5	1.63	0.63
43:BV:80:HIS:CD2	43:BV:83:LYS:N	2.46	0.63
1:AA:842:U:H3'	1:AA:843:U:C5'	2.28	0.63
5:AE:80:LEU:HD12	5:AE:146:MET:CE	2.28	0.63
19:CS:35:ARG:HH21	19:CS:51:HIS:HD2	1.44	0.63
53:CA:996:A:H2'	53:CA:997:U:C6	2.33	0.63
22:DA:586:A:O2'	22:DA:671:C:O2	2.16	0.63
12:AL:81:ILE:HD11	12:AL:94:TYR:CG	2.34	0.63
41:DT:43:ILE:HG21	41:DT:58:VAL:HG11	1.79	0.63
41:DT:29:THR:HB	41:DT:87:LEU:N	2.12	0.63
31:BJ:21:THR:O	31:BJ:23:LYS:N	2.32	0.63
22:DA:1024:G:C3'	22:DA:1025:G:H5''	2.26	0.63
49:D1:5:ARG:HD2	49:D1:25:ASN:HB2	1.79	0.63
49:B1:33:LEU:H	49:B1:51:ALA:HB3	1.62	0.63
21:CU:35:GLU:O	21:CU:36:PHE:CD2	2.52	0.63
28:DG:44:HIS:HA	28:DG:49:LEU:HA	1.80	0.63
25:BD:69:ALA:HA	25:BD:73:VAL:HG13	1.80	0.63
3:CC:180:ASP:OD2	3:CC:203:LYS:HB2	1.99	0.63
10:AJ:88:MET:HB3	10:AJ:89:ARG:NH1	2.13	0.63
1:AA:344:A:O3'	37:BP:36:LYS:HE3	1.98	0.63
22:DA:1813:G:N3	24:DC:49:THR:HB	2.14	0.63
22:BA:2355:G:H4'	44:BW:20:LEU:CD1	2.28	0.63
29:DH:32:PRO:HA	45:DX:38:TRP:HD1	1.62	0.63
22:BA:1842:G:H2'	22:BA:1843:C:C6	2.34	0.63
22:BA:675:A:OP1	26:BE:58:LYS:HE2	1.97	0.63
1:AA:186:C:O4'	20:AT:75:LYS:HD2	1.97	0.63
53:CA:313:A:H2'	53:CA:314:C:C6	2.33	0.63
54:CG:22:LEU:HA	54:CG:25:PHE:CB	2.24	0.63
32:DK:38:ILE:HG12	32:DK:61:VAL:HG12	1.80	0.63
22:DA:1816:C:H2'	24:DC:61:TYR:CE2	2.32	0.63
11:AK:124:LYS:CE	21:AU:33:ARG:HH21	2.12	0.63
53:CA:961:U:O4	53:CA:983:A:C6	2.52	0.63
53:CA:1318:A:O2'	19:CS:36:ARG:HD3	1.98	0.63
47:BZ:29:ARG:HH21	47:BZ:29:ARG:CG	2.08	0.63
28:DG:93:TYR:CD2	28:DG:93:TYR:N	2.64	0.63
22:DA:1744:A:H3'	22:DA:1745:A:H8	1.62	0.63
2:CB:76:SER:O	2:CB:79:VAL:HG12	1.98	0.63
34:DM:38:ARG:O	34:DM:126:ILE:HG21	1.98	0.63
22:DA:2141:G:H2'	22:DA:2142:A:C8	2.33	0.63
43:DV:80:HIS:CD2	43:DV:83:LYS:N	2.66	0.63
22:DA:963:U:HO2'	22:DA:964:C:H6	1.45	0.63

*Continued on next page...*

*Continued from previous page...*

Atom-1	Atom-2	Distance(Å)	Clash(Å)
40:BS:73:LYS:HE3	40:BS:74:ILE:H	1.63	0.63
25:BD:66:GLY:O	25:BD:69:ALA:HB3	1.98	0.63
29:BH:130:VAL:HG23	29:BH:131:SER:H	1.63	0.63
22:BA:2292:U:O2'	22:BA:2293:G:H5'	1.98	0.63
14:AN:90:GLY:O	14:AN:92:ILE:N	2.30	0.63
1:AA:662:U:H2'	1:AA:663:A:C8	2.33	0.63
4:AD:31:CYS:O	4:AD:32:LYS:HB2	1.97	0.63
15:AO:18:ALA:O	15:AO:19:ASN:HB2	1.97	0.63
22:BA:2444:G:OP2	26:BE:63:LYS:HE2	1.98	0.63
8:AH:85:TYR:CD2	8:AH:123:GLU:HB2	2.34	0.63
22:DA:1197:G:H5'	22:DA:1227:G:O2'	1.97	0.63
38:BQ:10:ARG:HH11	38:BQ:10:ARG:HB2	1.64	0.63
36:BO:3:LYS:HG3	36:BO:4:LYS:H	1.63	0.63
36:BO:59:ALA:HA	36:BO:62:LEU:HD12	1.80	0.63
53:CA:140:U:H2'	53:CA:141:G:O4'	1.97	0.63
6:AF:42:TRP:HZ2	6:AF:61:LEU:HD22	1.61	0.63
53:CA:1145:A:C4'	53:CA:1146:A:OP1	2.39	0.63
22:DA:1515:A:H4'	22:DA:1556:C:O2'	1.99	0.63
53:CA:1366:C:O2'	53:CA:1367:C:H6	1.82	0.63
37:BP:24:THR:HG22	37:BP:87:ARG:H	1.63	0.63
22:DA:2212:A:C8	22:DA:2214:C:N4	2.67	0.63
1:AA:214:C:O2'	1:AA:215:C:C6	2.37	0.63
28:BG:104:LEU:HB2	28:BG:112:VAL:HG22	1.80	0.63
22:DA:2142:A:H2'	22:DA:2143:C:O3'	1.97	0.63
40:BS:73:LYS:CE	40:BS:73:LYS:HA	2.27	0.63
8:AH:35:ILE:HD11	8:AH:125:ILE:HG21	1.80	0.63
53:CA:403:C:O2'	53:CA:404:G:H5'	1.98	0.63
1:AA:737:C:H2'	1:AA:738:C:C6	2.34	0.63
31:BJ:54:ILE:HD12	31:BJ:54:ILE:C	2.19	0.63
22:BA:1150:C:O2'	22:BA:1151:A:O5'	2.15	0.63
1:AA:1454:G:H2'	1:AA:1455:G:H8	1.63	0.63
26:DE:29:HIS:HA	26:DE:32:VAL:HG22	1.81	0.63
22:DA:1286:A:C4	22:DA:1289:C:N4	2.66	0.63
22:DA:1023:U:C6	22:DA:1023:U:H5'	2.34	0.63
22:BA:528:A:C2	22:BA:2043:C:H4'	2.33	0.63
48:D0:28:SER:HB3	48:D0:39:ARG:NE	2.14	0.63
22:BA:2291:U:H2'	22:BA:2292:U:C6	2.34	0.63
25:DD:68:PHE:HB3	25:DD:73:VAL:HA	1.80	0.63
22:BA:1199:U:H2'	22:BA:1200:C:C6	2.33	0.63
40:BS:34:ASP:OD1	48:B0:36:LYS:HE2	1.99	0.63
22:DA:2104:C:O2	22:DA:2105:U:H5	1.82	0.63
4:AD:166:LYS:NZ	4:AD:166:LYS:HB3	2.14	0.63

*Continued on next page...*



*Continued from previous page...*

Atom-1	Atom-2	Distance(Å)	Clash(Å)
40:BS:71:VAL:HG22	40:BS:71:VAL:O	1.97	0.63
53:CA:1183:U:C3'	53:CA:1184:G:H5''	2.17	0.63
12:CL:42:LYS:HG2	12:CL:43:LYS:N	2.12	0.63
39:DR:4:VAL:HG23	39:DR:39:LEU:HG	1.78	0.63
41:BT:43:ILE:O	41:BT:47:VAL:HG23	1.99	0.63
22:DA:386:G:H4'	22:DA:387:U:OP2	1.97	0.63
32:BK:18:ARG:N	32:BK:45:GLU:HB2	2.12	0.63
4:AD:147:LYS:H	4:AD:147:LYS:HE2	1.63	0.63
53:CA:93:U:O5'	53:CA:93:U:H6	1.82	0.63
22:BA:672:C:OP2	33:BL:42:SER:OG	2.16	0.63
22:DA:2882:A:H4'	35:DN:97:ILE:HG12	1.79	0.63
22:DA:749:A:C5	22:DA:750:A:N7	2.66	0.63
53:CA:451:A:H61	53:CA:481:G:H5'	1.63	0.63
2:AB:67:LEU:HD22	2:AB:69:VAL:HG23	1.79	0.63
34:DM:34:LYS:HB2	34:DM:131:VAL:CG2	2.29	0.63
1:AA:1331:G:C2'	1:AA:1332:A:OP2	2.46	0.63
25:BD:111:GLY:O	25:BD:169:ARG:O	2.16	0.63
24:BC:117:SER:HB2	24:BC:128:THR:HB	1.80	0.63
25:BD:151:THR:HG22	25:BD:152:PRO:CD	2.28	0.63
22:BA:2703:C:H2'	22:BA:2704:C:C6	2.34	0.63
8:AH:48:PHE:O	8:AH:49:LYS:HB2	1.97	0.63
11:CK:63:GLN:HB2	11:CK:98:ALA:HB2	1.79	0.63
9:AI:88:GLU:HG3	9:AI:89:TYR:H	1.62	0.63
30:BI:71:LYS:HG2	30:BI:72:THR:H	1.63	0.63
3:CC:29:ALA:HB1	14:CN:64:ARG:NH1	2.13	0.63
22:BA:1867:G:C2'	22:BA:1868:C:H5'	2.29	0.63
53:CA:1183:U:O2'	53:CA:1184:G:OP1	2.17	0.63
24:DC:166:ARG:HG3	24:DC:166:ARG:O	1.97	0.63
58:DF:177:ARG:CZ	58:DF:178:LYS:HB3	2.28	0.63
22:BA:1238:G:C2'	22:BA:1239:G:H5'	2.28	0.63
11:CK:27:ASN:ND2	11:CK:27:ASN:N	2.46	0.63
47:DZ:16:LEU:N	47:DZ:16:LEU:HD22	2.11	0.63
22:DA:2060:A:O2'	62:DA:3512:HOH:O	2.16	0.63
22:DA:279:A:C2	22:DA:362:A:H4'	2.32	0.63
54:CG:10:LYS:N	54:CG:10:LYS:HE3	2.14	0.63
53:CA:808:C:OP1	15:CO:47:LYS:HE2	1.98	0.63
22:DA:533:G:H21	38:DQ:44:TYR:HD1	1.47	0.63
22:BA:1605:C:H3'	22:BA:1606:C:H5''	1.81	0.63
32:BK:57:VAL:C	32:BK:58:LEU:HD23	2.18	0.63
25:DD:89:GLU:HG2	25:DD:94:GLN:NE2	2.14	0.63
33:DL:73:ILE:O	33:DL:105:ILE:HG23	1.99	0.63
9:AI:11:ARG:HA	9:AI:105:ARG:NH1	2.13	0.63

*Continued on next page...*

*Continued from previous page...*

Atom-1	Atom-2	Distance(Å)	Clash(Å)
3:CC:119:ILE:O	3:CC:123:LEU:HB2	1.99	0.63
22:DA:240:C:OP2	22:DA:241:A:H3'	1.98	0.63
22:DA:118:A:C8	22:DA:119:A:C8	2.86	0.63
32:DK:61:VAL:HG13	32:DK:87:LEU:CD2	2.29	0.63
22:DA:2261:C:C2	22:DA:2280:G:N2	2.67	0.63
45:DX:52:ALA:O	45:DX:53:LYS:HB3	1.97	0.63
22:DA:2310:C:H42	58:DF:76:PHE:HE1	1.46	0.63
24:BC:230:PRO:HD2	24:BC:246:PRO:HA	1.79	0.63
22:DA:620:G:H8	22:DA:622:G:O6	1.81	0.63
22:DA:975:A:O2'	22:DA:976:G:C8	2.40	0.63
26:BE:150:THR:HG21	26:BE:153:LEU:HA	1.80	0.63
17:CQ:19:SER:HB3	17:CQ:70:LYS:HZ2	1.64	0.63
58:DF:48:LEU:HG	58:DF:49:LEU:HD22	1.81	0.63
53:CA:177:G:O2'	53:CA:1448:C:H4'	1.98	0.63
53:CA:328:C:H2'	53:CA:328:C:O2	1.98	0.63
22:DA:738:G:H2'	22:DA:739:A:C8	2.34	0.63
22:DA:84:A:C4	22:DA:103:A:N6	2.66	0.63
1:AA:261:U:OP2	20:AT:73:ARG:NH2	2.32	0.63
26:DE:5:LEU:HA	26:DE:120:VAL:HG13	1.81	0.63
25:DD:110:THR:HA	25:DD:171:THR:HA	1.81	0.63
43:DV:44:HIS:NE2	43:DV:85:LYS:HB2	2.14	0.63
39:BR:28:ALA:O	39:BR:63:VAL:HG21	1.98	0.63
48:B0:43:THR:HG23	48:B0:47:TYR:O	1.99	0.63
42:DU:47:PRO:HB3	42:DU:54:PRO:HG2	1.80	0.63
31:DJ:2:LYS:NZ	31:DJ:2:LYS:HB2	2.14	0.63
29:DH:116:ARG:O	29:DH:117:LEU:HG	1.99	0.63
31:BJ:13:ARG:O	31:BJ:14:ASP:HB2	1.99	0.63
38:BQ:91:ARG:HH12	39:BR:10:LYS:HB3	1.63	0.63
22:DA:1345:C:C5'	22:DA:1396:U:O4	2.47	0.63
1:AA:722:G:H5''	1:AA:722:G:N3	2.13	0.63
22:DA:2345:G:H4'	22:DA:2346:A:H5''	1.79	0.63
22:DA:2336:A:N7	44:DW:40:ARG:NH2	2.47	0.63
41:BT:38:ALA:HB1	41:BT:43:ILE:CG2	2.29	0.63
22:DA:1040:A:C2	22:DA:1116:G:N1	2.66	0.63
53:CA:1268:G:N2	53:CA:1327:C:H1'	2.14	0.63
22:BA:31:C:O2'	22:BA:1238:G:H5'	1.99	0.63
53:CA:1301:U:H2'	53:CA:1301:U:O2	1.97	0.63
22:DA:27:G:H1'	22:DA:513:A:N6	2.14	0.63
12:AL:33:CYS:HA	12:AL:53:ARG:O	1.99	0.63
22:DA:1265:A:H4'	22:DA:1266:G:O5'	1.98	0.63
22:DA:2014:A:H5'	40:DS:94:ASP:OD2	1.98	0.63
22:DA:2822:G:C5'	25:DD:164:GLN:HE22	2.09	0.63

*Continued on next page...*

*Continued from previous page...*

Atom-1	Atom-2	Distance(Å)	Clash(Å)
56:CP:75:ILE:HA	56:CP:78:VAL:HG23	1.80	0.63
50:D2:35:ARG:HG3	50:D2:42:LEU:HD21	1.80	0.63
24:DC:94:LEU:HD13	24:DC:100:ARG:HD3	1.79	0.63
2:AB:13:VAL:HG22	2:AB:207:ARG:HH22	1.64	0.63
36:DO:30:ARG:HA	36:DO:35:ILE:HD13	1.79	0.63
22:DA:1784:A:H4'	22:DA:1785:A:O5'	1.97	0.63
3:CC:133:MET:HE3	3:CC:152:VAL:HG13	1.79	0.63
22:DA:1231:U:H2'	22:DA:1232:G:H8	1.64	0.63
2:CB:59:ILE:HA	2:CB:62:ARG:HD3	1.81	0.63
5:CE:129:SER:HA	62:CE:304:HOH:O	1.98	0.63
22:BA:409:G:O2'	22:BA:410:G:H5'	1.99	0.63
12:CL:56:LEU:HB2	12:CL:58:ASN:OD1	1.99	0.63
39:DR:43:ASN:HD22	39:DR:44:GLY:H	1.47	0.63
1:AA:1533:C:H3'	1:AA:1534:A:H5''	1.79	0.63
25:DD:34:VAL:HG12	25:DD:48:ILE:HD11	1.79	0.63
7:AG:61:PHE:CE1	7:AG:65:LEU:HD22	2.33	0.63
22:DA:240:C:P	22:DA:241:A:H3'	2.38	0.63
44:BW:31:LEU:HD23	44:BW:31:LEU:N	2.14	0.63
32:DK:21:CYS:SG	32:DK:39:ILE:HG21	2.38	0.63
9:CI:35:GLU:HA	9:CI:39:GLY:HA3	1.80	0.63
22:DA:185:G:H2'	22:DA:186:G:C8	2.34	0.63
52:D4:7:VAL:HG13	52:D4:8:LYS:N	2.13	0.63
22:DA:2683:C:O2'	37:DP:74:GLN:NE2	2.31	0.63
53:CA:1296:C:O2'	53:CA:1302:C:C4	2.52	0.63
12:AL:72:ASN:OD1	12:AL:104:SER:HB3	1.98	0.63
53:CA:818:G:H3'	53:CA:819:A:C5'	2.29	0.63
22:BA:545:U:H2'	22:BA:546:U:C4'	2.28	0.63
46:BY:7:ARG:H	46:BY:60:LYS:NZ	1.97	0.63
25:BD:149:ASN:OD1	25:BD:150:GLN:N	2.30	0.63
8:AH:9:MET:HE2	8:AH:32:LYS:HG2	1.80	0.63
53:CA:613:C:H2'	53:CA:614:C:H6	1.64	0.63
53:CA:801:U:H2'	53:CA:802:A:H8	1.64	0.63
43:DV:63:ILE:O	43:DV:70:ILE:HD11	1.98	0.63
6:CF:68:GLN:O	6:CF:71:ILE:HG22	1.98	0.63
33:DL:142:ILE:HG22	33:DL:144:GLU:H	1.63	0.63
23:BB:42:C:OP1	27:BF:63:LYS:HE2	1.99	0.63
22:DA:2001:C:H4'	22:DA:2689:U:O2'	1.99	0.63
1:AA:1447:A:H5'	1:AA:1448:C:OP2	1.99	0.63
22:DA:2339:C:H2'	22:DA:2340:A:C8	2.33	0.63
22:DA:2337:G:N3	22:DA:2337:G:H2'	2.13	0.62
22:BA:924:G:H4'	44:BW:24:ARG:HH21	1.63	0.62
24:DC:183:VAL:HG22	24:DC:184:GLU:H	1.64	0.62

*Continued on next page...*

*Continued from previous page...*

Atom-1	Atom-2	Distance(Å)	Clash(Å)
29:DH:132:PHE:CZ	29:DH:134:VAL:HB	2.33	0.62
53:CA:1319:A:N6	53:CA:1323:G:C2	2.67	0.62
1:AA:996:A:C2	1:AA:1046:A:C5'	2.81	0.62
25:DD:113:SER:HB3	25:DD:168:GLU:H	1.64	0.62
56:CP:5:ARG:HA	56:CP:71:VAL:HG11	1.81	0.62
11:AK:87:GLY:N	11:AK:113:THR:HG22	2.14	0.62
28:DG:115:GLN:HG2	28:DG:116:LEU:N	2.13	0.62
22:BA:1858:A:O2'	22:BA:1859:U:O4'	2.14	0.62
53:CA:432:A:H2'	53:CA:433:G:H5'	1.81	0.62
54:CG:32:ASP:HB2	54:CG:34:LYS:HD3	1.80	0.62
22:DA:1917:U:H2'	22:DA:1918:A:H5'	1.79	0.62
22:BA:815:C:OP1	39:BR:85:LYS:HE2	1.98	0.62
53:CA:547:A:H4'	53:CA:548:G:O5'	1.99	0.62
53:CA:319:G:H5'	53:CA:1468:A:H4'	1.80	0.62
1:AA:82:G:N2	1:AA:84:U:H3	1.97	0.62
32:DK:54:LYS:H	32:DK:54:LYS:HD2	1.64	0.62
25:DD:38:LYS:NZ	25:DD:38:LYS:HB3	2.14	0.62
1:AA:481:G:O2'	1:AA:482:A:H8	1.82	0.62
53:CA:960:U:H4'	53:CA:961:U:C5'	2.29	0.62
22:DA:2683:C:OP1	37:DP:55:HIS:CB	2.47	0.62
22:DA:2720:U:H5''	37:DP:52:ARG:HH21	1.64	0.62
35:DN:35:LYS:NZ	35:DN:112:TYR:HE1	1.95	0.62
13:AM:106:ARG:HH21	13:AM:112:ARG:HB3	1.64	0.62
53:CA:254:G:H21	17:CQ:17:GLU:HG3	1.64	0.62
5:AE:132:PRO:HG2	5:AE:133:ILE:HD12	1.81	0.62
25:DD:125:TRP:CG	25:DD:160:LYS:HB3	2.34	0.62
53:CA:335:C:H2'	53:CA:336:A:H8	1.59	0.62
22:DA:1734:G:H2'	22:DA:1735:A:C8	2.34	0.62
28:BG:61:TRP:O	28:BG:65:GLY:N	2.24	0.62
1:AA:1062:U:H2'	1:AA:1063:C:C6	2.34	0.62
22:BA:2264:C:H41	44:BW:11:ASN:ND2	1.96	0.62
22:DA:538:A:H5''	31:DJ:7:LYS:HZ3	1.64	0.62
17:CQ:61:ARG:HG2	17:CQ:75:VAL:CG1	2.28	0.62
20:AT:53:MET:O	20:AT:56:ILE:HG22	2.00	0.62
43:DV:44:HIS:CE1	43:DV:85:LYS:HD3	2.34	0.62
2:CB:146:SER:HB2	2:CB:147:LEU:HD12	1.81	0.62
47:BZ:7:THR:HG23	47:BZ:34:THR:N	2.13	0.62
1:AA:1373:G:H5''	7:AG:35:LYS:HD2	1.80	0.62
45:DX:6:VAL:HG22	45:DX:7:THR:HG23	1.81	0.62
41:BT:19:LYS:O	41:BT:23:ALA:N	2.25	0.62
1:AA:340:U:H2'	1:AA:341:C:C6	2.34	0.62
22:DA:1439:A:N7	22:DA:1440:U:H1'	2.15	0.62

*Continued on next page...*

*Continued from previous page...*

Atom-1	Atom-2	Distance(Å)	Clash(Å)
39:BR:49:ILE:HD12	39:BR:52:PRO:CA	2.23	0.62
22:DA:1040:A:C2	22:DA:1116:G:C6	2.87	0.62
53:CA:961:U:HO2'	53:CA:962:C:H6	0.70	0.62
22:DA:481:G:HO2'	22:DA:507:A:H61	1.47	0.62
1:AA:250:A:C4'	1:AA:251:G:O5'	2.45	0.62
26:BE:44:ARG:HH21	26:BE:44:ARG:CG	2.10	0.62
27:BF:107:VAL:HG11	27:BF:175:PRO:HG2	1.82	0.62
22:DA:2755:C:O2'	22:DA:2756:U:H2'	1.99	0.62
22:BA:277:G:H4'	22:BA:278:A:C8	2.34	0.62
1:AA:546:A:P	4:AD:68:GLU:HB2	2.39	0.62
56:CP:71:VAL:O	56:CP:74:LEU:HB2	1.99	0.62
54:CG:92:PRO:HA	54:CG:95:ARG:HB2	1.81	0.62
29:BH:18:GLN:CA	29:BH:18:GLN:HE21	2.11	0.62
16:AP:22:ALA:HB2	16:AP:32:PHE:HA	1.81	0.62
9:AI:32:ARG:HG2	9:AI:36:GLN:CB	2.28	0.62
35:BN:72:ASP:OD1	35:BN:75:ILE:HG23	1.99	0.62
5:AE:89:THR:HG22	5:AE:90:GLY:N	2.14	0.62
1:AA:1069:C:H4'	1:AA:1192:C:O2	1.99	0.62
22:BA:2611:C:C5	60:BA:3135:TEL:H352	2.34	0.62
8:AH:10:LEU:HD11	8:AH:126:CYS:CB	2.30	0.62
22:BA:641:U:H5"	22:BA:642:U:OP2	1.99	0.62
37:DP:5:LYS:HE2	37:DP:9:GLN:HE22	1.64	0.62
28:BG:126:THR:HG22	28:BG:127:GLN:H	1.64	0.62
38:DQ:42:GLY:O	38:DQ:45:ALA:HB3	1.98	0.62
11:AK:109:ILE:HB	21:AU:5:VAL:HG23	1.81	0.62
1:AA:4:U:H2'	1:AA:4:U:O2	1.99	0.62
22:BA:1023:U:H5'	22:BA:1023:U:H6	1.63	0.62
22:BA:2272:U:H5"	22:BA:2273:A:OP1	1.99	0.62
28:DG:164:ALA:O	28:DG:165:ASP:HB2	1.99	0.62
44:BW:23:LYS:HZ1	44:BW:24:ARG:HG3	1.64	0.62
44:BW:23:LYS:O	44:BW:66:VAL:HB	1.99	0.62
37:BP:50:ARG:CD	37:BP:51:ASN:N	2.61	0.62
22:DA:118:A:H1'	22:DA:178:G:O4'	1.99	0.62
22:DA:1055:G:N3	22:DA:1055:G:H2'	2.14	0.62
15:AO:69:LEU:HD21	15:AO:76:ARG:HB2	1.82	0.62
53:CA:1047:G:H2'	53:CA:1048:G:H5'	1.81	0.62
22:DA:2311:A:H3'	22:DA:2312:U:O4'	2.00	0.62
22:DA:774:G:O2'	22:DA:775:G:H8	1.82	0.62
5:CE:148:SER:O	5:CE:151:MET:N	2.31	0.62
32:DK:118:LEU:C	32:DK:120:PRO:HD2	2.19	0.62
38:DQ:4:LYS:NZ	38:DQ:6:GLY:HA3	2.13	0.62
43:DV:70:ILE:HD13	43:DV:70:ILE:N	2.15	0.62

*Continued on next page...*

*Continued from previous page...*

Atom-1	Atom-2	Distance(Å)	Clash(Å)
22:BA:2239:G:H5'	24:BC:248:GLY:HA3	1.81	0.62
48:B0:29:VAL:HG13	48:B0:34:GLY:O	1.98	0.62
53:CA:142:G:C2	53:CA:143:A:H1'	2.35	0.62
1:AA:795:C:H5''	1:AA:796:C:OP2	1.99	0.62
19:CS:46:LEU:H	19:CS:46:LEU:HD23	1.63	0.62
26:BE:111:GLU:HG2	26:BE:114:ARG:NH1	2.14	0.62
9:AI:7:GLY:HA3	9:AI:85:ALA:HB2	1.81	0.62
57:DB:69:G:C8	57:DB:70:C:C5	2.87	0.62
20:AT:43:LYS:NZ	20:AT:86:ALA:HA	2.15	0.62
22:DA:782:A:H5'	22:DA:783:A:C2	2.34	0.62
32:DK:13:ASN:N	32:DK:13:ASN:HD22	1.97	0.62
41:DT:38:ALA:HB1	41:DT:81:LYS:NZ	2.14	0.62
10:CJ:15:HIS:HA	10:CJ:18:ILE:CG2	2.26	0.62
53:CA:1206:G:H4'	3:CC:191:THR:O	2.00	0.62
22:DA:1255:U:H3'	22:DA:1256:G:C5'	2.29	0.62
24:DC:66:PHE:HB3	24:DC:150:GLY:O	1.99	0.62
22:BA:2422:C:H5'	22:BA:2423:U:OP2	1.99	0.62
8:AH:5:PRO:HB2	8:AH:32:LYS:HZ1	1.64	0.62
53:CA:168:G:C2'	53:CA:169:C:H5'	2.30	0.62
51:D3:15:LYS:HZ1	51:D3:19:GLY:HA2	1.63	0.62
53:CA:1095:U:H2'	53:CA:1096:C:C6	2.35	0.62
22:DA:2718:G:OP1	37:DP:97:TYR:HD1	1.80	0.62
1:AA:51:A:H4'	1:AA:52:C:O5'	1.99	0.62
35:BN:93:GLY:C	35:BN:95:THR:H	2.01	0.62
7:AG:69:ARG:HG3	7:AG:95:ARG:HG2	1.80	0.62
53:CA:649:A:H2'	53:CA:650:G:O4'	2.00	0.62
22:BA:1682:G:C8	22:BA:1757:A:C2	2.87	0.62
57:DB:38:C:O2'	57:DB:39:A:H5'	1.98	0.62
22:DA:1399:C:H2'	22:DA:1400:U:C5	2.34	0.62
57:DB:13:G:N2	57:DB:16:G:C4	2.67	0.62
38:DQ:60:TRP:CH2	38:DQ:93:ILE:HB	2.34	0.62
44:BW:18:LYS:HA	44:BW:36:ILE:HG12	1.80	0.62
41:BT:39:THR:HB	41:BT:42:GLU:CB	2.25	0.62
41:BT:40:LYS:O	41:BT:44:LYS:N	2.31	0.62
22:DA:729:G:O2'	22:DA:1775:U:H1'	1.99	0.62
28:BG:85:LYS:HA	28:BG:130:ILE:O	1.98	0.62
22:DA:876:C:N4	22:DA:902:C:N3	2.46	0.62
22:DA:2756:U:H4'	22:DA:2757:A:O5'	2.00	0.62
29:DH:83:LYS:HE2	29:DH:149:GLU:HB3	1.81	0.62
22:BA:2680:U:OP1	25:BD:114:LYS:HE2	1.98	0.62
22:DA:1048:A:N6	22:DA:1111:A:C4	2.68	0.62
3:CC:10:ARG:O	3:CC:15:LYS:HB2	2.00	0.62

*Continued on next page...*



*Continued from previous page...*

Atom-1	Atom-2	Distance(Å)	Clash(Å)
41:DT:13:ALA:O	41:DT:32:LEU:HB2	2.00	0.62
53:CA:1305:G:H22	53:CA:1331:G:H2'	1.64	0.62
22:BA:2199:A:H3'	22:BA:2200:C:H6	1.65	0.62
22:BA:26:G:OP1	40:BS:80:PRO:HB3	1.99	0.62
24:BC:61:TYR:HA	24:BC:85:ASN:HD21	1.65	0.62
53:CA:968:A:C4	53:CA:1062:U:H4'	2.34	0.62
57:DB:52:A:N6	36:DO:33:ARG:HE	1.95	0.62
27:BF:32:LYS:HD3	27:BF:91:ARG:NH1	2.14	0.62
22:BA:65:U:H2'	22:BA:66:C:H6	1.64	0.62
22:DA:1196:C:H1'	22:DA:1226:A:C4	2.34	0.62
22:BA:2344:U:H4'	22:BA:2345:G:OP1	1.98	0.62
22:BA:693:A:O2'	22:BA:694:U:H5'	1.99	0.62
22:DA:2385:C:HO2'	22:DA:2386:A:H8	1.47	0.62
8:AH:45:ILE:HA	8:AH:63:LYS:HG3	1.81	0.62
10:CJ:51:VAL:HB	14:CN:80:ARG:HB2	1.82	0.62
58:DF:147:ARG:O	58:DF:148:VAL:HG22	2.00	0.62
52:B4:10:LEU:HD12	52:B4:33:HIS:HD2	1.61	0.62
22:DA:464:U:H1'	22:DA:686:U:C5	2.28	0.62
26:DE:75:SER:O	26:DE:78:TRP:HB2	2.00	0.62
55:CM:64:VAL:HG12	55:CM:65:GLU:HG3	1.81	0.62
12:CL:89:LEU:HB3	12:CL:92:VAL:CG2	2.30	0.62
22:BA:1872:A:H2'	22:BA:1873:G:O4'	1.99	0.62
42:DU:47:PRO:HB3	42:DU:54:PRO:CG	2.29	0.62
11:AK:109:ILE:HB	21:AU:5:VAL:CG2	2.30	0.62
57:DB:52:A:O2'	57:DB:53:A:C8	2.52	0.62
33:BL:14:LYS:HG3	33:BL:15:ALA:N	2.15	0.62
22:BA:125:A:OP2	50:B2:19:ARG:NH2	2.32	0.62
29:BH:125:THR:HG23	29:BH:126:GLY:H	1.63	0.62
10:AJ:19:ASP:HA	10:AJ:22:THR:HB	1.82	0.62
22:DA:1361:G:C2'	22:DA:1362:C:H5'	2.29	0.62
32:BK:51:LYS:HE3	32:BK:52:VAL:HG12	1.81	0.62
40:BS:66:ILE:HA	40:BS:69:LEU:HD22	1.81	0.62
31:BJ:95:ARG:O	31:BJ:95:ARG:HG3	1.98	0.62
6:AF:7:VAL:O	6:AF:7:VAL:HG22	1.98	0.62
32:DK:64:ARG:HD2	32:DK:102:PRO:O	1.99	0.62
22:DA:1611:C:O2'	22:DA:1612:C:H6	1.82	0.62
22:BA:1169:A:C2	22:BA:1181:U:O2	2.52	0.62
33:BL:93:ASN:O	33:BL:95:LEU:N	2.33	0.62
22:DA:2335:A:C4	22:DA:2337:G:N7	2.68	0.62
39:BR:49:ILE:CD1	39:BR:52:PRO:HA	2.22	0.62
33:BL:27:LEU:N	33:BL:27:LEU:HD12	2.06	0.62
53:CA:1051:C:O2'	53:CA:1052:U:O5'	2.17	0.62

*Continued on next page...*

*Continued from previous page...*

Atom-1	Atom-2	Distance(Å)	Clash(Å)
52:B4:30:GLU:HB3	52:B4:33:HIS:ND1	2.15	0.62
1:AA:1282:C:H2'	1:AA:1283:U:C6	2.35	0.62
22:DA:27:G:H22	22:DA:512:G:H2'	1.65	0.62
52:D4:3:VAL:O	52:D4:4:ARG:HB2	1.99	0.62
22:DA:990:A:H61	39:DR:78:ARG:NH1	1.97	0.62
22:DA:389:G:C8	22:DA:2413:G:H4'	2.35	0.62
22:DA:2285:C:H2'	22:DA:2286:G:H5''	1.81	0.62
14:AN:46:LYS:HD2	19:AS:12:LEU:HD21	1.82	0.62
34:DM:19:GLY:H	34:DM:38:ARG:HH21	1.46	0.62
33:DL:56:PRO:O	33:DL:60:ARG:HG3	1.98	0.62
41:BT:28:ASN:HA	41:BT:91:GLN:HE22	1.65	0.62
32:DK:2:ILE:HG22	32:DK:3:GLN:N	2.14	0.62
54:CG:63:VAL:HG11	54:CG:127:ALA:HB2	1.81	0.62
41:BT:70:HIS:HB2	41:BT:73:ARG:O	1.99	0.62
22:BA:1437:C:H2'	22:BA:1438:U:C6	2.35	0.62
38:DQ:78:PHE:CE1	38:DQ:82:LEU:HD11	2.34	0.62
38:BQ:10:ARG:NH1	38:BQ:10:ARG:HB2	2.15	0.62
22:BA:2014:A:H2'	22:BA:2015:A:C8	2.35	0.62
24:BC:165:ALA:HB3	24:BC:172:THR:HG23	1.80	0.62
28:DG:18:ILE:HD12	28:DG:42:VAL:HG13	1.80	0.62
53:CA:366:A:O2'	53:CA:394:G:N2	2.33	0.62
29:DH:41:LYS:HA	29:DH:44:ILE:HG12	1.82	0.62
19:CS:49:ALA:HB1	19:CS:56:HIS:HB3	1.81	0.62
53:CA:397:A:H5'	53:CA:398:U:OP1	2.00	0.62
14:AN:51:PRO:O	14:AN:52:ARG:HB2	1.99	0.62
22:BA:1182:G:H2'	22:BA:1183:U:O4'	1.98	0.62
44:BW:23:LYS:HD2	44:BW:24:ARG:H	1.63	0.62
22:DA:128:C:H6	22:DA:128:C:H5''	1.65	0.62
53:CA:1150:A:N6	53:CA:1151:A:N6	2.48	0.62
22:BA:1654:A:H2'	22:BA:1655:A:C8	2.28	0.62
22:DA:1068:G:C8	22:DA:1069:A:N7	2.68	0.62
19:CS:50:VAL:HG11	19:CS:70:LEU:HB3	1.81	0.62
22:DA:28:A:H2'	22:DA:29:U:O4'	1.99	0.62
22:DA:612:G:N2	22:DA:614:A:O2'	2.33	0.62
22:DA:2056:G:N2	48:D0:1:ALA:N	2.48	0.62
3:AC:166:TRP:N	3:AC:166:TRP:HE3	1.94	0.62
3:CC:179:ALA:HB1	3:CC:202:PHE:CE1	2.35	0.62
53:CA:1451:U:C2	53:CA:1453:G:O6	2.53	0.62
5:AE:105:ILE:HD11	5:AE:123:LEU:HD23	1.80	0.62
24:BC:156:SER:O	24:BC:194:VAL:HG11	2.00	0.62
29:DH:61:VAL:HG13	29:DH:62:LEU:HG	1.81	0.62
22:DA:528:A:N1	22:DA:2043:C:O5'	2.33	0.62

*Continued on next page...*



*Continued from previous page...*

Atom-1	Atom-2	Distance(Å)	Clash(Å)
47:BZ:40:THR:HG23	47:BZ:43:ILE:H	1.64	0.62
22:BA:2059:A:N1	60:BA:3135:TEL:H44	2.15	0.62
22:DA:2771:C:H2'	22:DA:2772:C:H6	1.65	0.62
53:CA:1064:G:H4'	53:CA:1065:U:OP1	1.97	0.62
26:BE:161:ALA:HA	26:BE:164:LEU:HB2	1.81	0.62
22:DA:1157:G:H2'	22:DA:1158:C:C6	2.34	0.62
32:BK:36:GLY:HA2	32:BK:62:VAL:O	1.99	0.62
53:CA:1284:C:H5''	53:CA:1285:A:C5'	2.29	0.62
1:AA:423:G:H2'	1:AA:424:G:O4'	2.00	0.62
22:DA:2232:C:P	45:DX:26:ARG:NH1	2.73	0.62
45:BX:39:VAL:HG21	45:BX:42:GLU:HB2	1.82	0.62
57:DB:112:G:N2	36:DO:45:SER:HA	2.02	0.62
53:CA:1493:A:C8	22:DA:1913:A:N6	2.65	0.62
44:BW:28:GLU:OE2	44:BW:28:GLU:HA	1.98	0.62
22:DA:53:A:C2	22:DA:179:C:H4'	2.35	0.62
22:DA:2426:A:H3'	22:DA:2427:C:H5'	1.81	0.62
25:BD:101:PHE:HD1	25:BD:101:PHE:N	1.98	0.62
22:DA:1131:G:O6	22:DA:2024:G:O2'	2.17	0.62
2:CB:122:ASP:HB3	2:CB:124:THR:HG22	1.82	0.62
4:CD:116:LEU:HD21	4:CD:153:ARG:HD3	1.82	0.62
34:DM:126:ILE:O	34:DM:128:THR:HG23	1.99	0.62
22:DA:919:U:H2'	22:DA:920:A:C8	2.35	0.62
22:DA:574:A:H2	22:DA:2032:G:HO2'	1.48	0.62
22:BA:332:A:C2	22:BA:335:C:C5	2.88	0.62
28:BG:9:VAL:O	28:BG:11:PRO:HD3	1.99	0.62
42:DU:58:VAL:CG1	42:DU:60:LYS:HG2	2.29	0.62
1:AA:601:G:H2'	1:AA:602:A:H8	1.64	0.62
22:DA:1870:C:H5''	22:DA:1871:A:H2	1.64	0.62
29:BH:97:ARG:HG2	29:BH:111:ALA:HB1	1.81	0.62
3:AC:35:ASP:O	3:AC:38:VAL:HG22	1.99	0.62
1:AA:1251:A:H2'	1:AA:1252:A:H8	1.65	0.62
53:CA:140:U:O2	53:CA:183:C:N4	2.32	0.62
22:BA:627:A:C6	22:BA:637:A:C8	2.88	0.62
22:BA:2674:G:H4'	32:BK:30:ARG:HG3	1.82	0.62
10:AJ:65:TYR:HB3	14:AN:95:LEU:HD11	1.81	0.62
1:AA:1414:U:H2'	1:AA:1415:G:H8	1.65	0.62
53:CA:392:C:H2'	53:CA:393:A:H8	1.64	0.62
38:BQ:60:TRP:CZ2	38:BQ:93:ILE:HB	2.35	0.61
37:BP:50:ARG:HD3	37:BP:51:ASN:H	1.65	0.61
22:DA:301:G:C6	22:DA:317:G:C6	2.87	0.61
28:BG:86:LEU:HB3	28:BG:162:ARG:O	2.00	0.61
22:DA:1238:G:O2'	22:DA:1239:G:H5'	1.99	0.61

*Continued on next page...*

*Continued from previous page...*

Atom-1	Atom-2	Distance(Å)	Clash(Å)
53:CA:765:G:C8	53:CA:812:G:C2	2.88	0.61
18:CR:59:LYS:O	18:CR:63:TYR:CD1	2.53	0.61
35:DN:73:ASN:HA	35:DN:76:VAL:HG22	1.81	0.61
22:BA:2134:A:O2'	22:BA:2135:A:H8	1.83	0.61
53:CA:818:G:C3'	53:CA:819:A:C5'	2.78	0.61
22:BA:285:G:H2'	22:BA:285:G:N3	2.13	0.61
27:BF:131:VAL:HG21	27:BF:151:LEU:HG	1.82	0.61
22:DA:627:A:H5''	33:DL:78:ARG:HH12	1.64	0.61
1:AA:1236:A:H4'	1:AA:1304:G:H4'	1.81	0.61
21:CU:35:GLU:CG	21:CU:36:PHE:H	2.13	0.61
43:BV:75:GLN:HA	43:BV:75:GLN:OE1	1.98	0.61
32:BK:21:CYS:CB	32:BK:39:ILE:HD11	2.28	0.61
1:AA:1183:U:H3'	1:AA:1184:G:C5'	2.28	0.61
51:B3:28:LEU:CD1	51:B3:40:LYS:HB3	2.30	0.61
22:DA:2401:U:H3'	22:DA:2402:U:H5''	1.82	0.61
53:CA:433:G:C2'	53:CA:434:U:H5'	2.30	0.61
1:AA:807:A:H2'	1:AA:808:C:H6	1.65	0.61
22:BA:632:A:O2'	22:BA:633:A:H5'	2.00	0.61
53:CA:631:C:H3'	53:CA:632:U:H5'	1.81	0.61
22:BA:7:G:H2'	22:BA:8:C:C6	2.35	0.61
21:CU:8:ASN:ND2	21:CU:9:GLU:H	1.97	0.61
34:BM:70:ASP:C	34:BM:70:ASP:OD1	2.39	0.61
22:BA:1317:G:C2	22:BA:1336:A:C2	2.88	0.61
53:CA:1176:A:H2'	53:CA:1177:G:O4'	2.00	0.61
21:CU:24:LYS:CG	21:CU:25:ALA:N	2.59	0.61
12:CL:42:LYS:HG2	12:CL:43:LYS:H	1.64	0.61
44:BW:9:THR:OG1	44:BW:10:ARG:N	2.29	0.61
1:AA:922:G:H1'	5:AE:23:THR:HG22	1.82	0.61
2:AB:40:ILE:HG21	2:AB:201:GLY:HA2	1.83	0.61
25:BD:101:PHE:HE2	25:BD:203:VAL:HG22	1.64	0.61
38:BQ:86:SER:O	39:BR:51:VAL:HA	2.01	0.61
53:CA:1326:U:H2'	53:CA:1327:C:C6	2.35	0.61
53:CA:994:A:C6	53:CA:1216:A:C5'	2.83	0.61
22:DA:311:A:O2'	22:DA:312:G:OP1	2.18	0.61
22:DA:2729:G:H5''	25:DD:190:LYS:NZ	2.15	0.61
22:DA:2746:U:H2'	22:DA:2747:G:H5'	1.81	0.61
22:DA:1166:G:H22	22:DA:1184:U:H1'	1.64	0.61
1:AA:98:A:H2'	1:AA:99:C:C6	2.35	0.61
22:BA:1476:U:OP2	22:BA:1476:U:H6	1.82	0.61
22:BA:2311:A:H3'	22:BA:2312:U:C6	2.34	0.61
53:CA:423:G:H2'	53:CA:424:G:O4'	2.00	0.61
58:DF:32:LYS:HB3	58:DF:156:THR:HB	1.82	0.61

*Continued on next page...*

*Continued from previous page...*

Atom-1	Atom-2	Distance(Å)	Clash(Å)
32:DK:40:LYS:NZ	32:DK:89:ASN:HD21	1.98	0.61
40:BS:30:SER:OG	40:BS:31:GLN:N	2.32	0.61
22:DA:158:U:H1'	22:DA:169:G:N2	2.14	0.61
22:DA:816:C:H2'	22:DA:817:C:H6	1.64	0.61
16:AP:28:ARG:NE	16:AP:29:ASN:HD21	1.98	0.61
22:BA:1159:U:C2'	22:BA:1160:G:H5'	2.30	0.61
57:DB:65:U:H3'	57:DB:108:A:N6	2.15	0.61
15:AO:63:ARG:HG2	15:AO:87:ARG:NH1	2.08	0.61
13:AM:113:LYS:H	13:AM:114:PRO:CD	2.12	0.61
22:BA:357:C:H2'	22:BA:358:U:H6	1.63	0.61
50:D2:34:ARG:HB3	50:D2:42:LEU:HD11	1.81	0.61
5:CE:55:VAL:N	5:CE:56:PRO:HD2	2.16	0.61
4:AD:62:ARG:HA	4:AD:62:ARG:NE	2.14	0.61
58:DF:33:ILE:HB	58:DF:90:LEU:HB2	1.82	0.61
40:DS:71:VAL:O	40:DS:71:VAL:HG13	2.01	0.61
32:BK:63:VAL:HG13	32:BK:103:VAL:HG12	1.82	0.61
22:DA:30:G:OP1	38:DQ:4:LYS:HG3	2.00	0.61
38:DQ:8:ILE:O	38:DQ:8:ILE:HG12	1.98	0.61
11:AK:13:LYS:O	11:AK:14:GLN:HB3	2.00	0.61
22:DA:63:A:N6	22:DA:91:A:H62	1.98	0.61
6:AF:5:GLU:OE1	18:AR:22:TYR:HE2	1.84	0.61
33:DL:73:ILE:O	33:DL:105:ILE:HA	2.00	0.61
53:CA:644:U:H2'	53:CA:645:G:H8	1.64	0.61
54:CG:148:LYS:NZ	54:CG:148:LYS:HB2	2.16	0.61
2:AB:165:ALA:HB2	2:AB:186:VAL:HG12	1.82	0.61
22:DA:37:C:H2'	22:DA:38:A:O4'	1.99	0.61
31:DJ:6:ALA:HB3	31:DJ:45:THR:HB	1.81	0.61
22:DA:2324:U:C5'	22:DA:2325:G:H5''	2.30	0.61
53:CA:1151:A:O2'	53:CA:1152:A:O5'	2.18	0.61
22:DA:247:G:H4'	22:DA:386:G:C4	2.35	0.61
22:DA:1437:C:H2'	22:DA:1438:U:C6	2.36	0.61
22:DA:184:C:H2'	22:DA:185:G:H8	1.62	0.61
22:DA:1081:U:H4'	30:DI:123:ALA:HA	1.83	0.61
22:DA:1040:A:N1	22:DA:1116:G:O6	2.34	0.61
5:AE:153:ALA:HA	5:AE:156:ARG:CB	2.30	0.61
54:CG:136:LYS:O	54:CG:140:VAL:HG23	2.00	0.61
22:DA:234:U:H2'	22:DA:235:U:C6	2.35	0.61
12:AL:23:LEU:O	12:AL:25:ALA:N	2.32	0.61
2:CB:78:ALA:O	2:CB:213:LEU:HD23	2.01	0.61
34:BM:132:THR:CG2	34:BM:133:LYS:H	2.12	0.61
1:AA:206:C:C2	1:AA:207:C:H1'	2.35	0.61
51:B3:49:VAL:HG23	51:B3:53:ASP:HB2	1.81	0.61

*Continued on next page...*

*Continued from previous page...*

Atom-1	Atom-2	Distance(Å)	Clash(Å)
4:AD:29:THR:C	4:AD:30:LYS:HD3	2.21	0.61
37:DP:50:ARG:HB3	37:DP:57:ALA:H	1.63	0.61
9:CI:27:ILE:HD13	9:CI:62:LEU:HB3	1.81	0.61
1:AA:1361:G:H2'	1:AA:1362:A:H5''	1.82	0.61
31:DJ:111:LYS:HB2	31:DJ:115:GLY:N	2.16	0.61
32:BK:107:LEU:O	32:BK:109:SER:N	2.33	0.61
25:DD:51:THR:HG21	25:DD:75:ALA:O	2.00	0.61
2:CB:160:LEU:HB2	2:CB:182:VAL:HG12	1.82	0.61
2:AB:53:LEU:HA	2:AB:56:LEU:HB3	1.82	0.61
5:AE:67:ARG:HB2	5:AE:68:ARG:HE	1.63	0.61
2:CB:31:PHE:HB2	2:CB:41:ASN:HB2	1.81	0.61
22:DA:2850:A:N7	22:DA:2868:A:O2'	2.25	0.61
37:DP:77:SER:OG	37:DP:79:VAL:HG22	2.00	0.61
22:DA:284:U:H2'	22:DA:285:G:H8	1.65	0.61
30:DI:106:GLN:HA	30:DI:109:ALA:HB3	1.82	0.61
15:AO:57:ARG:HB3	15:AO:57:ARG:HH11	1.66	0.61
53:CA:1460:C:H6	53:CA:1460:C:O5'	1.83	0.61
22:DA:2512:C:H2'	22:DA:2513:A:O4'	2.00	0.61
17:AQ:51:GLU:HG2	17:AQ:52:CYS:SG	2.40	0.61
29:BH:31:VAL:CB	29:BH:32:PRO:HD2	2.13	0.61
53:CA:112:G:C2	53:CA:330:C:C4	2.88	0.61
5:AE:81:GLN:HG2	5:AE:149:PRO:HG3	1.82	0.61
22:BA:242:G:H5''	51:B3:63:TYR:CE2	2.35	0.61
9:AI:50:PRO:HG3	9:AI:82:ILE:HD12	1.82	0.61
3:CC:10:ARG:NH2	3:CC:181:ILE:HB	2.13	0.61
10:AJ:52:LEU:HD23	10:AJ:62:ARG:HG2	1.82	0.61
22:DA:2898:U:H2'	22:DA:2899:A:C8	2.35	0.61
22:BA:1747:U:H2'	22:BA:1748:C:C6	2.35	0.61
22:BA:142:A:H2'	22:BA:143:C:C6	2.36	0.61
37:BP:59:THR:OG1	37:BP:72:VAL:HG12	2.00	0.61
35:DN:24:MET:HG2	35:DN:44:LEU:HD22	1.82	0.61
1:AA:157:U:O2'	1:AA:158:G:H5'	2.00	0.61
46:DY:49:ASP:HA	46:DY:52:ARG:HD2	1.82	0.61
22:BA:1956:U:H2'	22:BA:1957:C:H5'	1.81	0.61
22:DA:1494:A:H2'	22:DA:1495:A:C8	2.35	0.61
56:CP:22:ALA:HA	56:CP:33:ILE:HG13	1.82	0.61
22:DA:2197:U:O2'	22:DA:2198:A:C8	2.51	0.61
22:DA:1388:G:N1	22:DA:1400:U:N3	2.48	0.61
22:BA:1178:C:H2'	22:BA:1179:G:N7	2.16	0.61
44:BW:37:VAL:CG1	44:BW:38:ARG:H	2.13	0.61
39:DR:49:ILE:HB	39:DR:51:VAL:O	2.01	0.61
53:CA:972:C:O2'	10:CJ:57:VAL:HG23	2.01	0.61

*Continued on next page...*

*Continued from previous page...*

Atom-1	Atom-2	Distance(Å)	Clash(Å)
26:DE:133:LEU:O	26:DE:137:LYS:HB2	2.01	0.61
26:DE:126:VAL:HG11	26:DE:134:LEU:HD22	1.82	0.61
53:CA:1242:G:N2	53:CA:1243:C:H1'	2.16	0.61
3:AC:154:GLY:O	3:AC:195:ILE:HG12	2.01	0.61
9:AI:50:PRO:HB3	9:AI:83:THR:HG23	1.83	0.61
32:BK:71:ARG:HG3	32:BK:106:GLU:OE2	2.01	0.61
28:DG:94:ARG:NH2	28:DG:111:PRO:HB3	2.16	0.61
17:CQ:19:SER:HB3	17:CQ:70:LYS:NZ	2.16	0.61
22:DA:1060:U:H4'	22:DA:1061:U:H2'	1.80	0.61
22:BA:1993:U:H4'	25:BD:133:THR:CG2	2.30	0.61
22:DA:532:A:N1	22:DA:2020:A:O2'	2.30	0.61
28:BG:8:VAL:O	28:BG:9:VAL:HG12	2.01	0.61
53:CA:1304:G:H1'	53:CA:1333:A:N6	2.15	0.61
53:CA:1228:C:HO2'	53:CA:1229:A:H8	1.46	0.61
33:DL:93:ASN:CG	33:DL:94:THR:H	2.01	0.61
49:D1:8:ILE:HD11	49:D1:52:LYS:HE3	1.83	0.61
35:BN:1:MET:O	35:BN:2:ARG:HB2	2.00	0.61
22:BA:1847:A:H2'	22:BA:1847:A:N3	2.15	0.61
4:AD:151:GLN:H	4:AD:154:VAL:CG1	2.13	0.61
28:DG:70:LEU:O	28:DG:74:MET:HB2	1.99	0.61
8:CH:5:PRO:O	8:CH:8:ASP:HB3	2.01	0.61
8:CH:114:ALA:O	8:CH:117:GLN:HB3	2.01	0.61
22:BA:1268:A:C2	22:BA:2013:A:C4	2.88	0.61
53:CA:190:A:O5'	53:CA:190:A:H8	1.83	0.61
22:DA:2893:A:H4'	22:DA:2894:G:O5'	2.00	0.61
38:BQ:93:ILE:HG23	38:BQ:94:LEU:H	1.66	0.61
22:DA:1611:C:O2'	22:DA:1612:C:C6	2.54	0.61
31:DJ:4:PHE:O	31:DJ:44:TYR:CZ	2.54	0.61
22:DA:2336:A:N1	44:DW:56:HIS:HE1	1.98	0.61
32:DK:39:ILE:HB	32:DK:41:ILE:HD13	1.80	0.61
22:DA:217:A:H2'	22:DA:218:A:O4'	2.00	0.61
22:DA:1695:G:C8	24:DC:7:PRO:HB2	2.35	0.61
22:BA:2388:A:H5'	22:BA:2389:G:OP2	2.01	0.61
22:DA:139:U:H2'	22:DA:139:U:O2	2.00	0.61
35:DN:70:THR:O	35:DN:70:THR:HG22	2.00	0.61
22:DA:1654:A:O2'	22:DA:1655:A:O5'	2.18	0.61
37:BP:63:ILE:HG22	37:BP:63:ILE:O	2.01	0.61
54:CG:91:ARG:CG	54:CG:92:PRO:HD2	2.29	0.61
4:AD:55:ARG:HH12	4:AD:58:GLN:CG	2.14	0.61
22:DA:412:A:O2'	22:DA:413:C:H5'	2.00	0.61
53:CA:736:C:H2'	53:CA:737:C:H6	1.65	0.61
1:AA:1314:C:O2'	1:AA:1315:U:H5'	1.99	0.61

*Continued on next page...*

*Continued from previous page...*

Atom-1	Atom-2	Distance(Å)	Clash(Å)
19:AS:17:LYS:HB3	19:AS:30:LEU:HD23	1.82	0.61
22:BA:20:C:O2'	22:BA:21:A:H5'	2.01	0.61
22:DA:1794:A:H1'	22:DA:1900:A:C2	2.35	0.61
22:DA:1993:U:H4'	25:DD:133:THR:CG2	2.31	0.61
1:AA:723:U:OP1	21:AU:48:LYS:HD3	1.99	0.61
1:AA:1491:G:H5'	1:AA:1492:A:OP1	2.00	0.61
11:AK:60:PHE:O	11:AK:63:GLN:HB3	2.00	0.61
55:CM:106:ARG:HH21	55:CM:112:ARG:CZ	2.14	0.61
31:BJ:4:PHE:O	31:BJ:44:TYR:HE1	1.81	0.61
4:CD:2:ARG:NH2	4:CD:114:ARG:HH11	1.99	0.61
6:AF:41:ASP:O	6:AF:43:GLY:N	2.34	0.61
53:CA:330:C:O2'	53:CA:331:G:C8	2.26	0.61
53:CA:976:G:C5'	53:CA:977:A:OP2	2.49	0.61
10:CJ:57:VAL:HG22	10:CJ:58:ASN:N	2.11	0.61
4:CD:23:GLY:O	4:CD:24:VAL:O	2.19	0.61
22:DA:309:A:H1'	22:DA:329:G:C4	2.36	0.61
22:DA:1265:A:C8	22:DA:1267:U:N3	2.68	0.61
53:CA:373:A:C8	53:CA:373:A:H5'	2.35	0.61
22:DA:2145:C:O2'	22:DA:2146:C:H3'	2.01	0.61
4:AD:55:ARG:HA	4:AD:55:ARG:HH11	1.65	0.61
21:CU:39:LYS:O	21:CU:43:GLU:HB2	2.01	0.61
1:AA:112:G:C6	1:AA:330:C:N4	2.68	0.61
22:BA:1936:A:C2	22:BA:1943:U:C5	2.89	0.61
22:BA:742:A:H2'	22:BA:743:A:C8	2.36	0.61
29:DH:93:SER:HB3	29:DH:121:VAL:HG21	1.81	0.61
22:DA:2074:U:O2'	22:DA:2075:U:H5'	1.99	0.61
22:BA:2472:G:H2'	22:BA:2475:C:H42	1.64	0.61
47:DZ:23:LEU:HD12	47:DZ:28:LEU:HD21	1.83	0.61
25:DD:121:THR:HG21	25:DD:127:PHE:CD1	2.35	0.61
36:DO:70:ALA:O	36:DO:74:VAL:HG23	2.01	0.61
22:BA:484:C:H2'	22:BA:485:C:H6	1.66	0.61
23:BB:78:A:C2	23:BB:99:A:C4	2.88	0.61
36:BO:24:THR:HG22	36:BO:42:PRO:HD3	1.83	0.61
45:DX:19:HIS:C	45:DX:21:LEU:H	2.04	0.61
33:BL:95:LEU:HD13	33:BL:100:ILE:HD11	1.83	0.61
22:BA:1070:A:C2	30:BI:9:LYS:HG2	2.35	0.61
53:CA:1254:A:H2'	53:CA:1255:G:C8	2.36	0.61
44:DW:8:SER:O	44:DW:9:THR:HB	2.01	0.61
22:DA:1275:A:N7	35:DN:16:HIS:HB2	2.16	0.61
22:DA:1944:U:O4'	22:DA:1955:U:H1'	2.01	0.61
38:BQ:40:LYS:HG2	38:BQ:44:TYR:CE1	2.36	0.61
22:BA:2591:C:H2'	22:BA:2592:G:C8	2.34	0.61

*Continued on next page...*

*Continued from previous page...*

Atom-1	Atom-2	Distance(Å)	Clash(Å)
22:DA:624:C:O2'	22:DA:657:U:H5''	2.01	0.61
22:DA:1655:A:H5'	25:DD:118:PHE:CE1	2.36	0.61
22:DA:833:A:H2'	22:DA:834:G:C8	2.35	0.61
22:BA:747:U:C4	22:BA:2613:U:C5	2.89	0.61
22:DA:2285:C:H5	49:D1:5:ARG:NH2	1.98	0.61
28:DG:83:THR:C	28:DG:84:LYS:HD3	2.21	0.61
22:DA:946:C:H2'	22:DA:947:A:H8	1.65	0.61
22:DA:2563:U:C1'	22:DA:2566:A:N6	2.64	0.61
53:CA:350:G:C6	53:CA:351:G:C6	2.88	0.61
1:AA:1452:C:H4'	1:AA:1453:G:C4	2.35	0.61
22:DA:2638:G:O2'	22:DA:2639:A:C8	2.52	0.61
39:BR:62:GLU:O	39:BR:64:VAL:HG23	2.01	0.61
22:DA:1993:U:H4'	25:DD:133:THR:HG22	1.83	0.61
9:CI:29:ILE:HA	9:CI:64:ILE:O	2.00	0.61
15:CO:24:THR:HG21	15:CO:69:LEU:HB2	1.83	0.61
22:BA:1371:G:N7	62:BA:3400:HOH:O	2.31	0.61
22:BA:1830:C:H2'	22:BA:1831:G:H8	1.66	0.61
25:DD:29:VAL:HB	25:DD:98:VAL:HG12	1.83	0.61
55:CM:82:LEU:HD21	19:CS:60:PHE:HB3	1.82	0.61
22:BA:2790:U:H4'	22:BA:2791:G:OP1	1.99	0.61
22:DA:242:G:H8	51:D3:3:ILE:O	1.84	0.61
22:DA:379:G:C6	22:DA:380:G:C5	2.89	0.61
45:DX:30:PRO:HG2	45:DX:32:LEU:HD21	1.82	0.61
44:BW:41:GLY:HA2	44:BW:44:PHE:CE2	2.36	0.61
17:AQ:10:ARG:O	17:AQ:22:VAL:HG13	2.01	0.61
17:AQ:46:HIS:HA	17:AQ:70:LYS:HE3	1.81	0.61
22:DA:1062:G:H22	22:DA:1077:A:H2	1.49	0.61
53:CA:995:C:N4	53:CA:1046:A:H1'	2.16	0.61
3:AC:156:LEU:CD1	3:AC:156:LEU:H	2.10	0.61
22:DA:1998:A:H2'	22:DA:1999:C:H6	1.66	0.61
2:CB:127:LYS:HE2	2:CB:136:ARG:HH21	1.66	0.61
23:BB:90:C:C6	23:BB:90:C:H5''	2.32	0.61
53:CA:251:G:H21	53:CA:253:A:H62	1.48	0.61
11:AK:91:GLY:O	11:AK:95:THR:HB	2.01	0.61
41:BT:24:MET:HG3	41:BT:29:THR:HG23	1.81	0.61
22:BA:2602:A:H4'	22:BA:2603:G:O5'	2.01	0.61
1:AA:820:U:H4'	1:AA:821:G:OP2	2.01	0.61
22:DA:410:G:N1	22:DA:2407:A:N6	2.48	0.61
1:AA:684:U:H1'	11:AK:39:ASN:O	2.01	0.61
36:BO:105:ALA:O	36:BO:106:LEU:HB3	1.99	0.61
36:BO:75:GLY:HA2	36:BO:106:LEU:HD13	1.81	0.61
58:DF:16:MET:HA	58:DF:21:TYR:HB2	1.81	0.61

*Continued on next page...*



*Continued from previous page...*

Atom-1	Atom-2	Distance(Å)	Clash(Å)
35:DN:103:ARG:HB2	35:DN:110:MET:CG	2.30	0.61
28:BG:82:PHE:HB2	28:BG:134:GLY:O	2.01	0.61
24:DC:13:ARG:HG2	24:DC:14:HIS:CD2	2.36	0.61
22:BA:1009:A:OP2	31:BJ:39:LYS:NZ	2.32	0.61
22:BA:2804:U:H2'	22:BA:2805:C:H6	1.66	0.61
22:BA:2292:U:H2'	22:BA:2293:G:H8	1.65	0.61
17:CQ:25:GLU:HG2	17:CQ:40:THR:HG22	1.82	0.61
24:BC:251:THR:HG22	24:BC:252:LYS:H	1.66	0.61
22:BA:2207:C:H2'	22:BA:2208:C:C6	2.35	0.61
22:BA:843:G:O2'	22:BA:844:A:H5'	2.01	0.61
13:AM:45:SER:O	13:AM:46:GLU:HB2	2.01	0.61
53:CA:1400:C:H4'	53:CA:1401:G:OP2	2.00	0.61
28:BG:33:THR:HA	28:BG:34:ARG:HH11	1.66	0.61
16:AP:52:LEU:O	16:AP:54:LEU:HD12	2.00	0.61
22:DA:1395:A:H4'	22:DA:1397:U:C5	2.36	0.60
57:DB:108:A:O2'	57:DB:109:A:OP1	2.14	0.60
31:DJ:64:VAL:HG22	31:DJ:68:LYS:HE2	1.83	0.60
24:DC:183:VAL:HG13	24:DC:185:ALA:H	1.64	0.60
21:AU:33:ARG:HE	21:AU:34:ARG:HG3	1.66	0.60
5:AE:158:LYS:HE2	8:AH:63:LYS:NZ	2.16	0.60
14:CN:9:GLU:HA	14:CN:12:ARG:HD2	1.83	0.60
22:DA:867:C:O2'	22:DA:868:U:O5'	2.17	0.60
5:CE:44:ARG:NH2	5:CE:70:MET:HB2	2.15	0.60
22:DA:2215:C:O2'	22:DA:2216:G:H8	1.84	0.60
32:BK:10:VAL:HG11	32:BK:16:ALA:HB2	1.83	0.60
53:CA:920:U:H2'	53:CA:921:U:H6	1.63	0.60
10:AJ:29:ALA:CB	10:AJ:36:VAL:HG21	2.30	0.60
34:DM:36:VAL:HG13	43:DV:82:TYR:CD1	2.36	0.60
25:BD:121:THR:O	25:BD:122:VAL:HB	2.00	0.60
31:BJ:55:ILE:HD11	31:BJ:57:LEU:HD22	1.82	0.60
31:BJ:54:ILE:HD11	31:BJ:56:VAL:CG2	2.30	0.60
2:AB:58:LYS:NZ	2:AB:62:ARG:HG3	2.16	0.60
36:BO:88:LYS:HE2	36:BO:116:GLN:NE2	2.15	0.60
53:CA:932:C:H5''	54:CG:2:ARG:HD3	1.81	0.60
22:DA:151:C:H2'	22:DA:152:A:C8	2.36	0.60
31:BJ:73:VAL:HG23	31:BJ:74:TYR:N	2.16	0.60
9:AI:112:ARG:HH22	10:AJ:64:GLN:NE2	1.99	0.60
53:CA:801:U:O2'	53:CA:802:A:H5'	2.01	0.60
17:CQ:25:GLU:HA	17:CQ:39:ARG:O	2.00	0.60
8:CH:93:LYS:N	8:CH:93:LYS:HD3	2.15	0.60
7:AG:53:SER:C	7:AG:55:LYS:H	2.04	0.60
31:DJ:36:LEU:HD21	31:DJ:122:LEU:HD13	1.81	0.60

*Continued on next page...*



*Continued from previous page...*

Atom-1	Atom-2	Distance(Å)	Clash(Å)
4:CD:111:ALA:O	4:CD:114:ARG:HB3	2.00	0.60
53:CA:1136:C:C5	53:CA:1138:G:O6	2.54	0.60
25:BD:99:GLU:CG	25:BD:100:LEU:N	2.64	0.60
22:BA:163:C:OP1	22:BA:163:C:H6	1.84	0.60
53:CA:1323:G:H2'	53:CA:1324:A:C8	2.36	0.60
53:CA:409:U:H2'	53:CA:410:G:O4'	2.00	0.60
22:DA:1965:C:H5''	22:DA:1966:A:H2'	1.82	0.60
35:BN:33:ILE:HD11	35:BN:118:ARG:HH21	1.64	0.60
1:AA:212:G:H2'	1:AA:213:G:H8	1.66	0.60
22:DA:1568:G:H21	24:DC:57:HIS:HE1	1.45	0.60
15:CO:63:ARG:HH22	22:DA:715:A:C5'	2.13	0.60
10:CJ:30:LYS:CG	10:CJ:36:VAL:HG22	2.31	0.60
24:DC:77:VAL:HG23	24:DC:111:ALA:HA	1.82	0.60
58:DF:36:ASN:O	58:DF:37:MET:HB3	2.00	0.60
33:DL:96:LYS:HE2	33:DL:102:GLY:O	2.01	0.60
53:CA:206:C:H2'	53:CA:207:C:H4'	1.83	0.60
22:BA:2325:G:C6	22:BA:2326:C:N4	2.69	0.60
3:AC:21:TRP:CD1	3:AC:58:ARG:HG2	2.36	0.60
22:DA:1510:G:N2	22:DA:1511:G:C4	2.69	0.60
22:BA:2211:A:O2'	22:BA:2212:A:P	2.58	0.60
22:BA:2292:U:H2'	22:BA:2293:G:C8	2.36	0.60
22:BA:675:A:H4'	26:BE:62:GLN:NE2	2.16	0.60
37:BP:91:VAL:O	37:BP:92:ARG:HG2	2.01	0.60
48:B0:50:GLY:O	48:B0:51:ARG:O	2.19	0.60
33:BL:47:ARG:HG3	33:BL:50:PHE:HB2	1.82	0.60
22:DA:394:C:C2'	22:DA:395:U:H5'	2.30	0.60
30:DI:50:LYS:HE2	30:DI:50:LYS:HA	1.83	0.60
36:DO:20:GLU:HG3	44:DW:50:VAL:HG11	1.82	0.60
53:CA:121:U:H3'	53:CA:121:U:OP1	2.01	0.60
22:DA:1616:A:H8	22:DA:1616:A:OP1	1.84	0.60
31:DJ:44:TYR:HB2	38:DQ:63:ARG:NH1	2.16	0.60
44:BW:22:VAL:O	44:BW:25:PHE:HD2	1.84	0.60
22:DA:1135:C:H2'	22:DA:1137:G:OP2	2.01	0.60
10:CJ:52:LEU:CD2	10:CJ:62:ARG:HG2	2.30	0.60
30:BI:15:GLY:CA	30:BI:50:LYS:HB3	2.28	0.60
42:DU:35:VAL:HG12	42:DU:36:GLU:H	1.67	0.60
22:DA:2882:A:H5''	35:DN:96:ARG:HD3	1.84	0.60
39:BR:61:ALA:CB	39:BR:98:ILE:HA	2.26	0.60
22:DA:265:A:N7	22:DA:427:U:O2'	2.35	0.60
53:CA:32:A:H2'	53:CA:33:A:C8	2.35	0.60
32:DK:104:THR:C	32:DK:106:GLU:H	2.05	0.60
1:AA:404:G:N7	4:AD:1:ALA:HB2	2.16	0.60

*Continued on next page...*

*Continued from previous page...*

Atom-1	Atom-2	Distance(Å)	Clash(Å)
28:DG:84:LYS:O	28:DG:85:LYS:HB3	2.01	0.60
1:AA:201:G:H2'	1:AA:202:G:O4'	2.01	0.60
22:DA:1779:U:H5	22:DA:1784:A:N7	1.99	0.60
3:CC:84:GLU:C	3:CC:86:LEU:H	2.04	0.60
24:BC:158:GLY:H	24:BC:194:VAL:HG13	1.66	0.60
3:AC:110:LEU:HD21	3:AC:143:LEU:HD23	1.82	0.60
22:DA:2716:C:O2'	22:DA:2717:C:H5'	2.01	0.60
20:AT:5:SER:OG	20:AT:6:ALA:N	2.34	0.60
22:DA:1352:U:H5	22:DA:1377:G:C6	2.19	0.60
40:BS:48:LYS:O	40:BS:52:GLU:HG3	2.01	0.60
1:AA:1329:A:H5''	13:AM:25:GLY:H	1.65	0.60
22:DA:2:G:C6	22:DA:3:U:C4	2.89	0.60
22:BA:2648:G:H2'	22:BA:2649:C:C6	2.36	0.60
22:DA:2439:A:C8	22:DA:2586:U:H4'	2.36	0.60
53:CA:1493:A:H3'	22:DA:1913:A:N6	2.16	0.60
44:DW:77:LYS:O	44:DW:78:PHE:HB2	2.01	0.60
22:DA:1552:A:C2'	22:DA:1552:A:N3	2.65	0.60
24:DC:131:MET:HG2	24:DC:134:ILE:HD11	1.84	0.60
22:DA:1079:C:N3	22:DA:1088:A:H2	1.99	0.60
22:DA:1056:G:C1'	22:DA:1103:A:H61	2.14	0.60
1:AA:842:U:H3'	1:AA:843:U:H5''	1.84	0.60
22:DA:234:U:O2'	22:DA:235:U:H5'	2.00	0.60
22:BA:569:U:H1'	22:BA:947:A:O4'	2.01	0.60
31:BJ:21:THR:HG22	31:BJ:22:GLY:H	1.64	0.60
17:CQ:19:SER:CB	17:CQ:70:LYS:HZ2	2.13	0.60
5:AE:83:PRO:HB3	5:AE:96:GLN:HE21	1.65	0.60
31:BJ:17:VAL:CG2	31:BJ:137:PRO:HB2	2.31	0.60
38:DQ:4:LYS:HZ2	38:DQ:6:GLY:HA3	1.66	0.60
22:BA:2821:A:OP2	25:BD:115:GLY:N	2.34	0.60
53:CA:392:C:H2'	53:CA:393:A:C8	2.36	0.60
25:DD:29:VAL:HB	25:DD:98:VAL:CG1	2.31	0.60
22:DA:1790:C:O2'	24:DC:207:ALA:HB2	2.01	0.60
1:AA:299:G:H2'	1:AA:300:A:C8	2.36	0.60
53:CA:828:U:H2'	53:CA:829:G:O5'	2.00	0.60
22:DA:1821:A:H5'	24:DC:156:SER:OG	2.01	0.60
29:DH:49:ALA:O	29:DH:53:GLU:HB2	2.01	0.60
53:CA:1057:G:H4'	3:CC:196:GLY:H	1.67	0.60
1:AA:539:A:H2'	1:AA:540:G:C8	2.36	0.60
33:BL:77:ILE:HG12	33:BL:95:LEU:HD13	1.82	0.60
44:BW:37:VAL:CG1	44:BW:38:ARG:N	2.65	0.60
1:AA:1469:C:C5'	1:AA:1469:C:H6	2.12	0.60
22:DA:54:G:H2'	22:DA:55:G:O4'	2.00	0.60

*Continued on next page...*

*Continued from previous page...*

Atom-1	Atom-2	Distance(Å)	Clash(Å)
38:BQ:81:GLY:HA2	38:BQ:116:LEU:HD13	1.81	0.60
53:CA:701:U:O2'	53:CA:702:A:P	2.58	0.60
22:DA:1338:G:C2'	22:DA:1339:G:H5'	2.31	0.60
37:BP:24:THR:CG2	37:BP:86:LYS:HB2	2.30	0.60
33:DL:79:LEU:HB3	33:DL:114:GLY:H	1.65	0.60
22:DA:2758:A:C2'	22:DA:2759:G:H5'	2.30	0.60
53:CA:268:U:H2'	53:CA:269:C:C6	2.35	0.60
22:DA:2142:A:O3'	22:DA:2143:C:H4'	2.01	0.60
8:CH:28:SER:HB2	8:CH:57:GLU:O	2.01	0.60
32:BK:59:LYS:HE2	32:BK:89:ASN:O	2.01	0.60
31:DJ:56:VAL:HG11	31:DJ:101:ILE:HG21	1.82	0.60
33:BL:89:VAL:HA	33:BL:121:THR:HG23	1.84	0.60
37:BP:105:LYS:HA	37:BP:108:ARG:HH21	1.67	0.60
1:AA:834:U:OP1	18:AR:48:ALA:HB2	2.02	0.60
22:DA:156:A:H2'	22:DA:157:C:H6	1.67	0.60
25:DD:47:ALA:HB2	25:DD:83:ARG:HD2	1.83	0.60
8:CH:104:SER:O	8:CH:122:GLY:HA3	2.02	0.60
6:AF:52:ASN:O	6:AF:53:LYS:HB3	2.01	0.60
17:CQ:47:ASP:HB3	17:CQ:74:LEU:HB3	1.82	0.60
43:BV:65:VAL:O	43:BV:65:VAL:HG22	2.01	0.60
35:BN:47:VAL:O	35:BN:50:PRO:HD2	2.02	0.60
33:BL:100:ILE:HD12	33:BL:101:ILE:HD13	1.84	0.60
22:DA:120:U:H4'	22:DA:121:G:H5'	1.83	0.60
22:DA:1827:U:H2'	22:DA:1828:G:O4'	2.02	0.60
22:DA:110:G:N2	22:DA:111:A:H1'	2.17	0.60
2:CB:90:PHE:CE2	2:CB:149:GLY:HA3	2.36	0.60
22:BA:1730:C:H1'	22:BA:1731:G:C2	2.36	0.60
8:AH:63:LYS:O	8:AH:70:VAL:HG23	2.02	0.60
53:CA:373:A:N3	53:CA:374:A:C8	2.70	0.60
22:DA:686:U:C6	22:DA:788:A:N1	2.70	0.60
2:CB:125:PHE:CD1	2:CB:137:THR:HG22	2.36	0.60
54:CG:110:ARG:HG3	54:CG:111:GLY:N	2.15	0.60
1:AA:1225:A:H2'	1:AA:1226:C:C6	2.37	0.60
27:BF:134:GLN:HG2	27:BF:135:ILE:N	2.17	0.60
22:DA:855:G:N3	44:DW:23:LYS:HE3	2.16	0.60
1:AA:1303:C:H2'	1:AA:1304:G:H8	1.67	0.60
22:DA:777:G:N7	22:DA:793:A:C2	2.67	0.60
22:BA:1354:A:H2'	22:BA:1355:G:O4'	2.00	0.60
22:BA:1856:U:H3	22:BA:1886:U:H3	1.49	0.60
22:DA:2716:C:H2'	22:DA:2717:C:C6	2.35	0.60
19:AS:46:LEU:H	19:AS:61:VAL:HG23	1.66	0.60
37:DP:9:GLN:HB3	37:DP:12:MET:CE	2.31	0.60

*Continued on next page...*

*Continued from previous page...*

Atom-1	Atom-2	Distance(Å)	Clash(Å)
14:AN:50:LEU:HB3	14:AN:51:PRO:HD2	1.82	0.60
2:AB:49:PHE:HB2	2:AB:53:LEU:HD23	1.84	0.60
53:CA:160:A:H2'	53:CA:161:A:O4'	2.01	0.60
51:D3:61:LEU:HB2	51:D3:64:ALA:HB3	1.84	0.60
8:AH:103:VAL:HG12	8:AH:124:ILE:HG22	1.84	0.60
32:BK:34:GLY:O	32:BK:35:VAL:C	2.40	0.60
22:DA:1285:A:N6	22:DA:1329:U:C5	2.70	0.60
35:DN:92:GLY:H	35:DN:94:TYR:HE1	1.47	0.60
22:DA:1676:A:H2'	22:DA:1677:A:O4'	2.00	0.60
22:DA:1810:A:H2'	22:DA:1811:G:O4'	2.01	0.60
4:CD:190:LEU:O	4:CD:191:SER:O	2.20	0.60
57:DB:54:G:O2'	58:DF:24:VAL:HG21	2.01	0.60
22:DA:2333:A:H1'	22:DA:2335:A:C8	2.36	0.60
22:DA:489:G:H2'	22:DA:491:G:C8	2.36	0.60
53:CA:704:A:O2'	53:CA:705:G:C8	2.52	0.60
53:CA:704:A:O2'	53:CA:705:G:O5'	2.19	0.60
22:DA:204:A:C5	22:DA:206:U:O4	2.54	0.60
51:D3:28:LEU:HA	51:D3:32:LEU:HD21	1.82	0.60
22:DA:1734:G:O2'	22:DA:1735:A:H8	1.83	0.60
4:CD:8:LEU:HD22	4:CD:21:LYS:HD2	1.83	0.60
22:BA:1475:G:HO2'	22:BA:1476:U:P	2.24	0.60
40:BS:73:LYS:HB2	40:BS:106:VAL:HB	1.84	0.60
21:AU:35:GLU:O	21:AU:36:PHE:HB2	2.01	0.60
22:BA:729:G:C4	22:BA:1775:U:O2	2.53	0.60
22:BA:1585:C:C2'	22:BA:1586:A:H5'	2.32	0.60
53:CA:71:A:C6	53:CA:100:G:C5	2.89	0.60
1:AA:1180:A:H5''	1:AA:1181:G:OP2	2.01	0.60
36:BO:76:LYS:O	36:BO:80:GLU:HG2	2.01	0.60
35:DN:33:ILE:HG23	35:DN:114:GLU:HB2	1.82	0.60
2:CB:9:LEU:HD12	2:CB:11:ALA:C	2.22	0.60
53:CA:998:C:H2'	53:CA:999:C:H6	1.65	0.60
18:CR:31:TYR:CD2	18:CR:54:LEU:HD21	2.35	0.60
53:CA:129:A:O2'	53:CA:130:A:C8	2.54	0.60
3:AC:137:VAL:HA	3:AC:148:ILE:HD13	1.83	0.60
22:BA:1233:C:C4	22:BA:1234:U:C5	2.89	0.60
1:AA:1234:C:C2'	1:AA:1235:U:H5'	2.31	0.60
1:AA:279:A:H5'	1:AA:279:A:H8	1.66	0.60
39:BR:45:GLU:HA	39:BR:45:GLU:OE2	2.01	0.60
35:BN:23:ASN:HD22	35:BN:23:ASN:N	2.00	0.60
2:AB:132:GLU:HG3	2:AB:132:GLU:O	2.00	0.60
17:AQ:30:HIS:HB2	17:AQ:37:ILE:HD11	1.84	0.60
22:DA:1808:A:N7	45:DX:27:ARG:NH1	2.49	0.60

*Continued on next page...*

*Continued from previous page...*

Atom-1	Atom-2	Distance(Å)	Clash(Å)
22:DA:1394:U:H4'	22:DA:1603:A:H4'	1.84	0.60
22:DA:1469:A:H2'	22:DA:1470:A:H8	1.66	0.60
22:BA:904:G:C4	22:BA:905:A:N7	2.70	0.60
22:DA:1536:C:C2	22:DA:1536:C:OP2	2.55	0.60
22:DA:249:C:H4'	22:DA:250:G:O5'	2.01	0.60
22:DA:234:U:H2'	22:DA:235:U:H6	1.67	0.60
22:DA:616:A:C2'	22:DA:617:G:C8	2.78	0.60
41:DT:43:ILE:CG2	41:DT:58:VAL:HG11	2.32	0.60
53:CA:1446:A:C2'	53:CA:1447:A:H5''	2.32	0.60
22:BA:1256:G:H21	26:BE:77:ILE:HG13	1.65	0.60
53:CA:1071:C:H2'	53:CA:1072:G:H8	1.66	0.60
34:BM:21:ALA:CB	34:BM:100:LYS:N	2.64	0.60
22:BA:172:A:O2'	22:BA:173:A:H5'	2.01	0.60
29:DH:31:VAL:HB	29:DH:32:PRO:HD3	1.83	0.60
53:CA:423:G:N3	53:CA:423:G:H2'	2.17	0.60
32:DK:88:ASN:CB	32:DK:91:SER:HB2	2.32	0.60
22:BA:1159:U:O2'	22:BA:1160:G:H5'	2.01	0.60
21:AU:48:LYS:HA	21:AU:51:ALA:HB3	1.84	0.60
22:BA:1171:G:C6	22:BA:1172:C:C4	2.89	0.60
5:CE:95:MET:HB3	5:CE:124:ALA:HB2	1.83	0.60
53:CA:369:G:OP2	53:CA:388:G:N2	2.33	0.60
25:BD:24:VAL:HA	25:BD:191:GLY:H	1.67	0.60
1:AA:657:U:O2	15:AO:21:THR:HG23	2.01	0.60
38:DQ:111:LYS:HE3	39:DR:48:LYS:HD3	1.83	0.60
53:CA:599:C:H4'	8:CH:121:GLY:C	2.21	0.60
53:CA:484:G:H4'	53:CA:485:U:O5'	1.98	0.60
27:BF:116:LEU:O	27:BF:176:PHE:HA	2.01	0.60
46:BY:23:ARG:O	46:BY:24:GLU:C	2.39	0.60
34:DM:8:LYS:HA	34:DM:8:LYS:HE3	1.82	0.60
22:DA:1809:A:C2	22:DA:1810:A:C5	2.90	0.60
38:BQ:96:ASP:C	38:BQ:98:ALA:H	2.05	0.60
34:BM:33:LEU:HD22	34:BM:128:THR:HB	1.84	0.60
22:DA:1535:A:H2'	22:DA:1535:A:N3	2.16	0.60
22:DA:125:A:C5'	50:D2:19:ARG:HD3	2.32	0.60
14:CN:80:ARG:HH11	14:CN:80:ARG:HG2	1.67	0.60
30:BI:10:LEU:HD13	30:BI:27:LEU:HA	1.84	0.60
53:CA:519:C:O2'	53:CA:520:A:H5'	2.02	0.60
38:BQ:65:ASN:ND2	38:BQ:69:ARG:NH2	2.48	0.60
1:AA:1124:G:H3'	1:AA:1145:A:N6	2.17	0.60
33:DL:92:LEU:CD2	33:DL:124:GLY:HA3	2.32	0.60
40:BS:4:ILE:HG22	40:BS:106:VAL:HG13	1.84	0.60
1:AA:1218:C:H2'	1:AA:1219:A:H8	1.65	0.60

*Continued on next page...*

*Continued from previous page...*

Atom-1	Atom-2	Distance(Å)	Clash(Å)
39:DR:68:ARG:HD2	39:DR:92:TRP:CH2	2.37	0.60
54:CG:78:ARG:HA	54:CG:84:TYR:HB2	1.83	0.60
53:CA:958:A:H62	19:CS:54:ARG:NH1	2.00	0.60
32:DK:88:ASN:HB2	32:DK:91:SER:HB2	1.84	0.60
25:BD:11:MET:HE1	25:BD:192:ALA:HA	1.83	0.60
3:CC:14:VAL:HG12	3:CC:14:VAL:O	2.01	0.60
22:DA:2303:G:H5'	58:DF:121:PHE:CE1	2.37	0.60
22:BA:1568:G:H4'	24:BC:58:LYS:HB3	1.84	0.60
22:DA:104:A:H2'	22:DA:105:C:O4'	2.02	0.60
16:AP:5:ARG:HA	16:AP:68:SER:OG	2.02	0.60
22:BA:520:G:H2'	22:BA:521:U:C6	2.37	0.60
31:BJ:45:THR:HG23	31:BJ:45:THR:O	2.02	0.60
22:DA:1342:A:C5	22:DA:1345:C:N4	2.70	0.60
57:DB:15:A:C8	57:DB:109:A:N6	2.70	0.60
22:DA:2331:G:N1	22:DA:2385:C:N4	2.49	0.60
37:BP:50:ARG:O	37:BP:51:ASN:HB2	2.01	0.60
22:BA:1062:G:O2'	22:BA:1063:G:O4'	2.20	0.60
1:AA:451:A:C4'	1:AA:452:A:O5'	2.44	0.60
51:D3:23:HIS:O	51:D3:46:LYS:HB2	2.02	0.60
32:BK:18:ARG:H	32:BK:45:GLU:CB	2.11	0.60
22:DA:1774:C:O2	24:DC:10:PRO:HB2	2.02	0.60
22:DA:729:G:N3	22:DA:729:G:H2'	2.16	0.60
5:AE:24:VAL:O	5:AE:25:LYS:C	2.39	0.60
53:CA:963:G:C6	53:CA:973:G:O6	2.54	0.60
53:CA:982:U:H4'	53:CA:983:A:O5'	2.01	0.60
26:DE:130:LYS:HG3	26:DE:133:LEU:HD13	1.84	0.60
38:DQ:91:ARG:HG3	39:DR:11:GLN:CD	2.21	0.60
11:CK:81:LEU:HD11	11:CK:104:PHE:CD2	2.36	0.60
22:DA:28:A:C6	22:DA:513:A:C8	2.90	0.60
12:AL:29:LYS:O	12:AL:81:ILE:HG22	2.02	0.60
22:BA:2134:A:HO2'	22:BA:2135:A:H8	1.50	0.60
22:DA:749:A:C4	22:DA:750:A:C8	2.89	0.60
35:DN:2:ARG:HD2	35:DN:5:LYS:HB3	1.83	0.60
53:CA:247:G:C6	53:CA:278:G:C2	2.90	0.60
26:BE:108:ILE:HB	33:BL:2:ARG:HH22	1.67	0.60
26:BE:150:THR:HA	26:BE:189:THR:HG23	1.84	0.60
24:BC:90:ILE:CG2	24:BC:102:TYR:CD1	2.85	0.60
53:CA:1067:A:H4'	53:CA:1068:G:O5'	1.98	0.60
37:DP:50:ARG:HB3	37:DP:56:SER:HB3	1.83	0.60
22:DA:960:A:H2'	22:DA:962:G:H5'	1.84	0.60
22:DA:982:C:H5''	22:DA:983:A:OP1	2.02	0.60
28:BG:8:VAL:HG12	28:BG:9:VAL:N	2.17	0.60

*Continued on next page...*

*Continued from previous page...*

Atom-1	Atom-2	Distance(Å)	Clash(Å)
3:AC:10:ARG:HH21	3:AC:181:ILE:HG13	1.66	0.60
1:AA:109:A:H2'	1:AA:326:G:N2	2.15	0.60
17:AQ:79:GLU:C	17:AQ:80:LYS:HD3	2.23	0.60
22:BA:1414:C:C4	22:BA:1415:U:C5	2.89	0.60
22:BA:893:C:H2'	22:BA:894:U:O4'	2.01	0.60
22:BA:64:A:H2'	22:BA:65:U:C6	2.37	0.60
55:CM:111:PRO:HG2	55:CM:113:LYS:HG3	1.83	0.60
5:CE:155:LYS:HB3	8:CH:70:VAL:HG23	1.84	0.60
53:CA:1416:G:N2	53:CA:1485:U:H1'	2.17	0.60
22:DA:1819:A:H4'	22:DA:1820:U:H5'	1.84	0.60
28:DG:139:VAL:HA	28:DG:142:GLN:HB3	1.83	0.60
22:BA:2681:C:H4'	22:BA:2682:A:OP1	2.00	0.60
22:BA:974:G:H8	22:BA:990:A:H62	1.49	0.60
2:CB:212:TYR:HD2	2:CB:212:TYR:O	1.84	0.60
22:BA:996:A:H4'	38:BQ:91:ARG:CG	2.32	0.59
22:DA:36:G:N1	22:DA:445:C:C4	2.70	0.59
33:BL:77:ILE:O	33:BL:110:VAL:O	2.19	0.59
22:DA:304:U:H2'	22:DA:305:C:C6	2.37	0.59
9:CI:6:TYR:HE2	9:CI:17:ARG:HA	1.67	0.59
22:DA:70:G:C4'	22:DA:71:A:OP1	2.43	0.59
33:BL:29:LYS:HG2	33:BL:30:THR:HG23	1.83	0.59
53:CA:1363:A:C5	53:CA:1365:G:C6	2.90	0.59
14:CN:52:ARG:HA	14:CN:52:ARG:NE	2.17	0.59
18:CR:63:TYR:CE2	18:CR:69:TYR:OH	2.54	0.59
53:CA:814:A:C5'	53:CA:1511:G:H4'	2.29	0.59
34:DM:17:ASN:O	34:DM:18:ARG:HG2	2.02	0.59
5:AE:82:HIS:HB2	5:AE:83:PRO:HD2	1.85	0.59
22:BA:2636:C:H2'	22:BA:2637:U:C6	2.36	0.59
46:BY:45:GLN:O	46:BY:46:VAL:CB	2.49	0.59
33:DL:17:LYS:HZ3	33:DL:19:LEU:HD22	1.67	0.59
57:DB:86:G:C2'	57:DB:87:U:H5''	2.30	0.59
46:DY:1:MET:H3	46:DY:1:MET:HE2	1.67	0.59
22:DA:1838:C:H4'	22:DA:1839:G:C8	2.36	0.59
58:DF:91:ARG:HA	58:DF:95:MET:SD	2.42	0.59
22:DA:1343:G:C5	22:DA:1597:A:N6	2.70	0.59
32:BK:63:VAL:HG22	32:BK:107:LEU:HD21	1.84	0.59
32:BK:76:VAL:HB	37:BP:72:VAL:CG2	2.32	0.59
45:BX:65:THR:O	45:BX:68:ALA:HB3	2.02	0.59
4:AD:160:LEU:H	4:AD:160:LEU:HD13	1.65	0.59
29:BH:147:VAL:HG12	29:BH:149:GLU:HG3	1.84	0.59
1:AA:8:A:H62	4:AD:204:SER:HB2	1.67	0.59
6:CF:88:MET:HG2	6:CF:90:MET:SD	2.42	0.59

*Continued on next page...*



*Continued from previous page...*

Atom-1	Atom-2	Distance(Å)	Clash(Å)
1:AA:538:G:OP2	12:AL:111:GLN:HB2	2.02	0.59
53:CA:928:G:C2	53:CA:1390:U:O2	2.55	0.59
28:BG:38:ASP:OD1	28:BG:38:ASP:N	2.35	0.59
22:BA:654:A:H5'	22:BA:654:A:N3	2.16	0.59
22:DA:1009:A:H2'	62:DA:3759:HOH:O	2.02	0.59
22:DA:729:G:C2'	22:DA:729:G:N3	2.65	0.59
22:DA:763:G:O2'	22:DA:764:A:H3'	2.02	0.59
12:CL:82:ARG:HG2	12:CL:82:ARG:NH1	2.17	0.59
22:DA:1038:G:C2	22:DA:1039:A:N7	2.70	0.59
53:CA:1361:G:H2'	53:CA:1362:A:H5'	1.84	0.59
22:DA:1279:G:OP1	35:DN:35:LYS:HG3	2.01	0.59
22:DA:1252:G:H5''	62:DA:3286:HOH:O	2.02	0.59
22:BA:1110:G:O2'	22:BA:1111:A:C8	2.49	0.59
25:DD:107:VAL:CG1	25:DD:109:VAL:HG23	2.32	0.59
20:CT:2:ASN:N	20:CT:7:LYS:HZ3	2.00	0.59
35:BN:55:ALA:HA	35:BN:80:PHE:CE1	2.37	0.59
24:BC:141:HIS:CD2	24:BC:192:GLY:O	2.54	0.59
3:AC:21:TRP:CG	3:AC:58:ARG:HG2	2.38	0.59
22:DA:2550:G:C2	22:DA:2559:C:O2	2.55	0.59
22:BA:194:G:N7	62:BA:3749:HOH:O	2.31	0.59
22:DA:607:U:O4	22:DA:619:G:H2'	2.02	0.59
22:BA:2305:U:H2'	22:BA:2306:C:O4'	2.02	0.59
22:BA:2793:C:H2'	22:BA:2794:C:H6	1.67	0.59
3:CC:120:THR:O	3:CC:120:THR:HG22	2.03	0.59
27:BF:97:GLU:O	27:BF:101:ARG:HG2	2.01	0.59
22:BA:999:U:C5	22:BA:1154:G:C5	2.89	0.59
41:BT:50:LEU:O	41:BT:51:PHE:HB2	2.02	0.59
22:DA:1141:U:H4'	22:DA:1142:A:O5'	2.02	0.59
53:CA:91:U:O2'	53:CA:92:U:H6	1.85	0.59
2:CB:80:LYS:HD3	2:CB:90:PHE:CZ	2.38	0.59
5:AE:110:MET:HB3	5:AE:139:THR:HG21	1.84	0.59
22:BA:1731:G:O2'	22:BA:1732:C:H3'	2.02	0.59
22:BA:1731:G:C2	22:BA:1733:G:C5	2.90	0.59
25:BD:107:VAL:O	25:BD:174:SER:O	2.19	0.59
53:CA:1365:G:O2'	53:CA:1366:C:C6	2.55	0.59
22:DA:1204:A:O4'	22:DA:1206:G:N7	2.36	0.59
22:DA:612:G:C2	22:DA:617:G:O6	2.55	0.59
18:CR:72:ARG:H	18:CR:72:ARG:NE	1.95	0.59
35:DN:5:LYS:HG2	35:DN:6:SER:H	1.66	0.59
53:CA:247:G:OP1	53:CA:247:G:H4'	2.01	0.59
6:CF:41:ASP:OD2	6:CF:58:HIS:HE1	1.85	0.59
22:DA:2617:U:C2'	22:DA:2618:G:H5'	2.32	0.59

*Continued on next page...*



*Continued from previous page...*

Atom-1	Atom-2	Distance(Å)	Clash(Å)
6:AF:86:ARG:CZ	18:AR:63:TYR:HB3	2.33	0.59
28:DG:143:VAL:HA	28:DG:146:ASP:OD2	2.03	0.59
53:CA:345:C:H4'	53:CA:346:G:H5''	1.84	0.59
2:AB:19:THR:HG23	2:AB:20:ARG:H	1.66	0.59
55:CM:12:LYS:H	55:CM:44:ILE:HG13	1.67	0.59
44:DW:67:LYS:HB3	44:DW:80:SER:HB2	1.84	0.59
50:B2:43:THR:O	50:B2:44:VAL:CB	2.50	0.59
41:BT:29:THR:HB	41:BT:86:THR:HG23	1.84	0.59
11:AK:121:ARG:CZ	21:AU:35:GLU:HG3	2.32	0.59
22:BA:1277:G:H5'	35:BN:20:MET:HE1	1.83	0.59
22:BA:1045:C:H3'	22:BA:1046:A:H5'	1.83	0.59
22:BA:1867:G:O2'	22:BA:1868:C:H5'	2.03	0.59
22:BA:622:G:H2'	22:BA:623:C:H6	1.67	0.59
37:DP:25:VAL:HA	37:DP:85:VAL:HA	1.84	0.59
37:BP:80:VAL:HG12	37:BP:81:ASP:N	2.17	0.59
38:DQ:48:ASP:HA	38:DQ:51:GLN:HB2	1.84	0.59
22:DA:1901:A:OP2	24:DC:252:LYS:HE3	2.02	0.59
15:CO:16:ARG:HB2	15:CO:23:SER:HB2	1.84	0.59
3:CC:59:PRO:HG2	3:CC:62:SER:HB3	1.84	0.59
31:BJ:3:THR:HG21	38:BQ:60:TRP:NE1	2.15	0.59
44:BW:22:VAL:HG13	44:BW:25:PHE:CE2	2.37	0.59
34:DM:66:ARG:CZ	34:DM:101:VAL:HG11	2.32	0.59
42:DU:73:ASN:HB3	42:DU:95:PHE:HE2	1.67	0.59
53:CA:1151:A:HO2'	53:CA:1152:A:H8	0.75	0.59
1:AA:1053:G:O6	1:AA:1199:U:H2'	2.01	0.59
53:CA:66:A:N6	53:CA:67:C:N4	2.50	0.59
22:DA:477:A:H2'	22:DA:478:A:H8	1.67	0.59
22:DA:28:A:C6	22:DA:29:U:O2	2.55	0.59
22:DA:612:G:C2	22:DA:614:A:H1'	2.38	0.59
22:DA:2015:A:C4	48:D0:2:VAL:HG11	2.37	0.59
26:BE:189:THR:HG1	26:BE:191:ASP:HB3	1.66	0.59
22:BA:544:C:N3	22:BA:548:G:OP1	2.35	0.59
22:BA:2148:G:C2'	22:BA:2149:U:O4'	2.50	0.59
24:DC:173:LEU:H	24:DC:173:LEU:HD22	1.66	0.59
30:BI:105:LEU:HA	30:BI:108:ILE:HB	1.84	0.59
21:CU:35:GLU:HA	21:CU:35:GLU:OE2	2.01	0.59
40:BS:43:ALA:HA	40:BS:46:LEU:HD12	1.83	0.59
22:DA:1491:G:O6	22:DA:1500:G:C2	2.56	0.59
22:DA:1865:U:C4	22:DA:1875:G:C2	2.90	0.59
5:CE:132:PRO:O	5:CE:136:VAL:HG12	2.01	0.59
22:DA:2402:U:O2'	22:DA:2403:C:OP1	2.20	0.59
22:DA:1812:U:H2'	22:DA:1813:G:H8	1.66	0.59

*Continued on next page...*

*Continued from previous page...*

Atom-1	Atom-2	Distance(Å)	Clash(Å)
53:CA:1093:A:C5	53:CA:1095:U:O4'	2.55	0.59
13:AM:19:THR:HA	13:AM:24:VAL:HG23	1.84	0.59
29:DH:32:PRO:HA	45:DX:38:TRP:CD1	2.37	0.59
28:BG:109:SER:O	28:BG:110:HIS:HB3	2.01	0.59
28:DG:106:LEU:HB2	28:DG:108:PHE:HE1	1.65	0.59
22:BA:1853:A:N1	22:BA:2087:G:H1'	2.17	0.59
55:CM:21:ILE:HB	55:CM:24:VAL:HG23	1.84	0.59
38:DQ:79:ILE:C	38:DQ:79:ILE:HD13	2.23	0.59
10:AJ:14:ASP:HB3	10:AJ:17:LEU:HB3	1.84	0.59
38:DQ:57:ARG:C	38:DQ:59:LEU:H	2.06	0.59
44:BW:40:ARG:HB2	44:BW:56:HIS:ND1	2.17	0.59
41:BT:38:ALA:HB1	41:BT:43:ILE:HG22	1.85	0.59
22:BA:1654:A:O2'	25:BD:118:PHE:CD1	2.46	0.59
45:DX:53:LYS:HA	45:DX:56:ARG:CB	2.24	0.59
38:BQ:82:LEU:CD2	38:BQ:112:ALA:HB2	2.32	0.59
53:CA:219:U:H2'	53:CA:220:G:H8	1.67	0.59
22:DA:126:A:O5'	50:D2:19:ARG:HG3	2.02	0.59
14:CN:66:THR:HG23	14:CN:82:LYS:HE3	1.85	0.59
22:DA:503:A:C4	22:DA:506:G:N7	2.70	0.59
42:DU:35:VAL:HB	42:DU:38:ILE:HD13	1.85	0.59
1:AA:507:C:C3'	1:AA:508:U:H5''	2.28	0.59
57:DB:42:C:O2'	57:DB:43:C:C5'	2.49	0.59
1:AA:1002:G:H2'	1:AA:1003:G:O4'	2.01	0.59
35:DN:1:MET:O	35:DN:2:ARG:HB2	2.02	0.59
22:DA:2135:A:H3'	22:DA:2136:G:H5''	1.84	0.59
22:DA:2053:G:H2'	22:DA:2054:A:O4'	2.03	0.59
4:AD:133:SER:O	4:AD:134:TYR:C	2.38	0.59
4:CD:32:LYS:HB3	4:CD:35:GLN:OE1	2.01	0.59
22:DA:413:C:H4'	22:DA:1880:U:H4'	1.84	0.59
3:CC:39:ARG:HE	3:CC:54:ILE:HG23	1.67	0.59
22:BA:2897:U:H2'	22:BA:2898:U:H6	1.67	0.59
36:BO:75:GLY:HA3	36:BO:106:LEU:HA	1.84	0.59
54:CG:75:LYS:HE3	54:CG:76:SER:H	1.67	0.59
22:BA:666:A:H2'	22:BA:667:U:H6	1.66	0.59
22:BA:1847:A:C2'	22:BA:1847:A:N3	2.65	0.59
25:DD:38:LYS:HB3	25:DD:38:LYS:HZ3	1.67	0.59
22:BA:1392:A:H61	41:BT:18:GLU:CD	2.05	0.59
22:DA:878:A:H4'	22:DA:898:C:H42	1.67	0.59
1:AA:569:C:H5''	1:AA:570:G:OP1	2.01	0.59
1:AA:1142:G:C2	1:AA:1143:G:H1'	2.38	0.59
53:CA:858:G:O2'	53:CA:859:G:H5'	2.03	0.59
57:DB:8:C:O2'	36:DO:40:ILE:HD13	2.03	0.59

*Continued on next page...*

*Continued from previous page...*

Atom-1	Atom-2	Distance(Å)	Clash(Å)
25:BD:56:LYS:HD3	25:BD:58:ASN:HD21	1.68	0.59
53:CA:888:G:H3'	53:CA:889:A:H5''	1.84	0.59
31:BJ:44:TYR:CD1	38:BQ:59:LEU:HD11	2.38	0.59
45:BX:38:TRP:HB2	45:BX:45:PHE:CE2	2.35	0.59
44:BW:30:VAL:HA	44:BW:60:ALA:HB3	1.84	0.59
37:BP:56:SER:O	37:BP:75:THR:HG23	2.02	0.59
22:DA:128:C:H2'	22:DA:129:C:C5	2.38	0.59
22:DA:186:G:N2	22:DA:211:C:C2	2.70	0.59
22:DA:68:G:N2	22:DA:74:A:OP2	2.35	0.59
15:AO:77:TYR:OH	15:AO:87:ARG:HG2	2.02	0.59
5:CE:98:ALA:HB2	5:CE:123:LEU:HG	1.84	0.59
53:CA:981:U:OP2	53:CA:982:U:H3'	2.01	0.59
53:CA:1217:C:OP1	14:CN:8:ARG:HB2	2.01	0.59
22:DA:511:U:H5''	22:DA:512:G:OP2	2.03	0.59
22:BA:946:C:O2'	22:BA:947:A:H5'	2.02	0.59
53:CA:175:C:O2	53:CA:1447:A:C2	2.56	0.59
25:DD:148:GLN:OE1	25:DD:152:PRO:HG2	2.02	0.59
11:CK:126:ARG:N	21:CU:33:ARG:HE	2.01	0.59
22:BA:2887:A:H5'	22:BA:2888:C:OP2	2.02	0.59
22:DA:2448:A:HO2'	22:DA:2449:U:H5	1.50	0.59
22:DA:2461:A:H1'	22:DA:2492:U:C2	2.37	0.59
12:CL:2:THR:HB	12:CL:5:GLN:H	1.67	0.59
40:BS:73:LYS:HE3	40:BS:74:ILE:N	2.18	0.59
6:AF:81:ASN:HB3	6:AF:84:VAL:CG1	2.32	0.59
22:BA:1652:A:H62	35:BN:11:ASN:HD21	1.51	0.59
26:DE:122:GLU:HA	26:DE:190:ALA:HB2	1.84	0.59
1:AA:1247:U:O2'	1:AA:1248:A:H5'	2.03	0.59
44:BW:14:ASP:O	44:BW:15:SER:HB2	2.01	0.59
43:BV:6:ALA:HB2	43:BV:42:LEU:HD22	1.85	0.59
22:BA:1269:A:O5'	22:BA:1269:A:H8	1.84	0.59
22:DA:2239:G:OP2	62:DA:3528:HOH:O	2.17	0.59
25:DD:28:GLU:OE2	25:DD:30:GLU:HG3	2.02	0.59
43:DV:43:ASP:HB3	43:DV:46:LYS:HB2	1.85	0.59
12:CL:42:LYS:HD3	12:CL:43:LYS:NZ	2.18	0.59
57:DB:69:G:H3'	57:DB:70:C:C6	2.38	0.59
6:AF:93:LYS:O	6:AF:94:HIS:HB2	2.02	0.59
53:CA:1256:A:N1	53:CA:1278:G:H2'	2.17	0.59
22:DA:729:G:C6	24:DC:206:LYS:HB2	2.38	0.59
22:DA:1240:U:O2'	22:DA:1241:A:H5''	2.01	0.59
25:BD:107:VAL:HG13	25:BD:203:VAL:HG23	1.83	0.59
21:AU:52:VAL:HG13	21:AU:53:LYS:N	2.10	0.59
22:BA:1509:A:O2'	22:BA:1510:G:OP2	2.18	0.59

*Continued on next page...*

*Continued from previous page...*

Atom-1	Atom-2	Distance(Å)	Clash(Å)
22:DA:1252:G:N3	38:DQ:32:ARG:HG2	2.18	0.59
12:AL:33:CYS:H	12:AL:54:VAL:HG13	1.68	0.59
25:DD:112:THR:HG22	25:DD:113:SER:N	2.18	0.59
22:DA:873:C:H4'	34:DM:64:TRP:CD1	2.37	0.59
53:CA:238:A:C2'	53:CA:239:U:H5''	2.31	0.59
10:AJ:52:LEU:HD23	10:AJ:62:ARG:CG	2.33	0.59
22:DA:2543:G:H2'	22:DA:2544:G:C8	2.36	0.59
37:DP:50:ARG:HA	37:DP:57:ALA:H	1.68	0.59
22:DA:769:U:HO2'	22:DA:1379:U:H6	1.50	0.59
40:BS:72:THR:O	40:BS:73:LYS:HD2	2.01	0.59
24:BC:75:ALA:HB1	24:BC:93:VAL:HG13	1.84	0.59
58:DF:30:VAL:HA	58:DF:157:THR:HG22	1.84	0.59
31:DJ:111:LYS:HB2	31:DJ:115:GLY:CA	2.32	0.59
22:BA:528:A:H2	22:BA:2043:C:H5'	1.68	0.59
20:AT:73:ARG:O	20:AT:76:ALA:HB3	2.03	0.59
3:AC:179:ALA:HB1	3:AC:202:PHE:HE1	1.67	0.59
22:BA:2393:U:H5'	33:BL:60:ARG:O	2.02	0.59
22:BA:2808:G:N2	22:BA:2891:U:C6	2.71	0.59
25:DD:208:LYS:O	25:DD:209:ALA:HB2	2.02	0.59
53:CA:898:G:N2	53:CA:901:A:OP2	2.34	0.59
29:DH:12:LEU:O	29:DH:12:LEU:HD12	2.03	0.59
1:AA:1136:C:O2	1:AA:1136:C:H2'	2.03	0.59
22:DA:2255:G:H2'	22:DA:2256:G:O4'	2.03	0.59
1:AA:373:A:H2'	1:AA:374:A:H8	1.68	0.59
22:DA:1140:C:OP2	31:DJ:68:LYS:HE3	2.03	0.59
38:BQ:85:ALA:O	38:BQ:87:VAL:O	2.20	0.59
21:AU:33:ARG:HE	21:AU:34:ARG:CG	2.16	0.59
58:DF:177:ARG:CD	58:DF:178:LYS:H	2.14	0.59
22:DA:323:C:H6	26:DE:165:HIS:CE1	2.21	0.59
53:CA:1239:A:H62	53:CA:1299:A:N6	2.00	0.59
52:B4:15:LYS:O	52:B4:16:ILE:O	2.20	0.59
52:B4:36:ARG:HG2	52:B4:37:GLN:N	2.12	0.59
24:BC:245:THR:OG1	24:BC:249:VAL:HB	2.03	0.59
1:AA:1004:A:H2'	1:AA:1005:A:O4'	2.02	0.59
22:DA:923:G:H1'	44:DW:23:LYS:NZ	2.17	0.59
22:DA:574:A:H2	22:DA:2032:G:O2'	1.85	0.59
22:DA:2699:C:H2'	22:DA:2700:A:C8	2.38	0.59
11:CK:121:ARG:HH21	21:CU:35:GLU:HB2	1.68	0.59
8:AH:104:SER:O	8:AH:122:GLY:HA3	2.03	0.59
22:BA:594:U:H2'	22:BA:595:C:H6	1.64	0.59
31:BJ:54:ILE:HD11	31:BJ:56:VAL:HG23	1.83	0.59
39:DR:2:TYR:CD2	39:DR:42:ALA:HB2	2.37	0.59

*Continued on next page...*

*Continued from previous page...*

Atom-1	Atom-2	Distance(Å)	Clash(Å)
1:AA:116:A:H61	1:AA:313:A:H1'	1.68	0.59
22:BA:527:C:H4'	22:BA:528:A:O5'	2.02	0.59
22:DA:871:U:OP1	34:DM:4:PRO:HA	2.03	0.59
4:CD:89:LEU:CD2	4:CD:199:ILE:HD11	2.33	0.59
22:DA:2339:C:H2'	22:DA:2340:A:H8	1.67	0.59
1:AA:340:U:H2'	1:AA:341:C:H6	1.68	0.59
47:DZ:7:THR:O	47:DZ:54:VAL:HA	2.02	0.59
22:DA:2880:C:H1'	35:DN:93:GLY:H	1.67	0.59
22:DA:2825:G:H3'	22:DA:2826:A:H8	1.66	0.59
40:DS:6:LYS:NZ	40:DS:104:THR:HG23	2.18	0.59
22:DA:852:U:H2'	22:DA:853:C:C6	2.37	0.59
26:BE:169:VAL:O	26:BE:170:ARG:HD2	2.03	0.59
22:DA:2592:G:C5	22:DA:2593:U:C5	2.91	0.59
28:BG:163:TYR:O	28:BG:164:ALA:HB2	2.03	0.59
2:CB:66:ILE:H	2:CB:88:GLN:HB3	1.67	0.59
22:BA:2552:U:H2'	22:BA:2554:U:OP2	2.03	0.59
29:BH:31:VAL:O	29:BH:32:PRO:C	2.41	0.59
33:BL:91:ASP:HB2	33:BL:94:THR:HB	1.85	0.59
37:DP:22:GLY:HA3	37:DP:91:VAL:HG21	1.84	0.59
22:DA:1079:C:H41	22:DA:1088:A:C5'	2.08	0.59
53:CA:1206:G:C6	53:CA:1207:G:C5	2.91	0.59
52:D4:36:ARG:HG2	52:D4:37:GLN:N	2.18	0.59
22:DA:1416:G:C4	22:DA:1417:C:C5	2.91	0.59
53:CA:332:G:OP2	20:CT:4:LYS:HG3	2.02	0.59
22:BA:2887:A:H2'	22:BA:2887:A:N3	2.16	0.59
21:AU:39:LYS:N	21:AU:40:PRO:HD2	2.18	0.59
32:BK:2:ILE:HG21	32:BK:39:ILE:HD12	1.85	0.59
30:BI:120:ASP:HB3	30:BI:123:ALA:HB3	1.83	0.59
22:DA:1597:A:O3'	22:DA:1598:A:H8	1.85	0.59
7:AG:68:VAL:HG12	7:AG:102:TRP:HE3	1.68	0.59
32:BK:26:GLY:HA3	32:BK:30:ARG:HE	1.67	0.59
53:CA:644:U:H2'	53:CA:645:G:C8	2.38	0.59
2:AB:53:LEU:HD21	2:AB:212:TYR:OH	2.01	0.59
15:CO:23:SER:O	15:CO:26:VAL:HB	2.02	0.59
1:AA:862:C:C2'	1:AA:863:U:H5'	2.32	0.59
31:DJ:94:ALA:O	31:DJ:95:ARG:HB3	2.03	0.59
12:AL:86:VAL:HG11	12:AL:89:LEU:HD23	1.83	0.59
1:AA:284:C:H2'	1:AA:285:C:H6	1.67	0.59
22:BA:1728:C:O2'	22:BA:1729:U:C6	2.55	0.59
4:AD:11:SER:HA	4:AD:18:LEU:HD12	1.83	0.59
2:AB:148:GLY:O	2:AB:151:LYS:HG2	2.03	0.59
39:BR:60:LYS:H	39:BR:100:GLY:HA3	1.68	0.59

*Continued on next page...*

*Continued from previous page...*

Atom-1	Atom-2	Distance(Å)	Clash(Å)
2:CB:26:MET:HG2	2:CB:188:THR:HA	1.85	0.59
29:BH:14:SER:OG	29:BH:17:ASP:HB2	2.03	0.59
22:DA:1957:C:H5'	22:DA:1984:G:O2'	2.03	0.59
39:DR:87:GLN:HG2	39:DR:88:GLY:N	2.18	0.59
53:CA:415:A:H3'	53:CA:416:G:H8	1.66	0.59
22:BA:2377:A:O2'	22:BA:2378:A:H5'	2.03	0.59
53:CA:1159:U:O4'	53:CA:1182:G:N2	2.36	0.59
31:DJ:4:PHE:HB3	38:DQ:63:ARG:HH22	1.68	0.59
4:CD:191:SER:O	4:CD:192:ALA:HB2	2.03	0.59
22:DA:303:G:H2'	22:DA:304:U:C6	2.38	0.59
2:CB:81:ASP:CG	2:CB:82:ALA:H	2.06	0.59
39:BR:39:LEU:HB3	39:BR:49:ILE:HD13	1.84	0.59
22:DA:1968:G:H5'	62:DA:3481:HOH:O	2.03	0.59
22:DA:614:A:H4'	22:DA:616:A:N6	2.18	0.59
22:DA:746:U:H5''	22:DA:748:G:H5'	1.83	0.59
25:BD:110:THR:CG2	25:BD:171:THR:HG22	2.29	0.59
12:CL:49:ARG:HG2	12:CL:89:LEU:HD21	1.84	0.59
27:BF:131:VAL:CG2	27:BF:151:LEU:H	2.16	0.59
27:BF:134:GLN:HE22	27:BF:150:GLY:H	1.49	0.59
49:B1:3:GLY:O	49:B1:4:ILE:HG12	2.02	0.59
53:CA:177:G:O2'	53:CA:1448:C:H5''	2.02	0.59
21:CU:38:GLU:HA	21:CU:41:THR:OG1	2.02	0.59
55:CM:78:ARG:NH2	55:CM:79:LEU:HD23	2.18	0.59
50:B2:18:PHE:HA	50:B2:43:THR:HG21	1.83	0.59
29:DH:84:ALA:HA	29:DH:89:LYS:O	2.01	0.59
24:BC:106:PRO:CA	24:BC:141:HIS:CE1	2.86	0.59
22:DA:85:G:O2'	22:DA:86:G:H8	1.85	0.59
22:BA:514:A:H1'	22:BA:581:C:O2'	2.02	0.59
22:BA:34:U:C1'	22:BA:35:G:OP1	2.51	0.59
26:BE:131:THR:CG2	26:BE:160:ALA:HA	2.32	0.59
22:DA:851:C:H2'	22:DA:852:U:C6	2.37	0.59
7:AG:92:PRO:O	7:AG:93:VAL:HG13	2.02	0.59
22:DA:1249:U:H3'	22:DA:1249:U:OP1	2.03	0.59
22:DA:1161:C:H2'	22:DA:1162:G:H8	1.68	0.59
22:DA:661:A:H2'	22:DA:662:G:O4'	2.03	0.59
22:BA:494:G:H21	40:BS:57:ASN:HD21	1.51	0.59
22:BA:2786:U:H2'	22:BA:2787:C:H6	1.68	0.59
22:DA:1342:A:C4	22:DA:1345:C:N4	2.71	0.58
22:DA:2337:G:C3'	22:DA:2338:C:H5'	2.32	0.58
44:DW:37:VAL:CG1	44:DW:55:ASP:HB2	2.28	0.58
1:AA:480:U:H5''	1:AA:481:G:OP2	2.03	0.58
41:BT:32:LEU:N	41:BT:32:LEU:HD23	2.18	0.58

*Continued on next page...*



*Continued from previous page...*

Atom-1	Atom-2	Distance(Å)	Clash(Å)
5:AE:76:ASN:HB3	5:AE:81:GLN:HG3	1.84	0.58
14:CN:8:ARG:HD2	14:CN:12:ARG:CZ	2.32	0.58
53:CA:1053:G:N7	53:CA:1200:C:H5'	2.18	0.58
22:DA:321:U:H5'	26:DE:129:PRO:HB3	1.85	0.58
25:DD:114:LYS:HB2	25:DD:116:LYS:HE3	1.85	0.58
26:DE:147:LEU:O	26:DE:148:ILE:HB	2.02	0.58
26:BE:175:ILE:HD11	26:BE:180:LEU:HD11	1.84	0.58
1:AA:499:A:H1'	1:AA:500:G:C8	2.37	0.58
22:BA:2149:U:HO2'	22:BA:2150:C:C4'	2.15	0.58
22:DA:922:C:H2'	22:DA:923:G:C8	2.37	0.58
53:CA:327:A:O2'	53:CA:328:C:H6	1.86	0.58
33:DL:117:THR:HG22	33:DL:118:THR:N	2.16	0.58
22:DA:2360:G:H1'	33:DL:60:ARG:HH21	1.67	0.58
3:CC:83:VAL:HA	3:CC:86:LEU:HD12	1.84	0.58
51:B3:28:LEU:HD11	51:B3:40:LYS:HB3	1.85	0.58
22:BA:958:U:H5'	22:BA:958:U:C6	2.36	0.58
22:DA:1635:A:O2'	22:DA:1636:U:H5'	2.03	0.58
1:AA:322:C:O2'	20:AT:17:ARG:HG2	2.03	0.58
39:DR:43:ASN:ND2	39:DR:44:GLY:H	1.99	0.58
25:DD:4:LEU:HD23	25:DD:101:PHE:CE1	2.37	0.58
55:CM:81:ASP:HB3	55:CM:82:LEU:HD12	1.85	0.58
28:BG:33:THR:C	28:BG:34:ARG:HD3	2.23	0.58
22:BA:2086:U:H2'	22:BA:2087:G:C8	2.38	0.58
53:CA:1240:U:O2'	54:CG:37:THR:HB	2.03	0.58
24:BC:8:THR:O	24:BC:9:SER:HB3	2.02	0.58
56:CP:12:LYS:HG2	56:CP:13:LYS:HG2	1.85	0.58
25:BD:113:SER:O	25:BD:167:ASN:HA	2.03	0.58
31:DJ:37:ARG:HG3	31:DJ:118:MET:SD	2.43	0.58
55:CM:36:ALA:HB2	55:CM:55:LEU:HD21	1.84	0.58
31:BJ:43:GLU:O	31:BJ:44:TYR:C	2.41	0.58
31:BJ:3:THR:HB	31:BJ:44:TYR:OH	2.03	0.58
57:DB:15:A:C4	57:DB:109:A:C6	2.90	0.58
4:CD:2:ARG:HH21	4:CD:114:ARG:CD	1.98	0.58
22:DA:120:U:O4	22:DA:177:G:C8	2.56	0.58
22:BA:1656:C:OP1	25:BD:141:ARG:NH1	2.36	0.58
53:CA:765:G:C4	53:CA:812:G:C6	2.91	0.58
5:AE:158:LYS:HE2	8:AH:63:LYS:HZ1	1.68	0.58
50:D2:45:SER:C	50:D2:46:LYS:HD2	2.22	0.58
26:DE:126:VAL:HG22	26:DE:127:GLU:OE2	2.03	0.58
22:DA:2056:G:N2	48:D0:1:ALA:H3	2.01	0.58
53:CA:1167:A:C2'	53:CA:1168:U:OP1	2.51	0.58
33:BL:55:MET:HE2	33:BL:56:PRO:HD3	1.84	0.58

*Continued on next page...*

*Continued from previous page...*

Atom-1	Atom-2	Distance(Å)	Clash(Å)
22:BA:2358:A:N6	33:BL:54:GLN:HE22	1.97	0.58
53:CA:668:G:O2'	53:CA:669:G:H5'	2.03	0.58
32:BK:97:THR:O	32:BK:118:LEU:HD21	2.03	0.58
53:CA:1451:U:O2'	53:CA:1452:C:OP1	2.15	0.58
22:BA:229:C:H2'	22:BA:230:G:O4'	2.03	0.58
25:BD:45:TYR:HD1	25:BD:45:TYR:N	1.94	0.58
22:DA:353:C:N4	22:DA:354:A:N6	2.50	0.58
36:BO:30:ARG:HG3	36:BO:102:ARG:HH11	1.68	0.58
2:AB:71:THR:HG22	2:AB:72:LYS:N	2.18	0.58
35:BN:73:ASN:HD22	35:BN:76:VAL:HG11	1.68	0.58
22:BA:470:A:H61	41:BT:72:GLN:HE22	1.52	0.58
22:DA:85:G:O2'	22:DA:86:G:H5''	2.03	0.58
1:AA:978:A:HO2'	1:AA:1322:C:H5	1.44	0.58
29:DH:77:THR:HG22	29:DH:143:ILE:HD11	1.85	0.58
22:DA:1682:G:H2'	22:DA:1683:U:C6	2.38	0.58
1:AA:82:G:N2	1:AA:84:U:N3	2.51	0.58
24:BC:255:LYS:O	24:BC:257:ARG:N	2.35	0.58
28:DG:28:LYS:HG3	28:DG:79:THR:HG22	1.85	0.58
17:CQ:25:GLU:CG	17:CQ:40:THR:HG22	2.34	0.58
22:BA:2553:G:N1	22:BA:2554:U:O2	2.35	0.58
12:CL:41:PRO:HD2	12:CL:47:ALA:O	2.02	0.58
22:DA:1956:U:O2	22:DA:1985:C:H4'	2.03	0.58
1:AA:1103:C:H2'	1:AA:1104:G:O4'	2.03	0.58
22:DA:720:U:H2'	22:DA:721:A:C8	2.39	0.58
12:AL:109:ARG:NH2	12:AL:116:TYR:CE2	2.71	0.58
22:BA:2641:G:OP1	31:BJ:76:HIS:HE1	1.86	0.58
27:BF:114:ARG:H	27:BF:114:ARG:HD2	1.69	0.58
44:BW:72:GLY:N	44:BW:73:PRO:HD2	2.17	0.58
22:DA:995:C:O2'	38:DQ:93:ILE:HD12	2.04	0.58
22:DA:2387:U:H1'	44:DW:38:ARG:NH1	2.17	0.58
22:DA:49:A:C4'	22:DA:50:U:O5'	2.44	0.58
22:DA:1438:U:O2'	22:DA:1439:A:H5'	2.03	0.58
22:DA:1515:A:H2'	22:DA:1516:G:O4'	2.04	0.58
24:DC:171:VAL:N	24:DC:185:ALA:HB2	2.17	0.58
22:DA:475:C:H4'	22:DA:509:C:O2'	2.03	0.58
28:DG:88:LEU:HD13	28:DG:93:TYR:HB3	1.85	0.58
22:DA:2842:G:H2'	22:DA:2843:G:O4'	2.03	0.58
53:CA:1297:G:C8	53:CA:1297:G:OP2	2.56	0.58
22:DA:1393:A:N6	41:DT:19:LYS:HB2	2.18	0.58
18:CR:59:LYS:O	18:CR:63:TYR:HD1	1.85	0.58
12:AL:64:SER:OG	12:AL:96:THR:HG23	2.03	0.58
9:AI:46:VAL:HA	9:AI:49:GLN:HG3	1.84	0.58

*Continued on next page...*



*Continued from previous page...*

Atom-1	Atom-2	Distance(Å)	Clash(Å)
4:AD:191:SER:OG	4:AD:192:ALA:N	2.31	0.58
22:DA:804:A:H2'	22:DA:806:C:N4	2.16	0.58
53:CA:1348:U:H4'	9:CI:121:ARG:HG3	1.84	0.58
22:BA:2149:U:O2'	22:BA:2150:C:O4'	2.21	0.58
53:CA:920:U:C2	53:CA:921:U:C5	2.91	0.58
4:AD:53:GLN:HE21	4:AD:202:LEU:HA	1.67	0.58
29:DH:84:ALA:N	29:DH:148:ALA:HA	2.18	0.58
35:DN:33:ILE:HA	35:DN:114:GLU:HB2	1.86	0.58
38:DQ:6:GLY:C	38:DQ:8:ILE:H	2.05	0.58
26:BE:160:ALA:O	26:BE:161:ALA:HB3	2.03	0.58
22:BA:483:A:H2'	22:BA:484:C:H5'	1.85	0.58
10:AJ:14:ASP:CB	10:AJ:17:LEU:HB3	2.33	0.58
53:CA:859:G:H2'	53:CA:860:A:C8	2.38	0.58
12:AL:115:LYS:O	12:AL:116:TYR:HB2	2.03	0.58
33:DL:88:GLY:O	33:DL:89:VAL:HG12	2.02	0.58
29:BH:62:LEU:HD12	29:BH:63:ALA:N	2.18	0.58
23:BB:46:A:H2'	23:BB:47:C:H6	1.68	0.58
22:DA:553:G:H2'	22:DA:554:U:O4'	2.03	0.58
22:BA:954:G:OP2	34:BM:16:ARG:NH2	2.36	0.58
40:DS:2:GLU:OE2	40:DS:2:GLU:HA	2.03	0.58
21:CU:53:LYS:HB2	21:CU:53:LYS:NZ	2.18	0.58
49:D1:47:ILE:H	49:D1:47:ILE:HD12	1.69	0.58
53:CA:791:G:C2'	53:CA:792:A:H5'	2.33	0.58
22:DA:2197:U:C5	22:DA:2224:G:C5	2.92	0.58
22:DA:1400:U:O2'	22:DA:1401:G:O4'	2.21	0.58
22:BA:1026:G:H2'	22:BA:1027:A:C8	2.38	0.58
27:BF:129:MET:SD	27:BF:153:ILE:HD11	2.44	0.58
57:DB:54:G:H21	58:DF:25:MET:HE2	1.67	0.58
44:BW:24:ARG:HD3	44:BW:65:LYS:CE	2.34	0.58
1:AA:1468:A:C3'	1:AA:1469:C:H5''	2.33	0.58
22:DA:301:G:H3'	42:DU:81:ARG:HH12	1.66	0.58
22:DA:125:A:H3'	50:D2:19:ARG:CD	2.33	0.58
53:CA:1316:G:N2	53:CA:1318:A:H3'	2.17	0.58
22:DA:308:G:C6	22:DA:309:A:C6	2.92	0.58
35:DN:63:ARG:O	35:DN:67:PHE:HB2	2.03	0.58
53:CA:247:G:C6	53:CA:278:G:N1	2.72	0.58
2:CB:125:PHE:HD1	2:CB:137:THR:HG22	1.68	0.58
22:DA:976:G:H5'	22:DA:1156:A:C6	2.38	0.58
31:BJ:65:THR:HG22	31:BJ:68:LYS:CE	2.34	0.58
22:DA:674:G:H4'	26:DE:69:ARG:HB3	1.84	0.58
6:CF:41:ASP:OD2	6:CF:58:HIS:CE1	2.57	0.58
22:DA:2287:A:O2'	22:DA:2288:A:H2'	2.03	0.58

*Continued on next page...*

*Continued from previous page...*

Atom-1	Atom-2	Distance(Å)	Clash(Å)
2:AB:13:VAL:CG2	2:AB:207:ARG:HH22	2.16	0.58
22:BA:973:A:O4'	22:BA:1188:U:C6	2.56	0.58
22:DA:2629:U:C5'	22:DA:2630:G:OP1	2.51	0.58
26:BE:151:GLY:CA	26:BE:192:ALA:HB2	2.33	0.58
22:BA:1996:C:OP1	32:BK:31:ARG:NE	2.35	0.58
1:AA:1387:G:H2'	1:AA:1388:C:C6	2.39	0.58
39:BR:64:VAL:O	39:BR:65:ALA:HB3	2.04	0.58
22:DA:1989:G:H2'	22:DA:1990:C:H5'	1.85	0.58
15:CO:66:LEU:HB3	15:CO:77:TYR:HE1	1.67	0.58
24:DC:239:PHE:HD1	24:DC:240:GLY:H	1.50	0.58
19:CS:45:GLY:H	19:CS:61:VAL:HB	1.68	0.58
22:BA:2394:C:OP2	51:B3:29:ARG:HD3	2.03	0.58
1:AA:138:G:O2'	1:AA:139:A:H5'	2.04	0.58
9:CI:114:LYS:HB2	9:CI:117:LEU:HD12	1.85	0.58
28:BG:54:ARG:C	28:BG:54:ARG:HD3	2.23	0.58
14:CN:46:LYS:HE3	19:CS:10:ILE:HB	1.85	0.58
13:AM:89:ARG:HH11	13:AM:94:LEU:HB3	1.68	0.58
22:DA:240:C:C3'	22:DA:241:A:H5''	2.28	0.58
22:DA:241:A:C8	22:DA:243:U:N3	2.72	0.58
33:BL:94:THR:HG22	33:BL:95:LEU:N	2.19	0.58
6:AF:4:TYR:O	6:AF:63:ASN:HA	2.02	0.58
22:BA:1061:U:H1'	22:BA:1070:A:O4'	2.03	0.58
1:AA:374:A:H5''	1:AA:452:A:C2	2.39	0.58
32:BK:18:ARG:HB2	32:BK:45:GLU:CG	2.34	0.58
53:CA:1288:A:N6	53:CA:1289:A:N6	2.52	0.58
37:DP:22:GLY:HA3	37:DP:91:VAL:CG2	2.34	0.58
28:BG:84:LYS:HZ1	28:BG:133:LYS:HE3	1.68	0.58
53:CA:209:U:C5'	53:CA:210:C:OP2	2.45	0.58
4:CD:24:VAL:HG23	4:CD:25:ARG:N	2.17	0.58
37:BP:25:VAL:CG1	37:BP:46:VAL:HG23	2.31	0.58
22:BA:2358:A:H61	33:BL:54:GLN:NE2	1.97	0.58
26:BE:152:GLU:O	26:BE:153:LEU:HG	2.03	0.58
22:BA:358:U:H2'	22:BA:359:G:O4'	2.04	0.58
22:DA:590:A:H2'	22:DA:591:U:C6	2.35	0.58
24:BC:103:ILE:O	24:BC:104:LEU:O	2.21	0.58
53:CA:162:A:H2'	53:CA:163:C:O4'	2.04	0.58
7:AG:4:ARG:HA	7:AG:4:ARG:HE	1.68	0.58
25:DD:110:THR:OG1	25:DD:171:THR:HG22	2.04	0.58
7:AG:24:LYS:O	7:AG:28:ILE:HG12	2.04	0.58
22:DA:1709:U:H2'	22:DA:1710:G:C8	2.39	0.58
1:AA:769:G:H4'	1:AA:1513:A:H4'	1.85	0.58
53:CA:1380:U:H4'	53:CA:1381:U:OP1	2.03	0.58

*Continued on next page...*

*Continued from previous page...*

Atom-1	Atom-2	Distance(Å)	Clash(Å)
53:CA:747:A:H2'	53:CA:748:G:O4'	2.02	0.58
42:BU:6:ARG:O	42:BU:24:VAL:HB	2.03	0.58
38:DQ:71:ASN:HD21	38:DQ:106:THR:HG23	1.67	0.58
53:CA:1408:A:C2	53:CA:1492:A:N6	2.71	0.58
42:BU:82:VAL:O	42:BU:94:PHE:O	2.21	0.58
1:AA:148:G:N3	1:AA:1446:A:H2	2.02	0.58
36:BO:79:ALA:HB2	36:BO:110:ALA:HA	1.86	0.58
22:DA:615:U:O4	26:DE:39:ALA:HB2	2.03	0.58
40:DS:86:MET:SD	40:DS:87:PRO:HD2	2.44	0.58
22:BA:2800:A:C4'	22:BA:2801:G:OP2	2.26	0.58
22:DA:445:C:O2'	22:DA:449:A:N3	2.35	0.58
22:BA:855:G:N3	44:BW:23:LYS:CD	2.63	0.58
44:BW:28:GLU:CG	44:BW:29:SER:H	2.16	0.58
44:BW:39:GLN:HG2	44:BW:41:GLY:N	2.14	0.58
53:CA:1350:A:H2	54:CG:33:GLY:HA3	1.68	0.58
9:CI:40:ARG:H	9:CI:44:ARG:HD3	1.69	0.58
1:AA:918:A:H2'	1:AA:919:A:C8	2.38	0.58
22:DA:70:G:H3'	22:DA:113:U:H4'	1.83	0.58
5:AE:148:SER:HB2	5:AE:151:MET:HB2	1.84	0.58
22:DA:1954:G:HO2'	22:DA:1955:U:P	2.20	0.58
39:BR:24:LYS:CA	39:BR:94:THR:HG23	2.29	0.58
22:BA:1509:A:O2'	22:BA:1510:G:P	2.61	0.58
22:DA:1338:G:H4'	41:DT:18:GLU:OE2	2.04	0.58
22:BA:2680:U:OP2	25:BD:114:LYS:CE	2.51	0.58
27:BF:134:GLN:O	27:BF:136:ILE:N	2.29	0.58
22:BA:1870:C:H2'	22:BA:1871:A:C2	2.39	0.58
20:AT:67:HIS:HB3	20:AT:68:LYS:NZ	2.19	0.58
53:CA:1226:C:H41	55:CM:102:LYS:HA	1.68	0.58
22:DA:1721:G:H1'	22:DA:1739:A:N6	2.19	0.58
22:DA:1351:C:H2'	22:DA:1352:U:O4'	2.03	0.58
22:BA:2207:C:H2'	22:BA:2208:C:H6	1.69	0.58
43:BV:40:ILE:HG22	43:BV:41:GLU:N	2.18	0.58
22:DA:1335:C:H2'	22:DA:1336:A:C1'	2.34	0.58
34:BM:40:ARG:HB2	34:BM:93:VAL:CG2	2.33	0.58
53:CA:461:A:P	53:CA:462:G:OP2	2.61	0.58
41:DT:10:VAL:HG23	41:DT:11:LEU:HD12	1.85	0.58
51:D3:41:ARG:HH21	51:D3:41:ARG:HG3	1.69	0.58
47:BZ:23:LEU:HD21	47:BZ:53:MET:CE	2.33	0.58
1:AA:1356:G:H2'	1:AA:1357:A:H8	1.66	0.58
22:BA:1027:A:O5'	22:BA:1027:A:H8	1.85	0.58
1:AA:980:C:OP2	62:AA:1835:HOH:O	2.17	0.58
53:CA:260:G:C6	53:CA:261:U:C4	2.92	0.58

*Continued on next page...*

*Continued from previous page...*

Atom-1	Atom-2	Distance(Å)	Clash(Å)
32:DK:39:ILE:HD11	32:DK:62:VAL:CG2	2.32	0.58
22:DA:1237:A:N3	22:DA:1238:G:H1'	2.17	0.58
53:CA:1300:G:H22	53:CA:1334:G:H2'	1.68	0.58
37:BP:24:THR:HG22	37:BP:86:LYS:HB2	1.86	0.58
22:BA:2134:A:N6	22:BA:2157:G:C5	2.72	0.58
5:CE:148:SER:H	5:CE:151:MET:HE3	1.68	0.58
4:AD:29:THR:HG22	4:AD:30:LYS:HD3	1.86	0.58
22:DA:2601:C:C4'	22:DA:2602:A:OP2	2.50	0.58
23:BB:34:A:H2'	23:BB:35:C:OP2	2.03	0.58
34:BM:2:LEU:HD23	34:BM:69:PRO:CD	2.33	0.58
22:DA:1648:U:O2'	22:DA:1649:G:O4'	2.14	0.58
35:DN:103:ARG:HG3	35:DN:104:ALA:N	2.19	0.58
10:AJ:71:LEU:O	10:AJ:72:ARG:HD3	2.03	0.58
26:BE:131:THR:HG22	26:BE:161:ALA:H	1.68	0.58
2:CB:160:LEU:HD22	2:CB:175:ALA:HB2	1.86	0.58
25:DD:133:THR:HG23	25:DD:134:HIS:N	2.18	0.58
44:BW:13:ARG:O	44:BW:14:ASP:C	2.42	0.58
22:BA:263:G:H1'	22:BA:430:A:N3	2.19	0.58
9:AI:3:ASN:ND2	9:AI:4:GLN:H	2.01	0.58
22:BA:1818:U:OP2	24:BC:155:ARG:NH1	2.36	0.58
36:BO:55:GLU:OE1	36:BO:58:ILE:HD11	2.04	0.58
51:B3:26:ALA:O	51:B3:27:ASN:HB2	2.03	0.58
52:B4:25:VAL:C	52:B4:26:ILE:HD13	2.24	0.58
36:DO:94:ARG:HD2	36:DO:97:PHE:O	2.03	0.58
22:DA:836:G:C5	22:DA:837:C:C4	2.92	0.58
14:AN:47:LEU:HD23	14:AN:47:LEU:O	2.04	0.58
22:BA:1073:A:H8	22:BA:1073:A:OP1	1.87	0.58
31:DJ:45:THR:H	31:DJ:46:PRO:CD	2.16	0.58
53:CA:1493:A:C8	53:CA:1493:A:OP1	2.57	0.58
44:DW:20:LEU:HD11	44:DW:35:ILE:HG13	1.85	0.58
22:DA:50:U:C6	22:DA:50:U:OP1	2.56	0.58
53:CA:1258:G:O2'	53:CA:1259:C:H5'	2.04	0.58
32:DK:94:PRO:HG3	32:DK:115:ILE:HD12	1.85	0.58
37:DP:22:GLY:H	37:DP:46:VAL:HB	1.68	0.58
53:CA:812:G:HO2'	53:CA:813:U:H6	1.43	0.58
4:CD:28:ASP:O	4:CD:29:THR:O	2.21	0.58
22:DA:1338:G:H5''	41:DT:17:SER:HB3	1.85	0.58
24:BC:5:CYS:HB3	24:BC:12:ARG:NH1	2.18	0.58
22:DA:1183:U:H2'	22:DA:1184:U:C6	2.39	0.58
37:BP:67:GLU:HG3	37:BP:68:GLY:H	1.67	0.58
36:DO:62:LEU:HD11	36:DO:65:THR:N	2.19	0.58
53:CA:328:C:C1'	53:CA:329:A:OP2	2.52	0.58

*Continued on next page...*

*Continued from previous page...*

Atom-1	Atom-2	Distance(Å)	Clash(Å)
25:BD:124:ARG:HG2	25:BD:125:TRP:CD1	2.38	0.58
27:BF:128:SER:OG	27:BF:154:THR:HB	2.04	0.58
22:DA:7:G:H2'	22:DA:8:C:O4'	2.04	0.58
22:BA:1936:A:C2	22:BA:1943:U:H5	2.21	0.58
22:DA:1286:A:C6	22:DA:1289:C:N3	2.71	0.58
53:CA:1378:C:H3'	53:CA:1379:G:H5''	1.86	0.58
12:AL:85:ARG:NH2	12:AL:87:LYS:HD2	2.18	0.58
26:BE:57:LYS:HG3	26:BE:58:LYS:N	2.17	0.58
12:AL:34:THR:HG22	12:AL:35:ARG:NE	2.19	0.58
42:BU:5:ARG:O	42:BU:8:ASP:HB2	2.04	0.58
38:DQ:69:ARG:HH21	38:DQ:69:ARG:HB2	1.68	0.58
22:DA:2860:A:H8	22:DA:2860:A:O5'	1.87	0.58
22:DA:228:C:C5'	22:DA:229:C:C5	2.87	0.58
22:BA:2356:U:H4'	44:BW:16:GLU:HG3	1.86	0.58
53:CA:1134:G:N1	53:CA:1141:C:C4	2.72	0.58
53:CA:280:C:H4'	53:CA:281:G:OP2	2.02	0.58
42:DU:43:LYS:HG2	42:DU:45:GLN:HG2	1.86	0.58
30:BI:48:ILE:HG13	30:BI:49:GLU:H	1.68	0.58
27:BF:131:VAL:C	27:BF:132:ARG:HG3	2.24	0.58
34:BM:72:PRO:O	34:BM:91:TYR:O	2.21	0.58
53:CA:457:G:OP2	53:CA:457:G:C8	2.56	0.58
41:BT:26:LYS:O	41:BT:27:SER:CB	2.52	0.58
41:BT:29:THR:N	41:BT:91:GLN:HE22	2.02	0.58
28:BG:25:ILE:HG22	28:BG:78:VAL:HG21	1.85	0.58
53:CA:1091:U:O2	53:CA:1093:A:C8	2.56	0.58
53:CA:1381:U:C4	54:CG:77:ARG:NH1	2.72	0.58
37:BP:104:GLY:O	37:BP:106:ALA:N	2.37	0.58
25:BD:9:VAL:HG22	25:BD:26:VAL:HB	1.86	0.58
1:AA:582:C:C2	1:AA:583:A:C8	2.92	0.58
53:CA:1471:U:O2'	53:CA:1472:U:H5'	2.04	0.58
47:BZ:8:GLN:O	47:BZ:10:ARG:N	2.37	0.58
12:CL:42:LYS:HD3	12:CL:43:LYS:HZ2	1.68	0.58
22:DA:1386:C:O2'	22:DA:1387:A:H8	1.79	0.58
22:DA:2365:G:OP1	44:DW:54:ARG:HG3	2.04	0.58
22:DA:481:G:O2'	22:DA:482:A:OP2	2.19	0.58
53:CA:995:C:N3	53:CA:1046:A:O2'	2.31	0.58
1:AA:1210:C:H2'	1:AA:1211:U:H5'	1.85	0.58
22:BA:2134:A:C6	22:BA:2135:A:N6	2.72	0.58
26:BE:108:ILE:CD1	26:BE:180:LEU:HD13	2.34	0.58
1:AA:501:C:H1'	1:AA:549:C:H1'	1.86	0.58
1:AA:429:U:H1'	1:AA:430:A:H5''	1.86	0.58
53:CA:1447:A:O3'	53:CA:1448:C:H6	1.86	0.58

*Continued on next page...*

*Continued from previous page...*

Atom-1	Atom-2	Distance(Å)	Clash(Å)
22:BA:1475:G:O2'	22:BA:1476:U:P	2.61	0.58
38:DQ:40:LYS:HD2	38:DQ:44:TYR:CE2	2.35	0.58
4:AD:173:ASP:O	4:AD:174:ALA:HB2	2.04	0.58
32:BK:8:LEU:HD23	32:BK:8:LEU:N	2.19	0.58
22:BA:819:A:C4	22:BA:1189:A:C2	2.91	0.58
22:BA:2199:A:C8	22:BA:2199:A:H5'	2.39	0.58
22:DA:1797:G:H4'	24:DC:254:LYS:O	2.04	0.58
22:BA:141:G:H5'	22:BA:142:A:N7	2.18	0.58
22:DA:2008:C:H2'	22:DA:2009:A:C8	2.39	0.58
22:BA:2776:A:H4'	22:BA:2777:G:H5''	1.86	0.58
22:BA:1015:U:O2'	22:BA:1016:G:H5'	2.03	0.58
20:AT:34:VAL:O	20:AT:38:ILE:HG12	2.04	0.58
7:AG:3:ARG:HG3	7:AG:4:ARG:H	1.69	0.58
40:BS:88:ARG:HH21	40:BS:88:ARG:HG3	1.68	0.58
25:DD:4:LEU:HD12	25:DD:32:ASN:OD1	2.03	0.58
1:AA:1328:C:H5''	13:AM:27:THR:HG21	1.86	0.58
22:DA:2808:G:O2'	22:DA:2809:A:C8	2.57	0.58
33:DL:119:PRO:HB3	33:DL:139:GLY:O	2.03	0.58
22:DA:2184:A:H2'	22:DA:2185:U:O4'	2.04	0.58
54:CG:4:ARG:HG2	54:CG:4:ARG:HH11	1.67	0.58
53:CA:356:A:H2'	53:CA:357:G:O4'	2.04	0.58
53:CA:555:U:H2'	53:CA:556:C:C6	2.39	0.58
20:CT:34:VAL:HG21	20:CT:53:MET:HG2	1.86	0.58
12:AL:98:ARG:HD2	12:AL:103:CYS:SG	2.44	0.58
24:DC:72:GLY:O	24:DC:73:ILE:HD13	2.04	0.57
22:DA:1008:A:H4'	22:DA:1009:A:OP1	2.04	0.57
22:DA:2324:U:C5'	22:DA:2325:G:C5'	2.82	0.57
10:CJ:44:THR:OG1	10:CJ:70:HIS:CE1	2.57	0.57
22:DA:1213:A:H1'	22:DA:1237:A:C2	2.39	0.57
53:CA:812:G:O2'	53:CA:813:U:C6	2.53	0.57
46:DY:39:GLN:O	46:DY:42:LEU:HB2	2.04	0.57
21:AU:10:PRO:HG2	3:CC:71:ARG:CZ	2.34	0.57
22:BA:1510:G:H2'	22:BA:1511:G:O4'	2.04	0.57
11:CK:70:ALA:HB1	11:CK:104:PHE:CZ	2.39	0.57
3:AC:156:LEU:N	3:AC:156:LEU:HD12	2.13	0.57
22:BA:2134:A:C6	22:BA:2135:A:C6	2.92	0.57
53:CA:523:A:N6	12:CL:49:ARG:HH12	2.01	0.57
40:BS:63:GLY:O	40:BS:64:ALA:CB	2.52	0.57
31:DJ:20:ALA:HA	31:DJ:23:LYS:CG	2.34	0.57
32:BK:25:LEU:HD12	32:BK:38:ILE:HG22	1.85	0.57
23:BB:28:C:OP1	36:BO:31:THR:HG21	2.04	0.57
2:AB:20:ARG:HH11	2:AB:20:ARG:HA	1.69	0.57

*Continued on next page...*



*Continued from previous page...*

Atom-1	Atom-2	Distance(Å)	Clash(Å)
45:BX:11:PRO:HB3	45:BX:29:LEU:HB3	1.87	0.57
33:BL:40:SER:O	33:BL:41:ARG:HB2	2.04	0.57
1:AA:1160:G:O6	1:AA:1181:G:O6	2.22	0.57
27:BF:9:ASP:O	27:BF:10:GLU:HB2	2.04	0.57
53:CA:1090:U:H2'	53:CA:1091:U:H6	1.68	0.57
19:AS:46:LEU:H	19:AS:61:VAL:CG2	2.17	0.57
9:AI:11:ARG:HD2	9:AI:106:ASP:HB2	1.86	0.57
37:DP:5:LYS:HE2	37:DP:9:GLN:NE2	2.19	0.57
53:CA:367:U:OP1	53:CA:395:C:H1'	2.03	0.57
33:BL:68:SER:O	33:BL:69:ARG:HB2	2.04	0.57
30:DI:109:ALA:HB1	30:DI:125:THR:HA	1.84	0.57
39:DR:48:LYS:H	39:DR:48:LYS:HD2	1.68	0.57
28:BG:163:TYR:O	28:BG:164:ALA:CB	2.51	0.57
2:CB:91:VAL:HG11	2:CB:95:TRP:HD1	1.67	0.57
37:DP:26:GLU:HB2	37:DP:86:LYS:HD3	1.86	0.57
10:CJ:37:ARG:HB3	10:CJ:74:VAL:O	2.04	0.57
1:AA:560:A:H5'	1:AA:566:G:N2	2.18	0.57
13:AM:40:GLU:HG3	13:AM:41:ASP:N	2.19	0.57
32:BK:14:SER:OG	32:BK:86:LEU:HD12	2.04	0.57
22:DA:1605:C:H3'	22:DA:1606:C:C5'	2.34	0.57
22:BA:1179:G:C3'	22:BA:1180:U:H4'	2.16	0.57
53:CA:1134:G:C5	53:CA:1135:U:H1'	2.39	0.57
9:CI:30:ASN:O	9:CI:32:ARG:HG2	2.04	0.57
5:AE:104:ILE:O	5:AE:104:ILE:HG23	2.04	0.57
22:DA:2683:C:H4'	25:DD:13:ARG:NH2	2.19	0.57
22:DA:2305:U:O2'	58:DF:132:ARG:HA	2.05	0.57
22:DA:617:G:HO2'	22:DA:618:G:H8	0.71	0.57
41:DT:29:THR:CB	41:DT:86:THR:H	2.17	0.57
22:DA:727:A:H2'	22:DA:728:G:C8	2.39	0.57
20:CT:4:LYS:HB3	20:CT:6:ALA:H	1.69	0.57
2:CB:184:ALA:O	2:CB:199:ILE:HG12	2.03	0.57
11:CK:121:ARG:NH2	21:CU:35:GLU:HB2	2.18	0.57
22:BA:1476:U:C6	22:BA:1476:U:OP2	2.57	0.57
22:BA:1873:G:O2'	22:BA:1874:C:H5'	2.04	0.57
22:DA:945:A:H3'	22:DA:946:C:H5''	1.86	0.57
22:DA:2563:U:H2'	22:DA:2565:A:OP2	2.04	0.57
31:BJ:88:THR:HG22	31:BJ:91:GLU:CD	2.24	0.57
53:CA:1013:G:N2	53:CA:1015:G:H3'	2.19	0.57
22:BA:729:G:H2'	22:BA:1775:U:H1'	1.86	0.57
22:BA:2572:A:OP2	25:BD:151:THR:HB	2.03	0.57
24:BC:109:LEU:HD23	24:BC:110:LYS:H	1.69	0.57
53:CA:72:A:O2'	53:CA:73:C:H5'	2.04	0.57

*Continued on next page...*

*Continued from previous page...*

Atom-1	Atom-2	Distance(Å)	Clash(Å)
53:CA:824:G:O2'	53:CA:825:A:H5'	2.04	0.57
53:CA:537:G:H5''	12:CL:109:ARG:NH1	2.19	0.57
22:DA:2626:C:O2'	22:DA:2627:G:H5'	2.03	0.57
35:DN:56:LYS:HA	35:DN:84:GLY:HA2	1.86	0.57
8:AH:85:TYR:CE2	8:AH:123:GLU:HB2	2.39	0.57
53:CA:130:A:N7	17:CQ:65:PRO:HD2	2.19	0.57
49:D1:47:ILE:HD12	49:D1:47:ILE:N	2.19	0.57
22:BA:2020:A:H5'	48:B0:8:THR:HG22	1.86	0.57
2:AB:100:LEU:HD12	2:AB:178:LEU:HD23	1.85	0.57
22:BA:1409:U:O2'	22:BA:1410:G:H5'	2.04	0.57
22:BA:1206:G:C6	22:BA:1207:C:C4	2.93	0.57
22:BA:1056:G:O2'	22:BA:1086:A:H1'	2.04	0.57
22:DA:243:U:O2'	22:DA:244:A:H8	1.86	0.57
22:DA:381:G:C5'	45:DX:15:ASN:HD22	2.16	0.57
42:DU:95:PHE:O	42:DU:97:SER:N	2.36	0.57
38:DQ:87:VAL:HG12	38:DQ:88:GLU:H	1.69	0.57
41:BT:39:THR:O	41:BT:39:THR:HG22	2.04	0.57
22:DA:1275:A:H4'	22:DA:1276:A:OP1	2.03	0.57
5:CE:104:ILE:HA	5:CE:122:VAL:HB	1.86	0.57
22:DA:876:C:H3'	22:DA:877:A:H8	1.67	0.57
2:CB:128:LEU:HD22	2:CB:132:GLU:HG2	1.87	0.57
22:BA:2773:C:OP1	25:BD:171:THR:HG23	2.05	0.57
1:AA:64:G:C8	1:AA:99:C:N4	2.72	0.57
53:CA:257:G:C2	53:CA:270:A:N1	2.72	0.57
22:DA:574:A:C2	22:DA:2032:G:O2'	2.57	0.57
25:DD:149:ASN:O	25:DD:151:THR:N	2.36	0.57
7:AG:112:ASP:HB2	7:AG:118:ARG:CG	2.33	0.57
2:CB:69:VAL:HB	2:CB:162:VAL:HB	1.86	0.57
6:AF:46:GLN:NE2	6:AF:55:HIS:HB2	2.19	0.57
45:BX:34:SER:HA	45:BX:48:LEU:O	2.03	0.57
17:CQ:59:GLU:HG3	17:CQ:75:VAL:HG22	1.84	0.57
31:DJ:18:VAL:HG12	31:DJ:54:ILE:HD11	1.86	0.57
29:BH:67:ALA:C	29:BH:69:ALA:H	2.07	0.57
22:DA:1635:A:H5'	22:DA:1635:A:C8	2.39	0.57
8:CH:1:SER:C	8:CH:3:GLN:H	2.08	0.57
53:CA:888:G:O3'	53:CA:1488:G:H4'	2.03	0.57
22:DA:1249:U:O2'	22:DA:1250:G:OP2	2.19	0.57
24:DC:28:PRO:HG3	24:DC:62:ARG:NH1	2.20	0.57
55:CM:77:LYS:HA	55:CM:80:MET:HE2	1.86	0.57
22:BA:1032:A:H1'	52:B4:23:ILE:HD13	1.86	0.57
1:AA:740:U:O2'	1:AA:741:G:H5'	2.04	0.57
1:AA:664:G:H22	1:AA:741:G:H1	1.51	0.57

*Continued on next page...*



*Continued from previous page...*

Atom-1	Atom-2	Distance(Å)	Clash(Å)
8:CH:91:LEU:HB3	8:CH:112:ASP:OD2	2.04	0.57
22:BA:2517:C:C6	22:BA:2542:A:N7	2.72	0.57
33:DL:48:ARG:HG3	33:DL:48:ARG:HH11	1.69	0.57
54:CG:12:LEU:HD22	54:CG:13:PRO:O	2.04	0.57
38:BQ:20:ALA:HA	38:BQ:23:TYR:CE1	2.39	0.57
24:BC:94:LEU:HB2	24:BC:100:ARG:HD3	1.85	0.57
22:DA:2345:G:C5	22:DA:2347:C:N4	2.72	0.57
38:DQ:60:TRP:CZ2	38:DQ:93:ILE:HB	2.40	0.57
33:BL:91:ASP:HB3	33:BL:94:THR:HB	1.86	0.57
44:BW:18:LYS:HE3	44:BW:19:ARG:HG3	1.86	0.57
53:CA:1279:G:H5''	10:CJ:9:ARG:HH22	1.69	0.57
22:DA:2259:U:H1'	22:DA:2427:C:C2	2.39	0.57
2:AB:40:ILE:HG21	2:AB:201:GLY:CA	2.34	0.57
25:BD:101:PHE:CD1	25:BD:101:PHE:N	2.70	0.57
22:DA:508:A:N6	40:DS:9:HIS:CE1	2.69	0.57
53:CA:1047:G:O2'	53:CA:1048:G:H5'	2.03	0.57
5:CE:38:VAL:HG12	5:CE:39:GLY:N	2.18	0.57
28:DG:112:VAL:HG13	28:DG:150:TYR:CE1	2.29	0.57
30:DI:74:PRO:O	30:DI:78:LEU:HG	2.04	0.57
22:DA:2285:C:OP2	49:D1:5:ARG:HD3	2.03	0.57
50:D2:31:LEU:CA	50:D2:34:ARG:HB2	2.33	0.57
46:DY:19:LEU:HG	46:DY:22:LEU:HD22	1.86	0.57
31:DJ:58:ASN:OD1	31:DJ:127:GLY:HA2	2.05	0.57
19:CS:52:ASN:HD21	19:CS:54:ARG:HG2	1.69	0.57
29:BH:96:THR:C	29:BH:97:ARG:HG3	2.25	0.57
22:DA:1919:A:H2'	22:DA:1920:C:H5'	1.86	0.57
57:DB:38:C:H4'	36:DO:100:HIS:NE2	2.19	0.57
22:BA:2562:U:C2'	22:BA:2563:U:H5'	2.34	0.57
53:CA:1528:U:O2'	53:CA:1530:G:H5''	2.05	0.57
1:AA:761:G:H2'	1:AA:762:U:H6	1.69	0.57
53:CA:1495:U:O2'	53:CA:1496:C:H5'	2.05	0.57
12:AL:2:THR:HG22	12:AL:4:ASN:H	1.69	0.57
4:AD:196:GLU:C	4:AD:198:LEU:H	2.08	0.57
53:CA:579:A:H2'	53:CA:580:C:C6	2.39	0.57
36:BO:36:TYR:CD2	36:BO:36:TYR:N	2.72	0.57
27:BF:47:LYS:NZ	27:BF:47:LYS:HB3	2.19	0.57
53:CA:119:A:H4'	53:CA:120:A:O5'	2.04	0.57
9:AI:6:TYR:HE2	9:AI:17:ARG:HB2	1.70	0.57
22:DA:1914:C:O2'	22:DA:1915:U:O4'	2.21	0.57
22:DA:2337:G:C2'	22:DA:2338:C:H5'	2.34	0.57
53:CA:1279:G:N2	53:CA:1279:G:OP2	2.37	0.57
20:AT:43:LYS:CB	20:AT:86:ALA:HB1	2.27	0.57

*Continued on next page...*

*Continued from previous page...*

Atom-1	Atom-2	Distance(Å)	Clash(Å)
22:DA:1087:G:C5	22:DA:1089:A:C2	2.91	0.57
22:DA:1965:C:H3'	22:DA:1966:A:C5'	2.34	0.57
53:CA:994:A:O2'	53:CA:995:C:H6	1.87	0.57
22:DA:320:A:H5''	22:DA:321:U:OP1	2.04	0.57
43:DV:29:ILE:HG22	43:DV:39:ALA:HA	1.87	0.57
14:AN:15:LEU:HD23	14:AN:18:LYS:CD	2.33	0.57
22:BA:783:A:H8	22:BA:784:G:H4'	1.68	0.57
30:BI:53:PRO:O	30:BI:74:PRO:HD2	2.04	0.57
26:BE:117:ARG:HA	26:BE:185:LYS:HD3	1.86	0.57
21:CU:38:GLU:N	21:CU:40:PRO:HD2	2.20	0.57
53:CA:429:U:H1'	53:CA:430:A:H5''	1.87	0.57
32:BK:111:LYS:H	32:BK:111:LYS:CE	2.16	0.57
25:BD:72:GLY:O	25:BD:73:VAL:O	2.22	0.57
22:BA:1856:U:C2'	22:BA:1857:G:H5'	2.34	0.57
53:CA:537:G:H2'	53:CA:538:G:C8	2.39	0.57
1:AA:194:C:O2'	1:AA:195:A:H5'	2.05	0.57
3:AC:32:LEU:HD21	14:AN:92:ILE:HG12	1.85	0.57
22:DA:1912:A:H62	22:DA:1917:U:H3	1.53	0.57
22:BA:7:G:H2'	22:BA:8:C:H6	1.68	0.57
37:BP:96:LEU:HB3	37:BP:99:LEU:HD22	1.87	0.57
22:BA:2000:C:H2'	22:BA:2001:C:H6	1.70	0.57
22:BA:1802:A:N1	22:BA:1822:C:H1'	2.18	0.57
22:DA:563:A:C4	22:DA:2018:G:C2	2.92	0.57
42:BU:46:LYS:HG2	42:BU:47:PRO:HD2	1.86	0.57
22:BA:775:G:C4	22:BA:794:A:C8	2.92	0.57
24:DC:44:ASN:C	24:DC:46:GLY:H	2.07	0.57
22:BA:995:C:O2	31:BJ:3:THR:HG23	2.05	0.57
53:CA:263:A:P	20:CT:73:ARG:HH12	2.28	0.57
17:AQ:46:HIS:HB2	17:AQ:66:LEU:HD12	1.86	0.57
53:CA:81:A:O2'	53:CA:82:G:C8	2.57	0.57
46:DY:17:GLU:OE1	46:DY:53:VAL:HB	2.04	0.57
10:CJ:8:ILE:HG22	10:CJ:100:ILE:HG12	1.86	0.57
5:AE:79:THR:OG1	5:AE:80:LEU:N	2.37	0.57
1:AA:797:C:OP2	11:AK:125:LYS:HG3	2.03	0.57
53:CA:1328:C:H2'	53:CA:1329:A:H8	1.69	0.57
25:DD:9:VAL:HG22	37:DP:4:ILE:HD11	1.85	0.57
53:CA:735:C:H5'	18:CR:59:LYS:HD3	1.85	0.57
12:AL:73:LEU:HD11	12:AL:79:ILE:HG21	1.86	0.57
22:DA:726:G:O2'	22:DA:727:A:OP2	2.19	0.57
15:CO:44:GLU:HG2	15:CO:45:HIS:CD2	2.40	0.57
29:DH:2:GLN:O	29:DH:3:VAL:O	2.23	0.57
34:DM:72:PRO:O	34:DM:73:ILE:HB	2.04	0.57

*Continued on next page...*

*Continued from previous page...*

Atom-1	Atom-2	Distance(Å)	Clash(Å)
5:CE:148:SER:O	5:CE:151:MET:HB3	2.04	0.57
53:CA:327:A:H4'	53:CA:328:C:OP2	2.03	0.57
24:DC:106:PRO:HB3	24:DC:141:HIS:CE1	2.39	0.57
32:BK:112:PHE:O	32:BK:115:ILE:HG22	2.04	0.57
40:BS:18:ARG:HA	40:BS:21:ALA:HB3	1.86	0.57
21:AU:36:PHE:HB3	21:AU:40:PRO:HD3	1.86	0.57
1:AA:259:G:C4	1:AA:260:G:C8	2.93	0.57
27:BF:72:SER:OG	27:BF:79:ARG:HA	2.04	0.57
1:AA:1392:G:O2'	1:AA:1393:U:H5'	2.05	0.57
22:BA:1106:G:C2	22:BA:1107:G:C8	2.92	0.57
22:BA:1252:G:N3	38:BQ:32:ARG:HG2	2.18	0.57
22:DA:2353:G:H21	44:DW:30:VAL:HG21	1.70	0.57
10:AJ:41:PRO:O	10:AJ:42:LEU:HB2	2.05	0.57
15:AO:26:VAL:HG12	15:AO:30:LEU:CD1	2.34	0.57
22:DA:558:U:H5''	31:DJ:111:LYS:HD2	1.86	0.57
25:DD:36:GLN:NE2	25:DD:38:LYS:HZ1	2.02	0.57
37:BP:80:VAL:O	37:BP:81:ASP:HB3	2.03	0.57
9:AI:10:ARG:HB2	9:AI:14:SER:O	2.04	0.57
2:CB:150:ILE:HD11	2:CB:153:MET:HE2	1.85	0.57
1:AA:164:G:C2'	1:AA:165:G:H5'	2.35	0.57
35:BN:117:ASP:O	35:BN:119:SER:N	2.37	0.57
38:DQ:60:TRP:O	38:DQ:64:ILE:HG12	2.04	0.57
22:DA:377:G:C6	22:DA:378:C:C4	2.93	0.57
41:BT:40:LYS:HG2	41:BT:58:VAL:O	2.04	0.57
22:DA:246:C:C2'	22:DA:247:G:H5'	2.34	0.57
22:DA:1553:A:N7	22:DA:1555:G:C5	2.73	0.57
9:CI:51:LEU:HG	9:CI:86:LEU:CD2	2.26	0.57
22:DA:617:G:H21	22:DA:618:G:H1'	1.68	0.57
4:AD:72:ARG:HD3	4:AD:203:TYR:CZ	2.39	0.57
14:AN:42:ASN:C	14:AN:44:VAL:H	2.07	0.57
53:CA:1451:U:C2'	53:CA:1452:C:OP1	2.52	0.57
45:BX:46:VAL:HG21	45:BX:67:LEU:HD11	1.86	0.57
21:CU:39:LYS:H	21:CU:40:PRO:HD2	1.67	0.57
22:DA:523:C:O2'	22:DA:524:G:H5'	2.04	0.57
38:DQ:27:ARG:HA	38:DQ:33:VAL:CG1	2.34	0.57
22:DA:963:U:OP1	22:DA:2497:A:H5''	2.04	0.57
55:CM:32:ILE:O	55:CM:32:ILE:HD13	2.04	0.57
1:AA:1521:C:O2'	1:AA:1522:U:H5'	2.04	0.57
53:CA:338:A:N1	53:CA:351:G:N2	2.53	0.57
20:AT:68:LYS:HB2	20:AT:68:LYS:NZ	2.18	0.57
52:B4:2:LYS:HB2	52:B4:4:ARG:HD3	1.87	0.57
53:CA:68:G:N2	53:CA:152:A:H1'	2.20	0.57

*Continued on next page...*

*Continued from previous page...*

Atom-1	Atom-2	Distance(Å)	Clash(Å)
11:CK:96:ILE:HD13	11:CK:109:ILE:HD13	1.86	0.57
8:AH:21:LYS:HE2	8:AH:22:ALA:H	1.68	0.57
25:DD:51:THR:CG2	25:DD:76:GLY:HA3	2.35	0.57
22:BA:65:U:H2'	22:BA:66:C:C6	2.39	0.57
12:AL:88:ASP:HB3	12:AL:89:LEU:HD22	1.86	0.57
38:BQ:6:GLY:HA2	38:BQ:9:ALA:HB3	1.86	0.57
31:DJ:89:PHE:HE2	31:DJ:100:VAL:HG11	1.68	0.57
4:CD:70:GLN:HE22	4:CD:133:SER:HB3	1.70	0.57
53:CA:636:U:H2'	53:CA:637:C:C6	2.40	0.57
43:DV:55:GLU:O	43:DV:57:TYR:N	2.38	0.57
22:BA:78:U:H2'	22:BA:79:C:C6	2.40	0.57
4:AD:21:LYS:HD3	4:AD:21:LYS:O	2.05	0.57
22:DA:2345:G:H4'	22:DA:2346:A:C5'	2.34	0.57
41:BT:8:LEU:HD13	41:BT:46:ALA:HA	1.85	0.57
53:CA:983:A:O2'	53:CA:984:C:C5'	2.53	0.57
22:DA:508:A:H3'	22:DA:509:C:H5'	1.85	0.57
32:DK:107:LEU:C	32:DK:109:SER:H	2.08	0.57
22:DA:1857:G:O2'	22:DA:1884:G:N2	2.37	0.57
5:AE:105:ILE:HG13	5:AE:105:ILE:O	2.05	0.57
22:DA:2542:A:H4'	22:DA:2543:G:H5'	1.86	0.57
22:DA:784:G:C2	24:DC:227:VAL:HG21	2.40	0.57
38:DQ:27:ARG:HA	38:DQ:33:VAL:HG12	1.87	0.57
22:BA:2813:A:C2	22:BA:2887:A:N6	2.71	0.57
22:DA:223:A:C4	22:DA:408:G:H1'	2.39	0.57
1:AA:439:U:H1'	4:AD:118:SER:O	2.04	0.57
53:CA:1372:U:H5''	9:CI:71:ILE:HD11	1.85	0.57
22:BA:1011:G:H4'	22:BA:1012:U:OP1	2.03	0.57
58:DF:31:GLU:C	58:DF:95:MET:HE1	2.25	0.57
25:DD:33:ARG:H	25:DD:33:ARG:HD2	1.70	0.57
1:AA:57:G:H2'	1:AA:58:C:C6	2.40	0.57
22:BA:282:A:H2'	22:BA:283:G:C8	2.40	0.57
22:BA:1929:G:H4'	22:BA:1930:G:OP1	2.05	0.57
22:BA:988:A:OP2	47:BZ:11:SER:HB3	2.05	0.57
22:DA:2235:G:H2'	22:DA:2236:U:H6	1.68	0.57
22:DA:2051:A:H4'	22:DA:2052:A:OP1	2.03	0.57
22:BA:902:C:H2'	22:BA:903:C:H5'	1.86	0.57
57:DB:109:A:O2'	57:DB:110:C:C6	2.55	0.57
22:DA:2332:C:H5''	22:DA:2333:A:OP2	2.05	0.57
22:BA:1059:G:O2'	30:BI:128:ILE:HD13	2.05	0.57
53:CA:1130:A:N7	53:CA:1146:A:C6	2.73	0.57
9:CI:49:GLN:N	9:CI:50:PRO:CD	2.68	0.57
22:BA:1654:A:H4'	25:BD:118:PHE:CZ	2.39	0.57

*Continued on next page...*

*Continued from previous page...*

Atom-1	Atom-2	Distance(Å)	Clash(Å)
1:AA:1055:A:C6	1:AA:1206:G:C5	2.93	0.57
22:DA:75:G:HO2'	22:DA:76:C:H6	1.46	0.57
46:DY:17:GLU:HG2	46:DY:50:VAL:HG13	1.87	0.57
39:BR:49:ILE:CG2	39:BR:54:VAL:HG12	2.35	0.57
19:CS:36:ARG:O	19:CS:69:LYS:HD2	2.03	0.57
22:DA:1963:U:O2'	22:DA:1964:G:H5'	2.05	0.57
53:CA:373:A:H2'	53:CA:374:A:C8	2.30	0.57
26:DE:108:ILE:O	26:DE:112:LEU:HB2	2.05	0.57
22:DA:1181:U:O2'	22:DA:1182:G:H5'	2.05	0.57
53:CA:1448:C:O2'	53:CA:1449:C:C6	2.58	0.57
22:BA:1288:G:C5	22:BA:1327:A:C2	2.93	0.57
2:CB:44:LYS:O	2:CB:48:MET:HG3	2.04	0.57
43:BV:75:GLN:HB2	43:BV:92:VAL:HG23	1.87	0.57
1:AA:35:G:H2'	1:AA:36:C:C6	2.39	0.57
53:CA:1073:U:H2'	53:CA:1074:G:H8	1.70	0.57
53:CA:275:G:O2'	53:CA:276:G:H8	1.88	0.57
22:DA:538:A:O2'	31:DJ:8:PRO:HG3	2.04	0.57
22:DA:7:G:H4'	31:DJ:15:TRP:CH2	2.40	0.57
22:BA:2312:U:OP1	27:BF:70:ARG:HB3	2.05	0.57
22:DA:85:G:OP2	42:DU:6:ARG:HB2	2.04	0.57
1:AA:597:G:C2	1:AA:644:U:C2	2.93	0.57
22:DA:1309:G:H4'	50:D2:7:PRO:HB2	1.87	0.57
1:AA:351:G:H4'	1:AA:352:C:OP2	2.02	0.57
42:DU:26:ASN:OD1	42:DU:34:ILE:HD12	2.04	0.57
22:DA:2625:G:H5'	22:DA:2626:C:OP2	2.05	0.57
18:CR:31:TYR:CG	18:CR:54:LEU:HD21	2.40	0.57
6:CF:6:ILE:HD12	6:CF:6:ILE:H	1.70	0.57
1:AA:1293:C:H2'	1:AA:1294:G:C8	2.40	0.57
1:AA:1293:C:H2'	1:AA:1294:G:H8	1.69	0.57
22:DA:1981:A:O2'	22:DA:1982:U:H5''	2.05	0.57
22:BA:1958:C:C2'	22:BA:1959:G:H5'	2.35	0.57
36:DO:7:ARG:HA	36:DO:10:ARG:NH2	2.20	0.57
22:DA:1680:U:O2'	22:DA:1763:G:N7	2.32	0.57
22:DA:1808:A:H4'	22:DA:1809:A:OP2	2.04	0.57
22:DA:1388:G:O2'	22:DA:1389:G:H5'	2.05	0.57
54:CG:27:ASN:O	54:CG:30:MET:HB2	2.04	0.57
9:CI:56:MET:HG3	9:CI:57:VAL:HG23	1.86	0.57
57:DB:26:C:H1'	57:DB:117:G:H1'	1.86	0.57
53:CA:83:C:N4	53:CA:85:U:C4	2.73	0.57
22:DA:77:G:N2	22:DA:110:G:H1'	2.20	0.57
2:CB:90:PHE:HE1	2:CB:92:ASN:HD22	1.53	0.57
31:BJ:77:HIS:CD2	31:BJ:79:GLY:N	2.62	0.57

*Continued on next page...*

*Continued from previous page...*

Atom-1	Atom-2	Distance(Å)	Clash(Å)
33:BL:27:LEU:CD1	33:BL:27:LEU:H	2.01	0.57
34:DM:42:THR:HG22	34:DM:44:ARG:N	2.14	0.57
6:CF:3:HIS:HB2	6:CF:92:THR:HA	1.87	0.57
11:CK:27:ASN:HA	11:CK:57:SER:HB3	1.87	0.57
1:AA:545:C:H5'	4:AD:68:GLU:HG3	1.87	0.57
31:BJ:72:LYS:HB2	31:BJ:89:PHE:HB2	1.86	0.57
8:CH:57:GLU:HG3	8:CH:58:LEU:H	1.70	0.57
45:BX:76:LYS:HG3	45:BX:77:TYR:H	1.69	0.57
1:AA:89:U:O2'	1:AA:90:C:C5'	2.51	0.57
22:DA:1568:G:N2	24:DC:57:HIS:CE1	2.71	0.57
24:DC:82:TYR:O	24:DC:84:PRO:HD3	2.05	0.57
36:BO:53:THR:HB	36:BO:65:THR:HG22	1.85	0.57
58:DF:103:ILE:HG12	58:DF:175:PRO:HD3	1.85	0.57
51:B3:35:LYS:O	51:B3:40:LYS:HE2	2.05	0.57
1:AA:1324:A:H2'	1:AA:1325:C:C6	2.40	0.57
22:DA:2408:U:H5	62:DA:3596:HOH:O	1.87	0.57
22:BA:2109:U:C4	22:BA:2181:U:O4	2.57	0.57
29:DH:96:THR:HG22	29:DH:113:SER:OG	2.05	0.57
8:AH:91:LEU:HD23	8:AH:92:PRO:HD2	1.85	0.57
58:DF:91:ARG:NH2	58:DF:91:ARG:HB3	2.20	0.57
1:AA:174:A:C2'	1:AA:175:C:H5'	2.34	0.57
41:BT:73:ARG:CZ	41:BT:73:ARG:HB3	2.34	0.57
53:CA:1084:G:C8	53:CA:1085:U:C5	2.92	0.57
22:DA:526:A:N6	22:DA:2626:C:H4'	2.20	0.57
7:AG:30:MET:HG2	7:AG:31:VAL:H	1.69	0.57
40:BS:66:ILE:HG12	40:BS:66:ILE:O	2.05	0.57
22:DA:2072:C:C2'	22:DA:2073:C:H5'	2.35	0.57
22:DA:132:G:N2	22:DA:148:U:C2	2.72	0.57
53:CA:629:A:H2'	53:CA:630:A:O4'	2.05	0.57
22:BA:644:A:H2'	22:BA:645:C:O4'	2.05	0.57
22:BA:833:A:H2'	22:BA:834:G:C8	2.40	0.57
22:DA:1199:U:H2'	22:DA:1200:C:C6	2.40	0.57
1:AA:994:A:C2	14:AN:4:SER:HB2	2.40	0.57
10:AJ:49:PHE:HE1	10:AJ:67:ILE:HG13	1.69	0.57
22:BA:2182:U:C2'	22:BA:2183:A:OP1	2.53	0.57
22:BA:2800:A:C2	22:BA:2895:G:H1'	2.40	0.56
22:BA:873:C:N4	22:BA:904:G:H1	1.99	0.56
22:BA:2332:C:OP1	44:BW:44:PHE:HZ	1.87	0.56
44:BW:39:GLN:HG3	44:BW:42:THR:HB	1.87	0.56
22:BA:1059:G:C8	22:BA:1060:U:H2'	2.40	0.56
41:BT:44:LYS:HG3	41:BT:55:VAL:HG11	1.86	0.56
22:DA:1439:A:C8	22:DA:1440:U:O4'	2.59	0.56

*Continued on next page...*



*Continued from previous page...*

Atom-1	Atom-2	Distance(Å)	Clash(Å)
1:AA:923:A:OP1	5:AE:25:LYS:HG2	2.05	0.56
1:AA:1239:A:H62	1:AA:1299:A:H61	1.51	0.56
46:DY:50:VAL:HA	46:DY:53:VAL:HG23	1.86	0.56
41:BT:31:VAL:HA	41:BT:83:ALA:HB3	1.87	0.56
53:CA:218:U:H2'	53:CA:219:U:O4'	2.05	0.56
48:D0:38:LEU:HB2	48:D0:41:HIS:NE2	2.20	0.56
35:BN:33:ILE:CD1	35:BN:118:ARG:NH2	2.66	0.56
21:AU:24:LYS:O	21:AU:28:LEU:HB2	2.05	0.56
7:AG:23:ALA:O	7:AG:26:VAL:HG22	2.05	0.56
30:BI:3:LYS:CD	30:BI:4:VAL:HG23	2.35	0.56
37:DP:50:ARG:CA	37:DP:57:ALA:H	2.17	0.56
3:CC:129:PHE:CE1	3:CC:156:LEU:HB3	2.40	0.56
22:BA:1188:U:O2'	22:BA:1189:A:H5'	2.05	0.56
25:BD:148:GLN:OE1	25:BD:152:PRO:HG2	2.04	0.56
31:BJ:56:VAL:O	31:BJ:124:VAL:O	2.21	0.56
9:AI:128:LYS:CD	9:AI:129:ARG:H	2.18	0.56
48:B0:36:LYS:O	48:B0:37:HIS:HB3	2.04	0.56
53:CA:499:A:C6	53:CA:547:A:C8	2.92	0.56
22:DA:170:U:H2'	22:DA:171:U:H6	1.70	0.56
22:BA:2553:G:C2	22:BA:2554:U:O2	2.57	0.56
2:AB:101:THR:HG22	2:AB:174:GLU:OE1	2.05	0.56
1:AA:164:G:H2'	1:AA:165:G:H5'	1.87	0.56
22:BA:1266:G:H5''	40:BS:15:GLN:HE22	1.69	0.56
53:CA:728:A:H2'	53:CA:729:A:C8	2.40	0.56
18:CR:19:GLU:CD	18:CR:20:ILE:N	2.58	0.56
33:DL:110:VAL:HB	33:DL:127:VAL:HA	1.87	0.56
22:BA:1845:G:O2'	22:BA:1846:G:H5'	2.04	0.56
10:CJ:7:ARG:NH1	10:CJ:102:LEU:HG	2.20	0.56
22:BA:418:C:H2'	22:BA:419:U:O4'	2.05	0.56
22:BA:197:A:N6	22:BA:2430:A:H2'	2.20	0.56
22:BA:792:A:H5''	22:BA:793:A:H5'	1.87	0.56
26:BE:61:ARG:NH1	26:BE:64:GLY:HA3	2.20	0.56
41:DT:62:VAL:HG12	41:DT:63:VAL:N	2.20	0.56
31:BJ:43:GLU:O	31:BJ:45:THR:CG2	2.52	0.56
22:BA:1083:U:H2'	22:BA:1084:A:O5'	2.06	0.56
22:BA:1062:G:C8	22:BA:1088:A:C8	2.93	0.56
17:AQ:18:LYS:C	17:AQ:47:ASP:OD2	2.44	0.56
22:DA:71:A:H5''	22:DA:73:A:C4	2.40	0.56
22:DA:2296:U:H4'	22:DA:2297:A:OP1	2.03	0.56
53:CA:702:A:H5'	53:CA:703:G:N7	2.21	0.56
1:AA:1210:C:C2'	1:AA:1211:U:H5'	2.35	0.56
58:DF:147:ARG:HD3	58:DF:149:ARG:HH22	1.70	0.56

*Continued on next page...*



*Continued from previous page...*

Atom-1	Atom-2	Distance(Å)	Clash(Å)
58:DF:35:LEU:HA	58:DF:152:ASP:O	2.05	0.56
22:DA:2882:A:C5'	35:DN:96:ARG:HD3	2.35	0.56
54:CG:68:VAL:O	54:CG:70:PRO:HD3	2.04	0.56
31:BJ:21:THR:C	31:BJ:23:LYS:H	2.06	0.56
54:CG:14:ASP:HB3	54:CG:18:GLY:N	2.16	0.56
34:DM:40:ARG:HB2	34:DM:93:VAL:CG2	2.35	0.56
1:AA:49:U:C4	1:AA:364:A:C6	2.94	0.56
32:BK:59:LYS:HG3	32:BK:89:ASN:ND2	2.20	0.56
22:DA:718:A:H5'	22:DA:719:C:OP2	2.04	0.56
24:BC:77:VAL:HG22	24:BC:111:ALA:HA	1.87	0.56
22:BA:2199:A:H5''	22:BA:2199:A:C8	2.39	0.56
22:DA:2529:G:H4'	28:DG:174:LYS:CD	2.34	0.56
53:CA:951:G:H2'	53:CA:952:U:C6	2.39	0.56
1:AA:390:U:H2'	1:AA:391:G:H8	1.67	0.56
33:BL:40:SER:O	33:BL:41:ARG:CB	2.53	0.56
24:BC:61:TYR:HD2	24:BC:85:ASN:ND2	2.02	0.56
40:BS:96:ILE:HG13	40:BS:96:ILE:O	2.05	0.56
53:CA:791:G:H2'	53:CA:792:A:H5'	1.87	0.56
13:AM:84:CYS:HA	19:AS:73:PHE:HD2	1.69	0.56
22:DA:569:U:H5''	22:DA:821:A:C2	2.40	0.56
34:DM:133:LYS:NZ	34:DM:133:LYS:HB3	2.20	0.56
14:CN:20:PHE:HA	14:CN:24:ALA:HB2	1.86	0.56
22:DA:37:C:H1'	26:DE:45:ALA:HB2	1.86	0.56
44:BW:72:GLY:C	44:BW:74:LYS:H	2.07	0.56
22:DA:1536:C:H4'	22:DA:1537:G:C5'	2.35	0.56
44:BW:35:ILE:O	44:BW:37:VAL:N	2.38	0.56
22:DA:176:A:H3'	22:DA:177:G:N2	2.21	0.56
20:CT:73:ARG:HG2	20:CT:73:ARG:NH1	2.04	0.56
53:CA:1144:G:H21	53:CA:1146:A:N6	2.02	0.56
22:DA:1090:A:H3'	22:DA:1091:G:H5''	1.86	0.56
1:AA:1398:A:H8	1:AA:1398:A:H5''	1.70	0.56
46:DY:20:ASN:ND2	46:DY:50:VAL:HG22	2.18	0.56
31:BJ:81:ILE:CG2	31:BJ:82:GLY:H	2.03	0.56
39:BR:52:PRO:O	39:BR:53:PHE:HB2	2.05	0.56
5:AE:152:VAL:CB	5:AE:155:LYS:HZ2	2.11	0.56
22:DA:2271:G:H2'	22:DA:2272:U:H6	1.70	0.56
53:CA:1363:A:C5	53:CA:1365:G:O6	2.58	0.56
22:DA:332:A:H61	42:DU:68:ASN:HD21	1.52	0.56
58:DF:111:ARG:HG3	58:DF:135:ILE:HG12	1.87	0.56
22:DA:201:C:C5	22:DA:202:U:H5	2.23	0.56
22:DA:2816:G:O3'	35:DN:99:LYS:HE3	2.06	0.56
22:DA:639:U:H2'	22:DA:640:C:H6	1.70	0.56

*Continued on next page...*

*Continued from previous page...*

Atom-1	Atom-2	Distance(Å)	Clash(Å)
48:D0:37:HIS:HB2	48:D0:41:HIS:HE1	1.69	0.56
22:DA:587:C:H1'	22:DA:671:C:C5'	2.35	0.56
22:DA:529:A:C8	22:DA:2023:C:N4	2.73	0.56
22:BA:2485:G:C5'	34:BM:45:GLN:HE21	2.18	0.56
22:BA:2154:A:H2'	22:BA:2155:U:O4'	2.05	0.56
22:DA:2728:U:HO2'	22:DA:2729:G:H8	1.52	0.56
32:DK:6:THR:O	32:DK:8:LEU:HD12	2.06	0.56
53:CA:1014:A:C2	19:CS:33:TRP:HB2	2.40	0.56
4:AD:169:TRP:CD1	4:AD:170:LEU:HG	2.40	0.56
26:DE:47:LYS:O	26:DE:83:VAL:HB	2.05	0.56
31:BJ:65:THR:HG23	31:BJ:66:GLY:N	2.20	0.56
25:BD:114:LYS:HE3	25:BD:114:LYS:CA	2.35	0.56
6:CF:59:TYR:HE2	18:CR:66:LEU:HD21	1.69	0.56
22:DA:1417:C:H4'	22:DA:1587:G:H21	1.68	0.56
22:DA:1049:C:O2'	22:DA:1050:A:O5'	2.23	0.56
22:DA:1857:G:O2'	22:DA:1858:A:N7	2.38	0.56
27:BF:133:GLU:H	27:BF:150:GLY:CA	2.17	0.56
25:DD:120:GLY:O	25:DD:124:ARG:HB2	2.05	0.56
22:DA:627:A:H5''	33:DL:78:ARG:NH1	2.21	0.56
22:DA:574:A:C8	22:DA:2055:C:H5''	2.41	0.56
17:CQ:13:SER:O	17:CQ:20:ILE:HB	2.05	0.56
22:DA:2571:U:C4	22:DA:2574:G:C8	2.94	0.56
24:BC:169:ALA:O	24:BC:185:ALA:HB3	2.06	0.56
53:CA:491:G:C2'	53:CA:492:C:H5'	2.35	0.56
22:BA:1287:A:C5'	35:BN:103:ARG:HD2	2.33	0.56
43:DV:80:HIS:HD2	43:DV:83:LYS:N	2.02	0.56
29:BH:8:LYS:O	29:BH:13:GLY:CA	2.54	0.56
46:BY:17:GLU:HB2	46:BY:53:VAL:HG11	1.87	0.56
32:BK:19:VAL:HG23	32:BK:43:ILE:HA	1.87	0.56
24:BC:159:THR:O	24:BC:194:VAL:HG12	2.05	0.56
1:AA:259:G:H2'	1:AA:260:G:C8	2.36	0.56
8:CH:17:GLN:NE2	8:CH:71:VAL:HG23	2.20	0.56
26:BE:24:ASN:C	26:BE:24:ASN:HD22	2.07	0.56
24:BC:77:VAL:O	24:BC:77:VAL:CG2	2.53	0.56
1:AA:115:G:H1'	1:AA:116:A:N7	2.19	0.56
22:DA:822:G:H5''	62:DA:3358:HOH:O	2.05	0.56
53:CA:538:G:H5''	12:CL:110:LYS:HB2	1.87	0.56
22:BA:2683:C:O2	32:BK:70:ARG:NH2	2.31	0.56
22:BA:1842:G:H2'	22:BA:1843:C:H6	1.69	0.56
33:BL:14:LYS:HG3	33:BL:15:ALA:H	1.70	0.56
22:BA:1767:G:N2	22:BA:1985:C:O2	2.38	0.56
22:DA:2550:G:C6	22:DA:2551:C:C4	2.93	0.56

*Continued on next page...*

*Continued from previous page...*

Atom-1	Atom-2	Distance(Å)	Clash(Å)
14:CN:20:PHE:CA	14:CN:24:ALA:HB2	2.35	0.56
22:DA:1412:U:H2'	22:DA:1413:A:O4'	2.05	0.56
15:AO:16:ARG:O	15:AO:17:ASP:HB3	2.05	0.56
37:BP:13:LYS:HE3	37:BP:76:HIS:HA	1.88	0.56
22:DA:2672:U:H6	22:DA:2672:U:O5'	1.87	0.56
5:AE:106:ALA:HB2	5:AE:124:ALA:HB3	1.87	0.56
38:DQ:9:ALA:O	38:DQ:12:ARG:HG2	2.06	0.56
1:AA:1049:U:H4'	1:AA:1050:G:OP2	2.03	0.56
53:CA:667:G:C2	53:CA:740:U:O2	2.59	0.56
22:DA:195:A:C4	22:DA:198:C:N4	2.73	0.56
41:DT:34:VAL:O	41:DT:34:VAL:HG12	2.06	0.56
27:BF:30:VAL:HG13	27:BF:30:VAL:O	2.05	0.56
15:AO:72:LYS:HA	15:AO:72:LYS:HE2	1.88	0.56
25:DD:202:ILE:N	25:DD:202:ILE:HD12	2.21	0.56
25:BD:70:LYS:O	25:BD:71:ALA:HB3	2.05	0.56
22:BA:346:A:C2	22:BA:347:A:H1'	2.40	0.56
1:AA:1261:A:N1	1:AA:1274:A:C2	2.73	0.56
22:DA:244:A:H2'	22:DA:245:G:O4'	2.06	0.56
22:BA:2269:G:O2'	44:BW:18:LYS:HG2	2.05	0.56
44:BW:23:LYS:CE	44:BW:24:ARG:HG3	2.35	0.56
44:BW:22:VAL:CG1	44:BW:25:PHE:CE2	2.89	0.56
54:CG:30:MET:O	54:CG:31:VAL:HB	2.04	0.56
22:DA:1552:A:C2'	22:DA:1553:A:H5'	2.33	0.56
4:AD:146:GLU:HB3	4:AD:147:LYS:NZ	2.20	0.56
1:AA:922:G:H2'	1:AA:923:A:C8	2.40	0.56
53:CA:764:C:H3'	53:CA:765:G:H21	1.71	0.56
58:DF:177:ARG:NH1	58:DF:178:LYS:HB3	2.21	0.56
22:DA:202:U:H2'	22:DA:202:U:O2	2.04	0.56
35:DN:97:ILE:HD11	35:DN:99:LYS:HZ3	1.70	0.56
29:DH:72:ILE:HD11	29:DH:141:LYS:N	2.16	0.56
22:DA:830:G:H4'	22:DA:831:G:OP2	2.05	0.56
1:AA:1240:U:H3'	1:AA:1241:G:H5'	1.86	0.56
25:DD:106:LYS:O	25:DD:107:VAL:HB	2.05	0.56
34:DM:35:ALA:HB3	34:DM:99:GLY:N	2.20	0.56
21:CU:33:ARG:CZ	21:CU:34:ARG:HD3	2.35	0.56
22:BA:2812:G:H2'	22:BA:2813:A:O4'	2.06	0.56
41:BT:29:THR:CA	41:BT:86:THR:HA	2.35	0.56
35:BN:78:LYS:HG2	35:BN:83:LEU:CD2	2.35	0.56
1:AA:1392:G:H2'	1:AA:1393:U:H5'	1.86	0.56
46:DY:4:LYS:HB2	46:DY:4:LYS:NZ	2.18	0.56
34:DM:112:LEU:O	34:DM:112:LEU:HD13	2.05	0.56
35:BN:38:LEU:HD12	35:BN:38:LEU:C	2.26	0.56

*Continued on next page...*

*Continued from previous page...*

Atom-1	Atom-2	Distance(Å)	Clash(Å)
22:BA:1338:G:O2'	22:BA:1393:A:N1	2.37	0.56
55:CM:106:ARG:HA	55:CM:110:GLY:O	2.06	0.56
22:BA:1568:G:H4'	24:BC:58:LYS:CG	2.36	0.56
53:CA:858:G:O6	53:CA:869:G:C8	2.59	0.56
22:DA:108:G:H2'	22:DA:109:C:C6	2.40	0.56
27:BF:64:PRO:HA	27:BF:88:VAL:HG23	1.88	0.56
4:CD:125:ASN:N	4:CD:141:VAL:O	2.38	0.56
50:B2:12:ARG:HB2	50:B2:12:ARG:CZ	2.34	0.56
24:DC:143:VAL:HB	24:DC:153:LEU:HB3	1.88	0.56
38:DQ:63:ARG:O	38:DQ:64:ILE:C	2.43	0.56
22:DA:242:G:C5	51:D3:4:LYS:HE3	2.40	0.56
6:AF:38:ARG:HB3	6:AF:63:ASN:HB2	1.86	0.56
22:DA:1537:G:O2'	22:DA:1538:G:H4'	2.06	0.56
44:BW:37:VAL:HG11	44:BW:55:ASP:HB2	1.88	0.56
22:DA:2259:U:O4'	22:DA:2427:C:H2'	2.05	0.56
22:DA:1695:G:H8	24:DC:7:PRO:O	1.87	0.56
41:DT:9:LYS:HG3	46:DY:21:LEU:HD13	1.86	0.56
53:CA:1195:C:H2'	53:CA:1197:A:O4'	2.05	0.56
52:B4:10:LEU:CD1	52:B4:33:HIS:CD2	2.86	0.56
24:BC:16:VAL:N	24:BC:203:VAL:CG1	2.68	0.56
24:DC:93:VAL:CG1	24:DC:101:ARG:H	2.19	0.56
22:DA:2148:G:N2	22:DA:2149:U:O4	2.32	0.56
22:DA:2140:G:C6	22:DA:2152:G:C6	2.93	0.56
56:CP:8:ARG:HB3	56:CP:28:ARG:HH11	1.70	0.56
22:BA:2813:A:H8	22:BA:2813:A:O5'	1.88	0.56
25:DD:137:SER:C	25:DD:138:LEU:HD22	2.26	0.56
3:AC:6:PRO:HG2	3:AC:183:TYR:CD2	2.41	0.56
53:CA:666:G:C6	53:CA:741:G:C6	2.94	0.56
28:DG:162:ARG:HB2	28:DG:166:GLU:CB	2.36	0.56
53:CA:932:C:H5'	54:CG:3:ARG:HG2	1.88	0.56
22:BA:2820:A:OP1	35:BN:2:ARG:NH2	2.39	0.56
22:DA:684:G:C2	22:DA:794:A:C2	2.94	0.56
53:CA:1417:G:C6	53:CA:1482:G:C6	2.93	0.56
9:CI:114:LYS:HD2	9:CI:120:ALA:O	2.05	0.56
13:AM:40:GLU:HG3	13:AM:41:ASP:H	1.71	0.56
19:AS:14:LEU:HD13	19:AS:32:THR:HG21	1.87	0.56
53:CA:425:G:H2'	53:CA:426:U:O4'	2.06	0.56
22:BA:1071:G:C8	22:BA:1089:A:N6	2.73	0.56
22:BA:1452:G:H2'	22:BA:1457:U:O4	2.05	0.56
1:AA:1472:U:O2'	1:AA:1473:G:H5'	2.05	0.56
22:BA:744:U:H2'	22:BA:745:G:O4'	2.05	0.56
39:DR:33:VAL:HG23	39:DR:61:ALA:HB3	1.87	0.56

*Continued on next page...*

*Continued from previous page...*

Atom-1	Atom-2	Distance(Å)	Clash(Å)
54:CG:135:LYS:O	54:CG:139:ASP:HB2	2.06	0.56
17:AQ:4:ILE:N	17:AQ:4:ILE:HD12	2.20	0.56
21:CU:19:LYS:N	21:CU:19:LYS:HZ3	2.04	0.56
31:BJ:41:LYS:N	38:BQ:66:ALA:HB1	2.21	0.56
22:DA:1605:C:H5''	22:DA:1606:C:OP2	2.06	0.56
22:BA:923:G:H1'	44:BW:23:LYS:HE2	1.87	0.56
37:BP:4:ILE:HG22	37:BP:8:GLU:HG3	1.87	0.56
21:AU:10:PRO:HB3	3:CC:74:ILE:HD12	1.88	0.56
5:CE:68:ARG:O	5:CE:69:ASN:C	2.44	0.56
22:DA:1654:A:HO2'	22:DA:1655:A:H8	0.73	0.56
26:DE:109:LEU:O	26:DE:112:LEU:HB3	2.06	0.56
4:CD:151:GLN:CB	4:CD:154:VAL:HG12	2.32	0.56
24:BC:20:ASN:HD21	24:BC:22:GLU:CG	2.16	0.56
44:DW:23:LYS:HD2	44:DW:24:ARG:H	1.68	0.56
44:DW:22:VAL:O	44:DW:23:LYS:HG3	2.05	0.56
22:DA:1734:G:H2'	22:DA:1735:A:H8	1.70	0.56
45:BX:4:CYS:HB2	45:BX:51:SER:HB3	1.88	0.56
22:DA:1649:G:N1	22:DA:2009:A:C6	2.74	0.56
22:DA:1287:A:H5'	35:DN:103:ARG:HD2	1.88	0.56
26:BE:196:VAL:HG13	26:BE:200:LEU:HD23	1.88	0.56
17:CQ:27:PHE:CD1	17:CQ:36:PHE:HB3	2.39	0.56
1:AA:184:G:C6	1:AA:194:C:N4	2.73	0.56
22:DA:1573:G:H2'	22:DA:1574:C:H5'	1.88	0.56
53:CA:181:A:H4'	53:CA:182:A:OP1	2.04	0.56
43:BV:42:LEU:HD23	43:BV:42:LEU:N	2.20	0.56
34:BM:71:LYS:HB3	34:BM:93:VAL:O	2.05	0.56
53:CA:461:A:N3	53:CA:461:A:H2'	2.20	0.56
22:DA:2235:G:H2'	22:DA:2236:U:C6	2.41	0.56
22:DA:2714:G:O2'	22:DA:2715:C:H5'	2.06	0.56
3:CC:34:SER:O	3:CC:38:VAL:HG13	2.05	0.56
53:CA:227:G:H2'	53:CA:228:A:O4'	2.05	0.56
29:DH:24:GLY:O	29:DH:25:TYR:C	2.43	0.56
31:BJ:44:TYR:CD1	31:BJ:44:TYR:O	2.59	0.56
57:DB:69:G:H2'	57:DB:70:C:H5'	1.87	0.56
44:BW:37:VAL:HG22	44:BW:55:ASP:O	2.06	0.56
25:BD:182:ALA:C	25:BD:184:ARG:N	2.58	0.56
9:CI:78:ILE:O	9:CI:82:ILE:HG13	2.06	0.56
22:DA:71:A:H5''	22:DA:73:A:N9	2.20	0.56
22:DA:2319:G:O2'	22:DA:2320:U:O5'	2.24	0.56
22:BA:611:C:H2'	22:BA:612:G:H5'	1.88	0.56
5:CE:104:ILE:N	5:CE:122:VAL:H	1.95	0.56
53:CA:1239:A:H3'	54:CG:118:ARG:HH22	1.70	0.56

*Continued on next page...*

*Continued from previous page...*

Atom-1	Atom-2	Distance(Å)	Clash(Å)
22:DA:192:C:H2'	22:DA:193:U:H5'	1.88	0.56
22:DA:1716:U:O2'	22:DA:1717:A:C8	2.39	0.56
2:AB:163:ILE:HG23	2:AB:164:ASP:N	2.13	0.56
1:AA:211:G:C2	1:AA:212:G:H1'	2.40	0.56
51:D3:36:ALA:O	51:D3:40:LYS:HG3	2.06	0.56
22:DA:2229:U:H2'	22:DA:2230:G:H8	1.70	0.56
1:AA:1124:G:H2'	1:AA:1145:A:H61	1.69	0.56
1:AA:1228:C:H2'	1:AA:1229:A:H8	1.71	0.56
53:CA:266:G:HO2'	53:CA:267:C:H3'	1.70	0.56
22:DA:2142:A:C2'	22:DA:2143:C:H4'	2.35	0.56
53:CA:177:G:O2'	53:CA:1448:C:C5'	2.54	0.56
32:BK:91:SER:O	32:BK:93:GLN:HB2	2.05	0.56
31:DJ:99:ARG:HG2	31:DJ:102:GLU:OE2	2.05	0.56
35:BN:103:ARG:NH1	35:BN:110:MET:HE1	2.20	0.56
22:BA:2637:U:H2'	22:BA:2638:G:H5'	1.86	0.56
24:DC:179:GLU:HA	24:DC:269:ARG:O	2.06	0.56
58:DF:107:VAL:N	58:DF:108:PRO:CD	2.69	0.56
16:AP:22:ALA:CB	16:AP:32:PHE:HA	2.36	0.56
53:CA:1387:G:C6	53:CA:1388:C:N4	2.73	0.56
53:CA:1372:U:H5''	9:CI:71:ILE:CD1	2.36	0.56
22:BA:580:U:H2'	22:BA:581:C:H6	1.71	0.56
53:CA:204:G:H2'	53:CA:205:A:O4'	2.06	0.56
58:DF:46:LYS:HD3	58:DF:50:ASP:HB2	1.86	0.56
53:CA:537:G:H2'	53:CA:538:G:H8	1.70	0.56
12:CL:109:ARG:HB2	12:CL:118:VAL:HG21	1.87	0.56
42:DU:33:VAL:O	42:DU:34:ILE:HG13	2.05	0.56
32:BK:70:ARG:CD	32:BK:76:VAL:HG22	2.36	0.56
15:AO:57:ARG:HB3	15:AO:57:ARG:NH1	2.21	0.56
28:BG:33:THR:H	28:BG:34:ARG:NH1	2.04	0.56
22:BA:622:G:H2'	22:BA:623:C:C6	2.41	0.56
53:CA:1154:G:H2'	53:CA:1155:A:H8	1.71	0.56
1:AA:924:C:H2'	1:AA:925:G:H8	1.70	0.56
5:CE:89:THR:OG1	5:CE:90:GLY:N	2.37	0.56
22:DA:708:G:H2'	22:DA:709:U:H6	1.71	0.56
29:DH:5:LEU:HD11	29:DH:13:GLY:HA3	1.88	0.56
11:AK:51:PHE:HB2	11:AK:55:ARG:HB3	1.88	0.56
6:CF:25:TYR:O	6:CF:29:ILE:HD13	2.05	0.56
22:DA:1036:G:C6	22:DA:1120:G:C6	2.94	0.56
33:BL:61:LEU:O	51:B3:12:ARG:HD3	2.05	0.56
31:BJ:43:GLU:O	31:BJ:45:THR:N	2.39	0.56
45:DX:30:PRO:HG2	45:DX:32:LEU:CD2	2.36	0.56
22:BA:1070:A:C2	22:BA:1097:U:H4'	2.41	0.56

*Continued on next page...*



*Continued from previous page...*

Atom-1	Atom-2	Distance(Å)	Clash(Å)
9:CI:17:ARG:NH1	9:CI:65:THR:HG21	2.21	0.56
10:CJ:44:THR:HG23	10:CJ:70:HIS:CD2	2.41	0.56
22:DA:1826:G:OP2	24:DC:220:ARG:HB3	2.05	0.56
17:AQ:46:HIS:HB2	17:AQ:66:LEU:CD1	2.35	0.56
45:DX:51:SER:OG	45:DX:54:GLY:HA3	2.06	0.56
46:DY:17:GLU:HG3	46:DY:53:VAL:HG11	1.88	0.56
22:DA:2297:A:C2	22:DA:2298:A:N7	2.74	0.56
22:DA:482:A:N6	22:DA:506:G:C5	2.73	0.56
53:CA:1239:A:N6	53:CA:1299:A:N6	2.53	0.56
22:DA:622:G:H2'	22:DA:623:C:C5	2.40	0.56
22:DA:2614:A:H4'	22:DA:2615:U:OP1	2.06	0.56
22:BA:570:G:H2'	22:BA:2030:A:N7	2.21	0.56
54:CG:88:VAL:HG22	54:CG:89:GLU:N	2.16	0.56
26:BE:108:ILE:HD11	26:BE:180:LEU:HB3	1.88	0.56
22:DA:1156:A:H8	22:DA:1156:A:OP1	1.88	0.56
32:BK:72:PRO:O	32:BK:74:GLY:N	2.36	0.56
38:BQ:69:ARG:HB2	38:BQ:69:ARG:NH2	2.18	0.56
31:BJ:64:VAL:HG13	31:BJ:65:THR:O	2.06	0.56
22:DA:2135:A:H8	22:DA:2135:A:OP2	1.88	0.56
53:CA:1458:G:H4'	20:CT:22:SER:HB2	1.87	0.56
22:BA:2149:U:O2'	22:BA:2150:C:O5'	2.23	0.56
1:AA:1331:G:O2'	1:AA:1332:A:P	2.62	0.56
53:CA:1454:G:O2'	53:CA:1455:G:H8	1.87	0.56
25:BD:121:THR:O	25:BD:122:VAL:CB	2.54	0.56
22:DA:223:A:C5	22:DA:422:A:N7	2.74	0.56
24:BC:106:PRO:CB	24:BC:141:HIS:CE1	2.89	0.56
22:DA:64:A:H2'	22:DA:65:U:O4'	2.05	0.56
22:DA:850:U:O2'	47:DZ:22:THR:HG22	2.05	0.56
53:CA:954:G:N1	53:CA:1228:C:N4	2.52	0.56
1:AA:1159:U:O4'	1:AA:1159:U:O2	2.23	0.56
10:AJ:8:ILE:HA	10:AJ:99:GLN:O	2.05	0.56
25:DD:10:GLY:HA3	25:DD:26:VAL:HB	1.86	0.56
1:AA:725:G:O2'	1:AA:726:C:H5'	2.06	0.56
1:AA:184:G:H2'	1:AA:185:U:C5	2.40	0.56
25:DD:36:GLN:HG3	25:DD:38:LYS:HZ1	1.71	0.56
24:DC:43:ASN:ND2	24:DC:44:ASN:H	2.04	0.56
1:AA:914:A:H2'	1:AA:915:A:H8	1.70	0.56
22:DA:1751:U:H2'	22:DA:1752:C:C6	2.41	0.56
54:CG:35:LYS:O	9:CI:42:THR:HG21	2.06	0.56
53:CA:188:C:H42	53:CA:189:A:N6	2.04	0.56
22:BA:2314:A:O2'	22:BA:2315:G:H5'	2.06	0.56
7:AG:34:LYS:HB3	7:AG:37:THR:HG23	1.86	0.56

*Continued on next page...*



*Continued from previous page...*

Atom-1	Atom-2	Distance(Å)	Clash(Å)
19:AS:52:ASN:O	19:AS:76:THR:HG22	2.05	0.56
22:BA:1113:U:H2'	22:BA:1114:C:H6	1.70	0.56
22:BA:212:G:O2'	22:BA:213:A:H5'	2.06	0.56
22:BA:952:G:H2'	22:BA:953:G:O5'	2.06	0.56
22:BA:864:G:O2'	22:BA:865:C:H5'	2.05	0.56
24:DC:19:VAL:O	24:DC:21:PRO:HD3	2.05	0.56
22:BA:1050:A:C2	22:BA:2751:G:C5	2.94	0.56
39:DR:70:GLU:CD	39:DR:70:GLU:H	2.08	0.56
22:BA:2823:A:H2'	22:BA:2824:C:H5'	1.88	0.56
21:CU:16:ARG:HG3	21:CU:19:LYS:CG	2.16	0.56
29:BH:26:ALA:O	29:BH:31:VAL:HG23	2.06	0.56
22:BA:903:C:H2'	22:BA:904:G:H5'	1.87	0.56
22:DA:1915:U:O2'	22:DA:1916:A:H5'	2.06	0.56
25:BD:184:ARG:HH11	37:BP:6:GLN:HE22	1.53	0.56
1:AA:1053:G:C6	1:AA:1199:U:C2	2.94	0.56
1:AA:254:G:O2'	1:AA:255:G:H5'	2.04	0.56
22:DA:111:A:N1	22:DA:112:U:C2	2.74	0.56
2:AB:9:LEU:HD23	2:AB:11:ALA:N	2.21	0.56
53:CA:246:A:N3	53:CA:279:A:N6	2.54	0.56
5:AE:152:VAL:CB	5:AE:155:LYS:NZ	2.68	0.56
8:AH:63:LYS:CB	8:AH:70:VAL:HG21	2.35	0.56
53:CA:994:A:HO2'	53:CA:995:C:H6	1.53	0.56
53:CA:5:U:H4'	53:CA:6:G:C5'	2.36	0.56
53:CA:1296:C:C5	53:CA:1297:G:N2	2.74	0.56
58:DF:110:ILE:HD13	58:DF:110:ILE:H	1.70	0.56
52:B4:9:LYS:N	52:B4:9:LYS:CD	2.64	0.56
30:BI:23:VAL:HG23	30:BI:24:GLY:H	1.71	0.56
31:BJ:111:LYS:HE2	31:BJ:115:GLY:H	1.71	0.56
22:BA:2680:U:OP2	25:BD:114:LYS:HE2	2.06	0.56
28:DG:53:PRO:HB3	28:DG:61:TRP:H	1.71	0.56
54:CG:100:MET:H	54:CG:100:MET:CE	2.19	0.56
1:AA:673:A:H1'	18:AR:63:TYR:HE1	1.71	0.56
36:DO:30:ARG:HG2	36:DO:31:THR:N	2.20	0.56
28:BG:1:SER:O	28:BG:3:VAL:N	2.38	0.56
55:CM:18:LEU:HD22	55:CM:32:ILE:HG21	1.88	0.56
53:CA:1013:G:H22	53:CA:1015:G:H3'	1.71	0.56
23:BB:30:C:C2'	23:BB:31:C:H5'	2.34	0.56
22:DA:98:G:O2'	22:DA:103:A:C8	2.59	0.56
22:DA:845:A:N6	22:DA:932:U:N3	2.53	0.56
36:BO:88:LYS:O	36:BO:89:ASP:HB2	2.06	0.56
22:BA:528:A:C2	22:BA:2042:A:H2'	2.41	0.56
1:AA:1320:C:N3	19:AS:35:ARG:NH1	2.53	0.56

*Continued on next page...*

*Continued from previous page...*

Atom-1	Atom-2	Distance(Å)	Clash(Å)
53:CA:1179:A:H2'	53:CA:1180:A:O4'	2.06	0.56
22:DA:154:U:H2'	22:DA:155:A:O4'	2.05	0.56
40:BS:88:ARG:CG	40:BS:88:ARG:NH2	2.68	0.56
22:BA:2058:A:N1	60:BA:3135:TEL:O48	2.32	0.56
22:BA:1798:U:OP1	24:BC:255:LYS:O	2.22	0.56
28:BG:33:THR:CA	28:BG:34:ARG:HH11	2.19	0.56
12:AL:7:VAL:HG13	17:AQ:30:HIS:CD2	2.41	0.56
22:BA:2793:C:H2'	22:BA:2794:C:C6	2.40	0.56
22:BA:191:A:H2'	22:BA:192:C:C6	2.41	0.56
22:DA:1525:A:C6	22:DA:1526:C:C2	2.94	0.56
26:DE:88:ARG:HB3	26:DE:89:PRO:HD2	1.87	0.56
6:CF:98:GLU:O	6:CF:99:ALA:HB3	2.05	0.56
21:CU:28:LEU:O	21:CU:28:LEU:HD23	2.06	0.56
1:AA:1435:G:H2'	1:AA:1436:U:C6	2.41	0.56
22:BA:879:G:H2'	22:BA:880:G:C8	2.41	0.56
1:AA:243:A:H4'	1:AA:244:U:H5''	1.88	0.56
22:DA:2093:G:O6	22:DA:2225:A:N7	2.39	0.56
22:DA:381:G:H5''	45:DX:15:ASN:HD22	1.71	0.56
35:DN:39:PRO:O	35:DN:43:GLU:HG2	2.06	0.56
37:BP:52:ARG:HH11	37:BP:52:ARG:CG	2.17	0.56
22:DA:1553:A:N7	22:DA:1555:G:C6	2.74	0.56
9:CI:51:LEU:C	9:CI:53:LEU:H	2.10	0.56
22:DA:70:G:H3'	22:DA:113:U:C4'	2.36	0.56
46:DY:48:ARG:O	46:DY:51:ALA:HB3	2.06	0.56
53:CA:1217:C:H2'	53:CA:1218:C:C6	2.39	0.56
22:DA:1204:A:C4	22:DA:1206:G:C6	2.94	0.56
24:BC:229:HIS:O	24:BC:231:HIS:O	2.24	0.56
22:DA:443:A:N6	26:DE:36:ALA:HB1	2.18	0.56
53:CA:1125:U:C5	10:CJ:40:ILE:HG12	2.41	0.56
53:CA:109:A:H4'	53:CA:110:C:OP2	2.06	0.56
23:BB:15:A:O2'	23:BB:16:G:H5'	2.06	0.56
53:CA:71:A:C2	53:CA:72:A:C8	2.94	0.56
22:DA:2478:A:N7	22:DA:2529:G:C6	2.74	0.56
11:AK:39:ASN:O	11:AK:40:ALA:HB3	2.06	0.56
58:DF:92:GLY:O	58:DF:95:MET:HB3	2.06	0.56
22:DA:1723:G:O2'	22:DA:1724:G:H5'	2.06	0.56
19:AS:4:LEU:HD22	19:AS:8:PRO:HA	1.86	0.56
22:DA:2884:U:P	48:D0:40:HIS:HE2	2.29	0.56
47:BZ:40:THR:CG2	47:BZ:43:ILE:HG23	2.35	0.56
37:BP:105:LYS:HA	37:BP:108:ARG:NH2	2.21	0.56
53:CA:750:C:H4'	15:CO:20:ASP:HB2	1.86	0.56
22:DA:758:C:O2	22:DA:1981:A:H2	1.89	0.56

*Continued on next page...*

*Continued from previous page...*

Atom-1	Atom-2	Distance(Å)	Clash(Å)
26:DE:151:GLY:HA3	26:DE:191:ASP:OD1	2.06	0.56
22:DA:935:C:H2'	22:DA:936:A:H8	1.70	0.56
40:DS:22:ASP:HA	40:DS:25:ARG:HH12	1.71	0.56
7:AG:146:ALA:C	7:AG:148:LYS:H	2.08	0.56
22:DA:2562:U:H1'	32:DK:23:LYS:HE2	1.87	0.56
10:CJ:25:ILE:O	10:CJ:25:ILE:HG22	2.06	0.56
1:AA:532:A:H4'	1:AA:533:A:OP2	2.06	0.56
22:DA:1311:G:H21	22:DA:1603:A:H62	1.52	0.55
22:DA:226:A:H2'	22:DA:227:A:C8	2.41	0.55
22:BA:1459:G:O2'	22:BA:1460:U:H3'	2.07	0.55
44:BW:39:GLN:C	44:BW:41:GLY:N	2.58	0.55
39:DR:49:ILE:HG22	39:DR:54:VAL:N	2.21	0.55
39:DR:27:ILE:CG2	39:DR:28:ALA:H	2.06	0.55
46:DY:60:LYS:HG2	46:DY:60:LYS:O	2.06	0.55
22:DA:125:A:H5''	50:D2:19:ARG:HB2	1.87	0.55
22:DA:1301:A:C4	22:DA:1303:G:N7	2.74	0.55
5:CE:37:VAL:HG12	5:CE:38:VAL:N	2.22	0.55
17:AQ:12:VAL:HG12	17:AQ:21:VAL:O	2.06	0.55
22:DA:727:A:O2'	22:DA:728:G:C8	2.51	0.55
53:CA:238:A:H2'	53:CA:239:U:C4'	2.36	0.55
1:AA:429:U:H4'	1:AA:430:A:OP1	2.06	0.55
22:DA:574:A:H4'	22:DA:575:A:C5'	2.35	0.55
22:DA:575:A:N3	22:DA:576:U:C5	2.74	0.55
10:CJ:42:LEU:HB3	10:CJ:43:PRO:HD2	1.89	0.55
22:DA:532:A:N1	22:DA:2020:A:H1'	2.21	0.55
53:CA:1026:G:H1	53:CA:1036:A:N6	2.04	0.55
55:CM:78:ARG:HH21	55:CM:79:LEU:CD2	2.19	0.55
32:BK:111:LYS:HE2	32:BK:111:LYS:N	2.21	0.55
22:BA:364:C:H2'	22:BA:365:U:H6	1.70	0.55
1:AA:1026:G:C6	1:AA:1027:C:N4	2.74	0.55
53:CA:998:C:H2'	53:CA:999:C:C6	2.41	0.55
18:CR:22:TYR:HA	18:CR:57:ALA:HB1	1.89	0.55
22:DA:2813:A:H2'	22:DA:2814:A:C8	2.41	0.55
4:AD:16:THR:HG22	4:AD:17:ASP:N	2.21	0.55
26:BE:73:ILE:HG12	26:BE:73:ILE:O	2.05	0.55
3:CC:161:ILE:H	3:CC:161:ILE:HD13	1.72	0.55
4:CD:20:LEU:HD23	4:CD:20:LEU:N	2.21	0.55
53:CA:1042:A:H2'	53:CA:1043:G:O4'	2.06	0.55
53:CA:1182:G:C3'	53:CA:1183:U:H5'	2.36	0.55
33:BL:91:ASP:H	33:BL:94:THR:HG21	1.71	0.55
22:DA:1537:G:C3'	22:DA:1538:G:H4'	2.36	0.55
53:CA:1146:A:H2'	53:CA:1147:C:C6	2.41	0.55

*Continued on next page...*

*Continued from previous page...*

Atom-1	Atom-2	Distance(Å)	Clash(Å)
22:DA:1439:A:H1'	22:DA:1553:A:N6	2.21	0.55
22:DA:2258:C:C4'	22:DA:2259:U:OP2	2.49	0.55
53:CA:86:G:H1'	53:CA:87:C:O5'	2.06	0.55
12:CL:97:VAL:O	12:CL:97:VAL:CG2	2.54	0.55
40:DS:9:HIS:H	40:DS:102:HIS:HE1	1.54	0.55
53:CA:704:A:C2'	53:CA:705:G:C8	2.89	0.55
25:DD:12:THR:OG1	37:DP:4:ILE:HG23	2.06	0.55
22:DA:1338:G:O2'	41:DT:18:GLU:HG3	2.07	0.55
33:DL:112:LEU:O	33:DL:112:LEU:HD23	2.06	0.55
33:DL:81:ASP:O	33:DL:83:ALA:N	2.39	0.55
22:DA:2015:A:C5	48:D0:2:VAL:HG11	2.41	0.55
2:CB:128:LEU:HB3	2:CB:131:LYS:HB3	1.88	0.55
22:BA:558:U:H5''	31:BJ:111:LYS:HE3	1.88	0.55
25:BD:114:LYS:HZ2	25:BD:116:LYS:HE2	1.70	0.55
22:DA:1045:C:H4'	22:DA:1047:G:C4	2.40	0.55
24:DC:70:LYS:HB2	24:DC:101:ARG:NH2	2.18	0.55
4:AD:131:ILE:HD13	4:AD:134:TYR:HB2	1.89	0.55
8:CH:28:SER:HB3	8:CH:56:PRO:HB2	1.89	0.55
40:BS:41:LYS:O	40:BS:44:ALA:N	2.39	0.55
22:DA:223:A:C6	22:DA:422:A:N7	2.74	0.55
6:CF:2:ARG:NH2	6:CF:91:ARG:HB2	2.20	0.55
3:AC:6:PRO:O	3:AC:10:ARG:HG2	2.07	0.55
53:CA:1375:A:O2'	54:CG:101:ARG:NH2	2.39	0.55
22:DA:1639:C:C2'	22:DA:1640:A:H5''	2.37	0.55
53:CA:151:A:H2'	53:CA:152:A:O4'	2.06	0.55
1:AA:269:C:H2'	1:AA:270:A:H8	1.71	0.55
25:DD:208:LYS:O	25:DD:209:ALA:CB	2.55	0.55
28:DG:22:VAL:HG12	28:DG:23:ILE:H	1.72	0.55
28:BG:70:LEU:O	28:BG:74:MET:HG3	2.06	0.55
53:CA:287:U:O2'	53:CA:288:A:H5'	2.06	0.55
29:DH:57:LYS:HD2	29:DH:57:LYS:O	2.06	0.55
1:AA:358:U:H2'	1:AA:359:G:H8	1.70	0.55
1:AA:1084:G:C5	1:AA:1085:U:C4	2.94	0.55
38:BQ:93:ILE:HG23	38:BQ:94:LEU:N	2.21	0.55
9:AI:6:TYR:CG	9:AI:7:GLY:N	2.75	0.55
22:DA:1731:G:H4'	22:DA:1732:C:OP1	2.06	0.55
22:DA:185:G:C5	22:DA:212:G:N2	2.75	0.55
22:DA:1776:G:C2	22:DA:1789:A:N3	2.74	0.55
53:CA:284:C:H2'	53:CA:285:C:C6	2.42	0.55
22:DA:2651:C:O2'	22:DA:2652:C:H5'	2.07	0.55
25:DD:9:VAL:O	37:DP:4:ILE:HD11	2.05	0.55
53:CA:996:A:N1	53:CA:1046:A:H5'	2.21	0.55

*Continued on next page...*

*Continued from previous page...*

Atom-1	Atom-2	Distance(Å)	Clash(Å)
18:CR:62:ARG:HB3	18:CR:69:TYR:CE1	2.41	0.55
58:DF:74:ALA:HB1	58:DF:76:PHE:CD2	2.42	0.55
26:DE:147:LEU:HB3	26:DE:186:VAL:HG23	1.88	0.55
49:B1:24:LYS:NZ	49:B1:51:ALA:O	2.39	0.55
5:CE:59:ILE:HG13	5:CE:59:ILE:O	2.05	0.55
53:CA:13:U:O2'	53:CA:14:U:H5'	2.07	0.55
22:DA:2766:A:N3	22:DA:2766:A:H2'	2.21	0.55
24:BC:106:PRO:HA	24:BC:141:HIS:CE1	2.41	0.55
53:CA:951:G:H2'	53:CA:952:U:H6	1.71	0.55
1:AA:389:A:C6	1:AA:390:U:H1'	2.41	0.55
4:CD:58:GLN:HA	4:CD:58:GLN:OE1	2.06	0.55
40:DS:28:LYS:HA	40:DS:70:LYS:HA	1.88	0.55
22:BA:372:G:H5''	45:BX:60:LYS:HE3	1.89	0.55
33:BL:14:LYS:CG	33:BL:15:ALA:N	2.68	0.55
29:BH:4:ILE:HG23	29:BH:17:ASP:O	2.06	0.55
1:AA:47:C:H4'	1:AA:48:C:O5'	2.05	0.55
22:DA:167:A:C2	22:DA:168:G:H1'	2.41	0.55
2:AB:103:TRP:CH2	2:AB:107:ARG:HD3	2.41	0.55
1:AA:129:A:H1'	1:AA:130:A:C8	2.41	0.55
22:BA:585:G:H5''	22:BA:586:A:OP1	2.07	0.55
38:BQ:96:ASP:C	38:BQ:98:ALA:N	2.59	0.55
22:DA:1387:A:N3	22:DA:1388:G:C8	2.75	0.55
57:DB:15:A:OP1	57:DB:108:A:H5'	2.06	0.55
22:DA:396:G:O2'	22:DA:397:U:H6	1.85	0.55
53:CA:1350:A:C2	54:CG:33:GLY:HA3	2.41	0.55
22:DA:1508:A:C4'	22:DA:1509:A:OP1	2.45	0.55
22:BA:1731:G:N1	22:BA:1733:G:C6	2.75	0.55
53:CA:994:A:C6	53:CA:1216:A:H5'	2.41	0.55
22:DA:206:U:H6	22:DA:206:U:H5'	1.71	0.55
57:DB:42:C:H2'	57:DB:43:C:C5	2.41	0.55
35:DN:35:LYS:HG2	35:DN:112:TYR:CE1	2.41	0.55
22:DA:1998:A:H2'	22:DA:1999:C:C6	2.42	0.55
22:DA:2726:A:O2'	22:DA:2727:A:H5'	2.06	0.55
22:DA:2756:U:H1'	22:DA:2757:A:C5'	2.36	0.55
22:DA:2144:G:N3	22:DA:2147:A:OP1	2.40	0.55
24:BC:170:TYR:CE2	24:BC:184:GLU:HA	2.41	0.55
22:BA:2755:C:O2'	22:BA:2756:U:H2'	2.05	0.55
43:DV:75:GLN:HG3	43:DV:92:VAL:CG1	2.36	0.55
23:BB:49:C:OP1	36:BO:102:ARG:HG3	2.05	0.55
40:BS:13:SER:O	40:BS:14:ALA:CB	2.53	0.55
29:BH:49:ALA:HB3	29:BH:50:ARG:NH2	2.21	0.55
16:AP:73:ALA:O	16:AP:77:GLU:HB2	2.06	0.55

*Continued on next page...*

*Continued from previous page...*

Atom-1	Atom-2	Distance(Å)	Clash(Å)
21:CU:14:ALA:O	21:CU:15:LEU:O	2.25	0.55
28:DG:167:VAL:HG23	28:DG:168:VAL:N	2.21	0.55
22:BA:2478:A:C2'	22:BA:2479:U:H5'	2.37	0.55
4:AD:16:THR:HG22	4:AD:17:ASP:H	1.72	0.55
32:DK:9:ASN:HD21	32:DK:17:ARG:NH2	2.05	0.55
15:CO:58:MET:O	15:CO:61:GLN:HB2	2.06	0.55
49:B1:47:ILE:H	49:B1:47:ILE:HD12	1.71	0.55
22:BA:39:G:H2'	22:BA:40:U:C6	2.41	0.55
22:BA:2415:G:H4'	33:BL:66:PHE:HB2	1.88	0.55
1:AA:624:C:H4'	16:AP:10:GLY:O	2.06	0.55
13:AM:49:GLU:O	13:AM:52:ILE:HG22	2.05	0.55
8:CH:100:ILE:HD12	8:CH:100:ILE:C	2.27	0.55
43:BV:61:LEU:O	43:BV:71:LYS:HA	2.05	0.55
20:AT:8:LYS:HA	20:AT:11:ILE:HG23	1.88	0.55
22:BA:14:A:H5''	22:BA:15:G:OP2	2.07	0.55
53:CA:120:A:O2'	53:CA:121:U:H4'	2.05	0.55
31:BJ:44:TYR:O	31:BJ:45:THR:HB	2.05	0.55
22:BA:904:G:N2	22:BA:905:A:N3	2.53	0.55
22:DA:2330:G:N1	22:DA:2386:A:C6	2.73	0.55
22:BA:2354:C:C4'	44:BW:31:LEU:HD22	2.37	0.55
17:AQ:22:VAL:HG21	17:AQ:60:ILE:CD1	2.32	0.55
2:AB:40:ILE:HG21	2:AB:201:GLY:H	1.70	0.55
53:CA:243:A:C4'	53:CA:244:U:OP2	2.54	0.55
54:CG:74:VAL:HG11	54:CG:143:MET:HB2	1.87	0.55
53:CA:1047:G:N2	53:CA:1213:A:H2	2.04	0.55
22:BA:2092:U:C4'	22:BA:2093:G:O5'	2.52	0.55
22:DA:609:A:H2'	22:DA:610:C:O4'	2.05	0.55
38:BQ:4:LYS:HG3	38:BQ:5:ARG:N	2.13	0.55
4:CD:149:LYS:HB2	4:CD:150:LYS:HE2	1.88	0.55
1:AA:1240:U:H3'	1:AA:1241:G:C5'	2.37	0.55
53:CA:375:U:C2	53:CA:376:G:C8	2.94	0.55
24:BC:20:ASN:C	24:BC:20:ASN:ND2	2.59	0.55
22:BA:784:G:C5	24:BC:227:VAL:HG11	2.42	0.55
24:DC:70:LYS:HD3	24:DC:101:ARG:HH12	1.71	0.55
2:AB:14:HIS:O	2:AB:14:HIS:CG	2.60	0.55
2:AB:14:HIS:HB2	2:AB:208:ALA:HB2	1.87	0.55
30:BI:104:GLN:O	30:BI:105:LEU:CB	2.54	0.55
2:AB:20:ARG:O	2:AB:22:TRP:N	2.40	0.55
22:DA:1518:C:H2'	22:DA:1519:G:O4'	2.06	0.55
53:CA:166:U:C2'	53:CA:167:A:H5'	2.37	0.55
30:DI:32:VAL:HG22	30:DI:58:ILE:HG21	1.88	0.55
5:CE:35:LEU:HD11	5:CE:136:VAL:HG11	1.88	0.55

*Continued on next page...*



*Continued from previous page...*

Atom-1	Atom-2	Distance(Å)	Clash(Å)
53:CA:695:A:H61	53:CA:797:C:H1'	1.71	0.55
46:BY:9:LYS:HB3	46:BY:12:GLU:HG3	1.86	0.55
22:DA:942:G:H4'	22:DA:1190:G:H5'	1.87	0.55
20:AT:73:ARG:O	20:AT:77:ASN:ND2	2.40	0.55
53:CA:194:C:O2'	53:CA:195:A:H5'	2.06	0.55
47:BZ:6:ILE:O	47:BZ:34:THR:HA	2.07	0.55
22:DA:1361:G:O2'	22:DA:1362:C:H5'	2.06	0.55
22:DA:394:C:H2'	22:DA:395:U:H5'	1.89	0.55
22:DA:2636:C:H4'	25:DD:81:GLU:OE1	2.06	0.55
6:CF:90:MET:HE2	18:CR:60:ARG:HD3	1.88	0.55
17:AQ:58:VAL:HG22	17:AQ:59:GLU:N	2.22	0.55
22:BA:1806:C:H1'	24:BC:43:ASN:OD1	2.06	0.55
22:BA:910:A:H2'	22:BA:911:A:C8	2.41	0.55
22:DA:832:U:OP1	33:DL:39:LYS:N	2.39	0.55
19:CS:79:TYR:O	19:CS:80:ARG:HB2	2.05	0.55
18:AR:35:SER:HA	18:AR:71:ASP:HB3	1.89	0.55
22:DA:1625:C:H5''	22:DA:1626:A:OP2	2.06	0.55
4:AD:56:GLU:O	4:AD:59:LYS:HB3	2.07	0.55
22:DA:2138:G:OP2	22:DA:2138:G:H8	1.88	0.55
33:BL:104:GLN:HA	33:BL:104:GLN:NE2	2.22	0.55
25:BD:48:ILE:HG23	25:BD:84:LEU:HD11	1.87	0.55
22:DA:2200:C:O2	22:DA:2226:C:N4	2.39	0.55
22:BA:1056:G:H21	22:BA:1103:A:H62	1.54	0.55
22:DA:1346:G:H2'	22:DA:1347:A:C8	2.41	0.55
22:DA:642:U:H2'	22:DA:644:A:OP2	2.05	0.55
22:DA:484:C:N4	22:DA:497:A:C2	2.75	0.55
22:DA:2331:G:O2'	44:DW:40:ARG:HB3	2.05	0.55
44:DW:43:LYS:HD2	44:DW:79:ILE:HD11	1.89	0.55
53:CA:261:U:H2'	53:CA:263:A:OP2	2.06	0.55
53:CA:1249:C:H2'	53:CA:1250:A:H5''	1.88	0.55
22:BA:1535:A:C4'	22:BA:1536:C:OP2	2.45	0.55
53:CA:765:G:N7	53:CA:812:G:C4	2.74	0.55
47:BZ:29:ARG:HG3	47:BZ:29:ARG:NH2	2.10	0.55
58:DF:113:PHE:HE2	58:DF:116:LEU:HB2	1.70	0.55
22:DA:2310:C:O2'	22:DA:2311:A:H4'	2.06	0.55
11:CK:78:ILE:HD13	11:CK:78:ILE:H	1.71	0.55
22:DA:604:G:C2	22:DA:605:G:C5	2.94	0.55
51:D3:33:THR:HG23	51:D3:34:LYS:H	1.71	0.55
22:BA:2346:A:H3'	22:BA:2347:C:C5'	2.33	0.55
28:DG:112:VAL:CG1	28:DG:114:HIS:HB3	2.37	0.55
58:DF:52:ALA:HA	58:DF:55:ASP:HB2	1.88	0.55
13:AM:5:GLY:HA3	13:AM:65:GLU:HG3	1.88	0.55

*Continued on next page...*



*Continued from previous page...*

Atom-1	Atom-2	Distance(Å)	Clash(Å)
13:AM:7:ASN:HD22	13:AM:8:ILE:N	2.05	0.55
53:CA:1068:G:C2'	53:CA:1069:C:H5'	2.36	0.55
1:AA:1410:A:H2'	1:AA:1411:C:H6	1.72	0.55
36:BO:31:THR:HG22	36:BO:34:HIS:H	1.68	0.55
30:BI:58:ILE:O	30:BI:60:VAL:HG23	2.06	0.55
22:DA:2448:A:H61	33:DL:36:LYS:NZ	2.05	0.55
25:BD:12:THR:CG2	25:BD:13:ARG:H	2.20	0.55
12:CL:5:GLN:HG3	12:CL:9:LYS:NZ	2.22	0.55
6:CF:11:HIS:NE2	6:CF:54:LEU:HD21	2.21	0.55
22:DA:1455:G:N7	35:DN:64:ARG:NH1	2.55	0.55
24:DC:5:CYS:HB3	24:DC:12:ARG:HH11	1.72	0.55
1:AA:414:A:H2'	1:AA:415:A:C8	2.41	0.55
58:DF:8:LYS:HB2	58:DF:8:LYS:NZ	2.21	0.55
32:BK:121:GLU:HG2	32:BK:122:VAL:H	1.70	0.55
22:DA:1510:G:N2	22:DA:1511:G:N3	2.55	0.55
1:AA:865:A:H2'	1:AA:866:C:H6	1.72	0.55
22:DA:2808:G:HO2'	22:DA:2809:A:H8	1.51	0.55
37:DP:28:LYS:HB2	37:DP:28:LYS:HZ2	1.71	0.55
22:BA:455:C:N3	22:BA:472:A:H2'	2.22	0.55
22:DA:2048:G:C6	22:DA:2049:G:C5	2.95	0.55
22:DA:815:C:OP1	39:DR:85:LYS:HE2	2.07	0.55
22:DA:1746:A:H2'	22:DA:1747:U:H6	1.71	0.55
25:DD:181:ASP:C	25:DD:183:GLU:H	2.10	0.55
31:DJ:77:HIS:CE1	31:DJ:83:GLY:HA3	2.41	0.55
36:DO:26:LEU:HD23	36:DO:92:PHE:CE1	2.41	0.55
22:BA:994:C:H1'	39:BR:10:LYS:NZ	2.22	0.55
31:DJ:43:GLU:O	31:DJ:45:THR:N	2.38	0.55
57:DB:55:U:H1'	58:DF:25:MET:SD	2.47	0.55
22:DA:243:U:HO2'	22:DA:244:A:H8	1.54	0.55
22:DA:2331:G:C1'	44:DW:40:ARG:HB3	2.36	0.55
44:BW:8:SER:O	44:BW:9:THR:CG2	2.53	0.55
22:BA:2330:G:H21	44:BW:38:ARG:HA	1.71	0.55
53:CA:1279:G:H2'	10:CJ:45:ARG:HH21	1.72	0.55
22:DA:249:C:C5'	22:DA:2394:C:O2'	2.44	0.55
20:AT:43:LYS:HD3	20:AT:86:ALA:O	2.05	0.55
53:CA:60:A:N3	53:CA:61:G:H1'	2.21	0.55
41:BT:31:VAL:C	41:BT:32:LEU:HD23	2.27	0.55
22:DA:616:A:H4'	26:DE:101:TYR:CZ	2.41	0.55
22:DA:749:A:C6	22:DA:750:A:N7	2.75	0.55
35:DN:1:MET:O	35:DN:2:ARG:CB	2.55	0.55
52:D4:19:ARG:O	52:D4:20:ASP:CB	2.54	0.55
31:BJ:64:VAL:CG1	31:BJ:68:LYS:HB2	2.36	0.55

*Continued on next page...*

*Continued from previous page...*

Atom-1	Atom-2	Distance(Å)	Clash(Å)
22:DA:674:G:O3'	26:DE:60:TRP:HH2	1.90	0.55
20:CT:26:MET:HE1	20:CT:56:ILE:HD13	1.89	0.55
22:DA:2707:U:H2'	22:DA:2708:G:C8	2.41	0.55
42:BU:43:LYS:O	42:BU:57:ILE:HA	2.06	0.55
40:DS:14:ALA:HB1	40:DS:18:ARG:NH2	2.22	0.55
22:DA:740:C:O2'	22:DA:741:U:H5'	2.06	0.55
53:CA:821:G:H2'	53:CA:822:U:C6	2.42	0.55
22:DA:915:C:O2'	22:DA:916:G:H5'	2.06	0.55
3:CC:84:GLU:HA	3:CC:87:ARG:HB2	1.89	0.55
1:AA:473:U:H2'	1:AA:474:G:C8	2.40	0.55
9:AI:128:LYS:HD2	9:AI:129:ARG:H	1.71	0.55
22:BA:1105:U:H2'	22:BA:1106:G:C8	2.38	0.55
22:DA:1651:G:C2	22:DA:2007:U:N3	2.74	0.55
22:DA:416:U:H2'	22:DA:417:C:C6	2.42	0.55
53:CA:513:C:H2'	53:CA:514:C:C6	2.42	0.55
54:CG:124:SER:O	54:CG:128:GLU:HG2	2.07	0.55
26:BE:79:ARG:HG2	26:BE:80:SER:N	2.21	0.55
9:CI:19:PHE:O	9:CI:63:TYR:HB3	2.07	0.55
12:CL:48:LEU:N	12:CL:48:LEU:HD23	2.22	0.55
22:DA:2185:U:H2'	22:DA:2186:G:C8	2.41	0.55
22:DA:2234:G:C6	22:DA:2235:G:N7	2.75	0.55
7:AG:145:GLU:CA	7:AG:148:LYS:HB2	2.37	0.55
22:DA:1746:A:H2'	22:DA:1747:U:C6	2.42	0.55
37:BP:20:ARG:HG3	37:BP:20:ARG:NH2	2.20	0.55
2:AB:32:GLY:HA3	2:AB:39:ILE:HG12	1.88	0.55
29:BH:2:GLN:HA	29:BH:20:ASN:HA	1.88	0.55
3:AC:59:PRO:HD2	3:AC:62:SER:O	2.06	0.55
22:BA:2230:G:H2'	22:BA:2231:U:H6	1.72	0.55
22:DA:677:A:O2'	22:DA:2071:A:H5'	2.06	0.55
22:BA:245:G:H2'	22:BA:246:C:H6	1.71	0.55
10:AJ:21:ALA:HA	10:AJ:24:GLU:OE2	2.06	0.55
22:BA:619:G:H5''	22:BA:620:G:OP2	2.07	0.55
38:BQ:60:TRP:CE2	38:BQ:93:ILE:HB	2.41	0.55
22:DA:446:G:H4'	22:DA:447:A:OP1	2.07	0.55
44:DW:31:LEU:C	44:DW:33:GLY:H	2.09	0.55
44:BW:24:ARG:C	44:BW:24:ARG:HD2	2.27	0.55
22:DA:119:A:H4'	22:DA:120:U:OP1	2.07	0.55
1:AA:481:G:O2'	1:AA:482:A:C8	2.56	0.55
24:DC:170:TYR:HD2	24:DC:183:VAL:O	1.88	0.55
21:AU:52:VAL:CG1	21:AU:53:LYS:H	2.13	0.55
22:DA:141:G:H3'	22:DA:142:A:O4'	2.06	0.55
53:CA:519:C:O2'	53:CA:520:A:C5'	2.55	0.55

*Continued on next page...*

*Continued from previous page...*

Atom-1	Atom-2	Distance(Å)	Clash(Å)
22:DA:236:C:H2'	22:DA:237:C:H6	1.70	0.55
22:DA:2823:A:C5	22:DA:2824:C:C5	2.95	0.55
26:DE:149:ILE:HG23	26:DE:188:MET:CA	2.36	0.55
53:CA:1171:A:O2'	53:CA:1172:C:H5'	2.07	0.55
33:DL:65:GLY:O	33:DL:66:PHE:HB2	2.07	0.55
4:AD:61:ARG:HH21	4:AD:67:LEU:HD23	1.72	0.55
56:CP:78:VAL:C	56:CP:80:LYS:H	2.09	0.55
22:BA:544:C:H3'	22:BA:545:U:O2	2.06	0.55
1:AA:954:G:H21	1:AA:1227:A:H2	1.53	0.55
54:CG:9:ARG:HD3	54:CG:24:LYS:NZ	2.21	0.55
53:CA:406:G:H5'	4:CD:4:LEU:HD22	1.88	0.55
6:AF:47:LEU:HD13	6:AF:51:ILE:HG22	1.88	0.55
36:DO:31:THR:HG21	36:DO:36:TYR:HE2	1.72	0.55
53:CA:807:A:H2'	53:CA:808:C:C6	2.41	0.55
53:CA:640:A:O2'	8:CH:106:SER:HB2	2.06	0.55
54:CG:117:LEU:HG	54:CG:121:ASN:HD22	1.70	0.55
25:BD:27:ILE:HG12	25:BD:201:LEU:HD23	1.88	0.55
53:CA:513:C:H2'	53:CA:514:C:H6	1.72	0.55
40:DS:27:LYS:O	40:DS:71:VAL:HG12	2.06	0.55
22:DA:2624:G:H2'	22:DA:2625:G:O4'	2.07	0.55
9:AI:88:GLU:HG3	9:AI:89:TYR:N	2.21	0.55
25:DD:36:GLN:HE21	25:DD:38:LYS:HZ1	1.53	0.55
10:AJ:12:ALA:HB2	10:AJ:96:VAL:HG13	1.88	0.55
2:AB:161:PHE:HA	2:AB:183:PHE:O	2.06	0.55
22:DA:2439:A:N7	22:DA:2586:U:H4'	2.20	0.55
54:CG:4:ARG:HD2	54:CG:5:VAL:H	1.71	0.55
1:AA:913:A:H4'	1:AA:914:A:O5'	2.06	0.55
22:DA:160:A:N6	22:DA:167:A:H1'	2.21	0.55
22:DA:1628:G:H2'	22:DA:1629:U:H6	1.70	0.55
22:DA:1780:A:OP1	62:DA:3675:HOH:O	2.18	0.55
6:AF:17:GLN:HG2	4:CD:188:SER:HB2	1.89	0.55
22:BA:1483:G:C2	22:BA:1484:U:C2	2.95	0.55
22:BA:2615:U:C2	48:B0:3:GLN:HA	2.41	0.55
12:CL:50:LYS:N	12:CL:50:LYS:HD2	2.22	0.55
55:CM:57:ASP:O	55:CM:61:LYS:HG3	2.06	0.55
53:CA:501:C:H2'	53:CA:502:A:C8	2.42	0.55
38:DQ:64:ILE:HD12	38:DQ:95:ALA:CB	2.37	0.55
22:DA:82:U:H2'	22:DA:83:A:O4'	2.07	0.55
22:DA:1441:G:H2'	22:DA:1442:U:H6	1.69	0.55
22:DA:1555:G:C2	22:DA:1556:C:C2	2.93	0.55
53:CA:209:U:H2'	53:CA:209:U:O2	2.05	0.55
51:B3:31:ILE:HD11	51:B3:34:LYS:CD	2.27	0.55

*Continued on next page...*

*Continued from previous page...*

Atom-1	Atom-2	Distance(Å)	Clash(Å)
5:AE:121:ASN:N	5:AE:121:ASN:HD22	2.03	0.55
41:DT:9:LYS:HG2	41:DT:9:LYS:O	2.07	0.55
2:CB:103:TRP:HB2	2:CB:106:VAL:HB	1.88	0.55
5:CE:74:ALA:O	5:CE:75:LEU:HB2	2.05	0.55
4:CD:25:ARG:HH11	4:CD:25:ARG:CG	2.19	0.55
54:CG:74:VAL:CG1	54:CG:143:MET:HB2	2.37	0.55
53:CA:988:G:H2'	53:CA:989:U:O4'	2.06	0.55
38:BQ:43:GLN:NE2	39:BR:77:PHE:HB3	2.21	0.55
40:DS:17:VAL:HG11	40:DS:103:ILE:HG13	1.87	0.55
22:DA:2213:U:O2'	22:DA:2214:C:H5'	2.06	0.55
2:AB:106:VAL:O	2:AB:106:VAL:HG12	2.06	0.55
41:DT:29:THR:N	41:DT:87:LEU:HB2	2.20	0.55
4:AD:169:TRP:CE3	4:AD:185:PRO:HB3	2.42	0.55
38:BQ:69:ARG:CG	38:BQ:69:ARG:HH21	2.20	0.55
22:BA:1024:G:N2	22:BA:1142:A:H2	2.05	0.55
13:AM:113:LYS:H	13:AM:114:PRO:HD2	1.71	0.55
28:BG:61:TRP:O	28:BG:62:ALA:C	2.44	0.55
22:DA:1455:G:O2'	22:DA:1456:G:C8	2.50	0.55
33:DL:57:LEU:HA	33:DL:60:ARG:HG3	1.88	0.55
6:AF:98:GLU:HG3	6:AF:99:ALA:N	2.22	0.55
24:BC:156:SER:O	24:BC:159:THR:HG23	2.06	0.55
1:AA:821:G:H4'	62:AA:1741:HOH:O	2.07	0.55
46:DY:1:MET:N	46:DY:1:MET:HE2	2.21	0.55
5:AE:12:GLU:CB	5:AE:38:VAL:HG12	2.36	0.55
22:DA:558:U:OP2	31:DJ:113:PRO:HG2	2.06	0.55
22:BA:2308:G:HO2'	22:BA:2310:C:H5	1.53	0.55
1:AA:1343:G:H2'	1:AA:1344:C:C6	2.42	0.55
1:AA:1071:C:H2'	1:AA:1072:G:C8	2.42	0.55
22:BA:2017:U:H4'	48:B0:4:GLN:O	2.05	0.55
53:CA:1284:C:P	53:CA:1285:A:H3'	2.47	0.55
40:BS:84:ARG:HB2	40:BS:96:ILE:HD11	1.89	0.55
50:B2:12:ARG:NH2	50:B2:12:ARG:HB2	2.22	0.55
1:AA:1091:U:H1'	1:AA:1095:U:O2	2.07	0.55
34:BM:117:PHE:HD2	34:BM:130:PHE:CD1	2.24	0.55
43:DV:59:GLU:HG2	43:DV:60:VAL:H	1.70	0.55
1:AA:68:G:H5'	1:AA:171:A:O2'	2.07	0.55
53:CA:1391:U:H2'	53:CA:1392:G:C8	2.41	0.55
22:DA:1688:U:C4	22:DA:1698:A:C2	2.95	0.55
2:CB:221:ARG:HA	2:CB:224:ARG:CZ	2.37	0.55
22:DA:228:C:H5''	22:DA:229:C:C5	2.42	0.55
31:DJ:44:TYR:HB2	38:DQ:63:ARG:NH2	2.22	0.55
57:DB:58:A:H2'	57:DB:59:A:C8	2.39	0.55

*Continued on next page...*

*Continued from previous page...*

Atom-1	Atom-2	Distance(Å)	Clash(Å)
22:DA:2331:G:N1	22:DA:2385:C:C4	2.75	0.55
28:BG:86:LEU:N	28:BG:86:LEU:CD1	2.69	0.55
22:DA:2304:G:N2	22:DA:2312:U:H3	1.98	0.55
22:DA:2023:C:O2'	22:DA:2024:G:O5'	2.25	0.55
12:AL:62:VAL:HG21	12:AL:94:TYR:CD2	2.42	0.55
22:DA:2056:G:H2'	22:DA:2056:G:N3	2.21	0.55
22:DA:2725:A:C4	22:DA:2727:A:N7	2.75	0.55
22:DA:2728:U:O2'	22:DA:2729:G:H8	1.90	0.55
19:CS:13:HIS:O	19:CS:17:LYS:HG2	2.06	0.55
26:DE:112:LEU:HD11	26:DE:186:VAL:HG11	1.88	0.55
48:B0:39:ARG:HB2	48:B0:39:ARG:NH1	2.17	0.55
38:DQ:46:TYR:CZ	38:DQ:50:ARG:NH1	2.76	0.55
22:BA:550:C:H2'	22:BA:550:C:O2	2.07	0.55
53:CA:1124:G:H1'	53:CA:1125:U:H5	1.71	0.55
53:CA:1124:G:H4'	53:CA:1125:U:OP1	2.05	0.55
14:CN:76:PHE:CE2	14:CN:95:LEU:HD22	2.42	0.55
28:BG:53:PRO:HD3	28:BG:61:TRP:CE3	2.42	0.55
26:DE:24:ASN:HB3	26:DE:27:LEU:HB3	1.89	0.55
46:BY:39:GLN:HB2	46:BY:41:HIS:NE2	2.20	0.55
32:BK:15:GLY:O	32:BK:46:ALA:HA	2.06	0.55
22:BA:460:A:C2	22:BA:470:A:C4	2.94	0.55
29:DH:61:VAL:HG13	29:DH:62:LEU:N	2.21	0.55
22:BA:2032:G:C2	25:BD:150:GLN:HG2	2.41	0.55
22:BA:1252:G:O2'	22:BA:1253:A:C8	2.60	0.55
53:CA:769:G:H4'	53:CA:1513:A:H4'	1.88	0.55
53:CA:612:C:H2'	53:CA:613:C:H6	1.72	0.55
2:CB:8:MET:HB2	2:CB:9:LEU:HD23	1.88	0.55
21:AU:4:LYS:O	21:AU:4:LYS:HD2	2.07	0.55
1:AA:8:A:N6	4:AD:201:GLU:O	2.40	0.55
37:DP:86:LYS:HA	37:DP:86:LYS:HZ2	1.71	0.55
22:DA:2237:G:H5''	22:DA:2238:G:OP1	2.06	0.55
48:B0:14:MET:O	48:B0:17:SER:HB3	2.06	0.55
24:DC:120:ASP:CG	24:DC:121:ALA:H	2.10	0.55
22:BA:1229:C:H2'	22:BA:1230:A:C8	2.42	0.55
22:DA:1432:G:O2'	22:DA:1433:A:H5'	2.06	0.55
22:BA:1501:G:O2'	22:BA:1502:A:H5'	2.07	0.55
22:BA:232:G:H4'	22:BA:233:A:OP1	2.05	0.55
1:AA:799:G:H2'	1:AA:800:G:O4'	2.07	0.55
55:CM:69:ARG:HA	55:CM:72:ILE:HG22	1.89	0.55
22:BA:1085:A:H2'	22:BA:1086:A:N3	2.22	0.54
22:DA:1608:A:C5	22:DA:1611:C:N4	2.75	0.54
44:BW:50:VAL:HB	44:BW:61:LYS:NZ	2.22	0.54

*Continued on next page...*

*Continued from previous page...*

Atom-1	Atom-2	Distance(Å)	Clash(Å)
22:DA:179:C:H2'	22:DA:180:G:O4'	2.07	0.54
53:CA:1279:G:C8	53:CA:1282:C:N4	2.75	0.54
22:DA:1062:G:C8	22:DA:1088:A:C8	2.95	0.54
45:DX:52:ALA:C	45:DX:54:GLY:H	2.11	0.54
41:DT:39:THR:HG21	41:DT:42:GLU:CB	2.26	0.54
53:CA:1050:G:O2'	53:CA:1051:C:C6	2.53	0.54
53:CA:990:C:H2'	53:CA:991:U:C1'	2.37	0.54
34:DM:42:THR:HB	34:DM:45:GLN:CG	2.33	0.54
57:DB:41:G:H3'	57:DB:42:C:C5'	2.36	0.54
22:DA:2729:G:H5''	25:DD:190:LYS:HZ3	1.71	0.54
33:BL:35:HIS:O	33:BL:36:LYS:HB2	2.08	0.54
2:CB:130:LYS:HD3	2:CB:133:ALA:HB3	1.90	0.54
26:BE:119:ILE:O	26:BE:119:ILE:HG12	2.07	0.54
2:AB:86:CYS:HB2	2:AB:88:GLN:HG3	1.89	0.54
31:DJ:73:VAL:HG23	31:DJ:74:TYR:N	2.22	0.54
22:DA:828:U:H4'	22:DA:831:G:N1	2.22	0.54
2:AB:134:LEU:HA	2:AB:137:THR:OG1	2.07	0.54
22:DA:45:G:C5'	22:DA:46:G:OP1	2.53	0.54
22:DA:568:U:H2'	22:DA:570:G:OP2	2.07	0.54
53:CA:439:U:H5''	53:CA:440:C:OP2	2.06	0.54
22:BA:1287:A:O2'	22:BA:1288:G:H5'	2.06	0.54
53:CA:457:G:N3	53:CA:457:G:H2'	2.22	0.54
22:DA:2468:A:O2'	22:DA:2469:A:C8	2.50	0.54
30:BI:126:ARG:HA	30:BI:129:GLU:CB	2.36	0.54
28:DG:8:VAL:HB	28:DG:49:LEU:HB3	1.89	0.54
22:BA:958:U:H6	22:BA:958:U:C5'	2.20	0.54
31:DJ:58:ASN:CG	31:DJ:127:GLY:HA2	2.27	0.54
16:AP:77:GLU:C	16:AP:79:ASN:H	2.10	0.54
1:AA:1038:C:H2'	1:AA:1039:G:H8	1.70	0.54
27:BF:12:VAL:HG22	27:BF:13:LYS:N	2.22	0.54
22:BA:1045:C:H3'	22:BA:1046:A:C5'	2.36	0.54
22:DA:2829:A:C2'	22:DA:2830:C:H5'	2.37	0.54
40:DS:66:ILE:H	40:DS:66:ILE:HD13	1.72	0.54
22:BA:2210:U:C2	22:BA:2212:A:N7	2.75	0.54
22:DA:1351:C:H4'	22:DA:1572:A:O4'	2.06	0.54
22:BA:1956:U:C2'	22:BA:1957:C:H5'	2.36	0.54
25:DD:122:VAL:HA	25:DD:127:PHE:H	1.72	0.54
22:BA:2649:C:H2'	22:BA:2650:U:H6	1.71	0.54
25:DD:28:GLU:HA	25:DD:185:ASN:O	2.08	0.54
28:BG:166:GLU:OE2	28:BG:168:VAL:HG22	2.06	0.54
39:DR:87:GLN:HG2	39:DR:88:GLY:H	1.71	0.54
22:BA:2562:U:H2'	22:BA:2563:U:H5'	1.89	0.54

*Continued on next page...*



*Continued from previous page...*

Atom-1	Atom-2	Distance(Å)	Clash(Å)
1:AA:1049:U:C4'	1:AA:1050:G:OP2	2.55	0.54
6:CF:99:ALA:O	6:CF:100:SER:HB2	2.08	0.54
1:AA:370:C:C2'	1:AA:371:A:H5'	2.37	0.54
34:BM:17:ASN:O	34:BM:38:ARG:HD3	2.07	0.54
53:CA:834:U:H2'	53:CA:835:U:C6	2.41	0.54
1:AA:782:A:H2'	1:AA:783:C:H5'	1.88	0.54
12:CL:7:VAL:O	12:CL:7:VAL:HG12	2.07	0.54
3:AC:174:LEU:O	3:AC:174:LEU:HD12	2.07	0.54
22:BA:914:G:C8	22:BA:914:G:H5''	2.43	0.54
28:DG:148:ARG:HB2	28:DG:152:ARG:NH2	2.22	0.54
22:DA:998:C:OP2	38:DQ:57:ARG:NH2	2.40	0.54
57:DB:57:A:C5	58:DF:25:MET:HB2	2.42	0.54
9:CI:51:LEU:HD11	9:CI:82:ILE:HG22	1.89	0.54
1:AA:16:A:C2'	1:AA:17:U:H5'	2.38	0.54
53:CA:1323:G:H2'	53:CA:1324:A:H8	1.72	0.54
22:DA:477:A:H2'	22:DA:478:A:C8	2.41	0.54
22:DA:480:A:H3'	22:DA:481:G:C5'	2.37	0.54
22:DA:310:A:O2'	22:DA:311:A:C8	2.37	0.54
22:DA:142:A:H2'	22:DA:143:C:C5	2.42	0.54
30:BI:19:PRO:HG2	30:BI:23:VAL:CG2	2.37	0.54
22:DA:876:C:O2'	22:DA:877:A:P	2.65	0.54
22:DA:233:A:O2'	22:DA:234:U:C6	2.60	0.54
25:DD:16:THR:HG23	25:DD:18:ASP:H	1.71	0.54
2:AB:102:ASN:O	2:AB:106:VAL:HG23	2.06	0.54
26:BE:187:VAL:O	26:BE:188:MET:HB3	2.07	0.54
22:DA:1156:A:C8	38:DQ:50:ARG:HG2	2.43	0.54
4:AD:61:ARG:HH21	4:AD:67:LEU:HA	1.72	0.54
28:BG:73:SER:CA	28:BG:76:ILE:HG22	2.35	0.54
4:AD:48:SER:O	4:AD:52:VAL:HG13	2.07	0.54
53:CA:1003:G:N2	53:CA:1005:A:H5''	2.22	0.54
22:DA:2459:A:C5	22:DA:2460:U:C5	2.94	0.54
22:DA:2360:G:H5''	22:DA:2361:G:OP2	2.06	0.54
22:BA:603:A:H4'	22:BA:604:G:OP1	2.07	0.54
56:CP:44:SER:HB2	56:CP:46:LYS:CG	2.36	0.54
34:DM:57:VAL:HA	34:DM:112:LEU:HD11	1.89	0.54
53:CA:935:A:O2'	53:CA:936:C:H6	1.89	0.54
2:CB:9:LEU:HG	2:CB:10:LYS:H	1.73	0.54
26:BE:131:THR:HG22	26:BE:160:ALA:HA	1.88	0.54
22:DA:2234:G:C5	22:DA:2235:G:C8	2.95	0.54
22:DA:167:A:H2'	22:DA:168:G:O4'	2.07	0.54
25:BD:136:ASN:HD21	25:BD:139:SER:HB2	1.72	0.54
2:CB:67:LEU:CD1	2:CB:157:PRO:HG3	2.37	0.54

*Continued on next page...*



*Continued from previous page...*

Atom-1	Atom-2	Distance(Å)	Clash(Å)
22:DA:841:G:O2'	22:DA:842:U:H5'	2.07	0.54
22:DA:516:C:H2'	22:DA:517:C:H6	1.72	0.54
1:AA:674:G:H4'	18:AR:69:TYR:CD1	2.43	0.54
1:AA:60:A:H4'	1:AA:61:G:O5'	2.06	0.54
24:DC:245:THR:C	24:DC:247:TRP:H	2.10	0.54
22:BA:2334:U:H4'	22:BA:2335:A:OP2	2.07	0.54
3:AC:71:ARG:O	3:AC:74:ILE:HG22	2.07	0.54
1:AA:140:U:H2'	1:AA:141:G:O4'	2.07	0.54
22:BA:702:U:H2'	22:BA:702:U:O2	2.06	0.54
25:DD:17:GLU:H	25:DD:17:GLU:CD	2.10	0.54
22:BA:2188:U:H2'	22:BA:2189:U:H6	1.72	0.54
22:BA:1348:C:H2'	22:BA:1349:C:H5'	1.88	0.54
34:BM:54:THR:O	34:BM:56:ALA:N	2.39	0.54
22:BA:1154:G:OP2	38:BQ:57:ARG:NH1	2.37	0.54
38:BQ:63:ARG:HH12	38:BQ:96:ASP:CB	2.20	0.54
22:DA:2269:G:O2'	44:DW:18:LYS:HG2	2.08	0.54
22:DA:379:G:C6	22:DA:396:G:C6	2.95	0.54
44:BW:24:ARG:O	44:BW:25:PHE:HB2	2.07	0.54
53:CA:91:U:C6	53:CA:92:U:C5	2.95	0.54
41:BT:32:LEU:N	41:BT:83:ALA:CB	2.65	0.54
41:DT:4:GLU:HG3	41:DT:6:ARG:NH2	2.22	0.54
22:DA:503:A:C6	22:DA:506:G:C6	2.95	0.54
53:CA:532:A:H62	3:CC:191:THR:HG21	1.71	0.54
22:DA:1906:G:N7	22:DA:1929:G:H2'	2.21	0.54
22:DA:142:A:H2'	22:DA:143:C:C6	2.42	0.54
58:DF:34:THR:O	58:DF:35:LEU:HB2	2.07	0.54
22:DA:637:A:O5'	33:DL:112:LEU:HD21	2.07	0.54
22:BA:2773:C:OP1	25:BD:171:THR:CG2	2.55	0.54
51:D3:28:LEU:O	51:D3:29:ARG:HB3	2.07	0.54
30:DI:52:LEU:O	30:DI:54:ILE:HD12	2.08	0.54
22:BA:784:G:H5''	24:BC:225:ASN:ND2	2.23	0.54
22:BA:1784:A:H4'	22:BA:1785:A:O5'	2.07	0.54
53:CA:328:C:C2'	53:CA:328:C:O2	2.55	0.54
13:AM:4:ALA:H	13:AM:56:ARG:HG3	1.72	0.54
22:DA:947:A:HO2'	22:DA:984:A:H2	1.55	0.54
28:BG:68:ARG:HD2	28:BG:68:ARG:C	2.26	0.54
1:AA:1361:G:C2'	1:AA:1362:A:H5''	2.37	0.54
20:AT:53:MET:HE3	20:AT:57:VAL:HG21	1.89	0.54
20:AT:66:ILE:CD1	20:AT:70:LYS:HE3	2.36	0.54
22:DA:2638:G:N1	22:DA:2775:G:H2'	2.22	0.54
1:AA:184:G:H2'	1:AA:185:U:C6	2.43	0.54
37:BP:99:LEU:HA	37:BP:102:ARG:HG3	1.89	0.54

*Continued on next page...*

*Continued from previous page...*

Atom-1	Atom-2	Distance(Å)	Clash(Å)
22:BA:2517:C:C5	22:BA:2542:A:C5	2.95	0.54
1:AA:890:G:O2'	1:AA:906:A:N6	2.40	0.54
22:DA:315:G:H2'	22:DA:316:C:O4'	2.07	0.54
22:DA:2264:C:C2	22:DA:2277:G:N2	2.76	0.54
22:BA:397:U:OP2	45:BX:9:LYS:NZ	2.37	0.54
58:DF:122:ASP:HB2	58:DF:126:ASN:HB2	1.89	0.54
58:DF:129:MET:HG3	58:DF:153:ILE:HD12	1.88	0.54
1:AA:787:A:C5	1:AA:788:U:C5	2.96	0.54
22:DA:2619:C:H5'	25:DD:157:LYS:HA	1.88	0.54
3:CC:6:PRO:HG3	3:CC:200:TRP:HE1	1.71	0.54
22:DA:1807:G:H2'	22:DA:1808:A:H5'	1.89	0.54
22:BA:1057:A:C2	22:BA:1082:U:C2	2.95	0.54
44:BW:17:ALA:O	44:BW:18:LYS:CB	2.56	0.54
53:CA:1142:G:H2'	53:CA:1143:G:C8	2.43	0.54
41:BT:54:GLU:O	41:BT:55:VAL:HB	2.06	0.54
32:DK:87:LEU:HB2	32:DK:92:GLU:O	2.08	0.54
22:DA:781:A:H2'	22:DA:1777:U:H1'	1.89	0.54
28:BG:132:LEU:HD23	28:BG:132:LEU:N	2.23	0.54
1:AA:919:A:O2'	1:AA:920:U:H5'	2.07	0.54
22:DA:61:C:H6	22:DA:61:C:OP1	1.91	0.54
35:DN:12:ARG:HB3	35:DN:16:HIS:ND1	2.22	0.54
53:CA:1053:G:O6	53:CA:1199:U:H2'	2.08	0.54
42:DU:22:GLY:HA3	42:DU:36:GLU:HB3	1.87	0.54
22:DA:233:A:H61	22:DA:428:A:N6	2.05	0.54
22:DA:1033:U:O2'	22:DA:2750:A:N6	2.41	0.54
28:BG:88:LEU:HD11	28:BG:95:ALA:CB	2.37	0.54
22:DA:1048:A:C4	22:DA:1049:C:N4	2.76	0.54
55:CM:64:VAL:HG12	55:CM:65:GLU:N	2.18	0.54
53:CA:1346:A:N1	54:CG:9:ARG:NH2	2.56	0.54
28:DG:85:LYS:O	28:DG:86:LEU:HG	2.08	0.54
22:BA:1475:G:O2'	22:BA:1476:U:OP1	2.25	0.54
3:AC:142:ARG:HB3	3:AC:143:LEU:HD13	1.90	0.54
41:BT:2:ILE:HG13	41:BT:3:ARG:CZ	2.37	0.54
1:AA:184:G:HO2'	1:AA:185:U:H6	1.55	0.54
36:BO:6:ALA:O	36:BO:10:ARG:HB2	2.06	0.54
25:DD:48:ILE:HG22	25:DD:84:LEU:HD23	1.89	0.54
28:DG:74:MET:O	28:DG:78:VAL:HG13	2.07	0.54
42:BU:24:VAL:HG22	42:BU:35:VAL:HG22	1.90	0.54
6:CF:6:ILE:HD12	6:CF:6:ILE:N	2.22	0.54
1:AA:30:U:H4'	1:AA:31:G:OP2	2.07	0.54
5:CE:100:GLU:O	5:CE:102:THR:HG23	2.06	0.54
45:DX:58:ILE:HG12	45:DX:66:VAL:HG21	1.89	0.54

*Continued on next page...*

*Continued from previous page...*

Atom-1	Atom-2	Distance(Å)	Clash(Å)
26:DE:79:ARG:O	26:DE:80:SER:C	2.46	0.54
22:BA:754:U:H2'	22:BA:755:U:H6	1.72	0.54
1:AA:363:A:OP1	12:AL:57:THR:HG21	2.07	0.54
9:AI:90:ASP:OD2	9:AI:93:LEU:HG	2.06	0.54
53:CA:1009:U:H2'	53:CA:1010:U:C6	2.42	0.54
22:BA:1680:U:H2'	22:BA:1681:G:O4'	2.07	0.54
22:DA:2516:A:O2'	22:DA:2517:C:H5'	2.06	0.54
1:AA:1352:C:H2'	1:AA:1353:G:C8	2.41	0.54
22:DA:2345:G:C4	22:DA:2347:C:H5	2.24	0.54
33:BL:93:ASN:ND2	33:BL:94:THR:H	2.02	0.54
22:BA:2353:G:O2'	44:BW:31:LEU:CD2	2.56	0.54
9:CI:9:GLY:HA3	9:CI:16:ALA:HB3	1.89	0.54
1:AA:1054:C:O2	1:AA:1054:C:O4'	2.25	0.54
39:BR:49:ILE:HG21	39:BR:53:PHE:H	1.73	0.54
22:DA:475:C:C2'	22:DA:476:G:C8	2.90	0.54
22:DA:335:C:O2'	22:DA:336:C:O5'	2.25	0.54
58:DF:113:PHE:O	58:DF:114:ARG:CB	2.55	0.54
30:BI:24:GLY:O	30:BI:27:LEU:HG	2.07	0.54
35:DN:62:ASN:O	35:DN:63:ARG:CB	2.49	0.54
28:DG:94:ARG:HH21	28:DG:111:PRO:HB3	1.72	0.54
22:DA:727:A:O2'	22:DA:728:G:O5'	2.26	0.54
22:DA:663:G:O6	22:DA:664:G:C6	2.61	0.54
18:CR:61:ALA:HB1	18:CR:66:LEU:HB2	1.90	0.54
34:DM:72:PRO:O	34:DM:92:TRP:HA	2.07	0.54
22:DA:575:A:C2	22:DA:576:U:C5	2.94	0.54
53:CA:110:C:H2'	53:CA:111:G:O4'	2.07	0.54
30:BI:64:ARG:HG3	30:BI:65:SER:N	2.22	0.54
22:DA:1734:G:C2'	22:DA:1735:A:H8	2.19	0.54
22:DA:1737:G:C5'	22:DA:1738:G:OP2	2.55	0.54
30:BI:60:VAL:HG22	30:BI:66:PHE:HB2	1.90	0.54
40:BS:73:LYS:CB	40:BS:106:VAL:HB	2.38	0.54
43:BV:5:ASN:N	43:BV:5:ASN:ND2	2.51	0.54
53:CA:940:C:H5'	54:CG:101:ARG:HH22	1.72	0.54
39:DR:68:ARG:HD2	39:DR:92:TRP:CZ2	2.42	0.54
22:DA:2008:C:H2'	22:DA:2009:A:H8	1.71	0.54
22:BA:2573:C:H3'	62:BA:3701:HOH:O	2.08	0.54
53:CA:878:A:C5	53:CA:879:C:C5	2.96	0.54
2:CB:10:LYS:HA	2:CB:10:LYS:HE3	1.88	0.54
9:AI:123:ARG:HD3	9:AI:124:PRO:HD2	1.90	0.54
47:BZ:39:ASP:OD2	47:BZ:44:ARG:NH1	2.40	0.54
2:AB:165:ALA:HB3	2:AB:190:SER:HB3	1.89	0.54
22:DA:2636:C:H2'	22:DA:2637:U:C6	2.41	0.54

*Continued on next page...*

*Continued from previous page...*

Atom-1	Atom-2	Distance(Å)	Clash(Å)
54:CG:4:ARG:HG2	54:CG:4:ARG:NH1	2.22	0.54
12:CL:62:VAL:HG21	12:CL:94:TYR:CD2	2.43	0.54
42:DU:11:ILE:HG21	42:DU:79:ALA:HB2	1.89	0.54
22:BA:1782:U:C4	22:BA:2587:A:C2	2.95	0.54
53:CA:53:A:N1	53:CA:359:G:C6	2.75	0.54
17:CQ:9:GLY:O	17:CQ:57:VAL:HG13	2.07	0.54
19:CS:28:LYS:O	19:CS:30:LEU:HD12	2.08	0.54
22:DA:1842:G:O4'	24:DC:242:HIS:CE1	2.60	0.54
35:DN:82:GLU:C	35:DN:85:PRO:HD2	2.28	0.54
22:BA:1405:U:H2'	22:BA:1406:U:C6	2.42	0.54
1:AA:10:A:OP2	5:AE:130:THR:OG1	2.15	0.54
38:BQ:91:ARG:HD3	39:BR:11:GLN:CG	2.37	0.54
22:BA:902:C:C2	22:BA:903:C:C5	2.95	0.54
22:BA:902:C:H2'	22:BA:903:C:H6	1.71	0.54
4:CD:98:ASP:CG	4:CD:114:ARG:HH21	2.10	0.54
44:BW:40:ARG:HH11	44:BW:45:HIS:CE1	2.26	0.54
22:DA:59:U:O2'	22:DA:73:A:H2'	2.08	0.54
52:D4:7:VAL:CG1	52:D4:8:LYS:H	2.18	0.54
22:DA:2667:C:H2'	22:DA:2668:G:C8	2.43	0.54
22:BA:2134:A:O2'	22:BA:2135:A:C8	2.58	0.54
22:DA:972:A:C3'	22:DA:973:A:H5''	2.33	0.54
3:AC:119:ILE:CG2	3:AC:197:VAL:HG11	2.33	0.54
37:DP:48:ALA:HB3	37:DP:59:THR:OG1	2.08	0.54
4:AD:69:ARG:NE	4:AD:69:ARG:HA	2.18	0.54
53:CA:239:U:C6	53:CA:239:U:C5'	2.89	0.54
53:CA:375:U:N3	53:CA:376:G:N7	2.55	0.54
1:AA:1227:A:N3	1:AA:1227:A:C2'	2.70	0.54
22:DA:46:G:C2	22:DA:47:C:C5	2.95	0.54
34:DM:71:LYS:HD3	34:DM:95:LEU:HD13	1.90	0.54
22:BA:2149:U:O2'	22:BA:2150:C:C4'	2.56	0.54
22:DA:2145:C:C2'	22:DA:2146:C:H3'	2.38	0.54
53:CA:1446:A:H2'	53:CA:1447:A:C5'	2.35	0.54
22:BA:479:A:H4'	22:BA:480:A:OP1	2.06	0.54
24:DC:122:ALA:HB3	24:DC:127:ASN:HD22	1.70	0.54
14:CN:87:ALA:HB2	14:CN:92:ILE:HD12	1.89	0.54
41:BT:4:GLU:OE1	41:BT:6:ARG:HG3	2.07	0.54
31:BJ:49:ASP:HA	31:BJ:118:MET:HE3	1.89	0.54
1:AA:575:G:H4'	1:AA:576:C:OP1	2.06	0.54
1:AA:818:G:HO2'	1:AA:820:U:H6	1.54	0.54
8:CH:68:LYS:HD3	8:CH:69:ALA:N	2.23	0.54
17:AQ:29:LYS:HB2	17:AQ:36:PHE:CE1	2.43	0.54
34:BM:31:PHE:CZ	34:BM:110:GLU:HG2	2.42	0.54

*Continued on next page...*

*Continued from previous page...*

Atom-1	Atom-2	Distance(Å)	Clash(Å)
1:AA:182:A:C2	1:AA:184:G:C8	2.96	0.54
53:CA:1284:C:H5''	53:CA:1285:A:H5''	1.89	0.54
22:DA:1989:G:C2'	22:DA:1990:C:H5'	2.38	0.54
35:BN:77:ALA:O	35:BN:81:ASN:HB2	2.07	0.54
4:CD:84:ASN:CG	5:CE:101:GLY:HA3	2.28	0.54
34:DM:114:ARG:HA	34:DM:130:PHE:CE1	2.41	0.54
34:DM:74:THR:HB	34:DM:87:GLY:O	2.08	0.54
22:BA:383:C:H5'	22:BA:384:A:H5''	1.88	0.54
22:BA:2228:G:H2'	22:BA:2229:U:C6	2.43	0.54
57:DB:29:A:OP2	36:DO:32:PRO:HD2	2.07	0.54
1:AA:137:U:H1'	1:AA:227:G:N2	2.22	0.54
1:AA:1257:A:H4'	1:AA:1258:G:OP2	2.07	0.54
53:CA:1269:A:H2	53:CA:1312:G:H21	1.56	0.54
53:CA:690:G:H2'	53:CA:691:G:O4'	2.08	0.54
24:BC:32:LEU:O	24:BC:63:ILE:HG12	2.07	0.54
24:DC:38:LYS:HE2	24:DC:55:GLY:H	1.72	0.54
25:DD:40:LEU:HA	25:DD:44:GLY:HA2	1.90	0.54
22:DA:1340:U:O2'	22:DA:1341:G:OP1	2.19	0.54
33:BL:101:ILE:CG2	33:BL:102:GLY:N	2.71	0.54
22:DA:1440:U:H2'	22:DA:1441:G:H8	1.72	0.54
22:DA:2259:U:H4'	22:DA:2427:C:O2'	2.06	0.54
28:BG:120:ILE:HD11	28:BG:132:LEU:CB	2.29	0.54
41:DT:38:ALA:HB1	41:DT:81:LYS:HZ3	1.72	0.54
53:CA:284:C:H2'	53:CA:285:C:H6	1.72	0.54
22:DA:506:G:H4'	22:DA:507:A:H5'	1.90	0.54
22:DA:1965:C:H3'	22:DA:1966:A:H5''	1.89	0.54
22:DA:300:A:H1'	22:DA:333:G:N2	2.23	0.54
53:CA:1241:G:C4	53:CA:1242:G:N7	2.75	0.54
53:CA:1297:G:H5'	53:CA:1299:A:N7	2.23	0.54
22:DA:647:G:C5	22:DA:648:G:N7	2.76	0.54
56:CP:75:ILE:CG2	56:CP:80:LYS:HD2	2.37	0.54
6:CF:42:TRP:HB2	6:CF:59:TYR:CB	2.36	0.54
6:CF:43:GLY:O	6:CF:44:ARG:C	2.46	0.54
1:AA:1123:U:O3'	10:AJ:38:GLY:HA3	2.08	0.54
25:DD:107:VAL:HG13	25:DD:203:VAL:HG23	1.88	0.54
58:DF:39:VAL:HG22	58:DF:49:LEU:HG	1.89	0.54
11:AK:87:GLY:H	11:AK:113:THR:CG2	2.20	0.54
43:DV:30:ILE:HG12	43:DV:91:PHE:CB	2.33	0.54
42:BU:42:LYS:HA	42:BU:58:VAL:O	2.07	0.54
22:DA:1737:G:C5	22:DA:1738:G:C6	2.96	0.54
16:AP:59:HIS:CE1	16:AP:63:GLN:NE2	2.74	0.54
53:CA:570:G:H1'	53:CA:820:U:C4	2.42	0.54

*Continued on next page...*

*Continued from previous page...*

Atom-1	Atom-2	Distance(Å)	Clash(Å)
8:CH:82:LEU:HD12	12:CL:3:VAL:CG1	2.38	0.54
33:DL:17:LYS:HZ1	33:DL:19:LEU:HD22	1.69	0.54
45:BX:5:GLN:HE21	45:BX:49:ARG:HB3	1.72	0.54
1:AA:826:C:H5'	8:AH:12:ARG:HH21	1.72	0.54
22:BA:580:U:O3'	38:BQ:30:VAL:CG1	2.55	0.54
22:DA:528:A:H2	22:DA:2042:A:H2'	1.71	0.54
12:CL:33:CYS:HA	12:CL:54:VAL:HA	1.90	0.54
41:BT:18:GLU:HA	41:BT:18:GLU:OE2	2.08	0.54
1:AA:723:U:H5'	21:AU:48:LYS:HE2	1.89	0.54
22:DA:293:U:H5''	22:DA:294:A:OP2	2.08	0.54
22:DA:2550:G:O6	22:DA:2551:C:N4	2.41	0.54
22:BA:2415:G:H2'	22:BA:2416:C:H6	1.72	0.54
29:BH:2:GLN:O	29:BH:3:VAL:HG22	2.07	0.54
2:AB:27:LYS:HB3	2:AB:28:PRO:HD3	1.88	0.54
22:DA:1973:G:C6	22:DA:1974:C:C4	2.96	0.54
22:BA:1906:G:H2'	22:BA:1907:G:O5'	2.07	0.54
1:AA:475:C:H2'	1:AA:476:U:H6	1.72	0.54
37:DP:105:LYS:HA	37:DP:108:ARG:NE	2.23	0.54
3:CC:22:PHE:CD2	10:CJ:97:ASP:HB2	2.43	0.54
22:BA:1881:C:H2'	22:BA:1882:U:O4'	2.07	0.54
37:BP:31:VAL:HG13	37:BP:31:VAL:O	2.06	0.54
22:BA:2765:A:H2'	22:BA:2765:A:N3	2.22	0.54
36:BO:43:ASN:HD21	36:BO:46:GLU:HG2	1.72	0.54
45:DX:14:GLY:HA3	45:DX:28:PHE:HE1	1.72	0.54
2:AB:95:TRP:HZ3	2:AB:98:GLY:H	1.55	0.54
30:DI:132:ALA:HA	30:DI:137:LEU:HD12	1.90	0.54
53:CA:1160:G:O6	53:CA:1181:G:C6	2.61	0.54
31:BJ:40:HIS:H	31:BJ:40:HIS:CD2	2.26	0.54
22:BA:1057:A:N7	22:BA:1086:A:H2'	2.22	0.54
22:BA:1085:A:H3'	22:BA:1086:A:H2	1.70	0.54
57:DB:16:G:H2'	57:DB:17:C:C6	2.43	0.54
31:DJ:106:LYS:HB2	31:DJ:119:PHE:CE2	2.40	0.54
6:AF:16:GLU:CG	4:CD:191:SER:HB2	2.16	0.54
22:DA:176:A:H3'	22:DA:177:G:H21	1.71	0.54
39:DR:39:LEU:HB2	39:DR:49:ILE:HG12	1.89	0.54
22:DA:1515:A:H5'	22:DA:1557:C:H5'	1.88	0.54
32:DK:87:LEU:HD12	32:DK:92:GLU:CA	2.33	0.54
22:DA:1788:C:O5'	22:DA:1788:C:H6	1.91	0.54
26:BE:101:TYR:O	26:BE:104:ALA:HB3	2.08	0.54
22:DA:2271:G:H2'	22:DA:2272:U:C6	2.43	0.54
22:DA:1274:A:C6	22:DA:1302:A:C2	2.95	0.54
53:CA:961:U:C4	53:CA:983:A:C6	2.95	0.54

*Continued on next page...*



*Continued from previous page...*

Atom-1	Atom-2	Distance(Å)	Clash(Å)
22:DA:481:G:H1'	22:DA:506:G:H21	1.73	0.54
53:CA:1054:C:OP2	53:CA:1197:A:OP2	2.26	0.54
1:AA:587:G:H4'	8:AH:3:GLN:HA	1.90	0.54
22:DA:671:C:O2'	22:DA:672:C:P	2.66	0.54
22:BA:983:A:C6	22:BA:984:A:C2	2.96	0.54
2:CB:131:LYS:O	2:CB:131:LYS:HE3	2.07	0.54
22:BA:278:A:C2	22:BA:362:A:C8	2.95	0.54
50:B2:3:ARG:HH21	50:B2:3:ARG:CG	2.16	0.54
31:BJ:64:VAL:HG13	31:BJ:68:LYS:HB2	1.90	0.54
43:DV:80:HIS:CD2	43:DV:83:LYS:H	2.26	0.54
37:DP:50:ARG:CB	37:DP:57:ALA:H	2.21	0.54
15:CO:62:ARG:HH22	15:CO:88:ARG:HH21	1.54	0.54
31:DJ:80:HIS:HB3	31:DJ:81:ILE:HG13	1.90	0.54
26:DE:29:HIS:HD1	33:DL:6:LEU:HD22	1.72	0.54
33:DL:90:VAL:HG13	33:DL:95:LEU:HD21	1.88	0.54
14:AN:60:ARG:O	14:AN:61:ASN:CB	2.54	0.54
19:CS:54:ARG:CG	19:CS:55:GLN:H	2.20	0.54
31:BJ:73:VAL:HG23	31:BJ:74:TYR:H	1.71	0.54
28:BG:124:CYS:HB3	28:BG:126:THR:O	2.07	0.54
43:BV:41:GLU:C	43:BV:42:LEU:HD23	2.28	0.54
1:AA:367:U:OP1	1:AA:395:C:H1'	2.08	0.54
9:AI:93:LEU:HD12	9:AI:94:ARG:N	2.23	0.54
22:DA:789:A:N1	62:DA:3320:HOH:O	2.34	0.54
45:DX:39:VAL:O	45:DX:41:SER:N	2.36	0.54
24:DC:125:PRO:HA	24:DC:191:LEU:HB2	1.90	0.54
17:CQ:45:VAL:HG21	17:CQ:60:ILE:HG21	1.88	0.54
22:DA:2760:C:H2'	22:DA:2761:A:H5'	1.90	0.54
58:DF:66:ILE:HG13	58:DF:83:PRO:HB3	1.90	0.54
53:CA:775:G:C2'	53:CA:776:G:H5'	2.38	0.54
2:AB:117:GLU:HA	2:AB:120:SER:HB2	1.90	0.54
53:CA:1017:U:OP2	53:CA:1017:U:H6	1.91	0.54
25:BD:34:VAL:HG22	25:BD:94:GLN:H	1.72	0.54
22:BA:996:A:H4'	38:BQ:91:ARG:CD	2.38	0.54
22:BA:1082:U:H5'	30:BI:117:THR:C	2.23	0.54
22:DA:1388:G:H2'	22:DA:1389:G:C8	2.41	0.54
44:BW:22:VAL:O	44:BW:23:LYS:O	2.26	0.54
44:BW:67:LYS:HB3	44:BW:80:SER:H	1.73	0.54
53:CA:1147:C:H4'	9:CI:6:TYR:CE1	2.43	0.54
41:BT:8:LEU:N	41:BT:8:LEU:HD23	2.23	0.54
22:DA:250:G:OP1	33:DL:59:ARG:NH1	2.41	0.54
22:BA:668:A:H2'	22:BA:670:A:H62	1.73	0.54
4:CD:25:ARG:HH12	4:CD:30:LYS:HE2	1.73	0.54

*Continued on next page...*



*Continued from previous page...*

Atom-1	Atom-2	Distance(Å)	Clash(Å)
53:CA:702:A:C8	53:CA:702:A:OP1	2.55	0.54
53:CA:1299:A:C2'	53:CA:1299:A:N3	2.63	0.54
22:DA:2310:C:H2'	22:DA:2311:A:H5''	1.89	0.54
1:AA:1001:C:H2'	1:AA:1002:G:H8	1.72	0.54
22:DA:1265:A:N7	22:DA:1267:U:N3	2.56	0.54
53:CA:372:C:H4'	53:CA:373:A:C5'	2.38	0.54
31:BJ:117:ALA:HA	31:BJ:120:ARG:HH21	1.71	0.54
22:DA:2757:A:O2'	22:DA:2758:A:H5'	2.08	0.54
22:DA:2230:G:H1'	45:DX:31:ASN:HB3	1.90	0.54
28:BG:96:ALA:O	28:BG:97:VAL:HB	2.07	0.54
1:AA:143:A:N3	1:AA:143:A:H2'	2.22	0.54
22:DA:2572:A:C8	25:DD:149:ASN:ND2	2.67	0.54
21:CU:31:VAL:O	21:CU:33:ARG:N	2.41	0.54
43:BV:93:ARG:O	43:BV:94:ALA:HB2	2.07	0.54
53:CA:1066:C:H2'	53:CA:1067:A:N7	2.23	0.54
22:DA:962:G:O2'	22:DA:963:U:C6	2.59	0.54
25:BD:68:PHE:HB3	25:BD:73:VAL:HG12	1.90	0.54
22:DA:716:A:H3'	22:DA:717:C:H5''	1.89	0.54
16:AP:20:VAL:HG21	16:AP:32:PHE:CG	2.43	0.54
33:DL:17:LYS:HE2	33:DL:19:LEU:HD13	1.90	0.54
46:DY:18:LEU:O	46:DY:18:LEU:HD13	2.07	0.54
53:CA:1387:G:H2'	53:CA:1388:C:H6	1.72	0.54
37:BP:33:GLU:OE1	37:BP:33:GLU:C	2.46	0.54
15:AO:23:SER:HB3	15:AO:26:VAL:CG2	2.38	0.54
22:DA:1286:A:O2'	22:DA:1288:G:N2	2.41	0.54
53:CA:935:A:N6	54:CG:2:ARG:CZ	2.70	0.54
22:BA:1013:C:H2'	22:BA:1014:A:C8	2.40	0.54
6:CF:67:PRO:O	6:CF:69:GLU:N	2.41	0.54
38:DQ:111:LYS:CE	39:DR:48:LYS:HD3	2.38	0.54
1:AA:1488:G:O2'	1:AA:1489:G:H5'	2.08	0.54
53:CA:1477:U:H2'	53:CA:1478:U:C6	2.43	0.54
24:BC:18:VAL:O	24:BC:18:VAL:HG13	2.07	0.54
23:BB:94:A:H2'	23:BB:95:U:C6	2.42	0.54
22:DA:1810:A:H3'	22:DA:1811:G:H8	1.72	0.54
31:BJ:44:TYR:O	31:BJ:45:THR:CB	2.55	0.54
38:BQ:63:ARG:NH1	38:BQ:96:ASP:CA	2.48	0.54
34:BM:33:LEU:CD2	34:BM:128:THR:HB	2.38	0.54
22:DA:1914:C:H3'	22:DA:1914:C:OP2	2.07	0.54
22:DA:1531:C:H2'	22:DA:1532:A:O4'	2.08	0.54
44:BW:22:VAL:CG1	44:BW:25:PHE:HE2	2.20	0.54
53:CA:1130:A:N7	53:CA:1146:A:N6	2.56	0.54
9:CI:59:LYS:HE3	9:CI:60:LEU:CG	2.37	0.54

*Continued on next page...*

*Continued from previous page...*

Atom-1	Atom-2	Distance(Å)	Clash(Å)
1:AA:485:U:O2'	1:AA:486:U:P	2.66	0.54
25:BD:100:LEU:HD23	25:BD:101:PHE:HE1	1.72	0.54
53:CA:1365:G:O2'	53:CA:1366:C:C5'	2.54	0.54
53:CA:1051:C:O2'	53:CA:1052:U:C6	2.59	0.54
22:DA:300:A:H1'	22:DA:333:G:H21	1.73	0.54
1:AA:508:U:H4'	1:AA:509:A:OP1	2.08	0.54
12:AL:79:ILE:HD12	12:AL:96:THR:CG2	2.37	0.54
22:DA:605:G:H1'	22:DA:657:U:O2'	2.07	0.54
22:DA:2615:U:C2	48:D0:3:GLN:HA	2.43	0.54
24:BC:180:MET:CG	24:BC:268:ARG:HH11	2.17	0.54
22:DA:2616:C:HO2'	22:DA:2617:U:H5'	1.73	0.54
11:AK:87:GLY:O	11:AK:92:ARG:HD2	2.08	0.54
41:DT:50:LEU:HD23	41:DT:51:PHE:N	2.19	0.54
58:DF:103:ILE:HG21	58:DF:173:ASP:O	2.08	0.54
40:BS:17:VAL:HG12	40:BS:76:VAL:HG11	1.90	0.54
22:BA:1277:G:C5'	35:BN:20:MET:CE	2.86	0.54
53:CA:274:A:N3	53:CA:275:G:C8	2.76	0.54
9:CI:61:ASP:O	9:CI:62:LEU:HD22	2.08	0.54
31:BJ:124:VAL:HG23	31:BJ:125:TYR:H	1.73	0.54
22:BA:2199:A:H3'	22:BA:2200:C:C6	2.43	0.54
1:AA:1151:A:H5'	10:AJ:42:LEU:O	2.08	0.54
3:AC:134:LYS:HE3	3:AC:138:GLN:HE22	1.71	0.54
22:DA:1512:C:H2'	22:DA:1513:U:O4'	2.08	0.54
1:AA:1414:U:H2'	1:AA:1415:G:C8	2.42	0.54
23:BB:78:A:H2'	23:BB:79:G:O4'	2.08	0.54
22:BA:2564:A:C2	22:BA:2647:U:H4'	2.43	0.54
43:BV:38:LEU:HD23	43:BV:40:ILE:HD11	1.89	0.54
37:DP:28:LYS:HB3	37:DP:39:LEU:HD23	1.90	0.54
29:DH:5:LEU:O	29:DH:6:LEU:HD12	2.07	0.54
2:CB:67:LEU:HG	2:CB:157:PRO:HG3	1.90	0.54
1:AA:896:C:O2'	1:AA:897:C:H5'	2.08	0.54
19:AS:62:THR:HB	19:AS:65:MET:HG3	1.88	0.54
22:BA:1040:A:H2	22:BA:1115:G:H22	1.54	0.54
25:BD:38:LYS:O	25:BD:46:ARG:HA	2.08	0.54
8:CH:89:ASP:N	8:CH:89:ASP:OD1	2.40	0.54
54:CG:42:VAL:O	54:CG:43:TYR:HB2	2.07	0.54
56:CP:16:PHE:CE2	56:CP:40:ASN:HB2	2.43	0.54
22:BA:2454:G:H1'	62:BA:3524:HOH:O	2.07	0.54
24:DC:177:SER:O	24:DC:270:ARG:HG3	2.07	0.54
22:BA:1789:A:OP1	24:BC:220:ARG:HD3	2.08	0.54
22:BA:540:C:O2'	22:BA:541:A:H5'	2.08	0.54
11:AK:96:ILE:HG13	11:AK:97:ARG:N	2.22	0.54

*Continued on next page...*

*Continued from previous page...*

Atom-1	Atom-2	Distance(Å)	Clash(Å)
31:BJ:44:TYR:O	31:BJ:45:THR:HG22	2.08	0.53
54:CG:30:MET:HE1	54:CG:33:GLY:HA2	1.90	0.53
42:DU:3:LYS:HD3	42:DU:82:VAL:HG21	1.90	0.53
41:BT:39:THR:HB	41:BT:42:GLU:H	1.73	0.53
22:DA:1475:G:O2'	22:DA:1476:U:C6	2.61	0.53
9:CI:58:GLU:HG3	9:CI:59:LYS:N	2.22	0.53
22:DA:1056:G:N2	22:DA:1102:C:C5	2.74	0.53
39:BR:54:VAL:O	39:BR:55:ASP:C	2.46	0.53
53:CA:960:U:C5	53:CA:1225:A:H1'	2.43	0.53
14:CN:66:THR:CG2	14:CN:82:LYS:HE3	2.38	0.53
40:DS:8:ARG:HA	40:DS:102:HIS:ND1	2.23	0.53
22:BA:2092:U:C2	22:BA:2225:A:O2'	2.62	0.53
6:CF:61:LEU:HD13	6:CF:62:MET:H	1.73	0.53
22:DA:676:A:H2	22:DA:2069:G:N3	2.05	0.53
1:AA:1125:U:OP2	1:AA:1145:A:N6	2.42	0.53
53:CA:413:G:C6	4:CD:32:LYS:HE3	2.43	0.53
21:AU:3:ILE:HA	21:AU:19:LYS:HZ1	1.71	0.53
22:DA:1519:G:N1	22:DA:1520:U:C2	2.75	0.53
3:CC:133:MET:CE	3:CC:152:VAL:HG13	2.36	0.53
22:BA:595:C:H2'	22:BA:596:U:C6	2.43	0.53
13:AM:10:ASP:OD1	13:AM:44:ILE:HD13	2.09	0.53
22:DA:64:A:OP1	41:DT:77:ARG:HG2	2.07	0.53
51:D3:15:LYS:HG2	51:D3:16:THR:H	1.73	0.53
1:AA:708:C:O2'	1:AA:709:U:H5'	2.07	0.53
33:DL:77:ILE:HG12	33:DL:101:ILE:HD11	1.90	0.53
1:AA:270:A:H2'	1:AA:271:C:C6	2.43	0.53
22:DA:90:U:H3'	22:DA:91:A:C5'	2.38	0.53
37:DP:9:GLN:HA	37:DP:12:MET:HG3	1.88	0.53
35:DN:94:TYR:N	35:DN:94:TYR:CD1	2.72	0.53
1:AA:537:G:H5''	12:AL:109:ARG:HH12	1.72	0.53
23:BB:46:A:H2'	23:BB:47:C:C6	2.42	0.53
2:AB:174:GLU:O	2:AB:178:LEU:HB2	2.08	0.53
1:AA:924:C:H2'	1:AA:925:G:C8	2.43	0.53
53:CA:1339:A:H2'	53:CA:1340:A:O4'	2.08	0.53
22:BA:2396:G:O2'	22:BA:2397:G:H5'	2.08	0.53
22:BA:1290:C:H2'	22:BA:1291:C:H6	1.73	0.53
45:BX:6:VAL:HG13	45:BX:7:THR:HG23	1.90	0.53
49:D1:34:GLU:HG3	49:D1:49:LYS:HB2	1.90	0.53
12:AL:49:ARG:CG	12:AL:49:ARG:HH11	1.94	0.53
44:DW:18:LYS:CD	44:DW:19:ARG:HG2	2.38	0.53
44:BW:67:LYS:O	44:BW:68:PHE:HB2	2.08	0.53
39:DR:4:VAL:HG22	39:DR:40:MET:HB3	1.90	0.53

*Continued on next page...*

*Continued from previous page...*

Atom-1	Atom-2	Distance(Å)	Clash(Å)
22:DA:1773:A:H2'	22:DA:1774:C:O4'	2.08	0.53
28:BG:84:LYS:HB2	28:BG:132:LEU:HG	1.90	0.53
22:DA:2298:A:H2'	22:DA:2299:U:C6	2.43	0.53
5:AE:81:GLN:HG2	5:AE:149:PRO:HB3	1.91	0.53
10:CJ:52:LEU:HD21	10:CJ:59:LYS:HA	1.90	0.53
14:CN:63:CYS:HB3	14:CN:67:GLY:H	1.73	0.53
53:CA:701:U:C2'	53:CA:702:A:OP2	2.55	0.53
22:BA:2327:A:H2'	22:BA:2328:A:C8	2.44	0.53
26:DE:128:ALA:O	26:DE:130:LYS:HG2	2.08	0.53
3:AC:156:LEU:HD13	3:AC:163:ARG:HB2	1.89	0.53
22:DA:608:A:C5	22:DA:621:A:N7	2.76	0.53
22:DA:991:C:O5'	22:DA:991:C:H6	1.91	0.53
22:DA:704:G:H1'	22:DA:727:A:N6	2.23	0.53
25:BD:114:LYS:NZ	25:BD:116:LYS:HE2	2.22	0.53
1:AA:71:A:N6	1:AA:100:G:N7	2.56	0.53
54:CG:91:ARG:NH2	54:CG:92:PRO:HB2	2.23	0.53
55:CM:22:TYR:HB2	55:CM:65:GLU:HG2	1.90	0.53
7:AG:112:ASP:HB2	7:AG:118:ARG:HG2	1.89	0.53
53:CA:321:A:N7	53:CA:328:C:C2	2.76	0.53
17:CQ:3:LYS:HZ2	17:CQ:6:THR:HG21	1.73	0.53
53:CA:411:A:N7	53:CA:413:G:C4	2.76	0.53
29:DH:80:ILE:HB	29:DH:101:ASP:HB3	1.89	0.53
21:AU:16:ARG:HH11	21:AU:19:LYS:CG	2.21	0.53
41:BT:87:LEU:O	41:BT:88:LYS:C	2.46	0.53
32:BK:40:LYS:HD2	32:BK:58:LEU:O	2.08	0.53
53:CA:876:C:O2'	8:CH:11:THR:HG21	2.08	0.53
22:BA:875:G:C2'	22:BA:876:C:H5'	2.37	0.53
3:AC:143:LEU:HD22	3:AC:143:LEU:H	1.74	0.53
33:DL:3:LEU:C	33:DL:3:LEU:HD12	2.28	0.53
33:DL:90:VAL:HB	33:DL:122:VAL:HA	1.89	0.53
22:DA:373:U:O2'	22:DA:374:A:H8	1.91	0.53
25:DD:108:ASP:N	25:DD:204:LYS:O	2.40	0.53
17:AQ:51:GLU:O	17:AQ:52:CYS:O	2.26	0.53
53:CA:790:A:N6	53:CA:791:G:C6	2.76	0.53
29:DH:33:GLN:O	29:DH:35:LYS:HG2	2.08	0.53
35:DN:54:LEU:HD11	35:DN:66:ALA:HB2	1.90	0.53
4:AD:171:GLU:O	4:AD:179:GLY:HA2	2.07	0.53
22:DA:665:U:H2'	22:DA:666:A:H8	1.73	0.53
1:AA:677:U:H3	1:AA:713:G:H22	1.55	0.53
32:DK:11:ALA:O	32:DK:99:ILE:HG23	2.08	0.53
36:BO:11:ALA:HB2	36:BO:96:GLY:CA	2.37	0.53
22:BA:2895:G:H2'	22:BA:2896:C:C6	2.43	0.53

*Continued on next page...*

*Continued from previous page...*

Atom-1	Atom-2	Distance(Å)	Clash(Å)
22:DA:1139:G:O2'	22:DA:1140:C:H5'	2.09	0.53
32:DK:61:VAL:HG13	32:DK:87:LEU:HD22	1.90	0.53
28:BG:83:THR:C	28:BG:84:LYS:HD3	2.28	0.53
46:DY:31:GLN:C	46:DY:33:ALA:H	2.11	0.53
53:CA:197:A:H4'	53:CA:198:G:OP1	2.05	0.53
53:CA:1319:A:N6	53:CA:1323:G:N3	2.56	0.53
53:CA:1298:U:H5	54:CG:113:LYS:HA	1.73	0.53
58:DF:131:VAL:C	58:DF:133:GLU:H	2.11	0.53
22:BA:931:U:O4	22:BA:1166:G:N2	2.40	0.53
34:BM:46:ILE:HD12	34:BM:47:GLU:N	2.23	0.53
22:DA:2578:G:H21	25:DD:130:GLN:NE2	2.07	0.53
2:AB:75:ALA:O	2:AB:79:VAL:HG23	2.07	0.53
34:DM:40:ARG:HB2	34:DM:93:VAL:HG21	1.90	0.53
4:AD:117:VAL:CA	4:AD:122:ILE:HD11	2.38	0.53
1:AA:87:C:H2'	1:AA:88:U:O4'	2.07	0.53
53:CA:216:U:H4'	53:CA:464:U:H4'	1.90	0.53
9:AI:41:GLU:O	9:AI:44:ARG:HG2	2.08	0.53
22:DA:1796:U:H2'	22:DA:1797:G:C8	2.44	0.53
26:DE:28:VAL:O	26:DE:31:VAL:HG22	2.08	0.53
22:DA:2353:G:H1'	44:DW:30:VAL:CG1	2.38	0.53
22:DA:2847:U:C2'	22:DA:2848:G:H5'	2.38	0.53
14:AN:60:ARG:HA	62:AN:202:HOH:O	2.08	0.53
29:BH:21:VAL:HG21	29:BH:25:TYR:HD2	1.74	0.53
22:DA:14:A:N6	22:DA:526:A:C4	2.76	0.53
22:DA:468:G:H5''	26:DE:55:SER:CB	2.38	0.53
25:DD:94:GLN:HG2	25:DD:94:GLN:O	2.09	0.53
37:DP:9:GLN:HB3	37:DP:12:MET:HE3	1.90	0.53
23:BB:46:A:C5	23:BB:47:C:C5	2.95	0.53
1:AA:370:C:O2'	1:AA:371:A:H5'	2.08	0.53
22:DA:2619:C:H4'	25:DD:156:PHE:O	2.07	0.53
22:DA:1937:A:H5''	62:DA:3714:HOH:O	2.08	0.53
3:AC:39:ARG:HG2	3:AC:54:ILE:HG12	1.89	0.53
47:DZ:6:ILE:HD12	47:DZ:47:ILE:HD11	1.90	0.53
53:CA:458:U:OP2	53:CA:458:U:H6	1.91	0.53
22:BA:1300:G:H4'	22:BA:1301:A:H5'	1.89	0.53
11:CK:51:PHE:O	11:CK:52:ARG:HD2	2.07	0.53
22:BA:1513:U:C2'	22:BA:1514:G:H5'	2.38	0.53
22:BA:1667:G:O2'	22:BA:1991:U:O4	2.17	0.53
22:BA:1254:A:H5''	22:BA:1255:U:H5''	1.90	0.53
31:BJ:38:GLY:O	31:BJ:43:GLU:HB2	2.09	0.53
22:DA:1248:G:O2'	38:DQ:2:ARG:HA	2.08	0.53
22:DA:995:C:HO2'	38:DQ:60:TRP:HZ2	1.46	0.53

*Continued on next page...*

*Continued from previous page...*

Atom-1	Atom-2	Distance(Å)	Clash(Å)
44:BW:30:VAL:HG23	44:BW:59:PHE:HD1	1.74	0.53
22:DA:55:G:N2	22:DA:116:C:C2	2.76	0.53
16:AP:6:LEU:HG	16:AP:17:TYR:HB3	1.91	0.53
28:BG:84:LYS:CB	28:BG:132:LEU:H	2.21	0.53
2:AB:9:LEU:HD23	2:AB:11:ALA:H	1.72	0.53
5:AE:114:LEU:HD21	5:AE:122:VAL:HG21	1.89	0.53
22:BA:163:C:O2'	22:BA:164:C:P	2.65	0.53
53:CA:976:G:O5'	53:CA:1358:U:O2'	2.26	0.53
53:CA:977:A:H8	53:CA:1223:C:C4	2.26	0.53
58:DF:59:ILE:HD13	58:DF:137:PHE:HZ	1.73	0.53
22:DA:1996:C:H4'	22:DA:1997:C:OP1	2.08	0.53
22:DA:2212:A:N7	22:DA:2214:C:N4	2.57	0.53
6:CF:3:HIS:HB2	6:CF:92:THR:HG23	1.89	0.53
17:AQ:12:VAL:CG1	17:AQ:13:SER:N	2.71	0.53
37:DP:59:THR:OG1	37:DP:72:VAL:HG12	2.08	0.53
4:AD:191:SER:O	4:AD:192:ALA:HB2	2.09	0.53
22:DA:2229:U:H2'	22:DA:2230:G:C8	2.43	0.53
22:BA:2195:U:H2'	22:BA:2196:C:H6	1.73	0.53
22:DA:196:A:N6	22:DA:831:G:H21	2.02	0.53
6:CF:15:SER:OG	6:CF:58:HIS:CD2	2.61	0.53
1:AA:71:A:O2'	1:AA:72:A:C5'	2.51	0.53
22:DA:565:C:H2'	22:DA:566:U:O4'	2.08	0.53
28:DG:120:ILE:O	28:DG:120:ILE:HD13	2.09	0.53
32:BK:91:SER:O	32:BK:92:GLU:C	2.46	0.53
53:CA:652:U:O2'	53:CA:653:U:OP2	2.26	0.53
28:BG:10:VAL:HB	28:BG:14:VAL:HG21	1.91	0.53
46:BY:56:LEU:O	46:BY:57:LEU:CB	2.55	0.53
22:DA:1865:U:H2'	22:DA:1866:A:H8	1.72	0.53
1:AA:1152:A:H5'	10:AJ:15:HIS:HD2	1.72	0.53
5:CE:131:ASN:HD22	5:CE:132:PRO:CD	2.21	0.53
57:DB:44:G:H3'	58:DF:91:ARG:NE	2.23	0.53
1:AA:1314:C:OP2	19:AS:5:LYS:HD2	2.08	0.53
26:DE:53:THR:OG1	26:DE:54:GLY:N	2.42	0.53
3:CC:13:ILE:HG22	3:CC:14:VAL:HG23	1.90	0.53
1:AA:562:U:H1'	12:AL:11:ARG:HB3	1.90	0.53
22:BA:2491:U:H5''	22:BA:2570:G:H5''	1.89	0.53
36:DO:51:ALA:HB3	36:DO:78:VAL:HG22	1.91	0.53
24:BC:147:PRO:HD3	24:BC:187:CYS:SG	2.47	0.53
22:BA:1773:A:H2'	22:BA:1774:C:H5'	1.90	0.53
22:DA:2721:A:H2'	22:DA:2722:G:O4'	2.09	0.53
13:AM:92:ARG:HB3	13:AM:92:ARG:CZ	2.37	0.53
21:AU:32:ARG:O	21:AU:32:ARG:HG2	2.08	0.53

*Continued on next page...*



*Continued from previous page...*

Atom-1	Atom-2	Distance(Å)	Clash(Å)
53:CA:203:G:H8	53:CA:203:G:O5'	1.91	0.53
22:BA:969:G:H2'	22:BA:970:U:C6	2.42	0.53
33:BL:92:LEU:HA	33:BL:125:LEU:HD21	1.90	0.53
22:DA:1605:C:C3'	22:DA:1606:C:C5'	2.87	0.53
22:DA:1607:C:C4'	22:DA:1608:A:C8	2.92	0.53
57:DB:54:G:H21	58:DF:25:MET:CE	2.20	0.53
37:BP:57:ALA:HB1	37:BP:73:PHE:O	2.07	0.53
22:DA:305:C:C2	22:DA:313:G:C2	2.96	0.53
22:DA:83:A:P	42:DU:91:LYS:HZ2	2.32	0.53
22:DA:1476:U:H2'	22:DA:1477:A:H8	1.73	0.53
22:DA:1565:C:H5"	24:DC:17:LYS:HE2	1.90	0.53
46:DY:57:LEU:O	46:DY:57:LEU:HD13	2.08	0.53
5:AE:120:HIS:C	5:AE:121:ASN:HD22	2.12	0.53
35:DN:16:HIS:O	35:DN:20:MET:HB2	2.09	0.53
22:DA:234:U:O2'	22:DA:235:U:C5'	2.56	0.53
22:DA:621:A:O2'	22:DA:622:G:O4'	2.24	0.53
22:DA:655:A:H4'	22:DA:656:G:OP1	2.07	0.53
22:DA:1667:G:O5'	22:DA:1667:G:H8	1.91	0.53
22:DA:2725:A:C4	22:DA:2727:A:C8	2.95	0.53
4:AD:61:ARG:NH1	4:AD:68:GLU:HG2	2.23	0.53
22:DA:197:A:H4'	22:DA:2068:U:H2'	1.91	0.53
22:DA:1255:U:H5'	22:DA:2502:G:N2	2.22	0.53
22:DA:1799:G:C8	24:DC:179:GLU:OE1	2.55	0.53
22:DA:1519:G:C6	22:DA:1520:U:N3	2.76	0.53
22:DA:2360:G:C1'	33:DL:60:ARG:HH21	2.22	0.53
3:CC:137:VAL:O	3:CC:140:ALA:HB3	2.08	0.53
22:BA:1820:U:C2	24:BC:200:MET:HB2	2.44	0.53
1:AA:579:A:O2'	15:AO:53:ARG:NH1	2.41	0.53
29:BH:131:SER:HB2	29:BH:139:PHE:HD2	1.72	0.53
20:AT:25:SER:O	20:AT:28:ARG:HG3	2.09	0.53
20:AT:53:MET:HE3	20:AT:57:VAL:CG2	2.39	0.53
22:BA:2109:U:H2'	22:BA:2110:G:H5'	1.90	0.53
4:CD:58:GLN:O	4:CD:62:ARG:HG2	2.09	0.53
1:AA:181:A:N6	1:AA:195:A:OP2	2.41	0.53
1:AA:829:G:O2'	2:AB:24:PRO:HG3	2.08	0.53
22:DA:1574:C:H6	22:DA:1574:C:O5'	1.91	0.53
2:AB:49:PHE:HB2	2:AB:53:LEU:CD2	2.39	0.53
24:BC:57:HIS:ND1	24:BC:58:LYS:N	2.45	0.53
7:AG:20:GLU:O	7:AG:24:LYS:HG3	2.08	0.53
55:CM:68:LEU:HD22	55:CM:69:ARG:HH11	1.73	0.53
22:DA:2039:U:H2'	22:DA:2040:G:C8	2.43	0.53
9:AI:24:ASN:H	9:AI:61:ASP:HB2	1.74	0.53

*Continued on next page...*



*Continued from previous page...*

Atom-1	Atom-2	Distance(Å)	Clash(Å)
53:CA:545:C:H2'	53:CA:546:A:H5'	1.90	0.53
22:BA:1402:U:H2'	22:BA:1403:A:O5'	2.09	0.53
22:BA:2544:G:O2'	22:BA:2545:G:H5'	2.08	0.53
22:BA:155:A:H2'	22:BA:156:A:C8	2.44	0.53
40:DS:80:PRO:HD2	40:DS:100:THR:OG1	2.09	0.53
53:CA:1161:C:O2	53:CA:1176:A:C2	2.61	0.53
22:DA:1609:A:N6	22:DA:1616:A:C2	2.76	0.53
22:BA:1183:U:H2'	22:BA:1184:U:C6	2.43	0.53
44:BW:17:ALA:HA	44:BW:35:ILE:CG2	2.30	0.53
44:BW:41:GLY:O	44:BW:42:THR:C	2.47	0.53
22:DA:489:G:H4'	22:DA:490:C:OP1	2.05	0.53
22:DA:1071:G:O6	22:DA:1089:A:C2	2.62	0.53
22:DA:1087:G:C4	22:DA:1089:A:C2	2.96	0.53
1:AA:844:G:H2'	1:AA:844:G:N3	2.22	0.53
53:CA:197:A:H4'	53:CA:198:G:O5'	2.08	0.53
53:CA:1365:G:C2	53:CA:1366:C:C2	2.97	0.53
22:DA:319:G:C6	22:DA:333:G:C6	2.96	0.53
22:DA:655:A:H4'	22:DA:656:G:H5'	1.91	0.53
4:CD:148:ALA:O	4:CD:151:GLN:HB2	2.08	0.53
22:DA:2443:C:C2'	22:DA:2444:G:H5'	2.38	0.53
22:DA:1045:C:H1'	22:DA:1047:G:C2	2.44	0.53
33:DL:123:ARG:HA	33:DL:143:GLU:HB3	1.89	0.53
17:CQ:46:HIS:CB	17:CQ:70:LYS:HZ1	2.20	0.53
58:DF:43:ILE:HG12	58:DF:77:LYS:HD3	1.91	0.53
10:AJ:57:VAL:HG22	10:AJ:58:ASN:N	2.18	0.53
25:BD:122:VAL:HG12	25:BD:123:LYS:H	1.73	0.53
53:CA:346:G:N3	53:CA:346:G:C2'	2.71	0.53
53:CA:1067:A:H1'	53:CA:1068:G:H8	1.73	0.53
22:BA:2813:A:H2	22:BA:2887:A:H62	1.54	0.53
22:DA:2458:G:H8	22:DA:2459:A:N6	2.01	0.53
9:AI:28:VAL:HB	9:AI:63:TYR:CD2	2.38	0.53
30:BI:123:ALA:C	30:BI:125:THR:H	2.10	0.53
22:DA:2607:G:H2'	22:DA:2608:G:O4'	2.08	0.53
53:CA:1073:U:C2	53:CA:1074:G:C8	2.96	0.53
27:BF:84:ILE:HG13	27:BF:84:ILE:O	2.08	0.53
24:DC:8:THR:O	24:DC:9:SER:CB	2.57	0.53
37:BP:79:VAL:HG23	37:BP:79:VAL:O	2.07	0.53
22:DA:2638:G:O2'	22:DA:2639:A:H8	1.91	0.53
36:BO:3:LYS:HG3	36:BO:4:LYS:N	2.23	0.53
10:AJ:65:TYR:CB	14:AN:95:LEU:HD11	2.39	0.53
24:DC:44:ASN:O	24:DC:46:GLY:N	2.42	0.53
31:DJ:69:ARG:CZ	31:DJ:89:PHE:HE1	2.22	0.53

*Continued on next page...*

*Continued from previous page...*

Atom-1	Atom-2	Distance(Å)	Clash(Å)
22:DA:1413:A:C6	22:DA:1414:C:N4	2.77	0.53
15:CO:38:LEU:HD12	15:CO:41:HIS:HB3	1.90	0.53
1:AA:189:A:O2'	1:AA:190:A:H5'	2.08	0.53
55:CM:86:ARG:NH1	55:CM:90:HIS:HD2	2.06	0.53
26:BE:154:ASP:OD2	26:BE:157:LEU:HB3	2.09	0.53
3:AC:46:LEU:HB3	3:AC:49:ALA:HB3	1.91	0.53
33:DL:9:ALA:HB3	33:DL:12:SER:HB3	1.89	0.53
42:BU:17:ASP:HB3	42:BU:20:LYS:HD3	1.91	0.53
48:D0:30:ASP:OD1	48:D0:47:TYR:HB3	2.09	0.53
26:DE:73:ILE:O	26:DE:73:ILE:HG13	2.09	0.53
22:DA:57:C:O2'	41:DT:36:LYS:HE2	2.08	0.53
19:AS:10:ILE:HD11	19:AS:15:LEU:HB2	1.91	0.53
22:BA:517:C:OP2	48:B0:9:ARG:NH2	2.36	0.53
1:AA:443:C:O2'	1:AA:444:G:H5'	2.08	0.53
44:BW:16:GLU:OE2	44:BW:16:GLU:CA	2.57	0.53
1:AA:1469:C:H5'	1:AA:1469:C:C6	2.38	0.53
24:DC:166:ARG:CB	24:DC:171:VAL:HG22	2.37	0.53
4:AD:145:ARG:HD2	4:AD:147:LYS:HE2	1.90	0.53
12:CL:80:LEU:HD23	12:CL:97:VAL:HG21	1.90	0.53
39:BR:49:ILE:HG22	39:BR:54:VAL:N	2.23	0.53
41:DT:4:GLU:HG3	41:DT:6:ARG:HH21	1.74	0.53
22:DA:140:C:H5'	22:DA:141:G:N2	2.24	0.53
22:DA:203:A:O5'	22:DA:204:A:H2'	2.09	0.53
22:DA:639:U:H2'	22:DA:640:C:C6	2.43	0.53
22:DA:2577:A:H5''	22:DA:2578:G:H5'	1.91	0.53
22:DA:1373:A:H2'	22:DA:1374:G:O4'	2.09	0.53
22:DA:2391:G:O2'	22:DA:2392:A:O5'	2.27	0.53
22:DA:674:G:H1'	26:DE:69:ARG:HE	1.74	0.53
53:CA:1346:A:C8	53:CA:1348:U:N3	2.77	0.53
22:DA:1737:G:C6	22:DA:1738:G:N1	2.76	0.53
4:CD:12:ARG:NH2	4:CD:36:ALA:O	2.33	0.53
22:DA:223:A:N6	22:DA:422:A:N6	2.57	0.53
31:BJ:49:ASP:OD1	31:BJ:121:LYS:HE2	2.07	0.53
22:BA:962:G:N2	22:BA:2250:G:H1	2.06	0.53
8:AH:6:ILE:HB	8:AH:76:ARG:NH1	2.22	0.53
22:DA:1511:G:O2'	22:DA:1512:C:H5'	2.08	0.53
22:BA:1607:C:N4	22:BA:1622:G:C5	2.77	0.53
2:CB:147:LEU:N	2:CB:147:LEU:HD12	2.24	0.53
45:DX:19:HIS:O	45:DX:20:ALA:HB3	2.09	0.53
22:DA:2636:C:H2'	22:DA:2637:U:H6	1.72	0.53
1:AA:358:U:H2'	1:AA:359:G:C8	2.43	0.53
53:CA:106:C:O2	53:CA:379:C:H4'	2.09	0.53

*Continued on next page...*

*Continued from previous page...*

Atom-1	Atom-2	Distance(Å)	Clash(Å)
1:AA:1031:C:C2'	1:AA:1032:G:OP2	2.56	0.53
53:CA:59:A:H2'	53:CA:59:A:N3	2.24	0.53
2:CB:161:PHE:HA	2:CB:183:PHE:O	2.09	0.53
23:BB:65:U:C4	23:BB:108:A:C4	2.97	0.53
22:DA:953:G:H5''	34:DM:16:ARG:CZ	2.38	0.53
21:CU:25:ALA:O	21:CU:29:ALA:N	2.40	0.53
31:BJ:40:HIS:CD2	31:BJ:41:LYS:HG2	2.44	0.53
1:AA:1355:G:O2'	1:AA:1356:G:H5'	2.09	0.53
31:DJ:13:ARG:HG2	31:DJ:51:GLY:O	2.09	0.53
42:DU:44:HIS:HD2	42:DU:57:ILE:HG21	1.74	0.53
44:BW:39:GLN:O	44:BW:40:ARG:C	2.46	0.53
22:DA:763:G:HO2'	22:DA:764:A:H3'	1.72	0.53
22:DA:1240:U:O2	22:DA:1240:U:H2'	2.08	0.53
53:CA:764:C:C4	53:CA:812:G:O6	2.62	0.53
14:CN:33:VAL:HG22	14:CN:40:ARG:NH2	2.23	0.53
22:DA:478:A:C6	22:DA:480:A:C5	2.97	0.53
26:DE:130:LYS:H	26:DE:160:ALA:HB2	1.74	0.53
22:DA:204:A:C4	22:DA:206:U:O4	2.61	0.53
11:CK:74:LYS:O	11:CK:74:LYS:HG2	2.09	0.53
22:DA:2025:C:OP1	25:DD:154:LYS:HE2	2.09	0.53
22:DA:1992:G:N2	22:DA:1995:U:C5	2.77	0.53
22:DA:1429:G:O2'	22:DA:1430:G:C8	2.45	0.53
22:DA:2069:G:N2	22:DA:2443:C:C2	2.77	0.53
22:BA:545:U:O4'	22:BA:545:U:O2	2.23	0.53
22:DA:2286:G:O6	49:D1:22:THR:HG21	2.08	0.53
22:BA:2145:C:OP1	22:BA:2148:G:C5	2.62	0.53
25:DD:125:TRP:CD1	25:DD:160:LYS:HB3	2.43	0.53
22:DA:571:U:C4	22:DA:2030:A:C6	2.96	0.53
2:AB:202:ASN:HB3	2:AB:208:ALA:CB	2.39	0.53
57:DB:28:C:OP1	36:DO:31:THR:HG21	2.09	0.53
10:CJ:41:PRO:O	10:CJ:42:LEU:HB2	2.08	0.53
24:BC:67:LYS:HG2	24:BC:150:GLY:HA2	1.90	0.53
30:BI:126:ARG:HA	30:BI:129:GLU:CG	2.39	0.53
28:BG:29:ASN:CG	28:BG:30:GLY:N	2.61	0.53
57:DB:85:G:O2'	57:DB:86:G:H5'	2.09	0.53
29:BH:43:ASN:HD22	29:BH:43:ASN:N	2.06	0.53
37:BP:33:GLU:HB3	37:BP:36:LYS:H	1.74	0.53
1:AA:414:A:H2'	1:AA:415:A:H8	1.72	0.53
22:BA:1014:A:O2'	22:BA:1015:U:H5'	2.09	0.53
22:DA:173:A:H2'	22:DA:174:U:H6	1.72	0.53
34:BM:13:HIS:O	34:BM:14:LYS:CB	2.56	0.53
22:BA:1045:C:C4'	22:BA:1046:A:H5'	2.38	0.53

*Continued on next page...*

*Continued from previous page...*

Atom-1	Atom-2	Distance(Å)	Clash(Å)
25:DD:45:TYR:HE2	25:DD:47:ALA:HB3	1.74	0.53
53:CA:1481:U:H2'	53:CA:1482:G:C8	2.43	0.53
22:DA:2591:C:OP1	24:DC:237:ARG:HD2	2.08	0.53
36:BO:51:ALA:HB3	36:BO:78:VAL:HG13	1.91	0.53
41:DT:7:LEU:O	41:DT:7:LEU:HD23	2.09	0.53
22:DA:406:G:O2'	22:DA:407:G:C8	2.60	0.53
22:BA:817:C:O2'	22:BA:839:U:H5''	2.08	0.53
37:DP:102:ARG:HD2	37:DP:106:ALA:O	2.09	0.53
53:CA:745:G:H2'	53:CA:746:A:C8	2.44	0.53
1:AA:433:G:C2'	1:AA:434:U:H5'	2.38	0.53
11:AK:57:SER:O	11:AK:90:PRO:HG3	2.08	0.53
30:DI:96:LYS:HE2	30:DI:138:VAL:HG11	1.91	0.53
22:DA:1384:A:H1'	22:DA:1405:U:H1'	1.91	0.53
57:DB:11:C:C5	57:DB:12:C:C5	2.96	0.53
57:DB:69:G:H3'	57:DB:70:C:H6	1.74	0.53
45:DX:29:LEU:HB2	45:DX:30:PRO:HD2	1.90	0.53
22:DA:1534:U:C6	22:DA:1538:G:N1	2.73	0.53
20:CT:73:ARG:CG	20:CT:73:ARG:NH1	2.57	0.53
2:CB:100:LEU:O	2:CB:103:TRP:HE3	1.92	0.53
22:DA:125:A:H3'	50:D2:19:ARG:HD2	1.90	0.53
53:CA:1328:C:H2'	53:CA:1329:A:C8	2.44	0.53
53:CA:1327:C:C4	53:CA:1328:C:N4	2.77	0.53
18:CR:72:ARG:HA	21:CU:4:LYS:HE3	1.90	0.53
25:DD:117:GLY:O	25:DD:119:ALA:N	2.41	0.53
1:AA:250:A:C8	1:AA:252:U:C4	2.97	0.53
24:BC:242:HIS:O	24:BC:244:VAL:HG13	2.08	0.53
8:CH:85:TYR:CD2	8:CH:123:GLU:HB2	2.44	0.53
53:CA:876:C:C1'	8:CH:11:THR:HG21	2.39	0.53
29:BH:44:ILE:O	29:BH:48:GLU:HB2	2.09	0.53
27:BF:71:LYS:HD3	27:BF:80:GLN:HG3	1.91	0.53
27:BF:45:ASP:CB	27:BF:48:LEU:HB2	2.38	0.53
53:CA:512:U:O2'	53:CA:513:C:C5'	2.57	0.53
22:BA:1252:G:C2	38:BQ:32:ARG:HG2	2.44	0.53
54:CG:59:GLU:HG3	54:CG:60:ALA:N	2.24	0.53
35:DN:103:ARG:HB2	35:DN:110:MET:SD	2.49	0.53
42:DU:34:ILE:HG12	42:DU:62:ALA:O	2.09	0.53
29:DH:120:GLY:O	29:DH:121:VAL:HB	2.09	0.53
7:AG:99:ALA:O	7:AG:103:ILE:HG13	2.09	0.53
19:AS:13:HIS:O	19:AS:17:LYS:HG3	2.09	0.53
3:AC:148:ILE:HG13	3:AC:200:TRP:O	2.09	0.53
22:DA:518:G:H2'	22:DA:519:U:H6	1.74	0.53
36:DO:51:ALA:HB3	36:DO:78:VAL:CG2	2.38	0.53

*Continued on next page...*

*Continued from previous page...*

Atom-1	Atom-2	Distance(Å)	Clash(Å)
53:CA:545:C:C2'	53:CA:546:A:H5'	2.39	0.53
53:CA:1442:G:H2'	53:CA:1443:C:C6	2.43	0.53
34:BM:64:TRP:CZ3	34:BM:106:ASP:HB2	2.44	0.53
22:BA:1486:U:H2'	22:BA:1487:U:C6	2.44	0.53
14:CN:6:LYS:O	14:CN:10:VAL:HG23	2.08	0.53
5:AE:55:VAL:N	5:AE:56:PRO:HD2	2.23	0.53
4:AD:99:ASN:O	4:AD:103:ARG:HB2	2.09	0.53
38:BQ:94:LEU:C	38:BQ:96:ASP:H	2.12	0.53
22:DA:1387:A:C4	22:DA:1388:G:N7	2.77	0.53
24:DC:74:PRO:HA	24:DC:116:GLN:HG3	1.91	0.53
4:AD:147:LYS:O	4:AD:149:LYS:N	2.42	0.53
26:DE:128:ALA:HB1	26:DE:129:PRO:CD	2.38	0.53
22:DA:142:A:O2'	22:DA:143:C:O4'	2.26	0.53
1:AA:1277:C:HO2'	1:AA:1279:G:H8	0.70	0.53
22:DA:2577:A:C2	48:D0:1:ALA:N	2.77	0.53
25:DD:141:ARG:HH11	25:DD:141:ARG:HB3	1.73	0.53
26:DE:108:ILE:HD13	26:DE:108:ILE:O	2.08	0.53
22:DA:2287:A:N6	22:DA:2289:G:C4	2.77	0.53
27:BF:134:GLN:CG	27:BF:135:ILE:H	2.21	0.53
4:AD:117:VAL:HA	4:AD:122:ILE:HD11	1.91	0.53
4:AD:55:ARG:HH12	4:AD:58:GLN:CB	2.22	0.53
22:DA:422:A:C2	22:DA:423:A:C5	2.97	0.53
53:CA:598:U:H4'	8:CH:85:TYR:CD1	2.43	0.53
1:AA:328:C:O2	1:AA:328:C:H2'	2.08	0.53
22:BA:1857:G:H1'	22:BA:1858:A:OP2	2.09	0.53
22:BA:513:A:O2'	22:BA:514:A:H5'	2.09	0.53
22:BA:528:A:C8	22:BA:528:A:H3'	2.44	0.53
20:AT:77:ASN:N	20:AT:77:ASN:HD22	2.06	0.53
14:CN:50:LEU:HB2	14:CN:51:PRO:HD3	1.91	0.53
25:DD:33:ARG:NH2	25:DD:51:THR:HG22	2.24	0.53
9:AI:112:ARG:NH2	10:AJ:64:GLN:HE22	2.07	0.53
53:CA:802:A:H2'	53:CA:803:G:O5'	2.09	0.53
53:CA:143:A:N3	53:CA:143:A:H2'	2.24	0.53
2:AB:212:TYR:O	2:AB:216:VAL:HG23	2.09	0.53
1:AA:723:U:H5'	21:AU:48:LYS:HG2	1.91	0.53
28:BG:33:THR:N	28:BG:34:ARG:HH11	2.06	0.53
22:DA:2788:C:H2'	22:DA:2789:C:C6	2.44	0.53
22:BA:2823:A:C2'	22:BA:2824:C:H5'	2.39	0.53
7:AG:145:GLU:HA	7:AG:148:LYS:HB2	1.90	0.53
22:BA:1254:A:H5''	22:BA:1255:U:C5'	2.39	0.53
22:DA:691:C:O2'	22:DA:692:C:H5'	2.09	0.53
5:CE:48:GLY:HA3	5:CE:66:ALA:HB2	1.90	0.53

*Continued on next page...*

*Continued from previous page...*

Atom-1	Atom-2	Distance(Å)	Clash(Å)
15:CO:52:ARG:O	15:CO:55:LEU:HB3	2.09	0.53
22:BA:2667:C:C2'	22:BA:2668:G:H5'	2.38	0.53
22:DA:2096:C:H2'	22:DA:2097:A:C8	2.43	0.53
22:DA:1545:A:H2'	22:DA:1546:G:O4'	2.09	0.53
22:DA:826:U:H5'	22:DA:2428:G:O2'	2.09	0.53
53:CA:1018:G:H2'	53:CA:1019:A:O4'	2.09	0.53
22:BA:1434:A:OP1	22:BA:1434:A:H4'	2.08	0.53
39:BR:8:GLY:C	39:BR:10:LYS:HD2	2.30	0.52
22:DA:1313:U:OP1	62:DA:3405:HOH:O	2.19	0.52
22:DA:35:G:C5	22:DA:454:A:C2	2.97	0.52
22:DA:447:A:H5'	22:DA:449:A:C8	2.44	0.52
22:DA:2331:G:H4'	44:DW:41:GLY:N	2.24	0.52
44:BW:19:ARG:HH22	44:BW:22:VAL:HG21	1.73	0.52
44:BW:28:GLU:HG3	44:BW:29:SER:N	2.24	0.52
2:AB:65:LYS:HG2	2:AB:153:MET:HG3	1.90	0.52
22:DA:55:G:C2	22:DA:116:C:C2	2.97	0.52
53:CA:1129:C:HO2'	53:CA:1130:A:H8	1.49	0.52
22:DA:1438:U:H2'	22:DA:1439:A:O4'	2.09	0.52
9:CI:49:GLN:HA	9:CI:52:GLU:HG2	1.91	0.52
9:CI:74:GLN:O	9:CI:78:ILE:HG13	2.09	0.52
22:DA:1056:G:H3'	22:DA:1056:G:OP2	2.08	0.52
22:DA:1069:A:O2'	22:DA:1072:C:OP2	2.25	0.52
53:CA:913:A:C4'	53:CA:914:A:O5'	2.49	0.52
22:DA:670:A:H4'	22:DA:671:C:O5'	2.09	0.52
2:CB:137:THR:O	2:CB:140:LEU:HB3	2.09	0.52
25:BD:114:LYS:HE3	25:BD:114:LYS:C	2.29	0.52
56:CP:52:LEU:O	56:CP:53:ASP:HB2	2.09	0.52
22:DA:466:A:P	50:D2:34:ARG:HH21	2.32	0.52
53:CA:251:G:N2	53:CA:253:A:H62	2.07	0.52
22:DA:443:A:H2'	26:DE:40:ARG:NE	2.23	0.52
49:B1:33:LEU:H	49:B1:51:ALA:CB	2.23	0.52
43:BV:10:LYS:H	43:BV:10:LYS:CD	2.07	0.52
1:AA:495:A:C6	1:AA:496:A:N6	2.77	0.52
5:AE:123:LEU:H	5:AE:123:LEU:HD12	1.74	0.52
6:AF:47:LEU:CD1	6:AF:51:ILE:HG22	2.39	0.52
10:CJ:65:TYR:HD2	14:CN:96:LYS:O	1.92	0.52
38:DQ:10:ARG:HB2	38:DQ:10:ARG:CZ	2.39	0.52
22:BA:1859:U:H2'	22:BA:1860:G:C8	2.41	0.52
1:AA:1224:U:O2'	1:AA:1322:C:OP1	2.26	0.52
22:DA:2847:U:H2'	22:DA:2848:G:C5'	2.39	0.52
26:BE:23:PHE:CD1	26:BE:111:GLU:HG3	2.43	0.52
22:DA:607:U:H5	22:DA:619:G:C5	2.26	0.52

*Continued on next page...*



*Continued from previous page...*

Atom-1	Atom-2	Distance(Å)	Clash(Å)
12:AL:1:ALA:HB3	12:AL:5:GLN:OE1	2.09	0.52
12:AL:2:THR:HG22	12:AL:4:ASN:N	2.24	0.52
22:BA:2182:U:H2'	22:BA:2183:A:OP1	2.09	0.52
14:CN:20:PHE:HE1	14:CN:54:SER:HB2	1.74	0.52
15:CO:2:LEU:HD22	15:CO:34:GLN:HG2	1.91	0.52
47:DZ:32:GLY:C	47:DZ:34:THR:H	2.11	0.52
8:AH:44:PHE:HE2	8:AH:100:ILE:HG12	1.75	0.52
22:BA:2063:C:O2	22:BA:2450:A:N1	2.42	0.52
15:AO:29:ALA:HA	15:AO:84:LEU:HD21	1.90	0.52
37:BP:37:LYS:HD3	37:BP:37:LYS:H	1.73	0.52
26:BE:132:LYS:NZ	26:BE:132:LYS:HB3	2.24	0.52
30:DI:112:LYS:HZ3	30:DI:128:ILE:HD12	1.73	0.52
22:DA:2531:A:C5'	28:DG:156:TYR:CZ	2.93	0.52
35:BN:65:LEU:HD11	35:BN:69:ARG:NH2	2.24	0.52
22:BA:995:C:C6	22:BA:995:C:H5'	2.43	0.52
22:DA:1324:G:O2'	22:DA:1616:A:N6	2.42	0.52
44:DW:20:LEU:HD11	44:DW:35:ILE:CG1	2.38	0.52
44:DW:25:PHE:O	44:DW:27:GLY:N	2.38	0.52
44:DW:33:GLY:O	44:DW:34:SER:CB	2.57	0.52
44:DW:44:PHE:HB3	44:DW:78:PHE:CD1	2.45	0.52
22:DA:1059:G:O2'	30:DI:131:THR:HG21	2.08	0.52
53:CA:83:C:C2	53:CA:87:C:N4	2.77	0.52
22:DA:2266:A:C4'	22:DA:2267:A:O5'	2.49	0.52
22:DA:1275:A:C4	35:DN:16:HIS:HD2	2.26	0.52
33:BL:18:ARG:O	33:BL:19:LEU:HB3	2.08	0.52
22:DA:329:G:H4'	22:DA:330:A:OP2	2.08	0.52
11:CK:33:ILE:HG13	11:CK:73:VAL:HG21	1.90	0.52
22:BA:1964:G:H4'	22:BA:1965:C:OP2	2.09	0.52
26:DE:112:LEU:HD12	26:DE:118:LEU:HD13	1.91	0.52
26:DE:149:ILE:O	26:DE:149:ILE:HG12	2.09	0.52
22:DA:1373:A:C5'	22:DA:2212:A:H1'	2.38	0.52
22:DA:1051:G:H5'	22:DA:2752:C:H1'	1.91	0.52
2:AB:218:ALA:HA	2:AB:221:ARG:NH2	2.20	0.52
25:BD:62:LYS:HB2	25:BD:63:PRO:HD3	1.90	0.52
53:CA:269:C:H2'	53:CA:270:A:H8	1.72	0.52
54:CG:9:ARG:HD3	54:CG:24:LYS:HZ1	1.75	0.52
32:BK:10:VAL:HG12	32:BK:12:ASP:H	1.74	0.52
5:AE:136:VAL:O	5:AE:136:VAL:HG22	2.08	0.52
25:BD:133:THR:HG23	25:BD:134:HIS:N	2.24	0.52
22:DA:784:G:O2'	22:DA:785:G:H5''	2.10	0.52
30:BI:105:LEU:HD23	30:BI:108:ILE:HG21	1.91	0.52
30:BI:78:LEU:HD23	30:BI:81:LYS:HE3	1.90	0.52

*Continued on next page...*



*Continued from previous page...*

Atom-1	Atom-2	Distance(Å)	Clash(Å)
28:BG:8:VAL:CG1	28:BG:9:VAL:N	2.73	0.52
22:DA:223:A:C6	22:DA:422:A:C5	2.98	0.52
31:BJ:32:LEU:O	31:BJ:36:LEU:HB2	2.08	0.52
35:BN:38:LEU:CD1	35:BN:42:LYS:HD2	2.39	0.52
22:BA:1319:C:C2'	22:BA:1320:C:H5'	2.39	0.52
4:AD:106:PHE:CD1	4:AD:144:ILE:HD11	2.43	0.52
29:DH:41:LYS:H	29:DH:44:ILE:HG23	1.75	0.52
53:CA:1284:C:C5'	53:CA:1285:A:H5''	2.40	0.52
22:DA:1769:U:H1'	22:DA:1984:G:N2	2.23	0.52
1:AA:1510:C:H2'	1:AA:1511:G:C8	2.44	0.52
7:AG:49:LEU:HD12	7:AG:60:ALA:HB1	1.91	0.52
22:BA:1726:C:H2'	22:BA:1727:C:H6	1.74	0.52
22:BA:1644:C:H2'	22:BA:1645:G:H5'	1.91	0.52
22:BA:563:A:C2	22:BA:564:C:C2	2.96	0.52
22:DA:453:A:H4'	22:DA:472:A:H62	1.74	0.52
53:CA:9:G:N2	53:CA:10:A:C4	2.78	0.52
3:CC:185:THR:O	3:CC:186:SER:HB2	2.09	0.52
12:AL:76:HIS:O	12:AL:77:SER:HB2	2.09	0.52
22:BA:885:C:H6	22:BA:885:C:O5'	1.92	0.52
22:BA:1794:A:H2'	22:BA:1795:C:C6	2.44	0.52
22:BA:2727:A:O2'	22:BA:2728:U:H5'	2.09	0.52
22:BA:150:U:H2'	22:BA:151:C:C6	2.44	0.52
38:BQ:63:ARG:HH22	38:BQ:96:ASP:CB	2.20	0.52
38:BQ:63:ARG:HH22	38:BQ:96:ASP:CA	2.21	0.52
57:DB:69:G:C2'	57:DB:70:C:H5'	2.39	0.52
57:DB:59:A:H2'	57:DB:60:C:O4'	2.10	0.52
33:BL:93:ASN:HD22	33:BL:94:THR:CA	2.23	0.52
22:DA:2335:A:C2	22:DA:2337:G:C8	2.97	0.52
44:BW:9:THR:HG23	44:BW:10:ARG:CD	2.24	0.52
22:DA:296:U:C2	22:DA:297:G:C8	2.97	0.52
32:DK:61:VAL:HG13	32:DK:87:LEU:HD21	1.91	0.52
9:CI:35:GLU:HA	9:CI:39:GLY:CA	2.38	0.52
28:BG:86:LEU:CD1	28:BG:132:LEU:HD21	2.39	0.52
10:CJ:84:VAL:CG2	10:CJ:85:ASP:H	2.08	0.52
11:AK:124:LYS:O	21:AU:33:ARG:CZ	2.58	0.52
22:DA:126:A:H2'	50:D2:46:LYS:CE	2.39	0.52
22:DA:478:A:N1	22:DA:480:A:C4	2.77	0.52
22:DA:502:A:N6	22:DA:505:A:C6	2.78	0.52
53:CA:1241:G:C2	53:CA:1242:G:N7	2.78	0.52
53:CA:734:G:N2	18:CR:63:TYR:CE2	2.78	0.52
11:CK:74:LYS:HG3	11:CK:78:ILE:HG12	1.91	0.52
22:DA:233:A:HO2'	22:DA:234:U:H6	1.54	0.52

*Continued on next page...*

*Continued from previous page...*

Atom-1	Atom-2	Distance(Å)	Clash(Å)
22:DA:602:A:H1'	22:DA:656:G:N2	2.24	0.52
22:DA:464:U:C1'	22:DA:686:U:H5	2.17	0.52
39:DR:80:ARG:HB3	39:DR:81:LYS:HD3	1.91	0.52
2:CB:133:ALA:HA	2:CB:137:THR:HG21	1.91	0.52
26:BE:119:ILE:O	26:BE:187:VAL:O	2.26	0.52
44:DW:23:LYS:HD2	44:DW:24:ARG:HB2	1.92	0.52
27:BF:127:TYR:O	27:BF:128:SER:HB2	2.09	0.52
53:CA:1245:C:H2'	53:CA:1246:A:C8	2.37	0.52
2:AB:18:GLN:O	2:AB:37:VAL:HG23	2.09	0.52
28:BG:8:VAL:HG12	28:BG:49:LEU:H	1.74	0.52
1:AA:1063:C:H2'	1:AA:1064:G:C8	2.44	0.52
40:BS:74:ILE:HD12	40:BS:105:VAL:HG22	1.91	0.52
22:BA:1277:G:C5'	35:BN:20:MET:HE1	2.39	0.52
22:BA:789:A:OP1	22:BA:790:U:C5	2.62	0.52
8:AH:93:LYS:CE	8:AH:116:ARG:HH12	2.23	0.52
46:BY:9:LYS:HZ2	46:BY:9:LYS:HA	1.74	0.52
39:DR:24:LYS:HA	39:DR:94:THR:HG23	1.91	0.52
25:DD:73:VAL:O	25:DD:74:GLU:HB2	2.08	0.52
8:AH:48:PHE:O	8:AH:49:LYS:CB	2.58	0.52
16:AP:28:ARG:HE	16:AP:29:ASN:HD21	1.55	0.52
53:CA:460:A:O3'	53:CA:462:G:OP2	2.27	0.52
22:DA:2185:U:H2'	22:DA:2186:G:H8	1.74	0.52
22:BA:1032:A:H1'	52:B4:23:ILE:CD1	2.39	0.52
36:BO:28:VAL:HG23	36:BO:36:TYR:O	2.09	0.52
22:BA:39:G:H2'	22:BA:40:U:H6	1.73	0.52
22:DA:2376:A:N3	36:DO:99:TYR:CE2	2.77	0.52
29:BH:2:GLN:HG2	29:BH:20:ASN:HD22	1.74	0.52
57:DB:81:G:C5	57:DB:82:U:C5	2.98	0.52
1:AA:386:C:C2'	1:AA:387:U:H5'	2.40	0.52
25:BD:158:GLY:O	25:BD:159:LYS:C	2.48	0.52
1:AA:1081:A:H5'	5:AE:22:LYS:HG3	1.92	0.52
22:DA:349:U:H2'	22:DA:350:G:H8	1.73	0.52
26:DE:98:LYS:O	26:DE:99:LYS:HB2	2.09	0.52
53:CA:1186:G:H4'	9:CI:111:GLU:CD	2.30	0.52
30:BI:75:ALA:HB3	30:BI:131:THR:HG21	1.91	0.52
31:DJ:92:MET:CE	31:DJ:92:MET:HA	2.40	0.52
31:DJ:55:ILE:HG13	31:DJ:55:ILE:O	2.08	0.52
14:CN:53:ASP:HA	14:CN:58:ARG:HD3	1.91	0.52
22:BA:904:G:N1	22:BA:905:A:C5	2.78	0.52
31:DJ:47:HIS:O	31:DJ:114:LEU:HD22	2.09	0.52
22:DA:2324:U:HO2'	22:DA:2385:C:H5	1.57	0.52
44:BW:19:ARG:CZ	44:BW:22:VAL:HB	2.39	0.52

*Continued on next page...*

*Continued from previous page...*

Atom-1	Atom-2	Distance(Å)	Clash(Å)
39:DR:39:LEU:O	39:DR:49:ILE:HG12	2.10	0.52
22:DA:183:C:H2'	22:DA:184:C:H5'	1.91	0.52
22:DA:183:C:H6	22:DA:183:C:O5'	1.93	0.52
21:AU:33:ARG:NE	21:AU:34:ARG:HG3	2.23	0.52
15:AO:63:ARG:HD3	15:AO:67:ASP:OD1	2.08	0.52
22:DA:1038:G:N1	22:DA:1039:A:C5	2.77	0.52
33:BL:19:LEU:HB2	33:BL:27:LEU:HD22	1.92	0.52
53:CA:1356:G:H2'	53:CA:1357:A:C8	2.45	0.52
53:CA:20:U:C2'	53:CA:21:G:H5'	2.40	0.52
53:CA:566:G:H4'	53:CA:567:G:OP1	2.09	0.52
53:CA:994:A:N3	53:CA:995:C:C6	2.78	0.52
58:DF:59:ILE:HG23	58:DF:137:PHE:HE1	1.75	0.52
34:BM:8:LYS:N	34:BM:8:LYS:CD	2.68	0.52
22:DA:2310:C:C2'	22:DA:2311:A:H5''	2.39	0.52
22:DA:2305:U:H5	22:DA:2312:U:C4	2.28	0.52
48:D0:27:LEU:N	48:D0:27:LEU:HD22	2.25	0.52
22:DA:2577:A:H2	48:D0:1:ALA:N	2.07	0.52
22:DA:1264:A:H5'	48:D0:7:PRO:HG2	1.91	0.52
26:BE:172:ALA:O	26:BE:175:ILE:HG22	2.09	0.52
9:AI:83:THR:HG21	9:AI:102:PHE:CB	2.36	0.52
46:BY:32:ALA:CB	46:BY:37:LEU:HD12	2.34	0.52
24:BC:20:ASN:CB	24:BC:23:LEU:HD23	2.33	0.52
2:AB:112:ARG:O	2:AB:116:LEU:HD23	2.09	0.52
24:DC:95:TYR:C	24:DC:97:ASP:H	2.13	0.52
43:BV:77:VAL:CG2	43:BV:86:LEU:HD22	2.39	0.52
22:BA:2151:U:N3	22:BA:2152:G:C5	2.77	0.52
32:BK:10:VAL:CG2	32:BK:16:ALA:HB1	2.38	0.52
14:AN:20:PHE:C	14:AN:22:LYS:H	2.13	0.52
53:CA:496:A:O2'	53:CA:497:G:C8	2.59	0.52
4:CD:3:TYR:O	4:CD:4:LEU:HB2	2.08	0.52
29:BH:9:VAL:O	29:BH:13:GLY:N	2.38	0.52
3:CC:53:ARG:HB2	3:CC:53:ARG:HH11	1.73	0.52
26:DE:6:LYS:HE3	26:DE:7:ASP:OD2	2.09	0.52
4:AD:173:ASP:O	4:AD:174:ALA:CB	2.57	0.52
17:CQ:30:HIS:CG	17:CQ:31:PRO:HD2	2.44	0.52
22:DA:1865:U:O4	22:DA:1875:G:N3	2.42	0.52
53:CA:642:A:C8	8:CH:106:SER:HA	2.45	0.52
22:BA:2840:C:O2'	22:BA:2841:C:H5'	2.09	0.52
1:AA:1361:G:C3'	1:AA:1362:A:H5''	2.40	0.52
22:DA:845:A:N1	22:DA:932:U:O2	2.42	0.52
22:BA:26:G:C6	22:BA:27:G:N1	2.77	0.52
22:DA:1631:G:H1'	22:DA:1635:A:H61	1.75	0.52

*Continued on next page...*

*Continued from previous page...*

Atom-1	Atom-2	Distance(Å)	Clash(Å)
31:DJ:111:LYS:HB2	31:DJ:115:GLY:H	1.73	0.52
22:BA:1014:A:H2'	22:BA:1015:U:C6	2.44	0.52
7:AG:94:ARG:O	7:AG:95:ARG:C	2.47	0.52
22:BA:693:A:C2'	22:BA:694:U:H5'	2.39	0.52
22:BA:1798:U:OP1	24:BC:257:ARG:HB2	2.09	0.52
27:BF:113:PHE:HE1	27:BF:116:LEU:HD22	1.75	0.52
22:DA:1759:A:O2'	22:DA:2714:G:H1'	2.09	0.52
22:DA:160:A:N1	22:DA:161:A:C2	2.77	0.52
22:DA:601:C:H4'	26:DE:99:LYS:HE2	1.91	0.52
26:DE:150:THR:O	26:DE:192:ALA:HB2	2.09	0.52
22:BA:1554:U:H4'	22:BA:1555:G:OP2	2.09	0.52
24:BC:139:THR:O	24:BC:161:VAL:O	2.28	0.52
24:BC:161:VAL:HG13	24:BC:175:LEU:HD12	1.91	0.52
22:BA:2318:G:C6	22:BA:2319:G:N1	2.77	0.52
26:DE:139:LYS:NZ	26:DE:139:LYS:HB2	2.24	0.52
20:CT:42:ASP:HB3	20:CT:45:ALA:HB3	1.91	0.52
22:BA:1864:U:C2'	22:BA:1865:U:H5'	2.39	0.52
19:CS:62:THR:HG22	19:CS:63:ASP:H	1.73	0.52
30:BI:86:LYS:HD2	30:BI:86:LYS:H	1.74	0.52
39:DR:21:ARG:HB2	39:DR:93:PHE:HD1	1.73	0.52
22:DA:1809:A:C2'	22:DA:1810:A:C8	2.92	0.52
22:DA:2091:C:C3'	22:DA:2092:U:C5'	2.84	0.52
37:DP:87:ARG:NH2	37:DP:110:LYS:O	2.42	0.52
28:BG:84:LYS:HB3	28:BG:132:LEU:O	2.10	0.52
22:DA:1083:U:H1'	22:DA:1086:A:C2	2.45	0.52
22:DA:1207:C:H2'	22:DA:1208:C:H6	1.75	0.52
22:DA:319:G:C6	22:DA:333:G:N1	2.78	0.52
37:BP:17:PRO:HD2	37:BP:83:ILE:HG23	1.92	0.52
22:DA:668:A:H2'	22:DA:670:A:N6	2.15	0.52
9:AI:56:MET:CE	9:AI:57:VAL:H	2.22	0.52
9:AI:50:PRO:HB3	9:AI:83:THR:CG2	2.39	0.52
1:AA:1241:G:C2	1:AA:1242:G:C5	2.98	0.52
30:DI:48:ILE:HG13	30:DI:49:GLU:N	2.25	0.52
53:CA:1349:A:H1'	53:CA:1374:A:N6	2.25	0.52
1:AA:267:C:O2'	1:AA:268:U:C5'	2.57	0.52
10:CJ:64:GLN:CB	14:CN:98:ALA:HB3	2.38	0.52
4:AD:121:ALA:C	4:AD:122:ILE:HD13	2.29	0.52
26:BE:146:VAL:HA	26:BE:185:LYS:O	2.09	0.52
24:DC:161:VAL:CG1	24:DC:173:LEU:HB2	2.39	0.52
22:DA:2773:C:C2	22:DA:2774:C:C5	2.97	0.52
1:AA:1521:C:N3	1:AA:1522:U:C4	2.78	0.52
5:AE:14:LEU:HB2	5:AE:36:THR:HG22	1.92	0.52

*Continued on next page...*

*Continued from previous page...*

Atom-1	Atom-2	Distance(Å)	Clash(Å)
22:BA:1414:C:C5	22:BA:1415:U:H5	2.27	0.52
27:BF:42:ALA:HA	27:BF:45:ASP:O	2.10	0.52
35:DN:7:GLY:O	35:DN:8:ARG:HB2	2.10	0.52
1:AA:1161:C:O2'	1:AA:1162:C:H6	1.90	0.52
22:DA:2848:G:OP2	37:DP:94:ALA:CB	2.57	0.52
31:BJ:97:PRO:O	31:BJ:99:ARG:N	2.42	0.52
53:CA:1097:C:H2'	53:CA:1098:C:H6	1.75	0.52
4:AD:151:GLN:O	4:AD:152:SER:C	2.48	0.52
9:CI:5:TYR:HD2	9:CI:5:TYR:N	2.08	0.52
31:DJ:94:ALA:O	31:DJ:95:ARG:CB	2.56	0.52
32:DK:45:GLU:OE2	32:DK:45:GLU:HA	2.09	0.52
22:DA:2619:C:H5'	25:DD:157:LYS:HG2	1.91	0.52
10:AJ:48:ARG:NH2	14:AN:100:TRP:CD2	2.77	0.52
22:BA:1092:C:H2'	22:BA:1093:G:O4'	2.09	0.52
22:BA:2531:A:OP1	28:BG:174:LYS:HG3	2.10	0.52
30:BI:107:GLU:O	30:BI:111:THR:HG23	2.10	0.52
1:AA:688:G:H5'	11:AK:48:GLY:HA2	1.92	0.52
3:CC:24:ASN:O	3:CC:28:PHE:HB2	2.09	0.52
22:DA:546:U:H5'	22:DA:547:A:OP1	2.09	0.52
19:AS:79:TYR:CG	19:AS:80:ARG:N	2.78	0.52
12:CL:6:LEU:C	12:CL:8:ARG:H	2.13	0.52
22:BA:778:G:C5	22:BA:779:U:C4	2.98	0.52
12:CL:36:VAL:O	12:CL:36:VAL:HG23	2.08	0.52
3:AC:89:VAL:HG23	3:AC:90:VAL:H	1.75	0.52
1:AA:1338:G:H2'	1:AA:1339:A:C8	2.44	0.52
38:BQ:60:TRP:O	38:BQ:61:ILE:C	2.48	0.52
38:BQ:91:ARG:HD3	39:BR:11:GLN:HG3	1.91	0.52
1:AA:974:A:P	14:AN:68:ARG:HH22	2.33	0.52
1:AA:983:A:H2	1:AA:1222:G:H22	1.55	0.52
1:AA:957:U:O2	1:AA:959:A:H8	1.93	0.52
57:DB:16:G:O2'	57:DB:17:C:H5'	2.09	0.52
57:DB:16:G:C6	57:DB:69:G:C4	2.97	0.52
33:BL:91:ASP:HB2	33:BL:94:THR:CB	2.39	0.52
22:DA:1080:A:H2'	22:DA:1081:U:H6	1.75	0.52
15:AO:63:ARG:HH11	15:AO:67:ASP:CG	2.13	0.52
35:DN:20:MET:C	35:DN:22:ARG:H	2.11	0.52
38:DQ:83:LYS:HE3	38:DQ:89:ILE:HD11	1.92	0.52
53:CA:1014:A:H5'	19:CS:17:LYS:HE3	1.90	0.52
26:DE:148:ILE:HA	26:DE:187:VAL:HB	1.92	0.52
41:DT:58:VAL:HG23	41:DT:85:VAL:HA	1.92	0.52
22:DA:2748:A:H1'	28:DG:66:THR:CG2	2.34	0.52
22:DA:2415:G:C6	22:DA:2416:C:C4	2.98	0.52

*Continued on next page...*

*Continued from previous page...*

Atom-1	Atom-2	Distance(Å)	Clash(Å)
4:AD:194:ILE:O	4:AD:194:ILE:HG13	2.10	0.52
2:AB:79:VAL:O	2:AB:83:ALA:HB3	2.10	0.52
22:BA:547:A:C8	22:BA:548:G:N3	2.78	0.52
1:AA:953:G:H2'	1:AA:954:G:O4'	2.10	0.52
1:AA:406:G:C8	1:AA:495:A:C2	2.97	0.52
36:DO:31:THR:HG23	36:DO:34:HIS:C	2.30	0.52
4:AD:28:ASP:OD1	4:AD:33:ILE:HG12	2.09	0.52
43:DV:56:PHE:C	43:DV:58:SER:H	2.13	0.52
1:AA:92:U:O2'	1:AA:93:U:H5'	2.10	0.52
1:AA:330:C:H5''	1:AA:330:C:H6	1.74	0.52
31:BJ:32:LEU:HD22	31:BJ:54:ILE:HG12	1.90	0.52
22:DA:417:C:H2'	22:DA:418:C:H6	1.75	0.52
20:AT:27:MET:CE	20:AT:57:VAL:HG22	2.37	0.52
1:AA:346:G:OP1	37:BP:33:GLU:OE1	2.26	0.52
53:CA:824:G:H1'	8:CH:1:SER:N	2.24	0.52
20:AT:34:VAL:HG12	20:AT:38:ILE:HD11	1.92	0.52
1:AA:633:G:H2'	1:AA:634:C:C6	2.42	0.52
22:DA:607:U:H5	22:DA:619:G:C4	2.27	0.52
22:DA:2622:U:O2'	22:DA:2825:G:N7	2.41	0.52
37:BP:103:THR:O	37:BP:104:GLY:O	2.28	0.52
13:AM:15:VAL:HA	13:AM:33:LEU:CD1	2.40	0.52
22:BA:1071:G:N7	22:BA:1089:A:N6	2.57	0.52
1:AA:21:G:H2'	1:AA:22:G:C8	2.44	0.52
15:CO:54:GLY:O	15:CO:58:MET:HG3	2.10	0.52
43:BV:62:THR:HA	43:BV:71:LYS:HA	1.91	0.52
23:BB:94:A:C5	23:BB:95:U:C4	2.97	0.52
22:BA:309:A:H4'	42:BU:15:GLY:HA2	1.91	0.52
22:DA:2531:A:C4	22:DA:2532:G:C8	2.98	0.52
26:DE:136:GLN:HA	26:DE:139:LYS:HG2	1.92	0.52
54:CG:49:LEU:HD13	54:CG:49:LEU:O	2.10	0.52
37:DP:54:LEU:HA	37:DP:76:HIS:CD2	2.45	0.52
23:BB:2:G:C6	23:BB:119:A:C2	2.97	0.52
1:AA:697:U:H2'	1:AA:698:G:H5'	1.92	0.52
58:DF:58:ALA:HB1	58:DF:139:GLU:HG2	1.90	0.52
22:BA:1952:A:C6	22:BA:1953:A:N1	2.77	0.52
1:AA:1417:G:C6	1:AA:1482:G:C6	2.98	0.52
26:DE:158:PHE:HA	26:DE:169:VAL:HG11	1.91	0.52
53:CA:672:U:H2'	53:CA:673:A:H8	1.75	0.52
2:CB:112:ARG:O	2:CB:112:ARG:HG3	2.09	0.52
34:BM:78:LEU:HD23	34:BM:79:ALA:N	2.24	0.52
1:AA:903:G:C5	1:AA:904:U:C4	2.98	0.52
22:DA:1605:C:C3'	22:DA:1606:C:H5''	2.40	0.52

*Continued on next page...*

*Continued from previous page...*

Atom-1	Atom-2	Distance(Å)	Clash(Å)
22:DA:229:C:HO2'	22:DA:230:G:C4'	2.22	0.52
44:DW:37:VAL:C	44:DW:39:GLN:H	2.13	0.52
44:BW:44:PHE:O	44:BW:78:PHE:HA	2.09	0.52
22:BA:1062:G:C8	22:BA:1088:A:H8	2.26	0.52
22:DA:2800:A:N3	22:DA:2801:G:H1'	2.23	0.52
22:DA:1059:G:N3	30:DI:131:THR:HG22	2.25	0.52
22:DA:1062:G:OP1	22:DA:1070:A:H4'	2.10	0.52
22:DA:71:A:H5''	22:DA:73:A:C5	2.44	0.52
5:AE:103:GLY:HA2	5:AE:121:ASN:HA	1.91	0.52
53:CA:982:U:C4	53:CA:983:A:N6	2.78	0.52
58:DF:137:PHE:CB	58:DF:138:PRO:HD2	2.30	0.52
22:BA:118:A:C8	22:BA:119:A:C8	2.98	0.52
53:CA:373:A:C2	53:CA:374:A:C8	2.97	0.52
53:CA:372:C:H4'	53:CA:373:A:H5'	1.91	0.52
10:AJ:80:THR:HG22	10:AJ:82:LYS:H	1.75	0.52
22:DA:2747:G:O6	22:DA:2755:C:H5''	2.10	0.52
28:DG:112:VAL:HG12	28:DG:114:HIS:HB3	1.92	0.52
2:AB:86:CYS:SG	2:AB:221:ARG:HB2	2.50	0.52
22:DA:1048:A:C6	22:DA:1111:A:C2	2.98	0.52
3:CC:136:ALA:HA	3:CC:139:ASN:HD21	1.74	0.52
53:CA:251:G:H4'	53:CA:252:U:H5''	1.91	0.52
22:DA:1857:G:C1'	22:DA:1884:G:H22	2.19	0.52
53:CA:1346:A:N6	54:CG:9:ARG:HH22	2.07	0.52
22:DA:573:U:H4'	22:DA:574:A:OP1	2.10	0.52
36:DO:58:ILE:O	36:DO:62:LEU:HB2	2.10	0.52
22:BA:2748:A:H1'	28:BG:66:THR:HG22	1.92	0.52
24:BC:68:ARG:NH2	24:BC:126:GLY:O	2.43	0.52
1:AA:1348:U:C2'	1:AA:1349:A:H8	2.21	0.52
1:AA:579:A:H2'	1:AA:580:C:H6	1.74	0.52
22:DA:9:G:N2	22:DA:10:A:H62	2.08	0.52
58:DF:45:ASP:C	58:DF:47:LYS:H	2.12	0.52
22:DA:1593:A:C6	22:DA:1594:U:C4	2.98	0.52
10:CJ:37:ARG:HG2	10:CJ:75:ASP:HB3	1.91	0.52
22:BA:2415:G:H2'	22:BA:2416:C:C6	2.44	0.52
25:BD:34:VAL:CG2	25:BD:94:GLN:H	2.22	0.52
57:DB:78:A:H2'	57:DB:79:G:H8	1.74	0.52
29:BH:76:GLU:HG2	29:BH:106:ALA:HB2	1.92	0.52
35:BN:90:ARG:O	35:BN:91:ALA:C	2.48	0.52
2:AB:141:GLU:HA	2:AB:144:GLU:HB2	1.92	0.52
22:BA:2766:A:N3	22:BA:2766:A:H2'	2.25	0.52
26:BE:142:ALA:O	26:BE:143:LEU:HD23	2.10	0.52
24:DC:130:PRO:HG2	24:DC:133:ASN:ND2	2.25	0.52

*Continued on next page...*



*Continued from previous page...*

Atom-1	Atom-2	Distance(Å)	Clash(Å)
22:DA:755:U:O2'	22:DA:756:A:H5'	2.10	0.52
30:DI:21:PRO:N	30:DI:22:PRO:HD2	2.25	0.52
49:B1:27:ARG:O	49:B1:30:PRO:HD3	2.10	0.52
29:BH:6:LEU:O	29:BH:15:LEU:HA	2.10	0.52
22:BA:1028:A:N6	22:BA:1125:G:H2'	2.23	0.52
50:B2:5:PHE:CE1	50:B2:7:PRO:HB3	2.44	0.52
22:BA:1310:G:C2'	22:BA:1311:G:H5'	2.40	0.52
28:BG:37:ASN:OD1	28:BG:37:ASN:N	2.43	0.52
22:DA:2099:U:O2	22:DA:2099:U:H2'	2.10	0.52
53:CA:677:U:H3	53:CA:713:G:H22	1.57	0.52
31:BJ:4:PHE:N	31:BJ:44:TYR:OH	2.42	0.52
22:DA:1387:A:O2'	22:DA:1388:G:H8	1.93	0.52
6:AF:41:ASP:C	6:AF:43:GLY:H	2.13	0.52
22:DA:380:G:O3'	45:DX:15:ASN:HB2	2.09	0.52
22:BA:1078:U:H4'	22:BA:1079:C:C6	2.45	0.52
22:BA:1079:C:N4	22:BA:1088:A:C2	2.70	0.52
22:DA:1075:C:HO2'	22:DA:1076:C:H6	1.58	0.52
22:DA:1084:A:H2'	22:DA:1085:A:H5'	1.92	0.52
22:BA:1341:G:H3'	22:BA:1397:U:O2	2.10	0.52
25:BD:106:LYS:HB2	25:BD:206:ALA:H	1.74	0.52
53:CA:1056:U:OP1	53:CA:1196:A:H2	1.93	0.52
22:DA:1661:G:C5	22:DA:1662:U:C5	2.97	0.52
3:AC:118:SER:O	3:AC:122:GLN:HG2	2.10	0.52
22:BA:449:A:H4'	38:BQ:2:ARG:NH1	2.24	0.52
30:DI:52:LEU:HD12	30:DI:53:PRO:HD2	1.92	0.52
1:AA:100:G:O6	1:AA:101:A:C6	2.62	0.52
24:DC:94:LEU:HA	24:DC:100:ARG:HG2	1.92	0.52
23:BB:90:C:H5'	34:BM:18:ARG:HG2	1.92	0.52
53:CA:17:U:C2	53:CA:18:C:C5	2.98	0.52
53:CA:1108:G:OP1	3:CC:175:HIS:ND1	2.28	0.52
53:CA:1004:A:H2'	53:CA:1005:A:O4'	2.10	0.52
22:BA:2391:G:O2'	22:BA:2424:C:N4	2.40	0.52
34:BM:1:MET:O	34:BM:2:LEU:CB	2.57	0.52
22:BA:659:G:H4'	26:BE:95:LYS:HD3	1.91	0.52
22:BA:511:U:C5	22:BA:512:G:C5	2.98	0.52
37:BP:32:VAL:O	37:BP:33:GLU:O	2.28	0.52
57:DB:44:G:OP1	58:DF:91:ARG:NH1	2.42	0.52
53:CA:1095:U:H2'	53:CA:1096:C:H6	1.74	0.52
1:AA:1381:U:O2'	1:AA:1382:C:C5'	2.58	0.52
40:DS:33:LEU:HA	40:DS:36:LEU:HD23	1.92	0.52
40:DS:29:VAL:O	40:DS:33:LEU:HB2	2.10	0.52
22:BA:2220:U:H2'	22:BA:2221:G:C8	2.44	0.52

*Continued on next page...*

*Continued from previous page...*

Atom-1	Atom-2	Distance(Å)	Clash(Å)
4:CD:72:ARG:O	4:CD:75:TYR:N	2.42	0.52
22:DA:1378:A:N7	22:DA:1380:G:C5	2.78	0.52
3:CC:120:THR:HG23	3:CC:187:GLU:O	2.09	0.52
37:BP:102:ARG:O	37:BP:103:THR:CG2	2.57	0.52
54:CG:4:ARG:NH2	54:CG:6:ILE:HB	2.25	0.52
24:DC:44:ASN:C	24:DC:46:GLY:N	2.63	0.52
22:DA:2051:A:C2	22:DA:2052:A:N6	2.77	0.52
22:BA:417:C:H2'	22:BA:418:C:H6	1.75	0.52
32:DK:25:LEU:HD23	32:DK:25:LEU:H	1.75	0.52
29:DH:54:LEU:HA	29:DH:57:LYS:HG3	1.91	0.52
32:DK:17:ARG:CG	32:DK:18:ARG:H	2.22	0.52
22:BA:1513:U:O2'	22:BA:1514:G:H5'	2.10	0.52
22:DA:406:G:O2'	22:DA:407:G:H8	1.92	0.52
23:BB:14:U:OP2	23:BB:70:C:O2'	2.27	0.52
22:DA:1108:U:H2'	22:DA:1109:C:O4'	2.09	0.52
22:DA:2372:U:H1'	49:D1:45:HIS:CE1	2.45	0.52
48:B0:35:GLU:OE1	48:B0:45:ASP:HB2	2.10	0.52
45:DX:65:THR:O	45:DX:68:ALA:HB3	2.10	0.52
53:CA:104:G:C2	53:CA:105:G:C8	2.98	0.52
22:BA:323:C:C4	22:BA:333:G:C8	2.97	0.52
31:BJ:59:ALA:HB3	31:BJ:126:ALA:HA	1.92	0.52
32:BK:61:VAL:HG22	32:BK:87:LEU:HD11	1.92	0.52
22:BA:1421:G:C2	22:BA:1422:G:C8	2.98	0.52
22:BA:1153:C:OP2	62:BA:3355:HOH:O	2.18	0.52
22:DA:2522:U:C2'	22:DA:2523:G:H5'	2.40	0.52
22:BA:1081:U:N3	22:BA:1082:U:C5	2.78	0.52
33:DL:64:PHE:HD2	51:D3:24:LYS:HG2	1.74	0.52
38:BQ:78:PHE:CZ	38:BQ:82:LEU:HD11	2.45	0.52
5:CE:104:ILE:H	5:CE:122:VAL:N	1.95	0.52
5:CE:98:ALA:O	5:CE:121:ASN:HB2	2.10	0.52
4:CD:26:ALA:HA	4:CD:31:CYS:SG	2.50	0.52
53:CA:1050:G:C2	53:CA:1051:C:C4	2.97	0.52
22:DA:338:G:H2'	22:DA:339:U:H5'	1.90	0.52
53:CA:1298:U:C5	54:CG:113:LYS:HA	2.45	0.52
22:DA:204:A:C5	22:DA:206:U:C4	2.98	0.52
22:DA:637:A:OP2	33:DL:128:THR:HG21	2.09	0.52
22:DA:581:C:OP1	38:DQ:32:ARG:HB2	2.09	0.52
1:AA:1006:G:H2'	1:AA:1007:U:C6	2.45	0.52
11:CK:57:SER:C	11:CK:90:PRO:HG3	2.31	0.52
28:BG:95:ALA:HB2	28:BG:104:LEU:HD23	1.91	0.52
22:BA:276:U:O2	22:BA:276:U:H2'	2.08	0.52
53:CA:818:G:C3'	53:CA:819:A:H5''	2.38	0.52

*Continued on next page...*

*Continued from previous page...*

Atom-1	Atom-2	Distance(Å)	Clash(Å)
1:AA:198:G:O6	1:AA:220:G:C6	2.63	0.52
22:DA:2022:U:O2'	22:DA:2617:U:H5'	2.09	0.52
27:BF:134:GLN:HG2	27:BF:135:ILE:H	1.73	0.52
22:BA:2286:G:H4'	22:BA:2287:A:O4'	2.10	0.52
10:CJ:40:ILE:HG22	10:CJ:42:LEU:CD1	2.35	0.52
22:DA:1737:G:N7	22:DA:1738:G:C6	2.78	0.52
22:DA:1737:G:N7	22:DA:1738:G:O6	2.43	0.52
22:DA:412:A:O2'	22:DA:413:C:C5'	2.57	0.52
22:DA:64:A:H8	22:DA:64:A:O5'	1.92	0.52
53:CA:71:A:C5	53:CA:100:G:C5	2.97	0.52
46:DY:4:LYS:HB2	46:DY:4:LYS:HZ2	1.75	0.52
1:AA:1159:U:H4'	1:AA:1160:G:OP1	2.10	0.52
31:DJ:111:LYS:HB2	31:DJ:115:GLY:HA3	1.90	0.52
56:CP:66:THR:HG22	56:CP:67:ILE:N	2.25	0.52
1:AA:725:G:H2'	1:AA:726:C:C6	2.41	0.52
1:AA:807:A:C5	1:AA:808:C:C5	2.97	0.52
28:BG:33:THR:H	28:BG:34:ARG:HH11	1.58	0.52
1:AA:511:C:H2'	1:AA:534:U:O2	2.10	0.52
22:BA:1266:G:H5''	40:BS:15:GLN:NE2	2.25	0.52
22:DA:1413:A:H2'	22:DA:1414:C:C6	2.44	0.52
22:DA:2714:G:H2'	22:DA:2715:C:H6	1.74	0.52
29:DH:4:ILE:HG23	29:DH:17:ASP:O	2.09	0.52
22:BA:1115:G:HO2'	22:BA:1116:G:P	2.31	0.52
22:DA:1527:G:H1'	22:DA:1546:G:N2	2.25	0.52
22:BA:1794:A:H2'	22:BA:1795:C:H6	1.75	0.52
22:DA:547:A:H8	22:DA:548:G:H5'	1.75	0.52
1:AA:1416:G:H2'	1:AA:1417:G:H5'	1.91	0.52
22:BA:319:G:C4	22:BA:333:G:N2	2.78	0.52
15:CO:40:GLY:O	15:CO:43:ALA:HB3	2.10	0.52
22:BA:1224:U:H4'	39:BR:88:GLY:O	2.10	0.52
21:AU:38:GLU:OE2	21:AU:41:THR:HG21	2.09	0.52
38:BQ:71:ASN:OD1	38:BQ:106:THR:HG23	2.10	0.52
20:CT:58:ASP:O	20:CT:61:ALA:HB3	2.10	0.52
7:AG:43:TYR:O	7:AG:47:GLU:HB2	2.10	0.52
13:AM:88:LEU:HD23	13:AM:91:ARG:HH21	1.74	0.52
34:BM:108:VAL:HG13	34:BM:112:LEU:HB3	1.92	0.52
22:BA:980:A:C6	22:BA:981:A:N1	2.78	0.52
22:DA:2244:U:H2'	22:DA:2245:U:O4'	2.09	0.52
42:DU:9:GLU:OE1	42:DU:23:LYS:HA	2.10	0.52
22:BA:900:A:O2'	22:BA:901:C:H5'	2.10	0.52
26:DE:85:PHE:O	26:DE:86:ALA:C	2.48	0.52
57:DB:110:C:O2'	57:DB:111:U:C5'	2.58	0.52

*Continued on next page...*

*Continued from previous page...*

Atom-1	Atom-2	Distance(Å)	Clash(Å)
57:DB:13:G:H5''	57:DB:13:G:C8	2.43	0.52
6:AF:62:MET:HG3	6:AF:64:VAL:HG23	1.92	0.52
44:BW:37:VAL:HG13	44:BW:55:ASP:C	2.30	0.52
9:CI:59:LYS:HG2	9:CI:60:LEU:HG	1.92	0.52
25:BD:118:PHE:O	25:BD:119:ALA:HB3	2.10	0.52
11:AK:124:LYS:HE2	21:AU:33:ARG:HH21	1.75	0.52
22:DA:2267:A:N6	22:DA:2272:U:H3	2.08	0.52
22:DA:1263:U:O4'	48:D0:6:LYS:HE3	2.10	0.52
25:DD:118:PHE:CG	25:DD:119:ALA:N	2.77	0.52
33:BL:55:MET:HE2	33:BL:56:PRO:HD2	1.91	0.52
22:DA:804:A:C2'	22:DA:806:C:C4	2.92	0.52
22:DA:1415:U:O3'	22:DA:1416:G:H4'	2.09	0.52
22:BA:1829:A:N3	24:BC:14:HIS:HE1	2.08	0.52
22:DA:2284:A:OP1	49:D1:5:ARG:HG3	2.10	0.52
1:AA:620:C:H2'	1:AA:621:A:O4'	2.10	0.52
53:CA:919:A:O2'	53:CA:920:U:H5'	2.09	0.52
20:CT:3:ILE:H	20:CT:3:ILE:HD12	1.75	0.52
43:DV:72:VAL:HA	43:DV:92:VAL:O	2.09	0.52
53:CA:1524:C:OP2	11:CK:124:LYS:NZ	2.42	0.52
22:BA:2103:C:C2'	22:BA:2104:C:H5'	2.39	0.52
44:DW:16:GLU:OE2	44:DW:16:GLU:HA	2.10	0.52
46:BY:39:GLN:HG3	46:BY:42:LEU:HD22	1.92	0.52
1:AA:327:A:O3'	1:AA:328:C:C4'	2.59	0.52
58:DF:60:SER:C	58:DF:62:GLN:H	2.14	0.52
17:CQ:59:GLU:O	17:CQ:75:VAL:HG22	2.10	0.52
53:CA:692:U:H2'	53:CA:694:A:OP2	2.10	0.52
57:DB:44:G:H5''	58:DF:91:ARG:CZ	2.40	0.52
1:AA:1370:G:C5'	9:AI:110:VAL:HG21	2.39	0.52
22:DA:1380:G:H1'	22:DA:1569:A:N6	2.25	0.52
2:AB:56:LEU:HB2	2:AB:183:PHE:CE1	2.45	0.52
55:CM:106:ARG:HH21	55:CM:112:ARG:NE	2.08	0.52
15:CO:69:LEU:O	15:CO:69:LEU:HD22	2.10	0.52
22:BA:974:G:C4	22:BA:1186:G:C2	2.98	0.52
22:BA:1728:C:O2'	22:BA:1729:U:H6	1.92	0.52
55:CM:36:ALA:HB3	55:CM:55:LEU:HD11	1.92	0.52
1:AA:566:G:H4'	1:AA:567:G:OP1	2.10	0.52
53:CA:1442:G:H2'	53:CA:1443:C:H6	1.75	0.52
22:BA:1444:G:H2'	22:BA:1445:G:H8	1.75	0.52
37:BP:61:ARG:CG	37:BP:70:GLU:HG2	2.39	0.52
22:BA:638:G:C5	22:BA:651:G:C2	2.98	0.52
26:DE:146:VAL:O	26:DE:167:VAL:HA	2.10	0.52
57:DB:19:C:H2'	57:DB:20:G:H8	1.74	0.52

*Continued on next page...*

*Continued from previous page...*

Atom-1	Atom-2	Distance(Å)	Clash(Å)
1:AA:792:A:C2	1:AA:794:A:C2	2.98	0.52
22:BA:2079:U:O2'	45:BX:22:ASN:ND2	2.43	0.52
22:DA:1381:G:H2'	22:DA:1382:G:H5''	1.92	0.52
22:BA:2070:A:O2'	22:BA:2071:A:H5'	2.10	0.52
24:BC:153:LEU:N	24:BC:153:LEU:HD23	2.25	0.52
53:CA:1159:U:H5	53:CA:1182:G:O2'	1.88	0.51
22:DA:2197:U:C6	22:DA:2224:G:C6	2.98	0.51
45:BX:39:VAL:C	45:BX:41:SER:H	2.13	0.51
1:AA:1221:G:H2'	1:AA:1222:G:H8	1.75	0.51
22:BA:1059:G:H5''	22:BA:1060:U:H3'	1.91	0.51
25:BD:118:PHE:CD2	25:BD:119:ALA:N	2.74	0.51
46:DY:53:VAL:O	46:DY:57:LEU:HB2	2.10	0.51
2:CB:84:LEU:O	2:CB:84:LEU:HG	2.10	0.51
22:DA:1303:G:O2'	22:DA:1304:A:O5'	2.28	0.51
4:CD:19:PHE:O	4:CD:22:SER:HB2	2.10	0.51
53:CA:704:A:C2'	53:CA:705:G:H8	2.22	0.51
42:DU:20:LYS:HD2	42:DU:38:ILE:HD11	1.92	0.51
38:DQ:91:ARG:CZ	39:DR:11:GLN:H	2.24	0.51
22:DA:747:U:O2	22:DA:2014:A:H1'	2.10	0.51
22:DA:2578:G:H4'	22:DA:2578:G:OP2	2.10	0.51
35:BN:33:ILE:N	35:BN:33:ILE:HD12	2.25	0.51
53:CA:575:G:C4'	53:CA:576:C:O5'	2.51	0.51
27:BF:107:VAL:N	27:BF:108:PRO:CD	2.73	0.51
22:BA:545:U:H2'	22:BA:546:U:O3'	2.10	0.51
22:BA:1778:U:H2'	22:BA:1784:A:H62	1.74	0.51
34:DM:41:LEU:O	34:DM:93:VAL:HG23	2.09	0.51
32:BK:98:ARG:HA	32:BK:118:LEU:HD23	1.90	0.51
5:AE:132:PRO:O	5:AE:134:ASN:N	2.42	0.51
49:B1:9:LYS:N	49:B1:9:LYS:HD3	2.26	0.51
53:CA:1447:A:P	53:CA:1448:C:H5	2.33	0.51
43:BV:10:LYS:NZ	43:BV:10:LYS:HB2	2.25	0.51
26:BE:146:VAL:HG23	26:BE:167:VAL:HG23	1.89	0.51
25:BD:124:ARG:HG2	25:BD:125:TRP:NE1	2.25	0.51
25:BD:121:THR:HB	25:BD:127:PHE:CD1	2.45	0.51
22:DA:353:C:N4	22:DA:354:A:H62	2.08	0.51
12:AL:43:LYS:N	12:AL:43:LYS:HD3	2.25	0.51
24:BC:158:GLY:N	24:BC:194:VAL:HG13	2.25	0.51
24:BC:199:HIS:O	24:BC:202:ARG:HG3	2.10	0.51
22:BA:2602:A:H4'	22:BA:2603:G:H5'	1.92	0.51
26:BE:46:GLN:HB2	26:BE:83:VAL:HG11	1.91	0.51
22:DA:2352:A:C6	44:DW:30:VAL:HG11	2.45	0.51
36:BO:106:LEU:HD12	36:BO:106:LEU:C	2.29	0.51

*Continued on next page...*

*Continued from previous page...*

Atom-1	Atom-2	Distance(Å)	Clash(Å)
33:DL:93:ASN:CG	33:DL:94:THR:N	2.63	0.51
1:AA:313:A:H2'	1:AA:314:C:C6	2.45	0.51
31:BJ:97:PRO:C	31:BJ:99:ARG:N	2.61	0.51
4:AD:144:ILE:HD13	4:AD:144:ILE:N	2.24	0.51
9:CI:5:TYR:CD2	9:CI:5:TYR:N	2.78	0.51
1:AA:299:G:C6	1:AA:300:A:C6	2.97	0.51
1:AA:761:G:H2'	1:AA:762:U:C6	2.45	0.51
22:BA:794:A:H2'	22:BA:795:C:C6	2.44	0.51
22:DA:2072:C:H2'	22:DA:2073:C:H5'	1.92	0.51
13:AM:84:CYS:HA	19:AS:73:PHE:CD2	2.45	0.51
45:DX:39:VAL:O	45:DX:40:GLU:HB2	2.10	0.51
5:AE:59:ILE:O	5:AE:63:MET:HG2	2.10	0.51
22:BA:2727:A:C2'	22:BA:2728:U:H5'	2.40	0.51
58:DF:139:GLU:HB3	58:DF:142:TYR:HB3	1.93	0.51
22:BA:721:A:H2'	22:BA:722:A:C8	2.45	0.51
53:CA:418:C:H1'	53:CA:540:G:O2'	2.09	0.51
22:DA:2474:U:O4'	22:DA:2474:U:O2	2.28	0.51
22:BA:1709:U:C2	22:BA:1750:G:N2	2.78	0.51
3:CC:5:HIS:NE2	3:CC:183:TYR:HE2	2.07	0.51
22:BA:207:A:H2'	22:BA:208:C:O4'	2.10	0.51
57:DB:30:C:O2	57:DB:30:C:H2'	2.09	0.51
28:DG:149:ALA:O	28:DG:151:ARG:N	2.43	0.51
45:BX:17:ARG:HD2	45:BX:17:ARG:N	2.25	0.51
57:DB:62:C:H2'	57:DB:63:C:O4'	2.10	0.51
22:DA:2093:G:C6	22:DA:2225:A:N7	2.78	0.51
6:AF:38:ARG:O	6:AF:39:LEU:HB2	2.11	0.51
22:BA:2332:C:OP1	44:BW:44:PHE:CZ	2.62	0.51
22:DA:1142:A:H4'	31:DJ:27:ARG:HH22	1.75	0.51
32:BK:18:ARG:HB2	32:BK:45:GLU:HG2	1.93	0.51
22:DA:1056:G:H1'	22:DA:1103:A:N1	2.26	0.51
10:CJ:6:ILE:HG23	10:CJ:100:ILE:HG23	1.92	0.51
46:DY:28:LEU:HD23	46:DY:42:LEU:HD13	1.91	0.51
53:CA:246:A:C2	53:CA:279:A:N6	2.78	0.51
53:CA:1049:U:C4'	53:CA:1050:G:OP2	2.58	0.51
26:DE:131:THR:HG22	26:DE:161:ALA:H	1.74	0.51
22:DA:137:U:C4	22:DA:138:U:C2	2.98	0.51
22:DA:1992:G:N2	22:DA:1996:C:O2'	2.43	0.51
25:DD:22:ILE:HD12	25:DD:190:LYS:HD2	1.92	0.51
53:CA:371:A:C2'	53:CA:372:C:H5'	2.40	0.51
26:BE:108:ILE:HD11	26:BE:180:LEU:HD13	1.91	0.51
22:BA:1019:U:H3	22:BA:1142:A:H62	1.56	0.51
53:CA:495:A:C6	53:CA:496:A:N6	2.79	0.51

*Continued on next page...*

*Continued from previous page...*

Atom-1	Atom-2	Distance(Å)	Clash(Å)
53:CA:821:G:H2'	53:CA:822:U:H6	1.75	0.51
37:BP:28:LYS:HE3	37:BP:28:LYS:H	1.75	0.51
6:CF:11:HIS:CD2	6:CF:12:PRO:HD2	2.39	0.51
19:AS:6:LYS:CE	19:AS:6:LYS:HA	2.38	0.51
32:BK:43:ILE:HG21	32:BK:46:ALA:HB2	1.91	0.51
2:AB:71:THR:HG23	2:AB:93:HIS:C	2.31	0.51
1:AA:109:A:H3'	1:AA:110:C:H5'	1.90	0.51
3:CC:80:GLY:O	3:CC:83:VAL:HG22	2.11	0.51
58:DF:56:LEU:O	58:DF:60:SER:HB3	2.10	0.51
12:CL:52:CYS:HB3	12:CL:66:ILE:HD11	1.92	0.51
39:DR:25:LEU:H	39:DR:94:THR:HG21	1.75	0.51
19:AS:3:SER:O	19:AS:5:LYS:HG3	2.11	0.51
19:AS:43:MET:O	19:AS:61:VAL:HG21	2.09	0.51
1:AA:1371:G:C6	1:AA:1372:U:C4	2.99	0.51
1:AA:1371:G:H5''	1:AA:1372:U:OP2	2.10	0.51
37:BP:92:ARG:O	37:BP:93:LYS:HB2	2.09	0.51
22:DA:1674:G:H21	22:DA:1677:A:H61	1.58	0.51
22:BA:2021:C:P	48:B0:8:THR:HG21	2.50	0.51
22:DA:1973:G:C5	22:DA:1974:C:C5	2.98	0.51
22:BA:1115:G:O2'	22:BA:1116:G:O5'	2.28	0.51
31:DJ:123:LYS:N	31:DJ:123:LYS:HD2	2.25	0.51
31:DJ:55:ILE:HG22	31:DJ:123:LYS:HB2	1.93	0.51
34:DM:22:GLN:HB2	34:DM:100:LYS:HZ3	1.74	0.51
1:AA:1190:G:OP2	3:AC:4:VAL:HB	2.10	0.51
22:BA:2024:G:OP2	22:BA:2034:U:H4'	2.10	0.51
27:BF:146:ASP:O	27:BF:147:ARG:HB2	2.11	0.51
27:BF:126:ASN:OD1	27:BF:156:THR:HA	2.10	0.51
22:BA:1494:A:C2	22:BA:1495:A:C4	2.98	0.51
3:CC:35:ASP:OD2	3:CC:56:ILE:HD12	2.10	0.51
9:CI:115:VAL:HG21	10:CJ:61:ALA:O	2.10	0.51
24:DC:124:LYS:NZ	24:DC:124:LYS:HB3	2.25	0.51
44:BW:73:PRO:CG	44:BW:76:ARG:HD2	2.41	0.51
53:CA:1137:C:H4'	53:CA:1138:G:C2	2.45	0.51
31:DJ:25:LEU:O	31:DJ:27:ARG:N	2.40	0.51
22:BA:2281:A:C2	22:BA:2282:G:C5	2.99	0.51
10:CJ:5:ARG:C	10:CJ:6:ILE:HD12	2.31	0.51
22:DA:1038:G:N3	22:DA:1039:A:C8	2.78	0.51
22:DA:1040:A:N1	22:DA:1116:G:C6	2.78	0.51
22:BA:616:A:H4'	26:BE:101:TYR:CE2	2.45	0.51
53:CA:1319:A:C2'	53:CA:1320:C:OP2	2.59	0.51
19:CS:35:ARG:NH2	19:CS:53:GLY:H	2.08	0.51
53:CA:1201:A:H4'	53:CA:1202:U:O5'	2.10	0.51

*Continued on next page...*



*Continued from previous page...*

Atom-1	Atom-2	Distance(Å)	Clash(Å)
53:CA:989:U:C2'	53:CA:990:C:H5'	2.39	0.51
57:DB:41:G:H3'	57:DB:42:C:H5''	1.92	0.51
54:CG:134:VAL:HB	54:CG:137:ARG:NH2	2.15	0.51
22:DA:1267:U:H2'	22:DA:1268:A:H8	1.76	0.51
22:DA:2756:U:H1'	22:DA:2757:A:H5'	1.92	0.51
53:CA:1511:G:C5	53:CA:1512:U:C5	2.99	0.51
22:DA:1180:U:C4	22:DA:1181:U:C4	2.98	0.51
22:BA:747:U:C4	22:BA:2613:U:C4	2.97	0.51
24:BC:15:VAL:HA	24:BC:203:VAL:CG1	2.41	0.51
58:DF:42:ALA:CB	58:DF:49:LEU:HD21	2.40	0.51
25:DD:148:GLN:HG2	25:DD:149:ASN:H	1.75	0.51
1:AA:495:A:H4'	1:AA:496:A:OP1	2.08	0.51
33:BL:57:LEU:CD2	51:B3:53:ASP:HB3	2.39	0.51
37:DP:67:GLU:OE1	37:DP:68:GLY:N	2.44	0.51
1:AA:92:U:H2'	1:AA:93:U:H6	1.72	0.51
12:CL:2:THR:H	12:CL:5:GLN:HB2	1.75	0.51
1:AA:1066:C:H5''	1:AA:1066:C:C6	2.38	0.51
22:BA:95:A:O2'	46:BY:41:HIS:CD2	2.64	0.51
22:DA:1867:G:O6	22:DA:1875:G:N2	2.44	0.51
8:CH:11:THR:CG2	8:CH:14:ARG:HH22	2.22	0.51
31:BJ:54:ILE:HD12	31:BJ:55:ILE:C	2.29	0.51
4:CD:195:ASN:HB3	4:CD:197:HIS:NE2	2.26	0.51
53:CA:433:G:O2'	53:CA:434:U:H5'	2.10	0.51
17:CQ:37:ILE:HD11	17:CQ:39:ARG:NH1	2.25	0.51
1:AA:1234:C:O2'	1:AA:1235:U:H5'	2.11	0.51
43:BV:39:ALA:C	43:BV:40:ILE:HD13	2.30	0.51
12:AL:86:VAL:CG1	12:AL:89:LEU:HD23	2.41	0.51
22:DA:2096:C:H2'	22:DA:2097:A:H8	1.74	0.51
34:DM:1:MET:O	34:DM:2:LEU:O	2.27	0.51
21:AU:18:PHE:O	21:AU:21:SER:HB3	2.10	0.51
47:BZ:3:THR:HA	47:BZ:37:ARG:O	2.11	0.51
37:DP:37:LYS:O	37:DP:38:ARG:HB3	2.10	0.51
13:AM:36:ALA:HB3	13:AM:38:ILE:HG12	1.91	0.51
22:BA:2052:A:O4'	25:BD:147:GLY:HA3	2.10	0.51
34:DM:119:LEU:HD23	34:DM:119:LEU:O	2.10	0.51
22:BA:1574:C:O5'	22:BA:1574:C:H6	1.94	0.51
25:BD:112:THR:O	25:BD:195:GLY:HA2	2.10	0.51
5:AE:44:ARG:HA	5:AE:71:ILE:O	2.11	0.51
22:DA:765:C:H2'	22:DA:766:U:H6	1.76	0.51
22:DA:2093:G:O2'	22:DA:2094:A:P	2.68	0.51
21:CU:19:LYS:HB3	21:CU:24:LYS:HB2	1.92	0.51
31:DJ:43:GLU:O	31:DJ:45:THR:HG22	2.11	0.51

*Continued on next page...*

*Continued from previous page...*

Atom-1	Atom-2	Distance(Å)	Clash(Å)
22:DA:1534:U:H3'	22:DA:1534:U:O2	2.10	0.51
22:DA:1027:A:N7	22:DA:1126:A:C2	2.78	0.51
30:BI:89:SER:OG	30:BI:135:MET:HA	2.11	0.51
22:DA:1053:C:N4	22:DA:1054:A:N6	2.59	0.51
22:DA:1055:G:H2'	22:DA:1056:G:H5'	1.93	0.51
53:CA:752:G:C1'	53:CA:754:C:N4	2.65	0.51
53:CA:560:A:C5	5:CE:127:TYR:CE2	2.98	0.51
53:CA:1215:G:O2'	53:CA:1216:A:C8	2.55	0.51
22:DA:332:A:O2'	22:DA:333:G:H3'	2.10	0.51
52:B4:9:LYS:N	52:B4:9:LYS:HD3	2.13	0.51
1:AA:1003:G:C6	1:AA:1036:A:N6	2.79	0.51
6:CF:41:ASP:O	6:CF:42:TRP:C	2.49	0.51
23:BB:89:U:H3'	23:BB:90:C:C5'	2.40	0.51
54:CG:10:LYS:H	54:CG:10:LYS:HE3	1.75	0.51
22:DA:2144:G:O2'	22:DA:2145:C:H3'	2.10	0.51
25:BD:169:ARG:O	25:BD:170:VAL:CG1	2.57	0.51
6:AF:51:ILE:CD1	6:AF:86:ARG:HG3	2.41	0.51
28:DG:117:PRO:HD2	28:DG:120:ILE:CG2	2.41	0.51
53:CA:109:A:C8	53:CA:327:A:O4'	2.63	0.51
43:DV:30:ILE:HB	43:DV:38:LEU:HB3	1.93	0.51
30:BI:33:ASN:HB3	30:BI:36:GLU:CB	2.38	0.51
27:BF:128:SER:HA	27:BF:154:THR:HA	1.92	0.51
25:DD:138:LEU:N	25:DD:138:LEU:HD13	2.26	0.51
22:DA:1455:G:O2'	22:DA:1456:G:O5'	2.28	0.51
53:CA:597:G:C2'	53:CA:598:U:H5'	2.39	0.51
22:DA:1868:C:N4	22:DA:1869:G:O6	2.44	0.51
24:BC:71:ASP:OD1	24:BC:118:GLY:HA2	2.09	0.51
24:DC:77:VAL:CG2	24:DC:112:GLY:H	2.21	0.51
53:CA:71:A:C2	53:CA:72:A:N7	2.79	0.51
22:DA:1259:G:H2'	22:DA:1260:A:H8	1.75	0.51
1:AA:978:A:OP2	1:AA:1362:A:N6	2.30	0.51
58:DF:28:PRO:CB	58:DF:168:LEU:HD21	2.40	0.51
22:DA:2402:U:O2'	22:DA:2403:C:P	2.68	0.51
22:DA:401:A:H2'	22:DA:402:A:C8	2.44	0.51
53:CA:1118:U:H5'	9:CI:10:ARG:HH21	1.75	0.51
1:AA:858:G:C2'	1:AA:859:G:H5'	2.40	0.51
33:DL:141:LYS:HD2	33:DL:142:ILE:N	2.24	0.51
29:DH:46:PHE:CD2	29:DH:50:ARG:NH2	2.79	0.51
25:BD:191:GLY:O	25:BD:192:ALA:HB3	2.10	0.51
53:CA:868:C:H2'	53:CA:869:G:O4'	2.09	0.51
53:CA:834:U:H2'	53:CA:835:U:H6	1.75	0.51
3:AC:54:ILE:HD12	3:AC:54:ILE:C	2.31	0.51

*Continued on next page...*

*Continued from previous page...*

Atom-1	Atom-2	Distance(Å)	Clash(Å)
22:DA:2039:U:H2'	22:DA:2040:G:H8	1.74	0.51
22:BA:1263:U:H2'	22:BA:1264:A:C8	2.46	0.51
27:BF:33:ILE:O	27:BF:90:LEU:HB2	2.10	0.51
53:CA:102:G:H2'	53:CA:103:U:C6	2.46	0.51
31:BJ:58:ASN:N	31:BJ:127:GLY:O	2.43	0.51
43:BV:68:LYS:O	43:BV:69:GLU:O	2.28	0.51
8:AH:46:GLU:O	8:AH:47:ASP:HB3	2.10	0.51
1:AA:721:G:C4'	1:AA:722:G:O5'	2.35	0.51
22:BA:904:G:C2	22:BA:905:A:N7	2.79	0.51
6:AF:43:GLY:HA2	6:AF:58:HIS:CE1	2.45	0.51
4:CD:187:ARG:NH2	4:CD:191:SER:CB	2.74	0.51
22:DA:483:A:C8	42:DU:44:HIS:CD2	2.99	0.51
33:BL:77:ILE:HG12	33:BL:95:LEU:CD1	2.40	0.51
6:AF:92:THR:HG22	6:AF:93:LYS:N	2.25	0.51
22:DA:118:A:O5'	22:DA:119:A:H5''	2.11	0.51
25:BD:118:PHE:HD2	25:BD:119:ALA:N	2.04	0.51
37:DP:109:ILE:O	37:DP:110:LYS:HG3	2.11	0.51
22:DA:75:G:O2'	22:DA:76:C:H6	1.93	0.51
2:AB:40:ILE:O	2:AB:41:ASN:HB2	2.10	0.51
22:BA:1131:G:C4	31:BJ:77:HIS:ND1	2.79	0.51
5:CE:80:LEU:N	5:CE:121:ASN:HD21	2.09	0.51
22:DA:475:C:O2'	22:DA:476:G:C8	2.58	0.51
22:DA:1338:G:H4'	41:DT:18:GLU:CD	2.31	0.51
22:DA:202:U:H3'	22:DA:203:A:C8	2.46	0.51
34:BM:42:THR:O	34:BM:43:ALA:HB3	2.10	0.51
22:DA:2613:U:H4'	22:DA:2614:A:OP2	2.07	0.51
51:D3:33:THR:CG2	51:D3:34:LYS:N	2.72	0.51
22:DA:775:G:O6	22:DA:787:C:H2'	2.10	0.51
2:CB:119:GLN:HG3	2:CB:124:THR:HG21	1.93	0.51
11:CK:90:PRO:O	11:CK:91:GLY:C	2.47	0.51
22:DA:674:G:O3'	26:DE:60:TRP:CH2	2.63	0.51
22:BA:740:C:H5'	22:BA:1784:A:H3'	1.92	0.51
53:CA:322:C:C2	53:CA:332:G:N2	2.79	0.51
26:BE:75:SER:O	26:BE:78:TRP:HB2	2.11	0.51
1:AA:1409:C:H2'	1:AA:1410:A:H8	1.74	0.51
58:DF:103:ILE:O	58:DF:103:ILE:HG22	2.11	0.51
46:BY:43:LEU:O	46:BY:47:ARG:HB2	2.10	0.51
22:BA:729:G:C4	22:BA:1775:U:C2	2.99	0.51
22:BA:2199:A:H5'	22:BA:2200:C:C5	2.46	0.51
20:AT:26:MET:CE	20:AT:56:ILE:HD11	2.41	0.51
56:CP:46:LYS:HE2	56:CP:47:GLU:N	2.25	0.51
1:AA:414:A:N6	1:AA:431:A:C4	2.78	0.51

*Continued on next page...*

*Continued from previous page...*

Atom-1	Atom-2	Distance(Å)	Clash(Å)
26:BE:79:ARG:CG	26:BE:80:SER:N	2.73	0.51
11:CK:96:ILE:HD13	11:CK:109:ILE:CD1	2.41	0.51
26:DE:5:LEU:HD13	26:DE:122:GLU:HB2	1.91	0.51
22:DA:1161:C:H2'	22:DA:1162:G:C8	2.46	0.51
22:DA:2236:U:H2'	22:DA:2237:G:O4'	2.10	0.51
15:CO:38:LEU:HD12	15:CO:41:HIS:CB	2.40	0.51
22:DA:708:G:H2'	22:DA:709:U:C6	2.46	0.51
32:DK:23:LYS:O	32:DK:25:LEU:HD23	2.10	0.51
22:BA:2038:G:H2'	22:BA:2039:U:O4'	2.11	0.51
34:DM:76:LYS:NZ	34:DM:84:LYS:H	2.08	0.51
1:AA:1127:G:C2'	1:AA:1128:C:H5'	2.41	0.51
22:DA:2583:G:C6	22:DA:2584:U:C2	2.99	0.51
22:BA:2530:A:N6	28:BG:155:PRO:HG3	2.26	0.51
20:CT:54:GLN:N	20:CT:55:PRO:HD2	2.25	0.51
14:AN:11:LYS:NZ	14:AN:11:LYS:HB2	2.24	0.51
6:CF:27:ALA:O	6:CF:31:GLY:HA3	2.09	0.51
22:DA:2232:C:OP2	45:DX:26:ARG:NH1	2.41	0.51
37:BP:50:ARG:HD2	37:BP:51:ASN:N	2.26	0.51
25:BD:186:LEU:HD11	37:BP:3:ILE:CD1	2.40	0.51
22:DA:249:C:H3'	22:DA:2394:C:H4'	1.92	0.51
22:BA:1655:A:H3'	22:BA:1656:C:C6	2.46	0.51
22:DA:1055:G:C3'	22:DA:1056:G:H5'	2.40	0.51
22:DA:1087:G:H1'	22:DA:1089:A:H1'	1.92	0.51
53:CA:93:U:C2	53:CA:95:C:N4	2.79	0.51
4:CD:29:THR:HG22	4:CD:30:LYS:CD	2.40	0.51
22:DA:2875:C:O2'	22:DA:2876:G:O5'	2.28	0.51
1:AA:1046:A:C4	1:AA:1047:G:C8	2.98	0.51
22:DA:1931:U:H2'	22:DA:1932:A:C8	2.35	0.51
22:DA:138:U:H2'	22:DA:140:C:C1'	2.33	0.51
22:DA:2308:G:C2'	22:DA:2309:A:OP1	2.58	0.51
22:DA:2816:G:C2	22:DA:2831:G:C2	2.99	0.51
22:BA:2585:U:O2'	22:BA:2586:U:C5'	2.49	0.51
22:BA:945:A:C4	22:BA:2448:A:C2	2.99	0.51
42:BU:73:ASN:C	42:BU:75:ALA:H	2.14	0.51
22:DA:2392:A:H2	33:DL:55:MET:SD	2.34	0.51
24:BC:20:ASN:HD22	24:BC:21:PRO:N	2.09	0.51
13:AM:105:ALA:O	13:AM:109:LYS:HB2	2.11	0.51
22:BA:1693:U:O2'	24:BC:13:ARG:NH2	2.44	0.51
32:BK:10:VAL:CB	32:BK:16:ALA:HB1	2.41	0.51
1:AA:735:C:H5'	18:AR:59:LYS:HD3	1.92	0.51
5:CE:147:ASN:HA	5:CE:151:MET:HE3	1.92	0.51
53:CA:491:G:HO2'	53:CA:492:C:H5'	1.72	0.51

*Continued on next page...*

*Continued from previous page...*

Atom-1	Atom-2	Distance(Å)	Clash(Å)
29:BH:8:LYS:O	29:BH:9:VAL:CB	2.57	0.51
22:BA:1257:C:H5'	26:BE:78:TRP:CH2	2.44	0.51
21:CU:33:ARG:NH2	21:CU:34:ARG:HD3	2.26	0.51
41:DT:45:ALA:HA	41:DT:48:GLN:CG	2.40	0.51
21:AU:19:LYS:HE2	21:AU:19:LYS:N	2.24	0.51
22:BA:1605:C:H5''	22:BA:1606:C:OP2	2.11	0.51
53:CA:1331:G:H2'	53:CA:1332:A:OP2	2.11	0.51
53:CA:54:C:H41	53:CA:352:C:H2'	1.76	0.51
28:DG:162:ARG:HG3	28:DG:166:GLU:HG3	1.93	0.51
22:BA:571:U:C5	22:BA:575:A:C6	2.99	0.51
22:DA:1000:A:N1	22:DA:1001:A:C2	2.78	0.51
11:AK:76:TYR:N	11:AK:76:TYR:CD1	2.79	0.51
25:DD:33:ARG:HB3	25:DD:95:SER:OG	2.11	0.51
22:DA:2104:C:O2	22:DA:2105:U:C5	2.63	0.51
15:CO:16:ARG:HB2	15:CO:23:SER:CB	2.41	0.51
13:AM:94:LEU:HB3	13:AM:95:PRO:HD2	1.93	0.51
53:CA:579:A:H2'	53:CA:580:C:H6	1.74	0.51
22:BA:775:G:C5	22:BA:794:A:C8	2.98	0.51
33:DL:127:VAL:HG13	33:DL:132:ARG:HB2	1.93	0.51
13:AM:84:CYS:HB3	19:AS:73:PHE:HE2	1.74	0.51
16:AP:10:GLY:O	16:AP:11:ALA:HB2	2.11	0.51
22:BA:148:U:H5''	22:BA:149:A:OP2	2.10	0.51
26:BE:137:LYS:O	26:BE:141:MET:HG3	2.09	0.51
20:CT:62:ALA:HA	20:CT:67:HIS:CE1	2.45	0.51
24:DC:29:PHE:CE2	24:DC:31:PRO:HG2	2.45	0.51
30:DI:12:VAL:HG12	30:DI:13:ALA:N	2.26	0.51
1:AA:1203:C:H2'	1:AA:1204:A:O4'	2.11	0.51
22:DA:2677:G:H2'	22:DA:2678:C:C6	2.46	0.51
35:DN:21:PHE:N	35:DN:21:PHE:CD1	2.78	0.51
22:BA:1515:A:H2'	22:BA:1516:G:O4'	2.10	0.51
30:DI:83:ALA:HB2	30:DI:99:LYS:O	2.11	0.51
53:CA:325:A:N6	53:CA:326:G:C6	2.79	0.51
22:DA:2345:G:C6	22:DA:2381:A:C6	2.99	0.51
22:DA:995:C:O2'	38:DQ:60:TRP:CZ2	2.61	0.51
4:CD:2:ARG:HE	4:CD:114:ARG:CD	2.24	0.51
22:DA:483:A:O2'	22:DA:484:C:H5'	2.10	0.51
22:DA:377:G:C6	22:DA:378:C:N3	2.79	0.51
30:BI:135:MET:HG2	30:BI:137:LEU:HG	1.92	0.51
22:DA:53:A:H2'	22:DA:54:G:O4'	2.10	0.51
22:BA:1062:G:C2'	22:BA:1063:G:C8	2.94	0.51
22:BA:1098:A:H5'	22:BA:1099:G:OP2	2.09	0.51
42:DU:95:PHE:CD1	42:DU:95:PHE:N	2.73	0.51

*Continued on next page...*

*Continued from previous page...*

Atom-1	Atom-2	Distance(Å)	Clash(Å)
41:BT:37:ASP:O	41:BT:38:ALA:O	2.29	0.51
41:BT:40:LYS:CA	41:BT:43:ILE:HG23	2.40	0.51
17:AQ:46:HIS:N	17:AQ:72:TRP:O	2.37	0.51
22:DA:1062:G:O2'	22:DA:1063:G:H8	1.93	0.51
1:AA:842:U:H2'	1:AA:844:G:P	2.50	0.51
39:BR:49:ILE:O	39:BR:51:VAL:O	2.28	0.51
53:CA:245:U:H5''	53:CA:245:U:H6	1.76	0.51
53:CA:219:U:H2'	53:CA:220:G:C8	2.45	0.51
22:BA:613:A:C8	22:BA:616:A:N1	2.79	0.51
5:AE:152:VAL:HG12	5:AE:155:LYS:HZ1	1.76	0.51
8:AH:63:LYS:HB3	8:AH:70:VAL:HG21	1.91	0.51
35:DN:14:SER:C	35:DN:16:HIS:H	2.13	0.51
58:DF:177:ARG:CZ	58:DF:178:LYS:H	2.22	0.51
22:DA:2875:C:HO2'	22:DA:2876:G:H8	0.66	0.51
26:DE:129:PRO:HD3	26:DE:156:ASN:OD1	2.11	0.51
22:DA:628:G:O6	22:DA:636:G:N1	2.44	0.51
22:DA:2836:U:O2'	22:DA:2837:A:H8	1.94	0.51
22:DA:819:A:OP2	22:DA:1187:G:N2	2.43	0.51
17:AQ:13:SER:HB3	17:AQ:16:MET:HE1	1.93	0.51
53:CA:239:U:C6	53:CA:239:U:H5'	2.45	0.51
54:CG:91:ARG:HG2	54:CG:92:PRO:CD	2.36	0.51
5:AE:133:ILE:CD1	5:AE:133:ILE:H	2.20	0.51
1:AA:1333:A:H2'	1:AA:1334:G:O4'	2.11	0.51
49:B1:24:LYS:HE2	49:B1:52:LYS:CB	2.36	0.51
22:BA:1387:A:H5'	22:BA:1469:A:H1'	1.93	0.51
22:DA:968:C:O2'	22:DA:969:G:H5'	2.11	0.51
22:DA:1492:G:H3'	22:DA:1493:C:C5'	2.40	0.51
1:AA:109:A:C6	1:AA:326:G:C6	2.99	0.51
46:DY:18:LEU:HD13	46:DY:22:LEU:HD13	1.92	0.51
22:BA:1106:G:N3	22:BA:1107:G:C8	2.79	0.51
22:DA:1739:A:C6	22:DA:1740:G:C5	2.99	0.51
22:DA:2663:G:H2'	22:DA:2664:G:H8	1.76	0.51
53:CA:68:G:H21	53:CA:152:A:H1'	1.75	0.51
22:BA:1437:C:H2'	22:BA:1438:U:H6	1.75	0.51
22:BA:2308:G:C5	27:BF:76:PHE:HE2	2.29	0.51
30:DI:104:GLN:HA	30:DI:107:GLU:CB	2.39	0.51
22:DA:469:G:OP2	26:DE:55:SER:HB3	2.11	0.51
1:AA:1491:G:C5'	1:AA:1492:A:OP1	2.59	0.51
22:BA:483:A:C2'	22:BA:484:C:H5'	2.41	0.51
52:B4:23:ILE:HB	52:B4:38:GLY:HA3	1.92	0.51
1:AA:1065:U:H5''	1:AA:1190:G:N2	2.26	0.51
22:BA:2402:U:H2'	22:BA:2403:C:OP2	2.11	0.51

*Continued on next page...*

*Continued from previous page...*

Atom-1	Atom-2	Distance(Å)	Clash(Å)
22:DA:1261:C:OP2	40:DS:83:LYS:NZ	2.44	0.51
1:AA:872:A:C4	1:AA:874:G:N7	2.78	0.51
53:CA:493:A:H5''	53:CA:494:G:OP2	2.10	0.51
38:DQ:84:LYS:C	38:DQ:86:SER:H	2.14	0.51
38:DQ:77:LYS:HE2	38:DQ:116:LEU:HD11	1.92	0.51
26:BE:7:ASP:O	26:BE:9:GLN:N	2.44	0.51
22:BA:2818:U:O2'	22:BA:2819:G:H5'	2.11	0.51
26:DE:34:ALA:HB1	26:DE:94:GLN:HB2	1.93	0.51
28:DG:15:ASP:HB3	28:DG:26:LYS:H	1.76	0.51
53:CA:1181:G:O2'	53:CA:1182:G:O4'	2.25	0.51
22:DA:121:G:C4	22:DA:131:A:C6	2.98	0.51
42:DU:90:LYS:HE2	42:DU:92:VAL:HG12	1.93	0.51
37:DP:87:ARG:HG2	37:DP:88:ARG:H	1.75	0.51
1:AA:1054:C:O2'	1:AA:1055:A:OP2	2.27	0.51
2:AB:42:LEU:HG	2:AB:43:GLU:N	2.26	0.51
22:DA:1038:G:N1	22:DA:1039:A:N7	2.58	0.51
22:DA:2874:C:H2'	22:DA:2875:C:C5	2.46	0.51
22:DA:811:U:H1'	22:DA:1251:C:C2	2.45	0.51
1:AA:1006:G:H2'	1:AA:1007:U:O4'	2.11	0.51
22:DA:608:A:H2'	22:DA:609:A:C8	2.45	0.51
22:DA:742:A:H2'	22:DA:743:A:C8	2.46	0.51
57:DB:94:A:OP1	43:DV:19:ARG:HD3	2.11	0.51
28:DG:1:SER:C	28:DG:3:VAL:H	2.13	0.51
34:DM:34:LYS:HB3	34:DM:129:THR:HG22	1.93	0.51
1:AA:1306:A:H2'	1:AA:1307:U:H5'	1.93	0.51
49:B1:8:ILE:HG23	49:B1:51:ALA:HA	1.91	0.51
28:DG:84:LYS:HB2	28:DG:132:LEU:H	1.75	0.51
32:DK:80:ASP:HB2	37:DP:67:GLU:OE1	2.11	0.51
22:DA:533:G:C2	22:DA:534:U:C2	2.99	0.51
22:DA:100:U:C6	22:DA:100:U:OP1	2.64	0.51
22:DA:1364:G:H1'	22:DA:1368:G:N2	2.26	0.51
36:DO:24:THR:OG1	36:DO:90:VAL:HG11	2.11	0.51
5:CE:131:ASN:HD22	5:CE:132:PRO:HD2	1.75	0.51
22:DA:1467:U:C2'	22:DA:1468:U:H5'	2.39	0.51
22:BA:742:A:H2'	22:BA:743:A:H8	1.76	0.51
22:DA:2635:A:C5'	25:DD:79:LEU:HB2	2.40	0.51
42:DU:34:ILE:HG12	42:DU:63:ALA:HA	1.93	0.51
22:DA:1378:A:C8	22:DA:1380:G:C5	2.99	0.51
1:AA:1533:C:H3'	1:AA:1534:A:C5'	2.40	0.51
47:DZ:10:ARG:HB2	47:DZ:53:MET:HB3	1.92	0.51
3:AC:148:ILE:HG12	3:AC:149:LYS:N	2.24	0.51
29:BH:14:SER:O	29:BH:16:GLY:N	2.43	0.51

*Continued on next page...*



*Continued from previous page...*

Atom-1	Atom-2	Distance(Å)	Clash(Å)
15:AO:16:ARG:HD3	15:AO:20:ASP:OD2	2.11	0.51
1:AA:475:C:H2'	1:AA:476:U:C6	2.45	0.51
1:AA:903:G:C5	1:AA:904:U:C5	2.99	0.51
53:CA:604:G:H2'	53:CA:605:U:O4'	2.11	0.51
1:AA:154:U:O2'	1:AA:155:A:H5'	2.11	0.51
39:BR:27:ILE:HG21	39:BR:33:VAL:HG12	1.92	0.51
53:CA:719:C:H3'	53:CA:720:C:C6	2.46	0.51
22:BA:2788:C:H2'	22:BA:2789:C:C6	2.46	0.51
53:CA:1175:G:O2'	53:CA:1176:A:H5'	2.11	0.51
57:DB:69:G:C4	57:DB:70:C:C6	2.99	0.51
22:BA:2352:A:N1	44:BW:30:VAL:HG21	2.25	0.51
44:BW:39:GLN:CG	44:BW:42:THR:H	2.23	0.51
37:BP:50:ARG:HB2	37:BP:56:SER:HA	1.92	0.51
22:DA:121:G:C2	22:DA:131:A:C5	2.99	0.51
22:DA:1553:A:C8	22:DA:1555:G:C6	2.98	0.51
22:DA:186:G:N2	22:DA:211:C:O2	2.44	0.51
22:DA:1789:A:OP1	24:DC:219:VAL:HA	2.11	0.51
22:DA:1210:G:H5'	22:DA:1212:G:O4'	2.11	0.51
25:BD:107:VAL:HG13	25:BD:203:VAL:CG2	2.41	0.51
22:DA:503:A:C2	22:DA:505:A:H2'	2.46	0.51
42:DU:43:LYS:HE3	42:DU:45:GLN:CD	2.30	0.51
58:DF:177:ARG:CD	58:DF:178:LYS:N	2.74	0.51
28:DG:90:GLY:HA3	28:DG:93:TYR:CZ	2.46	0.51
53:CA:1239:A:H3'	54:CG:118:ARG:NH2	2.26	0.51
1:AA:1046:A:O2'	1:AA:1047:G:C5'	2.50	0.51
1:AA:1211:U:H1'	1:AA:1213:A:C2	2.46	0.51
22:DA:2836:U:HO2'	22:DA:2837:A:H8	1.58	0.51
22:DA:1130:U:HO2'	22:DA:1131:G:H8	1.56	0.51
22:DA:604:G:C6	22:DA:625:G:C6	2.99	0.51
22:DA:1654:A:N3	22:DA:1655:A:C8	2.79	0.51
41:DT:29:THR:HA	41:DT:87:LEU:HB2	1.92	0.51
28:BG:102:ILE:HG22	28:BG:104:LEU:HG	1.93	0.51
22:DA:1171:G:C2	22:DA:1179:G:N3	2.78	0.51
1:AA:267:C:O2'	1:AA:268:U:H5'	2.10	0.51
53:CA:439:U:H2'	53:CA:439:U:O2	2.11	0.51
1:AA:707:U:OP1	11:AK:86:LYS:HE3	2.10	0.51
53:CA:1343:G:H4'	9:CI:123:ARG:HB3	1.93	0.51
10:AJ:57:VAL:O	10:AJ:58:ASN:HB2	2.10	0.51
39:DR:97:LYS:O	39:DR:97:LYS:HG2	2.11	0.51
24:BC:106:PRO:CA	24:BC:141:HIS:HE1	2.24	0.51
25:BD:151:THR:O	25:BD:152:PRO:C	2.45	0.51
25:BD:149:ASN:O	25:BD:152:PRO:HD2	2.11	0.51

*Continued on next page...*

*Continued from previous page...*

Atom-1	Atom-2	Distance(Å)	Clash(Å)
8:AH:83:ARG:O	8:AH:84:ILE:HD13	2.11	0.51
22:DA:100:U:OP1	22:DA:100:U:H2'	2.11	0.51
22:DA:1651:G:C2	22:DA:2007:U:C2	2.98	0.51
1:AA:1457:G:H2'	1:AA:1458:G:O4'	2.11	0.51
20:AT:67:HIS:HB3	20:AT:68:LYS:HZ2	1.76	0.51
22:BA:1936:A:H2	22:BA:1943:U:C4	2.27	0.51
1:AA:645:G:C2'	1:AA:646:G:H5'	2.41	0.51
58:DF:11:VAL:HG12	58:DF:12:VAL:N	2.25	0.51
12:CL:106:VAL:HG23	12:CL:116:TYR:HB3	1.92	0.51
22:DA:2887:A:H1'	48:D0:39:ARG:HH22	1.76	0.51
53:CA:615:G:H2'	53:CA:616:G:C8	2.45	0.51
13:AM:21:ILE:HB	13:AM:24:VAL:HG22	1.93	0.51
58:DF:5:ASP:C	58:DF:7:TYR:N	2.63	0.51
6:CF:68:GLN:HG2	6:CF:69:GLU:H	1.76	0.51
38:DQ:42:GLY:HA3	39:DR:75:VAL:HG21	1.93	0.51
35:BN:93:GLY:C	35:BN:95:THR:N	2.63	0.51
22:DA:156:A:H2'	22:DA:157:C:O4'	2.11	0.51
36:DO:7:ARG:HH21	36:DO:95:SER:HB3	1.75	0.51
22:BA:1071:G:C5	22:BA:1089:A:C6	2.98	0.51
22:DA:1036:G:C5	22:DA:1120:G:C6	2.99	0.51
25:DD:40:LEU:H	25:DD:40:LEU:HD12	1.75	0.51
7:AG:119:LEU:CD2	7:AG:123:LEU:HD23	2.41	0.51
22:BA:1441:G:H2'	22:BA:1442:U:C6	2.46	0.51
22:BA:2580:U:C5	22:BA:2581:G:C6	2.99	0.51
1:AA:1112:C:N4	3:AC:177:LEU:HD22	2.26	0.51
9:CI:79:ARG:O	9:CI:83:THR:HG22	2.10	0.51
22:BA:50:U:H4'	22:BA:51:G:OP2	2.10	0.51
22:BA:1479:G:O2'	22:BA:1480:C:H5'	2.11	0.51
10:AJ:81:GLU:O	10:AJ:85:ASP:HB2	2.11	0.51
22:DA:2620:C:O4'	25:DD:161:MET:HG3	2.11	0.51
1:AA:1284:C:O5'	1:AA:1284:C:H6	1.93	0.51
24:DC:196:ASN:OD1	24:DC:199:HIS:HB2	2.11	0.51
31:DJ:70:THR:HG22	31:DJ:90:GLU:OE2	2.11	0.51
22:DA:1387:A:C4	22:DA:1388:G:C8	2.99	0.51
22:BA:2799:A:O2'	22:BA:2800:A:OP2	2.25	0.51
22:DA:2347:C:O2'	22:DA:2348:U:C6	2.58	0.51
44:BW:72:GLY:C	44:BW:74:LYS:N	2.64	0.51
22:BA:1078:U:H4'	22:BA:1079:C:H6	1.75	0.51
32:DK:108:ARG:HB2	32:DK:116:ILE:HD13	1.93	0.51
9:CI:45:MET:HB3	9:CI:49:GLN:HG3	1.93	0.51
2:AB:40:ILE:HG21	2:AB:201:GLY:N	2.26	0.51
25:BD:4:LEU:HD23	25:BD:29:VAL:HG11	1.93	0.51

*Continued on next page...*

*Continued from previous page...*

Atom-1	Atom-2	Distance(Å)	Clash(Å)
39:BR:39:LEU:CB	39:BR:49:ILE:HD13	2.41	0.51
22:DA:1039:A:C6	22:DA:1117:C:N3	2.79	0.51
2:CB:103:TRP:CA	2:CB:106:VAL:HB	2.37	0.51
50:D2:46:LYS:N	50:D2:46:LYS:HD2	2.24	0.51
53:CA:987:G:H8	53:CA:987:G:O5'	1.94	0.51
39:BR:46:GLU:HG2	39:BR:47:VAL:N	2.26	0.51
11:CK:74:LYS:HA	11:CK:78:ILE:CD1	2.30	0.51
6:CF:62:MET:O	6:CF:63:ASN:HB2	2.11	0.51
6:CF:92:THR:HG22	6:CF:93:LYS:N	2.26	0.51
30:DI:49:GLU:HG3	30:DI:54:ILE:HD11	1.91	0.51
22:BA:780:G:H21	22:BA:783:A:H62	1.59	0.51
22:BA:2204:G:O5'	24:BC:149:LYS:HE3	2.11	0.51
5:AE:94:PHE:CZ	5:AE:96:GLN:HG2	2.46	0.51
35:BN:96:ARG:NH2	35:BN:116:VAL:HG23	2.23	0.51
4:CD:33:ILE:O	4:CD:35:GLN:HG2	2.10	0.51
38:DQ:23:TYR:HB3	38:DQ:27:ARG:HD3	1.92	0.51
22:BA:1385:A:C4	22:BA:1386:C:C5	2.99	0.51
41:BT:28:ASN:CA	41:BT:91:GLN:HE22	2.23	0.51
9:AI:44:ARG:HB2	9:AI:45:MET:HE3	1.92	0.51
28:DG:7:PRO:O	28:DG:8:VAL:HB	2.11	0.51
53:CA:1113:C:O2'	53:CA:1114:C:H5'	2.12	0.51
22:BA:1277:G:H4'	35:BN:20:MET:HE2	1.92	0.51
53:CA:1073:U:C4	53:CA:1074:G:N7	2.78	0.51
1:AA:132:C:H5''	20:AT:68:LYS:HD2	1.91	0.51
3:AC:55:VAL:O	3:AC:65:VAL:HA	2.11	0.51
1:AA:1386:G:H2'	1:AA:1387:G:C8	2.44	0.51
22:BA:1867:G:H2'	22:BA:1868:C:H5'	1.92	0.51
22:DA:2771:C:H2'	22:DA:2772:C:C6	2.45	0.51
1:AA:512:U:H2'	1:AA:513:C:C6	2.46	0.51
22:DA:2732:G:H5''	22:DA:2733:A:O4'	2.11	0.51
22:BA:496:G:H1'	40:BS:61:ASN:HD21	1.76	0.51
47:BZ:23:LEU:HD21	47:BZ:53:MET:HE1	1.92	0.51
53:CA:106:C:O2'	53:CA:107:G:H5'	2.11	0.51
14:CN:55:SER:C	14:CN:57:SER:H	2.14	0.51
1:AA:19:A:N3	1:AA:917:G:C2	2.79	0.51
53:CA:732:C:H2'	53:CA:733:G:H5''	1.93	0.51
22:DA:1924:C:O2'	22:DA:1925:C:H5'	2.11	0.51
22:DA:2218:G:H2'	22:DA:2219:U:H6	1.76	0.51
22:DA:1292:G:C6	22:DA:1293:C:N4	2.79	0.51
22:BA:329:G:O4'	22:BA:477:A:H1'	2.11	0.51
1:AA:679:C:O2	1:AA:712:A:C2	2.64	0.51
45:BX:1:SER:O	45:BX:3:VAL:N	2.44	0.51

*Continued on next page...*

*Continued from previous page...*

Atom-1	Atom-2	Distance(Å)	Clash(Å)
22:BA:1081:U:H2'	22:BA:1081:U:O2	2.09	0.50
1:AA:957:U:O2	1:AA:959:A:C8	2.64	0.50
38:DQ:59:LEU:O	38:DQ:63:ARG:HD3	2.11	0.50
43:BV:80:HIS:ND1	43:BV:81:PRO:HD2	2.26	0.50
42:DU:95:PHE:N	42:DU:95:PHE:HD1	2.06	0.50
53:CA:1129:C:C4	53:CA:1139:G:C5	2.99	0.50
53:CA:1130:A:C6	53:CA:1146:A:C5	2.98	0.50
53:CA:1129:C:O2'	53:CA:1130:A:H8	1.91	0.50
41:BT:10:VAL:HG23	41:BT:11:LEU:HD23	1.92	0.50
24:DC:216:ARG:HG3	24:DC:216:ARG:HH11	1.75	0.50
2:AB:42:LEU:CG	2:AB:43:GLU:HG3	2.34	0.50
35:DN:16:HIS:O	35:DN:20:MET:N	2.43	0.50
22:DA:1301:A:C8	22:DA:1303:G:C8	2.99	0.50
53:CA:1356:G:N2	53:CA:1367:C:O2	2.44	0.50
1:AA:1461:G:O2'	1:AA:1462:C:H5'	2.10	0.50
22:BA:1509:A:N3	22:BA:1510:G:C8	2.79	0.50
22:DA:339:U:H2'	22:DA:340:A:C8	2.45	0.50
22:DA:1744:A:H3'	22:DA:1745:A:C8	2.45	0.50
38:BQ:40:LYS:HD3	38:BQ:44:TYR:CZ	2.46	0.50
53:CA:264:C:H2'	53:CA:265:G:O4'	2.10	0.50
22:DA:1857:G:C4	22:DA:1884:G:N1	2.79	0.50
22:DA:2147:A:N3	22:DA:2147:A:H2'	2.26	0.50
7:AG:113:LYS:HB2	7:AG:117:LEU:HD12	1.92	0.50
24:DC:64:VAL:HG11	24:DC:66:PHE:CZ	2.46	0.50
22:DA:740:C:O2'	22:DA:741:U:C5'	2.59	0.50
19:AS:50:VAL:CG2	19:AS:70:LEU:HB3	2.36	0.50
22:DA:531:C:H4'	22:DA:532:A:C8	2.46	0.50
58:DF:174:PHE:CG	58:DF:175:PRO:HD2	2.46	0.50
40:BS:73:LYS:HA	40:BS:73:LYS:HE3	1.91	0.50
56:CP:1:MET:HE2	56:CP:2:VAL:N	2.26	0.50
21:AU:40:PRO:HA	21:AU:43:GLU:HB2	1.93	0.50
29:DH:84:ALA:HB3	29:DH:148:ALA:HB2	1.93	0.50
22:DA:538:A:O2'	31:DJ:8:PRO:CG	2.60	0.50
22:BA:2571:U:O2'	25:BD:151:THR:HG21	2.10	0.50
22:BA:1005:C:O2'	31:BJ:30:THR:HG21	2.11	0.50
53:CA:51:A:H4'	53:CA:52:C:H5''	1.93	0.50
1:AA:596:A:C6	1:AA:645:G:C2	2.99	0.50
25:DD:10:GLY:O	25:DD:11:MET:CB	2.58	0.50
22:DA:1593:A:C5	22:DA:1594:U:C4	3.00	0.50
13:AM:24:VAL:O	13:AM:24:VAL:HG23	2.11	0.50
22:BA:2536:G:C5	22:BA:2537:U:C5	2.99	0.50
22:BA:1278:C:H2'	22:BA:1279:G:C8	2.45	0.50

*Continued on next page...*

*Continued from previous page...*

Atom-1	Atom-2	Distance(Å)	Clash(Å)
19:AS:48:ILE:O	19:AS:48:ILE:HD12	2.11	0.50
1:AA:714:G:H2'	1:AA:715:A:C8	2.46	0.50
35:BN:75:ILE:C	35:BN:75:ILE:HD12	2.31	0.50
38:DQ:39:ILE:O	38:DQ:42:GLY:N	2.43	0.50
7:AG:70:PRO:HD2	7:AG:95:ARG:HG3	1.93	0.50
1:AA:147:G:H2'	1:AA:148:G:C8	2.46	0.50
53:CA:1154:G:H2'	53:CA:1155:A:C8	2.45	0.50
22:DA:518:G:H2'	22:DA:519:U:C6	2.45	0.50
37:BP:20:ARG:HH21	37:BP:20:ARG:CG	2.24	0.50
29:BH:2:GLN:HG2	29:BH:20:ASN:ND2	2.26	0.50
22:BA:1882:U:O2'	22:BA:1883:U:H5'	2.10	0.50
22:BA:2766:A:H5''	22:BA:2767:C:OP2	2.12	0.50
22:BA:2383:G:O2'	22:BA:2384:U:H5'	2.10	0.50
22:BA:1720:U:H2'	22:BA:1721:G:O4'	2.10	0.50
24:DC:24:HIS:N	24:DC:80:LEU:O	2.42	0.50
30:DI:18:ASN:HB3	30:DI:19:PRO:HD3	1.93	0.50
1:AA:489:C:O2'	1:AA:490:C:H5'	2.11	0.50
22:DA:2379:G:H2'	22:DA:2380:C:C6	2.45	0.50
3:CC:20:THR:HG23	3:CC:57:GLU:HG2	1.92	0.50
22:BA:202:U:H2'	22:BA:203:A:C8	2.45	0.50
23:BB:61:G:H2'	23:BB:62:C:H6	1.75	0.50
30:DI:5:GLN:OE1	30:DI:59:THR:HG21	2.10	0.50
13:AM:28:ARG:O	13:AM:32:ILE:HG12	2.10	0.50
39:BR:29:THR:HG22	39:BR:29:THR:O	2.12	0.50
5:CE:17:VAL:HA	5:CE:33:THR:O	2.10	0.50
1:AA:1171:A:C2	1:AA:1172:C:C2	2.99	0.50
22:DA:1398:C:O2'	22:DA:1399:C:O5'	2.23	0.50
33:BL:101:ILE:HG22	33:BL:102:GLY:N	2.26	0.50
22:DA:1535:A:C5'	22:DA:1536:C:OP2	2.59	0.50
53:CA:1138:G:N3	53:CA:1138:G:H5''	2.26	0.50
53:CA:1134:G:C6	53:CA:1141:C:N4	2.79	0.50
53:CA:1146:A:C6	53:CA:1147:C:N4	2.79	0.50
57:DB:26:C:H1'	57:DB:117:G:C1'	2.41	0.50
53:CA:764:C:H2'	53:CA:765:G:C5'	2.31	0.50
5:CE:103:GLY:O	5:CE:104:ILE:CG2	2.51	0.50
22:DA:1716:U:C4	22:DA:1745:A:N6	2.79	0.50
22:DA:233:A:O2'	22:DA:234:U:H6	1.94	0.50
22:DA:1663:G:C6	22:DA:1998:A:N6	2.79	0.50
2:AB:187:ASP:HB2	2:AB:203:ASP:CG	2.31	0.50
3:AC:166:TRP:N	3:AC:166:TRP:CE3	2.74	0.50
4:CD:149:LYS:HZ1	4:CD:176:LYS:CE	2.24	0.50
22:DA:828:U:C5	22:DA:829:A:N6	2.79	0.50

*Continued on next page...*

*Continued from previous page...*

Atom-1	Atom-2	Distance(Å)	Clash(Å)
22:DA:1183:U:H2'	22:DA:1184:U:H6	1.75	0.50
34:BM:132:THR:CG2	34:BM:133:LYS:N	2.71	0.50
53:CA:251:G:N2	53:CA:253:A:N6	2.59	0.50
34:DM:41:LEU:HD23	34:DM:46:ILE:CG2	2.41	0.50
27:BF:37:MET:CE	27:BF:151:LEU:HB3	2.41	0.50
22:DA:2147:A:C4'	22:DA:2147:A:OP1	2.59	0.50
3:CC:63:ILE:O	3:CC:63:ILE:HG23	2.10	0.50
31:DJ:93:ILE:HA	31:DJ:97:PRO:HB3	1.93	0.50
1:AA:1088:G:H21	1:AA:1167:A:N6	2.08	0.50
25:BD:133:THR:CG2	25:BD:134:HIS:CD2	2.94	0.50
1:AA:466:A:H4'	1:AA:467:U:OP2	2.11	0.50
2:AB:20:ARG:CZ	2:AB:20:ARG:HA	2.41	0.50
30:BI:32:VAL:HG13	30:BI:66:PHE:CE2	2.46	0.50
28:BG:59:ASP:HB2	28:BG:63:GLN:HG2	1.91	0.50
22:DA:1422:G:H4'	22:DA:1493:C:OP1	2.11	0.50
26:DE:170:ARG:NH2	26:DE:176:ASP:HB2	2.23	0.50
45:BX:30:PRO:O	45:BX:32:LEU:HD12	2.12	0.50
1:AA:579:A:H2'	1:AA:580:C:C6	2.46	0.50
1:AA:819:A:N7	1:AA:1529:G:C2	2.79	0.50
8:CH:24:VAL:HG12	8:CH:62:LEU:HD21	1.93	0.50
45:DX:1:SER:O	45:DX:3:VAL:N	2.44	0.50
20:AT:2:ASN:O	20:AT:3:ILE:C	2.49	0.50
26:DE:28:VAL:O	26:DE:32:VAL:HG13	2.11	0.50
1:AA:1157:A:H1'	1:AA:1181:G:N2	2.26	0.50
1:AA:414:A:C2	1:AA:415:A:C4	2.99	0.50
1:AA:683:G:C2	1:AA:708:C:O2	2.64	0.50
1:AA:652:U:O4	1:AA:752:G:O2'	2.19	0.50
14:CN:89:ARG:HG3	14:CN:91:GLU:HG3	1.93	0.50
22:DA:1270:C:H2'	22:DA:1648:U:H5''	1.93	0.50
22:BA:2276:G:P	34:BM:83:GLY:O	2.68	0.50
24:BC:165:ALA:HB3	24:BC:172:THR:CG2	2.40	0.50
22:DA:2550:G:C6	22:DA:2551:C:N4	2.79	0.50
22:DA:815:C:P	39:DR:85:LYS:HE2	2.52	0.50
1:AA:1489:G:O2'	1:AA:1490:U:H5'	2.12	0.50
42:BU:12:VAL:O	42:BU:18:LYS:O	2.28	0.50
37:DP:32:VAL:HA	37:DP:37:LYS:HA	1.93	0.50
11:CK:94:SER:O	11:CK:97:ARG:HB2	2.11	0.50
16:AP:71:VAL:O	16:AP:75:ILE:HG13	2.11	0.50
22:DA:2540:C:C2	22:DA:2541:A:C8	2.99	0.50
4:CD:104:MET:SD	4:CD:142:VAL:HG13	2.51	0.50
22:DA:263:G:H4'	22:DA:430:A:O4'	2.11	0.50
8:CH:46:GLU:HB3	8:CH:61:THR:HB	1.93	0.50

*Continued on next page...*

*Continued from previous page...*

Atom-1	Atom-2	Distance(Å)	Clash(Å)
37:DP:47:ILE:HD13	37:DP:61:ARG:HB2	1.91	0.50
32:DK:28:SER:O	32:DK:29:HIS:HB3	2.12	0.50
1:AA:149:A:C2	1:AA:150:U:C2	2.99	0.50
22:DA:1835:G:H2'	22:DA:1836:C:H6	1.75	0.50
33:DL:47:ARG:HG2	33:DL:47:ARG:HH21	1.75	0.50
31:BJ:44:TYR:HA	38:BQ:59:LEU:CD2	2.39	0.50
26:DE:46:GLN:HB3	26:DE:86:ALA:HB1	1.93	0.50
57:DB:110:C:H2'	57:DB:111:U:H6	1.75	0.50
57:DB:11:C:H5'	44:DW:71:LYS:CD	2.40	0.50
22:DA:2332:C:O2'	44:DW:40:ARG:NH2	2.44	0.50
44:DW:20:LEU:HD12	44:DW:20:LEU:N	2.26	0.50
22:DA:397:U:OP1	45:DX:30:PRO:CA	2.45	0.50
53:CA:1152:A:OP2	10:CJ:70:HIS:NE2	2.44	0.50
22:DA:1476:U:H1'	22:DA:1732:C:O2	2.12	0.50
24:DC:144:GLU:HG3	24:DC:151:GLY:N	2.26	0.50
37:DP:87:ARG:NH1	37:DP:111:GLU:HG3	2.27	0.50
28:BG:84:LYS:O	28:BG:85:LYS:HB2	2.12	0.50
46:DY:57:LEU:O	46:DY:60:LYS:HB3	2.12	0.50
21:AU:8:ASN:O	21:AU:11:PHE:HE2	1.93	0.50
53:CA:1048:G:H21	53:CA:1214:C:H5	1.60	0.50
22:BA:2093:G:O2'	22:BA:2094:A:H5'	2.12	0.50
22:DA:2310:C:O2'	22:DA:2311:A:C4'	2.58	0.50
22:DA:636:G:H5'	22:DA:639:U:OP1	2.12	0.50
22:DA:1667:G:OP1	32:DK:6:THR:HA	2.11	0.50
22:DA:748:G:O2'	22:DA:749:A:H3'	2.10	0.50
2:AB:110:ILE:HD11	2:AB:147:LEU:HD13	1.86	0.50
53:CA:1308:U:H5	55:CM:97:ARG:CZ	2.24	0.50
37:BP:67:GLU:HA	37:BP:67:GLU:OE1	2.10	0.50
1:AA:71:A:N7	1:AA:100:G:C6	2.79	0.50
22:BA:388:G:N7	22:BA:390:U:H2'	2.25	0.50
5:CE:14:LEU:HD13	5:CE:59:ILE:CD1	2.41	0.50
22:BA:1475:G:C1'	22:BA:1476:U:OP2	2.58	0.50
30:BI:56:VAL:HG23	30:BI:69:VAL:O	2.10	0.50
44:DW:81:ILE:HD12	44:DW:81:ILE:C	2.32	0.50
22:BA:2250:G:O5'	22:BA:2250:G:H8	1.94	0.50
25:BD:150:GLN:O	25:BD:150:GLN:HG3	2.01	0.50
22:BA:1378:A:O2'	22:BA:1379:U:H3'	2.11	0.50
53:CA:97:G:C6	53:CA:98:A:H1'	2.47	0.50
53:CA:1228:C:O2'	53:CA:1229:A:H8	1.93	0.50
22:BA:2109:U:O4	22:BA:2110:G:C5	2.64	0.50
5:CE:131:ASN:C	5:CE:131:ASN:HD22	2.14	0.50
32:DK:119:ALA:N	32:DK:120:PRO:HD2	2.24	0.50

*Continued on next page...*



*Continued from previous page...*

Atom-1	Atom-2	Distance(Å)	Clash(Å)
33:DL:98:ALA:O	33:DL:100:ILE:HG22	2.11	0.50
24:DC:34:GLU:HG3	24:DC:35:LYS:N	2.26	0.50
39:BR:89:HIS:NE2	39:BR:91:GLN:HB2	2.27	0.50
40:DS:66:ILE:HA	40:DS:69:LEU:HD13	1.92	0.50
22:BA:623:C:H2'	22:BA:624:C:C6	2.46	0.50
22:DA:1249:U:H4'	38:DQ:3:VAL:HG21	1.93	0.50
22:DA:1249:U:P	22:DA:1249:U:H3'	2.52	0.50
34:BM:40:ARG:HB2	34:BM:93:VAL:HG22	1.93	0.50
22:DA:2712:C:OP1	22:DA:2714:G:H4'	2.11	0.50
53:CA:106:C:C2'	53:CA:107:G:H5'	2.41	0.50
22:BA:1644:C:C2'	22:BA:1645:G:H5'	2.41	0.50
3:CC:185:THR:HG22	3:CC:186:SER:H	1.76	0.50
22:DA:1109:C:C5	22:DA:1110:G:C6	2.99	0.50
22:BA:1444:G:H2'	22:BA:1445:G:C8	2.45	0.50
1:AA:792:A:H4'	1:AA:793:U:O5'	2.11	0.50
30:DI:16:MET:SD	30:DI:19:PRO:HG2	2.52	0.50
53:CA:525:C:N4	53:CA:526:C:N4	2.59	0.50
27:BF:24:VAL:O	27:BF:27:VAL:HG12	2.10	0.50
8:CH:33:VAL:C	8:CH:35:ILE:H	2.13	0.50
20:CT:57:VAL:HG12	20:CT:71:ALA:HB2	1.92	0.50
53:CA:211:G:C2'	53:CA:211:G:N3	2.74	0.50
55:CM:3:ILE:O	55:CM:4:ALA:HB2	2.12	0.50
22:DA:685:A:H1'	22:DA:688:U:O4	2.11	0.50
44:DW:77:LYS:N	44:DW:77:LYS:HZ2	2.09	0.50
22:BA:2365:G:H4'	44:BW:59:PHE:CZ	2.46	0.50
44:BW:19:ARG:NH2	44:BW:22:VAL:CG2	2.74	0.50
44:BW:28:GLU:H	44:BW:31:LEU:CD1	2.24	0.50
22:BA:1062:G:O2'	22:BA:1063:G:O5'	2.30	0.50
22:DA:492:A:H2'	22:DA:493:G:O4'	2.12	0.50
41:BT:51:PHE:C	41:BT:52:GLU:HG2	2.31	0.50
33:DL:63:LYS:HB3	51:D3:12:ARG:HD2	1.94	0.50
37:DP:16:VAL:HG13	37:DP:19:PHE:HE2	1.77	0.50
22:DA:183:C:O2'	22:DA:432:A:H1'	2.11	0.50
22:DA:2282:G:N3	22:DA:2425:A:N6	2.59	0.50
22:DA:1789:A:H5''	24:DC:218:THR:O	2.11	0.50
24:DC:52:HIS:NE2	24:DC:218:THR:HG23	2.27	0.50
14:CN:80:ARG:NH1	14:CN:80:ARG:HG2	2.25	0.50
38:DQ:89:ILE:HG22	38:DQ:91:ARG:H	1.77	0.50
22:DA:2305:U:H4'	58:DF:132:ARG:HG2	1.93	0.50
33:DL:111:ILE:HA	33:DL:128:THR:OG1	2.12	0.50
22:DA:26:G:H5'	22:DA:27:G:OP2	2.12	0.50
22:DA:2056:G:N2	22:DA:2057:G:C8	2.79	0.50

*Continued on next page...*

*Continued from previous page...*

Atom-1	Atom-2	Distance(Å)	Clash(Å)
22:BA:1812:U:H2'	22:BA:1813:G:C8	2.47	0.50
22:DA:2748:A:C4	22:DA:2757:A:N6	2.80	0.50
22:BA:2197:U:OP1	4:CD:150:LYS:HE3	2.12	0.50
1:AA:198:G:C2'	1:AA:199:A:C8	2.94	0.50
22:DA:2151:U:H2'	22:DA:2152:G:H8	1.75	0.50
22:BA:2636:C:H2'	22:BA:2637:U:H6	1.77	0.50
22:DA:740:C:H5'	22:DA:1784:A:C3'	2.37	0.50
24:BC:91:ALA:HB3	24:BC:103:ILE:HG22	1.94	0.50
30:BI:6:ALA:HB3	30:BI:60:VAL:H	1.77	0.50
42:BU:97:SER:O	42:BU:98:ASN:CB	2.58	0.50
55:CM:103:THR:HG22	55:CM:104:ASN:N	2.27	0.50
45:BX:30:PRO:HD2	45:BX:32:LEU:HD11	1.94	0.50
53:CA:71:A:N3	53:CA:72:A:C8	2.80	0.50
22:DA:2639:A:C2	22:DA:2778:A:C8	2.99	0.50
26:DE:105:LEU:HD12	26:DE:200:LEU:HD21	1.92	0.50
53:CA:1084:G:OP1	53:CA:1086:U:C6	2.64	0.50
22:DA:1830:C:C4'	24:DC:14:HIS:HE1	2.25	0.50
22:DA:465:G:H4'	50:D2:16:HIS:HD2	1.77	0.50
53:CA:631:C:H5''	53:CA:632:U:O4'	2.12	0.50
22:DA:106:C:O2'	22:DA:294:A:O2'	2.27	0.50
2:CB:212:TYR:CD2	2:CB:215:ALA:HB3	2.46	0.50
1:AA:865:A:H2'	1:AA:866:C:C6	2.46	0.50
22:DA:851:C:C4'	47:DZ:46:MET:HG2	2.41	0.50
38:BQ:20:ALA:HA	38:BQ:23:TYR:CD1	2.46	0.50
53:CA:580:C:H2'	53:CA:581:G:O4'	2.10	0.50
22:BA:1113:U:H2'	22:BA:1114:C:C6	2.47	0.50
16:AP:12:LYS:O	16:AP:13:LYS:HB2	2.12	0.50
55:CM:68:LEU:O	55:CM:72:ILE:HG22	2.12	0.50
9:AI:90:ASP:CG	9:AI:92:SER:HB3	2.31	0.50
42:BU:17:ASP:O	42:BU:18:LYS:C	2.49	0.50
22:BA:631:A:P	51:B3:46:LYS:HZ2	2.34	0.50
12:CL:91:GLY:O	12:CL:93:ARG:HG3	2.11	0.50
53:CA:1261:A:N7	53:CA:1274:A:H2	2.10	0.50
22:DA:1529:G:H2'	22:DA:1530:G:O4'	2.12	0.50
47:DZ:40:THR:H	47:DZ:43:ILE:HD11	1.75	0.50
29:BH:78:VAL:HG11	29:BH:145:ASN:HB3	1.93	0.50
35:BN:36:THR:HG23	35:BN:37:THR:O	2.10	0.50
16:AP:46:LYS:HZ3	16:AP:48:GLU:HB3	1.76	0.50
35:BN:3:HIS:O	35:BN:4:ARG:HB2	2.10	0.50
1:AA:765:G:H2'	1:AA:812:G:N2	2.27	0.50
45:DX:13:THR:HA	45:DX:27:ARG:HA	1.94	0.50
44:BW:76:ARG:CG	44:BW:76:ARG:NH2	2.62	0.50

*Continued on next page...*

*Continued from previous page...*

Atom-1	Atom-2	Distance(Å)	Clash(Å)
57:DB:17:C:H2'	57:DB:18:G:H8	1.77	0.50
22:DA:1009:A:C2	22:DA:1010:A:C2	2.99	0.50
22:BA:1079:C:C4	22:BA:1080:A:N7	2.79	0.50
53:CA:1146:A:C6	53:CA:1147:C:C4	2.99	0.50
1:AA:479:U:O2'	1:AA:480:U:H5'	2.12	0.50
22:DA:1475:G:N3	22:DA:1475:G:H2'	2.26	0.50
41:BT:13:ALA:O	41:BT:32:LEU:HB2	2.11	0.50
10:CJ:33:GLY:O	10:CJ:35:GLN:N	2.43	0.50
42:DU:35:VAL:HG12	42:DU:36:GLU:N	2.26	0.50
53:CA:1241:G:H2'	53:CA:1242:G:C8	2.35	0.50
38:DQ:91:ARG:HH11	39:DR:10:LYS:HB3	1.73	0.50
22:DA:2726:A:O2'	22:DA:2727:A:C5'	2.59	0.50
22:DA:750:A:H5''	22:DA:751:A:OP2	2.11	0.50
39:DR:78:ARG:HB3	39:DR:83:TYR:CD1	2.46	0.50
22:DA:2752:C:O2'	22:DA:2753:A:O4'	2.21	0.50
28:DG:95:ALA:HB3	28:DG:127:GLN:HA	1.93	0.50
40:DS:4:ILE:HG22	40:DS:106:VAL:HG13	1.92	0.50
2:AB:74:ALA:O	2:AB:75:ALA:HB2	2.11	0.50
1:AA:198:G:N2	1:AA:220:G:H1'	2.27	0.50
24:DC:68:ARG:HD3	24:DC:103:ILE:HD13	1.93	0.50
14:AN:42:ASN:HD21	14:AN:46:LYS:HZ1	1.57	0.50
51:B3:56:LEU:H	51:B3:56:LEU:CD2	2.21	0.50
53:CA:322:C:O2	53:CA:332:G:N2	2.44	0.50
10:CJ:30:LYS:HG3	10:CJ:36:VAL:HG22	1.91	0.50
22:DA:2356:U:H2'	22:DA:2357:G:O4'	2.12	0.50
22:DA:1865:U:O4	22:DA:1875:G:C2	2.65	0.50
35:BN:79:LEU:O	35:BN:80:PHE:CB	2.58	0.50
1:AA:327:A:O3'	1:AA:328:C:H4'	2.11	0.50
22:BA:1820:U:O2	24:BC:199:HIS:HB3	2.12	0.50
22:BA:2572:A:N7	25:BD:150:GLN:HB3	2.25	0.50
22:DA:2353:G:H2'	22:DA:2354:C:O4'	2.11	0.50
35:DN:31:HIS:O	35:DN:33:ILE:HG13	2.11	0.50
1:AA:604:G:C2	1:AA:635:A:C2	3.00	0.50
22:DA:2009:A:N6	62:DA:3384:HOH:O	2.45	0.50
1:AA:183:C:O2'	1:AA:184:G:H5'	2.11	0.50
9:AI:11:ARG:HA	9:AI:105:ARG:HH12	1.75	0.50
22:DA:169:G:H2'	22:DA:170:U:C6	2.46	0.50
22:BA:2489:U:O2	22:BA:2491:U:C4	2.64	0.50
34:BM:64:TRP:CH2	34:BM:106:ASP:HB2	2.47	0.50
53:CA:102:G:H2'	53:CA:103:U:H6	1.76	0.50
44:DW:51:GLY:HA2	44:DW:59:PHE:HD2	1.75	0.50
22:BA:1564:C:O2'	22:BA:1565:C:H5'	2.12	0.50

*Continued on next page...*

*Continued from previous page...*

Atom-1	Atom-2	Distance(Å)	Clash(Å)
43:DV:27:PRO:O	43:DV:88:HIS:HA	2.12	0.50
48:B0:53:VAL:O	48:B0:54:ILE:O	2.29	0.50
22:BA:2527:C:O5'	22:BA:2527:C:H6	1.93	0.50
5:AE:77:ASN:CG	5:AE:78:GLY:N	2.64	0.50
22:BA:2495:G:O2'	22:BA:2496:C:H5'	2.12	0.50
22:DA:2232:C:OP1	45:DX:26:ARG:NH1	2.44	0.50
31:DJ:44:TYR:CD2	31:DJ:44:TYR:C	2.85	0.50
31:DJ:45:THR:C	31:DJ:47:HIS:N	2.65	0.50
28:BG:117:PRO:HD2	28:BG:120:ILE:HG21	1.94	0.50
1:AA:920:U:H2'	1:AA:921:U:C6	2.46	0.50
22:DA:74:A:H4'	22:DA:75:G:O5'	2.11	0.50
47:BZ:29:ARG:CG	47:BZ:29:ARG:NH2	2.72	0.50
1:AA:1461:G:H2'	1:AA:1462:C:H6	1.76	0.50
22:DA:311:A:C2	22:DA:328:U:O4	2.64	0.50
37:BP:111:GLU:H	37:BP:111:GLU:CD	2.15	0.50
22:DA:204:A:C4	22:DA:206:U:C4	3.00	0.50
6:CF:86:ARG:HH11	18:CR:63:TYR:HB3	1.71	0.50
22:DA:2307:G:O2'	22:DA:2308:G:C8	2.61	0.50
22:DA:628:G:O2'	22:DA:629:G:C8	2.61	0.50
22:DA:605:G:N3	22:DA:657:U:O2'	2.44	0.50
52:D4:3:VAL:O	52:D4:4:ARG:CB	2.59	0.50
22:DA:1156:A:P	38:DQ:54:ARG:HE	2.34	0.50
22:DA:1171:G:N2	22:DA:1179:G:H1'	2.27	0.50
1:AA:76:G:C2	1:AA:95:C:N3	2.79	0.50
24:BC:203:VAL:O	24:BC:204:LEU:HB2	2.12	0.50
53:CA:255:G:H4'	17:CQ:18:LYS:HB2	1.94	0.50
22:DA:2700:A:C2	22:DA:2708:G:C2	2.99	0.50
5:AE:85:LYS:HG3	5:AE:94:PHE:HB2	1.93	0.50
20:CT:14:GLU:HA	20:CT:17:ARG:HB2	1.93	0.50
22:DA:163:C:O2'	22:DA:164:C:O5'	2.29	0.50
2:AB:19:THR:HB	2:AB:37:VAL:HB	1.92	0.50
55:CM:16:ILE:HD12	55:CM:16:ILE:N	2.27	0.50
55:CM:18:LEU:H	55:CM:18:LEU:HD12	1.75	0.50
12:CL:3:VAL:HG23	12:CL:4:ASN:N	2.24	0.50
22:DA:767:U:O2'	22:DA:768:G:H5'	2.12	0.50
46:BY:41:HIS:NE2	46:BY:42:LEU:HD13	2.27	0.50
35:BN:73:ASN:HA	35:BN:76:VAL:CG1	2.41	0.50
45:DX:63:ILE:CD1	45:DX:64:ASP:H	2.21	0.50
1:AA:112:G:N1	1:AA:330:C:C4	2.80	0.50
2:CB:101:THR:O	2:CB:102:ASN:HB2	2.12	0.50
22:BA:2296:U:C4'	22:BA:2297:A:OP1	2.58	0.50
29:BH:68:ARG:HH22	29:BH:72:ILE:HG21	1.76	0.50

*Continued on next page...*

*Continued from previous page...*

Atom-1	Atom-2	Distance(Å)	Clash(Å)
12:AL:74:GLN:O	12:AL:75:GLU:C	2.50	0.50
1:AA:1449:C:C2'	1:AA:1450:U:H5'	2.41	0.50
10:AJ:42:LEU:HB3	10:AJ:43:PRO:CD	2.40	0.50
22:BA:141:G:N1	41:BT:2:ILE:HG23	2.27	0.50
22:BA:2492:U:O2'	22:BA:2493:U:H5'	2.11	0.50
29:BH:16:GLY:C	29:BH:51:ARG:HH21	2.14	0.50
22:BA:2563:U:O2	22:BA:2565:A:H8	1.95	0.50
22:DA:2234:G:C4	22:DA:2235:G:C8	3.00	0.50
19:CS:28:LYS:HB3	19:CS:29:PRO:HD2	1.94	0.50
1:AA:433:G:H2'	1:AA:434:U:H5'	1.93	0.50
22:DA:2531:A:H5''	28:DG:156:TYR:CZ	2.46	0.50
53:CA:211:G:H2'	53:CA:211:G:N3	2.27	0.50
25:BD:140:HIS:CD2	25:BD:140:HIS:N	2.79	0.50
6:AF:9:MET:HE1	18:AR:64:LEU:HB3	1.92	0.50
24:BC:259:ASN:O	24:BC:260:LYS:HB2	2.11	0.50
6:CF:81:ASN:O	6:CF:83:ALA:N	2.45	0.50
29:DH:103:VAL:C	29:DH:105:ALA:H	2.15	0.50
38:BQ:18:LYS:HG3	38:BQ:18:LYS:O	2.11	0.50
23:BB:8:C:H2'	23:BB:9:G:O5'	2.10	0.50
53:CA:1406:U:H2'	53:CA:1407:C:H5'	1.92	0.50
58:DF:160:LYS:HD3	58:DF:161:SER:N	2.27	0.50
6:AF:66:ALA:HB1	6:AF:67:PRO:HD2	1.94	0.50
22:BA:1000:A:H62	22:BA:1154:G:H2'	1.77	0.50
22:DA:229:C:O2'	22:DA:230:G:C4'	2.60	0.50
49:D1:10:LEU:HD23	49:D1:20:TYR:HB3	1.94	0.50
22:DA:2262:U:H1'	22:DA:2328:A:H1'	1.94	0.50
51:D3:23:HIS:ND1	51:D3:24:LYS:O	2.45	0.50
32:DK:21:CYS:SG	32:DK:39:ILE:HG22	2.52	0.50
32:DK:38:ILE:C	32:DK:39:ILE:HD13	2.32	0.50
22:DA:1053:C:N4	22:DA:1054:A:H62	2.09	0.50
1:AA:1138:G:C2'	1:AA:1138:G:N3	2.61	0.50
22:DA:329:G:O6	42:DU:16:LYS:HB2	2.11	0.50
1:AA:214:C:O2'	1:AA:215:C:O5'	2.29	0.50
22:DA:2415:G:H4'	33:DL:65:GLY:O	2.12	0.50
22:BA:278:A:H2'	22:BA:278:A:N3	2.27	0.50
2:AB:68:PHE:CD2	2:AB:83:ALA:HB1	2.47	0.50
22:DA:2285:C:C5	49:D1:5:ARG:NH2	2.79	0.50
22:DA:570:G:C5	22:DA:2030:A:N7	2.80	0.50
20:CT:2:ASN:O	20:CT:3:ILE:C	2.50	0.50
22:DA:532:A:H4'	22:DA:533:G:C8	2.47	0.50
44:DW:49:ASN:HB2	44:DW:60:ALA:HA	1.93	0.50
40:BS:43:ALA:O	40:BS:47:VAL:HG12	2.11	0.50

*Continued on next page...*

*Continued from previous page...*

Atom-1	Atom-2	Distance(Å)	Clash(Å)
22:DA:1877:A:H2'	22:DA:1878:G:C8	2.47	0.50
32:DK:1:MET:HB2	32:DK:32:TYR:HB3	1.93	0.50
22:DA:716:A:C3'	22:DA:717:C:H5''	2.42	0.50
22:DA:64:A:OP1	41:DT:77:ARG:HA	2.10	0.50
37:BP:33:GLU:CA	37:BP:38:ARG:HH11	2.24	0.50
22:DA:2533:U:H4'	22:DA:2664:G:H4'	1.94	0.50
53:CA:1084:G:C5	53:CA:1085:U:C4	3.00	0.50
30:BI:72:THR:HB	30:BI:112:LYS:NZ	2.27	0.50
1:AA:1532:U:H2'	1:AA:1534:A:H5'	1.93	0.50
25:DD:48:ILE:CG2	25:DD:84:LEU:HD23	2.41	0.50
28:BG:126:THR:HG22	28:BG:127:GLN:N	2.27	0.50
22:BA:2470:G:O2'	22:BA:2471:A:H5'	2.11	0.50
1:AA:279:A:C8	1:AA:279:A:H5'	2.46	0.50
42:BU:94:PHE:O	42:BU:94:PHE:CD1	2.65	0.50
22:DA:2808:G:O2'	22:DA:2809:A:H8	1.92	0.50
1:AA:563:A:C8	1:AA:567:G:O4'	2.64	0.50
34:DM:136:MET:HE1	43:DV:57:TYR:HD2	1.76	0.50
23:BB:94:A:H2'	23:BB:95:U:H6	1.77	0.50
19:AS:79:TYR:CZ	19:AS:80:ARG:HB2	2.46	0.50
37:DP:31:VAL:HG12	37:DP:38:ARG:HG2	1.92	0.50
47:DZ:43:ILE:HD12	47:DZ:44:ARG:N	2.27	0.50
9:CI:15:ALA:O	9:CI:66:VAL:HG23	2.12	0.50
22:DA:2182:U:H2'	22:DA:2183:A:C8	2.47	0.50
18:AR:66:LEU:O	18:AR:67:LEU:HD23	2.11	0.50
1:AA:757:U:O2'	1:AA:879:C:H1'	2.12	0.50
22:DA:1349:C:H2'	22:DA:1350:C:C5	2.46	0.50
53:CA:191:G:H2'	53:CA:192:A:C8	2.47	0.50
12:CL:24:GLU:O	12:CL:25:ALA:HB3	2.12	0.50
33:BL:7:SER:HB2	33:BL:8:PRO:HD2	1.94	0.50
30:DI:105:LEU:HD21	30:DI:129:GLU:OE2	2.12	0.50
5:CE:25:LYS:HB2	5:CE:25:LYS:NZ	2.27	0.50
3:CC:104:GLU:HG2	3:CC:105:VAL:N	2.26	0.50
33:BL:78:ARG:HB3	33:BL:113:ALA:HB3	1.93	0.50
22:DA:995:C:H5''	38:DQ:53:LYS:HG2	1.93	0.50
22:DA:242:G:C8	51:D3:4:LYS:HG3	2.47	0.50
22:DA:49:A:C6	22:DA:177:G:C6	3.00	0.50
22:BA:1075:C:C4	22:BA:1076:C:N4	2.80	0.50
24:DC:166:ARG:HA	24:DC:171:VAL:HA	1.93	0.50
25:BD:99:GLU:CG	25:BD:100:LEU:H	2.24	0.50
39:BR:49:ILE:CG1	39:BR:49:ILE:O	2.59	0.50
53:CA:243:A:H4'	53:CA:244:U:OP2	2.12	0.50
22:DA:1936:A:H2	22:DA:1943:U:O4	1.94	0.50

*Continued on next page...*

*Continued from previous page...*

Atom-1	Atom-2	Distance(Å)	Clash(Å)
22:DA:638:G:O2'	22:DA:639:U:O4'	2.22	0.50
35:BN:28:LEU:O	35:BN:32:GLU:N	2.43	0.50
26:BE:145:ASP:HB3	26:BE:184:ASP:HB2	1.94	0.50
22:DA:1186:G:H2'	22:DA:1187:G:O4'	2.12	0.50
22:BA:780:G:H2'	22:BA:782:A:N7	2.27	0.50
3:CC:181:ILE:HG12	3:CC:202:PHE:HB2	1.93	0.50
1:AA:72:A:HO2'	1:AA:73:C:H6	1.60	0.50
17:CQ:67:SER:OG	17:CQ:70:LYS:HB2	2.11	0.50
22:BA:387:U:H4'	22:BA:388:G:O5'	2.10	0.50
53:CA:1124:G:N2	53:CA:1127:G:N2	2.60	0.50
22:DA:2191:A:H5''	22:DA:2192:U:OP2	2.12	0.50
13:AM:2:ARG:HA	13:AM:7:ASN:O	2.12	0.50
1:AA:1349:A:OP1	9:AI:122:ARG:N	2.44	0.50
30:BI:58:ILE:HG22	30:BI:60:VAL:HG23	1.92	0.50
32:BK:58:LEU:HA	32:BK:89:ASN:OD1	2.11	0.50
4:CD:137:SER:CB	4:CD:138:PRO:HD2	2.39	0.50
49:B1:34:GLU:HG2	49:B1:49:LYS:HG3	1.92	0.50
1:AA:1323:G:H2'	1:AA:1324:A:H8	1.76	0.50
22:BA:1786:A:C4	22:BA:1938:A:C6	2.99	0.50
22:DA:1244:A:HO2'	26:DE:29:HIS:CE1	2.30	0.50
1:AA:1157:A:C5	1:AA:1180:A:C6	3.00	0.50
32:BK:103:VAL:O	32:BK:122:VAL:HB	2.12	0.50
19:CS:52:ASN:HD21	19:CS:55:GLN:N	2.10	0.50
2:CB:9:LEU:C	2:CB:11:ALA:H	2.15	0.50
26:BE:79:ARG:HG2	26:BE:80:SER:H	1.74	0.50
28:BG:82:PHE:CZ	28:BG:137:LYS:HB2	2.46	0.50
22:DA:90:U:H3'	22:DA:91:A:H5''	1.93	0.50
40:DS:32:ALA:O	40:DS:33:LEU:HB2	2.11	0.50
22:BA:2294:G:H5''	36:BO:10:ARG:HD3	1.94	0.50
16:AP:67:ILE:CG2	16:AP:72:ALA:HB2	2.42	0.50
22:DA:836:G:C6	22:DA:837:C:C4	3.00	0.50
12:AL:2:THR:HB	12:AL:5:GLN:HG3	1.94	0.50
22:DA:109:C:H4'	22:DA:348:A:H4'	1.94	0.50
33:BL:104:GLN:HA	33:BL:104:GLN:HE21	1.76	0.50
1:AA:276:G:O3'	17:AQ:44:HIS:HE1	1.95	0.50
22:BA:807:U:H2'	22:BA:808:G:H8	1.76	0.50
1:AA:1477:U:H2'	1:AA:1478:U:C6	2.46	0.50
22:DA:1478:G:C6	22:DA:1514:G:C2	3.00	0.50
1:AA:767:A:H2'	1:AA:768:A:O4'	2.12	0.50
24:DC:152:GLN:HA	24:DC:155:ARG:HD3	1.94	0.50
1:AA:1316:G:H5''	1:AA:1317:C:OP2	2.12	0.50
55:CM:28:ARG:HD2	55:CM:28:ARG:O	2.12	0.50

*Continued on next page...*



*Continued from previous page...*

Atom-1	Atom-2	Distance(Å)	Clash(Å)
29:BH:53:GLU:HG2	29:BH:53:GLU:O	2.11	0.50
9:AI:21:LYS:HG2	9:AI:22:PRO:HD2	1.94	0.50
22:DA:678:C:H2'	22:DA:679:C:C6	2.47	0.50
22:BA:900:A:C3'	22:BA:901:C:H5'	2.41	0.50
22:DA:1608:A:N7	22:DA:1611:C:N4	2.60	0.50
44:BW:22:VAL:O	44:BW:25:PHE:HB2	2.11	0.50
44:BW:51:GLY:HA3	44:BW:59:PHE:HE2	1.72	0.50
42:DU:73:ASN:HB3	42:DU:95:PHE:CE2	2.47	0.50
54:CG:16:LYS:HE2	9:CI:45:MET:SD	2.51	0.50
28:BG:117:PRO:O	28:BG:118:ALA:O	2.29	0.50
22:DA:1063:G:H2'	22:DA:1064:C:C6	2.47	0.50
1:AA:1022:A:H2'	1:AA:1023:U:O4'	2.12	0.50
22:DA:1237:A:O2'	22:DA:1238:G:H4'	2.11	0.50
38:BQ:114:ALA:C	38:BQ:116:LEU:N	2.65	0.50
53:CA:1268:G:H21	53:CA:1327:C:C1'	2.23	0.50
53:CA:410:G:P	4:CD:25:ARG:HD2	2.52	0.50
26:DE:126:VAL:HG13	26:DE:127:GLU:N	2.27	0.50
53:CA:1243:C:N4	53:CA:1244:G:O6	2.45	0.50
2:CB:127:LYS:HE2	2:CB:136:ARG:NH2	2.27	0.50
25:BD:110:THR:HA	25:BD:171:THR:HA	1.93	0.50
24:BC:12:ARG:CG	24:BC:12:ARG:NH1	2.59	0.50
1:AA:198:G:H2'	1:AA:199:A:C8	2.46	0.50
27:BF:134:GLN:NE2	27:BF:150:GLY:H	2.10	0.50
22:DA:2151:U:H2'	22:DA:2152:G:C8	2.47	0.50
1:AA:1167:A:C8	1:AA:1169:A:C6	3.00	0.50
4:AD:29:THR:HG22	4:AD:30:LYS:N	2.27	0.50
42:BU:42:LYS:HD3	42:BU:42:LYS:N	2.26	0.50
53:CA:693:G:OP1	11:CK:126:ARG:NH1	2.37	0.50
22:BA:1605:C:H3'	22:BA:1606:C:C5'	2.42	0.50
22:DA:2899:A:O2'	22:DA:2900:A:H5'	2.11	0.50
8:CH:9:MET:HG3	8:CH:26:MET:SD	2.52	0.50
22:BA:790:U:O2'	22:BA:791:C:C5'	2.60	0.50
22:DA:8:C:O2'	22:DA:9:G:H5'	2.11	0.50
22:BA:1858:A:O2'	22:BA:1859:U:C5'	2.60	0.50
22:BA:2199:A:H5'	22:BA:2200:C:H5	1.77	0.50
36:DO:88:LYS:O	36:DO:89:ASP:HB3	2.12	0.50
1:AA:1449:C:H2'	1:AA:1450:U:H5'	1.93	0.50
35:DN:103:ARG:HG3	35:DN:104:ALA:H	1.77	0.50
53:CA:930:C:H2'	53:CA:931:C:H5'	1.92	0.50
53:CA:936:C:H2'	53:CA:937:A:H8	1.77	0.50
22:DA:870:U:C2'	22:DA:871:U:H5'	2.42	0.50
22:DA:526:A:C6	22:DA:2626:C:H4'	2.47	0.50

*Continued on next page...*

*Continued from previous page...*

Atom-1	Atom-2	Distance(Å)	Clash(Å)
53:CA:828:U:C2'	53:CA:829:G:O5'	2.59	0.50
2:AB:148:GLY:HA2	2:AB:151:LYS:HB3	1.93	0.50
22:BA:2515:C:O2'	22:BA:2516:A:H5'	2.12	0.50
27:BF:87:LYS:HG3	27:BF:88:VAL:N	2.26	0.50
1:AA:393:A:OP2	16:AP:12:LYS:HD2	2.12	0.50
45:DX:58:ILE:HG12	45:DX:66:VAL:HG11	1.92	0.50
22:DA:2688:G:H1'	22:DA:2721:A:N6	2.27	0.50
22:BA:2531:A:P	28:BG:174:LYS:HG3	2.52	0.50
38:BQ:68:ALA:O	38:BQ:71:ASN:N	2.44	0.50
5:CE:105:ILE:O	5:CE:105:ILE:HG22	2.10	0.50
22:DA:1229:C:H2'	22:DA:1230:A:C8	2.47	0.50
22:DA:752:A:O2'	22:DA:753:A:OP2	2.19	0.50
28:DG:98:LYS:HB2	28:DG:101:VAL:HB	1.93	0.50
22:DA:1754:A:C6	22:DA:1755:A:C6	3.00	0.50
22:BA:1411:U:C4	22:BA:1412:U:C4	3.00	0.50
22:DA:1563:U:H2'	22:DA:1564:C:C6	2.46	0.50
34:DM:13:HIS:O	34:DM:14:LYS:HB2	2.12	0.50
22:BA:2257:U:O2'	22:BA:2258:C:H5'	2.12	0.50
10:AJ:70:HIS:H	10:AJ:70:HIS:CD2	2.29	0.50
25:BD:177:VAL:HG23	25:BD:177:VAL:O	2.11	0.50
17:AQ:49:ASN:O	17:AQ:50:ASN:C	2.49	0.50
22:DA:2250:G:H21	22:DA:2496:C:H5''	1.76	0.50
22:BA:1179:G:C5	22:BA:1180:U:C1'	2.81	0.49
27:BF:35:LEU:O	27:BF:35:LEU:HD12	2.11	0.49
22:BA:1079:C:C4	22:BA:1088:A:C2	2.97	0.49
53:CA:1152:A:H2'	53:CA:1153:G:C8	2.47	0.49
10:CJ:45:ARG:O	10:CJ:46:LYS:C	2.49	0.49
22:DA:1475:G:O2'	22:DA:1476:U:H6	1.95	0.49
32:DK:115:ILE:HG22	32:DK:116:ILE:N	2.27	0.49
22:DA:2798:U:H5'	22:DA:2800:A:N6	2.27	0.49
22:BA:271:G:C4	22:BA:272:A:N7	2.80	0.49
22:DA:1062:G:OP1	22:DA:1070:A:OP2	2.30	0.49
22:BA:2389:G:H5''	22:BA:2390:U:O4'	2.12	0.49
22:DA:78:U:H2'	22:DA:79:C:C6	2.46	0.49
46:DY:57:LEU:HD13	46:DY:60:LYS:HE3	1.94	0.49
38:BQ:85:ALA:O	38:BQ:87:VAL:C	2.51	0.49
22:DA:1304:A:C6	22:DA:1305:C:C4	3.00	0.49
19:CS:68:HIS:HB3	19:CS:72:GLU:HG3	1.93	0.49
22:DA:476:G:O2'	22:DA:477:A:H3'	2.10	0.49
53:CA:1050:G:O6	53:CA:1209:C:N3	2.45	0.49
22:DA:332:A:C8	22:DA:335:C:N4	2.80	0.49
30:BI:21:PRO:HB2	30:BI:22:PRO:HD3	1.94	0.49

*Continued on next page...*

*Continued from previous page...*

Atom-1	Atom-2	Distance(Å)	Clash(Å)
35:DN:98:LEU:HD21	48:D0:53:VAL:HG11	1.93	0.49
12:AL:23:LEU:C	12:AL:25:ALA:H	2.14	0.49
52:D4:3:VAL:HB	52:D4:37:GLN:OE1	2.11	0.49
22:DA:2748:A:C2	22:DA:2757:A:C5	3.00	0.49
53:CA:239:U:H5''	53:CA:239:U:H6	1.75	0.49
24:DC:65:ASP:OD2	24:DC:68:ARG:HG2	2.12	0.49
1:AA:72:A:O2'	1:AA:73:C:O4'	2.28	0.49
27:BF:37:MET:HE3	27:BF:151:LEU:HB3	1.93	0.49
22:DA:2502:G:H5'	22:DA:2503:A:H5''	1.94	0.49
5:CE:56:PRO:O	5:CE:59:ILE:HG23	2.11	0.49
24:DC:127:ASN:O	24:DC:190:THR:HA	2.12	0.49
21:CU:33:ARG:HH22	21:CU:34:ARG:HH11	1.59	0.49
27:BF:120:SER:O	27:BF:127:TYR:CD1	2.65	0.49
36:BO:31:THR:HG23	36:BO:34:HIS:H	1.76	0.49
53:CA:1264:U:H2'	53:CA:1265:C:H6	1.72	0.49
24:BC:29:PHE:CZ	24:BC:31:PRO:HG2	2.46	0.49
6:AF:46:GLN:HE21	6:AF:46:GLN:HA	1.77	0.49
53:CA:69:G:H2'	53:CA:70:U:C6	2.47	0.49
53:CA:72:A:H2'	53:CA:73:C:C6	2.47	0.49
53:CA:612:C:H2'	53:CA:613:C:C6	2.46	0.49
22:DA:1722:A:O2'	22:DA:1723:G:O4'	2.29	0.49
39:DR:8:GLY:HA3	39:DR:23:GLU:HG2	1.92	0.49
53:CA:1087:G:N2	53:CA:1099:G:H1'	2.27	0.49
37:DP:7:LEU:HD12	37:DP:7:LEU:O	2.12	0.49
10:AJ:22:THR:HG22	10:AJ:23:ALA:N	2.26	0.49
36:DO:67:ASN:H	36:DO:70:ALA:HB3	1.76	0.49
22:BA:1830:C:H2'	22:BA:1831:G:C8	2.46	0.49
25:BD:190:LYS:O	25:BD:191:GLY:O	2.29	0.49
16:AP:67:ILE:HG23	16:AP:68:SER:O	2.11	0.49
53:CA:1480:A:C5	53:CA:1481:U:C5	3.00	0.49
12:AL:115:LYS:O	12:AL:116:TYR:CB	2.60	0.49
36:BO:36:TYR:HD2	36:BO:36:TYR:N	2.10	0.49
53:CA:1391:U:O2'	53:CA:1392:G:H5'	2.12	0.49
45:DX:58:ILE:HG22	45:DX:58:ILE:O	2.12	0.49
22:BA:807:U:C2	22:BA:808:G:C8	3.00	0.49
57:DB:84:G:N2	57:DB:93:C:C2	2.79	0.49
1:AA:66:A:O4'	1:AA:173:U:C4	2.65	0.49
53:CA:360:G:O2'	53:CA:361:G:H5'	2.13	0.49
42:BU:25:LYS:O	42:BU:26:ASN:HB3	2.12	0.49
22:BA:2049:G:C2'	22:BA:2050:C:H5'	2.42	0.49
1:AA:307:C:O5'	1:AA:307:C:H6	1.95	0.49
22:DA:270:A:N1	22:DA:369:U:H1'	2.26	0.49

*Continued on next page...*

*Continued from previous page...*

Atom-1	Atom-2	Distance(Å)	Clash(Å)
8:AH:15:ASN:O	8:AH:18:ALA:HB3	2.12	0.49
58:DF:13:LYS:N	58:DF:13:LYS:HD2	2.27	0.49
38:DQ:63:ARG:O	38:DQ:66:ALA:N	2.39	0.49
22:DA:379:G:N1	22:DA:380:G:C4	2.80	0.49
22:DA:81:G:H2'	22:DA:82:U:O4'	2.13	0.49
38:DQ:87:VAL:HG11	39:DR:52:PRO:CG	2.42	0.49
41:DT:39:THR:CG2	41:DT:42:GLU:HB2	2.29	0.49
26:BE:27:LEU:O	26:BE:31:VAL:HG23	2.12	0.49
22:DA:503:A:C5	22:DA:506:G:C5	3.00	0.49
22:DA:2682:A:O2'	22:DA:2683:C:O5'	2.30	0.49
30:BI:27:LEU:HD12	30:BI:27:LEU:C	2.33	0.49
5:CE:68:ARG:O	5:CE:70:MET:HG2	2.12	0.49
22:DA:876:C:N4	22:DA:902:C:C4	2.80	0.49
22:DA:668:A:C5	22:DA:670:A:C8	3.00	0.49
1:AA:213:G:N7	1:AA:214:C:C4	2.80	0.49
1:AA:500:G:H2'	1:AA:501:C:C6	2.46	0.49
22:DA:197:A:N6	22:DA:2430:A:H2'	2.19	0.49
22:DA:1416:G:C2	22:DA:1417:C:C4	3.00	0.49
22:DA:1416:G:N1	22:DA:1417:C:C4	2.80	0.49
24:BC:15:VAL:HA	24:BC:203:VAL:HG11	1.94	0.49
22:DA:2571:U:H2'	22:DA:2572:A:OP1	2.11	0.49
22:BA:228:C:H4'	22:BA:229:C:C5'	2.38	0.49
11:AK:62:ALA:CB	11:AK:91:GLY:HA3	2.41	0.49
43:DV:75:GLN:HG3	43:DV:92:VAL:HG13	1.93	0.49
22:BA:1256:G:H2'	26:BE:77:ILE:HD11	1.91	0.49
29:DH:89:LYS:HD2	29:DH:124:THR:HA	1.93	0.49
43:BV:20:LEU:HD23	43:BV:25:LYS:HB2	1.94	0.49
24:BC:140:VAL:HG11	24:BC:189:ALA:HB1	1.93	0.49
1:AA:258:G:N2	1:AA:259:G:H1'	2.26	0.49
58:DF:36:ASN:O	58:DF:37:MET:CB	2.60	0.49
22:BA:1858:A:O2'	22:BA:1859:U:O5'	2.30	0.49
51:D3:18:LYS:HD2	51:D3:19:GLY:H	1.77	0.49
33:DL:93:ASN:O	33:DL:95:LEU:N	2.40	0.49
41:BT:69:ARG:NE	41:BT:70:HIS:H	2.11	0.49
22:DA:1351:C:O2'	22:DA:1571:A:H1'	2.12	0.49
41:BT:23:ALA:C	41:BT:25:GLU:H	2.15	0.49
22:BA:1799:G:H4'	22:BA:1800:C:O5'	2.11	0.49
22:BA:21:A:O2'	22:BA:22:C:H5'	2.12	0.49
22:BA:1568:G:H4'	24:BC:58:LYS:HG2	1.94	0.49
22:DA:2550:G:C5	22:DA:2551:C:C4	3.00	0.49
53:CA:502:A:H2'	53:CA:503:C:O4'	2.12	0.49
22:BA:149:A:H2'	22:BA:150:U:H6	1.77	0.49

*Continued on next page...*

*Continued from previous page...*

Atom-1	Atom-2	Distance(Å)	Clash(Å)
22:BA:1498:C:O2'	22:BA:1499:C:C6	2.63	0.49
38:DQ:77:LYS:CE	38:DQ:116:LEU:HD11	2.42	0.49
45:DX:36:ARG:HG2	45:DX:47:THR:HB	1.94	0.49
22:DA:357:C:H2'	22:DA:358:U:H6	1.77	0.49
35:BN:13:ASN:O	35:BN:14:SER:C	2.50	0.49
49:D1:43:ARG:HB2	49:D1:43:ARG:NH2	2.27	0.49
5:AE:45:VAL:CG2	5:AE:117:ALA:HA	2.42	0.49
2:CB:186:VAL:O	2:CB:186:VAL:HG23	2.12	0.49
26:DE:178:VAL:HG13	26:DE:179:SER:N	2.27	0.49
22:DA:2316:G:H2'	22:DA:2317:A:H8	1.77	0.49
22:BA:1998:A:O2'	22:BA:1999:C:H5'	2.12	0.49
53:CA:1317:C:OP1	14:CN:56:PRO:HD2	2.12	0.49
22:DA:1810:A:H3'	22:DA:1811:G:C8	2.46	0.49
31:BJ:45:THR:H	31:BJ:46:PRO:HD3	1.77	0.49
22:DA:1326:U:O2'	22:DA:1327:A:O5'	2.30	0.49
22:BA:904:G:C2	22:BA:905:A:N9	2.80	0.49
22:DA:380:G:H4'	45:DX:15:ASN:O	2.11	0.49
22:DA:1816:C:O2'	22:DA:1817:G:P	2.70	0.49
1:AA:1052:U:C5'	1:AA:1053:G:OP2	2.59	0.49
17:AQ:45:VAL:O	17:AQ:47:ASP:OD1	2.30	0.49
22:DA:1071:G:O6	22:DA:1091:G:N7	2.46	0.49
51:B3:31:ILE:HG13	51:B3:31:ILE:O	2.11	0.49
22:DA:2295:C:H2'	22:DA:2296:U:H5'	1.93	0.49
11:AK:126:ARG:C	21:AU:33:ARG:HH12	2.15	0.49
21:AU:7:GLU:HB2	21:AU:11:PHE:CE1	2.47	0.49
22:DA:1303:G:O2'	22:DA:1304:A:C8	2.50	0.49
53:CA:1316:G:H22	53:CA:1318:A:H3'	1.76	0.49
53:CA:21:G:H1'	53:CA:914:A:N6	2.27	0.49
22:DA:1390:U:O2'	22:DA:1391:U:H5'	2.12	0.49
22:DA:2305:U:OP1	58:DF:132:ARG:HG3	2.12	0.49
48:D0:41:HIS:C	48:D0:41:HIS:ND1	2.66	0.49
35:DN:98:LEU:O	35:DN:112:TYR:HB2	2.12	0.49
22:DA:670:A:H1'	22:DA:671:C:OP2	2.13	0.49
25:BD:91:THR:C	25:BD:93:GLY:N	2.63	0.49
1:AA:1005:A:H2'	1:AA:1006:G:O4'	2.12	0.49
22:DA:1998:A:H4'	22:DA:2724:U:O2'	2.12	0.49
40:DS:10:ALA:HB3	40:DS:101:SER:O	2.12	0.49
22:DA:2750:A:H1'	22:DA:2752:C:H41	1.77	0.49
29:DH:90:LEU:HB3	29:DH:123:ARG:HD2	1.94	0.49
8:AH:105:THR:HG22	8:AH:121:GLY:O	2.13	0.49
1:AA:198:G:C6	1:AA:220:G:C2	3.00	0.49
22:DA:1112:G:O2'	22:DA:1113:U:C5'	2.60	0.49

*Continued on next page...*

*Continued from previous page...*

Atom-1	Atom-2	Distance(Å)	Clash(Å)
1:AA:1226:C:H4'	1:AA:1227:A:OP1	2.11	0.49
53:CA:496:A:C2'	53:CA:496:A:N3	2.73	0.49
11:AK:22:ILE:HG13	11:AK:22:ILE:O	2.11	0.49
22:DA:945:A:C8	22:DA:2448:A:C2	2.99	0.49
8:AH:9:MET:CE	8:AH:32:LYS:HA	2.42	0.49
22:BA:580:U:H2'	22:BA:581:C:C6	2.47	0.49
1:AA:1160:G:N2	1:AA:1161:C:C2	2.81	0.49
39:BR:81:LYS:N	39:BR:81:LYS:HD3	2.25	0.49
1:AA:1381:U:H2'	1:AA:1382:C:C6	2.48	0.49
47:DZ:28:LEU:HD23	47:DZ:28:LEU:N	2.28	0.49
35:BN:23:ASN:H	35:BN:23:ASN:HD22	1.58	0.49
53:CA:888:G:H3'	53:CA:889:A:C5'	2.41	0.49
15:AO:16:ARG:O	15:AO:17:ASP:CB	2.60	0.49
35:BN:74:GLU:O	35:BN:77:ALA:HB3	2.12	0.49
22:DA:1973:G:C6	22:DA:1974:C:N4	2.80	0.49
23:BB:94:A:O2'	23:BB:95:U:H5'	2.11	0.49
22:BA:1494:A:O2'	22:BA:1495:A:H5'	2.12	0.49
33:BL:127:VAL:HG23	33:BL:131:ALA:HB3	1.93	0.49
53:CA:527:G:C2	53:CA:528:C:C6	3.00	0.49
22:BA:2436:G:N3	22:BA:2598:A:H2	2.11	0.49
26:BE:5:LEU:HD12	26:BE:10:SER:HB3	1.94	0.49
53:CA:866:C:C4	53:CA:867:G:H1'	2.47	0.49
53:CA:865:A:C2	53:CA:918:A:H4'	2.47	0.49
5:CE:11:GLN:HG3	5:CE:40:ASP:O	2.12	0.49
44:BW:58:LEU:N	44:BW:58:LEU:HD13	2.27	0.49
3:CC:118:SER:O	3:CC:122:GLN:HG2	2.13	0.49
22:DA:2223:G:H2'	22:DA:2224:G:H5'	1.94	0.49
22:BA:1082:U:H5'	30:BI:117:THR:HB	1.94	0.49
44:DW:54:ARG:C	44:DW:56:HIS:H	2.16	0.49
44:BW:39:GLN:O	44:BW:41:GLY:N	2.45	0.49
22:BA:1060:U:O4'	22:BA:1062:G:C5'	2.54	0.49
9:CI:44:ARG:HH21	9:CI:48:ARG:NH1	2.10	0.49
22:DA:432:A:O2'	22:DA:433:C:H5'	2.12	0.49
22:DA:1071:G:N2	22:DA:1090:A:OP2	2.44	0.49
22:DA:1075:C:O2'	22:DA:1076:C:H6	1.95	0.49
53:CA:85:U:O2	53:CA:85:U:O4'	2.31	0.49
22:DA:1236:G:O2'	22:DA:1237:A:C8	2.65	0.49
14:CN:68:ARG:NH1	14:CN:80:ARG:HH12	2.10	0.49
22:BA:1485:U:C2	22:BA:1505:A:C2	3.00	0.49
53:CA:989:U:C4	53:CA:990:C:N4	2.80	0.49
22:DA:320:A:N7	26:DE:132:LYS:HB2	2.28	0.49
57:DB:75:G:H1'	43:DV:29:ILE:HG12	1.94	0.49

*Continued on next page...*

*Continued from previous page...*

Atom-1	Atom-2	Distance(Å)	Clash(Å)
22:DA:811:U:C5'	22:DA:812:C:OP2	2.52	0.49
22:DA:657:U:H2'	22:DA:658:U:C6	2.48	0.49
22:DA:1992:G:N2	22:DA:1995:U:H5	2.11	0.49
1:AA:213:G:C8	1:AA:214:C:C5	3.00	0.49
22:DA:2746:U:C2'	22:DA:2747:G:H5'	2.41	0.49
4:AD:167:PRO:HB2	4:AD:170:LEU:CD1	2.35	0.49
1:AA:1305:G:HO2'	1:AA:1306:A:H8	1.61	0.49
28:DG:83:THR:O	28:DG:140:ILE:HD12	2.13	0.49
22:BA:1327:A:N6	22:BA:1328:A:C2	2.80	0.49
7:AG:114:SER:H	7:AG:117:LEU:HD12	1.78	0.49
22:BA:475:C:C4	22:BA:481:G:O6	2.65	0.49
22:DA:984:A:HO2'	22:DA:985:C:P	2.31	0.49
32:BK:7:MET:SD	32:BK:20:MET:HB2	2.52	0.49
22:DA:2898:U:H2'	22:DA:2899:A:H8	1.76	0.49
29:DH:147:VAL:O	29:DH:148:ALA:HB3	2.13	0.49
22:BA:457:A:O4'	22:BA:459:U:C6	2.66	0.49
53:CA:510:A:H5''	53:CA:511:C:P	2.52	0.49
22:DA:1652:A:C2	22:DA:2006:C:N3	2.80	0.49
1:AA:1159:U:N3	1:AA:1182:G:C5	2.81	0.49
49:D1:8:ILE:HG22	49:D1:9:LYS:N	2.27	0.49
31:BJ:97:PRO:C	31:BJ:99:ARG:H	2.14	0.49
35:BN:2:ARG:NH1	35:BN:5:LYS:O	2.46	0.49
1:AA:322:C:O2'	20:AT:17:ARG:CG	2.60	0.49
8:AH:48:PHE:HA	8:AH:60:LEU:HD23	1.93	0.49
15:CO:23:SER:HB3	15:CO:26:VAL:CG2	2.43	0.49
12:CL:46:SER:O	12:CL:47:ALA:HB2	2.12	0.49
36:BO:55:GLU:HB2	36:BO:58:ILE:HG13	1.93	0.49
37:BP:96:LEU:HD12	37:BP:98:TYR:HE1	1.77	0.49
22:BA:14:A:N7	22:BA:15:G:C8	2.81	0.49
1:AA:1489:G:C2'	1:AA:1490:U:H5'	2.42	0.49
7:AG:49:LEU:CD1	7:AG:60:ALA:HB1	2.42	0.49
7:AG:39:GLU:HB2	7:AG:43:TYR:CE2	2.47	0.49
3:CC:5:HIS:CD2	3:CC:183:TYR:HE2	2.29	0.49
38:BQ:46:TYR:CZ	38:BQ:50:ARG:NH1	2.80	0.49
22:BA:2847:U:C2'	22:BA:2848:G:H5'	2.42	0.49
1:AA:591:U:H2'	1:AA:592:G:H8	1.77	0.49
25:BD:74:GLU:O	25:BD:75:ALA:C	2.51	0.49
24:DC:259:ASN:OD1	24:DC:262:THR:HG23	2.12	0.49
22:DA:2852:G:H2'	22:DA:2853:C:O4'	2.13	0.49
22:DA:736:C:O5'	22:DA:736:C:H6	1.95	0.49
39:DR:3:ALA:HB2	39:DR:101:ILE:HD13	1.95	0.49
22:DA:2506:U:H3'	22:DA:2506:U:H6	1.78	0.49

*Continued on next page...*



*Continued from previous page...*

Atom-1	Atom-2	Distance(Å)	Clash(Å)
55:CM:2:ARG:HA	55:CM:7:ASN:O	2.12	0.49
22:DA:862:G:H2'	22:DA:863:A:O4'	2.13	0.49
45:BX:39:VAL:O	45:BX:41:SER:N	2.40	0.49
57:DB:54:G:N2	58:DF:25:MET:HE1	2.28	0.49
41:BT:11:LEU:HG	41:BT:46:ALA:HB1	1.93	0.49
41:BT:44:LYS:O	41:BT:48:GLN:HG2	2.13	0.49
22:BA:1340:U:O2	22:BA:1340:U:H2'	2.12	0.49
2:AB:41:ASN:HD22	2:AB:42:LEU:N	2.10	0.49
8:CH:77:VAL:HG12	8:CH:84:ILE:HG13	1.93	0.49
19:CS:35:ARG:NH1	19:CS:76:THR:HG22	2.27	0.49
22:DA:311:A:O2'	22:DA:332:A:O4'	2.23	0.49
33:DL:79:LEU:CA	33:DL:82:LEU:HD11	2.40	0.49
29:BH:89:LYS:HG2	29:BH:90:LEU:N	2.16	0.49
26:BE:119:ILE:CD1	26:BE:187:VAL:HA	2.42	0.49
1:AA:548:G:H5''	1:AA:548:G:H8	1.78	0.49
47:DZ:16:LEU:HD23	47:DZ:19:HIS:CD2	2.48	0.49
22:DA:673:C:C2'	22:DA:674:G:H5'	2.42	0.49
1:AA:953:G:C2	1:AA:954:G:H1'	2.47	0.49
22:DA:2142:A:H2'	22:DA:2143:C:H4'	1.95	0.49
24:DC:161:VAL:HG13	24:DC:174:ARG:O	2.12	0.49
24:BC:69:ASN:O	24:BC:70:LYS:C	2.50	0.49
46:BY:59:GLU:O	46:BY:63:ALA:HB3	2.12	0.49
44:DW:49:ASN:OD1	44:DW:80:SER:HA	2.13	0.49
3:CC:133:MET:HB2	3:CC:150:VAL:HG21	1.94	0.49
22:DA:1652:A:OP1	35:DN:8:ARG:HD3	2.12	0.49
26:BE:46:GLN:CG	26:BE:87:ALA:H	2.24	0.49
53:CA:951:G:H1'	53:CA:970:C:O2'	2.11	0.49
53:CA:770:C:O2'	53:CA:771:G:H5'	2.11	0.49
12:CL:51:VAL:HG12	12:CL:52:CYS:N	2.26	0.49
33:DL:3:LEU:O	33:DL:4:ASN:C	2.51	0.49
37:BP:77:SER:HG	37:BP:79:VAL:HG13	1.77	0.49
1:AA:685:G:O2'	1:AA:686:U:H5'	2.13	0.49
26:DE:111:GLU:HB2	26:DE:114:ARG:HH21	1.77	0.49
47:BZ:43:ILE:HG13	47:BZ:44:ARG:N	2.26	0.49
25:DD:101:PHE:HE2	25:DD:205:PRO:HD3	1.78	0.49
9:CI:5:TYR:O	9:CI:19:PHE:HA	2.13	0.49
29:BH:81:ALA:HB2	29:BH:147:VAL:HG23	1.94	0.49
36:BO:55:GLU:OE1	36:BO:81:ARG:NH1	2.45	0.49
7:AG:145:GLU:HA	7:AG:148:LYS:HD2	1.94	0.49
22:DA:1688:U:O2	22:DA:1700:A:H5'	2.13	0.49
53:CA:546:A:P	4:CD:68:GLU:HB3	2.52	0.49
42:BU:25:LYS:HG2	42:BU:36:GLU:HB3	1.95	0.49

*Continued on next page...*

*Continued from previous page...*

Atom-1	Atom-2	Distance(Å)	Clash(Å)
22:DA:1426:G:H8	22:DA:1426:G:OP2	1.95	0.49
30:DI:28:GLY:O	30:DI:29:GLN:C	2.50	0.49
35:BN:15:SER:HB3	62:BN:201:HOH:O	2.12	0.49
22:BA:733:G:C8	22:BA:761:A:N6	2.81	0.49
22:BA:686:U:H1'	50:B2:6:GLN:O	2.12	0.49
28:DG:19:ASN:N	28:DG:19:ASN:HD22	2.11	0.49
22:BA:1566:A:H5'	24:BC:213:ARG:NH1	2.28	0.49
1:AA:518:C:OP2	1:AA:530:G:H1'	2.12	0.49
25:DD:196:ALA:O	25:DD:197:THR:C	2.50	0.49
22:BA:1705:A:N6	22:BA:1706:C:H42	2.10	0.49
38:BQ:63:ARG:NH2	38:BQ:96:ASP:CA	2.76	0.49
31:DJ:45:THR:HG23	31:DJ:45:THR:O	2.13	0.49
6:AF:91:ARG:CG	6:AF:92:THR:H	2.23	0.49
22:DA:2336:A:C8	44:DW:40:ARG:NH2	2.81	0.49
9:AI:9:GLY:HA2	9:AI:80:HIS:HD2	1.77	0.49
45:DX:32:LEU:HD22	45:DX:32:LEU:N	2.27	0.49
22:BA:2365:G:H2'	22:BA:2366:A:C8	2.48	0.49
22:DA:489:G:H2'	22:DA:491:G:H8	1.78	0.49
22:DA:2394:C:N4	51:D3:30:HIS:CE1	2.80	0.49
22:DA:1826:G:P	24:DC:220:ARG:HB3	2.51	0.49
17:AQ:18:LYS:O	17:AQ:47:ASP:OD2	2.31	0.49
53:CA:83:C:H2'	53:CA:83:C:O2	2.13	0.49
2:CB:114:LYS:HA	2:CB:117:GLU:CG	2.33	0.49
22:BA:164:C:H2'	22:BA:165:A:O4'	2.13	0.49
53:CA:1314:C:H2'	53:CA:1315:U:O4'	2.13	0.49
53:CA:1215:G:C2'	53:CA:1216:A:H8	2.25	0.49
22:DA:340:A:H2'	22:DA:341:C:O4'	2.11	0.49
22:DA:1926:U:H1'	22:DA:1929:G:C6	2.48	0.49
11:CK:84:MET:HG2	11:CK:110:THR:OG1	2.12	0.49
2:CB:128:LEU:O	2:CB:129:THR:C	2.51	0.49
22:DA:976:G:H5'	22:DA:1156:A:N6	2.28	0.49
38:DQ:50:ARG:O	38:DQ:54:ARG:HD3	2.11	0.49
22:BA:2148:G:HO2'	22:BA:2149:U:P	2.36	0.49
24:BC:171:VAL:O	24:BC:182:LYS:HA	2.12	0.49
11:AK:22:ILE:HG21	11:AK:95:THR:HG21	1.95	0.49
57:DB:6:G:H4'	57:DB:28:C:H4'	1.95	0.49
43:DV:61:LEU:N	43:DV:61:LEU:HD23	2.22	0.49
38:BQ:51:GLN:HA	38:BQ:54:ARG:HD2	1.94	0.49
22:DA:948:C:H6	22:DA:948:C:O5'	1.96	0.49
40:BS:19:LEU:O	48:B0:21:LEU:HD12	2.12	0.49
53:CA:1336:C:O2'	53:CA:1337:G:C4	2.62	0.49
53:CA:54:C:N4	53:CA:352:C:H2'	2.27	0.49

*Continued on next page...*

*Continued from previous page...*

Atom-1	Atom-2	Distance(Å)	Clash(Å)
20:AT:33:LYS:HE2	20:AT:33:LYS:N	2.28	0.49
36:BO:116:GLN:O	36:BO:117:PHE:HB3	2.12	0.49
27:BF:76:PHE:O	27:BF:77:LYS:HB2	2.12	0.49
53:CA:708:C:H4'	11:CK:38:GLY:HA3	1.94	0.49
4:CD:93:LEU:O	4:CD:96:ARG:HG3	2.13	0.49
47:DZ:46:MET:O	47:DZ:49:ALA:HB3	2.13	0.49
19:CS:10:ILE:HG22	19:CS:14:LEU:HD21	1.95	0.49
41:DT:10:VAL:HG23	41:DT:11:LEU:H	1.76	0.49
13:AM:13:HIS:HB3	13:AM:41:ASP:HA	1.93	0.49
18:CR:19:GLU:CD	18:CR:20:ILE:H	2.15	0.49
22:DA:470:A:C2	22:DA:471:A:C4	3.00	0.49
21:AU:41:THR:O	21:AU:45:LYS:HB2	2.11	0.49
45:DX:36:ARG:HA	45:DX:47:THR:HA	1.94	0.49
33:BL:132:ARG:HG3	33:BL:142:ILE:HD12	1.94	0.49
5:CE:40:ASP:CG	5:CE:41:GLY:H	2.15	0.49
27:BF:60:SER:O	27:BF:61:GLY:C	2.49	0.49
6:AF:12:PRO:HA	6:AF:15:SER:HB2	1.94	0.49
53:CA:872:A:C5	53:CA:874:G:C8	3.01	0.49
22:BA:182:A:C6	22:BA:183:C:C4	3.00	0.49
22:DA:1401:G:C5	22:DA:1402:U:C4	3.00	0.49
30:BI:90:GLY:O	30:BI:92:PRO:HD3	2.12	0.49
25:BD:184:ARG:HH11	37:BP:6:GLN:NE2	2.10	0.49
42:DU:81:ARG:HB2	42:DU:96:LYS:HD2	1.95	0.49
53:CA:1139:G:H4'	53:CA:1140:C:O5'	2.11	0.49
12:CL:29:LYS:O	12:CL:80:LEU:HD12	2.12	0.49
25:BD:98:VAL:O	25:BD:99:GLU:C	2.51	0.49
22:DA:2321:U:O2	22:DA:2321:U:O5'	2.30	0.49
53:CA:243:A:C2	53:CA:246:A:C8	3.00	0.49
22:BA:812:C:H1'	22:BA:1250:G:C2	2.47	0.49
14:CN:63:CYS:SG	14:CN:82:LYS:HG3	2.52	0.49
19:CS:40:PHE:HB3	19:CS:41:PRO:CD	2.32	0.49
22:DA:201:C:C5	22:DA:202:U:C5	3.01	0.49
35:DN:28:LEU:O	35:DN:32:GLU:N	2.38	0.49
22:DA:630:G:N2	22:DA:633:A:OP2	2.43	0.49
22:DA:581:C:C2	22:DA:582:A:N7	2.81	0.49
39:BR:18:GLN:O	39:BR:97:LYS:O	2.31	0.49
12:CL:79:ILE:HD12	12:CL:96:THR:CG2	2.37	0.49
22:DA:2431:U:O2'	22:DA:2433:A:N7	2.40	0.49
10:AJ:53:ILE:HG13	14:AN:84:ARG:CZ	2.42	0.49
18:CR:64:LEU:O	18:CR:66:LEU:HD23	2.12	0.49
1:AA:100:G:C6	1:AA:101:A:C6	3.01	0.49
1:AA:71:A:C2	1:AA:72:A:C5	3.01	0.49

*Continued on next page...*

*Continued from previous page...*

Atom-1	Atom-2	Distance(Å)	Clash(Å)
53:CA:251:G:H4'	53:CA:252:U:O5'	2.13	0.49
34:DM:71:LYS:HG3	34:DM:72:PRO:HD2	1.93	0.49
22:DA:2142:A:H3'	22:DA:2143:C:H4'	1.90	0.49
51:B3:14:LYS:O	51:B3:21:PHE:O	2.30	0.49
30:BI:32:VAL:HG22	30:BI:66:PHE:CG	2.47	0.49
22:DA:1878:G:H2'	22:DA:1879:C:O4'	2.13	0.49
8:CH:9:MET:SD	8:CH:32:LYS:HG3	2.52	0.49
29:DH:84:ALA:HB3	29:DH:148:ALA:CB	2.43	0.49
28:DG:8:VAL:HG11	28:DG:49:LEU:HD23	1.94	0.49
22:DA:99:U:H5'	22:DA:100:U:OP1	2.12	0.49
57:DB:50:A:OP1	36:DO:68:LYS:HB2	2.13	0.49
54:CG:59:GLU:HB2	54:CG:62:GLU:HB2	1.93	0.49
42:DU:40:LEU:HA	42:DU:61:GLU:HA	1.94	0.49
54:CG:32:ASP:CB	54:CG:34:LYS:HD3	2.42	0.49
26:BE:111:GLU:HG2	26:BE:114:ARG:HH12	1.78	0.49
2:CB:216:VAL:O	2:CB:220:VAL:HG23	2.13	0.49
53:CA:1408:A:N1	53:CA:1494:G:C6	2.81	0.49
53:CA:289:G:C6	53:CA:290:C:N4	2.81	0.49
24:DC:120:ASP:O	24:DC:121:ALA:O	2.30	0.49
1:AA:782:A:H2'	1:AA:783:C:C5'	2.42	0.49
4:CD:84:ASN:HD22	4:CD:84:ASN:C	2.15	0.49
5:AE:45:VAL:HG22	5:AE:117:ALA:HA	1.93	0.49
17:CQ:23:ALA:C	17:CQ:24:ILE:HD12	2.32	0.49
22:BA:36:G:O2'	22:BA:450:G:H2'	2.12	0.49
38:DQ:26:ALA:O	38:DQ:30:VAL:HB	2.12	0.49
19:AS:55:GLN:CD	19:AS:56:HIS:H	2.15	0.49
11:CK:14:GLN:HA	11:CK:76:TYR:O	2.13	0.49
32:BK:33:ALA:HB1	32:BK:37:ASP:HB2	1.93	0.49
22:BA:1296:G:H2'	22:BA:1297:C:H6	1.77	0.49
1:AA:588:G:C2	1:AA:589:U:C2	3.01	0.49
48:D0:11:LYS:HD2	48:D0:14:MET:HB2	1.95	0.49
11:AK:15:VAL:HG13	11:AK:78:ILE:HG23	1.95	0.49
22:DA:564:C:O2	22:DA:578:G:N2	2.39	0.49
1:AA:521:G:O2'	1:AA:522:C:H5'	2.13	0.49
4:CD:127:ARG:CZ	4:CD:127:ARG:HB2	2.39	0.49
22:BA:918:A:H4'	23:BB:97:C:O2	2.12	0.49
1:AA:1428:A:H2'	1:AA:1429:A:O4'	2.13	0.49
29:DH:24:GLY:O	29:DH:28:ASN:HB2	2.13	0.49
22:DA:229:C:O2'	22:DA:230:G:O5'	2.30	0.49
22:DA:2331:G:H1	22:DA:2385:C:N4	2.09	0.49
37:BP:3:ILE:HD13	37:BP:3:ILE:C	2.32	0.49
22:DA:489:G:N7	22:DA:1284:A:C2	2.81	0.49

*Continued on next page...*

*Continued from previous page...*

Atom-1	Atom-2	Distance(Å)	Clash(Å)
39:DR:51:VAL:HB	39:DR:52:PRO:HD2	1.94	0.49
53:CA:330:C:HO2'	53:CA:331:G:H8	0.59	0.49
32:DK:92:GLU:O	32:DK:93:GLN:O	2.31	0.49
22:DA:1059:G:N1	22:DA:1088:A:C2	2.81	0.49
25:BD:97:SER:H	25:BD:99:GLU:CD	2.15	0.49
22:BA:1250:G:OP2	33:BL:21:ARG:NH2	2.46	0.49
53:CA:961:U:O2'	53:CA:962:C:O5'	2.30	0.49
22:DA:480:A:H5'	42:DU:43:LYS:HD2	1.94	0.49
22:DA:1965:C:C3'	22:DA:1966:A:H5''	2.43	0.49
22:DA:2666:C:O2	22:DA:2666:C:O4'	2.31	0.49
1:AA:877:G:N3	8:AH:1:SER:N	2.58	0.49
22:DA:319:G:O6	22:DA:333:G:C6	2.66	0.49
48:D0:27:LEU:HD12	48:D0:38:LEU:HD23	1.94	0.49
22:DA:1278:C:O2'	35:DN:27:SER:HB3	2.12	0.49
22:DA:670:A:H4'	22:DA:671:C:H3'	1.94	0.49
1:AA:1001:C:H2'	1:AA:1002:G:C8	2.47	0.49
12:AL:23:LEU:CG	12:AL:24:GLU:H	2.21	0.49
25:DD:117:GLY:HA2	25:DD:164:GLN:OE1	2.13	0.49
25:DD:118:PHE:O	25:DD:119:ALA:HB3	2.12	0.49
53:CA:1172:C:H2'	53:CA:1173:U:C6	2.48	0.49
22:DA:279:A:C6	22:DA:361:G:O2'	2.66	0.49
22:BA:2204:G:H4'	24:BC:149:LYS:HG3	1.94	0.49
34:DM:41:LEU:C	34:DM:93:VAL:HG23	2.33	0.49
22:BA:1327:A:OP2	62:BA:3599:HOH:O	2.20	0.49
2:AB:127:LYS:HG3	2:AB:128:LEU:N	2.23	0.49
53:CA:347:G:H2'	53:CA:348:G:H8	1.77	0.49
1:AA:1409:C:C2'	1:AA:1410:A:H5'	2.43	0.49
37:DP:56:SER:HB2	37:DP:75:THR:HG21	1.95	0.49
22:BA:2561:U:O3'	32:BK:40:LYS:HE2	2.11	0.49
45:DX:63:ILE:O	45:DX:67:LEU:HD12	2.12	0.49
45:BX:32:LEU:O	45:BX:33:HIS:CG	2.65	0.49
22:DA:1281:G:H2'	22:DA:1282:U:O4'	2.12	0.49
22:BA:1104:C:H2'	22:BA:1105:U:C6	2.48	0.49
1:AA:978:A:O2'	1:AA:1322:C:H5	1.94	0.49
22:DA:402:A:H2'	22:DA:403:U:O4'	2.12	0.49
29:BH:21:VAL:HG22	29:BH:22:LYS:N	2.28	0.49
1:AA:84:U:O2	1:AA:84:U:H2'	2.12	0.49
11:AK:109:ILE:HG22	11:AK:110:THR:N	2.28	0.49
14:AN:51:PRO:O	14:AN:52:ARG:CB	2.60	0.49
22:BA:1322:A:O3'	40:BS:84:ARG:NH1	2.46	0.49
22:BA:2649:C:H2'	22:BA:2650:U:C6	2.47	0.49
3:CC:117:ASP:HA	3:CC:120:THR:HB	1.95	0.49

*Continued on next page...*

*Continued from previous page...*

Atom-1	Atom-2	Distance(Å)	Clash(Å)
23:BB:46:A:C5	23:BB:47:C:C4	3.01	0.49
14:CN:16:ALA:HA	14:CN:20:PHE:CD1	2.48	0.49
1:AA:912:C:O2'	1:AA:913:A:H5'	2.12	0.49
24:DC:245:THR:O	24:DC:247:TRP:N	2.45	0.49
22:BA:306:U:H2'	22:BA:307:G:O4'	2.13	0.49
53:CA:62:U:O2'	53:CA:379:C:O2	2.28	0.49
31:DJ:92:MET:HE3	31:DJ:92:MET:HA	1.94	0.49
22:BA:720:U:H2'	22:BA:721:A:C8	2.48	0.49
53:CA:309:A:O2'	53:CA:607:A:N1	2.38	0.49
22:DA:2812:G:N2	22:DA:2889:C:C2	2.81	0.49
33:DL:120:VAL:HG12	33:DL:121:THR:N	2.28	0.49
22:DA:370:G:N1	22:DA:424:G:C5	2.81	0.49
56:CP:54:LEU:H	56:CP:54:LEU:HD23	1.78	0.49
42:BU:11:ILE:O	42:BU:11:ILE:HG23	2.13	0.49
1:AA:1496:C:H2'	1:AA:1497:G:O4'	2.13	0.49
3:CC:148:ILE:HD13	3:CC:201:ILE:HG12	1.94	0.49
53:CA:41:G:H2'	53:CA:42:G:C8	2.48	0.49
42:BU:44:HIS:O	42:BU:45:GLN:C	2.49	0.49
15:AO:44:GLU:O	15:AO:45:HIS:HB2	2.12	0.49
37:DP:13:LYS:H	37:DP:13:LYS:HD2	1.78	0.49
26:DE:35:TYR:CE2	26:DE:177:PRO:HD2	2.47	0.49
14:CN:13:VAL:HG22	14:CN:59:GLN:OE1	2.12	0.49
21:CU:16:ARG:HD2	21:CU:19:LYS:NZ	2.27	0.49
31:BJ:40:HIS:C	31:BJ:41:LYS:CG	2.79	0.49
31:BJ:6:ALA:HB3	31:BJ:45:THR:CG2	2.36	0.49
22:DA:1613:G:N1	22:DA:1617:C:C2	2.81	0.49
22:BA:1176:U:H2'	22:BA:1177:G:C4	2.47	0.49
57:DB:70:C:H2'	57:DB:71:C:C6	2.48	0.49
22:BA:923:G:H5'	44:BW:25:PHE:CZ	2.48	0.49
1:AA:204:G:C1'	1:AA:465:A:C2	2.95	0.49
53:CA:1135:U:H2'	53:CA:1135:U:O2	2.11	0.49
22:DA:2282:G:H1'	22:DA:2390:U:C5	2.48	0.49
1:AA:255:G:H2'	1:AA:256:U:C6	2.48	0.49
10:CJ:5:ARG:CG	10:CJ:79:PRO:HG3	2.43	0.49
5:AE:113:VAL:HG21	5:AE:140:ILE:HD12	1.94	0.49
5:CE:79:THR:HA	5:CE:121:ASN:CG	2.34	0.49
33:BL:19:LEU:HD23	33:BL:19:LEU:C	2.33	0.49
22:DA:502:A:C6	22:DA:505:A:C5	3.01	0.49
22:DA:2665:A:C2	22:DA:2666:C:N3	2.81	0.49
22:BA:2060:A:O4'	22:BA:2502:G:H1'	2.13	0.49
22:DA:2836:U:O2'	22:DA:2837:A:O5'	2.30	0.49
35:DN:55:ALA:CB	35:DN:79:LEU:HD22	2.43	0.49

*Continued on next page...*

*Continued from previous page...*

Atom-1	Atom-2	Distance(Å)	Clash(Å)
22:BA:2136:G:O6	22:BA:2156:G:C2	2.66	0.49
19:AS:28:LYS:HB3	19:AS:29:PRO:CD	2.35	0.49
2:AB:67:LEU:HB3	2:AB:160:LEU:CD1	2.43	0.49
52:D4:19:ARG:HD2	52:D4:24:ARG:HD2	1.95	0.49
22:DA:1048:A:C5	22:DA:1049:C:N4	2.81	0.49
34:DM:96:ILE:CD1	34:DM:102:LEU:HD11	2.38	0.49
34:DM:69:PRO:O	34:DM:70:ASP:HB3	2.12	0.49
26:DE:42:GLY:HA2	26:DE:92:HIS:HE1	1.78	0.49
1:AA:49:U:O4	1:AA:365:U:C5	2.56	0.49
4:CD:81:LEU:O	4:CD:83:GLY:N	2.46	0.49
22:BA:335:C:C5'	42:BU:81:ARG:HD3	2.41	0.49
53:CA:321:A:O2'	53:CA:1436:U:H5'	2.12	0.49
22:DA:1784:A:H4'	22:DA:1785:A:C5'	2.43	0.49
2:CB:164:ASP:HB3	2:CB:167:HIS:HB3	1.95	0.49
41:DT:48:GLN:HA	41:DT:48:GLN:HE21	1.77	0.49
23:BB:34:A:C2'	23:BB:35:C:OP2	2.60	0.49
21:AU:3:ILE:N	21:AU:19:LYS:HZ1	2.10	0.49
47:DZ:4:ILE:CG2	47:DZ:56:VAL:HG13	2.42	0.49
28:DG:7:PRO:HB3	28:DG:48:THR:HB	1.94	0.49
1:AA:1015:G:H1'	1:AA:1218:C:O2'	2.13	0.49
53:CA:337:G:H2'	53:CA:338:A:H8	1.75	0.49
36:DO:89:ASP:O	36:DO:90:VAL:HG13	2.13	0.49
1:AA:1453:G:N3	1:AA:1453:G:C2'	2.74	0.49
1:AA:1163:A:C2	1:AA:1174:G:C2	3.01	0.49
1:AA:1039:G:C6	1:AA:1040:U:C4	3.01	0.49
27:BF:4:HIS:O	27:BF:8:LYS:HG2	2.12	0.49
34:BM:77:PRO:CD	34:BM:80:VAL:HG11	2.42	0.49
22:BA:675:A:H4'	26:BE:62:GLN:HE22	1.78	0.49
53:CA:632:U:H3'	53:CA:633:G:H5'	1.94	0.49
53:CA:1480:A:H2'	53:CA:1481:U:O4'	2.13	0.49
37:DP:25:VAL:HG23	37:DP:25:VAL:O	2.13	0.49
1:AA:56:U:H2'	1:AA:57:G:C8	2.47	0.49
14:CN:16:ALA:HA	14:CN:20:PHE:HD1	1.77	0.49
27:BF:87:LYS:O	27:BF:88:VAL:HG23	2.12	0.49
22:DA:708:G:N2	22:DA:724:U:H1'	2.28	0.49
49:B1:13:SER:HB3	49:B1:47:ILE:O	2.12	0.49
22:DA:2760:C:C2'	22:DA:2761:A:H5'	2.43	0.49
26:BE:157:LEU:HG	26:BE:157:LEU:O	2.11	0.49
37:BP:37:LYS:HD3	37:BP:37:LYS:N	2.28	0.49
22:BA:1794:A:O4'	22:BA:1900:A:C2	2.66	0.49
22:BA:1445:G:H2'	22:BA:1446:C:H6	1.78	0.49
1:AA:173:U:C2	1:AA:197:A:N1	2.81	0.49

*Continued on next page...*



*Continued from previous page...*

Atom-1	Atom-2	Distance(Å)	Clash(Å)
22:BA:534:U:H2'	22:BA:535:G:C8	2.48	0.49
1:AA:1466:C:H2'	1:AA:1467:C:O4'	2.13	0.49
5:AE:15:ILE:HG22	5:AE:16:ALA:N	2.27	0.49
34:BM:26:VAL:HG13	34:BM:104:GLU:HG2	1.94	0.49
13:AM:39:ALA:HB3	13:AM:42:VAL:HG13	1.94	0.49
22:DA:2477:U:O4	52:D4:10:LEU:HD22	2.13	0.49
24:BC:195:GLY:O	24:BC:196:ASN:HB3	2.12	0.49
29:DH:102:ALA:C	29:DH:104:THR:H	2.16	0.49
38:BQ:97:ILE:HD11	38:BQ:105:PHE:HA	1.94	0.49
53:CA:685:G:O2'	53:CA:686:U:H5'	2.13	0.49
14:AN:5:MET:HA	14:AN:8:ARG:HD2	1.95	0.49
1:AA:161:A:N6	1:AA:162:A:C6	2.80	0.49
16:AP:61:VAL:HA	16:AP:65:ALA:H	1.77	0.49
33:BL:95:LEU:HD22	33:BL:100:ILE:HG12	1.95	0.49
22:DA:857:G:H2'	22:DA:858:G:C4'	2.43	0.49
44:DW:39:GLN:O	44:DW:56:HIS:HB3	2.13	0.49
44:DW:77:LYS:O	44:DW:78:PHE:CB	2.61	0.49
22:BA:1069:A:O2'	22:BA:1070:A:C5'	2.58	0.49
22:DA:764:A:C2	22:DA:781:A:C2	3.01	0.49
22:DA:1063:G:C6	22:DA:1064:C:N4	2.80	0.49
22:DA:1069:A:H2	22:DA:1097:U:OP1	1.96	0.49
5:AE:114:LEU:HD21	5:AE:122:VAL:HG23	1.95	0.49
46:DY:28:LEU:HD22	46:DY:28:LEU:O	2.13	0.49
53:CA:1363:A:C6	53:CA:1365:G:C6	3.00	0.49
14:CN:63:CYS:HB3	14:CN:68:ARG:H	1.76	0.49
22:DA:324:A:N6	22:DA:338:G:O2'	2.44	0.49
22:BA:118:A:N3	22:BA:178:G:H1'	2.28	0.49
22:DA:192:C:C4	22:DA:193:U:C2	3.01	0.49
57:DB:42:C:H5	58:DF:65:LEU:HD13	1.78	0.49
12:AL:72:ASN:HD22	12:AL:73:LEU:H	1.59	0.49
22:BA:2591:C:OP1	24:BC:237:ARG:HG3	2.12	0.49
22:DA:1262:A:H2	48:D0:6:LYS:HD2	1.78	0.49
22:DA:1662:U:O2	22:DA:1662:U:H2'	2.12	0.49
22:DA:1663:G:C6	22:DA:1992:G:N7	2.81	0.49
3:AC:122:GLN:HB3	3:AC:127:VAL:CG2	2.43	0.49
41:DT:55:VAL:HG21	41:DT:85:VAL:O	2.13	0.49
22:DA:975:A:O2'	22:DA:976:G:O5'	2.31	0.49
22:BA:684:G:OP1	50:B2:16:HIS:CD2	2.48	0.49
22:DA:2751:G:H5'	28:DG:2:ARG:HD2	1.95	0.49
22:DA:2415:G:C2	22:DA:2416:C:C2	3.01	0.49
22:DA:727:A:C2'	22:DA:728:G:C8	2.96	0.49
34:DM:19:GLY:O	34:DM:20:LEU:HB2	2.13	0.49

*Continued on next page...*

*Continued from previous page...*

Atom-1	Atom-2	Distance(Å)	Clash(Å)
22:DA:921:C:O2'	22:DA:922:C:H5'	2.12	0.49
22:DA:1567:G:H1'	22:DA:1568:G:C6	2.47	0.49
53:CA:1067:A:C4'	53:CA:1068:G:O5'	2.60	0.49
22:BA:1714:U:C2'	22:BA:1714:U:O2	2.60	0.49
45:BX:29:LEU:HB2	45:BX:30:PRO:HD3	1.95	0.49
41:DT:8:LEU:HD22	41:DT:46:ALA:HA	1.94	0.49
1:AA:575:G:C6	1:AA:821:G:N7	2.81	0.49
22:DA:410:G:N2	22:DA:418:C:C2	2.81	0.49
20:AT:33:LYS:HE2	20:AT:33:LYS:H	1.78	0.49
22:BA:37:C:O2'	22:BA:38:A:H5'	2.12	0.49
20:AT:3:ILE:HA	20:AT:7:LYS:NZ	2.27	0.49
11:AK:34:THR:OG1	11:AK:39:ASN:N	2.41	0.49
53:CA:295:C:H2'	53:CA:296:U:C6	2.43	0.49
22:BA:364:C:O2'	22:BA:365:U:H5'	2.11	0.49
42:DU:52:ASN:HD21	42:DU:54:PRO:HG3	1.78	0.49
2:AB:165:ALA:HA	2:AB:172:ILE:HD11	1.95	0.49
29:BH:80:ILE:HG23	29:BH:147:VAL:HG21	1.94	0.49
53:CA:791:G:C6	53:CA:792:A:N7	2.81	0.49
42:BU:82:VAL:HG12	42:BU:83:GLY:N	2.28	0.49
2:CB:95:TRP:CH2	2:CB:171:ALA:HA	2.48	0.49
22:DA:758:C:O2	22:DA:1981:A:C2	2.66	0.49
22:DA:1680:U:H2'	22:DA:1681:G:O4'	2.12	0.49
53:CA:501:C:H2'	53:CA:502:A:H8	1.77	0.49
15:CO:42:PHE:HB3	15:CO:52:ARG:NH2	2.28	0.49
37:DP:47:ILE:HD11	37:DP:70:GLU:HG2	1.94	0.49
22:BA:2722:G:H4'	35:BN:4:ARG:HB2	1.95	0.49
53:CA:865:A:H2	53:CA:918:A:H4'	1.78	0.49
14:AN:91:GLU:O	14:AN:93:PRO:HD3	2.13	0.49
33:DL:35:HIS:HB2	62:DL:3102:HOH:O	2.13	0.49
39:DR:15:SER:OG	39:DR:16:GLU:N	2.44	0.49
53:CA:1262:C:H2'	53:CA:1263:C:H5'	1.94	0.49
33:BL:58:TYR:C	33:BL:59:ARG:HG2	2.33	0.49
53:CA:202:G:O2'	53:CA:468:A:H8	1.95	0.49
22:BA:1713:A:H8	22:BA:1713:A:OP1	1.95	0.49
22:DA:2082:A:O5'	22:DA:2082:A:H8	1.96	0.49
22:BA:1665:A:H5''	32:BK:66:LYS:HG3	1.95	0.49
53:CA:505:G:H2'	53:CA:506:G:H8	1.78	0.49
22:BA:608:A:C6	22:BA:609:A:C6	3.01	0.49
22:BA:609:A:H2'	22:BA:610:C:O4'	2.13	0.49
22:DA:2093:G:H21	22:DA:2198:A:H62	1.61	0.48
57:DB:69:G:N7	57:DB:70:C:C4	2.81	0.48
53:CA:1409:C:H6	53:CA:1409:C:O5'	1.95	0.48

*Continued on next page...*

*Continued from previous page...*

Atom-1	Atom-2	Distance(Å)	Clash(Å)
33:BL:85:VAL:HG22	33:BL:94:THR:HG23	1.96	0.48
54:CG:19:SER:HB3	54:CG:22:LEU:HB3	1.95	0.48
53:CA:1140:C:H2'	53:CA:1141:C:C5	2.48	0.48
22:DA:1062:G:C8	22:DA:1088:A:H8	2.29	0.48
22:DA:1103:A:H8	22:DA:1103:A:O5'	1.95	0.48
22:BA:2730:C:O3'	25:BD:174:SER:HB3	2.13	0.48
25:BD:106:LYS:N	25:BD:106:LYS:HD2	2.27	0.48
38:BQ:110:GLU:O	38:BQ:111:LYS:C	2.51	0.48
38:BQ:114:ALA:O	38:BQ:116:LEU:N	2.45	0.48
39:BR:49:ILE:HG21	39:BR:53:PHE:N	2.28	0.48
22:DA:503:A:C4'	22:DA:504:A:O5'	2.51	0.48
53:CA:1327:C:N4	53:CA:1328:C:N4	2.60	0.48
37:DP:52:ARG:HB3	37:DP:55:HIS:HB2	1.95	0.48
53:CA:994:A:C5	53:CA:1216:A:H4'	2.48	0.48
1:AA:1281:C:O2'	1:AA:1282:C:H5'	2.13	0.48
33:DL:79:LEU:HD12	33:DL:112:LEU:HB2	1.94	0.48
22:DA:2756:U:C4'	22:DA:2757:A:O5'	2.61	0.48
28:BG:95:ALA:CB	28:BG:104:LEU:HD23	2.43	0.48
1:AA:545:C:H5'	4:AD:68:GLU:CG	2.42	0.48
31:DJ:84:ILE:HG23	31:DJ:84:ILE:O	2.13	0.48
33:DL:23:ILE:HD12	33:DL:23:ILE:N	2.28	0.48
1:AA:71:A:C6	1:AA:100:G:C8	3.01	0.48
14:AN:42:ASN:O	14:AN:44:VAL:N	2.46	0.48
26:BE:146:VAL:HG23	26:BE:167:VAL:HG21	1.94	0.48
25:BD:121:THR:HG22	25:BD:125:TRP:HD1	1.78	0.48
11:CK:124:LYS:HG3	21:CU:34:ARG:HD2	1.93	0.48
28:BG:61:TRP:O	28:BG:64:ALA:N	2.45	0.48
46:BY:57:LEU:O	46:BY:57:LEU:HD12	2.13	0.48
41:BT:24:MET:HG3	41:BT:29:THR:CG2	2.43	0.48
22:DA:2469:A:C6	22:DA:2482:A:C8	3.01	0.48
32:BK:19:VAL:HG22	32:BK:41:ILE:HG13	1.95	0.48
32:BK:7:MET:C	32:BK:8:LEU:HD23	2.33	0.48
11:AK:70:ALA:O	11:AK:73:VAL:HG22	2.13	0.48
3:CC:84:GLU:C	3:CC:86:LEU:N	2.67	0.48
45:BX:32:LEU:HA	45:BX:51:SER:HA	1.95	0.48
22:BA:2511:U:O4	22:BA:2575:C:N3	2.46	0.48
53:CA:892:A:C6	53:CA:893:C:C4	3.00	0.48
1:AA:967:C:C1'	9:AI:129:ARG:HH22	2.24	0.48
11:AK:35:ASP:OD2	11:AK:39:ASN:HB2	2.13	0.48
22:BA:571:U:C5	22:BA:575:A:C5	3.01	0.48
1:AA:1381:U:O2'	1:AA:1382:C:H6	1.96	0.48
39:BR:64:VAL:HG12	39:BR:64:VAL:O	2.13	0.48

*Continued on next page...*

*Continued from previous page...*

Atom-1	Atom-2	Distance(Å)	Clash(Å)
3:CC:187:GLU:O	3:CC:188:ALA:HB2	2.13	0.48
22:DA:851:C:H4'	47:DZ:46:MET:HG2	1.95	0.48
22:BA:1071:G:H8	22:BA:1071:G:OP2	1.97	0.48
1:AA:913:A:O5'	1:AA:913:A:H8	1.95	0.48
22:BA:952:G:C2'	22:BA:953:G:O5'	2.60	0.48
22:BA:1050:A:C2	22:BA:2751:G:C4	3.01	0.48
22:DA:1544:A:C6	22:DA:1545:A:C6	3.01	0.48
22:BA:1445:G:H2'	22:BA:1446:C:C6	2.48	0.48
22:BA:2052:A:C2	22:BA:2053:G:C8	3.01	0.48
1:AA:237:G:H5''	17:AQ:26:ARG:NH2	2.28	0.48
32:DK:42:THR:HG22	32:DK:44:LYS:HG3	1.95	0.48
1:AA:460:A:O3'	1:AA:462:G:OP2	2.31	0.48
1:AA:43:C:H2'	1:AA:44:A:O4'	2.12	0.48
24:DC:211:ARG:HD2	24:DC:215:VAL:O	2.12	0.48
22:DA:2366:A:H2'	22:DA:2367:G:O4'	2.11	0.48
22:DA:2576:G:C8	22:DA:2580:U:O4	2.66	0.48
53:CA:751:U:H1'	15:CO:22:GLY:O	2.13	0.48
1:AA:1074:G:H2'	1:AA:1075:U:C6	2.48	0.48
1:AA:636:U:O2'	1:AA:637:C:H5'	2.13	0.48
22:DA:1809:A:H2'	22:DA:1810:A:C8	2.48	0.48
22:DA:1313:U:OP2	22:DA:1314:C:H5	1.96	0.48
26:DE:45:ALA:O	26:DE:46:GLN:HB2	2.12	0.48
57:DB:113:C:H1'	36:DO:45:SER:O	2.13	0.48
22:DA:1914:C:O2'	22:DA:1915:U:C6	2.66	0.48
22:DA:857:G:H2'	22:DA:858:G:H4'	1.95	0.48
44:BW:22:VAL:O	44:BW:25:PHE:CD2	2.65	0.48
22:DA:118:A:P	22:DA:119:A:H5''	2.52	0.48
22:DA:489:G:HO2'	22:DA:491:G:H8	1.60	0.48
32:DK:113:MET:O	32:DK:116:ILE:HG13	2.13	0.48
32:DK:19:VAL:HG12	32:DK:41:ILE:HG13	1.94	0.48
22:DA:2260:C:H2'	22:DA:2261:C:H6	1.77	0.48
22:BA:1733:G:N2	22:BA:1734:G:C4	2.81	0.48
53:CA:973:G:H2'	53:CA:974:A:H5'	1.95	0.48
22:DA:332:A:O2'	22:DA:334:C:OP2	2.30	0.48
37:BP:111:GLU:CD	37:BP:111:GLU:N	2.66	0.48
22:DA:876:C:N4	22:DA:902:C:C2	2.81	0.48
22:DA:1373:A:H4'	22:DA:2212:A:H1'	1.94	0.48
6:CF:38:ARG:HG3	6:CF:63:ASN:HB2	1.94	0.48
22:BA:1019:U:O4	22:BA:1020:A:N6	2.46	0.48
22:DA:45:G:C5'	22:DA:46:G:H5'	2.40	0.48
34:DM:69:PRO:HA	34:DM:94:ALA:HB2	1.96	0.48
53:CA:406:G:N7	53:CA:495:A:O2'	2.34	0.48

*Continued on next page...*

*Continued from previous page...*

Atom-1	Atom-2	Distance(Å)	Clash(Å)
28:DG:117:PRO:HG2	28:DG:143:VAL:HG11	1.94	0.48
1:AA:81:A:O2'	1:AA:89:U:O2	2.27	0.48
24:DC:226:PRO:O	24:DC:227:VAL:C	2.50	0.48
27:BF:120:SER:O	27:BF:127:TYR:HD1	1.96	0.48
53:CA:1068:G:N3	53:CA:1191:A:C2	2.81	0.48
22:DA:600:G:C5'	26:DE:27:LEU:HD22	2.41	0.48
53:CA:738:C:H2'	53:CA:739:C:C6	2.44	0.48
45:BX:52:ALA:O	45:BX:53:LYS:HB2	2.12	0.48
25:BD:151:THR:HG22	25:BD:152:PRO:HD3	1.95	0.48
41:DT:69:ARG:HD2	41:DT:70:HIS:H	1.77	0.48
22:BA:602:A:N3	22:BA:655:A:C2	2.81	0.48
29:BH:137:GLU:HG3	29:BH:138:VAL:N	2.28	0.48
29:DH:143:ILE:O	29:DH:144:VAL:HG13	2.13	0.48
14:AN:9:GLU:OE1	14:AN:60:ARG:HB3	2.12	0.48
1:AA:174:A:C6	1:AA:175:C:C4	3.01	0.48
56:CP:4:ILE:CD1	56:CP:4:ILE:N	2.76	0.48
3:AC:21:TRP:CZ3	3:AC:23:ALA:HB3	2.48	0.48
56:CP:35:ARG:HH12	56:CP:38:PHE:HB3	1.78	0.48
3:AC:146:LYS:HB2	3:AC:202:PHE:HD2	1.76	0.48
39:BR:76:LYS:HB2	39:BR:85:LYS:HG3	1.94	0.48
1:AA:82:G:H2'	1:AA:83:C:H4'	1.94	0.48
39:DR:48:LYS:H	39:DR:48:LYS:CD	2.25	0.48
32:DK:16:ALA:HB3	32:DK:46:ALA:N	2.28	0.48
18:AR:36:GLY:O	18:AR:62:ARG:NH2	2.46	0.48
55:CM:28:ARG:HA	55:CM:31:ALA:HB3	1.94	0.48
22:BA:1705:A:C5	22:BA:1706:C:C4	3.01	0.48
34:BM:66:ARG:HD3	34:BM:104:GLU:OE1	2.12	0.48
22:DA:965:C:H5''	62:DA:3345:HOH:O	2.12	0.48
22:DA:2549:G:N2	22:DA:2560:A:C4	2.82	0.48
53:CA:46:G:O2'	53:CA:365:U:H1'	2.13	0.48
28:DG:87:GLN:HA	28:DG:129:GLU:HA	1.94	0.48
3:AC:125:ARG:O	3:AC:126:ARG:CB	2.61	0.48
22:BA:258:G:H8	22:BA:258:G:O5'	1.96	0.48
28:DG:175:LYS:HD3	28:DG:175:LYS:C	2.34	0.48
1:AA:438:U:C4	1:AA:494:G:C5	3.01	0.48
24:BC:216:ARG:HB3	24:BC:217:PRO:HD2	1.95	0.48
22:BA:2540:C:C2'	22:BA:2541:A:H5'	2.42	0.48
22:DA:1387:A:O2'	22:DA:1388:G:OP2	2.30	0.48
22:DA:226:A:H2'	22:DA:227:A:H8	1.78	0.48
9:AI:6:TYR:CE2	9:AI:17:ARG:HB2	2.48	0.48
23:BB:12:C:C5	44:BW:72:GLY:HA3	2.48	0.48
31:DJ:36:LEU:HD12	31:DJ:121:LYS:HB2	1.95	0.48

*Continued on next page...*

*Continued from previous page...*

Atom-1	Atom-2	Distance(Å)	Clash(Å)
31:DJ:44:TYR:HD1	38:DQ:63:ARG:NH2	2.11	0.48
22:DA:2336:A:N7	44:DW:40:ARG:NE	2.62	0.48
44:BW:33:GLY:O	44:BW:34:SER:HB3	2.13	0.48
44:BW:47:GLY:C	44:BW:49:ASN:H	2.15	0.48
37:BP:52:ARG:CG	37:BP:52:ARG:NH1	2.72	0.48
22:DA:1019:U:O4	22:DA:1020:A:N6	2.45	0.48
46:DY:47:ARG:O	46:DY:50:VAL:N	2.45	0.48
2:CB:103:TRP:HD1	2:CB:107:ARG:HB3	1.77	0.48
22:DA:323:C:H2'	26:DE:163:ASN:CG	2.33	0.48
15:CO:44:GLU:O	15:CO:45:HIS:C	2.51	0.48
3:CC:10:ARG:HD3	3:CC:177:LEU:HA	1.93	0.48
1:AA:75:G:C5	1:AA:76:G:C8	3.00	0.48
54:CG:41:ILE:HG21	54:CG:115:MET:HE2	1.94	0.48
22:DA:2144:G:C2	22:DA:2148:G:O6	2.67	0.48
25:DD:105:LYS:HA	25:DD:177:VAL:CG2	2.38	0.48
2:CB:162:VAL:HG13	2:CB:184:ALA:CB	2.42	0.48
53:CA:345:C:H5'	53:CA:346:G:C5	2.48	0.48
53:CA:755:G:C2	53:CA:756:C:C6	3.02	0.48
3:CC:86:LEU:O	3:CC:90:VAL:HG22	2.13	0.48
53:CA:512:U:H2'	53:CA:513:C:C6	2.48	0.48
1:AA:702:A:C4	22:BA:1847:A:H2	2.32	0.48
17:CQ:29:LYS:HE2	17:CQ:36:PHE:CZ	2.48	0.48
22:DA:1377:G:H8	22:DA:1377:G:O5'	1.95	0.48
22:DA:1378:A:N7	22:DA:1380:G:C6	2.82	0.48
22:DA:394:C:O2'	22:DA:395:U:H5'	2.13	0.48
22:DA:3:U:H2'	22:DA:4:U:H6	1.79	0.48
53:CA:861:G:C6	53:CA:862:C:C4	3.01	0.48
40:BS:57:ASN:O	40:BS:61:ASN:HB2	2.12	0.48
22:BA:1049:C:C2'	22:BA:1050:A:H5'	2.44	0.48
55:CM:68:LEU:HD22	55:CM:69:ARG:NH1	2.27	0.48
37:DP:32:VAL:HG13	37:DP:32:VAL:O	2.14	0.48
24:BC:259:ASN:C	24:BC:261:ARG:H	2.16	0.48
43:BV:49:ASN:O	43:BV:52:ALA:HB3	2.13	0.48
4:AD:158:LEU:O	4:AD:161:ALA:HB3	2.13	0.48
23:BB:32:U:C2	23:BB:51:G:N2	2.82	0.48
23:BB:5:U:H2'	23:BB:6:G:C8	2.49	0.48
8:CH:75:GLN:O	8:CH:126:CYS:HB2	2.13	0.48
1:AA:1508:A:H2'	1:AA:1509:C:O4'	2.12	0.48
40:DS:44:ALA:O	40:DS:48:LYS:HB2	2.13	0.48
34:BM:65:ILE:O	34:BM:65:ILE:HG22	2.13	0.48
15:CO:83:ARG:O	15:CO:83:ARG:HG2	2.13	0.48
1:AA:1530:G:O2'	1:AA:1531:A:C8	2.66	0.48

*Continued on next page...*



*Continued from previous page...*

Atom-1	Atom-2	Distance(Å)	Clash(Å)
22:DA:1608:A:C5	22:DA:1611:C:C4	3.01	0.48
57:DB:109:A:C2	57:DB:110:C:C2	3.02	0.48
33:BL:91:ASP:H	33:BL:94:THR:CG2	2.27	0.48
9:CI:53:LEU:O	9:CI:54:VAL:HG13	2.13	0.48
22:DA:1827:U:O4'	22:DA:1970:A:O2'	2.31	0.48
51:B3:30:HIS:O	51:B3:31:ILE:C	2.52	0.48
46:DY:37:LEU:HD13	46:DY:42:LEU:CD1	2.44	0.48
19:CS:38:THR:OG1	19:CS:67:GLY:HA2	2.14	0.48
22:DA:479:A:C2	22:DA:480:A:C6	3.01	0.48
22:DA:511:U:H4'	22:DA:1235:G:H4'	1.95	0.48
22:DA:513:A:H2'	22:DA:514:A:C8	2.48	0.48
12:AL:72:ASN:CG	12:AL:73:LEU:H	2.13	0.48
22:DA:2726:A:O2'	22:DA:2727:A:O5'	2.31	0.48
28:BG:115:GLN:NE2	28:BG:115:GLN:H	2.11	0.48
40:DS:47:VAL:O	40:DS:50:VAL:HB	2.13	0.48
22:BA:445:C:H5''	38:BQ:2:ARG:HB2	1.95	0.48
1:AA:208:U:H3	1:AA:212:G:N2	2.11	0.48
2:CB:73:ARG:HG3	2:CB:74:ALA:N	2.28	0.48
1:AA:71:A:C5	1:AA:100:G:C5	3.01	0.48
27:BF:134:GLN:HG3	27:BF:140:ILE:HG12	1.95	0.48
35:DN:71:ARG:CB	35:DN:71:ARG:HH21	2.23	0.48
5:CE:56:PRO:HA	5:CE:59:ILE:CG2	2.43	0.48
24:DC:67:LYS:CB	24:DC:150:GLY:HA2	2.43	0.48
24:BC:90:ILE:HD12	24:BC:103:ILE:O	2.14	0.48
53:CA:346:G:O2'	53:CA:347:G:O4'	2.30	0.48
28:BG:61:TRP:CE3	28:BG:61:TRP:HA	2.48	0.48
41:BT:29:THR:HA	41:BT:86:THR:CA	2.43	0.48
3:CC:67:ILE:H	3:CC:102:ILE:HA	1.78	0.48
29:DH:8:LYS:HD2	29:DH:8:LYS:C	2.32	0.48
22:DA:2478:A:C8	22:DA:2529:G:C6	3.02	0.48
30:DI:58:ILE:HG23	30:DI:66:PHE:CD2	2.48	0.48
12:CL:75:GLU:C	12:CL:77:SER:H	2.17	0.48
29:DH:94:ILE:HB	29:DH:98:ASP:HB2	1.96	0.48
51:D3:22:LYS:H	51:D3:48:MET:CB	2.25	0.48
1:AA:1181:G:O2'	1:AA:1182:G:C5	2.66	0.48
32:BK:63:VAL:HG11	32:BK:103:VAL:HG12	1.95	0.48
24:DC:35:LYS:O	24:DC:36:ASN:CB	2.60	0.48
11:AK:108:ASN:CB	21:AU:6:ARG:HG2	2.40	0.48
37:BP:88:ARG:HG2	37:BP:112:ARG:NH1	2.28	0.48
1:AA:1250:A:N3	1:AA:1370:G:O2'	2.44	0.48
22:DA:992:C:H2'	22:DA:993:G:H8	1.78	0.48
53:CA:183:C:HO2'	53:CA:184:G:C5'	2.26	0.48

*Continued on next page...*



*Continued from previous page...*

Atom-1	Atom-2	Distance(Å)	Clash(Å)
43:DV:4:ILE:HB	43:DV:63:ILE:HG13	1.94	0.48
47:BZ:40:THR:OG1	47:BZ:41:PRO:HD2	2.14	0.48
36:DO:26:LEU:HA	36:DO:38:GLN:O	2.13	0.48
1:AA:895:G:H2'	1:AA:896:C:C6	2.48	0.48
22:DA:1527:G:H1'	22:DA:1546:G:H22	1.78	0.48
7:AG:49:LEU:CD2	7:AG:124:SER:HB2	2.44	0.48
27:BF:57:ALA:O	27:BF:60:SER:O	2.32	0.48
53:CA:506:G:C6	53:CA:507:C:C4	3.01	0.48
38:DQ:15:LYS:HD2	38:DQ:19:GLN:HE21	1.77	0.48
1:AA:572:A:H5'	1:AA:573:A:OP2	2.13	0.48
33:BL:23:ILE:HG12	39:BR:82:HIS:CE1	2.49	0.48
30:BI:61:TYR:CD2	30:BI:61:TYR:N	2.81	0.48
36:DO:79:ALA:HB1	36:DO:114:GLY:HA3	1.94	0.48
4:CD:164:ARG:HB3	4:CD:165:GLU:H	1.39	0.48
12:CL:37:TYR:O	12:CL:38:THR:HG23	2.13	0.48
13:AM:86:ARG:HA	13:AM:96:VAL:HG13	1.95	0.48
1:AA:626:G:H2'	1:AA:627:G:C8	2.49	0.48
22:DA:1342:A:C6	22:DA:1397:U:C5	3.02	0.48
22:DA:1388:G:O2'	22:DA:1389:G:C5'	2.62	0.48
29:BH:26:ALA:HA	29:BH:30:LEU:HB2	1.95	0.48
57:DB:15:A:H1'	57:DB:109:A:N7	2.29	0.48
22:BA:923:G:N3	44:BW:23:LYS:NZ	2.61	0.48
44:BW:39:GLN:HG2	44:BW:40:ARG:N	2.28	0.48
22:DA:302:C:O2'	22:DA:303:G:O5'	2.31	0.48
53:CA:1130:A:C5	53:CA:1146:A:C5	3.00	0.48
22:DA:1439:A:N7	22:DA:1440:U:N1	2.61	0.48
22:DA:1551:A:C4	22:DA:1552:A:C8	3.02	0.48
22:DA:1069:A:H4'	22:DA:1070:A:O5'	2.13	0.48
53:CA:80:A:H3'	53:CA:81:A:C4'	2.44	0.48
22:DA:80:G:H2'	22:DA:80:G:N3	2.28	0.48
15:AO:73:ASP:O	15:AO:74:VAL:C	2.51	0.48
5:AE:154:ALA:HB1	8:AH:65:PHE:CE2	2.49	0.48
22:DA:476:G:O2'	22:DA:477:A:C5'	2.61	0.48
22:DA:1965:C:H3'	22:DA:1966:A:H8	1.78	0.48
22:DA:323:C:C4	22:DA:333:G:N7	2.81	0.48
35:DN:73:ASN:CA	35:DN:76:VAL:HG22	2.43	0.48
22:DA:620:G:C8	22:DA:622:G:O6	2.65	0.48
31:BJ:21:THR:C	31:BJ:23:LYS:N	2.66	0.48
1:AA:1240:U:H3	7:AG:29:LEU:CD2	2.27	0.48
53:CA:1348:U:C2'	53:CA:1349:A:H8	2.25	0.48
24:BC:144:GLU:HA	24:BC:151:GLY:CA	2.38	0.48
15:CO:47:LYS:N	15:CO:47:LYS:HD2	2.23	0.48

*Continued on next page...*

*Continued from previous page...*

Atom-1	Atom-2	Distance(Å)	Clash(Å)
11:CK:126:ARG:HB2	21:CU:33:ARG:CD	2.39	0.48
1:AA:1348:U:O2'	1:AA:1349:A:O4'	2.29	0.48
36:BO:31:THR:HG23	36:BO:33:ARG:H	1.77	0.48
28:BG:59:ASP:HB2	28:BG:63:GLN:CG	2.44	0.48
22:DA:274:C:H2'	22:DA:275:C:O4'	2.14	0.48
46:DY:23:ARG:HB3	46:DY:27:ASN:OD1	2.13	0.48
22:DA:942:G:H2'	22:DA:943:A:H5'	1.95	0.48
22:BA:846:U:C2'	22:BA:847:U:OP2	2.62	0.48
53:CA:1097:C:H2'	53:CA:1098:C:C6	2.48	0.48
3:CC:126:ARG:HE	3:CC:126:ARG:CA	2.26	0.48
22:BA:666:A:C4	22:BA:667:U:C5	3.02	0.48
37:BP:112:ARG:O	37:BP:113:LEU:HD23	2.13	0.48
47:BZ:6:ILE:HD11	47:BZ:47:ILE:HD11	1.96	0.48
22:DA:170:U:H2'	22:DA:171:U:C6	2.49	0.48
54:CG:37:THR:HA	54:CG:40:SER:HB2	1.96	0.48
22:DA:1316:U:O2'	22:DA:1317:G:H5'	2.13	0.48
22:DA:836:G:C6	22:DA:837:C:N3	2.81	0.48
4:AD:195:ASN:O	4:AD:196:GLU:HG3	2.14	0.48
37:BP:61:ARG:HG2	37:BP:70:GLU:HG2	1.95	0.48
3:CC:35:ASP:CG	3:CC:56:ILE:HD12	2.33	0.48
1:AA:1170:A:H2'	1:AA:1171:A:O4'	2.14	0.48
34:BM:27:SER:N	34:BM:104:GLU:OE2	2.46	0.48
1:AA:1530:G:O2'	1:AA:1531:A:H8	1.96	0.48
25:DD:50:VAL:HG21	25:DD:82:PHE:CE2	2.49	0.48
3:AC:153:SER:CB	3:AC:164:THR:HA	2.44	0.48
8:AH:110:MET:SD	8:AH:115:ALA:HA	2.54	0.48
37:BP:64:SER:O	37:BP:65:ASN:C	2.51	0.48
34:BM:10:ARG:NH2	34:BM:89:VAL:HB	2.27	0.48
20:AT:60:GLN:NE2	20:AT:65:LEU:HD21	2.28	0.48
22:DA:188:G:H2'	22:DA:189:G:H5'	1.95	0.48
9:CI:119:LYS:O	9:CI:119:LYS:HG3	2.13	0.48
4:AD:60:VAL:HA	4:AD:63:ILE:HG22	1.95	0.48
58:DF:73:VAL:HG12	58:DF:73:VAL:O	2.13	0.48
26:BE:176:ASP:C	26:BE:176:ASP:OD1	2.52	0.48
22:DA:2603:G:C6	22:DA:2604:U:C4	3.01	0.48
22:BA:1132:U:H3'	22:BA:1133:A:H5''	1.95	0.48
39:BR:10:LYS:HD2	39:BR:10:LYS:N	2.28	0.48
12:CL:42:LYS:HG2	12:CL:43:LYS:HG2	1.95	0.48
22:DA:1616:A:H4'	22:DA:1617:C:OP2	2.14	0.48
22:DA:228:C:C5'	22:DA:229:C:H5	2.26	0.48
29:BH:32:PRO:O	29:BH:33:GLN:HB2	2.13	0.48
24:DC:71:ASP:O	24:DC:73:ILE:HG12	2.13	0.48

*Continued on next page...*

*Continued from previous page...*

Atom-1	Atom-2	Distance(Å)	Clash(Å)
6:AF:90:MET:HB3	6:AF:91:ARG:H	1.41	0.48
44:BW:16:GLU:OE2	44:BW:16:GLU:HA	2.13	0.48
44:BW:40:ARG:HD3	44:BW:45:HIS:CE1	2.48	0.48
44:BW:46:ALA:HB3	44:BW:79:ILE:C	2.32	0.48
53:CA:1271:A:H2'	53:CA:1272:G:C8	2.49	0.48
53:CA:1365:G:O2'	53:CA:1366:C:H5'	2.13	0.48
19:CS:39:ILE:HG12	19:CS:68:HIS:O	2.13	0.48
22:DA:1930:G:HO2'	22:DA:1968:G:H1	1.60	0.48
30:BI:16:MET:O	30:BI:19:PRO:HD3	2.12	0.48
33:DL:128:THR:HG22	33:DL:130:GLY:H	1.78	0.48
22:DA:747:U:H3'	22:DA:748:G:C5'	2.43	0.48
8:AH:105:THR:CG2	8:AH:120:LEU:HD13	2.34	0.48
22:BA:1140:C:OP1	31:BJ:25:LEU:O	2.31	0.48
18:CR:66:LEU:HD23	18:CR:66:LEU:N	2.28	0.48
2:AB:130:LYS:NZ	2:AB:130:LYS:HA	2.28	0.48
43:BV:44:HIS:CE1	43:BV:85:LYS:HB2	2.48	0.48
53:CA:265:G:O3'	17:CQ:67:SER:HA	2.14	0.48
22:DA:571:U:C5	22:DA:575:A:C6	3.01	0.48
36:DO:62:LEU:HD11	36:DO:65:THR:HG23	1.96	0.48
1:AA:188:C:O2	1:AA:188:C:C2'	2.59	0.48
53:CA:1036:A:C2'	53:CA:1037:C:H5'	2.44	0.48
7:AG:86:VAL:HG13	7:AG:87:PRO:HD2	1.95	0.48
1:AA:325:A:H2'	1:AA:326:G:O4'	2.13	0.48
24:BC:140:VAL:HA	24:BC:190:THR:O	2.14	0.48
53:CA:1293:C:H2'	53:CA:1294:G:H8	1.74	0.48
8:AH:7:ALA:HB2	8:AH:76:ARG:HH11	1.77	0.48
3:AC:110:LEU:CD2	3:AC:143:LEU:HD23	2.44	0.48
22:DA:417:C:H2'	22:DA:418:C:C6	2.48	0.48
22:BA:2109:U:N3	22:BA:2181:U:C4	2.81	0.48
11:AK:30:ILE:HB	11:AK:45:THR:HG22	1.95	0.48
22:BA:528:A:C8	22:BA:528:A:C3'	2.96	0.48
8:AH:28:SER:CB	8:AH:58:LEU:HB2	2.42	0.48
50:D2:24:THR:HG23	50:D2:24:THR:O	2.14	0.48
29:DH:41:LYS:HA	29:DH:44:ILE:CG1	2.43	0.48
25:DD:108:ASP:OD1	25:DD:207:VAL:HG23	2.14	0.48
22:DA:1794:A:H2'	22:DA:1795:C:H6	1.78	0.48
43:BV:42:LEU:CD1	43:BV:47:VAL:HG21	2.43	0.48
1:AA:283:U:C2'	1:AA:284:C:H5'	2.43	0.48
13:AM:89:ARG:HH11	13:AM:94:LEU:CB	2.27	0.48
22:DA:1626:A:C2'	22:DA:1627:G:OP2	2.62	0.48
4:CD:84:ASN:OD1	5:CE:101:GLY:HA3	2.12	0.48
22:DA:2038:G:H2'	22:DA:2039:U:O4'	2.14	0.48

*Continued on next page...*

*Continued from previous page...*

Atom-1	Atom-2	Distance(Å)	Clash(Å)
22:BA:1422:G:C4	22:BA:1423:G:C8	3.01	0.48
53:CA:591:U:H2'	53:CA:592:G:C8	2.49	0.48
22:BA:761:A:P	62:BA:3682:HOH:O	2.71	0.48
29:DH:104:THR:O	29:DH:104:THR:HG23	2.13	0.48
22:DA:988:A:C8	47:DZ:13:ILE:HD12	2.48	0.48
17:CQ:52:CYS:HB2	17:CQ:53:GLY:H	1.53	0.48
56:CP:73:ALA:HA	56:CP:76:LYS:HB2	1.95	0.48
22:BA:1668:A:O4'	22:BA:1669:A:C2	2.66	0.48
1:AA:1312:G:N7	19:AS:2:ARG:HA	2.29	0.48
27:BF:123:GLY:HA2	27:BF:162:ASP:OD2	2.13	0.48
22:BA:2419:U:OP2	51:B3:32:LEU:HD13	2.14	0.48
32:DK:57:VAL:O	32:DK:57:VAL:HG13	2.14	0.48
44:DW:70:VAL:O	44:DW:70:VAL:HG22	2.14	0.48
53:CA:1040:U:O2'	53:CA:1041:G:H5'	2.13	0.48
4:AD:137:SER:HB3	4:AD:138:PRO:HD2	1.96	0.48
23:BB:116:G:H4'	36:BO:54:VAL:O	2.14	0.48
22:BA:1057:A:N3	22:BA:1082:U:C2	2.82	0.48
22:DA:1537:G:OP2	22:DA:1537:G:H3'	2.12	0.48
44:BW:23:LYS:HE3	44:BW:24:ARG:O	2.14	0.48
25:BD:117:GLY:C	25:BD:118:PHE:CD1	2.87	0.48
25:BD:117:GLY:C	25:BD:118:PHE:CG	2.86	0.48
22:DA:1056:G:H1'	22:DA:1103:A:C6	2.48	0.48
22:DA:1506:U:H2'	22:DA:1507:C:O4'	2.13	0.48
22:DA:1239:G:C5	22:DA:1240:U:C6	3.02	0.48
5:CE:82:HIS:HB2	5:CE:83:PRO:HD2	1.94	0.48
28:DG:90:GLY:HA2	28:DG:159:LYS:HE3	1.96	0.48
53:CA:1215:G:O2'	53:CA:1216:A:H5'	2.13	0.48
22:DA:142:A:C2'	22:DA:143:C:C6	2.97	0.48
57:DB:42:C:C5	58:DF:65:LEU:HD13	2.48	0.48
30:BI:19:PRO:HG2	30:BI:23:VAL:HG22	1.95	0.48
22:DA:1278:C:O2'	22:DA:1279:G:H5'	2.12	0.48
3:AC:122:GLN:HB3	3:AC:127:VAL:HG22	1.96	0.48
22:DA:976:G:C4	22:DA:977:G:C8	3.01	0.48
22:DA:1171:G:C4	22:DA:1179:G:N2	2.82	0.48
1:AA:428:G:C4'	1:AA:429:U:OP1	2.55	0.48
10:AJ:52:LEU:HB2	14:AN:80:ARG:HD2	1.95	0.48
22:DA:2145:C:H2'	22:DA:2146:C:H3'	1.96	0.48
22:DA:571:U:C6	22:DA:575:A:N6	2.82	0.48
2:AB:207:ARG:O	2:AB:211:LEU:HB2	2.13	0.48
11:AK:85:VAL:HG11	11:AK:92:ARG:HG3	1.96	0.48
43:DV:40:ILE:N	43:DV:40:ILE:HD13	2.29	0.48
24:DC:181:ARG:HG3	24:DC:265:PHE:O	2.13	0.48

*Continued on next page...*

*Continued from previous page...*

Atom-1	Atom-2	Distance(Å)	Clash(Å)
24:DC:57:HIS:O	24:DC:59:GLN:HG3	2.14	0.48
22:DA:2100:G:N2	22:DA:2190:G:H1'	2.29	0.48
41:BT:4:GLU:CD	41:BT:5:GLU:H	2.16	0.48
46:BY:18:LEU:HD22	46:BY:18:LEU:HA	1.60	0.48
53:CA:1004:A:N3	53:CA:1026:G:C5	2.81	0.48
55:CM:11:HIS:CE1	55:CM:43:LYS:HD2	2.48	0.48
55:CM:11:HIS:N	55:CM:44:ILE:HD12	2.28	0.48
46:BY:7:ARG:N	46:BY:60:LYS:HZ1	2.08	0.48
46:BY:47:ARG:NH2	46:BY:47:ARG:HG3	2.26	0.48
41:DT:13:ALA:HB1	41:DT:14:PRO:HD2	1.96	0.48
22:DA:538:A:N6	22:DA:555:G:O2'	2.43	0.48
53:CA:64:G:C8	53:CA:99:C:N4	2.82	0.48
1:AA:27:G:C5	1:AA:557:G:C2	3.02	0.48
56:CP:44:SER:HB2	56:CP:46:LYS:HG3	1.96	0.48
4:AD:22:SER:O	4:AD:23:GLY:C	2.52	0.48
53:CA:1499:A:H1'	53:CA:1520:C:H5'	1.96	0.48
22:DA:1721:G:H1'	22:DA:1739:A:H61	1.79	0.48
22:DA:1635:A:H2'	22:DA:1636:U:H6	1.78	0.48
41:BT:69:ARG:CZ	41:BT:70:HIS:HA	2.44	0.48
22:DA:942:G:C2'	22:DA:943:A:H5'	2.44	0.48
53:CA:933:G:OP1	54:CG:3:ARG:HD3	2.14	0.48
26:DE:58:LYS:HD3	26:DE:58:LYS:N	2.28	0.48
22:DA:468:G:H5'	22:DA:797:G:OP1	2.13	0.48
40:DS:31:GLN:O	40:DS:35:ILE:HG12	2.14	0.48
40:DS:69:LEU:HG	40:DS:108:SER:O	2.13	0.48
22:DA:1359:A:N1	22:DA:1360:G:H1'	2.27	0.48
53:CA:802:A:C2'	53:CA:803:G:O5'	2.62	0.48
53:CA:312:C:H2'	53:CA:313:A:C8	2.49	0.48
7:AG:61:PHE:HE1	7:AG:65:LEU:HD22	1.76	0.48
11:AK:110:THR:HG22	21:AU:4:LYS:CB	2.43	0.48
32:BK:51:LYS:O	32:BK:51:LYS:HD2	2.13	0.48
53:CA:1285:A:H4'	53:CA:1286:U:OP1	2.14	0.48
3:CC:12:GLY:O	3:CC:13:ILE:HD13	2.14	0.48
29:BH:147:VAL:CG1	29:BH:149:GLU:HG3	2.44	0.48
22:BA:1954:G:N3	22:BA:2551:C:H5''	2.28	0.48
22:DA:1317:G:H2'	22:DA:1318:U:O4'	2.14	0.48
1:AA:57:G:H2'	1:AA:58:C:O4'	2.14	0.48
25:BD:70:LYS:O	25:BD:71:ALA:CB	2.61	0.48
12:CL:83:GLY:HA2	12:CL:94:TYR:HD1	1.79	0.48
25:BD:89:GLU:HG3	25:BD:94:GLN:OE1	2.13	0.48
1:AA:1031:C:O2'	1:AA:1032:G:H5''	2.13	0.48
22:DA:405:U:H3'	22:DA:406:G:H5'	1.94	0.48

*Continued on next page...*

*Continued from previous page...*

Atom-1	Atom-2	Distance(Å)	Clash(Å)
49:B1:29:LYS:HD2	49:B1:31:GLU:OE1	2.14	0.48
1:AA:649:A:H2'	1:AA:650:G:O4'	2.13	0.48
22:BA:186:G:O2'	22:BA:187:G:H5'	2.14	0.48
22:BA:443:A:H2	22:BA:1245:G:N3	2.12	0.48
22:BA:2699:C:H2'	22:BA:2700:A:O4'	2.13	0.48
22:BA:1664:A:H1'	22:BA:2726:A:N1	2.29	0.48
22:DA:2106:U:C4	22:DA:2107:G:N7	2.82	0.48
22:DA:1843:C:O2'	24:DC:253:GLY:HA3	2.13	0.48
28:BG:153:PRO:HA	28:BG:159:LYS:O	2.14	0.48
6:AF:49:TYR:HB2	18:AR:73:HIS:CD2	2.49	0.48
22:DA:1421:G:H8	22:DA:1421:G:OP2	1.95	0.48
22:BA:2051:A:OP2	22:BA:2051:A:H8	1.96	0.48
53:CA:1158:C:H5''	53:CA:1158:C:O2	2.13	0.48
22:DA:1611:C:O2'	22:DA:1612:C:O5'	2.30	0.48
38:DQ:64:ILE:HD12	38:DQ:95:ALA:HB1	1.95	0.48
53:CA:1140:C:O2'	53:CA:1141:C:C6	2.62	0.48
1:AA:372:C:H4'	1:AA:373:A:OP1	2.14	0.48
22:DA:1551:A:C6	22:DA:1552:A:N7	2.82	0.48
22:DA:1091:G:C2	22:DA:1101:U:N3	2.82	0.48
1:AA:1299:A:O2'	1:AA:1300:G:H4'	2.14	0.48
1:AA:695:A:C6	1:AA:696:A:C6	3.01	0.48
11:AK:125:LYS:O	11:AK:126:ARG:HB2	2.13	0.48
53:CA:979:C:OP1	53:CA:1222:G:N7	2.47	0.48
22:DA:480:A:H3'	22:DA:481:G:H5''	1.96	0.48
53:CA:557:G:C6	53:CA:558:G:N1	2.82	0.48
22:DA:140:C:O2'	22:DA:141:G:OP2	2.27	0.48
24:BC:236:GLY:O	24:BC:237:ARG:HB2	2.14	0.48
25:DD:141:ARG:HB3	25:DD:141:ARG:NH1	2.29	0.48
22:DA:2214:C:H2'	22:DA:2215:C:C6	2.48	0.48
2:AB:162:VAL:HG22	2:AB:184:ALA:HB2	1.94	0.48
17:AQ:12:VAL:HG13	17:AQ:13:SER:H	1.77	0.48
34:BM:49:ALA:O	34:BM:50:ARG:C	2.52	0.48
22:DA:196:A:H61	22:DA:831:G:N2	2.06	0.48
22:DA:2443:C:H2'	22:DA:2444:G:H8	1.78	0.48
22:DA:802:A:C5	22:DA:803:U:C4	3.02	0.48
3:CC:179:ALA:HB1	3:CC:202:PHE:CD1	2.48	0.48
24:DC:93:VAL:HG12	24:DC:101:ARG:H	1.78	0.48
53:CA:254:G:OP1	17:CQ:68:LYS:O	2.31	0.48
1:AA:80:A:C2	1:AA:90:C:N3	2.81	0.48
22:DA:2544:G:H2'	22:DA:2545:G:O4'	2.14	0.48
22:DA:1799:G:C5	24:DC:175:LEU:HD13	2.49	0.48
27:BF:120:SER:HB2	27:BF:127:TYR:HE1	1.74	0.48

*Continued on next page...*



*Continued from previous page...*

Atom-1	Atom-2	Distance(Å)	Clash(Å)
1:AA:1410:A:C2'	1:AA:1411:C:O5'	2.61	0.48
22:DA:17:G:C6	22:DA:524:G:C6	3.02	0.48
22:DA:2461:A:N1	22:DA:2490:G:N2	2.61	0.48
15:CO:62:ARG:NH2	15:CO:88:ARG:HH21	2.12	0.48
17:AQ:80:LYS:HB2	17:AQ:80:LYS:NZ	2.19	0.48
45:BX:33:HIS:O	45:BX:34:SER:O	2.30	0.48
58:DF:37:MET:N	58:DF:151:LEU:HB3	2.28	0.48
53:CA:154:U:C2'	53:CA:155:A:H5'	2.41	0.48
22:BA:1054:A:C6	22:BA:1106:G:O6	2.67	0.48
53:CA:1094:G:C2'	53:CA:1095:U:OP2	2.61	0.48
3:CC:126:ARG:HA	3:CC:126:ARG:NE	2.28	0.48
22:DA:1355:G:C6	22:DA:1377:G:N2	2.81	0.48
37:DP:9:GLN:HB3	37:DP:12:MET:HE2	1.95	0.48
28:DG:78:VAL:HG23	28:DG:79:THR:HG23	1.96	0.48
22:BA:494:G:N2	40:BS:57:ASN:HD21	2.11	0.48
12:CL:41:PRO:HG2	12:CL:45:ASN:O	2.13	0.48
1:AA:21:G:N2	1:AA:22:G:C6	2.81	0.48
1:AA:22:G:H2'	1:AA:23:C:H6	1.78	0.48
22:BA:2544:G:C2'	22:BA:2545:G:H5'	2.44	0.48
37:DP:103:THR:O	37:DP:106:ALA:HB3	2.13	0.48
5:AE:59:ILE:O	5:AE:62:ALA:HB3	2.14	0.48
22:BA:323:C:N4	22:BA:333:G:N7	2.62	0.48
22:BA:1496:A:H2'	22:BA:1498:C:C4	2.48	0.48
13:AM:28:ARG:NH2	13:AM:62:PHE:HB2	2.29	0.48
32:DK:28:SER:O	32:DK:29:HIS:CB	2.60	0.48
6:CF:81:ASN:O	6:CF:82:ASP:C	2.52	0.48
22:DA:736:C:C4	22:DA:737:C:C5	3.02	0.48
22:DA:2889:C:N4	22:DA:2890:G:C6	2.81	0.48
3:AC:125:ARG:O	3:AC:126:ARG:HB3	2.12	0.48
55:CM:85:TYR:HE2	55:CM:96:VAL:HG13	1.79	0.48
37:DP:24:THR:HA	37:DP:44:GLY:O	2.13	0.48
24:DC:83:ASP:CB	24:DC:90:ILE:HD12	2.44	0.48
22:BA:2260:C:H2'	22:BA:2261:C:H6	1.78	0.48
32:BK:1:MET:HE2	32:BK:32:TYR:CE1	2.49	0.48
22:DA:2675:A:C2	22:DA:2676:C:C2	3.02	0.48
30:BI:85:ILE:HD13	30:BI:88:GLY:HA2	1.96	0.48
37:DP:29:VAL:HG11	37:DP:73:PHE:HE1	1.78	0.48
41:BT:63:VAL:HG21	41:BT:80:TRP:CZ2	2.49	0.48
1:AA:1057:G:H4'	3:AC:196:GLY:H	1.77	0.48
22:BA:80:G:C2'	22:BA:81:G:H5'	2.44	0.48
14:AN:3:GLN:O	14:AN:6:LYS:HB3	2.14	0.48
2:CB:156:LEU:HD23	2:CB:156:LEU:H	1.78	0.48

*Continued on next page...*



*Continued from previous page...*

Atom-1	Atom-2	Distance(Å)	Clash(Å)
22:DA:1760:C:H2'	22:DA:1761:C:O4'	2.14	0.48
57:DB:100:G:H2'	57:DB:101:A:O4'	2.14	0.48
34:BM:36:VAL:HG22	43:BV:82:TYR:CD1	2.49	0.48
25:BD:186:LEU:HD11	37:BP:3:ILE:HD12	1.94	0.48
22:DA:303:G:C2	22:DA:304:U:C2	3.01	0.48
33:DL:62:PRO:HG2	51:D3:24:LYS:HB3	1.94	0.48
22:DA:1730:C:O2'	22:DA:1731:G:H5'	2.13	0.48
22:DA:1059:G:H1	22:DA:1088:A:H2	1.62	0.48
5:AE:23:THR:HA	5:AE:28:ARG:HA	1.94	0.48
2:CB:99:MET:O	2:CB:103:TRP:HB3	2.14	0.48
5:AE:81:GLN:N	5:AE:81:GLN:NE2	2.60	0.48
53:CA:1359:C:H5''	62:CA:1776:HOH:O	2.13	0.48
19:CS:38:THR:HA	19:CS:69:LYS:HA	1.95	0.48
22:BA:1507:C:C2	22:BA:1508:A:C2	3.01	0.48
53:CA:994:A:C6	53:CA:1216:A:H5''	2.49	0.48
58:DF:101:ARG:HH11	58:DF:138:PRO:HB3	1.79	0.48
1:AA:1282:C:H2'	1:AA:1283:U:H6	1.77	0.48
5:CE:37:VAL:HG12	5:CE:38:VAL:H	1.78	0.48
35:DN:62:ASN:N	35:DN:62:ASN:OD1	2.47	0.48
53:CA:247:G:C6	53:CA:278:G:C6	3.00	0.48
22:DA:464:U:C6	22:DA:788:A:C2	3.02	0.48
22:DA:2230:G:C1'	45:DX:31:ASN:HB3	2.43	0.48
31:BJ:20:ALA:O	31:BJ:21:THR:O	2.32	0.48
22:BA:1140:C:P	31:BJ:68:LYS:HZ3	2.37	0.48
22:BA:285:G:C5	22:BA:356:G:C2	3.02	0.48
22:DA:2285:C:H1'	22:DA:2288:A:O2'	2.14	0.48
24:DC:75:ALA:HB1	24:DC:93:VAL:HG22	1.96	0.48
22:BA:1779:U:H2'	62:BA:3680:HOH:O	2.12	0.48
25:DD:148:GLN:HG2	25:DD:152:PRO:HG2	1.96	0.48
4:CD:80:ARG:HB2	4:CD:81:LEU:H	1.51	0.48
53:CA:328:C:C2'	53:CA:329:A:OP2	2.61	0.48
53:CA:1068:G:H2'	53:CA:1069:C:H5'	1.95	0.48
22:BA:2425:A:C5'	22:BA:2427:C:O4'	2.61	0.48
22:BA:1820:U:OP1	24:BC:176:ARG:HG2	2.13	0.48
41:DT:74:ILE:HG13	41:DT:75:GLY:H	1.77	0.48
22:BA:320:A:O2'	22:BA:322:A:H8	1.97	0.48
22:DA:1287:A:N6	22:DA:1649:G:H1'	2.28	0.48
53:CA:936:C:H1'	53:CA:1382:C:H42	1.78	0.48
3:AC:21:TRP:CB	3:AC:58:ARG:HG2	2.44	0.48
8:AH:77:VAL:HG23	8:AH:126:CYS:HA	1.96	0.48
22:DA:284:U:H2'	22:DA:285:G:C8	2.45	0.48
55:CM:82:LEU:HB2	19:CS:73:PHE:CE2	2.49	0.48

*Continued on next page...*

*Continued from previous page...*

Atom-1	Atom-2	Distance(Å)	Clash(Å)
22:DA:2637:U:H5'	25:DD:45:TYR:CE1	2.49	0.48
25:DD:185:ASN:O	25:DD:186:LEU:HD12	2.13	0.48
15:CO:2:LEU:HD13	15:CO:34:GLN:HG2	1.96	0.48
22:BA:745:G:H2'	22:BA:746:U:H5'	1.96	0.48
22:BA:2315:G:H2'	22:BA:2316:G:H8	1.78	0.48
29:DH:54:LEU:HA	29:DH:57:LYS:CG	2.44	0.48
33:BL:125:LEU:N	33:BL:125:LEU:HD23	2.29	0.48
57:DB:19:C:H2'	57:DB:20:G:C8	2.49	0.48
37:DP:31:VAL:CG1	37:DP:38:ARG:HG2	2.44	0.48
22:BA:2037:A:H2'	22:BA:2038:G:C8	2.48	0.48
22:BA:2403:C:H2'	22:BA:2404:U:H6	1.79	0.48
53:CA:505:G:H2'	53:CA:506:G:C8	2.48	0.48
1:AA:988:G:O6	1:AA:989:U:C4	2.67	0.48
22:BA:1559:U:H4'	22:BA:1560:G:OP2	2.14	0.48
22:DA:2564:A:OP1	22:DA:2648:G:H4'	2.14	0.48
22:DA:1623:G:C2	22:DA:1624:U:C6	3.02	0.48
45:DX:70:LEU:O	45:DX:74:GLY:N	2.47	0.48
22:DA:1093:G:H5''	28:DG:171:LYS:NZ	2.29	0.48
22:DA:277:G:O2'	22:DA:278:A:C5	2.64	0.48
4:AD:2:ARG:HB2	4:AD:4:LEU:CD1	2.44	0.48
7:AG:105:GLU:HG2	7:AG:105:GLU:O	2.13	0.48
1:AA:1425:U:O2'	1:AA:1426:G:H5'	2.14	0.48
1:AA:901:A:N7	1:AA:902:G:H1'	2.28	0.48
22:DA:2093:G:C6	22:DA:2197:U:O2	2.66	0.48
44:BW:72:GLY:N	44:BW:73:PRO:CD	2.76	0.48
4:CD:2:ARG:NH2	4:CD:114:ARG:CD	2.68	0.48
22:DA:2262:U:H5''	44:DW:38:ARG:NH2	2.28	0.48
44:BW:28:GLU:CG	44:BW:29:SER:N	2.77	0.48
42:DU:94:PHE:HD2	42:DU:94:PHE:O	1.95	0.48
53:CA:1133:G:C6	53:CA:1134:G:N7	2.82	0.48
53:CA:1137:C:O2'	53:CA:1138:G:N2	2.47	0.48
53:CA:1148:U:H2'	53:CA:1149:C:O4'	2.14	0.48
22:BA:1654:A:H4'	25:BD:118:PHE:CE1	2.49	0.48
22:DA:1087:G:N2	22:DA:1103:A:H1'	2.28	0.48
35:DN:45:ARG:HG2	35:DN:95:THR:HG21	1.96	0.48
53:CA:765:G:C6	53:CA:812:G:C5	3.02	0.48
53:CA:198:G:O6	53:CA:220:G:C5	2.66	0.48
22:BA:671:C:O2'	22:BA:672:C:H5'	2.14	0.48
37:DP:1:SER:HB3	37:DP:4:ILE:HB	1.94	0.48
53:CA:1047:G:C2	53:CA:1213:A:H2	2.32	0.48
22:DA:327:G:H2'	22:DA:328:U:O4'	2.13	0.48
22:DA:749:A:C5	22:DA:750:A:C8	3.02	0.48

*Continued on next page...*

*Continued from previous page...*

Atom-1	Atom-2	Distance(Å)	Clash(Å)
22:DA:748:G:H2'	22:DA:750:A:OP2	2.14	0.48
22:DA:2392:A:C2	33:DL:55:MET:SD	3.07	0.48
22:DA:2429:G:OP2	22:DA:2430:A:OP2	2.32	0.48
22:DA:1112:G:H2'	22:DA:1113:U:C6	2.48	0.48
53:CA:1102:A:H2'	53:CA:1103:C:H6	1.79	0.48
34:DM:35:ALA:O	34:DM:128:THR:HA	2.13	0.48
53:CA:1346:A:C4	53:CA:1348:U:C4	3.02	0.48
6:AF:85:ILE:O	6:AF:86:ARG:C	2.52	0.48
4:AD:33:ILE:O	4:AD:33:ILE:HG23	2.14	0.48
13:AM:55:LEU:O	13:AM:59:VAL:HG12	2.13	0.48
53:CA:1007:U:H2'	53:CA:1007:U:O2	2.13	0.48
43:BV:5:ASN:N	43:BV:5:ASN:HD22	2.12	0.48
9:AI:39:GLY:O	9:AI:40:ARG:HB2	2.13	0.48
31:DJ:30:THR:CG2	31:DJ:31:GLU:N	2.77	0.48
22:BA:593:U:H2'	22:BA:594:U:C6	2.49	0.48
16:AP:20:VAL:CG2	16:AP:32:PHE:HB2	2.43	0.48
8:AH:5:PRO:HB2	8:AH:32:LYS:HZ2	1.79	0.48
22:BA:603:A:C8	22:BA:655:A:C6	3.02	0.48
22:BA:1746:A:C2	22:BA:1747:U:C2	3.01	0.48
22:BA:2198:A:H4'	22:BA:2199:A:OP1	2.13	0.48
22:DA:86:G:HO2'	22:DA:87:U:H6	1.56	0.48
31:DJ:127:GLY:O	31:DJ:129:GLU:HG3	2.14	0.48
22:BA:1011:G:C4'	22:BA:1012:U:OP1	2.62	0.48
5:CE:131:ASN:C	5:CE:135:VAL:HG23	2.34	0.48
22:BA:322:A:H5'	22:BA:340:A:H1'	1.96	0.48
54:CG:59:GLU:C	54:CG:61:PHE:H	2.16	0.48
31:DJ:110:PRO:O	31:DJ:115:GLY:HA3	2.14	0.48
53:CA:935:A:H61	54:CG:2:ARG:CZ	2.27	0.48
17:AQ:28:VAL:HG23	17:AQ:29:LYS:N	2.29	0.48
11:AK:13:LYS:O	11:AK:14:GLN:CB	2.62	0.48
22:BA:2820:A:C2'	22:BA:2821:A:OP1	2.62	0.48
35:BN:1:MET:O	35:BN:2:ARG:CB	2.61	0.48
37:BP:113:LEU:O	37:BP:113:LEU:HG	2.13	0.48
18:AR:21:ASP:OD2	18:AR:23:LYS:HD2	2.14	0.48
22:DA:684:G:OP1	50:D2:16:HIS:CD2	2.67	0.48
53:CA:1062:U:H2'	53:CA:1063:C:C6	2.49	0.48
24:BC:257:ARG:NE	24:BC:269:ARG:HH22	2.12	0.48
22:DA:2:G:C5	22:DA:3:U:C4	3.01	0.48
34:BM:40:ARG:HB2	34:BM:93:VAL:HG21	1.95	0.48
51:B3:26:ALA:O	51:B3:27:ASN:CB	2.61	0.48
22:BA:1266:G:OP1	48:B0:15:ARG:NE	2.39	0.48
22:BA:1501:G:C2'	22:BA:1502:A:H5'	2.43	0.48

*Continued on next page...*

*Continued from previous page...*

Atom-1	Atom-2	Distance(Å)	Clash(Å)
45:DX:58:ILE:HA	45:DX:66:VAL:HG21	1.96	0.48
1:AA:903:G:H2'	1:AA:904:U:C6	2.49	0.48
1:AA:903:G:H2'	1:AA:904:U:H6	1.78	0.48
22:DA:1014:A:O2'	22:DA:1015:U:H5'	2.14	0.48
27:BF:38:GLY:HA2	27:BF:85:GLY:HA3	1.96	0.48
22:DA:669:G:C2	22:DA:801:G:C6	3.02	0.48
3:CC:42:LEU:HD12	3:CC:46:LEU:HD12	1.95	0.48
22:DA:659:G:H4'	26:DE:95:LYS:HD3	1.95	0.48
37:DP:92:ARG:HG2	37:DP:92:ARG:O	2.14	0.48
38:BQ:27:ARG:HH11	38:BQ:27:ARG:HG3	1.77	0.48
30:BI:12:VAL:HG23	30:BI:13:ALA:H	1.78	0.48
53:CA:908:A:H2'	53:CA:909:A:C8	2.49	0.48
27:BF:3:LEU:HD13	27:BF:3:LEU:HA	1.60	0.48
1:AA:971:G:H1'	1:AA:1365:G:O2'	2.14	0.48
22:DA:1328:A:H2'	22:DA:1330:C:C4	2.49	0.47
22:DA:1385:A:C4'	22:DA:1386:C:OP1	2.30	0.47
22:DA:1345:C:H5'	22:DA:1396:U:O4	2.14	0.47
31:DJ:25:LEU:C	31:DJ:27:ARG:H	2.16	0.47
53:CA:86:G:C2	53:CA:87:C:C5	3.02	0.47
22:DA:1936:A:H2	22:DA:1943:U:C4	2.32	0.47
22:DA:2655:G:H1'	22:DA:2656:U:H5	1.79	0.47
53:CA:5:U:H4'	53:CA:6:G:H5"	1.96	0.47
22:DA:2314:A:C2	22:DA:2315:G:C5	3.02	0.47
11:CK:70:ALA:HB1	11:CK:104:PHE:HZ	1.79	0.47
1:AA:1279:G:C2'	1:AA:1279:G:N3	2.70	0.47
48:D0:27:LEU:CD1	48:D0:38:LEU:HD23	2.44	0.47
12:AL:32:VAL:O	12:AL:33:CYS:SG	2.72	0.47
26:BE:150:THR:HA	26:BE:189:THR:CG2	2.44	0.47
22:BA:2196:C:O2'	22:BA:2197:U:H5'	2.14	0.47
22:DA:804:A:H5"	22:DA:805:G:OP1	2.14	0.47
1:AA:198:G:C6	1:AA:220:G:C4	3.02	0.47
29:DH:37:VAL:HG23	29:DH:38:PRO:HD2	1.94	0.47
34:DM:41:LEU:HD13	34:DM:96:ILE:HG12	1.96	0.47
43:BV:10:LYS:N	43:BV:10:LYS:HD3	2.19	0.47
11:CK:121:ARG:NH2	21:CU:35:GLU:HG2	2.29	0.47
13:AM:7:ASN:HD22	13:AM:8:ILE:H	1.62	0.47
36:BO:34:HIS:HD2	36:BO:53:THR:OG1	1.97	0.47
25:BD:12:THR:HG22	25:BD:13:ARG:H	1.75	0.47
53:CA:882:C:H41	12:CL:5:GLN:HE21	1.62	0.47
47:DZ:4:ILE:CD1	47:DZ:58:GLU:HA	2.40	0.47
30:BI:126:ARG:HA	30:BI:129:GLU:CD	2.35	0.47
53:CA:1012:A:C5	53:CA:1013:G:N7	2.82	0.47

*Continued on next page...*

*Continued from previous page...*

Atom-1	Atom-2	Distance(Å)	Clash(Å)
53:CA:1029:U:H4'	53:CA:1032:G:H1	1.79	0.47
41:DT:67:VAL:O	41:DT:68:LYS:HG3	2.13	0.47
53:CA:51:A:H4'	53:CA:52:C:H5'	1.95	0.47
20:AT:23:ARG:O	20:AT:27:MET:HB3	2.14	0.47
22:BA:141:G:H3'	22:BA:142:A:O4'	2.14	0.47
22:BA:142:A:O2'	22:BA:143:C:O5'	2.31	0.47
22:DA:174:U:H2'	22:DA:174:U:O2	2.13	0.47
26:DE:119:ILE:HD13	26:DE:143:LEU:HD21	1.96	0.47
22:BA:2273:A:H2'	22:BA:2274:A:C8	2.49	0.47
22:DA:1361:G:C5	22:DA:1362:C:C5	3.02	0.47
22:BA:2016:U:H2'	22:BA:2017:U:C6	2.49	0.47
47:DZ:10:ARG:HD2	47:DZ:52:PHE:O	2.13	0.47
22:DA:345:A:O2'	22:DA:346:A:C2	2.65	0.47
4:AD:157:ALA:O	4:AD:160:LEU:HD22	2.14	0.47
12:AL:111:GLN:O	12:AL:112:ALA:HB3	2.14	0.47
22:DA:2097:A:H2'	22:DA:2098:U:C6	2.49	0.47
1:AA:1338:G:C6	1:AA:1339:A:C6	3.02	0.47
53:CA:672:U:H2'	53:CA:673:A:C8	2.48	0.47
27:BF:147:ARG:HG3	27:BF:148:VAL:N	2.27	0.47
18:AR:19:GLU:HG3	18:AR:54:LEU:HD22	1.95	0.47
3:CC:142:ARG:HG2	3:CC:143:LEU:HD12	1.96	0.47
8:AH:74:ILE:HD12	8:AH:128:VAL:HG22	1.96	0.47
26:BE:12:LEU:O	26:BE:13:THR:HB	2.13	0.47
1:AA:120:A:C5	1:AA:122:G:C6	3.02	0.47
22:BA:60:G:H1'	22:BA:61:C:OP1	2.14	0.47
22:BA:944:C:H2'	62:BA:3348:HOH:O	2.13	0.47
19:AS:19:GLU:HA	19:AS:19:GLU:OE2	2.12	0.47
25:BD:120:GLY:HA2	25:BD:162:ALA:CB	2.44	0.47
22:DA:2386:A:H2	44:DW:38:ARG:HG2	1.79	0.47
44:BW:22:VAL:HG13	44:BW:25:PHE:CD2	2.49	0.47
44:BW:49:ASN:ND2	44:BW:49:ASN:C	2.67	0.47
42:DU:86:PHE:CG	42:DU:87:GLU:N	2.82	0.47
33:BL:29:LYS:C	33:BL:31:GLY:H	2.18	0.47
53:CA:1221:G:C2	53:CA:1222:G:H1'	2.48	0.47
53:CA:978:A:C6	53:CA:1319:A:C5	3.02	0.47
22:BA:2262:U:H4'	22:BA:2328:A:C2	2.49	0.47
53:CA:1050:G:O2'	53:CA:1051:C:H6	1.95	0.47
53:CA:1213:A:C4	53:CA:1215:G:C8	3.02	0.47
22:DA:311:A:O2'	22:DA:312:G:P	2.72	0.47
37:BP:25:VAL:HA	37:BP:84:SER:O	2.13	0.47
22:BA:119:A:C4'	22:BA:120:U:O5'	2.52	0.47
22:DA:632:A:H5''	33:DL:68:SER:OG	2.14	0.47

*Continued on next page...*

*Continued from previous page...*

Atom-1	Atom-2	Distance(Å)	Clash(Å)
35:DN:35:LYS:HD3	35:DN:112:TYR:OH	2.14	0.47
22:DA:1667:G:O2'	22:DA:1991:U:O4	2.20	0.47
22:DA:748:G:O5'	40:DS:89:ALA:HB2	2.14	0.47
22:DA:2741:A:H2'	22:DA:2742:G:O4'	2.14	0.47
4:CD:115:GLN:NE2	4:CD:153:ARG:NH2	2.62	0.47
9:AI:49:GLN:N	9:AI:50:PRO:HD2	2.28	0.47
22:DA:2746:U:H5''	28:DG:137:LYS:HG2	1.96	0.47
32:DK:69:VAL:HG11	32:DK:106:GLU:CG	2.34	0.47
22:DA:834:G:H2'	22:DA:835:C:O4'	2.14	0.47
17:CQ:46:HIS:CG	17:CQ:70:LYS:HZ1	2.31	0.47
4:AD:98:ASP:HB3	4:AD:114:ARG:HG2	1.96	0.47
13:AM:3:ILE:O	13:AM:5:GLY:N	2.47	0.47
22:DA:16:C:H2'	22:DA:17:G:H8	1.79	0.47
37:DP:50:ARG:CB	37:DP:56:SER:HB3	2.44	0.47
37:DP:51:ASN:H	37:DP:56:SER:HB3	1.78	0.47
40:BS:73:LYS:CA	40:BS:73:LYS:HE3	2.44	0.47
22:BA:1585:C:O5'	22:BA:1585:C:H6	1.97	0.47
22:DA:1653:G:O6	35:DN:10:LEU:O	2.32	0.47
29:BH:40:THR:O	29:BH:42:LYS:N	2.44	0.47
22:DA:2847:U:H3'	37:DP:94:ALA:HB2	1.97	0.47
58:DF:11:VAL:O	58:DF:12:VAL:HB	2.14	0.47
22:BA:528:A:H8	22:BA:528:A:H3'	1.78	0.47
22:DA:1512:C:C4	22:DA:1513:U:C4	3.02	0.47
4:CD:71:PHE:O	4:CD:74:TYR:HB2	2.13	0.47
53:CA:802:A:H2'	53:CA:803:G:C5'	2.44	0.47
53:CA:182:A:O2'	53:CA:183:C:H2'	2.14	0.47
30:DI:109:ALA:HB1	30:DI:125:THR:HG22	1.94	0.47
55:CM:106:ARG:CZ	55:CM:112:ARG:HB3	2.44	0.47
25:DD:121:THR:CG2	25:DD:127:PHE:CD1	2.97	0.47
54:CG:37:THR:HA	54:CG:40:SER:OG	2.14	0.47
37:BP:101:GLU:C	37:BP:102:ARG:HG2	2.34	0.47
2:CB:91:VAL:HG11	2:CB:95:TRP:CD1	2.49	0.47
22:BA:2514:U:H2'	22:BA:2515:C:C6	2.50	0.47
53:CA:1496:C:H2'	53:CA:1497:G:O4'	2.13	0.47
13:AM:84:CYS:HB3	19:AS:73:PHE:CE2	2.49	0.47
25:BD:139:SER:HA	25:BD:142:VAL:HG13	1.96	0.47
53:CA:358:U:H2'	53:CA:359:G:H8	1.79	0.47
22:BA:155:A:H2'	22:BA:156:A:H8	1.77	0.47
14:CN:55:SER:HB3	14:CN:58:ARG:HG2	1.97	0.47
22:DA:270:A:H2'	22:DA:271:G:OP1	2.14	0.47
22:DA:277:G:O2'	22:DA:278:A:C4	2.67	0.47
22:DA:1969:A:H2'	22:DA:1972:G:H21	1.78	0.47

*Continued on next page...*

*Continued from previous page...*

Atom-1	Atom-2	Distance(Å)	Clash(Å)
22:BA:441:U:H2'	22:BA:442:G:C8	2.50	0.47
22:DA:2556:C:H2'	22:DA:2557:G:O4'	2.14	0.47
1:AA:1514:G:O2'	1:AA:1515:G:H5'	2.14	0.47
22:BA:1866:A:C2	22:BA:1876:A:C4	3.02	0.47
42:BU:41:VAL:O	42:BU:59:GLU:HA	2.14	0.47
1:AA:886:G:H2'	1:AA:887:G:O4'	2.14	0.47
9:CI:87:MET:SD	9:CI:87:MET:N	2.87	0.47
53:CA:389:A:H2'	53:CA:389:A:N3	2.29	0.47
53:CA:1502:A:H5'	53:CA:1504:G:N7	2.29	0.47
25:BD:85:ALA:O	25:BD:86:GLU:HB2	2.14	0.47
53:CA:1158:C:O2'	53:CA:1159:U:H4'	2.14	0.47
22:DA:2093:G:O6	22:DA:2225:A:C8	2.68	0.47
21:CU:25:ALA:O	21:CU:26:GLY:C	2.52	0.47
22:DA:1606:C:O2'	22:DA:1607:C:P	2.72	0.47
22:BA:1181:U:H2'	22:BA:1182:G:C8	2.49	0.47
57:DB:109:A:C6	57:DB:110:C:N4	2.82	0.47
57:DB:17:C:C2'	57:DB:18:G:H5'	2.44	0.47
44:DW:37:VAL:HG23	44:DW:38:ARG:HD2	1.94	0.47
22:DA:49:A:C8	22:DA:51:G:C2	3.02	0.47
22:DA:301:G:C5	22:DA:302:C:N4	2.82	0.47
53:CA:1258:G:H2'	53:CA:1259:C:C6	2.49	0.47
22:DA:249:C:HO2'	22:DA:250:G:P	2.35	0.47
22:DA:1019:U:O2	22:DA:1144:A:C2	2.68	0.47
53:CA:1251:A:H2'	53:CA:1369:C:O2'	2.14	0.47
9:CI:48:ARG:C	9:CI:50:PRO:HD2	2.35	0.47
37:DP:113:LEU:HD23	37:DP:113:LEU:C	2.34	0.47
10:CJ:77:VAL:O	10:CJ:79:PRO:HD3	2.13	0.47
22:DA:2322:A:H3'	22:DA:2323:G:H8	1.79	0.47
39:BR:49:ILE:HB	39:BR:51:VAL:O	2.14	0.47
22:DA:1039:A:H2	22:DA:1116:G:H22	1.61	0.47
22:DA:1339:G:H5'	22:DA:1393:A:N1	2.28	0.47
39:DR:10:LYS:N	39:DR:10:LYS:HD2	2.29	0.47
39:BR:42:ALA:CA	39:BR:46:GLU:HB2	2.32	0.47
22:DA:2307:G:C8	22:DA:2312:U:C5	3.03	0.47
58:DF:76:PHE:CD2	58:DF:76:PHE:N	2.77	0.47
22:DA:26:G:C5'	22:DA:27:G:OP2	2.62	0.47
22:DA:27:G:H1'	22:DA:513:A:H62	1.77	0.47
22:DA:233:A:H61	22:DA:428:A:H61	1.61	0.47
22:DA:617:G:O2'	22:DA:618:G:O5'	2.32	0.47
22:DA:621:A:OP2	22:DA:621:A:H3'	2.14	0.47
22:DA:2612:C:O2	48:D0:1:ALA:HB2	2.14	0.47
1:AA:212:G:H2'	1:AA:213:G:C8	2.46	0.47

*Continued on next page...*



*Continued from previous page...*

Atom-1	Atom-2	Distance(Å)	Clash(Å)
22:DA:2060:A:N6	26:DE:69:ARG:HH12	2.05	0.47
33:DL:23:ILE:HG13	39:DR:82:HIS:ND1	2.28	0.47
22:DA:2053:G:N2	22:DA:2054:A:H1'	2.30	0.47
22:DA:2054:A:C2	22:DA:2616:C:N3	2.82	0.47
22:DA:575:A:H2'	22:DA:576:U:C5	2.48	0.47
28:DG:120:ILE:O	28:DG:120:ILE:HG23	2.13	0.47
53:CA:563:A:C2'	53:CA:563:A:N3	2.73	0.47
2:AB:22:TRP:HA	2:AB:189:ASN:HA	1.96	0.47
30:BI:56:VAL:HG22	30:BI:57:VAL:N	2.29	0.47
50:B2:18:PHE:O	50:B2:22:MET:HB2	2.14	0.47
8:CH:85:TYR:CE2	8:CH:123:GLU:HB2	2.49	0.47
22:DA:1500:G:N1	22:DA:1501:G:C5	2.82	0.47
22:BA:1820:U:O2	24:BC:200:MET:HB2	2.15	0.47
22:DA:1280:G:C2'	22:DA:1281:G:H5'	2.40	0.47
31:BJ:31:GLU:OE2	31:BJ:35:ARG:HD2	2.15	0.47
9:AI:129:ARG:HA	9:AI:129:ARG:NH1	2.30	0.47
20:AT:25:SER:O	20:AT:29:THR:HG23	2.15	0.47
22:BA:1150:C:H2'	22:BA:1151:A:O5'	2.12	0.47
22:DA:11:C:H2'	22:DA:12:U:H5'	1.97	0.47
22:BA:2820:A:O2'	22:BA:2821:A:P	2.72	0.47
35:BN:44:LEU:HD23	35:BN:113:ILE:HG21	1.96	0.47
1:AA:807:A:C8	1:AA:808:C:C5	3.02	0.47
4:CD:72:ARG:HA	4:CD:203:TYR:HE1	1.80	0.47
31:BJ:13:ARG:HD3	31:BJ:51:GLY:O	2.15	0.47
28:DG:25:ILE:CG2	28:DG:78:VAL:HG21	2.44	0.47
29:DH:46:PHE:HA	29:DH:50:ARG:HH21	1.78	0.47
22:DA:2591:C:H2'	22:DA:2592:G:C8	2.49	0.47
22:BA:2562:U:H2'	22:BA:2562:U:O2	2.14	0.47
29:DH:6:LEU:HD13	29:DH:36:ALA:HA	1.96	0.47
22:BA:250:G:C6	22:BA:251:A:C6	3.03	0.47
16:AP:10:GLY:HA3	16:AP:15:PRO:HA	1.95	0.47
3:AC:59:PRO:O	3:AC:60:ALA:O	2.32	0.47
53:CA:501:C:H1'	53:CA:549:C:H1'	1.96	0.47
12:CL:81:ILE:HD11	12:CL:94:TYR:CB	2.45	0.47
37:DP:107:ALA:O	37:DP:108:ARG:C	2.52	0.47
47:DZ:6:ILE:O	47:DZ:34:THR:HA	2.14	0.47
24:BC:196:ASN:OD1	24:BC:197:ALA:N	2.47	0.47
40:DS:55:ILE:O	40:DS:59:GLU:HG2	2.15	0.47
36:DO:49:VAL:HG11	36:DO:81:ARG:HB3	1.95	0.47
53:CA:1370:G:C2	53:CA:1371:G:C5	3.01	0.47
8:AH:79:ARG:HB2	8:AH:80:PRO:HD2	1.96	0.47
53:CA:542:G:H2'	53:CA:543:U:H6	1.79	0.47

*Continued on next page...*

*Continued from previous page...*

Atom-1	Atom-2	Distance(Å)	Clash(Å)
46:BY:21:LEU:HA	46:BY:25:GLN:HB3	1.95	0.47
22:BA:1315:C:O2'	22:BA:1316:U:H5'	2.14	0.47
36:BO:85:LYS:HB3	36:BO:85:LYS:HE3	1.63	0.47
25:DD:131:ASP:N	25:DD:131:ASP:OD2	2.47	0.47
22:BA:2518:A:N3	22:BA:2518:A:H2'	2.29	0.47
9:CI:125:GLN:NE2	9:CI:125:GLN:H	2.12	0.47
26:BE:110:SER:O	26:BE:113:VAL:HG12	2.14	0.47
22:DA:2092:U:H5	22:DA:2226:C:OP2	1.97	0.47
31:BJ:43:GLU:O	31:BJ:45:THR:O	2.32	0.47
43:BV:80:HIS:CG	43:BV:81:PRO:HD2	2.48	0.47
43:BV:80:HIS:CE1	43:BV:81:PRO:HD2	2.49	0.47
6:AF:40:GLU:HB2	6:AF:42:TRP:HE1	1.78	0.47
22:BA:2352:A:C2	44:BW:30:VAL:CG1	2.92	0.47
22:DA:116:C:H5''	22:DA:128:C:H41	1.78	0.47
38:DQ:87:VAL:HG12	38:DQ:88:GLU:N	2.29	0.47
51:D3:23:HIS:O	51:D3:46:LYS:HE3	2.14	0.47
22:DA:1773:A:N7	22:DA:1829:A:H1'	2.30	0.47
5:CE:22:LYS:O	5:CE:29:ILE:HB	2.14	0.47
45:DX:52:ALA:C	45:DX:54:GLY:N	2.68	0.47
53:CA:812:G:H4'	53:CA:812:G:OP1	2.13	0.47
15:AO:63:ARG:CD	15:AO:87:ARG:HH22	2.16	0.47
5:AE:149:PRO:HG2	5:AE:150:GLU:H	1.79	0.47
8:AH:45:ILE:C	8:AH:63:LYS:HD2	2.35	0.47
22:DA:636:G:H3'	33:DL:128:THR:HG21	1.96	0.47
22:DA:2615:U:C4	48:D0:2:VAL:C	2.87	0.47
53:CA:451:A:C4'	53:CA:452:A:O5'	2.55	0.47
22:DA:1358:G:H2'	22:DA:1372:U:O4	2.15	0.47
41:DT:40:LYS:HA	41:DT:43:ILE:HG22	1.97	0.47
22:DA:2748:A:C2	22:DA:2749:A:C4	3.03	0.47
31:BJ:64:VAL:HG11	31:BJ:69:ARG:N	2.30	0.47
7:AG:29:LEU:HD23	7:AG:29:LEU:O	2.14	0.47
1:AA:1229:A:H62	13:AM:103:THR:CG2	2.27	0.47
22:DA:2286:G:H5''	22:DA:2287:A:H1'	1.95	0.47
22:DA:2145:C:H3'	22:DA:2147:A:OP2	2.14	0.47
22:DA:1060:U:H4'	22:DA:1061:U:O5'	2.13	0.47
5:CE:55:VAL:N	5:CE:56:PRO:CD	2.77	0.47
10:AJ:56:HIS:O	10:AJ:57:VAL:HG12	2.14	0.47
43:DV:61:LEU:O	43:DV:72:VAL:HG22	2.14	0.47
22:DA:352:A:N3	22:DA:353:C:H1'	2.28	0.47
23:BB:15:A:O2'	23:BB:16:G:OP1	2.32	0.47
46:BY:7:ARG:N	46:BY:60:LYS:NZ	2.62	0.47
22:DA:1521:G:C6	22:DA:1522:A:C6	3.02	0.47

*Continued on next page...*

*Continued from previous page...*

Atom-1	Atom-2	Distance(Å)	Clash(Å)
35:BN:73:ASN:O	35:BN:76:VAL:HG12	2.14	0.47
45:DX:67:LEU:O	45:DX:77:TYR:OH	2.32	0.47
54:CG:112:ASP:HB3	54:CG:117:LEU:HB3	1.96	0.47
54:CG:117:LEU:HG	54:CG:121:ASN:ND2	2.30	0.47
1:AA:819:A:H4'	1:AA:820:U:OP2	2.15	0.47
22:DA:99:U:O2	22:DA:99:U:O4'	2.32	0.47
24:DC:229:HIS:ND1	24:DC:230:PRO:HD2	2.30	0.47
35:DN:33:ILE:CD1	35:DN:118:ARG:HH21	2.27	0.47
57:DB:90:C:H2'	57:DB:91:C:O4'	2.14	0.47
32:BK:107:LEU:C	32:BK:109:SER:H	2.17	0.47
34:BM:21:ALA:HB2	34:BM:97:GLN:O	2.14	0.47
56:CP:20:VAL:HG23	56:CP:35:ARG:HA	1.97	0.47
22:DA:1494:A:H2'	22:DA:1495:A:H8	1.79	0.47
44:DW:46:ALA:HA	44:DW:50:VAL:HG12	1.96	0.47
22:BA:1568:G:H1'	24:BC:57:HIS:HE1	1.80	0.47
1:AA:914:A:C4	1:AA:915:A:C8	3.02	0.47
32:DK:18:ARG:HB2	32:DK:45:GLU:HB2	1.96	0.47
1:AA:67:C:H4'	1:AA:172:A:O4'	2.14	0.47
22:DA:453:A:N3	22:DA:457:A:O2'	2.47	0.47
5:AE:45:VAL:HG21	5:AE:117:ALA:CB	2.45	0.47
22:DA:2506:U:H3'	22:DA:2506:U:C6	2.48	0.47
25:DD:175:LEU:O	25:DD:176:ASP:HB2	2.12	0.47
22:DA:2188:U:H2'	22:DA:2189:U:C6	2.49	0.47
9:CI:129:ARG:CZ	9:CI:129:ARG:HA	2.44	0.47
22:BA:1135:C:H6	22:BA:1135:C:H5"	1.80	0.47
58:DF:155:ILE:H	58:DF:155:ILE:HD12	1.78	0.47
29:DH:136:SER:C	29:DH:137:GLU:HG3	2.35	0.47
53:CA:1310:G:C6	53:CA:1311:A:C6	3.03	0.47
30:DI:86:LYS:O	30:DI:87:SER:HB2	2.14	0.47
51:B3:44:ARG:N	51:B3:45:PRO:HD2	2.29	0.47
31:BJ:44:TYR:HB2	38:BQ:63:ARG:CB	2.22	0.47
22:DA:36:G:H4'	22:DA:451:U:C2	2.50	0.47
57:DB:70:C:H2'	57:DB:71:C:H6	1.79	0.47
44:BW:28:GLU:O	44:BW:30:VAL:N	2.47	0.47
22:DA:177:G:OP2	22:DA:177:G:N2	2.40	0.47
25:BD:182:ALA:C	25:BD:183:GLU:HG3	2.35	0.47
53:CA:1130:A:C6	53:CA:1131:G:N7	2.82	0.47
1:AA:921:U:H2'	1:AA:922:G:O4'	2.15	0.47
57:DB:116:G:H2'	57:DB:117:G:C8	2.42	0.47
1:AA:843:U:H3	2:CB:114:LYS:HB3	1.79	0.47
12:CL:82:ARG:HB2	12:CL:97:VAL:HG12	1.96	0.47
22:BA:1733:G:O2'	22:BA:1734:G:O5'	2.33	0.47

*Continued on next page...*

*Continued from previous page...*

Atom-1	Atom-2	Distance(Å)	Clash(Å)
5:AE:81:GLN:HG2	5:AE:149:PRO:CB	2.44	0.47
55:CM:15:VAL:O	55:CM:19:THR:HG23	2.14	0.47
53:CA:1201:A:C5'	53:CA:1203:C:OP2	2.62	0.47
26:DE:129:PRO:HG3	26:DE:159:LEU:HD23	1.97	0.47
53:CA:1239:A:H1'	53:CA:1241:G:N3	2.29	0.47
58:DF:113:PHE:CE2	58:DF:116:LEU:HD22	2.50	0.47
48:D0:26:SER:O	48:D0:27:LEU:HD13	2.13	0.47
48:D0:37:HIS:CB	48:D0:43:THR:HG22	2.45	0.47
40:DS:7:HIS:HB2	40:DS:50:VAL:CG2	2.44	0.47
35:BN:33:ILE:HG12	35:BN:118:ARG:CZ	2.45	0.47
1:AA:74:A:H1'	1:AA:97:G:N2	2.29	0.47
34:BM:134:THR:HG23	43:BV:79:ARG:HH21	1.80	0.47
53:CA:175:C:O2	53:CA:1447:A:H2	1.98	0.47
22:DA:2571:U:C2'	22:DA:2572:A:OP1	2.62	0.47
28:DG:84:LYS:O	28:DG:85:LYS:CB	2.62	0.47
22:DA:164:C:H2'	22:DA:165:A:H5'	1.96	0.47
53:CA:1005:A:N7	53:CA:1006:G:H1'	2.29	0.47
40:BS:42:LYS:O	40:BS:45:VAL:HG13	2.15	0.47
28:BG:29:ASN:HD22	28:BG:29:ASN:H	1.63	0.47
32:DK:24:VAL:HG13	32:DK:33:ALA:HB2	1.97	0.47
24:BC:190:THR:CG2	24:BC:191:LEU:N	2.77	0.47
24:BC:190:THR:HG22	24:BC:191:LEU:N	2.28	0.47
22:BA:1355:G:C2	22:BA:1356:G:C8	3.03	0.47
1:AA:927:G:N1	1:AA:1391:U:C2	2.83	0.47
27:BF:39:VAL:HG11	27:BF:42:ALA:HB2	1.96	0.47
26:BE:48:THR:O	26:BE:52:VAL:HG23	2.15	0.47
1:AA:684:U:H3	1:AA:706:A:H61	1.61	0.47
11:AK:21:HIS:CD2	11:AK:34:THR:CG2	2.98	0.47
33:DL:103:ILE:HD12	33:DL:103:ILE:N	2.29	0.47
33:DL:94:THR:O	33:DL:98:ALA:N	2.46	0.47
58:DF:46:LYS:HD3	58:DF:46:LYS:O	2.15	0.47
22:DA:1308:A:N6	22:DA:1309:G:C2	2.83	0.47
22:DA:30:G:H2'	22:DA:31:C:C6	2.48	0.47
22:DA:155:A:C2	22:DA:172:A:C6	3.03	0.47
26:DE:23:PHE:HB2	26:DE:114:ARG:HH22	1.78	0.47
2:CB:60:ALA:C	2:CB:62:ARG:H	2.18	0.47
10:AJ:10:LEU:O	10:AJ:71:LEU:HD13	2.14	0.47
22:DA:1157:G:H2'	22:DA:1158:C:H6	1.80	0.47
58:DF:32:LYS:HD2	58:DF:156:THR:HG21	1.97	0.47
53:CA:1484:C:H2'	53:CA:1485:U:O4'	2.14	0.47
28:BG:109:SER:O	28:BG:110:HIS:CB	2.62	0.47
1:AA:862:C:H2'	1:AA:863:U:H5'	1.96	0.47

*Continued on next page...*

*Continued from previous page...*

Atom-1	Atom-2	Distance(Å)	Clash(Å)
13:AM:89:ARG:HD2	13:AM:95:PRO:O	2.14	0.47
24:BC:78:GLU:OE1	24:BC:100:ARG:NE	2.47	0.47
22:BA:2824:C:H2'	22:BA:2825:G:O5'	2.14	0.47
11:CK:88:PRO:HD3	21:CU:28:LEU:HD11	1.97	0.47
24:DC:120:ASP:CG	24:DC:121:ALA:N	2.68	0.47
22:BA:2188:U:H2'	22:BA:2189:U:C6	2.49	0.47
22:BA:522:A:C6	22:BA:523:C:N4	2.83	0.47
49:B1:29:LYS:HB3	49:B1:29:LYS:NZ	2.30	0.47
34:DM:76:LYS:HZ1	34:DM:84:LYS:H	1.62	0.47
47:DZ:40:THR:HG22	47:DZ:42:ALA:H	1.80	0.47
30:DI:28:GLY:O	30:DI:30:GLN:HG3	2.15	0.47
22:DA:2648:G:H2'	22:DA:2649:C:O4'	2.15	0.47
22:BA:709:U:H2'	22:BA:710:U:C6	2.49	0.47
22:BA:2046:G:OP1	48:B0:11:LYS:HE3	2.14	0.47
1:AA:1380:U:C5	7:AG:2:ARG:HA	2.49	0.47
31:DJ:104:ALA:O	31:DJ:108:MET:HG3	2.14	0.47
22:BA:2678:C:H2'	22:BA:2679:A:O4'	2.14	0.47
53:CA:811:C:H4'	53:CA:900:A:N6	2.29	0.47
36:DO:108:ASP:C	36:DO:110:ALA:H	2.17	0.47
22:DA:2102:G:H2'	22:DA:2103:C:H5'	1.97	0.47
1:AA:687:A:C5	1:AA:701:U:H5	2.32	0.47
30:BI:91:LYS:O	30:BI:97:VAL:HG21	2.14	0.47
53:CA:675:A:H1'	11:CK:117:HIS:ND1	2.30	0.47
22:BA:948:C:H6	22:BA:948:C:O5'	1.98	0.47
22:BA:2801:G:H2'	22:BA:2802:G:C8	2.50	0.47
31:DJ:38:GLY:O	31:DJ:43:GLU:HB2	2.15	0.47
31:DJ:45:THR:C	31:DJ:47:HIS:H	2.17	0.47
22:DA:1010:A:OP1	38:DQ:61:ILE:HG22	2.15	0.47
22:DA:2328:A:H2'	22:DA:2329:U:C6	2.49	0.47
22:DA:1535:A:H5''	22:DA:1536:C:OP2	2.14	0.47
44:BW:69:GLU:O	44:BW:77:LYS:O	2.33	0.47
22:DA:295:G:H2'	22:DA:295:G:N3	2.29	0.47
53:CA:113:G:N2	53:CA:353:A:H8	2.09	0.47
37:DP:91:VAL:HG11	37:DP:96:LEU:HD21	1.97	0.47
22:DA:1210:G:N7	22:DA:1237:A:N6	2.63	0.47
5:AE:104:ILE:HG13	5:AE:114:LEU:HD23	1.96	0.47
39:BR:38:VAL:O	39:BR:54:VAL:HG13	2.15	0.47
22:DA:479:A:C4'	22:DA:480:A:OP1	2.50	0.47
22:DA:482:A:N6	22:DA:506:G:C8	2.82	0.47
50:B2:24:THR:O	50:B2:25:LYS:C	2.53	0.47
22:BA:2136:G:C2'	22:BA:2137:U:C5	2.95	0.47
17:AQ:15:LYS:O	17:AQ:16:MET:SD	2.73	0.47

*Continued on next page...*

*Continued from previous page...*

Atom-1	Atom-2	Distance(Å)	Clash(Å)
32:DK:104:THR:C	32:DK:106:GLU:N	2.67	0.47
2:AB:66:ILE:HG13	2:AB:220:VAL:HG11	1.96	0.47
53:CA:376:G:O3'	56:CP:5:ARG:HD2	2.14	0.47
54:CG:41:ILE:HG21	54:CG:115:MET:CE	2.45	0.47
34:DM:71:LYS:HD3	34:DM:95:LEU:CD1	2.44	0.47
22:DA:575:A:H2'	22:DA:576:U:H5	1.79	0.47
25:DD:184:ARG:HH22	37:DP:6:GLN:NE2	2.04	0.47
2:AB:202:ASN:HB3	2:AB:208:ALA:HB2	1.96	0.47
53:CA:322:C:O2'	20:CT:17:ARG:HG3	2.13	0.47
10:CJ:66:GLU:HG3	14:CN:100:TRP:HZ3	1.79	0.47
53:CA:343:U:HO2'	53:CA:344:A:H8	1.63	0.47
53:CA:1190:G:O2'	3:CC:2:GLN:HA	2.14	0.47
11:AK:100:ASN:HB2	11:AK:106:ILE:HG21	1.97	0.47
23:BB:33:G:C2'	23:BB:34:A:H5'	2.44	0.47
55:CM:16:ILE:H	55:CM:16:ILE:HD12	1.80	0.47
24:BC:131:MET:HA	24:BC:134:ILE:CD1	2.44	0.47
53:CA:275:G:O2'	53:CA:276:G:C8	2.63	0.47
22:DA:1259:G:H2'	22:DA:1260:A:C8	2.49	0.47
53:CA:1226:C:C5	55:CM:102:LYS:HA	2.49	0.47
53:CA:969:A:C5	53:CA:970:C:O2	2.68	0.47
22:BA:572:A:OP2	39:BR:80:ARG:NH2	2.47	0.47
39:DR:66:HIS:CD2	39:DR:94:THR:HG22	2.50	0.47
53:CA:433:G:H2'	53:CA:434:U:H5'	1.96	0.47
22:BA:1045:C:C3'	22:BA:1046:A:C5'	2.93	0.47
41:BT:19:LYS:O	41:BT:20:ALA:C	2.51	0.47
5:AE:89:THR:HG22	5:AE:90:GLY:H	1.79	0.47
22:BA:633:A:OP1	33:BL:68:SER:OG	2.24	0.47
24:DC:156:SER:O	24:DC:157:ALA:C	2.51	0.47
25:BD:24:VAL:HA	25:BD:189:VAL:O	2.14	0.47
53:CA:888:G:H4'	53:CA:1488:G:O2'	2.15	0.47
53:CA:529:G:O6	12:CL:45:ASN:HA	2.14	0.47
55:CM:75:SER:C	55:CM:77:LYS:H	2.17	0.47
22:BA:211:C:O2'	22:BA:212:G:H5'	2.14	0.47
40:DS:22:ASP:HA	40:DS:25:ARG:NH1	2.29	0.47
1:AA:128:G:O2'	1:AA:129:A:H5'	2.14	0.47
22:DA:2376:A:H1'	36:DO:99:TYR:CZ	2.50	0.47
40:DS:79:GLY:HA3	40:DS:100:THR:OG1	2.14	0.47
22:DA:2557:G:H2'	22:DA:2558:C:C6	2.49	0.47
9:CI:128:LYS:O	9:CI:129:ARG:HB2	2.14	0.47
56:CP:41:PRO:O	56:CP:42:ILE:HD13	2.14	0.47
22:BA:813:U:H2'	22:BA:814:C:C6	2.50	0.47
22:DA:2832:U:H5''	22:DA:2834:G:H5'	1.95	0.47

*Continued on next page...*



*Continued from previous page...*

Atom-1	Atom-2	Distance(Å)	Clash(Å)
27:BF:142:TYR:O	27:BF:145:VAL:HG22	2.14	0.47
22:BA:2:G:O2'	22:BA:3:U:H5'	2.14	0.47
39:BR:75:VAL:HG22	39:BR:86:GLN:HG2	1.97	0.47
22:DA:364:C:H2'	22:DA:365:U:O4'	2.13	0.47
49:D1:16:THR:CG2	49:D1:42:VAL:HG23	2.45	0.47
26:DE:144:GLU:O	26:DE:145:ASP:C	2.53	0.47
2:CB:104:LYS:N	2:CB:104:LYS:HD2	2.29	0.47
57:DB:23:G:N2	57:DB:61:G:C2	2.83	0.47
1:AA:1080:A:OP1	5:AE:51:LYS:HE3	2.14	0.47
45:BX:44:ARG:HG2	45:BX:45:PHE:N	2.28	0.47
22:BA:904:G:N3	22:BA:905:A:N7	2.61	0.47
57:DB:11:C:H2'	57:DB:15:A:N6	2.30	0.47
22:DA:1532:A:C5	22:DA:1533:C:C4	3.03	0.47
22:BA:2364:C:OP1	44:BW:54:ARG:HD2	2.14	0.47
37:BP:50:ARG:HD3	37:BP:56:SER:CB	2.33	0.47
25:BD:182:ALA:O	25:BD:183:GLU:C	2.53	0.47
53:CA:1133:G:C2	53:CA:1142:G:C5	3.03	0.47
53:CA:1276:G:H21	53:CA:1282:C:H1'	1.78	0.47
22:DA:1731:G:C2	22:DA:1733:G:N7	2.83	0.47
44:DW:8:SER:O	44:DW:9:THR:CB	2.62	0.47
24:DC:17:LYS:HD3	24:DC:18:VAL:N	2.29	0.47
22:BA:271:G:C6	22:BA:367:G:C6	3.02	0.47
22:DA:1069:A:C2	22:DA:1097:U:OP1	2.68	0.47
22:DA:1066:U:H3	22:DA:1069:A:P	2.38	0.47
22:DA:1073:A:OP2	22:DA:1073:A:H4'	2.15	0.47
1:AA:15:G:C6	1:AA:16:A:C5	3.02	0.47
52:D4:8:LYS:HA	52:D4:16:ILE:HD11	1.96	0.47
22:BA:2026:U:H2'	22:BA:2027:G:O4'	2.15	0.47
25:BD:107:VAL:H	25:BD:206:ALA:H	1.63	0.47
39:BR:38:VAL:HG11	39:BR:59:ILE:HG13	1.97	0.47
39:BR:49:ILE:C	39:BR:51:VAL:O	2.53	0.47
22:BA:163:C:O2'	22:BA:164:C:O5'	2.32	0.47
53:CA:220:G:O2'	53:CA:221:C:H5'	2.15	0.47
35:DN:22:ARG:O	35:DN:22:ARG:HG2	2.14	0.47
53:CA:973:G:H2'	53:CA:974:A:H2'	1.95	0.47
53:CA:986:U:H2'	53:CA:987:G:H8	1.77	0.47
14:CN:30:ILE:O	14:CN:40:ARG:HA	2.14	0.47
22:DA:478:A:N6	22:DA:480:A:C6	2.82	0.47
22:BA:242:G:O2'	51:B3:5:THR:HG23	2.14	0.47
4:CD:29:THR:C	4:CD:30:LYS:HD3	2.34	0.47
28:DG:91:VAL:N	28:DG:93:TYR:CD2	2.83	0.47
53:CA:990:C:O2'	53:CA:991:U:O4'	2.30	0.47

*Continued on next page...*



*Continued from previous page...*

Atom-1	Atom-2	Distance(Å)	Clash(Å)
37:BP:87:ARG:NH2	37:BP:111:GLU:HG3	2.30	0.47
22:BA:2502:G:C5'	22:BA:2503:A:O5'	2.62	0.47
35:DN:99:LYS:O	48:D0:41:HIS:HB2	2.15	0.47
48:D0:54:ILE:HG13	48:D0:55:ALA:H	1.80	0.47
22:DA:425:G:H2'	22:DA:426:C:H6	1.80	0.47
12:AL:54:VAL:HG21	12:AL:79:ILE:HD11	1.95	0.47
22:DA:614:A:H4'	22:DA:616:A:N7	2.30	0.47
22:DA:608:A:C6	22:DA:621:A:C8	3.03	0.47
22:DA:657:U:H2'	22:DA:658:U:H6	1.80	0.47
22:DA:1655:A:C6	22:DA:1656:C:C2	3.01	0.47
22:DA:1262:A:C6	22:DA:1263:U:C2	3.03	0.47
31:BJ:111:LYS:HE2	31:BJ:114:LEU:HB3	1.97	0.47
28:BG:104:LEU:HB2	28:BG:112:VAL:HG21	1.96	0.47
4:AD:68:GLU:O	4:AD:72:ARG:HG2	2.15	0.47
2:AB:66:ILE:HB	2:AB:88:GLN:CB	2.37	0.47
22:BA:1142:A:C4	22:BA:1144:A:C8	3.03	0.47
22:DA:2286:G:H4'	22:DA:2287:A:N9	2.29	0.47
24:DC:78:GLU:OE2	24:DC:94:LEU:HD22	2.15	0.47
22:DA:2053:G:O2'	22:DA:2054:A:H5'	2.15	0.47
53:CA:255:G:O3'	17:CQ:18:LYS:HD2	2.15	0.47
22:DA:2699:C:H2'	22:DA:2700:A:H8	1.78	0.47
1:AA:206:C:H2'	1:AA:207:C:C4'	2.44	0.47
1:AA:672:U:H2'	1:AA:673:A:C8	2.50	0.47
36:DO:31:THR:HG23	36:DO:34:HIS:O	2.14	0.47
4:AD:98:ASP:CB	4:AD:114:ARG:HG2	2.45	0.47
22:DA:1734:G:C2'	22:DA:1735:A:C8	2.94	0.47
22:DA:1736:U:H2'	22:DA:1737:G:O4'	2.14	0.47
21:CU:39:LYS:H	21:CU:40:PRO:CD	2.26	0.47
32:BK:85:VAL:CG1	32:BK:115:ILE:HD11	2.42	0.47
38:DQ:23:TYR:HB2	38:DQ:28:SER:HB3	1.97	0.47
30:BI:60:VAL:HG22	30:BI:66:PHE:CB	2.45	0.47
22:DA:2846:G:OP1	37:DP:51:ASN:HB2	2.13	0.47
28:BG:4:ALA:HB2	28:BG:65:GLY:HA2	1.96	0.47
55:CM:18:LEU:N	55:CM:18:LEU:HD12	2.30	0.47
53:CA:158:G:C5	53:CA:164:G:C6	3.03	0.47
22:DA:1519:G:N3	22:DA:1519:G:H2'	2.29	0.47
40:BS:45:VAL:HG22	40:BS:46:LEU:N	2.28	0.47
31:BJ:37:ARG:HA	31:BJ:118:MET:CE	2.45	0.47
21:AU:36:PHE:CD1	21:AU:39:LYS:HB3	2.45	0.47
22:DA:2899:A:H2'	22:DA:2900:A:C8	2.49	0.47
15:CO:39:GLN:OE1	22:DA:716:A:C1'	2.60	0.47
1:AA:1201:A:C1'	1:AA:1202:U:OP2	2.61	0.47

*Continued on next page...*

*Continued from previous page...*

Atom-1	Atom-2	Distance(Å)	Clash(Å)
33:DL:17:LYS:CE	33:DL:19:LEU:HD13	2.45	0.47
22:BA:877:A:C6	22:BA:899:A:C6	3.03	0.47
53:CA:340:U:C2	53:CA:350:G:N2	2.83	0.47
22:BA:1747:U:H2'	22:BA:1748:C:H6	1.75	0.47
1:AA:556:C:H2'	1:AA:557:G:O4'	2.15	0.47
22:DA:1364:G:C8	45:DX:1:SER:HB2	2.49	0.47
24:DC:224:MET:SD	24:DC:229:HIS:CB	3.02	0.47
31:DJ:57:LEU:HD21	31:DJ:128:ASN:HA	1.97	0.47
32:BK:108:ARG:HG3	32:BK:108:ARG:HH11	1.80	0.47
54:CG:59:GLU:HG3	54:CG:60:ALA:H	1.78	0.47
29:DH:99:ILE:HG22	29:DH:100:ALA:N	2.30	0.47
53:CA:28:A:H2'	53:CA:29:U:O4'	2.15	0.47
22:DA:1649:G:C6	22:DA:2009:A:C6	3.03	0.47
1:AA:1039:G:O2'	1:AA:1040:U:H5'	2.14	0.47
22:BA:976:G:C2	22:BA:977:G:C8	3.02	0.47
42:BU:85:ARG:HA	42:BU:91:LYS:O	2.15	0.47
54:CG:75:LYS:CE	54:CG:76:SER:H	2.26	0.47
22:BA:2820:A:HO2'	22:BA:2821:A:P	2.38	0.47
22:BA:2211:A:OP2	22:BA:2211:A:H4'	2.15	0.47
1:AA:184:G:O2'	1:AA:185:U:H6	1.97	0.47
1:AA:195:A:O2'	1:AA:196:A:H5'	2.14	0.47
22:DA:1572:A:H2'	22:DA:1573:G:H8	1.79	0.47
22:BA:2058:A:H5''	22:BA:2059:A:OP2	2.14	0.47
10:AJ:18:ILE:CG2	10:AJ:72:ARG:HE	2.28	0.47
22:BA:483:A:C8	22:BA:484:C:C5	3.02	0.47
22:BA:1371:G:O2'	22:BA:1372:U:H5'	2.14	0.47
53:CA:484:G:C4'	53:CA:485:U:O5'	2.63	0.47
22:BA:494:G:H4'	40:BS:6:LYS:O	2.15	0.47
27:BF:114:ARG:HD2	27:BF:114:ARG:N	2.30	0.47
1:AA:58:C:O2'	1:AA:59:A:H5'	2.15	0.47
41:DT:63:VAL:HG21	41:DT:80:TRP:CE2	2.50	0.47
22:DA:1411:U:H2'	22:DA:1412:U:C6	2.49	0.47
1:AA:1262:C:N4	1:AA:1274:A:C2	2.83	0.47
22:BA:745:G:C2'	22:BA:746:U:H5'	2.45	0.47
26:DE:44:ARG:H	26:DE:89:PRO:HA	1.79	0.47
1:AA:244:U:O4	1:AA:906:A:H1'	2.14	0.47
22:DA:519:U:H5''	40:DS:25:ARG:NH2	2.30	0.47
22:DA:2547:A:C2	22:DA:2562:U:C2	3.03	0.47
2:AB:103:TRP:NE1	2:AB:150:ILE:HD11	2.29	0.47
17:AQ:74:LEU:HD13	17:AQ:74:LEU:C	2.35	0.47
25:BD:139:SER:HA	25:BD:142:VAL:CG1	2.45	0.47
26:DE:79:ARG:CG	26:DE:80:SER:H	2.27	0.47

*Continued on next page...*

*Continued from previous page...*

Atom-1	Atom-2	Distance(Å)	Clash(Å)
53:CA:358:U:H2'	53:CA:359:G:C8	2.49	0.47
17:CQ:45:VAL:HG11	17:CQ:60:ILE:CG2	2.45	0.47
42:BU:15:GLY:O	42:BU:17:ASP:N	2.42	0.47
33:DL:9:ALA:HB3	33:DL:12:SER:CB	2.44	0.47
53:CA:57:G:H2'	53:CA:58:C:C6	2.50	0.47
34:DM:15:GLY:O	34:DM:16:ARG:HB3	2.15	0.47
31:DJ:123:LYS:HG2	31:DJ:132:HIS:NE2	2.29	0.47
28:BG:174:LYS:HE2	28:BG:176:LYS:OXT	2.15	0.47
58:DF:58:ALA:HB1	58:DF:139:GLU:CG	2.45	0.47
22:BA:1152:C:H3'	62:BA:3357:HOH:O	2.15	0.47
34:DM:76:LYS:O	34:DM:77:PRO:O	2.32	0.47
3:CC:46:LEU:HD22	3:CC:75:VAL:HG22	1.96	0.47
25:DD:175:LEU:HB3	25:DD:176:ASP:H	1.54	0.47
26:BE:72:SER:C	26:BE:74:LYS:H	2.17	0.47
1:AA:641:U:H4'	8:AH:106:SER:O	2.15	0.47
1:AA:929:G:C6	1:AA:930:C:C4	3.02	0.47
55:CM:87:GLY:O	55:CM:91:ARG:HD2	2.14	0.47
11:AK:116:PRO:C	11:AK:118:ASN:H	2.17	0.47
22:BA:2884:U:H2'	22:BA:2885:G:C8	2.49	0.47
23:BB:112:G:H2'	23:BB:113:C:C6	2.50	0.47
42:BU:60:LYS:HA	42:BU:60:LYS:HD2	1.63	0.47
22:BA:591:U:H1'	51:B3:1:PRO:H3	1.79	0.47
3:AC:63:ILE:O	3:AC:98:ALA:HA	2.14	0.47
1:AA:628:G:H2'	1:AA:629:A:C8	2.50	0.47
18:AR:33:THR:CG2	18:AR:37:LYS:HB2	2.44	0.47
22:DA:2079:U:O2'	45:DX:22:ASN:ND2	2.47	0.47
7:AG:129:ASN:HA	7:AG:134:VAL:HG11	1.97	0.47
22:DA:1153:C:H2'	22:DA:1154:G:C8	2.50	0.47
21:CU:23:GLU:HA	21:CU:27:VAL:HG23	1.96	0.47
22:DA:1462:C:C1'	22:DA:2702:G:H21	2.27	0.47
8:CH:80:PRO:HA	8:CH:83:ARG:HE	1.79	0.47
22:BA:374:A:C2	22:BA:401:A:C4	3.03	0.47
22:DA:653:U:H2'	22:DA:653:U:O2	2.14	0.47
56:CP:7:ALA:O	56:CP:17:TYR:HA	2.13	0.47
22:BA:1609:A:H5''	62:BA:3635:HOH:O	2.14	0.47
22:BA:996:A:C2	22:BA:997:G:C8	3.02	0.47
22:DA:1314:C:OP1	22:DA:1332:G:OP1	2.33	0.47
22:DA:2385:C:O2'	22:DA:2386:A:H8	1.98	0.47
22:DA:297:G:H5''	42:DU:84:PHE:CB	2.40	0.47
10:CJ:44:THR:HG23	10:CJ:70:HIS:CG	2.49	0.47
38:DQ:87:VAL:CG1	38:DQ:88:GLU:H	2.26	0.47
22:DA:249:C:O2'	22:DA:250:G:OP2	2.31	0.47

*Continued on next page...*

*Continued from previous page...*

Atom-1	Atom-2	Distance(Å)	Clash(Å)
22:DA:185:G:H2'	22:DA:186:G:H8	1.78	0.47
22:DA:432:A:H2'	22:DA:433:C:O4'	2.15	0.47
22:DA:1211:C:H5''	22:DA:1212:G:C8	2.50	0.47
5:CE:76:ASN:HA	5:CE:76:ASN:HD22	1.57	0.47
53:CA:985:C:N4	53:CA:986:U:O4	2.47	0.47
22:DA:309:A:N3	22:DA:329:G:H1'	2.30	0.47
22:DA:2309:A:H3'	22:DA:2310:C:C6	2.50	0.47
22:DA:28:A:C6	22:DA:29:U:C2	3.02	0.47
48:D0:5:ASN:HD22	48:D0:6:LYS:N	2.13	0.47
22:DA:743:A:O2'	22:DA:744:U:H5'	2.15	0.47
53:CA:1172:C:HO2'	53:CA:1173:U:H5'	1.78	0.47
33:BL:55:MET:CE	33:BL:56:PRO:HD3	2.44	0.47
2:AB:66:ILE:CG1	2:AB:220:VAL:HG11	2.45	0.47
22:DA:1416:G:C6	22:DA:1417:C:C4	3.03	0.47
22:DA:2285:C:C2'	22:DA:2286:G:H5''	2.42	0.47
22:BA:2152:G:H2'	22:BA:2153:C:O4'	2.14	0.47
5:AE:83:PRO:HB3	5:AE:96:GLN:HE22	1.76	0.47
11:AK:26:PHE:CE1	11:AK:88:PRO:HG2	2.50	0.47
11:AK:22:ILE:HD11	11:AK:85:VAL:HG22	1.97	0.47
5:CE:21:SER:OG	5:CE:28:ARG:HG3	2.15	0.47
45:BX:67:LEU:O	45:BX:69:GLU:O	2.32	0.47
53:CA:1342:C:H2'	53:CA:1343:G:C8	2.50	0.47
7:AG:112:ASP:HB2	7:AG:118:ARG:HG3	1.96	0.47
4:AD:25:ARG:O	4:AD:26:ALA:HB2	2.15	0.47
24:DC:264:LYS:HG3	24:DC:265:PHE:CD2	2.50	0.47
46:BY:14:LEU:HD13	46:BY:17:GLU:HG2	1.95	0.47
22:BA:1386:C:H2'	22:BA:1387:A:C8	2.49	0.47
30:BI:40:ALA:HB3	30:BI:68:PHE:CE1	2.50	0.47
22:DA:981:A:H5''	22:DA:982:C:OP2	2.15	0.47
40:BS:20:VAL:HG11	40:BS:44:ALA:HA	1.97	0.47
32:BK:13:ASN:O	32:BK:15:GLY:N	2.48	0.47
32:BK:43:ILE:N	32:BK:43:ILE:HD13	2.29	0.47
9:CI:11:ARG:HH22	9:CI:108:ARG:NH2	2.13	0.47
35:BN:20:MET:CG	35:BN:21:PHE:N	2.78	0.47
24:BC:159:THR:HA	24:BC:176:ARG:HD3	1.97	0.47
53:CA:1070:U:H2'	53:CA:1071:C:H6	1.79	0.47
13:AM:10:ASP:OD1	13:AM:11:HIS:N	2.33	0.47
53:CA:1372:U:C5'	9:CI:71:ILE:HD11	2.45	0.47
53:CA:71:A:C8	53:CA:100:G:C2	3.03	0.47
31:DJ:56:VAL:HG22	31:DJ:124:VAL:HA	1.97	0.47
22:BA:2406:A:OP2	22:BA:2406:A:H2'	2.15	0.47
1:AA:604:G:H2'	1:AA:605:U:O4'	2.15	0.47

*Continued on next page...*

*Continued from previous page...*

Atom-1	Atom-2	Distance(Å)	Clash(Å)
32:BK:121:GLU:O	32:BK:122:VAL:C	2.53	0.47
20:CT:49:ALA:O	20:CT:52:GLU:HB3	2.15	0.47
19:AS:43:MET:HE2	19:AS:48:ILE:HG12	1.96	0.47
12:CL:72:ASN:ND2	12:CL:72:ASN:H	2.13	0.47
1:AA:186:C:H4'	20:AT:75:LYS:HG3	1.97	0.47
53:CA:183:C:H2'	53:CA:183:C:O2	2.13	0.47
3:AC:22:PHE:CD1	10:AJ:12:ALA:HA	2.50	0.47
53:CA:1481:U:H2'	53:CA:1482:G:H8	1.79	0.47
22:BA:2808:G:C2	22:BA:2891:U:C6	3.03	0.47
53:CA:740:U:O2'	15:CO:51:SER:HB3	2.15	0.47
22:BA:2316:G:H2'	22:BA:2317:A:H8	1.79	0.47
26:DE:44:ARG:HG3	26:DE:44:ARG:HH21	1.80	0.47
4:CD:84:ASN:CG	4:CD:87:GLU:HG3	2.35	0.47
22:DA:2744:G:C4	22:DA:2761:A:C2	3.02	0.47
22:DA:56:A:C2	22:DA:57:C:C2	3.02	0.47
22:DA:406:G:O2'	22:DA:407:G:O5'	2.32	0.47
22:BA:1498:C:O2'	22:BA:1499:C:H6	1.97	0.47
27:BF:21:TYR:CE2	27:BF:27:VAL:HA	2.50	0.47
22:BA:2496:C:OP1	34:BM:82:MET:HB2	2.14	0.47
38:BQ:97:ILE:HD11	38:BQ:105:PHE:N	2.30	0.47
22:BA:646:U:H2'	22:BA:647:G:OP1	2.14	0.47
28:DG:58:ALA:O	28:DG:59:ASP:C	2.53	0.47
22:DA:1668:A:O4'	22:DA:1669:A:C2	2.68	0.47
15:CO:81:ILE:HG22	15:CO:86:LEU:HB2	1.96	0.47
22:BA:2146:C:H4'	22:BA:2147:A:OP1	2.14	0.47
50:B2:36:ALA:C	50:B2:38:GLY:H	2.18	0.47
22:BA:859:G:H8	22:BA:859:G:OP2	1.96	0.47
22:BA:2065:C:H2'	22:BA:2066:C:H6	1.80	0.47
42:BU:53:GLN:N	42:BU:54:PRO:CD	2.77	0.47
37:BP:39:LEU:N	37:BP:39:LEU:HD12	2.28	0.47
41:DT:61:LEU:HD12	41:DT:61:LEU:C	2.36	0.47
58:DF:27:VAL:O	58:DF:27:VAL:HG23	2.15	0.47
29:DH:28:ASN:HA	29:DH:28:ASN:HD22	1.52	0.47
22:DA:1341:G:HO2'	22:DA:1398:C:H5'	1.76	0.47
22:DA:1609:A:C6	22:DA:1616:A:C4	3.03	0.47
57:DB:111:U:H2'	57:DB:112:G:C8	2.50	0.47
40:DS:49:LYS:HZ3	40:DS:49:LYS:HB3	1.80	0.47
53:CA:1279:G:H2'	53:CA:1279:G:N3	2.28	0.47
22:DA:1079:C:N3	22:DA:1088:A:C2	2.82	0.47
22:BA:2280:G:H2'	22:BA:2281:A:H5'	1.96	0.47
53:CA:87:C:H2'	53:CA:88:U:O4'	2.15	0.47
22:DA:76:C:O2'	22:DA:77:G:H8	1.97	0.47

*Continued on next page...*

*Continued from previous page...*

Atom-1	Atom-2	Distance(Å)	Clash(Å)
22:BA:1731:G:C4	22:BA:1733:G:C8	3.03	0.47
39:BR:39:LEU:HD23	39:BR:39:LEU:H	1.80	0.47
5:AE:81:GLN:H	5:AE:81:GLN:CD	2.17	0.47
22:DA:2682:A:O2'	22:DA:2683:C:C6	2.68	0.47
35:DN:28:LEU:HD23	35:DN:29:VAL:N	2.30	0.47
48:D0:37:HIS:CD2	48:D0:43:THR:HG22	2.49	0.47
22:DA:1252:G:C2	38:DQ:32:ARG:HG2	2.50	0.47
22:DA:28:A:O2'	22:DA:29:U:H5'	2.15	0.47
5:CE:39:GLY:HA2	5:CE:45:VAL:HA	1.95	0.47
22:DA:876:C:O2	22:DA:876:C:O4'	2.31	0.47
1:AA:1005:A:C2	1:AA:1006:G:H1'	2.49	0.47
34:BM:47:GLU:O	34:BM:48:ALA:C	2.53	0.47
11:CK:84:MET:HA	11:CK:110:THR:O	2.15	0.47
22:DA:2726:A:HO2'	22:DA:2727:A:C5'	2.27	0.47
2:AB:187:ASP:HB2	2:AB:203:ASP:HB3	1.96	0.47
28:DG:103:ASN:O	28:DG:104:LEU:HD23	2.15	0.47
22:BA:100:U:C4'	22:BA:101:A:O5'	2.60	0.47
34:BM:50:ARG:O	34:BM:53:MET:HB3	2.14	0.47
26:BE:121:VAL:O	26:BE:189:THR:HA	2.15	0.47
22:DA:834:G:H1'	22:DA:2358:A:C2	2.50	0.47
22:DA:2287:A:N7	22:DA:2289:G:C8	2.82	0.47
5:AE:136:VAL:O	5:AE:137:ARG:HB2	2.14	0.47
49:B1:33:LEU:N	49:B1:51:ALA:CB	2.77	0.47
49:B1:8:ILE:CG2	49:B1:9:LYS:N	2.78	0.47
31:DJ:99:ARG:HA	31:DJ:102:GLU:CB	2.40	0.47
14:CN:76:PHE:CE2	14:CN:92:ILE:HD13	2.50	0.47
15:CO:63:ARG:NH2	22:DA:715:A:H5'	2.25	0.47
22:DA:2497:A:O2'	62:DA:3668:HOH:O	2.20	0.47
22:DA:962:G:O2'	22:DA:963:U:C5'	2.63	0.47
22:DA:224:U:OP2	22:DA:408:G:N2	2.48	0.47
31:BJ:37:ARG:HG2	31:BJ:37:ARG:O	2.14	0.47
22:DA:1492:G:H3'	22:DA:1493:C:H5'	1.97	0.47
24:BC:141:HIS:O	24:BC:143:VAL:HG23	2.14	0.47
24:BC:156:SER:O	24:BC:157:ALA:C	2.52	0.47
9:CI:38:PHE:CE2	9:CI:71:ILE:HG22	2.50	0.47
31:BJ:30:THR:HG22	31:BJ:31:GLU:N	2.28	0.47
22:DA:2403:C:H2'	22:DA:2404:U:H6	1.80	0.47
43:DV:41:GLU:HG2	43:DV:42:LEU:N	2.30	0.47
5:AE:38:VAL:HG22	5:AE:66:ALA:HB1	1.96	0.47
22:DA:822:G:O6	22:DA:943:A:C2	2.64	0.47
22:BA:1539:U:C2	22:BA:1540:G:C8	3.03	0.47
40:DS:96:ILE:HG12	40:DS:96:ILE:O	2.14	0.47

*Continued on next page...*

*Continued from previous page...*

Atom-1	Atom-2	Distance(Å)	Clash(Å)
10:AJ:18:ILE:HG23	10:AJ:72:ARG:HE	1.80	0.47
34:BM:71:LYS:HD3	34:BM:95:LEU:HD13	1.96	0.47
41:DT:7:LEU:O	41:DT:10:VAL:HG13	2.15	0.47
22:DA:2376:A:H2	36:DO:92:PHE:HD2	1.63	0.47
22:BA:1290:C:H2'	22:BA:1291:C:C6	2.50	0.47
22:DA:405:U:H3'	22:DA:406:G:C5'	2.44	0.47
1:AA:1511:G:C5	1:AA:1512:U:C5	3.02	0.47
5:CE:33:THR:HG1	5:CE:49:TYR:HH	1.62	0.47
53:CA:1406:U:C2'	53:CA:1407:C:H5'	2.45	0.47
38:BQ:97:ILE:HD11	38:BQ:105:PHE:CA	2.45	0.47
22:BA:1669:A:H5''	22:BA:1670:C:OP2	2.15	0.47
27:BF:3:LEU:HD23	27:BF:100:GLU:HB2	1.96	0.47
41:DT:64:LYS:HA	41:DT:79:ASP:OD1	2.15	0.47
53:CA:420:U:C2'	53:CA:421:U:H5''	2.44	0.47
1:AA:1464:U:O2'	1:AA:1465:A:H5'	2.15	0.47
3:CC:91:ALA:HB2	3:CC:98:ALA:HB3	1.96	0.47
1:AA:1486:G:H2'	1:AA:1487:G:O4'	2.15	0.47
18:CR:44:THR:OG1	18:CR:46:THR:HG22	2.15	0.47
22:DA:2033:A:H2'	22:DA:2033:A:OP1	2.14	0.47
43:DV:14:LYS:HG3	43:DV:18:ARG:HD2	1.97	0.47
22:DA:795:C:O5'	22:DA:795:C:H6	1.97	0.47
1:AA:436:C:O2'	1:AA:437:U:H5'	2.15	0.47
22:DA:1765:U:O2'	22:DA:1766:G:H5'	2.15	0.47
1:AA:809:G:C6	1:AA:810:C:C5	3.03	0.47
22:DA:597:G:H2'	22:DA:598:U:O4'	2.15	0.47
53:CA:1175:G:H2'	53:CA:1176:A:C8	2.49	0.47
38:BQ:57:ARG:HA	38:BQ:60:TRP:CE3	2.50	0.47
38:BQ:89:ILE:O	38:BQ:90:ASP:HB2	2.15	0.47
22:DA:1313:U:OP2	22:DA:1314:C:C5	2.68	0.47
22:BA:902:C:HO2'	22:BA:903:C:H5'	1.76	0.47
31:DJ:45:THR:HG21	31:DJ:50:THR:HG23	1.96	0.47
6:AF:92:THR:O	6:AF:93:LYS:HG2	2.14	0.47
44:DW:36:ILE:HG22	44:DW:39:GLN:HB2	1.97	0.47
22:BA:2354:C:H4'	44:BW:31:LEU:HD22	1.97	0.47
22:DA:1021:A:H2'	22:DA:1022:G:H4'	1.95	0.47
22:DA:112:U:H5'	46:DY:58:ASN:HD21	1.79	0.47
22:DA:78:U:C2'	22:DA:79:C:H5'	2.45	0.47
41:BT:32:LEU:O	41:BT:83:ALA:HB2	2.15	0.47
5:AE:112:ALA:O	5:AE:113:VAL:C	2.53	0.47
5:AE:110:MET:N	5:AE:113:VAL:HG13	2.28	0.47
22:BA:1733:G:N3	22:BA:1734:G:C8	2.83	0.47
53:CA:765:G:C5	53:CA:812:G:C6	3.03	0.47

*Continued on next page...*



*Continued from previous page...*

Atom-1	Atom-2	Distance(Å)	Clash(Å)
22:DA:1208:C:O2'	22:DA:1209:U:H5'	2.15	0.47
22:DA:309:A:H1'	22:DA:329:G:N3	2.30	0.47
22:DA:744:U:H2'	22:DA:745:G:O5'	2.15	0.47
22:DA:2749:A:P	22:DA:2750:A:H3'	2.55	0.47
22:DA:2416:C:N4	22:DA:2417:C:N4	2.62	0.47
22:BA:1791:A:H5''	24:BC:204:LEU:HD23	1.97	0.47
23:BB:90:C:H6	23:BB:90:C:C5'	2.21	0.47
22:BA:2148:G:O2'	22:BA:2149:U:C4'	2.63	0.47
22:DA:589:U:O2'	22:DA:590:A:OP2	2.23	0.47
32:BK:113:MET:SD	32:BK:116:ILE:HD11	2.54	0.47
5:CE:14:LEU:HD13	5:CE:59:ILE:HD12	1.97	0.47
36:DO:71:ALA:CB	36:DO:102:ARG:HB3	2.44	0.47
31:DJ:17:VAL:HG23	31:DJ:137:PRO:CB	2.40	0.47
1:AA:1168:U:H4'	1:AA:1169:A:OP2	2.15	0.47
24:BC:104:LEU:O	24:BC:105:ALA:CB	2.57	0.47
4:CD:32:LYS:O	4:CD:33:ILE:HG22	2.14	0.47
22:BA:1469:A:H2'	22:BA:1470:A:H8	1.78	0.47
22:DA:983:A:N6	22:DA:984:A:C2	2.83	0.47
1:AA:1521:C:C2	1:AA:1522:U:C5	3.03	0.47
9:CI:106:ASP:N	9:CI:106:ASP:OD1	2.48	0.47
3:AC:10:ARG:O	3:AC:11:LEU:C	2.53	0.47
29:BH:50:ARG:O	29:BH:54:LEU:HB2	2.14	0.47
45:BX:52:ALA:O	45:BX:53:LYS:HB3	2.15	0.47
22:BA:1415:U:O2	22:BA:1415:U:C2'	2.61	0.47
22:BA:973:A:H5'	22:BA:1188:U:H1'	1.95	0.47
22:BA:1857:G:N2	22:BA:1884:G:O2'	2.47	0.47
1:AA:131:A:H2'	1:AA:132:C:C6	2.50	0.47
53:CA:695:A:C6	53:CA:696:A:C2	3.02	0.47
15:AO:23:SER:O	15:AO:24:THR:C	2.53	0.47
58:DF:19:PHE:HB3	58:DF:21:TYR:CE2	2.50	0.47
11:AK:107:THR:HG22	11:AK:108:ASN:ND2	2.30	0.47
56:CP:48:GLU:CD	56:CP:51:ARG:HE	2.19	0.47
22:DA:1356:G:C6	22:DA:1376:C:N3	2.83	0.47
22:DA:1570:A:O5'	22:DA:1570:A:H8	1.98	0.47
22:BA:6:A:O2'	22:BA:7:G:H5'	2.15	0.47
22:DA:2869:G:H2'	22:DA:2870:C:O4'	2.15	0.47
28:BG:33:THR:N	28:BG:34:ARG:NH1	2.63	0.47
53:CA:369:G:OP2	53:CA:388:G:N1	2.46	0.47
1:AA:1142:G:H2'	1:AA:1143:G:O4'	2.14	0.47
37:DP:86:LYS:HA	37:DP:86:LYS:NZ	2.30	0.47
22:BA:2516:A:O2'	22:BA:2517:C:H5'	2.15	0.47
22:BA:417:C:O2'	22:BA:418:C:H5'	2.15	0.47

*Continued on next page...*

*Continued from previous page...*

Atom-1	Atom-2	Distance(Å)	Clash(Å)
22:DA:404:A:N3	22:DA:406:G:C6	2.83	0.47
28:DG:154:GLU:O	28:DG:156:TYR:N	2.48	0.47
5:CE:17:VAL:HG13	5:CE:17:VAL:O	2.15	0.47
4:CD:204:SER:HB2	5:CE:105:ILE:HD11	1.97	0.47
33:BL:127:VAL:HG11	33:BL:142:ILE:HD13	1.97	0.47
22:BA:2698:U:H2'	22:BA:2699:C:C6	2.50	0.47
49:D1:16:THR:CG2	49:D1:41:VAL:HB	2.44	0.47
22:DA:2406:A:C2	33:DL:69:ARG:NH2	2.83	0.47
22:BA:204:A:H4'	22:BA:205:G:OP1	2.16	0.47
22:BA:657:U:H2'	22:BA:658:U:C6	2.50	0.47
32:DK:100:PHE:N	32:DK:100:PHE:CD1	2.82	0.47
46:DY:30:MET:O	46:DY:30:MET:SD	2.73	0.47
2:CB:71:THR:O	2:CB:72:LYS:C	2.53	0.47
22:BA:2186:G:C6	22:BA:2187:U:C2	3.02	0.47
4:CD:106:PHE:CD1	4:CD:106:PHE:N	2.77	0.47
22:BA:2801:G:H2'	22:BA:2802:G:H8	1.80	0.46
22:DA:2344:U:H2'	49:D1:35:LEU:O	2.14	0.46
31:DJ:43:GLU:CG	31:DJ:43:GLU:O	2.63	0.46
57:DB:58:A:C8	57:DB:59:A:N7	2.83	0.46
22:DA:1534:U:H2'	22:DA:1536:C:O2	2.15	0.46
54:CG:29:LEU:O	54:CG:30:MET:O	2.33	0.46
53:CA:1279:G:H2'	10:CJ:45:ARG:NH2	2.29	0.46
41:BT:39:THR:CG2	41:BT:39:THR:O	2.63	0.46
41:BT:48:GLN:HB2	41:BT:49:LYS:HE3	1.95	0.46
32:DK:62:VAL:HG12	32:DK:63:VAL:N	2.30	0.46
22:DA:185:G:C4	22:DA:212:G:N2	2.83	0.46
53:CA:86:G:O2'	53:CA:87:C:O5'	2.33	0.46
39:BR:48:LYS:CD	39:BR:48:LYS:H	2.20	0.46
22:DA:1115:G:H2'	22:DA:1116:G:H8	1.80	0.46
22:DA:1039:A:N6	22:DA:1117:C:N4	2.62	0.46
5:CE:79:THR:HG23	5:CE:81:GLN:H	1.79	0.46
53:CA:1217:C:O2'	53:CA:1218:C:H5'	2.15	0.46
53:CA:962:C:H2'	53:CA:963:G:H8	1.79	0.46
53:CA:703:G:H4'	53:CA:704:A:H5'	1.97	0.46
1:AA:1046:A:C2'	1:AA:1047:G:O5'	2.64	0.46
22:DA:201:C:C4	22:DA:202:U:C5	3.03	0.46
22:DA:425:G:C2	22:DA:426:C:C4	3.03	0.46
22:DA:1997:C:P	25:DD:129:THR:HG1	2.37	0.46
22:DA:2210:U:H4'	22:DA:2211:A:O5'	2.15	0.46
2:AB:70:GLY:HA2	2:AB:163:ILE:HG22	1.97	0.46
22:BA:683:U:H2'	22:BA:684:G:O5'	2.15	0.46
17:AQ:11:VAL:HG12	17:AQ:12:VAL:HG12	1.96	0.46

*Continued on next page...*

*Continued from previous page...*

Atom-1	Atom-2	Distance(Å)	Clash(Å)
28:BG:36:LEU:N	28:BG:36:LEU:HD22	2.29	0.46
22:BA:782:A:H4'	22:BA:783:A:O5'	2.15	0.46
13:AM:106:ARG:HH12	13:AM:109:LYS:HD3	1.79	0.46
27:BF:134:GLN:HE21	27:BF:134:GLN:H	1.63	0.46
49:B1:3:GLY:C	49:B1:5:ARG:H	2.17	0.46
22:DA:2571:U:O4	22:DA:2574:G:C8	2.68	0.46
1:AA:405:U:O2'	1:AA:498:A:C8	2.65	0.46
1:AA:77:A:N6	1:AA:90:C:C5	2.83	0.46
7:AG:114:SER:HB3	7:AG:117:LEU:CG	2.40	0.46
26:BE:146:VAL:CG1	26:BE:185:LYS:HB2	2.46	0.46
24:BC:90:ILE:HG21	24:BC:102:TYR:CD1	2.50	0.46
22:DA:2600:A:C6	22:DA:2601:C:N4	2.84	0.46
53:CA:428:G:H4'	53:CA:429:U:OP1	2.14	0.46
9:AI:44:ARG:HG3	9:AI:45:MET:HE1	1.98	0.46
32:BK:5:GLN:O	32:BK:21:CYS:HB3	2.15	0.46
25:BD:108:ASP:OD2	25:BD:173:GLN:HA	2.14	0.46
1:AA:112:G:C5	1:AA:330:C:N4	2.83	0.46
10:AJ:87:LEU:HD13	10:AJ:88:MET:N	2.30	0.46
24:BC:211:ARG:HD2	24:BC:211:ARG:HA	1.49	0.46
45:BX:10:ARG:HB2	45:BX:11:PRO:CD	2.44	0.46
9:CI:26:LYS:O	9:CI:62:LEU:HB2	2.14	0.46
22:DA:85:G:C6	22:DA:98:G:C2	3.02	0.46
22:DA:84:A:H2	22:DA:98:G:N3	2.13	0.46
22:BA:1943:U:O2	22:BA:1943:U:O5'	2.33	0.46
1:AA:751:U:H4'	15:AO:23:SER:HA	1.97	0.46
10:AJ:8:ILE:O	10:AJ:73:LEU:O	2.33	0.46
1:AA:116:A:H2'	1:AA:117:G:C8	2.50	0.46
22:DA:1594:U:H2'	22:DA:1595:C:H6	1.79	0.46
22:BA:2478:A:H2'	22:BA:2479:U:H5'	1.98	0.46
1:AA:224:U:O2'	1:AA:225:C:H5'	2.14	0.46
22:DA:1352:U:C5	22:DA:1377:G:O6	2.68	0.46
22:DA:684:G:H5'	50:D2:16:HIS:NE2	2.31	0.46
53:CA:313:A:H2'	53:CA:314:C:H6	1.80	0.46
22:BA:2015:A:C2'	22:BA:2016:U:H5'	2.45	0.46
10:AJ:17:LEU:C	10:AJ:17:LEU:HD23	2.36	0.46
31:DJ:95:ARG:O	31:DJ:96:ARG:C	2.53	0.46
53:CA:791:G:C5	53:CA:792:A:N7	2.83	0.46
33:DL:48:ARG:HG3	33:DL:48:ARG:NH1	2.30	0.46
27:BF:47:LYS:HZ3	27:BF:47:LYS:HB3	1.78	0.46
25:DD:39:ASP:CG	25:DD:40:LEU:H	2.18	0.46
22:DA:2760:C:O2	22:DA:2760:C:H2'	2.14	0.46
54:CG:17:PHE:HB2	54:CG:43:TYR:OH	2.15	0.46

*Continued on next page...*

*Continued from previous page...*

Atom-1	Atom-2	Distance(Å)	Clash(Å)
12:CL:6:LEU:HB3	17:CQ:33:TYR:CZ	2.51	0.46
30:DI:20:SER:OG	30:DI:25:PRO:HG2	2.15	0.46
23:BB:61:G:C5	23:BB:62:C:C5	3.03	0.46
58:DF:4:HIS:CE1	58:DF:96:TRP:CZ2	3.03	0.46
22:BA:2868:A:C6	22:BA:2869:G:C6	3.03	0.46
20:AT:54:GLN:N	20:AT:55:PRO:HD2	2.30	0.46
28:BG:93:TYR:O	28:BG:105:SER:O	2.33	0.46
6:AF:25:TYR:CE1	6:AF:78:PHE:HE2	2.33	0.46
4:CD:39:GLN:C	4:CD:41:GLY:H	2.17	0.46
22:BA:1916:A:H8	22:BA:1916:A:O5'	1.98	0.46
37:BP:12:MET:HB3	37:BP:12:MET:HE2	1.66	0.46
30:BI:18:ASN:ND2	30:BI:38:CYS:HB3	2.29	0.46
9:CI:80:HIS:O	9:CI:84:ARG:HB2	2.15	0.46
57:DB:69:G:C6	57:DB:70:C:C2	3.03	0.46
45:DX:29:LEU:HB2	45:DX:30:PRO:CD	2.44	0.46
44:BW:16:GLU:O	44:BW:17:ALA:HB3	2.16	0.46
41:BT:39:THR:CB	41:BT:42:GLU:HB2	2.31	0.46
41:BT:38:ALA:HB1	41:BT:43:ILE:HG21	1.97	0.46
22:DA:58:G:N3	22:DA:73:A:H2	2.13	0.46
22:BA:812:C:H1'	22:BA:1250:G:N2	2.29	0.46
53:CA:1272:G:H2'	53:CA:1273:C:H5'	1.97	0.46
53:CA:960:U:O2	53:CA:960:U:H2'	2.15	0.46
22:DA:2654:A:N6	22:DA:2667:C:H41	2.14	0.46
22:DA:2843:G:C2	22:DA:2875:C:N3	2.83	0.46
39:BR:2:TYR:CE1	39:BR:42:ALA:HB3	2.51	0.46
22:DA:26:G:C6	22:DA:27:G:N1	2.83	0.46
24:BC:247:TRP:C	24:BC:249:VAL:H	2.19	0.46
22:DA:744:U:C2'	22:DA:745:G:O5'	2.63	0.46
51:D3:33:THR:CG2	51:D3:34:LYS:H	2.28	0.46
38:BQ:4:LYS:HZ3	38:BQ:7:VAL:HG13	1.78	0.46
1:AA:211:G:N1	1:AA:212:G:N3	2.62	0.46
1:AA:500:G:C6	1:AA:546:A:C2	3.03	0.46
22:DA:2431:U:N3	22:DA:2434:A:OP2	2.38	0.46
43:BV:48:MET:O	43:BV:51:GLN:HG3	2.15	0.46
27:BF:135:ILE:C	27:BF:137:PHE:N	2.68	0.46
11:AK:86:LYS:HA	11:AK:113:THR:HG22	1.96	0.46
28:BG:23:ILE:CD1	28:BG:23:ILE:H	2.23	0.46
22:DA:2519:U:N1	22:DA:2542:A:N6	2.62	0.46
22:DA:769:U:O2'	22:DA:1379:U:H6	1.99	0.46
1:AA:1064:G:O4'	1:AA:1066:C:C6	2.69	0.46
41:BT:28:ASN:C	41:BT:91:GLN:HE22	2.19	0.46
43:BV:43:ASP:C	43:BV:43:ASP:OD1	2.53	0.46

*Continued on next page...*

*Continued from previous page...*

Atom-1	Atom-2	Distance(Å)	Clash(Å)
1:AA:109:A:C6	1:AA:327:A:C6	3.03	0.46
45:BX:34:SER:HA	45:BX:49:ARG:HA	1.98	0.46
17:CQ:61:ARG:CG	17:CQ:75:VAL:HG11	2.44	0.46
22:DA:7:G:HO2'	31:DJ:15:TRP:HZ2	1.63	0.46
26:BE:48:THR:OG1	26:BE:50:ALA:HB3	2.15	0.46
22:DA:849:A:C6	22:DA:850:U:C4	3.04	0.46
37:BP:33:GLU:HB3	37:BP:36:LYS:O	2.15	0.46
39:DR:68:ARG:NH1	39:DR:90:ARG:HG2	2.30	0.46
1:AA:409:U:H2'	1:AA:410:G:C8	2.50	0.46
53:CA:825:A:H2'	53:CA:826:C:H6	1.79	0.46
19:CS:54:ARG:HG2	19:CS:55:GLN:N	2.29	0.46
22:DA:1566:A:H2	24:DC:212:TRP:HB2	1.75	0.46
53:CA:8:A:C5	4:CD:205:LYS:HG3	2.50	0.46
37:DP:3:ILE:O	37:DP:7:LEU:HB2	2.16	0.46
26:BE:131:THR:HG22	26:BE:161:ALA:N	2.30	0.46
22:BA:1956:U:O2	22:BA:1985:C:H4'	2.16	0.46
28:DG:106:LEU:HB2	28:DG:108:PHE:CE1	2.48	0.46
22:BA:1853:A:C5	22:BA:1889:A:C6	3.03	0.46
1:AA:1136:C:O2	1:AA:1136:C:C2'	2.62	0.46
28:BG:148:ARG:HD2	28:BG:163:TYR:CE2	2.49	0.46
12:AL:65:TYR:CD2	12:AL:86:VAL:HG21	2.50	0.46
22:DA:1768:C:H2'	22:DA:1769:U:O4'	2.15	0.46
54:CG:37:THR:HA	54:CG:40:SER:CB	2.44	0.46
22:DA:2788:C:O2	22:DA:2809:A:H2	1.99	0.46
22:BA:417:C:H2'	22:BA:418:C:C6	2.51	0.46
22:DA:2714:G:H2'	22:DA:2715:C:C6	2.49	0.46
22:DA:2516:A:C2'	22:DA:2517:C:H5'	2.45	0.46
1:AA:1032:G:N2	1:AA:1033:G:C8	2.83	0.46
57:DB:81:G:C6	57:DB:82:U:C4	3.03	0.46
57:DB:63:C:H2'	57:DB:63:C:O2	2.14	0.46
43:BV:68:LYS:O	43:BV:69:GLU:C	2.53	0.46
1:AA:462:G:H3'	1:AA:463:U:C6	2.50	0.46
22:DA:365:U:H2'	22:DA:366:C:O4'	2.15	0.46
1:AA:436:C:H2'	1:AA:437:U:C6	2.50	0.46
22:DA:2418:A:OP1	51:D3:44:ARG:HD3	2.15	0.46
22:BA:1717:A:H2'	22:BA:1718:G:O4'	2.15	0.46
53:CA:149:A:C2	53:CA:150:U:C2	3.03	0.46
14:AN:96:LYS:HD2	14:AN:97:LYS:O	2.15	0.46
7:AG:71:THR:O	7:AG:90:VAL:HG12	2.15	0.46
53:CA:684:U:H3	53:CA:706:A:H61	1.63	0.46
2:AB:26:MET:HE3	2:AB:192:PRO:HG3	1.97	0.46
8:CH:37:ASN:O	8:CH:41:GLU:HG2	2.16	0.46

*Continued on next page...*

*Continued from previous page...*

Atom-1	Atom-2	Distance(Å)	Clash(Å)
22:BA:286:U:H2'	22:BA:287:G:O4'	2.14	0.46
23:BB:37:C:C5	23:BB:38:C:C5	3.03	0.46
22:BA:920:A:C6	22:BA:921:C:C4	3.02	0.46
25:DD:99:GLU:HG3	25:DD:100:LEU:N	2.31	0.46
22:BA:2348:U:O2'	22:BA:2349:G:H5'	2.15	0.46
22:BA:1963:U:H6	22:BA:1963:U:O5'	1.98	0.46
1:AA:1302:C:H2'	1:AA:1302:C:H6	1.49	0.46
26:DE:153:LEU:HB2	26:DE:171:ASP:HB3	1.97	0.46
22:BA:2193:G:H2'	22:BA:2194:U:C6	2.50	0.46
55:CM:8:ILE:N	55:CM:9:PRO:HD3	2.30	0.46
22:DA:950:G:C6	22:DA:951:C:N3	2.83	0.46
22:BA:223:A:O4'	22:BA:421:C:H4'	2.15	0.46
1:AA:654:G:H4'	8:AH:2:MET:CE	2.45	0.46
45:DX:26:ARG:HG3	45:DX:27:ARG:N	2.30	0.46
31:DJ:44:TYR:O	31:DJ:45:THR:CB	2.59	0.46
22:BA:2336:A:H61	44:BW:40:ARG:HB3	1.79	0.46
5:AE:79:THR:HB	5:AE:121:ASN:ND2	2.30	0.46
5:CE:103:GLY:HA3	5:CE:121:ASN:CA	2.43	0.46
33:BL:21:ARG:HA	33:BL:21:ARG:HD3	1.52	0.46
53:CA:1320:C:O2'	19:CS:72:GLU:HA	2.16	0.46
22:DA:1930:G:O2'	22:DA:1931:U:P	2.74	0.46
35:DN:75:ILE:HD12	35:DN:79:LEU:HD12	1.96	0.46
22:DA:1130:U:O2'	22:DA:1131:G:H8	1.97	0.46
26:DE:149:ILE:HG23	26:DE:188:MET:N	2.29	0.46
28:DG:103:ASN:HA	28:DG:112:VAL:HB	1.98	0.46
22:DA:595:C:O2	22:DA:663:G:C2	2.69	0.46
6:CF:9:MET:HE1	18:CR:64:LEU:O	2.14	0.46
2:AB:134:LEU:HD12	2:AB:137:THR:OG1	2.14	0.46
22:BA:357:C:O2'	22:BA:358:U:H5'	2.15	0.46
10:CJ:42:LEU:HD22	10:CJ:71:LEU:HD23	1.97	0.46
11:CK:124:LYS:O	21:CU:33:ARG:CZ	2.63	0.46
22:DA:963:U:O2'	22:DA:964:C:H6	1.98	0.46
22:DA:2489:U:C4	22:DA:2490:G:C6	3.04	0.46
39:BR:102:SER:O	39:BR:103:ALA:O	2.33	0.46
45:DX:76:LYS:HG3	45:DX:77:TYR:N	2.31	0.46
11:AK:42:GLY:HA3	11:AK:73:VAL:CG1	2.43	0.46
24:DC:77:VAL:CG2	24:DC:111:ALA:HA	2.45	0.46
22:BA:1857:G:C1'	22:BA:1858:A:OP2	2.64	0.46
31:DJ:56:VAL:CG2	31:DJ:124:VAL:HG23	2.45	0.46
31:BJ:56:VAL:HG12	31:BJ:57:LEU:N	2.30	0.46
20:AT:66:ILE:O	20:AT:70:LYS:HB3	2.16	0.46
22:BA:320:A:H4'	22:BA:322:A:C8	2.50	0.46

*Continued on next page...*

*Continued from previous page...*

Atom-1	Atom-2	Distance(Å)	Clash(Å)
42:DU:64:ILE:HG23	42:DU:64:ILE:O	2.15	0.46
26:DE:106:LYS:HG3	26:DE:200:LEU:HD12	1.98	0.46
22:DA:1511:G:H2'	22:DA:1512:C:C6	2.51	0.46
53:CA:193:C:O2'	53:CA:194:C:H5'	2.15	0.46
32:DK:88:ASN:O	32:DK:89:ASN:HB3	2.15	0.46
22:DA:2880:C:H1'	35:DN:92:GLY:HA3	1.95	0.46
22:BA:988:A:P	47:BZ:11:SER:HB3	2.55	0.46
53:CA:740:U:H4'	15:CO:38:LEU:HD11	1.97	0.46
1:AA:531:U:H4'	1:AA:532:A:O5'	2.15	0.46
45:DX:14:GLY:HA3	45:DX:28:PHE:CE1	2.49	0.46
31:DJ:70:THR:HG22	31:DJ:90:GLU:CD	2.36	0.46
22:DA:1907:G:C2	22:DA:1924:C:C2	3.04	0.46
27:BF:21:TYR:HE2	27:BF:28:PRO:HD2	1.80	0.46
22:DA:2603:G:C5	22:DA:2604:U:C5	3.03	0.46
1:AA:1057:G:O3'	3:AC:196:GLY:HA3	2.16	0.46
53:CA:148:G:C2	53:CA:149:A:C4	3.03	0.46
19:CS:57:VAL:HG21	19:CS:75:PRO:HD2	1.98	0.46
22:DA:1638:C:H1'	22:DA:2698:U:O2'	2.16	0.46
45:DX:69:GLU:O	45:DX:71:ARG:N	2.48	0.46
22:BA:2795:C:H2'	22:BA:2796:U:C6	2.50	0.46
22:BA:343:C:O2	22:BA:343:C:H2'	2.15	0.46
22:BA:845:A:H3'	22:BA:845:A:N3	2.31	0.46
22:DA:2221:G:C5	22:DA:2222:C:C5	3.04	0.46
38:BQ:63:ARG:HH12	38:BQ:96:ASP:HB2	1.80	0.46
22:DA:1345:C:H3'	22:DA:1345:C:P	2.55	0.46
22:DA:1394:U:H3'	22:DA:1394:U:H6	1.80	0.46
22:DA:228:C:H5'	22:DA:229:C:C5	2.45	0.46
22:DA:2345:G:C5	22:DA:2381:A:C2	3.04	0.46
57:DB:109:A:O2'	57:DB:110:C:H6	1.94	0.46
4:CD:187:ARG:CZ	4:CD:191:SER:OG	2.63	0.46
57:DB:54:G:N2	58:DF:25:MET:CE	2.78	0.46
44:BW:77:LYS:O	44:BW:78:PHE:HB2	2.16	0.46
30:BI:79:LEU:HD11	30:BI:132:ALA:HA	1.97	0.46
22:BA:1062:G:H2'	22:BA:1063:G:C8	2.50	0.46
53:CA:1279:G:C5'	10:CJ:9:ARG:HH22	2.29	0.46
41:BT:7:LEU:O	41:BT:10:VAL:HG13	2.14	0.46
37:DP:88:ARG:HH11	37:DP:112:ARG:NH2	2.12	0.46
22:DA:1693:U:OP2	22:DA:1694:C:N4	2.42	0.46
57:DB:24:G:H5'	57:DB:25:U:C4	2.50	0.46
22:DA:2295:C:N4	22:DA:2296:U:O4	2.48	0.46
53:CA:198:G:O6	53:CA:220:G:C2	2.67	0.46
5:AE:152:VAL:HB	5:AE:156:ARG:HG3	1.97	0.46

*Continued on next page...*



*Continued from previous page...*

Atom-1	Atom-2	Distance(Å)	Clash(Å)
22:DA:502:A:C6	22:DA:505:A:N7	2.84	0.46
25:DD:8:LYS:HB2	25:DD:201:LEU:CD1	2.32	0.46
41:DT:19:LYS:O	41:DT:20:ALA:HB2	2.15	0.46
22:DA:586:A:H5'	26:DE:84:THR:HG21	1.98	0.46
25:DD:119:ALA:HB3	25:DD:163:GLY:N	2.25	0.46
22:BA:1248:G:C4	38:BQ:2:ARG:HG2	2.51	0.46
22:DA:2755:C:O3'	22:DA:2756:U:H6	1.97	0.46
36:BO:48:LEU:N	36:BO:48:LEU:HD23	2.30	0.46
22:DA:2429:G:H3'	22:DA:2429:G:OP2	2.15	0.46
56:CP:68:SER:HB3	56:CP:71:VAL:HG13	1.97	0.46
22:DA:1179:G:N2	22:DA:1180:U:C2	2.84	0.46
22:DA:1047:G:C2'	22:DA:1048:A:OP2	2.63	0.46
17:CQ:18:LYS:HA	17:CQ:50:ASN:OD1	2.15	0.46
25:DD:107:VAL:N	25:DD:206:ALA:H	2.13	0.46
41:BT:30:ILE:O	41:BT:30:ILE:HG23	2.16	0.46
22:DA:590:A:C5	22:DA:591:U:C5	3.03	0.46
53:CA:1453:G:H2'	53:CA:1453:G:N3	2.29	0.46
7:AG:78:ARG:HD2	7:AG:83:THR:HA	1.98	0.46
4:AD:52:VAL:HG22	4:AD:53:GLN:N	2.30	0.46
1:AA:1412:C:H2'	1:AA:1413:A:C8	2.51	0.46
30:BI:56:VAL:HG11	30:BI:68:PHE:HD2	1.80	0.46
55:CM:13:HIS:NE2	55:CM:41:ASP:HA	2.29	0.46
47:DZ:4:ILE:HG21	47:DZ:56:VAL:HG13	1.98	0.46
41:BT:24:MET:O	41:BT:28:ASN:O	2.32	0.46
43:DV:77:VAL:HG13	43:DV:77:VAL:O	2.16	0.46
32:DK:2:ILE:O	32:DK:3:GLN:HG2	2.15	0.46
43:BV:25:LYS:NZ	43:BV:43:ASP:HB2	2.31	0.46
22:BA:1585:C:O2'	22:BA:1586:A:H5'	2.14	0.46
39:DR:2:TYR:HD2	39:DR:42:ALA:HB2	1.78	0.46
22:DA:410:G:C2	22:DA:2407:A:C6	3.04	0.46
22:BA:38:A:O2'	26:BE:43:THR:HA	2.15	0.46
22:DA:1288:G:N3	22:DA:1288:G:H2'	2.30	0.46
22:DA:1000:A:C6	22:DA:1001:A:C6	3.03	0.46
11:AK:76:TYR:HD1	11:AK:76:TYR:N	2.13	0.46
20:AT:38:ILE:HG12	20:AT:38:ILE:H	1.52	0.46
53:CA:708:C:H2'	53:CA:709:U:C6	2.46	0.46
22:BA:2479:U:OP1	22:BA:2537:U:H1'	2.16	0.46
43:DV:44:HIS:CD2	43:DV:85:LYS:HB2	2.51	0.46
43:DV:50:MET:O	43:DV:53:LYS:HB2	2.15	0.46
32:BK:24:VAL:HG12	32:BK:30:ARG:HD2	1.97	0.46
22:DA:157:C:H2'	22:DA:157:C:O2	2.15	0.46
22:BA:2786:U:O2'	22:BA:2787:C:H5'	2.15	0.46

*Continued on next page...*

*Continued from previous page...*

Atom-1	Atom-2	Distance(Å)	Clash(Å)
22:DA:2233:U:H2'	22:DA:2234:G:C8	2.50	0.46
22:BA:831:G:C6	22:BA:832:U:C4	3.04	0.46
22:DA:1525:A:H2'	22:DA:1526:C:O4'	2.14	0.46
21:CU:28:LEU:C	21:CU:28:LEU:HD23	2.36	0.46
22:DA:167:A:H3'	22:DA:168:G:H8	1.80	0.46
1:AA:67:C:H2'	1:AA:68:G:C8	2.51	0.46
23:BB:65:U:O4	23:BB:108:A:H1'	2.15	0.46
12:CL:85:ARG:HA	12:CL:93:ARG:HA	1.96	0.46
53:CA:45:G:O2'	53:CA:46:G:H5'	2.16	0.46
1:AA:878:A:H5''	8:AH:80:PRO:HG2	1.97	0.46
53:CA:583:A:H3'	53:CA:584:G:H8	1.80	0.46
39:BR:43:ASN:HB3	39:BR:44:GLY:H	1.42	0.46
28:BG:31:GLU:O	28:BG:31:GLU:HG3	2.15	0.46
43:BV:35:GLU:HG2	43:BV:35:GLU:H	1.44	0.46
29:DH:125:THR:HG22	29:DH:146:VAL:HG11	1.97	0.46
1:AA:355:C:C4	1:AA:356:A:N7	2.83	0.46
22:DA:442:G:C6	22:DA:444:C:N4	2.83	0.46
53:CA:408:A:C2	53:CA:435:A:C2	3.04	0.46
22:DA:379:G:C5	22:DA:396:G:C6	3.03	0.46
24:DC:131:MET:HA	24:DC:134:ILE:HG12	1.98	0.46
22:DA:764:A:N1	22:DA:1789:A:O2'	2.48	0.46
17:AQ:66:LEU:O	17:AQ:67:SER:HB3	2.15	0.46
30:DI:118:GLY:O	30:DI:123:ALA:HB3	2.16	0.46
33:BL:74:THR:HA	33:BL:107:PHE:O	2.16	0.46
22:DA:77:G:H2'	22:DA:78:U:O4'	2.15	0.46
53:CA:764:C:N4	53:CA:812:G:N1	2.64	0.46
22:DA:2297:A:O2'	22:DA:2298:A:C8	2.33	0.46
39:BR:48:LYS:O	39:BR:49:ILE:C	2.51	0.46
5:AE:81:GLN:HG2	5:AE:149:PRO:CG	2.44	0.46
53:CA:1241:G:N3	53:CA:1242:G:N7	2.63	0.46
37:BP:87:ARG:HH11	37:BP:87:ARG:HG2	1.81	0.46
58:DF:137:PHE:HB2	58:DF:138:PRO:CD	2.34	0.46
22:DA:142:A:HO2'	22:DA:143:C:H6	1.50	0.46
22:BA:2742:G:OP1	52:B4:36:ARG:HD3	2.16	0.46
57:DB:42:C:N4	58:DF:87:LYS:NZ	2.58	0.46
22:BA:2485:G:H5''	34:BM:45:GLN:NE2	2.27	0.46
22:BA:947:A:O2'	22:BA:984:A:C2	2.41	0.46
14:AN:83:VAL:HG12	14:AN:84:ARG:N	2.30	0.46
22:DA:1167:C:O2'	22:DA:1168:G:H5'	2.15	0.46
32:BK:118:LEU:O	32:BK:119:ALA:HB3	2.15	0.46
5:AE:82:HIS:NE2	8:AH:95:MET:HE2	2.30	0.46
34:DM:36:VAL:HG13	43:DV:82:TYR:HD1	1.80	0.46

*Continued on next page...*

*Continued from previous page...*

Atom-1	Atom-2	Distance(Å)	Clash(Å)
28:BG:59:ASP:O	28:BG:62:ALA:HB3	2.16	0.46
55:CM:12:LYS:CE	55:CM:12:LYS:HA	2.42	0.46
22:DA:768:G:N2	22:DA:1379:U:O2'	2.44	0.46
45:BX:29:LEU:CD2	45:BX:29:LEU:N	2.78	0.46
53:CA:350:G:C6	53:CA:351:G:O6	2.68	0.46
41:DT:76:ARG:HG2	41:DT:77:ARG:N	2.31	0.46
1:AA:1458:G:OP1	20:AT:29:THR:HG21	2.15	0.46
12:CL:52:CYS:O	12:CL:54:VAL:HG23	2.15	0.46
33:DL:3:LEU:O	33:DL:6:LEU:HB2	2.16	0.46
22:BA:2308:G:N7	27:BF:76:PHE:CE2	2.83	0.46
1:AA:263:A:H2'	1:AA:264:C:C6	2.50	0.46
53:CA:708:C:O2'	53:CA:709:U:H5'	2.15	0.46
13:AM:21:ILE:H	13:AM:21:ILE:HD12	1.81	0.46
25:DD:51:THR:HG23	25:DD:76:GLY:HA3	1.97	0.46
22:DA:1912:A:N6	22:DA:1917:U:H3	2.12	0.46
22:DA:1361:G:H2'	22:DA:1362:C:H5'	1.98	0.46
26:BE:134:LEU:HD21	26:BE:161:ALA:HB2	1.98	0.46
51:D3:41:ARG:CG	51:D3:41:ARG:HH21	2.28	0.46
22:DA:2052:A:OP1	25:DD:146:ILE:HG12	2.16	0.46
53:CA:728:A:C8	15:CO:53:ARG:CZ	2.98	0.46
26:DE:79:ARG:HG2	26:DE:80:SER:N	2.31	0.46
2:AB:138:ARG:HH11	2:AB:138:ARG:HB2	1.81	0.46
1:AA:896:C:H2'	1:AA:897:C:H6	1.81	0.46
22:BA:522:A:C6	22:BA:523:C:C4	3.04	0.46
26:DE:34:ALA:HA	26:DE:94:GLN:HG3	1.98	0.46
23:BB:62:C:O2'	23:BB:63:C:H5'	2.16	0.46
22:BA:709:U:H2'	22:BA:710:U:H6	1.80	0.46
1:AA:191:G:H2'	1:AA:192:A:H8	1.80	0.46
5:CE:112:ALA:O	5:CE:113:VAL:C	2.54	0.46
7:AG:136:LYS:O	7:AG:140:VAL:HG23	2.16	0.46
22:BA:1002:G:H2'	22:BA:1003:G:O5'	2.16	0.46
4:CD:86:GLY:HA3	4:CD:196:GLU:HG3	1.97	0.46
22:DA:1465:G:H2'	22:DA:1466:U:O4'	2.15	0.46
1:AA:1418:A:C2	1:AA:1483:A:C2	3.04	0.46
42:DU:42:LYS:HB2	42:DU:42:LYS:NZ	2.31	0.46
42:DU:85:ARG:HE	42:DU:85:ARG:HA	1.80	0.46
55:CM:53:ASP:HA	55:CM:56:ARG:CZ	2.46	0.46
22:BA:435:C:H2'	22:BA:436:C:H5'	1.96	0.46
22:DA:241:A:C4	22:DA:243:U:O4	2.69	0.46
22:DA:484:C:O2'	22:DA:485:C:H5'	2.15	0.46
33:BL:110:VAL:O	33:BL:111:ILE:CB	2.56	0.46
22:DA:378:C:O2'	22:DA:379:G:H5'	2.15	0.46

*Continued on next page...*

*Continued from previous page...*

Atom-1	Atom-2	Distance(Å)	Clash(Å)
30:BI:79:LEU:HD22	30:BI:137:LEU:CD1	2.46	0.46
22:DA:301:G:C2	22:DA:317:G:C4	3.04	0.46
22:DA:249:C:C4'	22:DA:250:G:O5'	2.63	0.46
5:AE:114:LEU:HG	5:AE:119:VAL:HG21	1.97	0.46
38:BQ:86:SER:HB2	39:BR:50:GLY:O	2.15	0.46
19:CS:50:VAL:CG1	19:CS:70:LEU:HB3	2.46	0.46
34:BM:8:LYS:HD2	34:BM:8:LYS:HA	1.41	0.46
22:DA:876:C:O2	22:DA:876:C:C4'	2.63	0.46
22:DA:1420:A:C4	22:DA:2211:A:N7	2.84	0.46
29:DH:83:LYS:HZ1	29:DH:91:PHE:HD2	1.64	0.46
13:AM:106:ARG:HH21	13:AM:112:ARG:CB	2.27	0.46
50:D2:31:LEU:HA	50:D2:34:ARG:CB	2.40	0.46
22:DA:567:U:O4	22:DA:568:U:C4	2.69	0.46
1:AA:49:U:O2'	1:AA:50:A:H2'	2.15	0.46
36:DO:62:LEU:CD1	36:DO:65:THR:HG23	2.45	0.46
30:BI:105:LEU:HA	30:BI:108:ILE:HD12	1.97	0.46
53:CA:1523:G:P	11:CK:124:LYS:HZ3	2.38	0.46
24:DC:269:ARG:HA	24:DC:269:ARG:HE	1.81	0.46
46:BY:57:LEU:CA	46:BY:60:LYS:HB3	2.44	0.46
22:DA:2461:A:H1'	22:DA:2492:U:O2	2.15	0.46
22:DA:2773:C:H2'	22:DA:2774:C:C6	2.41	0.46
22:DA:224:U:H5	22:DA:420:C:H4'	1.80	0.46
53:CA:533:A:H2'	62:CA:1850:HOH:O	2.15	0.46
9:CI:61:ASP:C	9:CI:62:LEU:HD22	2.36	0.46
58:DF:11:VAL:HG22	58:DF:171:ALA:HA	1.97	0.46
1:AA:603:U:H2'	1:AA:604:G:H8	1.80	0.46
1:AA:1314:C:C2'	1:AA:1315:U:H5'	2.46	0.46
22:BA:528:A:H2'	22:BA:529:A:H5''	1.97	0.46
25:DD:88:GLU:O	25:DD:89:GLU:HG3	2.16	0.46
1:AA:182:A:C4	1:AA:184:G:N7	2.83	0.46
37:DP:5:LYS:O	37:DP:9:GLN:HG2	2.15	0.46
22:BA:1682:G:C8	22:BA:1757:A:N3	2.83	0.46
14:AN:50:LEU:O	14:AN:51:PRO:C	2.53	0.46
22:DA:2850:A:C6	22:DA:2869:G:H4'	2.50	0.46
22:DA:2074:U:H2'	22:DA:2075:U:C6	2.51	0.46
22:BA:1568:G:H4'	24:BC:58:LYS:CB	2.46	0.46
25:DD:30:GLU:HG2	25:DD:185:ASN:ND2	2.30	0.46
28:BG:164:ALA:C	28:BG:166:GLU:H	2.19	0.46
22:DA:1317:G:C2	22:DA:1336:A:C2	3.03	0.46
22:BA:1846:G:C2	22:BA:1895:C:C2	3.03	0.46
22:BA:1845:G:C2'	22:BA:1846:G:H5'	2.45	0.46
37:BP:37:LYS:HG2	37:BP:37:LYS:O	2.16	0.46

*Continued on next page...*

*Continued from previous page...*

Atom-1	Atom-2	Distance(Å)	Clash(Å)
22:DA:2523:G:C2'	22:DA:2524:G:H5'	2.46	0.46
1:AA:872:A:C8	1:AA:874:G:C8	3.03	0.46
22:DA:2379:G:H2'	22:DA:2380:C:H6	1.78	0.46
1:AA:626:G:H2'	1:AA:627:G:H8	1.79	0.46
1:AA:898:G:N2	1:AA:901:A:OP2	2.46	0.46
22:DA:364:C:H2'	22:DA:365:U:C6	2.50	0.46
58:DF:1:ALA:HB2	58:DF:93:GLU:O	2.16	0.46
22:DA:2193:G:H2'	22:DA:2194:U:H6	1.80	0.46
53:CA:304:U:H2'	53:CA:305:G:C8	2.50	0.46
53:CA:647:C:H2'	53:CA:648:A:H8	1.80	0.46
10:AJ:91:ASP:C	10:AJ:92:LEU:HD23	2.35	0.46
22:DA:1419:A:C2	22:DA:1579:A:C2	3.04	0.46
42:DU:7:ASP:O	42:DU:8:ASP:HB2	2.14	0.46
31:BJ:40:HIS:C	31:BJ:41:LYS:HG2	2.35	0.46
22:BA:1183:U:O2'	22:BA:1184:U:H5'	2.16	0.46
31:DJ:117:ALA:HA	31:DJ:120:ARG:HD2	1.97	0.46
22:DA:2337:G:OP1	22:DA:2385:C:OP2	2.34	0.46
44:DW:20:LEU:HD12	44:DW:34:SER:H	1.81	0.46
44:BW:28:GLU:CA	44:BW:28:GLU:OE2	2.64	0.46
22:DA:117:G:C6	22:DA:119:A:C6	3.04	0.46
22:DA:120:U:C2	22:DA:149:A:C6	3.03	0.46
42:DU:94:PHE:O	42:DU:95:PHE:C	2.53	0.46
53:CA:1147:C:O2'	53:CA:1148:U:C6	2.58	0.46
22:DA:1439:A:H8	22:DA:1440:U:O4'	1.98	0.46
22:DA:1553:A:C8	22:DA:1555:G:C5	3.03	0.46
22:DA:1728:C:H2'	22:DA:1730:C:O2	2.16	0.46
22:BA:1534:U:H5'	22:BA:1535:A:OP1	2.16	0.46
22:DA:74:A:H5'	46:DY:48:ARG:HH22	1.80	0.46
5:AE:120:HIS:O	5:AE:121:ASN:CB	2.59	0.46
22:BA:1731:G:C5	22:BA:1733:G:N7	2.84	0.46
41:DT:12:ARG:HG3	46:DY:29:ARG:NH1	2.31	0.46
15:AO:69:LEU:HD22	15:AO:77:TYR:HB2	1.97	0.46
5:AE:158:LYS:HG3	8:AH:63:LYS:NZ	2.31	0.46
35:DN:73:ASN:O	35:DN:76:VAL:HG22	2.16	0.46
22:DA:1661:G:N3	22:DA:1662:U:C6	2.84	0.46
53:CA:247:G:C5	53:CA:278:G:C2	3.03	0.46
53:CA:1167:A:H2'	53:CA:1168:U:OP1	2.15	0.46
27:BF:105:ILE:C	27:BF:108:PRO:HD2	2.36	0.46
4:AD:185:PRO:HB2	4:AD:190:LEU:HD23	1.98	0.46
1:AA:404:G:N7	4:AD:1:ALA:CB	2.79	0.46
14:AN:78:LEU:HB2	14:AN:83:VAL:HG23	1.97	0.46
24:BC:20:ASN:ND2	24:BC:22:GLU:H	2.13	0.46

*Continued on next page...*

*Continued from previous page...*

Atom-1	Atom-2	Distance(Å)	Clash(Å)
24:DC:128:THR:HG22	24:DC:188:ARG:CB	2.40	0.46
22:BA:1692:U:H2'	22:BA:1694:C:C5	2.51	0.46
10:AJ:51:VAL:O	10:AJ:62:ARG:HA	2.15	0.46
22:BA:2286:G:O6	49:B1:22:THR:HG21	2.16	0.46
22:DA:1568:G:N2	24:DC:57:HIS:HE1	2.09	0.46
33:BL:80:SER:C	33:BL:81:ASP:O	2.54	0.46
22:DA:2461:A:C2	22:DA:2490:G:N2	2.84	0.46
22:DA:1493:C:O2	22:DA:1493:C:C2'	2.58	0.46
22:DA:1011:G:H4'	22:DA:1012:U:OP2	2.15	0.46
30:BI:126:ARG:CA	30:BI:129:GLU:HB2	2.43	0.46
22:BA:2264:C:N4	44:BW:11:ASN:ND2	2.63	0.46
5:CE:136:VAL:O	5:CE:140:ILE:HG13	2.16	0.46
1:AA:1173:U:H2'	1:AA:1174:G:C8	2.51	0.46
51:D3:18:LYS:CD	51:D3:19:GLY:H	2.27	0.46
33:DL:100:ILE:O	33:DL:101:ILE:CB	2.63	0.46
58:DF:12:VAL:CG1	58:DF:16:MET:HG3	2.45	0.46
29:BH:21:VAL:HG21	29:BH:25:TYR:CD2	2.51	0.46
22:DA:1570:A:C6	22:DA:1571:A:C6	3.03	0.46
25:DD:4:LEU:HD23	25:DD:101:PHE:CZ	2.49	0.46
22:BA:1830:C:H6	22:BA:1830:C:O5'	1.99	0.46
22:BA:2648:G:O2'	22:BA:2649:C:H5'	2.16	0.46
24:BC:56:GLY:O	24:BC:57:HIS:O	2.34	0.46
47:BZ:9:THR:HG22	47:BZ:10:ARG:N	2.30	0.46
53:CA:729:A:H2'	53:CA:730:G:O4'	2.16	0.46
1:AA:912:C:H6	1:AA:912:C:O5'	1.98	0.46
2:AB:27:LYS:C	2:AB:29:PHE:H	2.17	0.46
37:BP:37:LYS:CD	37:BP:37:LYS:N	2.79	0.46
1:AA:697:U:O2	1:AA:798:U:H1'	2.15	0.46
22:DA:2507:C:H1'	22:DA:2583:G:C2	2.51	0.46
47:DZ:40:THR:C	47:DZ:42:ALA:N	2.68	0.46
22:BA:807:U:O2'	22:BA:808:G:H5'	2.15	0.46
22:BA:686:U:H2'	22:BA:788:A:N1	2.30	0.46
1:AA:1429:A:H4'	22:BA:1703:G:O2'	2.15	0.46
1:AA:654:G:H4'	8:AH:2:MET:HE2	1.97	0.46
22:DA:1753:G:N2	22:DA:1756:G:OP2	2.48	0.46
12:AL:107:LYS:O	12:AL:108:ASP:HB2	2.16	0.46
53:CA:846:G:O2'	53:CA:847:G:H5'	2.16	0.46
42:BU:87:GLU:O	42:BU:88:ASP:O	2.34	0.46
20:AT:19:HIS:O	20:AT:20:ASN:C	2.53	0.46
29:BH:31:VAL:HG13	29:BH:36:ALA:O	2.16	0.46
45:BX:39:VAL:HG22	45:BX:44:ARG:O	2.16	0.46
22:DA:2345:G:H4'	22:DA:2346:A:O5'	2.16	0.46

*Continued on next page...*



*Continued from previous page...*

Atom-1	Atom-2	Distance(Å)	Clash(Å)
22:DA:2345:G:C4	22:DA:2347:C:C5	3.04	0.46
57:DB:54:G:C2	58:DF:25:MET:HE1	2.51	0.46
22:DA:2262:U:O2'	22:DA:2263:C:H5'	2.15	0.46
44:DW:43:LYS:HD3	44:DW:43:LYS:HA	1.64	0.46
22:BA:2356:U:C5'	44:BW:16:GLU:HG3	2.46	0.46
22:DA:83:A:N6	22:DA:101:A:H5'	2.30	0.46
53:CA:1142:G:C2	53:CA:1143:G:H1'	2.51	0.46
1:AA:480:U:C5'	1:AA:481:G:OP2	2.63	0.46
53:CA:80:A:H3'	53:CA:81:A:H4'	1.98	0.46
10:CJ:79:PRO:HA	10:CJ:84:VAL:HG11	1.97	0.46
22:BA:1131:G:OP1	31:BJ:82:GLY:CA	2.58	0.46
53:CA:243:A:H4'	53:CA:244:U:C5'	2.29	0.46
2:CB:103:TRP:HA	2:CB:106:VAL:CB	2.41	0.46
25:DD:16:THR:HG22	25:DD:20:VAL:HB	1.98	0.46
33:DL:23:ILE:HD13	39:DR:84:ARG:CZ	2.46	0.46
22:DA:1047:G:H2'	22:DA:1048:A:OP2	2.16	0.46
3:CC:172:VAL:O	3:CC:174:LEU:N	2.49	0.46
48:B0:40:HIS:HA	48:B0:48:TYR:OH	2.16	0.46
43:BV:77:VAL:HG21	43:BV:86:LEU:HD22	1.96	0.46
58:DF:39:VAL:HG13	58:DF:49:LEU:CD2	2.45	0.46
2:AB:209:VAL:O	2:AB:211:LEU:N	2.49	0.46
53:CA:216:U:H2'	53:CA:217:C:C6	2.50	0.46
53:CA:328:C:O2'	53:CA:329:A:OP2	2.28	0.46
24:BC:90:ILE:HD13	24:BC:90:ILE:HA	1.56	0.46
24:DC:15:VAL:HG13	24:DC:204:LEU:O	2.16	0.46
53:CA:1108:G:H5''	3:CC:175:HIS:ND1	2.30	0.46
22:BA:1605:C:C2'	22:BA:1606:C:H5''	2.45	0.46
43:BV:5:ASN:HD22	43:BV:5:ASN:H	1.59	0.46
22:DA:275:C:H1'	22:DA:363:G:N2	2.31	0.46
9:CI:11:ARG:NH2	9:CI:108:ARG:NH2	2.63	0.46
58:DF:60:SER:OG	58:DF:88:VAL:HG11	2.16	0.46
22:DA:9:G:N2	22:DA:10:A:N6	2.63	0.46
29:BH:66:ASN:C	29:BH:68:ARG:H	2.18	0.46
1:AA:1453:G:N2	1:AA:1454:G:C8	2.84	0.46
42:DU:58:VAL:HG12	42:DU:59:GLU:N	2.31	0.46
29:DH:78:VAL:HG22	29:DH:100:ALA:HA	1.98	0.46
35:DN:33:ILE:HD13	35:DN:118:ARG:NH2	2.31	0.46
32:BK:104:THR:O	32:BK:107:LEU:HB2	2.15	0.46
9:CI:14:SER:HA	9:CI:68:GLY:O	2.15	0.46
22:BA:847:U:H2'	22:BA:847:U:O2	2.15	0.46
22:DA:1408:G:H2'	22:DA:1409:U:C6	2.51	0.46
1:AA:1343:G:O3'	9:AI:123:ARG:HB3	2.16	0.46

*Continued on next page...*



*Continued from previous page...*

Atom-1	Atom-2	Distance(Å)	Clash(Å)
14:AN:53:ASP:HA	14:AN:58:ARG:HH11	1.81	0.46
22:BA:1420:A:C5	22:BA:2211:A:C6	3.04	0.46
22:BA:2233:U:H2'	22:BA:2234:G:H8	1.75	0.46
1:AA:182:A:C4	1:AA:184:G:C8	3.04	0.46
36:BO:57:ALA:C	36:BO:59:ALA:H	2.20	0.46
3:CC:29:ALA:HB1	14:CN:64:ARG:HH12	1.77	0.46
8:AH:10:LEU:HD11	8:AH:126:CYS:HB3	1.98	0.46
47:DZ:23:LEU:HD21	47:DZ:53:MET:HE1	1.98	0.46
53:CA:1240:U:H5''	54:CG:108:ARG:HH21	1.81	0.46
37:BP:102:ARG:O	37:BP:103:THR:HG22	2.16	0.46
22:BA:1946:U:O2'	22:BA:1947:C:H5'	2.15	0.46
15:CO:38:LEU:O	15:CO:41:HIS:HB3	2.15	0.46
22:DA:347:A:H2'	22:DA:348:A:H8	1.80	0.46
22:BA:1112:G:C6	22:BA:1113:U:C4	3.04	0.46
37:BP:19:PHE:HB2	37:BP:20:ARG:H	1.51	0.46
34:BM:55:ARG:O	34:BM:56:ALA:HB2	2.15	0.46
1:AA:476:U:O2'	1:AA:477:C:H5'	2.16	0.46
30:DI:20:SER:N	30:DI:21:PRO:CD	2.79	0.46
22:DA:1754:A:OP1	37:DP:93:LYS:HE3	2.16	0.46
25:BD:33:ARG:NH2	25:BD:74:GLU:O	2.49	0.46
3:AC:164:THR:O	3:AC:165:GLU:C	2.55	0.46
22:BA:1624:U:H2'	22:BA:1625:C:H6	1.81	0.46
22:DA:146:A:C2	22:DA:147:C:C2	3.03	0.46
22:DA:2819:G:H5''	62:DA:3791:HOH:O	2.16	0.46
48:B0:38:LEU:O	48:B0:41:HIS:HB2	2.16	0.46
35:BN:18:GLN:HE21	35:BN:22:ARG:NH1	2.14	0.46
48:D0:42:ILE:HD11	48:D0:48:TYR:HB2	1.97	0.46
1:AA:320:A:H5''	1:AA:321:A:OP2	2.16	0.46
22:DA:1006:C:O5'	22:DA:1006:C:H6	1.97	0.46
22:BA:1427:A:H4'	22:BA:1428:C:O5'	2.14	0.46
45:DX:24:THR:O	45:DX:25:LYS:C	2.54	0.46
29:BH:29:PHE:O	29:BH:33:GLN:HB3	2.16	0.46
31:DJ:106:LYS:HE2	31:DJ:106:LYS:HA	1.98	0.46
44:DW:36:ILE:CG2	44:DW:39:GLN:HB2	2.45	0.46
44:BW:18:LYS:CG	44:BW:19:ARG:N	2.69	0.46
54:CG:21:LEU:O	54:CG:25:PHE:N	2.49	0.46
42:DU:86:PHE:HB2	42:DU:92:VAL:HG22	1.97	0.46
22:DA:247:G:N7	22:DA:249:C:C2	2.83	0.46
53:CA:1287:A:O2'	53:CA:1288:A:H8	1.92	0.46
37:DP:21:PRO:HA	37:DP:46:VAL:HG12	1.98	0.46
22:DA:2282:G:H4'	22:DA:2283:C:OP2	2.15	0.46
22:DA:71:A:C5'	22:DA:73:A:C8	2.97	0.46

*Continued on next page...*

*Continued from previous page...*

Atom-1	Atom-2	Distance(Å)	Clash(Å)
22:DA:75:G:H4'	46:DY:48:ARG:NH2	2.31	0.46
22:DA:126:A:C8	22:DA:127:A:C6	3.04	0.46
53:CA:1365:G:O2'	53:CA:1366:C:H6	1.99	0.46
53:CA:979:C:OP2	53:CA:981:U:O4	2.34	0.46
10:CJ:52:LEU:CD2	10:CJ:59:LYS:HA	2.46	0.46
53:CA:532:A:N6	3:CC:191:THR:HG21	2.30	0.46
26:DE:154:ASP:C	26:DE:156:ASN:H	2.18	0.46
22:DA:2311:A:O2'	58:DF:84:ILE:HD13	2.16	0.46
22:DA:425:G:C2	22:DA:426:C:C5	3.04	0.46
41:DT:21:SER:HA	41:DT:25:GLU:HB2	1.98	0.46
40:DS:4:ILE:CG2	40:DS:106:VAL:HG22	2.46	0.46
22:DA:2067:G:H4'	22:DA:2068:U:OP2	2.16	0.46
22:BA:544:C:C4	22:BA:550:C:N4	2.84	0.46
2:AB:116:LEU:CD1	2:AB:140:LEU:HD11	2.45	0.46
43:DV:56:PHE:CE1	43:DV:61:LEU:HD13	2.51	0.46
37:DP:62:LYS:O	37:DP:63:ILE:HB	2.16	0.46
22:DA:2738:A:C2	22:DA:2766:A:N6	2.83	0.46
32:BK:38:ILE:HD11	32:BK:112:PHE:CZ	2.39	0.46
27:BF:128:SER:HA	27:BF:154:THR:HB	1.98	0.46
12:AL:42:LYS:O	12:AL:44:PRO:HD2	2.16	0.46
22:DA:2448:A:H61	33:DL:36:LYS:CE	2.29	0.46
6:CF:51:ILE:O	6:CF:54:LEU:HB2	2.16	0.46
40:BS:21:ALA:HB1	40:BS:74:ILE:HG12	1.98	0.46
31:BJ:88:THR:CG2	31:BJ:91:GLU:HG3	2.44	0.46
53:CA:1331:G:C2'	53:CA:1332:A:OP2	2.64	0.46
53:CA:940:C:H2'	53:CA:941:G:O4'	2.15	0.46
22:BA:2307:G:O6	27:BF:40:GLY:HA3	2.15	0.46
31:DJ:80:HIS:O	31:DJ:81:ILE:C	2.53	0.46
36:BO:103:VAL:O	36:BO:105:ALA:O	2.33	0.46
15:AO:9:LYS:NZ	15:AO:9:LYS:HB3	2.31	0.46
1:AA:600:A:H2'	1:AA:601:G:H8	1.81	0.46
22:DA:1218:G:C2	22:DA:1232:G:C5	3.03	0.46
27:BF:8:LYS:O	27:BF:12:VAL:CG1	2.63	0.46
22:DA:172:A:O2'	22:DA:173:A:H5'	2.15	0.46
22:BA:1319:C:O2	22:BA:1334:G:C2	2.68	0.46
51:D3:6:VAL:O	51:D3:6:VAL:HG12	2.16	0.46
1:AA:184:G:H4'	1:AA:224:U:O3'	2.16	0.46
21:AU:13:VAL:HG13	21:AU:15:LEU:CG	2.45	0.46
2:AB:49:PHE:CG	2:AB:212:TYR:OH	2.68	0.46
22:BA:2013:A:OP1	40:BS:96:ILE:HA	2.15	0.46
3:CC:11:LEU:O	3:CC:13:ILE:N	2.49	0.46
55:CM:113:LYS:HD3	55:CM:113:LYS:OXT	2.16	0.46

*Continued on next page...*

*Continued from previous page...*

Atom-1	Atom-2	Distance(Å)	Clash(Å)
25:BD:9:VAL:HG13	25:BD:26:VAL:O	2.14	0.46
1:AA:582:C:C4	1:AA:583:A:N7	2.84	0.46
22:DA:1627:G:C2	22:DA:1628:G:N7	2.84	0.46
53:CA:501:C:H1'	53:CA:549:C:O2'	2.16	0.46
22:BA:1906:G:C2'	22:BA:1907:G:O5'	2.64	0.46
2:AB:139:GLU:O	2:AB:143:LEU:HD23	2.15	0.46
19:AS:62:THR:HG22	19:AS:63:ASP:N	2.31	0.46
22:DA:2688:G:H1'	22:DA:2721:A:H61	1.80	0.46
19:AS:79:TYR:CE1	19:AS:80:ARG:HB2	2.51	0.46
1:AA:150:U:H2'	1:AA:151:A:H8	1.81	0.46
22:BA:2848:G:H1'	22:BA:2867:G:N2	2.30	0.46
3:CC:149:LYS:HG3	3:CC:168:ARG:HB2	1.98	0.46
36:DO:49:VAL:CG1	36:DO:81:ARG:HB3	2.45	0.46
50:B2:1:MET:CE	50:B2:2:LYS:H	2.27	0.46
26:BE:47:LYS:HD3	26:BE:51:GLU:O	2.16	0.46
19:AS:40:PHE:HB2	19:AS:42:ASN:ND2	2.31	0.46
22:BA:708:G:N2	22:BA:724:U:H1'	2.31	0.46
22:BA:2486:C:H2'	22:BA:2487:G:O5'	2.16	0.46
1:AA:104:G:O2'	1:AA:105:G:H5'	2.16	0.46
51:D3:14:LYS:O	51:D3:21:PHE:O	2.34	0.46
15:CO:73:ASP:OD2	15:CO:76:ARG:HD3	2.16	0.46
53:CA:725:G:H2'	53:CA:726:C:H6	1.79	0.46
28:BG:143:VAL:O	28:BG:144:ALA:C	2.53	0.46
53:CA:922:G:C6	53:CA:923:A:C6	3.04	0.46
6:AF:20:GLY:O	6:AF:24:ARG:HD3	2.15	0.46
21:CU:52:VAL:O	21:CU:52:VAL:HG22	2.16	0.46
39:DR:98:ILE:N	39:DR:98:ILE:HD12	2.31	0.46
2:AB:136:ARG:HD2	2:AB:136:ARG:O	2.16	0.46
1:AA:421:U:H2'	1:AA:422:C:OP1	2.16	0.46
22:DA:1670:C:C5	22:DA:1671:U:C4	3.04	0.46
7:AG:7:GLY:O	7:AG:8:GLN:HB3	2.16	0.46
22:BA:999:U:P	62:BA:3356:HOH:O	2.74	0.46
22:DA:1326:U:O2'	22:DA:1327:A:C8	2.43	0.46
22:DA:230:G:O2'	22:DA:231:A:O5'	2.33	0.46
22:DA:2348:U:O2'	22:DA:2349:G:H5'	2.16	0.46
22:BA:1600:C:OP1	41:BT:81:LYS:NZ	2.49	0.46
22:DA:1731:G:C2	22:DA:1733:G:C8	3.04	0.46
24:DC:144:GLU:HG2	24:DC:146:LYS:O	2.15	0.46
39:DR:26:ASP:O	39:DR:27:ILE:HD13	2.16	0.46
28:BG:122:ALA:HB2	28:BG:132:LEU:HB3	1.96	0.46
22:DA:1083:U:H1'	22:DA:1086:A:N1	2.30	0.46
53:CA:81:A:N3	53:CA:89:U:O4	2.49	0.46

*Continued on next page...*

*Continued from previous page...*

Atom-1	Atom-2	Distance(Å)	Clash(Å)
39:BR:49:ILE:HG13	39:BR:51:VAL:O	2.16	0.46
53:CA:1225:A:H2'	53:CA:1225:A:N3	2.30	0.46
53:CA:982:U:C5	53:CA:983:A:N6	2.83	0.46
53:CA:985:C:H2'	53:CA:986:U:C6	2.51	0.46
19:CS:38:THR:HG1	19:CS:40:PHE:HD1	1.63	0.46
22:DA:311:A:O2'	22:DA:332:A:H5'	2.16	0.46
22:DA:1337:G:N2	22:DA:1338:G:H1'	2.30	0.46
22:DA:1338:G:H4'	41:DT:18:GLU:CG	2.46	0.46
41:DT:18:GLU:HB2	41:DT:19:LYS:H	1.51	0.46
58:DF:147:ARG:H	58:DF:147:ARG:HD2	1.81	0.46
58:DF:134:GLN:HG3	58:DF:149:ARG:O	2.16	0.46
35:DN:67:PHE:HE2	35:DN:73:ASN:HD21	1.64	0.46
22:DA:743:A:C2'	22:DA:744:U:H5'	2.46	0.46
25:DD:112:THR:HG22	25:DD:113:SER:H	1.81	0.46
22:DA:2724:U:P	25:DD:116:LYS:HZ3	2.38	0.46
22:DA:2209:G:C2	22:DA:2216:G:C2	3.04	0.46
4:CD:157:ALA:O	4:CD:160:LEU:HB2	2.15	0.46
22:DA:2391:G:HO2'	22:DA:2392:A:P	2.39	0.46
2:CB:209:VAL:HG23	2:CB:210:THR:N	2.30	0.46
53:CA:267:C:H2'	53:CA:268:U:O5'	2.16	0.46
27:BF:134:GLN:CG	27:BF:135:ILE:N	2.77	0.46
22:DA:2143:C:C2	22:DA:2148:G:N1	2.80	0.46
22:DA:576:U:H4'	22:DA:2502:G:C8	2.51	0.46
53:CA:1004:A:C4	53:CA:1026:G:N7	2.84	0.46
53:CA:1006:G:N2	53:CA:1007:U:H1'	2.31	0.46
22:BA:2886:A:C2	22:BA:2887:A:H1'	2.51	0.46
22:DA:1869:G:C2	22:DA:1873:G:C6	3.04	0.46
22:BA:2259:U:C6	22:BA:2427:C:C4	3.04	0.46
41:DT:14:PRO:O	41:DT:32:LEU:HA	2.15	0.46
46:DY:22:LEU:HG	46:DY:23:ARG:H	1.80	0.46
22:BA:2574:G:C6	22:BA:2575:C:C4	3.04	0.46
8:AH:76:ARG:NE	8:AH:78:SER:O	2.37	0.46
22:DA:9:G:H21	22:DA:10:A:N6	2.13	0.46
1:AA:1450:U:H2'	1:AA:1452:C:C5	2.51	0.46
1:AA:345:C:H3'	37:BP:33:GLU:OE1	2.16	0.46
29:DH:94:ILE:HG13	29:DH:98:ASP:CB	2.46	0.46
53:CA:530:G:H5''	53:CA:531:U:H5''	1.98	0.46
53:CA:794:A:H4'	53:CA:1521:C:O2'	2.16	0.46
22:DA:1722:A:C6	22:DA:1739:A:C8	3.03	0.46
22:DA:999:U:C2'	22:DA:1000:A:H5'	2.46	0.46
34:DM:49:ALA:HB3	34:DM:103:TYR:OH	2.15	0.46
42:DU:54:PRO:HG2	42:DU:55:GLY:H	1.81	0.46

*Continued on next page...*

*Continued from previous page...*

Atom-1	Atom-2	Distance(Å)	Clash(Å)
22:BA:2345:G:C4	22:BA:2381:A:C2	3.03	0.46
32:DK:22:ILE:HD11	32:DK:40:LYS:HG3	1.96	0.46
29:DH:49:ALA:HB3	29:DH:50:ARG:NH2	2.30	0.46
12:AL:7:VAL:HG13	17:AQ:30:HIS:HD2	1.80	0.46
17:AQ:37:ILE:H	17:AQ:37:ILE:HD12	1.81	0.46
3:CC:8:GLY:HA2	3:CC:11:LEU:HG	1.98	0.46
36:DO:18:LEU:HD13	36:DO:25:ARG:HG2	1.97	0.46
43:BV:42:LEU:HD12	43:BV:47:VAL:HG21	1.97	0.46
22:DA:1317:G:N2	22:DA:1336:A:N3	2.64	0.46
3:AC:25:THR:HG23	14:AN:75:LYS:HD3	1.98	0.46
53:CA:288:A:H2'	53:CA:289:G:H4'	1.98	0.46
22:DA:2376:A:C1'	36:DO:99:TYR:CE1	2.99	0.46
29:BH:3:VAL:HB	29:BH:37:VAL:O	2.17	0.46
53:CA:58:C:O2'	53:CA:59:A:H5'	2.15	0.46
22:DA:251:A:H8	22:DA:251:A:O5'	1.99	0.46
22:DA:752:A:C6	22:DA:1781:U:H1'	2.51	0.46
4:CD:161:ALA:O	4:CD:164:ARG:HB2	2.16	0.46
4:CD:166:LYS:HA	4:CD:167:PRO:HD2	1.69	0.46
49:D1:16:THR:HG21	49:D1:42:VAL:HG23	1.97	0.46
8:AH:66:GLN:HB3	8:AH:67:GLY:H	1.52	0.46
22:DA:2735:G:C4	22:DA:2736:A:C8	3.04	0.46
11:CK:19:VAL:N	11:CK:34:THR:O	2.48	0.46
22:BA:2783:U:H2'	22:BA:2784:U:C6	2.51	0.46
1:AA:217:C:O2'	1:AA:218:U:H5'	2.16	0.46
22:BA:2525:G:C2	22:BA:2539:C:C2	3.04	0.46
22:BA:2244:U:H2'	22:BA:2245:U:O4'	2.16	0.46
23:BB:109:A:C6	23:BB:110:C:C4	3.04	0.46
14:CN:27:LYS:HD2	14:CN:27:LYS:C	2.36	0.46
3:CC:100:ILE:HD12	3:CC:101:ASN:N	2.31	0.46
4:CD:147:LYS:O	4:CD:147:LYS:HD3	2.16	0.46
45:DX:10:ARG:HB3	45:DX:11:PRO:HD2	1.97	0.46
39:DR:19:THR:HA	39:DR:96:VAL:O	2.15	0.46
22:BA:621:A:OP2	33:BL:99:ASN:OD1	2.33	0.46
22:DA:227:A:C4'	22:DA:228:C:OP1	2.38	0.45
1:AA:979:C:OP2	1:AA:980:C:H5	1.98	0.45
31:DJ:44:TYR:CD1	38:DQ:63:ARG:NH2	2.84	0.45
53:CA:408:A:OP1	4:CD:111:ALA:HB3	2.16	0.45
22:DA:2331:G:C2	22:DA:2385:C:N3	2.84	0.45
22:BA:2331:G:O2'	44:BW:39:GLN:O	2.34	0.45
42:DU:81:ARG:O	42:DU:82:VAL:HG13	2.17	0.45
41:BT:55:VAL:O	41:BT:55:VAL:HG12	2.16	0.45
5:AE:110:MET:CB	5:AE:139:THR:HG21	2.46	0.45

*Continued on next page...*

*Continued from previous page...*

Atom-1	Atom-2	Distance(Å)	Clash(Å)
5:AE:148:SER:O	5:AE:152:VAL:HG13	2.16	0.45
53:CA:20:U:O2'	53:CA:21:G:H5'	2.16	0.45
38:DQ:91:ARG:NE	39:DR:11:GLN:HB2	2.31	0.45
58:DF:101:ARG:HH11	58:DF:138:PRO:CB	2.29	0.45
52:B4:10:LEU:CD1	52:B4:33:HIS:HD2	2.26	0.45
30:BI:24:GLY:O	30:BI:34:ILE:HD12	2.17	0.45
53:CA:517:G:H5'	53:CA:519:C:C2	2.51	0.45
2:CB:119:GLN:O	2:CB:119:GLN:HG2	2.16	0.45
4:CD:143:SER:CB	4:CD:178:GLU:HG3	2.38	0.45
22:DA:1587:G:N2	22:DA:1588:G:H1'	2.31	0.45
49:B1:3:GLY:O	49:B1:5:ARG:N	2.44	0.45
53:CA:1449:C:H2'	53:CA:1450:U:O4'	2.16	0.45
4:AD:28:ASP:C	4:AD:29:THR:O	2.54	0.45
22:DA:2100:G:C6	22:DA:2101:A:C6	3.04	0.45
22:BA:2259:U:C5	22:BA:2427:C:N4	2.84	0.45
24:BC:106:PRO:HA	24:BC:141:HIS:NE2	2.30	0.45
1:AA:439:U:H4'	4:AD:120:LYS:HG3	1.97	0.45
45:BX:32:LEU:O	45:BX:33:HIS:CD2	2.69	0.45
8:CH:17:GLN:OE1	8:CH:62:LEU:HB3	2.16	0.45
22:DA:9:G:N1	22:DA:2629:U:H2'	2.28	0.45
20:AT:58:ASP:O	20:AT:61:ALA:HB3	2.16	0.45
22:BA:27:G:N2	22:BA:512:G:H1'	2.31	0.45
22:DA:1635:A:H2'	22:DA:1636:U:C6	2.51	0.45
1:AA:596:A:N6	1:AA:645:G:N1	2.63	0.45
50:D2:23:ALA:O	50:D2:24:THR:HB	2.16	0.45
25:DD:187:LEU:O	25:DD:188:LEU:HD23	2.16	0.45
10:AJ:18:ILE:CG2	10:AJ:19:ASP:N	2.79	0.45
26:BE:134:LEU:CD2	26:BE:161:ALA:HB2	2.47	0.45
46:DY:6:LEU:HD21	46:DY:56:LEU:HD12	1.98	0.45
39:DR:48:LYS:N	39:DR:48:LYS:HD2	2.31	0.45
1:AA:376:G:H5''	16:AP:5:ARG:HB2	1.98	0.45
42:BU:3:LYS:O	42:BU:82:VAL:HG21	2.15	0.45
55:CM:80:MET:HE2	55:CM:80:MET:HB2	1.90	0.45
22:BA:1821:A:H2'	22:BA:1822:C:C6	2.51	0.45
22:DA:1980:G:O2'	22:DA:1982:U:OP2	2.32	0.45
10:CJ:101:SER:O	10:CJ:102:LEU:HB2	2.16	0.45
22:BA:1152:C:H2'	22:BA:1153:C:H6	1.80	0.45
5:AE:15:ILE:HG21	5:AE:35:LEU:HD23	1.97	0.45
22:DA:2873:A:H4'	62:DA:3790:HOH:O	2.16	0.45
53:CA:1078:U:C5	53:CA:1079:G:C5	3.04	0.45
22:BA:1570:A:C6	22:BA:1571:A:C6	3.04	0.45
10:CJ:49:PHE:CE2	14:CN:73:LEU:HD13	2.51	0.45

*Continued on next page...*



*Continued from previous page...*

Atom-1	Atom-2	Distance(Å)	Clash(Å)
23:BB:54:G:H21	27:BF:25:MET:CE	2.29	0.45
39:BR:21:ARG:NH2	39:BR:93:PHE:CE1	2.85	0.45
53:CA:116:A:O5'	53:CA:116:A:H8	1.98	0.45
22:BA:2255:G:H2'	22:BA:2256:G:O4'	2.16	0.45
16:AP:56:ARG:HD2	16:AP:56:ARG:HA	1.76	0.45
22:DA:701:G:H2'	22:DA:701:G:N3	2.30	0.45
35:BN:30:ARG:HE	35:BN:30:ARG:HB2	1.46	0.45
38:BQ:94:LEU:O	38:BQ:96:ASP:N	2.47	0.45
22:DA:1328:A:H2'	22:DA:1330:C:C5	2.51	0.45
22:DA:2348:U:H2'	22:DA:2349:G:C8	2.48	0.45
22:DA:2332:C:H4'	44:DW:40:ARG:CZ	2.46	0.45
22:DA:379:G:C5	22:DA:396:G:O6	2.69	0.45
1:AA:17:U:H2'	1:AA:18:C:C6	2.51	0.45
53:CA:764:C:N4	53:CA:812:G:C6	2.84	0.45
22:DA:1273:U:H4'	22:DA:1275:A:OP2	2.16	0.45
53:CA:1319:A:C6	53:CA:1323:G:C4	3.04	0.45
53:CA:1271:A:O2'	14:CN:33:VAL:HG21	2.16	0.45
22:DA:1207:C:H2'	22:DA:1208:C:C6	2.50	0.45
22:BA:2742:G:O2'	22:BA:2743:U:H5'	2.16	0.45
48:D0:37:HIS:HB3	48:D0:43:THR:HG22	1.99	0.45
22:DA:604:G:C6	22:DA:625:G:N1	2.84	0.45
22:DA:1264:A:H1'	22:DA:2015:A:N6	2.31	0.45
22:DA:748:G:HO2'	22:DA:749:A:H3'	1.81	0.45
53:CA:32:A:C2	53:CA:33:A:C5	3.05	0.45
1:AA:251:G:H4'	1:AA:252:U:O5'	2.17	0.45
22:DA:973:A:O5'	39:DR:81:LYS:HE3	2.16	0.45
4:CD:154:VAL:O	4:CD:157:ALA:HB3	2.16	0.45
17:AQ:12:VAL:CG1	17:AQ:21:VAL:O	2.64	0.45
28:BG:35:THR:C	28:BG:36:LEU:HD22	2.36	0.45
22:DA:2144:G:O2'	22:DA:2145:C:O5'	2.34	0.45
58:DF:41:GLU:CG	58:DF:42:ALA:H	2.26	0.45
58:DF:41:GLU:O	58:DF:43:ILE:N	2.49	0.45
14:AN:20:PHE:HA	14:AN:24:ALA:HB3	1.98	0.45
22:DA:1255:U:O2'	22:DA:1256:G:OP1	2.33	0.45
25:DD:149:ASN:OD1	25:DD:150:GLN:N	2.49	0.45
1:AA:497:G:O2'	1:AA:498:A:H5'	2.16	0.45
28:DG:86:LEU:HA	28:DG:163:TYR:CB	2.40	0.45
1:AA:86:G:N3	1:AA:87:C:H5	2.15	0.45
1:AA:1286:U:H2'	1:AA:1286:U:O2	2.16	0.45
4:AD:57:LYS:HG3	4:AD:58:GLN:N	2.31	0.45
22:BA:1190:G:OP1	33:BL:32:GLY:CA	2.60	0.45
11:AK:100:ASN:HD22	11:AK:106:ILE:CG2	2.25	0.45

*Continued on next page...*



*Continued from previous page...*

Atom-1	Atom-2	Distance(Å)	Clash(Å)
22:BA:2888:C:H2'	22:BA:2889:C:C6	2.51	0.45
22:DA:962:G:O2'	22:DA:963:U:O5'	2.33	0.45
22:DA:983:A:H2'	22:DA:984:A:H5'	1.98	0.45
58:DF:102:LEU:HB3	58:DF:103:ILE:HD12	1.99	0.45
58:DF:169:LEU:HB3	58:DF:174:PHE:HB2	1.98	0.45
53:CA:163:C:H2'	53:CA:164:G:O5'	2.16	0.45
9:AI:40:ARG:O	9:AI:44:ARG:HD3	2.16	0.45
30:BI:123:ALA:HA	30:BI:126:ARG:CZ	2.46	0.45
31:BJ:32:LEU:CD2	31:BJ:54:ILE:HG12	2.46	0.45
1:AA:1453:G:H2'	1:AA:1454:G:O4'	2.15	0.45
53:CA:781:A:H2	53:CA:1514:G:H4'	1.81	0.45
22:DA:1904:G:OP2	22:DA:1971:U:O4	2.33	0.45
2:CB:19:THR:OG1	2:CB:20:ARG:N	2.47	0.45
33:DL:103:ILE:H	33:DL:103:ILE:HD12	1.81	0.45
40:DS:36:LEU:C	40:DS:38:TYR:N	2.70	0.45
22:BA:748:G:OP2	40:BS:88:ARG:HG3	2.16	0.45
22:BA:2210:U:H4'	22:BA:2211:A:H5'	1.99	0.45
1:AA:1447:A:H5''	1:AA:1448:C:H5	1.81	0.45
21:CU:9:GLU:HB3	21:CU:10:PRO:HD2	1.97	0.45
21:CU:8:ASN:CG	21:CU:9:GLU:H	2.19	0.45
6:CF:90:MET:CE	18:CR:60:ARG:HD3	2.47	0.45
1:AA:1144:G:C8	1:AA:1144:G:OP2	2.69	0.45
53:CA:748:G:H2'	53:CA:749:A:C8	2.51	0.45
53:CA:555:U:H2'	53:CA:556:C:H6	1.79	0.45
22:DA:2561:U:H2'	22:DA:2562:U:O5'	2.15	0.45
55:CM:69:ARG:HA	55:CM:72:ILE:CG2	2.46	0.45
24:DC:191:LEU:HD22	24:DC:191:LEU:N	2.32	0.45
22:DA:2595:G:N1	22:DA:2599:G:C6	2.84	0.45
29:BH:76:GLU:HB3	29:BH:103:VAL:HG12	1.98	0.45
22:BA:1224:U:C4	22:BA:1225:G:C6	3.04	0.45
22:DA:259:G:C2'	22:DA:260:G:H5'	2.47	0.45
22:BA:1759:A:C8	22:BA:2696:U:H1'	2.52	0.45
22:BA:852:U:H2'	22:BA:853:C:C6	2.51	0.45
22:DA:1910:G:C6	22:DA:1911:U:C4	3.05	0.45
22:BA:2512:C:H2'	22:BA:2513:A:O4'	2.17	0.45
53:CA:65:A:C5	53:CA:200:G:O2'	2.69	0.45
17:AQ:48:GLU:OE1	17:AQ:48:GLU:HA	2.15	0.45
7:AG:77:ARG:NE	7:AG:77:ARG:HA	2.31	0.45
42:BU:78:LYS:HG2	42:BU:79:ALA:H	1.81	0.45
53:CA:229:U:H2'	53:CA:230:G:O4'	2.16	0.45
38:BQ:59:LEU:HD22	38:BQ:59:LEU:O	2.17	0.45
22:DA:1342:A:H5'	22:DA:1398:C:OP1	2.15	0.45

*Continued on next page...*

*Continued from previous page...*

Atom-1	Atom-2	Distance(Å)	Clash(Å)
22:DA:1607:C:N4	22:DA:1622:G:N7	2.64	0.45
22:DA:33:C:O2'	22:DA:446:G:N2	2.44	0.45
22:DA:2344:U:O2'	49:D1:37:LYS:HE2	2.16	0.45
6:AF:38:ARG:CG	6:AF:38:ARG:NH1	2.72	0.45
22:BA:2353:G:O2'	44:BW:31:LEU:HD23	2.17	0.45
25:BD:182:ALA:C	25:BD:184:ARG:H	2.17	0.45
9:CI:16:ALA:HA	9:CI:65:THR:O	2.16	0.45
24:DC:144:GLU:HB3	24:DC:187:CYS:CB	2.37	0.45
20:AT:82:ILE:HD12	20:AT:83:ASN:N	2.31	0.45
37:DP:90:ALA:HB3	37:DP:110:LYS:HB2	1.99	0.45
22:DA:1693:U:C4'	22:DA:1694:C:OP2	2.46	0.45
57:DB:24:G:H4'	57:DB:26:C:H5	1.80	0.45
5:AE:108:GLY:O	5:AE:109:ALA:HB3	2.17	0.45
22:DA:2297:A:C2	22:DA:2298:A:C8	3.04	0.45
22:DA:125:A:OP2	50:D2:19:ARG:NH2	2.49	0.45
53:CA:971:G:H5''	53:CA:972:C:C5'	2.46	0.45
22:DA:2667:C:HO2'	22:DA:2668:G:H8	1.63	0.45
26:DE:134:LEU:O	26:DE:138:LEU:HG	2.17	0.45
34:DM:45:GLN:OE1	34:DM:125:PRO:HG3	2.16	0.45
1:AA:1281:C:H2'	1:AA:1282:C:H5	1.80	0.45
24:BC:247:TRP:O	24:BC:249:VAL:N	2.50	0.45
22:DA:2210:U:O2	22:DA:2212:A:H5''	2.16	0.45
2:AB:67:LEU:HD22	2:AB:69:VAL:CG2	2.44	0.45
22:DA:2756:U:H4'	22:DA:2757:A:OP1	2.15	0.45
22:DA:2413:G:H2'	22:DA:2414:G:H8	1.81	0.45
29:DH:90:LEU:CB	29:DH:123:ARG:HB3	2.36	0.45
53:CA:237:G:C6	53:CA:238:A:C6	3.04	0.45
1:AA:73:C:O2'	1:AA:74:A:C5'	2.64	0.45
54:CG:100:MET:HE3	54:CG:100:MET:H	1.81	0.45
22:BA:2151:U:N3	22:BA:2152:G:N7	2.64	0.45
22:DA:855:G:O2'	44:DW:23:LYS:HD3	2.16	0.45
14:AN:22:LYS:CG	14:AN:23:ARG:H	2.25	0.45
53:CA:495:A:C2	53:CA:496:A:C6	3.05	0.45
24:DC:140:VAL:CG2	24:DC:161:VAL:HB	2.46	0.45
24:DC:140:VAL:HG23	24:DC:141:HIS:H	1.82	0.45
21:CU:34:ARG:O	21:CU:35:GLU:O	2.34	0.45
1:AA:1348:U:HO2'	1:AA:1349:A:H8	1.63	0.45
53:CA:1190:G:HO2'	53:CA:1191:A:P	2.38	0.45
36:BO:34:HIS:CD2	36:BO:53:THR:OG1	2.69	0.45
37:DP:50:ARG:CA	37:DP:57:ALA:O	2.62	0.45
21:AU:3:ILE:CA	21:AU:19:LYS:HZ1	2.29	0.45
22:DA:2494:G:O2'	34:DM:79:ALA:HA	2.16	0.45

*Continued on next page...*

*Continued from previous page...*

Atom-1	Atom-2	Distance(Å)	Clash(Å)
53:CA:737:C:H2'	53:CA:738:C:C6	2.52	0.45
41:BT:29:THR:HB	41:BT:86:THR:HG22	1.99	0.45
22:DA:1869:G:N1	22:DA:1873:G:C6	2.84	0.45
22:BA:1188:U:C2'	22:BA:1189:A:H5'	2.46	0.45
1:AA:826:C:H5'	8:AH:12:ARG:NH2	2.31	0.45
53:CA:953:G:H2'	53:CA:954:G:C8	2.52	0.45
57:DB:32:U:C2	57:DB:51:G:N2	2.84	0.45
29:DH:96:THR:O	29:DH:97:ARG:HG3	2.15	0.45
22:BA:1539:U:H2'	22:BA:1540:G:C8	2.47	0.45
1:AA:807:A:C5	1:AA:808:C:C4	3.04	0.45
9:AI:12:LYS:H	9:AI:105:ARG:HH12	1.64	0.45
22:DA:2868:A:C6	22:DA:2869:G:C6	3.04	0.45
22:DA:1794:A:H2'	22:DA:1795:C:C6	2.52	0.45
24:BC:251:THR:CG2	24:BC:252:LYS:H	2.25	0.45
1:AA:298:A:H2'	1:AA:299:G:O4'	2.16	0.45
34:BM:71:LYS:HD3	34:BM:95:LEU:CD1	2.47	0.45
24:BC:94:LEU:HG	24:BC:94:LEU:O	2.16	0.45
15:AO:15:GLY:C	15:AO:17:ASP:H	2.20	0.45
6:CF:99:ALA:O	6:CF:100:SER:CB	2.64	0.45
1:AA:68:G:C5	1:AA:69:G:H1'	2.50	0.45
35:DN:51:LEU:HA	35:DN:54:LEU:CD2	2.47	0.45
1:AA:436:C:H2'	1:AA:437:U:H6	1.81	0.45
39:BR:93:PHE:CD1	39:BR:93:PHE:C	2.90	0.45
22:BA:2838:G:H2'	22:BA:2839:G:O4'	2.16	0.45
53:CA:890:G:O2'	53:CA:906:A:N6	2.49	0.45
25:DD:61:THR:HB	25:DD:63:PRO:HD2	1.99	0.45
53:CA:624:C:H2'	53:CA:625:U:O4'	2.16	0.45
25:BD:163:GLY:O	25:BD:164:GLN:C	2.54	0.45
26:BE:1:MET:HG3	26:BE:14:VAL:HG23	1.97	0.45
22:BA:767:U:O2'	22:BA:768:G:H5'	2.16	0.45
46:BY:26:PHE:HD1	46:BY:27:ASN:ND2	2.14	0.45
25:BD:53:GLY:HA3	25:BD:77:ARG:H	1.81	0.45
22:BA:1613:G:C2	22:BA:1619:G:C5	3.04	0.45
38:BQ:60:TRP:CH2	38:BQ:93:ILE:HB	2.52	0.45
22:DA:1400:U:H2'	22:DA:1401:G:O4'	2.17	0.45
4:CD:186:GLU:O	4:CD:187:ARG:HB2	2.16	0.45
6:AF:29:ILE:HG12	6:AF:64:VAL:CG1	2.38	0.45
44:DW:40:ARG:NH1	44:DW:40:ARG:CG	2.56	0.45
44:BW:24:ARG:HB2	44:BW:65:LYS:HD3	1.99	0.45
22:DA:54:G:C5	22:DA:55:G:C8	3.04	0.45
31:DJ:64:VAL:CG1	31:DJ:65:THR:N	2.79	0.45
39:BR:48:LYS:HD2	39:BR:48:LYS:N	2.24	0.45

*Continued on next page...*

*Continued from previous page...*

Atom-1	Atom-2	Distance(Å)	Clash(Å)
2:CB:103:TRP:O	2:CB:107:ARG:HG2	2.16	0.45
5:AE:153:ALA:O	5:AE:154:ALA:C	2.54	0.45
5:CE:81:GLN:HB3	5:CE:82:HIS:H	1.61	0.45
22:BA:587:C:C2	33:BL:33:ARG:NH2	2.84	0.45
53:CA:1367:C:H5'	10:CJ:62:ARG:NH1	2.31	0.45
25:DD:200:ASP:O	25:DD:201:LEU:HD23	2.16	0.45
1:AA:993:G:N3	1:AA:993:G:H2'	2.31	0.45
37:BP:85:VAL:HG13	37:BP:86:LYS:N	2.32	0.45
22:DA:142:A:O2'	22:DA:143:C:H6	1.97	0.45
22:DA:191:A:O2'	22:DA:192:C:H5'	2.15	0.45
22:DA:28:A:C2	22:DA:29:U:H1'	2.52	0.45
22:DA:26:G:H1'	22:DA:515:A:H61	1.81	0.45
22:DA:1665:A:C2'	22:DA:1666:G:H5'	2.47	0.45
22:DA:2013:A:N6	22:DA:2014:A:C2	2.85	0.45
4:CD:144:ILE:CD1	4:CD:154:VAL:HG21	2.46	0.45
1:AA:210:C:H4'	1:AA:211:G:C2	2.52	0.45
24:BC:227:VAL:O	24:BC:227:VAL:HG23	2.17	0.45
22:DA:279:A:H61	22:DA:361:G:C1'	2.23	0.45
22:DA:2708:G:H1'	35:DN:71:ARG:CZ	2.47	0.45
53:CA:335:C:O2	53:CA:1433:A:H2	1.99	0.45
31:DJ:23:LYS:HB3	31:DJ:28:LEU:HD13	1.98	0.45
10:CJ:48:ARG:HB3	14:CN:100:TRP:HZ2	1.82	0.45
1:AA:1346:A:C4	1:AA:1348:U:C4	3.05	0.45
58:DF:103:ILE:H	58:DF:107:VAL:CG1	2.30	0.45
40:BS:23:LEU:HD11	48:B0:21:LEU:HD13	1.99	0.45
40:BS:41:LYS:O	40:BS:42:LYS:C	2.54	0.45
22:DA:1866:A:H2'	22:DA:1867:G:O4'	2.16	0.45
22:BA:826:U:H2'	22:BA:828:U:O4'	2.17	0.45
45:BX:5:GLN:HE21	45:BX:49:ARG:CB	2.29	0.45
10:AJ:15:HIS:CG	10:AJ:16:ARG:N	2.84	0.45
8:AH:5:PRO:O	8:AH:8:ASP:HB3	2.16	0.45
1:AA:967:C:H6	1:AA:967:C:O5'	1.99	0.45
22:DA:86:G:C2	22:DA:87:U:C4	3.05	0.45
30:DI:57:VAL:HG12	30:DI:58:ILE:N	2.29	0.45
22:DA:1244:A:C2'	22:DA:1245:G:H5'	2.46	0.45
14:AN:61:ASN:HA	14:AN:61:ASN:HD22	1.58	0.45
58:DF:8:LYS:HG3	58:DF:12:VAL:HG21	1.97	0.45
22:DA:1286:A:C4	22:DA:1289:C:C4	3.04	0.45
8:AH:93:LYS:HE3	8:AH:116:ARG:NH1	2.31	0.45
1:AA:502:A:H2'	1:AA:503:C:C6	2.52	0.45
17:CQ:27:PHE:HD1	17:CQ:36:PHE:HB3	1.80	0.45
43:DV:63:ILE:O	43:DV:63:ILE:HG22	2.17	0.45

*Continued on next page...*

*Continued from previous page...*

Atom-1	Atom-2	Distance(Å)	Clash(Å)
35:BN:70:THR:HG21	35:BN:75:ILE:HD11	1.97	0.45
24:BC:257:ARG:HG3	24:BC:269:ARG:HH12	1.80	0.45
32:BK:28:SER:O	32:BK:30:ARG:N	2.50	0.45
16:AP:51:ARG:HG2	16:AP:52:LEU:N	2.31	0.45
40:BS:36:LEU:HA	40:BS:36:LEU:HD12	1.52	0.45
22:DA:156:A:H2'	22:DA:157:C:C6	2.50	0.45
3:CC:11:LEU:C	3:CC:13:ILE:N	2.70	0.45
34:BM:40:ARG:HD3	34:BM:93:VAL:HG21	1.99	0.45
22:DA:2233:U:H2'	22:DA:2234:G:H8	1.81	0.45
22:DA:2234:G:C6	22:DA:2235:G:C5	3.04	0.45
22:BA:2230:G:H2'	22:BA:2231:U:C6	2.50	0.45
22:BA:607:U:O4	22:BA:620:G:O4'	2.35	0.45
22:DA:1686:C:H2'	22:DA:1687:G:O4'	2.16	0.45
22:BA:1783:A:C2	22:BA:2587:A:C4	3.04	0.45
22:BA:553:G:H2'	22:BA:554:U:O4'	2.16	0.45
15:AO:84:LEU:HB3	15:AO:86:LEU:HD22	1.98	0.45
22:DA:2474:U:H2'	22:DA:2475:C:O5'	2.15	0.45
57:DB:30:C:H2'	57:DB:31:C:H5'	1.97	0.45
30:DI:102:ARG:CZ	30:DI:105:LEU:HD22	2.45	0.45
22:DA:2106:U:H2'	22:DA:2107:G:O4'	2.17	0.45
26:BE:12:LEU:HD13	26:BE:12:LEU:O	2.17	0.45
22:DA:653:U:H4'	22:DA:653:U:OP1	2.16	0.45
22:BA:189:G:H2'	22:BA:205:G:N2	2.32	0.45
53:CA:1248:A:O2'	9:CI:37:TYR:HD1	1.98	0.45
29:BH:132:PHE:CG	29:BH:133:GLN:N	2.84	0.45
22:BA:2140:G:C2	22:BA:2141:G:C4	3.04	0.45
7:AG:14:ASP:HB3	7:AG:18:GLY:H	1.81	0.45
22:DA:732:C:H2'	22:DA:733:G:O4'	2.17	0.45
22:BA:1593:A:H2'	22:BA:1594:U:O4'	2.17	0.45
40:DS:68:ASP:N	40:DS:68:ASP:OD1	2.48	0.45
37:BP:58:PHE:CD2	37:BP:58:PHE:N	2.80	0.45
26:DE:9:GLN:O	26:DE:9:GLN:HG3	2.17	0.45
9:CI:126:PHE:O	9:CI:126:PHE:CG	2.69	0.45
43:DV:32:GLY:O	43:DV:33:GLY:C	2.54	0.45
22:BA:1241:A:C2'	22:BA:1242:U:H5'	2.47	0.45
22:DA:219:A:C5	22:DA:220:G:C5	3.05	0.45
22:DA:1314:C:OP1	22:DA:1332:G:H5''	2.15	0.45
57:DB:109:A:C5	57:DB:110:C:C4	3.04	0.45
35:DN:38:LEU:HB3	35:DN:39:PRO:CD	2.43	0.45
22:BA:2365:G:C2'	22:BA:2366:A:C8	3.00	0.45
44:BW:23:LYS:HE3	44:BW:24:ARG:HG3	1.99	0.45
22:DA:1127:A:O2'	22:DA:1128:G:C5'	2.63	0.45

*Continued on next page...*

*Continued from previous page...*

Atom-1	Atom-2	Distance(Å)	Clash(Å)
42:DU:91:LYS:O	42:DU:92:VAL:HG22	2.16	0.45
37:DP:112:ARG:O	37:DP:113:LEU:HB3	2.16	0.45
22:BA:1534:U:H5'	22:BA:1535:A:P	2.56	0.45
1:AA:1299:A:N3	1:AA:1299:A:C2'	2.70	0.45
52:D4:7:VAL:CG1	52:D4:8:LYS:N	2.80	0.45
22:BA:1735:A:C2	22:BA:1736:U:C2	3.05	0.45
38:BQ:85:ALA:HA	38:BQ:115:ALA:CB	2.47	0.45
33:BL:28:GLY:O	33:BL:29:LYS:HB3	2.17	0.45
53:CA:1364:U:O2'	53:CA:1365:G:H5'	2.15	0.45
53:CA:976:G:N7	53:CA:1359:C:O4'	2.49	0.45
19:CS:4:LEU:HB3	19:CS:5:LYS:H	1.53	0.45
22:DA:481:G:OP2	42:DU:43:LYS:HA	2.17	0.45
53:CA:560:A:H5'	53:CA:566:G:N2	2.32	0.45
58:DF:110:ILE:HA	58:DF:111:ARG:HH11	1.82	0.45
58:DF:67:THR:O	58:DF:84:ILE:HG22	2.17	0.45
22:DA:877:A:N3	22:DA:877:A:H2'	2.31	0.45
22:BA:264:C:O2'	22:BA:265:A:H2'	2.17	0.45
22:BA:221:A:C4	22:BA:266:G:N7	2.85	0.45
22:DA:2741:A:C8	22:DA:2742:G:C8	3.05	0.45
22:DA:2751:G:H2'	22:DA:2751:G:N3	2.32	0.45
34:DM:62:LYS:C	34:DM:63:ILE:HD12	2.37	0.45
31:BJ:25:LEU:HB2	31:BJ:62:VAL:HG21	1.98	0.45
22:DA:2069:G:C2	22:DA:2443:C:C2	3.04	0.45
7:AG:29:LEU:C	7:AG:29:LEU:HD23	2.36	0.45
6:CF:9:MET:HB2	6:CF:85:ILE:HG13	1.98	0.45
22:DA:2054:A:C2	22:DA:2616:C:C2	3.04	0.45
22:DA:920:A:H2'	22:DA:921:C:C6	2.52	0.45
1:AA:497:G:N2	1:AA:498:A:C6	2.84	0.45
1:AA:77:A:N6	1:AA:90:C:C4	2.85	0.45
22:BA:2756:U:H1'	22:BA:2757:A:H5''	1.97	0.45
3:CC:166:TRP:CE3	3:CC:166:TRP:N	2.84	0.45
41:DT:5:GLU:CD	46:DY:18:LEU:HD21	2.37	0.45
53:CA:98:A:H2'	53:CA:99:C:C6	2.51	0.45
22:DA:86:G:O2'	22:DA:87:U:H6	2.00	0.45
30:DI:57:VAL:O	30:DI:58:ILE:HG13	2.16	0.45
2:AB:119:GLN:C	2:AB:119:GLN:HE21	2.20	0.45
22:BA:1567:G:C2'	24:BC:84:PRO:HG3	2.42	0.45
41:BT:68:LYS:O	41:BT:69:ARG:O	2.33	0.45
20:AT:16:ALA:O	20:AT:17:ARG:C	2.55	0.45
1:AA:1071:C:H2'	1:AA:1072:G:H8	1.81	0.45
1:AA:180:U:H2'	1:AA:181:A:O5'	2.16	0.45
35:BN:51:LEU:HD21	35:BN:70:THR:HG22	1.97	0.45

*Continued on next page...*

*Continued from previous page...*

Atom-1	Atom-2	Distance(Å)	Clash(Å)
57:DB:8:C:H5'	36:DO:27:VAL:HG11	1.98	0.45
36:DO:18:LEU:HD13	36:DO:25:ARG:HD2	1.98	0.45
41:DT:10:VAL:HG23	41:DT:11:LEU:CD1	2.46	0.45
22:BA:2318:G:C5	22:BA:2319:G:C6	3.04	0.45
1:AA:903:G:C6	1:AA:904:U:C4	3.05	0.45
22:BA:2530:A:C8	28:BG:156:TYR:OH	2.67	0.45
9:CI:46:VAL:O	9:CI:79:ARG:HG3	2.17	0.45
16:AP:46:LYS:NZ	16:AP:48:GLU:H	2.13	0.45
3:CC:122:GLN:HB2	3:CC:127:VAL:HG21	1.99	0.45
22:BA:859:G:C8	22:BA:859:G:OP2	2.69	0.45
52:D4:27:CYS:SG	52:D4:30:GLU:O	2.75	0.45
1:AA:287:U:H2'	1:AA:288:A:H8	1.82	0.45
51:D3:51:LYS:O	51:D3:54:LEU:HB3	2.17	0.45
7:AG:88:VAL:HG22	7:AG:89:GLU:N	2.31	0.45
22:BA:2780:G:H4'	22:BA:2781:A:OP2	2.17	0.45
10:CJ:92:LEU:N	10:CJ:92:LEU:HD13	2.31	0.45
31:BJ:27:ARG:HH11	31:BJ:27:ARG:HG2	1.80	0.45
1:AA:622:A:C8	1:AA:623:C:C6	3.04	0.45
11:CK:92:ARG:HD2	11:CK:92:ARG:HA	1.79	0.45
4:CD:190:LEU:O	4:CD:190:LEU:HD23	2.17	0.45
22:DA:2330:G:H1'	44:DW:38:ARG:HB3	1.97	0.45
37:BP:4:ILE:CG2	37:BP:5:LYS:H	2.07	0.45
37:BP:5:LYS:O	37:BP:9:GLN:HG2	2.17	0.45
22:BA:1097:U:H3'	22:BA:1098:A:H4'	1.98	0.45
39:DR:49:ILE:HG22	39:DR:54:VAL:H	1.82	0.45
1:AA:374:A:C6	1:AA:375:U:C4	3.04	0.45
22:BA:1599:U:H2'	22:BA:1600:C:C6	2.52	0.45
46:DY:21:LEU:HA	46:DY:25:GLN:HB3	1.99	0.45
53:CA:978:A:C5	53:CA:1319:A:C2	3.05	0.45
53:CA:1211:U:O2'	53:CA:1213:A:C2	2.66	0.45
53:CA:995:C:O2'	53:CA:996:A:H5''	2.17	0.45
22:BA:869:G:H2'	22:BA:870:U:O4'	2.16	0.45
22:BA:2502:G:C5'	22:BA:2503:A:C5'	2.87	0.45
22:DA:1264:A:H1'	22:DA:2015:A:H61	1.81	0.45
22:DA:1654:A:O2'	22:DA:1655:A:O4'	2.35	0.45
22:DA:1655:A:H5'	25:DD:118:PHE:CD1	2.52	0.45
26:DE:148:ILE:CD1	26:DE:187:VAL:HG21	2.38	0.45
22:DA:2067:G:C6	22:DA:2444:G:N1	2.84	0.45
1:AA:1241:G:O2'	1:AA:1242:G:O5'	2.35	0.45
22:DA:1048:A:C2	22:DA:1049:C:N4	2.85	0.45
22:DA:46:G:N1	22:DA:47:C:C4	2.85	0.45
22:DA:2285:C:H2'	22:DA:2286:G:C5'	2.45	0.45

*Continued on next page...*



*Continued from previous page...*

Atom-1	Atom-2	Distance(Å)	Clash(Å)
5:AE:132:PRO:O	5:AE:136:VAL:HG13	2.17	0.45
11:AK:113:THR:HB	21:AU:28:LEU:HD11	1.97	0.45
43:DV:73:LYS:O	43:DV:92:VAL:HG22	2.16	0.45
28:BG:23:ILE:N	28:BG:23:ILE:CD1	2.80	0.45
22:DA:289:G:C2	22:DA:352:A:C2	3.05	0.45
22:DA:2019:A:H4'	38:DQ:33:VAL:HG21	1.98	0.45
29:BH:99:ILE:HG22	29:BH:99:ILE:O	2.16	0.45
8:CH:29:SER:OG	8:CH:32:LYS:HB3	2.17	0.45
22:BA:2425:A:H4'	22:BA:2426:A:O5'	2.14	0.45
53:CA:1072:G:C6	53:CA:1073:U:C4	3.05	0.45
31:DJ:18:VAL:CG1	31:DJ:54:ILE:HD11	2.46	0.45
18:CR:32:ILE:HA	18:CR:39:VAL:HG23	1.97	0.45
22:BA:404:A:C1'	22:BA:405:U:OP2	2.62	0.45
1:AA:1451:U:O5'	1:AA:1452:C:H5	2.00	0.45
53:CA:780:A:O2'	53:CA:781:A:H5''	2.17	0.45
22:DA:2403:C:O2'	22:DA:2404:U:H5'	2.17	0.45
33:DL:95:LEU:HB3	33:DL:100:ILE:HG23	1.98	0.45
22:BA:571:U:H3'	39:BR:80:ARG:NH2	2.32	0.45
40:DS:27:LYS:O	40:DS:28:LYS:O	2.35	0.45
19:AS:4:LEU:N	19:AS:4:LEU:HD12	2.31	0.45
22:DA:30:G:H2'	22:DA:31:C:O4'	2.17	0.45
48:D0:28:SER:O	48:D0:36:LYS:HA	2.16	0.45
22:BA:2821:A:H2'	22:BA:2822:G:O4'	2.16	0.45
33:DL:20:GLY:CA	33:DL:28:GLY:HA2	2.46	0.45
40:DS:29:VAL:HG23	40:DS:69:LEU:O	2.17	0.45
29:DH:117:LEU:HD22	29:DH:122:LEU:HD12	1.98	0.45
25:DD:179:ARG:NH1	37:DP:7:LEU:HD11	2.32	0.45
22:DA:1285:A:C6	22:DA:1329:U:C5	3.05	0.45
35:BN:23:ASN:ND2	35:BN:23:ASN:N	2.65	0.45
22:DA:2623:G:H4'	22:DA:2825:G:C8	2.51	0.45
22:BA:2378:A:N7	22:BA:2379:G:H1'	2.32	0.45
22:DA:347:A:H2'	22:DA:348:A:C8	2.51	0.45
22:BA:250:G:OP2	51:B3:12:ARG:NH1	2.50	0.45
57:DB:7:G:O2'	36:DO:38:GLN:NE2	2.49	0.45
2:AB:113:LEU:HB2	2:AB:143:LEU:HD12	1.97	0.45
22:DA:2595:G:C6	22:DA:2599:G:C6	3.04	0.45
22:BA:817:C:H2'	22:BA:818:G:O4'	2.17	0.45
22:DA:1109:C:N4	22:DA:1110:G:N1	2.65	0.45
22:BA:1419:A:C5	22:BA:1421:G:C4	3.05	0.45
6:AF:10:VAL:CG1	6:AF:11:HIS:N	2.80	0.45
4:AD:63:ILE:HG23	4:AD:64:TYR:CD1	2.51	0.45
36:BO:52:SER:OG	36:BO:54:VAL:HG12	2.17	0.45

*Continued on next page...*

*Continued from previous page...*

Atom-1	Atom-2	Distance(Å)	Clash(Å)
1:AA:1425:U:O2	1:AA:1476:A:C2	2.70	0.45
1:AA:1379:G:C6	1:AA:1380:U:C4	3.04	0.45
22:DA:2819:G:H1'	22:DA:2828:G:N2	2.32	0.45
33:DL:84:LYS:O	33:DL:85:VAL:HB	2.17	0.45
3:CC:124:GLU:CD	3:CC:124:GLU:N	2.70	0.45
36:BO:94:ARG:HG3	36:BO:94:ARG:H	1.51	0.45
22:BA:796:C:H2'	22:BA:797:G:C8	2.52	0.45
22:BA:1157:G:N2	22:BA:1158:C:C2	2.84	0.45
51:B3:61:LEU:HB3	51:B3:64:ALA:HB2	1.98	0.45
53:CA:787:A:C2	53:CA:796:C:N3	2.85	0.45
3:AC:75:VAL:O	3:AC:82:ASP:HB3	2.16	0.45
53:CA:1158:C:H2'	53:CA:1158:C:O2	2.17	0.45
49:D1:20:TYR:HE2	49:D1:37:LYS:HZ2	1.65	0.45
27:BF:129:MET:HG3	27:BF:153:ILE:CD1	2.46	0.45
6:AF:93:LYS:O	6:AF:94:HIS:CB	2.65	0.45
53:CA:261:U:O2'	53:CA:263:A:N7	2.42	0.45
22:DA:1826:G:C6	22:DA:1827:U:C4	3.05	0.45
17:AQ:14:ASP:HA	17:AQ:20:ILE:HD11	1.98	0.45
52:D4:7:VAL:HG22	52:D4:25:VAL:CG2	2.47	0.45
2:CB:151:LYS:HG3	2:CB:152:ASP:N	2.32	0.45
5:AE:109:ALA:C	5:AE:111:ARG:H	2.19	0.45
25:BD:4:LEU:HD13	25:BD:100:LEU:HD23	1.99	0.45
46:DY:25:GLN:HA	46:DY:28:LEU:HB3	1.98	0.45
53:CA:977:A:C8	53:CA:1223:C:N3	2.78	0.45
53:CA:1319:A:OP2	19:CS:4:LEU:HD21	2.16	0.45
22:DA:503:A:C5	22:DA:506:G:C6	3.05	0.45
28:DG:88:LEU:N	28:DG:128:THR:O	2.49	0.45
37:DP:52:ARG:HH11	37:DP:52:ARG:HG2	1.82	0.45
1:AA:1046:A:H2'	1:AA:1047:G:O5'	2.16	0.45
37:BP:83:ILE:CD1	37:BP:83:ILE:C	2.81	0.45
22:DA:581:C:N3	22:DA:582:A:N7	2.65	0.45
22:DA:2413:G:O2'	22:DA:2414:G:H5'	2.17	0.45
28:DG:112:VAL:HG12	28:DG:114:HIS:N	2.23	0.45
22:DA:197:A:C4'	22:DA:2068:U:H2'	2.46	0.45
6:CF:43:GLY:HA2	6:CF:58:HIS:ND1	2.31	0.45
1:AA:428:G:O4'	1:AA:430:A:C8	2.70	0.45
22:DA:1856:U:O4	22:DA:1857:G:C2	2.69	0.45
27:BF:134:GLN:O	27:BF:135:ILE:HB	2.17	0.45
32:BK:11:ALA:O	32:BK:99:ILE:HA	2.17	0.45
24:BC:144:GLU:CA	24:BC:151:GLY:HA2	2.39	0.45
53:CA:1343:G:C6	53:CA:1344:C:C4	3.05	0.45
24:DC:64:VAL:HG12	24:DC:64:VAL:O	2.16	0.45

*Continued on next page...*

*Continued from previous page...*

Atom-1	Atom-2	Distance(Å)	Clash(Å)
30:BI:52:LEU:HD12	30:BI:52:LEU:N	2.32	0.45
2:CB:185:ILE:HA	2:CB:199:ILE:HG13	1.98	0.45
37:DP:50:ARG:O	37:DP:51:ASN:HB2	2.15	0.45
21:AU:16:ARG:HG2	21:AU:19:LYS:HG2	1.98	0.45
55:CM:11:HIS:HA	55:CM:44:ILE:HB	1.99	0.45
53:CA:1113:C:H2'	53:CA:1114:C:C6	2.42	0.45
25:BD:193:VAL:HG21	25:BD:201:LEU:HD21	1.98	0.45
1:AA:1324:A:H2'	1:AA:1325:C:H6	1.81	0.45
5:CE:132:PRO:O	5:CE:135:VAL:N	2.50	0.45
4:AD:100:VAL:O	4:AD:100:VAL:CG1	2.64	0.45
39:DR:90:ARG:O	39:DR:91:GLN:HB3	2.17	0.45
22:DA:1287:A:O2'	22:DA:1288:G:H5'	2.17	0.45
46:BY:1:MET:HG2	46:BY:5:GLU:OE1	2.17	0.45
25:DD:11:MET:CE	25:DD:192:ALA:HA	2.45	0.45
22:DA:1000:A:N6	22:DA:1001:A:N1	2.64	0.45
53:CA:1089:G:H2'	53:CA:1090:U:O4'	2.17	0.45
22:BA:2492:U:H2'	22:BA:2493:U:C6	2.47	0.45
22:DA:1376:C:H5''	62:DA:3411:HOH:O	2.15	0.45
22:DA:1571:A:O5'	22:DA:1571:A:H8	2.00	0.45
22:BA:2293:G:H2'	22:BA:2294:G:O4'	2.17	0.45
20:AT:50:PHE:HE2	20:AT:75:LYS:HA	1.82	0.45
22:BA:2790:U:H5'	22:BA:2893:A:N7	2.32	0.45
1:AA:833:G:O2'	1:AA:834:U:H5'	2.16	0.45
22:BA:1185:G:H5''	22:BA:1186:G:OP2	2.17	0.45
22:BA:497:A:H2'	22:BA:498:G:O4'	2.16	0.45
10:CJ:37:ARG:CG	10:CJ:75:ASP:HB3	2.46	0.45
1:AA:22:G:H2'	1:AA:23:C:C6	2.51	0.45
22:BA:2415:G:H4'	33:BL:65:GLY:O	2.16	0.45
1:AA:367:U:C6	1:AA:394:G:N2	2.85	0.45
37:BP:20:ARG:HG3	37:BP:20:ARG:HH21	1.80	0.45
53:CA:448:A:C4	53:CA:487:A:C2	3.04	0.45
5:AE:56:PRO:O	5:AE:59:ILE:HG13	2.16	0.45
53:CA:676:A:H2'	53:CA:677:U:C6	2.52	0.45
26:BE:8:ALA:O	26:BE:9:GLN:C	2.54	0.45
22:DA:2540:C:H2'	22:DA:2541:A:H8	1.82	0.45
37:DP:61:ARG:CZ	37:DP:100:ARG:HA	2.46	0.45
22:BA:2884:U:O2	22:BA:2884:U:O4'	2.34	0.45
22:DA:1766:G:C6	22:DA:1987:A:C6	3.05	0.45
22:DA:1638:C:H4'	22:DA:2710:C:O2	2.17	0.45
22:BA:723:C:H2'	22:BA:724:U:C6	2.52	0.45
54:CG:48:THR:O	54:CG:52:ARG:HD3	2.17	0.45
22:BA:1744:A:C2	22:BA:1745:A:H1'	2.52	0.45

*Continued on next page...*

*Continued from previous page...*

Atom-1	Atom-2	Distance(Å)	Clash(Å)
22:BA:532:A:N3	22:BA:532:A:H2'	2.31	0.45
1:AA:1212:U:H2'	1:AA:1212:U:O2	2.15	0.45
27:BF:111:ARG:HB3	27:BF:112:ASP:H	1.37	0.45
25:BD:1:MET:HG2	25:BD:205:PRO:HG3	1.98	0.45
22:DA:2061:G:C2	22:DA:2063:C:C4	3.05	0.45
10:AJ:28:THR:O	10:AJ:32:THR:HG23	2.17	0.45
53:CA:1184:G:C2	53:CA:1185:G:C8	3.04	0.45
22:DA:1342:A:N6	22:DA:1397:U:C5	2.84	0.45
22:DA:2345:G:C5	22:DA:2347:C:C5	3.04	0.45
22:DA:2345:G:C8	22:DA:2347:C:C5	3.04	0.45
1:AA:1221:G:H2'	1:AA:1222:G:C8	2.51	0.45
31:DJ:45:THR:OG1	31:DJ:48:VAL:HB	2.17	0.45
31:DJ:48:VAL:HG12	31:DJ:49:ASP:N	2.31	0.45
33:BL:95:LEU:HD22	33:BL:100:ILE:CD1	2.47	0.45
37:BP:52:ARG:HG2	37:BP:52:ARG:NH1	2.25	0.45
22:DA:118:A:OP2	22:DA:119:A:H2'	2.16	0.45
42:DU:81:ARG:CB	42:DU:96:LYS:HD2	2.47	0.45
53:CA:1139:G:OP1	53:CA:1140:C:H5'	2.16	0.45
22:DA:211:C:H2'	22:DA:212:G:O4'	2.17	0.45
22:DA:1087:G:C6	22:DA:1089:A:C2	3.05	0.45
5:AE:149:PRO:O	5:AE:152:VAL:HG22	2.16	0.45
5:CE:75:LEU:HD13	5:CE:79:THR:O	2.17	0.45
22:DA:866:A:O2'	22:DA:867:C:H6	1.97	0.45
28:DG:91:VAL:O	28:DG:93:TYR:N	2.50	0.45
58:DF:134:GLN:HB2	58:DF:137:PHE:HE2	1.82	0.45
22:DA:426:C:O2'	22:DA:427:U:H5'	2.17	0.45
22:DA:622:G:O2'	22:DA:623:C:C6	2.68	0.45
22:DA:1374:G:H2'	22:DA:1375:U:O4'	2.16	0.45
26:BE:109:LEU:HD13	26:BE:109:LEU:HA	1.74	0.45
26:BE:174:GLY:O	26:BE:175:ILE:C	2.55	0.45
22:BA:1022:G:C6	22:BA:1140:C:C4	3.05	0.45
54:CG:116:ALA:O	54:CG:120:ALA:HB3	2.17	0.45
22:DA:46:G:C2	22:DA:47:C:C6	3.04	0.45
22:BA:359:G:C6	22:BA:360:U:C2	3.05	0.45
14:AN:40:ARG:HH22	14:AN:44:VAL:HG21	1.81	0.45
53:CA:267:C:C2'	53:CA:268:U:O5'	2.64	0.45
34:DM:94:ALA:O	34:DM:96:ILE:HG23	2.17	0.45
22:DA:2144:G:N3	22:DA:2148:G:N7	2.65	0.45
37:DP:64:SER:O	37:DP:66:GLY:N	2.50	0.45
22:DA:739:A:H1'	22:DA:740:C:H5	1.81	0.45
14:CN:76:PHE:HE2	14:CN:95:LEU:HD22	1.81	0.45
53:CA:1037:C:H2'	53:CA:1037:C:O2	2.17	0.45

*Continued on next page...*

*Continued from previous page...*

Atom-1	Atom-2	Distance(Å)	Clash(Å)
46:BY:42:LEU:O	46:BY:45:GLN:O	2.35	0.45
1:AA:35:G:N2	12:AL:114:SER:OG	2.43	0.45
8:AH:17:GLN:CD	8:AH:69:ALA:HB1	2.38	0.45
13:AM:10:ASP:OD1	13:AM:44:ILE:HB	2.16	0.45
41:DT:68:LYS:HB3	41:DT:69:ARG:H	1.51	0.45
53:CA:952:U:H5	55:CM:102:LYS:HZ1	1.65	0.45
2:AB:80:LYS:HG3	2:AB:90:PHE:CE1	2.51	0.45
33:DL:29:LYS:HG2	33:DL:30:THR:HG23	1.99	0.45
58:DF:12:VAL:HG12	58:DF:16:MET:HG3	1.98	0.45
22:BA:572:A:C2	22:BA:2033:A:C2	3.04	0.45
22:BA:528:A:C2	22:BA:2043:C:C5'	2.99	0.45
38:DQ:6:GLY:C	38:DQ:8:ILE:N	2.69	0.45
22:DA:153:U:O2'	22:DA:154:U:H5'	2.17	0.45
22:DA:1830:C:H5'	24:DC:14:HIS:HE1	1.80	0.45
22:DA:2059:A:O3'	26:DE:64:GLY:HA2	2.17	0.45
19:AS:41:PRO:C	19:AS:43:MET:H	2.21	0.45
17:CQ:27:PHE:CE1	17:CQ:36:PHE:HB3	2.52	0.45
22:BA:171:U:O2'	22:BA:172:A:H5'	2.17	0.45
6:AF:5:GLU:OE1	18:AR:22:TYR:CE2	2.67	0.45
26:DE:5:LEU:HD12	26:DE:10:SER:HB2	1.98	0.45
22:DA:1918:A:O2'	22:DA:1920:C:N4	2.50	0.45
32:BK:28:SER:C	32:BK:30:ARG:H	2.21	0.45
53:CA:632:U:O2	53:CA:632:U:H2'	2.17	0.45
22:DA:2850:A:OP2	22:DA:2866:U:N3	2.38	0.45
4:AD:151:GLN:H	4:AD:154:VAL:HG13	1.82	0.45
1:AA:1329:A:H5''	13:AM:25:GLY:N	2.29	0.45
22:BA:832:U:H2'	22:BA:833:A:C8	2.52	0.45
22:DA:815:C:OP1	39:DR:85:LYS:CE	2.65	0.45
18:AR:62:ARG:HD3	18:AR:69:TYR:CD2	2.51	0.45
19:AS:80:ARG:HG3	19:AS:80:ARG:O	2.16	0.45
35:DN:21:PHE:HD1	35:DN:21:PHE:H	1.64	0.45
22:DA:1843:C:H6	22:DA:1843:C:O5'	2.00	0.45
22:BA:590:A:H2'	22:BA:591:U:C6	2.52	0.45
22:BA:1157:G:O2'	47:BZ:31:ILE:CD1	2.64	0.45
22:DA:238:C:H2'	22:DA:239:C:O4'	2.16	0.45
22:DA:2201:G:H2'	22:DA:2202:U:H6	1.82	0.45
53:CA:1060:U:H5'	10:CJ:53:ILE:HG12	1.99	0.45
2:CB:29:PHE:O	2:CB:40:ILE:HG23	2.16	0.45
22:BA:2076:U:O2	22:BA:2076:U:O4'	2.31	0.45
16:AP:43:ALA:O	16:AP:44:SER:OG	2.31	0.45
22:DA:1122:G:N3	22:DA:1122:G:H2'	2.32	0.45
26:BE:127:GLU:N	26:BE:127:GLU:CD	2.71	0.45

*Continued on next page...*

*Continued from previous page...*

Atom-1	Atom-2	Distance(Å)	Clash(Å)
22:BA:966:G:C5	22:BA:967:U:C4	3.05	0.45
1:AA:11:G:C6	1:AA:12:U:C4	3.05	0.45
53:CA:132:C:O2'	53:CA:133:U:H5'	2.16	0.45
22:BA:336:C:O2'	22:BA:337:C:H5'	2.17	0.45
12:CL:71:HIS:ND1	12:CL:73:LEU:N	2.64	0.45
22:BA:2468:A:C2	22:BA:2481:G:C2	3.05	0.45
22:DA:2077:A:C5	22:DA:2435:A:C6	3.05	0.45
53:CA:1162:C:C2	53:CA:1175:G:N2	2.85	0.45
22:DA:1340:U:C4	22:DA:1603:A:C8	3.05	0.45
22:DA:1606:C:O2	22:DA:1606:C:C5'	2.52	0.45
22:DA:228:C:H5''	22:DA:229:C:C6	2.51	0.45
44:BW:43:LYS:HZ2	44:BW:43:LYS:HG2	1.36	0.45
1:AA:375:U:H4'	16:AP:17:TYR:CE2	2.52	0.45
9:CI:49:GLN:HA	9:CI:52:GLU:CG	2.47	0.45
22:DA:2283:C:C5	22:DA:2389:G:C4	3.05	0.45
17:AQ:7:LEU:HD22	17:AQ:72:TRP:CZ3	2.52	0.45
22:DA:1067:A:H2'	22:DA:1068:G:H5''	1.98	0.45
22:DA:1069:A:N6	22:DA:1073:A:H5''	2.30	0.45
22:DA:1071:G:O4'	22:DA:1088:A:O2'	2.34	0.45
4:AD:147:LYS:O	4:AD:149:LYS:HB2	2.16	0.45
2:AB:15:PHE:O	2:AB:40:ILE:HG12	2.16	0.45
53:CA:765:G:C8	53:CA:812:G:N3	2.85	0.45
53:CA:66:A:C6	53:CA:67:C:C4	3.04	0.45
5:CE:79:THR:HA	5:CE:121:ASN:OD1	2.16	0.45
53:CA:978:A:C8	53:CA:1319:A:C2	3.04	0.45
53:CA:1213:A:C8	53:CA:1215:G:C5	3.05	0.45
22:DA:1206:G:H2'	22:DA:1207:C:C5	2.52	0.45
26:DE:132:LYS:HG2	26:DE:132:LYS:O	2.17	0.45
22:DA:996:A:C5	22:DA:1160:G:C2	3.05	0.45
22:DA:200:U:C5	22:DA:201:C:C4	3.04	0.45
3:AC:190:THR:HG21	3:AC:195:ILE:HG13	1.98	0.45
22:DA:1661:G:C4	22:DA:1662:U:C5	3.04	0.45
52:D4:36:ARG:HG2	52:D4:37:GLN:H	1.81	0.45
1:AA:210:C:H5''	1:AA:211:G:OP1	2.17	0.45
1:AA:211:G:C6	1:AA:212:G:H1'	2.51	0.45
22:DA:2414:G:C2'	22:DA:2415:G:H5'	2.47	0.45
31:BJ:69:ARG:O	31:BJ:89:PHE:HB3	2.17	0.45
22:DA:2443:C:C2	22:DA:2444:G:C8	3.04	0.45
1:AA:100:G:C6	1:AA:101:A:C5	3.05	0.45
22:DA:45:G:N2	22:DA:434:U:C2	2.85	0.45
1:AA:1332:A:H5'	1:AA:1333:A:OP2	2.16	0.45
36:DO:111:ARG:HA	36:DO:115:LEU:O	2.16	0.45

*Continued on next page...*

*Continued from previous page...*

Atom-1	Atom-2	Distance(Å)	Clash(Å)
22:DA:1735:A:C6	22:DA:1736:U:C4	3.05	0.45
53:CA:1005:A:C4	53:CA:1006:G:H1'	2.50	0.45
37:DP:50:ARG:H	37:DP:50:ARG:HG3	1.48	0.45
22:DA:969:G:H2'	22:DA:970:U:C6	2.52	0.45
12:CL:2:THR:O	12:CL:3:VAL:C	2.54	0.45
32:BK:4:GLU:O	32:BK:5:GLN:HB2	2.17	0.45
24:BC:29:PHE:CZ	24:BC:31:PRO:CG	3.00	0.45
15:CO:39:GLN:HB2	15:CO:39:GLN:HE21	1.52	0.45
53:CA:1336:C:O2'	53:CA:1337:G:C5	2.69	0.45
1:AA:575:G:O3'	62:AA:1739:HOH:O	2.21	0.45
1:AA:826:C:C5'	8:AH:12:ARG:HH21	2.30	0.45
22:BA:1858:A:C8	22:BA:1885:A:C5	3.05	0.45
27:BF:39:VAL:HG13	27:BF:40:GLY:N	2.32	0.45
20:AT:29:THR:HA	20:AT:32:LYS:HG2	1.97	0.45
22:BA:581:C:H2'	22:BA:582:A:C8	2.51	0.45
22:BA:1011:G:C2	22:BA:1151:A:C2	3.05	0.45
1:AA:1150:A:N6	1:AA:1151:A:N6	2.65	0.45
19:AS:3:SER:HB2	19:AS:4:LEU:HD12	1.98	0.45
22:BA:1014:A:C6	22:BA:1015:U:C4	3.04	0.45
3:AC:52:SER:HB2	3:AC:114:LEU:HG	1.99	0.45
22:BA:63:A:C2	22:BA:64:A:C5	3.04	0.45
46:BY:19:LEU:HD12	46:BY:22:LEU:HD23	1.99	0.45
23:BB:45:A:C4	23:BB:46:A:C8	3.05	0.45
53:CA:460:A:O2'	53:CA:462:G:H5'	2.17	0.45
54:CG:4:ARG:HG3	54:CG:5:VAL:N	2.32	0.45
15:AO:17:ASP:O	15:AO:20:ASP:HB3	2.16	0.45
53:CA:188:C:N4	53:CA:189:A:C6	2.81	0.45
30:DI:98:GLY:HA3	30:DI:137:LEU:HA	1.99	0.45
45:DX:39:VAL:HG22	45:DX:44:ARG:O	2.17	0.45
22:BA:2449:U:H4'	22:BA:2450:A:OP1	2.17	0.45
53:CA:673:A:H2'	53:CA:674:G:C8	2.52	0.45
22:BA:2402:U:C2'	22:BA:2403:C:OP2	2.64	0.45
1:AA:872:A:C5	1:AA:874:G:C8	3.05	0.45
22:DA:2107:G:H2'	22:DA:2108:A:C8	2.52	0.45
30:BI:95:ASP:O	30:BI:97:VAL:N	2.46	0.45
51:D3:44:ARG:N	51:D3:45:PRO:HD2	2.31	0.45
5:CE:110:MET:HG2	5:CE:139:THR:HG21	1.99	0.45
53:CA:444:G:C2'	53:CA:445:G:H5'	2.47	0.45
22:BA:108:G:O2'	22:BA:109:C:H5'	2.16	0.45
53:CA:49:U:O2	53:CA:362:G:H1'	2.16	0.45
50:B2:29:GLN:O	50:B2:33:ARG:HG3	2.17	0.45
22:BA:1587:G:C2	22:BA:1588:G:C8	3.05	0.45

*Continued on next page...*



*Continued from previous page...*

Atom-1	Atom-2	Distance(Å)	Clash(Å)
1:AA:1058:G:C5	1:AA:1059:C:C5	3.05	0.45
30:DI:69:VAL:O	30:DI:69:VAL:HG13	2.17	0.45
22:DA:145:C:H6	22:DA:145:C:O5'	1.98	0.45
36:DO:63:LYS:C	36:DO:63:LYS:HD3	2.37	0.45
22:DA:858:G:C4	22:DA:2268:A:C2	3.05	0.45
22:DA:1532:A:H2'	22:DA:1533:C:C6	2.51	0.45
44:BW:26:GLY:O	44:BW:27:GLY:O	2.35	0.45
44:BW:18:LYS:CA	44:BW:36:ILE:HG12	2.45	0.45
22:DA:1440:U:H2'	22:DA:1441:G:C8	2.52	0.45
22:DA:1565:C:H3'	24:DC:17:LYS:CE	2.29	0.45
24:DC:52:HIS:HD2	24:DC:217:PRO:O	2.00	0.45
1:AA:1053:G:O2'	1:AA:1054:C:OP2	2.29	0.45
22:DA:1057:A:N3	22:DA:1082:U:C2	2.85	0.45
22:DA:1085:A:H2'	22:DA:1086:A:N3	2.32	0.45
32:DK:13:ASN:H	32:DK:13:ASN:ND2	2.10	0.45
2:CB:80:LYS:O	2:CB:81:ASP:C	2.56	0.45
10:CJ:80:THR:C	10:CJ:84:VAL:HG22	2.37	0.45
53:CA:765:G:C6	53:CA:812:G:N7	2.85	0.45
1:AA:695:A:H61	1:AA:797:C:H1'	1.81	0.45
15:AO:74:VAL:O	15:AO:77:TYR:HB3	2.16	0.45
53:CA:245:U:HO2'	53:CA:246:A:H5'	1.77	0.45
22:DA:1039:A:N6	22:DA:1117:C:H42	2.15	0.45
4:AD:109:THR:HG22	4:AD:112:GLU:HB2	1.99	0.45
22:DA:1206:G:C2	22:DA:1207:C:C2	3.05	0.45
58:DF:135:ILE:O	58:DF:137:PHE:N	2.48	0.45
22:DA:2313:C:H5'	58:DF:87:LYS:HD3	1.99	0.45
48:D0:53:VAL:HG23	48:D0:54:ILE:H	1.81	0.45
25:DD:113:SER:CB	25:DD:168:GLU:H	2.27	0.45
50:D2:5:PHE:HZ	50:D2:12:ARG:NH1	2.06	0.45
32:DK:107:LEU:C	32:DK:109:SER:N	2.70	0.45
26:DE:47:LYS:CB	26:DE:51:GLU:HB2	2.39	0.45
34:DM:17:ASN:OD1	34:DM:95:LEU:HB3	2.17	0.45
53:CA:1347:G:H1'	53:CA:1348:U:H5	1.82	0.45
27:BF:151:LEU:C	27:BF:151:LEU:HD12	2.37	0.45
31:DJ:35:ARG:HH11	31:DJ:140:LEU:HD11	1.79	0.45
53:CA:464:U:O4	53:CA:466:A:C4'	2.59	0.45
22:BA:480:A:H2'	22:BA:481:G:OP1	2.17	0.45
22:DA:2543:G:C6	22:DA:2765:A:C5	3.05	0.45
22:DA:785:G:O2'	22:DA:1779:U:H5''	2.17	0.45
1:AA:92:U:OP2	1:AA:92:U:H6	1.99	0.45
53:CA:1114:C:O2	14:CN:99:SER:HB3	2.17	0.45
1:AA:580:C:H2'	1:AA:581:G:O4'	2.17	0.45

*Continued on next page...*

*Continued from previous page...*

Atom-1	Atom-2	Distance(Å)	Clash(Å)
22:DA:538:A:O2'	31:DJ:8:PRO:CD	2.65	0.45
46:DY:22:LEU:HG	46:DY:23:ARG:NH1	2.32	0.45
53:CA:1031:C:H5'	53:CA:1032:G:O5'	2.17	0.45
50:B2:42:LEU:H	50:B2:42:LEU:HD22	1.82	0.45
8:CH:24:VAL:HG22	8:CH:25:THR:N	2.32	0.45
53:CA:64:G:N7	53:CA:99:C:C4	2.85	0.45
31:BJ:32:LEU:HA	31:BJ:32:LEU:HD23	1.73	0.45
32:BK:47:ILE:HD12	32:BK:47:ILE:HA	1.85	0.45
22:BA:2311:A:H5'	22:BA:2312:U:OP2	2.17	0.45
1:AA:1323:G:H4'	1:AA:1362:A:C2	2.52	0.45
35:DN:8:ARG:HG2	35:DN:10:LEU:HD22	1.98	0.45
53:CA:1227:A:H5''	53:CA:1227:A:N3	2.31	0.45
53:CA:769:G:C2'	53:CA:770:C:H5'	2.47	0.45
1:AA:600:A:H2'	1:AA:601:G:C8	2.51	0.45
8:CH:1:SER:C	8:CH:3:GLN:N	2.71	0.45
53:CA:934:C:H4'	53:CA:935:A:OP1	2.17	0.45
26:BE:196:VAL:HG13	26:BE:200:LEU:CD2	2.47	0.45
34:BM:76:LYS:O	34:BM:77:PRO:O	2.35	0.45
22:DA:465:G:H4'	50:D2:16:HIS:CD2	2.52	0.45
22:BA:675:A:C6	22:BA:676:A:C6	3.05	0.45
22:BA:2611:C:C6	60:BA:3135:TEL:H352	2.52	0.45
8:AH:10:LEU:HD11	8:AH:126:CYS:HB2	1.99	0.45
22:DA:105:C:H2'	22:DA:106:C:C6	2.51	0.45
22:DA:294:A:N1	22:DA:346:A:N1	2.64	0.45
22:DA:2590:A:H5''	24:DC:237:ARG:HG3	1.99	0.45
6:CF:97:THR:O	6:CF:98:GLU:HG3	2.18	0.45
16:AP:11:ALA:O	16:AP:12:LYS:C	2.55	0.45
1:AA:782:A:C2'	1:AA:783:C:H5'	2.46	0.45
23:BB:93:C:O2'	23:BB:94:A:H5'	2.16	0.45
22:BA:1291:C:O2'	22:BA:1292:G:H5'	2.17	0.45
15:CO:42:PHE:CE1	15:CO:55:LEU:HD22	2.52	0.45
12:CL:6:LEU:C	12:CL:8:ARG:N	2.70	0.45
50:B2:5:PHE:CZ	50:B2:7:PRO:HB3	2.51	0.45
1:AA:791:G:C5	1:AA:792:A:N7	2.85	0.45
53:CA:591:U:OP1	8:CH:30:LYS:HE3	2.18	0.45
16:AP:46:LYS:NZ	16:AP:48:GLU:HB3	2.31	0.45
62:BA:3644:HOH:O	25:BD:140:HIS:CE1	2.70	0.45
23:BB:8:C:C2'	23:BB:9:G:O5'	2.65	0.45
1:AA:1057:G:H4'	3:AC:196:GLY:N	2.32	0.45
22:BA:2192:U:O2'	22:BA:2193:G:H5'	2.16	0.45
53:CA:890:G:HO2'	53:CA:891:U:P	2.40	0.45
22:BA:2844:G:O2'	22:BA:2845:U:H5'	2.17	0.45

*Continued on next page...*

*Continued from previous page...*

Atom-1	Atom-2	Distance(Å)	Clash(Å)
22:BA:2712:C:O2'	22:BA:2713:U:H5'	2.17	0.45
26:DE:115:GLN:O	26:DE:117:ARG:N	2.50	0.45
37:DP:45:VAL:O	37:DP:60:VAL:HA	2.17	0.45
23:BB:114:C:H2'	23:BB:115:A:H8	1.82	0.45
53:CA:759:A:H2'	53:CA:760:G:H5'	1.99	0.45
1:AA:40:C:O2	1:AA:40:C:H2'	2.16	0.45
28:BG:72:ASN:HD22	28:BG:72:ASN:C	2.20	0.45
22:BA:1583:A:N3	22:BA:1583:A:O4'	2.49	0.45
22:BA:1313:U:H2'	22:BA:1610:A:C2	2.52	0.45
33:BL:96:LYS:HD3	33:BL:103:ILE:HA	1.97	0.45
31:BJ:40:HIS:O	31:BJ:41:LYS:HG2	2.17	0.44
22:DA:1324:G:O2'	22:DA:1616:A:N1	2.49	0.44
22:DA:38:A:C2	22:DA:442:G:C6	3.05	0.44
44:BW:73:PRO:O	44:BW:74:LYS:HB3	2.16	0.44
33:BL:95:LEU:HD22	33:BL:100:ILE:HD11	1.99	0.44
44:DW:44:PHE:HE2	44:DW:76:ARG:NE	2.14	0.44
22:BA:2720:U:C2	22:BA:2872:A:C6	3.05	0.44
22:DA:83:A:N6	22:DA:101:A:O5'	2.50	0.44
39:DR:51:VAL:HB	39:DR:52:PRO:CD	2.48	0.44
22:DA:1021:A:H2'	22:DA:1021:A:H8	1.65	0.44
20:AT:80:ALA:O	20:AT:84:LYS:HB2	2.17	0.44
1:AA:923:A:OP1	5:AE:25:LYS:CG	2.63	0.44
2:AB:9:LEU:HB2	2:AB:42:LEU:HD13	1.99	0.44
22:BA:1130:U:O2'	22:BA:1131:G:H2'	2.17	0.44
22:DA:95:A:HO2'	46:DY:39:GLN:HA	1.82	0.44
22:DA:61:C:H5'	46:DY:43:LEU:HB2	1.99	0.44
22:BA:613:A:H8	22:BA:616:A:N1	2.14	0.44
22:BA:1250:G:OP2	33:BL:18:ARG:NH2	2.50	0.44
22:DA:508:A:H3'	22:DA:509:C:C5'	2.47	0.44
1:AA:1461:G:C5	1:AA:1462:C:C5	3.04	0.44
22:DA:2666:C:C2'	22:DA:2667:C:H5'	2.46	0.44
58:DF:147:ARG:HG2	58:DF:149:ARG:NH1	2.26	0.44
58:DF:131:VAL:O	58:DF:132:ARG:HB2	2.17	0.44
22:DA:1251:C:C6	38:DQ:5:ARG:NH1	2.85	0.44
24:BC:245:THR:HG1	24:BC:249:VAL:HB	1.81	0.44
22:BA:2592:G:C5	22:BA:2593:U:C4	3.05	0.44
54:CG:70:PRO:HB3	54:CG:98:LEU:HD12	1.98	0.44
22:DA:2011:U:H2'	22:DA:2012:G:O4'	2.17	0.44
53:CA:1172:C:H2'	53:CA:1173:U:H6	1.83	0.44
22:DA:2065:C:N4	22:DA:2066:C:N4	2.64	0.44
1:AA:1240:U:H3	7:AG:29:LEU:HD23	1.82	0.44
22:DA:1044:C:C4	22:DA:1112:G:O6	2.69	0.44

*Continued on next page...*

*Continued from previous page...*

Atom-1	Atom-2	Distance(Å)	Clash(Å)
1:AA:71:A:C6	1:AA:100:G:N7	2.85	0.44
54:CG:9:ARG:C	54:CG:10:LYS:HG3	2.37	0.44
32:BK:10:VAL:HG11	32:BK:16:ALA:HB1	1.98	0.44
53:CA:441:A:C2	53:CA:497:G:C6	3.05	0.44
45:BX:69:GLU:O	45:BX:71:ARG:N	2.48	0.44
26:BE:146:VAL:HG12	26:BE:185:LYS:HB2	1.97	0.44
3:CC:166:TRP:HE3	3:CC:166:TRP:N	2.15	0.44
53:CA:1525:G:H5''	21:CU:37:TYR:CE1	2.52	0.44
22:DA:2020:A:H5'	48:D0:8:THR:HG22	1.99	0.44
36:BO:31:THR:O	36:BO:102:ARG:NH1	2.50	0.44
12:AL:43:LYS:HB2	12:AL:43:LYS:NZ	2.32	0.44
10:CJ:30:LYS:HG2	10:CJ:36:VAL:HG22	1.98	0.44
2:AB:71:THR:HG21	2:AB:94:ARG:HD3	1.99	0.44
25:BD:68:PHE:CB	25:BD:73:VAL:HG12	2.47	0.44
28:BG:30:GLY:O	28:BG:32:LEU:N	2.49	0.44
27:BF:82:TYR:HD2	27:BF:83:PRO:HD2	1.82	0.44
5:CE:13:LYS:HB2	5:CE:116:VAL:HG11	1.99	0.44
1:AA:1323:G:O2'	1:AA:1324:A:O4'	2.31	0.44
1:AA:414:A:O2'	1:AA:415:A:C5'	2.65	0.44
22:DA:2663:G:H2'	22:DA:2664:G:C8	2.51	0.44
1:AA:263:A:P	20:AT:73:ARG:HH11	2.40	0.44
1:AA:598:U:H4'	8:AH:85:TYR:CD1	2.52	0.44
22:BA:1798:U:P	24:BC:255:LYS:O	2.75	0.44
26:BE:131:THR:HG23	26:BE:160:ALA:HA	1.98	0.44
2:AB:49:PHE:CD1	2:AB:49:PHE:C	2.90	0.44
57:DB:8:C:O3'	36:DO:25:ARG:NH1	2.50	0.44
22:DA:852:U:H5'	47:DZ:45:GLY:HA3	1.98	0.44
10:CJ:37:ARG:HB3	10:CJ:75:ASP:HB3	1.99	0.44
3:CC:161:ILE:H	3:CC:161:ILE:CD1	2.30	0.44
22:BA:2849:U:O4	37:BP:20:ARG:NH1	2.50	0.44
22:DA:1431:A:H2'	22:DA:1432:G:O4'	2.17	0.44
22:BA:754:U:C2	22:BA:755:U:C5	3.06	0.44
22:BA:2765:A:C2'	22:BA:2765:A:N3	2.79	0.44
22:BA:540:C:C2'	22:BA:541:A:H5'	2.48	0.44
22:DA:56:A:C2	22:DA:115:C:C2	3.05	0.44
30:DI:22:PRO:HB2	30:DI:23:VAL:H	1.61	0.44
22:DA:1107:G:H2'	22:DA:1108:U:H5'	1.99	0.44
22:DA:1109:C:H5''	22:DA:1110:G:OP2	2.17	0.44
38:DQ:77:LYS:HE2	38:DQ:116:LEU:HD21	1.99	0.44
50:B2:1:MET:HE3	50:B2:2:LYS:N	2.32	0.44
46:BY:26:PHE:HD1	46:BY:27:ASN:HD22	1.64	0.44
22:BA:796:C:H2'	22:BA:797:G:H8	1.81	0.44

*Continued on next page...*

*Continued from previous page...*

Atom-1	Atom-2	Distance(Å)	Clash(Å)
22:BA:368:A:C2'	22:BA:369:U:H5'	2.47	0.44
53:CA:904:U:C4	53:CA:905:U:C4	3.05	0.44
22:BA:1473:G:H2'	22:BA:1474:U:O4'	2.17	0.44
1:AA:126:G:H2'	1:AA:127:G:O4'	2.17	0.44
22:DA:579:G:C8	22:DA:2017:U:C4	3.05	0.44
53:CA:926:G:C6	53:CA:1505:G:C5	3.06	0.44
22:BA:2235:G:O2'	22:BA:2236:U:H5'	2.17	0.44
1:AA:1394:A:C5	1:AA:1501:C:H4'	2.51	0.44
24:DC:20:ASN:HB2	24:DC:23:LEU:HD22	1.99	0.44
22:BA:2144:G:H3'	22:BA:2144:G:N3	2.32	0.44
14:AN:48:GLN:NE2	14:AN:48:GLN:HA	2.32	0.44
22:DA:2347:C:O2'	22:DA:2348:U:O5'	2.36	0.44
44:BW:73:PRO:HG2	44:BW:76:ARG:HD2	1.99	0.44
22:DA:857:G:H4'	44:DW:43:LYS:HE2	1.98	0.44
22:BA:2720:U:OP1	37:BP:52:ARG:NH2	2.50	0.44
25:BD:181:ASP:OD2	25:BD:184:ARG:HD2	2.17	0.44
34:DM:26:VAL:HA	34:DM:66:ARG:NH2	2.31	0.44
39:DR:49:ILE:HD13	39:DR:53:PHE:H	1.81	0.44
22:DA:1788:C:O2'	22:DA:1789:A:H5'	2.17	0.44
53:CA:91:U:O2'	53:CA:92:U:C6	2.68	0.44
5:AE:152:VAL:O	5:AE:156:ARG:HB2	2.16	0.44
22:DA:1965:C:H5''	22:DA:1965:C:C6	2.46	0.44
22:DA:2667:C:H2'	22:DA:2668:G:H8	1.83	0.44
1:AA:877:G:H21	8:AH:1:SER:CB	2.15	0.44
22:DA:310:A:H1'	22:DA:311:A:C8	2.52	0.44
22:DA:338:G:C2'	22:DA:339:U:H5'	2.47	0.44
22:DA:745:G:C5'	22:DA:746:U:OP2	2.64	0.44
41:DT:30:ILE:O	41:DT:85:VAL:HG23	2.18	0.44
38:DQ:46:TYR:CD2	38:DQ:46:TYR:C	2.91	0.44
9:AI:57:VAL:HG12	9:AI:58:GLU:HG2	1.99	0.44
29:DH:83:LYS:HZ2	29:DH:90:LEU:HD23	1.82	0.44
31:BJ:25:LEU:HB2	31:BJ:62:VAL:CG2	2.47	0.44
33:DL:54:GLN:O	33:DL:55:MET:C	2.55	0.44
53:CA:375:U:C4	53:CA:376:G:N7	2.85	0.44
1:AA:220:G:C2	1:AA:221:C:C6	3.05	0.44
49:D1:5:ARG:NH2	49:D1:23:THR:HB	2.31	0.44
24:DC:75:ALA:HA	24:DC:95:TYR:HA	1.98	0.44
53:CA:1346:A:C8	53:CA:1348:U:C2	3.05	0.44
54:CG:100:MET:HA	54:CG:103:ILE:HD12	2.00	0.44
1:AA:1305:G:H22	1:AA:1331:G:H2'	1.82	0.44
45:BX:77:TYR:CG	45:BX:77:TYR:O	2.70	0.44
24:DC:174:ARG:HA	24:DC:180:MET:HG2	2.00	0.44

*Continued on next page...*

*Continued from previous page...*

Atom-1	Atom-2	Distance(Å)	Clash(Å)
11:CK:126:ARG:O	21:CU:33:ARG:CZ	2.64	0.44
23:BB:49:C:O2'	23:BB:50:A:H5'	2.17	0.44
23:BB:49:C:OP1	36:BO:101:GLY:HA3	2.18	0.44
46:BY:59:GLU:HG3	46:BY:60:LYS:N	2.33	0.44
16:AP:20:VAL:HG23	16:AP:34:GLU:O	2.17	0.44
25:BD:149:ASN:CG	25:BD:150:GLN:H	2.17	0.44
1:AA:1391:U:H2'	1:AA:1392:G:C8	2.51	0.44
1:AA:927:G:C2	1:AA:1391:U:O2	2.70	0.44
1:AA:1321:U:H5''	1:AA:1322:C:OP2	2.17	0.44
22:DA:845:A:N3	22:DA:847:U:H1'	2.31	0.44
37:BP:33:GLU:HA	37:BP:38:ARG:NH1	2.31	0.44
26:DE:25:GLU:HG2	33:DL:6:LEU:HD23	1.99	0.44
1:AA:1157:A:C2	1:AA:1181:G:C4	3.06	0.44
1:AA:1157:A:C4	1:AA:1181:G:C6	3.04	0.44
53:CA:530:G:N3	53:CA:530:G:H3'	2.33	0.44
1:AA:601:G:O2'	1:AA:602:A:H5'	2.17	0.44
53:CA:68:G:H5'	53:CA:171:A:H1'	1.99	0.44
22:DA:1188:U:O2'	22:DA:1189:A:H5'	2.17	0.44
22:BA:528:A:H2	22:BA:2043:C:C5'	2.30	0.44
22:BA:976:G:N3	22:BA:976:G:H2'	2.31	0.44
42:BU:100:GLU:O	42:BU:101:THR:CB	2.65	0.44
36:DO:11:ALA:O	36:DO:15:ARG:HG3	2.17	0.44
4:CD:53:GLN:HB2	4:CD:202:LEU:HD12	1.99	0.44
24:BC:252:LYS:HZ2	24:BC:252:LYS:HA	1.82	0.44
13:AM:45:SER:O	13:AM:46:GLU:CB	2.66	0.44
22:DA:878:A:H4'	22:DA:898:C:N4	2.31	0.44
1:AA:21:G:C2	1:AA:22:G:C6	3.05	0.44
1:AA:137:U:O2	1:AA:137:U:H2'	2.16	0.44
47:DZ:32:GLY:C	47:DZ:34:THR:N	2.70	0.44
22:BA:1300:G:C4'	22:BA:1301:A:H5'	2.47	0.44
26:DE:164:LEU:HD12	26:DE:167:VAL:HG12	1.98	0.44
22:DA:2046:G:OP1	48:D0:11:LYS:HE3	2.17	0.44
9:CI:12:LYS:HG2	9:CI:12:LYS:O	2.17	0.44
22:DA:2080:A:H4'	45:DX:22:ASN:HD22	1.82	0.44
22:DA:1006:C:C2	22:DA:1138:G:N2	2.86	0.44
22:BA:1157:G:O2'	47:BZ:31:ILE:HD11	2.17	0.44
53:CA:926:G:C6	53:CA:1505:G:C6	3.05	0.44
27:BF:125:GLY:HA3	27:BF:159:ALA:HB3	1.98	0.44
22:BA:1465:G:C6	22:BA:1466:U:N3	2.85	0.44
22:BA:41:C:H2'	22:BA:42:A:O5'	2.17	0.44
22:DA:585:G:C2'	22:DA:1254:A:H61	2.30	0.44
12:CL:14:LYS:HG3	12:CL:14:LYS:O	2.16	0.44

*Continued on next page...*

*Continued from previous page...*

Atom-1	Atom-2	Distance(Å)	Clash(Å)
22:BA:1939:U:OP1	22:BA:2604:U:O2'	2.33	0.44
26:BE:178:VAL:O	26:BE:181:ILE:N	2.47	0.44
26:BE:178:VAL:HG13	26:BE:179:SER:H	1.81	0.44
22:BA:304:U:H2'	22:BA:305:C:C6	2.52	0.44
22:BA:2522:U:H2'	22:BA:2523:G:H5'	1.99	0.44
28:BG:51:PHE:N	28:BG:51:PHE:CD2	2.85	0.44
38:DQ:96:ASP:C	38:DQ:98:ALA:H	2.21	0.44
22:BA:1878:G:O2'	22:BA:1879:C:H5'	2.16	0.44
53:CA:131:A:C6	53:CA:232:G:C6	3.05	0.44
38:BQ:13:HIS:HD2	38:BQ:31:TYR:CE1	2.35	0.44
22:DA:1609:A:O2'	22:DA:1610:A:H5''	2.18	0.44
57:DB:16:G:O6	57:DB:69:G:C6	2.70	0.44
4:CD:2:ARG:HE	4:CD:114:ARG:HD2	1.83	0.44
6:AF:29:ILE:HG22	6:AF:30:THR:N	2.32	0.44
6:AF:40:GLU:HB2	6:AF:42:TRP:NE1	2.32	0.44
44:BW:47:GLY:O	44:BW:49:ASN:N	2.49	0.44
22:BA:1059:G:C2	22:BA:1080:A:N3	2.86	0.44
1:AA:450:G:H2'	1:AA:451:A:OP1	2.17	0.44
53:CA:1077:G:C2	53:CA:1081:A:C2	3.05	0.44
22:BA:2280:G:C2'	22:BA:2281:A:H5'	2.47	0.44
5:AE:114:LEU:HG	5:AE:119:VAL:HG22	1.99	0.44
21:AU:33:ARG:HD3	21:AU:34:ARG:HG3	1.98	0.44
21:AU:8:ASN:N	21:AU:8:ASN:HD22	2.15	0.44
42:DU:45:GLN:HA	42:DU:45:GLN:NE2	2.21	0.44
22:BA:243:U:O2'	22:BA:244:A:H5'	2.16	0.44
42:DU:14:THR:HG23	42:DU:15:GLY:N	2.28	0.44
12:AL:24:GLU:O	12:AL:25:ALA:C	2.55	0.44
25:BD:16:THR:HG22	25:BD:20:VAL:O	2.17	0.44
22:DA:2056:G:N2	22:DA:2057:G:N9	2.65	0.44
29:DH:45:GLU:C	29:DH:47:PHE:H	2.19	0.44
2:AB:185:ILE:HD11	2:AB:203:ASP:HA	1.98	0.44
35:BN:32:GLU:OE1	35:BN:118:ARG:HA	2.16	0.44
26:BE:147:LEU:HB3	26:BE:186:VAL:HG23	2.00	0.44
9:AI:51:LEU:HA	9:AI:54:VAL:HG23	2.00	0.44
22:BA:683:U:C2'	22:BA:684:G:O5'	2.65	0.44
22:DA:388:G:O2'	22:DA:389:G:H3'	2.18	0.44
22:BA:1141:U:OP2	31:BJ:65:THR:HG21	2.18	0.44
31:BJ:65:THR:HG22	31:BJ:68:LYS:HE3	1.98	0.44
22:DA:1044:C:O2	22:DA:1044:C:H2'	2.17	0.44
22:BA:2149:U:C2'	22:BA:2150:C:O5'	2.65	0.44
22:BA:247:G:H4'	22:BA:386:G:C5	2.52	0.44
25:BD:169:ARG:C	25:BD:170:VAL:CG1	2.85	0.44

*Continued on next page...*



*Continued from previous page...*

Atom-1	Atom-2	Distance(Å)	Clash(Å)
10:CJ:47:GLU:HB2	10:CJ:67:ILE:CG1	2.40	0.44
22:DA:1567:G:H5'	24:DC:84:PRO:CG	2.46	0.44
2:CB:48:MET:O	2:CB:199:ILE:HG22	2.17	0.44
2:AB:19:THR:HA	2:AB:37:VAL:HG23	1.98	0.44
22:DA:1520:U:O4	22:DA:1521:G:C6	2.70	0.44
40:BS:39:THR:HG22	40:BS:44:ALA:HB2	1.98	0.44
46:BY:42:LEU:HD12	46:BY:42:LEU:HA	1.66	0.44
53:CA:1332:A:H2'	53:CA:1333:A:H5'	2.00	0.44
17:CQ:59:GLU:HB3	17:CQ:76:ARG:HG3	2.00	0.44
22:BA:2505:G:HO2'	22:BA:2506:U:H5	1.59	0.44
22:DA:2478:A:C8	22:DA:2529:G:C5	3.05	0.44
26:BE:48:THR:C	26:BE:50:ALA:N	2.69	0.44
29:DH:96:THR:HA	29:DH:113:SER:OG	2.17	0.44
53:CA:518:C:H2'	53:CA:530:G:C8	2.51	0.44
34:DM:57:VAL:HG23	34:DM:58:LYS:O	2.16	0.44
33:DL:103:ILE:H	33:DL:103:ILE:CD1	2.29	0.44
35:BN:24:MET:HE3	35:BN:44:LEU:HB2	1.99	0.44
22:DA:90:U:C4	22:DA:91:A:C5	3.05	0.44
22:DA:1918:A:O2'	22:DA:1920:C:C4	2.70	0.44
22:BA:1392:A:C6	22:BA:1393:A:C6	3.05	0.44
22:BA:633:A:H8	22:BA:633:A:O5'	1.99	0.44
24:DC:251:THR:HG22	24:DC:252:LYS:N	2.32	0.44
40:DS:6:LYS:NZ	40:DS:6:LYS:HB3	2.33	0.44
12:AL:34:THR:HB	12:AL:35:ARG:HG2	2.00	0.44
22:DA:2234:G:C5	22:DA:2235:G:N7	2.84	0.44
1:AA:994:A:C5	1:AA:1216:A:H4'	2.52	0.44
26:BE:61:ARG:HG2	26:BE:61:ARG:H	1.49	0.44
1:AA:394:G:H2'	1:AA:395:C:H6	1.82	0.44
22:DA:1432:G:H2'	22:DA:1433:A:C8	2.52	0.44
22:DA:665:U:H2'	22:DA:666:A:C8	2.52	0.44
3:AC:41:TYR:OH	3:AC:89:VAL:HG21	2.17	0.44
22:DA:2583:G:H2'	22:DA:2584:U:H5'	1.99	0.44
22:DA:2316:G:H2'	22:DA:2317:A:C8	2.53	0.44
1:AA:518:C:H2'	1:AA:530:G:C8	2.53	0.44
53:CA:909:A:H2'	53:CA:910:C:O4'	2.18	0.44
22:DA:2033:A:H4'	22:DA:2034:U:OP1	2.16	0.44
33:DL:85:VAL:O	33:DL:86:GLU:HB2	2.18	0.44
9:AI:26:LYS:O	9:AI:62:LEU:HD23	2.16	0.44
23:BB:24:G:C6	23:BB:56:G:C2	3.05	0.44
11:AK:52:ARG:HD2	11:AK:56:LYS:HD3	1.98	0.44
40:BS:85:ILE:CG2	40:BS:93:ALA:HB1	2.47	0.44
22:DA:1833:C:C4	22:DA:1834:U:C4	3.05	0.44

*Continued on next page...*

*Continued from previous page...*

Atom-1	Atom-2	Distance(Å)	Clash(Å)
22:DA:927:A:H2'	22:DA:928:A:C8	2.52	0.44
13:AM:23:GLY:HA3	13:AM:64:VAL:HG12	1.99	0.44
55:CM:47:LEU:HD23	55:CM:48:SER:N	2.32	0.44
4:CD:60:VAL:O	4:CD:63:ILE:HB	2.17	0.44
4:CD:59:LYS:O	4:CD:63:ILE:HG13	2.17	0.44
22:DA:1807:G:C2'	22:DA:1808:A:H5'	2.48	0.44
22:BA:1073:A:H8	22:BA:1073:A:P	2.40	0.44
22:DA:2384:U:OP2	22:DA:2384:U:H6	2.01	0.44
44:BW:24:ARG:O	44:BW:25:PHE:CB	2.65	0.44
31:DJ:64:VAL:HG13	31:DJ:65:THR:N	2.33	0.44
22:DA:2261:C:H41	44:DW:10:ARG:HB3	1.83	0.44
17:AQ:60:ILE:HG22	17:AQ:72:TRP:HE3	1.83	0.44
17:AQ:45:VAL:HG22	17:AQ:72:TRP:HB2	2.00	0.44
1:AA:841:C:N3	1:AA:843:U:H5'	2.32	0.44
1:AA:485:U:O2	1:AA:485:U:O4'	2.36	0.44
1:AA:486:U:O2'	1:AA:487:A:H5'	2.17	0.44
22:BA:611:C:O2'	22:BA:612:G:H5'	2.16	0.44
53:CA:976:G:C2	53:CA:1363:A:C2	3.05	0.44
53:CA:1046:A:C2'	53:CA:1047:G:C5'	2.92	0.44
26:DE:130:LYS:O	26:DE:134:LEU:HB3	2.17	0.44
38:DQ:91:ARG:HG3	39:DR:11:GLN:NE2	2.32	0.44
22:BA:118:A:H2'	22:BA:120:U:O4	2.17	0.44
22:DA:2815:C:H2'	22:DA:2816:G:C8	2.52	0.44
22:DA:266:G:N2	22:DA:427:U:H1'	2.32	0.44
22:BA:2136:G:C2	22:BA:2137:U:C4	3.05	0.44
29:DH:47:PHE:O	29:DH:51:ARG:HG3	2.17	0.44
30:DI:49:GLU:OE2	30:DI:54:ILE:HG13	2.17	0.44
30:DI:52:LEU:HD11	30:DI:78:LEU:CD2	2.48	0.44
22:DA:2286:G:H4'	22:DA:2287:A:C4	2.52	0.44
22:BA:1784:A:H4'	22:BA:1785:A:C5'	2.48	0.44
55:CM:64:VAL:O	55:CM:65:GLU:C	2.56	0.44
22:DA:565:C:H4'	22:DA:1253:A:C6	2.52	0.44
24:BC:170:TYR:HD2	24:BC:183:VAL:C	2.21	0.44
53:CA:653:U:H5'	8:CH:55:LYS:HE3	1.99	0.44
22:DA:2191:A:C5'	22:DA:2192:U:OP2	2.65	0.44
14:CN:94:GLY:O	14:CN:95:LEU:C	2.55	0.44
2:AB:30:ILE:HD11	2:AB:38:HIS:CD2	2.53	0.44
9:AI:45:MET:SD	9:AI:45:MET:N	2.91	0.44
22:DA:1865:U:O4	22:DA:1875:G:C4	2.70	0.44
32:DK:1:MET:HA	32:DK:33:ALA:O	2.17	0.44
22:BA:729:G:H2'	22:BA:1775:U:O2	2.17	0.44
16:AP:20:VAL:HG21	16:AP:32:PHE:HB2	1.99	0.44

*Continued on next page...*

*Continued from previous page...*

Atom-1	Atom-2	Distance(Å)	Clash(Å)
22:BA:1858:A:N6	22:BA:1884:G:H1'	2.33	0.44
22:BA:1107:G:H2'	22:BA:1108:U:C6	2.53	0.44
1:AA:753:A:H4'	1:AA:754:C:C5'	2.47	0.44
37:BP:33:GLU:CG	37:BP:34:GLY:N	2.80	0.44
53:CA:204:G:H2'	53:CA:205:A:C8	2.53	0.44
53:CA:28:A:O2'	53:CA:296:U:H5''	2.17	0.44
23:BB:87:U:H3'	23:BB:88:C:C5'	2.47	0.44
22:DA:1232:G:H2'	22:DA:1233:C:H6	1.83	0.44
53:CA:878:A:C6	53:CA:879:C:C4	3.05	0.44
22:BA:1333:G:C2	22:BA:1334:G:C8	3.05	0.44
34:BM:76:LYS:HG3	34:BM:77:PRO:HD2	1.99	0.44
1:AA:829:G:C6	1:AA:858:G:C2	3.05	0.44
22:DA:1378:A:C8	22:DA:1380:G:C6	3.05	0.44
7:AG:94:ARG:O	7:AG:97:ALA:N	2.50	0.44
1:AA:540:G:H2'	1:AA:541:G:O4'	2.16	0.44
13:AM:15:VAL:HG13	13:AM:40:GLU:O	2.18	0.44
1:AA:393:A:O2'	1:AA:394:G:H5'	2.18	0.44
25:DD:181:ASP:C	25:DD:183:GLU:N	2.70	0.44
53:CA:833:G:O2'	53:CA:834:U:H5'	2.17	0.44
22:BA:1789:A:OP2	24:BC:220:ARG:NH1	2.50	0.44
30:DI:95:ASP:CG	30:DI:96:LYS:H	2.20	0.44
57:DB:78:A:H2'	57:DB:79:G:C8	2.52	0.44
24:DC:196:ASN:O	24:DC:197:ALA:HB3	2.18	0.44
22:BA:2049:G:H2'	22:BA:2050:C:H5'	2.00	0.44
57:DB:23:G:C2	57:DB:61:G:C2	3.05	0.44
22:DA:2221:G:C6	22:DA:2222:C:C4	3.06	0.44
7:AG:6:ILE:HB	7:AG:7:GLY:H	1.60	0.44
51:D3:50:SER:O	51:D3:52:GLY:N	2.50	0.44
13:AM:81:ASP:OD2	27:BF:111:ARG:HD2	2.18	0.44
10:AJ:26:VAL:O	10:AJ:30:LYS:HG2	2.17	0.44
56:CP:19:VAL:HG13	56:CP:37:GLY:CA	2.48	0.44
53:CA:178:C:O2'	53:CA:179:A:H5'	2.18	0.44
22:BA:1754:A:C6	22:BA:1755:A:C6	3.06	0.44
8:CH:73:SER:HB2	8:CH:129:ALA:HB3	1.99	0.44
22:BA:508:A:H4'	22:BA:509:C:OP2	2.17	0.44
38:DQ:73:ILE:HG13	38:DQ:74:SER:N	2.32	0.44
47:DZ:37:ARG:HA	47:DZ:37:ARG:NE	2.32	0.44
42:BU:72:PHE:CZ	42:BU:77:GLY:HA2	2.53	0.44
22:BA:1584:U:H2'	22:BA:1584:U:O2	2.16	0.44
1:AA:1165:U:C4	1:AA:1166:G:C5	3.06	0.44
21:CU:19:LYS:N	21:CU:19:LYS:NZ	2.65	0.44
22:DA:226:A:N6	22:DA:227:A:N6	2.66	0.44

*Continued on next page...*

*Continued from previous page...*

Atom-1	Atom-2	Distance(Å)	Clash(Å)
22:BA:1178:C:C4	22:BA:1180:U:C4	3.05	0.44
33:BL:75:ALA:O	33:BL:108:ALA:HA	2.17	0.44
44:DW:37:VAL:CG2	44:DW:38:ARG:NH1	2.81	0.44
25:BD:186:LEU:HD12	25:BD:186:LEU:HA	1.67	0.44
22:BA:1068:G:C2'	22:BA:1069:A:H5'	2.43	0.44
41:BT:7:LEU:C	41:BT:9:LYS:H	2.20	0.44
9:CI:45:MET:O	9:CI:49:GLN:HG3	2.17	0.44
22:BA:1131:G:C8	31:BJ:77:HIS:CE1	3.05	0.44
11:AK:124:LYS:O	21:AU:33:ARG:NE	2.51	0.44
21:AU:33:ARG:HD3	21:AU:34:ARG:H	1.82	0.44
8:AH:63:LYS:C	8:AH:70:VAL:HG23	2.38	0.44
53:CA:972:C:H4'	10:CJ:59:LYS:HG2	2.00	0.44
4:CD:29:THR:C	4:CD:31:CYS:N	2.70	0.44
22:DA:866:A:O2'	22:DA:867:C:C6	2.71	0.44
53:CA:1298:U:H4'	53:CA:1299:A:O5'	2.17	0.44
1:AA:993:G:N2	1:AA:996:A:N6	2.66	0.44
22:DA:204:A:C8	22:DA:206:U:C4	3.05	0.44
22:DA:2243:U:OP1	62:DA:3720:HOH:O	2.20	0.44
33:DL:79:LEU:HD23	33:DL:82:LEU:CD1	2.48	0.44
33:DL:79:LEU:HD23	33:DL:82:LEU:HD11	1.98	0.44
1:AA:1003:G:H22	1:AA:1005:A:H5'	1.80	0.44
22:DA:1792:G:H5''	24:DC:203:VAL:HG22	2.00	0.44
53:CA:1014:A:H4'	19:CS:13:HIS:HD2	1.75	0.44
22:DA:1187:G:H8	22:DA:1187:G:O5'	2.00	0.44
9:AI:54:VAL:O	9:AI:55:ASP:O	2.36	0.44
22:DA:2750:A:C4'	22:DA:2751:G:OP2	2.60	0.44
22:DA:2756:U:C1'	22:DA:2757:A:C5'	2.95	0.44
22:BA:550:C:C2'	22:BA:550:C:O2	2.66	0.44
17:CQ:46:HIS:CE1	17:CQ:48:GLU:HG2	2.53	0.44
58:DF:48:LEU:O	58:DF:52:ALA:HB2	2.17	0.44
22:DA:566:U:C5	22:DA:567:U:C5	3.05	0.44
28:DG:116:LEU:HA	28:DG:117:PRO:HD3	1.75	0.44
1:AA:1167:A:C8	1:AA:1169:A:N6	2.86	0.44
2:AB:128:LEU:HB3	2:AB:129:THR:H	1.68	0.44
4:AD:34:GLU:C	4:AD:36:ALA:H	2.21	0.44
11:CK:67:GLU:C	11:CK:69:CYS:H	2.21	0.44
22:DA:963:U:O2'	22:DA:964:C:P	2.75	0.44
46:BY:46:VAL:O	46:BY:47:ARG:C	2.56	0.44
2:AB:72:LYS:HZ2	2:AB:204:ASP:HB3	1.83	0.44
22:BA:1858:A:H2'	22:BA:1859:U:H6	1.80	0.44
22:BA:1858:A:H62	22:BA:1884:G:H1'	1.82	0.44
41:BT:69:ARG:NH2	41:BT:70:HIS:HA	2.33	0.44

*Continued on next page...*

*Continued from previous page...*

Atom-1	Atom-2	Distance(Å)	Clash(Å)
53:CA:587:G:H4'	8:CH:3:GLN:HA	1.98	0.44
49:D1:8:ILE:CG1	49:D1:24:LYS:HB3	2.47	0.44
12:CL:109:ARG:NH2	12:CL:116:TYR:HE2	2.15	0.44
22:DA:372:G:P	45:DX:61:LYS:NZ	2.90	0.44
22:BA:666:A:H2'	22:BA:667:U:C6	2.50	0.44
22:DA:151:C:H2'	22:DA:152:A:H8	1.82	0.44
4:CD:71:PHE:HZ	4:CD:199:ILE:HD12	1.82	0.44
16:AP:3:THR:O	16:AP:21:VAL:HA	2.18	0.44
47:DZ:53:MET:O	47:DZ:54:VAL:HG13	2.17	0.44
16:AP:51:ARG:O	16:AP:52:LEU:HD12	2.18	0.44
7:AG:53:SER:C	7:AG:55:LYS:N	2.71	0.44
1:AA:834:U:H2'	1:AA:835:U:C6	2.53	0.44
7:AG:96:ASN:N	7:AG:96:ASN:OD1	2.50	0.44
22:BA:430:A:H5''	22:BA:431:U:OP2	2.18	0.44
22:DA:2714:G:H2'	22:DA:2715:C:O4'	2.18	0.44
33:BL:65:GLY:O	33:BL:66:PHE:HB3	2.17	0.44
22:DA:1527:G:C2	22:DA:1546:G:N1	2.85	0.44
22:BA:1433:A:H2'	22:BA:1434:A:O4'	2.17	0.44
22:BA:323:C:N4	22:BA:333:G:C5	2.86	0.44
38:BQ:67:ALA:HB1	38:BQ:105:PHE:CE1	2.53	0.44
23:BB:5:U:H2'	23:BB:6:G:H8	1.82	0.44
22:BA:2064:C:H2'	22:BA:2065:C:C6	2.52	0.44
42:BU:52:ASN:C	42:BU:54:PRO:HD2	2.38	0.44
41:DT:64:LYS:N	41:DT:64:LYS:HD2	2.33	0.44
22:BA:1275:A:H4'	22:BA:1276:A:OP1	2.13	0.44
22:DA:2363:G:O2'	22:DA:2364:C:H5'	2.17	0.44
53:CA:442:G:C6	53:CA:443:C:C4	3.06	0.44
34:DM:117:PHE:O	34:DM:121:ALA:HB2	2.18	0.44
2:CB:17:HIS:CG	2:CB:18:GLN:N	2.84	0.44
22:BA:1739:A:H2'	22:BA:1740:G:O4'	2.18	0.44
53:CA:186:C:O2'	53:CA:187:G:H5'	2.17	0.44
6:CF:75:GLU:OE2	6:CF:89:VAL:HG11	2.17	0.44
1:AA:1406:U:C5	1:AA:1407:C:C5	3.05	0.44
30:DI:79:LEU:HD13	30:DI:100:ILE:HG13	1.99	0.44
22:DA:929:U:H1'	47:DZ:25:GLY:O	2.17	0.44
15:AO:41:HIS:HD2	15:AO:42:PHE:CE2	2.35	0.44
32:DK:66:LYS:O	32:DK:66:LYS:HG2	2.17	0.44
38:BQ:77:LYS:HE2	38:BQ:77:LYS:HB3	1.81	0.44
3:AC:61:LYS:HA	3:AC:61:LYS:HD2	1.47	0.44
5:AE:73:VAL:CG1	5:AE:75:LEU:HD12	2.48	0.44
7:AG:25:PHE:CE1	7:AG:104:VAL:HG23	2.52	0.44
31:BJ:44:TYR:O	31:BJ:45:THR:CG2	2.66	0.44

*Continued on next page...*

*Continued from previous page...*

Atom-1	Atom-2	Distance(Å)	Clash(Å)
22:BA:1177:G:H2'	22:BA:1178:C:O4'	2.18	0.44
31:DJ:45:THR:N	31:DJ:46:PRO:CD	2.81	0.44
4:CD:2:ARG:NH2	4:CD:114:ARG:NH1	2.65	0.44
22:DA:1537:G:H2'	22:DA:1537:G:N3	2.33	0.44
53:CA:1279:G:C2	53:CA:1279:G:OP2	2.71	0.44
22:DA:1695:G:H8	24:DC:7:PRO:HB2	1.78	0.44
45:DX:53:LYS:CA	45:DX:56:ARG:HB3	2.29	0.44
53:CA:83:C:O2	53:CA:87:C:N3	2.51	0.44
1:AA:448:A:C4	1:AA:487:A:C2	3.06	0.44
25:BD:106:LYS:HB3	25:BD:206:ALA:CB	2.30	0.44
53:CA:986:U:C2	53:CA:1220:G:N2	2.86	0.44
26:DE:135:ALA:C	26:DE:137:LYS:H	2.20	0.44
22:DA:996:A:C6	22:DA:1160:G:C2	3.05	0.44
58:DF:111:ARG:H	58:DF:111:ARG:NE	2.15	0.44
22:DA:2308:G:O6	22:DA:2311:A:N7	2.50	0.44
18:CR:71:ASP:HB3	18:CR:72:ARG:HH21	1.83	0.44
22:DA:1267:U:HO2'	22:DA:1268:A:C5'	2.31	0.44
3:AC:151:GLU:HA	3:AC:166:TRP:HA	1.99	0.44
14:AN:15:LEU:N	14:AN:18:LYS:HE2	2.33	0.44
1:AA:1241:G:N2	1:AA:1242:G:C5	2.85	0.44
22:DA:576:U:OP1	22:DA:2503:A:OP1	2.36	0.44
8:AH:95:MET:HB2	8:AH:98:LEU:O	2.18	0.44
30:BI:100:ILE:HG22	30:BI:101:SER:N	2.23	0.44
9:CI:118:ARG:HG3	9:CI:124:PRO:HG3	2.00	0.44
24:BC:90:ILE:HG23	24:BC:102:TYR:CD1	2.53	0.44
36:BO:66:GLY:C	36:BO:102:ARG:NH2	2.71	0.44
30:BI:30:GLN:NE2	30:BI:32:VAL:HB	2.33	0.44
22:DA:223:A:O2'	22:DA:408:G:N3	2.50	0.44
53:CA:737:C:OP1	6:CF:91:ARG:HD2	2.17	0.44
31:BJ:49:ASP:OD2	31:BJ:49:ASP:C	2.56	0.44
1:AA:36:C:H4'	12:AL:118:VAL:O	2.17	0.44
5:AE:14:LEU:CB	5:AE:36:THR:HG22	2.48	0.44
3:CC:76:ILE:HA	3:CC:83:VAL:CG1	2.42	0.44
27:BF:43:ILE:HA	27:BF:82:TYR:CZ	2.53	0.44
27:BF:82:TYR:HA	27:BF:83:PRO:HD2	1.77	0.44
8:AH:12:ARG:HH11	8:AH:26:MET:HB2	1.82	0.44
8:AH:78:SER:OG	8:AH:83:ARG:HA	2.18	0.44
53:CA:1414:U:H2'	53:CA:1415:G:H8	1.83	0.44
31:BJ:141:ASP:HB3	31:BJ:142:ILE:H	1.48	0.44
1:AA:1321:U:H3'	1:AA:1322:C:O2	2.18	0.44
1:AA:345:C:H4'	37:BP:33:GLU:CD	2.37	0.44
14:CN:89:ARG:HG3	14:CN:91:GLU:CG	2.48	0.44

*Continued on next page...*

*Continued from previous page...*

Atom-1	Atom-2	Distance(Å)	Clash(Å)
53:CA:932:C:O2	53:CA:932:C:H2'	2.17	0.44
22:DA:1566:A:C2	24:DC:212:TRP:CB	2.99	0.44
1:AA:665:A:H2'	1:AA:725:G:N2	2.33	0.44
8:AH:58:LEU:HD13	8:AH:59:GLU:N	2.32	0.44
4:CD:71:PHE:O	4:CD:72:ARG:C	2.55	0.44
53:CA:1467:C:H2'	53:CA:1468:A:C8	2.52	0.44
22:BA:1682:G:H2'	22:BA:1683:U:C6	2.53	0.44
3:AC:22:PHE:C	3:AC:22:PHE:CD2	2.90	0.44
53:CA:1401:G:H2'	53:CA:1402:C:O4'	2.18	0.44
28:BG:34:ARG:HD3	28:BG:34:ARG:N	2.33	0.44
22:BA:1124:G:H1'	52:B4:38:GLY:OXT	2.17	0.44
32:DK:17:ARG:HD3	32:DK:18:ARG:HG3	1.99	0.44
17:AQ:58:VAL:HG21	17:AQ:74:LEU:HD23	1.99	0.44
53:CA:106:C:O2'	53:CA:379:C:OP1	2.34	0.44
22:DA:2428:G:OP1	22:DA:2428:G:H3'	2.18	0.44
1:AA:1511:G:C6	1:AA:1512:U:C4	3.06	0.44
1:AA:1316:G:N2	1:AA:1318:A:H3'	2.32	0.44
22:BA:1411:U:O2'	22:BA:1412:U:H5'	2.18	0.44
3:CC:127:VAL:O	3:CC:128:MET:HB2	2.18	0.44
22:BA:1566:A:C6	24:BC:212:TRP:CZ3	3.06	0.44
22:DA:2811:G:H2'	22:DA:2812:G:O4'	2.17	0.44
1:AA:1503:A:C8	1:AA:1531:A:H1'	2.53	0.44
53:CA:473:U:OP1	56:CP:76:LYS:HE3	2.18	0.44
24:DC:83:ASP:HB2	24:DC:90:ILE:HD12	1.99	0.44
22:DA:2649:C:H2'	22:DA:2650:U:C6	2.53	0.44
8:AH:74:ILE:HD13	8:AH:128:VAL:HG13	1.99	0.44
50:B2:36:ALA:C	50:B2:38:GLY:N	2.71	0.44
24:BC:238:ASN:O	24:BC:239:PHE:HB2	2.18	0.44
22:BA:1635:A:C6	22:BA:1636:U:C2	3.05	0.44
1:AA:1430:A:C2	1:AA:1471:U:C2	3.06	0.44
45:DX:37:PHE:O	45:DX:45:PHE:HA	2.18	0.44
5:CE:114:LEU:HD23	5:CE:143:LEU:HD11	2.00	0.44
2:AB:61:SER:C	2:AB:63:LYS:H	2.20	0.44
24:DC:243:PRO:O	24:DC:244:VAL:HG13	2.18	0.44
22:BA:415:A:C5	22:BA:416:U:C5	3.05	0.44
25:BD:207:VAL:HG23	25:BD:207:VAL:O	2.18	0.44
22:BA:1838:C:N4	22:BA:1899:A:C4	2.86	0.44
31:BJ:38:GLY:C	31:BJ:40:HIS:H	2.21	0.44
22:DA:449:A:H2'	22:DA:450:G:H5'	2.00	0.44
22:BA:873:C:C2	22:BA:904:G:N2	2.83	0.44
43:BV:80:HIS:CD2	43:BV:83:LYS:HB2	2.52	0.44
6:AF:91:ARG:HG3	6:AF:92:THR:N	2.27	0.44

*Continued on next page...*



*Continued from previous page...*

Atom-1	Atom-2	Distance(Å)	Clash(Å)
22:DA:2330:G:N3	44:DW:38:ARG:HB3	2.33	0.44
22:DA:489:G:C2'	22:DA:491:G:C8	3.01	0.44
53:CA:1140:C:H2'	53:CA:1141:C:H5	1.83	0.44
16:AP:6:LEU:HA	16:AP:6:LEU:HD12	1.77	0.44
22:DA:249:C:C3'	22:DA:2394:C:H4'	2.46	0.44
53:CA:1287:A:O2'	53:CA:1288:A:O5'	2.36	0.44
9:CI:49:GLN:O	9:CI:52:GLU:HG2	2.17	0.44
22:DA:182:A:H2'	22:DA:183:C:C6	2.53	0.44
22:DA:1062:G:C4	22:DA:1063:G:C8	3.05	0.44
46:DY:48:ARG:HH11	46:DY:48:ARG:HG3	1.82	0.44
5:AE:100:GLU:HB3	5:AE:121:ASN:CA	2.47	0.44
22:BA:1131:G:O2'	22:BA:2026:U:H5'	2.18	0.44
41:DT:39:THR:OG1	41:DT:42:GLU:HG3	2.17	0.44
53:CA:1356:G:N2	53:CA:1367:C:C2	2.85	0.44
10:CJ:52:LEU:HB2	14:CN:80:ARG:HE	1.81	0.44
22:DA:2656:U:H2'	22:DA:2657:A:H8	1.83	0.44
52:B4:16:ILE:HA	52:B4:24:ARG:O	2.18	0.44
58:DF:65:LEU:HG	58:DF:67:THR:HG23	2.00	0.44
33:DL:79:LEU:HD22	33:DL:115:GLU:O	2.18	0.44
35:DN:72:ASP:O	35:DN:76:VAL:HG13	2.18	0.44
22:DA:1661:G:C4	22:DA:1662:U:C6	3.06	0.44
22:DA:1991:U:H2'	22:DA:1992:G:H5'	2.00	0.44
22:BA:1812:U:H2'	22:BA:1813:G:H8	1.83	0.44
31:BJ:114:LEU:O	31:BJ:117:ALA:HB3	2.16	0.44
4:AD:94:GLU:HG2	4:AD:185:PRO:HG3	1.99	0.44
22:BA:137:U:HO2'	22:BA:138:U:P	2.23	0.44
22:DA:828:U:P	22:DA:2068:U:C5	3.11	0.44
22:DA:2391:G:O2'	22:DA:2392:A:P	2.75	0.44
22:BA:1694:C:H4'	22:BA:1695:G:H5''	2.00	0.44
54:CG:10:LYS:O	54:CG:10:LYS:HD2	2.18	0.44
26:DE:90:GLN:HG3	26:DE:92:HIS:NE2	2.33	0.44
1:AA:734:G:N2	18:AR:63:TYR:CE1	2.81	0.44
28:DG:115:GLN:HG2	28:DG:116:LEU:H	1.80	0.44
28:DG:132:LEU:HD12	28:DG:132:LEU:N	2.33	0.44
5:CE:151:MET:O	5:CE:154:ALA:HB3	2.18	0.44
7:AG:115:MET:HA	7:AG:118:ARG:HD3	2.00	0.44
1:AA:1285:A:C5'	1:AA:1286:U:C4	2.96	0.44
53:CA:327:A:C2	53:CA:329:A:N3	2.86	0.44
22:BA:1256:G:O2'	26:BE:77:ILE:HD11	2.17	0.44
13:AM:4:ALA:N	13:AM:56:ARG:HG3	2.32	0.44
8:CH:82:LEU:CD1	12:CL:3:VAL:HG11	2.46	0.44
27:BF:41:GLU:HB2	27:BF:48:LEU:HD23	2.00	0.44

*Continued on next page...*

*Continued from previous page...*

Atom-1	Atom-2	Distance(Å)	Clash(Å)
1:AA:27:G:C4	1:AA:557:G:N2	2.85	0.44
22:DA:848:C:H2'	22:DA:849:A:C8	2.53	0.44
29:BH:43:ASN:HA	29:BH:46:PHE:HB3	2.00	0.44
32:BK:108:ARG:HH21	37:BP:34:GLY:HA3	1.82	0.44
33:BL:37:GLY:O	33:BL:38:GLN:C	2.56	0.44
22:BA:141:G:C5'	22:BA:142:A:C8	2.99	0.44
1:AA:602:A:O2'	1:AA:603:U:H5'	2.18	0.44
22:DA:1286:A:C5	22:DA:1289:C:N4	2.85	0.44
10:AJ:11:LYS:CG	10:AJ:97:ASP:HB3	2.46	0.44
41:BT:61:LEU:C	41:BT:61:LEU:CD1	2.85	0.44
1:AA:1381:U:O2'	1:AA:1382:C:H5'	2.18	0.44
22:DA:151:C:OP1	22:DA:1359:A:O2'	2.32	0.44
56:CP:20:VAL:HA	56:CP:36:VAL:HG12	2.00	0.44
19:AS:43:MET:CE	19:AS:48:ILE:HG12	2.48	0.44
16:AP:3:THR:HG22	16:AP:4:ILE:N	2.32	0.44
22:BA:2555:U:H5	22:BA:2556:C:C2	2.36	0.44
47:BZ:7:THR:HG23	47:BZ:34:THR:OG1	2.17	0.44
3:AC:137:VAL:CG1	3:AC:169:GLU:HB3	2.48	0.44
22:DA:2550:G:N2	22:DA:2559:C:H1'	2.33	0.44
1:AA:285:C:O2	1:AA:285:C:H2'	2.18	0.44
38:BQ:23:TYR:O	38:BQ:28:SER:HB3	2.18	0.44
22:BA:1348:C:H2'	22:BA:1349:C:C5'	2.47	0.44
22:BA:1347:A:O2'	22:BA:1348:C:H5'	2.17	0.44
3:AC:39:ARG:HG2	3:AC:54:ILE:CG1	2.47	0.44
22:BA:1495:A:C6	22:BA:1496:A:C6	3.06	0.44
1:AA:592:G:C6	1:AA:648:A:C6	3.06	0.44
14:CN:13:VAL:HA	14:CN:59:GLN:NE2	2.33	0.44
53:CA:718:A:H5'	11:CK:118:ASN:OD1	2.18	0.44
56:CP:6:LEU:HB2	56:CP:17:TYR:HB3	2.00	0.44
22:DA:1668:A:H4'	22:DA:1669:A:O5'	2.17	0.44
22:BA:1157:G:O2'	47:BZ:31:ILE:HG12	2.18	0.44
1:AA:1245:C:H2'	1:AA:1246:A:H8	1.82	0.44
53:CA:1423:G:H2'	53:CA:1424:U:H6	1.81	0.44
53:CA:1439:G:C2	53:CA:1463:U:O2	2.70	0.44
3:CC:176:THR:HG22	3:CC:178:ARG:HG3	2.00	0.44
4:CD:43:ARG:O	4:CD:45:PRO:HD3	2.18	0.44
36:BO:15:ARG:NE	36:BO:93:ASP:OD1	2.46	0.44
50:D2:11:LYS:NZ	62:D2:101:HOH:O	2.51	0.44
33:BL:73:ILE:HA	33:BL:105:ILE:HD13	2.00	0.44
35:DN:106:ASP:OD1	35:DN:106:ASP:O	2.35	0.44
24:BC:124:LYS:HG3	24:BC:125:PRO:HD2	1.98	0.44
22:BA:764:A:C6	22:BA:781:A:C2	3.06	0.44

*Continued on next page...*

*Continued from previous page...*

Atom-1	Atom-2	Distance(Å)	Clash(Å)
21:CU:19:LYS:C	21:CU:21:SER:H	2.21	0.44
38:BQ:63:ARG:HH22	38:BQ:96:ASP:HB3	1.81	0.44
38:BQ:63:ARG:NH2	38:BQ:96:ASP:N	2.66	0.44
22:BA:1083:U:C2'	22:BA:1084:A:O5'	2.65	0.44
22:DA:1401:G:C4	22:DA:1402:U:C5	3.06	0.44
22:DA:1606:C:C2'	22:DA:1607:C:OP2	2.66	0.44
22:DA:2344:U:C4'	22:DA:2345:G:OP1	2.36	0.44
1:AA:958:A:C5	1:AA:959:A:C6	3.06	0.44
57:DB:109:A:C6	57:DB:110:C:C4	3.06	0.44
57:DB:16:G:H2'	57:DB:17:C:H6	1.83	0.44
44:BW:17:ALA:CA	44:BW:35:ILE:HG23	2.32	0.44
22:DA:52:A:H2	22:DA:179:C:O4'	2.00	0.44
25:BD:184:ARG:HD3	25:BD:186:LEU:HD22	1.98	0.44
22:DA:2423:U:H1'	22:DA:2425:A:C5	2.53	0.44
1:AA:1055:A:C6	1:AA:1206:G:C4	3.06	0.44
22:DA:1053:C:H2'	22:DA:1054:A:C8	2.52	0.44
1:AA:844:G:H5''	1:AA:845:A:OP1	2.18	0.44
22:DA:966:G:H5'	22:DA:2272:U:O2	2.17	0.44
1:AA:1138:G:N2	1:AA:1140:C:N4	2.66	0.44
4:CD:22:SER:OG	4:CD:23:GLY:N	2.50	0.44
42:DU:16:LYS:HB3	42:DU:17:ASP:H	1.51	0.44
22:DA:2305:U:H5	22:DA:2312:U:O4	2.00	0.44
22:BA:931:U:C4'	22:BA:932:U:OP2	2.53	0.44
22:DA:628:G:O6	22:DA:636:G:C6	2.71	0.44
33:DL:81:ASP:C	33:DL:82:LEU:HD12	2.38	0.44
48:D0:54:ILE:O	48:D0:55:ALA:HB2	2.18	0.44
5:CE:45:VAL:HG22	5:CE:46:GLY:N	2.32	0.44
29:BH:89:LYS:O	29:BH:90:LEU:HD12	2.18	0.44
22:BA:361:G:HO2'	22:BA:362:A:C5'	2.31	0.44
26:BE:150:THR:CG2	26:BE:153:LEU:HA	2.46	0.44
22:BA:784:G:O6	24:BC:227:VAL:HG11	2.16	0.44
22:DA:1049:C:C6	22:DA:1050:A:C8	3.05	0.44
49:B1:8:ILE:N	49:B1:22:THR:O	2.51	0.44
53:CA:1451:U:O2	53:CA:1453:G:N7	2.50	0.44
22:DA:565:C:H1'	22:DA:577:G:N2	2.33	0.44
21:AU:24:LYS:CG	21:AU:25:ALA:H	2.30	0.44
1:AA:1168:U:OP1	1:AA:1168:U:H6	1.98	0.44
24:BC:90:ILE:HG23	24:BC:102:TYR:HD1	1.83	0.44
13:AM:3:ILE:HA	13:AM:56:ARG:NH1	2.32	0.44
3:CC:129:PHE:CE2	3:CC:156:LEU:HD13	2.53	0.44
22:DA:1875:G:H8	22:DA:1875:G:OP2	2.01	0.44
22:DA:859:G:N2	22:DA:916:G:H2'	2.33	0.44

*Continued on next page...*

*Continued from previous page...*

Atom-1	Atom-2	Distance(Å)	Clash(Å)
1:AA:258:G:H4'	20:AT:81:GLN:HE22	1.82	0.44
53:CA:166:U:OP2	53:CA:166:U:H6	2.01	0.44
22:DA:538:A:H5''	31:DJ:7:LYS:HZ2	1.82	0.44
15:AO:55:LEU:HD21	22:BA:715:A:C2	2.53	0.44
24:BC:80:LEU:CD1	24:BC:109:LEU:HG	2.48	0.44
22:BA:1746:A:H2'	22:BA:1747:U:H6	1.81	0.44
22:DA:528:A:C2	22:DA:2043:C:O5'	2.70	0.44
22:DA:1837:C:C2	22:DA:1904:G:C2	3.05	0.44
22:DA:1232:G:H2'	22:DA:1233:C:C6	2.52	0.44
39:BR:68:ARG:NH1	39:BR:90:ARG:HD3	2.33	0.44
34:BM:109:PRO:O	34:BM:110:GLU:C	2.56	0.44
22:BA:666:A:C5	22:BA:667:U:C5	3.06	0.44
35:DN:84:GLY:O	35:DN:88:ALA:HB2	2.18	0.44
22:BA:125:A:C6	50:B2:10:LEU:HD13	2.53	0.44
22:BA:2015:A:H2'	22:BA:2016:U:H5'	2.00	0.44
22:DA:170:U:O5'	22:DA:170:U:H6	2.01	0.44
16:AP:38:PHE:CE2	16:AP:51:ARG:HB3	2.53	0.44
3:CC:120:THR:O	3:CC:120:THR:CG2	2.65	0.44
36:BO:78:VAL:HG23	36:BO:79:ALA:N	2.33	0.44
25:BD:9:VAL:HG22	25:BD:10:GLY:N	2.32	0.44
22:DA:108:G:H2'	22:DA:109:C:H6	1.83	0.44
32:DK:17:ARG:O	32:DK:18:ARG:C	2.55	0.44
22:BA:910:A:C6	22:BA:911:A:C6	3.06	0.44
22:DA:2744:G:C4	22:DA:2761:A:N1	2.85	0.44
19:AS:62:THR:HG22	19:AS:64:GLU:OE1	2.17	0.44
23:BB:8:C:O2'	36:BO:40:ILE:HD12	2.18	0.44
22:DA:189:G:C2'	22:DA:190:A:O5'	2.65	0.44
9:CI:113:LYS:HG3	9:CI:119:LYS:HA	2.00	0.44
51:B3:32:LEU:O	51:B3:33:THR:C	2.56	0.44
1:AA:878:A:C5'	8:AH:80:PRO:HG2	2.48	0.44
22:BA:108:G:C2'	22:BA:109:C:H5'	2.48	0.44
22:DA:808:G:O2'	22:DA:1254:A:H4'	2.18	0.44
53:CA:515:G:N7	62:CA:1853:HOH:O	2.36	0.44
22:DA:2464:G:H2'	22:DA:2465:C:O4'	2.18	0.44
25:DD:140:HIS:CE1	62:DD:303:HOH:O	2.71	0.44
53:CA:1008:U:C4	53:CA:1022:A:C2	3.06	0.44
22:DA:2770:G:O5'	22:DA:2770:G:H8	2.01	0.44
12:AL:80:LEU:HB3	12:AL:97:VAL:HB	1.99	0.44
1:AA:1350:A:C6	1:AA:1351:U:N3	2.86	0.44
53:CA:120:A:O2'	53:CA:121:U:C4'	2.66	0.44
22:DA:1327:A:C6	22:DA:1328:A:C4	3.05	0.44
22:BA:904:G:C2'	22:BA:905:A:O5'	2.66	0.44

*Continued on next page...*

*Continued from previous page...*

Atom-1	Atom-2	Distance(Å)	Clash(Å)
27:BF:129:MET:CG	27:BF:153:ILE:HD11	2.48	0.44
57:DB:57:A:C4	58:DF:25:MET:HB2	2.52	0.44
22:DA:242:G:C6	51:D3:4:LYS:HE3	2.53	0.44
6:AF:61:LEU:HD12	6:AF:62:MET:H	1.81	0.44
22:DA:857:G:O2'	44:DW:19:ARG:CZ	2.66	0.44
22:BA:1078:U:H5''	22:BA:1079:C:O5'	2.18	0.44
34:DM:23:GLY:O	34:DM:101:VAL:HG12	2.18	0.44
37:DP:16:VAL:HA	37:DP:17:PRO:HD3	1.62	0.44
22:BA:2025:C:H2'	22:BA:2026:U:C6	2.52	0.44
53:CA:1222:G:H5'	19:CS:77:ARG:HH21	1.82	0.44
1:AA:748:G:C6	1:AA:749:A:C6	3.06	0.44
53:CA:704:A:H2'	53:CA:705:G:H8	1.78	0.44
22:DA:2654:A:C4	22:DA:2656:U:N3	2.86	0.44
22:DA:2683:C:C5	22:DA:2684:U:C5	3.06	0.44
53:CA:989:U:O4	53:CA:990:C:N4	2.51	0.44
22:BA:2742:G:C2'	22:BA:2743:U:H5'	2.48	0.44
39:BR:15:SER:O	39:BR:18:GLN:HB3	2.17	0.44
12:AL:52:CYS:O	12:AL:54:VAL:HG23	2.18	0.44
22:DA:1662:U:C2'	22:DA:1663:G:H5''	2.37	0.44
22:DA:1998:A:O3'	22:DA:2724:U:H4'	2.17	0.44
4:CD:144:ILE:HD12	4:CD:177:MET:HB3	1.99	0.44
22:BA:464:U:O2'	50:B2:16:HIS:HE1	1.98	0.44
22:DA:2751:G:N3	28:DG:2:ARG:NH2	2.65	0.44
32:DK:104:THR:O	32:DK:107:LEU:HD22	2.17	0.44
2:CB:46:VAL:HG13	2:CB:47:PRO:CD	2.38	0.44
28:DG:102:ILE:HB	28:DG:114:HIS:O	2.18	0.44
8:AH:105:THR:HG22	8:AH:121:GLY:C	2.38	0.44
25:BD:114:LYS:H	25:BD:114:LYS:CE	2.29	0.44
53:CA:376:G:H5''	56:CP:5:ARG:HB2	2.00	0.44
1:AA:71:A:C2	1:AA:72:A:C8	3.06	0.44
1:AA:73:C:H2'	1:AA:74:A:H8	1.83	0.44
14:AN:42:ASN:HD21	14:AN:46:LYS:HZ3	1.65	0.44
14:AN:20:PHE:C	14:AN:22:LYS:N	2.71	0.44
1:AA:496:A:N3	1:AA:496:A:C2'	2.76	0.44
53:CA:16:A:N1	53:CA:919:A:H2	2.15	0.44
53:CA:327:A:O3'	53:CA:328:C:C4'	2.66	0.44
22:BA:479:A:N3	22:BA:481:G:H5''	2.33	0.44
43:DV:75:GLN:HB2	43:DV:90:ASP:O	2.17	0.44
22:DA:1734:G:O2'	22:DA:1735:A:C8	2.58	0.44
22:DA:600:G:H5'	26:DE:27:LEU:HD13	2.00	0.44
24:BC:134:ILE:O	24:BC:135:PRO:C	2.56	0.44
35:BN:12:ARG:HG3	35:BN:12:ARG:HH21	1.83	0.44

*Continued on next page...*

*Continued from previous page...*

Atom-1	Atom-2	Distance(Å)	Clash(Å)
29:DH:62:LEU:C	29:DH:64:ALA:H	2.19	0.44
53:CA:1386:G:C2	53:CA:1387:G:C8	3.06	0.44
1:AA:815:A:H4'	1:AA:817:C:C4	2.53	0.44
26:BE:95:LYS:O	26:BE:96:VAL:CB	2.59	0.44
22:BA:1108:U:H2'	22:BA:1109:C:O4'	2.18	0.44
58:DF:28:PRO:HB2	58:DF:168:LEU:CD2	2.44	0.44
16:AP:79:ASN:O	16:AP:80:LYS:CB	2.62	0.44
35:BN:8:ARG:HD2	35:BN:43:GLU:CG	2.45	0.44
11:AK:21:HIS:HD2	11:AK:34:THR:HG22	1.82	0.44
36:BO:75:GLY:HA2	36:BO:106:LEU:CD1	2.48	0.44
53:CA:937:A:C2	53:CA:1379:G:C6	3.06	0.44
22:DA:372:G:N2	22:DA:400:G:H2'	2.32	0.44
29:BH:24:GLY:O	29:BH:25:TYR:C	2.56	0.44
42:DU:39:ASN:OD1	42:DU:64:ILE:HB	2.18	0.44
22:BA:2536:G:C6	22:BA:2537:U:C4	3.06	0.44
53:CA:1517:G:C8	22:DA:1920:C:OP1	2.71	0.44
53:CA:631:C:C3'	53:CA:632:U:H5'	2.47	0.44
22:DA:2866:U:H4'	22:DA:2867:G:OP1	2.18	0.44
40:BS:84:ARG:O	40:BS:95:ARG:O	2.35	0.44
1:AA:1234:C:H2'	1:AA:1235:U:H5'	2.00	0.44
19:CS:10:ILE:N	19:CS:10:ILE:HD12	2.33	0.44
53:CA:1381:U:N3	54:CG:77:ARG:CZ	2.81	0.44
22:BA:1846:G:N2	22:BA:1895:C:C2	2.85	0.44
15:CO:34:GLN:O	15:CO:38:LEU:HB2	2.18	0.44
6:CF:98:GLU:O	6:CF:99:ALA:CB	2.66	0.44
1:AA:890:G:HO2'	1:AA:891:U:P	2.41	0.44
22:DA:1628:G:H2'	22:DA:1629:U:C6	2.49	0.44
22:BA:1300:G:H5''	22:BA:1301:A:H5'	2.00	0.44
1:AA:1034:G:H2'	1:AA:1035:A:C8	2.52	0.44
22:BA:818:G:H5'	22:BA:839:U:OP1	2.18	0.44
22:DA:2096:C:O2'	22:DA:2097:A:H5'	2.17	0.44
30:BI:107:GLU:HA	30:BI:110:GLN:HB3	1.98	0.44
22:BA:1419:A:C6	22:BA:1421:G:C4	3.05	0.44
1:AA:900:A:C6	1:AA:901:A:C2	3.06	0.44
22:BA:919:U:C3'	22:BA:919:U:C6	3.01	0.44
48:D0:42:ILE:HD13	48:D0:42:ILE:HA	1.75	0.44
26:BE:127:GLU:H	26:BE:127:GLU:CD	2.20	0.44
17:AQ:76:ARG:HG2	17:AQ:77:VAL:H	1.82	0.44
18:AR:70:THR:OG1	18:AR:72:ARG:HG2	2.17	0.44
2:CB:27:LYS:N	2:CB:28:PRO:CD	2.81	0.44
27:BF:46:LYS:HD2	27:BF:46:LYS:N	2.33	0.44
22:DA:2157:G:N2	22:DA:2157:G:OP2	2.51	0.44

*Continued on next page...*

*Continued from previous page...*

Atom-1	Atom-2	Distance(Å)	Clash(Å)
39:BR:37:GLU:O	39:BR:37:GLU:OE1	2.36	0.44
53:CA:762:U:O5'	53:CA:762:U:H6	2.01	0.44
53:CA:658:C:H1'	15:CO:21:THR:HG21	2.00	0.44
3:AC:96:VAL:HB	3:AC:97:PRO:HD2	1.99	0.44
22:DA:498:G:C6	22:DA:499:U:C4	3.05	0.44
22:BA:900:A:C2'	22:BA:901:C:C5'	2.68	0.43
21:CU:3:ILE:HG23	21:CU:3:ILE:O	2.18	0.43
22:DA:1330:C:O2'	22:DA:1331:G:O5'	2.32	0.43
1:AA:721:G:H4'	1:AA:722:G:C5'	2.42	0.43
33:BL:94:THR:HG22	33:BL:95:LEU:H	1.83	0.43
22:BA:1062:G:HO2'	22:BA:1063:G:H8	1.41	0.43
22:BA:1061:U:O4'	30:BI:9:LYS:HD2	2.18	0.43
41:BT:8:LEU:HA	41:BT:8:LEU:HD22	1.75	0.43
32:DK:60:ALA:HB2	32:DK:86:LEU:HA	2.00	0.43
53:CA:1249:C:H4'	9:CI:74:GLN:HE22	1.84	0.43
20:AT:84:LYS:HD2	20:AT:84:LYS:O	2.18	0.43
46:DY:58:ASN:C	46:DY:60:LYS:N	2.71	0.43
22:DA:2298:A:H5'	22:DA:2322:A:O2'	2.18	0.43
39:BR:49:ILE:HG22	39:BR:53:PHE:C	2.38	0.43
22:DA:2267:A:N6	22:DA:2272:U:N3	2.58	0.43
4:CD:29:THR:O	4:CD:31:CYS:N	2.43	0.43
22:BA:1505:A:C6	22:BA:1506:U:N3	2.86	0.43
22:DA:2682:A:O2'	22:DA:2683:C:H6	2.01	0.43
22:DA:1905:C:O5'	22:DA:1905:C:H6	2.00	0.43
18:CR:55:ALA:HA	18:CR:58:ILE:HD12	2.00	0.43
22:DA:2312:U:C2'	22:DA:2312:U:O2	2.66	0.43
22:DA:2724:U:O2'	22:DA:2725:A:H5'	2.18	0.43
25:DD:114:LYS:CD	25:DD:116:LYS:NZ	2.78	0.43
26:BE:147:LEU:O	26:BE:148:ILE:C	2.54	0.43
22:BA:445:C:O2'	22:BA:446:G:H5'	2.18	0.43
1:AA:211:G:N1	1:AA:212:G:H1'	2.33	0.43
22:DA:673:C:H5''	26:DE:75:SER:HB2	1.99	0.43
22:BA:543:G:C2	22:BA:544:C:H1'	2.53	0.43
22:BA:548:G:O2'	22:BA:549:G:C5	2.70	0.43
54:CG:116:ALA:C	54:CG:120:ALA:HB3	2.39	0.43
49:B1:8:ILE:HG22	49:B1:9:LYS:N	2.33	0.43
14:AN:20:PHE:O	14:AN:21:ALA:HB3	2.17	0.43
31:DJ:97:PRO:C	31:DJ:99:ARG:H	2.22	0.43
22:BA:480:A:OP2	42:BU:43:LYS:HD2	2.18	0.43
26:BE:75:SER:OG	26:BE:77:ILE:HG23	2.18	0.43
4:AD:52:VAL:CG2	4:AD:53:GLN:N	2.80	0.43
53:CA:345:C:H5'	53:CA:346:G:C6	2.52	0.43

*Continued on next page...*



*Continued from previous page...*

Atom-1	Atom-2	Distance(Å)	Clash(Å)
53:CA:1004:A:C8	53:CA:1025:U:O2'	2.71	0.43
22:DA:412:A:H61	22:DA:2411:A:C2'	2.31	0.43
28:BG:59:ASP:O	28:BG:60:GLY:C	2.56	0.43
28:BG:7:PRO:HB2	28:BG:8:VAL:H	1.61	0.43
58:DF:104:THR:H	58:DF:107:VAL:HG22	1.83	0.43
53:CA:164:G:H2'	53:CA:165:G:H5'	1.99	0.43
22:DA:1491:G:C6	22:DA:1500:G:C2	3.06	0.43
31:DJ:30:THR:HG23	31:DJ:31:GLU:H	1.82	0.43
28:DG:8:VAL:HA	28:DG:68:ARG:HH21	1.83	0.43
40:BS:3:THR:HB	40:BS:62:ASP:OD2	2.18	0.43
53:CA:1072:G:H2'	53:CA:1073:U:H6	1.81	0.43
22:BA:959:A:N6	22:BA:960:A:N1	2.66	0.43
22:BA:659:G:C6	22:BA:660:C:C4	3.06	0.43
20:AT:24:ARG:O	20:AT:28:ARG:HG2	2.18	0.43
53:CA:930:C:C2'	53:CA:931:C:H5'	2.47	0.43
53:CA:935:A:O2'	53:CA:936:C:O5'	2.35	0.43
22:BA:847:U:O2	22:BA:934:U:H1'	2.18	0.43
20:AT:72:ALA:O	20:AT:73:ARG:C	2.57	0.43
53:CA:1098:C:H2'	53:CA:1099:G:O4'	2.18	0.43
22:BA:2822:G:OP2	25:BD:115:GLY:O	2.36	0.43
22:BA:2443:C:O2'	22:BA:2444:G:H5'	2.19	0.43
53:CA:183:C:O2'	53:CA:184:G:C5'	2.66	0.43
10:AJ:18:ILE:HG13	10:AJ:96:VAL:CG1	2.48	0.43
44:BW:14:ASP:HB3	44:BW:15:SER:H	1.22	0.43
43:BV:40:ILE:CG2	43:BV:41:GLU:N	2.81	0.43
9:AI:3:ASN:HD22	9:AI:4:GLN:H	1.65	0.43
37:BP:101:GLU:O	37:BP:102:ARG:HG2	2.18	0.43
47:BZ:8:GLN:O	47:BZ:8:GLN:HG2	2.18	0.43
37:DP:26:GLU:OE1	37:DP:28:LYS:HE3	2.17	0.43
55:CM:77:LYS:O	55:CM:77:LYS:HD3	2.18	0.43
14:AN:75:LYS:HB3	14:AN:76:PHE:CE1	2.53	0.43
7:AG:146:ALA:C	7:AG:148:LYS:N	2.71	0.43
22:BA:14:A:C8	22:BA:15:G:C8	3.06	0.43
5:AE:62:ALA:O	5:AE:65:LYS:HB2	2.17	0.43
22:BA:1499:C:H2'	22:BA:1500:G:H8	1.83	0.43
1:AA:19:A:C2	1:AA:917:G:C2	3.06	0.43
8:CH:30:LYS:O	8:CH:33:VAL:N	2.51	0.43
4:AD:63:ILE:HG12	4:AD:63:ILE:O	2.18	0.43
22:BA:187:G:C2	22:BA:210:C:O2	2.71	0.43
1:AA:901:A:C5	1:AA:902:G:H1'	2.53	0.43
22:BA:919:U:C4	22:BA:920:A:N7	2.86	0.43
22:BA:2097:A:C2	22:BA:2193:G:C2	3.06	0.43

*Continued on next page...*

*Continued from previous page...*

Atom-1	Atom-2	Distance(Å)	Clash(Å)
22:BA:2839:G:OP1	35:BN:46:ARG:HD2	2.17	0.43
22:DA:927:A:C6	22:DA:928:A:C6	3.06	0.43
53:CA:442:G:C6	53:CA:443:C:N4	2.86	0.43
22:DA:136:G:N2	22:DA:144:A:C2	2.85	0.43
26:BE:122:GLU:O	26:BE:123:LYS:O	2.36	0.43
41:BT:16:VAL:C	41:BT:17:SER:OG	2.56	0.43
53:CA:1076:U:C2	53:CA:1082:A:C2	3.05	0.43
1:AA:1108:G:H5''	3:AC:175:HIS:ND1	2.33	0.43
22:DA:2369:A:O2'	22:DA:2370:G:H5'	2.18	0.43
22:BA:1832:C:N4	22:BA:1833:C:C4	2.86	0.43
43:DV:21:ARG:NH2	43:DV:87:GLN:O	2.51	0.43
22:BA:2874:C:H2'	22:BA:2875:C:C6	2.53	0.43
1:AA:78:A:N6	1:AA:79:G:N1	2.66	0.43
12:CL:55:ARG:HA	12:CL:61:GLU:HA	1.99	0.43
39:DR:55:ASP:CG	39:DR:56:GLY:H	2.20	0.43
1:AA:995:C:H4'	14:AN:7:ALA:HB2	2.00	0.43
53:CA:1403:C:H2'	53:CA:1404:C:C6	2.53	0.43
22:DA:2703:C:H2'	22:DA:2704:C:C6	2.53	0.43
31:BJ:44:TYR:CE1	38:BQ:59:LEU:HD11	2.53	0.43
1:AA:973:G:C3'	1:AA:974:A:H5''	2.44	0.43
22:DA:641:U:C5	22:DA:642:U:C4	3.06	0.43
22:DA:1915:U:O2'	22:DA:1916:A:C5'	2.66	0.43
6:AF:36:ILE:HG22	6:AF:64:VAL:HG22	1.99	0.43
22:BA:2356:U:H5''	44:BW:16:GLU:HG3	1.99	0.43
41:BT:40:LYS:N	41:BT:43:ILE:HG23	2.32	0.43
22:DA:1552:A:HO2'	22:DA:1553:A:H5'	1.72	0.43
22:DA:1565:C:H5''	24:DC:17:LYS:CE	2.48	0.43
28:BG:117:PRO:HD2	28:BG:120:ILE:CG2	2.48	0.43
5:AE:93:VAL:HG21	5:AE:139:THR:CG2	2.48	0.43
5:AE:149:PRO:C	5:AE:151:MET:H	2.22	0.43
53:CA:1271:A:H5'	53:CA:1314:C:H5''	2.00	0.43
19:CS:35:ARG:NH2	19:CS:51:HIS:CD2	2.84	0.43
55:CM:19:THR:HA	55:CM:25:GLY:O	2.18	0.43
3:AC:76:ILE:HA	3:AC:83:VAL:CG2	2.33	0.43
53:CA:1049:U:H4'	53:CA:1050:G:C5'	2.47	0.43
22:DA:996:A:C4'	38:DQ:91:ARG:HD2	2.33	0.43
22:DA:1926:U:H2'	22:DA:1928:A:N7	2.33	0.43
48:D0:53:VAL:O	48:D0:54:ILE:O	2.36	0.43
50:B2:24:THR:HG23	50:B2:27:GLY:N	2.16	0.43
22:DA:621:A:O2'	22:DA:622:G:O5'	2.36	0.43
25:DD:116:LYS:HA	35:DN:1:MET:HE1	2.00	0.43
22:DA:2723:C:H5'	35:DN:3:HIS:HB2	2.00	0.43

*Continued on next page...*

*Continued from previous page...*

Atom-1	Atom-2	Distance(Å)	Clash(Å)
22:BA:830:G:C4	22:BA:2448:A:C5	3.06	0.43
48:B0:39:ARG:CB	48:B0:39:ARG:HH11	2.19	0.43
4:CD:107:GLY:N	4:CD:157:ALA:HB1	2.33	0.43
31:BJ:21:THR:CG2	31:BJ:22:GLY:N	2.61	0.43
2:AB:68:PHE:HE2	2:AB:88:GLN:HB2	1.82	0.43
4:CD:149:LYS:NZ	4:CD:176:LYS:HD2	2.33	0.43
22:BA:1022:G:C5	22:BA:1140:C:C4	3.06	0.43
22:DA:2358:A:OP1	22:DA:2358:A:H8	2.01	0.43
1:AA:1145:A:O2'	1:AA:1146:A:H8	2.00	0.43
34:DM:46:ILE:HD11	34:DM:69:PRO:HG3	1.98	0.43
22:DA:1255:U:H6	22:DA:1255:U:H2'	1.61	0.43
4:AD:129:VAL:HG13	4:AD:131:ILE:CD1	2.47	0.43
53:CA:1435:G:H2'	53:CA:1436:U:C6	2.54	0.43
24:DC:141:HIS:HB3	24:DC:190:THR:HB	2.00	0.43
22:DA:946:C:H2'	22:DA:947:A:C8	2.50	0.43
29:BH:94:ILE:HG23	29:BH:98:ASP:HB3	2.00	0.43
40:BS:2:GLU:O	40:BS:3:THR:HG23	2.18	0.43
22:DA:718:A:C3'	22:DA:719:C:H5'	2.49	0.43
29:BH:45:GLU:HA	29:BH:48:GLU:HB3	2.01	0.43
53:CA:1072:G:C5	53:CA:1073:U:C4	3.06	0.43
17:CQ:59:GLU:HG3	17:CQ:75:VAL:CG2	2.49	0.43
20:AT:66:ILE:O	20:AT:67:HIS:O	2.36	0.43
22:DA:1244:A:O2'	26:DE:29:HIS:CE1	2.70	0.43
11:AK:21:HIS:CD2	11:AK:34:THR:HG21	2.53	0.43
1:AA:116:A:H2'	1:AA:117:G:H8	1.82	0.43
46:BY:9:LYS:HB3	46:BY:12:GLU:HB2	1.98	0.43
4:CD:96:ARG:HB3	4:CD:96:ARG:HE	1.69	0.43
41:BT:22:THR:O	41:BT:25:GLU:HB3	2.18	0.43
28:DG:67:ALA:O	28:DG:71:LEU:HB2	2.18	0.43
22:BA:2471:A:H2'	22:BA:2472:G:H5'	1.98	0.43
12:AL:89:LEU:HD22	12:AL:89:LEU:N	2.32	0.43
1:AA:284:C:H2'	1:AA:285:C:C6	2.50	0.43
22:BA:2107:G:O6	22:BA:2183:A:C6	2.71	0.43
19:AS:14:LEU:HD22	19:AS:34:SER:HB3	1.99	0.43
53:CA:546:A:OP1	4:CD:68:GLU:HB3	2.18	0.43
22:BA:149:A:C5	22:BA:150:U:C5	3.07	0.43
32:BK:1:MET:HE3	32:BK:32:TYR:CD2	2.54	0.43
22:BA:80:G:O2'	22:BA:81:G:H5'	2.17	0.43
53:CA:909:A:H2	53:CA:1413:A:N3	2.15	0.43
55:CM:91:ARG:HD3	55:CM:91:ARG:O	2.18	0.43
4:CD:106:PHE:CD1	4:CD:158:LEU:HD21	2.53	0.43
22:DA:2818:U:H2'	22:DA:2819:G:C8	2.53	0.43

*Continued on next page...*

*Continued from previous page...*

Atom-1	Atom-2	Distance(Å)	Clash(Å)
26:DE:117:ARG:NH2	33:DL:2:ARG:HB3	2.33	0.43
22:BA:1832:C:H2'	22:BA:1833:C:O5'	2.18	0.43
53:CA:618:C:H5''	53:CA:619:U:H5''	2.00	0.43
22:BA:1467:U:C4	22:BA:1546:G:C2	3.07	0.43
1:AA:750:C:O2	15:AO:22:GLY:HA3	2.18	0.43
10:AJ:66:GLU:HG2	14:AN:98:ALA:HB2	2.00	0.43
10:CJ:32:THR:HG23	10:CJ:83:THR:OG1	2.18	0.43
9:AI:27:ILE:N	9:AI:27:ILE:HD12	2.32	0.43
24:BC:35:LYS:HB3	24:BC:35:LYS:HE3	1.46	0.43
25:DD:111:GLY:HA3	25:DD:194:PRO:HG2	2.00	0.43
22:DA:2342:C:O2'	22:DA:2374:C:H5''	2.18	0.43
11:CK:85:VAL:HG11	11:CK:92:ARG:NH1	2.33	0.43
22:BA:1082:U:C4'	30:BI:117:THR:HB	2.49	0.43
22:DA:1324:G:N2	22:DA:1328:A:N1	2.66	0.43
22:DA:446:G:C4'	22:DA:447:A:OP1	2.66	0.43
22:DA:449:A:OP2	62:DA:3240:HOH:O	2.21	0.43
49:D1:10:LEU:CD2	49:D1:20:TYR:HB3	2.49	0.43
1:AA:959:A:C2	1:AA:1222:G:O4'	2.72	0.43
57:DB:109:A:O2'	57:DB:110:C:O5'	2.36	0.43
57:DB:18:G:C2	57:DB:67:G:C6	3.06	0.43
53:CA:407:U:H2'	53:CA:408:A:C8	2.54	0.43
9:AI:80:HIS:HE1	9:AI:103:VAL:O	2.01	0.43
22:DA:301:G:N1	22:DA:317:G:C5	2.87	0.43
39:DR:39:LEU:CA	39:DR:49:ILE:HG21	2.34	0.43
22:DA:2282:G:C4	22:DA:2425:A:N6	2.86	0.43
22:DA:1055:G:C2'	22:DA:1056:G:H5'	2.49	0.43
1:AA:923:A:O4'	1:AA:1398:A:C2	2.71	0.43
2:CB:214:GLY:HA2	2:CB:217:ALA:HB3	1.99	0.43
22:DA:1239:G:C5	22:DA:1240:U:C5	3.05	0.43
38:BQ:112:ALA:O	38:BQ:116:LEU:HB2	2.18	0.43
53:CA:978:A:OP1	53:CA:980:C:N4	2.51	0.43
22:DA:1965:C:C5'	22:DA:1965:C:H6	2.28	0.43
22:DA:2681:C:H4'	22:DA:2682:A:O5'	2.16	0.43
22:DA:623:C:H2'	22:DA:624:C:O4'	2.18	0.43
22:BA:2155:U:H2'	22:BA:2155:U:O2	2.18	0.43
53:CA:1014:A:C6	19:CS:33:TRP:CE3	3.06	0.43
3:AC:119:ILE:HA	3:AC:122:GLN:HG3	2.00	0.43
41:DT:29:THR:HB	41:DT:86:THR:CA	2.48	0.43
4:AD:189:ASP:O	4:AD:190:LEU:HB3	2.18	0.43
54:CG:41:ILE:O	54:CG:45:ALA:HB3	2.18	0.43
43:BV:51:GLN:HG2	43:BV:86:LEU:HD11	1.99	0.43
53:CA:254:G:O2'	53:CA:255:G:H5'	2.18	0.43

*Continued on next page...*

*Continued from previous page...*

Atom-1	Atom-2	Distance(Å)	Clash(Å)
26:DE:42:GLY:HA3	26:DE:90:GLN:O	2.18	0.43
58:DF:48:LEU:HG	58:DF:49:LEU:CD2	2.48	0.43
17:CQ:20:ILE:HG12	17:CQ:22:VAL:HG23	2.00	0.43
2:AB:205:ALA:O	2:AB:209:VAL:HG22	2.18	0.43
32:BK:92:GLU:O	32:BK:93:GLN:O	2.37	0.43
53:CA:1343:G:H4'	9:CI:123:ARG:O	2.17	0.43
34:BM:12:MET:HB2	34:BM:72:PRO:HD2	2.00	0.43
22:BA:311:A:C8	22:BA:332:A:C5	3.06	0.43
21:CU:41:THR:O	21:CU:45:LYS:HB2	2.17	0.43
43:BV:75:GLN:HB3	43:BV:90:ASP:HB3	2.00	0.43
23:BB:13:G:HO2'	23:BB:15:A:H5'	1.82	0.43
22:DA:970:U:O2	22:DA:984:A:O2'	2.36	0.43
22:DA:2563:U:H1'	22:DA:2566:A:C6	2.52	0.43
22:BA:96:C:H4'	46:BY:41:HIS:ND1	2.34	0.43
24:BC:30:ALA:N	24:BC:31:PRO:HD2	2.34	0.43
6:AF:71:ILE:HG23	6:AF:72:ASP:N	2.33	0.43
29:BH:134:VAL:HG21	29:BH:139:PHE:O	2.18	0.43
30:DI:58:ILE:HG12	30:DI:66:PHE:CB	2.48	0.43
20:AT:3:ILE:O	20:AT:4:LYS:HB2	2.17	0.43
26:DE:29:HIS:ND1	33:DL:6:LEU:HD22	2.31	0.43
22:DA:2353:G:H21	44:DW:30:VAL:CG2	2.29	0.43
1:AA:683:G:C6	1:AA:708:C:N3	2.86	0.43
53:CA:296:U:C2	53:CA:297:G:C8	3.06	0.43
10:AJ:7:ARG:HD3	10:AJ:75:ASP:OD1	2.17	0.43
53:CA:878:A:O2'	53:CA:879:C:H5'	2.18	0.43
27:BF:12:VAL:HG13	27:BF:13:LYS:H	1.83	0.43
22:DA:2626:C:C2'	22:DA:2627:G:H5'	2.48	0.43
17:CQ:29:LYS:HE2	17:CQ:36:PHE:CD1	2.53	0.43
22:DA:992:C:H4'	39:DR:74:ILE:CD1	2.47	0.43
35:DN:56:LYS:HA	35:DN:84:GLY:CA	2.48	0.43
31:BJ:13:ARG:O	31:BJ:14:ASP:CB	2.64	0.43
23:BB:42:C:P	27:BF:63:LYS:HE2	2.58	0.43
36:DO:74:VAL:HB	36:DO:106:LEU:HD11	1.99	0.43
22:BA:2648:G:H2'	22:BA:2649:C:H6	1.83	0.43
12:AL:3:VAL:O	12:AL:7:VAL:HG23	2.17	0.43
22:DA:1820:U:OP1	24:DC:176:ARG:HB3	2.18	0.43
29:BH:100:ALA:O	29:BH:102:ALA:N	2.52	0.43
22:BA:496:G:H1'	40:BS:61:ASN:ND2	2.33	0.43
22:DA:1335:C:H2'	22:DA:1336:A:O4'	2.18	0.43
37:DP:86:LYS:N	37:DP:86:LYS:HD2	2.34	0.43
22:DA:1854:A:H2	22:DA:2087:G:N3	2.16	0.43
49:B1:46:VAL:HG12	49:B1:47:ILE:N	2.34	0.43

*Continued on next page...*

*Continued from previous page...*

Atom-1	Atom-2	Distance(Å)	Clash(Å)
22:DA:2619:C:H5'	25:DD:157:LYS:CG	2.47	0.43
24:DC:129:LEU:HD21	24:DC:191:LEU:HD21	2.00	0.43
57:DB:31:C:H5''	58:DF:29:ARG:HH12	1.82	0.43
3:CC:122:GLN:O	3:CC:127:VAL:HG22	2.18	0.43
22:DA:1425:G:H2'	22:DA:1426:G:C8	2.52	0.43
22:BA:686:U:H4'	22:BA:687:C:OP2	2.18	0.43
42:BU:52:ASN:C	42:BU:54:PRO:CD	2.87	0.43
53:CA:148:G:N1	53:CA:149:A:C5	2.86	0.43
22:BA:1624:U:H2'	22:BA:1625:C:C6	2.53	0.43
51:D3:51:LYS:O	51:D3:52:GLY:C	2.56	0.43
22:DA:1833:C:C2	22:DA:1834:U:C5	3.06	0.43
22:DA:2784:U:H2'	22:DA:2785:C:H6	1.83	0.43
1:AA:295:C:H2'	1:AA:296:U:O4'	2.19	0.43
22:BA:2860:A:H5''	22:BA:2861:U:OP2	2.19	0.43
22:BA:674:G:H1'	26:BE:69:ARG:HE	1.83	0.43
22:DA:2204:G:C2	22:DA:2205:A:C8	3.06	0.43
31:BJ:70:THR:HA	31:BJ:90:GLU:HG2	2.00	0.43
22:DA:2863:C:O2'	22:DA:2864:G:H5'	2.18	0.43
22:DA:924:G:O2'	22:DA:925:A:H5'	2.17	0.43
43:BV:66:ASP:CG	43:BV:66:ASP:O	2.55	0.43
22:DA:2473:U:P	22:DA:2473:U:H6	2.41	0.43
22:BA:1761:C:O5'	22:BA:1761:C:H6	2.01	0.43
22:DA:1342:A:C6	22:DA:1397:U:C6	3.06	0.43
22:DA:241:A:C8	22:DA:243:U:C4	3.06	0.43
8:CH:86:LYS:HB2	8:CH:124:ILE:HD11	2.00	0.43
37:BP:3:ILE:C	37:BP:4:ILE:O	2.55	0.43
53:CA:1151:A:C2	53:CA:1152:A:C5	3.07	0.43
53:CA:1255:G:O2'	53:CA:1258:G:H1'	2.18	0.43
41:BT:37:ASP:C	41:BT:38:ALA:O	2.55	0.43
22:DA:2393:U:C2'	22:DA:2394:C:H5'	2.48	0.43
24:DC:131:MET:HE2	24:DC:187:CYS:O	2.18	0.43
28:BG:84:LYS:HB2	28:BG:132:LEU:H	1.82	0.43
17:AQ:7:LEU:HD23	17:AQ:24:ILE:CD1	2.48	0.43
31:BJ:80:HIS:HB3	31:BJ:81:ILE:HG22	1.99	0.43
25:BD:29:VAL:HB	25:BD:98:VAL:HG22	2.00	0.43
53:CA:1316:G:N1	53:CA:1319:A:OP2	2.45	0.43
53:CA:981:U:O4	53:CA:1222:G:O6	2.35	0.43
14:CN:80:ARG:NH1	14:CN:81:ILE:HG13	2.33	0.43
22:DA:475:C:H2'	22:DA:476:G:N7	2.33	0.43
22:DA:325:G:H2'	22:DA:326:G:H8	1.83	0.43
53:CA:5:U:H4'	53:CA:6:G:H5'	2.00	0.43
22:BA:2742:G:OP2	52:B4:24:ARG:NH1	2.52	0.43

*Continued on next page...*



*Continued from previous page...*

Atom-1	Atom-2	Distance(Å)	Clash(Å)
22:DA:1453:A:C8	35:DN:73:ASN:HB3	2.54	0.43
22:DA:1661:G:C2	22:DA:1662:U:C6	3.06	0.43
53:CA:576:C:OP2	53:CA:576:C:H3'	2.19	0.43
22:DA:2756:U:C1'	22:DA:2757:A:H5''	2.49	0.43
28:DG:104:LEU:HG	28:DG:112:VAL:HG21	2.00	0.43
29:DH:2:GLN:O	29:DH:19:VAL:O	2.35	0.43
24:DC:103:ILE:HD12	24:DC:104:LEU:H	1.83	0.43
34:BM:134:THR:HG23	43:BV:79:ARG:NH2	2.33	0.43
10:CJ:11:LYS:HB3	10:CJ:71:LEU:CD1	2.44	0.43
10:CJ:40:ILE:HB	10:CJ:73:LEU:HD12	2.00	0.43
22:DA:1734:G:O2'	22:DA:1735:A:O4'	2.37	0.43
22:DA:533:G:H5'	38:DQ:23:TYR:CE2	2.53	0.43
22:DA:2492:U:O2'	22:DA:2493:U:H5'	2.18	0.43
32:BK:59:LYS:HG3	32:BK:89:ASN:HD22	1.82	0.43
53:CA:666:G:C4	53:CA:741:G:C2	3.07	0.43
17:AQ:80:LYS:N	17:AQ:80:LYS:NZ	2.66	0.43
53:CA:1303:C:N4	53:CA:1304:G:C2	2.85	0.43
29:BH:67:ALA:HA	29:BH:138:VAL:CB	2.46	0.43
1:AA:1162:C:H2'	1:AA:1163:A:O4'	2.18	0.43
1:AA:604:G:C6	1:AA:635:A:N1	2.86	0.43
46:BY:8:GLU:O	46:BY:12:GLU:HB2	2.18	0.43
38:DQ:4:LYS:CE	38:DQ:7:VAL:H	2.30	0.43
53:CA:1089:G:C6	53:CA:1090:U:N3	2.86	0.43
29:DH:68:ARG:HD2	29:DH:71:LYS:HD3	1.97	0.43
22:DA:1594:U:H2'	22:DA:1595:C:O4'	2.19	0.43
1:AA:633:G:O2'	1:AA:634:C:H5'	2.18	0.43
34:BM:76:LYS:HA	34:BM:77:PRO:HD3	1.85	0.43
12:AL:87:LYS:HB2	12:AL:87:LYS:NZ	2.33	0.43
36:BO:7:ARG:HA	36:BO:10:ARG:NH2	2.32	0.43
7:AG:70:PRO:HD2	7:AG:95:ARG:CG	2.48	0.43
32:DK:59:LYS:HE3	32:DK:89:ASN:ND2	2.33	0.43
16:AP:51:ARG:NH2	16:AP:53:ASP:HB2	2.33	0.43
22:DA:2:G:H2'	22:DA:3:U:O4'	2.19	0.43
29:BH:100:ALA:O	29:BH:101:ASP:C	2.56	0.43
22:DA:1854:A:O4'	22:DA:2233:U:H4'	2.18	0.43
22:DA:1681:G:H2'	22:DA:1757:A:N1	2.33	0.43
37:BP:13:LYS:HE3	37:BP:76:HIS:C	2.38	0.43
22:BA:1402:U:C2'	22:BA:1403:A:O5'	2.66	0.43
22:BA:1487:U:C2	22:BA:1503:A:C2	3.06	0.43
31:DJ:55:ILE:CG2	31:DJ:123:LYS:HB2	2.48	0.43
22:BA:1411:U:H2'	22:BA:1412:U:O4'	2.19	0.43
22:DA:1563:U:H2'	22:DA:1564:C:H6	1.83	0.43

*Continued on next page...*



*Continued from previous page...*

Atom-1	Atom-2	Distance(Å)	Clash(Å)
22:DA:860:U:HO2'	22:DA:861:A:C5'	2.30	0.43
39:BR:21:ARG:NH2	39:BR:93:PHE:CZ	2.86	0.43
53:CA:178:C:H2'	53:CA:179:A:O4'	2.18	0.43
1:AA:550:G:H2'	1:AA:551:U:H6	1.82	0.43
22:BA:1639:C:O2'	22:BA:1640:A:H5'	2.17	0.43
26:DE:175:ILE:O	26:DE:175:ILE:HG23	2.17	0.43
32:BK:95:ILE:O	32:BK:95:ILE:HD12	2.18	0.43
25:DD:56:LYS:HB3	25:DD:56:LYS:NZ	2.32	0.43
33:DL:14:LYS:HB3	33:DL:14:LYS:NZ	2.34	0.43
22:DA:48:G:N3	22:DA:48:G:H2'	2.33	0.43
58:DF:14:LYS:NZ	58:DF:18:GLU:HG3	2.33	0.43
22:BA:705:A:C8	22:BA:727:A:C4	3.07	0.43
53:CA:1183:U:H6	53:CA:1183:U:H2'	1.67	0.43
31:BJ:38:GLY:O	31:BJ:40:HIS:N	2.51	0.43
22:DA:455:C:N3	22:DA:473:G:H4'	2.33	0.43
31:DJ:51:GLY:C	31:DJ:121:LYS:HE3	2.39	0.43
31:DJ:5:THR:HA	31:DJ:44:TYR:CE2	2.53	0.43
44:BW:29:SER:O	44:BW:30:VAL:HB	2.19	0.43
44:BW:50:VAL:HB	44:BW:61:LYS:HZ1	1.82	0.43
30:BI:79:LEU:HD21	30:BI:132:ALA:HB1	2.01	0.43
53:CA:1138:G:O2'	53:CA:1139:G:P	2.76	0.43
22:DA:247:G:C5	22:DA:249:C:H1'	2.53	0.43
28:BG:86:LEU:HD13	28:BG:130:ILE:HB	1.99	0.43
2:CB:80:LYS:O	2:CB:83:ALA:N	2.52	0.43
2:CB:89:PHE:HB3	2:CB:149:GLY:O	2.19	0.43
22:BA:1731:G:C6	22:BA:1733:G:O6	2.71	0.43
39:BR:38:VAL:O	39:BR:53:PHE:HA	2.18	0.43
53:CA:283:U:C4	53:CA:284:C:C4	3.06	0.43
14:CN:80:ARG:HG2	14:CN:81:ILE:N	2.32	0.43
53:CA:687:A:C2	53:CA:704:A:C5	3.07	0.43
53:CA:21:G:H1'	53:CA:914:A:H61	1.82	0.43
22:BA:2262:U:H4'	22:BA:2328:A:H2	1.84	0.43
26:DE:134:LEU:HA	26:DE:137:LYS:CB	2.49	0.43
43:DV:9:ARG:HD3	43:DV:39:ALA:HB1	2.00	0.43
22:DA:137:U:H6	22:DA:137:U:O5'	2.02	0.43
54:CG:129:ASN:OD1	54:CG:134:VAL:HG11	2.18	0.43
22:DA:1656:C:OP1	25:DD:141:ARG:NH1	2.51	0.43
22:DA:1661:G:C6	22:DA:1662:U:C5	3.06	0.43
25:DD:169:ARG:O	25:DD:170:VAL:HG22	2.19	0.43
40:DS:7:HIS:CE1	40:DS:10:ALA:HA	2.53	0.43
4:CD:148:ALA:HB1	4:CD:151:GLN:NE2	2.33	0.43
1:AA:546:A:OP2	4:AD:68:GLU:HB2	2.19	0.43

*Continued on next page...*

*Continued from previous page...*

Atom-1	Atom-2	Distance(Å)	Clash(Å)
4:AD:61:ARG:NH2	4:AD:67:LEU:HD23	2.33	0.43
8:AH:105:THR:HG21	8:AH:120:LEU:CD1	2.37	0.43
1:AA:70:U:H5	1:AA:94:G:HO2'	1.64	0.43
14:AN:40:ARG:HH12	14:AN:44:VAL:HG21	1.83	0.43
17:CQ:68:LYS:O	17:CQ:69:THR:HG23	2.18	0.43
22:DA:571:U:C4	22:DA:575:A:C5	3.07	0.43
21:AU:23:GLU:HB3	21:AU:24:LYS:H	1.53	0.43
2:CB:163:ILE:HA	2:CB:185:ILE:HG12	2.01	0.43
40:BS:19:LEU:HA	40:BS:19:LEU:HD12	1.66	0.43
46:BY:41:HIS:CD2	46:BY:42:LEU:HD13	2.53	0.43
22:DA:1866:A:H2'	22:DA:1867:G:H8	1.79	0.43
28:DG:43:LYS:HB2	28:DG:50:THR:O	2.19	0.43
22:BA:826:U:OP1	22:BA:2428:G:H3'	2.18	0.43
39:DR:62:GLU:CD	39:DR:97:LYS:HD2	2.38	0.43
24:BC:109:LEU:HD23	24:BC:110:LYS:N	2.33	0.43
32:BK:17:ARG:HG3	32:BK:47:ILE:HD13	1.99	0.43
22:DA:410:G:C2	22:DA:2407:A:C5	3.06	0.43
56:CP:44:SER:N	56:CP:46:LYS:HZ2	2.10	0.43
4:CD:62:ARG:HA	4:CD:62:ARG:HE	1.82	0.43
22:BA:528:A:C2	22:BA:2043:C:H5'	2.52	0.43
22:DA:372:G:N2	22:DA:401:A:OP2	2.49	0.43
22:DA:2886:A:N7	48:D0:39:ARG:NE	2.66	0.43
2:CB:59:ILE:C	2:CB:59:ILE:HD12	2.38	0.43
21:AU:4:LYS:C	21:AU:4:LYS:HD2	2.39	0.43
22:BA:1797:G:O3'	24:BC:255:LYS:HA	2.18	0.43
1:AA:570:G:O6	1:AA:865:A:N6	2.52	0.43
34:BM:119:LEU:HD23	34:BM:119:LEU:HA	1.91	0.43
22:BA:563:A:OP2	39:BR:79:ARG:NH2	2.48	0.43
33:DL:47:ARG:HG2	33:DL:47:ARG:NH2	2.34	0.43
22:DA:251:A:H4'	33:DL:47:ARG:NH2	2.33	0.43
22:DA:1425:G:H2'	22:DA:1426:G:O4'	2.18	0.43
22:BA:187:G:C2	22:BA:210:C:C2	3.07	0.43
36:DO:77:ALA:O	36:DO:81:ARG:HG3	2.19	0.43
31:BJ:27:ARG:HG2	31:BJ:27:ARG:NH1	2.33	0.43
53:CA:131:A:N6	53:CA:232:G:O6	2.52	0.43
22:BA:697:G:H2'	22:BA:698:C:C6	2.54	0.43
28:BG:106:LEU:O	28:BG:151:ARG:NH2	2.44	0.43
22:DA:961:C:H5	22:DA:2456:C:C4'	2.32	0.43
36:DO:8:ILE:HD12	36:DO:8:ILE:H	1.82	0.43
22:BA:2019:A:H2	22:BA:2035:G:H22	1.66	0.43
22:DA:20:C:O2'	22:DA:21:A:H5'	2.19	0.43
53:CA:1440:U:OP2	53:CA:1440:U:H6	2.02	0.43

*Continued on next page...*

*Continued from previous page...*

Atom-1	Atom-2	Distance(Å)	Clash(Å)
42:DU:80:ASP:N	42:DU:80:ASP:OD1	2.50	0.43
14:AN:63:CYS:HB3	14:AN:67:GLY:H	1.83	0.43
1:AA:1442:G:H2'	1:AA:1443:C:C6	2.54	0.43
21:CU:16:ARG:HD3	21:CU:16:ARG:HA	1.66	0.43
22:DA:1401:G:H2'	22:DA:1402:U:C6	2.53	0.43
22:DA:1612:C:C2'	22:DA:1613:G:O5'	2.67	0.43
22:DA:36:G:N1	22:DA:445:C:N4	2.67	0.43
22:DA:1914:C:O4'	22:DA:1914:C:O2	2.35	0.43
8:CH:78:SER:HB2	8:CH:124:ILE:O	2.18	0.43
9:AI:9:GLY:HA2	9:AI:80:HIS:CD2	2.54	0.43
22:DA:381:G:H5'	45:DX:15:ASN:HD22	1.83	0.43
37:BP:50:ARG:HG2	37:BP:57:ALA:CA	2.48	0.43
31:DJ:25:LEU:C	31:DJ:27:ARG:N	2.72	0.43
30:DI:127:SER:O	30:DI:131:THR:HG23	2.19	0.43
10:CJ:6:ILE:HG23	10:CJ:100:ILE:CG2	2.48	0.43
22:DA:2298:A:H2'	22:DA:2299:U:C5	2.54	0.43
21:AU:10:PRO:O	21:AU:11:PHE:CB	2.64	0.43
53:CA:283:U:H2'	53:CA:284:C:C6	2.53	0.43
22:DA:504:A:O2'	22:DA:505:A:P	2.77	0.43
58:DF:177:ARG:CZ	58:DF:178:LYS:CB	2.96	0.43
1:AA:1462:C:H2'	1:AA:1463:U:O4'	2.18	0.43
22:DA:2652:C:C4	22:DA:2653:U:C4	3.07	0.43
53:CA:1215:G:O2'	53:CA:1216:A:C5'	2.66	0.43
22:DA:1205:A:N7	26:DE:165:HIS:CG	2.86	0.43
1:AA:1210:C:H2'	1:AA:1211:U:C5'	2.48	0.43
52:B4:24:ARG:HG2	52:B4:24:ARG:NH2	2.32	0.43
11:CK:74:LYS:HD2	11:CK:104:PHE:CE1	2.39	0.43
22:DA:221:A:C2	22:DA:233:A:C5	3.07	0.43
22:DA:265:A:C6	22:DA:428:A:O4'	2.70	0.43
22:DA:2577:A:H2	48:D0:1:ALA:H2	1.66	0.43
22:DA:971:G:OP2	22:DA:974:G:N2	2.51	0.43
26:BE:153:LEU:HD12	26:BE:153:LEU:C	2.39	0.43
22:DA:675:A:N6	22:DA:676:A:N6	2.66	0.43
22:DA:1586:A:H2'	22:DA:1587:G:C8	2.45	0.43
22:BA:356:G:O2'	22:BA:357:C:H5'	2.17	0.43
49:D1:5:ARG:HH21	49:D1:23:THR:HB	1.83	0.43
1:AA:430:A:OP2	4:AD:7:LYS:HG2	2.18	0.43
43:BV:76:ASP:OD1	43:BV:77:VAL:N	2.52	0.43
26:DE:37:ALA:HB1	26:DE:92:HIS:O	2.19	0.43
27:BF:133:GLU:H	27:BF:150:GLY:HA3	1.83	0.43
49:B1:22:THR:OG1	49:B1:23:THR:N	2.51	0.43
22:DA:855:G:N2	44:DW:23:LYS:HG2	2.33	0.43

*Continued on next page...*

*Continued from previous page...*

Atom-1	Atom-2	Distance(Å)	Clash(Å)
22:DA:2575:C:H4'	25:DD:148:GLN:O	2.19	0.43
24:BC:171:VAL:HG22	24:BC:185:ALA:HA	2.00	0.43
1:AA:734:G:H2'	1:AA:735:C:H6	1.83	0.43
53:CA:16:A:O4'	5:CE:21:SER:HB3	2.19	0.43
36:DO:30:ARG:NH1	36:DO:102:ARG:HB2	2.31	0.43
20:CT:7:LYS:O	20:CT:10:ALA:HB3	2.18	0.43
42:BU:42:LYS:HB3	42:BU:57:ILE:HG23	2.01	0.43
1:AA:1409:C:H2'	1:AA:1410:A:C8	2.52	0.43
38:DQ:40:LYS:O	38:DQ:44:TYR:HD2	2.02	0.43
2:AB:20:ARG:O	2:AB:22:TRP:HB3	2.19	0.43
22:DA:983:A:C6	22:DA:984:A:C2	3.06	0.43
22:DA:874:G:C2	22:DA:904:G:C2	3.07	0.43
44:DW:67:LYS:CB	44:DW:80:SER:HB2	2.47	0.43
22:DA:1783:A:C2	22:DA:2588:G:O4'	2.71	0.43
53:CA:948:C:OP2	55:CM:104:ASN:HB3	2.18	0.43
34:BM:68:PHE:C	34:BM:68:PHE:CD2	2.92	0.43
22:BA:1885:A:H2'	22:BA:1886:U:O4'	2.18	0.43
31:DJ:80:HIS:CB	31:DJ:81:ILE:HG13	2.49	0.43
15:CO:8:ALA:O	15:CO:11:VAL:HB	2.19	0.43
53:CA:935:A:H61	54:CG:2:ARG:NE	2.15	0.43
27:BF:4:HIS:O	27:BF:7:TYR:HB3	2.19	0.43
26:BE:200:LEU:HD22	26:BE:200:LEU:N	2.33	0.43
2:CB:9:LEU:O	2:CB:10:LYS:HB3	2.19	0.43
19:AS:48:ILE:HD11	19:AS:61:VAL:HG13	2.00	0.43
22:DA:1380:G:H1'	22:DA:1569:A:H61	1.82	0.43
39:BR:63:VAL:C	39:BR:64:VAL:HG23	2.39	0.43
22:BA:2345:G:C5	22:BA:2381:A:C2	3.06	0.43
24:BC:257:ARG:NE	24:BC:269:ARG:NH2	2.66	0.43
21:CU:9:GLU:HB3	21:CU:10:PRO:CD	2.48	0.43
9:CI:63:TYR:C	9:CI:64:ILE:HD12	2.39	0.43
7:AG:21:LEU:HD21	7:AG:96:ASN:HD22	1.84	0.43
22:BA:1049:C:H2'	22:BA:1050:A:H5'	2.00	0.43
36:DO:26:LEU:HD23	36:DO:92:PHE:HE1	1.84	0.43
23:BB:66:A:C2	23:BB:108:A:C2	3.06	0.43
57:DB:78:A:C6	57:DB:99:A:C8	3.07	0.43
22:DA:2371:G:C2	22:DA:2372:U:C6	3.07	0.43
28:BG:154:GLU:OE2	28:BG:156:TYR:N	2.43	0.43
22:DA:752:A:C2'	22:DA:753:A:OP2	2.67	0.43
53:CA:1000:A:H1'	53:CA:1041:G:N2	2.34	0.43
22:DA:1014:A:C2	22:DA:1149:G:C2	3.07	0.43
26:BE:12:LEU:HD22	26:BE:12:LEU:HA	1.80	0.43
22:BA:2884:U:O2'	22:BA:2885:G:O4'	2.30	0.43

*Continued on next page...*

*Continued from previous page...*

Atom-1	Atom-2	Distance(Å)	Clash(Å)
22:BA:2783:U:H2'	22:BA:2784:U:H6	1.84	0.43
22:BA:1467:U:C5	22:BA:1546:G:N3	2.86	0.43
4:CD:123:MET:CE	4:CD:126:GLY:O	2.66	0.43
22:DA:2552:U:C2	22:DA:2554:U:H5'	2.54	0.43
22:BA:226:A:C6	22:BA:227:A:C6	3.07	0.43
22:BA:2626:C:H2'	22:BA:2627:G:O4'	2.19	0.43
1:AA:1113:C:H2'	1:AA:1114:C:C6	2.53	0.43
27:BF:173:ASP:O	27:BF:174:PHE:C	2.57	0.43
11:CK:115:ILE:O	11:CK:115:ILE:HG12	2.18	0.43
15:CO:30:LEU:HA	15:CO:30:LEU:HD23	1.76	0.43
1:AA:1340:A:H2'	1:AA:1341:U:O4'	2.19	0.43
4:AD:50:TYR:CD2	4:AD:50:TYR:C	2.92	0.43
49:D1:3:GLY:O	49:D1:4:ILE:HB	2.18	0.43
22:DA:1328:A:H2'	22:DA:1330:C:N4	2.33	0.43
1:AA:960:U:H1'	1:AA:1222:G:O2'	2.19	0.43
6:AF:40:GLU:CB	6:AF:42:TRP:HE1	2.32	0.43
22:DA:83:A:N6	22:DA:101:A:C5'	2.81	0.43
9:CI:47:VAL:C	9:CI:50:PRO:HD2	2.39	0.43
5:AE:100:GLU:HB2	5:AE:103:GLY:CA	2.49	0.43
25:BD:175:LEU:HA	25:BD:175:LEU:HD23	1.75	0.43
19:CS:35:ARG:NE	19:CS:51:HIS:HB3	2.34	0.43
22:DA:142:A:C2	22:DA:143:C:C2	3.07	0.43
35:DN:67:PHE:HE2	35:DN:73:ASN:ND2	2.16	0.43
12:AL:94:TYR:CD2	12:AL:94:TYR:N	2.86	0.43
34:BM:42:THR:H	34:BM:45:GLN:HB2	1.83	0.43
22:DA:604:G:O6	22:DA:625:G:C6	2.72	0.43
22:DA:656:G:H2'	22:DA:657:U:O4'	2.18	0.43
22:BA:2136:G:O2'	22:BA:2137:U:H6	1.98	0.43
35:DN:5:LYS:HG2	35:DN:6:SER:N	2.32	0.43
26:BE:172:ALA:O	26:BE:175:ILE:CG2	2.66	0.43
39:DR:78:ARG:HB3	39:DR:83:TYR:HD1	1.84	0.43
32:BK:71:ARG:CB	32:BK:72:PRO:CD	2.86	0.43
22:DA:2066:C:O2'	22:DA:2067:G:H5'	2.17	0.43
22:DA:805:G:H3'	22:DA:806:C:C5'	2.48	0.43
2:CB:213:LEU:HD12	2:CB:213:LEU:HA	1.87	0.43
22:DA:1179:G:C2	22:DA:1180:U:C2	3.06	0.43
1:AA:97:G:H2'	1:AA:98:A:O4'	2.19	0.43
24:DC:94:LEU:HB2	24:DC:100:ARG:HD2	2.00	0.43
25:DD:159:LYS:HE2	25:DD:160:LYS:H	1.83	0.43
1:AA:496:A:O2'	1:AA:497:G:C8	2.59	0.43
11:AK:22:ILE:CD1	11:AK:85:VAL:HG22	2.49	0.43
53:CA:18:C:C2	53:CA:19:A:C8	3.07	0.43

*Continued on next page...*

*Continued from previous page...*

Atom-1	Atom-2	Distance(Å)	Clash(Å)
22:BA:2756:U:H4'	22:BA:2757:A:OP1	2.18	0.43
51:B3:21:PHE:O	51:B3:22:LYS:O	2.36	0.43
1:AA:466:A:O2'	1:AA:467:U:C6	2.70	0.43
53:CA:110:C:O2	53:CA:110:C:H2'	2.18	0.43
53:CA:321:A:O2'	53:CA:322:C:H5'	2.18	0.43
22:DA:2031:A:C6	22:DA:2498:C:H1'	2.53	0.43
28:BG:10:VAL:HG11	28:BG:16:VAL:HG21	2.01	0.43
22:DA:2460:U:H2'	22:DA:2461:A:O4'	2.19	0.43
44:DW:14:ASP:C	44:DW:16:GLU:H	2.21	0.43
41:BT:27:SER:O	41:BT:28:ASN:CG	2.57	0.43
22:DA:1868:C:N4	22:DA:1869:G:C6	2.86	0.43
8:CH:26:MET:HB2	8:CH:27:PRO:HD2	2.00	0.43
3:AC:13:ILE:HD13	3:AC:13:ILE:N	2.34	0.43
1:AA:111:G:C6	1:AA:330:C:N4	2.87	0.43
8:CH:23:ALA:HA	8:CH:62:LEU:CD2	2.48	0.43
22:BA:1857:G:O2'	22:BA:1858:A:P	2.75	0.43
29:BH:67:ALA:O	29:BH:69:ALA:N	2.43	0.43
45:DX:1:SER:C	45:DX:3:VAL:N	2.68	0.43
20:AT:27:MET:HG3	20:AT:28:ARG:N	2.32	0.43
20:AT:33:LYS:HD3	20:AT:33:LYS:HA	1.59	0.43
22:DA:2400:G:H2'	22:DA:2401:U:O4'	2.18	0.43
11:CK:60:PHE:O	11:CK:64:VAL:HG13	2.19	0.43
22:DA:1286:A:C5	22:DA:1289:C:C4	3.06	0.43
39:BR:90:ARG:O	39:BR:91:GLN:CB	2.61	0.43
42:DU:39:ASN:HD21	42:DU:64:ILE:HG22	1.83	0.43
20:CT:30:PHE:CE2	20:CT:52:GLU:HG2	2.49	0.43
13:AM:21:ILE:HB	13:AM:24:VAL:CG2	2.49	0.43
53:CA:142:G:C5	53:CA:143:A:C8	3.07	0.43
22:BA:2475:C:C2'	22:BA:2476:A:H5'	2.48	0.43
1:AA:570:G:H2'	1:AA:571:U:C6	2.54	0.43
22:BA:1728:C:O2'	22:BA:1729:U:C5	2.71	0.43
22:BA:2375:G:N2	22:BA:2378:A:OP2	2.47	0.43
4:CD:20:LEU:HD23	4:CD:20:LEU:H	1.82	0.43
1:AA:1091:U:C2	1:AA:1095:U:N3	2.87	0.43
22:DA:2264:C:H2'	22:DA:2265:U:O4'	2.19	0.43
53:CA:458:U:H2'	53:CA:459:A:C8	2.53	0.43
22:DA:547:A:H3'	22:DA:548:G:C5'	2.49	0.43
22:DA:2583:G:C2'	22:DA:2584:U:H5'	2.49	0.43
1:AA:149:A:N1	1:AA:150:U:C2	2.86	0.43
22:DA:1835:G:C4	22:DA:1836:C:C5	3.06	0.43
53:CA:874:G:C6	53:CA:875:U:C4	3.07	0.43
18:CR:41:SER:HA	18:CR:46:THR:HG22	2.01	0.43

*Continued on next page...*

*Continued from previous page...*

Atom-1	Atom-2	Distance(Å)	Clash(Å)
22:DA:1638:C:H5''	22:DA:2710:C:O2'	2.19	0.43
22:BA:2480:C:C2'	22:BA:2481:G:H5'	2.49	0.43
22:BA:2523:G:C2'	22:BA:2524:G:H5'	2.49	0.43
22:BA:1363:C:O2'	22:BA:1809:A:N3	2.41	0.43
36:BO:74:VAL:O	36:BO:77:ALA:HB3	2.19	0.43
56:CP:56:ARG:O	56:CP:59:HIS:HB3	2.19	0.43
11:CK:15:VAL:O	11:CK:16:SER:HB2	2.19	0.43
32:DK:34:GLY:H	32:DK:37:ASP:HB2	1.82	0.43
40:BS:97:LEU:HD22	40:BS:97:LEU:N	2.33	0.43
19:CS:20:LYS:C	19:CS:20:LYS:HD3	2.39	0.43
17:CQ:51:GLU:H	17:CQ:51:GLU:HG2	1.58	0.43
29:DH:42:LYS:NZ	29:DH:42:LYS:HB3	2.34	0.43
1:AA:1422:G:C2'	1:AA:1423:G:H5'	2.49	0.43
1:AA:514:C:O2'	1:AA:515:G:H5'	2.18	0.43
53:CA:885:G:O2'	53:CA:886:G:H5'	2.18	0.43
11:CK:111:ASP:N	21:CU:3:ILE:N	2.57	0.43
22:BA:999:U:C5	22:BA:1154:G:C6	3.06	0.43
45:BX:44:ARG:CG	45:BX:45:PHE:N	2.82	0.43
22:DA:2331:G:C6	22:DA:2385:C:N4	2.87	0.43
53:CA:1138:G:C2'	53:CA:1139:G:OP1	2.65	0.43
53:CA:1288:A:H2'	53:CA:1289:A:C8	2.53	0.43
9:CI:39:GLY:O	9:CI:40:ARG:HB2	2.19	0.43
9:CI:56:MET:O	9:CI:58:GLU:HG2	2.18	0.43
22:DA:1775:U:H2'	22:DA:1776:G:O5'	2.18	0.43
22:DA:1071:G:C5	22:DA:1089:A:C5	3.07	0.43
39:BR:51:VAL:CB	39:BR:52:PRO:CD	2.94	0.43
8:AH:63:LYS:HB2	8:AH:70:VAL:HG21	1.99	0.43
28:DG:88:LEU:HD11	28:DG:128:THR:HA	2.00	0.43
22:DA:629:G:O2'	22:DA:630:G:H5'	2.19	0.43
22:DA:637:A:O5'	33:DL:112:LEU:CD2	2.67	0.43
22:DA:1251:C:O2'	62:DA:3286:HOH:O	2.21	0.43
24:BC:229:HIS:CD2	24:BC:246:PRO:HB3	2.54	0.43
22:DA:617:G:O2'	22:DA:618:G:C8	2.42	0.43
22:DA:2680:U:OP2	25:DD:114:LYS:HD3	2.17	0.43
22:DA:686:U:C4	50:D2:12:ARG:HG3	2.53	0.43
41:DT:25:GLU:HA	41:DT:29:THR:O	2.18	0.43
17:AQ:11:VAL:HG21	17:AQ:53:GLY:O	2.19	0.43
4:AD:191:SER:HA	4:AD:194:ILE:HD11	2.01	0.43
1:AA:1241:G:O2'	1:AA:1242:G:C8	2.47	0.43
56:CP:78:VAL:O	56:CP:78:VAL:HG12	2.19	0.43
3:CC:179:ALA:HB1	3:CC:202:PHE:HE1	1.83	0.43
13:AM:112:ARG:C	13:AM:113:LYS:HG3	2.38	0.43

*Continued on next page...*



*Continued from previous page...*

Atom-1	Atom-2	Distance(Å)	Clash(Å)
14:AN:42:ASN:C	14:AN:44:VAL:N	2.70	0.43
22:DA:1884:G:N3	22:DA:1884:G:H2'	2.33	0.43
22:DA:2149:U:O2'	22:DA:2150:C:C6	2.71	0.43
22:DA:2150:C:H2'	22:DA:2151:U:O4'	2.18	0.43
22:DA:574:A:H4'	22:DA:575:A:H5'	2.00	0.43
29:BH:18:GLN:NE2	29:BH:18:GLN:CA	2.81	0.43
4:AD:65:GLY:HA3	4:AD:114:ARG:HH22	1.84	0.43
51:B3:21:PHE:HB2	51:B3:49:VAL:HG11	1.99	0.43
2:CB:49:PHE:HB3	2:CB:199:ILE:CG2	2.49	0.43
21:CU:33:ARG:HG2	21:CU:34:ARG:N	2.34	0.43
53:CA:1066:C:C2'	53:CA:1067:A:C8	2.99	0.43
22:DA:15:G:H2'	22:DA:16:C:O4'	2.18	0.43
53:CA:1025:U:O2'	53:CA:1026:G:OP2	2.27	0.43
22:DA:2497:A:H4'	22:DA:2498:C:O5'	2.18	0.43
22:DA:2458:G:H1'	22:DA:2459:A:N7	2.33	0.43
12:CL:9:LYS:HB2	12:CL:9:LYS:HE2	1.73	0.43
22:DA:1455:G:O6	22:DA:2705:A:C2	2.71	0.43
22:DA:1867:G:O2'	22:DA:1868:C:H5'	2.18	0.43
22:BA:2428:G:H5''	22:BA:2429:G:P	2.59	0.43
1:AA:112:G:C6	1:AA:330:C:C4	3.07	0.43
24:BC:141:HIS:N	24:BC:190:THR:O	2.40	0.43
27:BF:79:ARG:O	27:BF:82:TYR:HB2	2.19	0.43
1:AA:579:A:C4	1:AA:580:C:C5	3.06	0.43
22:BA:962:G:H2'	22:BA:963:U:H6	1.83	0.43
31:BJ:17:VAL:HG13	31:BJ:55:ILE:HG13	2.00	0.43
29:BH:68:ARG:NH2	29:BH:69:ALA:HA	2.34	0.43
22:DA:1640:A:H3'	22:DA:1641:A:H8	1.82	0.43
22:DA:1838:C:C5	22:DA:1899:A:C6	3.06	0.43
22:BA:2703:C:O5'	22:BA:2703:C:H6	2.02	0.43
58:DF:90:LEU:HB3	58:DF:95:MET:HG3	2.00	0.43
54:CG:2:ARG:HG2	54:CG:3:ARG:N	2.33	0.43
2:CB:9:LEU:HB2	2:CB:11:ALA:H	1.83	0.43
3:AC:38:VAL:O	3:AC:42:LEU:HB2	2.19	0.43
38:DQ:82:LEU:O	38:DQ:85:ALA:HB3	2.18	0.43
1:AA:1347:G:O6	9:AI:11:ARG:NH2	2.51	0.43
39:BR:64:VAL:O	39:BR:65:ALA:CB	2.67	0.43
1:AA:1373:G:H5''	7:AG:35:LYS:HB2	2.01	0.43
53:CA:968:A:N3	53:CA:1062:U:H4'	2.32	0.43
53:CA:1284:C:H5''	53:CA:1285:A:H5'	1.99	0.43
53:CA:1395:C:H5''	53:CA:1402:C:O2'	2.19	0.43
43:BV:65:VAL:O	43:BV:65:VAL:CG2	2.65	0.43
22:BA:1185:G:H5''	22:BA:1186:G:P	2.59	0.43

*Continued on next page...*

*Continued from previous page...*

Atom-1	Atom-2	Distance(Å)	Clash(Å)
2:CB:66:ILE:O	2:CB:88:GLN:HB2	2.19	0.43
7:AG:21:LEU:HD23	7:AG:21:LEU:HA	1.73	0.43
37:BP:96:LEU:HD12	37:BP:98:TYR:CE1	2.54	0.43
53:CA:502:A:P	12:CL:114:SER:HG	2.42	0.43
1:AA:443:C:C2'	1:AA:444:G:H5'	2.49	0.43
22:DA:2371:G:O3'	49:D1:44:GLN:NE2	2.52	0.43
20:CT:61:ALA:HA	20:CT:67:HIS:HA	2.00	0.43
22:BA:1498:C:O2'	22:BA:1499:C:O4'	2.37	0.43
37:DP:47:ILE:HD13	37:DP:61:ARG:CB	2.49	0.43
3:CC:148:ILE:HD12	3:CC:149:LYS:H	1.83	0.43
22:BA:1245:G:OP1	33:BL:13:LYS:HE3	2.18	0.43
9:CI:125:GLN:HE21	9:CI:125:GLN:H	1.66	0.43
8:CH:80:PRO:HA	8:CH:83:ARG:NE	2.34	0.43
53:CA:582:C:C2	53:CA:583:A:C8	3.07	0.43
22:DA:2819:G:N3	22:DA:2828:G:C2	2.87	0.43
6:CF:72:ASP:O	6:CF:75:GLU:HB2	2.19	0.43
24:BC:124:LYS:HB3	24:BC:127:ASN:ND2	2.34	0.43
22:DA:136:G:O5'	22:DA:136:G:H8	2.02	0.43
43:DV:21:ARG:HE	43:DV:87:GLN:CB	2.31	0.43
28:DG:34:ARG:O	28:DG:35:THR:HG23	2.19	0.43
53:CA:679:C:O2	53:CA:712:A:C2	2.71	0.43
22:BA:2029:G:H2'	22:BA:2031:A:OP1	2.19	0.43
53:CA:363:A:N6	53:CA:364:A:C6	2.86	0.43
22:BA:52:A:O2'	22:BA:53:A:H5'	2.18	0.43
22:DA:814:C:C2	22:DA:1194:A:C2	3.07	0.43
22:DA:1831:G:C6	22:DA:1832:C:C4	3.06	0.43
35:BN:54:LEU:HD12	35:BN:54:LEU:HA	1.68	0.43
49:B1:42:VAL:CG1	49:B1:42:VAL:O	2.67	0.43
10:CJ:81:GLU:O	10:CJ:86:ALA:HB3	2.17	0.43
30:DI:89:SER:HB3	30:DI:97:VAL:HG11	1.99	0.43
1:AA:425:G:C6	1:AA:426:U:N3	2.87	0.43
39:BR:20:VAL:CG2	39:BR:22:LEU:HD21	2.48	0.43
53:CA:1160:G:O2'	53:CA:1161:C:O5'	2.37	0.43
22:BA:904:G:N3	22:BA:905:A:N9	2.64	0.43
22:DA:242:G:C8	51:D3:3:ILE:O	2.70	0.43
51:D3:3:ILE:HG21	51:D3:62:PRO:HG2	2.00	0.43
44:BW:30:VAL:O	44:BW:30:VAL:CG2	2.66	0.43
44:BW:43:LYS:HE2	44:BW:68:PHE:HE1	1.84	0.43
2:AB:89:PHE:CE1	2:AB:153:MET:HB2	2.53	0.43
42:DU:92:VAL:CB	42:DU:101:THR:HG21	2.43	0.43
37:DP:19:PHE:O	37:DP:20:ARG:HB3	2.19	0.43
22:DA:1075:C:O2'	22:DA:1076:C:C6	2.68	0.43

*Continued on next page...*

*Continued from previous page...*

Atom-1	Atom-2	Distance(Å)	Clash(Å)
22:BA:588:U:C2	22:BA:589:U:C5	3.07	0.43
53:CA:990:C:H42	53:CA:1216:A:H61	1.66	0.43
8:AH:1:SER:C	8:AH:3:GLN:N	2.71	0.43
22:DA:1204:A:O4'	22:DA:1206:G:C5	2.71	0.43
53:CA:1299:A:N9	53:CA:1301:U:H1'	2.34	0.43
22:DA:637:A:P	33:DL:128:THR:HG21	2.59	0.43
48:D0:38:LEU:N	48:D0:41:HIS:CE1	2.87	0.43
22:DA:581:C:C2	22:DA:582:A:C8	3.07	0.43
22:DA:670:A:C1'	22:DA:671:C:OP2	2.66	0.43
22:DA:2056:G:C2	22:DA:2057:G:N7	2.87	0.43
22:DA:976:G:O2'	22:DA:977:G:H5'	2.19	0.43
22:DA:2415:G:C5	22:DA:2416:C:C4	3.07	0.43
4:AD:1:ALA:O	4:AD:67:LEU:CD1	2.65	0.43
45:BX:62:GLY:O	45:BX:66:VAL:HG23	2.19	0.43
22:DA:1049:C:H2'	22:DA:1049:C:H6	1.57	0.43
28:DG:53:PRO:HG3	28:DG:61:TRP:CE2	2.54	0.43
22:DA:46:G:N2	22:DA:47:C:C2	2.87	0.43
14:AN:30:ILE:HG23	14:AN:44:VAL:HG12	2.01	0.43
1:AA:429:U:H3'	4:AD:8:LEU:HD23	2.00	0.43
22:DA:2152:G:N3	22:DA:2152:G:H2'	2.33	0.43
2:CB:164:ASP:HB3	2:CB:167:HIS:CB	2.49	0.43
4:CD:8:LEU:HD13	4:CD:8:LEU:HA	1.86	0.43
29:DH:80:ILE:HB	29:DH:101:ASP:HB2	1.95	0.43
30:BI:56:VAL:CG2	30:BI:68:PHE:HB2	2.49	0.43
22:DA:2361:G:H2'	22:DA:2362:C:H6	1.84	0.43
22:DA:2361:G:OP1	51:D3:25:HIS:HA	2.19	0.43
29:BH:41:LYS:O	29:BH:44:ILE:HG12	2.18	0.43
31:BJ:36:LEU:HD21	31:BJ:122:LEU:HB2	2.01	0.43
36:DO:24:THR:H	36:DO:90:VAL:CG1	2.31	0.43
53:CA:612:C:C2	53:CA:613:C:C5	3.07	0.43
11:AK:34:THR:HG1	11:AK:39:ASN:N	2.15	0.43
22:DA:1739:A:N6	22:DA:1740:G:C6	2.87	0.43
22:DA:2848:G:OP2	37:DP:94:ALA:N	2.43	0.43
22:DA:1287:A:H5'	35:DN:103:ARG:NH1	2.34	0.43
49:D1:8:ILE:CG2	49:D1:9:LYS:N	2.82	0.43
53:CA:933:G:P	54:CG:3:ARG:HD3	2.59	0.43
22:DA:372:G:H5''	45:DX:60:LYS:HD3	2.01	0.43
22:DA:30:G:C5	22:DA:31:C:C4	3.07	0.43
1:AA:1027:C:O5'	1:AA:1027:C:H6	2.02	0.43
36:DO:15:ARG:HG2	36:DO:93:ASP:OD1	2.19	0.43
1:AA:828:U:H2'	1:AA:829:G:O5'	2.19	0.43
22:BA:2293:G:C2	22:BA:2340:A:C2	3.07	0.43

*Continued on next page...*

*Continued from previous page...*

Atom-1	Atom-2	Distance(Å)	Clash(Å)
36:BO:3:LYS:CG	36:BO:4:LYS:H	2.30	0.43
37:DP:3:ILE:C	37:DP:5:LYS:H	2.21	0.43
1:AA:51:A:H4'	1:AA:52:C:C5'	2.48	0.43
10:AJ:18:ILE:HG23	10:AJ:19:ASP:N	2.33	0.43
22:DA:2771:C:H5''	25:DD:207:VAL:HG11	2.01	0.43
22:DA:2893:A:O4'	22:DA:2894:G:C2	2.71	0.43
45:DX:19:HIS:C	45:DX:21:LEU:N	2.70	0.43
55:CM:82:LEU:HD12	55:CM:82:LEU:N	2.34	0.43
24:BC:57:HIS:CG	24:BC:58:LYS:H	2.31	0.43
22:BA:2808:G:C2	22:BA:2891:U:C5	3.07	0.43
22:DA:2591:C:P	24:DC:237:ARG:HD2	2.59	0.43
19:CS:43:MET:O	19:CS:61:VAL:HG11	2.19	0.43
12:AL:4:ASN:ND2	12:AL:8:ARG:HH12	2.16	0.43
1:AA:914:A:H2'	1:AA:915:A:C8	2.52	0.43
32:DK:15:GLY:O	32:DK:16:ALA:O	2.36	0.43
22:DA:1700:A:H2'	22:DA:1701:A:H5'	2.01	0.43
1:AA:1033:G:H2'	1:AA:1034:G:H5''	2.01	0.43
22:DA:1107:G:C2'	22:DA:1108:U:H5'	2.49	0.43
32:BK:60:ALA:HA	32:BK:87:LEU:HG	2.01	0.43
1:AA:307:C:H5''	1:AA:308:C:OP2	2.18	0.43
38:DQ:96:ASP:C	38:DQ:98:ALA:N	2.71	0.43
22:BA:1659:G:C6	22:BA:2002:G:C6	3.07	0.43
2:AB:168:GLU:HB3	2:AB:171:ALA:HB3	2.01	0.43
22:BA:1447:C:H2'	22:BA:1448:G:C8	2.53	0.43
40:BS:24:ILE:HD12	40:BS:32:ALA:HA	2.01	0.43
22:DA:1885:A:C6	22:DA:1886:U:C2	3.06	0.43
53:CA:258:G:O3'	20:CT:35:TYR:OH	2.37	0.43
28:DG:39:ALA:O	28:DG:40:VAL:HG13	2.19	0.43
33:BL:119:PRO:HA	33:BL:138:ALA:O	2.19	0.43
13:AM:76:ILE:O	13:AM:79:LEU:HB2	2.18	0.43
22:BA:1376:C:C4	22:BA:1377:G:C6	3.07	0.43
58:DF:3:LEU:HG	58:DF:100:GLU:CD	2.39	0.43
11:AK:80:ASN:HB3	11:AK:105:ARG:HB3	2.01	0.43
42:BU:61:GLU:HG2	42:BU:61:GLU:H	1.25	0.43
22:BA:2006:C:H6	22:BA:2006:C:O5'	2.02	0.43
31:BJ:18:VAL:HG22	31:BJ:140:LEU:CD1	2.48	0.43
53:CA:223:A:C6	53:CA:224:U:C4	3.07	0.43
22:DA:449:A:H4'	38:DQ:2:ARG:HH22	1.83	0.43
24:DC:73:ILE:O	24:DC:116:GLN:HG2	2.18	0.43
22:BA:902:C:N4	22:BA:903:C:H41	1.99	0.43
22:DA:1533:C:C2'	22:DA:1534:U:H5'	2.49	0.43
44:BW:37:VAL:HG12	44:BW:38:ARG:HG2	2.00	0.43

*Continued on next page...*

*Continued from previous page...*

Atom-1	Atom-2	Distance(Å)	Clash(Å)
22:DA:492:A:N1	40:DS:49:LYS:HE2	2.33	0.43
53:CA:315:A:C5	53:CA:330:C:H5''	2.54	0.43
22:DA:1439:A:H2	22:DA:1553:A:N7	2.15	0.43
32:DK:87:LEU:HD23	32:DK:87:LEU:N	2.34	0.43
22:DA:214:G:H1'	22:DA:217:A:H5'	2.00	0.43
44:DW:9:THR:OG1	44:DW:10:ARG:N	2.50	0.43
22:DA:2800:A:H2'	22:DA:2801:G:O4'	2.18	0.43
1:AA:922:G:HO2'	1:AA:1398:A:H2	1.62	0.43
22:DA:70:G:H5'	22:DA:112:U:O2	2.19	0.43
22:DA:71:A:OP2	22:DA:71:A:H3'	2.19	0.43
5:AE:80:LEU:HD12	5:AE:146:MET:HE1	1.99	0.43
53:CA:974:A:H8	14:CN:70:HIS:CE1	2.37	0.43
22:DA:867:C:O2'	22:DA:868:U:C6	2.37	0.43
53:CA:1215:G:C4	53:CA:1216:A:N7	2.87	0.43
53:CA:1301:U:H5''	53:CA:1302:C:P	2.58	0.43
22:DA:191:A:H2'	22:DA:192:C:C6	2.54	0.43
11:CK:81:LEU:HD11	11:CK:104:PHE:CG	2.53	0.43
22:DA:657:U:O2'	22:DA:658:U:H5'	2.19	0.43
54:CG:94:ARG:HB3	54:CG:98:LEU:HG	2.00	0.43
11:CK:110:THR:HG22	21:CU:4:LYS:HA	2.01	0.43
35:DN:2:ARG:CD	35:DN:5:LYS:HB3	2.46	0.43
22:DA:1420:A:N3	22:DA:2211:A:N7	2.66	0.43
2:CB:119:GLN:HE22	2:CB:136:ARG:HH12	1.67	0.43
26:BE:105:LEU:HA	26:BE:108:ILE:HG23	2.01	0.43
11:CK:57:SER:O	11:CK:90:PRO:HG3	2.18	0.43
4:AD:190:LEU:O	4:AD:191:SER:HB2	2.18	0.43
9:AI:20:ILE:HG23	9:AI:60:LEU:HD12	2.01	0.43
24:BC:173:LEU:O	24:BC:180:MET:HA	2.18	0.43
56:CP:75:ILE:HA	56:CP:78:VAL:CG2	2.47	0.43
1:AA:198:G:O6	1:AA:220:G:C5	2.72	0.43
5:CE:52:ALA:HB2	5:CE:61:LYS:CE	2.41	0.43
1:AA:72:A:H61	1:AA:99:C:C1'	2.31	0.43
1:AA:7:A:N6	5:AE:96:GLN:OE1	2.52	0.43
22:BA:478:A:C6	22:BA:480:A:C6	3.07	0.43
43:DV:75:GLN:HG3	43:DV:92:VAL:HG11	2.01	0.43
22:DA:2738:A:H2	22:DA:2766:A:N6	2.11	0.43
30:BI:3:LYS:HD2	30:BI:4:VAL:H	1.82	0.43
22:DA:1784:A:P	62:DA:3680:HOH:O	2.77	0.43
24:BC:104:LEU:HA	24:BC:104:LEU:HD12	1.52	0.43
21:CU:35:GLU:HG3	21:CU:36:PHE:N	2.28	0.43
4:CD:34:GLU:HB3	4:CD:35:GLN:H	1.54	0.43
53:CA:1005:A:C8	53:CA:1006:G:H1'	2.54	0.43

*Continued on next page...*

*Continued from previous page...*

Atom-1	Atom-2	Distance(Å)	Clash(Å)
25:BD:67:HIS:O	25:BD:68:PHE:C	2.56	0.43
1:AA:330:C:H5'	1:AA:330:C:C6	2.54	0.43
45:BX:11:PRO:HB3	45:BX:29:LEU:CB	2.49	0.43
1:AA:274:A:C4'	1:AA:275:G:OP1	2.65	0.43
1:AA:555:U:H2'	1:AA:556:C:H6	1.81	0.43
36:DO:24:THR:HG22	36:DO:41:ALA:HA	2.01	0.43
54:CG:124:SER:C	54:CG:126:ALA:H	2.22	0.43
53:CA:695:A:N1	53:CA:696:A:C2	2.87	0.43
1:AA:175:C:O2'	1:AA:176:C:O4'	2.36	0.43
22:DA:1598:A:O2'	22:DA:1599:U:H5'	2.19	0.43
39:BR:68:ARG:HH11	39:BR:90:ARG:NH1	2.14	0.43
22:DA:30:G:C6	22:DA:31:C:N3	2.87	0.43
22:BA:1334:G:C6	22:BA:1335:C:C4	3.06	0.43
2:CB:9:LEU:HD12	2:CB:12:GLY:N	2.33	0.43
1:AA:1016:A:H3'	1:AA:1017:U:O4'	2.19	0.43
53:CA:183:C:O2'	53:CA:184:G:O5'	2.27	0.43
22:BA:1797:G:H5'	24:BC:253:GLY:HA2	2.01	0.43
40:BS:36:LEU:HD23	40:BS:48:LYS:HA	2.00	0.43
1:AA:1328:C:C2	1:AA:1329:A:C8	3.07	0.43
22:DA:3:U:C4	22:DA:4:U:C5	3.07	0.43
1:AA:536:C:H2'	1:AA:537:G:C8	2.54	0.43
22:DA:1980:G:C2	22:DA:1982:U:C4	3.07	0.43
22:BA:833:A:OP2	33:BL:39:LYS:HE3	2.19	0.43
1:AA:1273:C:H2'	1:AA:1274:A:O4'	2.18	0.43
22:BA:754:U:H2'	22:BA:755:U:C6	2.52	0.43
12:CL:81:ILE:HD11	12:CL:94:TYR:CG	2.54	0.43
22:DA:2744:G:N2	22:DA:2745:C:C2	2.87	0.43
22:DA:1798:U:C5	24:DC:270:ARG:NH1	2.87	0.43
19:CS:62:THR:HG22	19:CS:63:ASP:N	2.34	0.43
21:AU:37:TYR:HB3	21:AU:38:GLU:H	1.62	0.43
21:AU:45:LYS:HA	21:AU:45:LYS:HE3	2.01	0.43
1:AA:637:C:O2'	1:AA:638:U:H5'	2.19	0.43
1:AA:676:A:H1'	11:AK:116:PRO:HB3	2.01	0.43
50:B2:36:ALA:O	50:B2:38:GLY:N	2.51	0.43
20:AT:55:PRO:O	20:AT:59:ARG:HB3	2.18	0.43
22:BA:2097:A:H2'	22:BA:2098:U:C6	2.54	0.43
27:BF:110:ILE:O	27:BF:111:ARG:C	2.57	0.43
22:DA:584:C:N4	22:DA:585:G:C6	2.87	0.43
39:BR:20:VAL:HG21	39:BR:22:LEU:HD21	2.01	0.43
15:CO:9:LYS:O	15:CO:13:GLU:OE2	2.37	0.43
22:DA:2351:G:O6	51:D3:42:HIS:HE1	2.02	0.43
2:CB:64:GLY:HA2	2:CB:158:ASP:OD2	2.18	0.43

*Continued on next page...*

*Continued from previous page...*

Atom-1	Atom-2	Distance(Å)	Clash(Å)
53:CA:1457:G:OP1	20:CT:33:LYS:NZ	2.49	0.43
53:CA:208:U:C4	53:CA:212:G:N1	2.87	0.43
20:CT:66:ILE:HD12	20:CT:70:LYS:HG2	2.01	0.43
22:BA:1037:G:O2'	22:BA:1038:G:H5'	2.19	0.43
22:BA:979:A:H2'	22:BA:982:C:H42	1.84	0.43
6:CF:32:ALA:O	6:CF:33:GLU:HB2	2.18	0.43
6:CF:39:LEU:HD12	6:CF:40:GLU:N	2.34	0.43
53:CA:120:A:O2'	53:CA:121:U:H5''	2.17	0.42
22:DA:2344:U:H6	22:DA:2344:U:O5'	2.01	0.42
22:BA:874:G:C6	22:BA:904:G:C6	3.07	0.42
22:BA:855:G:H1'	44:BW:23:LYS:HD3	2.01	0.42
44:BW:28:GLU:CB	44:BW:31:LEU:HD11	2.49	0.42
22:DA:491:G:N2	22:DA:492:A:H1'	2.33	0.42
53:CA:1142:G:N2	53:CA:1143:G:H1'	2.33	0.42
39:DR:49:ILE:HG22	39:DR:54:VAL:HB	2.01	0.42
22:DA:1551:A:H2'	22:DA:1552:A:O4'	2.19	0.42
20:AT:79:THR:O	20:AT:80:ALA:C	2.56	0.42
22:DA:216:A:N6	22:DA:432:A:C1'	2.82	0.42
22:DA:2390:U:O2	22:DA:2390:U:H2'	2.19	0.42
22:DA:782:A:N7	24:DC:219:VAL:HG21	2.33	0.42
5:AE:110:MET:HA	5:AE:113:VAL:HG13	2.00	0.42
46:DY:31:GLN:OE1	46:DY:37:LEU:HB2	2.19	0.42
22:DA:95:A:O2'	46:DY:40:SER:N	2.52	0.42
1:AA:692:U:H1'	1:AA:695:A:N7	2.34	0.42
35:DN:14:SER:C	35:DN:16:HIS:N	2.72	0.42
22:DA:126:A:OP2	50:D2:19:ARG:HB2	2.19	0.42
53:CA:962:C:H2'	53:CA:963:G:C8	2.54	0.42
53:CA:1054:C:H1'	53:CA:1196:A:C5	2.54	0.42
22:DA:2484:G:OP1	34:DM:44:ARG:HD3	2.19	0.42
39:BR:61:ALA:CB	39:BR:98:ILE:H	2.29	0.42
22:DA:235:U:N3	22:DA:236:C:C5	2.85	0.42
12:AL:83:GLY:HA2	12:AL:94:TYR:HA	2.00	0.42
22:DA:1792:G:O2'	22:DA:1793:C:H5'	2.19	0.42
1:AA:554:A:H5''	12:AL:25:ALA:HB1	2.02	0.42
25:DD:22:ILE:HD13	25:DD:22:ILE:HA	1.92	0.42
22:DA:388:G:H8	22:DA:388:G:H2'	1.68	0.42
2:AB:130:LYS:NZ	2:AB:133:ALA:HB2	2.34	0.42
22:DA:2287:A:N6	22:DA:2289:G:N3	2.67	0.42
47:DZ:33:HIS:CG	47:DZ:33:HIS:O	2.71	0.42
55:CM:23:GLY:HA3	55:CM:64:VAL:HG13	2.00	0.42
55:CM:64:VAL:CG1	55:CM:65:GLU:H	2.23	0.42
54:CG:8:GLN:CD	54:CG:9:ARG:H	2.22	0.42

*Continued on next page...*



*Continued from previous page...*

Atom-1	Atom-2	Distance(Å)	Clash(Å)
22:DA:2149:U:HO2'	22:DA:2150:C:H6	1.64	0.42
22:DA:1255:U:HO2'	22:DA:1256:G:P	2.41	0.42
1:AA:495:A:C4'	1:AA:496:A:O5'	2.66	0.42
5:CE:154:ALA:C	5:CE:156:ARG:H	2.21	0.42
24:DC:161:VAL:HG11	24:DC:173:LEU:HB2	1.99	0.42
14:CN:100:TRP:CD1	14:CN:100:TRP:C	2.92	0.42
10:CJ:66:GLU:O	14:CN:95:LEU:HA	2.19	0.42
53:CA:1035:A:H2'	53:CA:1036:A:C8	2.54	0.42
55:CM:12:LYS:HB3	55:CM:17:ALA:CB	2.47	0.42
22:DA:2493:U:H2'	22:DA:2494:G:O4'	2.19	0.42
22:BA:1353:A:O2'	22:BA:1354:A:H5'	2.19	0.42
53:CA:338:A:H61	53:CA:351:G:H1	1.67	0.42
41:DT:69:ARG:NE	41:DT:70:HIS:CD2	2.87	0.42
31:BJ:124:VAL:O	31:BJ:125:TYR:HB2	2.18	0.42
31:BJ:54:ILE:HD12	31:BJ:55:ILE:N	2.34	0.42
29:BH:66:ASN:C	29:BH:68:ARG:N	2.72	0.42
26:BE:48:THR:HG22	26:BE:86:ALA:HB3	1.99	0.42
53:CA:694:A:H3'	53:CA:695:A:H5''	2.01	0.42
33:DL:122:VAL:O	33:DL:122:VAL:HG23	2.19	0.42
33:DL:90:VAL:HG12	33:DL:90:VAL:O	2.19	0.42
39:BR:80:ARG:C	39:BR:81:LYS:HD3	2.40	0.42
53:CA:825:A:H2'	53:CA:826:C:C6	2.54	0.42
19:AS:4:LEU:HD12	19:AS:4:LEU:H	1.83	0.42
22:DA:374:A:C4	22:DA:401:A:C6	3.07	0.42
12:CL:35:ARG:HA	12:CL:35:ARG:HD3	1.75	0.42
22:DA:1408:G:H22	22:DA:1595:C:H1'	1.84	0.42
1:AA:184:G:O4'	1:AA:224:U:H4'	2.18	0.42
35:BN:45:ARG:HG2	35:BN:95:THR:HG21	2.01	0.42
22:DA:294:A:N1	22:DA:346:A:C6	2.87	0.42
2:AB:148:GLY:HA2	2:AB:151:LYS:HE3	2.01	0.42
1:AA:1473:G:C2'	1:AA:1474:U:H5'	2.49	0.42
53:CA:188:C:N4	53:CA:189:A:N6	2.67	0.42
32:DK:9:ASN:ND2	32:DK:17:ARG:CZ	2.82	0.42
12:CL:62:VAL:HG23	12:CL:63:THR:N	2.34	0.42
26:BE:154:ASP:C	26:BE:154:ASP:OD2	2.58	0.42
1:AA:792:A:N3	1:AA:794:A:C5	2.87	0.42
22:DA:2474:U:C2'	22:DA:2475:C:O5'	2.67	0.42
24:BC:259:ASN:C	24:BC:261:ARG:N	2.73	0.42
39:DR:14:VAL:HG22	39:DR:15:SER:O	2.19	0.42
30:BI:59:THR:HG22	30:BI:61:TYR:CE2	2.53	0.42
26:DE:153:LEU:HD21	26:DE:157:LEU:HG	2.00	0.42
53:CA:444:G:C2	53:CA:445:G:C8	3.06	0.42

*Continued on next page...*

*Continued from previous page...*

Atom-1	Atom-2	Distance(Å)	Clash(Å)
1:AA:1394:A:C6	1:AA:1501:C:H4'	2.54	0.42
9:AI:62:LEU:HD23	9:AI:62:LEU:N	2.34	0.42
56:CP:19:VAL:HG13	56:CP:37:GLY:HA3	2.01	0.42
22:BA:2860:A:H8	22:BA:2860:A:O5'	2.02	0.42
45:BX:70:LEU:O	45:BX:74:GLY:N	2.51	0.42
22:DA:798:G:OP2	26:DE:56:GLY:HA3	2.19	0.42
24:BC:254:LYS:O	24:BC:256:THR:N	2.49	0.42
22:BA:738:G:C6	22:BA:739:A:C2	3.07	0.42
1:AA:102:G:C4	1:AA:103:U:C5	3.07	0.42
22:BA:2689:U:H4'	22:BA:2690:U:OP2	2.19	0.42
22:DA:799:G:P	22:DA:800:A:H3'	2.59	0.42
28:BG:90:GLY:O	28:BG:91:VAL:C	2.57	0.42
26:BE:3:LEU:O	26:BE:11:ALA:HA	2.19	0.42
27:BF:165:GLY:O	27:BF:168:LEU:HB3	2.19	0.42
3:CC:113:LYS:HG3	3:CC:184:ASN:ND2	2.34	0.42
53:CA:1486:G:H2'	53:CA:1487:G:O4'	2.19	0.42
25:BD:42:ASN:O	25:BD:43:ASP:O	2.36	0.42
24:BC:115:ILE:HA	24:BC:115:ILE:HD12	1.72	0.42
22:DA:486:C:O5'	22:DA:486:C:H6	2.01	0.42
8:AH:30:LYS:HD2	8:AH:30:LYS:HA	1.75	0.42
35:BN:106:ASP:OD1	35:BN:106:ASP:C	2.57	0.42
26:DE:77:ILE:H	26:DE:77:ILE:HG12	1.39	0.42
22:DA:1647:U:H3'	22:DA:1647:U:P	2.59	0.42
22:BA:2643:G:H2'	22:BA:2644:G:O4'	2.19	0.42
22:DA:1387:A:N6	22:DA:1401:G:N1	2.68	0.42
1:AA:958:A:C6	1:AA:959:A:N1	2.87	0.42
31:DJ:43:GLU:O	31:DJ:44:TYR:C	2.58	0.42
31:DJ:3:THR:HG21	38:DQ:60:TRP:HE1	1.83	0.42
4:CD:187:ARG:C	4:CD:189:ASP:H	2.22	0.42
22:DA:2261:C:N4	44:DW:10:ARG:HB3	2.34	0.42
53:CA:92:U:H2'	53:CA:93:U:C6	2.54	0.42
22:DA:73:A:H8	22:DA:73:A:O5'	2.02	0.42
38:BQ:110:GLU:O	38:BQ:112:ALA:N	2.52	0.42
53:CA:66:A:C8	53:CA:66:A:H5"	2.54	0.42
22:DA:126:A:H2'	50:D2:46:LYS:HE2	2.01	0.42
14:CN:79:SER:HB2	14:CN:81:ILE:HD11	2.02	0.42
22:BA:244:A:C2	22:BA:255:A:C4	3.06	0.42
22:DA:2657:A:O3'	28:DG:159:LYS:NZ	2.52	0.42
53:CA:567:G:N2	62:CA:1818:HOH:O	2.43	0.42
53:CA:996:A:H2'	53:CA:997:U:H6	1.83	0.42
53:CA:1238:A:N6	53:CA:1302:C:N4	2.67	0.42
43:DV:9:ARG:HG2	43:DV:39:ALA:O	2.19	0.42

*Continued on next page...*

*Continued from previous page...*

Atom-1	Atom-2	Distance(Å)	Clash(Å)
30:BI:19:PRO:HB2	30:BI:22:PRO:HD2	2.02	0.42
33:DL:111:ILE:N	33:DL:111:ILE:HD13	2.34	0.42
35:DN:96:ARG:HG3	35:DN:97:ILE:N	2.34	0.42
22:BA:570:G:H2'	22:BA:2030:A:C8	2.54	0.42
22:DA:686:U:H3	50:D2:12:ARG:HB2	1.84	0.42
2:CB:122:ASP:HB3	2:CB:124:THR:CG2	2.49	0.42
4:CD:153:ARG:HG2	4:CD:154:VAL:N	2.34	0.42
34:DM:29:GLY:CA	34:DM:64:TRP:HZ3	2.32	0.42
22:DA:2429:G:C8	33:DL:55:MET:HE3	2.53	0.42
56:CP:52:LEU:O	56:CP:53:ASP:CB	2.66	0.42
28:DG:53:PRO:HB3	28:DG:61:TRP:N	2.34	0.42
42:BU:38:ILE:HA	42:BU:38:ILE:HD13	1.88	0.42
22:DA:2144:G:O2'	22:DA:2147:A:OP2	2.21	0.42
28:DG:117:PRO:HG2	28:DG:143:VAL:CG1	2.48	0.42
4:AD:34:GLU:O	4:AD:36:ALA:N	2.52	0.42
24:DC:105:ALA:HA	24:DC:106:PRO:HD3	1.76	0.42
4:AD:57:LYS:HG2	4:AD:202:LEU:HD23	2.02	0.42
43:BV:72:VAL:HG12	43:BV:93:ARG:CA	2.42	0.42
58:DF:105:ILE:HG22	58:DF:105:ILE:O	2.19	0.42
29:DH:62:LEU:HD12	29:DH:63:ALA:N	2.34	0.42
29:BH:67:ALA:C	29:BH:69:ALA:N	2.71	0.42
29:BH:42:LYS:HG2	29:BH:43:ASN:HD22	1.83	0.42
22:BA:2704:C:C4	22:BA:2705:A:C5	3.07	0.42
11:AK:21:HIS:HD2	11:AK:34:THR:CG2	2.32	0.42
32:DK:119:ALA:O	32:DK:120:PRO:C	2.58	0.42
1:AA:751:U:C5	1:AA:752:G:C6	3.08	0.42
26:DE:58:LYS:HA	26:DE:59:PRO:HD3	1.79	0.42
22:BA:1014:A:H2'	22:BA:1015:U:H6	1.83	0.42
36:DO:17:LYS:HE2	36:DO:21:LEU:HD11	2.01	0.42
22:BA:666:A:H4'	33:BL:48:ARG:CD	2.49	0.42
24:BC:61:TYR:CD2	24:BC:85:ASN:ND2	2.85	0.42
13:AM:18:LEU:O	13:AM:21:ILE:HD13	2.19	0.42
8:AH:21:LYS:HE2	8:AH:21:LYS:CA	2.47	0.42
22:DA:1574:C:H2'	22:DA:1575:C:O4'	2.18	0.42
25:DD:110:THR:HG23	25:DD:171:THR:HG22	2.01	0.42
53:CA:142:G:N3	53:CA:196:A:H2	2.17	0.42
22:BA:1797:G:O3'	24:BC:255:LYS:O	2.36	0.42
25:DD:108:ASP:OD2	25:DD:173:GLN:HA	2.19	0.42
58:DF:32:LYS:NZ	58:DF:32:LYS:HB2	2.34	0.42
28:DG:70:LEU:HD12	28:DG:71:LEU:N	2.34	0.42
29:BH:81:ALA:O	29:BH:102:ALA:HB2	2.20	0.42
1:AA:536:C:H2'	1:AA:537:G:H8	1.84	0.42

*Continued on next page...*

*Continued from previous page...*

Atom-1	Atom-2	Distance(Å)	Clash(Å)
6:CF:6:ILE:HG22	6:CF:7:VAL:N	2.34	0.42
36:DO:26:LEU:HB3	36:DO:92:PHE:CD1	2.54	0.42
22:DA:1973:G:C4	22:DA:1974:C:C5	3.07	0.42
3:CC:22:PHE:CE2	10:CJ:97:ASP:HB2	2.55	0.42
2:AB:95:TRP:HE3	2:AB:95:TRP:O	2.02	0.42
37:DP:102:ARG:HD2	37:DP:106:ALA:C	2.40	0.42
28:DG:154:GLU:C	28:DG:156:TYR:H	2.22	0.42
54:CG:49:LEU:HG	54:CG:123:LEU:HB3	2.00	0.42
22:DA:2507:C:H1'	22:DA:2583:G:N2	2.33	0.42
24:DC:30:ALA:C	24:DC:32:LEU:H	2.22	0.42
22:BA:1664:A:C2	22:BA:2726:A:C8	3.07	0.42
28:BG:159:LYS:HE2	28:BG:159:LYS:HB3	1.76	0.42
53:CA:908:A:H2'	53:CA:909:A:H8	1.84	0.42
48:B0:11:LYS:HD2	48:B0:11:LYS:HA	1.67	0.42
22:BA:919:U:H3'	22:BA:919:U:C6	2.54	0.42
22:DA:2734:A:C2'	22:DA:2735:G:H5'	2.49	0.42
22:BA:2298:A:H2'	22:BA:2299:U:O4'	2.18	0.42
31:BJ:26:GLY:HA2	31:BJ:29:ALA:HB3	2.01	0.42
49:B1:16:THR:CG2	49:B1:41:VAL:HG22	2.49	0.42
22:BA:1922:G:H2'	22:BA:1923:U:O4'	2.18	0.42
1:AA:946:A:H2'	1:AA:947:G:C8	2.54	0.42
2:CB:34:ARG:HD3	2:CB:35:ASN:N	2.34	0.42
3:CC:25:THR:HG23	14:CN:75:LYS:HD2	2.00	0.42
30:DI:36:GLU:HB2	30:DI:40:ALA:HB3	2.00	0.42
1:AA:616:G:O2'	1:AA:617:G:H5'	2.20	0.42
34:BM:96:ILE:C	34:BM:96:ILE:HD12	2.40	0.42
31:BJ:119:PHE:CD1	31:BJ:119:PHE:O	2.72	0.42
2:CB:42:LEU:HG	2:CB:42:LEU:H	1.51	0.42
22:BA:1983:G:C6	22:BA:1984:G:N7	2.87	0.42
13:AM:90:HIS:HA	13:AM:108:ARG:NH2	2.33	0.42
22:DA:1616:A:OP1	22:DA:1616:A:H2'	2.19	0.42
38:DQ:64:ILE:HD12	38:DQ:95:ALA:HB3	2.01	0.42
22:DA:857:G:H1'	44:DW:19:ARG:HE	1.81	0.42
34:DM:26:VAL:HG21	34:DM:132:THR:O	2.19	0.42
42:DU:96:LYS:O	42:DU:97:SER:HB3	2.18	0.42
53:CA:1133:G:C5	53:CA:1134:G:N7	2.87	0.42
22:DA:216:A:N6	22:DA:432:A:H1'	2.34	0.42
22:DA:1054:A:H2'	22:DA:1055:G:O4'	2.19	0.42
2:CB:82:ALA:HB1	2:CB:217:ALA:HB1	2.02	0.42
8:CH:77:VAL:N	8:CH:125:ILE:O	2.52	0.42
22:DA:2653:U:OP2	22:DA:2654:A:O2'	2.32	0.42
22:DA:307:G:N1	22:DA:310:A:OP2	2.53	0.42

*Continued on next page...*

*Continued from previous page...*

Atom-1	Atom-2	Distance(Å)	Clash(Å)
58:DF:113:PHE:O	58:DF:114:ARG:HB3	2.19	0.42
22:BA:2741:A:H2'	22:BA:2742:G:O4'	2.19	0.42
18:CR:58:ILE:O	18:CR:62:ARG:HG3	2.19	0.42
57:DB:40:U:O2	57:DB:43:C:C2'	2.55	0.42
11:CK:70:ALA:N	11:CK:73:VAL:HG13	2.33	0.42
39:BR:61:ALA:HB1	39:BR:98:ILE:N	2.27	0.42
25:BD:90:PHE:C	25:BD:92:VAL:N	2.73	0.42
22:DA:1264:A:H2'	22:DA:2014:A:N6	2.34	0.42
22:DA:2727:A:O2'	22:DA:2728:U:C5'	2.67	0.42
22:DA:2727:A:O2'	22:DA:2728:U:H5'	2.20	0.42
26:DE:147:LEU:HD12	26:DE:149:ILE:HG22	2.01	0.42
29:BH:86:ASP:O	29:BH:87:GLU:C	2.57	0.42
26:BE:175:ILE:O	26:BE:175:ILE:CG2	2.63	0.42
17:AQ:12:VAL:HB	17:AQ:21:VAL:HG22	2.02	0.42
31:BJ:64:VAL:O	31:BJ:68:LYS:HD2	2.19	0.42
22:BA:1693:U:H4'	22:BA:1694:C:OP2	2.19	0.42
24:DC:94:LEU:CD1	24:DC:100:ARG:HD3	2.49	0.42
22:DA:1857:G:N3	22:DA:1884:G:C2	2.87	0.42
22:DA:589:U:O2'	22:DA:590:A:H8	2.02	0.42
58:DF:41:GLU:HG2	58:DF:42:ALA:N	2.31	0.42
22:DA:570:G:N7	22:DA:2030:A:N6	2.67	0.42
1:AA:673:A:H1'	18:AR:63:TYR:CE1	2.52	0.42
53:CA:14:U:N3	53:CA:17:U:OP2	2.52	0.42
30:BI:53:PRO:HB2	30:BI:74:PRO:CG	2.49	0.42
51:B3:21:PHE:O	51:B3:22:LYS:HG2	2.20	0.42
53:CA:1343:G:C5	53:CA:1344:C:C4	3.06	0.42
22:DA:2518:A:H4'	22:DA:2519:U:OP2	2.19	0.42
22:DA:532:A:C2'	22:DA:532:A:N3	2.82	0.42
58:DF:107:VAL:N	58:DF:108:PRO:HD2	2.34	0.42
6:CF:52:ASN:C	6:CF:54:LEU:H	2.22	0.42
41:BT:28:ASN:HA	41:BT:91:GLN:CD	2.40	0.42
31:BJ:37:ARG:HA	31:BJ:118:MET:HE2	2.00	0.42
24:BC:199:HIS:C	24:BC:201:LEU:H	2.21	0.42
24:DC:2:VAL:HB	24:DC:3:VAL:H	1.47	0.42
41:DT:5:GLU:HA	41:DT:8:LEU:HB2	2.00	0.42
9:CI:70:GLY:O	9:CI:71:ILE:C	2.58	0.42
41:DT:69:ARG:O	41:DT:74:ILE:HD12	2.20	0.42
22:BA:2311:A:H1'	27:BF:78:ILE:CD1	2.47	0.42
22:BA:1107:G:H2'	22:BA:1108:U:H6	1.84	0.42
26:BE:46:GLN:HG2	26:BE:87:ALA:H	1.84	0.42
22:DA:1904:G:HO2'	22:DA:1927:A:N6	2.15	0.42
5:CE:132:PRO:O	5:CE:134:ASN:N	2.52	0.42

*Continued on next page...*

*Continued from previous page...*

Atom-1	Atom-2	Distance(Å)	Clash(Å)
26:DE:29:HIS:HA	26:DE:32:VAL:CG2	2.48	0.42
22:BA:2704:C:N4	22:BA:2705:A:C6	2.88	0.42
4:CD:57:LYS:HE3	4:CD:61:ARG:HD3	2.01	0.42
35:DN:103:ARG:HB2	35:DN:110:MET:HG3	2.00	0.42
22:DA:1596:A:N6	22:DA:1597:A:N6	2.66	0.42
12:CL:115:LYS:O	12:CL:116:TYR:CB	2.67	0.42
22:BA:1016:G:C2'	22:BA:1017:G:O5'	2.67	0.42
31:BJ:97:PRO:O	31:BJ:98:GLU:C	2.57	0.42
38:DQ:4:LYS:CD	38:DQ:7:VAL:HG22	2.49	0.42
53:CA:1090:U:H2'	53:CA:1091:U:C6	2.50	0.42
36:BO:2:ASP:O	36:BO:3:LYS:HB3	2.19	0.42
1:AA:82:G:H2'	1:AA:83:C:C4'	2.49	0.42
53:CA:398:U:H2'	53:CA:399:G:H8	1.84	0.42
22:DA:2591:C:H2'	22:DA:2592:G:H8	1.83	0.42
28:BG:168:VAL:HG23	28:BG:168:VAL:O	2.19	0.42
52:B4:26:ILE:HD13	52:B4:26:ILE:N	2.34	0.42
10:CJ:39:PRO:HA	10:CJ:74:VAL:H	1.83	0.42
22:BA:1815:A:OP1	22:BA:1822:C:H4'	2.19	0.42
22:BA:833:A:H2'	22:BA:834:G:H8	1.82	0.42
22:DA:1627:G:N2	22:DA:1628:G:C8	2.87	0.42
26:DE:79:ARG:HG2	26:DE:80:SER:H	1.83	0.42
19:AS:62:THR:O	19:AS:64:GLU:N	2.52	0.42
48:B0:45:ASP:O	48:B0:52:LYS:HE3	2.20	0.42
35:DN:21:PHE:N	35:DN:21:PHE:HD1	2.17	0.42
22:BA:2383:G:H2'	22:BA:2384:U:C6	2.54	0.42
22:BA:2846:G:H2'	22:BA:2847:U:O4'	2.18	0.42
56:CP:57:ILE:O	56:CP:61:VAL:HG23	2.19	0.42
22:DA:2187:U:O2'	22:DA:2188:U:H5'	2.19	0.42
22:DA:2079:U:H2'	22:DA:2080:A:O4'	2.19	0.42
22:BA:858:G:H3'	22:BA:859:G:C8	2.54	0.42
25:DD:193:VAL:CB	25:DD:194:PRO:HD2	2.49	0.42
1:AA:550:G:H2'	1:AA:551:U:C6	2.54	0.42
11:AK:17:ASP:HB3	11:AK:80:ASN:OD1	2.17	0.42
53:CA:437:U:O2'	4:CD:119:HIS:HD2	2.02	0.42
22:BA:800:A:H4'	22:BA:801:G:OP1	2.20	0.42
22:DA:2628:C:H1'	22:DA:2781:A:C4	2.53	0.42
22:BA:1827:U:H2'	22:BA:1828:G:O4'	2.19	0.42
32:BK:49:ARG:HD2	32:BK:50:GLY:H	1.85	0.42
22:BA:1029:A:C8	22:BA:1030:C:C6	3.07	0.42
22:DA:2109:U:H2'	22:DA:2110:G:OP1	2.19	0.42
29:DH:75:LEU:O	29:DH:76:GLU:HB2	2.18	0.42
22:DA:2797:U:O2	22:DA:2797:U:H2'	2.20	0.42

*Continued on next page...*

*Continued from previous page...*

Atom-1	Atom-2	Distance(Å)	Clash(Å)
22:DA:646:U:H6	22:DA:646:U:OP2	2.02	0.42
33:DL:21:ARG:CZ	33:DL:21:ARG:HB3	2.49	0.42
22:DA:1398:C:O2'	22:DA:1399:C:C6	2.72	0.42
22:DA:2290:G:H4'	22:DA:2381:A:O2'	2.20	0.42
22:DA:995:C:O2'	38:DQ:60:TRP:CH2	2.66	0.42
57:DB:57:A:C6	58:DF:25:MET:CG	3.02	0.42
44:DW:18:LYS:CD	44:DW:19:ARG:N	2.72	0.42
44:BW:40:ARG:HD3	44:BW:45:HIS:HE1	1.85	0.42
22:DA:1731:G:N3	22:DA:1733:G:C8	2.87	0.42
22:BA:1655:A:H5'	25:BD:118:PHE:CD2	2.54	0.42
1:AA:1054:C:H5''	1:AA:1196:A:O2'	2.19	0.42
22:DA:1068:G:H2'	22:DA:1069:A:C8	2.54	0.42
5:CE:79:THR:HA	5:CE:121:ASN:ND2	2.35	0.42
53:CA:1221:G:N2	53:CA:1222:G:H1'	2.34	0.42
53:CA:1319:A:H2'	53:CA:1320:C:OP2	2.19	0.42
19:CS:40:PHE:CB	19:CS:41:PRO:CD	2.96	0.42
53:CA:23:C:H5	53:CA:561:U:O4	2.03	0.42
30:BI:49:GLU:HG2	30:BI:50:LYS:H	1.83	0.42
22:DA:637:A:P	33:DL:112:LEU:HD22	2.60	0.42
22:DA:233:A:N6	22:DA:428:A:H61	2.17	0.42
22:DA:750:A:H2'	22:DA:750:A:N3	2.34	0.42
33:BL:109:LYS:HA	33:BL:126:ARG:O	2.19	0.42
6:CF:3:HIS:O	6:CF:4:TYR:CD1	2.72	0.42
26:BE:120:VAL:HA	26:BE:188:MET:O	2.20	0.42
22:DA:2756:U:H5''	52:D4:19:ARG:HA	2.01	0.42
22:DA:2746:U:C5'	28:DG:137:LYS:HG2	2.49	0.42
24:BC:12:ARG:HG2	24:BC:12:ARG:NH1	2.31	0.42
4:CD:150:LYS:HD3	4:CD:150:LYS:HA	1.69	0.42
22:DA:595:C:O5'	22:DA:595:C:H6	2.02	0.42
1:AA:1241:G:N2	1:AA:1242:G:C4	2.87	0.42
22:BA:544:C:H2'	22:BA:544:C:O2	2.19	0.42
14:AN:45:LEU:O	14:AN:45:LEU:HG	2.19	0.42
24:DC:69:ASN:O	24:DC:70:LYS:C	2.56	0.42
22:DA:590:A:OP1	26:DE:90:GLN:NE2	2.52	0.42
22:DA:856:G:O4'	44:DW:23:LYS:HB3	2.20	0.42
22:DA:920:A:C6	22:DA:921:C:C4	3.07	0.42
14:AN:22:LYS:O	14:AN:25:GLU:HG2	2.19	0.42
24:DC:140:VAL:HG23	24:DC:141:HIS:N	2.35	0.42
2:CB:164:ASP:OD2	2:CB:203:ASP:HB2	2.19	0.42
2:CB:185:ILE:CG2	2:CB:199:ILE:HG13	2.47	0.42
2:CB:202:ASN:HB3	2:CB:203:ASP:H	1.72	0.42
4:CD:32:LYS:CB	4:CD:35:GLN:OE1	2.67	0.42

*Continued on next page...*



*Continued from previous page...*

Atom-1	Atom-2	Distance(Å)	Clash(Å)
36:BO:66:GLY:O	36:BO:67:ASN:HB3	2.19	0.42
22:DA:959:A:C6	22:DA:960:A:C6	3.07	0.42
28:BG:68:ARG:O	28:BG:68:ARG:HD2	2.20	0.42
40:BS:18:ARG:HG2	40:BS:76:VAL:HG13	2.01	0.42
15:CO:62:ARG:HH22	15:CO:88:ARG:NH2	2.16	0.42
32:BK:2:ILE:HD12	32:BK:2:ILE:N	2.34	0.42
35:BN:76:VAL:O	35:BN:79:LEU:O	2.38	0.42
3:AC:13:ILE:O	3:AC:15:LYS:N	2.51	0.42
35:BN:20:MET:HG3	35:BN:21:PHE:N	2.34	0.42
27:BF:43:ILE:HG22	27:BF:82:TYR:CD1	2.54	0.42
27:BF:71:LYS:HA	27:BF:80:GLN:HG2	2.01	0.42
53:CA:1033:G:O2'	53:CA:1034:G:H5''	2.19	0.42
22:DA:64:A:O2'	41:DT:69:ARG:HG2	2.19	0.42
22:DA:1363:C:H2'	22:DA:1364:G:C8	2.55	0.42
22:DA:42:A:C2	22:DA:438:G:C2	3.08	0.42
47:BZ:12:ALA:HA	47:BZ:15:ARG:HD3	2.02	0.42
57:DB:44:G:H3'	58:DF:91:ARG:HE	1.83	0.42
49:D1:51:ALA:O	49:D1:52:LYS:CB	2.65	0.42
53:CA:1382:C:H4'	54:CG:78:ARG:HH21	1.85	0.42
26:BE:196:VAL:O	26:BE:197:GLU:C	2.57	0.42
20:CT:72:ALA:C	20:CT:74:HIS:H	2.22	0.42
26:DE:3:LEU:HD11	26:DE:113:VAL:HG21	2.00	0.42
22:DA:1571:A:H2'	22:DA:1572:A:C8	2.54	0.42
3:AC:179:ALA:HB1	3:AC:202:PHE:CE1	2.52	0.42
4:AD:166:LYS:HZ3	4:AD:166:LYS:HB3	1.84	0.42
40:BS:66:ILE:HD13	40:BS:67:ASP:N	2.34	0.42
1:AA:723:U:C5'	21:AU:48:LYS:HG2	2.50	0.42
53:CA:947:G:P	55:CM:106:ARG:HG3	2.60	0.42
22:DA:2880:C:C1'	35:DN:93:GLY:H	2.31	0.42
46:BY:22:LEU:O	46:BY:23:ARG:O	2.36	0.42
1:AA:1248:A:H2	9:AI:71:ILE:HD11	1.85	0.42
22:DA:2825:G:H2'	22:DA:2826:A:O4'	2.19	0.42
22:DA:2788:C:O2'	22:DA:2809:A:N3	2.34	0.42
53:CA:637:C:H2'	53:CA:638:U:C6	2.55	0.42
22:BA:618:G:O6	22:BA:619:G:C2	2.72	0.42
3:AC:41:TYR:CZ	3:AC:89:VAL:HG21	2.54	0.42
22:DA:270:A:C2'	22:DA:271:G:OP1	2.66	0.42
22:DA:861:A:H2'	22:DA:862:G:O4'	2.20	0.42
22:BA:1705:A:C5	22:BA:1706:C:N4	2.87	0.42
22:DA:2810:A:H2'	22:DA:2811:G:O4'	2.19	0.42
32:BK:66:LYS:HA	32:BK:79:PHE:O	2.19	0.42
22:DA:2697:G:H2'	22:DA:2698:U:O4'	2.20	0.42

*Continued on next page...*

*Continued from previous page...*

Atom-1	Atom-2	Distance(Å)	Clash(Å)
1:AA:191:G:C4	1:AA:192:A:C8	3.07	0.42
22:DA:219:A:N6	22:DA:220:G:N1	2.67	0.42
56:CP:19:VAL:CG1	56:CP:37:GLY:HA3	2.49	0.42
14:AN:62:ARG:O	14:AN:63:CYS:C	2.58	0.42
53:CA:885:G:C2	53:CA:886:G:C8	3.07	0.42
22:DA:2109:U:C2'	22:DA:2110:G:OP1	2.67	0.42
28:BG:39:ALA:HB1	28:BG:57:TYR:CG	2.54	0.42
33:DL:108:ALA:HB3	33:DL:125:LEU:HD22	2.01	0.42
22:DA:843:G:C6	22:DA:844:A:N6	2.88	0.42
46:DY:59:GLU:C	46:DY:61:ALA:H	2.23	0.42
48:D0:17:SER:OG	48:D0:18:HIS:HD2	2.02	0.42
24:BC:39:SER:C	24:BC:41:GLY:H	2.22	0.42
22:BA:324:A:H2'	22:BA:325:G:O4'	2.18	0.42
17:CQ:12:VAL:HG22	17:CQ:12:VAL:O	2.20	0.42
49:B1:21:THR:HG23	49:B1:21:THR:O	2.18	0.42
11:CK:22:ILE:HG22	11:CK:22:ILE:O	2.19	0.42
40:BS:103:ILE:HD12	40:BS:103:ILE:N	2.34	0.42
45:BX:28:PHE:N	45:BX:28:PHE:CD1	2.87	0.42
15:CO:32:THR:O	15:CO:33:ALA:C	2.58	0.42
53:CA:120:A:O5'	53:CA:120:A:C8	2.73	0.42
22:BA:1000:A:C6	22:BA:1001:A:C6	3.08	0.42
38:BQ:63:ARG:CZ	38:BQ:96:ASP:CA	2.94	0.42
38:BQ:90:ASP:O	38:BQ:91:ARG:O	2.36	0.42
22:DA:1330:C:O2'	22:DA:1331:G:H8	2.02	0.42
22:DA:1608:A:O3'	22:DA:1609:A:H3'	2.20	0.42
22:DA:450:G:N1	22:DA:454:A:OP2	2.45	0.42
1:AA:960:U:O2'	1:AA:1223:C:H5'	2.19	0.42
31:DJ:4:PHE:CD2	38:DQ:99:VAL:HG11	2.55	0.42
31:DJ:4:PHE:HB3	38:DQ:63:ARG:NH2	2.32	0.42
6:AF:39:LEU:O	6:AF:40:GLU:HG2	2.20	0.42
22:DA:128:C:C2'	22:DA:129:C:C6	2.96	0.42
25:BD:184:ARG:HE	37:BP:6:GLN:HE22	1.68	0.42
39:DR:49:ILE:CG2	39:DR:54:VAL:N	2.82	0.42
22:DA:1565:C:C3'	24:DC:17:LYS:HE2	2.29	0.42
22:DA:1789:A:OP2	24:DC:220:ARG:NH1	2.48	0.42
51:B3:31:ILE:C	51:B3:31:ILE:HD12	2.39	0.42
2:CB:92:ASN:OD1	2:CB:93:HIS:ND1	2.52	0.42
35:DN:47:VAL:C	35:DN:50:PRO:HD2	2.39	0.42
53:CA:409:U:C4	53:CA:410:G:C5	3.08	0.42
22:DA:1936:A:C2	22:DA:1943:U:C5	3.08	0.42
1:AA:586:C:O2'	8:AH:3:GLN:NE2	2.50	0.42
22:DA:191:A:C2	22:DA:192:C:C2	3.08	0.42

*Continued on next page...*

*Continued from previous page...*

Atom-1	Atom-2	Distance(Å)	Clash(Å)
58:DF:65:LEU:CD2	58:DF:65:LEU:H	2.30	0.42
22:BA:1965:C:C4	22:BA:1966:A:C5	3.08	0.42
22:DA:623:C:H2'	22:DA:624:C:C6	2.54	0.42
48:D0:6:LYS:HA	48:D0:7:PRO:HD3	1.94	0.42
22:DA:1266:G:O2'	22:DA:2012:G:O6	2.29	0.42
26:DE:118:LEU:HD11	26:DE:188:MET:HE2	2.01	0.42
22:DA:2748:A:N1	22:DA:2757:A:N7	2.68	0.42
32:DK:69:VAL:O	32:DK:76:VAL:HG13	2.19	0.42
31:DJ:73:VAL:HB	31:DJ:75:TYR:CE2	2.55	0.42
53:CA:815:A:H4'	53:CA:817:C:C4	2.55	0.42
22:BA:782:A:H5'	22:BA:783:A:C2	2.54	0.42
1:AA:95:C:C6	1:AA:95:C:H5''	2.55	0.42
43:BV:51:GLN:HE22	43:BV:79:ARG:HH12	1.68	0.42
31:DJ:35:ARG:HA	31:DJ:40:HIS:HD2	1.84	0.42
17:CQ:22:VAL:HG21	17:CQ:58:VAL:HG21	2.01	0.42
22:BA:301:G:H1'	22:BA:302:C:O5'	2.19	0.42
1:AA:1348:U:O2'	1:AA:1349:A:C5'	2.67	0.42
1:AA:1410:A:H2'	1:AA:1411:C:C6	2.53	0.42
53:CA:1006:G:H2'	53:CA:1006:G:N3	2.34	0.42
22:DA:2449:U:H3'	62:DA:3668:HOH:O	2.19	0.42
22:DA:982:C:O2	22:DA:982:C:O5'	2.36	0.42
58:DF:105:ILE:C	58:DF:108:PRO:HD2	2.40	0.42
53:CA:737:C:OP1	6:CF:91:ARG:HB3	2.19	0.42
3:CC:130:ARG:O	3:CC:133:MET:HG2	2.20	0.42
21:AU:39:LYS:N	21:AU:40:PRO:CD	2.82	0.42
32:BK:6:THR:HG22	32:BK:8:LEU:HD22	2.01	0.42
8:CH:29:SER:OG	8:CH:32:LYS:CB	2.67	0.42
22:DA:914:G:O2'	22:DA:915:C:O5'	2.30	0.42
24:BC:199:HIS:C	24:BC:201:LEU:N	2.73	0.42
22:BA:960:A:C8	22:BA:962:G:C8	3.08	0.42
8:CH:17:GLN:CD	8:CH:69:ALA:HB1	2.39	0.42
1:AA:927:G:N2	1:AA:1391:U:H1'	2.34	0.42
53:CA:97:G:C5	53:CA:98:A:H1'	2.54	0.42
22:DA:845:A:C2	22:DA:847:U:C6	3.07	0.42
22:DA:847:U:H5'	22:DA:848:C:OP2	2.20	0.42
22:BA:1937:A:H5''	62:BA:3461:HOH:O	2.19	0.42
30:DI:27:LEU:HD13	30:DI:32:VAL:HG11	2.02	0.42
53:CA:770:C:C2'	53:CA:771:G:H5'	2.49	0.42
1:AA:1280:A:O4'	10:AJ:43:PRO:HG3	2.19	0.42
22:DA:1343:G:N2	22:DA:1344:U:C2	2.88	0.42
22:DA:1190:G:O2'	22:DA:1191:G:H5'	2.19	0.42
41:BT:61:LEU:HA	62:BT:101:HOH:O	2.19	0.42

*Continued on next page...*

*Continued from previous page...*

Atom-1	Atom-2	Distance(Å)	Clash(Å)
20:CT:30:PHE:HE2	20:CT:52:GLU:CG	2.30	0.42
22:DA:459:U:C5	22:DA:469:G:N2	2.88	0.42
43:DV:4:ILE:HD11	43:DV:50:MET:CE	2.50	0.42
41:BT:19:LYS:HE2	41:BT:19:LYS:HB3	1.80	0.42
22:BA:2062:A:N6	60:BA:3135:TEL:H553	2.34	0.42
25:DD:187:LEU:HD12	25:DD:188:LEU:H	1.85	0.42
22:DA:2718:G:O2'	37:DP:95:LYS:HG3	2.20	0.42
6:AF:52:ASN:O	6:AF:53:LYS:CB	2.67	0.42
6:AF:53:LYS:HG3	6:AF:54:LEU:N	2.34	0.42
3:AC:137:VAL:HG11	3:AC:169:GLU:HB3	2.01	0.42
22:DA:2733:A:C5	25:DD:208:LYS:NZ	2.82	0.42
1:AA:1272:G:C5	1:AA:1273:C:C4	3.08	0.42
22:BA:2230:G:C5	22:BA:2231:U:C5	3.07	0.42
22:BA:1774:C:H6	22:BA:1774:C:O5'	2.03	0.42
34:BM:78:LEU:HD23	34:BM:78:LEU:C	2.39	0.42
22:BA:1262:A:C6	22:BA:1263:U:C4	3.07	0.42
22:DA:370:G:C6	22:DA:424:G:N7	2.87	0.42
22:BA:534:U:H2'	22:BA:535:G:H8	1.85	0.42
16:AP:57:ILE:O	16:AP:61:VAL:HG23	2.20	0.42
22:DA:188:G:C2'	22:DA:189:G:H5'	2.49	0.42
1:AA:191:G:H2'	1:AA:192:A:C8	2.54	0.42
22:DA:146:A:C6	22:DA:147:C:C4	3.08	0.42
25:BD:53:GLY:HA3	25:BD:77:ARG:HB2	2.01	0.42
11:AK:47:GLY:HA3	11:AK:52:ARG:HH11	1.84	0.42
22:BA:415:A:H2'	22:BA:416:U:H6	1.85	0.42
14:AN:63:CYS:HB2	14:AN:79:SER:OG	2.20	0.42
44:BW:64:GLY:HA3	44:BW:82:GLU:O	2.19	0.42
22:BA:735:A:H3'	22:BA:736:C:H6	1.85	0.42
3:CC:17:TRP:CD1	14:CN:90:GLY:HA2	2.55	0.42
10:AJ:6:ILE:HD11	10:AJ:79:PRO:CA	2.49	0.42
53:CA:55:A:C6	53:CA:56:U:C2	3.08	0.42
10:CJ:87:LEU:HD22	10:CJ:87:LEU:HA	1.89	0.42
53:CA:623:C:H6	53:CA:623:C:O5'	2.03	0.42
22:DA:2093:G:N2	22:DA:2198:A:N6	2.65	0.42
21:CU:18:PHE:HA	21:CU:21:SER:HB3	2.01	0.42
22:BA:996:A:H4'	38:BQ:91:ARG:HD2	2.01	0.42
22:DA:1398:C:O2'	22:DA:1399:C:H6	2.03	0.42
22:BA:902:C:N3	22:BA:903:C:N4	2.60	0.42
22:DA:2333:A:C1'	22:DA:2335:A:C8	3.03	0.42
22:BA:923:G:C1'	44:BW:23:LYS:HE2	2.49	0.42
44:BW:23:LYS:CD	44:BW:24:ARG:N	2.81	0.42
25:DD:19:GLY:HA2	37:DP:78:PRO:HG2	2.02	0.42

*Continued on next page...*

*Continued from previous page...*

Atom-1	Atom-2	Distance(Å)	Clash(Å)
10:CJ:44:THR:HG23	10:CJ:70:HIS:CE1	2.55	0.42
22:DA:246:C:H4'	22:DA:385:C:O2'	2.19	0.42
9:CI:51:LEU:C	9:CI:53:LEU:N	2.71	0.42
24:DC:166:ARG:HB2	24:DC:171:VAL:CG2	2.45	0.42
22:DA:1054:A:N3	22:DA:1055:G:H1'	2.35	0.42
22:DA:1087:G:C4	22:DA:1089:A:N3	2.88	0.42
39:BR:39:LEU:C	39:BR:49:ILE:HG23	2.40	0.42
11:AK:125:LYS:O	11:AK:126:ARG:CB	2.68	0.42
53:CA:1320:C:N4	19:CS:36:ARG:HG3	2.34	0.42
22:DA:481:G:H1'	22:DA:506:G:N2	2.34	0.42
53:CA:558:G:H2'	53:CA:559:A:H2	1.84	0.42
53:CA:1047:G:N2	53:CA:1213:A:C2	2.87	0.42
22:BA:31:C:O3'	22:BA:1238:G:C5'	2.53	0.42
26:DE:131:THR:HG22	26:DE:161:ALA:N	2.33	0.42
53:CA:1297:G:O2'	54:CG:113:LYS:HE3	2.19	0.42
22:DA:996:A:C5	22:DA:1160:G:N2	2.88	0.42
58:DF:65:LEU:HD11	58:DF:87:LYS:NZ	2.35	0.42
22:DA:622:G:H2'	22:DA:623:C:C6	2.54	0.42
22:DA:1661:G:H2'	22:DA:1662:U:H6	1.84	0.42
41:DT:29:THR:CA	41:DT:87:LEU:HB2	2.50	0.42
17:AQ:13:SER:O	17:AQ:16:MET:HE2	2.20	0.42
53:CA:237:G:C6	53:CA:238:A:C5	3.07	0.42
22:BA:2195:U:O2'	22:BA:2196:C:H5'	2.19	0.42
1:AA:1145:A:C2'	1:AA:1146:A:OP2	2.67	0.42
1:AA:1227:A:O2'	1:AA:1228:C:O5'	2.37	0.42
34:DM:33:LEU:CD2	34:DM:128:THR:HB	2.50	0.42
32:BK:99:ILE:HG22	32:BK:119:ALA:HA	2.02	0.42
22:DA:2055:C:H2'	22:DA:2504:U:H4'	2.01	0.42
6:AF:51:ILE:HD11	6:AF:86:ARG:HG3	2.02	0.42
1:AA:77:A:H8	1:AA:77:A:OP2	2.02	0.42
53:CA:1343:G:H1'	9:CI:122:ARG:NH1	2.35	0.42
7:AG:78:ARG:HA	7:AG:82:SER:O	2.19	0.42
22:BA:480:A:C2'	22:BA:481:G:OP1	2.67	0.42
1:AA:91:U:H2'	1:AA:92:U:H1'	2.00	0.42
53:CA:756:C:C2'	53:CA:757:U:H5'	2.50	0.42
53:CA:1026:G:H22	53:CA:1036:A:H61	1.65	0.42
12:CL:2:THR:CB	12:CL:5:GLN:HB2	2.47	0.42
40:BS:42:LYS:O	40:BS:42:LYS:HD3	2.19	0.42
38:DQ:10:ARG:HB2	38:DQ:10:ARG:NH1	2.34	0.42
32:BK:40:LYS:HG3	32:BK:41:ILE:N	2.35	0.42
8:CH:11:THR:HG22	8:CH:14:ARG:NH2	2.35	0.42
53:CA:1074:G:C4'	2:CB:102:ASN:HB2	2.46	0.42

*Continued on next page...*

*Continued from previous page...*

Atom-1	Atom-2	Distance(Å)	Clash(Å)
22:BA:875:G:H2'	22:BA:876:C:H5'	2.00	0.42
22:BA:2506:U:OP2	22:BA:2576:G:N1	2.47	0.42
8:AH:9:MET:HG3	8:AH:26:MET:SD	2.60	0.42
53:CA:71:A:C5	53:CA:100:G:C4	3.08	0.42
31:DJ:57:LEU:HG	31:DJ:128:ASN:N	2.29	0.42
37:BP:33:GLU:CB	37:BP:38:ARG:HH11	2.32	0.42
1:AA:1157:A:H4'	1:AA:1158:C:H5''	2.02	0.42
1:AA:1157:A:C6	1:AA:1180:A:C6	3.07	0.42
1:AA:114:U:H2'	1:AA:115:G:C8	2.55	0.42
22:DA:1343:G:N7	22:DA:1597:A:N6	2.68	0.42
42:DU:39:ASN:O	42:DU:40:LEU:C	2.58	0.42
50:D2:22:MET:HA	50:D2:28:ARG:HB2	2.02	0.42
53:CA:1430:A:N6	53:CA:1431:A:C2	2.87	0.42
22:BA:400:G:O6	45:BX:56:ARG:NH1	2.53	0.42
22:BA:2567:G:H2'	22:BA:2568:U:H6	1.85	0.42
28:DG:10:VAL:HB	28:DG:14:VAL:HG11	2.00	0.42
22:BA:1607:C:H4'	22:BA:1608:A:C8	2.55	0.42
22:BA:1799:G:OP1	24:BC:257:ARG:HG2	2.20	0.42
28:DG:28:LYS:H	28:DG:79:THR:HG22	1.84	0.42
47:DZ:23:LEU:HD21	47:DZ:53:MET:CE	2.50	0.42
19:CS:59:VAL:HB	19:CS:73:PHE:HD2	1.85	0.42
22:BA:2650:U:O2'	22:BA:2651:C:H5'	2.20	0.42
1:AA:300:A:H2'	1:AA:301:G:O4'	2.19	0.42
8:CH:104:SER:HA	8:CH:109:VAL:HG22	2.01	0.42
17:AQ:30:HIS:ND1	17:AQ:31:PRO:HD2	2.35	0.42
1:AA:376:G:H2'	1:AA:377:G:H8	1.84	0.42
53:CA:860:A:H2'	53:CA:861:G:O4'	2.19	0.42
22:BA:2551:C:H2'	22:BA:2552:U:C6	2.54	0.42
2:AB:148:GLY:CA	2:AB:151:LYS:HE3	2.50	0.42
22:BA:2786:U:H2'	22:BA:2787:C:C6	2.52	0.42
13:AM:89:ARG:NH1	13:AM:94:LEU:HB3	2.34	0.42
37:DP:28:LYS:HZ2	37:DP:82:SER:HB2	1.85	0.42
22:BA:1206:G:C5	22:BA:1207:C:C5	3.07	0.42
22:DA:758:C:O2	22:DA:758:C:H2'	2.19	0.42
16:AP:10:GLY:HA3	16:AP:15:PRO:C	2.40	0.42
22:BA:1347:A:C2'	22:BA:1348:C:H5'	2.50	0.42
17:CQ:60:ILE:HG12	17:CQ:60:ILE:O	2.19	0.42
22:BA:149:A:C4	22:BA:150:U:C5	3.08	0.42
22:DA:756:A:H2'	22:DA:757:G:O4'	2.20	0.42
22:BA:1419:A:C5	22:BA:1421:G:C5	3.06	0.42
22:BA:1421:G:C2	22:BA:1422:G:N7	2.88	0.42
20:CT:61:ALA:O	20:CT:67:HIS:HA	2.19	0.42

*Continued on next page...*

*Continued from previous page...*

Atom-1	Atom-2	Distance(Å)	Clash(Å)
1:AA:488:C:O2'	1:AA:489:C:H5'	2.19	0.42
27:BF:27:VAL:O	27:BF:27:VAL:HG13	2.19	0.42
28:BG:93:TYR:O	28:BG:94:ARG:O	2.37	0.42
22:BA:1717:A:C2	22:BA:1718:G:H1'	2.54	0.42
8:CH:38:VAL:HA	8:CH:41:GLU:CG	2.50	0.42
22:BA:435:C:H2'	22:BA:436:C:C5'	2.50	0.42
1:AA:420:U:C2'	1:AA:421:U:H5''	2.49	0.42
58:DF:3:LEU:O	58:DF:6:TYR:HB3	2.19	0.42
24:BC:254:LYS:HE3	24:BC:254:LYS:HB3	1.67	0.42
34:BM:96:ILE:HG13	34:BM:96:ILE:O	2.19	0.42
22:BA:802:A:C2	22:BA:803:U:C2	3.08	0.42
3:AC:86:LEU:O	3:AC:87:ARG:C	2.58	0.42
1:AA:471:U:H2'	1:AA:472:U:O4'	2.20	0.42
49:B1:18:HIS:HE1	49:B1:20:TYR:CE2	2.37	0.42
54:CG:105:GLU:O	54:CG:109:LYS:HD3	2.20	0.42
22:DA:2646:C:H2'	22:DA:2647:U:O4'	2.20	0.42
1:AA:1402:C:H2'	1:AA:1403:C:O4'	2.19	0.42
57:DB:21:G:H2'	57:DB:22:U:O4'	2.18	0.42
22:DA:2028:U:H2'	22:DA:2029:G:C8	2.55	0.42
50:D2:18:PHE:O	50:D2:21:ARG:N	2.53	0.42
54:CG:55:LYS:H	54:CG:55:LYS:HD2	1.84	0.42
3:AC:106:ARG:HG2	3:AC:106:ARG:O	2.20	0.42
4:AD:54:LEU:C	4:AD:54:LEU:CD2	2.88	0.42
32:DK:31:ARG:HG3	32:DK:31:ARG:HH11	1.84	0.42
1:AA:1254:A:OP1	10:AJ:47:GLU:HG2	2.20	0.42
1:AA:999:C:H2'	1:AA:1000:A:C8	2.55	0.42
22:DA:1310:G:N2	22:DA:1605:C:C2	2.88	0.42
22:DA:1340:U:C2	22:DA:1603:A:O4'	2.73	0.42
22:DA:241:A:O3'	51:D3:2:LYS:NZ	2.52	0.42
44:BW:18:LYS:CG	44:BW:19:ARG:H	2.25	0.42
44:BW:45:HIS:HB2	44:BW:50:VAL:HG13	2.00	0.42
22:DA:119:A:C4'	22:DA:120:U:OP1	2.67	0.42
37:BP:5:LYS:HD2	37:BP:5:LYS:HA	1.87	0.42
22:BA:1075:C:N4	22:BA:1076:C:N4	2.68	0.42
22:DA:82:U:H5''	22:DA:296:U:H5''	2.02	0.42
22:DA:1817:G:C2'	22:DA:1818:U:H5'	2.47	0.42
22:DA:1071:G:C8	22:DA:1071:G:OP1	2.73	0.42
22:DA:1236:G:O2'	22:DA:1237:A:H8	2.02	0.42
41:DT:9:LYS:CG	41:DT:9:LYS:O	2.68	0.42
15:AO:25:GLU:HG3	15:AO:69:LEU:HD11	2.02	0.42
53:CA:242:G:C6	53:CA:245:U:O4	2.73	0.42
5:CE:103:GLY:HA3	5:CE:120:HIS:O	2.20	0.42

*Continued on next page...*



*Continued from previous page...*

Atom-1	Atom-2	Distance(Å)	Clash(Å)
40:DS:8:ARG:HB3	40:DS:102:HIS:CE1	2.54	0.42
22:DA:1203:U:H2'	22:DA:1204:A:C2	2.55	0.42
22:DA:1131:G:N7	22:DA:2025:C:H4'	2.35	0.42
22:DA:1667:G:P	32:DK:6:THR:HA	2.60	0.42
2:CB:115:ASP:O	2:CB:119:GLN:HB2	2.19	0.42
26:BE:145:ASP:HA	26:BE:166:LYS:O	2.18	0.42
28:DG:138:GLN:HG2	28:DG:138:GLN:O	2.20	0.42
22:DA:2060:A:C8	26:DE:63:LYS:NZ	2.86	0.42
22:DA:593:U:H2'	22:DA:594:U:H6	1.75	0.42
22:DA:1168:G:C6	22:DA:1182:G:C6	3.08	0.42
22:DA:456:C:HO2'	41:DT:73:ARG:HG3	1.82	0.42
24:BC:16:VAL:N	24:BC:203:VAL:HG11	2.33	0.42
53:CA:251:G:C4'	53:CA:252:U:O5'	2.66	0.42
34:DM:17:ASN:C	34:DM:18:ARG:HG2	2.39	0.42
34:DM:71:LYS:HB3	34:DM:93:VAL:O	2.19	0.42
22:BA:2152:G:O2'	22:BA:2153:C:H5'	2.19	0.42
1:AA:266:G:H4'	1:AA:267:C:OP1	2.18	0.42
49:B1:5:ARG:HG2	49:B1:23:THR:HB	2.02	0.42
4:AD:97:LEU:HD22	4:AD:117:VAL:HG11	2.02	0.42
1:AA:405:U:OP1	1:AA:406:G:O2'	2.27	0.42
28:DG:116:LEU:HD13	28:DG:120:ILE:O	2.19	0.42
26:BE:146:VAL:H	26:BE:167:VAL:HG23	1.85	0.42
19:AS:39:ILE:HD11	19:AS:70:LEU:HD23	2.02	0.42
10:CJ:65:TYR:HB3	14:CN:95:LEU:CD1	2.50	0.42
22:BA:1871:A:O2'	22:BA:1872:A:N9	2.53	0.42
53:CA:1265:C:C4	53:CA:1266:G:N7	2.88	0.42
22:DA:2897:U:H2'	22:DA:2898:U:O4'	2.18	0.42
22:DA:1491:G:N2	22:DA:1492:G:C4	2.88	0.42
30:BI:123:ALA:C	30:BI:125:THR:N	2.72	0.42
8:CH:11:THR:HG23	8:CH:14:ARG:HH22	1.84	0.42
53:CA:1303:C:O2	53:CA:1303:C:C2'	2.67	0.42
22:BA:1858:A:C8	22:BA:1885:A:C6	3.08	0.42
29:BH:42:LYS:HG2	29:BH:43:ASN:ND2	2.34	0.42
22:DA:1838:C:H4'	22:DA:1839:G:N7	2.34	0.42
37:BP:33:GLU:OE2	37:BP:38:ARG:NH1	2.52	0.42
35:DN:33:ILE:HD13	35:DN:118:ARG:HH21	1.85	0.42
22:BA:976:G:OP2	62:BA:3578:HOH:O	2.22	0.42
19:CS:52:ASN:C	19:CS:52:ASN:HD22	2.22	0.42
22:DA:2886:A:H62	48:D0:39:ARG:HD3	1.85	0.42
1:AA:323:U:H4'	20:AT:16:ALA:HB3	2.02	0.42
22:BA:1847:A:C4'	22:BA:1848:A:OP2	2.65	0.42
1:AA:223:A:H2'	1:AA:224:U:C6	2.55	0.42

*Continued on next page...*

*Continued from previous page...*

Atom-1	Atom-2	Distance(Å)	Clash(Å)
4:CD:203:TYR:C	4:CD:205:LYS:H	2.23	0.42
4:CD:49:ASP:O	4:CD:53:GLN:HG3	2.19	0.42
22:BA:1392:A:N6	22:BA:1393:A:N6	2.67	0.42
7:AG:69:ARG:HG3	7:AG:95:ARG:CG	2.48	0.42
22:BA:2681:C:C2	22:BA:2724:U:O4	2.72	0.42
22:DA:711:G:C2	22:DA:721:A:C2	3.08	0.42
22:BA:1071:G:C4	22:BA:1089:A:C6	3.08	0.42
5:CE:88:HIS:CE1	5:CE:89:THR:HG23	2.55	0.42
22:BA:2414:G:O2'	22:BA:2415:G:H5'	2.20	0.42
48:D0:47:TYR:CE2	48:D0:52:LYS:HG3	2.54	0.42
22:BA:839:U:H2'	22:BA:840:C:C6	2.55	0.42
30:BI:111:THR:O	30:BI:113:ALA:N	2.47	0.42
22:BA:1310:G:H3'	22:BA:1311:G:C8	2.54	0.42
39:BR:87:GLN:HG2	39:BR:88:GLY:N	2.35	0.42
3:CC:5:HIS:CE1	3:CC:7:ASN:HB3	2.54	0.42
1:AA:874:G:C6	1:AA:875:U:C4	3.07	0.42
53:CA:607:A:H2'	53:CA:608:A:C8	2.55	0.42
22:DA:2108:A:C8	22:DA:2108:A:OP2	2.73	0.42
22:BA:966:G:C6	22:BA:967:U:C4	3.08	0.42
53:CA:178:C:C4	53:CA:179:A:N7	2.88	0.42
22:BA:225:C:H2'	22:BA:226:A:O4'	2.19	0.42
22:DA:706:A:H2'	22:DA:707:G:O4'	2.19	0.42
5:CE:149:PRO:HG3	8:CH:98:LEU:HD21	2.00	0.42
22:BA:2614:A:O4'	48:B0:1:ALA:HB3	2.19	0.42
11:CK:35:ASP:OD1	11:CK:39:ASN:HB3	2.20	0.42
53:CA:384:G:H2'	53:CA:385:C:C6	2.54	0.42
15:AO:2:LEU:O	15:AO:3:SER:C	2.58	0.42
33:BL:4:ASN:HD22	33:BL:4:ASN:H	1.67	0.42
31:BJ:5:THR:O	31:BJ:5:THR:HG22	2.19	0.42
53:CA:401:C:O2'	53:CA:402:G:H5'	2.19	0.42
36:DO:12:THR:HG23	36:DO:16:ARG:HH11	1.85	0.42
25:BD:3:GLY:C	25:BD:82:PHE:CE1	2.92	0.42
22:BA:1430:G:H2'	22:BA:1431:A:O4'	2.19	0.42
22:DA:1400:U:C2'	22:DA:1401:G:O4'	2.67	0.42
22:DA:1608:A:C4	22:DA:1611:C:N4	2.87	0.42
22:DA:1612:C:O2'	22:DA:1613:G:O5'	2.37	0.42
22:DA:33:C:O2	22:DA:454:A:C2	2.73	0.42
4:CD:191:SER:O	4:CD:192:ALA:CB	2.67	0.42
22:DA:244:A:C2	22:DA:255:A:C4	3.07	0.42
22:DA:858:G:C6	22:DA:2268:A:C6	3.08	0.42
44:BW:16:GLU:HB2	44:BW:17:ALA:H	1.47	0.42
22:BA:2336:A:N6	44:BW:40:ARG:HB3	2.34	0.42

*Continued on next page...*

*Continued from previous page...*

Atom-1	Atom-2	Distance(Å)	Clash(Å)
22:DA:121:G:N2	22:DA:131:A:C4	2.88	0.42
53:CA:1143:G:H2'	53:CA:1144:G:H8	1.85	0.42
53:CA:1144:G:N2	53:CA:1146:A:H62	2.12	0.42
22:DA:1438:U:C2'	22:DA:1439:A:H5'	2.50	0.42
37:DP:19:PHE:O	37:DP:23:ASP:OD1	2.38	0.42
1:AA:254:G:OP1	17:AQ:68:LYS:O	2.38	0.42
51:B3:31:ILE:CG1	51:B3:34:LYS:HD2	2.50	0.42
10:CJ:8:ILE:HG13	10:CJ:8:ILE:O	2.19	0.42
5:AE:80:LEU:HD12	5:AE:146:MET:SD	2.60	0.42
38:BQ:82:LEU:O	38:BQ:85:ALA:HB3	2.19	0.42
11:AK:124:LYS:NZ	21:AU:33:ARG:HH21	2.17	0.42
11:AK:125:LYS:C	21:AU:33:ARG:NH2	2.73	0.42
53:CA:66:A:C6	53:CA:67:C:N4	2.88	0.42
53:CA:1271:A:C6	53:CA:1272:G:C6	3.07	0.42
53:CA:21:G:H2'	53:CA:22:G:C8	2.55	0.42
53:CA:995:C:O2'	53:CA:996:A:C5'	2.68	0.42
57:DB:42:C:H2'	57:DB:43:C:H6	1.76	0.42
33:DL:79:LEU:HD12	33:DL:112:LEU:HA	2.01	0.42
12:AL:73:LEU:HD11	12:AL:79:ILE:CG2	2.49	0.42
22:DA:747:U:H2'	22:DA:2613:U:O4	2.20	0.42
22:DA:1998:A:OP2	25:DD:141:ARG:NH2	2.53	0.42
22:DA:1666:G:H4'	32:DK:6:THR:HG23	2.01	0.42
2:AB:67:LEU:O	2:AB:160:LEU:HD12	2.19	0.42
22:DA:818:G:N7	22:DA:1187:G:C6	2.88	0.42
4:AD:191:SER:O	4:AD:192:ALA:CB	2.67	0.42
9:AI:60:LEU:H	9:AI:60:LEU:HD23	1.85	0.42
26:DE:60:TRP:CE3	26:DE:62:GLN:HB2	2.55	0.42
22:DA:593:U:H2'	22:DA:594:U:C5	2.53	0.42
1:AA:76:G:N1	1:AA:95:C:N4	2.67	0.42
27:BF:137:PHE:HA	27:BF:138:PRO:HD3	1.89	0.42
1:AA:1307:U:H2'	1:AA:1308:U:C6	2.54	0.42
24:BC:184:GLU:O	24:BC:185:ALA:HB3	2.20	0.42
43:BV:10:LYS:HZ3	43:BV:10:LYS:HB2	1.84	0.42
29:BH:5:LEU:HD11	29:BH:19:VAL:HG11	2.02	0.42
24:BC:70:LYS:NZ	24:BC:99:GLU:OE1	2.42	0.42
21:CU:35:GLU:CG	21:CU:36:PHE:N	2.82	0.42
53:CA:1191:A:H5''	3:CC:3:LYS:HE3	2.02	0.42
22:DA:696:G:C2	22:DA:767:U:O2	2.73	0.42
24:BC:198:GLU:O	24:BC:199:HIS:C	2.58	0.42
4:CD:138:PRO:C	4:CD:140:ASP:H	2.23	0.42
34:BM:68:PHE:O	34:BM:69:PRO:O	2.38	0.42
24:DC:77:VAL:HG21	24:DC:110:LYS:O	2.20	0.42

*Continued on next page...*

*Continued from previous page...*

Atom-1	Atom-2	Distance(Å)	Clash(Å)
9:CI:71:ILE:HD12	9:CI:72:SER:N	2.28	0.42
31:BJ:56:VAL:CG1	31:BJ:57:LEU:N	2.82	0.42
27:BF:40:GLY:C	27:BF:84:ILE:HD11	2.40	0.42
31:DJ:80:HIS:O	31:DJ:81:ILE:O	2.38	0.42
22:DA:845:A:C2	22:DA:847:U:N1	2.88	0.42
1:AA:1452:C:H2'	1:AA:1452:C:OP2	2.20	0.42
40:DS:70:LYS:O	40:DS:72:THR:N	2.52	0.42
37:BP:95:LYS:HG2	37:BP:97:TYR:CZ	2.53	0.42
48:D0:39:ARG:O	48:D0:40:HIS:HB2	2.20	0.42
29:DH:71:LYS:N	29:DH:71:LYS:CD	2.82	0.42
1:AA:1250:A:O3'	9:AI:68:GLY:HA2	2.20	0.42
4:CD:202:LEU:HD23	4:CD:203:TYR:CD2	2.55	0.42
1:AA:1371:G:OP2	9:AI:12:LYS:HD3	2.20	0.42
57:DB:52:A:N6	36:DO:33:ARG:NE	2.67	0.42
25:DD:4:LEU:HB3	25:DD:32:ASN:HD21	1.84	0.42
2:AB:212:TYR:HA	2:AB:215:ALA:HB3	2.01	0.42
22:DA:1675:C:N3	25:DD:133:THR:HG21	2.35	0.42
22:DA:1993:U:H2'	22:DA:1994:C:O4'	2.19	0.42
53:CA:484:G:H4'	53:CA:485:U:OP1	2.13	0.42
22:DA:1769:U:O2'	22:DA:1958:C:OP1	2.38	0.42
7:AG:21:LEU:HD23	7:AG:24:LYS:HD2	2.02	0.42
34:DM:136:MET:OXT	34:DM:136:MET:HG2	2.20	0.42
22:DA:709:U:O2'	22:DA:710:U:H5'	2.20	0.42
29:DH:4:ILE:HG12	29:DH:18:GLN:HB2	2.01	0.42
22:DA:832:U:P	33:DL:38:GLN:H	2.43	0.42
22:DA:1627:G:C2	22:DA:1628:G:C8	3.07	0.42
22:BA:523:C:O2'	22:BA:524:G:H5'	2.20	0.42
22:BA:523:C:O2	22:BA:554:U:O2'	2.32	0.42
22:BA:1773:A:C2'	22:BA:1774:C:H5'	2.50	0.42
22:DA:825:A:C2	22:DA:826:U:C2	3.08	0.42
20:CT:42:ASP:O	20:CT:43:LYS:C	2.58	0.42
12:CL:6:LEU:O	12:CL:8:ARG:N	2.41	0.42
22:DA:765:C:H2'	22:DA:766:U:C6	2.54	0.42
1:AA:767:A:H2'	1:AA:768:A:C8	2.55	0.42
22:DA:270:A:N1	22:DA:369:U:O2'	2.36	0.42
22:DA:2506:U:C3'	22:DA:2506:U:C6	3.03	0.42
22:BA:2698:U:H2'	22:BA:2699:C:H6	1.85	0.42
22:BA:1315:C:OP2	62:BA:3752:HOH:O	2.22	0.42
7:AG:128:GLU:O	7:AG:129:ASN:C	2.57	0.42
7:AG:130:LYS:N	7:AG:134:VAL:HG21	2.35	0.42
1:AA:437:U:H4'	4:AD:153:ARG:NH2	2.35	0.42
22:BA:851:C:O2'	22:BA:852:U:H5'	2.20	0.42

*Continued on next page...*

*Continued from previous page...*

Atom-1	Atom-2	Distance(Å)	Clash(Å)
1:AA:1113:C:H2'	1:AA:1114:C:H6	1.85	0.42
1:AA:1097:C:H2'	1:AA:1098:C:C6	2.55	0.42
22:DA:980:A:C4	22:DA:1136:G:O4'	2.73	0.42
43:BV:1:MET:HG3	43:BV:2:PHE:N	2.34	0.42
43:BV:30:ILE:HA	43:BV:91:PHE:O	2.19	0.42
39:DR:7:SER:HB2	39:DR:22:LEU:HB2	2.02	0.42
22:BA:2040:G:H2'	22:BA:2041:U:O4'	2.18	0.42
22:BA:1572:A:O2'	22:BA:1573:G:H5'	2.19	0.42
22:BA:116:C:H2'	22:BA:117:G:O4'	2.19	0.42
22:BA:1417:C:H2'	22:BA:1418:G:O4'	2.20	0.42
22:BA:2807:U:O5'	22:BA:2807:U:H6	2.03	0.42
11:CK:12:ARG:HD3	11:CK:12:ARG:N	2.34	0.42
2:AB:84:LEU:HG	2:AB:84:LEU:O	2.19	0.42
24:DC:45:ASN:C	24:DC:47:ARG:H	2.23	0.42
53:CA:1158:C:C2'	53:CA:1158:C:O2	2.68	0.42
22:BA:996:A:O2'	38:BQ:91:ARG:CG	2.68	0.42
33:BL:94:THR:CG2	33:BL:95:LEU:N	2.83	0.42
53:CA:1142:G:O2'	53:CA:1143:G:O4'	2.22	0.42
53:CA:1146:A:C2	53:CA:1147:C:C2	3.08	0.42
53:CA:1150:A:H1'	53:CA:1280:A:N6	2.35	0.42
32:BK:18:ARG:HD2	32:BK:18:ARG:HA	1.82	0.42
22:DA:432:A:O5'	22:DA:432:A:H8	2.01	0.42
22:DA:2259:U:C6	22:DA:2427:C:C4	3.08	0.42
22:DA:2259:U:H2'	22:DA:2260:C:C6	2.54	0.42
22:DA:1075:C:O2'	22:DA:1076:C:H5'	2.19	0.42
22:BA:2389:G:H5''	22:BA:2390:U:H5'	2.01	0.42
53:CA:78:A:H2'	53:CA:79:G:H8	1.79	0.42
53:CA:91:U:C4	53:CA:92:U:C4	3.07	0.42
46:DY:44:LYS:HZ2	46:DY:48:ARG:NE	2.18	0.42
2:AB:40:ILE:HG13	2:AB:41:ASN:H	1.84	0.42
5:AE:113:VAL:HG21	5:AE:140:ILE:CD1	2.49	0.42
8:CH:102:VAL:CG2	8:CH:125:ILE:HD12	2.47	0.42
22:DA:2321:U:OP2	22:DA:2322:A:OP2	2.38	0.42
38:BQ:111:LYS:NZ	39:BR:50:GLY:HA2	2.35	0.42
22:DA:60:G:O2'	22:DA:61:C:O5'	2.36	0.42
22:DA:1038:G:C2	22:DA:1039:A:C5	3.07	0.42
1:AA:747:A:C6	1:AA:748:G:C6	3.08	0.42
53:CA:1328:C:OP1	55:CM:27:THR:HG21	2.20	0.42
53:CA:1050:G:N1	53:CA:1209:C:C2	2.88	0.42
3:CC:190:THR:HG22	3:CC:191:THR:N	2.25	0.42
22:BA:30:G:C5	22:BA:31:C:C4	3.08	0.42
26:DE:134:LEU:HA	26:DE:137:LYS:HB2	2.01	0.42

*Continued on next page...*

*Continued from previous page...*

Atom-1	Atom-2	Distance(Å)	Clash(Å)
53:CA:1241:G:C2	53:CA:1242:G:C5	3.08	0.42
52:B4:9:LYS:HB2	52:B4:9:LYS:HE2	1.86	0.42
11:CK:18:GLY:O	11:CK:81:LEU:HA	2.20	0.42
35:DN:72:ASP:O	35:DN:75:ILE:HG13	2.20	0.42
53:CA:1168:U:H2'	53:CA:1168:U:O2	2.20	0.42
3:AC:133:MET:HB3	3:AC:150:VAL:HG21	2.02	0.42
4:CD:115:GLN:NE2	4:CD:153:ARG:HH22	2.18	0.42
4:CD:176:LYS:CG	4:CD:178:GLU:HB2	2.46	0.42
30:DI:54:ILE:HG23	30:DI:70:THR:HG21	2.02	0.42
1:AA:1229:A:N6	13:AM:103:THR:CG2	2.82	0.42
24:DC:93:VAL:HG13	24:DC:94:LEU:N	2.34	0.42
53:CA:1346:A:C4	53:CA:1348:U:O4	2.73	0.42
53:CA:1453:G:H2'	53:CA:1454:G:O4'	2.20	0.42
2:AB:17:HIS:CE1	2:AB:202:ASN:HD21	2.37	0.42
6:AF:47:LEU:HB3	18:AR:65:SER:OG	2.19	0.42
32:BK:88:ASN:ND2	32:BK:90:ASN:H	2.18	0.42
22:BA:1324:G:C4	22:BA:1328:A:N6	2.87	0.42
24:BC:104:LEU:HB3	24:BC:105:ALA:H	1.67	0.42
53:CA:1003:G:N3	53:CA:1005:A:OP1	2.53	0.42
30:BI:56:VAL:CG2	30:BI:57:VAL:N	2.83	0.42
30:BI:58:ILE:HG22	30:BI:60:VAL:CG2	2.50	0.42
55:CM:17:ALA:HB3	55:CM:18:LEU:HD12	2.02	0.42
17:CQ:30:HIS:CD2	17:CQ:31:PRO:HD2	2.55	0.42
22:BA:1714:U:H5'	22:BA:1715:G:H5'	2.02	0.42
8:CH:11:THR:HG22	8:CH:14:ARG:CZ	2.50	0.42
53:CA:510:A:C5'	53:CA:511:C:OP2	2.64	0.42
45:BX:51:SER:O	45:BX:52:ALA:C	2.57	0.42
22:DA:1282:U:H2'	22:DA:1283:G:O4'	2.20	0.42
8:AH:25:THR:O	8:AH:26:MET:HB3	2.19	0.42
8:CH:23:ALA:HA	8:CH:62:LEU:HD23	2.01	0.42
22:DA:1259:G:H2'	22:DA:1260:A:O4'	2.20	0.42
22:BA:2307:G:N2	22:BA:2311:A:C8	2.87	0.42
22:DA:1631:G:H1'	22:DA:1635:A:N6	2.35	0.42
53:CA:296:U:N3	53:CA:297:G:C5	2.88	0.42
22:DA:1343:G:H2'	22:DA:1344:U:C5	2.54	0.42
39:DR:24:LYS:HA	39:DR:94:THR:CG2	2.49	0.42
11:AK:76:TYR:H	11:AK:76:TYR:HD1	1.68	0.42
22:DA:1570:A:C6	22:DA:1571:A:N1	2.87	0.42
25:DD:179:ARG:H	25:DD:188:LEU:HB2	1.85	0.42
22:BA:1797:G:C6	22:BA:1798:U:C4	3.08	0.42
32:DK:59:LYS:HG2	32:DK:89:ASN:HA	2.01	0.42
22:DA:2849:U:O4	22:DA:2867:G:C8	2.72	0.42

*Continued on next page...*

*Continued from previous page...*

Atom-1	Atom-2	Distance(Å)	Clash(Å)
17:CQ:37:ILE:HG13	17:CQ:38:LYS:O	2.19	0.42
1:AA:863:U:H2'	1:AA:865:A:OP2	2.20	0.42
1:AA:1143:G:H2'	1:AA:1144:G:H8	1.85	0.42
23:BB:46:A:C4	23:BB:47:C:C6	3.07	0.42
52:B4:25:VAL:O	52:B4:26:ILE:HD13	2.19	0.42
22:DA:2185:U:H6	22:DA:2185:U:O5'	2.03	0.42
13:AM:13:HIS:CG	13:AM:41:ASP:HB2	2.55	0.42
22:DA:2293:G:H2'	22:DA:2294:G:O4'	2.20	0.42
15:CO:2:LEU:HD13	15:CO:34:GLN:HE21	1.84	0.42
10:AJ:20:GLN:O	10:AJ:24:GLU:HG3	2.20	0.42
22:DA:2744:G:C6	22:DA:2761:A:C6	3.06	0.42
49:D1:34:GLU:HG3	49:D1:49:LYS:CB	2.49	0.42
22:BA:1301:A:N3	22:BA:1301:A:H2'	2.35	0.42
22:BA:2544:G:H2'	22:BA:2545:G:O4'	2.19	0.42
1:AA:1030:U:OP2	1:AA:1031:C:O2	2.38	0.42
22:BA:2667:C:H2'	22:BA:2668:G:H5'	2.01	0.42
22:DA:545:U:H2'	22:DA:547:A:H5'	2.01	0.42
22:DA:2603:G:H2'	22:DA:2604:U:O4'	2.20	0.42
20:AT:55:PRO:O	20:AT:59:ARG:CB	2.68	0.42
8:CH:38:VAL:O	8:CH:38:VAL:HG12	2.19	0.42
22:BA:368:A:H2'	22:BA:369:U:H5'	2.02	0.42
12:AL:82:ARG:HG3	12:AL:82:ARG:O	2.20	0.42
1:AA:1107:C:C4	1:AA:1108:G:C8	3.07	0.42
18:CR:25:ILE:HA	18:CR:28:LEU:HB2	2.02	0.42
1:AA:290:C:O2'	1:AA:291:U:H5'	2.20	0.42
22:BA:942:G:C2'	22:BA:943:A:H5'	2.50	0.42
53:CA:386:C:C2'	53:CA:387:U:H5'	2.49	0.42
22:DA:462:C:C2'	22:DA:463:G:H5'	2.49	0.42
39:DR:5:PHE:HB3	39:DR:59:ILE:HD12	2.02	0.42
22:DA:651:G:C6	22:DA:652:U:C4	3.08	0.42
53:CA:688:G:C4	53:CA:700:G:C2	3.08	0.42
53:CA:117:G:H2'	53:CA:118:U:O4'	2.20	0.42
22:BA:1979:U:C2'	22:BA:1980:G:H5'	2.50	0.42
1:AA:1237:C:H6	1:AA:1237:C:O5'	2.03	0.42
1:AA:803:G:C6	1:AA:804:U:N3	2.88	0.42
22:BA:2731:G:O2'	22:BA:2732:G:H5'	2.19	0.42
22:DA:779:U:OP1	24:DC:48:ILE:HG13	2.20	0.42
22:BA:1808:A:O2'	45:BX:2:ARG:NH1	2.53	0.42
22:DA:1394:U:C4	22:DA:1395:A:C6	3.07	0.42
44:DW:18:LYS:H	44:DW:36:ILE:CG1	2.27	0.42
44:BW:8:SER:O	44:BW:9:THR:CB	2.67	0.42
44:BW:23:LYS:CG	44:BW:24:ARG:N	2.80	0.42

*Continued on next page...*



*Continued from previous page...*

Atom-1	Atom-2	Distance(Å)	Clash(Å)
22:DA:1551:A:N3	22:DA:1552:A:H8	2.18	0.42
53:CA:1250:A:C6	53:CA:1251:A:C5	3.08	0.42
24:DC:183:VAL:HG22	24:DC:184:GLU:N	2.34	0.42
22:DA:1210:G:C4'	22:DA:1211:C:O5'	2.64	0.42
38:BQ:81:GLY:O	38:BQ:85:ALA:N	2.40	0.42
39:BR:59:ILE:HG23	39:BR:101:ILE:HD13	2.01	0.42
46:DY:25:GLN:O	46:DY:29:ARG:HD3	2.20	0.42
21:AU:9:GLU:CB	21:AU:10:PRO:HD3	2.50	0.42
22:BA:670:A:H4'	22:BA:671:C:O5'	2.19	0.42
14:CN:68:ARG:HG3	14:CN:69:PRO:CD	2.46	0.42
4:CD:29:THR:C	4:CD:30:LYS:HZ2	2.22	0.42
53:CA:559:A:H4'	53:CA:560:A:O5'	2.20	0.42
22:DA:310:A:C2	22:DA:330:A:C5	3.08	0.42
22:DA:2305:U:H4'	58:DF:132:ARG:CG	2.50	0.42
58:DF:35:LEU:O	58:DF:87:LYS:HA	2.19	0.42
22:DA:235:U:C4	22:DA:236:C:C5	3.07	0.42
12:AL:33:CYS:CA	12:AL:54:VAL:HA	2.35	0.42
22:BA:2592:G:C6	22:BA:2593:U:C4	3.08	0.42
22:DA:1265:A:C5	22:DA:1267:U:N3	2.88	0.42
22:BA:946:C:H2'	22:BA:947:A:H8	1.85	0.42
6:CF:3:HIS:CG	6:CF:92:THR:HG23	2.55	0.42
9:AI:51:LEU:CB	9:AI:56:MET:HG2	2.39	0.42
56:CP:75:ILE:HG22	56:CP:80:LYS:HD2	2.02	0.42
2:AB:116:LEU:HB3	2:AB:140:LEU:HG	2.02	0.42
17:CQ:68:LYS:HG2	17:CQ:69:THR:HG23	2.02	0.42
53:CA:1346:A:N6	54:CG:9:ARG:HH12	2.18	0.42
27:BF:133:GLU:H	27:BF:150:GLY:HA2	1.83	0.42
1:AA:1306:A:C2'	1:AA:1307:U:H5'	2.49	0.42
53:CA:495:A:N1	53:CA:496:A:N6	2.68	0.42
53:CA:1434:A:H2'	53:CA:1435:G:O4'	2.20	0.42
43:DV:56:PHE:C	43:DV:58:SER:N	2.73	0.42
24:DC:141:HIS:HB3	24:DC:142:ASN:H	1.63	0.42
2:CB:49:PHE:HB3	2:CB:199:ILE:HG21	2.01	0.42
23:BB:35:C:H2'	23:BB:36:C:O4'	2.20	0.42
53:CA:1002:G:C6	53:CA:1003:G:C6	3.07	0.42
28:BG:59:ASP:O	28:BG:60:GLY:O	2.37	0.42
11:AK:121:ARG:NH2	21:AU:35:GLU:HG3	2.34	0.42
9:AI:41:GLU:HB3	9:AI:42:THR:H	1.57	0.42
29:BH:54:LEU:N	29:BH:57:LYS:HB3	2.34	0.42
24:BC:202:ARG:H	24:BC:202:ARG:HG3	1.68	0.42
53:CA:1073:U:H2'	53:CA:1074:G:C8	2.52	0.42
16:AP:20:VAL:HG21	16:AP:32:PHE:CB	2.50	0.42

*Continued on next page...*

*Continued from previous page...*

Atom-1	Atom-2	Distance(Å)	Clash(Å)
1:AA:257:G:H2'	1:AA:258:G:H8	1.85	0.42
41:DT:5:GLU:OE2	46:DY:18:LEU:HD21	2.20	0.42
22:BA:2571:U:O2'	25:BD:151:THR:CG2	2.67	0.42
53:CA:1387:G:C6	53:CA:1388:C:C4	3.07	0.42
22:DA:1590:A:C6	22:DA:1591:A:N6	2.88	0.42
53:CA:352:C:H5''	53:CA:352:C:H6	1.84	0.42
22:BA:2307:G:H22	22:BA:2311:A:H2'	1.85	0.42
6:AF:68:GLN:HA	6:AF:71:ILE:CG2	2.49	0.42
18:CR:39:VAL:HA	18:CR:40:PRO:HD3	1.94	0.42
22:DA:2407:A:C2	22:DA:2408:U:N3	2.88	0.42
19:AS:33:TRP:CD1	19:AS:51:HIS:CG	3.08	0.42
51:D3:18:LYS:HG3	51:D3:19:GLY:N	2.35	0.42
58:DF:45:ASP:OD2	58:DF:47:LYS:HB2	2.20	0.42
12:CL:70:GLY:C	12:CL:98:ARG:HH22	2.20	0.42
3:AC:35:ASP:C	3:AC:37:LYS:H	2.22	0.42
22:DA:452:G:OP1	26:DE:53:THR:HG23	2.20	0.42
1:AA:1072:G:C5	1:AA:1073:U:C4	3.08	0.42
34:BM:21:ALA:CA	34:BM:97:GLN:HG2	2.47	0.42
41:BT:18:GLU:O	41:BT:19:LYS:C	2.57	0.42
60:BA:3135:TEL:H30	60:BA:3135:TEL:H242	1.85	0.42
24:BC:164:VAL:O	24:BC:165:ALA:HB2	2.20	0.42
14:AN:50:LEU:O	14:AN:52:ARG:N	2.53	0.42
53:CA:1284:C:H3'	53:CA:1285:A:H5''	2.02	0.42
54:CG:148:LYS:HB2	54:CG:148:LYS:HZ3	1.85	0.42
3:CC:187:GLU:HB3	3:CC:188:ALA:H	1.62	0.42
22:DA:2592:G:C6	22:DA:2593:U:C4	3.08	0.42
19:CS:11:ASP:H	19:CS:14:LEU:HD21	1.84	0.42
53:CA:749:A:C2	53:CA:750:C:C2	3.07	0.42
22:BA:988:A:P	47:BZ:11:SER:CB	3.08	0.42
22:BA:245:G:H2'	22:BA:246:C:C6	2.54	0.42
1:AA:674:G:H4'	18:AR:69:TYR:CE1	2.54	0.42
22:BA:2333:A:H5'	22:BA:2335:A:H1'	2.02	0.42
2:AB:138:ARG:HG3	2:AB:139:GLU:N	2.35	0.42
22:BA:2667:C:H2'	22:BA:2668:G:O4'	2.20	0.42
22:BA:1498:C:O2'	22:BA:1499:C:O5'	2.38	0.42
24:DC:30:ALA:N	24:DC:31:PRO:CD	2.83	0.42
22:BA:328:U:H2'	22:BA:329:G:OP1	2.20	0.42
22:DA:1529:G:O6	22:DA:1543:G:C2	2.73	0.42
5:AE:77:ASN:CG	5:AE:78:GLY:H	2.23	0.42
6:AF:11:HIS:HD2	6:AF:12:PRO:CD	2.32	0.42
14:AN:86:ALA:O	14:AN:91:GLU:HB2	2.20	0.42
53:CA:201:G:H2'	53:CA:202:G:C8	2.55	0.42

*Continued on next page...*

*Continued from previous page...*

Atom-1	Atom-2	Distance(Å)	Clash(Å)
1:AA:1426:G:O2'	1:AA:1427:C:H5'	2.19	0.42
22:DA:599:A:N3	22:DA:659:G:C2	2.88	0.42
36:DO:39:VAL:HB	36:DO:49:VAL:H	1.85	0.42
22:DA:1462:C:H1'	22:DA:2702:G:H21	1.84	0.42
58:DF:4:HIS:CE1	58:DF:96:TRP:CH2	3.08	0.42
42:DU:85:ARG:NE	42:DU:85:ARG:HA	2.35	0.42
22:DA:135:U:H2'	22:DA:136:G:C8	2.54	0.42
28:BG:39:ALA:HB1	28:BG:57:TYR:HB3	2.02	0.42
22:BA:1626:A:O2'	22:BA:1627:G:OP2	2.31	0.42
22:DA:2525:G:C2	22:DA:2539:C:C2	3.08	0.42
2:AB:179:GLY:O	2:AB:180:ILE:HD13	2.19	0.42
36:BO:70:ALA:O	36:BO:73:ALA:HB3	2.20	0.42
22:DA:19:A:C2	22:DA:522:A:C2	3.07	0.42
22:BA:2771:C:H2'	22:BA:2772:C:C6	2.55	0.42
56:CP:77:GLU:C	56:CP:79:ASN:H	2.22	0.42
22:DA:2397:G:O2'	22:DA:2398:U:H5'	2.20	0.42
52:D4:9:LYS:HD3	52:D4:9:LYS:O	2.20	0.42
41:DT:53:VAL:HG21	41:DT:92:ASN:HD22	1.84	0.42
55:CM:5:GLY:C	55:CM:6:ILE:HG13	2.40	0.42
22:BA:2095:A:C6	22:BA:2096:C:C4	3.08	0.42
22:BA:252:G:N2	22:BA:253:C:H1'	2.35	0.42
21:CU:19:LYS:HA	21:CU:19:LYS:HD3	1.91	0.41
26:DE:46:GLN:HB3	26:DE:86:ALA:CB	2.50	0.41
57:DB:110:C:H2'	57:DB:111:U:C6	2.53	0.41
22:DA:1008:A:H8	22:DA:1008:A:OP1	2.03	0.41
6:AF:18:VAL:HG11	6:AF:58:HIS:CD2	2.55	0.41
22:DA:116:C:N4	22:DA:117:G:C6	2.88	0.41
22:DA:489:G:C2'	22:DA:491:G:H8	2.33	0.41
22:DA:301:G:C4	22:DA:302:C:C4	3.08	0.41
39:DR:27:ILE:CG2	39:DR:28:ALA:N	2.73	0.41
24:DC:52:HIS:HB3	24:DC:216:ARG:O	2.20	0.41
22:DA:1081:U:O2'	22:DA:1082:U:H5'	2.20	0.41
22:DA:1070:A:C5	22:DA:1097:U:H4'	2.55	0.41
22:DA:75:G:O2'	22:DA:76:C:O5'	2.38	0.41
1:AA:486:U:C5'	1:AA:486:U:C6	2.87	0.41
5:AE:112:ALA:O	5:AE:114:LEU:N	2.52	0.41
15:AO:68:TYR:O	15:AO:69:LEU:C	2.58	0.41
22:BA:587:C:C6	22:BA:671:C:H1'	2.55	0.41
33:BL:29:LYS:HG2	33:BL:30:THR:CG2	2.49	0.41
53:CA:1366:C:O2'	53:CA:1367:C:O5'	2.38	0.41
19:CS:5:LYS:HE3	19:CS:6:LYS:H	1.83	0.41
53:CA:704:A:O2'	53:CA:705:G:O4'	2.37	0.41

*Continued on next page...*

*Continued from previous page...*

Atom-1	Atom-2	Distance(Å)	Clash(Å)
28:DG:157:LYS:C	28:DG:159:LYS:N	2.73	0.41
22:DA:2841:C:H2'	22:DA:2842:G:H8	1.85	0.41
41:DT:18:GLU:HA	41:DT:22:THR:HG21	2.02	0.41
38:DQ:89:ILE:O	38:DQ:91:ARG:N	2.53	0.41
58:DF:65:LEU:HD11	58:DF:87:LYS:HZ1	1.85	0.41
22:DA:1999:C:H5''	22:DA:2723:C:O2'	2.20	0.41
25:DD:168:GLU:HB2	25:DD:169:ARG:H	1.63	0.41
35:DN:2:ARG:HD2	35:DN:2:ARG:O	2.20	0.41
2:AB:185:ILE:CG1	2:AB:185:ILE:O	2.68	0.41
53:CA:1172:C:C2'	53:CA:1173:U:H5'	2.50	0.41
53:CA:1308:U:OP1	55:CM:95:PRO:HB3	2.19	0.41
17:AQ:13:SER:O	17:AQ:16:MET:SD	2.78	0.41
22:BA:2680:U:OP2	25:BD:114:LYS:NZ	2.52	0.41
53:CA:1458:G:O2'	20:CT:22:SER:HB2	2.18	0.41
54:CG:41:ILE:HG22	54:CG:41:ILE:O	2.20	0.41
34:DM:41:LEU:HB3	34:DM:46:ILE:HG23	2.02	0.41
26:DE:90:GLN:HG3	26:DE:92:HIS:CE1	2.55	0.41
7:AG:107:ALA:CA	7:AG:122:GLU:HG3	2.50	0.41
22:BA:2748:A:H1'	28:BG:66:THR:CG2	2.49	0.41
22:BA:2636:C:HO2'	25:BD:45:TYR:HH	1.60	0.41
29:BH:8:LYS:C	29:BH:13:GLY:HA3	2.41	0.41
53:CA:757:U:OP1	53:CA:822:U:O2'	2.27	0.41
41:BT:4:GLU:CD	41:BT:5:GLU:N	2.73	0.41
22:BA:2749:A:OP1	28:BG:3:VAL:HG12	2.20	0.41
3:CC:152:VAL:HA	3:CC:197:VAL:HG22	2.00	0.41
3:CC:76:ILE:HG12	3:CC:83:VAL:HG11	2.02	0.41
53:CA:1072:G:H2'	53:CA:1073:U:O4'	2.19	0.41
45:BX:53:LYS:O	45:BX:57:VAL:HG23	2.20	0.41
15:AO:50:HIS:O	15:AO:53:ARG:HB3	2.20	0.41
22:DA:538:A:C2	22:DA:556:A:C4	3.08	0.41
35:BN:16:HIS:O	35:BN:17:ARG:C	2.59	0.41
22:BA:2506:U:O2'	22:BA:2507:C:O5'	2.38	0.41
50:B2:35:ARG:CG	50:B2:42:LEU:HD11	2.46	0.41
22:BA:1105:U:C2'	22:BA:1106:G:H8	2.30	0.41
22:BA:74:A:C4'	22:BA:75:G:O5'	2.61	0.41
22:BA:575:A:OP2	22:BA:2055:C:H5	2.03	0.41
22:BA:2043:C:C4	22:BA:2777:G:C2	3.08	0.41
22:DA:2638:G:H1'	22:DA:2778:A:H61	1.83	0.41
41:BT:61:LEU:HD12	41:BT:61:LEU:O	2.20	0.41
53:CA:1087:G:C6	53:CA:1099:G:C2	3.08	0.41
12:AL:85:ARG:HH21	12:AL:87:LYS:HD2	1.83	0.41
22:BA:2339:C:H2'	22:BA:2340:A:H8	1.80	0.41

*Continued on next page...*

*Continued from previous page...*

Atom-1	Atom-2	Distance(Å)	Clash(Å)
12:CL:72:ASN:HD22	12:CL:72:ASN:N	2.13	0.41
53:CA:398:U:H2'	53:CA:399:G:C8	2.54	0.41
25:DD:101:PHE:HD2	25:DD:104:VAL:HG11	1.85	0.41
40:BS:28:LYS:O	40:BS:30:SER:N	2.52	0.41
37:BP:105:LYS:CA	37:BP:108:ARG:HH21	2.31	0.41
22:BA:1172:C:N3	22:BA:1173:U:H1'	2.35	0.41
25:BD:24:VAL:HA	25:BD:191:GLY:N	2.33	0.41
55:CM:111:PRO:HG2	55:CM:113:LYS:CG	2.50	0.41
1:AA:1142:G:H3'	1:AA:1143:G:H8	1.85	0.41
53:CA:415:A:H3'	53:CA:416:G:C8	2.52	0.41
7:AG:92:PRO:C	7:AG:93:VAL:HG22	2.40	0.41
2:AB:100:LEU:HB3	2:AB:174:GLU:HG2	2.01	0.41
22:BA:2517:C:C6	22:BA:2542:A:C5	3.07	0.41
4:AD:196:GLU:C	4:AD:198:LEU:N	2.72	0.41
50:B2:12:ARG:HG3	50:B2:13:ASN:ND2	2.35	0.41
2:AB:32:GLY:HA3	2:AB:39:ILE:H	1.85	0.41
2:CB:221:ARG:C	2:CB:223:GLY:H	2.23	0.41
2:AB:113:LEU:O	2:AB:117:GLU:HG3	2.20	0.41
22:DA:2040:G:C6	22:DA:2041:U:C4	3.08	0.41
22:BA:307:G:N2	22:BA:309:A:H3'	2.34	0.41
22:BA:149:A:C4	22:BA:150:U:C6	3.08	0.41
49:B1:27:ARG:C	49:B1:29:LYS:H	2.22	0.41
22:DA:263:G:H2'	22:DA:264:C:O4'	2.19	0.41
22:DA:864:G:C6	22:DA:865:C:C4	3.08	0.41
22:BA:687:C:H2'	22:BA:687:C:O2	2.20	0.41
3:AC:153:SER:CB	3:AC:164:THR:HG22	2.49	0.41
4:CD:106:PHE:HD1	4:CD:158:LEU:HD21	1.85	0.41
2:AB:191:ASP:HA	2:AB:192:PRO:HD2	1.88	0.41
53:CA:444:G:O2'	53:CA:445:G:H5'	2.20	0.41
22:DA:584:C:C4	22:DA:585:G:C5	3.07	0.41
4:AD:54:LEU:HD23	4:AD:54:LEU:C	2.41	0.41
22:DA:1222:U:H2'	22:DA:1223:G:C8	2.56	0.41
51:D3:57:VAL:O	51:D3:60:CYS:HB2	2.19	0.41
22:DA:1016:G:C2	22:DA:1147:A:C2	3.07	0.41
1:AA:849:G:N1	1:AA:850:U:C2	2.88	0.41
20:CT:11:ILE:C	20:CT:13:SER:H	2.23	0.41
22:BA:936:A:H2'	22:BA:937:C:C6	2.55	0.41
22:BA:391:A:C6	22:BA:411:G:C2	3.08	0.41
36:BO:16:ARG:HD2	36:BO:19:GLN:NE2	2.35	0.41
30:BI:93:ASN:OD1	30:BI:136:GLY:HA2	2.20	0.41
33:BL:49:GLY:O	33:BL:51:GLU:HG2	2.20	0.41
22:BA:2082:A:H2'	22:BA:2083:G:O4'	2.20	0.41

*Continued on next page...*

*Continued from previous page...*

Atom-1	Atom-2	Distance(Å)	Clash(Å)
22:BA:1067:A:H8	22:BA:1067:A:OP2	2.03	0.41
24:BC:96:LYS:HA	24:BC:96:LYS:HD3	1.87	0.41
44:BW:70:VAL:HG13	44:BW:70:VAL:O	2.20	0.41
47:BZ:52:PHE:C	47:BZ:52:PHE:CD2	2.94	0.41
1:AA:142:G:N3	1:AA:142:G:H2'	2.35	0.41
1:AA:528:C:H5'	1:AA:529:G:OP2	2.20	0.41
1:AA:342:C:C2'	1:AA:343:U:H5'	2.50	0.41
32:DK:14:SER:OG	32:DK:51:LYS:N	2.53	0.41
22:BA:986:C:H2'	22:BA:987:C:H6	1.84	0.41
22:DA:1605:C:O2'	22:DA:1610:A:H2'	2.19	0.41
1:AA:1222:G:O6	62:AA:1835:HOH:O	2.21	0.41
31:DJ:119:PHE:C	31:DJ:121:LYS:N	2.74	0.41
27:BF:56:LEU:HA	27:BF:56:LEU:HD23	1.75	0.41
22:DA:2331:G:H2'	22:DA:2332:C:O4'	2.21	0.41
22:BA:2364:C:H4'	44:BW:55:ASP:OD1	2.20	0.41
44:BW:25:PHE:O	44:BW:26:GLY:C	2.57	0.41
44:BW:43:LYS:HD3	44:BW:77:LYS:HB3	2.02	0.41
25:BD:184:ARG:NH1	37:BP:6:GLN:HE22	2.15	0.41
37:BP:4:ILE:C	37:BP:7:LEU:H	2.24	0.41
53:CA:1136:C:H2'	53:CA:1136:C:H6	1.71	0.41
1:AA:451:A:O4'	1:AA:452:A:C8	2.73	0.41
22:DA:1139:G:C2'	22:DA:1140:C:H5'	2.50	0.41
32:DK:21:CYS:HA	32:DK:41:ILE:CD1	2.47	0.41
4:AD:146:GLU:HB3	4:AD:147:LYS:HZ3	1.82	0.41
22:BA:1734:G:C4	22:BA:1735:A:C8	3.07	0.41
8:AH:65:PHE:HD1	8:AH:65:PHE:HA	1.74	0.41
53:CA:1319:A:H5''	19:CS:4:LEU:CD1	2.50	0.41
4:CD:29:THR:C	4:CD:31:CYS:H	2.21	0.41
39:BR:24:LYS:HE2	39:BR:24:LYS:HB3	1.70	0.41
22:DA:2874:C:H2'	22:DA:2875:C:C6	2.55	0.41
37:DP:4:ILE:O	37:DP:4:ILE:HG22	2.21	0.41
53:CA:22:G:H2'	53:CA:23:C:C6	2.55	0.41
42:DU:20:LYS:HD2	42:DU:38:ILE:CD1	2.50	0.41
22:DA:200:U:O4	22:DA:248:G:C2	2.73	0.41
22:DA:201:C:H6	22:DA:201:C:O5'	2.03	0.41
33:DL:128:THR:HG22	33:DL:129:LYS:N	2.35	0.41
22:DA:581:C:P	38:DQ:32:ARG:HE	2.42	0.41
5:CE:38:VAL:HG12	5:CE:39:GLY:H	1.84	0.41
22:BA:569:U:OP1	22:BA:945:A:O2'	2.24	0.41
6:CF:4:TYR:O	6:CF:63:ASN:HA	2.20	0.41
1:AA:215:C:O2'	1:AA:216:U:H5'	2.20	0.41
22:BA:684:G:OP1	50:B2:21:ARG:NH1	2.53	0.41

*Continued on next page...*

*Continued from previous page...*

Atom-1	Atom-2	Distance(Å)	Clash(Å)
27:BF:107:VAL:N	27:BF:108:PRO:HD2	2.36	0.41
22:BA:545:U:C2'	22:BA:546:U:O3'	2.68	0.41
24:BC:225:ASN:O	24:BC:226:PRO:C	2.59	0.41
22:DA:2287:A:C6	22:DA:2289:G:C4	3.08	0.41
24:DC:99:GLU:HG2	24:DC:100:ARG:N	2.34	0.41
1:AA:620:C:N3	4:AD:131:ILE:HG21	2.34	0.41
5:CE:153:ALA:O	5:CE:156:ARG:HG2	2.20	0.41
1:AA:466:A:C3'	1:AA:467:U:H5''	2.50	0.41
53:CA:320:A:C2	53:CA:334:C:N3	2.88	0.41
22:DA:1568:G:N3	24:DC:57:HIS:HE1	2.17	0.41
22:DA:2192:U:H2'	22:DA:2192:U:O2	2.21	0.41
30:BI:78:LEU:HD13	30:BI:108:ILE:CG2	2.46	0.41
32:BK:115:ILE:HG23	32:BK:115:ILE:O	2.19	0.41
53:CA:428:G:C5	53:CA:430:A:C6	3.08	0.41
22:DA:960:A:C2'	22:DA:962:G:H5'	2.48	0.41
41:BT:29:THR:HA	41:BT:86:THR:H	1.84	0.41
28:BG:26:LYS:HB3	28:BG:32:LEU:HA	2.02	0.41
17:AQ:80:LYS:HZ2	17:AQ:80:LYS:N	2.17	0.41
53:CA:1294:G:C8	53:CA:1294:G:OP2	2.73	0.41
48:D0:12:ARG:HG3	48:D0:15:ARG:NH1	2.29	0.41
22:BA:2840:C:H2'	22:BA:2841:C:H6	1.85	0.41
27:BF:72:SER:HB2	27:BF:80:GLN:N	2.35	0.41
13:AM:10:ASP:O	13:AM:11:HIS:HB2	2.20	0.41
24:BC:108:GLY:C	24:BC:109:LEU:HD22	2.40	0.41
16:AP:19:VAL:HG13	16:AP:37:GLY:O	2.19	0.41
26:BE:83:VAL:HG12	26:BE:83:VAL:O	2.18	0.41
22:DA:41:C:H2'	22:DA:42:A:H8	1.78	0.41
22:BA:143:C:H2'	22:BA:144:A:C8	2.55	0.41
41:BT:69:ARG:HB3	41:BT:70:HIS:H	1.57	0.41
22:DA:1813:G:C2	24:DC:49:THR:HB	2.55	0.41
2:CB:9:LEU:N	2:CB:9:LEU:HD23	2.30	0.41
22:DA:1409:U:H6	22:DA:1409:U:O5'	2.02	0.41
22:DA:1512:C:C4	22:DA:1513:U:C5	3.08	0.41
43:DV:69:GLU:C	43:DV:70:ILE:HD13	2.41	0.41
22:BA:815:C:OP1	39:BR:85:LYS:CE	2.66	0.41
2:AB:165:ALA:CB	2:AB:186:VAL:HG12	2.48	0.41
2:CB:182:VAL:O	2:CB:195:VAL:HG13	2.20	0.41
1:AA:537:G:H5''	12:AL:109:ARG:NH1	2.35	0.41
37:DP:28:LYS:O	37:DP:80:VAL:O	2.38	0.41
41:DT:34:VAL:O	41:DT:35:ALA:HB3	2.21	0.41
22:DA:1525:A:C6	22:DA:1526:C:N3	2.88	0.41
32:DK:16:ALA:HB1	32:DK:45:GLU:HG3	2.03	0.41

*Continued on next page...*



*Continued from previous page...*

Atom-1	Atom-2	Distance(Å)	Clash(Å)
2:CB:67:LEU:CG	2:CB:157:PRO:HG3	2.50	0.41
22:BA:753:A:H2'	22:BA:754:U:H6	1.85	0.41
45:DX:44:ARG:HB3	45:DX:44:ARG:NH1	2.35	0.41
11:AK:97:ARG:C	11:AK:99:LEU:H	2.23	0.41
39:DR:93:PHE:CE1	39:DR:95:ASP:OD1	2.73	0.41
37:BP:61:ARG:HG3	37:BP:70:GLU:HG2	2.02	0.41
1:AA:874:G:O2'	1:AA:875:U:H5'	2.20	0.41
53:CA:604:G:C6	53:CA:605:U:N3	2.88	0.41
22:DA:271:G:N2	22:DA:367:G:H1'	2.35	0.41
22:DA:283:G:N2	22:DA:358:U:C2	2.88	0.41
22:DA:864:G:C6	22:DA:865:C:N4	2.87	0.41
22:BA:1684:G:C2	22:BA:1705:A:C2	3.08	0.41
8:CH:75:GLN:O	8:CH:126:CYS:CB	2.68	0.41
58:DF:94:ARG:HA	58:DF:97:GLU:OE2	2.20	0.41
23:BB:110:C:C4	23:BB:111:U:C5	3.08	0.41
22:BA:2140:G:OP2	22:BA:2140:G:H8	2.03	0.41
53:CA:658:C:O2'	53:CA:659:U:H5'	2.20	0.41
22:BA:226:A:N6	22:BA:227:A:C6	2.87	0.41
22:DA:799:G:C6	22:DA:800:A:C6	3.08	0.41
22:BA:1416:G:O2'	22:BA:1417:C:OP2	2.30	0.41
22:BA:639:U:H2'	22:BA:640:C:C6	2.55	0.41
22:BA:2582:G:C2	22:BA:2583:G:C8	3.08	0.41
1:AA:577:G:C8	1:AA:816:A:C6	3.08	0.41
53:CA:455:G:N2	53:CA:478:A:C2	2.88	0.41
2:AB:156:LEU:HG	2:AB:156:LEU:O	2.20	0.41
6:AF:79:ARG:NE	6:AF:79:ARG:HA	2.35	0.41
1:AA:13:U:C4	1:AA:916:U:O4	2.73	0.41
22:DA:2246:G:H2'	22:DA:2247:A:C8	2.55	0.41
18:AR:31:TYR:O	18:AR:39:VAL:HG23	2.20	0.41
22:DA:2094:A:H2'	22:DA:2095:A:O4'	2.19	0.41
22:BA:1154:G:O5'	22:BA:1154:G:H8	2.03	0.41
22:DA:1394:U:H3'	22:DA:1394:U:C6	2.55	0.41
22:DA:1613:G:C2	22:DA:1617:C:C2	3.09	0.41
45:DX:2:ARG:HH21	45:DX:32:LEU:HD23	1.85	0.41
22:BA:2365:G:O2'	22:BA:2366:A:C8	2.65	0.41
22:BA:1063:G:C6	22:BA:1064:C:C2	3.09	0.41
22:DA:249:C:H3'	22:DA:2394:C:O3'	2.20	0.41
22:DA:2394:C:OP1	33:DL:63:LYS:HG2	2.20	0.41
32:DK:93:GLN:HA	32:DK:94:PRO:HD2	1.87	0.41
22:DA:1791:A:N6	22:DA:1828:G:O2'	2.54	0.41
22:DA:1091:G:O2'	22:DA:1092:C:H5'	2.19	0.41
1:AA:841:C:H1'	2:CB:152:ASP:OD1	2.20	0.41

*Continued on next page...*

*Continued from previous page...*

Atom-1	Atom-2	Distance(Å)	Clash(Å)
39:BR:49:ILE:CG2	39:BR:53:PHE:N	2.83	0.41
22:DA:126:A:P	50:D2:19:ARG:HG3	2.60	0.41
22:DA:308:G:H21	22:DA:329:G:H21	1.67	0.41
53:CA:1237:C:OP1	53:CA:1238:A:H1'	2.20	0.41
58:DF:113:PHE:CE2	58:DF:116:LEU:HB2	2.52	0.41
35:DN:35:LYS:HD3	35:DN:112:TYR:CZ	2.55	0.41
22:DA:1654:A:N7	22:DA:2823:A:H1'	2.36	0.41
2:AB:110:ILE:HD12	2:AB:147:LEU:CD1	2.45	0.41
41:DT:55:VAL:HG22	41:DT:56:GLU:N	2.35	0.41
41:DT:58:VAL:HG22	41:DT:59:ASN:N	2.35	0.41
33:BL:55:MET:HA	33:BL:56:PRO:HD3	1.70	0.41
22:BA:558:U:OP1	31:BJ:111:LYS:HE3	2.20	0.41
22:DA:2067:G:C4'	22:DA:2068:U:OP2	2.69	0.41
22:DA:2429:G:N7	33:DL:55:MET:HE3	2.36	0.41
30:DI:11:GLN:OE1	30:DI:74:PRO:HG2	2.21	0.41
22:DA:1048:A:C2	22:DA:1049:C:N3	2.88	0.41
22:DA:1112:G:O2'	22:DA:1113:U:H5'	2.19	0.41
24:BC:250:GLN:H	24:BC:250:GLN:NE2	2.18	0.41
4:AD:12:ARG:HG2	4:AD:33:ILE:HD12	2.02	0.41
22:DA:2546:U:O4'	22:DA:2565:A:C2	2.73	0.41
33:DL:57:LEU:CA	33:DL:60:ARG:HG3	2.49	0.41
53:CA:134:G:H2'	53:CA:135:C:O4'	2.20	0.41
30:BI:115:ASP:C	30:BI:115:ASP:OD1	2.59	0.41
39:DR:62:GLU:HB2	39:DR:99:THR:CG2	2.50	0.41
1:AA:324:G:N2	1:AA:326:G:H3'	2.34	0.41
9:CI:70:GLY:O	9:CI:73:GLY:N	2.46	0.41
53:CA:71:A:C6	53:CA:100:G:N7	2.88	0.41
53:CA:73:C:H2'	53:CA:74:A:H8	1.85	0.41
58:DF:30:VAL:HG13	58:DF:168:LEU:HD23	2.01	0.41
22:DA:1652:A:H3'	22:DA:1653:G:C8	2.54	0.41
1:AA:132:C:H2'	1:AA:133:U:O4'	2.20	0.41
1:AA:133:U:H1'	1:AA:230:G:N2	2.36	0.41
53:CA:1227:A:O2'	53:CA:1228:C:H5'	2.20	0.41
56:CP:46:LYS:HB2	56:CP:47:GLU:H	1.49	0.41
37:BP:32:VAL:O	37:BP:33:GLU:C	2.59	0.41
36:BO:98:GLN:O	36:BO:103:VAL:HG21	2.20	0.41
1:AA:596:A:H2'	1:AA:597:G:H8	1.85	0.41
1:AA:645:G:H2'	1:AA:646:G:H5'	2.01	0.41
10:AJ:74:VAL:HG12	10:AJ:75:ASP:N	2.35	0.41
12:CL:106:VAL:CG2	12:CL:116:TYR:HB3	2.51	0.41
42:DU:32:LYS:HD2	42:DU:65:GLN:H	1.85	0.41
32:BK:76:VAL:H	37:BP:72:VAL:HG23	1.85	0.41

*Continued on next page...*

*Continued from previous page...*

Atom-1	Atom-2	Distance(Å)	Clash(Å)
26:BE:196:VAL:HA	26:BE:199:MET:HB2	2.03	0.41
2:CB:9:LEU:O	2:CB:10:LYS:CB	2.67	0.41
22:BA:2567:G:H2'	22:BA:2568:U:C6	2.55	0.41
22:BA:675:A:C4	22:BA:804:A:C2	3.08	0.41
43:DV:4:ILE:HD11	43:DV:50:MET:HE2	2.03	0.41
1:AA:340:U:O2'	1:AA:341:C:H5'	2.20	0.41
1:AA:723:U:OP1	21:AU:48:LYS:HB2	2.21	0.41
27:BF:113:PHE:CE1	27:BF:116:LEU:HD22	2.54	0.41
16:AP:5:ARG:HA	16:AP:68:SER:HG	1.84	0.41
22:DA:2787:C:O2'	22:DA:2788:C:H5'	2.20	0.41
22:BA:1947:C:H2'	22:BA:1948:G:H8	1.86	0.41
20:AT:11:ILE:HG12	20:AT:12:GLN:N	2.35	0.41
55:CM:69:ARG:HD2	55:CM:69:ARG:N	2.34	0.41
35:DN:82:GLU:O	35:DN:85:PRO:HD2	2.21	0.41
22:BA:1115:G:O2'	22:BA:1116:G:P	2.77	0.41
19:AS:79:TYR:CD1	19:AS:80:ARG:N	2.89	0.41
56:CP:57:ILE:HD13	56:CP:57:ILE:HA	1.92	0.41
49:D1:42:VAL:HG12	49:D1:42:VAL:O	2.20	0.41
22:BA:1002:G:C2'	22:BA:1003:G:O5'	2.68	0.41
53:CA:115:G:H1'	53:CA:116:A:N7	2.35	0.41
22:DA:219:A:N7	22:DA:220:G:C5	2.88	0.41
22:BA:1614:A:C2	40:BS:93:ALA:HB2	2.56	0.41
22:DA:499:U:O4	22:DA:500:G:C6	2.73	0.41
28:BG:39:ALA:HB1	28:BG:57:TYR:CB	2.49	0.41
10:CJ:10:LEU:HB2	10:CJ:72:ARG:HB2	2.01	0.41
56:CP:39:PHE:HD1	56:CP:50:THR:HG1	1.66	0.41
22:BA:1926:U:H2'	22:BA:1928:A:N7	2.35	0.41
22:BA:1471:G:H2'	22:BA:1472:C:H6	1.84	0.41
22:DA:1576:U:H2'	22:DA:1577:C:C6	2.56	0.41
53:CA:552:U:C2	53:CA:553:A:C8	3.08	0.41
22:DA:62:U:O2	22:DA:62:U:H2'	2.20	0.41
4:CD:56:GLU:HA	4:CD:56:GLU:OE1	2.20	0.41
3:CC:41:TYR:HA	3:CC:41:TYR:HD2	1.76	0.41
1:AA:937:A:N6	1:AA:1345:U:O4	2.53	0.41
22:DA:2093:G:H4'	29:DH:24:GLY:HA3	2.02	0.41
38:BQ:91:ARG:HB2	39:BR:11:GLN:OE1	2.21	0.41
29:BH:33:GLN:HE21	29:BH:33:GLN:HB2	1.75	0.41
57:DB:69:G:H3'	57:DB:70:C:C5	2.55	0.41
31:DJ:44:TYR:HD1	38:DQ:63:ARG:HH21	1.68	0.41
6:AF:18:VAL:N	6:AF:19:PRO:HD2	2.35	0.41
44:DW:25:PHE:CG	44:DW:26:GLY:N	2.87	0.41
44:DW:35:ILE:HB	44:DW:36:ILE:H	1.49	0.41

*Continued on next page...*

*Continued from previous page...*

Atom-1	Atom-2	Distance(Å)	Clash(Å)
54:CG:22:LEU:C	54:CG:22:LEU:HD23	2.40	0.41
53:CA:260:G:C5	53:CA:261:U:C5	3.08	0.41
22:DA:295:G:C2	22:DA:296:U:C6	3.08	0.41
41:BT:38:ALA:HB3	41:BT:81:LYS:HE2	2.01	0.41
22:DA:1437:C:C2	22:DA:1438:U:C5	3.08	0.41
22:DA:1816:C:O2'	22:DA:1817:G:OP1	2.38	0.41
22:DA:216:A:C5	22:DA:432:A:C2	3.08	0.41
1:AA:919:A:H8	1:AA:919:A:O5'	2.04	0.41
11:AK:124:LYS:HE2	11:AK:124:LYS:C	2.40	0.41
21:AU:33:ARG:CD	21:AU:34:ARG:HG3	2.51	0.41
22:DA:1274:A:O2'	22:DA:1275:A:C5'	2.63	0.41
53:CA:1218:C:H2'	53:CA:1219:A:H8	1.78	0.41
53:CA:976:G:N2	53:CA:1363:A:N3	2.69	0.41
54:CG:114:SER:O	54:CG:118:ARG:HG3	2.20	0.41
22:DA:1932:A:C2	22:DA:1933:G:H1'	2.56	0.41
34:BM:6:ARG:HD2	34:BM:8:LYS:NZ	2.34	0.41
22:DA:192:C:N4	22:DA:193:U:O2	2.54	0.41
57:DB:42:C:N4	58:DF:87:LYS:HZ2	2.19	0.41
22:BA:1590:A:C6	22:BA:1591:A:N6	2.88	0.41
22:DA:803:U:C2'	22:DA:804:A:H5'	2.50	0.41
22:DA:1182:G:H2'	22:DA:1183:U:O4'	2.19	0.41
22:DA:1048:A:N6	22:DA:1111:A:C5	2.89	0.41
3:CC:172:VAL:CG1	3:CC:181:ILE:HD13	2.51	0.41
22:BA:359:G:H3'	22:BA:360:U:C6	2.55	0.41
24:DC:93:VAL:HG12	24:DC:101:ARG:N	2.34	0.41
34:DM:73:ILE:HG21	34:DM:91:TYR:CZ	2.56	0.41
12:CL:86:VAL:HG11	12:CL:89:LEU:HD23	2.03	0.41
26:DE:40:ARG:CZ	26:DE:92:HIS:CD2	3.04	0.41
27:BF:134:GLN:C	27:BF:136:ILE:N	2.72	0.41
1:AA:734:G:H2'	1:AA:735:C:C6	2.56	0.41
22:DA:1645:G:H5''	22:DA:1646:C:O5'	2.19	0.41
1:AA:1253:G:N1	1:AA:1285:A:N6	2.68	0.41
13:AM:4:ALA:HB2	13:AM:59:VAL:HG13	2.01	0.41
22:DA:956:G:N3	22:DA:962:G:O6	2.53	0.41
28:BG:3:VAL:HG13	28:BG:4:ALA:N	2.35	0.41
12:CL:5:GLN:HG3	12:CL:9:LYS:HZ1	1.85	0.41
9:CI:11:ARG:NH2	9:CI:108:ARG:HH21	2.18	0.41
28:DG:6:ALA:HA	28:DG:7:PRO:HD3	1.71	0.41
1:AA:35:G:N3	12:AL:114:SER:OG	2.53	0.41
53:CA:1072:G:C2	53:CA:1073:U:C2	3.07	0.41
35:BN:83:LEU:HD11	35:BN:86:ARG:NH2	2.35	0.41
31:BJ:31:GLU:O	31:BJ:32:LEU:C	2.57	0.41

*Continued on next page...*

*Continued from previous page...*

Atom-1	Atom-2	Distance(Å)	Clash(Å)
27:BF:84:ILE:CG1	27:BF:84:ILE:O	2.67	0.41
20:AT:57:VAL:O	20:AT:58:ASP:C	2.57	0.41
26:BE:41:GLN:OE1	26:BE:43:THR:HG21	2.21	0.41
22:BA:28:A:C2	22:BA:513:A:C8	3.09	0.41
22:DA:1837:C:O2	22:DA:1927:A:H2	2.03	0.41
1:AA:345:C:C3'	37:BP:33:GLU:OE1	2.68	0.41
11:AK:34:THR:OG1	11:AK:38:GLY:HA2	2.21	0.41
22:DA:1723:G:C2'	22:DA:1724:G:H5'	2.50	0.41
1:AA:116:A:C2'	1:AA:117:G:O5'	2.68	0.41
22:DA:374:A:H2'	22:DA:375:G:O4'	2.21	0.41
42:DU:33:VAL:O	42:DU:34:ILE:CG1	2.69	0.41
19:AS:47:THR:O	19:AS:48:ILE:C	2.59	0.41
2:CB:59:ILE:HD12	2:CB:60:ALA:N	2.35	0.41
22:BA:2555:U:C5	22:BA:2556:C:N1	2.88	0.41
36:BO:2:ASP:O	36:BO:3:LYS:CB	2.68	0.41
36:BO:2:ASP:OD1	36:BO:3:LYS:HG2	2.20	0.41
53:CA:397:A:H3'	53:CA:397:A:N3	2.36	0.41
22:DA:345:A:H2'	22:DA:346:A:OP2	2.21	0.41
12:AL:88:ASP:O	12:AL:90:PRO:HD3	2.20	0.41
22:DA:662:G:H4'	33:DL:15:ALA:O	2.21	0.41
12:CL:47:ALA:C	12:CL:48:LEU:HD23	2.41	0.41
55:CM:77:LYS:C	55:CM:77:LYS:HD3	2.41	0.41
22:BA:523:C:H5''	22:BA:540:C:O2'	2.21	0.41
1:AA:434:U:H2'	1:AA:435:A:O4'	2.20	0.41
15:AO:80:LEU:O	15:AO:84:LEU:N	2.47	0.41
22:BA:2318:G:C6	22:BA:2319:G:C6	3.08	0.41
39:DR:21:ARG:HB2	39:DR:93:PHE:CD1	2.53	0.41
22:DA:754:U:H2'	22:DA:755:U:C6	2.55	0.41
53:CA:1261:A:N7	53:CA:1274:A:C2	2.88	0.41
22:BA:2847:U:O2'	22:BA:2848:G:H5'	2.21	0.41
1:AA:626:G:H2'	1:AA:627:G:O4'	2.20	0.41
58:DF:97:GLU:HG2	58:DF:97:GLU:O	2.19	0.41
11:CK:19:VAL:HB	11:CK:34:THR:HG23	2.01	0.41
22:BA:2140:G:H2'	22:BA:2141:G:C8	2.55	0.41
1:AA:1470:U:O2'	1:AA:1471:U:H5'	2.19	0.41
2:AB:63:LYS:HD3	2:AB:63:LYS:C	2.41	0.41
22:DA:1831:G:C6	22:DA:1832:C:N4	2.88	0.41
22:BA:1770:G:C5	22:BA:1983:G:C6	3.08	0.41
22:BA:1983:G:C2	22:BA:1984:G:C8	3.08	0.41
1:AA:802:A:H5''	1:AA:803:G:OP2	2.20	0.41
1:AA:568:G:N2	1:AA:883:C:C2	2.88	0.41
22:BA:1911:U:C2	22:BA:1918:A:C2	3.07	0.41

*Continued on next page...*

*Continued from previous page...*

Atom-1	Atom-2	Distance(Å)	Clash(Å)
22:BA:2716:C:C2	22:BA:2717:C:C5	3.08	0.41
2:CB:176:ASN:C	2:CB:178:LEU:H	2.23	0.41
28:BG:27:GLY:O	28:BG:28:LYS:C	2.58	0.41
22:DA:1366:A:H2'	22:DA:1367:A:C8	2.55	0.41
22:DA:2491:U:H5''	22:DA:2570:G:H5''	2.02	0.41
53:CA:390:U:O2'	53:CA:391:G:H5'	2.20	0.41
26:DE:16:GLU:O	26:DE:16:GLU:HG3	2.20	0.41
22:BA:1512:C:OP2	22:BA:1512:C:H6	2.03	0.41
22:BA:2656:U:O2	22:BA:2656:U:H2'	2.20	0.41
25:DD:60:VAL:O	25:DD:60:VAL:HG13	2.19	0.41
31:DJ:34:ARG:HE	31:DJ:34:ARG:HB3	1.72	0.41
53:CA:1508:A:H2'	53:CA:1509:C:O4'	2.20	0.41
1:AA:1270:G:H2'	1:AA:1271:A:H8	1.85	0.41
22:DA:1346:G:H2'	22:DA:1347:A:H8	1.81	0.41
22:DA:226:A:C4	22:DA:227:A:N7	2.88	0.41
22:BA:874:G:N1	22:BA:904:G:C6	2.89	0.41
57:DB:108:A:H2'	57:DB:108:A:H8	1.69	0.41
6:AF:41:ASP:OD2	6:AF:58:HIS:NE2	2.51	0.41
44:BW:18:LYS:N	44:BW:36:ILE:HG12	2.35	0.41
53:CA:260:G:C5	53:CA:261:U:C4	3.09	0.41
41:BT:11:LEU:HD11	41:BT:47:VAL:HG22	2.03	0.41
41:BT:8:LEU:HD13	41:BT:46:ALA:CA	2.50	0.41
22:DA:1476:U:O2	22:DA:1516:G:C2	2.73	0.41
22:DA:1817:G:H4'	24:DC:85:ASN:O	2.20	0.41
53:CA:1251:A:H2	53:CA:1369:C:O2	2.03	0.41
20:AT:47:GLN:HE21	20:AT:82:ILE:HD13	1.86	0.41
22:BA:272:A:O2'	22:BA:273:G:O5'	2.38	0.41
22:DA:1059:G:C6	22:DA:1080:A:N1	2.88	0.41
46:DY:57:LEU:O	46:DY:60:LYS:HE3	2.20	0.41
53:CA:197:A:C6	53:CA:221:C:H4'	2.55	0.41
35:DN:19:ALA:HA	35:DN:22:ARG:HB3	2.03	0.41
22:DA:476:G:O2'	22:DA:477:A:H5''	2.19	0.41
28:DG:92:GLY:O	28:DG:93:TYR:C	2.58	0.41
30:BI:49:GLU:HG2	30:BI:50:LYS:N	2.35	0.41
53:CA:1200:C:HO2'	53:CA:1201:A:P	2.42	0.41
53:CA:1301:U:C2'	53:CA:1301:U:O2	2.67	0.41
1:AA:507:C:OP2	1:AA:508:U:H3'	2.20	0.41
58:DF:146:ASP:HB3	58:DF:147:ARG:H	1.62	0.41
22:DA:2307:G:N7	22:DA:2312:U:C5	2.89	0.41
22:DA:633:A:H5''	33:DL:70:LYS:HD3	2.01	0.41
22:DA:515:A:H1'	22:DA:581:C:H1'	2.02	0.41
22:DA:581:C:H2'	22:DA:582:A:C8	2.56	0.41

*Continued on next page...*

*Continued from previous page...*

Atom-1	Atom-2	Distance(Å)	Clash(Å)
12:AL:72:ASN:O	12:AL:73:LEU:O	2.38	0.41
22:DA:616:A:O2'	22:DA:617:G:O5'	2.38	0.41
22:BA:1941:C:C5	22:BA:1965:C:C6	3.09	0.41
38:BQ:5:ARG:HG2	38:BQ:5:ARG:O	2.20	0.41
26:DE:147:LEU:CB	26:DE:186:VAL:HG23	2.50	0.41
2:CB:122:ASP:CB	2:CB:124:THR:HG22	2.50	0.41
2:CB:132:GLU:OE1	2:CB:136:ARG:HG3	2.20	0.41
22:DA:818:G:C2'	22:DA:819:A:H5''	2.51	0.41
4:AD:61:ARG:HG2	4:AD:71:PHE:CD2	2.56	0.41
45:BX:58:ILE:CD1	45:BX:66:VAL:HG11	2.48	0.41
22:DA:1417:C:C2'	22:DA:1418:G:C8	2.96	0.41
12:CL:89:LEU:HA	12:CL:90:PRO:HD2	1.58	0.41
22:DA:2149:U:O2'	22:DA:2150:C:H6	2.03	0.41
22:DA:1255:U:O2'	22:DA:1256:G:P	2.78	0.41
2:AB:17:HIS:CD2	2:AB:202:ASN:ND2	2.82	0.41
28:DG:100:ASN:O	28:DG:115:GLN:HB2	2.21	0.41
22:BA:479:A:C2	22:BA:480:A:C4	3.09	0.41
4:AD:57:LYS:HG2	4:AD:202:LEU:CD2	2.50	0.41
24:BC:67:LYS:O	24:BC:68:ARG:HB2	2.20	0.41
43:BV:72:VAL:HB	43:BV:92:VAL:O	2.21	0.41
30:BI:57:VAL:HG12	30:BI:58:ILE:N	2.35	0.41
22:DA:2845:U:H2'	22:DA:2846:G:O4'	2.21	0.41
12:AL:43:LYS:HZ2	12:AL:44:PRO:HD2	1.84	0.41
22:DA:968:C:H2'	22:DA:969:G:H8	1.86	0.41
28:BG:53:PRO:HD3	28:BG:61:TRP:CZ3	2.55	0.41
22:DA:2459:A:C4	22:DA:2460:U:C6	3.08	0.41
22:DA:2461:A:H2'	22:DA:2462:C:C6	2.56	0.41
53:CA:666:G:C5	53:CA:741:G:N1	2.88	0.41
58:DF:57:ALA:HB2	58:DF:64:PRO:HG2	2.03	0.41
22:BA:960:A:N7	22:BA:962:G:C8	2.89	0.41
22:DA:8:C:C2'	22:DA:9:G:H5'	2.51	0.41
22:DA:2631:G:H2'	22:DA:2632:A:C5'	2.48	0.41
22:BA:604:G:O2'	22:BA:605:G:H5'	2.20	0.41
22:BA:1106:G:C4	22:BA:1107:G:C8	3.08	0.41
18:CR:33:THR:C	18:CR:35:SER:H	2.24	0.41
20:AT:29:THR:O	20:AT:33:LYS:HE2	2.20	0.41
29:BH:46:PHE:O	29:BH:46:PHE:HD2	2.04	0.41
53:CA:1513:A:H2'	53:CA:1514:G:C8	2.55	0.41
20:AT:4:LYS:O	20:AT:5:SER:C	2.58	0.41
2:AB:115:ASP:O	2:AB:119:GLN:HB3	2.20	0.41
1:AA:1157:A:C6	1:AA:1180:A:C5	3.08	0.41
51:D3:18:LYS:CG	51:D3:19:GLY:N	2.84	0.41

*Continued on next page...*



*Continued from previous page...*

Atom-1	Atom-2	Distance(Å)	Clash(Å)
54:CG:63:VAL:HG11	54:CG:127:ALA:CB	2.50	0.41
1:AA:1314:C:C6	19:AS:5:LYS:HD3	2.55	0.41
12:CL:98:ARG:HA	12:CL:103:CYS:SG	2.60	0.41
29:BH:28:ASN:HA	29:BH:28:ASN:HD22	1.53	0.41
42:DU:39:ASN:HB3	42:DU:62:ALA:HB3	2.02	0.41
20:AT:77:ASN:HD22	20:AT:78:LEU:H	1.69	0.41
35:BN:24:MET:HG2	35:BN:44:LEU:CD2	2.47	0.41
8:AH:21:LYS:HE2	8:AH:22:ALA:N	2.34	0.41
22:BA:2805:C:C4	22:BA:2806:C:C4	3.08	0.41
22:DA:1572:A:H2'	22:DA:1573:G:C8	2.55	0.41
22:DA:1917:U:H6	22:DA:1917:U:O5'	2.02	0.41
25:DD:32:ASN:HB3	25:DD:52:THR:OG1	2.20	0.41
22:BA:974:G:C8	22:BA:989:G:C2	3.09	0.41
12:AL:109:ARG:HH21	12:AL:116:TYR:HE2	1.60	0.41
22:DA:1317:G:C6	22:DA:1318:U:C4	3.09	0.41
53:CA:461:A:O5'	53:CA:462:G:OP2	2.38	0.41
33:DL:135:ILE:HG23	33:DL:136:GLU:N	2.35	0.41
22:DA:2561:U:C2'	22:DA:2562:U:O5'	2.69	0.41
22:DA:1628:G:O2'	22:DA:1629:U:H5'	2.20	0.41
34:BM:117:PHE:CD2	34:BM:130:PHE:CE1	3.08	0.41
5:AE:60:GLN:C	5:AE:62:ALA:N	2.74	0.41
1:AA:1190:G:O2'	3:AC:2:GLN:HB2	2.21	0.41
53:CA:665:A:N3	53:CA:732:C:H2'	2.36	0.41
53:CA:590:U:O2'	53:CA:591:U:H5'	2.20	0.41
53:CA:865:A:H2'	53:CA:866:C:O4'	2.20	0.41
22:BA:182:A:H2	22:BA:433:C:O2	2.03	0.41
19:AS:55:GLN:NE2	19:AS:56:HIS:H	2.19	0.41
42:BU:10:VAL:HG23	42:BU:11:ILE:N	2.35	0.41
53:CA:1371:G:OP1	9:CI:12:LYS:HG2	2.21	0.41
1:AA:595:A:C5	1:AA:641:U:C5	3.08	0.41
33:BL:99:ASN:OD1	62:BL:201:HOH:O	2.22	0.41
22:DA:2201:G:C4	22:DA:2202:U:C6	3.09	0.41
55:CM:46:GLU:O	55:CM:47:LEU:HB2	2.20	0.41
14:AN:63:CYS:SG	14:AN:66:THR:OG1	2.72	0.41
1:AA:1114:C:C4	1:AA:1115:U:C5	3.09	0.41
22:DA:2110:G:N2	22:DA:2180:U:H3	2.19	0.41
53:CA:609:A:N7	62:CA:1855:HOH:O	2.37	0.41
48:D0:21:LEU:HB3	48:D0:22:THR:H	1.55	0.41
22:BA:599:A:O2'	22:BA:600:G:H5'	2.20	0.41
11:CK:106:ILE:O	11:CK:106:ILE:HG12	2.21	0.41
28:DG:135:ALA:O	28:DG:136:ASP:HB2	2.21	0.41
53:CA:610:U:O4'	53:CA:610:U:O2	2.38	0.41

*Continued on next page...*

*Continued from previous page...*

Atom-1	Atom-2	Distance(Å)	Clash(Å)
37:BP:69:VAL:HG22	37:BP:69:VAL:O	2.20	0.41
22:DA:911:A:H8	22:DA:911:A:O5'	2.04	0.41
4:AD:88:ASN:HA	4:AD:91:ALA:HB3	2.03	0.41
22:DA:771:G:C2	22:DA:772:C:C6	3.09	0.41
22:DA:1609:A:O2'	22:DA:1610:A:C5'	2.69	0.41
22:BA:1178:C:C5	22:BA:1180:U:C4	3.09	0.41
22:DA:36:G:O6	22:DA:445:C:N4	2.53	0.41
22:DA:448:U:H5''	62:DA:3240:HOH:O	2.21	0.41
31:DJ:49:ASP:HB2	31:DJ:121:LYS:HZ2	1.85	0.41
31:DJ:3:THR:CG2	38:DQ:60:TRP:HE1	2.33	0.41
22:DA:1914:C:O2'	22:DA:1915:U:C5'	2.68	0.41
33:BL:76:GLU:C	33:BL:77:ILE:HD12	2.41	0.41
44:BW:22:VAL:HG13	44:BW:25:PHE:HE2	1.79	0.41
22:DA:49:A:C5	22:DA:177:G:O6	2.73	0.41
22:BA:1059:G:C6	22:BA:1080:A:N1	2.88	0.41
42:DU:94:PHE:CD2	42:DU:94:PHE:O	2.74	0.41
42:DU:73:ASN:CB	42:DU:95:PHE:HE2	2.34	0.41
53:CA:112:G:C2'	53:CA:113:G:H5'	2.51	0.41
22:DA:1476:U:H1'	22:DA:1732:C:N3	2.34	0.41
22:DA:1828:G:O2'	22:DA:1829:A:H5'	2.20	0.41
17:AQ:46:HIS:HB3	17:AQ:73:THR:HA	2.03	0.41
35:DN:45:ARG:C	35:DN:47:VAL:H	2.23	0.41
53:CA:245:U:H6	53:CA:245:U:C5'	2.33	0.41
22:DA:1038:G:C6	22:DA:1039:A:N7	2.89	0.41
2:CB:103:TRP:HA	2:CB:106:VAL:H	1.85	0.41
35:DN:16:HIS:O	35:DN:20:MET:CB	2.68	0.41
4:CD:25:ARG:O	4:CD:26:ALA:C	2.58	0.41
22:DA:2876:G:OP1	37:DP:1:SER:N	2.54	0.41
53:CA:1053:G:O5'	53:CA:1054:C:H5'	2.21	0.41
53:CA:1048:G:N2	53:CA:1209:C:O2	2.52	0.41
57:DB:75:G:H22	57:DB:102:G:N2	2.19	0.41
22:DA:141:G:H2'	22:DA:142:A:O4'	2.21	0.41
22:DA:1130:U:O2'	22:DA:1131:G:C8	2.73	0.41
22:DA:266:G:H2'	22:DA:267:C:O5'	2.20	0.41
22:DA:1264:A:N7	22:DA:1265:A:C5	2.88	0.41
26:DE:149:ILE:HG23	26:DE:188:MET:HA	2.03	0.41
2:AB:163:ILE:CG2	2:AB:164:ASP:H	2.18	0.41
22:DA:974:G:OP1	22:DA:1187:G:H4'	2.20	0.41
4:AD:68:GLU:O	4:AD:69:ARG:C	2.58	0.41
1:AA:198:G:N1	1:AA:220:G:C4	2.88	0.41
3:CC:15:LYS:HG3	3:CC:16:PRO:HD2	2.02	0.41
34:DM:34:LYS:O	34:DM:128:THR:HB	2.20	0.41

*Continued on next page...*

*Continued from previous page...*

Atom-1	Atom-2	Distance(Å)	Clash(Å)
53:CA:1348:U:O2'	53:CA:1349:A:O4'	2.38	0.41
32:BK:113:MET:O	32:BK:114:LYS:C	2.59	0.41
1:AA:1306:A:C6	1:AA:1307:U:C2	3.09	0.41
22:DA:570:G:C5	22:DA:2030:A:C5	3.09	0.41
22:DA:570:G:O6	22:DA:2499:C:OP1	2.38	0.41
25:DD:151:THR:O	25:DD:152:PRO:C	2.54	0.41
53:CA:919:A:C2	53:CA:920:U:C5	3.09	0.41
22:BA:2638:G:O2'	22:BA:2775:G:N2	2.40	0.41
32:DK:47:ILE:HA	32:DK:48:PRO:HD2	1.81	0.41
3:CC:18:ASN:HD21	3:CC:53:ARG:CZ	2.33	0.41
3:CC:18:ASN:ND2	3:CC:53:ARG:NH1	2.60	0.41
21:CU:37:TYR:O	21:CU:37:TYR:HD2	2.03	0.41
14:CN:92:ILE:HA	14:CN:93:PRO:HD3	1.88	0.41
53:CA:427:U:OP1	4:CD:12:ARG:NH2	2.52	0.41
4:CD:33:ILE:O	4:CD:33:ILE:HG23	2.21	0.41
30:BI:41:PHE:CE2	30:BI:45:THR:HG21	2.56	0.41
55:CM:13:HIS:CD2	55:CM:14:ALA:H	2.38	0.41
25:BD:13:ARG:NE	25:BD:15:PHE:CZ	2.89	0.41
22:DA:2468:A:N7	22:DA:2476:A:N1	2.68	0.41
2:AB:71:THR:CG2	2:AB:72:LYS:N	2.83	0.41
25:BD:67:HIS:HD1	25:BD:67:HIS:C	2.23	0.41
3:AC:10:ARG:O	3:AC:13:ILE:O	2.38	0.41
1:AA:461:A:C3'	1:AA:461:A:N3	2.78	0.41
53:CA:69:G:N2	53:CA:71:A:H62	2.17	0.41
22:DA:84:A:C4	22:DA:99:U:H1'	2.55	0.41
36:DO:41:ALA:O	36:DO:43:ASN:N	2.52	0.41
24:DC:255:LYS:C	24:DC:256:THR:HG23	2.40	0.41
1:AA:1159:U:N3	1:AA:1182:G:C4	2.88	0.41
36:BO:92:PHE:HB2	36:BO:117:PHE:CD1	2.56	0.41
53:CA:929:G:C5	53:CA:930:C:C5	3.09	0.41
22:BA:2323:G:C6	22:BA:2324:U:C4	3.09	0.41
22:DA:1000:A:C6	22:DA:1001:A:N1	2.88	0.41
22:DA:374:A:C6	22:DA:401:A:N7	2.89	0.41
42:DU:32:LYS:HE2	42:DU:65:GLN:OE1	2.21	0.41
22:BA:372:G:O4'	45:BX:60:LYS:HE3	2.21	0.41
25:DD:55:LYS:HB3	25:DD:75:ALA:HB1	2.03	0.41
22:DA:1427:A:H4'	22:DA:1428:C:OP1	2.17	0.41
2:AB:172:ILE:O	2:AB:175:ALA:HB3	2.21	0.41
1:AA:1143:G:O2'	1:AA:1144:G:H5'	2.20	0.41
43:BV:40:ILE:N	43:BV:40:ILE:HD13	2.34	0.41
27:BF:64:PRO:HA	27:BF:88:VAL:CG2	2.50	0.41
22:BA:1087:G:C6	22:BA:1089:A:C2	3.09	0.41

*Continued on next page...*

*Continued from previous page...*

Atom-1	Atom-2	Distance(Å)	Clash(Å)
22:DA:724:U:H2'	22:DA:725:G:O4'	2.20	0.41
1:AA:369:G:C2	1:AA:370:C:C6	3.08	0.41
36:BO:43:ASN:C	36:BO:43:ASN:OD1	2.58	0.41
1:AA:1031:C:H2'	1:AA:1032:G:OP2	2.21	0.41
22:DA:457:A:N1	22:DA:470:A:H5''	2.35	0.41
22:DA:2523:G:O2'	22:DA:2524:G:H5'	2.20	0.41
22:DA:2250:G:OP1	22:DA:2275:C:O2'	2.25	0.41
33:BL:131:ALA:O	33:BL:132:ARG:C	2.59	0.41
25:DD:5:VAL:HG23	25:DD:82:PHE:CZ	2.55	0.41
22:BA:919:U:H2'	22:BA:920:A:O4'	2.20	0.41
10:AJ:28:THR:O	10:AJ:32:THR:CG2	2.68	0.41
22:BA:42:A:H3'	22:BA:43:G:H5''	2.03	0.41
53:CA:1076:U:N3	53:CA:1082:A:C2	2.89	0.41
36:DO:4:LYS:HG3	36:DO:8:ILE:CD1	2.50	0.41
1:AA:1154:G:N1	1:AA:1155:A:C5	2.89	0.41
22:BA:2661:G:O2'	22:BA:2662:A:H5'	2.20	0.41
38:BQ:100:PHE:HD1	39:BR:13:ARG:NH2	2.18	0.41
22:DA:1650:A:O2'	35:DN:108:ALA:HB1	2.21	0.41
22:BA:469:G:O6	50:B2:37:LYS:HE2	2.20	0.41
22:BA:1006:C:O2'	22:BA:1007:C:H5'	2.20	0.41
36:DO:112:GLU:HG3	36:DO:113:ALA:H	1.85	0.41
22:BA:1042:G:C2'	22:BA:1043:C:H5'	2.50	0.41
53:CA:855:U:OP2	53:CA:871:U:N3	2.46	0.41
17:AQ:25:GLU:OE1	17:AQ:25:GLU:HA	2.21	0.41
22:DA:2155:U:H2'	22:DA:2155:U:O2	2.20	0.41
46:DY:11:VAL:HG12	46:DY:11:VAL:O	2.21	0.41
1:AA:1432:G:O2'	1:AA:1433:A:OP2	2.33	0.41
24:BC:193:GLU:H	24:BC:193:GLU:HG3	1.71	0.41
22:BA:2810:A:H2'	22:BA:2811:G:O4'	2.20	0.41
22:DA:2232:C:O5'	22:DA:2232:C:H6	2.03	0.41
22:BA:999:U:H5	22:BA:1154:G:C5	2.34	0.41
1:AA:973:G:H2'	1:AA:974:A:OP1	2.21	0.41
1:AA:975:A:C8	1:AA:1357:A:N3	2.89	0.41
22:DA:1388:G:O6	22:DA:1400:U:O4	2.38	0.41
22:DA:1605:C:H3'	22:DA:1606:C:H5'	2.01	0.41
24:DC:71:ASP:HA	24:DC:117:SER:O	2.20	0.41
22:BA:1074:G:N3	22:BA:1074:G:H2'	2.35	0.41
22:DA:1914:C:O2'	22:DA:1915:U:H6	2.02	0.41
22:DA:243:U:OP2	51:D3:7:ARG:NH1	2.54	0.41
6:AF:38:ARG:HG3	6:AF:39:LEU:H	1.79	0.41
2:AB:153:MET:CE	2:AB:157:PRO:HG3	2.51	0.41
22:DA:52:A:C5	22:DA:118:A:C2	3.08	0.41

*Continued on next page...*

*Continued from previous page...*

Atom-1	Atom-2	Distance(Å)	Clash(Å)
53:CA:1279:G:C8	53:CA:1282:C:C4	3.09	0.41
39:DR:38:VAL:HG22	39:DR:40:MET:H	1.86	0.41
39:DR:39:LEU:HD23	39:DR:39:LEU:H	1.85	0.41
39:DR:49:ILE:CG2	39:DR:54:VAL:H	2.34	0.41
53:CA:315:A:H5''	53:CA:317:U:OP2	2.21	0.41
41:BT:40:LYS:O	41:BT:43:ILE:N	2.53	0.41
53:CA:1252:A:H4'	53:CA:1369:C:H4'	2.03	0.41
37:DP:16:VAL:CG1	37:DP:19:PHE:HE2	2.34	0.41
22:DA:1079:C:N4	22:DA:1088:A:C2	2.88	0.41
1:AA:1397:C:OP2	5:AE:28:ARG:NH2	2.50	0.41
53:CA:77:A:C2	53:CA:93:U:C2	3.09	0.41
22:DA:61:C:OP1	22:DA:61:C:C6	2.72	0.41
41:DT:38:ALA:C	41:DT:39:THR:HG22	2.41	0.41
5:AE:148:SER:O	5:AE:152:VAL:N	2.53	0.41
22:DA:1277:G:H5'	35:DN:20:MET:CE	2.49	0.41
53:CA:1270:G:H2'	53:CA:1271:A:C8	2.55	0.41
53:CA:1318:A:H8	53:CA:1318:A:O5'	2.03	0.41
58:DF:177:ARG:HD3	58:DF:178:LYS:N	2.35	0.41
22:DA:2683:C:H4'	25:DD:13:ARG:HH22	1.86	0.41
22:DA:1204:A:N9	22:DA:1206:G:C6	2.88	0.41
22:DA:300:A:N6	62:DA:3591:HOH:O	2.53	0.41
41:DT:19:LYS:HA	41:DT:19:LYS:HD3	1.72	0.41
37:BP:25:VAL:N	37:BP:85:VAL:O	2.53	0.41
22:DA:637:A:OP2	33:DL:112:LEU:HD22	2.21	0.41
22:BA:569:U:C4	22:BA:570:G:C6	3.08	0.41
53:CA:1168:U:C2'	53:CA:1168:U:O2	2.69	0.41
2:CB:130:LYS:HD3	2:CB:130:LYS:HA	1.80	0.41
42:BU:73:ASN:ND2	42:BU:75:ALA:HB3	2.36	0.41
53:CA:238:A:C5	53:CA:239:U:C5	3.08	0.41
22:DA:1168:G:C2	22:DA:1182:G:C2	3.08	0.41
22:BA:544:C:H3'	22:BA:545:U:C2	2.55	0.41
22:DA:2288:A:C4'	22:DA:2289:G:OP2	2.65	0.41
25:DD:106:LYS:HB3	25:DD:206:ALA:H	1.86	0.41
5:AE:133:ILE:O	5:AE:133:ILE:HG22	2.21	0.41
53:CA:318:G:C2	53:CA:336:A:C2	3.09	0.41
43:DV:6:ALA:HB1	43:DV:40:ILE:HB	2.02	0.41
43:DV:30:ILE:HG13	43:DV:40:ILE:HD11	2.02	0.41
53:CA:1525:G:H5''	21:CU:37:TYR:CD1	2.56	0.41
53:CA:1525:G:OP1	21:CU:37:TYR:HD1	2.04	0.41
22:BA:2887:A:H3'	22:BA:2888:C:H6	1.86	0.41
28:BG:3:VAL:O	28:BG:6:ALA:HB3	2.20	0.41
55:CM:11:HIS:O	55:CM:12:LYS:HG2	2.20	0.41

*Continued on next page...*

*Continued from previous page...*

Atom-1	Atom-2	Distance(Å)	Clash(Å)
1:AA:1521:C:N3	1:AA:1522:U:C5	2.89	0.41
24:BC:33:LEU:HD21	24:BC:62:ARG:HD3	2.03	0.41
8:CH:11:THR:HG22	8:CH:14:ARG:HH22	1.85	0.41
29:BH:45:GLU:O	29:BH:49:ALA:N	2.41	0.41
1:AA:1152:A:O2'	1:AA:1153:G:H5'	2.20	0.41
53:CA:1304:G:C1'	53:CA:1333:A:H61	2.29	0.41
31:BJ:57:LEU:HA	31:BJ:57:LEU:HD12	1.78	0.41
32:BK:17:ARG:HE	32:BK:17:ARG:HB3	1.74	0.41
22:DA:2642:G:H5'	31:DJ:80:HIS:NE2	2.35	0.41
31:DJ:81:ILE:HB	31:DJ:82:GLY:H	1.38	0.41
20:AT:61:ALA:HA	20:AT:66:ILE:HG22	2.02	0.41
2:AB:77:GLU:HA	2:AB:80:LYS:HB3	2.02	0.41
22:DA:1837:C:H2'	22:DA:1899:A:H61	1.85	0.41
1:AA:685:G:H5'	11:AK:40:ALA:O	2.19	0.41
22:BA:142:A:C2	22:BA:143:C:O2	2.73	0.41
22:DA:2533:U:H2'	22:DA:2534:A:O4'	2.21	0.41
33:DL:99:ASN:O	33:DL:100:ILE:HB	2.21	0.41
32:BK:107:LEU:HD12	32:BK:107:LEU:HA	1.64	0.41
54:CG:85:GLN:HE21	54:CG:85:GLN:HB3	1.61	0.41
3:AC:35:ASP:OD1	3:AC:56:ILE:HG21	2.21	0.41
21:CU:13:VAL:HG22	21:CU:15:LEU:HD23	2.03	0.41
40:DS:24:ILE:HG22	40:DS:35:ILE:HD11	2.03	0.41
1:AA:181:A:N6	1:AA:195:A:C8	2.89	0.41
22:BA:2344:U:C4'	22:BA:2345:G:OP1	2.67	0.41
25:DD:204:LYS:HD3	25:DD:205:PRO:O	2.20	0.41
2:AB:186:VAL:O	2:AB:186:VAL:HG23	2.21	0.41
53:CA:1416:G:C2'	53:CA:1417:G:H5'	2.50	0.41
22:DA:1709:U:H2'	22:DA:1710:G:H8	1.85	0.41
53:CA:1408:A:C2	53:CA:1494:G:C4	3.09	0.41
22:DA:1413:A:C5	22:DA:1414:C:N4	2.89	0.41
4:CD:124:VAL:O	4:CD:125:ASN:C	2.59	0.41
1:AA:244:U:C2	1:AA:894:G:C2	3.08	0.41
34:BM:117:PHE:C	34:BM:119:LEU:N	2.74	0.41
58:DF:122:ASP:HB3	58:DF:123:GLY:H	1.59	0.41
23:BB:94:A:C6	23:BB:95:U:C4	3.09	0.41
35:BN:69:ARG:HG2	35:BN:69:ARG:H	1.20	0.41
3:AC:88:LYS:O	3:AC:89:VAL:C	2.59	0.41
22:BA:721:A:H2'	22:BA:722:A:H8	1.85	0.41
22:BA:1441:G:H2'	22:BA:1442:U:H6	1.86	0.41
8:CH:30:LYS:O	8:CH:33:VAL:HB	2.21	0.41
56:CP:54:LEU:O	56:CP:57:ILE:HB	2.20	0.41
22:DA:965:C:H4'	22:DA:2273:A:H1'	2.03	0.41

*Continued on next page...*

*Continued from previous page...*

Atom-1	Atom-2	Distance(Å)	Clash(Å)
3:AC:153:SER:HB3	3:AC:164:THR:HA	2.02	0.41
1:AA:900:A:N6	1:AA:901:A:N1	2.69	0.41
27:BF:142:TYR:HA	27:BF:145:VAL:HG13	2.03	0.41
29:DH:125:THR:HB	29:DH:146:VAL:HG11	2.02	0.41
26:BE:127:GLU:N	26:BE:127:GLU:OE1	2.54	0.41
25:DD:193:VAL:HB	25:DD:194:PRO:HD2	2.02	0.41
22:DA:813:U:H2'	22:DA:814:C:H6	1.86	0.41
22:DA:646:U:C6	22:DA:646:U:OP2	2.74	0.41
1:AA:290:C:C2'	1:AA:291:U:H5'	2.50	0.41
22:BA:1471:G:H2'	22:BA:1472:C:C6	2.56	0.41
30:DI:139:VAL:O	30:DI:140:GLU:HB2	2.21	0.41
22:BA:712:G:C2	22:BA:713:G:H1'	2.56	0.41
22:DA:2064:C:H1'	22:DA:2450:A:C6	2.56	0.41
35:DN:61:ALA:O	35:DN:65:LEU:HD13	2.21	0.41
1:AA:1191:A:H5''	3:AC:3:LYS:HE3	2.02	0.41
5:AE:17:VAL:HG23	5:AE:33:THR:O	2.20	0.41
1:AA:693:G:C2'	1:AA:694:A:H5'	2.51	0.41
30:BI:130:GLY:HA2	30:BI:133:ARG:HB3	2.01	0.41
2:CB:53:LEU:O	2:CB:57:ASN:HB2	2.21	0.41
4:AD:86:GLY:CA	4:AD:200:VAL:HG21	2.51	0.41
38:DQ:65:ASN:HA	38:DQ:75:TYR:HB2	2.01	0.41
33:BL:90:VAL:O	33:BL:90:VAL:HG12	2.21	0.41
26:BE:124:PHE:C	26:BE:124:PHE:CD1	2.93	0.41
3:AC:107:LYS:HZ2	3:AC:107:LYS:HB2	1.86	0.41
22:DA:280:U:O4'	22:DA:280:U:O2	2.38	0.41
31:BJ:40:HIS:N	31:BJ:40:HIS:CD2	2.89	0.41
22:DA:1324:G:C2	22:DA:1328:A:C6	3.08	0.41
6:AF:3:HIS:CB	6:AF:92:THR:HG23	2.51	0.41
22:DA:2333:A:H1'	22:DA:2335:A:N7	2.35	0.41
22:DA:2337:G:N3	22:DA:2337:G:C2'	2.81	0.41
44:DW:31:LEU:C	44:DW:33:GLY:N	2.72	0.41
22:BA:2365:G:OP1	44:BW:53:GLY:HA2	2.21	0.41
22:DA:121:G:H2'	22:DA:122:G:H8	1.86	0.41
22:DA:50:U:OP1	22:DA:50:U:H6	2.01	0.41
22:DA:301:G:C3'	42:DU:81:ARG:HH12	2.33	0.41
9:CI:30:ASN:OD1	9:CI:65:THR:HG23	2.20	0.41
22:DA:71:A:O4'	22:DA:73:A:C5	2.73	0.41
53:CA:978:A:O5'	53:CA:978:A:H8	2.04	0.41
53:CA:996:A:C2	53:CA:1046:A:H5'	2.56	0.41
22:DA:1208:C:N3	22:DA:1209:U:C5	2.89	0.41
5:AE:10:LEU:HG	5:AE:11:GLN:N	2.36	0.41
1:AA:1101:A:N3	1:AA:1102:A:H1'	2.36	0.41

*Continued on next page...*



*Continued from previous page...*

Atom-1	Atom-2	Distance(Å)	Clash(Å)
39:DR:9:GLY:H	39:DR:10:LYS:HD2	1.86	0.41
1:AA:1281:C:H2'	1:AA:1282:C:C5	2.55	0.41
35:DN:67:PHE:CD1	35:DN:67:PHE:C	2.94	0.41
12:AL:53:ARG:HA	12:AL:63:THR:HA	2.02	0.41
22:DA:1667:G:OP1	32:DK:7:MET:N	2.42	0.41
29:BH:86:ASP:CB	29:BH:89:LYS:HB3	2.51	0.41
6:CF:9:MET:HE3	18:CR:64:LEU:HD22	2.03	0.41
22:DA:1049:C:O2	22:DA:1113:U:H4'	2.21	0.41
1:AA:954:G:C6	1:AA:955:U:N3	2.88	0.41
22:BA:289:G:C5	22:BA:290:U:C4	3.08	0.41
1:AA:1367:C:H5'	10:AJ:62:ARG:NH1	2.36	0.41
27:BF:109:ARG:O	27:BF:136:ILE:HG22	2.21	0.41
22:DA:855:G:C2	44:DW:23:LYS:HG2	2.56	0.41
22:DA:570:G:H2'	22:DA:571:U:H5'	2.02	0.41
6:AF:86:ARG:CD	18:AR:63:TYR:O	2.63	0.41
1:AA:88:U:O2'	1:AA:89:U:O5'	2.31	0.41
31:DJ:97:PRO:C	31:DJ:99:ARG:N	2.73	0.41
7:AG:113:LYS:O	7:AG:118:ARG:HD2	2.21	0.41
53:CA:327:A:C4'	53:CA:328:C:OP2	2.64	0.41
53:CA:329:A:C8	53:CA:332:G:C6	3.08	0.41
2:CB:163:ILE:CG2	2:CB:203:ASP:HA	2.51	0.41
22:DA:947:A:H2'	22:DA:948:C:C6	2.56	0.41
22:DA:959:A:C5	22:DA:960:A:C6	3.09	0.41
25:BD:15:PHE:N	37:BP:11:GLN:HE22	2.19	0.41
22:DA:770:G:H1'	22:DA:1379:U:C4	2.55	0.41
15:CO:88:ARG:HD3	15:CO:88:ARG:N	2.35	0.41
46:BY:46:VAL:O	46:BY:50:VAL:HG23	2.20	0.41
40:BS:107:VAL:CG1	40:BS:107:VAL:O	2.68	0.41
53:CA:663:A:C2'	53:CA:664:G:H5'	2.50	0.41
29:BH:41:LYS:HA	29:BH:44:ILE:CG1	2.46	0.41
6:AF:45:ARG:O	6:AF:56:LYS:HA	2.21	0.41
6:AF:81:ASN:OD1	6:AF:83:ALA:HB3	2.20	0.41
27:BF:39:VAL:C	27:BF:41:GLU:H	2.23	0.41
22:DA:1299:G:H22	22:DA:1640:A:H5'	1.86	0.41
22:BA:28:A:C5	22:BA:29:U:C5	3.08	0.41
22:BA:2180:U:H2'	22:BA:2181:U:C6	2.55	0.41
22:DA:1308:A:C6	22:DA:1309:G:C2	3.09	0.41
22:BA:1045:C:O5'	22:BA:1046:A:H5'	2.21	0.41
3:AC:31:ASN:O	3:AC:35:ASP:HB2	2.20	0.41
34:DM:103:TYR:O	34:DM:104:GLU:HG3	2.21	0.41
11:CK:83:VAL:HB	11:CK:109:ILE:HG12	2.02	0.41
1:AA:857:C:H2'	1:AA:858:G:O4'	2.21	0.41

*Continued on next page...*

*Continued from previous page...*

Atom-1	Atom-2	Distance(Å)	Clash(Å)
60:BA:3135:TEL:C15	60:BA:3135:TEL:H143	2.50	0.41
25:DD:101:PHE:HA	25:DD:104:VAL:HB	2.03	0.41
46:DY:52:ARG:HB3	46:DY:56:LEU:HD23	2.03	0.41
22:BA:2647:U:O2'	22:BA:2648:G:H5'	2.20	0.41
1:AA:300:A:H1'	1:AA:565:U:O2	2.21	0.41
1:AA:710:G:H5''	6:AF:53:LYS:NZ	2.36	0.41
53:CA:414:A:H2'	53:CA:415:A:O4'	2.21	0.41
22:BA:1958:C:H2'	22:BA:1959:G:H5'	2.01	0.41
38:DQ:12:ARG:H	38:DQ:12:ARG:HD2	1.85	0.41
22:BA:864:G:C6	22:BA:865:C:N4	2.88	0.41
2:AB:95:TRP:CZ3	2:AB:97:GLY:HA2	2.56	0.41
1:AA:895:G:C6	1:AA:896:C:C4	3.09	0.41
22:DA:2530:A:H3'	28:DG:156:TYR:OH	2.21	0.41
30:DI:24:GLY:HA3	30:DI:25:PRO:HD3	1.92	0.41
1:AA:1127:G:O2'	1:AA:1128:C:H5'	2.21	0.41
48:B0:53:VAL:O	48:B0:54:ILE:C	2.58	0.41
22:BA:806:C:H2'	22:BA:807:U:H6	1.84	0.41
22:DA:1425:G:H8	22:DA:1425:G:O5'	2.04	0.41
14:AN:89:ARG:O	14:AN:91:GLU:HG2	2.20	0.41
53:CA:473:U:OP1	56:CP:76:LYS:CE	2.68	0.41
53:CA:543:U:O2'	53:CA:544:G:H5'	2.20	0.41
11:CK:117:HIS:O	11:CK:118:ASN:HB2	2.21	0.41
22:DA:1006:C:C2	22:DA:1138:G:C2	3.09	0.41
22:BA:1426:G:C8	22:BA:1427:A:H2'	2.56	0.41
22:BA:1588:G:C2	22:BA:1589:U:C5	3.08	0.41
22:BA:41:C:C2'	22:BA:42:A:O5'	2.69	0.41
22:DA:1833:C:C2	22:DA:1834:U:C6	3.09	0.41
1:AA:1245:C:H2'	1:AA:1246:A:C8	2.55	0.41
22:BA:705:A:C2	22:BA:706:A:C4	3.09	0.41
22:BA:942:G:H2'	22:BA:943:A:H5'	2.02	0.41
1:AA:849:G:C6	1:AA:850:U:N3	2.88	0.41
25:BD:137:SER:O	25:BD:138:LEU:HB2	2.20	0.41
26:DE:195:GLN:O	26:DE:199:MET:HB2	2.21	0.41
52:D4:1:MET:HB3	52:D4:34:LYS:HE3	2.02	0.41
22:DA:918:A:H5''	57:DB:97:C:O2'	2.21	0.41
22:BA:749:A:N3	22:BA:1618:A:H2'	2.35	0.41
22:BA:1840:G:C2	22:BA:1841:U:C2	3.09	0.41
22:DA:540:C:O2'	22:DA:541:A:H5'	2.21	0.41
1:AA:135:C:H2'	1:AA:136:C:H5'	2.03	0.41
8:AH:50:VAL:O	8:AH:50:VAL:HG13	2.21	0.41
27:BF:66:ILE:O	27:BF:66:ILE:HG13	2.21	0.41
33:DL:33:ARG:HD3	33:DL:40:SER:HA	2.02	0.41

*Continued on next page...*

*Continued from previous page...*

Atom-1	Atom-2	Distance(Å)	Clash(Å)
57:DB:114:C:O2'	57:DB:115:A:H5'	2.21	0.41
22:DA:2706:A:N6	62:DA:3666:HOH:O	2.51	0.41
5:AE:131:ASN:O	5:AE:135:VAL:HG12	2.21	0.41
1:AA:973:G:O2'	14:AN:68:ARG:NH2	2.54	0.41
22:DA:1394:U:C4	22:DA:1395:A:N6	2.89	0.41
22:DA:1400:U:HO2'	22:DA:1401:G:C1'	2.30	0.41
45:BX:39:VAL:C	45:BX:41:SER:N	2.74	0.41
22:DA:644:A:H61	22:DA:2349:G:H21	1.69	0.41
49:D1:37:LYS:O	49:D1:48:TYR:CD2	2.74	0.41
57:DB:70:C:O2'	57:DB:71:C:H5'	2.21	0.41
31:DJ:41:LYS:C	31:DJ:43:GLU:N	2.75	0.41
22:DA:242:G:P	51:D3:2:LYS:HZ1	2.43	0.41
22:DA:2330:G:H21	44:DW:38:ARG:HA	1.86	0.41
22:DA:2330:G:C6	22:DA:2386:A:N6	2.89	0.41
44:DW:18:LYS:N	44:DW:36:ILE:HG12	2.31	0.41
53:CA:1134:G:C2	53:CA:1141:C:N3	2.89	0.41
1:AA:450:G:N7	1:AA:481:G:O6	2.54	0.41
22:DA:1555:G:O2'	22:DA:1556:C:H5'	2.20	0.41
9:CI:18:VAL:HG21	9:CI:81:GLY:HA3	2.03	0.41
22:DA:1057:A:C6	22:DA:1058:U:C4	3.08	0.41
22:DA:1076:C:O2'	22:DA:1077:A:C8	2.74	0.41
22:DA:1091:G:N2	22:DA:1101:U:C2	2.89	0.41
4:AD:147:LYS:O	4:AD:148:ALA:C	2.59	0.41
22:BA:2281:A:C2'	22:BA:2282:G:H5'	2.50	0.41
22:DA:69:C:H2'	22:DA:70:G:C8	2.56	0.41
53:CA:79:G:H8	53:CA:79:G:O5'	2.04	0.41
22:DA:75:G:O2'	22:DA:76:C:C6	2.63	0.41
41:BT:31:VAL:HA	41:BT:84:TYR:H	1.84	0.41
52:D4:7:VAL:HG22	52:D4:25:VAL:HG23	2.02	0.41
10:CJ:76:ILE:HG22	10:CJ:77:VAL:N	2.35	0.41
25:BD:97:SER:OG	25:BD:99:GLU:HB3	2.21	0.41
53:CA:654:G:C6	53:CA:753:A:C5	3.09	0.41
22:BA:616:A:H4'	26:BE:101:TYR:CZ	2.56	0.41
5:AE:155:LYS:HB2	8:AH:70:VAL:HG13	2.02	0.41
19:CS:36:ARG:O	19:CS:36:ARG:HG2	2.20	0.41
22:DA:1936:A:C2	22:DA:1945:G:C4	3.09	0.41
37:DP:52:ARG:HA	37:DP:52:ARG:HD3	1.75	0.41
22:DA:2654:A:C4'	22:DA:2655:G:OP1	2.68	0.41
22:DA:1204:A:C8	22:DA:1206:G:O6	2.74	0.41
5:AE:10:LEU:H	5:AE:10:LEU:HD23	1.85	0.41
22:DA:1338:G:O2'	22:DA:1393:A:N1	2.49	0.41
37:BP:87:ARG:NH1	37:BP:87:ARG:HG2	2.35	0.41

*Continued on next page...*

*Continued from previous page...*

Atom-1	Atom-2	Distance(Å)	Clash(Å)
58:DF:135:ILE:N	58:DF:135:ILE:HD12	2.36	0.41
22:BA:2092:U:O2	22:BA:2225:A:O2'	2.39	0.41
58:DF:67:THR:HG21	58:DF:87:LYS:HG2	2.03	0.41
22:DA:1716:U:N3	22:DA:1745:A:N6	2.69	0.41
1:AA:1277:C:H2'	1:AA:1278:G:H5''	2.03	0.41
22:DA:628:G:O2'	22:DA:629:G:H8	2.04	0.41
22:DA:2837:A:N6	22:DA:2882:A:N6	2.69	0.41
22:DA:425:G:H2'	22:DA:426:C:C6	2.56	0.41
22:DA:616:A:O2'	22:DA:617:G:C8	2.44	0.41
34:BM:46:ILE:C	34:BM:46:ILE:HD12	2.41	0.41
18:CR:70:THR:OG1	18:CR:71:ASP:N	2.52	0.41
22:DA:2010:G:C6	22:DA:2011:U:C4	3.09	0.41
6:CF:3:HIS:CD2	6:CF:65:GLU:HG2	2.44	0.41
55:CM:95:PRO:HG2	55:CM:99:GLN:HB3	2.03	0.41
22:DA:974:G:H1'	22:DA:975:A:N7	2.36	0.41
4:CD:148:ALA:HB1	4:CD:151:GLN:HE22	1.85	0.41
9:AI:49:GLN:C	9:AI:51:LEU:N	2.73	0.41
28:DG:94:ARG:HG2	28:DG:104:LEU:HA	2.03	0.41
53:CA:817:C:O4'	53:CA:819:A:H4'	2.20	0.41
1:AA:198:G:C4	1:AA:199:A:N7	2.88	0.41
22:BA:783:A:C8	22:BA:784:G:H4'	2.53	0.41
22:DA:1417:C:O2'	22:DA:1418:G:C5'	2.69	0.41
24:DC:115:ILE:HB	24:DC:126:GLY:O	2.21	0.41
1:AA:1229:A:OP2	13:AM:112:ARG:CD	2.68	0.41
53:CA:257:G:C2	53:CA:270:A:C6	3.08	0.41
32:BK:11:ALA:HB1	32:BK:100:PHE:O	2.21	0.41
32:BK:114:LYS:O	32:BK:118:LEU:HD13	2.21	0.41
32:BK:12:ASP:C	32:BK:100:PHE:HE1	2.24	0.41
22:DA:919:U:H2'	22:DA:920:A:H8	1.81	0.41
4:AD:97:LEU:HD13	4:AD:129:VAL:HG11	2.03	0.41
25:BD:170:VAL:HG22	25:BD:194:PRO:HG3	2.03	0.41
4:CD:77:GLU:HG3	4:CD:81:LEU:CD1	2.44	0.41
11:AK:85:VAL:CG1	11:AK:92:ARG:HG3	2.51	0.41
10:AJ:36:VAL:HA	10:AJ:76:ILE:HA	2.03	0.41
7:AG:83:THR:CG2	7:AG:85:GLN:HB3	2.50	0.41
1:AA:203:G:H4'	1:AA:466:A:H2	1.85	0.41
43:DV:51:GLN:HA	43:DV:56:PHE:CD2	2.56	0.41
43:DV:61:LEU:CD2	43:DV:61:LEU:H	2.18	0.41
22:DA:2765:A:H3'	22:DA:2766:A:H5'	2.02	0.41
37:DP:62:LYS:HD3	37:DP:64:SER:HB2	2.03	0.41
22:DA:785:G:O2'	22:DA:1779:U:C5'	2.69	0.41
22:DA:287:G:N1	22:DA:354:A:C6	2.88	0.41

*Continued on next page...*

*Continued from previous page...*

Atom-1	Atom-2	Distance(Å)	Clash(Å)
35:BN:96:ARG:HD2	35:BN:114:GLU:OE1	2.21	0.41
43:BV:70:ILE:HD12	43:BV:93:ARG:NH2	2.36	0.41
38:DQ:40:LYS:O	38:DQ:44:TYR:CD2	2.74	0.41
53:CA:1026:G:H1	53:CA:1036:A:H61	1.69	0.41
22:DA:962:G:O2'	22:DA:963:U:H6	2.03	0.41
25:DD:137:SER:CB	25:DD:138:LEU:HD22	2.44	0.41
8:AH:104:SER:HB2	8:AH:125:ILE:CD1	2.43	0.41
29:DH:84:ALA:HB3	29:DH:148:ALA:HA	2.02	0.41
28:DG:44:HIS:CE1	28:DG:46:ASP:O	2.74	0.41
44:BW:11:ASN:C	44:BW:12:GLY:O	2.58	0.41
24:BC:141:HIS:CB	24:BC:190:THR:HB	2.48	0.41
45:BX:29:LEU:HB2	45:BX:30:PRO:CD	2.51	0.41
54:CG:112:ASP:HB3	54:CG:117:LEU:CB	2.50	0.41
22:BA:2571:U:H2'	22:BA:2572:A:OP1	2.21	0.41
22:BA:2572:A:OP1	22:BA:2574:G:H4'	2.20	0.41
22:BA:2575:C:H5''	22:BA:2576:G:OP2	2.21	0.41
51:B3:28:LEU:HD12	51:B3:28:LEU:HA	1.89	0.41
1:AA:978:A:HO2'	1:AA:1322:C:H41	1.69	0.41
22:BA:581:C:OP1	38:BQ:32:ARG:HB2	2.20	0.41
56:CP:43:ALA:HB1	56:CP:46:LYS:HZ1	1.86	0.41
56:CP:46:LYS:H	56:CP:46:LYS:NZ	2.18	0.41
22:BA:1253:A:C5	62:BA:3329:HOH:O	2.74	0.41
22:BA:580:U:H4'	38:BQ:30:VAL:HG11	2.01	0.41
1:AA:1452:C:O4'	1:AA:1453:G:C2	2.74	0.41
20:AT:3:ILE:HA	20:AT:7:LYS:HZ2	1.86	0.41
22:DA:1245:G:H4'	26:DE:33:VAL:CG1	2.47	0.41
22:BA:1537:G:HO2'	22:BA:1538:G:P	2.41	0.41
22:DA:2353:G:N3	44:DW:30:VAL:HG13	2.36	0.41
11:AK:21:HIS:CD2	11:AK:34:THR:HG22	2.56	0.41
41:BT:2:ILE:HB	41:BT:3:ARG:NH1	2.36	0.41
29:DH:78:VAL:HG11	29:DH:144:VAL:HG12	2.02	0.41
10:AJ:7:ARG:O	10:AJ:100:ILE:HA	2.20	0.41
22:DA:1286:A:C8	22:DA:1289:C:N4	2.88	0.41
22:DA:1286:A:N9	22:DA:1289:C:N4	2.68	0.41
12:CL:113:ARG:HB3	12:CL:118:VAL:HB	2.02	0.41
22:DA:371:A:N6	22:DA:402:A:OP2	2.45	0.41
17:AQ:35:LYS:HG2	17:AQ:36:PHE:N	2.36	0.41
27:BF:8:LYS:HB2	27:BF:9:ASP:H	1.62	0.41
35:BN:38:LEU:N	35:BN:39:PRO:CD	2.83	0.41
22:BA:846:U:H2'	22:BA:847:U:OP2	2.20	0.41
42:DU:64:ILE:O	42:DU:65:GLN:O	2.39	0.41
22:DA:2625:G:C5'	22:DA:2626:C:OP2	2.68	0.41

*Continued on next page...*

*Continued from previous page...*

Atom-1	Atom-2	Distance(Å)	Clash(Å)
26:DE:111:GLU:CB	26:DE:114:ARG:HH21	2.33	0.41
25:DD:94:GLN:O	25:DD:95:SER:C	2.58	0.41
1:AA:180:U:C2'	1:AA:181:A:O5'	2.69	0.41
22:DA:1569:A:N1	22:DA:1570:A:C2	2.89	0.41
26:DE:5:LEU:HD23	26:DE:120:VAL:HG13	2.02	0.41
6:CF:67:PRO:O	6:CF:68:GLN:C	2.59	0.41
39:BR:76:LYS:O	39:BR:84:ARG:HA	2.21	0.41
57:DB:53:A:H2'	57:DB:53:A:N3	2.36	0.41
53:CA:631:C:O3'	53:CA:632:U:H6	2.03	0.41
25:DD:15:PHE:CE2	37:DP:77:SER:HA	2.56	0.41
1:AA:1492:A:H2'	1:AA:1493:A:H5''	2.03	0.41
7:AG:55:LYS:HB3	7:AG:55:LYS:HE3	1.88	0.41
53:CA:599:C:H4'	8:CH:121:GLY:CA	2.51	0.41
1:AA:1248:A:C2	9:AI:71:ILE:HD11	2.56	0.41
22:DA:851:C:O4'	47:DZ:46:MET:HG2	2.21	0.41
22:BA:496:G:C5	22:BA:497:A:C8	3.09	0.41
23:BB:46:A:C4	23:BB:47:C:C5	3.09	0.41
36:BO:55:GLU:OE1	36:BO:58:ILE:CD1	2.68	0.41
10:AJ:49:PHE:CE1	14:AN:76:PHE:HZ	2.39	0.41
7:AG:144:ALA:C	7:AG:146:ALA:H	2.24	0.41
28:BG:70:LEU:HD23	28:BG:70:LEU:HA	1.77	0.41
25:BD:47:ALA:HA	25:BD:84:LEU:HG	2.03	0.41
35:DN:82:GLU:O	35:DN:86:ARG:HG3	2.21	0.41
22:BA:384:A:H2'	22:BA:385:C:H5'	2.01	0.41
22:DA:1973:G:O2'	22:DA:1974:C:H5'	2.20	0.41
53:CA:775:G:H2'	53:CA:776:G:H5'	2.03	0.41
1:AA:895:G:C5	1:AA:896:C:C4	3.09	0.41
48:B0:33:SER:OG	48:B0:35:GLU:HG3	2.21	0.41
22:BA:1440:U:H2'	22:BA:1441:G:O4'	2.21	0.41
22:DA:863:A:C2	22:DA:864:G:C4	3.09	0.41
30:DI:29:GLN:O	30:DI:30:GLN:HB3	2.20	0.41
1:AA:462:G:H5''	1:AA:463:U:OP2	2.21	0.41
33:BL:23:ILE:HG22	33:BL:24:GLY:N	2.34	0.41
4:CD:165:GLU:O	4:CD:166:LYS:HB3	2.20	0.41
1:AA:1378:C:N4	1:AA:1379:G:C4	2.89	0.41
22:BA:2868:A:C2	22:BA:2869:G:C4	3.09	0.41
22:BA:2193:G:H2'	22:BA:2194:U:H6	1.86	0.41
22:BA:434:U:H4'	22:BA:435:C:OP1	2.20	0.41
22:BA:435:C:C2'	22:BA:436:C:H5'	2.50	0.41
22:BA:723:C:H2'	22:BA:724:U:O4'	2.20	0.41
9:CI:37:TYR:HD2	9:CI:37:TYR:N	2.19	0.41
51:B3:9:ALA:HB3	51:B3:61:LEU:HD21	2.02	0.41

*Continued on next page...*

*Continued from previous page...*

Atom-1	Atom-2	Distance(Å)	Clash(Å)
53:CA:444:G:C2	53:CA:445:G:C4	3.09	0.41
22:BA:1588:G:C2	22:BA:1589:U:C6	3.09	0.41
22:BA:2523:G:O2'	22:BA:2524:G:H5'	2.21	0.41
1:AA:675:A:OP1	18:AR:70:THR:HG21	2.21	0.41
22:DA:813:U:C2	22:DA:1195:G:N2	2.89	0.41
22:DA:2064:C:O3'	22:DA:2251:G:N2	2.54	0.41
22:DA:2805:C:H2'	22:DA:2806:C:O4'	2.21	0.41
53:CA:1438:G:C2	53:CA:1464:U:O2	2.74	0.41
5:CE:157:GLY:HA3	8:CH:63:LYS:HE3	2.03	0.41
53:CA:1126:U:O4'	53:CA:1281:C:C2	2.74	0.41
42:BU:33:VAL:O	42:BU:64:ILE:HG22	2.20	0.41
22:BA:1577:C:H2'	22:BA:1578:U:O4'	2.20	0.41
8:AH:11:THR:HA	8:AH:14:ARG:HB3	2.03	0.41
22:DA:1659:G:C4	22:DA:2002:G:N2	2.89	0.41
24:BC:142:ASN:CG	24:BC:142:ASN:O	2.58	0.41
22:BA:1174:U:O2	22:BA:1174:U:O4'	2.39	0.41
22:BA:1686:C:H6	22:BA:1686:C:O5'	2.04	0.41
22:BA:1528:A:H2'	22:BA:1529:G:O4'	2.21	0.41
49:D1:38:PHE:CD2	49:D1:39:ASP:N	2.89	0.41
28:DG:169:ARG:O	28:DG:170:THR:HB	2.21	0.41
23:BB:17:C:H2'	23:BB:18:G:O4'	2.21	0.41
4:AD:164:ARG:O	4:AD:165:GLU:C	2.59	0.41
22:BA:1365:A:N6	22:BA:1366:A:C6	2.89	0.41
1:AA:938:A:C6	1:AA:939:G:C5	3.09	0.41
1:AA:1480:A:C6	1:AA:1481:U:C4	3.09	0.41
25:BD:103:ASP:O	25:BD:104:VAL:C	2.58	0.41
22:BA:2870:C:O2'	22:BA:2871:U:H5'	2.21	0.41
25:BD:22:ILE:HA	25:BD:23:PRO:HD3	1.92	0.41
22:BA:69:C:O2'	22:BA:70:G:H5'	2.21	0.41
53:CA:836:G:OP1	18:CR:49:LYS:NZ	2.47	0.41
53:CA:380:G:N2	53:CA:382:A:H3'	2.36	0.41
33:BL:62:PRO:HG2	51:B3:24:LYS:HB3	2.03	0.41
25:BD:40:LEU:O	25:BD:41:ALA:C	2.59	0.41
13:AM:22:TYR:CE2	13:AM:69:ARG:HG2	2.56	0.41
22:DA:2249:U:H6	22:DA:2249:U:O5'	2.04	0.41
40:DS:19:LEU:HD12	40:DS:19:LEU:HA	1.92	0.41
2:AB:105:THR:HG22	2:AB:105:THR:O	2.20	0.41
4:AD:84:ASN:HB3	4:AD:87:GLU:HG2	2.02	0.41
22:BA:2091:C:H4'	45:BX:55:MET:SD	2.61	0.41
1:AA:1118:U:O4'	1:AA:1179:A:H1'	2.21	0.41
22:BA:700:G:H2'	22:BA:701:G:O4'	2.21	0.41
12:CL:78:VAL:HG23	12:CL:101:LEU:HD12	2.03	0.41

*Continued on next page...*



*Continued from previous page...*

Atom-1	Atom-2	Distance(Å)	Clash(Å)
22:DA:2526:G:C5	22:DA:2527:C:C5	3.09	0.41
53:CA:121:U:H3'	53:CA:121:U:P	2.61	0.41
22:BA:1179:G:N7	22:BA:1180:U:H1'	2.30	0.41
22:DA:2347:C:H2'	22:DA:2348:U:C5	2.56	0.41
1:AA:961:U:OP2	1:AA:1223:C:H1'	2.20	0.41
57:DB:16:G:C6	57:DB:69:G:C5	3.09	0.41
22:DA:2337:G:C2	22:DA:2338:C:C2	3.09	0.41
22:BA:2364:C:O2'	22:BA:2365:G:H5'	2.21	0.41
44:BW:37:VAL:CG1	44:BW:55:ASP:HB2	2.50	0.41
44:BW:30:VAL:HA	44:BW:60:ALA:O	2.20	0.41
22:DA:121:G:N3	22:DA:131:A:C2	2.89	0.41
22:BA:1059:G:C6	22:BA:1060:U:N3	2.89	0.41
54:CG:30:MET:HE2	54:CG:30:MET:HB3	1.99	0.41
22:DA:295:G:N2	22:DA:296:U:C6	2.89	0.41
53:CA:1129:C:C5	53:CA:1139:G:C5	3.09	0.41
53:CA:1149:C:N4	53:CA:1150:A:N6	2.68	0.41
22:DA:1731:G:C2	22:DA:1733:G:C5	3.08	0.41
22:DA:1019:U:C4	22:DA:1020:A:N6	2.89	0.41
9:CI:51:LEU:HB2	9:CI:56:MET:HB3	2.03	0.41
37:DP:21:PRO:HA	37:DP:46:VAL:CG1	2.51	0.41
22:DA:217:A:H2'	22:DA:218:A:C8	2.56	0.41
17:AQ:22:VAL:O	17:AQ:42:LYS:HA	2.21	0.41
22:DA:1071:G:O2'	22:DA:1072:C:O5'	2.39	0.41
22:DA:1082:U:H4'	30:DI:117:THR:O	2.21	0.41
51:B3:30:HIS:ND1	51:B3:31:ILE:HG22	2.36	0.41
22:DA:58:G:N3	22:DA:73:A:C2	2.89	0.41
22:BA:1730:C:H2'	22:BA:1730:C:H6	1.72	0.41
53:CA:654:G:H2'	53:CA:655:A:O4'	2.21	0.41
2:CB:103:TRP:CD1	2:CB:107:ARG:HB3	2.55	0.41
53:CA:980:C:O3'	14:CN:12:ARG:NH2	2.54	0.41
14:CN:60:ARG:NH2	14:CN:70:HIS:HB3	2.35	0.41
53:CA:1055:A:C8	53:CA:1206:G:N2	2.89	0.41
53:CA:994:A:O2'	53:CA:995:C:C6	2.67	0.41
22:DA:308:G:N1	22:DA:309:A:C2	2.88	0.41
22:DA:333:G:O2'	22:DA:334:C:O5'	2.39	0.41
58:DF:110:ILE:HB	58:DF:113:PHE:HB2	2.03	0.41
22:DA:2314:A:H2'	22:DA:2315:G:C8	2.56	0.41
22:DA:2314:A:H2'	22:DA:2315:G:H8	1.85	0.41
22:BA:1166:G:C2'	22:BA:1167:C:H5'	2.51	0.41
5:CE:39:GLY:HA2	5:CE:44:ARG:O	2.21	0.41
22:DA:2024:G:H2'	22:DA:2025:C:O4'	2.21	0.41
22:BA:1966:A:C2	22:BA:2593:U:O4'	2.73	0.41

*Continued on next page...*

*Continued from previous page...*

Atom-1	Atom-2	Distance(Å)	Clash(Å)
22:DA:1655:A:H4'	25:DD:118:PHE:CD1	2.56	0.41
25:DD:113:SER:OG	25:DD:114:LYS:N	2.54	0.41
53:CA:372:C:C4'	53:CA:373:A:OP2	2.67	0.41
22:DA:1358:G:N2	22:DA:1374:G:C6	2.89	0.41
35:BN:31:HIS:O	35:BN:33:ILE:N	2.52	0.41
52:D4:37:GLN:HG2	52:D4:38:GLY:N	2.35	0.41
55:CM:97:ARG:O	55:CM:97:ARG:HG2	2.21	0.41
26:BE:145:ASP:OD1	26:BE:183:PHE:HD2	2.04	0.41
2:AB:219:THR:HG23	2:AB:220:VAL:H	1.86	0.41
22:DA:2443:C:H2'	22:DA:2444:G:C8	2.56	0.41
56:CP:78:VAL:C	56:CP:80:LYS:N	2.74	0.41
1:AA:198:G:C6	1:AA:220:G:N3	2.88	0.41
5:CE:57:ALA:O	5:CE:61:LYS:HG3	2.20	0.41
42:BU:38:ILE:CG2	42:BU:39:ASN:N	2.65	0.41
53:CA:251:G:C2	53:CA:266:G:O6	2.74	0.41
34:DM:38:ARG:CZ	34:DM:38:ARG:HB3	2.51	0.41
22:BA:2150:C:C5	22:BA:2151:U:O4	2.74	0.41
22:DA:576:U:O2'	22:DA:2502:G:C6	2.74	0.41
22:DA:2504:U:O2'	22:DA:2572:A:N1	2.49	0.41
22:BA:2578:G:C5	25:BD:145:SER:HB2	2.56	0.41
53:CA:1125:U:C6	10:CJ:40:ILE:HG12	2.56	0.41
34:BM:73:ILE:HB	34:BM:91:TYR:O	2.21	0.41
53:CA:327:A:HO2'	53:CA:328:C:H6	1.69	0.41
22:DA:288:U:H2'	22:DA:289:G:C8	2.55	0.41
22:DA:352:A:C2	22:DA:353:C:H1'	2.56	0.41
33:BL:80:SER:HB3	33:BL:115:GLU:OE2	2.21	0.41
22:DA:223:A:H61	22:DA:422:A:N6	2.18	0.41
28:DG:48:THR:O	28:DG:49:LEU:CB	2.65	0.41
1:AA:325:A:N6	1:AA:326:G:N1	2.69	0.41
13:AM:44:ILE:N	13:AM:44:ILE:HD12	2.35	0.41
53:CA:892:A:C5	53:CA:893:C:C5	3.09	0.41
22:DA:99:U:C5	42:DU:6:ARG:NH2	2.89	0.41
22:BA:1104:C:H2'	22:BA:1105:U:H6	1.86	0.41
58:DF:30:VAL:HG12	58:DF:157:THR:HG21	2.03	0.41
22:DA:1269:A:H2'	22:DA:1270:C:C6	2.56	0.41
46:BY:9:LYS:HA	46:BY:9:LYS:HZ1	1.82	0.41
1:AA:1040:U:H2'	1:AA:1041:G:C8	2.55	0.41
22:BA:1016:G:H2'	22:BA:1017:G:O5'	2.20	0.41
1:AA:263:A:P	20:AT:73:ARG:NH1	2.94	0.41
50:D2:24:THR:O	50:D2:28:ARG:HB3	2.21	0.41
50:D2:24:THR:HG23	50:D2:28:ARG:H	1.86	0.41
3:AC:21:TRP:HB3	3:AC:58:ARG:HG2	2.03	0.41

*Continued on next page...*

*Continued from previous page...*

Atom-1	Atom-2	Distance(Å)	Clash(Å)
19:AS:30:LEU:O	19:AS:49:ALA:HB3	2.21	0.41
53:CA:1394:A:H4'	53:CA:1395:C:OP2	2.20	0.41
1:AA:1328:C:OP1	13:AM:27:THR:OG1	2.33	0.41
42:BU:94:PHE:O	42:BU:94:PHE:CG	2.73	0.41
22:BA:1206:G:C5	22:BA:1207:C:C4	3.09	0.41
29:DH:4:ILE:HG22	29:DH:5:LEU:N	2.36	0.41
22:BA:2315:G:O2'	22:BA:2316:G:H5'	2.21	0.41
55:CM:92:ARG:HD2	19:CS:79:TYR:OH	2.21	0.41
19:CS:79:TYR:CG	19:CS:80:ARG:N	2.89	0.41
22:BA:454:A:H4'	22:BA:455:C:OP2	2.21	0.41
58:DF:128:SER:HA	58:DF:153:ILE:O	2.21	0.41
22:DA:1973:G:H2'	22:DA:1974:C:H6	1.86	0.41
53:CA:487:A:H2'	53:CA:488:C:O4'	2.20	0.41
57:DB:81:G:C5	57:DB:82:U:C4	3.09	0.41
22:DA:291:G:N1	22:DA:350:G:C5	2.89	0.41
1:AA:1190:G:OP1	3:AC:4:VAL:HG12	2.21	0.41
22:BA:1496:A:H2'	22:BA:1498:C:N4	2.35	0.41
22:DA:2540:C:H2'	22:DA:2541:A:C8	2.55	0.41
22:BA:1998:A:H2'	22:BA:1999:C:C6	2.56	0.41
22:DA:2548:U:H2'	22:DA:2549:G:O4'	2.21	0.41
57:DB:98:G:H1	43:DV:14:LYS:HB2	1.85	0.41
6:AF:75:GLU:O	6:AF:78:PHE:HB2	2.21	0.41
22:DA:2201:G:C5	22:DA:2202:U:C5	3.09	0.41
23:BB:114:C:O4'	36:BO:47:VAL:HG22	2.21	0.41
22:BA:1738:G:O2'	22:BA:1739:A:O5'	2.36	0.41
1:AA:425:G:C2'	1:AA:426:U:H5'	2.51	0.41
22:BA:1979:U:H2'	22:BA:1980:G:H5'	2.03	0.41
22:BA:1927:A:H2'	22:BA:1928:A:C8	2.56	0.41
5:AE:33:THR:HG21	5:AE:49:TYR:OH	2.20	0.41
24:DC:213:ARG:HB3	24:DC:214:GLY:H	1.52	0.41
22:DA:1601:G:C5	22:DA:1602:U:C4	3.09	0.41
1:AA:785:G:O2'	1:AA:786:G:H5'	2.20	0.41
26:BE:37:ALA:C	26:BE:39:ALA:H	2.23	0.41
9:CI:91:GLU:HG3	9:CI:91:GLU:O	2.21	0.41
24:DC:102:TYR:HD1	24:DC:102:TYR:HA	1.81	0.41
5:AE:147:ASN:N	5:AE:147:ASN:OD1	2.54	0.41
36:DO:56:LYS:HD3	36:DO:56:LYS:O	2.21	0.41
42:DU:48:VAL:HA	42:DU:49:PRO:HD3	1.89	0.41
22:BA:152:A:H2'	22:BA:153:U:C6	2.56	0.41
22:DA:954:G:C5	22:DA:955:U:C5	3.09	0.41
45:DX:26:ARG:O	45:DX:27:ARG:HB3	2.21	0.40
38:BQ:63:ARG:HH22	38:BQ:96:ASP:N	2.19	0.40

*Continued on next page...*

*Continued from previous page...*

Atom-1	Atom-2	Distance(Å)	Clash(Å)
38:BQ:94:LEU:HD22	38:BQ:94:LEU:HA	1.77	0.40
38:BQ:91:ARG:HB2	38:BQ:94:LEU:HB2	2.04	0.40
22:DA:1394:U:C3'	22:DA:1394:U:C6	3.04	0.40
22:DA:1395:A:C4	22:DA:1398:C:C5	3.09	0.40
22:DA:1248:G:C5	26:DE:46:GLN:NE2	2.89	0.40
22:DA:444:C:O2'	22:DA:445:C:P	2.79	0.40
31:DJ:114:LEU:O	31:DJ:117:ALA:HB3	2.21	0.40
22:DA:857:G:H1'	44:DW:19:ARG:CZ	2.51	0.40
44:DW:44:PHE:HB3	44:DW:78:PHE:HD1	1.84	0.40
44:BW:67:LYS:HG3	44:BW:69:GLU:HG3	2.02	0.40
39:DR:4:VAL:O	39:DR:38:VAL:HG23	2.21	0.40
22:DA:2259:U:C4'	22:DA:2427:C:H2'	2.50	0.40
22:DA:1071:G:H8	22:DA:1071:G:OP1	2.04	0.40
2:CB:80:LYS:O	2:CB:84:LEU:N	2.45	0.40
5:AE:97:PRO:HB2	5:AE:98:ALA:H	1.62	0.40
35:DN:42:LYS:HA	35:DN:45:ARG:HD3	2.02	0.40
22:DA:2298:A:O2'	22:DA:2299:U:C6	2.70	0.40
11:AK:125:LYS:O	21:AU:33:ARG:NH1	2.53	0.40
22:BA:616:A:H2'	22:BA:617:G:O4'	2.21	0.40
22:DA:1300:G:H5'	22:DA:1301:A:C2	2.56	0.40
53:CA:985:C:C4	53:CA:986:U:C4	3.08	0.40
22:DA:1944:U:C4	22:DA:1955:U:C5	3.09	0.40
22:BA:1508:A:O2'	22:BA:1509:A:P	2.79	0.40
22:DA:1392:A:H61	41:DT:18:GLU:HG3	1.85	0.40
22:DA:191:A:N6	22:DA:203:A:H2'	2.36	0.40
22:DA:203:A:OP2	22:DA:204:A:O2'	2.32	0.40
22:DA:1263:U:O2'	48:D0:7:PRO:HD2	2.21	0.40
25:DD:129:THR:HG22	25:DD:130:GLN:O	2.21	0.40
26:BE:119:ILE:CG1	26:BE:119:ILE:O	2.69	0.40
32:BK:71:ARG:HB2	32:BK:72:PRO:CD	2.36	0.40
56:CP:75:ILE:HG23	56:CP:80:LYS:HD2	2.02	0.40
22:DA:1417:C:O5'	22:DA:1587:G:N2	2.54	0.40
4:AD:122:ILE:N	4:AD:122:ILE:HD13	2.37	0.40
53:CA:1343:G:H2'	53:CA:1344:C:C6	2.55	0.40
53:CA:756:C:O2'	53:CA:757:U:H5'	2.21	0.40
22:DA:16:C:H2'	22:DA:17:G:C8	2.56	0.40
1:AA:1062:U:H2'	1:AA:1063:C:C5	2.56	0.40
3:CC:129:PHE:O	3:CC:130:ARG:C	2.59	0.40
22:DA:1492:G:C5	22:DA:1496:A:N6	2.89	0.40
8:CH:29:SER:O	8:CH:31:LEU:N	2.55	0.40
6:AF:99:ALA:O	6:AF:100:SER:CB	2.68	0.40
22:DA:717:C:N4	22:DA:718:A:C8	2.89	0.40

*Continued on next page...*

*Continued from previous page...*

Atom-1	Atom-2	Distance(Å)	Clash(Å)
29:DH:9:VAL:O	29:DH:10:ALA:O	2.39	0.40
22:BA:1187:G:HO2'	22:BA:1188:U:H6	1.67	0.40
53:CA:71:A:O2'	53:CA:72:A:O4'	2.22	0.40
22:DA:85:G:OP2	42:DU:27:VAL:HG11	2.20	0.40
22:BA:28:A:H2'	22:BA:29:U:O4'	2.21	0.40
22:BA:582:A:H2'	22:BA:583:G:C8	2.56	0.40
22:DA:1723:G:H2'	22:DA:1724:G:C8	2.46	0.40
20:AT:34:VAL:HG11	20:AT:78:LEU:HD22	2.02	0.40
53:CA:1084:G:OP1	53:CA:1086:U:C2	2.75	0.40
22:DA:1593:A:C6	22:DA:1594:U:N3	2.89	0.40
1:AA:807:A:C8	1:AA:808:C:H5	2.39	0.40
8:AH:48:PHE:CD2	8:AH:49:LYS:N	2.88	0.40
1:AA:1533:C:C3'	1:AA:1534:A:H5''	2.47	0.40
53:CA:423:G:N3	53:CA:423:G:C2'	2.83	0.40
2:AB:49:PHE:CD1	2:AB:53:LEU:HD23	2.56	0.40
53:CA:599:C:O3'	8:CH:121:GLY:HA3	2.21	0.40
22:BA:520:G:H2'	22:BA:521:U:H6	1.83	0.40
43:BV:38:LEU:HD12	43:BV:38:LEU:HA	1.94	0.40
41:DT:11:LEU:CD1	41:DT:11:LEU:H	2.35	0.40
37:BP:96:LEU:HD12	37:BP:96:LEU:HA	1.68	0.40
22:BA:2021:C:OP1	48:B0:8:THR:HG21	2.22	0.40
2:AB:100:LEU:HD12	2:AB:178:LEU:CD2	2.50	0.40
1:AA:1216:A:C6	1:AA:1217:C:N4	2.89	0.40
37:BP:13:LYS:HE3	37:BP:76:HIS:CA	2.51	0.40
1:AA:1261:A:N1	1:AA:1274:A:N3	2.68	0.40
22:BA:745:G:C3'	22:BA:746:U:H5'	2.51	0.40
22:BA:879:G:H2'	22:BA:880:G:H8	1.82	0.40
2:AB:103:TRP:CZ3	2:AB:107:ARG:HD3	2.56	0.40
57:DB:7:G:N2	36:DO:47:VAL:HG21	2.36	0.40
22:BA:522:A:N6	22:BA:523:C:N4	2.69	0.40
22:BA:156:A:C6	22:BA:157:C:C4	3.08	0.40
1:AA:189:A:H2'	1:AA:190:A:C8	2.56	0.40
22:DA:1404:C:O2'	22:DA:1405:U:H5'	2.21	0.40
19:AS:79:TYR:O	19:AS:80:ARG:HB3	2.21	0.40
58:DF:1:ALA:HA	58:DF:97:GLU:HB3	2.03	0.40
22:DA:2373:G:O2'	22:DA:2374:C:H5'	2.21	0.40
36:DO:4:LYS:HG3	36:DO:8:ILE:HD11	2.03	0.40
22:BA:1243:C:H1'	33:BL:4:ASN:O	2.22	0.40
22:BA:2386:A:H2'	22:BA:2387:U:C6	2.56	0.40
22:BA:1455:G:OP2	62:BA:3411:HOH:O	2.22	0.40
1:AA:668:G:O2'	1:AA:669:G:H5'	2.21	0.40
26:DE:2:GLU:HA	26:DE:13:THR:HA	2.03	0.40

*Continued on next page...*

*Continued from previous page...*

Atom-1	Atom-2	Distance(Å)	Clash(Å)
44:BW:63:ASP:OD1	44:BW:63:ASP:N	2.53	0.40
22:DA:2396:G:C2	22:DA:2421:G:C2	3.09	0.40
38:BQ:60:TRP:O	38:BQ:63:ARG:HG3	2.21	0.40
22:DA:1607:C:H4'	22:DA:1608:A:O5'	2.20	0.40
57:DB:55:U:H5'	58:DF:24:VAL:CG2	2.52	0.40
22:DA:128:C:O2'	22:DA:129:C:O4'	2.39	0.40
53:CA:1146:A:H2'	53:CA:1147:C:C5	2.56	0.40
39:DR:38:VAL:O	39:DR:53:PHE:HA	2.20	0.40
22:DA:1022:G:C6	22:DA:1140:C:C5	3.09	0.40
22:DA:2388:A:N7	22:DA:2389:G:C6	2.89	0.40
22:DA:764:A:N3	22:DA:781:A:C6	2.90	0.40
22:DA:1079:C:C4	22:DA:1088:A:C2	3.10	0.40
22:DA:1056:G:O5'	22:DA:1085:A:C2	2.74	0.40
22:DA:2298:A:O2'	22:DA:2299:U:O5'	2.39	0.40
39:BR:39:LEU:CD2	39:BR:39:LEU:N	2.78	0.40
22:BA:588:U:O4	22:BA:670:A:H1'	2.21	0.40
14:CN:62:ARG:HB3	14:CN:68:ARG:O	2.20	0.40
22:DA:476:G:HO2'	22:DA:477:A:P	2.44	0.40
22:DA:476:G:O2'	22:DA:477:A:O5'	2.39	0.40
47:BZ:29:ARG:H	47:BZ:33:HIS:CD2	2.39	0.40
53:CA:1213:A:O2'	53:CA:1214:C:H5'	2.21	0.40
22:DA:2310:C:O2'	22:DA:2311:A:C5'	2.69	0.40
22:DA:632:A:H2'	22:DA:633:A:C8	2.56	0.40
22:DA:876:C:HO2'	22:DA:877:A:P	2.43	0.40
22:DA:668:A:C2	22:DA:670:A:C6	3.09	0.40
12:AL:62:VAL:HG22	12:AL:63:THR:O	2.21	0.40
9:AI:18:VAL:HG11	9:AI:82:ILE:HA	2.03	0.40
17:AQ:12:VAL:CG1	17:AQ:13:SER:H	2.34	0.40
1:AA:544:G:C5	1:AA:545:C:C5	3.09	0.40
25:BD:62:LYS:CB	25:BD:63:PRO:HD3	2.52	0.40
34:DM:93:VAL:HG22	34:DM:94:ALA:N	2.36	0.40
26:DE:90:GLN:CG	26:DE:92:HIS:NE2	2.84	0.40
2:AB:207:ARG:HB3	2:AB:207:ARG:HH11	1.87	0.40
1:AA:7:A:C8	5:AE:123:LEU:HD22	2.55	0.40
22:BA:2578:G:N3	22:BA:2578:G:H2'	2.36	0.40
53:CA:320:A:C2	53:CA:334:C:C2	3.09	0.40
24:DC:66:PHE:HD2	24:DC:142:ASN:HD21	1.69	0.40
24:DC:180:MET:CE	24:DC:268:ARG:HE	2.34	0.40
53:CA:429:U:H4'	53:CA:430:A:O5'	2.18	0.40
23:BB:49:C:O3'	36:BO:68:LYS:HE2	2.21	0.40
53:CA:1003:G:N2	53:CA:1038:C:C2	2.89	0.40
30:BI:41:PHE:N	30:BI:68:PHE:HZ	2.19	0.40

*Continued on next page...*

*Continued from previous page...*

Atom-1	Atom-2	Distance(Å)	Clash(Å)
22:DA:1379:U:C2'	22:DA:1379:U:O2	2.62	0.40
22:DA:1865:U:O2	22:DA:1877:A:N1	2.54	0.40
22:DA:537:G:C2	22:DA:555:G:C2	3.10	0.40
58:DF:37:MET:CA	58:DF:151:LEU:HB3	2.52	0.40
22:BA:2032:G:N3	25:BD:150:GLN:HG2	2.36	0.40
1:AA:978:A:H1'	1:AA:1322:C:H5	1.86	0.40
22:DA:1652:A:C2	22:DA:2006:C:C2	3.09	0.40
26:BE:48:THR:C	26:BE:50:ALA:H	2.24	0.40
22:BA:1936:A:H4'	22:BA:1937:A:OP2	2.18	0.40
26:DE:31:VAL:HG11	26:DE:100:MET:O	2.21	0.40
22:BA:571:U:C4	22:BA:575:A:C5	3.09	0.40
22:BA:2308:G:C5	27:BF:76:PHE:CE2	3.09	0.40
18:CR:21:ASP:HB3	18:CR:23:LYS:CG	2.48	0.40
40:DS:24:ILE:HB	40:DS:32:ALA:HB1	2.03	0.40
26:DE:3:LEU:HA	26:DE:3:LEU:HD12	1.96	0.40
56:CP:38:PHE:CE2	56:CP:51:ARG:HB3	2.56	0.40
56:CP:48:GLU:CD	56:CP:51:ARG:HB2	2.42	0.40
26:DE:119:ILE:CD1	26:DE:143:LEU:HD21	2.51	0.40
26:DE:5:LEU:CD1	26:DE:10:SER:HB2	2.51	0.40
1:AA:1373:G:C5'	7:AG:35:LYS:HB2	2.51	0.40
22:BA:2016:U:C4	22:BA:2017:U:C4	3.10	0.40
53:CA:367:U:C6	53:CA:394:G:N2	2.89	0.40
22:DA:2:G:C5	22:DA:3:U:C5	3.09	0.40
1:AA:299:G:O6	62:AA:1843:HOH:O	2.19	0.40
1:AA:513:C:N3	1:AA:539:A:C2	2.89	0.40
10:AJ:14:ASP:HB2	10:AJ:17:LEU:HB3	2.03	0.40
1:AA:1143:G:H2'	1:AA:1144:G:C8	2.56	0.40
10:CJ:37:ARG:CB	10:CJ:75:ASP:HB3	2.51	0.40
53:CA:728:A:C6	53:CA:729:A:C6	3.09	0.40
53:CA:728:A:N1	53:CA:729:A:C6	2.89	0.40
22:DA:2376:A:C2	36:DO:99:TYR:CE2	3.10	0.40
4:CD:84:ASN:HB3	4:CD:87:GLU:HG3	2.03	0.40
37:DP:102:ARG:O	37:DP:103:THR:CB	2.70	0.40
22:BA:1864:U:H2'	22:BA:1865:U:H5'	2.03	0.40
1:AA:791:G:C6	1:AA:792:A:N7	2.89	0.40
22:DA:2540:C:H2'	22:DA:2541:A:O4'	2.21	0.40
33:BL:78:ARG:HB3	33:BL:113:ALA:CB	2.51	0.40
25:BD:120:GLY:HA2	25:BD:162:ALA:HB1	2.04	0.40
42:BU:51:LEU:O	42:BU:52:ASN:HB2	2.21	0.40
39:DR:98:ILE:HG22	39:DR:98:ILE:O	2.21	0.40
9:CI:37:TYR:CD2	9:CI:37:TYR:N	2.89	0.40
22:BA:337:C:H2'	22:BA:338:G:O4'	2.21	0.40

*Continued on next page...*



*Continued from previous page...*

Atom-1	Atom-2	Distance(Å)	Clash(Å)
22:DA:1690:A:H2'	22:DA:1691:C:O4'	2.21	0.40
22:BA:1265:A:O4'	22:BA:1267:U:C6	2.74	0.40
3:AC:57:GLU:HG2	3:AC:64:ARG:HB3	2.04	0.40
1:AA:240:G:H4'	1:AA:240:G:OP1	2.22	0.40
51:B3:7:ARG:HD2	51:B3:7:ARG:HA	1.43	0.40
29:BH:104:THR:O	29:BH:104:THR:HG23	2.20	0.40
53:CA:185:U:H6	53:CA:185:U:O5'	2.04	0.40
22:BA:1675:C:O2	22:BA:1675:C:H2'	2.21	0.40
22:DA:1345:C:O2'	22:DA:1346:G:P	2.80	0.40
22:BA:2802:G:H2'	22:BA:2803:G:O4'	2.21	0.40
22:BA:1459:G:H5''	22:BA:1459:G:C8	2.56	0.40
6:AF:16:GLU:C	6:AF:18:VAL:H	2.24	0.40
22:DA:483:A:OP2	22:DA:484:C:C5	2.74	0.40
22:BA:2331:G:O2'	22:BA:2336:A:N1	2.35	0.40
44:BW:35:ILE:HG23	44:BW:35:ILE:O	2.20	0.40
44:BW:36:ILE:O	44:BW:39:GLN:CB	2.70	0.40
44:BW:36:ILE:O	44:BW:39:GLN:HB2	2.21	0.40
22:DA:1127:A:N7	22:DA:2488:G:O2'	2.43	0.40
22:DA:116:C:C4	22:DA:117:G:C5	3.09	0.40
41:BT:40:LYS:O	41:BT:41:ALA:C	2.59	0.40
41:BT:34:VAL:HG21	41:BT:43:ILE:HD12	2.02	0.40
22:DA:247:G:H5''	22:DA:386:G:O2'	2.22	0.40
22:DA:1437:C:H2'	22:DA:1438:U:H6	1.86	0.40
22:DA:2389:G:H5''	22:DA:2390:U:C5'	2.30	0.40
22:DA:1694:C:H4'	22:DA:1695:G:H5''	2.03	0.40
22:DA:1773:A:H2'	22:DA:1774:C:C5'	2.51	0.40
22:DA:1055:G:H3'	22:DA:1056:G:H5'	2.02	0.40
4:AD:145:ARG:C	4:AD:147:LYS:N	2.72	0.40
22:DA:399:U:H5''	45:DX:56:ARG:NH1	2.36	0.40
22:DA:67:U:C2	22:DA:68:G:C8	3.10	0.40
5:AE:100:GLU:HB3	5:AE:121:ASN:CB	2.52	0.40
8:CH:102:VAL:HG22	8:CH:125:ILE:HB	2.03	0.40
46:DY:25:GLN:HB2	46:DY:46:VAL:HG11	2.03	0.40
22:BA:162:U:H4'	22:BA:163:C:OP2	2.21	0.40
53:CA:198:G:C4	53:CA:199:A:C8	3.09	0.40
33:BL:19:LEU:HA	33:BL:27:LEU:O	2.22	0.40
53:CA:959:A:N6	53:CA:1222:G:H4'	2.36	0.40
53:CA:1359:C:H2'	53:CA:1361:G:OP2	2.21	0.40
22:DA:298:G:OP1	42:DU:83:GLY:HA2	2.21	0.40
22:DA:324:A:O2'	22:DA:325:G:O5'	2.38	0.40
53:CA:945:G:N2	53:CA:1334:G:H4'	2.36	0.40
22:DA:2307:G:H1	58:DF:38:GLY:HA3	1.86	0.40

*Continued on next page...*

*Continued from previous page...*

Atom-1	Atom-2	Distance(Å)	Clash(Å)
22:DA:632:A:H4'	33:DL:68:SER:HA	2.02	0.40
22:DA:876:C:N3	22:DA:877:A:N7	2.69	0.40
22:BA:2155:U:C4	22:BA:2156:G:C6	3.10	0.40
29:DH:43:ASN:O	29:DH:47:PHE:CD2	2.74	0.40
41:DT:25:GLU:OE1	41:DT:30:ILE:HD13	2.22	0.40
2:CB:133:ALA:HA	2:CB:137:THR:CG2	2.51	0.40
2:CB:132:GLU:O	2:CB:137:THR:HG23	2.22	0.40
2:CB:116:LEU:HD13	2:CB:140:LEU:HB2	2.02	0.40
54:CG:88:VAL:CG2	54:CG:89:GLU:H	2.20	0.40
4:CD:151:GLN:O	4:CD:152:SER:C	2.59	0.40
32:DK:69:VAL:HG12	32:DK:70:ARG:N	2.36	0.40
1:AA:403:C:H2'	1:AA:404:G:H8	1.87	0.40
57:DB:83:G:C6	57:DB:94:A:C6	3.09	0.40
22:DA:2060:A:H2'	26:DE:63:LYS:HZ3	1.86	0.40
22:DA:1045:C:H5''	22:DA:1047:G:H1'	2.02	0.40
22:DA:1112:G:H2'	22:DA:1113:U:C5	2.56	0.40
24:DC:91:ALA:HB3	24:DC:103:ILE:HG23	2.02	0.40
53:CA:1102:A:H2'	53:CA:1103:C:C6	2.56	0.40
22:DA:279:A:N6	22:DA:361:G:C1'	2.79	0.40
22:DA:1884:G:H8	22:DA:1884:G:OP2	2.04	0.40
49:B1:8:ILE:N	49:B1:8:ILE:HD13	2.35	0.40
35:BN:84:GLY:N	35:BN:85:PRO:HD2	2.37	0.40
8:CH:54:THR:HG23	8:CH:55:LYS:N	2.30	0.40
22:DA:1296:G:H1'	22:DA:1645:G:N2	2.37	0.40
22:DA:2191:A:H3'	22:DA:2192:U:H6	1.87	0.40
30:BI:52:LEU:HD11	30:BI:81:LYS:HE2	2.03	0.40
21:CU:35:GLU:OE2	21:CU:35:GLU:CA	2.68	0.40
23:BB:15:A:O4'	23:BB:15:A:N3	2.53	0.40
30:BI:5:GLN:O	30:BI:6:ALA:HB2	2.21	0.40
29:BH:94:ILE:HG13	29:BH:99:ILE:HD11	2.03	0.40
12:CL:5:GLN:HG3	12:CL:9:LYS:HZ3	1.87	0.40
6:CF:56:LYS:O	6:CF:57:ALA:HB2	2.20	0.40
3:CC:133:MET:O	3:CC:137:VAL:HG23	2.21	0.40
22:BA:2423:U:O2'	22:BA:2424:C:OP2	2.29	0.40
24:BC:30:ALA:HA	24:BC:33:LEU:HD12	2.03	0.40
24:BC:134:ILE:O	24:BC:166:ARG:NH1	2.55	0.40
1:AA:108:G:H2'	1:AA:109:A:OP1	2.21	0.40
22:BA:960:A:C5'	22:BA:961:C:OP2	2.68	0.40
22:DA:845:A:N6	22:DA:932:U:H3	2.20	0.40
20:AT:32:LYS:O	20:AT:33:LYS:C	2.58	0.40
1:AA:1313:U:OP2	19:AS:5:LYS:HA	2.21	0.40
10:AJ:35:GLN:HG2	10:AJ:77:VAL:CB	2.46	0.40

*Continued on next page...*

*Continued from previous page...*

Atom-1	Atom-2	Distance(Å)	Clash(Å)
38:DQ:4:LYS:HE3	38:DQ:7:VAL:HG22	2.04	0.40
53:CA:1086:U:O2'	53:CA:1087:G:H5'	2.22	0.40
22:BA:666:A:C5'	33:BL:48:ARG:HD2	2.51	0.40
40:DS:33:LEU:CA	40:DS:36:LEU:HD23	2.51	0.40
3:AC:21:TRP:HZ3	3:AC:23:ALA:HB3	1.83	0.40
12:CL:19:ASN:HD22	12:CL:19:ASN:N	2.15	0.40
22:BA:1009:A:OP2	31:BJ:39:LYS:CE	2.70	0.40
51:B3:54:LEU:HD12	51:B3:54:LEU:HA	1.72	0.40
1:AA:1117:A:O3'	9:AI:105:ARG:NE	2.50	0.40
1:AA:1371:G:OP1	9:AI:13:SER:HB3	2.21	0.40
1:AA:4:U:O2	1:AA:4:U:C2'	2.69	0.40
24:BC:257:ARG:NH1	24:BC:263:ASP:OD2	2.54	0.40
22:DA:1993:U:H4'	25:DD:133:THR:HG21	2.02	0.40
22:BA:974:G:N3	22:BA:1186:G:N2	2.69	0.40
53:CA:790:A:C6	53:CA:791:G:C6	3.09	0.40
53:CA:1408:A:C2	53:CA:1494:G:C2	3.09	0.40
22:DA:2786:U:O2'	22:DA:2787:C:H5'	2.21	0.40
22:BA:831:G:C5	22:BA:832:U:C5	3.10	0.40
1:AA:1264:U:O2	1:AA:1272:G:C2	2.75	0.40
1:AA:21:G:H1'	1:AA:914:A:H61	1.87	0.40
22:BA:863:A:H2'	22:BA:864:G:C8	2.57	0.40
6:CF:96:VAL:HG12	6:CF:97:THR:N	2.36	0.40
17:AQ:58:VAL:CG2	17:AQ:59:GLU:N	2.84	0.40
22:BA:1230:A:H2'	22:BA:1231:U:O4'	2.21	0.40
19:AS:10:ILE:HD11	19:AS:15:LEU:HD13	2.04	0.40
2:CB:183:PHE:CE2	2:CB:197:PHE:CD2	3.09	0.40
23:BB:2:G:C5	23:BB:119:A:C2	3.09	0.40
30:DI:105:LEU:O	30:DI:105:LEU:HD23	2.22	0.40
13:AM:39:ALA:HB3	13:AM:42:VAL:CG1	2.50	0.40
22:BA:2420:C:OP1	51:B3:33:THR:HB	2.20	0.40
53:CA:1040:U:C2'	53:CA:1041:G:H5'	2.52	0.40
53:CA:647:C:H2'	53:CA:648:A:C8	2.56	0.40
10:AJ:91:ASP:O	10:AJ:92:LEU:O	2.39	0.40
7:AG:72:VAL:HG12	7:AG:89:GLU:HA	2.03	0.40
12:CL:14:LYS:HE2	12:CL:15:VAL:C	2.41	0.40
22:DA:813:U:H2'	22:DA:814:C:C6	2.56	0.40
1:AA:617:G:H21	16:AP:14:ARG:NH1	2.19	0.40
2:CB:54:ALA:HA	2:CB:57:ASN:HB3	2.03	0.40
22:DA:92:U:C6	22:DA:93:G:C8	3.10	0.40
1:AA:292:G:C2	1:AA:309:A:C2	3.10	0.40
1:AA:659:U:O2'	1:AA:660:C:H5'	2.21	0.40
58:DF:71:LYS:O	58:DF:72:SER:HB3	2.21	0.40

*Continued on next page...*

*Continued from previous page...*

Atom-1	Atom-2	Distance(Å)	Clash(Å)
22:DA:909:A:C6	22:DA:912:C:C2	3.09	0.40
4:AD:75:TYR:CD1	4:AD:75:TYR:C	2.94	0.40
9:AI:53:LEU:HD12	9:AI:53:LEU:N	2.35	0.40
47:BZ:22:THR:HG21	47:BZ:50:VAL:HG13	2.02	0.40
5:AE:92:ARG:HB2	5:AE:127:TYR:HB2	2.03	0.40
3:CC:116:ALA:HB2	3:CC:199:VAL:CG2	2.51	0.40
3:CC:116:ALA:HB2	3:CC:199:VAL:HG21	2.04	0.40
7:AG:106:ALA:HB1	7:AG:132:THR:HB	2.03	0.40
38:BQ:91:ARG:NE	39:BR:11:GLN:H	2.18	0.40
1:AA:976:G:N1	1:AA:1363:A:C2	2.90	0.40
22:DA:1324:G:C2	22:DA:1328:A:N6	2.90	0.40
29:BH:31:VAL:CG1	29:BH:36:ALA:O	2.70	0.40
44:BW:73:PRO:HG2	44:BW:76:ARG:HB2	2.04	0.40
22:DA:2355:G:H5''	44:DW:20:LEU:HD22	2.03	0.40
44:DW:37:VAL:O	44:DW:38:ARG:HB2	2.21	0.40
22:DA:2332:C:H5''	44:DW:76:ARG:HH12	1.87	0.40
22:DA:297:G:C2	22:DA:342:A:C2	3.10	0.40
53:CA:1130:A:C8	53:CA:1146:A:N1	2.90	0.40
53:CA:1255:G:H2'	53:CA:1278:G:H21	1.86	0.40
22:DA:1553:A:C8	22:DA:1555:G:O6	2.75	0.40
32:DK:92:GLU:O	32:DK:93:GLN:C	2.60	0.40
24:DC:144:GLU:HG3	24:DC:151:GLY:CA	2.51	0.40
20:AT:43:LYS:HZ3	20:AT:86:ALA:HA	1.86	0.40
22:DA:1068:G:O2'	22:DA:1069:A:H5'	2.20	0.40
5:AE:104:ILE:HD11	5:AE:114:LEU:HB3	2.01	0.40
22:BA:1131:G:N7	22:BA:2025:C:H4'	2.37	0.40
25:BD:106:LYS:O	25:BD:175:LEU:O	2.40	0.40
22:BA:160:A:C6	22:BA:161:A:C6	3.09	0.40
53:CA:242:G:N2	53:CA:285:C:C2	2.89	0.40
22:BA:612:G:O2'	22:BA:613:A:C8	2.74	0.40
2:CB:103:TRP:CB	2:CB:106:VAL:HB	2.49	0.40
22:DA:324:A:N3	22:DA:325:G:H1'	2.36	0.40
57:DB:40:U:H1'	57:DB:45:A:N6	2.36	0.40
22:DA:1845:G:C5	22:DA:1846:G:N7	2.90	0.40
22:BA:2134:A:OP1	22:BA:2134:A:H8	2.05	0.40
22:DA:748:G:OP2	40:DS:88:ARG:HG3	2.21	0.40
25:DD:20:VAL:HG12	25:DD:22:ILE:HG12	2.03	0.40
22:DA:2210:U:C4'	22:DA:2211:A:H5'	2.52	0.40
41:DT:85:VAL:O	41:DT:86:THR:OG1	2.36	0.40
1:AA:213:G:H2'	1:AA:214:C:H5'	2.04	0.40
22:BA:684:G:C6	22:BA:774:G:C4	3.10	0.40
28:DG:94:ARG:O	28:DG:95:ALA:HB2	2.21	0.40

*Continued on next page...*

*Continued from previous page...*

Atom-1	Atom-2	Distance(Å)	Clash(Å)
22:DA:705:A:C2	22:DA:727:A:O4'	2.74	0.40
22:DA:727:A:O2'	22:DA:728:G:O4'	2.40	0.40
22:BA:137:U:OP2	22:BA:137:U:C5	2.74	0.40
26:BE:153:LEU:HB3	26:BE:171:ASP:HB2	2.03	0.40
22:BA:2197:U:C6	22:BA:2224:G:C6	3.10	0.40
3:CC:179:ALA:HA	3:CC:205:GLU:O	2.21	0.40
1:AA:71:A:C2	1:AA:72:A:N7	2.89	0.40
54:CG:41:ILE:HD13	54:CG:115:MET:HB3	2.04	0.40
4:AD:116:LEU:C	4:AD:122:ILE:HD11	2.40	0.40
2:AB:209:VAL:O	2:AB:210:THR:C	2.58	0.40
36:DO:57:ALA:C	36:DO:58:ILE:HD12	2.42	0.40
36:DO:62:LEU:HD13	36:DO:62:LEU:C	2.42	0.40
25:BD:133:THR:HG23	25:BD:134:HIS:CG	2.57	0.40
1:AA:466:A:C4'	1:AA:467:U:OP2	2.70	0.40
53:CA:1434:A:N6	53:CA:1435:G:C6	2.90	0.40
53:CA:411:A:O3'	53:CA:412:A:O4'	2.39	0.40
53:CA:413:G:C2	4:CD:32:LYS:HE3	2.56	0.40
22:DA:533:G:H5'	38:DQ:23:TYR:CD2	2.56	0.40
38:DQ:27:ARG:O	38:DQ:27:ARG:HG2	2.22	0.40
30:BI:56:VAL:HG22	30:BI:68:PHE:HB2	2.03	0.40
46:BY:61:ALA:C	46:BY:63:ALA:H	2.24	0.40
53:CA:881:G:C6	53:CA:882:C:C4	3.10	0.40
22:DA:1866:A:O2'	22:DA:1867:G:H5'	2.22	0.40
22:BA:2391:G:N2	22:BA:2429:G:O4'	2.55	0.40
25:BD:35:THR:CG2	25:BD:51:THR:HG22	2.51	0.40
22:BA:460:A:C2	22:BA:470:A:C5	3.09	0.40
29:BH:57:LYS:O	29:BH:61:VAL:HG23	2.21	0.40
4:AD:119:HIS:O	4:AD:120:LYS:C	2.59	0.40
22:BA:790:U:O2'	22:BA:791:C:H5'	2.21	0.40
58:DF:37:MET:HE3	58:DF:56:LEU:HB2	2.02	0.40
29:DH:58:LEU:HG	29:DH:62:LEU:HD11	2.03	0.40
29:DH:58:LEU:O	29:DH:61:VAL:HG12	2.22	0.40
53:CA:892:A:C5	53:CA:893:C:C4	3.08	0.40
22:BA:1105:U:O2	22:BA:1106:G:C8	2.75	0.40
22:DA:2568:U:H2'	22:DA:2569:G:O4'	2.22	0.40
22:DA:1651:G:C6	22:DA:1652:A:C5	3.10	0.40
22:DA:416:U:C4	22:DA:417:C:C4	3.09	0.40
22:DA:410:G:N2	22:DA:418:C:O2	2.54	0.40
22:BA:28:A:C4	22:BA:29:U:C6	3.10	0.40
22:BA:513:A:C2'	22:BA:514:A:H5'	2.51	0.40
1:AA:1180:A:H8	1:AA:1180:A:O5'	2.05	0.40
11:AK:19:VAL:HB	11:AK:34:THR:HG23	2.02	0.40

*Continued on next page...*

*Continued from previous page...*

Atom-1	Atom-2	Distance(Å)	Clash(Å)
11:AK:19:VAL:HG22	11:AK:82:GLU:HG2	2.03	0.40
36:BO:76:LYS:N	36:BO:109:ALA:HB1	2.36	0.40
32:BK:70:ARG:HD3	32:BK:76:VAL:CG2	2.48	0.40
22:DA:469:G:OP2	26:DE:54:GLY:O	2.39	0.40
7:AG:68:VAL:HG21	7:AG:103:ILE:CG1	2.52	0.40
36:BO:59:ALA:HA	36:BO:62:LEU:CD1	2.51	0.40
31:DJ:1:MET:SD	31:DJ:2:LYS:HE3	2.61	0.40
47:BZ:43:ILE:HD12	47:BZ:47:ILE:HG13	2.04	0.40
35:BN:93:GLY:O	35:BN:95:THR:N	2.54	0.40
53:CA:1394:A:C5	53:CA:1501:C:H4'	2.56	0.40
53:CA:599:C:H4'	8:CH:121:GLY:HA3	2.03	0.40
22:BA:2808:G:N1	22:BA:2891:U:C5	2.90	0.40
28:BG:166:GLU:C	28:BG:166:GLU:OE2	2.60	0.40
33:DL:132:ARG:HA	33:DL:135:ILE:HG22	2.02	0.40
29:DH:5:LEU:HA	29:DH:36:ALA:CB	2.51	0.40
22:BA:2313:C:O2'	22:BA:2314:A:H5'	2.21	0.40
21:CU:28:LEU:C	21:CU:28:LEU:CD2	2.90	0.40
28:DG:22:VAL:HG12	28:DG:23:ILE:N	2.35	0.40
2:AB:103:TRP:HE1	2:AB:150:ILE:HD11	1.86	0.40
1:AA:129:A:O2'	1:AA:130:A:H5''	2.20	0.40
33:BL:66:PHE:C	33:BL:66:PHE:CD1	2.92	0.40
53:CA:1476:A:H2'	53:CA:1477:U:O4'	2.21	0.40
19:AS:62:THR:O	19:AS:63:ASP:C	2.60	0.40
1:AA:903:G:C4	1:AA:904:U:C5	3.09	0.40
17:AQ:50:ASN:OD1	17:AQ:50:ASN:N	2.54	0.40
22:DA:2579:C:H2'	22:DA:2580:U:O4'	2.21	0.40
22:BA:185:G:C6	22:BA:186:G:C5	3.09	0.40
8:AH:74:ILE:CD1	8:AH:128:VAL:HG22	2.51	0.40
53:CA:796:C:OP1	11:CK:127:ARG:HB3	2.21	0.40
22:BA:1312:U:H4'	22:BA:1313:U:O5'	2.21	0.40
53:CA:232:G:H2'	53:CA:233:C:O4'	2.22	0.40
22:BA:1838:C:C4	22:BA:1899:A:C4	3.09	0.40
43:BV:27:PRO:HD2	43:BV:87:GLN:O	2.21	0.40
3:AC:81:GLU:O	3:AC:84:GLU:HB3	2.20	0.40
22:DA:699:A:H2'	22:DA:700:G:O4'	2.22	0.40
22:BA:1637:A:H4'	22:BA:2711:A:O2'	2.21	0.40
8:CH:111:THR:HG22	8:CH:113:ARG:H	1.86	0.40
53:CA:125:U:O2'	53:CA:126:G:H5'	2.20	0.40
38:DQ:72:GLY:HA3	38:DQ:113:LYS:NZ	2.37	0.40
58:DF:166:ARG:H	58:DF:166:ARG:HG2	1.72	0.40
24:DC:250:GLN:HG2	24:DC:250:GLN:H	1.50	0.40
48:D0:49:ARG:HG3	48:D0:51:ARG:HH21	1.85	0.40

*Continued on next page...*

*Continued from previous page...*

Atom-1	Atom-2	Distance(Å)	Clash(Å)
31:BJ:44:TYR:C	31:BJ:45:THR:HG22	2.42	0.40
38:BQ:57:ARG:NH2	38:BQ:92:LYS:HD2	2.37	0.40
22:DA:1331:G:C4	22:DA:1333:G:C8	3.09	0.40
22:BA:1176:U:H2'	22:BA:1177:G:N9	2.36	0.40
1:AA:983:A:C2'	1:AA:983:A:N3	2.84	0.40
51:D3:5:THR:O	51:D3:7:ARG:N	2.55	0.40
6:AF:3:HIS:CA	6:AF:92:THR:HG23	2.52	0.40
22:DA:2337:G:C6	22:DA:2338:C:N4	2.89	0.40
22:DA:917:A:H5''	22:DA:2268:A:H61	1.87	0.40
22:BA:2720:U:H5''	37:BP:52:ARG:NH2	2.37	0.40
22:DA:489:G:O2'	22:DA:491:G:H8	2.04	0.40
54:CG:22:LEU:O	54:CG:26:VAL:HG22	2.20	0.40
54:CG:26:VAL:HG23	54:CG:27:ASN:OD1	2.21	0.40
22:DA:2283:C:N4	22:DA:2389:G:C5	2.89	0.40
1:AA:1055:A:H8	1:AA:1055:A:O5'	2.05	0.40
17:AQ:20:ILE:H	17:AQ:47:ASP:CG	2.22	0.40
53:CA:80:A:H3'	53:CA:81:A:C5'	2.51	0.40
53:CA:82:G:C5	53:CA:89:U:C5	3.09	0.40
5:AE:110:MET:H	5:AE:113:VAL:CG1	2.31	0.40
39:BR:49:ILE:CB	39:BR:51:VAL:O	2.69	0.40
22:DA:139:U:N3	41:DT:1:MET:HA	2.37	0.40
41:DT:3:ARG:O	41:DT:4:GLU:C	2.59	0.40
15:AO:73:ASP:OD1	15:AO:75:ALA:HB3	2.21	0.40
33:BL:18:ARG:HH11	33:BL:18:ARG:HD3	1.74	0.40
53:CA:1223:C:H5''	53:CA:1224:U:OP2	2.22	0.40
53:CA:963:G:N1	53:CA:973:G:O6	2.54	0.40
22:BA:1509:A:C2	22:BA:1510:G:C8	3.09	0.40
22:DA:141:G:HO2'	22:DA:142:A:P	2.41	0.40
22:BA:120:U:H3'	22:BA:120:U:OP2	2.22	0.40
35:DN:73:ASN:HA	35:DN:76:VAL:HG13	2.03	0.40
3:AC:154:GLY:H	3:AC:156:LEU:HD11	1.87	0.40
33:BL:55:MET:HE3	33:BL:55:MET:CA	2.35	0.40
50:B2:21:ARG:HG2	50:B2:31:LEU:HG	2.03	0.40
37:DP:72:VAL:O	37:DP:72:VAL:HG23	2.21	0.40
22:DA:1049:C:C6	22:DA:1050:A:N7	2.90	0.40
1:AA:1145:A:HO2'	1:AA:1146:A:P	2.45	0.40
34:DM:67:VAL:HG21	34:DM:102:LEU:HD12	2.04	0.40
34:DM:69:PRO:CA	34:DM:94:ALA:HB2	2.51	0.40
22:BA:2151:U:H2'	22:BA:2152:G:O4'	2.22	0.40
32:BK:117:SER:C	32:BK:118:LEU:O	2.58	0.40
58:DF:43:ILE:HG23	58:DF:44:ALA:N	2.26	0.40
28:DG:116:LEU:HD13	28:DG:121:THR:HA	2.04	0.40

*Continued on next page...*



*Continued from previous page...*

Atom-1	Atom-2	Distance(Å)	Clash(Å)
25:BD:121:THR:O	25:BD:122:VAL:HG23	2.20	0.40
4:AD:55:ARG:HH12	4:AD:58:GLN:HB3	1.86	0.40
9:AI:113:LYS:HG3	9:AI:119:LYS:HA	2.02	0.40
53:CA:429:U:H4'	53:CA:430:A:OP1	2.17	0.40
41:BT:29:THR:HA	41:BT:86:THR:N	2.36	0.40
30:BI:126:ARG:HD3	30:BI:126:ARG:H	1.87	0.40
25:BD:51:THR:HG21	25:BD:68:PHE:HE2	1.85	0.40
53:CA:722:G:O3'	53:CA:723:U:C5	2.75	0.40
22:BA:960:A:H5''	22:BA:961:C:OP2	2.21	0.40
53:CA:1386:G:N2	53:CA:1387:G:C4	2.90	0.40
1:AA:731:G:OP1	1:AA:766:A:C1'	2.67	0.40
22:BA:1054:A:C6	22:BA:1106:G:C6	3.10	0.40
22:BA:1105:U:C2	22:BA:1106:G:N7	2.89	0.40
26:BE:190:ALA:C	26:BE:192:ALA:N	2.73	0.40
22:DA:2567:G:H2'	22:DA:2568:U:C6	2.57	0.40
53:CA:295:C:C4	53:CA:296:U:C5	3.09	0.40
1:AA:597:G:C2	1:AA:644:U:O2	2.73	0.40
53:CA:171:A:N1	53:CA:172:A:C2	2.90	0.40
22:DA:1189:A:H2'	22:DA:1190:G:O4'	2.21	0.40
22:DA:372:G:P	45:DX:61:LYS:HZ3	2.44	0.40
53:CA:1119:C:OP1	9:CI:10:ARG:NH2	2.54	0.40
24:DC:212:TRP:C	24:DC:212:TRP:CD1	2.95	0.40
35:BN:38:LEU:HD11	35:BN:42:LYS:HD2	2.03	0.40
22:DA:1355:G:O2'	22:DA:1356:G:H5'	2.21	0.40
39:BR:28:ALA:O	39:BR:63:VAL:CG2	2.69	0.40
23:BB:41:G:H3'	23:BB:42:C:H5''	2.04	0.40
60:BA:3135:TEL:H542	60:BA:3135:TEL:H583	1.83	0.40
25:DD:179:ARG:HH12	37:DP:7:LEU:HD11	1.86	0.40
30:DI:106:GLN:O	30:DI:106:GLN:HG3	2.22	0.40
22:BA:1767:G:C2	22:BA:1986:C:C2	3.10	0.40
22:DA:1494:A:O2'	22:DA:1495:A:H5'	2.21	0.40
53:CA:128:G:N2	53:CA:129:A:C2	2.90	0.40
2:CB:212:TYR:CD2	2:CB:216:VAL:HG23	2.57	0.40
49:D1:46:VAL:HG22	49:D1:47:ILE:H	1.86	0.40
42:BU:94:PHE:O	42:BU:95:PHE:C	2.58	0.40
22:DA:2807:U:H3'	22:DA:2808:G:H5''	2.03	0.40
53:CA:1123:U:H4'	10:CJ:39:PRO:HD2	2.02	0.40
22:DA:2294:G:OP1	36:DO:10:ARG:HD3	2.22	0.40
22:BA:1266:G:O2'	22:BA:2012:G:O6	2.18	0.40
22:BA:197:A:C6	22:BA:198:C:C2	3.09	0.40
22:BA:792:A:C6	22:BA:2440:C:C6	3.10	0.40
22:DA:2714:G:C2'	22:DA:2715:C:H5'	2.52	0.40

*Continued on next page...*

Continued from previous page...

Atom-1	Atom-2	Distance(Å)	Clash(Å)
29:DH:35:LYS:O	29:DH:36:ALA:HB2	2.20	0.40
7:AG:144:ALA:C	7:AG:146:ALA:N	2.75	0.40
2:AB:32:GLY:HA3	2:AB:39:ILE:CG1	2.50	0.40
9:AI:86:LEU:O	9:AI:93:LEU:HD11	2.20	0.40
2:AB:138:ARG:HB2	2:AB:138:ARG:NH1	2.36	0.40
1:AA:1029:U:N3	1:AA:1033:G:C6	2.90	0.40
22:DA:544:C:C4	22:DA:545:U:N3	2.90	0.40
22:DA:545:U:C4	22:DA:547:A:H4'	2.56	0.40
26:BE:141:MET:HB2	26:BE:143:LEU:HG	2.03	0.40
7:AG:119:LEU:HD21	7:AG:123:LEU:HD23	2.02	0.40
30:DI:102:ARG:HG2	30:DI:141:ASP:O	2.20	0.40
22:BA:443:A:C2	22:BA:1245:G:N3	2.89	0.40
55:CM:96:VAL:C	55:CM:98:GLY:H	2.25	0.40
53:CA:1352:C:O2	53:CA:1371:G:C2	2.75	0.40
22:DA:2193:G:H2'	22:DA:2194:U:C6	2.56	0.40
22:DA:1579:A:C6	22:DA:1580:A:C6	3.10	0.40
1:AA:421:U:C2'	1:AA:422:C:OP1	2.69	0.40
22:DA:2734:A:H2'	22:DA:2735:G:H5'	2.02	0.40
23:BB:114:C:H2'	23:BB:115:A:C8	2.57	0.40
40:BS:85:ILE:HG23	40:BS:93:ALA:HB1	2.04	0.40
12:AL:82:ARG:HB2	12:AL:97:VAL:HG23	2.04	0.40
1:AA:945:G:C2	1:AA:946:A:C8	3.10	0.40
32:DK:31:ARG:NH1	32:DK:31:ARG:HG3	2.36	0.40
52:B4:1:MET:HB3	52:B4:34:LYS:HG2	2.03	0.40
22:DA:1320:C:HO2'	22:DA:1321:A:H8	1.65	0.40
43:DV:3:THR:HA	43:DV:62:THR:O	2.22	0.40
24:DC:231:HIS:O	24:DC:232:GLY:C	2.60	0.40
22:BA:2534:A:C2'	22:BA:2535:G:O5'	2.69	0.40
15:CO:87:ARG:HA	15:CO:87:ARG:HD2	1.68	0.40
32:BK:42:THR:HG23	32:BK:42:THR:O	2.22	0.40
22:BA:518:G:H2'	22:BA:519:U:C6	2.57	0.40
1:AA:1086:U:O2'	1:AA:1087:G:H5'	2.22	0.40

All (9) symmetry-related close contacts are listed below. The label for Atom-2 includes the symmetry operator and encoded unit-cell translations to be applied.

Atom-1	Atom-2	Distance(Å)	Clash(Å)
22:BA:138:U:O4	22:DA:305:C:OP1[3_545]	1.58	0.62
22:BA:138:U:O4	22:DA:305:C:P[3_545]	1.90	0.30
1:AA:416:G:OP1	22:DA:2139:U:O4'[4_455]	1.91	0.29
25:BD:181:ASP:OD1	22:DA:2903:U:O4[2_454]	1.97	0.23
22:BA:138:U:C4	22:DA:304:U:O3'[3_545]	1.98	0.22

Continued on next page...

Continued from previous page...

Atom-1	Atom-2	Distance(Å)	Clash(Å)
22:BA:138:U:N3	22:DA:304:U:O3'[3.545]	2.05	0.15
33:BL:143:GLU:OE1	47:DZ:5:LYS:NZ[3.445]	2.07	0.13
22:BA:138:U:O4	22:DA:305:C:O5'[3.545]	2.16	0.04
22:BA:138:U:O4	22:DA:304:U:O3'[3.545]	2.17	0.03

## 5.3 Torsion angles

### 5.3.1 Protein backbone ⓘ

In the following table, the Percentiles column shows the percent Ramachandran outliers of the chain as a percentile score with respect to all X-ray entries followed by that with respect to entries of similar resolution.

The Analysed column shows the number of residues for which the backbone conformation was analysed, and the total number of residues.

Mol	Chain	Analysed	Favoured	Allowed	Outliers	Percentiles	
2	AB	216/218 (99%)	132 (61%)	52 (24%)	32 (15%)	0	2
2	CB	216/218 (99%)	155 (72%)	46 (21%)	15 (7%)	2	17
3	AC	204/206 (99%)	156 (76%)	32 (16%)	16 (8%)	1	13
3	CC	204/206 (99%)	147 (72%)	37 (18%)	20 (10%)	1	8
4	AD	203/205 (99%)	138 (68%)	37 (18%)	28 (14%)	0	3
4	CD	203/205 (99%)	140 (69%)	43 (21%)	20 (10%)	1	8
5	AE	148/150 (99%)	105 (71%)	23 (16%)	20 (14%)	0	3
5	CE	148/150 (99%)	112 (76%)	21 (14%)	15 (10%)	1	8
6	AF	98/100 (98%)	73 (74%)	13 (13%)	12 (12%)	1	4
6	CF	98/100 (98%)	65 (66%)	24 (24%)	9 (9%)	1	9
7	AG	149/151 (99%)	111 (74%)	32 (22%)	6 (4%)	5	36
8	AH	127/129 (98%)	92 (72%)	28 (22%)	7 (6%)	3	25
8	CH	127/129 (98%)	94 (74%)	22 (17%)	11 (9%)	1	11
9	AI	125/127 (98%)	89 (71%)	26 (21%)	10 (8%)	1	13
9	CI	125/127 (98%)	89 (71%)	25 (20%)	11 (9%)	1	10
10	AJ	96/98 (98%)	70 (73%)	13 (14%)	13 (14%)	0	3
10	CJ	96/98 (98%)	55 (57%)	28 (29%)	13 (14%)	0	3
11	AK	115/117 (98%)	85 (74%)	20 (17%)	10 (9%)	1	11
11	CK	115/117 (98%)	89 (77%)	19 (16%)	7 (6%)	2	22

Continued on next page...

*Continued from previous page...*

Mol	Chain	Analysed	Favoured	Allowed	Outliers	Percentiles	
12	AL	121/123 (98%)	88 (73%)	22 (18%)	11 (9%)	1	10
12	CL	121/123 (98%)	86 (71%)	27 (22%)	8 (7%)	2	19
13	AM	112/114 (98%)	88 (79%)	13 (12%)	11 (10%)	1	8
14	AN	92/100 (92%)	60 (65%)	20 (22%)	12 (13%)	0	3
14	CN	91/100 (91%)	59 (65%)	27 (30%)	5 (6%)	3	25
15	AO	86/88 (98%)	59 (69%)	23 (27%)	4 (5%)	4	30
15	CO	86/88 (98%)	67 (78%)	16 (19%)	3 (4%)	6	41
16	AP	80/82 (98%)	58 (72%)	14 (18%)	8 (10%)	1	8
17	AQ	78/80 (98%)	51 (65%)	15 (19%)	12 (15%)	0	2
17	CQ	78/80 (98%)	62 (80%)	8 (10%)	8 (10%)	1	7
18	AR	53/55 (96%)	46 (87%)	5 (9%)	2 (4%)	5	38
18	CR	53/55 (96%)	42 (79%)	11 (21%)	0	100	100
19	AS	77/79 (98%)	58 (75%)	10 (13%)	9 (12%)	1	5
19	CS	77/79 (98%)	46 (60%)	24 (31%)	7 (9%)	1	10
20	AT	83/85 (98%)	58 (70%)	19 (23%)	6 (7%)	2	16
20	CT	83/85 (98%)	63 (76%)	12 (14%)	8 (10%)	1	9
21	AU	49/51 (96%)	25 (51%)	15 (31%)	9 (18%)	0	1
21	CU	49/51 (96%)	22 (45%)	8 (16%)	19 (39%)	0	0
24	BC	269/271 (99%)	203 (76%)	40 (15%)	26 (10%)	1	8
24	DC	269/271 (99%)	183 (68%)	54 (20%)	32 (12%)	1	4
25	BD	207/209 (99%)	148 (72%)	31 (15%)	28 (14%)	0	3
25	DD	207/209 (99%)	136 (66%)	40 (19%)	31 (15%)	0	2
26	BE	199/201 (99%)	149 (75%)	32 (16%)	18 (9%)	1	10
26	DE	199/201 (99%)	125 (63%)	46 (23%)	28 (14%)	0	2
27	BF	175/177 (99%)	130 (74%)	30 (17%)	15 (9%)	1	11
28	BG	174/176 (99%)	118 (68%)	32 (18%)	24 (14%)	0	3
28	DG	174/176 (99%)	102 (59%)	41 (24%)	31 (18%)	0	1
29	BH	147/149 (99%)	67 (46%)	52 (35%)	28 (19%)	0	1
29	DH	147/149 (99%)	76 (52%)	53 (36%)	18 (12%)	1	4
30	BI	139/141 (99%)	84 (60%)	41 (30%)	14 (10%)	1	8
30	DI	139/141 (99%)	84 (60%)	38 (27%)	17 (12%)	1	4

*Continued on next page...*

*Continued from previous page...*

Mol	Chain	Analysed	Favoured	Allowed	Outliers	Percentiles	
31	BJ	140/142 (99%)	103 (74%)	26 (19%)	11 (8%)	1	13
31	DJ	140/142 (99%)	96 (69%)	29 (21%)	15 (11%)	1	6
32	BK	120/122 (98%)	88 (73%)	12 (10%)	20 (17%)	0	1
32	DK	120/122 (98%)	82 (68%)	18 (15%)	20 (17%)	0	1
33	BL	141/143 (99%)	103 (73%)	28 (20%)	10 (7%)	2	16
33	DL	141/143 (99%)	80 (57%)	41 (29%)	20 (14%)	0	2
34	BM	134/136 (98%)	100 (75%)	21 (16%)	13 (10%)	1	8
34	DM	134/136 (98%)	95 (71%)	27 (20%)	12 (9%)	1	10
35	BN	118/120 (98%)	92 (78%)	14 (12%)	12 (10%)	1	7
35	DN	118/120 (98%)	70 (59%)	36 (30%)	12 (10%)	1	7
36	BO	114/116 (98%)	88 (77%)	17 (15%)	9 (8%)	1	13
36	DO	114/116 (98%)	81 (71%)	26 (23%)	7 (6%)	2	22
37	BP	112/114 (98%)	74 (66%)	21 (19%)	17 (15%)	0	2
37	DP	112/114 (98%)	64 (57%)	29 (26%)	19 (17%)	0	1
38	BQ	115/117 (98%)	90 (78%)	17 (15%)	8 (7%)	2	17
38	DQ	115/117 (98%)	83 (72%)	20 (17%)	12 (10%)	1	7
39	BR	101/103 (98%)	80 (79%)	14 (14%)	7 (7%)	2	17
39	DR	101/103 (98%)	71 (70%)	18 (18%)	12 (12%)	1	4
40	BS	108/110 (98%)	84 (78%)	17 (16%)	7 (6%)	2	19
40	DS	108/110 (98%)	74 (68%)	25 (23%)	9 (8%)	1	12
41	BT	91/93 (98%)	49 (54%)	26 (29%)	16 (18%)	0	1
41	DT	91/93 (98%)	48 (53%)	28 (31%)	15 (16%)	0	1
42	BU	100/102 (98%)	67 (67%)	17 (17%)	16 (16%)	0	2
42	DU	100/102 (98%)	51 (51%)	28 (28%)	21 (21%)	0	1
43	BV	92/94 (98%)	80 (87%)	11 (12%)	1 (1%)	21	74
43	DV	92/94 (98%)	64 (70%)	21 (23%)	7 (8%)	2	15
44	BW	77/79 (98%)	28 (36%)	22 (29%)	27 (35%)	0	0
44	DW	77/79 (98%)	33 (43%)	23 (30%)	21 (27%)	0	0
45	BX	75/77 (97%)	62 (83%)	9 (12%)	4 (5%)	3	26
45	DX	75/77 (97%)	50 (67%)	17 (23%)	8 (11%)	1	6
46	BY	61/63 (97%)	44 (72%)	11 (18%)	6 (10%)	1	8

*Continued on next page...*

Continued from previous page...

Mol	Chain	Analysed	Favoured	Allowed	Outliers	Percentiles	
46	DY	61/63 (97%)	44 (72%)	12 (20%)	5 (8%)	1	12
47	BZ	56/58 (97%)	47 (84%)	7 (12%)	2 (4%)	5	40
47	DZ	56/58 (97%)	34 (61%)	17 (30%)	5 (9%)	1	10
48	B0	54/56 (96%)	41 (76%)	9 (17%)	4 (7%)	2	15
48	D0	54/56 (96%)	40 (74%)	8 (15%)	6 (11%)	1	5
49	B1	48/50 (96%)	39 (81%)	5 (10%)	4 (8%)	1	12
49	D1	48/50 (96%)	36 (75%)	8 (17%)	4 (8%)	1	12
50	B2	44/46 (96%)	36 (82%)	6 (14%)	2 (4%)	4	32
50	D2	44/46 (96%)	29 (66%)	11 (25%)	4 (9%)	1	10
51	B3	62/64 (97%)	50 (81%)	7 (11%)	5 (8%)	1	13
51	D3	62/64 (97%)	39 (63%)	18 (29%)	5 (8%)	1	13
52	B4	36/38 (95%)	29 (81%)	3 (8%)	4 (11%)	1	5
52	D4	36/38 (95%)	23 (64%)	8 (22%)	5 (14%)	0	3
54	CG	148/150 (99%)	100 (68%)	36 (24%)	12 (8%)	1	13
55	CM	111/113 (98%)	64 (58%)	35 (32%)	12 (11%)	1	6
56	CP	78/80 (98%)	50 (64%)	18 (23%)	10 (13%)	0	3
58	DF	176/178 (99%)	98 (56%)	46 (26%)	32 (18%)	0	1
All	All	11238/11447 (98%)	7713 (69%)	2283 (20%)	1242 (11%)	1	5

All (1242) Ramachandran outliers are listed below:

Mol	Chain	Res	Type
2	AB	18	GLN
2	AB	20	ARG
2	AB	33	ALA
2	AB	40	ILE
2	AB	72	LYS
2	AB	75	ALA
2	AB	119	GLN
2	AB	133	ALA
3	AC	60	ALA
3	AC	165	GLU
4	AD	26	ALA
4	AD	29	THR
4	AD	31	CYS
4	AD	34	GLU

Continued on next page...

*Continued from previous page...*

Mol	Chain	Res	Type
4	AD	147	LYS
4	AD	173	ASP
4	AD	191	SER
4	AD	192	ALA
5	AE	44	ARG
5	AE	97	PRO
5	AE	121	ASN
5	AE	137	ARG
5	AE	154	ALA
5	AE	157	GLY
6	AF	42	TRP
7	AG	93	VAL
7	AG	129	ASN
8	AH	49	LYS
8	AH	66	GLN
9	AI	8	THR
9	AI	40	ARG
9	AI	43	ALA
9	AI	55	ASP
9	AI	71	ILE
10	AJ	57	VAL
10	AJ	61	ALA
10	AJ	92	LEU
11	AK	51	PHE
11	AK	125	LYS
11	AK	126	ARG
12	AL	23	LEU
12	AL	43	LYS
12	AL	73	LEU
12	AL	75	GLU
12	AL	88	ASP
13	AM	46	GLU
14	AN	22	LYS
14	AN	27	LYS
14	AN	33	VAL
14	AN	51	PRO
14	AN	52	ARG
14	AN	61	ASN
14	AN	81	ILE
15	AO	17	ASP
16	AP	11	ALA
16	AP	80	LYS

*Continued on next page...*



*Continued from previous page...*

Mol	Chain	Res	Type
17	AQ	12	VAL
17	AQ	16	MET
17	AQ	52	CYS
18	AR	47	ARG
19	AS	63	ASP
20	AT	3	ILE
20	AT	4	LYS
20	AT	5	SER
20	AT	67	HIS
20	AT	76	ALA
21	AU	11	PHE
21	AU	12	ASP
21	AU	23	GLU
24	BC	9	SER
24	BC	57	HIS
24	BC	104	LEU
24	BC	105	ALA
24	BC	121	ALA
24	BC	199	HIS
24	BC	200	MET
24	BC	239	PHE
25	BD	43	ASP
25	BD	73	VAL
25	BD	92	VAL
25	BD	99	GLU
25	BD	103	ASP
25	BD	104	VAL
25	BD	122	VAL
25	BD	183	GLU
25	BD	191	GLY
25	BD	192	ALA
26	BE	8	ALA
26	BE	46	GLN
26	BE	79	ARG
26	BE	123	LYS
26	BE	175	ILE
27	BF	134	GLN
28	BG	7	PRO
28	BG	8	VAL
28	BG	31	GLU
28	BG	33	THR
28	BG	84	LYS

*Continued on next page...*

*Continued from previous page...*

<b>Mol</b>	<b>Chain</b>	<b>Res</b>	<b>Type</b>
28	BG	94	ARG
28	BG	110	HIS
28	BG	118	ALA
28	BG	168	VAL
28	BG	170	THR
29	BH	3	VAL
29	BH	8	LYS
29	BH	9	VAL
29	BH	10	ALA
29	BH	14	SER
29	BH	32	PRO
29	BH	33	GLN
30	BI	65	SER
30	BI	92	PRO
31	BJ	21	THR
31	BJ	44	TYR
31	BJ	45	THR
32	BK	16	ALA
32	BK	35	VAL
32	BK	49	ARG
32	BK	71	ARG
32	BK	72	PRO
32	BK	73	ASP
32	BK	93	GLN
32	BK	108	ARG
33	BL	15	ALA
33	BL	66	PHE
33	BL	88	GLY
34	BM	2	LEU
34	BM	14	LYS
34	BM	35	ALA
34	BM	36	VAL
34	BM	55	ARG
34	BM	56	ALA
34	BM	69	PRO
34	BM	77	PRO
35	BN	14	SER
35	BN	117	ASP
36	BO	3	LYS
36	BO	68	LYS
36	BO	112	GLU
37	BP	25	VAL

*Continued on next page...*

*Continued from previous page...*

Mol	Chain	Res	Type
37	BP	33	GLU
37	BP	50	ARG
37	BP	105	LYS
38	BQ	91	ARG
39	BR	49	ILE
39	BR	55	ASP
39	BR	64	VAL
40	BS	3	THR
40	BS	14	ALA
40	BS	19	LEU
41	BT	27	SER
41	BT	29	THR
41	BT	69	ARG
41	BT	86	THR
41	BT	88	LYS
42	BU	6	ARG
42	BU	51	LEU
42	BU	88	ASP
42	BU	98	ASN
43	BV	69	GLU
44	BW	9	THR
44	BW	18	LYS
44	BW	23	LYS
44	BW	30	VAL
44	BW	33	GLY
44	BW	40	ARG
44	BW	47	GLY
44	BW	50	VAL
44	BW	51	GLY
45	BX	34	SER
45	BX	53	LYS
46	BY	22	LEU
46	BY	23	ARG
46	BY	24	GLU
47	BZ	3	THR
48	B0	35	GLU
48	B0	51	ARG
49	B1	51	ALA
51	B3	31	ILE
52	B4	4	ARG
2	CB	81	ASP
2	CB	84	LEU

*Continued on next page...*

*Continued from previous page...*

Mol	Chain	Res	Type
2	CB	102	ASN
2	CB	129	THR
2	CB	150	ILE
3	CC	59	PRO
3	CC	63	ILE
3	CC	130	ARG
3	CC	145	ALA
3	CC	164	THR
4	CD	24	VAL
4	CD	26	ALA
4	CD	29	THR
4	CD	35	GLN
4	CD	80	ARG
4	CD	82	LYS
4	CD	182	LYS
4	CD	187	ARG
4	CD	191	SER
4	CD	192	ALA
5	CE	31	SER
5	CE	69	ASN
5	CE	100	GLU
6	CF	68	GLN
6	CF	82	ASP
6	CF	85	ILE
6	CF	98	GLU
54	CG	29	LEU
54	CG	30	MET
54	CG	31	VAL
54	CG	52	ARG
9	CI	71	ILE
10	CJ	57	VAL
11	CK	14	GLN
11	CK	70	ALA
11	CK	126	ARG
11	CK	127	ARG
12	CL	34	THR
55	CM	4	ALA
14	CN	53	ASP
14	CN	95	LEU
56	CP	63	GLN
20	CT	3	ILE
20	CT	43	LYS

*Continued on next page...*

*Continued from previous page...*

Mol	Chain	Res	Type
21	CU	4	LYS
21	CU	15	LEU
21	CU	23	GLU
21	CU	32	ARG
21	CU	34	ARG
21	CU	35	GLU
21	CU	36	PHE
21	CU	38	GLU
24	DC	9	SER
24	DC	28	PRO
24	DC	69	ASN
24	DC	121	ALA
24	DC	140	VAL
24	DC	141	HIS
24	DC	186	ASP
24	DC	269	ARG
25	DD	11	MET
25	DD	14	ILE
25	DD	31	ALA
25	DD	74	GLU
25	DD	102	ALA
25	DD	150	GLN
25	DD	164	GLN
25	DD	170	VAL
25	DD	194	PRO
26	DE	41	GLN
26	DE	62	GLN
26	DE	79	ARG
26	DE	99	LYS
26	DE	116	ASP
58	DF	10	GLU
58	DF	12	VAL
58	DF	32	LYS
58	DF	36	ASN
58	DF	41	GLU
58	DF	42	ALA
58	DF	112	ASP
58	DF	114	ARG
58	DF	120	SER
58	DF	122	ASP
58	DF	137	PHE
28	DG	49	LEU

*Continued on next page...*

*Continued from previous page...*

Mol	Chain	Res	Type
28	DG	95	ALA
28	DG	149	ALA
28	DG	164	ALA
28	DG	165	ASP
29	DH	3	VAL
29	DH	9	VAL
29	DH	10	ALA
29	DH	61	VAL
29	DH	76	GLU
29	DH	98	ASP
29	DH	102	ALA
30	DI	22	PRO
30	DI	23	VAL
30	DI	29	GLN
30	DI	69	VAL
31	DJ	45	THR
31	DJ	81	ILE
31	DJ	95	ARG
32	DK	16	ALA
32	DK	18	ARG
32	DK	49	ARG
32	DK	71	ARG
32	DK	93	GLN
32	DK	110	GLU
32	DK	120	PRO
33	DL	4	ASN
33	DL	41	ARG
33	DL	82	LEU
33	DL	85	VAL
33	DL	89	VAL
33	DL	101	ILE
33	DL	111	ILE
34	DM	2	LEU
34	DM	14	LYS
34	DM	72	PRO
34	DM	77	PRO
34	DM	135	VAL
35	DN	63	ARG
35	DN	104	ALA
36	DO	90	VAL
37	DP	25	VAL
37	DP	50	ARG

*Continued on next page...*

*Continued from previous page...*

Mol	Chain	Res	Type
37	DP	83	ILE
37	DP	85	VAL
37	DP	112	ARG
40	DS	28	LYS
40	DS	33	LEU
40	DS	72	THR
41	DT	14	PRO
41	DT	15	HIS
41	DT	20	ALA
41	DT	29	THR
41	DT	56	GLU
41	DT	88	LYS
42	DU	65	GLN
42	DU	82	VAL
42	DU	92	VAL
42	DU	95	PHE
42	DU	96	LYS
42	DU	97	SER
43	DV	56	PHE
43	DV	58	SER
44	DW	9	THR
44	DW	34	SER
44	DW	35	ILE
44	DW	71	LYS
48	D0	54	ILE
51	D3	3	ILE
51	D3	29	ARG
51	D3	51	LYS
52	D4	3	VAL
52	D4	20	ASP
2	AB	21	TYR
2	AB	37	VAL
2	AB	63	LYS
2	AB	96	LEU
2	AB	125	PHE
2	AB	176	ASN
2	AB	200	PRO
3	AC	16	PRO
3	AC	126	ARG
4	AD	23	GLY
4	AD	28	ASP
4	AD	33	ILE

*Continued on next page...*



*Continued from previous page...*

Mol	Chain	Res	Type
4	AD	35	GLN
4	AD	124	VAL
4	AD	148	ALA
4	AD	150	LYS
4	AD	174	ALA
5	AE	11	GLN
6	AF	86	ARG
6	AF	91	ARG
7	AG	95	ARG
8	AH	48	PHE
8	AH	88	LYS
9	AI	128	LYS
10	AJ	74	VAL
10	AJ	101	SER
11	AK	13	LYS
12	AL	24	GLU
13	AM	4	ALA
13	AM	84	CYS
14	AN	43	ALA
16	AP	10	GLY
16	AP	49	GLY
17	AQ	50	ASN
17	AQ	70	LYS
19	AS	48	ILE
20	AT	19	HIS
24	BC	77	VAL
24	BC	140	VAL
24	BC	196	ASN
25	BD	72	GLY
25	BD	118	PHE
25	BD	144	GLY
25	BD	175	LEU
25	BD	182	ALA
26	BE	70	SER
26	BE	80	SER
26	BE	153	LEU
27	BF	8	LYS
27	BF	11	VAL
27	BF	61	GLY
27	BF	175	PRO
28	BG	28	LYS
28	BG	30	GLY

*Continued on next page...*

*Continued from previous page...*

Mol	Chain	Res	Type
28	BG	44	HIS
28	BG	60	GLY
28	BG	91	VAL
28	BG	164	ALA
29	BH	15	LEU
29	BH	28	ASN
29	BH	54	LEU
29	BH	81	ALA
29	BH	83	LYS
29	BH	101	ASP
29	BH	107	GLY
29	BH	121	VAL
29	BH	131	SER
30	BI	30	GLN
30	BI	105	LEU
31	BJ	41	LYS
31	BJ	74	TYR
31	BJ	81	ILE
32	BK	13	ASN
32	BK	46	ALA
32	BK	92	GLU
33	BL	29	LYS
33	BL	81	ASP
33	BL	111	ILE
33	BL	114	GLY
34	BM	60	GLN
35	BN	80	PHE
35	BN	101	GLY
35	BN	118	ARG
36	BO	22	GLY
36	BO	113	ALA
37	BP	2	ASN
37	BP	4	ILE
37	BP	5	LYS
37	BP	65	ASN
37	BP	93	LYS
37	BP	103	THR
37	BP	104	GLY
38	BQ	86	SER
38	BQ	87	VAL
38	BQ	90	ASP
40	BS	64	ALA

*Continued on next page...*

*Continued from previous page...*

Mol	Chain	Res	Type
40	BS	96	ILE
41	BT	38	ALA
41	BT	68	LYS
41	BT	70	HIS
42	BU	8	ASP
42	BU	18	LYS
42	BU	38	ILE
42	BU	63	ALA
42	BU	87	GLU
42	BU	92	VAL
44	BW	14	ASP
44	BW	15	SER
44	BW	25	PHE
44	BW	26	GLY
44	BW	27	GLY
45	BX	2	ARG
48	B0	54	ILE
49	B1	4	ILE
49	B1	28	THR
50	B2	44	VAL
51	B3	22	LYS
52	B4	16	ILE
2	CB	148	GLY
3	CC	24	ASN
3	CC	140	ALA
3	CC	188	ALA
4	CD	25	ARG
4	CD	39	GLN
5	CE	38	VAL
5	CE	68	ARG
5	CE	75	LEU
5	CE	111	ARG
5	CE	144	GLU
6	CF	44	ARG
6	CF	99	ALA
54	CG	62	GLU
54	CG	113	LYS
8	CH	30	LYS
8	CH	88	LYS
9	CI	44	ARG
9	CI	54	VAL
9	CI	55	ASP

*Continued on next page...*

*Continued from previous page...*

Mol	Chain	Res	Type
9	CI	58	GLU
9	CI	127	SER
10	CJ	34	ALA
10	CJ	44	THR
10	CJ	46	LYS
10	CJ	93	ALA
11	CK	88	PRO
11	CK	90	PRO
11	CK	91	GLY
12	CL	7	VAL
12	CL	43	LYS
55	CM	11	HIS
55	CM	14	ALA
55	CM	45	SER
55	CM	49	GLU
55	CM	65	GLU
55	CM	76	ILE
14	CN	21	ALA
56	CP	47	GLU
17	CQ	12	VAL
17	CQ	69	THR
17	CQ	81	ALA
19	CS	46	LEU
20	CT	65	LEU
21	CU	7	GLU
21	CU	8	ASN
21	CU	9	GLU
21	CU	26	GLY
21	CU	31	VAL
24	DC	3	VAL
24	DC	13	ARG
24	DC	34	GLU
24	DC	36	ASN
24	DC	37	SER
24	DC	45	ASN
24	DC	94	LEU
24	DC	195	GLY
24	DC	217	PRO
24	DC	227	VAL
24	DC	232	GLY
25	DD	48	ILE
25	DD	93	GLY

*Continued on next page...*

*Continued from previous page...*

Mol	Chain	Res	Type
25	DD	99	GLU
25	DD	118	PHE
25	DD	119	ALA
25	DD	143	PRO
25	DD	162	ALA
25	DD	175	LEU
25	DD	197	THR
26	DE	55	SER
26	DE	69	ARG
26	DE	80	SER
26	DE	96	VAL
26	DE	127	GLU
26	DE	153	LEU
26	DE	165	HIS
58	DF	43	ILE
58	DF	67	THR
58	DF	76	PHE
58	DF	138	PRO
58	DF	145	VAL
58	DF	148	VAL
28	DG	59	ASP
28	DG	85	LYS
28	DG	86	LEU
28	DG	93	TYR
28	DG	125	PRO
28	DG	126	THR
28	DG	150	TYR
29	DH	66	ASN
29	DH	72	ILE
29	DH	97	ARG
29	DH	99	ILE
30	DI	30	GLN
30	DI	58	ILE
30	DI	62	ALA
30	DI	140	GLU
31	DJ	6	ALA
31	DJ	120	ARG
32	DK	17	ARG
32	DK	35	VAL
32	DK	46	ALA
32	DK	48	PRO
32	DK	72	PRO

*Continued on next page...*

*Continued from previous page...*

Mol	Chain	Res	Type
34	DM	73	ILE
35	DN	2	ARG
35	DN	10	LEU
35	DN	13	ASN
35	DN	30	ARG
35	DN	82	GLU
35	DN	105	GLY
36	DO	27	VAL
36	DO	72	ALA
37	DP	51	ASN
37	DP	93	LYS
37	DP	108	ARG
37	DP	109	ILE
38	DQ	86	SER
38	DQ	88	GLU
38	DQ	91	ARG
39	DR	3	ALA
39	DR	8	GLY
39	DR	29	THR
39	DR	65	ALA
39	DR	98	ILE
40	DS	40	ASN
40	DS	71	VAL
41	DT	39	THR
41	DT	68	LYS
42	DU	4	ILE
42	DU	8	ASP
42	DU	54	PRO
42	DU	64	ILE
42	DU	87	GLU
42	DU	88	ASP
42	DU	89	GLY
43	DV	33	GLY
43	DV	55	GLU
44	DW	18	LYS
44	DW	33	GLY
44	DW	36	ILE
44	DW	39	GLN
44	DW	46	ALA
44	DW	53	GLY
44	DW	83	ALA
45	DX	2	ARG

*Continued on next page...*

*Continued from previous page...*

Mol	Chain	Res	Type
45	DX	34	SER
46	DY	9	LYS
46	DY	22	LEU
46	DY	37	LEU
47	DZ	4	ILE
47	DZ	13	ILE
48	D0	21	LEU
48	D0	53	VAL
48	D0	55	ALA
49	D1	36	LYS
50	D2	24	THR
50	D2	40	ALA
51	D3	6	VAL
51	D3	22	LYS
52	D4	8	LYS
2	AB	17	HIS
2	AB	22	TRP
2	AB	41	ASN
2	AB	58	LYS
2	AB	148	GLY
2	AB	189	ASN
2	AB	210	THR
2	AB	219	THR
3	AC	11	LEU
3	AC	17	TRP
3	AC	35	ASP
3	AC	65	VAL
3	AC	100	ILE
3	AC	173	PRO
4	AD	152	SER
4	AD	159	GLU
5	AE	23	THR
5	AE	25	LYS
5	AE	98	ALA
5	AE	109	ALA
5	AE	149	PRO
5	AE	156	ARG
6	AF	54	LEU
6	AF	98	GLU
7	AG	6	ILE
9	AI	119	LYS
12	AL	33	CYS

*Continued on next page...*



*Continued from previous page...*

Mol	Chain	Res	Type
13	AM	3	ILE
13	AM	113	LYS
14	AN	80	ARG
14	AN	91	GLU
17	AQ	11	VAL
17	AQ	49	ASN
17	AQ	67	SER
18	AR	54	LEU
19	AS	27	LYS
19	AS	79	TYR
21	AU	8	ASN
21	AU	37	TYR
24	BC	64	VAL
24	BC	94	LEU
24	BC	113	ASP
24	BC	149	LYS
24	BC	150	GLY
24	BC	167	ASP
25	BD	93	GLY
25	BD	107	VAL
25	BD	169	ARG
25	BD	170	VAL
25	BD	184	ARG
26	BE	11	ALA
26	BE	69	ARG
26	BE	86	ALA
27	BF	20	ASN
27	BF	54	ALA
27	BF	174	PHE
28	BG	2	ARG
28	BG	9	VAL
28	BG	45	ALA
28	BG	61	TRP
29	BH	34	GLY
29	BH	40	THR
29	BH	106	ALA
30	BI	59	THR
31	BJ	13	ARG
32	BK	54	LYS
32	BK	118	LEU
32	BK	119	ALA
33	BL	38	GLN

*Continued on next page...*

*Continued from previous page...*

Mol	Chain	Res	Type
34	BM	15	GLY
34	BM	54	THR
35	BN	2	ARG
35	BN	94	TYR
37	BP	51	ASN
38	BQ	4	LYS
38	BQ	115	ALA
44	BW	34	SER
44	BW	39	GLN
44	BW	45	HIS
44	BW	76	ARG
45	BX	17	ARG
46	BY	37	LEU
49	B1	14	ALA
50	B2	42	LEU
51	B3	27	ASN
51	B3	33	THR
52	B4	8	LYS
52	B4	37	GLN
2	CB	85	SER
2	CB	128	LEU
2	CB	203	ASP
2	CB	205	ALA
3	CC	87	ARG
3	CC	173	PRO
3	CC	178	ARG
3	CC	180	ASP
3	CC	186	SER
3	CC	205	GLU
4	CD	33	ILE
4	CD	72	ARG
6	CF	92	THR
6	CF	94	HIS
54	CG	36	SER
54	CG	133	ALA
8	CH	34	ALA
8	CH	43	GLY
9	CI	11	ARG
10	CJ	82	LYS
10	CJ	83	THR
10	CJ	87	LEU
12	CL	8	ARG

*Continued on next page...*

*Continued from previous page...*

Mol	Chain	Res	Type
12	CL	16	ALA
55	CM	46	GLU
55	CM	77	LYS
15	CO	13	GLU
15	CO	87	ARG
56	CP	31	ARG
56	CP	46	LYS
56	CP	49	GLY
56	CP	53	ASP
17	CQ	31	PRO
17	CQ	52	CYS
17	CQ	68	LYS
17	CQ	78	VAL
19	CS	4	LEU
20	CT	72	ALA
21	CU	11	PHE
24	DC	59	GLN
24	DC	98	GLY
24	DC	239	PHE
25	DD	77	ARG
25	DD	107	VAL
25	DD	112	THR
25	DD	145	SER
25	DD	169	ARG
25	DD	176	ASP
26	DE	13	THR
26	DE	24	ASN
26	DE	63	LYS
26	DE	166	LYS
26	DE	188	MET
58	DF	8	LYS
58	DF	37	MET
58	DF	116	LEU
58	DF	133	GLU
28	DG	11	PRO
28	DG	40	VAL
28	DG	45	ALA
28	DG	80	GLU
28	DG	83	THR
28	DG	91	VAL
28	DG	136	ASP
29	DH	104	THR

*Continued on next page...*

*Continued from previous page...*

Mol	Chain	Res	Type
29	DH	144	VAL
30	DI	19	PRO
30	DI	35	MET
30	DI	51	GLY
30	DI	52	LEU
31	DJ	44	TYR
31	DJ	87	ALA
31	DJ	113	PRO
32	DK	14	SER
33	DL	29	LYS
33	DL	48	ARG
33	DL	66	PHE
33	DL	88	GLY
33	DL	99	ASN
33	DL	115	GLU
34	DM	69	PRO
34	DM	95	LEU
35	DN	8	ARG
35	DN	71	ARG
37	DP	33	GLU
37	DP	42	PHE
37	DP	94	ALA
38	DQ	29	ARG
38	DQ	58	GLN
39	DR	15	SER
40	DS	61	ASN
41	DT	18	GLU
41	DT	19	LYS
41	DT	38	ALA
42	DU	40	LEU
43	DV	15	GLY
44	DW	26	GLY
45	DX	69	GLU
48	D0	32	THR
49	D1	38	PHE
52	D4	4	ARG
3	AC	88	LYS
3	AC	191	THR
3	AC	192	TYR
4	AD	132	ALA
4	AD	134	TYR
4	AD	167	PRO

*Continued on next page...*

*Continued from previous page...*

Mol	Chain	Res	Type
4	AD	181	PHE
4	AD	197	HIS
5	AE	102	THR
5	AE	112	ALA
6	AF	88	MET
6	AF	94	HIS
7	AG	130	LYS
9	AI	37	TYR
9	AI	120	ALA
11	AK	97	ARG
11	AK	124	LYS
13	AM	36	ALA
14	AN	41	TRP
15	AO	24	THR
15	AO	45	HIS
16	AP	36	VAL
17	AQ	5	ARG
17	AQ	10	ARG
19	AS	5	LYS
19	AS	42	ASN
21	AU	36	PHE
24	BC	59	GLN
24	BC	237	ARG
25	BD	71	ALA
25	BD	95	SER
25	BD	145	SER
25	BD	173	GLN
26	BE	5	LEU
26	BE	6	LYS
26	BE	43	THR
26	BE	61	ARG
26	BE	116	ASP
27	BF	83	PRO
27	BF	111	ARG
27	BF	113	PHE
27	BF	133	GLU
27	BF	147	ARG
27	BF	149	ARG
28	BG	113	ASP
29	BH	12	LEU
29	BH	16	GLY
29	BH	31	VAL

*Continued on next page...*

*Continued from previous page...*

Mol	Chain	Res	Type
30	BI	6	ALA
30	BI	83	ALA
30	BI	89	SER
31	BJ	2	LYS
31	BJ	111	LYS
32	BK	3	GLN
32	BK	17	ARG
32	BK	50	GLY
35	BN	15	SER
35	BN	91	ALA
36	BO	66	GLY
36	BO	67	ASN
37	BP	15	ASP
37	BP	20	ARG
37	BP	52	ARG
38	BQ	5	ARG
39	BR	53	PHE
39	BR	98	ILE
41	BT	40	LYS
41	BT	41	ALA
41	BT	84	TYR
42	BU	83	GLY
42	BU	85	ARG
42	BU	96	LYS
44	BW	12	GLY
44	BW	37	VAL
44	BW	52	CYS
44	BW	78	PHE
46	BY	46	VAL
46	BY	57	LEU
47	BZ	34	THR
2	CB	18	GLN
2	CB	200	PRO
3	CC	2	GLN
4	CD	47	LEU
5	CE	29	ILE
5	CE	104	ILE
54	CG	10	LYS
8	CH	2	MET
8	CH	29	SER
8	CH	58	LEU
9	CI	52	GLU

*Continued on next page...*

*Continued from previous page...*

Mol	Chain	Res	Type
9	CI	103	VAL
9	CI	119	LYS
12	CL	47	ALA
12	CL	85	ARG
55	CM	42	VAL
55	CM	93	GLY
15	CO	45	HIS
56	CP	69	ASP
56	CP	78	VAL
19	CS	3	SER
19	CS	7	GLY
19	CS	79	TYR
20	CT	61	ALA
20	CT	68	LYS
20	CT	82	ILE
21	CU	10	PRO
21	CU	30	GLU
21	CU	43	GLU
24	DC	196	ASN
24	DC	204	LEU
24	DC	237	ARG
25	DD	95	SER
25	DD	161	MET
26	DE	22	ASP
26	DE	45	ALA
26	DE	81	GLY
26	DE	123	LYS
26	DE	126	VAL
26	DE	148	ILE
58	DF	70	ARG
58	DF	86	CYS
58	DF	104	THR
58	DF	113	PHE
28	DG	9	VAL
28	DG	46	ASP
28	DG	92	GLY
28	DG	117	PRO
28	DG	169	ARG
29	DH	111	ALA
29	DH	121	VAL
30	DI	119	ALA
31	DJ	13	ARG

*Continued on next page...*



*Continued from previous page...*

Mol	Chain	Res	Type
31	DJ	43	GLU
31	DJ	112	GLY
32	DK	6	THR
32	DK	88	ASN
32	DK	89	ASN
32	DK	103	VAL
33	DL	15	ALA
33	DL	19	LEU
33	DL	93	ASN
33	DL	100	ILE
34	DM	111	GLU
34	DM	134	THR
35	DN	72	ASP
36	DO	3	LYS
36	DO	8	ILE
37	DP	20	ARG
38	DQ	5	ARG
38	DQ	45	ALA
38	DQ	87	VAL
39	DR	40	MET
39	DR	53	PHE
39	DR	57	GLY
39	DR	89	HIS
40	DS	3	THR
40	DS	96	ILE
41	DT	11	LEU
42	DU	101	THR
43	DV	79	ARG
44	DW	16	GLU
44	DW	23	LYS
44	DW	41	GLY
44	DW	76	ARG
45	DX	5	GLN
45	DX	25	LYS
46	DY	2	LYS
46	DY	46	VAL
47	DZ	30	ARG
48	D0	26	SER
49	D1	4	ILE
49	D1	50	GLU
50	D2	39	ARG
50	D2	43	THR

*Continued on next page...*

*Continued from previous page...*

Mol	Chain	Res	Type
52	D4	16	ILE
2	AB	71	THR
2	AB	120	SER
2	AB	136	ARG
2	AB	142	LYS
2	AB	150	ILE
2	AB	211	LEU
3	AC	107	LYS
4	AD	22	SER
4	AD	100	VAL
4	AD	165	GLU
4	AD	166	LYS
5	AE	50	GLY
5	AE	88	HIS
5	AE	110	MET
5	AE	133	ILE
6	AF	7	VAL
6	AF	39	LEU
6	AF	56	LYS
6	AF	63	ASN
6	AF	68	GLN
7	AG	30	MET
8	AH	33	VAL
10	AJ	30	LYS
10	AJ	35	GLN
10	AJ	36	VAL
10	AJ	93	ALA
11	AK	15	VAL
11	AK	88	PRO
11	AK	102	ALA
12	AL	122	LYS
13	AM	11	HIS
13	AM	104	ASN
14	AN	44	VAL
17	AQ	17	GLU
19	AS	3	SER
19	AS	22	VAL
21	AU	33	ARG
24	BC	28	PRO
24	BC	37	SER
24	BC	109	LEU
24	BC	110	LYS

*Continued on next page...*

*Continued from previous page...*

Mol	Chain	Res	Type
25	BD	109	VAL
25	BD	150	GLN
26	BE	83	VAL
26	BE	96	VAL
27	BF	28	PRO
28	BG	16	VAL
28	BG	38	ASP
28	BG	97	VAL
29	BH	89	LYS
29	BH	125	THR
30	BI	3	LYS
30	BI	20	SER
31	BJ	14	ASP
31	BJ	125	TYR
32	BK	29	HIS
32	BK	48	PRO
34	BM	73	ILE
34	BM	134	THR
35	BN	30	ARG
35	BN	119	SER
36	BO	100	HIS
39	BR	51	VAL
39	BR	65	ALA
41	BT	55	VAL
41	BT	83	ALA
42	BU	53	GLN
42	BU	101	THR
44	BW	36	ILE
44	BW	48	ALA
44	BW	74	LYS
51	B3	30	HIS
2	CB	73	ARG
2	CB	179	GLY
3	CC	65	VAL
4	CD	4	LEU
4	CD	27	ILE
4	CD	107	GLY
5	CE	81	GLN
5	CE	112	ALA
54	CG	99	ALA
8	CH	41	GLU
8	CH	66	GLN

*Continued on next page...*

*Continued from previous page...*

Mol	Chain	Res	Type
8	CH	98	LEU
10	CJ	36	VAL
10	CJ	62	ARG
10	CJ	74	VAL
10	CJ	75	ASP
14	CN	69	PRO
19	CS	54	ARG
20	CT	67	HIS
21	CU	22	CYS
24	DC	64	VAL
24	DC	106	PRO
24	DC	190	THR
24	DC	226	PRO
25	DD	44	GLY
25	DD	109	VAL
25	DD	136	ASN
26	DE	60	TRP
26	DE	187	VAL
58	DF	31	GLU
58	DF	82	TYR
58	DF	94	ARG
58	DF	156	THR
28	DG	152	ARG
29	DH	103	VAL
30	DI	31	GLY
30	DI	83	ALA
31	DJ	25	LEU
31	DJ	83	GLY
32	DK	104	THR
32	DK	119	ALA
34	DM	70	ASP
35	DN	85	PRO
36	DO	42	PRO
36	DO	43	ASN
37	DP	63	ILE
37	DP	65	ASN
37	DP	113	LEU
38	DQ	23	TYR
41	DT	50	LEU
42	DU	17	ASP
42	DU	41	VAL
43	DV	84	PRO

*Continued on next page...*

*Continued from previous page...*

Mol	Chain	Res	Type
44	DW	55	ASP
44	DW	78	PHE
45	DX	27	ARG
45	DX	41	SER
47	DZ	27	GLY
2	AB	163	ILE
2	AB	169	HIS
8	AH	82	LEU
9	AI	56	MET
10	AJ	41	PRO
10	AJ	62	ARG
12	AL	86	VAL
16	AP	15	PRO
16	AP	42	ILE
24	BC	141	HIS
24	BC	142	ASN
24	BC	248	GLY
25	BD	119	ALA
29	BH	68	ARG
29	BH	103	VAL
30	BI	7	TYR
32	BK	69	VAL
33	BL	57	LEU
35	BN	32	GLU
36	BO	77	ALA
38	BQ	111	LYS
41	BT	24	MET
41	BT	49	LYS
44	BW	41	GLY
48	B0	37	HIS
2	CB	163	ILE
3	CC	128	MET
4	CD	166	LYS
6	CF	63	ASN
12	CL	117	GLY
14	CN	51	PRO
56	CP	43	ALA
21	CU	37	TYR
25	DD	75	ALA
58	DF	125	GLY
58	DF	175	PRO
28	DG	170	THR

*Continued on next page...*

*Continued from previous page...*

Mol	Chain	Res	Type
29	DH	143	ILE
30	DI	87	SER
33	DL	30	THR
37	DP	32	VAL
37	DP	34	GLY
37	DP	104	GLY
38	DQ	6	GLY
38	DQ	64	ILE
42	DU	12	VAL
42	DU	35	VAL
42	DU	52	ASN
44	DW	49	ASN
44	DW	57	THR
45	DX	63	ILE
4	AD	172	VAL
8	AH	77	VAL
17	AQ	75	VAL
21	AU	52	VAL
30	BI	97	VAL
37	BP	34	GLY
37	BP	91	VAL
3	CC	100	ILE
4	CD	83	GLY
5	CE	113	VAL
24	DC	2	VAL
24	DC	233	GLY
25	DD	122	VAL
26	DE	129	PRO
58	DF	88	VAL
3	AC	14	VAL
5	AE	113	VAL
15	AO	74	VAL
29	BH	80	ILE
29	BH	138	VAL
33	BL	65	GLY
40	BS	29	VAL
41	BT	16	VAL
3	CC	12	GLY
55	CM	50	GLY
24	DC	246	PRO
26	DE	82	GLY
28	DG	155	PRO

*Continued on next page...*

*Continued from previous page...*

Mol	Chain	Res	Type
30	DI	138	VAL
33	DL	65	GLY
41	DT	16	VAL
2	AB	28	PRO
10	AJ	33	GLY
10	AJ	42	LEU
12	AL	117	GLY
30	BI	23	VAL
54	CG	88	VAL
10	CJ	33	GLY
56	CP	42	ILE
19	CS	29	PRO
26	DE	174	GLY
28	DG	53	PRO
28	DG	119	GLY
29	DH	134	VAL
31	DJ	110	PRO
32	DK	2	ILE
39	DR	27	ILE
39	DR	52	PRO
40	DS	29	VAL
41	DT	53	VAL
42	DU	47	PRO
44	DW	22	VAL
3	AC	89	VAL
12	AL	97	VAL
13	AM	42	VAL
16	AP	78	VAL
19	AS	61	VAL
21	AU	26	GLY
25	BD	151	THR
30	BI	31	GLY
42	BU	54	PRO
44	BW	70	VAL
3	CC	77	GLY
5	CE	132	PRO
5	CE	133	ILE
54	CG	68	VAL
8	CH	77	VAL
17	CQ	4	ILE
31	DJ	56	VAL
33	DL	114	GLY

*Continued on next page...*



*Continued from previous page...*

Mol	Chain	Res	Type
34	DM	36	VAL
47	DZ	32	GLY
11	AK	103	GLY
13	AM	9	PRO
13	AM	23	GLY
40	BS	63	GLY
9	CI	50	PRO
28	DG	16	VAL
28	DG	97	VAL
38	DQ	7	VAL

### 5.3.2 Protein sidechains ⓘ

In the following table, the Percentiles column shows the percent sidechain outliers of the chain as a percentile score with respect to all X-ray entries followed by that with respect to entries of similar resolution. The Analysed column shows the number of residues for which the sidechain conformation was analysed, and the total number of residues.

Mol	Chain	Analysed	Rotameric	Outliers	Percentiles	
2	AB	180/180 (100%)	141 (78%)	39 (22%)	1	7
2	CB	180/180 (100%)	152 (84%)	28 (16%)	4	19
3	AC	170/170 (100%)	142 (84%)	28 (16%)	3	17
3	CC	170/170 (100%)	151 (89%)	19 (11%)	9	38
4	AD	172/172 (100%)	145 (84%)	27 (16%)	4	19
4	CD	172/172 (100%)	135 (78%)	37 (22%)	1	8
5	AE	113/113 (100%)	86 (76%)	27 (24%)	1	4
5	CE	113/113 (100%)	90 (80%)	23 (20%)	2	9
6	AF	87/87 (100%)	73 (84%)	14 (16%)	3	18
6	CF	87/87 (100%)	74 (85%)	13 (15%)	4	22
7	AG	124/124 (100%)	106 (86%)	18 (14%)	5	24
8	AH	104/104 (100%)	89 (86%)	15 (14%)	5	24
8	CH	104/104 (100%)	91 (88%)	13 (12%)	7	32
9	AI	105/105 (100%)	83 (79%)	22 (21%)	1	8
9	CI	105/105 (100%)	91 (87%)	14 (13%)	6	28
10	AJ	86/86 (100%)	74 (86%)	12 (14%)	5	25
10	CJ	86/86 (100%)	75 (87%)	11 (13%)	6	30

*Continued on next page...*

*Continued from previous page...*

Mol	Chain	Analysed	Rotameric	Outliers	Percentiles	
11	AK	90/90 (100%)	75 (83%)	15 (17%)	3	16
11	CK	90/90 (100%)	78 (87%)	12 (13%)	6	28
12	AL	103/103 (100%)	85 (82%)	18 (18%)	3	14
12	CL	103/103 (100%)	86 (84%)	17 (16%)	3	17
13	AM	92/92 (100%)	87 (95%)	5 (5%)	31	76
14	AN	79/83 (95%)	75 (95%)	4 (5%)	33	77
14	CN	79/83 (95%)	69 (87%)	10 (13%)	6	31
15	AO	76/76 (100%)	70 (92%)	6 (8%)	18	59
15	CO	76/76 (100%)	70 (92%)	6 (8%)	18	59
16	AP	65/65 (100%)	58 (89%)	7 (11%)	9	39
17	AQ	74/74 (100%)	57 (77%)	17 (23%)	1	5
17	CQ	74/74 (100%)	60 (81%)	14 (19%)	2	11
18	AR	48/48 (100%)	45 (94%)	3 (6%)	25	70
18	CR	48/48 (100%)	43 (90%)	5 (10%)	10	41
19	AS	70/70 (100%)	62 (89%)	8 (11%)	8	37
19	CS	70/70 (100%)	63 (90%)	7 (10%)	11	43
20	AT	65/65 (100%)	49 (75%)	16 (25%)	1	3
20	CT	65/65 (100%)	51 (78%)	14 (22%)	1	8
21	AU	44/44 (100%)	34 (77%)	10 (23%)	1	6
21	CU	44/44 (100%)	36 (82%)	8 (18%)	2	13
24	BC	216/216 (100%)	167 (77%)	49 (23%)	1	6
24	DC	216/216 (100%)	189 (88%)	27 (12%)	7	32
25	BD	164/164 (100%)	134 (82%)	30 (18%)	2	12
25	DD	164/164 (100%)	144 (88%)	20 (12%)	7	33
26	BE	165/165 (100%)	122 (74%)	43 (26%)	1	2
26	DE	165/165 (100%)	147 (89%)	18 (11%)	9	39
27	BF	148/148 (100%)	130 (88%)	18 (12%)	7	33
28	BG	137/137 (100%)	105 (77%)	32 (23%)	1	5
28	DG	137/137 (100%)	119 (87%)	18 (13%)	6	29
29	BH	114/114 (100%)	96 (84%)	18 (16%)	4	19
29	DH	114/114 (100%)	96 (84%)	18 (16%)	4	19

*Continued on next page...*

*Continued from previous page...*

Mol	Chain	Analysed	Rotameric	Outliers	Percentiles	
30	BI	109/109 (100%)	91 (84%)	18 (16%)	3	17
30	DI	109/109 (100%)	102 (94%)	7 (6%)	25	69
31	BJ	116/116 (100%)	88 (76%)	28 (24%)	1	4
31	DJ	116/116 (100%)	100 (86%)	16 (14%)	5	26
32	BK	103/103 (100%)	81 (79%)	22 (21%)	1	8
32	DK	103/103 (100%)	83 (81%)	20 (19%)	2	10
33	BL	102/102 (100%)	76 (74%)	26 (26%)	1	3
33	DL	102/102 (100%)	85 (83%)	17 (17%)	3	16
34	BM	109/109 (100%)	87 (80%)	22 (20%)	2	9
34	DM	109/109 (100%)	96 (88%)	13 (12%)	8	35
35	BN	100/100 (100%)	82 (82%)	18 (18%)	2	13
35	DN	100/100 (100%)	85 (85%)	15 (15%)	4	21
36	BO	86/86 (100%)	69 (80%)	17 (20%)	2	10
36	DO	86/86 (100%)	77 (90%)	9 (10%)	10	41
37	BP	99/99 (100%)	73 (74%)	26 (26%)	1	2
37	DP	99/99 (100%)	89 (90%)	10 (10%)	11	42
38	BQ	89/89 (100%)	71 (80%)	18 (20%)	2	9
38	DQ	89/89 (100%)	74 (83%)	15 (17%)	3	16
39	BR	84/84 (100%)	70 (83%)	14 (17%)	3	16
39	DR	84/84 (100%)	71 (84%)	13 (16%)	4	20
40	BS	93/93 (100%)	74 (80%)	19 (20%)	2	9
40	DS	93/93 (100%)	79 (85%)	14 (15%)	4	21
41	BT	80/80 (100%)	61 (76%)	19 (24%)	1	4
41	DT	80/80 (100%)	73 (91%)	7 (9%)	14	52
42	BU	83/83 (100%)	66 (80%)	17 (20%)	2	9
42	DU	83/83 (100%)	74 (89%)	9 (11%)	9	39
43	BV	78/78 (100%)	59 (76%)	19 (24%)	1	3
43	DV	78/78 (100%)	68 (87%)	10 (13%)	6	30
44	BW	59/59 (100%)	41 (70%)	18 (30%)	0	1
44	DW	59/59 (100%)	42 (71%)	17 (29%)	0	2
45	BX	67/67 (100%)	54 (81%)	13 (19%)	2	10

*Continued on next page...*

*Continued from previous page...*

Mol	Chain	Analysed	Rotameric	Outliers	Percentiles	
45	DX	67/67 (100%)	58 (87%)	9 (13%)	6	28
46	BY	55/55 (100%)	41 (74%)	14 (26%)	1	3
46	DY	55/55 (100%)	52 (94%)	3 (6%)	30	75
47	BZ	48/48 (100%)	33 (69%)	15 (31%)	0	1
47	DZ	48/48 (100%)	40 (83%)	8 (17%)	3	16
48	B0	47/47 (100%)	39 (83%)	8 (17%)	3	16
48	D0	47/47 (100%)	39 (83%)	8 (17%)	3	16
49	B1	45/45 (100%)	37 (82%)	8 (18%)	2	14
49	D1	45/45 (100%)	41 (91%)	4 (9%)	14	51
50	B2	38/38 (100%)	29 (76%)	9 (24%)	1	4
50	D2	38/38 (100%)	33 (87%)	5 (13%)	6	29
51	B3	51/51 (100%)	44 (86%)	7 (14%)	5	27
51	D3	51/51 (100%)	40 (78%)	11 (22%)	1	7
52	B4	34/34 (100%)	28 (82%)	6 (18%)	3	14
52	D4	34/34 (100%)	29 (85%)	5 (15%)	4	23
54	CG	123/123 (100%)	102 (83%)	21 (17%)	3	16
55	CM	91/91 (100%)	80 (88%)	11 (12%)	7	34
56	CP	65/65 (100%)	57 (88%)	8 (12%)	7	33
58	DF	149/149 (100%)	123 (83%)	26 (17%)	3	15
All	All	9331/9339 (100%)	7786 (83%)	1545 (17%)	3	16

All (1545) residues with a non-rotameric sidechain are listed below:

Mol	Chain	Res	Type
2	AB	10	LYS
2	AB	13	VAL
2	AB	15	PHE
2	AB	19	THR
2	AB	20	ARG
2	AB	22	TRP
2	AB	30	ILE
2	AB	36	LYS
2	AB	38	HIS
2	AB	41	ASN
2	AB	42	LEU

*Continued on next page...*

*Continued from previous page...*

Mol	Chain	Res	Type
2	AB	56	LEU
2	AB	57	ASN
2	AB	67	LEU
2	AB	73	ARG
2	AB	86	CYS
2	AB	87	ASP
2	AB	88	GLN
2	AB	90	PHE
2	AB	100	LEU
2	AB	102	ASN
2	AB	108	GLN
2	AB	112	ARG
2	AB	115	ASP
2	AB	119	GLN
2	AB	125	PHE
2	AB	128	LEU
2	AB	130	LYS
2	AB	138	ARG
2	AB	143	LEU
2	AB	156	LEU
2	AB	170	ILE
2	AB	185	ILE
2	AB	193	ASP
2	AB	206	ILE
2	AB	207	ARG
2	AB	211	LEU
2	AB	219	THR
2	AB	221	ARG
3	AC	2	GLN
3	AC	13	ILE
3	AC	17	TRP
3	AC	24	ASN
3	AC	26	LYS
3	AC	27	GLU
3	AC	32	LEU
3	AC	35	ASP
3	AC	36	PHE
3	AC	50	SER
3	AC	52	SER
3	AC	54	ILE
3	AC	79	LYS
3	AC	89	VAL

*Continued on next page...*

*Continued from previous page...*

Mol	Chain	Res	Type
3	AC	106	ARG
3	AC	118	SER
3	AC	119	ILE
3	AC	139	ASN
3	AC	143	LEU
3	AC	148	ILE
3	AC	156	LEU
3	AC	161	ILE
3	AC	164	THR
3	AC	165	GLU
3	AC	166	TRP
3	AC	177	LEU
3	AC	184	ASN
3	AC	199	VAL
4	AD	11	SER
4	AD	25	ARG
4	AD	30	LYS
4	AD	31	CYS
4	AD	43	ARG
4	AD	54	LEU
4	AD	55	ARG
4	AD	57	LYS
4	AD	58	GLN
4	AD	69	ARG
4	AD	73	ASN
4	AD	88	ASN
4	AD	103	ARG
4	AD	115	GLN
4	AD	122	ILE
4	AD	127	ARG
4	AD	128	VAL
4	AD	131	ILE
4	AD	141	VAL
4	AD	147	LYS
4	AD	160	LEU
4	AD	166	LYS
4	AD	170	LEU
4	AD	178	GLU
4	AD	193	ASP
4	AD	196	GLU
4	AD	205	LYS
5	AE	9	GLU

*Continued on next page...*

*Continued from previous page...*

Mol	Chain	Res	Type
5	AE	11	GLN
5	AE	14	LEU
5	AE	18	ASN
5	AE	25	LYS
5	AE	28	ARG
5	AE	31	SER
5	AE	37	VAL
5	AE	68	ARG
5	AE	75	LEU
5	AE	79	THR
5	AE	81	GLN
5	AE	87	VAL
5	AE	93	VAL
5	AE	94	PHE
5	AE	95	MET
5	AE	100	GLU
5	AE	113	VAL
5	AE	116	VAL
5	AE	121	ASN
5	AE	123	LEU
5	AE	135	VAL
5	AE	136	VAL
5	AE	141	ASP
5	AE	147	ASN
5	AE	155	LYS
5	AE	156	ARG
6	AF	7	VAL
6	AF	14	GLN
6	AF	17	GLN
6	AF	24	ARG
6	AF	29	ILE
6	AF	38	ARG
6	AF	46	GLN
6	AF	54	LEU
6	AF	55	HIS
6	AF	68	GLN
6	AF	69	GLU
6	AF	77	THR
6	AF	86	ARG
6	AF	93	LYS
7	AG	3	ARG
7	AG	6	ILE

*Continued on next page...*



*Continued from previous page...*

Mol	Chain	Res	Type
7	AG	8	GLN
7	AG	12	LEU
7	AG	20	GLU
7	AG	21	LEU
7	AG	22	LEU
7	AG	37	THR
7	AG	47	GLU
7	AG	62	GLU
7	AG	83	THR
7	AG	84	TYR
7	AG	85	GLN
7	AG	93	VAL
7	AG	105	GLU
7	AG	110	ARG
7	AG	117	LEU
7	AG	123	LEU
8	AH	10	LEU
8	AH	21	LYS
8	AH	29	SER
8	AH	65	PHE
8	AH	72	GLU
8	AH	76	ARG
8	AH	79	ARG
8	AH	82	LEU
8	AH	86	LYS
8	AH	89	ASP
8	AH	98	LEU
8	AH	110	MET
8	AH	116	ARG
8	AH	120	LEU
8	AH	124	ILE
9	AI	4	GLN
9	AI	11	ARG
9	AI	13	SER
9	AI	35	GLU
9	AI	37	TYR
9	AI	44	ARG
9	AI	47	VAL
9	AI	48	ARG
9	AI	54	VAL
9	AI	56	MET
9	AI	62	LEU

*Continued on next page...*

*Continued from previous page...*

Mol	Chain	Res	Type
9	AI	67	LYS
9	AI	86	LEU
9	AI	87	MET
9	AI	88	GLU
9	AI	89	TYR
9	AI	98	ARG
9	AI	105	ARG
9	AI	106	ASP
9	AI	125	GLN
9	AI	126	PHE
9	AI	128	LYS
10	AJ	5	ARG
10	AJ	22	THR
10	AJ	32	THR
10	AJ	35	GLN
10	AJ	48	ARG
10	AJ	50	THR
10	AJ	59	LYS
10	AJ	63	ASP
10	AJ	70	HIS
10	AJ	73	LEU
10	AJ	89	ARG
10	AJ	96	VAL
11	AK	17	ASP
11	AK	30	ILE
11	AK	51	PHE
11	AK	55	ARG
11	AK	64	VAL
11	AK	76	TYR
11	AK	78	ILE
11	AK	82	GLU
11	AK	96	ILE
11	AK	100	ASN
11	AK	106	ILE
11	AK	124	LYS
11	AK	125	LYS
11	AK	127	ARG
11	AK	128	VAL
12	AL	3	VAL
12	AL	17	LYS
12	AL	18	SER
12	AL	20	VAL

*Continued on next page...*

*Continued from previous page...*

Mol	Chain	Res	Type
12	AL	26	CYS
12	AL	28	GLN
12	AL	35	ARG
12	AL	43	LYS
12	AL	49	ARG
12	AL	51	VAL
12	AL	63	THR
12	AL	74	GLN
12	AL	82	ARG
12	AL	87	LYS
12	AL	88	ASP
12	AL	94	TYR
12	AL	101	LEU
12	AL	109	ARG
13	AM	6	ILE
13	AM	7	ASN
13	AM	53	ASP
13	AM	58	GLU
13	AM	106	ARG
14	AN	58	ARG
14	AN	59	GLN
14	AN	96	LYS
14	AN	99	SER
15	AO	16	ARG
15	AO	34	GLN
15	AO	57	ARG
15	AO	65	LEU
15	AO	86	LEU
15	AO	87	ARG
16	AP	1	MET
16	AP	6	LEU
16	AP	19	VAL
16	AP	46	LYS
16	AP	55	ASP
16	AP	67	ILE
16	AP	77	GLU
17	AQ	3	LYS
17	AQ	16	MET
17	AQ	20	ILE
17	AQ	21	VAL
17	AQ	28	VAL
17	AQ	29	LYS

*Continued on next page...*

*Continued from previous page...*

Mol	Chain	Res	Type
17	AQ	37	ILE
17	AQ	47	ASP
17	AQ	49	ASN
17	AQ	50	ASN
17	AQ	51	GLU
17	AQ	54	ILE
17	AQ	64	ARG
17	AQ	74	LEU
17	AQ	75	VAL
17	AQ	78	VAL
17	AQ	80	LYS
18	AR	20	ILE
18	AR	35	SER
18	AR	54	LEU
19	AS	42	ASN
19	AS	54	ARG
19	AS	55	GLN
19	AS	57	VAL
19	AS	60	PHE
19	AS	61	VAL
19	AS	64	GLU
19	AS	79	TYR
20	AT	4	LYS
20	AT	5	SER
20	AT	11	ILE
20	AT	17	ARG
20	AT	23	ARG
20	AT	26	MET
20	AT	27	MET
20	AT	33	LYS
20	AT	35	TYR
20	AT	38	ILE
20	AT	42	ASP
20	AT	65	LEU
20	AT	67	HIS
20	AT	75	LYS
20	AT	77	ASN
20	AT	78	LEU
21	AU	4	LYS
21	AU	9	GLU
21	AU	12	ASP
21	AU	15	LEU

*Continued on next page...*

*Continued from previous page...*

Mol	Chain	Res	Type
21	AU	18	PHE
21	AU	27	VAL
21	AU	33	ARG
21	AU	37	TYR
21	AU	38	GLU
21	AU	42	THR
24	BC	12	ARG
24	BC	20	ASN
24	BC	27	LYS
24	BC	35	LYS
24	BC	38	LYS
24	BC	43	ASN
24	BC	49	THR
24	BC	62	ARG
24	BC	68	ARG
24	BC	70	LYS
24	BC	71	ASP
24	BC	73	ILE
24	BC	77	VAL
24	BC	79	ARG
24	BC	82	TYR
24	BC	85	ASN
24	BC	90	ILE
24	BC	93	VAL
24	BC	103	ILE
24	BC	104	LEU
24	BC	109	LEU
24	BC	110	LYS
24	BC	114	GLN
24	BC	115	ILE
24	BC	120	ASP
24	BC	123	ILE
24	BC	142	ASN
24	BC	155	ARG
24	BC	163	ILE
24	BC	164	VAL
24	BC	166	ARG
24	BC	171	VAL
24	BC	172	THR
24	BC	173	LEU
24	BC	175	LEU
24	BC	176	ARG

*Continued on next page...*

*Continued from previous page...*

Mol	Chain	Res	Type
24	BC	193	GLU
24	BC	202	ARG
24	BC	203	VAL
24	BC	211	ARG
24	BC	212	TRP
24	BC	215	VAL
24	BC	216	ARG
24	BC	250	GLN
24	BC	251	THR
24	BC	252	LYS
24	BC	254	LYS
24	BC	268	ARG
24	BC	270	ARG
25	BD	9	VAL
25	BD	14	ILE
25	BD	16	THR
25	BD	38	LYS
25	BD	42	ASN
25	BD	43	ASP
25	BD	45	TYR
25	BD	46	ARG
25	BD	60	VAL
25	BD	73	VAL
25	BD	89	GLU
25	BD	90	PHE
25	BD	91	THR
25	BD	95	SER
25	BD	97	SER
25	BD	98	VAL
25	BD	101	PHE
25	BD	114	LYS
25	BD	118	PHE
25	BD	124	ARG
25	BD	131	ASP
25	BD	150	GLN
25	BD	151	THR
25	BD	159	LYS
25	BD	169	ARG
25	BD	170	VAL
25	BD	183	GLU
25	BD	197	THR
25	BD	201	LEU

*Continued on next page...*

*Continued from previous page...*

Mol	Chain	Res	Type
25	BD	207	VAL
26	BE	12	LEU
26	BE	14	VAL
26	BE	18	THR
26	BE	21	ARG
26	BE	24	ASN
26	BE	28	VAL
26	BE	40	ARG
26	BE	44	ARG
26	BE	48	THR
26	BE	55	SER
26	BE	61	ARG
26	BE	62	GLN
26	BE	63	LYS
26	BE	65	THR
26	BE	69	ARG
26	BE	77	ILE
26	BE	78	TRP
26	BE	80	SER
26	BE	84	THR
26	BE	90	GLN
26	BE	93	SER
26	BE	107	SER
26	BE	108	ILE
26	BE	109	LEU
26	BE	113	VAL
26	BE	116	ASP
26	BE	118	LEU
26	BE	119	ILE
26	BE	123	LYS
26	BE	127	GLU
26	BE	132	LYS
26	BE	144	GLU
26	BE	146	VAL
26	BE	147	LEU
26	BE	153	LEU
26	BE	159	LEU
26	BE	163	ASN
26	BE	167	VAL
26	BE	170	ARG
26	BE	171	ASP
26	BE	176	ASP

*Continued on next page...*



*Continued from previous page...*

Mol	Chain	Res	Type
26	BE	186	VAL
26	BE	189	THR
27	BF	3	LEU
27	BF	9	ASP
27	BF	12	VAL
27	BF	17	THR
27	BF	24	VAL
27	BF	34	THR
27	BF	36	ASN
27	BF	46	LYS
27	BF	65	LEU
27	BF	80	GLN
27	BF	90	LEU
27	BF	103	ILE
27	BF	109	ARG
27	BF	111	ARG
27	BF	114	ARG
27	BF	132	ARG
27	BF	134	GLN
27	BF	154	THR
28	BG	2	ARG
28	BG	8	VAL
28	BG	9	VAL
28	BG	15	ASP
28	BG	21	GLN
28	BG	29	ASN
28	BG	34	ARG
28	BG	35	THR
28	BG	37	ASN
28	BG	40	VAL
28	BG	42	VAL
28	BG	50	THR
28	BG	55	ASP
28	BG	59	ASP
28	BG	68	ARG
28	BG	72	ASN
28	BG	80	GLU
28	BG	84	LYS
28	BG	86	LEU
28	BG	88	LEU
28	BG	91	VAL
28	BG	101	VAL

*Continued on next page...*

*Continued from previous page...*

Mol	Chain	Res	Type
28	BG	115	GLN
28	BG	116	LEU
28	BG	120	ILE
28	BG	121	THR
28	BG	123	GLU
28	BG	132	LEU
28	BG	138	GLN
28	BG	148	ARG
28	BG	170	THR
28	BG	174	LYS
29	BH	3	VAL
29	BH	6	LEU
29	BH	12	LEU
29	BH	15	LEU
29	BH	18	GLN
29	BH	28	ASN
29	BH	31	VAL
29	BH	43	ASN
29	BH	46	PHE
29	BH	50	ARG
29	BH	54	LEU
29	BH	68	ARG
29	BH	75	LEU
29	BH	83	LYS
29	BH	96	THR
29	BH	97	ARG
29	BH	104	THR
29	BH	135	HIS
30	BI	2	LYS
30	BI	10	LEU
30	BI	11	GLN
30	BI	12	VAL
30	BI	23	VAL
30	BI	30	GLN
30	BI	37	PHE
30	BI	39	LYS
30	BI	49	GLU
30	BI	61	TYR
30	BI	71	LYS
30	BI	81	LYS
30	BI	86	LYS
30	BI	95	ASP

*Continued on next page...*

*Continued from previous page...*

Mol	Chain	Res	Type
30	BI	107	GLU
30	BI	124	MET
30	BI	126	ARG
30	BI	135	MET
31	BJ	1	MET
31	BJ	2	LYS
31	BJ	5	THR
31	BJ	24	THR
31	BJ	25	LEU
31	BJ	30	THR
31	BJ	34	ARG
31	BJ	36	LEU
31	BJ	40	HIS
31	BJ	41	LYS
31	BJ	44	TYR
31	BJ	54	ILE
31	BJ	55	ILE
31	BJ	57	LEU
31	BJ	64	VAL
31	BJ	65	THR
31	BJ	67	ASN
31	BJ	69	ARG
31	BJ	86	GLN
31	BJ	101	ILE
31	BJ	103	ILE
31	BJ	105	VAL
31	BJ	111	LYS
31	BJ	114	LEU
31	BJ	129	GLU
31	BJ	135	GLN
31	BJ	139	VAL
31	BJ	140	LEU
32	BK	3	GLN
32	BK	8	LEU
32	BK	18	ARG
32	BK	19	VAL
32	BK	23	LYS
32	BK	28	SER
32	BK	30	ARG
32	BK	47	ILE
32	BK	51	LYS
32	BK	54	LYS

*Continued on next page...*

*Continued from previous page...*

Mol	Chain	Res	Type
32	BK	58	LEU
32	BK	61	VAL
32	BK	63	VAL
32	BK	73	ASP
32	BK	80	ASP
32	BK	89	ASN
32	BK	91	SER
32	BK	99	ILE
32	BK	105	ARG
32	BK	107	LEU
32	BK	111	LYS
32	BK	114	LYS
33	BL	3	LEU
33	BL	4	ASN
33	BL	6	LEU
33	BL	19	LEU
33	BL	21	ARG
33	BL	27	LEU
33	BL	30	THR
33	BL	33	ARG
33	BL	39	LYS
33	BL	41	ARG
33	BL	47	ARG
33	BL	48	ARG
33	BL	51	GLU
33	BL	55	MET
33	BL	59	ARG
33	BL	61	LEU
33	BL	66	PHE
33	BL	85	VAL
33	BL	91	ASP
33	BL	93	ASN
33	BL	94	THR
33	BL	101	ILE
33	BL	103	ILE
33	BL	112	LEU
33	BL	115	GLU
33	BL	127	VAL
34	BM	6	ARG
34	BM	8	LYS
34	BM	10	ARG
34	BM	12	MET

*Continued on next page...*

*Continued from previous page...*

<b>Mol</b>	<b>Chain</b>	<b>Res</b>	<b>Type</b>
34	BM	24	THR
34	BM	25	ASP
34	BM	33	LEU
34	BM	69	PRO
34	BM	70	ASP
34	BM	75	GLU
34	BM	76	LYS
34	BM	81	ARG
34	BM	90	GLU
34	BM	95	LEU
34	BM	96	ILE
34	BM	97	GLN
34	BM	100	LYS
34	BM	102	LEU
34	BM	110	GLU
34	BM	126	ILE
34	BM	133	LYS
34	BM	134	THR
35	BN	2	ARG
35	BN	3	HIS
35	BN	10	LEU
35	BN	27	SER
35	BN	33	ILE
35	BN	34	ILE
35	BN	35	LYS
35	BN	38	LEU
35	BN	51	LEU
35	BN	69	ARG
35	BN	71	ARG
35	BN	73	ASN
35	BN	75	ILE
35	BN	83	LEU
35	BN	86	ARG
35	BN	95	THR
35	BN	107	ASN
35	BN	118	ARG
36	BO	9	ARG
36	BO	16	ARG
36	BO	17	LYS
36	BO	36	TYR
36	BO	56	LYS
36	BO	65	THR

*Continued on next page...*

*Continued from previous page...*

Mol	Chain	Res	Type
36	BO	80	GLU
36	BO	83	LEU
36	BO	84	GLU
36	BO	89	ASP
36	BO	94	ARG
36	BO	100	HIS
36	BO	103	VAL
36	BO	106	LEU
36	BO	111	ARG
36	BO	112	GLU
36	BO	116	GLN
37	BP	3	ILE
37	BP	5	LYS
37	BP	6	GLN
37	BP	7	LEU
37	BP	14	GLN
37	BP	20	ARG
37	BP	24	THR
37	BP	28	LYS
37	BP	33	GLU
37	BP	35	SER
37	BP	36	LYS
37	BP	37	LYS
37	BP	38	ARG
37	BP	52	ARG
37	BP	58	PHE
37	BP	61	ARG
37	BP	64	SER
37	BP	75	THR
37	BP	79	VAL
37	BP	83	ILE
37	BP	91	VAL
37	BP	92	ARG
37	BP	93	LYS
37	BP	95	LYS
37	BP	96	LEU
37	BP	99	LEU
38	BQ	2	ARG
38	BQ	4	LYS
38	BQ	10	ARG
38	BQ	17	LEU
38	BQ	39	ILE

*Continued on next page...*

*Continued from previous page...*

Mol	Chain	Res	Type
38	BQ	40	LYS
38	BQ	47	ARG
38	BQ	50	ARG
38	BQ	59	LEU
38	BQ	63	ARG
38	BQ	65	ASN
38	BQ	69	ARG
38	BQ	88	GLU
38	BQ	89	ILE
38	BQ	93	ILE
38	BQ	94	LEU
38	BQ	96	ASP
38	BQ	97	ILE
39	BR	10	LYS
39	BR	15	SER
39	BR	20	VAL
39	BR	33	VAL
39	BR	37	GLU
39	BR	38	VAL
39	BR	39	LEU
39	BR	46	GLU
39	BR	48	LYS
39	BR	55	ASP
39	BR	58	VAL
39	BR	63	VAL
39	BR	72	VAL
39	BR	85	LYS
40	BS	3	THR
40	BS	4	ILE
40	BS	7	HIS
40	BS	18	ARG
40	BS	30	SER
40	BS	33	LEU
40	BS	35	ILE
40	BS	36	LEU
40	BS	41	LYS
40	BS	48	LYS
40	BS	66	ILE
40	BS	68	ASP
40	BS	71	VAL
40	BS	73	LYS
40	BS	74	ILE

*Continued on next page...*



*Continued from previous page...*

Mol	Chain	Res	Type
40	BS	76	VAL
40	BS	84	ARG
40	BS	88	ARG
40	BS	101	SER
41	BT	2	ILE
41	BT	3	ARG
41	BT	4	GLU
41	BT	8	LEU
41	BT	17	SER
41	BT	19	LYS
41	BT	21	SER
41	BT	29	THR
41	BT	30	ILE
41	BT	31	VAL
41	BT	32	LEU
41	BT	43	ILE
41	BT	49	LYS
41	BT	50	LEU
41	BT	58	VAL
41	BT	68	LYS
41	BT	69	ARG
41	BT	74	ILE
41	BT	82	LYS
42	BU	6	ARG
42	BU	8	ASP
42	BU	10	VAL
42	BU	20	LYS
42	BU	23	LYS
42	BU	33	VAL
42	BU	41	VAL
42	BU	42	LYS
42	BU	43	LYS
42	BU	52	ASN
42	BU	61	GLU
42	BU	64	ILE
42	BU	67	SER
42	BU	86	PHE
42	BU	87	GLU
42	BU	99	SER
42	BU	102	ILE
43	BV	1	MET
43	BV	3	THR

*Continued on next page...*

*Continued from previous page...*

Mol	Chain	Res	Type
43	BV	5	ASN
43	BV	8	VAL
43	BV	10	LYS
43	BV	20	LEU
43	BV	29	ILE
43	BV	35	GLU
43	BV	41	GLU
43	BV	42	LEU
43	BV	43	ASP
43	BV	46	LYS
43	BV	51	GLN
43	BV	55	GLU
43	BV	61	LEU
43	BV	65	VAL
43	BV	66	ASP
43	BV	71	LYS
43	BV	93	ARG
44	BW	14	ASP
44	BW	15	SER
44	BW	16	GLU
44	BW	19	ARG
44	BW	23	LYS
44	BW	24	ARG
44	BW	25	PHE
44	BW	38	ARG
44	BW	40	ARG
44	BW	45	HIS
44	BW	49	ASN
44	BW	54	ARG
44	BW	58	LEU
44	BW	61	LYS
44	BW	67	LYS
44	BW	76	ARG
44	BW	77	LYS
44	BW	80	SER
45	BX	10	ARG
45	BX	17	ARG
45	BX	19	HIS
45	BX	24	THR
45	BX	26	ARG
45	BX	29	LEU
45	BX	36	ARG

*Continued on next page...*

*Continued from previous page...*

Mol	Chain	Res	Type
45	BX	47	THR
45	BX	53	LYS
45	BX	63	ILE
45	BX	71	ARG
45	BX	73	ARG
45	BX	77	TYR
46	BY	9	LYS
46	BY	10	SER
46	BY	14	LEU
46	BY	17	GLU
46	BY	18	LEU
46	BY	19	LEU
46	BY	22	LEU
46	BY	37	LEU
46	BY	39	GLN
46	BY	42	LEU
46	BY	47	ARG
46	BY	56	LEU
46	BY	57	LEU
46	BY	59	GLU
47	BZ	3	THR
47	BZ	4	ILE
47	BZ	5	LYS
47	BZ	7	THR
47	BZ	8	GLN
47	BZ	9	THR
47	BZ	15	ARG
47	BZ	23	LEU
47	BZ	29	ARG
47	BZ	30	ARG
47	BZ	34	THR
47	BZ	37	ARG
47	BZ	38	GLU
47	BZ	43	ILE
47	BZ	58	GLU
48	B0	5	ASN
48	B0	9	ARG
48	B0	17	SER
48	B0	26	SER
48	B0	27	LEU
48	B0	39	ARG
48	B0	42	ILE

*Continued on next page...*

*Continued from previous page...*

Mol	Chain	Res	Type
48	B0	43	THR
49	B1	4	ILE
49	B1	7	LYS
49	B1	8	ILE
49	B1	9	LYS
49	B1	29	LYS
49	B1	33	LEU
49	B1	35	LEU
49	B1	43	ARG
50	B2	1	MET
50	B2	3	ARG
50	B2	4	THR
50	B2	8	SER
50	B2	9	VAL
50	B2	12	ARG
50	B2	21	ARG
50	B2	35	ARG
50	B2	39	ARG
51	B3	5	THR
51	B3	7	ARG
51	B3	22	LYS
51	B3	31	ILE
51	B3	49	VAL
51	B3	50	SER
51	B3	51	LYS
52	B4	2	LYS
52	B4	3	VAL
52	B4	4	ARG
52	B4	6	SER
52	B4	9	LYS
52	B4	27	CYS
2	CB	8	MET
2	CB	9	LEU
2	CB	10	LYS
2	CB	14	HIS
2	CB	19	THR
2	CB	21	TYR
2	CB	26	MET
2	CB	34	ARG
2	CB	36	LYS
2	CB	39	ILE
2	CB	42	LEU

*Continued on next page...*

*Continued from previous page...*

Mol	Chain	Res	Type
2	CB	46	VAL
2	CB	69	VAL
2	CB	88	GLN
2	CB	103	TRP
2	CB	124	THR
2	CB	125	PHE
2	CB	131	LYS
2	CB	146	SER
2	CB	147	LEU
2	CB	162	VAL
2	CB	164	ASP
2	CB	177	ASN
2	CB	182	VAL
2	CB	191	ASP
2	CB	196	ASP
2	CB	212	TYR
2	CB	224	ARG
3	CC	15	LYS
3	CC	26	LYS
3	CC	30	ASP
3	CC	35	ASP
3	CC	41	TYR
3	CC	53	ARG
3	CC	106	ARG
3	CC	123	LEU
3	CC	126	ARG
3	CC	134	LYS
3	CC	139	ASN
3	CC	160	GLU
3	CC	161	ILE
3	CC	166	TRP
3	CC	178	ARG
3	CC	182	ASP
3	CC	183	TYR
3	CC	185	THR
3	CC	194	VAL
4	CD	2	ARG
4	CD	10	LEU
4	CD	20	LEU
4	CD	24	VAL
4	CD	25	ARG
4	CD	29	THR

*Continued on next page...*

*Continued from previous page...*

Mol	Chain	Res	Type
4	CD	30	LYS
4	CD	34	GLU
4	CD	52	VAL
4	CD	55	ARG
4	CD	57	LYS
4	CD	58	GLN
4	CD	62	ARG
4	CD	80	ARG
4	CD	84	ASN
4	CD	106	PHE
4	CD	119	HIS
4	CD	125	ASN
4	CD	127	ARG
4	CD	142	VAL
4	CD	147	LYS
4	CD	151	GLN
4	CD	152	SER
4	CD	158	LEU
4	CD	160	LEU
4	CD	168	THR
4	CD	170	LEU
4	CD	182	LYS
4	CD	183	ARG
4	CD	184	LYS
4	CD	186	GLU
4	CD	187	ARG
4	CD	191	SER
4	CD	194	ILE
4	CD	199	ILE
4	CD	202	LEU
4	CD	204	SER
5	CE	11	GLN
5	CE	13	LYS
5	CE	25	LYS
5	CE	29	ILE
5	CE	31	SER
5	CE	51	LYS
5	CE	59	ILE
5	CE	75	LEU
5	CE	76	ASN
5	CE	80	LEU
5	CE	84	VAL

*Continued on next page...*

*Continued from previous page...*

Mol	Chain	Res	Type
5	CE	87	VAL
5	CE	92	ARG
5	CE	95	MET
5	CE	99	SER
5	CE	105	ILE
5	CE	119	VAL
5	CE	131	ASN
5	CE	133	ILE
5	CE	134	ASN
5	CE	136	VAL
5	CE	139	THR
5	CE	144	GLU
6	CF	7	VAL
6	CF	33	GLU
6	CF	38	ARG
6	CF	44	ARG
6	CF	52	ASN
6	CF	54	LEU
6	CF	56	LYS
6	CF	58	HIS
6	CF	61	LEU
6	CF	72	ASP
6	CF	86	ARG
6	CF	89	VAL
6	CF	90	MET
54	CG	3	ARG
54	CG	5	VAL
54	CG	6	ILE
54	CG	10	LYS
54	CG	12	LEU
54	CG	16	LYS
54	CG	55	LYS
54	CG	58	LEU
54	CG	66	GLU
54	CG	75	LYS
54	CG	77	ARG
54	CG	78	ARG
54	CG	85	GLN
54	CG	90	VAL
54	CG	100	MET
54	CG	102	TRP
54	CG	112	ASP

*Continued on next page...*



*Continued from previous page...*

Mol	Chain	Res	Type
54	CG	123	LEU
54	CG	137	ARG
54	CG	139	ASP
54	CG	148	LYS
8	CH	2	MET
8	CH	37	ASN
8	CH	42	GLU
8	CH	46	GLU
8	CH	59	GLU
8	CH	70	VAL
8	CH	76	ARG
8	CH	79	ARG
8	CH	82	LEU
8	CH	89	ASP
8	CH	93	LYS
8	CH	102	VAL
8	CH	110	MET
9	CI	3	ASN
9	CI	4	GLN
9	CI	5	TYR
9	CI	36	GLN
9	CI	37	TYR
9	CI	45	MET
9	CI	53	LEU
9	CI	54	VAL
9	CI	60	LEU
9	CI	83	THR
9	CI	87	MET
9	CI	111	GLU
9	CI	125	GLN
9	CI	129	ARG
10	CJ	11	LYS
10	CJ	15	HIS
10	CJ	48	ARG
10	CJ	59	LYS
10	CJ	60	ASP
10	CJ	67	ILE
10	CJ	69	THR
10	CJ	75	ASP
10	CJ	82	LYS
10	CJ	87	LEU
10	CJ	92	LEU

*Continued on next page...*

*Continued from previous page...*

Mol	Chain	Res	Type
11	CK	12	ARG
11	CK	27	ASN
11	CK	33	ILE
11	CK	57	SER
11	CK	73	VAL
11	CK	78	ILE
11	CK	81	LEU
11	CK	94	SER
11	CK	105	ARG
11	CK	115	ILE
11	CK	117	HIS
11	CK	128	VAL
12	CL	3	VAL
12	CL	5	GLN
12	CL	9	LYS
12	CL	14	LYS
12	CL	19	ASN
12	CL	28	GLN
12	CL	39	THR
12	CL	48	LEU
12	CL	49	ARG
12	CL	57	THR
12	CL	62	VAL
12	CL	72	ASN
12	CL	88	ASP
12	CL	96	THR
12	CL	102	ASP
12	CL	107	LYS
12	CL	120	ARG
55	CM	12	LYS
55	CM	24	VAL
55	CM	28	ARG
55	CM	32	ILE
55	CM	46	GLU
55	CM	53	ASP
55	CM	77	LYS
55	CM	91	ARG
55	CM	92	ARG
55	CM	100	ARG
55	CM	113	LYS
14	CN	3	GLN
14	CN	27	LYS

*Continued on next page...*

*Continued from previous page...*

Mol	Chain	Res	Type
14	CN	41	TRP
14	CN	52	ARG
14	CN	53	ASP
14	CN	58	ARG
14	CN	61	ASN
14	CN	72	PHE
14	CN	96	LYS
14	CN	100	TRP
15	CO	16	ARG
15	CO	34	GLN
15	CO	38	LEU
15	CO	39	GLN
15	CO	45	HIS
15	CO	80	LEU
56	CP	1	MET
56	CP	2	VAL
56	CP	3	THR
56	CP	35	ARG
56	CP	46	LYS
56	CP	54	LEU
56	CP	56	ARG
56	CP	69	ASP
17	CQ	3	LYS
17	CQ	6	THR
17	CQ	13	SER
17	CQ	20	ILE
17	CQ	27	PHE
17	CQ	32	ILE
17	CQ	37	ILE
17	CQ	39	ARG
17	CQ	44	HIS
17	CQ	51	GLU
17	CQ	52	CYS
17	CQ	56	ASP
17	CQ	60	ILE
17	CQ	80	LYS
18	CR	25	ILE
18	CR	44	THR
18	CR	49	LYS
18	CR	65	SER
18	CR	72	ARG
19	CS	5	LYS

*Continued on next page...*

*Continued from previous page...*

Mol	Chain	Res	Type
19	CS	10	ILE
19	CS	11	ASP
19	CS	52	ASN
19	CS	54	ARG
19	CS	56	HIS
19	CS	73	PHE
20	CT	5	SER
20	CT	11	ILE
20	CT	26	MET
20	CT	30	PHE
20	CT	35	TYR
20	CT	47	GLN
20	CT	53	MET
20	CT	67	HIS
20	CT	68	LYS
20	CT	69	ASN
20	CT	73	ARG
20	CT	74	HIS
20	CT	78	LEU
20	CT	82	ILE
21	CU	4	LYS
21	CU	9	GLU
21	CU	24	LYS
21	CU	27	VAL
21	CU	32	ARG
21	CU	36	PHE
21	CU	37	TYR
21	CU	53	LYS
24	DC	2	VAL
24	DC	12	ARG
24	DC	13	ARG
24	DC	18	VAL
24	DC	23	LEU
24	DC	35	LYS
24	DC	43	ASN
24	DC	57	HIS
24	DC	71	ASP
24	DC	90	ILE
24	DC	102	TYR
24	DC	124	LYS
24	DC	152	GLN
24	DC	172	THR

*Continued on next page...*

*Continued from previous page...*

Mol	Chain	Res	Type
24	DC	173	LEU
24	DC	176	ARG
24	DC	187	CYS
24	DC	188	ARG
24	DC	190	THR
24	DC	212	TRP
24	DC	213	ARG
24	DC	220	ARG
24	DC	227	VAL
24	DC	235	GLU
24	DC	256	THR
24	DC	267	VAL
24	DC	269	ARG
25	DD	9	VAL
25	DD	24	VAL
25	DD	33	ARG
25	DD	34	VAL
25	DD	35	THR
25	DD	38	LYS
25	DD	48	ILE
25	DD	55	LYS
25	DD	62	LYS
25	DD	79	LEU
25	DD	106	LYS
25	DD	121	THR
25	DD	138	LEU
25	DD	141	ARG
25	DD	148	GLN
25	DD	150	GLN
25	DD	159	LYS
25	DD	168	GLU
25	DD	189	VAL
25	DD	193	VAL
26	DE	53	THR
26	DE	57	LYS
26	DE	67	ARG
26	DE	69	ARG
26	DE	73	ILE
26	DE	77	ILE
26	DE	78	TRP
26	DE	84	THR
26	DE	108	ILE

*Continued on next page...*

*Continued from previous page...*

Mol	Chain	Res	Type
26	DE	117	ARG
26	DE	126	VAL
26	DE	139	LYS
26	DE	149	ILE
26	DE	157	LEU
26	DE	163	ASN
26	DE	164	LEU
26	DE	166	LYS
26	DE	170	ARG
58	DF	13	LYS
58	DF	47	LYS
58	DF	48	LEU
58	DF	49	LEU
58	DF	76	PHE
58	DF	77	LYS
58	DF	82	TYR
58	DF	87	LYS
58	DF	91	ARG
58	DF	94	ARG
58	DF	97	GLU
58	DF	110	ILE
58	DF	111	ARG
58	DF	113	PHE
58	DF	119	LYS
58	DF	133	GLU
58	DF	134	GLN
58	DF	135	ILE
58	DF	139	GLU
58	DF	142	TYR
58	DF	147	ARG
58	DF	151	LEU
58	DF	160	LYS
58	DF	166	ARG
58	DF	172	PHE
58	DF	177	ARG
28	DG	2	ARG
28	DG	18	ILE
28	DG	19	ASN
28	DG	34	ARG
28	DG	35	THR
28	DG	40	VAL
28	DG	42	VAL

*Continued on next page...*

*Continued from previous page...*

Mol	Chain	Res	Type
28	DG	51	PHE
28	DG	72	ASN
28	DG	84	LYS
28	DG	86	LEU
28	DG	91	VAL
28	DG	93	TYR
28	DG	120	ILE
28	DG	162	ARG
28	DG	163	TYR
28	DG	166	GLU
28	DG	176	LYS
29	DH	8	LYS
29	DH	22	LYS
29	DH	25	TYR
29	DH	27	ARG
29	DH	28	ASN
29	DH	50	ARG
29	DH	57	LYS
29	DH	66	ASN
29	DH	68	ARG
29	DH	76	GLU
29	DH	86	ASP
29	DH	90	LEU
29	DH	91	PHE
29	DH	98	ASP
29	DH	104	THR
29	DH	109	GLU
29	DH	132	PHE
29	DH	144	VAL
30	DI	7	TYR
30	DI	16	MET
30	DI	30	GLN
30	DI	58	ILE
30	DI	68	PHE
30	DI	72	THR
30	DI	93	ASN
31	DJ	3	THR
31	DJ	5	THR
31	DJ	25	LEU
31	DJ	34	ARG
31	DJ	36	LEU
31	DJ	43	GLU

*Continued on next page...*



*Continued from previous page...*

<b>Mol</b>	<b>Chain</b>	<b>Res</b>	<b>Type</b>
31	DJ	47	HIS
31	DJ	54	ILE
31	DJ	57	LEU
31	DJ	80	HIS
31	DJ	81	ILE
31	DJ	92	MET
31	DJ	95	ARG
31	DJ	99	ARG
31	DJ	106	LYS
31	DJ	129	GLU
32	DK	3	GLN
32	DK	7	MET
32	DK	10	VAL
32	DK	13	ASN
32	DK	25	LEU
32	DK	39	ILE
32	DK	41	ILE
32	DK	47	ILE
32	DK	49	ARG
32	DK	54	LYS
32	DK	65	THR
32	DK	77	ILE
32	DK	87	LEU
32	DK	100	PHE
32	DK	103	VAL
32	DK	105	ARG
32	DK	106	GLU
32	DK	107	LEU
32	DK	111	LYS
32	DK	114	LYS
33	DL	3	LEU
33	DL	4	ASN
33	DL	6	LEU
33	DL	18	ARG
33	DL	19	LEU
33	DL	47	ARG
33	DL	69	ARG
33	DL	79	LEU
33	DL	82	LEU
33	DL	92	LEU
33	DL	99	ASN
33	DL	103	ILE

*Continued on next page...*

*Continued from previous page...*

Mol	Chain	Res	Type
33	DL	111	ILE
33	DL	112	LEU
33	DL	118	THR
33	DL	141	LYS
33	DL	143	GLU
34	DM	8	LYS
34	DM	13	HIS
34	DM	38	ARG
34	DM	47	GLU
34	DM	78	LEU
34	DM	89	VAL
34	DM	96	ILE
34	DM	97	GLN
34	DM	105	MET
34	DM	115	GLU
34	DM	119	LEU
34	DM	126	ILE
34	DM	129	THR
35	DN	18	GLN
35	DN	20	MET
35	DN	21	PHE
35	DN	29	VAL
35	DN	33	ILE
35	DN	34	ILE
35	DN	53	THR
35	DN	62	ASN
35	DN	63	ARG
35	DN	69	ARG
35	DN	94	TYR
35	DN	95	THR
35	DN	96	ARG
35	DN	98	LEU
35	DN	114	GLU
36	DO	17	LYS
36	DO	31	THR
36	DO	63	LYS
36	DO	65	THR
36	DO	68	LYS
36	DO	90	VAL
36	DO	98	GLN
36	DO	115	LEU
36	DO	117	PHE

*Continued on next page...*

*Continued from previous page...*

Mol	Chain	Res	Type
37	DP	6	GLN
37	DP	7	LEU
37	DP	13	LYS
37	DP	28	LYS
37	DP	31	VAL
37	DP	83	ILE
37	DP	86	LYS
37	DP	93	LYS
37	DP	95	LYS
37	DP	101	GLU
38	DQ	3	VAL
38	DQ	10	ARG
38	DQ	12	ARG
38	DQ	13	HIS
38	DQ	15	LYS
38	DQ	35	PHE
38	DQ	46	TYR
38	DQ	47	ARG
38	DQ	54	ARG
38	DQ	56	PHE
38	DQ	57	ARG
38	DQ	63	ARG
38	DQ	69	ARG
38	DQ	79	ILE
38	DQ	108	LEU
39	DR	6	GLN
39	DR	10	LYS
39	DR	13	ARG
39	DR	37	GLU
39	DR	48	LYS
39	DR	58	VAL
39	DR	75	VAL
39	DR	80	ARG
39	DR	81	LYS
39	DR	86	GLN
39	DR	90	ARG
39	DR	93	PHE
39	DR	95	ASP
40	DS	6	LYS
40	DS	22	ASP
40	DS	23	LEU
40	DS	31	GLN

*Continued on next page...*

*Continued from previous page...*

Mol	Chain	Res	Type
40	DS	33	LEU
40	DS	46	LEU
40	DS	66	ILE
40	DS	70	LYS
40	DS	74	ILE
40	DS	76	VAL
40	DS	84	ARG
40	DS	85	ILE
40	DS	86	MET
40	DS	88	ARG
41	DT	9	LYS
41	DT	12	ARG
41	DT	18	GLU
41	DT	39	THR
41	DT	50	LEU
41	DT	54	GLU
41	DT	91	GLN
42	DU	13	LEU
42	DU	20	LYS
42	DU	21	ARG
42	DU	40	LEU
42	DU	45	GLN
42	DU	82	VAL
42	DU	85	ARG
42	DU	94	PHE
42	DU	95	PHE
43	DV	26	PHE
43	DV	40	ILE
43	DV	41	GLU
43	DV	51	GLN
43	DV	61	LEU
43	DV	65	VAL
43	DV	69	GLU
43	DV	70	ILE
43	DV	76	ASP
43	DV	90	ASP
44	DW	18	LYS
44	DW	20	LEU
44	DW	22	VAL
44	DW	23	LYS
44	DW	25	PHE
44	DW	30	VAL

*Continued on next page...*

*Continued from previous page...*

Mol	Chain	Res	Type
44	DW	35	ILE
44	DW	37	VAL
44	DW	38	ARG
44	DW	39	GLN
44	DW	40	ARG
44	DW	44	PHE
44	DW	58	LEU
44	DW	68	PHE
44	DW	76	ARG
44	DW	77	LYS
44	DW	80	SER
45	DX	5	GLN
45	DX	25	LYS
45	DX	26	ARG
45	DX	31	ASN
45	DX	46	VAL
45	DX	47	THR
45	DX	57	VAL
45	DX	63	ILE
45	DX	73	ARG
46	DY	1	MET
46	DY	4	LYS
46	DY	28	LEU
47	DZ	16	LEU
47	DZ	24	LEU
47	DZ	28	LEU
47	DZ	29	ARG
47	DZ	30	ARG
47	DZ	50	VAL
47	DZ	53	MET
47	DZ	58	GLU
48	D0	3	GLN
48	D0	5	ASN
48	D0	9	ARG
48	D0	22	THR
48	D0	41	HIS
48	D0	42	ILE
48	D0	48	TYR
48	D0	49	ARG
49	D1	10	LEU
49	D1	20	TYR
49	D1	35	LEU

*Continued on next page...*

*Continued from previous page...*

Mol	Chain	Res	Type
49	D1	44	GLN
50	D2	4	THR
50	D2	22	MET
50	D2	26	ASN
50	D2	28	ARG
50	D2	33	ARG
51	D3	12	ARG
51	D3	14	LYS
51	D3	27	ASN
51	D3	28	LEU
51	D3	29	ARG
51	D3	41	ARG
51	D3	43	LEU
51	D3	46	LYS
51	D3	48	MET
51	D3	51	LYS
51	D3	61	LEU
52	D4	2	LYS
52	D4	9	LYS
52	D4	15	LYS
52	D4	17	VAL
52	D4	19	ARG

Some sidechains can be flipped to improve hydrogen bonding and reduce clashes. All (331) such sidechains are listed below:

Mol	Chain	Res	Type
2	AB	38	HIS
2	AB	41	ASN
2	AB	57	ASN
2	AB	102	ASN
2	AB	108	GLN
2	AB	119	GLN
2	AB	167	HIS
3	AC	5	HIS
3	AC	24	ASN
3	AC	68	HIS
3	AC	138	GLN
3	AC	139	ASN
4	AD	40	HIS
4	AD	53	GLN
4	AD	58	GLN
4	AD	70	GLN

*Continued on next page...*

*Continued from previous page...*

Mol	Chain	Res	Type
4	AD	73	ASN
4	AD	84	ASN
4	AD	151	GLN
4	AD	163	GLN
5	AE	11	GLN
5	AE	42	ASN
5	AE	72	ASN
5	AE	81	GLN
5	AE	121	ASN
6	AF	11	HIS
6	AF	46	GLN
6	AF	68	GLN
7	AG	85	GLN
7	AG	121	ASN
7	AG	147	ASN
8	AH	3	GLN
8	AH	17	GLN
8	AH	117	GLN
9	AI	3	ASN
9	AI	4	GLN
9	AI	74	GLN
9	AI	80	HIS
9	AI	125	GLN
10	AJ	15	HIS
10	AJ	20	GLN
10	AJ	35	GLN
10	AJ	64	GLN
10	AJ	99	GLN
11	AK	21	HIS
11	AK	100	ASN
11	AK	108	ASN
12	AL	4	ASN
12	AL	45	ASN
13	AM	7	ASN
14	AN	42	ASN
14	AN	48	GLN
14	AN	61	ASN
15	AO	19	ASN
15	AO	45	HIS
16	AP	9	HIS
16	AP	26	ASN
16	AP	29	ASN

*Continued on next page...*



*Continued from previous page...*

Mol	Chain	Res	Type
16	AP	59	HIS
17	AQ	44	HIS
17	AQ	49	ASN
18	AR	53	GLN
18	AR	73	HIS
19	AS	42	ASN
20	AT	12	GLN
20	AT	47	GLN
20	AT	54	GLN
20	AT	60	GLN
20	AT	77	ASN
21	AU	8	ASN
24	BC	14	HIS
24	BC	20	ASN
24	BC	43	ASN
24	BC	89	ASN
24	BC	114	GLN
24	BC	141	HIS
24	BC	152	GLN
24	BC	225	ASN
24	BC	242	HIS
24	BC	250	GLN
24	BC	259	ASN
25	BD	32	ASN
25	BD	58	ASN
25	BD	126	ASN
25	BD	130	GLN
25	BD	150	GLN
26	BE	24	ASN
26	BE	29	HIS
26	BE	30	GLN
26	BE	62	GLN
26	BE	97	ASN
27	BF	20	ASN
27	BF	22	ASN
27	BF	26	GLN
27	BF	134	GLN
28	BG	29	ASN
28	BG	72	ASN
28	BG	114	HIS
28	BG	138	GLN
29	BH	18	GLN

*Continued on next page...*

*Continued from previous page...*

Mol	Chain	Res	Type
29	BH	20	ASN
29	BH	28	ASN
29	BH	33	GLN
29	BH	43	ASN
29	BH	145	ASN
30	BI	5	GLN
30	BI	30	GLN
30	BI	110	GLN
31	BJ	40	HIS
31	BJ	58	ASN
31	BJ	76	HIS
31	BJ	77	HIS
31	BJ	128	ASN
31	BJ	130	HIS
32	BK	88	ASN
32	BK	89	ASN
33	BL	4	ASN
33	BL	54	GLN
33	BL	93	ASN
33	BL	99	ASN
33	BL	104	GLN
34	BM	13	HIS
34	BM	88	ASN
35	BN	9	GLN
35	BN	11	ASN
35	BN	23	ASN
35	BN	62	ASN
35	BN	73	ASN
35	BN	107	ASN
36	BO	19	GLN
36	BO	34	HIS
36	BO	38	GLN
36	BO	116	GLN
37	BP	6	GLN
37	BP	9	GLN
37	BP	74	GLN
38	BQ	13	HIS
38	BQ	51	GLN
38	BQ	65	ASN
39	BR	6	GLN
39	BR	18	GLN
39	BR	43	ASN

*Continued on next page...*

*Continued from previous page...*

Mol	Chain	Res	Type
39	BR	82	HIS
40	BS	15	GLN
40	BS	57	ASN
40	BS	61	ASN
41	BT	48	GLN
41	BT	70	HIS
41	BT	72	GLN
41	BT	91	GLN
42	BU	52	ASN
42	BU	65	GLN
42	BU	73	ASN
43	BV	5	ASN
43	BV	44	HIS
43	BV	51	GLN
43	BV	80	HIS
43	BV	88	HIS
44	BW	11	ASN
44	BW	39	GLN
45	BX	5	GLN
45	BX	16	ASN
45	BX	22	ASN
46	BY	15	ASN
46	BY	25	GLN
46	BY	27	ASN
46	BY	31	GLN
46	BY	41	HIS
47	BZ	33	HIS
48	B0	3	GLN
48	B0	4	GLN
50	B2	13	ASN
50	B2	16	HIS
51	B3	27	ASN
52	B4	33	HIS
52	B4	35	GLN
52	B4	37	GLN
2	CB	18	GLN
2	CB	23	ASN
2	CB	108	GLN
2	CB	169	HIS
2	CB	176	ASN
2	CB	177	ASN
3	CC	2	GLN

*Continued on next page...*

*Continued from previous page...*

Mol	Chain	Res	Type
3	CC	18	ASN
3	CC	31	ASN
3	CC	68	HIS
3	CC	139	ASN
3	CC	184	ASN
4	CD	70	GLN
4	CD	84	ASN
4	CD	115	GLN
4	CD	119	HIS
4	CD	125	ASN
4	CD	163	GLN
5	CE	69	ASN
5	CE	76	ASN
5	CE	121	ASN
5	CE	131	ASN
6	CF	11	HIS
6	CF	58	HIS
6	CF	81	ASN
54	CG	67	ASN
54	CG	85	GLN
8	CH	3	GLN
8	CH	17	GLN
9	CI	3	ASN
9	CI	4	GLN
9	CI	49	GLN
9	CI	74	GLN
9	CI	109	GLN
9	CI	125	GLN
10	CJ	70	HIS
11	CK	21	HIS
11	CK	27	ASN
12	CL	5	GLN
12	CL	19	ASN
12	CL	72	ASN
12	CL	74	GLN
12	CL	111	GLN
55	CM	90	HIS
14	CN	59	GLN
14	CN	65	GLN
15	CO	19	ASN
15	CO	27	GLN
15	CO	36	ASN

*Continued on next page...*

*Continued from previous page...*

Mol	Chain	Res	Type
15	CO	45	HIS
56	CP	26	ASN
56	CP	63	GLN
17	CQ	49	ASN
18	CR	53	GLN
19	CS	51	HIS
19	CS	52	ASN
20	CT	12	GLN
20	CT	81	GLN
21	CU	8	ASN
24	DC	43	ASN
24	DC	52	HIS
24	DC	57	HIS
24	DC	59	GLN
24	DC	85	ASN
24	DC	89	ASN
24	DC	116	GLN
24	DC	133	ASN
24	DC	141	HIS
25	DD	36	GLN
25	DD	49	GLN
25	DD	58	ASN
25	DD	130	GLN
25	DD	136	ASN
25	DD	140	HIS
25	DD	150	GLN
25	DD	164	GLN
26	DE	30	GLN
26	DE	41	GLN
26	DE	62	GLN
58	DF	4	HIS
28	DG	19	ASN
28	DG	21	GLN
28	DG	37	ASN
28	DG	44	HIS
28	DG	103	ASN
28	DG	138	GLN
29	DH	2	GLN
29	DH	28	ASN
29	DH	66	ASN
30	DI	42	ASN
30	DI	93	ASN

*Continued on next page...*

*Continued from previous page...*

Mol	Chain	Res	Type
30	DI	106	GLN
31	DJ	40	HIS
31	DJ	138	GLN
32	DK	9	ASN
32	DK	13	ASN
32	DK	89	ASN
33	DL	4	ASN
33	DL	54	GLN
34	DM	3	GLN
34	DM	13	HIS
35	DN	3	HIS
35	DN	16	HIS
35	DN	73	ASN
36	DO	29	HIS
36	DO	38	GLN
37	DP	6	GLN
37	DP	9	GLN
37	DP	65	ASN
37	DP	74	GLN
37	DP	76	HIS
37	DP	114	ASN
38	DQ	19	GLN
38	DQ	71	ASN
39	DR	6	GLN
39	DR	12	HIS
39	DR	43	ASN
39	DR	66	HIS
39	DR	82	HIS
39	DR	86	GLN
39	DR	87	GLN
40	DS	9	HIS
40	DS	31	GLN
41	DT	15	HIS
41	DT	48	GLN
41	DT	70	HIS
41	DT	91	GLN
41	DT	92	ASN
42	DU	44	HIS
42	DU	45	GLN
42	DU	52	ASN
42	DU	53	GLN
42	DU	68	ASN

*Continued on next page...*

*Continued from previous page...*

Mol	Chain	Res	Type
43	DV	51	GLN
43	DV	80	HIS
43	DV	88	HIS
44	DW	56	HIS
45	DX	15	ASN
45	DX	22	ASN
45	DX	31	ASN
45	DX	35	HIS
46	DY	15	ASN
46	DY	20	ASN
46	DY	41	HIS
46	DY	58	ASN
47	DZ	19	HIS
48	D0	5	ASN
48	D0	18	HIS
48	D0	41	HIS
50	D2	6	GLN
50	D2	16	HIS
50	D2	26	ASN
50	D2	29	GLN
51	D3	42	HIS

### 5.3.3 RNA ⓘ

Mol	Chain	Analysed	Backbone Outliers	Pucker Outliers
1	AA	1532/1533 (99%)	363 (23%)	63 (4%)
22	BA	2850/2903 (98%)	554 (19%)	87 (3%)
22	DA	2837/2903 (97%)	869 (30%)	183 (6%)
23	BB	117/118 (99%)	19 (16%)	0
53	CA	1529/1530 (99%)	445 (29%)	81 (5%)
57	DB	116/117 (99%)	33 (28%)	7 (6%)
All	All	8981/9104 (98%)	2283 (25%)	421 (4%)

All (2283) RNA backbone outliers are listed below:

Mol	Chain	Res	Type
1	AA	5	U
1	AA	6	G
1	AA	9	G
1	AA	22	G
1	AA	32	A

*Continued on next page...*



*Continued from previous page...*

Mol	Chain	Res	Type
1	AA	39	G
1	AA	47	C
1	AA	48	C
1	AA	50	A
1	AA	51	A
1	AA	52	C
1	AA	64	G
1	AA	70	U
1	AA	71	A
1	AA	72	A
1	AA	73	C
1	AA	74	A
1	AA	76	G
1	AA	77	A
1	AA	79	G
1	AA	82	G
1	AA	83	C
1	AA	85	U
1	AA	86	G
1	AA	87	C
1	AA	88	U
1	AA	89	U
1	AA	90	C
1	AA	91	U
1	AA	92	U
1	AA	94	G
1	AA	95	C
1	AA	97	G
1	AA	98	A
1	AA	111	G
1	AA	116	A
1	AA	117	G
1	AA	120	A
1	AA	121	U
1	AA	122	G
1	AA	127	G
1	AA	130	A
1	AA	131	A
1	AA	138	G
1	AA	141	G
1	AA	143	A
1	AA	151	A

*Continued on next page...*

*Continued from previous page...*

Mol	Chain	Res	Type
1	AA	159	G
1	AA	163	C
1	AA	166	U
1	AA	174	A
1	AA	175	C
1	AA	176	C
1	AA	177	G
1	AA	181	A
1	AA	182	A
1	AA	183	C
1	AA	184	G
1	AA	185	U
1	AA	197	A
1	AA	198	G
1	AA	199	A
1	AA	205	A
1	AA	207	C
1	AA	208	U
1	AA	209	U
1	AA	210	C
1	AA	211	G
1	AA	214	C
1	AA	215	C
1	AA	219	U
1	AA	240	G
1	AA	244	U
1	AA	245	U
1	AA	247	G
1	AA	250	A
1	AA	251	G
1	AA	258	G
1	AA	262	A
1	AA	266	G
1	AA	267	C
1	AA	268	U
1	AA	273	U
1	AA	275	G
1	AA	284	C
1	AA	285	C
1	AA	289	G
1	AA	306	A
1	AA	308	C

*Continued on next page...*

*Continued from previous page...*

Mol	Chain	Res	Type
1	AA	316	C
1	AA	320	A
1	AA	321	A
1	AA	328	C
1	AA	329	A
1	AA	330	C
1	AA	331	G
1	AA	332	G
1	AA	345	C
1	AA	346	G
1	AA	347	G
1	AA	352	C
1	AA	354	G
1	AA	356	A
1	AA	366	A
1	AA	367	U
1	AA	368	U
1	AA	369	G
1	AA	372	C
1	AA	373	A
1	AA	374	A
1	AA	384	G
1	AA	392	C
1	AA	406	G
1	AA	409	U
1	AA	411	A
1	AA	412	A
1	AA	413	G
1	AA	414	A
1	AA	415	A
1	AA	421	U
1	AA	422	C
1	AA	424	G
1	AA	429	U
1	AA	430	A
1	AA	451	A
1	AA	452	A
1	AA	453	G
1	AA	458	U
1	AA	459	A
1	AA	461	A
1	AA	462	G

*Continued on next page...*

*Continued from previous page...*

Mol	Chain	Res	Type
1	AA	463	U
1	AA	466	A
1	AA	467	U
1	AA	468	A
1	AA	469	C
1	AA	478	A
1	AA	481	G
1	AA	482	A
1	AA	485	U
1	AA	486	U
1	AA	496	A
1	AA	498	A
1	AA	499	A
1	AA	500	G
1	AA	501	C
1	AA	508	U
1	AA	509	A
1	AA	511	C
1	AA	518	C
1	AA	527	G
1	AA	531	U
1	AA	532	A
1	AA	533	A
1	AA	534	U
1	AA	535	A
1	AA	536	C
1	AA	547	A
1	AA	548	G
1	AA	549	C
1	AA	556	C
1	AA	562	U
1	AA	564	C
1	AA	572	A
1	AA	573	A
1	AA	576	C
1	AA	579	A
1	AA	588	G
1	AA	604	G
1	AA	633	G
1	AA	646	G
1	AA	650	G
1	AA	653	U

*Continued on next page...*

*Continued from previous page...*

Mol	Chain	Res	Type
1	AA	665	A
1	AA	682	G
1	AA	700	G
1	AA	701	U
1	AA	702	A
1	AA	703	G
1	AA	721	G
1	AA	722	G
1	AA	723	U
1	AA	731	G
1	AA	748	G
1	AA	754	C
1	AA	755	G
1	AA	776	G
1	AA	777	A
1	AA	793	U
1	AA	794	A
1	AA	802	A
1	AA	809	G
1	AA	814	A
1	AA	815	A
1	AA	817	C
1	AA	818	G
1	AA	827	U
1	AA	828	U
1	AA	841	C
1	AA	843	U
1	AA	845	A
1	AA	846	G
1	AA	858	G
1	AA	859	G
1	AA	861	G
1	AA	876	C
1	AA	884	U
1	AA	902	G
1	AA	911	U
1	AA	914	A
1	AA	926	G
1	AA	927	G
1	AA	932	C
1	AA	934	C
1	AA	935	A

*Continued on next page...*

*Continued from previous page...*

Mol	Chain	Res	Type
1	AA	960	U
1	AA	966	G
1	AA	969	A
1	AA	971	G
1	AA	974	A
1	AA	975	A
1	AA	976	G
1	AA	977	A
1	AA	983	A
1	AA	993	G
1	AA	1003	G
1	AA	1004	A
1	AA	1008	U
1	AA	1017	U
1	AA	1018	G
1	AA	1022	A
1	AA	1027	C
1	AA	1029	U
1	AA	1030	U
1	AA	1031	C
1	AA	1032	G
1	AA	1033	G
1	AA	1034	G
1	AA	1037	C
1	AA	1049	U
1	AA	1050	G
1	AA	1052	U
1	AA	1053	G
1	AA	1054	C
1	AA	1055	A
1	AA	1065	U
1	AA	1066	C
1	AA	1086	U
1	AA	1094	G
1	AA	1095	U
1	AA	1101	A
1	AA	1102	A
1	AA	1104	G
1	AA	1113	C
1	AA	1124	G
1	AA	1125	U
1	AA	1130	A

*Continued on next page...*

*Continued from previous page...*

Mol	Chain	Res	Type
1	AA	1133	G
1	AA	1135	U
1	AA	1136	C
1	AA	1137	C
1	AA	1138	G
1	AA	1140	C
1	AA	1141	C
1	AA	1144	G
1	AA	1145	A
1	AA	1146	A
1	AA	1158	C
1	AA	1159	U
1	AA	1160	G
1	AA	1161	C
1	AA	1162	C
1	AA	1167	A
1	AA	1168	U
1	AA	1181	G
1	AA	1182	G
1	AA	1183	U
1	AA	1184	G
1	AA	1196	A
1	AA	1197	A
1	AA	1202	U
1	AA	1212	U
1	AA	1213	A
1	AA	1214	C
1	AA	1226	C
1	AA	1227	A
1	AA	1228	C
1	AA	1238	A
1	AA	1240	U
1	AA	1241	G
1	AA	1242	G
1	AA	1253	G
1	AA	1256	A
1	AA	1257	A
1	AA	1275	A
1	AA	1279	G
1	AA	1280	A
1	AA	1282	C
1	AA	1283	U

*Continued on next page...*



*Continued from previous page...*

Mol	Chain	Res	Type
1	AA	1285	A
1	AA	1286	U
1	AA	1287	A
1	AA	1288	A
1	AA	1293	C
1	AA	1299	A
1	AA	1303	C
1	AA	1304	G
1	AA	1305	G
1	AA	1308	U
1	AA	1315	U
1	AA	1316	G
1	AA	1317	C
1	AA	1318	A
1	AA	1320	C
1	AA	1321	U
1	AA	1322	C
1	AA	1323	G
1	AA	1324	A
1	AA	1331	G
1	AA	1332	A
1	AA	1336	C
1	AA	1337	G
1	AA	1348	U
1	AA	1349	A
1	AA	1353	G
1	AA	1362	A
1	AA	1363	A
1	AA	1364	U
1	AA	1370	G
1	AA	1371	G
1	AA	1381	U
1	AA	1382	C
1	AA	1397	C
1	AA	1398	A
1	AA	1411	C
1	AA	1412	C
1	AA	1413	A
1	AA	1419	G
1	AA	1432	G
1	AA	1441	A
1	AA	1446	A

*Continued on next page...*

*Continued from previous page...*

Mol	Chain	Res	Type
1	AA	1448	C
1	AA	1451	U
1	AA	1452	C
1	AA	1453	G
1	AA	1454	G
1	AA	1455	G
1	AA	1469	C
1	AA	1470	U
1	AA	1476	A
1	AA	1490	U
1	AA	1491	G
1	AA	1492	A
1	AA	1494	G
1	AA	1497	G
1	AA	1499	A
1	AA	1503	A
1	AA	1505	G
1	AA	1506	U
1	AA	1517	G
1	AA	1529	G
1	AA	1530	G
1	AA	1531	A
22	BA	10	A
22	BA	12	U
22	BA	13	A
22	BA	14	A
22	BA	15	G
22	BA	34	U
22	BA	35	G
22	BA	42	A
22	BA	43	G
22	BA	46	G
22	BA	52	A
22	BA	61	C
22	BA	63	A
22	BA	71	A
22	BA	74	A
22	BA	75	G
22	BA	80	G
22	BA	84	A
22	BA	98	G
22	BA	100	U

*Continued on next page...*

*Continued from previous page...*

Mol	Chain	Res	Type
22	BA	101	A
22	BA	102	U
22	BA	118	A
22	BA	119	A
22	BA	120	U
22	BA	125	A
22	BA	126	A
22	BA	135	U
22	BA	136	G
22	BA	137	U
22	BA	138	U
22	BA	139	U
22	BA	140	C
22	BA	141	G
22	BA	142	A
22	BA	143	C
22	BA	144	A
22	BA	159	G
22	BA	162	U
22	BA	163	C
22	BA	164	C
22	BA	165	A
22	BA	166	U
22	BA	188	G
22	BA	193	U
22	BA	196	A
22	BA	206	U
22	BA	214	G
22	BA	215	G
22	BA	216	A
22	BA	221	A
22	BA	222	A
22	BA	230	G
22	BA	248	G
22	BA	255	A
22	BA	264	C
22	BA	265	A
22	BA	266	G
22	BA	267	C
22	BA	271	G
22	BA	272	A
22	BA	273	G

*Continued on next page...*

*Continued from previous page...*

Mol	Chain	Res	Type
22	BA	276	U
22	BA	277	G
22	BA	278	A
22	BA	285	G
22	BA	299	A
22	BA	302	C
22	BA	303	G
22	BA	311	A
22	BA	329	G
22	BA	330	A
22	BA	346	A
22	BA	347	A
22	BA	349	U
22	BA	350	G
22	BA	353	C
22	BA	359	G
22	BA	361	G
22	BA	362	A
22	BA	371	A
22	BA	372	G
22	BA	383	C
22	BA	386	G
22	BA	387	U
22	BA	396	G
22	BA	404	A
22	BA	405	U
22	BA	411	G
22	BA	412	A
22	BA	413	C
22	BA	424	G
22	BA	425	G
22	BA	455	C
22	BA	461	C
22	BA	480	A
22	BA	481	G
22	BA	482	A
22	BA	491	G
22	BA	504	A
22	BA	505	A
22	BA	507	A
22	BA	508	A
22	BA	509	C

*Continued on next page...*

*Continued from previous page...*

Mol	Chain	Res	Type
22	BA	510	C
22	BA	527	C
22	BA	528	A
22	BA	531	C
22	BA	532	A
22	BA	533	G
22	BA	542	C
22	BA	543	G
22	BA	544	C
22	BA	546	U
22	BA	547	A
22	BA	548	G
22	BA	549	G
22	BA	550	C
22	BA	555	G
22	BA	556	A
22	BA	563	A
22	BA	573	U
22	BA	575	A
22	BA	586	A
22	BA	603	A
22	BA	604	G
22	BA	613	A
22	BA	614	A
22	BA	615	U
22	BA	627	A
22	BA	631	A
22	BA	634	C
22	BA	637	A
22	BA	645	C
22	BA	646	U
22	BA	647	G
22	BA	654	A
22	BA	655	A
22	BA	656	G
22	BA	686	U
22	BA	714	U
22	BA	715	A
22	BA	717	C
22	BA	722	A
22	BA	726	G
22	BA	730	A

*Continued on next page...*

*Continued from previous page...*

Mol	Chain	Res	Type
22	BA	738	G
22	BA	740	C
22	BA	746	U
22	BA	747	U
22	BA	748	G
22	BA	762	U
22	BA	763	G
22	BA	764	A
22	BA	765	C
22	BA	775	G
22	BA	776	G
22	BA	782	A
22	BA	784	G
22	BA	785	G
22	BA	791	C
22	BA	792	A
22	BA	801	G
22	BA	805	G
22	BA	812	C
22	BA	819	A
22	BA	827	U
22	BA	828	U
22	BA	845	A
22	BA	846	U
22	BA	847	U
22	BA	859	G
22	BA	868	U
22	BA	876	C
22	BA	878	A
22	BA	896	A
22	BA	897	C
22	BA	901	C
22	BA	903	C
22	BA	904	G
22	BA	910	A
22	BA	914	G
22	BA	915	C
22	BA	932	U
22	BA	934	U
22	BA	941	A
22	BA	945	A
22	BA	946	C

*Continued on next page...*

*Continued from previous page...*

Mol	Chain	Res	Type
22	BA	958	U
22	BA	959	A
22	BA	961	C
22	BA	974	G
22	BA	976	G
22	BA	983	A
22	BA	989	G
22	BA	995	C
22	BA	996	A
22	BA	997	G
22	BA	1005	C
22	BA	1011	G
22	BA	1012	U
22	BA	1013	C
22	BA	1021	A
22	BA	1022	G
22	BA	1023	U
22	BA	1024	G
22	BA	1026	G
22	BA	1033	U
22	BA	1044	C
22	BA	1045	C
22	BA	1046	A
22	BA	1047	G
22	BA	1060	U
22	BA	1061	U
22	BA	1062	G
22	BA	1063	G
22	BA	1065	U
22	BA	1066	U
22	BA	1070	A
22	BA	1071	G
22	BA	1072	C
22	BA	1073	A
22	BA	1074	G
22	BA	1075	C
22	BA	1078	U
22	BA	1083	U
22	BA	1084	A
22	BA	1088	A
22	BA	1092	C
22	BA	1098	A

*Continued on next page...*



*Continued from previous page...*

Mol	Chain	Res	Type
22	BA	1112	G
22	BA	1115	G
22	BA	1128	G
22	BA	1130	U
22	BA	1132	U
22	BA	1133	A
22	BA	1135	C
22	BA	1136	G
22	BA	1139	G
22	BA	1142	A
22	BA	1151	A
22	BA	1156	A
22	BA	1169	A
22	BA	1170	C
22	BA	1175	A
22	BA	1176	U
22	BA	1180	U
22	BA	1181	U
22	BA	1186	G
22	BA	1212	G
22	BA	1238	G
22	BA	1247	A
22	BA	1248	G
22	BA	1249	U
22	BA	1253	A
22	BA	1256	G
22	BA	1266	G
22	BA	1271	G
22	BA	1272	A
22	BA	1273	U
22	BA	1276	A
22	BA	1281	G
22	BA	1300	G
22	BA	1301	A
22	BA	1305	C
22	BA	1311	G
22	BA	1317	G
22	BA	1321	A
22	BA	1324	G
22	BA	1341	G
22	BA	1349	C
22	BA	1352	U

*Continued on next page...*

*Continued from previous page...*

Mol	Chain	Res	Type
22	BA	1359	A
22	BA	1365	A
22	BA	1368	G
22	BA	1378	A
22	BA	1379	U
22	BA	1380	G
22	BA	1383	A
22	BA	1386	C
22	BA	1395	A
22	BA	1397	U
22	BA	1416	G
22	BA	1419	A
22	BA	1420	A
22	BA	1428	C
22	BA	1434	A
22	BA	1441	G
22	BA	1452	G
22	BA	1453	A
22	BA	1459	G
22	BA	1460	U
22	BA	1463	C
22	BA	1467	U
22	BA	1475	G
22	BA	1476	U
22	BA	1482	G
22	BA	1493	C
22	BA	1498	C
22	BA	1499	C
22	BA	1504	A
22	BA	1507	C
22	BA	1508	A
22	BA	1509	A
22	BA	1510	G
22	BA	1512	C
22	BA	1515	A
22	BA	1532	A
22	BA	1533	C
22	BA	1534	U
22	BA	1535	A
22	BA	1536	C
22	BA	1537	G
22	BA	1538	G

*Continued on next page...*

*Continued from previous page...*

Mol	Chain	Res	Type
22	BA	1540	G
22	BA	1554	U
22	BA	1555	G
22	BA	1558	C
22	BA	1559	U
22	BA	1569	A
22	BA	1578	U
22	BA	1581	G
22	BA	1583	A
22	BA	1584	U
22	BA	1585	C
22	BA	1606	C
22	BA	1607	C
22	BA	1608	A
22	BA	1610	A
22	BA	1619	G
22	BA	1635	A
22	BA	1639	C
22	BA	1647	U
22	BA	1648	U
22	BA	1649	G
22	BA	1674	G
22	BA	1677	A
22	BA	1696	G
22	BA	1707	G
22	BA	1714	U
22	BA	1715	G
22	BA	1723	G
22	BA	1729	U
22	BA	1730	C
22	BA	1732	C
22	BA	1734	G
22	BA	1736	U
22	BA	1737	G
22	BA	1738	G
22	BA	1739	A
22	BA	1744	A
22	BA	1758	U
22	BA	1764	C
22	BA	1773	A
22	BA	1776	G
22	BA	1791	A

*Continued on next page...*

*Continued from previous page...*

Mol	Chain	Res	Type
22	BA	1800	C
22	BA	1801	A
22	BA	1807	G
22	BA	1808	A
22	BA	1812	U
22	BA	1816	C
22	BA	1829	A
22	BA	1848	A
22	BA	1858	A
22	BA	1859	U
22	BA	1862	G
22	BA	1869	G
22	BA	1870	C
22	BA	1871	A
22	BA	1872	A
22	BA	1873	G
22	BA	1876	A
22	BA	1906	G
22	BA	1913	A
22	BA	1914	C
22	BA	1927	A
22	BA	1929	G
22	BA	1930	G
22	BA	1937	A
22	BA	1938	A
22	BA	1941	C
22	BA	1942	C
22	BA	1944	U
22	BA	1955	U
22	BA	1960	A
22	BA	1967	C
22	BA	1970	A
22	BA	1971	U
22	BA	1972	G
22	BA	1991	U
22	BA	1993	U
22	BA	1997	C
22	BA	2018	G
22	BA	2022	U
22	BA	2023	C
22	BA	2030	A
22	BA	2031	A

*Continued on next page...*

*Continued from previous page...*

Mol	Chain	Res	Type
22	BA	2032	G
22	BA	2033	A
22	BA	2043	C
22	BA	2049	G
22	BA	2055	C
22	BA	2056	G
22	BA	2060	A
22	BA	2061	G
22	BA	2062	A
22	BA	2069	G
22	BA	2093	G
22	BA	2104	C
22	BA	2106	U
22	BA	2107	G
22	BA	2109	U
22	BA	2110	G
22	BA	2134	A
22	BA	2135	A
22	BA	2136	G
22	BA	2137	U
22	BA	2139	U
22	BA	2140	G
22	BA	2143	C
22	BA	2144	G
22	BA	2145	C
22	BA	2146	C
22	BA	2147	A
22	BA	2148	G
22	BA	2149	U
22	BA	2150	C
22	BA	2151	U
22	BA	2155	U
22	BA	2156	G
22	BA	2180	U
22	BA	2181	U
22	BA	2183	A
22	BA	2184	A
22	BA	2185	U
22	BA	2187	U
22	BA	2194	U
22	BA	2198	A
22	BA	2199	A

*Continued on next page...*

*Continued from previous page...*

Mol	Chain	Res	Type
22	BA	2203	U
22	BA	2204	G
22	BA	2211	A
22	BA	2212	A
22	BA	2214	C
22	BA	2223	G
22	BA	2225	A
22	BA	2226	C
22	BA	2238	G
22	BA	2239	G
22	BA	2243	U
22	BA	2250	G
22	BA	2268	A
22	BA	2273	A
22	BA	2278	A
22	BA	2279	G
22	BA	2282	G
22	BA	2283	C
22	BA	2287	A
22	BA	2296	U
22	BA	2297	A
22	BA	2305	U
22	BA	2308	G
22	BA	2312	U
22	BA	2317	A
22	BA	2321	U
22	BA	2322	A
22	BA	2325	G
22	BA	2326	C
22	BA	2327	A
22	BA	2335	A
22	BA	2347	C
22	BA	2350	C
22	BA	2357	G
22	BA	2361	G
22	BA	2372	U
22	BA	2383	G
22	BA	2385	C
22	BA	2402	U
22	BA	2403	C
22	BA	2406	A
22	BA	2423	U

*Continued on next page...*

*Continued from previous page...*

Mol	Chain	Res	Type
22	BA	2424	C
22	BA	2425	A
22	BA	2426	A
22	BA	2428	G
22	BA	2429	G
22	BA	2430	A
22	BA	2431	U
22	BA	2435	A
22	BA	2441	U
22	BA	2445	G
22	BA	2447	G
22	BA	2448	A
22	BA	2476	A
22	BA	2490	G
22	BA	2491	U
22	BA	2502	G
22	BA	2503	A
22	BA	2505	G
22	BA	2518	A
22	BA	2529	G
22	BA	2554	U
22	BA	2563	U
22	BA	2566	A
22	BA	2567	G
22	BA	2572	A
22	BA	2573	C
22	BA	2574	G
22	BA	2576	G
22	BA	2579	C
22	BA	2585	U
22	BA	2586	U
22	BA	2603	G
22	BA	2609	U
22	BA	2613	U
22	BA	2621	G
22	BA	2629	U
22	BA	2639	A
22	BA	2661	G
22	BA	2663	G
22	BA	2671	G
22	BA	2688	G
22	BA	2689	U

*Continued on next page...*

*Continued from previous page...*

Mol	Chain	Res	Type
22	BA	2690	U
22	BA	2714	G
22	BA	2716	C
22	BA	2726	A
22	BA	2729	G
22	BA	2732	G
22	BA	2748	A
22	BA	2757	A
22	BA	2762	C
22	BA	2765	A
22	BA	2769	U
22	BA	2778	A
22	BA	2779	U
22	BA	2791	G
22	BA	2798	U
22	BA	2799	A
22	BA	2800	A
22	BA	2801	G
22	BA	2820	A
22	BA	2821	A
22	BA	2825	G
22	BA	2836	U
22	BA	2861	U
22	BA	2867	G
22	BA	2873	A
22	BA	2874	C
22	BA	2880	C
22	BA	2883	A
22	BA	2884	U
22	BA	2891	U
23	BB	12	C
23	BB	15	A
23	BB	16	G
23	BB	24	G
23	BB	25	U
23	BB	35	C
23	BB	37	C
23	BB	41	G
23	BB	44	G
23	BB	45	A
23	BB	56	G
23	BB	66	A

*Continued on next page...*



*Continued from previous page...*

Mol	Chain	Res	Type
23	BB	87	U
23	BB	88	C
23	BB	89	U
23	BB	90	C
23	BB	91	C
23	BB	99	A
23	BB	109	A
53	CA	6	G
53	CA	7	A
53	CA	8	A
53	CA	9	G
53	CA	14	U
53	CA	16	A
53	CA	17	U
53	CA	32	A
53	CA	39	G
53	CA	40	C
53	CA	47	C
53	CA	48	C
53	CA	51	A
53	CA	61	G
53	CA	65	A
53	CA	66	A
53	CA	67	C
53	CA	68	G
53	CA	70	U
53	CA	71	A
53	CA	72	A
53	CA	73	C
53	CA	76	G
53	CA	77	A
53	CA	80	A
53	CA	81	A
53	CA	82	G
53	CA	83	C
53	CA	84	U
53	CA	85	U
53	CA	86	G
53	CA	87	C
53	CA	88	U
53	CA	89	U
53	CA	90	C

*Continued on next page...*

*Continued from previous page...*

Mol	Chain	Res	Type
53	CA	91	U
53	CA	92	U
53	CA	94	G
53	CA	95	C
53	CA	96	U
53	CA	98	A
53	CA	101	A
53	CA	109	A
53	CA	110	C
53	CA	116	A
53	CA	120	A
53	CA	121	U
53	CA	122	G
53	CA	131	A
53	CA	132	C
53	CA	141	G
53	CA	143	A
53	CA	144	G
53	CA	154	U
53	CA	155	A
53	CA	164	G
53	CA	166	U
53	CA	169	C
53	CA	177	G
53	CA	178	C
53	CA	181	A
53	CA	182	A
53	CA	184	G
53	CA	191	G
53	CA	195	A
53	CA	198	G
53	CA	199	A
53	CA	206	C
53	CA	207	C
53	CA	208	U
53	CA	209	U
53	CA	210	C
53	CA	211	G
53	CA	212	G
53	CA	214	C
53	CA	239	U
53	CA	240	G

*Continued on next page...*

*Continued from previous page...*

Mol	Chain	Res	Type
53	CA	243	A
53	CA	244	U
53	CA	245	U
53	CA	246	A
53	CA	247	G
53	CA	248	C
53	CA	250	A
53	CA	251	G
53	CA	252	U
53	CA	253	A
53	CA	266	G
53	CA	267	C
53	CA	268	U
53	CA	275	G
53	CA	279	A
53	CA	280	C
53	CA	289	G
53	CA	298	A
53	CA	301	G
53	CA	305	G
53	CA	306	A
53	CA	316	C
53	CA	321	A
53	CA	328	C
53	CA	329	A
53	CA	330	C
53	CA	331	G
53	CA	332	G
53	CA	338	A
53	CA	339	C
53	CA	345	C
53	CA	346	G
53	CA	347	G
53	CA	348	G
53	CA	351	G
53	CA	352	C
53	CA	353	A
53	CA	354	G
53	CA	366	A
53	CA	367	U
53	CA	369	G
53	CA	372	C

*Continued on next page...*

*Continued from previous page...*

Mol	Chain	Res	Type
53	CA	373	A
53	CA	374	A
53	CA	376	G
53	CA	381	C
53	CA	382	A
53	CA	384	G
53	CA	397	A
53	CA	398	U
53	CA	406	G
53	CA	411	A
53	CA	412	A
53	CA	413	G
53	CA	414	A
53	CA	415	A
53	CA	421	U
53	CA	422	C
53	CA	423	G
53	CA	424	G
53	CA	429	U
53	CA	430	A
53	CA	435	A
53	CA	436	C
53	CA	440	C
53	CA	451	A
53	CA	452	A
53	CA	456	A
53	CA	457	G
53	CA	458	U
53	CA	459	A
53	CA	461	A
53	CA	463	U
53	CA	464	U
53	CA	466	A
53	CA	467	U
53	CA	468	A
53	CA	474	G
53	CA	476	U
53	CA	477	C
53	CA	478	A
53	CA	479	U
53	CA	481	G
53	CA	482	A

*Continued on next page...*

*Continued from previous page...*

Mol	Chain	Res	Type
53	CA	483	C
53	CA	484	G
53	CA	485	U
53	CA	486	U
53	CA	493	A
53	CA	496	A
53	CA	497	G
53	CA	500	G
53	CA	501	C
53	CA	511	C
53	CA	512	U
53	CA	513	C
53	CA	518	C
53	CA	519	C
53	CA	520	A
53	CA	522	C
53	CA	527	G
53	CA	530	G
53	CA	531	U
53	CA	532	A
53	CA	533	A
53	CA	534	U
53	CA	535	A
53	CA	536	C
53	CA	547	A
53	CA	550	G
53	CA	559	A
53	CA	562	U
53	CA	563	A
53	CA	564	C
53	CA	568	G
53	CA	572	A
53	CA	573	A
53	CA	576	C
53	CA	577	G
53	CA	595	A
53	CA	596	A
53	CA	604	G
53	CA	616	G
53	CA	641	U
53	CA	642	A
53	CA	643	C

*Continued on next page...*

*Continued from previous page...*

Mol	Chain	Res	Type
53	CA	653	U
53	CA	654	G
53	CA	665	A
53	CA	684	U
53	CA	687	A
53	CA	688	G
53	CA	695	A
53	CA	700	G
53	CA	701	U
53	CA	702	A
53	CA	703	G
53	CA	704	A
53	CA	705	G
53	CA	721	G
53	CA	722	G
53	CA	723	U
53	CA	724	G
53	CA	731	G
53	CA	734	G
53	CA	748	G
53	CA	752	G
53	CA	753	A
53	CA	754	C
53	CA	755	G
53	CA	776	G
53	CA	777	A
53	CA	781	A
53	CA	782	A
53	CA	785	G
53	CA	792	A
53	CA	793	U
53	CA	794	A
53	CA	803	G
53	CA	812	G
53	CA	813	U
53	CA	815	A
53	CA	817	C
53	CA	819	A
53	CA	820	U
53	CA	821	G
53	CA	828	U
53	CA	829	G

*Continued on next page...*

*Continued from previous page...*

Mol	Chain	Res	Type
53	CA	841	C
53	CA	842	U
53	CA	843	U
53	CA	844	G
53	CA	845	A
53	CA	846	G
53	CA	847	G
53	CA	849	G
53	CA	870	U
53	CA	876	C
53	CA	880	C
53	CA	889	A
53	CA	890	G
53	CA	913	A
53	CA	914	A
53	CA	926	G
53	CA	927	G
53	CA	934	C
53	CA	935	A
53	CA	936	C
53	CA	942	G
53	CA	945	G
53	CA	960	U
53	CA	961	U
53	CA	962	C
53	CA	966	G
53	CA	968	A
53	CA	969	A
53	CA	972	C
53	CA	974	A
53	CA	975	A
53	CA	976	G
53	CA	977	A
53	CA	978	A
53	CA	982	U
53	CA	983	A
53	CA	985	C
53	CA	987	G
53	CA	990	C
53	CA	991	U
53	CA	992	U
53	CA	993	G

*Continued on next page...*

*Continued from previous page...*

Mol	Chain	Res	Type
53	CA	995	C
53	CA	996	A
53	CA	1000	A
53	CA	1004	A
53	CA	1006	G
53	CA	1007	U
53	CA	1016	A
53	CA	1019	A
53	CA	1020	G
53	CA	1022	A
53	CA	1024	G
53	CA	1026	G
53	CA	1029	U
53	CA	1031	C
53	CA	1032	G
53	CA	1033	G
53	CA	1036	A
53	CA	1037	C
53	CA	1049	U
53	CA	1050	G
53	CA	1052	U
53	CA	1053	G
53	CA	1054	C
53	CA	1065	U
53	CA	1066	C
53	CA	1067	A
53	CA	1068	G
53	CA	1072	G
53	CA	1086	U
53	CA	1094	G
53	CA	1095	U
53	CA	1101	A
53	CA	1102	A
53	CA	1113	C
53	CA	1124	G
53	CA	1125	U
53	CA	1130	A
53	CA	1131	G
53	CA	1136	C
53	CA	1137	C
53	CA	1138	G
53	CA	1139	G

*Continued on next page...*



*Continued from previous page...*

Mol	Chain	Res	Type
53	CA	1140	C
53	CA	1141	C
53	CA	1142	G
53	CA	1143	G
53	CA	1145	A
53	CA	1146	A
53	CA	1147	C
53	CA	1148	U
53	CA	1151	A
53	CA	1152	A
53	CA	1158	C
53	CA	1159	U
53	CA	1160	G
53	CA	1161	C
53	CA	1169	A
53	CA	1176	A
53	CA	1178	G
53	CA	1181	G
53	CA	1183	U
53	CA	1184	G
53	CA	1191	A
53	CA	1193	G
53	CA	1196	A
53	CA	1197	A
53	CA	1201	A
53	CA	1202	U
53	CA	1212	U
53	CA	1213	A
53	CA	1214	C
53	CA	1215	G
53	CA	1216	A
53	CA	1217	C
53	CA	1222	G
53	CA	1224	U
53	CA	1225	A
53	CA	1226	C
53	CA	1228	C
53	CA	1229	A
53	CA	1238	A
53	CA	1239	A
53	CA	1240	U
53	CA	1241	G

*Continued on next page...*

*Continued from previous page...*

Mol	Chain	Res	Type
53	CA	1243	C
53	CA	1250	A
53	CA	1251	A
53	CA	1256	A
53	CA	1257	A
53	CA	1260	G
53	CA	1266	G
53	CA	1278	G
53	CA	1279	G
53	CA	1280	A
53	CA	1281	C
53	CA	1282	C
53	CA	1283	U
53	CA	1285	A
53	CA	1286	U
53	CA	1287	A
53	CA	1288	A
53	CA	1294	G
53	CA	1295	U
53	CA	1297	G
53	CA	1298	U
53	CA	1299	A
53	CA	1300	G
53	CA	1301	U
53	CA	1302	C
53	CA	1303	C
53	CA	1305	G
53	CA	1316	G
53	CA	1317	C
53	CA	1320	C
53	CA	1322	C
53	CA	1323	G
53	CA	1324	A
53	CA	1332	A
53	CA	1338	G
53	CA	1346	A
53	CA	1348	U
53	CA	1349	A
53	CA	1359	C
53	CA	1362	A
53	CA	1364	U
53	CA	1365	G

*Continued on next page...*

*Continued from previous page...*

Mol	Chain	Res	Type
53	CA	1366	C
53	CA	1367	C
53	CA	1370	G
53	CA	1379	G
53	CA	1381	U
53	CA	1382	C
53	CA	1398	A
53	CA	1411	C
53	CA	1429	A
53	CA	1432	G
53	CA	1441	A
53	CA	1446	A
53	CA	1447	A
53	CA	1448	C
53	CA	1449	C
53	CA	1451	U
53	CA	1452	C
53	CA	1453	G
53	CA	1454	G
53	CA	1455	G
53	CA	1491	G
53	CA	1493	A
53	CA	1494	G
53	CA	1497	G
53	CA	1503	A
53	CA	1506	U
53	CA	1517	G
53	CA	1519	A
53	CA	1520	C
53	CA	1529	G
53	CA	1530	G
53	CA	1534	A
22	DA	14	A
22	DA	15	G
22	DA	27	G
22	DA	28	A
22	DA	34	U
22	DA	35	G
22	DA	36	G
22	DA	39	G
22	DA	46	G
22	DA	49	A

*Continued on next page...*

*Continued from previous page...*

Mol	Chain	Res	Type
22	DA	50	U
22	DA	52	A
22	DA	53	A
22	DA	61	C
22	DA	62	U
22	DA	64	A
22	DA	71	A
22	DA	73	A
22	DA	74	A
22	DA	75	G
22	DA	76	C
22	DA	77	G
22	DA	79	C
22	DA	83	A
22	DA	84	A
22	DA	85	G
22	DA	86	G
22	DA	87	U
22	DA	91	A
22	DA	96	C
22	DA	100	U
22	DA	101	A
22	DA	102	U
22	DA	103	A
22	DA	104	A
22	DA	118	A
22	DA	119	A
22	DA	120	U
22	DA	121	G
22	DA	122	G
22	DA	126	A
22	DA	128	C
22	DA	134	G
22	DA	139	U
22	DA	140	C
22	DA	141	G
22	DA	142	A
22	DA	144	A
22	DA	155	A
22	DA	156	A
22	DA	160	A
22	DA	163	C

*Continued on next page...*

*Continued from previous page...*

Mol	Chain	Res	Type
22	DA	164	C
22	DA	166	U
22	DA	177	G
22	DA	180	G
22	DA	181	A
22	DA	196	A
22	DA	199	A
22	DA	204	A
22	DA	205	G
22	DA	206	U
22	DA	207	A
22	DA	216	A
22	DA	217	A
22	DA	221	A
22	DA	222	A
22	DA	223	A
22	DA	224	U
22	DA	227	A
22	DA	228	C
22	DA	229	C
22	DA	230	G
22	DA	231	A
22	DA	233	A
22	DA	234	U
22	DA	235	U
22	DA	241	A
22	DA	242	G
22	DA	245	G
22	DA	248	G
22	DA	249	C
22	DA	250	G
22	DA	251	A
22	DA	255	A
22	DA	264	C
22	DA	265	A
22	DA	266	G
22	DA	271	G
22	DA	272	A
22	DA	273	G
22	DA	277	G
22	DA	281	C
22	DA	284	U

*Continued on next page...*

*Continued from previous page...*

Mol	Chain	Res	Type
22	DA	285	G
22	DA	294	A
22	DA	295	G
22	DA	299	A
22	DA	302	C
22	DA	303	G
22	DA	311	A
22	DA	312	G
22	DA	314	C
22	DA	315	G
22	DA	321	U
22	DA	322	A
22	DA	323	C
22	DA	324	A
22	DA	325	G
22	DA	329	G
22	DA	330	A
22	DA	334	C
22	DA	335	C
22	DA	336	C
22	DA	343	C
22	DA	349	U
22	DA	351	C
22	DA	353	C
22	DA	354	A
22	DA	362	A
22	DA	370	G
22	DA	371	A
22	DA	372	G
22	DA	374	A
22	DA	383	C
22	DA	385	C
22	DA	386	G
22	DA	387	U
22	DA	388	G
22	DA	389	G
22	DA	390	U
22	DA	392	U
22	DA	396	G
22	DA	397	U
22	DA	399	U
22	DA	404	A

*Continued on next page...*

*Continued from previous page...*

Mol	Chain	Res	Type
22	DA	405	U
22	DA	406	G
22	DA	407	G
22	DA	411	G
22	DA	412	A
22	DA	413	C
22	DA	423	A
22	DA	424	G
22	DA	428	A
22	DA	430	A
22	DA	436	C
22	DA	443	A
22	DA	444	C
22	DA	445	C
22	DA	446	G
22	DA	447	A
22	DA	451	U
22	DA	455	C
22	DA	457	A
22	DA	461	C
22	DA	462	C
22	DA	467	G
22	DA	474	G
22	DA	475	C
22	DA	476	G
22	DA	477	A
22	DA	480	A
22	DA	481	G
22	DA	482	A
22	DA	483	A
22	DA	484	C
22	DA	489	G
22	DA	490	C
22	DA	491	G
22	DA	492	A
22	DA	498	G
22	DA	502	A
22	DA	503	A
22	DA	504	A
22	DA	505	A
22	DA	507	A
22	DA	510	C

*Continued on next page...*

*Continued from previous page...*

Mol	Chain	Res	Type
22	DA	512	G
22	DA	527	C
22	DA	529	A
22	DA	532	A
22	DA	544	C
22	DA	545	U
22	DA	546	U
22	DA	547	A
22	DA	548	G
22	DA	549	G
22	DA	550	C
22	DA	562	U
22	DA	563	A
22	DA	572	A
22	DA	573	U
22	DA	574	A
22	DA	575	A
22	DA	576	U
22	DA	586	A
22	DA	587	C
22	DA	590	A
22	DA	603	A
22	DA	604	G
22	DA	605	G
22	DA	606	U
22	DA	613	A
22	DA	614	A
22	DA	616	A
22	DA	617	G
22	DA	618	G
22	DA	620	G
22	DA	621	A
22	DA	622	G
22	DA	623	C
22	DA	627	A
22	DA	628	G
22	DA	629	G
22	DA	637	A
22	DA	638	G
22	DA	639	U
22	DA	645	C
22	DA	646	U

*Continued on next page...*



*Continued from previous page...*

Mol	Chain	Res	Type
22	DA	649	G
22	DA	654	A
22	DA	655	A
22	DA	656	G
22	DA	662	G
22	DA	664	G
22	DA	671	C
22	DA	672	C
22	DA	685	A
22	DA	686	U
22	DA	695	G
22	DA	699	A
22	DA	705	A
22	DA	711	G
22	DA	717	C
22	DA	726	G
22	DA	728	G
22	DA	730	A
22	DA	740	C
22	DA	745	G
22	DA	746	U
22	DA	747	U
22	DA	748	G
22	DA	751	A
22	DA	753	A
22	DA	757	G
22	DA	762	U
22	DA	763	G
22	DA	764	A
22	DA	770	G
22	DA	775	G
22	DA	776	G
22	DA	781	A
22	DA	782	A
22	DA	784	G
22	DA	785	G
22	DA	789	A
22	DA	790	U
22	DA	791	C
22	DA	792	A
22	DA	801	G
22	DA	805	G

*Continued on next page...*

*Continued from previous page...*

Mol	Chain	Res	Type
22	DA	806	C
22	DA	807	U
22	DA	812	C
22	DA	819	A
22	DA	827	U
22	DA	828	U
22	DA	831	G
22	DA	846	U
22	DA	847	U
22	DA	858	G
22	DA	859	G
22	DA	860	U
22	DA	861	A
22	DA	866	A
22	DA	867	C
22	DA	868	U
22	DA	873	C
22	DA	875	G
22	DA	877	A
22	DA	878	A
22	DA	902	C
22	DA	905	A
22	DA	910	A
22	DA	912	C
22	DA	914	G
22	DA	915	C
22	DA	916	G
22	DA	919	U
22	DA	922	C
22	DA	931	U
22	DA	932	U
22	DA	933	A
22	DA	941	A
22	DA	944	C
22	DA	946	C
22	DA	953	G
22	DA	958	U
22	DA	961	C
22	DA	962	G
22	DA	963	U
22	DA	964	C
22	DA	973	A

*Continued on next page...*

*Continued from previous page...*

Mol	Chain	Res	Type
22	DA	974	G
22	DA	981	A
22	DA	983	A
22	DA	985	C
22	DA	990	A
22	DA	991	C
22	DA	995	C
22	DA	996	A
22	DA	1005	C
22	DA	1009	A
22	DA	1010	A
22	DA	1012	U
22	DA	1013	C
22	DA	1020	A
22	DA	1021	A
22	DA	1022	G
22	DA	1023	U
22	DA	1024	G
22	DA	1025	G
22	DA	1026	G
22	DA	1027	A
22	DA	1033	U
22	DA	1039	A
22	DA	1044	C
22	DA	1045	C
22	DA	1046	A
22	DA	1047	G
22	DA	1048	A
22	DA	1049	C
22	DA	1050	A
22	DA	1055	G
22	DA	1056	G
22	DA	1057	A
22	DA	1060	U
22	DA	1063	G
22	DA	1064	C
22	DA	1068	G
22	DA	1069	A
22	DA	1070	A
22	DA	1071	G
22	DA	1072	C
22	DA	1073	A

*Continued on next page...*

*Continued from previous page...*

Mol	Chain	Res	Type
22	DA	1074	G
22	DA	1076	C
22	DA	1077	A
22	DA	1079	C
22	DA	1080	A
22	DA	1083	U
22	DA	1086	A
22	DA	1088	A
22	DA	1089	A
22	DA	1091	G
22	DA	1097	U
22	DA	1100	C
22	DA	1103	A
22	DA	1110	G
22	DA	1111	A
22	DA	1112	G
22	DA	1113	U
22	DA	1114	C
22	DA	1115	G
22	DA	1119	U
22	DA	1127	A
22	DA	1128	G
22	DA	1129	A
22	DA	1130	U
22	DA	1132	U
22	DA	1133	A
22	DA	1134	A
22	DA	1135	C
22	DA	1136	G
22	DA	1139	G
22	DA	1142	A
22	DA	1153	C
22	DA	1155	A
22	DA	1157	G
22	DA	1169	A
22	DA	1170	C
22	DA	1172	C
22	DA	1174	U
22	DA	1176	U
22	DA	1204	A
22	DA	1205	A
22	DA	1206	G

*Continued on next page...*

*Continued from previous page...*

Mol	Chain	Res	Type
22	DA	1207	C
22	DA	1210	G
22	DA	1211	C
22	DA	1227	G
22	DA	1231	U
22	DA	1235	G
22	DA	1236	G
22	DA	1237	A
22	DA	1241	A
22	DA	1242	U
22	DA	1246	A
22	DA	1247	A
22	DA	1248	G
22	DA	1249	U
22	DA	1250	G
22	DA	1253	A
22	DA	1255	U
22	DA	1256	G
22	DA	1262	A
22	DA	1265	A
22	DA	1266	G
22	DA	1267	U
22	DA	1268	A
22	DA	1271	G
22	DA	1272	A
22	DA	1273	U
22	DA	1274	A
22	DA	1275	A
22	DA	1276	A
22	DA	1278	C
22	DA	1286	A
22	DA	1287	A
22	DA	1288	G
22	DA	1290	C
22	DA	1291	C
22	DA	1300	G
22	DA	1301	A
22	DA	1304	A
22	DA	1311	G
22	DA	1312	U
22	DA	1313	U
22	DA	1321	A

*Continued on next page...*

*Continued from previous page...*

Mol	Chain	Res	Type
22	DA	1324	G
22	DA	1325	U
22	DA	1326	U
22	DA	1327	A
22	DA	1330	C
22	DA	1331	G
22	DA	1332	G
22	DA	1336	A
22	DA	1337	G
22	DA	1340	U
22	DA	1341	G
22	DA	1343	G
22	DA	1344	U
22	DA	1345	C
22	DA	1346	G
22	DA	1352	U
22	DA	1355	G
22	DA	1365	A
22	DA	1374	G
22	DA	1376	C
22	DA	1378	A
22	DA	1379	U
22	DA	1382	G
22	DA	1383	A
22	DA	1386	C
22	DA	1387	A
22	DA	1388	G
22	DA	1389	G
22	DA	1397	U
22	DA	1398	C
22	DA	1399	C
22	DA	1400	U
22	DA	1401	G
22	DA	1403	A
22	DA	1404	C
22	DA	1416	G
22	DA	1417	C
22	DA	1418	G
22	DA	1419	A
22	DA	1420	A
22	DA	1421	G
22	DA	1426	G

*Continued on next page...*

*Continued from previous page...*

Mol	Chain	Res	Type
22	DA	1427	A
22	DA	1428	C
22	DA	1430	G
22	DA	1440	U
22	DA	1444	G
22	DA	1452	G
22	DA	1453	A
22	DA	1455	G
22	DA	1456	G
22	DA	1459	G
22	DA	1460	U
22	DA	1461	C
22	DA	1470	A
22	DA	1478	G
22	DA	1481	U
22	DA	1482	G
22	DA	1483	G
22	DA	1489	C
22	DA	1490	A
22	DA	1491	G
22	DA	1493	C
22	DA	1494	A
22	DA	1498	C
22	DA	1503	A
22	DA	1504	A
22	DA	1507	C
22	DA	1508	A
22	DA	1509	A
22	DA	1510	G
22	DA	1511	G
22	DA	1520	U
22	DA	1522	A
22	DA	1523	U
22	DA	1524	G
22	DA	1530	G
22	DA	1531	C
22	DA	1532	A
22	DA	1533	C
22	DA	1534	U
22	DA	1535	A
22	DA	1536	C
22	DA	1537	G

*Continued on next page...*

*Continued from previous page...*

Mol	Chain	Res	Type
22	DA	1538	G
22	DA	1539	U
22	DA	1541	C
22	DA	1554	U
22	DA	1555	G
22	DA	1556	C
22	DA	1559	U
22	DA	1560	G
22	DA	1565	C
22	DA	1567	G
22	DA	1568	G
22	DA	1569	A
22	DA	1583	A
22	DA	1584	U
22	DA	1585	C
22	DA	1586	A
22	DA	1587	G
22	DA	1600	C
22	DA	1601	G
22	DA	1603	A
22	DA	1606	C
22	DA	1607	C
22	DA	1608	A
22	DA	1610	A
22	DA	1612	C
22	DA	1613	G
22	DA	1616	A
22	DA	1618	A
22	DA	1626	A
22	DA	1633	G
22	DA	1635	A
22	DA	1636	U
22	DA	1640	A
22	DA	1646	C
22	DA	1647	U
22	DA	1648	U
22	DA	1649	G
22	DA	1654	A
22	DA	1655	A
22	DA	1663	G
22	DA	1664	A
22	DA	1674	G

*Continued on next page...*



*Continued from previous page...*

Mol	Chain	Res	Type
22	DA	1694	C
22	DA	1695	G
22	DA	1696	G
22	DA	1699	G
22	DA	1700	A
22	DA	1701	A
22	DA	1706	C
22	DA	1707	G
22	DA	1714	U
22	DA	1715	G
22	DA	1717	A
22	DA	1722	A
22	DA	1723	G
22	DA	1728	C
22	DA	1729	U
22	DA	1730	C
22	DA	1731	G
22	DA	1732	C
22	DA	1733	G
22	DA	1734	G
22	DA	1735	A
22	DA	1738	G
22	DA	1750	G
22	DA	1758	U
22	DA	1764	C
22	DA	1773	A
22	DA	1776	G
22	DA	1782	U
22	DA	1787	A
22	DA	1794	A
22	DA	1800	C
22	DA	1802	A
22	DA	1808	A
22	DA	1809	A
22	DA	1810	A
22	DA	1811	G
22	DA	1817	G
22	DA	1818	U
22	DA	1820	U
22	DA	1821	A
22	DA	1822	C
22	DA	1823	G

*Continued on next page...*

*Continued from previous page...*

Mol	Chain	Res	Type
22	DA	1824	G
22	DA	1828	G
22	DA	1829	A
22	DA	1847	A
22	DA	1848	A
22	DA	1857	G
22	DA	1865	U
22	DA	1866	A
22	DA	1867	G
22	DA	1869	G
22	DA	1870	C
22	DA	1873	G
22	DA	1875	G
22	DA	1877	A
22	DA	1884	G
22	DA	1889	A
22	DA	1903	G
22	DA	1906	G
22	DA	1913	A
22	DA	1914	C
22	DA	1915	U
22	DA	1916	A
22	DA	1927	A
22	DA	1929	G
22	DA	1930	G
22	DA	1931	U
22	DA	1937	A
22	DA	1938	A
22	DA	1939	U
22	DA	1941	C
22	DA	1942	C
22	DA	1943	U
22	DA	1944	U
22	DA	1945	G
22	DA	1955	U
22	DA	1956	U
22	DA	1961	C
22	DA	1963	U
22	DA	1964	G
22	DA	1965	C
22	DA	1966	A
22	DA	1967	C

*Continued on next page...*

*Continued from previous page...*

Mol	Chain	Res	Type
22	DA	1970	A
22	DA	1971	U
22	DA	1972	G
22	DA	1975	G
22	DA	1982	U
22	DA	1991	U
22	DA	1992	G
22	DA	1993	U
22	DA	1997	C
22	DA	2018	G
22	DA	2020	A
22	DA	2022	U
22	DA	2023	C
22	DA	2024	G
22	DA	2030	A
22	DA	2031	A
22	DA	2033	A
22	DA	2034	U
22	DA	2035	G
22	DA	2043	C
22	DA	2049	G
22	DA	2051	A
22	DA	2055	C
22	DA	2056	G
22	DA	2060	A
22	DA	2061	G
22	DA	2062	A
22	DA	2068	U
22	DA	2069	G
22	DA	2080	A
22	DA	2092	U
22	DA	2093	G
22	DA	2094	A
22	DA	2104	C
22	DA	2107	G
22	DA	2108	A
22	DA	2109	U
22	DA	2110	G
22	DA	2134	A
22	DA	2135	A
22	DA	2136	G
22	DA	2138	G

*Continued on next page...*

*Continued from previous page...*

Mol	Chain	Res	Type
22	DA	2139	U
22	DA	2143	C
22	DA	2144	G
22	DA	2145	C
22	DA	2147	A
22	DA	2148	G
22	DA	2150	C
22	DA	2152	G
22	DA	2153	C
22	DA	2154	A
22	DA	2156	G
22	DA	2157	G
22	DA	2180	U
22	DA	2181	U
22	DA	2183	A
22	DA	2187	U
22	DA	2191	A
22	DA	2192	U
22	DA	2199	A
22	DA	2204	G
22	DA	2210	U
22	DA	2211	A
22	DA	2212	A
22	DA	2213	U
22	DA	2216	G
22	DA	2225	A
22	DA	2238	G
22	DA	2239	G
22	DA	2242	G
22	DA	2250	G
22	DA	2267	A
22	DA	2268	A
22	DA	2271	G
22	DA	2279	G
22	DA	2282	G
22	DA	2283	C
22	DA	2286	G
22	DA	2287	A
22	DA	2289	G
22	DA	2297	A
22	DA	2298	A
22	DA	2299	U

*Continued on next page...*

*Continued from previous page...*

Mol	Chain	Res	Type
22	DA	2305	U
22	DA	2306	C
22	DA	2308	G
22	DA	2309	A
22	DA	2310	C
22	DA	2311	A
22	DA	2312	U
22	DA	2313	C
22	DA	2314	A
22	DA	2320	U
22	DA	2325	G
22	DA	2332	C
22	DA	2334	U
22	DA	2335	A
22	DA	2336	A
22	DA	2337	G
22	DA	2338	C
22	DA	2339	C
22	DA	2345	G
22	DA	2347	C
22	DA	2348	U
22	DA	2358	A
22	DA	2361	G
22	DA	2379	G
22	DA	2382	G
22	DA	2383	G
22	DA	2385	C
22	DA	2386	A
22	DA	2387	U
22	DA	2388	A
22	DA	2390	U
22	DA	2392	A
22	DA	2401	U
22	DA	2402	U
22	DA	2403	C
22	DA	2405	G
22	DA	2407	A
22	DA	2409	G
22	DA	2423	U
22	DA	2424	C
22	DA	2425	A
22	DA	2426	A

*Continued on next page...*

*Continued from previous page...*

Mol	Chain	Res	Type
22	DA	2427	C
22	DA	2428	G
22	DA	2429	G
22	DA	2430	A
22	DA	2431	U
22	DA	2435	A
22	DA	2441	U
22	DA	2447	G
22	DA	2448	A
22	DA	2475	C
22	DA	2476	A
22	DA	2491	U
22	DA	2494	G
22	DA	2498	C
22	DA	2500	U
22	DA	2502	G
22	DA	2505	G
22	DA	2518	A
22	DA	2520	C
22	DA	2529	G
22	DA	2534	A
22	DA	2542	A
22	DA	2547	A
22	DA	2554	U
22	DA	2566	A
22	DA	2567	G
22	DA	2569	G
22	DA	2573	C
22	DA	2576	G
22	DA	2578	G
22	DA	2579	C
22	DA	2581	G
22	DA	2582	G
22	DA	2586	U
22	DA	2602	A
22	DA	2609	U
22	DA	2610	C
22	DA	2613	U
22	DA	2614	A
22	DA	2615	U
22	DA	2616	C
22	DA	2629	U

*Continued on next page...*

*Continued from previous page...*

Mol	Chain	Res	Type
22	DA	2630	G
22	DA	2632	A
22	DA	2645	G
22	DA	2656	U
22	DA	2657	A
22	DA	2666	C
22	DA	2667	C
22	DA	2668	G
22	DA	2681	C
22	DA	2682	A
22	DA	2683	C
22	DA	2689	U
22	DA	2690	U
22	DA	2714	G
22	DA	2718	G
22	DA	2726	A
22	DA	2727	A
22	DA	2728	U
22	DA	2729	G
22	DA	2732	G
22	DA	2736	A
22	DA	2739	U
22	DA	2744	G
22	DA	2748	A
22	DA	2751	G
22	DA	2752	C
22	DA	2753	A
22	DA	2757	A
22	DA	2758	A
22	DA	2761	A
22	DA	2765	A
22	DA	2777	G
22	DA	2778	A
22	DA	2791	G
22	DA	2792	A
22	DA	2798	U
22	DA	2799	A
22	DA	2801	G
22	DA	2808	G
22	DA	2820	A
22	DA	2822	G
22	DA	2832	U

*Continued on next page...*

*Continued from previous page...*

Mol	Chain	Res	Type
22	DA	2834	G
22	DA	2835	A
22	DA	2836	U
22	DA	2837	A
22	DA	2848	G
22	DA	2850	A
22	DA	2851	A
22	DA	2861	U
22	DA	2867	G
22	DA	2872	A
22	DA	2873	A
22	DA	2874	C
22	DA	2875	C
22	DA	2876	G
22	DA	2879	A
22	DA	2880	C
22	DA	2883	A
22	DA	2894	G
22	DA	2902	C
57	DB	3	C
57	DB	12	C
57	DB	13	G
57	DB	15	A
57	DB	16	G
57	DB	17	C
57	DB	24	G
57	DB	25	U
57	DB	30	C
57	DB	35	C
57	DB	36	C
57	DB	41	G
57	DB	42	C
57	DB	43	C
57	DB	44	G
57	DB	45	A
57	DB	48	U
57	DB	56	G
57	DB	57	A
57	DB	63	C
57	DB	64	G
57	DB	65	U
57	DB	66	A

*Continued on next page...*



*Continued from previous page...*

Mol	Chain	Res	Type
57	DB	67	G
57	DB	68	C
57	DB	70	C
57	DB	87	U
57	DB	89	U
57	DB	90	C
57	DB	99	A
57	DB	109	A
57	DB	110	C
57	DB	111	U

All (421) RNA pucker outliers are listed below:

Mol	Chain	Res	Type
1	AA	47	C
1	AA	51	A
1	AA	72	A
1	AA	87	C
1	AA	95	C
1	AA	110	C
1	AA	115	G
1	AA	175	C
1	AA	184	G
1	AA	198	G
1	AA	250	A
1	AA	251	G
1	AA	266	G
1	AA	267	C
1	AA	274	A
1	AA	330	C
1	AA	344	A
1	AA	346	G
1	AA	351	G
1	AA	366	A
1	AA	368	U
1	AA	373	A
1	AA	414	A
1	AA	428	G
1	AA	429	U
1	AA	451	A
1	AA	452	A
1	AA	466	A

*Continued on next page...*

*Continued from previous page...*

Mol	Chain	Res	Type
1	AA	484	G
1	AA	486	U
1	AA	495	A
1	AA	499	A
1	AA	500	G
1	AA	534	U
1	AA	548	G
1	AA	701	U
1	AA	722	G
1	AA	754	C
1	AA	817	C
1	AA	884	U
1	AA	913	A
1	AA	976	G
1	AA	982	U
1	AA	1049	U
1	AA	1066	C
1	AA	1101	A
1	AA	1136	C
1	AA	1158	C
1	AA	1201	A
1	AA	1228	C
1	AA	1241	G
1	AA	1282	C
1	AA	1287	A
1	AA	1303	C
1	AA	1323	G
1	AA	1331	G
1	AA	1336	C
1	AA	1348	U
1	AA	1381	U
1	AA	1453	G
1	AA	1454	G
1	AA	1505	G
1	AA	1530	G
22	BA	34	U
22	BA	60	G
22	BA	100	U
22	BA	119	A
22	BA	125	A
22	BA	137	U
22	BA	142	A

*Continued on next page...*

*Continued from previous page...*

Mol	Chain	Res	Type
22	BA	164	C
22	BA	199	A
22	BA	221	A
22	BA	271	G
22	BA	301	G
22	BA	302	C
22	BA	310	A
22	BA	386	G
22	BA	404	A
22	BA	479	A
22	BA	504	A
22	BA	507	A
22	BA	527	C
22	BA	555	G
22	BA	603	A
22	BA	655	A
22	BA	746	U
22	BA	764	A
22	BA	790	U
22	BA	800	A
22	BA	914	G
22	BA	931	U
22	BA	958	U
22	BA	995	C
22	BA	1011	G
22	BA	1020	A
22	BA	1023	U
22	BA	1025	G
22	BA	1062	G
22	BA	1247	A
22	BA	1275	A
22	BA	1324	G
22	BA	1340	U
22	BA	1378	A
22	BA	1379	U
22	BA	1458	U
22	BA	1459	G
22	BA	1475	G
22	BA	1493	C
22	BA	1498	C
22	BA	1535	A
22	BA	1537	G

*Continued on next page...*

*Continued from previous page...*

Mol	Chain	Res	Type
22	BA	1554	U
22	BA	1606	C
22	BA	1695	G
22	BA	1706	C
22	BA	1713	A
22	BA	1714	U
22	BA	1738	G
22	BA	1847	A
22	BA	1857	G
22	BA	1858	A
22	BA	1871	A
22	BA	1929	G
22	BA	1936	A
22	BA	1941	C
22	BA	1943	U
22	BA	2092	U
22	BA	2136	G
22	BA	2146	C
22	BA	2148	G
22	BA	2149	U
22	BA	2199	A
22	BA	2211	A
22	BA	2225	A
22	BA	2282	G
22	BA	2296	U
22	BA	2311	A
22	BA	2321	U
22	BA	2324	U
22	BA	2326	C
22	BA	2405	G
22	BA	2406	A
22	BA	2425	A
22	BA	2430	A
22	BA	2602	A
22	BA	2756	U
22	BA	2800	A
22	BA	2820	A
22	BA	2873	A
53	CA	6	G
53	CA	14	U
53	CA	60	A
53	CA	66	A

*Continued on next page...*

*Continued from previous page...*

Mol	Chain	Res	Type
53	CA	71	A
53	CA	72	A
53	CA	86	G
53	CA	87	C
53	CA	89	U
53	CA	95	C
53	CA	109	A
53	CA	131	A
53	CA	173	U
53	CA	197	A
53	CA	239	U
53	CA	243	A
53	CA	245	U
53	CA	247	G
53	CA	251	G
53	CA	252	U
53	CA	274	A
53	CA	279	A
53	CA	305	G
53	CA	328	C
53	CA	347	G
53	CA	351	G
53	CA	352	C
53	CA	366	A
53	CA	368	U
53	CA	372	C
53	CA	373	A
53	CA	382	A
53	CA	423	G
53	CA	424	G
53	CA	429	U
53	CA	451	A
53	CA	484	G
53	CA	496	A
53	CA	500	G
53	CA	510	A
53	CA	512	U
53	CA	519	C
53	CA	534	U
53	CA	559	A
53	CA	563	A
53	CA	575	G

*Continued on next page...*

*Continued from previous page...*

Mol	Chain	Res	Type
53	CA	701	U
53	CA	704	A
53	CA	753	A
53	CA	802	A
53	CA	819	A
53	CA	913	A
53	CA	973	G
53	CA	975	A
53	CA	977	A
53	CA	978	A
53	CA	1049	U
53	CA	1064	G
53	CA	1066	C
53	CA	1067	A
53	CA	1086	U
53	CA	1101	A
53	CA	1138	G
53	CA	1142	G
53	CA	1145	A
53	CA	1147	C
53	CA	1157	A
53	CA	1160	G
53	CA	1190	G
53	CA	1201	A
53	CA	1242	G
53	CA	1278	G
53	CA	1282	C
53	CA	1299	A
53	CA	1300	G
53	CA	1331	G
53	CA	1381	U
53	CA	1447	A
53	CA	1451	U
53	CA	1452	C
53	CA	1453	G
22	DA	14	A
22	DA	33	C
22	DA	35	G
22	DA	49	A
22	DA	52	A
22	DA	73	A
22	DA	86	G

*Continued on next page...*

*Continued from previous page...*

Mol	Chain	Res	Type
22	DA	103	A
22	DA	121	G
22	DA	125	A
22	DA	128	C
22	DA	196	A
22	DA	204	A
22	DA	206	U
22	DA	215	G
22	DA	221	A
22	DA	223	A
22	DA	227	A
22	DA	229	C
22	DA	230	G
22	DA	234	U
22	DA	241	A
22	DA	249	C
22	DA	311	A
22	DA	321	U
22	DA	324	A
22	DA	329	G
22	DA	335	C
22	DA	386	G
22	DA	389	G
22	DA	406	G
22	DA	412	A
22	DA	423	A
22	DA	454	A
22	DA	474	G
22	DA	476	G
22	DA	479	A
22	DA	483	A
22	DA	489	G
22	DA	491	G
22	DA	503	A
22	DA	505	A
22	DA	575	A
22	DA	604	G
22	DA	617	G
22	DA	621	A
22	DA	622	G
22	DA	628	G
22	DA	638	G

*Continued on next page...*

*Continued from previous page...*

Mol	Chain	Res	Type
22	DA	648	G
22	DA	670	A
22	DA	740	C
22	DA	746	U
22	DA	762	U
22	DA	763	G
22	DA	800	A
22	DA	806	C
22	DA	860	U
22	DA	865	C
22	DA	867	C
22	DA	876	C
22	DA	915	C
22	DA	931	U
22	DA	962	G
22	DA	984	A
22	DA	990	A
22	DA	1009	A
22	DA	1011	G
22	DA	1021	A
22	DA	1023	U
22	DA	1026	G
22	DA	1047	G
22	DA	1069	A
22	DA	1079	C
22	DA	1112	G
22	DA	1126	A
22	DA	1135	C
22	DA	1156	A
22	DA	1157	G
22	DA	1204	A
22	DA	1206	G
22	DA	1210	G
22	DA	1265	A
22	DA	1267	U
22	DA	1274	A
22	DA	1275	A
22	DA	1289	C
22	DA	1300	G
22	DA	1312	U
22	DA	1313	U
22	DA	1325	U

*Continued on next page...*



*Continued from previous page...*

Mol	Chain	Res	Type
22	DA	1339	G
22	DA	1385	A
22	DA	1388	G
22	DA	1399	C
22	DA	1400	U
22	DA	1415	U
22	DA	1417	C
22	DA	1427	A
22	DA	1455	G
22	DA	1482	G
22	DA	1489	C
22	DA	1491	G
22	DA	1508	A
22	DA	1510	G
22	DA	1537	G
22	DA	1554	U
22	DA	1555	G
22	DA	1568	G
22	DA	1606	C
22	DA	1612	C
22	DA	1635	A
22	DA	1648	U
22	DA	1654	A
22	DA	1663	G
22	DA	1682	G
22	DA	1695	G
22	DA	1700	A
22	DA	1706	C
22	DA	1713	A
22	DA	1722	A
22	DA	1731	G
22	DA	1733	G
22	DA	1734	G
22	DA	1775	U
22	DA	1799	G
22	DA	1802	A
22	DA	1810	A
22	DA	1817	G
22	DA	1828	G
22	DA	1866	A
22	DA	1913	A
22	DA	1915	U

*Continued on next page...*

*Continued from previous page...*

Mol	Chain	Res	Type
22	DA	1941	C
22	DA	1943	U
22	DA	1954	G
22	DA	1965	C
22	DA	1981	A
22	DA	2023	C
22	DA	2068	U
22	DA	2092	U
22	DA	2143	C
22	DA	2148	G
22	DA	2214	C
22	DA	2266	A
22	DA	2282	G
22	DA	2286	G
22	DA	2288	A
22	DA	2298	A
22	DA	2310	C
22	DA	2311	A
22	DA	2337	G
22	DA	2344	U
22	DA	2347	C
22	DA	2386	A
22	DA	2391	G
22	DA	2425	A
22	DA	2428	G
22	DA	2492	U
22	DA	2497	A
22	DA	2543	G
22	DA	2566	A
22	DA	2581	G
22	DA	2601	C
22	DA	2613	U
22	DA	2615	U
22	DA	2656	U
22	DA	2666	C
22	DA	2667	C
22	DA	2682	A
22	DA	2727	A
22	DA	2750	A
22	DA	2752	C
22	DA	2756	U
22	DA	2757	A

*Continued on next page...*

*Continued from previous page...*

Mol	Chain	Res	Type
22	DA	2776	A
22	DA	2777	G
22	DA	2798	U
22	DA	2836	U
22	DA	2850	A
22	DA	2874	C
22	DA	2875	C
22	DA	2893	A
57	DB	12	C
57	DB	13	G
57	DB	16	G
57	DB	56	G
57	DB	66	A
57	DB	90	C
57	DB	110	C

## 5.4 Non-standard residues in protein, DNA, RNA chains ⓘ

There are no non-standard protein/DNA/RNA residues in this entry.

## 5.5 Carbohydrates ⓘ

There are no carbohydrates in this entry.

## 5.6 Ligand geometry ⓘ

Of 363 ligands modelled in this entry, 362 are monoatomic - leaving 1 for Mogul analysis.

In the following table, the Counts columns list the number of bonds (or angles) for which Mogul statistics could be retrieved, the number of bonds (or angles) that are observed in the model and the number of bonds (or angles) that are defined in the chemical component dictionary. The Link column lists molecule types, if any, to which the group is linked. The Z score for a bond length (or angle) is the number of standard deviations the observed value is removed from the expected value. A bond length (or angle) with  $|Z| > 2$  is considered an outlier worth inspection. RMSZ is the root-mean-square of all Z scores of the bond lengths (or angles).

Mol	Type	Chain	Res	Link	Bond lengths			Bond angles		
					Counts	RMSZ	$\# Z  > 2$	Counts	RMSZ	$\# Z  > 2$
60	TEL	BA	3135	-	62,62,62	2.16	12 (19%)	92,92,92	3.76	39 (42%)

In the following table, the Chirals column lists the number of chiral outliers, the number of chiral

centers analysed, the number of these observed in the model and the number defined in the chemical component dictionary. Similar counts are reported in the Torsion and Rings columns. '-' means no outliers of that kind were identified.

Mol	Type	Chain	Res	Link	Chirals	Torsions	Rings
60	TEL	BA	3135	-	2/2/19/19	0/73/108/108	0/5/5/5

All (12) bond length outliers are listed below:

Mol	Chain	Res	Type	Atoms	Z	Observed(Å)	Ideal(Å)
60	BA	3135	TEL	O16-C10	10.25	1.37	1.21
60	BA	3135	TEL	C10-N6	8.03	1.51	1.35
60	BA	3135	TEL	O5-C10	4.27	1.42	1.35
60	BA	3135	TEL	O9-C4	-3.86	1.39	1.46
60	BA	3135	TEL	O45-C50	-3.31	1.38	1.44
60	BA	3135	TEL	C37-N41	-2.87	1.29	1.35
60	BA	3135	TEL	C36-C40	2.73	1.40	1.37
60	BA	3135	TEL	C7-C3	-2.42	1.51	1.54
60	BA	3135	TEL	C43-C40	-2.40	1.45	1.48
60	BA	3135	TEL	C7-C13	-2.33	1.48	1.52
60	BA	3135	TEL	C56-N52	2.10	1.40	1.33
60	BA	3135	TEL	C47-N52	2.00	1.38	1.34

All (39) bond angle outliers are listed below:

Mol	Chain	Res	Type	Atoms	Z	Observed(°)	Ideal(°)
60	BA	3135	TEL	C3-N6-C10	-15.53	93.00	111.97
60	BA	3135	TEL	C7-C3-N6	13.09	135.56	112.50
60	BA	3135	TEL	O5-C10-N6	-10.28	101.29	109.87
60	BA	3135	TEL	O5-C10-O16	-9.27	110.75	122.49
60	BA	3135	TEL	C1-C2-C3	-7.76	107.96	116.79
60	BA	3135	TEL	C4-C2-C3	7.42	118.45	110.26
60	BA	3135	TEL	O5-C2-C3	-7.33	95.68	103.28
60	BA	3135	TEL	C3-C7-C13	7.02	128.02	111.13
60	BA	3135	TEL	O16-C10-N6	-6.94	117.54	128.02
60	BA	3135	TEL	C11-N6-C3	6.61	135.63	122.74
60	BA	3135	TEL	C12-C7-C3	-6.12	101.45	112.64
60	BA	3135	TEL	C42-C44-C49	-5.07	100.69	109.31
60	BA	3135	TEL	O48-C44-C42	-4.91	99.36	110.03
60	BA	3135	TEL	C2-C3-C7	4.46	129.12	117.39
60	BA	3135	TEL	C23-C19-C24	-4.21	102.40	109.93
60	BA	3135	TEL	O9-C15-C21	-4.04	106.63	110.84
60	BA	3135	TEL	C4-O9-C15	3.67	124.32	118.12
60	BA	3135	TEL	C58-N53-C57	-3.66	99.10	110.43

*Continued on next page...*

*Continued from previous page...*

Mol	Chain	Res	Type	Atoms	Z	Observed(°)	Ideal(°)
60	BA	3135	TEL	O9-C4-C8	-3.56	100.91	107.36
60	BA	3135	TEL	C14-C8-C4	-3.47	103.96	113.20
60	BA	3135	TEL	C24-C28-C34	-3.43	106.20	110.09
60	BA	3135	TEL	O45-C50-C54	3.35	114.46	109.07
60	BA	3135	TEL	C25-C21-C26	-3.18	105.27	111.11
60	BA	3135	TEL	C2-C3-N6	-3.14	94.76	100.50
60	BA	3135	TEL	C34-C30-C26	2.87	115.10	110.08
60	BA	3135	TEL	C58-N53-C49	-2.82	105.14	113.11
60	BA	3135	TEL	C23-C19-C13	-2.80	102.26	109.46
60	BA	3135	TEL	C43-C40-N41	2.78	125.58	120.11
60	BA	3135	TEL	C33-C28-C24	2.72	115.36	111.27
60	BA	3135	TEL	C28-C34-C30	-2.70	108.22	113.73
60	BA	3135	TEL	O9-C4-C2	2.65	111.47	105.35
60	BA	3135	TEL	C12-C7-C13	-2.52	103.47	108.22
60	BA	3135	TEL	C1-C2-C4	2.46	116.62	112.21
60	BA	3135	TEL	C35-C30-C34	2.45	116.08	112.89
60	BA	3135	TEL	C47-C43-C40	-2.43	117.84	121.06
60	BA	3135	TEL	C44-C49-N53	2.24	116.83	110.67
60	BA	3135	TEL	O29-C26-C30	2.16	123.81	120.54
60	BA	3135	TEL	C37-N41-C40	2.13	108.68	104.46
60	BA	3135	TEL	C25-C21-C15	-2.06	106.13	110.24

All (2) chirality outliers are listed below:

Mol	Chain	Res	Type	Atom
60	BA	3135	TEL	C3
60	BA	3135	TEL	C21

There are no torsion outliers.

There are no ring outliers.

## 5.7 Other polymers ⓘ

There are no such residues in this entry.

## 5.8 Polymer linkage issues

There are no chain breaks in this entry.

## 6 Fit of model and data ⓘ

### 6.1 Protein, DNA and RNA chains ⓘ

In the following table, the column labelled ‘#RSRZ> 2’ contains the number (and percentage) of RSRZ outliers, followed by percent RSRZ outliers for the chain as percentile scores relative to all X-ray entries and entries of similar resolution. The OWAB column contains the minimum, median, 95<sup>th</sup> percentile and maximum values of the occupancy-weighted average B-factor per residue. The column labelled ‘Q< 0.9’ lists the number of (and percentage) of residues with an average occupancy less than 0.9.

Mol	Chain	Analysed	<RSRZ>	#RSRZ>2	OWAB(Å <sup>2</sup> )	Q<0.9
1	AA	1533/1533 (100%)	-0.50	17 (1%) 77 30	31, 83, 185, 422	0
2	AB	218/218 (100%)	0.89	19 (8%) 10 3	67, 161, 222, 300	0
2	CB	218/218 (100%)	0.93	15 (6%) 17 4	76, 168, 231, 274	0
3	AC	206/206 (100%)	0.34	4 (1%) 64 19	53, 101, 156, 201	0
3	CC	206/206 (100%)	0.48	6 (2%) 49 11	76, 138, 202, 264	0
4	AD	205/205 (100%)	0.12	2 (0%) 79 32	48, 93, 168, 305	0
4	CD	205/205 (100%)	-0.14	1 (0%) 88 48	26, 60, 114, 257	0
5	AE	150/150 (100%)	0.09	0 100 100	38, 76, 150, 231	0
5	CE	150/150 (100%)	0.06	0 100 100	34, 85, 143, 282	0
6	AF	100/100 (100%)	0.13	0 100 100	52, 100, 147, 188	0
6	CF	100/100 (100%)	0.11	1 (1%) 79 32	69, 109, 169, 214	0
7	AG	151/151 (100%)	0.36	5 (3%) 44 10	77, 131, 195, 217	0
8	AH	129/129 (100%)	0.18	1 (0%) 83 37	45, 82, 133, 191	0
8	CH	129/129 (100%)	0.37	5 (3%) 37 8	60, 101, 151, 212	0
9	AI	127/127 (100%)	0.68	13 (10%) 7 2	64, 137, 207, 266	0
9	CI	127/127 (100%)	0.94	14 (11%) 6 2	98, 168, 246, 283	0
10	AJ	98/98 (100%)	0.52	7 (7%) 16 4	65, 111, 196, 260	0
10	CJ	98/98 (100%)	1.51	27 (27%) 1 1	94, 178, 248, 272	0
11	AK	117/117 (100%)	0.44	4 (3%) 43 10	45, 108, 190, 238	0
11	CK	117/117 (100%)	0.38	3 (2%) 53 13	49, 112, 169, 192	0
12	AL	123/123 (100%)	-0.06	1 (0%) 83 37	24, 62, 106, 208	0
12	CL	123/123 (100%)	0.22	2 (1%) 68 22	37, 73, 124, 211	0
13	AM	114/114 (100%)	0.24	2 (1%) 65 20	86, 135, 206, 262	0
14	AN	96/100 (96%)	0.38	3 (3%) 47 11	58, 105, 187, 274	0

*Continued on next page...*

*Continued from previous page...*

Mol	Chain	Analysed	<RSRZ>	#RSRZ>2	OWAB(Å <sup>2</sup> )	Q<0.9
14	CN	95/100 (95%)	1.19	18 (18%) 2 1	95, 187, 280, 335	0
15	AO	88/88 (100%)	-0.15	0 100 100	43, 81, 124, 170	0
15	CO	88/88 (100%)	0.01	0 100 100	57, 107, 153, 265	0
16	AP	82/82 (100%)	0.41	5 (6%) 21 5	56, 80, 166, 241	0
17	AQ	80/80 (100%)	0.34	3 (3%) 38 8	44, 78, 145, 219	0
17	CQ	80/80 (100%)	0.54	3 (3%) 38 8	57, 106, 146, 163	0
18	AR	55/55 (100%)	0.14	2 (3%) 41 9	60, 88, 151, 212	0
18	CR	55/55 (100%)	0.00	0 100 100	55, 88, 179, 249	0
19	AS	79/79 (100%)	0.86	7 (8%) 10 3	96, 137, 193, 233	0
19	CS	79/79 (100%)	1.66	26 (32%) 1 1	183, 316, 391, 403	0
20	AT	85/85 (100%)	0.02	0 100 100	47, 84, 131, 157	0
20	CT	85/85 (100%)	0.89	11 (12%) 4 2	66, 115, 191, 210	0
21	AU	51/51 (100%)	1.50	13 (25%) 1 1	96, 152, 206, 217	0
21	CU	51/51 (100%)	0.58	4 (7%) 13 4	66, 117, 183, 253	0
22	BA	2854/2903 (98%)	-0.46	27 (0%) 81 36	5, 32, 160, 403	0
22	DA	2841/2903 (97%)	0.39	86 (3%) 48 11	53, 122, 250, 469	0
23	BB	118/118 (100%)	-0.50	0 100 100	13, 44, 74, 101	0
24	BC	271/271 (100%)	-0.14	3 (1%) 77 30	12, 42, 93, 209	0
24	DC	271/271 (100%)	0.43	8 (2%) 48 11	59, 93, 144, 185	0
25	BD	209/209 (100%)	-0.23	0 100 100	4, 26, 73, 178	0
25	DD	209/209 (100%)	0.64	9 (4%) 34 7	58, 109, 173, 246	0
26	BE	201/201 (100%)	-0.21	0 100 100	5, 43, 103, 156	0
26	DE	201/201 (100%)	1.23	40 (19%) 2 1	65, 192, 378, 459	0
27	BF	177/177 (100%)	0.25	3 (1%) 67 21	27, 75, 156, 242	0
28	BG	176/176 (100%)	0.03	0 100 100	22, 62, 121, 186	0
28	DG	176/176 (100%)	1.02	19 (10%) 6 2	100, 185, 264, 328	0
29	BH	149/149 (100%)	1.53	43 (28%) 1 1	49, 179, 279, 375	0
29	DH	149/149 (100%)	1.52	40 (26%) 1 1	93, 184, 287, 326	0
30	BI	141/141 (100%)	1.75	43 (30%) 1 1	136, 253, 308, 367	0
30	DI	141/141 (100%)	1.96	56 (39%) 1 0	167, 294, 351, 377	0
31	BJ	142/142 (100%)	-0.30	0 100 100	7, 23, 64, 143	0

*Continued on next page...*

*Continued from previous page...*

Mol	Chain	Analysed	<RSRZ>	#RSRZ>2	OWAB(Å <sup>2</sup> )	Q<0.9
31	DJ	142/142 (100%)	0.69	8 (5%) 24 5	52, 106, 159, 195	0
32	BK	122/122 (100%)	-0.22	0 100 100	10, 31, 80, 254	0
32	DK	122/122 (100%)	0.79	6 (4%) 28 6	57, 91, 150, 229	0
33	BL	143/143 (100%)	-0.20	0 100 100	7, 38, 75, 111	0
33	DL	143/143 (100%)	0.78	10 (6%) 16 4	69, 149, 262, 337	0
34	BM	136/136 (100%)	-0.26	0 100 100	6, 29, 76, 120	0
34	DM	136/136 (100%)	0.50	4 (2%) 49 11	46, 107, 161, 204	0
35	BN	120/120 (100%)	-0.31	0 100 100	9, 25, 46, 155	0
35	DN	120/120 (100%)	0.88	13 (10%) 6 2	73, 124, 194, 293	0
36	BO	116/116 (100%)	-0.08	0 100 100	24, 44, 83, 116	0
36	DO	116/116 (100%)	1.05	18 (15%) 3 2	113, 162, 224, 259	0
37	BP	114/114 (100%)	-0.12	0 100 100	11, 41, 104, 161	0
37	DP	114/114 (100%)	0.55	4 (3%) 42 9	63, 105, 164, 195	0
38	BQ	117/117 (100%)	-0.38	0 100 100	4, 20, 47, 206	0
38	DQ	117/117 (100%)	1.01	21 (17%) 2 1	67, 108, 191, 312	0
39	BR	103/103 (100%)	-0.28	1 (0%) 79 32	5, 30, 80, 109	0
39	DR	103/103 (100%)	1.33	24 (23%) 1 1	80, 138, 239, 291	0
40	BS	110/110 (100%)	-0.30	1 (0%) 81 36	6, 21, 61, 178	0
40	DS	110/110 (100%)	1.45	24 (21%) 1 1	70, 133, 241, 285	0
41	BT	93/93 (100%)	0.13	1 (1%) 77 30	23, 51, 121, 235	0
41	DT	93/93 (100%)	1.71	32 (34%) 1 0	110, 202, 299, 369	0
42	BU	102/102 (100%)	0.03	0 100 100	19, 55, 136, 246	0
42	DU	102/102 (100%)	2.02	46 (45%) 1 0	122, 287, 418, 543	0
43	BV	94/94 (100%)	-0.11	0 100 100	13, 43, 85, 124	0
43	DV	94/94 (100%)	0.89	8 (8%) 11 3	100, 144, 196, 226	0
44	BW	79/79 (100%)	0.05	1 (1%) 74 27	10, 36, 110, 208	0
44	DW	79/79 (100%)	1.37	16 (20%) 1 1	87, 141, 230, 253	0
45	BX	77/77 (100%)	-0.15	0 100 100	15, 46, 88, 135	0
45	DX	77/77 (100%)	0.75	2 (2%) 53 13	67, 118, 172, 239	0
46	BY	63/63 (100%)	0.03	2 (3%) 45 10	34, 75, 134, 210	0
46	DY	63/63 (100%)	0.87	7 (11%) 6 2	130, 305, 419, 450	0

*Continued on next page...*



Continued from previous page...

Mol	Chain	Analysed	<RSRZ>	#RSRZ>2	OWAB(Å <sup>2</sup> )	Q<0.9
47	BZ	58/58 (100%)	-0.22	0 100 100	6, 24, 74, 116	0
47	DZ	58/58 (100%)	0.55	4 (6%) 17 4	86, 123, 190, 236	0
48	B0	56/56 (100%)	-0.41	0 100 100	3, 22, 75, 168	0
48	D0	56/56 (100%)	1.06	7 (12%) 5 2	66, 132, 242, 278	0
49	B1	50/50 (100%)	0.13	0 100 100	30, 50, 98, 178	0
49	D1	50/50 (100%)	1.15	8 (16%) 3 1	98, 155, 211, 275	0
50	B2	46/46 (100%)	-0.33	0 100 100	13, 27, 51, 183	0
50	D2	46/46 (100%)	0.84	3 (6%) 18 5	78, 118, 155, 203	0
51	B3	64/64 (100%)	-0.26	0 100 100	9, 27, 46, 71	0
51	D3	64/64 (100%)	1.28	16 (25%) 1 1	90, 125, 198, 250	0
52	B4	38/38 (100%)	0.20	0 100 100	28, 49, 87, 112	0
52	D4	38/38 (100%)	2.16	20 (52%) 0 0	78, 141, 210, 225	0
53	CA	1530/1530 (100%)	-0.06	32 (2%) 60 17	38, 100, 272, 376	0
54	CG	150/150 (100%)	1.31	39 (26%) 1 1	118, 209, 283, 333	0
55	CM	113/113 (100%)	1.52	34 (30%) 1 1	196, 344, 437, 471	0
56	CP	80/80 (100%)	0.59	6 (7%) 14 4	59, 91, 145, 249	0
57	DB	117/117 (100%)	0.01	0 100 100	95, 167, 229, 249	0
58	DF	178/178 (100%)	1.30	32 (17%) 2 1	135, 220, 279, 350	0
All	All	20431/20551 (99%)	0.23	1071 (5%) 26 6	3, 97, 258, 543	0

All (1071) RSRZ outliers are listed below:

Mol	Chain	Res	Type	RSRZ
22	BA	2179	C	10.3
29	DH	123	ARG	10.0
29	DH	124	THR	9.8
19	CS	29	PRO	9.4
29	DH	105	ALA	9.1
29	DH	91	PHE	9.0
29	DH	92	GLY	9.0
30	BI	2	LYS	8.9
30	BI	52	LEU	8.8
9	CI	42	THR	8.6
22	BA	2154	A	8.3
22	DA	1067	A	8.3
29	BH	123	ARG	8.2

Continued on next page...

*Continued from previous page...*

Mol	Chain	Res	Type	RSRZ
53	CA	209	U	8.1
29	BH	118	PRO	7.7
26	DE	144	GLU	7.7
53	CA	1224	U	7.7
54	CG	58	LEU	7.7
46	DY	63	ALA	7.5
30	DI	51	GLY	7.4
16	AP	81	ALA	7.4
41	DT	83	ALA	7.1
30	DI	2	LYS	7.0
53	CA	210	C	7.0
30	BI	3	LYS	7.0
30	BI	11	GLN	6.9
58	DF	129	MET	6.8
29	BH	122	LEU	6.8
29	BH	80	ILE	6.7
29	DH	119	ASN	6.6
29	BH	92	GLY	6.6
29	DH	127	GLU	6.6
54	CG	84	TYR	6.5
22	BA	2146	C	6.4
29	BH	90	LEU	6.3
22	BA	2147	A	6.3
54	CG	150	PHE	6.2
22	BA	2180	U	6.1
42	DU	59	GLU	6.0
22	BA	138	U	6.0
30	BI	67	THR	6.0
14	CN	33	VAL	6.0
54	CG	87	PRO	6.0
55	CM	108	ARG	5.9
22	DA	613	A	5.9
30	BI	1	ALA	5.9
53	CA	461	A	5.9
29	BH	89	LYS	5.9
10	CJ	71	LEU	5.9
22	DA	1172	C	5.8
22	BA	2143	C	5.8
19	CS	73	PHE	5.8
22	DA	1870	C	5.7
29	BH	84	ALA	5.6
54	CG	83	THR	5.6

*Continued on next page...*

*Continued from previous page...*

<b>Mol</b>	<b>Chain</b>	<b>Res</b>	<b>Type</b>	<b>RSRZ</b>
30	DI	15	GLY	5.5
22	DA	2799	A	5.5
10	CJ	72	ARG	5.5
22	DA	1173	U	5.5
29	DH	87	GLU	5.5
19	CS	28	LYS	5.4
29	BH	79	THR	5.4
14	CN	19	TYR	5.4
30	BI	13	ALA	5.4
55	CM	94	LEU	5.4
42	DU	70	ALA	5.4
17	AQ	82	VAL	5.4
26	DE	127	GLU	5.4
22	DA	1536	C	5.3
29	BH	87	GLU	5.3
19	CS	23	GLU	5.3
55	CM	97	ARG	5.3
41	DT	42	GLU	5.3
29	BH	86	ASP	5.2
30	BI	78	LEU	5.2
29	DH	93	SER	5.1
39	DR	50	GLY	5.1
49	D1	52	LYS	5.1
42	DU	31	GLY	5.1
40	DS	68	ASP	5.1
54	CG	143	MET	5.1
22	DA	1075	C	5.1
53	CA	1534	A	5.1
29	DH	120	GLY	5.0
41	DT	43	ILE	5.0
10	AJ	102	LEU	4.9
22	DA	1535	A	4.9
22	DA	1171	G	4.9
16	AP	80	LYS	4.9
22	BA	139	U	4.9
40	DS	110	ARG	4.9
22	DA	546	U	4.8
30	DI	3	LYS	4.8
42	DU	85	ARG	4.8
29	DH	121	VAL	4.8
10	CJ	8	ILE	4.8
1	AA	1030	U	4.8

*Continued on next page...*

*Continued from previous page...*

Mol	Chain	Res	Type	RSRZ
29	BH	105	ALA	4.8
22	DA	139	U	4.7
29	DH	88	GLY	4.7
29	BH	149	GLU	4.7
22	DA	1078	U	4.7
44	DW	71	LYS	4.7
29	BH	143	ILE	4.7
22	DA	345	A	4.7
42	DU	5	ARG	4.7
12	AL	123	ALA	4.6
26	DE	175	ILE	4.6
49	D1	35	LEU	4.6
22	DA	1066	U	4.6
52	D4	1	MET	4.6
29	DH	112	LYS	4.6
54	CG	55	LYS	4.6
42	DU	75	ALA	4.6
48	D0	56	LYS	4.6
54	CG	151	ALA	4.6
30	BI	86	LYS	4.5
9	CI	56	MET	4.5
41	DT	15	HIS	4.5
30	DI	81	LYS	4.5
58	DF	10	GLU	4.5
10	CJ	7	ARG	4.5
14	CN	22	LYS	4.5
43	DV	35	GLU	4.5
22	DA	2157	G	4.5
22	DA	1077	A	4.4
29	BH	117	LEU	4.4
21	AU	4	LYS	4.4
55	CM	37	GLY	4.4
30	BI	16	MET	4.4
37	DP	109	ILE	4.4
29	BH	128	HIS	4.4
29	BH	93	SER	4.4
22	BA	884	U	4.4
54	CG	8	GLN	4.4
29	BH	98	ASP	4.3
4	AD	35	GLN	4.3
40	DS	70	LYS	4.3
46	DY	24	GLU	4.3

*Continued on next page...*

*Continued from previous page...*

<b>Mol</b>	<b>Chain</b>	<b>Res</b>	<b>Type</b>	<b>RSRZ</b>
30	DI	119	ALA	4.3
52	D4	35	GLN	4.3
40	DS	26	GLY	4.3
19	CS	39	ILE	4.2
29	DH	131	SER	4.2
41	DT	55	VAL	4.2
12	CL	123	ALA	4.2
39	DR	103	ALA	4.2
10	CJ	6	ILE	4.2
30	DI	50	LYS	4.2
2	CB	147	LEU	4.2
41	DT	33	LYS	4.2
42	DU	76	THR	4.1
44	DW	52	CYS	4.1
55	CM	111	PRO	4.1
35	DN	63	ARG	4.1
55	CM	70	ARG	4.1
52	D4	33	HIS	4.1
30	DI	12	VAL	4.1
14	CN	26	LEU	4.1
19	CS	38	THR	4.1
42	DU	86	PHE	4.1
41	DT	3	ARG	4.1
42	DU	4	ILE	4.1
9	AI	42	THR	4.1
2	AB	26	MET	4.1
55	CM	98	GLY	4.1
40	DS	48	LYS	4.0
52	D4	9	LYS	4.0
29	BH	116	ARG	4.0
55	CM	46	GLU	4.0
22	BA	2110	G	4.0
29	BH	74	ALA	4.0
30	DI	72	THR	4.0
30	BI	68	PHE	4.0
29	DH	143	ILE	4.0
30	BI	99	LYS	4.0
56	CP	47	GLU	4.0
30	DI	95	ASP	4.0
10	CJ	34	ALA	4.0
42	DU	9	GLU	4.0
30	DI	55	PRO	4.0

*Continued on next page...*

*Continued from previous page...*

Mol	Chain	Res	Type	RSRZ
51	D3	22	LYS	4.0
30	BI	46	ASP	4.0
42	DU	51	LEU	4.0
30	DI	140	GLU	3.9
10	CJ	75	ASP	3.9
22	DA	1094	U	3.9
19	CS	60	PHE	3.9
22	DA	2146	C	3.9
51	D3	23	HIS	3.9
17	CQ	7	LEU	3.9
42	DU	37	GLY	3.9
19	CS	64	GLU	3.9
32	DK	110	GLU	3.9
29	DH	125	THR	3.9
41	DT	60	THR	3.9
41	DT	35	ALA	3.9
42	DU	35	VAL	3.9
36	DO	61	GLN	3.9
14	CN	25	GLU	3.9
29	BH	148	ALA	3.8
43	DV	42	LEU	3.8
39	DR	26	ASP	3.8
48	D0	36	LYS	3.8
22	DA	2602	A	3.8
22	BA	2139	U	3.8
30	BI	12	VAL	3.8
10	CJ	12	ALA	3.8
21	AU	22	CYS	3.8
36	DO	60	GLU	3.8
26	DE	201	ALA	3.8
9	CI	67	LYS	3.8
22	DA	1175	A	3.8
29	BH	85	GLY	3.8
49	D1	49	LYS	3.8
30	BI	38	CYS	3.8
22	BA	2138	G	3.8
29	BH	81	ALA	3.8
51	D3	13	PHE	3.8
30	DI	56	VAL	3.8
1	AA	86	G	3.8
29	BH	124	THR	3.8
58	DF	171	ALA	3.7

*Continued on next page...*

*Continued from previous page...*

Mol	Chain	Res	Type	RSRZ
26	DE	157	LEU	3.7
30	BI	66	PHE	3.7
29	BH	126	GLY	3.7
9	AI	89	TYR	3.7
58	DF	115	GLY	3.7
29	BH	91	PHE	3.7
10	CJ	73	LEU	3.7
30	DI	13	ALA	3.7
55	CM	39	ALA	3.7
30	DI	93	ASN	3.7
52	D4	10	LEU	3.7
30	DI	98	GLY	3.7
29	DH	90	LEU	3.7
21	AU	3	ILE	3.7
42	DU	69	VAL	3.7
39	DR	34	GLU	3.7
31	DJ	74	TYR	3.6
10	CJ	11	LYS	3.6
21	CU	9	GLU	3.6
30	BI	4	VAL	3.6
55	CM	61	LYS	3.6
22	DA	1537	G	3.6
32	DK	89	ASN	3.6
29	DH	86	ASP	3.6
26	DE	187	VAL	3.6
14	CN	52	ARG	3.6
22	DA	846	U	3.6
46	DY	35	GLY	3.6
53	CA	208	U	3.6
46	DY	13	GLU	3.6
22	BA	1065	U	3.6
42	DU	11	ILE	3.6
26	DE	25	GLU	3.6
54	CG	78	ARG	3.6
42	DU	50	ALA	3.6
30	DI	121	ILE	3.6
52	D4	38	GLY	3.6
40	DS	5	ALA	3.6
29	DH	122	LEU	3.5
54	CG	7	GLY	3.5
29	BH	145	ASN	3.5
46	DY	36	GLN	3.5

*Continued on next page...*

*Continued from previous page...*

Mol	Chain	Res	Type	RSRZ
29	DH	95	GLY	3.5
35	DN	38	LEU	3.5
30	DI	123	ALA	3.5
19	CS	58	PRO	3.5
40	DS	47	VAL	3.5
40	DS	27	LYS	3.5
38	DQ	82	LEU	3.5
54	CG	75	LYS	3.5
30	BI	139	VAL	3.5
52	D4	8	LYS	3.5
41	DT	12	ARG	3.5
52	D4	34	LYS	3.5
3	CC	106	ARG	3.5
9	CI	127	SER	3.5
29	BH	88	GLY	3.5
28	DG	83	THR	3.5
28	DG	84	LYS	3.5
22	DA	914	G	3.5
21	CU	8	ASN	3.4
58	DF	39	VAL	3.4
30	DI	17	ALA	3.4
30	DI	97	VAL	3.4
19	CS	65	MET	3.4
26	DE	119	ILE	3.4
28	DG	7	PRO	3.4
30	DI	75	ALA	3.4
29	DH	141	LYS	3.4
22	DA	2585	U	3.4
55	CM	87	GLY	3.4
54	CG	72	VAL	3.4
58	DF	41	GLU	3.4
58	DF	153	ILE	3.4
26	DE	172	ALA	3.3
10	CJ	76	ILE	3.3
24	DC	241	LYS	3.3
22	DA	137	U	3.3
29	DH	89	LYS	3.3
28	DG	165	ASP	3.3
19	AS	23	GLU	3.3
41	DT	70	HIS	3.3
22	BA	885	C	3.3
29	DH	133	GLN	3.3

*Continued on next page...*



*Continued from previous page...*

Mol	Chain	Res	Type	RSRZ
35	DN	98	LEU	3.3
39	DR	27	ILE	3.3
30	DI	120	ASP	3.3
53	CA	1312	G	3.3
51	D3	21	PHE	3.3
2	CB	128	LEU	3.3
2	CB	129	THR	3.3
40	DS	34	ASP	3.3
30	DI	58	ILE	3.3
14	CN	32	ASP	3.3
41	DT	76	ARG	3.3
42	DU	78	LYS	3.3
22	DA	645	C	3.3
30	DI	16	MET	3.3
46	DY	62	GLY	3.3
31	DJ	118	MET	3.2
21	AU	51	ALA	3.2
26	DE	24	ASN	3.2
10	AJ	35	GLN	3.2
42	DU	28	LEU	3.2
54	CG	54	GLY	3.2
9	CI	128	LYS	3.2
10	CJ	10	LEU	3.2
26	DE	180	LEU	3.2
39	DR	22	LEU	3.2
39	DR	25	LEU	3.2
41	DT	34	VAL	3.2
58	DF	83	PRO	3.2
7	AG	4	ARG	3.2
9	AI	40	ARG	3.2
10	CJ	37	ARG	3.2
21	AU	53	LYS	3.2
30	BI	80	LYS	3.2
30	BI	7	TYR	3.2
42	DU	12	VAL	3.2
54	CG	17	PHE	3.2
22	BA	546	U	3.2
26	DE	103	GLY	3.2
42	DU	77	GLY	3.2
53	CA	1271	A	3.2
29	BH	125	THR	3.2
55	CM	28	ARG	3.2

*Continued on next page...*

*Continued from previous page...*

Mol	Chain	Res	Type	RSRZ
54	CG	74	VAL	3.2
40	DS	3	THR	3.2
43	DV	69	GLU	3.2
9	CI	57	VAL	3.2
55	CM	67	ASP	3.2
24	DC	109	LEU	3.2
30	DI	4	VAL	3.1
30	DI	57	VAL	3.1
38	DQ	117	ALA	3.1
22	DA	228	C	3.1
16	AP	45	GLU	3.1
22	DA	1420	A	3.1
28	DG	140	ILE	3.1
14	CN	23	ARG	3.1
26	DE	102	ARG	3.1
40	DS	1	MET	3.1
30	DI	43	ALA	3.1
28	DG	61	TRP	3.1
22	BA	2145	C	3.1
53	CA	950	U	3.1
29	BH	71	LYS	3.1
29	DH	128	HIS	3.1
14	CN	18	LYS	3.1
39	DR	6	GLN	3.1
37	DP	110	LYS	3.1
42	DU	74	ALA	3.1
28	DG	166	GLU	3.1
42	DU	34	ILE	3.1
30	BI	77	VAL	3.1
1	AA	1534	A	3.1
14	CN	62	ARG	3.1
20	CT	33	LYS	3.1
22	DA	790	U	3.1
29	DH	126	GLY	3.1
41	DT	81	LYS	3.1
54	CG	73	GLU	3.1
22	DA	2142	A	3.1
30	DI	22	PRO	3.1
2	AB	29	PHE	3.1
26	DE	198	GLU	3.1
42	DU	72	PHE	3.1
30	DI	10	LEU	3.1

*Continued on next page...*

*Continued from previous page...*

Mol	Chain	Res	Type	RSRZ
42	DU	38	ILE	3.1
22	DA	1095	A	3.1
54	CG	52	ARG	3.1
54	CG	85	GLN	3.1
42	DU	17	ASP	3.0
44	DW	34	SER	3.0
30	BI	141	ASP	3.0
26	DE	122	GLU	3.0
40	DS	2	GLU	3.0
38	DQ	114	ALA	3.0
41	DT	36	LYS	3.0
42	DU	40	LEU	3.0
1	AA	412	A	3.0
30	DI	122	GLU	3.0
19	CS	25	GLY	3.0
28	DG	57	TYR	3.0
58	DF	141	ASP	3.0
38	DQ	41	ALA	3.0
10	CJ	74	VAL	3.0
30	DI	11	GLN	3.0
39	DR	46	GLU	3.0
42	DU	32	LYS	3.0
20	CT	3	ILE	3.0
22	DA	2181	U	3.0
26	DE	193	VAL	3.0
55	CM	38	ILE	3.0
22	DA	2402	U	3.0
30	DI	48	ILE	3.0
54	CG	61	PHE	3.0
36	DO	25	ARG	3.0
4	AD	26	ALA	3.0
41	DT	2	ILE	3.0
52	D4	15	LYS	3.0
58	DF	178	LYS	3.0
10	CJ	9	ARG	3.0
10	CJ	91	ASP	3.0
50	D2	33	ARG	3.0
22	DA	795	C	3.0
22	DA	2062	A	3.0
55	CM	63	VAL	3.0
18	AR	19	GLU	3.0
2	AB	66	ILE	2.9

*Continued on next page...*

*Continued from previous page...*

Mol	Chain	Res	Type	RSRZ
48	D0	34	GLY	2.9
30	DI	5	GLN	2.9
14	CN	34	ASN	2.9
21	AU	30	GLU	2.9
53	CA	86	G	2.9
38	DQ	111	LYS	2.9
30	BI	53	PRO	2.9
39	DR	96	VAL	2.9
52	D4	25	VAL	2.9
43	DV	23	ALA	2.9
31	DJ	98	GLU	2.9
16	AP	82	ALA	2.9
9	AI	128	LYS	2.9
22	DA	1211	C	2.9
29	BH	146	VAL	2.9
30	DI	83	ALA	2.9
51	D3	35	LYS	2.9
29	DH	118	PRO	2.9
19	CS	66	VAL	2.9
26	DE	190	ALA	2.9
55	CM	112	ARG	2.9
29	BH	121	VAL	2.9
9	AI	129	ARG	2.9
19	CS	36	ARG	2.9
22	DA	1	G	2.9
22	DA	136	G	2.9
52	D4	24	ARG	2.9
55	CM	92	ARG	2.9
9	CI	31	GLN	2.9
14	AN	29	ILE	2.9
19	CS	59	VAL	2.9
24	DC	240	GLY	2.9
52	D4	36	ARG	2.9
26	DE	41	GLN	2.9
28	DG	55	ASP	2.9
30	DI	66	PHE	2.9
30	BI	96	LYS	2.9
42	DU	2	ALA	2.9
34	DM	136	MET	2.8
22	BA	2150	C	2.8
26	DE	104	ALA	2.8
14	CN	11	LYS	2.8

*Continued on next page...*

*Continued from previous page...*

Mol	Chain	Res	Type	RSRZ
42	DU	20	LYS	2.8
30	DI	139	VAL	2.8
58	DF	155	ILE	2.8
38	DQ	1	ALA	2.8
19	CS	26	ASP	2.8
36	DO	56	LYS	2.8
19	AS	2	ARG	2.8
35	DN	114	GLU	2.8
40	DS	32	ALA	2.8
48	D0	55	ALA	2.8
30	DI	21	PRO	2.8
21	AU	52	VAL	2.8
40	DS	44	ALA	2.8
30	BI	114	ALA	2.8
30	BI	132	ALA	2.8
39	DR	51	VAL	2.8
35	DN	70	THR	2.8
52	D4	12	ARG	2.8
2	CB	165	ALA	2.8
30	BI	10	LEU	2.8
39	DR	38	VAL	2.8
44	DW	29	SER	2.8
42	DU	36	GLU	2.8
27	BF	79	ARG	2.8
55	CM	74	MET	2.8
54	CG	43	TYR	2.8
56	CP	57	ILE	2.8
22	DA	138	U	2.8
38	DQ	94	LEU	2.8
42	DU	87	GLU	2.8
30	BI	47	SER	2.8
30	DI	138	VAL	2.8
22	DA	931	U	2.8
55	CM	88	LEU	2.8
7	AG	80	GLY	2.8
58	DF	172	PHE	2.8
54	CG	16	LYS	2.8
28	DG	85	LYS	2.8
30	BI	48	ILE	2.8
22	DA	1252	G	2.8
22	DA	1044	C	2.7
14	CN	1	ALA	2.7

*Continued on next page...*

*Continued from previous page...*

Mol	Chain	Res	Type	RSRZ
22	DA	1093	G	2.7
29	BH	147	VAL	2.7
42	DU	19	GLY	2.7
58	DF	94	ARG	2.7
22	DA	1076	C	2.7
27	BF	77	LYS	2.7
30	BI	138	VAL	2.7
55	CM	62	PHE	2.7
26	DE	35	TYR	2.7
29	DH	142	VAL	2.7
47	DZ	33	HIS	2.7
54	CG	136	LYS	2.7
20	CT	40	ALA	2.7
55	CM	82	LEU	2.7
19	CS	41	PRO	2.7
50	D2	34	ARG	2.7
39	DR	20	VAL	2.7
10	CJ	66	GLU	2.7
25	DD	187	LEU	2.7
29	BH	127	GLU	2.7
58	DF	67	THR	2.7
53	CA	1031	C	2.7
54	CG	34	LYS	2.7
22	DA	62	U	2.7
2	AB	51	GLU	2.7
9	CI	126	PHE	2.7
19	CS	63	ASP	2.7
44	DW	35	ILE	2.7
2	AB	14	HIS	2.7
41	BT	1	MET	2.7
21	CU	23	GLU	2.7
29	DH	129	GLU	2.7
54	CG	65	LEU	2.7
22	BA	2155	U	2.7
3	AC	79	LYS	2.7
2	CB	144	GLU	2.7
40	DS	4	ILE	2.7
44	DW	62	ALA	2.7
26	DE	9	GLN	2.7
42	DU	30	SER	2.7
55	CM	109	LYS	2.7
19	CS	47	THR	2.7

*Continued on next page...*

*Continued from previous page...*

Mol	Chain	Res	Type	RSRZ
41	DT	26	LYS	2.7
9	CI	129	ARG	2.7
45	DX	17	ARG	2.7
10	CJ	102	LEU	2.7
26	DE	164	LEU	2.7
22	BA	2149	U	2.6
10	CJ	80	THR	2.6
44	DW	51	GLY	2.6
53	CA	1310	G	2.6
2	AB	135	MET	2.6
21	AU	23	GLU	2.6
2	CB	17	HIS	2.6
20	CT	67	HIS	2.6
42	DU	27	VAL	2.6
56	CP	52	LEU	2.6
22	BA	2885	G	2.6
33	DL	5	THR	2.6
2	AB	73	ARG	2.6
44	DW	45	HIS	2.6
52	D4	14	CYS	2.6
26	DE	147	LEU	2.6
56	CP	45	GLU	2.6
22	DA	2104	C	2.6
55	CM	96	VAL	2.6
38	DQ	90	ASP	2.6
41	DT	32	LEU	2.6
26	DE	188	MET	2.6
14	AN	51	PRO	2.6
26	DE	171	ASP	2.6
54	CG	77	ARG	2.6
41	DT	59	ASN	2.6
44	DW	31	LEU	2.6
53	CA	250	A	2.6
2	CB	150	ILE	2.6
25	DD	27	ILE	2.6
54	CG	71	THR	2.6
53	CA	207	C	2.6
41	DT	56	GLU	2.6
30	BI	35	MET	2.6
26	DE	121	VAL	2.6
33	DL	101	ILE	2.6
39	DR	52	PRO	2.6

*Continued on next page...*

*Continued from previous page...*

Mol	Chain	Res	Type	RSRZ
54	CG	88	VAL	2.6
29	BH	70	GLU	2.6
26	DE	200	LEU	2.6
53	CA	1270	G	2.6
58	DF	168	LEU	2.6
49	D1	34	GLU	2.6
1	AA	88	U	2.6
22	DA	2797	U	2.6
51	D3	60	CYS	2.6
42	DU	71	ILE	2.5
30	BI	98	GLY	2.5
44	DW	33	GLY	2.5
28	DG	167	VAL	2.5
30	DI	94	LYS	2.5
51	D3	58	ILE	2.5
28	DG	104	LEU	2.5
28	DG	147	LEU	2.5
39	DR	45	GLU	2.5
26	DE	28	VAL	2.5
54	CG	82	SER	2.5
42	DU	13	LEU	2.5
19	CS	40	PHE	2.5
1	AA	1031	C	2.5
29	DH	116	ARG	2.5
11	CK	125	LYS	2.5
58	DF	105	ILE	2.5
58	DF	38	GLY	2.5
22	DA	318	C	2.5
26	DE	98	LYS	2.5
20	CT	8	LYS	2.5
37	DP	37	LYS	2.5
35	DN	24	MET	2.5
10	AJ	89	ARG	2.5
3	CC	42	LEU	2.5
2	AB	220	VAL	2.5
19	CS	80	ARG	2.5
40	DS	52	GLU	2.5
30	BI	58	ILE	2.5
40	DS	37	THR	2.5
14	CN	60	ARG	2.5
14	CN	64	ARG	2.5
26	DE	197	GLU	2.5

*Continued on next page...*



*Continued from previous page...*

Mol	Chain	Res	Type	RSRZ
10	CJ	30	LYS	2.5
44	DW	56	HIS	2.5
55	CM	113	LYS	2.5
14	CN	40	ARG	2.5
35	DN	74	GLU	2.5
54	CG	9	ARG	2.5
2	CB	67	LEU	2.5
36	DO	87	ILE	2.5
53	CA	81	A	2.5
40	DS	43	ALA	2.5
2	AB	28	PRO	2.5
3	CC	154	GLY	2.5
39	DR	88	GLY	2.5
54	CG	90	VAL	2.5
3	AC	167	TYR	2.5
30	DI	103	ALA	2.5
19	AS	48	ILE	2.5
9	CI	15	ALA	2.5
41	DT	64	LYS	2.5
53	CA	1209	C	2.5
19	CS	30	LEU	2.5
20	CT	74	HIS	2.5
30	BI	54	ILE	2.5
58	DF	93	GLU	2.5
30	BI	5	GLN	2.5
41	DT	40	LYS	2.5
26	DE	32	VAL	2.5
51	D3	46	LYS	2.5
22	DA	587	C	2.5
55	CM	110	GLY	2.5
28	DG	129	GLU	2.4
8	AH	129	ALA	2.4
46	BY	7	ARG	2.4
28	DG	32	LEU	2.4
2	AB	27	LYS	2.4
1	AA	87	C	2.4
22	DA	1065	U	2.4
26	DE	12	LEU	2.4
29	DH	145	ASN	2.4
43	DV	5	ASN	2.4
25	DD	91	THR	2.4
48	D0	22	THR	2.4

*Continued on next page...*

*Continued from previous page...*

Mol	Chain	Res	Type	RSRZ
22	BA	892	A	2.4
42	DU	1	ALA	2.4
53	CA	1441	A	2.4
2	AB	150	ILE	2.4
35	DN	113	ILE	2.4
30	DI	33	ASN	2.4
8	CH	90	GLU	2.4
30	BI	79	LEU	2.4
12	CL	122	LYS	2.4
37	DP	111	GLU	2.4
41	DT	30	ILE	2.4
42	DU	80	ASP	2.4
10	CJ	39	PRO	2.4
36	DO	62	LEU	2.4
29	BH	73	ASN	2.4
33	DL	83	ALA	2.4
22	DA	2106	U	2.4
53	CA	121	U	2.4
44	DW	70	VAL	2.4
9	AI	50	PRO	2.4
17	CQ	5	ARG	2.4
32	DK	38	ILE	2.4
19	AS	38	THR	2.4
44	DW	58	LEU	2.4
11	CK	18	GLY	2.4
3	CC	203	LYS	2.4
33	DL	143	GLU	2.4
25	DD	103	ASP	2.4
35	DN	75	ILE	2.4
54	CG	149	ALA	2.4
3	CC	41	TYR	2.4
29	DH	42	LYS	2.4
31	DJ	75	TYR	2.4
39	DR	24	LYS	2.4
28	DG	41	GLU	2.4
54	CG	59	GLU	2.4
46	BY	63	ALA	2.4
17	AQ	3	LYS	2.4
22	DA	1073	A	2.4
9	CI	58	GLU	2.4
18	AR	72	ARG	2.4
30	DI	91	LYS	2.4

*Continued on next page...*

*Continued from previous page...*

Mol	Chain	Res	Type	RSRZ
36	DO	27	VAL	2.4
36	DO	16	ARG	2.4
38	DQ	36	GLN	2.4
41	DT	72	GLN	2.4
55	CM	31	ALA	2.4
22	DA	1534	U	2.4
20	CT	63	LYS	2.4
22	DA	344	A	2.4
51	D3	19	GLY	2.4
16	AP	47	GLU	2.4
20	CT	65	LEU	2.4
56	CP	39	PHE	2.4
22	DA	343	C	2.4
22	DA	2145	C	2.4
20	CT	43	LYS	2.4
56	CP	80	LYS	2.4
3	CC	91	ALA	2.4
19	CS	79	TYR	2.4
35	DN	112	TYR	2.4
22	BA	2402	U	2.4
58	DF	75	GLY	2.4
51	D3	14	LYS	2.4
22	BA	2153	C	2.3
22	DA	316	C	2.3
24	DC	100	ARG	2.3
30	DI	68	PHE	2.3
44	DW	19	ARG	2.3
54	CG	44	SER	2.3
29	DH	106	ALA	2.3
1	AA	209	U	2.3
22	DA	1276	A	2.3
32	DK	111	LYS	2.3
42	DU	24	VAL	2.3
53	CA	958	A	2.3
9	AI	39	GLY	2.3
52	D4	20	ASP	2.3
10	CJ	51	VAL	2.3
41	DT	58	VAL	2.3
11	AK	36	ARG	2.3
26	DE	170	ARG	2.3
29	BH	135	HIS	2.3
2	AB	8	MET	2.3

*Continued on next page...*

*Continued from previous page...*

Mol	Chain	Res	Type	RSRZ
22	DA	1068	G	2.3
53	CA	1309	G	2.3
39	DR	43	ASN	2.3
1	AA	85	U	2.3
58	DF	114	ARG	2.3
38	DQ	4	LYS	2.3
30	DI	14	ALA	2.3
43	DV	6	ALA	2.3
2	AB	186	VAL	2.3
30	DI	44	LYS	2.3
9	AI	31	GLN	2.3
10	AJ	76	ILE	2.3
22	DA	1116	G	2.3
39	DR	87	GLN	2.3
42	DU	57	ILE	2.3
58	DF	43	ILE	2.3
24	BC	234	GLY	2.3
40	DS	16	LYS	2.3
9	AI	16	ALA	2.3
38	DQ	42	GLY	2.3
28	DG	164	ALA	2.3
32	DK	60	ALA	2.3
22	DA	1074	G	2.3
3	AC	80	GLY	2.3
30	DI	118	GLY	2.3
30	DI	124	MET	2.3
9	AI	88	GLU	2.3
51	D3	57	VAL	2.3
32	DK	112	PHE	2.3
1	AA	121	U	2.3
8	CH	60	LEU	2.3
34	DM	41	LEU	2.3
38	DQ	97	ILE	2.3
48	D0	27	LEU	2.3
48	D0	37	HIS	2.3
1	AA	78	A	2.3
2	AB	192	PRO	2.3
41	DT	14	PRO	2.3
52	D4	30	GLU	2.3
26	DE	48	THR	2.3
2	AB	89	PHE	2.3
25	DD	8	LYS	2.3

*Continued on next page...*

*Continued from previous page...*

Mol	Chain	Res	Type	RSRZ
30	DI	109	ALA	2.3
1	AA	844	G	2.3
2	AB	64	GLY	2.3
49	D1	20	TYR	2.3
19	CS	68	HIS	2.3
21	AU	6	ARG	2.3
34	DM	56	ALA	2.3
2	CB	21	TYR	2.3
26	DE	173	THR	2.3
30	BI	51	GLY	2.3
55	CM	93	GLY	2.3
31	DJ	44	TYR	2.3
24	DC	237	ARG	2.3
41	DT	6	ARG	2.3
22	DA	932	U	2.3
8	CH	1	SER	2.3
29	BH	144	VAL	2.3
9	CI	4	GLN	2.2
22	DA	446	G	2.2
6	CF	8	PHE	2.2
29	DH	13	GLY	2.2
58	DF	35	LEU	2.2
58	DF	152	ASP	2.2
30	DI	62	ALA	2.2
40	DS	31	GLN	2.2
58	DF	110	ILE	2.2
52	D4	31	PRO	2.2
30	BI	37	PHE	2.2
33	DL	28	GLY	2.2
51	D3	9	ALA	2.2
29	BH	134	VAL	2.2
40	BS	110	ARG	2.2
45	DX	49	ARG	2.2
55	CM	99	GLN	2.2
10	CJ	100	ILE	2.2
2	CB	34	ARG	2.2
22	DA	2141	G	2.2
40	DS	6	LYS	2.2
10	AJ	75	ASP	2.2
43	DV	8	VAL	2.2
22	DA	1321	A	2.2
43	DV	94	ALA	2.2

*Continued on next page...*

*Continued from previous page...*

Mol	Chain	Res	Type	RSRZ
46	DY	31	GLN	2.2
22	BA	2148	G	2.2
47	DZ	55	LYS	2.2
58	DF	79	ARG	2.2
22	DA	101	A	2.2
2	CB	117	GLU	2.2
26	DE	23	PHE	2.2
36	DO	5	SER	2.2
10	CJ	99	GLN	2.2
33	DL	82	LEU	2.2
24	BC	236	GLY	2.2
33	DL	92	LEU	2.2
2	AB	87	ASP	2.2
9	AI	61	ASP	2.2
51	D3	59	ALA	2.2
10	CJ	92	LEU	2.2
21	CU	32	ARG	2.2
30	BI	29	GLN	2.2
21	AU	31	VAL	2.2
22	DA	2334	U	2.2
39	BR	50	GLY	2.2
54	CG	146	ALA	2.2
33	DL	89	VAL	2.2
36	DO	63	LYS	2.2
44	DW	77	LYS	2.2
14	CN	51	PRO	2.2
42	DU	53	GLN	2.2
2	CB	106	VAL	2.2
38	DQ	53	LYS	2.2
31	DJ	92	MET	2.2
1	AA	1032	G	2.2
22	DA	92	U	2.2
28	DG	168	VAL	2.2
29	DH	147	VAL	2.2
8	CH	58	LEU	2.2
1	AA	841	C	2.2
13	AM	3	ILE	2.2
9	CI	66	VAL	2.2
29	DH	146	VAL	2.2
42	DU	48	VAL	2.2
22	BA	1078	U	2.2
22	DA	2307	G	2.2

*Continued on next page...*

*Continued from previous page...*

<b>Mol</b>	<b>Chain</b>	<b>Res</b>	<b>Type</b>	<b>RSRZ</b>
33	DL	144	GLU	2.2
55	CM	71	GLU	2.2
36	DO	65	THR	2.2
42	DU	42	LYS	2.2
49	D1	43	ARG	2.2
51	D3	51	LYS	2.2
24	BC	235	GLU	2.2
36	DO	57	ALA	2.2
54	CG	70	PRO	2.2
38	DQ	86	SER	2.2
7	AG	81	GLY	2.2
39	DR	55	ASP	2.2
42	DU	21	ARG	2.2
22	BA	1175	A	2.2
22	DA	1083	U	2.2
53	CA	88	U	2.2
7	AG	22	LEU	2.2
58	DF	145	VAL	2.2
19	AS	10	ILE	2.2
55	CM	78	ARG	2.2
58	DF	170	ALA	2.1
11	AK	41	LEU	2.1
52	D4	26	ILE	2.1
38	DQ	7	VAL	2.1
38	DQ	85	ALA	2.1
51	D3	36	ALA	2.1
10	AJ	100	ILE	2.1
14	AN	30	ILE	2.1
39	DR	48	LYS	2.1
21	AU	32	ARG	2.1
35	DN	28	LEU	2.1
36	DO	19	GLN	2.1
25	DD	25	THR	2.1
49	D1	33	LEU	2.1
53	CA	202	G	2.1
30	DI	30	GLN	2.1
33	DL	122	VAL	2.1
9	CI	63	TYR	2.1
41	DT	69	ARG	2.1
55	CM	89	ARG	2.1
55	CM	91	ARG	2.1
30	BI	40	ALA	2.1

*Continued on next page...*

*Continued from previous page...*

Mol	Chain	Res	Type	RSRZ
11	AK	81	LEU	2.1
19	CS	43	MET	2.1
1	AA	1362	A	2.1
21	AU	35	GLU	2.1
24	DC	238	ASN	2.1
53	CA	1257	A	2.1
24	DC	26	GLY	2.1
34	DM	8	LYS	2.1
10	CJ	45	ARG	2.1
22	DA	2313	C	2.1
19	CS	70	LEU	2.1
30	DI	54	ILE	2.1
30	DI	96	LYS	2.1
26	DE	128	ALA	2.1
40	DS	84	ARG	2.1
22	DA	2140	G	2.1
20	CT	2	ASN	2.1
47	DZ	9	THR	2.1
58	DF	142	TYR	2.1
29	DH	73	ASN	2.1
36	DO	93	ASP	2.1
1	AA	1493	A	2.1
2	CB	140	LEU	2.1
7	AG	17	PHE	2.1
29	DH	117	LEU	2.1
42	DU	41	VAL	2.1
2	AB	74	ALA	2.1
53	CA	1138	G	2.1
58	DF	163	GLU	2.1
20	CT	66	ILE	2.1
51	D3	20	GLY	2.1
39	DR	63	VAL	2.1
55	CM	42	VAL	2.1
40	DS	28	LYS	2.1
9	AI	91	GLU	2.1
35	DN	96	ARG	2.1
47	DZ	1	ALA	2.1
53	CA	1235	U	2.1
58	DF	146	ASP	2.1
26	DE	177	PRO	2.1
22	DA	2033	A	2.1
36	DO	88	LYS	2.1

*Continued on next page...*



*Continued from previous page...*

<b>Mol</b>	<b>Chain</b>	<b>Res</b>	<b>Type</b>	<b>RSRZ</b>
2	CB	75	ALA	2.1
29	BH	106	ALA	2.1
30	DI	46	ASP	2.1
30	DI	64	ARG	2.1
53	CA	79	G	2.1
10	CJ	50	THR	2.1
2	CB	111	LYS	2.1
22	DA	280	U	2.1
41	DT	79	ASP	2.1
40	DS	105	VAL	2.1
22	DA	38	A	2.1
30	BI	57	VAL	2.1
35	DN	78	LYS	2.1
53	CA	1227	A	2.1
36	DO	37	ALA	2.1
30	BI	33	ASN	2.1
52	D4	13	ASN	2.1
19	AS	15	LEU	2.1
22	DA	1278	C	2.1
53	CA	1302	C	2.1
53	CA	989	U	2.1
3	AC	64	ARG	2.1
13	AM	2	ARG	2.1
31	DJ	35	ARG	2.1
10	AJ	98	VAL	2.1
29	BH	75	LEU	2.1
29	BH	119	ASN	2.1
22	BA	2181	U	2.1
22	DA	2008	C	2.1
26	DE	126	VAL	2.1
29	BH	113	SER	2.1
30	BI	107	GLU	2.1
38	DQ	81	GLY	2.1
38	DQ	110	GLU	2.1
26	DE	100	MET	2.0
29	DH	84	ALA	2.0
36	DO	59	ALA	2.0
2	AB	67	LEU	2.0
22	DA	1731	G	2.0
36	DO	26	LEU	2.0
29	DH	140	ALA	2.0
31	DJ	111	LYS	2.0

*Continued on next page...*

*Continued from previous page...*

Mol	Chain	Res	Type	RSRZ
38	DQ	34	ALA	2.0
42	DU	64	ILE	2.0
17	CQ	6	THR	2.0
55	CM	95	PRO	2.0
1	AA	80	A	2.0
53	CA	1362	A	2.0
54	CG	130	LYS	2.0
14	CN	78	LEU	2.0
17	AQ	6	THR	2.0
19	AS	12	LEU	2.0
49	D1	21	THR	2.0
22	DA	85	G	2.0
22	DA	1266	G	2.0
29	DH	130	VAL	2.0
41	DT	25	GLU	2.0
28	DG	102	ILE	2.0
52	D4	21	GLY	2.0
19	CS	2	ARG	2.0
25	DD	205	PRO	2.0
24	DC	236	GLY	2.0
4	CD	27	ILE	2.0
9	AI	32	ARG	2.0
44	BW	40	ARG	2.0
22	DA	290	U	2.0
22	DA	336	C	2.0
22	DA	448	U	2.0
30	DI	129	GLU	2.0
39	DR	44	GLY	2.0
25	DD	14	ILE	2.0
30	DI	130	GLY	2.0
11	AK	20	ALA	2.0
22	DA	1532	A	2.0
54	CG	64	ALA	2.0
25	DD	186	LEU	2.0
50	D2	35	ARG	2.0
8	CH	129	ALA	2.0
11	CK	104	PHE	2.0
22	DA	93	G	2.0
53	CA	85	U	2.0
38	DQ	88	GLU	2.0
41	DT	16	VAL	2.0
58	DF	9	ASP	2.0

*Continued on next page...*

*Continued from previous page...*

Mol	Chain	Res	Type	RSRZ
21	AU	20	ARG	2.0
27	BF	114	ARG	2.0
41	DT	65	GLY	2.0
44	DW	38	ARG	2.0
54	CG	15	PRO	2.0
58	DF	130	GLY	2.0
38	DQ	28	SER	2.0
39	DR	62	GLU	2.0

## 6.2 Non-standard residues in protein, DNA, RNA chains ⓘ

There are no non-standard protein/DNA/RNA residues in this entry.

## 6.3 Carbohydrates ⓘ

There are no carbohydrates in this entry.

## 6.4 Ligands ⓘ

In the following table, the Atoms column lists the number of modelled atoms in the group and the number defined in the chemical component dictionary. LLDF column lists the quality of electron density of the group with respect to its neighbouring residues in protein, DNA or RNA chains. The B-factors column lists the minimum, median, 95<sup>th</sup> percentile and maximum values of B factors of atoms in the group. The column labelled 'Q< 0.9' lists the number of atoms with occupancy less than 0.9.

Mol	Type	Chain	Res	Atoms	RSR	LLDF	B-factors(Å <sup>2</sup> )	Q<0.9
59	MG	AA	1627	1/1	0.35	381.00	137,137,137,137	0
59	MG	DA	3063	1/1	2.19	117.48	213,213,213,213	0
59	MG	BB	201	1/1	0.20	117.00	228,228,228,228	0
59	MG	DA	3058	1/1	0.29	81.50	202,202,202,202	0
59	MG	BA	3129	1/1	1.03	69.83	243,243,243,243	0
59	MG	DA	3132	1/1	0.97	68.71	185,185,185,185	0
59	MG	BA	3025	1/1	0.56	59.76	165,165,165,165	0
59	MG	BA	3055	1/1	0.39	59.56	215,215,215,215	0
59	MG	DA	3091	1/1	0.41	46.75	154,154,154,154	0
59	MG	DA	3109	1/1	0.46	44.56	184,184,184,184	0
59	MG	DA	3016	1/1	1.39	44.47	214,214,214,214	0
59	MG	DA	3108	1/1	0.82	43.09	212,212,212,212	0
59	MG	DA	3003	1/1	0.92	37.74	229,229,229,229	0

*Continued on next page...*

*Continued from previous page...*

Mol	Type	Chain	Res	Atoms	RSR	LLDF	B-factors(Å <sup>2</sup> )	Q<0.9
59	MG	DJ	201	1/1	1.02	35.72	312,312,312,312	0
59	MG	DA	3020	1/1	0.60	35.60	240,240,240,240	0
59	MG	DA	3074	1/1	0.82	35.31	247,247,247,247	0
59	MG	DA	3127	1/1	0.99	35.16	228,228,228,228	0
59	MG	DA	3098	1/1	0.32	35.00	151,151,151,151	0
59	MG	DA	3060	1/1	0.71	28.47	198,198,198,198	0
59	MG	AA	1619	1/1	0.64	25.42	209,209,209,209	0
59	MG	BA	3034	1/1	0.25	25.20	197,197,197,197	0
59	MG	DA	3079	1/1	0.89	24.53	200,200,200,200	0
59	MG	CA	1614	1/1	0.76	23.75	245,245,245,245	0
59	MG	AA	1628	1/1	0.35	21.38	136,136,136,136	0
59	MG	CA	1627	1/1	1.35	20.26	237,237,237,237	0
59	MG	BA	3056	1/1	0.39	18.43	219,219,219,219	0
59	MG	DA	3015	1/1	0.70	17.40	176,176,176,176	0
59	MG	BA	3060	1/1	0.29	17.24	188,188,188,188	0
59	MG	BA	3072	1/1	0.22	17.19	97,97,97,97	0
59	MG	DA	3002	1/1	0.75	16.88	225,225,225,225	0
59	MG	DA	3026	1/1	1.05	16.78	258,258,258,258	0
59	MG	CA	1612	1/1	0.41	16.15	113,113,113,113	0
59	MG	BA	3117	1/1	0.26	15.75	173,173,173,173	0
59	MG	DA	3036	1/1	0.52	15.53	222,222,222,222	0
59	MG	BA	3036	1/1	0.34	14.45	187,187,187,187	0
59	MG	DA	3049	1/1	0.55	14.02	192,192,192,192	0
59	MG	BA	3074	1/1	0.16	14.00	85,85,85,85	0
59	MG	BA	3059	1/1	0.35	13.64	129,129,129,129	0
59	MG	DA	3106	1/1	0.71	12.98	316,316,316,316	0
59	MG	DA	3064	1/1	0.69	12.18	280,280,280,280	0
59	MG	DA	3130	1/1	3.25	11.70	280,280,280,280	0
59	MG	CA	1603	1/1	0.30	11.35	177,177,177,177	0
59	MG	CA	1626	1/1	0.38	10.25	196,196,196,196	0
59	MG	CA	1619	1/1	0.26	10.22	210,210,210,210	0
59	MG	DA	3086	1/1	0.41	9.93	84,84,84,84	0
59	MG	BA	3133	1/1	0.24	9.70	146,146,146,146	0
59	MG	BA	3122	1/1	0.59	9.61	155,155,155,155	0
59	MG	BA	3021	1/1	0.28	9.37	158,158,158,158	0
59	MG	BA	3096	1/1	0.18	9.00	93,93,93,93	0
59	MG	BA	3069	1/1	0.22	8.99	136,136,136,136	0
59	MG	DA	3069	1/1	0.64	8.69	233,233,233,233	0
59	MG	CA	1615	1/1	0.28	8.24	170,170,170,170	0
59	MG	DA	3029	1/1	0.90	8.23	142,142,142,142	0
59	MG	DA	3007	1/1	0.43	7.92	248,248,248,248	0

*Continued on next page...*

*Continued from previous page...*

Mol	Type	Chain	Res	Atoms	RSR	LLDF	B-factors(Å <sup>2</sup> )	Q<0.9
59	MG	CA	1639	1/1	0.21	7.75	161,161,161,161	0
59	MG	DA	3011	1/1	0.44	7.57	145,145,145,145	0
59	MG	DA	3085	1/1	0.42	6.73	132,132,132,132	0
59	MG	DA	3062	1/1	0.61	6.02	213,213,213,213	0
59	MG	BA	3131	1/1	0.40	5.91	184,184,184,184	0
59	MG	AA	1636	1/1	0.24	5.86	199,199,199,199	0
59	MG	BA	3134	1/1	0.34	5.83	196,196,196,196	0
59	MG	BA	3014	1/1	0.20	5.73	44,44,44,44	0
59	MG	DA	3005	1/1	0.37	5.61	284,284,284,284	0
59	MG	BA	3057	1/1	0.16	5.46	147,147,147,147	0
59	MG	DA	3059	1/1	0.30	5.43	197,197,197,197	0
59	MG	DA	3078	1/1	0.27	5.40	182,182,182,182	0
59	MG	BA	3106	1/1	0.22	5.35	5,5,5,5	0
59	MG	DA	3053	1/1	0.25	5.23	98,98,98,98	0
59	MG	AA	1614	1/1	0.21	5.17	156,156,156,156	0
59	MG	BA	3110	1/1	0.21	4.43	89,89,89,89	0
59	MG	BA	3102	1/1	0.20	4.39	9,9,9,9	0
59	MG	AA	1621	1/1	0.17	4.34	143,143,143,143	0
59	MG	BA	3120	1/1	0.19	4.26	3,3,3,3	0
59	MG	AA	1641	1/1	0.20	4.03	148,148,148,148	0
59	MG	BA	3013	1/1	0.19	4.01	1,1,1,1	0
59	MG	BA	3070	1/1	0.21	3.92	135,135,135,135	0
59	MG	BA	3004	1/1	0.25	3.87	156,156,156,156	0
59	MG	CA	1636	1/1	0.27	3.52	119,119,119,119	0
59	MG	BA	3083	1/1	0.17	3.50	37,37,37,37	0
59	MG	DA	3097	1/1	0.36	3.44	137,137,137,137	0
59	MG	DC	302	1/1	0.31	3.37	159,159,159,159	0
59	MG	BA	3033	1/1	0.18	3.28	14,14,14,14	0
59	MG	CE	201	1/1	0.27	3.10	132,132,132,132	0
59	MG	DA	3030	1/1	0.32	3.02	104,104,104,104	0
59	MG	BA	3099	1/1	0.20	2.99	8,8,8,8	0
59	MG	BA	3040	1/1	0.17	2.90	13,13,13,13	0
59	MG	BA	3078	1/1	0.17	2.67	31,31,31,31	0
59	MG	BA	3095	1/1	0.20	2.62	117,117,117,117	0
59	MG	DA	3022	1/1	0.34	2.54	173,173,173,173	0
59	MG	BA	3085	1/1	0.18	2.53	124,124,124,124	0
59	MG	BA	3105	1/1	0.17	2.45	27,27,27,27	0
59	MG	DA	3028	1/1	0.65	2.38	222,222,222,222	0
59	MG	AA	1608	1/1	0.20	2.36	47,47,47,47	0
59	MG	AA	1622	1/1	0.20	2.29	40,40,40,40	0
59	MG	BA	3062	1/1	0.20	2.29	5,5,5,5	0

*Continued on next page...*

*Continued from previous page...*

Mol	Type	Chain	Res	Atoms	RSR	LLDF	B-factors(Å <sup>2</sup> )	Q<0.9
59	MG	DA	3094	1/1	0.26	2.18	134,134,134,134	0
59	MG	DA	3100	1/1	0.31	2.13	105,105,105,105	0
59	MG	CA	1629	1/1	0.24	2.03	126,126,126,126	0
59	MG	DA	3123	1/1	0.28	1.99	183,183,183,183	0
59	MG	DA	3129	1/1	0.60	1.93	210,210,210,210	0
59	MG	CA	1624	1/1	0.25	1.92	128,128,128,128	0
59	MG	DA	3045	1/1	0.24	1.88	160,160,160,160	0
59	MG	BA	3019	1/1	0.17	1.87	13,13,13,13	0
59	MG	DA	3014	1/1	0.36	1.82	133,133,133,133	0
59	MG	DA	3087	1/1	0.28	1.75	152,152,152,152	0
59	MG	BA	3028	1/1	0.20	1.71	49,49,49,49	0
59	MG	BA	3037	1/1	0.16	1.70	24,24,24,24	0
59	MG	DA	3057	1/1	0.60	1.68	185,185,185,185	0
59	MG	DA	3081	1/1	0.29	1.63	78,78,78,78	0
60	TEL	BA	3135	58/58	0.22	1.49	0,23,68,74	0
59	MG	CA	1625	1/1	0.17	1.47	48,48,48,48	0
59	MG	CA	1618	1/1	0.24	1.47	146,146,146,146	0
59	MG	DA	3033	1/1	0.32	1.42	132,132,132,132	0
59	MG	BA	3015	1/1	0.16	1.42	95,95,95,95	0
59	MG	BA	3009	1/1	0.17	1.40	38,38,38,38	0
59	MG	DA	3133	1/1	0.35	1.39	198,198,198,198	0
59	MG	BA	3007	1/1	0.15	1.37	104,104,104,104	0
59	MG	CA	1606	1/1	0.16	1.27	54,54,54,54	0
59	MG	DA	3013	1/1	0.36	1.27	189,189,189,189	0
59	MG	BA	3039	1/1	0.16	1.24	8,8,8,8	0
59	MG	BA	3073	1/1	0.16	1.04	17,17,17,17	0
59	MG	AA	1630	1/1	0.23	0.93	189,189,189,189	0
59	MG	DC	301	1/1	0.24	0.93	155,155,155,155	0
59	MG	BA	3018	1/1	0.14	0.92	44,44,44,44	0
59	MG	DA	3125	1/1	0.38	0.85	152,152,152,152	0
59	MG	CA	1630	1/1	0.26	0.75	126,126,126,126	0
59	MG	BA	3008	1/1	0.16	0.72	12,12,12,12	0
59	MG	DA	3047	1/1	0.20	0.71	142,142,142,142	0
59	MG	CA	1620	1/1	0.15	0.67	164,164,164,164	0
59	MG	BA	3041	1/1	0.16	0.62	21,21,21,21	0
59	MG	BA	3051	1/1	0.17	0.60	24,24,24,24	0
59	MG	BA	3011	1/1	0.23	0.48	126,126,126,126	0
59	MG	DA	3004	1/1	0.19	0.46	122,122,122,122	0
59	MG	DA	3075	1/1	0.28	0.45	172,172,172,172	0
59	MG	BA	3048	1/1	0.16	0.42	101,101,101,101	0
59	MG	DA	3050	1/1	0.28	0.39	160,160,160,160	0
59	MG	DA	3099	1/1	0.19	0.36	164,164,164,164	0

*Continued on next page...*

*Continued from previous page...*

Mol	Type	Chain	Res	Atoms	RSR	LLDF	B-factors( $\text{\AA}^2$ )	Q<0.9
59	MG	CA	1607	1/1	0.19	0.33	134,134,134,134	0
59	MG	BA	3022	1/1	0.16	0.31	5,5,5,5	0
59	MG	BA	3061	1/1	0.16	0.27	11,11,11,11	0
59	MG	DA	3126	1/1	0.22	0.27	112,112,112,112	0
59	MG	DA	3027	1/1	0.27	0.24	157,157,157,157	0
59	MG	AA	1618	1/1	0.17	0.23	87,87,87,87	0
59	MG	DA	3105	1/1	0.23	0.22	61,61,61,61	0
59	MG	DA	3076	1/1	0.25	0.20	149,149,149,149	0
59	MG	BA	3109	1/1	0.15	0.14	112,112,112,112	0
59	MG	BA	3107	1/1	0.16	0.13	12,12,12,12	0
59	MG	DA	3128	1/1	0.34	0.12	116,116,116,116	0
59	MG	AA	1631	1/1	0.15	0.01	168,168,168,168	0
59	MG	BA	3030	1/1	0.17	-0.04	9,9,9,9	0
59	MG	BA	3064	1/1	0.14	-0.07	5,5,5,5	0
59	MG	DA	3110	1/1	0.36	-0.12	146,146,146,146	0
59	MG	BA	3126	1/1	0.14	-0.26	18,18,18,18	0
59	MG	BA	3111	1/1	0.15	-0.31	38,38,38,38	0
59	MG	CA	1616	1/1	0.28	-0.33	203,203,203,203	0
59	MG	DA	3082	1/1	0.19	-0.35	132,132,132,132	0
59	MG	CA	1621	1/1	0.17	-0.35	50,50,50,50	0
59	MG	DA	3083	1/1	0.22	-0.37	204,204,204,204	0
59	MG	AA	1642	1/1	0.14	-0.37	36,36,36,36	0
59	MG	BA	3090	1/1	0.11	-0.38	120,120,120,120	0
59	MG	AA	1638	1/1	0.17	-0.40	47,47,47,47	0
59	MG	DA	3043	1/1	0.30	-0.43	179,179,179,179	0
59	MG	DA	3102	1/1	0.22	-0.46	87,87,87,87	0
59	MG	BA	3103	1/1	0.15	-0.49	21,21,21,21	0
59	MG	BA	3089	1/1	0.11	-0.50	95,95,95,95	0
59	MG	AA	1617	1/1	0.18	-0.54	147,147,147,147	0
59	MG	DA	3019	1/1	0.20	-0.56	192,192,192,192	0
59	MG	AA	1637	1/1	0.13	-0.57	96,96,96,96	0
59	MG	CA	1635	1/1	0.16	-0.61	201,201,201,201	0
59	MG	BA	3130	1/1	0.14	-0.64	108,108,108,108	0
59	MG	AA	1635	1/1	0.13	-0.71	73,73,73,73	0
59	MG	BA	3114	1/1	0.15	-0.72	8,8,8,8	0
59	MG	DA	3018	1/1	0.16	-0.72	125,125,125,125	0
59	MG	AA	1633	1/1	0.11	-0.73	62,62,62,62	0
59	MG	AA	1624	1/1	0.13	-0.76	102,102,102,102	0
59	MG	AA	1620	1/1	0.11	-0.82	126,126,126,126	0
59	MG	DA	3120	1/1	0.21	-0.85	91,91,91,91	0
59	MG	DA	3006	1/1	0.11	-0.86	176,176,176,176	0
59	MG	CA	1632	1/1	0.10	-0.88	65,65,65,65	0

*Continued on next page...*

*Continued from previous page...*

Mol	Type	Chain	Res	Atoms	RSR	LLDF	B-factors(Å <sup>2</sup> )	Q<0.9
59	MG	BA	3042	1/1	0.12	-0.91	16,16,16,16	0
59	MG	DA	3084	1/1	0.16	-0.91	201,201,201,201	0
59	MG	BA	3077	1/1	0.13	-0.92	38,38,38,38	0
59	MG	CA	1631	1/1	0.13	-0.92	160,160,160,160	0
59	MG	BA	3084	1/1	0.16	-0.92	3,3,3,3	0
59	MG	BA	3124	1/1	0.14	-0.96	33,33,33,33	0
59	MG	BA	3053	1/1	0.15	-0.98	6,6,6,6	0
59	MG	AA	1639	1/1	0.12	-0.98	109,109,109,109	0
59	MG	DA	3103	1/1	0.17	-0.99	76,76,76,76	0
59	MG	BA	3119	1/1	0.07	-1.00	47,47,47,47	0
59	MG	DA	3031	1/1	0.20	-1.00	76,76,76,76	0
59	MG	CA	1623	1/1	0.15	-1.02	121,121,121,121	0
59	MG	CA	1611	1/1	0.18	-1.03	111,111,111,111	0
59	MG	CA	1617	1/1	0.11	-1.06	214,214,214,214	0
59	MG	AA	1610	1/1	0.08	-1.07	201,201,201,201	0
59	MG	DA	3115	1/1	0.20	-1.10	126,126,126,126	0
59	MG	AA	1605	1/1	0.13	-1.11	52,52,52,52	0
59	MG	CA	1628	1/1	0.15	-1.13	165,165,165,165	0
59	MG	DA	3025	1/1	0.20	-1.16	104,104,104,104	0
59	MG	DA	3067	1/1	0.21	-1.18	64,64,64,64	0
59	MG	CA	1608	1/1	0.17	-1.18	44,44,44,44	0
59	MG	BA	3029	1/1	0.13	-1.26	52,52,52,52	0
59	MG	DA	3048	1/1	0.16	-1.26	95,95,95,95	0
59	MG	BA	3063	1/1	0.13	-1.27	12,12,12,12	0
59	MG	DA	3046	1/1	0.21	-1.27	125,125,125,125	0
59	MG	BA	3079	1/1	0.14	-1.30	11,11,11,11	0
59	MG	DA	3111	1/1	0.18	-1.33	179,179,179,179	0
59	MG	DA	3044	1/1	0.18	-1.40	92,92,92,92	0
59	MG	BA	3100	1/1	0.12	-1.41	85,85,85,85	0
59	MG	DA	3012	1/1	0.19	-1.42	41,41,41,41	0
59	MG	CA	1637	1/1	0.11	-1.45	170,170,170,170	0
59	MG	BA	3081	1/1	0.14	-1.50	92,92,92,92	0
59	MG	CA	1622	1/1	0.11	-1.52	190,190,190,190	0
59	MG	DA	3077	1/1	0.17	-1.52	123,123,123,123	0
59	MG	BA	3098	1/1	0.12	-1.54	26,26,26,26	0
59	MG	BB	203	1/1	0.12	-1.59	34,34,34,34	0
59	MG	BA	3125	1/1	0.13	-1.59	16,16,16,16	0
59	MG	DA	3096	1/1	0.14	-1.66	93,93,93,93	0
59	MG	BA	3001	1/1	0.12	-1.67	117,117,117,117	0
59	MG	AA	1616	1/1	0.14	-1.72	106,106,106,106	0
59	MG	CA	1640	1/1	0.15	-1.74	80,80,80,80	0
59	MG	BA	3123	1/1	0.14	-1.79	11,11,11,11	0

*Continued on next page...*



*Continued from previous page...*

Mol	Type	Chain	Res	Atoms	RSR	LLDF	B-factors(Å <sup>2</sup> )	Q<0.9
59	MG	DA	3093	1/1	0.15	-1.80	234,234,234,234	0
59	MG	DA	3095	1/1	0.19	-1.80	122,122,122,122	0
59	MG	CA	1605	1/1	0.13	-1.81	32,32,32,32	0
59	MG	DA	3116	1/1	0.13	-1.84	54,54,54,54	0
59	MG	DA	3072	1/1	0.16	-1.86	131,131,131,131	0
59	MG	DA	3009	1/1	0.14	-1.87	100,100,100,100	0
59	MG	DA	3071	1/1	0.18	-1.92	74,74,74,74	0
59	MG	CA	1633	1/1	0.14	-1.94	138,138,138,138	0
59	MG	DA	3104	1/1	0.16	-1.94	33,33,33,33	0
59	MG	DA	3080	1/1	0.11	-1.95	152,152,152,152	0
59	MG	AA	1604	1/1	0.09	-1.98	121,121,121,121	0
59	MG	DA	3037	1/1	0.10	-2.00	97,97,97,97	0
59	MG	DA	3008	1/1	0.17	-2.02	112,112,112,112	0
59	MG	BA	3017	1/1	0.10	-2.05	33,33,33,33	0
59	MG	AA	1629	1/1	0.11	-2.06	84,84,84,84	0
59	MG	BA	3027	1/1	0.15	-2.07	119,119,119,119	0
59	MG	DA	3112	1/1	0.14	-2.09	80,80,80,80	0
59	MG	BA	3052	1/1	0.15	-2.12	46,46,46,46	0
59	MG	BA	3116	1/1	0.13	-2.15	71,71,71,71	0
59	MG	CA	1602	1/1	0.15	-2.15	145,145,145,145	0
59	MG	BA	3104	1/1	0.16	-2.16	13,13,13,13	0
59	MG	DA	3024	1/1	0.20	-2.17	100,100,100,100	0
59	MG	DA	3113	1/1	0.11	-2.22	121,121,121,121	0
59	MG	BA	3049	1/1	0.13	-2.23	6,6,6,6	0
61	ZN	D4	101	1/1	0.10	-2.27	157,157,157,157	0
59	MG	AA	1609	1/1	0.12	-2.39	54,54,54,54	0
59	MG	CA	1641	1/1	0.11	-2.40	82,82,82,82	0
59	MG	DA	3092	1/1	0.25	-2.42	119,119,119,119	0
59	MG	DA	3089	1/1	0.18	-2.42	100,100,100,100	0
59	MG	DA	3131	1/1	0.16	-2.45	91,91,91,91	0
59	MG	BA	3065	1/1	0.11	-2.46	20,20,20,20	0
59	MG	AA	1643	1/1	0.11	-2.46	43,43,43,43	0
59	MG	AA	1602	1/1	0.12	-2.49	152,152,152,152	0
59	MG	AA	1606	1/1	0.10	-2.50	72,72,72,72	0
59	MG	DA	3119	1/1	0.12	-2.50	67,67,67,67	0
59	MG	DA	3107	1/1	0.21	-2.53	91,91,91,91	0
59	MG	AA	1615	1/1	0.08	-2.56	128,128,128,128	0
59	MG	DA	3032	1/1	0.18	-2.59	131,131,131,131	0
59	MG	CA	1613	1/1	0.15	-2.61	107,107,107,107	0
59	MG	DA	3065	1/1	0.18	-2.61	77,77,77,77	0
59	MG	BA	3121	1/1	0.11	-2.67	35,35,35,35	0
59	MG	BA	3112	1/1	0.08	-2.68	41,41,41,41	0

*Continued on next page...*

*Continued from previous page...*

Mol	Type	Chain	Res	Atoms	RSR	LLDF	B-factors( $\text{\AA}^2$ )	Q<0.9
59	MG	AA	1623	1/1	0.08	-2.68	89,89,89,89	0
59	MG	DA	3070	1/1	0.14	-2.69	60,60,60,60	0
59	MG	AA	1634	1/1	0.09	-2.75	62,62,62,62	0
59	MG	DA	3061	1/1	0.11	-2.78	131,131,131,131	0
59	MG	CA	1609	1/1	0.14	-2.87	97,97,97,97	0
59	MG	DA	3017	1/1	0.13	-2.88	51,51,51,51	0
59	MG	AA	1603	1/1	0.12	-2.89	131,131,131,131	0
59	MG	BA	3071	1/1	0.11	-2.90	7,7,7,7	0
59	MG	BA	3132	1/1	0.13	-2.92	1,1,1,1	0
59	MG	BA	3047	1/1	0.08	-2.93	151,151,151,151	0
59	MG	DA	3042	1/1	0.18	-2.94	99,99,99,99	0
61	ZN	B4	101	1/1	0.09	-2.95	118,118,118,118	0
59	MG	DA	3052	1/1	0.12	-2.99	56,56,56,56	0
59	MG	BA	3045	1/1	0.14	-3.00	30,30,30,30	0
59	MG	DA	3068	1/1	0.14	-3.04	67,67,67,67	0
59	MG	DA	3117	1/1	0.19	-3.11	73,73,73,73	0
59	MG	BA	3118	1/1	0.13	-3.12	23,23,23,23	0
59	MG	BA	3086	1/1	0.13	-3.19	134,134,134,134	0
59	MG	DA	3073	1/1	0.06	-3.26	148,148,148,148	0
59	MG	BA	3005	1/1	0.11	-3.29	75,75,75,75	0
59	MG	DA	3088	1/1	0.17	-3.32	170,170,170,170	0
59	MG	DA	3118	1/1	0.10	-3.39	59,59,59,59	0
59	MG	DA	3124	1/1	0.17	-3.49	70,70,70,70	0
59	MG	DA	3021	1/1	0.15	-3.55	83,83,83,83	0
59	MG	CA	1610	1/1	0.06	-3.60	151,151,151,151	0
59	MG	AA	1612	1/1	0.09	-3.64	85,85,85,85	0
59	MG	CA	1601	1/1	0.10	-3.67	120,120,120,120	0
59	MG	DA	3054	1/1	0.15	-3.72	70,70,70,70	0
59	MG	DA	3121	1/1	0.14	-3.75	122,122,122,122	0
59	MG	CA	1638	1/1	0.09	-3.85	141,141,141,141	0
59	MG	BB	204	1/1	0.07	-3.92	23,23,23,23	0
59	MG	DA	3051	1/1	0.12	-3.93	91,91,91,91	0
59	MG	BA	3092	1/1	0.07	-3.97	70,70,70,70	0
59	MG	AA	1625	1/1	0.08	-4.00	64,64,64,64	0
59	MG	BA	3127	1/1	0.13	-4.00	2,2,2,2	0
59	MG	AA	1601	1/1	0.07	-4.09	77,77,77,77	0
59	MG	BA	3128	1/1	0.11	-4.11	15,15,15,15	0
59	MG	BA	3076	1/1	0.09	-4.13	119,119,119,119	0
59	MG	DB	201	1/1	0.10	-4.27	88,88,88,88	0
59	MG	BA	3068	1/1	0.10	-4.57	151,151,151,151	0
59	MG	BA	3024	1/1	0.11	-4.58	18,18,18,18	0
59	MG	DA	3035	1/1	0.14	-4.59	79,79,79,79	0

*Continued on next page...*

*Continued from previous page...*

Mol	Type	Chain	Res	Atoms	RSR	LLDF	B-factors( $\text{\AA}^2$ )	Q<0.9
59	MG	BB	202	1/1	0.06	-4.62	64,64,64,64	0
59	MG	BA	3023	1/1	0.10	-4.63	16,16,16,16	0
59	MG	BA	3108	1/1	0.10	-4.67	83,83,83,83	0
59	MG	AA	1613	1/1	0.08	-4.76	50,50,50,50	0
59	MG	CA	1634	1/1	0.10	-4.78	74,74,74,74	0
59	MG	BA	3044	1/1	0.06	-4.85	43,43,43,43	0
59	MG	DA	3056	1/1	0.17	-4.87	72,72,72,72	0
59	MG	DA	3039	1/1	0.16	-4.92	79,79,79,79	0
59	MG	DA	3001	1/1	0.08	-4.93	149,149,149,149	0
59	MG	BA	3002	1/1	0.09	-5.03	85,85,85,85	0
59	MG	BA	3050	1/1	0.08	-5.03	33,33,33,33	0
59	MG	BA	3012	1/1	0.13	-5.04	1,1,1,1	0
59	MG	BA	3058	1/1	0.04	-5.23	47,47,47,47	0
59	MG	BA	3087	1/1	0.11	-5.31	36,36,36,36	0
59	MG	BA	3097	1/1	0.10	-5.44	33,33,33,33	0
59	MG	BA	3031	1/1	0.11	-5.48	26,26,26,26	0
59	MG	BA	3067	1/1	0.12	-5.48	17,17,17,17	0
59	MG	AA	1611	1/1	0.07	-5.56	60,60,60,60	0
59	MG	DA	3040	1/1	0.15	-5.59	65,65,65,65	0
59	MG	BA	3035	1/1	0.09	-5.66	5,5,5,5	0
59	MG	BA	3088	1/1	0.09	-5.69	62,62,62,62	0
59	MG	DA	3066	1/1	0.13	-5.87	61,61,61,61	0
59	MG	BA	3075	1/1	0.05	-5.93	26,26,26,26	0
59	MG	BA	3046	1/1	0.09	-5.99	12,12,12,12	0
59	MG	BA	3115	1/1	0.10	-6.00	7,7,7,7	0
59	MG	BA	3113	1/1	0.09	-6.10	138,138,138,138	0
59	MG	BA	3006	1/1	0.08	-6.18	31,31,31,31	0
59	MG	BA	3038	1/1	0.10	-6.44	12,12,12,12	0
59	MG	BA	3003	1/1	0.10	-6.50	58,58,58,58	0
59	MG	BA	3082	1/1	0.11	-6.51	109,109,109,109	0
59	MG	BA	3020	1/1	0.10	-6.57	11,11,11,11	0
59	MG	BA	3066	1/1	0.10	-6.66	21,21,21,21	0
59	MG	BA	3016	1/1	0.09	-6.79	4,4,4,4	0
59	MG	DA	3023	1/1	0.12	-6.80	111,111,111,111	0
59	MG	DA	3034	1/1	0.16	-6.90	78,78,78,78	0
59	MG	DA	3090	1/1	0.11	-7.00	78,78,78,78	0
59	MG	AA	1632	1/1	0.07	-7.32	90,90,90,90	0
59	MG	BA	3080	1/1	0.04	-7.46	26,26,26,26	0
59	MG	BA	3101	1/1	0.06	-7.63	18,18,18,18	0
59	MG	DA	3122	1/1	0.14	-7.68	94,94,94,94	0
59	MG	CA	1604	1/1	0.05	-7.78	57,57,57,57	0
59	MG	DA	3101	1/1	0.12	-8.04	75,75,75,75	0

*Continued on next page...*

*Continued from previous page...*

Mol	Type	Chain	Res	Atoms	RSR	LLDF	B-factors( $\text{\AA}^2$ )	Q<0.9
59	MG	DA	3055	1/1	0.11	-8.31	72,72,72,72	0
59	MG	AA	1607	1/1	0.09	-8.33	105,105,105,105	0
59	MG	AA	1640	1/1	0.05	-8.33	84,84,84,84	0
59	MG	BA	3032	1/1	0.12	-8.46	25,25,25,25	0
59	MG	DA	3041	1/1	0.12	-8.73	110,110,110,110	0
59	MG	DA	3038	1/1	0.13	-8.91	203,203,203,203	0
59	MG	BA	3043	1/1	0.06	-9.09	18,18,18,18	0
59	MG	DA	3114	1/1	0.08	-9.52	147,147,147,147	0
59	MG	BA	3010	1/1	0.07	-9.88	17,17,17,17	0
59	MG	BA	3091	1/1	0.07	-10.75	49,49,49,49	0
59	MG	BA	3093	1/1	0.07	-13.77	35,35,35,35	0
59	MG	BA	3026	1/1	0.07	-15.26	32,32,32,32	0
59	MG	AA	1626	1/1	0.10	-19.65	52,52,52,52	0
59	MG	BA	3054	1/1	0.10	-24.19	58,58,58,58	0
59	MG	BA	3094	1/1	0.05	-35.95	22,22,22,22	0
59	MG	DA	3010	1/1	0.62	-	195,195,195,195	0

## 6.5 Other polymers ⓘ

There are no such residues in this entry.