



Full wwPDB X-ray Structure Validation Report

Jun 16, 2014 – 07:09 PM BST

PDB ID : 4V7U
Title : Crystal structure of the E. coli ribosome bound to erythromycin.
Authors : Dunkle, J.A.; Xiong, L.; Mankin, A.S.; Cate, J.H.D.
Deposited on : 2010-08-15
Resolution : 3.10 Å(reported)

This is a full wwPDB validation report for a publicly released PDB entry.
We welcome your comments at validation@mail.wwpdb.org
A user guide is available at <http://wwpdb.org/ValidationPDFNotes.html>

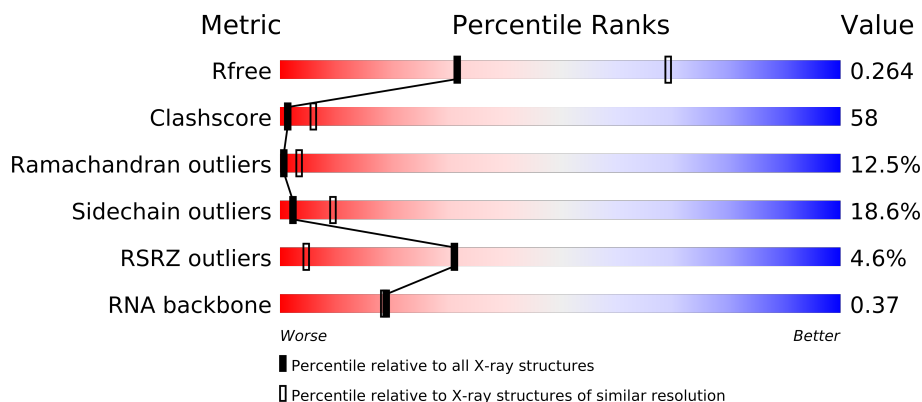
The following versions of software and data (see [references](#)) were used in the production of this report:

MolProbity : 4.02b-467
Mogul : 1.16 November 2013
Xtriage (Phenix) : dev-1323
EDS : stable23397
Percentile statistics : 21963
Refmac : 5.8.0049
CCP4 : 6.3.0 (Settle)
Ideal geometry (proteins) : Engh & Huber (2001)
Ideal geometry (DNA, RNA) : Parkinson et. al. (1996)
Validation Pipeline (wwPDB-VP) : stable23397

1 Overall quality at a glance

The reported resolution of this entry is 3.10 Å.

Percentile scores (ranging between 0-100) for global validation metrics of the entry are shown in the following graphic. The table shows the number of entries on which the scores are based.



Metric	Whole archive (#Entries)	Similar resolution (#Entries, resolution range(Å))
R_{free}	66092	1007 (3.18-3.02)
Clashscore	79885	1078 (3.16-3.04)
Ramachandran outliers	78287	1044 (3.16-3.04)
Sidechain outliers	78261	1044 (3.16-3.04)
RSRZ outliers	66119	1008 (3.18-3.02)
RNA backbone	1838	1047 (3.60-2.60)

The table below summarises the geometric issues observed across the polymeric chains and their fit to the electron density. The red, orange, yellow and green segments on the lower bar indicate the fraction of residues that contain outliers for ≥ 3 , 2, 1 and 0 types of geometric quality criteria. The upper red bar (where present) indicates the fraction of residues that have poor fit to the electron density.

Mol	Chain	Length	Quality of chain
1	AA	1533	
2	AB	218	
2	CB	218	
3	AC	206	
3	CC	206	
4	AD	205	
4	CD	205	
5	AE	150	
5	CE	150	
6	AF	100	
6	CF	100	
7	AG	151	

Continued on next page...

Continued from previous page...

Mol	Chain	Length	Quality of chain
8	AH	129	
8	CH	129	
9	AI	127	
9	CI	127	
10	AJ	98	
10	CJ	98	
11	AK	117	
11	CK	117	
12	AL	123	
12	CL	123	
13	AM	114	
14	AN	100	
14	CN	100	
15	AO	88	
15	CO	88	
16	AP	82	
17	AQ	80	
17	CQ	80	
18	AR	55	
18	CR	55	
19	AS	79	
19	CS	79	
20	AT	85	
20	CT	85	
21	AU	51	
21	CU	51	
22	BA	2904	
22	DA	2904	
23	BB	118	
24	BC	271	
24	DC	271	
25	BD	209	
25	DD	209	
26	BE	201	
26	DE	201	
27	BF	177	
28	BG	176	
28	DG	176	
29	BH	149	
29	DH	149	
30	BI	141	
30	DI	141	

Continued on next page...

Continued from previous page...

Mol	Chain	Length	Quality of chain
31	BJ	142	
31	DJ	142	
32	BK	122	
32	DK	122	
33	BL	143	
33	DL	143	
34	BM	136	
34	DM	136	
35	BN	120	
35	DN	120	
36	BO	116	
36	DO	116	
37	BP	114	
37	DP	114	
38	BQ	117	
38	DQ	117	
39	BR	103	
39	DR	103	
40	BS	110	
40	DS	110	
41	BT	93	
41	DT	93	
42	BU	102	
42	DU	102	
43	BV	94	
43	DV	94	
44	BW	79	
44	DW	79	
45	BX	77	
45	DX	77	
46	BY	63	
46	DY	63	
47	BZ	58	
47	DZ	58	
48	B0	56	
48	D0	56	
49	B1	50	
49	D1	50	
50	B2	46	
50	D2	46	
51	B3	64	
51	D3	64	

Continued on next page...

Continued from previous page...

Mol	Chain	Length	Quality of chain
52	B4	38	
52	D4	38	
53	CA	1530	
54	CG	150	
55	CM	113	
56	CP	80	
57	DB	117	
58	DF	178	

The following table lists non-polymeric compounds that are outliers for geometric or electron-density-fit criteria:

Mol	Type	Chain	Res	Geometry	Electron density
59	MG	AA	1604	-	X
59	MG	AA	1612	-	X
59	MG	AA	1617	-	X
59	MG	AA	1620	-	X
59	MG	AA	1624	-	X
59	MG	AA	1625	-	X
59	MG	AA	1639	-	X
59	MG	BA	3004	-	X
59	MG	BA	3011	-	X
59	MG	BA	3014	-	X
59	MG	BA	3018	-	X
59	MG	BA	3019	-	X
59	MG	BA	3020	-	X
59	MG	BA	3025	-	X
59	MG	BA	3027	-	X
59	MG	BA	3030	-	X
59	MG	BA	3034	-	X
59	MG	BA	3036	-	X
59	MG	BA	3039	-	X
59	MG	BA	3040	-	X
59	MG	BA	3041	-	X
59	MG	BA	3044	-	X
59	MG	BA	3047	-	X
59	MG	BA	3048	-	X
59	MG	BA	3055	-	X
59	MG	BA	3056	-	X
59	MG	BA	3057	-	X
59	MG	BA	3059	-	X
59	MG	BA	3060	-	X

Continued on next page...

Continued from previous page...

Mol	Type	Chain	Res	Geometry	Electron density
59	MG	BA	3061	-	X
59	MG	BA	3063	-	X
59	MG	BA	3070	-	X
59	MG	BA	3075	-	X
59	MG	BA	3077	-	X
59	MG	BA	3082	-	X
59	MG	BA	3083	-	X
59	MG	BA	3084	-	X
59	MG	BA	3086	-	X
59	MG	BA	3087	-	X
59	MG	BA	3091	-	X
59	MG	BA	3097	-	X
59	MG	BA	3100	-	X
59	MG	BA	3103	-	X
59	MG	BA	3104	-	X
59	MG	BA	3107	-	X
59	MG	BA	3108	-	X
59	MG	BA	3110	-	X
59	MG	BA	3112	-	X
59	MG	BA	3118	-	X
59	MG	BA	3121	-	X
59	MG	BA	3123	-	X
59	MG	BA	3124	-	X
59	MG	BA	3125	-	X
59	MG	BA	3128	-	X
59	MG	BA	3130	-	X
59	MG	BA	3132	-	X
59	MG	BA	3133	-	X
59	MG	BA	3134	-	X
59	MG	BA	3135	-	X
59	MG	BB	201	-	X
59	MG	CA	1612	-	X
59	MG	CA	1614	-	X
59	MG	CA	1624	-	X
59	MG	CA	1625	-	X
59	MG	CA	1626	-	X
59	MG	CA	1627	-	X
59	MG	CA	1628	-	X
59	MG	CA	1640	-	X
59	MG	DA	3002	-	X
59	MG	DA	3005	-	X
59	MG	DA	3010	-	X

Continued on next page...

Continued from previous page...

Mol	Type	Chain	Res	Geometry	Electron density
59	MG	DA	3013	-	X
59	MG	DA	3014	-	X
59	MG	DA	3015	-	X
59	MG	DA	3016	-	X
59	MG	DA	3020	-	X
59	MG	DA	3026	-	X
59	MG	DA	3028	-	X
59	MG	DA	3029	-	X
59	MG	DA	3033	-	X
59	MG	DA	3045	-	X
59	MG	DA	3047	-	X
59	MG	DA	3049	-	X
59	MG	DA	3051	-	X
59	MG	DA	3057	-	X
59	MG	DA	3058	-	X
59	MG	DA	3059	-	X
59	MG	DA	3060	-	X
59	MG	DA	3062	-	X
59	MG	DA	3063	-	X
59	MG	DA	3064	-	X
59	MG	DA	3074	-	X
59	MG	DA	3075	-	X
59	MG	DA	3077	-	X
59	MG	DA	3078	-	X
59	MG	DA	3079	-	X
59	MG	DA	3082	-	X
59	MG	DA	3091	-	X
59	MG	DA	3097	-	X
59	MG	DA	3099	-	X
59	MG	DA	3108	-	X
59	MG	DA	3109	-	X
59	MG	DA	3125	-	X
59	MG	DA	3127	-	X
59	MG	DA	3129	-	X
59	MG	DA	3130	-	X
59	MG	DA	3133	-	X
59	MG	DJ	201	-	X

2 Entry composition

There are 62 unique types of molecules in this entry. The entry contains 284525 atoms, of which 0 are hydrogen and 0 are deuterium.

In the tables below, the ZeroOcc column contains the number of atoms modelled with zero occupancy, the AltConf column contains the number of residues with at least one atom in alternate conformation and the Trace column contains the number of residues modelled with at most 2 atoms.

- Molecule 1 is a RNA chain called 16S rRNA.

Mol	Chain	Residues	Atoms					ZeroOcc	AltConf	Trace
1	AA	1533	Total	C	N	O	P	0	0	0
			32895	14671	6036	10655	1533			

- Molecule 2 is a protein called 30S ribosomal protein S2.

Mol	Chain	Residues	Atoms					ZeroOcc	AltConf	Trace
2	AB	218	Total	C	N	O	S	0	0	0
			1705	1081	305	312	7			
2	CB	218	Total	C	N	O	S	0	0	0
			1705	1081	305	312	7			

- Molecule 3 is a protein called 30S ribosomal protein S3.

Mol	Chain	Residues	Atoms					ZeroOcc	AltConf	Trace
3	AC	206	Total	C	N	O	S	0	0	0
			1625	1028	305	289	3			
3	CC	206	Total	C	N	O	S	0	0	0
			1625	1028	305	289	3			

- Molecule 4 is a protein called 30S ribosomal protein S4.

Mol	Chain	Residues	Atoms					ZeroOcc	AltConf	Trace
4	AD	205	Total	C	N	O	S	0	0	0
			1643	1026	315	298	4			
4	CD	205	Total	C	N	O	S	0	0	0
			1643	1026	315	298	4			

- Molecule 5 is a protein called 30S ribosomal protein S5.

Mol	Chain	Residues	Atoms					ZeroOcc	AltConf	Trace
5	AE	150	Total	C	N	O	S	0	0	0
			1106	687	211	202	6			

Continued on next page...

Continued from previous page...

Mol	Chain	Residues	Atoms					ZeroOcc	AltConf	Trace
5	CE	150	Total	C	N	O	S	0	0	0
			1106	687	211	202	6			

- Molecule 6 is a protein called 30S ribosomal protein S6.

Mol	Chain	Residues	Atoms					ZeroOcc	AltConf	Trace
6	AF	100	Total	C	N	O	S	0	0	0
			818	515	148	149	6			
6	CF	100	Total	C	N	O	S	0	0	0
			818	515	148	149	6			

- Molecule 7 is a protein called 30S ribosomal protein S7.

Mol	Chain	Residues	Atoms					ZeroOcc	AltConf	Trace
7	AG	151	Total	C	N	O	S	0	0	0
			1182	735	227	216	4			

- Molecule 8 is a protein called 30S ribosomal protein S8.

Mol	Chain	Residues	Atoms					ZeroOcc	AltConf	Trace
8	AH	129	Total	C	N	O	S	0	0	0
			979	616	173	184	6			
8	CH	129	Total	C	N	O	S	0	0	0
			979	616	173	184	6			

- Molecule 9 is a protein called 30S ribosomal protein S9.

Mol	Chain	Residues	Atoms					ZeroOcc	AltConf	Trace
9	AI	127	Total	C	N	O	S	0	0	0
			1022	634	206	179	3			
9	CI	127	Total	C	N	O	S	0	0	0
			1022	634	206	179	3			

- Molecule 10 is a protein called 30S ribosomal protein S10.

Mol	Chain	Residues	Atoms					ZeroOcc	AltConf	Trace
10	AJ	98	Total	C	N	O	S	0	0	0
			787	493	150	143	1			
10	CJ	98	Total	C	N	O	S	0	0	0
			787	493	150	143	1			

- Molecule 11 is a protein called 30S ribosomal protein S11.

Mol	Chain	Residues	Atoms					ZeroOcc	AltConf	Trace
11	AK	117	Total	C	N	O	S	0	0	0
			877	540	174	160	3			
11	CK	117	Total	C	N	O	S	0	0	0
			877	540	174	160	3			

- Molecule 12 is a protein called 30S ribosomal protein S12.

Mol	Chain	Residues	Atoms					ZeroOcc	AltConf	Trace
12	AL	123	Total	C	N	O	S	0	0	0
			955	590	196	165	4			
12	CL	123	Total	C	N	O	S	0	0	0
			955	590	196	165	4			

- Molecule 13 is a protein called 30S ribosomal protein S13.

Mol	Chain	Residues	Atoms					ZeroOcc	AltConf	Trace
13	AM	114	Total	C	N	O	S	0	0	0
			884	546	178	157	3			

- Molecule 14 is a protein called 30S ribosomal protein S14.

Mol	Chain	Residues	Atoms					ZeroOcc	AltConf	Trace
14	AN	96	Total	C	N	O	S	0	0	0
			774	483	160	128	3			
14	CN	95	Total	C	N	O	S	0	0	0
			769	480	159	127	3			

- Molecule 15 is a protein called 30S ribosomal protein S15.

Mol	Chain	Residues	Atoms					ZeroOcc	AltConf	Trace
15	AO	88	Total	C	N	O	S	0	0	0
			714	439	144	130	1			
15	CO	88	Total	C	N	O	S	0	0	0
			714	439	144	130	1			

- Molecule 16 is a protein called 30S ribosomal protein S16.

Mol	Chain	Residues	Atoms					ZeroOcc	AltConf	Trace
16	AP	82	Total	C	N	O	S	0	0	0
			649	406	128	114	1			

- Molecule 17 is a protein called 30S ribosomal protein S17.

Mol	Chain	Residues	Atoms					ZeroOcc	AltConf	Trace
17	AQ	80	Total	C	N	O	S	0	0	0
			649	411	121	114	3			
17	CQ	80	Total	C	N	O	S	0	0	0
			649	411	121	114	3			

- Molecule 18 is a protein called 30S ribosomal protein S18.

Mol	Chain	Residues	Atoms					ZeroOcc	AltConf	Trace
18	AR	55	Total	C	N	O	S	0	0	0
			456	288	86	82				
18	CR	55	Total	C	N	O	S	0	0	0
			456	288	86	82				

- Molecule 19 is a protein called 30S ribosomal protein S19.

Mol	Chain	Residues	Atoms					ZeroOcc	AltConf	Trace
19	AS	79	Total	C	N	O	S	0	0	0
			638	408	120	108	2			
19	CS	79	Total	C	N	O	S	0	0	0
			638	408	120	108	2			

- Molecule 20 is a protein called 30S ribosomal protein S20.

Mol	Chain	Residues	Atoms					ZeroOcc	AltConf	Trace
20	AT	85	Total	C	N	O	S	0	0	0
			665	411	137	114	3			
20	CT	85	Total	C	N	O	S	0	0	0
			665	411	137	114	3			

- Molecule 21 is a protein called 30S ribosomal protein S21.

Mol	Chain	Residues	Atoms					ZeroOcc	AltConf	Trace
21	AU	51	Total	C	N	O	S	0	0	0
			426	265	86	74	1			
21	CU	51	Total	C	N	O	S	0	0	0
			426	265	86	74	1			

- Molecule 22 is a RNA chain called 23S rRNA.

Mol	Chain	Residues	Atoms					ZeroOcc	AltConf	Trace
22	BA	2854	Total	C	N	O	P	0	0	0
			61274	27334	11279	19807	2854			

Continued on next page...

Continued from previous page...

Mol	Chain	Residues	Atoms					ZeroOcc	AltConf	Trace
22	DA	2841	Total	C	N	O	P	0	0	0
			60995	27210	11229	19715	2841			

- Molecule 23 is a RNA chain called 5S rRNA.

Mol	Chain	Residues	Atoms					ZeroOcc	AltConf	Trace
23	BB	118	Total	C	N	O	P	0	0	0
			2529	1126	464	821	118			

- Molecule 24 is a protein called 50S ribosomal protein L2.

Mol	Chain	Residues	Atoms					ZeroOcc	AltConf	Trace
24	BC	271	Total	C	N	O	S	0	0	0
			2083	1288	423	365	7			
24	DC	271	Total	C	N	O	S	0	0	0
			2083	1288	423	365	7			

- Molecule 25 is a protein called 50S ribosomal protein L3.

Mol	Chain	Residues	Atoms					ZeroOcc	AltConf	Trace
25	BD	209	Total	C	N	O	S	0	0	0
			1565	979	288	294	4			
25	DD	209	Total	C	N	O	S	0	0	0
			1565	979	288	294	4			

- Molecule 26 is a protein called 50S ribosomal protein L4.

Mol	Chain	Residues	Atoms					ZeroOcc	AltConf	Trace
26	BE	201	Total	C	N	O	S	0	0	0
			1552	974	283	290	5			
26	DE	201	Total	C	N	O	S	0	0	0
			1552	974	283	290	5			

- Molecule 27 is a protein called 50S ribosomal protein L5.

Mol	Chain	Residues	Atoms					ZeroOcc	AltConf	Trace
27	BF	177	Total	C	N	O	S	0	0	0
			1411	899	249	257	6			

- Molecule 28 is a protein called 50S ribosomal protein L6.

Mol	Chain	Residues	Atoms					ZeroOcc	AltConf	Trace
28	BG	176	Total	C	N	O	S	0	0	0
			1323	832	243	246	2			
28	DG	176	Total	C	N	O	S	0	0	0
			1323	832	243	246	2			

- Molecule 29 is a protein called 50S ribosomal protein L9.

Mol	Chain	Residues	Atoms					ZeroOcc	AltConf	Trace
29	BH	149	Total	C	N	O	S	0	0	0
			1111	699	197	214	1			
29	DH	149	Total	C	N	O	S	0	0	0
			1111	699	197	214	1			

- Molecule 30 is a protein called 50S ribosomal protein L11.

Mol	Chain	Residues	Atoms					ZeroOcc	AltConf	Trace
30	BI	141	Total	C	N	O	S	0	0	0
			1032	651	179	196	6			
30	DI	141	Total	C	N	O	S	0	0	0
			1032	651	179	196	6			

- Molecule 31 is a protein called 50S ribosomal protein L13.

Mol	Chain	Residues	Atoms					ZeroOcc	AltConf	Trace
31	BJ	142	Total	C	N	O	S	0	0	0
			1129	714	212	199	4			
31	DJ	142	Total	C	N	O	S	0	0	0
			1129	714	212	199	4			

- Molecule 32 is a protein called 50S ribosomal protein L14.

Mol	Chain	Residues	Atoms					ZeroOcc	AltConf	Trace
32	BK	122	Total	C	N	O	S	0	0	0
			939	587	180	166	6			
32	DK	122	Total	C	N	O	S	0	0	0
			939	587	180	166	6			

- Molecule 33 is a protein called 50S ribosomal protein L15.

Mol	Chain	Residues	Atoms					ZeroOcc	AltConf	Trace
33	BL	143	Total	C	N	O	S	0	0	0
			1045	649	206	189	1			

Continued on next page...

Continued from previous page...

Mol	Chain	Residues	Atoms					ZeroOcc	AltConf	Trace
33	DL	143	Total	C	N	O	S	0	0	0
			1045	649	206	189	1			

- Molecule 34 is a protein called 50S ribosomal protein L16.

Mol	Chain	Residues	Atoms					ZeroOcc	AltConf	Trace
34	BM	136	Total	C	N	O	S	0	0	0
			1074	686	205	177	6			
34	DM	136	Total	C	N	O	S	0	0	0
			1074	686	205	177	6			

- Molecule 35 is a protein called 50S ribosomal protein L17.

Mol	Chain	Residues	Atoms					ZeroOcc	AltConf	Trace
35	BN	120	Total	C	N	O	S	0	0	0
			961	593	196	167	5			
35	DN	120	Total	C	N	O	S	0	0	0
			961	593	196	167	5			

- Molecule 36 is a protein called 50S ribosomal protein L18.

Mol	Chain	Residues	Atoms					ZeroOcc	AltConf	Trace
36	BO	116	Total	C	N	O	S	0	0	0
			892	552	178	162				
36	DO	116	Total	C	N	O	S	0	0	0
			892	552	178	162				

- Molecule 37 is a protein called 50S ribosomal protein L19.

Mol	Chain	Residues	Atoms					ZeroOcc	AltConf	Trace
37	BP	114	Total	C	N	O	S	0	0	0
			917	574	179	163	1			
37	DP	114	Total	C	N	O	S	0	0	0
			917	574	179	163	1			

- Molecule 38 is a protein called 50S ribosomal protein L20.

Mol	Chain	Residues	Atoms					ZeroOcc	AltConf	Trace
38	BQ	117	Total	C	N	O	S	0	0	0
			947	604	192	151				
38	DQ	117	Total	C	N	O	S	0	0	0
			947	604	192	151				

- Molecule 39 is a protein called 50S ribosomal protein L21.

Mol	Chain	Residues	Atoms					ZeroOcc	AltConf	Trace
39	BR	103	Total	C	N	O	S	0	0	0
			816	516	153	145	2			
39	DR	103	Total	C	N	O	S	0	0	0
			816	516	153	145	2			

- Molecule 40 is a protein called 50S ribosomal protein L22.

Mol	Chain	Residues	Atoms					ZeroOcc	AltConf	Trace
40	BS	110	Total	C	N	O	S	0	0	0
			857	532	166	156	3			
40	DS	110	Total	C	N	O	S	0	0	0
			857	532	166	156	3			

- Molecule 41 is a protein called 50S ribosomal protein L23.

Mol	Chain	Residues	Atoms					ZeroOcc	AltConf	Trace
41	BT	93	Total	C	N	O	S	0	0	0
			739	466	139	132	2			
41	DT	93	Total	C	N	O	S	0	0	0
			739	466	139	132	2			

- Molecule 42 is a protein called 50S ribosomal protein L24.

Mol	Chain	Residues	Atoms				ZeroOcc	AltConf	Trace
42	BU	102	Total	C	N	O	0	0	0
			780	492	146	142			
42	DU	102	Total	C	N	O	0	0	0
			780	492	146	142			

- Molecule 43 is a protein called 50S ribosomal protein L25.

Mol	Chain	Residues	Atoms					ZeroOcc	AltConf	Trace
43	BV	94	Total	C	N	O	S	0	0	0
			753	479	137	134	3			
43	DV	94	Total	C	N	O	S	0	0	0
			753	479	137	134	3			

- Molecule 44 is a protein called 50S ribosomal protein L27.

Mol	Chain	Residues	Atoms					ZeroOcc	AltConf	Trace
44	BW	79	Total	C	N	O	S	0	0	0
			596	367	120	108	1			
44	DW	79	Total	C	N	O	S	0	0	0
			596	367	120	108	1			

- Molecule 45 is a protein called 50S ribosomal protein L28.

Mol	Chain	Residues	Atoms					ZeroOcc	AltConf	Trace
45	BX	77	Total	C	N	O	S	0	0	0
			625	388	129	106	2			
45	DX	77	Total	C	N	O	S	0	0	0
			625	388	129	106	2			

- Molecule 46 is a protein called 50S ribosomal protein L29.

Mol	Chain	Residues	Atoms					ZeroOcc	AltConf	Trace
46	BY	63	Total	C	N	O	S	0	0	0
			509	313	99	95	2			
46	DY	63	Total	C	N	O	S	0	0	0
			509	313	99	95	2			

- Molecule 47 is a protein called 50S ribosomal protein L30.

Mol	Chain	Residues	Atoms					ZeroOcc	AltConf	Trace
47	BZ	58	Total	C	N	O	S	0	0	0
			449	281	87	79	2			
47	DZ	58	Total	C	N	O	S	0	0	0
			449	281	87	79	2			

- Molecule 48 is a protein called 50S ribosomal protein L32.

Mol	Chain	Residues	Atoms					ZeroOcc	AltConf	Trace
48	B0	56	Total	C	N	O	S	0	0	0
			444	269	94	80	1			
48	D0	56	Total	C	N	O	S	0	0	0
			444	269	94	80	1			

- Molecule 49 is a protein called 50S ribosomal protein L33.

Mol	Chain	Residues	Atoms				ZeroOcc	AltConf	Trace
49	B1	50	Total	C	N	O	0	0	0
			410	263	75	72			

Continued on next page...

Continued from previous page...

Mol	Chain	Residues	Atoms				ZeroOcc	AltConf	Trace
49	D1	50	Total	C	N	O	0	0	0
			410	263	75	72			

- Molecule 50 is a protein called 50S ribosomal protein L34.

Mol	Chain	Residues	Atoms					ZeroOcc	AltConf	Trace
50	B2	46	Total	C	N	O	S	0	0	0
			377	228	90	57	2			
50	D2	46	Total	C	N	O	S	0	0	0
			377	228	90	57	2			

- Molecule 51 is a protein called 50S ribosomal protein L35.

Mol	Chain	Residues	Atoms					ZeroOcc	AltConf	Trace
51	B3	64	Total	C	N	O	S	0	0	0
			504	323	105	74	2			
51	D3	64	Total	C	N	O	S	0	0	0
			504	323	105	74	2			

- Molecule 52 is a protein called 50S ribosomal protein L36.

Mol	Chain	Residues	Atoms					ZeroOcc	AltConf	Trace
52	B4	38	Total	C	N	O	S	0	0	0
			302	185	65	48	4			
52	D4	38	Total	C	N	O	S	0	0	0
			302	185	65	48	4			

- Molecule 53 is a RNA chain called 16S rRNA.

Mol	Chain	Residues	Atoms					ZeroOcc	AltConf	Trace
53	CA	1530	Total	C	N	O	P	0	0	0
			32831	14642	6024	10635	1530			

- Molecule 54 is a protein called 30S ribosomal protein S7.

Mol	Chain	Residues	Atoms					ZeroOcc	AltConf	Trace
54	CG	150	Total	C	N	O	S	0	0	0
			1175	730	226	215	4			

- Molecule 55 is a protein called 30S ribosomal protein S13.

Mol	Chain	Residues	Atoms					ZeroOcc	AltConf	Trace
55	CM	113	Total	C	N	O	S	0	0	0
			877	541	177	156	3			

- Molecule 56 is a protein called 30S ribosomal protein S16.

Mol	Chain	Residues	Atoms					ZeroOcc	AltConf	Trace
56	CP	80	Total	C	N	O	S	0	0	0
			639	400	126	112	1			

- Molecule 57 is a RNA chain called 5S rRNA.

Mol	Chain	Residues	Atoms					ZeroOcc	AltConf	Trace
57	DB	117	Total	C	N	O	P	0	0	0
			2507	1116	459	815	117			

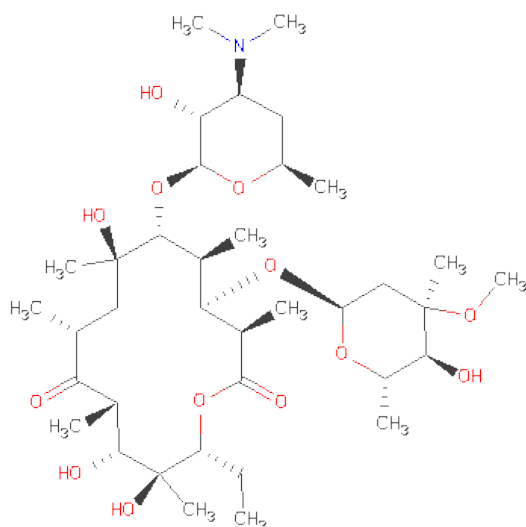
- Molecule 58 is a protein called 50S ribosomal protein L5.

Mol	Chain	Residues	Atoms					ZeroOcc	AltConf	Trace
58	DF	178	Total	C	N	O	S	0	0	0
			1420	905	251	258	6			

- Molecule 59 is MAGNESIUM ION (three-letter code: MG) (formula: Mg).

Mol	Chain	Residues	Atoms		ZeroOcc	AltConf
59	BB	4	Total	Mg	0	0
			4	4		
59	BA	135	Total	Mg	0	0
			135	135		
59	CA	42	Total	Mg	0	0
			42	42		
59	DJ	1	Total	Mg	0	0
			1	1		
59	AA	41	Total	Mg	0	0
			41	41		
59	AN	2	Total	Mg	0	0
			2	2		
59	DA	133	Total	Mg	0	0
			133	133		
59	DC	2	Total	Mg	0	0
			2	2		
59	DB	1	Total	Mg	0	0
			1	1		

- Molecule 60 is ERYTHROMYCIN A (three-letter code: ERY) (formula: $C_{37}H_{67}NO_{13}$).



Mol	Chain	Residues	Atoms				ZeroOcc	AltConf
60	BA	1	Total	C	N	O	0	0
			51	37	1	13		

- Molecule 61 is ZINC ION (three-letter code: ZN) (formula: Zn).

Mol	Chain	Residues	Atoms		ZeroOcc	AltConf
61	B4	1	Total	Zn	0	0
			1	1		
61	D4	1	Total	Zn	0	0
			1	1		

- Molecule 62 is water.

Mol	Chain	Residues	Atoms		ZeroOcc	AltConf
62	AA	197	Total	O	0	0
			197	197		
62	AE	1	Total	O	0	0
			1	1		
62	AL	1	Total	O	0	0
			1	1		
62	AN	7	Total	O	0	0
			7	7		
62	AT	1	Total	O	0	0
			1	1		
62	AU	1	Total	O	0	0
			1	1		

Continued on next page...

Continued from previous page...

Mol	Chain	Residues	Atoms	ZeroOcc	AltConf
62	BA	605	Total O 605 605	0	0
62	BB	19	Total O 19 19	0	0
62	BC	7	Total O 7 7	0	0
62	BD	3	Total O 3 3	0	0
62	BE	1	Total O 1 1	0	0
62	BL	4	Total O 4 4	0	0
62	BN	2	Total O 2 2	0	0
62	BR	1	Total O 1 1	0	0
62	BT	2	Total O 2 2	0	0
62	BV	1	Total O 1 1	0	0
62	B3	3	Total O 3 3	0	0
62	B4	2	Total O 2 2	0	0
62	CA	195	Total O 195 195	0	0
62	CE	3	Total O 3 3	0	0
62	CL	1	Total O 1 1	0	0
62	CN	3	Total O 3 3	0	0
62	CT	4	Total O 4 4	0	0
62	CU	1	Total O 1 1	0	0
62	DA	600	Total O 600 600	0	0
62	DB	3	Total O 3 3	0	0
62	DC	13	Total O 13 13	0	0

Continued on next page...

Continued from previous page...

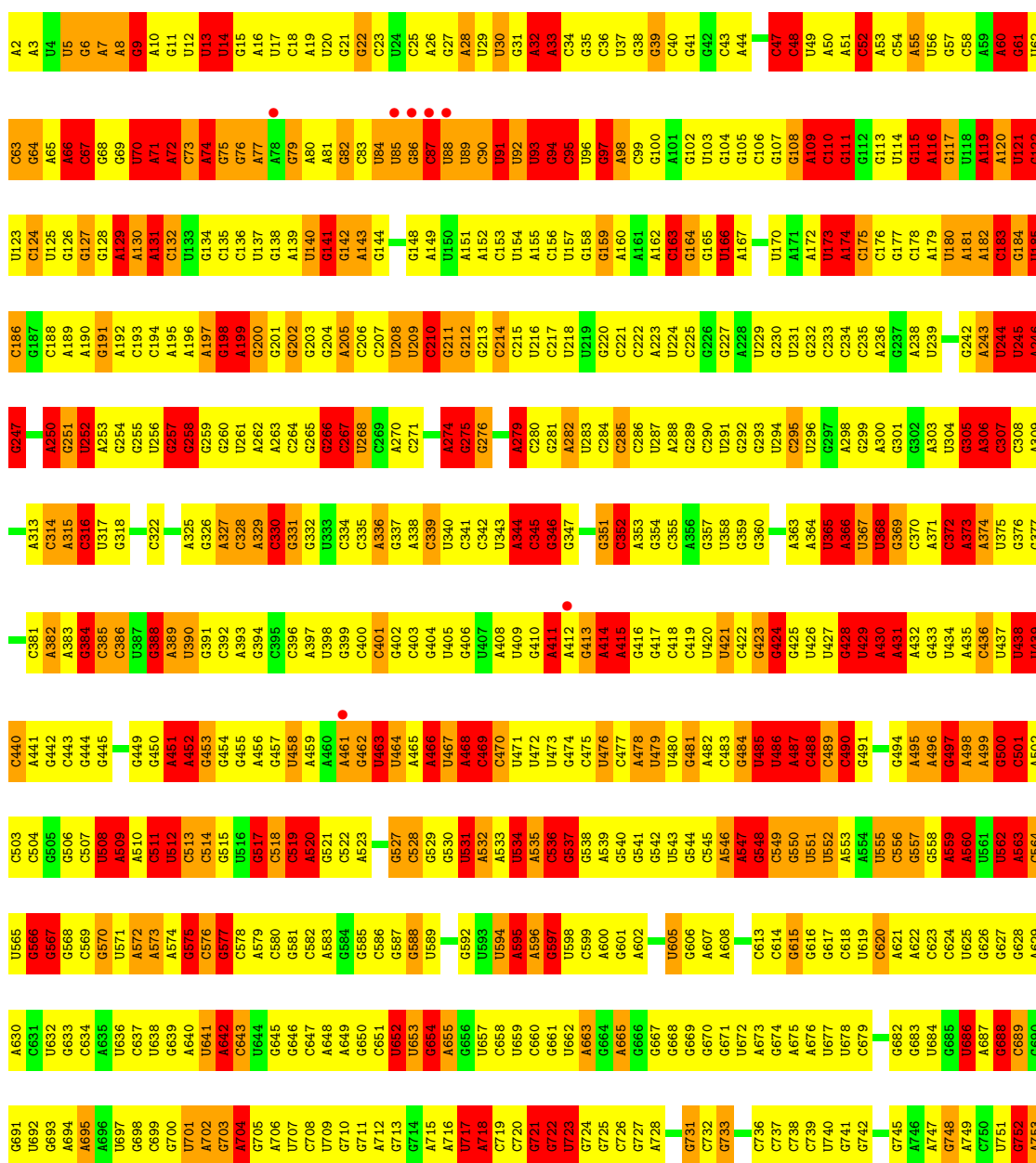
Mol	Chain	Residues	Atoms		ZeroOcc	AltConf
62	DD	2	Total 2	O 2	0	0
62	DE	4	Total 4	O 4	0	0
62	DJ	3	Total 3	O 3	0	0
62	DL	4	Total 4	O 4	0	0
62	DN	2	Total 2	O 2	0	0
62	DT	2	Total 2	O 2	0	0
62	DU	2	Total 2	O 2	0	0
62	DV	2	Total 2	O 2	0	0
62	D2	1	Total 1	O 1	0	0
62	D3	1	Total 1	O 1	0	0
62	D4	4	Total 4	O 4	0	0


3 Residue-property plots

These plots are drawn for all protein, RNA and DNA chains in the entry. The first graphic for a chain summarises the proportions of errors displayed in the second graphic. The second graphic shows the sequence view annotated by issues in geometry and electron density. Residues are color-coded according to the number of geometric quality criteria for which they contain at least one outlier: green = 0, yellow = 1, orange = 2 and red = 3 or more. A red dot above a residue indicates a poor fit to the electron density ($RSRZ > 2$). Stretches of 2 or more consecutive residues without any outlier are shown as a green connector. Residues present in the sample, but not in the model, are shown in grey.

• Molecule 1: 16S rRNA

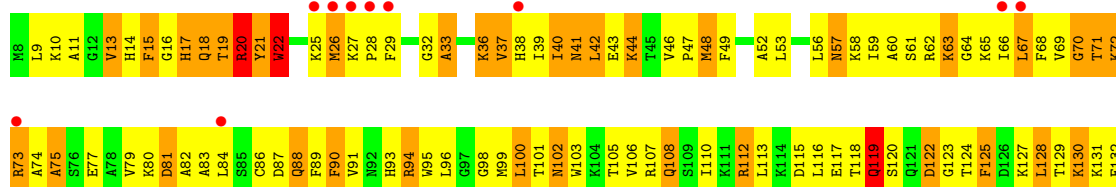
Chain AA: 

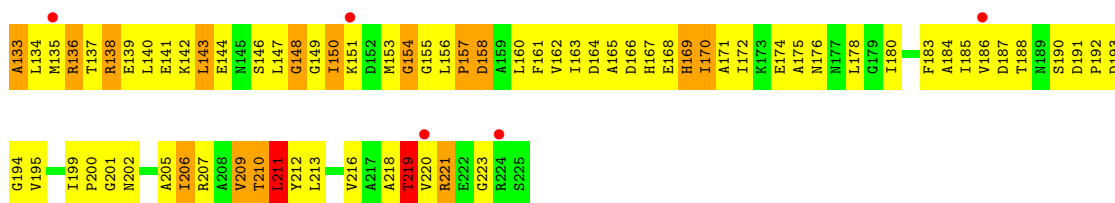




• Molecule 2: 30S ribosomal protein S2

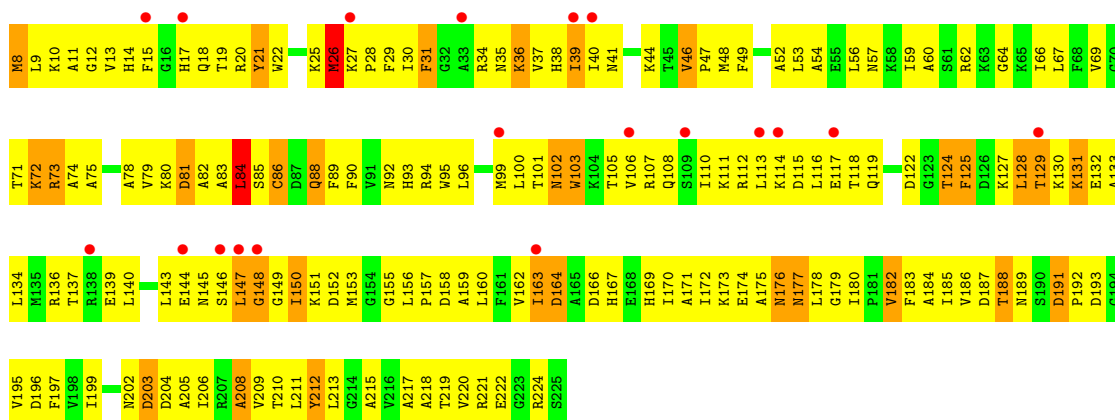
Chain AB:





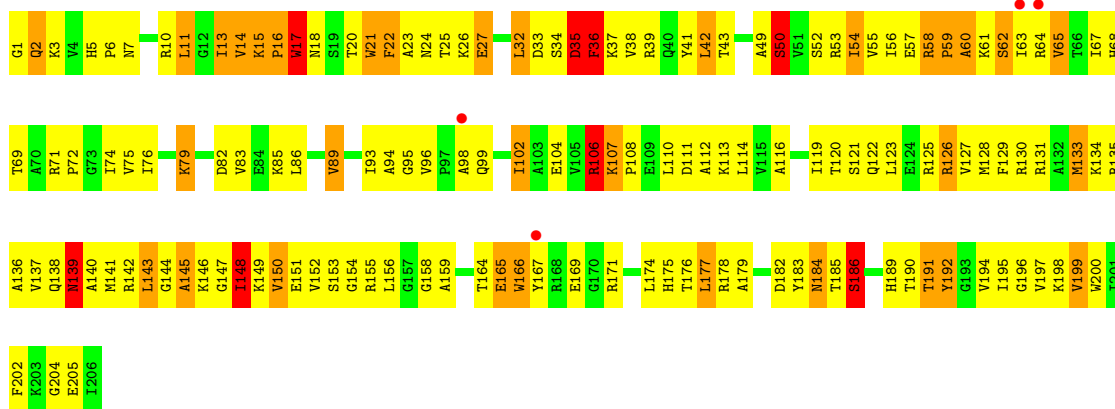
• Molecule 2: 30S ribosomal protein S2

Chain CB:



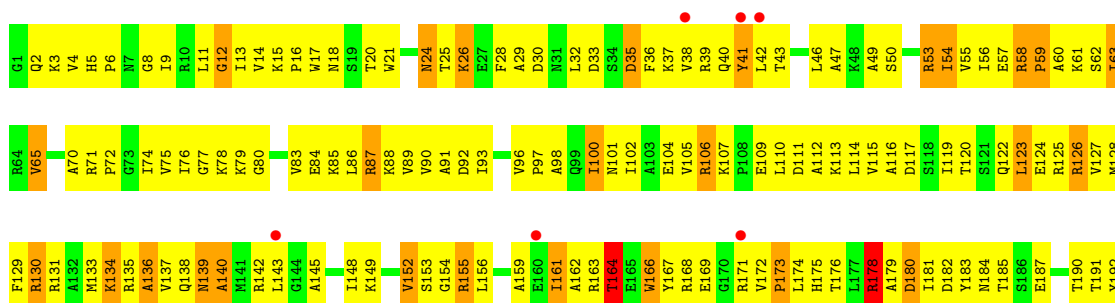
• Molecule 3: 30S ribosomal protein S3


Chain AC:



• Molecule 3: 30S ribosomal protein S3

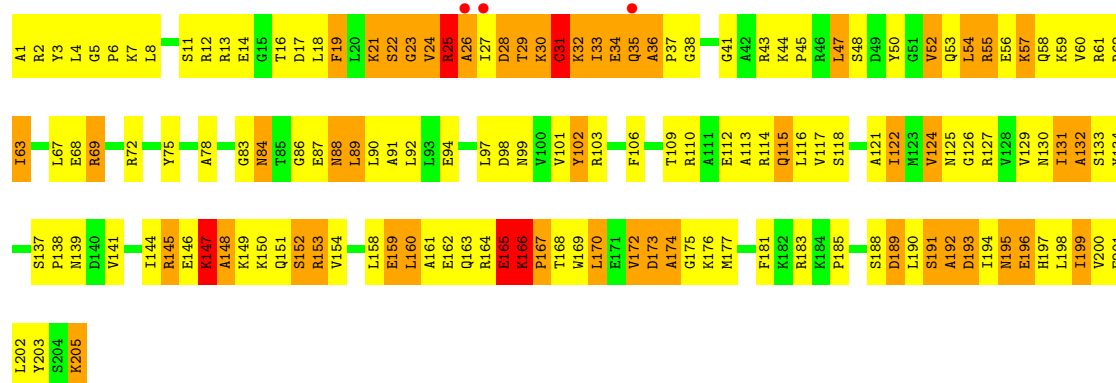
Chain CC:





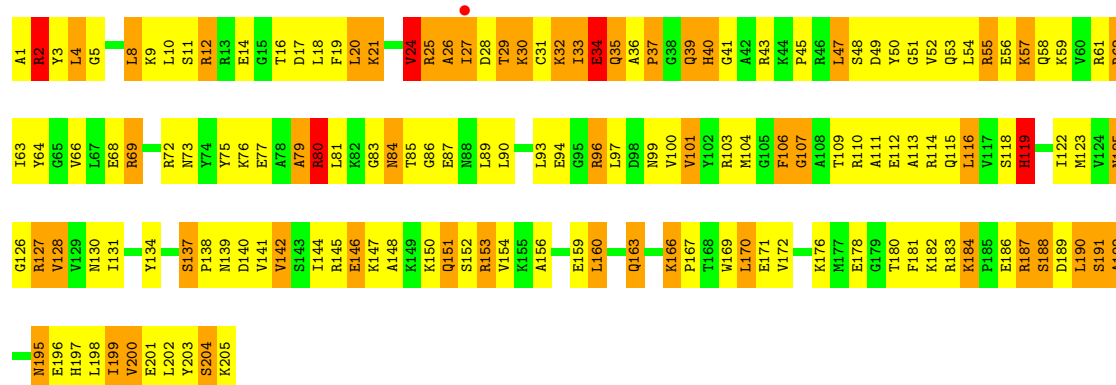
• Molecule 4: 30S ribosomal protein S4

Chain AD:



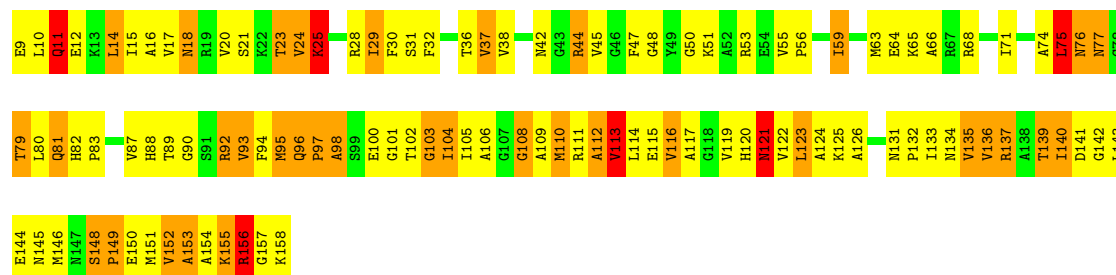
• Molecule 4: 30S ribosomal protein S4

Chain CD:



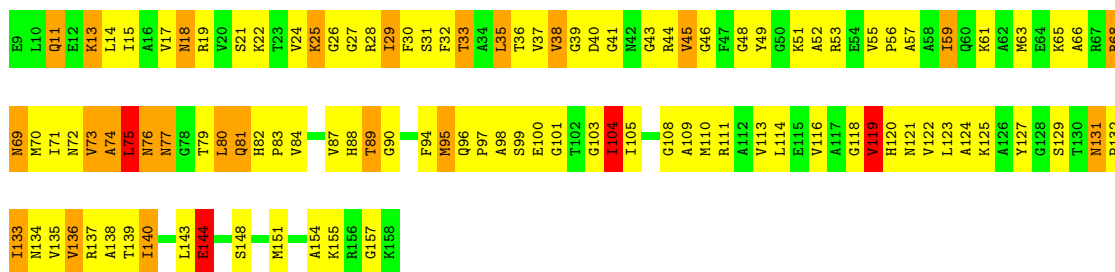
• Molecule 5: 30S ribosomal protein S5

Chain AE:



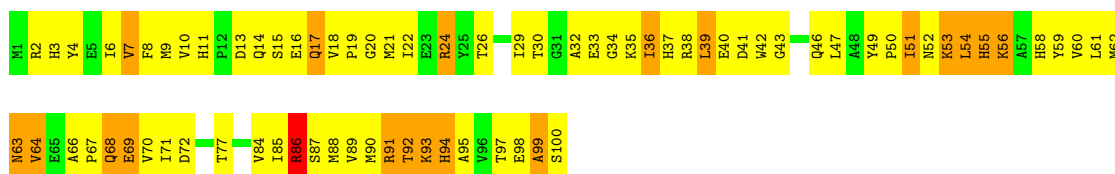
• Molecule 5: 30S ribosomal protein S5

Chain CE:



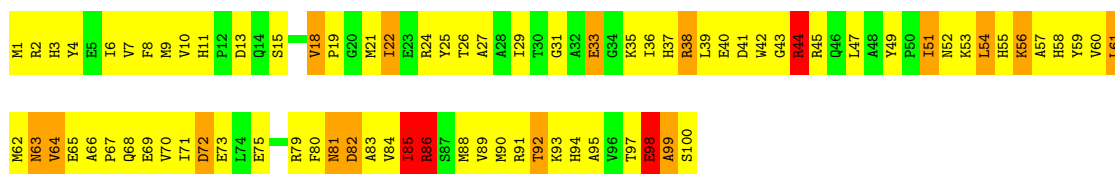
• Molecule 6: 30S ribosomal protein S6

Chain AF:



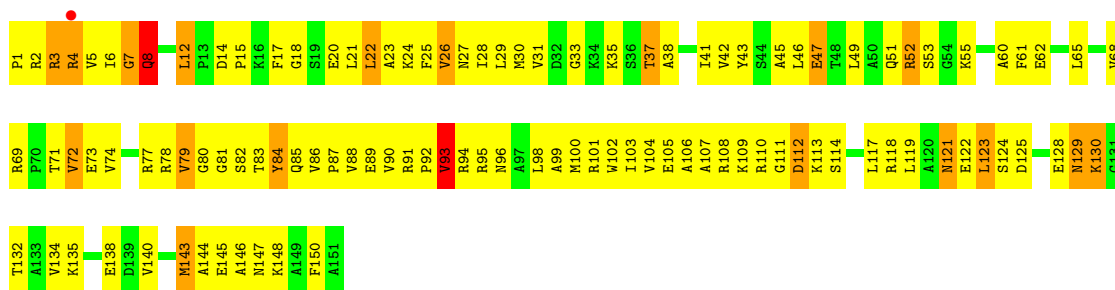
• Molecule 6: 30S ribosomal protein S6

Chain CF:



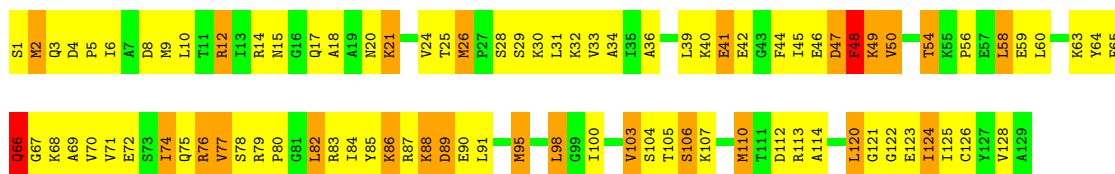
• Molecule 7: 30S ribosomal protein S7

Chain AG:



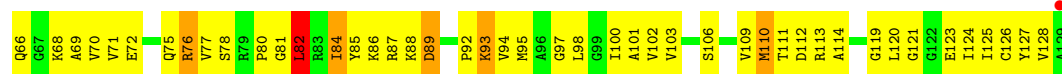
• Molecule 8: 30S ribosomal protein S8

Chain AH:



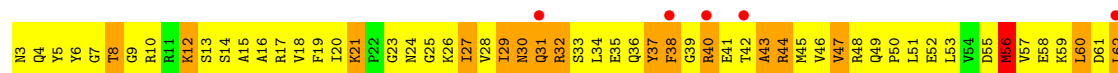
• Molecule 8: 30S ribosomal protein S8

Chain CH:



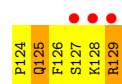
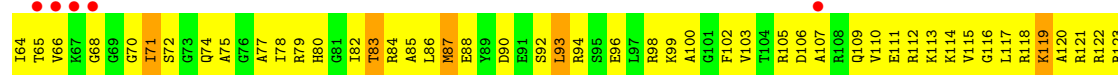
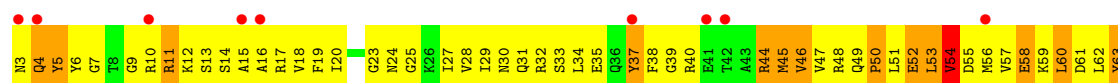
• Molecule 9: 30S ribosomal protein S9

Chain AI:




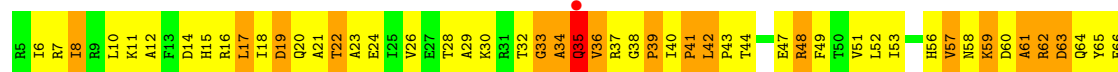
• Molecule 9: 30S ribosomal protein S9

Chain CI:



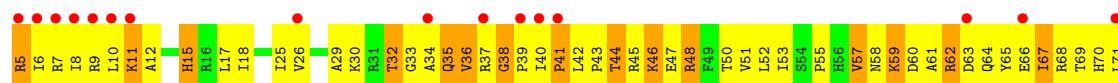
• Molecule 10: 30S ribosomal protein S10

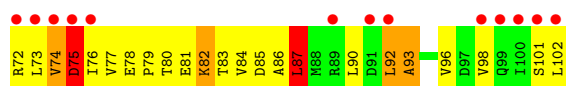
Chain AJ:



• Molecule 10: 30S ribosomal protein S10

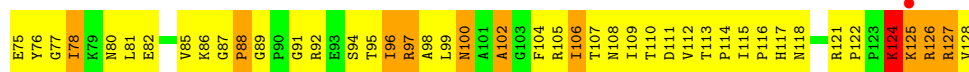
Chain CJ:





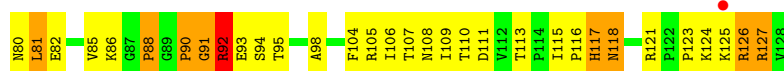
- Molecule 11: 30S ribosomal protein S11

Chain AK:



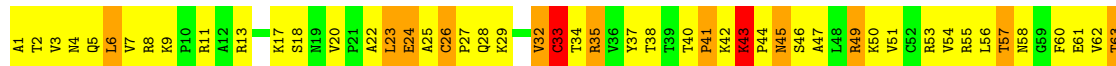
- Molecule 11: 30S ribosomal protein S11

Chain CK:



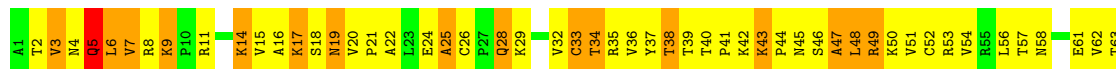
- Molecule 12: 30S ribosomal protein S12

Chain AL:



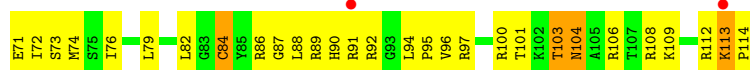
- Molecule 12: 30S ribosomal protein S12

Chain CL:

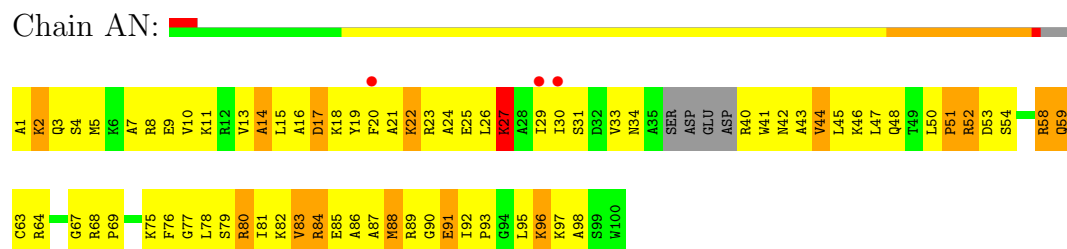


- Molecule 13: 30S ribosomal protein S13

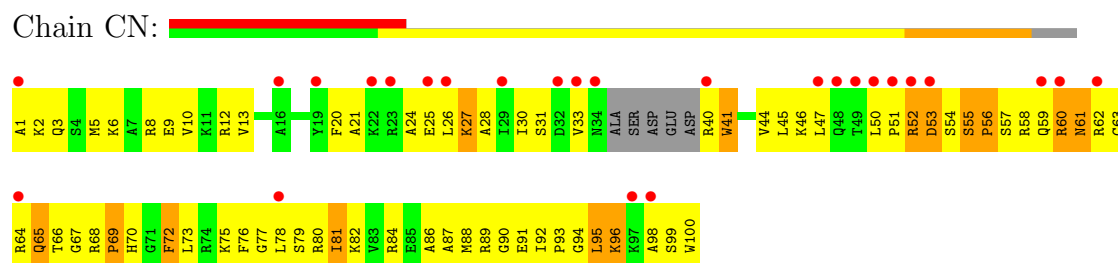
Chain AM:



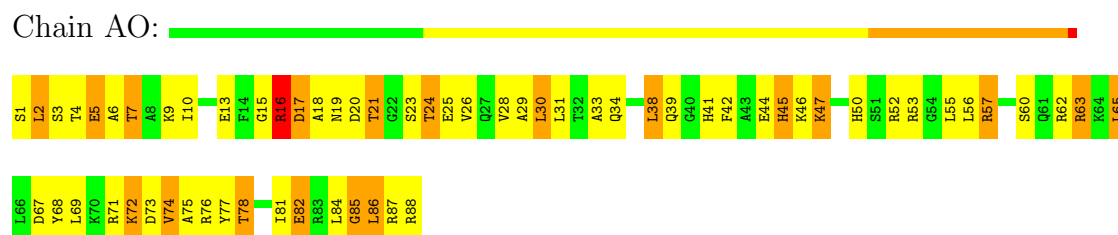
- Molecule 14: 30S ribosomal protein S14



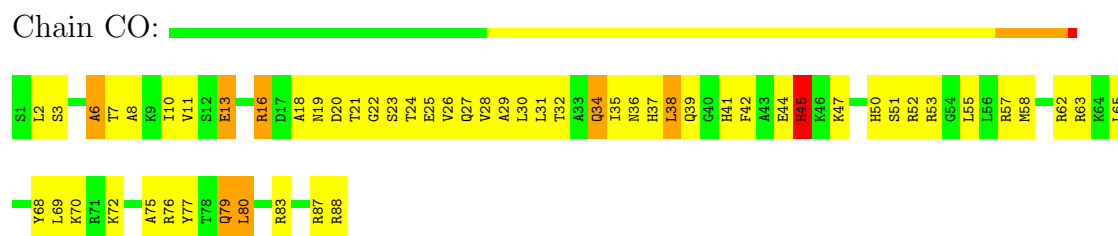
- Molecule 14: 30S ribosomal protein S14



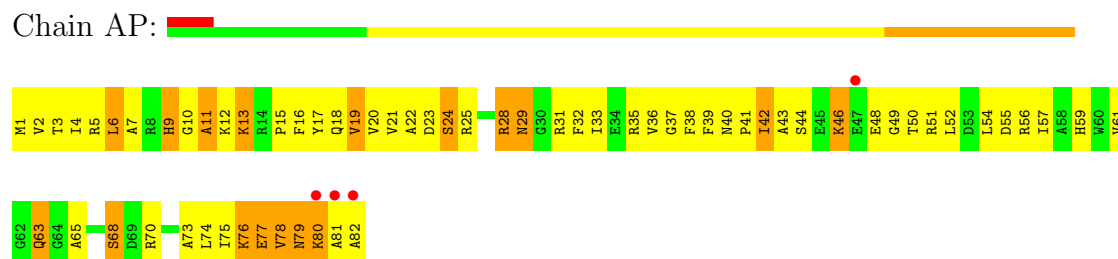
- Molecule 15: 30S ribosomal protein S15



- Molecule 15: 30S ribosomal protein S15

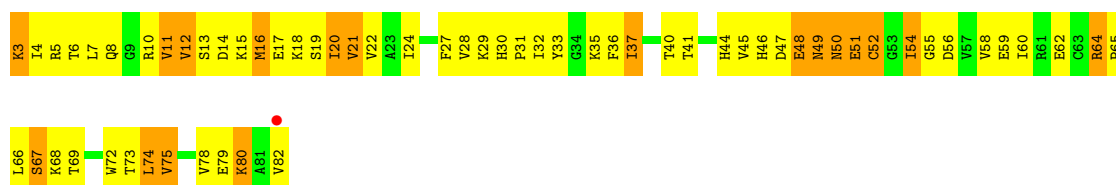


- Molecule 16: 30S ribosomal protein S16



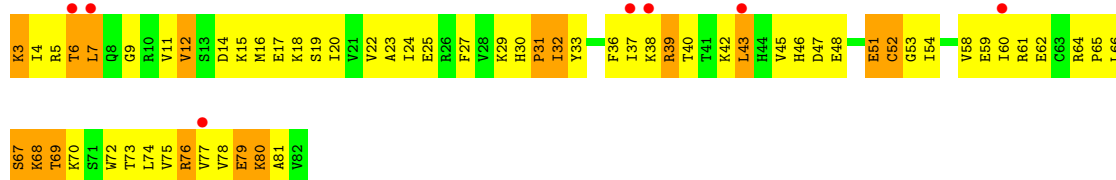
- Molecule 17: 30S ribosomal protein S17






- Molecule 17: 30S ribosomal protein S17

Chain CQ:



- Molecule 18: 30S ribosomal protein S18

Chain AR:



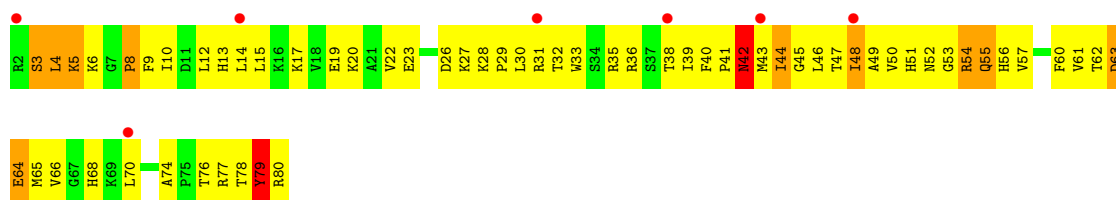
- Molecule 18: 30S ribosomal protein S18

Chain CR:



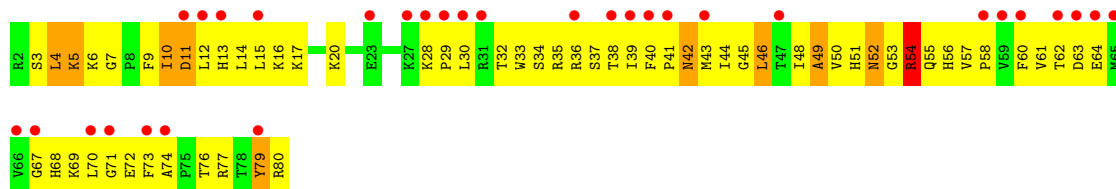
- Molecule 19: 30S ribosomal protein S19

Chain AS:



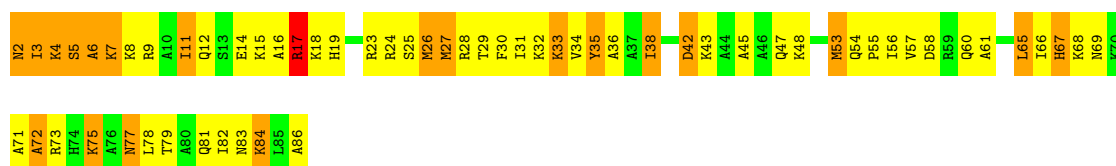
- Molecule 19: 30S ribosomal protein S19

Chain CS:



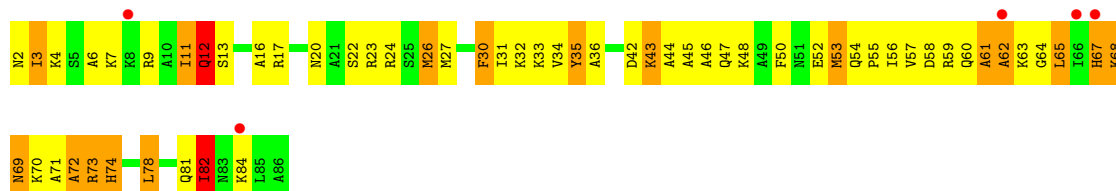
- Molecule 20: 30S ribosomal protein S20

Chain AT:




- Molecule 20: 30S ribosomal protein S20

Chain CT:




- Molecule 21: 30S ribosomal protein S21

Chain AU:



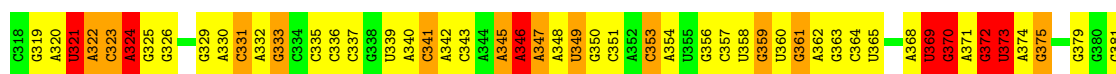
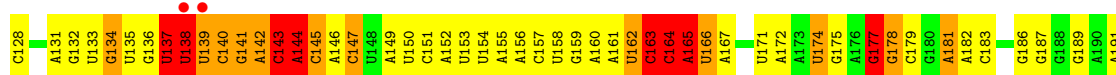
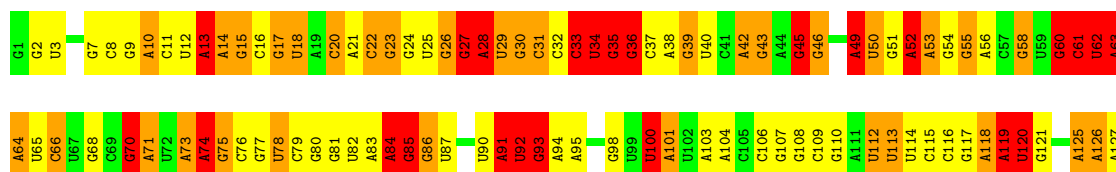
- Molecule 21: 30S ribosomal protein S21

Chain CU:



- Molecule 22: 23S rRNA

Chain BA:



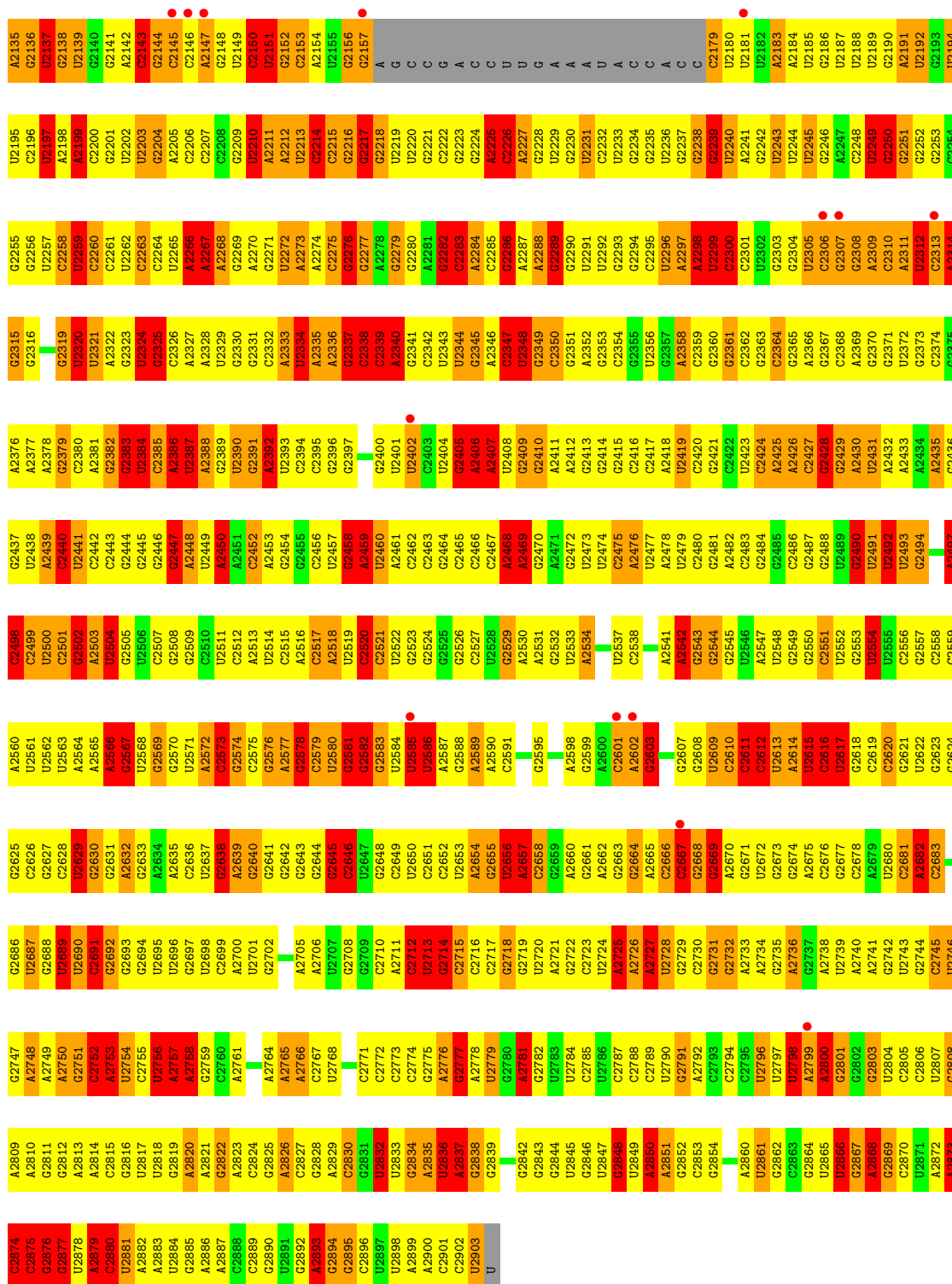
C1330	C1331	C1332	C1333	C1334	C1335	A1336	G1337	G1338	G1339	G1340	G1341	G1342	G1343	C1344	C1345	C1346	C1347	C1348	C1349	C1350	C1351	C1352	C1353	C1354	C1355	C1356	C1357	C1358	C1359	C1360	C1361	C1362	C1363	C1364	C1365	C1366	C1367	C1368	C1369	C1370	C1371	C1372	C1373	C1374	C1375	C1376	C1377	C1378	C1379	C1380	C1381	C1382	C1383	C1384	C1385	C1386	C1387	C1388	C1389	C1390	C1391	C1392	C1393	C1394	C1395	C1396																																																																																																																					
U1267	A1268	A1269	C1270	G1271	G1272	U1273	A1274	G1275	A1276	G1277	G1278	G1279	G1280	G1281	U1282	G1283	A1284	A1285	A1286	A1287	G1288	C1289	C1290	C1291	C1292	C1293	C1294	C1295	U1296	C1297	C1298	C1299	C1300	A1301	A1302	G1303	A1304	C1305	C1306	G1307	C1308	C1309	G1310	G1311	C1312	C1313	C1314	C1315	C1316	C1317	C1318	C1319	C1320	C1321	A1322	C1323	G1324	C1325	A1326	U1327	C1328	C1329	C1330	C1331	C1332	C1333	C1334	C1335	C1336	C1337	C1338	C1339	C1340	C1341	C1342	C1343	C1344	C1345	C1346	C1347	C1348	C1349	C1350	C1351	C1352	C1353	C1354	C1355	C1356	C1357	C1358	C1359	C1360	C1361	C1362	C1363	C1364	C1365	C1366	C1367	C1368	C1369	C1370	C1371	C1372	C1373	C1374	C1375	C1376	C1377	C1378	C1379	C1380	C1381	C1382	C1383	C1384	C1385	C1386	C1387	C1388	C1389	C1390	C1391	C1392	C1393	C1394	C1395	C1396																																																						
G1013	A1014	U1015	G1016	G1017	U1018	U1019	U1020	A1021	G1022	U1023	G1024	G1025	G1026	A1027	A1028	A1029	A1030	A1031	A1032	A1033	A1034	A1035	A1036	A1037	A1038	A1039	A1040	A1041	A1042	A1043	A1044	A1045	A1046	A1047	A1048	A1049	A1050	A1051	C1052	A1053	A1054	G1055	G1056	A1057	U1058	C1059	U1060	U1061	G1062	G1063	C1064	U1065	U1066	A1067	G1068	A1069	A1070	G1071	C1072	A1073	G1074	C1075	C1076	A1077	U1078																																																																																																																						
C1079	A1080	U1081	U1082	U1083	A1084	A1085	A1086	G1087	A1088	A1089	A1090	G1091	C1092	G1093	A1094	A1095	A1096	U1097	A1098	G1099	C1100	U1101	C1102	A1103	C1104	U1105	G1106	G1107	U1108	C1109	G1110	A1111	C1112	U1113	C1114	G1115	C1116	C1117	C1118	U1119	G1120	G1121	C1122	C1123	G1124	G1125	A1126	A1127	G1128	A1129	U1130	G1131	U1132	A1133	U1134	C1135	U1136	C1137	G1138																																																																																																																												
G1139	C1140	U1141	A1142	A1143	A1144	C1145	C1146	A1147	U1148	G1149	C1150	A1151	C1152	C1153	A1154	A1155	A1156	G1157	C1158	U1159	C1160	C1161	G1162	A1163	A1164	A1165	C1166	C1167	C1168	C1169	C1170	C1171	C1172	C1173	U1174	A1175	C1176	C1177	C1178	C1179	U1180	U1181	C1182	U1183	U1184	C1185	G1186	G1187	U1188	A1189	G1190	G1191	C1192	C1193	C1194	C1195	C1196	C1197	U1198	U1199	C1200	U1201	G1202																																																																																																																								
U1203	A1204	A1205	G1206	C1207	A1208	A1209	A1210	A1211	A1212	A1213	A1214	A1215	A1216	U1217	G1218	C1219	C1220	C1221	C1222	C1223	U1224	G1225	A1226	C1227	C1228	C1229	C1230	C1231	U1232	C1233	U1234	G1235	G1236	C1237	C1238	C1239	U1240	U1241	U1242	C1243	C1244	G1245	A1246	A1247	C1248	U1249	C1250	C1251	G1252	A1253	U1254	U1255	G1256	C1257	U1258	G1259	A1260	C1261	A1262	U1263	A1264	C1265	G1266																																																																																																																								
U1267	A1268	A1269	C1270	G1271	G1272	U1273	A1274	G1275	A1276	G1277	G1278	G1279	G1280	G1281	U1282	G1283	A1284	A1285	A1286	A1287	G1288	C1289	C1290	C1291	C1292	C1293	C1294	C1295	U1296	C1297	C1298	C1299	C1300	A1301	A1302	G1303	A1304	C1305	C1306	G1307	C1308	C1309	G1310	G1311	C1312	C1313	C1314	C1315	C1316	C1317	C1318	C1319	C1320	C1321	A1322	C1323	G1324	C1325	A1326	U1327	C1328	C1329	C1330	C1331	C1332	C1333	C1334	C1335	C1336	C1337	C1338	C1339	C1340	C1341	C1342	C1343	C1344	C1345	C1346	C1347	C1348	C1349	C1350	C1351	C1352	C1353	C1354	C1355	C1356	C1357	C1358	C1359	C1360	C1361	C1362	C1363	C1364	C1365	C1366	C1367	C1368	C1369	C1370	C1371	C1372	C1373	C1374	C1375	C1376	C1377	C1378	C1379	C1380	C1381	C1382	C1383	C1384	C1385	C1386	C1387	C1388	C1389	C1390	C1391	C1392	C1393	C1394	C1395	C1396																																																						
C510	U511	G512	U513	A514	G515	G516	G517	G518	G519	G520	U521	A522	C523	G524	U525	U526	C527	A528	A529	G530	C531	A532	G533	U534	G535	G536	G537	A538	G539	C540	A541	C542	G543	G544	U545	U546	U547	U548	U549	U550	U551	U552	U553	U554	U555	A556	C557	U558	G559	C560	A561	C562	C563	C564	C565	U566	U567	U568	U569	G570	A571	A572	A573	A574	U575	U576																																																																																																																					
G577	G578	G579	U580	A581	C582	G583	C584	G585	A586	C587	U588	U589	A590	U591	G592	A593	G594	A595	G596	G597	G600	C601	A602	A603	G604	G605	G606	U607	A608	A609	C610	C611	G612	G613	A614	U615	U616	A617	C618	G619	U620	U621	U622	U623	C624	C625	A626	U627	G628	G629	C630	A631	A632	A633	A634	C635	G636	G637	U638	G639	A640	A641	A642	A643	A644	A645	A646	A647	A648	A649	A650	A651	A652	A653	A654	A655	A656	A657	A658	A659	A660	A661	A662	A663	A664	A665	A666	A667	A668	A669	A670	A671	A672	A673	A674	A675	A676	A677	A678	A679	A680	A681	A682	A683	A684	A685	A686	A687	A688	A689	A690	A691	A692	A693	A694	A695	A696	A697	A698	A699	A700	A701	A702	A703	A704	A705	A706	A707	A708	A709	A710	A711	A712	A713	A714	A715	A716	A717	A718	A719	A720	A721	A722	A723	A724	A725	A726	A727	A728	A729	A730	A731	A732	A733	A734	A735	A736	A737	A738	A739	A740	A741	A742	A743	A744	A745	A746	A747	A748	A749	A750	A751	A752	A753	A754	A755	A756	A757	A758	A759	A760	A761	A762
G763	A764	C765	U766	G767	G768	U769	C770	G771	G772	G773	G774	G775	G776	G777	G778	G779	G780	A781	A782	A783	G784	G785	A786	C787	A788	A789	U790	C791	A792	A793	A794	C795	G796	G797	G798	G799	A800	G801	A802	U803	A804	G805	U806	G807	U808	G809	U810	U811	C812	U813	C814	C815	C816	C817	G818	A819	A820	A821	G822																																																																																																																												
A825	U826	U827	U828	A829	G830	G831	U832	A833	A834	C835	G836	C837	C838	U839	U840	U841	U842	A843	A844	A845	U846	U847	C848	C849	C850	C851	U852	C853	C854	C855	C856	C857	C858	C859	C860	C861	C862	A863	C864	C865	A866	C867	U868	G869	U870	U871	C872	C873	C874	C875	C876	A877	A878	A879	A880	A881	A882	A883	A884	A885	A886	A887	A888	A889	A890	A891	A892	A893	A894	A895	A896	A897	A898	A899	A900	A901	A902	A903	A904	A905	A906	A907	A908	A909	A910	A911	A912	A913	A914	A915	A916	A917	A918	A919	A920	A921	A922	A923	A924	A925	A926	A927	A928	A929	A930	A931	A932	A933	A934	A935	A936	A937	A938	A939	A940	A941	A942	A943	A944	A945	A946	A947	A948																																																												
C	C	G	A892	C893	U894	U895	A896	C897	C898	C899	C900	C901	C902	C903	C904	C905	C906	C907	C908	A909	A910	A911	C912	U913	C914	C915	C916	C917	C918	C919	C920	C921	C922	C923	C924	C925	C926	A927	A928	U929	U930	U931	U932	A933	U934	C935	C936	C937	C938	C939	C940	A941	G942	A943	C944	A945	A946	U947	C948																																																																																																																												
C951	G952	G953	G954	G955	G956	C957	U958	A959	A960	C961	C962	C963	C964	C965	U966	U967	G968	G969	A970	A971	C972	A973	C974	A975	C976	C977	C978	A979	C980	C981	C982	A983	A984	C985	C986	C987	C988	A989	A990	C991	C992	C993	C994	C995	C996	C997	C998	C999	C1000	C1001	C1002	C1003	C1004	C1005	C1006	C1007	C1008	C1009	C1010	C1011	C1012																																																																																																																										
G438	U439	A440	C441	A442	A443	A444	A445	A446	A447	A448	A449	A450	A451	A452	A453	A454	A455	A456	A457	A458	A459	A460	A461	A462	A463	A464	A465	A466	A467	A468	A469	A470	A471	A472	A473	A474	A475	A476	A477	A478	A479	A480	A481	A482	A483	A484	A485	A486	A487	A488	A489	A490	A491	A492	A493	A494	A495	A496	A497	A498	A499	A500	A501	A502	A503	A504	A505	A506	A507	A508	A509																																																																																																																


C2295	U1397	G1521	U1457	G1587	A1655	G1721	A1786	G1850	A1918	A1981	U	C2047	U2231	C2295
U2296	C1398	A1522	U1458	U1588	C1656	A1722	A1787	U1851	A1919	U1982	U	G2049	C2232	U2296
A2297	C1399	U1523	U1459	U1589	U1657	U1725	C1788	U1852	G1921	G1983	U	A2048	U2233	A2297
U2299	U1400	G1524	U1460	U1590	C1658	U1726	A1789	A1853	C1920	U1984	U	G2049	G2234	U2298
C2300	C1461	A1525	C1461	A1591	U1659	C1727	C1790	U1854	G1922	G1985	C	G2050	G2235	C2299
C2301	U1402	U1526	C1462	U1592	U1662	U1728	G1792	U1855	U1923	U1986	C	A2051	U2236	C2300
U2302	A1403	G1527	C1463	A1593	G1663	U1729	C1793	U1856	C1924	A1987	A	A2052	G2237	C2301
G2303	C1404	U1533	G1464	U1594	A1665	U1730	C1794	U1857	C1925	U1988	U	G2053	G2238	U2302
U2304	U1406	C1534	U1466	U1602	U1666	G1731	U1795	A1858	U1926	G1989	A	A2054	G2239	G2303
U2305	G1407	U1535	U1467	U1603	G1667	G1732	U1796	U1859	A1927	U1990	G	C2055	U2243	U2304
C2306	U1408	A1536	U1468	A1604	A1668	G1733	U1797	U1860	G1928	U1991	U	G2056	U2244	U2305
G2307	U1409	C1537	U1469	A1605	A1669	U1734	U1798	U1864	G1929	U1993	U	U2057	U2245	U2306
G2308	G1410	U1538	A1470	U1606	C1670	G1735	G1799	U1865	U1930	C1994	G	A2060	G2246	G2307
A2309	U1411	G1539	G1471	U1607	C1671	A1736	C1800	A1866	U1931	U1995	G	G2061	A2247	A2309
U2310	U1412	U1540	U1472	U1608	A1672	U1737	A1801	A1867	A1932	G1996	A	A2062	G2248	G2310
A2311	A1413	C1541	G1473	C1606	A1673	G1738	A1802	C1868	G1933	C1997	G	G2063	U2249	A2311
U2312	C1414	G1542	U1474	C1607	G1674	A1739	G1806	A1869	C1934	U1998	G	C2064	U2250	U2312
C2313	U1415	U1543	U1475	A1608	G1675	G1740	C1807	C1870	G1935	A1999	C	C2065	G2251	C2313
A2314	G1416	G1544	U1476	A1609	A1676	C1741	U1808	A1871	A1936	G1999	U	C2066	U2252	G2314
G2315	C1417	A1545	U1477	U1610	A1677	U1742	A1809	A1872	U1937	C2000	U	G2067	G2255	G2315
U2316	U1418	U1546	U1480	C1611	A1678	G1743	A1809	C1873	U1938	G2002	U	U2068	G2256	G2316
G2318	A1419	C1547	U1481	G1612	A1679	A1744	A1810	U1874	U1939	U2006	U	G2069	U2257	U2317
C2319	U1420	G1548	G1482	U1613	U1680	A1745	G1813	A1875	U1940	C2007	A2134	A2070	C2258	G2318
U2320	G1422	U1553	U1485	C1614	G1681	U1747	G1814	A1876	C1942	U2007	G2133	C2072	U2259	C2319
C2321	U1423	U1554	U1486	G1615	G1682	U1748	A1815	A1877	U1944	C2008	G2136	U2075	C2260	U2320
U2322	G1424	U1555	U1487	U1616	U1683	C1748	C1816	A1878	G1945	U2011	U	U2076	C2261	C2321
G2323	U1425	G1556	U1488	G1617	U1687	U1749	C1817	C1879	U1946	G2012	U	A2077	U2262	U2322
U2324	G1426	C1557	U1489	G1619	A1689	G1753	U1818	U1882	U1947	G2013	U	U2078	U2263	G2323
G2325	A1427	U1557	U1490	U1624	A1690	A1755	A1819	U1883	U1950	A2014	U	C2079	U2264	U2324
C2326	C1428	C1558	G1491	G1625	A1691	U1756	U1820	C1884	G1951	U2015	U	U2080	A2266	G2325
A2327	G1429	U1559	U1492	C1626	U1692	A1757	A1821	U1886	U1952	U2016	U	U2081	A2267	A2327
U2328	A1430	C1561	C1493	A1627	U1693	U1758	G1823	U1889	A1953	G2017	U	A2082	C2268	U2328
G2329	A1431	U1562	A1494	G1628	C1694	A1759	U1824	A1890	G1954	U2018	U	G2083	G2269	G2329
C2330	G1432	U1563	U1495	U1631	G1695	C1760	U1825	A1890	C1961	U2019	U	C2084	C2270	C2330
G2331	A1433	C1564	U1496	G1631	G1696	C1761	G1826	U1894	U1955	U2020	U	U2085	G2271	G2331
C2332	A1434	U1565	U1497	U1632	G1697	A1762	U1827	C1897	U1956	U2021	U	U2086	U2272	C2332
A2333	G1435	C1566	C1498	A1634	A1698	G1763	A1828	U1897	C1957	U2022	U	G2087	A2273	A2333
U2334	C1436	U1567	C1499	A1635	U1699	U1764	A1829	G1897	U1958	C2023	U	A2088	A2274	U2334
A2335	U1437	G1568	U1500	U1636	A1700	U1765	C1836	U1898	G1959	G2024	U	C2089	C2275	A2335
G2336	A1438	A1569	G1501	U1637	A1701	G1766	U1837	A1900	U1960	C2025	U	A2094	G2276	A2336
C2337	U1439	U1570	A1502	C1638	G1702	C1767	C1832	A1899	C1962	G2026	U	C2095	U2277	C2337
G2338	G1440	A1571	A1503	G1639	G1703	U1769	U1834	U1900	U1963	U2027	U	U2096	A2278	G2338
C2339	U1441	A1572	A1504	A1640	C1706	U1773	C1836	A1901	G1964	U2028	U	G2097	G2279	C2339
A2340	U1442	G1573	U1505	C1641	G1707	A1774	C1837	C1905	C1965	U2029	U	A2098	A2280	A2340
G2341	C1444	C1574	C1506	G1642	C1708	C1774	U1839	G1906	C1966	A2030	U	C2099	G2281	G2341
C2342	G1445	C1575	U1507	G1643	U1708	U1775	G1839	G1907	G1967	G2032	U	U2099	C2282	C2342
U2343	U1446	U1576	A1508	C1644	A1711	U1776	U1840	C1908	G1968	A2033	U	U2099	G2283	U2343
A2344	C1447	C1577	A1509	U1645	U1712	U1777	U1841	C1909	A1969	U2034	U	U2099	A2284	A2344
G2345	U1448	U1578	G1510	G1646	U1713	U1778	G1842	U1909	U1970	G2035	U	C2103	C2285	G2345
A2346	G1449	A1579	C1511	U1647	A1714	U1779	U1843	G1910	U1971	C2036	U	A2104	G2286	A2346
U2348	U1450	A1580	C1512	U1648	U1715	U1780	C1844	G1911	G1972	A2037	U	G2105	A2287	U2348
G2349	C1451	U1581	G1513	G1649	U1716	U1781	U1845	A1912	G1973	U2038	U	U2106	C2288	G2349
C2350	G1452	C1582	U1514	A1650	U1717	U1782	G1846	A1913	C1974	G1975	U	G2107	U2289	C2350
G2351	A1453	A1583	U1515	G1651	A1718	U1783	A1847	U1914	G1975	C2042	U	A2108	A2290	G2351
U2352	C1454	U1584	G1516	A1652	G1718	A1784	A1848	U1915	U1979	C2043	U	U2109	G2291	U2352
G2353	U1455	U1585	C1456	G1653	G1719	A1785	G1849	U1916	U1917	C2044	U	G2110	G2292	G2353
C2354	G1456	A1586	U1520	A1654	U1720			U1917	G1980		A		G2294	C2354



G1099	G1036	G876	G315	U852	C791	G729	A666	U606	U545	A482	A422	A362	C302
C1100	G1040	G977	G916	C853	A792	A730	U667	U607	U546	A483	A423	G363	G303
U1101	A1041	G978	A917	C854	A793	C731	A668	A608	A547	C484	A424	C364	U304
C1102	G1042	A979	A918	G855	A794	C732	G669	A609	G548	C485	G425	U365	C305
A1103	C1043	A980	A919	G856	C795	A733	A670	C610	A549	C486	G426	C366	U306
C1104	G1044	A981	A920	G857	C796	G734	G671	C611	C550	C487	U427	G367	G307
U1105	C1045	C982	C921	G858	C797	A735	G672	G612	C551	G488	A428	A368	G308
G1106	U1046	A983	G922	G859	C798	C736	C673	A613	U552	C489	A429	U369	A309
C1107	A1046	A984	G923	U860	G674	C737	G674	A614	G553	C490	A430	G370	A310
U1108	G1047	C985	G924	A861	A800	A738	A675	U615	U554	A491	U431	A371	G311
C1109	A1048	C986	A925	G862	C801	A739	A676	A616	G555	A492	A432	C372	G312
G1110	C1049	C987	G926	A863	A802	A740	A677	G617	U556	G493	C433	U373	G313
U1111	A1050	A988	A927	G864	U803	C741	G678	G618	U558	G494	U434	A374	C314
G1112	G1051	G989	A928	C865	A804	A742	C679	G619	G559	A497	C435	G375	G315
U1113	C1052	A990	U929	A866	G805	A743	C680	G620	C560	A498	C436	G376	C316
C1114	G1053	C991	G930	C867	A794	U744	G681	A621	G561	G499	U437	G377	G317
G1115	A1054	C992	A931	U868	U807	G745	G682	C622	U562	U499	G438	C378	C318
U1116	G1055	G993	U932	G869	G808	U746	U683	G623	A563	G500	A439	G379	G319
C1117	G1056	C994	A933	U870	C809	U747	G684	C624	C564	A501	C440	G380	A320
G1118	A1057	C995	U934	U871	U810	G748	A685	G625	C565	A502	U441	C381	U321
U1119	U1058	A996	C935	U872	U811	A749	U686	A626	U566	A503	G442	A322	G327
G1120	G1059	G997	A936	A878	C812	A750	C687	A627	U567	A504	A443	A323	U328
C1121	U1060	C998	C937	G874	U813	A751	U688	G628	U568	A505	A444	A324	C324
U1122	G1061	U999	G938	G875	C814	A752	A689	G629	U569	A506	C445	G325	G325
C1123	G1062	A1000	G939	C876	C815	A753	G690	G630	G570	A507	G446	G326	G326
G1124	G1063	A1001	G940	A877	C816	U754	C691	A631	U571	A508	A447	U387	G327
C1125	C1064	G1002	A941	A878	C817	U755	C692	A632	U572	C509	U448	G388	U328
U1126	U1065	G1003	G942	G	G818	A756	A693	A633	U573	C510	A449	G389	G329
G1127	U1066	U1004	A943	G	A819	G757	U694	C634	A574	U511	G450	U390	A330
U1128	A1067	C1005	C944	G	A820	G758	G695	C635	A575	U512	U451	A391	C331
C1129	G1068	C1006	A945	G	A821	G759	U696	G636	U576	A513	G452	U392	A332
U1130	A1069	C1007	C946	G	C822	G760	A699	A637	G577	A514	A453	C393	G333
G1131	U1070	A1008	A947	U	A761	U762	G700	G638	G578	A515	A454	C394	C334
U1132	G1071	C1009	C948	C	A825	G763	G701	U639	G579	C516	C455	U395	C335
C1133	C1072	A1010	G949	A	U826	U764	U702	C640	U580	C517	C456	G396	C336
U1134	G1073	G1011	G950	U	U827	A764	U703	U641	C581	G518	A457	U397	G337
G1135	G1074	U1012	C951	C	U828	G765	G704	U642	A582	U519	G458	C398	G338
C1136	C1075	G1013	G952	C	A829	U766	A705	U643	G583	U520	U459	U399	U339
U1137	U1076	A1014	G953	C	G830	U766	A706	A644	C584	C523	A460	G400	A340
G1138	A1077	U1015	G954	G	C831	G770	G707	C645	G585	G524	C461	A401	C341
U1139	U1078	G1016	U955	A	U832	G771	G708	U646	A586	U525	C462	A402	A342
C1200	C1079	G1017	G956	C	A833	C772	U709	G647	C587	A526	G463	U403	C343
U1201	U1080	U1018	C957	U	C834	G773	U710	G648	U588	G527	U464	A404	A344
G1202	U1081	U1019	U958	U	C835	G774	G711	G649	U589	A528	G465	U405	A345
U1203	U1082	A1020	A959	A	G836	G775	G712	C650	A590	A529	A466	G406	A346
A1204	U1083	A1021	A960	C	C837	G776	G713	G651	U591	G530	G467	G407	A347
A1205	A1084	G1022	C961	C898	C838	G777	U714	U652	A592	C531	G468	G408	A348
G1206	C1207	U1023	G962	A899	U839	G778	A715	U653	U593	A532	G469	G409	U349
C1208	A1086	G1024	U963	A900	C840	U779	A716	A654	U594	G533	A470	G410	G350
U1209	G1087	G1025	C964	C901	C841	G780	C717	A655	C595	U534	A471	G411	C351
G1210	A1088	G1026	C965	C902	U842	A781	G718	G656	U596	G535	A472	A412	A352
C1211	U1089	A1027	G966	G903	U843	A782	C719	U657	G597	G536	G473	C413	C353
G1212	A1090	A1028	G967	G904	A844	A783	U720	U658	U598	G537	G474	C414	A354
A1213	C1091	A1029	U970	A909	A845	G784	A721	G659	A599	A538	C475	A415	U355
G1214	G1092	C1030	G971	A910	U846	G785	U724	C660	G601	G539	G476	U416	G356
C1215	C1093	G1031	U972	A911	C848	C787	G725	A661	C540	G540	A477	C417	C357
G1216	A1155	A1032	A973	G912	C849	C788	G726	G663	A602	A541	A478	C418	U358
U1217	U1033	G1034	G974	U913	U850	A789	G727	G664	A603	G542	A479	U419	G359
G1218	U1035	U1035	A975	G914	C851	U790	G728	U665	G605	C544	G481	C420	U360
U1219												C421	G361

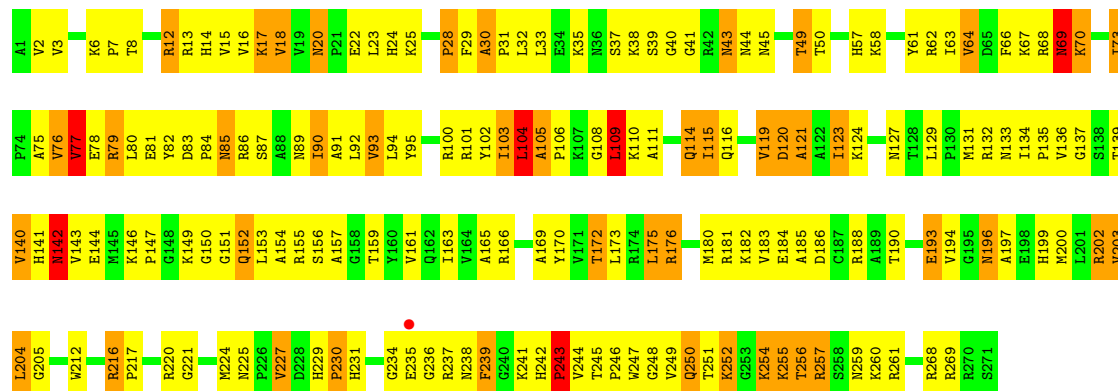
U2075	A2015	A1953	A1889	U1827	G1767	G1707	U1647	G1587	A1525	G1464	U1402	G1341	G1280	G1220
U2076	U2016	G1954	A1890	G1828	G1768	C1708	U1648	G1588	C1526	G1465	A1403	A1341	G1281	G1221
A2077	U2017	U1955	A1899	A1829	U1769	U1709	G1649	U1589	G1527	U1466	U1404	G1343	U1282	U1222
C2078	G2018	U1956	C1890	G1830	G1770	G1710	A1650	A1590	A1528	U1467	U1405	G1344	G1283	G1223
U2079	A2019	C1957	C1894	G1831	C1771	A1711	G1651	A1591	G1529	U1468		G1345	A1285	U1224
A2080	A2020	C1958	C1895	G1832	A1772	U1712	A1652	A1592	G1530	U1469	G1408	G1346	U1286	G1225
U2081	C2021	G1959	G1896	C1833	A1773	A1713	G1653	A1593	C1531	A1470		A1347	A1288	A1226
A2082	U2022	A1960		U1834	C1774	U1714	A1654	U1594	A1532	G1471	U1411	C1348	A1287	G1227
C2023	C2023	G1961	A1899	G1835	C1775	G1715	A1655	U1595	C1533	G1472	U1412	C1349	G1288	G1228
G2024	G2024	C1962	A1900	G1836	C1776	U1716	G1656	A1596	G1534	G1473	A1413	G1350	C1289	U1229
C2025	C2025	U1963	A1901	C1837	G1777	A1717	U1657	A1597	A1535	U1474	A1414	G1351	C1290	A1230
U2086	U2026	G1964	G1902	G1838	U1778	G1718	C1658	A1598	G1536	U1475	U1415	G1352	G1291	U1231
G2027	G2027	C1965	G1903	C1839	U1779	G1719	G1659	A1599	G1537	U1476	U1416	A1353	G1292	G1232
A2088	U2028	A1966	G1904	G1840	A1780	U1720	G1660	G1600	G1538	A1477	C1417	A1354	C1293	G1233
C2089	G2029	C1967	G1905	U1841	U1781	U1721	G1661	G1601	U1539	G1478	U1418	G1355	U1294	U1234
A2090	A2030	G1968	G1906	U1842	U1782	A1722	A1662	U1602	G1540	G1479	A1419	G1356	C1295	U1235
C2091	A2031	A1969	G1907	C1843	A1783	G1723	G1663	A1603	C1541	G1480	G1420	C1357	G1296	G1236
G2032	G2032	U1970	G1910	C1844	A1784	G1724	A1664	C1604	C1542	U1481	G1421	G1358	C1297	A1237
A2033	A2033	U1971	G1911	G1845	A1785	U1725	A1665	G1605	G1543	G1482	G1422	A1359	G1298	G1238
U2034	U2034	G1972	U1912	G1846	A1786	C1726	G1666	C1606	A1544	G1483	G1423	G1360	G1299	G1239
C2036	C2036	G1973	A1847	U1847	C1727	G1667	G1667	C1607	U1484	U1485	G1425	C1362	G1300	U1240
A2096	A2037	G1974	A1848	C1849	C1788	U1728	A1668	A1608	U1486	U1486	G1426	C1363	A1301	A1241
G2037	G2037	U1975	G1913	G1849	A1789	U1729	A1669	A1609					A1302	U1242
U2098	U2038	C1976	U1914	G1850	C1790	C1730	C1670	A1610					G1303	C1243
U2099	U2039	U1977	U1915		G1791	G1731	U1671	C1611	A1549	A1427	A1427	G1364	A1304	A1244
G2100	G2040	A1978	U1917		G1792	C1732	A1672	C1612	C1550	A1490	G1429	A1365	C1305	G1245
A2101	U2041	U1979	A1884		C1793	G1733	G1673	G1613	A1551	A1491	G1430	A1366	C1306	G1246
G2102	A2042	U1985	U1885	G1861	C1794	G1734	G1674	A1614	A1552	G1492	A1431	A1367	A1307	A1247
C2103	C2043	U1986	A1886	G1862	A1794	G1735	G1675	A1553	A1553	G1493	G1432	G1368	A1308	G1248
A2094	C2044	U1987	A1887	G1863	C1795	C1736	C1676	C1615	U1554	A1494	A1433	G1377	G1309	U1249
C2104	C2044	U1988	A1888	U1864	C1796	U1736	A1676	G1616	G1555	A1495	A1434	U1372	G1310	U1250
U2105	C2045	G1983	U1859	G1865	G1797	G1737	A1677	C1617	C1556	A1496	G1435	A1373	G1311	G1251
U2106	G2046	U1984	G1860	U1798	U1798	G1738	A1678	C1618	C1557	U1497	G1436	G1374	U1312	G1252
C2107	C2047	C1985	G1861	G1799	G1799	A1739	A1679	G1619	C1558	U1498	U1437	U1375	U1313	A1253
A2108	G2048	U1986	G1862	C1800	C1800	G1740	G1680	U1621	G1559	C1498	U1438	G1376	A1254	A1254
U2109	G2049	A1987	G1863	A1801	C1741	G1741	G1681	U1621	G1560	G1499	U1439	G1377	C1314	
G2110	C2050	U1988	U1864	A1802	U1742	G1742	G1682	G1623	C1561	G1500	U1440	A1378		
U	A2051	G1989	U1865	A1803	G1743	G1743	G1683	G1623	U1562	G1501	U1441	A1378	G1317	U1256
G	A2052	C1990	G1930	A1866	C1804	A1744	G1684	U1624	U1563	A1502	G1442	A1385	U1326	A1264
U	G2053	U1991	U1931	G1867	A1805	A1745	G1685	C1625	A1564	A1503	U1443	G1386	U1327	
A	A2054	G1992	A1932	C1868	C1806	A1746	G1686	A1626	C1565	A1504	U1444	G1380	G1319	U1258
G	C2055	U1993	G1933	G1869	G1807	U1747	G1687	G1627	A1566	A1505	G1444	G1381	C1320	G1259
G	G2056	C1994	C1934	C1870	A1808	C1748	G1688	G1628	G1567	U1506	G1445	G1382	A1321	A1260
A	U2057	U1995	G1935	A1871	A1809	A1749	G1689	U1629	G1568	C1507	G1446	A1383	A1322	C1261
U	A2058	C1996	A1936	A1872	A1810	G1750	A1690	A1630	A1569	A1508	C1447	A1384	G1323	A1262
A	A2059	C1997	A1937	G1873	G1811	U1751	C1691	G1631	A1570	A1509	G1448	A1385	U1324	U1263
G	A2060	A1998	A1938	C1874	U1812	U1752	C1692	A1632	A1571	G1510	G1449	C1386	U1325	A1264
G	G2061	C1999	U1939	G1875	U1813	G1753	U1693	A1633	A1572	G1511	G1450	A1387	U1326	A1265
U	A2062	C2000	U1940	A1876	G1814	A1754	G1694	A1634	G1573	C1512	C1451	G1388	A1327	G1266
G	C2063	C2001	C1941	A1877	A1815	A1755	G1695	A1635	C1574	U1513	G1452	G1389	A1328	U1267
G	C2064	U1942	C1942	G1878	C1816	G1756	G1696	U1636	C1575	G1514	A1453	U1390	U1329	A1268
G	C2065	U1943	U1943	C1879	G1817	A1757	G1697	A1637	U1576	A1515	C1454	U1391	C1330	A1269
A	C2066	U1944	U1944	U1880	U1818	U1758	A1698	A1638	C1577	A1516	G1454	A1392	G1331	C1270
G	G2067	U2007	A1945	C1881	A1819	A1759	G1699	C1639	U1578	G1517	G1456	A1393	G1332	C1271
G	U2068	C2008	U1946	U1882	U1820	C1760	A1640	A1640		C1518	U1457	A1394	G1333	A1272
C	G2069	A1947	G1947	U1883	A1821	C1761	A1701	A1641	G1581	G1519	U1458	A1395	G1334	U1273
U	A2070	G1948	G1948	G1884	C1822	A1762	G1702	C1642	U1520	G1459	U1458	U1396	C1335	A1274
U	A2071	U2011	G1949	A1885	G1823	G1763	G1703	G1643	G1521	C1582	U1460	U1397	A1336	A1275
U	G2072	G2012	U1950	U1886	G1824	C1764	C1704	C1644	A1583	G1522	C1461	C1398	G1337	A1276
C2073	C2073	A2013	U1951	U1886	U1825	U1765	G1645	C1644	U1584	A1522	C1462	G1399	G1338	G1277
A2134	U2074	A2134	A1952	G1888	G1826	C1766	C1706	C1646	A1586	G1524	C1463	G1401	U1340	G1279





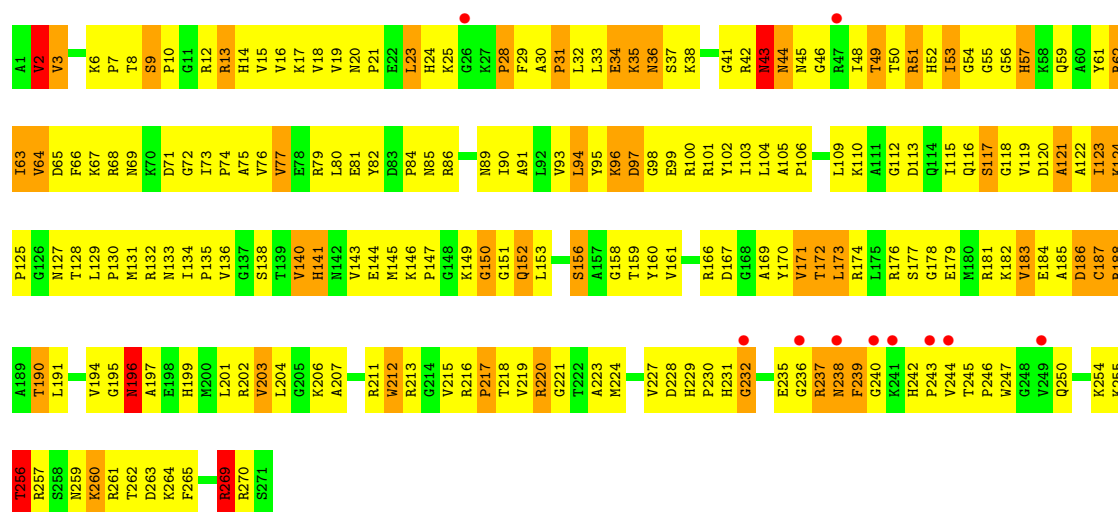
• Molecule 24: 50S ribosomal protein L2

Chain BC:



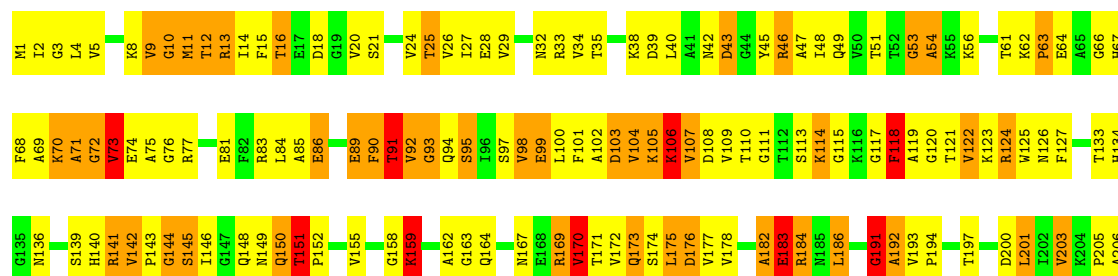
• Molecule 24: 50S ribosomal protein L2

Chain DC:



• Molecule 25: 50S ribosomal protein L3

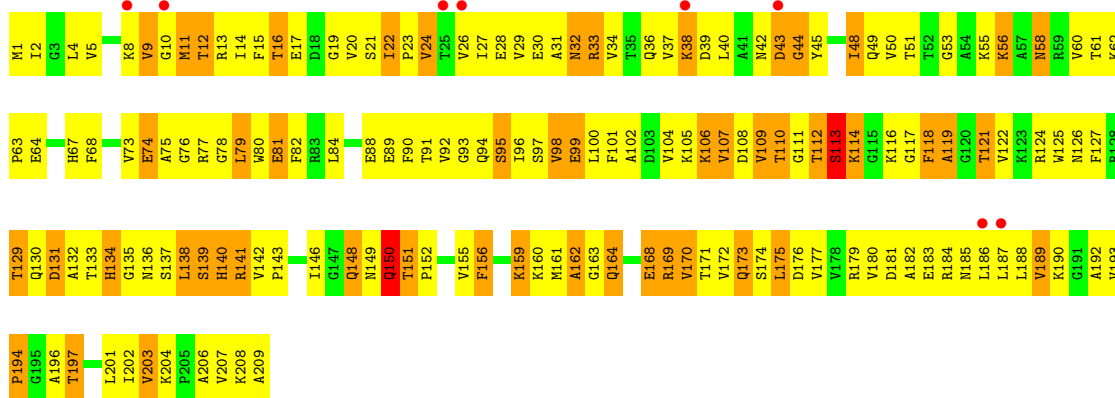
Chain BD:





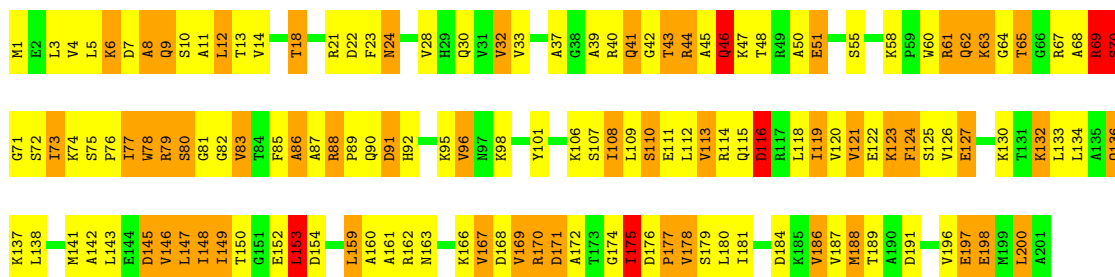
- Molecule 25: 50S ribosomal protein L3

Chain DD:



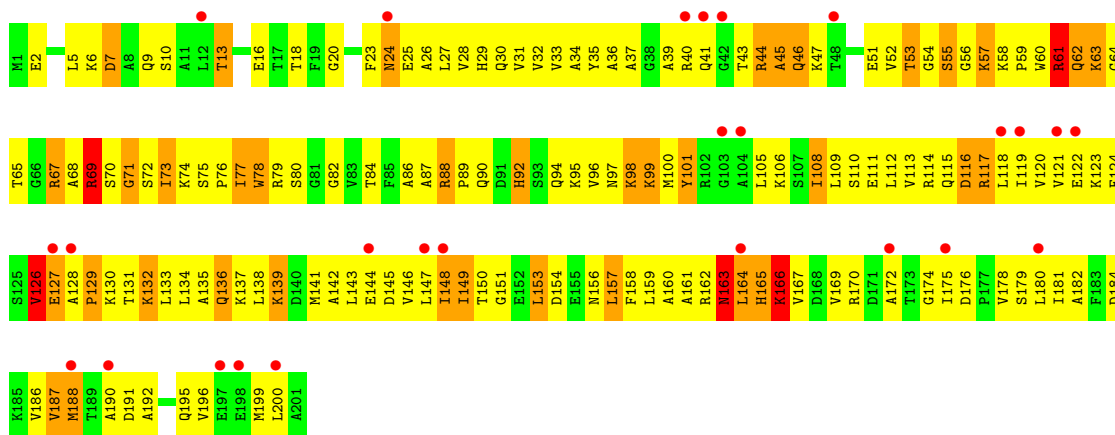
- Molecule 26: 50S ribosomal protein L4

Chain BE:



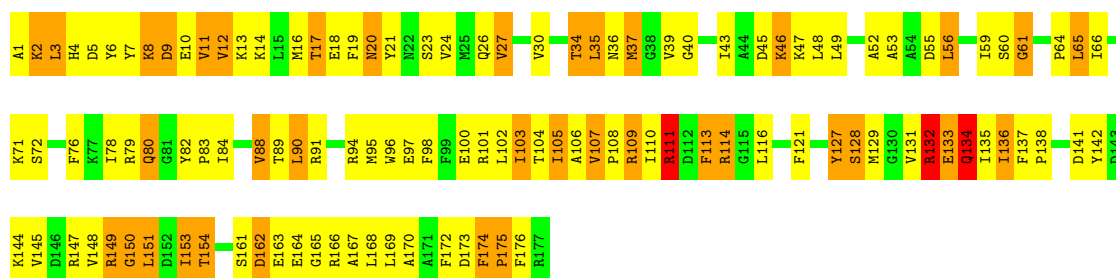
- Molecule 26: 50S ribosomal protein L4

Chain DE:



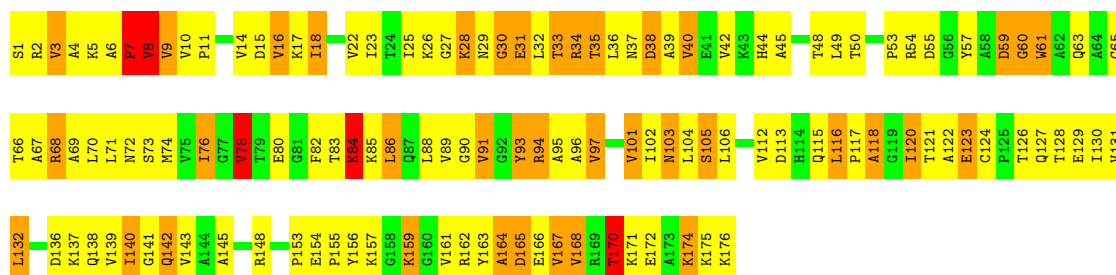
- Molecule 27: 50S ribosomal protein L5

Chain BF:



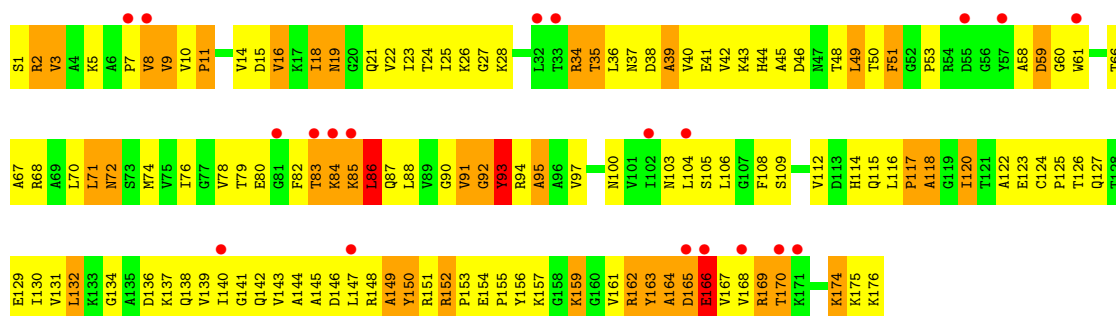
• Molecule 28: 50S ribosomal protein L6

Chain BG:



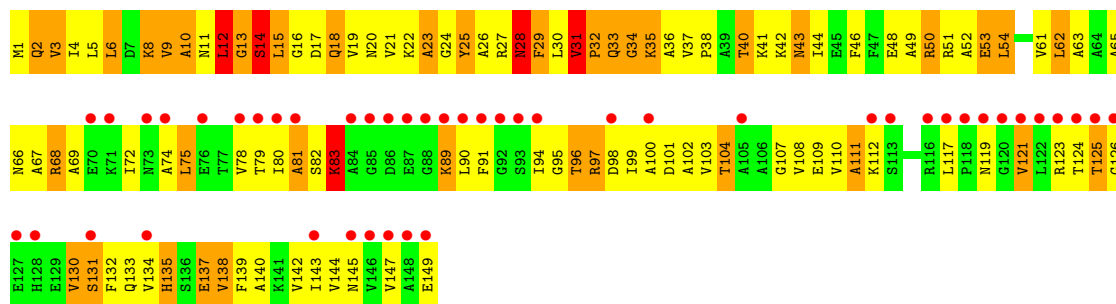
• Molecule 28: 50S ribosomal protein L6

Chain DG:



• Molecule 29: 50S ribosomal protein L9

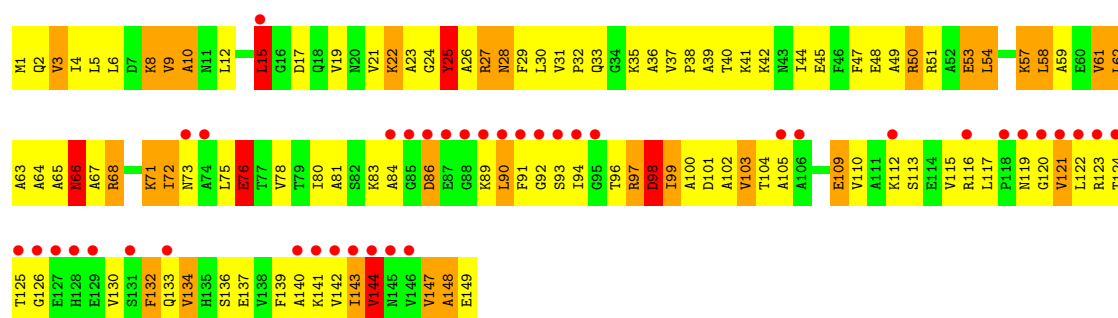
Chain BH:



• Molecule 29: 50S ribosomal protein L9

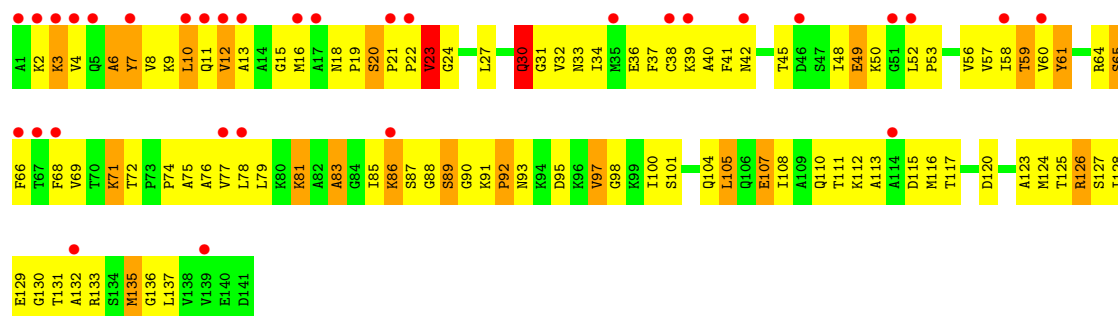
Chain DH:





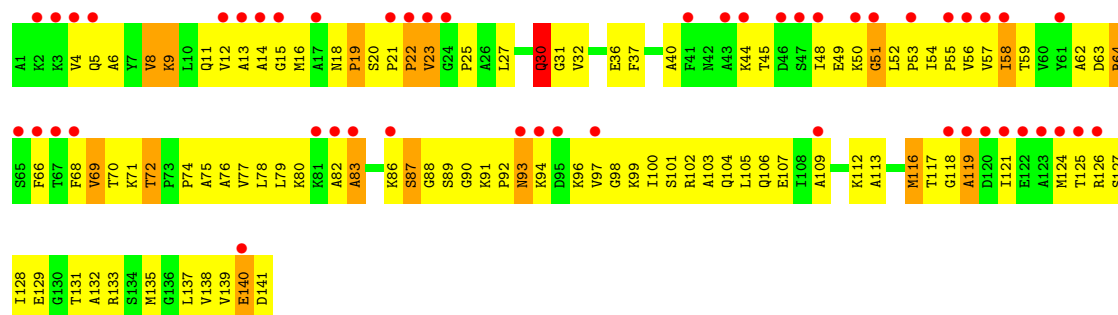
- Molecule 30: 50S ribosomal protein L11

Chain BI:



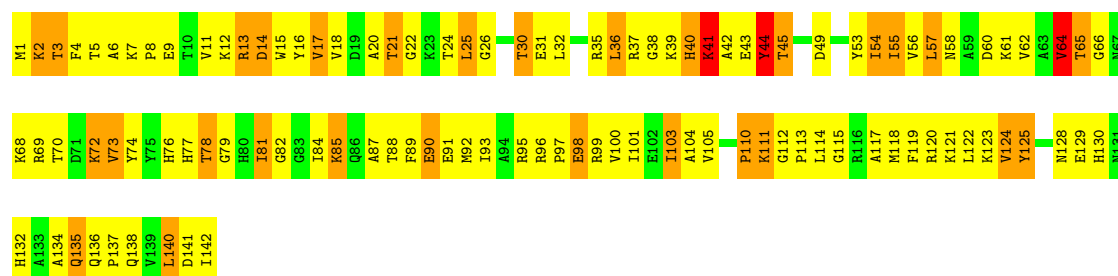
- Molecule 30: 50S ribosomal protein L11

Chain DI:



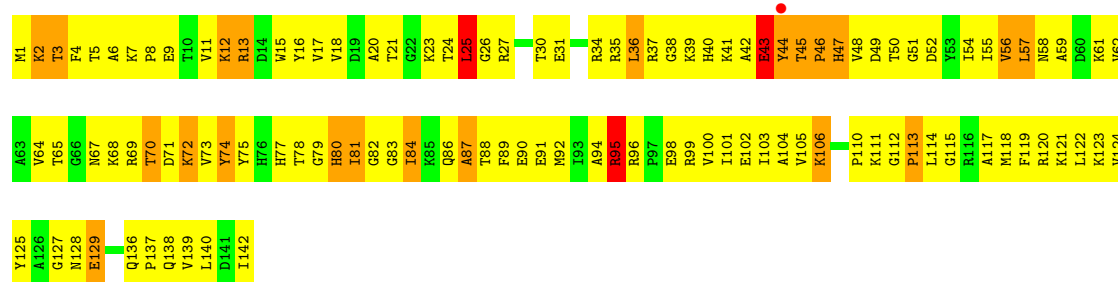
- Molecule 31: 50S ribosomal protein L13

Chain BJ:




- Molecule 31: 50S ribosomal protein L13

Chain DJ:



- Molecule 32: 50S ribosomal protein L14

Chain BK:



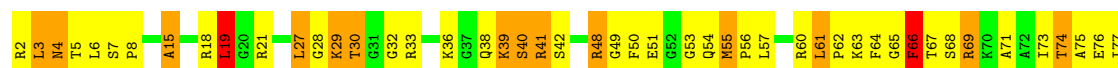
- Molecule 32: 50S ribosomal protein L14

Chain DK:



- Molecule 33: 50S ribosomal protein L15

Chain BL:



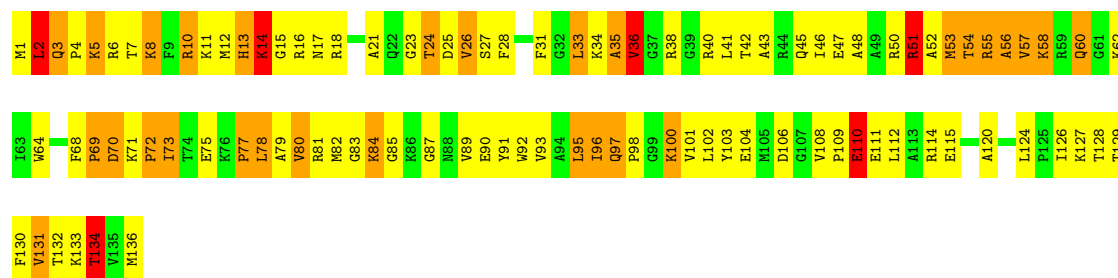
- Molecule 33: 50S ribosomal protein L15

Chain DL:



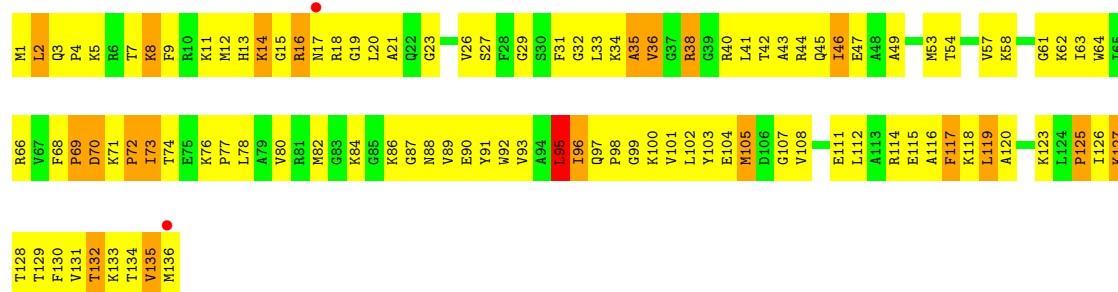
- Molecule 34: 50S ribosomal protein L16

Chain BM:



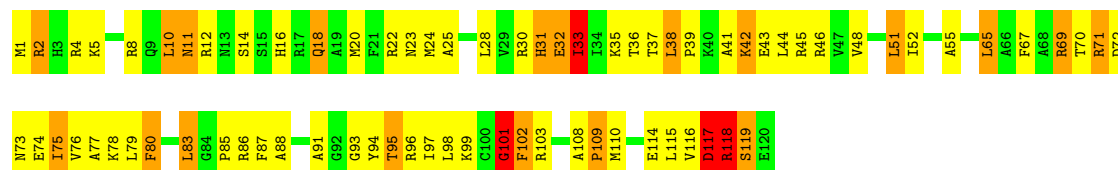
- Molecule 34: 50S ribosomal protein L16

Chain DM:



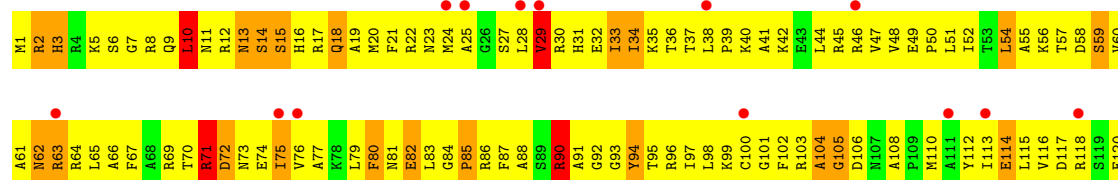
- Molecule 35: 50S ribosomal protein L17

Chain BN:



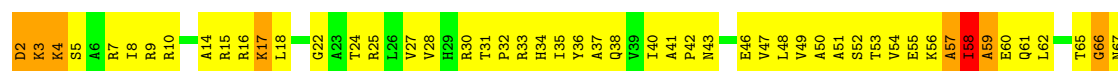
- Molecule 35: 50S ribosomal protein L17

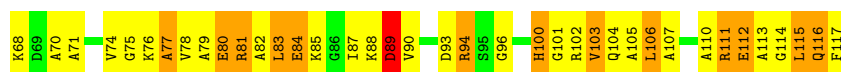
Chain DN:



- Molecule 36: 50S ribosomal protein L18

Chain BO:





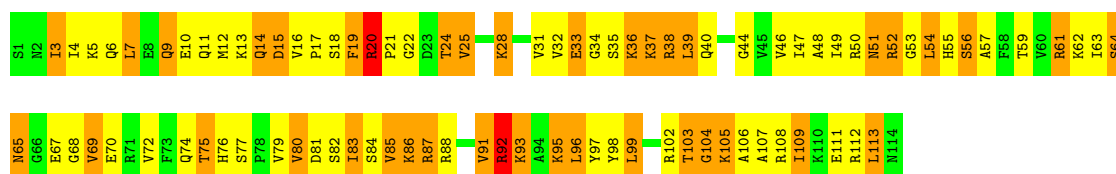
• Molecule 36: 50S ribosomal protein L18

Chain DO:



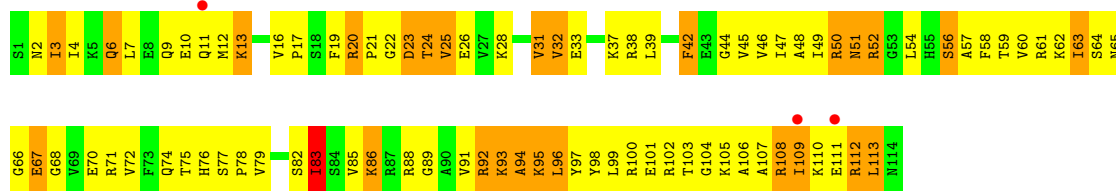
• Molecule 37: 50S ribosomal protein L19

Chain BP:



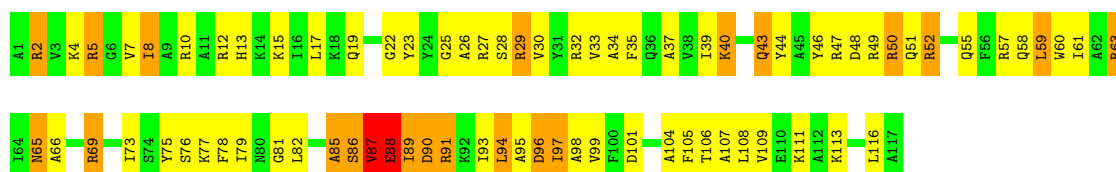
• Molecule 37: 50S ribosomal protein L19

Chain DP:



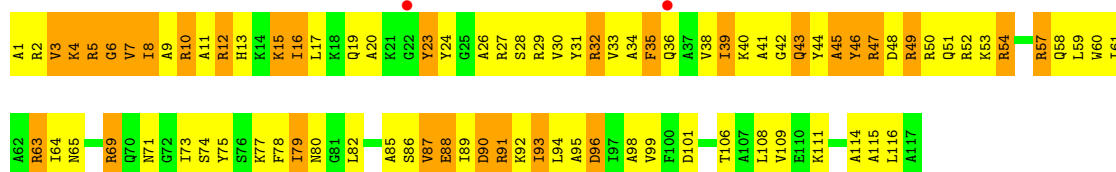
• Molecule 38: 50S ribosomal protein L20

Chain BQ:



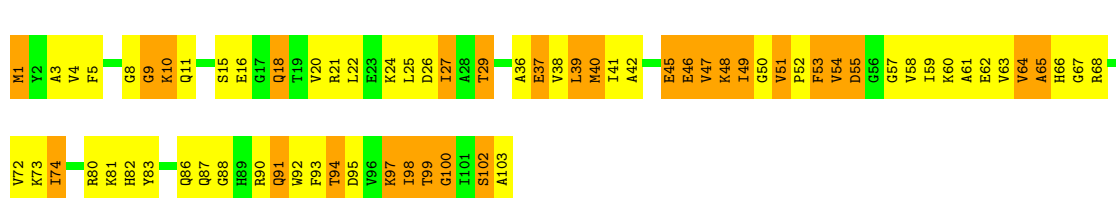
• Molecule 38: 50S ribosomal protein L20

Chain DQ:



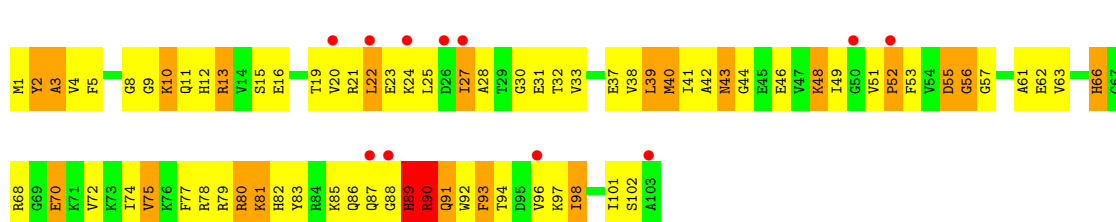
- Molecule 39: 50S ribosomal protein L21

Chain BR:



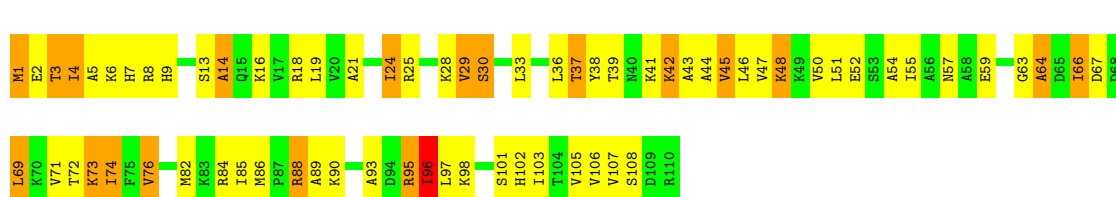
- Molecule 39: 50S ribosomal protein L21

Chain DR:



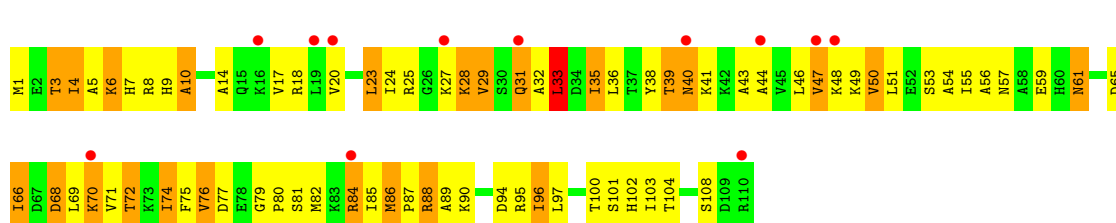
- Molecule 40: 50S ribosomal protein L22

Chain BS:



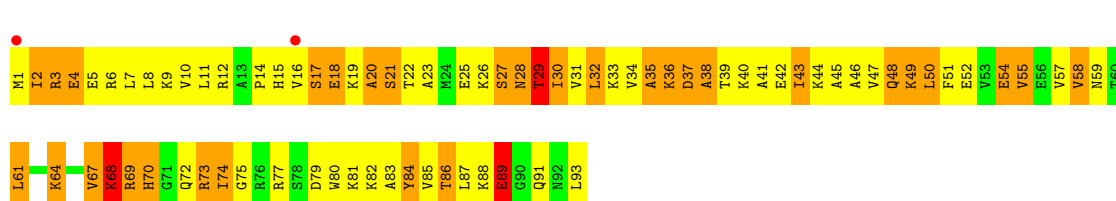
- Molecule 40: 50S ribosomal protein L22

Chain DS:



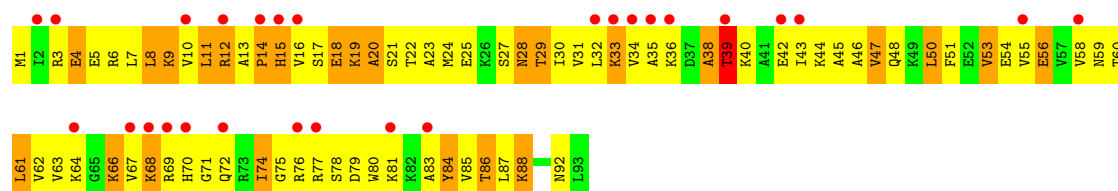
- Molecule 41: 50S ribosomal protein L23

Chain BT:



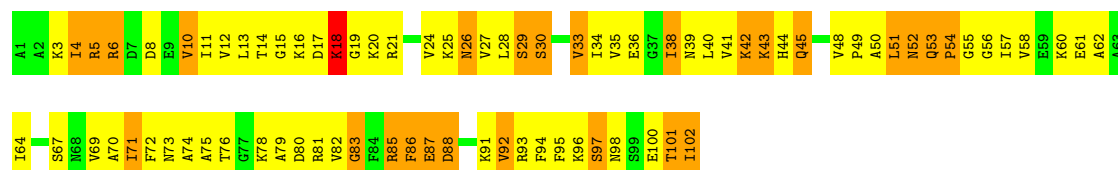
- Molecule 41: 50S ribosomal protein L23

Chain DT:



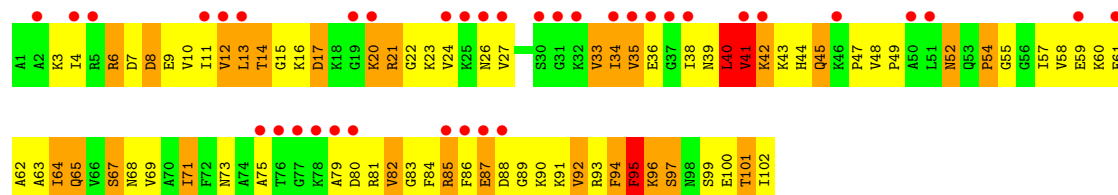
- Molecule 42: 50S ribosomal protein L24

Chain BU:



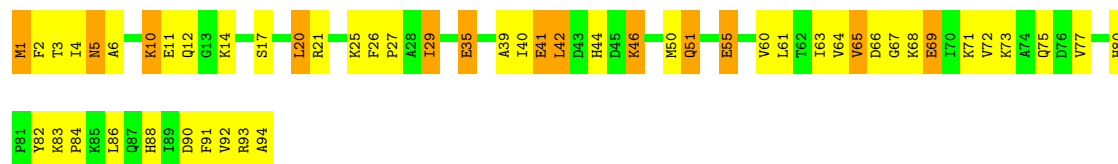
- Molecule 42: 50S ribosomal protein L24

Chain DU:



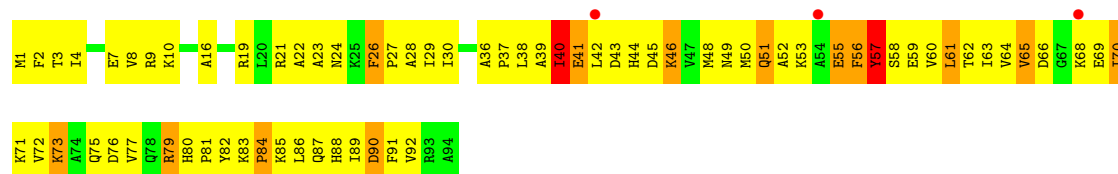
- Molecule 43: 50S ribosomal protein L25

Chain BV:



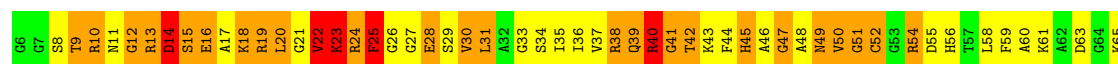
- Molecule 43: 50S ribosomal protein L25

Chain DV:



- Molecule 44: 50S ribosomal protein L27

Chain BW:





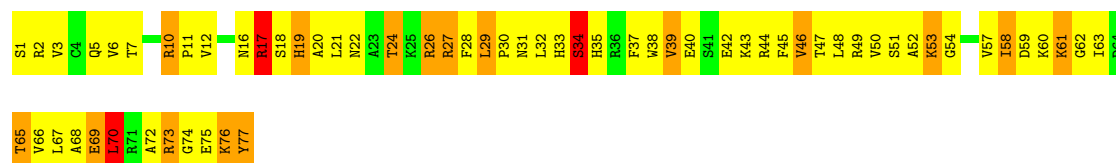
- Molecule 44: 50S ribosomal protein L27

Chain DW:



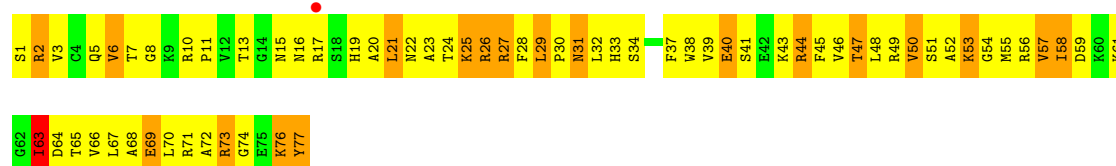
- Molecule 45: 50S ribosomal protein L28

Chain BX:



- Molecule 45: 50S ribosomal protein L28

Chain DX:



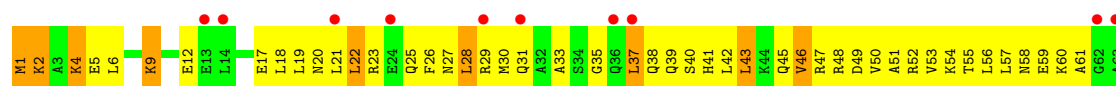
- Molecule 46: 50S ribosomal protein L29

Chain BY:



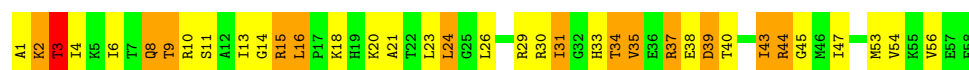
- Molecule 46: 50S ribosomal protein L29

Chain DY:




- Molecule 47: 50S ribosomal protein L30

Chain BZ:




- Molecule 47: 50S ribosomal protein L30

Chain DZ: 



- Molecule 48: 50S ribosomal protein L32

Chain B0: 



- Molecule 48: 50S ribosomal protein L32

Chain D0: 



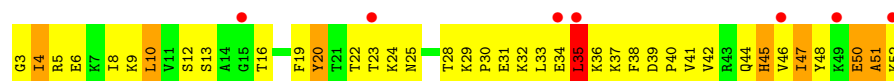
- Molecule 49: 50S ribosomal protein L33

Chain B1: 



- Molecule 49: 50S ribosomal protein L33

Chain D1: 




- Molecule 50: 50S ribosomal protein L34

Chain B2: 



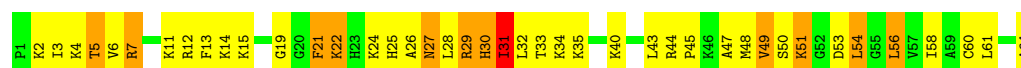
- Molecule 50: 50S ribosomal protein L34

Chain D2: 



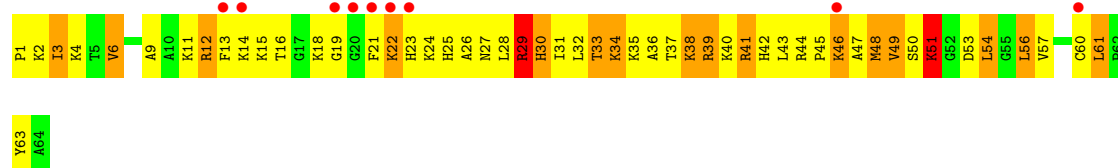
- Molecule 51: 50S ribosomal protein L35

Chain B3: 



- Molecule 51: 50S ribosomal protein L35

Chain D3: 



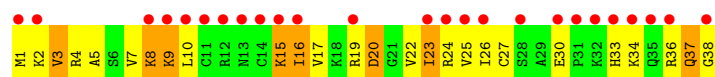
- Molecule 52: 50S ribosomal protein L36

Chain B4: 




- Molecule 52: 50S ribosomal protein L36

Chain D4: 

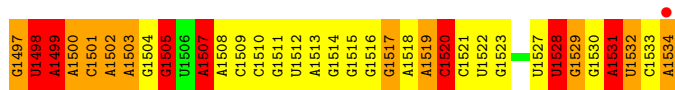


- Molecule 53: 16S rRNA

Chain CA: 

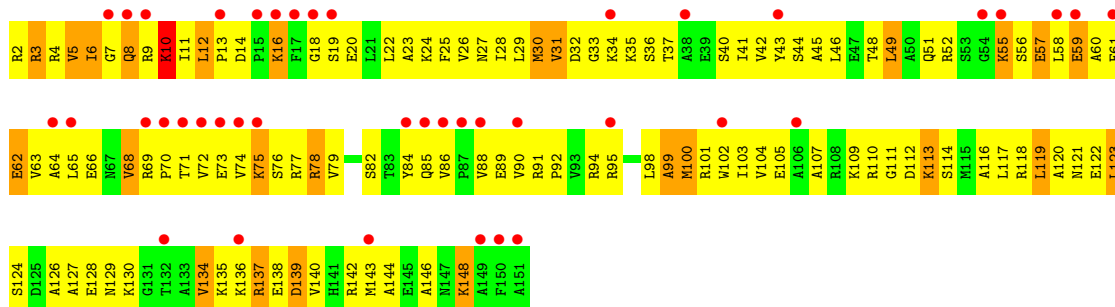


U1436	G1373	G1312	A1251	G1190	C1129	G1068	A1004	C942	G877	G812	U751	A687	C623	A560
A1437	A1374	U1313	A1252	A1191	A1130	C1069	A1005	U943	A878	U613	G752	G688	C623	U561
G1438	A1375	G1253	G1253	C1192	G1131	C1070	G1006	G944	C879	A814	A753	C689	U625	U562
G1439	A1376	U1315	A1254	G1193	G1132	C1071	U1007	G945	C880	A815	C754	C690	U625	A563
U1440	A1377	G1255	G1255	U1194	G1133	G1072	U1008	A946	G881	A816	G755	G691	C564	C564
A1441	C1378	C1317	A1256	C1195	G1134	U1073	U1009	G947	C882	C817	C756	U692	U655	U565
U1442	A1379	A1318	A1257	A1196	U1135	G1074	U1010	C948	C883	G818	U757	G693	G666	G666
C1443	U1380	A1319	G1258	A1197	C1136	U1075	C1011	U884	U884	A819	C758	A694	A629	G567
A1446	C1382	C1320	G1259	G1198	G1137	U1076	A1012	U885	U885	U820	G761	A695	A630	G568
A1447	C1383	U1321	U1199	U1199	G1138	G1077	G1013	G886	G886	G821	U762	A696	U632	C569
C1448	A1281	C1322	A1281	C1200	G1139	U1078	A1014	U952	G951	U822	G763	U697	G633	G570
C1449	C1262	G1323	C1262	A1201	C1140	G1079	G1015	G953	A889	C824	G764	G700	C634	U571
C1485	A1324	C1263	C1263	U1202	G1141	A1080	A1016	G954	G890	G825	C765	U701	A635	A572
U1450	G1386	C1325	U1284	C1203	G1142	A1081	U1017	U955	U891	A825	G765	G700	U636	A573
U1451	C1387	U1326	C1265	G1206	G1143	U1082	G1018	U955	A889	A825	G765	U701	U637	A574
C1452	C1388	C1327	G1266	G1207	G1144	U1083	A1019	A958	A958	U827	A766	A702	C637	G575
G1453	C1287	C1328	C1267	G1207	A1145	U1084	A1019	A959	A959	U828	A767	A703	C637	G575
G1454	G1268	C1288	G1268	C1208	A1146	U1085	A1021	U960	C896	G829	A768	A704	A640	C576
G1455	A1269	U1330	C1269	C1209	C1147	U1086	A1022	U961	C897	G830	C770	A706	U641	C577
C1392	G1270	G1331	G1270	U1211	U1148	G1087	U1023	C892	G898	A831	C771	U707	A642	C578
A1394	A1271	A1332	A1271	U1212	C1149	G1088	G1024	C893	C899	U832	U772	C708	U644	A579
C1395	G1272	A1333	C1272	U1213	A1150	G1089	U1025	A964	A900	G833	U773	U709	G645	G581
A1396	C1273	G1334	C1273	A1213	A1151	U1090	G1026	U965	A901	U834	G774	G710	G646	C582
C1397	U1335	U1335	A1274	G1214	A1152	U1091	U1029	G966	U905	U835	G775	G711	C647	A583
A1398	A1275	G1336	A1275	G1215	G1153	A1092	U1030	C967	A906	U836	A776	A712	A648	G584
C1399	G1276	G1337	G1276	A1216	G1154	A1093	U1031	A968	A907	C940	A777	G713	C648	G585
C1400	C1277	A1338	C1277	C1217	A1155	G1094	C1031	A969	A908	C941	G778	G714	U652	C586
G1401	G1278	A1339	G1278	U1218	G1156	U1095	C1032	C970	A908	C941	C779	A715	U653	C587
C1392	A1279	A1340	A1279	A1219	A1157	C1096	G1033	G971	A909	U842	A780	A716	G654	C588
A1405	U1341	G1341	G1280	G1220	C1158	C1097	G1034	C972	C910	U843	A781	U717	A655	U589
U1406	C1342	C1342	C1281	G1221	U1159	C1098	A1035	G973	U911	G844	A782	A718	G656	U590
A1407	G1343	G1344	C1282	G1222	G1160	U1099	A1036	A974	C912	A845	C783	C719	U657	U591
C1408	U1283	C1344	U1283	C1223	C1161	C1100	C1037	A975	A913	G846	A784	C720	C658	G592
A1409	C1284	U1345	A1225	U1224	A1162	A1101	C1038	A976	A914	C947	G785	G721	U659	U593
A1410	A1285	A1346	A1225	A1225	A1163	A1102	G1039	A977	A915	C948	G786	G722	C660	U594
C1411	C1347	U1286	C1226	C1226	G1164	C1103	U1040	A978	U916	G849	A787	U723	C660	
U1287	U1287	G1348	A1227	C1227	U1165	C1099	G1041	C979	G917	U850	U788	C732	G669	A595
A1288	A1288	A1349	C1228	C1228	G1166	A1105	A1042	C980	A918	G851	U789	A728	A663	A596
A1289	A1289	A1350	A1229	A1229	U1167	G1106	G1043	U981	A919	G852	A790	A729	G664	G597
G1290	C1352	C1352	C1352	C1352	U1168	C1107	U1046	U982	U920	C853	G791	G730	A665	U598
C1293	C1293	G1353	C1293	G1232	A1170	G1108	G1047	C984	U921	U854	A792	G731	G666	C599
G1294	U1294	G1356	U1294	G1233	A1171	A1111	U1048	U985	U922	C855	U793	C732	G667	A600
U1295	C1295	A1357	U1295	C1234	C1172	C1112	U1049	U986	A923	C856	C795	G734	G668	G601
C1296	C1296	U1358	C1296	U1235	U1173	C1113	U1050	G987	G926	G861	C796	G735	G670	A602
U1298	U1297	C1359	U1298	A1236	G1174	C1051	C1051	G988	G927	C862	C797	C736	U672	G603
A1299	U1298	A1360	U1298	C1237	G1175	U1115	U1052	U989	G928	U863	C797	C737	A673	U605
G1300	A1238	G1361	A1238	A1238	A1176	U1116	G1053	C990	G929	A864	G799	C738	G674	G606
U1301	U1240	A1362	U1240	A1239	G1177	A1117	C1054	C990	C930	A865	G800	C739	A675	A608
C1302	G1241	A1363	C1302	U1241	G1178	U1118	A1055	U991	C931	C866	U801	U740	A676	A609
G1303	C1242	G1304	C1242	G1243	A1179	C1119	U1056	U992	C932	G867	A802	G741	U677	U610
G1304	U1243	G1305	G1243	C1244	U1180	C1120	U1060	A994	G933	C868	G803	G742	U678	C611
A1429	C1244	G1366	G1244	U1222	G1181	U1121	U1061	C994	C934	G869	U804	C743	C679	C612
A1430	U1245	C1367	G1245	U1123	A1182	U1121	G1062	A995	A935	U870	C805	C744	C680	C613
A1431	U1246	U1307	U1246	G1124	U1183	U1123	U1062	C996	C936	U871	C806	G745	A681	C614
A1492	U1307	C1368	A1307	G1125	G1184	U1124	C1063	C997	A937	A872	A807	A746	G682	G615
A1493	G1432	C1369	U1308	U1257	G1185	U1125	G1064	C998	A938	A873	C808	A747	G683	G616
G1494	A1433	G1370	G1309	C1248	G1186	U1126	U1065	A1000	G939	G874	G809	G748	U684	G617
U1495	A1434	U1371	C1249	C1249	C1187	U1127	U1066	C1000	C940	C875	C810	A749	G685	C618
C1496	G1435	U1372	A1311	A1250	U1189	C1128	A1067	G1003	G941	C876	C811	C750	U686	U619



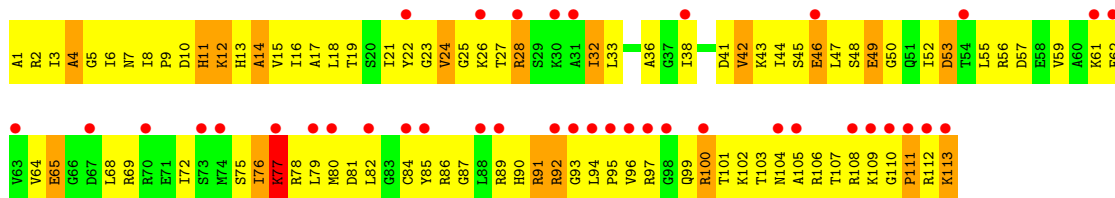
- Molecule 54: 30S ribosomal protein S7

Chain CG:



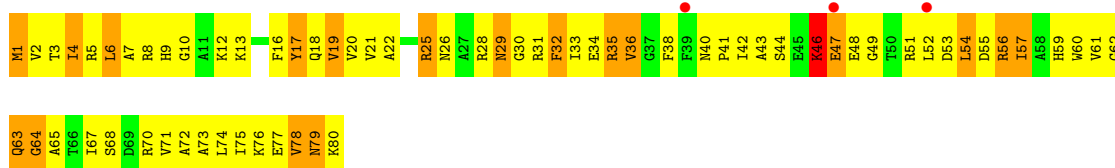
- Molecule 55: 30S ribosomal protein S13

Chain CM:



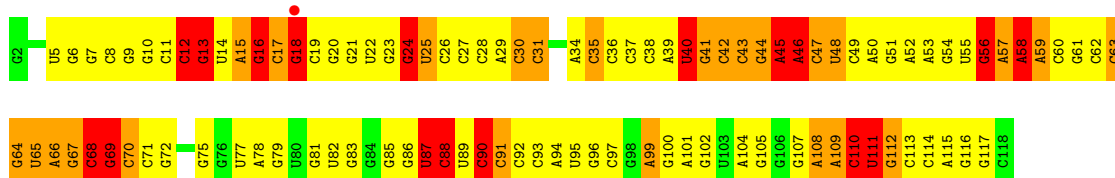
- Molecule 56: 30S ribosomal protein S16

Chain CP:



- Molecule 57: 5S rRNA

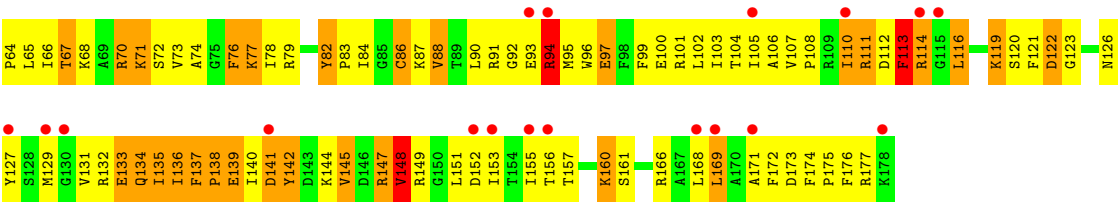
Chain DB:



- Molecule 58: 50S ribosomal protein L5

Chain DF:





4 Data and refinement statistics

Property	Value	Source
Space group	P 21 21 21	Depositor
Cell constants a, b, c, α , β , γ	211.96Å 434.53Å 623.58Å 90.00° 90.00° 90.00°	Depositor
Resolution (Å)	82.40 – 3.10 82.42 – 3.10	Depositor EDS
% Data completeness (in resolution range)	(Not available) (82.40-3.10) 83.9 (82.42-3.10)	Depositor EDS
R_{merge}	0.10	Depositor
R_{sym}	(Not available)	Depositor
$\langle I/\sigma(I) \rangle$ ¹	1.47 (at 3.13Å)	Xtriage
Refinement program	PHENIX	Depositor
R, R_{free}	0.205 , 0.254 0.218 , 0.264	Depositor DCC
R_{free} test set	17407 reflections (2.06%)	DCC
Wilson B-factor (Å ²)	54.4	Xtriage
Anisotropy	0.354	Xtriage
Bulk solvent k_{sol} (e/Å ³), B_{sol} (Å ²)	0.24 , 42.8	EDS
Estimated twinning fraction	No twinning to report.	Xtriage
L-test for twinning	$\langle L \rangle = 0.47$, $\langle L^2 \rangle = 0.30$	Xtriage
Outliers	0 of 925668 reflections	Xtriage
F_o, F_c correlation	0.91	EDS
Total number of atoms	284525	wwPDB-VP
Average B, all atoms (Å ²)	102.0	wwPDB-VP

Xtriage's analysis on translational NCS is as follows: *The largest off-origin peak in the Patterson function is 1.52% of the height of the origin peak. No significant pseudotranslation is detected.*

¹Intensities estimated from amplitudes.

5 Model quality ⓘ

5.1 Standard geometry ⓘ

Bond lengths and bond angles in the following residue types are not validated in this section: MG, ZN, ERY

The Z score for a bond length (or angle) is the number of standard deviations the observed value is removed from the expected value. A bond length (or angle) with $|Z| > 5$ is considered an outlier worth inspection. RMSZ is the root-mean-square of all Z scores of the bond lengths (or angles).

Mol	Chain	Bond lengths		Bond angles	
		RMSZ	$\# Z > 5$	RMSZ	$\# Z > 5$
1	AA	0.53	0/36834	1.32	524/57462 (0.9%)
2	AB	0.24	0/1736	0.47	0/2338
2	CB	0.22	0/1736	0.44	0/2338
3	AC	0.27	0/1652	0.50	0/2225
3	CC	0.24	0/1652	0.44	0/2225
4	AD	0.30	0/1665	0.52	0/2227
4	CD	0.37	0/1665	0.61	0/2227
5	AE	0.34	0/1119	0.61	0/1504
5	CE	0.31	0/1119	0.55	0/1504
6	AF	0.29	0/836	0.47	0/1128
6	CF	0.28	0/836	0.51	0/1128
7	AG	0.22	0/1196	0.44	0/1602
8	AH	0.32	0/989	0.56	0/1326
8	CH	0.27	0/989	0.49	0/1326
9	AI	0.23	0/1034	0.45	0/1375
9	CI	0.22	0/1034	0.41	0/1375
10	AJ	0.24	0/797	0.47	0/1077
10	CJ	0.21	0/797	0.47	0/1077
11	AK	0.27	0/893	0.53	0/1205
11	CK	0.26	0/893	0.50	0/1205
12	AL	0.38	0/969	0.69	0/1300
12	CL	0.32	0/969	0.56	0/1300
13	AM	0.23	0/893	0.49	0/1193
14	AN	0.25	0/785	0.48	0/1043
14	CN	0.21	0/780	0.38	0/1036
15	AO	0.30	0/722	0.49	0/964
15	CO	0.25	0/722	0.44	0/964
16	AP	0.31	0/659	0.51	0/884
17	AQ	0.37	0/658	0.59	0/881
17	CQ	0.26	0/658	0.50	0/881
18	AR	0.29	0/463	0.49	0/621
18	CR	0.28	0/463	0.46	0/621

Mol	Chain	Bond lengths		Bond angles	
		RMSZ	# Z >5	RMSZ	# Z >5
19	AS	0.23	0/653	0.46	0/877
19	CS	0.21	0/653	0.41	0/877
20	AT	0.34	0/671	0.57	0/888
20	CT	0.26	0/671	0.51	0/888
21	AU	0.25	0/431	0.46	0/570
21	CU	0.31	0/431	0.58	0/570
22	BA	0.85	15/68626 (0.0%)	1.69	1674/107056 (1.6%)
22	DA	0.46	0/68314	1.26	901/106569 (0.8%)
23	BB	0.74	0/2828	1.56	46/4410 (1.0%)
24	BC	0.48	0/2122	0.74	1/2852 (0.0%)
24	DC	0.29	0/2122	0.54	0/2852
25	BD	0.61	0/1586	0.80	2/2134 (0.1%)
25	DD	0.28	0/1586	0.55	0/2134
26	BE	0.51	0/1571	0.73	0/2113
26	DE	0.25	0/1571	0.48	0/2113
27	BF	0.33	0/1435	0.55	0/1926
28	BG	0.38	0/1343	0.61	0/1816
28	DG	0.21	0/1343	0.44	0/1816
29	BH	0.28	0/1122	0.51	0/1515
29	DH	0.26	0/1122	0.48	0/1515
30	BI	0.23	0/1046	0.47	0/1410
30	DI	0.20	0/1046	0.42	0/1410
31	BJ	0.60	0/1152	0.84	1/1551 (0.1%)
31	DJ	0.27	0/1152	0.55	1/1551 (0.1%)
32	BK	0.61	1/948 (0.1%)	0.83	0/1268
32	DK	0.30	0/948	0.56	0/1268
33	BL	0.50	0/1054	0.80	2/1403 (0.1%)
33	DL	0.25	0/1054	0.51	0/1403
34	BM	0.55	0/1093	0.78	0/1460
34	DM	0.27	0/1093	0.49	0/1460
35	BN	0.55	0/974	0.82	2/1301 (0.2%)
35	DN	0.27	0/974	0.50	0/1301
36	BO	0.42	0/902	0.66	0/1209
36	DO	0.22	0/902	0.41	0/1209
37	BP	0.52	0/929	0.72	0/1242
37	DP	0.28	0/929	0.49	0/1242
38	BQ	0.72	0/960	0.89	1/1278 (0.1%)
38	DQ	0.27	0/960	0.46	0/1278
39	BR	0.67	2/829 (0.2%)	0.85	1/1107 (0.1%)
39	DR	0.27	0/829	0.48	0/1107
40	BS	0.63	0/864	0.84	0/1156
40	DS	0.26	0/864	0.51	0/1156
41	BT	0.51	0/745	0.80	0/994

Mol	Chain	Bond lengths		Bond angles	
		RMSZ	# Z >5	RMSZ	# Z >5
41	DT	0.22	0/745	0.46	0/994
42	BU	0.44	0/788	0.75	0/1051
42	DU	0.23	0/788	0.45	0/1051
43	BV	0.47	0/766	0.65	0/1025
43	DV	0.23	0/766	0.43	0/1025
44	BW	0.67	0/603	0.93	1/797 (0.1%)
44	DW	0.24	0/603	0.48	0/797
45	BX	0.43	0/635	0.75	1/848 (0.1%)
45	DX	0.28	0/635	0.54	0/848
46	BY	0.39	0/510	0.63	0/677
46	DY	0.21	0/510	0.41	0/677
47	BZ	0.58	0/453	0.93	2/605 (0.3%)
47	DZ	0.25	0/453	0.49	0/605
48	B0	0.52	0/450	0.79	0/599
48	D0	0.27	0/450	0.49	0/599
49	B1	0.38	0/417	0.64	0/554
49	D1	0.23	0/417	0.46	0/554
50	B2	0.52	0/380	0.71	0/498
50	D2	0.27	0/380	0.52	0/498
51	B3	0.50	0/513	0.70	1/676 (0.1%)
51	D3	0.26	0/513	0.54	0/676
52	B4	0.41	0/303	0.64	0/397
52	D4	0.24	0/303	0.43	0/397
53	CA	0.46	0/36762	1.21	433/57350 (0.8%)
54	CG	0.22	0/1188	0.44	0/1591
55	CM	0.19	0/885	0.39	0/1181
56	CP	0.27	0/649	0.52	0/870
57	DB	0.40	0/2803	1.09	27/4371 (0.6%)
58	DF	0.21	0/1444	0.44	0/1937
All	All	0.56	18/306773 (0.0%)	1.25	3621/458565 (0.8%)

Chiral center outliers are detected by calculating the chiral volume of a chiral center and verifying if the center is modelled as a planar moiety or with the opposite hand. A planarity outlier is detected by checking planarity of atoms in a peptide group, atoms in a mainchain group or atoms of a sidechain that are expected to be planar.

Mol	Chain	#Chirality outliers	#Planarity outliers
12	AL	0	1
20	AT	0	1
25	BD	0	1
31	BJ	0	1
35	BN	0	1
All	All	0	5

All (18) bond length outliers are listed below:

Mol	Chain	Res	Type	Atoms	Z	Observed(Å)	Ideal(Å)
22	BA	1142	A	N9-C4	-8.33	1.32	1.37
22	BA	984	A	C5-C6	-7.40	1.34	1.41
39	BR	86	GLN	CB-CG	7.19	1.72	1.52
22	BA	1783	A	N7-C5	-6.87	1.35	1.39
22	BA	984	A	N9-C4	-5.90	1.34	1.37
22	BA	2606	C	N1-C6	-5.84	1.33	1.37
39	BR	86	GLN	CG-CD	5.77	1.64	1.51
22	BA	1785	A	N7-C5	-5.57	1.35	1.39
22	BA	563	A	N7-C5	-5.57	1.35	1.39
22	BA	984	A	N3-C4	-5.53	1.31	1.34
22	BA	1299	G	N7-C5	-5.52	1.35	1.39
22	BA	1385	A	N9-C4	-5.42	1.34	1.37
22	BA	2699	C	N1-C6	-5.35	1.33	1.37
22	BA	1658	C	N1-C6	-5.32	1.33	1.37
32	BK	122	VAL	CA-CB	5.19	1.65	1.54
22	BA	673	C	N1-C6	-5.11	1.34	1.37
22	BA	2587	A	C5-C4	-5.09	1.35	1.38
22	BA	1654	A	N3-C4	-5.07	1.31	1.34

All (3621) bond angle outliers are listed below:

Mol	Chain	Res	Type	Atoms	Z	Observed(°)	Ideal(°)
22	BA	571	U	O4'-C1'-N1	17.46	122.17	108.20
22	BA	2848	G	P-O3'-C3'	17.00	140.09	119.70
22	BA	627	A	P-O3'-C3'	16.24	139.19	119.70
22	BA	984	A	N1-C6-N6	16.11	128.26	118.60
22	BA	1603	A	P-O3'-C3'	-15.84	100.69	119.70
1	AA	111	G	P-O3'-C3'	-15.18	101.49	119.70
22	BA	2893	A	P-O3'-C3'	15.14	137.87	119.70
22	BA	984	A	C2-N3-C4	-15.11	103.05	110.60
22	DA	2137	U	N1-C1'-C2'	-14.97	94.53	114.00
22	DA	2283	C	N1-C1'-C2'	-14.81	94.75	114.00
22	DA	946	C	N1-C1'-C2'	-14.73	94.85	114.00
22	BA	451	U	O4'-C1'-N1	14.72	119.98	108.20
22	BA	1997	C	N1-C1'-C2'	-14.71	94.88	114.00
22	BA	788	A	P-O3'-C3'	14.65	137.28	119.70
22	DA	2504	U	N1-C1'-C2'	-14.29	95.43	114.00
22	BA	1012	U	O4'-C1'-N1	14.29	119.63	108.20
22	BA	2283	C	N1-C1'-C2'	-14.16	95.59	114.00
1	AA	1202	U	N1-C1'-C2'	-14.12	95.64	114.00
22	BA	302	C	N1-C1'-C2'	-14.13	95.64	114.00
22	BA	250	G	P-O3'-C3'	-14.11	102.77	119.70

Continued on next page...

Continued from previous page...

Mol	Chain	Res	Type	Atoms	Z	Observed(°)	Ideal(°)
22	DA	1956	U	N1-C1'-C2'	-13.79	96.07	114.00
22	BA	531	C	O4'-C1'-N1	-13.74	97.21	108.20
22	BA	2752	C	N1-C1'-C2'	-13.73	96.15	114.00
22	BA	2423	U	O4'-C1'-N1	-13.71	97.23	108.20
22	BA	2776	A	P-O3'-C3'	13.70	136.14	119.70
1	AA	352	C	N1-C1'-C2'	-13.67	96.23	114.00
22	BA	728	G	P-O3'-C3'	13.52	135.93	119.70
22	DA	2586	U	N1-C1'-C2'	-13.51	96.44	114.00
22	DA	485	C	N1-C1'-C2'	-13.45	96.51	114.00
22	BA	241	A	P-O3'-C3'	13.28	135.64	119.70
22	DA	1997	C	N1-C1'-C2'	-13.27	96.75	114.00
1	AA	52	C	N1-C1'-C2'	-13.24	96.79	114.00
22	BA	2800	A	P-O3'-C3'	13.20	135.54	119.70
22	DA	2068	U	N1-C1'-C2'	-13.12	96.95	114.00
22	DA	1782	U	P-O3'-C3'	-13.08	104.01	119.70
22	BA	1151	A	P-O3'-C3'	-13.06	104.02	119.70
22	DA	740	C	N1-C1'-C2'	-13.05	97.03	114.00
22	BA	1023	U	N1-C1'-C2'	-12.97	97.14	114.00
53	CA	1086	U	N1-C1'-C2'	-12.94	97.18	114.00
23	BB	90	C	N1-C1'-C2'	-12.93	97.19	114.00
22	BA	1461	C	N1-C1'-C2'	-12.92	97.20	114.00
53	CA	1302	C	N1-C1'-C2'	-12.90	97.22	114.00
22	BA	783	A	P-O3'-C3'	-12.78	104.37	119.70
22	DA	1782	U	N1-C1'-C2'	-12.78	97.39	114.00
22	DA	2440	C	N1-C1'-C2'	-12.72	97.46	114.00
23	BB	44	G	P-O3'-C3'	12.61	134.84	119.70
22	BA	2517	C	O4'-C1'-N1	12.60	118.28	108.20
53	CA	132	C	N1-C1'-C2'	-12.57	97.66	114.00
22	BA	390	U	P-O3'-C3'	12.56	134.77	119.70
22	BA	1635	A	P-O3'-C3'	-12.50	104.69	119.70
53	CA	66	A	P-O3'-C3'	-12.47	104.74	119.70
1	AA	267	C	N1-C1'-C2'	-12.43	97.84	114.00
1	AA	1202	U	O4'-C1'-N1	12.41	118.13	108.20
22	BA	373	U	N1-C1'-C2'	-12.41	97.87	114.00
22	DA	2300	C	N1-C1'-C2'	-12.40	97.88	114.00
22	DA	1013	C	N1-C1'-C2'	-12.37	97.92	114.00
53	CA	328	C	P-O3'-C3'	12.34	134.51	119.70
22	DA	961	C	P-O3'-C3'	12.34	134.51	119.70
22	BA	805	G	P-O3'-C3'	12.29	134.45	119.70
1	AA	960	U	P-O3'-C3'	12.27	134.42	119.70
22	BA	481	G	P-O3'-C3'	12.26	134.41	119.70
22	DA	1402	U	N1-C1'-C2'	-12.25	98.07	114.00

Continued on next page...

Continued from previous page...

Mol	Chain	Res	Type	Atoms	Z	Observed(°)	Ideal(°)
22	BA	2214	C	N1-C1'-C2'	-12.24	98.08	114.00
22	DA	234	U	N1-C1'-C2'	-12.21	98.12	114.00
22	BA	92	U	N1-C1'-C2'	-12.14	98.22	114.00
22	BA	227	A	P-O3'-C3'	12.12	134.25	119.70
22	DA	235	U	N1-C1'-C2'	-12.06	98.32	114.00
22	DA	1675	C	N1-C1'-C2'	-12.06	98.32	114.00
22	BA	449	A	P-O3'-C3'	-12.04	105.25	119.70
22	BA	1602	U	O4'-C1'-N1	12.04	117.83	108.20
22	DA	2063	C	N1-C1'-C2'	-12.03	98.37	114.00
53	CA	245	U	N1-C1'-C2'	-12.02	98.38	114.00
22	BA	1993	U	N1-C1'-C2'	-12.01	98.38	114.00
22	BA	847	U	P-O3'-C3'	-12.01	105.29	119.70
22	BA	2447	G	P-O3'-C3'	12.01	134.11	119.70
22	BA	1240	U	O4'-C1'-N1	-11.98	98.61	108.20
22	BA	1435	G	P-O3'-C3'	-11.96	105.35	119.70
22	BA	2712	C	P-O3'-C3'	11.93	134.01	119.70
22	BA	1971	U	N1-C1'-C2'	-11.84	98.61	114.00
22	DA	1804	C	P-O3'-C3'	-11.83	105.50	119.70
22	DA	1023	U	N1-C1'-C2'	-11.81	98.65	114.00
22	BA	588	U	N1-C1'-C2'	-11.79	98.67	114.00
22	DA	2616	C	P-O3'-C3'	-11.79	105.55	119.70
1	AA	32	A	P-O3'-C3'	-11.79	105.56	119.70
22	BA	531	C	P-O3'-C3'	11.78	133.83	119.70
22	BA	961	C	O4'-C1'-N1	11.76	117.60	108.20
22	DA	2095	A	P-O3'-C3'	-11.75	105.60	119.70
23	BB	88	C	O4'-C1'-N1	-11.74	98.81	108.20
22	BA	790	U	N1-C1'-C2'	-11.72	98.76	114.00
22	BA	2060	A	P-O3'-C3'	11.72	133.76	119.70
22	BA	1204	A	P-O3'-C3'	11.70	133.74	119.70
1	AA	870	U	P-O3'-C3'	11.67	133.70	119.70
22	DA	1963	U	N1-C1'-C2'	-11.65	98.85	114.00
22	DA	1967	C	N1-C1'-C2'	-11.64	98.86	114.00
22	BA	1815	A	P-O3'-C3'	11.63	133.66	119.70
22	BA	984	A	C6-C5-N7	-11.62	124.17	132.30
22	BA	2581	G	P-O3'-C3'	11.61	133.64	119.70
22	DA	1667	G	P-O3'-C3'	11.61	133.63	119.70
22	DA	2320	U	N1-C1'-C2'	-11.60	98.92	114.00
22	DA	765	C	N1-C1'-C2'	-11.59	98.94	114.00
22	DA	2347	C	N1-C1'-C2'	-11.59	98.94	114.00
22	BA	1602	U	P-O3'-C3'	11.58	133.59	119.70
1	AA	1282	C	N1-C1'-C2'	-11.57	98.96	114.00
22	BA	1654	A	N9-C1'-C2'	-11.54	99.00	114.00

Continued on next page...

Continued from previous page...

Mol	Chain	Res	Type	Atoms	Z	Observed(°)	Ideal(°)
22	BA	2691	C	N1-C1'-C2'	-11.53	99.01	114.00
53	CA	643	C	N1-C1'-C2'	-11.53	99.01	114.00
22	BA	1287	A	P-O3'-C3'	-11.52	105.88	119.70
1	AA	597	G	P-O3'-C3'	-11.49	105.91	119.70
53	CA	330	C	N1-C1'-C2'	-11.49	99.06	114.00
22	BA	49	A	P-O3'-C3'	11.46	133.45	119.70
22	BA	1782	U	N1-C1'-C2'	-11.46	99.10	114.00
1	AA	1284	C	N1-C1'-C2'	-11.42	99.16	114.00
53	CA	520	A	P-O3'-C3'	-11.42	106.00	119.70
22	BA	1675	C	N1-C1'-C2'	-11.40	99.17	114.00
22	BA	2879	A	P-O3'-C3'	11.37	133.34	119.70
53	CA	116	A	P-O3'-C3'	-11.34	106.09	119.70
53	CA	352	C	N1-C1'-C2'	-11.33	99.27	114.00
53	CA	1095	U	N1-C1'-C2'	-11.30	99.31	114.00
22	DA	87	U	N1-C1'-C2'	-11.30	99.31	114.00
22	BA	1963	U	P-O3'-C3'	-11.29	106.15	119.70
53	CA	1230	C	N1-C1'-C2'	-11.26	99.36	114.00
53	CA	1383	C	N1-C1'-C2'	-11.25	99.38	114.00
1	AA	122	G	P-O3'-C3'	-11.23	106.23	119.70
22	BA	1859	U	N1-C1'-C2'	-11.22	99.42	114.00
22	BA	164	C	P-O3'-C3'	-11.21	106.24	119.70
53	CA	891	U	N1-C1'-C2'	-11.21	99.42	114.00
22	DA	244	A	P-O3'-C3'	-11.18	106.28	119.70
22	BA	1967	C	N1-C1'-C2'	-11.16	99.49	114.00
57	DB	90	C	N1-C1'-C2'	-11.15	99.50	114.00
22	DA	2646	C	N1-C1'-C2'	-11.14	99.52	114.00
22	BA	2424	C	P-O3'-C3'	-11.13	106.34	119.70
22	DA	2348	U	N1-C1'-C2'	-11.13	99.53	114.00
22	BA	1398	C	N1-C1'-C2'	-11.12	99.54	114.00
53	CA	14	U	N1-C1'-C2'	-11.10	99.57	114.00
22	BA	1779	U	O4'-C1'-N1	11.09	117.07	108.20
1	AA	972	C	N1-C1'-C2'	-11.08	99.59	114.00
22	BA	1394	U	O4'-C1'-N1	-11.04	99.37	108.20
22	BA	2809	A	P-O3'-C3'	-11.01	106.48	119.70
22	BA	685	A	P-O3'-C3'	11.01	132.91	119.70
1	AA	488	C	N1-C1'-C2'	-11.00	99.70	114.00
22	BA	229	C	N1-C1'-C2'	-10.99	99.71	114.00
22	DA	1081	U	N1-C1'-C2'	-10.98	99.73	114.00
22	BA	2382	G	P-O3'-C3'	10.97	132.86	119.70
22	BA	2449	U	O4'-C1'-N1	-10.96	99.43	108.20
53	CA	252	U	N1-C1'-C2'	-10.96	99.75	114.00
22	DA	1249	U	N1-C1'-C2'	-10.94	99.78	114.00

Continued on next page...

Continued from previous page...

Mol	Chain	Res	Type	Atoms	Z	Observed(°)	Ideal(°)
22	BA	435	C	N1-C1'-C2'	-10.91	99.82	114.00
22	BA	573	U	O4'-C1'-N1	10.90	116.92	108.20
1	AA	512	U	N1-C1'-C2'	-10.90	99.83	114.00
22	BA	861	A	P-O3'-C3'	-10.90	106.62	119.70
22	BA	671	C	N1-C1'-C2'	-10.88	99.85	114.00
22	DA	2875	C	N1-C1'-C2'	-10.88	99.86	114.00
57	DB	110	C	N1-C1'-C2'	-10.87	99.88	114.00
22	BA	2425	A	P-O3'-C3'	10.86	132.73	119.70
22	BA	2894	G	P-O3'-C3'	-10.86	106.67	119.70
22	BA	164	C	N1-C1'-C2'	-10.85	99.89	114.00
22	BA	1417	C	N1-C1'-C2'	-10.84	99.91	114.00
53	CA	109	A	P-O3'-C3'	10.83	132.69	119.70
22	DA	915	C	N1-C1'-C2'	-10.80	99.96	114.00
22	DA	1512	C	N1-C1'-C2'	-10.80	99.96	114.00
22	DA	128	C	N1-C1'-C2'	-10.80	99.96	114.00
22	BA	2333	A	P-O3'-C3'	10.77	132.63	119.70
22	BA	249	C	P-O3'-C3'	10.76	132.61	119.70
22	BA	587	C	O4'-C1'-N1	-10.76	99.59	108.20
53	CA	997	U	N1-C1'-C2'	-10.76	100.01	114.00
22	DA	2616	C	N1-C1'-C2'	-10.76	100.01	114.00
22	BA	1247	A	P-O3'-C3'	10.76	132.61	119.70
23	BB	25	U	N1-C1'-C2'	-10.75	100.02	114.00
22	BA	243	U	N1-C1'-C2'	-10.75	100.02	114.00
1	AA	1345	U	O4'-C1'-N1	10.74	116.79	108.20
53	CA	372	C	O4'-C1'-N1	10.74	116.79	108.20
22	BA	995	C	O4'-C1'-N1	-10.73	99.61	108.20
22	BA	1330	C	N1-C1'-C2'	-10.72	100.06	114.00
22	BA	784	G	P-O3'-C3'	10.72	132.56	119.70
1	AA	275	G	P-O3'-C3'	-10.71	106.85	119.70
1	AA	812	G	P-O3'-C3'	10.70	132.54	119.70
53	CA	1528	U	P-O3'-C3'	10.70	132.54	119.70
1	AA	1532	U	N1-C1'-C2'	-10.70	100.09	114.00
22	BA	1013	C	N1-C1'-C2'	-10.69	100.11	114.00
22	BA	1648	U	N1-C1'-C2'	-10.67	100.13	114.00
22	DA	2382	G	P-O3'-C3'	10.67	132.50	119.70
22	BA	790	U	P-O3'-C3'	-10.67	106.90	119.70
1	AA	330	C	N1-C1'-C2'	-10.64	100.17	114.00
22	BA	2022	U	O4'-C1'-N1	10.64	116.71	108.20
22	BA	1360	G	P-O3'-C3'	-10.64	106.94	119.70
22	BA	475	C	N1-C1'-C2'	-10.61	100.20	114.00
22	BA	934	U	N1-C1'-C2'	-10.61	100.20	114.00
22	DA	1707	G	P-O3'-C3'	-10.60	106.98	119.70

Continued on next page...

Continued from previous page...

Mol	Chain	Res	Type	Atoms	Z	Observed(°)	Ideal(°)
1	AA	1507	A	P-O3'-C3'	-10.59	106.99	119.70
22	DA	934	U	N1-C1'-C2'	-10.58	100.25	114.00
1	AA	915	A	P-O3'-C3'	-10.54	107.05	119.70
22	BA	1249	U	N1-C1'-C2'	-10.53	100.31	114.00
22	DA	2880	C	N1-C1'-C2'	-10.53	100.31	114.00
22	DA	1289	C	N1-C1'-C2'	-10.52	100.32	114.00
22	BA	2384	U	P-O3'-C3'	10.51	132.31	119.70
22	BA	645	C	P-O3'-C3'	10.50	132.30	119.70
22	BA	1427	A	P-O3'-C3'	10.50	132.30	119.70
22	BA	2226	C	P-O3'-C3'	-10.48	107.13	119.70
22	BA	1565	C	N1-C1'-C2'	10.46	127.60	114.00
1	AA	1528	U	P-O3'-C3'	10.45	132.24	119.70
53	CA	92	U	N1-C1'-C2'	-10.44	100.42	114.00
22	BA	2239	G	P-O3'-C3'	-10.43	107.18	119.70
22	BA	2068	U	N1-C1'-C2'	-10.43	100.44	114.00
53	CA	248	C	N1-C1'-C2'	-10.43	100.44	114.00
22	DA	392	U	N1-C1'-C2'	-10.43	100.45	114.00
1	AA	985	C	N1-C1'-C2'	-10.42	100.45	114.00
1	AA	874	G	P-O3'-C3'	-10.42	107.19	119.70
1	AA	66	A	P-O3'-C3'	-10.41	107.20	119.70
22	BA	1396	U	O4'-C1'-N1	10.41	116.53	108.20
22	DA	991	C	N1-C1'-C2'	-10.40	100.48	114.00
22	DA	1565	C	P-O3'-C3'	10.39	132.17	119.70
22	BA	2086	U	N1-C1'-C2'	-10.39	100.49	114.00
22	BA	2225	A	P-O3'-C3'	10.37	132.15	119.70
22	BA	1963	U	N1-C1'-C2'	-10.37	100.52	114.00
22	BA	2801	G	P-O3'-C3'	-10.36	107.27	119.70
1	AA	1448	C	N1-C1'-C2'	-10.35	100.54	114.00
22	BA	239	C	N1-C1'-C2'	-10.35	100.54	114.00
22	BA	687	C	N1-C1'-C2'	-10.34	100.56	114.00
22	BA	1045	C	P-O3'-C3'	10.34	132.10	119.70
22	DA	1991	U	O4'-C1'-N1	-10.34	99.93	108.20
53	CA	316	C	N1-C1'-C2'	-10.32	100.59	114.00
22	BA	2023	C	N1-C1'-C2'	-10.31	100.59	114.00
22	BA	178	G	P-O3'-C3'	-10.31	107.33	119.70
22	BA	1288	G	O4'-C1'-N9	10.31	116.45	108.20
22	DA	2586	U	P-O3'-C3'	-10.31	107.33	119.70
22	BA	119	A	P-O3'-C3'	10.30	132.06	119.70
22	BA	2497	A	P-O3'-C3'	10.29	132.05	119.70
1	AA	1162	C	N1-C1'-C2'	-10.29	100.63	114.00
22	BA	604	G	P-O3'-C3'	-10.27	107.37	119.70
22	DA	2214	C	N1-C1'-C2'	-10.27	100.65	114.00

Continued on next page...

Continued from previous page...

Mol	Chain	Res	Type	Atoms	Z	Observed(°)	Ideal(°)
53	CA	239	U	O4'-C1'-N1	-10.26	99.99	108.20
22	DA	206	U	N1-C1'-C2'	-10.26	100.66	114.00
53	CA	1401	G	P-O3'-C3'	-10.24	107.41	119.70
1	AA	1224	U	P-O3'-C3'	10.24	131.99	119.70
22	DA	2151	U	N1-C1'-C2'	-10.23	100.70	114.00
22	BA	1634	A	P-O3'-C3'	10.22	131.96	119.70
22	BA	1249	U	O4'-C1'-N1	-10.21	100.03	108.20
23	BB	57	A	P-O3'-C3'	-10.19	107.47	119.70
22	BA	1941	C	N1-C1'-C2'	-10.19	100.75	114.00
22	DA	1963	U	P-O3'-C3'	-10.19	107.47	119.70
22	DA	164	C	N1-C1'-C2'	-10.19	100.76	114.00
22	DA	2645	G	P-O3'-C3'	10.18	131.92	119.70
22	BA	656	G	P-O3'-C3'	-10.17	107.50	119.70
22	BA	2609	U	O4'-C1'-N1	10.16	116.33	108.20
22	BA	2506	U	O4'-C1'-N1	10.15	116.32	108.20
22	BA	2036	C	N1-C1'-C2'	-10.14	100.81	114.00
22	DA	481	G	O4'-C1'-N9	10.13	116.31	108.20
1	AA	13	U	P-O3'-C3'	10.13	131.85	119.70
22	BA	2044	C	P-O3'-C3'	-10.13	107.55	119.70
1	AA	490	C	N1-C1'-C2'	-10.10	100.87	114.00
22	BA	61	C	N1-C1'-C2'	-10.08	100.89	114.00
22	BA	2807	U	O4'-C1'-N1	-10.07	100.14	108.20
22	BA	1954	G	P-O3'-C3'	10.06	131.78	119.70
22	BA	1971	U	O4'-C1'-N1	10.06	116.25	108.20
22	DA	304	U	N1-C1'-C2'	-10.06	100.92	114.00
1	AA	889	A	P-O3'-C3'	10.05	131.77	119.70
22	DA	459	U	N1-C1'-C2'	-10.05	100.93	114.00
22	BA	646	U	N1-C1'-C2'	-10.04	100.95	114.00
1	AA	119	A	P-O3'-C3'	10.02	131.72	119.70
1	AA	1203	C	N1-C1'-C2'	-10.01	100.99	114.00
1	AA	891	U	N1-C1'-C2'	-10.01	100.99	114.00
22	BA	204	A	P-O3'-C3'	10.00	131.70	119.70
53	CA	1345	U	O4'-C1'-N1	9.98	116.19	108.20
53	CA	1449	C	N1-C1'-C2'	-9.97	101.03	112.00
22	BA	1034	G	P-O3'-C3'	-9.97	107.74	119.70
22	BA	2030	A	P-O3'-C3'	9.97	131.66	119.70
22	BA	2137	U	N1-C1'-C2'	-9.95	101.05	112.00
22	DA	2611	C	N1-C1'-C2'	-9.95	101.06	112.00
53	CA	1065	U	O4'-C1'-N1	9.93	116.15	108.20
22	BA	2808	G	P-O3'-C3'	9.93	131.62	119.70
22	DA	1291	C	N1-C1'-C2'	-9.93	101.08	112.00
1	AA	511	C	P-O3'-C3'	9.91	131.59	119.70

Continued on next page...

Continued from previous page...

Mol	Chain	Res	Type	Atoms	Z	Observed(°)	Ideal(°)
22	DA	250	G	P-O3'-C3'	-9.91	107.81	119.70
22	BA	1250	G	P-O3'-C3'	9.91	131.59	119.70
1	AA	534	U	N1-C1'-C2'	-9.90	101.11	112.00
22	BA	215	G	P-O3'-C3'	9.90	131.58	119.70
22	BA	2728	U	P-O3'-C3'	9.90	131.58	119.70
22	BA	301	G	P-O3'-C3'	9.89	131.57	119.70
22	BA	1654	A	P-O3'-C3'	-9.89	107.83	119.70
22	BA	784	G	O4'-C1'-N9	-9.89	100.29	108.20
1	AA	33	A	P-O3'-C3'	-9.87	107.86	119.70
22	BA	2725	A	P-O3'-C3'	9.86	131.54	119.70
22	DA	2520	C	N1-C1'-C2'	-9.85	101.16	112.00
22	BA	2611	C	N1-C1'-C2'	-9.84	101.18	112.00
22	DA	15	G	P-O3'-C3'	-9.84	107.89	119.70
22	BA	1272	A	P-O3'-C3'	9.84	131.50	119.70
1	AA	1181	G	P-O3'-C3'	9.83	131.50	119.70
1	AA	1088	G	P-O3'-C3'	-9.81	107.93	119.70
22	BA	2572	A	P-O3'-C3'	9.81	131.47	119.70
22	BA	2835	A	P-O3'-C3'	9.79	131.45	119.70
22	DA	2043	C	O4'-C1'-N1	-9.78	100.37	108.20
22	DA	1064	C	N1-C1'-C2'	-9.78	101.24	112.00
22	DA	2615	U	N1-C1'-C2'	-9.78	101.25	112.00
22	BA	2824	C	N1-C2-O2	-9.77	113.04	118.90
22	DA	2333	A	P-O3'-C3'	9.77	131.42	119.70
22	BA	1816	C	P-O3'-C3'	-9.77	107.98	119.70
53	CA	792	A	P-O3'-C3'	9.75	131.40	119.70
22	DA	86	G	P-O3'-C3'	-9.74	108.02	119.70
1	AA	1128	C	N1-C1'-C2'	-9.73	101.29	112.00
22	BA	459	U	N1-C1'-C2'	-9.73	101.29	112.00
22	BA	2756	U	P-O3'-C3'	9.73	131.38	119.70
53	CA	980	C	N1-C1'-C2'	-9.73	101.30	112.00
22	BA	2347	C	N1-C1'-C2'	-9.73	101.30	112.00
22	BA	85	G	P-O3'-C3'	-9.72	108.03	119.70
22	BA	2866	U	O4'-C1'-N1	9.72	115.98	108.20
22	DA	1648	U	N1-C1'-C2'	-9.71	101.32	112.00
22	BA	620	G	P-O3'-C3'	9.70	131.34	119.70
22	BA	2210	U	P-O3'-C3'	9.70	131.34	119.70
22	BA	1838	C	P-O3'-C3'	9.70	131.34	119.70
22	DA	917	A	P-O3'-C3'	-9.70	108.06	119.70
22	DA	2498	C	N1-C1'-C2'	-9.69	101.34	112.00
22	BA	587	C	N1-C1'-C2'	9.69	126.59	114.00
22	BA	747	U	P-O3'-C3'	-9.69	108.08	119.70
22	BA	616	A	P-O3'-C3'	-9.68	108.09	119.70

Continued on next page...

Continued from previous page...

Mol	Chain	Res	Type	Atoms	Z	Observed(°)	Ideal(°)
22	DA	413	C	N1-C1'-C2'	-9.67	101.36	112.00
22	BA	1135	C	N1-C1'-C2'	-9.66	101.37	112.00
22	BA	2689	U	O4'-C1'-N1	9.66	115.93	108.20
22	DA	846	U	O4'-C1'-N1	9.66	115.93	108.20
22	BA	783	A	C5-N7-C8	-9.64	99.08	103.90
53	CA	486	U	N1-C1'-C2'	-9.64	101.39	112.00
1	AA	934	C	O4'-C1'-N1	9.64	115.91	108.20
22	BA	126	A	P-O3'-C3'	-9.62	108.15	119.70
22	DA	763	G	P-O3'-C3'	-9.60	108.18	119.70
53	CA	1161	C	N1-C1'-C2'	-9.59	101.45	112.00
22	BA	527	C	P-O3'-C3'	9.59	131.20	119.70
22	BA	238	C	P-O3'-C3'	9.58	131.19	119.70
22	BA	1476	U	N1-C1'-C2'	-9.56	101.48	112.00
22	BA	503	A	P-O3'-C3'	9.56	131.17	119.70
22	DA	829	A	P-O3'-C3'	9.55	131.16	119.70
1	AA	93	U	N1-C1'-C2'	-9.55	101.50	112.00
22	BA	2645	G	P-O3'-C3'	9.54	131.15	119.70
53	CA	512	U	N1-C1'-C2'	-9.54	101.50	112.00
53	CA	705	G	P-O3'-C3'	-9.54	108.25	119.70
22	BA	2629	U	P-O3'-C3'	9.53	131.13	119.70
22	BA	1455	G	P-O3'-C3'	-9.53	108.27	119.70
22	BA	2490	G	P-O3'-C3'	9.52	131.12	119.70
22	DA	2656	U	N1-C1'-C2'	-9.52	101.53	112.00
1	AA	969	A	P-O3'-C3'	-9.52	108.28	119.70
22	BA	1329	U	P-O3'-C3'	9.51	131.11	119.70
53	CA	755	G	P-O3'-C3'	-9.51	108.29	119.70
53	CA	1068	G	P-O3'-C3'	-9.51	108.29	119.70
1	AA	1095	U	N1-C1'-C2'	-9.51	101.54	112.00
22	BA	984	A	N9-C4-C5	-9.51	102.00	105.80
22	BA	1288	G	P-O3'-C3'	9.51	131.11	119.70
1	AA	279	A	P-O3'-C3'	9.50	131.10	119.70
22	DA	2023	C	N1-C1'-C2'	-9.48	101.58	112.00
22	BA	1647	U	O4'-C1'-N1	9.46	115.77	108.20
22	BA	2468	A	P-O3'-C3'	9.45	131.04	119.70
22	BA	413	C	N1-C1'-C2'	-9.45	101.60	112.00
22	BA	522	A	P-O3'-C3'	-9.45	108.36	119.70
22	DA	1971	U	O4'-C1'-N1	9.45	115.76	108.20
22	DA	2226	C	N1-C1'-C2'	-9.45	101.60	112.00
1	AA	1298	U	P-O3'-C3'	9.45	131.04	119.70
22	DA	945	A	P-O3'-C3'	9.45	131.04	119.70
1	AA	173	U	O4'-C1'-N1	9.45	115.76	108.20
22	DA	2617	U	P-O3'-C3'	-9.44	108.37	119.70

Continued on next page...

Continued from previous page...

Mol	Chain	Res	Type	Atoms	Z	Observed(°)	Ideal(°)
1	AA	1381	U	N1-C1'-C2'	-9.44	101.62	112.00
22	BA	506	G	P-O3'-C3'	9.44	131.02	119.70
22	DA	1655	A	P-O3'-C3'	-9.43	108.38	119.70
22	BA	2312	U	N1-C1'-C2'	-9.42	101.64	112.00
22	BA	1682	G	P-O3'-C3'	-9.41	108.41	119.70
22	BA	866	A	N9-C1'-C2'	-9.40	101.66	112.00
53	CA	95	C	N1-C1'-C2'	-9.40	101.66	112.00
22	BA	2656	U	N1-C1'-C2'	-9.40	101.67	112.00
22	DA	588	U	N1-C1'-C2'	-9.39	101.67	112.00
22	DA	2137	U	P-O3'-C3'	-9.38	108.44	119.70
23	BB	52	A	P-O3'-C3'	9.38	130.96	119.70
22	BA	2681	C	P-O3'-C3'	9.38	130.96	119.70
22	DA	672	C	N1-C1'-C2'	-9.38	101.69	112.00
22	BA	1265	A	P-O3'-C3'	9.37	130.95	119.70
1	AA	1451	U	P-O3'-C3'	9.36	130.94	119.70
22	BA	621	A	P-O3'-C3'	-9.35	108.48	119.70
22	DA	2875	C	O4'-C1'-N1	9.34	115.67	108.20
1	AA	305	G	P-O3'-C3'	9.33	130.90	119.70
53	CA	173	U	O4'-C1'-N1	9.33	115.66	108.20
22	BA	1498	C	N1-C1'-C2'	-9.32	101.75	112.00
22	BA	200	U	N1-C1'-C2'	-9.32	101.75	112.00
22	BA	2197	U	P-O3'-C3'	9.32	130.88	119.70
22	BA	2498	C	N1-C1'-C2'	-9.32	101.75	112.00
22	DA	1965	C	N1-C1'-C2'	-9.31	101.76	112.00
22	BA	92	U	P-O3'-C3'	-9.31	108.53	119.70
22	BA	2200	C	N1-C1'-C2'	-9.31	101.76	112.00
1	AA	984	C	N1-C1'-C2'	-9.29	101.78	112.00
22	DA	1417	C	N1-C1'-C2'	-9.30	101.77	112.00
22	BA	404	A	P-O3'-C3'	9.29	130.85	119.70
22	BA	512	G	O4'-C1'-N9	9.29	115.63	108.20
22	BA	686	U	O4'-C1'-N1	9.29	115.63	108.20
22	DA	1982	U	N1-C1'-C2'	-9.29	101.78	112.00
23	BB	48	U	P-O5'-C5'	-9.29	106.04	120.90
53	CA	577	G	P-O3'-C3'	-9.29	108.56	119.70
1	AA	1259	C	N1-C1'-C2'	-9.28	101.79	112.00
22	DA	533	G	P-O3'-C3'	-9.28	108.56	119.70
22	DA	243	U	N1-C1'-C2'	-9.28	101.79	112.00
22	BA	1779	U	C5-C6-N1	-9.28	118.06	122.70
22	DA	2874	C	N1-C1'-C2'	-9.28	101.80	112.00
22	DA	778	G	P-O3'-C3'	-9.27	108.58	119.70
1	AA	961	U	N1-C1'-C2'	-9.27	101.81	112.00
1	AA	595	A	P-O3'-C3'	9.26	130.81	119.70

Continued on next page...

Continued from previous page...

Mol	Chain	Res	Type	Atoms	Z	Observed(°)	Ideal(°)
22	DA	1498	C	N1-C1'-C2'	-9.26	101.82	112.00
22	DA	2450	A	P-O3'-C3'	-9.24	108.61	119.70
22	BA	727	A	P-O5'-C5'	-9.24	106.12	120.90
22	DA	1267	U	N1-C1'-C2'	-9.24	101.84	112.00
1	AA	547	A	P-O3'-C3'	9.23	130.77	119.70
1	AA	1283	U	N1-C1'-C2'	-9.22	101.85	112.00
22	BA	2732	G	P-O3'-C3'	9.22	130.76	119.70
22	BA	671	C	O4'-C1'-N1	9.20	115.56	108.20
22	DA	2712	C	P-O3'-C3'	9.20	130.74	119.70
22	DA	1476	U	O4'-C1'-N1	9.20	115.56	108.20
22	DA	1611	C	N1-C1'-C2'	-9.19	101.89	112.00
1	AA	173	U	P-O3'-C3'	9.19	130.72	119.70
22	DA	78	U	O4'-C1'-N1	9.18	115.55	108.20
22	BA	62	U	O4'-C1'-N1	9.18	115.55	108.20
1	AA	793	U	P-O3'-C3'	-9.18	108.69	119.70
1	AA	1349	A	P-O3'-C3'	-9.16	108.71	119.70
22	BA	61	C	P-O3'-C3'	-9.16	108.71	119.70
53	CA	486	U	P-O5'-C5'	-9.16	106.24	120.90
53	CA	1283	U	N1-C1'-C2'	-9.16	101.92	112.00
22	BA	143	C	N1-C1'-C2'	-9.16	101.93	112.00
22	BA	1644	C	N1-C1'-C2'	-9.15	101.93	112.00
1	AA	575	G	P-O3'-C3'	9.14	130.67	119.70
1	AA	972	C	O4'-C1'-N1	9.14	115.52	108.20
22	DA	1418	G	P-O3'-C3'	-9.14	108.73	119.70
22	DA	1804	C	N1-C1'-C2'	-9.12	101.96	112.00
22	BA	1499	C	O4'-C1'-N1	9.12	115.50	108.20
23	BB	67	G	P-O3'-C3'	-9.12	108.75	119.70
22	BA	1965	C	N1-C1'-C2'	-9.11	101.98	112.00
1	AA	1228	C	N1-C1'-C2'	-9.11	101.98	112.00
22	BA	646	U	O4'-C1'-N1	9.11	115.48	108.20
53	CA	331	G	P-O3'-C3'	-9.11	108.77	119.70
22	DA	933	A	P-O3'-C3'	-9.10	108.78	119.70
22	DA	1682	G	P-O3'-C3'	-9.10	108.78	119.70
1	AA	1399	C	P-O3'-C3'	9.10	130.61	119.70
22	BA	962	G	P-O3'-C3'	-9.09	108.80	119.70
22	BA	2266	A	P-O3'-C3'	9.09	130.60	119.70
53	CA	200	G	P-O3'-C3'	-9.07	108.81	119.70
22	BA	2319	G	P-O3'-C3'	9.07	130.59	119.70
22	BA	1920	C	P-O3'-C3'	-9.07	108.82	119.70
1	AA	307	C	P-O3'-C3'	-9.06	108.83	119.70
1	AA	110	C	N1-C1'-C2'	-9.06	102.04	112.00
22	BA	811	U	P-O3'-C3'	9.05	130.56	119.70

Continued on next page...

Continued from previous page...

Mol	Chain	Res	Type	Atoms	Z	Observed(°)	Ideal(°)
22	BA	2354	C	O4'-C1'-N1	-9.02	100.99	108.20
53	CA	428	G	P-O3'-C3'	9.01	130.51	119.70
22	BA	1786	A	O4'-C1'-N9	9.01	115.41	108.20
22	DA	656	G	P-O3'-C3'	-9.01	108.89	119.70
22	BA	208	C	C6-N1-C2	9.00	123.90	120.30
23	BB	40	U	P-O3'-C3'	9.00	130.50	119.70
22	BA	2689	U	N1-C1'-C2'	9.00	125.69	114.00
53	CA	986	U	N1-C1'-C2'	-9.00	102.10	112.00
22	DA	1324	G	P-O3'-C3'	8.99	130.49	119.70
22	BA	2541	A	P-O3'-C3'	8.98	130.48	119.70
1	AA	1068	G	P-O3'-C3'	-8.98	108.93	119.70
22	DA	2691	C	N1-C1'-C2'	-8.97	102.13	112.00
22	BA	847	U	N1-C1'-C2'	-8.96	102.14	112.00
1	AA	1380	U	P-O3'-C3'	8.96	130.45	119.70
1	AA	1125	U	P-O3'-C3'	8.96	130.45	119.70
1	AA	821	G	P-O3'-C3'	-8.96	108.95	119.70
22	DA	2320	U	P-O3'-C3'	-8.95	108.96	119.70
22	BA	974	G	C5-N7-C8	-8.95	99.83	104.30
22	BA	165	A	P-O3'-C3'	-8.94	108.97	119.70
22	DA	831	G	P-O3'-C3'	-8.93	108.98	119.70
22	BA	2051	A	P-O3'-C3'	8.93	130.41	119.70
22	DA	1276	A	P-O3'-C3'	-8.93	108.99	119.70
22	BA	2230	G	P-O3'-C3'	-8.92	109.00	119.70
22	BA	369	U	O4'-C1'-N1	-8.91	101.07	108.20
22	DA	2299	U	N1-C1'-C2'	-8.88	102.23	112.00
1	AA	577	G	P-O3'-C3'	-8.86	109.06	119.70
1	AA	1502	A	P-O3'-C3'	8.86	130.33	119.70
22	BA	2733	A	P-O3'-C3'	-8.86	109.07	119.70
22	BA	27	G	P-O3'-C3'	8.86	130.33	119.70
22	DA	2469	A	P-O3'-C3'	-8.86	109.07	119.70
1	AA	1348	U	N1-C1'-C2'	-8.85	102.26	112.00
22	BA	421	C	P-O3'-C3'	8.85	130.32	119.70
22	BA	1434	A	P-O3'-C3'	8.85	130.32	119.70
22	BA	1379	U	N1-C1'-C2'	-8.84	102.28	112.00
22	BA	2504	U	N1-C1'-C2'	-8.83	102.29	112.00
22	BA	1981	A	P-O3'-C3'	-8.82	109.12	119.70
22	BA	1816	C	N1-C1'-C2'	-8.81	102.31	112.00
1	AA	815	A	P-O3'-C3'	8.80	130.27	119.70
22	DA	1931	U	P-O3'-C3'	-8.80	109.14	119.70
22	BA	34	U	P-O3'-C3'	8.80	130.26	119.70
22	BA	1716	U	N1-C1'-C2'	-8.80	102.32	112.00
22	BA	805	G	P-O5'-C5'	-8.79	106.84	120.90

Continued on next page...

Continued from previous page...

Mol	Chain	Res	Type	Atoms	Z	Observed(°)	Ideal(°)
22	DA	336	C	N1-C1'-C2'	-8.78	102.34	112.00
22	DA	687	C	N1-C1'-C2'	-8.78	102.34	112.00
22	DA	2036	C	N1-C1'-C2'	-8.77	102.35	112.00
22	BA	249	C	N1-C1'-C2'	8.77	125.40	114.00
22	BA	2520	C	N1-C1'-C2'	-8.77	102.35	112.00
1	AA	1398	A	P-O3'-C3'	-8.77	109.18	119.70
22	BA	2880	C	N1-C1'-C2'	-8.77	102.35	112.00
22	BA	984	A	C4-C5-N7	8.77	115.08	110.70
22	BA	1326	U	P-O3'-C3'	-8.77	109.18	119.70
22	DA	2300	C	P-O3'-C3'	-8.77	109.18	119.70
22	DA	2689	U	O4'-C1'-N1	8.76	115.21	108.20
22	BA	1142	A	C2-N3-C4	-8.76	106.22	110.60
22	DA	78	U	N1-C1'-C2'	-8.75	102.38	112.00
22	BA	1626	A	P-O3'-C3'	8.74	130.19	119.70
53	CA	110	C	P-O3'-C3'	-8.74	109.22	119.70
22	BA	1568	G	P-O3'-C3'	-8.73	109.22	119.70
22	BA	2519	U	O4'-C1'-N1	8.73	115.19	108.20
22	DA	222	A	P-O3'-C3'	8.73	130.17	119.70
1	AA	792	A	O4'-C1'-N9	8.72	115.18	108.20
53	CA	1395	C	N1-C1'-C2'	-8.72	102.41	112.00
22	BA	1451	C	O4'-C1'-N1	8.71	115.17	108.20
1	AA	9	G	P-O3'-C3'	-8.71	109.25	119.70
22	BA	2727	A	P-O3'-C3'	-8.70	109.26	119.70
22	BA	1210	G	P-O3'-C3'	8.70	130.14	119.70
22	DA	2877	G	P-O3'-C3'	-8.70	109.26	119.70
22	BA	2689	U	P-O3'-C3'	8.70	130.14	119.70
22	BA	28	A	P-O5'-C5'	-8.70	106.98	120.90
22	BA	1508	A	P-O3'-C3'	8.69	130.13	119.70
22	BA	1558	C	P-O3'-C3'	8.69	130.13	119.70
53	CA	1367	C	N1-C1'-C2'	-8.69	102.44	112.00
22	BA	2517	C	C6-N1-C2	8.69	123.78	120.30
22	BA	946	C	N1-C1'-C2'	-8.69	102.45	112.00
22	BA	748	G	P-O3'-C3'	-8.68	109.29	119.70
22	DA	1931	U	N1-C1'-C2'	-8.68	102.46	112.00
22	DA	1541	C	N1-C1'-C2'	-8.66	102.47	112.00
22	BA	1942	C	N1-C1'-C2'	-8.66	102.47	112.00
22	BA	1739	A	P-O3'-C3'	-8.65	109.32	119.70
22	DA	730	A	P-O3'-C3'	-8.65	109.31	119.70
22	BA	2612	C	O4'-C1'-N1	8.64	115.11	108.20
22	DA	1065	U	N1-C1'-C2'	-8.64	102.50	112.00
53	CA	1202	U	N1-C1'-C2'	-8.64	102.50	112.00
22	DA	2490	G	P-O3'-C3'	8.64	130.06	119.70

Continued on next page...

Continued from previous page...

Mol	Chain	Res	Type	Atoms	Z	Observed(°)	Ideal(°)
53	CA	1218	C	N1-C1'-C2'	-8.63	102.51	112.00
22	BA	2836	U	N1-C1'-C2'	-8.62	102.52	112.00
22	BA	2573	C	N1-C1'-C2'	-8.62	102.52	112.00
1	AA	141	G	P-O3'-C3'	-8.61	109.37	119.70
22	DA	164	C	P-O3'-C3'	-8.61	109.37	119.70
22	DA	1779	U	O4'-C1'-N1	8.60	115.08	108.20
22	BA	1675	C	P-O3'-C3'	-8.60	109.39	119.70
22	DA	2249	U	P-O3'-C3'	8.59	130.01	119.70
22	BA	505	A	P-O3'-C3'	-8.59	109.39	119.70
22	DA	2492	U	N1-C1'-C2'	-8.58	102.56	112.00
22	BA	2508	G	P-O5'-C5'	-8.57	107.18	120.90
22	BA	2797	U	P-O3'-C3'	8.57	129.99	119.70
22	DA	1980	G	P-O3'-C3'	8.57	129.99	119.70
1	AA	438	U	P-O3'-C3'	8.57	129.99	119.70
53	CA	110	C	N1-C1'-C2'	-8.57	102.57	112.00
22	DA	2497	A	P-O3'-C3'	8.57	129.98	119.70
22	BA	764	A	O4'-C1'-N9	8.56	115.05	108.20
22	DA	2458	G	O4'-C1'-N9	8.56	115.05	108.20
22	BA	2752	C	P-O3'-C3'	-8.55	109.44	119.70
22	DA	304	U	O4'-C1'-N1	8.55	115.04	108.20
1	AA	519	C	P-O3'-C3'	-8.55	109.44	119.70
53	CA	564	C	N1-C1'-C2'	-8.55	102.60	112.00
22	BA	958	U	O4'-C1'-N1	-8.54	101.37	108.20
22	BA	1956	U	N1-C1'-C2'	-8.54	102.61	112.00
1	AA	752	G	P-O3'-C3'	8.53	129.94	119.70
22	BA	2458	G	P-O3'-C3'	8.53	129.94	119.70
22	DA	1256	G	P-O3'-C3'	-8.53	109.46	119.70
22	BA	984	A	N1-C2-N3	8.53	133.56	129.30
53	CA	9	G	P-O3'-C3'	-8.53	109.47	119.70
53	CA	536	C	P-O3'-C3'	-8.53	109.47	119.70
1	AA	501	C	N1-C1'-C2'	-8.52	102.63	112.00
22	BA	2426	A	P-O3'-C3'	8.52	129.92	119.70
22	BA	474	G	P-O3'-C3'	8.52	129.92	119.70
22	BA	865	C	P-O3'-C3'	8.51	129.91	119.70
1	AA	469	C	N1-C1'-C2'	-8.50	102.65	112.00
22	BA	2321	U	P-O3'-C3'	-8.49	109.52	119.70
22	DA	2384	U	N1-C1'-C2'	8.49	125.03	114.00
53	CA	438	U	O4'-C1'-N1	8.48	114.98	108.20
22	BA	1759	A	P-O3'-C3'	-8.48	109.53	119.70
22	DA	2501	C	O4'-C1'-N1	8.47	114.98	108.20
1	AA	1157	A	P-O3'-C3'	8.47	129.86	119.70
53	CA	1396	A	P-O3'-C3'	8.47	129.86	119.70

Continued on next page...

Continued from previous page...

Mol	Chain	Res	Type	Atoms	Z	Observed(°)	Ideal(°)
22	BA	2035	G	P-O3'-C3'	8.46	129.86	119.70
1	AA	306	A	P-O3'-C3'	-8.46	109.55	119.70
22	BA	1407	G	P-O3'-C3'	-8.46	109.55	119.70
22	BA	791	C	O4'-C1'-N1	8.45	114.96	108.20
1	AA	889	A	O4'-C1'-N9	8.44	114.95	108.20
22	DA	2239	G	P-O3'-C3'	-8.44	109.57	119.70
22	BA	422	A	P-O3'-C3'	-8.44	109.57	119.70
57	DB	68	C	N1-C1'-C2'	-8.44	102.72	112.00
53	CA	509	A	P-O3'-C3'	-8.44	109.57	119.70
22	BA	571	U	P-O3'-C3'	8.44	129.83	119.70
53	CA	374	A	P-O3'-C3'	-8.44	109.57	119.70
22	DA	1127	A	P-O3'-C3'	-8.44	109.57	119.70
22	BA	1611	C	P-O3'-C3'	-8.44	109.58	119.70
22	DA	1915	U	N1-C1'-C2'	-8.43	102.72	112.00
1	AA	1200	C	P-O3'-C3'	8.43	129.81	119.70
22	BA	783	A	N7-C8-N9	8.42	118.01	113.80
22	BA	1157	G	P-O3'-C3'	-8.42	109.60	119.70
22	BA	1942	C	P-O3'-C3'	-8.41	109.61	119.70
22	DA	2611	C	P-O3'-C3'	-8.40	109.61	119.70
22	BA	1126	A	P-O3'-C3'	8.39	129.77	119.70
22	BA	1639	C	O4'-C1'-N1	8.39	114.92	108.20
53	CA	122	G	P-O3'-C3'	-8.39	109.63	119.70
22	DA	121	G	P-O3'-C3'	-8.39	109.63	119.70
53	CA	13	U	P-O3'-C3'	8.39	129.77	119.70
22	DA	2406	A	P-O3'-C3'	8.39	129.76	119.70
22	BA	904	G	P-O3'-C3'	-8.38	109.64	119.70
22	BA	2321	U	N1-C1'-C2'	-8.38	102.78	112.00
22	BA	1522	A	P-O3'-C3'	8.36	129.74	119.70
22	DA	1632	A	P-O3'-C3'	8.36	129.74	119.70
22	DA	2581	G	P-O3'-C3'	8.36	129.73	119.70
22	BA	1254	A	P-O5'-C5'	-8.36	107.52	120.90
53	CA	575	G	P-O3'-C3'	8.35	129.72	119.70
53	CA	348	G	P-O3'-C3'	-8.34	109.69	119.70
53	CA	701	U	P-O3'-C3'	8.33	129.70	119.70
22	DA	1829	A	P-O3'-C3'	-8.33	109.71	119.70
22	BA	2846	G	P-O5'-C5'	-8.32	107.58	120.90
22	BA	1112	G	P-O3'-C3'	-8.32	109.72	119.70
53	CA	915	A	P-O3'-C3'	-8.32	109.72	119.70
22	DA	229	C	N1-C1'-C2'	-8.32	102.85	112.00
22	BA	391	A	P-O3'-C3'	-8.31	109.72	119.70
22	DA	2447	G	P-O3'-C3'	8.31	129.67	119.70
1	AA	813	U	P-O3'-C3'	-8.31	109.73	119.70

Continued on next page...

Continued from previous page...

Mol	Chain	Res	Type	Atoms	Z	Observed(°)	Ideal(°)
22	BA	1732	C	P-O3'-C3'	8.31	129.67	119.70
22	DA	2283	C	P-O3'-C3'	-8.31	109.73	119.70
23	BB	42	C	N1-C1'-C2'	-8.30	102.87	112.00
22	DA	2616	C	O4'-C1'-N1	8.30	114.84	108.20
22	BA	2250	G	O4'-C1'-N9	-8.29	101.57	108.20
22	DA	1396	U	P-O3'-C3'	8.29	129.65	119.70
22	BA	800	A	P-O3'-C3'	8.29	129.65	119.70
22	BA	2093	G	N9-C1'-C2'	-8.29	102.89	112.00
22	DA	1119	U	O4'-C1'-N1	8.28	114.83	108.20
22	DA	2836	U	N1-C1'-C2'	-8.28	102.89	112.00
1	AA	1433	A	P-O3'-C3'	-8.28	109.77	119.70
53	CA	1450	U	N1-C1'-C2'	-8.27	102.90	112.00
1	AA	252	U	N1-C1'-C2'	-8.26	102.91	112.00
53	CA	534	U	N1-C1'-C2'	-8.26	102.92	112.00
22	BA	1848	A	P-O3'-C3'	-8.26	109.79	119.70
53	CA	344	A	P-O3'-C3'	8.26	129.61	119.70
22	DA	1972	G	P-O3'-C3'	-8.26	109.79	119.70
22	BA	556	A	P-O3'-C3'	-8.25	109.80	119.70
53	CA	1148	U	N1-C1'-C2'	-8.24	102.93	112.00
22	BA	403	U	P-O3'-C3'	8.24	129.59	119.70
53	CA	1245	C	N1-C1'-C2'	-8.23	102.94	112.00
1	AA	1203	C	P-O3'-C3'	-8.23	109.82	119.70
22	DA	122	G	P-O3'-C3'	-8.22	109.83	119.70
22	DA	1428	C	O4'-C1'-N1	8.22	114.78	108.20
22	BA	1213	A	P-O5'-C5'	-8.22	107.75	120.90
53	CA	32	A	P-O3'-C3'	-8.21	109.84	119.70
22	BA	673	C	C6-N1-C2	8.21	123.58	120.30
1	AA	1284	C	P-O3'-C3'	-8.21	109.85	119.70
22	BA	1653	G	P-O3'-C3'	8.21	129.55	119.70
22	DA	1612	C	N1-C1'-C2'	-8.20	102.98	112.00
22	BA	2572	A	N1-C6-N6	8.19	123.52	118.60
53	CA	1398	A	P-O3'-C3'	-8.19	109.87	119.70
22	BA	144	A	P-O3'-C3'	-8.19	109.87	119.70
53	CA	884	U	P-O3'-C3'	8.19	129.53	119.70
22	DA	1378	A	P-O3'-C3'	8.19	129.53	119.70
53	CA	388	G	P-O3'-C3'	8.19	129.52	119.70
53	CA	1528	U	O4'-C1'-N1	8.18	114.75	108.20
53	CA	68	G	P-O3'-C3'	-8.18	109.89	119.70
22	BA	783	A	N9-C1'-C2'	-8.18	103.00	112.00
22	BA	2422	C	O4'-C1'-N1	-8.18	101.66	108.20
22	DA	991	C	P-O3'-C3'	-8.17	109.89	119.70
22	DA	2603	G	P-O3'-C3'	-8.17	109.90	119.70

Continued on next page...

Continued from previous page...

Mol	Chain	Res	Type	Atoms	Z	Observed(°)	Ideal(°)
22	BA	1615	C	P-O3'-C3'	8.16	129.50	119.70
22	DA	1967	C	P-O3'-C3'	-8.16	109.90	119.70
53	CA	793	U	P-O3'-C3'	-8.16	109.91	119.70
22	BA	984	A	N9-C1'-C2'	-8.16	103.02	112.00
22	BA	1859	U	P-O3'-C3'	-8.16	109.91	119.70
22	BA	1021	A	P-O3'-C3'	-8.15	109.92	119.70
22	BA	2215	C	N1-C1'-C2'	-8.15	103.04	112.00
22	DA	670	A	P-O3'-C3'	8.15	129.47	119.70
22	DA	868	U	P-O3'-C3'	-8.14	109.93	119.70
22	DA	2060	A	P-O3'-C3'	8.14	129.47	119.70
22	BA	783	A	N1-C6-N6	8.14	123.48	118.60
53	CA	486	U	P-O3'-C3'	-8.14	109.93	119.70
22	DA	1013	C	P-O3'-C3'	-8.14	109.93	119.70
22	BA	1901	A	P-O3'-C3'	-8.13	109.94	119.70
22	BA	2777	G	P-O3'-C3'	-8.13	109.94	119.70
22	DA	1400	U	N1-C1'-C2'	-8.13	103.06	112.00
53	CA	519	C	N1-C1'-C2'	-8.12	103.06	112.00
22	DA	1081	U	O4'-C1'-N1	8.12	114.70	108.20
22	DA	1347	A	P-O3'-C3'	-8.12	109.95	119.70
1	AA	1303	C	N1-C1'-C2'	-8.12	103.07	112.00
22	BA	2613	U	P-O3'-C3'	8.12	129.44	119.70
22	BA	1013	C	P-O3'-C3'	-8.11	109.96	119.70
22	DA	531	C	P-O3'-C3'	8.11	129.44	119.70
1	AA	985	C	P-O3'-C3'	-8.11	109.97	119.70
1	AA	316	C	P-O3'-C3'	-8.11	109.97	119.70
22	DA	1157	G	P-O3'-C3'	-8.10	109.97	119.70
22	DA	2199	A	P-O3'-C3'	-8.08	110.00	119.70
22	BA	1980	G	O4'-C1'-N9	8.08	114.66	108.20
1	AA	431	A	P-O3'-C3'	-8.08	110.01	119.70
1	AA	1365	G	P-O3'-C3'	-8.06	110.02	119.70
1	AA	1380	U	O4'-C1'-N1	8.06	114.65	108.20
22	DA	1626	A	P-O3'-C3'	8.06	129.38	119.70
53	CA	316	C	P-O3'-C3'	-8.06	110.03	119.70
22	DA	806	C	N1-C1'-C2'	-8.06	103.14	112.00
22	DA	1758	U	P-O3'-C3'	8.05	129.36	119.70
22	BA	1324	G	P-O3'-C3'	8.05	129.36	119.70
22	DA	860	U	N1-C1'-C2'	-8.04	103.15	112.00
22	DA	2612	C	O4'-C1'-N1	8.04	114.63	108.20
22	DA	2836	U	P-O3'-C3'	-8.04	110.06	119.70
22	DA	390	U	P-O3'-C3'	8.03	129.33	119.70
22	DA	2063	C	P-O3'-C3'	-8.02	110.07	119.70
1	AA	654	G	P-O3'-C3'	-8.02	110.08	119.70

Continued on next page...

Continued from previous page...

Mol	Chain	Res	Type	Atoms	Z	Observed(°)	Ideal(°)
22	DA	2573	C	N1-C1'-C2'	-8.02	103.18	112.00
1	AA	1332	A	P-O3'-C3'	-8.02	110.08	119.70
1	AA	1256	A	P-O3'-C3'	8.01	129.31	119.70
1	AA	816	A	P-O3'-C3'	-8.01	110.09	119.70
53	CA	753	A	P-O3'-C3'	8.01	129.31	119.70
22	BA	196	A	O4'-C1'-N9	8.00	114.60	108.20
22	BA	948	C	C5-C6-N1	-8.00	117.00	121.00
22	BA	727	A	P-O3'-C3'	-8.00	110.10	119.70
53	CA	497	G	P-O3'-C3'	-8.00	110.11	119.70
22	BA	595	C	C6-N1-C2	7.99	123.50	120.30
22	DA	2629	U	P-O3'-C3'	7.99	129.29	119.70
22	BA	1357	C	P-O3'-C3'	-7.98	110.13	119.70
22	DA	860	U	P-O3'-C3'	-7.97	110.13	119.70
22	DA	335	C	N1-C1'-C2'	-7.97	103.23	112.00
22	DA	1759	A	P-O3'-C3'	-7.96	110.15	119.70
1	AA	934	C	P-O3'-C3'	7.96	129.25	119.70
22	BA	1289	C	P-O3'-C3'	-7.96	110.15	119.70
53	CA	14	U	P-O3'-C3'	-7.96	110.15	119.70
22	DA	1838	C	P-O3'-C3'	7.96	129.25	119.70
22	BA	2567	G	P-O3'-C3'	-7.96	110.15	119.70
22	BA	221	A	P-O3'-C3'	7.95	129.24	119.70
22	BA	1980	G	P-O3'-C3'	7.95	129.24	119.70
22	DA	2024	G	P-O3'-C3'	-7.95	110.16	119.70
22	BA	1782	U	P-O3'-C3'	-7.94	110.17	119.70
22	DA	218	A	P-O3'-C3'	-7.93	110.18	119.70
22	BA	2060	A	O4'-C1'-N9	7.93	114.55	108.20
22	BA	860	U	P-O5'-C5'	-7.93	108.21	120.90
1	AA	115	G	P-O3'-C3'	7.93	129.21	119.70
22	BA	2759	G	P-O5'-C5'	-7.93	108.22	120.90
53	CA	511	C	P-O3'-C3'	7.92	129.21	119.70
53	CA	499	A	P-O3'-C3'	7.92	129.21	119.70
1	AA	486	U	N1-C1'-C2'	-7.92	103.29	112.00
22	DA	1522	A	P-O3'-C3'	7.91	129.20	119.70
22	BA	2646	C	N1-C1'-C2'	-7.91	103.30	112.00
22	DA	2727	A	P-O3'-C3'	-7.90	110.22	119.70
22	BA	2214	C	P-O3'-C3'	-7.90	110.22	119.70
22	DA	1430	G	P-O3'-C3'	-7.90	110.22	119.70
22	DA	1782	U	O4'-C1'-N1	7.90	114.52	108.20
22	BA	1255	U	N1-C1'-C2'	-7.90	103.31	112.00
22	BA	2152	G	P-O3'-C3'	-7.89	110.23	119.70
22	BA	1714	U	O4'-C1'-N1	-7.89	101.89	108.20
53	CA	1348	U	N1-C1'-C2'	-7.89	103.32	112.00

Continued on next page...

Continued from previous page...

Mol	Chain	Res	Type	Atoms	Z	Observed(°)	Ideal(°)
22	BA	812	C	P-O3'-C3'	-7.89	110.23	119.70
22	DA	1558	C	P-O3'-C3'	7.89	129.17	119.70
22	DA	573	U	O4'-C1'-N1	7.89	114.51	108.20
23	BB	16	G	P-O3'-C3'	-7.89	110.24	119.70
22	BA	2312	U	P-O3'-C3'	-7.88	110.24	119.70
22	BA	704	G	P-O3'-C3'	7.88	129.16	119.70
1	AA	48	C	O4'-C1'-N1	7.88	114.50	108.20
22	BA	654	A	P-O3'-C3'	7.87	129.14	119.70
22	DA	1213	A	P-O3'-C3'	-7.87	110.26	119.70
22	BA	531	C	N1-C1'-C2'	7.86	124.22	114.00
22	BA	1127	A	C8-N9-C4	-7.86	102.66	105.80
1	AA	479	U	O4'-C1'-N1	7.86	114.48	108.20
22	BA	1255	U	O5'-P-OP1	-7.86	98.63	105.70
22	BA	2258	C	P-O3'-C3'	7.86	129.13	119.70
22	BA	1026	G	P-O3'-C3'	-7.85	110.28	119.70
22	DA	805	G	P-O3'-C3'	7.85	129.12	119.70
22	BA	2337	G	P-O3'-C3'	-7.85	110.28	119.70
22	DA	1305	C	N1-C1'-C2'	-7.85	103.36	112.00
22	BA	454	A	P-O3'-C3'	7.84	129.11	119.70
1	AA	718	A	P-O3'-C3'	-7.84	110.30	119.70
22	BA	1293	C	P-O3'-C3'	-7.84	110.30	119.70
22	BA	1627	G	P-O3'-C3'	-7.83	110.30	119.70
1	AA	1447	A	P-O3'-C3'	7.83	129.10	119.70
22	BA	764	A	P-O3'-C3'	7.83	129.09	119.70
22	BA	33	C	P-O3'-C3'	7.83	129.09	119.70
1	AA	511	C	N1-C1'-C2'	7.82	124.17	114.00
1	AA	1196	A	P-O3'-C3'	7.82	129.09	119.70
1	AA	389	A	P-O3'-C3'	-7.82	110.32	119.70
22	BA	817	C	N1-C2-O2	-7.82	114.21	118.90
53	CA	1282	C	N1-C1'-C2'	-7.81	103.41	112.00
22	DA	445	C	N1-C1'-C2'	-7.81	103.41	112.00
53	CA	240	G	P-O3'-C3'	-7.81	110.33	119.70
57	DB	88	C	P-O3'-C3'	7.80	129.06	119.70
53	CA	245	U	P-O3'-C3'	-7.80	110.34	119.70
53	CA	512	U	P-O3'-C3'	-7.80	110.34	119.70
53	CA	1399	C	P-O3'-C3'	7.80	129.06	119.70
53	CA	48	C	O4'-C1'-N1	7.79	114.43	108.20
1	AA	490	C	P-O3'-C3'	-7.79	110.35	119.70
22	BA	196	A	P-O3'-C3'	7.79	129.04	119.70
22	DA	527	C	P-O3'-C3'	7.78	129.04	119.70
1	AA	373	A	P-O3'-C3'	-7.78	110.36	119.70
22	BA	91	A	P-O3'-C3'	7.78	129.04	119.70

Continued on next page...

Continued from previous page...

Mol	Chain	Res	Type	Atoms	Z	Observed(°)	Ideal(°)
22	BA	2385	C	N1-C1'-C2'	-7.78	103.44	112.00
22	DA	2617	U	N1-C1'-C2'	-7.78	103.44	112.00
1	AA	1055	A	P-O3'-C3'	-7.77	110.38	119.70
22	BA	1839	G	P-O3'-C3'	-7.77	110.38	119.70
22	BA	1555	G	P-O3'-C3'	-7.77	110.38	119.70
22	BA	137	U	O4'-C1'-N1	-7.76	101.99	108.20
57	DB	68	C	O4'-C1'-N1	7.76	114.41	108.20
1	AA	365	U	O4'-C1'-N1	7.76	114.41	108.20
22	BA	1732	C	O4'-C1'-N1	7.76	114.41	108.20
22	DA	2752	C	N1-C1'-C2'	-7.76	103.47	112.00
53	CA	874	G	P-O3'-C3'	-7.76	110.39	119.70
1	AA	688	G	P-O3'-C3'	-7.75	110.40	119.70
53	CA	734	G	P-O3'-C3'	-7.75	110.40	119.70
1	AA	1066	C	O4'-C1'-N1	-7.75	102.00	108.20
22	DA	2251	G	P-O3'-C3'	-7.75	110.40	119.70
22	BA	1340	U	O4'-C1'-N1	7.74	114.39	108.20
1	AA	439	U	N1-C1'-C2'	-7.74	103.49	112.00
22	BA	1885	A	P-O3'-C3'	-7.74	110.41	119.70
22	DA	784	G	O4'-C1'-N9	7.74	114.39	108.20
22	DA	811	U	O4'-C1'-N1	7.74	114.39	108.20
22	BA	2681	C	N1-C2-O2	-7.74	114.26	118.90
22	BA	1936	A	C2-N3-C4	-7.73	106.73	110.60
22	DA	2075	U	O4'-C1'-N1	-7.73	102.01	108.20
53	CA	547	A	P-O3'-C3'	7.72	128.97	119.70
22	DA	2387	U	N1-C1'-C2'	-7.72	103.50	112.00
1	AA	129	A	P-O3'-C3'	7.72	128.96	119.70
53	CA	643	C	P-O3'-C3'	-7.72	110.44	119.70
22	BA	2346	A	P-O3'-C3'	7.72	128.96	119.70
22	DA	2847	U	P-O3'-C3'	7.72	128.96	119.70
1	AA	109	A	P-O3'-C3'	7.71	128.96	119.70
22	BA	2606	C	C5-C6-N1	-7.71	117.14	121.00
1	AA	794	A	P-O3'-C3'	-7.71	110.45	119.70
22	BA	2662	A	P-O3'-C3'	-7.71	110.45	119.70
53	CA	891	U	P-O3'-C3'	-7.71	110.45	119.70
1	AA	1128	C	P-O3'-C3'	-7.70	110.46	119.70
22	BA	1695	G	P-O3'-C3'	-7.70	110.46	119.70
22	BA	1681	G	P-O3'-C3'	7.69	128.93	119.70
22	DA	2876	G	P-O3'-C3'	-7.69	110.47	119.70
22	BA	385	C	O4'-C1'-N1	-7.68	102.06	108.20
1	AA	717	U	P-O3'-C3'	7.68	128.91	119.70
22	BA	2672	U	O4'-C1'-N1	-7.67	102.06	108.20
22	BA	1693	U	P-O3'-C3'	7.66	128.90	119.70

Continued on next page...

Continued from previous page...

Mol	Chain	Res	Type	Atoms	Z	Observed(°)	Ideal(°)
22	DA	392	U	P-O3'-C3'	-7.66	110.51	119.70
1	AA	1201	A	P-O3'-C3'	7.66	128.89	119.70
22	DA	2324	U	P-O3'-C3'	7.66	128.89	119.70
22	BA	2086	U	O4'-C1'-N1	7.65	114.32	108.20
22	BA	1385	A	P-O3'-C3'	7.64	128.88	119.70
22	BA	812	C	N1-C1'-C2'	-7.63	103.60	112.00
22	BA	984	A	C5-C6-N6	-7.63	117.60	123.70
22	BA	613	A	P-O3'-C3'	7.63	128.86	119.70
22	BA	490	C	P-O5'-C5'	-7.63	108.70	120.90
1	AA	198	G	P-O3'-C3'	-7.62	110.55	119.70
22	DA	200	U	N1-C1'-C2'	-7.62	103.61	112.00
22	DA	1136	G	P-O3'-C3'	-7.62	110.55	119.70
22	DA	1236	G	P-O3'-C3'	7.62	128.84	119.70
22	BA	790	U	O4'-C1'-N1	7.62	114.29	108.20
53	CA	430	A	P-O3'-C3'	-7.61	110.57	119.70
1	AA	72	A	P-O3'-C3'	-7.61	110.57	119.70
1	AA	1200	C	N1-C1'-C2'	7.61	123.89	114.00
22	BA	783	A	C4-C5-N7	7.61	114.50	110.70
22	BA	1330	C	O4'-C1'-N1	7.60	114.28	108.20
53	CA	116	A	N9-C1'-C2'	-7.60	103.64	112.00
22	BA	2566	A	P-O3'-C3'	7.60	128.82	119.70
22	BA	729	G	P-O3'-C3'	-7.60	110.58	119.70
22	BA	740	C	N1-C1'-C2'	-7.60	103.64	112.00
22	DA	144	A	P-O3'-C3'	-7.60	110.58	119.70
22	BA	479	A	P-O3'-C3'	7.59	128.81	119.70
22	DA	575	A	P-O3'-C3'	-7.59	110.59	119.70
22	BA	1706	C	P-O3'-C3'	7.59	128.81	119.70
22	DA	1918	A	P-O3'-C3'	7.59	128.81	119.70
22	DA	105	C	O4'-C1'-N1	7.59	114.27	108.20
22	BA	1786	A	P-O3'-C3'	7.59	128.80	119.70
22	DA	2492	U	P-O3'-C3'	-7.58	110.60	119.70
57	DB	46	A	P-O3'-C3'	-7.58	110.60	119.70
22	BA	786	C	C6-N1-C2	7.58	123.33	120.30
22	BA	697	G	P-O3'-C3'	7.57	128.79	119.70
22	BA	2768	U	P-O3'-C3'	-7.57	110.61	119.70
1	AA	336	A	P-O3'-C3'	-7.57	110.62	119.70
22	BA	573	U	P-O3'-C3'	7.57	128.78	119.70
53	CA	547	A	O4'-C1'-N9	7.56	114.25	108.20
22	BA	1152	C	N1-C2-O2	-7.55	114.37	118.90
1	AA	512	U	P-O3'-C3'	-7.55	110.64	119.70
22	DA	92	U	N1-C1'-C2'	-7.55	103.69	112.00
22	DA	1255	U	N1-C1'-C2'	-7.55	103.70	112.00

Continued on next page...

Continued from previous page...

Mol	Chain	Res	Type	Atoms	Z	Observed(°)	Ideal(°)
22	BA	1510	G	P-O3'-C3'	-7.55	110.64	119.70
22	DA	510	C	N1-C1'-C2'	-7.54	103.70	112.00
1	AA	1394	A	P-O3'-C3'	7.54	128.75	119.70
22	BA	985	C	P-O3'-C3'	-7.54	110.65	119.70
22	BA	914	G	P-O3'-C3'	-7.54	110.65	119.70
22	BA	482	A	P-O3'-C3'	-7.54	110.65	119.70
53	CA	536	C	N1-C1'-C2'	-7.54	103.71	112.00
22	DA	353	C	P-O3'-C3'	7.53	128.74	119.70
1	AA	1395	C	P-O5'-C5'	-7.53	108.85	120.90
22	DA	407	G	P-O3'-C3'	-7.53	110.67	119.70
22	BA	1905	C	O4'-C1'-N1	7.53	114.22	108.20
22	BA	2250	G	C5-N7-C8	-7.53	100.54	104.30
22	BA	1416	G	P-O3'-C3'	7.52	128.73	119.70
22	BA	507	A	P-O3'-C3'	-7.52	110.67	119.70
22	BA	1306	C	O4'-C1'-N1	7.52	114.22	108.20
1	AA	974	A	P-O3'-C3'	7.52	128.72	119.70
23	BB	67	G	P-O5'-C5'	-7.51	108.88	120.90
1	AA	1382	C	N1-C1'-C2'	-7.51	103.74	112.00
22	DA	637	A	P-O3'-C3'	7.51	128.71	119.70
1	AA	1259	C	P-O3'-C3'	-7.50	110.70	119.70
22	BA	984	A	C4-C5-C6	7.50	120.75	117.00
22	DA	2384	U	P-O3'-C3'	7.50	128.71	119.70
1	AA	415	A	P-O3'-C3'	-7.50	110.70	119.70
22	BA	1943	U	P-O3'-C3'	7.50	128.70	119.70
22	DA	2620	C	O4'-C1'-N1	-7.50	102.20	108.20
1	AA	95	C	N1-C1'-C2'	-7.50	103.76	112.00
22	BA	489	G	P-O3'-C3'	7.49	128.69	119.70
22	DA	1399	C	N1-C1'-C2'	-7.49	103.76	112.00
22	BA	125	A	P-O3'-C3'	7.49	128.69	119.70
22	DA	478	A	P-O3'-C3'	-7.49	110.71	119.70
22	BA	915	C	N1-C1'-C2'	-7.49	103.76	112.00
22	DA	1460	U	P-O3'-C3'	7.49	128.68	119.70
22	BA	529	A	C8-N9-C4	7.49	108.79	105.80
22	DA	1141	U	P-O3'-C3'	7.48	128.68	119.70
22	BA	783	A	C6-C5-N7	-7.48	127.06	132.30
23	BB	108	A	P-O3'-C3'	7.48	128.67	119.70
22	BA	177	G	P-O3'-C3'	7.47	128.67	119.70
53	CA	548	G	P-O3'-C3'	-7.47	110.73	119.70
22	BA	199	A	P-O3'-C3'	7.47	128.67	119.70
1	AA	642	A	P-O3'-C3'	-7.47	110.74	119.70
22	BA	509	C	P-O3'-C3'	-7.47	110.73	119.70
22	BA	233	A	P-O3'-C3'	-7.47	110.74	119.70

Continued on next page...

Continued from previous page...

Mol	Chain	Res	Type	Atoms	Z	Observed(°)	Ideal(°)
22	DA	2259	U	N1-C1'-C2'	-7.47	103.79	112.00
22	BA	777	G	N9-C1'-C2'	-7.46	103.79	112.00
22	DA	669	G	P-O3'-C3'	7.46	128.66	119.70
22	DA	1333	G	P-O3'-C3'	-7.46	110.75	119.70
22	DA	919	U	O4'-C1'-N1	-7.46	102.23	108.20
22	BA	2440	C	N1-C1'-C2'	-7.45	103.80	112.00
22	DA	805	G	O4'-C1'-N9	7.45	114.16	108.20
22	DA	934	U	P-O3'-C3'	-7.45	110.77	119.70
22	BA	1286	A	O4'-C1'-N9	7.44	114.16	108.20
22	BA	14	A	P-O3'-C3'	-7.44	110.77	119.70
22	BA	1965	C	P-O3'-C3'	-7.44	110.77	119.70
22	DA	2440	C	P-O5'-C5'	-7.44	108.99	120.90
22	DA	1397	U	P-O3'-C3'	7.44	128.63	119.70
22	DA	627	A	P-O3'-C3'	7.44	128.63	119.70
22	DA	2866	U	P-O3'-C3'	7.44	128.62	119.70
22	BA	1918	A	P-O3'-C3'	7.43	128.62	119.70
53	CA	247	G	P-O3'-C3'	-7.43	110.78	119.70
22	BA	1461	C	P-O3'-C3'	-7.43	110.78	119.70
1	AA	536	C	P-O3'-C3'	-7.43	110.78	119.70
22	DA	1008	A	P-O3'-C3'	7.43	128.62	119.70
22	DA	2580	U	O4'-C1'-N1	7.43	114.14	108.20
1	AA	641	U	P-O3'-C3'	7.42	128.61	119.70
22	BA	60	G	P-O3'-C3'	7.42	128.61	119.70
22	BA	995	C	P-O3'-C3'	7.42	128.61	119.70
22	BA	1524	G	P-O3'-C3'	-7.42	110.79	119.70
22	BA	1278	C	C6-N1-C2	7.42	123.27	120.30
22	BA	1119	U	P-O3'-C3'	-7.42	110.80	119.70
53	CA	1358	U	O4'-C1'-N1	7.42	114.13	108.20
22	BA	1048	A	P-O3'-C3'	-7.41	110.81	119.70
22	BA	1491	G	P-O3'-C3'	-7.41	110.81	119.70
22	BA	2615	U	N1-C1'-C2'	-7.41	103.85	112.00
22	BA	2585	U	O4'-C1'-N1	7.41	114.13	108.20
53	CA	15	G	P-O3'-C3'	-7.41	110.81	119.70
22	DA	217	A	P-O3'-C3'	-7.41	110.81	119.70
22	DA	2837	A	P-O3'-C3'	-7.40	110.81	119.70
22	BA	1451	C	P-O3'-C3'	7.40	128.58	119.70
22	DA	1398	C	P-O3'-C3'	-7.40	110.82	119.70
22	BA	2151	U	N1-C1'-C2'	-7.40	103.86	112.00
53	CA	214	C	N1-C1'-C2'	-7.40	103.86	112.00
53	CA	429	U	P-O3'-C3'	7.40	128.58	119.70
22	BA	2267	A	C3'-C2'-C1'	7.40	107.42	101.50
22	DA	235	U	P-O3'-C3'	-7.39	110.83	119.70

Continued on next page...

Continued from previous page...

Mol	Chain	Res	Type	Atoms	Z	Observed(°)	Ideal(°)
22	BA	2430	A	P-O3'-C3'	7.39	128.57	119.70
22	BA	1205	A	P-O3'-C3'	7.39	128.56	119.70
22	BA	2575	C	O4'-C1'-N1	7.39	114.11	108.20
22	DA	1602	U	P-O3'-C3'	7.39	128.56	119.70
22	DA	2289	G	P-O3'-C3'	-7.38	110.84	119.70
22	BA	1063	G	P-O3'-C3'	-7.38	110.84	119.70
22	DA	2267	A	P-O3'-C3'	-7.38	110.84	119.70
22	BA	1463	C	O4'-C1'-N1	-7.38	102.30	108.20
22	DA	1512	C	P-O3'-C3'	-7.38	110.85	119.70
22	BA	2423	U	N1-C1'-C2'	7.37	123.58	114.00
53	CA	1051	C	N1-C1'-C2'	-7.37	103.89	112.00
22	DA	959	A	P-O3'-C3'	-7.36	110.87	119.70
1	AA	517	G	P-O3'-C3'	7.35	128.52	119.70
22	DA	1427	A	P-O3'-C3'	7.35	128.52	119.70
22	BA	2151	U	O4'-C1'-N1	7.35	114.08	108.20
53	CA	688	G	P-O3'-C3'	-7.35	110.88	119.70
22	DA	2282	G	P-O3'-C3'	7.34	128.51	119.70
57	DB	69	G	P-O3'-C3'	-7.34	110.89	119.70
22	BA	967	U	P-O3'-C3'	-7.34	110.89	119.70
22	BA	1611	C	P-O5'-C5'	-7.34	109.15	120.90
53	CA	575	G	C4-N9-C1'	-7.34	116.96	126.50
22	BA	35	G	P-O5'-C5'	-7.34	109.16	120.90
53	CA	1498	U	P-O3'-C3'	7.34	128.51	119.70
22	BA	961	C	P-O3'-C3'	7.33	128.50	119.70
1	AA	960	U	N1-C1'-C2'	7.33	123.53	114.00
22	BA	671	C	P-O3'-C3'	-7.33	110.90	119.70
53	CA	277	C	N1-C1'-C2'	-7.33	103.94	112.00
53	CA	1395	C	P-O3'-C3'	-7.33	110.90	119.70
22	BA	395	U	P-O3'-C3'	7.33	128.50	119.70
22	BA	528	A	N1-C6-N6	7.32	122.99	118.60
22	BA	747	U	O5'-P-OP2	-7.32	99.11	105.70
1	AA	245	U	N1-C1'-C2'	-7.32	103.94	112.00
22	DA	2458	G	P-O3'-C3'	7.32	128.49	119.70
22	BA	835	C	N1-C1'-C2'	-7.32	103.95	112.00
53	CA	1224	U	P-O3'-C3'	7.32	128.48	119.70
22	BA	2250	G	N1-C6-O6	7.31	124.29	119.90
22	DA	622	G	P-O3'-C3'	-7.31	110.92	119.70
1	AA	704	A	P-O3'-C3'	-7.31	110.93	119.70
22	BA	70	G	P-O3'-C3'	7.31	128.47	119.70
22	BA	2791	G	P-O3'-C3'	-7.31	110.93	119.70
22	BA	2645	G	O4'-C1'-N9	7.31	114.05	108.20
53	CA	794	A	P-O3'-C3'	-7.31	110.93	119.70

Continued on next page...

Continued from previous page...

Mol	Chain	Res	Type	Atoms	Z	Observed(°)	Ideal(°)
22	BA	84	A	P-O3'-C3'	7.30	128.47	119.70
22	BA	2715	C	P-O3'-C3'	-7.30	110.94	119.70
22	BA	2459	A	P-O3'-C3'	-7.30	110.94	119.70
22	DA	1135	C	N1-C1'-C2'	-7.30	103.97	112.00
22	BA	974	G	C4-C5-N7	7.30	113.72	110.80
22	BA	1286	A	P-O3'-C3'	7.30	128.46	119.70
53	CA	248	C	P-O3'-C3'	-7.30	110.94	119.70
22	DA	398	C	N1-C1'-C2'	-7.30	103.97	112.00
1	AA	885	G	P-O3'-C3'	-7.29	110.95	119.70
22	DA	2874	C	P-O3'-C3'	-7.29	110.95	119.70
22	BA	682	G	O4'-C1'-N9	-7.29	102.37	108.20
53	CA	1499	A	P-O5'-C5'	-7.29	109.24	120.90
1	AA	935	A	P-O3'-C3'	-7.29	110.96	119.70
1	AA	520	A	P-O3'-C3'	-7.28	110.97	119.70
1	AA	913	A	P-O3'-C3'	7.27	128.42	119.70
1	AA	1320	C	P-O3'-C3'	-7.27	110.98	119.70
1	AA	1345	U	P-O3'-C3'	7.27	128.42	119.70
22	DA	1072	C	O4'-C1'-N1	7.27	114.01	108.20
22	BA	1867	G	P-O3'-C3'	-7.27	110.98	119.70
22	DA	704	G	P-O3'-C3'	7.27	128.42	119.70
22	BA	2431	U	N1-C1'-C2'	-7.26	104.01	112.00
22	DA	1681	G	P-O3'-C3'	7.26	128.41	119.70
22	BA	726	G	P-O3'-C3'	7.25	128.40	119.70
22	BA	1198	U	O4'-C1'-N1	-7.25	102.40	108.20
53	CA	1218	C	P-O3'-C3'	-7.25	111.00	119.70
22	BA	2250	G	C6-C5-N7	-7.25	126.05	130.40
22	DA	2585	U	P-O3'-C3'	7.25	128.40	119.70
22	BA	934	U	P-O3'-C3'	-7.25	111.00	119.70
22	DA	162	U	O4'-C1'-N1	7.25	114.00	108.20
22	DA	1130	U	P-O3'-C3'	7.25	128.39	119.70
22	BA	1942	C	P-O5'-C5'	-7.24	109.31	120.90
22	BA	1027	A	O4'-C1'-N9	-7.24	102.41	108.20
53	CA	566	G	P-O3'-C3'	7.24	128.39	119.70
22	BA	2018	G	N9-C4-C5	7.24	108.30	105.40
22	DA	1954	G	P-O3'-C3'	7.24	128.39	119.70
22	BA	2584	U	O4'-C1'-N1	7.24	113.99	108.20
1	AA	1141	C	N1-C1'-C2'	-7.24	104.04	112.00
22	DA	783	A	P-O3'-C3'	-7.24	111.02	119.70
22	BA	2286	G	P-O3'-C3'	7.23	128.38	119.70
1	AA	961	U	P-O3'-C3'	-7.23	111.03	119.70
22	BA	2064	C	N1-C1'-C2'	-7.23	104.05	112.00
1	AA	388	G	P-O3'-C3'	7.22	128.37	119.70

Continued on next page...

Continued from previous page...

Mol	Chain	Res	Type	Atoms	Z	Observed(°)	Ideal(°)
22	BA	791	C	N1-C2-O2	-7.22	114.56	118.90
22	DA	858	G	P-O3'-C3'	7.22	128.37	119.70
1	AA	346	G	P-O5'-C5'	-7.22	109.34	120.90
53	CA	1052	U	N1-C1'-C2'	-7.22	104.05	112.00
22	BA	951	C	C6-N1-C2	7.22	123.19	120.30
22	BA	1238	G	N9-C1'-C2'	-7.22	104.06	112.00
22	BA	324	A	P-O3'-C3'	-7.21	111.04	119.70
22	BA	1884	G	O4'-C1'-N9	7.21	113.97	108.20
22	BA	1116	G	P-O3'-C3'	-7.21	111.05	119.70
22	DA	2348	U	O4'-C1'-N1	7.21	113.97	108.20
22	DA	2848	G	P-O3'-C3'	7.21	128.35	119.70
22	BA	2820	A	C2-N3-C4	-7.21	107.00	110.60
22	DA	1402	U	O4'-C1'-N1	7.20	113.96	108.20
22	DA	2339	C	N1-C1'-C2'	-7.20	104.08	112.00
53	CA	184	G	P-O3'-C3'	-7.20	111.06	119.70
22	DA	485	C	P-O3'-C3'	-7.20	111.06	119.70
22	BA	1920	C	N1-C1'-C2'	-7.20	104.08	112.00
22	BA	822	G	O4'-C1'-N9	7.20	113.96	108.20
22	DA	1838	C	O4'-C1'-N1	7.20	113.96	108.20
22	BA	257	C	O4'-C1'-N1	7.19	113.95	108.20
22	DA	413	C	P-O3'-C3'	-7.19	111.07	119.70
22	BA	858	G	P-O3'-C3'	7.19	128.33	119.70
1	AA	531	U	P-O3'-C3'	7.19	128.32	119.70
1	AA	1101	A	P-O3'-C3'	7.19	128.33	119.70
53	CA	596	A	P-O3'-C3'	-7.18	111.08	119.70
22	BA	1733	G	P-O3'-C3'	-7.18	111.09	119.70
22	BA	1273	U	P-O3'-C3'	-7.17	111.09	119.70
22	BA	752	A	P-O3'-C3'	7.17	128.31	119.70
22	BA	921	C	O4'-C1'-N1	7.17	113.94	108.20
22	DA	304	U	P-O3'-C3'	-7.17	111.09	119.70
22	DA	1498	C	P-O3'-C3'	-7.17	111.09	119.70
1	AA	1053	G	P-O3'-C3'	7.17	128.30	119.70
22	BA	1024	G	P-O5'-C5'	-7.17	109.43	120.90
1	AA	519	C	N1-C1'-C2'	-7.16	104.12	112.00
22	BA	1033	U	N1-C1'-C2'	7.16	123.31	114.00
22	BA	2866	U	P-O3'-C3'	7.16	128.29	119.70
39	BR	9	GLY	N-CA-C	-7.15	95.22	113.10
22	BA	1758	U	N1-C2-N3	7.15	119.19	114.90
22	BA	1818	U	P-O3'-C3'	7.14	128.27	119.70
22	BA	2067	G	P-O3'-C3'	7.14	128.27	119.70
22	DA	312	G	P-O3'-C3'	-7.14	111.13	119.70
22	DA	464	U	O4'-C1'-N1	-7.14	102.49	108.20

Continued on next page...

Continued from previous page...

Mol	Chain	Res	Type	Atoms	Z	Observed(°)	Ideal(°)
57	DB	40	U	P-O3'-C3'	7.14	128.27	119.70
22	BA	2424	C	N1-C1'-C2'	-7.14	104.14	112.00
22	DA	1615	C	N1-C1'-C2'	7.14	123.28	114.00
1	AA	1320	C	N1-C1'-C2'	-7.14	104.15	112.00
22	BA	1396	U	P-O3'-C3'	7.14	128.27	119.70
1	AA	282	A	P-O3'-C3'	-7.14	111.14	119.70
22	BA	984	A	C5-C6-N1	-7.14	114.13	117.70
1	AA	485	U	P-O3'-C3'	7.13	128.26	119.70
22	BA	637	A	P-O3'-C3'	7.13	128.26	119.70
53	CA	183	C	O4'-C1'-N1	7.13	113.91	108.20
22	DA	442	G	P-O3'-C3'	7.13	128.25	119.70
1	AA	652	U	P-O3'-C3'	7.13	128.25	119.70
22	BA	2797	U	N1-C1'-C2'	7.13	123.26	114.00
22	BA	2391	G	O4'-C1'-N9	7.12	113.90	108.20
1	AA	14	U	P-O5'-C5'	-7.12	109.51	120.90
22	BA	2275	C	N1-C1'-C2'	7.12	123.25	114.00
22	DA	2250	G	O4'-C1'-N9	-7.12	102.51	108.20
22	DA	1265	A	P-O3'-C3'	7.11	128.24	119.70
22	BA	462	C	C6-N1-C2	7.11	123.14	120.30
22	BA	2654	A	P-O3'-C3'	7.11	128.23	119.70
1	AA	1131	G	P-O3'-C3'	-7.11	111.17	119.70
22	BA	1328	A	P-O3'-C3'	7.11	128.23	119.70
53	CA	1227	A	P-O3'-C3'	7.11	128.23	119.70
1	AA	344	A	P-O3'-C3'	7.10	128.22	119.70
53	CA	1455	G	P-O3'-C3'	-7.10	111.18	119.70
22	DA	749	A	P-O3'-C3'	-7.10	111.18	119.70
53	CA	429	U	O4'-C1'-N1	7.10	113.88	108.20
22	BA	35	G	N1-C6-O6	-7.10	115.64	119.90
22	DA	2023	C	P-O3'-C3'	-7.09	111.19	119.70
22	DA	2383	G	P-O3'-C3'	-7.09	111.19	119.70
22	BA	2439	A	P-O3'-C3'	7.09	128.21	119.70
22	DA	2069	G	P-O3'-C3'	-7.09	111.19	119.70
22	BA	306	U	O4'-C1'-N1	-7.08	102.53	108.20
22	BA	2890	G	N1-C6-O6	7.08	124.15	119.90
53	CA	93	U	N1-C1'-C2'	-7.08	104.21	112.00
22	DA	2151	U	O4'-C1'-N1	7.08	113.87	108.20
22	DA	162	U	P-O3'-C3'	7.08	128.20	119.70
22	DA	1780	A	P-O3'-C3'	7.08	128.19	119.70
1	AA	452	A	P-O3'-C3'	-7.08	111.21	119.70
22	DA	868	U	N1-C1'-C2'	-7.08	104.22	112.00
53	CA	518	C	O4'-C1'-N1	7.07	113.86	108.20
53	CA	1245	C	O4'-C1'-N1	7.07	113.86	108.20

Continued on next page...

Continued from previous page...

Mol	Chain	Res	Type	Atoms	Z	Observed(°)	Ideal(°)
22	DA	917	A	N9-C1'-C2'	-7.06	104.23	112.00
1	AA	1453	G	P-O3'-C3'	-7.05	111.23	119.70
53	CA	439	U	N1-C1'-C2'	-7.05	104.25	112.00
53	CA	1289	A	P-O3'-C3'	-7.05	111.24	119.70
22	DA	1810	A	P-O3'-C3'	-7.05	111.25	119.70
22	BA	2343	U	O4'-C1'-N1	-7.04	102.56	108.20
22	BA	1499	C	N1-C1'-C2'	-7.04	104.26	112.00
22	BA	1999	C	C5-C6-N1	-7.04	117.48	121.00
22	DA	945	A	O4'-C1'-N9	7.04	113.83	108.20
22	DA	1397	U	N1-C1'-C2'	7.04	123.15	114.00
22	BA	484	C	O4'-C1'-N1	-7.03	102.57	108.20
1	AA	411	A	P-O3'-C3'	7.03	128.13	119.70
22	BA	852	U	P-O3'-C3'	-7.03	111.27	119.70
22	DA	1606	C	P-O3'-C3'	7.02	128.13	119.70
22	BA	1343	G	P-O3'-C3'	-7.02	111.27	119.70
22	BA	2307	G	P-O3'-C3'	7.02	128.13	119.70
22	DA	1207	C	N1-C1'-C2'	-7.02	104.28	112.00
1	AA	316	C	N1-C1'-C2'	-7.01	104.28	112.00
53	CA	132	C	P-O3'-C3'	-7.01	111.28	119.70
1	AA	372	C	O4'-C1'-N1	7.01	113.81	108.20
53	CA	802	A	P-O3'-C3'	7.01	128.11	119.70
1	AA	1362	A	O4'-C1'-N9	7.00	113.80	108.20
22	BA	2348	U	P-O3'-C3'	-7.00	111.30	119.70
53	CA	718	A	P-O3'-C3'	-7.00	111.30	119.70
22	DA	976	G	P-O3'-C3'	-7.00	111.30	119.70
22	BA	1866	A	P-O3'-C3'	-7.00	111.31	119.70
45	BX	70	LEU	CA-CB-CG	7.00	131.39	115.30
22	BA	434	U	O4'-C1'-N1	6.99	113.80	108.20
22	BA	1398	C	P-O3'-C3'	-6.99	111.31	119.70
53	CA	1202	U	P-O3'-C3'	-6.99	111.31	119.70
22	BA	1757	A	P-O3'-C3'	6.99	128.09	119.70
22	BA	2423	U	P-O3'-C3'	6.99	128.09	119.70
22	BA	1011	G	P-O3'-C3'	6.99	128.09	119.70
22	BA	2815	C	N1-C2-O2	-6.99	114.71	118.90
22	BA	1272	A	P-O5'-C5'	-6.99	109.72	120.90
53	CA	915	A	N9-C1'-C2'	-6.99	104.31	112.00
22	DA	369	U	O4'-C1'-N1	6.99	113.79	108.20
22	DA	1476	U	N1-C1'-C2'	-6.99	104.31	112.00
22	BA	442	G	P-O3'-C3'	6.99	128.08	119.70
1	AA	1283	U	P-O3'-C3'	-6.98	111.32	119.70
22	BA	232	G	P-O3'-C3'	6.98	128.08	119.70
22	BA	2289	G	P-O3'-C3'	-6.98	111.32	119.70

Continued on next page...

Continued from previous page...

Mol	Chain	Res	Type	Atoms	Z	Observed(°)	Ideal(°)
22	BA	2051	A	C5-C6-N6	-6.98	118.12	123.70
22	BA	1340	U	C5-C6-N1	-6.97	119.21	122.70
53	CA	704	A	P-O3'-C3'	-6.97	111.33	119.70
22	BA	1351	C	O4'-C1'-N1	6.97	113.78	108.20
53	CA	1520	C	O4'-C1'-N1	-6.97	102.62	108.20
22	DA	1822	C	O4'-C1'-N1	6.97	113.78	108.20
1	AA	1190	G	P-O3'-C3'	6.97	128.06	119.70
22	BA	1645	G	O4'-C1'-N9	-6.97	102.62	108.20
22	DA	1941	C	N1-C1'-C2'	-6.97	104.33	112.00
1	AA	1401	G	P-O3'-C3'	-6.97	111.34	119.70
22	BA	2392	A	P-O3'-C3'	-6.97	111.34	119.70
57	DB	111	U	N1-C1'-C2'	-6.97	104.33	112.00
53	CA	132	C	O4'-C1'-N1	6.97	113.77	108.20
22	DA	397	U	N1-C1'-C2'	-6.97	104.34	112.00
1	AA	1167	A	P-O3'-C3'	6.96	128.05	119.70
53	CA	85	U	P-O3'-C3'	6.96	128.05	119.70
22	BA	1971	U	O3'-P-O5'	-6.96	90.78	104.00
22	DA	2225	A	P-O3'-C3'	6.96	128.05	119.70
22	BA	386	G	P-O3'-C3'	6.96	128.05	119.70
53	CA	980	C	P-O3'-C3'	-6.95	111.36	119.70
22	BA	1809	A	P-O3'-C3'	-6.95	111.36	119.70
22	BA	2364	C	O4'-C1'-N1	6.95	113.76	108.20
22	DA	302	C	N1-C1'-C2'	-6.95	104.36	112.00
23	BB	86	G	P-O3'-C3'	-6.95	111.36	119.70
53	CA	555	U	P-O3'-C3'	-6.94	111.37	119.70
22	BA	1999	C	C6-N1-C2	6.94	123.08	120.30
22	DA	230	G	P-O3'-C3'	-6.94	111.37	119.70
22	DA	73	A	P-O3'-C3'	-6.94	111.38	119.70
22	BA	906	U	O4'-C1'-N1	6.93	113.75	108.20
22	DA	1568	G	P-O3'-C3'	-6.93	111.38	119.70
22	BA	2383	G	P-O3'-C3'	-6.93	111.38	119.70
22	BA	794	A	P-O3'-C3'	-6.93	111.38	119.70
1	AA	1068	G	N9-C1'-C2'	-6.93	104.38	112.00
22	BA	1266	G	P-O3'-C3'	6.93	128.02	119.70
22	DA	1208	C	N1-C1'-C2'	-6.93	104.38	112.00
22	BA	1654	A	C3'-C2'-C1'	6.92	107.04	101.50
22	BA	138	U	N1-C1'-C2'	-6.92	104.38	112.00
53	CA	1230	C	P-O3'-C3'	-6.92	111.39	119.70
22	DA	1386	C	O4'-C1'-N1	6.92	113.74	108.20
22	DA	336	C	P-O3'-C3'	-6.92	111.39	119.70
22	DA	1993	U	N1-C1'-C2'	-6.92	104.39	112.00
1	AA	972	C	P-O3'-C3'	-6.92	111.40	119.70

Continued on next page...

Continued from previous page...

Mol	Chain	Res	Type	Atoms	Z	Observed(°)	Ideal(°)
53	CA	40	C	O4'-C1'-N1	-6.92	102.66	108.20
1	AA	438	U	O4'-C1'-N1	6.92	113.73	108.20
22	BA	989	G	P-O3'-C3'	-6.92	111.40	119.70
22	DA	1960	A	P-O3'-C3'	-6.92	111.40	119.70
22	BA	510	C	O5'-P-OP2	-6.92	99.47	105.70
22	BA	163	C	N1-C1'-C2'	-6.92	104.39	112.00
53	CA	1450	U	O4'-C1'-N1	6.92	113.73	108.20
22	DA	274	C	N1-C1'-C2'	-6.92	104.39	112.00
22	DA	1982	U	P-O3'-C3'	-6.92	111.40	119.70
22	BA	1494	A	P-O3'-C3'	-6.91	111.40	119.70
22	BA	1738	G	P-O3'-C3'	6.91	128.00	119.70
22	BA	944	C	C6-N1-C2	6.91	123.06	120.30
22	DA	2272	U	O4'-C1'-N1	-6.91	102.67	108.20
22	DA	1965	C	P-O3'-C3'	-6.91	111.41	119.70
22	BA	961	C	N3-C4-C5	-6.90	119.14	121.90
22	BA	2572	A	C8-N9-C4	6.90	108.56	105.80
22	DA	2325	G	P-O3'-C3'	-6.90	111.42	119.70
53	CA	421	U	O4'-C1'-N1	6.90	113.72	108.20
1	AA	60	A	P-O3'-C3'	6.89	127.97	119.70
1	AA	1094	G	O4'-C1'-N9	6.89	113.72	108.20
22	BA	2297	A	P-O3'-C3'	-6.89	111.43	119.70
22	BA	2637	U	C5-C6-N1	-6.89	119.26	122.70
1	AA	52	C	P-O3'-C3'	-6.88	111.44	119.70
1	AA	919	A	P-O3'-C3'	6.88	127.96	119.70
22	BA	531	C	O3'-P-O5'	-6.88	90.92	104.00
22	BA	746	U	P-O3'-C3'	6.88	127.96	119.70
22	BA	2211	A	P-O3'-C3'	6.88	127.96	119.70
22	DA	1996	C	P-O3'-C3'	6.88	127.96	119.70
22	BA	2283	C	P-O3'-C3'	-6.88	111.45	119.70
22	DA	476	G	P-O3'-C3'	-6.88	111.45	119.70
53	CA	424	G	P-O3'-C3'	-6.88	111.45	119.70
23	BB	87	U	P-O3'-C3'	6.87	127.95	119.70
22	BA	1303	G	P-O3'-C3'	-6.87	111.46	119.70
22	DA	2469	A	N9-C1'-C2'	-6.87	104.44	112.00
53	CA	387	U	O4'-C1'-N1	6.87	113.69	108.20
1	AA	258	G	N9-C1'-C2'	-6.87	104.45	112.00
1	AA	965	U	P-O3'-C3'	6.87	127.94	119.70
22	DA	451	U	O4'-C1'-N1	6.87	113.69	108.20
1	AA	463	U	P-O3'-C3'	-6.86	111.47	119.70
22	BA	1802	A	P-O3'-C3'	-6.86	111.47	119.70
22	BA	2611	C	P-O5'-C5'	-6.86	109.93	120.90
22	DA	1051	G	P-O3'-C3'	-6.86	111.47	119.70

Continued on next page...

Continued from previous page...

Mol	Chain	Res	Type	Atoms	Z	Observed(°)	Ideal(°)
22	BA	1340	U	O3'-P-O5'	-6.85	90.98	104.00
1	AA	1197	A	P-O3'-C3'	-6.85	111.48	119.70
22	BA	1606	C	P-O5'-C5'	-6.84	109.95	120.90
23	BB	13	G	P-O3'-C3'	-6.84	111.49	119.70
53	CA	1302	C	P-O3'-C3'	-6.84	111.49	119.70
22	DA	2334	U	O4'-C1'-N1	6.84	113.67	108.20
22	BA	1326	U	O4'-C1'-N1	6.84	113.67	108.20
53	CA	641	U	P-O3'-C3'	6.84	127.91	119.70
1	AA	1085	U	N1-C1'-C2'	6.84	122.89	114.00
22	BA	369	U	N1-C1'-C2'	6.84	122.89	114.00
22	BA	1651	G	C8-N9-C4	-6.84	103.66	106.40
22	BA	1535	A	O4'-C1'-N9	6.84	113.67	108.20
22	DA	587	C	P-O3'-C3'	6.84	127.91	119.70
22	BA	93	G	P-O3'-C3'	-6.84	111.50	119.70
22	DA	2758	A	P-O3'-C3'	-6.84	111.50	119.70
22	BA	741	U	P-O5'-C5'	-6.83	109.96	120.90
22	BA	1386	C	N1-C1'-C2'	-6.83	104.49	112.00
22	DA	375	G	P-O3'-C3'	-6.83	111.50	119.70
22	DA	1491	G	P-O3'-C3'	-6.83	111.51	119.70
22	BA	2504	U	P-O3'-C3'	-6.83	111.51	119.70
57	DB	18	G	P-O3'-C3'	-6.82	111.51	119.70
22	BA	680	C	O4'-C1'-N1	-6.82	102.74	108.20
22	BA	390	U	N1-C1'-C2'	6.82	122.86	114.00
22	BA	2499	C	P-O5'-C5'	-6.81	110.00	120.90
22	BA	2426	A	O4'-C1'-N9	-6.81	102.75	108.20
22	DA	2873	A	O4'-C1'-N9	6.81	113.65	108.20
22	BA	1681	G	C5-C6-O6	-6.81	124.52	128.60
22	BA	2673	G	N9-C1'-C2'	-6.81	104.51	112.00
22	DA	1065	U	P-O3'-C3'	-6.81	111.53	119.70
22	DA	1208	C	O4'-C1'-N1	6.81	113.65	108.20
22	DA	2314	A	P-O3'-C3'	-6.81	111.53	119.70
1	AA	1381	U	O4'-C1'-N1	6.80	113.64	108.20
53	CA	511	C	N1-C1'-C2'	6.80	122.84	114.00
53	CA	820	U	O4'-C1'-N1	6.80	113.64	108.20
22	DA	2266	A	P-O3'-C3'	6.80	127.86	119.70
22	DA	2669	G	P-O3'-C3'	-6.80	111.54	119.70
22	BA	1714	U	P-O3'-C3'	-6.79	111.55	119.70
22	BA	1647	U	P-O3'-C3'	6.79	127.85	119.70
22	BA	1655	A	O5'-P-OP2	-6.79	99.59	105.70
1	AA	9	G	N9-C1'-C2'	-6.79	104.53	112.00
1	AA	1318	A	P-O3'-C3'	6.79	127.85	119.70
22	BA	806	C	P-O5'-C5'	-6.79	110.04	120.90

Continued on next page...

Continued from previous page...

Mol	Chain	Res	Type	Atoms	Z	Observed(°)	Ideal(°)
22	BA	2363	G	P-O3'-C3'	6.79	127.85	119.70
53	CA	1507	A	P-O3'-C3'	-6.79	111.55	119.70
22	DA	475	C	N1-C1'-C2'	-6.79	104.53	112.00
22	BA	2267	A	P-O5'-C5'	-6.79	110.04	120.90
22	BA	2766	A	O4'-C1'-N9	-6.79	102.77	108.20
53	CA	428	G	O4'-C1'-N9	6.78	113.63	108.20
22	BA	2215	C	P-O3'-C3'	-6.78	111.56	119.70
22	BA	793	A	C2-N3-C4	-6.78	107.21	110.60
22	BA	1237	A	P-O3'-C3'	6.78	127.83	119.70
22	BA	2820	A	O4'-C1'-N9	-6.78	102.78	108.20
22	BA	974	G	N7-C8-N9	6.78	116.49	113.10
22	BA	2264	C	P-O5'-C5'	-6.78	110.06	120.90
22	DA	196	A	P-O3'-C3'	6.78	127.83	119.70
22	BA	396	G	P-O3'-C3'	-6.77	111.57	119.70
1	AA	566	G	P-O3'-C3'	6.77	127.83	119.70
22	BA	806	C	O4'-C1'-N1	-6.77	102.78	108.20
53	CA	1381	U	P-O3'-C3'	-6.77	111.57	119.70
53	CA	500	G	P-O3'-C3'	-6.77	111.58	119.70
1	AA	1152	A	P-O3'-C3'	-6.77	111.58	119.70
22	BA	806	C	P-O3'-C3'	-6.77	111.58	119.70
22	BA	1708	C	C6-N1-C2	6.77	123.01	120.30
22	DA	1818	U	O4'-C1'-N1	6.77	113.61	108.20
22	BA	1428	C	O4'-C1'-N1	6.77	113.61	108.20
1	AA	1531	A	P-O3'-C3'	-6.76	111.58	119.70
22	DA	105	C	N1-C1'-C2'	-6.76	104.56	112.00
22	DA	2714	G	P-O3'-C3'	-6.76	111.59	119.70
22	BA	2229	U	P-O3'-C3'	6.76	127.81	119.70
22	DA	1802	A	P-O3'-C3'	-6.76	111.59	119.70
22	BA	2427	C	C3'-C2'-C1'	6.76	106.91	101.50
22	BA	2459	A	N1-C6-N6	-6.76	114.55	118.60
22	DA	2428	G	P-O3'-C3'	-6.76	111.59	119.70
22	BA	1946	U	O4'-C1'-N1	-6.75	102.80	108.20
1	AA	1382	C	P-O3'-C3'	-6.75	111.60	119.70
22	BA	1411	U	O4'-C1'-N1	6.75	113.60	108.20
22	DA	2286	G	P-O3'-C3'	6.75	127.80	119.70
1	AA	366	A	P-O3'-C3'	6.75	127.80	119.70
22	BA	1985	C	N1-C2-O2	-6.75	114.85	118.90
22	BA	861	A	P-O5'-C5'	-6.75	110.11	120.90
22	DA	2392	A	P-O3'-C3'	-6.74	111.61	119.70
22	BA	1009	A	P-O3'-C3'	-6.74	111.62	119.70
22	BA	1560	G	P-O3'-C3'	-6.74	111.62	119.70
22	BA	1672	A	C8-N9-C4	6.74	108.49	105.80

Continued on next page...

Continued from previous page...

Mol	Chain	Res	Type	Atoms	Z	Observed(°)	Ideal(°)
22	DA	827	U	P-O3'-C3'	6.74	127.78	119.70
22	DA	1811	G	P-O3'-C3'	-6.74	111.62	119.70
22	BA	34	U	O4'-C1'-N1	-6.73	102.81	108.20
53	CA	1332	A	P-O3'-C3'	-6.73	111.62	119.70
22	DA	2150	C	O4'-C1'-N1	6.73	113.58	108.20
22	BA	2043	C	O4'-C1'-N1	-6.73	102.82	108.20
22	BA	2356	U	O4'-C1'-N1	6.73	113.58	108.20
22	BA	1320	C	P-O3'-C3'	6.72	127.77	119.70
53	CA	174	A	P-O3'-C3'	-6.72	111.63	119.70
22	BA	744	U	O4'-C1'-N1	6.72	113.58	108.20
22	DA	2498	C	P-O3'-C3'	-6.72	111.64	119.70
22	DA	2576	G	P-O3'-C3'	6.72	127.76	119.70
1	AA	1228	C	P-O3'-C3'	-6.71	111.64	119.70
22	DA	1386	C	N1-C1'-C2'	-6.71	104.61	112.00
1	AA	372	C	P-O3'-C3'	6.71	127.75	119.70
1	AA	469	C	O4'-C1'-N1	6.71	113.57	108.20
22	BA	1512	C	P-O3'-C3'	-6.71	111.65	119.70
22	BA	534	U	O4'-C1'-N1	6.70	113.56	108.20
53	CA	213	G	P-O3'-C3'	-6.70	111.66	119.70
22	BA	2756	U	N1-C1'-C2'	6.70	122.71	114.00
22	BA	583	G	P-O5'-C5'	-6.70	110.19	120.90
22	BA	2450	A	P-O5'-C5'	-6.70	110.19	120.90
22	BA	1236	G	P-O3'-C3'	6.69	127.73	119.70
22	BA	1996	C	P-O3'-C3'	6.69	127.73	119.70
1	AA	314	C	P-O3'-C3'	6.68	127.72	119.70
22	BA	531	C	N3-C4-C5	6.68	124.57	121.90
22	BA	1783	A	P-O3'-C3'	-6.67	111.69	119.70
22	DA	2582	G	P-O3'-C3'	-6.67	111.69	119.70
22	BA	2522	U	O4'-C1'-N1	-6.67	102.86	108.20
22	DA	2566	A	P-O3'-C3'	6.67	127.70	119.70
22	BA	2603	G	P-O3'-C3'	-6.66	111.71	119.70
22	BA	2631	G	P-O5'-C5'	-6.66	110.24	120.90
22	BA	1325	U	O4'-C1'-N1	6.66	113.53	108.20
22	DA	229	C	P-O3'-C3'	-6.66	111.71	119.70
1	AA	266	G	P-O3'-C3'	6.66	127.69	119.70
22	BA	926	G	P-O5'-C5'	-6.66	110.25	120.90
22	BA	1610	A	O4'-C1'-N9	-6.66	102.88	108.20
22	DA	444	C	O4'-C1'-N1	6.66	113.53	108.20
53	CA	1481	U	O4'-C1'-N1	6.65	113.52	108.20
22	BA	856	G	P-O3'-C3'	6.65	127.68	119.70
22	BA	1498	C	P-O3'-C3'	-6.65	111.72	119.70
22	BA	2199	A	P-O3'-C3'	-6.65	111.72	119.70

Continued on next page...

Continued from previous page...

Mol	Chain	Res	Type	Atoms	Z	Observed(°)	Ideal(°)
1	AA	497	G	P-O3'-C3'	-6.65	111.72	119.70
22	DA	861	A	P-O3'-C3'	-6.65	111.72	119.70
22	DA	2542	A	P-O3'-C3'	6.65	127.68	119.70
22	BA	996	A	O5'-P-OP2	-6.65	99.72	105.70
1	AA	1336	C	P-O3'-C3'	6.64	127.67	119.70
22	BA	1045	C	N1-C1'-C2'	6.64	122.64	114.00
22	DA	1399	C	P-O3'-C3'	-6.64	111.73	119.70
22	BA	302	C	P-O3'-C3'	-6.64	111.73	119.70
22	BA	753	A	P-O3'-C3'	-6.64	111.73	119.70
22	BA	1200	C	C6-N1-C2	6.64	122.95	120.30
22	BA	2064	C	P-O5'-C5'	-6.63	110.29	120.90
22	BA	32	C	O4'-C1'-N1	6.63	113.51	108.20
22	BA	1074	G	P-O3'-C3'	-6.63	111.74	119.70
22	BA	1760	C	O4'-C1'-N1	-6.63	102.89	108.20
22	DA	421	C	P-O3'-C3'	6.63	127.66	119.70
22	BA	1971	U	C3'-C2'-C1'	6.63	106.80	101.50
53	CA	811	C	P-O3'-C3'	6.63	127.65	119.70
22	DA	774	G	P-O3'-C3'	6.62	127.65	119.70
1	AA	451	A	P-O3'-C3'	6.62	127.65	119.70
22	BA	237	C	O4'-C1'-N1	6.62	113.50	108.20
22	BA	2850	A	P-O3'-C3'	-6.62	111.76	119.70
22	BA	216	A	P-O3'-C3'	-6.62	111.76	119.70
22	BA	1326	U	N1-C1'-C2'	-6.62	104.72	112.00
22	DA	2567	G	P-O3'-C3'	-6.62	111.76	119.70
22	BA	1931	U	N1-C1'-C2'	-6.61	104.72	112.00
1	AA	14	U	N1-C1'-C2'	-6.61	104.73	112.00
1	AA	121	U	N1-C1'-C2'	-6.61	104.73	112.00
22	BA	933	A	P-O3'-C3'	-6.61	111.77	119.70
22	BA	2567	G	C6-C5-N7	6.61	134.37	130.40
22	BA	2226	C	P-O5'-C5'	-6.61	110.33	120.90
22	DA	916	G	P-O3'-C3'	-6.61	111.77	119.70
22	DA	1419	A	P-O3'-C3'	-6.61	111.77	119.70
1	AA	686	U	O4'-C1'-N1	6.61	113.49	108.20
1	AA	688	G	N9-C1'-C2'	-6.61	104.73	112.00
22	BA	443	A	P-O5'-C5'	-6.61	110.33	120.90
22	BA	2350	C	O4'-C1'-N1	6.61	113.48	108.20
53	CA	86	G	P-O3'-C3'	6.61	127.63	119.70
22	BA	673	C	P-O3'-C3'	-6.60	111.78	119.70
22	DA	1733	G	P-O3'-C3'	-6.60	111.78	119.70
22	DA	2798	U	O4'-C1'-N1	-6.60	102.92	108.20
22	BA	1628	G	C6-C5-N7	-6.60	126.44	130.40
22	BA	2022	U	P-O5'-C5'	-6.60	110.34	120.90

Continued on next page...

Continued from previous page...

Mol	Chain	Res	Type	Atoms	Z	Observed(°)	Ideal(°)
22	DA	324	A	P-O3'-C3'	-6.60	111.78	119.70
53	CA	1211	U	P-O3'-C3'	6.59	127.61	119.70
22	BA	1734	G	P-O3'-C3'	-6.59	111.79	119.70
53	CA	546	A	P-O3'-C3'	6.59	127.61	119.70
22	BA	414	C	O4'-C1'-N1	6.59	113.47	108.20
22	DA	1627	G	P-O3'-C3'	-6.58	111.80	119.70
1	AA	428	G	P-O3'-C3'	6.58	127.60	119.70
22	BA	1058	U	O4'-C1'-N1	6.58	113.47	108.20
22	BA	1386	C	P-O3'-C3'	-6.58	111.80	119.70
22	BA	1457	U	P-O3'-C3'	6.58	127.60	119.70
22	BA	2492	U	P-O3'-C3'	-6.58	111.80	119.70
22	BA	1255	U	P-O5'-C5'	-6.58	110.37	120.90
22	DA	1560	G	P-O3'-C3'	-6.58	111.81	119.70
22	BA	507	A	N9-C1'-C2'	-6.58	104.77	112.00
22	BA	528	A	C6-C5-N7	-6.58	127.70	132.30
22	BA	1760	C	C5-C6-N1	-6.57	117.72	121.00
53	CA	70	U	P-O3'-C3'	6.57	127.59	119.70
22	DA	1900	A	P-O3'-C3'	6.57	127.58	119.70
22	DA	807	U	O4'-C1'-N1	6.56	113.45	108.20
23	BB	47	C	O4'-C1'-N1	-6.56	102.95	108.20
22	BA	2672	U	P-O3'-C3'	6.56	127.57	119.70
53	CA	129	A	P-O3'-C3'	6.56	127.57	119.70
22	BA	475	C	P-O3'-C3'	-6.56	111.83	119.70
22	BA	1667	G	C5-C6-O6	-6.56	124.67	128.60
1	AA	984	C	P-O3'-C3'	-6.55	111.83	119.70
22	BA	434	U	P-O3'-C3'	6.55	127.57	119.70
22	BA	2595	G	P-O5'-C5'	-6.55	110.42	120.90
22	BA	783	A	C2-N3-C4	-6.55	107.33	110.60
22	BA	1939	U	O4'-C1'-N1	6.55	113.44	108.20
22	BA	1993	U	P-O5'-C5'	-6.55	110.42	120.90
22	DA	1839	G	P-O3'-C3'	-6.55	111.84	119.70
23	BB	79	G	C5-C6-N1	6.55	114.77	111.50
22	DA	398	C	P-O3'-C3'	-6.54	111.85	119.70
1	AA	1278	G	P-O3'-C3'	6.54	127.55	119.70
22	BA	1993	U	C3'-C2'-C1'	6.54	106.73	101.50
53	CA	1087	G	P-O3'-C3'	-6.54	111.85	119.70
22	BA	1311	G	P-O3'-C3'	6.54	127.55	119.70
22	DA	2324	U	O4'-C1'-N1	6.54	113.43	108.20
22	BA	143	C	O4'-C1'-N1	6.54	113.43	108.20
22	DA	990	A	P-O3'-C3'	-6.54	111.86	119.70
22	BA	2820	A	O3'-P-O5'	-6.54	91.58	104.00
22	DA	1993	U	C3'-C2'-C1'	6.54	106.73	101.50

Continued on next page...

Continued from previous page...

Mol	Chain	Res	Type	Atoms	Z	Observed(°)	Ideal(°)
22	DA	2240	U	O4'-C1'-N1	6.54	113.43	108.20
22	BA	2501	C	N1-C1'-C2'	6.53	122.49	114.00
22	BA	2821	A	P-O3'-C3'	-6.53	111.86	119.70
53	CA	885	G	N9-C1'-C2'	-6.53	104.82	112.00
53	CA	1202	U	O4'-C1'-N1	6.53	113.42	108.20
1	AA	486	U	P-O3'-C3'	-6.53	111.86	119.70
1	AA	872	A	O4'-C1'-N9	6.53	113.42	108.20
22	BA	125	A	O3'-P-O5'	-6.53	91.60	104.00
22	DA	1956	U	O4'-C1'-N1	6.53	113.42	108.20
53	CA	328	C	O4'-C1'-N1	-6.52	102.98	108.20
22	DA	2646	C	P-O5'-C5'	-6.52	110.47	120.90
22	BA	1127	A	C3'-C2'-C1'	6.52	106.72	101.50
22	DA	571	U	P-O3'-C3'	6.52	127.52	119.70
22	DA	2520	C	P-O3'-C3'	-6.52	111.88	119.70
22	DA	2137	U	O4'-C1'-N1	6.52	113.41	108.20
22	DA	105	C	P-O3'-C3'	-6.51	111.88	119.70
22	DA	913	U	P-O3'-C3'	6.51	127.52	119.70
22	BA	1992	G	C4-N9-C1'	-6.51	118.03	126.50
22	BA	593	U	O4'-C1'-N1	6.51	113.41	108.20
22	BA	1024	G	C8-N9-C4	-6.51	103.80	106.40
22	BA	2519	U	N1-C1'-C2'	-6.51	104.84	112.00
53	CA	438	U	P-O3'-C3'	6.51	127.51	119.70
22	BA	1544	A	P-O5'-C5'	-6.51	110.49	120.90
53	CA	291	U	O4'-C1'-N1	6.51	113.41	108.20
22	DA	1286	A	P-O3'-C3'	6.51	127.51	119.70
22	BA	1618	A	C5-C6-N6	6.51	128.91	123.70
22	DA	395	U	N1-C1'-C2'	6.51	122.46	114.00
22	BA	2335	A	P-O3'-C3'	-6.51	111.89	119.70
1	AA	1126	U	P-O3'-C3'	6.50	127.50	119.70
22	BA	600	G	P-O5'-C5'	-6.50	110.49	120.90
22	DA	386	G	P-O3'-C3'	6.50	127.50	119.70
22	DA	802	A	P-O3'-C3'	-6.50	111.90	119.70
22	BA	1780	A	P-O3'-C3'	6.50	127.50	119.70
22	BA	1497	U	O4'-C1'-N1	6.50	113.40	108.20
53	CA	1181	G	P-O3'-C3'	6.50	127.50	119.70
22	DA	274	C	P-O3'-C3'	-6.50	111.90	119.70
22	BA	2871	U	O5'-P-OP1	6.50	118.50	110.70
1	AA	424	G	P-O3'-C3'	-6.49	111.92	119.70
22	BA	1299	G	C6-C5-N7	-6.48	126.51	130.40
1	AA	722	G	P-O3'-C3'	-6.48	111.92	119.70
22	BA	2555	U	O4'-C1'-N1	6.48	113.39	108.20
1	AA	344	A	O4'-C1'-N9	6.48	113.39	108.20

Continued on next page...

Continued from previous page...

Mol	Chain	Res	Type	Atoms	Z	Observed(°)	Ideal(°)
22	BA	1276	A	P-O3'-C3'	-6.48	111.92	119.70
1	AA	14	U	P-O3'-C3'	-6.48	111.93	119.70
1	AA	792	A	P-O3'-C3'	6.48	127.47	119.70
22	BA	637	A	O4'-C1'-N9	6.48	113.38	108.20
22	DA	1025	G	P-O3'-C3'	6.47	127.47	119.70
22	DA	1483	G	P-O3'-C3'	-6.47	111.93	119.70
53	CA	1531	A	P-O3'-C3'	-6.47	111.94	119.70
22	BA	2296	U	O4'-C1'-N1	6.47	113.38	108.20
53	CA	119	A	P-O3'-C3'	6.47	127.46	119.70
22	DA	2468	A	P-O3'-C3'	6.47	127.46	119.70
22	BA	1300	G	O4'-C1'-N9	6.46	113.37	108.20
22	BA	2778	A	P-O3'-C3'	6.46	127.46	119.70
1	AA	1283	U	O4'-C1'-N1	6.46	113.37	108.20
33	BL	19	LEU	CA-CB-CG	6.46	130.15	115.30
22	BA	1638	C	O4'-C1'-N1	6.45	113.36	108.20
22	BA	1678	A	N1-C6-N6	6.45	122.47	118.60
22	BA	2431	U	P-O3'-C3'	-6.45	111.95	119.70
22	DA	2338	C	O4'-C1'-N1	6.45	113.36	108.20
22	DA	2868	A	P-O3'-C3'	-6.45	111.96	119.70
1	AA	184	G	P-O3'-C3'	-6.45	111.96	119.70
1	AA	857	C	O4'-C1'-N1	6.45	113.36	108.20
22	BA	2628	C	P-O3'-C3'	6.45	127.44	119.70
23	BB	109	A	P-O3'-C3'	-6.45	111.96	119.70
22	BA	2326	C	P-O3'-C3'	6.45	127.44	119.70
22	BA	973	A	P-O3'-C3'	6.45	127.44	119.70
22	DA	1397	U	O4'-C1'-N1	6.45	113.36	108.20
22	DA	957	C	P-O3'-C3'	6.45	127.44	119.70
53	CA	73	C	N1-C1'-C2'	-6.44	104.91	112.00
22	BA	1756	G	O4'-C1'-N9	-6.44	103.05	108.20
22	DA	1493	C	P-O3'-C3'	6.44	127.43	119.70
22	DA	2873	A	P-O3'-C3'	6.44	127.43	119.70
22	BA	2089	C	P-O3'-C3'	-6.44	111.98	119.70
53	CA	575	G	C8-N9-C1'	6.44	135.37	127.00
22	DA	2850	A	P-O3'-C3'	-6.44	111.98	119.70
1	AA	365	U	C5-C6-N1	-6.43	119.48	122.70
22	DA	2143	C	P-O3'-C3'	6.43	127.42	119.70
22	BA	1476	U	C3'-C2'-C1'	6.43	106.65	101.50
22	DA	1305	C	O4'-C1'-N1	6.43	113.34	108.20
53	CA	914	A	C3'-C2'-C1'	6.43	106.64	101.50
53	CA	47	C	N1-C1'-C2'	6.42	122.35	114.00
22	BA	1129	A	C3'-C2'-C1'	6.42	106.64	101.50
1	AA	108	G	P-O3'-C3'	-6.42	112.00	119.70

Continued on next page...

Continued from previous page...

Mol	Chain	Res	Type	Atoms	Z	Observed(°)	Ideal(°)
22	BA	807	U	P-O5'-C5'	-6.42	110.63	120.90
22	DA	177	G	P-O3'-C3'	6.41	127.40	119.70
1	AA	258	G	P-O5'-C5'	-6.41	110.64	120.90
22	DA	1945	G	P-O3'-C3'	-6.41	112.01	119.70
22	BA	476	G	P-O5'-C5'	-6.41	110.65	120.90
22	BA	1760	C	C6-N1-C2	6.41	122.86	120.30
22	BA	575	A	C4-C5-C6	6.41	120.20	117.00
22	BA	24	G	P-O3'-C3'	6.41	127.39	119.70
22	BA	1275	A	P-O3'-C3'	6.40	127.39	119.70
22	BA	1033	U	P-O3'-C3'	6.40	127.38	119.70
22	BA	2502	G	P-O5'-C5'	-6.39	110.67	120.90
1	AA	469	C	P-O3'-C3'	-6.39	112.03	119.70
22	DA	1997	C	P-O3'-C3'	-6.39	112.03	119.70
22	DA	273	G	P-O3'-C3'	-6.39	112.03	119.70
53	CA	978	A	P-O3'-C3'	-6.39	112.03	119.70
22	DA	242	G	P-O3'-C3'	6.39	127.37	119.70
53	CA	1141	C	N1-C1'-C2'	-6.39	104.97	112.00
22	BA	913	U	P-O3'-C3'	6.39	127.36	119.70
22	BA	1758	U	N3-C2-O2	-6.39	117.73	122.20
22	DA	1807	G	P-O3'-C3'	-6.38	112.04	119.70
22	DA	2151	U	P-O3'-C3'	-6.38	112.04	119.70
22	BA	63	A	N9-C1'-C2'	-6.38	104.98	112.00
53	CA	481	G	P-O3'-C3'	6.38	127.36	119.70
53	CA	316	C	O4'-C1'-N1	6.38	113.30	108.20
22	BA	1378	A	P-O3'-C3'	6.38	127.36	119.70
22	BA	2562	U	O4'-C1'-N1	-6.38	103.10	108.20
22	DA	1635	A	P-O3'-C3'	-6.38	112.05	119.70
22	DA	2334	U	N1-C1'-C2'	6.38	122.29	114.00
22	DA	2682	A	C3'-C2'-C1'	6.38	106.60	101.50
22	BA	1651	G	P-O5'-C5'	-6.38	110.70	120.90
1	AA	1320	C	O4'-C1'-N1	6.37	113.30	108.20
22	BA	769	U	O4'-C1'-N1	-6.37	103.10	108.20
1	AA	985	C	O4'-C1'-N1	6.37	113.30	108.20
22	BA	1340	U	P-O3'-C3'	6.37	127.35	119.70
22	BA	451	U	P-O3'-C3'	6.37	127.34	119.70
22	BA	2504	U	O4'-C1'-N1	6.37	113.30	108.20
53	CA	306	A	N9-C1'-C2'	-6.37	104.99	112.00
22	DA	1722	A	P-O3'-C3'	-6.37	112.06	119.70
53	CA	654	G	P-O3'-C3'	-6.37	112.06	119.70
53	CA	733	G	P-O3'-C3'	6.37	127.34	119.70
22	BA	967	U	O4'-C1'-N1	6.36	113.29	108.20
53	CA	564	C	P-O3'-C3'	-6.36	112.06	119.70

Continued on next page...

Continued from previous page...

Mol	Chain	Res	Type	Atoms	Z	Observed(°)	Ideal(°)
22	BA	2656	U	P-O3'-C3'	-6.36	112.07	119.70
22	DA	221	A	P-O3'-C3'	6.36	127.33	119.70
22	BA	1459	G	P-O3'-C3'	-6.36	112.07	119.70
22	BA	785	G	C2-N3-C4	-6.36	108.72	111.90
22	DA	777	G	N9-C1'-C2'	-6.35	105.01	112.00
1	AA	318	G	N3-C4-N9	-6.35	122.19	126.00
22	BA	2052	A	N9-C1'-C2'	-6.35	105.01	112.00
22	BA	2505	G	N1-C6-O6	-6.35	116.09	119.90
22	BA	2056	G	C5-C6-O6	-6.35	124.79	128.60
22	DA	1970	A	P-O3'-C3'	6.35	127.32	119.70
22	BA	2384	U	N1-C1'-C2'	6.35	122.25	114.00
1	AA	67	C	O4'-C1'-N1	6.35	113.28	108.20
53	CA	1502	A	P-O3'-C3'	6.35	127.31	119.70
1	AA	245	U	O4'-C1'-N1	6.34	113.28	108.20
22	BA	1992	G	C8-N9-C1'	6.34	135.25	127.00
22	DA	222	A	O4'-C1'-N9	6.34	113.27	108.20
22	BA	479	A	O4'-C1'-N9	6.34	113.27	108.20
22	BA	2728	U	N1-C1'-C2'	6.34	122.24	114.00
53	CA	792	A	O4'-C1'-N9	6.34	113.27	108.20
22	DA	129	C	P-O3'-C3'	-6.34	112.10	119.70
22	BA	2492	U	P-O5'-C5'	-6.33	110.77	120.90
22	DA	1389	G	P-O3'-C3'	-6.33	112.10	119.70
1	AA	267	C	O4'-C1'-N1	6.33	113.27	108.20
22	BA	655	A	P-O3'-C3'	6.33	127.30	119.70
22	BA	846	U	P-O3'-C3'	6.33	127.30	119.70
1	AA	110	C	P-O3'-C3'	-6.33	112.10	119.70
1	AA	1224	U	O4'-C1'-N1	6.33	113.27	108.20
22	DA	1554	U	P-O3'-C3'	6.33	127.30	119.70
53	CA	567	G	C3'-C2'-C1'	6.33	106.56	101.50
22	BA	1005	C	N1-C2-O2	6.33	122.70	118.90
22	BA	1329	U	O4'-C1'-N1	6.33	113.26	108.20
23	BB	42	C	P-O3'-C3'	-6.33	112.11	119.70
22	BA	1009	A	N9-C1'-C2'	-6.32	105.05	112.00
22	BA	1132	U	O4'-C1'-N1	6.32	113.26	108.20
22	DA	455	C	O4'-C1'-N1	6.32	113.26	108.20
22	DA	2217	G	C3'-C2'-C1'	6.32	106.56	101.50
22	BA	1155	A	O4'-C1'-N9	6.32	113.26	108.20
22	BA	100	U	N1-C1'-C2'	6.32	122.22	114.00
22	BA	2498	C	P-O3'-C3'	-6.32	112.11	119.70
22	DA	2143	C	O4'-C1'-N1	6.32	113.26	108.20
1	AA	124	C	O4'-C1'-N1	-6.32	103.15	108.20
22	BA	1717	A	P-O3'-C3'	-6.32	112.12	119.70

Continued on next page...

Continued from previous page...

Mol	Chain	Res	Type	Atoms	Z	Observed(°)	Ideal(°)
22	BA	1499	C	P-O3'-C3'	-6.32	112.12	119.70
22	BA	2613	U	O4'-C1'-N1	6.32	113.25	108.20
22	BA	2297	A	O4'-C1'-N9	-6.31	103.15	108.20
1	AA	1396	A	P-O3'-C3'	6.31	127.27	119.70
53	CA	576	C	O4'-C1'-N1	-6.31	103.15	108.20
1	AA	733	G	O4'-C1'-N9	6.31	113.25	108.20
22	BA	2777	G	O4'-C1'-N9	-6.31	103.15	108.20
22	BA	2425	A	O4'-C1'-N9	6.31	113.25	108.20
53	CA	60	A	P-O3'-C3'	6.31	127.27	119.70
53	CA	482	A	C3'-C2'-C1'	6.31	106.55	101.50
53	CA	1201	A	P-O3'-C3'	6.31	127.27	119.70
22	DA	1739	A	P-O3'-C3'	-6.31	112.13	119.70
22	DA	1020	A	P-O3'-C3'	6.30	127.26	119.70
22	DA	1267	U	P-O3'-C3'	-6.30	112.14	119.70
22	BA	1945	G	P-O3'-C3'	-6.30	112.14	119.70
53	CA	686	U	O4'-C1'-N1	6.30	113.24	108.20
53	CA	1152	A	P-O3'-C3'	-6.30	112.14	119.70
1	AA	1478	U	P-O5'-C5'	-6.29	110.83	120.90
22	BA	1324	G	O4'-C1'-N9	6.29	113.23	108.20
22	BA	835	C	C6-N1-C2	6.29	122.82	120.30
22	DA	1304	A	P-O3'-C3'	-6.29	112.15	119.70
22	BA	587	C	P-O3'-C3'	6.29	127.25	119.70
1	AA	1087	G	P-O3'-C3'	-6.29	112.15	119.70
22	BA	1735	A	P-O3'-C3'	-6.29	112.15	119.70
22	BA	1994	C	N1-C2-O2	-6.29	115.13	118.90
22	BA	2824	C	N3-C4-C5	-6.29	119.38	121.90
22	DA	806	C	P-O3'-C3'	-6.29	112.15	119.70
23	BB	15	A	P-O5'-C5'	-6.29	110.84	120.90
22	DA	2875	C	P-O3'-C3'	-6.29	112.16	119.70
22	BA	984	A	C8-N9-C4	6.28	108.31	105.80
22	DA	1857	G	P-O3'-C3'	6.28	127.24	119.70
1	AA	85	U	P-O3'-C3'	6.28	127.24	119.70
57	DB	24	G	P-O3'-C3'	6.28	127.23	119.70
22	BA	588	U	C3'-C2'-C1'	6.28	106.52	101.50
1	AA	1282	C	P-O3'-C3'	-6.28	112.17	119.70
22	BA	776	G	O4'-C1'-N9	-6.28	103.18	108.20
22	BA	2327	A	P-O3'-C3'	-6.28	112.17	119.70
22	BA	1426	G	O4'-C1'-N9	-6.27	103.18	108.20
22	BA	2646	C	P-O5'-C5'	-6.27	110.86	120.90
53	CA	218	U	O4'-C1'-N1	6.27	113.22	108.20
22	BA	523	C	N3-C4-C5	6.27	124.41	121.90
22	DA	2656	U	P-O3'-C3'	-6.27	112.18	119.70

Continued on next page...

Continued from previous page...

Mol	Chain	Res	Type	Atoms	Z	Observed(°)	Ideal(°)
1	AA	1064	G	P-O3'-C3'	6.26	127.22	119.70
22	BA	1116	G	N9-C1'-C2'	-6.26	105.11	112.00
22	DA	271	G	P-O3'-C3'	6.26	127.22	119.70
22	BA	2875	C	P-O5'-C5'	-6.26	110.88	120.90
57	DB	110	C	P-O3'-C3'	-6.26	112.19	119.70
22	BA	2263	C	N1-C2-O2	-6.26	115.14	118.90
53	CA	992	U	P-O3'-C3'	6.26	127.21	119.70
22	DA	1460	U	O4'-C1'-N1	-6.26	103.19	108.20
22	DA	2194	U	P-O3'-C3'	-6.26	112.19	119.70
1	AA	257	G	P-O3'-C3'	6.26	127.21	119.70
22	BA	482	A	O5'-P-OP2	-6.26	100.07	105.70
22	DA	995	C	N1-C1'-C2'	6.26	122.13	114.00
53	CA	1507	A	N9-C1'-C2'	-6.25	105.12	112.00
53	CA	407	U	O4'-C1'-N1	-6.25	103.20	108.20
22	DA	1758	U	N1-C1'-C2'	6.25	122.13	114.00
22	BA	2388	A	O4'-C1'-N9	6.25	113.20	108.20
22	DA	233	A	P-O3'-C3'	-6.25	112.20	119.70
1	AA	1066	C	P-O3'-C3'	-6.25	112.21	119.70
22	BA	948	C	C4-C5-C6	6.25	120.52	117.40
1	AA	811	C	P-O3'-C3'	6.24	127.19	119.70
22	BA	603	A	P-O3'-C3'	6.24	127.19	119.70
22	BA	934	U	C3'-C2'-C1'	6.24	106.50	101.50
22	DA	775	G	P-O3'-C3'	6.24	127.19	119.70
22	BA	1759	A	P-O5'-C5'	-6.24	110.92	120.90
53	CA	486	U	O4'-C1'-N1	-6.24	103.21	108.20
53	CA	1127	G	P-O3'-C3'	-6.24	112.22	119.70
22	BA	1758	U	O4'-C1'-N1	-6.24	103.21	108.20
22	BA	2556	C	O4'-C1'-N1	6.23	113.19	108.20
22	BA	63	A	P-O3'-C3'	-6.23	112.22	119.70
22	DA	1962	C	P-O3'-C3'	6.23	127.18	119.70
1	AA	368	U	P-O3'-C3'	-6.23	112.22	119.70
22	BA	1452	G	N3-C4-C5	6.23	131.72	128.60
1	AA	884	U	N1-C1'-C2'	6.23	122.10	114.00
22	BA	529	A	N7-C8-N9	-6.23	110.69	113.80
22	BA	2469	A	N9-C1'-C2'	-6.23	105.15	112.00
53	CA	937	A	C3'-C2'-C1'	6.23	106.48	101.50
22	BA	1694	C	N1-C1'-C2'	-6.23	105.15	112.00
22	BA	2344	U	P-O3'-C3'	6.23	127.17	119.70
1	AA	414	A	C3'-C2'-C1'	6.22	106.48	101.50
22	DA	989	G	P-O3'-C3'	6.22	127.17	119.70
22	BA	1419	A	P-O3'-C3'	6.22	127.16	119.70
22	DA	1993	U	P-O3'-C3'	-6.22	112.24	119.70

Continued on next page...

Continued from previous page...

Mol	Chain	Res	Type	Atoms	Z	Observed(°)	Ideal(°)
22	BA	406	G	P-O3'-C3'	-6.21	112.24	119.70
22	BA	729	G	C3'-C2'-C1'	6.21	106.47	101.50
53	CA	275	G	P-O3'-C3'	-6.21	112.24	119.70
22	BA	2809	A	P-O5'-C5'	-6.21	110.96	120.90
22	BA	2824	C	C4-C5-C6	6.21	120.51	117.40
22	BA	2888	C	P-O3'-C3'	-6.21	112.25	119.70
22	BA	2492	U	N1-C1'-C2'	-6.21	105.17	112.00
22	DA	107	G	P-O3'-C3'	-6.21	112.25	119.70
22	BA	2152	G	N9-C1'-C2'	-6.21	105.17	112.00
1	AA	1348	U	P-O3'-C3'	-6.21	112.25	119.70
1	AA	1398	A	N9-C1'-C2'	-6.21	105.17	112.00
1	AA	141	G	N9-C1'-C2'	-6.20	105.18	112.00
1	AA	562	U	O4'-C1'-N1	-6.20	103.24	108.20
53	CA	282	A	P-O3'-C3'	-6.20	112.26	119.70
22	DA	2459	A	P-O3'-C3'	-6.20	112.25	119.70
22	DA	604	G	P-O3'-C3'	-6.20	112.26	119.70
1	AA	534	U	P-O3'-C3'	-6.20	112.26	119.70
22	BA	819	A	O4'-C1'-N9	-6.20	103.24	108.20
22	BA	2047	C	O4'-C1'-N1	-6.20	103.24	108.20
22	DA	2052	A	N9-C1'-C2'	-6.20	105.18	112.00
22	BA	2630	G	P-O3'-C3'	-6.20	112.26	119.70
22	BA	30	G	P-O5'-C5'	-6.19	110.99	120.90
1	AA	247	G	N9-C1'-C2'	-6.19	105.19	112.00
1	AA	567	G	C3'-C2'-C1'	6.19	106.45	101.50
22	BA	1828	G	P-O5'-C5'	6.19	130.81	120.90
53	CA	1087	G	N9-C1'-C2'	-6.19	105.19	112.00
22	BA	1008	A	P-O3'-C3'	6.19	127.12	119.70
22	DA	52	A	P-O3'-C3'	-6.19	112.27	119.70
22	BA	1251	C	C2-N3-C4	-6.19	116.81	119.90
1	AA	884	U	P-O3'-C3'	6.18	127.12	119.70
22	BA	2424	C	N3-C4-N4	-6.18	113.67	118.00
22	DA	2893	A	P-O3'-C3'	6.18	127.12	119.70
22	DA	2504	U	O4'-C1'-N1	6.18	113.14	108.20
53	CA	1151	A	P-O3'-C3'	6.18	127.12	119.70
22	DA	2800	A	C3'-C2'-C1'	6.18	106.44	101.50
22	BA	985	C	N1-C1'-C2'	-6.18	105.20	112.00
22	BA	528	A	P-O3'-C3'	-6.18	112.29	119.70
22	BA	174	U	P-O3'-C3'	-6.17	112.29	119.70
22	BA	2755	C	O4'-C1'-N1	-6.17	103.26	108.20
22	DA	2757	A	P-O3'-C3'	-6.17	112.29	119.70
22	BA	2529	G	O4'-C1'-N9	-6.17	103.26	108.20
22	DA	2582	G	N9-C1'-C2'	-6.17	105.21	112.00

Continued on next page...

Continued from previous page...

Mol	Chain	Res	Type	Atoms	Z	Observed(°)	Ideal(°)
22	BA	2578	G	P-O3'-C3'	-6.17	112.30	119.70
23	BB	12	C	N1-C1'-C2'	6.17	122.02	114.00
22	BA	528	A	C5-N7-C8	-6.16	100.82	103.90
22	DA	1901	A	P-O3'-C3'	-6.16	112.30	119.70
22	DA	2386	A	P-O3'-C3'	-6.16	112.31	119.70
23	BB	45	A	N9-C1'-C2'	-6.16	105.22	112.00
22	BA	621	A	P-O5'-C5'	-6.16	111.05	120.90
53	CA	914	A	N9-C1'-C2'	-6.16	105.22	112.00
22	BA	1707	G	C3'-C2'-C1'	6.16	106.42	101.50
22	DA	1019	U	O4'-C1'-N1	6.16	113.12	108.20
1	AA	594	U	O4'-C1'-N1	6.15	113.12	108.20
53	CA	1161	C	O4'-C1'-N1	6.15	113.12	108.20
53	CA	418	C	O4'-C1'-N1	6.15	113.12	108.20
1	AA	575	G	P-O5'-C5'	-6.15	111.06	120.90
1	AA	935	A	C3'-C2'-C1'	6.15	106.42	101.50
22	BA	2226	C	N1-C1'-C2'	-6.15	105.24	112.00
1	AA	1066	C	N1-C1'-C2'	-6.14	105.24	112.00
53	CA	74	A	C3'-C2'-C1'	6.14	106.42	101.50
22	BA	2517	C	N3-C4-C5	6.14	124.36	121.90
53	CA	980	C	O4'-C1'-N1	6.14	113.11	108.20
22	BA	66	C	O4'-C1'-N1	6.14	113.11	108.20
22	DA	1617	C	O4'-C1'-N1	6.14	113.11	108.20
22	BA	729	G	P-O5'-C5'	-6.14	111.08	120.90
22	BA	1300	G	P-O3'-C3'	6.13	127.06	119.70
53	CA	305	G	P-O3'-C3'	6.13	127.06	119.70
22	DA	1402	U	C3'-C2'-C1'	6.13	106.41	101.50
1	AA	971	G	O4'-C1'-N9	6.13	113.10	108.20
22	DA	2387	U	C3'-C2'-C1'	6.13	106.40	101.50
22	DA	2713	U	O4'-C1'-N1	-6.13	103.30	108.20
1	AA	1451	U	N1-C1'-C2'	6.13	121.96	114.00
22	BA	115	C	O4'-C1'-N1	-6.13	103.30	108.20
22	BA	1315	C	O4'-C1'-N1	-6.13	103.30	108.20
53	CA	1398	A	N9-C1'-C2'	-6.13	105.26	112.00
22	BA	2646	C	P-O3'-C3'	-6.12	112.35	119.70
22	DA	790	U	O4'-C1'-N1	6.12	113.10	108.20
22	BA	2800	A	C3'-C2'-C1'	6.12	106.40	101.50
22	BA	2889	C	N1-C2-O2	-6.12	115.23	118.90
22	DA	390	U	N1-C1'-C2'	6.12	121.96	114.00
22	DA	2712	C	O4'-C1'-N1	6.12	113.10	108.20
1	AA	559	A	O4'-C1'-N9	6.12	113.10	108.20
22	BA	557	C	P-O3'-C3'	6.12	127.04	119.70
22	BA	2066	C	C6-N1-C2	6.12	122.75	120.30

Continued on next page...

Continued from previous page...

Mol	Chain	Res	Type	Atoms	Z	Observed(°)	Ideal(°)
22	BA	2259	U	N1-C1'-C2'	-6.12	105.27	112.00
53	CA	1345	U	P-O3'-C3'	6.12	127.04	119.70
22	BA	2407	A	P-O5'-C5'	-6.12	111.11	120.90
22	BA	1357	C	C6-N1-C2	6.12	122.75	120.30
22	BA	2606	C	C6-N1-C2	6.12	122.75	120.30
22	BA	2729	G	P-O3'-C3'	-6.12	112.36	119.70
22	BA	1461	C	C3'-C2'-C1'	6.11	106.39	101.50
22	BA	491	G	C3'-C2'-C1'	6.11	106.39	101.50
22	DA	947	A	P-O3'-C3'	-6.11	112.37	119.70
22	BA	620	G	O3'-P-O5'	6.11	115.61	104.00
22	BA	667	U	O4'-C1'-N1	-6.11	103.31	108.20
22	DA	1255	U	O4'-C1'-N1	6.11	113.09	108.20
1	AA	547	A	O4'-C1'-N9	6.11	113.09	108.20
53	CA	439	U	C3'-C2'-C1'	6.11	106.39	101.50
1	AA	1203	C	O4'-C1'-N1	6.11	113.08	108.20
1	AA	1302	C	N1-C1'-C2'	-6.11	105.28	112.00
22	BA	1682	G	P-O5'-C5'	-6.11	111.13	120.90
53	CA	960	U	P-O3'-C3'	6.11	127.03	119.70
22	BA	2382	G	O4'-C1'-N9	6.10	113.08	108.20
22	BA	2901	C	O4'-C1'-N1	-6.10	103.32	108.20
22	BA	803	U	O4'-C1'-N1	6.10	113.08	108.20
53	CA	1380	U	P-O3'-C3'	6.10	127.02	119.70
22	DA	2023	C	O4'-C1'-N1	6.10	113.08	108.20
1	AA	183	C	O4'-C1'-N1	6.10	113.08	108.20
23	BB	25	U	P-O3'-C3'	-6.10	112.38	119.70
53	CA	122	G	N9-C1'-C2'	-6.10	105.29	112.00
53	CA	960	U	O4'-C1'-N1	6.10	113.08	108.20
22	BA	114	U	O4'-C1'-N1	-6.10	103.32	108.20
22	BA	861	A	OP1-P-O3'	6.10	118.61	105.20
53	CA	654	G	C3'-C2'-C1'	6.10	106.38	101.50
22	BA	758	C	P-O3'-C3'	6.10	127.02	119.70
22	BA	1184	U	P-O3'-C3'	6.10	127.02	119.70
22	BA	1421	G	P-O3'-C3'	-6.10	112.39	119.70
22	DA	1717	A	P-O3'-C3'	-6.10	112.38	119.70
22	BA	2250	G	N7-C8-N9	6.09	116.15	113.10
53	CA	889	A	P-O3'-C3'	6.09	127.01	119.70
1	AA	452	A	N9-C1'-C2'	-6.09	105.30	112.00
22	BA	1613	G	N1-C6-O6	-6.09	116.25	119.90
22	DA	1839	G	N9-C1'-C2'	-6.09	105.30	112.00
1	AA	1509	C	C6-N1-C2	6.09	122.73	120.30
22	BA	1398	C	C3'-C2'-C1'	6.09	106.37	101.50
22	DA	1024	G	C3'-C2'-C1'	6.09	106.37	101.50

Continued on next page...

Continued from previous page...

Mol	Chain	Res	Type	Atoms	Z	Observed(°)	Ideal(°)
23	BB	97	C	C6-N1-C2	6.08	122.73	120.30
22	BA	786	C	N3-C4-C5	6.08	124.33	121.90
22	BA	937	C	C6-N1-C2	6.08	122.73	120.30
22	BA	1794	A	P-O3'-C3'	6.08	126.99	119.70
22	BA	2052	A	P-O5'-C5'	-6.08	111.17	120.90
22	DA	788	A	P-O3'-C3'	6.08	127.00	119.70
1	AA	97	G	C3'-C2'-C1'	6.08	106.36	101.50
1	AA	1258	G	P-O3'-C3'	-6.08	112.41	119.70
22	BA	584	C	O4'-C1'-N1	6.08	113.06	108.20
22	DA	2067	G	P-O3'-C3'	6.07	126.99	119.70
22	BA	1829	A	P-O3'-C3'	-6.07	112.42	119.70
53	CA	414	A	P-O3'-C3'	-6.07	112.41	119.70
22	DA	865	C	P-O3'-C3'	6.07	126.98	119.70
1	AA	247	G	P-O3'-C3'	-6.07	112.42	119.70
22	BA	1290	C	C5-C6-N1	-6.07	117.97	121.00
22	BA	2691	C	P-O5'-C5'	-6.07	111.19	120.90
22	BA	120	U	P-O5'-C5'	-6.07	111.20	120.90
1	AA	991	U	P-O3'-C3'	6.06	126.97	119.70
22	BA	1735	A	C3'-C2'-C1'	6.06	106.35	101.50
22	BA	834	G	C2-N3-C4	-6.06	108.87	111.90
22	BA	2868	A	P-O3'-C3'	-6.06	112.43	119.70
22	DA	1919	A	P-O3'-C3'	-6.06	112.43	119.70
1	AA	345	C	O4'-C1'-N1	-6.06	103.35	108.20
22	BA	2502	G	O5'-P-OP2	-6.06	100.25	105.70
1	AA	914	A	C3'-C2'-C1'	6.05	106.34	101.50
1	AA	316	C	O4'-C1'-N1	6.05	113.04	108.20
22	BA	2244	U	O4'-C1'-N1	-6.05	103.36	108.20
1	AA	1162	C	C3'-C2'-C1'	6.05	106.34	101.50
22	BA	2219	U	O4'-C1'-N1	6.05	113.04	108.20
53	CA	816	A	P-O3'-C3'	-6.05	112.44	119.70
22	BA	2463	C	P-O3'-C3'	-6.05	112.44	119.70
22	BA	2440	C	C3'-C2'-C1'	6.04	106.34	101.50
22	DA	1956	U	C3'-C2'-C1'	6.04	106.34	101.50
1	AA	1478	U	O4'-C1'-N1	-6.04	103.36	108.20
22	BA	802	A	P-O3'-C3'	-6.04	112.45	119.70
53	CA	251	G	P-O3'-C3'	6.04	126.95	119.70
22	DA	2214	C	C3'-C2'-C1'	6.04	106.33	101.50
1	AA	185	U	N1-C1'-C2'	-6.04	105.35	112.00
22	BA	206	U	N1-C1'-C2'	-6.04	105.35	112.00
22	DA	1817	G	P-O3'-C3'	-6.04	112.45	119.70
53	CA	1505	G	C3'-C2'-C1'	6.04	106.33	101.50
22	DA	1255	U	P-O3'-C3'	-6.04	112.45	119.70

Continued on next page...

Continued from previous page...

Mol	Chain	Res	Type	Atoms	Z	Observed(°)	Ideal(°)
1	AA	1187	G	P-O3'-C3'	-6.04	112.45	119.70
22	BA	174	U	O4'-C1'-N1	-6.04	103.37	108.20
22	BA	385	C	P-O3'-C3'	6.04	126.94	119.70
22	BA	760	G	C5-C6-O6	-6.04	124.98	128.60
22	BA	2600	A	P-O3'-C3'	6.04	126.94	119.70
22	DA	2034	U	P-O3'-C3'	-6.04	112.46	119.70
22	DA	2036	C	P-O3'-C3'	-6.04	112.46	119.70
1	AA	1153	G	P-O3'-C3'	-6.03	112.46	119.70
22	DA	1451	C	O4'-C1'-N1	6.03	113.03	108.20
22	BA	273	G	C3'-C2'-C1'	6.03	106.33	101.50
1	AA	497	G	C3'-C2'-C1'	6.03	106.32	101.50
53	CA	209	U	P-O3'-C3'	6.03	126.94	119.70
22	DA	1693	U	N1-C1'-C2'	6.03	121.84	114.00
1	AA	30	U	N1-C1'-C2'	6.03	121.84	114.00
22	BA	575	A	O4'-C1'-N9	6.03	113.02	108.20
53	CA	115	G	P-O3'-C3'	6.03	126.93	119.70
22	DA	1320	C	P-O3'-C3'	6.03	126.93	119.70
22	BA	567	U	P-O3'-C3'	-6.02	112.47	119.70
22	BA	819	A	C8-N9-C4	6.02	108.21	105.80
22	DA	199	A	P-O3'-C3'	6.02	126.92	119.70
1	AA	198	G	C3'-C2'-C1'	6.02	106.31	101.50
1	AA	723	U	O4'-C1'-N1	6.01	113.01	108.20
22	DA	2348	U	P-O3'-C3'	-6.01	112.48	119.70
22	BA	831	G	N9-C1'-C2'	-6.01	105.39	112.00
22	BA	2311	A	P-O3'-C3'	6.01	126.91	119.70
1	AA	1095	U	C3'-C2'-C1'	6.01	106.31	101.50
22	DA	1997	C	C3'-C2'-C1'	6.01	106.31	101.50
22	BA	1761	C	O4'-C1'-N1	-6.01	103.39	108.20
1	AA	330	C	P-O3'-C3'	-6.00	112.50	119.70
22	BA	18	U	P-O5'-C5'	-6.00	111.29	120.90
1	AA	501	C	C3'-C2'-C1'	6.00	106.30	101.50
22	BA	491	G	N9-C1'-C2'	-6.00	105.40	112.00
22	BA	906	U	P-O5'-C5'	-6.00	111.30	120.90
22	BA	2051	A	OP1-P-O3'	6.00	118.40	105.20
22	BA	2606	C	N1-C1'-C2'	-6.00	105.40	112.00
53	CA	485	U	O4'-C1'-N1	-6.00	103.40	108.20
53	CA	686	U	P-O3'-C3'	6.00	126.90	119.70
22	BA	1248	G	P-O5'-C5'	-6.00	111.30	120.90
22	BA	387	U	P-O5'-C5'	-6.00	111.30	120.90
22	BA	1872	A	C3'-C2'-C1'	6.00	106.30	101.50
22	BA	2146	C	O4'-C1'-N1	6.00	113.00	108.20
22	DA	510	C	P-O3'-C3'	-6.00	112.50	119.70

Continued on next page...

Continued from previous page...

Mol	Chain	Res	Type	Atoms	Z	Observed(°)	Ideal(°)
1	AA	551	U	O4'-C1'-N1	-6.00	103.40	108.20
1	AA	1448	C	P-O3'-C3'	-6.00	112.50	119.70
53	CA	1214	C	O4'-C1'-N1	6.00	113.00	108.20
22	DA	959	A	C3'-C2'-C1'	6.00	106.30	101.50
22	DA	1328	A	P-O3'-C3'	-6.00	112.50	119.70
22	DA	218	A	N9-C1'-C2'	-6.00	105.41	112.00
22	DA	2603	G	N9-C1'-C2'	-6.00	105.41	112.00
1	AA	1241	G	C3'-C2'-C1'	5.99	106.29	101.50
22	DA	2226	C	C3'-C2'-C1'	5.99	106.29	101.50
22	DA	2573	C	P-O3'-C3'	-5.99	112.51	119.70
22	BA	13	A	P-O3'-C3'	5.99	126.89	119.70
22	BA	413	C	P-O3'-C3'	-5.99	112.52	119.70
22	BA	1858	A	C3'-C2'-C1'	5.99	106.29	101.50
22	BA	1963	U	C2-N1-C1'	5.99	124.89	117.70
22	BA	2261	C	P-O3'-C3'	5.99	126.88	119.70
22	BA	2880	C	P-O3'-C3'	-5.99	112.52	119.70
22	DA	1389	G	C3'-C2'-C1'	5.98	106.29	101.50
22	BA	1115	G	P-O3'-C3'	5.98	126.88	119.70
22	BA	266	G	P-O3'-C3'	-5.98	112.52	119.70
22	BA	775	G	O4'-C1'-N9	5.98	112.98	108.20
22	BA	1618	A	C5-C6-N1	-5.98	114.71	117.70
22	DA	1803	A	C3'-C2'-C1'	5.98	106.28	101.50
22	BA	1520	U	O4'-C1'-N1	-5.98	103.42	108.20
22	BA	1969	A	P-O3'-C3'	5.98	126.88	119.70
1	AA	267	C	C3'-C2'-C1'	5.98	106.28	101.50
22	BA	914	G	N9-C1'-C2'	-5.98	105.42	112.00
22	DA	976	G	C3'-C2'-C1'	5.98	106.28	101.50
22	DA	1602	U	N1-C1'-C2'	5.98	121.77	114.00
22	BA	628	G	P-O3'-C3'	-5.98	112.53	119.70
22	DA	1437	C	O4'-C1'-N1	5.98	112.98	108.20
1	AA	537	G	P-O3'-C3'	-5.97	112.53	119.70
22	BA	1248	G	P-O3'-C3'	5.97	126.87	119.70
22	BA	1378	A	O4'-C1'-N9	5.97	112.98	108.20
22	DA	129	C	P-O5'-C5'	-5.97	111.34	120.90
1	AA	47	C	N1-C1'-C2'	5.97	121.76	114.00
22	BA	2681	C	N1-C1'-C2'	5.97	121.76	114.00
22	DA	2312	U	P-O3'-C3'	-5.97	112.53	119.70
22	BA	2656	U	C3'-C2'-C1'	5.97	106.28	101.50
22	BA	2228	G	P-O5'-C5'	-5.97	111.35	120.90
22	DA	765	C	C3'-C2'-C1'	5.97	106.27	101.50
22	BA	1015	U	P-O5'-C5'	-5.97	111.35	120.90
53	CA	520	A	C3'-C2'-C1'	5.97	106.27	101.50

Continued on next page...

Continued from previous page...

Mol	Chain	Res	Type	Atoms	Z	Observed(°)	Ideal(°)
1	AA	840	C	O4'-C1'-N1	5.96	112.97	108.20
22	BA	578	G	O5'-P-OP2	-5.96	100.33	105.70
22	DA	1809	A	P-O3'-C3'	-5.96	112.54	119.70
22	DA	638	G	C3'-C2'-C1'	5.96	106.27	101.50
1	AA	199	A	C3'-C2'-C1'	5.96	106.27	101.50
22	BA	372	G	P-O3'-C3'	5.96	126.86	119.70
22	BA	1694	C	C6-N1-C2	5.96	122.68	120.30
22	DA	412	A	C3'-C2'-C1'	5.96	106.27	101.50
22	DA	2052	A	P-O3'-C3'	-5.96	112.55	119.70
22	BA	331	C	O4'-C1'-N1	5.96	112.97	108.20
22	BA	597	G	C6-C5-N7	-5.96	126.83	130.40
1	AA	1505	G	C3'-C2'-C1'	5.96	106.27	101.50
22	BA	323	C	O4'-C1'-N1	5.96	112.97	108.20
22	DA	2756	U	N1-C1'-C2'	5.96	121.74	114.00
22	BA	2715	C	O5'-P-OP2	-5.96	100.34	105.70
22	DA	586	A	P-O3'-C3'	5.96	126.85	119.70
53	CA	643	C	O4'-C1'-N1	5.95	112.96	108.20
53	CA	1297	G	P-O3'-C3'	5.95	126.84	119.70
1	AA	93	U	P-O3'-C3'	-5.95	112.56	119.70
1	AA	386	C	O4'-C1'-N1	5.95	112.96	108.20
22	BA	749	A	OP1-P-OP2	5.95	128.53	119.60
22	BA	1526	C	C6-N1-C2	5.95	122.68	120.30
22	BA	255	A	O4'-C1'-N9	-5.95	103.44	108.20
53	CA	872	A	O4'-C1'-N9	5.95	112.96	108.20
53	CA	986	U	P-O3'-C3'	-5.95	112.56	119.70
22	BA	2520	C	C3'-C2'-C1'	5.95	106.26	101.50
22	DA	2629	U	O4'-C1'-N1	5.95	112.96	108.20
22	DA	1541	C	C3'-C2'-C1'	5.94	106.25	101.50
1	AA	174	A	P-O3'-C3'	-5.94	112.57	119.70
1	AA	559	A	P-O3'-C3'	5.94	126.83	119.70
22	BA	198	C	N3-C4-C5	-5.94	119.52	121.90
22	BA	513	A	C3'-C2'-C1'	5.94	106.25	101.50
1	AA	252	U	P-O3'-C3'	-5.94	112.57	119.70
22	BA	2874	C	P-O3'-C3'	-5.94	112.57	119.70
22	BA	2447	G	O3'-P-O5'	-5.94	92.72	104.00
22	BA	935	C	P-O3'-C3'	-5.94	112.58	119.70
22	BA	2573	C	O4'-C1'-N1	-5.94	103.45	108.20
22	DA	207	A	P-O3'-C3'	-5.94	112.58	119.70
22	DA	1839	G	C3'-C2'-C1'	5.94	106.25	101.50
22	BA	504	A	P-O5'-C5'	-5.93	111.40	120.90
53	CA	1143	G	C3'-C2'-C1'	5.93	106.25	101.50
22	DA	1558	C	N1-C1'-C2'	5.93	121.71	114.00

Continued on next page...

Continued from previous page...

Mol	Chain	Res	Type	Atoms	Z	Observed(°)	Ideal(°)
22	DA	1848	A	P-O3'-C3'	-5.93	112.58	119.70
22	BA	243	U	C3'-C2'-C1'	5.93	106.25	101.50
22	DA	961	C	O4'-C1'-N1	5.93	112.94	108.20
1	AA	1365	G	N9-C1'-C2'	-5.93	105.48	112.00
22	DA	673	C	O4'-C1'-N1	5.93	112.94	108.20
22	BA	748	G	O4'-C1'-N9	5.93	112.94	108.20
22	BA	2774	C	O4'-C1'-N1	5.92	112.94	108.20
53	CA	277	C	C3'-C2'-C1'	5.92	106.24	101.50
53	CA	575	G	N3-C4-N9	-5.92	122.45	126.00
1	AA	912	C	O4'-C1'-N1	-5.92	103.46	108.20
22	BA	346	A	P-O3'-C3'	-5.92	112.59	119.70
53	CA	500	G	N9-C1'-C2'	-5.92	105.49	112.00
22	BA	206	U	P-O3'-C3'	-5.92	112.60	119.70
53	CA	9	G	N9-C1'-C2'	-5.92	105.49	112.00
53	CA	276	G	P-O3'-C3'	-5.92	112.60	119.70
22	DA	374	A	C3'-C2'-C1'	5.92	106.23	101.50
22	BA	1013	C	C3'-C2'-C1'	5.92	106.23	101.50
22	BA	480	A	N9-C1'-C2'	-5.91	105.50	112.00
22	DA	14	A	C3'-C2'-C1'	5.91	106.23	101.50
22	DA	687	C	P-O3'-C3'	-5.91	112.60	119.70
22	BA	2321	U	O4'-C1'-N1	-5.91	103.47	108.20
22	DA	973	A	P-O3'-C3'	5.91	126.79	119.70
22	BA	1695	G	C3'-C2'-C1'	5.91	106.23	101.50
22	BA	1867	G	N9-C1'-C2'	-5.91	105.50	112.00
22	DA	861	A	C3'-C2'-C1'	5.91	106.23	101.50
22	BA	1784	A	P-O3'-C3'	5.91	126.79	119.70
35	BN	101	GLY	N-CA-C	5.91	127.87	113.10
53	CA	1184	G	C3'-C2'-C1'	5.91	106.23	101.50
22	DA	671	C	N1-C1'-C2'	-5.91	105.50	112.00
22	DA	2214	C	P-O3'-C3'	-5.91	112.61	119.70
1	AA	1142	G	C3'-C2'-C1'	5.91	106.22	101.50
22	BA	1340	U	C6-N1-C2	5.91	124.54	121.00
22	DA	2348	U	C3'-C2'-C1'	5.91	106.22	101.50
22	BA	2250	G	C4-C5-N7	5.90	113.16	110.80
1	AA	244	U	N1-C2-O2	5.90	126.93	122.80
22	DA	2753	A	C3'-C2'-C1'	5.90	106.22	101.50
22	BA	669	G	P-O3'-C3'	5.90	126.78	119.70
22	BA	1627	G	C8-N9-C4	-5.90	104.04	106.40
53	CA	6	G	P-O3'-C3'	-5.90	112.62	119.70
22	DA	1699	G	P-O3'-C3'	5.90	126.78	119.70
22	BA	914	G	C6-C5-N7	-5.90	126.86	130.40
22	BA	506	G	O4'-C1'-N9	5.90	112.92	108.20

Continued on next page...

Continued from previous page...

Mol	Chain	Res	Type	Atoms	Z	Observed(°)	Ideal(°)
22	BA	523	C	P-O5'-C5'	-5.90	111.47	120.90
22	BA	2462	C	P-O5'-C5'	-5.90	111.46	120.90
53	CA	47	C	P-O3'-C3'	5.90	126.78	119.70
22	DA	1700	A	C3'-C2'-C1'	5.90	106.22	101.50
22	BA	2064	C	C3'-C2'-C1'	5.90	106.22	101.50
22	BA	2773	C	C6-N1-C2	5.90	122.66	120.30
22	DA	2391	G	P-O3'-C3'	5.90	126.78	119.70
22	BA	739	A	C4'-C3'-C2'	5.89	108.49	102.60
22	BA	1458	U	P-O3'-C3'	5.89	126.77	119.70
22	BA	1780	A	C5-C6-N1	-5.89	114.75	117.70
22	DA	765	C	P-O3'-C3'	-5.89	112.63	119.70
22	DA	1555	G	P-O3'-C3'	-5.89	112.63	119.70
1	AA	1213	A	P-O3'-C3'	5.89	126.77	119.70
22	DA	605	G	C3'-C2'-C1'	5.89	106.21	101.50
22	DA	2520	C	C3'-C2'-C1'	5.89	106.21	101.50
22	BA	16	C	P-O3'-C3'	-5.89	112.64	119.70
22	BA	1178	C	O4'-C1'-N1	5.89	112.91	108.20
22	BA	1379	U	C3'-C2'-C1'	5.89	106.21	101.50
22	BA	1967	C	C3'-C2'-C1'	5.89	106.21	101.50
44	BW	20	LEU	CB-CG-CD2	5.89	121.01	111.00
22	DA	2076	U	O4'-C1'-N1	5.89	112.91	108.20
53	CA	422	C	O4'-C1'-N1	-5.88	103.49	108.20
22	DA	1493	C	N1-C1'-C2'	5.88	121.65	114.00
1	AA	111	G	N9-C1'-C2'	-5.88	105.53	112.00
22	BA	1273	U	P-O5'-C5'	-5.88	111.49	120.90
22	BA	1900	A	P-O3'-C3'	5.88	126.76	119.70
22	BA	2380	C	P-O5'-C5'	-5.88	111.49	120.90
22	BA	2137	U	O4'-C1'-N1	5.88	112.90	108.20
22	DA	984	A	P-O3'-C3'	5.88	126.75	119.70
1	AA	244	U	N3-C2-O2	-5.88	118.09	122.20
1	AA	185	U	C3'-C2'-C1'	5.88	106.20	101.50
22	BA	1376	C	P-O3'-C3'	5.88	126.75	119.70
1	AA	1202	U	C3'-C2'-C1'	5.87	106.20	101.50
22	BA	373	U	C3'-C2'-C1'	5.87	106.20	101.50
22	BA	1025	G	P-O3'-C3'	5.87	126.75	119.70
22	BA	2781	A	P-O3'-C3'	-5.87	112.65	119.70
53	CA	997	U	P-O3'-C3'	-5.87	112.66	119.70
53	CA	1169	A	C3'-C2'-C1'	5.87	106.20	101.50
1	AA	488	C	C3'-C2'-C1'	5.87	106.19	101.50
22	BA	1537	G	P-O3'-C3'	-5.87	112.66	119.70
22	BA	2335	A	C3'-C2'-C1'	5.87	106.19	101.50
22	BA	2712	C	N1-C1'-C2'	5.87	121.63	114.00

Continued on next page...

Continued from previous page...

Mol	Chain	Res	Type	Atoms	Z	Observed(°)	Ideal(°)
22	BA	163	C	O4'-C1'-N1	5.87	112.89	108.20
1	AA	509	A	C3'-C2'-C1'	5.86	106.19	101.50
1	AA	1162	C	P-O3'-C3'	-5.86	112.66	119.70
22	BA	577	G	OP2-P-O3'	5.86	118.10	105.20
22	BA	682	G	C4-N9-C1'	5.86	134.12	126.50
22	BA	2195	U	O4'-C1'-N1	5.86	112.89	108.20
22	DA	60	G	P-O3'-C3'	5.86	126.73	119.70
53	CA	68	G	C3'-C2'-C1'	5.86	106.19	101.50
53	CA	931	C	O4'-C1'-N1	5.86	112.89	108.20
22	DA	1803	A	P-O3'-C3'	-5.86	112.67	119.70
22	BA	1020	A	P-O3'-C3'	5.86	126.73	119.70
53	CA	734	G	C3'-C2'-C1'	5.86	106.19	101.50
22	BA	1288	G	O5'-P-OP2	-5.85	100.43	105.70
22	BA	2325	G	P-O3'-C3'	-5.85	112.67	119.70
22	DA	1717	A	C3'-C2'-C1'	5.85	106.18	101.50
57	DB	87	U	P-O3'-C3'	5.85	126.72	119.70
1	AA	279	A	O4'-C1'-N9	-5.85	103.52	108.20
22	BA	2542	A	P-O5'-C5'	-5.85	111.54	120.90
22	BA	2714	G	C5-C6-O6	5.85	132.11	128.60
53	CA	214	C	P-O3'-C3'	-5.85	112.68	119.70
53	CA	534	U	P-O3'-C3'	-5.85	112.68	119.70
22	DA	2347	C	P-O3'-C3'	-5.85	112.68	119.70
1	AA	250	A	P-O3'-C3'	5.85	126.72	119.70
1	AA	874	G	N9-C1'-C2'	-5.85	105.57	112.00
22	BA	2337	G	N9-C1'-C2'	-5.85	105.57	112.00
22	BA	1452	G	N3-C4-N9	-5.85	122.49	126.00
22	BA	52	A	P-O3'-C3'	-5.84	112.69	119.70
22	BA	2249	U	P-O3'-C3'	5.84	126.71	119.70
53	CA	277	C	P-O3'-C3'	-5.84	112.69	119.70
1	AA	1184	G	P-O3'-C3'	-5.84	112.69	119.70
22	DA	2034	U	N1-C1'-C2'	-5.84	105.58	112.00
22	DA	2364	C	O4'-C1'-N1	5.84	112.87	108.20
23	BB	14	U	P-O3'-C3'	5.84	126.71	119.70
22	DA	1081	U	P-O3'-C3'	-5.84	112.69	119.70
22	DA	2447	G	O4'-C1'-N9	5.84	112.87	108.20
22	BA	621	A	N9-C1'-C2'	-5.84	105.58	112.00
53	CA	1285	A	P-O3'-C3'	5.84	126.71	119.70
22	BA	2072	C	O3'-P-O5'	-5.84	92.91	104.00
22	BA	2807	U	C5-C6-N1	-5.84	119.78	122.70
22	DA	990	A	C3'-C2'-C1'	5.84	106.17	101.50
22	BA	690	G	P-O5'-C5'	-5.83	111.56	120.90
22	BA	2325	G	C3'-C2'-C1'	5.83	106.17	101.50

Continued on next page...

Continued from previous page...

Mol	Chain	Res	Type	Atoms	Z	Observed(°)	Ideal(°)
22	DA	727	A	C3'-C2'-C1'	5.83	106.17	101.50
22	DA	1255	U	C2-N1-C1'	5.83	124.70	117.70
1	AA	686	U	N1-C1'-C2'	5.83	121.58	114.00
22	BA	1662	U	O4'-C1'-N1	5.83	112.87	108.20
53	CA	1381	U	N1-C1'-C2'	-5.83	105.58	112.00
1	AA	816	A	C3'-C2'-C1'	5.83	106.17	101.50
22	BA	527	C	O4'-C1'-N1	5.83	112.87	108.20
53	CA	294	U	O4'-C1'-N1	5.83	112.86	108.20
22	BA	2517	C	P-O3'-C3'	5.83	126.70	119.70
1	AA	560	A	O4'-C1'-N9	-5.83	103.54	108.20
22	BA	456	C	O4'-C1'-N1	-5.83	103.54	108.20
22	BA	2750	A	P-O3'-C3'	5.83	126.69	119.70
22	DA	492	A	C3'-C2'-C1'	5.83	106.16	101.50
22	DA	1492	G	C3'-C2'-C1'	5.83	106.16	101.50
22	BA	1697	G	C5-C6-O6	-5.83	125.10	128.60
22	BA	2344	U	N1-C1'-C2'	5.83	121.57	114.00
22	BA	2567	G	C5-C6-N1	5.83	114.41	111.50
22	DA	915	C	P-O3'-C3'	-5.83	112.71	119.70
22	DA	2895	G	P-O3'-C3'	-5.83	112.71	119.70
22	DA	1034	G	C3'-C2'-C1'	5.82	106.16	101.50
22	DA	726	G	P-O3'-C3'	5.82	126.69	119.70
22	DA	1021	A	C3'-C2'-C1'	5.82	106.16	101.50
22	DA	2267	A	N9-C1'-C2'	-5.82	105.60	112.00
22	DA	2276	G	C3'-C2'-C1'	5.82	106.16	101.50
22	BA	1101	U	N1-C1'-C2'	-5.82	105.60	112.00
1	AA	605	U	O4'-C1'-N1	5.82	112.86	108.20
22	BA	1992	G	N3-C4-N9	-5.82	122.51	126.00
53	CA	248	C	O4'-C1'-N1	5.82	112.85	108.20
22	DA	1129	A	C3'-C2'-C1'	5.82	106.15	101.50
22	DA	2094	A	C3'-C2'-C1'	5.82	106.15	101.50
1	AA	429	U	P-O3'-C3'	5.82	126.68	119.70
22	BA	829	A	C8-N9-C4	5.82	108.13	105.80
53	CA	870	U	P-O3'-C3'	5.82	126.68	119.70
22	DA	449	A	C3'-C2'-C1'	5.82	106.15	101.50
1	AA	439	U	C3'-C2'-C1'	5.81	106.15	101.50
22	BA	683	U	N1-C1'-C2'	-5.81	105.61	112.00
22	BA	1112	G	N9-C1'-C2'	-5.81	105.61	112.00
22	BA	1666	G	P-O5'-C5'	-5.81	111.60	120.90
53	CA	461	A	P-O3'-C3'	5.81	126.67	119.70
22	DA	2725	A	P-O3'-C3'	5.81	126.67	119.70
1	AA	772	U	P-O3'-C3'	-5.81	112.73	119.70
1	AA	801	U	O4'-C1'-N1	5.81	112.85	108.20

Continued on next page...

Continued from previous page...

Mol	Chain	Res	Type	Atoms	Z	Observed(°)	Ideal(°)
22	BA	573	U	P-O5'-C5'	-5.81	111.60	120.90
1	AA	974	A	O4'-C1'-N9	5.81	112.85	108.20
22	BA	1007	C	N3-C4-C5	5.81	124.22	121.90
22	BA	2402	U	O4'-C1'-N1	5.81	112.84	108.20
22	BA	2734	A	P-O3'-C3'	-5.81	112.73	119.70
22	DA	976	G	N9-C1'-C2'	-5.81	105.61	112.00
25	BD	141	ARG	NE-CZ-NH1	-5.81	117.40	120.30
57	DB	56	G	P-O3'-C3'	5.80	126.67	119.70
22	BA	1943	U	N1-C1'-C2'	5.80	121.54	114.00
22	DA	2745	C	O4'-C1'-N1	-5.80	103.56	108.20
1	AA	817	C	N1-C1'-C2'	5.80	121.54	114.00
22	DA	1848	A	N9-C1'-C2'	-5.80	105.62	112.00
22	DA	2572	A	P-O3'-C3'	5.80	126.66	119.70
22	BA	1975	G	P-O3'-C3'	-5.80	112.74	119.70
53	CA	52	C	N1-C1'-C2'	-5.80	105.62	112.00
1	AA	87	C	N1-C1'-C2'	-5.80	105.62	112.00
22	DA	1838	C	N1-C1'-C2'	5.80	121.53	114.00
22	DA	2150	C	N1-C1'-C2'	-5.80	105.62	112.00
22	DA	2777	G	C3'-C2'-C1'	5.80	106.14	101.50
22	DA	947	A	C3'-C2'-C1'	5.79	106.14	101.50
22	BA	867	C	O4'-C1'-N1	5.79	112.83	108.20
22	BA	2640	G	P-O5'-C5'	-5.79	111.63	120.90
22	DA	1675	C	C3'-C2'-C1'	5.79	106.13	101.50
22	BA	753	A	C3'-C2'-C1'	5.79	106.13	101.50
22	BA	1135	C	P-O5'-C5'	-5.79	111.64	120.90
22	DA	104	A	C3'-C2'-C1'	5.79	106.13	101.50
22	DA	2151	U	C3'-C2'-C1'	5.79	106.13	101.50
22	BA	463	G	P-O5'-C5'	-5.79	111.64	120.90
22	BA	920	A	P-O3'-C3'	-5.79	112.75	119.70
22	DA	775	G	O4'-C1'-N9	5.79	112.83	108.20
22	DA	1612	C	C3'-C2'-C1'	5.79	106.13	101.50
22	BA	1160	G	P-O5'-C5'	-5.79	111.64	120.90
22	BA	73	A	C3'-C2'-C1'	5.79	106.13	101.50
22	BA	657	U	O4'-C1'-N1	-5.79	103.57	108.20
22	DA	2210	U	P-O3'-C3'	5.79	126.64	119.70
22	BA	1063	G	C3'-C2'-C1'	5.78	106.13	101.50
22	BA	1379	U	P-O5'-C5'	-5.78	111.65	120.90
22	BA	1996	C	OP1-P-O3'	5.78	117.92	105.20
1	AA	512	U	C3'-C2'-C1'	5.78	106.13	101.50
22	BA	2230	G	P-O5'-C5'	-5.78	111.65	120.90
22	BA	2653	U	O4'-C1'-N1	5.78	112.83	108.20
22	BA	2061	G	C4-C5-C6	5.78	122.27	118.80

Continued on next page...

Continued from previous page...

Mol	Chain	Res	Type	Atoms	Z	Observed(°)	Ideal(°)
53	CA	389	A	N9-C1'-C2'	-5.78	105.64	112.00
22	BA	2530	A	P-O3'-C3'	5.78	126.63	119.70
22	DA	1291	C	C3'-C2'-C1'	5.78	106.12	101.50
22	DA	2609	U	N1-C1'-C2'	5.78	121.51	114.00
22	BA	62	U	P-O3'-C3'	5.78	126.63	119.70
22	BA	272	A	P-O3'-C3'	-5.78	112.77	119.70
22	BA	2556	C	N1-C2-O2	-5.78	115.43	118.90
22	BA	2637	U	N1-C2-O2	-5.78	118.76	122.80
53	CA	722	G	P-O3'-C3'	-5.78	112.77	119.70
22	DA	2498	C	C3'-C2'-C1'	5.78	106.12	101.50
22	BA	932	U	P-O3'-C3'	-5.78	112.77	119.70
22	DA	1136	G	N9-C1'-C2'	-5.78	105.65	112.00
22	DA	1619	G	N9-C1'-C2'	-5.78	105.65	112.00
22	BA	2027	G	O5'-P-OP2	-5.77	100.50	105.70
1	AA	1226	C	O4'-C1'-N1	-5.77	103.58	108.20
1	AA	1323	G	P-O3'-C3'	-5.77	112.78	119.70
22	BA	1965	C	P-O5'-C5'	-5.77	111.67	120.90
53	CA	107	G	P-O3'-C3'	-5.77	112.78	119.70
22	DA	1135	C	P-O3'-C3'	-5.77	112.78	119.70
1	AA	1365	G	C3'-C2'-C1'	5.77	106.11	101.50
22	BA	452	G	P-O3'-C3'	-5.77	112.78	119.70
22	BA	1839	G	C3'-C2'-C1'	5.77	106.11	101.50
22	BA	1133	A	P-O3'-C3'	-5.76	112.78	119.70
22	BA	1027	A	N1-C6-N6	5.76	122.06	118.60
53	CA	1066	C	N1-C1'-C2'	-5.76	105.66	112.00
22	DA	740	C	C3'-C2'-C1'	5.76	106.11	101.50
1	AA	1228	C	C3'-C2'-C1'	5.76	106.11	101.50
22	BA	1266	G	C8-N9-C4	5.76	108.70	106.40
53	CA	1215	G	P-O3'-C3'	-5.76	112.79	119.70
22	DA	492	A	P-O3'-C3'	-5.76	112.79	119.70
1	AA	686	U	P-O3'-C3'	5.76	126.61	119.70
1	AA	368	U	C3'-C2'-C1'	5.76	106.11	101.50
22	BA	2200	C	P-O3'-C3'	-5.76	112.79	119.70
22	DA	273	G	C3'-C2'-C1'	5.76	106.11	101.50
22	DA	1798	U	O4'-C1'-N1	5.76	112.81	108.20
22	DA	2314	A	C3'-C2'-C1'	5.76	106.11	101.50
22	DA	2687	U	O4'-C1'-N1	5.75	112.80	108.20
1	AA	1268	G	P-O3'-C3'	5.75	126.60	119.70
22	BA	1707	G	N9-C1'-C2'	-5.75	105.67	112.00
53	CA	962	C	N1-C1'-C2'	-5.75	105.67	112.00
1	AA	469	C	C3'-C2'-C1'	5.75	106.10	101.50
53	CA	373	A	N9-C1'-C2'	-5.75	105.67	112.00

Continued on next page...

Continued from previous page...

Mol	Chain	Res	Type	Atoms	Z	Observed(°)	Ideal(°)
1	AA	463	U	N1-C1'-C2'	-5.75	105.68	112.00
22	BA	1675	C	C5-C6-N1	-5.75	118.12	121.00
22	BA	2487	G	C5-C6-O6	-5.75	125.15	128.60
22	DA	397	U	O4'-C1'-N1	5.75	112.80	108.20
22	BA	761	A	C5-C6-N1	5.75	120.57	117.70
22	BA	2831	G	N1-C6-O6	5.75	123.35	119.90
53	CA	643	C	C3'-C2'-C1'	5.75	106.10	101.50
22	DA	105	C	C3'-C2'-C1'	5.75	106.10	101.50
22	DA	411	G	P-O3'-C3'	5.75	126.59	119.70
22	BA	1293	C	C6-N1-C2	5.75	122.60	120.30
1	AA	1191	A	C3'-C2'-C1'	5.74	106.09	101.50
22	BA	2791	G	O5'-P-OP1	-5.74	100.53	105.70
53	CA	1282	C	P-O3'-C3'	-5.74	112.81	119.70
22	BA	346	A	C3'-C2'-C1'	5.74	106.09	101.50
22	BA	20	C	P-O3'-C3'	5.74	126.59	119.70
22	BA	1005	C	N3-C2-O2	-5.74	117.88	121.90
22	BA	1123	C	C6-N1-C2	5.74	122.60	120.30
22	BA	981	A	C8-N9-C4	5.74	108.10	105.80
22	BA	1135	C	C3'-C2'-C1'	5.74	106.09	101.50
22	BA	1417	C	P-O3'-C3'	-5.74	112.81	119.70
53	CA	54	C	O4'-C1'-N1	5.74	112.79	108.20
53	CA	109	A	O3'-P-O5'	-5.74	93.10	104.00
22	DA	2093	G	N9-C1'-C2'	-5.74	105.69	112.00
22	BA	1446	C	O4'-C1'-N1	-5.74	103.61	108.20
22	DA	1247	A	O4'-C1'-N9	5.74	112.79	108.20
22	BA	2426	A	N1-C6-N6	5.73	122.04	118.60
23	BB	15	A	P-O3'-C3'	5.73	126.58	119.70
22	DA	983	A	C3'-C2'-C1'	5.73	106.09	101.50
22	DA	2498	C	O4'-C1'-N1	5.73	112.79	108.20
1	AA	935	A	N9-C1'-C2'	-5.73	105.70	112.00
22	DA	1027	A	C3'-C2'-C1'	5.73	106.08	101.50
22	DA	1815	A	P-O3'-C3'	5.73	126.58	119.70
53	CA	688	G	N9-C1'-C2'	-5.73	105.70	112.00
22	DA	200	U	C3'-C2'-C1'	5.73	106.08	101.50
22	DA	2638	G	P-O3'-C3'	5.73	126.58	119.70
22	DA	1699	G	C3'-C2'-C1'	-5.73	96.92	101.50
22	DA	2492	U	C3'-C2'-C1'	5.73	106.08	101.50
1	AA	508	U	P-O3'-C3'	5.73	126.57	119.70
22	BA	2018	G	N3-C2-N2	-5.73	115.89	119.90
22	BA	2683	C	N1-C2-O2	-5.73	115.46	118.90
22	BA	412	A	C3'-C2'-C1'	5.72	106.08	101.50
22	BA	1320	C	N1-C1'-C2'	5.72	121.44	114.00

Continued on next page...

Continued from previous page...

Mol	Chain	Res	Type	Atoms	Z	Observed(°)	Ideal(°)
22	BA	2025	C	C5-C6-N1	-5.72	118.14	121.00
22	DA	52	A	C3'-C2'-C1'	5.72	106.08	101.50
22	BA	829	A	P-O5'-C5'	-5.72	111.75	120.90
22	BA	1253	A	O4'-C1'-N9	-5.72	103.62	108.20
53	CA	381	C	P-O3'-C3'	5.72	126.57	119.70
53	CA	1128	C	O4'-C1'-N1	5.72	112.78	108.20
53	CA	689	C	O4'-C1'-N1	-5.72	103.62	108.20
1	AA	1095	U	P-O3'-C3'	-5.72	112.84	119.70
22	DA	1664	A	P-O3'-C3'	-5.72	112.84	119.70
1	AA	704	A	C3'-C2'-C1'	5.72	106.07	101.50
22	BA	302	C	C3'-C2'-C1'	5.72	106.08	101.50
22	BA	1739	A	P-O5'-C5'	-5.72	111.75	120.90
23	BB	87	U	O4'-C1'-N1	5.72	112.77	108.20
22	BA	14	A	C3'-C2'-C1'	5.72	106.07	101.50
22	BA	980	A	OP1-P-O3'	5.72	117.78	105.20
23	BB	16	G	C3'-C2'-C1'	5.72	106.07	101.50
22	DA	1945	G	C3'-C2'-C1'	5.72	106.07	101.50
22	BA	630	G	P-O3'-C3'	5.71	126.56	119.70
22	DA	1314	C	P-O3'-C3'	5.71	126.56	119.70
22	DA	2830	C	O4'-C1'-N1	5.71	112.77	108.20
22	BA	1865	U	P-O3'-C3'	5.71	126.55	119.70
22	DA	1785	A	C3'-C2'-C1'	5.71	106.07	101.50
1	AA	1085	U	P-O3'-C3'	5.71	126.55	119.70
22	BA	765	C	P-O3'-C3'	-5.71	112.85	119.70
53	CA	247	G	C3'-C2'-C1'	5.71	106.07	101.50
53	CA	509	A	P-O5'-C5'	-5.71	111.77	120.90
22	DA	2405	G	P-O3'-C3'	5.71	126.55	119.70
53	CA	577	G	C3'-C2'-C1'	5.71	106.06	101.50
57	DB	16	G	P-O3'-C3'	-5.71	112.85	119.70
22	BA	199	A	O4'-C1'-N9	5.70	112.76	108.20
22	BA	2695	U	P-O3'-C3'	5.70	126.54	119.70
22	DA	391	A	C3'-C2'-C1'	5.70	106.06	101.50
22	BA	435	C	C3'-C2'-C1'	5.70	106.06	101.50
22	DA	1183	U	O4'-C1'-N1	5.70	112.76	108.20
22	DA	1695	G	C3'-C2'-C1'	5.70	106.06	101.50
22	BA	1703	G	O3'-P-O5'	-5.70	93.17	104.00
22	BA	2197	U	N1-C1'-C2'	5.70	121.41	114.00
22	DA	227	A	P-O3'-C3'	5.70	126.54	119.70
22	DA	2752	C	O4'-C1'-N1	5.70	112.76	108.20
1	AA	1532	U	P-O3'-C3'	-5.69	112.87	119.70
53	CA	1218	C	C3'-C2'-C1'	5.69	106.05	101.50
22	DA	128	C	P-O3'-C3'	-5.69	112.87	119.70

Continued on next page...

Continued from previous page...

Mol	Chain	Res	Type	Atoms	Z	Observed(°)	Ideal(°)
22	BA	11	C	N1-C2-O2	-5.69	115.49	118.90
22	DA	230	G	C3'-C2'-C1'	5.69	106.05	101.50
22	DA	1126	A	P-O3'-C3'	5.69	126.53	119.70
22	BA	2043	C	C6-N1-C2	5.69	122.58	120.30
53	CA	1196	A	P-O3'-C3'	5.69	126.53	119.70
22	BA	2543	G	P-O5'-C5'	-5.69	111.80	120.90
53	CA	173	U	P-O3'-C3'	5.69	126.52	119.70
22	DA	91	A	P-O3'-C3'	5.69	126.52	119.70
1	AA	1088	G	C3'-C2'-C1'	5.68	106.05	101.50
22	BA	774	G	O4'-C1'-N9	5.68	112.75	108.20
53	CA	95	C	P-O3'-C3'	-5.68	112.88	119.70
22	BA	459	U	C3'-C2'-C1'	5.68	106.05	101.50
53	CA	884	U	O4'-C1'-N1	5.68	112.75	108.20
22	DA	35	G	C3'-C2'-C1'	5.68	106.05	101.50
22	DA	946	C	C3'-C2'-C1'	5.68	106.05	101.50
22	BA	1206	G	P-O3'-C3'	-5.68	112.88	119.70
22	BA	2483	C	O4'-C1'-N1	-5.68	103.66	108.20
22	DA	749	A	C3'-C2'-C1'	5.68	106.04	101.50
22	BA	2816	G	N1-C6-O6	-5.68	116.49	119.90
22	DA	2459	A	C3'-C2'-C1'	5.68	106.04	101.50
22	DA	2727	A	C3'-C2'-C1'	5.68	106.04	101.50
22	BA	649	G	P-O5'-C5'	-5.68	111.82	120.90
22	DA	203	A	P-O3'-C3'	5.68	126.51	119.70
1	AA	295	C	P-O3'-C3'	-5.68	112.89	119.70
53	CA	1085	U	P-O3'-C3'	5.68	126.51	119.70
53	CA	1383	C	C3'-C2'-C1'	5.68	106.04	101.50
1	AA	231	U	P-O3'-C3'	5.67	126.51	119.70
1	AA	1302	C	O4'-C1'-N1	-5.67	103.66	108.20
22	BA	1349	C	O4'-C1'-N1	-5.67	103.66	108.20
22	DA	1009	A	C3'-C2'-C1'	5.67	106.04	101.50
22	DA	2781	A	C3'-C2'-C1'	5.67	106.04	101.50
1	AA	1447	A	O4'-C1'-N9	5.67	112.74	108.20
53	CA	308	C	P-O3'-C3'	-5.67	112.89	119.70
1	AA	1395	C	O4'-C1'-N1	-5.67	103.66	108.20
53	CA	374	A	C3'-C2'-C1'	5.67	106.04	101.50
22	DA	1811	G	C3'-C2'-C1'	5.67	106.04	101.50
1	AA	74	A	C3'-C2'-C1'	5.67	106.04	101.50
1	AA	1395	C	C3'-C2'-C1'	5.67	106.04	101.50
22	BA	584	C	N1-C1'-C2'	-5.67	105.76	112.00
22	BA	1716	U	P-O3'-C3'	-5.67	112.90	119.70
22	BA	2807	U	C6-N1-C2	5.67	124.40	121.00
1	AA	430	A	P-O3'-C3'	-5.67	112.90	119.70

Continued on next page...

Continued from previous page...

Mol	Chain	Res	Type	Atoms	Z	Observed(°)	Ideal(°)
22	BA	985	C	P-O5'-C5'	-5.67	111.83	120.90
22	BA	1947	C	P-O3'-C3'	-5.67	112.90	119.70
22	BA	1999	C	N1-C1'-C2'	-5.67	105.76	112.00
23	BB	46	A	N9-C1'-C2'	-5.67	105.76	112.00
53	CA	382	A	C3'-C2'-C1'	5.67	106.03	101.50
22	BA	1213	A	N9-C1'-C2'	-5.67	105.77	112.00
22	BA	2890	G	C6-C5-N7	-5.67	127.00	130.40
1	AA	415	A	C3'-C2'-C1'	5.66	106.03	101.50
22	BA	1499	C	C3'-C2'-C1'	5.66	106.03	101.50
22	BA	2061	G	O5'-P-OP2	-5.66	100.60	105.70
22	DA	480	A	N9-C1'-C2'	-5.66	105.77	112.00
22	BA	1902	C	N1-C2-O2	-5.66	115.50	118.90
53	CA	997	U	C3'-C2'-C1'	5.66	106.03	101.50
22	BA	1956	U	P-O5'-C5'	-5.66	111.84	120.90
22	BA	2395	C	P-O5'-C5'	-5.66	111.84	120.90
22	DA	1305	C	C3'-C2'-C1'	5.66	106.03	101.50
1	AA	131	A	C3'-C2'-C1'	5.66	106.03	101.50
22	BA	919	U	N1-C2-O2	-5.66	118.84	122.80
22	BA	1142	A	C5-C6-N1	-5.66	114.87	117.70
22	BA	2623	G	N1-C2-N3	5.66	127.30	123.90
22	BA	2707	U	C5-C6-N1	-5.66	119.87	122.70
22	DA	1329	U	P-O3'-C3'	5.66	126.49	119.70
22	DA	2868	A	C3'-C2'-C1'	5.66	106.03	101.50
22	BA	1765	U	O4'-C1'-N1	-5.66	103.67	108.20
1	AA	808	C	O4'-C1'-N1	5.66	112.72	108.20
22	BA	954	G	P-O3'-C3'	5.66	126.48	119.70
22	BA	370	G	O4'-C1'-N9	-5.65	103.68	108.20
1	AA	173	U	N1-C1'-C2'	5.65	121.35	114.00
1	AA	555	U	O4'-C1'-N1	-5.65	103.68	108.20
22	BA	528	A	C2-N3-C4	-5.65	107.77	110.60
22	BA	1327	A	P-O3'-C3'	5.65	126.48	119.70
22	BA	2605	U	P-O3'-C3'	-5.65	112.92	119.70
22	DA	1669	A	C3'-C2'-C1'	5.65	106.02	101.50
1	AA	1124	G	P-O3'-C3'	5.65	126.48	119.70
22	BA	671	C	C3'-C2'-C1'	5.65	106.02	101.50
22	BA	2008	C	C4-C5-C6	5.65	120.23	117.40
23	BB	42	C	C3'-C2'-C1'	5.65	106.02	101.50
1	AA	976	G	C3'-C2'-C1'	5.65	106.02	101.50
1	AA	1499	A	P-O5'-C5'	-5.65	111.86	120.90
22	BA	73	A	P-O5'-C5'	-5.65	111.86	120.90
22	BA	310	A	P-O3'-C3'	5.65	126.48	119.70
22	BA	933	A	C3'-C2'-C1'	5.65	106.02	101.50

Continued on next page...

Continued from previous page...

Mol	Chain	Res	Type	Atoms	Z	Observed(°)	Ideal(°)
22	BA	1537	G	C3'-C2'-C1'	5.65	106.02	101.50
22	DA	1972	G	N9-C1'-C2'	-5.65	105.79	112.00
22	BA	74	A	P-O3'-C3'	5.65	126.48	119.70
22	BA	413	C	C3'-C2'-C1'	5.65	106.02	101.50
1	AA	116	A	N9-C1'-C2'	-5.64	105.79	112.00
22	BA	201	C	O4'-C1'-N1	5.64	112.72	108.20
22	BA	1009	A	C3'-C2'-C1'	5.64	106.02	101.50
22	BA	1395	A	O4'-C1'-N9	5.64	112.72	108.20
53	CA	388	G	O3'-P-O5'	-5.64	93.28	104.00
22	DA	1455	G	P-O3'-C3'	-5.64	112.93	119.70
1	AA	486	U	P-O5'-C5'	-5.64	111.88	120.90
22	BA	443	A	C3'-C2'-C1'	5.64	106.01	101.50
22	BA	2347	C	C3'-C2'-C1'	5.64	106.01	101.50
53	CA	436	C	O4'-C1'-N1	-5.64	103.69	108.20
53	CA	519	C	C3'-C2'-C1'	5.64	106.01	101.50
53	CA	1202	U	C3'-C2'-C1'	5.64	106.01	101.50
22	DA	2440	C	C3'-C2'-C1'	5.64	106.01	101.50
22	DA	2554	U	P-O3'-C3'	5.64	126.47	119.70
22	BA	2508	G	P-O3'-C3'	-5.64	112.94	119.70
1	AA	972	C	C3'-C2'-C1'	5.64	106.01	101.50
22	BA	482	A	N9-C1'-C2'	-5.64	105.80	112.00
22	BA	1779	U	N3-C4-O4	-5.64	115.45	119.40
22	DA	404	A	P-O3'-C3'	5.64	126.46	119.70
22	DA	811	U	P-O3'-C3'	5.64	126.47	119.70
22	DA	1333	G	C3'-C2'-C1'	5.64	106.01	101.50
22	BA	955	U	C5-C4-O4	-5.63	122.52	125.90
22	BA	1838	C	C6-N1-C2	5.63	122.55	120.30
57	DB	12	C	O4'-C1'-N1	-5.63	103.69	108.20
22	DA	1981	A	P-O5'-C5'	-5.63	111.89	120.90
22	BA	1289	C	P-O5'-C5'	-5.63	111.89	120.90
23	BB	109	A	N9-C1'-C2'	-5.63	105.80	112.00
22	BA	45	G	P-O5'-C5'	-5.63	111.89	120.90
53	CA	686	U	N1-C1'-C2'	5.63	121.32	114.00
22	DA	1305	C	P-O3'-C3'	-5.63	112.94	119.70
22	BA	984	A	C5-N7-C8	-5.63	101.09	103.90
22	BA	1276	A	O5'-P-OP2	-5.63	100.64	105.70
22	DA	1400	U	C3'-C2'-C1'	5.63	106.00	101.50
22	DA	2024	G	N9-C1'-C2'	-5.63	105.81	112.00
22	BA	977	G	OP1-P-O3'	5.63	117.58	105.20
53	CA	1064	G	P-O3'-C3'	5.63	126.45	119.70
53	CA	1190	G	O4'-C1'-N9	5.63	112.70	108.20
22	DA	575	A	C3'-C2'-C1'	5.63	106.00	101.50

Continued on next page...

Continued from previous page...

Mol	Chain	Res	Type	Atoms	Z	Observed(°)	Ideal(°)
22	BA	2065	C	C6-N1-C2	5.62	122.55	120.30
22	DA	1902	C	O4'-C1'-N1	5.62	112.70	108.20
22	DA	2585	U	N1-C1'-C2'	5.62	121.31	114.00
22	BA	398	C	O4'-C1'-N1	-5.62	103.70	108.20
1	AA	1448	C	C3'-C2'-C1'	5.62	106.00	101.50
1	AA	64	G	P-O3'-C3'	5.62	126.44	119.70
22	BA	113	U	P-O5'-C5'	-5.62	111.91	120.90
22	BA	575	A	O5'-P-OP1	-5.62	100.64	105.70
53	CA	1383	C	P-O3'-C3'	-5.62	112.96	119.70
22	BA	740	C	P-O3'-C3'	-5.62	112.96	119.70
22	DA	1821	A	C3'-C2'-C1'	5.62	105.99	101.50
22	BA	1565	C	P-O3'-C3'	5.62	126.44	119.70
22	BA	2733	A	N9-C1'-C2'	-5.61	105.83	112.00
22	DA	304	U	C3'-C2'-C1'	5.61	105.99	101.50
22	DA	2517	C	N1-C1'-C2'	5.61	121.30	114.00
22	BA	1497	U	P-O3'-C3'	5.61	126.43	119.70
53	CA	575	G	N3-C4-C5	5.61	131.41	128.60
22	DA	1916	A	P-O3'-C3'	-5.61	112.97	119.70
22	BA	980	A	P-O3'-C3'	-5.61	112.97	119.70
22	DA	1312	U	P-O3'-C3'	5.61	126.43	119.70
22	BA	1428	C	N3-C2-O2	5.61	125.83	121.90
22	BA	1144	A	P-O3'-C3'	-5.61	112.97	119.70
22	BA	1838	C	N1-C1'-C2'	5.61	121.29	114.00
53	CA	1184	G	P-O3'-C3'	-5.61	112.97	119.70
22	DA	1996	C	O4'-C1'-N1	5.61	112.69	108.20
22	DA	2500	U	O4'-C1'-N1	5.61	112.69	108.20
22	DA	2669	G	C3'-C2'-C1'	5.61	105.98	101.50
22	BA	1945	G	C3'-C2'-C1'	5.60	105.98	101.50
22	BA	2570	G	C2-N3-C4	-5.60	109.10	111.90
22	DA	1716	U	N1-C1'-C2'	-5.60	105.84	112.00
22	DA	1919	A	N9-C1'-C2'	-5.60	105.84	112.00
22	BA	2567	G	C4-C5-N7	-5.60	108.56	110.80
22	BA	1350	C	P-O3'-C3'	-5.60	112.98	119.70
22	BA	2251	G	N9-C1'-C2'	-5.60	105.84	112.00
24	BC	109	LEU	CA-CB-CG	5.60	128.18	115.30
53	CA	721	G	P-O3'-C3'	5.60	126.42	119.70
22	BA	1717	A	N9-C1'-C2'	-5.60	105.84	112.00
22	BA	2407	A	C3'-C2'-C1'	5.60	105.98	101.50
22	BA	2745	C	O4'-C1'-N1	5.60	112.68	108.20
22	DA	478	A	C3'-C2'-C1'	5.60	105.98	101.50
22	BA	814	C	O5'-P-OP2	-5.60	100.66	105.70
22	DA	544	C	O4'-C1'-N1	5.60	112.68	108.20

Continued on next page...

Continued from previous page...

Mol	Chain	Res	Type	Atoms	Z	Observed(°)	Ideal(°)
1	AA	968	A	P-O3'-C3'	5.59	126.42	119.70
22	BA	1370	C	P-O3'-C3'	5.59	126.41	119.70
22	BA	1444	G	O5'-P-OP2	-5.59	100.67	105.70
53	CA	414	A	C3'-C2'-C1'	5.59	105.98	101.50
22	DA	223	A	C3'-C2'-C1'	5.59	105.97	101.50
22	DA	991	C	C3'-C2'-C1'	5.59	105.98	101.50
22	DA	2657	A	C3'-C2'-C1'	5.59	105.98	101.50
1	AA	817	C	P-O3'-C3'	5.59	126.41	119.70
22	DA	784	G	P-O3'-C3'	5.59	126.41	119.70
22	BA	1303	G	P-O5'-C5'	-5.59	111.95	120.90
1	AA	654	G	C3'-C2'-C1'	5.59	105.97	101.50
22	BA	486	C	P-O3'-C3'	-5.59	112.99	119.70
22	BA	581	C	O4'-C1'-N1	-5.59	103.73	108.20
22	BA	829	A	P-O3'-C3'	5.59	126.41	119.70
22	BA	1142	A	N3-C4-N9	-5.59	122.93	127.40
22	BA	2887	A	P-O3'-C3'	5.59	126.41	119.70
22	DA	459	U	C3'-C2'-C1'	5.59	105.97	101.50
22	BA	691	C	C5-C6-N1	-5.59	118.21	121.00
22	BA	2727	A	C3'-C2'-C1'	5.59	105.97	101.50
22	BA	1494	A	C3'-C2'-C1'	5.59	105.97	101.50
22	BA	2463	C	O4'-C1'-N1	-5.59	103.73	108.20
1	AA	1130	A	P-O3'-C3'	-5.58	113.00	119.70
53	CA	131	A	C3'-C2'-C1'	5.58	105.97	101.50
1	AA	61	G	P-O3'-C3'	-5.58	113.00	119.70
22	BA	1428	C	N1-C2-O2	-5.58	115.55	118.90
22	BA	1808	A	O4'-C1'-N9	5.58	112.67	108.20
22	BA	2744	G	C5-C6-O6	-5.58	125.25	128.60
22	BA	2890	G	C5-C6-O6	-5.58	125.25	128.60
22	DA	73	A	C3'-C2'-C1'	5.58	105.97	101.50
22	DA	826	U	P-O3'-C3'	-5.58	113.00	119.70
22	DA	1821	A	P-O3'-C3'	-5.58	113.00	119.70
1	AA	93	U	O4'-C1'-N1	5.58	112.66	108.20
22	BA	455	C	P-O5'-C5'	-5.58	111.98	120.90
22	BA	1333	G	N9-C1'-C2'	-5.58	105.86	112.00
22	BA	2034	U	N1-C1'-C2'	-5.58	105.86	112.00
53	CA	85	U	N1-C1'-C2'	5.58	121.25	114.00
53	CA	821	G	P-O3'-C3'	-5.58	113.01	119.70
53	CA	1160	G	P-O3'-C3'	-5.58	113.00	119.70
22	DA	1536	C	P-O3'-C3'	5.58	126.39	119.70
22	DA	1654	A	C3'-C2'-C1'	5.58	105.96	101.50
22	BA	747	U	N1-C1'-C2'	-5.58	105.86	112.00
22	BA	2673	G	C3'-C2'-C1'	5.58	105.96	101.50

Continued on next page...

Continued from previous page...

Mol	Chain	Res	Type	Atoms	Z	Observed(°)	Ideal(°)
1	AA	318	G	N3-C4-C5	5.58	131.39	128.60
22	BA	691	C	C6-N1-C2	5.58	122.53	120.30
53	CA	352	C	C3'-C2'-C1'	5.58	105.96	101.50
22	DA	312	G	C3'-C2'-C1'	5.58	105.96	101.50
1	AA	500	G	P-O3'-C3'	-5.57	113.01	119.70
22	BA	1250	G	N9-C1'-C2'	5.57	121.24	114.00
22	BA	475	C	C3'-C2'-C1'	5.57	105.96	101.50
53	CA	874	G	C3'-C2'-C1'	5.57	105.96	101.50
22	BA	310	A	P-O5'-C5'	-5.57	111.99	120.90
22	BA	575	A	P-O3'-C3'	-5.57	113.02	119.70
22	BA	2832	U	P-O3'-C3'	5.57	126.38	119.70
22	BA	1385	A	C8-N9-C4	5.57	108.03	105.80
22	BA	2450	A	C3'-C2'-C1'	5.57	105.95	101.50
22	BA	2757	A	P-O3'-C3'	-5.57	113.02	119.70
22	DA	1829	A	N9-C1'-C2'	-5.57	105.88	112.00
1	AA	1203	C	C3'-C2'-C1'	5.57	105.95	101.50
22	BA	229	C	C3'-C2'-C1'	5.57	105.95	101.50
22	BA	546	U	O4'-C1'-N1	5.57	112.65	108.20
22	BA	672	C	P-O5'-C5'	-5.57	111.99	120.90
22	BA	918	A	P-O3'-C3'	5.57	126.38	119.70
22	BA	1278	C	O4'-C1'-N1	5.57	112.65	108.20
22	BA	2215	C	P-O5'-C5'	-5.57	112.00	120.90
22	DA	2615	U	C3'-C2'-C1'	5.57	105.95	101.50
22	DA	2895	G	C3'-C2'-C1'	5.57	105.95	101.50
22	BA	528	A	C5-C6-N1	-5.56	114.92	117.70
22	BA	1730	C	O4'-C1'-N1	5.56	112.65	108.20
53	CA	71	A	C3'-C2'-C1'	5.56	105.95	101.50
22	BA	2512	C	P-O3'-C3'	-5.56	113.03	119.70
22	BA	2815	C	O4'-C1'-N1	-5.56	103.75	108.20
22	DA	1603	A	C3'-C2'-C1'	5.56	105.95	101.50
1	AA	352	C	C3'-C2'-C1'	5.56	105.94	101.50
22	BA	1263	U	P-O3'-C3'	5.56	126.37	119.70
22	BA	137	U	P-O3'-C3'	5.55	126.37	119.70
22	BA	1313	U	P-O3'-C3'	-5.55	113.03	119.70
53	CA	596	A	C3'-C2'-C1'	5.55	105.94	101.50
22	BA	1429	G	C3'-C2'-C1'	5.55	105.94	101.50
23	BB	25	U	C3'-C2'-C1'	5.55	105.94	101.50
22	DA	628	G	C3'-C2'-C1'	5.55	105.94	101.50
22	BA	763	G	C3'-C2'-C1'	5.55	105.94	101.50
53	CA	1095	U	C3'-C2'-C1'	5.55	105.94	101.50
22	DA	2877	G	N9-C1'-C2'	-5.55	105.90	112.00
1	AA	994	A	C3'-C2'-C1'	5.55	105.94	101.50

Continued on next page...

Continued from previous page...

Mol	Chain	Res	Type	Atoms	Z	Observed(°)	Ideal(°)
22	BA	1780	A	C2-N3-C4	-5.55	107.83	110.60
22	DA	1523	U	O4'-C1'-N1	5.55	112.64	108.20
22	BA	411	G	P-O3'-C3'	5.55	126.36	119.70
22	BA	1937	A	P-O5'-C5'	-5.55	112.03	120.90
22	BA	2309	A	C3'-C2'-C1'	5.55	105.94	101.50
22	BA	1997	C	O5'-P-OP1	-5.54	100.71	105.70
22	DA	1026	G	C3'-C2'-C1'	5.54	105.94	101.50
1	AA	528	C	O4'-C1'-N1	-5.54	103.77	108.20
22	BA	590	A	P-O3'-C3'	-5.54	113.05	119.70
22	BA	2465	C	C6-N1-C2	5.54	122.52	120.30
22	DA	1941	C	C3'-C2'-C1'	5.54	105.93	101.50
22	BA	177	G	O4'-C1'-N9	5.54	112.63	108.20
22	BA	865	C	N1-C2-O2	-5.54	115.58	118.90
22	BA	1024	G	C3'-C2'-C1'	5.54	105.93	101.50
53	CA	1299	A	P-O3'-C3'	-5.54	113.05	119.70
22	BA	2691	C	C3'-C2'-C1'	5.54	105.93	101.50
1	AA	548	G	C3'-C2'-C1'	5.54	105.93	101.50
1	AA	1337	G	C3'-C2'-C1'	5.54	105.93	101.50
22	BA	1014	A	N1-C6-N6	-5.54	115.28	118.60
22	BA	1198	U	O5'-P-OP2	-5.54	100.72	105.70
53	CA	64	G	O4'-C1'-N9	5.54	112.63	108.20
53	CA	1182	G	P-O3'-C3'	5.54	126.34	119.70
53	CA	1191	A	C3'-C2'-C1'	5.54	105.93	101.50
22	DA	1648	U	C3'-C2'-C1'	5.54	105.93	101.50
22	DA	2458	G	C4-N9-C1'	5.54	133.70	126.50
22	BA	2551	C	P-O3'-C3'	-5.53	113.06	119.70
53	CA	247	G	N9-C1'-C2'	-5.53	105.91	112.00
1	AA	373	A	C3'-C2'-C1'	5.53	105.92	101.50
22	BA	1695	G	P-O5'-C5'	-5.53	112.05	120.90
22	DA	783	A	C3'-C2'-C1'	5.53	105.92	101.50
22	DA	2876	G	C3'-C2'-C1'	5.53	105.92	101.50
53	CA	14	U	O4'-C1'-N1	5.53	112.62	108.20
53	CA	1053	G	P-O3'-C3'	5.53	126.33	119.70
1	AA	14	U	C3'-C2'-C1'	5.53	105.92	101.50
22	BA	2716	C	N3-C4-C5	5.53	124.11	121.90
53	CA	497	G	C3'-C2'-C1'	5.53	105.92	101.50
1	AA	998	C	O4'-C1'-N1	5.52	112.62	108.20
1	AA	1127	G	P-O3'-C3'	-5.52	113.07	119.70
22	BA	996	A	C3'-C2'-C1'	5.52	105.92	101.50
53	CA	369	G	P-O3'-C3'	-5.52	113.07	119.70
22	BA	852	U	C5-C6-N1	-5.52	119.94	122.70
22	BA	1317	G	P-O3'-C3'	-5.52	113.07	119.70

Continued on next page...

Continued from previous page...

Mol	Chain	Res	Type	Atoms	Z	Observed(°)	Ideal(°)
22	DA	2459	A	N9-C1'-C2'	-5.52	105.92	112.00
22	BA	1829	A	C3'-C2'-C1'	5.52	105.92	101.50
1	AA	267	C	P-O5'-C5'	-5.52	112.07	120.90
22	BA	2271	G	N3-C4-C5	-5.52	125.84	128.60
22	DA	324	A	C3'-C2'-C1'	5.52	105.92	101.50
22	DA	490	C	O4'-C1'-N1	-5.52	103.78	108.20
22	BA	653	U	P-O3'-C3'	5.52	126.32	119.70
22	BA	1024	G	N9-C1'-C2'	-5.52	105.93	112.00
22	BA	2571	U	O4'-C1'-N1	-5.52	103.79	108.20
22	BA	2682	A	C3'-C2'-C1'	5.52	105.91	101.50
22	BA	2831	G	N3-C2-N2	-5.52	116.04	119.90
22	DA	1256	G	C3'-C2'-C1'	5.52	105.91	101.50
22	BA	2210	U	O4'-C1'-N1	5.52	112.61	108.20
22	BA	2319	G	O4'-C1'-N9	5.52	112.61	108.20
53	CA	238	A	P-O3'-C3'	5.52	126.32	119.70
1	AA	47	C	P-O3'-C3'	5.51	126.32	119.70
1	AA	1259	C	O4'-C1'-N1	5.51	112.61	108.20
22	DA	588	U	C3'-C2'-C1'	5.51	105.91	101.50
22	DA	1325	U	P-O3'-C3'	5.51	126.32	119.70
22	DA	1569	A	P-O3'-C3'	-5.51	113.08	119.70
22	BA	705	A	P-O3'-C3'	-5.51	113.08	119.70
22	BA	792	A	N1-C6-N6	5.51	121.91	118.60
22	BA	1692	U	N3-C2-O2	5.51	126.06	122.20
22	BA	2455	G	P-O3'-C3'	5.51	126.31	119.70
1	AA	1191	A	P-O3'-C3'	-5.51	113.09	119.70
1	AA	1322	C	P-O3'-C3'	5.51	126.31	119.70
22	BA	585	G	O3'-P-O5'	-5.51	93.53	104.00
22	DA	1324	G	O4'-C1'-N9	5.51	112.61	108.20
22	DA	1512	C	C3'-C2'-C1'	5.51	105.91	101.50
22	DA	1627	G	C3'-C2'-C1'	5.51	105.91	101.50
22	DA	1653	G	O4'-C1'-N9	5.51	112.61	108.20
1	AA	345	C	P-O5'-C5'	-5.51	112.08	120.90
1	AA	1152	A	C3'-C2'-C1'	5.51	105.91	101.50
1	AA	1349	A	C3'-C2'-C1'	5.51	105.91	101.50
53	CA	71	A	P-O3'-C3'	-5.51	113.09	119.70
53	CA	83	C	N1-C1'-C2'	-5.51	105.94	112.00
22	DA	87	U	O4'-C1'-N1	5.51	112.61	108.20
22	DA	1674	G	P-O3'-C3'	5.51	126.31	119.70
22	BA	973	A	N1-C2-N3	5.51	132.05	129.30
1	AA	1496	C	P-O3'-C3'	-5.51	113.09	119.70
22	BA	530	G	C8-N9-C4	-5.51	104.20	106.40
22	BA	687	C	P-O5'-C5'	-5.51	112.09	120.90

Continued on next page...

Continued from previous page...

Mol	Chain	Res	Type	Atoms	Z	Observed(°)	Ideal(°)
22	BA	858	G	P-O5'-C5'	-5.51	112.09	120.90
1	AA	430	A	C3'-C2'-C1'	5.50	105.90	101.50
1	AA	1126	U	N1-C1'-C2'	5.50	121.16	114.00
53	CA	1148	U	C3'-C2'-C1'	5.50	105.90	101.50
1	AA	71	A	P-O3'-C3'	-5.50	113.09	119.70
1	AA	163	C	O4'-C1'-N1	-5.50	103.80	108.20
22	BA	742	A	P-O3'-C3'	-5.50	113.10	119.70
22	BA	1694	C	C5-C6-N1	-5.50	118.25	121.00
22	BA	1714	U	C3'-C2'-C1'	5.50	105.90	101.50
22	BA	2013	A	OP1-P-O3'	5.50	117.31	105.20
22	BA	2808	G	O5'-P-OP2	-5.50	100.75	105.70
22	DA	218	A	C3'-C2'-C1'	5.50	105.90	101.50
22	DA	1733	G	N9-C1'-C2'	-5.50	105.95	112.00
22	BA	975	A	P-O3'-C3'	-5.50	113.10	119.70
22	BA	1255	U	N3-C2-O2	5.50	126.05	122.20
22	BA	1426	G	P-O3'-C3'	5.50	126.30	119.70
22	BA	1475	G	O4'-C1'-N9	5.50	112.60	108.20
22	DA	1695	G	P-O3'-C3'	-5.50	113.10	119.70
1	AA	91	U	C3'-C2'-C1'	5.50	105.90	101.50
22	BA	388	G	C3'-C2'-C1'	5.50	105.90	101.50
22	BA	435	C	P-O5'-C5'	-5.50	112.10	120.90
22	BA	1866	A	C3'-C2'-C1'	5.50	105.90	101.50
1	AA	115	G	C4'-C3'-C2'	5.50	108.10	102.60
1	AA	1129	C	N1-C1'-C2'	5.50	121.15	114.00
22	BA	572	A	C3'-C2'-C1'	5.50	105.90	101.50
22	BA	1611	C	C3'-C2'-C1'	5.50	105.90	101.50
22	BA	2501	C	C2-N1-C1'	-5.50	112.75	118.80
22	DA	2880	C	C3'-C2'-C1'	5.50	105.90	101.50
1	AA	1183	U	N1-C1'-C2'	-5.50	105.95	112.00
1	AA	1381	U	C3'-C2'-C1'	5.50	105.90	101.50
22	BA	223	A	C3'-C2'-C1'	5.50	105.90	101.50
22	BA	1424	G	P-O3'-C3'	5.50	126.30	119.70
22	BA	2503	A	P-O3'-C3'	5.50	126.30	119.70
1	AA	509	A	P-O3'-C3'	-5.50	113.11	119.70
22	BA	1954	G	C5-C6-O6	-5.50	125.30	128.60
1	AA	94	G	P-O3'-C3'	5.49	126.29	119.70
22	BA	726	G	N3-C4-N9	-5.49	122.70	126.00
22	BA	2685	G	P-O5'-C5'	-5.49	112.11	120.90
23	BB	89	U	O4'-C1'-N1	5.49	112.59	108.20
22	DA	1555	G	C3'-C2'-C1'	5.49	105.89	101.50
1	AA	994	A	P-O3'-C3'	-5.49	113.11	119.70
22	BA	2879	A	O4'-C1'-N9	5.49	112.59	108.20

Continued on next page...

Continued from previous page...

Mol	Chain	Res	Type	Atoms	Z	Observed(°)	Ideal(°)
53	CA	92	U	P-O3'-C3'	-5.49	113.11	119.70
22	DA	2407	A	C3'-C2'-C1'	5.49	105.89	101.50
22	BA	2387	U	O4'-C1'-N1	5.49	112.59	108.20
57	DB	111	U	P-O3'-C3'	-5.49	113.11	119.70
22	BA	838	C	N1-C2-O2	-5.49	115.61	118.90
53	CA	891	U	C3'-C2'-C1'	5.49	105.89	101.50
22	DA	265	A	O4'-C1'-N9	5.49	112.59	108.20
22	DA	1799	G	P-O3'-C3'	5.49	126.29	119.70
1	AA	174	A	C3'-C2'-C1'	5.49	105.89	101.50
22	BA	567	U	O3'-P-O5'	-5.49	93.58	104.00
53	CA	452	A	N9-C1'-C2'	-5.49	105.97	112.00
22	BA	1153	C	C4-C5-C6	5.48	120.14	117.40
53	CA	1395	C	C3'-C2'-C1'	5.48	105.89	101.50
1	AA	1323	G	C3'-C2'-C1'	5.48	105.89	101.50
22	BA	1128	G	O4'-C1'-N9	5.48	112.59	108.20
22	BA	1385	A	O4'-C1'-N9	5.48	112.59	108.20
22	BA	1554	U	C4'-C3'-C2'	5.48	108.08	102.60
22	DA	1340	U	N1-C1'-C2'	-5.48	105.97	112.00
1	AA	537	G	C3'-C2'-C1'	5.48	105.88	101.50
22	BA	1753	G	P-O3'-C3'	5.48	126.28	119.70
22	DA	2758	A	C3'-C2'-C1'	5.48	105.88	101.50
22	DA	2062	A	C3'-C2'-C1'	5.48	105.88	101.50
22	BA	1229	C	C5-C6-N1	-5.48	118.26	121.00
23	BB	16	G	N9-C1'-C2'	-5.48	105.97	112.00
53	CA	93	U	P-O3'-C3'	-5.48	113.13	119.70
1	AA	191	G	O4'-C1'-N9	-5.48	103.82	108.20
22	DA	1401	G	C3'-C2'-C1'	5.48	105.88	101.50
1	AA	331	G	N9-C1'-C2'	-5.47	105.98	112.00
1	AA	874	G	C3'-C2'-C1'	5.47	105.88	101.50
22	BA	436	C	O4'-C1'-N1	5.47	112.58	108.20
22	BA	1290	C	C6-N1-C2	5.47	122.49	120.30
22	BA	1480	C	P-O5'-C5'	-5.47	112.14	120.90
22	BA	1943	U	O4'-C1'-N1	-5.47	103.82	108.20
23	BB	67	G	C3'-C2'-C1'	5.47	105.88	101.50
22	DA	49	A	P-O3'-C3'	5.47	126.27	119.70
1	AA	1381	U	P-O3'-C3'	-5.47	113.13	119.70
22	BA	535	G	OP2-P-O3'	5.47	117.24	105.20
22	BA	14	A	P-O5'-C5'	-5.47	112.15	120.90
22	BA	1511	G	P-O5'-C5'	-5.47	112.15	120.90
22	BA	2639	A	P-O3'-C3'	-5.47	113.14	119.70
22	DA	1456	G	C3'-C2'-C1'	5.47	105.88	101.50
22	BA	2281	A	P-O5'-C5'	-5.47	112.15	120.90

Continued on next page...

Continued from previous page...

Mol	Chain	Res	Type	Atoms	Z	Observed(°)	Ideal(°)
22	DA	1682	G	C3'-C2'-C1'	5.47	105.87	101.50
22	BA	2001	C	P-O3'-C3'	-5.46	113.14	119.70
53	CA	347	G	C3'-C2'-C1'	5.46	105.87	101.50
1	AA	794	A	C3'-C2'-C1'	5.46	105.87	101.50
1	AA	1322	C	N1-C1'-C2'	5.46	121.10	114.00
22	BA	513	A	P-O3'-C3'	-5.46	113.15	119.70
53	CA	68	G	N9-C1'-C2'	-5.46	105.99	112.00
22	DA	1249	U	P-O3'-C3'	-5.46	113.15	119.70
22	BA	1954	G	C5-C6-N1	5.46	114.23	111.50
22	BA	2428	G	P-O5'-C5'	-5.46	112.17	120.90
22	BA	2029	G	OP1-P-O3'	5.46	117.21	105.20
22	BA	2875	C	O4'-C1'-N1	-5.46	103.83	108.20
22	DA	392	U	C3'-C2'-C1'	5.46	105.86	101.50
22	DA	406	G	C3'-C2'-C1'	5.46	105.86	101.50
22	BA	1702	G	P-O5'-C5'	-5.45	112.17	120.90
22	BA	2259	U	P-O5'-C5'	-5.45	112.17	120.90
22	BA	1026	G	C3'-C2'-C1'	5.45	105.86	101.50
53	CA	381	C	N1-C1'-C2'	5.45	121.09	114.00
53	CA	962	C	O4'-C1'-N1	5.45	112.56	108.20
1	AA	1498	U	P-O3'-C3'	5.45	126.24	119.70
22	BA	2788	C	P-O5'-C5'	-5.45	112.18	120.90
22	DA	777	G	C3'-C2'-C1'	5.45	105.86	101.50
53	CA	330	C	C3'-C2'-C1'	5.45	105.86	101.50
22	BA	29	U	P-O5'-C5'	-5.45	112.19	120.90
22	BA	1564	C	P-O3'-C3'	5.45	126.23	119.70
22	DA	1144	A	N9-C1'-C2'	-5.45	106.01	112.00
22	DA	1346	G	C3'-C2'-C1'	5.45	105.86	101.50
22	DA	2199	A	C3'-C2'-C1'	5.45	105.86	101.50
53	CA	1160	G	N9-C1'-C2'	-5.44	106.01	112.00
22	BA	569	U	O4'-C1'-N1	5.44	112.55	108.20
22	DA	794	A	P-O3'-C3'	-5.44	113.17	119.70
22	DA	1934	C	O4'-C1'-N1	5.44	112.55	108.20
1	AA	1046	A	O4'-C1'-N9	5.44	112.55	108.20
22	BA	604	G	C3'-C2'-C1'	5.44	105.85	101.50
22	BA	1459	G	C3'-C2'-C1'	5.44	105.85	101.50
22	BA	1944	U	P-O3'-C3'	5.44	126.23	119.70
22	DA	622	G	C3'-C2'-C1'	5.44	105.85	101.50
22	BA	1142	A	N1-C6-N6	5.44	121.86	118.60
22	BA	1762	A	O4'-C1'-N9	-5.44	103.85	108.20
22	DA	406	G	P-O3'-C3'	-5.44	113.18	119.70
22	DA	1757	A	P-O3'-C3'	5.44	126.22	119.70
22	BA	2424	C	C2-N3-C4	-5.43	117.18	119.90

Continued on next page...

Continued from previous page...

Mol	Chain	Res	Type	Atoms	Z	Observed(°)	Ideal(°)
53	CA	248	C	C3'-C2'-C1'	5.43	105.85	101.50
53	CA	722	G	C3'-C2'-C1'	5.43	105.85	101.50
22	DA	2063	C	C3'-C2'-C1'	5.43	105.85	101.50
1	AA	84	U	O4'-C1'-N1	5.43	112.55	108.20
1	AA	1348	U	C3'-C2'-C1'	5.43	105.85	101.50
22	BA	528	A	N9-C1'-C2'	-5.43	106.03	112.00
22	BA	793	A	N1-C2-N3	5.43	132.02	129.30
22	BA	1619	G	N1-C6-O6	-5.43	116.64	119.90
22	BA	2567	G	C2-N3-C4	5.43	114.62	111.90
22	BA	2714	G	P-O3'-C3'	-5.43	113.18	119.70
53	CA	9	G	C3'-C2'-C1'	5.43	105.85	101.50
22	DA	1247	A	P-O3'-C3'	5.43	126.22	119.70
22	BA	694	U	O4'-C1'-N1	5.43	112.55	108.20
22	BA	1931	U	P-O3'-C3'	-5.43	113.18	119.70
53	CA	282	A	C3'-C2'-C1'	5.43	105.84	101.50
1	AA	1128	C	P-O5'-C5'	-5.43	112.21	120.90
22	BA	765	C	C3'-C2'-C1'	5.43	105.84	101.50
22	BA	568	U	O4'-C1'-N1	-5.43	103.86	108.20
22	BA	2890	G	N9-C4-C5	-5.43	103.23	105.40
57	DB	16	G	C3'-C2'-C1'	5.43	105.84	101.50
22	BA	2021	C	O4'-C1'-N1	-5.42	103.86	108.20
53	CA	353	A	O4'-C1'-N9	5.42	112.54	108.20
53	CA	1393	U	O4'-C1'-N1	-5.42	103.86	108.20
22	DA	1569	A	C3'-C2'-C1'	5.42	105.84	101.50
1	AA	352	C	O4'-C1'-N1	-5.42	103.86	108.20
1	AA	721	G	P-O3'-C3'	5.42	126.21	119.70
22	DA	1576	U	O4'-C1'-N1	5.42	112.54	108.20
22	BA	1033	U	O4'-C1'-N1	5.42	112.53	108.20
22	DA	1647	U	P-O3'-C3'	5.42	126.20	119.70
22	BA	1619	G	O5'-P-OP2	-5.42	100.83	105.70
53	CA	766	A	P-O3'-C3'	5.42	126.20	119.70
53	CA	421	U	P-O3'-C3'	5.41	126.19	119.70
22	DA	163	C	N1-C1'-C2'	-5.41	106.05	112.00
22	DA	407	G	C3'-C2'-C1'	5.41	105.83	101.50
1	AA	978	A	C3'-C2'-C1'	5.41	105.83	101.50
22	BA	1631	G	O4'-C1'-N9	5.41	112.53	108.20
22	BA	2324	U	O4'-C1'-N1	-5.41	103.87	108.20
47	BZ	16	LEU	CA-CB-CG	-5.41	102.86	115.30
53	CA	52	C	C3'-C2'-C1'	5.41	105.83	101.50
22	DA	397	U	P-O3'-C3'	-5.41	113.21	119.70
22	DA	510	C	C3'-C2'-C1'	5.41	105.83	101.50
22	DA	2746	U	N1-C1'-C2'	-5.41	106.05	112.00

Continued on next page...

Continued from previous page...

Mol	Chain	Res	Type	Atoms	Z	Observed(°)	Ideal(°)
22	BA	606	U	O4'-C1'-N1	5.41	112.53	108.20
22	BA	1774	C	O4'-C1'-N1	-5.41	103.87	108.20
22	BA	2333	A	C8-N9-C4	5.41	107.96	105.80
23	BB	29	A	P-O5'-C5'	-5.41	112.25	120.90
53	CA	1086	U	C3'-C2'-C1'	5.41	105.83	101.50
22	BA	1674	G	P-O3'-C3'	5.41	126.19	119.70
53	CA	52	C	P-O3'-C3'	-5.41	113.21	119.70
22	DA	13	A	P-O3'-C3'	5.41	126.19	119.70
22	BA	681	G	P-O5'-C5'	-5.41	112.25	120.90
22	BA	1822	C	P-O5'-C5'	-5.41	112.25	120.90
1	AA	487	A	C3'-C2'-C1'	5.40	105.82	101.50
1	AA	1215	G	C3'-C2'-C1'	5.40	105.82	101.50
22	BA	1382	G	P-O5'-C5'	-5.40	112.26	120.90
22	DA	2092	U	O4'-C1'-N1	5.40	112.52	108.20
22	BA	181	A	P-O3'-C3'	-5.40	113.22	119.70
22	BA	2026	U	C5-C6-N1	-5.40	120.00	122.70
22	BA	2258	C	C4'-C3'-C2'	5.40	108.00	102.60
22	BA	1885	A	C3'-C2'-C1'	5.40	105.82	101.50
22	DA	10	A	O4'-C1'-N9	5.40	112.52	108.20
22	DA	2850	A	C3'-C2'-C1'	5.40	105.82	101.50
22	DA	806	C	C3'-C2'-C1'	5.40	105.82	101.50
22	BA	463	G	OP2-P-O3'	5.39	117.07	105.20
22	BA	1133	A	O4'-C1'-N9	5.39	112.52	108.20
22	BA	1255	U	C3'-C2'-C1'	5.39	105.81	101.50
1	AA	1153	G	C3'-C2'-C1'	5.39	105.81	101.50
53	CA	423	G	C3'-C2'-C1'	5.39	105.81	101.50
22	DA	398	C	C3'-C2'-C1'	5.39	105.81	101.50
57	DB	45	A	P-O3'-C3'	-5.39	113.23	119.70
22	BA	2383	G	C3'-C2'-C1'	5.39	105.81	101.50
22	BA	2055	C	C6-N1-C2	5.39	122.46	120.30
22	BA	2092	U	N1-C1'-C2'	5.39	121.01	114.00
53	CA	15	G	C3'-C2'-C1'	5.39	105.81	101.50
22	DA	60	G	O4'-C1'-N9	5.39	112.51	108.20
22	DA	868	U	C3'-C2'-C1'	5.39	105.81	101.50
22	DA	916	G	C3'-C2'-C1'	5.39	105.81	101.50
1	AA	64	G	O4'-C1'-N9	5.39	112.51	108.20
1	AA	1131	G	C3'-C2'-C1'	5.39	105.81	101.50
1	AA	1259	C	C3'-C2'-C1'	5.39	105.81	101.50
22	BA	412	A	N9-C1'-C2'	-5.39	106.07	112.00
22	BA	1816	C	C3'-C2'-C1'	5.39	105.81	101.50
53	CA	1218	C	O4'-C1'-N1	5.39	112.51	108.20
22	DA	2052	A	P-O5'-C5'	-5.39	112.28	120.90

Continued on next page...

Continued from previous page...

Mol	Chain	Res	Type	Atoms	Z	Observed(°)	Ideal(°)
1	AA	576	C	O4'-C1'-N1	5.39	112.51	108.20
1	AA	1087	G	C3'-C2'-C1'	5.38	105.81	101.50
22	BA	2787	C	N1-C2-O2	-5.38	115.67	118.90
22	DA	35	G	N9-C1'-C2'	-5.38	106.08	112.00
22	BA	534	U	C5-C6-N1	-5.38	120.01	122.70
22	BA	867	C	N1-C1'-C2'	-5.38	106.08	112.00
22	BA	2543	G	P-O3'-C3'	-5.38	113.24	119.70
1	AA	61	G	C3'-C2'-C1'	5.38	105.80	101.50
1	AA	1131	G	N9-C1'-C2'	-5.38	106.08	112.00
1	AA	536	C	N1-C1'-C2'	-5.38	106.08	112.00
1	AA	754	C	N1-C1'-C2'	-5.38	106.08	112.00
22	BA	458	G	C3'-C2'-C1'	-5.38	97.20	101.50
22	BA	1240	U	C6-N1-C1'	-5.38	113.67	121.20
22	BA	2148	G	C3'-C2'-C1'	5.38	105.80	101.50
22	BA	2504	U	N1-C2-O2	5.38	126.56	122.80
22	BA	2607	G	P-O3'-C3'	-5.38	113.25	119.70
25	BD	10	GLY	N-CA-C	5.38	126.55	113.10
22	DA	1255	U	C6-N1-C1'	-5.38	113.67	121.20
1	AA	1304	G	C3'-C2'-C1'	5.38	105.80	101.50
1	AA	1454	G	C3'-C2'-C1'	5.38	105.80	101.50
22	BA	2546	U	C5-C4-O4	-5.38	122.67	125.90
22	BA	2836	U	P-O3'-C3'	-5.38	113.25	119.70
53	CA	642	A	P-O3'-C3'	-5.38	113.25	119.70
22	DA	2879	A	P-O3'-C3'	5.38	126.15	119.70
22	BA	303	G	C3'-C2'-C1'	5.37	105.80	101.50
22	BA	860	U	N3-C2-O2	-5.37	118.44	122.20
22	BA	984	A	O3'-P-O5'	5.37	114.21	104.00
22	BA	1272	A	C8-N9-C4	5.37	107.95	105.80
53	CA	14	U	C3'-C2'-C1'	5.37	105.80	101.50
22	BA	2424	C	C5-C6-N1	-5.37	118.31	121.00
1	AA	252	U	C3'-C2'-C1'	5.37	105.80	101.50
22	DA	1329	U	N1-C1'-C2'	5.37	120.98	114.00
1	AA	642	A	C3'-C2'-C1'	5.37	105.80	101.50
22	BA	772	C	C6-N1-C2	5.37	122.45	120.30
22	BA	1254	A	C3'-C2'-C1'	5.37	105.79	101.50
22	BA	2552	U	O4'-C1'-N1	-5.37	103.91	108.20
1	AA	384	G	P-O3'-C3'	5.37	126.14	119.70
53	CA	531	U	N1-C1'-C2'	5.37	120.98	114.00
1	AA	352	C	P-O3'-C3'	-5.37	113.26	119.70
22	BA	955	U	N3-C4-C5	5.37	117.82	114.60
22	BA	2312	U	O4'-C1'-N1	5.37	112.49	108.20
22	DA	638	G	P-O3'-C3'	-5.37	113.26	119.70

Continued on next page...

Continued from previous page...

Mol	Chain	Res	Type	Atoms	Z	Observed(°)	Ideal(°)
22	DA	831	G	C3'-C2'-C1'	5.37	105.79	101.50
22	DA	1034	G	P-O3'-C3'	-5.37	113.26	119.70
22	BA	166	U	P-O3'-C3'	-5.36	113.26	119.70
22	BA	1698	A	P-O3'-C3'	5.36	126.14	119.70
22	BA	2681	C	N3-C2-O2	5.36	125.66	121.90
22	BA	2890	G	C4-C5-N7	5.36	112.94	110.80
53	CA	1449	C	O4'-C1'-N1	5.36	112.49	108.20
22	DA	2832	U	P-O3'-C3'	5.36	126.14	119.70
22	DA	2866	U	N1-C1'-C2'	5.36	120.97	114.00
1	AA	1184	G	C3'-C2'-C1'	5.36	105.79	101.50
22	DA	1498	C	C3'-C2'-C1'	5.36	105.79	101.50
1	AA	1304	G	P-O3'-C3'	-5.36	113.27	119.70
22	BA	1360	G	O5'-P-OP2	-5.36	100.88	105.70
22	BA	2231	U	N1-C1'-C2'	-5.36	106.10	112.00
53	CA	369	G	C3'-C2'-C1'	5.36	105.79	101.50
53	CA	482	A	P-O3'-C3'	-5.36	113.27	119.70
22	DA	1700	A	P-O3'-C3'	-5.36	113.27	119.70
22	BA	2705	A	P-O5'-C5'	-5.36	112.33	120.90
22	BA	1261	C	O4'-C1'-N1	5.36	112.49	108.20
22	DA	1981	A	C3'-C2'-C1'	5.36	105.79	101.50
22	BA	585	G	P-O3'-C3'	5.36	126.13	119.70
57	DB	46	A	C3'-C2'-C1'	5.36	105.78	101.50
22	BA	1657	U	P-O3'-C3'	-5.35	113.28	119.70
53	CA	1447	A	P-O3'-C3'	5.35	126.12	119.70
1	AA	966	G	P-O3'-C3'	-5.35	113.28	119.70
22	BA	677	A	OP1-P-O3'	5.35	116.97	105.20
22	BA	1828	G	P-O3'-C3'	5.35	126.12	119.70
22	BA	2645	G	O3'-P-O5'	-5.35	93.83	104.00
53	CA	6	G	C3'-C2'-C1'	5.35	105.78	101.50
53	CA	1257	A	C3'-C2'-C1'	5.35	105.78	101.50
1	AA	286	C	O4'-C1'-N1	5.35	112.48	108.20
22	BA	621	A	C3'-C2'-C1'	5.35	105.78	101.50
53	CA	347	G	P-O3'-C3'	-5.35	113.28	119.70
22	DA	274	C	C3'-C2'-C1'	5.35	105.78	101.50
22	DA	2137	U	C3'-C2'-C1'	5.35	105.78	101.50
1	AA	1522	U	P-O5'-C5'	-5.35	112.34	120.90
23	BB	45	A	C3'-C2'-C1'	5.35	105.78	101.50
53	CA	816	A	C3'-C2'-C1'	5.35	105.78	101.50
22	BA	512	G	P-O3'-C3'	5.35	126.11	119.70
22	BA	962	G	P-O5'-C5'	-5.35	112.35	120.90
53	CA	64	G	P-O3'-C3'	5.35	126.11	119.70
22	BA	2508	G	C4-N9-C1'	5.34	133.45	126.50

Continued on next page...

Continued from previous page...

Mol	Chain	Res	Type	Atoms	Z	Observed(°)	Ideal(°)
53	CA	1152	A	C3'-C2'-C1'	5.34	105.78	101.50
22	DA	1707	G	P-O5'-C5'	-5.34	112.35	120.90
53	CA	1349	A	C3'-C2'-C1'	5.34	105.78	101.50
22	BA	486	C	C6-N1-C2	5.34	122.44	120.30
22	BA	914	G	C4-N9-C1'	5.34	133.44	126.50
22	BA	987	C	O4'-C1'-N1	5.34	112.47	108.20
51	B3	21	PHE	N-CA-C	5.34	125.42	111.00
1	AA	722	G	C3'-C2'-C1'	5.34	105.77	101.50
22	DA	618	G	C3'-C2'-C1'	5.34	105.77	101.50
22	DA	962	G	C3'-C2'-C1'	5.34	105.77	101.50
22	DA	1289	C	P-O3'-C3'	-5.34	113.30	119.70
22	DA	1468	U	O4'-C1'-N1	5.34	112.47	108.20
22	BA	638	G	P-O3'-C3'	-5.33	113.30	119.70
22	BA	1426	G	P-O5'-C5'	-5.33	112.37	120.90
53	CA	453	G	P-O3'-C3'	-5.33	113.30	119.70
22	DA	1475	G	P-O3'-C3'	5.33	126.10	119.70
53	CA	652	U	P-O3'-C3'	5.33	126.10	119.70
22	DA	2024	G	C3'-C2'-C1'	5.33	105.77	101.50
22	DA	2036	C	C3'-C2'-C1'	5.33	105.77	101.50
22	BA	628	G	P-O5'-C5'	-5.33	112.37	120.90
22	BA	664	G	O5'-P-OP2	-5.33	100.90	105.70
22	BA	324	A	N9-C1'-C2'	-5.33	106.14	112.00
22	BA	489	G	O3'-P-O5'	-5.33	93.87	104.00
22	BA	1943	U	C4'-C3'-C2'	5.33	107.93	102.60
53	CA	389	A	P-O3'-C3'	-5.33	113.31	119.70
22	DA	618	G	P-O3'-C3'	-5.33	113.31	119.70
22	DA	2502	G	C3'-C2'-C1'	5.33	105.76	101.50
22	BA	86	G	O5'-P-OP2	-5.33	100.91	105.70
22	BA	480	A	C3'-C2'-C1'	5.33	105.76	101.50
22	BA	1510	G	N9-C1'-C2'	-5.33	106.14	112.00
1	AA	718	A	C3'-C2'-C1'	5.32	105.76	101.50
22	BA	800	A	C5-N7-C8	-5.32	101.24	103.90
22	BA	2200	C	C3'-C2'-C1'	5.32	105.76	101.50
53	CA	67	C	O4'-C1'-N1	5.32	112.46	108.20
22	DA	1157	G	C3'-C2'-C1'	5.32	105.76	101.50
22	DA	1491	G	C3'-C2'-C1'	5.32	105.76	101.50
1	AA	339	C	C5-C6-N1	-5.32	118.34	121.00
1	AA	368	U	N1-C1'-C2'	-5.32	106.15	112.00
22	BA	2007	U	P-O3'-C3'	-5.32	113.31	119.70
53	CA	563	A	P-O3'-C3'	-5.32	113.31	119.70
53	CA	1052	U	C3'-C2'-C1'	5.32	105.76	101.50
22	DA	2837	A	C3'-C2'-C1'	5.32	105.76	101.50

Continued on next page...

Continued from previous page...

Mol	Chain	Res	Type	Atoms	Z	Observed(°)	Ideal(°)
22	BA	1989	G	P-O5'-C5'	-5.32	112.39	120.90
22	DA	129	C	N1-C1'-C2'	-5.32	106.15	112.00
53	CA	32	A	C3'-C2'-C1'	5.32	105.75	101.50
22	BA	2022	U	N3-C4-O4	5.32	123.12	119.40
22	DA	1972	G	C3'-C2'-C1'	5.32	105.75	101.50
1	AA	1108	G	P-O3'-C3'	-5.31	113.32	119.70
22	BA	1942	C	C3'-C2'-C1'	5.31	105.75	101.50
53	CA	1148	U	P-O3'-C3'	-5.31	113.32	119.70
22	DA	1949	G	P-O3'-C3'	5.31	126.08	119.70
22	DA	1965	C	P-O5'-C5'	-5.31	112.40	120.90
22	BA	1343	G	C3'-C2'-C1'	5.31	105.75	101.50
53	CA	590	U	O4'-C1'-N1	5.31	112.45	108.20
22	DA	223	A	P-O3'-C3'	-5.31	113.33	119.70
22	DA	572	A	O4'-C1'-N9	-5.31	103.95	108.20
22	DA	1206	G	P-O3'-C3'	-5.31	113.32	119.70
22	DA	1901	A	C3'-C2'-C1'	5.31	105.75	101.50
1	AA	1401	G	P-O5'-C5'	-5.31	112.40	120.90
22	BA	2881	U	O4'-C1'-N1	-5.31	103.95	108.20
35	BN	33	ILE	CB-CA-C	-5.31	100.98	111.60
53	CA	974	A	P-O3'-C3'	5.31	126.07	119.70
22	DA	770	G	C8-N9-C4	-5.31	104.28	106.40
1	AA	52	C	C3'-C2'-C1'	5.31	105.75	101.50
22	BA	2508	G	C8-N9-C1'	-5.31	120.10	127.00
22	BA	2615	U	C3'-C2'-C1'	5.31	105.75	101.50
22	DA	1294	U	O4'-C1'-N1	-5.31	103.95	108.20
1	AA	85	U	N1-C1'-C2'	5.31	120.90	114.00
1	AA	439	U	P-O3'-C3'	-5.31	113.33	119.70
22	DA	207	A	C3'-C2'-C1'	5.31	105.75	101.50
1	AA	246	A	P-O3'-C3'	5.31	126.07	119.70
22	BA	667	U	P-O3'-C3'	5.31	126.07	119.70
22	BA	1323	C	C6-N1-C2	5.31	122.42	120.30
22	BA	1919	A	N9-C1'-C2'	-5.31	106.16	112.00
22	BA	2236	U	P-O5'-C5'	-5.31	112.41	120.90
23	BB	12	C	P-O3'-C3'	5.31	126.07	119.70
22	DA	530	G	P-O3'-C3'	-5.31	113.33	119.70
1	AA	71	A	C3'-C2'-C1'	5.30	105.74	101.50
22	BA	2729	G	N9-C1'-C2'	-5.30	106.16	112.00
22	DA	512	G	P-O3'-C3'	5.30	126.06	119.70
22	DA	1144	A	C3'-C2'-C1'	5.30	105.74	101.50
1	AA	1382	C	C3'-C2'-C1'	5.30	105.74	101.50
22	BA	1192	G	P-O5'-C5'	-5.30	112.42	120.90
53	CA	199	A	P-O3'-C3'	-5.30	113.34	119.70

Continued on next page...

Continued from previous page...

Mol	Chain	Res	Type	Atoms	Z	Observed(°)	Ideal(°)
22	DA	687	C	C3'-C2'-C1'	5.30	105.74	101.50
22	BA	2632	A	P-O5'-C5'	-5.30	112.42	120.90
22	BA	309	A	P-O3'-C3'	5.30	126.06	119.70
22	BA	1628	G	C5-C6-O6	-5.30	125.42	128.60
22	BA	2611	C	P-O3'-C3'	-5.30	113.34	119.70
47	BZ	16	LEU	CB-CG-CD2	-5.30	101.99	111.00
53	CA	309	A	P-O3'-C3'	-5.30	113.34	119.70
57	DB	90	C	C3'-C2'-C1'	5.30	105.74	101.50
1	AA	1130	A	O4'-C1'-N9	-5.30	103.96	108.20
22	BA	2661	G	P-O3'-C3'	5.30	126.06	119.70
53	CA	1332	A	C3'-C2'-C1'	5.30	105.74	101.50
22	BA	765	C	P-O5'-C5'	-5.30	112.43	120.90
22	DA	1386	C	P-O3'-C3'	-5.30	113.34	119.70
22	BA	1682	G	C3'-C2'-C1'	5.29	105.74	101.50
22	DA	1483	G	C3'-C2'-C1'	5.29	105.74	101.50
22	BA	1848	A	C3'-C2'-C1'	5.29	105.73	101.50
22	BA	2655	G	P-O3'-C3'	5.29	126.05	119.70
22	BA	2836	U	O4'-C1'-N1	5.29	112.44	108.20
22	DA	1328	A	C3'-C2'-C1'	5.29	105.73	101.50
1	AA	23	C	P-O3'-C3'	-5.29	113.35	119.70
22	BA	35	G	N9-C1'-C2'	-5.29	106.18	112.00
22	BA	1760	C	P-O3'-C3'	-5.29	113.35	119.70
33	BL	40	SER	N-CA-C	-5.29	96.72	111.00
53	CA	567	G	P-O3'-C3'	-5.29	113.35	119.70
22	DA	678	C	O4'-C1'-N1	-5.29	103.97	108.20
57	DB	13	G	C3'-C2'-C1'	5.29	105.73	101.50
22	BA	2757	A	N9-C1'-C2'	-5.29	106.18	112.00
22	BA	386	G	O3'-P-O5'	-5.29	93.95	104.00
22	DA	2300	C	C3'-C2'-C1'	5.29	105.73	101.50
22	BA	22	C	C2-N3-C4	-5.29	117.26	119.90
22	BA	1318	U	O4'-C1'-N1	5.29	112.43	108.20
53	CA	110	C	C3'-C2'-C1'	5.28	105.73	101.50
22	DA	1858	A	C3'-C2'-C1'	5.28	105.73	101.50
53	CA	1367	C	O4'-C1'-N1	5.28	112.42	108.20
1	AA	1129	C	P-O3'-C3'	5.28	126.04	119.70
1	AA	534	U	C3'-C2'-C1'	5.28	105.72	101.50
1	AA	1402	C	C6-N1-C2	5.28	122.41	120.30
22	BA	36	G	P-O3'-C3'	-5.28	113.37	119.70
22	BA	765	C	N1-C1'-C2'	-5.28	106.19	112.00
53	CA	512	U	C3'-C2'-C1'	5.28	105.72	101.50
22	DA	2551	C	O4'-C1'-N1	5.28	112.42	108.20
22	DA	1181	U	O4'-C1'-N1	5.28	112.42	108.20

Continued on next page...

Continued from previous page...

Mol	Chain	Res	Type	Atoms	Z	Observed(°)	Ideal(°)
22	DA	1290	C	O4'-C1'-N1	5.28	112.42	108.20
22	DA	1739	A	C3'-C2'-C1'	5.28	105.72	101.50
1	AA	110	C	C3'-C2'-C1'	5.27	105.72	101.50
57	DB	58	A	C3'-C2'-C1'	5.27	105.72	101.50
22	BA	538	A	P-O5'-C5'	-5.27	112.47	120.90
22	BA	977	G	O3'-P-O5'	-5.27	93.98	104.00
22	BA	1956	U	P-O3'-C3'	-5.27	113.37	119.70
22	BA	2017	U	P-O5'-C5'	-5.27	112.46	120.90
22	BA	2580	U	P-O3'-C3'	5.27	126.03	119.70
22	DA	144	A	C3'-C2'-C1'	5.27	105.72	101.50
22	BA	726	G	O3'-P-O5'	5.27	114.01	104.00
53	CA	1128	C	P-O3'-C3'	-5.27	113.38	119.70
22	DA	1290	C	N1-C1'-C2'	-5.27	106.20	112.00
22	BA	1716	U	C3'-C2'-C1'	5.27	105.72	101.50
22	BA	1785	A	C3'-C2'-C1'	5.27	105.72	101.50
22	DA	2572	A	O4'-C1'-N9	5.27	112.42	108.20
22	BA	564	C	O4'-C1'-N1	5.27	112.42	108.20
22	BA	964	C	P-O5'-C5'	-5.27	112.47	120.90
22	BA	2431	U	P-O5'-C5'	-5.27	112.47	120.90
22	BA	636	G	P-O3'-C3'	5.26	126.02	119.70
22	BA	835	C	N3-C2-O2	5.26	125.59	121.90
53	CA	885	G	P-O3'-C3'	-5.26	113.38	119.70
53	CA	885	G	C3'-C2'-C1'	5.26	105.71	101.50
22	DA	2339	C	O4'-C1'-N1	5.26	112.41	108.20
22	DA	130	C	O4'-C1'-N1	5.26	112.41	108.20
1	AA	275	G	C8-N9-C4	-5.26	104.30	106.40
53	CA	174	A	C3'-C2'-C1'	5.26	105.70	101.50
22	DA	1051	G	C3'-C2'-C1'	5.26	105.70	101.50
22	DA	1077	A	C3'-C2'-C1'	5.26	105.71	101.50
22	BA	1025	G	C4'-C3'-C2'	5.25	107.86	102.60
1	AA	468	A	P-O3'-C3'	-5.25	113.40	119.70
22	BA	945	A	O4'-C1'-N9	5.25	112.40	108.20
22	BA	1675	C	C2-N3-C4	-5.25	117.27	119.90
22	DA	1206	G	C3'-C2'-C1'	5.25	105.70	101.50
22	DA	1733	G	C3'-C2'-C1'	5.25	105.70	101.50
22	DA	1916	A	C3'-C2'-C1'	5.25	105.70	101.50
22	BA	595	C	N3-C4-C5	5.25	124.00	121.90
22	BA	1091	G	O4'-C1'-N9	5.25	112.40	108.20
22	BA	1993	U	O4'-C1'-N1	5.25	112.40	108.20
22	BA	2619	C	C5-C6-N1	-5.25	118.37	121.00
22	BA	2815	C	P-O5'-C5'	-5.25	112.50	120.90
1	AA	1420	U	N3-C2-O2	5.25	125.88	122.20

Continued on next page...

Continued from previous page...

Mol	Chain	Res	Type	Atoms	Z	Observed(°)	Ideal(°)
1	AA	885	G	C3'-C2'-C1'	5.25	105.70	101.50
22	BA	1617	C	O4'-C1'-N1	5.25	112.40	108.20
22	BA	2501	C	C6-N1-C2	5.25	122.40	120.30
31	BJ	64	VAL	N-CA-C	5.25	125.17	111.00
22	DA	2667	C	N1-C1'-C2'	-5.25	106.23	112.00
22	BA	2881	U	N3-C2-O2	5.25	125.87	122.20
23	BB	90	C	P-O5'-C5'	-5.25	112.50	120.90
22	DA	2068	U	C3'-C2'-C1'	5.25	105.70	101.50
22	BA	958	U	C3'-C2'-C1'	5.25	105.70	101.50
22	BA	2803	G	P-O5'-C5'	-5.25	112.51	120.90
1	AA	331	G	P-O3'-C3'	-5.24	113.41	119.70
22	BA	1130	U	N1-C2-O2	5.24	126.47	122.80
22	BA	2573	C	C3'-C2'-C1'	5.24	105.69	101.50
22	BA	2831	G	P-O5'-C5'	-5.24	112.51	120.90
53	CA	1401	G	N9-C1'-C2'	-5.24	106.23	112.00
57	DB	111	U	O4'-C1'-N1	5.24	112.39	108.20
1	AA	468	A	C3'-C2'-C1'	5.24	105.69	101.50
22	BA	2561	U	O4'-C1'-N1	5.24	112.39	108.20
22	DA	672	C	P-O3'-C3'	-5.24	113.41	119.70
22	DA	974	G	P-O3'-C3'	5.24	125.99	119.70
22	DA	1064	C	P-O3'-C3'	-5.24	113.41	119.70
22	BA	781	A	P-O3'-C3'	5.24	125.99	119.70
22	DA	915	C	C3'-C2'-C1'	5.24	105.69	101.50
57	DB	69	G	N9-C1'-C2'	-5.24	106.23	112.00
1	AA	72	A	C3'-C2'-C1'	5.24	105.69	101.50
22	BA	528	A	O4'-C1'-N9	-5.24	104.01	108.20
22	BA	2652	C	P-O3'-C3'	-5.24	113.41	119.70
23	BB	5	U	N1-C1'-C2'	-5.24	106.24	112.00
22	DA	1888	G	O4'-C1'-N9	5.24	112.39	108.20
22	BA	1941	C	C3'-C2'-C1'	5.24	105.69	101.50
53	CA	132	C	C3'-C2'-C1'	5.24	105.69	101.50
22	BA	683	U	C3'-C2'-C1'	5.24	105.69	101.50
22	DA	444	C	N1-C1'-C2'	-5.24	106.24	112.00
53	CA	978	A	C3'-C2'-C1'	5.23	105.69	101.50
22	BA	637	A	N9-C1'-C2'	5.23	120.80	114.00
53	CA	402	G	P-O5'-C5'	-5.23	112.53	120.90
53	CA	1127	G	C3'-C2'-C1'	5.23	105.69	101.50
22	DA	2691	C	C3'-C2'-C1'	5.23	105.69	101.50
22	BA	25	U	C5-C4-O4	-5.23	122.76	125.90
22	BA	1646	C	P-O3'-C3'	-5.23	113.42	119.70
22	BA	1792	G	N9-C1'-C2'	-5.23	106.25	112.00
53	CA	1317	C	O4'-C1'-N1	5.23	112.38	108.20

Continued on next page...

Continued from previous page...

Mol	Chain	Res	Type	Atoms	Z	Observed(°)	Ideal(°)
22	DA	388	G	C3'-C2'-C1'	5.23	105.69	101.50
22	DA	1347	A	C3'-C2'-C1'	5.23	105.69	101.50
22	BA	1925	C	O4'-C1'-N1	5.23	112.38	108.20
1	AA	733	G	P-O3'-C3'	5.23	125.97	119.70
22	BA	2508	G	O4'-C1'-N9	-5.23	104.02	108.20
53	CA	316	C	C3'-C2'-C1'	5.23	105.68	101.50
22	BA	992	C	O4'-C1'-N1	5.23	112.38	108.20
22	BA	2508	G	C6-C5-N7	-5.23	127.27	130.40
53	CA	794	A	C3'-C2'-C1'	5.23	105.68	101.50
22	DA	1291	C	O4'-C1'-N1	5.23	112.38	108.20
22	BA	209	C	C6-N1-C2	5.22	122.39	120.30
22	BA	936	A	P-O5'-C5'	-5.22	112.54	120.90
22	BA	2066	C	P-O5'-C5'	-5.22	112.54	120.90
53	CA	509	A	C3'-C2'-C1'	5.22	105.68	101.50
22	BA	2405	G	P-O3'-C3'	5.22	125.97	119.70
22	DA	401	A	O4'-C1'-N9	5.22	112.38	108.20
22	DA	2069	G	N9-C1'-C2'	-5.22	106.25	112.00
22	DA	2289	G	C3'-C2'-C1'	5.22	105.68	101.50
1	AA	346	G	C3'-C2'-C1'	5.22	105.68	101.50
22	BA	2830	C	P-O5'-C5'	-5.22	112.55	120.90
1	AA	1432	G	P-O3'-C3'	5.22	125.96	119.70
22	BA	1239	G	O3'-P-O5'	-5.22	94.09	104.00
1	AA	977	A	P-O3'-C3'	-5.22	113.44	119.70
22	BA	2806	C	O3'-P-O5'	-5.22	94.09	104.00
53	CA	74	A	P-O3'-C3'	-5.22	113.44	119.70
22	DA	1327	A	C3'-C2'-C1'	5.22	105.67	101.50
22	DA	2428	G	C3'-C2'-C1'	5.22	105.67	101.50
22	BA	162	U	O4'-C1'-N1	5.21	112.37	108.20
22	BA	1839	G	N9-C1'-C2'	-5.21	106.26	112.00
22	BA	2794	C	N3-C2-O2	5.21	125.55	121.90
22	BA	2890	G	C2-N3-C4	-5.21	109.29	111.90
53	CA	389	A	C3'-C2'-C1'	5.21	105.67	101.50
22	DA	206	U	C3'-C2'-C1'	5.21	105.67	101.50
22	DA	1291	C	P-O3'-C3'	-5.21	113.44	119.70
22	DA	2337	G	C3'-C2'-C1'	5.21	105.67	101.50
1	AA	490	C	O4'-C1'-N1	5.21	112.37	108.20
53	CA	1157	A	P-O3'-C3'	5.21	125.95	119.70
22	DA	1682	G	N9-C1'-C2'	-5.21	106.27	112.00
22	BA	17	G	C8-N9-C4	-5.21	104.31	106.40
22	DA	2640	G	P-O3'-C3'	-5.21	113.45	119.70
1	AA	891	U	C3'-C2'-C1'	5.21	105.67	101.50
22	BA	1838	C	N1-C2-O2	-5.21	115.77	118.90

Continued on next page...

Continued from previous page...

Mol	Chain	Res	Type	Atoms	Z	Observed(°)	Ideal(°)
22	BA	2558	C	P-O5'-C5'	-5.21	112.56	120.90
22	BA	2839	G	OP2-P-O3'	5.21	116.66	105.20
1	AA	1169	A	P-O3'-C3'	-5.21	113.45	119.70
22	BA	87	U	P-O3'-C3'	-5.21	113.45	119.70
22	BA	1062	G	C3'-C2'-C1'	5.21	105.67	101.50
22	BA	1238	G	O4'-C1'-N9	5.21	112.37	108.20
22	DA	503	A	P-O3'-C3'	5.21	125.95	119.70
22	DA	868	U	O4'-C1'-N1	5.21	112.37	108.20
22	BA	978	G	C5-C6-N1	5.21	114.10	111.50
22	BA	750	A	N1-C2-N3	5.21	131.90	129.30
22	BA	1421	G	C3'-C2'-C1'	5.21	105.66	101.50
23	BB	57	A	P-O5'-C5'	-5.21	112.57	120.90
1	AA	961	U	C3'-C2'-C1'	5.20	105.66	101.50
22	BA	1380	G	N1-C6-O6	-5.20	116.78	119.90
22	DA	2179	C	C3'-C2'-C1'	5.20	105.66	101.50
1	AA	519	C	C3'-C2'-C1'	5.20	105.66	101.50
22	BA	1200	C	C5-C6-N1	-5.20	118.40	121.00
22	DA	1065	U	C3'-C2'-C1'	5.20	105.66	101.50
22	BA	1319	C	C6-N1-C2	5.20	122.38	120.30
53	CA	719	C	O4'-C1'-N1	5.20	112.36	108.20
22	BA	1794	A	P-O5'-C5'	-5.20	112.58	120.90
53	CA	1302	C	C3'-C2'-C1'	5.20	105.66	101.50
22	DA	588	U	P-O3'-C3'	-5.20	113.46	119.70
22	DA	1272	A	P-O3'-C3'	5.20	125.94	119.70
22	DA	1303	G	C3'-C2'-C1'	5.20	105.66	101.50
22	DA	2757	A	C3'-C2'-C1'	5.20	105.66	101.50
1	AA	1070	U	O4'-C1'-N1	-5.20	104.04	108.20
22	BA	1761	C	N1-C2-O2	-5.20	115.78	118.90
22	BA	673	C	O4'-C1'-N1	5.19	112.36	108.20
23	BB	79	G	C2-N3-C4	5.19	114.50	111.90
22	DA	1112	G	C3'-C2'-C1'	5.19	105.66	101.50
1	AA	812	G	O3'-P-O5'	-5.19	94.13	104.00
22	BA	530	G	P-O3'-C3'	-5.19	113.47	119.70
22	BA	2569	G	N3-C4-C5	-5.19	126.00	128.60
22	BA	769	U	P-O5'-C5'	-5.19	112.59	120.90
22	BA	984	A	N3-C4-C5	5.19	130.43	126.80
22	DA	2340	A	C3'-C2'-C1'	5.19	105.65	101.50
22	BA	119	A	O3'-P-O5'	5.19	113.86	104.00
57	DB	40	U	N1-C1'-C2'	5.19	120.75	114.00
22	BA	25	U	C6-N1-C2	5.19	124.11	121.00
22	BA	333	G	P-O3'-C3'	-5.19	113.48	119.70
22	BA	1429	G	N9-C1'-C2'	-5.19	106.30	112.00

Continued on next page...

Continued from previous page...

Mol	Chain	Res	Type	Atoms	Z	Observed(°)	Ideal(°)
22	BA	1760	C	O3'-P-O5'	-5.19	94.14	104.00
22	BA	2775	G	OP2-P-O3'	5.19	116.61	105.20
53	CA	503	C	O4'-C1'-N1	-5.19	104.05	108.20
22	DA	2037	A	P-O3'-C3'	-5.19	113.48	119.70
53	CA	81	A	P-O3'-C3'	5.19	125.92	119.70
22	DA	200	U	P-O3'-C3'	-5.19	113.48	119.70
22	DA	2419	U	O4'-C1'-N1	5.19	112.35	108.20
22	BA	93	G	N9-C1'-C2'	-5.18	106.30	112.00
22	BA	1125	G	C5-C6-O6	-5.18	125.49	128.60
22	BA	1330	C	C3'-C2'-C1'	5.18	105.65	101.50
53	CA	980	C	C3'-C2'-C1'	5.18	105.65	101.50
1	AA	1050	G	C3'-C2'-C1'	5.18	105.64	101.50
22	BA	270	A	P-O5'-C5'	-5.18	112.61	120.90
22	BA	873	C	C6-N1-C2	5.18	122.37	120.30
53	CA	1230	C	C3'-C2'-C1'	5.18	105.64	101.50
22	DA	1396	U	N1-C1'-C2'	5.18	120.73	114.00
22	DA	1667	G	O4'-C1'-N9	-5.18	104.06	108.20
1	AA	436	C	O4'-C1'-N1	5.18	112.34	108.20
1	AA	466	A	P-O3'-C3'	5.18	125.91	119.70
22	BA	2716	C	P-O5'-C5'	-5.18	112.62	120.90
53	CA	1095	U	P-O3'-C3'	-5.18	113.49	119.70
1	AA	166	U	P-O3'-C3'	-5.17	113.49	119.70
22	BA	523	C	C6-N1-C2	5.17	122.37	120.30
22	BA	909	A	O4'-C1'-N9	-5.17	104.06	108.20
22	BA	2055	C	N1-C1'-C2'	-5.17	106.31	112.00
1	AA	1088	G	N9-C1'-C2'	-5.17	106.31	112.00
1	AA	1258	G	C3'-C2'-C1'	5.17	105.64	101.50
22	BA	554	U	P-O3'-C3'	5.17	125.91	119.70
1	AA	486	U	O4'-C1'-N1	-5.17	104.06	108.20
22	BA	614	A	P-O5'-C5'	-5.17	112.62	120.90
53	CA	968	A	O4'-C1'-N9	5.17	112.34	108.20
22	BA	243	U	P-O3'-C3'	-5.17	113.50	119.70
22	BA	1243	C	P-O5'-C5'	-5.17	112.63	120.90
22	BA	476	G	C3'-C2'-C1'	5.17	105.64	101.50
38	BQ	52	ARG	NE-CZ-NH1	-5.17	117.72	120.30
22	DA	1937	A	P-O3'-C3'	5.17	125.90	119.70
22	DA	2500	U	P-O3'-C3'	5.17	125.90	119.70
22	BA	116	C	O4'-C1'-N1	5.17	112.33	108.20
22	BA	785	G	P-O5'-C5'	-5.17	112.63	120.90
22	BA	1146	C	O4'-C1'-N1	5.17	112.33	108.20
22	DA	1327	A	P-O3'-C3'	-5.17	113.50	119.70
1	AA	93	U	C3'-C2'-C1'	5.16	105.63	101.50

Continued on next page...

Continued from previous page...

Mol	Chain	Res	Type	Atoms	Z	Observed(°)	Ideal(°)
22	BA	1210	G	P-O5'-C5'	-5.16	112.64	120.90
22	BA	1681	G	C8-N9-C4	5.16	108.47	106.40
22	BA	1784	A	C8-N9-C4	5.16	107.87	105.80
22	BA	2683	C	P-O3'-C3'	-5.16	113.50	119.70
22	DA	92	U	C3'-C2'-C1'	5.16	105.63	101.50
22	DA	1759	A	C3'-C2'-C1'	5.16	105.63	101.50
22	DA	2245	U	O4'-C1'-N1	5.16	112.33	108.20
22	DA	321	U	O4'-C1'-N1	5.16	112.33	108.20
22	BA	1806	C	O4'-C1'-N1	-5.16	104.07	108.20
22	BA	2025	C	C4-C5-C6	5.16	119.98	117.40
22	BA	767	U	O4'-C1'-N1	5.16	112.33	108.20
53	CA	404	G	P-O3'-C3'	5.16	125.89	119.70
22	DA	1943	U	N1-C1'-C2'	5.16	120.70	114.00
22	BA	1255	U	OP1-P-OP2	5.16	127.33	119.60
22	DA	321	U	P-O3'-C3'	5.16	125.89	119.70
22	DA	1965	C	O4'-C1'-N1	-5.16	104.08	108.20
22	BA	390	U	O4'-C1'-N1	-5.15	104.08	108.20
22	BA	1963	U	O4'-C1'-N1	-5.15	104.08	108.20
22	BA	2876	G	C6-C5-N7	-5.15	127.31	130.40
22	DA	2877	G	C3'-C2'-C1'	5.15	105.62	101.50
22	BA	1109	C	O4'-C1'-N1	5.15	112.32	108.20
22	BA	1971	U	OP1-P-O3'	5.15	116.53	105.20
22	DA	15	G	N9-C1'-C2'	-5.15	106.33	112.00
22	DA	234	U	P-O3'-C3'	-5.15	113.52	119.70
22	DA	528	A	P-O3'-C3'	-5.15	113.52	119.70
22	DA	587	C	N1-C1'-C2'	5.15	120.70	114.00
22	BA	1555	G	C3'-C2'-C1'	5.15	105.62	101.50
22	BA	2307	G	O4'-C1'-N9	5.15	112.32	108.20
53	CA	87	C	N1-C1'-C2'	-5.15	106.33	112.00
22	DA	752	A	P-O3'-C3'	5.15	125.88	119.70
22	DA	1023	U	C3'-C2'-C1'	5.15	105.62	101.50
22	DA	2578	G	P-O3'-C3'	-5.15	113.52	119.70
22	BA	972	A	O5'-P-OP2	-5.15	101.07	105.70
22	BA	451	U	C5-C6-N1	-5.15	120.13	122.70
22	BA	811	U	O4'-C1'-N1	5.15	112.32	108.20
22	BA	908	C	N1-C2-O2	-5.15	115.81	118.90
22	BA	1619	G	N9-C4-C5	5.15	107.46	105.40
22	BA	1981	A	C3'-C2'-C1'	5.15	105.62	101.50
1	AA	28	A	P-O5'-C5'	-5.15	112.67	120.90
1	AA	346	G	P-O3'-C3'	-5.15	113.52	119.70
22	BA	2832	U	O3'-P-O5'	-5.15	94.22	104.00
1	AA	274	A	O4'-C1'-N9	5.14	112.32	108.20

Continued on next page...

Continued from previous page...

Mol	Chain	Res	Type	Atoms	Z	Observed(°)	Ideal(°)
22	DA	802	A	C3'-C2'-C1'	5.14	105.61	101.50
22	DA	2240	U	O5'-P-OP2	-5.14	101.07	105.70
22	BA	456	C	O5'-P-OP2	-5.14	101.07	105.70
22	BA	1364	G	P-O3'-C3'	5.14	125.87	119.70
22	DA	2197	U	P-O3'-C3'	5.14	125.87	119.70
22	BA	783	A	C5-C6-N1	-5.14	115.13	117.70
22	DA	1455	G	C3'-C2'-C1'	5.14	105.61	101.50
22	BA	542	C	O3'-P-O5'	-5.14	94.23	104.00
22	BA	1296	G	C5-C6-N1	5.14	114.07	111.50
1	AA	500	G	N9-C1'-C2'	-5.14	106.35	112.00
22	BA	2501	C	P-O5'-C5'	-5.14	112.68	120.90
22	BA	860	U	C3'-C2'-C1'	5.14	105.61	101.50
22	BA	1403	A	P-O3'-C3'	-5.14	113.54	119.70
22	BA	1568	G	C4-N9-C1'	5.14	133.18	126.50
22	BA	1802	A	P-O5'-C5'	-5.14	112.68	120.90
22	BA	2051	A	N1-C6-N6	5.14	121.68	118.60
22	BA	2375	G	P-O3'-C3'	-5.14	113.53	119.70
22	DA	749	A	N9-C1'-C2'	-5.14	106.35	112.00
22	BA	856	G	O3'-P-O5'	-5.13	94.25	104.00
22	BA	942	G	O3'-P-O5'	-5.13	94.24	104.00
22	BA	2781	A	C3'-C2'-C1'	5.13	105.61	101.50
22	DA	1510	G	C3'-C2'-C1'	5.13	105.61	101.50
22	BA	1989	G	C6-C5-N7	-5.13	127.32	130.40
22	BA	1989	G	O4'-C1'-N9	-5.13	104.09	108.20
22	BA	2690	U	O5'-P-OP2	-5.13	101.08	105.70
22	BA	255	A	C2-N3-C4	-5.13	108.03	110.60
53	CA	1453	G	C3'-C2'-C1'	5.13	105.60	101.50
22	DA	2347	C	C3'-C2'-C1'	5.13	105.60	101.50
22	BA	390	U	OP2-P-O3'	5.13	116.48	105.20
22	BA	2609	U	C4'-C3'-C2'	5.13	107.73	102.60
22	DA	87	U	P-O3'-C3'	-5.13	113.55	119.70
22	DA	1782	U	C3'-C2'-C1'	5.13	105.60	101.50
22	DA	2450	A	C3'-C2'-C1'	5.13	105.60	101.50
1	AA	1098	C	O4'-C1'-N1	-5.13	104.10	108.20
22	BA	1829	A	N9-C1'-C2'	-5.13	106.36	112.00
53	CA	93	U	C3'-C2'-C1'	5.13	105.60	101.50
22	DA	1267	U	C3'-C2'-C1'	5.13	105.60	101.50
22	DA	1418	G	C3'-C2'-C1'	5.13	105.60	101.50
22	DA	1783	A	O5'-P-OP2	-5.13	101.09	105.70
22	BA	2752	C	C3'-C2'-C1'	5.12	105.60	101.50
1	AA	210	C	P-O3'-C3'	5.12	125.85	119.70
22	BA	26	G	O4'-C1'-N9	-5.12	104.10	108.20

Continued on next page...

Continued from previous page...

Mol	Chain	Res	Type	Atoms	Z	Observed(°)	Ideal(°)
22	BA	386	G	O4'-C1'-N9	5.12	112.30	108.20
1	AA	563	A	C3'-C2'-C1'	5.12	105.60	101.50
22	BA	55	G	N3-C2-N2	-5.12	116.31	119.90
22	BA	1653	G	O5'-P-OP2	-5.12	101.09	105.70
22	BA	2324	U	N1-C1'-C2'	5.12	120.66	114.00
22	BA	2813	A	C8-N9-C4	5.12	107.85	105.80
53	CA	1051	C	O4'-C1'-N1	5.12	112.30	108.20
22	BA	1700	A	P-O3'-C3'	-5.12	113.56	119.70
22	BA	2821	A	N9-C1'-C2'	-5.12	106.37	112.00
53	CA	963	G	O4'-C1'-N9	5.12	112.30	108.20
22	BA	52	A	C3'-C2'-C1'	5.12	105.59	101.50
22	BA	2586	U	P-O3'-C3'	-5.12	113.56	119.70
22	BA	1380	G	N9-C1'-C2'	-5.12	106.37	112.00
22	DA	2657	A	P-O3'-C3'	-5.12	113.56	119.70
1	AA	969	A	C3'-C2'-C1'	5.12	105.59	101.50
22	BA	682	G	C8-N9-C1'	-5.12	120.35	127.00
22	BA	529	A	C4'-C3'-C2'	5.11	107.71	102.60
22	BA	1114	C	P-O3'-C3'	5.11	125.84	119.70
23	BB	82	U	P-O5'-C5'	-5.11	112.72	120.90
22	DA	1399	C	C3'-C2'-C1'	5.11	105.59	101.50
22	DA	2615	U	P-O3'-C3'	-5.11	113.56	119.70
22	BA	940	G	O5'-P-OP2	-5.11	101.10	105.70
22	BA	1678	A	C5-C6-N6	-5.11	119.61	123.70
22	BA	1270	C	N3-C2-O2	5.11	125.48	121.90
22	BA	2567	G	N1-C6-O6	-5.11	116.83	119.90
22	DA	1816	C	O4'-C1'-N1	5.11	112.29	108.20
22	BA	112	U	N1-C2-O2	-5.11	119.22	122.80
22	DA	1735	A	P-O3'-C3'	-5.11	113.57	119.70
1	AA	786	G	P-O3'-C3'	5.11	125.83	119.70
22	BA	630	G	N9-C1'-C2'	-5.11	106.38	112.00
1	AA	95	C	O4'-C1'-N1	-5.11	104.11	108.20
22	BA	2055	C	O4'-C1'-N1	5.11	112.28	108.20
22	BA	2893	A	N9-C1'-C2'	5.11	120.64	114.00
53	CA	1066	C	C3'-C2'-C1'	5.11	105.58	101.50
22	BA	2608	G	P-O3'-C3'	5.10	125.82	119.70
53	CA	1455	G	C3'-C2'-C1'	5.10	105.58	101.50
22	DA	391	A	N9-C1'-C2'	-5.10	106.39	112.00
22	BA	1023	U	C3'-C2'-C1'	5.10	105.58	101.50
22	BA	2590	A	P-O5'-C5'	-5.10	112.74	120.90
22	DA	1025	G	N1-C6-O6	5.10	122.96	119.90
1	AA	1284	C	C3'-C2'-C1'	5.10	105.58	101.50
53	CA	534	U	C3'-C2'-C1'	5.10	105.58	101.50

Continued on next page...

Continued from previous page...

Mol	Chain	Res	Type	Atoms	Z	Observed(°)	Ideal(°)
1	AA	316	C	C3'-C2'-C1'	5.09	105.58	101.50
1	AA	755	G	C3'-C2'-C1'	5.09	105.58	101.50
22	BA	683	U	P-O3'-C3'	-5.09	113.59	119.70
22	BA	873	C	C5-C6-N1	-5.09	118.45	121.00
22	BA	1607	C	P-O3'-C3'	5.09	125.81	119.70
22	BA	668	A	N1-C2-N3	-5.09	126.75	129.30
22	BA	809	G	N3-C4-N9	5.09	129.06	126.00
22	BA	914	G	C3'-C2'-C1'	5.09	105.57	101.50
53	CA	1093	A	P-O3'-C3'	5.09	125.81	119.70
22	DA	1451	C	P-O3'-C3'	5.09	125.81	119.70
22	DA	1856	U	O4'-C1'-N1	5.09	112.27	108.20
1	AA	41	G	P-O3'-C3'	-5.09	113.59	119.70
1	AA	245	U	C3'-C2'-C1'	5.09	105.57	101.50
22	BA	2629	U	C5-C6-N1	-5.09	120.16	122.70
31	DJ	25	LEU	CA-CB-CG	5.09	127.01	115.30
22	BA	604	G	N9-C1'-C2'	-5.09	106.40	112.00
22	BA	1784	A	C2-N3-C4	-5.09	108.06	110.60
22	BA	1799	G	P-O3'-C3'	5.09	125.80	119.70
22	BA	1913	A	P-O3'-C3'	5.09	125.80	119.70
22	BA	2264	C	C6-N1-C2	5.09	122.33	120.30
53	CA	184	G	C3'-C2'-C1'	5.09	105.57	101.50
53	CA	1283	U	C3'-C2'-C1'	5.09	105.57	101.50
1	AA	1066	C	C3'-C2'-C1'	5.08	105.57	101.50
22	BA	1992	G	N9-C4-C5	5.08	107.43	105.40
22	BA	2725	A	O5'-C5'-C4'	-5.08	102.04	111.70
22	BA	1021	A	C3'-C2'-C1'	5.08	105.57	101.50
22	BA	1327	A	N1-C6-N6	5.08	121.65	118.60
22	BA	779	U	N3-C4-O4	5.08	122.96	119.40
22	BA	1822	C	O4'-C1'-N1	-5.08	104.14	108.20
22	BA	2544	G	P-O5'-C5'	-5.08	112.77	120.90
22	BA	2547	A	P-O5'-C5'	-5.08	112.77	120.90
22	DA	777	G	P-O3'-C3'	-5.08	113.60	119.70
22	BA	974	G	N3-C4-C5	5.08	131.14	128.60
22	DA	226	A	P-O3'-C3'	5.08	125.79	119.70
22	DA	397	U	C3'-C2'-C1'	5.08	105.56	101.50
22	DA	1256	G	N9-C1'-C2'	-5.08	106.42	112.00
22	DA	2609	U	O4'-C1'-N1	5.08	112.26	108.20
1	AA	258	G	C3'-C2'-C1'	5.08	105.56	101.50
22	BA	1420	A	P-O5'-C5'	-5.08	112.78	120.90
53	CA	67	C	N1-C1'-C2'	-5.08	106.42	112.00
53	CA	529	G	P-O3'-C3'	-5.08	113.61	119.70
22	BA	321	U	O4'-C1'-N1	5.08	112.26	108.20

Continued on next page...

Continued from previous page...

Mol	Chain	Res	Type	Atoms	Z	Observed(°)	Ideal(°)
22	BA	760	G	N1-C6-O6	5.08	122.94	119.90
22	BA	1006	C	C5-C6-N1	-5.08	118.46	121.00
22	BA	1461	C	O4'-C1'-N1	5.08	112.26	108.20
22	DA	763	G	C3'-C2'-C1'	5.08	105.56	101.50
22	DA	1081	U	C3'-C2'-C1'	5.08	105.56	101.50
22	BA	856	G	C6-C5-N7	-5.07	127.36	130.40
22	BA	1222	U	P-O3'-C3'	-5.07	113.61	119.70
22	BA	2329	U	O4'-C1'-N1	5.07	112.26	108.20
22	BA	2898	U	O5'-P-OP2	-5.07	101.13	105.70
22	BA	85	G	N9-C1'-C2'	-5.07	106.42	112.00
23	BB	53	A	P-O5'-C5'	-5.07	112.79	120.90
22	DA	2340	A	P-O3'-C3'	-5.07	113.62	119.70
22	BA	528	A	C4-C5-C6	5.07	119.53	117.00
22	BA	1963	U	C3'-C2'-C1'	5.07	105.56	101.50
1	AA	756	C	P-O3'-C3'	-5.07	113.62	119.70
22	BA	239	C	C3'-C2'-C1'	5.07	105.55	101.50
53	CA	252	U	C3'-C2'-C1'	5.07	105.55	101.50
22	BA	1664	A	O3'-P-O5'	-5.07	94.38	104.00
22	BA	1867	G	C3'-C2'-C1'	5.07	105.55	101.50
22	BA	2297	A	N9-C1'-C2'	-5.07	106.43	112.00
22	BA	818	G	C6-N1-C2	-5.06	122.06	125.10
22	BA	1951	U	P-O3'-C3'	5.06	125.78	119.70
22	BA	2578	G	O4'-C1'-N9	5.06	112.25	108.20
22	DA	1817	G	C3'-C2'-C1'	5.06	105.55	101.50
22	BA	464	U	P-O3'-C3'	5.06	125.77	119.70
22	BA	1240	U	C2-N1-C1'	5.06	123.78	117.70
22	DA	443	A	C3'-C2'-C1'	5.06	105.55	101.50
22	BA	662	G	O5'-P-OP2	-5.06	101.14	105.70
22	BA	200	U	C3'-C2'-C1'	5.06	105.55	101.50
22	BA	1008	A	P-O5'-C5'	5.06	129.00	120.90
22	BA	1297	C	P-O5'-C5'	-5.06	112.81	120.90
22	BA	1920	C	C3'-C2'-C1'	5.06	105.55	101.50
22	BA	2081	U	C5-C6-N1	-5.06	120.17	122.70
22	BA	2199	A	P-O5'-C5'	-5.06	112.80	120.90
22	BA	2440	C	O5'-P-OP2	-5.06	101.15	105.70
22	BA	2787	C	C6-N1-C2	5.06	122.32	120.30
53	CA	245	U	C3'-C2'-C1'	5.06	105.55	101.50
22	DA	2298	A	C3'-C2'-C1'	5.06	105.55	101.50
57	DB	18	G	C3'-C2'-C1'	5.06	105.55	101.50
22	BA	507	A	C3'-C2'-C1'	5.06	105.55	101.50
22	BA	1403	A	C3'-C2'-C1'	5.06	105.55	101.50
22	BA	1700	A	C3'-C2'-C1'	5.06	105.55	101.50

Continued on next page...

Continued from previous page...

Mol	Chain	Res	Type	Atoms	Z	Observed(°)	Ideal(°)
22	BA	2068	U	C3'-C2'-C1'	5.06	105.55	101.50
22	BA	2750	A	C4'-C3'-C2'	5.06	107.66	102.60
1	AA	984	C	C3'-C2'-C1'	5.06	105.55	101.50
22	BA	934	U	O4'-C1'-N1	5.06	112.25	108.20
22	BA	962	G	C2-N3-C4	-5.06	109.37	111.90
22	BA	1646	C	P-O5'-C5'	-5.06	112.81	120.90
22	BA	2514	U	C5-C6-N1	-5.06	120.17	122.70
22	BA	2662	A	C3'-C2'-C1'	5.06	105.55	101.50
22	BA	804	A	C2-N3-C4	-5.05	108.07	110.60
22	BA	1303	G	N9-C1'-C2'	-5.05	106.44	112.00
22	DA	1415	U	P-O3'-C3'	5.05	125.77	119.70
22	DA	1722	A	C3'-C2'-C1'	5.05	105.54	101.50
22	BA	702	U	O4'-C1'-N1	-5.05	104.16	108.20
22	BA	1403	A	N9-C1'-C2'	-5.05	106.44	112.00
53	CA	1161	C	P-O3'-C3'	-5.05	113.64	119.70
53	CA	915	A	C3'-C2'-C1'	5.05	105.54	101.50
22	BA	686	U	N3-C2-O2	5.05	125.73	122.20
22	BA	799	G	C5-C6-O6	-5.05	125.57	128.60
22	BA	938	G	P-O3'-C3'	-5.05	113.64	119.70
22	BA	2442	C	O5'-P-OP2	-5.05	101.16	105.70
22	BA	2543	G	C8-N9-C4	-5.05	104.38	106.40
1	AA	116	A	O5'-P-OP2	-5.05	101.16	105.70
1	AA	1087	G	N9-C1'-C2'	-5.05	106.45	112.00
22	BA	2791	G	C8-N9-C4	-5.05	104.38	106.40
22	DA	477	A	C3'-C2'-C1'	5.05	105.54	101.50
22	DA	1483	G	N9-C1'-C2'	-5.05	106.45	112.00
22	BA	1966	A	P-O5'-C5'	-5.04	112.83	120.90
1	AA	1433	A	C3'-C2'-C1'	5.04	105.53	101.50
22	BA	981	A	N1-C6-N6	5.04	121.63	118.60
22	BA	1832	C	N1-C2-O2	-5.04	115.87	118.90
22	BA	2868	A	P-O5'-C5'	-5.04	112.83	120.90
53	CA	821	G	C3'-C2'-C1'	5.04	105.53	101.50
53	CA	1449	C	C3'-C2'-C1'	5.04	105.53	101.50
22	DA	2836	U	C3'-C2'-C1'	5.04	105.53	101.50
1	AA	13	U	N1-C1'-C2'	5.04	120.55	114.00
22	BA	35	G	C5'-C4'-O4'	-5.04	103.05	109.10
22	BA	2232	C	C6-N1-C2	5.04	122.32	120.30
53	CA	1087	G	C3'-C2'-C1'	5.04	105.53	101.50
53	CA	652	U	N1-C1'-C2'	5.04	120.55	114.00
1	AA	43	C	C6-N1-C2	5.04	122.32	120.30
22	BA	1662	U	P-O5'-C5'	-5.04	112.84	120.90
22	BA	1965	C	C6-N1-C2	-5.04	118.28	120.30

Continued on next page...

Continued from previous page...

Mol	Chain	Res	Type	Atoms	Z	Observed(°)	Ideal(°)
22	DA	217	A	C3'-C2'-C1'	5.04	105.53	101.50
22	DA	2263	C	O4'-C1'-N1	5.04	112.23	108.20
1	AA	1319	A	P-O3'-C3'	5.04	125.75	119.70
22	BA	312	G	C3'-C2'-C1'	5.04	105.53	101.50
22	BA	612	G	P-O3'-C3'	5.04	125.74	119.70
22	BA	315	G	P-O5'-C5'	-5.03	112.85	120.90
22	BA	1377	G	P-O3'-C3'	5.03	125.74	119.70
22	BA	2063	C	C3'-C2'-C1'	5.03	105.53	101.50
53	CA	794	A	N9-C1'-C2'	-5.03	106.46	112.00
53	CA	986	U	C3'-C2'-C1'	5.03	105.53	101.50
22	BA	2385	C	C3'-C2'-C1'	5.03	105.53	101.50
1	AA	1102	A	C3'-C2'-C1'	5.03	105.52	101.50
22	BA	126	A	C3'-C2'-C1'	5.03	105.52	101.50
22	BA	466	A	C2-N3-C4	5.03	113.11	110.60
22	BA	1785	A	C8-N9-C4	-5.03	103.79	105.80
53	CA	1284	C	N1-C1'-C2'	-5.03	106.47	112.00
53	CA	1326	U	O4'-C1'-N1	5.03	112.22	108.20
22	DA	958	U	P-O3'-C3'	-5.03	113.67	119.70
22	DA	1340	U	C3'-C2'-C1'	5.03	105.52	101.50
1	AA	985	C	C3'-C2'-C1'	5.03	105.52	101.50
22	BA	1417	C	C3'-C2'-C1'	5.03	105.52	101.50
22	BA	1554	U	O3'-P-O5'	-5.03	94.45	104.00
22	BA	1791	A	OP2-P-O3'	5.03	116.26	105.20
22	BA	1926	U	O4'-C1'-N1	5.03	112.22	108.20
22	BA	2035	G	O4'-C1'-N9	5.03	112.22	108.20
22	BA	2036	C	C3'-C2'-C1'	5.03	105.52	101.50
22	BA	2486	C	C6-N1-C2	5.03	122.31	120.30
22	DA	475	C	P-O3'-C3'	-5.03	113.67	119.70
1	AA	70	U	P-O3'-C3'	5.03	125.73	119.70
22	BA	436	C	P-O3'-C3'	-5.03	113.67	119.70
22	BA	931	U	N1-C1'-C2'	5.03	120.53	114.00
22	BA	1790	C	C2-N3-C4	-5.03	117.39	119.90
22	BA	2440	C	P-O3'-C3'	-5.03	113.67	119.70
22	BA	2880	C	C3'-C2'-C1'	5.03	105.52	101.50
53	CA	451	A	P-O3'-C3'	5.03	125.73	119.70
53	CA	214	C	C3'-C2'-C1'	5.02	105.52	101.50
22	BA	159	G	P-O3'-C3'	5.02	125.73	119.70
22	BA	1074	G	C3'-C2'-C1'	5.02	105.52	101.50
22	BA	1261	C	P-O3'-C3'	5.02	125.73	119.70
22	BA	2249	U	C4'-C3'-C2'	5.02	107.62	102.60
22	BA	2756	U	C4'-C3'-C2'	5.02	107.62	102.60
22	DA	572	A	C3'-C2'-C1'	5.02	105.52	101.50

Continued on next page...

Continued from previous page...

Mol	Chain	Res	Type	Atoms	Z	Observed(°)	Ideal(°)
1	AA	1062	U	O4'-C1'-N1	-5.02	104.18	108.20
22	DA	2325	G	C3'-C2'-C1'	5.02	105.52	101.50
22	BA	93	G	C3'-C2'-C1'	5.02	105.52	101.50
1	AA	754	C	P-O3'-C3'	-5.02	113.68	119.70
22	BA	2368	C	P-O3'-C3'	-5.02	113.68	119.70
22	BA	584	C	C6-N1-C2	5.02	122.31	120.30
22	BA	1675	C	C3'-C2'-C1'	5.02	105.51	101.50
22	BA	1448	G	P-O5'-C5'	-5.01	112.88	120.90
53	CA	595	A	P-O3'-C3'	5.01	125.72	119.70
22	DA	656	G	N9-C1'-C2'	-5.01	106.48	112.00
22	DA	1871	A	O4'-C1'-N9	5.01	112.21	108.20
22	DA	1931	U	C3'-C2'-C1'	5.01	105.51	101.50
1	AA	1320	C	C3'-C2'-C1'	5.01	105.51	101.50
23	BB	83	G	O5'-P-OP2	-5.01	101.19	105.70
22	BA	2456	C	OP1-P-O3'	5.01	116.22	105.20
22	DA	1455	G	N9-C1'-C2'	-5.01	106.49	112.00
22	DA	96	C	O4'-C1'-N1	-5.01	104.19	108.20
22	DA	335	C	O4'-C1'-N1	5.01	112.21	108.20
22	BA	369	U	P-O3'-C3'	5.01	125.71	119.70
22	BA	2767	C	O4'-C1'-N1	-5.01	104.19	108.20
1	AA	463	U	C3'-C2'-C1'	5.00	105.50	101.50
22	BA	847	U	C4'-C3'-C2'	5.00	107.60	102.60
22	BA	1134	A	OP1-P-OP2	5.00	127.11	119.60
22	BA	1188	U	N1-C1'-C2'	5.00	120.50	114.00
22	BA	2749	A	P-O5'-C5'	-5.00	112.89	120.90
22	DA	1560	G	C3'-C2'-C1'	5.00	105.50	101.50
22	DA	2573	C	C3'-C2'-C1'	5.00	105.50	101.50
1	AA	109	A	O3'-P-O5'	-5.00	94.50	104.00
22	BA	834	G	C6-C5-N7	-5.00	127.40	130.40
22	BA	2071	A	N9-C4-C5	5.00	107.80	105.80
22	BA	2277	G	P-O3'-C3'	-5.00	113.70	119.70

There are no chirality outliers.

All (5) planarity outliers are listed below:

Mol	Chain	Res	Type	Group
12	AL	22	ALA	Peptide
20	AT	6	ALA	Peptide
25	BD	191	GLY	Peptide
31	BJ	110	PRO	Peptide
35	BN	101	GLY	Peptide

5.2 Close contacts ⓘ

In the following table, the Non-H and H(model) columns list the number of non-hydrogen atoms and hydrogen atoms in the chain respectively. The H(added) column lists the number of hydrogens added by MolProbity. The Clashes column lists the number of clashes within the asymmetric unit, and the number in parentheses is this value normalized per 1000 atoms of the molecule in the chain. The Symm-Clashes column gives symmetry related clashes, in the same way as for the Clashes column.

Mol	Chain	Non-H	H(model)	H(added)	Clashes	Symm-Clashes
1	AA	32895	0	16553	2319	0
2	AB	1705	0	1732	283	0
2	CB	1705	0	1732	260	0
3	AC	1625	0	1699	194	0
3	CC	1625	0	1699	238	0
4	AD	1643	0	1710	284	0
4	CD	1643	0	1710	269	0
5	AE	1106	0	1148	203	0
5	CE	1106	0	1148	183	0
6	AF	818	0	808	113	0
6	CF	818	0	808	134	0
7	AG	1182	0	1240	150	0
8	AH	979	0	1034	162	0
8	CH	979	0	1034	140	0
9	AI	1022	0	1070	165	0
9	CI	1022	0	1070	178	0
10	AJ	787	0	828	169	0
10	CJ	787	0	828	142	0
11	AK	877	0	887	165	0
11	CK	877	0	887	138	0
12	AL	955	0	1019	132	0
12	CL	955	0	1019	173	0
13	AM	884	0	944	120	0
14	AN	774	0	827	131	0
14	CN	769	0	822	149	0
15	AO	714	0	737	93	0
15	CO	714	0	737	71	0
16	AP	649	0	666	105	0
17	AQ	649	0	691	141	0
17	CQ	649	0	691	98	0
18	AR	456	0	478	51	0
18	CR	456	0	478	95	0
19	AS	638	0	665	97	0
19	CS	638	0	665	118	0
20	AT	665	0	714	117	0

Continued on next page...

Continued from previous page...

Mol	Chain	Non-H	H(model)	H(added)	Clashes	Symm-Clashes
20	CT	665	0	714	99	0
21	AU	426	0	449	131	0
21	CU	426	0	449	126	0
22	BA	61274	0	30819	3116	1
22	DA	60995	0	30679	5725	1
23	BB	2529	0	1281	109	0
24	BC	2083	0	2157	313	0
24	DC	2083	0	2157	347	0
25	BD	1565	0	1616	274	0
25	DD	1565	0	1616	319	0
26	BE	1552	0	1619	199	0
26	DE	1552	0	1619	321	0
27	BF	1411	0	1447	210	0
28	BG	1323	0	1374	225	0
28	DG	1323	0	1374	229	0
29	BH	1111	0	1148	184	0
29	DH	1111	0	1148	208	0
30	BI	1032	0	1088	135	0
30	DI	1032	0	1088	149	0
31	BJ	1129	0	1162	214	0
31	DJ	1129	0	1162	205	0
32	BK	939	0	1012	150	0
32	DK	939	0	1012	188	0
33	BL	1045	0	1117	169	0
33	DL	1045	0	1117	224	0
34	BM	1074	0	1157	148	0
34	DM	1074	0	1157	156	0
35	BN	961	0	1000	131	0
35	DN	961	0	1000	228	0
36	BO	892	0	923	120	0
36	DO	892	0	923	118	0
37	BP	917	0	965	189	0
37	DP	917	0	965	184	0
38	BQ	947	0	1022	192	0
38	DQ	947	0	1022	203	0
39	BR	816	0	839	145	0
39	DR	816	0	839	147	0
40	BS	857	0	922	93	0
40	DS	857	0	922	125	0
41	BT	739	0	807	155	0
41	DT	739	0	807	174	0
42	BU	780	0	834	103	0

Continued on next page...

Continued from previous page...

Mol	Chain	Non-H	H(model)	H(added)	Clashes	Symm-Clashes
42	DU	780	0	834	147	0
43	BV	753	0	780	63	0
43	DV	753	0	780	118	0
44	BW	596	0	610	286	0
44	DW	596	0	610	180	0
45	BX	625	0	655	113	0
45	DX	625	0	655	128	0
46	BY	509	0	543	72	0
46	DY	509	0	543	114	0
47	BZ	449	0	491	44	0
47	DZ	449	0	491	69	0
48	B0	444	0	461	52	0
48	D0	444	0	461	92	0
49	B1	410	0	440	66	0
49	D1	410	0	440	55	0
50	B2	377	0	418	29	0
50	D2	377	0	418	65	0
51	B3	504	0	574	71	0
51	D3	504	0	574	105	0
52	B4	302	0	340	48	0
52	D4	302	0	343	48	0
53	CA	32831	0	16521	2706	0
54	CG	1175	0	1230	209	0
55	CM	877	0	937	176	0
56	CP	639	0	656	135	0
57	DB	2507	0	1270	238	0
58	DF	1420	0	1460	289	0
59	AA	41	0	0	0	0
59	AN	2	0	0	0	0
59	BA	135	0	0	0	0
59	BB	4	0	0	0	0
59	CA	42	0	0	0	0
59	DA	133	0	0	0	0
59	DB	1	0	0	0	0
59	DC	2	0	0	0	0
59	DJ	1	0	0	0	0
60	BA	51	0	67	4	0
61	B4	1	0	0	0	0
61	D4	1	0	0	0	0
62	AA	197	0	0	12	0
62	AE	1	0	0	0	0
62	AL	1	0	0	0	0

Continued on next page...

Continued from previous page...

Mol	Chain	Non-H	H(model)	H(added)	Clashes	Symm-Clashes
62	AN	7	0	0	0	0
62	AT	1	0	0	0	0
62	AU	1	0	0	0	0
62	B3	3	0	0	0	0
62	B4	2	0	0	0	0
62	BA	605	0	0	46	0
62	BB	19	0	0	0	0
62	BC	7	0	0	0	0
62	BD	3	0	0	2	0
62	BE	1	0	0	1	0
62	BL	4	0	0	1	0
62	BN	2	0	0	0	0
62	BR	1	0	0	0	0
62	BT	2	0	0	1	0
62	BV	1	0	0	1	0
62	CA	195	0	0	3	0
62	CE	3	0	0	1	0
62	CL	1	0	0	0	0
62	CN	3	0	0	0	0
62	CT	4	0	0	0	0
62	CU	1	0	0	0	0
62	D2	1	0	0	1	0
62	D3	1	0	0	0	0
62	D4	4	0	0	0	0
62	DA	600	0	0	30	0
62	DB	3	0	0	0	0
62	DC	13	0	0	2	0
62	DD	2	0	0	0	0
62	DE	4	0	0	0	0
62	DJ	3	0	0	0	0
62	DL	4	0	0	1	0
62	DN	2	0	0	0	0
62	DT	2	0	0	0	0
62	DU	2	0	0	0	0
62	DV	2	0	0	0	0
All	All	284525	0	190908	27236	1

Clashscore is defined as the number of clashes calculated for the entry per 1000 atoms (including hydrogens) of the entry. The overall clashscore for this entry is 58.

All (27236) close contacts within the same asymmetric unit are listed below.

Atom-1	Atom-2	Distance(Å)	Clash(Å)
37:BP:50:ARG:CG	37:BP:57:ALA:H	1.24	1.44
37:BP:50:ARG:HD2	37:BP:51:ASN:N	1.27	1.42
37:BP:50:ARG:HG2	37:BP:57:ALA:N	1.13	1.41
53:CA:238:A:C2'	53:CA:239:U:H5''	1.57	1.34
38:BQ:63:ARG:NH1	38:BQ:96:ASP:HA	1.37	1.34
25:BD:114:LYS:HE3	25:BD:114:LYS:N	1.41	1.33
22:BA:1063:G:OP1	30:BI:76:ALA:HB3	1.25	1.33
37:BP:50:ARG:CD	37:BP:51:ASN:H	1.42	1.32
31:BJ:111:LYS:HD3	31:BJ:112:GLY:N	1.44	1.32
45:BX:30:PRO:HB2	45:BX:32:LEU:CD1	1.61	1.31
12:CL:43:LYS:CB	12:CL:44:PRO:HD3	1.59	1.30
5:AE:152:VAL:HB	5:AE:155:LYS:NZ	1.44	1.30
25:BD:151:THR:HG22	25:BD:152:PRO:CD	1.60	1.29
22:BA:636:G:C6	33:BL:111:ILE:HD11	1.70	1.26
22:DA:1817:G:O2'	22:DA:1818:U:H5'	1.36	1.24
6:AF:16:GLU:CG	4:CD:191:SER:HB2	1.68	1.23
22:DA:2800:A:O2'	22:DA:2801:G:H4'	1.37	1.23
28:BG:84:LYS:HG3	28:BG:132:LEU:N	1.53	1.22
53:CA:1152:A:H2'	53:CA:1153:G:C8	1.75	1.22
22:BA:1073:A:C2'	22:BA:1074:G:H5''	1.69	1.22
43:BV:80:HIS:CD2	43:BV:83:LYS:H	1.58	1.21
22:DA:1401:G:H2'	22:DA:1402:U:C6	1.76	1.21
27:BF:35:LEU:HB3	27:BF:153:ILE:CG2	1.71	1.20
1:AA:430:A:O2'	1:AA:431:A:H5'	1.33	1.20
37:BP:50:ARG:HD3	37:BP:56:SER:CB	1.71	1.20
22:BA:636:G:C5	33:BL:111:ILE:HD11	1.77	1.20
26:DE:148:ILE:HD13	26:DE:187:VAL:HG21	1.23	1.20
16:AP:4:ILE:HG12	16:AP:21:VAL:HG22	1.21	1.20
53:CA:373:A:O2'	53:CA:374:A:H5'	1.35	1.20
44:DW:27:GLY:CA	44:DW:31:LEU:HD11	1.70	1.19
22:DA:784:G:C2	24:DC:227:VAL:HG21	1.77	1.19
2:AB:40:ILE:HD13	2:AB:201:GLY:HA2	1.22	1.19
54:CG:91:ARG:HG2	54:CG:92:PRO:HD2	1.24	1.18
22:DA:1064:C:O2'	22:DA:1065:U:H5'	1.40	1.18
22:BA:2585:U:O2'	22:BA:2586:U:H5'	1.42	1.18
35:DN:28:LEU:HD21	35:DN:115:LEU:HD21	1.19	1.18
1:AA:1127:G:O2'	1:AA:1128:C:H5'	1.40	1.18
40:BS:66:ILE:HA	40:BS:69:LEU:HD22	1.26	1.17
11:CK:70:ALA:HA	11:CK:73:VAL:HG22	1.24	1.17
1:AA:1531:A:C8	1:AA:1531:A:H5'	1.79	1.17
53:CA:519:C:H2'	53:CA:520:A:C8	1.80	1.17
33:BL:93:ASN:HD22	33:BL:94:THR:N	1.42	1.17
46:DY:20:ASN:HD22	46:DY:50:VAL:HG22	1.09	1.17

Continued on next page...

Continued from previous page...

Atom-1	Atom-2	Distance(Å)	Clash(Å)
24:BC:68:ARG:HD3	24:BC:103:ILE:HD11	1.27	1.16
51:B3:31:ILE:CD1	51:B3:34:LYS:HD2	1.73	1.16
53:CA:238:A:H2'	53:CA:239:U:C5'	1.76	1.16
38:DQ:77:LYS:HE2	38:DQ:116:LEU:HD21	1.24	1.16
22:DA:1784:A:H4'	22:DA:1785:A:O5'	1.41	1.16
32:BK:18:ARG:HB2	32:BK:45:GLU:CG	1.74	1.16
22:DA:2214:C:O2'	22:DA:2215:C:H5'	1.44	1.16
6:AF:16:GLU:HG2	4:CD:191:SER:CB	1.76	1.16
22:DA:2346:A:H3'	22:DA:2347:C:H5''	1.21	1.16
3:CC:109:GLU:HG2	3:CC:139:ASN:HB2	1.21	1.16
28:BG:137:LYS:HA	28:BG:140:ILE:HD11	1.28	1.15
28:BG:83:THR:HA	28:BG:84:LYS:NZ	1.58	1.15
22:DA:1469:A:H2'	22:DA:1470:A:C8	1.81	1.15
22:DA:118:A:N3	22:DA:178:G:H1'	1.62	1.15
25:BD:99:GLU:HG3	25:BD:100:LEU:H	1.08	1.15
22:DA:455:C:H3'	22:DA:456:C:H5'	1.25	1.15
5:AE:153:ALA:HA	5:AE:156:ARG:CB	1.76	1.15
42:DU:90:LYS:HE2	42:DU:92:VAL:HG12	1.19	1.15
39:BR:49:ILE:HD12	39:BR:52:PRO:CA	1.76	1.15
27:BF:40:GLY:HA2	27:BF:84:ILE:HD11	1.27	1.15
22:DA:2758:A:O2'	22:DA:2759:G:H5'	1.45	1.15
12:CL:89:LEU:HB3	12:CL:92:VAL:HG21	1.19	1.15
53:CA:1182:G:H4'	53:CA:1183:U:H5'	1.23	1.15
38:BQ:63:ARG:HH12	38:BQ:96:ASP:CA	1.59	1.15
53:CA:213:G:H2'	53:CA:214:C:C6	1.82	1.15
3:CC:110:LEU:HD21	3:CC:203:LYS:HD2	1.21	1.15
45:BX:58:ILE:HD12	45:BX:66:VAL:HG21	1.27	1.14
27:BF:35:LEU:HB3	27:BF:153:ILE:HG23	1.28	1.14
49:B1:8:ILE:HG23	49:B1:51:ALA:HA	1.27	1.14
34:DM:42:THR:HG22	34:DM:44:ARG:H	1.07	1.14
22:DA:143:C:H2'	22:DA:144:A:C8	1.82	1.14
1:AA:1306:A:H2'	1:AA:1307:U:H5'	1.27	1.14
22:DA:449:A:O2'	22:DA:450:G:H5'	1.42	1.14
1:AA:204:G:H3'	1:AA:205:A:H5''	1.15	1.14
22:DA:1915:U:H2'	22:DA:1916:A:C8	1.81	1.14
4:CD:25:ARG:HG2	4:CD:25:ARG:HH11	1.02	1.14
45:DX:53:LYS:HA	45:DX:56:ARG:HB3	1.29	1.14
41:BT:29:THR:HG22	41:BT:86:THR:HG22	1.27	1.14
25:BD:106:LYS:H	25:BD:106:LYS:HD2	1.11	1.14
1:AA:93:U:O2'	1:AA:94:G:H5''	1.48	1.14
26:BE:170:ARG:HH21	26:BE:170:ARG:HG2	0.97	1.13
22:DA:996:A:H4'	38:DQ:91:ARG:HD2	1.17	1.13

Continued on next page...

Continued from previous page...

Atom-1	Atom-2	Distance(Å)	Clash(Å)
1:AA:1279:G:H1'	1:AA:1282:C:N4	1.63	1.13
12:CL:82:ARG:HG2	12:CL:82:ARG:HH11	1.06	1.13
28:BG:8:VAL:HG11	28:BG:49:LEU:HB2	1.25	1.13
38:BQ:69:ARG:CB	38:BQ:69:ARG:HH21	1.60	1.13
21:CU:24:LYS:HG3	21:CU:25:ALA:H	1.05	1.13
8:AH:28:SER:HB2	8:AH:58:LEU:HB2	1.30	1.13
2:AB:9:LEU:HD12	2:AB:42:LEU:HD13	1.13	1.13
38:DQ:87:VAL:HG21	39:DR:52:PRO:HD3	1.15	1.13
25:BD:151:THR:CG2	25:BD:152:PRO:HD3	1.78	1.13
22:DA:1537:G:C2'	22:DA:1538:G:H4'	1.79	1.13
12:AL:43:LYS:HB2	12:AL:44:PRO:HD3	1.23	1.13
12:CL:83:GLY:HA2	12:CL:94:TYR:HA	1.29	1.13
39:BR:49:ILE:CD1	39:BR:52:PRO:HA	1.78	1.13
22:BA:855:G:H21	44:BW:23:LYS:HG2	1.13	1.13
32:BK:18:ARG:HB2	32:BK:45:GLU:HG2	1.15	1.12
43:DV:44:HIS:NE2	43:DV:85:LYS:HB2	1.64	1.12
53:CA:6:G:N3	53:CA:6:G:H2'	1.62	1.12
1:AA:545:C:H2'	1:AA:546:A:H5'	1.28	1.12
28:BG:104:LEU:HB2	28:BG:112:VAL:CG2	1.79	1.12
36:DO:17:LYS:HE2	36:DO:21:LEU:HD11	1.31	1.12
10:CJ:15:HIS:HA	10:CJ:18:ILE:HG22	1.29	1.12
37:BP:19:PHE:O	37:BP:20:ARG:HB3	1.45	1.12
10:AJ:36:VAL:HG22	10:AJ:76:ILE:HG12	1.20	1.12
29:DH:83:LYS:HE2	29:DH:149:GLU:HB3	1.30	1.12
4:CD:89:LEU:HD23	4:CD:199:ILE:HD11	1.26	1.12
29:DH:93:SER:HB3	29:DH:121:VAL:HG21	1.31	1.12
5:AE:155:LYS:HA	5:AE:158:LYS:NZ	1.62	1.12
26:DE:130:LYS:HB3	26:DE:133:LEU:HB3	1.19	1.12
34:DM:27:SER:H	34:DM:66:ARG:NH2	1.47	1.12
31:BJ:73:VAL:HG23	31:BJ:74:TYR:H	1.01	1.12
6:CF:92:THR:HG22	6:CF:94:HIS:H	1.13	1.12
37:DP:20:ARG:HD2	37:DP:21:PRO:HD2	1.21	1.12
26:DE:130:LYS:HG3	26:DE:133:LEU:HD13	1.27	1.12
16:AP:28:ARG:HG2	16:AP:29:ASN:ND2	1.63	1.12
21:AU:9:GLU:CG	21:AU:10:PRO:HD3	1.79	1.12
53:CA:1284:C:H3'	53:CA:1285:A:H5''	1.27	1.11
4:AD:36:ALA:HA	4:AD:41:GLY:HA3	1.11	1.11
2:AB:46:VAL:HB	2:AB:47:PRO:HD3	1.32	1.11
7:AG:12:LEU:H	7:AG:12:LEU:HD22	1.10	1.11
37:DP:52:ARG:HH11	37:DP:52:ARG:HG2	1.12	1.11
27:BF:40:GLY:CA	27:BF:84:ILE:HD11	1.79	1.11
26:BE:79:ARG:HG2	26:BE:80:SER:H	1.11	1.11

Continued on next page...

Continued from previous page...

Atom-1	Atom-2	Distance(Å)	Clash(Å)
22:BA:1070:A:C2	30:BI:9:LYS:HG2	1.84	1.11
44:DW:37:VAL:HG12	44:DW:55:ASP:HB2	1.17	1.11
1:AA:468:A:O2'	1:AA:469:C:H5'	1.51	1.11
31:DJ:75:TYR:HD1	31:DJ:84:ILE:HD11	1.11	1.11
9:AI:32:ARG:HG2	9:AI:36:GLN:CB	1.79	1.11
10:CJ:47:GLU:HB2	10:CJ:67:ILE:HG13	1.33	1.11
44:BW:28:GLU:HB3	44:BW:31:LEU:HD21	1.30	1.11
22:DA:2051:A:H4'	22:DA:2052:A:OP1	1.40	1.11
24:BC:16:VAL:HB	24:BC:203:VAL:HB	1.24	1.11
52:D4:16:ILE:HG12	52:D4:25:VAL:HG22	1.18	1.11
22:BA:1714:U:H2'	22:BA:1714:U:O2	1.47	1.11
2:CB:46:VAL:HG13	2:CB:47:PRO:HD3	1.28	1.11
29:BH:32:PRO:HB3	45:BX:38:TRP:HB3	1.29	1.11
22:BA:1060:U:C4'	22:BA:1061:U:H5'	1.81	1.10
22:BA:866:A:H5'	22:BA:866:A:C8	1.86	1.10
22:DA:197:A:H62	22:DA:2430:A:H2'	1.02	1.10
19:CS:40:PHE:HB3	19:CS:41:PRO:HD2	1.25	1.10
40:DS:32:ALA:HA	40:DS:35:ILE:HD11	1.30	1.10
32:DK:71:ARG:HB3	32:DK:72:PRO:CD	1.80	1.10
38:DQ:61:ILE:HD11	38:DQ:92:LYS:HD3	1.22	1.10
22:DA:647:G:H2'	22:DA:648:G:H8	1.15	1.10
22:BA:1188:U:H2'	22:BA:1189:A:H5'	1.32	1.10
31:BJ:44:TYR:CD2	38:BQ:63:ARG:HD3	1.86	1.10
25:BD:106:LYS:HB3	25:BD:206:ALA:HB3	1.33	1.10
22:DA:1324:G:H1'	22:DA:1616:A:N6	1.66	1.10
22:DA:2378:A:H2'	22:DA:2379:G:H5'	1.23	1.10
44:BW:76:ARG:HH21	44:BW:76:ARG:HG3	1.14	1.10
22:BA:1499:C:O2'	22:BA:1500:G:H5'	1.48	1.10
17:AQ:12:VAL:HG13	17:AQ:13:SER:H	1.00	1.10
37:BP:13:LYS:HE3	37:BP:76:HIS:HA	1.32	1.10
22:BA:1060:U:H4'	22:BA:1061:U:C5'	1.82	1.09
35:DN:54:LEU:HD11	35:DN:66:ALA:HB2	1.33	1.09
1:AA:1239:A:H62	1:AA:1299:A:N6	1.48	1.09
8:CH:68:LYS:HD3	8:CH:69:ALA:H	1.14	1.09
38:DQ:4:LYS:HE3	38:DQ:7:VAL:HG13	1.16	1.09
44:DW:23:LYS:HD2	44:DW:24:ARG:N	1.68	1.09
49:B1:24:LYS:HE2	49:B1:52:LYS:HB2	1.31	1.09
12:AL:49:ARG:HH11	12:AL:49:ARG:HG2	1.12	1.09
29:DH:90:LEU:HB2	29:DH:123:ARG:HB3	1.31	1.09
35:BN:73:ASN:HA	35:BN:76:VAL:HG12	1.30	1.09
22:BA:1179:G:C6	22:BA:1180:U:H1'	1.87	1.09
43:BV:10:LYS:HD3	43:BV:10:LYS:H	1.05	1.09

Continued on next page...

Continued from previous page...

Atom-1	Atom-2	Distance(Å)	Clash(Å)
3:CC:29:ALA:HB1	14:CN:64:ARG:HH12	0.95	1.09
44:DW:27:GLY:HA2	44:DW:31:LEU:HD11	1.31	1.09
44:BW:23:LYS:HG3	44:BW:24:ARG:O	1.52	1.09
1:AA:488:C:O2'	1:AA:489:C:H5'	1.52	1.09
26:BE:108:ILE:HD11	26:BE:180:LEU:HB3	1.31	1.09
38:BQ:4:LYS:HG3	38:BQ:5:ARG:H	1.10	1.09
53:CA:1226:C:H41	55:CM:102:LYS:HA	1.05	1.09
4:AD:47:LEU:HD21	4:AD:52:VAL:HG12	1.12	1.09
12:CL:43:LYS:HB2	12:CL:44:PRO:CD	1.82	1.09
51:B3:31:ILE:HD11	51:B3:34:LYS:CD	1.83	1.09
20:AT:43:LYS:HB3	20:AT:86:ALA:HB1	1.25	1.09
22:BA:2431:U:H5'	22:BA:2431:U:H6	1.18	1.09
22:DA:1032:A:H1'	52:D4:23:ILE:HD13	1.33	1.09
20:AT:6:ALA:HB1	20:AT:9:ARG:HB2	1.29	1.09
33:DL:117:THR:HG22	33:DL:118:THR:H	1.17	1.09
22:BA:1073:A:H2'	22:BA:1074:G:H5''	1.35	1.09
10:CJ:5:ARG:HG2	10:CJ:79:PRO:HG3	1.27	1.09
22:DA:2135:A:H3'	22:DA:2136:G:H5''	1.19	1.09
40:BS:1:MET:HE2	40:BS:1:MET:HA	1.31	1.09
4:CD:25:ARG:HH12	4:CD:30:LYS:HG2	1.04	1.08
6:CF:86:ARG:NH1	18:CR:63:TYR:HB3	1.68	1.08
21:AU:52:VAL:HG13	21:AU:53:LYS:H	1.17	1.08
4:AD:43:ARG:O	4:AD:45:PRO:HD3	1.49	1.08
25:DD:9:VAL:HG22	37:DP:4:ILE:HD11	1.33	1.08
1:AA:158:G:H2'	1:AA:159:G:H5'	1.17	1.08
22:DA:2585:U:O2'	22:DA:2586:U:H5'	1.53	1.08
22:DA:2389:G:H5''	22:DA:2390:U:H5'	1.26	1.08
44:DW:40:ARG:HG2	44:DW:40:ARG:HH11	1.16	1.08
26:DE:47:LYS:HB3	26:DE:51:GLU:HB2	1.31	1.08
39:DR:39:LEU:HA	39:DR:49:ILE:HG21	1.15	1.08
52:D4:7:VAL:HG13	52:D4:8:LYS:H	1.17	1.08
3:AC:56:ILE:HG12	3:AC:65:VAL:HG22	1.35	1.08
22:BA:2309:A:O2'	22:BA:2310:C:H5'	1.53	1.08
25:BD:120:GLY:HA2	25:BD:162:ALA:CB	1.83	1.08
1:AA:619:U:H3	4:AD:130:ASN:HB3	1.18	1.08
1:AA:204:G:H3'	1:AA:205:A:C5'	1.82	1.08
22:DA:2135:A:H2'	22:DA:2136:G:H8	0.98	1.08
1:AA:923:A:H5''	5:AE:25:LYS:HE2	1.30	1.08
53:CA:764:C:H2'	53:CA:765:G:H5'	1.33	1.08
1:AA:721:G:H4'	1:AA:722:G:O5'	1.46	1.08
53:CA:1143:G:H2'	53:CA:1144:G:C8	1.88	1.08
53:CA:1143:G:H2'	53:CA:1144:G:H8	1.09	1.08

Continued on next page...

Continued from previous page...

Atom-1	Atom-2	Distance(Å)	Clash(Å)
53:CA:213:G:H2'	53:CA:214:C:H6	1.16	1.08
22:DA:604:G:O2'	22:DA:605:G:H5'	1.54	1.08
37:BP:77:SER:OG	37:BP:79:VAL:HG13	1.54	1.08
25:DD:133:THR:HG23	25:DD:134:HIS:H	1.19	1.08
22:BA:1867:G:O2'	22:BA:1868:C:H5'	1.49	1.08
22:DA:391:A:O2'	22:DA:392:U:H5'	1.53	1.08
2:CB:130:LYS:HA	2:CB:133:ALA:HB3	1.29	1.08
11:AK:87:GLY:H	11:AK:113:THR:HG22	1.04	1.08
11:AK:87:GLY:N	11:AK:113:THR:HG22	1.68	1.08
37:BP:50:ARG:HG3	37:BP:57:ALA:O	1.53	1.08
40:DS:88:ARG:HH21	40:DS:88:ARG:HG2	1.02	1.08
22:DA:2360:G:H1'	33:DL:60:ARG:HH21	1.19	1.08
29:DH:6:LEU:HD13	29:DH:36:ALA:HA	1.31	1.08
2:AB:117:GLU:HA	2:AB:120:SER:HB2	1.31	1.08
22:DA:921:C:H2'	22:DA:922:C:H5'	1.35	1.07
38:BQ:69:ARG:HB2	38:BQ:69:ARG:NH2	1.68	1.07
1:AA:545:C:H5'	4:AD:68:GLU:HG3	1.30	1.07
17:AQ:16:MET:HB2	17:AQ:19:SER:HB3	1.31	1.07
19:AS:45:GLY:H	19:AS:61:VAL:HG23	1.13	1.07
1:AA:1021:A:H2'	1:AA:1022:A:H5''	1.36	1.07
22:BA:1073:A:C3'	22:BA:1074:G:H5''	1.82	1.07
12:CL:43:LYS:HB2	12:CL:44:PRO:HD3	1.08	1.07
45:DX:30:PRO:HG2	45:DX:32:LEU:HD21	1.11	1.07
4:CD:89:LEU:CD2	4:CD:199:ILE:HD11	1.85	1.07
21:CU:16:ARG:HD2	21:CU:19:LYS:HE2	1.36	1.07
32:BK:71:ARG:HB2	32:BK:72:PRO:HD3	1.32	1.07
4:CD:187:ARG:HH21	4:CD:191:SER:HA	1.11	1.07
43:BV:80:HIS:HD2	43:BV:83:LYS:N	1.52	1.07
25:DD:148:GLN:HG2	25:DD:152:PRO:HG2	1.31	1.07
54:CG:74:VAL:HG13	54:CG:140:VAL:HG13	1.09	1.07
10:AJ:14:ASP:HB3	10:AJ:17:LEU:HB3	1.21	1.07
2:AB:163:ILE:HG23	2:AB:164:ASP:H	1.17	1.07
5:CE:103:GLY:O	5:CE:104:ILE:HG22	1.54	1.07
22:DA:1870:C:H5''	22:DA:1871:A:H2	1.05	1.07
5:AE:89:THR:HG22	5:AE:90:GLY:H	0.93	1.07
22:DA:447:A:H5'	22:DA:449:A:C5	1.90	1.07
35:DN:37:THR:HG22	35:DN:39:PRO:HD2	1.13	1.07
21:CU:35:GLU:HG3	21:CU:36:PHE:H	0.97	1.07
22:DA:2135:A:H2'	22:DA:2136:G:C8	1.89	1.07
22:DA:1676:A:H2	22:DA:1993:U:H5'	1.19	1.07
22:BA:1791:A:O2'	24:BC:205:GLY:HA2	1.55	1.07
2:CB:206:ILE:HA	2:CB:209:VAL:HG22	1.31	1.07

Continued on next page...

Continued from previous page...

Atom-1	Atom-2	Distance(Å)	Clash(Å)
22:DA:2060:A:H2'	26:DE:63:LYS:HZ2	1.12	1.07
22:BA:265:A:H4'	22:BA:266:G:OP1	1.48	1.07
24:DC:146:LYS:HB2	24:DC:149:LYS:HB2	1.35	1.06
3:CC:29:ALA:HB1	14:CN:64:ARG:NH1	1.70	1.06
4:CD:55:ARG:HG3	4:CD:55:ARG:HH11	1.16	1.06
39:DR:27:ILE:HG22	39:DR:28:ALA:H	0.92	1.06
33:BL:109:LYS:HG2	33:BL:126:ARG:HB3	1.30	1.06
22:BA:1179:G:C5	22:BA:1180:U:H1'	1.88	1.06
22:DA:1676:A:C2	22:DA:1993:U:H5'	1.90	1.06
25:DD:29:VAL:HB	25:DD:98:VAL:HG12	1.36	1.06
38:BQ:63:ARG:HH22	38:BQ:96:ASP:N	1.53	1.06
5:AE:81:GLN:HG2	5:AE:149:PRO:HG3	1.33	1.06
11:CK:92:ARG:HH11	11:CK:92:ARG:HG3	1.20	1.06
22:BA:866:A:H5'	22:BA:866:A:H8	0.95	1.06
10:CJ:57:VAL:HG22	10:CJ:58:ASN:H	1.18	1.06
46:BY:47:ARG:HG3	46:BY:47:ARG:HH21	1.19	1.06
3:AC:128:MET:HB3	3:AC:131:ARG:HG3	1.35	1.06
30:BI:79:LEU:HA	30:BI:83:ALA:HB3	1.34	1.06
10:CJ:84:VAL:HG23	10:CJ:85:ASP:H	1.12	1.06
41:DT:10:VAL:HG23	41:DT:11:LEU:HD12	1.38	1.06
44:DW:18:LYS:HD3	44:DW:19:ARG:N	1.68	1.06
22:DA:82:U:H2'	22:DA:83:A:H5''	1.34	1.06
34:DM:42:THR:HB	34:DM:45:GLN:HG3	1.37	1.06
47:DZ:16:LEU:H	47:DZ:16:LEU:HD22	1.11	1.06
5:CE:29:ILE:HG23	5:CE:30:PHE:N	1.65	1.06
22:DA:1021:A:O2'	22:DA:1022:G:H4'	1.54	1.06
1:AA:842:U:H3'	1:AA:843:U:H5''	1.10	1.06
17:CQ:4:ILE:HG22	17:CQ:5:ARG:H	1.13	1.06
44:BW:23:LYS:HD2	44:BW:24:ARG:H	1.20	1.06
22:DA:246:C:H2'	22:DA:247:G:H5'	1.38	1.06
11:AK:22:ILE:HD11	11:AK:85:VAL:HG13	1.38	1.06
22:DA:1870:C:H5''	22:DA:1871:A:C2	1.91	1.06
25:DD:186:LEU:HD21	37:DP:3:ILE:HD11	1.38	1.06
22:DA:1079:C:H41	22:DA:1088:A:H5''	1.19	1.05
22:DA:1024:G:H3'	22:DA:1025:G:H5''	1.13	1.05
22:DA:2713:U:H3'	22:DA:2714:G:H5''	1.37	1.05
29:BH:96:THR:O	29:BH:97:ARG:HG3	1.54	1.05
22:DA:2682:A:H61	22:DA:2728:U:H1'	1.20	1.05
45:BX:30:PRO:HB2	45:BX:32:LEU:HD11	1.14	1.05
5:AE:153:ALA:HA	5:AE:156:ARG:HB2	1.34	1.05
4:CD:29:THR:C	4:CD:30:LYS:HD3	1.77	1.05
4:CD:2:ARG:HH11	4:CD:2:ARG:HB2	1.14	1.05

Continued on next page...

Continued from previous page...

Atom-1	Atom-2	Distance(Å)	Clash(Å)
17:AQ:12:VAL:HG11	17:AQ:21:VAL:CG1	1.86	1.05
1:AA:489:C:O2'	1:AA:490:C:H5'	1.56	1.05
48:B0:39:ARG:HB2	48:B0:39:ARG:HH11	1.19	1.05
22:BA:412:A:O2'	22:BA:413:C:H5'	1.55	1.05
36:BO:2:ASP:HB3	36:BO:5:SER:HB2	1.37	1.05
9:AI:32:ARG:HG2	9:AI:36:GLN:HB3	1.35	1.05
29:BH:5:LEU:HD13	29:BH:13:GLY:HA2	1.36	1.05
53:CA:491:G:O2'	53:CA:492:C:H5'	1.56	1.05
10:AJ:48:ARG:HG2	10:AJ:48:ARG:HH11	1.15	1.05
22:BA:1064:C:OP1	30:BI:87:SER:O	1.72	1.05
38:BQ:86:SER:O	39:BR:51:VAL:HA	1.56	1.05
21:AU:9:GLU:HG3	21:AU:10:PRO:HD3	1.05	1.05
22:DA:1430:G:O2'	22:DA:1431:A:H5'	1.56	1.05
41:BT:61:LEU:HD12	41:BT:61:LEU:O	1.56	1.05
1:AA:1256:A:H1'	1:AA:1258:G:C5	1.92	1.05
2:AB:9:LEU:HD21	2:AB:11:ALA:HB3	1.39	1.05
2:AB:66:ILE:HB	2:AB:88:GLN:HB3	1.37	1.05
11:AK:126:ARG:HB2	21:AU:33:ARG:NH1	1.72	1.05
25:DD:141:ARG:HH11	25:DD:141:ARG:HB3	1.21	1.05
3:CC:26:LYS:HA	3:CC:26:LYS:HE3	1.39	1.05
41:DT:50:LEU:HD23	41:DT:51:PHE:H	1.19	1.05
45:DX:2:ARG:HH21	45:DX:32:LEU:HD23	1.18	1.04
4:CD:25:ARG:NH1	4:CD:30:LYS:HG2	1.70	1.04
44:BW:23:LYS:CE	44:BW:24:ARG:HG3	1.86	1.04
28:BG:72:ASN:O	28:BG:76:ILE:HG22	1.56	1.04
33:DL:103:ILE:H	33:DL:103:ILE:HD12	1.13	1.04
31:DJ:18:VAL:HG13	31:DJ:56:VAL:HA	1.37	1.04
1:AA:1007:U:H2'	1:AA:1008:U:H5'	1.35	1.04
29:BH:90:LEU:HB2	29:BH:123:ARG:HB3	1.40	1.04
54:CG:22:LEU:HA	54:CG:25:PHE:HB3	1.31	1.04
53:CA:371:A:O2'	53:CA:372:C:H5'	1.57	1.04
22:DA:396:G:O2'	22:DA:397:U:H5'	1.56	1.04
38:BQ:65:ASN:ND2	38:BQ:69:ARG:HH22	1.55	1.04
24:BC:246:PRO:HG2	24:BC:247:TRP:CZ3	1.92	1.04
2:AB:116:LEU:HD12	2:AB:140:LEU:HD11	1.39	1.04
22:DA:573:U:H4'	22:DA:574:A:OP1	1.51	1.04
32:DK:39:ILE:HD11	32:DK:62:VAL:HG23	1.40	1.04
53:CA:137:U:H1'	53:CA:227:G:N2	1.72	1.04
17:CQ:3:LYS:NZ	17:CQ:6:THR:HG21	1.70	1.04
22:DA:2590:A:H5'	24:DC:237:ARG:HG3	1.38	1.04
34:BM:2:LEU:HD23	34:BM:69:PRO:HD2	1.38	1.04
41:DT:29:THR:HB	41:DT:87:LEU:H	1.23	1.04

Continued on next page...

Continued from previous page...

Atom-1	Atom-2	Distance(Å)	Clash(Å)
46:BY:57:LEU:HA	46:BY:60:LYS:HB3	1.35	1.04
37:BP:102:ARG:HB3	37:BP:107:ALA:HB2	1.38	1.04
25:DD:51:THR:CG2	25:DD:76:GLY:HA3	1.87	1.04
38:BQ:63:ARG:CZ	38:BQ:96:ASP:HA	1.88	1.04
49:B1:33:LEU:H	49:B1:51:ALA:HB3	1.21	1.04
5:CE:95:MET:HB3	5:CE:124:ALA:HB2	1.38	1.04
21:AU:16:ARG:HH11	21:AU:19:LYS:HG3	1.23	1.04
22:DA:2291:U:H2'	22:DA:2292:U:C6	1.92	1.04
9:CI:34:LEU:HG	9:CI:35:GLU:HG3	1.36	1.04
31:BJ:81:ILE:HG23	31:BJ:82:GLY:H	1.19	1.04
22:BA:1779:U:H5	22:BA:1784:A:N7	1.56	1.04
37:BP:52:ARG:HH11	37:BP:52:ARG:CG	1.71	1.03
1:AA:94:G:H4'	1:AA:95:C:O5'	1.57	1.03
44:BW:24:ARG:HB2	44:BW:65:LYS:HD3	1.38	1.03
36:BO:88:LYS:HE2	36:BO:116:GLN:HE21	1.17	1.03
22:DA:1565:C:O2'	22:DA:1566:A:H2'	1.55	1.03
56:CP:70:ARG:O	56:CP:74:LEU:HG	1.56	1.03
22:DA:922:C:H1'	44:DW:22:VAL:HG21	1.39	1.03
2:CB:103:TRP:HD1	2:CB:107:ARG:HB3	1.23	1.03
44:BW:23:LYS:HD2	44:BW:24:ARG:N	1.74	1.03
22:DA:2060:A:H2'	26:DE:63:LYS:NZ	1.71	1.03
47:BZ:15:ARG:HG3	47:BZ:15:ARG:HH11	1.22	1.03
2:CB:19:THR:HG22	2:CB:37:VAL:HA	1.31	1.03
37:DP:91:VAL:HG22	37:DP:109:ILE:HG21	1.04	1.03
22:BA:137:U:H5''	22:BA:140:C:C5	1.94	1.03
22:DA:2517:C:O2'	22:DA:2518:A:H3'	1.58	1.03
53:CA:32:A:H2'	53:CA:33:A:C8	1.92	1.03
53:CA:33:A:H2'	53:CA:34:C:H6	1.22	1.03
41:DT:39:THR:HG21	41:DT:42:GLU:HB2	1.34	1.03
9:CI:71:ILE:HD12	9:CI:72:SER:H	1.22	1.03
26:DE:170:ARG:HH22	26:DE:176:ASP:HB2	1.18	1.03
22:BA:958:U:H6	22:BA:958:U:H5'	1.21	1.03
22:DA:274:C:H2'	22:DA:275:C:C6	1.93	1.03
5:CE:14:LEU:HD22	5:CE:59:ILE:CD1	1.89	1.03
32:BK:108:ARG:HH11	32:BK:108:ARG:HG2	1.16	1.03
5:AE:89:THR:HG22	5:AE:90:GLY:N	1.69	1.03
32:DK:2:ILE:HG22	32:DK:3:GLN:N	1.71	1.03
28:DG:126:THR:HG22	28:DG:127:GLN:H	1.23	1.03
22:DA:1668:A:H4'	22:DA:1669:A:H5'	1.36	1.03
22:BA:1011:G:O2'	22:BA:1013:C:H5''	1.58	1.03
22:BA:1941:C:H5'	22:BA:1941:C:H6	1.21	1.03
32:DK:2:ILE:CG2	32:DK:3:GLN:H	1.72	1.03

Continued on next page...

Continued from previous page...

Atom-1	Atom-2	Distance(Å)	Clash(Å)
29:BH:68:ARG:NH2	29:BH:72:ILE:HG21	1.74	1.03
58:DF:103:ILE:HA	58:DF:107:VAL:HG21	1.38	1.03
53:CA:84:U:H3	53:CA:87:C:H1'	1.20	1.03
22:DA:1060:U:H4'	22:DA:1061:U:O5'	1.59	1.02
22:DA:1056:G:H1'	22:DA:1103:A:H61	1.22	1.02
50:D2:19:ARG:HB3	50:D2:19:ARG:HH21	1.21	1.02
53:CA:597:G:H2'	53:CA:598:U:H5'	1.40	1.02
34:BM:1:MET:HE3	34:BM:2:LEU:H	1.24	1.02
7:AG:26:VAL:HG12	7:AG:42:VAL:HG21	1.06	1.02
31:BJ:124:VAL:HG23	31:BJ:125:TYR:H	1.24	1.02
6:AF:38:ARG:HB3	6:AF:63:ASN:HB2	1.38	1.02
1:AA:1225:A:H2'	1:AA:1226:C:C5	1.95	1.02
29:DH:93:SER:CB	29:DH:121:VAL:HG21	1.89	1.02
40:DS:20:VAL:HG11	40:DS:43:ALA:HB1	1.41	1.02
20:CT:26:MET:HE3	20:CT:56:ILE:HD13	1.37	1.02
53:CA:1202:U:H2'	53:CA:1203:C:H6	1.20	1.02
27:BF:7:TYR:CD2	27:BF:11:VAL:HG11	1.94	1.02
22:DA:1594:U:H2'	22:DA:1595:C:C6	1.95	1.02
53:CA:174:A:O2'	53:CA:175:C:H5'	1.60	1.02
31:BJ:2:LYS:H	31:BJ:2:LYS:HD3	0.91	1.02
1:AA:1129:C:H5''	9:AI:17:ARG:HH22	1.16	1.02
28:BG:137:LYS:CA	28:BG:140:ILE:HD11	1.90	1.02
17:AQ:12:VAL:CG1	17:AQ:21:VAL:HG13	1.88	1.02
24:DC:147:PRO:HD3	24:DC:184:GLU:HG3	1.06	1.02
1:AA:874:G:O2'	1:AA:875:U:H5'	1.57	1.02
1:AA:1328:C:H5''	13:AM:27:THR:HG21	1.41	1.02
12:AL:24:GLU:HB2	12:AL:26:CYS:SG	2.00	1.02
22:DA:491:G:H2'	22:DA:492:A:C8	1.95	1.02
4:CD:30:LYS:HD3	4:CD:30:LYS:N	1.68	1.02
44:BW:31:LEU:N	44:BW:31:LEU:HD23	1.73	1.02
22:DA:784:G:N1	24:DC:227:VAL:HG21	1.75	1.02
1:AA:206:C:H2'	1:AA:207:C:O4'	1.58	1.02
37:BP:87:ARG:HH11	37:BP:87:ARG:HG2	1.23	1.02
35:BN:73:ASN:HA	35:BN:76:VAL:CG1	1.89	1.02
51:D3:3:ILE:HG22	51:D3:4:LYS:H	1.18	1.02
22:BA:762:U:H4'	22:BA:763:G:O5'	1.57	1.02
53:CA:254:G:H21	17:CQ:17:GLU:HG3	1.19	1.02
9:AI:98:ARG:HG2	9:AI:103:VAL:HG21	1.37	1.02
22:DA:942:G:H2'	22:DA:943:A:H5'	1.41	1.02
53:CA:537:G:H5''	12:CL:109:ARG:NH1	1.75	1.01
2:AB:9:LEU:CD1	2:AB:42:LEU:HD13	1.90	1.01
2:AB:69:VAL:HB	2:AB:162:VAL:HG12	1.34	1.01

Continued on next page...

Continued from previous page...

Atom-1	Atom-2	Distance(Å)	Clash(Å)
41:BT:64:LYS:HA	41:BT:79:ASP:OD1	1.59	1.01
1:AA:414:A:H2'	1:AA:415:A:H8	1.23	1.01
22:DA:1492:G:H3'	22:DA:1493:C:C5'	1.89	1.01
5:CE:29:ILE:HG23	5:CE:30:PHE:H	1.18	1.01
31:DJ:99:ARG:HA	31:DJ:102:GLU:HB3	1.42	1.01
57:DB:24:G:H1'	57:DB:27:C:N4	1.73	1.01
17:AQ:46:HIS:HB2	17:AQ:66:LEU:HD12	1.42	1.01
14:AN:15:LEU:HD23	14:AN:18:LYS:HD2	1.41	1.01
57:DB:110:C:O2'	57:DB:111:U:H5'	1.59	1.01
42:DU:47:PRO:HB3	42:DU:54:PRO:HG3	1.38	1.01
22:DA:1313:U:H2'	22:DA:1313:U:O2	1.59	1.01
53:CA:1183:U:H3'	53:CA:1184:G:H5''	1.05	1.01
1:AA:545:C:C2'	1:AA:546:A:H5'	1.89	1.01
53:CA:982:U:H4'	53:CA:983:A:O5'	1.59	1.01
11:AK:126:ARG:HB2	21:AU:33:ARG:HH12	1.20	1.01
29:BH:89:LYS:HG2	29:BH:90:LEU:H	1.21	1.01
5:CE:14:LEU:HD22	5:CE:59:ILE:HD13	1.40	1.01
42:BU:5:ARG:HG2	42:BU:5:ARG:HH21	1.23	1.01
22:DA:1731:G:O2'	22:DA:1732:C:H5''	1.61	1.01
10:AJ:57:VAL:HG22	10:AJ:58:ASN:H	1.22	1.01
27:BF:134:GLN:HG2	27:BF:135:ILE:H	1.21	1.01
25:DD:89:GLU:HG2	25:DD:94:GLN:NE2	1.76	1.01
22:BA:990:A:H5'	22:BA:990:A:H8	1.18	1.01
1:AA:511:C:O2'	1:AA:512:U:H5''	1.59	1.01
22:DA:2199:A:H2'	22:DA:2200:C:C6	1.95	1.01
25:BD:114:LYS:CE	25:BD:114:LYS:N	2.23	1.01
1:AA:1531:A:H8	1:AA:1531:A:H5'	0.88	1.01
2:AB:9:LEU:HD23	2:AB:11:ALA:H	1.24	1.01
22:DA:1655:A:H2'	22:DA:1656:C:C6	1.96	1.01
32:BK:21:CYS:HA	32:BK:41:ILE:HD12	1.43	1.01
22:BA:1458:U:H4'	22:BA:1459:G:O5'	1.60	1.01
35:DN:71:ARG:HB2	35:DN:71:ARG:HH21	1.20	1.01
40:BS:73:LYS:HA	40:BS:73:LYS:HE3	1.40	1.01
22:DA:1474:U:H2'	22:DA:1475:G:H5'	1.38	1.01
44:DW:37:VAL:HG23	44:DW:38:ARG:HH11	1.25	1.00
31:DJ:5:THR:HA	31:DJ:44:TYR:CD2	1.96	1.00
22:DA:1808:A:H62	45:DX:27:ARG:HH11	1.05	1.00
22:BA:2356:U:H4'	44:BW:16:GLU:HG3	1.42	1.00
43:DV:79:ARG:HG3	43:DV:80:HIS:H	1.26	1.00
22:DA:2199:A:H2'	22:DA:2200:C:H6	1.21	1.00
22:DA:412:A:O2'	22:DA:413:C:H5'	1.61	1.00
22:BA:2502:G:H5'	22:BA:2503:A:H5''	1.41	1.00

Continued on next page...

Continued from previous page...

Atom-1	Atom-2	Distance(Å)	Clash(Å)
22:DA:1008:A:H5''	31:DJ:37:ARG:HH22	1.22	1.00
22:BA:2680:U:P	25:BD:114:LYS:HE2	2.02	1.00
22:DA:1069:A:H4'	22:DA:1070:A:O5'	1.61	1.00
51:B3:31:ILE:HD11	51:B3:34:LYS:HD2	1.04	1.00
37:DP:86:LYS:HA	37:DP:86:LYS:HZ2	1.21	1.00
1:AA:487:A:O2'	1:AA:488:C:H5'	1.60	1.00
31:BJ:17:VAL:HG22	31:BJ:137:PRO:HB2	1.41	1.00
12:AL:27:PRO:HB2	12:AL:28:GLN:OE1	1.59	1.00
32:DK:38:ILE:HG12	32:DK:61:VAL:HG12	1.43	1.00
53:CA:1332:A:O2'	53:CA:1333:A:H5'	1.61	1.00
51:D3:41:ARG:HG3	51:D3:41:ARG:HH21	1.27	1.00
31:BJ:2:LYS:HD3	31:BJ:2:LYS:N	1.70	1.00
56:CP:4:ILE:HG21	56:CP:57:ILE:HD11	1.44	1.00
32:DK:2:ILE:HG22	32:DK:3:GLN:H	0.87	1.00
24:BC:251:THR:HG22	24:BC:252:LYS:H	1.24	1.00
31:BJ:88:THR:HG22	31:BJ:91:GLU:CG	1.92	1.00
10:CJ:64:GLN:HB2	14:CN:98:ALA:HB3	1.42	1.00
5:AE:11:GLN:HA	5:AE:11:GLN:HE21	1.27	1.00
37:BP:50:ARG:HD3	37:BP:56:SER:HB3	1.41	1.00
22:BA:2680:U:OP1	25:BD:114:LYS:HE2	1.60	1.00
38:BQ:4:LYS:HG3	38:BQ:5:ARG:N	1.76	1.00
11:AK:109:ILE:HG21	21:AU:16:ARG:HE	1.26	1.00
25:DD:16:THR:HG22	25:DD:20:VAL:HB	1.42	1.00
14:AN:44:VAL:HG23	14:AN:45:LEU:H	1.25	1.00
53:CA:1182:G:C4'	53:CA:1183:U:H5'	1.91	1.00
24:BC:106:PRO:HB3	24:BC:141:HIS:CE1	1.95	1.00
22:DA:1537:G:H2'	22:DA:1538:G:H4'	1.42	1.00
9:CI:51:LEU:HG	9:CI:86:LEU:HD22	1.43	1.00
22:BA:2214:C:H6	22:BA:2214:C:H5'	1.26	1.00
53:CA:135:C:O2	56:CP:1:MET:HB2	1.61	1.00
22:BA:1716:U:O2'	22:BA:1717:A:H5'	1.61	1.00
22:DA:455:C:H3'	22:DA:456:C:C5'	1.91	0.99
1:AA:842:U:H3'	1:AA:843:U:C5'	1.89	0.99
29:BH:68:ARG:HH22	29:BH:72:ILE:HG21	1.23	0.99
24:DC:131:MET:HG2	24:DC:134:ILE:HD11	1.43	0.99
53:CA:1026:G:H1	53:CA:1036:A:N6	1.59	0.99
52:B4:36:ARG:HG2	52:B4:37:GLN:H	1.22	0.99
22:BA:2353:G:H1'	44:BW:30:VAL:CG1	1.92	0.99
27:BF:11:VAL:HG12	27:BF:12:VAL:H	1.28	0.99
10:AJ:51:VAL:HB	14:AN:80:ARG:HB2	1.42	0.99
14:CN:33:VAL:HG22	14:CN:40:ARG:HH21	1.26	0.99
2:AB:26:MET:HE3	2:AB:192:PRO:HG3	1.42	0.99

Continued on next page...

Continued from previous page...

Atom-1	Atom-2	Distance(Å)	Clash(Å)
2:AB:209:VAL:HG23	2:AB:210:THR:H	1.24	0.99
1:AA:1184:G:O2'	1:AA:1185:G:H5'	1.62	0.99
44:DW:18:LYS:HD3	44:DW:19:ARG:H	1.20	0.99
44:DW:37:VAL:CG1	44:DW:55:ASP:HB2	1.91	0.99
22:BA:1179:G:H3'	22:BA:1180:U:H4'	1.41	0.99
53:CA:170:U:O2'	53:CA:171:A:H5'	1.62	0.99
30:DI:113:ALA:HB1	30:DI:124:MET:SD	2.02	0.99
25:DD:106:LYS:HB3	25:DD:206:ALA:CB	1.92	0.99
22:DA:607:U:O4	22:DA:619:G:H2'	1.60	0.99
29:DH:80:ILE:HB	29:DH:101:ASP:CB	1.92	0.99
52:B4:9:LYS:H	52:B4:9:LYS:HD3	1.26	0.99
53:CA:876:C:H1'	8:CH:11:THR:HG21	1.42	0.99
22:BA:1071:G:H1'	22:BA:1089:A:N7	1.78	0.99
5:AE:155:LYS:HA	5:AE:158:LYS:HZ2	1.26	0.99
9:AI:88:GLU:HG3	9:AI:89:TYR:H	1.27	0.99
1:AA:158:G:C2'	1:AA:159:G:H5'	1.92	0.99
22:BA:1941:C:H5'	22:BA:1941:C:C6	1.98	0.99
21:AU:13:VAL:HG13	21:AU:15:LEU:HG	1.45	0.99
35:BN:103:ARG:HD3	35:BN:110:MET:HE3	1.44	0.99
53:CA:1183:U:C3'	53:CA:1184:G:H5''	1.93	0.99
29:BH:117:LEU:HD11	29:BH:130:VAL:HG11	1.45	0.99
22:BA:1813:G:N3	24:BC:49:THR:HG21	1.77	0.99
24:BC:12:ARG:HH11	24:BC:12:ARG:HG3	1.22	0.99
44:BW:39:GLN:HG2	44:BW:41:GLY:H	1.26	0.99
6:CF:92:THR:O	6:CF:93:LYS:HG2	1.62	0.99
37:DP:52:ARG:HH11	37:DP:52:ARG:CG	1.75	0.99
5:CE:13:LYS:HA	5:CE:13:LYS:HE2	1.42	0.99
54:CG:71:THR:HG23	54:CG:72:VAL:HG23	1.44	0.99
23:BB:90:C:H6	23:BB:90:C:H5''	1.23	0.99
12:AL:49:ARG:CG	12:AL:49:ARG:HH11	1.75	0.99
22:DA:1731:G:H4'	22:DA:1732:C:OP1	1.61	0.99
1:AA:559:A:H4'	1:AA:560:A:O5'	1.63	0.99
54:CG:134:VAL:HB	54:CG:137:ARG:HH21	1.24	0.99
58:DF:74:ALA:HB3	58:DF:78:ILE:HB	1.44	0.99
22:DA:960:A:H2'	22:DA:962:G:H5'	1.43	0.99
27:BF:39:VAL:HG11	27:BF:49:LEU:HD13	1.42	0.99
2:AB:58:LYS:HZ1	2:AB:62:ARG:HG3	1.22	0.99
31:DJ:44:TYR:HD1	38:DQ:63:ARG:HH21	1.06	0.99
9:AI:98:ARG:CG	9:AI:103:VAL:HG21	1.93	0.99
2:CB:89:PHE:HE2	2:CB:152:ASP:HB2	1.23	0.99
22:DA:105:C:O2'	22:DA:106:C:H6	1.45	0.98
44:BW:23:LYS:HE3	44:BW:24:ARG:HG3	1.44	0.98

Continued on next page...

Continued from previous page...

Atom-1	Atom-2	Distance(Å)	Clash(Å)
10:AJ:35:GLN:HG2	10:AJ:77:VAL:HB	1.45	0.98
22:DA:616:A:O2'	22:DA:617:G:H8	1.45	0.98
22:BA:2151:U:O2'	22:BA:2152:G:H5''	1.62	0.98
44:BW:39:GLN:HG3	44:BW:42:THR:N	1.78	0.98
22:DA:206:U:HO2'	22:DA:207:A:H8	1.01	0.98
27:BF:131:VAL:HG22	27:BF:151:LEU:HD12	1.45	0.98
22:DA:2631:G:H2'	22:DA:2632:A:H5''	1.41	0.98
24:DC:94:LEU:HD13	24:DC:100:ARG:HD3	1.44	0.98
25:DD:139:SER:HB3	25:DD:142:VAL:HG21	1.45	0.98
27:BF:43:ILE:HG22	27:BF:82:TYR:CE1	1.97	0.98
21:CU:35:GLU:CG	21:CU:36:PHE:H	1.76	0.98
22:DA:2056:G:H21	48:D0:1:ALA:H3	1.05	0.98
27:BF:11:VAL:HG12	27:BF:12:VAL:N	1.77	0.98
22:BA:1627:G:C8	22:BA:1627:G:H5'	1.98	0.98
53:CA:14:U:N3	53:CA:16:A:H5''	1.79	0.98
53:CA:920:U:H2'	53:CA:921:U:C6	1.98	0.98
29:DH:31:VAL:HB	29:DH:32:PRO:HD3	1.45	0.98
41:DT:60:THR:HG22	41:DT:83:ALA:HA	1.44	0.98
35:DN:24:MET:HG2	35:DN:44:LEU:HD13	1.46	0.98
1:AA:1279:G:H1'	1:AA:1282:C:H42	1.26	0.98
32:DK:71:ARG:HB3	32:DK:72:PRO:HD3	1.41	0.98
1:AA:415:A:H2'	1:AA:416:G:C8	1.99	0.98
25:DD:68:PHE:HB3	25:DD:73:VAL:HA	1.45	0.98
54:CG:91:ARG:HG2	54:CG:92:PRO:CD	1.93	0.98
41:DT:39:THR:CG2	41:DT:42:GLU:HB2	1.94	0.98
21:AU:9:GLU:HG3	21:AU:10:PRO:CD	1.93	0.98
17:AQ:18:LYS:HA	17:AQ:47:ASP:CB	1.94	0.98
22:BA:2440:C:H6	22:BA:2440:C:H5'	1.26	0.98
22:DA:1765:U:O2'	22:DA:1766:G:H5'	1.64	0.98
7:AG:61:PHE:HE1	7:AG:65:LEU:HD22	1.27	0.98
48:D0:37:HIS:HB3	48:D0:43:THR:HG22	1.43	0.98
1:AA:1533:C:H3'	1:AA:1534:A:H5''	1.43	0.98
22:BA:866:A:C5'	22:BA:866:A:H8	1.76	0.98
53:CA:1383:C:O2'	53:CA:1384:C:H5'	1.63	0.98
53:CA:154:U:H2'	53:CA:155:A:H5'	1.44	0.98
22:DA:946:C:HO2'	22:DA:947:A:H8	1.00	0.98
22:DA:2074:U:O2'	22:DA:2075:U:H5'	1.63	0.98
22:DA:27:G:H22	22:DA:512:G:H2'	1.26	0.98
22:DA:593:U:H2'	22:DA:594:U:C6	1.98	0.98
31:BJ:88:THR:HG22	31:BJ:91:GLU:HG3	1.45	0.98
43:DV:61:LEU:HD23	43:DV:61:LEU:H	1.23	0.98
42:BU:25:LYS:HG2	42:BU:36:GLU:HB3	1.44	0.98

Continued on next page...

Continued from previous page...

Atom-1	Atom-2	Distance(Å)	Clash(Å)
25:BD:13:ARG:HH12	37:BP:74:GLN:NE2	1.61	0.98
22:DA:845:A:N6	22:DA:932:U:H3	1.62	0.98
24:BC:75:ALA:HB2	24:BC:95:TYR:CD2	1.98	0.98
1:AA:965:U:H4'	1:AA:969:A:C8	1.97	0.98
22:DA:1935:G:H1'	22:DA:1964:G:N2	1.79	0.98
52:B4:9:LYS:H	52:B4:9:LYS:CD	1.77	0.97
4:AD:117:VAL:HA	4:AD:122:ILE:HD11	1.46	0.97
22:DA:2624:G:C2	22:DA:2625:G:H1'	1.98	0.97
6:CF:66:ALA:HB3	6:CF:71:ILE:HD13	1.46	0.97
9:AI:40:ARG:HA	9:AI:44:ARG:HB3	1.42	0.97
22:DA:2271:G:O2'	22:DA:2272:U:H5'	1.64	0.97
22:DA:2752:C:H2'	22:DA:2753:A:C8	1.99	0.97
45:BX:38:TRP:HB2	45:BX:45:PHE:HE2	1.26	0.97
8:AH:82:LEU:HD13	8:AH:84:ILE:HD11	1.44	0.97
22:DA:1919:A:O2'	22:DA:1920:C:H5'	1.64	0.97
54:CG:14:ASP:HB3	54:CG:18:GLY:H	1.29	0.97
33:BL:81:ASP:O	33:BL:82:LEU:HB3	1.63	0.97
10:CJ:79:PRO:HA	10:CJ:84:VAL:HG11	1.43	0.97
44:DW:18:LYS:H	44:DW:36:ILE:HG12	1.29	0.97
11:CK:92:ARG:HH11	11:CK:92:ARG:CG	1.76	0.97
35:BN:24:MET:HG2	35:BN:44:LEU:HD22	1.47	0.97
32:DK:111:LYS:HE3	32:DK:111:LYS:H	1.28	0.97
49:B1:34:GLU:HG2	49:B1:49:LYS:HG3	1.46	0.97
13:AM:89:ARG:HB3	13:AM:96:VAL:HG22	1.46	0.97
4:CD:2:ARG:HH21	4:CD:114:ARG:HD2	1.29	0.97
26:DE:170:ARG:NH2	26:DE:176:ASP:HB2	1.79	0.97
5:CE:35:LEU:HD11	5:CE:136:VAL:HG11	1.46	0.97
57:DB:58:A:H2'	57:DB:59:A:C8	1.99	0.97
1:AA:977:A:H2'	1:AA:977:A:N3	1.78	0.97
22:DA:373:U:O2'	22:DA:374:A:H5'	1.64	0.97
1:AA:32:A:H2'	1:AA:33:A:C8	2.00	0.97
22:DA:84:A:H4'	22:DA:85:G:O5'	1.61	0.97
53:CA:413:G:N1	4:CD:32:LYS:HE3	1.79	0.97
2:AB:42:LEU:HG	2:AB:43:GLU:HG3	1.42	0.97
17:AQ:12:VAL:HG13	17:AQ:13:SER:N	1.79	0.97
31:BJ:77:HIS:CD2	31:BJ:79:GLY:H	1.82	0.97
32:DK:13:ASN:H	32:DK:13:ASN:HD22	1.07	0.97
53:CA:511:C:O2'	53:CA:512:U:H5''	1.64	0.97
22:DA:1126:A:H4'	22:DA:1127:A:O5'	1.62	0.97
34:BM:40:ARG:HB2	34:BM:93:VAL:HG21	1.42	0.97
12:CL:80:LEU:HB3	12:CL:97:VAL:HG22	1.43	0.97
22:DA:1152:C:H5''	38:DQ:79:ILE:HD12	1.46	0.97

Continued on next page...

Continued from previous page...

Atom-1	Atom-2	Distance(Å)	Clash(Å)
21:CU:35:GLU:HG3	21:CU:36:PHE:N	1.75	0.97
22:DA:1534:U:H6	22:DA:1538:G:H1	1.05	0.97
22:DA:1328:A:H2'	22:DA:1330:C:H41	1.28	0.97
57:DB:16:G:O2'	57:DB:17:C:H5'	1.65	0.97
10:AJ:52:LEU:HD23	10:AJ:62:ARG:CG	1.93	0.97
22:BA:2328:A:H2'	22:BA:2329:U:C6	1.98	0.97
22:BA:508:A:H4'	22:BA:509:C:OP2	1.59	0.97
26:DE:128:ALA:HB1	26:DE:129:PRO:HD2	1.45	0.97
22:DA:2135:A:C3'	22:DA:2136:G:H5''	1.93	0.97
21:AU:16:ARG:HH11	21:AU:19:LYS:CG	1.77	0.97
22:BA:545:U:H2'	22:BA:546:U:H4'	1.43	0.97
1:AA:572:A:H5'	1:AA:573:A:OP2	1.65	0.97
53:CA:120:A:C3'	53:CA:121:U:H5''	1.95	0.97
41:BT:50:LEU:HD12	41:BT:50:LEU:H	1.25	0.97
20:CT:73:ARG:CG	20:CT:73:ARG:HH11	1.77	0.97
31:BJ:111:LYS:CD	31:BJ:112:GLY:H	1.77	0.97
34:DM:19:GLY:H	34:DM:38:ARG:NH2	1.61	0.97
14:CN:66:THR:HG23	14:CN:82:LYS:HE3	1.44	0.97
53:CA:1141:C:HO2'	53:CA:1142:G:H8	1.04	0.97
22:DA:2389:G:C5'	22:DA:2390:U:H5'	1.93	0.97
22:BA:923:G:H21	44:BW:23:LYS:NZ	1.63	0.97
22:DA:802:A:O2'	22:DA:803:U:H5'	1.65	0.97
8:AH:9:MET:HE1	8:AH:32:LYS:HA	1.47	0.97
4:CD:77:GLU:HG3	4:CD:81:LEU:CD1	1.94	0.97
22:BA:1277:G:H5'	35:BN:20:MET:CE	1.94	0.97
8:AH:105:THR:HG21	8:AH:120:LEU:HD13	1.44	0.97
29:DH:68:ARG:HH11	29:DH:68:ARG:HG3	1.30	0.97
55:CM:64:VAL:HG12	55:CM:65:GLU:H	1.30	0.97
22:DA:2286:G:H4'	22:DA:2287:A:O4'	1.64	0.97
39:BR:51:VAL:HB	39:BR:52:PRO:CD	1.95	0.97
57:DB:86:G:H2'	57:DB:87:U:H5''	1.44	0.97
5:AE:12:GLU:HB2	5:AE:38:VAL:HG12	1.46	0.97
5:CE:74:ALA:O	5:CE:75:LEU:HB2	1.64	0.96
22:BA:1784:A:H4'	22:BA:1785:A:O5'	1.64	0.96
2:CB:110:ILE:HD13	2:CB:151:LYS:HA	1.44	0.96
22:BA:1084:A:H2'	22:BA:1085:A:C8	1.99	0.96
20:CT:60:GLN:HB3	20:CT:65:LEU:HD12	1.45	0.96
16:AP:73:ALA:O	16:AP:77:GLU:HB2	1.65	0.96
31:BJ:44:TYR:HB2	38:BQ:63:ARG:HB3	1.45	0.96
53:CA:373:A:HO2'	53:CA:374:A:H5'	1.15	0.96
22:DA:678:C:H2'	22:DA:679:C:C6	2.00	0.96
22:DA:2304:G:H22	22:DA:2312:U:H3	1.11	0.96

Continued on next page...

Continued from previous page...

Atom-1	Atom-2	Distance(Å)	Clash(Å)
6:AF:86:ARG:CZ	18:AR:63:TYR:HB3	1.95	0.96
22:BA:92:U:H6	22:BA:92:U:H5''	1.28	0.96
24:DC:77:VAL:HG23	24:DC:112:GLY:H	1.26	0.96
10:CJ:11:LYS:HB3	10:CJ:71:LEU:HD13	1.45	0.96
22:DA:90:U:H3'	22:DA:91:A:H5''	1.47	0.96
16:AP:28:ARG:HG2	16:AP:29:ASN:HD22	1.24	0.96
10:AJ:48:ARG:HH11	10:AJ:48:ARG:CG	1.78	0.96
22:DA:2689:U:H4'	22:DA:2690:U:OP2	1.62	0.96
29:DH:68:ARG:HD3	29:DH:71:LYS:HD3	1.45	0.96
2:CB:160:LEU:HD22	2:CB:175:ALA:HB2	1.45	0.96
10:AJ:42:LEU:HB3	10:AJ:43:PRO:HD2	1.44	0.96
30:DI:74:PRO:HB2	30:DI:77:VAL:HG22	1.43	0.96
22:DA:1049:C:O2	22:DA:1113:U:H4'	1.65	0.96
38:DQ:57:ARG:NH1	38:DQ:92:LYS:HE2	1.80	0.96
1:AA:1381:U:HO2'	1:AA:1382:C:H6	0.96	0.96
4:AD:31:CYS:O	4:AD:32:LYS:HB2	1.63	0.96
22:BA:2820:A:H3'	22:BA:2820:A:H8	1.28	0.96
4:AD:109:THR:HG23	4:AD:112:GLU:H	1.25	0.96
26:BE:170:ARG:HH21	26:BE:170:ARG:CG	1.77	0.96
53:CA:1221:G:H4'	19:CS:35:ARG:NH2	1.79	0.96
29:DH:8:LYS:HD2	29:DH:9:VAL:N	1.81	0.96
34:DM:35:ALA:HB3	34:DM:99:GLY:H	1.29	0.96
1:AA:1251:A:H2'	1:AA:1252:A:C8	2.00	0.96
19:AS:28:LYS:HB3	19:AS:29:PRO:HD2	1.47	0.96
22:BA:2197:U:O2'	22:BA:2198:A:H2'	1.64	0.96
42:DU:58:VAL:CG1	42:DU:60:LYS:HG2	1.95	0.96
22:DA:1346:G:O2'	22:DA:1347:A:H8	1.48	0.96
44:DW:40:ARG:CG	44:DW:40:ARG:HH11	1.78	0.96
44:BW:18:LYS:HG3	44:BW:19:ARG:H	1.28	0.96
11:AK:87:GLY:H	11:AK:113:THR:CG2	1.75	0.96
37:DP:91:VAL:HG22	37:DP:109:ILE:CG2	1.96	0.96
4:CD:69:ARG:HG3	4:CD:69:ARG:HH11	1.31	0.96
44:DW:28:GLU:H	44:DW:31:LEU:HD21	1.29	0.96
24:DC:13:ARG:HG2	24:DC:14:HIS:CD2	2.00	0.96
22:DA:995:C:O2	31:DJ:3:THR:HG23	1.65	0.96
53:CA:1226:C:N4	55:CM:102:LYS:HA	1.81	0.96
39:DR:27:ILE:CG2	39:DR:28:ALA:H	1.78	0.96
22:BA:2148:G:H2'	22:BA:2149:U:O4'	1.64	0.96
55:CM:95:PRO:HD3	55:CM:108:ARG:HG2	1.48	0.96
22:BA:1020:A:H4'	22:BA:1021:A:O5'	1.66	0.96
8:CH:17:GLN:NE2	8:CH:69:ALA:HB1	1.80	0.96
4:AD:47:LEU:CD2	4:AD:52:VAL:HG12	1.96	0.96

Continued on next page...

Continued from previous page...

Atom-1	Atom-2	Distance(Å)	Clash(Å)
53:CA:120:A:C2'	53:CA:121:U:H5''	1.95	0.96
16:AP:10:GLY:HA3	16:AP:15:PRO:HA	1.48	0.96
26:BE:146:VAL:HG23	26:BE:167:VAL:HG23	1.46	0.96
4:AD:167:PRO:HB2	4:AD:170:LEU:HD11	1.48	0.96
53:CA:1284:C:H3'	53:CA:1285:A:C5'	1.95	0.96
22:DA:1341:G:O2'	22:DA:1398:C:H5'	1.66	0.96
22:DA:304:U:HO2'	22:DA:305:C:H6	1.09	0.96
22:BA:923:G:N3	44:BW:23:LYS:HE2	1.80	0.96
32:DK:70:ARG:HB3	32:DK:76:VAL:HG22	1.47	0.96
54:CG:4:ARG:HH21	54:CG:6:ILE:HB	1.29	0.96
22:BA:1585:C:C2'	22:BA:1586:A:H5'	1.96	0.96
53:CA:508:U:H4'	53:CA:509:A:OP1	1.64	0.96
45:DX:30:PRO:HG2	45:DX:32:LEU:CD2	1.96	0.96
21:CU:24:LYS:HG3	21:CU:25:ALA:N	1.77	0.96
26:BE:79:ARG:HG2	26:BE:80:SER:N	1.80	0.96
1:AA:61:G:H2'	1:AA:62:U:C6	1.99	0.96
29:DH:115:VAL:HG12	29:DH:132:PHE:HB2	1.48	0.96
52:D4:16:ILE:HG12	52:D4:25:VAL:CG2	1.96	0.95
22:DA:2093:G:HO2'	22:DA:2094:A:H8	1.10	0.95
1:AA:982:U:H4'	1:AA:983:A:O5'	1.62	0.95
19:AS:50:VAL:HG21	19:AS:70:LEU:HB3	1.47	0.95
30:DI:96:LYS:HE2	30:DI:138:VAL:HG11	1.46	0.95
5:AE:89:THR:CG2	5:AE:90:GLY:H	1.79	0.95
38:BQ:69:ARG:HB2	38:BQ:69:ARG:HH21	1.21	0.95
14:AN:40:ARG:HH12	14:AN:44:VAL:HG21	1.27	0.95
1:AA:975:A:H4'	1:AA:976:G:H5''	1.49	0.95
29:BH:49:ALA:HB3	29:BH:50:ARG:NH2	1.79	0.95
53:CA:652:U:HO2'	53:CA:653:U:H6	0.98	0.95
38:BQ:63:ARG:HH12	38:BQ:96:ASP:HA	0.82	0.95
34:BM:35:ALA:O	34:BM:128:THR:HA	1.66	0.95
44:DW:27:GLY:HA3	44:DW:31:LEU:HD11	1.47	0.95
22:DA:647:G:H2'	22:DA:648:G:C8	2.01	0.95
17:AQ:18:LYS:HA	17:AQ:47:ASP:HB2	1.45	0.95
32:BK:71:ARG:CB	32:BK:72:PRO:HD3	1.96	0.95
1:AA:1449:C:H2'	1:AA:1450:U:H5'	1.47	0.95
22:DA:1965:C:H3'	22:DA:1966:A:C5'	1.95	0.95
10:AJ:14:ASP:HB3	10:AJ:17:LEU:CB	1.97	0.95
39:DR:27:ILE:HG22	39:DR:28:ALA:N	1.74	0.95
1:AA:87:C:H2'	1:AA:88:U:H6	1.28	0.95
12:CL:2:THR:HB	12:CL:5:GLN:HB2	1.48	0.95
1:AA:1129:C:H5''	9:AI:17:ARG:NH2	1.81	0.95
22:BA:1188:U:C2'	22:BA:1189:A:H5'	1.94	0.95

Continued on next page...

Continued from previous page...

Atom-1	Atom-2	Distance(Å)	Clash(Å)
8:AH:82:LEU:CD1	8:AH:84:ILE:HD11	1.94	0.95
32:DK:87:LEU:HB2	32:DK:92:GLU:O	1.67	0.95
22:DA:484:C:O2'	22:DA:485:C:H5'	1.65	0.95
22:BA:303:G:H2'	22:BA:304:U:H6	1.27	0.95
1:AA:1069:C:H2'	1:AA:1070:U:H5''	1.49	0.95
26:DE:130:LYS:CB	26:DE:133:LEU:HB3	1.96	0.95
31:DJ:75:TYR:CD1	31:DJ:84:ILE:HD11	2.02	0.95
22:DA:197:A:N6	22:DA:2430:A:H2'	1.81	0.95
2:CB:114:LYS:HA	2:CB:117:GLU:HG2	1.44	0.95
22:DA:1401:G:H2'	22:DA:1402:U:H6	1.26	0.95
44:DW:23:LYS:HD2	44:DW:24:ARG:H	1.26	0.95
10:AJ:40:ILE:HB	10:AJ:73:LEU:HB2	1.49	0.95
41:BT:48:GLN:HE21	41:BT:48:GLN:HA	1.29	0.95
11:AK:126:ARG:CB	21:AU:33:ARG:HH12	1.80	0.95
22:DA:1594:U:H2'	22:DA:1595:C:H6	1.30	0.95
4:CD:77:GLU:HG3	4:CD:81:LEU:HD11	1.48	0.95
22:DA:1494:A:H2'	22:DA:1495:A:C8	2.00	0.95
12:CL:42:LYS:HG2	12:CL:43:LYS:H	1.31	0.95
22:DA:1915:U:H2'	22:DA:1916:A:H8	1.25	0.95
40:DS:32:ALA:HA	40:DS:35:ILE:CD1	1.97	0.95
2:AB:67:LEU:HD13	2:AB:160:LEU:HD13	1.48	0.95
54:CG:68:VAL:HG22	54:CG:134:VAL:HG12	1.46	0.95
54:CG:88:VAL:HG22	54:CG:89:GLU:H	1.31	0.95
11:AK:15:VAL:HG13	11:AK:78:ILE:CG2	1.96	0.95
33:BL:132:ARG:HG3	33:BL:142:ILE:HD12	1.49	0.95
4:CD:25:ARG:HG2	4:CD:25:ARG:NH1	1.70	0.95
22:DA:502:A:H5'	22:DA:503:A:OP2	1.67	0.95
25:DD:53:GLY:HA3	25:DD:77:ARG:HG3	1.49	0.95
22:BA:729:G:N3	22:BA:729:G:H2'	1.80	0.95
1:AA:566:G:H4'	1:AA:567:G:OP1	1.63	0.95
24:DC:128:THR:CG2	24:DC:188:ARG:HB3	1.96	0.95
53:CA:1299:A:N3	53:CA:1299:A:H2'	1.81	0.95
22:BA:1885:A:H2'	22:BA:1886:U:H6	1.31	0.95
22:BA:996:A:H4'	38:BQ:91:ARG:HG2	1.49	0.95
22:DA:217:A:H2'	22:DA:218:A:C8	2.01	0.95
1:AA:1306:A:C2'	1:AA:1307:U:H5'	1.97	0.95
22:DA:2056:G:H21	48:D0:1:ALA:N	1.65	0.95
17:AQ:12:VAL:HG11	17:AQ:21:VAL:HG13	0.95	0.95
21:AU:16:ARG:NH1	21:AU:19:LYS:HG3	1.80	0.95
1:AA:1382:C:O2'	1:AA:1383:C:H5'	1.66	0.95
33:BL:112:LEU:HD12	33:BL:130:GLY:HA3	1.49	0.95
27:BF:71:LYS:HD3	27:BF:80:GLN:HG3	1.46	0.95

Continued on next page...

Continued from previous page...

Atom-1	Atom-2	Distance(Å)	Clash(Å)
27:BF:34:THR:HG23	27:BF:89:THR:HG23	1.47	0.95
1:AA:1348:U:O2'	1:AA:1349:A:H5'	1.67	0.95
22:BA:1421:G:O2'	22:BA:1422:G:H5'	1.65	0.95
31:DJ:110:PRO:HB2	31:DJ:111:LYS:HG2	1.49	0.94
26:BE:119:ILE:CD1	26:BE:187:VAL:HA	1.96	0.94
25:DD:51:THR:HG23	25:DD:76:GLY:HA3	1.47	0.94
57:DB:24:G:H1'	57:DB:27:C:H42	1.25	0.94
55:CM:33:LEU:HB3	55:CM:38:ILE:HB	1.48	0.94
22:DA:993:G:H1'	39:DR:91:GLN:HE21	1.30	0.94
53:CA:113:G:N2	53:CA:353:A:H8	1.65	0.94
22:DA:234:U:O2'	22:DA:235:U:H5'	1.64	0.94
5:AE:81:GLN:H	5:AE:81:GLN:NE2	1.66	0.94
54:CG:91:ARG:CG	54:CG:92:PRO:HD2	1.97	0.94
53:CA:1493:A:H8	22:DA:1913:A:H61	1.14	0.94
9:AI:51:LEU:HB3	9:AI:56:MET:HG2	1.48	0.94
53:CA:519:C:O2'	53:CA:520:A:H5'	1.66	0.94
49:B1:8:ILE:HD11	49:B1:24:LYS:HG2	1.49	0.94
1:AA:1151:A:HO2'	1:AA:1152:A:H8	0.96	0.94
1:AA:1238:A:H5'	1:AA:1336:C:H41	1.32	0.94
53:CA:369:G:O2'	53:CA:370:C:H5'	1.66	0.94
22:DA:1079:C:N4	22:DA:1088:A:H5''	1.82	0.94
10:CJ:15:HIS:HA	10:CJ:18:ILE:CG2	1.97	0.94
54:CG:74:VAL:HG13	54:CG:140:VAL:CG1	1.97	0.94
1:AA:1251:A:H2'	1:AA:1252:A:H8	1.26	0.94
53:CA:279:A:H5''	53:CA:280:C:H3'	1.50	0.94
1:AA:1210:C:H2'	1:AA:1211:U:H5'	1.46	0.94
31:BJ:44:TYR:CD1	31:BJ:44:TYR:O	2.20	0.94
22:DA:1360:G:H2'	22:DA:1361:G:H5'	1.47	0.94
35:DN:37:THR:CG2	35:DN:39:PRO:HD2	1.97	0.94
57:DB:90:C:H6	57:DB:90:C:H5''	1.29	0.94
30:BI:15:GLY:HA2	30:BI:50:LYS:HB3	1.47	0.94
1:AA:1138:G:H2'	1:AA:1138:G:N3	1.80	0.94
22:DA:2757:A:O2'	22:DA:2758:A:H5'	1.66	0.94
12:AL:43:LYS:NZ	12:AL:44:PRO:HD3	1.82	0.94
40:DS:88:ARG:HH21	40:DS:88:ARG:CG	1.80	0.94
26:BE:119:ILE:HD13	26:BE:187:VAL:HA	1.48	0.94
25:DD:89:GLU:HG2	25:DD:94:GLN:HE22	1.30	0.94
22:BA:2328:A:H2'	22:BA:2329:U:H6	1.29	0.94
22:BA:35:G:H8	22:BA:35:G:H5'	1.30	0.94
4:AD:2:ARG:NH2	4:AD:114:ARG:HD3	1.83	0.94
4:CD:176:LYS:HG3	4:CD:178:GLU:HB2	1.48	0.94
10:AJ:53:ILE:HG22	10:AJ:61:ALA:HB1	1.46	0.94

Continued on next page...

Continued from previous page...

Atom-1	Atom-2	Distance(Å)	Clash(Å)
53:CA:332:G:H2'	53:CA:333:U:H6	1.31	0.94
25:BD:14:ILE:HA	37:BP:11:GLN:HE22	1.33	0.94
12:CL:42:LYS:HD3	12:CL:43:LYS:HZ2	1.29	0.94
22:DA:784:G:HO2'	22:DA:785:G:H8	1.16	0.94
11:CK:27:ASN:HD22	11:CK:27:ASN:N	1.66	0.94
53:CA:960:U:C5'	53:CA:961:U:H5''	1.98	0.94
22:DA:2439:A:H4'	22:DA:2440:C:O5'	1.67	0.94
2:AB:165:ALA:HB2	2:AB:186:VAL:HG12	1.47	0.94
25:DD:114:LYS:HD2	25:DD:116:LYS:NZ	1.83	0.94
17:AQ:37:ILE:H	17:AQ:37:ILE:HD12	1.33	0.94
5:AE:44:ARG:HA	5:AE:71:ILE:O	1.68	0.94
12:AL:33:CYS:HA	12:AL:54:VAL:HA	1.47	0.94
26:DE:119:ILE:CD1	26:DE:143:LEU:HD21	1.97	0.94
22:DA:1023:U:H6	22:DA:1023:U:H5'	1.30	0.94
53:CA:1278:G:H4'	53:CA:1279:G:O5'	1.67	0.94
26:DE:148:ILE:CD1	26:DE:187:VAL:HG21	1.98	0.94
26:DE:149:ILE:HG23	26:DE:188:MET:CA	1.98	0.94
24:DC:16:VAL:H	24:DC:203:VAL:HG12	1.31	0.94
9:AI:51:LEU:HB3	9:AI:56:MET:CG	1.98	0.94
53:CA:33:A:H2'	53:CA:34:C:C6	2.01	0.94
22:DA:452:G:OP1	26:DE:53:THR:HG23	1.66	0.94
35:DN:103:ARG:HD3	35:DN:110:MET:SD	2.08	0.94
22:BA:335:C:H5''	42:BU:81:ARG:HD3	1.45	0.94
25:BD:61:THR:OG1	25:BD:63:PRO:HD2	1.66	0.94
46:DY:6:LEU:HD21	46:DY:56:LEU:HD12	1.49	0.94
53:CA:1067:A:H1'	53:CA:1068:G:C8	2.03	0.94
22:DA:617:G:O2'	22:DA:618:G:H8	1.50	0.94
22:DA:2311:A:H4'	22:DA:2312:U:OP2	1.65	0.94
3:CC:148:ILE:HD13	3:CC:201:ILE:HG12	1.50	0.94
22:BA:1644:C:O2'	22:BA:1645:G:H5'	1.68	0.94
40:BS:59:GLU:HA	40:BS:64:ALA:CB	1.98	0.94
25:DD:8:LYS:HB2	25:DD:201:LEU:HD11	1.47	0.94
12:CL:43:LYS:HB3	12:CL:44:PRO:HD3	1.50	0.94
42:DU:95:PHE:H	42:DU:95:PHE:HD1	1.13	0.94
22:BA:2352:A:N1	44:BW:30:VAL:HG11	1.83	0.94
38:DQ:4:LYS:HE3	38:DQ:7:VAL:CG1	1.98	0.94
47:DZ:16:LEU:CD2	47:DZ:16:LEU:H	1.80	0.94
27:BF:10:GLU:O	27:BF:11:VAL:HB	1.67	0.94
42:BU:80:ASP:OD1	42:BU:95:PHE:HB3	1.67	0.94
53:CA:1452:C:H4'	53:CA:1453:G:O5'	1.66	0.94
37:BP:95:LYS:HG2	37:BP:97:TYR:CE1	2.02	0.94
36:DO:30:ARG:HA	36:DO:35:ILE:HD13	1.50	0.94

Continued on next page...

Continued from previous page...

Atom-1	Atom-2	Distance(Å)	Clash(Å)
1:AA:1441:A:H62	1:AA:1461:G:H21	1.07	0.94
1:AA:275:G:O2'	1:AA:276:G:H5'	1.65	0.94
46:DY:18:LEU:O	46:DY:22:LEU:HD13	1.67	0.93
22:DA:1069:A:O2'	22:DA:1070:A:H5'	1.68	0.93
53:CA:1157:A:H4'	53:CA:1158:C:O5'	1.68	0.93
26:BE:170:ARG:HG2	26:BE:170:ARG:NH2	1.73	0.93
38:DQ:78:PHE:CE1	38:DQ:82:LEU:HD11	2.03	0.93
32:DK:71:ARG:CB	32:DK:72:PRO:HD3	1.98	0.93
35:DN:103:ARG:HB2	35:DN:110:MET:HG3	1.50	0.93
22:DA:2729:G:H5''	25:DD:190:LYS:NZ	1.83	0.93
7:AG:26:VAL:CG1	7:AG:42:VAL:HG21	1.98	0.93
22:DA:232:G:H4'	22:DA:233:A:OP1	1.67	0.93
28:DG:112:VAL:HG13	28:DG:150:TYR:HE1	1.31	0.93
53:CA:664:G:H22	53:CA:741:G:H1	1.14	0.93
22:BA:1962:C:H4'	22:BA:1963:U:OP1	1.65	0.93
28:BG:8:VAL:O	28:BG:9:VAL:HG12	1.65	0.93
48:D0:6:LYS:HD2	48:D0:7:PRO:HD2	1.46	0.93
40:DS:88:ARG:NH2	40:DS:88:ARG:HG2	1.77	0.93
4:AD:131:ILE:H	4:AD:131:ILE:HD12	1.33	0.93
1:AA:1021:A:C2'	1:AA:1022:A:H5''	1.98	0.93
41:BT:32:LEU:H	41:BT:83:ALA:HB3	1.34	0.93
22:BA:2503:A:H4'	22:BA:2504:U:OP1	1.67	0.93
22:BA:603:A:H4'	22:BA:604:G:O5'	1.68	0.93
42:DU:10:VAL:HG12	42:DU:71:ILE:HA	1.48	0.93
53:CA:1097:C:H2'	53:CA:1098:C:H6	1.33	0.93
31:DJ:44:TYR:HB2	38:DQ:63:ARG:CZ	1.97	0.93
31:BJ:64:VAL:O	31:BJ:65:THR:HB	1.68	0.93
53:CA:1293:C:H2'	53:CA:1294:G:H8	1.34	0.93
2:CB:185:ILE:HG22	2:CB:199:ILE:HG13	1.48	0.93
8:CH:1:SER:HB3	8:CH:3:GLN:HG3	1.51	0.93
22:DA:2611:C:H5'	22:DA:2611:C:H6	1.31	0.93
22:DA:33:C:O2'	22:DA:34:U:H5'	1.67	0.93
19:CS:35:ARG:HA	19:CS:70:LEU:HB2	1.51	0.93
22:BA:2820:A:H3'	22:BA:2820:A:C8	2.02	0.93
1:AA:667:G:H4'	15:AO:50:HIS:ND1	1.84	0.93
22:BA:933:A:H2'	22:BA:933:A:N3	1.83	0.93
53:CA:1378:C:H3'	53:CA:1379:G:H5''	1.50	0.93
58:DF:30:VAL:HG12	58:DF:157:THR:HG21	1.50	0.93
31:BJ:2:LYS:CD	31:BJ:2:LYS:H	1.81	0.93
38:BQ:91:ARG:HB3	38:BQ:93:ILE:HG22	1.49	0.93
22:DA:2287:A:O2'	22:DA:2288:A:H3'	1.69	0.93
53:CA:537:G:H5''	12:CL:109:ARG:HH12	1.30	0.93

Continued on next page...

Continued from previous page...

Atom-1	Atom-2	Distance(Å)	Clash(Å)
31:DJ:45:THR:HG21	31:DJ:50:THR:HG23	1.45	0.93
29:BH:4:ILE:HG23	29:BH:17:ASP:O	1.69	0.93
22:DA:2725:A:O2'	22:DA:2726:A:H2'	1.69	0.93
17:CQ:3:LYS:HZ1	17:CQ:6:THR:HG21	1.31	0.93
53:CA:1249:C:H2'	53:CA:1250:A:H5''	1.51	0.93
54:CG:137:ARG:CZ	54:CG:138:GLU:HG2	1.98	0.93
1:AA:1449:C:C2'	1:AA:1450:U:H5'	1.99	0.93
31:BJ:25:LEU:HD22	31:BJ:25:LEU:C	1.88	0.93
6:AF:36:ILE:HG22	6:AF:64:VAL:HG22	1.49	0.93
22:DA:1364:G:N7	45:DX:1:SER:HB2	1.84	0.93
22:DA:1324:G:H1	22:DA:1330:C:H42	1.16	0.93
2:AB:218:ALA:HA	2:AB:221:ARG:HH21	1.33	0.93
22:DA:2223:G:H2'	22:DA:2224:G:H5'	1.48	0.93
53:CA:560:A:H4'	53:CA:561:U:H5''	1.48	0.93
22:BA:558:U:P	31:BJ:113:PRO:HG2	2.09	0.93
27:BF:129:MET:HG2	27:BF:153:ILE:CD1	1.98	0.93
1:AA:667:G:H4'	15:AO:50:HIS:CE1	2.04	0.93
54:CG:100:MET:H	54:CG:100:MET:CE	1.81	0.93
38:BQ:4:LYS:HE2	38:BQ:7:VAL:HG13	1.51	0.93
14:AN:19:TYR:O	14:AN:22:LYS:HB3	1.69	0.93
22:BA:2540:C:H2'	22:BA:2541:A:H5'	1.49	0.93
22:DA:686:U:H3	50:D2:12:ARG:HB2	1.33	0.93
26:BE:112:LEU:HD13	26:BE:186:VAL:HG11	1.51	0.93
24:DC:224:MET:SD	24:DC:229:HIS:HB2	2.09	0.93
22:DA:320:A:H4'	22:DA:322:A:N7	1.84	0.93
4:CD:34:GLU:O	4:CD:37:PRO:HD3	1.69	0.93
53:CA:183:C:O2'	53:CA:184:G:H5'	1.68	0.93
58:DF:28:PRO:HB2	58:DF:168:LEU:HD21	1.51	0.93
55:CM:78:ARG:HH21	55:CM:79:LEU:HD23	1.34	0.93
26:BE:46:GLN:HG3	26:BE:87:ALA:H	1.33	0.93
22:BA:1063:G:P	30:BI:76:ALA:HB3	2.08	0.93
22:DA:739:A:H4'	22:DA:740:C:OP1	1.67	0.93
44:BW:18:LYS:HA	44:BW:36:ILE:CG1	1.97	0.93
53:CA:1293:C:H2'	53:CA:1294:G:C8	2.04	0.93
22:DA:2626:C:C2'	22:DA:2627:G:H5'	1.97	0.93
22:DA:257:C:H2'	22:DA:258:G:O4'	1.69	0.93
37:BP:52:ARG:HH11	37:BP:52:ARG:HG3	1.31	0.92
12:CL:109:ARG:HB2	12:CL:118:VAL:HG21	1.50	0.92
22:DA:300:A:H1'	22:DA:333:G:N2	1.83	0.92
4:AD:89:LEU:HD21	4:AD:199:ILE:HD11	1.50	0.92
58:DF:42:ALA:HB2	58:DF:49:LEU:HD21	1.51	0.92
22:DA:1026:G:O2'	22:DA:1027:A:H5'	1.69	0.92

Continued on next page...

Continued from previous page...

Atom-1	Atom-2	Distance(Å)	Clash(Å)
20:CT:23:ARG:HB3	20:CT:60:GLN:HE22	1.31	0.92
21:AU:36:PHE:HD1	21:AU:39:LYS:HB3	1.32	0.92
53:CA:91:U:O2'	53:CA:92:U:H5''	1.69	0.92
33:DL:17:LYS:NZ	33:DL:19:LEU:HD22	1.85	0.92
6:CF:11:HIS:HD2	6:CF:54:LEU:HD21	1.31	0.92
22:BA:469:G:O6	50:B2:37:LYS:HE2	1.69	0.92
57:DB:75:G:H1	57:DB:102:G:N2	1.66	0.92
53:CA:668:G:O2'	15:CO:45:HIS:HB3	1.69	0.92
9:CI:17:ARG:HB2	9:CI:65:THR:HB	1.50	0.92
1:AA:1531:A:H8	1:AA:1531:A:C5'	1.81	0.92
32:BK:18:ARG:H	32:BK:45:GLU:HB2	1.31	0.92
53:CA:1268:G:H21	53:CA:1327:C:H1'	1.30	0.92
22:BA:1340:U:H4'	22:BA:1341:G:OP2	1.65	0.92
31:BJ:56:VAL:HG12	31:BJ:57:LEU:H	1.33	0.92
1:AA:1319:A:H4'	1:AA:1320:C:OP1	1.68	0.92
22:BA:1277:G:H5'	35:BN:20:MET:HE1	1.48	0.92
58:DF:122:ASP:HB2	58:DF:126:ASN:HB2	1.48	0.92
12:CL:43:LYS:CB	12:CL:44:PRO:CD	2.40	0.92
28:BG:104:LEU:HB2	28:BG:112:VAL:HG21	1.49	0.92
53:CA:1219:A:OP1	14:CN:52:ARG:HG3	1.70	0.92
1:AA:1123:U:H4'	10:AJ:39:PRO:HD2	1.48	0.92
22:DA:1783:A:H5'	22:DA:2608:G:H4'	1.50	0.92
22:DA:593:U:H2'	22:DA:594:U:H6	1.32	0.92
22:DA:975:A:O2'	22:DA:976:G:H8	1.53	0.92
53:CA:940:C:HO2'	53:CA:1374:A:H2	1.11	0.92
2:AB:100:LEU:HB3	2:AB:174:GLU:HG2	1.51	0.92
25:BD:113:SER:C	25:BD:114:LYS:HE3	1.90	0.92
26:DE:108:ILE:HD11	26:DE:181:ILE:HB	1.50	0.92
25:BD:99:GLU:HG3	25:BD:100:LEU:N	1.85	0.92
4:CD:25:ARG:HH11	4:CD:25:ARG:CG	1.82	0.92
34:DM:27:SER:H	34:DM:66:ARG:HH22	1.12	0.92
21:CU:16:ARG:HG3	21:CU:19:LYS:CG	1.99	0.92
1:AA:439:U:O2'	1:AA:440:C:H5'	1.69	0.92
36:BO:76:LYS:O	36:BO:80:GLU:HG2	1.70	0.92
22:DA:1647:U:H5''	22:DA:1648:U:OP1	1.68	0.92
22:BA:1073:A:H3'	22:BA:1074:G:H5''	1.51	0.92
29:DH:27:ARG:HH11	45:DX:59:ASP:HA	1.35	0.92
22:DA:1669:A:H2'	22:DA:1669:A:N3	1.80	0.92
1:AA:60:A:H4'	1:AA:61:G:O5'	1.70	0.92
22:DA:279:A:H61	22:DA:361:G:H1'	1.34	0.92
22:DA:183:C:H2'	22:DA:184:C:H5'	1.52	0.92
22:BA:962:G:H21	22:BA:2250:G:H1	1.14	0.92

Continued on next page...

Continued from previous page...

Atom-1	Atom-2	Distance(Å)	Clash(Å)
22:DA:671:C:O2'	22:DA:672:C:H5'	1.69	0.92
30:BI:23:VAL:HB	30:BI:27:LEU:HB3	1.49	0.92
11:CK:81:LEU:HD11	11:CK:104:PHE:CD2	2.04	0.92
22:DA:1808:A:H3'	22:DA:1809:A:H8	1.33	0.92
1:AA:1157:A:H1'	1:AA:1181:G:C2	2.04	0.92
1:AA:939:G:H5'	7:AG:101:ARG:HH12	1.34	0.92
48:B0:9:ARG:HH21	48:B0:9:ARG:HG3	1.34	0.92
38:BQ:111:LYS:CE	39:BR:50:GLY:HA2	1.99	0.92
1:AA:209:U:H5'	1:AA:210:C:OP2	1.70	0.92
41:BT:29:THR:HA	41:BT:86:THR:HA	1.49	0.92
53:CA:977:A:O2'	53:CA:978:A:H5''	1.70	0.92
41:BT:39:THR:HB	41:BT:42:GLU:HB2	1.50	0.92
58:DF:39:VAL:HG22	58:DF:49:LEU:HG	1.52	0.92
22:DA:1734:G:O2'	22:DA:1735:A:H8	1.53	0.92
25:BD:5:VAL:H	25:BD:32:ASN:HD21	1.10	0.92
58:DF:64:PRO:HA	58:DF:88:VAL:HG22	1.51	0.92
21:CU:15:LEU:HD12	21:CU:15:LEU:O	1.68	0.92
30:DI:91:LYS:HB3	30:DI:94:LYS:HB2	1.52	0.92
1:AA:158:G:H2'	1:AA:159:G:C5'	2.00	0.92
11:AK:108:ASN:HB3	21:AU:6:ARG:HG2	1.49	0.92
53:CA:920:U:H2'	53:CA:921:U:H6	1.33	0.92
22:BA:636:G:C6	33:BL:111:ILE:CD1	2.52	0.92
22:DA:338:G:C2'	22:DA:339:U:H5'	1.99	0.92
22:DA:320:A:H2'	26:DE:131:THR:OG1	1.67	0.92
18:CR:72:ARG:NH2	21:CU:3:ILE:HD13	1.85	0.92
32:DK:7:MET:CE	32:DK:7:MET:HA	1.98	0.92
22:DA:234:U:H6	22:DA:234:U:H5''	1.32	0.92
15:AO:63:ARG:HD3	15:AO:87:ARG:HH22	1.33	0.92
44:BW:14:ASP:O	44:BW:15:SER:HB2	1.70	0.92
22:BA:491:G:H2'	22:BA:492:A:C8	2.05	0.92
53:CA:721:G:H4'	53:CA:722:G:O5'	1.69	0.92
1:AA:174:A:O2'	1:AA:175:C:H5'	1.70	0.92
22:BA:855:G:N2	44:BW:23:LYS:HG2	1.84	0.91
33:DL:108:ALA:HB3	33:DL:125:LEU:HD22	1.53	0.91
32:BK:21:CYS:HA	32:BK:41:ILE:CD1	2.00	0.91
8:CH:11:THR:HG22	8:CH:14:ARG:HH12	1.35	0.91
11:AK:15:VAL:HG13	11:AK:78:ILE:HG23	1.49	0.91
35:DN:34:ILE:HG22	35:DN:113:ILE:HG22	1.49	0.91
50:D2:19:ARG:HB3	50:D2:19:ARG:NH2	1.85	0.91
4:CD:32:LYS:HB3	4:CD:35:GLN:OE1	1.71	0.91
2:CB:79:VAL:HA	2:CB:213:LEU:HD21	1.49	0.91
41:DT:50:LEU:HD23	41:DT:51:PHE:N	1.84	0.91

Continued on next page...

Continued from previous page...

Atom-1	Atom-2	Distance(Å)	Clash(Å)
27:BF:134:GLN:O	27:BF:136:ILE:HG12	1.67	0.91
53:CA:1026:G:H1	53:CA:1036:A:H61	1.06	0.91
46:BY:9:LYS:HZ2	46:BY:9:LYS:HA	1.35	0.91
14:CN:89:ARG:HG3	14:CN:91:GLU:HG3	1.50	0.91
35:DN:73:ASN:HA	35:DN:76:VAL:HG22	1.50	0.91
33:DL:23:ILE:HG13	39:DR:82:HIS:CE1	2.06	0.91
16:AP:28:ARG:HE	16:AP:29:ASN:HD21	1.07	0.91
22:BA:2431:U:C6	22:BA:2431:U:H5'	2.05	0.91
5:CE:104:ILE:H	5:CE:122:VAL:H	0.96	0.91
11:AK:124:LYS:NZ	21:AU:33:ARG:HH21	1.68	0.91
22:DA:2848:G:HO2'	22:DA:2849:U:H6	0.93	0.91
12:CL:42:LYS:HD2	12:CL:43:LYS:HG2	1.53	0.91
49:B1:33:LEU:N	49:B1:51:ALA:HB3	1.84	0.91
24:BC:16:VAL:H	24:BC:203:VAL:HG12	1.34	0.91
37:BP:77:SER:HG	37:BP:79:VAL:HG13	1.36	0.91
22:DA:822:G:O6	22:DA:943:A:H2	1.52	0.91
40:BS:73:LYS:HE3	40:BS:74:ILE:H	1.36	0.91
8:CH:11:THR:HG22	8:CH:14:ARG:NH1	1.86	0.91
24:DC:75:ALA:HB2	24:DC:95:TYR:CD1	2.04	0.91
22:BA:1585:C:H2'	22:BA:1586:A:O4'	1.70	0.91
53:CA:209:U:H5''	53:CA:210:C:OP2	1.70	0.91
3:AC:110:LEU:HD21	3:AC:143:LEU:HD23	1.49	0.91
1:AA:569:C:H5''	1:AA:570:G:OP1	1.70	0.91
1:AA:1127:G:C2'	1:AA:1128:C:H5'	2.00	0.91
1:AA:98:A:H2'	1:AA:99:C:H6	1.33	0.91
17:AQ:12:VAL:CG1	17:AQ:13:SER:H	1.82	0.91
21:AU:39:LYS:H	21:AU:40:PRO:HD2	1.34	0.91
18:AR:35:SER:HA	18:AR:71:ASP:HB3	1.53	0.91
32:DK:2:ILE:O	32:DK:3:GLN:HB3	1.71	0.91
1:AA:414:A:H2'	1:AA:415:A:C8	2.06	0.91
40:BS:73:LYS:HE3	40:BS:74:ILE:N	1.84	0.91
3:CC:149:LYS:HE3	3:CC:200:TRP:CE3	2.06	0.91
41:DT:38:ALA:HB1	41:DT:81:LYS:NZ	1.84	0.91
22:BA:100:U:H4'	22:BA:101:A:O5'	1.68	0.91
22:DA:1605:C:H4'	22:DA:1610:A:C6	2.06	0.91
36:DO:17:LYS:HE3	36:DO:17:LYS:O	1.70	0.91
22:DA:1060:U:C4'	22:DA:1061:U:H2'	2.00	0.91
38:DQ:79:ILE:HA	38:DQ:82:LEU:HD12	1.50	0.91
53:CA:1304:G:H1'	53:CA:1333:A:H61	1.36	0.91
22:DA:618:G:N2	22:DA:619:G:H1'	1.86	0.91
36:DO:31:THR:HG21	36:DO:36:TYR:HE2	1.36	0.91
22:DA:1458:U:O3'	22:DA:1459:G:H4'	1.70	0.91

Continued on next page...

Continued from previous page...

Atom-1	Atom-2	Distance(Å)	Clash(Å)
13:AM:106:ARG:HH21	13:AM:112:ARG:HB3	1.32	0.91
22:BA:1064:C:H5'	30:BI:88:GLY:HA3	1.49	0.91
53:CA:1152:A:H2'	53:CA:1153:G:H8	1.19	0.91
12:CL:89:LEU:CB	12:CL:92:VAL:HG21	2.00	0.91
22:DA:649:G:H2'	22:DA:650:C:C6	2.06	0.91
25:DD:148:GLN:CG	25:DD:152:PRO:HG2	2.01	0.91
41:BT:61:LEU:C	41:BT:61:LEU:HD12	1.91	0.91
53:CA:1242:G:C2	53:CA:1243:C:H1'	2.06	0.91
1:AA:1183:U:H3'	1:AA:1184:G:H5''	1.53	0.91
26:DE:119:ILE:HD13	26:DE:143:LEU:HD21	1.49	0.91
53:CA:1446:A:H2'	53:CA:1447:A:H5'	1.52	0.91
41:DT:38:ALA:HB1	41:DT:81:LYS:HZ3	1.30	0.91
22:BA:1653:G:H1	35:BN:11:ASN:ND2	1.69	0.91
44:DW:13:ARG:HG3	44:DW:14:ASP:H	1.35	0.91
22:BA:894:U:H2'	22:BA:895:U:C6	2.06	0.91
30:DI:45:THR:HG23	30:DI:54:ILE:HD13	1.51	0.91
45:BX:6:VAL:HG13	45:BX:7:THR:HG23	1.53	0.91
29:DH:26:ALA:HB2	29:DH:30:LEU:HD12	1.51	0.91
22:DA:2379:G:H2'	22:DA:2380:C:H6	1.36	0.91
1:AA:274:A:HO2'	1:AA:275:G:H8	1.18	0.91
53:CA:808:C:OP1	15:CO:47:LYS:HE2	1.70	0.91
26:DE:111:GLU:HA	26:DE:114:ARG:HE	1.35	0.91
33:BL:91:ASP:H	33:BL:94:THR:HG21	1.36	0.91
21:CU:24:LYS:CG	21:CU:25:ALA:H	1.83	0.91
27:BF:72:SER:HB2	27:BF:80:GLN:H	1.36	0.91
57:DB:75:G:H1	57:DB:102:G:H22	0.91	0.91
17:AQ:22:VAL:HG21	17:AQ:60:ILE:HD11	1.51	0.91
53:CA:456:A:H2'	53:CA:457:G:H8	1.36	0.91
25:DD:34:VAL:HG12	25:DD:48:ILE:HD11	1.53	0.91
22:BA:1664:A:H5''	22:BA:1665:A:OP2	1.69	0.91
53:CA:1217:C:O2'	53:CA:1218:C:H6	1.54	0.91
25:BD:120:GLY:HA2	25:BD:162:ALA:HB1	1.50	0.91
22:DA:2729:G:H5''	25:DD:190:LYS:HZ3	1.35	0.91
56:CP:1:MET:HA	56:CP:1:MET:CE	2.01	0.91
22:BA:1935:G:H1'	22:BA:1964:G:N2	1.86	0.91
22:DA:786:C:C2'	22:DA:787:C:H5'	2.01	0.91
22:DA:1508:A:H4'	22:DA:1509:A:OP1	1.71	0.91
25:DD:124:ARG:HH11	25:DD:125:TRP:HE1	1.05	0.91
22:BA:215:G:H4'	22:BA:216:A:H4'	1.52	0.91
50:B2:3:ARG:HH21	50:B2:3:ARG:HG2	1.33	0.91
28:BG:84:LYS:HG3	28:BG:132:LEU:H	1.28	0.90
22:DA:1790:C:O2'	24:DC:207:ALA:HB2	1.71	0.90

Continued on next page...

Continued from previous page...

Atom-1	Atom-2	Distance(Å)	Clash(Å)
22:DA:1808:A:H3'	22:DA:1809:A:C8	2.06	0.90
22:DA:1606:C:H4'	22:DA:1607:C:H5'	1.53	0.90
1:AA:674:G:H4'	18:AR:69:TYR:CD1	2.06	0.90
9:AI:128:LYS:HD2	9:AI:129:ARG:H	1.35	0.90
22:DA:1967:C:H6	22:DA:1967:C:H5''	1.37	0.90
31:BJ:43:GLU:O	31:BJ:45:THR:CG2	2.20	0.90
22:DA:2748:A:H1'	28:DG:66:THR:CG2	2.01	0.90
12:AL:87:LYS:O	12:AL:88:ASP:HB2	1.71	0.90
53:CA:1215:G:HO2'	53:CA:1216:A:H8	0.91	0.90
1:AA:684:U:H1'	11:AK:39:ASN:O	1.71	0.90
57:DB:56:G:H4'	57:DB:57:A:O5'	1.69	0.90
55:CM:12:LYS:HE3	55:CM:12:LYS:HA	1.52	0.90
55:CM:13:HIS:HB3	55:CM:16:ILE:HD13	1.51	0.90
1:AA:1046:A:O2'	1:AA:1047:G:H5'	1.72	0.90
1:AA:1210:C:C2'	1:AA:1211:U:H5'	2.01	0.90
22:DA:684:G:H5'	50:D2:16:HIS:CE1	2.05	0.90
10:CJ:30:LYS:CG	10:CJ:36:VAL:HG22	2.00	0.90
53:CA:1125:U:C6	10:CJ:40:ILE:HG12	2.06	0.90
4:CD:32:LYS:O	4:CD:33:ILE:HG22	1.71	0.90
1:AA:94:G:H4'	1:AA:95:C:C5'	2.00	0.90
1:AA:255:G:H2'	1:AA:256:U:H6	1.36	0.90
25:BD:120:GLY:HA2	25:BD:162:ALA:HB2	1.50	0.90
22:BA:1032:A:H1'	52:B4:23:ILE:HD13	1.52	0.90
22:BA:1060:U:H4'	22:BA:1061:U:H5'	0.93	0.90
3:CC:190:THR:HG22	3:CC:191:THR:H	1.35	0.90
45:DX:30:PRO:CG	45:DX:32:LEU:HD21	2.01	0.90
22:DA:2756:U:O2'	22:DA:2757:A:H5'	1.70	0.90
53:CA:1158:C:H2'	53:CA:1158:C:O2	1.69	0.90
49:B1:33:LEU:HB3	49:B1:51:ALA:CB	2.02	0.90
38:DQ:87:VAL:HG12	38:DQ:88:GLU:H	1.32	0.90
20:AT:43:LYS:CB	20:AT:86:ALA:HB1	2.00	0.90
40:BS:73:LYS:CA	40:BS:73:LYS:HE3	2.02	0.90
58:DF:91:ARG:HH21	58:DF:91:ARG:HB3	1.35	0.90
29:DH:116:ARG:O	29:DH:117:LEU:HG	1.72	0.90
22:DA:95:A:H2'	22:DA:96:C:C5'	2.01	0.90
25:DD:133:THR:HG23	25:DD:134:HIS:N	1.83	0.90
22:DA:748:G:O6	22:DA:751:A:H5'	1.72	0.90
58:DF:91:ARG:NH2	58:DF:91:ARG:HB3	1.86	0.90
26:DE:111:GLU:HB2	26:DE:114:ARG:HH21	1.33	0.90
28:DG:18:ILE:HD12	28:DG:42:VAL:HG13	1.52	0.90
3:CC:112:ALA:HB2	3:CC:182:ASP:HB3	1.53	0.90
12:CL:42:LYS:HG2	12:CL:43:LYS:N	1.86	0.90

Continued on next page...

Continued from previous page...

Atom-1	Atom-2	Distance(Å)	Clash(Å)
41:DT:13:ALA:HB1	41:DT:14:PRO:HD2	1.54	0.90
53:CA:1067:A:H4'	53:CA:1068:G:O5'	1.71	0.90
31:BJ:73:VAL:HG23	31:BJ:74:TYR:N	1.85	0.90
22:DA:2378:A:C2'	22:DA:2379:G:H5'	2.01	0.90
5:CE:103:GLY:HA3	5:CE:121:ASN:HA	1.53	0.90
22:DA:1024:G:C3'	22:DA:1025:G:H5''	2.01	0.90
1:AA:795:C:H5''	1:AA:796:C:OP2	1.72	0.90
21:AU:33:ARG:HE	21:AU:34:ARG:HG3	1.35	0.90
24:BC:12:ARG:HH11	24:BC:12:ARG:CG	1.83	0.90
22:DA:1700:A:H2'	22:DA:1701:A:H5'	1.52	0.90
20:AT:33:LYS:N	20:AT:33:LYS:HE2	1.86	0.90
22:BA:1936:A:H2	22:BA:1943:U:C5	1.89	0.90
25:BD:151:THR:CG2	25:BD:152:PRO:CD	2.43	0.90
53:CA:386:C:C5	53:CA:387:U:C5	2.60	0.90
1:AA:1241:G:HO2'	1:AA:1242:G:H8	0.93	0.90
22:DA:1255:U:H5'	22:DA:2502:G:H22	1.37	0.90
38:DQ:4:LYS:CE	38:DQ:7:VAL:HG13	2.02	0.90
22:DA:2714:G:O2'	22:DA:2715:C:H5'	1.72	0.90
22:DA:526:A:N6	22:DA:2626:C:H4'	1.85	0.90
25:BD:91:THR:O	25:BD:93:GLY:N	2.05	0.90
3:CC:39:ARG:HG2	3:CC:54:ILE:HD13	1.54	0.90
12:CL:89:LEU:HB3	12:CL:92:VAL:CG2	1.99	0.90
38:DQ:87:VAL:HG21	39:DR:52:PRO:CD	2.00	0.90
9:CI:51:LEU:HG	9:CI:86:LEU:CD2	2.01	0.90
53:CA:876:C:C1'	8:CH:11:THR:HG21	2.01	0.90
3:CC:46:LEU:HD22	3:CC:75:VAL:HG22	1.52	0.90
22:DA:1231:U:H2'	22:DA:1232:G:H8	1.37	0.90
22:BA:1929:G:H4'	22:BA:1930:G:OP1	1.69	0.90
39:DR:2:TYR:HD2	39:DR:42:ALA:HB2	1.35	0.90
5:AE:81:GLN:N	5:AE:81:GLN:HE21	1.70	0.90
22:DA:1817:G:HO2'	22:DA:1818:U:H5'	1.28	0.90
22:DA:1388:G:HO2'	22:DA:1389:G:H8	0.90	0.90
22:DA:1207:C:HO2'	22:DA:1208:C:H6	0.92	0.90
22:DA:246:C:C2'	22:DA:247:G:H5'	2.01	0.90
35:BN:79:LEU:O	35:BN:80:PHE:HB2	1.70	0.90
22:DA:659:G:H4'	26:DE:95:LYS:HD3	1.54	0.90
19:AS:45:GLY:N	19:AS:61:VAL:HG23	1.87	0.90
1:AA:693:G:C2'	1:AA:694:A:H5'	2.02	0.90
53:CA:268:U:H2'	53:CA:269:C:C6	2.07	0.90
22:BA:2502:G:H5'	22:BA:2503:A:C5'	2.02	0.90
29:BH:41:LYS:HA	29:BH:44:ILE:HG12	1.53	0.90
26:DE:23:PHE:HB2	26:DE:114:ARG:HH22	1.37	0.90

Continued on next page...

Continued from previous page...

Atom-1	Atom-2	Distance(Å)	Clash(Å)
22:BA:417:C:H2'	22:BA:418:C:H6	1.37	0.90
1:AA:49:U:O4	1:AA:365:U:H5	1.54	0.90
17:CQ:25:GLU:HG3	17:CQ:40:THR:HG22	1.54	0.90
22:BA:143:C:HO2'	22:BA:144:A:H8	1.19	0.90
2:AB:67:LEU:HD21	2:AB:91:VAL:HG23	1.54	0.90
53:CA:1288:A:O2'	53:CA:1289:A:H8	1.55	0.90
32:DK:13:ASN:HD21	32:DK:97:THR:H	1.13	0.90
22:BA:777:G:O2'	22:BA:778:G:H5'	1.71	0.90
34:BM:114:ARG:HG2	34:BM:130:PHE:CE1	2.07	0.90
7:AG:119:LEU:HD21	7:AG:123:LEU:HD23	1.53	0.90
53:CA:1283:U:O2'	53:CA:1284:C:H5'	1.72	0.89
22:BA:1799:G:H4'	22:BA:1800:C:O5'	1.71	0.89
1:AA:1143:G:H2'	1:AA:1144:G:H8	1.35	0.89
33:DL:92:LEU:HD22	33:DL:124:GLY:HA3	1.51	0.89
22:BA:1746:A:H2'	22:BA:1747:U:C6	2.08	0.89
26:DE:79:ARG:HG2	26:DE:80:SER:H	1.36	0.89
17:CQ:45:VAL:HG21	17:CQ:60:ILE:HG21	1.52	0.89
22:DA:1338:G:H4'	41:DT:18:GLU:OE2	1.72	0.89
22:DA:142:A:HO2'	22:DA:143:C:H6	0.92	0.89
35:DN:51:LEU:HD23	35:DN:54:LEU:HD21	1.52	0.89
53:CA:1217:C:HO2'	53:CA:1218:C:H6	1.04	0.89
53:CA:960:U:H5'	53:CA:961:U:H5''	1.54	0.89
3:AC:56:ILE:CG1	3:AC:65:VAL:HG22	2.02	0.89
22:DA:2291:U:H2'	22:DA:2292:U:H6	1.31	0.89
34:DM:7:THR:HG22	34:DM:9:PHE:H	1.36	0.89
5:AE:14:LEU:O	5:AE:14:LEU:HD13	1.70	0.89
22:DA:1635:A:O2'	22:DA:1636:U:H5'	1.71	0.89
29:DH:61:VAL:HG13	29:DH:62:LEU:HG	1.51	0.89
22:BA:243:U:OP1	51:B3:5:THR:HG21	1.72	0.89
5:AE:103:GLY:HA2	5:AE:121:ASN:HA	1.53	0.89
10:CJ:40:ILE:HG22	10:CJ:42:LEU:CD1	2.03	0.89
22:BA:1498:C:O2'	22:BA:1499:C:H6	1.55	0.89
53:CA:1218:C:O2'	53:CA:1219:A:H8	1.54	0.89
9:CI:71:ILE:CD1	9:CI:72:SER:H	1.85	0.89
15:AO:26:VAL:HG12	15:AO:30:LEU:HD12	1.52	0.89
47:BZ:40:THR:HG22	47:BZ:43:ILE:HG23	1.55	0.89
53:CA:238:A:H2'	53:CA:239:U:H5''	0.90	0.89
22:DA:528:A:O2'	22:DA:529:A:H5''	1.71	0.89
22:DA:27:G:N2	22:DA:512:G:H2'	1.86	0.89
53:CA:961:U:O2'	53:CA:962:C:H6	1.54	0.89
14:CN:40:ARG:NH1	19:CS:6:LYS:HB2	1.88	0.89
32:DK:7:MET:HA	32:DK:7:MET:HE3	1.53	0.89

Continued on next page...

Continued from previous page...

Atom-1	Atom-2	Distance(Å)	Clash(Å)
22:DA:2668:G:HO2'	22:DA:2669:G:H8	0.94	0.89
55:CM:77:LYS:HA	55:CM:80:MET:HE2	1.52	0.89
58:DF:91:ARG:HA	58:DF:95:MET:SD	2.12	0.89
22:DA:1700:A:C2'	22:DA:1701:A:H5'	2.02	0.89
22:DA:1361:G:O2'	22:DA:1362:C:H5'	1.72	0.89
45:BX:58:ILE:CD1	45:BX:66:VAL:HG21	2.02	0.89
49:B1:8:ILE:CG2	49:B1:51:ALA:HA	2.02	0.89
11:CK:26:PHE:CZ	11:CK:88:PRO:HG2	2.08	0.89
53:CA:1366:C:O2'	53:CA:1367:C:H5'	1.73	0.89
21:AU:3:ILE:HA	21:AU:19:LYS:NZ	1.86	0.89
29:BH:2:GLN:O	29:BH:3:VAL:HG22	1.70	0.89
26:BE:96:VAL:O	26:BE:96:VAL:HG12	1.72	0.89
45:BX:5:GLN:HE21	45:BX:49:ARG:H	1.20	0.89
24:DC:255:LYS:O	24:DC:256:THR:HG23	1.72	0.89
12:CL:82:ARG:HG2	12:CL:82:ARG:NH1	1.86	0.89
46:DY:37:LEU:HD13	46:DY:42:LEU:CD1	2.01	0.89
22:DA:2746:U:H2'	22:DA:2747:G:H5'	1.53	0.89
33:DL:63:LYS:HB3	51:D3:12:ARG:HD2	1.54	0.89
19:CS:40:PHE:CB	19:CS:41:PRO:HD2	2.01	0.89
8:CH:76:ARG:HD3	8:CH:77:VAL:N	1.88	0.89
12:AL:23:LEU:HB2	12:AL:58:ASN:ND2	1.88	0.89
22:DA:1552:A:N3	22:DA:1552:A:H2'	1.88	0.89
53:CA:1245:C:O2'	53:CA:1246:A:H8	1.56	0.89
24:BC:251:THR:HG22	24:BC:252:LYS:N	1.86	0.89
16:AP:19:VAL:HG22	16:AP:36:VAL:HG12	1.55	0.89
53:CA:728:A:O2'	53:CA:729:A:H5'	1.72	0.89
22:BA:1414:C:C4	22:BA:1415:U:H5	1.91	0.89
34:DM:34:LYS:HB2	34:DM:131:VAL:CG2	2.02	0.89
22:DA:118:A:OP2	22:DA:119:A:H3'	1.72	0.89
22:DA:1807:G:H2'	22:DA:1808:A:H5'	1.52	0.89
53:CA:1102:A:H2'	53:CA:1103:C:H6	1.36	0.89
45:BX:58:ILE:HD11	45:BX:66:VAL:HG11	1.55	0.89
40:DS:84:ARG:HB3	40:DS:96:ILE:CG2	2.02	0.89
54:CG:107:ALA:O	54:CG:118:ARG:HB3	1.73	0.89
22:BA:1287:A:H5'	35:BN:103:ARG:HD2	1.54	0.89
22:BA:2138:G:H1	22:BA:2153:C:N4	1.70	0.89
22:DA:2626:C:O2'	22:DA:2627:G:H5'	1.72	0.89
6:CF:11:HIS:CD2	6:CF:54:LEU:HD21	2.08	0.89
24:BC:20:ASN:HD21	24:BC:22:GLU:HG2	1.36	0.89
40:BS:96:ILE:HD12	40:BS:96:ILE:C	1.92	0.89
31:BJ:44:TYR:HD2	38:BQ:63:ARG:HD3	1.28	0.89
1:AA:1279:G:N3	1:AA:1279:G:H2'	1.85	0.89

Continued on next page...

Continued from previous page...

Atom-1	Atom-2	Distance(Å)	Clash(Å)
34:DM:36:VAL:HG21	34:DM:129:THR:HG22	1.51	0.89
8:CH:68:LYS:HD3	8:CH:69:ALA:N	1.86	0.89
5:CE:28:ARG:HG2	5:CE:29:ILE:N	1.88	0.89
42:BU:5:ARG:HH21	42:BU:5:ARG:CG	1.84	0.89
28:DG:106:LEU:HB2	28:DG:108:PHE:HE1	1.34	0.89
22:BA:153:U:O2'	22:BA:154:U:H5'	1.72	0.89
22:DA:127:A:N7	50:D2:46:LYS:HE3	1.88	0.89
22:DA:861:A:H2'	22:DA:862:G:H8	1.36	0.89
2:AB:58:LYS:NZ	2:AB:62:ARG:HG3	1.87	0.89
25:BD:110:THR:HG23	25:BD:171:THR:HG22	1.53	0.89
26:BE:110:SER:O	26:BE:113:VAL:HG12	1.73	0.89
1:AA:642:A:O2'	1:AA:643:C:H5'	1.73	0.89
38:BQ:93:ILE:HG23	38:BQ:94:LEU:N	1.86	0.89
22:DA:1056:G:H1'	22:DA:1103:A:N6	1.88	0.89
22:DA:164:C:O2'	22:DA:165:A:H5'	1.72	0.89
22:DA:1913:A:H4'	22:DA:1914:C:OP1	1.70	0.89
25:BD:106:LYS:N	25:BD:106:LYS:HD2	1.87	0.89
34:DM:36:VAL:HG22	43:DV:82:TYR:HB2	1.54	0.89
22:DA:1611:C:O2'	22:DA:1612:C:H6	1.55	0.89
1:AA:1202:U:O2'	1:AA:1203:C:H5'	1.72	0.89
4:AD:145:ARG:HH11	4:AD:147:LYS:HE3	1.36	0.89
22:BA:1056:G:O2'	22:BA:1086:A:H1'	1.73	0.89
25:DD:49:GLN:HE21	25:DD:79:LEU:HB3	1.37	0.89
34:DM:8:LYS:HA	34:DM:8:LYS:HE3	1.53	0.89
53:CA:239:U:H5'	53:CA:239:U:H6	1.37	0.88
40:BS:66:ILE:HD13	40:BS:67:ASP:N	1.88	0.88
24:BC:106:PRO:HB3	24:BC:141:HIS:HE1	1.35	0.88
45:DX:53:LYS:HA	45:DX:56:ARG:CB	2.04	0.88
12:AL:43:LYS:HB2	12:AL:44:PRO:CD	2.03	0.88
53:CA:91:U:HO2'	53:CA:92:U:H6	1.17	0.88
53:CA:1454:G:O2'	53:CA:1455:G:H5''	1.72	0.88
31:BJ:25:LEU:HD22	31:BJ:26:GLY:N	1.88	0.88
17:AQ:45:VAL:HG21	17:AQ:60:ILE:CD1	2.03	0.88
1:AA:184:G:O2'	1:AA:185:U:H6	1.56	0.88
53:CA:1175:G:O2'	53:CA:1176:A:H5'	1.72	0.88
3:AC:134:LYS:HE3	3:AC:138:GLN:HE22	1.38	0.88
29:DH:3:VAL:HG12	29:DH:38:PRO:HA	1.55	0.88
2:CB:128:LEU:HB3	2:CB:131:LYS:HB3	1.53	0.88
33:BL:110:VAL:O	33:BL:111:ILE:HB	1.71	0.88
28:BG:126:THR:HG22	28:BG:127:GLN:N	1.88	0.88
6:CF:86:ARG:HH11	18:CR:63:TYR:HB3	1.28	0.88
21:CU:16:ARG:HG3	21:CU:19:LYS:HG2	1.53	0.88

Continued on next page...

Continued from previous page...

Atom-1	Atom-2	Distance(Å)	Clash(Å)
53:CA:199:A:O2'	53:CA:200:G:H5''	1.72	0.88
1:AA:1157:A:H1'	1:AA:1181:G:N2	1.88	0.88
22:DA:786:C:H2'	22:DA:787:C:H5'	1.55	0.88
22:BA:1348:C:H2'	22:BA:1349:C:H5'	1.53	0.88
22:DA:1469:A:H2'	22:DA:1470:A:H8	1.33	0.88
1:AA:1258:G:O2'	1:AA:1259:C:H6	1.55	0.88
22:DA:302:C:O2'	22:DA:303:G:H8	1.57	0.88
44:BW:23:LYS:O	44:BW:66:VAL:HB	1.73	0.88
37:BP:20:ARG:HD3	37:BP:112:ARG:NH1	1.89	0.88
10:AJ:36:VAL:HG22	10:AJ:76:ILE:CG1	2.03	0.88
54:CG:78:ARG:HA	54:CG:84:TYR:HB2	1.56	0.88
20:AT:4:LYS:HE2	20:AT:5:SER:HB3	1.53	0.88
41:BT:31:VAL:C	41:BT:32:LEU:HD23	1.94	0.88
53:CA:1372:U:H5''	9:CI:71:ILE:HD11	1.55	0.88
7:AG:26:VAL:HG12	7:AG:42:VAL:CG2	2.00	0.88
4:AD:117:VAL:CA	4:AD:122:ILE:HD11	2.03	0.88
34:DM:35:ALA:HB3	34:DM:99:GLY:N	1.88	0.88
53:CA:1499:A:O2'	53:CA:1500:A:H5'	1.72	0.88
1:AA:1025:U:H5''	1:AA:1026:G:H5'	1.54	0.88
24:BC:28:PRO:HG2	24:BC:33:LEU:HD11	1.54	0.88
37:BP:33:GLU:HG3	37:BP:34:GLY:H	1.38	0.88
22:DA:1673:G:H2'	22:DA:1674:G:H5'	1.55	0.88
24:DC:173:LEU:HD22	24:DC:173:LEU:H	1.35	0.88
10:CJ:84:VAL:HG23	10:CJ:85:ASP:N	1.88	0.88
27:BF:35:LEU:HB3	27:BF:153:ILE:HG22	1.53	0.88
26:DE:149:ILE:O	26:DE:188:MET:HA	1.73	0.88
53:CA:375:U:OP1	56:CP:70:ARG:HD3	1.73	0.88
22:DA:1237:A:C2	22:DA:1238:G:H1'	2.08	0.88
26:DE:129:PRO:HD3	26:DE:156:ASN:OD1	1.73	0.88
4:CD:29:THR:HG22	4:CD:30:LYS:CD	2.03	0.88
20:AT:82:ILE:O	20:AT:86:ALA:HB3	1.72	0.88
5:CE:104:ILE:N	5:CE:122:VAL:H	1.71	0.88
35:DN:37:THR:HB	35:DN:40:LYS:HB2	1.54	0.88
54:CG:4:ARG:NH2	54:CG:6:ILE:HB	1.89	0.88
17:CQ:58:VAL:HB	17:CQ:74:LEU:HD11	1.56	0.88
40:BS:43:ALA:HA	40:BS:46:LEU:HD12	1.54	0.88
23:BB:45:A:O2'	23:BB:46:A:H5'	1.73	0.88
22:DA:2069:G:O2'	22:DA:2070:A:H5'	1.73	0.88
31:BJ:110:PRO:HB2	31:BJ:111:LYS:HG3	1.56	0.88
1:AA:1021:A:H2'	1:AA:1022:A:C5'	2.02	0.88
11:CK:74:LYS:HA	11:CK:78:ILE:HD11	1.55	0.88
22:DA:1754:A:OP1	37:DP:93:LYS:HE3	1.73	0.88

Continued on next page...

Continued from previous page...

Atom-1	Atom-2	Distance(Å)	Clash(Å)
1:AA:184:G:HO2'	1:AA:185:U:H6	1.01	0.88
22:BA:784:G:C6	24:BC:227:VAL:HG11	2.07	0.88
2:AB:36:LYS:HA	2:AB:36:LYS:HE3	1.53	0.88
53:CA:531:U:H5''	53:CA:532:A:OP1	1.74	0.88
37:DP:86:LYS:HA	37:DP:86:LYS:NZ	1.87	0.88
22:BA:990:A:H5'	22:BA:990:A:C8	2.08	0.88
42:DU:59:GLU:C	42:DU:60:LYS:HD2	1.94	0.88
22:BA:2540:C:C2'	22:BA:2541:A:H5'	2.03	0.88
14:AN:29:ILE:HG23	14:AN:34:ASN:ND2	1.87	0.88
1:AA:1412:C:H2'	1:AA:1413:A:C8	2.09	0.88
12:CL:19:ASN:H	12:CL:19:ASN:HD22	1.16	0.88
53:CA:674:G:H4'	18:CR:69:TYR:CD1	2.09	0.88
22:DA:2136:G:H2'	22:DA:2137:U:H5	1.38	0.88
47:DZ:20:LYS:O	47:DZ:24:LEU:HD13	1.74	0.88
4:AD:145:ARG:NH1	4:AD:147:LYS:HE3	1.89	0.88
22:DA:1231:U:H2'	22:DA:1232:G:C8	2.08	0.88
17:CQ:58:VAL:CG1	17:CQ:74:LEU:HD11	2.04	0.88
22:BA:2207:C:H2'	22:BA:2208:C:H6	1.39	0.88
24:DC:122:ALA:HB3	24:DC:127:ASN:HD22	1.39	0.88
2:AB:139:GLU:O	2:AB:143:LEU:HD23	1.73	0.88
46:BY:31:GLN:HG2	46:BY:37:LEU:HB2	1.52	0.88
5:AE:152:VAL:HB	5:AE:155:LYS:HZ2	1.08	0.88
5:AE:155:LYS:HD2	5:AE:156:ARG:H	1.35	0.88
1:AA:430:A:HO2'	1:AA:431:A:H5'	1.12	0.88
24:BC:80:LEU:HD11	24:BC:109:LEU:HG	1.53	0.88
22:DA:2053:G:H2'	22:DA:2054:A:O4'	1.72	0.88
22:DA:1307:A:H62	22:DA:1606:C:H6	1.14	0.88
47:DZ:6:ILE:HD12	47:DZ:47:ILE:HD11	1.56	0.88
41:DT:87:LEU:HD23	41:DT:88:LYS:N	1.89	0.88
3:AC:166:TRP:H	3:AC:166:TRP:HE3	1.17	0.88
22:DA:873:C:H4'	34:DM:64:TRP:HE1	1.37	0.88
1:AA:653:U:O2'	1:AA:654:G:H5'	1.72	0.88
22:DA:2493:U:H3'	22:DA:2494:G:H5''	1.54	0.88
33:BL:110:VAL:HG11	33:BL:131:ALA:HB1	1.56	0.88
22:DA:297:G:H5''	42:DU:84:PHE:HB2	1.55	0.88
53:CA:962:C:O2'	53:CA:963:G:H8	1.57	0.88
22:DA:2713:U:H3'	22:DA:2714:G:C5'	2.04	0.88
53:CA:94:G:H4'	53:CA:95:C:OP1	1.71	0.88
3:CC:140:ALA:O	3:CC:145:ALA:HB3	1.74	0.88
53:CA:456:A:H2'	53:CA:457:G:C8	2.09	0.88
22:BA:2661:G:O2'	22:BA:2662:A:H5'	1.74	0.88
22:BA:357:C:H2'	22:BA:358:U:C6	2.09	0.88

Continued on next page...

Continued from previous page...

Atom-1	Atom-2	Distance(Å)	Clash(Å)
22:BA:483:A:O2'	42:BU:56:GLY:HA2	1.73	0.88
25:DD:173:GLN:HA	25:DD:173:GLN:HE21	1.39	0.88
22:DA:2324:U:H5''	22:DA:2325:G:H5''	1.56	0.88
22:DA:921:C:C2'	22:DA:922:C:H5'	2.04	0.88
2:AB:40:ILE:HG13	2:AB:41:ASN:H	1.39	0.88
22:DA:528:A:N1	22:DA:2042:A:H2'	1.88	0.88
53:CA:960:U:H4'	53:CA:961:U:C5'	2.03	0.88
31:BJ:77:HIS:HD2	31:BJ:79:GLY:N	1.71	0.88
24:DC:144:GLU:HA	24:DC:151:GLY:HA2	1.56	0.88
55:CM:13:HIS:HB2	55:CM:43:LYS:HE2	1.55	0.88
54:CG:100:MET:HE3	54:CG:100:MET:H	1.36	0.88
13:AM:19:THR:HA	13:AM:24:VAL:HG23	1.56	0.88
22:BA:1429:G:O2'	22:BA:1430:G:H5'	1.73	0.88
15:AO:9:LYS:O	15:AO:13:GLU:HG3	1.74	0.88
37:BP:9:GLN:HA	37:BP:12:MET:HG3	1.56	0.87
31:BJ:88:THR:CG2	31:BJ:91:GLU:HG3	2.04	0.87
22:BA:1056:G:H5''	22:BA:1057:A:H5'	1.54	0.87
54:CG:28:ILE:HG21	54:CG:100:MET:HG3	1.54	0.87
22:BA:1510:G:H2'	22:BA:1511:G:H8	1.39	0.87
5:AE:81:GLN:HG2	5:AE:149:PRO:CG	2.04	0.87
10:CJ:40:ILE:HG22	10:CJ:42:LEU:HD12	1.55	0.87
5:CE:28:ARG:HG2	5:CE:29:ILE:H	1.39	0.87
41:BT:15:HIS:HB3	41:BT:31:VAL:CG2	2.04	0.87
54:CG:63:VAL:HG11	54:CG:127:ALA:HB2	1.57	0.87
24:BC:246:PRO:HG2	24:BC:247:TRP:CH2	2.09	0.87
57:DB:30:C:H2'	57:DB:31:C:H5'	1.56	0.87
51:D3:41:ARG:CG	51:D3:41:ARG:HH21	1.87	0.87
34:BM:40:ARG:HB2	34:BM:93:VAL:CG2	2.05	0.87
1:AA:983:A:O2'	1:AA:984:C:H5'	1.74	0.87
1:AA:274:A:O2'	1:AA:275:G:H8	1.55	0.87
35:BN:12:ARG:HG3	35:BN:12:ARG:HH21	1.37	0.87
37:DP:50:ARG:HA	37:DP:57:ALA:O	1.74	0.87
22:DA:1387:A:N6	22:DA:1401:G:C6	2.41	0.87
1:AA:426:U:O2'	1:AA:427:U:H5'	1.73	0.87
53:CA:481:G:H4'	53:CA:482:A:OP1	1.74	0.87
31:DJ:73:VAL:HB	31:DJ:75:TYR:CE2	2.08	0.87
25:DD:114:LYS:HD2	25:DD:116:LYS:HZ2	1.37	0.87
1:AA:1381:U:O2'	1:AA:1382:C:H5'	1.73	0.87
53:CA:752:G:H1'	53:CA:754:C:N4	1.87	0.87
53:CA:245:U:O2'	53:CA:246:A:H5'	1.74	0.87
62:BA:3776:HOH:O	31:BJ:39:LYS:HE3	1.73	0.87
22:DA:1343:G:H2'	22:DA:1344:U:C5	2.09	0.87

Continued on next page...

Continued from previous page...

Atom-1	Atom-2	Distance(Å)	Clash(Å)
1:AA:469:C:H2'	1:AA:470:C:C6	2.09	0.87
44:BW:40:ARG:HD3	44:BW:45:HIS:CE1	2.09	0.87
29:BH:8:LYS:O	29:BH:13:GLY:HA3	1.73	0.87
47:DZ:16:LEU:HD22	47:DZ:16:LEU:N	1.89	0.87
22:DA:2102:G:H2'	22:DA:2103:C:H5'	1.56	0.87
53:CA:844:G:O2'	53:CA:845:A:H5''	1.75	0.87
34:BM:64:TRP:HZ3	34:BM:106:ASP:HB2	1.39	0.87
41:BT:70:HIS:HB2	41:BT:73:ARG:O	1.73	0.87
22:DA:1401:G:H2'	22:DA:1402:U:C5	2.09	0.87
22:DA:311:A:O2'	22:DA:332:A:H5'	1.75	0.87
39:DR:39:LEU:CA	39:DR:49:ILE:HG21	2.04	0.87
1:AA:267:C:O2'	1:AA:268:U:H5'	1.73	0.87
22:DA:1740:G:O2'	22:DA:1741:C:H5'	1.74	0.87
22:DA:616:A:HO2'	22:DA:617:G:H8	1.09	0.87
24:DC:122:ALA:HB3	24:DC:127:ASN:ND2	1.89	0.87
53:CA:818:G:O2'	53:CA:819:A:H5'	1.73	0.87
53:CA:571:U:H5''	53:CA:572:A:OP2	1.74	0.87
29:DH:78:VAL:HG11	29:DH:144:VAL:HG12	1.54	0.87
22:BA:1073:A:H3'	22:BA:1074:G:C5'	2.03	0.87
5:AE:153:ALA:CA	5:AE:156:ARG:HB2	2.03	0.87
22:DA:2800:A:C4	22:DA:2801:G:H1'	2.08	0.87
53:CA:519:C:O2'	53:CA:520:A:C5'	2.23	0.87
22:DA:1204:A:H4'	22:DA:1205:A:C5'	2.05	0.87
22:DA:1327:A:H2'	22:DA:1328:A:C8	2.09	0.87
41:DT:29:THR:H	41:DT:87:LEU:CB	1.88	0.87
58:DF:137:PHE:HB2	58:DF:138:PRO:HD2	1.57	0.87
22:BA:1627:G:H5'	22:BA:1627:G:H8	1.37	0.87
53:CA:113:G:H21	53:CA:353:A:H8	0.92	0.87
24:DC:67:LYS:HB3	24:DC:150:GLY:HA2	1.53	0.87
22:DA:1447:C:H2'	22:DA:1448:G:C8	2.09	0.87
25:BD:169:ARG:O	25:BD:170:VAL:HG13	1.75	0.87
32:BK:95:ILE:O	32:BK:95:ILE:HD12	1.73	0.87
24:DC:159:THR:O	24:DC:194:VAL:HG12	1.75	0.87
28:BG:8:VAL:CG1	28:BG:49:LEU:HB2	2.04	0.87
22:DA:2379:G:H2'	22:DA:2380:C:C6	2.10	0.87
57:DB:12:C:H4'	57:DB:13:G:OP1	1.73	0.87
22:DA:2624:G:N2	22:DA:2625:G:H1'	1.88	0.87
36:DO:27:VAL:HB	36:DO:38:GLN:HG3	1.57	0.87
22:DA:779:U:OP1	24:DC:48:ILE:HG13	1.74	0.87
57:DB:40:U:O2	57:DB:43:C:H2'	1.74	0.87
1:AA:224:U:O2'	1:AA:225:C:H5'	1.74	0.87
22:BA:1936:A:C2	22:BA:1943:U:H5	1.93	0.87

Continued on next page...

Continued from previous page...

Atom-1	Atom-2	Distance(Å)	Clash(Å)
5:AE:156:ARG:O	5:AE:158:LYS:N	2.08	0.87
5:AE:81:GLN:H	5:AE:81:GLN:HE21	0.88	0.87
22:BA:1188:U:H2'	22:BA:1189:A:C5'	2.05	0.87
5:CE:104:ILE:H	5:CE:122:VAL:N	1.73	0.87
1:AA:996:A:C2	1:AA:1046:A:H5'	2.10	0.87
1:AA:365:U:H5''	1:AA:366:A:OP1	1.75	0.87
1:AA:116:A:H2'	1:AA:117:G:H8	1.40	0.87
29:BH:82:SER:O	29:BH:83:LYS:HB2	1.75	0.87
33:BL:93:ASN:ND2	33:BL:94:THR:N	2.22	0.87
53:CA:1278:G:H4'	53:CA:1279:G:C5'	2.03	0.87
22:DA:727:A:H2'	22:DA:728:G:C8	2.10	0.87
22:DA:116:C:H5''	22:DA:128:C:H41	1.40	0.87
21:CU:39:LYS:N	21:CU:40:PRO:HD2	1.89	0.87
53:CA:1226:C:H5''	55:CM:94:LEU:HD21	1.57	0.87
4:AD:194:ILE:O	4:AD:194:ILE:HG13	1.74	0.87
1:AA:792:A:H4'	1:AA:793:U:O5'	1.73	0.87
37:BP:102:ARG:CB	37:BP:107:ALA:HB2	2.05	0.87
57:DB:65:U:H3'	57:DB:108:A:N6	1.90	0.87
14:AN:22:LYS:HG3	14:AN:23:ARG:N	1.90	0.87
22:BA:558:U:OP1	31:BJ:113:PRO:HG2	1.75	0.87
22:BA:2579:C:C2'	22:BA:2580:U:H5'	2.04	0.87
2:AB:132:GLU:O	2:AB:136:ARG:HB2	1.75	0.87
2:AB:108:GLN:H	2:AB:108:GLN:HE21	1.21	0.87
22:DA:2423:U:H5''	22:DA:2424:C:OP1	1.73	0.87
22:BA:1070:A:C2	30:BI:9:LYS:CG	2.58	0.86
4:CD:187:ARG:NH2	4:CD:191:SER:HA	1.90	0.86
53:CA:1125:U:C5	10:CJ:40:ILE:HG12	2.10	0.86
22:DA:739:A:O2'	22:DA:740:C:C5	2.28	0.86
42:DU:14:THR:HG23	42:DU:15:GLY:H	1.38	0.86
22:DA:2748:A:H1'	28:DG:66:THR:HG22	1.56	0.86
13:AM:89:ARG:CB	13:AM:96:VAL:HG22	2.04	0.86
53:CA:764:C:C2'	53:CA:765:G:H5'	2.04	0.86
32:DK:60:ALA:HA	32:DK:87:LEU:CD2	2.05	0.86
56:CP:1:MET:HA	56:CP:1:MET:HE3	1.56	0.86
57:DB:45:A:H2'	57:DB:46:A:C8	2.09	0.86
2:CB:119:GLN:HG3	2:CB:124:THR:HG21	1.57	0.86
22:BA:1062:G:OP1	22:BA:1070:A:H4'	1.75	0.86
56:CP:74:LEU:O	56:CP:78:VAL:HG23	1.74	0.86
22:DA:861:A:H2'	22:DA:862:G:C8	2.10	0.86
39:DR:39:LEU:HB3	39:DR:49:ILE:HD13	1.57	0.86
51:D3:3:ILE:HG22	51:D3:4:LYS:N	1.87	0.86
2:AB:100:LEU:HD12	2:AB:178:LEU:HD23	1.57	0.86

Continued on next page...

Continued from previous page...

Atom-1	Atom-2	Distance(Å)	Clash(Å)
22:DA:2356:U:H4'	44:DW:16:GLU:HG3	1.57	0.86
44:DW:43:LYS:HD2	44:DW:79:ILE:HD11	1.56	0.86
22:BA:409:G:O2'	22:BA:410:G:H5'	1.74	0.86
33:DL:68:SER:O	33:DL:69:ARG:HB2	1.74	0.86
53:CA:335:C:H2'	53:CA:336:A:C8	2.10	0.86
53:CA:238:A:C3'	53:CA:239:U:H5''	2.04	0.86
53:CA:451:A:H4'	53:CA:452:A:O5'	1.72	0.86
22:DA:1070:A:H5'	22:DA:1071:G:H5''	1.57	0.86
2:CB:103:TRP:CD1	2:CB:107:ARG:HB3	2.10	0.86
41:BT:29:THR:CG2	41:BT:86:THR:HG22	2.04	0.86
1:AA:1303:C:H2'	1:AA:1304:G:C8	2.11	0.86
43:BV:10:LYS:N	43:BV:10:LYS:HD3	1.87	0.86
53:CA:17:U:H2'	53:CA:18:C:C6	2.10	0.86
25:BD:34:VAL:HG22	25:BD:94:GLN:H	1.40	0.86
22:DA:1489:C:H4'	22:DA:1490:A:OP1	1.76	0.86
12:CL:79:ILE:HD12	12:CL:96:THR:HG21	1.54	0.86
1:AA:109:A:H2'	1:AA:326:G:N2	1.88	0.86
22:BA:2571:U:O2'	25:BD:151:THR:HG21	1.76	0.86
22:DA:92:U:H2'	22:DA:93:G:C8	2.10	0.86
41:DT:4:GLU:HG3	41:DT:6:ARG:HH21	1.38	0.86
44:BW:18:LYS:HG3	44:BW:19:ARG:N	1.85	0.86
53:CA:1048:G:H21	53:CA:1214:C:H5	1.20	0.86
22:DA:2136:G:H2'	22:DA:2137:U:C5	2.09	0.86
25:DD:29:VAL:HB	25:DD:98:VAL:CG1	2.05	0.86
22:DA:1305:C:HO2'	22:DA:1306:C:H6	0.93	0.86
22:DA:1166:G:N2	22:DA:1184:U:H1'	1.90	0.86
1:AA:1234:C:C2'	1:AA:1235:U:H5'	2.05	0.86
4:CD:69:ARG:CG	4:CD:69:ARG:HH11	1.88	0.86
53:CA:559:A:H4'	53:CA:560:A:O5'	1.73	0.86
1:AA:116:A:H2'	1:AA:117:G:C8	2.10	0.86
1:AA:495:A:H4'	1:AA:496:A:O5'	1.75	0.86
53:CA:913:A:H4'	53:CA:914:A:O5'	1.73	0.86
28:DG:124:CYS:HB3	28:DG:130:ILE:HA	1.54	0.86
28:BG:83:THR:HA	28:BG:84:LYS:HZ1	1.36	0.86
53:CA:1142:G:H2'	53:CA:1143:G:C8	2.09	0.86
22:DA:2287:A:HO2'	22:DA:2288:A:H3'	1.37	0.86
22:DA:996:A:C4'	38:DQ:91:ARG:HD2	2.05	0.86
22:DA:1539:U:HO2'	22:DA:1540:G:H8	0.87	0.86
44:BW:46:ALA:HB3	44:BW:79:ILE:O	1.74	0.86
37:DP:52:ARG:NH1	37:DP:52:ARG:HG2	1.90	0.86
14:CN:66:THR:CG2	14:CN:82:LYS:HE3	2.06	0.86
10:AJ:57:VAL:HG22	10:AJ:58:ASN:N	1.88	0.86

Continued on next page...

Continued from previous page...

Atom-1	Atom-2	Distance(Å)	Clash(Å)
53:CA:1348:U:H4'	9:CI:121:ARG:HG3	1.57	0.86
24:DC:239:PHE:HD1	24:DC:240:GLY:H	1.20	0.86
22:BA:2636:C:H2'	22:BA:2637:U:C6	2.09	0.86
5:CE:24:VAL:HG23	5:CE:26:GLY:H	1.39	0.86
5:AE:152:VAL:HB	5:AE:155:LYS:HZ1	1.33	0.86
22:DA:858:G:H2'	22:DA:2268:A:N3	1.90	0.86
1:AA:1284:C:H2'	1:AA:1285:A:C8	2.10	0.86
22:DA:45:G:H5'	22:DA:46:G:H5'	1.57	0.86
34:DM:38:ARG:O	34:DM:126:ILE:HG21	1.76	0.86
1:AA:792:A:O2'	1:AA:794:A:N7	2.09	0.86
41:DT:29:THR:H	41:DT:87:LEU:HB2	1.40	0.86
53:CA:1005:A:C5	53:CA:1006:G:H1'	2.11	0.86
24:DC:94:LEU:HA	24:DC:100:ARG:HG2	1.57	0.86
22:DA:1965:C:H3'	22:DA:1966:A:H5''	1.54	0.86
15:AO:26:VAL:HG12	15:AO:30:LEU:CD1	2.06	0.86
39:BR:49:ILE:HB	39:BR:51:VAL:O	1.76	0.86
22:DA:2758:A:HO2'	22:DA:2759:G:H5'	1.41	0.86
22:BA:1779:U:C5	22:BA:1784:A:N7	2.43	0.86
2:CB:184:ALA:O	2:CB:199:ILE:HG12	1.74	0.86
7:AG:110:ARG:NH1	7:AG:122:GLU:HG2	1.90	0.86
22:DA:794:A:H2'	22:DA:795:C:H6	1.41	0.86
22:DA:1013:C:O2'	22:DA:1014:A:H5'	1.76	0.86
5:AE:29:ILE:HD12	5:AE:30:PHE:N	1.91	0.86
33:BL:110:VAL:HG12	33:BL:111:ILE:N	1.89	0.86
22:DA:765:C:H2'	22:DA:766:U:C6	2.11	0.86
22:DA:312:G:H5'	22:DA:331:C:O2'	1.74	0.86
53:CA:429:U:H1'	53:CA:430:A:H5''	1.57	0.86
4:CD:2:ARG:NH1	4:CD:2:ARG:HB2	1.91	0.86
1:AA:486:U:C2'	1:AA:487:A:H5'	2.05	0.86
57:DB:46:A:H2'	57:DB:47:C:C6	2.11	0.86
10:CJ:30:LYS:HG2	10:CJ:36:VAL:HG22	1.57	0.86
22:DA:873:C:H4'	34:DM:64:TRP:NE1	1.91	0.86
22:BA:272:A:HO2'	22:BA:273:G:H8	0.92	0.86
18:CR:22:TYR:HA	18:CR:57:ALA:HB1	1.58	0.86
22:BA:2063:C:H6	22:BA:2063:C:H5'	1.41	0.86
40:DS:4:ILE:HD12	40:DS:5:ALA:N	1.90	0.86
31:BJ:111:LYS:CD	31:BJ:112:GLY:N	2.33	0.86
12:CL:42:LYS:HD3	12:CL:43:LYS:NZ	1.89	0.86
53:CA:482:A:H2'	53:CA:483:C:C6	2.10	0.86
28:BG:137:LYS:HA	28:BG:140:ILE:CD1	2.06	0.86
53:CA:1239:A:H1'	53:CA:1241:G:C4	2.10	0.86
10:AJ:52:LEU:HD23	10:AJ:62:ARG:HG3	1.57	0.86

Continued on next page...

Continued from previous page...

Atom-1	Atom-2	Distance(Å)	Clash(Å)
46:BY:9:LYS:NZ	46:BY:9:LYS:HA	1.91	0.86
53:CA:990:C:H2'	53:CA:991:U:O4'	1.74	0.86
22:DA:1716:U:HO2'	22:DA:1717:A:H8	0.90	0.86
44:BW:37:VAL:C	44:BW:38:ARG:HG2	1.95	0.86
22:DA:851:C:H2'	22:DA:852:U:C6	2.10	0.86
37:BP:50:ARG:CD	37:BP:51:ASN:N	2.14	0.86
53:CA:1285:A:H4'	53:CA:1286:U:OP1	1.76	0.86
22:DA:860:U:HO2'	22:DA:861:A:H8	0.88	0.86
22:DA:915:C:O2'	22:DA:916:G:H5'	1.75	0.86
26:BE:149:ILE:HD11	26:BE:172:ALA:HA	1.56	0.86
34:BM:1:MET:CE	34:BM:2:LEU:H	1.88	0.86
22:DA:2875:C:HO2'	22:DA:2876:G:H8	0.87	0.86
22:BA:2103:C:H2'	22:BA:2104:C:H5'	1.58	0.86
56:CP:16:PHE:CE2	56:CP:40:ASN:HB2	2.10	0.86
39:BR:80:ARG:C	39:BR:81:LYS:HD3	1.97	0.85
22:DA:1062:G:H22	22:DA:1077:A:H2	1.19	0.85
1:AA:1258:G:HO2'	1:AA:1259:C:H6	0.86	0.85
22:DA:2214:C:O2'	22:DA:2215:C:C5'	2.22	0.85
22:DA:1534:U:H6	22:DA:1538:G:N1	1.74	0.85
20:AT:43:LYS:HB3	20:AT:86:ALA:CB	2.06	0.85
35:DN:103:ARG:HB2	35:DN:110:MET:CG	2.06	0.85
20:CT:62:ALA:HA	20:CT:67:HIS:CE1	2.11	0.85
25:DD:34:VAL:HG12	25:DD:48:ILE:CD1	2.06	0.85
38:DQ:15:LYS:HE3	38:DQ:19:GLN:NE2	1.89	0.85
34:DM:76:LYS:NZ	34:DM:84:LYS:H	1.74	0.85
24:BC:67:LYS:HG2	24:BC:150:GLY:HA2	1.56	0.85
37:BP:3:ILE:HD13	37:BP:3:ILE:O	1.76	0.85
53:CA:202:G:HO2'	53:CA:468:A:H8	0.90	0.85
37:BP:50:ARG:HD3	37:BP:56:SER:HB2	1.55	0.85
56:CP:67:ILE:HD11	56:CP:75:ILE:CD1	2.06	0.85
22:DA:2267:A:N6	22:DA:2272:U:H3	1.73	0.85
44:DW:18:LYS:H	44:DW:36:ILE:CG1	1.88	0.85
22:DA:96:C:H4'	46:DY:41:HIS:CD2	2.11	0.85
42:DU:83:GLY:O	42:DU:93:ARG:HA	1.76	0.85
25:BD:97:SER:C	25:BD:99:GLU:HG2	1.96	0.85
22:DA:1537:G:O2'	22:DA:1538:G:H4'	1.75	0.85
22:BA:855:G:H21	44:BW:23:LYS:CG	1.88	0.85
22:BA:2353:G:H1'	44:BW:30:VAL:HG13	1.58	0.85
22:DA:1307:A:N6	22:DA:1606:C:H6	1.72	0.85
22:DA:1328:A:H2'	22:DA:1330:C:N4	1.91	0.85
22:DA:1616:A:H8	22:DA:1616:A:OP1	1.58	0.85
56:CP:48:GLU:HG3	56:CP:51:ARG:HE	1.39	0.85

Continued on next page...

Continued from previous page...

Atom-1	Atom-2	Distance(Å)	Clash(Å)
22:BA:726:G:O2'	22:BA:727:A:P	2.32	0.85
38:BQ:29:ARG:HG3	38:BQ:29:ARG:HH11	1.40	0.85
22:DA:83:A:N6	22:DA:101:A:H5'	1.91	0.85
26:DE:133:LEU:O	26:DE:137:LYS:HB2	1.74	0.85
18:CR:72:ARG:H	18:CR:72:ARG:HE	1.18	0.85
32:DK:118:LEU:O	32:DK:120:PRO:HD2	1.76	0.85
1:AA:263:A:H2'	1:AA:264:C:C5	2.11	0.85
9:CI:51:LEU:HB2	9:CI:56:MET:SD	2.16	0.85
48:B0:33:SER:OG	48:B0:35:GLU:HG3	1.76	0.85
26:DE:44:ARG:HG3	26:DE:44:ARG:HH21	1.39	0.85
8:CH:93:LYS:N	8:CH:93:LYS:HD3	1.91	0.85
36:BO:40:ILE:HG12	36:BO:47:VAL:HG12	1.57	0.85
44:DW:9:THR:HG23	44:DW:10:ARG:HG3	1.56	0.85
22:DA:324:A:C2	22:DA:325:G:H1'	2.11	0.85
13:AM:95:PRO:HG3	13:AM:101:THR:HG22	1.57	0.85
22:DA:249:C:H5''	22:DA:2394:C:O2'	1.77	0.85
19:CS:40:PHE:HB3	19:CS:41:PRO:CD	2.06	0.85
53:CA:1343:G:H1'	9:CI:122:ARG:NH1	1.91	0.85
22:DA:387:U:H4'	22:DA:388:G:O5'	1.74	0.85
53:CA:729:A:H2'	53:CA:730:G:H8	1.42	0.85
23:BB:46:A:H2'	23:BB:47:C:C6	2.11	0.85
1:AA:198:G:HO2'	1:AA:199:A:H8	0.85	0.85
12:AL:34:THR:HG22	12:AL:35:ARG:NE	1.91	0.85
44:DW:37:VAL:HG12	44:DW:55:ASP:CB	2.04	0.85
10:CJ:15:HIS:CE1	10:CJ:68:ARG:HD3	2.11	0.85
31:BJ:77:HIS:HD2	31:BJ:79:GLY:H	0.90	0.85
22:BA:958:U:H5'	22:BA:958:U:C6	2.10	0.85
16:AP:79:ASN:O	16:AP:80:LYS:HB2	1.75	0.85
53:CA:1454:G:HO2'	53:CA:1455:G:H8	0.87	0.85
12:AL:72:ASN:OD1	12:AL:104:SER:HB3	1.76	0.85
53:CA:223:A:H2'	53:CA:224:U:H6	1.42	0.85
22:BA:1068:G:H2'	22:BA:1069:A:H5'	1.58	0.85
5:AE:153:ALA:HA	5:AE:156:ARG:CA	2.05	0.85
41:DT:14:PRO:O	41:DT:15:HIS:HB2	1.77	0.85
38:DQ:77:LYS:CE	38:DQ:116:LEU:HD21	2.06	0.85
22:DA:2378:A:H2'	22:DA:2379:G:C5'	2.05	0.85
22:DA:477:A:HO2'	22:DA:478:A:H8	0.88	0.85
22:DA:639:U:H2'	22:DA:640:C:H6	1.41	0.85
41:BT:18:GLU:HA	41:BT:18:GLU:OE2	1.73	0.85
22:DA:2094:A:O2'	22:DA:2095:A:H5''	1.77	0.85
22:BA:646:U:H3'	22:BA:647:G:H5''	1.58	0.85
22:DA:1092:C:H2'	22:DA:1093:G:H5'	1.58	0.85

Continued on next page...

Continued from previous page...

Atom-1	Atom-2	Distance(Å)	Clash(Å)
22:DA:335:C:HO2'	22:DA:336:C:H6	1.22	0.85
42:DU:14:THR:HG21	42:DU:64:ILE:HD11	1.58	0.85
2:CB:103:TRP:CH2	2:CB:156:LEU:HB3	2.11	0.85
4:CD:33:ILE:O	4:CD:35:GLN:HG2	1.75	0.85
39:DR:39:LEU:HA	39:DR:49:ILE:CG2	2.06	0.85
44:BW:40:ARG:HB2	44:BW:56:HIS:ND1	1.91	0.85
43:DV:77:VAL:HG23	43:DV:89:ILE:CG2	2.07	0.85
37:BP:61:ARG:HG2	37:BP:70:GLU:HG2	1.58	0.85
18:CR:39:VAL:HG13	18:CR:40:PRO:HD2	1.58	0.85
4:AD:195:ASN:O	4:AD:196:GLU:HG3	1.77	0.85
1:AA:1142:G:H2'	1:AA:1143:G:O4'	1.76	0.85
47:DZ:53:MET:O	47:DZ:54:VAL:HG13	1.76	0.85
32:BK:108:ARG:HH11	32:BK:108:ARG:CG	1.89	0.85
24:DC:94:LEU:HB2	24:DC:100:ARG:HD2	1.55	0.85
47:DZ:18:LYS:O	47:DZ:22:THR:HG23	1.77	0.85
22:BA:528:A:C2	22:BA:2043:C:H4'	2.12	0.85
22:BA:434:U:H4'	22:BA:435:C:OP1	1.74	0.85
5:AE:131:ASN:O	5:AE:135:VAL:HG12	1.77	0.85
1:AA:1128:C:O2'	1:AA:1129:C:H5'	1.76	0.85
1:AA:1129:C:C5'	9:AI:17:ARG:HH22	1.89	0.85
53:CA:522:C:H41	12:CL:49:ARG:HH22	1.21	0.85
22:DA:310:A:O2'	22:DA:311:A:H8	1.60	0.85
32:BK:18:ARG:HG3	32:BK:18:ARG:HH11	1.40	0.85
40:DS:95:ARG:O	40:DS:96:ILE:HG22	1.76	0.85
53:CA:951:G:H2'	53:CA:952:U:C6	2.12	0.85
37:DP:109:ILE:O	37:DP:110:LYS:HG3	1.77	0.85
7:AG:61:PHE:CE1	7:AG:65:LEU:HD22	2.11	0.85
1:AA:484:G:H4'	1:AA:485:U:O5'	1.76	0.85
22:BA:303:G:H2'	22:BA:304:U:C6	2.12	0.85
2:CB:164:ASP:HB3	2:CB:167:HIS:HB3	1.59	0.85
22:DA:279:A:N6	22:DA:361:G:H1'	1.92	0.85
24:BC:33:LEU:HD21	24:BC:62:ARG:HD3	1.57	0.85
44:BW:37:VAL:HG11	44:BW:55:ASP:HB2	1.57	0.85
4:CD:195:ASN:HB3	4:CD:197:HIS:CD2	2.12	0.85
31:BJ:111:LYS:HD3	31:BJ:112:GLY:H	1.04	0.85
22:DA:217:A:C2'	22:DA:218:A:C8	2.60	0.85
25:BD:174:SER:O	25:BD:175:LEU:HB2	1.75	0.85
21:CU:36:PHE:CD1	21:CU:40:PRO:HB3	2.12	0.85
22:DA:2023:C:HO2'	22:DA:2024:G:H8	1.23	0.85
22:DA:802:A:H2'	22:DA:803:U:C6	2.10	0.85
21:AU:36:PHE:HB3	21:AU:40:PRO:HD3	1.59	0.85
22:DA:607:U:H5	22:DA:619:G:C5	1.95	0.85

Continued on next page...

Continued from previous page...

Atom-1	Atom-2	Distance(Å)	Clash(Å)
1:AA:961:U:H2'	1:AA:962:C:H6	1.41	0.85
1:AA:198:G:O2'	1:AA:199:A:H8	1.59	0.85
22:BA:2790:U:H4'	22:BA:2791:G:OP1	1.75	0.85
24:DC:145:MET:HE2	24:DC:181:ARG:HH22	1.42	0.85
53:CA:1124:G:H4'	53:CA:1125:U:OP1	1.74	0.85
44:DW:17:ALA:O	44:DW:18:LYS:HB3	1.74	0.85
24:DC:16:VAL:HG11	24:DC:201:LEU:O	1.77	0.85
22:DA:329:G:O6	42:DU:16:LYS:HB2	1.76	0.85
41:DT:1:MET:HG2	41:DT:4:GLU:HA	1.59	0.85
1:AA:500:G:H2'	1:AA:501:C:C6	2.12	0.85
11:AK:124:LYS:HE3	21:AU:34:ARG:HG2	1.56	0.85
36:BO:88:LYS:CE	36:BO:116:GLN:HE21	1.89	0.85
22:DA:942:G:C2'	22:DA:943:A:H5'	2.07	0.85
10:AJ:57:VAL:CG2	10:AJ:58:ASN:H	1.90	0.85
19:AS:51:HIS:CD2	19:AS:53:GLY:H	1.95	0.85
25:DD:106:LYS:HB3	25:DD:206:ALA:HB3	1.55	0.85
53:CA:563:A:N3	53:CA:563:A:H2'	1.92	0.85
2:AB:89:PHE:HB3	2:AB:149:GLY:HA2	1.58	0.85
4:CD:84:ASN:HD22	4:CD:84:ASN:C	1.80	0.85
53:CA:1054:C:O2'	53:CA:1055:A:H5''	1.76	0.85
22:DA:2868:A:H2'	22:DA:2869:G:C8	2.12	0.85
22:BA:74:A:H4'	22:BA:75:G:O5'	1.75	0.85
53:CA:386:C:C5	53:CA:387:U:H5	1.95	0.84
21:CU:3:ILE:HG23	21:CU:18:PHE:HD1	1.41	0.84
22:DA:649:G:H2'	22:DA:650:C:H6	1.38	0.84
29:DH:90:LEU:CB	29:DH:123:ARG:HB3	2.07	0.84
1:AA:275:G:H2'	1:AA:276:G:H8	1.39	0.84
1:AA:939:G:H5'	7:AG:101:ARG:NH1	1.92	0.84
22:DA:2191:A:H5''	22:DA:2192:U:OP2	1.76	0.84
15:AO:29:ALA:HA	15:AO:84:LEU:HD21	1.59	0.84
26:DE:98:LYS:O	26:DE:99:LYS:HB2	1.77	0.84
22:DA:668:A:H2'	22:DA:670:A:H62	1.40	0.84
22:DA:95:A:H2'	22:DA:96:C:H5''	1.59	0.84
44:BW:40:ARG:HG2	44:BW:52:CYS:SG	2.17	0.84
1:AA:500:G:H5'	12:AL:120:ARG:HH12	1.42	0.84
6:CF:15:SER:OG	6:CF:58:HIS:HD2	1.59	0.84
22:BA:2352:A:C2	44:BW:30:VAL:HG11	2.12	0.84
22:DA:477:A:O2'	22:DA:478:A:H8	1.57	0.84
53:CA:764:C:H2'	53:CA:765:G:C5'	2.08	0.84
53:CA:78:A:H2'	53:CA:79:G:C8	2.12	0.84
22:DA:1735:A:O2'	22:DA:1736:U:H6	1.59	0.84
53:CA:752:G:H1'	53:CA:754:C:H41	1.39	0.84

Continued on next page...

Continued from previous page...

Atom-1	Atom-2	Distance(Å)	Clash(Å)
22:BA:1885:A:H2'	22:BA:1886:U:C6	2.11	0.84
22:DA:1746:A:H2'	22:DA:1747:U:H6	1.40	0.84
22:DA:426:C:O2'	22:DA:427:U:H5'	1.77	0.84
22:DA:999:U:C2'	22:DA:1000:A:H5'	2.07	0.84
39:BR:24:LYS:HA	39:BR:94:THR:HG23	1.59	0.84
2:AB:32:GLY:HA3	2:AB:39:ILE:H	1.40	0.84
31:DJ:35:ARG:HH12	31:DJ:140:LEU:HD11	1.42	0.84
22:DA:1611:C:HO2'	22:DA:1612:C:H6	0.85	0.84
53:CA:1322:C:O2'	53:CA:1323:G:H5'	1.77	0.84
21:AU:19:LYS:HE2	21:AU:19:LYS:CA	2.07	0.84
31:BJ:124:VAL:HG23	31:BJ:125:TYR:N	1.87	0.84
8:AH:17:GLN:HE21	8:AH:71:VAL:HG23	1.42	0.84
40:BS:73:LYS:CE	40:BS:73:LYS:HA	2.00	0.84
22:DA:412:A:N6	22:DA:2412:A:O4'	2.10	0.84
22:DA:2425:A:H4'	22:DA:2426:A:O5'	1.75	0.84
1:AA:914:A:O2'	1:AA:915:A:H5'	1.77	0.84
22:DA:1956:U:O2'	22:DA:1957:C:H5'	1.77	0.84
14:CN:27:LYS:HB2	14:CN:45:LEU:CD2	2.08	0.84
22:DA:2271:G:H2'	22:DA:2272:U:H6	1.42	0.84
22:DA:1915:U:O2'	22:DA:1916:A:H5'	1.76	0.84
31:DJ:111:LYS:HB2	31:DJ:115:GLY:N	1.92	0.84
43:BV:10:LYS:NZ	43:BV:11:GLU:HG3	1.93	0.84
4:AD:11:SER:HA	4:AD:18:LEU:HD12	1.59	0.84
1:AA:1374:A:H2'	1:AA:1375:A:C8	2.13	0.84
22:DA:813:U:H2'	22:DA:814:C:H6	1.42	0.84
17:AQ:45:VAL:HG21	17:AQ:60:ILE:HD13	1.59	0.84
4:CD:53:GLN:HG2	4:CD:198:LEU:HD22	1.59	0.84
29:BH:125:THR:HG23	29:BH:126:GLY:H	1.41	0.84
5:AE:135:VAL:O	5:AE:139:THR:HG22	1.78	0.84
5:AE:155:LYS:CD	5:AE:156:ARG:H	1.89	0.84
1:AA:98:A:H2'	1:AA:99:C:C6	2.12	0.84
1:AA:16:A:O2'	1:AA:17:U:H5'	1.77	0.84
56:CP:4:ILE:HD12	56:CP:4:ILE:N	1.93	0.84
53:CA:142:G:C2	53:CA:143:A:H1'	2.11	0.84
1:AA:451:A:H4'	1:AA:452:A:O5'	1.77	0.84
32:BK:113:MET:SD	32:BK:116:ILE:HD11	2.17	0.84
37:DP:50:ARG:HB3	37:DP:57:ALA:N	1.89	0.84
53:CA:47:C:O2'	53:CA:48:C:H5'	1.77	0.84
48:B0:47:TYR:CE2	48:B0:52:LYS:HB2	2.11	0.84
23:BB:53:A:O2'	23:BB:54:G:H5'	1.78	0.84
22:DA:915:C:H2'	22:DA:916:G:C8	2.12	0.84
44:BW:23:LYS:CD	44:BW:24:ARG:H	1.90	0.84

Continued on next page...

Continued from previous page...

Atom-1	Atom-2	Distance(Å)	Clash(Å)
32:DK:21:CYS:HA	32:DK:41:ILE:HD12	1.59	0.84
17:AQ:18:LYS:CA	17:AQ:47:ASP:HB2	2.06	0.84
22:DA:491:G:H2'	22:DA:492:A:H8	1.42	0.84
53:CA:277:C:H2'	53:CA:278:G:H8	1.43	0.84
3:AC:142:ARG:HB3	3:AC:143:LEU:HD13	1.60	0.84
53:CA:821:G:H2'	53:CA:822:U:C6	2.12	0.84
42:DU:42:LYS:HD3	42:DU:57:ILE:HD12	1.59	0.84
22:DA:2216:G:HO2'	22:DA:2217:G:H8	0.88	0.84
53:CA:794:A:H2'	53:CA:795:C:C6	2.13	0.84
53:CA:951:G:H2'	53:CA:952:U:H6	1.40	0.84
42:BU:35:VAL:HG12	42:BU:38:ILE:HG12	1.57	0.84
22:DA:1654:A:O2'	22:DA:1655:A:H8	1.58	0.84
9:CI:23:GLY:H	9:CI:60:LEU:HA	1.42	0.84
22:BA:2138:G:H1	22:BA:2153:C:H42	1.23	0.84
22:BA:545:U:H2'	22:BA:546:U:C4'	2.07	0.84
22:DA:672:C:H5'	22:DA:672:C:H6	1.43	0.84
28:BG:60:GLY:O	28:BG:61:TRP:HB2	1.75	0.84
28:DG:175:LYS:O	28:DG:175:LYS:HD3	1.77	0.84
22:BA:2444:G:OP2	26:BE:63:LYS:HE2	1.75	0.84
28:BG:84:LYS:HE2	28:BG:84:LYS:N	1.93	0.84
2:AB:163:ILE:O	2:AB:185:ILE:HG12	1.78	0.84
57:DB:57:A:HO2'	57:DB:58:A:H8	0.84	0.84
53:CA:1165:U:H2'	53:CA:1166:G:H5'	1.60	0.84
1:AA:1003:G:N2	1:AA:1005:A:H5'	1.92	0.84
35:BN:36:THR:HG23	35:BN:37:THR:O	1.76	0.84
36:DO:23:ALA:O	36:DO:42:PRO:HG3	1.76	0.84
41:DT:10:VAL:HG23	41:DT:11:LEU:H	1.43	0.84
29:BH:31:VAL:HB	29:BH:32:PRO:CD	2.07	0.84
10:CJ:51:VAL:HB	14:CN:80:ARG:HB2	1.58	0.84
27:BF:131:VAL:CG2	27:BF:151:LEU:HD12	2.07	0.84
27:BF:132:ARG:O	27:BF:133:GLU:HB3	1.74	0.84
32:BK:19:VAL:HG22	32:BK:41:ILE:HG13	1.57	0.84
16:AP:37:GLY:HA2	16:AP:51:ARG:NH1	1.92	0.84
55:CM:68:LEU:HD22	55:CM:69:ARG:HH11	1.41	0.84
1:AA:1409:C:O2'	1:AA:1410:A:H5'	1.76	0.84
5:AE:103:GLY:O	5:AE:104:ILE:HG22	1.77	0.84
53:CA:1143:G:C2'	53:CA:1144:G:H8	1.91	0.84
26:DE:130:LYS:HB3	26:DE:133:LEU:CB	2.07	0.84
29:DH:89:LYS:HD2	29:DH:124:THR:HA	1.58	0.84
22:DA:604:G:HO2'	22:DA:605:G:H8	1.25	0.84
17:CQ:4:ILE:HG22	17:CQ:5:ARG:N	1.92	0.84
35:DN:71:ARG:HB2	35:DN:71:ARG:NH2	1.92	0.84

Continued on next page...

Continued from previous page...

Atom-1	Atom-2	Distance(Å)	Clash(Å)
33:DL:92:LEU:CD2	33:DL:124:GLY:HA3	2.07	0.84
24:DC:106:PRO:HB3	24:DC:141:HIS:CE1	2.12	0.84
37:BP:50:ARG:CD	37:BP:56:SER:CB	2.55	0.83
8:AH:48:PHE:O	8:AH:49:LYS:HB2	1.75	0.83
41:DT:44:LYS:O	41:DT:48:GLN:HG2	1.78	0.83
22:DA:1210:G:H5''	22:DA:1211:C:H3'	1.57	0.83
38:DQ:61:ILE:CD1	38:DQ:92:LYS:HD3	2.04	0.83
1:AA:545:C:C5'	4:AD:68:GLU:HG3	2.07	0.83
1:AA:548:G:H2'	1:AA:549:C:C6	2.13	0.83
6:CF:61:LEU:HD13	6:CF:62:MET:N	1.93	0.83
2:AB:163:ILE:HG23	2:AB:164:ASP:N	1.92	0.83
22:DA:1451:C:H42	22:DA:1461:C:H42	1.24	0.83
22:DA:2310:C:H2'	22:DA:2311:A:H5''	1.57	0.83
24:DC:64:VAL:HG11	24:DC:66:PHE:CZ	2.13	0.83
40:BS:82:MET:HG3	40:BS:98:LYS:HB2	1.57	0.83
9:AI:23:GLY:H	9:AI:60:LEU:HA	1.43	0.83
22:DA:867:C:HO2'	22:DA:868:U:H6	0.95	0.83
34:BM:35:ALA:O	34:BM:36:VAL:HG12	1.76	0.83
1:AA:924:C:H2'	1:AA:925:G:H8	1.42	0.83
54:CG:74:VAL:CG1	54:CG:140:VAL:HG13	2.03	0.83
22:DA:1139:G:O2'	22:DA:1140:C:H5'	1.77	0.83
47:BZ:15:ARG:NH1	47:BZ:15:ARG:HG3	1.90	0.83
22:DA:2517:C:HO2'	22:DA:2518:A:H3'	1.39	0.83
22:BA:957:C:H4'	22:BA:958:U:OP1	1.78	0.83
22:DA:1438:U:C4	22:DA:1439:A:H2	1.96	0.83
19:AS:4:LEU:HD22	19:AS:8:PRO:HA	1.58	0.83
32:DK:13:ASN:H	32:DK:13:ASN:ND2	1.74	0.83
22:BA:2092:U:H4'	22:BA:2093:G:O5'	1.78	0.83
22:BA:278:A:C2	22:BA:362:A:C8	2.67	0.83
34:BM:62:LYS:HD3	34:BM:64:TRP:CZ2	2.13	0.83
22:DA:2190:G:H5'	22:DA:2191:A:OP2	1.77	0.83
46:BY:17:GLU:HG3	46:BY:18:LEU:N	1.92	0.83
17:CQ:59:GLU:HB3	17:CQ:76:ARG:O	1.77	0.83
58:DF:147:ARG:O	58:DF:148:VAL:HG22	1.78	0.83
39:BR:9:GLY:C	39:BR:10:LYS:HD3	1.98	0.83
22:BA:1063:G:OP1	30:BI:76:ALA:CB	2.19	0.83
53:CA:1183:U:H3'	53:CA:1184:G:C5'	2.01	0.83
1:AA:89:U:O2'	1:AA:90:C:H5''	1.77	0.83
38:DQ:61:ILE:HD11	38:DQ:92:LYS:CD	2.07	0.83
22:BA:923:G:H21	44:BW:23:LYS:HZ3	1.23	0.83
1:AA:545:C:H5'	4:AD:68:GLU:CG	2.08	0.83
6:CF:86:ARG:HD3	18:CR:63:TYR:O	1.78	0.83

Continued on next page...

Continued from previous page...

Atom-1	Atom-2	Distance(Å)	Clash(Å)
44:BW:28:GLU:HB3	44:BW:31:LEU:CD2	2.07	0.83
22:DA:251:A:H4'	33:DL:47:ARG:NH2	1.93	0.83
21:AU:52:VAL:HG13	21:AU:53:LYS:N	1.92	0.83
22:BA:2311:A:H1'	27:BF:78:ILE:CD1	2.08	0.83
34:BM:2:LEU:CD2	34:BM:69:PRO:HD2	2.08	0.83
22:BA:1421:G:HO2'	22:BA:1422:G:H5'	1.40	0.83
32:BK:95:ILE:C	32:BK:95:ILE:HD12	1.98	0.83
34:DM:76:LYS:HZ3	34:DM:84:LYS:H	1.22	0.83
53:CA:1038:C:H2'	53:CA:1039:G:H8	1.43	0.83
53:CA:1513:A:H2'	53:CA:1514:G:C8	2.12	0.83
22:DA:1339:G:H5'	22:DA:1393:A:N1	1.93	0.83
1:AA:431:A:O2'	1:AA:432:A:H5'	1.77	0.83
22:DA:82:U:C2'	22:DA:83:A:H5''	2.07	0.83
22:DA:91:A:O2'	22:DA:92:U:H5''	1.79	0.83
22:DA:454:A:H4'	22:DA:455:C:OP2	1.78	0.83
27:BF:43:ILE:HG22	27:BF:82:TYR:CD1	2.13	0.83
25:BD:104:VAL:HA	25:BD:106:LYS:NZ	1.94	0.83
38:DQ:4:LYS:HZ2	38:DQ:6:GLY:HA3	1.42	0.83
24:DC:147:PRO:CD	24:DC:184:GLU:HG3	2.02	0.83
27:BF:37:MET:HG2	27:BF:56:LEU:HG	1.58	0.83
22:DA:2303:G:H5'	58:DF:121:PHE:CE1	2.14	0.83
1:AA:1151:A:O2'	1:AA:1152:A:H5''	1.78	0.83
22:DA:867:C:O2'	22:DA:868:U:H6	1.60	0.83
53:CA:1172:C:O2'	53:CA:1173:U:H5'	1.79	0.83
22:BA:372:G:O4'	45:BX:60:LYS:HE3	1.77	0.83
26:DE:18:THR:HG22	26:DE:106:LYS:HE2	1.58	0.83
30:DI:104:GLN:HA	30:DI:107:GLU:CB	2.08	0.83
53:CA:366:A:O2'	53:CA:394:G:N2	2.11	0.83
22:DA:2267:A:H61	22:DA:2272:U:H3	1.27	0.83
9:AI:9:GLY:HA2	9:AI:80:HIS:CD2	2.14	0.83
49:B1:24:LYS:HE2	49:B1:52:LYS:CB	2.06	0.83
21:CU:16:ARG:HD2	21:CU:19:LYS:CE	2.07	0.83
22:DA:1432:G:O2'	22:DA:1433:A:H5'	1.77	0.83
1:AA:1314:C:OP2	19:AS:5:LYS:HD2	1.78	0.83
9:AI:40:ARG:CA	9:AI:44:ARG:HB3	2.08	0.83
1:AA:855:U:H2'	1:AA:856:C:H6	1.44	0.83
4:AD:13:ARG:HG2	4:AD:55:ARG:HH21	1.42	0.83
53:CA:106:C:O2'	53:CA:107:G:H5'	1.77	0.83
4:CD:125:ASN:ND2	4:CD:141:VAL:H	1.76	0.83
37:DP:48:ALA:HB3	37:DP:59:THR:OG1	1.78	0.83
29:BH:32:PRO:HB3	45:BX:38:TRP:CB	2.07	0.83
22:BA:1178:C:H2'	22:BA:1179:G:N7	1.94	0.83

Continued on next page...

Continued from previous page...

Atom-1	Atom-2	Distance(Å)	Clash(Å)
35:DN:38:LEU:HB3	35:DN:39:PRO:HD3	1.59	0.83
6:AF:61:LEU:HD12	6:AF:62:MET:H	1.42	0.83
1:AA:1202:U:O2'	1:AA:1203:C:C5'	2.26	0.83
22:DA:1965:C:H2'	22:DA:1966:A:C8	2.13	0.83
53:CA:575:G:H4'	53:CA:576:C:O5'	1.75	0.83
2:CB:49:PHE:HA	2:CB:52:ALA:HB3	1.61	0.83
42:BU:93:ARG:NH1	42:BU:102:ILE:HD11	1.93	0.83
22:BA:2188:U:H2'	22:BA:2189:U:H6	1.43	0.83
45:BX:30:PRO:CB	45:BX:32:LEU:HD11	2.03	0.83
48:D0:46:GLY:HA2	48:D0:54:ILE:HD11	1.58	0.83
46:DY:20:ASN:ND2	46:DY:50:VAL:HG22	1.92	0.83
34:DM:27:SER:N	34:DM:66:ARG:NH2	2.27	0.83
32:DK:71:ARG:CG	32:DK:72:PRO:HD3	2.08	0.83
53:CA:982:U:H1'	53:CA:983:A:N7	1.94	0.83
31:DJ:64:VAL:HG22	31:DJ:68:LYS:HG3	1.58	0.83
1:AA:1007:U:C2'	1:AA:1008:U:H5''	2.07	0.83
31:BJ:56:VAL:HG12	31:BJ:57:LEU:N	1.91	0.83
26:BE:23:PHE:CD1	26:BE:111:GLU:HG3	2.14	0.83
38:DQ:34:ALA:O	38:DQ:38:VAL:HG23	1.78	0.83
36:BO:15:ARG:HG3	36:BO:15:ARG:HH11	1.44	0.83
9:AI:100:ALA:HB1	9:AI:102:PHE:CE2	2.12	0.83
44:BW:9:THR:HG22	44:BW:10:ARG:NH1	1.94	0.83
22:DA:1278:C:O2'	35:DN:27:SER:HB3	1.79	0.83
53:CA:496:A:N3	53:CA:496:A:H2'	1.92	0.83
53:CA:1328:C:H5''	55:CM:27:THR:HG21	1.61	0.83
12:CL:42:LYS:CD	12:CL:43:LYS:HG2	2.08	0.83
24:DC:16:VAL:N	24:DC:203:VAL:HG12	1.93	0.83
22:DA:1809:A:C2	22:DA:1810:A:C5	2.66	0.83
53:CA:547:A:H4'	53:CA:548:G:O5'	1.77	0.83
8:AH:77:VAL:HG23	8:AH:126:CYS:HA	1.59	0.83
51:D3:3:ILE:CG2	51:D3:4:LYS:H	1.91	0.83
53:CA:1304:G:H1'	53:CA:1333:A:N6	1.92	0.83
12:AL:34:THR:HG22	12:AL:35:ARG:HE	1.39	0.83
27:BF:127:TYR:O	27:BF:128:SER:HB2	1.78	0.83
28:BG:35:THR:C	28:BG:36:LEU:HD22	1.98	0.83
22:BA:2758:A:H2'	22:BA:2759:G:H5'	1.59	0.83
5:AE:79:THR:HB	5:AE:121:ASN:ND2	1.93	0.83
33:BL:30:THR:O	33:BL:33:ARG:HG2	1.78	0.83
33:BL:77:ILE:CD1	33:BL:108:ALA:HB1	2.09	0.83
35:DN:35:LYS:HG2	35:DN:112:TYR:CE1	2.14	0.83
11:CK:70:ALA:HA	11:CK:73:VAL:CG2	2.06	0.83
1:AA:1533:C:H3'	1:AA:1534:A:C5'	2.08	0.83

Continued on next page...

Continued from previous page...

Atom-1	Atom-2	Distance(Å)	Clash(Å)
21:CU:38:GLU:N	21:CU:40:PRO:HD2	1.92	0.83
17:AQ:74:LEU:H	17:AQ:74:LEU:HD12	1.44	0.83
40:DS:8:ARG:O	40:DS:9:HIS:HB2	1.76	0.83
22:DA:637:A:H4'	22:DA:638:G:O5'	1.79	0.83
7:AG:38:ALA:O	7:AG:42:VAL:HG23	1.79	0.83
2:AB:67:LEU:HD21	2:AB:91:VAL:CG2	2.08	0.83
14:AN:46:LYS:HD2	19:AS:12:LEU:HD21	1.58	0.83
52:B4:10:LEU:HD12	52:B4:33:HIS:CD2	2.14	0.83
1:AA:299:G:H2'	1:AA:300:A:C8	2.12	0.83
53:CA:1450:U:H4'	53:CA:1451:U:C5	2.13	0.83
26:DE:75:SER:O	26:DE:78:TRP:HB2	1.79	0.83
25:DD:112:THR:HG22	25:DD:113:SER:N	1.94	0.83
22:DA:170:U:H2'	22:DA:171:U:H6	1.43	0.83
22:DA:1936:A:H2'	22:DA:1945:G:O6	1.79	0.83
22:DA:1808:A:N6	45:DX:27:ARG:HH11	1.77	0.83
38:BQ:85:ALA:O	38:BQ:87:VAL:O	1.96	0.83
28:BG:126:THR:HG22	28:BG:127:GLN:H	1.43	0.83
10:CJ:10:LEU:CD2	10:CJ:98:VAL:HG22	2.08	0.83
31:BJ:73:VAL:CG2	31:BJ:74:TYR:H	1.84	0.83
22:DA:558:U:H5''	31:DJ:111:LYS:HD2	1.60	0.83
52:D4:16:ILE:CG1	52:D4:25:VAL:HG22	2.06	0.83
8:CH:62:LEU:HD22	8:CH:62:LEU:H	1.41	0.83
51:D3:18:LYS:CD	51:D3:19:GLY:H	1.91	0.83
31:DJ:25:LEU:HD22	31:DJ:26:GLY:N	1.93	0.83
21:AU:39:LYS:N	21:AU:40:PRO:HD2	1.94	0.83
41:DT:29:THR:HB	41:DT:87:LEU:N	1.92	0.83
8:AH:74:ILE:HD12	8:AH:128:VAL:HG22	1.61	0.83
57:DB:65:U:H3'	57:DB:108:A:H61	1.44	0.83
22:BA:491:G:H2'	22:BA:492:A:H8	1.42	0.83
13:AM:2:ARG:O	13:AM:3:ILE:HG12	1.79	0.83
20:CT:4:LYS:HB3	20:CT:6:ALA:H	1.44	0.83
28:BG:33:THR:C	28:BG:34:ARG:HD3	2.00	0.83
24:DC:110:LYS:HB3	24:DC:113:ASP:OD2	1.79	0.82
22:DA:92:U:H2'	22:DA:93:G:H8	1.44	0.82
29:BH:10:ALA:O	29:BH:12:LEU:N	2.12	0.82
54:CG:142:ARG:O	54:CG:146:ALA:HB3	1.79	0.82
5:AE:12:GLU:CB	5:AE:38:VAL:HG12	2.07	0.82
29:DH:97:ARG:O	29:DH:98:ASP:HB2	1.77	0.82
1:AA:107:G:H2'	1:AA:108:G:H5'	1.59	0.82
22:DA:2531:A:H5''	28:DG:156:TYR:CZ	2.13	0.82
1:AA:1055:A:H1'	3:AC:155:ARG:HH21	1.43	0.82
47:DZ:15:ARG:N	47:DZ:15:ARG:HD2	1.91	0.82

Continued on next page...

Continued from previous page...

Atom-1	Atom-2	Distance(Å)	Clash(Å)
3:AC:76:ILE:HA	3:AC:83:VAL:HG23	1.59	0.82
26:DE:128:ALA:HB1	26:DE:129:PRO:CD	2.09	0.82
53:CA:1101:A:H4'	53:CA:1102:A:O5'	1.78	0.82
34:DM:42:THR:HG22	34:DM:44:ARG:N	1.92	0.82
38:DQ:87:VAL:HG11	39:DR:52:PRO:HG3	1.60	0.82
44:BW:28:GLU:CG	44:BW:29:SER:H	1.92	0.82
22:DA:2360:G:C1'	33:DL:60:ARG:HH21	1.92	0.82
3:CC:29:ALA:CB	14:CN:64:ARG:HH12	1.86	0.82
53:CA:1226:C:H41	55:CM:102:LYS:CA	1.90	0.82
2:CB:206:ILE:HA	2:CB:209:VAL:CG2	2.06	0.82
21:AU:3:ILE:HA	21:AU:19:LYS:HZ2	1.44	0.82
53:CA:17:U:H2'	53:CA:18:C:H6	1.44	0.82
55:CM:13:HIS:HB3	55:CM:16:ILE:HB	1.61	0.82
28:BG:33:THR:HA	28:BG:34:ARG:HH11	1.44	0.82
3:CC:41:TYR:HE1	3:CC:89:VAL:HG12	1.44	0.82
24:DC:52:HIS:NE2	24:DC:218:THR:HG23	1.94	0.82
11:AK:51:PHE:HE1	11:AK:60:PHE:HE2	1.28	0.82
3:CC:166:TRP:O	3:CC:167:TYR:HB2	1.77	0.82
2:AB:131:LYS:O	2:AB:135:MET:HB2	1.78	0.82
14:AN:60:ARG:O	14:AN:61:ASN:HB2	1.76	0.82
5:CE:48:GLY:HA3	5:CE:66:ALA:HB2	1.61	0.82
4:CD:187:ARG:HH21	4:CD:191:SER:CA	1.91	0.82
53:CA:1361:G:H2'	53:CA:1362:A:H5'	1.61	0.82
25:DD:51:THR:HG21	25:DD:75:ALA:O	1.79	0.82
22:DA:1962:C:H4'	22:DA:1963:U:OP1	1.77	0.82
22:BA:243:U:O2'	22:BA:244:A:H5'	1.79	0.82
28:DG:120:ILE:HG13	28:DG:140:ILE:HG22	1.60	0.82
22:BA:704:G:O2'	22:BA:726:G:N2	2.13	0.82
3:CC:18:ASN:HA	3:CC:55:VAL:HG12	1.61	0.82
22:DA:2143:C:H5'	22:DA:2144:G:OP2	1.79	0.82
1:AA:1083:U:H5''	1:AA:1086:U:H5	1.43	0.82
22:DA:2210:U:H4'	22:DA:2211:A:O5'	1.79	0.82
49:B1:49:LYS:O	49:B1:50:GLU:HB3	1.78	0.82
2:AB:9:LEU:HD12	2:AB:42:LEU:CD1	2.04	0.82
22:BA:2352:A:C6	44:BW:30:VAL:HG11	2.14	0.82
42:DU:43:LYS:HE3	42:DU:45:GLN:CD	1.99	0.82
27:BF:11:VAL:CG1	27:BF:12:VAL:N	2.42	0.82
22:BA:2440:C:C6	22:BA:2440:C:H5'	2.12	0.82
12:AL:113:ARG:HB3	12:AL:118:VAL:HB	1.61	0.82
23:BB:109:A:O2'	23:BB:110:C:H5'	1.77	0.82
2:AB:127:LYS:HG3	2:AB:128:LEU:H	1.44	0.82
5:AE:155:LYS:HA	5:AE:158:LYS:HZ3	1.41	0.82

Continued on next page...

Continued from previous page...

Atom-1	Atom-2	Distance(Å)	Clash(Å)
22:DA:2324:U:C5'	22:DA:2325:G:H5''	2.09	0.82
22:DA:2346:A:H3'	22:DA:2347:C:C5'	2.08	0.82
32:BK:18:ARG:N	32:BK:45:GLU:HB2	1.94	0.82
5:CE:76:ASN:O	5:CE:79:THR:HG22	1.79	0.82
41:BT:44:LYS:HG3	41:BT:55:VAL:HG11	1.61	0.82
1:AA:1314:C:O2'	1:AA:1315:U:H5'	1.78	0.82
53:CA:14:U:H3	53:CA:16:A:H5''	1.41	0.82
22:DA:1935:G:H1	22:DA:1962:C:H2'	1.44	0.82
26:BE:146:VAL:HG23	26:BE:167:VAL:CG2	2.09	0.82
27:BF:34:THR:CG2	27:BF:89:THR:HG23	2.09	0.82
22:DA:1453:A:C8	35:DN:73:ASN:HB3	2.13	0.82
22:BA:2800:A:C2	22:BA:2895:G:H1'	2.14	0.82
22:BA:1150:C:H2'	22:BA:1151:A:O5'	1.78	0.82
53:CA:530:G:H5''	53:CA:531:U:OP1	1.80	0.82
10:CJ:15:HIS:CA	10:CJ:18:ILE:HG22	2.07	0.82
22:DA:1288:G:C8	22:DA:1327:A:N6	2.48	0.82
20:AT:82:ILE:HD12	20:AT:83:ASN:N	1.93	0.82
22:DA:1245:G:H4'	26:DE:33:VAL:HG11	1.58	0.82
22:DA:638:G:H2'	22:DA:639:U:C6	2.15	0.82
58:DF:49:LEU:H	58:DF:49:LEU:HD22	1.43	0.82
32:DK:60:ALA:HA	32:DK:87:LEU:HD23	1.61	0.82
4:AD:117:VAL:N	4:AD:122:ILE:HD11	1.95	0.82
22:DA:1673:G:C2'	22:DA:1674:G:H5'	2.09	0.82
24:BC:165:ALA:HB3	24:BC:172:THR:HG23	1.60	0.82
18:AR:44:THR:OG1	18:AR:46:THR:HG22	1.79	0.82
25:BD:12:THR:HG23	25:BD:13:ARG:N	1.95	0.82
37:BP:50:ARG:HG2	37:BP:56:SER:C	1.99	0.82
1:AA:1130:A:H8	1:AA:1130:A:H5''	1.43	0.82
11:CK:88:PRO:HG3	21:CU:28:LEU:CD1	2.10	0.82
44:BW:49:ASN:HA	44:BW:61:LYS:HB2	1.61	0.82
40:DS:96:ILE:O	40:DS:96:ILE:HG23	1.80	0.82
39:DR:90:ARG:O	39:DR:91:GLN:HB3	1.79	0.82
29:DH:78:VAL:HB	29:DH:144:VAL:HA	1.60	0.82
22:DA:590:A:H2'	22:DA:591:U:H6	1.43	0.82
37:BP:92:ARG:O	37:BP:93:LYS:HB2	1.79	0.82
37:BP:50:ARG:CD	37:BP:56:SER:HB2	2.10	0.82
22:BA:1073:A:C3'	22:BA:1074:G:C5'	2.57	0.82
26:DE:147:LEU:CG	26:DE:186:VAL:HG23	2.08	0.82
44:BW:18:LYS:HA	44:BW:36:ILE:HG13	1.58	0.82
53:CA:1372:U:C5'	9:CI:71:ILE:HD11	2.09	0.82
22:DA:1422:G:H4'	22:DA:1493:C:OP1	1.79	0.82
1:AA:977:A:H3'	1:AA:1362:A:N6	1.94	0.82

Continued on next page...

Continued from previous page...

Atom-1	Atom-2	Distance(Å)	Clash(Å)
1:AA:1412:C:H2'	1:AA:1413:A:H8	1.42	0.82
3:AC:153:SER:HB3	3:AC:164:THR:HG22	1.60	0.82
25:DD:187:LEU:HD12	25:DD:188:LEU:H	1.43	0.82
22:BA:2068:U:H5''	22:BA:2068:U:H6	1.44	0.82
31:BJ:44:TYR:HD1	31:BJ:44:TYR:O	1.58	0.82
22:BA:1061:U:H3'	22:BA:1062:G:H5''	1.61	0.82
22:DA:1056:G:C1'	22:DA:1103:A:H61	1.93	0.82
38:BQ:65:ASN:HD21	38:BQ:69:ARG:HH22	1.28	0.82
10:AJ:35:GLN:HG2	10:AJ:77:VAL:CB	2.09	0.82
29:DH:84:ALA:HB3	29:DH:148:ALA:CB	2.10	0.82
11:AK:124:LYS:HZ1	21:AU:33:ARG:HH21	1.25	0.82
54:CG:59:GLU:HG3	54:CG:60:ALA:N	1.93	0.82
12:AL:62:VAL:HG21	12:AL:94:TYR:CE2	2.14	0.82
32:DK:113:MET:O	32:DK:116:ILE:HG12	1.79	0.82
57:DB:88:C:OP2	57:DB:88:C:H3'	1.79	0.82
41:BT:73:ARG:NH2	41:BT:73:ARG:HB3	1.93	0.82
53:CA:106:C:C2'	53:CA:107:G:H5'	2.09	0.82
2:CB:146:SER:HB2	2:CB:147:LEU:HD12	1.61	0.82
54:CG:110:ARG:HG3	54:CG:111:GLY:H	1.45	0.82
22:BA:250:G:H2'	22:BA:251:A:C8	2.13	0.82
22:DA:874:G:H5'	22:DA:875:G:OP2	1.80	0.82
53:CA:1234:C:H4'	53:CA:1364:U:O2'	1.80	0.82
11:CK:106:ILE:HD11	11:CK:109:ILE:HD11	1.60	0.82
15:CO:25:GLU:HG2	15:CO:80:LEU:HG	1.60	0.82
22:BA:856:G:H1'	44:BW:23:LYS:HB3	1.60	0.82
22:DA:2612:C:O2	48:D0:1:ALA:HB2	1.80	0.82
11:AK:126:ARG:N	21:AU:33:ARG:HH22	1.78	0.82
58:DF:103:ILE:HA	58:DF:107:VAL:CG2	2.10	0.82
27:BF:134:GLN:HG2	27:BF:135:ILE:N	1.95	0.82
29:DH:80:ILE:HB	29:DH:101:ASP:OD2	1.80	0.82
16:AP:57:ILE:O	16:AP:61:VAL:HG23	1.79	0.82
22:DA:1706:C:H4'	22:DA:1707:G:OP2	1.77	0.82
2:CB:127:LYS:HE3	2:CB:132:GLU:HG3	1.62	0.82
6:AF:3:HIS:H	6:AF:92:THR:CG2	1.93	0.82
51:B3:61:LEU:HB3	51:B3:64:ALA:HB2	1.60	0.82
53:CA:948:C:H5''	55:CM:104:ASN:HB3	1.59	0.82
1:AA:1118:U:H2'	1:AA:1119:C:H6	1.45	0.81
40:BS:66:ILE:HA	40:BS:69:LEU:CD2	2.08	0.81
1:AA:1227:A:N3	1:AA:1227:A:H2'	1.93	0.81
1:AA:17:U:H2'	1:AA:18:C:C6	2.15	0.81
35:DN:73:ASN:HD22	35:DN:76:VAL:HG21	1.44	0.81
25:DD:124:ARG:HD3	25:DD:125:TRP:NE1	1.94	0.81

Continued on next page...

Continued from previous page...

Atom-1	Atom-2	Distance(Å)	Clash(Å)
17:CQ:58:VAL:HB	17:CQ:74:LEU:CD1	2.10	0.81
53:CA:1168:U:H2'	53:CA:1168:U:O2	1.80	0.81
20:CT:2:ASN:N	20:CT:7:LYS:HZ3	1.77	0.81
24:BC:79:ARG:NH2	24:BC:92:LEU:HD22	1.94	0.81
37:BP:51:ASN:O	37:BP:52:ARG:HG2	1.80	0.81
22:BA:1069:A:O2'	22:BA:1070:A:H5''	1.79	0.81
10:CJ:84:VAL:CG2	10:CJ:85:ASP:H	1.93	0.81
22:DA:1069:A:N6	22:DA:1073:A:H5''	1.94	0.81
22:DA:338:G:H2'	22:DA:339:U:H5'	1.59	0.81
22:DA:67:U:H2'	22:DA:68:G:H8	1.45	0.81
52:D4:7:VAL:HG13	52:D4:8:LYS:N	1.93	0.81
22:DA:503:A:H4'	22:DA:504:A:O5'	1.80	0.81
1:AA:924:C:H2'	1:AA:925:G:C8	2.15	0.81
42:DU:47:PRO:HB3	42:DU:54:PRO:CG	2.10	0.81
27:BF:100:GLU:HG2	27:BF:104:THR:OG1	1.80	0.81
22:DA:1305:C:O2'	22:DA:1306:C:H6	1.62	0.81
24:BC:76:VAL:O	24:BC:76:VAL:CG2	2.27	0.81
22:DA:1965:C:H5'	22:DA:1966:A:H5''	1.62	0.81
53:CA:335:C:H2'	53:CA:336:A:H8	1.45	0.81
22:DA:2552:U:C2	22:DA:2554:U:H5'	2.15	0.81
39:DR:48:LYS:H	39:DR:48:LYS:HD2	1.42	0.81
49:D1:47:ILE:H	49:D1:47:ILE:HD12	1.43	0.81
24:BC:131:MET:HA	24:BC:134:ILE:HD12	1.59	0.81
38:BQ:63:ARG:HH22	38:BQ:96:ASP:CA	1.93	0.81
38:BQ:91:ARG:NH2	38:BQ:93:ILE:HD13	1.96	0.81
22:DA:1813:G:N3	24:DC:49:THR:HB	1.95	0.81
24:DC:35:LYS:HB3	24:DC:35:LYS:NZ	1.95	0.81
53:CA:1281:C:H5''	53:CA:1282:C:H5	1.44	0.81
22:DA:1346:G:O2'	22:DA:1347:A:C8	2.27	0.81
53:CA:373:A:H2'	53:CA:374:A:H8	1.45	0.81
24:DC:15:VAL:HG22	24:DC:204:LEU:O	1.81	0.81
42:DU:35:VAL:HG12	42:DU:36:GLU:H	1.43	0.81
46:DY:2:LYS:HD2	46:DY:4:LYS:HE3	1.61	0.81
22:DA:79:C:H2'	22:DA:80:G:O4'	1.80	0.81
2:CB:99:MET:HA	2:CB:106:VAL:HG21	1.61	0.81
11:CK:92:ARG:HG3	11:CK:92:ARG:NH1	1.94	0.81
22:DA:1324:G:H1	22:DA:1330:C:N4	1.76	0.81
53:CA:972:C:O2'	10:CJ:57:VAL:HG23	1.80	0.81
25:BD:118:PHE:HD2	25:BD:119:ALA:H	1.28	0.81
35:DN:37:THR:HG22	35:DN:39:PRO:CD	2.05	0.81
36:BO:7:ARG:HG3	36:BO:96:GLY:HA3	1.60	0.81
37:DP:91:VAL:CG2	37:DP:109:ILE:HG21	2.00	0.81

Continued on next page...

Continued from previous page...

Atom-1	Atom-2	Distance(Å)	Clash(Å)
58:DF:43:ILE:HG23	58:DF:44:ALA:H	1.44	0.81
6:AF:38:ARG:HG3	6:AF:39:LEU:N	1.94	0.81
31:BJ:124:VAL:O	31:BJ:125:TYR:HB2	1.78	0.81
20:CT:26:MET:HE3	20:CT:30:PHE:HD1	1.44	0.81
17:CQ:18:LYS:HD3	17:CQ:48:GLU:OE2	1.78	0.81
22:DA:614:A:H4'	22:DA:616:A:H62	1.45	0.81
22:BA:1287:A:OP2	35:BN:103:ARG:HG3	1.80	0.81
1:AA:563:A:H2'	1:AA:563:A:N3	1.94	0.81
55:CM:64:VAL:HG12	55:CM:65:GLU:HG3	1.61	0.81
18:AR:31:TYR:CD2	18:AR:54:LEU:HD21	2.16	0.81
4:CD:176:LYS:HG3	4:CD:178:GLU:CB	2.11	0.81
53:CA:332:G:H2'	53:CA:333:U:C6	2.15	0.81
2:AB:101:THR:HG22	2:AB:174:GLU:OE1	1.80	0.81
58:DF:65:LEU:HD11	58:DF:67:THR:HG22	1.59	0.81
22:DA:834:G:H1'	22:DA:2358:A:N3	1.96	0.81
22:DA:1447:C:H2'	22:DA:1448:G:H8	1.43	0.81
1:AA:1506:U:H3'	62:AA:1802:HOH:O	1.80	0.81
33:BL:74:THR:HG23	33:BL:107:PHE:HB2	1.62	0.81
1:AA:352:C:H6	1:AA:352:C:H5''	1.45	0.81
53:CA:701:U:H4'	53:CA:702:A:C5'	2.10	0.81
3:AC:129:PHE:CE2	3:AC:156:LEU:HD23	2.15	0.81
6:AF:11:HIS:HD2	6:AF:13:ASP:H	1.23	0.81
23:BB:88:C:H6	23:BB:88:C:H5'	1.44	0.81
53:CA:1128:C:H4'	53:CA:1148:U:H3	1.44	0.81
11:CK:44:ALA:HB3	11:CK:69:CYS:HB2	1.63	0.81
6:CF:2:ARG:HH21	6:CF:91:ARG:HB2	1.44	0.81
22:DA:660:C:H5''	26:DE:94:GLN:OE1	1.80	0.81
22:DA:2136:G:HO2'	22:DA:2137:U:H6	0.84	0.81
1:AA:865:A:H2'	1:AA:866:C:C6	2.15	0.81
24:DC:144:GLU:HB3	24:DC:187:CYS:HB2	1.62	0.81
22:DA:413:C:H2'	22:DA:414:C:C6	2.15	0.81
35:BN:103:ARG:HB2	35:BN:110:MET:CE	2.10	0.81
6:AF:49:TYR:HE2	6:AF:51:ILE:HB	1.42	0.81
22:DA:810:U:O4	33:DL:30:THR:HG22	1.80	0.81
14:CN:89:ARG:HG3	14:CN:91:GLU:CG	2.10	0.81
22:DA:2552:U:O2	22:DA:2554:U:H5'	1.80	0.81
22:DA:2771:C:H2'	22:DA:2772:C:H6	1.45	0.81
1:AA:246:A:H4'	1:AA:247:G:OP1	1.80	0.81
22:BA:1110:G:O2'	22:BA:1111:A:H8	1.63	0.81
47:DZ:4:ILE:HD12	47:DZ:58:GLU:HA	1.61	0.81
14:AN:51:PRO:O	14:AN:52:ARG:HB2	1.80	0.81
45:DX:31:ASN:ND2	45:DX:31:ASN:H	1.79	0.81

Continued on next page...

Continued from previous page...

Atom-1	Atom-2	Distance(Å)	Clash(Å)
3:AC:174:LEU:HD12	3:AC:174:LEU:O	1.79	0.81
22:BA:1248:G:OP2	26:BE:44:ARG:NH1	2.13	0.81
1:AA:556:C:C2'	1:AA:557:G:H5'	2.10	0.81
22:DA:85:G:O2'	22:DA:86:G:H5''	1.80	0.81
45:DX:2:ARG:HH21	45:DX:32:LEU:CD2	1.91	0.81
24:BC:16:VAL:H	24:BC:203:VAL:CG1	1.92	0.81
22:DA:249:C:H2'	22:DA:249:C:O2	1.80	0.81
51:D3:21:PHE:HB2	51:D3:49:VAL:HG13	1.62	0.81
12:AL:85:ARG:CZ	12:AL:87:LYS:HB3	2.11	0.81
36:BO:2:ASP:HB3	36:BO:5:SER:CB	2.10	0.81
22:DA:1474:U:C2'	22:DA:1475:G:H5'	2.10	0.81
8:AH:9:MET:CE	8:AH:32:LYS:HA	2.11	0.81
4:CD:77:GLU:O	4:CD:81:LEU:HD12	1.81	0.81
55:CM:11:HIS:N	55:CM:44:ILE:HD12	1.93	0.81
22:DA:2657:A:H2'	22:DA:2658:C:C6	2.16	0.81
53:CA:1329:A:H5''	55:CM:25:GLY:H	1.45	0.81
5:CE:44:ARG:HG2	5:CE:72:ASN:HA	1.61	0.81
43:BV:20:LEU:HD23	43:BV:25:LYS:HB2	1.62	0.81
42:DU:85:ARG:HE	42:DU:85:ARG:HA	1.45	0.81
22:BA:1078:U:H4'	22:BA:1079:C:H6	1.45	0.81
35:DN:92:GLY:H	35:DN:94:TYR:HE1	1.28	0.81
44:BW:28:GLU:HB3	44:BW:31:LEU:HD11	1.61	0.81
24:BC:15:VAL:HA	24:BC:203:VAL:HG11	1.62	0.81
22:DA:2360:G:H5''	22:DA:2361:G:OP2	1.79	0.81
10:AJ:19:ASP:HA	10:AJ:22:THR:HB	1.62	0.81
22:DA:1012:U:O4	31:DJ:30:THR:HG21	1.81	0.81
31:DJ:17:VAL:HG23	31:DJ:137:PRO:HB2	1.63	0.81
22:DA:2875:C:O2'	22:DA:2876:G:H8	1.63	0.81
12:AL:23:LEU:HB2	12:AL:58:ASN:HD22	1.45	0.81
24:BC:251:THR:CG2	24:BC:252:LYS:H	1.91	0.81
1:AA:560:A:H5'	1:AA:566:G:N2	1.96	0.81
56:CP:38:PHE:HE2	56:CP:51:ARG:HB3	1.44	0.81
32:BK:10:VAL:CB	32:BK:16:ALA:HB1	2.11	0.81
36:DO:115:LEU:H	36:DO:115:LEU:HD13	1.44	0.81
22:DA:2893:A:H4'	22:DA:2894:G:O5'	1.79	0.81
36:BO:41:ALA:HB2	36:BO:48:LEU:HD21	1.63	0.81
1:AA:1468:A:H2'	1:AA:1469:C:H5'	1.61	0.81
53:CA:239:U:C6	53:CA:239:U:H5'	2.16	0.81
22:BA:1078:U:H4'	22:BA:1079:C:C6	2.16	0.81
10:CJ:5:ARG:CG	10:CJ:79:PRO:HG3	2.10	0.81
38:DQ:91:ARG:NH1	39:DR:10:LYS:HB3	1.96	0.81
21:AU:10:PRO:O	21:AU:11:PHE:HB3	1.78	0.81

Continued on next page...

Continued from previous page...

Atom-1	Atom-2	Distance(Å)	Clash(Å)
35:BN:73:ASN:CA	35:BN:76:VAL:HG12	2.09	0.81
9:CI:27:ILE:HD13	9:CI:62:LEU:HB3	1.62	0.81
9:CI:24:ASN:O	9:CI:61:ASP:HA	1.80	0.81
20:CT:26:MET:CE	20:CT:56:ILE:HD13	2.11	0.81
53:CA:210:C:H2'	53:CA:210:C:O2	1.81	0.81
1:AA:496:A:H2'	1:AA:496:A:N3	1.94	0.81
8:AH:110:MET:HE2	8:AH:114:ALA:HB1	1.63	0.81
22:DA:870:U:H2'	22:DA:871:U:H5'	1.61	0.81
32:DK:28:SER:O	32:DK:29:HIS:HB2	1.78	0.81
22:DA:2776:A:H4'	22:DA:2777:G:O5'	1.80	0.81
53:CA:110:C:H2'	53:CA:111:G:C8	2.16	0.81
16:AP:48:GLU:HG3	16:AP:49:GLY:H	1.44	0.81
22:DA:5:A:C2	22:DA:2899:A:C2	2.69	0.81
31:DJ:127:GLY:O	31:DJ:129:GLU:HG3	1.79	0.81
22:BA:995:C:H5'	22:BA:995:C:H6	1.45	0.81
22:BA:1062:G:O2'	22:BA:1063:G:C8	2.34	0.81
45:BX:52:ALA:O	45:BX:53:LYS:HB2	1.79	0.81
5:AE:114:LEU:HD21	5:AE:122:VAL:CG2	2.11	0.81
22:DA:2283:C:O2'	22:DA:2284:A:H5'	1.81	0.81
22:DA:2353:G:H1'	44:DW:30:VAL:HG13	1.63	0.81
44:DW:28:GLU:H	44:DW:31:LEU:CD2	1.94	0.81
22:DA:304:U:O2'	22:DA:305:C:H6	1.63	0.81
42:DU:14:THR:HG23	42:DU:15:GLY:N	1.95	0.81
44:BW:17:ALA:HA	44:BW:35:ILE:HG23	1.60	0.81
53:CA:983:A:O2'	53:CA:984:C:H5'	1.81	0.81
22:DA:1024:G:H3'	22:DA:1025:G:C5'	2.06	0.81
17:CQ:4:ILE:CG2	17:CQ:5:ARG:H	1.94	0.81
54:CG:59:GLU:OE2	54:CG:63:VAL:HG23	1.80	0.81
53:CA:1239:A:H5''	54:CG:118:ARG:HH12	1.46	0.81
58:DF:65:LEU:HG	58:DF:67:THR:HG23	1.62	0.81
20:CT:3:ILE:O	20:CT:4:LYS:HG2	1.80	0.81
22:BA:2393:U:H5'	33:BL:60:ARG:O	1.81	0.81
45:BX:35:HIS:HB3	45:BX:37:PHE:CE2	2.15	0.81
53:CA:1463:U:H2'	53:CA:1464:U:C6	2.15	0.81
11:CK:60:PHE:O	11:CK:64:VAL:HG13	1.80	0.81
44:DW:49:ASN:ND2	44:DW:81:ILE:HG23	1.94	0.81
22:DA:336:C:O2'	22:DA:337:C:H6	1.63	0.81
24:BC:106:PRO:O	24:BC:109:LEU:HD13	1.81	0.81
1:AA:214:C:H2'	1:AA:215:C:H6	1.46	0.81
32:DK:118:LEU:C	32:DK:120:PRO:HD2	2.01	0.81
26:BE:108:ILE:HD11	26:BE:180:LEU:CB	2.09	0.81
14:CN:60:ARG:HG2	14:CN:61:ASN:H	1.46	0.81

Continued on next page...

Continued from previous page...

Atom-1	Atom-2	Distance(Å)	Clash(Å)
10:AJ:8:ILE:HG23	10:AJ:100:ILE:CG2	2.10	0.81
22:BA:1339:G:N2	22:BA:1603:A:H1'	1.96	0.81
54:CG:4:ARG:HD2	54:CG:5:VAL:H	1.44	0.81
35:BN:103:ARG:CD	35:BN:110:MET:HE3	2.11	0.81
23:BB:46:A:H2'	23:BB:47:C:H6	1.46	0.81
56:CP:16:PHE:HE2	56:CP:40:ASN:HB2	1.45	0.81
22:BA:1707:G:H2'	22:BA:1708:C:C6	2.15	0.81
31:BJ:12:LYS:O	31:BJ:13:ARG:HB2	1.80	0.81
39:BR:49:ILE:CB	39:BR:51:VAL:O	2.29	0.81
37:DP:88:ARG:HH11	37:DP:112:ARG:NH2	1.79	0.81
38:BQ:8:ILE:O	38:BQ:8:ILE:HD12	1.80	0.81
53:CA:962:C:N4	53:CA:974:A:H61	1.78	0.81
22:DA:2136:G:O2'	22:DA:2137:U:H6	1.64	0.81
22:DA:2733:A:O2'	22:DA:2734:A:H5'	1.81	0.81
1:AA:977:A:H3'	1:AA:1362:A:H62	1.45	0.81
14:AN:40:ARG:HH12	14:AN:44:VAL:CG2	1.93	0.81
22:DA:2311:A:H3'	22:DA:2312:U:H6	1.44	0.81
9:AI:44:ARG:HG3	9:AI:45:MET:HE1	1.63	0.81
29:DH:68:ARG:CD	29:DH:71:LYS:HD3	2.11	0.81
2:CB:164:ASP:CB	2:CB:167:HIS:HB3	2.11	0.81
25:DD:48:ILE:HG22	25:DD:84:LEU:HD23	1.63	0.81
7:AG:119:LEU:CD2	7:AG:123:LEU:HD23	2.10	0.81
22:DA:852:U:H2'	22:DA:853:C:C6	2.16	0.81
45:DX:31:ASN:HD22	45:DX:31:ASN:H	1.29	0.81
32:DK:27:GLY:HA3	32:DK:30:ARG:HD3	1.62	0.81
31:DJ:106:LYS:HE2	31:DJ:106:LYS:HA	1.63	0.81
2:CB:105:THR:O	2:CB:108:GLN:HG2	1.81	0.81
25:BD:172:VAL:O	25:BD:173:GLN:HB2	1.80	0.81
11:CK:55:ARG:H	11:CK:55:ARG:HD2	1.44	0.81
22:BA:1159:U:C2'	22:BA:1160:G:H5'	2.10	0.80
1:AA:429:U:O3'	4:AD:8:LEU:HD23	1.81	0.80
49:D1:8:ILE:HD11	49:D1:52:LYS:HE3	1.63	0.80
22:DA:704:G:C2'	22:DA:726:G:H22	1.94	0.80
22:DA:1064:C:O2'	22:DA:1065:U:C5'	2.27	0.80
29:DH:27:ARG:NH1	45:DX:59:ASP:HA	1.96	0.80
39:DR:39:LEU:O	39:DR:40:MET:HB2	1.82	0.80
8:CH:52:GLY:HA3	8:CH:56:PRO:HA	1.60	0.80
20:CT:26:MET:HE3	20:CT:56:ILE:CD1	2.11	0.80
22:DA:1492:G:H3'	22:DA:1493:C:H5'	1.61	0.80
57:DB:109:A:HO2'	57:DB:110:C:H6	1.25	0.80
1:AA:1202:U:O4'	14:AN:68:ARG:HD2	1.80	0.80
22:BA:1286:A:H4'	22:BA:1287:A:OP1	1.78	0.80

Continued on next page...

Continued from previous page...

Atom-1	Atom-2	Distance(Å)	Clash(Å)
29:DH:68:ARG:HH11	29:DH:68:ARG:CG	1.94	0.80
22:BA:2094:A:H4'	29:BH:25:TYR:CE1	2.16	0.80
53:CA:202:G:O2'	53:CA:468:A:H8	1.63	0.80
22:DA:2823:A:C5	22:DA:2824:C:C5	2.68	0.80
1:AA:646:G:H2'	1:AA:647:C:H5'	1.64	0.80
8:CH:45:ILE:C	8:CH:63:LYS:HD2	2.02	0.80
22:DA:2603:G:H4'	22:DA:2603:G:OP2	1.82	0.80
55:CM:52:ILE:HG13	55:CM:56:ARG:HH21	1.45	0.80
31:BJ:43:GLU:O	31:BJ:45:THR:HG23	1.81	0.80
5:AE:152:VAL:CB	5:AE:155:LYS:HZ2	1.92	0.80
1:AA:429:U:C3'	4:AD:8:LEU:HD23	2.11	0.80
1:AA:1130:A:H5''	1:AA:1130:A:C8	2.17	0.80
52:D4:19:ARG:O	52:D4:20:ASP:HB2	1.82	0.80
53:CA:1102:A:H2'	53:CA:1103:C:C6	2.16	0.80
12:AL:43:LYS:HZ3	12:AL:44:PRO:HD3	1.44	0.80
37:BP:87:ARG:NH1	37:BP:87:ARG:HG2	1.94	0.80
16:AP:28:ARG:HE	16:AP:29:ASN:ND2	1.79	0.80
22:DA:2024:G:O2'	22:DA:2025:C:H5'	1.81	0.80
20:AT:34:VAL:HG11	20:AT:78:LEU:HD22	1.63	0.80
19:AS:43:MET:O	19:AS:61:VAL:HG21	1.81	0.80
10:AJ:8:ILE:HG23	10:AJ:100:ILE:HG22	1.63	0.80
57:DB:13:G:H5''	57:DB:13:G:H8	1.45	0.80
22:DA:432:A:O2'	22:DA:433:C:H5'	1.81	0.80
15:CO:47:LYS:HD2	15:CO:47:LYS:H	1.46	0.80
28:DG:167:VAL:HG23	28:DG:168:VAL:H	1.46	0.80
16:AP:48:GLU:CG	16:AP:49:GLY:H	1.93	0.80
1:AA:6:G:O6	5:AE:98:ALA:HB1	1.80	0.80
11:AK:106:ILE:O	11:AK:106:ILE:HD13	1.81	0.80
9:AI:119:LYS:HG3	9:AI:122:ARG:HB3	1.62	0.80
22:BA:1139:G:O2'	22:BA:1140:C:H5'	1.81	0.80
28:BG:120:ILE:HD13	28:BG:121:THR:N	1.96	0.80
22:DA:1388:G:O2'	22:DA:1389:G:H8	1.62	0.80
22:DA:2286:G:N7	49:D1:33:LEU:HD21	1.97	0.80
22:DA:2352:A:C6	44:DW:30:VAL:HG11	2.15	0.80
46:DY:4:LYS:H	46:DY:4:LYS:HD3	1.45	0.80
46:DY:17:GLU:HG3	46:DY:53:VAL:HG11	1.61	0.80
22:DA:1364:G:C8	45:DX:1:SER:HB2	2.16	0.80
1:AA:204:G:H1'	1:AA:465:A:C2	2.16	0.80
54:CG:74:VAL:HG11	54:CG:143:MET:HB2	1.63	0.80
22:DA:1996:C:H4'	22:DA:1997:C:OP1	1.78	0.80
53:CA:1202:U:H2'	53:CA:1203:C:C6	2.11	0.80
4:AD:121:ALA:C	4:AD:122:ILE:HD13	2.00	0.80

Continued on next page...

Continued from previous page...

Atom-1	Atom-2	Distance(Å)	Clash(Å)
8:AH:9:MET:HE2	8:AH:32:LYS:HG2	1.62	0.80
30:DI:104:GLN:HA	30:DI:107:GLU:HB2	1.63	0.80
53:CA:157:U:O2'	53:CA:158:G:H5'	1.81	0.80
7:AG:100:MET:O	7:AG:104:VAL:HG23	1.80	0.80
56:CP:71:VAL:O	56:CP:74:LEU:HB2	1.80	0.80
22:DA:1533:C:C2'	22:DA:1534:U:H5'	2.11	0.80
44:BW:35:ILE:HG23	44:BW:35:ILE:O	1.79	0.80
11:AK:126:ARG:CA	21:AU:33:ARG:HH12	1.94	0.80
22:DA:1301:A:C8	22:DA:1303:G:C8	2.69	0.80
53:CA:279:A:C5'	53:CA:280:C:H3'	2.10	0.80
28:DG:117:PRO:HD2	28:DG:120:ILE:CG2	2.12	0.80
22:BA:1378:A:O2'	22:BA:1379:U:H3'	1.80	0.80
32:BK:91:SER:O	32:BK:93:GLN:HB2	1.81	0.80
8:AH:46:GLU:O	8:AH:47:ASP:HB3	1.80	0.80
4:AD:16:THR:HG22	4:AD:17:ASP:O	1.81	0.80
53:CA:1118:U:H1'	53:CA:1179:A:C4	2.16	0.80
43:DV:63:ILE:O	43:DV:70:ILE:HD11	1.82	0.80
1:AA:547:A:H4'	1:AA:548:G:O5'	1.82	0.80
28:BG:126:THR:HG22	28:BG:128:THR:H	1.45	0.80
17:AQ:51:GLU:HG2	17:AQ:52:CYS:SG	2.21	0.80
22:DA:1918:A:H4'	22:DA:1919:A:OP1	1.80	0.80
6:AF:86:ARG:HD2	18:AR:63:TYR:O	1.80	0.80
1:AA:1374:A:H2'	1:AA:1375:A:H8	1.45	0.80
4:CD:195:ASN:HB3	4:CD:197:HIS:NE2	1.97	0.80
26:DE:110:SER:O	26:DE:113:VAL:HG12	1.80	0.80
22:BA:2813:A:H2	22:BA:2887:A:H61	1.25	0.80
22:BA:1417:C:O2'	22:BA:1418:G:H5'	1.81	0.80
36:DO:11:ALA:HB2	36:DO:96:GLY:N	1.96	0.80
22:DA:1340:U:OP1	22:DA:1340:U:H4'	1.81	0.80
22:DA:738:G:H2'	22:DA:739:A:C8	2.17	0.80
24:BC:106:PRO:CB	24:BC:141:HIS:HE1	1.95	0.80
51:D3:18:LYS:HD2	51:D3:19:GLY:H	1.47	0.80
22:DA:603:A:H4'	22:DA:604:G:O5'	1.80	0.80
26:DE:29:HIS:ND1	33:DL:6:LEU:HD22	1.96	0.80
5:CE:104:ILE:HA	5:CE:122:VAL:CG2	2.11	0.80
24:BC:20:ASN:HD22	24:BC:20:ASN:C	1.83	0.80
8:CH:93:LYS:H	8:CH:93:LYS:HD3	1.45	0.80
22:DA:1975:G:C5	22:DA:1976:U:C5	2.70	0.80
22:BA:1734:G:O2'	22:BA:1735:A:H8	1.64	0.80
7:AG:4:ARG:HA	7:AG:4:ARG:HE	1.46	0.80
28:BG:11:PRO:O	28:BG:14:VAL:HG22	1.82	0.80
22:DA:1645:G:OP1	22:DA:1646:C:H5'	1.82	0.80

Continued on next page...

Continued from previous page...

Atom-1	Atom-2	Distance(Å)	Clash(Å)
30:DI:50:LYS:HE2	30:DI:50:LYS:HA	1.62	0.80
22:BA:2543:G:H8	22:BA:2543:G:H5'	1.47	0.80
22:DA:1401:G:O2'	22:DA:1402:U:H5'	1.80	0.80
13:AM:79:LEU:HD22	13:AM:86:ARG:HB2	1.64	0.80
11:CK:110:THR:HG22	21:CU:4:LYS:HA	1.63	0.80
22:DA:528:A:C2	22:DA:2042:A:H2'	2.16	0.80
53:CA:936:C:HO2'	53:CA:937:A:H8	1.26	0.80
41:BT:45:ALA:O	41:BT:48:GLN:HB2	1.82	0.80
17:CQ:68:LYS:O	17:CQ:69:THR:HG23	1.81	0.80
22:BA:1022:G:N2	22:BA:1142:A:C2	2.49	0.80
58:DF:30:VAL:HG12	58:DF:157:THR:CG2	2.10	0.80
53:CA:1533:C:H2'	53:CA:1534:A:H5''	1.63	0.80
22:BA:1253:A:H3'	22:BA:1254:A:H5''	1.62	0.80
46:DY:19:LEU:HA	46:DY:22:LEU:HB2	1.63	0.80
48:D0:42:ILE:HD11	48:D0:48:TYR:HB2	1.62	0.80
22:DA:84:A:C4	22:DA:103:A:N6	2.50	0.80
22:DA:455:C:N4	22:DA:472:A:H2'	1.96	0.80
40:DS:32:ALA:O	40:DS:33:LEU:HB2	1.80	0.80
53:CA:1218:C:O2'	53:CA:1219:A:C8	2.30	0.80
53:CA:960:U:O2'	53:CA:1223:C:H4'	1.82	0.80
22:DA:1022:G:H22	22:DA:1142:A:H2	1.30	0.80
54:CG:42:VAL:HG12	54:CG:43:TYR:HD2	1.46	0.80
53:CA:1240:U:O4'	54:CG:41:ILE:HD11	1.82	0.80
22:DA:2631:G:C2'	22:DA:2632:A:H5''	2.12	0.80
22:DA:2461:A:H1'	22:DA:2492:U:H3	1.46	0.80
39:DR:62:GLU:HB3	39:DR:97:LYS:HB3	1.64	0.80
51:B3:22:LYS:HA	51:B3:47:ALA:O	1.80	0.80
22:DA:487:C:C2'	22:DA:488:G:H5'	2.12	0.80
31:BJ:44:TYR:CD2	38:BQ:63:ARG:CD	2.65	0.80
12:CL:83:GLY:HA2	12:CL:94:TYR:CA	2.11	0.80
49:B1:7:LYS:HA	49:B1:23:THR:HG22	1.63	0.80
28:BG:140:ILE:N	28:BG:140:ILE:HD12	1.95	0.80
43:DV:70:ILE:HD13	43:DV:70:ILE:N	1.97	0.80
34:DM:66:ARG:HD2	34:DM:101:VAL:CG1	2.11	0.80
25:DD:146:ILE:HG13	25:DD:155:VAL:HG22	1.64	0.80
12:AL:85:ARG:HH21	12:AL:87:LYS:HD2	1.44	0.80
33:DL:117:THR:HG22	33:DL:118:THR:N	1.95	0.80
10:AJ:48:ARG:HG2	10:AJ:48:ARG:NH1	1.89	0.80
32:DK:17:ARG:HG2	32:DK:18:ARG:H	1.44	0.80
53:CA:77:A:H2'	53:CA:78:A:C8	2.17	0.80
8:AH:83:ARG:O	8:AH:84:ILE:HD13	1.82	0.80
22:DA:1656:C:C2'	22:DA:1657:U:H5'	2.12	0.80

Continued on next page...

Continued from previous page...

Atom-1	Atom-2	Distance(Å)	Clash(Å)
52:B4:9:LYS:HB3	52:B4:14:CYS:HB3	1.64	0.80
2:CB:89:PHE:HB3	2:CB:149:GLY:O	1.82	0.80
37:BP:95:LYS:HG2	37:BP:97:TYR:CZ	2.16	0.80
39:BR:29:THR:O	39:BR:63:VAL:HG22	1.81	0.80
21:CU:53:LYS:HB2	21:CU:53:LYS:NZ	1.97	0.80
22:BA:1076:C:H2'	22:BA:1077:A:H8	1.46	0.80
41:DT:67:VAL:O	41:DT:68:LYS:HG3	1.82	0.80
2:AB:9:LEU:HD23	2:AB:11:ALA:N	1.97	0.80
8:CH:23:ALA:HA	8:CH:62:LEU:CD2	2.12	0.80
1:AA:486:U:H5''	1:AA:486:U:C6	2.17	0.80
53:CA:982:U:H1'	53:CA:983:A:C8	2.17	0.80
2:AB:185:ILE:HA	2:AB:199:ILE:HB	1.62	0.80
52:B4:37:GLN:O	52:B4:37:GLN:HG2	1.82	0.80
22:DA:1166:G:H22	22:DA:1184:U:H1'	1.44	0.80
22:BA:1277:G:H4'	35:BN:20:MET:HE2	1.64	0.80
53:CA:753:A:H4'	53:CA:754:C:O5'	1.82	0.80
40:BS:48:LYS:O	40:BS:52:GLU:HG3	1.81	0.80
22:DA:1833:C:C4	22:DA:1834:U:C4	2.70	0.80
37:BP:50:ARG:CG	37:BP:57:ALA:N	2.04	0.79
22:DA:915:C:H2'	22:DA:916:G:H8	1.47	0.79
22:DA:95:A:H1'	46:DY:40:SER:HB2	1.63	0.79
31:DJ:45:THR:H	31:DJ:46:PRO:CD	1.94	0.79
10:CJ:15:HIS:HE1	10:CJ:68:ARG:HD3	1.46	0.79
22:DA:2016:U:O2'	22:DA:2017:U:H5'	1.81	0.79
22:DA:192:C:H2'	22:DA:193:U:H5'	1.62	0.79
57:DB:94:A:OP1	43:DV:19:ARG:HD3	1.80	0.79
58:DF:48:LEU:HG	58:DF:49:LEU:HD22	1.63	0.79
53:CA:247:G:O6	53:CA:278:G:C6	2.35	0.79
42:DU:54:PRO:HG2	42:DU:55:GLY:H	1.47	0.79
22:DA:2195:U:O2'	22:DA:2196:C:H5'	1.82	0.79
32:BK:21:CYS:HB2	32:BK:39:ILE:HD11	1.61	0.79
19:AS:3:SER:O	19:AS:5:LYS:HG3	1.82	0.79
53:CA:166:U:H2'	53:CA:167:A:H5'	1.64	0.79
17:AQ:6:THR:O	17:AQ:7:LEU:HD12	1.82	0.79
47:BZ:40:THR:CG2	47:BZ:43:ILE:HG23	2.12	0.79
22:DA:999:U:O2'	22:DA:1000:A:H5'	1.82	0.79
56:CP:46:LYS:HE2	56:CP:47:GLU:N	1.96	0.79
23:BB:25:U:O2'	23:BB:26:C:H5'	1.82	0.79
22:BA:2816:G:O3'	35:BN:99:LYS:HE2	1.82	0.79
33:BL:27:LEU:N	33:BL:27:LEU:HD12	1.97	0.79
22:BA:2602:A:H4'	22:BA:2603:G:OP2	1.81	0.79
22:BA:2341:G:H2'	22:BA:2342:C:H6	1.48	0.79

Continued on next page...

Continued from previous page...

Atom-1	Atom-2	Distance(Å)	Clash(Å)
5:AE:136:VAL:O	5:AE:136:VAL:HG22	1.81	0.79
53:CA:1148:U:O2'	53:CA:1149:C:H5'	1.82	0.79
22:DA:1359:A:C2	22:DA:1360:G:H1'	2.15	0.79
44:BW:23:LYS:CD	44:BW:24:ARG:N	2.44	0.79
22:BA:1998:A:OP2	25:BD:141:ARG:NH2	2.15	0.79
5:CE:29:ILE:CG2	5:CE:30:PHE:N	2.39	0.79
46:BY:57:LEU:HA	46:BY:60:LYS:CB	2.13	0.79
14:AN:40:ARG:NH1	14:AN:44:VAL:HG21	1.97	0.79
58:DF:28:PRO:CB	58:DF:168:LEU:HD21	2.11	0.79
17:CQ:58:VAL:CB	17:CQ:74:LEU:HD11	2.12	0.79
53:CA:1167:A:N7	53:CA:1169:A:N6	2.31	0.79
29:DH:1:MET:HE3	29:DH:23:ALA:HB2	1.64	0.79
28:BG:142:GLN:NE2	28:BG:142:GLN:HA	1.97	0.79
45:DX:20:ALA:O	45:DX:21:LEU:HB2	1.83	0.79
5:AE:104:ILE:O	5:AE:104:ILE:HG23	1.81	0.79
24:DC:173:LEU:N	24:DC:173:LEU:HD22	1.97	0.79
22:DA:1394:U:H3'	22:DA:1394:U:H6	1.47	0.79
30:DI:5:GLN:OE1	30:DI:59:THR:HG21	1.81	0.79
1:AA:548:G:H2'	1:AA:549:C:H6	1.48	0.79
22:DA:637:A:OP2	33:DL:112:LEU:HD22	1.82	0.79
41:DT:28:ASN:HB2	41:DT:87:LEU:HB3	1.65	0.79
24:DC:144:GLU:HG3	24:DC:151:GLY:N	1.98	0.79
22:DA:240:C:H3'	22:DA:241:A:H5''	1.63	0.79
22:DA:989:G:H4'	22:DA:990:A:OP1	1.81	0.79
42:BU:5:ARG:HG2	42:BU:5:ARG:NH2	1.91	0.79
22:DA:2201:G:H2'	22:DA:2202:U:H6	1.48	0.79
22:BA:2327:A:H2'	22:BA:2328:A:C8	2.17	0.79
53:CA:1038:C:H2'	53:CA:1039:G:C8	2.16	0.79
4:AD:54:LEU:C	4:AD:54:LEU:HD23	2.03	0.79
32:BK:10:VAL:HB	32:BK:16:ALA:HB1	1.63	0.79
22:BA:1734:G:HO2'	22:BA:1735:A:H8	0.81	0.79
25:BD:140:HIS:NE2	62:BD:302:HOH:O	2.15	0.79
53:CA:1422:G:H5''	32:DK:48:PRO:HB3	1.64	0.79
25:DD:110:THR:OG1	25:DD:171:THR:HG22	1.82	0.79
38:BQ:111:LYS:HE2	39:BR:50:GLY:HA2	1.62	0.79
11:CK:126:ARG:HB2	21:CU:33:ARG:HD2	1.63	0.79
22:DA:1533:C:H2'	22:DA:1534:U:H5'	1.65	0.79
7:AG:12:LEU:HD22	7:AG:12:LEU:N	1.94	0.79
2:CB:46:VAL:HG13	2:CB:47:PRO:CD	2.11	0.79
53:CA:642:A:O2'	53:CA:643:C:H6	1.64	0.79
14:CN:52:ARG:HA	14:CN:52:ARG:NE	1.98	0.79
41:BT:40:LYS:CA	41:BT:43:ILE:HG23	2.12	0.79

Continued on next page...

Continued from previous page...

Atom-1	Atom-2	Distance(Å)	Clash(Å)
4:AD:122:ILE:N	4:AD:122:ILE:HD13	1.97	0.79
35:BN:32:GLU:OE1	35:BN:118:ARG:HA	1.83	0.79
53:CA:663:A:O2'	53:CA:664:G:H5'	1.82	0.79
46:BY:5:GLU:O	46:BY:8:GLU:HB2	1.82	0.79
22:DA:1698:A:H1'	22:DA:1700:A:OP2	1.82	0.79
22:BA:2341:G:H2'	22:BA:2342:C:C6	2.17	0.79
22:DA:2902:C:H2'	22:DA:2903:U:O4'	1.81	0.79
22:BA:2021:C:P	48:B0:8:THR:HG21	2.23	0.79
22:DA:1197:G:H5'	22:DA:1227:G:O2'	1.82	0.79
36:BO:31:THR:HG23	36:BO:34:HIS:H	1.47	0.79
5:AE:155:LYS:H	5:AE:155:LYS:HD2	1.45	0.79
10:CJ:80:THR:O	10:CJ:84:VAL:HG22	1.82	0.79
26:DE:148:ILE:HA	26:DE:187:VAL:HB	1.65	0.79
22:DA:217:A:O2'	22:DA:218:A:C8	2.36	0.79
53:CA:413:G:C6	4:CD:32:LYS:HE3	2.17	0.79
5:CE:143:LEU:O	5:CE:144:GLU:HB2	1.81	0.79
48:B0:39:ARG:HG2	48:B0:40:HIS:ND1	1.97	0.79
35:DN:2:ARG:HD2	35:DN:2:ARG:O	1.83	0.79
1:AA:415:A:H2'	1:AA:416:G:H8	1.44	0.79
10:AJ:52:LEU:HD21	10:AJ:62:ARG:HE	1.45	0.79
34:BM:73:ILE:HG21	34:BM:91:TYR:CZ	2.16	0.79
22:DA:1023:U:C6	22:DA:1023:U:H5'	2.17	0.79
6:CF:54:LEU:HD13	6:CF:55:HIS:H	1.48	0.79
12:AL:2:THR:HG22	12:AL:4:ASN:H	1.47	0.79
3:CC:113:LYS:HE3	3:CC:184:ASN:HD21	1.46	0.79
23:BB:45:A:H2'	23:BB:46:A:H8	1.46	0.79
22:BA:2813:A:H2	22:BA:2887:A:N6	1.80	0.79
29:BH:81:ALA:O	29:BH:102:ALA:HB2	1.80	0.79
22:DA:1107:G:H2'	22:DA:1108:U:H5'	1.63	0.79
41:DT:5:GLU:OE2	46:DY:18:LEU:HD21	1.81	0.79
53:CA:482:A:O2'	53:CA:483:C:H5'	1.83	0.79
56:CP:52:LEU:HD22	56:CP:78:VAL:HG21	1.65	0.79
22:DA:1275:A:N7	35:DN:16:HIS:HB2	1.98	0.79
14:CN:20:PHE:CA	14:CN:24:ALA:HB2	2.13	0.79
41:BT:61:LEU:C	41:BT:61:LEU:CD1	2.51	0.79
5:CE:131:ASN:O	5:CE:135:VAL:HG23	1.83	0.79
22:DA:241:A:H4'	22:DA:242:G:OP1	1.83	0.79
22:BA:35:G:C8	22:BA:35:G:H5'	2.15	0.79
3:CC:113:LYS:HG3	3:CC:184:ASN:ND2	1.97	0.79
32:BK:116:ILE:HD12	32:BK:117:SER:N	1.97	0.79
33:DL:119:PRO:HB3	33:DL:139:GLY:O	1.83	0.79
30:BI:53:PRO:HD2	30:BI:77:VAL:HG21	1.64	0.79

Continued on next page...

Continued from previous page...

Atom-1	Atom-2	Distance(Å)	Clash(Å)
13:AM:28:ARG:O	13:AM:32:ILE:HG12	1.82	0.79
1:AA:125:U:C2'	1:AA:126:G:H5'	2.12	0.79
3:AC:71:ARG:O	3:AC:74:ILE:HG22	1.83	0.79
12:CL:34:THR:HG22	12:CL:35:ARG:HG2	1.63	0.79
15:AO:55:LEU:HD12	15:AO:55:LEU:O	1.82	0.79
7:AG:30:MET:HG2	7:AG:31:VAL:N	1.98	0.79
1:AA:807:A:H2'	1:AA:808:C:H6	1.48	0.79
33:BL:110:VAL:HG12	33:BL:111:ILE:H	1.48	0.79
28:BG:120:ILE:HD11	28:BG:132:LEU:HB2	1.63	0.79
22:DA:1387:A:C5'	22:DA:1469:A:H1'	2.12	0.79
53:CA:522:C:H41	12:CL:49:ARG:NH2	1.80	0.79
39:BR:51:VAL:HB	39:BR:52:PRO:HD2	1.64	0.79
16:AP:29:ASN:HD22	16:AP:29:ASN:N	1.79	0.79
29:BH:31:VAL:HB	29:BH:32:PRO:HD2	1.64	0.79
26:BE:189:THR:OG1	26:BE:191:ASP:HB3	1.81	0.79
22:DA:663:G:OP1	33:DL:17:LYS:HG2	1.82	0.79
1:AA:1234:C:O2'	1:AA:1235:U:H5'	1.83	0.79
32:DK:13:ASN:HD21	32:DK:97:THR:N	1.80	0.79
20:CT:23:ARG:HB3	20:CT:60:GLN:NE2	1.97	0.79
27:BF:72:SER:HB2	27:BF:80:GLN:N	1.95	0.79
1:AA:1060:U:C5	3:AC:1:GLY:HA3	2.18	0.79
13:AM:106:ARG:HH21	13:AM:112:ARG:CB	1.96	0.79
32:DK:88:ASN:HB2	32:DK:91:SER:HB2	1.64	0.79
42:BU:15:GLY:O	42:BU:17:ASP:N	2.15	0.79
22:BA:529:A:H4'	22:BA:530:G:OP1	1.81	0.79
22:BA:2425:A:H5'	22:BA:2427:C:O4'	1.82	0.79
26:DE:112:LEU:HD12	26:DE:118:LEU:HD13	1.63	0.79
22:DA:1355:G:O2'	22:DA:1356:G:H5'	1.82	0.79
22:DA:2214:C:H2'	22:DA:2215:C:C6	2.18	0.79
22:DA:2361:G:OP1	51:D3:25:HIS:HA	1.83	0.79
29:DH:84:ALA:HB3	29:DH:148:ALA:HA	1.65	0.79
22:DA:604:G:O2'	22:DA:605:G:H8	1.65	0.79
29:DH:6:LEU:HD13	29:DH:36:ALA:CA	2.09	0.79
53:CA:940:C:H5'	54:CG:101:ARG:NH2	1.98	0.79
51:B3:26:ALA:O	51:B3:27:ASN:HB2	1.81	0.79
31:BJ:44:TYR:O	31:BJ:45:THR:HG22	1.83	0.79
22:DA:1345:C:OP2	22:DA:1345:C:H3'	1.83	0.79
6:CF:2:ARG:HG2	6:CF:4:TYR:CZ	2.18	0.79
40:DS:20:VAL:CG1	40:DS:43:ALA:HB1	2.12	0.79
40:DS:32:ALA:CA	40:DS:35:ILE:HD11	2.11	0.79
53:CA:78:A:H2'	53:CA:79:G:H8	1.48	0.79
33:DL:17:LYS:HZ3	33:DL:19:LEU:HD22	1.42	0.79

Continued on next page...

Continued from previous page...

Atom-1	Atom-2	Distance(Å)	Clash(Å)
17:CQ:46:HIS:HB2	17:CQ:70:LYS:CE	2.13	0.79
53:CA:132:C:O2'	53:CA:133:U:H5'	1.83	0.79
2:CB:110:ILE:HD11	2:CB:150:ILE:HG23	1.64	0.79
22:BA:2093:G:O2'	22:BA:2094:A:H5'	1.82	0.79
24:DC:128:THR:HG22	24:DC:188:ARG:HB3	1.63	0.79
29:BH:94:ILE:HG21	29:BH:99:ILE:HG12	1.63	0.79
13:AM:47:LEU:HD23	13:AM:51:GLN:HB3	1.65	0.79
14:AN:47:LEU:HD23	14:AN:47:LEU:O	1.82	0.79
3:CC:120:THR:O	3:CC:120:THR:HG22	1.82	0.79
24:DC:181:ARG:HE	24:DC:265:PHE:HB2	1.48	0.79
22:DA:2882:A:C5'	35:DN:96:ARG:HD3	2.13	0.79
12:CL:98:ARG:HD3	12:CL:103:CYS:SG	2.22	0.79
24:BC:16:VAL:N	24:BC:203:VAL:CG1	2.46	0.79
1:AA:1239:A:H62	1:AA:1299:A:H62	1.25	0.79
1:AA:489:C:C2'	1:AA:490:C:H5'	2.12	0.79
38:BQ:4:LYS:NZ	38:BQ:8:ILE:HG23	1.98	0.79
1:AA:1124:G:H2'	1:AA:1145:A:H61	1.48	0.79
10:AJ:8:ILE:HD12	10:AJ:74:VAL:HG11	1.64	0.79
27:BF:105:ILE:HD11	27:BF:138:PRO:HG2	1.65	0.79
1:AA:1158:C:H2'	1:AA:1158:C:O2	1.82	0.79
28:DG:104:LEU:HB3	28:DG:106:LEU:HD21	1.62	0.79
1:AA:654:G:H2'	1:AA:655:A:H8	1.47	0.79
45:BX:65:THR:O	45:BX:68:ALA:HB3	1.81	0.79
28:BG:3:VAL:O	28:BG:68:ARG:HG3	1.82	0.79
22:BA:915:C:H6	22:BA:915:C:H5''	1.45	0.79
1:AA:518:C:H2'	1:AA:530:G:C8	2.18	0.79
22:BA:2547:A:H2'	22:BA:2548:U:C6	2.17	0.79
22:DA:1794:A:H2'	22:DA:1795:C:H6	1.49	0.78
22:DA:1827:U:C4'	22:DA:1970:A:O2'	2.31	0.78
22:DA:79:C:H42	22:DA:107:G:H1	1.31	0.78
9:CI:113:LYS:HG3	9:CI:119:LYS:HA	1.63	0.78
5:CE:82:HIS:HB2	5:CE:83:PRO:HD2	1.64	0.78
22:DA:960:A:C2'	22:DA:962:G:H5'	2.11	0.78
33:BL:81:ASP:O	33:BL:82:LEU:CB	2.29	0.78
12:AL:33:CYS:HA	12:AL:53:ARG:O	1.82	0.78
20:AT:28:ARG:O	20:AT:32:LYS:HG2	1.83	0.78
20:AT:53:MET:O	20:AT:56:ILE:HG22	1.83	0.78
5:AE:29:ILE:HD12	5:AE:30:PHE:H	1.45	0.78
3:CC:41:TYR:HE1	3:CC:89:VAL:CG1	1.95	0.78
32:DK:27:GLY:HA3	32:DK:30:ARG:CD	2.12	0.78
18:CR:19:GLU:CD	18:CR:20:ILE:H	1.86	0.78
15:AO:16:ARG:HD3	15:AO:16:ARG:H	1.46	0.78

Continued on next page...

Continued from previous page...

Atom-1	Atom-2	Distance(Å)	Clash(Å)
22:DA:287:G:O2'	22:DA:288:U:H5'	1.82	0.78
22:DA:2582:G:H2'	22:DA:2582:G:N3	1.97	0.78
34:BM:53:MET:O	34:BM:56:ALA:HB3	1.82	0.78
22:DA:1241:A:H5'	22:DA:1241:A:N3	1.99	0.78
32:BK:18:ARG:CB	32:BK:45:GLU:HG2	2.08	0.78
53:CA:1097:C:H2'	53:CA:1098:C:C6	2.17	0.78
1:AA:1298:U:H4'	1:AA:1299:A:O5'	1.82	0.78
1:AA:486:U:H6	1:AA:486:U:H5''	1.46	0.78
25:DD:141:ARG:HB3	25:DD:141:ARG:NH1	1.97	0.78
53:CA:87:C:O2'	53:CA:88:U:H4'	1.82	0.78
22:DA:2628:C:O2'	22:DA:2781:A:H2'	1.82	0.78
17:CQ:25:GLU:HA	17:CQ:39:ARG:O	1.83	0.78
22:BA:1414:C:C4	22:BA:1415:U:C5	2.72	0.78
22:DA:2019:A:H4'	38:DQ:33:VAL:HG21	1.64	0.78
47:BZ:1:ALA:O	47:BZ:3:THR:HG22	1.83	0.78
3:AC:52:SER:HB2	3:AC:111:ASP:OD2	1.83	0.78
22:DA:1931:U:H2'	22:DA:1932:A:H8	1.48	0.78
53:CA:590:U:O2'	53:CA:591:U:H5'	1.83	0.78
22:DA:1521:G:C6	22:DA:1522:A:N6	2.51	0.78
26:DE:166:LYS:HE2	26:DE:166:LYS:HA	1.65	0.78
33:BL:91:ASP:H	33:BL:94:THR:CG2	1.95	0.78
22:DA:729:G:H3'	22:DA:730:A:C5'	2.13	0.78
22:DA:1060:U:O4'	22:DA:1061:U:H2'	1.83	0.78
49:B1:10:LEU:HD21	49:B1:33:LEU:HD23	1.65	0.78
41:BT:28:ASN:C	41:BT:91:GLN:HE22	1.85	0.78
22:DA:2244:U:H2'	22:DA:2245:U:O4'	1.83	0.78
17:AQ:11:VAL:HG12	17:AQ:12:VAL:HG12	1.65	0.78
22:DA:623:C:H2'	22:DA:624:C:H6	1.47	0.78
25:BD:118:PHE:O	25:BD:120:GLY:N	2.16	0.78
47:DZ:6:ILE:CD1	47:DZ:47:ILE:HD11	2.13	0.78
29:DH:80:ILE:HB	29:DH:101:ASP:HB2	1.63	0.78
28:DG:93:TYR:H	28:DG:93:TYR:HD2	1.30	0.78
58:DF:32:LYS:HB3	58:DF:156:THR:HB	1.63	0.78
6:AF:3:HIS:H	6:AF:92:THR:HG23	1.49	0.78
6:AF:92:THR:O	6:AF:93:LYS:HG2	1.83	0.78
3:AC:146:LYS:HB2	3:AC:202:PHE:CD2	2.18	0.78
53:CA:719:C:H3'	53:CA:720:C:C6	2.19	0.78
22:DA:2058:A:H5''	22:DA:2059:A:OP2	1.83	0.78
4:CD:104:MET:SD	4:CD:142:VAL:HG13	2.24	0.78
57:DB:50:A:C2	57:DB:51:G:H1'	2.19	0.78
11:AK:91:GLY:HA2	11:AK:94:SER:HB3	1.65	0.78
33:DL:73:ILE:O	33:DL:105:ILE:HA	1.84	0.78

Continued on next page...

Continued from previous page...

Atom-1	Atom-2	Distance(Å)	Clash(Å)
22:BA:2707:U:O2	35:BN:71:ARG:NH1	2.17	0.78
22:BA:668:A:H2'	22:BA:670:A:H62	1.48	0.78
44:DW:37:VAL:CG2	44:DW:38:ARG:HH11	1.96	0.78
53:CA:32:A:H2'	53:CA:33:A:H8	1.42	0.78
22:DA:336:C:HO2'	22:DA:337:C:H6	0.81	0.78
22:DA:116:C:O2'	22:DA:117:G:H5'	1.83	0.78
22:DA:2214:C:H2'	22:DA:2215:C:H6	1.49	0.78
21:AU:7:GLU:HB2	21:AU:11:PHE:CE1	2.18	0.78
1:AA:1299:A:N3	1:AA:1299:A:H2'	1.98	0.78
32:DK:2:ILE:HB	32:DK:33:ALA:HB3	1.66	0.78
22:DA:2093:G:O6	22:DA:2225:A:C8	2.37	0.78
28:DG:88:LEU:HD13	28:DG:93:TYR:HB3	1.65	0.78
22:DA:674:G:O2'	26:DE:69:ARG:HG3	1.82	0.78
22:BA:277:G:H4'	22:BA:278:A:N7	1.98	0.78
22:DA:632:A:H5''	33:DL:68:SER:OG	1.84	0.78
36:BO:58:ILE:O	36:BO:59:ALA:HB2	1.82	0.78
4:CD:202:LEU:HD22	4:CD:203:TYR:HE2	1.49	0.78
1:AA:154:U:O2'	1:AA:155:A:H5'	1.83	0.78
1:AA:986:U:H2'	1:AA:987:G:O4'	1.83	0.78
10:CJ:35:GLN:HG2	10:CJ:76:ILE:HG23	1.64	0.78
22:BA:284:U:H2'	22:BA:285:G:H8	1.46	0.78
30:BI:100:ILE:HG22	30:BI:101:SER:H	1.47	0.78
1:AA:232:G:O2'	1:AA:233:C:H5'	1.83	0.78
7:AG:68:VAL:HG21	7:AG:103:ILE:HD11	1.65	0.78
37:BP:80:VAL:HG12	37:BP:81:ASP:N	1.98	0.78
56:CP:52:LEU:HD23	56:CP:80:LYS:NZ	1.99	0.78
22:DA:762:U:H4'	22:DA:763:G:O5'	1.83	0.78
53:CA:33:A:O2'	53:CA:34:C:H5'	1.84	0.78
53:CA:1182:G:H4'	53:CA:1183:U:C5'	2.11	0.78
4:CD:2:ARG:HH21	4:CD:114:ARG:CD	1.96	0.78
44:BW:28:GLU:CB	44:BW:31:LEU:HD11	2.13	0.78
22:DA:1607:C:H4'	22:DA:1608:A:C8	2.18	0.78
53:CA:1218:C:HO2'	53:CA:1219:A:H8	0.79	0.78
1:AA:865:A:H2'	1:AA:866:C:H6	1.48	0.78
2:AB:130:LYS:HA	2:AB:130:LYS:NZ	1.99	0.78
36:BO:116:GLN:HA	36:BO:116:GLN:OE1	1.83	0.78
22:BA:1326:U:O2'	22:BA:1327:A:H5'	1.83	0.78
4:AD:170:LEU:N	4:AD:170:LEU:HD12	1.99	0.78
36:DO:18:LEU:HD13	36:DO:25:ARG:HG2	1.65	0.78
44:BW:37:VAL:HG13	44:BW:55:ASP:O	1.84	0.78
4:CD:115:GLN:HE21	4:CD:153:ARG:NH2	1.82	0.78
22:BA:1735:A:O2'	22:BA:1736:U:H5'	1.84	0.78

Continued on next page...

Continued from previous page...

Atom-1	Atom-2	Distance(Å)	Clash(Å)
1:AA:536:C:O2'	1:AA:537:G:H5'	1.82	0.78
14:AN:92:ILE:HG21	14:AN:95:LEU:HD22	1.66	0.78
1:AA:1386:G:H2'	1:AA:1387:G:H8	1.48	0.78
30:BI:33:ASN:HB3	30:BI:36:GLU:HB2	1.66	0.78
28:DG:16:VAL:HG11	28:DG:44:HIS:CD2	2.18	0.78
22:BA:842:U:O4	62:BA:3583:HOH:O	2.02	0.78
28:BG:83:THR:HA	28:BG:84:LYS:CE	2.13	0.78
22:DA:1338:G:H4'	41:DT:18:GLU:CG	2.13	0.78
26:DE:147:LEU:HG	26:DE:186:VAL:HG23	1.65	0.78
1:AA:1533:C:C3'	1:AA:1534:A:H5''	2.13	0.78
22:DA:1809:A:O2'	22:DA:1810:A:C8	2.37	0.78
49:B1:9:LYS:O	49:B1:50:GLU:HG3	1.84	0.78
22:DA:2015:A:C4	48:D0:2:VAL:HG11	2.18	0.78
17:AQ:20:ILE:N	17:AQ:47:ASP:OD1	2.17	0.78
51:D3:15:LYS:HZ1	51:D3:19:GLY:HA2	1.46	0.78
21:AU:52:VAL:CG1	21:AU:53:LYS:H	1.96	0.78
22:DA:2585:U:HO2'	22:DA:2586:U:H5'	1.48	0.78
53:CA:249:U:H5'	53:CA:250:A:OP2	1.84	0.78
22:DA:975:A:O2'	22:DA:976:G:C8	2.31	0.78
22:DA:674:G:OP1	26:DE:71:GLY:HA3	1.82	0.78
38:DQ:24:TYR:O	38:DQ:27:ARG:HB3	1.84	0.78
3:CC:41:TYR:CE1	3:CC:89:VAL:HG12	2.17	0.78
22:DA:1516:G:O2'	22:DA:1517:G:H5'	1.84	0.78
22:BA:662:G:H4'	33:BL:15:ALA:O	1.82	0.78
25:BD:1:MET:HG2	25:BD:205:PRO:HG2	1.64	0.78
35:BN:65:LEU:HD11	35:BN:69:ARG:NH2	1.99	0.78
1:AA:328:C:O2	1:AA:328:C:H2'	1.83	0.78
22:DA:1819:A:H4'	22:DA:1820:U:H5'	1.66	0.78
22:DA:1273:U:H4'	22:DA:1275:A:OP2	1.84	0.78
12:CL:107:LYS:O	12:CL:108:ASP:HB2	1.83	0.78
3:CC:110:LEU:O	3:CC:110:LEU:HD23	1.83	0.78
4:CD:2:ARG:NH2	4:CD:114:ARG:HD2	1.99	0.78
38:DQ:90:ASP:O	38:DQ:94:LEU:HB2	1.83	0.78
22:DA:2023:C:O2'	22:DA:2024:G:H8	1.66	0.78
2:AB:66:ILE:HB	2:AB:88:GLN:CB	2.14	0.78
53:CA:66:A:H2'	53:CA:66:A:N3	1.99	0.78
32:BK:43:ILE:CD1	32:BK:52:VAL:HG21	2.13	0.78
25:DD:159:LYS:HE2	25:DD:160:LYS:N	1.99	0.78
1:AA:1343:G:H2'	1:AA:1344:C:C6	2.19	0.78
22:DA:1847:A:O2'	22:DA:1848:A:C8	2.36	0.78
39:BR:64:VAL:HG12	39:BR:64:VAL:O	1.81	0.78
31:DJ:36:LEU:HD12	31:DJ:121:LYS:HB2	1.64	0.78

Continued on next page...

Continued from previous page...

Atom-1	Atom-2	Distance(Å)	Clash(Å)
22:DA:1815:A:H4'	22:DA:1816:C:OP1	1.82	0.78
35:DN:96:ARG:HG2	35:DN:98:LEU:HD13	1.65	0.78
24:BC:104:LEU:O	24:BC:105:ALA:HB2	1.83	0.78
10:CJ:12:ALA:HB3	10:CJ:18:ILE:HB	1.66	0.78
6:CF:92:THR:HG22	6:CF:94:HIS:N	1.96	0.78
53:CA:1316:G:N2	53:CA:1318:A:H3'	1.98	0.78
53:CA:1319:A:OP2	19:CS:4:LEU:HD21	1.84	0.78
4:CD:55:ARG:NH1	4:CD:55:ARG:HG3	1.81	0.78
2:AB:116:LEU:CD1	2:AB:140:LEU:HD11	2.14	0.78
21:AU:19:LYS:HE2	21:AU:19:LYS:N	1.99	0.78
25:DD:16:THR:CG2	25:DD:20:VAL:HB	2.14	0.78
29:DH:94:ILE:HG13	29:DH:98:ASP:CG	2.03	0.78
2:AB:106:VAL:O	2:AB:110:ILE:HD13	1.83	0.78
4:CD:115:GLN:HE21	4:CD:153:ARG:HH22	1.28	0.78
28:BG:22:VAL:HG22	28:BG:36:LEU:CD1	2.14	0.78
3:CC:166:TRP:HE3	3:CC:166:TRP:H	1.31	0.78
25:DD:177:VAL:HG12	25:DD:187:LEU:HD11	1.65	0.78
40:BS:36:LEU:HD23	40:BS:48:LYS:HA	1.66	0.78
39:BR:60:LYS:H	39:BR:100:GLY:HA3	1.48	0.78
1:AA:596:A:H2'	1:AA:597:G:H8	1.48	0.78
10:AJ:91:ASP:C	10:AJ:92:LEU:HD23	2.04	0.78
58:DF:7:TYR:O	58:DF:8:LYS:HG3	1.83	0.78
4:AD:25:ARG:NH1	4:AD:30:LYS:HE3	1.97	0.78
53:CA:373:A:H5'	53:CA:373:A:H8	1.49	0.78
22:DA:1372:U:H2'	22:DA:1373:A:C8	2.18	0.78
22:DA:2211:A:OP2	22:DA:2211:A:H4'	1.82	0.78
2:CB:103:TRP:O	2:CB:107:ARG:HG2	1.83	0.78
38:BQ:69:ARG:CB	38:BQ:69:ARG:NH2	2.35	0.78
44:BW:50:VAL:O	44:BW:52:CYS:N	2.16	0.78
37:BP:112:ARG:C	37:BP:113:LEU:HD23	2.03	0.78
44:BW:30:VAL:HA	44:BW:60:ALA:HB3	1.66	0.78
22:DA:1261:C:H2'	22:DA:1262:A:H5''	1.66	0.78
22:DA:2502:G:H5'	22:DA:2503:A:H5''	1.65	0.78
12:AL:49:ARG:NH1	12:AL:49:ARG:HG2	1.89	0.78
53:CA:934:C:H4'	53:CA:935:A:OP1	1.82	0.78
33:DL:79:LEU:HA	33:DL:82:LEU:HD11	1.64	0.78
41:BT:32:LEU:N	41:BT:83:ALA:HB3	1.96	0.78
31:BJ:64:VAL:CG1	31:BJ:68:LYS:HB2	2.14	0.78
36:BO:31:THR:HG22	36:BO:34:HIS:O	1.82	0.78
9:CI:11:ARG:HD3	9:CI:106:ASP:OD1	1.82	0.78
28:DG:22:VAL:HG12	28:DG:23:ILE:H	1.49	0.78
22:BA:641:U:H5''	22:BA:642:U:OP2	1.84	0.78

Continued on next page...

Continued from previous page...

Atom-1	Atom-2	Distance(Å)	Clash(Å)
32:BK:77:ILE:N	32:BK:77:ILE:HD12	1.99	0.78
40:DS:29:VAL:HG23	40:DS:69:LEU:O	1.84	0.78
22:BA:1438:U:O2'	22:BA:1439:A:H5'	1.84	0.78
4:AD:25:ARG:HH11	4:AD:30:LYS:HE3	1.48	0.78
26:DE:149:ILE:HG23	26:DE:188:MET:CB	2.13	0.78
22:DA:1693:U:H4'	22:DA:1694:C:OP2	1.82	0.78
41:DT:6:ARG:O	41:DT:9:LYS:HD2	1.83	0.78
22:DA:1542:U:O2'	22:DA:1543:G:H5'	1.84	0.78
22:BA:855:G:N3	44:BW:23:LYS:HD3	1.98	0.78
40:DS:20:VAL:HG23	40:DS:23:LEU:HD12	1.65	0.78
31:DJ:18:VAL:CG1	31:DJ:56:VAL:HA	2.14	0.78
22:DA:1738:G:HO2'	22:DA:1739:A:H8	1.32	0.78
10:CJ:26:VAL:O	10:CJ:30:LYS:HB3	1.84	0.78
20:CT:42:ASP:HB3	20:CT:45:ALA:HB3	1.66	0.78
10:CJ:5:ARG:C	10:CJ:6:ILE:HD12	2.04	0.77
53:CA:374:A:H5''	53:CA:452:A:N1	1.99	0.77
44:DW:49:ASN:CG	44:DW:81:ILE:HG23	2.04	0.77
41:DT:3:ARG:HD2	41:DT:42:GLU:HG2	1.64	0.77
42:DU:36:GLU:O	42:DU:38:ILE:HD12	1.84	0.77
22:DA:379:G:C6	22:DA:396:G:O6	2.37	0.77
41:BT:26:LYS:O	41:BT:27:SER:HB2	1.84	0.77
1:AA:96:U:HO2'	1:AA:97:G:H8	1.32	0.77
28:BG:8:VAL:CG1	28:BG:9:VAL:N	2.46	0.77
31:DJ:59:ALA:O	31:DJ:62:VAL:HG12	1.84	0.77
24:BC:246:PRO:CG	24:BC:247:TRP:CZ3	2.66	0.77
31:BJ:88:THR:HG23	31:BJ:91:GLU:H	1.49	0.77
22:DA:794:A:H2'	22:DA:795:C:C6	2.19	0.77
1:AA:1469:C:H2'	1:AA:1470:U:H5'	1.67	0.77
36:DO:67:ASN:H	36:DO:70:ALA:HB3	1.48	0.77
4:AD:172:VAL:HG13	4:AD:173:ASP:N	1.99	0.77
22:BA:556:A:H5''	22:BA:557:C:OP2	1.84	0.77
1:AA:1016:A:C8	1:AA:1017:U:H1'	2.19	0.77
30:BI:3:LYS:HD2	30:BI:4:VAL:HG23	1.66	0.77
22:BA:1199:U:H2'	22:BA:1200:C:C6	2.18	0.77
4:CD:159:GLU:OE2	4:CD:160:LEU:HD22	1.84	0.77
53:CA:1387:G:H2'	53:CA:1388:C:H6	1.48	0.77
11:AK:81:LEU:HD22	11:AK:104:PHE:CD1	2.19	0.77
37:BP:83:ILE:HD13	37:BP:83:ILE:C	2.04	0.77
22:DA:1830:C:H5'	24:DC:14:HIS:HE1	1.49	0.77
22:DA:2887:A:H1'	48:D0:39:ARG:HH22	1.49	0.77
9:AI:88:GLU:HG3	9:AI:89:TYR:N	1.99	0.77
22:DA:82:U:H2'	22:DA:83:A:C5'	2.12	0.77

Continued on next page...

Continued from previous page...

Atom-1	Atom-2	Distance(Å)	Clash(Å)
22:DA:1574:C:O5'	22:DA:1574:C:H6	1.66	0.77
22:DA:1808:A:C3'	22:DA:1809:A:H8	1.95	0.77
21:CU:35:GLU:O	21:CU:36:PHE:CD2	2.37	0.77
44:BW:51:GLY:HA3	44:BW:59:PHE:CE2	2.19	0.77
40:DS:20:VAL:HG11	40:DS:43:ALA:CB	2.13	0.77
19:CS:52:ASN:ND2	19:CS:54:ARG:HG2	1.99	0.77
22:DA:2135:A:C2'	22:DA:2136:G:H8	1.91	0.77
52:B4:9:LYS:C	52:B4:10:LEU:HD23	2.02	0.77
2:CB:89:PHE:CE2	2:CB:152:ASP:HB2	2.14	0.77
2:CB:131:LYS:O	2:CB:131:LYS:HE3	1.84	0.77
53:CA:820:U:H4'	53:CA:821:G:OP2	1.84	0.77
53:CA:821:G:H2'	53:CA:822:U:H6	1.48	0.77
12:AL:79:ILE:HD12	12:AL:96:THR:HG21	1.65	0.77
22:DA:2142:A:H61	22:DA:2150:C:N4	1.81	0.77
22:DA:1248:G:O2'	38:DQ:2:ARG:HA	1.84	0.77
33:BL:68:SER:HB3	33:BL:71:ALA:HB2	1.64	0.77
22:BA:1073:A:H8	22:BA:1073:A:P	2.08	0.77
33:BL:110:VAL:CG1	33:BL:111:ILE:N	2.47	0.77
22:DA:2204:G:OP2	24:DC:149:LYS:HD2	1.84	0.77
44:DW:40:ARG:NH1	44:DW:40:ARG:HG2	1.87	0.77
22:DA:1830:C:H5'	24:DC:14:HIS:CE1	2.18	0.77
40:BS:66:ILE:C	40:BS:66:ILE:HD13	2.04	0.77
22:DA:2757:A:N1	28:DG:66:THR:HG21	1.99	0.77
53:CA:1102:A:O2'	53:CA:1103:C:H5'	1.84	0.77
34:DM:42:THR:HB	34:DM:45:GLN:CG	2.14	0.77
31:DJ:44:TYR:HB2	38:DQ:63:ARG:NH2	1.99	0.77
44:BW:40:ARG:H	44:BW:56:HIS:HB3	1.49	0.77
44:BW:28:GLU:OE2	44:BW:28:GLU:HA	1.84	0.77
53:CA:1380:U:H4'	53:CA:1381:U:OP1	1.84	0.77
22:DA:991:C:O5'	22:DA:991:C:H6	1.67	0.77
14:AN:40:ARG:NH1	14:AN:44:VAL:HG11	1.98	0.77
22:DA:2311:A:H5'	22:DA:2312:U:C5	2.20	0.77
16:AP:19:VAL:HG22	16:AP:36:VAL:CG1	2.14	0.77
22:DA:225:C:H2'	22:DA:226:A:O4'	1.83	0.77
50:B2:3:ARG:HG2	50:B2:3:ARG:NH2	1.97	0.77
33:DL:123:ARG:HG2	33:DL:143:GLU:HB3	1.66	0.77
29:DH:41:LYS:HA	29:DH:44:ILE:CG1	2.14	0.77
22:DA:2492:U:H2'	22:DA:2493:U:H6	1.49	0.77
37:DP:26:GLU:OE1	37:DP:28:LYS:HE3	1.85	0.77
22:BA:45:G:H5"	22:BA:46:G:OP1	1.83	0.77
39:DR:3:ALA:HB2	39:DR:101:ILE:HD13	1.65	0.77
31:BJ:44:TYR:HA	38:BQ:59:LEU:CD2	2.15	0.77

Continued on next page...

Continued from previous page...

Atom-1	Atom-2	Distance(Å)	Clash(Å)
4:AD:34:GLU:O	4:AD:37:PRO:HD3	1.84	0.77
49:D1:51:ALA:O	49:D1:52:LYS:HB2	1.83	0.77
22:DA:2331:G:H1'	44:DW:40:ARG:HB3	1.66	0.77
22:DA:1539:U:O2'	22:DA:1540:G:H8	1.66	0.77
8:CH:23:ALA:HA	8:CH:62:LEU:HD23	1.66	0.77
22:BA:1179:G:OP2	22:BA:1180:U:H5''	1.84	0.77
48:B0:39:ARG:HB2	48:B0:39:ARG:NH1	1.97	0.77
41:BT:39:THR:HB	41:BT:42:GLU:H	1.49	0.77
2:AB:86:CYS:SG	2:AB:221:ARG:HB2	2.24	0.77
27:BF:3:LEU:HD23	27:BF:100:GLU:HG3	1.66	0.77
1:AA:1381:U:O2'	1:AA:1382:C:C5'	2.32	0.77
22:DA:675:A:OP1	26:DE:60:TRP:HZ2	1.66	0.77
22:DA:2261:C:N4	44:DW:10:ARG:HB3	2.00	0.77
22:BA:2795:C:H2'	22:BA:2796:U:H6	1.48	0.77
35:DN:7:GLY:HA2	35:DN:46:ARG:NH2	1.99	0.77
49:B1:13:SER:HB3	49:B1:47:ILE:O	1.83	0.77
29:BH:62:LEU:C	29:BH:62:LEU:HD12	2.05	0.77
22:BA:1252:G:N3	38:BQ:32:ARG:HG2	1.99	0.77
22:BA:898:C:H2'	22:BA:899:A:H5'	1.66	0.77
42:BU:87:GLU:HG3	42:BU:88:ASP:N	1.98	0.77
53:CA:8:A:C5	4:CD:205:LYS:HG3	2.19	0.77
28:BG:83:THR:HA	28:BG:84:LYS:HZ3	1.48	0.77
44:DW:39:GLN:HE22	44:DW:58:LEU:HD23	1.48	0.77
39:BR:49:ILE:HD12	39:BR:52:PRO:HA	0.86	0.77
53:CA:936:C:O2'	53:CA:937:A:H8	1.66	0.77
19:AS:46:LEU:H	19:AS:61:VAL:CG2	1.98	0.77
24:BC:244:VAL:HB	24:BC:249:VAL:O	1.85	0.77
22:BA:92:U:H5''	22:BA:92:U:C6	2.17	0.77
1:AA:961:U:H2'	1:AA:962:C:C6	2.19	0.77
40:BS:59:GLU:HA	40:BS:64:ALA:HB2	1.65	0.77
22:BA:2330:G:H21	44:BW:38:ARG:HA	1.48	0.77
47:DZ:4:ILE:CD1	47:DZ:58:GLU:HA	2.15	0.77
54:CG:148:LYS:HD3	54:CG:148:LYS:O	1.85	0.77
33:BL:27:LEU:H	33:BL:27:LEU:HD12	1.49	0.77
26:BE:83:VAL:HG12	26:BE:83:VAL:O	1.85	0.77
25:DD:21:SER:O	25:DD:23:PRO:HD3	1.84	0.77
30:BI:104:GLN:O	30:BI:105:LEU:HB2	1.84	0.77
34:BM:31:PHE:CE2	34:BM:110:GLU:HG2	2.19	0.77
22:BA:1993:U:H4'	25:BD:133:THR:HG21	1.67	0.77
53:CA:1399:C:H4'	53:CA:1400:C:O5'	1.84	0.77
4:CD:204:SER:HB2	5:CE:105:ILE:HD11	1.67	0.77
34:BM:132:THR:HG22	34:BM:133:LYS:H	1.50	0.77

Continued on next page...

Continued from previous page...

Atom-1	Atom-2	Distance(Å)	Clash(Å)
53:CA:520:A:H2'	53:CA:521:G:O4'	1.84	0.77
22:DA:323:C:H6	26:DE:165:HIS:CE1	2.03	0.77
29:BH:5:LEU:CD1	29:BH:13:GLY:HA2	2.15	0.77
51:D3:22:LYS:H	51:D3:48:MET:CB	1.96	0.77
35:DN:51:LEU:HA	35:DN:54:LEU:HD22	1.66	0.77
22:DA:2223:G:C2'	22:DA:2224:G:H5'	2.14	0.77
53:CA:112:G:C2'	53:CA:113:G:H5'	2.14	0.77
36:DO:4:LYS:HG3	36:DO:8:ILE:CD1	2.15	0.77
57:DB:44:G:H5''	58:DF:91:ARG:CZ	2.14	0.77
57:DB:46:A:H2'	57:DB:47:C:H6	1.48	0.77
28:DG:83:THR:C	28:DG:84:LYS:HD3	2.04	0.77
26:DE:44:ARG:CG	26:DE:44:ARG:HH21	1.98	0.77
55:CM:68:LEU:HD22	55:CM:69:ARG:NH1	2.00	0.77
1:AA:514:C:O2'	1:AA:515:G:H5'	1.83	0.77
53:CA:1264:U:H2'	53:CA:1265:C:C6	2.19	0.77
6:AF:55:HIS:O	6:AF:56:LYS:HB2	1.84	0.77
11:CK:30:ILE:HG12	11:CK:45:THR:CG2	2.15	0.77
58:DF:140:ILE:O	58:DF:141:ASP:HB2	1.82	0.77
13:AM:113:LYS:H	13:AM:114:PRO:CD	1.97	0.77
51:D3:32:LEU:HA	51:D3:35:LYS:HG3	1.66	0.77
22:DA:876:C:H3'	22:DA:877:A:H8	1.49	0.77
22:DA:1399:C:O2'	22:DA:1400:U:H5'	1.85	0.77
22:DA:1204:A:H4'	22:DA:1205:A:H5''	1.64	0.77
22:DA:449:A:HO2'	22:DA:450:G:H5'	1.46	0.77
28:DG:139:VAL:HA	28:DG:142:GLN:HB3	1.66	0.77
22:DA:247:G:H4'	22:DA:386:G:C5	2.19	0.77
22:DA:655:A:O2'	22:DA:656:G:C8	2.38	0.77
58:DF:39:VAL:HA	58:DF:49:LEU:HG	1.64	0.77
53:CA:277:C:O2'	53:CA:278:G:H5'	1.83	0.77
25:DD:73:VAL:O	25:DD:74:GLU:HB2	1.84	0.77
36:DO:30:ARG:HG2	36:DO:31:THR:N	1.98	0.77
22:DA:172:A:H2'	22:DA:173:A:C8	2.18	0.77
22:DA:172:A:O2'	22:DA:173:A:H5'	1.84	0.77
22:BA:2887:A:H2'	22:BA:2887:A:N3	1.98	0.77
22:DA:2068:U:H5''	22:DA:2068:U:H6	1.48	0.77
37:BP:52:ARG:HG3	37:BP:52:ARG:NH1	1.94	0.77
22:BA:1063:G:H2'	22:BA:1064:C:H6	1.49	0.77
22:DA:2333:A:C2	22:DA:2335:A:N6	2.53	0.77
12:CL:85:ARG:HG2	12:CL:86:VAL:H	1.49	0.77
22:DA:1208:C:C2	22:DA:1209:U:C5	2.73	0.77
1:AA:93:U:HO2'	1:AA:94:G:H5''	1.47	0.77
8:AH:28:SER:CB	8:AH:58:LEU:HB2	2.12	0.77

Continued on next page...

Continued from previous page...

Atom-1	Atom-2	Distance(Å)	Clash(Å)
44:BW:28:GLU:CB	44:BW:31:LEU:HD21	2.12	0.77
33:DL:120:VAL:HG12	33:DL:121:THR:H	1.50	0.77
1:AA:619:U:N3	4:AD:130:ASN:HB3	1.98	0.77
25:DD:149:ASN:O	25:DD:152:PRO:HD2	1.84	0.77
58:DF:49:LEU:HA	58:DF:52:ALA:HB3	1.67	0.77
29:DH:80:ILE:CG2	29:DH:101:ASP:HB2	2.15	0.77
32:DK:97:THR:O	32:DK:98:ARG:HB2	1.84	0.77
20:CT:73:ARG:HG2	20:CT:73:ARG:HH11	1.47	0.77
22:DA:2476:A:C2'	22:DA:2477:U:H5'	2.15	0.77
22:BA:1537:G:H5''	22:BA:1537:G:N3	2.00	0.77
53:CA:125:U:O2'	53:CA:126:G:H5'	1.84	0.77
6:AF:8:PHE:HE1	6:AF:21:MET:CE	1.98	0.77
22:BA:709:U:H2'	22:BA:710:U:O4'	1.85	0.77
22:DA:100:U:H1'	22:DA:101:A:C5	2.20	0.77
22:DA:35:G:O2'	22:DA:36:G:O5'	2.01	0.77
27:BF:39:VAL:CG1	27:BF:49:LEU:HD13	2.14	0.77
25:BD:106:LYS:HB3	25:BD:206:ALA:CB	2.13	0.77
1:AA:693:G:O2'	1:AA:694:A:H5'	1.84	0.77
9:CI:71:ILE:HD12	9:CI:72:SER:N	1.97	0.77
58:DF:113:PHE:CE2	58:DF:116:LEU:HD22	2.20	0.77
1:AA:274:A:O2'	1:AA:275:G:C8	2.33	0.77
57:DB:45:A:H2'	57:DB:46:A:H8	1.50	0.77
22:DA:2848:G:O2'	22:DA:2849:U:H6	1.66	0.77
58:DF:12:VAL:HG12	58:DF:16:MET:HG3	1.67	0.77
22:DA:1317:G:H2'	22:DA:1318:U:O4'	1.84	0.77
53:CA:711:G:O2'	53:CA:712:A:H5'	1.84	0.77
1:AA:306:A:H2'	1:AA:307:C:C6	2.20	0.77
22:DA:1366:A:O2'	22:DA:1367:A:H5'	1.85	0.77
22:BA:324:A:O2'	22:BA:325:G:H5'	1.84	0.77
1:AA:141:G:N2	1:AA:142:G:H1'	1.99	0.77
22:DA:2800:A:C2'	22:DA:2801:G:H4'	2.15	0.77
22:DA:2385:C:HO2'	22:DA:2386:A:H8	1.31	0.77
44:DW:39:GLN:HG2	44:DW:42:THR:HB	1.65	0.77
32:DK:11:ALA:O	32:DK:99:ILE:HG23	1.84	0.77
37:DP:21:PRO:HA	37:DP:46:VAL:HG12	1.66	0.77
44:BW:28:GLU:HG3	44:BW:29:SER:H	1.49	0.77
22:DA:2699:C:H2'	22:DA:2700:A:C8	2.19	0.77
56:CP:4:ILE:HD12	56:CP:4:ILE:H	1.47	0.77
17:CQ:3:LYS:HZ2	17:CQ:6:THR:HG21	1.50	0.77
58:DF:45:ASP:OD2	58:DF:47:LYS:HB2	1.85	0.77
53:CA:191:G:H2'	53:CA:192:A:H8	1.49	0.77
27:BF:37:MET:HA	27:BF:37:MET:HE3	1.66	0.77

Continued on next page...

Continued from previous page...

Atom-1	Atom-2	Distance(Å)	Clash(Å)
48:B0:9:ARG:HH21	48:B0:9:ARG:CG	1.98	0.77
9:AI:79:ARG:O	9:AI:83:THR:HG23	1.86	0.77
3:AC:153:SER:CB	3:AC:164:THR:HG22	2.14	0.77
33:BL:61:LEU:O	51:B3:12:ARG:HD3	1.85	0.77
54:CG:148:LYS:NZ	54:CG:148:LYS:HB2	2.00	0.77
22:BA:2470:G:O2'	22:BA:2471:A:H5'	1.85	0.77
21:CU:9:GLU:HB3	21:CU:10:PRO:CD	2.14	0.77
22:DA:1742:U:H2'	22:DA:1743:G:C8	2.20	0.77
16:AP:59:HIS:HE1	16:AP:63:GLN:HE22	1.30	0.77
25:DD:40:LEU:HA	25:DD:44:GLY:HA2	1.67	0.77
1:AA:637:C:C2'	1:AA:638:U:H5'	2.15	0.77
22:DA:1238:G:O2'	22:DA:1239:G:H5'	1.85	0.76
22:DA:217:A:O2'	22:DA:218:A:H8	1.67	0.76
2:AB:9:LEU:CD2	2:AB:11:ALA:HB3	2.14	0.76
31:DJ:74:TYR:HE2	31:DJ:103:ILE:HD11	1.48	0.76
22:DA:747:U:O2	22:DA:2014:A:H1'	1.84	0.76
31:DJ:111:LYS:HB2	31:DJ:115:GLY:H	1.49	0.76
43:DV:16:ALA:HA	43:DV:19:ARG:CZ	2.15	0.76
29:BH:90:LEU:CB	29:BH:123:ARG:HB3	2.14	0.76
42:BU:38:ILE:HG22	42:BU:39:ASN:N	1.99	0.76
24:BC:76:VAL:O	24:BC:76:VAL:HG23	1.84	0.76
17:AQ:37:ILE:N	17:AQ:37:ILE:HD12	1.99	0.76
38:BQ:29:ARG:HH11	38:BQ:29:ARG:CG	1.98	0.76
22:DA:589:U:H2'	22:DA:590:A:H8	1.49	0.76
1:AA:1399:C:H4'	1:AA:1400:C:O5'	1.85	0.76
40:DS:55:ILE:O	40:DS:59:GLU:HG2	1.85	0.76
37:BP:67:GLU:HA	37:BP:67:GLU:OE1	1.84	0.76
40:DS:18:ARG:HA	40:DS:76:VAL:HG11	1.66	0.76
23:BB:66:A:H4'	23:BB:67:G:OP1	1.85	0.76
14:AN:86:ALA:O	14:AN:91:GLU:HB2	1.85	0.76
24:DC:20:ASN:HB2	24:DC:23:LEU:HD22	1.65	0.76
22:DA:2353:G:H2'	22:DA:2354:C:O4'	1.83	0.76
22:BA:2585:U:HO2'	22:BA:2586:U:H5'	1.47	0.76
21:CU:39:LYS:N	21:CU:40:PRO:CD	2.48	0.76
22:BA:1494:A:O2'	22:BA:1495:A:H5'	1.85	0.76
19:CS:52:ASN:HD21	19:CS:54:ARG:HG2	1.50	0.76
11:AK:86:LYS:HA	11:AK:113:THR:HG22	1.65	0.76
22:BA:1461:C:O2'	22:BA:1462:C:H5'	1.85	0.76
31:DJ:37:ARG:HG3	31:DJ:118:MET:SD	2.25	0.76
57:DB:86:G:C2'	57:DB:87:U:H5'	2.15	0.76
4:AD:167:PRO:CB	4:AD:170:LEU:HD11	2.14	0.76
15:AO:63:ARG:HG2	15:AO:87:ARG:HH12	1.50	0.76

Continued on next page...

Continued from previous page...

Atom-1	Atom-2	Distance(Å)	Clash(Å)
39:BR:42:ALA:HA	39:BR:46:GLU:HB2	1.66	0.76
53:CA:1248:A:HO2'	9:CI:37:TYR:HD1	1.33	0.76
22:DA:181:A:H2	22:DA:434:U:H1'	1.49	0.76
22:DA:382:A:H2'	22:DA:383:C:H5''	1.66	0.76
37:BP:80:VAL:O	37:BP:81:ASP:HB3	1.85	0.76
22:DA:338:G:O2'	22:DA:339:U:H5'	1.82	0.76
46:DY:37:LEU:HD13	46:DY:42:LEU:HD11	1.65	0.76
22:DA:2756:U:C1'	22:DA:2757:A:H5''	2.15	0.76
22:DA:600:G:C5'	26:DE:27:LEU:HD22	2.15	0.76
22:BA:1778:U:H2'	22:BA:1784:A:N6	2.00	0.76
22:DA:1662:U:H2'	22:DA:1663:G:H5''	1.67	0.76
24:BC:252:LYS:HZ3	24:BC:252:LYS:HB2	1.50	0.76
22:BA:1141:U:H4'	22:BA:1142:A:O5'	1.85	0.76
32:BK:70:ARG:HD3	32:BK:76:VAL:CG2	2.15	0.76
22:BA:1434:A:H2'	22:BA:1435:G:C8	2.20	0.76
40:BS:5:ALA:HB3	40:BS:54:ALA:HB2	1.67	0.76
34:BM:8:LYS:HE3	34:BM:8:LYS:HA	1.68	0.76
53:CA:1258:G:O2'	53:CA:1259:C:H5'	1.85	0.76
22:DA:1343:G:H2'	22:DA:1344:U:H5	1.48	0.76
53:CA:373:A:C8	53:CA:373:A:H5'	2.20	0.76
22:DA:2285:C:H5	49:D1:5:ARG:HH22	1.32	0.76
12:CL:97:VAL:HG23	12:CL:97:VAL:O	1.83	0.76
44:BW:77:LYS:O	44:BW:78:PHE:HB2	1.85	0.76
34:DM:66:ARG:HD2	34:DM:101:VAL:HG13	1.65	0.76
22:DA:1309:G:OP1	50:D2:9:VAL:HG12	1.85	0.76
44:BW:73:PRO:CG	44:BW:76:ARG:HD2	2.14	0.76
41:BT:40:LYS:H	41:BT:43:ILE:CG2	1.99	0.76
33:DL:108:ALA:CB	33:DL:125:LEU:HD22	2.16	0.76
53:CA:1347:G:N2	53:CA:1373:G:H2'	2.01	0.76
55:CM:64:VAL:HG12	55:CM:65:GLU:N	2.00	0.76
22:BA:1420:A:O2'	22:BA:1421:G:H5'	1.85	0.76
22:BA:893:C:H2'	22:BA:894:U:O4'	1.85	0.76
26:DE:44:ARG:NH2	26:DE:44:ARG:HG3	1.98	0.76
37:BP:67:GLU:HG3	37:BP:68:GLY:H	1.50	0.76
22:BA:747:U:C5	22:BA:2613:U:C5	2.74	0.76
4:CD:148:ALA:O	4:CD:151:GLN:HB2	1.84	0.76
41:BT:8:LEU:HD12	41:BT:46:ALA:HA	1.67	0.76
30:DI:102:ARG:NH1	30:DI:105:LEU:HD13	2.01	0.76
53:CA:513:C:H2'	53:CA:514:C:H6	1.51	0.76
5:AE:105:ILE:HD11	5:AE:123:LEU:HD23	1.66	0.76
6:AF:16:GLU:HG2	4:CD:191:SER:HB2	0.82	0.76
53:CA:1279:G:H5''	10:CJ:9:ARG:HH22	1.50	0.76

Continued on next page...

Continued from previous page...

Atom-1	Atom-2	Distance(Å)	Clash(Å)
22:DA:1605:C:H4'	22:DA:1610:A:N1	1.99	0.76
41:DT:58:VAL:HG23	41:DT:84:TYR:O	1.86	0.76
42:DU:34:ILE:HG12	42:DU:62:ALA:O	1.85	0.76
21:CU:36:PHE:HD1	21:CU:40:PRO:HB3	1.47	0.76
4:CD:57:LYS:HB2	4:CD:199:ILE:HB	1.67	0.76
26:BE:119:ILE:HD11	26:BE:187:VAL:CG2	2.16	0.76
53:CA:1215:G:O2'	53:CA:1216:A:H8	1.69	0.76
5:CE:104:ILE:HA	5:CE:122:VAL:HB	1.67	0.76
29:BH:89:LYS:HG2	29:BH:90:LEU:N	2.00	0.76
57:DB:57:A:O2'	57:DB:58:A:H8	1.66	0.76
22:DA:1722:A:C6	22:DA:1739:A:C8	2.73	0.76
54:CG:30:MET:O	54:CG:31:VAL:HB	1.86	0.76
35:BN:103:ARG:HB2	35:BN:110:MET:HE2	1.66	0.76
37:BP:33:GLU:CG	37:BP:34:GLY:H	1.97	0.76
23:BB:66:A:H61	23:BB:107:G:H2'	1.49	0.76
30:BI:7:TYR:HB3	30:BI:58:ILE:H	1.50	0.76
22:BA:2210:U:H4'	22:BA:2211:A:C5'	2.14	0.76
19:AS:62:THR:HB	19:AS:65:MET:HG3	1.68	0.76
13:AM:26:LYS:O	13:AM:30:LYS:HG3	1.83	0.76
36:BO:24:THR:HG22	36:BO:42:PRO:HD3	1.68	0.76
45:BX:30:PRO:HB2	45:BX:32:LEU:HD13	1.67	0.76
26:DE:105:LEU:HD12	26:DE:200:LEU:HD11	1.68	0.76
22:DA:2283:C:H5''	22:DA:2283:C:H6	1.49	0.76
22:DA:340:A:H2'	22:DA:341:C:H5'	1.68	0.76
42:DU:81:ARG:HD2	42:DU:81:ARG:N	2.00	0.76
22:DA:162:U:H5''	22:DA:163:C:OP1	1.86	0.76
44:BW:40:ARG:HB2	44:BW:56:HIS:CG	2.21	0.76
29:BH:6:LEU:O	29:BH:15:LEU:HA	1.86	0.76
29:DH:84:ALA:HB3	29:DH:148:ALA:CA	2.16	0.76
26:DE:29:HIS:HB2	33:DL:6:LEU:HD21	1.67	0.76
41:DT:29:THR:CB	41:DT:86:THR:H	1.99	0.76
53:CA:84:U:N3	53:CA:87:C:H1'	1.97	0.76
8:AH:88:LYS:HG3	8:AH:89:ASP:N	2.01	0.76
22:BA:2250:G:N2	22:BA:2496:C:H5''	1.99	0.76
22:DA:2492:U:H2'	22:DA:2493:U:C6	2.21	0.76
34:BM:62:LYS:HD3	34:BM:64:TRP:CH2	2.20	0.76
7:AG:96:ASN:O	7:AG:100:MET:HG3	1.86	0.76
22:DA:487:C:H2'	22:DA:488:G:H5'	1.68	0.76
14:AN:88:MET:CE	14:AN:97:LYS:HD2	2.15	0.76
4:AD:166:LYS:NZ	4:AD:166:LYS:HB3	2.01	0.76
39:BR:16:GLU:HA	39:BR:98:ILE:HG22	1.66	0.76
42:BU:52:ASN:C	42:BU:54:PRO:HD2	2.05	0.76

Continued on next page...

Continued from previous page...

Atom-1	Atom-2	Distance(Å)	Clash(Å)
49:D1:10:LEU:HD23	49:D1:20:TYR:HB3	1.66	0.76
22:BA:2086:U:H2'	22:BA:2087:G:C8	2.21	0.76
1:AA:1352:C:H2'	1:AA:1353:G:C8	2.20	0.76
33:BL:110:VAL:CG1	33:BL:131:ALA:HB1	2.15	0.76
4:CD:191:SER:O	4:CD:192:ALA:CB	2.32	0.76
4:AD:29:THR:C	4:AD:30:LYS:HD3	2.05	0.76
53:CA:792:A:O2'	53:CA:794:A:N7	2.18	0.76
31:BJ:17:VAL:CG2	31:BJ:137:PRO:HB2	2.15	0.76
54:CG:124:SER:O	54:CG:128:GLU:HG2	1.86	0.76
32:DK:13:ASN:ND2	32:DK:97:THR:H	1.82	0.76
42:DU:40:LEU:HA	42:DU:61:GLU:HA	1.66	0.76
22:DA:993:G:H1'	39:DR:91:GLN:NE2	2.01	0.76
22:DA:234:U:C6	22:DA:234:U:H5''	2.19	0.76
22:BA:276:U:O2'	22:BA:278:A:N7	2.19	0.76
22:DA:2846:G:OP1	37:DP:51:ASN:HB2	1.86	0.76
41:BT:4:GLU:OE1	41:BT:6:ARG:HG3	1.86	0.76
22:BA:800:A:H4'	22:BA:801:G:O5'	1.86	0.76
38:BQ:81:GLY:HA2	38:BQ:116:LEU:CD1	2.16	0.76
21:AU:38:GLU:OE2	21:AU:41:THR:HG21	1.86	0.76
49:D1:16:THR:HG21	49:D1:41:VAL:HB	1.67	0.76
22:DA:90:U:H3'	22:DA:91:A:C5'	2.16	0.76
22:DA:1428:C:C5	22:DA:1569:A:H5'	2.21	0.76
39:BR:39:LEU:N	39:BR:39:LEU:HD23	2.00	0.76
2:CB:103:TRP:HA	2:CB:106:VAL:HB	1.66	0.76
2:CB:95:TRP:HZ2	2:CB:100:LEU:HD13	1.49	0.76
48:D0:6:LYS:HD2	48:D0:7:PRO:CD	2.15	0.76
22:DA:2431:U:O2	22:DA:2433:A:C8	2.39	0.76
22:DA:647:G:O2'	22:DA:648:G:H5'	1.84	0.76
53:CA:642:A:O2'	53:CA:643:C:C6	2.38	0.76
14:CN:60:ARG:HH22	14:CN:70:HIS:HB3	1.49	0.76
5:CE:104:ILE:HD13	5:CE:122:VAL:HG21	1.65	0.76
47:DZ:23:LEU:HD21	47:DZ:53:MET:HE1	1.68	0.76
24:BC:246:PRO:HG2	24:BC:247:TRP:CE3	2.20	0.76
58:DF:43:ILE:HD13	58:DF:77:LYS:HG2	1.67	0.76
8:AH:83:ARG:C	8:AH:84:ILE:HD13	2.04	0.76
22:DA:1453:A:H4'	22:DA:1454:C:OP2	1.85	0.76
22:BA:357:C:H2'	22:BA:358:U:H6	1.50	0.76
28:BG:68:ARG:HD2	28:BG:68:ARG:C	2.06	0.76
3:CC:12:GLY:O	3:CC:13:ILE:HD13	1.86	0.76
28:BG:18:ILE:HD12	28:BG:42:VAL:HG13	1.67	0.76
22:DA:922:C:H2'	22:DA:923:G:H8	1.50	0.76
22:DA:1273:U:O3'	22:DA:1274:A:H3'	1.86	0.76

Continued on next page...

Continued from previous page...

Atom-1	Atom-2	Distance(Å)	Clash(Å)
28:BG:8:VAL:HG12	28:BG:49:LEU:H	1.51	0.76
24:BC:15:VAL:HA	24:BC:203:VAL:CG1	2.16	0.76
33:DL:89:VAL:HG23	33:DL:121:THR:HG23	1.66	0.76
22:BA:1339:G:H21	22:BA:1603:A:H1'	1.48	0.76
21:AU:19:LYS:HE2	21:AU:19:LYS:HA	1.65	0.76
29:BH:67:ALA:HA	29:BH:138:VAL:HB	1.67	0.76
58:DF:39:VAL:HG13	58:DF:49:LEU:CD2	2.16	0.76
2:CB:114:LYS:HA	2:CB:117:GLU:CG	2.15	0.76
53:CA:16:A:C2'	53:CA:17:U:H5'	2.16	0.76
22:DA:1765:U:C2'	22:DA:1766:G:H5'	2.16	0.76
1:AA:184:G:C4	1:AA:185:U:C5	2.73	0.76
22:BA:2207:C:H2'	22:BA:2208:C:C6	2.21	0.76
1:AA:108:G:H2'	1:AA:109:A:OP1	1.86	0.76
22:DA:590:A:H2'	22:DA:591:U:C6	2.21	0.76
22:DA:1107:G:C2'	22:DA:1108:U:H5'	2.15	0.76
1:AA:536:C:H2'	1:AA:537:G:C8	2.20	0.76
3:AC:6:PRO:HG2	3:AC:183:TYR:CD2	2.20	0.76
7:AG:121:ASN:O	7:AG:125:ASP:HB2	1.86	0.76
8:CH:100:ILE:HD12	8:CH:100:ILE:C	2.05	0.76
56:CP:54:LEU:H	56:CP:54:LEU:HD23	1.51	0.76
22:BA:2630:G:O2'	22:BA:2631:G:H5'	1.86	0.76
1:AA:189:A:H2'	1:AA:190:A:C8	2.21	0.76
38:BQ:63:ARG:HH22	38:BQ:95:ALA:C	1.88	0.76
8:AH:63:LYS:HB2	8:AH:70:VAL:HG21	1.67	0.76
56:CP:67:ILE:HD11	56:CP:75:ILE:HD12	1.67	0.76
46:DY:25:GLN:HB2	46:DY:46:VAL:HG11	1.68	0.76
22:DA:1361:G:C2'	22:DA:1362:C:H5'	2.17	0.76
22:DA:49:A:H4'	22:DA:50:U:O5'	1.86	0.76
6:CF:42:TRP:HB2	6:CF:59:TYR:HB2	1.68	0.76
22:BA:2352:A:H5''	22:BA:2353:G:OP2	1.86	0.76
22:DA:2015:A:C5	48:D0:2:VAL:HG11	2.20	0.76
33:DL:3:LEU:HD12	33:DL:4:ASN:N	2.01	0.76
1:AA:619:U:H3	4:AD:130:ASN:CB	1.97	0.76
5:CE:95:MET:HE1	5:CE:143:LEU:HD21	1.68	0.76
22:DA:2843:G:N2	22:DA:2875:C:N3	2.34	0.76
20:CT:54:GLN:N	20:CT:55:PRO:HD2	2.00	0.76
22:DA:489:G:H2'	22:DA:491:G:H8	1.50	0.76
53:CA:269:C:H2'	53:CA:270:A:C8	2.21	0.76
53:CA:254:G:N2	17:CQ:17:GLU:HG3	1.99	0.76
53:CA:1348:U:HO2'	53:CA:1349:A:H8	1.34	0.76
53:CA:154:U:H2'	53:CA:155:A:C5'	2.15	0.76
9:AI:44:ARG:HG3	9:AI:45:MET:CE	2.16	0.76

Continued on next page...

Continued from previous page...

Atom-1	Atom-2	Distance(Å)	Clash(Å)
10:AJ:53:ILE:HG22	10:AJ:61:ALA:CB	2.16	0.76
13:AM:106:ARG:HH12	13:AM:109:LYS:HD3	1.51	0.76
22:BA:1653:G:H1	35:BN:11:ASN:HD21	1.33	0.76
17:CQ:22:VAL:HG21	17:CQ:58:VAL:HG21	1.68	0.76
53:CA:914:A:O2'	53:CA:915:A:C5'	2.34	0.76
56:CP:38:PHE:HE2	56:CP:51:ARG:CB	1.98	0.76
1:AA:291:U:O2'	1:AA:292:G:H5'	1.86	0.76
1:AA:1014:A:H4'	19:AS:13:HIS:CD2	2.20	0.76
22:DA:26:G:H1'	22:DA:515:A:H61	1.48	0.76
33:BL:64:PHE:HD1	33:BL:64:PHE:O	1.68	0.76
24:BC:257:ARG:CG	24:BC:269:ARG:HH22	1.98	0.75
22:DA:1351:C:O2'	22:DA:1571:A:H1'	1.84	0.75
27:BF:84:ILE:HG13	27:BF:84:ILE:O	1.86	0.75
53:CA:1074:G:H4'	2:CB:101:THR:O	1.85	0.75
44:BW:24:ARG:CD	44:BW:25:PHE:N	2.48	0.75
22:BA:1499:C:O2'	22:BA:1500:G:C5'	2.30	0.75
1:AA:265:G:H2'	1:AA:266:G:H5'	1.68	0.75
53:CA:599:C:H4'	8:CH:121:GLY:HA3	1.68	0.75
38:DQ:4:LYS:CE	38:DQ:7:VAL:H	1.99	0.75
10:CJ:57:VAL:HG22	10:CJ:58:ASN:N	1.98	0.75
22:BA:1873:G:O2'	22:BA:1874:C:H5'	1.86	0.75
53:CA:251:G:H4'	53:CA:252:U:C5'	2.16	0.75
17:CQ:46:HIS:HB2	17:CQ:70:LYS:HE3	1.67	0.75
22:BA:2152:G:O2'	22:BA:2153:C:H5'	1.86	0.75
2:CB:162:VAL:HG13	2:CB:184:ALA:HB2	1.67	0.75
2:AB:95:TRP:HH2	2:AB:100:LEU:HB2	1.51	0.75
22:DA:852:U:H2'	22:DA:853:C:H6	1.48	0.75
36:BO:59:ALA:HA	36:BO:62:LEU:HD13	1.66	0.75
10:AJ:65:TYR:CB	14:AN:95:LEU:HD11	2.15	0.75
22:DA:1742:U:H2'	22:DA:1743:G:H8	1.51	0.75
25:DD:40:LEU:H	25:DD:40:LEU:HD12	1.50	0.75
11:CK:15:VAL:O	11:CK:16:SER:HB2	1.85	0.75
22:BA:1919:A:C8	22:BA:1919:A:H5'	2.21	0.75
53:CA:922:G:H2'	53:CA:923:A:C8	2.21	0.75
22:BA:2415:G:H4'	33:BL:66:PHE:HB3	1.67	0.75
22:BA:2847:U:C2'	22:BA:2848:G:H5'	2.15	0.75
38:BQ:57:ARG:HG2	38:BQ:61:ILE:HD12	1.67	0.75
5:AE:80:LEU:HD12	5:AE:146:MET:CE	2.16	0.75
1:AA:413:G:N2	1:AA:428:G:O2'	2.20	0.75
44:DW:27:GLY:HA2	44:DW:31:LEU:CD1	2.14	0.75
22:DA:335:C:O2'	22:DA:336:C:H6	1.68	0.75
24:BC:104:LEU:O	24:BC:105:ALA:CB	2.35	0.75

Continued on next page...

Continued from previous page...

Atom-1	Atom-2	Distance(Å)	Clash(Å)
24:BC:257:ARG:HG3	24:BC:269:ARG:HH22	1.51	0.75
53:CA:1071:C:H4'	5:CE:53:ARG:NH1	2.01	0.75
10:AJ:29:ALA:CB	10:AJ:36:VAL:HG21	2.15	0.75
32:DK:39:ILE:HD11	32:DK:62:VAL:CG2	2.14	0.75
53:CA:640:A:O2'	8:CH:106:SER:HB2	1.86	0.75
42:DU:45:GLN:HE21	42:DU:45:GLN:HA	1.50	0.75
1:AA:158:G:C2'	1:AA:159:G:C5'	2.62	0.75
27:BF:109:ARG:CB	27:BF:136:ILE:HG22	2.15	0.75
9:CI:59:LYS:HE3	9:CI:60:LEU:CG	2.15	0.75
22:BA:2148:G:C2'	22:BA:2149:U:O4'	2.34	0.75
4:AD:170:LEU:HD12	4:AD:170:LEU:H	1.51	0.75
2:AB:95:TRP:CH2	2:AB:100:LEU:HB2	2.21	0.75
14:CN:27:LYS:HB2	14:CN:45:LEU:HD23	1.65	0.75
25:DD:187:LEU:O	25:DD:188:LEU:HD23	1.86	0.75
33:BL:68:SER:HB3	33:BL:71:ALA:CB	2.15	0.75
22:DA:2636:C:H4'	25:DD:81:GLU:OE1	1.86	0.75
23:BB:33:G:O2'	23:BB:34:A:H5'	1.85	0.75
53:CA:647:C:H2'	53:CA:648:A:H8	1.52	0.75
22:BA:506:G:H4'	22:BA:507:A:H5'	1.67	0.75
47:DZ:31:ILE:O	47:DZ:31:ILE:HG13	1.86	0.75
42:BU:73:ASN:ND2	42:BU:76:THR:HG23	2.01	0.75
36:DO:17:LYS:HE2	36:DO:21:LEU:CD1	2.12	0.75
22:DA:1092:C:C2'	22:DA:1093:G:H5'	2.17	0.75
53:CA:518:C:H4'	53:CA:519:C:H5''	1.68	0.75
44:BW:39:GLN:HG2	44:BW:40:ARG:N	2.01	0.75
22:BA:1784:A:H4'	22:BA:1785:A:C5'	2.15	0.75
32:DK:17:ARG:CG	32:DK:18:ARG:H	1.99	0.75
53:CA:1347:G:H22	53:CA:1373:G:H2'	1.50	0.75
1:AA:970:C:H5''	1:AA:971:G:OP1	1.86	0.75
8:AH:105:THR:HG22	8:AH:121:GLY:O	1.85	0.75
22:BA:1084:A:H2'	22:BA:1085:A:H8	1.51	0.75
1:AA:87:C:H2'	1:AA:88:U:C6	2.18	0.75
1:AA:1210:C:H2'	1:AA:1211:U:C5'	2.15	0.75
22:BA:705:A:N6	22:BA:726:G:H1'	2.01	0.75
1:AA:382:A:H2'	1:AA:383:A:C8	2.21	0.75
22:DA:2829:A:H2'	22:DA:2830:C:H5'	1.66	0.75
5:AE:120:HIS:O	5:AE:121:ASN:HB3	1.86	0.75
5:AE:89:THR:CG2	5:AE:90:GLY:N	2.42	0.75
33:BL:101:ILE:CG2	33:BL:102:GLY:N	2.49	0.75
22:DA:1338:G:O2'	41:DT:18:GLU:HG3	1.86	0.75
53:CA:519:C:H2'	53:CA:520:A:H8	1.49	0.75
22:DA:70:G:OP2	22:DA:70:G:H8	1.67	0.75

Continued on next page...

Continued from previous page...

Atom-1	Atom-2	Distance(Å)	Clash(Å)
46:DY:57:LEU:O	46:DY:57:LEU:HD13	1.85	0.75
37:DP:88:ARG:HH11	37:DP:112:ARG:HH21	1.34	0.75
26:BE:79:ARG:CG	26:BE:80:SER:H	1.85	0.75
22:DA:2052:A:O2'	22:DA:2053:G:H5'	1.86	0.75
22:BA:197:A:N6	22:BA:2430:A:H2'	2.01	0.75
22:DA:2590:A:O3'	24:DC:237:ARG:HD2	1.86	0.75
23:BB:90:C:C6	23:BB:90:C:H5''	2.16	0.75
22:DA:2314:A:C2	22:DA:2315:G:C5	2.75	0.75
2:CB:110:ILE:CD1	2:CB:151:LYS:HA	2.16	0.75
53:CA:119:A:H5'	53:CA:120:A:O5'	1.86	0.75
1:AA:1151:A:C6	1:AA:1152:A:N6	2.54	0.75
37:DP:50:ARG:HB3	37:DP:57:ALA:H	1.47	0.75
34:BM:64:TRP:CZ3	34:BM:106:ASP:HB2	2.20	0.75
28:DG:164:ALA:O	28:DG:165:ASP:HB2	1.83	0.75
22:DA:866:A:HO2'	22:DA:867:C:H6	1.31	0.75
22:DA:172:A:H2'	22:DA:173:A:H8	1.50	0.75
22:BA:1182:G:H2'	22:BA:1183:U:O4'	1.87	0.75
20:CT:81:GLN:O	20:CT:82:ILE:HG23	1.87	0.75
2:AB:17:HIS:CD2	2:AB:202:ASN:HD21	2.04	0.75
28:BG:86:LEU:N	28:BG:86:LEU:HD12	2.01	0.75
56:CP:68:SER:O	56:CP:71:VAL:HG22	1.86	0.75
22:DA:1827:U:H4'	22:DA:1970:A:O2'	1.87	0.75
8:CH:57:GLU:O	8:CH:58:LEU:HB2	1.85	0.75
53:CA:764:C:O2	53:CA:764:C:H2'	1.86	0.75
31:DJ:25:LEU:HD12	31:DJ:64:VAL:HA	1.67	0.75
2:AB:67:LEU:CD2	2:AB:91:VAL:HG23	2.16	0.75
1:AA:414:A:C2'	1:AA:415:A:H8	1.99	0.75
57:DB:110:C:O2'	57:DB:111:U:C5'	2.33	0.75
22:DA:2415:G:H4'	33:DL:66:PHE:HB2	1.69	0.75
19:AS:55:GLN:HA	19:AS:55:GLN:HE21	1.51	0.75
22:DA:846:U:O2'	22:DA:847:U:H5''	1.86	0.75
31:BJ:64:VAL:HG13	31:BJ:68:LYS:HB2	1.69	0.75
4:AD:167:PRO:HB2	4:AD:170:LEU:CD1	2.16	0.75
53:CA:1450:U:H4'	53:CA:1451:U:H5	1.51	0.75
36:DO:57:ALA:C	36:DO:58:ILE:HD12	2.07	0.75
58:DF:122:ASP:HB2	58:DF:126:ASN:CB	2.17	0.75
1:AA:66:A:H2'	1:AA:66:A:N3	2.02	0.75
4:AD:172:VAL:HG22	4:AD:173:ASP:H	1.52	0.75
31:DJ:92:MET:CE	31:DJ:92:MET:HA	2.16	0.75
35:BN:98:LEU:HD22	48:B0:42:ILE:HD11	1.69	0.75
22:BA:1901:A:H2'	22:BA:1902:C:H6	1.51	0.75
22:BA:914:G:C8	22:BA:914:G:H5''	2.22	0.75

Continued on next page...

Continued from previous page...

Atom-1	Atom-2	Distance(Å)	Clash(Å)
21:AU:4:LYS:O	21:AU:4:LYS:HD2	1.86	0.75
28:BG:84:LYS:CG	28:BG:132:LEU:H	1.99	0.75
22:DA:784:G:O2'	22:DA:785:G:H8	1.68	0.75
26:DE:126:VAL:HG11	26:DE:134:LEU:HD22	1.68	0.75
31:DJ:44:TYR:O	31:DJ:45:THR:HB	1.87	0.75
3:CC:33:ASP:O	3:CC:37:LYS:HG2	1.87	0.75
53:CA:942:G:N2	53:CA:1342:C:H1'	2.02	0.75
20:AT:8:LYS:O	20:AT:11:ILE:HG23	1.87	0.75
25:DD:10:GLY:O	25:DD:11:MET:HB2	1.85	0.75
22:DA:1663:G:HO2'	22:DA:1664:A:H8	1.33	0.75
58:DF:43:ILE:HD13	58:DF:82:TYR:HE2	1.51	0.75
10:AJ:56:HIS:HD2	10:AJ:57:VAL:HG12	1.51	0.75
22:DA:2197:U:O2'	22:DA:2198:A:H2'	1.86	0.75
22:DA:1639:C:H2'	22:DA:1640:A:H5''	1.68	0.75
24:BC:77:VAL:HA	24:BC:93:VAL:HA	1.68	0.75
25:DD:8:LYS:HB2	25:DD:201:LEU:CD1	2.16	0.75
29:DH:41:LYS:HA	29:DH:44:ILE:HG12	1.68	0.75
22:BA:274:C:O2'	22:BA:275:C:H5'	1.85	0.75
53:CA:569:C:H5''	53:CA:570:G:OP1	1.86	0.75
4:CD:97:LEU:HB2	4:CD:134:TYR:HB3	1.67	0.75
1:AA:1387:G:H2'	1:AA:1388:C:C6	2.21	0.75
22:BA:2297:A:C8	22:BA:2297:A:H5''	2.21	0.75
58:DF:129:MET:HG3	58:DF:153:ILE:HD12	1.68	0.75
34:BM:23:GLY:O	34:BM:101:VAL:HG12	1.86	0.75
22:BA:686:U:H4'	22:BA:687:C:OP2	1.84	0.75
36:BO:43:ASN:HD21	36:BO:46:GLU:HG2	1.51	0.75
1:AA:1338:G:H2'	1:AA:1339:A:C8	2.21	0.75
31:BJ:6:ALA:HB2	31:BJ:45:THR:HG21	1.69	0.75
31:BJ:111:LYS:HE2	31:BJ:115:GLY:H	1.52	0.75
53:CA:1152:A:C2'	53:CA:1153:G:H8	1.96	0.75
26:DE:147:LEU:O	26:DE:148:ILE:HB	1.85	0.75
22:DA:2384:U:H5''	22:DA:2386:A:OP1	1.86	0.75
2:CB:95:TRP:CZ2	2:CB:100:LEU:HD13	2.20	0.75
31:BJ:74:TYR:OH	31:BJ:100:VAL:HG13	1.87	0.75
17:AQ:13:SER:O	17:AQ:20:ILE:HD11	1.87	0.75
53:CA:971:G:H2'	53:CA:1365:G:O2'	1.86	0.75
22:DA:602:A:H4'	22:DA:604:G:O3'	1.86	0.75
3:AC:35:ASP:OD1	3:AC:56:ILE:HG21	1.87	0.75
54:CG:30:MET:SD	54:CG:35:LYS:HB2	2.27	0.75
22:DA:374:A:N6	22:DA:401:A:C8	2.54	0.75
6:AF:51:ILE:CD1	6:AF:86:ARG:HG3	2.17	0.75
22:BA:2820:A:C8	22:BA:2820:A:C3'	2.68	0.75

Continued on next page...

Continued from previous page...

Atom-1	Atom-2	Distance(Å)	Clash(Å)
36:DO:58:ILE:O	36:DO:62:LEU:HB2	1.87	0.75
22:BA:2250:G:H21	22:BA:2496:C:H5''	1.52	0.75
22:BA:1936:A:C2	22:BA:1943:U:C5	2.70	0.75
1:AA:143:A:H5'	1:AA:144:G:H5'	1.66	0.75
22:DA:589:U:O2'	22:DA:590:A:H5'	1.86	0.75
43:BV:20:LEU:CD2	43:BV:25:LYS:HB2	2.17	0.75
38:BQ:26:ALA:HB1	38:BQ:30:VAL:CG2	2.17	0.75
49:D1:16:THR:CG2	49:D1:41:VAL:HB	2.16	0.75
1:AA:830:G:O2'	1:AA:831:A:H5'	1.86	0.75
1:AA:1039:G:O2'	1:AA:1040:U:H5'	1.86	0.75
22:DA:1803:A:O2'	22:DA:1804:C:O4'	2.04	0.75
22:DA:2880:C:H1'	35:DN:93:GLY:H	1.52	0.75
1:AA:1118:U:H2'	1:AA:1119:C:C6	2.20	0.75
22:DA:445:C:H2'	22:DA:446:G:C8	2.21	0.75
28:DG:1:SER:HB2	28:DG:61:TRP:HE3	1.52	0.75
6:CF:6:ILE:HD12	6:CF:6:ILE:N	2.01	0.75
22:DA:188:G:H2'	22:DA:189:G:H5'	1.69	0.75
10:AJ:11:LYS:CG	10:AJ:97:ASP:HB3	2.16	0.75
54:CG:14:ASP:HB3	54:CG:18:GLY:N	2.00	0.75
3:CC:152:VAL:HG23	3:CC:156:LEU:HD21	1.67	0.75
12:AL:2:THR:HB	12:AL:5:GLN:HG3	1.69	0.75
31:DJ:57:LEU:HG	31:DJ:128:ASN:H	1.51	0.75
22:DA:1519:G:H5'	22:DA:1520:U:OP2	1.86	0.75
37:BP:63:ILE:HA	37:BP:68:GLY:HA2	1.69	0.75
2:CB:59:ILE:HA	2:CB:62:ARG:HD3	1.68	0.75
4:AD:191:SER:OG	4:AD:192:ALA:N	2.20	0.75
22:DA:716:A:H2'	22:DA:717:C:H5''	1.69	0.75
2:CB:56:LEU:HD23	2:CB:183:PHE:CE1	2.21	0.75
11:CK:82:GLU:CB	11:CK:108:ASN:HB3	2.17	0.75
53:CA:117:G:O2'	53:CA:118:U:H5'	1.87	0.75
5:AE:80:LEU:HD23	5:AE:122:VAL:HG11	1.68	0.75
22:DA:2798:U:H5'	22:DA:2800:A:N7	2.02	0.75
22:DA:704:G:H2'	22:DA:726:G:H22	1.51	0.75
28:DG:53:PRO:HB3	28:DG:61:TRP:H	1.51	0.75
1:AA:462:G:H3'	1:AA:463:U:H6	1.51	0.75
53:CA:408:A:C2	53:CA:435:A:C2	2.74	0.75
53:CA:413:G:N2	53:CA:428:G:O2'	2.20	0.75
41:BT:29:THR:HA	41:BT:86:THR:CA	2.16	0.75
34:DM:27:SER:N	34:DM:66:ARG:HH22	1.85	0.75
6:CF:9:MET:HE1	18:CR:64:LEU:O	1.86	0.75
25:DD:146:ILE:HD12	25:DD:155:VAL:HG21	1.69	0.75
8:CH:23:ALA:HB1	8:CH:60:LEU:O	1.87	0.75

Continued on next page...

Continued from previous page...

Atom-1	Atom-2	Distance(Å)	Clash(Å)
43:BV:10:LYS:H	43:BV:10:LYS:CD	1.88	0.75
53:CA:1221:G:N2	53:CA:1222:G:H1'	2.02	0.75
53:CA:996:A:O2'	53:CA:997:U:C6	2.39	0.75
46:BY:59:GLU:O	46:BY:63:ALA:HB3	1.87	0.75
36:BO:88:LYS:HE2	36:BO:116:GLN:NE2	1.98	0.75
57:DB:91:C:H2'	57:DB:92:C:H6	1.51	0.75
3:AC:134:LYS:HE3	3:AC:138:GLN:NE2	2.01	0.75
29:DH:78:VAL:HG21	29:DH:144:VAL:HG13	1.69	0.75
22:DA:589:U:C2'	22:DA:590:A:H5'	2.17	0.75
5:CE:65:LYS:NZ	5:CE:68:ARG:HD3	2.01	0.75
16:AP:48:GLU:HG3	16:AP:49:GLY:N	2.02	0.75
12:CL:14:LYS:HG3	12:CL:14:LYS:O	1.85	0.75
22:BA:2199:A:H5'	22:BA:2200:C:H5	1.51	0.75
3:CC:126:ARG:HE	3:CC:126:ARG:HA	1.52	0.75
25:BD:15:PHE:H	37:BP:11:GLN:NE2	1.85	0.74
31:BJ:6:ALA:CB	31:BJ:45:THR:HG21	2.17	0.74
5:AE:153:ALA:CA	5:AE:156:ARG:CB	2.59	0.74
25:BD:151:THR:HG22	25:BD:152:PRO:HD3	0.82	0.74
27:BF:129:MET:CE	27:BF:153:ILE:HD11	2.17	0.74
42:DU:90:LYS:HE2	42:DU:92:VAL:CG1	2.09	0.74
22:DA:1915:U:C2'	22:DA:1916:A:H8	2.00	0.74
43:DV:89:ILE:HD12	43:DV:91:PHE:CZ	2.22	0.74
22:BA:1462:C:C2'	22:BA:1463:C:H5'	2.16	0.74
1:AA:1151:A:H5'	10:AJ:42:LEU:O	1.86	0.74
35:BN:1:MET:O	35:BN:2:ARG:HB2	1.87	0.74
3:CC:6:PRO:HG2	3:CC:183:TYR:CD2	2.22	0.74
25:DD:49:GLN:NE2	25:DD:79:LEU:HB3	2.01	0.74
29:DH:78:VAL:HG22	29:DH:100:ALA:HA	1.69	0.74
53:CA:495:A:H4'	53:CA:496:A:O5'	1.86	0.74
34:DM:2:LEU:HB3	34:DM:69:PRO:HG2	1.68	0.74
37:DP:28:LYS:HB3	37:DP:39:LEU:HD23	1.67	0.74
22:DA:1413:A:H2'	22:DA:1414:C:C6	2.21	0.74
1:AA:473:U:H2'	1:AA:474:G:H8	1.52	0.74
28:BG:23:ILE:HD12	28:BG:23:ILE:H	1.52	0.74
22:BA:384:A:H2'	22:BA:385:C:H5'	1.68	0.74
11:AK:17:ASP:HA	11:AK:80:ASN:O	1.87	0.74
22:BA:2358:A:H61	33:BL:54:GLN:HE22	1.35	0.74
25:DD:181:ASP:HB3	25:DD:183:GLU:OE2	1.87	0.74
22:DA:2542:A:H4'	22:DA:2543:G:C5'	2.16	0.74
22:BA:2571:U:O2'	25:BD:151:THR:CG2	2.35	0.74
26:DE:147:LEU:CB	26:DE:186:VAL:HG23	2.17	0.74
49:D1:25:ASN:HB3	49:D1:28:THR:OG1	1.86	0.74

Continued on next page...

Continued from previous page...

Atom-1	Atom-2	Distance(Å)	Clash(Å)
35:DN:97:ILE:HG13	35:DN:98:LEU:N	2.01	0.74
1:AA:397:A:N7	1:AA:547:A:O2'	2.20	0.74
37:DP:88:ARG:HE	37:DP:112:ARG:HH21	1.33	0.74
45:BX:38:TRP:HB2	45:BX:45:PHE:CE2	2.16	0.74
1:AA:486:U:O2'	1:AA:487:A:H5'	1.85	0.74
53:CA:997:U:O2'	53:CA:998:C:H5'	1.87	0.74
11:AK:108:ASN:CB	21:AU:6:ARG:HG2	2.17	0.74
40:DS:49:LYS:HB3	40:DS:49:LYS:NZ	2.03	0.74
24:BC:94:LEU:HD12	24:BC:95:TYR:N	2.02	0.74
53:CA:120:A:H3'	53:CA:121:U:H5''	1.68	0.74
22:BA:2196:C:O3'	4:CD:150:LYS:HD2	1.87	0.74
3:CC:46:LEU:CD2	3:CC:75:VAL:HG22	2.16	0.74
29:DH:99:ILE:HG22	29:DH:100:ALA:N	2.02	0.74
22:DA:1746:A:H2'	22:DA:1747:U:C6	2.20	0.74
53:CA:701:U:H4'	53:CA:702:A:H5''	1.69	0.74
53:CA:50:A:H2	53:CA:360:G:N3	1.85	0.74
45:DX:63:ILE:O	45:DX:67:LEU:HD12	1.87	0.74
42:BU:91:LYS:O	42:BU:92:VAL:HB	1.86	0.74
22:DA:641:U:H5''	22:DA:642:U:OP2	1.85	0.74
31:BJ:39:LYS:HA	31:BJ:43:GLU:HG3	1.69	0.74
22:BA:1064:C:H5'	30:BI:88:GLY:CA	2.17	0.74
25:BD:151:THR:CG2	25:BD:152:PRO:N	2.47	0.74
41:DT:45:ALA:HA	41:DT:48:GLN:CG	2.17	0.74
46:DY:18:LEU:O	46:DY:18:LEU:HD13	1.86	0.74
1:AA:425:G:C2'	1:AA:426:U:H5'	2.17	0.74
44:DW:23:LYS:CD	44:DW:24:ARG:N	2.50	0.74
30:DI:52:LEU:HD12	30:DI:53:PRO:HD2	1.68	0.74
9:AI:51:LEU:CB	9:AI:56:MET:HG2	2.17	0.74
53:CA:519:C:C2'	53:CA:520:A:C8	2.67	0.74
21:CU:38:GLU:HG2	21:CU:41:THR:OG1	1.85	0.74
28:BG:104:LEU:HD22	28:BG:106:LEU:HD11	1.67	0.74
16:AP:28:ARG:NE	16:AP:29:ASN:HD21	1.83	0.74
53:CA:1316:G:H22	53:CA:1318:A:H3'	1.52	0.74
22:BA:1654:A:H4'	25:BD:118:PHE:CZ	2.21	0.74
29:DH:33:GLN:O	29:DH:35:LYS:HG2	1.88	0.74
22:DA:574:A:H4'	22:DA:575:A:H5'	1.66	0.74
58:DF:39:VAL:HG22	58:DF:49:LEU:CG	2.16	0.74
22:BA:1820:U:O2	24:BC:199:HIS:HB3	1.86	0.74
22:DA:2738:A:H2	22:DA:2766:A:H61	1.33	0.74
22:DA:2369:A:O2'	22:DA:2370:G:H5'	1.87	0.74
38:DQ:108:LEU:HD23	38:DQ:108:LEU:O	1.88	0.74
22:BA:794:A:H2'	22:BA:795:C:C6	2.21	0.74

Continued on next page...

Continued from previous page...

Atom-1	Atom-2	Distance(Å)	Clash(Å)
49:D1:32:LYS:HE3	49:D1:52:LYS:OXT	1.88	0.74
39:BR:39:LEU:HD23	39:BR:39:LEU:H	1.52	0.74
28:DG:1:SER:HB2	28:DG:61:TRP:CE3	2.23	0.74
45:DX:58:ILE:HG12	45:DX:66:VAL:HG21	1.69	0.74
11:CK:88:PRO:HG3	21:CU:28:LEU:HD13	1.69	0.74
9:AI:32:ARG:HG2	9:AI:36:GLN:HB2	1.70	0.74
25:BD:121:THR:HG22	25:BD:125:TRP:HD1	1.52	0.74
10:AJ:14:ASP:CB	10:AJ:17:LEU:HB3	2.10	0.74
1:AA:1324:A:H2'	1:AA:1325:C:H6	1.53	0.74
53:CA:1298:U:H4'	53:CA:1299:A:O5'	1.86	0.74
10:AJ:53:ILE:CG2	10:AJ:61:ALA:HB1	2.18	0.74
29:DH:96:THR:HG21	29:DH:112:LYS:HZ3	1.52	0.74
1:AA:113:G:H2'	1:AA:114:U:H6	1.51	0.74
45:DX:67:LEU:HD23	45:DX:77:TYR:CZ	2.22	0.74
7:AG:129:ASN:HA	7:AG:134:VAL:HG11	1.68	0.74
22:BA:287:G:H1	22:BA:353:C:H42	1.33	0.74
9:CI:45:MET:CE	9:CI:48:ARG:HG3	2.18	0.74
25:DD:12:THR:CG2	25:DD:13:ARG:N	2.50	0.74
31:BJ:44:TYR:HB2	38:BQ:63:ARG:CB	2.17	0.74
30:BI:115:ASP:O	30:BI:116:MET:HG2	1.86	0.74
33:BL:94:THR:HG22	33:BL:95:LEU:H	1.51	0.74
22:DA:1076:C:O2	30:DI:92:PRO:HG2	1.87	0.74
22:DA:1652:A:OP1	35:DN:8:ARG:HD3	1.87	0.74
53:CA:970:C:H5''	53:CA:971:G:OP1	1.86	0.74
53:CA:491:G:C2'	53:CA:492:C:H5'	2.17	0.74
21:AU:33:ARG:NE	21:AU:34:ARG:HG3	2.01	0.74
33:DL:103:ILE:N	33:DL:103:ILE:HD12	1.98	0.74
46:BY:56:LEU:O	46:BY:57:LEU:HB3	1.87	0.74
22:DA:1492:G:H3'	22:DA:1493:C:H5''	1.69	0.74
54:CG:27:ASN:OD1	54:CG:35:LYS:HD2	1.88	0.74
53:CA:920:U:C2	53:CA:921:U:C5	2.75	0.74
3:CC:148:ILE:CD1	3:CC:201:ILE:HG12	2.17	0.74
26:BE:46:GLN:HG3	26:BE:87:ALA:N	2.01	0.74
22:BA:962:G:N2	22:BA:2250:G:H1	1.86	0.74
22:BA:272:A:O2'	22:BA:273:G:H8	1.67	0.74
22:BA:2795:C:H2'	22:BA:2796:U:C6	2.23	0.74
4:CD:202:LEU:HD22	4:CD:203:TYR:CE2	2.22	0.74
30:BI:78:LEU:HD13	30:BI:108:ILE:HG23	1.69	0.74
22:BA:2210:U:H4'	22:BA:2211:A:O5'	1.86	0.74
24:BC:199:HIS:CE1	24:BC:202:ARG:HH22	2.04	0.74
36:DO:48:LEU:HD13	36:DO:87:ILE:HD12	1.69	0.74
19:CS:38:THR:N	19:CS:69:LYS:HD3	2.03	0.74

Continued on next page...

Continued from previous page...

Atom-1	Atom-2	Distance(Å)	Clash(Å)
3:CC:168:ARG:HG3	3:CC:169:GLU:N	2.03	0.74
27:BF:45:ASP:HB3	27:BF:48:LEU:HB2	1.67	0.74
25:BD:70:LYS:O	25:BD:71:ALA:CB	2.35	0.74
5:AE:155:LYS:CD	5:AE:156:ARG:N	2.49	0.74
22:DA:105:C:H2'	22:DA:106:C:C5	2.23	0.74
22:DA:86:G:O2'	22:DA:87:U:H5'	1.87	0.74
22:DA:1050:A:O2'	22:DA:1051:G:H5'	1.86	0.74
1:AA:206:C:H2'	1:AA:207:C:C4'	2.17	0.74
31:DJ:45:THR:OG1	31:DJ:48:VAL:HB	1.86	0.74
22:BA:855:G:N3	44:BW:23:LYS:CD	2.50	0.74
6:CF:2:ARG:NH2	6:CF:91:ARG:HB2	2.02	0.74
12:AL:85:ARG:NH2	12:AL:87:LYS:HD2	2.03	0.74
31:BJ:88:THR:HG22	31:BJ:91:GLU:CB	2.17	0.74
1:AA:968:A:H4'	1:AA:969:A:OP2	1.84	0.74
22:DA:374:A:H2'	22:DA:375:G:C8	2.23	0.74
20:CT:73:ARG:HG3	20:CT:73:ARG:HH11	1.51	0.74
22:DA:279:A:C2	22:DA:362:A:H4'	2.21	0.74
29:DH:61:VAL:HG13	29:DH:62:LEU:H	1.51	0.74
22:BA:1430:G:O2'	22:BA:1431:A:H5'	1.88	0.74
37:DP:57:ALA:HA	37:DP:75:THR:HB	1.69	0.74
31:BJ:114:LEU:HD22	31:BJ:118:MET:CE	2.18	0.74
53:CA:1011:C:H2'	53:CA:1012:A:H8	1.52	0.74
28:BG:30:GLY:HA3	28:BG:78:VAL:HG12	1.70	0.74
22:BA:613:A:C8	22:BA:616:A:N1	2.55	0.74
30:BI:79:LEU:HD13	30:BI:135:MET:SD	2.28	0.74
33:BL:91:ASP:HB3	33:BL:94:THR:HB	1.69	0.74
22:DA:1799:G:H4'	22:DA:1800:C:O5'	1.86	0.74
22:DA:855:G:N3	44:DW:23:LYS:HE3	2.02	0.74
22:DA:765:C:H2'	22:DA:766:U:H6	1.49	0.74
42:DU:33:VAL:O	42:DU:34:ILE:HG13	1.87	0.74
44:BW:39:GLN:CG	44:BW:41:GLY:H	1.99	0.74
37:BP:19:PHE:O	37:BP:20:ARG:CB	2.32	0.74
6:CF:61:LEU:HD13	6:CF:62:MET:H	1.52	0.74
35:DN:51:LEU:HA	35:DN:54:LEU:CD2	2.18	0.74
19:CS:35:ARG:HH21	19:CS:51:HIS:HD2	1.36	0.74
2:AB:133:ALA:O	2:AB:137:THR:HG23	1.87	0.74
58:DF:134:GLN:HB2	58:DF:137:PHE:HE2	1.51	0.74
22:DA:1656:C:O2'	22:DA:1657:U:H5'	1.87	0.74
10:AJ:52:LEU:CD2	10:AJ:62:ARG:HE	2.00	0.74
1:AA:558:G:C4	1:AA:559:A:C2	2.75	0.74
42:BU:25:LYS:O	42:BU:26:ASN:HB3	1.86	0.74
32:DK:13:ASN:N	32:DK:13:ASN:HD22	1.76	0.74

Continued on next page...

Continued from previous page...

Atom-1	Atom-2	Distance(Å)	Clash(Å)
1:AA:1449:C:H2'	1:AA:1450:U:C5'	2.17	0.74
22:DA:2296:U:O2'	22:DA:2297:A:H8	1.70	0.74
1:AA:855:U:H2'	1:AA:856:C:C6	2.22	0.74
28:DG:34:ARG:O	28:DG:35:THR:HG23	1.87	0.74
22:DA:714:U:H2'	22:DA:716:A:OP2	1.87	0.74
2:CB:56:LEU:HD23	2:CB:183:PHE:CD1	2.22	0.74
10:AJ:49:PHE:HE1	10:AJ:67:ILE:HG13	1.53	0.74
37:DP:32:VAL:HA	37:DP:37:LYS:HA	1.68	0.74
24:DC:119:VAL:HG13	24:DC:133:ASN:ND2	2.02	0.74
5:AE:45:VAL:HG21	5:AE:117:ALA:HB2	1.68	0.74
22:BA:2052:A:H4'	25:BD:148:GLN:O	1.88	0.74
22:DA:105:C:H2'	22:DA:106:C:H5	1.52	0.74
22:DA:1237:A:H2	22:DA:1238:G:H1'	1.50	0.74
22:DA:297:G:H5''	42:DU:84:PHE:CB	2.18	0.74
42:DU:35:VAL:HG12	42:DU:36:GLU:N	2.02	0.74
25:BD:107:VAL:H	25:BD:206:ALA:H	1.34	0.74
21:CU:33:ARG:HH22	21:CU:34:ARG:HH11	1.34	0.74
8:AH:58:LEU:HD22	8:AH:59:GLU:N	2.03	0.74
6:CF:39:LEU:HD12	6:CF:40:GLU:N	2.03	0.74
53:CA:577:G:O2'	53:CA:578:C:H5'	1.86	0.74
22:DA:2060:A:C2'	26:DE:63:LYS:NZ	2.48	0.74
28:BG:73:SER:HA	28:BG:76:ILE:CG2	2.18	0.74
47:BZ:13:ILE:HG22	47:BZ:14:GLY:N	2.03	0.74
8:AH:75:GLN:HA	8:AH:75:GLN:OE1	1.87	0.74
53:CA:254:G:O2'	53:CA:255:G:H5'	1.88	0.74
25:DD:118:PHE:CD1	25:DD:119:ALA:N	2.56	0.74
22:DA:2310:C:H2'	22:DA:2311:A:C5'	2.18	0.74
2:AB:100:LEU:HD12	2:AB:178:LEU:CD2	2.18	0.74
1:AA:366:A:O2'	1:AA:394:G:N2	2.21	0.74
22:DA:286:U:H2'	22:DA:287:G:H8	1.53	0.74
22:DA:1366:A:H2'	22:DA:1367:A:H8	1.52	0.74
53:CA:1081:A:H5'	5:CE:22:LYS:HD2	1.69	0.74
3:CC:35:ASP:CG	3:CC:56:ILE:HD12	2.07	0.74
1:AA:605:U:O2'	1:AA:606:G:H5'	1.87	0.74
4:AD:138:PRO:O	4:AD:139:ASN:HB2	1.87	0.74
22:DA:771:G:O2'	22:DA:772:C:H5'	1.86	0.74
30:BI:126:ARG:HA	30:BI:129:GLU:HB2	1.69	0.74
53:CA:1254:A:H2'	53:CA:1255:G:C8	2.23	0.74
26:DE:148:ILE:HD13	26:DE:187:VAL:CG2	2.13	0.74
12:CL:113:ARG:HB3	12:CL:118:VAL:HB	1.69	0.74
1:AA:1306:A:H2'	1:AA:1307:U:C5'	2.14	0.74
4:CD:29:THR:HG22	4:CD:30:LYS:HD3	1.70	0.74

Continued on next page...

Continued from previous page...

Atom-1	Atom-2	Distance(Å)	Clash(Å)
38:BQ:69:ARG:CG	38:BQ:69:ARG:HH21	2.00	0.74
1:AA:255:G:H4'	17:AQ:18:LYS:HE3	1.70	0.74
2:AB:218:ALA:HA	2:AB:221:ARG:NH2	2.03	0.74
5:CE:14:LEU:HD13	5:CE:36:THR:HG22	1.70	0.74
22:BA:1011:G:HO2'	22:BA:1013:C:H5''	1.52	0.74
1:AA:1202:U:H2'	1:AA:1203:C:C6	2.23	0.74
3:CC:6:PRO:HG3	3:CC:200:TRP:HE1	1.52	0.74
32:BK:114:LYS:HE2	32:BK:114:LYS:HA	1.69	0.74
22:DA:2461:A:H1'	22:DA:2492:U:N3	2.03	0.74
29:BH:62:LEU:HD12	29:BH:63:ALA:N	2.03	0.74
31:DJ:70:THR:HG22	31:DJ:90:GLU:OE2	1.86	0.74
3:CC:63:ILE:HG12	3:CC:65:VAL:HG23	1.69	0.74
20:CT:12:GLN:O	20:CT:12:GLN:HG2	1.87	0.74
31:BJ:44:TYR:C	31:BJ:45:THR:HG22	2.09	0.74
45:BX:52:ALA:O	45:BX:53:LYS:CB	2.36	0.74
53:CA:36:C:H4'	12:CL:118:VAL:O	1.87	0.74
41:DT:67:VAL:HG23	41:DT:75:GLY:O	1.88	0.74
53:CA:1408:A:C2	53:CA:1492:A:N6	2.56	0.74
53:CA:1495:U:O2'	53:CA:1496:C:H5'	1.88	0.74
22:DA:2615:U:O2'	22:DA:2616:C:H5'	1.88	0.74
22:DA:1281:G:C6	22:DA:1290:C:N4	2.56	0.74
17:AQ:20:ILE:HB	17:AQ:47:ASP:OD1	1.87	0.74
8:CH:54:THR:HG23	8:CH:55:LYS:H	1.52	0.74
58:DF:135:ILE:N	58:DF:135:ILE:HD12	2.03	0.74
53:CA:254:G:H4'	17:CQ:16:MET:HE3	1.70	0.74
9:CI:59:LYS:HE3	9:CI:60:LEU:HG	1.70	0.74
10:AJ:52:LEU:HD23	10:AJ:62:ARG:HG2	1.69	0.74
1:AA:1152:A:H2'	1:AA:1153:G:H8	1.51	0.74
22:BA:2094:A:H5'	29:BH:25:TYR:CD1	2.23	0.74
17:AQ:7:LEU:HD23	17:AQ:24:ILE:CD1	2.18	0.74
2:CB:127:LYS:HE2	2:CB:136:ARG:HH21	1.52	0.74
22:DA:2493:U:H5''	22:DA:2494:G:OP2	1.87	0.74
22:BA:2758:A:C2'	22:BA:2759:G:H5'	2.18	0.74
26:DE:146:VAL:HB	26:DE:167:VAL:HB	1.68	0.74
22:BA:228:C:H4'	22:BA:229:C:H5''	1.68	0.74
27:BF:106:ALA:N	27:BF:108:PRO:HD2	2.02	0.74
53:CA:313:A:H2'	53:CA:314:C:C6	2.21	0.74
45:BX:34:SER:HA	45:BX:49:ARG:HA	1.70	0.73
28:BG:84:LYS:CG	28:BG:132:LEU:N	2.45	0.73
39:BR:49:ILE:O	39:BR:51:VAL:O	2.05	0.73
44:BW:47:GLY:O	44:BW:49:ASN:N	2.20	0.73
1:AA:255:G:H2'	1:AA:256:U:C6	2.22	0.73

Continued on next page...

Continued from previous page...

Atom-1	Atom-2	Distance(Å)	Clash(Å)
22:BA:1654:A:O2'	25:BD:118:PHE:CG	2.41	0.73
22:DA:2544:G:H5'	22:DA:2645:G:N7	2.03	0.73
22:DA:2726:A:O2'	22:DA:2727:A:H5'	1.86	0.73
53:CA:1372:U:H5''	9:CI:71:ILE:CD1	2.18	0.73
22:DA:1008:A:C5'	31:DJ:37:ARG:HH22	1.99	0.73
9:CI:15:ALA:O	9:CI:66:VAL:HG23	1.88	0.73
4:AD:147:LYS:O	4:AD:149:LYS:HB2	1.88	0.73
26:BE:142:ALA:C	26:BE:143:LEU:HD23	2.08	0.73
53:CA:1295:U:H2'	53:CA:1296:C:C6	2.23	0.73
36:DO:70:ALA:O	36:DO:74:VAL:HG23	1.87	0.73
58:DF:12:VAL:HA	58:DF:15:LEU:HB2	1.70	0.73
51:D3:23:HIS:O	51:D3:46:LYS:HB2	1.88	0.73
53:CA:129:A:O2'	53:CA:130:A:C8	2.40	0.73
38:BQ:93:ILE:CG2	38:BQ:94:LEU:N	2.50	0.73
5:AE:149:PRO:O	5:AE:152:VAL:HG22	1.88	0.73
41:DT:61:LEU:O	41:DT:61:LEU:HD12	1.88	0.73
53:CA:429:U:H3'	4:CD:8:LEU:HD23	1.70	0.73
10:AJ:29:ALA:HB1	10:AJ:36:VAL:HG21	1.69	0.73
22:DA:2720:U:H5''	37:DP:52:ARG:NH2	2.03	0.73
25:DD:146:ILE:CD1	25:DD:155:VAL:HG21	2.17	0.73
1:AA:257:G:H2'	1:AA:258:G:H8	1.53	0.73
22:DA:481:G:O2'	22:DA:507:A:N6	2.19	0.73
33:DL:100:ILE:O	33:DL:101:ILE:HB	1.88	0.73
8:AH:14:ARG:HB2	8:AH:74:ILE:CG2	2.17	0.73
22:DA:1438:U:O2'	22:DA:1439:A:H5'	1.87	0.73
22:DA:810:U:C4	33:DL:30:THR:HG22	2.24	0.73
25:DD:127:PHE:CZ	25:DD:160:LYS:HD2	2.23	0.73
22:BA:2773:C:OP1	25:BD:171:THR:HG23	1.88	0.73
53:CA:223:A:C5	53:CA:224:U:C5	2.76	0.73
22:DA:1929:G:H4'	22:DA:1930:G:OP1	1.87	0.73
1:AA:747:A:H2'	1:AA:748:G:H1'	1.70	0.73
53:CA:1031:C:H5'	53:CA:1032:G:H5''	1.71	0.73
22:BA:1590:A:H2'	22:BA:1591:A:C8	2.23	0.73
43:BV:5:ASN:ND2	43:BV:5:ASN:H	1.86	0.73
53:CA:1145:A:O2'	53:CA:1146:A:H5''	1.88	0.73
22:DA:2330:G:N1	22:DA:2386:A:C6	2.57	0.73
1:AA:1256:A:H1'	1:AA:1258:G:C6	2.23	0.73
22:DA:58:G:N2	22:DA:59:U:H1'	2.03	0.73
4:CD:29:THR:HB	4:CD:30:LYS:HE3	1.71	0.73
32:DK:39:ILE:CD1	32:DK:62:VAL:HG23	2.17	0.73
29:BH:18:GLN:HE21	29:BH:18:GLN:HA	1.53	0.73
8:CH:102:VAL:HG23	8:CH:125:ILE:HB	1.71	0.73

Continued on next page...

Continued from previous page...

Atom-1	Atom-2	Distance(Å)	Clash(Å)
51:D3:15:LYS:NZ	51:D3:19:GLY:HA2	2.02	0.73
22:BA:1871:A:O2'	22:BA:1872:A:C8	2.39	0.73
22:DA:1139:G:N3	22:DA:1143:A:H2	1.86	0.73
31:DJ:25:LEU:HB2	31:DJ:62:VAL:HG21	1.70	0.73
2:AB:137:THR:HA	2:AB:140:LEU:HD13	1.70	0.73
22:DA:2093:G:C2	22:DA:2094:A:C5	2.77	0.73
35:BN:2:ARG:HA	35:BN:5:LYS:HD2	1.69	0.73
26:BE:142:ALA:O	26:BE:143:LEU:HD23	1.88	0.73
12:CL:7:VAL:O	12:CL:7:VAL:HG12	1.88	0.73
22:BA:1415:U:O2	22:BA:1415:U:H2'	1.86	0.73
22:BA:409:G:HO2'	22:BA:410:G:H5'	1.53	0.73
1:AA:1088:G:H21	1:AA:1167:A:H62	1.35	0.73
53:CA:158:G:H2'	53:CA:159:G:H8	1.51	0.73
54:CG:16:LYS:HE2	9:CI:45:MET:SD	2.29	0.73
22:DA:2096:C:O2'	22:DA:2097:A:H5'	1.87	0.73
18:CR:41:SER:HB3	18:CR:51:GLN:HG2	1.69	0.73
22:DA:2341:G:O2'	22:DA:2342:C:H5'	1.87	0.73
9:AI:84:ARG:O	9:AI:87:MET:HB3	1.88	0.73
42:DU:81:ARG:CB	42:DU:96:LYS:HD2	2.18	0.73
39:BR:49:ILE:HG21	39:BR:53:PHE:H	1.54	0.73
22:DA:2756:U:H1'	22:DA:2757:A:H5''	1.70	0.73
22:BA:855:G:H1'	44:BW:23:LYS:HD3	1.70	0.73
44:BW:40:ARG:HD3	44:BW:45:HIS:HE1	1.51	0.73
37:BP:24:THR:O	37:BP:44:GLY:O	2.05	0.73
10:AJ:35:GLN:CG	10:AJ:77:VAL:HB	2.18	0.73
22:BA:1867:G:O2'	22:BA:1868:C:C5'	2.35	0.73
47:DZ:51:SER:HA	47:DZ:54:VAL:CG2	2.19	0.73
53:CA:1458:G:O2'	20:CT:22:SER:HB3	1.87	0.73
53:CA:90:C:O2'	53:CA:91:U:C6	2.39	0.73
10:CJ:64:GLN:CB	14:CN:98:ALA:HB3	2.19	0.73
22:BA:2742:G:C2'	22:BA:2743:U:H5'	2.18	0.73
1:AA:1162:C:H2'	1:AA:1163:A:C8	2.23	0.73
1:AA:274:A:O2'	1:AA:275:G:O4'	2.05	0.73
35:DN:55:ALA:CB	35:DN:79:LEU:HD22	2.17	0.73
22:DA:1507:C:H5'	22:DA:1508:A:OP2	1.88	0.73
22:BA:2015:A:C2	48:B0:2:VAL:HG23	2.22	0.73
13:AM:15:VAL:HA	13:AM:33:LEU:CD1	2.18	0.73
28:DG:86:LEU:HA	28:DG:163:TYR:HB3	1.70	0.73
38:DQ:15:LYS:HE3	38:DQ:19:GLN:HE21	1.49	0.73
2:AB:77:GLU:HB2	2:AB:80:LYS:HE2	1.69	0.73
53:CA:1165:U:C2'	53:CA:1166:G:H5'	2.19	0.73
4:AD:13:ARG:CG	4:AD:55:ARG:HH21	2.00	0.73

Continued on next page...

Continued from previous page...

Atom-1	Atom-2	Distance(Å)	Clash(Å)
1:AA:647:C:O2'	1:AA:648:A:H5'	1.89	0.73
4:CD:137:SER:CB	4:CD:138:PRO:HD2	2.18	0.73
22:BA:743:A:O3'	62:BA:3652:HOH:O	2.05	0.73
9:CI:100:ALA:HB1	9:CI:102:PHE:CE2	2.22	0.73
24:BC:259:ASN:O	24:BC:260:LYS:HB2	1.88	0.73
22:DA:2271:G:C2'	22:DA:2272:U:H5'	2.18	0.73
22:DA:206:U:O2'	22:DA:207:A:H5'	1.89	0.73
1:AA:258:G:N2	1:AA:259:G:H1'	2.03	0.73
38:BQ:4:LYS:HZ2	38:BQ:5:ARG:CA	2.01	0.73
22:DA:2136:G:N3	22:DA:2137:U:C5	2.56	0.73
11:AK:21:HIS:CD2	11:AK:34:THR:HG22	2.24	0.73
22:DA:274:C:H2'	22:DA:275:C:H6	1.51	0.73
22:DA:2092:U:H4'	22:DA:2093:G:H5''	1.69	0.73
22:BA:2438:U:O2'	22:BA:2439:A:H5''	1.88	0.73
24:BC:93:VAL:CG1	24:BC:94:LEU:N	2.52	0.73
55:CM:13:HIS:HB3	55:CM:16:ILE:CD1	2.19	0.73
6:AF:86:ARG:NH2	18:AR:63:TYR:HB3	2.03	0.73
1:AA:86:G:N2	1:AA:87:C:H41	1.86	0.73
42:BU:71:ILE:HD11	42:BU:81:ARG:H	1.53	0.73
28:DG:106:LEU:HB2	28:DG:108:PHE:CE1	2.19	0.73
11:CK:78:ILE:HD13	11:CK:78:ILE:H	1.52	0.73
29:DH:2:GLN:O	29:DH:3:VAL:HG22	1.89	0.73
29:DH:94:ILE:HG13	29:DH:98:ASP:OD1	1.88	0.73
28:BG:59:ASP:HB2	28:BG:63:GLN:HG2	1.70	0.73
17:CQ:59:GLU:HG2	17:CQ:76:ARG:HG2	1.69	0.73
24:BC:79:ARG:NH2	24:BC:81:GLU:OE2	2.21	0.73
13:AM:10:ASP:CG	13:AM:11:HIS:H	1.91	0.73
3:AC:14:VAL:O	3:AC:15:LYS:HD2	1.88	0.73
22:DA:2519:U:C6	22:DA:2542:A:N6	2.57	0.73
22:BA:2492:U:O2'	22:BA:2493:U:H5'	1.88	0.73
22:BA:1558:C:H4'	22:BA:1559:U:O5'	1.88	0.73
22:DA:913:U:H4'	22:DA:914:G:OP1	1.86	0.73
2:CB:44:LYS:O	2:CB:48:MET:HG3	1.89	0.73
53:CA:1106:G:O2'	53:CA:1107:C:H5'	1.89	0.73
16:AP:2:VAL:HG23	16:AP:65:ALA:HA	1.69	0.73
22:DA:1388:G:N3	22:DA:1389:G:C8	2.57	0.73
24:BC:257:ARG:NE	24:BC:269:ARG:NH2	2.37	0.73
27:BF:43:ILE:HG22	27:BF:82:TYR:HE1	1.53	0.73
22:DA:135:U:H2'	22:DA:136:G:C8	2.23	0.73
22:DA:144:A:H2'	22:DA:145:C:C6	2.23	0.73
22:DA:246:C:H2'	22:DA:247:G:C5'	2.18	0.73
22:DA:480:A:H3'	22:DA:481:G:C5'	2.18	0.73

Continued on next page...

Continued from previous page...

Atom-1	Atom-2	Distance(Å)	Clash(Å)
1:AA:488:C:HO2'	1:AA:489:C:H5'	1.53	0.73
53:CA:1224:U:H5'	53:CA:1225:A:OP2	1.88	0.73
33:DL:128:THR:HG22	33:DL:130:GLY:H	1.53	0.73
41:DT:30:ILE:O	41:DT:85:VAL:HG23	1.88	0.73
31:BJ:56:VAL:CG1	31:BJ:57:LEU:H	2.01	0.73
22:DA:1654:A:N3	22:DA:1655:A:C8	2.56	0.73
22:DA:1438:U:C2'	22:DA:1439:A:H5'	2.19	0.73
1:AA:1355:G:O2'	1:AA:1356:G:H5'	1.89	0.73
8:AH:88:LYS:HG3	8:AH:89:ASP:H	1.53	0.73
22:DA:231:A:O2'	22:DA:232:G:C5'	2.37	0.73
40:BS:63:GLY:O	40:BS:64:ALA:HB3	1.89	0.73
17:AQ:22:VAL:HG21	17:AQ:60:ILE:CD1	2.17	0.73
22:DA:1967:C:H6	22:DA:1967:C:C5'	2.01	0.73
1:AA:221:C:O2'	1:AA:222:C:H5'	1.89	0.73
3:CC:41:TYR:CE1	3:CC:89:VAL:CG1	2.70	0.73
25:DD:177:VAL:HA	25:DD:188:LEU:O	1.88	0.73
9:AI:119:LYS:HG3	9:AI:122:ARG:CB	2.19	0.73
53:CA:157:U:C2'	53:CA:158:G:H5'	2.18	0.73
22:BA:2383:G:O2'	22:BA:2384:U:H5'	1.88	0.73
35:DN:70:THR:O	35:DN:70:THR:HG22	1.89	0.73
22:BA:2355:G:H4'	44:BW:20:LEU:HD13	1.69	0.73
33:BL:55:MET:HE3	33:BL:55:MET:HA	1.71	0.73
38:BQ:63:ARG:NH2	38:BQ:96:ASP:HA	2.02	0.73
33:BL:127:VAL:HG11	33:BL:142:ILE:HG21	1.70	0.73
53:CA:1148:U:O2'	53:CA:1149:C:C5'	2.37	0.73
22:DA:1387:A:H5'	22:DA:1469:A:H1'	1.70	0.73
41:DT:61:LEU:C	41:DT:61:LEU:HD12	2.09	0.73
53:CA:502:A:O2'	53:CA:503:C:H5'	1.88	0.73
22:DA:338:G:H2'	22:DA:339:U:C5'	2.19	0.73
44:BW:39:GLN:C	44:BW:41:GLY:N	2.34	0.73
43:DV:79:ARG:HG3	43:DV:80:HIS:N	2.02	0.73
53:CA:734:G:O2'	53:CA:735:C:H5'	1.88	0.73
24:BC:15:VAL:CA	24:BC:203:VAL:HG11	2.17	0.73
53:CA:642:A:HO2'	53:CA:643:C:H6	1.35	0.73
53:CA:978:A:O2'	53:CA:979:C:H5'	1.87	0.73
26:DE:24:ASN:O	26:DE:28:VAL:HG13	1.88	0.73
2:CB:19:THR:HG22	2:CB:37:VAL:CA	2.15	0.73
57:DB:17:C:H42	57:DB:68:C:H42	1.37	0.73
2:AB:209:VAL:HG23	2:AB:210:THR:N	2.04	0.73
22:DA:959:A:H2'	22:DA:960:A:C8	2.23	0.73
22:BA:1107:G:H2'	22:BA:1108:U:H6	1.54	0.73
22:BA:2656:U:C5	22:BA:2664:G:N2	2.56	0.73

Continued on next page...

Continued from previous page...

Atom-1	Atom-2	Distance(Å)	Clash(Å)
22:BA:580:U:H2'	22:BA:581:C:C6	2.24	0.73
22:DA:2476:A:H2'	22:DA:2477:U:H5'	1.70	0.73
15:CO:55:LEU:HA	15:CO:58:MET:HG3	1.69	0.73
37:DP:62:LYS:HD3	37:DP:64:SER:HB2	1.70	0.73
1:AA:429:U:H3'	4:AD:8:LEU:HD23	1.69	0.73
44:DW:30:VAL:O	44:DW:30:VAL:HG22	1.89	0.73
22:DA:1695:G:C8	24:DC:7:PRO:HB2	2.24	0.73
22:DA:1277:G:H5'	35:DN:20:MET:SD	2.29	0.73
22:DA:2815:C:H2'	22:DA:2816:G:O4'	1.88	0.73
49:B1:34:GLU:CG	49:B1:49:LYS:HG3	2.18	0.73
44:BW:50:VAL:HG12	44:BW:51:GLY:N	2.04	0.73
34:DM:66:ARG:CZ	34:DM:101:VAL:HG11	2.18	0.73
11:CK:27:ASN:HD22	11:CK:27:ASN:H	1.33	0.73
53:CA:597:G:H2'	53:CA:598:U:C5'	2.16	0.73
14:CN:2:LYS:HD3	14:CN:5:MET:CG	2.19	0.73
22:DA:638:G:O2'	22:DA:639:U:O4'	2.07	0.73
22:BA:1870:C:H4'	22:BA:1871:A:OP1	1.88	0.73
22:BA:2214:C:C6	22:BA:2214:C:H5'	2.17	0.73
1:AA:1447:A:H5'	1:AA:1448:C:OP2	1.87	0.73
53:CA:210:C:C2'	53:CA:210:C:O2	2.37	0.73
53:CA:406:G:H21	4:CD:115:GLN:HE22	1.35	0.73
23:BB:28:C:OP1	36:BO:31:THR:HG21	1.88	0.73
10:AJ:81:GLU:O	10:AJ:85:ASP:HB2	1.89	0.73
53:CA:855:U:H5	53:CA:871:U:O4	1.71	0.73
39:BR:45:GLU:HA	39:BR:45:GLU:OE2	1.89	0.73
22:BA:1988:G:C2'	22:BA:1989:G:H5'	2.19	0.73
30:DI:132:ALA:HB1	30:DI:137:LEU:HD12	1.70	0.73
24:DC:146:LYS:HG3	24:DC:149:LYS:HD3	1.71	0.73
42:DU:81:ARG:HB2	42:DU:96:LYS:HD2	1.70	0.73
22:DA:33:C:O2'	22:DA:34:U:C5'	2.36	0.73
53:CA:1493:A:H8	22:DA:1913:A:N6	1.86	0.73
4:CD:34:GLU:O	4:CD:36:ALA:N	2.22	0.73
38:DQ:87:VAL:CG2	39:DR:52:PRO:HD3	2.09	0.73
6:CF:61:LEU:HD11	6:CF:63:ASN:OD1	1.88	0.73
32:DK:41:ILE:HG22	32:DK:58:LEU:O	1.88	0.73
53:CA:933:G:OP1	54:CG:3:ARG:HD3	1.88	0.73
19:AS:41:PRO:O	19:AS:44:ILE:HG13	1.88	0.73
22:BA:958:U:H6	22:BA:958:U:C5'	2.01	0.73
58:DF:48:LEU:HD23	58:DF:48:LEU:H	1.52	0.73
53:CA:252:U:H2'	53:CA:253:A:C8	2.24	0.73
57:DB:59:A:H2'	57:DB:60:C:H6	1.53	0.73
14:AN:22:LYS:HG3	14:AN:23:ARG:H	1.54	0.73

Continued on next page...

Continued from previous page...

Atom-1	Atom-2	Distance(Å)	Clash(Å)
9:CI:75:ALA:HA	9:CI:78:ILE:HD12	1.70	0.73
1:AA:1183:U:H3'	1:AA:1184:G:C5'	2.18	0.73
4:AD:145:ARG:HD2	4:AD:147:LYS:HE2	1.69	0.73
29:BH:49:ALA:HB3	29:BH:50:ARG:HH21	1.53	0.73
1:AA:757:U:O2'	1:AA:879:C:H1'	1.88	0.73
28:DG:115:GLN:HG2	28:DG:116:LEU:N	2.01	0.73
22:DA:173:A:H2'	22:DA:174:U:H6	1.53	0.73
1:AA:747:A:H5'	1:AA:748:G:OP2	1.88	0.73
22:DA:2472:G:H2'	22:DA:2475:C:H42	1.51	0.73
29:BH:147:VAL:HG12	29:BH:149:GLU:HG3	1.69	0.73
41:BT:33:LYS:HG3	41:BT:80:TRP:CE3	2.22	0.73
22:BA:864:G:O2'	22:BA:865:C:H5'	1.89	0.73
12:CL:72:ASN:HD22	12:CL:72:ASN:H	1.37	0.73
14:CN:47:LEU:O	14:CN:50:LEU:HG	1.89	0.73
15:CO:7:THR:O	15:CO:11:VAL:HG23	1.89	0.73
53:CA:1283:U:H2'	53:CA:1284:C:C6	2.24	0.73
38:DQ:91:ARG:HG3	39:DR:11:GLN:CD	2.09	0.73
6:CF:18:VAL:HB	6:CF:19:PRO:CD	2.19	0.73
21:CU:16:ARG:CG	21:CU:19:LYS:HG2	2.19	0.73
22:DA:679:C:H2'	22:DA:680:C:H6	1.54	0.73
4:AD:57:LYS:HB3	4:AD:199:ILE:HB	1.70	0.73
2:AB:117:GLU:CA	2:AB:120:SER:HB2	2.14	0.73
46:BY:47:ARG:NH2	46:BY:47:ARG:HG3	1.97	0.73
22:DA:571:U:H4'	22:DA:573:U:H5	1.53	0.73
58:DF:46:LYS:HD3	58:DF:46:LYS:O	1.87	0.73
22:DA:241:A:H1'	22:DA:243:U:C5	2.24	0.73
2:CB:90:PHE:HE1	2:CB:92:ASN:HD22	1.34	0.73
22:DA:228:C:C5'	22:DA:229:C:C5	2.71	0.73
53:CA:756:C:O2'	53:CA:757:U:H5'	1.89	0.73
22:DA:1490:A:C8	24:DC:73:ILE:HD12	2.24	0.73
22:BA:2777:G:H5''	22:BA:2778:A:OP1	1.89	0.73
1:AA:536:C:HO2'	1:AA:537:G:H5'	1.54	0.73
22:BA:513:A:O2'	22:BA:514:A:H5'	1.87	0.73
22:DA:982:C:H5''	22:DA:983:A:OP1	1.88	0.73
4:CD:93:LEU:O	4:CD:96:ARG:HG3	1.89	0.73
22:DA:1179:G:O2'	22:DA:1180:U:H5'	1.88	0.73
22:BA:65:U:H2'	22:BA:66:C:H6	1.51	0.73
31:BJ:9:GLU:OE2	31:BJ:9:GLU:HA	1.87	0.73
53:CA:802:A:H2'	53:CA:803:G:H5'	1.69	0.73
22:BA:1695:G:C8	24:BC:7:PRO:HG2	2.24	0.73
22:DA:1338:G:H5''	41:DT:17:SER:HB3	1.71	0.72
22:DA:781:A:H5''	22:DA:782:A:OP1	1.89	0.72

Continued on next page...

Continued from previous page...

Atom-1	Atom-2	Distance(Å)	Clash(Å)
46:DY:50:VAL:HA	46:DY:53:VAL:HG23	1.69	0.72
22:DA:1262:A:H61	22:DA:2017:U:H3	1.35	0.72
12:AL:86:VAL:HG11	12:AL:89:LEU:HD23	1.71	0.72
10:AJ:40:ILE:HB	10:AJ:73:LEU:CB	2.18	0.72
41:BT:54:GLU:O	41:BT:55:VAL:HB	1.88	0.72
9:CI:61:ASP:O	9:CI:62:LEU:HD22	1.89	0.72
53:CA:265:G:C2'	53:CA:266:G:H5'	2.19	0.72
22:DA:1739:A:H2'	22:DA:1740:G:C8	2.23	0.72
27:BF:134:GLN:HE21	27:BF:134:GLN:N	1.87	0.72
1:AA:1215:G:O2'	1:AA:1216:A:H5'	1.88	0.72
1:AA:558:G:C5	1:AA:559:A:C2	2.76	0.72
25:DD:79:LEU:HD22	25:DD:79:LEU:N	2.03	0.72
22:DA:2458:G:O2'	22:DA:2460:U:C5	2.42	0.72
3:CC:120:THR:HG23	3:CC:187:GLU:O	1.89	0.72
53:CA:1503:A:C8	53:CA:1531:A:H1'	2.23	0.72
53:CA:690:G:H2'	53:CA:691:G:O4'	1.89	0.72
25:BD:114:LYS:H	25:BD:114:LYS:CE	2.02	0.72
53:CA:374:A:H2'	53:CA:375:U:C6	2.24	0.72
22:DA:2271:G:H2'	22:DA:2272:U:C6	2.22	0.72
4:CD:29:THR:HG22	4:CD:30:LYS:HD2	1.72	0.72
38:DQ:91:ARG:HD3	39:DR:11:GLN:HG3	1.71	0.72
53:CA:795:C:H5''	11:CK:127:ARG:HH21	1.54	0.72
53:CA:795:C:H5''	53:CA:796:C:OP2	1.89	0.72
52:D4:7:VAL:CG1	52:D4:8:LYS:H	1.97	0.72
53:CA:937:A:O2'	53:CA:938:A:H5'	1.90	0.72
36:BO:106:LEU:HD12	36:BO:106:LEU:C	2.10	0.72
22:DA:1552:A:O2'	22:DA:1553:A:H5'	1.89	0.72
22:DA:2311:A:H1'	58:DF:78:ILE:HD11	1.70	0.72
22:BA:1277:G:C5'	35:BN:20:MET:CE	2.67	0.72
10:AJ:20:GLN:HE21	10:AJ:20:GLN:HA	1.53	0.72
28:DG:122:ALA:HB1	28:DG:131:VAL:O	1.89	0.72
22:DA:1717:A:H2'	22:DA:1718:G:O4'	1.88	0.72
22:DA:2142:A:H2'	22:DA:2143:C:H4'	1.71	0.72
56:CP:46:LYS:HE2	56:CP:47:GLU:H	1.52	0.72
30:BI:33:ASN:HD22	30:BI:64:ARG:NH2	1.85	0.72
22:BA:2808:G:N2	22:BA:2891:U:C6	2.56	0.72
4:CD:127:ARG:HG2	4:CD:127:ARG:HH11	1.53	0.72
33:BL:127:VAL:HG23	33:BL:131:ALA:HB3	1.71	0.72
28:BG:85:LYS:C	28:BG:86:LEU:HD12	2.10	0.72
41:DT:43:ILE:HG21	41:DT:58:VAL:HG11	1.71	0.72
44:DW:20:LEU:HD12	44:DW:20:LEU:N	2.05	0.72
35:DN:28:LEU:C	35:DN:28:LEU:HD23	2.10	0.72

Continued on next page...

Continued from previous page...

Atom-1	Atom-2	Distance(Å)	Clash(Å)
22:DA:105:C:O2'	22:DA:106:C:C6	2.29	0.72
42:DU:91:LYS:O	42:DU:92:VAL:HG22	1.89	0.72
25:BD:99:GLU:CG	25:BD:100:LEU:H	1.93	0.72
6:CF:42:TRP:HB2	6:CF:59:TYR:CB	2.18	0.72
22:DA:2235:G:H2'	22:DA:2236:U:H6	1.54	0.72
38:DQ:4:LYS:NZ	38:DQ:6:GLY:HA3	2.04	0.72
53:CA:961:U:HO2'	53:CA:962:C:H6	0.77	0.72
41:BT:40:LYS:N	41:BT:43:ILE:HG23	2.05	0.72
11:AK:124:LYS:HE3	21:AU:34:ARG:CG	2.19	0.72
22:DA:575:A:C2	22:DA:576:U:C5	2.77	0.72
41:DT:29:THR:N	41:DT:87:LEU:HB2	2.03	0.72
53:CA:265:G:O2'	17:CQ:67:SER:HA	1.89	0.72
22:DA:412:A:C2'	22:DA:413:C:H5'	2.19	0.72
22:BA:2150:C:H2'	22:BA:2151:U:C5	2.23	0.72
8:AH:9:MET:HE2	8:AH:32:LYS:CG	2.18	0.72
1:AA:628:G:H2'	1:AA:629:A:C8	2.24	0.72
53:CA:1296:C:O2'	53:CA:1302:C:C4	2.42	0.72
37:DP:49:ILE:H	37:DP:95:LYS:HE2	1.52	0.72
6:AF:9:MET:HE2	6:AF:59:TYR:CE2	2.24	0.72
3:AC:122:GLN:HB3	3:AC:127:VAL:CG2	2.19	0.72
1:AA:461:A:H3'	1:AA:461:A:N3	2.02	0.72
42:DU:13:LEU:H	42:DU:13:LEU:HD12	1.52	0.72
39:BR:21:ARG:NH2	39:BR:93:PHE:CZ	2.57	0.72
22:BA:996:A:O2'	38:BQ:91:ARG:HG3	1.88	0.72
5:AE:80:LEU:HD23	5:AE:122:VAL:CG1	2.20	0.72
22:BA:671:C:H3'	33:BL:42:SER:OG	1.88	0.72
22:DA:125:A:H4'	22:DA:126:A:OP2	1.89	0.72
53:CA:6:G:N3	53:CA:6:G:C2'	2.45	0.72
32:DK:99:ILE:HG13	32:DK:118:LEU:HD12	1.71	0.72
1:AA:250:A:H4'	1:AA:251:G:O5'	1.90	0.72
14:CN:63:CYS:SG	14:CN:82:LYS:HG3	2.29	0.72
1:AA:1142:G:C2	1:AA:1143:G:H1'	2.24	0.72
2:AB:163:ILE:CG2	2:AB:164:ASP:H	1.97	0.72
53:CA:71:A:C2	53:CA:72:A:C8	2.76	0.72
22:DA:2197:U:C5	22:DA:2224:G:C6	2.77	0.72
32:DK:94:PRO:HG3	32:DK:115:ILE:HD12	1.71	0.72
2:CB:114:LYS:CA	2:CB:117:GLU:HG2	2.18	0.72
8:AH:105:THR:HG21	8:AH:120:LEU:CD1	2.18	0.72
57:DB:8:C:H5''	36:DO:15:ARG:HH12	1.52	0.72
34:DM:34:LYS:HB2	34:DM:131:VAL:HG21	1.71	0.72
28:DG:167:VAL:HG23	28:DG:168:VAL:N	2.04	0.72
3:CC:166:TRP:HE3	3:CC:166:TRP:N	1.87	0.72

Continued on next page...

Continued from previous page...

Atom-1	Atom-2	Distance(Å)	Clash(Å)
5:CE:38:VAL:HG12	5:CE:39:GLY:N	2.04	0.72
5:CE:44:ARG:NH2	5:CE:70:MET:HB2	2.04	0.72
53:CA:1533:C:C2'	53:CA:1534:A:H5''	2.19	0.72
58:DF:8:LYS:HB2	58:DF:8:LYS:NZ	2.05	0.72
26:DE:146:VAL:HG12	26:DE:167:VAL:HG23	1.70	0.72
53:CA:338:A:H61	53:CA:351:G:H1	1.37	0.72
3:AC:158:GLY:HA2	3:AC:192:TYR:CE1	2.23	0.72
22:BA:2146:C:H4'	22:BA:2147:A:O5'	1.88	0.72
22:DA:1597:A:O3'	22:DA:1598:A:H8	1.72	0.72
1:AA:279:A:H5''	1:AA:281:G:O4'	1.88	0.72
10:CJ:11:LYS:HB3	10:CJ:71:LEU:CD1	2.16	0.72
53:CA:374:A:H2'	53:CA:375:U:H6	1.54	0.72
22:DA:1090:A:H2'	22:DA:1091:G:H5''	1.71	0.72
22:DA:142:A:O2'	22:DA:143:C:H6	1.68	0.72
1:AA:501:C:O2'	1:AA:502:A:H5'	1.88	0.72
31:DJ:111:LYS:HB2	31:DJ:115:GLY:CA	2.20	0.72
22:BA:1179:G:H3'	22:BA:1180:U:C4'	2.20	0.72
41:BT:2:ILE:HG12	41:BT:3:ARG:HG2	1.71	0.72
29:BH:117:LEU:CD1	29:BH:130:VAL:HG11	2.18	0.72
1:AA:874:G:HO2'	1:AA:875:U:H5'	1.53	0.72
22:DA:2631:G:H2'	22:DA:2632:A:C5'	2.19	0.72
43:DV:61:LEU:CD2	43:DV:61:LEU:H	2.01	0.72
41:BT:50:LEU:HD12	41:BT:50:LEU:N	2.04	0.72
1:AA:1094:G:O2'	1:AA:1095:U:P	2.47	0.72
55:CM:78:ARG:HH21	55:CM:79:LEU:CD2	2.03	0.72
22:DA:185:G:H2'	22:DA:186:G:C8	2.24	0.72
26:DE:73:ILE:HG13	26:DE:78:TRP:HE1	1.54	0.72
37:DP:63:ILE:HA	37:DP:68:GLY:HA2	1.70	0.72
1:AA:1464:U:H2'	1:AA:1465:A:H8	1.53	0.72
23:BB:16:G:O2'	23:BB:17:C:H5'	1.90	0.72
22:DA:15:G:OP1	48:D0:20:ALA:HB2	1.88	0.72
26:DE:122:GLU:HA	26:DE:190:ALA:HB2	1.71	0.72
7:AG:37:THR:O	7:AG:41:ILE:HG13	1.88	0.72
22:DA:443:A:H61	26:DE:36:ALA:HB1	1.55	0.72
5:AE:152:VAL:O	5:AE:155:LYS:HD2	1.89	0.72
5:AE:79:THR:OG1	5:AE:80:LEU:N	2.23	0.72
33:BL:77:ILE:HG12	33:BL:95:LEU:HD13	1.70	0.72
28:BG:84:LYS:HB3	28:BG:132:LEU:O	1.88	0.72
26:DE:108:ILE:HD13	26:DE:108:ILE:O	1.89	0.72
22:DA:740:C:C5	22:DA:1981:A:C2	2.77	0.72
12:CL:80:LEU:HD23	12:CL:97:VAL:HG21	1.70	0.72
25:BD:104:VAL:HA	25:BD:106:LYS:HZ3	1.52	0.72

Continued on next page...

Continued from previous page...

Atom-1	Atom-2	Distance(Å)	Clash(Å)
21:CU:3:ILE:HG23	21:CU:18:PHE:CD1	2.25	0.72
10:AJ:11:LYS:HG3	10:AJ:97:ASP:HB3	1.71	0.72
53:CA:82:G:H2'	53:CA:83:C:H4'	1.71	0.72
22:DA:971:G:H2'	22:DA:972:A:H5'	1.72	0.72
22:DA:1722:A:N6	22:DA:1739:A:C8	2.58	0.72
22:BA:1277:G:C5'	35:BN:20:MET:HE1	2.20	0.72
16:AP:51:ARG:O	16:AP:52:LEU:HD12	1.90	0.72
1:AA:1151:A:C4	1:AA:1152:A:N7	2.57	0.72
1:AA:1152:A:H2'	1:AA:1153:G:C8	2.24	0.72
53:CA:330:C:O2'	53:CA:331:G:H5'	1.90	0.72
53:CA:1170:A:H2'	53:CA:1171:A:O4'	1.89	0.72
24:BC:79:ARG:HH22	24:BC:92:LEU:HD22	1.51	0.72
53:CA:345:C:H4'	53:CA:346:G:H5''	1.71	0.72
1:AA:597:G:H5''	1:AA:598:U:OP2	1.89	0.72
34:DM:57:VAL:HA	34:DM:112:LEU:HD11	1.70	0.72
22:DA:2889:C:O2'	22:DA:2890:G:H5'	1.89	0.72
44:BW:67:LYS:O	44:BW:68:PHE:HB2	1.88	0.72
41:DT:20:ALA:HB1	41:DT:31:VAL:HG21	1.69	0.72
22:DA:1080:A:C4	22:DA:1081:U:C5	2.77	0.72
26:DE:130:LYS:CG	26:DE:133:LEU:HD13	2.16	0.72
22:DA:2758:A:O2'	22:DA:2759:G:C5'	2.34	0.72
34:DM:36:VAL:HG21	34:DM:129:THR:CG2	2.20	0.72
22:DA:2392:A:C2	33:DL:55:MET:HG2	2.25	0.72
1:AA:254:G:O2'	1:AA:255:G:H5'	1.88	0.72
29:DH:84:ALA:HB3	29:DH:148:ALA:HB2	1.70	0.72
29:BH:111:ALA:O	29:BH:112:LYS:HD3	1.89	0.72
22:DA:2094:A:O2'	22:DA:2095:A:C5'	2.37	0.72
35:BN:33:ILE:HG23	35:BN:114:GLU:HB3	1.71	0.72
34:BM:12:MET:HE3	34:BM:71:LYS:HG3	1.69	0.72
55:CM:12:LYS:H	55:CM:44:ILE:HG13	1.52	0.72
20:CT:62:ALA:HA	20:CT:67:HIS:NE2	2.05	0.72
22:DA:2297:A:C2	22:DA:2298:A:N7	2.58	0.72
36:DO:31:THR:HG21	36:DO:36:TYR:CE2	2.24	0.72
22:DA:1700:A:H2'	22:DA:1701:A:C5'	2.19	0.72
34:BM:114:ARG:HG2	34:BM:130:PHE:CZ	2.24	0.72
44:BW:8:SER:O	44:BW:9:THR:CB	2.37	0.72
22:BA:1434:A:H2'	22:BA:1435:G:H8	1.55	0.72
33:BL:64:PHE:O	33:BL:64:PHE:CD1	2.42	0.72
53:CA:338:A:N6	53:CA:351:G:H1	1.88	0.72
4:AD:160:LEU:H	4:AD:160:LEU:HD13	1.54	0.72
39:BR:74:ILE:HB	39:BR:87:GLN:HB3	1.70	0.72
25:BD:14:ILE:CA	37:BP:11:GLN:HE22	2.02	0.72

Continued on next page...

Continued from previous page...

Atom-1	Atom-2	Distance(Å)	Clash(Å)
22:BA:1152:C:O2'	22:BA:1153:C:H5'	1.88	0.72
22:DA:1339:G:H21	22:DA:1603:A:H1'	1.54	0.72
22:DA:2353:G:N3	44:DW:30:VAL:HG13	2.04	0.72
41:DT:9:LYS:O	41:DT:9:LYS:HG2	1.89	0.72
24:BC:89:ASN:O	24:BC:90:ILE:HD13	1.89	0.72
22:DA:217:A:C2'	22:DA:218:A:H8	2.02	0.72
1:AA:92:U:O2'	1:AA:93:U:C6	2.43	0.72
44:BW:73:PRO:HG3	44:BW:76:ARG:HD2	1.69	0.72
1:AA:1299:A:C8	1:AA:1301:U:H1'	2.24	0.72
53:CA:972:C:H4'	10:CJ:59:LYS:HG2	1.70	0.72
22:BA:989:G:C8	47:BZ:13:ILE:HD11	2.24	0.72
6:AF:38:ARG:NH1	6:AF:61:LEU:HD21	2.04	0.72
53:CA:68:G:N2	53:CA:152:A:H1'	2.05	0.72
53:CA:275:G:OP1	17:CQ:15:LYS:HD2	1.90	0.72
54:CG:119:LEU:C	54:CG:119:LEU:HD23	2.10	0.72
25:DD:107:VAL:HG12	25:DD:109:VAL:HG23	1.71	0.72
54:CG:99:ALA:HB3	54:CG:100:MET:CE	2.20	0.72
22:DA:671:C:O2'	22:DA:672:C:C5'	2.38	0.72
26:DE:111:GLU:CB	26:DE:114:ARG:HH21	2.01	0.72
22:BA:1268:A:C2	22:BA:2013:A:C4	2.78	0.72
44:BW:37:VAL:HG22	44:BW:55:ASP:O	1.89	0.72
22:DA:865:C:H5''	22:DA:866:A:OP1	1.89	0.72
22:BA:1253:A:C3'	22:BA:1254:A:H5''	2.19	0.72
22:BA:2786:U:O2'	25:BD:66:GLY:HA3	1.90	0.72
30:DI:112:LYS:NZ	30:DI:128:ILE:HD12	2.04	0.72
23:BB:112:G:H2'	23:BB:113:C:C6	2.24	0.72
44:BW:54:ARG:HH11	44:BW:54:ARG:HB2	1.54	0.72
1:AA:423:G:H2'	1:AA:424:G:O4'	1.90	0.72
11:AK:13:LYS:O	11:AK:14:GLN:HB3	1.89	0.72
5:AE:155:LYS:HD3	5:AE:156:ARG:N	2.05	0.72
22:DA:1342:A:C6	22:DA:1397:U:C6	2.78	0.72
22:DA:77:G:N2	22:DA:110:G:H1'	2.05	0.72
34:DM:41:LEU:C	34:DM:93:VAL:HG23	2.10	0.72
44:BW:18:LYS:CA	44:BW:36:ILE:HG13	2.20	0.72
28:BG:104:LEU:CB	28:BG:112:VAL:CG2	2.65	0.72
21:AU:9:GLU:CB	21:AU:10:PRO:HD3	2.19	0.72
22:DA:1031:G:O2'	52:D4:7:VAL:HG12	1.90	0.72
22:DA:1608:A:C8	22:DA:1611:C:N4	2.57	0.72
1:AA:251:G:H4'	1:AA:252:U:O5'	1.89	0.72
8:CH:28:SER:HB2	8:CH:57:GLU:O	1.89	0.72
22:BA:1179:G:C5	22:BA:1180:U:C1'	2.71	0.72
53:CA:936:C:H5'	53:CA:1383:C:N3	2.05	0.72

Continued on next page...

Continued from previous page...

Atom-1	Atom-2	Distance(Å)	Clash(Å)
4:AD:196:GLU:HA	4:AD:199:ILE:CG2	2.19	0.72
22:DA:1735:A:HO2'	22:DA:1736:U:H6	0.79	0.72
53:CA:120:A:O2'	53:CA:121:U:H5''	1.90	0.72
22:DA:183:C:C2'	22:DA:184:C:H5'	2.20	0.72
9:AI:83:THR:HG21	9:AI:102:PHE:CB	2.19	0.72
7:AG:4:ARG:NE	7:AG:4:ARG:HA	2.03	0.72
28:DG:7:PRO:O	28:DG:8:VAL:HB	1.89	0.72
22:DA:644:A:O2'	22:DA:645:C:H5''	1.90	0.72
25:BD:70:LYS:O	25:BD:71:ALA:HB3	1.90	0.72
2:CB:26:MET:HE2	2:CB:29:PHE:HD2	1.54	0.72
53:CA:464:U:C4	53:CA:466:A:H4'	2.24	0.72
26:DE:90:GLN:OE1	26:DE:90:GLN:HA	1.90	0.72
53:CA:953:G:C6	53:CA:1229:A:N6	2.57	0.72
38:BQ:23:TYR:O	38:BQ:28:SER:HB3	1.89	0.72
1:AA:1368:A:O2'	1:AA:1369:C:H5'	1.90	0.72
5:AE:80:LEU:HD12	5:AE:146:MET:SD	2.30	0.72
41:DT:11:LEU:HD12	41:DT:11:LEU:H	1.53	0.72
22:DA:740:C:C6	22:DA:1981:A:C2	2.77	0.72
35:DN:28:LEU:HD13	35:DN:48:VAL:HG11	1.72	0.72
22:DA:1353:A:O2'	22:DA:1354:A:H5'	1.89	0.72
22:DA:1357:C:C5	62:DA:3415:HOH:O	2.43	0.72
22:DA:53:A:C2	22:DA:179:C:H4'	2.25	0.72
53:CA:412:A:H4'	53:CA:413:G:OP1	1.89	0.72
18:CR:39:VAL:CG1	18:CR:40:PRO:HD2	2.20	0.72
32:DK:104:THR:OG1	32:DK:106:GLU:HB2	1.89	0.72
22:DA:2438:U:O2'	22:DA:2439:A:H5''	1.90	0.72
22:BA:386:G:H4'	22:BA:387:U:OP2	1.90	0.72
36:BO:75:GLY:HA2	36:BO:106:LEU:HD13	1.70	0.72
47:BZ:9:THR:HG23	47:BZ:10:ARG:HB2	1.71	0.72
24:BC:251:THR:HG22	24:BC:252:LYS:NZ	2.04	0.72
22:BA:1813:G:N3	24:BC:49:THR:CG2	2.53	0.72
24:DC:94:LEU:CD1	24:DC:100:ARG:HD3	2.19	0.72
55:CM:77:LYS:HA	55:CM:80:MET:CE	2.20	0.72
23:BB:45:A:H2'	23:BB:46:A:C8	2.25	0.72
32:DK:28:SER:O	32:DK:29:HIS:CB	2.37	0.72
1:AA:596:A:H5'	1:AA:596:A:C8	2.25	0.72
39:BR:97:LYS:O	39:BR:98:ILE:HB	1.89	0.72
1:AA:68:G:C5	1:AA:69:G:H1'	2.25	0.72
54:CG:112:ASP:HB3	54:CG:117:LEU:HB3	1.71	0.72
4:AD:61:ARG:HH21	4:AD:67:LEU:HD23	1.54	0.72
53:CA:260:G:OP1	20:CT:74:HIS:HE1	1.73	0.72
15:AO:73:ASP:CG	15:AO:76:ARG:HG3	2.10	0.72

Continued on next page...

Continued from previous page...

Atom-1	Atom-2	Distance(Å)	Clash(Å)
53:CA:1128:C:C4'	53:CA:1148:U:H3	2.03	0.71
1:AA:425:G:H2'	1:AA:426:U:H5'	1.71	0.71
22:DA:2056:G:C2	22:DA:2057:G:C8	2.78	0.71
22:DA:800:A:H4'	22:DA:801:G:O5'	1.88	0.71
22:DA:477:A:C2'	22:DA:478:A:H8	2.02	0.71
53:CA:1322:C:H2'	53:CA:1322:C:O2	1.90	0.71
2:CB:209:VAL:O	2:CB:213:LEU:HB2	1.90	0.71
2:AB:66:ILE:CB	2:AB:88:GLN:HB3	2.19	0.71
22:BA:1015:U:O2'	22:BA:1016:G:H5'	1.90	0.71
22:DA:242:G:C8	51:D3:3:ILE:O	2.43	0.71
53:CA:277:C:H2'	53:CA:278:G:C8	2.25	0.71
53:CA:14:U:C2	53:CA:16:A:H5''	2.24	0.71
29:DH:115:VAL:CG1	29:DH:132:PHE:HB2	2.20	0.71
1:AA:1348:U:O2'	1:AA:1349:A:C5'	2.38	0.71
8:CH:1:SER:CB	8:CH:3:GLN:HG3	2.19	0.71
20:AT:57:VAL:CG1	20:AT:71:ALA:HB1	2.20	0.71
17:CQ:45:VAL:HG11	17:CQ:60:ILE:HG22	1.70	0.71
24:DC:29:PHE:HD2	24:DC:32:LEU:HD12	1.55	0.71
1:AA:1167:A:C8	1:AA:1169:A:N6	2.58	0.71
22:BA:1150:C:C2'	22:BA:1151:A:O5'	2.37	0.71
9:CI:45:MET:HE2	9:CI:48:ARG:HG3	1.71	0.71
1:AA:1009:U:O2'	1:AA:1010:U:H5'	1.89	0.71
38:DQ:40:LYS:CD	38:DQ:44:TYR:HE2	2.02	0.71
34:BM:42:THR:OG1	34:BM:45:GLN:HG3	1.90	0.71
21:AU:32:ARG:O	21:AU:32:ARG:HG2	1.90	0.71
51:B3:44:ARG:N	51:B3:45:PRO:HD2	2.05	0.71
22:BA:346:A:C2	22:BA:347:A:H1'	2.24	0.71
22:DA:2330:G:H21	44:DW:38:ARG:HA	1.55	0.71
22:DA:1356:G:N2	22:DA:1357:C:H1'	2.05	0.71
53:CA:1103:C:H5''	2:CB:96:LEU:HD22	1.72	0.71
40:DS:33:LEU:HA	40:DS:36:LEU:HD23	1.71	0.71
12:AL:86:VAL:O	12:AL:86:VAL:HG12	1.88	0.71
26:BE:119:ILE:HD11	26:BE:187:VAL:HG22	1.72	0.71
22:DA:608:A:C5	22:DA:621:A:N7	2.58	0.71
4:CD:55:ARG:HH11	4:CD:55:ARG:CG	1.95	0.71
33:BL:109:LYS:CG	33:BL:126:ARG:HB3	2.15	0.71
57:DB:57:A:C6	58:DF:25:MET:HG2	2.25	0.71
22:DA:962:G:H21	22:DA:2250:G:H22	1.37	0.71
8:AH:105:THR:CG2	8:AH:120:LEU:HD13	2.17	0.71
20:CT:58:ASP:O	20:CT:61:ALA:HB3	1.90	0.71
53:CA:1299:A:O2'	53:CA:1300:G:H4'	1.90	0.71
22:DA:2407:A:O2'	22:DA:2408:U:H5'	1.90	0.71

Continued on next page...

Continued from previous page...

Atom-1	Atom-2	Distance(Å)	Clash(Å)
28:DG:91:VAL:HG22	28:DG:93:TYR:HE2	1.56	0.71
13:AM:106:ARG:NH2	13:AM:112:ARG:HB3	2.05	0.71
24:BC:29:PHE:CE2	24:BC:31:PRO:HG2	2.24	0.71
22:BA:2480:C:H2'	22:BA:2481:G:H5'	1.72	0.71
7:AG:144:ALA:C	7:AG:146:ALA:H	1.92	0.71
34:BM:17:ASN:O	34:BM:38:ARG:HD3	1.90	0.71
22:BA:1427:A:H4'	22:BA:1428:C:O5'	1.90	0.71
3:CC:20:THR:O	3:CC:20:THR:HG23	1.89	0.71
22:BA:2396:G:O2'	22:BA:2397:G:H5'	1.90	0.71
34:DM:15:GLY:O	34:DM:16:ARG:HB3	1.89	0.71
22:DA:308:G:C6	22:DA:309:A:C6	2.79	0.71
3:CC:76:ILE:HA	3:CC:83:VAL:HG13	1.71	0.71
26:BE:61:ARG:NH1	26:BE:64:GLY:HA3	2.05	0.71
24:DC:149:LYS:HE2	24:DC:152:GLN:NE2	2.05	0.71
53:CA:484:G:H4'	53:CA:485:U:O5'	1.89	0.71
22:DA:321:U:C2	26:DE:159:LEU:HD21	2.25	0.71
22:DA:216:A:O2'	22:DA:217:A:H8	1.73	0.71
22:DA:2756:U:H4'	22:DA:2757:A:O5'	1.89	0.71
13:AM:95:PRO:CG	13:AM:101:THR:HG22	2.20	0.71
1:AA:204:G:C3'	1:AA:205:A:H5''	2.09	0.71
1:AA:210:C:H4'	1:AA:211:G:N2	2.06	0.71
11:CK:124:LYS:HE3	21:CU:34:ARG:CZ	2.20	0.71
8:AH:58:LEU:HD22	8:AH:59:GLU:H	1.55	0.71
43:DV:77:VAL:HG23	43:DV:89:ILE:HG22	1.72	0.71
32:DK:11:ALA:HB2	32:DK:64:ARG:NH1	2.04	0.71
40:DS:24:ILE:HG22	40:DS:35:ILE:HD11	1.72	0.71
8:CH:54:THR:O	8:CH:56:PRO:HD3	1.89	0.71
19:CS:50:VAL:HG11	19:CS:70:LEU:HB3	1.71	0.71
22:DA:626:A:H2'	33:DL:78:ARG:NH2	2.05	0.71
3:AC:56:ILE:HG12	3:AC:65:VAL:CG2	2.17	0.71
1:AA:619:U:N1	4:AD:131:ILE:HD11	2.05	0.71
5:CE:55:VAL:N	5:CE:56:PRO:HD2	2.04	0.71
22:DA:491:G:C2'	22:DA:492:A:H8	2.02	0.71
22:BA:1462:C:H2'	22:BA:1463:C:H5'	1.72	0.71
53:CA:1003:G:N2	53:CA:1005:A:H5''	2.05	0.71
1:AA:1069:C:C2'	1:AA:1070:U:H5''	2.20	0.71
36:DO:4:LYS:HG3	36:DO:8:ILE:HD11	1.72	0.71
22:DA:2666:C:H2'	22:DA:2667:C:H5'	1.70	0.71
48:B0:33:SER:CB	48:B0:35:GLU:HG3	2.19	0.71
36:BO:31:THR:CG2	36:BO:34:HIS:H	2.02	0.71
22:DA:286:U:H2'	22:DA:287:G:C8	2.25	0.71
34:BM:8:LYS:HD2	34:BM:8:LYS:N	2.06	0.71

Continued on next page...

Continued from previous page...

Atom-1	Atom-2	Distance(Å)	Clash(Å)
2:AB:22:TRP:O	2:AB:22:TRP:CG	2.43	0.71
22:DA:1002:G:C2	22:DA:1003:G:H1'	2.25	0.71
8:AH:21:LYS:HE2	8:AH:21:LYS:HA	1.72	0.71
22:BA:438:G:C2'	22:BA:439:A:H5'	2.19	0.71
40:BS:13:SER:O	40:BS:14:ALA:HB2	1.91	0.71
1:AA:1281:C:O2'	1:AA:1282:C:H5'	1.91	0.71
22:DA:67:U:H2'	22:DA:68:G:C8	2.24	0.71
3:CC:109:GLU:CG	3:CC:139:ASN:HB2	2.12	0.71
31:DJ:35:ARG:NH1	31:DJ:140:LEU:HD11	2.04	0.71
39:DR:39:LEU:CB	39:DR:49:ILE:HD13	2.18	0.71
22:DA:2615:U:C2	48:D0:3:GLN:HA	2.26	0.71
1:AA:488:C:O2'	1:AA:489:C:C5'	2.36	0.71
22:DA:1675:C:O2'	22:DA:1676:A:H5'	1.90	0.71
1:AA:842:U:HO2'	1:AA:846:G:H1	1.36	0.71
41:BT:39:THR:HG22	41:BT:41:ALA:HB3	1.71	0.71
53:CA:191:G:H2'	53:CA:192:A:C8	2.25	0.71
53:CA:193:C:H1'	20:CT:54:GLN:NE2	2.04	0.71
29:DH:80:ILE:HB	29:DH:101:ASP:CG	2.10	0.71
22:DA:374:A:H2'	22:DA:375:G:H8	1.53	0.71
53:CA:740:U:O2'	53:CA:741:G:H5'	1.88	0.71
29:DH:41:LYS:O	29:DH:44:ILE:HG12	1.89	0.71
22:DA:1936:A:H4'	22:DA:1937:A:OP2	1.90	0.71
15:CO:24:THR:HG23	15:CO:65:LEU:HD22	1.72	0.71
53:CA:1463:U:H2'	53:CA:1464:U:H6	1.54	0.71
28:BG:10:VAL:HG23	28:BG:10:VAL:O	1.88	0.71
22:DA:1931:U:H2'	22:DA:1932:A:C8	2.25	0.71
30:BI:33:ASN:HD22	30:BI:64:ARG:HH22	1.36	0.71
4:CD:137:SER:HB2	4:CD:138:PRO:HD2	1.70	0.71
2:CB:26:MET:HA	2:CB:26:MET:HE2	1.70	0.71
51:D3:57:VAL:O	51:D3:60:CYS:HB2	1.90	0.71
40:DS:17:VAL:HG11	40:DS:103:ILE:HD11	1.72	0.71
22:DA:724:U:H2'	22:DA:725:G:O4'	1.90	0.71
22:BA:313:G:C2'	22:BA:314:C:H5'	2.20	0.71
4:CD:3:TYR:O	4:CD:4:LEU:HB2	1.89	0.71
46:BY:45:GLN:O	46:BY:46:VAL:HB	1.90	0.71
22:DA:2285:C:H5	49:D1:5:ARG:NH2	1.87	0.71
44:DW:17:ALA:HB1	44:DW:36:ILE:HG12	1.72	0.71
12:CL:62:VAL:HG21	12:CL:94:TYR:CD2	2.25	0.71
22:DA:61:C:H4'	46:DY:43:LEU:HD23	1.72	0.71
24:BC:141:HIS:HB2	24:BC:190:THR:HB	1.72	0.71
22:DA:2746:U:H5''	28:DG:137:LYS:HG2	1.70	0.71
6:CF:90:MET:HE1	18:CR:60:ARG:HD3	1.72	0.71

Continued on next page...

Continued from previous page...

Atom-1	Atom-2	Distance(Å)	Clash(Å)
48:D0:5:ASN:HD22	48:D0:6:LYS:N	1.86	0.71
22:DA:191:A:O2'	22:DA:192:C:H5'	1.90	0.71
1:AA:1241:G:O2'	1:AA:1242:G:H8	1.70	0.71
22:DA:2503:A:H4'	22:DA:2504:U:OP1	1.89	0.71
22:DA:481:G:H1'	22:DA:506:G:H21	1.55	0.71
4:AD:60:VAL:O	4:AD:63:ILE:HG23	1.90	0.71
40:BS:2:GLU:O	40:BS:3:THR:CG2	2.39	0.71
22:DA:1992:G:H4'	22:DA:1993:U:OP1	1.89	0.71
1:AA:1143:G:H2'	1:AA:1144:G:C8	2.22	0.71
41:BT:39:THR:CB	41:BT:42:GLU:HB2	2.20	0.71
53:CA:142:G:N2	53:CA:143:A:H1'	2.06	0.71
22:DA:2091:C:H1'	45:DX:33:HIS:NE2	2.06	0.71
53:CA:1331:G:HO2'	53:CA:1332:A:H8	1.38	0.71
1:AA:1162:C:O2'	1:AA:1163:A:O4'	2.07	0.71
1:AA:452:A:H5''	1:AA:452:A:H8	1.55	0.71
22:BA:271:G:O2'	22:BA:272:A:H5''	1.91	0.71
24:DC:71:ASP:HA	24:DC:117:SER:O	1.91	0.71
22:BA:1707:G:H2'	22:BA:1708:C:H6	1.52	0.71
1:AA:646:G:C2'	1:AA:647:C:H5'	2.20	0.71
28:DG:72:ASN:O	28:DG:76:ILE:HG12	1.91	0.71
6:AF:7:VAL:O	6:AF:7:VAL:HG22	1.90	0.71
22:BA:2667:C:H2'	22:BA:2668:G:H5'	1.73	0.71
34:DM:114:ARG:HA	34:DM:130:PHE:CE1	2.25	0.71
53:CA:1480:A:C4	53:CA:1481:U:C6	2.78	0.71
22:BA:679:C:O2'	22:BA:680:C:H5'	1.91	0.71
10:CJ:25:ILE:O	10:CJ:25:ILE:HG22	1.90	0.71
22:DA:950:G:O2'	22:DA:951:C:H5'	1.90	0.71
22:BA:1788:C:C2'	22:BA:1789:A:H5'	2.21	0.71
22:DA:1799:G:H8	24:DC:179:GLU:OE1	1.73	0.71
53:CA:386:C:C4	53:CA:387:U:C5	2.78	0.71
22:DA:1810:A:H3'	22:DA:1811:G:H8	1.54	0.71
52:D4:19:ARG:HH12	52:D4:26:ILE:HG13	1.55	0.71
45:DX:58:ILE:HG22	45:DX:58:ILE:O	1.91	0.71
25:BD:176:ASP:OD2	25:BD:176:ASP:N	2.23	0.71
33:DL:3:LEU:C	33:DL:3:LEU:HD12	2.10	0.71
11:AK:30:ILE:C	11:AK:30:ILE:HD12	2.11	0.71
22:DA:2734:A:H2'	22:DA:2735:G:H5'	1.71	0.71
22:DA:2688:G:H1'	22:DA:2721:A:N6	2.06	0.71
58:DF:104:THR:HG22	58:DF:105:ILE:HG13	1.71	0.71
53:CA:79:G:H2'	53:CA:80:A:H8	1.56	0.71
22:DA:1734:G:HO2'	22:DA:1735:A:H8	0.77	0.71
27:BF:3:LEU:CD2	27:BF:100:GLU:HG3	2.20	0.71

Continued on next page...

Continued from previous page...

Atom-1	Atom-2	Distance(Å)	Clash(Å)
14:AN:44:VAL:HG23	14:AN:45:LEU:N	2.05	0.71
4:AD:117:VAL:HA	4:AD:122:ILE:CD1	2.18	0.71
1:AA:673:A:H2'	1:AA:674:G:C8	2.26	0.71
36:DO:34:HIS:HD2	36:DO:53:THR:OG1	1.73	0.71
22:BA:1963:U:H6	22:BA:1963:U:C3'	2.03	0.71
35:DN:73:ASN:CA	35:DN:76:VAL:HG22	2.20	0.71
1:AA:109:A:H2'	1:AA:326:G:H21	1.56	0.71
6:AF:3:HIS:N	6:AF:92:THR:HG23	2.05	0.71
40:DS:53:SER:O	40:DS:56:ALA:HB3	1.90	0.71
28:BG:6:ALA:HB1	28:BG:7:PRO:HD2	1.72	0.71
22:DA:2643:G:O2'	22:DA:2644:G:H5'	1.90	0.71
2:CB:30:ILE:HG23	2:CB:39:ILE:O	1.89	0.71
35:BN:109:PRO:O	35:BN:109:PRO:HG2	1.89	0.71
37:BP:13:LYS:CE	37:BP:76:HIS:HA	2.17	0.71
33:BL:132:ARG:HG3	33:BL:142:ILE:CD1	2.20	0.71
24:DC:35:LYS:HB3	24:DC:35:LYS:HZ3	1.52	0.71
22:DA:332:A:C4	22:DA:335:C:N4	2.59	0.71
24:BC:80:LEU:CD1	24:BC:109:LEU:HG	2.20	0.71
37:DP:88:ARG:NE	37:DP:112:ARG:HH21	1.89	0.71
22:DA:206:U:O2'	22:DA:207:A:H8	1.72	0.71
14:CN:33:VAL:HG22	14:CN:40:ARG:NH2	2.03	0.71
22:DA:620:G:O2'	22:DA:622:G:N7	2.24	0.71
22:BA:1654:A:H1'	25:BD:118:PHE:CD1	2.26	0.71
1:AA:1124:G:H3'	1:AA:1145:A:N6	2.06	0.71
41:BT:39:THR:H	41:BT:43:ILE:HG22	1.53	0.71
22:DA:491:G:C2'	22:DA:492:A:C8	2.73	0.71
22:DA:242:G:H8	51:D3:3:ILE:O	1.72	0.71
22:DA:1438:U:C4	22:DA:1439:A:C2	2.79	0.71
22:DA:1628:G:O2'	22:DA:1629:U:H5'	1.91	0.71
22:DA:228:C:H5''	22:DA:229:C:C5	2.25	0.71
1:AA:1441:A:H62	1:AA:1461:G:N2	1.87	0.71
22:BA:1747:U:H2'	22:BA:1748:C:C6	2.26	0.71
28:BG:33:THR:HA	28:BG:34:ARG:NH1	2.06	0.71
15:AO:16:ARG:O	15:AO:17:ASP:HB3	1.90	0.71
1:AA:121:U:H5''	1:AA:121:U:H6	1.55	0.71
53:CA:1255:G:H21	53:CA:1258:G:N2	1.87	0.71
30:DI:77:VAL:HA	30:DI:80:LYS:HE3	1.73	0.71
24:BC:108:GLY:C	24:BC:109:LEU:HD22	2.11	0.71
22:DA:1809:A:C2	22:DA:1810:A:C4	2.78	0.71
22:DA:1809:A:O2'	22:DA:1810:A:H8	1.72	0.71
53:CA:1068:G:O2'	53:CA:1069:C:H5'	1.91	0.71
22:DA:2056:G:N2	48:D0:1:ALA:N	2.36	0.71

Continued on next page...

Continued from previous page...

Atom-1	Atom-2	Distance(Å)	Clash(Å)
22:DA:2074:U:C2'	22:DA:2075:U:H5'	2.20	0.71
32:DK:71:ARG:HB3	32:DK:72:PRO:HD2	1.71	0.71
55:CM:100:ARG:CZ	55:CM:102:LYS:HD3	2.21	0.71
47:DZ:23:LEU:HD12	47:DZ:28:LEU:HD21	1.73	0.71
22:DA:1666:G:O3'	32:DK:6:THR:HG23	1.90	0.71
22:DA:2873:A:H2	35:DN:5:LYS:HG3	1.55	0.71
53:CA:79:G:H2'	53:CA:80:A:C8	2.26	0.71
18:AR:55:ALA:HA	18:AR:58:ILE:HD12	1.73	0.71
1:AA:1152:A:C2'	1:AA:1153:G:H8	2.03	0.71
58:DF:30:VAL:HG13	58:DF:168:LEU:HD23	1.73	0.71
1:AA:1196:A:O2'	1:AA:1197:A:OP2	2.08	0.71
31:DJ:57:LEU:HD11	31:DJ:129:GLU:H	1.54	0.71
25:BD:69:ALA:HA	25:BD:73:VAL:HG13	1.73	0.71
15:AO:2:LEU:HD22	15:AO:34:GLN:HG2	1.72	0.71
10:CJ:81:GLU:O	10:CJ:86:ALA:HB3	1.90	0.71
12:CL:42:LYS:CG	12:CL:43:LYS:HG2	2.21	0.71
33:BL:77:ILE:HD11	33:BL:108:ALA:HB1	1.71	0.71
41:DT:34:VAL:O	41:DT:34:VAL:HG12	1.90	0.71
22:DA:1826:G:OP2	24:DC:220:ARG:HB3	1.91	0.71
22:DA:70:G:O2'	22:DA:71:A:C5'	2.38	0.71
42:DU:90:LYS:CE	42:DU:92:VAL:HG12	2.10	0.71
22:DA:167:A:H3'	22:DA:168:G:H8	1.56	0.71
22:DA:1051:G:H5''	22:DA:2752:C:H1'	1.72	0.71
43:DV:9:ARG:HD3	43:DV:39:ALA:HB1	1.72	0.71
11:CK:27:ASN:ND2	11:CK:27:ASN:N	2.38	0.71
21:CU:16:ARG:HG3	21:CU:19:LYS:HG3	1.70	0.71
33:DL:79:LEU:HB2	33:DL:113:ALA:H	1.55	0.71
25:BD:122:VAL:HG12	25:BD:123:LYS:N	2.06	0.71
22:DA:1662:U:O2'	22:DA:2687:U:H5''	1.91	0.71
22:DA:2094:A:HO2'	22:DA:2095:A:H8	1.38	0.71
53:CA:1035:A:H2	53:CA:1036:A:H62	1.37	0.71
1:AA:1152:A:HO2'	1:AA:1153:G:H8	1.39	0.71
35:DN:82:GLU:C	35:DN:85:PRO:HD2	2.10	0.71
9:AI:129:ARG:HA	9:AI:129:ARG:NH1	2.06	0.71
22:BA:1747:U:O2'	22:BA:1748:C:H5'	1.90	0.71
29:DH:41:LYS:H	29:DH:44:ILE:HG23	1.55	0.71
44:DW:8:SER:O	44:DW:9:THR:HB	1.90	0.71
4:AD:54:LEU:C	4:AD:54:LEU:CD2	2.59	0.71
4:CD:204:SER:CB	5:CE:105:ILE:HD11	2.20	0.71
2:CB:59:ILE:HG22	2:CB:62:ARG:HD3	1.71	0.71
5:CE:19:ARG:HG3	5:CE:32:PHE:CE1	2.25	0.71
35:BN:38:LEU:HB3	35:BN:39:PRO:HD3	1.73	0.71

Continued on next page...

Continued from previous page...

Atom-1	Atom-2	Distance(Å)	Clash(Å)
22:BA:1857:G:H1'	22:BA:1884:G:N2	2.05	0.71
28:BG:120:ILE:HD13	28:BG:121:THR:H	1.56	0.71
41:DT:15:HIS:CD2	41:DT:17:SER:HB2	2.26	0.71
49:D1:33:LEU:H	49:D1:51:ALA:HB3	1.55	0.71
2:AB:40:ILE:CD1	2:AB:201:GLY:HA2	2.13	0.71
22:DA:2882:A:H5'	35:DN:96:ARG:HD3	1.73	0.71
22:BA:1798:U:OP1	24:BC:257:ARG:HB2	1.90	0.71
53:CA:1084:G:C5	53:CA:1085:U:C4	2.78	0.71
43:DV:38:LEU:HD23	43:DV:40:ILE:HD12	1.73	0.71
1:AA:1303:C:O2'	1:AA:1304:G:H5'	1.91	0.71
22:DA:2060:A:C2'	26:DE:63:LYS:HZ2	1.99	0.71
41:BT:15:HIS:HB3	41:BT:31:VAL:HG23	1.69	0.71
32:DK:16:ALA:HB3	32:DK:46:ALA:N	2.06	0.71
22:DA:1722:A:N6	22:DA:1738:G:H1'	2.06	0.71
1:AA:1324:A:H2'	1:AA:1325:C:C6	2.26	0.71
55:CM:12:LYS:HE2	55:CM:16:ILE:HG22	1.71	0.71
36:DO:62:LEU:HD11	36:DO:65:THR:HG23	1.72	0.71
55:CM:78:ARG:NH2	55:CM:79:LEU:HD23	2.03	0.71
1:AA:818:G:O2'	1:AA:819:A:H5'	1.91	0.71
51:D3:56:LEU:CD1	51:D3:56:LEU:H	2.03	0.71
22:DA:999:U:H2'	22:DA:1000:A:H5'	1.71	0.71
44:BW:54:ARG:HB2	44:BW:54:ARG:NH1	2.06	0.71
3:CC:80:GLY:O	3:CC:83:VAL:HG22	1.90	0.71
30:DI:20:SER:OG	30:DI:25:PRO:HG2	1.91	0.71
1:AA:1492:A:H2'	1:AA:1493:A:H5''	1.73	0.71
39:DR:43:ASN:ND2	39:DR:44:GLY:H	1.89	0.71
43:DV:36:ALA:HB1	43:DV:37:PRO:HD2	1.73	0.71
37:BP:4:ILE:HG22	37:BP:5:LYS:N	2.04	0.70
37:BP:4:ILE:O	37:BP:5:LYS:HB3	1.91	0.70
22:DA:1079:C:O2'	22:DA:1080:A:C8	2.43	0.70
35:DN:87:PHE:CE1	35:DN:90:ARG:HD2	2.26	0.70
26:DE:134:LEU:HA	26:DE:137:LYS:CB	2.21	0.70
22:DA:2210:U:H4'	22:DA:2211:A:C5'	2.21	0.70
1:AA:76:G:H2'	1:AA:76:G:N3	2.06	0.70
32:DK:64:ARG:HD2	32:DK:102:PRO:O	1.91	0.70
22:DA:2720:U:H5''	37:DP:52:ARG:HH21	1.56	0.70
42:DU:43:LYS:HG2	42:DU:45:GLN:HG2	1.73	0.70
53:CA:93:U:O2'	53:CA:94:G:H5''	1.91	0.70
22:DA:373:U:HO2'	22:DA:374:A:H5'	1.55	0.70
28:DG:90:GLY:HA2	28:DG:159:LYS:HE3	1.73	0.70
15:AO:63:ARG:HD3	15:AO:87:ARG:NH2	2.06	0.70
20:AT:27:MET:HE1	20:AT:57:VAL:HA	1.72	0.70

Continued on next page...

Continued from previous page...

Atom-1	Atom-2	Distance(Å)	Clash(Å)
22:DA:831:G:O2'	22:DA:832:U:H5'	1.91	0.70
22:BA:646:U:H3'	22:BA:647:G:C5'	2.21	0.70
1:AA:914:A:N3	1:AA:915:A:C8	2.59	0.70
37:DP:28:LYS:HB3	37:DP:39:LEU:CD2	2.20	0.70
19:CS:28:LYS:HB3	19:CS:29:PRO:HD2	1.72	0.70
19:AS:79:TYR:O	19:AS:80:ARG:HB3	1.91	0.70
22:BA:395:U:O2'	22:BA:396:G:N7	2.23	0.70
22:BA:675:A:OP1	26:BE:58:LYS:HE2	1.91	0.70
2:CB:112:ARG:O	2:CB:112:ARG:HG3	1.91	0.70
15:CO:32:THR:HG23	15:CO:62:ARG:NH1	2.05	0.70
53:CA:1051:C:O2'	53:CA:1052:U:O5'	2.07	0.70
22:DA:784:G:C2	24:DC:227:VAL:CG2	2.67	0.70
22:DA:1097:U:H2'	22:DA:1098:A:O4'	1.91	0.70
22:DA:1373:A:C5'	22:DA:2212:A:H1'	2.21	0.70
22:DA:33:C:H2'	22:DA:446:G:N2	2.07	0.70
22:DA:141:G:H3'	22:DA:142:A:O4'	1.91	0.70
22:BA:2269:G:H4'	44:BW:18:LYS:HE2	1.71	0.70
44:BW:39:GLN:HG3	44:BW:42:THR:H	1.52	0.70
44:BW:51:GLY:HA3	44:BW:59:PHE:CZ	2.25	0.70
18:CR:71:ASP:OD1	21:CU:3:ILE:HD11	1.92	0.70
17:AQ:80:LYS:HB2	17:AQ:80:LYS:NZ	2.06	0.70
22:DA:475:C:H4'	22:DA:509:C:O2'	1.91	0.70
14:CN:20:PHE:HA	14:CN:24:ALA:HB2	1.73	0.70
21:AU:36:PHE:CD1	21:AU:39:LYS:HB3	2.23	0.70
58:DF:41:GLU:HG2	58:DF:42:ALA:H	1.57	0.70
53:CA:194:C:O2'	53:CA:195:A:H5'	1.91	0.70
22:BA:1459:G:O2'	22:BA:1460:U:H5''	1.91	0.70
22:DA:614:A:C4'	22:DA:616:A:H62	2.05	0.70
22:DA:2311:A:H5'	22:DA:2312:U:C6	2.25	0.70
1:AA:373:A:O2'	1:AA:374:A:H5'	1.91	0.70
53:CA:563:A:OP2	12:CL:11:ARG:HG3	1.91	0.70
46:BY:9:LYS:HZ2	46:BY:10:SER:H	1.39	0.70
28:DG:117:PRO:HD2	28:DG:120:ILE:HG22	1.73	0.70
22:DA:2425:A:H1'	22:DA:2427:C:C4	2.26	0.70
22:BA:1734:G:N3	22:BA:1735:A:C8	2.59	0.70
1:AA:536:C:H2'	1:AA:537:G:H8	1.56	0.70
22:DA:1844:C:O2'	22:DA:1845:G:H5'	1.91	0.70
35:DN:7:GLY:HA2	35:DN:46:ARG:HH22	1.55	0.70
22:BA:869:G:O2'	34:BM:8:LYS:HD3	1.90	0.70
22:BA:368:A:H2'	22:BA:369:U:H5'	1.74	0.70
11:CK:117:HIS:O	11:CK:118:ASN:HB2	1.90	0.70
22:DA:709:U:H2'	22:DA:710:U:C6	2.26	0.70

Continued on next page...

Continued from previous page...

Atom-1	Atom-2	Distance(Å)	Clash(Å)
22:BA:2325:G:C6	22:BA:2326:C:N4	2.59	0.70
22:DA:1298:C:H42	22:DA:1642:G:H1	1.37	0.70
22:BA:2615:U:C2	48:B0:3:GLN:HA	2.25	0.70
42:BU:72:PHE:CE2	42:BU:74:ALA:HA	2.26	0.70
33:BL:29:LYS:HG3	33:BL:30:THR:HG23	1.73	0.70
22:DA:1816:C:H2'	24:DC:61:TYR:CZ	2.26	0.70
53:CA:371:A:C2'	53:CA:372:C:H5'	2.21	0.70
22:DA:2262:U:H5''	44:DW:38:ARG:NH2	2.06	0.70
44:DW:46:ALA:HA	44:DW:50:VAL:HG12	1.72	0.70
2:AB:15:PHE:O	2:AB:40:ILE:HG12	1.91	0.70
42:DU:17:ASP:HB2	42:DU:38:ILE:HA	1.72	0.70
22:DA:125:A:C5'	50:D2:19:ARG:HD3	2.21	0.70
38:BQ:85:ALA:O	38:BQ:86:SER:C	2.29	0.70
22:DA:2752:C:C2'	22:DA:2753:A:C8	2.74	0.70
1:AA:92:U:O2'	1:AA:93:U:H5'	1.92	0.70
6:CF:90:MET:CE	18:CR:60:ARG:HD3	2.22	0.70
2:AB:46:VAL:HB	2:AB:47:PRO:CD	2.17	0.70
14:CN:79:SER:HB2	14:CN:81:ILE:HD11	1.73	0.70
4:AD:116:LEU:C	4:AD:122:ILE:HD11	2.11	0.70
1:AA:480:U:H5''	1:AA:481:G:OP2	1.91	0.70
22:DA:1965:C:C5'	22:DA:1966:A:H5''	2.21	0.70
42:BU:71:ILE:HD11	42:BU:81:ARG:N	2.06	0.70
35:DN:73:ASN:HA	35:DN:76:VAL:CG2	2.21	0.70
22:DA:807:U:H2'	22:DA:807:U:O2	1.91	0.70
22:DA:1716:U:O2'	22:DA:1717:A:H8	1.68	0.70
56:CP:48:GLU:HG3	56:CP:51:ARG:NE	2.05	0.70
28:BG:34:ARG:HD3	28:BG:34:ARG:N	2.06	0.70
25:BD:108:ASP:OD2	25:BD:173:GLN:HA	1.92	0.70
51:B3:26:ALA:O	51:B3:27:ASN:CB	2.39	0.70
22:BA:1450:G:C6	22:BA:1451:C:N4	2.60	0.70
15:CO:2:LEU:HD13	15:CO:34:GLN:NE2	2.05	0.70
22:DA:1858:A:C2	22:DA:1859:U:C2	2.79	0.70
1:AA:1101:A:H4'	1:AA:1102:A:O5'	1.90	0.70
22:BA:196:A:H2'	22:BA:805:G:O6	1.92	0.70
26:DE:139:LYS:NZ	26:DE:139:LYS:HB2	2.07	0.70
33:BL:4:ASN:HD22	33:BL:4:ASN:H	1.39	0.70
17:AQ:69:THR:O	17:AQ:69:THR:HG22	1.90	0.70
22:DA:1794:A:H2'	22:DA:1795:C:C6	2.26	0.70
11:CK:126:ARG:O	21:CU:33:ARG:NH2	2.25	0.70
53:CA:814:A:H5'	53:CA:1511:G:H4'	1.72	0.70
22:DA:390:U:O2'	22:DA:391:A:C8	2.43	0.70
53:CA:198:G:C4	53:CA:199:A:C8	2.79	0.70

Continued on next page...

Continued from previous page...

Atom-1	Atom-2	Distance(Å)	Clash(Å)
53:CA:252:U:H2'	53:CA:253:A:H8	1.56	0.70
19:AS:4:LEU:HD12	19:AS:4:LEU:H	1.55	0.70
23:BB:90:C:H6	23:BB:90:C:C5'	2.00	0.70
6:AF:52:ASN:O	6:AF:53:LYS:CB	2.39	0.70
12:CL:3:VAL:O	12:CL:7:VAL:HG23	1.91	0.70
53:CA:112:G:H2'	53:CA:113:G:H5'	1.73	0.70
53:CA:1169:A:H2'	53:CA:1170:A:C8	2.27	0.70
1:AA:1171:A:H2'	1:AA:1172:C:C6	2.26	0.70
32:BK:76:VAL:HB	37:BP:72:VAL:HG22	1.72	0.70
1:AA:290:C:C2'	1:AA:291:U:H5'	2.21	0.70
9:CI:49:GLN:N	9:CI:50:PRO:HD2	2.06	0.70
22:BA:2667:C:C2'	22:BA:2668:G:H5'	2.21	0.70
7:AG:79:VAL:HG12	7:AG:80:GLY:N	2.04	0.70
17:CQ:30:HIS:CD2	17:CQ:31:PRO:HD2	2.27	0.70
22:DA:673:C:O4'	26:DE:77:ILE:HD11	1.92	0.70
44:DW:77:LYS:O	44:DW:78:PHE:HB2	1.90	0.70
54:CG:64:ALA:HB2	54:CG:126:ALA:HB1	1.72	0.70
31:BJ:58:ASN:HD21	31:BJ:128:ASN:HB2	1.55	0.70
6:CF:25:TYR:O	6:CF:29:ILE:HD13	1.91	0.70
22:BA:2192:U:O2'	22:BA:2193:G:H5'	1.92	0.70
9:AI:6:TYR:O	9:AI:85:ALA:HA	1.92	0.70
3:CC:190:THR:HG22	3:CC:191:THR:N	2.07	0.70
12:CL:87:LYS:HG2	12:CL:87:LYS:O	1.92	0.70
25:BD:101:PHE:CZ	25:BD:203:VAL:HG22	2.27	0.70
22:BA:1188:U:C2'	22:BA:1189:A:C5'	2.68	0.70
14:CN:2:LYS:HD3	14:CN:5:MET:HG2	1.74	0.70
31:BJ:81:ILE:HG23	31:BJ:82:GLY:N	2.00	0.70
22:DA:1669:A:C2'	22:DA:1669:A:N3	2.55	0.70
4:AD:110:ARG:O	4:AD:113:ALA:HB3	1.91	0.70
16:AP:12:LYS:HG2	16:AP:13:LYS:HG2	1.74	0.70
22:DA:224:U:H5	22:DA:420:C:H4'	1.56	0.70
3:CC:148:ILE:HD13	3:CC:201:ILE:CG1	2.21	0.70
22:DA:2443:C:H2'	22:DA:2444:G:O4'	1.92	0.70
22:DA:873:C:H4'	34:DM:64:TRP:CD1	2.26	0.70
22:BA:1508:A:H4'	22:BA:1509:A:H5'	1.74	0.70
1:AA:934:C:H5	1:AA:1344:C:H2'	1.57	0.70
10:AJ:65:TYR:HB3	14:AN:95:LEU:HD11	1.71	0.70
22:BA:2211:A:OP2	22:BA:2211:A:H4'	1.89	0.70
31:DJ:92:MET:HA	31:DJ:92:MET:HE2	1.72	0.70
22:BA:21:A:O2'	22:BA:22:C:H5'	1.92	0.70
53:CA:613:C:H2'	53:CA:614:C:C6	2.27	0.70
15:CO:69:LEU:O	15:CO:69:LEU:HD13	1.92	0.70

Continued on next page...

Continued from previous page...

Atom-1	Atom-2	Distance(Å)	Clash(Å)
26:BE:150:THR:HG21	26:BE:153:LEU:HA	1.73	0.70
22:BA:684:G:OP1	50:B2:21:ARG:NH1	2.24	0.70
22:BA:485:C:H2'	22:BA:486:C:H6	1.56	0.70
42:BU:78:LYS:HG2	42:BU:79:ALA:H	1.55	0.70
22:BA:1080:A:O2'	30:BI:126:ARG:CG	2.39	0.70
22:DA:2800:A:O2'	22:DA:2801:G:C4'	2.30	0.70
22:DA:1826:G:C6	22:DA:1827:U:C4	2.80	0.70
12:CL:49:ARG:HG2	12:CL:89:LEU:HD21	1.73	0.70
46:DY:56:LEU:O	46:DY:59:GLU:HG2	1.90	0.70
24:BC:90:ILE:CG2	24:BC:102:TYR:CD1	2.75	0.70
8:CH:102:VAL:CG2	8:CH:125:ILE:HB	2.21	0.70
40:BS:2:GLU:O	40:BS:107:VAL:O	2.08	0.70
22:DA:976:G:H2'	22:DA:977:G:H8	1.57	0.70
57:DB:15:A:C8	57:DB:109:A:N6	2.59	0.70
1:AA:972:C:H4'	10:AJ:59:LYS:CG	2.21	0.70
53:CA:865:A:C2	53:CA:918:A:H4'	2.26	0.70
29:DH:68:ARG:HD2	29:DH:68:ARG:O	1.91	0.70
12:CL:3:VAL:HG23	12:CL:4:ASN:H	1.57	0.70
1:AA:820:U:H4'	1:AA:821:G:OP2	1.90	0.70
24:DC:127:ASN:O	24:DC:190:THR:HA	1.91	0.70
53:CA:989:U:C2'	53:CA:990:C:H5'	2.22	0.70
56:CP:44:SER:H	56:CP:46:LYS:NZ	1.89	0.70
41:BT:8:LEU:HD22	41:BT:8:LEU:N	2.05	0.70
22:DA:270:A:N1	22:DA:369:U:H1'	2.05	0.70
22:BA:1115:G:HO2'	22:BA:1116:G:H8	1.39	0.70
27:BF:66:ILE:O	27:BF:66:ILE:HG13	1.90	0.70
1:AA:731:G:OP1	1:AA:766:A:H1'	1.92	0.70
24:DC:255:LYS:C	24:DC:256:THR:HG23	2.10	0.70
22:DA:1060:U:H1'	22:DA:1062:G:OP2	1.91	0.70
22:DA:1536:C:H4'	22:DA:1537:G:C5'	2.21	0.70
51:D3:22:LYS:H	51:D3:48:MET:HB3	1.56	0.70
17:AQ:11:VAL:HG12	17:AQ:12:VAL:N	2.07	0.70
22:DA:475:C:O2'	22:DA:476:G:H5'	1.91	0.70
22:DA:659:G:H2'	22:DA:660:C:C6	2.27	0.70
22:BA:412:A:C2'	22:BA:413:C:H5'	2.21	0.70
53:CA:102:G:N2	53:CA:103:U:C2	2.60	0.70
27:BF:134:GLN:N	27:BF:134:GLN:NE2	2.39	0.70
2:CB:150:ILE:HD11	2:CB:153:MET:CE	2.21	0.70
3:CC:112:ALA:O	3:CC:199:VAL:HG21	1.91	0.70
28:DG:122:ALA:CB	28:DG:132:LEU:HG	2.21	0.70
9:AI:28:VAL:HB	9:AI:63:TYR:HD2	1.57	0.70
22:DA:783:A:H2	22:DA:1778:U:H4'	1.54	0.70

Continued on next page...

Continued from previous page...

Atom-1	Atom-2	Distance(Å)	Clash(Å)
38:BQ:63:ARG:NH2	38:BQ:95:ALA:C	2.45	0.70
53:CA:1130:A:C5	53:CA:1146:A:C6	2.79	0.70
22:DA:1652:A:H62	35:DN:11:ASN:ND2	1.90	0.70
35:DN:24:MET:CG	35:DN:44:LEU:HD22	2.21	0.70
45:DX:6:VAL:HG12	45:DX:50:VAL:HG12	1.72	0.70
39:BR:49:ILE:HG22	39:BR:54:VAL:N	2.07	0.70
53:CA:1160:G:O6	53:CA:1181:G:C6	2.45	0.70
12:AL:43:LYS:HZ2	12:AL:44:PRO:HD3	1.54	0.70
44:BW:23:LYS:CG	44:BW:24:ARG:N	2.54	0.70
37:DP:88:ARG:NH1	37:DP:112:ARG:HH21	1.88	0.70
22:DA:2360:G:H1'	33:DL:60:ARG:NH2	2.02	0.70
53:CA:1225:A:H4'	19:CS:77:ARG:NH1	2.06	0.70
2:CB:74:ALA:HB1	2:CB:206:ILE:HD11	1.72	0.70
53:CA:197:A:N6	53:CA:221:C:H4'	2.07	0.70
2:AB:58:LYS:C	2:AB:58:LYS:HD3	2.12	0.70
10:AJ:21:ALA:HA	10:AJ:24:GLU:OE2	1.92	0.70
22:DA:2531:A:C5'	28:DG:156:TYR:CZ	2.75	0.70
22:BA:2480:C:C2'	22:BA:2481:G:H5'	2.22	0.70
31:DJ:20:ALA:HA	31:DJ:23:LYS:CG	2.21	0.70
38:DQ:10:ARG:HB2	38:DQ:10:ARG:NH1	2.06	0.70
22:BA:2180:U:H2'	22:BA:2181:U:C5	2.27	0.70
53:CA:1278:G:H5'	53:CA:1279:G:H5'	1.73	0.70
10:CJ:38:GLY:O	10:CJ:40:ILE:HD12	1.91	0.70
46:DY:19:LEU:HG	46:DY:22:LEU:HD22	1.74	0.70
26:DE:149:ILE:HG23	26:DE:188:MET:HA	1.74	0.70
26:DE:149:ILE:HG23	26:DE:188:MET:HB2	1.72	0.70
22:DA:2336:A:C8	44:DW:40:ARG:NH2	2.59	0.70
34:DM:33:LEU:CD2	34:DM:128:THR:HB	2.21	0.70
45:DX:53:LYS:CA	45:DX:56:ARG:HB3	2.17	0.70
34:DM:26:VAL:HG21	34:DM:132:THR:O	1.91	0.70
37:DP:52:ARG:CG	37:DP:52:ARG:NH1	2.45	0.70
17:AQ:49:ASN:O	17:AQ:51:GLU:N	2.25	0.70
22:DA:605:G:H1'	22:DA:657:U:O2'	1.91	0.70
33:DL:110:VAL:HB	33:DL:127:VAL:HA	1.74	0.70
33:DL:142:ILE:HG22	33:DL:144:GLU:H	1.57	0.70
22:DA:1430:G:O2'	22:DA:1431:A:C5'	2.39	0.70
54:CG:22:LEU:HA	54:CG:25:PHE:CB	2.17	0.70
29:BH:134:VAL:HG21	29:BH:139:PHE:CA	2.21	0.70
22:DA:489:G:H2'	22:DA:491:G:C8	2.26	0.70
53:CA:266:G:O2'	53:CA:267:C:H3'	1.92	0.70
57:DB:19:C:O2'	57:DB:20:G:H5'	1.92	0.70
22:DA:1441:G:H2'	22:DA:1442:U:C6	2.27	0.70

Continued on next page...

Continued from previous page...

Atom-1	Atom-2	Distance(Å)	Clash(Å)
9:CI:78:ILE:O	9:CI:82:ILE:HG13	1.92	0.70
29:DH:68:ARG:CG	29:DH:71:LYS:HD3	2.22	0.70
29:BH:99:ILE:HG22	29:BH:99:ILE:O	1.92	0.70
1:AA:598:U:H4'	8:AH:85:TYR:CD1	2.27	0.70
22:BA:746:U:O2'	22:BA:747:U:OP2	2.10	0.70
49:D1:10:LEU:CD2	49:D1:20:TYR:HB3	2.21	0.70
24:BC:199:HIS:CE1	24:BC:202:ARG:NH2	2.60	0.70
5:CE:154:ALA:HB1	8:CH:65:PHE:CE2	2.27	0.70
22:DA:720:U:H2'	22:DA:721:A:C8	2.27	0.70
35:DN:65:LEU:H	35:DN:65:LEU:HD12	1.57	0.70
53:CA:968:A:N3	53:CA:1062:U:H4'	2.07	0.70
1:AA:804:U:H5''	1:AA:805:C:OP2	1.92	0.70
22:DA:919:U:H2'	22:DA:920:A:O4'	1.92	0.70
22:DA:921:C:H2'	22:DA:922:C:C5'	2.18	0.70
22:DA:704:G:H1'	22:DA:727:A:N6	2.06	0.70
35:DN:34:ILE:CG2	35:DN:113:ILE:HG22	2.22	0.70
22:DA:1534:U:C6	22:DA:1538:G:N1	2.58	0.70
22:DA:1534:U:H2'	22:DA:1536:C:O2	1.91	0.70
44:BW:22:VAL:HG13	44:BW:25:PHE:CE2	2.26	0.70
1:AA:1240:U:H3	7:AG:29:LEU:HD21	1.57	0.70
43:BV:10:LYS:HZ1	43:BV:11:GLU:HG3	1.55	0.70
53:CA:1383:C:O2'	53:CA:1384:C:C5'	2.38	0.70
1:AA:994:A:O2'	1:AA:995:C:H5'	1.92	0.70
34:BM:72:PRO:O	34:BM:91:TYR:O	2.09	0.70
10:AJ:42:LEU:HB3	10:AJ:43:PRO:CD	2.21	0.70
54:CG:24:LYS:O	54:CG:28:ILE:HG12	1.91	0.70
22:BA:894:U:H2'	22:BA:895:U:H6	1.52	0.70
24:BC:33:LEU:CD2	24:BC:62:ARG:HD3	2.22	0.70
1:AA:352:C:C6	1:AA:352:C:H5''	2.25	0.70
30:DI:102:ARG:HH11	30:DI:105:LEU:HD13	1.55	0.70
34:DM:108:VAL:HG21	34:DM:112:LEU:HB3	1.74	0.70
19:CS:62:THR:HG22	19:CS:63:ASP:H	1.57	0.70
53:CA:828:U:H2'	53:CA:829:G:O5'	1.92	0.70
53:CA:659:U:H2'	53:CA:660:C:H6	1.55	0.70
31:BJ:95:ARG:O	31:BJ:95:ARG:HG3	1.91	0.70
22:BA:2728:U:O2'	22:BA:2729:G:O5'	2.09	0.70
22:BA:2454:G:H1'	62:BA:3533:HOH:O	1.92	0.70
31:BJ:4:PHE:O	31:BJ:44:TYR:CE1	2.45	0.69
39:BR:81:LYS:N	39:BR:81:LYS:HD3	2.03	0.69
39:BR:49:ILE:O	39:BR:49:ILE:HG13	1.91	0.69
44:BW:24:ARG:HD2	44:BW:25:PHE:N	2.06	0.69
44:BW:39:GLN:HG2	44:BW:41:GLY:N	2.05	0.69

Continued on next page...

Continued from previous page...

Atom-1	Atom-2	Distance(Å)	Clash(Å)
48:D0:5:ASN:HD22	48:D0:6:LYS:H	1.39	0.69
29:BH:4:ILE:HG12	29:BH:18:GLN:NE2	2.06	0.69
53:CA:960:U:H4'	53:CA:961:U:O5'	1.91	0.69
26:DE:29:HIS:HB2	33:DL:6:LEU:CD2	2.22	0.69
11:AK:109:ILE:CG2	21:AU:16:ARG:HE	2.05	0.69
53:CA:254:G:HO2'	53:CA:255:G:H5'	1.56	0.69
22:DA:2201:G:H2'	22:DA:2202:U:C6	2.27	0.69
53:CA:17:U:C2	53:CA:18:C:C5	2.80	0.69
6:AF:49:TYR:CE2	6:AF:51:ILE:HB	2.26	0.69
3:CC:133:MET:O	3:CC:137:VAL:HG23	1.92	0.69
53:CA:1455:G:H2'	53:CA:1456:A:C8	2.27	0.69
36:DO:30:ARG:HA	36:DO:35:ILE:CD1	2.22	0.69
22:DA:14:A:C6	22:DA:526:A:C2	2.79	0.69
37:DP:75:THR:HG23	37:DP:76:HIS:CD2	2.27	0.69
27:BF:127:TYR:O	27:BF:128:SER:CB	2.40	0.69
22:DA:156:A:H2'	22:DA:157:C:O4'	1.92	0.69
22:DA:1975:G:C4	22:DA:1976:U:C5	2.80	0.69
12:CL:14:LYS:HE2	12:CL:15:VAL:C	2.13	0.69
22:BA:63:A:O2'	22:BA:64:A:H5'	1.92	0.69
7:AG:92:PRO:O	7:AG:93:VAL:HG13	1.92	0.69
1:AA:1031:C:O2'	1:AA:1032:G:H5''	1.92	0.69
20:CT:34:VAL:HG12	20:CT:78:LEU:HD21	1.74	0.69
1:AA:771:G:H2'	1:AA:772:U:H6	1.56	0.69
22:DA:2523:G:C2'	22:DA:2524:G:H5'	2.22	0.69
22:BA:1063:G:H2'	22:BA:1064:C:C6	2.26	0.69
33:BL:77:ILE:HG12	33:BL:95:LEU:CD1	2.21	0.69
22:DA:921:C:C2'	22:DA:922:C:C5'	2.70	0.69
22:DA:1071:G:N7	22:DA:1089:A:C6	2.59	0.69
44:BW:19:ARG:NH1	44:BW:22:VAL:HG11	2.07	0.69
1:AA:923:A:O4'	1:AA:1398:A:C2	2.45	0.69
22:BA:1288:G:C4	22:BA:1327:A:C2	2.80	0.69
8:CH:1:SER:C	8:CH:3:GLN:H	1.95	0.69
34:DM:34:LYS:HD3	34:DM:131:VAL:HG21	1.73	0.69
22:BA:1430:G:C2'	22:BA:1431:A:H5'	2.22	0.69
29:DH:94:ILE:HG13	29:DH:98:ASP:CB	2.22	0.69
9:AI:83:THR:HG21	9:AI:102:PHE:HB3	1.72	0.69
1:AA:351:G:H4'	1:AA:352:C:OP1	1.91	0.69
24:DC:119:VAL:HG13	24:DC:133:ASN:HD21	1.56	0.69
34:BM:46:ILE:C	34:BM:46:ILE:HD12	2.11	0.69
55:CM:85:TYR:HE2	55:CM:96:VAL:CG1	2.06	0.69
30:DI:57:VAL:O	30:DI:58:ILE:HG13	1.92	0.69
22:DA:1249:U:H4'	38:DQ:3:VAL:HG11	1.74	0.69

Continued on next page...

Continued from previous page...

Atom-1	Atom-2	Distance(Å)	Clash(Å)
13:AM:39:ALA:HB3	13:AM:42:VAL:CG2	2.21	0.69
22:DA:1379:U:H2'	22:DA:1379:U:O2	1.91	0.69
22:DA:1901:A:H4'	22:DA:1901:A:OP2	1.92	0.69
22:BA:1996:C:H4'	22:BA:1997:C:OP1	1.92	0.69
33:BL:91:ASP:CB	33:BL:94:THR:HB	2.21	0.69
33:BL:95:LEU:HD13	33:BL:100:ILE:HD11	1.73	0.69
53:CA:375:U:O3'	56:CP:6:LEU:HD12	1.92	0.69
22:DA:2344:U:H4'	22:DA:2345:G:OP1	1.91	0.69
22:DA:2353:G:H21	44:DW:30:VAL:HG22	1.58	0.69
2:AB:41:ASN:OD1	2:AB:44:LYS:HB2	1.93	0.69
43:DV:30:ILE:HG13	43:DV:40:ILE:HD11	1.74	0.69
28:BG:126:THR:CG2	28:BG:127:GLN:H	2.05	0.69
22:BA:1794:A:H2'	22:BA:1795:C:C6	2.28	0.69
22:DA:505:A:O2'	22:DA:506:G:H5'	1.92	0.69
14:CN:59:GLN:O	14:CN:60:ARG:HB2	1.92	0.69
22:DA:656:G:O2'	22:DA:657:U:H5'	1.93	0.69
54:CG:22:LEU:HD23	54:CG:22:LEU:O	1.91	0.69
27:BF:9:ASP:O	27:BF:10:GLU:HB2	1.92	0.69
8:AH:17:GLN:NE2	8:AH:71:VAL:HG23	2.05	0.69
22:DA:1555:G:O2'	22:DA:1556:C:H5'	1.92	0.69
53:CA:511:C:O2'	53:CA:512:U:C5'	2.40	0.69
29:DH:8:LYS:HD2	29:DH:8:LYS:C	2.13	0.69
53:CA:881:G:C6	53:CA:882:C:C4	2.80	0.69
22:DA:2848:G:OP2	37:DP:94:ALA:CB	2.40	0.69
22:BA:1032:A:H1'	52:B4:23:ILE:CD1	2.22	0.69
17:CQ:11:VAL:CG2	17:CQ:58:VAL:HG13	2.23	0.69
53:CA:885:G:H1'	53:CA:914:A:N1	2.06	0.69
42:BU:93:ARG:HH11	42:BU:102:ILE:HD11	1.56	0.69
30:BI:74:PRO:O	30:BI:77:VAL:HG22	1.93	0.69
22:BA:285:G:H2'	22:BA:285:G:N3	2.06	0.69
28:DG:48:THR:O	28:DG:49:LEU:HB2	1.91	0.69
11:CK:30:ILE:HA	11:CK:45:THR:HG22	1.74	0.69
22:BA:2478:A:H5'	52:B4:32:LYS:HD3	1.73	0.69
22:BA:2689:U:H4'	22:BA:2690:U:OP2	1.92	0.69
53:CA:302:G:O2'	53:CA:556:C:H5''	1.93	0.69
26:BE:12:LEU:HD13	26:BE:12:LEU:O	1.93	0.69
38:BQ:89:ILE:O	38:BQ:90:ASP:HB2	1.93	0.69
33:BL:92:LEU:HA	33:BL:125:LEU:HD21	1.75	0.69
22:BA:1364:G:OP2	45:BX:1:SER:N	2.23	0.69
30:BI:89:SER:HB3	30:BI:92:PRO:HG3	1.72	0.69
41:DT:34:VAL:CG2	41:DT:83:ALA:HB2	2.22	0.69
22:DA:2267:A:N6	22:DA:2272:U:N3	2.40	0.69

Continued on next page...

Continued from previous page...

Atom-1	Atom-2	Distance(Å)	Clash(Å)
44:DW:28:GLU:N	44:DW:31:LEU:HD21	2.05	0.69
22:DA:2839:G:N2	22:DA:2880:C:C4	2.61	0.69
22:DA:310:A:HO2'	22:DA:311:A:H8	0.77	0.69
28:BG:137:LYS:C	28:BG:140:ILE:CD1	2.61	0.69
22:DA:1153:C:H2'	22:DA:1154:G:C8	2.27	0.69
8:CH:86:LYS:HB2	8:CH:124:ILE:HD11	1.72	0.69
53:CA:960:U:O2'	53:CA:1223:C:H5''	1.90	0.69
47:DZ:16:LEU:HD23	47:DZ:19:HIS:CD2	2.27	0.69
1:AA:533:A:OP1	62:AA:1850:HOH:O	2.10	0.69
9:CI:74:GLN:O	9:CI:78:ILE:HG13	1.93	0.69
53:CA:865:A:H2	53:CA:918:A:H4'	1.56	0.69
3:CC:129:PHE:CE1	3:CC:156:LEU:HB3	2.28	0.69
53:CA:1454:G:O2'	53:CA:1455:G:H8	1.69	0.69
5:AE:14:LEU:HB2	5:AE:36:THR:HG22	1.75	0.69
22:BA:1510:G:H2'	22:BA:1511:G:C8	2.25	0.69
2:CB:122:ASP:HB3	2:CB:124:THR:HG22	1.74	0.69
32:BK:10:VAL:CG2	32:BK:16:ALA:HB1	2.22	0.69
53:CA:1387:G:H2'	53:CA:1388:C:C6	2.27	0.69
11:CK:19:VAL:HB	11:CK:34:THR:HG23	1.73	0.69
31:BJ:21:THR:HG22	31:BJ:22:GLY:N	2.07	0.69
2:CB:111:LYS:C	2:CB:111:LYS:HD3	2.13	0.69
31:BJ:43:GLU:O	31:BJ:45:THR:HG22	1.91	0.69
30:BI:98:GLY:HA3	30:BI:137:LEU:HD23	1.75	0.69
24:DC:171:VAL:HG12	24:DC:173:LEU:HD13	1.74	0.69
22:DA:1394:U:H3'	22:DA:1394:U:C6	2.27	0.69
24:BC:159:THR:O	24:BC:194:VAL:HG12	1.92	0.69
22:DA:165:A:H2'	22:DA:166:U:H6	1.55	0.69
22:DA:2756:U:H5''	52:D4:19:ARG:HA	1.74	0.69
53:CA:1101:A:H1'	53:CA:1102:A:O4'	1.93	0.69
49:B1:34:GLU:O	49:B1:35:LEU:HB3	1.92	0.69
41:BT:29:THR:HA	41:BT:86:THR:H	1.57	0.69
44:BW:23:LYS:NZ	44:BW:24:ARG:HG3	2.06	0.69
4:CD:54:LEU:O	4:CD:58:GLN:HB2	1.92	0.69
22:DA:249:C:C5'	22:DA:2394:C:O2'	2.40	0.69
22:DA:1307:A:O2'	22:DA:1308:A:H5'	1.91	0.69
44:BW:72:GLY:N	44:BW:73:PRO:HD2	2.07	0.69
22:BA:143:C:O2'	22:BA:144:A:H8	1.76	0.69
22:DA:2680:U:OP2	25:DD:114:LYS:HD3	1.92	0.69
54:CG:4:ARG:HD2	54:CG:5:VAL:N	2.07	0.69
22:DA:774:G:HO2'	22:DA:775:G:H8	1.38	0.69
37:DP:56:SER:HB2	37:DP:75:THR:HG21	1.74	0.69
8:CH:93:LYS:H	8:CH:93:LYS:CD	2.00	0.69

Continued on next page...

Continued from previous page...

Atom-1	Atom-2	Distance(Å)	Clash(Å)
6:AF:93:LYS:O	6:AF:94:HIS:HB2	1.93	0.69
13:AM:10:ASP:CG	13:AM:11:HIS:N	2.46	0.69
13:AM:47:LEU:CD2	13:AM:51:GLN:HB3	2.21	0.69
22:DA:1467:U:H2'	22:DA:1468:U:H5'	1.74	0.69
32:BK:70:ARG:HD3	32:BK:76:VAL:HG22	1.72	0.69
22:BA:2210:U:H4'	22:BA:2211:A:H5'	1.73	0.69
44:DW:23:LYS:CD	44:DW:24:ARG:H	2.04	0.69
22:DA:1054:A:C4	22:DA:1055:G:H1'	2.28	0.69
22:DA:2815:C:C2	22:DA:2816:G:C8	2.81	0.69
22:DA:1808:A:C3'	22:DA:1809:A:C8	2.75	0.69
25:BD:97:SER:O	25:BD:99:GLU:HG2	1.91	0.69
38:DQ:87:VAL:HG12	38:DQ:88:GLU:N	2.06	0.69
44:BW:18:LYS:CA	44:BW:36:ILE:CG1	2.70	0.69
31:BJ:74:TYR:HB2	31:BJ:87:ALA:O	1.93	0.69
22:DA:802:A:H2'	22:DA:803:U:H6	1.54	0.69
26:BE:187:VAL:HG12	26:BE:188:MET:N	2.08	0.69
25:DD:107:VAL:CG1	25:DD:109:VAL:HG23	2.23	0.69
2:CB:80:LYS:HD3	2:CB:90:PHE:CZ	2.27	0.69
22:DA:2663:G:H2'	22:DA:2664:G:H8	1.55	0.69
1:AA:363:A:O2'	1:AA:364:A:H5'	1.93	0.69
53:CA:1394:A:C5	53:CA:1501:C:H4'	2.28	0.69
1:AA:654:G:H2'	1:AA:655:A:C8	2.27	0.69
1:AA:115:G:H4'	1:AA:116:A:O5'	1.91	0.69
28:DG:116:LEU:HD13	28:DG:120:ILE:O	1.93	0.69
44:BW:9:THR:HG22	44:BW:10:ARG:HH11	1.57	0.69
22:DA:2142:A:N6	22:DA:2150:C:N4	2.41	0.69
22:BA:2221:G:O2'	22:BA:2222:C:H5'	1.92	0.69
6:AF:3:HIS:HB2	6:AF:92:THR:HG23	1.75	0.69
32:DK:88:ASN:CB	32:DK:91:SER:HB2	2.23	0.69
22:BA:2729:G:H8	22:BA:2729:G:H5''	1.57	0.69
26:DE:6:LYS:HG2	26:DE:7:ASP:CG	2.12	0.69
22:BA:1572:A:O2'	22:BA:1573:G:H5'	1.93	0.69
4:AD:88:ASN:HA	4:AD:91:ALA:HB3	1.74	0.69
22:BA:1256:G:C2'	26:BE:77:ILE:HD11	2.22	0.69
53:CA:369:G:H2'	53:CA:370:C:H6	1.57	0.69
22:DA:104:A:O2'	22:DA:105:C:C5'	2.41	0.69
22:DA:1051:G:C5'	22:DA:2752:C:H1'	2.23	0.69
34:DM:42:THR:O	34:DM:46:ILE:HG12	1.92	0.69
1:AA:1226:C:H4'	1:AA:1227:A:OP1	1.91	0.69
1:AA:468:A:C2'	1:AA:469:C:H5'	2.22	0.69
1:AA:92:U:H2'	1:AA:93:U:C5	2.28	0.69
39:DR:9:GLY:O	39:DR:10:LYS:HG3	1.92	0.69

Continued on next page...

Continued from previous page...

Atom-1	Atom-2	Distance(Å)	Clash(Å)
22:DA:1265:A:H4'	22:DA:1266:G:O5'	1.93	0.69
22:DA:1255:U:H3'	22:DA:1256:G:C5'	2.21	0.69
22:DA:500:G:N2	22:DA:503:A:C8	2.60	0.69
40:DS:10:ALA:HB3	40:DS:101:SER:O	1.93	0.69
58:DF:43:ILE:CD1	58:DF:77:LYS:HG2	2.22	0.69
52:B4:36:ARG:HG2	52:B4:37:GLN:N	2.02	0.69
25:DD:106:LYS:HB3	25:DD:206:ALA:HB2	1.71	0.69
1:AA:674:G:H4'	18:AR:69:TYR:HD1	1.54	0.69
53:CA:663:A:C2'	53:CA:664:G:H5'	2.23	0.69
34:BM:80:VAL:CG2	34:BM:81:ARG:N	2.55	0.69
53:CA:1391:U:O2'	53:CA:1392:G:H5'	1.93	0.69
44:DW:9:THR:HG23	44:DW:10:ARG:N	2.08	0.69
22:BA:527:C:H4'	22:BA:528:A:O5'	1.93	0.69
22:BA:1735:A:H2'	22:BA:1736:U:C6	2.28	0.69
25:DD:110:THR:HA	25:DD:171:THR:HA	1.75	0.69
22:BA:581:C:OP1	38:BQ:32:ARG:HB2	1.93	0.69
11:CK:30:ILE:HG12	11:CK:45:THR:HG21	1.73	0.69
35:DN:22:ARG:O	35:DN:22:ARG:HG2	1.93	0.69
22:BA:2574:G:OP1	62:BA:3710:HOH:O	2.09	0.69
7:AG:86:VAL:HG22	7:AG:150:PHE:HB3	1.74	0.69
22:DA:2466:C:O2'	22:DA:2467:C:H5'	1.93	0.69
22:BA:851:C:O2'	47:BZ:45:GLY:HA3	1.93	0.69
28:DG:19:ASN:N	28:DG:19:ASN:HD22	1.90	0.69
53:CA:1000:A:H1'	53:CA:1041:G:N2	2.07	0.69
31:DJ:1:MET:SD	31:DJ:2:LYS:HE3	2.32	0.69
5:AE:109:ALA:O	5:AE:110:MET:HB3	1.91	0.69
22:BA:573:U:H4'	22:BA:574:A:OP1	1.91	0.69
24:DC:173:LEU:HD22	24:DC:181:ARG:O	1.93	0.69
24:DC:36:ASN:HD21	24:DC:85:ASN:ND2	1.91	0.69
53:CA:1134:G:C6	53:CA:1135:U:H1'	2.27	0.69
1:AA:409:U:OP1	4:AD:23:GLY:HA3	1.93	0.69
1:AA:408:A:OP1	4:AD:109:THR:HG21	1.93	0.69
16:AP:4:ILE:HG12	16:AP:21:VAL:CG2	2.12	0.69
22:DA:2385:C:OP1	22:DA:2385:C:H3'	1.91	0.69
22:DA:2389:G:H5''	22:DA:2390:U:C5'	2.13	0.69
44:DW:30:VAL:HG23	44:DW:59:PHE:CD1	2.27	0.69
22:DA:2331:G:C1'	44:DW:40:ARG:HB3	2.21	0.69
22:DA:2815:C:H2'	22:DA:2816:G:C8	2.27	0.69
35:DN:87:PHE:CD1	35:DN:90:ARG:HD2	2.28	0.69
12:CL:82:ARG:CG	12:CL:82:ARG:HH11	1.91	0.69
46:DY:60:LYS:HG2	46:DY:60:LYS:O	1.93	0.69
22:DA:1207:C:O2'	22:DA:1208:C:H6	1.70	0.69

Continued on next page...

Continued from previous page...

Atom-1	Atom-2	Distance(Å)	Clash(Å)
22:DA:1360:G:C2'	22:DA:1361:G:H5'	2.22	0.69
22:DA:1364:G:OP2	45:DX:1:SER:N	2.25	0.69
38:DQ:87:VAL:HG11	39:DR:52:PRO:CG	2.23	0.69
29:DH:83:LYS:CE	29:DH:149:GLU:HB3	2.18	0.69
45:BX:40:GLU:O	45:BX:43:LYS:HD2	1.92	0.69
22:DA:2234:G:C6	22:DA:2235:G:N7	2.61	0.69
22:DA:1309:G:H4'	50:D2:7:PRO:HB2	1.73	0.69
17:AQ:54:ILE:C	17:AQ:54:ILE:HD13	2.12	0.69
26:BE:119:ILE:HD11	26:BE:187:VAL:HA	1.74	0.69
53:CA:960:U:O2'	53:CA:1223:C:C5'	2.41	0.69
4:AD:196:GLU:C	4:AD:198:LEU:H	1.97	0.69
33:DL:88:GLY:O	33:DL:89:VAL:HG12	1.93	0.69
22:DA:2135:A:H3'	22:DA:2136:G:C5'	2.11	0.69
9:CI:19:PHE:O	9:CI:63:TYR:HB3	1.93	0.69
58:DF:136:ILE:HG23	58:DF:142:TYR:CG	2.28	0.69
27:BF:37:MET:CG	27:BF:56:LEU:HG	2.23	0.69
14:AN:42:ASN:HD21	14:AN:46:LYS:NZ	1.91	0.69
9:CI:51:LEU:CG	9:CI:86:LEU:HD22	2.20	0.69
24:BC:77:VAL:HG22	24:BC:111:ALA:HA	1.74	0.69
22:DA:373:U:O2'	22:DA:374:A:C5'	2.38	0.69
53:CA:119:A:H5'	53:CA:120:A:C5'	2.22	0.69
22:BA:1585:C:H2'	22:BA:1586:A:H5'	1.74	0.69
22:DA:226:A:C2	22:DA:230:G:O6	2.46	0.69
53:CA:327:A:O2'	53:CA:329:A:H5''	1.93	0.69
28:DG:94:ARG:NE	28:DG:105:SER:HB2	2.07	0.69
2:CB:185:ILE:HG22	2:CB:199:ILE:CG1	2.21	0.69
58:DF:28:PRO:HB2	58:DF:168:LEU:CD2	2.20	0.69
57:DB:40:U:O2'	57:DB:45:A:N6	2.24	0.69
17:AQ:45:VAL:HG13	17:AQ:72:TRP:O	1.93	0.69
22:BA:417:C:H2'	22:BA:418:C:C6	2.25	0.69
26:BE:28:VAL:O	26:BE:32:VAL:HG13	1.93	0.69
24:DC:140:VAL:HG22	24:DC:161:VAL:O	1.91	0.69
28:DG:120:ILE:O	28:DG:120:ILE:HG23	1.92	0.69
44:BW:37:VAL:HG12	44:BW:38:ARG:H	1.58	0.69
36:BO:15:ARG:NH1	36:BO:15:ARG:HG3	2.03	0.69
44:BW:8:SER:O	44:BW:9:THR:HB	1.92	0.69
25:DD:177:VAL:CG1	25:DD:187:LEU:HD11	2.21	0.69
22:BA:2394:C:OP2	51:B3:29:ARG:HD3	1.92	0.69
53:CA:686:U:O4	53:CA:703:G:H1'	1.91	0.69
31:BJ:12:LYS:O	31:BJ:13:ARG:CB	2.40	0.69
55:CM:3:ILE:O	55:CM:4:ALA:HB2	1.93	0.69
22:BA:2886:A:H2'	22:BA:2887:A:O4'	1.93	0.69

Continued on next page...

Continued from previous page...

Atom-1	Atom-2	Distance(Å)	Clash(Å)
28:BG:15:ASP:CG	28:BG:16:VAL:H	1.95	0.69
22:DA:1108:U:H2'	22:DA:1109:C:O4'	1.93	0.69
42:BU:87:GLU:HG3	42:BU:88:ASP:H	1.55	0.69
6:AF:46:GLN:NE2	6:AF:56:LYS:HG3	2.08	0.69
22:BA:914:G:H5''	22:BA:914:G:H8	1.58	0.69
22:BA:1559:U:H4'	22:BA:1560:G:OP2	1.92	0.69
22:BA:1250:G:OP2	33:BL:21:ARG:NH2	2.26	0.69
53:CA:1467:C:H2'	53:CA:1468:A:C8	2.27	0.69
22:BA:861:A:H5''	22:BA:862:G:OP2	1.93	0.69
1:AA:1287:A:H2'	1:AA:1288:A:C8	2.28	0.69
22:BA:2019:A:H4'	38:BQ:33:VAL:HG21	1.75	0.69
53:CA:348:G:H2'	53:CA:349:A:H8	1.58	0.69
33:DL:133:ALA:O	33:DL:137:ALA:HB3	1.91	0.69
47:DZ:30:ARG:HH21	47:DZ:33:HIS:HB2	1.58	0.69
1:AA:1435:G:H2'	1:AA:1436:U:C6	2.27	0.69
31:BJ:44:TYR:HA	38:BQ:59:LEU:HD21	1.73	0.69
28:BG:86:LEU:N	28:BG:86:LEU:CD1	2.56	0.69
4:AD:33:ILE:O	4:AD:33:ILE:HG23	1.92	0.69
22:DA:2339:C:HO2'	22:DA:2340:A:H8	1.39	0.69
22:DA:307:G:N2	22:DA:310:A:C8	2.60	0.69
28:BG:126:THR:CG2	28:BG:127:GLN:N	2.56	0.69
22:DA:1324:G:H5''	22:DA:1325:U:H5''	1.75	0.69
53:CA:1268:G:N2	53:CA:1327:C:H1'	2.07	0.69
53:CA:1319:A:H5''	19:CS:4:LEU:CD1	2.22	0.69
22:BA:2311:A:H1'	27:BF:78:ILE:HD13	1.74	0.69
25:DD:141:ARG:HH11	25:DD:141:ARG:CB	2.03	0.69
25:DD:116:LYS:HA	35:DN:1:MET:HE1	1.74	0.69
22:DA:1008:A:H4'	22:DA:1009:A:OP1	1.93	0.69
53:CA:119:A:H4'	53:CA:120:A:O5'	1.92	0.69
27:BF:71:LYS:HA	27:BF:80:GLN:CG	2.23	0.69
3:CC:179:ALA:O	3:CC:181:ILE:HG13	1.93	0.69
22:BA:1945:G:H2'	22:BA:1946:U:C6	2.26	0.69
22:DA:2443:C:O2'	22:DA:2444:G:H5'	1.93	0.69
28:BG:22:VAL:HG22	28:BG:36:LEU:HD13	1.73	0.69
6:AF:3:HIS:CA	6:AF:92:THR:HG23	2.23	0.69
1:AA:807:A:H2'	1:AA:808:C:C6	2.28	0.69
22:BA:1788:C:H2'	22:BA:1789:A:H5'	1.75	0.69
21:AU:18:PHE:O	21:AU:21:SER:HB3	1.93	0.69
22:DA:2464:G:H2'	22:DA:2465:C:O4'	1.92	0.69
6:AF:2:ARG:HH21	6:AF:68:GLN:NE2	1.91	0.69
36:DO:56:LYS:HD3	36:DO:56:LYS:O	1.93	0.69
51:B3:14:LYS:O	51:B3:21:PHE:O	2.10	0.69

Continued on next page...

Continued from previous page...

Atom-1	Atom-2	Distance(Å)	Clash(Å)
37:BP:50:ARG:NE	37:BP:56:SER:HB2	2.08	0.69
22:DA:2336:A:N7	44:DW:40:ARG:NH2	2.41	0.69
22:DA:118:A:C8	22:DA:119:A:C8	2.81	0.69
45:DX:2:ARG:CD	45:DX:32:LEU:HD23	2.22	0.69
53:CA:1072:G:H2'	53:CA:1073:U:C6	2.28	0.69
22:BA:1795:C:H2'	22:BA:1796:U:H6	1.58	0.69
24:BC:16:VAL:CB	24:BC:203:VAL:HB	2.15	0.69
53:CA:1048:G:N2	53:CA:1214:C:H5	1.90	0.69
29:BH:90:LEU:HD22	29:BH:123:ARG:HA	1.75	0.69
22:DA:2591:C:P	24:DC:237:ARG:HD2	2.33	0.69
22:DA:1565:C:HO2'	22:DA:1566:A:H2'	1.57	0.69
6:AF:61:LEU:HD12	6:AF:62:MET:N	2.07	0.69
24:DC:131:MET:HA	24:DC:134:ILE:HG12	1.75	0.69
53:CA:252:U:H6	53:CA:252:U:H5'	1.58	0.69
9:AI:98:ARG:HG3	9:AI:103:VAL:HG21	1.75	0.69
35:BN:44:LEU:HD12	35:BN:44:LEU:O	1.93	0.69
22:DA:2653:U:C4	22:DA:2654:A:C6	2.80	0.69
22:BA:2661:G:H2'	22:BA:2662:A:C8	2.28	0.69
53:CA:223:A:C4	53:CA:224:U:C5	2.81	0.69
22:BA:2444:G:OP2	26:BE:63:LYS:CE	2.40	0.69
32:BK:93:GLN:HA	32:BK:93:GLN:OE1	1.91	0.69
29:BH:78:VAL:CG2	29:BH:145:ASN:HD22	2.06	0.69
42:BU:85:ARG:HA	42:BU:91:LYS:O	1.92	0.69
31:DJ:20:ALA:HA	31:DJ:23:LYS:HG3	1.75	0.69
8:CH:65:PHE:CD2	8:CH:66:GLN:HG2	2.28	0.69
1:AA:1248:A:C2	9:AI:71:ILE:HD11	2.28	0.69
8:CH:38:VAL:HA	8:CH:41:GLU:HG3	1.75	0.69
50:D2:23:ALA:O	50:D2:24:THR:HB	1.91	0.69
22:DA:1751:U:H2'	22:DA:1752:C:C6	2.27	0.69
33:BL:114:GLY:C	33:BL:115:GLU:HG3	2.11	0.69
24:BC:39:SER:C	24:BC:41:GLY:H	1.96	0.69
1:AA:1272:G:O2'	1:AA:1273:C:H5'	1.93	0.69
53:CA:1140:C:H2'	53:CA:1141:C:H5	1.58	0.68
1:AA:428:G:C1'	1:AA:430:A:C8	2.75	0.68
4:AD:35:GLN:O	4:AD:36:ALA:HB2	1.91	0.68
48:D0:38:LEU:HB2	48:D0:41:HIS:CE1	2.28	0.68
22:DA:2216:G:O2'	22:DA:2217:G:H8	1.70	0.68
38:DQ:91:ARG:HH11	39:DR:10:LYS:HB3	1.55	0.68
37:BP:113:LEU:O	37:BP:113:LEU:HG	1.91	0.68
22:BA:1794:A:H2'	22:BA:1795:C:H6	1.57	0.68
45:BX:40:GLU:HG3	45:BX:43:LYS:NZ	2.08	0.68
1:AA:706:A:O2'	11:AK:30:ILE:HD11	1.93	0.68

Continued on next page...

Continued from previous page...

Atom-1	Atom-2	Distance(Å)	Clash(Å)
22:BA:247:G:O6	51:B3:11:LYS:HE3	1.93	0.68
41:BT:32:LEU:H	41:BT:83:ALA:CB	2.05	0.68
57:DB:17:C:N4	57:DB:68:C:H42	1.90	0.68
5:AE:11:GLN:HA	5:AE:11:GLN:NE2	2.07	0.68
52:B4:9:LYS:N	52:B4:9:LYS:HD3	2.06	0.68
22:DA:1269:A:H2'	22:DA:1270:C:C6	2.27	0.68
25:BD:92:VAL:O	25:BD:93:GLY:C	2.31	0.68
9:AI:27:ILE:N	9:AI:27:ILE:HD12	2.08	0.68
22:DA:815:C:OP2	39:DR:85:LYS:HE2	1.93	0.68
22:BA:2800:A:O2'	22:BA:2801:G:OP1	2.12	0.68
25:DD:187:LEU:HD12	25:DD:188:LEU:N	2.08	0.68
22:DA:2902:C:C2'	22:DA:2903:U:H5'	2.22	0.68
19:CS:38:THR:HA	19:CS:69:LYS:HA	1.75	0.68
53:CA:628:G:O2'	53:CA:629:A:H5'	1.93	0.68
22:BA:454:A:H4'	22:BA:455:C:OP2	1.91	0.68
53:CA:306:A:H2'	53:CA:307:C:H6	1.58	0.68
54:CG:135:LYS:O	54:CG:139:ASP:HB2	1.94	0.68
1:AA:139:A:C5	1:AA:140:U:C5	2.81	0.68
19:CS:46:LEU:H	19:CS:46:LEU:HD23	1.57	0.68
41:DT:62:VAL:HG12	41:DT:63:VAL:N	2.08	0.68
53:CA:320:A:O2'	53:CA:1435:G:H1'	1.91	0.68
53:CA:423:G:H2'	53:CA:424:G:O4'	1.93	0.68
37:BP:51:ASN:O	37:BP:52:ARG:CG	2.41	0.68
5:AE:110:MET:HA	5:AE:113:VAL:HG13	1.75	0.68
10:CJ:7:ARG:HG3	10:CJ:75:ASP:OD1	1.93	0.68
22:DA:1347:A:O2'	22:DA:1348:C:H5'	1.94	0.68
41:DT:15:HIS:HD2	41:DT:17:SER:HB2	1.58	0.68
53:CA:370:C:C2'	53:CA:371:A:H5'	2.22	0.68
22:DA:311:A:H61	22:DA:330:A:H5'	1.58	0.68
46:DY:57:LEU:O	46:DY:60:LYS:HB3	1.93	0.68
24:BC:68:ARG:HD3	24:BC:103:ILE:CD1	2.17	0.68
22:DA:1353:A:C2'	22:DA:1354:A:H5'	2.23	0.68
22:DA:52:A:H2	22:DA:179:C:O4'	1.76	0.68
22:DA:455:C:C3'	22:DA:456:C:C5'	2.69	0.68
22:DA:2614:A:H4'	22:DA:2615:U:OP1	1.91	0.68
53:CA:962:C:HO2'	53:CA:963:G:H8	0.76	0.68
47:DZ:50:VAL:O	47:DZ:54:VAL:HG22	1.92	0.68
29:BH:89:LYS:O	29:BH:90:LEU:HD12	1.93	0.68
57:DB:19:C:H2'	57:DB:20:G:H8	1.59	0.68
22:DA:2199:A:N6	22:DA:2225:A:C8	2.61	0.68
22:DA:1196:C:H1'	22:DA:1226:A:C4	2.29	0.68
51:D3:56:LEU:HD13	51:D3:56:LEU:H	1.58	0.68

Continued on next page...

Continued from previous page...

Atom-1	Atom-2	Distance(Å)	Clash(Å)
24:DC:211:ARG:HD3	24:DC:217:PRO:HD3	1.75	0.68
45:DX:31:ASN:HD22	45:DX:31:ASN:N	1.91	0.68
1:AA:508:U:H4'	1:AA:509:A:OP1	1.94	0.68
22:BA:995:C:O2'	22:BA:996:A:P	2.52	0.68
25:BD:114:LYS:HE3	25:BD:114:LYS:CA	2.23	0.68
22:DA:2420:C:OP1	51:D3:33:THR:HB	1.94	0.68
1:AA:208:U:H3	1:AA:212:G:N2	1.91	0.68
6:CF:18:VAL:HG21	6:CF:58:HIS:CD2	2.27	0.68
16:AP:28:ARG:HG2	16:AP:29:ASN:HD21	1.59	0.68
44:BW:31:LEU:CD2	44:BW:31:LEU:N	2.46	0.68
22:DA:2024:G:O2'	22:DA:2025:C:C5'	2.41	0.68
20:AT:79:THR:O	20:AT:82:ILE:HG13	1.92	0.68
22:DA:634:C:H2'	22:DA:635:C:C6	2.28	0.68
25:DD:11:MET:HE1	25:DD:192:ALA:HA	1.75	0.68
41:DT:50:LEU:HD11	46:DY:26:PHE:CE1	2.28	0.68
22:DA:574:A:H4'	22:DA:575:A:C5'	2.24	0.68
2:AB:67:LEU:HD13	2:AB:160:LEU:CD1	2.21	0.68
57:DB:58:A:C2'	57:DB:59:A:C8	2.76	0.68
29:DH:80:ILE:CB	29:DH:101:ASP:HB2	2.23	0.68
21:AU:13:VAL:HG13	21:AU:15:LEU:CG	2.21	0.68
22:DA:848:C:H2'	22:DA:849:A:H8	1.58	0.68
6:AF:86:ARG:NH1	18:AR:63:TYR:HB3	2.08	0.68
36:DO:8:ILE:HG22	36:DO:9:ARG:N	2.08	0.68
22:BA:358:U:H2'	22:BA:359:G:O4'	1.94	0.68
22:BA:407:G:O2'	22:BA:408:G:H5'	1.93	0.68
7:AG:30:MET:HG2	7:AG:31:VAL:H	1.56	0.68
22:BA:479:A:O2'	22:BA:481:G:H5'	1.93	0.68
22:BA:1901:A:H2'	22:BA:1902:C:C6	2.28	0.68
22:BA:1801:A:C5	24:BC:261:ARG:NH1	2.61	0.68
30:DI:21:PRO:N	30:DI:22:PRO:HD2	2.09	0.68
22:BA:2728:U:HO2'	22:BA:2729:G:P	2.16	0.68
18:CR:21:ASP:HB3	18:CR:23:LYS:CG	2.24	0.68
38:BQ:97:ILE:HD11	38:BQ:105:PHE:HB2	1.73	0.68
22:BA:80:G:C2'	22:BA:81:G:H5'	2.22	0.68
19:AS:6:LYS:HE2	19:AS:6:LYS:HA	1.75	0.68
1:AA:1358:U:H6	1:AA:1359:C:C5	2.11	0.68
24:DC:36:ASN:HD21	24:DC:85:ASN:HD21	1.41	0.68
22:DA:1402:U:O2'	22:DA:1403:A:O5'	2.11	0.68
1:AA:430:A:C2'	1:AA:431:A:H5'	2.22	0.68
2:AB:15:PHE:HD1	2:AB:16:GLY:N	1.91	0.68
22:DA:1102:C:H2'	22:DA:1103:A:C8	2.28	0.68
22:DA:340:A:C2'	22:DA:341:C:H5'	2.23	0.68

Continued on next page...

Continued from previous page...

Atom-1	Atom-2	Distance(Å)	Clash(Å)
22:DA:116:C:H5''	22:DA:128:C:N4	2.07	0.68
1:AA:213:G:H2'	1:AA:214:C:H5'	1.76	0.68
39:DR:40:MET:O	39:DR:41:ILE:HD13	1.93	0.68
43:DV:26:PHE:CE1	43:DV:86:LEU:HB3	2.28	0.68
37:DP:86:LYS:NZ	37:DP:86:LYS:CA	2.55	0.68
44:BW:30:VAL:C	44:BW:31:LEU:HD23	2.12	0.68
22:DA:1325:U:H4'	22:DA:1326:U:OP1	1.93	0.68
22:DA:391:A:O2'	22:DA:392:U:C5'	2.38	0.68
25:DD:50:VAL:HG21	25:DD:82:PHE:CE2	2.28	0.68
9:CI:35:GLU:HA	9:CI:39:GLY:HA3	1.74	0.68
9:CI:35:GLU:HA	9:CI:39:GLY:CA	2.23	0.68
36:BO:88:LYS:O	36:BO:89:ASP:HB2	1.91	0.68
58:DF:107:VAL:N	58:DF:108:PRO:CD	2.56	0.68
22:DA:838:C:O2'	22:DA:839:U:H5'	1.93	0.68
57:DB:11:C:H5'	44:DW:71:LYS:HD3	1.75	0.68
22:BA:2305:U:C4	27:BF:150:GLY:O	2.46	0.68
14:AN:40:ARG:HH12	14:AN:44:VAL:HG11	1.58	0.68
1:AA:1160:G:O6	1:AA:1181:G:C6	2.46	0.68
22:DA:2250:G:O5'	22:DA:2250:G:C8	2.47	0.68
22:BA:2440:C:C5'	22:BA:2440:C:H6	2.04	0.68
22:DA:1965:C:H2'	22:DA:1966:A:H8	1.55	0.68
53:CA:280:C:H4'	53:CA:281:G:OP2	1.92	0.68
22:DA:684:G:H5'	50:D2:16:HIS:NE2	2.07	0.68
53:CA:914:A:O2'	53:CA:915:A:H5'	1.92	0.68
56:CP:48:GLU:OE2	56:CP:51:ARG:HG2	1.93	0.68
53:CA:1513:A:H2'	53:CA:1514:G:H8	1.55	0.68
3:AC:154:GLY:O	3:AC:195:ILE:HG12	1.93	0.68
51:B3:22:LYS:HG2	51:B3:22:LYS:O	1.92	0.68
22:DA:1471:G:H2'	22:DA:1472:C:C6	2.29	0.68
30:BI:7:TYR:HA	30:BI:58:ILE:HB	1.75	0.68
2:CB:26:MET:HE2	2:CB:29:PHE:CD2	2.29	0.68
53:CA:1051:C:O2'	53:CA:1052:U:H6	1.76	0.68
22:BA:1116:G:O2'	22:BA:1117:C:H5'	1.93	0.68
22:BA:620:G:H4'	22:BA:621:A:O5'	1.93	0.68
39:DR:21:ARG:HB2	39:DR:93:PHE:HD1	1.59	0.68
12:CL:24:GLU:O	12:CL:25:ALA:HB3	1.94	0.68
1:AA:601:G:H2'	1:AA:602:A:H8	1.58	0.68
22:BA:1060:U:H5''	22:BA:1061:U:OP1	1.94	0.68
44:DW:28:GLU:HG3	44:DW:29:SER:H	1.57	0.68
35:DN:96:ARG:NH1	35:DN:116:VAL:HG13	2.09	0.68
22:DA:2882:A:H4'	35:DN:97:ILE:HG12	1.76	0.68
9:AI:9:GLY:HA2	9:AI:80:HIS:HD2	1.55	0.68

Continued on next page...

Continued from previous page...

Atom-1	Atom-2	Distance(Å)	Clash(Å)
46:DY:28:LEU:HG	46:DY:42:LEU:HD22	1.75	0.68
22:DA:128:C:H6	22:DA:128:C:H5'	1.57	0.68
2:CB:99:MET:O	2:CB:103:TRP:HB3	1.93	0.68
1:AA:500:G:H5'	12:AL:120:ARG:NH1	2.09	0.68
32:DK:19:VAL:HG12	32:DK:41:ILE:CG1	2.23	0.68
52:D4:7:VAL:HG22	52:D4:25:VAL:HG21	1.76	0.68
17:AQ:11:VAL:CG1	17:AQ:12:VAL:HG12	2.23	0.68
8:CH:17:GLN:NE2	8:CH:71:VAL:HG23	2.08	0.68
22:DA:2873:A:C2	35:DN:5:LYS:HG3	2.29	0.68
58:DF:113:PHE:CZ	58:DF:116:LEU:HD22	2.28	0.68
57:DB:58:A:H2'	57:DB:59:A:H8	1.57	0.68
22:DA:1731:G:N3	22:DA:1733:G:C8	2.62	0.68
27:BF:37:MET:CE	27:BF:151:LEU:HB3	2.24	0.68
22:DA:228:C:C5'	22:DA:229:C:H5	2.07	0.68
26:BE:95:LYS:O	26:BE:96:VAL:HB	1.93	0.68
30:BI:20:SER:HB3	30:BI:21:PRO:HD3	1.75	0.68
22:DA:1754:A:C6	22:DA:1755:A:C6	2.82	0.68
22:BA:243:U:OP1	51:B3:5:THR:CG2	2.42	0.68
12:CL:79:ILE:HD12	12:CL:96:THR:CG2	2.23	0.68
28:DG:131:VAL:C	28:DG:132:LEU:HD12	2.13	0.68
53:CA:1167:A:C8	53:CA:1169:A:N6	2.62	0.68
42:DU:85:ARG:NE	42:DU:85:ARG:HA	2.08	0.68
3:AC:15:LYS:HG3	3:AC:16:PRO:HD2	1.75	0.68
22:BA:2415:G:H4'	33:BL:65:GLY:O	1.94	0.68
3:CC:168:ARG:HG3	3:CC:169:GLU:H	1.57	0.68
23:BB:112:G:H2'	23:BB:113:C:H6	1.57	0.68
53:CA:461:A:N3	53:CA:461:A:H2'	2.06	0.68
22:DA:3:U:H2'	22:DA:4:U:H6	1.58	0.68
31:BJ:5:THR:HG22	31:BJ:6:ALA:O	1.94	0.68
38:BQ:63:ARG:NH2	38:BQ:96:ASP:CA	2.56	0.68
5:AE:132:PRO:O	5:AE:136:VAL:HG13	1.94	0.68
22:DA:2204:G:C2	22:DA:2205:A:C8	2.81	0.68
53:CA:1127:G:O2'	53:CA:1128:C:H5'	1.93	0.68
1:AA:430:A:H2'	1:AA:431:A:H8	1.59	0.68
4:AD:25:ARG:O	4:AD:26:ALA:CB	2.41	0.68
22:DA:784:G:N2	24:DC:227:VAL:HG21	2.08	0.68
53:CA:522:C:O4'	53:CA:536:C:H4'	1.93	0.68
22:DA:138:U:H2'	22:DA:140:C:H1'	1.74	0.68
22:DA:538:A:O2'	31:DJ:8:PRO:HG3	1.92	0.68
53:CA:737:C:OP1	6:CF:91:ARG:HB3	1.94	0.68
32:DK:71:ARG:CB	32:DK:72:PRO:CD	2.52	0.68
8:CH:17:GLN:OE1	8:CH:62:LEU:HB3	1.94	0.68

Continued on next page...

Continued from previous page...

Atom-1	Atom-2	Distance(Å)	Clash(Å)
38:DQ:8:ILE:O	38:DQ:8:ILE:HG12	1.91	0.68
22:DA:1032:A:C1'	52:D4:23:ILE:HD13	2.20	0.68
5:CE:79:THR:HA	5:CE:121:ASN:CG	2.14	0.68
5:CE:83:PRO:HB3	5:CE:96:GLN:HG2	1.75	0.68
36:BO:104:GLN:O	36:BO:107:ALA:HB3	1.93	0.68
14:AN:15:LEU:HD12	14:AN:53:ASP:HB2	1.76	0.68
22:DA:1722:A:H62	22:DA:1738:G:H1'	1.59	0.68
22:DA:1627:G:N2	22:DA:1628:G:C8	2.62	0.68
22:DA:962:G:H2'	22:DA:963:U:C6	2.29	0.68
22:BA:2154:A:H2'	22:BA:2155:U:O4'	1.92	0.68
29:DH:31:VAL:CB	29:DH:32:PRO:HD3	2.19	0.68
53:CA:751:U:H2'	53:CA:752:G:O4'	1.93	0.68
1:AA:1069:C:H4'	1:AA:1192:C:O2	1.94	0.68
12:AL:33:CYS:CA	12:AL:54:VAL:HA	2.24	0.68
3:CC:36:PHE:CE1	14:CN:91:GLU:HB3	2.29	0.68
35:DN:72:ASP:OD1	35:DN:75:ILE:HG23	1.94	0.68
29:DH:61:VAL:HG13	29:DH:62:LEU:N	2.08	0.68
47:BZ:26:LEU:O	47:BZ:37:ARG:NH1	2.26	0.68
26:DE:60:TRP:CE3	26:DE:62:GLN:HB2	2.29	0.68
2:AB:146:SER:C	2:AB:147:LEU:HD23	2.14	0.68
1:AA:125:U:H2'	1:AA:126:G:H5'	1.76	0.68
22:DA:1248:G:H2'	38:DQ:1:ALA:O	1.93	0.68
22:BA:2180:U:H2'	22:BA:2181:U:H5	1.57	0.68
1:AA:1247:U:O2'	1:AA:1248:A:H5'	1.94	0.68
38:BQ:97:ILE:HD11	38:BQ:105:PHE:CA	2.23	0.68
17:CQ:29:LYS:HE2	17:CQ:36:PHE:CE2	2.27	0.68
22:BA:2752:C:H2'	22:BA:2753:A:C8	2.29	0.68
25:DD:28:GLU:HA	25:DD:185:ASN:O	1.93	0.68
48:B0:27:LEU:HD23	48:B0:27:LEU:H	1.59	0.68
43:BV:44:HIS:HE1	43:BV:86:LEU:H	1.41	0.68
37:BP:13:LYS:HE3	37:BP:76:HIS:CA	2.18	0.68
22:DA:729:G:H3'	22:DA:730:A:H5''	1.75	0.68
22:DA:2215:C:HO2'	22:DA:2216:G:H8	1.42	0.68
22:DA:455:C:N3	22:DA:473:G:H4'	2.08	0.68
13:AM:79:LEU:CD2	13:AM:86:ARG:HB2	2.23	0.68
39:DR:39:LEU:HD23	39:DR:39:LEU:H	1.58	0.68
44:BW:30:VAL:H	44:BW:31:LEU:HD23	1.59	0.68
22:DA:2242:G:N7	22:DA:2243:U:C5	2.62	0.68
22:DA:513:A:C2	22:DA:514:A:C5	2.82	0.68
25:DD:149:ASN:O	25:DD:151:THR:N	2.26	0.68
20:CT:26:MET:CE	20:CT:30:PHE:HD1	2.07	0.68
1:AA:872:A:C2	1:AA:874:G:C6	2.81	0.68

Continued on next page...

Continued from previous page...

Atom-1	Atom-2	Distance(Å)	Clash(Å)
27:BF:37:MET:CE	27:BF:37:MET:HA	2.23	0.68
32:BK:7:MET:SD	32:BK:20:MET:HB2	2.34	0.68
35:BN:24:MET:HG2	35:BN:44:LEU:CD2	2.24	0.68
22:DA:228:C:H5'	22:DA:229:C:H5	1.58	0.68
44:DW:16:GLU:OE2	44:DW:16:GLU:HA	1.91	0.68
29:DH:59:ALA:HA	29:DH:63:ALA:HB3	1.75	0.68
28:DG:132:LEU:N	28:DG:132:LEU:HD12	2.07	0.68
56:CP:35:ARG:HH12	56:CP:38:PHE:HB3	1.58	0.68
22:DA:370:G:N1	22:DA:424:G:C5	2.62	0.68
1:AA:914:A:O2'	1:AA:915:A:C5'	2.42	0.68
1:AA:1001:C:H2'	1:AA:1002:G:H8	1.59	0.68
4:AD:55:ARG:HH12	4:AD:58:GLN:HG2	1.59	0.68
22:BA:308:G:O2'	22:BA:309:A:H5'	1.92	0.68
42:BU:42:LYS:N	42:BU:42:LYS:HD3	2.08	0.68
22:BA:62:U:H4'	22:BA:63:A:OP1	1.93	0.68
2:CB:9:LEU:H	2:CB:9:LEU:HD23	1.58	0.68
10:AJ:87:LEU:HD13	10:AJ:88:MET:N	2.07	0.68
22:BA:1402:U:H2'	22:BA:1403:A:O5'	1.94	0.68
28:BG:115:GLN:CD	28:BG:115:GLN:H	1.97	0.68
45:BX:5:GLN:HE21	45:BX:49:ARG:N	1.91	0.68
5:AE:154:ALA:HB1	8:AH:65:PHE:CE2	2.29	0.68
24:DC:79:ARG:HD3	24:DC:81:GLU:OE1	1.94	0.68
44:DW:18:LYS:HD3	44:DW:19:ARG:HG2	1.74	0.68
22:DA:101:A:HO2'	22:DA:102:U:P	2.16	0.68
46:DY:57:LEU:HD13	46:DY:60:LYS:HE3	1.74	0.68
22:DA:125:A:H5''	50:D2:19:ARG:HD3	1.76	0.68
22:DA:1535:A:H2'	22:DA:1535:A:N3	2.06	0.68
44:BW:42:THR:HG22	44:BW:43:LYS:HG2	1.74	0.68
22:BA:2353:G:O2'	44:BW:31:LEU:CD2	2.41	0.68
22:DA:528:A:N1	22:DA:2043:C:O5'	2.27	0.68
1:AA:258:G:O2'	1:AA:259:G:H5'	1.94	0.68
14:CN:60:ARG:NH2	14:CN:70:HIS:HB3	2.09	0.68
22:DA:623:C:H2'	22:DA:624:C:C6	2.28	0.68
10:AJ:10:LEU:CD1	10:AJ:98:VAL:HG12	2.23	0.68
22:DA:2699:C:H2'	22:DA:2700:A:H8	1.56	0.68
36:BO:111:ARG:HD3	36:BO:112:GLU:N	2.08	0.68
53:CA:181:A:H4'	53:CA:182:A:OP1	1.93	0.68
53:CA:70:U:H4'	53:CA:71:A:OP1	1.94	0.68
25:DD:20:VAL:CG1	25:DD:22:ILE:HG12	2.24	0.68
10:AJ:52:LEU:CD2	10:AJ:62:ARG:HG3	2.23	0.68
4:AD:145:ARG:HD2	4:AD:147:LYS:CE	2.24	0.68
22:BA:1082:U:H5'	30:BI:117:THR:O	1.94	0.68

Continued on next page...

Continued from previous page...

Atom-1	Atom-2	Distance(Å)	Clash(Å)
57:DB:42:C:H41	58:DF:87:LYS:NZ	1.91	0.68
35:BN:71:ARG:CG	35:BN:71:ARG:HH21	2.06	0.68
1:AA:121:U:OP2	1:AA:121:U:H4'	1.93	0.68
38:BQ:40:LYS:HA	38:BQ:43:GLN:CG	2.23	0.68
3:AC:112:ALA:HB2	3:AC:182:ASP:O	1.94	0.68
22:DA:24:G:C2'	22:DA:25:U:H5'	2.23	0.68
1:AA:238:A:H2'	1:AA:239:U:H5'	1.76	0.68
36:BO:49:VAL:HG21	36:BO:82:ALA:HA	1.74	0.68
12:CL:66:ILE:HD13	12:CL:73:LEU:HD12	1.76	0.68
8:AH:45:ILE:C	8:AH:63:LYS:HD2	2.14	0.68
33:BL:29:LYS:CG	33:BL:30:THR:HG23	2.24	0.68
22:DA:1817:G:C2'	22:DA:1818:U:H5'	2.24	0.68
24:DC:220:ARG:O	24:DC:223:ALA:HB3	1.94	0.68
9:AI:86:LEU:CD2	9:AI:93:LEU:HD22	2.23	0.68
12:CL:83:GLY:CA	12:CL:94:TYR:HA	2.17	0.68
39:BR:47:VAL:HG12	39:BR:47:VAL:O	1.93	0.68
10:AJ:35:GLN:HA	10:AJ:35:GLN:HE21	1.57	0.68
53:CA:1315:U:O4	19:CS:4:LEU:HG	1.94	0.68
53:CA:764:C:N4	53:CA:812:G:H1	1.91	0.68
5:CE:79:THR:HG23	5:CE:81:GLN:H	1.58	0.68
41:BT:39:THR:O	41:BT:39:THR:HG22	1.94	0.68
1:AA:1184:G:HO2'	1:AA:1185:G:H5'	1.59	0.68
22:DA:2804:U:O2'	22:DA:2805:C:H5'	1.94	0.68
55:CM:18:LEU:H	55:CM:18:LEU:HD12	1.58	0.68
55:CM:32:ILE:O	55:CM:32:ILE:HD13	1.93	0.68
19:AS:39:ILE:HD11	19:AS:70:LEU:HD23	1.76	0.68
12:CL:2:THR:O	12:CL:6:LEU:HD12	1.94	0.68
55:CM:2:ARG:NE	55:CM:8:ILE:HD11	2.08	0.68
22:BA:1253:A:H3'	22:BA:1254:A:C5'	2.24	0.68
22:DA:1471:G:H2'	22:DA:1472:C:H6	1.58	0.68
28:DG:43:LYS:O	28:DG:49:LEU:HD12	1.93	0.68
2:AB:202:ASN:ND2	2:AB:205:ALA:HB2	2.09	0.68
11:CK:82:GLU:HB2	11:CK:108:ASN:HB3	1.74	0.68
22:DA:983:A:O2'	22:DA:984:A:H5'	1.93	0.68
34:BM:46:ILE:HD12	34:BM:47:GLU:N	2.09	0.68
53:CA:1162:C:O2'	53:CA:1163:A:H5'	1.94	0.68
31:BJ:31:GLU:OE2	31:BJ:35:ARG:HD2	1.94	0.68
1:AA:701:U:O2	1:AA:701:U:H2'	1.93	0.68
53:CA:369:G:OP2	53:CA:388:G:N2	2.27	0.68
22:DA:1775:U:H2'	22:DA:1776:G:O5'	1.94	0.68
12:CL:46:SER:O	12:CL:47:ALA:HB2	1.94	0.68
22:DA:36:G:N1	22:DA:445:C:N4	2.42	0.68

Continued on next page...

Continued from previous page...

Atom-1	Atom-2	Distance(Å)	Clash(Å)
53:CA:429:U:C1'	53:CA:430:A:H5''	2.24	0.68
29:DH:93:SER:HB3	29:DH:121:VAL:CG2	2.18	0.68
9:AI:31:GLN:O	9:AI:32:ARG:HB2	1.94	0.68
9:AI:32:ARG:CG	9:AI:36:GLN:HB3	2.19	0.68
40:DS:32:ALA:HA	40:DS:35:ILE:CG1	2.22	0.68
20:AT:81:GLN:HA	20:AT:84:LYS:HB2	1.76	0.68
22:BA:2309:A:O2'	22:BA:2310:C:C5'	2.38	0.68
1:AA:684:U:H3	1:AA:706:A:H61	1.42	0.68
57:DB:83:G:OP1	47:DZ:16:LEU:HD21	1.94	0.68
11:AK:107:THR:HG22	11:AK:108:ASN:ND2	2.09	0.68
28:DG:126:THR:HG22	28:DG:127:GLN:N	2.03	0.68
58:DF:42:ALA:CB	58:DF:49:LEU:HD21	2.24	0.68
57:DB:115:A:H2'	57:DB:116:G:C8	2.28	0.68
27:BF:134:GLN:H	27:BF:134:GLN:NE2	1.92	0.68
53:CA:134:G:C2'	53:CA:135:C:H5'	2.24	0.68
54:CG:129:ASN:OD1	54:CG:134:VAL:HG11	1.94	0.68
22:DA:234:U:C5'	22:DA:234:U:H6	2.05	0.68
22:DA:364:C:H2'	22:DA:365:U:C6	2.28	0.68
22:BA:962:G:H2'	22:BA:963:U:C6	2.29	0.68
1:AA:176:C:H2'	1:AA:177:G:N3	2.09	0.68
3:AC:139:ASN:HA	3:AC:142:ARG:HB2	1.76	0.68
22:BA:242:G:OP2	51:B3:2:LYS:HE2	1.94	0.68
1:AA:107:G:C2'	1:AA:108:G:H5'	2.24	0.68
22:DA:1944:U:O4'	22:DA:1955:U:H1'	1.94	0.68
22:BA:438:G:O2'	22:BA:439:A:H5'	1.93	0.68
22:BA:22:C:H2'	22:BA:23:G:O5'	1.94	0.68
53:CA:775:G:C2'	53:CA:776:G:H5'	2.24	0.68
22:BA:2373:G:H2'	22:BA:2374:C:C6	2.28	0.68
5:AE:81:GLN:CG	5:AE:149:PRO:HG3	2.20	0.67
22:BA:587:C:N3	33:BL:33:ARG:NH2	2.42	0.67
22:DA:2205:A:O2'	22:DA:2206:C:H5'	1.94	0.67
22:DA:1345:C:H5''	22:DA:1396:U:O4	1.95	0.67
22:DA:1790:C:H4'	24:DC:207:ALA:HB1	1.76	0.67
22:DA:1062:G:OP1	22:DA:1070:A:H4'	1.94	0.67
30:DI:45:THR:CG2	30:DI:54:ILE:HD13	2.22	0.67
35:DN:98:LEU:CD2	48:D0:53:VAL:HG21	2.24	0.67
22:DA:1569:A:N1	22:DA:1570:A:C2	2.62	0.67
28:DG:139:VAL:HA	28:DG:142:GLN:CB	2.24	0.67
38:DQ:60:TRP:CH2	38:DQ:93:ILE:HB	2.29	0.67
38:DQ:79:ILE:C	38:DQ:79:ILE:HD13	2.14	0.67
22:BA:923:G:C2	44:BW:23:LYS:HE2	2.28	0.67
43:DV:72:VAL:HA	43:DV:92:VAL:O	1.93	0.67

Continued on next page...

Continued from previous page...

Atom-1	Atom-2	Distance(Å)	Clash(Å)
37:BP:25:VAL:N	37:BP:85:VAL:O	2.25	0.67
37:BP:87:ARG:NH2	37:BP:111:GLU:HG3	2.09	0.67
6:CF:2:ARG:HG2	6:CF:4:TYR:OH	1.95	0.67
22:DA:579:G:C8	22:DA:2017:U:C4	2.81	0.67
22:BA:1793:C:O2'	22:BA:1794:A:H5'	1.94	0.67
22:DA:188:G:C2'	22:DA:189:G:H5'	2.23	0.67
22:BA:1654:A:C1'	25:BD:118:PHE:CE1	2.77	0.67
22:DA:275:C:H2'	22:DA:276:U:O4'	1.94	0.67
20:CT:22:SER:O	20:CT:26:MET:HB2	1.93	0.67
22:DA:839:U:H2'	22:DA:840:C:H6	1.59	0.67
24:DC:99:GLU:HG2	24:DC:100:ARG:H	1.57	0.67
24:DC:99:GLU:HG2	24:DC:100:ARG:N	2.09	0.67
25:DD:139:SER:HB3	25:DD:142:VAL:CG2	2.21	0.67
1:AA:32:A:C2'	1:AA:33:A:C8	2.75	0.67
22:BA:1056:G:HO2'	22:BA:1086:A:H1'	1.59	0.67
18:AR:62:ARG:HD3	18:AR:69:TYR:CD2	2.29	0.67
1:AA:982:U:H4'	1:AA:983:A:C5'	2.25	0.67
39:DR:2:TYR:CD2	39:DR:42:ALA:HB2	2.25	0.67
55:CM:68:LEU:O	55:CM:72:ILE:HG22	1.94	0.67
25:DD:105:LYS:HA	25:DD:177:VAL:CG2	2.24	0.67
1:AA:1470:U:O2'	1:AA:1471:U:H5'	1.94	0.67
53:CA:162:A:H2'	53:CA:163:C:O4'	1.94	0.67
13:AM:10:ASP:OD1	13:AM:44:ILE:HD13	1.94	0.67
22:DA:1525:A:H2'	22:DA:1526:C:O4'	1.93	0.67
1:AA:47:C:H4'	1:AA:48:C:O5'	1.93	0.67
29:BH:104:THR:O	29:BH:104:THR:HG23	1.93	0.67
54:CG:75:LYS:HG3	54:CG:76:SER:N	2.08	0.67
34:DM:96:ILE:HD13	34:DM:102:LEU:HD11	1.77	0.67
14:AN:59:GLN:HE21	14:AN:59:GLN:N	1.91	0.67
53:CA:239:U:C5'	53:CA:239:U:H6	2.07	0.67
26:DE:112:LEU:HD13	26:DE:112:LEU:O	1.94	0.67
42:DU:7:ASP:O	42:DU:8:ASP:HB2	1.92	0.67
28:BG:82:PHE:CZ	28:BG:137:LYS:HB2	2.29	0.67
49:B1:8:ILE:HG22	49:B1:9:LYS:N	2.08	0.67
22:DA:2619:C:H4'	25:DD:156:PHE:O	1.95	0.67
1:AA:486:U:H6	1:AA:486:U:C5'	2.06	0.67
5:CE:104:ILE:HA	5:CE:122:VAL:CB	2.23	0.67
22:DA:1021:A:C2'	22:DA:1022:G:H4'	2.24	0.67
22:DA:1438:U:H5	22:DA:1552:A:N1	1.92	0.67
22:DA:1125:G:H4'	52:D4:37:GLN:NE2	2.09	0.67
53:CA:940:C:H5'	54:CG:101:ARG:HH22	1.58	0.67
22:DA:1268:A:H2'	22:DA:1269:A:O4'	1.95	0.67

Continued on next page...

Continued from previous page...

Atom-1	Atom-2	Distance(Å)	Clash(Å)
22:BA:244:A:C2	22:BA:255:A:C4	2.82	0.67
12:CL:19:ASN:H	12:CL:19:ASN:ND2	1.90	0.67
22:DA:2192:U:H2'	22:DA:2192:U:O2	1.93	0.67
1:AA:1196:A:HO2'	1:AA:1197:A:P	2.17	0.67
23:BB:70:C:O2'	23:BB:71:C:H5'	1.93	0.67
53:CA:51:A:H4'	53:CA:52:C:C5'	2.24	0.67
53:CA:1484:C:H2'	53:CA:1485:U:O4'	1.94	0.67
53:CA:1337:G:H5''	53:CA:1338:G:OP1	1.93	0.67
53:CA:1410:A:H2'	53:CA:1411:C:C6	2.29	0.67
22:BA:1161:C:H1'	39:BR:8:GLY:O	1.94	0.67
22:BA:1079:C:C4	22:BA:1088:A:H2	2.12	0.67
24:DC:79:ARG:C	24:DC:80:LEU:HD12	2.15	0.67
53:CA:1140:C:H2'	53:CA:1141:C:C5	2.30	0.67
12:CL:62:VAL:HG21	12:CL:94:TYR:CE2	2.29	0.67
22:DA:2752:C:C2'	22:DA:2753:A:H8	2.07	0.67
1:AA:263:A:H2'	1:AA:264:C:C6	2.29	0.67
22:DA:2062:A:H2'	22:DA:2062:A:N3	2.09	0.67
21:AU:35:GLU:O	21:AU:36:PHE:HB2	1.94	0.67
5:CE:135:VAL:O	5:CE:138:ALA:HB3	1.92	0.67
22:DA:1738:G:O2'	22:DA:1739:A:H8	1.75	0.67
10:AJ:51:VAL:CB	14:AN:80:ARG:HB2	2.22	0.67
30:DI:96:LYS:CE	30:DI:138:VAL:HG11	2.22	0.67
37:BP:33:GLU:CG	37:BP:34:GLY:N	2.58	0.67
22:DA:832:U:OP1	33:DL:39:LYS:N	2.26	0.67
32:DK:27:GLY:HA3	32:DK:30:ARG:CG	2.24	0.67
28:BG:15:ASP:CG	28:BG:16:VAL:N	2.47	0.67
22:BA:1676:A:C2	22:BA:1993:U:H5'	2.30	0.67
22:BA:2085:U:O2'	22:BA:2086:U:H5'	1.94	0.67
2:AB:202:ASN:HD21	2:AB:205:ALA:HB2	1.60	0.67
58:DF:34:THR:O	58:DF:35:LEU:HB2	1.94	0.67
13:AM:39:ALA:HB3	13:AM:42:VAL:HG22	1.75	0.67
22:BA:1688:U:O2	22:BA:1700:A:H5''	1.94	0.67
2:AB:63:LYS:HD3	2:AB:63:LYS:C	2.15	0.67
22:BA:1152:C:H3'	62:BA:3360:HOH:O	1.95	0.67
22:DA:2331:G:O2'	44:DW:40:ARG:HB3	1.94	0.67
35:DN:44:LEU:O	35:DN:48:VAL:HG23	1.95	0.67
42:DU:92:VAL:HG21	42:DU:101:THR:HG21	1.75	0.67
22:DA:120:U:H1'	22:DA:149:A:C8	2.29	0.67
53:CA:597:G:C2'	53:CA:598:U:H5'	2.20	0.67
22:DA:1199:U:H2'	22:DA:1200:C:C6	2.30	0.67
24:BC:245:THR:OG1	24:BC:249:VAL:HB	1.95	0.67
46:BY:6:LEU:O	46:BY:7:ARG:HB3	1.95	0.67

Continued on next page...

Continued from previous page...

Atom-1	Atom-2	Distance(Å)	Clash(Å)
22:DA:273:G:H2'	22:DA:274:C:C6	2.30	0.67
5:CE:55:VAL:O	5:CE:59:ILE:HG22	1.94	0.67
29:BH:67:ALA:HA	29:BH:138:VAL:CB	2.24	0.67
53:CA:1202:U:O2'	53:CA:1203:C:C5'	2.42	0.67
22:DA:2199:A:N3	22:DA:2200:C:C6	2.63	0.67
19:AS:30:LEU:O	19:AS:49:ALA:HB3	1.95	0.67
14:AN:2:LYS:HD3	14:AN:5:MET:CG	2.24	0.67
2:CB:110:ILE:HD13	2:CB:151:LYS:CA	2.21	0.67
4:AD:147:LYS:HE2	4:AD:147:LYS:H	1.58	0.67
18:AR:54:LEU:O	18:AR:58:ILE:HG13	1.94	0.67
22:BA:335:C:C5'	42:BU:81:ARG:HD3	2.24	0.67
3:CC:24:ASN:O	3:CC:28:PHE:HB2	1.94	0.67
35:DN:63:ARG:O	35:DN:67:PHE:HB2	1.94	0.67
22:BA:84:A:H62	22:BA:101:A:H2	1.42	0.67
2:CB:127:LYS:HE2	2:CB:136:ARG:NH2	2.09	0.67
24:BC:85:ASN:OD1	24:BC:85:ASN:N	2.28	0.67
28:DG:130:ILE:HG22	28:DG:132:LEU:HD11	1.75	0.67
3:AC:102:ILE:H	3:AC:102:ILE:HD12	1.60	0.67
14:AN:51:PRO:O	14:AN:52:ARG:CB	2.42	0.67
36:BO:57:ALA:O	36:BO:59:ALA:N	2.27	0.67
52:D4:10:LEU:HB2	52:D4:33:HIS:ND1	2.09	0.67
22:BA:1988:G:H2'	22:BA:1989:G:H5'	1.77	0.67
30:DI:37:PHE:CE1	30:DI:56:VAL:HG21	2.30	0.67
22:DA:2:G:C6	22:DA:3:U:C4	2.82	0.67
22:DA:2813:A:H2'	22:DA:2814:A:C8	2.30	0.67
22:BA:1159:U:O2'	22:BA:1160:G:H5'	1.93	0.67
5:AE:149:PRO:HA	5:AE:152:VAL:HG13	1.75	0.67
42:DU:14:THR:CG2	42:DU:15:GLY:H	2.07	0.67
21:CU:38:GLU:HA	21:CU:41:THR:OG1	1.95	0.67
43:DV:41:GLU:O	43:DV:42:LEU:HD23	1.94	0.67
8:CH:62:LEU:HD22	8:CH:62:LEU:N	2.09	0.67
4:AD:196:GLU:HA	4:AD:199:ILE:HG23	1.76	0.67
32:BK:71:ARG:CB	32:BK:72:PRO:CD	2.72	0.67
3:AC:131:ARG:O	3:AC:135:ARG:HG2	1.93	0.67
58:DF:110:ILE:HD13	58:DF:110:ILE:H	1.58	0.67
40:BS:51:LEU:O	40:BS:55:ILE:HG13	1.94	0.67
1:AA:1320:C:H41	19:AS:36:ARG:HG2	1.59	0.67
22:BA:1107:G:H2'	22:BA:1108:U:C6	2.29	0.67
53:CA:282:A:H2'	53:CA:283:U:C6	2.30	0.67
58:DF:28:PRO:CB	58:DF:168:LEU:HD11	2.24	0.67
58:DF:28:PRO:HB2	58:DF:168:LEU:HD11	1.75	0.67
31:BJ:25:LEU:CD2	31:BJ:25:LEU:C	2.62	0.67

Continued on next page...

Continued from previous page...

Atom-1	Atom-2	Distance(Å)	Clash(Å)
22:DA:127:A:C8	50:D2:46:LYS:HE3	2.29	0.67
1:AA:642:A:H2'	1:AA:643:C:H6	1.60	0.67
22:DA:2259:U:C4	22:DA:2427:C:N4	2.62	0.67
46:BY:18:LEU:HD13	46:BY:18:LEU:O	1.94	0.67
53:CA:345:C:H4'	53:CA:346:G:C5'	2.24	0.67
22:BA:1253:A:N7	62:BA:3332:HOH:O	2.26	0.67
22:DA:1906:G:C8	22:DA:1929:G:H2'	2.30	0.67
35:DN:22:ARG:HG3	35:DN:70:THR:HA	1.74	0.67
30:DI:132:ALA:CB	30:DI:137:LEU:HD12	2.25	0.67
53:CA:954:G:H1	53:CA:1228:C:N4	1.91	0.67
8:CH:37:ASN:HA	8:CH:48:PHE:HE1	1.58	0.67
1:AA:1064:G:H1'	1:AA:1066:C:C5	2.30	0.67
22:DA:1417:C:O2'	22:DA:1418:G:H5'	1.94	0.67
22:BA:836:G:H5''	22:BA:837:C:OP2	1.94	0.67
37:DP:105:LYS:HA	37:DP:108:ARG:NE	2.09	0.67
27:BF:121:PHE:HB3	27:BF:162:ASP:OD2	1.95	0.67
4:CD:170:LEU:HA	4:CD:182:LYS:HB2	1.77	0.67
22:DA:1029:A:H5''	22:DA:1030:C:OP2	1.94	0.67
36:BO:52:SER:OG	36:BO:54:VAL:HG12	1.95	0.67
31:DJ:86:GLN:O	31:DJ:87:ALA:CB	2.41	0.67
7:AG:114:SER:HB3	7:AG:117:LEU:HG	1.76	0.67
4:AD:7:LYS:HZ1	4:AD:21:LYS:HG3	1.58	0.67
22:DA:1695:G:H2'	22:DA:1696:G:O4'	1.95	0.67
22:DA:1055:G:C3'	22:DA:1056:G:H5'	2.25	0.67
22:DA:2886:A:H62	48:D0:39:ARG:HD3	1.58	0.67
35:DN:14:SER:C	35:DN:16:HIS:H	1.98	0.67
46:DY:17:GLU:OE1	46:DY:53:VAL:HB	1.94	0.67
22:DA:396:G:O2'	22:DA:397:U:C6	2.48	0.67
28:DG:138:GLN:HG2	28:DG:138:GLN:O	1.94	0.67
22:DA:140:C:H5'	22:DA:141:G:N2	2.10	0.67
22:DA:995:C:H5''	38:DQ:53:LYS:HG2	1.77	0.67
22:DA:251:A:H4'	33:DL:47:ARG:HH22	1.59	0.67
1:AA:1239:A:N6	1:AA:1299:A:N6	2.32	0.67
22:DA:2503:A:OP2	22:DA:2503:A:H3'	1.95	0.67
56:CP:4:ILE:HG21	56:CP:57:ILE:CD1	2.23	0.67
46:BY:7:ARG:HG3	46:BY:7:ARG:O	1.94	0.67
22:DA:1156:A:P	38:DQ:54:ARG:HE	2.18	0.67
53:CA:1296:C:C4	53:CA:1297:G:N2	2.63	0.67
4:AD:2:ARG:HH21	4:AD:114:ARG:HD3	1.59	0.67
34:BM:78:LEU:HD23	34:BM:79:ALA:N	2.10	0.67
58:DF:64:PRO:HA	58:DF:88:VAL:CG2	2.24	0.67
58:DF:65:LEU:HD23	58:DF:65:LEU:H	1.60	0.67

Continued on next page...

Continued from previous page...

Atom-1	Atom-2	Distance(Å)	Clash(Å)
37:BP:37:LYS:HG2	37:BP:37:LYS:O	1.94	0.67
32:BK:76:VAL:C	32:BK:77:ILE:HD12	2.15	0.67
33:BL:65:GLY:O	33:BL:66:PHE:HB3	1.94	0.67
2:CB:9:LEU:HD12	2:CB:11:ALA:C	2.15	0.67
26:DE:52:VAL:HG12	26:DE:74:LYS:HD3	1.76	0.67
38:DQ:64:ILE:HD11	38:DQ:95:ALA:HB3	1.77	0.67
22:BA:1970:A:H4'	22:BA:1971:U:O5'	1.94	0.67
27:BF:16:MET:O	27:BF:20:ASN:HA	1.95	0.67
22:BA:1515:A:H2'	22:BA:1516:G:O4'	1.95	0.67
1:AA:1427:C:C2'	1:AA:1428:A:H5'	2.25	0.67
58:DF:155:ILE:HD12	58:DF:155:ILE:N	2.09	0.67
38:BQ:94:LEU:HD23	39:BR:11:GLN:HB2	1.76	0.67
22:BA:1061:U:H3'	22:BA:1062:G:C5'	2.24	0.67
8:AH:48:PHE:O	8:AH:49:LYS:CB	2.42	0.67
4:AD:109:THR:HG23	4:AD:112:GLU:N	2.07	0.67
22:DA:915:C:O2	57:DB:100:G:H4'	1.95	0.67
22:DA:740:C:H5''	22:DA:1784:A:H3'	1.76	0.67
22:DA:1084:A:H2'	22:DA:1085:A:H5'	1.76	0.67
30:DI:11:GLN:OE1	30:DI:74:PRO:HG2	1.94	0.67
22:DA:216:A:HO2'	22:DA:217:A:H8	1.36	0.67
39:BR:49:ILE:CG1	39:BR:51:VAL:O	2.43	0.67
22:DA:2746:U:C2'	22:DA:2747:G:H5'	2.25	0.67
49:B1:8:ILE:HG23	49:B1:51:ALA:CA	2.17	0.67
38:DQ:26:ALA:HB1	38:DQ:30:VAL:HB	1.77	0.67
22:DA:2074:U:HO2'	22:DA:2075:U:H5'	1.60	0.67
33:DL:111:ILE:HA	33:DL:128:THR:OG1	1.94	0.67
29:DH:5:LEU:O	29:DH:6:LEU:HD12	1.95	0.67
53:CA:87:C:O2'	53:CA:88:U:C4'	2.43	0.67
1:AA:994:A:N7	1:AA:1216:A:H4'	2.10	0.67
2:CB:150:ILE:HD11	2:CB:153:MET:HE1	1.77	0.67
1:AA:370:C:O2'	1:AA:371:A:H5'	1.95	0.67
22:DA:1014:A:O2'	22:DA:1015:U:H5'	1.94	0.67
9:CI:10:ARG:HG3	9:CI:14:SER:O	1.94	0.67
38:BQ:39:ILE:O	38:BQ:43:GLN:HG2	1.95	0.67
26:BE:127:GLU:H	26:BE:127:GLU:CD	1.97	0.67
3:AC:59:PRO:O	3:AC:62:SER:HB3	1.93	0.67
22:BA:1486:U:O2'	22:BA:1487:U:H5'	1.94	0.67
22:BA:2346:A:H3'	22:BA:2347:C:H5''	1.77	0.67
22:BA:1063:G:O2'	22:BA:1064:C:O4'	2.11	0.67
45:BX:5:GLN:NE2	45:BX:49:ARG:H	1.91	0.67
41:DT:40:LYS:O	41:DT:43:ILE:HG22	1.93	0.67
41:DT:43:ILE:CG2	41:DT:58:VAL:HG11	2.24	0.67

Continued on next page...

Continued from previous page...

Atom-1	Atom-2	Distance(Å)	Clash(Å)
4:AD:33:ILE:O	4:AD:34:GLU:CB	2.42	0.67
53:CA:372:C:O2'	53:CA:373:A:P	2.52	0.67
2:AB:32:GLY:HA3	2:AB:39:ILE:N	2.09	0.67
22:DA:1080:A:H5'	30:DI:133:ARG:HH21	1.60	0.67
22:DA:300:A:H1'	22:DA:333:G:H21	1.58	0.67
22:DA:1360:G:H2'	22:DA:1361:G:C5'	2.23	0.67
22:DA:216:A:O2'	22:DA:217:A:C8	2.48	0.67
37:DP:86:LYS:N	37:DP:86:LYS:HZ3	1.93	0.67
45:BX:38:TRP:NE1	45:BX:40:GLU:HB2	2.10	0.67
22:BA:1490:A:H5'	22:BA:1491:G:OP2	1.93	0.67
14:CN:8:ARG:HD2	14:CN:12:ARG:CZ	2.24	0.67
25:DD:151:THR:HG22	25:DD:152:PRO:HD3	1.76	0.67
41:BT:39:THR:HB	41:BT:42:GLU:CB	2.24	0.67
2:AB:112:ARG:O	2:AB:116:LEU:HD23	1.95	0.67
6:AF:4:TYR:CE2	6:AF:71:ILE:HG12	2.29	0.67
53:CA:251:G:H21	53:CA:253:A:H62	1.41	0.67
22:DA:1739:A:H2'	22:DA:1740:G:H8	1.59	0.67
53:CA:14:U:H2'	53:CA:16:A:OP2	1.94	0.67
2:CB:159:ALA:HA	2:CB:180:ILE:HG22	1.77	0.67
22:BA:1585:C:O2'	22:BA:1586:A:H5'	1.94	0.67
53:CA:754:C:H2'	53:CA:754:C:O2	1.94	0.67
36:DO:7:ARG:HA	36:DO:10:ARG:NH2	2.10	0.67
28:DG:93:TYR:N	28:DG:93:TYR:CD2	2.63	0.67
14:CN:86:ALA:O	14:CN:91:GLU:HB2	1.95	0.67
29:DH:41:LYS:N	29:DH:44:ILE:HG23	2.10	0.67
22:DA:2531:A:H5''	28:DG:156:TYR:OH	1.94	0.67
31:DJ:58:ASN:OD1	31:DJ:127:GLY:HA2	1.95	0.67
22:DA:2348:U:O2'	22:DA:2349:G:O4'	2.12	0.67
19:CS:38:THR:CA	19:CS:69:LYS:HD3	2.24	0.67
27:BF:107:VAL:N	27:BF:108:PRO:CD	2.58	0.67
53:CA:305:G:H5'	53:CA:306:A:OP1	1.95	0.67
7:AG:69:ARG:CD	7:AG:95:ARG:HG2	2.25	0.67
53:CA:39:G:H2'	53:CA:40:C:H6	1.60	0.67
13:AM:40:GLU:HG3	13:AM:41:ASP:H	1.59	0.67
22:BA:132:G:O2'	22:BA:133:U:H5'	1.95	0.67
15:AO:68:TYR:O	15:AO:71:ARG:HG2	1.94	0.67
33:BL:132:ARG:HA	33:BL:142:ILE:HD11	1.77	0.67
22:DA:1342:A:N6	22:DA:1397:U:C5	2.63	0.67
22:DA:2384:U:H3'	22:DA:2386:A:OP2	1.95	0.67
22:DA:740:C:C5'	22:DA:1784:A:H3'	2.25	0.67
2:AB:40:ILE:HD13	2:AB:201:GLY:CA	2.13	0.67
22:DA:2744:G:N2	22:DA:2745:C:C2	2.63	0.67

Continued on next page...

Continued from previous page...

Atom-1	Atom-2	Distance(Å)	Clash(Å)
34:DM:71:LYS:HB3	34:DM:93:VAL:O	1.95	0.67
41:BT:29:THR:HA	41:BT:86:THR:N	2.09	0.67
31:DJ:89:PHE:CE2	31:DJ:100:VAL:HG11	2.30	0.67
40:DS:84:ARG:HB3	40:DS:96:ILE:HG23	1.76	0.67
8:CH:76:ARG:HD3	8:CH:77:VAL:H	1.59	0.67
22:DA:578:G:H21	22:DA:1252:G:N2	1.92	0.67
53:CA:974:A:O2'	53:CA:975:A:P	2.52	0.67
1:AA:921:U:H2'	1:AA:922:G:O4'	1.95	0.67
53:CA:577:G:C4	53:CA:816:A:C2	2.83	0.67
10:AJ:10:LEU:HB3	10:AJ:18:ILE:HD11	1.76	0.67
47:DZ:6:ILE:O	47:DZ:34:THR:HA	1.95	0.67
22:BA:1941:C:H2'	22:BA:1942:C:C6	2.30	0.67
57:DB:41:G:H3'	57:DB:42:C:C5'	2.23	0.67
22:DA:804:A:H2'	22:DA:806:C:C4	2.30	0.67
28:DG:84:LYS:N	28:DG:84:LYS:HD3	2.09	0.67
42:DU:42:LYS:HD3	42:DU:57:ILE:CD1	2.25	0.67
35:DN:74:GLU:O	35:DN:77:ALA:HB3	1.94	0.67
22:DA:836:G:C6	22:DA:837:C:N3	2.63	0.67
29:DH:72:ILE:HD11	29:DH:141:LYS:N	2.08	0.67
2:CB:212:TYR:CD2	2:CB:215:ALA:HB3	2.30	0.67
9:AI:37:TYR:CD2	9:AI:38:PHE:HD2	2.12	0.67
2:CB:86:CYS:HB2	2:CB:88:GLN:OE1	1.94	0.67
12:CL:42:LYS:CD	12:CL:43:LYS:NZ	2.57	0.67
53:CA:1283:U:O2'	53:CA:1284:C:C5'	2.42	0.67
16:AP:5:ARG:HA	16:AP:68:SER:OG	1.95	0.67
30:DI:55:PRO:HG2	30:DI:70:THR:HG23	1.77	0.67
22:DA:2832:U:H5''	22:DA:2834:G:H5'	1.76	0.67
35:DN:34:ILE:HD12	35:DN:44:LEU:HD21	1.77	0.67
22:DA:2880:C:H1'	35:DN:93:GLY:N	2.09	0.67
41:DT:39:THR:HG21	41:DT:42:GLU:CB	2.19	0.67
2:AB:42:LEU:HG	2:AB:43:GLU:N	2.10	0.67
18:CR:32:ILE:HG13	18:CR:32:ILE:O	1.95	0.67
22:DA:2014:A:H5'	40:DS:94:ASP:OD2	1.95	0.67
22:DA:1308:A:H2'	22:DA:1309:G:O4'	1.95	0.67
22:DA:1255:U:H5'	22:DA:2502:G:N2	2.08	0.67
53:CA:1213:A:O2'	53:CA:1214:C:H5''	1.94	0.67
55:CM:100:ARG:NH2	55:CM:102:LYS:HD3	2.10	0.67
1:AA:1080:A:OP1	5:AE:51:LYS:HE3	1.95	0.67
1:AA:693:G:H2'	1:AA:694:A:H5'	1.75	0.67
53:CA:172:A:C5	53:CA:174:A:N7	2.63	0.67
22:DA:1654:A:HO2'	22:DA:1655:A:H8	0.76	0.67
42:DU:58:VAL:HG11	42:DU:60:LYS:HG2	1.76	0.67

Continued on next page...

Continued from previous page...

Atom-1	Atom-2	Distance(Å)	Clash(Å)
54:CG:100:MET:O	54:CG:104:VAL:HG13	1.94	0.67
1:AA:439:U:O2'	1:AA:440:C:C5'	2.43	0.67
11:CK:18:GLY:O	11:CK:81:LEU:HA	1.95	0.67
20:AT:32:LYS:O	20:AT:35:TYR:CD2	2.48	0.67
25:BD:110:THR:CG2	25:BD:171:THR:HG22	2.24	0.67
22:BA:2188:U:H2'	22:BA:2189:U:C6	2.30	0.67
44:BW:9:THR:OG1	44:BW:10:ARG:N	2.25	0.67
22:DA:2141:G:H2'	22:DA:2142:A:C8	2.30	0.67
34:BM:53:MET:HE2	34:BM:120:ALA:CB	2.25	0.67
53:CA:513:C:H2'	53:CA:514:C:C6	2.30	0.67
52:D4:3:VAL:O	52:D4:4:ARG:HB2	1.95	0.67
38:DQ:64:ILE:CD1	38:DQ:95:ALA:HB3	2.25	0.67
22:BA:77:G:OP1	46:BY:52:ARG:HD3	1.95	0.67
12:AL:82:ARG:HG3	12:AL:82:ARG:O	1.94	0.67
51:D3:39:ARG:O	51:D3:43:LEU:HD13	1.95	0.67
22:BA:151:C:H5'	22:BA:1360:G:OP1	1.95	0.67
40:DS:80:PRO:HD2	40:DS:100:THR:OG1	1.95	0.67
49:B1:29:LYS:HD2	49:B1:31:GLU:OE1	1.94	0.67
46:BY:39:GLN:HG3	46:BY:42:LEU:HD22	1.76	0.67
24:BC:69:ASN:O	24:BC:70:LYS:HB2	1.94	0.67
38:BQ:91:ARG:HH21	38:BQ:93:ILE:HD13	1.58	0.66
5:AE:148:SER:O	5:AE:152:VAL:HG13	1.95	0.66
22:DA:1062:G:H2'	22:DA:1070:A:OP1	1.95	0.66
22:DA:1070:A:H61	30:DI:8:VAL:CG1	2.07	0.66
22:DA:1204:A:H4'	22:DA:1205:A:O5'	1.91	0.66
22:DA:300:A:H1'	22:DA:333:G:H22	1.59	0.66
45:DX:13:THR:HA	45:DX:27:ARG:HA	1.77	0.66
39:BR:49:ILE:HG21	39:BR:53:PHE:N	2.10	0.66
53:CA:1096:C:O2'	53:CA:1097:C:H5'	1.95	0.66
8:AH:28:SER:HB2	8:AH:58:LEU:CB	2.19	0.66
44:BW:18:LYS:HA	44:BW:36:ILE:CD1	2.24	0.66
29:DH:92:GLY:O	29:DH:121:VAL:HG11	1.95	0.66
22:BA:1498:C:O2'	22:BA:1499:C:C5'	2.44	0.66
17:AQ:80:LYS:HZ2	17:AQ:80:LYS:HB2	1.59	0.66
53:CA:1361:G:H2'	53:CA:1362:A:C5'	2.25	0.66
1:AA:1398:A:H8	1:AA:1398:A:H5''	1.60	0.66
29:BH:137:GLU:HG3	29:BH:138:VAL:N	2.10	0.66
53:CA:182:A:O2'	53:CA:183:C:H2'	1.95	0.66
53:CA:104:G:C2	53:CA:105:G:C8	2.83	0.66
2:AB:13:VAL:CG2	2:AB:207:ARG:HH22	2.08	0.66
16:AP:54:LEU:HD22	16:AP:80:LYS:HG3	1.75	0.66
22:BA:1019:U:H3	22:BA:1142:A:H62	1.40	0.66

Continued on next page...

Continued from previous page...

Atom-1	Atom-2	Distance(Å)	Clash(Å)
36:DO:62:LEU:CD1	36:DO:65:THR:HG23	2.26	0.66
22:DA:184:C:H2'	22:DA:185:G:H8	1.58	0.66
24:DC:106:PRO:HB3	24:DC:141:HIS:HE1	1.58	0.66
29:DH:143:ILE:O	29:DH:144:VAL:HG13	1.96	0.66
2:AB:99:MET:HA	2:AB:106:VAL:HG21	1.75	0.66
1:AA:1055:A:H1'	3:AC:155:ARG:NH2	2.10	0.66
22:BA:475:C:O2'	22:BA:476:G:H5'	1.95	0.66
11:CK:107:THR:HG22	11:CK:108:ASN:HB2	1.78	0.66
22:BA:1858:A:O2'	22:BA:1859:U:C5'	2.42	0.66
55:CM:106:ARG:HA	55:CM:110:GLY:O	1.95	0.66
13:AM:13:HIS:HB3	13:AM:41:ASP:HA	1.77	0.66
22:DA:2884:U:H2'	22:DA:2885:G:C8	2.30	0.66
53:CA:240:G:H5''	53:CA:240:G:H8	1.58	0.66
22:DA:1813:G:C2	24:DC:49:THR:HB	2.30	0.66
1:AA:1503:A:C8	1:AA:1531:A:H1'	2.29	0.66
46:DY:1:MET:H1	46:DY:1:MET:HE2	1.60	0.66
46:DY:49:ASP:HA	46:DY:52:ARG:HD2	1.76	0.66
22:DA:53:A:H2'	22:DA:54:G:H5'	1.77	0.66
53:CA:1159:U:H5	53:CA:1182:G:HO2'	1.42	0.66
53:CA:498:A:H5''	53:CA:499:A:OP1	1.96	0.66
22:DA:478:A:C2	22:DA:480:A:C4	2.84	0.66
58:DF:103:ILE:N	58:DF:103:ILE:HD12	2.10	0.66
53:CA:199:A:O2'	53:CA:200:G:C5'	2.44	0.66
22:DA:838:C:C2'	22:DA:839:U:H5'	2.25	0.66
32:DK:107:LEU:HD23	32:DK:107:LEU:C	2.16	0.66
53:CA:15:G:H2'	53:CA:16:A:C8	2.31	0.66
6:AF:52:ASN:O	6:AF:53:LYS:HB3	1.94	0.66
22:DA:1965:C:H5''	22:DA:1965:C:H6	1.59	0.66
26:DE:119:ILE:HG13	26:DE:119:ILE:O	1.94	0.66
22:DA:2666:C:H2'	22:DA:2667:C:C5'	2.25	0.66
28:DG:112:VAL:HG13	28:DG:150:TYR:CE1	2.23	0.66
58:DF:28:PRO:HG2	58:DF:168:LEU:HD11	1.77	0.66
6:CF:11:HIS:CD2	6:CF:54:LEU:CD2	2.77	0.66
39:DR:82:HIS:O	39:DR:82:HIS:CG	2.47	0.66
37:DP:92:ARG:HG2	37:DP:92:ARG:O	1.93	0.66
24:DC:140:VAL:HG23	24:DC:141:HIS:H	1.58	0.66
22:BA:2579:C:H2'	22:BA:2580:U:H5'	1.77	0.66
44:BW:37:VAL:HG13	44:BW:55:ASP:C	2.15	0.66
30:DI:104:GLN:HA	30:DI:107:GLU:HB3	1.77	0.66
6:AF:11:HIS:CD2	6:AF:13:ASP:H	2.09	0.66
22:BA:1248:G:O2'	38:BQ:2:ARG:HA	1.95	0.66
40:DS:50:VAL:O	40:DS:53:SER:HB3	1.95	0.66

Continued on next page...

Continued from previous page...

Atom-1	Atom-2	Distance(Å)	Clash(Å)
2:AB:22:TRP:HA	2:AB:188:THR:O	1.95	0.66
22:DA:1856:U:H3	22:DA:1886:U:H3	1.43	0.66
53:CA:629:A:H2'	53:CA:630:A:O4'	1.94	0.66
22:BA:1624:U:H2'	22:BA:1625:C:H6	1.59	0.66
22:BA:2038:G:H2'	22:BA:2039:U:O4'	1.95	0.66
22:BA:2402:U:H2'	22:BA:2403:C:OP2	1.95	0.66
53:CA:738:C:C4	53:CA:739:C:C5	2.83	0.66
15:AO:18:ALA:O	15:AO:19:ASN:HB2	1.95	0.66
22:BA:2473:U:O2	22:BA:2473:U:H2'	1.94	0.66
35:BN:8:ARG:HD2	35:BN:43:GLU:HG3	1.77	0.66
40:DS:86:MET:SD	40:DS:87:PRO:HD2	2.35	0.66
38:BQ:63:ARG:NH2	38:BQ:96:ASP:N	2.37	0.66
33:BL:94:THR:HG22	33:BL:95:LEU:N	2.10	0.66
41:DT:13:ALA:O	41:DT:32:LEU:HB2	1.95	0.66
46:DY:23:ARG:O	46:DY:27:ASN:HB2	1.96	0.66
26:DE:147:LEU:HB3	26:DE:186:VAL:HG23	1.76	0.66
22:DA:1081:U:OP1	30:DI:126:ARG:HD2	1.96	0.66
45:DX:2:ARG:NH2	45:DX:32:LEU:HD23	2.01	0.66
22:DA:2752:C:H2'	22:DA:2753:A:H8	1.53	0.66
3:CC:110:LEU:CD2	3:CC:203:LYS:HD2	2.13	0.66
38:DQ:91:ARG:HG3	39:DR:11:GLN:NE2	2.10	0.66
4:AD:89:LEU:HD21	4:AD:199:ILE:CD1	2.24	0.66
4:AD:86:GLY:O	4:AD:89:LEU:HB3	1.95	0.66
22:BA:2311:A:O3'	22:BA:2312:U:C6	2.48	0.66
11:AK:39:ASN:O	11:AK:40:ALA:HB3	1.95	0.66
32:DK:18:ARG:HB2	32:DK:45:GLU:HB2	1.77	0.66
53:CA:86:G:H1'	53:CA:87:C:O5'	1.96	0.66
20:CT:30:PHE:CE2	20:CT:52:GLU:HG2	2.29	0.66
22:DA:2202:U:H5''	22:DA:2203:U:OP1	1.95	0.66
22:DA:1655:A:H5'	25:DD:118:PHE:CD1	2.29	0.66
57:DB:91:C:H2'	57:DB:92:C:C6	2.30	0.66
53:CA:1453:G:N3	53:CA:1453:G:H2'	2.09	0.66
22:DA:2299:U:O2'	22:DA:2300:C:C6	2.46	0.66
54:CG:11:ILE:CD1	54:CG:24:LYS:HB2	2.24	0.66
22:BA:962:G:H2'	22:BA:963:U:H6	1.61	0.66
20:AT:53:MET:HE1	20:AT:57:VAL:HG21	1.76	0.66
22:DA:2104:C:O2	22:DA:2105:U:H5	1.79	0.66
1:AA:113:G:H2'	1:AA:114:U:C6	2.31	0.66
24:DC:72:GLY:O	24:DC:73:ILE:HD13	1.94	0.66
44:BW:37:VAL:C	44:BW:38:ARG:CG	2.61	0.66
22:DA:2020:A:H5'	48:D0:8:THR:HG22	1.76	0.66
22:DA:170:U:C6	22:DA:171:U:H5	2.13	0.66

Continued on next page...

Continued from previous page...

Atom-1	Atom-2	Distance(Å)	Clash(Å)
15:AO:16:ARG:HD3	15:AO:20:ASP:OD2	1.95	0.66
14:AN:88:MET:HE3	14:AN:97:LYS:HD2	1.77	0.66
22:BA:789:A:OP1	22:BA:790:U:H5	1.77	0.66
4:AD:61:ARG:NH2	4:AD:67:LEU:HD23	2.10	0.66
19:CS:28:LYS:O	19:CS:30:LEU:HD12	1.93	0.66
26:BE:152:GLU:O	26:BE:153:LEU:HG	1.95	0.66
53:CA:1467:C:H2'	53:CA:1468:A:H8	1.59	0.66
48:B0:16:ARG:HG2	48:B0:19:ASP:OD1	1.95	0.66
22:BA:1842:G:H2'	22:BA:1843:C:C6	2.31	0.66
25:BD:182:ALA:C	25:BD:184:ARG:N	2.46	0.66
27:BF:169:LEU:HD12	27:BF:169:LEU:N	2.11	0.66
28:BG:163:TYR:O	28:BG:164:ALA:CB	2.42	0.66
5:AE:155:LYS:HD2	5:AE:156:ARG:N	2.10	0.66
22:DA:1815:A:H1'	22:DA:1817:G:N7	2.11	0.66
22:DA:2798:U:H5'	22:DA:2800:A:C5	2.30	0.66
22:DA:2346:A:C3'	22:DA:2347:C:H5''	2.12	0.66
48:D0:39:ARG:O	48:D0:40:HIS:HB2	1.94	0.66
22:DA:64:A:P	41:DT:77:ARG:HG2	2.35	0.66
46:DY:53:VAL:O	46:DY:57:LEU:HB2	1.95	0.66
24:BC:161:VAL:HG12	24:BC:161:VAL:O	1.94	0.66
51:B3:31:ILE:O	51:B3:35:LYS:HE3	1.95	0.66
39:BR:39:LEU:HA	39:BR:49:ILE:HG21	1.77	0.66
38:DQ:93:ILE:O	38:DQ:96:ASP:HB3	1.95	0.66
21:CU:38:GLU:CA	21:CU:40:PRO:HD2	2.25	0.66
43:DV:69:GLU:OE1	43:DV:71:LYS:HG3	1.96	0.66
22:DA:529:A:C8	22:DA:2023:C:N4	2.63	0.66
10:CJ:52:LEU:HD21	10:CJ:59:LYS:HA	1.77	0.66
53:CA:543:U:O2'	53:CA:544:G:H5'	1.95	0.66
41:DT:50:LEU:CD2	41:DT:51:PHE:HD1	2.08	0.66
2:AB:116:LEU:HD12	2:AB:140:LEU:CD1	2.22	0.66
36:BO:105:ALA:O	36:BO:106:LEU:HB3	1.95	0.66
27:BF:7:TYR:HD2	27:BF:11:VAL:HG11	1.60	0.66
56:CP:1:MET:CA	56:CP:1:MET:CE	2.73	0.66
1:AA:1157:A:C5	1:AA:1180:A:C6	2.83	0.66
53:CA:120:A:O2'	53:CA:121:U:H4'	1.95	0.66
57:DB:38:C:H4'	36:DO:100:HIS:NE2	2.10	0.66
22:DA:158:U:H1'	22:DA:169:G:N2	2.10	0.66
22:DA:2900:A:C5	22:DA:2901:C:C5	2.84	0.66
1:AA:307:C:H5''	1:AA:308:C:OP2	1.95	0.66
42:BU:73:ASN:O	42:BU:75:ALA:N	2.27	0.66
53:CA:259:G:O2'	53:CA:260:G:H5'	1.95	0.66
26:BE:145:ASP:HB3	26:BE:184:ASP:HB2	1.76	0.66

Continued on next page...

Continued from previous page...

Atom-1	Atom-2	Distance(Å)	Clash(Å)
22:DA:546:U:H5'	22:DA:547:A:OP1	1.95	0.66
19:CS:49:ALA:HB1	19:CS:56:HIS:HB3	1.75	0.66
37:BP:4:ILE:HG22	37:BP:5:LYS:H	1.59	0.66
5:AE:96:GLN:HE21	5:AE:97:PRO:HD2	1.60	0.66
33:BL:127:VAL:HG23	33:BL:131:ALA:CB	2.26	0.66
11:CK:40:ALA:O	11:CK:41:LEU:HD23	1.95	0.66
22:DA:2212:A:N7	22:DA:2214:C:N4	2.44	0.66
44:BW:19:ARG:HA	44:BW:34:SER:HA	1.78	0.66
18:CR:71:ASP:CB	21:CU:3:ILE:HD11	2.25	0.66
22:DA:2612:C:H5''	22:DA:2613:U:OP1	1.94	0.66
45:BX:38:TRP:HE1	45:BX:40:GLU:HB2	1.61	0.66
17:AQ:80:LYS:N	17:AQ:80:LYS:HD3	2.11	0.66
33:DL:116:VAL:HG13	33:DL:117:THR:H	1.60	0.66
22:BA:1603:A:OP1	62:BA:3411:HOH:O	2.13	0.66
41:BT:7:LEU:HD21	41:BT:42:GLU:OE2	1.95	0.66
58:DF:103:ILE:O	58:DF:103:ILE:HG22	1.95	0.66
58:DF:48:LEU:HG	58:DF:49:LEU:CD2	2.25	0.66
22:DA:1627:G:C2	22:DA:1628:G:N7	2.63	0.66
9:CI:59:LYS:HG2	9:CI:60:LEU:HG	1.76	0.66
53:CA:1295:U:H2'	53:CA:1296:C:H6	1.60	0.66
22:DA:672:C:H5'	22:DA:672:C:C6	2.28	0.66
28:DG:120:ILE:CG1	28:DG:140:ILE:HG22	2.25	0.66
22:DA:2869:G:H2'	22:DA:2870:C:C6	2.30	0.66
24:BC:79:ARG:NH2	24:BC:92:LEU:CD2	2.58	0.66
3:AC:133:MET:HB3	3:AC:150:VAL:CG2	2.25	0.66
22:BA:26:G:H1'	22:BA:514:A:N6	2.10	0.66
45:DX:69:GLU:O	45:DX:70:LEU:HB2	1.95	0.66
22:BA:1820:U:C2	24:BC:200:MET:HG3	2.31	0.66
4:AD:160:LEU:HD22	4:AD:160:LEU:N	2.10	0.66
22:BA:2573:C:OP1	62:BA:3710:HOH:O	2.13	0.66
1:AA:1063:C:H2'	1:AA:1064:G:C8	2.31	0.66
22:DA:30:G:H2'	22:DA:31:C:O4'	1.95	0.66
22:BA:1681:G:O2'	22:BA:1762:A:H1'	1.96	0.66
55:CM:28:ARG:O	55:CM:28:ARG:HD2	1.94	0.66
22:BA:1045:C:C3'	22:BA:1046:A:H5'	2.25	0.66
22:DA:955:U:OP1	34:DM:86:LYS:HE3	1.95	0.66
1:AA:633:G:H2'	1:AA:634:C:H6	1.60	0.66
33:BL:99:ASN:OD1	62:BL:202:HOH:O	2.12	0.66
37:BP:50:ARG:HH21	37:BP:51:ASN:HA	1.59	0.66
22:BA:995:C:C6	22:BA:995:C:H5'	2.30	0.66
34:BM:36:VAL:HG12	34:BM:127:LYS:O	1.96	0.66
27:BF:35:LEU:HD23	27:BF:153:ILE:CG2	2.25	0.66

Continued on next page...

Continued from previous page...

Atom-1	Atom-2	Distance(Å)	Clash(Å)
26:DE:109:LEU:O	26:DE:112:LEU:HB3	1.96	0.66
22:DA:1071:G:O2'	22:DA:1072:C:H5'	1.94	0.66
42:DU:96:LYS:O	42:DU:97:SER:HB3	1.95	0.66
17:AQ:18:LYS:C	17:AQ:47:ASP:OD2	2.34	0.66
17:AQ:55:GLY:HA3	17:AQ:82:VAL:HG11	1.76	0.66
4:AD:84:ASN:HD22	4:AD:87:GLU:HG2	1.60	0.66
11:AK:22:ILE:HG13	11:AK:22:ILE:O	1.93	0.66
29:BH:96:THR:HG23	29:BH:96:THR:O	1.95	0.66
53:CA:149:A:C2	53:CA:150:U:C2	2.84	0.66
22:DA:2199:A:C4	22:DA:2200:C:C6	2.84	0.66
40:BS:4:ILE:HG22	40:BS:106:VAL:HG13	1.76	0.66
22:DA:2414:G:H2'	22:DA:2415:G:H5'	1.78	0.66
22:DA:946:C:O2'	22:DA:947:A:H8	1.73	0.66
20:CT:60:GLN:CB	20:CT:65:LEU:HD12	2.23	0.66
57:DB:7:G:O2'	36:DO:27:VAL:HG11	1.95	0.66
22:BA:2540:C:H2'	22:BA:2541:A:C5'	2.25	0.66
35:DN:73:ASN:O	35:DN:76:VAL:HG22	1.95	0.66
33:DL:23:ILE:HD12	33:DL:23:ILE:N	2.10	0.66
17:AQ:45:VAL:HG21	17:AQ:60:ILE:HD11	1.77	0.66
20:AT:24:ARG:O	20:AT:28:ARG:HG2	1.95	0.66
22:BA:224:U:H2'	22:BA:225:C:O5'	1.94	0.66
22:DA:424:G:O2'	22:DA:425:G:H5'	1.96	0.66
44:BW:9:THR:CG2	44:BW:10:ARG:HH11	2.09	0.66
32:BK:88:ASN:HD22	32:BK:90:ASN:H	1.44	0.66
22:BA:1416:G:O2'	22:BA:1417:C:O5'	2.14	0.66
53:CA:464:U:O4	53:CA:466:A:H4'	1.95	0.66
22:DA:1586:A:H2'	22:DA:1587:G:H8	1.60	0.66
22:DA:518:G:H2'	22:DA:519:U:C6	2.31	0.66
36:DO:94:ARG:HD2	36:DO:97:PHE:O	1.96	0.66
13:AM:88:LEU:HD23	13:AM:91:ARG:HH21	1.61	0.66
3:AC:144:GLY:O	3:AC:145:ALA:HB3	1.96	0.66
22:BA:706:A:OP1	24:BC:6:LYS:HE3	1.96	0.66
53:CA:1285:A:O2'	53:CA:1286:U:H5'	1.96	0.66
22:DA:781:A:C5'	22:DA:782:A:OP1	2.44	0.66
35:DN:97:ILE:HG13	35:DN:98:LEU:H	1.60	0.66
12:CL:89:LEU:O	12:CL:92:VAL:HG23	1.96	0.66
22:DA:108:G:H2'	22:DA:109:C:H6	1.59	0.66
41:DT:69:ARG:O	41:DT:74:ILE:HD12	1.95	0.66
22:DA:455:C:H42	22:DA:473:G:H5'	1.60	0.66
53:CA:1160:G:O6	53:CA:1181:G:O6	2.13	0.66
49:B1:35:LEU:O	49:B1:35:LEU:HD23	1.96	0.66
1:AA:203:G:HO2'	1:AA:466:A:H2	1.43	0.66

Continued on next page...

Continued from previous page...

Atom-1	Atom-2	Distance(Å)	Clash(Å)
53:CA:1518:A:C2	53:CA:1519:A:C2	2.83	0.66
22:BA:1712:U:C2	22:BA:1713:A:N7	2.63	0.66
29:BH:32:PRO:CB	45:BX:38:TRP:HB3	2.17	0.66
53:CA:596:A:N6	53:CA:645:G:N1	2.43	0.66
4:AD:59:LYS:O	4:AD:63:ILE:HG22	1.96	0.66
22:DA:2714:G:H8	22:DA:2714:G:O5'	1.77	0.66
41:BT:48:GLN:NE2	41:BT:48:GLN:HA	2.08	0.66
5:CE:14:LEU:HD13	5:CE:36:THR:CG2	2.25	0.66
22:DA:2686:G:H2'	22:DA:2687:U:C6	2.31	0.66
29:BH:134:VAL:CG2	29:BH:139:PHE:HA	2.26	0.66
22:DA:2632:A:O2'	22:DA:2633:G:H5'	1.96	0.66
53:CA:15:G:H2'	53:CA:16:A:H8	1.60	0.66
53:CA:246:A:C2	53:CA:279:A:N6	2.64	0.66
22:DA:2296:U:H5	36:DO:9:ARG:NH2	1.94	0.66
17:AQ:7:LEU:HD23	17:AQ:24:ILE:HD11	1.78	0.66
9:AI:128:LYS:HD2	9:AI:129:ARG:N	2.09	0.66
22:DA:1716:U:O2'	22:DA:1717:A:C8	2.47	0.66
1:AA:243:A:H4'	1:AA:244:U:H5''	1.77	0.66
22:BA:2199:A:H3'	22:BA:2200:C:H6	1.61	0.66
25:DD:181:ASP:CB	25:DD:183:GLU:OE2	2.44	0.66
3:CC:76:ILE:HD11	3:CC:102:ILE:HD11	1.77	0.66
22:DA:2466:C:C2'	22:DA:2467:C:H5'	2.25	0.66
53:CA:1430:A:H2'	53:CA:1431:A:O4'	1.94	0.66
31:BJ:36:LEU:HD21	31:BJ:122:LEU:HB2	1.78	0.66
29:DH:72:ILE:HD11	29:DH:141:LYS:H	1.61	0.66
22:BA:1636:U:P	62:BA:3647:HOH:O	2.53	0.66
18:CR:25:ILE:HA	18:CR:28:LEU:HB2	1.78	0.66
22:BA:364:C:H2'	22:BA:365:U:C6	2.30	0.66
22:BA:1474:U:H2'	22:BA:1475:G:H5'	1.77	0.66
27:BF:161:SER:OG	27:BF:164:GLU:HG3	1.96	0.66
4:AD:106:PHE:CD1	4:AD:144:ILE:HD11	2.31	0.66
22:DA:7:G:H2'	22:DA:8:C:O4'	1.95	0.66
14:CN:25:GLU:HA	14:CN:28:ALA:HB2	1.78	0.66
38:BQ:63:ARG:NH1	38:BQ:98:ALA:HB3	2.09	0.66
5:AE:120:HIS:O	5:AE:121:ASN:CB	2.44	0.66
5:AE:148:SER:HB2	5:AE:151:MET:HB2	1.78	0.66
5:AE:153:ALA:N	5:AE:156:ARG:HB2	2.10	0.66
33:BL:94:THR:CG2	33:BL:95:LEU:N	2.58	0.66
28:BG:155:PRO:O	28:BG:170:THR:HA	1.94	0.66
26:DE:105:LEU:HB3	26:DE:200:LEU:HD11	1.78	0.66
22:DA:727:A:C2'	22:DA:728:G:C8	2.79	0.66
22:DA:1071:G:N7	22:DA:1089:A:C5	2.64	0.66

Continued on next page...

Continued from previous page...

Atom-1	Atom-2	Distance(Å)	Clash(Å)
22:DA:1210:G:C5'	22:DA:1211:C:H3'	2.26	0.66
46:DY:1:MET:HG2	46:DY:4:LYS:HZ1	1.61	0.66
28:BG:93:TYR:CD2	28:BG:106:LEU:HA	2.30	0.66
53:CA:951:G:O2'	53:CA:952:U:H5'	1.95	0.66
47:DZ:6:ILE:HD12	47:DZ:47:ILE:CD1	2.25	0.66
22:DA:2734:A:C2'	22:DA:2735:G:H5'	2.26	0.66
36:BO:28:VAL:HG23	36:BO:106:LEU:HD21	1.78	0.66
5:CE:59:ILE:O	5:CE:59:ILE:HG13	1.95	0.66
22:DA:2876:G:H4'	37:DP:2:ASN:HD21	1.60	0.66
53:CA:183:C:O2'	53:CA:184:G:C5'	2.43	0.66
53:CA:197:A:C6	53:CA:221:C:H4'	2.30	0.66
1:AA:1160:G:N2	1:AA:1161:C:C2	2.64	0.66
8:AH:88:LYS:HA	8:AH:91:LEU:CD1	2.26	0.66
1:AA:451:A:H1'	1:AA:452:A:N7	2.10	0.66
53:CA:729:A:C4	53:CA:730:G:C8	2.84	0.66
22:BA:2636:C:H2'	22:BA:2637:U:H6	1.57	0.66
22:DA:2259:U:O4'	22:DA:2427:C:H2'	1.95	0.66
22:DA:2552:U:C2	22:DA:2554:U:C5'	2.78	0.66
22:DA:2771:C:H2'	22:DA:2772:C:C6	2.30	0.66
22:BA:1734:G:C4	22:BA:1735:A:N7	2.64	0.66
22:DA:352:A:C4	22:DA:353:C:H1'	2.30	0.66
4:CD:101:VAL:HB	4:CD:113:ALA:HB1	1.78	0.66
22:DA:1516:G:C2'	22:DA:1517:G:H5'	2.25	0.66
22:DA:2519:U:H1'	22:DA:2520:C:H5	1.59	0.66
25:BD:69:ALA:HA	25:BD:73:VAL:CG1	2.26	0.66
15:AO:69:LEU:HD21	15:AO:76:ARG:HB2	1.78	0.66
22:BA:1386:C:H2'	22:BA:1387:A:C8	2.30	0.66
22:DA:836:G:C5	22:DA:837:C:C4	2.84	0.66
2:CB:212:TYR:HD2	2:CB:212:TYR:O	1.79	0.66
18:AR:56:ARG:O	18:AR:60:ARG:HB2	1.95	0.66
22:BA:2025:C:OP2	62:BA:3475:HOH:O	2.13	0.66
1:AA:105:G:H2'	1:AA:106:C:C6	2.31	0.66
53:CA:910:C:H2'	53:CA:911:U:C6	2.30	0.66
2:AB:74:ALA:O	2:AB:75:ALA:CB	2.44	0.66
22:DA:41:C:H2'	22:DA:42:A:C8	2.30	0.66
22:DA:1421:G:H8	22:DA:1421:G:OP2	1.78	0.66
36:DO:12:THR:HG23	36:DO:16:ARG:HH11	1.61	0.66
33:BL:87:GLY:O	33:BL:89:VAL:N	2.29	0.66
1:AA:443:C:O2'	1:AA:444:G:H5'	1.96	0.66
22:BA:1080:A:O2'	30:BI:126:ARG:HG2	1.96	0.66
22:DA:1055:G:H3'	22:DA:1056:G:H5'	1.77	0.66
35:DN:114:GLU:HG2	35:DN:115:LEU:N	2.11	0.66

Continued on next page...

Continued from previous page...

Atom-1	Atom-2	Distance(Å)	Clash(Å)
22:DA:73:A:H8	22:DA:73:A:O5'	1.79	0.66
22:DA:84:A:OP2	22:DA:84:A:H8	1.79	0.66
22:DA:60:G:H1	22:DA:89:A:H62	1.44	0.66
22:DA:125:A:H5''	50:D2:19:ARG:HB2	1.78	0.66
22:DA:468:G:H5''	26:DE:55:SER:CB	2.25	0.66
52:D4:19:ARG:HH12	52:D4:26:ILE:CG1	2.09	0.66
45:DX:58:ILE:HG12	45:DX:66:VAL:HG11	1.78	0.66
22:DA:192:C:C2'	22:DA:193:U:H5'	2.26	0.66
22:DA:249:C:H4'	22:DA:250:G:O5'	1.95	0.66
22:DA:1288:G:N3	22:DA:1288:G:H2'	2.11	0.66
41:BT:39:THR:O	41:BT:40:LYS:HB2	1.95	0.66
53:CA:170:U:HO2'	53:CA:171:A:H5'	1.60	0.66
25:DD:137:SER:C	25:DD:138:LEU:HD22	2.16	0.66
22:DA:2788:C:H2'	22:DA:2789:C:C6	2.31	0.66
5:AE:55:VAL:N	5:AE:56:PRO:HD2	2.10	0.66
1:AA:1151:A:O2'	1:AA:1152:A:C5'	2.44	0.66
1:AA:452:A:H2'	1:AA:453:G:O4'	1.95	0.66
39:DR:68:ARG:HH11	39:DR:90:ARG:HG2	1.59	0.66
22:DA:2849:U:O4	22:DA:2867:G:C8	2.48	0.66
1:AA:587:G:H4'	8:AH:3:GLN:HA	1.78	0.66
5:CE:24:VAL:HG23	5:CE:26:GLY:N	2.10	0.66
56:CP:48:GLU:CG	56:CP:51:ARG:HE	2.06	0.66
22:BA:726:G:O2'	22:BA:727:A:OP2	2.11	0.66
2:AB:65:LYS:HE2	2:AB:153:MET:HG2	1.77	0.66
53:CA:1329:A:H5''	55:CM:25:GLY:N	2.09	0.66
1:AA:338:A:N1	1:AA:351:G:O6	2.29	0.66
16:AP:44:SER:O	16:AP:46:LYS:HG3	1.96	0.66
36:BO:53:THR:HB	36:BO:65:THR:HG22	1.77	0.66
29:BH:78:VAL:HG11	29:BH:145:ASN:HB3	1.78	0.66
5:CE:105:ILE:O	5:CE:105:ILE:HG22	1.95	0.66
22:BA:869:G:O2'	34:BM:8:LYS:CD	2.44	0.66
21:AU:4:LYS:C	21:AU:4:LYS:HD2	2.17	0.66
50:D2:24:THR:CG2	50:D2:27:GLY:HA3	2.25	0.66
22:DA:24:G:C5	22:DA:25:U:C5	2.84	0.66
43:DV:59:GLU:HG2	43:DV:60:VAL:H	1.60	0.66
25:DD:208:LYS:O	25:DD:209:ALA:CB	2.43	0.66
2:AB:176:ASN:HD21	2:AB:194:GLY:HA3	1.60	0.66
22:DA:2107:G:H2'	22:DA:2108:A:C8	2.31	0.66
22:DA:2497:A:O2'	22:DA:2498:C:OP2	2.14	0.66
53:CA:585:G:O2'	53:CA:586:C:H5'	1.95	0.66
48:D0:28:SER:O	48:D0:36:LYS:HA	1.96	0.66
42:DU:94:PHE:HD2	42:DU:94:PHE:O	1.79	0.66

Continued on next page...

Continued from previous page...

Atom-1	Atom-2	Distance(Å)	Clash(Å)
22:BA:2726:A:O2'	22:BA:2727:A:H5'	1.96	0.66
22:BA:1425:G:C2'	22:BA:1426:G:H5'	2.26	0.66
30:DI:83:ALA:HB2	30:DI:99:LYS:O	1.96	0.66
22:DA:1590:A:H2'	22:DA:1591:A:H8	1.61	0.66
22:BA:1073:A:C2'	22:BA:1074:G:C5'	2.61	0.66
5:AE:123:LEU:H	5:AE:123:LEU:HD12	1.61	0.66
53:CA:1127:G:O2'	53:CA:1128:C:C5'	2.44	0.66
22:DA:1387:A:C4	22:DA:1388:G:N7	2.63	0.66
22:DA:1652:A:H62	35:DN:11:ASN:HD21	1.44	0.66
35:DN:96:ARG:CG	35:DN:98:LEU:HD13	2.25	0.66
22:DA:457:A:N1	22:DA:470:A:H5''	2.11	0.66
53:CA:1087:G:O2'	53:CA:1088:G:H5'	1.96	0.66
34:DM:17:ASN:O	34:DM:18:ARG:HG2	1.96	0.66
53:CA:1405:G:H1'	53:CA:1518:A:O2'	1.95	0.66
53:CA:796:C:O2'	53:CA:797:C:H5'	1.96	0.66
31:DJ:74:TYR:OH	31:DJ:100:VAL:HG13	1.96	0.66
22:DA:2038:G:H2'	22:DA:2039:U:O4'	1.96	0.66
22:DA:2076:U:H5''	22:DA:2238:G:H22	1.59	0.66
26:BE:175:ILE:HG23	26:BE:175:ILE:O	1.96	0.66
38:BQ:4:LYS:CG	38:BQ:5:ARG:N	2.53	0.66
4:AD:57:LYS:HG2	4:AD:202:LEU:HD23	1.77	0.66
5:CE:76:ASN:O	5:CE:77:ASN:CB	2.44	0.66
58:DF:39:VAL:CG2	58:DF:49:LEU:HG	2.25	0.66
12:AL:81:ILE:HD11	12:AL:94:TYR:CG	2.30	0.66
22:DA:663:G:O6	22:DA:664:G:C6	2.48	0.66
57:DB:109:A:O2'	57:DB:110:C:H6	1.77	0.66
40:BS:21:ALA:HB1	40:BS:74:ILE:HD13	1.77	0.66
25:DD:107:VAL:H	25:DD:206:ALA:H	1.43	0.66
22:DA:618:G:N2	22:DA:619:G:C1'	2.59	0.66
22:DA:962:G:H2'	22:DA:963:U:H6	1.60	0.66
22:DA:2742:G:O2'	22:DA:2743:U:H5'	1.95	0.66
2:CB:184:ALA:HB3	2:CB:195:VAL:HG21	1.78	0.66
22:DA:1268:A:C2	22:DA:1269:A:H1'	2.30	0.66
57:DB:38:C:O2'	57:DB:39:A:H5'	1.96	0.66
22:DA:1455:G:HO2'	22:DA:1456:G:H8	1.44	0.66
14:AN:29:ILE:HG23	14:AN:34:ASN:HD21	1.59	0.66
22:DA:2458:G:H4'	22:DA:2459:A:OP1	1.96	0.66
44:BW:8:SER:O	44:BW:9:THR:HG22	1.96	0.66
15:CO:24:THR:HG23	15:CO:65:LEU:CD2	2.26	0.66
40:BS:24:ILE:HG12	40:BS:36:LEU:HD11	1.78	0.66
36:BO:62:LEU:HD23	36:BO:70:ALA:HA	1.78	0.66
3:AC:137:VAL:HG22	3:AC:148:ILE:HD13	1.78	0.66

Continued on next page...

Continued from previous page...

Atom-1	Atom-2	Distance(Å)	Clash(Å)
1:AA:232:G:C2'	1:AA:233:C:H5'	2.26	0.66
22:BA:1435:G:O2'	22:BA:1436:G:H5'	1.95	0.66
38:BQ:26:ALA:HB1	38:BQ:30:VAL:HG23	1.77	0.66
6:AF:8:PHE:CE1	6:AF:21:MET:CE	2.78	0.66
16:AP:56:ARG:NH1	16:AP:59:HIS:CD2	2.64	0.66
30:BI:42:ASN:HA	30:BI:45:THR:HB	1.78	0.66
25:DD:12:THR:HG23	25:DD:13:ARG:H	1.61	0.66
33:BL:78:ARG:HB3	33:BL:113:ALA:HB3	1.77	0.66
22:BA:1267:U:O3'	62:BA:3380:HOH:O	2.13	0.66
53:CA:708:C:O2'	53:CA:709:U:H5'	1.95	0.66
22:DA:2638:G:O2'	22:DA:2639:A:H8	1.79	0.66
22:DA:662:G:H4'	33:DL:15:ALA:O	1.96	0.66
5:AE:81:GLN:OE1	5:AE:149:PRO:HD3	1.95	0.65
22:BA:2491:U:H5''	22:BA:2570:G:H5''	1.79	0.65
9:CI:17:ARG:NH1	9:CI:65:THR:HG21	2.11	0.65
53:CA:518:C:H4'	53:CA:519:C:C5'	2.26	0.65
41:BT:29:THR:CA	41:BT:86:THR:HA	2.22	0.65
44:BW:17:ALA:O	44:BW:18:LYS:HB3	1.96	0.65
22:BA:856:G:H1'	44:BW:23:LYS:CB	2.26	0.65
32:DK:11:ALA:CB	32:DK:64:ARG:NH1	2.59	0.65
37:DP:20:ARG:HD2	37:DP:21:PRO:CD	2.11	0.65
1:AA:523:A:H61	12:AL:88:ASP:CG	1.99	0.65
2:AB:221:ARG:CZ	2:AB:221:ARG:HB3	2.25	0.65
57:DB:57:A:N6	58:DF:25:MET:HG2	2.10	0.65
1:AA:1316:G:H5''	1:AA:1317:C:OP2	1.96	0.65
53:CA:1288:A:O2'	53:CA:1289:A:C8	2.37	0.65
22:DA:963:U:O2'	22:DA:964:C:H5'	1.96	0.65
22:BA:2152:G:O2'	22:BA:2153:C:C5'	2.43	0.65
1:AA:826:C:H5'	8:AH:12:ARG:HH21	1.61	0.65
11:CK:81:LEU:O	11:CK:81:LEU:HD22	1.95	0.65
22:BA:215:G:C4'	22:BA:216:A:H4'	2.27	0.65
20:AT:54:GLN:N	20:AT:55:PRO:HD2	2.11	0.65
1:AA:345:C:H3'	37:BP:33:GLU:OE1	1.96	0.65
22:BA:2791:G:H8	22:BA:2791:G:H5''	1.61	0.65
34:DM:4:PRO:HD3	34:DM:68:PHE:HE2	1.62	0.65
22:BA:1738:G:HO2'	22:BA:1739:A:H8	1.44	0.65
22:DA:1545:A:C2'	22:DA:1546:G:H5'	2.26	0.65
34:BM:132:THR:HG22	34:BM:133:LYS:N	2.10	0.65
30:DI:102:ARG:HG2	30:DI:141:ASP:O	1.96	0.65
3:AC:122:GLN:HB3	3:AC:127:VAL:HG21	1.78	0.65
7:AG:90:VAL:HG23	7:AG:94:ARG:HD3	1.79	0.65
23:BB:7:G:O2'	36:BO:38:GLN:NE2	2.29	0.65

Continued on next page...

Continued from previous page...

Atom-1	Atom-2	Distance(Å)	Clash(Å)
22:DA:2400:G:H2'	22:DA:2401:U:O4'	1.96	0.65
24:BC:166:ARG:CG	24:BC:166:ARG:O	2.44	0.65
22:BA:1079:C:C4	22:BA:1088:A:C2	2.84	0.65
22:BA:1071:G:H1'	22:BA:1089:A:C5	2.31	0.65
27:BF:129:MET:HE3	27:BF:153:ILE:HD11	1.77	0.65
22:DA:952:G:H21	22:DA:2267:A:H2	1.44	0.65
22:DA:302:C:HO2'	22:DA:303:G:H8	0.76	0.65
22:DA:329:G:H4'	22:DA:330:A:OP1	1.96	0.65
42:DU:81:ARG:HB3	42:DU:96:LYS:HZ3	1.59	0.65
42:DU:9:GLU:OE1	42:DU:23:LYS:HA	1.96	0.65
22:DA:2392:A:C8	22:DA:2429:G:C2	2.84	0.65
22:DA:511:U:H5''	22:DA:1235:G:H4'	1.78	0.65
53:CA:994:A:N6	53:CA:1216:A:H5'	2.11	0.65
33:DL:116:VAL:HG13	33:DL:117:THR:N	2.11	0.65
1:AA:1142:G:C2'	1:AA:1143:G:O4'	2.44	0.65
2:CB:206:ILE:CA	2:CB:209:VAL:HG22	2.20	0.65
41:DT:29:THR:CB	41:DT:87:LEU:H	2.05	0.65
14:AN:5:MET:HA	14:AN:8:ARG:HD2	1.79	0.65
53:CA:154:U:C2'	53:CA:155:A:H5'	2.23	0.65
34:BM:12:MET:CE	34:BM:71:LYS:HG3	2.26	0.65
22:DA:185:G:C6	22:DA:212:G:C2	2.84	0.65
1:AA:49:U:O4	1:AA:365:U:C5	2.43	0.65
9:AI:24:ASN:H	9:AI:61:ASP:HB2	1.61	0.65
22:BA:2801:G:O2'	22:BA:2802:G:H5'	1.96	0.65
11:CK:106:ILE:O	11:CK:106:ILE:HG12	1.95	0.65
36:BO:58:ILE:O	36:BO:59:ALA:CB	2.44	0.65
28:BG:148:ARG:HD2	28:BG:163:TYR:CE2	2.30	0.65
22:BA:2292:U:H2'	22:BA:2293:G:C8	2.31	0.65
22:DA:2537:U:H2'	22:DA:2538:C:C6	2.31	0.65
47:DZ:13:ILE:HG22	47:DZ:14:GLY:N	2.10	0.65
53:CA:1339:A:H2'	53:CA:1340:A:O4'	1.96	0.65
19:AS:48:ILE:HD12	19:AS:48:ILE:O	1.96	0.65
27:BF:13:LYS:O	27:BF:17:THR:HG23	1.95	0.65
22:BA:2704:C:H5''	22:BA:2705:A:OP2	1.96	0.65
22:BA:1059:G:O2'	30:BI:128:ILE:HD13	1.96	0.65
45:BX:30:PRO:O	45:BX:32:LEU:HD13	1.96	0.65
33:BL:100:ILE:HD12	33:BL:101:ILE:HD13	1.77	0.65
33:BL:93:ASN:HD22	33:BL:94:THR:H	1.43	0.65
43:BV:80:HIS:CD2	43:BV:82:TYR:H	2.15	0.65
41:DT:5:GLU:HA	41:DT:8:LEU:HD12	1.78	0.65
56:CP:52:LEU:HD21	56:CP:75:ILE:HG12	1.78	0.65
2:AB:40:ILE:O	2:AB:41:ASN:HB2	1.96	0.65

Continued on next page...

Continued from previous page...

Atom-1	Atom-2	Distance(Å)	Clash(Å)
30:DI:74:PRO:O	30:DI:78:LEU:HG	1.95	0.65
53:CA:535:A:H4'	53:CA:536:C:OP1	1.90	0.65
53:CA:532:A:C8	3:CC:192:TYR:CE2	2.84	0.65
22:DA:321:U:O4'	26:DE:159:LEU:HG	1.96	0.65
22:DA:1205:A:N7	26:DE:165:HIS:CG	2.65	0.65
32:BK:18:ARG:NH1	32:BK:18:ARG:HG3	2.11	0.65
50:D2:34:ARG:HB3	50:D2:42:LEU:HD11	1.79	0.65
45:BX:58:ILE:HD12	45:BX:66:VAL:CG2	2.16	0.65
32:DK:118:LEU:O	32:DK:120:PRO:CD	2.44	0.65
44:BW:28:GLU:CA	44:BW:28:GLU:OE2	2.43	0.65
17:AQ:66:LEU:O	17:AQ:67:SER:HB3	1.96	0.65
22:DA:1255:U:H3'	22:DA:1256:G:H5''	1.79	0.65
2:AB:130:LYS:NZ	2:AB:133:ALA:HB2	2.11	0.65
22:DA:2686:G:H2'	22:DA:2687:U:H6	1.61	0.65
22:BA:1941:C:C5'	22:BA:1941:C:H6	2.06	0.65
57:DB:111:U:O2'	57:DB:112:G:C8	2.49	0.65
22:BA:990:A:H8	22:BA:990:A:C5'	2.02	0.65
22:DA:1304:A:O2'	22:DA:1305:C:C6	2.48	0.65
53:CA:1304:G:C1'	53:CA:1333:A:H61	2.09	0.65
51:D3:41:ARG:NH2	51:D3:41:ARG:HG3	2.07	0.65
14:CN:87:ALA:HB2	14:CN:92:ILE:HD12	1.79	0.65
53:CA:457:G:N3	53:CA:457:G:H2'	2.10	0.65
53:CA:1501:C:N4	53:CA:1504:G:C2	2.64	0.65
22:DA:1671:U:O2	22:DA:1673:G:C8	2.49	0.65
35:DN:7:GLY:H	35:DN:46:ARG:HH12	1.44	0.65
22:BA:475:C:C4	22:BA:481:G:O6	2.49	0.65
22:BA:289:G:H2'	22:BA:290:U:O4'	1.96	0.65
15:CO:42:PHE:HB3	15:CO:52:ARG:NH2	2.10	0.65
22:BA:1842:G:O4'	24:BC:242:HIS:CE1	2.49	0.65
22:BA:1680:U:H2'	22:BA:1681:G:O4'	1.96	0.65
22:BA:2476:A:C2'	22:BA:2477:U:H5'	2.26	0.65
22:BA:2671:G:C2'	22:BA:2672:U:H5'	2.26	0.65
22:BA:2080:A:H5'	45:BX:18:SER:CB	2.26	0.65
37:BP:28:LYS:HE3	37:BP:82:SER:OG	1.97	0.65
24:DC:156:SER:HB3	24:DC:159:THR:CG2	2.27	0.65
22:DA:1313:U:O2'	22:DA:1314:C:H5'	1.96	0.65
22:DA:2290:G:H4'	22:DA:2381:A:O2'	1.96	0.65
35:DN:94:TYR:N	35:DN:94:TYR:CD1	2.63	0.65
9:AI:56:MET:CE	9:AI:57:VAL:H	2.10	0.65
12:CL:64:SER:HB2	12:CL:81:ILE:HD11	1.77	0.65
22:DA:296:U:C2	22:DA:297:G:C8	2.84	0.65
22:DA:119:A:H5'	22:DA:120:U:OP1	1.97	0.65

Continued on next page...

Continued from previous page...

Atom-1	Atom-2	Distance(Å)	Clash(Å)
22:DA:1425:G:H2'	22:DA:1426:G:O4'	1.96	0.65
22:DA:2217:G:O2'	22:DA:2218:G:O4'	2.15	0.65
1:AA:469:C:O2'	1:AA:470:C:H5'	1.97	0.65
44:BW:18:LYS:N	44:BW:36:ILE:HG12	2.12	0.65
43:DV:4:ILE:HB	43:DV:63:ILE:HG13	1.77	0.65
22:DA:1324:G:H1'	22:DA:1616:A:H61	1.59	0.65
22:DA:1327:A:H2'	22:DA:1328:A:H8	1.59	0.65
20:AT:34:VAL:CG1	20:AT:78:LEU:HD22	2.25	0.65
22:DA:620:G:H4'	22:DA:621:A:O5'	1.95	0.65
53:CA:763:G:H2'	53:CA:764:C:H6	1.60	0.65
2:CB:79:VAL:HA	2:CB:213:LEU:CD2	2.25	0.65
41:BT:54:GLU:OE1	41:BT:88:LYS:HG3	1.96	0.65
25:DD:114:LYS:CD	25:DD:116:LYS:NZ	2.58	0.65
22:DA:594:U:H2'	22:DA:595:C:C6	2.32	0.65
53:CA:249:U:C2	53:CA:276:G:N1	2.64	0.65
1:AA:1069:C:H2'	1:AA:1070:U:C5'	2.25	0.65
22:BA:1644:C:C2'	22:BA:1645:G:H5'	2.26	0.65
26:BE:112:LEU:HD13	26:BE:186:VAL:CG1	2.26	0.65
55:CM:77:LYS:O	55:CM:77:LYS:HD3	1.96	0.65
47:BZ:40:THR:HG23	47:BZ:43:ILE:H	1.62	0.65
53:CA:1195:C:H5''	53:CA:1196:A:OP2	1.95	0.65
22:DA:2142:A:C3'	22:DA:2143:C:H4'	2.26	0.65
37:BP:92:ARG:HB2	37:BP:92:ARG:HH11	1.61	0.65
55:CM:2:ARG:HA	55:CM:7:ASN:O	1.95	0.65
29:BH:78:VAL:HG21	29:BH:145:ASN:HD22	1.61	0.65
49:D1:20:TYR:HE2	49:D1:37:LYS:HZ2	1.44	0.65
53:CA:130:A:O4'	17:CQ:64:ARG:HD3	1.96	0.65
22:BA:617:G:C2'	22:BA:618:G:H5'	2.27	0.65
29:BH:108:VAL:HG12	29:BH:109:GLU:H	1.62	0.65
3:AC:41:TYR:OH	3:AC:89:VAL:HG21	1.96	0.65
37:BP:13:LYS:HE3	37:BP:75:THR:O	1.97	0.65
22:BA:1071:G:H1'	22:BA:1089:A:C8	2.32	0.65
22:BA:1059:G:H1'	30:BI:127:SER:HB2	1.78	0.65
53:CA:482:A:H2'	53:CA:483:C:H6	1.59	0.65
51:D3:33:THR:CG2	51:D3:34:LYS:N	2.59	0.65
53:CA:518:C:H2'	53:CA:530:G:C8	2.31	0.65
45:DX:6:VAL:CG1	45:DX:50:VAL:HG12	2.26	0.65
44:BW:49:ASN:ND2	44:BW:49:ASN:C	2.49	0.65
6:CF:59:TYR:HE2	18:CR:66:LEU:HD21	1.59	0.65
44:BW:28:GLU:HG3	44:BW:29:SER:N	2.11	0.65
22:DA:1282:U:H2'	22:DA:1283:G:O4'	1.97	0.65
22:DA:1287:A:O2'	22:DA:1288:G:H5'	1.96	0.65

Continued on next page...

Continued from previous page...

Atom-1	Atom-2	Distance(Å)	Clash(Å)
22:DA:506:G:H4'	22:DA:507:A:H5'	1.76	0.65
1:AA:486:U:H2'	1:AA:487:A:H5'	1.79	0.65
53:CA:1225:A:H5'	55:CM:101:THR:HG23	1.77	0.65
26:DE:34:ALA:HB1	26:DE:94:GLN:HB2	1.77	0.65
33:DL:85:VAL:O	33:DL:85:VAL:HG22	1.97	0.65
22:DA:2584:U:H2'	22:DA:2585:U:H5'	1.78	0.65
5:CE:95:MET:CE	5:CE:143:LEU:HD21	2.27	0.65
6:AF:38:ARG:HG3	6:AF:39:LEU:H	1.58	0.65
22:DA:489:G:C5	22:DA:491:G:C5	2.85	0.65
57:DB:18:G:C6	57:DB:67:G:O6	2.50	0.65
22:DA:1655:A:H2'	22:DA:1656:C:H6	1.58	0.65
22:DA:389:G:C8	22:DA:2413:G:H4'	2.31	0.65
1:AA:1319:A:H2'	1:AA:1323:G:N7	2.12	0.65
53:CA:1349:A:H2'	53:CA:1350:A:C8	2.31	0.65
1:AA:1367:C:H5'	10:AJ:62:ARG:NH1	2.10	0.65
22:BA:548:G:H3'	22:BA:548:G:H8	1.61	0.65
29:DH:9:VAL:CG1	29:DH:10:ALA:N	2.59	0.65
1:AA:275:G:H2'	1:AA:276:G:C8	2.29	0.65
28:DG:112:VAL:CG1	28:DG:114:HIS:HB3	2.27	0.65
17:CQ:25:GLU:HG3	17:CQ:40:THR:CG2	2.25	0.65
1:AA:1025:U:C5'	1:AA:1026:G:H5'	2.26	0.65
1:AA:754:C:O2	1:AA:754:C:H5''	1.96	0.65
22:DA:1956:U:O2	22:DA:1985:C:H4'	1.96	0.65
7:AG:24:LYS:O	7:AG:28:ILE:HG12	1.96	0.65
22:BA:915:C:H5''	22:BA:915:C:C6	2.30	0.65
28:DG:8:VAL:HG22	28:DG:72:ASN:HB2	1.79	0.65
1:AA:322:C:O2'	20:AT:17:ARG:HG2	1.94	0.65
22:BA:63:A:H5'	22:BA:63:A:H8	1.60	0.65
7:AG:146:ALA:C	7:AG:148:LYS:H	1.99	0.65
15:CO:2:LEU:HD13	15:CO:34:GLN:HE21	1.60	0.65
37:DP:102:ARG:HD2	37:DP:106:ALA:C	2.16	0.65
22:DA:2620:C:O4'	25:DD:161:MET:HG3	1.97	0.65
22:DA:980:A:C4	22:DA:1136:G:O4'	2.50	0.65
30:DI:89:SER:HB3	30:DI:97:VAL:HG11	1.78	0.65
1:AA:1084:G:C5	1:AA:1085:U:C4	2.84	0.65
31:BJ:44:TYR:C	31:BJ:44:TYR:HD1	1.98	0.65
12:CL:42:LYS:HD2	12:CL:43:LYS:CG	2.25	0.65
22:DA:1798:U:C5	24:DC:270:ARG:NH1	2.65	0.65
24:DC:145:MET:CE	24:DC:181:ARG:HH22	2.08	0.65
22:DA:2800:A:H2'	22:DA:2801:G:O4'	1.97	0.65
53:CA:1125:U:C2	53:CA:1127:G:N7	2.64	0.65
53:CA:533:A:C2	53:CA:536:C:C5	2.84	0.65

Continued on next page...

Continued from previous page...

Atom-1	Atom-2	Distance(Å)	Clash(Å)
22:DA:305:C:C2	22:DA:313:G:C2	2.84	0.65
53:CA:1072:G:H2'	53:CA:1073:U:H6	1.61	0.65
53:CA:429:U:H1'	53:CA:430:A:C5'	2.26	0.65
53:CA:1380:U:O4	54:CG:2:ARG:HB2	1.95	0.65
33:DL:103:ILE:H	33:DL:103:ILE:CD1	1.89	0.65
41:DT:29:THR:HA	41:DT:87:LEU:HB2	1.78	0.65
58:DF:101:ARG:O	58:DF:106:ALA:HB3	1.96	0.65
1:AA:1319:A:C8	1:AA:1323:G:C6	2.85	0.65
25:DD:106:LYS:O	25:DD:107:VAL:HB	1.97	0.65
2:CB:89:PHE:HE2	2:CB:152:ASP:CB	2.04	0.65
46:BY:26:PHE:HD2	46:BY:29:ARG:HH11	1.45	0.65
35:BN:1:MET:O	35:BN:2:ARG:CB	2.45	0.65
15:CO:38:LEU:HD12	15:CO:41:HIS:HB3	1.77	0.65
58:DF:31:GLU:O	58:DF:95:MET:HE2	1.97	0.65
1:AA:160:A:H1'	1:AA:344:A:C2	2.32	0.65
2:AB:19:THR:HB	2:AB:37:VAL:HB	1.78	0.65
22:DA:532:A:H4'	22:DA:533:G:C8	2.32	0.65
1:AA:1087:G:O2'	1:AA:1088:G:H5'	1.97	0.65
36:DO:74:VAL:HB	36:DO:106:LEU:HD13	1.77	0.65
22:BA:580:U:H2'	22:BA:581:C:H6	1.61	0.65
22:DA:1317:G:C6	22:DA:1318:U:N3	2.65	0.65
22:BA:2492:U:H2'	22:BA:2493:U:H6	1.61	0.65
22:DA:443:A:N6	26:DE:36:ALA:HB1	2.11	0.65
50:D2:24:THR:HG23	50:D2:27:GLY:HA3	1.79	0.65
1:AA:9:G:O2'	1:AA:10:A:H5'	1.97	0.65
27:BF:142:TYR:O	27:BF:145:VAL:HG22	1.97	0.65
53:CA:861:G:O2'	53:CA:862:C:H5'	1.97	0.65
49:B1:16:THR:CG2	49:B1:41:VAL:CG2	2.75	0.65
1:AA:129:A:O2'	1:AA:130:A:H5''	1.97	0.65
1:AA:137:U:O2	1:AA:137:U:H2'	1.97	0.65
49:B1:3:GLY:O	49:B1:5:ARG:N	2.24	0.65
22:BA:404:A:H1'	22:BA:405:U:OP2	1.96	0.65
1:AA:1027:C:O5'	1:AA:1027:C:H6	1.79	0.65
39:DR:24:LYS:HA	39:DR:94:THR:HG23	1.77	0.65
45:BX:50:VAL:CG1	45:BX:51:SER:N	2.60	0.65
12:CL:42:LYS:HG2	12:CL:43:LYS:HG2	1.79	0.65
8:AH:45:ILE:HA	8:AH:63:LYS:HG3	1.79	0.65
41:DT:11:LEU:HD11	41:DT:46:ALA:HB1	1.77	0.65
27:BF:129:MET:CG	27:BF:153:ILE:CD1	2.74	0.65
22:DA:1826:G:P	24:DC:220:ARG:HB3	2.37	0.65
22:DA:1827:U:H2'	22:DA:1828:G:O4'	1.97	0.65
1:AA:1254:A:OP1	10:AJ:47:GLU:HG2	1.97	0.65

Continued on next page...

Continued from previous page...

Atom-1	Atom-2	Distance(Å)	Clash(Å)
26:DE:126:VAL:HG22	26:DE:127:GLU:H	1.62	0.65
46:DY:25:GLN:HA	46:DY:28:LEU:HB3	1.79	0.65
22:DA:36:G:H4'	22:DA:451:U:C2	2.31	0.65
1:AA:204:G:C1'	1:AA:465:A:C2	2.80	0.65
32:DK:21:CYS:HA	32:DK:41:ILE:CD1	2.26	0.65
31:DJ:74:TYR:CE2	31:DJ:103:ILE:HD11	2.30	0.65
45:BX:38:TRP:CB	45:BX:45:PHE:HE2	2.05	0.65
22:DA:481:G:O2'	22:DA:482:A:OP2	2.13	0.65
53:CA:1343:G:H4'	9:CI:123:ARG:O	1.97	0.65
14:CN:79:SER:HB2	14:CN:81:ILE:CD1	2.26	0.65
1:AA:619:U:C2	4:AD:131:ILE:HD11	2.32	0.65
9:CI:63:TYR:C	9:CI:64:ILE:HD12	2.17	0.65
53:CA:251:G:H21	53:CA:253:A:N6	1.95	0.65
38:DQ:50:ARG:N	38:DQ:50:ARG:HD2	2.10	0.65
53:CA:14:U:O2	53:CA:16:A:C8	2.49	0.65
53:CA:18:C:C2	53:CA:19:A:C8	2.85	0.65
18:AR:62:ARG:HB3	18:AR:69:TYR:CE2	2.31	0.65
1:AA:1095:U:O2'	1:AA:1096:C:H5'	1.96	0.65
22:DA:1754:A:N6	22:DA:1755:A:C6	2.65	0.65
34:BM:114:ARG:HA	34:BM:130:PHE:CE1	2.31	0.65
29:DH:41:LYS:HA	29:DH:44:ILE:CG2	2.27	0.65
41:BT:73:ARG:HB3	41:BT:73:ARG:CZ	2.25	0.65
1:AA:1517:G:N3	22:BA:1919:A:O2'	2.29	0.65
10:AJ:49:PHE:CE1	14:AN:76:PHE:HZ	2.14	0.65
22:DA:1417:C:H4'	22:DA:1587:G:H21	1.61	0.65
22:BA:2315:G:O2'	22:BA:2316:G:H5'	1.97	0.65
50:B2:18:PHE:O	50:B2:22:MET:HB2	1.96	0.65
3:AC:152:VAL:O	3:AC:152:VAL:HG23	1.95	0.65
22:DA:1854:A:O4'	22:DA:2233:U:H4'	1.97	0.65
22:BA:1153:C:OP2	62:BA:3358:HOH:O	2.13	0.65
22:BA:1059:G:H5''	22:BA:1060:U:H3'	1.79	0.65
53:CA:1147:C:H4'	9:CI:6:TYR:CE1	2.32	0.65
41:DT:10:VAL:HG23	41:DT:11:LEU:N	2.10	0.65
53:CA:537:G:C5'	12:CL:109:ARG:HH12	2.08	0.65
42:DU:6:ARG:HG2	42:DU:7:ASP:N	2.12	0.65
31:DJ:45:THR:HG23	31:DJ:45:THR:O	1.96	0.65
38:DQ:91:ARG:CD	39:DR:11:GLN:HG3	2.27	0.65
38:DQ:91:ARG:NH2	38:DQ:93:ILE:HD13	2.12	0.65
22:DA:2056:G:N2	22:DA:2057:G:C8	2.64	0.65
38:DQ:6:GLY:C	38:DQ:8:ILE:H	1.98	0.65
53:CA:1221:G:H4'	19:CS:35:ARG:HH21	1.60	0.65
57:DB:30:C:C2'	57:DB:31:C:H5'	2.25	0.65

Continued on next page...

Continued from previous page...

Atom-1	Atom-2	Distance(Å)	Clash(Å)
53:CA:132:C:O2'	53:CA:133:U:C5'	2.44	0.65
1:AA:1367:C:C5'	10:AJ:62:ARG:NH1	2.60	0.65
41:BT:50:LEU:O	41:BT:51:PHE:HB2	1.96	0.65
18:AR:63:TYR:CD1	18:AR:69:TYR:OH	2.50	0.65
29:DH:12:LEU:O	29:DH:12:LEU:HD12	1.96	0.65
22:DA:2626:C:H2'	22:DA:2627:G:H5'	1.76	0.65
26:DE:73:ILE:HG12	26:DE:73:ILE:O	1.97	0.65
2:AB:132:GLU:HG3	2:AB:132:GLU:O	1.96	0.65
39:DR:48:LYS:N	39:DR:48:LYS:HD2	2.10	0.65
22:BA:638:G:H2'	22:BA:639:U:C6	2.32	0.65
32:BK:76:VAL:HB	37:BP:72:VAL:CG2	2.26	0.65
53:CA:8:A:C6	4:CD:205:LYS:HG3	2.32	0.65
42:BU:48:VAL:O	42:BU:53:GLN:HB3	1.97	0.65
31:DJ:94:ALA:O	31:DJ:95:ARG:HB3	1.97	0.65
53:CA:801:U:O2'	53:CA:802:A:H5'	1.97	0.65
22:DA:1751:U:H2'	22:DA:1752:C:H6	1.61	0.65
24:BC:39:SER:O	24:BC:41:GLY:N	2.30	0.65
37:DP:113:LEU:HD23	37:DP:113:LEU:C	2.17	0.65
32:BK:35:VAL:HG12	32:BK:36:GLY:N	2.10	0.65
1:AA:39:G:H2'	1:AA:40:C:H6	1.60	0.65
22:BA:2654:A:H4'	22:BA:2655:G:OP1	1.97	0.65
33:BL:93:ASN:C	33:BL:93:ASN:HD22	2.00	0.65
28:BG:132:LEU:CD1	28:BG:143:VAL:HG12	2.27	0.65
22:DA:1401:G:C2'	22:DA:1402:U:H6	2.07	0.65
27:BF:129:MET:CG	27:BF:153:ILE:HD11	2.26	0.65
16:AP:20:VAL:CG2	16:AP:32:PHE:HB2	2.27	0.65
22:DA:1787:A:N3	22:DA:1787:A:H2'	2.11	0.65
22:DA:1087:G:H1'	22:DA:1089:A:H1'	1.79	0.65
22:DA:322:A:C2	22:DA:340:A:C6	2.84	0.65
53:CA:1090:U:H2'	53:CA:1091:U:H6	1.62	0.65
22:DA:527:C:C5	22:DA:2779:U:C5	2.85	0.65
45:BX:46:VAL:HG21	45:BX:67:LEU:HD11	1.77	0.65
22:DA:2079:U:C2	22:DA:2242:G:N2	2.65	0.65
44:BW:76:ARG:HG3	44:BW:76:ARG:NH2	1.92	0.65
22:BA:1498:C:O2'	22:BA:1499:C:H5'	1.97	0.65
22:DA:479:A:O2'	22:DA:481:G:H5'	1.97	0.65
38:BQ:4:LYS:CE	38:BQ:7:VAL:HG13	2.26	0.65
19:CS:54:ARG:HG2	19:CS:55:GLN:H	1.62	0.65
40:BS:1:MET:HE1	40:BS:2:GLU:H	1.62	0.65
11:AK:87:GLY:N	11:AK:113:THR:CG2	2.44	0.65
36:BO:106:LEU:O	36:BO:106:LEU:HD12	1.97	0.65
29:BH:131:SER:HB2	29:BH:139:PHE:HD2	1.61	0.65

Continued on next page...

Continued from previous page...

Atom-1	Atom-2	Distance(Å)	Clash(Å)
27:BF:133:GLU:H	27:BF:150:GLY:HA3	1.62	0.65
27:BF:37:MET:HE3	27:BF:151:LEU:HB3	1.79	0.65
1:AA:437:U:H4'	4:AD:153:ARG:NH2	2.12	0.65
35:BN:33:ILE:HG12	35:BN:118:ARG:CZ	2.27	0.65
25:BD:94:GLN:O	25:BD:95:SER:HB2	1.96	0.65
22:BA:1510:G:H8	22:BA:1510:G:H5'	1.59	0.65
2:AB:110:ILE:HD12	2:AB:147:LEU:HD13	1.78	0.65
4:CD:204:SER:HB2	5:CE:105:ILE:CD1	2.26	0.65
32:DK:80:ASP:HB2	37:DP:67:GLU:OE1	1.97	0.65
10:AJ:33:GLY:O	10:AJ:34:ALA:HB2	1.97	0.65
26:DE:6:LYS:HB2	26:DE:121:VAL:HG12	1.78	0.65
2:AB:63:LYS:HD3	2:AB:63:LYS:O	1.96	0.65
53:CA:176:C:H2'	53:CA:177:G:O5'	1.96	0.65
1:AA:1111:A:O2'	1:AA:1112:C:H5'	1.96	0.65
17:CQ:78:VAL:HG12	17:CQ:79:GLU:H	1.61	0.65
53:CA:1017:U:OP2	53:CA:1017:U:H6	1.80	0.65
25:BD:8:LYS:HB2	25:BD:201:LEU:HD21	1.79	0.65
31:BJ:44:TYR:CE2	38:BQ:63:ARG:HD3	2.30	0.65
53:CA:1254:A:H2'	53:CA:1255:G:H8	1.60	0.65
10:CJ:77:VAL:O	10:CJ:79:PRO:HD3	1.96	0.65
53:CA:374:A:H5''	53:CA:452:A:C2	2.32	0.65
22:DA:1827:U:O4'	22:DA:1970:A:O2'	2.14	0.65
22:DA:1079:C:O2'	22:DA:1080:A:H8	1.80	0.65
42:DU:81:ARG:HB2	42:DU:96:LYS:CG	2.27	0.65
45:DX:29:LEU:HB2	45:DX:30:PRO:CD	2.26	0.65
53:CA:1493:A:H3'	22:DA:1913:A:H62	1.62	0.65
22:BA:923:G:N2	44:BW:23:LYS:HZ3	1.93	0.65
10:AJ:26:VAL:HG12	10:AJ:30:LYS:HE2	1.78	0.65
22:DA:2393:U:C2'	22:DA:2394:C:H5'	2.26	0.65
22:DA:1290:C:C2	22:DA:1291:C:C5	2.84	0.65
53:CA:1319:A:H5''	19:CS:4:LEU:HD11	1.76	0.65
19:CS:68:HIS:HB3	19:CS:72:GLU:HG3	1.78	0.65
4:AD:47:LEU:HD23	4:AD:47:LEU:O	1.97	0.65
22:DA:600:G:H5''	26:DE:27:LEU:HD22	1.78	0.65
2:AB:134:LEU:HD12	2:AB:137:THR:OG1	1.96	0.65
53:CA:1346:A:C8	53:CA:1348:U:N3	2.65	0.65
29:DH:80:ILE:CB	29:DH:101:ASP:CB	2.72	0.65
1:AA:965:U:C4'	1:AA:969:A:C8	2.77	0.65
8:AH:9:MET:CE	8:AH:32:LYS:HG2	2.27	0.65
42:DU:60:LYS:N	42:DU:60:LYS:HD2	2.12	0.65
1:AA:1068:G:O2'	1:AA:1069:C:H5'	1.96	0.65
22:DA:813:U:H2'	22:DA:814:C:C6	2.31	0.65

Continued on next page...

Continued from previous page...

Atom-1	Atom-2	Distance(Å)	Clash(Å)
12:AL:4:ASN:ND2	12:AL:8:ARG:HH12	1.94	0.65
22:BA:1414:C:C5	22:BA:1415:U:H5	2.14	0.65
12:AL:79:ILE:HD12	12:AL:96:THR:CG2	2.25	0.65
5:CE:65:LYS:HZ2	5:CE:68:ARG:HD3	1.60	0.65
54:CG:110:ARG:HG3	54:CG:111:GLY:N	2.12	0.65
3:AC:133:MET:HB3	3:AC:150:VAL:HG21	1.79	0.65
22:BA:747:U:C4	22:BA:2613:U:C5	2.85	0.65
2:AB:20:ARG:O	2:AB:22:TRP:HB3	1.97	0.65
22:BA:686:U:H2'	22:BA:788:A:N1	2.12	0.65
40:BS:37:THR:HB	40:BS:38:TYR:CD1	2.32	0.65
6:CF:98:GLU:O	6:CF:99:ALA:CB	2.45	0.65
1:AA:327:A:O2'	1:AA:329:A:H5''	1.96	0.65
22:DA:1512:C:O2'	22:DA:1513:U:C5'	2.44	0.65
48:D0:4:GLN:HG2	48:D0:4:GLN:O	1.95	0.65
53:CA:1406:U:H2'	53:CA:1407:C:H5'	1.79	0.65
6:AF:66:ALA:HB1	6:AF:67:PRO:HD2	1.79	0.65
37:BP:52:ARG:H	37:BP:56:SER:HB3	1.62	0.64
25:BD:114:LYS:HE3	25:BD:114:LYS:H	1.52	0.64
5:AE:158:LYS:HE2	8:AH:63:LYS:NZ	2.12	0.64
22:DA:859:G:N2	22:DA:916:G:O2'	2.30	0.64
22:DA:860:U:O2'	22:DA:861:A:H8	1.71	0.64
22:DA:922:C:H1'	44:DW:22:VAL:CG2	2.21	0.64
44:DW:23:LYS:HD2	44:DW:24:ARG:HB2	1.79	0.64
48:D0:37:HIS:CB	48:D0:43:THR:HG22	2.25	0.64
22:DA:2837:A:H2'	22:DA:2838:G:C8	2.32	0.64
22:DA:91:A:O2'	22:DA:92:U:C5'	2.44	0.64
22:DA:397:U:HO2'	22:DA:398:C:H6	1.44	0.64
41:BT:28:ASN:HA	41:BT:91:GLN:NE2	2.12	0.64
38:DQ:96:ASP:O	38:DQ:99:VAL:HG23	1.97	0.64
22:BA:2331:G:O2'	22:BA:2336:A:N1	2.28	0.64
10:CJ:10:LEU:HD23	10:CJ:98:VAL:HG22	1.78	0.64
22:DA:1431:A:C2	22:DA:1432:G:C4	2.85	0.64
5:CE:131:ASN:HD22	5:CE:132:PRO:CD	2.10	0.64
6:AF:42:TRP:HZ2	6:AF:61:LEU:HD22	1.62	0.64
53:CA:198:G:O6	53:CA:220:G:C4	2.50	0.64
22:DA:492:A:N1	40:DS:49:LYS:HE2	2.11	0.64
57:DB:112:G:H2'	57:DB:113:C:C6	2.33	0.64
22:DA:1301:A:C4	22:DA:1303:G:N7	2.64	0.64
22:DA:1127:A:O2'	22:DA:1128:G:C5'	2.45	0.64
55:CM:13:HIS:CB	55:CM:16:ILE:HD13	2.23	0.64
55:CM:18:LEU:HA	55:CM:21:ILE:HD11	1.79	0.64
29:BH:27:ARG:NH1	29:BH:38:PRO:HG3	2.12	0.64

Continued on next page...

Continued from previous page...

Atom-1	Atom-2	Distance(Å)	Clash(Å)
12:CL:6:LEU:C	12:CL:8:ARG:H	2.01	0.64
1:AA:1346:A:H61	1:AA:1374:A:H3'	1.62	0.64
15:CO:47:LYS:N	15:CO:47:LYS:HD2	2.11	0.64
24:BC:20:ASN:C	24:BC:20:ASN:ND2	2.50	0.64
44:BW:9:THR:HG23	44:BW:10:ARG:N	2.10	0.64
22:BA:2339:C:H2'	22:BA:2340:A:C8	2.32	0.64
22:BA:309:A:O3'	42:BU:15:GLY:HA2	1.98	0.64
31:DJ:51:GLY:C	31:DJ:121:LYS:HE3	2.17	0.64
22:BA:503:A:H4'	22:BA:504:A:O5'	1.98	0.64
26:BE:61:ARG:HH11	26:BE:64:GLY:HA3	1.62	0.64
53:CA:1062:U:H2'	53:CA:1063:C:C6	2.32	0.64
2:AB:71:THR:HG21	2:AB:94:ARG:HD3	1.77	0.64
22:DA:1480:C:H2'	22:DA:1481:U:O4'	1.96	0.64
22:DA:2188:U:H2'	22:DA:2189:U:C6	2.32	0.64
45:DX:65:THR:O	45:DX:68:ALA:HB3	1.97	0.64
43:BV:39:ALA:C	43:BV:40:ILE:HD13	2.17	0.64
3:CC:111:ASP:HB3	3:CC:114:LEU:HB2	1.79	0.64
2:CB:221:ARG:HA	2:CB:224:ARG:CZ	2.28	0.64
31:BJ:44:TYR:CD2	38:BQ:63:ARG:HG2	2.33	0.64
22:DA:2800:A:H2'	22:DA:2801:G:C4'	2.28	0.64
10:CJ:37:ARG:HB3	10:CJ:74:VAL:O	1.97	0.64
46:DY:5:GLU:O	46:DY:6:LEU:HG	1.96	0.64
22:DA:117:G:N1	22:DA:119:A:N6	2.45	0.64
22:DA:1420:A:C4	22:DA:2211:A:N7	2.64	0.64
22:DA:2756:U:H1'	22:DA:2757:A:C5'	2.26	0.64
22:BA:1190:G:H5''	33:BL:32:GLY:HA2	1.79	0.64
22:DA:481:G:H1'	22:DA:506:G:N2	2.10	0.64
22:BA:1654:A:H1'	25:BD:118:PHE:CE1	2.31	0.64
51:D3:41:ARG:HD2	51:D3:41:ARG:O	1.97	0.64
2:CB:90:PHE:HE1	2:CB:92:ASN:ND2	1.95	0.64
29:BH:44:ILE:O	29:BH:48:GLU:HB2	1.97	0.64
22:DA:404:A:H4'	22:DA:405:U:H5'	1.79	0.64
28:DG:112:VAL:HG12	28:DG:114:HIS:HB3	1.77	0.64
1:AA:221:C:C2'	1:AA:222:C:H5'	2.26	0.64
47:BZ:6:ILE:O	47:BZ:35:VAL:HG12	1.97	0.64
22:BA:1510:G:O2'	22:BA:1511:G:H5'	1.96	0.64
28:DG:84:LYS:O	28:DG:85:LYS:HB3	1.96	0.64
22:DA:2261:C:H42	44:DW:10:ARG:HB3	1.60	0.64
53:CA:1168:U:C2'	53:CA:1168:U:O2	2.45	0.64
53:CA:106:C:O2	53:CA:379:C:H4'	1.97	0.64
9:AI:100:ALA:HB1	9:AI:102:PHE:CZ	2.32	0.64
22:DA:2566:A:O2'	22:DA:2567:G:OP2	2.14	0.64

Continued on next page...

Continued from previous page...

Atom-1	Atom-2	Distance(Å)	Clash(Å)
53:CA:158:G:C5	53:CA:164:G:C6	2.86	0.64
22:DA:2508:G:N2	22:DA:2582:G:C6	2.66	0.64
26:DE:122:GLU:O	26:DE:123:LYS:HB3	1.97	0.64
53:CA:677:U:H3	53:CA:713:G:H22	1.44	0.64
1:AA:662:U:H2'	1:AA:663:A:C8	2.31	0.64
43:BV:26:PHE:HB2	43:BV:27:PRO:CD	2.28	0.64
29:BH:75:LEU:HD23	29:BH:143:ILE:HG23	1.79	0.64
1:AA:421:U:H3'	1:AA:421:U:H6	1.61	0.64
53:CA:1230:C:H5''	53:CA:1230:C:H6	1.62	0.64
17:AQ:31:PRO:HB2	17:AQ:32:ILE:HD12	1.79	0.64
57:DB:71:C:C2'	57:DB:72:G:H5'	2.27	0.64
25:DD:100:LEU:HD13	25:DD:100:LEU:O	1.96	0.64
24:DC:86:ARG:HD2	24:DC:90:ILE:HD11	1.79	0.64
22:DA:1343:G:O2'	22:DA:1344:U:C6	2.49	0.64
46:DY:22:LEU:CD1	46:DY:23:ARG:NH1	2.60	0.64
53:CA:373:A:N3	53:CA:374:A:C8	2.65	0.64
22:DA:1090:A:C3'	22:DA:1091:G:H5''	2.27	0.64
9:AI:57:VAL:O	9:AI:58:GLU:HG2	1.97	0.64
42:DU:81:ARG:HB2	42:DU:96:LYS:CD	2.27	0.64
22:DA:1359:A:C2	22:DA:1360:G:C1'	2.79	0.64
22:DA:1537:G:H2'	22:DA:1538:G:C4'	2.24	0.64
31:DJ:103:ILE:HD12	31:DJ:103:ILE:O	1.97	0.64
24:BC:203:VAL:O	24:BC:204:LEU:HB2	1.96	0.64
40:DS:31:GLN:O	40:DS:35:ILE:HG12	1.97	0.64
53:CA:962:C:H42	53:CA:974:A:H61	1.41	0.64
53:CA:994:A:N3	53:CA:995:C:C6	2.65	0.64
31:DJ:27:ARG:O	31:DJ:30:THR:HG22	1.96	0.64
24:BC:245:THR:HB	24:BC:247:TRP:CE3	2.33	0.64
32:DK:2:ILE:O	32:DK:3:GLN:CB	2.45	0.64
8:AH:10:LEU:HD11	8:AH:126:CYS:CB	2.27	0.64
53:CA:268:U:H2'	53:CA:269:C:H6	1.57	0.64
9:AI:98:ARG:HG2	9:AI:103:VAL:CG2	2.23	0.64
22:DA:839:U:H2'	22:DA:840:C:C6	2.32	0.64
22:DA:973:A:H5'	22:DA:974:G:OP2	1.98	0.64
42:DU:47:PRO:CB	42:DU:54:PRO:HG3	2.22	0.64
1:AA:528:C:H5''	1:AA:528:C:H6	1.63	0.64
9:CI:53:LEU:O	9:CI:54:VAL:HG13	1.97	0.64
22:DA:2788:C:H2'	22:DA:2789:C:H6	1.61	0.64
43:DV:56:PHE:C	43:DV:58:SER:H	2.00	0.64
10:AJ:41:PRO:O	10:AJ:42:LEU:HB2	1.97	0.64
22:DA:404:A:H5'	22:DA:405:U:OP1	1.97	0.64
3:CC:133:MET:CE	3:CC:152:VAL:HG13	2.27	0.64

Continued on next page...

Continued from previous page...

Atom-1	Atom-2	Distance(Å)	Clash(Å)
22:DA:2461:A:H1'	22:DA:2492:U:C2	2.32	0.64
2:AB:108:GLN:HE21	2:AB:108:GLN:N	1.95	0.64
2:CB:119:GLN:CG	2:CB:124:THR:HG21	2.28	0.64
56:CP:16:PHE:CZ	56:CP:38:PHE:HD1	2.15	0.64
22:BA:646:U:C3'	22:BA:647:G:H5''	2.27	0.64
22:DA:2151:U:O2'	22:DA:2152:G:O4'	2.14	0.64
14:AN:88:MET:HE1	14:AN:97:LYS:HD2	1.79	0.64
21:AU:41:THR:O	21:AU:45:LYS:HB2	1.97	0.64
22:DA:716:A:C3'	22:DA:717:C:H5''	2.28	0.64
31:BJ:32:LEU:O	31:BJ:36:LEU:HB2	1.97	0.64
23:BB:24:G:N7	23:BB:56:G:H2'	2.13	0.64
20:CT:57:VAL:CG1	20:CT:71:ALA:CB	2.76	0.64
22:DA:1213:A:H2'	22:DA:1214:A:H8	1.63	0.64
53:CA:892:A:C5	53:CA:893:C:C5	2.86	0.64
25:BD:48:ILE:HG23	25:BD:84:LEU:HD21	1.78	0.64
1:AA:408:A:C2	1:AA:435:A:C2	2.85	0.64
1:AA:430:A:C4	1:AA:431:A:C8	2.85	0.64
56:CP:6:LEU:HB2	56:CP:17:TYR:HB3	1.78	0.64
1:AA:462:G:H3'	1:AA:463:U:C6	2.32	0.64
31:DJ:44:TYR:CD1	38:DQ:63:ARG:NH2	2.64	0.64
28:BG:8:VAL:HG12	28:BG:9:VAL:H	1.61	0.64
44:BW:23:LYS:HD2	44:BW:24:ARG:CB	2.27	0.64
21:CU:16:ARG:CD	21:CU:19:LYS:HG2	2.28	0.64
22:BA:2352:A:N1	44:BW:30:VAL:HG21	2.11	0.64
38:DQ:4:LYS:CD	38:DQ:7:VAL:HG22	2.27	0.64
53:CA:1366:C:H2'	53:CA:1367:C:C6	2.33	0.64
33:DL:79:LEU:HD22	33:DL:115:GLU:O	1.98	0.64
33:DL:89:VAL:HG23	33:DL:121:THR:CG2	2.26	0.64
3:AC:54:ILE:HD12	3:AC:54:ILE:C	2.17	0.64
22:BA:1654:A:O2'	25:BD:118:PHE:CD1	2.48	0.64
9:CI:61:ASP:C	9:CI:62:LEU:HD22	2.18	0.64
22:DA:1663:G:C6	22:DA:1998:A:N6	2.65	0.64
29:BH:132:PHE:CG	29:BH:133:GLN:N	2.65	0.64
25:DD:119:ALA:CB	25:DD:163:GLY:H	2.09	0.64
54:CG:4:ARG:NE	54:CG:6:ILE:HG22	2.13	0.64
6:CF:70:VAL:O	6:CF:73:GLU:HB2	1.98	0.64
53:CA:121:U:H3'	53:CA:121:U:OP1	1.97	0.64
22:DA:231:A:O2'	22:DA:232:G:H5'	1.96	0.64
53:CA:282:A:H2'	53:CA:283:U:H6	1.61	0.64
58:DF:30:VAL:HA	58:DF:157:THR:HG22	1.79	0.64
10:CJ:30:LYS:CE	10:CJ:36:VAL:HG22	2.27	0.64
26:DE:61:ARG:HE	26:DE:65:THR:HB	1.61	0.64

Continued on next page...

Continued from previous page...

Atom-1	Atom-2	Distance(Å)	Clash(Å)
28:BG:60:GLY:O	28:BG:61:TRP:CB	2.45	0.64
53:CA:440:C:H2'	53:CA:441:A:H5'	1.80	0.64
22:DA:2142:A:C2'	22:DA:2143:C:H4'	2.28	0.64
6:AF:3:HIS:CB	6:AF:92:THR:HG23	2.27	0.64
53:CA:1264:U:H2'	53:CA:1265:C:H6	1.63	0.64
38:BQ:81:GLY:CA	38:BQ:116:LEU:CD1	2.74	0.64
22:DA:716:A:C2'	22:DA:717:C:H5''	2.27	0.64
22:BA:1820:U:C2	24:BC:200:MET:CG	2.80	0.64
4:AD:61:ARG:HH21	4:AD:67:LEU:HA	1.62	0.64
26:BE:150:THR:HG23	26:BE:153:LEU:H	1.62	0.64
22:BA:485:C:H2'	22:BA:486:C:C6	2.32	0.64
28:BG:148:ARG:HA	28:BG:161:VAL:CG1	2.27	0.64
22:BA:1269:A:OP2	62:BA:3383:HOH:O	2.14	0.64
34:BM:21:ALA:CB	34:BM:100:LYS:N	2.60	0.64
1:AA:52:C:O2'	1:AA:53:A:H5'	1.97	0.64
22:BA:1556:C:C2'	22:BA:1557:C:H5'	2.28	0.64
53:CA:1190:G:O2'	53:CA:1191:A:P	2.56	0.64
1:AA:531:U:H4'	1:AA:532:A:O5'	1.98	0.64
25:BD:53:GLY:HA3	25:BD:77:ARG:HB2	1.79	0.64
22:DA:1680:U:H2'	22:DA:1681:G:O4'	1.97	0.64
41:DT:34:VAL:HG21	41:DT:83:ALA:HB2	1.77	0.64
22:DA:2331:G:N1	22:DA:2385:C:C4	2.66	0.64
22:DA:395:U:O2'	22:DA:396:G:H8	1.81	0.64
22:DA:46:G:N2	22:DA:47:C:C2	2.65	0.64
53:CA:1071:C:H2'	53:CA:1072:G:C8	2.32	0.64
49:B1:49:LYS:HG2	49:B1:50:GLU:H	1.62	0.64
21:CU:33:ARG:HH12	21:CU:34:ARG:HD3	1.63	0.64
21:CU:38:GLU:H	21:CU:40:PRO:HD2	1.59	0.64
22:DA:2023:C:H4'	22:DA:2617:U:O3'	1.96	0.64
22:DA:193:U:C2'	22:DA:194:G:H5'	2.28	0.64
22:BA:1499:C:H2'	22:BA:1500:G:H8	1.62	0.64
35:DN:51:LEU:HD23	35:DN:54:LEU:CD2	2.25	0.64
22:DA:2502:G:H5'	22:DA:2503:A:C5'	2.27	0.64
26:BE:7:ASP:O	26:BE:9:GLN:N	2.30	0.64
38:BQ:4:LYS:HZ3	38:BQ:8:ILE:HG23	1.62	0.64
33:DL:111:ILE:N	33:DL:111:ILE:HD13	2.13	0.64
25:DD:148:GLN:HG2	25:DD:152:PRO:CG	2.18	0.64
22:BA:1338:G:O2'	22:BA:1339:G:H5'	1.97	0.64
41:BT:1:MET:HB2	41:BT:2:ILE:HD13	1.78	0.64
22:DA:1735:A:C2	22:DA:1736:U:C2	2.85	0.64
32:BK:19:VAL:HG22	32:BK:41:ILE:CG1	2.26	0.64
22:BA:2197:U:O2'	22:BA:2198:A:C2'	2.44	0.64

Continued on next page...

Continued from previous page...

Atom-1	Atom-2	Distance(Å)	Clash(Å)
28:DG:93:TYR:OH	28:DG:159:LYS:HE2	1.97	0.64
22:BA:1935:G:H1	22:BA:1962:C:H2'	1.62	0.64
25:BD:5:VAL:H	25:BD:32:ASN:ND2	1.91	0.64
3:AC:143:LEU:HD22	3:AC:143:LEU:H	1.62	0.64
17:CQ:45:VAL:HG11	17:CQ:60:ILE:CG2	2.27	0.64
22:DA:2443:C:C2	22:DA:2444:G:C8	2.86	0.64
46:BY:32:ALA:HA	46:BY:37:LEU:HB3	1.78	0.64
1:AA:914:A:C4	1:AA:915:A:C8	2.86	0.64
53:CA:495:A:C2	53:CA:496:A:C6	2.86	0.64
1:AA:1505:G:H5''	62:AA:1802:HOH:O	1.96	0.64
7:AG:21:LEU:HD21	7:AG:96:ASN:HD22	1.62	0.64
40:BS:24:ILE:HG23	40:BS:71:VAL:HG11	1.80	0.64
1:AA:601:G:H2'	1:AA:602:A:C8	2.32	0.64
1:AA:238:A:C2'	1:AA:239:U:H5'	2.27	0.64
25:BD:182:ALA:O	25:BD:184:ARG:N	2.31	0.64
3:AC:41:TYR:CZ	3:AC:89:VAL:HG21	2.32	0.64
22:BA:1539:U:H2'	22:BA:1540:G:H8	1.62	0.64
22:BA:2408:U:H2'	22:BA:2409:G:C8	2.33	0.64
30:DI:30:GLN:HG3	30:DI:31:GLY:H	1.62	0.64
22:BA:2134:A:N6	22:BA:2157:G:C5	2.65	0.64
22:BA:1937:A:H5'	62:BA:3464:HOH:O	1.97	0.64
1:AA:688:G:H2'	1:AA:689:C:H6	1.62	0.64
1:AA:903:G:C5	1:AA:904:U:C5	2.86	0.64
24:DC:80:LEU:HD12	24:DC:80:LEU:N	2.13	0.64
22:DA:2798:U:H5''	22:DA:2799:A:OP1	1.97	0.64
10:CJ:44:THR:HG22	10:CJ:45:ARG:H	1.63	0.64
22:DA:2270:A:H5'	44:DW:18:LYS:HG2	1.80	0.64
44:DW:23:LYS:HD2	44:DW:24:ARG:CA	2.27	0.64
46:DY:2:LYS:CD	46:DY:4:LYS:HE3	2.27	0.64
22:DA:449:A:C2'	22:DA:450:G:H5'	2.27	0.64
39:BR:49:ILE:HG13	39:BR:51:VAL:O	1.97	0.64
41:BT:86:THR:O	41:BT:87:LEU:HD23	1.97	0.64
38:DQ:87:VAL:CG1	39:DR:52:PRO:HG3	2.27	0.64
22:BA:2352:A:C3'	22:BA:2353:G:H5'	2.26	0.64
22:DA:2237:G:H5''	22:DA:2238:G:OP1	1.97	0.64
22:DA:391:A:H2'	22:DA:392:U:C6	2.32	0.64
22:DA:2729:G:O2'	22:DA:2730:C:H5'	1.98	0.64
22:DA:575:A:O2'	22:DA:576:U:H5'	1.98	0.64
32:DK:17:ARG:HG2	32:DK:18:ARG:N	2.13	0.64
35:DN:1:MET:O	35:DN:2:ARG:HB2	1.96	0.64
24:DC:144:GLU:HB3	24:DC:187:CYS:CB	2.28	0.64
32:BK:21:CYS:CA	32:BK:41:ILE:CD1	2.75	0.64

Continued on next page...

Continued from previous page...

Atom-1	Atom-2	Distance(Å)	Clash(Å)
53:CA:1005:A:C4	53:CA:1006:G:H1'	2.33	0.64
52:B4:9:LYS:N	52:B4:9:LYS:CD	2.55	0.64
22:DA:375:G:H8	22:DA:375:G:H5''	1.61	0.64
22:BA:544:C:N3	22:BA:548:G:OP1	2.30	0.64
19:AS:28:LYS:HB3	19:AS:29:PRO:CD	2.27	0.64
1:AA:1348:U:H2'	1:AA:1349:A:H8	1.63	0.64
22:DA:416:U:H2'	22:DA:417:C:C6	2.32	0.64
17:AQ:45:VAL:CG2	17:AQ:60:ILE:HD13	2.28	0.64
28:DG:117:PRO:CG	28:DG:143:VAL:HG11	2.28	0.64
28:DG:164:ALA:O	28:DG:165:ASP:CB	2.45	0.64
22:DA:794:A:O2'	22:DA:795:C:H5'	1.97	0.64
11:AK:47:GLY:HA3	11:AK:52:ARG:HH11	1.62	0.64
1:AA:1468:A:H2'	1:AA:1469:C:C5'	2.28	0.64
22:BA:1416:G:O2'	22:BA:1417:C:H6	1.81	0.64
22:BA:1735:A:O2'	22:BA:1736:U:C5'	2.45	0.64
53:CA:1399:C:O2	53:CA:1401:G:C5	2.49	0.64
53:CA:124:C:O2'	53:CA:125:U:H5'	1.97	0.64
22:DA:1366:A:H2'	22:DA:1367:A:C8	2.33	0.64
11:CK:17:ASP:OD2	11:CK:80:ASN:HB2	1.98	0.64
3:CC:35:ASP:OD1	3:CC:56:ILE:HD12	1.98	0.64
23:BB:12:C:H4'	23:BB:13:G:OP1	1.97	0.64
22:DA:2466:C:OP1	52:D4:4:ARG:HB3	1.97	0.64
9:AI:37:TYR:CD2	9:AI:38:PHE:CD2	2.85	0.64
43:BV:41:GLU:C	43:BV:42:LEU:HD23	2.18	0.64
5:CE:129:SER:HA	62:CE:202:HOH:O	1.96	0.64
6:CF:79:ARG:HG2	6:CF:79:ARG:HH11	1.62	0.64
52:B4:13:ASN:H	52:B4:13:ASN:ND2	1.95	0.64
16:AP:7:ALA:O	16:AP:9:HIS:HD2	1.80	0.64
7:AG:105:GLU:O	7:AG:109:LYS:HG2	1.97	0.64
5:AE:136:VAL:O	5:AE:136:VAL:CG2	2.45	0.64
28:BG:132:LEU:HD23	28:BG:132:LEU:N	2.13	0.64
53:CA:1146:A:O2'	53:CA:1147:C:H5'	1.97	0.64
22:DA:1338:G:H4'	41:DT:18:GLU:CD	2.18	0.64
22:DA:1388:G:O2'	22:DA:1389:G:H5'	1.98	0.64
41:DT:48:GLN:HA	41:DT:48:GLN:HE21	1.63	0.64
1:AA:429:U:C1'	1:AA:430:A:H5''	2.28	0.64
22:DA:2815:C:H2'	22:DA:2816:G:H8	1.62	0.64
22:DA:79:C:N4	22:DA:107:G:H1	1.96	0.64
42:DU:3:LYS:HG2	42:DU:84:PHE:HZ	1.61	0.64
24:BC:91:ALA:HB3	24:BC:103:ILE:HG22	1.79	0.64
22:DA:1358:G:H2'	22:DA:1372:U:O4	1.97	0.64
4:CD:111:ALA:O	4:CD:114:ARG:HB3	1.96	0.64

Continued on next page...

Continued from previous page...

Atom-1	Atom-2	Distance(Å)	Clash(Å)
4:CD:39:GLN:C	4:CD:41:GLY:H	2.00	0.64
45:DX:52:ALA:O	45:DX:53:LYS:HB3	1.98	0.64
21:CU:33:ARG:NH1	21:CU:34:ARG:HD3	2.12	0.64
44:BW:19:ARG:NH2	44:BW:22:VAL:HG21	2.12	0.64
43:DV:75:GLN:CG	43:DV:92:VAL:HG11	2.28	0.64
21:CU:18:PHE:HB3	21:CU:19:LYS:NZ	2.13	0.64
44:BW:70:VAL:HG13	44:BW:70:VAL:O	1.96	0.64
1:AA:1239:A:H62	1:AA:1299:A:H61	1.41	0.64
1:AA:1240:U:H3	7:AG:29:LEU:CD2	2.10	0.64
26:BE:1:MET:HG2	26:BE:14:VAL:HG23	1.78	0.64
14:CN:80:ARG:HG2	14:CN:80:ARG:HH11	1.63	0.64
31:DJ:64:VAL:CG2	31:DJ:68:LYS:HG3	2.28	0.64
1:AA:842:U:H2'	1:AA:844:G:P	2.37	0.64
53:CA:70:U:H2'	53:CA:94:G:N7	2.12	0.64
27:BF:131:VAL:CG2	27:BF:151:LEU:CD1	2.75	0.64
22:DA:1304:A:O2'	22:DA:1305:C:H6	1.79	0.64
54:CG:88:VAL:HG22	54:CG:89:GLU:N	2.09	0.64
26:DE:119:ILE:HD11	26:DE:143:LEU:HD21	1.78	0.64
26:DE:60:TRP:O	26:DE:61:ARG:HB2	1.98	0.64
22:DA:1745:A:C2	22:DA:1746:A:C8	2.85	0.64
13:AM:3:ILE:HA	13:AM:56:ARG:CZ	2.27	0.64
2:CB:147:LEU:N	2:CB:147:LEU:HD12	2.13	0.64
1:AA:1469:C:H6	1:AA:1469:C:H3'	1.63	0.64
4:AD:172:VAL:O	4:AD:173:ASP:HB2	1.95	0.64
33:BL:68:SER:O	33:BL:69:ARG:HB2	1.97	0.64
9:CI:49:GLN:N	9:CI:50:PRO:CD	2.61	0.64
1:AA:605:U:H2'	1:AA:606:G:H8	1.62	0.64
53:CA:555:U:H2'	53:CA:556:C:C6	2.32	0.64
47:DZ:30:ARG:NH2	47:DZ:33:HIS:HB2	2.12	0.64
1:AA:1064:G:H4'	1:AA:1065:U:O5'	1.97	0.64
2:CB:66:ILE:HB	2:CB:88:GLN:HG2	1.79	0.64
22:DA:518:G:H2'	22:DA:519:U:H6	1.63	0.64
1:AA:137:U:H1'	1:AA:227:G:N2	2.13	0.64
1:AA:1121:U:O2'	1:AA:1122:U:H5'	1.98	0.64
26:DE:30:GLN:HG2	26:DE:30:GLN:O	1.97	0.64
22:BA:12:U:H2'	22:BA:12:U:O2	1.97	0.64
53:CA:695:A:H2'	53:CA:696:A:C8	2.33	0.64
22:BA:2847:U:H2'	22:BA:2848:G:H5'	1.80	0.64
22:DA:1062:G:O4'	22:DA:1088:A:N7	2.30	0.64
35:DN:14:SER:O	35:DN:16:HIS:N	2.31	0.64
38:BQ:87:VAL:O	38:BQ:88:GLU:CB	2.46	0.64
44:BW:28:GLU:CD	44:BW:29:SER:H	2.01	0.64

Continued on next page...

Continued from previous page...

Atom-1	Atom-2	Distance(Å)	Clash(Å)
44:BW:30:VAL:HG23	44:BW:60:ALA:O	1.98	0.64
33:DL:62:PRO:O	51:D3:12:ARG:HB3	1.98	0.64
22:DA:199:A:O2'	22:DA:200:U:H5'	1.98	0.64
53:CA:961:U:OP1	53:CA:961:U:H3'	1.97	0.64
4:AD:60:VAL:HA	4:AD:63:ILE:CG2	2.27	0.64
22:BA:1654:A:H2'	22:BA:1655:A:H8	1.63	0.64
25:BD:121:THR:O	25:BD:122:VAL:HB	1.98	0.64
22:DA:391:A:H2'	22:DA:392:U:H6	1.63	0.64
33:DL:100:ILE:O	33:DL:101:ILE:CB	2.46	0.64
33:DL:98:ALA:O	33:DL:100:ILE:HG22	1.97	0.64
22:DA:2030:A:C2	22:DA:2499:C:H5''	2.33	0.64
22:BA:974:G:C8	22:BA:989:G:C2	2.86	0.64
22:DA:492:A:O2'	22:DA:493:G:H5'	1.98	0.64
22:DA:992:C:H4'	39:DR:74:ILE:CD1	2.28	0.64
22:DA:616:A:H4'	26:DE:101:TYR:CZ	2.33	0.64
53:CA:1449:C:O2'	53:CA:1450:U:C5'	2.45	0.64
22:BA:659:G:H21	26:BE:30:GLN:HE22	1.43	0.64
22:DA:1673:G:H2'	22:DA:1674:G:C5'	2.27	0.64
22:DA:2102:G:C2'	22:DA:2103:C:H5'	2.25	0.64
1:AA:914:A:H2'	1:AA:915:A:H8	1.61	0.64
14:AN:92:ILE:HG21	14:AN:95:LEU:CD2	2.27	0.64
37:DP:28:LYS:HB2	37:DP:28:LYS:HZ3	1.62	0.64
1:AA:637:C:H2'	1:AA:638:U:H5'	1.80	0.64
22:BA:503:A:H5'	22:BA:505:A:OP1	1.98	0.64
22:DA:642:U:H4'	22:DA:2349:G:O2'	1.97	0.64
3:CC:91:ALA:HB2	3:CC:98:ALA:HB3	1.79	0.64
51:B3:21:PHE:H	51:B3:48:MET:CE	2.11	0.64
39:BR:58:VAL:HG12	39:BR:102:SER:HB2	1.78	0.64
52:D4:9:LYS:HD3	52:D4:9:LYS:O	1.97	0.64
24:BC:83:ASP:OD1	24:BC:84:PRO:HD2	1.98	0.64
1:AA:1405:G:O4'	1:AA:1519:A:H4'	1.97	0.64
31:BJ:140:LEU:HD13	31:BJ:140:LEU:C	2.18	0.64
5:AE:79:THR:HB	5:AE:121:ASN:HD21	1.63	0.64
22:DA:2798:U:H5'	22:DA:2800:A:N6	2.13	0.64
10:CJ:39:PRO:HA	10:CJ:74:VAL:H	1.63	0.64
53:CA:369:G:H2'	53:CA:370:C:C6	2.33	0.64
22:DA:2324:U:HO2'	22:DA:2385:C:H5	1.46	0.64
22:DA:1373:A:H2'	22:DA:1374:G:O4'	1.98	0.64
22:DA:1915:U:O2'	22:DA:1916:A:C5'	2.46	0.64
25:BD:174:SER:O	25:BD:175:LEU:CB	2.43	0.64
31:DJ:43:GLU:O	31:DJ:45:THR:HG22	1.98	0.64
39:DR:39:LEU:HD23	39:DR:39:LEU:N	2.13	0.64

Continued on next page...

Continued from previous page...

Atom-1	Atom-2	Distance(Å)	Clash(Å)
1:AA:501:C:O2'	1:AA:502:A:C5'	2.45	0.64
21:AU:7:GLU:CB	21:AU:11:PHE:CE1	2.81	0.64
22:DA:2015:A:C6	48:D0:2:VAL:HG11	2.33	0.64
22:DA:189:G:C2'	22:DA:190:A:O5'	2.44	0.64
22:DA:503:A:C4'	22:DA:504:A:O5'	2.46	0.64
19:CS:35:ARG:NH2	19:CS:51:HIS:HD2	1.96	0.64
33:DL:110:VAL:C	33:DL:111:ILE:HD13	2.18	0.64
25:DD:9:VAL:O	37:DP:4:ILE:HD11	1.98	0.64
1:AA:864:A:H3'	1:AA:865:A:C8	2.33	0.64
22:DA:1430:G:H2'	22:DA:1431:A:H8	1.63	0.64
29:BH:68:ARG:NH2	29:BH:72:ILE:CG2	2.58	0.64
22:BA:1775:U:H2'	22:BA:1776:G:O5'	1.98	0.64
22:DA:412:A:N7	22:DA:2412:A:H1'	2.12	0.64
22:DA:1181:U:H2'	22:DA:1182:G:H8	1.63	0.64
22:DA:375:G:H5''	22:DA:375:G:C8	2.33	0.64
22:DA:1125:G:H4'	52:D4:37:GLN:HE21	1.62	0.64
55:CM:13:HIS:HB3	55:CM:16:ILE:CB	2.28	0.64
22:BA:37:C:O2'	22:BA:38:A:H5'	1.98	0.64
58:DF:90:LEU:HB3	58:DF:95:MET:HG3	1.80	0.64
58:DF:1:ALA:HB2	58:DF:93:GLU:O	1.98	0.64
26:DE:79:ARG:HG2	26:DE:80:SER:N	2.12	0.64
29:DH:41:LYS:CA	29:DH:44:ILE:HG23	2.28	0.64
37:DP:50:ARG:CB	37:DP:57:ALA:H	2.11	0.64
28:DG:162:ARG:H	28:DG:162:ARG:HD2	1.63	0.64
22:DA:2869:G:H2'	22:DA:2870:C:O4'	1.97	0.64
22:DA:866:A:O2'	22:DA:867:C:H6	1.81	0.64
46:BY:18:LEU:O	46:BY:22:LEU:CB	2.46	0.64
22:DA:2549:G:N2	22:DA:2560:A:C4	2.66	0.64
53:CA:687:A:C2	53:CA:704:A:C5	2.86	0.64
36:DO:115:LEU:H	36:DO:115:LEU:CD1	2.10	0.64
33:DL:73:ILE:O	33:DL:105:ILE:HG23	1.98	0.64
33:BL:66:PHE:C	33:BL:66:PHE:CD1	2.70	0.64
19:CS:10:ILE:N	19:CS:10:ILE:HD12	2.12	0.64
53:CA:337:G:H2'	53:CA:338:A:C8	2.33	0.64
4:AD:158:LEU:O	4:AD:161:ALA:HB3	1.98	0.64
15:CO:28:VAL:HG13	15:CO:62:ARG:HG3	1.80	0.64
22:BA:2728:U:O2'	22:BA:2729:G:C5'	2.46	0.64
54:CG:49:LEU:HD13	54:CG:49:LEU:O	1.97	0.64
31:BJ:7:LYS:O	31:BJ:11:VAL:HG23	1.98	0.64
22:BA:2266:A:H4'	22:BA:2267:A:O5'	1.98	0.64
25:BD:35:THR:OG1	25:BD:49:GLN:HG2	1.98	0.64
22:DA:1044:C:O2	22:DA:1044:C:H2'	1.97	0.64

Continued on next page...

Continued from previous page...

Atom-1	Atom-2	Distance(Å)	Clash(Å)
31:BJ:43:GLU:O	31:BJ:45:THR:N	2.30	0.64
24:DC:23:LEU:HD21	24:DC:89:ASN:OD1	1.98	0.64
22:DA:2264:C:H2'	22:DA:2265:U:C6	2.33	0.64
22:DA:2339:C:O2'	22:DA:2340:A:C8	2.49	0.64
9:AI:46:VAL:HA	9:AI:49:GLN:HG3	1.80	0.64
12:CL:85:ARG:HG2	12:CL:86:VAL:N	2.13	0.64
42:DU:81:ARG:CD	42:DU:81:ARG:N	2.61	0.64
45:DX:32:LEU:HD22	45:DX:32:LEU:N	2.13	0.64
38:DQ:89:ILE:HG22	38:DQ:91:ARG:H	1.62	0.64
10:CJ:48:ARG:HB2	10:CJ:48:ARG:CZ	2.26	0.64
10:CJ:48:ARG:HB3	14:CN:100:TRP:HZ2	1.63	0.64
44:BW:28:GLU:HB3	44:BW:31:LEU:CD1	2.28	0.64
17:AQ:48:GLU:OE1	17:AQ:48:GLU:HA	1.97	0.64
22:DA:564:C:C2'	22:DA:565:C:H5'	2.28	0.64
38:DQ:4:LYS:NZ	38:DQ:7:VAL:H	1.96	0.64
53:CA:995:C:H42	53:CA:1046:A:H1'	1.62	0.64
53:CA:994:A:HO2'	53:CA:995:C:H6	1.43	0.64
33:DL:79:LEU:HA	33:DL:82:LEU:CD1	2.28	0.64
33:DL:84:LYS:O	33:DL:85:VAL:HB	1.98	0.64
40:BS:1:MET:HA	40:BS:1:MET:CE	2.20	0.64
29:DH:5:LEU:C	29:DH:6:LEU:HD12	2.19	0.64
8:AH:6:ILE:HB	8:AH:76:ARG:HH12	1.62	0.64
22:DA:664:G:H4'	22:DA:941:A:OP1	1.97	0.64
38:DQ:50:ARG:O	38:DQ:54:ARG:HD3	1.98	0.64
53:CA:1239:A:H3'	54:CG:118:ARG:NH2	2.13	0.64
53:CA:867:G:C4	53:CA:868:C:C5	2.86	0.64
22:DA:830:G:C2	22:DA:2448:A:N7	2.66	0.64
14:CN:92:ILE:HG21	14:CN:95:LEU:HD22	1.80	0.64
53:CA:1520:C:H2'	53:CA:1521:C:H6	1.61	0.64
2:AB:107:ARG:O	2:AB:110:ILE:HB	1.97	0.64
25:DD:112:THR:O	25:DD:113:SER:CB	2.46	0.64
32:BK:10:VAL:HG21	32:BK:16:ALA:HB1	1.78	0.64
47:BZ:3:THR:HA	47:BZ:38:GLU:HA	1.80	0.64
22:BA:790:U:HO2'	22:BA:791:C:P	2.21	0.64
30:DI:20:SER:N	30:DI:21:PRO:CD	2.61	0.64
26:BE:153:LEU:HD12	26:BE:153:LEU:C	2.19	0.64
55:CM:106:ARG:CZ	55:CM:112:ARG:HB3	2.28	0.64
13:AM:40:GLU:HG3	13:AM:41:ASP:N	2.12	0.64
22:BA:1475:G:O2'	22:BA:1476:U:P	2.56	0.64
13:AM:68:LEU:HD12	13:AM:72:ILE:HG13	1.79	0.64
34:DM:97:GLN:HB2	34:DM:98:PRO:HD2	1.80	0.64
12:CL:33:CYS:HB3	12:CL:77:SER:O	1.98	0.64

Continued on next page...

Continued from previous page...

Atom-1	Atom-2	Distance(Å)	Clash(Å)
32:BK:63:VAL:HG22	32:BK:107:LEU:HD22	1.80	0.64
37:BP:52:ARG:HH11	37:BP:52:ARG:HG2	1.58	0.63
22:BA:1061:U:H1'	22:BA:1070:A:H1'	1.80	0.63
24:DC:80:LEU:HD21	24:DC:109:LEU:HB3	1.80	0.63
22:DA:2800:A:C2'	22:DA:2801:G:C4'	2.76	0.63
28:BG:168:VAL:O	28:BG:170:THR:HG23	1.98	0.63
22:DA:1469:A:C2	22:DA:1470:A:C5	2.85	0.63
49:D1:8:ILE:HG22	49:D1:9:LYS:N	2.13	0.63
22:DA:1773:A:N7	22:DA:1829:A:H1'	2.13	0.63
22:DA:1790:C:H4'	24:DC:207:ALA:CB	2.28	0.63
1:AA:1531:A:C8	1:AA:1531:A:C5'	2.67	0.63
22:DA:72:U:C5	22:DA:112:U:H4'	2.32	0.63
22:DA:1112:G:O2'	22:DA:1113:U:H5'	1.97	0.63
53:CA:1071:C:H2'	53:CA:1072:G:H8	1.63	0.63
53:CA:1158:C:O2	53:CA:1158:C:C2'	2.45	0.63
1:AA:945:G:N3	1:AA:945:G:H2'	2.14	0.63
22:DA:477:A:O2'	22:DA:478:A:C5'	2.46	0.63
53:CA:1273:C:H2'	53:CA:1274:A:C8	2.32	0.63
53:CA:934:C:C5	53:CA:1344:C:C4	2.86	0.63
25:DD:149:ASN:CG	25:DD:150:GLN:N	2.50	0.63
1:AA:841:C:H3'	1:AA:843:U:OP2	1.97	0.63
25:DD:176:ASP:O	25:DD:189:VAL:HA	1.98	0.63
25:DD:4:LEU:HD23	25:DD:101:PHE:CE1	2.33	0.63
35:DN:1:MET:O	35:DN:2:ARG:CB	2.46	0.63
20:CT:26:MET:HE3	20:CT:30:PHE:CD1	2.30	0.63
53:CA:94:G:O2'	53:CA:95:C:H5'	1.98	0.63
1:AA:972:C:H4'	10:AJ:59:LYS:HG3	1.79	0.63
9:CI:56:MET:HG3	9:CI:57:VAL:HG23	1.79	0.63
16:AP:37:GLY:HA2	16:AP:51:ARG:HH12	1.62	0.63
36:DO:31:THR:HG23	36:DO:34:HIS:C	2.18	0.63
22:DA:1455:G:O2'	22:DA:1456:G:H8	1.80	0.63
22:BA:277:G:C8	22:BA:361:G:O6	2.51	0.63
22:BA:528:A:H2	22:BA:2043:C:C5'	2.10	0.63
4:AD:55:ARG:HA	4:AD:55:ARG:HH11	1.63	0.63
22:DA:153:U:O2'	22:DA:154:U:H5'	1.97	0.63
22:BA:1417:C:H2'	22:BA:1418:G:C8	2.33	0.63
42:BU:42:LYS:HA	42:BU:58:VAL:O	1.98	0.63
42:BU:100:GLU:O	42:BU:101:THR:HB	1.99	0.63
37:DP:67:GLU:CD	37:DP:68:GLY:H	2.00	0.63
22:DA:1171:G:C2	22:DA:1179:G:N3	2.66	0.63
53:CA:954:G:H1	53:CA:1228:C:H42	1.44	0.63
34:BM:10:ARG:NH2	34:BM:89:VAL:HB	2.13	0.63

Continued on next page...

Continued from previous page...

Atom-1	Atom-2	Distance(Å)	Clash(Å)
22:BA:2889:C:H2'	22:BA:2890:G:O5'	1.98	0.63
22:BA:2334:U:H4'	22:BA:2335:A:OP2	1.98	0.63
1:AA:358:U:O2'	1:AA:359:G:H5'	1.98	0.63
25:BD:13:ARG:NH1	37:BP:74:GLN:NE2	2.42	0.63
22:BA:996:A:C4'	38:BQ:91:ARG:HG2	2.26	0.63
56:CP:78:VAL:C	56:CP:80:LYS:H	2.01	0.63
22:DA:781:A:H2'	22:DA:1777:U:H1'	1.81	0.63
9:AI:51:LEU:HB3	9:AI:56:MET:HG3	1.77	0.63
22:DA:329:G:OP1	22:DA:329:G:H3'	1.98	0.63
28:BG:137:LYS:CA	28:BG:140:ILE:CD1	2.71	0.63
12:AL:42:LYS:HB3	12:AL:43:LYS:HD3	1.78	0.63
44:BW:39:GLN:O	44:BW:40:ARG:C	2.37	0.63
53:CA:674:G:H4'	18:CR:69:TYR:CE1	2.33	0.63
40:DS:84:ARG:HB3	40:DS:96:ILE:HG21	1.79	0.63
53:CA:643:C:H5''	8:CH:31:LEU:HD13	1.80	0.63
14:CN:60:ARG:CG	14:CN:61:ASN:H	2.12	0.63
4:AD:48:SER:O	4:AD:52:VAL:HG13	1.98	0.63
25:DD:10:GLY:HA3	25:DD:26:VAL:H	1.62	0.63
1:AA:844:G:H2'	1:AA:844:G:N3	2.12	0.63
22:DA:2700:A:C2	22:DA:2708:G:C2	2.86	0.63
57:DB:57:A:C5	58:DF:25:MET:HB2	2.34	0.63
32:DK:115:ILE:HG22	32:DK:116:ILE:N	2.11	0.63
19:AS:4:LEU:CD2	19:AS:8:PRO:HA	2.28	0.63
53:CA:1349:A:O2'	53:CA:1350:A:H5'	1.98	0.63
39:BR:41:ILE:O	39:BR:46:GLU:HB2	1.98	0.63
22:DA:771:G:C2'	22:DA:772:C:H5'	2.28	0.63
20:CT:34:VAL:HG21	20:CT:53:MET:HG2	1.80	0.63
34:BM:57:VAL:HA	34:BM:112:LEU:HD21	1.80	0.63
26:BE:48:THR:HG22	26:BE:86:ALA:HB3	1.79	0.63
50:B2:24:THR:HG23	50:B2:27:GLY:H	1.61	0.63
3:CC:161:ILE:CD1	3:CC:161:ILE:H	2.11	0.63
3:CC:161:ILE:HD13	3:CC:161:ILE:H	1.63	0.63
22:DA:1813:G:C2'	22:DA:1814:G:H5'	2.29	0.63
53:CA:1129:C:H1'	53:CA:1146:A:H61	1.64	0.63
34:BM:35:ALA:O	34:BM:36:VAL:CG1	2.44	0.63
22:DA:2289:G:O2'	22:DA:2290:G:H5'	1.97	0.63
22:DA:2746:U:H1'	28:DG:138:GLN:HE21	1.63	0.63
22:DA:2747:G:O2'	28:DG:66:THR:HG22	1.98	0.63
4:CD:2:ARG:NH2	4:CD:114:ARG:NH1	2.47	0.63
4:CD:30:LYS:CD	4:CD:30:LYS:N	2.52	0.63
31:DJ:35:ARG:HG2	31:DJ:40:HIS:CD2	2.32	0.63
38:DQ:59:LEU:O	38:DQ:63:ARG:HG2	1.98	0.63

Continued on next page...

Continued from previous page...

Atom-1	Atom-2	Distance(Å)	Clash(Å)
44:BW:17:ALA:O	44:BW:18:LYS:CB	2.46	0.63
28:BG:104:LEU:O	28:BG:112:VAL:HG22	1.99	0.63
31:DJ:111:LYS:HE3	31:DJ:114:LEU:HD23	1.80	0.63
53:CA:1226:C:OP2	55:CM:94:LEU:HD22	1.98	0.63
1:AA:694:A:H2'	1:AA:695:A:O5'	1.99	0.63
36:BO:88:LYS:CE	36:BO:116:GLN:NE2	2.58	0.63
31:BJ:55:ILE:O	31:BJ:55:ILE:HG13	1.97	0.63
53:CA:253:A:N1	53:CA:274:A:C2	2.67	0.63
2:AB:69:VAL:CB	2:AB:162:VAL:HG12	2.19	0.63
57:DB:52:A:N6	36:DO:33:ARG:HE	1.96	0.63
53:CA:166:U:C2'	53:CA:167:A:H5'	2.28	0.63
2:CB:160:LEU:HD22	2:CB:175:ALA:CB	2.25	0.63
2:CB:160:LEU:HD13	2:CB:180:ILE:HG21	1.79	0.63
22:DA:2663:G:O2'	22:DA:2664:G:H5'	1.97	0.63
22:DA:2668:G:C4	22:DA:2669:G:C8	2.86	0.63
22:DA:1647:U:C5'	22:DA:1648:U:OP1	2.45	0.63
2:AB:108:GLN:H	2:AB:108:GLN:NE2	1.94	0.63
13:AM:10:ASP:CG	13:AM:44:ILE:HB	2.19	0.63
4:CD:97:LEU:O	4:CD:101:VAL:HG23	1.98	0.63
4:AD:172:VAL:HG13	4:AD:173:ASP:H	1.61	0.63
51:D3:32:LEU:HA	51:D3:35:LYS:CG	2.27	0.63
18:CR:21:ASP:HB3	18:CR:23:LYS:HG2	1.80	0.63
22:DA:524:G:H2'	22:DA:525:U:H6	1.62	0.63
24:BC:180:MET:HG3	24:BC:268:ARG:NH1	2.13	0.63
37:DP:47:ILE:HD11	37:DP:70:GLU:HG2	1.80	0.63
18:AR:40:PRO:HG2	18:AR:43:ILE:HG12	1.81	0.63
57:DB:100:G:H2'	57:DB:101:A:O4'	1.99	0.63
22:DA:1079:C:N4	22:DA:1088:A:N3	2.46	0.63
51:B3:33:THR:HG23	51:B3:34:LYS:N	2.12	0.63
22:DA:2229:U:H2'	22:DA:2230:G:H8	1.63	0.63
29:DH:27:ARG:HH21	29:DH:27:ARG:HB2	1.61	0.63
1:AA:255:G:C4	1:AA:256:U:C5	2.86	0.63
14:CN:13:VAL:HG22	14:CN:59:GLN:OE1	1.98	0.63
22:DA:239:C:HO2'	22:DA:621:A:H2	1.45	0.63
25:DD:151:THR:HG22	25:DD:152:PRO:CD	2.29	0.63
5:CE:76:ASN:O	5:CE:77:ASN:HB2	1.97	0.63
22:DA:2695:U:H2'	22:DA:2695:U:O2	1.97	0.63
22:DA:1429:G:N3	22:DA:1430:G:N7	2.47	0.63
24:BC:229:HIS:CD2	24:BC:246:PRO:HA	2.33	0.63
22:BA:142:A:O2'	22:BA:143:C:C6	2.51	0.63
58:DF:39:VAL:HG22	58:DF:49:LEU:CB	2.29	0.63
31:BJ:124:VAL:O	31:BJ:125:TYR:CB	2.45	0.63

Continued on next page...

Continued from previous page...

Atom-1	Atom-2	Distance(Å)	Clash(Å)
31:BJ:135:GLN:HE21	31:BJ:135:GLN:HA	1.64	0.63
28:DG:94:ARG:CZ	28:DG:105:SER:HB2	2.28	0.63
22:DA:57:C:O2'	41:DT:36:LYS:HE2	1.97	0.63
22:DA:2459:A:N3	22:DA:2459:A:H2'	2.14	0.63
13:AM:18:LEU:O	13:AM:24:VAL:HG21	1.98	0.63
53:CA:441:A:C2	53:CA:497:G:C6	2.86	0.63
22:BA:1110:G:O2'	22:BA:1111:A:C8	2.41	0.63
32:BK:61:VAL:HG22	32:BK:87:LEU:HD11	1.80	0.63
7:AG:3:ARG:HG3	7:AG:4:ARG:H	1.63	0.63
22:BA:2544:G:O2'	22:BA:2545:G:H5'	1.97	0.63
22:BA:898:C:C2'	22:BA:899:A:H5'	2.28	0.63
22:BA:320:A:H4'	22:BA:322:A:N7	2.13	0.63
22:DA:181:A:C2	22:DA:434:U:H1'	2.33	0.63
41:BT:8:LEU:CD2	41:BT:8:LEU:N	2.60	0.63
4:AD:166:LYS:HB3	4:AD:166:LYS:HZ2	1.62	0.63
22:BA:863:A:O2'	22:BA:864:G:H5'	1.99	0.63
6:AF:9:MET:CE	6:AF:59:TYR:CE2	2.82	0.63
2:CB:26:MET:HA	2:CB:26:MET:CE	2.27	0.63
22:DA:3:U:H2'	22:DA:4:U:C6	2.32	0.63
53:CA:240:G:H5''	53:CA:240:G:C8	2.33	0.63
2:AB:72:LYS:C	2:AB:74:ALA:H	2.02	0.63
55:CM:91:ARG:HD3	55:CM:91:ARG:O	1.99	0.63
28:BG:31:GLU:O	28:BG:31:GLU:HG3	1.97	0.63
22:DA:1297:C:O5'	22:DA:1297:C:H6	1.81	0.63
22:BA:574:A:H4'	22:BA:575:A:O5'	1.99	0.63
53:CA:1151:A:H2'	53:CA:1152:A:H8	1.64	0.63
53:CA:388:G:HO2'	53:CA:389:A:P	2.21	0.63
44:DW:23:LYS:HD2	44:DW:24:ARG:CB	2.29	0.63
42:DU:39:ASN:OD1	42:DU:64:ILE:HB	1.99	0.63
22:DA:143:C:H2'	22:DA:144:A:H8	1.54	0.63
39:DR:4:VAL:O	39:DR:38:VAL:HG23	1.99	0.63
22:BA:2356:U:C4'	44:BW:16:GLU:HG3	2.24	0.63
22:DA:192:C:H2'	22:DA:193:U:C5'	2.27	0.63
22:DA:247:G:C8	22:DA:249:C:C6	2.87	0.63
22:DA:27:G:H1'	22:DA:513:A:N6	2.13	0.63
22:DA:2586:U:O2'	22:DA:2587:A:H5'	1.98	0.63
53:CA:764:C:N4	53:CA:812:G:N1	2.46	0.63
10:AJ:10:LEU:O	10:AJ:71:LEU:HD13	1.99	0.63
58:DF:43:ILE:HG12	58:DF:77:LYS:CD	2.29	0.63
31:BJ:130:HIS:CD2	31:BJ:132:HIS:H	2.16	0.63
53:CA:92:U:O2'	53:CA:93:U:H5'	1.98	0.63
22:DA:493:G:H2'	22:DA:494:G:O4'	1.98	0.63

Continued on next page...

Continued from previous page...

Atom-1	Atom-2	Distance(Å)	Clash(Å)
27:BF:109:ARG:HB3	27:BF:136:ILE:HG22	1.79	0.63
12:AL:45:ASN:N	12:AL:45:ASN:HD22	1.95	0.63
22:DA:2093:G:O2'	22:DA:2094:A:H8	1.78	0.63
53:CA:1244:G:C6	53:CA:1245:C:N4	2.66	0.63
19:AS:17:LYS:HB3	19:AS:30:LEU:HD23	1.81	0.63
1:AA:1049:U:C5	14:AN:1:ALA:HA	2.33	0.63
22:DA:618:G:O2'	22:DA:619:G:H5'	1.98	0.63
54:CG:11:ILE:HD11	54:CG:24:LYS:HB2	1.80	0.63
22:DA:774:G:O2'	22:DA:775:G:H8	1.82	0.63
1:AA:185:U:HO2'	1:AA:186:C:H6	1.45	0.63
22:DA:675:A:OP1	26:DE:60:TRP:CZ2	2.50	0.63
22:DA:851:C:H2'	22:DA:852:U:C5	2.34	0.63
2:AB:157:PRO:O	2:AB:180:ILE:HD12	1.99	0.63
22:DA:170:U:H2'	22:DA:171:U:C6	2.31	0.63
4:CD:148:ALA:HB1	4:CD:151:GLN:NE2	2.13	0.63
22:BA:611:C:H2'	22:BA:612:G:C5'	2.28	0.63
53:CA:54:C:N4	53:CA:352:C:H2'	2.14	0.63
22:BA:1256:G:H2'	26:BE:77:ILE:HD11	1.81	0.63
1:AA:1358:U:C6	1:AA:1359:C:C5	2.87	0.63
53:CA:678:U:H1'	53:CA:777:A:O3'	1.97	0.63
37:DP:105:LYS:HA	37:DP:108:ARG:CZ	2.28	0.63
22:BA:93:G:O2'	22:BA:94:A:H5'	1.98	0.63
7:AG:71:THR:O	7:AG:90:VAL:HG12	1.98	0.63
22:BA:1906:G:H2'	22:BA:1907:G:O5'	1.97	0.63
1:AA:937:A:H2'	1:AA:938:A:H5'	1.80	0.63
20:AT:67:HIS:HB3	20:AT:68:LYS:NZ	2.14	0.63
1:AA:1310:G:H2'	1:AA:1311:A:O4'	1.98	0.63
1:AA:1136:C:H5''	1:AA:1137:C:OP2	1.99	0.63
53:CA:929:G:C5	53:CA:930:C:C5	2.86	0.63
22:DA:1839:G:O2'	22:DA:1840:G:H5'	1.99	0.63
22:DA:2602:A:H3'	22:DA:2602:A:OP1	1.99	0.63
25:BD:149:ASN:CG	25:BD:150:GLN:H	2.00	0.63
22:DA:1401:G:C2'	22:DA:1402:U:C6	2.69	0.63
22:DA:2269:G:O3'	44:DW:18:LYS:HE2	1.98	0.63
22:DA:1695:G:H8	24:DC:7:PRO:O	1.81	0.63
22:DA:1069:A:N6	22:DA:1073:A:C5'	2.61	0.63
22:DA:335:C:C2	22:DA:336:C:C5	2.87	0.63
22:BA:1799:G:N2	24:BC:153:LEU:HD23	2.13	0.63
22:DA:396:G:O2'	22:DA:397:U:C5'	2.41	0.63
44:BW:23:LYS:NZ	44:BW:24:ARG:CG	2.61	0.63
28:BG:104:LEU:HB2	28:BG:112:VAL:HG23	1.78	0.63
18:CR:71:ASP:HB3	21:CU:3:ILE:HD11	1.78	0.63

Continued on next page...

Continued from previous page...

Atom-1	Atom-2	Distance(Å)	Clash(Å)
51:D3:21:PHE:HB2	51:D3:49:VAL:CG1	2.27	0.63
22:DA:1285:A:H2'	22:DA:1286:A:H5''	1.79	0.63
53:CA:577:G:O2'	53:CA:578:C:C5'	2.46	0.63
22:DA:1992:G:N2	22:DA:1995:U:C5	2.67	0.63
22:DA:2733:A:C2'	22:DA:2734:A:H5'	2.28	0.63
26:DE:157:LEU:HD12	26:DE:157:LEU:C	2.19	0.63
53:CA:1202:U:O2'	53:CA:1203:C:H5'	1.99	0.63
53:CA:91:U:C6	53:CA:92:U:C5	2.86	0.63
24:DC:131:MET:HA	24:DC:134:ILE:CG1	2.29	0.63
24:DC:184:GLU:HB2	24:DC:187:CYS:SG	2.39	0.63
33:DL:19:LEU:HD11	33:DL:31:GLY:HA3	1.81	0.63
27:BF:105:ILE:CD1	27:BF:138:PRO:HG2	2.28	0.63
53:CA:1332:A:HO2'	53:CA:1333:A:H5'	1.64	0.63
57:DB:90:C:H6	57:DB:90:C:C5'	2.10	0.63
25:BD:111:GLY:O	25:BD:169:ARG:O	2.16	0.63
1:AA:1002:G:H2'	1:AA:1003:G:O4'	1.98	0.63
49:D1:47:ILE:HD12	49:D1:47:ILE:N	2.14	0.63
36:BO:62:LEU:CD2	36:BO:70:ALA:HA	2.28	0.63
53:CA:1248:A:O2'	9:CI:37:TYR:HD1	1.82	0.63
31:BJ:114:LEU:HD22	31:BJ:118:MET:HE3	1.79	0.63
38:DQ:40:LYS:HD3	38:DQ:44:TYR:HE2	1.63	0.63
53:CA:1480:A:C5	53:CA:1481:U:C5	2.87	0.63
53:CA:1418:A:H2	22:DA:1948:G:N3	1.97	0.63
22:DA:1480:C:C4	22:DA:1481:U:C5	2.87	0.63
22:DA:1510:G:C2	22:DA:1511:G:C5	2.86	0.63
2:AB:84:LEU:HG	2:AB:84:LEU:O	1.98	0.63
24:DC:2:VAL:O	24:DC:3:VAL:HG23	1.99	0.63
24:DC:8:THR:O	24:DC:9:SER:CB	2.46	0.63
22:DA:1804:C:N4	22:DA:1814:G:N2	2.47	0.63
44:DW:37:VAL:HG23	44:DW:38:ARG:NH1	2.07	0.63
26:DE:133:LEU:C	26:DE:133:LEU:HD23	2.19	0.63
22:DA:445:C:C2'	22:DA:446:G:C8	2.82	0.63
53:CA:214:C:H2'	53:CA:215:C:C6	2.34	0.63
1:AA:217:C:O2'	1:AA:218:U:H5'	1.98	0.63
28:BG:8:VAL:HG12	28:BG:49:LEU:N	2.13	0.63
21:CU:36:PHE:HB3	21:CU:40:PRO:HD3	1.81	0.63
43:DV:7:GLU:O	43:DV:40:ILE:HG22	1.98	0.63
29:DH:93:SER:HA	29:DH:121:VAL:HG11	1.80	0.63
7:AG:12:LEU:H	7:AG:12:LEU:CD2	1.88	0.63
24:BC:15:VAL:HG22	24:BC:204:LEU:O	1.98	0.63
8:CH:85:TYR:CD2	8:CH:123:GLU:HB2	2.34	0.63
53:CA:964:A:H2'	53:CA:965:U:H5'	1.81	0.63

Continued on next page...

Continued from previous page...

Atom-1	Atom-2	Distance(Å)	Clash(Å)
14:CN:68:ARG:HG3	14:CN:69:PRO:HD2	1.81	0.63
10:AJ:17:LEU:HD23	10:AJ:18:ILE:N	2.13	0.63
31:BJ:56:VAL:CG1	31:BJ:57:LEU:N	2.59	0.63
22:DA:664:G:O2'	22:DA:665:U:H5'	1.99	0.63
1:AA:414:A:O2'	1:AA:415:A:C5'	2.47	0.63
57:DB:15:A:H1'	57:DB:109:A:N7	2.13	0.63
52:B4:15:LYS:O	52:B4:16:ILE:HB	1.98	0.63
21:AU:13:VAL:CG1	21:AU:15:LEU:HG	2.25	0.63
22:DA:848:C:H2'	22:DA:849:A:C8	2.32	0.63
1:AA:1152:A:O2'	1:AA:1153:G:H8	1.81	0.63
55:CM:95:PRO:HD3	55:CM:108:ARG:CG	2.26	0.63
22:DA:2298:A:H2'	22:DA:2299:U:C5	2.34	0.63
57:DB:42:C:N4	58:DF:87:LYS:HD2	2.13	0.63
26:DE:60:TRP:HZ3	26:DE:62:GLN:HG3	1.63	0.63
53:CA:444:G:C2'	53:CA:445:G:H5'	2.29	0.63
5:CE:38:VAL:HG12	5:CE:39:GLY:H	1.62	0.63
55:CM:103:THR:HG22	55:CM:104:ASN:N	2.14	0.63
32:DK:27:GLY:HA3	32:DK:30:ARG:HG3	1.81	0.63
28:BG:10:VAL:O	28:BG:10:VAL:CG2	2.46	0.63
25:BD:68:PHE:CD2	25:BD:75:ALA:HA	2.32	0.63
19:CS:62:THR:HG22	19:CS:63:ASP:N	2.13	0.63
53:CA:738:C:C4	53:CA:739:C:H5	2.15	0.63
17:CQ:77:VAL:HG12	17:CQ:78:VAL:O	1.99	0.63
25:BD:8:LYS:HB2	25:BD:201:LEU:CD2	2.28	0.63
22:DA:1481:U:H2'	22:DA:1481:U:O2	1.98	0.63
22:BA:588:U:H1'	26:BE:85:PHE:CD1	2.34	0.63
3:CC:14:VAL:HG12	3:CC:14:VAL:O	1.97	0.63
40:DS:70:LYS:H	40:DS:70:LYS:HE3	1.64	0.63
30:DI:36:GLU:HB2	30:DI:40:ALA:HB3	1.79	0.63
27:BF:167:ALA:O	27:BF:170:ALA:HB3	1.99	0.63
22:BA:1682:G:H2'	22:BA:1683:U:C6	2.32	0.63
19:CS:20:LYS:O	19:CS:20:LYS:HD3	1.98	0.63
22:BA:2071:A:H2'	22:BA:2072:C:C6	2.34	0.63
24:BC:144:GLU:HA	24:BC:151:GLY:HA2	1.80	0.63
24:DC:196:ASN:O	24:DC:197:ALA:HB3	1.99	0.63
26:DE:149:ILE:CG2	26:DE:188:MET:HB2	2.29	0.63
12:CL:41:PRO:HD2	12:CL:47:ALA:O	1.97	0.63
53:CA:407:U:O2'	4:CD:112:GLU:HG3	1.99	0.63
21:CU:36:PHE:CD2	21:CU:39:LYS:HE2	2.34	0.63
22:DA:1536:C:H4'	22:DA:1537:G:H5'	1.79	0.63
21:CU:16:ARG:NE	21:CU:16:ARG:HA	2.13	0.63
21:CU:3:ILE:HG22	21:CU:19:LYS:NZ	2.14	0.63

Continued on next page...

Continued from previous page...

Atom-1	Atom-2	Distance(Å)	Clash(Å)
10:CJ:47:GLU:HB2	10:CJ:67:ILE:CG1	2.21	0.63
22:DA:502:A:N6	22:DA:505:A:C6	2.67	0.63
9:CI:114:LYS:HB2	9:CI:117:LEU:HD12	1.79	0.63
22:BA:2431:U:C5'	22:BA:2431:U:H6	2.03	0.63
22:DA:2689:U:C4'	22:DA:2690:U:OP2	2.42	0.63
17:CQ:17:GLU:O	17:CQ:18:LYS:HB2	1.97	0.63
25:DD:119:ALA:HB2	25:DD:163:GLY:C	2.20	0.63
54:CG:118:ARG:O	54:CG:122:GLU:HB2	1.99	0.63
24:BC:77:VAL:O	24:BC:77:VAL:HG22	1.98	0.63
55:CM:12:LYS:HB3	55:CM:17:ALA:HB2	1.80	0.63
22:BA:1105:U:H2'	22:BA:1106:G:H8	1.64	0.63
22:BA:1141:U:C6	31:BJ:65:THR:CG2	2.81	0.63
22:DA:230:G:C2	22:DA:231:A:N7	2.66	0.63
1:AA:996:A:H2	1:AA:1046:A:H5'	1.62	0.63
53:CA:322:C:H5	53:CA:328:C:C5	2.16	0.63
53:CA:328:C:H2'	53:CA:328:C:O2	1.97	0.63
12:AL:33:CYS:H	12:AL:54:VAL:HG13	1.63	0.63
22:DA:185:G:H2'	22:DA:186:G:H8	1.63	0.63
35:DN:75:ILE:O	35:DN:75:ILE:HD12	1.99	0.63
22:BA:84:A:H4'	22:BA:85:G:O5'	1.98	0.63
26:BE:24:ASN:C	26:BE:24:ASN:HD22	2.01	0.63
29:DH:96:THR:HA	29:DH:113:SER:OG	1.99	0.63
12:AL:109:ARG:NH2	12:AL:116:TYR:CE2	2.67	0.63
22:BA:1416:G:HO2'	22:BA:1417:C:H6	1.46	0.63
22:BA:2816:G:O2'	22:BA:2817:U:H5'	1.98	0.63
29:BH:78:VAL:CG1	29:BH:145:ASN:HB3	2.29	0.63
1:AA:517:G:O2'	1:AA:530:G:H4'	1.98	0.63
22:BA:613:A:H8	22:BA:616:A:N1	1.94	0.63
27:BF:169:LEU:CD1	27:BF:169:LEU:H	2.12	0.63
2:AB:71:THR:O	2:AB:72:LYS:HG2	1.98	0.63
22:BA:1425:G:O2'	22:BA:1426:G:H5'	1.99	0.63
3:AC:67:ILE:O	3:AC:67:ILE:HG22	1.98	0.63
22:BA:2136:G:C2	22:BA:2137:U:C4	2.87	0.63
43:DV:8:VAL:HG13	43:DV:66:ASP:OD2	1.99	0.63
38:BQ:109:VAL:HG12	38:BQ:113:LYS:HD2	1.81	0.63
22:BA:825:A:O2'	22:BA:826:U:H5'	1.99	0.63
53:CA:46:G:O2'	53:CA:365:U:H1'	1.99	0.63
22:DA:1483:G:H2'	22:DA:1484:U:C6	2.34	0.63
22:BA:682:G:H5'	50:B2:26:ASN:OD1	1.98	0.63
22:BA:754:U:H2'	22:BA:755:U:C6	2.34	0.63
30:BI:71:LYS:HG2	30:BI:72:THR:H	1.63	0.63
12:CL:50:LYS:N	12:CL:50:LYS:HD2	2.14	0.63

Continued on next page...

Continued from previous page...

Atom-1	Atom-2	Distance(Å)	Clash(Å)
22:BA:571:U:H4'	22:BA:572:A:OP1	1.98	0.63
26:DE:149:ILE:HG23	26:DE:188:MET:N	2.12	0.63
22:DA:2286:G:C8	49:D1:33:LEU:HD21	2.34	0.63
1:AA:1508:A:O2'	1:AA:1509:C:H5'	1.99	0.63
22:DA:78:U:O2'	22:DA:79:C:H5'	1.98	0.63
22:DA:83:A:H61	22:DA:101:A:H5'	1.60	0.63
22:DA:161:A:H5''	22:DA:162:U:H3'	1.81	0.63
31:DJ:45:THR:H	31:DJ:46:PRO:HD2	1.64	0.63
2:AB:9:LEU:CG	2:AB:42:LEU:HD13	2.28	0.63
22:DA:1540:G:HO2'	22:DA:1541:C:H6	1.42	0.63
37:BP:85:VAL:O	37:BP:86:LYS:HB2	1.99	0.63
31:DJ:84:ILE:HG23	31:DJ:84:ILE:O	1.99	0.63
45:BX:77:TYR:O	45:BX:77:TYR:CD1	2.52	0.63
22:BA:973:A:O4'	22:BA:1188:U:C6	2.52	0.63
1:AA:1239:A:N6	1:AA:1299:A:H62	1.92	0.63
53:CA:1221:G:C2	53:CA:1222:G:H1'	2.34	0.63
5:AE:23:THR:HA	5:AE:28:ARG:HA	1.79	0.63
5:CE:104:ILE:CA	5:CE:122:VAL:HB	2.28	0.63
22:DA:2734:A:H2'	22:DA:2735:G:C5'	2.28	0.63
41:BT:40:LYS:N	41:BT:43:ILE:CG2	2.60	0.63
54:CG:19:SER:O	54:CG:23:ALA:HB2	1.99	0.63
58:DF:43:ILE:HG23	58:DF:44:ALA:N	2.12	0.63
53:CA:184:G:N2	53:CA:185:U:C2	2.67	0.63
12:AL:23:LEU:CB	12:AL:58:ASN:HD22	2.11	0.63
27:BF:134:GLN:CG	27:BF:135:ILE:H	2.03	0.63
32:BK:1:MET:HE3	32:BK:32:TYR:CD1	2.34	0.63
14:AN:42:ASN:HD21	14:AN:46:LYS:HZ1	1.47	0.63
19:AS:51:HIS:HD2	19:AS:53:GLY:H	1.42	0.63
9:CI:18:VAL:HG11	9:CI:82:ILE:HA	1.80	0.63
22:DA:1183:U:H2'	22:DA:1184:U:C6	2.33	0.63
1:AA:625:U:H4'	16:AP:16:PHE:CE2	2.33	0.63
22:BA:748:G:OP2	40:BS:88:ARG:HG3	1.99	0.63
22:BA:274:C:H2'	22:BA:275:C:H6	1.62	0.63
29:DH:96:THR:HG21	29:DH:112:LYS:NZ	2.13	0.63
1:AA:111:G:O6	1:AA:330:C:N4	2.31	0.63
24:BC:182:LYS:O	24:BC:183:VAL:HG23	1.98	0.63
1:AA:1469:C:H2'	1:AA:1470:U:C5'	2.29	0.63
1:AA:1473:G:O2'	1:AA:1474:U:H5'	1.99	0.63
22:BA:1734:G:C4	22:BA:1735:A:C8	2.86	0.63
39:BR:42:ALA:CA	39:BR:46:GLU:HB2	2.29	0.63
22:BA:287:G:H1	22:BA:353:C:N4	1.96	0.63
38:DQ:10:ARG:HB2	38:DQ:10:ARG:CZ	2.29	0.63

Continued on next page...

Continued from previous page...

Atom-1	Atom-2	Distance(Å)	Clash(Å)
22:BA:1996:C:P	32:BK:31:ARG:HH21	2.22	0.63
8:CH:38:VAL:HA	8:CH:41:GLU:CG	2.29	0.63
1:AA:937:A:N6	1:AA:1345:U:O4	2.32	0.63
43:BV:93:ARG:O	43:BV:94:ALA:HB2	1.99	0.63
4:AD:168:THR:HG22	4:AD:183:ARG:HH21	1.64	0.63
53:CA:486:U:O2'	53:CA:487:A:H5'	1.98	0.63
22:BA:946:C:H2'	22:BA:947:A:H8	1.64	0.63
29:DH:75:LEU:O	29:DH:76:GLU:HB2	1.99	0.63
22:BA:712:G:H2'	22:BA:713:G:H5'	1.80	0.63
1:AA:1128:C:H4'	1:AA:1148:U:O2	1.99	0.62
1:AA:1508:A:H2'	1:AA:1509:C:H6	1.65	0.62
22:DA:48:G:H22	22:DA:177:G:N2	1.97	0.62
22:DA:444:C:HO2'	22:DA:445:C:P	2.22	0.62
1:AA:469:C:H2'	1:AA:470:C:H6	1.64	0.62
39:DR:9:GLY:H	39:DR:10:LYS:HD2	1.65	0.62
44:BW:18:LYS:HA	44:BW:36:ILE:HD11	1.81	0.62
44:BW:39:GLN:O	44:BW:41:GLY:N	2.31	0.62
29:BH:26:ALA:HA	29:BH:30:LEU:HB2	1.80	0.62
22:DA:203:A:H8	22:DA:203:A:O5'	1.82	0.62
1:AA:267:C:O2'	1:AA:268:U:C5'	2.45	0.62
53:CA:997:U:O2'	53:CA:998:C:C5'	2.46	0.62
4:AD:196:GLU:C	4:AD:198:LEU:N	2.50	0.62
4:AD:84:ASN:HD22	4:AD:87:GLU:H	1.47	0.62
40:BS:1:MET:HE2	40:BS:1:MET:CA	2.18	0.62
53:CA:810:C:H2'	53:CA:811:C:H5'	1.81	0.62
21:AU:16:ARG:HH11	21:AU:19:LYS:HG2	1.63	0.62
22:DA:1515:A:H4'	22:DA:1556:C:O2'	1.99	0.62
22:DA:1639:C:C2'	22:DA:1640:A:H5''	2.29	0.62
1:AA:1180:A:H5''	1:AA:1181:G:OP2	1.98	0.62
22:DA:845:A:N6	22:DA:932:U:N3	2.42	0.62
55:CM:11:HIS:HA	55:CM:44:ILE:HB	1.81	0.62
16:AP:80:LYS:NZ	16:AP:80:LYS:HB2	2.14	0.62
1:AA:1060:U:H4'	10:AJ:53:ILE:HG23	1.81	0.62
6:AF:36:ILE:HG22	6:AF:64:VAL:CG2	2.26	0.62
22:DA:1453:A:N7	35:DN:73:ASN:HB3	2.14	0.62
22:DA:831:G:O2'	22:DA:832:U:C5'	2.46	0.62
22:BA:1507:C:C2	22:BA:1508:A:C2	2.87	0.62
28:DG:82:PHE:HB3	28:DG:140:ILE:CD1	2.29	0.62
28:DG:163:TYR:N	28:DG:163:TYR:CD2	2.67	0.62
2:AB:89:PHE:CE1	2:AB:153:MET:HG3	2.34	0.62
11:AK:58:THR:HB	11:AK:59:PRO:HD2	1.81	0.62
3:AC:153:SER:CB	3:AC:164:THR:HA	2.28	0.62

Continued on next page...

Continued from previous page...

Atom-1	Atom-2	Distance(Å)	Clash(Å)
22:DA:2823:A:C6	22:DA:2824:C:C5	2.87	0.62
29:DH:1:MET:HE3	29:DH:23:ALA:CB	2.29	0.62
22:DA:1929:G:C4'	22:DA:1930:G:OP1	2.47	0.62
5:AE:45:VAL:CG2	5:AE:117:ALA:HB2	2.29	0.62
7:AG:143:MET:CE	7:AG:143:MET:HA	2.29	0.62
38:BQ:27:ARG:HH11	38:BQ:27:ARG:HG3	1.64	0.62
53:CA:307:C:H5''	53:CA:308:C:OP2	1.99	0.62
22:BA:2134:A:O2'	22:BA:2135:A:H5''	1.99	0.62
25:BD:33:ARG:HH21	25:BD:51:THR:HG23	1.64	0.62
4:CD:131:ILE:N	4:CD:131:ILE:HD13	2.13	0.62
3:AC:21:TRP:HB3	3:AC:58:ARG:H	1.64	0.62
32:BK:98:ARG:O	32:BK:99:ILE:HD13	1.97	0.62
24:DC:156:SER:HB3	24:DC:159:THR:HG21	1.80	0.62
1:AA:433:G:C2'	1:AA:434:U:H5'	2.28	0.62
16:AP:20:VAL:HG21	16:AP:32:PHE:CG	2.34	0.62
22:DA:1090:A:C2'	22:DA:1091:G:H5''	2.29	0.62
35:DN:90:ARG:NH2	35:DN:116:VAL:HG11	2.14	0.62
22:DA:445:C:O2'	22:DA:446:G:C8	2.51	0.62
22:DA:455:C:C5	22:DA:472:A:C2	2.87	0.62
38:BQ:86:SER:HB2	39:BR:50:GLY:O	1.98	0.62
38:BQ:86:SER:HB3	39:BR:51:VAL:HG13	1.81	0.62
27:BF:39:VAL:HG13	27:BF:40:GLY:N	2.13	0.62
22:DA:2747:G:HO2'	28:DG:66:THR:HG22	1.63	0.62
53:CA:205:A:C6	53:CA:206:C:N4	2.67	0.62
49:B1:32:LYS:HG2	49:B1:52:LYS:OXT	1.99	0.62
22:DA:1912:A:N6	22:DA:1917:U:N3	2.46	0.62
44:BW:22:VAL:HG13	44:BW:25:PHE:HE2	1.64	0.62
6:CF:3:HIS:HB2	6:CF:92:THR:HG23	1.80	0.62
18:CR:58:ILE:O	18:CR:62:ARG:HG3	1.99	0.62
45:BX:44:ARG:CG	45:BX:45:PHE:N	2.62	0.62
22:BA:1494:A:C2	22:BA:1495:A:C4	2.87	0.62
9:CI:119:LYS:O	9:CI:119:LYS:HG3	1.99	0.62
4:AD:75:TYR:O	4:AD:78:ALA:HB3	1.99	0.62
1:AA:1396:A:H4'	1:AA:1397:C:O5'	1.99	0.62
22:BA:1866:A:H2'	22:BA:1867:G:O4'	1.98	0.62
10:AJ:17:LEU:C	10:AJ:17:LEU:HD23	2.19	0.62
54:CG:22:LEU:C	54:CG:22:LEU:HD23	2.20	0.62
31:BJ:130:HIS:HD2	31:BJ:132:HIS:H	1.45	0.62
53:CA:72:A:C6	53:CA:73:C:C4	2.87	0.62
22:DA:818:G:N7	22:DA:1187:G:C6	2.67	0.62
22:DA:822:G:O6	22:DA:943:A:C2	2.43	0.62
1:AA:1049:U:H1'	1:AA:1201:A:N7	2.14	0.62

Continued on next page...

Continued from previous page...

Atom-1	Atom-2	Distance(Å)	Clash(Å)
54:CG:68:VAL:O	54:CG:70:PRO:HD3	1.99	0.62
22:DA:1181:U:O2'	22:DA:1182:G:H5'	1.99	0.62
1:AA:1365:G:H2'	1:AA:1366:C:C6	2.34	0.62
22:DA:2742:G:OP1	52:D4:36:ARG:HD3	1.99	0.62
39:DR:68:ARG:NH1	39:DR:90:ARG:HG2	2.14	0.62
22:DA:1865:U:O4	22:DA:1875:G:C2	2.52	0.62
53:CA:1446:A:C2'	53:CA:1447:A:H5'	2.26	0.62
6:CF:54:LEU:CD1	6:CF:56:LYS:O	2.48	0.62
22:BA:2495:G:C2'	22:BA:2496:C:H5'	2.30	0.62
25:DD:124:ARG:HD3	25:DD:125:TRP:CD1	2.34	0.62
28:DG:18:ILE:HD12	28:DG:42:VAL:CG1	2.26	0.62
1:AA:642:A:H2'	1:AA:643:C:C6	2.33	0.62
29:DH:41:LYS:HA	29:DH:44:ILE:HG23	1.81	0.62
22:BA:1432:G:O2'	22:BA:1433:A:H5'	1.99	0.62
9:AI:60:LEU:H	9:AI:60:LEU:HD23	1.65	0.62
56:CP:44:SER:H	56:CP:46:LYS:HZ1	1.47	0.62
22:DA:1931:U:C2'	22:DA:1932:A:H8	2.12	0.62
4:AD:173:ASP:O	4:AD:174:ALA:CB	2.46	0.62
22:DA:2468:A:O2'	22:DA:2469:A:H8	1.81	0.62
22:DA:545:U:H2'	22:DA:547:A:OP1	1.97	0.62
22:DA:547:A:H8	22:DA:548:G:H5'	1.64	0.62
22:DA:42:A:C2	22:DA:438:G:C2	2.87	0.62
25:BD:142:VAL:HG23	25:BD:143:PRO:N	2.13	0.62
5:AE:64:GLU:OE1	5:AE:65:LYS:HG2	1.99	0.62
3:AC:22:PHE:CD2	3:AC:22:PHE:C	2.73	0.62
45:BX:29:LEU:CD2	45:BX:29:LEU:N	2.62	0.62
5:AE:80:LEU:CD2	5:AE:122:VAL:HG11	2.29	0.62
22:DA:2798:U:H5'	22:DA:2800:A:H62	1.63	0.62
53:CA:1128:C:H4'	53:CA:1148:U:N3	2.14	0.62
53:CA:1129:C:O2'	53:CA:1130:A:C8	2.50	0.62
22:DA:1469:A:C2'	22:DA:1470:A:H8	2.09	0.62
46:DY:22:LEU:CD1	46:DY:23:ARG:HH12	2.12	0.62
1:AA:411:A:O2'	1:AA:413:G:H5''	1.99	0.62
1:AA:428:G:O4'	1:AA:430:A:C8	2.53	0.62
22:DA:2330:G:H2'	22:DA:2331:G:H5'	1.80	0.62
53:CA:517:G:H5'	53:CA:519:C:C2	2.34	0.62
22:DA:1208:C:C2	22:DA:1209:U:C6	2.87	0.62
22:DA:64:A:OP1	41:DT:77:ARG:HG2	1.97	0.62
42:DU:3:LYS:HG2	42:DU:84:PHE:CZ	2.35	0.62
25:BD:97:SER:OG	25:BD:99:GLU:HG2	1.99	0.62
38:BQ:85:ALA:O	38:BQ:88:GLU:HB2	1.98	0.62
28:DG:53:PRO:HB3	28:DG:61:TRP:N	2.13	0.62

Continued on next page...

Continued from previous page...

Atom-1	Atom-2	Distance(Å)	Clash(Å)
53:CA:1092:A:H62	53:CA:1093:A:N6	1.97	0.62
24:BC:16:VAL:N	24:BC:203:VAL:HG11	2.14	0.62
17:AQ:20:ILE:H	17:AQ:47:ASP:CG	2.02	0.62
1:AA:683:G:H21	11:AK:39:ASN:HA	1.64	0.62
39:DR:27:ILE:CG2	39:DR:28:ALA:N	2.49	0.62
5:CE:56:PRO:O	5:CE:59:ILE:HG23	1.99	0.62
53:CA:93:U:C2'	53:CA:94:G:H5''	2.29	0.62
1:AA:872:A:C4	1:AA:874:G:N7	2.67	0.62
12:AL:28:GLN:HB2	12:AL:81:ILE:O	1.99	0.62
22:DA:616:A:O2'	22:DA:617:G:C8	2.34	0.62
2:CB:151:LYS:HG3	2:CB:152:ASP:N	2.14	0.62
22:BA:2150:C:O2'	22:BA:2151:U:C6	2.49	0.62
22:DA:850:U:O2'	47:DZ:22:THR:HA	1.99	0.62
12:CL:5:GLN:HG3	12:CL:9:LYS:NZ	2.14	0.62
22:DA:685:A:H4'	22:DA:686:U:O5'	1.98	0.62
22:DA:184:C:H2'	22:DA:185:G:C8	2.33	0.62
17:AQ:62:GLU:HB2	17:AQ:72:TRP:CZ2	2.34	0.62
22:BA:1747:U:H2'	22:BA:1748:C:H6	1.64	0.62
17:CQ:24:ILE:HD13	17:CQ:43:LEU:HD22	1.80	0.62
26:BE:24:ASN:O	26:BE:28:VAL:HG12	1.98	0.62
53:CA:989:U:H2'	53:CA:990:C:H5'	1.80	0.62
22:DA:851:C:C4'	47:DZ:46:MET:HG2	2.29	0.62
4:CD:197:HIS:O	4:CD:200:VAL:HG12	1.98	0.62
22:BA:2796:U:H3	22:BA:2799:A:H61	1.46	0.62
22:BA:1733:G:HO2'	22:BA:1734:G:H8	1.47	0.62
22:DA:2636:C:H2'	22:DA:2637:U:H6	1.64	0.62
32:BK:36:GLY:HA2	32:BK:62:VAL:O	2.00	0.62
20:AT:68:LYS:HB2	20:AT:68:LYS:NZ	2.14	0.62
22:DA:753:A:C2	22:DA:754:U:C2	2.86	0.62
22:DA:540:C:O2'	22:DA:541:A:H5'	1.99	0.62
26:BE:73:ILE:O	26:BE:73:ILE:HG12	1.98	0.62
1:AA:991:U:H4'	1:AA:992:U:OP1	1.98	0.62
22:DA:1394:U:C3'	22:DA:1394:U:C6	2.82	0.62
46:DY:22:LEU:HG	46:DY:23:ARG:NH1	2.15	0.62
53:CA:369:G:N3	53:CA:370:C:C6	2.67	0.62
49:D1:8:ILE:CG2	49:D1:9:LYS:N	2.61	0.62
22:DA:2336:A:N7	44:DW:40:ARG:CZ	2.63	0.62
22:DA:336:C:O2'	22:DA:337:C:C6	2.42	0.62
22:DA:76:C:OP1	46:DY:48:ARG:HG2	1.99	0.62
39:BR:49:ILE:C	39:BR:51:VAL:O	2.38	0.62
1:AA:205:A:OP1	1:AA:205:A:H4'	1.98	0.62
17:AQ:11:VAL:HG12	17:AQ:12:VAL:CG1	2.29	0.62

Continued on next page...

Continued from previous page...

Atom-1	Atom-2	Distance(Å)	Clash(Å)
20:AT:43:LYS:NZ	20:AT:86:ALA:HA	2.13	0.62
3:AC:55:VAL:O	3:AC:65:VAL:HA	1.99	0.62
22:DA:1451:C:N4	22:DA:1461:C:H42	1.96	0.62
34:BM:2:LEU:HD23	34:BM:69:PRO:CD	2.21	0.62
11:AK:108:ASN:HB3	21:AU:5:VAL:O	1.98	0.62
27:BF:7:TYR:CD2	27:BF:11:VAL:CG1	2.78	0.62
53:CA:66:A:C6	53:CA:67:C:C5	2.87	0.62
8:AH:6:ILE:HB	8:AH:76:ARG:NH1	2.14	0.62
22:DA:1157:G:H2'	22:DA:1158:C:C6	2.33	0.62
57:DB:111:U:O2'	57:DB:112:G:H8	1.83	0.62
1:AA:32:A:H2'	1:AA:33:A:H8	1.61	0.62
20:CT:73:ARG:CG	20:CT:73:ARG:NH1	2.48	0.62
4:CD:77:GLU:CG	4:CD:81:LEU:HD11	2.27	0.62
55:CM:18:LEU:N	55:CM:18:LEU:HD12	2.14	0.62
2:CB:160:LEU:CD1	2:CB:180:ILE:HG21	2.29	0.62
22:DA:2667:C:O2'	22:DA:2668:G:H8	1.81	0.62
53:CA:562:U:H4'	53:CA:563:A:O5'	1.99	0.62
6:CF:54:LEU:CD1	6:CF:56:LYS:H	2.12	0.62
3:AC:110:LEU:CD2	3:AC:143:LEU:HD23	2.28	0.62
3:CC:39:ARG:CG	3:CC:54:ILE:HD13	2.28	0.62
53:CA:1520:C:H2'	53:CA:1521:C:C6	2.34	0.62
22:DA:674:G:H4'	26:DE:69:ARG:CG	2.29	0.62
26:DE:69:ARG:O	26:DE:70:SER:HB3	1.98	0.62
1:AA:198:G:C2'	1:AA:199:A:H8	2.12	0.62
28:BG:63:GLN:OE1	28:BG:63:GLN:HA	1.98	0.62
53:CA:770:C:H1'	53:CA:899:C:H42	1.65	0.62
39:BR:29:THR:C	39:BR:63:VAL:HG22	2.20	0.62
22:DA:2542:A:H4'	22:DA:2543:G:H5''	1.80	0.62
30:DI:27:LEU:CD1	30:DI:32:VAL:HG11	2.30	0.62
38:BQ:97:ILE:HD11	38:BQ:105:PHE:CB	2.29	0.62
22:DA:1416:G:C2	22:DA:1417:C:C4	2.87	0.62
2:CB:66:ILE:H	2:CB:88:GLN:HB3	1.65	0.62
22:BA:2292:U:H2'	22:BA:2293:G:H8	1.65	0.62
22:BA:945:A:H5'	22:BA:946:C:OP2	1.99	0.62
28:BG:1:SER:HA	28:BG:5:LYS:HG3	1.81	0.62
1:AA:293:G:H2'	1:AA:294:U:H6	1.64	0.62
36:DO:105:ALA:O	36:DO:109:ALA:HB2	1.99	0.62
25:BD:16:THR:CG2	25:BD:20:VAL:HB	2.28	0.62
22:DA:2294:G:H2'	22:DA:2295:C:H6	1.62	0.62
22:BA:1579:A:O2'	22:BA:1580:A:H5'	1.99	0.62
17:AQ:3:LYS:O	17:AQ:3:LYS:HD2	1.99	0.62
1:AA:908:A:O2'	1:AA:909:A:H5'	1.99	0.62

Continued on next page...

Continued from previous page...

Atom-1	Atom-2	Distance(Å)	Clash(Å)
22:BA:1074:G:O2'	22:BA:1075:C:H6	1.82	0.62
5:AE:100:GLU:HB2	5:AE:103:GLY:CA	2.29	0.62
53:CA:1283:U:H2'	53:CA:1284:C:C5	2.35	0.62
22:DA:1605:C:C4'	22:DA:1610:A:C6	2.82	0.62
44:DW:33:GLY:O	44:DW:34:SER:CB	2.48	0.62
44:DW:46:ALA:CA	44:DW:50:VAL:HG12	2.30	0.62
22:DA:1063:G:C6	22:DA:1064:C:N4	2.67	0.62
1:AA:1127:G:O2'	1:AA:1128:C:C5'	2.33	0.62
22:DA:1206:G:C6	22:DA:1207:C:N4	2.67	0.62
42:DU:3:LYS:HE2	42:DU:84:PHE:HE1	1.64	0.62
22:DA:126:A:P	50:D2:19:ARG:HG3	2.39	0.62
22:DA:47:C:H42	22:DA:178:G:H1	1.47	0.62
41:BT:27:SER:C	41:BT:28:ASN:CG	2.57	0.62
21:CU:29:ALA:O	21:CU:32:ARG:HB2	1.99	0.62
21:CU:16:ARG:HE	21:CU:16:ARG:HA	1.64	0.62
22:DA:510:C:H6	22:DA:510:C:O5'	1.82	0.62
19:CS:35:ARG:HA	19:CS:70:LEU:CB	2.28	0.62
25:DD:133:THR:CG2	25:DD:134:HIS:N	2.57	0.62
5:CE:29:ILE:CG2	5:CE:30:PHE:H	1.98	0.62
22:DA:1120:G:O2'	22:DA:1121:C:H5'	1.99	0.62
37:BP:102:ARG:O	37:BP:103:THR:CG2	2.48	0.62
9:CI:35:GLU:CB	9:CI:39:GLY:HA3	2.29	0.62
57:DB:112:G:H21	36:DO:45:SER:HA	1.65	0.62
25:DD:137:SER:HB3	25:DD:138:LEU:CD2	2.29	0.62
32:DK:107:LEU:C	32:DK:109:SER:H	2.02	0.62
31:BJ:88:THR:HG22	31:BJ:91:GLU:HB2	1.79	0.62
22:BA:1023:U:H5'	22:BA:1023:U:C6	2.35	0.62
1:AA:373:A:H2'	1:AA:374:A:H8	1.64	0.62
24:BC:30:ALA:HB3	24:BC:31:PRO:CD	2.29	0.62
22:DA:834:G:H1'	22:DA:2358:A:C2	2.34	0.62
53:CA:913:A:H4'	53:CA:914:A:C5'	2.28	0.62
21:AU:48:LYS:HA	21:AU:51:ALA:HB3	1.82	0.62
7:AG:25:PHE:CE1	7:AG:104:VAL:HG22	2.35	0.62
25:BD:140:HIS:CE1	62:BD:302:HOH:O	2.50	0.62
14:AN:90:GLY:O	14:AN:92:ILE:N	2.32	0.62
22:DA:382:A:H2'	22:DA:383:C:C5'	2.30	0.62
1:AA:687:A:C8	1:AA:701:U:H5	2.18	0.62
22:BA:712:G:C2'	22:BA:713:G:H5'	2.29	0.62
1:AA:293:G:H2'	1:AA:294:U:C6	2.35	0.62
22:BA:859:G:H8	22:BA:859:G:OP2	1.82	0.62
53:CA:1024:G:H2'	53:CA:1025:U:O4'	2.00	0.62
33:DL:21:ARG:NH2	33:DL:21:ARG:HB3	2.14	0.62

Continued on next page...

Continued from previous page...

Atom-1	Atom-2	Distance(Å)	Clash(Å)
25:DD:56:LYS:NZ	25:DD:56:LYS:HB3	2.14	0.62
22:DA:784:G:C6	24:DC:227:VAL:HG11	2.34	0.62
41:DT:69:ARG:HG3	41:DT:70:HIS:HD2	1.64	0.62
1:AA:1307:U:H2'	1:AA:1308:U:C6	2.34	0.62
1:AA:93:U:O2'	1:AA:94:G:C5'	2.38	0.62
22:BA:855:G:H1'	44:BW:23:LYS:NZ	2.15	0.62
43:DV:26:PHE:HE1	43:DV:86:LEU:HB3	1.63	0.62
53:CA:1323:G:O2'	53:CA:1362:A:H1'	2.00	0.62
53:CA:978:A:OP1	53:CA:980:C:N4	2.32	0.62
54:CG:74:VAL:CG1	54:CG:143:MET:HB2	2.30	0.62
53:CA:542:G:O2'	53:CA:543:U:H5'	2.00	0.62
22:DA:2698:U:H2'	22:DA:2699:C:C6	2.34	0.62
56:CP:4:ILE:CD1	56:CP:4:ILE:H	2.10	0.62
34:BM:1:MET:O	34:BM:2:LEU:HB2	1.99	0.62
22:DA:242:G:C8	51:D3:4:LYS:HG3	2.33	0.62
5:AE:11:GLN:HG3	5:AE:116:VAL:HB	1.81	0.62
1:AA:978:A:H1'	1:AA:1322:C:H5	1.63	0.62
53:CA:1288:A:HO2'	53:CA:1289:A:H8	0.73	0.62
52:B4:36:ARG:CG	52:B4:37:GLN:H	2.04	0.62
2:CB:114:LYS:HE3	2:CB:151:LYS:HB2	1.81	0.62
2:CB:80:LYS:O	2:CB:84:LEU:N	2.27	0.62
16:AP:54:LEU:HD12	16:AP:54:LEU:H	1.64	0.62
2:CB:160:LEU:CD2	2:CB:175:ALA:HB2	2.25	0.62
1:AA:1095:U:O2'	1:AA:1096:C:C5'	2.47	0.62
53:CA:756:C:H2'	53:CA:757:U:C5'	2.29	0.62
34:BM:77:PRO:HD2	34:BM:80:VAL:HG11	1.81	0.62
20:AT:32:LYS:O	20:AT:35:TYR:HD2	1.82	0.62
33:DL:124:GLY:H	33:DL:143:GLU:HG3	1.65	0.62
22:DA:1953:A:H2	22:DA:2549:G:N3	1.97	0.62
53:CA:1464:U:O2'	53:CA:1465:A:H5'	2.00	0.62
22:DA:1929:G:C5'	22:DA:1930:G:OP1	2.48	0.62
30:DI:105:LEU:O	30:DI:105:LEU:HD23	1.98	0.62
39:BR:15:SER:O	39:BR:18:GLN:HB3	2.00	0.62
19:CS:38:THR:OG1	19:CS:67:GLY:HA2	1.99	0.62
1:AA:1101:A:H1'	1:AA:1102:A:O4'	1.99	0.62
30:DI:57:VAL:HG12	30:DI:58:ILE:N	2.14	0.62
6:CF:99:ALA:O	6:CF:100:SER:HB2	2.00	0.62
25:BD:53:GLY:HA3	25:BD:77:ARG:H	1.64	0.62
25:BD:9:VAL:HG21	25:BD:26:VAL:CG1	2.30	0.62
3:CC:176:THR:HG22	3:CC:178:ARG:HG3	1.81	0.62
22:BA:2507:C:H2'	22:BA:2508:G:O5'	2.00	0.62
36:DO:24:THR:OG1	36:DO:90:VAL:HG11	2.00	0.62

Continued on next page...

Continued from previous page...

Atom-1	Atom-2	Distance(Å)	Clash(Å)
53:CA:1111:A:O2'	53:CA:1112:C:H5'	2.00	0.62
3:CC:43:THR:O	3:CC:47:ALA:HB2	1.99	0.62
33:BL:101:ILE:HG22	33:BL:102:GLY:H	1.64	0.62
10:CJ:41:PRO:O	10:CJ:42:LEU:HB2	2.00	0.62
22:DA:2332:C:O2'	44:DW:40:ARG:NH2	2.32	0.62
22:DA:2339:C:O2'	22:DA:2340:A:H8	1.82	0.62
24:DC:14:HIS:O	24:DC:203:VAL:HG11	2.00	0.62
22:DA:1087:G:C5	22:DA:1089:A:C2	2.88	0.62
35:DN:90:ARG:NH2	35:DN:116:VAL:CG1	2.62	0.62
45:DX:10:ARG:HB3	45:DX:11:PRO:HD2	1.81	0.62
53:CA:1067:A:C4'	53:CA:1068:G:O5'	2.47	0.62
31:DJ:43:GLU:HG2	31:DJ:43:GLU:O	2.00	0.62
4:CD:89:LEU:HD21	4:CD:199:ILE:HD11	1.78	0.62
32:DK:21:CYS:SG	32:DK:39:ILE:HG21	2.39	0.62
44:BW:28:GLU:CG	44:BW:29:SER:N	2.57	0.62
22:BA:1713:A:H4'	22:BA:1714:U:OP1	1.99	0.62
33:DL:120:VAL:HG12	33:DL:121:THR:N	2.14	0.62
1:AA:619:U:C2	4:AD:131:ILE:CD1	2.82	0.62
11:AK:86:LYS:CA	11:AK:113:THR:HG22	2.29	0.62
31:DJ:25:LEU:C	31:DJ:27:ARG:H	2.03	0.62
22:DA:2695:U:O2'	22:DA:2696:U:H5'	2.00	0.62
18:AR:35:SER:HB3	21:AU:3:ILE:HG13	1.80	0.62
29:BH:134:VAL:HG21	29:BH:139:PHE:HA	1.82	0.62
8:AH:74:ILE:O	8:AH:74:ILE:HG23	2.00	0.62
22:DA:2093:G:C6	22:DA:2225:A:C8	2.88	0.62
25:DD:117:GLY:O	25:DD:119:ALA:N	2.33	0.62
22:DA:1439:A:C8	22:DA:1440:U:O4'	2.53	0.62
22:DA:2624:G:C2	22:DA:2625:G:C1'	2.77	0.62
8:AH:87:ARG:O	8:AH:121:GLY:HA3	1.99	0.62
8:AH:88:LYS:HA	8:AH:91:LEU:HG	1.81	0.62
29:BH:21:VAL:HG21	29:BH:25:TYR:HD2	1.63	0.62
22:DA:418:C:H2'	22:DA:419:U:H6	1.65	0.62
22:DA:2611:C:H5'	22:DA:2611:C:C6	2.23	0.62
58:DF:30:VAL:CG1	58:DF:168:LEU:HD23	2.29	0.62
1:AA:180:U:H2'	1:AA:181:A:O5'	1.99	0.62
2:AB:146:SER:O	2:AB:147:LEU:HD23	1.99	0.62
25:DD:112:THR:HG22	25:DD:113:SER:H	1.64	0.62
33:BL:19:LEU:HB2	33:BL:27:LEU:HD22	1.81	0.62
22:DA:1930:G:HO2'	22:DA:1968:G:H1	1.45	0.62
11:CK:30:ILE:HG12	11:CK:45:THR:HG22	1.82	0.62
58:DF:129:MET:HE1	58:DF:174:PHE:CZ	2.34	0.62
22:DA:2367:G:O2'	22:DA:2368:C:H5'	1.99	0.62

Continued on next page...

Continued from previous page...

Atom-1	Atom-2	Distance(Å)	Clash(Å)
1:AA:771:G:H2'	1:AA:772:U:C6	2.33	0.62
30:DI:57:VAL:HG12	30:DI:58:ILE:H	1.63	0.62
22:BA:405:U:H3'	22:BA:406:G:H5'	1.82	0.62
1:AA:1379:G:N7	7:AG:1:PRO:HB2	2.14	0.62
22:BA:563:A:C2	22:BA:564:C:C2	2.87	0.62
22:DA:553:G:H2'	22:DA:554:U:O4'	1.99	0.62
11:CK:12:ARG:HD3	11:CK:12:ARG:N	2.15	0.62
22:DA:922:C:H2'	22:DA:923:G:C8	2.32	0.62
9:AI:6:TYR:CG	9:AI:7:GLY:N	2.68	0.62
28:BG:8:VAL:HG13	28:BG:9:VAL:N	2.14	0.62
44:BW:46:ALA:O	44:BW:47:GLY:O	2.16	0.62
37:DP:23:ASP:O	37:DP:24:THR:HG23	2.00	0.62
22:DA:1608:A:O3'	22:DA:1609:A:H3'	2.00	0.62
1:AA:1006:G:H2'	1:AA:1007:U:C6	2.35	0.62
58:DF:48:LEU:O	58:DF:52:ALA:HB2	2.00	0.62
36:DO:43:ASN:ND2	36:DO:45:SER:HB3	2.13	0.62
1:AA:1320:C:H42	19:AS:35:ARG:HB2	1.63	0.62
22:BA:1286:A:O2'	22:BA:1288:G:OP2	2.18	0.62
22:DA:830:G:N3	22:DA:2448:A:C6	2.68	0.62
29:BH:53:GLU:O	29:BH:53:GLU:HG2	1.98	0.62
36:DO:71:ALA:HB1	36:DO:102:ARG:O	1.99	0.62
22:DA:2662:A:H2'	22:DA:2663:G:O4'	1.99	0.62
54:CG:28:ILE:HG21	54:CG:100:MET:CG	2.28	0.62
6:CF:54:LEU:CD1	6:CF:55:HIS:N	2.63	0.62
6:CF:54:LEU:CD1	6:CF:55:HIS:H	2.12	0.62
3:CC:36:PHE:HZ	14:CN:91:GLU:O	1.82	0.62
37:DP:56:SER:O	37:DP:75:THR:HG22	2.00	0.62
1:AA:596:A:H2'	1:AA:597:G:C8	2.32	0.62
53:CA:437:U:H4'	4:CD:151:GLN:OE1	1.99	0.62
30:DI:105:LEU:HD21	30:DI:129:GLU:OE2	2.00	0.62
37:DP:32:VAL:HB	37:DP:37:LYS:HG2	1.80	0.62
23:BB:17:C:O2'	23:BB:18:G:H5'	1.99	0.62
43:BV:51:GLN:HG2	43:BV:86:LEU:HD11	1.80	0.62
30:DI:118:GLY:O	30:DI:119:ALA:HB3	1.99	0.62
19:CS:79:TYR:O	19:CS:80:ARG:HB2	1.99	0.62
22:DA:827:U:H6	62:DA:3352:HOH:O	1.81	0.62
40:DS:1:MET:N	40:DS:1:MET:CE	2.62	0.62
22:DA:2511:U:C5	22:DA:2512:C:C5	2.88	0.62
11:AK:20:ALA:HA	11:AK:33:ILE:HD13	1.82	0.62
37:BP:28:LYS:HB2	37:BP:82:SER:HB3	1.82	0.62
22:BA:1062:G:C2'	22:BA:1063:G:C8	2.83	0.62
1:AA:411:A:N6	1:AA:413:G:N2	2.48	0.62

Continued on next page...

Continued from previous page...

Atom-1	Atom-2	Distance(Å)	Clash(Å)
22:DA:2331:G:H4'	44:DW:41:GLY:N	2.15	0.62
22:DA:859:G:N2	22:DA:916:G:H2'	2.14	0.62
53:CA:32:A:C2'	53:CA:33:A:H8	2.11	0.62
22:BA:1797:G:O3'	24:BC:255:LYS:HA	2.00	0.62
22:DA:216:A:C4	22:DA:217:A:C8	2.88	0.62
34:DM:19:GLY:H	34:DM:38:ARG:HH21	1.47	0.62
1:AA:469:C:O2'	1:AA:470:C:C5'	2.47	0.62
22:DA:1912:A:N6	22:DA:1917:U:H3	1.98	0.62
22:DA:1541:C:O2'	22:DA:1542:U:O4'	2.10	0.62
1:AA:542:G:C2	1:AA:543:U:C5	2.88	0.62
22:DA:188:G:H2'	22:DA:189:G:C5'	2.30	0.62
22:DA:2242:G:C5	22:DA:2243:U:C5	2.88	0.62
22:DA:479:A:H4'	22:DA:480:A:O5'	2.00	0.62
33:DL:77:ILE:HD11	33:DL:108:ALA:HB1	1.80	0.62
2:CB:35:ASN:O	2:CB:36:LYS:HD2	2.00	0.62
32:DK:7:MET:HG3	32:DK:17:ARG:HH12	1.63	0.62
12:AL:29:LYS:O	12:AL:81:ILE:HG22	2.00	0.62
57:DB:12:C:H5''	57:DB:15:A:H62	1.63	0.62
27:BF:98:PHE:O	27:BF:102:LEU:HB2	2.00	0.62
54:CG:45:ALA:HB1	54:CG:120:ALA:HB2	1.82	0.62
8:CH:11:THR:CG2	8:CH:14:ARG:HH12	2.12	0.62
35:BN:103:ARG:HB2	35:BN:110:MET:HE3	1.82	0.62
24:BC:12:ARG:HG3	24:BC:12:ARG:NH1	2.01	0.62
22:DA:960:A:C8	22:DA:962:G:C8	2.87	0.62
22:DA:1182:G:H2'	22:DA:1183:U:O4'	2.00	0.62
22:BA:2820:A:O2'	22:BA:2821:A:P	2.57	0.62
53:CA:881:G:C5	53:CA:882:C:C5	2.88	0.62
53:CA:113:G:H1'	53:CA:354:G:H5'	1.81	0.62
53:CA:666:G:C6	53:CA:741:G:C6	2.87	0.62
33:DL:29:LYS:C	33:DL:30:THR:HG23	2.19	0.62
35:DN:67:PHE:HE2	35:DN:73:ASN:CG	2.02	0.62
37:BP:33:GLU:N	37:BP:36:LYS:O	2.32	0.62
1:AA:824:G:H1'	8:AH:1:SER:HA	1.81	0.62
28:BG:61:TRP:CE3	28:BG:61:TRP:HA	2.34	0.62
13:AM:2:ARG:C	13:AM:3:ILE:HG23	2.19	0.62
11:AK:51:PHE:HZ	11:AK:64:VAL:HG11	1.65	0.62
53:CA:1011:C:N3	53:CA:1019:A:C2	2.68	0.62
37:DP:62:LYS:O	37:DP:63:ILE:HB	2.00	0.62
38:DQ:40:LYS:HD3	38:DQ:44:TYR:CE2	2.34	0.62
22:BA:2729:G:O2'	22:BA:2730:C:H5'	2.00	0.62
22:DA:1585:C:H2'	22:DA:1586:A:O5'	2.00	0.62
25:BD:47:ALA:HA	25:BD:84:LEU:HG	1.81	0.62

Continued on next page...

Continued from previous page...

Atom-1	Atom-2	Distance(Å)	Clash(Å)
22:BA:2134:A:N6	22:BA:2135:A:N6	2.47	0.62
1:AA:1378:C:C5	1:AA:1379:G:C8	2.88	0.62
24:DC:8:THR:O	24:DC:9:SER:HB3	2.00	0.62
22:BA:2520:C:O2'	22:BA:2521:C:H5'	1.98	0.62
22:DA:2718:G:OP1	37:DP:97:TYR:HD1	1.82	0.62
22:DA:1823:G:H5'	62:DC:410:HOH:O	1.98	0.62
53:CA:1009:U:H2'	53:CA:1010:U:C6	2.35	0.62
38:DQ:71:ASN:ND2	38:DQ:106:THR:HA	2.15	0.62
1:AA:614:C:H2'	1:AA:615:G:O5'	1.99	0.62
44:DW:70:VAL:O	44:DW:70:VAL:HG22	2.00	0.62
22:DA:121:G:H1'	22:DA:148:U:N3	2.14	0.62
22:DA:728:G:C2	22:DA:730:A:C4	2.88	0.62
22:DA:1426:G:H5'	22:DA:1427:A:OP2	2.00	0.62
41:BT:19:LYS:O	41:BT:23:ALA:N	2.26	0.62
44:BW:22:VAL:O	44:BW:25:PHE:HD2	1.82	0.62
22:DA:2054:A:N7	22:DA:2056:G:H1'	2.15	0.62
22:DA:565:C:H2'	22:DA:566:U:O4'	1.98	0.62
22:DA:627:A:N6	33:DL:111:ILE:HB	2.15	0.62
22:BA:1656:C:H5''	25:BD:141:ARG:HB2	1.82	0.62
31:DJ:64:VAL:HG13	31:DJ:65:THR:N	2.14	0.62
37:BP:104:GLY:O	37:BP:106:ALA:N	2.33	0.62
25:DD:114:LYS:HB2	25:DD:116:LYS:HE3	1.81	0.62
1:AA:1373:G:H5''	7:AG:35:LYS:HD2	1.82	0.62
24:DC:131:MET:HE1	24:DC:183:VAL:HG11	1.82	0.62
8:AH:78:SER:HA	8:AH:84:ILE:HG12	1.81	0.62
22:DA:593:U:C2	22:DA:594:U:C5	2.88	0.62
53:CA:265:G:H2'	53:CA:266:G:H5'	1.82	0.62
22:DA:1734:G:C2'	22:DA:1735:A:H8	2.13	0.62
14:AN:2:LYS:HD3	14:AN:5:MET:HG3	1.82	0.62
22:BA:2151:U:O2'	22:BA:2152:G:C5'	2.45	0.62
20:CT:73:ARG:NH1	20:CT:73:ARG:HG3	2.13	0.62
22:BA:1022:G:C6	22:BA:1141:U:C5	2.88	0.62
53:CA:508:U:C4'	53:CA:509:A:OP1	2.42	0.62
22:DA:2657:A:O2'	22:DA:2658:C:C5'	2.48	0.62
58:DF:94:ARG:HD3	58:DF:97:GLU:OE1	1.99	0.62
53:CA:209:U:C5'	53:CA:210:C:OP2	2.47	0.62
3:AC:143:LEU:N	3:AC:143:LEU:HD13	2.15	0.62
1:AA:819:A:H4'	1:AA:820:U:OP2	1.98	0.62
2:AB:18:GLN:O	2:AB:37:VAL:HG23	1.99	0.62
15:AO:9:LYS:NZ	15:AO:9:LYS:HB3	2.14	0.62
28:BG:33:THR:CA	28:BG:34:ARG:HH11	2.12	0.62
22:BA:2339:C:H2'	22:BA:2340:A:H8	1.63	0.62

Continued on next page...

Continued from previous page...

Atom-1	Atom-2	Distance(Å)	Clash(Å)
58:DF:11:VAL:HG12	58:DF:15:LEU:HD12	1.81	0.62
1:AA:1352:C:H2'	1:AA:1353:G:H8	1.63	0.62
20:CT:81:GLN:C	20:CT:82:ILE:HG12	2.20	0.62
9:AI:28:VAL:HB	9:AI:63:TYR:CD2	2.35	0.62
1:AA:703:G:H4'	1:AA:704:A:H5'	1.81	0.62
22:BA:2408:U:H2'	22:BA:2409:G:H8	1.64	0.62
22:BA:1366:A:C2	22:BA:1367:A:H1'	2.34	0.62
22:BA:2405:G:H1'	22:BA:2412:A:N6	2.15	0.62
39:BR:48:LYS:O	39:BR:48:LYS:HD2	1.99	0.62
22:BA:2641:G:OP1	31:BJ:76:HIS:HE1	1.82	0.62
22:DA:1388:G:C2'	22:DA:1389:G:H8	2.13	0.61
46:DY:22:LEU:HD12	46:DY:23:ARG:HH12	1.64	0.61
22:DA:2290:G:O2'	22:DA:2381:A:H1'	1.99	0.61
44:DW:45:HIS:O	44:DW:46:ALA:HB2	2.00	0.61
22:DA:1063:G:O2'	22:DA:1064:C:C6	2.49	0.61
30:DI:45:THR:HG23	30:DI:54:ILE:CD1	2.27	0.61
53:CA:34:C:H2'	53:CA:35:G:C8	2.34	0.61
12:CL:62:VAL:HG23	12:CL:63:THR:N	2.15	0.61
26:DE:135:ALA:C	26:DE:137:LYS:H	2.01	0.61
52:D4:19:ARG:O	52:D4:20:ASP:CB	2.47	0.61
44:BW:45:HIS:N	44:BW:45:HIS:ND1	2.48	0.61
43:DV:4:ILE:HD12	43:DV:63:ILE:CG1	2.29	0.61
8:CH:68:LYS:HA	8:CH:68:LYS:HE2	1.82	0.61
51:D3:18:LYS:CG	51:D3:19:GLY:N	2.63	0.61
25:BD:125:TRP:O	25:BD:126:ASN:HB2	1.99	0.61
32:DK:73:ASP:O	37:DP:74:GLN:HG3	2.00	0.61
34:BM:1:MET:HE3	34:BM:2:LEU:N	2.07	0.61
9:CI:35:GLU:CA	9:CI:39:GLY:HA3	2.30	0.61
57:DB:57:A:O2'	57:DB:58:A:C8	2.46	0.61
22:DA:2226:C:H2'	22:DA:2227:A:C8	2.35	0.61
14:AN:82:LYS:HE2	14:AN:85:GLU:HG3	1.82	0.61
22:DA:616:A:N3	22:DA:617:G:C8	2.68	0.61
55:CM:21:ILE:HG22	55:CM:22:TYR:N	2.15	0.61
12:CL:7:VAL:HG22	17:CQ:33:TYR:HD1	1.63	0.61
22:DA:234:U:H2'	22:DA:235:U:H6	1.65	0.61
25:BD:62:LYS:HB2	25:BD:63:PRO:HD3	1.82	0.61
53:CA:1378:C:H3'	53:CA:1379:G:C5'	2.27	0.61
35:DN:82:GLU:O	35:DN:85:PRO:HD2	2.00	0.61
53:CA:915:A:O2'	53:CA:916:U:H5'	2.00	0.61
28:DG:100:ASN:O	28:DG:115:GLN:HB2	2.00	0.61
22:BA:250:G:H2'	22:BA:251:A:H8	1.62	0.61
22:BA:1722:A:N6	22:BA:1738:G:H1'	2.15	0.61

Continued on next page...

Continued from previous page...

Atom-1	Atom-2	Distance(Å)	Clash(Å)
4:AD:172:VAL:HG22	4:AD:173:ASP:N	2.15	0.61
13:AM:113:LYS:H	13:AM:114:PRO:HD2	1.61	0.61
22:BA:480:A:H2	22:BA:499:U:O2	1.83	0.61
7:AG:74:VAL:CG2	7:AG:85:GLN:HE21	2.12	0.61
17:CQ:29:LYS:HB2	17:CQ:36:PHE:CE1	2.35	0.61
18:CR:25:ILE:HD12	18:CR:67:LEU:CD2	2.29	0.61
22:BA:364:C:H2'	22:BA:365:U:H6	1.64	0.61
22:BA:2476:A:H2'	22:BA:2477:U:H5'	1.81	0.61
35:BN:116:VAL:HG22	35:BN:116:VAL:O	2.00	0.61
22:BA:2784:U:H2'	22:BA:2785:C:C6	2.35	0.61
22:BA:1845:G:O2'	22:BA:1846:G:H5'	2.00	0.61
11:AK:66:ALA:HB1	11:AK:99:LEU:HD13	1.81	0.61
2:CB:31:PHE:HB2	2:CB:41:ASN:HB2	1.82	0.61
28:BG:37:ASN:O	28:BG:38:ASP:HB3	2.00	0.61
22:BA:2720:U:OP1	37:BP:52:ARG:NH2	2.33	0.61
5:AE:149:PRO:HG2	5:AE:150:GLU:H	1.65	0.61
8:AH:36:ALA:HB1	8:AH:60:LEU:HD21	1.80	0.61
22:BA:636:G:C5	33:BL:111:ILE:CD1	2.70	0.61
53:CA:1281:C:C5'	53:CA:1282:C:H5	2.11	0.61
9:CI:30:ASN:O	9:CI:32:ARG:HG2	2.01	0.61
22:DA:1385:A:H4'	22:DA:1386:C:OP1	2.01	0.61
22:DA:2324:U:H5'	22:DA:2325:G:C5'	2.29	0.61
22:DA:1829:A:O2'	24:DC:14:HIS:CE1	2.54	0.61
48:D0:38:LEU:N	48:D0:41:HIS:CE1	2.67	0.61
35:DN:34:ILE:HG22	35:DN:113:ILE:CG2	2.28	0.61
22:DA:1239:G:C5	22:DA:1240:U:C5	2.88	0.61
22:DA:324:A:N3	22:DA:325:G:H1'	2.14	0.61
22:DA:63:A:N6	22:DA:91:A:N6	2.48	0.61
41:DT:39:THR:HG21	41:DT:42:GLU:OE1	1.99	0.61
38:BQ:87:VAL:O	38:BQ:88:GLU:HB3	2.00	0.61
22:DA:2756:U:C1'	22:DA:2757:A:C5'	2.78	0.61
53:CA:1095:U:H2'	53:CA:1096:C:C6	2.35	0.61
1:AA:95:C:O2'	1:AA:96:U:H5'	2.01	0.61
22:BA:855:G:C1'	44:BW:23:LYS:HD3	2.29	0.61
44:BW:24:ARG:CB	44:BW:65:LYS:HD3	2.22	0.61
1:AA:542:G:O2'	1:AA:543:U:H5'	2.00	0.61
1:AA:946:A:C2	1:AA:1236:A:C2	2.88	0.61
53:CA:964:A:C2	53:CA:972:C:N3	2.69	0.61
22:DA:635:C:O2'	22:DA:639:U:H5''	2.00	0.61
35:DN:37:THR:HB	35:DN:40:LYS:CB	2.28	0.61
1:AA:797:C:O2'	1:AA:798:U:H5'	2.01	0.61
27:BF:4:HIS:O	27:BF:7:TYR:HB3	2.00	0.61

Continued on next page...

Continued from previous page...

Atom-1	Atom-2	Distance(Å)	Clash(Å)
22:DA:1734:G:N3	22:DA:1735:A:C8	2.68	0.61
25:DD:118:PHE:O	25:DD:119:ALA:CB	2.48	0.61
22:DA:1476:U:O2'	22:DA:1477:A:H8	1.82	0.61
22:BA:2214:C:H2'	22:BA:2215:C:H6	1.65	0.61
24:BC:94:LEU:HD13	24:BC:100:ARG:HD3	1.82	0.61
57:DB:90:C:C6	57:DB:90:C:H5''	2.22	0.61
16:AP:12:LYS:O	16:AP:13:LYS:HB2	2.00	0.61
37:BP:33:GLU:HB3	37:BP:36:LYS:H	1.65	0.61
28:DG:82:PHE:HB3	28:DG:140:ILE:HD13	1.82	0.61
22:DA:589:U:H2'	22:DA:590:A:C8	2.34	0.61
14:CN:27:LYS:HD2	14:CN:27:LYS:C	2.21	0.61
1:AA:1469:C:C6	1:AA:1469:C:H3'	2.34	0.61
22:DA:1973:G:C6	22:DA:1974:C:C4	2.88	0.61
42:BU:17:ASP:O	42:BU:19:GLY:N	2.32	0.61
6:AF:8:PHE:HE1	6:AF:21:MET:HE1	1.64	0.61
53:CA:802:A:H2'	53:CA:803:G:C5'	2.30	0.61
22:DA:1858:A:N6	22:DA:1885:A:C8	2.68	0.61
17:CQ:29:LYS:HE2	17:CQ:36:PHE:CZ	2.36	0.61
22:DA:1417:C:O2'	22:DA:1418:G:C5'	2.48	0.61
22:BA:2402:U:C2'	22:BA:2403:C:OP2	2.48	0.61
53:CA:739:C:H2'	53:CA:739:C:O2	1.99	0.61
1:AA:417:G:C6	1:AA:418:C:C4	2.88	0.61
1:AA:1108:G:OP1	3:AC:175:HIS:HB2	2.00	0.61
53:CA:1262:C:H2'	53:CA:1263:C:H5'	1.81	0.61
1:AA:1131:G:C2'	1:AA:1132:C:O5'	2.48	0.61
1:AA:697:U:C5	1:AA:698:G:C8	2.87	0.61
12:CL:36:VAL:HG23	12:CL:36:VAL:O	2.00	0.61
30:DI:86:LYS:O	30:DI:87:SER:HB2	2.00	0.61
24:DC:65:ASP:OD2	24:DC:68:ARG:HG2	2.00	0.61
45:BX:31:ASN:OD1	45:BX:33:HIS:NE2	2.34	0.61
33:BL:100:ILE:O	33:BL:100:ILE:HD12	1.99	0.61
1:AA:429:U:H1'	1:AA:430:A:C5'	2.30	0.61
9:AI:29:ILE:HA	9:AI:64:ILE:O	1.99	0.61
46:DY:1:MET:H2	46:DY:5:GLU:HG2	1.65	0.61
27:BF:40:GLY:CA	27:BF:84:ILE:CD1	2.69	0.61
53:CA:1073:U:C2	53:CA:1074:G:C8	2.89	0.61
53:CA:1496:C:H2'	53:CA:1497:G:O4'	2.01	0.61
31:DJ:44:TYR:HD1	38:DQ:63:ARG:NH2	1.90	0.61
22:DA:1537:G:N3	22:DA:1537:G:H2'	2.14	0.61
22:BA:2269:G:O2'	44:BW:18:LYS:HG2	2.01	0.61
44:BW:23:LYS:HD2	44:BW:24:ARG:CA	2.29	0.61
22:DA:1609:A:N6	22:DA:1616:A:C2	2.68	0.61

Continued on next page...

Continued from previous page...

Atom-1	Atom-2	Distance(Å)	Clash(Å)
1:AA:265:G:C2'	1:AA:266:G:H5'	2.30	0.61
17:AQ:51:GLU:HG3	17:AQ:74:LEU:HD21	1.82	0.61
40:DS:8:ARG:HA	40:DS:102:HIS:ND1	2.15	0.61
26:BE:6:LYS:HG2	26:BE:7:ASP:N	2.15	0.61
22:DA:2515:C:OP1	31:DJ:81:ILE:HG22	2.00	0.61
31:BJ:124:VAL:CG2	31:BJ:125:TYR:N	2.63	0.61
57:DB:64:G:H3'	57:DB:65:U:H6	1.65	0.61
10:AJ:57:VAL:O	10:AJ:58:ASN:HB2	1.99	0.61
29:BH:3:VAL:HA	29:BH:37:VAL:O	2.00	0.61
4:CD:69:ARG:CG	4:CD:69:ARG:NH1	2.54	0.61
53:CA:1297:G:H1'	54:CG:113:LYS:HZ1	1.65	0.61
1:AA:821:G:H4'	62:AA:1742:HOH:O	1.99	0.61
25:DD:34:VAL:HG12	25:DD:48:ILE:CG1	2.30	0.61
22:BA:1746:A:H2'	22:BA:1747:U:H6	1.64	0.61
22:BA:2663:G:H2'	22:BA:2664:G:H8	1.65	0.61
35:BN:12:ARG:CG	35:BN:12:ARG:HH21	2.11	0.61
44:BW:9:THR:CG2	44:BW:10:ARG:NH1	2.64	0.61
22:DA:1943:U:O4'	22:DA:1945:G:H5'	1.99	0.61
1:AA:1083:U:H5''	1:AA:1086:U:C5	2.30	0.61
53:CA:337:G:H2'	53:CA:338:A:H8	1.65	0.61
22:DA:1249:U:H4'	38:DQ:3:VAL:CG1	2.30	0.61
22:BA:1171:G:C6	22:BA:1172:C:C4	2.89	0.61
29:BH:61:VAL:O	29:BH:61:VAL:HG12	2.00	0.61
22:BA:2846:G:OP2	37:BP:51:ASN:HB2	2.01	0.61
22:BA:572:A:C2	22:BA:2033:A:C2	2.88	0.61
22:DA:863:A:C2	22:DA:915:C:N4	2.68	0.61
44:DW:81:ILE:HD12	44:DW:82:GLU:N	2.15	0.61
22:DA:1060:U:H4'	22:DA:1061:U:C5'	2.28	0.61
22:DA:1103:A:OP2	22:DA:1104:C:H5	1.84	0.61
4:CD:57:LYS:HE2	4:CD:58:GLN:OE1	2.01	0.61
18:CR:33:THR:HG23	18:CR:39:VAL:HG22	1.82	0.61
22:DA:2052:A:N7	25:DD:146:ILE:HD11	2.16	0.61
22:DA:2612:C:C5'	22:DA:2613:U:OP1	2.48	0.61
40:DS:39:THR:O	40:DS:40:ASN:HB3	2.01	0.61
1:AA:1236:A:H4'	1:AA:1304:G:H4'	1.82	0.61
29:DH:84:ALA:HA	29:DH:89:LYS:O	1.99	0.61
54:CG:59:GLU:HG3	54:CG:60:ALA:H	1.64	0.61
41:DT:29:THR:HB	41:DT:86:THR:N	2.16	0.61
58:DF:59:ILE:HG23	58:DF:137:PHE:HE1	1.66	0.61
53:CA:68:G:H5'	53:CA:171:A:O2'	2.00	0.61
9:AI:103:VAL:HG23	9:AI:104:THR:N	2.15	0.61
2:AB:162:VAL:CG2	2:AB:184:ALA:HB2	2.30	0.61

Continued on next page...

Continued from previous page...

Atom-1	Atom-2	Distance(Å)	Clash(Å)
1:AA:414:A:O2'	1:AA:415:A:H5'	2.00	0.61
25:DD:118:PHE:O	25:DD:119:ALA:HB3	1.99	0.61
25:DD:137:SER:HB3	25:DD:138:LEU:HD23	1.81	0.61
2:AB:26:MET:HE2	2:AB:29:PHE:CD2	2.36	0.61
54:CG:134:VAL:HB	54:CG:137:ARG:NH2	2.06	0.61
1:AA:33:A:H2'	1:AA:34:C:C6	2.35	0.61
5:AE:55:VAL:HG12	5:AE:56:PRO:N	2.15	0.61
17:AQ:28:VAL:O	17:AQ:37:ILE:HD12	2.01	0.61
22:DA:1023:U:H6	22:DA:1023:U:C5'	2.10	0.61
22:BA:1963:U:C6	22:BA:1963:U:C3'	2.78	0.61
1:AA:172:A:C5	1:AA:174:A:N7	2.69	0.61
22:DA:1698:A:H4'	22:DA:1699:G:O5'	1.99	0.61
22:BA:2015:A:N1	48:B0:2:VAL:HG23	2.15	0.61
28:BG:4:ALA:HB2	28:BG:65:GLY:HA2	1.82	0.61
1:AA:1004:A:H2'	1:AA:1005:A:O4'	1.99	0.61
24:DC:211:ARG:CD	24:DC:217:PRO:HD3	2.29	0.61
24:BC:132:ARG:HH12	24:BC:169:ALA:HA	1.65	0.61
22:DA:2825:G:H3'	22:DA:2826:A:H8	1.64	0.61
23:BB:49:C:OP1	36:BO:102:ARG:HG3	2.00	0.61
29:BH:78:VAL:HG11	29:BH:145:ASN:CB	2.30	0.61
1:AA:1015:G:O2'	1:AA:1016:A:H5'	1.99	0.61
22:BA:686:U:H2'	22:BA:788:A:C2	2.35	0.61
53:CA:1029:U:H4'	53:CA:1032:G:H1	1.65	0.61
53:CA:1531:A:O2'	53:CA:1532:U:H5'	2.01	0.61
51:B3:21:PHE:H	51:B3:48:MET:HE3	1.65	0.61
22:BA:617:G:O2'	22:BA:618:G:H5'	2.01	0.61
22:BA:623:C:H2'	22:BA:624:C:C6	2.36	0.61
22:DA:377:G:C6	22:DA:378:C:C4	2.88	0.61
22:DA:749:A:C4	22:DA:750:A:C8	2.88	0.61
31:BJ:2:LYS:CD	31:BJ:2:LYS:N	2.47	0.61
31:BJ:4:PHE:N	31:BJ:44:TYR:OH	2.33	0.61
53:CA:356:A:H2'	53:CA:357:G:O4'	2.01	0.61
35:DN:98:LEU:HD23	48:D0:53:VAL:HG21	1.82	0.61
22:DA:101:A:O2'	22:DA:102:U:P	2.57	0.61
22:DA:117:G:C6	22:DA:119:A:C6	2.89	0.61
22:DA:1361:G:H2'	22:DA:1362:C:C5'	2.30	0.61
22:DA:397:U:O2'	22:DA:398:C:H6	1.83	0.61
25:BD:4:LEU:HD13	25:BD:100:LEU:HD23	1.81	0.61
22:DA:455:C:C6	22:DA:472:A:C2	2.88	0.61
22:DA:1112:G:O2'	22:DA:1113:U:C5'	2.49	0.61
28:BG:9:VAL:HA	28:BG:48:THR:HA	1.82	0.61
37:DP:25:VAL:HA	37:DP:85:VAL:HA	1.82	0.61

Continued on next page...

Continued from previous page...

Atom-1	Atom-2	Distance(Å)	Clash(Å)
52:D4:7:VAL:O	52:D4:8:LYS:HG2	2.01	0.61
22:DA:481:G:HO2'	22:DA:482:A:P	2.22	0.61
2:AB:185:ILE:O	2:AB:185:ILE:HG13	2.00	0.61
2:CB:78:ALA:O	2:CB:213:LEU:HD23	2.01	0.61
41:BT:43:ILE:O	41:BT:47:VAL:HG23	2.00	0.61
56:CP:20:VAL:HG22	56:CP:21:VAL:N	2.15	0.61
9:CI:35:GLU:HB3	9:CI:39:GLY:HA3	1.83	0.61
22:BA:142:A:H2'	22:BA:143:C:C5	2.36	0.61
53:CA:82:G:H2'	53:CA:83:C:C4'	2.31	0.61
53:CA:275:G:N2	53:CA:276:G:C4	2.69	0.61
22:DA:971:G:C2'	22:DA:972:A:H5'	2.29	0.61
1:AA:1320:C:N4	19:AS:35:ARG:HB2	2.15	0.61
9:CI:53:LEU:HG	9:CI:96:GLU:HB3	1.82	0.61
1:AA:628:G:H2'	1:AA:629:A:H8	1.64	0.61
22:DA:672:C:H42	22:DA:808:G:H1	1.47	0.61
11:CK:78:ILE:N	11:CK:78:ILE:HD13	2.14	0.61
22:DA:1967:C:C6	22:DA:1967:C:H5''	2.27	0.61
53:CA:729:A:H2'	53:CA:730:G:C8	2.31	0.61
29:DH:41:LYS:HG2	29:DH:44:ILE:HD13	1.83	0.61
13:AM:24:VAL:O	13:AM:24:VAL:HG23	2.00	0.61
22:DA:2260:C:H2'	22:DA:2261:C:H6	1.66	0.61
3:CC:166:TRP:CE3	3:CC:166:TRP:N	2.65	0.61
53:CA:346:G:N3	53:CA:346:G:H2'	2.14	0.61
28:DG:25:ILE:CG2	28:DG:78:VAL:HG21	2.29	0.61
14:AN:91:GLU:O	14:AN:93:PRO:HD3	2.00	0.61
22:BA:610:C:O2'	22:BA:611:C:H5'	2.00	0.61
22:DA:2096:C:H2'	22:DA:2097:A:C8	2.35	0.61
22:DA:1597:A:H5''	22:DA:1598:A:H5'	1.83	0.61
22:BA:1428:C:C5	22:BA:1569:A:H5''	2.35	0.61
53:CA:301:G:H2'	53:CA:302:G:H8	1.65	0.61
10:AJ:88:MET:HE2	10:AJ:89:ARG:HH12	1.65	0.61
1:AA:686:U:O4	1:AA:703:G:H1'	2.00	0.61
22:DA:2811:G:H2'	22:DA:2812:G:H8	1.65	0.61
1:AA:128:G:O2'	1:AA:129:A:H5'	2.00	0.61
43:BV:6:ALA:HB2	43:BV:42:LEU:HD22	1.82	0.61
25:BD:9:VAL:CG2	25:BD:26:VAL:CG1	2.78	0.61
22:BA:1303:G:H2'	22:BA:1304:A:H8	1.64	0.61
30:DI:109:ALA:HB1	30:DI:125:THR:HA	1.81	0.61
51:B3:56:LEU:HD22	51:B3:56:LEU:N	2.16	0.61
22:DA:1982:U:H6	22:DA:1982:U:O5'	1.82	0.61
27:BF:52:ALA:O	27:BF:55:ASP:HB2	2.01	0.61
37:BP:53:GLY:O	37:BP:55:HIS:N	2.34	0.61

Continued on next page...

Continued from previous page...

Atom-1	Atom-2	Distance(Å)	Clash(Å)
4:AD:28:ASP:OD1	4:AD:33:ILE:HG12	2.01	0.61
26:DE:149:ILE:HG12	26:DE:149:ILE:O	2.00	0.61
46:DY:1:MET:N	46:DY:1:MET:CE	2.63	0.61
24:BC:142:ASN:O	24:BC:142:ASN:ND2	2.34	0.61
22:DA:1810:A:H2'	22:DA:1811:G:O4'	2.00	0.61
43:DV:82:TYR:CD1	43:DV:83:LYS:HG2	2.35	0.61
28:BG:104:LEU:CB	28:BG:112:VAL:HG21	2.26	0.61
37:DP:19:PHE:O	37:DP:20:ARG:HB3	2.00	0.61
22:BA:2353:G:H1'	44:BW:30:VAL:HG12	1.81	0.61
24:BC:14:HIS:O	24:BC:203:VAL:HG11	2.00	0.61
53:CA:1381:U:C4	54:CG:77:ARG:NH1	2.68	0.61
10:CJ:57:VAL:CG2	10:CJ:58:ASN:H	2.01	0.61
57:DB:58:A:O2'	57:DB:59:A:C5'	2.48	0.61
27:BF:97:GLU:O	27:BF:101:ARG:HG2	1.99	0.61
24:DC:94:LEU:HA	24:DC:100:ARG:CG	2.29	0.61
53:CA:865:A:H2	53:CA:918:A:C4'	2.14	0.61
15:CO:38:LEU:O	15:CO:41:HIS:HB3	1.99	0.61
22:BA:656:G:H2'	22:BA:657:U:C6	2.35	0.61
22:DA:1688:U:O2	22:DA:1700:A:H5'	2.01	0.61
40:BS:84:ARG:HB2	40:BS:96:ILE:HD11	1.80	0.61
1:AA:877:G:H21	8:AH:1:SER:HB2	1.65	0.61
12:AL:34:THR:HG22	12:AL:35:ARG:CZ	2.30	0.61
22:DA:265:A:N7	22:DA:427:U:O2'	2.33	0.61
13:AM:2:ARG:HA	13:AM:7:ASN:O	2.00	0.61
25:DD:108:ASP:N	25:DD:204:LYS:O	2.31	0.61
16:AP:59:HIS:CE1	16:AP:63:GLN:HE22	2.16	0.61
4:CD:66:VAL:HG22	4:CD:96:ARG:NH1	2.15	0.61
1:AA:1101:A:N7	2:AB:170:ILE:HG22	2.15	0.61
53:CA:659:U:H2'	53:CA:660:C:C6	2.36	0.61
53:CA:738:C:H2'	53:CA:739:C:H6	1.65	0.61
22:BA:2075:U:H2'	22:BA:2238:G:N2	2.16	0.61
22:DA:2086:U:H2'	22:DA:2087:G:O4'	1.99	0.61
43:DV:55:GLU:O	43:DV:57:TYR:N	2.34	0.61
34:DM:63:ILE:HD11	34:DM:105:MET:CE	2.31	0.61
39:DR:19:THR:HG22	39:DR:20:VAL:N	2.14	0.61
22:BA:42:A:C3'	22:BA:43:G:H5''	2.30	0.61
6:AF:18:VAL:N	6:AF:19:PRO:HD2	2.14	0.61
25:BD:45:TYR:CD1	25:BD:45:TYR:N	2.68	0.61
27:BF:35:LEU:HD23	27:BF:153:ILE:HG21	1.81	0.61
35:DN:41:ALA:O	35:DN:45:ARG:HG3	2.00	0.61
22:DA:304:U:O2'	22:DA:305:C:C6	2.40	0.61
22:DA:335:C:O2'	22:DA:336:C:C6	2.45	0.61

Continued on next page...

Continued from previous page...

Atom-1	Atom-2	Distance(Å)	Clash(Å)
43:DV:38:LEU:HD23	43:DV:40:ILE:CD1	2.30	0.61
22:DA:2394:C:OP1	33:DL:63:LYS:HG2	2.01	0.61
17:AQ:46:HIS:HB2	17:AQ:66:LEU:CD1	2.23	0.61
8:CH:62:LEU:H	8:CH:62:LEU:CD2	2.12	0.61
22:DA:475:C:O2'	22:DA:476:G:C5'	2.49	0.61
20:AT:4:LYS:CE	20:AT:5:SER:HB3	2.30	0.61
22:DA:627:A:O2'	22:DA:628:G:C8	2.53	0.61
40:BS:2:GLU:O	40:BS:3:THR:HG22	2.01	0.61
22:DA:1998:A:O3'	22:DA:2724:U:H4'	2.00	0.61
32:DK:16:ALA:HB1	32:DK:45:GLU:CG	2.31	0.61
22:DA:1299:G:H2'	22:DA:1639:C:N4	2.15	0.61
22:BA:2140:G:OP2	22:BA:2140:G:H8	1.83	0.61
55:CM:13:HIS:HB3	55:CM:16:ILE:CG1	2.31	0.61
10:AJ:20:GLN:HA	10:AJ:20:GLN:NE2	2.16	0.61
22:BA:2197:U:P	4:CD:150:LYS:HD2	2.40	0.61
22:BA:1964:G:H4'	22:BA:1965:C:OP2	1.99	0.61
58:DF:122:ASP:HB3	58:DF:126:ASN:ND2	2.15	0.61
26:DE:23:PHE:HB2	26:DE:114:ARG:NH2	2.14	0.61
33:DL:123:ARG:HA	33:DL:143:GLU:HB3	1.80	0.61
22:DA:2069:G:N2	22:DA:2443:C:C2	2.69	0.61
22:DA:668:A:C5	22:DA:670:A:C8	2.88	0.61
31:DJ:106:LYS:HE2	31:DJ:106:LYS:CA	2.29	0.61
20:CT:9:ARG:HD2	20:CT:12:GLN:NE2	2.16	0.61
26:BE:150:THR:CG2	26:BE:153:LEU:HA	2.30	0.61
55:CM:85:TYR:HE2	55:CM:96:VAL:HG13	1.64	0.61
22:BA:634:C:H6	22:BA:634:C:O5'	1.83	0.61
35:DN:12:ARG:HG3	35:DN:13:ASN:H	1.66	0.61
22:BA:1405:U:H2'	22:BA:1406:U:C6	2.36	0.61
44:DW:20:LEU:CD1	44:DW:35:ILE:HG13	2.31	0.61
44:DW:18:LYS:N	44:DW:36:ILE:HG12	2.09	0.61
22:DA:1794:A:C4	22:DA:1795:C:C5	2.89	0.61
22:DA:2819:G:H5''	62:DA:3793:HOH:O	2.00	0.61
22:DA:2837:A:N6	22:DA:2882:A:C6	2.68	0.61
41:DT:4:GLU:HG3	41:DT:6:ARG:NH2	2.10	0.61
53:CA:1160:G:C6	53:CA:1181:G:O6	2.54	0.61
22:DA:1914:C:C5	22:DA:1915:U:C4	2.88	0.61
38:DQ:63:ARG:HH12	38:DQ:99:VAL:HG21	1.65	0.61
31:DJ:103:ILE:HD12	31:DJ:103:ILE:C	2.21	0.61
25:DD:29:VAL:CB	25:DD:98:VAL:HG12	2.21	0.61
22:DA:1024:G:H2'	22:DA:1025:G:C8	2.36	0.61
41:BT:39:THR:CG2	41:BT:41:ALA:HB3	2.30	0.61
11:AK:124:LYS:HE2	11:AK:124:LYS:C	2.21	0.61

Continued on next page...

Continued from previous page...

Atom-1	Atom-2	Distance(Å)	Clash(Å)
33:DL:108:ALA:HB3	33:DL:125:LEU:CD2	2.30	0.61
41:DT:29:THR:CA	41:DT:87:LEU:HB2	2.31	0.61
24:DC:144:GLU:HG3	24:DC:151:GLY:H	1.65	0.61
57:DB:17:C:N3	57:DB:68:C:N3	2.48	0.61
22:DA:1655:A:O2'	22:DA:1656:C:H5'	2.01	0.61
53:CA:1250:A:N3	53:CA:1287:A:N6	2.49	0.61
22:DA:1766:G:C6	22:DA:1987:A:C6	2.88	0.61
22:DA:1935:G:N1	22:DA:1962:C:H2'	2.13	0.61
36:DO:71:ALA:CB	36:DO:102:ARG:HB3	2.30	0.61
22:BA:483:A:C8	22:BA:484:C:C5	2.88	0.61
44:BW:37:VAL:HG12	44:BW:38:ARG:N	2.16	0.61
22:DA:2425:A:H1'	22:DA:2427:C:C5	2.36	0.61
53:CA:1234:C:C4'	53:CA:1364:U:O2'	2.48	0.61
32:BK:88:ASN:ND2	32:BK:90:ASN:H	1.99	0.61
45:DX:19:HIS:O	45:DX:20:ALA:HB3	2.00	0.61
3:AC:52:SER:HB3	3:AC:114:LEU:HD11	1.82	0.61
53:CA:1386:G:O2'	53:CA:1387:G:H5'	2.00	0.61
22:BA:1850:G:C6	22:BA:1851:U:C4	2.89	0.61
22:DA:910:A:H62	34:DM:12:MET:HA	1.66	0.61
3:CC:122:GLN:HB2	3:CC:127:VAL:HG21	1.83	0.61
39:BR:10:LYS:HD3	39:BR:10:LYS:N	2.16	0.61
22:BA:2678:C:C2'	22:BA:2679:A:H5'	2.30	0.61
22:BA:1060:U:C5'	22:BA:1061:U:H5'	2.30	0.61
22:DA:2341:G:C2'	22:DA:2342:C:H5'	2.30	0.61
22:DA:2837:A:C6	22:DA:2882:A:N1	2.69	0.61
22:DA:321:U:C1'	26:DE:159:LEU:HG	2.30	0.61
22:DA:1808:A:H62	45:DX:27:ARG:NH1	1.88	0.61
1:AA:203:G:O2'	1:AA:466:A:H2	1.84	0.61
37:BP:85:VAL:CG1	37:BP:86:LYS:N	2.64	0.61
53:CA:672:U:O2'	53:CA:673:A:H5'	2.00	0.61
37:DP:48:ALA:HB3	37:DP:59:THR:CB	2.31	0.61
22:DA:2236:U:H2'	22:DA:2237:G:O4'	2.01	0.61
22:BA:1340:U:H3'	41:BT:61:LEU:CD2	2.30	0.61
5:CE:36:THR:HB	5:CE:63:MET:HE1	1.83	0.61
40:BS:73:LYS:C	40:BS:73:LYS:HE3	2.19	0.61
22:BA:1026:G:O2'	22:BA:1027:A:H5'	2.00	0.61
1:AA:1203:C:O2'	1:AA:1204:A:H5'	2.00	0.61
22:BA:1287:A:OP2	35:BN:103:ARG:CG	2.48	0.61
47:DZ:29:ARG:H	47:DZ:29:ARG:NH2	1.99	0.61
1:AA:1070:U:O2	1:AA:1071:C:C6	2.54	0.61
4:AD:2:ARG:HB2	4:AD:4:LEU:HD11	1.83	0.61
35:DN:79:LEU:O	35:DN:81:ASN:N	2.34	0.61

Continued on next page...

Continued from previous page...

Atom-1	Atom-2	Distance(Å)	Clash(Å)
17:AQ:10:ARG:O	17:AQ:22:VAL:HG13	2.01	0.61
1:AA:185:U:H2'	1:AA:186:C:C6	2.36	0.61
44:BW:8:SER:O	44:BW:9:THR:CG2	2.49	0.61
53:CA:949:A:H4'	53:CA:1364:U:O4	2.01	0.61
3:AC:156:LEU:N	3:AC:156:LEU:HD12	2.16	0.61
22:DA:1906:G:H8	22:DA:1929:G:H2'	1.65	0.61
22:BA:639:U:H2'	22:BA:640:C:C6	2.36	0.61
4:AD:190:LEU:O	4:AD:191:SER:CB	2.48	0.61
53:CA:1050:G:N3	53:CA:1051:C:C5	2.68	0.61
22:DA:40:U:C4	22:DA:41:C:C4	2.89	0.61
1:AA:420:U:O2'	1:AA:421:U:H5''	2.01	0.61
53:CA:1009:U:H2'	53:CA:1010:U:H6	1.64	0.61
22:BA:1845:G:C2'	22:BA:1846:G:H5'	2.31	0.61
22:BA:1534:U:H5'	22:BA:1535:A:OP1	2.00	0.61
8:CH:5:PRO:O	8:CH:8:ASP:HB3	2.01	0.61
22:DA:1173:U:H1'	22:DA:1177:G:H22	1.64	0.61
12:AL:32:VAL:HG23	12:AL:55:ARG:O	2.01	0.61
22:BA:1673:G:C2'	22:BA:1674:G:H5'	2.31	0.61
22:DA:1651:G:N2	22:DA:2007:U:C2	2.69	0.61
9:CI:127:SER:C	9:CI:129:ARG:H	2.04	0.61
5:CE:17:VAL:HG13	5:CE:17:VAL:O	2.00	0.61
22:BA:1159:U:H2'	22:BA:1160:G:H5'	1.83	0.61
22:DA:1826:G:C4	22:DA:1827:U:C5	2.89	0.61
22:DA:1062:G:H8	22:DA:1070:A:OP2	1.84	0.61
22:DA:323:C:H2'	26:DE:163:ASN:CG	2.21	0.61
41:DT:9:LYS:HG3	46:DY:21:LEU:HD13	1.82	0.61
22:DA:217:A:H2'	22:DA:218:A:N7	2.16	0.61
44:BW:24:ARG:HD3	44:BW:25:PHE:N	2.16	0.61
28:BG:93:TYR:CE2	28:BG:106:LEU:HA	2.35	0.61
22:DA:1262:A:N6	22:DA:2017:U:H3	1.99	0.61
22:BA:1501:G:C2'	22:BA:1502:A:H5'	2.31	0.61
53:CA:642:A:O2'	53:CA:643:C:C5'	2.48	0.61
22:DA:628:G:O2'	22:DA:629:G:H8	1.84	0.61
22:DA:659:G:C4'	26:DE:95:LYS:HD3	2.28	0.61
5:CE:79:THR:HA	5:CE:121:ASN:ND2	2.16	0.61
54:CG:42:VAL:O	54:CG:43:TYR:HB2	2.00	0.61
26:DE:153:LEU:HD12	26:DE:170:ARG:O	2.00	0.61
53:CA:1201:A:H1'	53:CA:1202:U:OP2	2.01	0.61
57:DB:16:G:O6	57:DB:69:G:C5	2.54	0.61
22:DA:1441:G:C4	22:DA:1551:A:C2	2.89	0.61
22:DA:1554:U:C5'	22:DA:1555:G:OP2	2.49	0.61
56:CP:1:MET:HA	56:CP:1:MET:HE2	1.83	0.61

Continued on next page...

Continued from previous page...

Atom-1	Atom-2	Distance(Å)	Clash(Å)
43:DV:56:PHE:CE1	43:DV:61:LEU:HD13	2.36	0.61
22:DA:1026:G:H2'	22:DA:1027:A:C8	2.36	0.61
1:AA:1238:A:H5'	1:AA:1336:C:N4	2.12	0.61
25:BD:62:LYS:N	25:BD:63:PRO:CD	2.64	0.61
53:CA:743:A:C5	53:CA:744:C:C5	2.88	0.61
22:BA:1963:U:H6	22:BA:1963:U:H3'	1.64	0.61
40:DS:4:ILE:HD11	40:DS:6:LYS:HE2	1.83	0.61
1:AA:180:U:C2'	1:AA:181:A:O5'	2.49	0.61
1:AA:199:A:H2'	1:AA:200:G:H8	1.66	0.61
22:BA:528:A:H8	22:BA:528:A:H3'	1.65	0.61
13:AM:2:ARG:O	13:AM:3:ILE:CG1	2.49	0.61
1:AA:1468:A:C2'	1:AA:1469:C:C5'	2.79	0.61
53:CA:158:G:H2'	53:CA:159:G:C8	2.34	0.61
39:DR:97:LYS:O	39:DR:97:LYS:HG2	2.00	0.61
22:DA:2432:A:N1	45:DX:20:ALA:CB	2.63	0.61
1:AA:1527:U:OP2	21:AU:38:GLU:HG2	2.00	0.61
22:BA:1911:U:C2	22:BA:1918:A:C2	2.89	0.61
22:BA:610:C:C2'	22:BA:611:C:H5'	2.31	0.61
22:DA:2529:G:H4'	28:DG:174:LYS:HD3	1.83	0.61
33:BL:78:ARG:HB3	33:BL:113:ALA:CB	2.31	0.61
39:DR:21:ARG:HB2	39:DR:93:PHE:CD1	2.35	0.61
2:CB:86:CYS:SG	2:CB:220:VAL:HB	2.41	0.61
22:DA:2362:C:OP2	51:D3:43:LEU:HD21	2.01	0.61
1:AA:195:A:O2'	1:AA:196:A:H5'	2.01	0.61
22:DA:1082:U:H4'	30:DI:117:THR:O	2.00	0.61
22:BA:1836:C:H2'	22:BA:1837:C:H5'	1.82	0.61
50:B2:29:GLN:O	50:B2:33:ARG:HG3	2.00	0.61
2:AB:49:PHE:CG	2:AB:212:TYR:OH	2.53	0.61
27:BF:114:ARG:N	27:BF:114:ARG:HD2	2.16	0.61
22:BA:1061:U:H1'	22:BA:1070:A:C1'	2.31	0.60
44:DW:18:LYS:CD	44:DW:19:ARG:N	2.55	0.60
30:DI:48:ILE:HG13	30:DI:49:GLU:N	2.16	0.60
53:CA:33:A:H1'	12:CL:28:GLN:OE1	2.01	0.60
22:DA:459:U:C5	22:DA:469:G:N2	2.69	0.60
32:DK:19:VAL:HG12	32:DK:41:ILE:HG12	1.82	0.60
31:DJ:82:GLY:O	31:DJ:84:ILE:N	2.34	0.60
29:BH:14:SER:OG	29:BH:17:ASP:HB2	2.01	0.60
14:CN:64:ARG:HD3	14:CN:77:GLY:O	1.99	0.60
26:DE:29:HIS:CD2	33:DL:8:PRO:HB3	2.36	0.60
22:DA:2730:C:H2'	22:DA:2731:G:O4'	2.00	0.60
21:AU:39:LYS:N	21:AU:40:PRO:CD	2.64	0.60
8:AH:124:ILE:O	8:AH:124:ILE:CG1	2.49	0.60

Continued on next page...

Continued from previous page...

Atom-1	Atom-2	Distance(Å)	Clash(Å)
57:DB:13:G:N2	57:DB:16:G:C4	2.69	0.60
27:BF:147:ARG:HG3	27:BF:148:VAL:N	2.16	0.60
22:DA:413:C:H4'	22:DA:1880:U:H4'	1.81	0.60
25:DD:106:LYS:CB	25:DD:206:ALA:HB3	2.29	0.60
26:BE:143:LEU:HD13	26:BE:146:VAL:HG11	1.82	0.60
31:BJ:25:LEU:HB2	31:BJ:62:VAL:HG21	1.83	0.60
53:CA:300:A:H2	53:CA:566:G:O6	1.84	0.60
22:BA:242:G:O2'	51:B3:5:THR:HG23	2.01	0.60
34:DM:8:LYS:HA	34:DM:8:LYS:CE	2.30	0.60
3:AC:147:GLY:HA3	3:AC:171:ARG:O	2.02	0.60
6:AF:8:PHE:HA	6:AF:87:SER:HB2	1.83	0.60
22:BA:2199:A:H3'	22:BA:2200:C:C6	2.36	0.60
1:AA:605:U:C2'	1:AA:606:G:H5'	2.31	0.60
18:CR:44:THR:OG1	18:CR:46:THR:HG22	2.00	0.60
53:CA:176:C:C2'	53:CA:177:G:O5'	2.49	0.60
22:DA:1651:G:C2	22:DA:2007:U:C2	2.89	0.60
15:AO:45:HIS:C	15:AO:46:LYS:HG3	2.21	0.60
30:DI:71:LYS:HG3	30:DI:72:THR:H	1.66	0.60
3:AC:125:ARG:O	3:AC:126:ARG:CB	2.49	0.60
38:BQ:49:ARG:HH11	38:BQ:49:ARG:HG3	1.65	0.60
43:BV:65:VAL:O	43:BV:65:VAL:CG2	2.49	0.60
22:BA:1698:A:H4'	22:BA:1699:G:O5'	2.00	0.60
10:CJ:42:LEU:HD22	10:CJ:71:LEU:HD23	1.83	0.60
26:DE:178:VAL:O	26:DE:182:ALA:HB2	2.01	0.60
56:CP:52:LEU:HD23	56:CP:80:LYS:HZ1	1.66	0.60
22:DA:2283:C:N4	22:DA:2389:G:C5	2.69	0.60
22:DA:2345:G:C8	22:DA:2347:C:C5	2.89	0.60
22:DA:1775:U:C2'	22:DA:1776:G:O5'	2.49	0.60
53:CA:503:C:O5'	53:CA:503:C:H6	1.83	0.60
26:DE:131:THR:HG22	26:DE:161:ALA:H	1.65	0.60
24:BC:80:LEU:HD11	24:BC:109:LEU:CG	2.27	0.60
25:BD:98:VAL:O	25:BD:99:GLU:C	2.38	0.60
38:DQ:57:ARG:CZ	38:DQ:92:LYS:HE2	2.30	0.60
22:DA:648:G:H1'	22:DA:2351:G:OP1	2.02	0.60
1:AA:266:G:O3'	17:AQ:68:LYS:HB2	2.01	0.60
1:AA:1303:C:C2'	1:AA:1304:G:C8	2.83	0.60
53:CA:994:A:C5	53:CA:1216:A:H4'	2.35	0.60
14:CN:80:ARG:NH1	14:CN:81:ILE:HG13	2.17	0.60
53:CA:577:G:H1	53:CA:764:C:H42	1.49	0.60
25:DD:176:ASP:HB3	25:DD:190:LYS:HB3	1.82	0.60
22:BA:137:U:H3	22:BA:142:A:N6	1.98	0.60
22:DA:2843:G:C2	22:DA:2875:C:N3	2.68	0.60

Continued on next page...

Continued from previous page...

Atom-1	Atom-2	Distance(Å)	Clash(Å)
57:DB:59:A:H2'	57:DB:60:C:C6	2.36	0.60
57:DB:17:C:H42	57:DB:68:C:N4	1.98	0.60
53:CA:866:C:C4	53:CA:867:G:H1'	2.35	0.60
5:AE:59:ILE:HD12	5:AE:59:ILE:O	2.01	0.60
22:DA:415:A:C2	22:DA:2409:G:C6	2.89	0.60
53:CA:566:G:H4'	53:CA:567:G:OP1	2.00	0.60
3:CC:21:TRP:HZ3	3:CC:28:PHE:CE1	2.20	0.60
53:CA:1172:C:H2'	53:CA:1173:U:H6	1.66	0.60
22:BA:565:C:H4'	62:BA:3332:HOH:O	2.02	0.60
39:DR:98:ILE:HG22	39:DR:98:ILE:O	2.01	0.60
12:CL:34:THR:HB	12:CL:53:ARG:HG3	1.83	0.60
22:DA:283:G:H3'	22:DA:284:U:C6	2.36	0.60
10:AJ:65:TYR:HB2	14:AN:95:LEU:HD11	1.81	0.60
37:DP:28:LYS:CB	37:DP:39:LEU:HD23	2.29	0.60
11:CK:23:HIS:HB3	11:CK:30:ILE:HB	1.83	0.60
22:BA:322:A:C5	22:BA:340:A:C2	2.89	0.60
22:BA:478:A:N6	22:BA:480:A:N6	2.49	0.60
28:BG:23:ILE:HG21	28:BG:71:LEU:HD11	1.82	0.60
53:CA:1050:G:C2	53:CA:1051:C:C4	2.88	0.60
53:CA:613:C:H2'	53:CA:614:C:H6	1.65	0.60
1:AA:937:A:C2'	1:AA:938:A:H5'	2.31	0.60
51:B3:56:LEU:N	51:B3:56:LEU:CD2	2.64	0.60
24:DC:120:ASP:CG	24:DC:121:ALA:H	2.04	0.60
22:BA:1098:A:H5'	22:BA:1099:G:OP2	2.00	0.60
22:DA:516:C:H2'	22:DA:517:C:H6	1.65	0.60
22:BA:666:A:H4'	33:BL:48:ARG:HE	1.65	0.60
29:DH:54:LEU:HA	29:DH:57:LYS:CG	2.31	0.60
1:AA:1451:U:O2'	1:AA:1452:C:OP1	2.19	0.60
22:BA:13:A:O2'	22:BA:15:G:N7	2.33	0.60
22:BA:2599:G:N7	24:BC:234:GLY:HA2	2.16	0.60
22:BA:2591:C:OP1	24:BC:237:ARG:HG3	2.01	0.60
31:BJ:44:TYR:O	31:BJ:45:THR:CG2	2.49	0.60
22:BA:1062:G:H2'	22:BA:1063:G:C8	2.36	0.60
45:BX:34:SER:HA	45:BX:48:LEU:O	2.01	0.60
4:CD:187:ARG:C	4:CD:189:ASP:H	2.04	0.60
53:CA:1124:G:O2'	53:CA:1127:G:O6	2.18	0.60
22:DA:1401:G:C4	22:DA:1402:U:C5	2.89	0.60
41:DT:14:PRO:HG2	41:DT:15:HIS:H	1.64	0.60
26:DE:147:LEU:HD21	26:DE:179:SER:HB2	1.82	0.60
26:DE:179:SER:HA	26:DE:182:ALA:HB3	1.82	0.60
22:DA:2264:C:H2'	22:DA:2265:U:H6	1.66	0.60
2:AB:40:ILE:HG13	2:AB:41:ASN:N	2.13	0.60

Continued on next page...

Continued from previous page...

Atom-1	Atom-2	Distance(Å)	Clash(Å)
22:DA:1064:C:HO2'	22:DA:1065:U:H5'	1.63	0.60
30:DI:49:GLU:OE2	30:DI:54:ILE:HG13	2.01	0.60
24:BC:143:VAL:HG21	24:BC:161:VAL:HG11	1.83	0.60
38:DQ:73:ILE:HG13	38:DQ:74:SER:N	2.16	0.60
22:DA:1361:G:C5	22:DA:1362:C:C5	2.89	0.60
26:DE:45:ALA:O	26:DE:46:GLN:HB2	2.01	0.60
34:DM:71:LYS:HG3	34:DM:72:PRO:HD2	1.82	0.60
45:DX:56:ARG:O	45:DX:59:ASP:HB2	2.02	0.60
21:AU:10:PRO:O	21:AU:11:PHE:CB	2.49	0.60
53:CA:596:A:N6	53:CA:645:G:C6	2.70	0.60
53:CA:1324:A:H4'	53:CA:1362:A:O2'	2.01	0.60
46:BY:47:ARG:CG	46:BY:47:ARG:HH21	2.01	0.60
34:BM:1:MET:O	34:BM:2:LEU:CB	2.49	0.60
22:BA:141:G:H1	41:BT:2:ILE:HG23	1.65	0.60
38:DQ:46:TYR:CZ	38:DQ:50:ARG:NH1	2.69	0.60
25:DD:137:SER:CA	25:DD:138:LEU:HD22	2.31	0.60
25:DD:119:ALA:HB3	25:DD:163:GLY:H	1.66	0.60
1:AA:1322:C:O2'	1:AA:1323:G:H5'	2.01	0.60
54:CG:7:GLY:O	54:CG:8:GLN:HB2	2.01	0.60
30:BI:15:GLY:CA	30:BI:50:LYS:HB3	2.28	0.60
15:AO:63:ARG:HH11	15:AO:87:ARG:NH2	1.99	0.60
20:AT:28:ARG:HA	20:AT:31:ILE:HG13	1.83	0.60
17:CQ:23:ALA:C	17:CQ:24:ILE:HD12	2.22	0.60
22:BA:2531:A:OP1	28:BG:174:LYS:HG3	2.01	0.60
36:BO:59:ALA:C	36:BO:61:GLN:H	2.04	0.60
22:BA:512:G:N7	62:BA:3766:HOH:O	2.32	0.60
22:DA:2829:A:C2'	22:DA:2830:C:H5'	2.31	0.60
53:CA:1011:C:H2'	53:CA:1012:A:C8	2.34	0.60
22:DA:2523:G:O2'	22:DA:2524:G:H5'	2.01	0.60
38:DQ:64:ILE:CD1	38:DQ:95:ALA:CB	2.80	0.60
26:BE:126:VAL:HG22	26:BE:127:GLU:H	1.67	0.60
29:DH:140:ALA:O	29:DH:141:LYS:HG3	2.01	0.60
22:DA:2047:C:C2'	22:DA:2048:G:H5'	2.31	0.60
53:CA:1406:U:C2'	53:CA:1407:C:H5'	2.31	0.60
22:DA:16:C:O3'	48:D0:10:SER:HB2	2.02	0.60
22:BA:2258:C:C2	22:BA:2426:A:H4'	2.36	0.60
22:DA:1835:G:C5	22:DA:1836:C:C5	2.90	0.60
22:BA:1059:G:C6	22:BA:1060:U:C4	2.90	0.60
4:AD:7:LYS:HZ1	4:AD:21:LYS:CG	2.14	0.60
53:CA:373:A:C2	53:CA:482:A:C6	2.90	0.60
22:DA:2324:U:C5'	22:DA:2325:G:C5'	2.79	0.60
22:DA:2818:U:H2'	22:DA:2819:G:C8	2.36	0.60

Continued on next page...

Continued from previous page...

Atom-1	Atom-2	Distance(Å)	Clash(Å)
22:DA:301:G:C2	22:DA:302:C:N4	2.69	0.60
22:DA:310:A:H1'	22:DA:311:A:C8	2.37	0.60
22:DA:300:A:C5	22:DA:334:C:H4'	2.36	0.60
22:DA:96:C:H4'	46:DY:41:HIS:HD2	1.66	0.60
24:BC:257:ARG:HG3	24:BC:269:ARG:NH2	2.15	0.60
49:B1:9:LYS:N	49:B1:9:LYS:HD3	2.17	0.60
1:AA:500:G:C6	1:AA:501:C:N4	2.69	0.60
29:DH:120:GLY:O	29:DH:121:VAL:HB	2.01	0.60
31:BJ:72:LYS:HD3	31:BJ:74:TYR:CE1	2.36	0.60
25:DD:146:ILE:CD1	25:DD:155:VAL:CG2	2.79	0.60
12:AL:85:ARG:NE	12:AL:87:LYS:HB3	2.16	0.60
20:AT:7:LYS:O	20:AT:11:ILE:HG22	1.99	0.60
22:DA:2136:G:O2'	22:DA:2137:U:C6	2.45	0.60
11:AK:35:ASP:OD2	11:AK:39:ASN:HB2	2.01	0.60
22:DA:2572:A:C8	25:DD:149:ASN:ND2	2.58	0.60
25:DD:151:THR:HG22	25:DD:152:PRO:N	2.16	0.60
1:AA:1124:G:H2'	1:AA:1145:A:N6	2.17	0.60
5:CE:73:VAL:HG11	5:CE:143:LEU:HB3	1.83	0.60
22:DA:2735:G:H2'	22:DA:2736:A:H8	1.65	0.60
41:DT:50:LEU:HD22	41:DT:51:PHE:HD1	1.66	0.60
25:DD:50:VAL:HG21	25:DD:82:PHE:HE2	1.66	0.60
41:BT:2:ILE:N	41:BT:2:ILE:HD13	2.16	0.60
8:AH:79:ARG:HB2	8:AH:80:PRO:HD2	1.84	0.60
33:DL:18:ARG:O	33:DL:19:LEU:HB3	2.01	0.60
1:AA:1223:C:OP1	1:AA:1224:U:H3'	2.00	0.60
1:AA:1363:A:O2'	1:AA:1365:G:N7	2.29	0.60
35:BN:44:LEU:HD11	35:BN:48:VAL:CG2	2.31	0.60
22:BA:1057:A:C2	22:BA:1082:U:C2	2.88	0.60
29:BH:50:ARG:O	29:BH:54:LEU:HB2	2.01	0.60
1:AA:86:G:N2	1:AA:87:C:N4	2.50	0.60
22:BA:34:U:H1'	22:BA:35:G:OP1	2.00	0.60
22:BA:960:A:H5''	22:BA:961:C:OP2	2.02	0.60
58:DF:60:SER:C	58:DF:62:GLN:H	2.03	0.60
17:AQ:60:ILE:CG2	17:AQ:72:TRP:HE3	2.13	0.60
22:BA:2636:C:H4'	25:BD:81:GLU:OE2	2.02	0.60
56:CP:38:PHE:CE2	56:CP:51:ARG:CB	2.83	0.60
32:BK:77:ILE:N	32:BK:77:ILE:CD1	2.64	0.60
53:CA:1399:C:O2	53:CA:1401:G:C6	2.53	0.60
22:DA:1335:C:H2'	22:DA:1336:A:C1'	2.32	0.60
25:DD:40:LEU:HD12	25:DD:40:LEU:N	2.17	0.60
22:BA:687:C:H2'	22:BA:688:U:C6	2.36	0.60
11:CK:82:GLU:HB3	11:CK:108:ASN:HB3	1.82	0.60

Continued on next page...

Continued from previous page...

Atom-1	Atom-2	Distance(Å)	Clash(Å)
3:CC:76:ILE:HA	3:CC:83:VAL:CG1	2.31	0.60
22:BA:1402:U:C2'	22:BA:1403:A:O5'	2.49	0.60
22:DA:1590:A:H2'	22:DA:1591:A:C8	2.36	0.60
22:BA:1556:C:O2'	22:BA:1557:C:H5'	2.00	0.60
22:BA:2134:A:C6	22:BA:2135:A:C6	2.89	0.60
1:AA:194:C:O2'	1:AA:195:A:H5'	2.02	0.60
1:AA:943:U:H2'	1:AA:944:G:H5'	1.83	0.60
22:BA:1394:U:P	62:BA:3409:HOH:O	2.58	0.60
22:BA:981:A:OP1	62:BA:3591:HOH:O	2.16	0.60
22:DA:2784:U:H2'	22:DA:2785:C:H6	1.67	0.60
22:BA:2458:G:O2'	22:BA:2460:U:O4	2.17	0.60
43:DV:49:ASN:O	43:DV:52:ALA:HB3	2.01	0.60
22:BA:2679:A:C2'	22:BA:2680:U:O5'	2.49	0.60
22:BA:1062:G:HO2'	22:BA:1063:G:H8	1.44	0.60
22:DA:2344:U:O2'	22:DA:2345:G:H5''	2.01	0.60
22:DA:1773:A:N3	22:DA:1978:A:C2	2.69	0.60
22:DA:310:A:C2	22:DA:330:A:C5	2.88	0.60
24:BC:139:THR:O	24:BC:161:VAL:O	2.20	0.60
24:BC:90:ILE:HA	24:BC:104:LEU:O	2.01	0.60
22:DA:1426:G:H5''	22:DA:1427:A:H3'	1.83	0.60
4:CD:29:THR:HB	4:CD:30:LYS:CE	2.30	0.60
22:DA:1539:U:O2'	22:DA:1540:G:C8	2.46	0.60
44:BW:47:GLY:C	44:BW:49:ASN:H	2.05	0.60
53:CA:665:A:H1'	53:CA:733:G:O4'	2.02	0.60
29:BH:31:VAL:HG13	29:BH:36:ALA:O	2.01	0.60
53:CA:961:U:O4	53:CA:983:A:N6	2.34	0.60
10:CJ:53:ILE:HG13	14:CN:84:ARG:CD	2.31	0.60
4:AD:90:LEU:HD11	4:AD:196:GLU:OE2	2.01	0.60
22:DA:388:G:N7	22:DA:390:U:H2'	2.16	0.60
5:CE:104:ILE:HA	5:CE:122:VAL:HG23	1.82	0.60
25:DD:24:VAL:HG23	25:DD:190:LYS:N	2.16	0.60
5:CE:14:LEU:CD1	5:CE:36:THR:HG22	2.30	0.60
22:BA:1011:G:H5''	38:BQ:76:SER:OG	2.01	0.60
17:CQ:46:HIS:CE1	17:CQ:48:GLU:HG2	2.37	0.60
19:AS:51:HIS:CD2	19:AS:53:GLY:N	2.69	0.60
1:AA:1162:C:H2'	1:AA:1163:A:H8	1.66	0.60
22:BA:548:G:H3'	22:BA:548:G:C8	2.37	0.60
53:CA:751:U:H4'	15:CO:23:SER:HA	1.83	0.60
1:AA:1336:C:H4'	1:AA:1337:G:H5'	1.84	0.60
3:CC:137:VAL:O	3:CC:140:ALA:HB3	2.01	0.60
2:CB:162:VAL:HG13	2:CB:184:ALA:CB	2.32	0.60
34:BM:80:VAL:HG23	34:BM:81:ARG:N	2.17	0.60

Continued on next page...

Continued from previous page...

Atom-1	Atom-2	Distance(Å)	Clash(Å)
17:AQ:7:LEU:HD22	17:AQ:72:TRP:CH2	2.36	0.60
38:DQ:101:ASP:HB2	39:DR:2:TYR:OH	2.01	0.60
22:DA:828:U:C5	22:DA:829:A:N6	2.70	0.60
2:CB:115:ASP:O	2:CB:119:GLN:HB3	2.01	0.60
22:DA:1744:A:H3'	22:DA:1745:A:H8	1.65	0.60
22:DA:2899:A:H5'	31:DJ:136:GLN:NE2	2.17	0.60
53:CA:163:C:H2'	53:CA:164:G:O5'	2.01	0.60
28:BG:10:VAL:HG11	28:BG:16:VAL:HG21	1.82	0.60
29:BH:81:ALA:HB2	29:BH:145:ASN:O	2.02	0.60
39:BR:1:MET:HG3	39:BR:1:MET:O	1.99	0.60
22:DA:2371:G:C2	22:DA:2372:U:C6	2.89	0.60
22:DA:1512:C:H2'	22:DA:1513:U:H6	1.65	0.60
2:AB:60:ALA:HB2	2:AB:220:VAL:CG1	2.31	0.60
22:BA:2711:A:P	62:BA:3546:HOH:O	2.59	0.60
22:DA:20:C:H2'	22:DA:21:A:H8	1.66	0.60
53:CA:382:A:N7	53:CA:383:A:C6	2.69	0.60
22:BA:2524:G:H2'	22:BA:2525:G:O5'	2.01	0.60
9:AI:12:LYS:HG2	9:AI:12:LYS:O	2.00	0.60
34:BM:34:LYS:HE3	34:BM:131:VAL:HG11	1.83	0.60
38:BQ:91:ARG:HB3	38:BQ:93:ILE:CG2	2.29	0.60
38:BQ:91:ARG:NH2	38:BQ:93:ILE:CD1	2.65	0.60
22:DA:1802:A:C2	22:DA:1803:A:C6	2.90	0.60
56:CP:75:ILE:HA	56:CP:78:VAL:HG23	1.83	0.60
48:D0:42:ILE:CD1	48:D0:48:TYR:HB2	2.30	0.60
22:DA:108:G:H2'	22:DA:109:C:C6	2.37	0.60
46:DY:1:MET:H1	46:DY:1:MET:CE	2.15	0.60
46:DY:28:LEU:HD11	46:DY:43:LEU:HD13	1.84	0.60
46:DY:31:GLN:OE1	46:DY:37:LEU:HB2	2.01	0.60
22:DA:54:G:N2	22:DA:117:G:H1'	2.16	0.60
22:DA:152:A:C2	22:DA:175:G:C2	2.89	0.60
41:BT:27:SER:C	41:BT:28:ASN:ND2	2.55	0.60
44:BW:24:ARG:CD	44:BW:24:ARG:C	2.70	0.60
22:DA:527:C:N3	22:DA:2779:U:H2'	2.16	0.60
22:DA:648:G:O2'	22:DA:649:G:H5'	2.02	0.60
22:BA:1494:A:O2'	22:BA:1495:A:C5'	2.50	0.60
22:DA:1215:G:OP1	38:DQ:7:VAL:HG11	2.01	0.60
26:BE:121:VAL:O	26:BE:189:THR:HA	2.01	0.60
2:CB:73:ARG:HG3	2:CB:74:ALA:N	2.16	0.60
22:DA:2714:G:H2'	22:DA:2715:C:C6	2.36	0.60
5:CE:131:ASN:C	5:CE:135:VAL:HG23	2.22	0.60
58:DF:113:PHE:O	58:DF:114:ARG:CB	2.49	0.60
17:CQ:68:LYS:O	17:CQ:69:THR:CG2	2.50	0.60

Continued on next page...

Continued from previous page...

Atom-1	Atom-2	Distance(Å)	Clash(Å)
31:DJ:99:ARG:HG2	31:DJ:102:GLU:OE2	2.01	0.60
53:CA:1287:A:O2'	53:CA:1288:A:C8	2.51	0.60
22:BA:1277:G:C4'	35:BN:20:MET:HE2	2.30	0.60
55:CM:16:ILE:HD12	55:CM:16:ILE:N	2.15	0.60
22:BA:1081:U:OP2	22:BA:1081:U:H6	1.85	0.60
29:BH:43:ASN:HD22	29:BH:43:ASN:N	1.99	0.60
53:CA:654:G:H2'	53:CA:655:A:C8	2.37	0.60
57:DB:45:A:C2'	57:DB:46:A:C8	2.83	0.60
15:AO:63:ARG:NH1	15:AO:67:ASP:OD1	2.34	0.60
3:CC:84:GLU:C	3:CC:86:LEU:H	2.05	0.60
22:BA:2773:C:OP1	25:BD:171:THR:CG2	2.49	0.60
28:DG:162:ARG:HB2	28:DG:166:GLU:HB3	1.84	0.60
22:DA:1713:A:OP1	22:DA:1713:A:H8	1.84	0.60
22:DA:2191:A:C5	22:DA:2192:U:C5	2.89	0.60
22:BA:1735:A:H2'	22:BA:1736:U:H6	1.66	0.60
40:BS:24:ILE:HG12	40:BS:36:LEU:CD1	2.32	0.60
22:DA:289:G:C2	22:DA:352:A:C2	2.90	0.60
22:DA:187:G:C2	22:DA:210:C:C2	2.90	0.60
10:AJ:84:VAL:CG1	10:AJ:85:ASP:N	2.64	0.60
1:AA:1464:U:H2'	1:AA:1465:A:C8	2.36	0.60
22:BA:2485:G:H5''	34:BM:45:GLN:HE22	1.67	0.60
1:AA:120:A:C5	1:AA:122:G:C6	2.90	0.60
1:AA:1064:G:N2	1:AA:1190:G:O2'	2.35	0.60
22:BA:1476:U:HO2'	22:BA:1477:A:C5'	2.14	0.60
1:AA:1136:C:O2	1:AA:1136:C:H3'	2.02	0.60
22:BA:2520:C:C6	22:BA:2567:G:H1'	2.36	0.60
22:BA:1809:A:H2'	22:BA:1810:A:C8	2.36	0.60
51:D3:9:ALA:O	51:D3:13:PHE:HD2	1.83	0.60
22:BA:976:G:OP2	62:BA:3587:HOH:O	2.17	0.60
53:CA:564:C:H6	53:CA:564:C:H5'	1.67	0.60
22:DA:745:G:C5'	22:DA:746:U:OP2	2.50	0.60
22:BA:2076:U:O2	22:BA:2076:U:O5'	2.20	0.60
34:BM:68:PHE:C	34:BM:68:PHE:CD2	2.74	0.60
31:BJ:44:TYR:CD2	38:BQ:63:ARG:CG	2.84	0.60
22:BA:1061:U:C5	30:BI:9:LYS:HG3	2.36	0.60
5:AE:153:ALA:HA	5:AE:156:ARG:N	2.15	0.60
24:DC:145:MET:HB2	24:DC:152:GLN:HE22	1.66	0.60
24:DC:77:VAL:HG23	24:DC:112:GLY:N	2.08	0.60
43:BV:80:HIS:CD2	43:BV:83:LYS:N	2.42	0.60
41:DT:45:ALA:HA	41:DT:48:GLN:HG2	1.81	0.60
22:DA:2286:G:O6	49:D1:22:THR:HG21	2.02	0.60
22:DA:782:A:N7	24:DC:219:VAL:HG21	2.16	0.60

Continued on next page...

Continued from previous page...

Atom-1	Atom-2	Distance(Å)	Clash(Å)
22:DA:103:A:H2'	22:DA:104:A:C8	2.36	0.60
26:DE:126:VAL:HG22	26:DE:127:GLU:OE2	2.01	0.60
22:DA:1359:A:N1	22:DA:1360:G:H1'	2.15	0.60
1:AA:1307:U:H2'	1:AA:1308:U:H6	1.65	0.60
4:CD:2:ARG:HH11	4:CD:2:ARG:CB	2.03	0.60
22:DA:1529:G:H2'	22:DA:1530:G:C8	2.36	0.60
22:DA:2015:A:C2	48:D0:2:VAL:HG11	2.35	0.60
45:BX:38:TRP:HE3	45:BX:45:PHE:CE2	2.18	0.60
22:DA:1329:U:HO2'	22:DA:1330:C:P	2.24	0.60
1:AA:946:A:H2'	1:AA:947:G:C8	2.37	0.60
3:AC:35:ASP:O	3:AC:38:VAL:HG22	2.01	0.60
22:BA:1392:A:H61	41:BT:18:GLU:CD	2.04	0.60
5:CE:52:ALA:HB2	5:CE:61:LYS:HE3	1.82	0.60
5:CE:36:THR:HG21	5:CE:63:MET:HE2	1.83	0.60
22:DA:1664:A:O2'	22:DA:1665:A:H5'	2.01	0.60
22:DA:2199:A:C4	22:DA:2200:C:C5	2.89	0.60
32:DK:38:ILE:HG23	32:DK:60:ALA:O	2.01	0.60
25:DD:17:GLU:H	25:DD:17:GLU:CD	2.05	0.60
54:CG:35:LYS:HB3	54:CG:35:LYS:NZ	2.17	0.60
29:DH:15:LEU:HD22	29:DH:15:LEU:N	2.17	0.60
1:AA:61:G:H2'	1:AA:62:U:H6	1.64	0.60
43:DV:29:ILE:HD12	43:DV:29:ILE:C	2.22	0.60
2:AB:95:TRP:HZ2	2:AB:100:LEU:HD23	1.67	0.60
30:BI:10:LEU:HD13	30:BI:27:LEU:HA	1.84	0.60
57:DB:44:G:H5''	58:DF:91:ARG:NE	2.17	0.60
53:CA:728:A:H2'	53:CA:729:A:C8	2.36	0.60
2:CB:122:ASP:CB	2:CB:124:THR:HG22	2.30	0.60
28:DG:117:PRO:HG2	28:DG:143:VAL:HG11	1.83	0.60
1:AA:198:G:O2'	1:AA:199:A:C5'	2.49	0.60
22:BA:2543:G:H2'	22:BA:2544:G:C8	2.37	0.60
3:AC:202:PHE:CZ	3:AC:204:GLY:HA2	2.37	0.60
58:DF:5:ASP:C	58:DF:7:TYR:H	2.04	0.60
29:BH:62:LEU:C	29:BH:62:LEU:CD1	2.68	0.60
22:BA:1476:U:C6	22:BA:1476:U:OP2	2.54	0.60
53:CA:1191:A:H8	53:CA:1191:A:OP2	1.85	0.60
22:BA:2405:G:O2'	22:BA:2411:A:N6	2.35	0.60
22:BA:42:A:H3'	22:BA:43:G:H5''	1.82	0.60
54:CG:105:GLU:O	54:CG:109:LYS:HD3	2.01	0.60
40:BS:8:ARG:HB3	40:BS:102:HIS:ND1	2.17	0.60
22:BA:2023:C:O2	22:BA:2023:C:H2'	1.99	0.60
22:DA:2099:U:H2'	22:DA:2099:U:O2	2.01	0.60
1:AA:19:A:O2'	1:AA:20:U:H5'	2.02	0.60

Continued on next page...

Continued from previous page...

Atom-1	Atom-2	Distance(Å)	Clash(Å)
22:DA:1310:G:H2'	22:DA:1311:G:O4'	2.01	0.60
22:BA:995:C:HO2'	22:BA:996:A:P	2.25	0.60
28:BG:83:THR:C	28:BG:84:LYS:HE2	2.20	0.60
1:AA:429:U:H4'	1:AA:430:A:O5'	2.02	0.60
22:DA:2353:G:H21	44:DW:30:VAL:CG2	2.15	0.60
22:DA:1771:C:H42	22:DA:1980:G:H1	1.48	0.60
22:DA:1351:C:H4'	22:DA:1572:A:O4'	2.01	0.60
22:DA:379:G:C6	22:DA:396:G:C6	2.90	0.60
1:AA:92:U:O2'	1:AA:93:U:C5'	2.50	0.60
22:DA:1532:A:N1	22:DA:1540:G:C6	2.70	0.60
40:DS:96:ILE:CG2	40:DS:96:ILE:O	2.50	0.60
29:BH:32:PRO:HA	45:BX:38:TRP:HD1	1.65	0.60
29:BH:32:PRO:HA	45:BX:38:TRP:CD1	2.37	0.60
22:BA:1495:A:O2'	22:BA:1496:A:H5'	2.01	0.60
53:CA:1319:A:N6	53:CA:1323:G:C2	2.70	0.60
53:CA:1342:C:O2'	9:CI:125:GLN:HG3	2.02	0.60
53:CA:934:C:N3	53:CA:1345:U:C5	2.69	0.60
53:CA:976:G:O5'	53:CA:1358:U:O2'	2.19	0.60
19:CS:54:ARG:CG	19:CS:55:GLN:H	2.15	0.60
22:DA:637:A:N6	22:DA:652:U:H4'	2.16	0.60
22:BA:2310:C:C5	27:BF:76:PHE:CZ	2.90	0.60
22:DA:1665:A:C2'	22:DA:1666:G:H5'	2.31	0.60
22:DA:2873:A:H5''	22:DA:2874:C:OP2	2.00	0.60
12:AL:62:VAL:HG21	12:AL:94:TYR:HE2	1.61	0.60
22:DA:819:A:OP2	22:DA:1187:G:N2	2.35	0.60
42:DU:52:ASN:CG	42:DU:54:PRO:HD3	2.21	0.60
4:AD:147:LYS:HD3	4:AD:147:LYS:N	2.17	0.60
22:BA:1104:C:H2'	22:BA:1105:U:C6	2.37	0.60
22:BA:1106:G:C2	22:BA:1107:G:C8	2.89	0.60
16:AP:10:GLY:O	16:AP:11:ALA:CB	2.49	0.60
1:AA:1060:U:H5	3:AC:1:GLY:HA3	1.65	0.60
3:CC:179:ALA:HB1	3:CC:202:PHE:CE1	2.37	0.60
50:D2:15:SER:C	50:D2:16:HIS:ND1	2.55	0.60
22:DA:365:U:H2'	22:DA:366:C:C6	2.37	0.60
33:DL:23:ILE:HG13	39:DR:82:HIS:HE1	1.66	0.60
53:CA:209:U:H2'	53:CA:209:U:O2	2.01	0.60
32:BK:113:MET:CG	32:BK:116:ILE:HD11	2.32	0.60
2:AB:153:MET:CE	2:AB:157:PRO:HG3	2.31	0.60
1:AA:1087:G:O2'	1:AA:1088:G:H8	1.84	0.60
3:AC:153:SER:HB3	3:AC:164:THR:HA	1.83	0.60
22:DA:1951:U:H2'	22:DA:1953:A:OP2	2.02	0.60
38:BQ:26:ALA:HB1	38:BQ:30:VAL:HG21	1.84	0.60

Continued on next page...

Continued from previous page...

Atom-1	Atom-2	Distance(Å)	Clash(Å)
22:BA:877:A:C6	22:BA:899:A:C6	2.90	0.60
22:BA:2200:C:O2'	22:BA:2201:G:H5'	2.02	0.60
25:BD:73:VAL:HG23	25:BD:74:GLU:H	1.67	0.60
53:CA:1051:C:O2'	53:CA:1052:U:C6	2.54	0.60
20:CT:57:VAL:HG12	20:CT:71:ALA:HB1	1.84	0.60
53:CA:1064:G:O2'	53:CA:1190:G:N2	2.34	0.60
22:DA:121:G:H1'	22:DA:148:U:H3	1.65	0.60
2:AB:59:ILE:C	2:AB:59:ILE:HD12	2.22	0.60
32:DK:57:VAL:HG13	32:DK:57:VAL:O	2.01	0.60
7:AG:53:SER:C	7:AG:55:LYS:H	2.04	0.60
53:CA:414:A:H2'	53:CA:415:A:H5''	1.83	0.60
22:BA:2231:U:OP1	45:BX:29:LEU:CD2	2.50	0.60
28:BG:84:LYS:HG3	28:BG:131:VAL:C	2.19	0.60
22:DA:1394:U:H4'	22:DA:1603:A:H4'	1.84	0.60
22:DA:861:A:O2'	22:DA:862:G:C5'	2.50	0.60
30:DI:4:VAL:HG22	30:DI:6:ALA:H	1.66	0.60
1:AA:1138:G:O2'	1:AA:1139:G:H4'	2.01	0.60
12:CL:80:LEU:HB3	12:CL:97:VAL:CG2	2.25	0.60
12:CL:83:GLY:H	12:CL:95:HIS:H	1.50	0.60
22:DA:1237:A:N3	22:DA:1238:G:H1'	2.17	0.60
22:DA:319:G:C6	22:DA:333:G:C6	2.89	0.60
22:DA:61:C:H2'	22:DA:62:U:H5'	1.82	0.60
24:BC:140:VAL:HA	24:BC:190:THR:O	2.01	0.60
22:DA:397:U:OP1	45:DX:30:PRO:HA	2.01	0.60
1:AA:468:A:C2	1:AA:469:C:N4	2.70	0.60
37:BP:87:ARG:CZ	37:BP:111:GLU:HG3	2.32	0.60
37:DP:88:ARG:HE	37:DP:112:ARG:NH2	2.00	0.60
22:DA:197:A:H62	22:DA:2430:A:C2'	1.96	0.60
42:DU:43:LYS:HE3	42:DU:45:GLN:OE1	2.02	0.60
53:CA:1225:A:H5'	55:CM:101:THR:CG2	2.32	0.60
33:DL:142:ILE:CG2	33:DL:144:GLU:H	2.15	0.60
5:CE:95:MET:HB3	5:CE:124:ALA:CB	2.24	0.60
22:BA:1392:A:C6	22:BA:1393:A:C6	2.90	0.60
24:DC:56:GLY:HA3	24:DC:213:ARG:O	2.02	0.60
22:BA:910:A:C4	34:BM:13:HIS:CE1	2.89	0.60
22:DA:2723:C:C5	22:DA:2724:U:C5	2.90	0.60
57:DB:16:G:O6	57:DB:69:G:C6	2.55	0.60
22:DA:931:U:H2'	22:DA:931:U:O2	2.00	0.60
29:DH:68:ARG:HD3	29:DH:71:LYS:HB2	1.82	0.60
22:DA:1873:G:O2'	22:DA:1874:C:H5'	2.02	0.60
53:CA:1446:A:H2'	53:CA:1447:A:C5'	2.28	0.60
58:DF:31:GLU:C	58:DF:95:MET:HE2	2.22	0.60

Continued on next page...

Continued from previous page...

Atom-1	Atom-2	Distance(Å)	Clash(Å)
35:DN:55:ALA:HA	35:DN:80:PHE:CE1	2.37	0.60
22:BA:893:C:O2'	22:BA:894:U:H5'	2.02	0.60
3:CC:54:ILE:O	3:CC:54:ILE:HG23	2.02	0.60
22:BA:2014:A:H2'	22:BA:2015:A:C8	2.36	0.60
22:BA:2103:C:C2'	22:BA:2104:C:H5'	2.30	0.60
4:CD:84:ASN:ND2	4:CD:86:GLY:N	2.50	0.60
22:DA:2853:C:H6	22:DA:2853:C:O5'	1.84	0.60
22:DA:266:G:H2'	22:DA:267:C:O5'	2.01	0.60
17:CQ:59:GLU:HG3	17:CQ:59:GLU:O	2.02	0.60
9:AI:100:ALA:CB	9:AI:102:PHE:CE2	2.84	0.60
31:BJ:13:ARG:O	31:BJ:14:ASP:HB2	2.02	0.60
1:AA:290:C:H2'	1:AA:291:U:H5'	1.82	0.60
1:AA:702:A:C4	22:BA:1847:A:H2	2.20	0.60
2:AB:74:ALA:O	2:AB:75:ALA:HB2	2.02	0.60
2:AB:59:ILE:HD12	2:AB:60:ALA:N	2.17	0.60
22:BA:1464:G:O2'	22:BA:1465:G:H5'	2.01	0.60
22:DA:262:A:H2	22:DA:430:A:H1'	1.66	0.60
32:BK:5:GLN:O	32:BK:6:THR:HB	2.01	0.60
50:D2:10:LEU:O	50:D2:14:ARG:HB2	2.02	0.60
22:BA:422:A:H2'	22:BA:423:A:C8	2.37	0.60
22:BA:1315:C:O2'	22:BA:1316:U:H5'	2.00	0.60
22:BA:1609:A:O2'	22:BA:1610:A:H5''	2.02	0.60
14:CN:6:LYS:O	14:CN:10:VAL:HG23	2.02	0.60
22:DA:1387:A:H5''	22:DA:1469:A:H1'	1.83	0.60
41:DT:13:ALA:HB1	41:DT:14:PRO:CD	2.30	0.60
4:AD:24:VAL:HG12	4:AD:25:ARG:N	2.16	0.60
22:DA:311:A:C2	22:DA:328:U:O4	2.55	0.60
26:DE:126:VAL:HG22	26:DE:127:GLU:CD	2.23	0.60
22:DA:95:A:H4'	46:DY:38:GLN:O	2.01	0.60
22:DA:2748:A:C1'	28:DG:66:THR:HG22	2.29	0.60
53:CA:735:C:H2'	53:CA:736:C:C6	2.37	0.60
11:CK:91:GLY:O	11:CK:94:SER:HB3	2.02	0.60
18:CR:31:TYR:CG	18:CR:54:LEU:HD21	2.37	0.60
22:DA:1287:A:O2'	22:DA:1288:G:C5'	2.50	0.60
22:DA:1140:C:OP2	31:DJ:68:LYS:HE3	2.02	0.60
22:DA:1142:A:C8	22:DA:1144:A:N7	2.70	0.60
22:DA:2694:G:C5	22:DA:2695:U:C5	2.90	0.60
41:BT:32:LEU:O	41:BT:34:VAL:HG13	2.02	0.60
37:DP:91:VAL:HG21	37:DP:96:LEU:HD21	1.83	0.60
22:BA:138:U:C3'	22:BA:139:U:H5'	2.32	0.60
22:DA:2093:G:C6	22:DA:2225:A:N7	2.69	0.60
51:D3:41:ARG:CG	51:D3:41:ARG:NH2	2.56	0.60

Continued on next page...

Continued from previous page...

Atom-1	Atom-2	Distance(Å)	Clash(Å)
1:AA:1317:C:H2'	1:AA:1318:A:H5'	1.84	0.60
53:CA:1349:A:O2'	53:CA:1350:A:C5'	2.50	0.60
53:CA:1370:G:H5''	9:CI:110:VAL:HG21	1.83	0.60
52:B4:25:VAL:C	52:B4:26:ILE:HD13	2.23	0.60
1:AA:454:G:C2'	1:AA:455:G:H5'	2.31	0.60
1:AA:623:C:O2'	1:AA:624:C:H5'	2.02	0.60
22:DA:223:A:C4	22:DA:408:G:H1'	2.37	0.60
22:DA:2298:A:H5'	22:DA:2322:A:O2'	2.01	0.60
26:BE:41:GLN:HB2	26:BE:43:THR:HG23	1.84	0.60
22:DA:1634:A:H4'	22:DA:1635:A:OP1	2.02	0.60
47:BZ:35:VAL:HG21	47:BZ:37:ARG:NH1	2.16	0.60
22:DA:804:A:H5''	22:DA:805:G:OP1	2.01	0.60
2:AB:80:LYS:HB2	2:AB:90:PHE:HE1	1.67	0.60
22:DA:2149:U:C2	22:DA:2150:C:C5	2.90	0.60
4:AD:137:SER:HB3	4:AD:138:PRO:HD2	1.84	0.60
53:CA:1431:A:OP2	53:CA:1431:A:H8	1.83	0.60
24:BC:136:VAL:HG23	24:BC:166:ARG:NH1	2.17	0.60
22:DA:1839:G:O2'	22:DA:1840:G:C5'	2.50	0.60
3:AC:21:TRP:CG	3:AC:58:ARG:HG2	2.37	0.60
34:DM:136:MET:HE2	43:DV:57:TYR:HD2	1.67	0.60
53:CA:631:C:H3'	53:CA:632:U:H5'	1.84	0.60
1:AA:657:U:O2'	1:AA:658:C:H5'	2.02	0.60
53:CA:9:G:H2'	53:CA:10:A:H8	1.67	0.60
22:BA:1033:U:H4'	22:BA:1034:G:OP1	2.01	0.60
13:AM:65:GLU:O	13:AM:69:ARG:HG3	2.02	0.60
22:DA:568:U:H2'	22:DA:570:G:OP2	2.02	0.60
22:BA:1204:A:H4'	22:BA:1205:A:O5'	2.01	0.60
53:CA:1490:U:H5'	53:CA:1491:G:OP2	2.01	0.60
17:AQ:58:VAL:CG2	17:AQ:59:GLU:N	2.65	0.60
5:AE:110:MET:O	5:AE:114:LEU:HB2	2.02	0.59
8:AH:45:ILE:CA	8:AH:63:LYS:HD2	2.32	0.59
53:CA:1256:A:C4	53:CA:1278:G:C6	2.89	0.59
22:DA:2287:A:N7	22:DA:2289:G:C8	2.69	0.59
22:DA:1826:G:C5	22:DA:1827:U:C5	2.90	0.59
35:DN:98:LEU:HD21	48:D0:53:VAL:HG11	1.84	0.59
9:AI:6:TYR:HE2	9:AI:17:ARG:HB2	1.67	0.59
9:AI:65:THR:HG22	9:AI:66:VAL:N	2.17	0.59
53:CA:505:G:C6	53:CA:535:A:C2	2.90	0.59
42:DU:90:LYS:HB3	42:DU:92:VAL:HG13	1.84	0.59
46:DY:28:LEU:HD23	46:DY:42:LEU:HD13	1.84	0.59
22:BA:1818:U:O2'	22:BA:1819:A:OP2	2.18	0.59
28:BG:137:LYS:C	28:BG:140:ILE:HD11	2.20	0.59

Continued on next page...

Continued from previous page...

Atom-1	Atom-2	Distance(Å)	Clash(Å)
1:AA:214:C:O2'	1:AA:215:C:H5'	2.02	0.59
31:DJ:45:THR:HG21	31:DJ:50:THR:CG2	2.27	0.59
38:DQ:57:ARG:O	38:DQ:61:ILE:HD13	2.02	0.59
37:DP:88:ARG:CZ	37:DP:112:ARG:HH21	2.14	0.59
22:DA:200:U:O4	22:DA:248:G:C2	2.55	0.59
22:DA:1255:U:O2'	22:DA:1256:G:OP1	2.20	0.59
22:DA:2515:C:OP1	31:DJ:81:ILE:CG2	2.49	0.59
5:CE:143:LEU:O	5:CE:144:GLU:CB	2.50	0.59
5:CE:96:GLN:HG2	5:CE:97:PRO:HD2	1.84	0.59
46:BY:43:LEU:O	46:BY:47:ARG:HB2	2.02	0.59
22:BA:387:U:H4'	22:BA:388:G:O5'	2.01	0.59
41:BT:32:LEU:N	41:BT:32:LEU:HD23	2.16	0.59
24:BC:246:PRO:CG	24:BC:247:TRP:CH2	2.85	0.59
22:DA:1991:U:H6	22:DA:1991:U:H5''	1.67	0.59
31:BJ:54:ILE:HD12	31:BJ:54:ILE:C	2.23	0.59
53:CA:182:A:HO2'	53:CA:183:C:H2'	1.67	0.59
53:CA:91:U:C4	53:CA:92:U:C4	2.90	0.59
22:BA:1461:C:O2'	22:BA:1462:C:C5'	2.49	0.59
53:CA:1305:G:H22	53:CA:1331:G:H2'	1.67	0.59
54:CG:116:ALA:C	54:CG:120:ALA:HB3	2.23	0.59
8:AH:25:THR:O	8:AH:26:MET:HB3	2.02	0.59
55:CM:13:HIS:CB	55:CM:16:ILE:HB	2.30	0.59
22:BA:303:G:C5	22:BA:304:U:C5	2.90	0.59
53:CA:824:G:O2'	53:CA:825:A:H5'	2.01	0.59
22:DA:526:A:C6	22:DA:2626:C:H4'	2.37	0.59
2:AB:100:LEU:HB3	2:AB:174:GLU:CG	2.28	0.59
7:AG:110:ARG:HH12	7:AG:122:GLU:HG2	1.65	0.59
29:DH:78:VAL:CG1	29:DH:144:VAL:HG12	2.29	0.59
53:CA:223:A:H2'	53:CA:224:U:C6	2.31	0.59
22:BA:2778:A:H4'	22:BA:2779:U:OP2	2.02	0.59
53:CA:440:C:C2'	53:CA:441:A:H5'	2.31	0.59
14:AN:50:LEU:O	14:AN:52:ARG:N	2.35	0.59
36:DO:115:LEU:HD13	36:DO:115:LEU:N	2.16	0.59
22:BA:1252:G:C2	38:BQ:32:ARG:HG2	2.37	0.59
40:DS:14:ALA:HB1	40:DS:18:ARG:NH2	2.16	0.59
22:DA:642:U:H2'	22:DA:644:A:OP2	2.02	0.59
22:BA:1801:A:C6	24:BC:261:ARG:NH1	2.70	0.59
1:AA:1065:U:H5''	1:AA:1190:G:N2	2.16	0.59
53:CA:929:G:H2'	53:CA:930:C:H6	1.66	0.59
22:BA:751:A:H5'	40:BS:90:LYS:HA	1.83	0.59
22:DA:560:C:H1'	38:DQ:47:ARG:NH1	2.17	0.59
22:DA:195:A:C6	22:DA:198:C:C5	2.90	0.59

Continued on next page...

Continued from previous page...

Atom-1	Atom-2	Distance(Å)	Clash(Å)
30:DI:69:VAL:O	30:DI:69:VAL:HG13	2.02	0.59
22:DA:1767:G:N1	22:DA:1986:C:C4	2.70	0.59
31:BJ:44:TYR:HA	38:BQ:59:LEU:HD22	1.83	0.59
5:AE:156:ARG:C	5:AE:158:LYS:H	2.05	0.59
5:AE:96:GLN:NE2	5:AE:97:PRO:HD2	2.17	0.59
53:CA:1137:C:H4'	53:CA:1138:G:C2	2.37	0.59
53:CA:1152:A:C2'	53:CA:1153:G:C8	2.68	0.59
1:AA:427:U:C4	1:AA:428:G:C6	2.89	0.59
49:D1:5:ARG:HD2	49:D1:25:ASN:HB2	1.84	0.59
44:DW:18:LYS:CD	44:DW:19:ARG:HG2	2.33	0.59
22:DA:785:G:O2'	22:DA:1779:U:C5'	2.50	0.59
54:CG:91:ARG:NH2	54:CG:92:PRO:HB2	2.17	0.59
30:DI:77:VAL:CA	30:DI:80:LYS:HE3	2.32	0.59
48:D0:46:GLY:CA	48:D0:54:ILE:HD11	2.30	0.59
41:DT:68:LYS:O	41:DT:74:ILE:HG13	2.02	0.59
24:BC:255:LYS:O	24:BC:256:THR:HG23	2.02	0.59
22:DA:1362:C:C4	22:DA:1363:C:C5	2.91	0.59
22:DA:455:C:N3	22:DA:473:G:C4'	2.65	0.59
1:AA:201:G:H5''	1:AA:202:G:OP2	2.01	0.59
31:DJ:4:PHE:HB3	38:DQ:63:ARG:HH22	1.67	0.59
12:AL:43:LYS:HB2	12:AL:43:LYS:NZ	2.16	0.59
22:DA:2016:U:C2'	22:DA:2017:U:H5'	2.31	0.59
22:BA:1714:U:C2'	22:BA:1714:U:O2	2.33	0.59
22:DA:479:A:C2	22:DA:480:A:C6	2.91	0.59
1:AA:489:C:C2'	1:AA:490:C:C5'	2.80	0.59
26:BE:7:ASP:CG	26:BE:8:ALA:H	2.06	0.59
53:CA:960:U:H4'	53:CA:961:U:H5''	1.84	0.59
1:AA:721:G:C4'	1:AA:722:G:O5'	2.37	0.59
22:DA:2572:A:H8	25:DD:149:ASN:HD21	1.46	0.59
22:DA:1462:C:H1'	22:DA:2702:G:H21	1.67	0.59
21:AU:3:ILE:HA	21:AU:19:LYS:HZ1	1.64	0.59
22:BA:141:G:N1	41:BT:2:ILE:CG2	2.65	0.59
53:CA:182:A:H2	53:CA:194:C:H42	1.47	0.59
53:CA:268:U:H2'	53:CA:269:C:C5	2.37	0.59
27:BF:134:GLN:O	27:BF:136:ILE:N	2.28	0.59
22:DA:1299:G:H22	22:DA:1640:A:H5'	1.68	0.59
22:DA:414:C:H5''	22:DA:1879:C:O2'	2.02	0.59
25:DD:20:VAL:HG12	25:DD:22:ILE:HG12	1.82	0.59
14:AN:40:ARG:HH12	14:AN:44:VAL:CG1	2.14	0.59
1:AA:994:A:C8	1:AA:1216:A:H4'	2.37	0.59
22:BA:2439:A:H4'	22:BA:2440:C:O5'	2.02	0.59
1:AA:1234:C:H2'	1:AA:1235:U:H5'	1.85	0.59

Continued on next page...

Continued from previous page...

Atom-1	Atom-2	Distance(Å)	Clash(Å)
22:DA:2741:A:C2'	22:DA:2742:G:H5'	2.32	0.59
8:AH:87:ARG:O	8:AH:88:LYS:HB3	2.00	0.59
22:BA:1419:A:H2'	22:BA:1421:G:N7	2.17	0.59
22:DA:993:G:C2'	22:DA:994:C:H5'	2.33	0.59
28:DG:90:GLY:CA	28:DG:159:LYS:HE3	2.32	0.59
2:CB:163:ILE:HG22	2:CB:164:ASP:N	2.17	0.59
22:DA:1507:C:H3'	22:DA:1508:A:O4'	2.02	0.59
35:BN:10:LEU:O	35:BN:12:ARG:HG3	2.01	0.59
4:CD:52:VAL:HG12	4:CD:53:GLN:N	2.17	0.59
53:CA:441:A:H61	53:CA:493:A:N6	2.00	0.59
28:BG:22:VAL:HG22	28:BG:36:LEU:HD11	1.82	0.59
22:DA:173:A:H2'	22:DA:174:U:C6	2.36	0.59
43:BV:17:SER:O	43:BV:20:LEU:HB2	2.02	0.59
1:AA:1469:C:C3'	1:AA:1469:C:C6	2.85	0.59
5:CE:157:GLY:HA3	8:CH:63:LYS:CE	2.32	0.59
1:AA:933:G:OP2	7:AG:2:ARG:HB3	2.02	0.59
42:BU:17:ASP:HB3	42:BU:20:LYS:HD2	1.82	0.59
22:BA:325:G:O2'	22:BA:326:G:H5'	2.02	0.59
55:CM:82:LEU:HD12	55:CM:82:LEU:N	2.18	0.59
53:CA:301:G:O2'	53:CA:302:G:H5'	2.02	0.59
12:CL:24:GLU:O	12:CL:25:ALA:CB	2.50	0.59
2:CB:8:MET:SD	2:CB:9:LEU:HD23	2.42	0.59
1:AA:1427:C:O2'	1:AA:1428:A:H5'	2.01	0.59
22:BA:1673:G:H2'	22:BA:1674:G:H5'	1.84	0.59
22:DA:1498:C:O2'	22:DA:1499:C:H5'	2.02	0.59
5:CE:37:VAL:HG11	5:CE:113:VAL:HA	1.84	0.59
50:D2:25:LYS:HA	50:D2:28:ARG:HE	1.65	0.59
24:BC:24:HIS:CE1	24:BC:25:LYS:O	2.55	0.59
58:DF:71:LYS:O	58:DF:72:SER:HB3	2.02	0.59
22:BA:1505:A:C2'	22:BA:1506:U:H5'	2.32	0.59
22:DA:2773:C:H2'	22:DA:2774:C:H6	1.67	0.59
33:DL:76:GLU:O	33:DL:76:GLU:HG3	2.02	0.59
22:BA:2133:G:P	22:BA:2133:G:H21	2.26	0.59
52:D4:22:VAL:O	52:D4:24:ARG:HG3	2.02	0.59
41:DT:17:SER:C	41:DT:18:GLU:HG2	2.22	0.59
53:CA:377:G:P	56:CP:5:ARG:HH11	2.25	0.59
44:DW:17:ALA:HB1	44:DW:36:ILE:HA	1.84	0.59
35:DN:34:ILE:CG2	35:DN:113:ILE:CG2	2.80	0.59
53:CA:532:A:C8	3:CC:192:TYR:HE2	2.20	0.59
22:DA:321:U:O2	26:DE:159:LEU:HD11	2.01	0.59
27:BF:43:ILE:HA	27:BF:82:TYR:CE1	2.37	0.59
22:DA:1914:C:H2'	22:DA:1915:U:C6	2.37	0.59

Continued on next page...

Continued from previous page...

Atom-1	Atom-2	Distance(Å)	Clash(Å)
32:DK:19:VAL:CG1	32:DK:41:ILE:HG12	2.32	0.59
10:CJ:66:GLU:HG3	14:CN:100:TRP:CZ3	2.38	0.59
40:DS:24:ILE:HG22	40:DS:32:ALA:HB1	1.84	0.59
22:DA:1290:C:HO2'	22:DA:1291:C:H6	1.49	0.59
8:CH:85:TYR:CE2	8:CH:123:GLU:HB2	2.37	0.59
38:BQ:8:ILE:C	38:BQ:8:ILE:HD12	2.21	0.59
53:CA:958:A:H62	19:CS:54:ARG:NH1	2.00	0.59
20:AT:43:LYS:HD3	20:AT:86:ALA:HB1	1.84	0.59
22:DA:2440:C:H2'	22:DA:2441:U:O4'	2.02	0.59
5:CE:136:VAL:O	5:CE:140:ILE:HG13	2.02	0.59
22:DA:2686:G:C5	22:DA:2687:U:C5	2.90	0.59
22:BA:1463:C:H6	22:BA:1463:C:H5'	1.67	0.59
22:BA:2214:C:H2'	22:BA:2215:C:C6	2.37	0.59
9:AI:39:GLY:O	9:AI:40:ARG:HB2	2.03	0.59
22:DA:2741:A:H2'	22:DA:2742:G:H5'	1.84	0.59
55:CM:13:HIS:CG	55:CM:16:ILE:HD13	2.37	0.59
22:DA:1965:C:C3'	22:DA:1966:A:H5''	2.30	0.59
1:AA:1349:A:O2'	1:AA:1350:A:H5'	2.01	0.59
39:DR:89:HIS:NE2	39:DR:91:GLN:HB2	2.17	0.59
53:CA:825:A:H2'	53:CA:826:C:H6	1.66	0.59
3:CC:21:TRP:CZ3	14:CN:93:PRO:HG2	2.37	0.59
53:CA:1471:U:O2'	53:CA:1472:U:H5'	2.02	0.59
7:AG:112:ASP:HB2	7:AG:118:ARG:HG3	1.84	0.59
1:AA:641:U:H4'	8:AH:106:SER:O	2.01	0.59
29:DH:41:LYS:HA	29:DH:44:ILE:CD1	2.32	0.59
22:BA:1510:G:O2'	22:BA:1511:G:C5'	2.50	0.59
1:AA:538:G:OP1	12:AL:109:ARG:HD3	2.02	0.59
22:DA:1000:A:N6	22:DA:1001:A:N1	2.50	0.59
53:CA:1171:A:O2'	53:CA:1172:C:H5'	2.02	0.59
42:BU:102:ILE:HG13	42:BU:102:ILE:O	2.01	0.59
37:BP:92:ARG:O	37:BP:92:ARG:CG	2.51	0.59
53:CA:701:U:H4'	53:CA:702:A:H5'	1.84	0.59
1:AA:1468:A:C2'	1:AA:1469:C:H5'	2.29	0.59
3:CC:120:THR:CG2	3:CC:120:THR:O	2.49	0.59
22:DA:2508:G:C2	22:DA:2582:G:C6	2.90	0.59
22:BA:90:U:H2'	22:BA:91:A:C8	2.38	0.59
22:BA:2109:U:H2'	22:BA:2110:G:H5'	1.84	0.59
29:DH:73:ASN:O	29:DH:75:LEU:HD12	2.02	0.59
51:B3:56:LEU:H	51:B3:56:LEU:CD2	2.16	0.59
35:DN:49:GLU:N	35:DN:50:PRO:CD	2.65	0.59
62:BA:3242:HOH:O	26:BE:81:GLY:HA2	2.02	0.59
23:BB:40:U:O2	23:BB:43:C:H3'	2.01	0.59

Continued on next page...

Continued from previous page...

Atom-1	Atom-2	Distance(Å)	Clash(Å)
22:BA:1471:G:H2'	22:BA:1472:C:H6	1.67	0.59
48:D0:12:ARG:O	48:D0:16:ARG:HG3	2.01	0.59
2:AB:64:GLY:HA3	2:AB:158:ASP:OD2	2.02	0.59
33:BL:2:ARG:HA	33:BL:5:THR:OG1	2.02	0.59
9:CI:115:VAL:HG21	10:CJ:61:ALA:O	2.03	0.59
1:AA:711:G:C2'	1:AA:712:A:H5'	2.32	0.59
31:BJ:3:THR:HG22	31:BJ:44:TYR:OH	2.02	0.59
10:CJ:37:ARG:HG2	10:CJ:75:ASP:HB3	1.84	0.59
22:DA:1393:A:N6	41:DT:19:LYS:HB2	2.16	0.59
35:DN:44:LEU:HD23	35:DN:113:ILE:HG21	1.84	0.59
12:CL:48:LEU:N	12:CL:48:LEU:HD23	2.16	0.59
22:DA:320:A:H5''	22:DA:321:U:OP1	2.03	0.59
22:DA:128:C:C6	22:DA:128:C:H5''	2.37	0.59
22:DA:49:A:N6	22:DA:177:G:C5	2.70	0.59
49:B1:33:LEU:HB3	49:B1:51:ALA:HB1	1.81	0.59
43:DV:81:PRO:HB2	43:DV:82:TYR:HD2	1.66	0.59
37:DP:24:THR:O	37:DP:44:GLY:O	2.21	0.59
2:CB:46:VAL:CG1	2:CB:47:PRO:HD3	2.19	0.59
29:BH:8:LYS:O	29:BH:9:VAL:HB	2.00	0.59
45:BX:69:GLU:HA	45:BX:72:ALA:HB3	1.84	0.59
22:DA:1614:A:H8	22:DA:1614:A:O5'	1.86	0.59
12:AL:87:LYS:O	12:AL:88:ASP:CB	2.46	0.59
10:CJ:63:ASP:OD2	14:CN:84:ARG:NH1	2.35	0.59
19:CS:50:VAL:CG1	19:CS:70:LEU:HB3	2.32	0.59
1:AA:15:G:C5	1:AA:1396:A:C2	2.90	0.59
1:AA:707:U:OP1	11:AK:86:LYS:HE3	2.01	0.59
22:DA:2701:U:H3'	22:DA:2702:G:H5''	1.83	0.59
25:DD:114:LYS:HD2	25:DD:116:LYS:CE	2.31	0.59
27:BF:30:VAL:CG1	27:BF:96:TRP:CH2	2.85	0.59
53:CA:91:U:C4	53:CA:92:U:O4	2.55	0.59
8:AH:74:ILE:HD12	8:AH:128:VAL:HG13	1.85	0.59
22:DA:988:A:C2	22:DA:989:G:C2	2.90	0.59
32:BK:39:ILE:HG22	32:BK:60:ALA:O	2.02	0.59
1:AA:977:A:C8	1:AA:1223:C:C2	2.90	0.59
1:AA:961:U:O5'	1:AA:961:U:H6	1.85	0.59
22:BA:1885:A:C2	22:BA:1886:U:H1'	2.37	0.59
27:BF:72:SER:H	27:BF:80:GLN:HB2	1.68	0.59
22:DA:227:A:HO2'	22:DA:228:C:P	2.25	0.59
28:DG:91:VAL:HG23	28:DG:92:GLY:N	2.18	0.59
6:CF:54:LEU:HD12	6:CF:56:LYS:H	1.68	0.59
57:DB:34:A:N6	57:DB:44:G:H1'	2.18	0.59
35:DN:67:PHE:HE2	35:DN:73:ASN:OD1	1.86	0.59

Continued on next page...

Continued from previous page...

Atom-1	Atom-2	Distance(Å)	Clash(Å)
40:BS:85:ILE:HG22	40:BS:86:MET:N	2.17	0.59
26:DE:61:ARG:HD2	26:DE:61:ARG:O	2.02	0.59
25:BD:169:ARG:O	25:BD:170:VAL:CG1	2.48	0.59
1:AA:330:C:C5'	1:AA:330:C:H6	2.15	0.59
40:DS:75:PHE:CE2	40:DS:104:THR:HG21	2.37	0.59
1:AA:1001:C:H2'	1:AA:1002:G:C8	2.36	0.59
28:BG:36:LEU:N	28:BG:36:LEU:HD22	2.17	0.59
13:AM:4:ALA:H	13:AM:56:ARG:HG3	1.68	0.59
22:DA:1831:G:O2'	22:DA:1832:C:H5'	2.02	0.59
31:DJ:94:ALA:O	31:DJ:95:ARG:CB	2.50	0.59
38:DQ:40:LYS:HA	38:DQ:43:GLN:HG3	1.85	0.59
22:DA:9:G:C6	22:DA:2629:U:C5	2.91	0.59
22:BA:2080:A:H5'	45:BX:18:SER:HB2	1.85	0.59
20:AT:67:HIS:HB3	20:AT:68:LYS:HZ2	1.67	0.59
22:DA:2601:C:H5''	22:DA:2602:A:OP2	2.02	0.59
1:AA:649:A:H2'	1:AA:650:G:O4'	2.03	0.59
49:B1:27:ARG:O	49:B1:30:PRO:HD3	2.02	0.59
22:DA:1099:G:H5''	22:DA:1100:C:OP2	2.02	0.59
22:DA:1383:A:C2	22:DA:1384:A:C4	2.90	0.59
22:BA:996:A:H4'	38:BQ:91:ARG:CG	2.30	0.59
22:BA:1068:G:C2'	22:BA:1069:A:H5'	2.31	0.59
22:BA:1073:A:P	22:BA:1073:A:C8	2.93	0.59
33:BL:76:GLU:C	33:BL:77:ILE:HD12	2.22	0.59
4:CD:186:GLU:O	4:CD:187:ARG:CB	2.50	0.59
22:DA:1060:U:C5'	22:DA:1061:U:H2'	2.32	0.59
22:DA:1056:G:N2	22:DA:1102:C:H5	2.00	0.59
30:DI:75:ALA:HA	30:DI:78:LEU:HD12	1.84	0.59
22:DA:111:A:C2	22:DA:112:U:C2	2.91	0.59
26:DE:134:LEU:O	26:DE:138:LEU:HG	2.02	0.59
41:DT:74:ILE:HG23	41:DT:75:GLY:N	2.16	0.59
49:B1:22:THR:OG1	49:B1:23:THR:N	2.34	0.59
22:DA:2216:G:C4	22:DA:2217:G:N7	2.71	0.59
1:AA:466:A:H5'	1:AA:467:U:OP2	2.03	0.59
44:BW:25:PHE:O	44:BW:65:LYS:HA	2.02	0.59
43:DV:75:GLN:HG3	43:DV:92:VAL:HG11	1.84	0.59
37:DP:45:VAL:HG12	37:DP:46:VAL:N	2.16	0.59
40:DS:20:VAL:CG2	40:DS:23:LEU:HD12	2.32	0.59
35:BN:79:LEU:O	35:BN:80:PHE:CB	2.42	0.59
53:CA:996:A:N1	53:CA:1046:A:H5'	2.16	0.59
53:CA:1219:A:C6	53:CA:1220:G:C5	2.91	0.59
4:AD:84:ASN:ND2	4:AD:87:GLU:HG2	2.17	0.59
33:DL:111:ILE:O	33:DL:131:ALA:HB1	2.01	0.59

Continued on next page...

Continued from previous page...

Atom-1	Atom-2	Distance(Å)	Clash(Å)
33:DL:128:THR:HB	33:DL:131:ALA:H	1.67	0.59
22:DA:1462:C:C1'	22:DA:2702:G:H21	2.16	0.59
32:DK:16:ALA:HB1	32:DK:45:GLU:HG3	1.84	0.59
42:BU:38:ILE:O	42:BU:40:LEU:HG	2.02	0.59
27:BF:131:VAL:HG22	27:BF:151:LEU:H	1.68	0.59
22:DA:1304:A:HO2'	22:DA:1305:C:H6	1.43	0.59
22:DA:413:C:O2'	22:DA:414:C:O4'	2.16	0.59
24:DC:94:LEU:HB2	24:DC:100:ARG:CD	2.31	0.59
1:AA:969:A:H2'	1:AA:970:C:C6	2.38	0.59
8:AH:29:SER:HB3	8:AH:32:LYS:HG3	1.85	0.59
53:CA:455:G:N2	53:CA:478:A:C2	2.71	0.59
37:DP:50:ARG:CA	37:DP:57:ALA:O	2.49	0.59
22:DA:851:C:O4'	47:DZ:46:MET:HG2	2.02	0.59
1:AA:1082:A:H2'	1:AA:1083:U:O4'	2.01	0.59
22:BA:1378:A:H2'	62:BA:3750:HOH:O	2.02	0.59
13:AM:10:ASP:OD1	13:AM:44:ILE:HB	2.03	0.59
53:CA:264:C:H1'	17:CQ:65:PRO:HG2	1.85	0.59
22:BA:368:A:C2'	22:BA:369:U:H5'	2.32	0.59
53:CA:292:G:N7	53:CA:293:G:H1'	2.17	0.59
22:DA:7:G:HO2'	31:DJ:15:TRP:HZ2	1.50	0.59
20:CT:57:VAL:HG12	20:CT:71:ALA:CB	2.33	0.59
1:AA:357:G:C2'	1:AA:358:U:H5'	2.33	0.59
22:BA:2524:G:N2	22:BA:2539:C:O2	2.34	0.59
22:BA:1113:U:C2	22:BA:1114:C:C5	2.89	0.59
22:BA:1309:G:OP1	50:B2:9:VAL:HG13	2.03	0.59
53:CA:60:A:H4'	53:CA:61:G:O5'	2.02	0.59
30:DI:79:LEU:HD22	30:DI:100:ILE:HD12	1.83	0.59
25:DD:169:ARG:O	25:DD:170:VAL:HG22	2.02	0.59
53:CA:1113:C:H2'	53:CA:1114:C:C6	2.37	0.59
22:BA:1238:G:O2'	22:BA:1239:G:H5'	2.03	0.59
4:CD:18:LEU:O	4:CD:19:PHE:HB2	2.01	0.59
24:DC:173:LEU:H	24:DC:173:LEU:CD2	2.11	0.59
24:DC:24:HIS:CG	24:DC:25:LYS:H	2.21	0.59
27:BF:35:LEU:CB	27:BF:153:ILE:HG22	2.31	0.59
22:DA:104:A:O2'	22:DA:105:C:O4'	2.17	0.59
22:DA:323:C:C6	26:DE:165:HIS:CE1	2.89	0.59
22:DA:1381:G:H2'	22:DA:1382:G:H5''	1.84	0.59
22:DA:120:U:O4	22:DA:177:G:C8	2.56	0.59
22:DA:538:A:H5''	31:DJ:7:LYS:NZ	2.18	0.59
22:DA:538:A:HO2'	31:DJ:8:PRO:HG3	1.67	0.59
29:BH:29:PHE:O	29:BH:33:GLN:HB3	2.02	0.59
1:AA:267:C:H2'	1:AA:268:U:C6	2.38	0.59

Continued on next page...

Continued from previous page...

Atom-1	Atom-2	Distance(Å)	Clash(Å)
17:AQ:14:ASP:O	17:AQ:16:MET:HG2	2.03	0.59
53:CA:643:C:O2'	53:CA:644:U:H5'	2.03	0.59
53:CA:935:A:O2'	53:CA:936:C:C6	2.53	0.59
53:CA:814:A:C5'	53:CA:1511:G:H4'	2.33	0.59
47:DZ:28:LEU:HD23	47:DZ:28:LEU:N	2.17	0.59
47:DZ:23:LEU:HD21	47:DZ:53:MET:CE	2.32	0.59
22:BA:1338:G:O2'	41:BT:18:GLU:HG2	2.02	0.59
1:AA:797:C:OP2	11:AK:125:LYS:HG3	2.02	0.59
22:DA:1665:A:H2'	22:DA:1666:G:O4'	2.02	0.59
58:DF:39:VAL:HG13	58:DF:49:LEU:HD23	1.85	0.59
53:CA:143:A:N3	53:CA:143:A:H2'	2.16	0.59
22:DA:411:G:H4'	22:DA:412:A:OP1	2.01	0.59
58:DF:74:ALA:HB1	58:DF:76:PHE:CD2	2.38	0.59
22:DA:1935:G:H1'	22:DA:1964:G:C2	2.38	0.59
22:DA:1865:U:C4	22:DA:1875:G:C2	2.90	0.59
22:BA:962:G:O2'	22:BA:963:U:H5'	2.01	0.59
57:DB:45:A:C2'	57:DB:46:A:H8	2.14	0.59
57:DB:46:A:H2'	57:DB:47:C:C5	2.38	0.59
35:DN:62:ASN:O	35:DN:63:ARG:CB	2.50	0.59
44:BW:37:VAL:O	44:BW:38:ARG:CG	2.51	0.59
11:AK:51:PHE:N	11:AK:51:PHE:CD2	2.69	0.59
5:CE:157:GLY:HA3	8:CH:63:LYS:HE3	1.85	0.59
32:BK:61:VAL:CG2	32:BK:87:LEU:HD11	2.33	0.59
1:AA:125:U:O2'	1:AA:126:G:H5'	2.02	0.59
15:AO:55:LEU:HD12	15:AO:55:LEU:C	2.22	0.59
22:DA:1527:G:N2	22:DA:1546:G:C6	2.70	0.59
22:BA:1199:U:H5''	62:BA:3702:HOH:O	2.03	0.59
22:BA:369:U:HO2'	22:BA:370:G:P	2.25	0.59
22:BA:622:G:H2'	22:BA:623:C:C6	2.37	0.59
22:BA:363:G:O2'	22:BA:364:C:H5'	2.02	0.59
53:CA:910:C:H2'	53:CA:911:U:H6	1.66	0.59
22:DA:1512:C:H2'	22:DA:1513:U:C6	2.38	0.59
1:AA:903:G:H2'	1:AA:904:U:H6	1.68	0.59
26:BE:48:THR:OG1	26:BE:50:ALA:HB3	2.01	0.59
40:DS:27:LYS:O	40:DS:71:VAL:HG12	2.03	0.59
22:BA:2507:C:C2'	22:BA:2508:G:O5'	2.51	0.59
22:DA:1760:C:C6	22:DA:1761:C:C5	2.91	0.59
53:CA:552:U:H2'	53:CA:553:A:H8	1.67	0.59
3:CC:59:PRO:HG2	3:CC:62:SER:HB3	1.84	0.59
33:DL:48:ARG:HG3	33:DL:48:ARG:HH11	1.66	0.59
22:BA:348:A:H2'	22:BA:349:U:O4'	2.03	0.59
24:DC:61:TYR:CE1	24:DC:62:ARG:O	2.56	0.59

Continued on next page...

Continued from previous page...

Atom-1	Atom-2	Distance(Å)	Clash(Å)
22:DA:1603:A:C2	22:DA:1604:C:C2	2.91	0.59
22:DA:1274:A:O2'	22:DA:1275:A:H5''	2.03	0.59
12:CL:97:VAL:HG23	12:CL:100:ALA:HB3	1.85	0.59
22:DA:104:A:O2'	22:DA:105:C:H5'	2.01	0.59
51:B3:30:HIS:CE1	51:B3:31:ILE:CG2	2.85	0.59
22:DA:2748:A:C4	22:DA:2757:A:N6	2.70	0.59
22:DA:1542:U:C2'	22:DA:1543:G:H5'	2.32	0.59
45:BX:39:VAL:O	45:BX:40:GLU:HB3	2.02	0.59
22:DA:1252:G:C2	22:DA:1253:A:C2	2.90	0.59
53:CA:979:C:H2'	53:CA:980:C:O4'	2.03	0.59
14:CN:79:SER:CB	14:CN:81:ILE:HD11	2.31	0.59
1:AA:864:A:H2'	1:AA:865:A:C8	2.36	0.59
32:BK:71:ARG:HG3	32:BK:106:GLU:OE2	2.03	0.59
22:DA:571:U:C5	22:DA:575:A:C6	2.91	0.59
37:BP:102:ARG:HB3	37:BP:107:ALA:CB	2.25	0.59
22:DA:271:G:O2'	22:DA:272:A:C5'	2.51	0.59
22:DA:2689:U:H5''	22:DA:2690:U:O5'	2.03	0.59
31:BJ:124:VAL:CG2	31:BJ:125:TYR:H	2.07	0.59
31:BJ:125:TYR:OH	31:BJ:132:HIS:NE2	2.35	0.59
27:BF:147:ARG:HG3	27:BF:148:VAL:H	1.67	0.59
22:DA:2195:U:H2'	22:DA:2196:C:H6	1.67	0.59
22:DA:1476:U:HO2'	22:DA:1477:A:H8	1.49	0.59
1:AA:1049:U:H5	14:AN:1:ALA:HA	1.65	0.59
1:AA:1158:C:C2'	1:AA:1158:C:O2	2.51	0.59
1:AA:968:A:C4'	1:AA:969:A:OP2	2.50	0.59
29:DH:68:ARG:HD3	29:DH:71:LYS:CD	2.28	0.59
22:DA:689:A:H2'	22:DA:690:G:C8	2.38	0.59
6:CF:54:LEU:HD13	6:CF:55:HIS:N	2.16	0.59
57:DB:42:C:C5	58:DF:65:LEU:HD13	2.38	0.59
58:DF:67:THR:O	58:DF:84:ILE:HG22	2.03	0.59
1:AA:175:C:O2'	1:AA:176:C:H5'	2.03	0.59
53:CA:477:C:H5'	53:CA:478:A:OP1	2.03	0.59
24:DC:32:LEU:HD23	24:DC:63:ILE:CG1	2.32	0.59
22:BA:705:A:H62	22:BA:726:G:H1'	1.66	0.59
53:CA:222:C:O2'	53:CA:223:A:H5'	2.02	0.59
17:CQ:75:VAL:O	17:CQ:76:ARG:HB3	2.03	0.59
13:AM:4:ALA:HB2	13:AM:59:VAL:HG13	1.85	0.59
22:BA:309:A:H4'	42:BU:15:GLY:HA2	1.84	0.59
28:DG:23:ILE:HG21	28:DG:71:LEU:HD21	1.84	0.59
22:BA:2415:G:H2'	22:BA:2416:C:H6	1.66	0.59
28:BG:23:ILE:HD12	28:BG:23:ILE:N	2.17	0.59
22:DA:2520:C:H2'	22:DA:2521:C:H6	1.67	0.59

Continued on next page...

Continued from previous page...

Atom-1	Atom-2	Distance(Å)	Clash(Å)
22:BA:286:U:H2'	22:BA:287:G:O4'	2.02	0.59
27:BF:172:PHE:O	27:BF:173:ASP:C	2.41	0.59
22:DA:1171:G:N2	22:DA:1179:G:H1'	2.16	0.59
22:BA:65:U:H2'	22:BA:66:C:C6	2.36	0.59
37:DP:102:ARG:O	37:DP:103:THR:HB	2.03	0.59
20:CT:57:VAL:CG1	20:CT:71:ALA:HB1	2.32	0.59
31:BJ:18:VAL:HG22	31:BJ:140:LEU:CD1	2.31	0.59
22:BA:588:U:H2'	22:BA:589:U:C6	2.38	0.59
1:AA:675:A:H1'	11:AK:117:HIS:CD2	2.37	0.59
8:AH:95:MET:HB2	8:AH:98:LEU:O	2.02	0.59
37:BP:98:TYR:CE2	37:BP:99:LEU:HD13	2.37	0.59
18:CR:52:ARG:O	18:CR:56:ARG:HG2	2.03	0.59
53:CA:296:U:C2	53:CA:297:G:C8	2.91	0.59
22:BA:1882:U:O2'	22:BA:1883:U:H5'	2.03	0.59
15:CO:83:ARG:O	15:CO:83:ARG:HG2	2.03	0.59
22:BA:1257:C:H5'	26:BE:78:TRP:CZ3	2.38	0.59
22:BA:1165:A:O2'	22:BA:1166:G:H5'	2.03	0.59
26:DE:150:THR:O	26:DE:192:ALA:HB2	2.03	0.59
22:BA:572:A:H8	62:BA:3567:HOH:O	1.86	0.59
22:BA:574:A:H2	25:BD:150:GLN:HE22	1.48	0.59
22:DA:1345:C:C2	22:DA:1346:G:N7	2.70	0.59
1:AA:433:G:H2'	1:AA:434:U:H5'	1.84	0.59
22:DA:2337:G:N3	22:DA:2337:G:H2'	2.17	0.59
22:DA:2345:G:H4'	22:DA:2346:A:O5'	2.02	0.59
22:DA:857:G:H1'	44:DW:19:ARG:NE	2.17	0.59
35:DN:93:GLY:O	35:DN:116:VAL:HG21	2.02	0.59
11:CK:33:ILE:HD11	11:CK:69:CYS:O	2.02	0.59
22:DA:295:G:C2	22:DA:296:U:C5	2.90	0.59
24:BC:114:GLN:O	24:BC:115:ILE:HD12	2.03	0.59
45:DX:6:VAL:HG22	45:DX:7:THR:HG23	1.85	0.59
27:BF:39:VAL:HG13	27:BF:84:ILE:HD12	1.83	0.59
43:DV:38:LEU:CD2	43:DV:40:ILE:HD12	2.33	0.59
22:DA:206:U:H2'	22:DA:207:A:C8	2.38	0.59
25:DD:19:GLY:O	32:DK:72:PRO:HB3	2.03	0.59
22:DA:1329:U:O2'	22:DA:1330:C:OP1	2.20	0.59
53:CA:933:G:P	54:CG:3:ARG:HD3	2.43	0.59
9:CI:114:LYS:HD2	9:CI:117:LEU:HD12	1.84	0.59
14:CN:72:PHE:HB2	14:CN:78:LEU:O	2.03	0.59
4:AD:84:ASN:ND2	4:AD:87:GLU:H	2.00	0.59
1:AA:919:A:O2'	1:AA:920:U:H5'	2.02	0.59
22:DA:2716:C:H2'	22:DA:2717:C:C6	2.38	0.59
41:DT:21:SER:C	41:DT:25:GLU:HB3	2.23	0.59

Continued on next page...

Continued from previous page...

Atom-1	Atom-2	Distance(Å)	Clash(Å)
57:DB:12:C:H5''	57:DB:15:A:N6	2.17	0.59
22:DA:1555:G:N2	22:DA:1556:C:C2	2.70	0.59
19:AS:55:GLN:NE2	19:AS:56:HIS:H	2.01	0.59
40:BS:59:GLU:HA	40:BS:64:ALA:CA	2.32	0.59
26:BE:147:LEU:HB2	26:BE:186:VAL:HB	1.84	0.59
17:CQ:9:GLY:HA3	17:CQ:23:ALA:O	2.03	0.59
40:BS:85:ILE:CG2	40:BS:86:MET:N	2.66	0.59
1:AA:114:U:H2'	1:AA:115:G:C8	2.38	0.59
22:DA:1717:A:C2'	22:DA:1718:G:O4'	2.51	0.59
22:DA:851:C:H2'	22:DA:852:U:H6	1.65	0.59
24:BC:64:VAL:HG11	24:BC:66:PHE:CZ	2.38	0.59
22:DA:2852:G:H2'	22:DA:2853:C:O4'	2.02	0.59
5:CE:68:ARG:O	5:CE:70:MET:HG2	2.02	0.59
22:BA:2544:G:C2'	22:BA:2545:G:H5'	2.33	0.59
11:CK:19:VAL:HB	11:CK:34:THR:CG2	2.32	0.59
31:DJ:70:THR:HG22	31:DJ:90:GLU:CD	2.23	0.59
53:CA:1105:A:O2'	53:CA:1106:G:H5'	2.03	0.59
22:DA:2478:A:C8	22:DA:2529:G:C5	2.90	0.59
26:DE:6:LYS:HE3	26:DE:7:ASP:OD2	2.03	0.59
28:BG:37:ASN:HB3	28:BG:40:VAL:CG1	2.32	0.59
22:BA:1300:G:H5''	22:BA:1301:A:H5'	1.85	0.59
15:AO:81:ILE:HG13	15:AO:82:GLU:N	2.18	0.59
22:BA:2849:U:H4'	22:BA:2868:A:C2	2.37	0.59
22:BA:1408:G:O2'	22:BA:1409:U:H5'	2.03	0.59
12:CL:17:LYS:H	12:CL:17:LYS:HD3	1.68	0.59
2:CB:186:VAL:O	2:CB:186:VAL:HG23	2.03	0.59
20:CT:69:ASN:O	20:CT:72:ALA:HB3	2.02	0.59
22:BA:319:G:C4	22:BA:333:G:N2	2.71	0.59
8:AH:54:THR:O	8:AH:56:PRO:HD3	2.02	0.59
22:BA:1132:U:H5'	31:BJ:84:ILE:HD13	1.84	0.59
37:BP:4:ILE:HA	37:BP:7:LEU:HB2	1.85	0.59
31:BJ:4:PHE:O	31:BJ:44:TYR:HE1	1.84	0.59
22:BA:1076:C:H2'	22:BA:1077:A:C8	2.33	0.59
45:BX:50:VAL:HG12	45:BX:51:SER:N	2.16	0.59
22:DA:1387:A:O2'	22:DA:1388:G:H8	1.86	0.59
22:DA:2286:G:H4'	22:DA:2287:A:C1'	2.33	0.59
44:DW:30:VAL:CG2	44:DW:59:PHE:CE1	2.86	0.59
22:DA:1060:U:C4'	22:DA:1061:U:O5'	2.43	0.59
9:AI:89:TYR:O	9:AI:90:ASP:HB3	2.03	0.59
22:DA:303:G:O2'	22:DA:304:U:C6	2.48	0.59
22:DA:59:U:O2'	22:DA:73:A:H2'	2.02	0.59
41:DT:7:LEU:O	41:DT:7:LEU:HD23	2.02	0.59

Continued on next page...

Continued from previous page...

Atom-1	Atom-2	Distance(Å)	Clash(Å)
22:DA:144:A:H2'	22:DA:145:C:H6	1.67	0.59
11:CK:126:ARG:HB2	21:CU:33:ARG:CD	2.32	0.59
43:DV:82:TYR:CE1	43:DV:83:LYS:HG2	2.38	0.59
53:CA:734:G:N2	53:CA:735:C:C2	2.71	0.59
22:DA:2235:G:H2'	22:DA:2236:U:C6	2.38	0.59
32:DK:71:ARG:HG3	32:DK:72:PRO:HD3	1.83	0.59
22:DA:477:A:C4	22:DA:478:A:N7	2.71	0.59
22:DA:1200:C:H6	22:DA:1200:C:O5'	1.86	0.59
22:DA:2584:U:H5	62:DA:3690:HOH:O	1.86	0.59
5:CE:80:LEU:N	5:CE:121:ASN:HD21	2.01	0.59
1:AA:1007:U:H2'	1:AA:1008:U:C5'	2.23	0.59
54:CG:55:LYS:H	54:CG:55:LYS:HD2	1.68	0.59
37:BP:102:ARG:O	37:BP:103:THR:HG22	2.02	0.59
5:CE:110:MET:HG2	5:CE:139:THR:HG21	1.83	0.59
53:CA:185:U:H2'	53:CA:186:C:H6	1.68	0.59
8:AH:17:GLN:OE1	8:AH:69:ALA:HB1	2.03	0.59
22:DA:1188:U:O2'	22:DA:1189:A:H5'	2.03	0.59
1:AA:972:C:H4'	10:AJ:59:LYS:HG2	1.83	0.59
53:CA:134:G:H2'	53:CA:135:C:O4'	2.02	0.59
18:AR:54:LEU:HG	18:AR:58:ILE:HD11	1.85	0.59
10:AJ:44:THR:HG23	10:AJ:70:HIS:CA	2.33	0.59
53:CA:321:A:H61	53:CA:332:G:H1	1.51	0.59
1:AA:1460:C:O2'	1:AA:1461:G:H5'	2.03	0.59
22:BA:2015:A:C6	48:B0:2:VAL:HG23	2.37	0.59
22:DA:676:A:H2	22:DA:2069:G:N3	2.01	0.59
22:DA:1956:U:O2'	22:DA:1957:C:C5'	2.48	0.59
1:AA:1003:G:H22	1:AA:1005:A:H5'	1.65	0.59
4:CD:116:LEU:HD21	4:CD:153:ARG:HD3	1.84	0.59
1:AA:935:A:H2'	1:AA:936:C:H6	1.68	0.59
30:BI:105:LEU:HA	30:BI:108:ILE:HB	1.84	0.59
37:DP:49:ILE:HG22	37:DP:95:LYS:NZ	2.18	0.59
2:CB:30:ILE:HD11	2:CB:188:THR:CG2	2.33	0.59
50:D2:24:THR:HG23	50:D2:27:GLY:CA	2.33	0.59
1:AA:701:U:O2'	1:AA:702:A:OP2	2.19	0.59
53:CA:1417:G:C6	53:CA:1482:G:C6	2.91	0.59
49:B1:16:THR:CG2	49:B1:41:VAL:HG21	2.33	0.59
13:AM:68:LEU:CD1	13:AM:72:ILE:HG13	2.32	0.59
48:D0:12:ARG:HG3	48:D0:15:ARG:HH11	1.68	0.59
2:CB:93:HIS:CE1	2:CB:145:ASN:HD22	2.21	0.59
53:CA:1120:C:H2'	53:CA:1121:U:H6	1.68	0.59
39:DR:31:GLU:HG2	39:DR:32:THR:H	1.67	0.59
31:DJ:21:THR:HG23	31:DJ:61:LYS:HB3	1.85	0.59

Continued on next page...

Continued from previous page...

Atom-1	Atom-2	Distance(Å)	Clash(Å)
22:BA:1575:C:H2'	22:BA:1576:U:O4'	2.02	0.59
53:CA:1126:U:O4	10:CJ:73:LEU:HD11	2.02	0.59
47:DZ:8:GLN:C	47:DZ:9:THR:HG23	2.23	0.59
22:BA:2897:U:H2'	22:BA:2898:U:C6	2.38	0.59
29:DH:110:VAL:HG23	29:DH:110:VAL:O	2.01	0.59
22:BA:2466:C:OP1	52:B4:4:ARG:HB2	2.03	0.59
30:BI:120:ASP:HB3	30:BI:123:ALA:HB3	1.83	0.59
53:CA:1134:G:N1	53:CA:1141:C:C4	2.71	0.59
10:CJ:101:SER:O	10:CJ:102:LEU:HB2	2.03	0.59
22:DA:1388:G:O2'	22:DA:1389:G:C5'	2.51	0.59
26:DE:196:VAL:HG12	26:DE:196:VAL:O	2.02	0.59
22:DA:2328:A:H2'	22:DA:2329:U:C6	2.37	0.59
22:DA:2353:G:H1'	44:DW:30:VAL:CG1	2.31	0.59
22:DA:729:G:O2'	22:DA:1775:U:H1'	2.03	0.59
35:DN:33:ILE:HG12	35:DN:118:ARG:HD2	1.85	0.59
22:DA:100:U:C6	22:DA:100:U:OP1	2.56	0.59
22:DA:151:C:O2'	22:DA:152:A:H5'	2.03	0.59
22:DA:2229:U:H2'	22:DA:2230:G:C8	2.38	0.59
49:B1:10:LEU:HD21	49:B1:33:LEU:CD2	2.32	0.59
4:CD:2:ARG:HH21	4:CD:114:ARG:NH1	1.99	0.59
31:DJ:3:THR:CG2	38:DQ:60:TRP:HE1	2.15	0.59
44:BW:18:LYS:CG	44:BW:19:ARG:H	2.09	0.59
44:BW:24:ARG:CZ	44:BW:65:LYS:HE2	2.33	0.59
37:BP:112:ARG:O	37:BP:113:LEU:HD23	2.02	0.59
22:DA:2615:U:O2'	22:DA:2616:C:C5'	2.50	0.59
22:DA:1286:A:C6	22:DA:1289:C:N3	2.71	0.59
22:DA:604:G:C2	22:DA:605:G:C5	2.91	0.59
22:DA:627:A:O2'	22:DA:628:G:O5'	2.21	0.59
11:AK:30:ILE:HD12	11:AK:31:VAL:N	2.17	0.59
10:AJ:18:ILE:O	10:AJ:22:THR:N	2.35	0.59
22:DA:1135:C:N4	22:DA:1139:G:C6	2.71	0.59
11:AK:126:ARG:N	21:AU:33:ARG:HH12	1.99	0.59
25:DD:53:GLY:CA	25:DD:77:ARG:HG3	2.30	0.59
37:DP:22:GLY:HA3	37:DP:91:VAL:CG2	2.32	0.59
58:DF:43:ILE:HD13	58:DF:82:TYR:CE2	2.35	0.59
22:DA:242:G:C5'	51:D3:63:TYR:CE1	2.85	0.59
22:DA:2415:G:H2'	22:DA:2416:C:H6	1.68	0.59
19:AS:55:GLN:HA	19:AS:55:GLN:NE2	2.17	0.59
22:BA:1716:U:H2'	22:BA:1717:A:C8	2.37	0.59
1:AA:616:G:C2	1:AA:625:U:O2	2.56	0.59
53:CA:882:C:H41	12:CL:5:GLN:NE2	2.01	0.59
36:DO:31:THR:HG23	36:DO:34:HIS:O	2.02	0.59

Continued on next page...

Continued from previous page...

Atom-1	Atom-2	Distance(Å)	Clash(Å)
1:AA:579:A:H2'	1:AA:580:C:C6	2.38	0.59
57:DB:39:A:C2	57:DB:44:G:C2	2.91	0.59
3:AC:106:ARG:HG2	3:AC:106:ARG:O	2.03	0.59
24:DC:63:ILE:HG22	24:DC:64:VAL:N	2.17	0.59
56:CP:16:PHE:HZ	56:CP:38:PHE:HD1	1.51	0.59
1:AA:1053:G:O2'	1:AA:1054:C:OP2	2.20	0.59
22:DA:2893:A:H1'	22:DA:2894:G:C6	2.38	0.59
11:CK:55:ARG:N	11:CK:55:ARG:HD2	2.16	0.59
23:BB:28:C:H2'	23:BB:29:A:O4'	2.03	0.59
55:CM:96:VAL:HG12	55:CM:96:VAL:O	2.02	0.59
26:BE:72:SER:C	26:BE:74:LYS:H	2.06	0.59
2:AB:60:ALA:HB2	2:AB:220:VAL:HG13	1.83	0.59
17:AQ:35:LYS:HG2	17:AQ:36:PHE:N	2.18	0.59
20:AT:60:GLN:HA	20:AT:60:GLN:NE2	2.18	0.59
22:BA:2260:C:O2'	22:BA:2261:C:H5'	2.03	0.59
39:BR:90:ARG:O	39:BR:91:GLN:CB	2.50	0.59
42:BU:94:PHE:O	42:BU:94:PHE:CD1	2.56	0.59
10:CJ:90:LEU:O	10:CJ:90:LEU:HD23	2.03	0.59
22:BA:2552:U:H2'	22:BA:2554:U:OP2	2.03	0.59
4:AD:125:ASN:OD1	4:AD:141:VAL:HG22	2.03	0.59
33:BL:101:ILE:HG23	33:BL:102:GLY:N	2.17	0.58
22:DA:1802:A:O2'	22:DA:1803:A:C8	2.55	0.58
53:CA:373:A:H2'	53:CA:374:A:C8	2.35	0.58
22:DA:1785:A:H2'	22:DA:1787:A:N7	2.18	0.58
22:DA:129:C:O2'	22:DA:130:C:O4'	2.20	0.58
3:CC:136:ALA:HA	3:CC:139:ASN:HD21	1.67	0.58
22:DA:455:C:N4	22:DA:473:G:H5'	2.18	0.58
39:BR:49:ILE:HG22	39:BR:53:PHE:C	2.23	0.58
4:CD:109:THR:HG22	4:CD:111:ALA:H	1.67	0.58
4:CD:25:ARG:HH12	4:CD:30:LYS:CG	1.97	0.58
38:BQ:65:ASN:ND2	38:BQ:69:ARG:NH2	2.38	0.58
12:AL:43:LYS:CB	12:AL:44:PRO:HD3	2.16	0.58
22:DA:2234:G:C5	22:DA:2235:G:N7	2.70	0.58
22:BA:1179:G:C2	22:BA:1180:U:O2'	2.56	0.58
22:BA:584:C:OP1	38:BQ:5:ARG:HB3	2.03	0.58
14:CN:52:ARG:HA	14:CN:52:ARG:CZ	2.33	0.58
19:CS:5:LYS:HE2	19:CS:6:LYS:O	2.03	0.58
25:DD:9:VAL:CG2	37:DP:4:ILE:HD11	2.23	0.58
54:CG:73:GLU:HA	54:CG:140:VAL:HG11	1.84	0.58
22:DA:1141:U:H4'	22:DA:1142:A:O5'	2.02	0.58
36:BO:4:LYS:O	36:BO:8:ILE:HG13	2.02	0.58
57:DB:67:G:O2'	57:DB:68:C:H6	1.85	0.58

Continued on next page...

Continued from previous page...

Atom-1	Atom-2	Distance(Å)	Clash(Å)
24:BC:93:VAL:HG13	24:BC:94:LEU:N	2.17	0.58
6:CF:66:ALA:CB	6:CF:71:ILE:HD13	2.26	0.58
22:DA:1127:A:O2'	22:DA:1128:G:H5''	2.03	0.58
55:CM:12:LYS:CE	55:CM:12:LYS:HA	2.28	0.58
22:DA:2408:U:H5	62:DA:3596:HOH:O	1.85	0.58
4:AD:114:ARG:HG2	4:AD:132:ALA:HB1	1.85	0.58
3:CC:32:LEU:HD12	14:CN:76:PHE:HA	1.84	0.58
35:DN:75:ILE:HD12	35:DN:79:LEU:HD12	1.84	0.58
22:BA:783:A:C8	22:BA:784:G:H4'	2.38	0.58
2:AB:89:PHE:HB3	2:AB:149:GLY:CA	2.31	0.58
32:DK:27:GLY:CA	32:DK:30:ARG:HD3	2.31	0.58
8:CH:39:LEU:HB2	8:CH:45:ILE:HD11	1.84	0.58
22:DA:1545:A:H2'	22:DA:1546:G:H5'	1.84	0.58
28:DG:44:HIS:HA	28:DG:49:LEU:HA	1.85	0.58
22:BA:869:G:H4'	34:BM:8:LYS:HD3	1.85	0.58
49:D1:10:LEU:HD23	49:D1:20:TYR:CB	2.33	0.58
22:BA:790:U:O2'	22:BA:791:C:O5'	2.20	0.58
5:CE:154:ALA:HB1	8:CH:65:PHE:HE2	1.67	0.58
22:BA:851:C:H2'	22:BA:852:U:C6	2.38	0.58
24:BC:39:SER:C	24:BC:41:GLY:N	2.56	0.58
53:CA:1416:G:N2	53:CA:1485:U:H1'	2.17	0.58
22:BA:1761:C:C2'	22:BA:1762:A:H5'	2.34	0.58
6:CF:99:ALA:O	6:CF:100:SER:CB	2.50	0.58
22:DA:2187:U:O2'	22:DA:2188:U:H5'	2.03	0.58
20:AT:61:ALA:HA	20:AT:66:ILE:HG22	1.83	0.58
22:BA:1836:C:C2'	22:BA:1837:C:H5'	2.33	0.58
22:BA:1241:A:C2'	22:BA:1242:U:H5'	2.33	0.58
4:CD:18:LEU:HD22	4:CD:63:ILE:HG12	1.85	0.58
53:CA:992:U:O2'	53:CA:993:G:OP2	2.21	0.58
22:BA:373:U:O2'	22:BA:374:A:H5'	2.03	0.58
5:CE:89:THR:OG1	5:CE:90:GLY:N	2.33	0.58
53:CA:309:A:H1'	53:CA:608:A:C2	2.38	0.58
22:BA:2732:G:H8	22:BA:2732:G:OP2	1.86	0.58
26:BE:154:ASP:C	26:BE:154:ASP:OD2	2.42	0.58
22:BA:2681:C:C5	22:BA:2724:U:C5	2.91	0.58
22:BA:2648:G:H2'	22:BA:2649:C:C6	2.38	0.58
22:BA:1060:U:O4'	22:BA:1062:G:H5''	2.03	0.58
5:AE:149:PRO:CA	5:AE:152:VAL:HG13	2.33	0.58
22:DA:1387:A:C4	22:DA:1388:G:C8	2.90	0.58
4:AD:109:THR:CG2	4:AD:112:GLU:HB2	2.33	0.58
53:CA:366:A:H1'	53:CA:395:C:O2	2.03	0.58
22:DA:1792:G:O2'	22:DA:1793:C:H5'	2.03	0.58

Continued on next page...

Continued from previous page...

Atom-1	Atom-2	Distance(Å)	Clash(Å)
22:DA:762:U:O2'	22:DA:763:G:H5''	2.03	0.58
22:DA:784:G:N2	24:DC:227:VAL:CG2	2.66	0.58
35:DN:16:HIS:O	35:DN:20:MET:N	2.35	0.58
35:DN:16:HIS:CE1	35:DN:20:MET:HE2	2.38	0.58
35:DN:31:HIS:O	35:DN:33:ILE:HG13	2.03	0.58
22:DA:303:G:C6	22:DA:315:G:O6	2.56	0.58
24:BC:254:LYS:O	24:BC:255:LYS:HB2	2.02	0.58
22:DA:150:U:H2'	22:DA:151:C:C6	2.38	0.58
26:DE:47:LYS:HB3	26:DE:51:GLU:CB	2.18	0.58
22:DA:142:A:H2'	22:DA:143:C:C6	2.38	0.58
25:BD:106:LYS:HB2	25:BD:206:ALA:H	1.68	0.58
1:AA:94:G:H4'	1:AA:95:C:H5''	1.83	0.58
22:BA:855:G:H1'	44:BW:23:LYS:CD	2.31	0.58
32:DK:19:VAL:HG12	32:DK:41:ILE:HG13	1.84	0.58
52:D4:16:ILE:HG22	52:D4:16:ILE:O	2.03	0.58
53:CA:599:C:H4'	8:CH:121:GLY:CA	2.33	0.58
1:AA:923:A:H2'	1:AA:924:C:C6	2.38	0.58
22:DA:1993:U:O2'	22:DA:1994:C:C5'	2.51	0.58
22:BA:988:A:C2'	22:BA:989:G:O5'	2.51	0.58
41:BT:1:MET:CB	41:BT:2:ILE:HD13	2.33	0.58
32:BK:108:ARG:NH1	32:BK:108:ARG:CG	2.56	0.58
53:CA:183:C:H2'	53:CA:183:C:O2	2.02	0.58
24:DC:183:VAL:HG13	24:DC:184:GLU:N	2.16	0.58
22:DA:2092:U:H4'	22:DA:2093:G:OP1	2.02	0.58
32:DK:105:ARG:O	32:DK:108:ARG:HG2	2.03	0.58
22:DA:845:A:H61	22:DA:932:U:H3	1.49	0.58
55:CM:18:LEU:HD22	55:CM:32:ILE:HG21	1.84	0.58
29:BH:38:PRO:HB2	29:BH:40:THR:HG23	1.85	0.58
26:DE:119:ILE:CD1	26:DE:143:LEU:CD2	2.79	0.58
3:CC:137:VAL:HG13	3:CC:148:ILE:CG2	2.34	0.58
26:BE:45:ALA:C	26:BE:46:GLN:HG2	2.22	0.58
57:DB:46:A:C2'	57:DB:47:C:H6	2.16	0.58
13:AM:15:VAL:HA	13:AM:33:LEU:HD11	1.85	0.58
22:BA:1507:C:C6	22:BA:1508:A:H2	2.21	0.58
48:B0:33:SER:HB2	48:B0:35:GLU:HG3	1.84	0.58
1:AA:723:U:H5'	1:AA:724:G:OP1	2.03	0.58
53:CA:702:A:H8	53:CA:702:A:OP1	1.86	0.58
11:AK:100:ASN:HB2	11:AK:106:ILE:HG21	1.84	0.58
22:DA:1973:G:C6	22:DA:1974:C:N4	2.71	0.58
22:DA:1975:G:C5	22:DA:1976:U:H5	2.15	0.58
22:DA:1832:C:H2'	22:DA:1833:C:O5'	2.03	0.58
39:DR:1:MET:HG3	39:DR:101:ILE:HD12	1.84	0.58

Continued on next page...

Continued from previous page...

Atom-1	Atom-2	Distance(Å)	Clash(Å)
53:CA:1077:G:C2	53:CA:1081:A:C2	2.92	0.58
30:DI:132:ALA:HB1	30:DI:137:LEU:CD1	2.32	0.58
39:BR:21:ARG:NH2	39:BR:93:PHE:CE1	2.71	0.58
22:BA:1858:A:H2'	22:BA:1859:U:C6	2.39	0.58
14:AN:13:VAL:HA	14:AN:59:GLN:OE1	2.03	0.58
22:BA:2291:U:H2'	22:BA:2292:U:C6	2.37	0.58
3:AC:119:ILE:O	3:AC:123:LEU:HG	2.02	0.58
39:DR:22:LEU:HD21	39:DR:96:VAL:HG22	1.84	0.58
29:DH:57:LYS:HD2	29:DH:57:LYS:O	2.03	0.58
20:CT:69:ASN:HD22	20:CT:69:ASN:C	2.06	0.58
22:DA:1813:G:N2	24:DC:49:THR:HB	2.18	0.58
24:DC:173:LEU:N	24:DC:173:LEU:CD2	2.67	0.58
22:DA:1969:A:H2'	22:DA:1972:G:H21	1.68	0.58
22:DA:764:A:C2	22:DA:781:A:C2	2.91	0.58
35:DN:90:ARG:HH21	35:DN:116:VAL:HG11	1.67	0.58
12:CL:82:ARG:HB2	12:CL:97:VAL:HG12	1.85	0.58
42:DU:14:THR:HB	42:DU:68:ASN:HB3	1.85	0.58
22:DA:53:A:N7	22:DA:54:G:C4	2.72	0.58
1:AA:96:U:O2'	1:AA:97:G:H8	1.86	0.58
28:BG:8:VAL:HG12	28:BG:9:VAL:N	2.17	0.58
22:DA:2016:U:C4	22:DA:2017:U:C4	2.91	0.58
1:AA:1303:C:O2'	1:AA:1304:G:C5'	2.52	0.58
22:DA:1252:G:H5''	62:DA:3285:HOH:O	2.02	0.58
22:DA:584:C:OP1	38:DQ:5:ARG:HD3	2.03	0.58
1:AA:15:G:N7	1:AA:1396:A:C2	2.71	0.58
1:AA:923:A:OP1	5:AE:25:LYS:HG2	2.03	0.58
43:DV:16:ALA:HB2	43:DV:19:ARG:NH2	2.18	0.58
22:DA:2697:G:C5	22:DA:2698:U:C5	2.91	0.58
22:BA:1131:G:C8	31:BJ:77:HIS:CE1	2.91	0.58
22:DA:2001:C:H4'	22:DA:2689:U:H2'	1.85	0.58
22:DA:592:A:O2'	51:D3:3:ILE:HG13	2.02	0.58
2:AB:69:VAL:HG23	2:AB:160:LEU:HD11	1.84	0.58
57:DB:59:A:H2'	57:DB:60:C:O4'	2.03	0.58
22:DA:1552:A:N3	22:DA:1552:A:C2'	2.64	0.58
22:DA:1551:A:C6	22:DA:1552:A:N7	2.71	0.58
32:DK:113:MET:HG3	32:DK:116:ILE:HD11	1.85	0.58
14:AN:25:GLU:HG3	14:AN:26:LEU:HD12	1.84	0.58
53:CA:243:A:H4'	53:CA:244:U:OP2	2.02	0.58
3:CC:149:LYS:O	3:CC:149:LYS:HD2	2.04	0.58
31:BJ:25:LEU:HB2	31:BJ:62:VAL:CG2	2.34	0.58
1:AA:186:C:O4'	20:AT:75:LYS:HD2	2.02	0.58
20:AT:57:VAL:HG12	20:AT:58:ASP:N	2.17	0.58

Continued on next page...

Continued from previous page...

Atom-1	Atom-2	Distance(Å)	Clash(Å)
1:AA:877:G:H21	8:AH:1:SER:H3	1.51	0.58
22:DA:2103:C:H2'	22:DA:2104:C:O4'	2.03	0.58
53:CA:1169:A:H2'	53:CA:1170:A:H8	1.67	0.58
22:BA:2747:G:O6	22:BA:2755:C:H5''	2.03	0.58
22:DA:2822:G:H2'	22:DA:2823:A:H5''	1.86	0.58
22:BA:1254:A:H8	22:BA:1254:A:H5'	1.67	0.58
15:AO:16:ARG:O	15:AO:17:ASP:CB	2.51	0.58
28:DG:22:VAL:HG12	28:DG:23:ILE:N	2.16	0.58
22:BA:22:C:C2'	22:BA:23:G:O5'	2.51	0.58
38:BQ:40:LYS:HA	38:BQ:43:GLN:HG3	1.83	0.58
22:BA:2599:G:C2'	22:BA:2600:A:H5'	2.33	0.58
48:B0:24:VAL:C	48:B0:25:THR:HG23	2.23	0.58
26:BE:160:ALA:O	26:BE:161:ALA:HB3	2.03	0.58
53:CA:747:A:H2'	53:CA:748:G:O4'	2.03	0.58
28:DG:148:ARG:HB2	28:DG:152:ARG:HH21	1.68	0.58
28:DG:152:ARG:HG3	28:DG:153:PRO:HD2	1.84	0.58
1:AA:342:C:C2'	1:AA:343:U:H5'	2.32	0.58
22:DA:1797:G:O3'	24:DC:255:LYS:O	2.20	0.58
28:BG:83:THR:CA	28:BG:84:LYS:CE	2.81	0.58
53:CA:58:C:O2'	53:CA:59:A:H5'	2.03	0.58
35:DN:14:SER:C	35:DN:16:HIS:N	2.53	0.58
50:D2:31:LEU:HA	50:D2:34:ARG:HB2	1.85	0.58
53:CA:1069:C:H4'	53:CA:1192:C:O2	2.03	0.58
53:CA:205:A:C5	53:CA:206:C:N4	2.70	0.58
1:AA:1225:A:H2'	1:AA:1226:C:C6	2.35	0.58
1:AA:214:C:H2'	1:AA:215:C:C6	2.33	0.58
39:DR:4:VAL:HG23	39:DR:39:LEU:HG	1.85	0.58
12:AL:43:LYS:NZ	12:AL:44:PRO:CD	2.61	0.58
18:CR:72:ARG:H	18:CR:72:ARG:NE	1.96	0.58
32:DK:5:GLN:HA	32:DK:20:MET:SD	2.43	0.58
22:DA:206:U:C2'	22:DA:207:A:H8	2.15	0.58
51:D3:22:LYS:H	51:D3:48:MET:HB2	1.67	0.58
22:BA:1495:A:H2'	22:BA:1496:A:C8	2.38	0.58
29:DH:147:VAL:O	29:DH:148:ALA:HB3	2.03	0.58
33:DL:128:THR:HB	33:DL:131:ALA:HB3	1.85	0.58
33:DL:79:LEU:CD2	33:DL:115:GLU:O	2.51	0.58
22:DA:1638:C:H1'	22:DA:2698:U:O2'	2.03	0.58
34:BM:1:MET:CE	34:BM:2:LEU:N	2.64	0.58
22:BA:1016:G:H2'	22:BA:1017:G:O5'	2.03	0.58
53:CA:251:G:H4'	53:CA:252:U:H5''	1.84	0.58
22:DA:991:C:C4	22:DA:1185:G:C6	2.91	0.58
1:AA:1319:A:N7	1:AA:1323:G:C6	2.71	0.58

Continued on next page...

Continued from previous page...

Atom-1	Atom-2	Distance(Å)	Clash(Å)
5:AE:59:ILE:HD12	5:AE:59:ILE:C	2.23	0.58
22:BA:1058:U:O2'	30:BI:117:THR:HG23	2.03	0.58
16:AP:6:LEU:HG	16:AP:17:TYR:HB3	1.85	0.58
3:CC:181:ILE:HG12	3:CC:202:PHE:HB2	1.85	0.58
36:DO:27:VAL:HB	36:DO:38:GLN:CG	2.31	0.58
28:DG:93:TYR:N	28:DG:93:TYR:HD2	2.00	0.58
58:DF:28:PRO:HB2	58:DF:168:LEU:CG	2.33	0.58
22:DA:777:G:N7	22:DA:793:A:H2	2.01	0.58
44:DW:8:SER:O	44:DW:9:THR:CB	2.50	0.58
22:BA:528:A:C8	22:BA:528:A:C3'	2.87	0.58
28:DG:175:LYS:HD3	28:DG:175:LYS:C	2.24	0.58
1:AA:1055:A:N6	1:AA:1206:G:C5	2.72	0.58
53:CA:719:C:H3'	53:CA:720:C:C5	2.37	0.58
34:BM:108:VAL:HG13	34:BM:109:PRO:HD2	1.85	0.58
22:BA:287:G:H2'	22:BA:288:U:C6	2.37	0.58
53:CA:855:U:H2'	53:CA:856:C:C6	2.39	0.58
22:BA:1115:G:O2'	22:BA:1116:G:H8	1.84	0.58
2:CB:9:LEU:C	2:CB:11:ALA:H	2.05	0.58
10:AJ:88:MET:CE	10:AJ:89:ARG:HH12	2.16	0.58
1:AA:1065:U:H5''	1:AA:1190:G:H21	1.68	0.58
24:BC:166:ARG:HG2	24:BC:166:ARG:O	2.04	0.58
22:BA:2466:C:H5'	52:B4:5:ALA:HB3	1.85	0.58
43:DV:1:MET:HA	43:DV:1:MET:CE	2.34	0.58
53:CA:1528:U:O2'	53:CA:1529:G:H3'	2.02	0.58
25:DD:38:LYS:HD2	25:DD:45:TYR:CZ	2.38	0.58
7:AG:7:GLY:O	7:AG:8:GLN:HB3	2.03	0.58
22:BA:18:U:O3'	38:BQ:22:GLY:HA2	2.03	0.58
2:AB:27:LYS:HB3	2:AB:28:PRO:HD3	1.86	0.58
33:BL:77:ILE:HD13	33:BL:108:ALA:HB1	1.84	0.58
44:DW:81:ILE:HD12	44:DW:81:ILE:C	2.23	0.58
53:CA:518:C:H2'	53:CA:530:G:N7	2.17	0.58
1:AA:462:G:C5'	1:AA:463:U:OP2	2.51	0.58
4:CD:26:ALA:O	4:CD:31:CYS:SG	2.60	0.58
1:AA:91:U:O2'	1:AA:92:U:O4'	2.21	0.58
39:DR:10:LYS:N	39:DR:10:LYS:HD2	2.17	0.58
1:AA:500:G:H2'	1:AA:501:C:C5	2.37	0.58
4:CD:57:LYS:HG3	4:CD:58:GLN:N	2.17	0.58
21:CU:19:LYS:C	21:CU:21:SER:H	2.06	0.58
22:DA:799:G:P	22:DA:800:A:H3'	2.42	0.58
1:AA:523:A:H61	12:AL:88:ASP:CB	2.17	0.58
26:BE:148:ILE:HA	26:BE:187:VAL:HB	1.85	0.58
1:AA:920:U:O4'	1:AA:1080:A:C2	2.57	0.58

Continued on next page...

Continued from previous page...

Atom-1	Atom-2	Distance(Å)	Clash(Å)
11:AK:23:HIS:HB3	11:AK:30:ILE:HG13	1.85	0.58
5:CE:71:ILE:HG23	5:CE:73:VAL:HG22	1.86	0.58
22:DA:271:G:O2'	22:DA:272:A:O5'	2.21	0.58
32:DK:9:ASN:HD22	32:DK:9:ASN:N	2.00	0.58
58:DF:74:ALA:HB1	58:DF:76:PHE:HD2	1.67	0.58
53:CA:119:A:C4'	53:CA:120:A:O5'	2.51	0.58
53:CA:261:U:C5	20:CT:73:ARG:NE	2.72	0.58
10:AJ:15:HIS:CG	10:AJ:16:ARG:N	2.71	0.58
10:AJ:44:THR:HG23	10:AJ:70:HIS:HA	1.84	0.58
22:DA:811:U:H5''	22:DA:812:C:OP2	2.03	0.58
22:DA:2297:A:O2'	22:DA:2298:A:H8	1.85	0.58
36:DO:35:ILE:HG13	36:DO:102:ARG:HD2	1.83	0.58
35:DN:80:PHE:O	35:DN:85:PRO:HD3	2.04	0.58
53:CA:1470:U:O2'	53:CA:1471:U:H5'	2.03	0.58
32:BK:113:MET:SD	32:BK:116:ILE:CD1	2.89	0.58
2:AB:89:PHE:CE1	2:AB:153:MET:HB2	2.39	0.58
38:DQ:27:ARG:HA	38:DQ:33:VAL:HG12	1.86	0.58
53:CA:441:A:H61	53:CA:493:A:H62	1.51	0.58
22:DA:1844:C:O2	22:DA:1844:C:H2'	2.02	0.58
28:DG:24:THR:O	28:DG:25:ILE:HD12	2.03	0.58
42:BU:43:LYS:O	42:BU:57:ILE:HA	2.03	0.58
28:BG:30:GLY:HA3	28:BG:78:VAL:CG1	2.33	0.58
22:BA:1858:A:H2'	22:BA:1859:U:C5	2.38	0.58
22:BA:455:C:N3	22:BA:472:A:H2'	2.18	0.58
33:BL:89:VAL:HA	33:BL:121:THR:HG23	1.86	0.58
1:AA:40:C:O2	1:AA:40:C:H2'	2.03	0.58
1:AA:613:C:O2'	1:AA:614:C:H5'	2.03	0.58
5:AE:82:HIS:HB2	5:AE:83:PRO:CD	2.34	0.58
53:CA:309:A:H1'	53:CA:608:A:H2	1.67	0.58
53:CA:688:G:H5''	53:CA:688:G:H8	1.66	0.58
22:BA:1456:G:C5	22:BA:1457:U:C5	2.91	0.58
28:DG:38:ASP:O	28:DG:39:ALA:HB2	2.04	0.58
22:DA:1708:C:H2'	22:DA:1709:U:C6	2.38	0.58
14:CN:26:LEU:O	14:CN:26:LEU:HD23	2.03	0.58
12:CL:61:GLU:HG3	12:CL:61:GLU:O	2.04	0.58
22:BA:693:A:H2'	22:BA:694:U:O4'	2.04	0.58
45:BX:53:LYS:O	45:BX:57:VAL:HG23	2.03	0.58
4:CD:186:GLU:O	4:CD:187:ARG:HB2	2.02	0.58
22:DA:1385:A:O2'	22:DA:1386:C:C5'	2.52	0.58
4:AD:33:ILE:O	4:AD:34:GLU:HB3	2.02	0.58
22:DA:2352:A:H2'	22:DA:2353:G:H5'	1.85	0.58
44:DW:51:GLY:HA3	44:DW:59:PHE:H	1.68	0.58

Continued on next page...

Continued from previous page...

Atom-1	Atom-2	Distance(Å)	Clash(Å)
1:AA:1284:C:H2'	1:AA:1285:A:H8	1.61	0.58
22:DA:1208:C:O2'	22:DA:1209:U:C6	2.56	0.58
22:DA:311:A:H1'	22:DA:332:A:C8	2.38	0.58
26:DE:134:LEU:HA	26:DE:137:LYS:HB2	1.84	0.58
39:BR:49:ILE:CG2	39:BR:53:PHE:N	2.67	0.58
53:CA:1101:A:C4'	53:CA:1102:A:O5'	2.52	0.58
1:AA:1228:C:H2'	1:AA:1229:A:C8	2.39	0.58
25:BD:107:VAL:H	25:BD:206:ALA:N	2.02	0.58
1:AA:89:U:O2'	1:AA:90:C:C5'	2.52	0.58
21:CU:24:LYS:HZ2	21:CU:25:ALA:HB2	1.69	0.58
31:BJ:74:TYR:CD2	31:BJ:92:MET:HE1	2.38	0.58
6:CF:41:ASP:OD2	6:CF:58:HIS:HE1	1.86	0.58
6:CF:38:ARG:HG3	6:CF:63:ASN:HB2	1.85	0.58
22:DA:2051:A:H4'	25:DD:146:ILE:HG23	1.84	0.58
22:DA:1324:G:H3'	22:DA:1325:U:H5''	1.84	0.58
22:DA:1607:C:H4'	22:DA:1608:A:H8	1.68	0.58
20:AT:2:ASN:O	20:AT:3:ILE:C	2.41	0.58
22:BA:412:A:O2'	22:BA:413:C:C5'	2.44	0.58
41:BT:59:ASN:O	41:BT:83:ALA:O	2.21	0.58
6:AF:4:TYR:CD2	6:AF:71:ILE:HG12	2.38	0.58
25:DD:94:GLN:HG2	25:DD:94:GLN:O	2.03	0.58
22:DA:1441:G:H2'	22:DA:1442:U:H6	1.66	0.58
14:AN:4:SER:O	14:AN:8:ARG:HG3	2.04	0.58
1:AA:1160:G:O6	1:AA:1181:G:O6	2.22	0.58
1:AA:1381:U:O2'	1:AA:1382:C:H6	1.76	0.58
53:CA:330:C:O2'	53:CA:331:G:C5'	2.51	0.58
58:DF:65:LEU:CG	58:DF:67:THR:HG23	2.32	0.58
1:AA:575:G:C6	1:AA:821:G:N7	2.72	0.58
25:DD:124:ARG:NH1	25:DD:125:TRP:CZ2	2.72	0.58
22:BA:1945:G:H2'	22:BA:1946:U:H6	1.68	0.58
2:CB:128:LEU:HD22	2:CB:132:GLU:HG2	1.85	0.58
22:BA:273:G:O2'	22:BA:274:C:C5'	2.52	0.58
22:BA:1508:A:O2'	22:BA:1509:A:O5'	2.22	0.58
2:AB:148:GLY:CA	2:AB:151:LYS:HE3	2.33	0.58
14:CN:31:SER:HA	14:CN:45:LEU:HD11	1.85	0.58
53:CA:47:C:H4'	53:CA:48:C:O5'	2.04	0.58
1:AA:6:G:HO2'	1:AA:7:A:H8	1.50	0.58
32:BK:61:VAL:HG21	32:BK:112:PHE:CE2	2.38	0.58
35:BN:65:LEU:HD11	35:BN:69:ARG:HH21	1.66	0.58
22:DA:876:C:H3'	22:DA:877:A:C8	2.35	0.58
38:BQ:81:GLY:HA2	38:BQ:116:LEU:HD12	1.84	0.58
53:CA:647:C:H2'	53:CA:648:A:C8	2.38	0.58

Continued on next page...

Continued from previous page...

Atom-1	Atom-2	Distance(Å)	Clash(Å)
28:BG:23:ILE:HG21	28:BG:71:LEU:CD1	2.33	0.58
11:AK:80:ASN:HB3	11:AK:105:ARG:HB3	1.85	0.58
45:DX:77:TYR:CD1	45:DX:77:TYR:C	2.77	0.58
53:CA:313:A:H2'	53:CA:314:C:H6	1.67	0.58
3:CC:76:ILE:HG12	3:CC:83:VAL:HG11	1.86	0.58
28:BG:148:ARG:HA	28:BG:161:VAL:HG11	1.86	0.58
22:BA:1476:U:OP2	22:BA:1476:U:H6	1.86	0.58
2:AB:71:THR:HG23	2:AB:93:HIS:C	2.24	0.58
22:DA:2401:U:H5''	22:DA:2402:U:OP2	2.04	0.58
22:DA:2087:G:C2	22:DA:2233:U:O2	2.57	0.58
29:DH:54:LEU:HA	29:DH:57:LYS:HG2	1.86	0.58
9:CI:12:LYS:HG2	9:CI:12:LYS:O	2.04	0.58
58:DF:100:GLU:O	58:DF:100:GLU:HG2	2.02	0.58
2:CB:139:GLU:O	2:CB:143:LEU:HG	2.03	0.58
5:AE:109:ALA:O	5:AE:110:MET:CB	2.52	0.58
53:CA:1151:A:O3'	10:CJ:70:HIS:CE1	2.56	0.58
22:DA:860:U:O4'	22:DA:2268:A:H5'	2.03	0.58
36:DO:17:LYS:HE3	36:DO:17:LYS:C	2.23	0.58
44:DW:17:ALA:CB	44:DW:36:ILE:HA	2.34	0.58
44:DW:49:ASN:HD21	44:DW:80:SER:HA	1.68	0.58
22:DA:1827:U:H2'	22:DA:1828:G:C8	2.38	0.58
1:AA:1285:A:H5'	1:AA:1286:U:O4	2.03	0.58
9:AI:86:LEU:HD23	9:AI:93:LEU:HD22	1.84	0.58
53:CA:519:C:O2'	53:CA:520:A:O4'	2.20	0.58
42:DU:95:PHE:N	42:DU:95:PHE:HD1	1.92	0.58
42:DU:81:ARG:CG	42:DU:96:LYS:HD2	2.33	0.58
22:DA:1426:G:C8	22:DA:1427:A:H2'	2.38	0.58
22:DA:2230:G:H2'	22:DA:2231:U:C6	2.38	0.58
22:DA:1051:G:H2'	22:DA:1052:C:C6	2.39	0.58
13:AM:89:ARG:HH11	13:AM:94:LEU:HB3	1.69	0.58
53:CA:1493:A:H3'	22:DA:1913:A:N6	2.18	0.58
34:DM:36:VAL:CG2	34:DM:129:THR:HG22	2.27	0.58
22:DA:2013:A:OP1	40:DS:96:ILE:HA	2.04	0.58
22:DA:1291:C:O2'	22:DA:1292:G:O4'	2.21	0.58
22:DA:1613:G:N1	22:DA:1617:C:C2	2.72	0.58
17:AQ:48:GLU:O	17:AQ:49:ASN:ND2	2.37	0.58
53:CA:642:A:O2'	53:CA:643:C:H5'	2.03	0.58
53:CA:976:G:OP1	53:CA:976:G:H4'	2.02	0.58
1:AA:1078:U:O4'	5:AE:88:HIS:HE1	1.86	0.58
22:BA:1875:G:HO2'	22:BA:1876:A:H8	1.52	0.58
5:CE:95:MET:CB	5:CE:124:ALA:HB2	2.22	0.58
22:DA:2874:C:O2'	22:DA:2875:C:C6	2.53	0.58

Continued on next page...

Continued from previous page...

Atom-1	Atom-2	Distance(Å)	Clash(Å)
22:BA:1941:C:C5'	22:BA:1941:C:C6	2.83	0.58
58:DF:111:ARG:HG3	58:DF:135:ILE:HG12	1.86	0.58
58:DF:45:ASP:HB3	58:DF:48:LEU:CD2	2.34	0.58
22:DA:2091:C:N4	22:DA:2092:U:C4	2.72	0.58
35:DN:71:ARG:CB	35:DN:71:ARG:HH21	2.08	0.58
55:CM:16:ILE:H	55:CM:16:ILE:HD12	1.69	0.58
16:AP:77:GLU:C	16:AP:79:ASN:H	2.06	0.58
1:AA:450:G:N7	1:AA:481:G:O6	2.37	0.58
25:BD:92:VAL:HG12	25:BD:92:VAL:O	2.02	0.58
58:DF:97:GLU:HG2	58:DF:97:GLU:O	2.01	0.58
23:BB:46:A:C5	23:BB:47:C:C4	2.92	0.58
24:DC:66:PHE:HB3	24:DC:150:GLY:O	2.03	0.58
1:AA:115:G:H1'	1:AA:116:A:N7	2.18	0.58
22:BA:2104:C:H2'	22:BA:2105:U:O4'	2.03	0.58
16:AP:46:LYS:NZ	16:AP:48:GLU:HB3	2.17	0.58
22:DA:1975:G:C6	22:DA:1976:U:C5	2.92	0.58
28:BG:142:GLN:HA	28:BG:142:GLN:HE21	1.68	0.58
1:AA:126:G:C2'	1:AA:127:G:O5'	2.51	0.58
22:BA:1993:U:H4'	25:BD:133:THR:CG2	2.33	0.58
53:CA:679:C:O2	53:CA:712:A:C2	2.56	0.58
45:DX:63:ILE:CD1	45:DX:64:ASP:H	2.16	0.58
37:DP:37:LYS:O	37:DP:38:ARG:HB3	2.03	0.58
22:DA:709:U:H2'	22:DA:710:U:H6	1.68	0.58
44:DW:77:LYS:O	44:DW:78:PHE:CB	2.51	0.58
49:B1:29:LYS:HB3	49:B1:29:LYS:NZ	2.19	0.58
22:BA:754:U:H2'	22:BA:755:U:H6	1.67	0.58
53:CA:1111:A:C2'	53:CA:1112:C:H5'	2.34	0.58
53:CA:383:A:C8	53:CA:384:G:H1'	2.39	0.58
48:B0:14:MET:O	48:B0:17:SER:HB3	2.04	0.58
37:BP:105:LYS:HA	37:BP:108:ARG:HH21	1.68	0.58
10:CJ:17:LEU:CD2	10:CJ:96:VAL:HG13	2.33	0.58
30:DI:12:VAL:HG12	30:DI:13:ALA:N	2.18	0.58
22:DA:653:U:H4'	22:DA:653:U:OP1	2.03	0.58
18:AR:21:ASP:OD2	18:AR:23:LYS:HD2	2.04	0.58
3:AC:36:PHE:HZ	14:AN:89:ARG:HH12	1.51	0.58
28:DG:169:ARG:O	28:DG:170:THR:HB	2.02	0.58
1:AA:335:C:H2'	1:AA:336:A:C8	2.38	0.58
22:BA:636:G:C4	33:BL:111:ILE:HD11	2.35	0.58
53:CA:57:G:N1	53:CA:356:A:C2	2.72	0.58
22:DA:1055:G:N3	22:DA:1055:G:H2'	2.19	0.58
35:DN:52:ILE:HG21	35:DN:94:TYR:CD2	2.38	0.58
22:DA:797:G:OP1	26:DE:57:LYS:HG2	2.03	0.58

Continued on next page...

Continued from previous page...

Atom-1	Atom-2	Distance(Å)	Clash(Å)
27:BF:84:ILE:CG1	27:BF:84:ILE:O	2.52	0.58
4:CD:24:VAL:O	4:CD:25:ARG:HB2	2.04	0.58
41:BT:20:ALA:O	41:BT:22:THR:N	2.37	0.58
22:BA:2365:G:H2'	22:BA:2366:A:C8	2.39	0.58
37:BP:85:VAL:HG12	37:BP:86:LYS:N	2.19	0.58
18:CR:32:ILE:HD12	18:CR:33:THR:O	2.04	0.58
17:AQ:18:LYS:HA	17:AQ:47:ASP:HB3	1.81	0.58
22:DA:481:G:HO2'	22:DA:507:A:H61	1.51	0.58
53:CA:935:A:N6	54:CG:2:ARG:CZ	2.67	0.58
14:CN:30:ILE:O	14:CN:40:ARG:HA	2.04	0.58
20:AT:8:LYS:HA	20:AT:11:ILE:CG2	2.33	0.58
22:DA:608:A:C6	22:DA:621:A:C8	2.92	0.58
5:CE:103:GLY:O	5:CE:104:ILE:CG2	2.41	0.58
18:AR:35:SER:HB3	21:AU:3:ILE:CG1	2.34	0.58
53:CA:192:A:C2	20:CT:54:GLN:NE2	2.71	0.58
53:CA:91:U:O2'	53:CA:92:U:H6	1.86	0.58
57:DB:27:C:O2'	57:DB:28:C:H5'	2.04	0.58
57:DB:18:G:C2	57:DB:19:C:C2	2.91	0.58
53:CA:1333:A:H2'	53:CA:1334:G:O4'	2.03	0.58
54:CG:119:LEU:HD23	54:CG:120:ALA:N	2.18	0.58
24:BC:252:LYS:CB	24:BC:252:LYS:NZ	2.67	0.58
54:CG:4:ARG:CZ	54:CG:6:ILE:HG22	2.33	0.58
22:BA:1327:A:H2'	22:BA:1328:A:O4'	2.04	0.58
24:BC:49:THR:HG22	24:BC:50:THR:N	2.17	0.58
22:BA:1106:G:N2	22:BA:1107:G:H1'	2.18	0.58
29:BH:53:GLU:O	29:BH:54:LEU:HD22	2.03	0.58
1:AA:1449:C:O2'	1:AA:1450:U:H5'	2.04	0.58
27:BF:72:SER:OG	27:BF:79:ARG:HA	2.04	0.58
36:DO:30:ARG:HG2	36:DO:31:THR:H	1.66	0.58
53:CA:664:G:N2	53:CA:741:G:H1	1.95	0.58
22:DA:2611:C:C5'	22:DA:2611:C:H6	2.11	0.58
22:DA:183:C:H6	22:DA:183:C:O5'	1.86	0.58
44:BW:13:ARG:O	44:BW:14:ASP:C	2.41	0.58
12:AL:98:ARG:HB2	12:AL:116:TYR:HA	1.85	0.58
4:CD:84:ASN:ND2	4:CD:86:GLY:H	2.02	0.58
28:BG:59:ASP:O	28:BG:60:GLY:C	2.42	0.58
22:BA:2747:G:O2'	28:BG:66:THR:HG22	2.04	0.58
24:DC:52:HIS:HA	24:DC:216:ARG:HB2	1.85	0.58
1:AA:556:C:H2'	1:AA:557:G:H5'	1.84	0.58
15:AO:20:ASP:OD1	15:AO:23:SER:HB2	2.03	0.58
22:DA:1845:G:C6	22:DA:1846:G:C5	2.92	0.58
33:BL:68:SER:CB	33:BL:71:ALA:HB2	2.34	0.58

Continued on next page...

Continued from previous page...

Atom-1	Atom-2	Distance(Å)	Clash(Å)
35:DN:7:GLY:CA	35:DN:46:ARG:HH22	2.17	0.58
22:BA:1853:A:N1	22:BA:2087:G:H1'	2.18	0.58
19:CS:11:ASP:H	19:CS:14:LEU:HD21	1.68	0.58
19:CS:10:ILE:HG22	19:CS:14:LEU:HD21	1.86	0.58
22:BA:60:G:C8	22:BA:62:U:C6	2.92	0.58
13:AM:68:LEU:O	13:AM:72:ILE:HG13	2.04	0.58
2:AB:212:TYR:O	2:AB:216:VAL:HG23	2.04	0.58
43:BV:2:PHE:CB	43:BV:61:LEU:HD22	2.33	0.58
22:DA:1887:C:C2'	22:DA:1888:G:H5'	2.33	0.58
6:CF:81:ASN:C	6:CF:81:ASN:HD22	2.07	0.58
23:BB:2:G:N1	23:BB:119:A:C2	2.72	0.58
54:CG:34:LYS:NZ	54:CG:34:LYS:HB2	2.19	0.58
22:BA:806:C:O5'	22:BA:806:C:H6	1.87	0.58
33:BL:110:VAL:CG1	33:BL:131:ALA:CB	2.80	0.58
10:CJ:40:ILE:HG22	10:CJ:42:LEU:HD11	1.84	0.58
16:AP:20:VAL:HG21	16:AP:32:PHE:CB	2.33	0.58
22:DA:1060:U:C4'	22:DA:1061:U:C2'	2.81	0.58
22:DA:1063:G:HO2'	22:DA:1064:C:H6	1.47	0.58
22:DA:1092:C:H2'	22:DA:1093:G:C5'	2.32	0.58
1:AA:1507:A:O2'	1:AA:1508:A:H5'	2.04	0.58
22:DA:303:G:C2	22:DA:304:U:C2	2.92	0.58
42:DU:82:VAL:HB	42:DU:93:ARG:HB3	1.85	0.58
24:BC:80:LEU:HD11	24:BC:109:LEU:HB2	1.86	0.58
22:DA:165:A:C4	22:DA:166:U:C5	2.91	0.58
22:DA:1808:A:O3'	22:DA:1809:A:C8	2.57	0.58
25:BD:97:SER:O	25:BD:99:GLU:CG	2.51	0.58
53:CA:5:U:H4'	53:CA:6:G:H5"	1.85	0.58
6:CF:42:TRP:CB	6:CF:59:TYR:HB2	2.33	0.58
33:DL:55:MET:SD	33:DL:59:ARG:NE	2.76	0.58
40:DS:33:LEU:CA	40:DS:36:LEU:HD23	2.34	0.58
17:AQ:74:LEU:HD12	17:AQ:74:LEU:N	2.13	0.58
22:DA:27:G:H1'	22:DA:513:A:H62	1.67	0.58
22:DA:477:A:C2'	22:DA:478:A:C8	2.86	0.58
4:AD:62:ARG:HA	4:AD:62:ARG:NE	2.17	0.58
4:AD:75:TYR:CD1	4:AD:75:TYR:C	2.77	0.58
26:DE:29:HIS:HA	26:DE:32:VAL:CG2	2.33	0.58
11:AK:124:LYS:HE3	21:AU:34:ARG:CD	2.33	0.58
32:DK:15:GLY:O	32:DK:16:ALA:O	2.22	0.58
22:BA:1016:G:C2'	22:BA:1017:G:O5'	2.52	0.58
58:DF:59:ILE:HD13	58:DF:137:PHE:HZ	1.68	0.58
29:DH:31:VAL:HB	29:DH:32:PRO:CD	2.27	0.58
22:BA:1084:A:C6	22:BA:1085:A:C6	2.92	0.58

Continued on next page...

Continued from previous page...

Atom-1	Atom-2	Distance(Å)	Clash(Å)
2:CB:160:LEU:HB2	2:CB:182:VAL:HG12	1.84	0.58
22:DA:1195:G:N3	22:DA:1226:A:C2	2.72	0.58
22:DA:233:A:O2'	22:DA:234:U:C6	2.54	0.58
53:CA:745:G:H2'	53:CA:746:A:C8	2.38	0.58
2:CB:185:ILE:CG2	2:CB:199:ILE:HG13	2.28	0.58
1:AA:438:U:O2'	1:AA:439:U:OP2	2.19	0.58
58:DF:32:LYS:NZ	58:DF:32:LYS:HB2	2.19	0.58
22:DA:2848:G:OP2	37:DP:94:ALA:HB2	2.04	0.58
22:DA:1635:A:H2'	22:DA:1636:U:H6	1.68	0.58
1:AA:652:U:O2'	1:AA:653:U:O5'	2.22	0.58
22:DA:632:A:O3'	33:DL:68:SER:HB3	2.04	0.58
28:DG:162:ARG:C	28:DG:163:TYR:HD2	2.07	0.58
44:BW:37:VAL:O	44:BW:38:ARG:CB	2.52	0.58
53:CA:106:C:HO2'	53:CA:107:G:H5'	1.67	0.58
22:BA:511:U:C5	22:BA:512:G:C5	2.92	0.58
53:CA:348:G:H2'	53:CA:349:A:C8	2.37	0.58
22:BA:1759:A:C8	22:BA:2696:U:H1'	2.39	0.58
25:BD:16:THR:HG23	25:BD:20:VAL:HB	1.85	0.58
34:DM:31:PHE:HB2	34:DM:105:MET:HB3	1.86	0.58
22:BA:1786:A:H1'	22:BA:1938:A:N6	2.19	0.58
55:CM:76:ILE:O	55:CM:76:ILE:HG22	2.04	0.58
46:DY:9:LYS:HB3	46:DY:12:GLU:HG3	1.84	0.58
22:BA:568:U:O2	22:BA:570:G:C8	2.56	0.58
22:DA:856:G:H1	22:DA:921:C:H42	1.52	0.58
44:DW:37:VAL:HA	44:DW:55:ASP:O	2.03	0.58
11:CK:70:ALA:CA	11:CK:73:VAL:HG22	2.16	0.58
31:DJ:43:GLU:O	31:DJ:45:THR:N	2.37	0.58
39:DR:49:ILE:HD12	39:DR:51:VAL:O	2.02	0.58
37:DP:42:PHE:CE2	37:DP:71:ARG:HD3	2.39	0.58
40:DS:24:ILE:HG21	40:DS:36:LEU:HD21	1.86	0.58
1:AA:1239:A:H4'	1:AA:1240:U:C5'	2.34	0.58
9:CI:114:LYS:HD2	9:CI:120:ALA:O	2.03	0.58
4:AD:89:LEU:CD2	4:AD:199:ILE:HD11	2.28	0.58
11:AK:21:HIS:CD2	11:AK:34:THR:CG2	2.86	0.58
22:DA:2446:G:C2	22:DA:2501:C:C5	2.92	0.58
1:AA:1123:U:H5''	1:AA:1124:G:OP2	2.04	0.58
10:AJ:48:ARG:NH1	10:AJ:48:ARG:CG	2.50	0.58
22:BA:142:A:O2'	22:BA:143:C:O5'	2.22	0.58
58:DF:43:ILE:CG1	58:DF:77:LYS:HG2	2.34	0.58
53:CA:98:A:C2	53:CA:99:C:C2	2.91	0.58
22:DA:1555:G:C2	22:DA:1556:C:C2	2.91	0.58
22:DA:2415:G:H2'	22:DA:2416:C:C6	2.39	0.58

Continued on next page...

Continued from previous page...

Atom-1	Atom-2	Distance(Å)	Clash(Å)
52:B4:9:LYS:H	52:B4:9:LYS:CE	2.17	0.58
22:DA:371:A:C4	22:DA:373:U:O4	2.56	0.58
55:CM:64:VAL:CG1	55:CM:65:GLU:H	2.09	0.58
22:BA:1141:U:H6	31:BJ:65:THR:HG21	1.69	0.58
27:BF:71:LYS:HA	27:BF:80:GLN:HG2	1.86	0.58
22:DA:234:U:H2'	22:DA:235:U:C6	2.39	0.58
17:AQ:27:PHE:O	17:AQ:28:VAL:HG12	2.03	0.58
22:DA:464:U:H2'	22:DA:465:G:O4'	2.04	0.58
58:DF:122:ASP:HB3	58:DF:126:ASN:HD22	1.69	0.58
22:BA:2531:A:P	28:BG:174:LYS:HG3	2.44	0.58
37:DP:50:ARG:CA	37:DP:57:ALA:H	2.17	0.58
29:DH:94:ILE:CG1	29:DH:98:ASP:OD1	2.51	0.58
24:DC:29:PHE:C	24:DC:31:PRO:HD2	2.24	0.58
22:DA:266:G:C2'	22:DA:267:C:O5'	2.51	0.58
11:AK:27:ASN:O	11:AK:56:LYS:HE3	2.03	0.58
40:BS:36:LEU:HD23	40:BS:48:LYS:CA	2.32	0.58
22:DA:1227:G:C2'	22:DA:1228:G:H5'	2.34	0.58
22:BA:2547:A:H2'	22:BA:2548:U:H6	1.66	0.58
22:DA:1544:A:C6	22:DA:1545:A:C6	2.92	0.58
1:AA:154:U:C2'	1:AA:155:A:H5'	2.34	0.58
51:D3:35:LYS:HB2	51:D3:40:LYS:HD3	1.86	0.58
22:DA:1413:A:C6	22:DA:1414:C:N4	2.72	0.58
22:DA:2478:A:C8	22:DA:2529:G:C6	2.91	0.58
1:AA:1492:A:H2'	1:AA:1493:A:C5'	2.33	0.58
1:AA:507:C:OP2	1:AA:508:U:H3'	2.03	0.58
26:DE:52:VAL:HG12	26:DE:74:LYS:HG2	1.86	0.58
22:DA:953:G:O2'	22:DA:954:G:H5'	2.04	0.58
22:DA:1512:C:O2'	22:DA:1513:U:H5'	2.04	0.58
22:BA:947:A:HO2'	22:BA:984:A:H2	1.52	0.58
22:DA:20:C:H2'	22:DA:21:A:C8	2.38	0.58
22:BA:1452:G:H2'	22:BA:1457:U:O4	2.04	0.58
57:DB:78:A:C2	57:DB:99:A:C4	2.92	0.58
38:DQ:48:ASP:HA	38:DQ:51:GLN:HB2	1.86	0.58
28:BG:97:VAL:HG23	28:BG:124:CYS:SG	2.44	0.58
22:BA:145:C:O2'	22:BA:146:A:H5'	2.04	0.58
34:BM:83:GLY:O	34:BM:85:GLY:N	2.37	0.58
19:AS:14:LEU:HD13	19:AS:32:THR:HG21	1.85	0.58
22:BA:1070:A:C6	22:BA:1097:U:H4'	2.38	0.57
53:CA:452:A:H5''	53:CA:452:A:H8	1.69	0.57
56:CP:52:LEU:O	56:CP:53:ASP:HB2	2.04	0.57
44:DW:24:ARG:HH21	44:DW:65:LYS:HG2	1.69	0.57
22:DA:742:A:H2'	22:DA:743:A:C8	2.39	0.57

Continued on next page...

Continued from previous page...

Atom-1	Atom-2	Distance(Å)	Clash(Å)
22:DA:2886:A:N7	48:D0:39:ARG:NE	2.52	0.57
22:DA:1205:A:N7	26:DE:165:HIS:ND1	2.52	0.57
22:DA:332:A:C5	22:DA:335:C:N4	2.72	0.57
22:DA:70:G:H5'	22:DA:112:U:O2	2.04	0.57
25:BD:3:GLY:O	25:BD:4:LEU:HD12	2.04	0.57
53:CA:1518:A:N1	53:CA:1519:A:C6	2.72	0.57
44:BW:24:ARG:O	44:BW:25:PHE:HB2	2.04	0.57
44:BW:47:GLY:N	44:BW:80:SER:HB3	2.18	0.57
6:CF:15:SER:OG	6:CF:58:HIS:CD2	2.50	0.57
44:BW:30:VAL:O	44:BW:30:VAL:HG22	2.04	0.57
1:AA:1239:A:H1'	1:AA:1241:G:C4	2.40	0.57
1:AA:1240:U:N3	7:AG:29:LEU:HD21	2.18	0.57
7:AG:29:LEU:C	7:AG:29:LEU:HD23	2.24	0.57
22:DA:604:G:C6	22:DA:625:G:N1	2.72	0.57
33:DL:83:ALA:HB1	33:DL:118:THR:HG22	1.86	0.57
33:DL:79:LEU:HD12	33:DL:112:LEU:HA	1.85	0.57
2:CB:209:VAL:HG23	2:CB:210:THR:N	2.18	0.57
31:DJ:64:VAL:CG1	31:DJ:65:THR:N	2.67	0.57
27:BF:7:TYR:O	27:BF:11:VAL:HG12	2.04	0.57
5:AE:11:GLN:HE21	5:AE:11:GLN:CA	2.08	0.57
1:AA:563:A:C8	1:AA:567:G:O4'	2.56	0.57
22:DA:2805:C:H2'	22:DA:2806:C:H6	1.69	0.57
1:AA:1153:G:O2'	1:AA:1154:G:O5'	2.22	0.57
22:DA:408:G:N2	22:DA:420:C:H1'	2.18	0.57
53:CA:245:U:O2'	53:CA:246:A:C5'	2.49	0.57
58:DF:28:PRO:CG	58:DF:168:LEU:HD11	2.34	0.57
53:CA:723:U:O4'	21:CU:48:LYS:HD2	2.04	0.57
20:AT:27:MET:O	20:AT:31:ILE:HG13	2.04	0.57
20:AT:53:MET:HE1	20:AT:57:VAL:CG2	2.34	0.57
53:CA:728:A:N7	15:CO:53:ARG:NE	2.52	0.57
53:CA:1394:A:H2'	53:CA:1501:C:O2'	2.04	0.57
1:AA:345:C:C3'	37:BP:33:GLU:OE1	2.51	0.57
28:DG:130:ILE:HG22	28:DG:132:LEU:CD1	2.33	0.57
2:AB:80:LYS:HB2	2:AB:90:PHE:CE1	2.39	0.57
22:DA:1984:G:C6	22:DA:1985:C:C4	2.92	0.57
14:CN:27:LYS:HD2	14:CN:27:LYS:O	2.04	0.57
25:DD:179:ARG:H	25:DD:188:LEU:HB2	1.69	0.57
1:AA:1402:C:H2'	1:AA:1403:C:O4'	2.03	0.57
24:BC:196:ASN:O	24:BC:197:ALA:HB3	2.03	0.57
30:DI:58:ILE:HG23	30:DI:66:PHE:CD2	2.39	0.57
22:DA:2811:G:H2'	22:DA:2812:G:C8	2.39	0.57
22:DA:1585:C:C2'	22:DA:1586:A:O5'	2.51	0.57

Continued on next page...

Continued from previous page...

Atom-1	Atom-2	Distance(Å)	Clash(Å)
22:BA:1565:C:O2'	22:BA:1566:A:H2'	2.04	0.57
2:AB:49:PHE:O	2:AB:52:ALA:HB3	2.04	0.57
2:AB:56:LEU:HD13	2:AB:220:VAL:HG22	1.85	0.57
22:BA:1165:A:H2'	22:BA:1166:G:C8	2.39	0.57
22:DA:2184:A:H2'	22:DA:2185:U:O4'	2.04	0.57
25:BD:155:VAL:CG1	25:BD:159:LYS:HG3	2.34	0.57
1:AA:588:G:N2	1:AA:589:U:H1'	2.19	0.57
56:CP:73:ALA:HA	56:CP:76:LYS:HB2	1.86	0.57
1:AA:788:U:H2'	1:AA:789:U:H6	1.68	0.57
53:CA:38:G:C2	53:CA:397:A:C2	2.92	0.57
16:AP:78:VAL:O	16:AP:78:VAL:HG13	2.03	0.57
22:DA:1813:G:H2'	22:DA:1814:G:H5'	1.85	0.57
24:DC:36:ASN:ND2	24:DC:85:ASN:HD21	2.01	0.57
24:DC:28:PRO:HG3	24:DC:62:ARG:NH1	2.18	0.57
53:CA:1135:U:H5'	53:CA:1136:C:OP2	2.04	0.57
53:CA:1151:A:C4	53:CA:1152:A:N7	2.72	0.57
22:DA:740:C:O2'	22:DA:741:U:H5'	2.03	0.57
53:CA:501:C:O2'	53:CA:502:A:H5'	2.03	0.57
22:DA:120:U:H1'	22:DA:149:A:N7	2.17	0.57
22:DA:35:G:O2'	22:DA:36:G:O4'	2.22	0.57
13:AM:89:ARG:HB3	13:AM:96:VAL:CG2	2.30	0.57
53:CA:499:A:C6	53:CA:547:A:C8	2.91	0.57
17:AQ:80:LYS:HZ2	17:AQ:80:LYS:H	1.52	0.57
22:DA:239:C:O2'	22:DA:621:A:H2	1.86	0.57
33:DL:83:ALA:HA	33:DL:118:THR:HG23	1.86	0.57
25:DD:148:GLN:CD	25:DD:148:GLN:N	2.57	0.57
53:CA:181:A:H1'	53:CA:182:A:C2	2.39	0.57
53:CA:171:A:C6	53:CA:172:A:C6	2.93	0.57
22:DA:489:G:C4	22:DA:491:G:C8	2.92	0.57
53:CA:273:U:C2'	53:CA:274:A:H5'	2.33	0.57
22:DA:2315:G:H2'	22:DA:2316:G:O4'	2.04	0.57
53:CA:867:G:C2	53:CA:868:C:C5	2.92	0.57
4:AD:121:ALA:HA	4:AD:145:ARG:HG3	1.84	0.57
35:BN:28:LEU:HD23	35:BN:48:VAL:HG11	1.86	0.57
1:AA:372:C:H4'	1:AA:373:A:OP1	2.03	0.57
22:DA:224:U:C5	22:DA:420:C:H4'	2.38	0.57
22:DA:416:U:C4	22:DA:417:C:N4	2.73	0.57
22:DA:2297:A:O2'	22:DA:2298:A:C8	2.57	0.57
1:AA:274:A:H4'	1:AA:275:G:OP1	2.02	0.57
22:DA:2657:A:O2'	22:DA:2658:C:H5'	2.03	0.57
22:BA:272:A:O2'	22:BA:273:G:O5'	2.21	0.57
2:AB:89:PHE:CZ	2:AB:153:MET:HB2	2.39	0.57

Continued on next page...

Continued from previous page...

Atom-1	Atom-2	Distance(Å)	Clash(Å)
1:AA:1343:G:H1'	9:AI:122:ARG:NH1	2.19	0.57
22:DA:1107:G:H2'	22:DA:1108:U:C5'	2.34	0.57
35:BN:75:ILE:O	35:BN:75:ILE:HD12	2.03	0.57
20:AT:14:GLU:HA	20:AT:17:ARG:HB2	1.86	0.57
42:BU:48:VAL:O	42:BU:48:VAL:HG13	2.05	0.57
2:AB:17:HIS:CD2	2:AB:202:ASN:ND2	2.72	0.57
58:DF:36:ASN:O	58:DF:37:MET:HB3	2.04	0.57
25:BD:69:ALA:N	25:BD:73:VAL:HG12	2.19	0.57
53:CA:352:C:H5''	53:CA:352:C:H6	1.69	0.57
1:AA:1033:G:H2'	1:AA:1034:G:H5''	1.86	0.57
13:AM:39:ALA:HB3	13:AM:42:VAL:CG1	2.34	0.57
31:BJ:31:GLU:HG3	31:BJ:142:ILE:HD12	1.86	0.57
22:DA:661:A:O2'	33:DL:13:LYS:HA	2.04	0.57
22:BA:2674:G:H4'	32:BK:30:ARG:HG3	1.84	0.57
1:AA:419:C:O2'	1:AA:420:U:H5'	2.04	0.57
24:DC:2:VAL:C	24:DC:3:VAL:HG23	2.25	0.57
22:BA:2555:U:C5	22:BA:2556:C:C6	2.92	0.57
22:DA:1709:U:O2'	22:DA:1710:G:H5'	2.03	0.57
53:CA:526:C:H6	53:CA:526:C:H3'	1.69	0.57
53:CA:1276:G:C2'	53:CA:1277:C:H5'	2.33	0.57
9:CI:9:GLY:HA3	9:CI:16:ALA:HB3	1.85	0.57
22:DA:736:C:O5'	22:DA:736:C:H6	1.86	0.57
3:CC:119:ILE:O	3:CC:123:LEU:HB2	2.03	0.57
22:BA:2275:C:O2	34:BM:84:LYS:HG2	2.04	0.57
1:AA:834:U:OP1	18:AR:48:ALA:HB2	2.03	0.57
53:CA:1423:G:O2'	53:CA:1424:U:H5'	2.03	0.57
22:DA:1814:G:C6	22:DA:1815:A:N6	2.71	0.57
1:AA:411:A:H62	1:AA:413:G:N2	2.02	0.57
46:DY:37:LEU:HD13	46:DY:42:LEU:HD12	1.83	0.57
22:DA:166:U:O2	22:DA:166:U:H2'	2.04	0.57
22:DA:447:A:H5'	22:DA:449:A:C6	2.38	0.57
22:DA:455:C:C3'	22:DA:456:C:H5'	2.16	0.57
22:DA:137:U:C4	22:DA:138:U:C2	2.92	0.57
38:DQ:63:ARG:HH12	38:DQ:99:VAL:CG2	2.18	0.57
10:AJ:29:ALA:HB1	10:AJ:36:VAL:CG2	2.34	0.57
22:BA:2362:C:C2'	22:BA:2363:G:H5'	2.34	0.57
22:DA:2234:G:C5	22:DA:2235:G:C8	2.91	0.57
22:DA:2360:G:C1'	33:DL:60:ARG:NH2	2.62	0.57
22:DA:600:G:H5'	26:DE:27:LEU:HD22	1.87	0.57
1:AA:620:C:C2	4:AD:131:ILE:HG21	2.38	0.57
1:AA:924:C:O2'	1:AA:925:G:H5'	2.03	0.57
25:DD:151:THR:CG2	25:DD:152:PRO:HD3	2.34	0.57

Continued on next page...

Continued from previous page...

Atom-1	Atom-2	Distance(Å)	Clash(Å)
8:AH:82:LEU:O	8:AH:82:LEU:HD13	2.04	0.57
22:DA:1656:C:H2'	22:DA:1657:U:H5'	1.87	0.57
22:DA:1551:A:C5	22:DA:1552:A:N7	2.72	0.57
53:CA:1346:A:N1	54:CG:9:ARG:NH2	2.51	0.57
54:CG:30:MET:CE	54:CG:33:GLY:HA2	2.35	0.57
22:DA:946:C:O2'	22:DA:947:A:O5'	2.22	0.57
4:AD:151:GLN:H	4:AD:154:VAL:CG1	2.17	0.57
55:CM:95:PRO:HG3	55:CM:99:GLN:OE1	2.04	0.57
22:DA:404:A:C2	22:DA:421:C:N3	2.72	0.57
1:AA:274:A:O2'	1:AA:275:G:C5'	2.52	0.57
25:DD:48:ILE:HG12	25:DD:48:ILE:O	2.02	0.57
2:CB:128:LEU:HD23	2:CB:131:LYS:CD	2.35	0.57
51:D3:56:LEU:CD1	51:D3:56:LEU:N	2.65	0.57
28:BG:154:GLU:OE1	28:BG:157:LYS:N	2.38	0.57
53:CA:438:U:H2'	53:CA:494:G:O6	2.04	0.57
22:DA:2823:A:H2'	22:DA:2824:C:H5'	1.85	0.57
22:DA:1845:G:C6	22:DA:1846:G:N7	2.72	0.57
22:BA:1927:A:C6	22:BA:1928:A:C6	2.92	0.57
10:AJ:80:THR:H	10:AJ:83:THR:HG22	1.68	0.57
30:DI:23:VAL:HG11	30:DI:37:PHE:HZ	1.70	0.57
22:DA:24:G:H2'	22:DA:25:U:H5'	1.84	0.57
22:BA:1161:C:C2'	22:BA:1162:G:O5'	2.52	0.57
53:CA:738:C:C5	53:CA:739:C:H5	2.22	0.57
22:DA:9:G:C6	22:DA:2629:U:C6	2.92	0.57
22:DA:1510:G:N2	22:DA:1511:G:C4	2.71	0.57
25:BD:51:THR:OG1	25:BD:76:GLY:HA3	2.04	0.57
22:BA:1113:U:H2'	22:BA:1114:C:H6	1.68	0.57
28:BG:39:ALA:HB1	28:BG:57:TYR:CG	2.40	0.57
41:BT:74:ILE:CG2	41:BT:75:GLY:N	2.66	0.57
20:CT:11:ILE:C	20:CT:13:SER:H	2.08	0.57
2:CB:20:ARG:HH21	2:CB:38:HIS:CD2	2.23	0.57
39:DR:78:ARG:HB3	39:DR:83:TYR:CD1	2.40	0.57
5:AE:148:SER:O	5:AE:152:VAL:N	2.37	0.57
53:CA:1124:G:O2'	53:CA:1125:U:C6	2.58	0.57
53:CA:1146:A:C6	53:CA:1147:C:N4	2.72	0.57
1:AA:429:U:H1'	1:AA:430:A:H5''	1.84	0.57
22:DA:2287:A:C8	22:DA:2289:G:C8	2.93	0.57
22:DA:859:G:N2	22:DA:916:G:C2'	2.68	0.57
22:DA:1808:A:O3'	22:DA:1809:A:H8	1.86	0.57
22:DA:447:A:H5'	22:DA:449:A:N7	2.18	0.57
34:DM:17:ASN:OD1	34:DM:95:LEU:HB3	2.05	0.57
44:BW:40:ARG:N	44:BW:56:HIS:HB3	2.17	0.57

Continued on next page...

Continued from previous page...

Atom-1	Atom-2	Distance(Å)	Clash(Å)
6:CF:37:HIS:O	6:CF:38:ARG:HB3	2.04	0.57
22:BA:2353:G:O2'	44:BW:31:LEU:HD22	2.04	0.57
22:DA:2075:U:N3	22:DA:2077:A:N7	2.44	0.57
1:AA:259:G:H2'	1:AA:260:G:H8	1.70	0.57
22:DA:475:C:O2	22:DA:479:A:N6	2.37	0.57
22:DA:510:C:H2'	22:DA:511:U:C6	2.39	0.57
53:CA:937:A:O2'	53:CA:938:A:C5'	2.52	0.57
53:CA:932:C:H5''	54:CG:2:ARG:HD3	1.86	0.57
9:CI:117:LEU:CD2	9:CI:123:ARG:HD3	2.33	0.57
55:CM:89:ARG:HH22	19:CS:77:ARG:HD2	1.69	0.57
22:DA:657:U:O2'	22:DA:658:U:H5'	2.04	0.57
33:DL:128:THR:HG22	33:DL:129:LYS:N	2.18	0.57
22:DA:387:U:H4'	22:DA:388:G:C5'	2.34	0.57
22:DA:1139:G:N2	22:DA:1140:C:C2	2.72	0.57
22:DA:274:C:O2'	22:DA:275:C:H5'	2.04	0.57
53:CA:254:G:H21	17:CQ:17:GLU:CG	2.06	0.57
53:CA:253:A:C6	53:CA:274:A:C2	2.91	0.57
57:DB:6:G:H4'	57:DB:28:C:H4'	1.86	0.57
22:DA:2413:G:H2'	22:DA:2414:G:H8	1.68	0.57
2:AB:207:ARG:O	2:AB:211:LEU:HB2	2.05	0.57
22:DA:2624:G:H1'	48:D0:18:HIS:CE1	2.39	0.57
53:CA:120:A:C3'	53:CA:121:U:C5'	2.78	0.57
16:AP:75:ILE:C	16:AP:77:GLU:H	2.07	0.57
22:BA:1585:C:H2'	22:BA:1586:A:C5'	2.34	0.57
1:AA:981:U:C2	1:AA:982:U:C5	2.92	0.57
4:AD:2:ARG:NH2	4:AD:114:ARG:CD	2.65	0.57
46:BY:18:LEU:O	46:BY:22:LEU:HB2	2.03	0.57
5:CE:48:GLY:CA	5:CE:66:ALA:HB2	2.33	0.57
22:DA:2151:U:H2'	22:DA:2152:G:H8	1.68	0.57
22:BA:2543:G:H5'	22:BA:2543:G:C8	2.36	0.57
1:AA:126:G:H2'	1:AA:127:G:O5'	2.05	0.57
1:AA:1015:G:H1'	1:AA:1218:C:O2'	2.05	0.57
22:DA:2595:G:N1	22:DA:2599:G:C6	2.72	0.57
22:BA:1919:A:H8	22:BA:1919:A:H5'	1.66	0.57
9:CI:48:ARG:C	9:CI:50:PRO:HD2	2.25	0.57
23:BB:16:G:O2'	23:BB:17:C:C5'	2.52	0.57
53:CA:828:U:C2'	53:CA:829:G:O5'	2.51	0.57
22:DA:1249:U:H4'	38:DQ:3:VAL:CB	2.35	0.57
22:BA:403:U:O2'	22:BA:404:A:OP2	2.22	0.57
15:AO:81:ILE:HG13	15:AO:82:GLU:H	1.67	0.57
7:AG:73:GLU:HA	7:AG:140:VAL:HG12	1.85	0.57
2:CB:67:LEU:HG	2:CB:157:PRO:HB3	1.85	0.57

Continued on next page...

Continued from previous page...

Atom-1	Atom-2	Distance(Å)	Clash(Å)
32:DK:23:LYS:O	32:DK:25:LEU:HD23	2.04	0.57
22:BA:1148:U:C6	22:BA:1148:U:H3'	2.40	0.57
1:AA:1045:C:H2'	1:AA:1045:C:O2	2.03	0.57
12:CL:78:VAL:HG23	12:CL:101:LEU:HD12	1.87	0.57
22:DA:1805:A:C2	22:DA:1813:G:C6	2.91	0.57
4:CD:191:SER:O	4:CD:192:ALA:HB3	2.04	0.57
22:DA:1069:A:H4'	22:DA:1070:A:C5'	2.34	0.57
35:DN:9:GLN:O	35:DN:17:ARG:CD	2.52	0.57
1:AA:1138:G:C2'	1:AA:1138:G:N3	2.61	0.57
22:DA:95:A:H2'	22:DA:96:C:C4'	2.34	0.57
45:DX:11:PRO:HB3	45:DX:27:ARG:HH21	1.69	0.57
28:BG:82:PHE:CE2	28:BG:137:LYS:HB2	2.39	0.57
38:BQ:78:PHE:CZ	38:BQ:82:LEU:HD11	2.40	0.57
39:BR:51:VAL:HB	39:BR:52:PRO:HD3	1.82	0.57
4:CD:25:ARG:O	4:CD:26:ALA:O	2.23	0.57
44:BW:23:LYS:HZ2	44:BW:24:ARG:CG	2.17	0.57
6:CF:18:VAL:HB	6:CF:19:PRO:HD2	1.84	0.57
32:DK:19:VAL:CG1	32:DK:41:ILE:CG1	2.83	0.57
31:DJ:114:LEU:O	31:DJ:117:ALA:HB3	2.05	0.57
1:AA:1242:G:C5	1:AA:1243:C:C5	2.92	0.57
53:CA:643:C:H5''	8:CH:31:LEU:HD22	1.86	0.57
53:CA:977:A:H8	53:CA:1223:C:C4	2.22	0.57
10:CJ:52:LEU:HD23	10:CJ:62:ARG:HG2	1.86	0.57
4:AD:52:VAL:CG2	4:AD:53:GLN:N	2.66	0.57
1:AA:619:U:C6	4:AD:131:ILE:HD11	2.39	0.57
10:AJ:73:LEU:O	10:AJ:74:VAL:HB	2.04	0.57
5:CE:96:GLN:CG	5:CE:97:PRO:HD2	2.34	0.57
53:CA:543:U:C2'	53:CA:544:G:H5'	2.35	0.57
41:DT:29:THR:CB	41:DT:86:THR:N	2.68	0.57
36:BO:111:ARG:C	36:BO:113:ALA:H	2.06	0.57
58:DF:42:ALA:CA	58:DF:48:LEU:HD11	2.34	0.57
42:BU:6:ARG:O	42:BU:24:VAL:HB	2.04	0.57
22:DA:2415:G:O2'	22:DA:2416:C:H5'	2.05	0.57
19:AS:49:ALA:HB1	19:AS:56:HIS:HB3	1.84	0.57
55:CM:13:HIS:HE2	55:CM:41:ASP:HA	1.69	0.57
22:BA:1108:U:H2'	22:BA:1109:C:O4'	2.05	0.57
1:AA:1348:U:H4'	9:AI:121:ARG:HG3	1.86	0.57
22:DA:236:C:O2'	22:DA:237:C:H5'	2.04	0.57
30:BI:48:ILE:HG13	30:BI:49:GLU:H	1.68	0.57
2:CB:184:ALA:HB3	2:CB:195:VAL:CG2	2.34	0.57
48:B0:9:ARG:NH2	48:B0:9:ARG:CG	2.65	0.57
1:AA:110:C:O2'	1:AA:111:G:O4'	2.21	0.57

Continued on next page...

Continued from previous page...

Atom-1	Atom-2	Distance(Å)	Clash(Å)
22:BA:2637:U:C2'	22:BA:2638:G:H5'	2.34	0.57
5:CE:25:LYS:HB2	5:CE:25:LYS:NZ	2.20	0.57
1:AA:144:G:C4	1:AA:179:A:C2	2.92	0.57
22:BA:2800:A:HO2'	22:BA:2801:G:P	2.27	0.57
53:CA:110:C:O2'	53:CA:111:G:H5'	2.05	0.57
22:DA:2582:G:O2'	22:DA:2583:G:H5'	2.04	0.57
3:AC:147:GLY:HA2	3:AC:171:ARG:H	1.68	0.57
22:BA:313:G:H2'	22:BA:314:C:H5'	1.85	0.57
22:DA:1858:A:O2'	22:DA:1859:U:H5'	2.03	0.57
53:CA:39:G:H2'	53:CA:40:C:C6	2.40	0.57
22:BA:1842:G:H2'	22:BA:1843:C:H6	1.67	0.57
22:DA:545:U:H3'	22:DA:545:U:H6	1.70	0.57
34:DM:13:HIS:O	34:DM:14:LYS:HB2	2.05	0.57
3:CC:155:ARG:NE	3:CC:159:ALA:O	2.38	0.57
31:BJ:117:ALA:HA	31:BJ:120:ARG:NH2	2.19	0.57
22:BA:1065:U:H3'	22:BA:1065:U:P	2.44	0.57
54:CG:103:ILE:HG22	54:CG:103:ILE:O	2.03	0.57
22:DA:1115:G:HO2'	22:DA:1116:G:H8	1.52	0.57
16:AP:18:GLN:HE21	16:AP:35:ARG:HD2	1.69	0.57
31:DJ:55:ILE:HG22	31:DJ:123:LYS:HB2	1.87	0.57
22:BA:582:A:C2	22:BA:1259:G:C2	2.92	0.57
22:BA:996:A:C2	22:BA:997:G:C8	2.92	0.57
33:BL:101:ILE:HG22	33:BL:102:GLY:N	2.19	0.57
41:DT:18:GLU:HA	41:DT:22:THR:HG21	1.85	0.57
22:DA:921:C:O2'	22:DA:922:C:H5''	2.05	0.57
22:DA:2836:U:O2'	22:DA:2837:A:O5'	2.15	0.57
1:AA:1507:A:H8	1:AA:1507:A:H5''	1.69	0.57
46:DY:48:ARG:O	46:DY:51:ALA:HB3	2.04	0.57
51:B3:30:HIS:CE1	51:B3:31:ILE:HG22	2.40	0.57
45:DX:2:ARG:HD3	45:DX:32:LEU:HD23	1.87	0.57
45:DX:3:VAL:O	45:DX:3:VAL:HG23	2.05	0.57
53:CA:1495:U:C2'	53:CA:1496:C:H5'	2.34	0.57
45:DX:57:VAL:CG1	45:DX:58:ILE:N	2.68	0.57
21:CU:28:LEU:O	21:CU:28:LEU:HD23	2.05	0.57
10:CJ:66:GLU:HG3	14:CN:100:TRP:HZ3	1.70	0.57
8:CH:54:THR:HG23	8:CH:55:LYS:N	2.19	0.57
22:DA:477:A:C4	22:DA:478:A:C8	2.93	0.57
20:AT:43:LYS:CD	20:AT:86:ALA:HB1	2.35	0.57
2:CB:130:LYS:O	2:CB:134:LEU:HG	2.04	0.57
5:CE:118:GLY:O	5:CE:119:VAL:HG13	2.03	0.57
25:DD:186:LEU:CD2	37:DP:3:ILE:HD11	2.26	0.57
41:BT:7:LEU:C	41:BT:9:LYS:H	2.08	0.57

Continued on next page...

Continued from previous page...

Atom-1	Atom-2	Distance(Å)	Clash(Å)
1:AA:692:U:H2'	1:AA:694:A:OP2	2.04	0.57
58:DF:45:ASP:C	58:DF:47:LYS:H	2.07	0.57
22:DA:663:G:C6	22:DA:664:G:C5	2.92	0.57
57:DB:11:C:C5	57:DB:12:C:H5	2.23	0.57
22:DA:2199:A:N6	22:DA:2225:A:N9	2.53	0.57
24:BC:252:LYS:CB	24:BC:252:LYS:HZ3	2.18	0.57
24:DC:95:TYR:C	24:DC:97:ASP:H	2.07	0.57
22:DA:373:U:C2	22:DA:374:A:N7	2.72	0.57
22:DA:1127:A:O2'	22:DA:1128:G:H5'	2.03	0.57
34:BM:41:LEU:O	34:BM:93:VAL:HG23	2.04	0.57
34:BM:71:LYS:HB3	34:BM:93:VAL:O	2.04	0.57
42:BU:71:ILE:N	42:BU:71:ILE:HD12	2.18	0.57
53:CA:1447:A:O2'	53:CA:1448:C:OP1	2.22	0.57
35:DN:84:GLY:O	35:DN:88:ALA:HB2	2.05	0.57
22:BA:216:A:H2'	22:BA:217:A:H8	1.68	0.57
9:AI:128:LYS:CD	9:AI:129:ARG:H	2.13	0.57
29:DH:41:LYS:HA	29:DH:44:ILE:HD13	1.87	0.57
29:BH:83:LYS:HE3	29:BH:98:ASP:OD2	2.04	0.57
1:AA:330:C:C5'	1:AA:330:C:C6	2.87	0.57
4:AD:54:LEU:O	4:AD:54:LEU:HD23	2.04	0.57
22:BA:2758:A:H2'	22:BA:2759:G:C5'	2.34	0.57
22:DA:2531:A:C4	22:DA:2532:G:C8	2.92	0.57
22:DA:2563:U:H1'	22:DA:2566:A:C6	2.40	0.57
11:CK:64:VAL:HG23	11:CK:65:ALA:N	2.20	0.57
25:BD:172:VAL:O	25:BD:173:GLN:CB	2.49	0.57
22:BA:1738:G:O2'	22:BA:1739:A:H8	1.88	0.57
30:BI:53:PRO:O	30:BI:74:PRO:HD2	2.04	0.57
22:DA:1525:A:C2'	22:DA:1526:C:H5'	2.35	0.57
1:AA:1386:G:H2'	1:AA:1387:G:C8	2.36	0.57
4:AD:173:ASP:O	4:AD:174:ALA:HB2	2.04	0.57
3:CC:126:ARG:HA	3:CC:126:ARG:NE	2.18	0.57
22:DA:2348:U:OP1	51:D3:37:THR:HG21	2.04	0.57
53:CA:1531:A:H8	53:CA:1531:A:C5'	2.18	0.57
50:D2:24:THR:HG23	50:D2:24:THR:O	2.04	0.57
12:CL:66:ILE:CD1	12:CL:73:LEU:HD12	2.34	0.57
14:AN:59:GLN:HE21	14:AN:59:GLN:H	1.52	0.57
46:BY:39:GLN:HB2	46:BY:41:HIS:CD2	2.40	0.57
53:CA:708:C:H2'	53:CA:709:U:H6	1.70	0.57
22:BA:2784:U:H2'	22:BA:2785:C:H6	1.70	0.57
22:DA:1651:G:C2	22:DA:2007:U:N3	2.72	0.57
27:BF:64:PRO:HA	27:BF:88:VAL:HG23	1.85	0.57
3:CC:25:THR:HG23	14:CN:75:LYS:HD2	1.86	0.57

Continued on next page...

Continued from previous page...

Atom-1	Atom-2	Distance(Å)	Clash(Å)
24:DC:38:LYS:HE2	24:DC:55:GLY:H	1.69	0.57
1:AA:1012:A:N6	1:AA:1013:G:C6	2.73	0.57
22:BA:944:C:OP2	62:BA:3265:HOH:O	2.17	0.57
33:DL:50:PHE:CZ	33:DL:53:GLY:N	2.73	0.57
53:CA:1021:A:C2	53:CA:1022:A:H1'	2.38	0.57
6:CF:53:LYS:O	6:CF:53:LYS:HD3	2.03	0.57
22:BA:654:A:H3'	22:BA:654:A:N3	2.19	0.57
4:AD:16:THR:HG22	4:AD:17:ASP:N	2.20	0.57
56:CP:75:ILE:CG2	56:CP:80:LYS:HD2	2.34	0.57
22:DA:2262:U:O2'	22:DA:2263:C:H5'	2.05	0.57
22:DA:1064:C:H2'	22:DA:1065:U:C6	2.40	0.57
53:CA:503:C:O2'	53:CA:504:C:H5'	2.04	0.57
12:CL:97:VAL:CG2	12:CL:100:ALA:HB3	2.35	0.57
22:DA:323:C:H5'	26:DE:163:ASN:OD1	2.04	0.57
24:BC:255:LYS:C	24:BC:256:THR:HG23	2.25	0.57
53:CA:409:U:H2'	53:CA:410:G:O4'	2.04	0.57
4:CD:31:CYS:O	4:CD:32:LYS:HB2	2.05	0.57
44:BW:41:GLY:O	44:BW:42:THR:C	2.41	0.57
44:BW:47:GLY:H	44:BW:80:SER:HB3	1.69	0.57
10:CJ:10:LEU:O	10:CJ:18:ILE:HD11	2.04	0.57
6:CF:38:ARG:HD3	6:CF:39:LEU:N	2.20	0.57
53:CA:1272:G:H2'	53:CA:1273:C:H5'	1.86	0.57
19:CS:52:ASN:C	19:CS:52:ASN:HD22	2.07	0.57
29:DH:6:LEU:CD1	29:DH:36:ALA:HA	2.20	0.57
2:AB:165:ALA:CB	2:AB:186:VAL:HG12	2.28	0.57
53:CA:544:G:OP1	4:CD:55:ARG:NH2	2.38	0.57
22:DA:2682:A:C2	22:DA:2683:C:C2	2.92	0.57
54:CG:25:PHE:CE2	54:CG:61:PHE:HZ	2.22	0.57
22:DA:272:A:N3	22:DA:273:G:N7	2.53	0.57
31:BJ:132:HIS:HB3	31:BJ:135:GLN:HG2	1.86	0.57
53:CA:182:A:C4	53:CA:184:G:N7	2.72	0.57
22:DA:976:G:HO2'	22:DA:977:G:H8	1.52	0.57
40:BS:73:LYS:CE	40:BS:74:ILE:H	2.15	0.57
22:BA:545:U:H2'	22:BA:546:U:C5'	2.35	0.57
22:DA:405:U:H3'	22:DA:406:G:H5'	1.86	0.57
28:DG:94:ARG:HG2	28:DG:105:SER:N	2.19	0.57
22:DA:464:U:O4'	22:DA:686:U:H5	1.87	0.57
26:BE:147:LEU:O	26:BE:168:ASP:O	2.23	0.57
35:DN:75:ILE:C	35:DN:75:ILE:HD12	2.24	0.57
20:AT:29:THR:HA	20:AT:32:LYS:HG2	1.86	0.57
20:AT:55:PRO:HG2	20:AT:56:ILE:H	1.69	0.57
40:BS:96:ILE:HD12	40:BS:96:ILE:O	2.04	0.57

Continued on next page...

Continued from previous page...

Atom-1	Atom-2	Distance(Å)	Clash(Å)
1:AA:1055:A:N6	1:AA:1206:G:C6	2.73	0.57
24:BC:121:ALA:HB3	24:BC:129:LEU:HD21	1.87	0.57
9:AI:119:LYS:O	9:AI:120:ALA:HB3	2.05	0.57
18:CR:19:GLU:CG	18:CR:20:ILE:N	2.68	0.57
22:BA:2211:A:C4'	22:BA:2211:A:OP2	2.52	0.57
1:AA:1494:G:H1'	22:BA:1912:A:O2'	2.04	0.57
1:AA:1261:A:H2'	1:AA:1262:C:H5'	1.86	0.57
22:BA:1361:G:C5	22:BA:1371:G:N2	2.73	0.57
1:AA:1111:A:N1	3:AC:176:THR:HG23	2.20	0.57
43:BV:6:ALA:HB1	43:BV:40:ILE:HG22	1.85	0.57
53:CA:619:U:N3	4:CD:131:ILE:HD11	2.19	0.57
45:DX:39:VAL:HG22	45:DX:44:ARG:O	2.05	0.57
3:AC:116:ALA:HB2	3:AC:199:VAL:CG1	2.35	0.57
40:BS:6:LYS:HB2	40:BS:103:ILE:O	2.04	0.57
9:CI:116:GLY:HA2	10:CJ:60:ASP:OD2	2.04	0.57
53:CA:835:U:H2'	53:CA:836:G:O5'	2.05	0.57
19:CS:12:LEU:O	19:CS:12:LEU:HD13	2.04	0.57
22:BA:1980:G:HO2'	22:BA:1982:U:H5	1.50	0.57
7:AG:49:LEU:HD12	7:AG:60:ALA:HB1	1.86	0.57
22:BA:2203:U:H5''	22:BA:2204:G:OP1	2.05	0.57
22:BA:1153:C:H2'	22:BA:1154:G:O5'	2.04	0.57
33:BL:110:VAL:HG12	33:BL:131:ALA:CB	2.35	0.57
9:CI:28:VAL:HA	9:CI:32:ARG:O	2.05	0.57
22:DA:2288:A:H4'	22:DA:2289:G:OP1	2.01	0.57
22:DA:1087:G:N2	22:DA:1103:A:H1'	2.19	0.57
1:AA:1256:A:C1'	1:AA:1258:G:C5	2.79	0.57
53:CA:516:U:H2'	53:CA:519:C:H42	1.69	0.57
22:DA:217:A:O2'	22:DA:218:A:C5'	2.53	0.57
39:BR:38:VAL:HG23	39:BR:40:MET:H	1.70	0.57
25:BD:105:LYS:HD2	25:BD:105:LYS:O	2.05	0.57
25:BD:107:VAL:O	25:BD:174:SER:O	2.22	0.57
53:CA:791:G:C2'	53:CA:792:A:H5'	2.35	0.57
1:AA:542:G:C2	1:AA:543:U:C4	2.93	0.57
32:DK:77:ILE:HG23	37:DP:71:ARG:HD2	1.87	0.57
22:BA:2352:A:C2	44:BW:30:VAL:CG1	2.87	0.57
22:DA:2234:G:C6	22:DA:2235:G:C5	2.92	0.57
22:DA:1613:G:C2	22:DA:1617:C:C2	2.92	0.57
22:DA:28:A:C6	22:DA:513:A:C8	2.93	0.57
22:DA:602:A:H1'	22:DA:656:G:N2	2.19	0.57
47:DZ:7:THR:O	47:DZ:54:VAL:HA	2.05	0.57
11:AK:109:ILE:HB	21:AU:5:VAL:HG23	1.86	0.57
36:BO:111:ARG:HD3	36:BO:111:ARG:C	2.24	0.57

Continued on next page...

Continued from previous page...

Atom-1	Atom-2	Distance(Å)	Clash(Å)
5:CE:14:LEU:HD12	5:CE:15:ILE:N	2.19	0.57
58:DF:135:ILE:HD12	58:DF:135:ILE:H	1.69	0.57
1:AA:875:U:H1'	8:AH:15:ASN:HD21	1.70	0.57
53:CA:277:C:O2'	53:CA:278:G:C5'	2.51	0.57
1:AA:972:C:O2'	1:AA:973:G:O5'	2.22	0.57
22:DA:1627:G:N2	22:DA:1628:G:N7	2.52	0.57
32:DK:105:ARG:HB2	32:DK:108:ARG:HD2	1.87	0.57
54:CG:72:VAL:CG1	54:CG:144:ALA:HB1	2.34	0.57
22:BA:2196:C:O2'	22:BA:2197:U:H5'	2.03	0.57
19:AS:57:VAL:HG21	19:AS:74:ALA:HA	1.85	0.57
22:BA:33:C:O2'	22:BA:34:U:H5'	2.04	0.57
53:CA:756:C:C2'	53:CA:757:U:H5'	2.34	0.57
6:CF:54:LEU:HD12	6:CF:56:LYS:O	2.05	0.57
25:DD:125:TRP:O	25:DD:126:ASN:HB2	2.05	0.57
11:AK:60:PHE:O	11:AK:63:GLN:HB3	2.04	0.57
53:CA:160:A:H2'	53:CA:161:A:O4'	2.05	0.57
25:DD:40:LEU:CD1	25:DD:40:LEU:H	2.18	0.57
4:AD:190:LEU:O	4:AD:191:SER:HB3	2.04	0.57
22:DA:982:C:C5'	22:DA:983:A:OP1	2.52	0.57
34:DM:57:VAL:O	34:DM:58:LYS:HB2	2.02	0.57
2:CB:30:ILE:HD11	2:CB:188:THR:HB	1.86	0.57
53:CA:1050:G:O2'	53:CA:1051:C:H6	1.87	0.57
3:AC:75:VAL:O	3:AC:82:ASP:HB3	2.04	0.57
43:BV:6:ALA:CB	43:BV:42:LEU:HD22	2.34	0.57
28:BG:37:ASN:HB3	28:BG:40:VAL:HG11	1.86	0.57
53:CA:415:A:H3'	53:CA:416:G:H8	1.70	0.57
28:BG:96:ALA:O	28:BG:97:VAL:HB	2.03	0.57
22:BA:1592:C:O2'	22:BA:1593:A:H5'	2.04	0.57
4:CD:56:GLU:HA	4:CD:56:GLU:OE1	2.05	0.57
22:BA:1249:U:H5'	22:BA:1249:U:C6	2.40	0.57
22:DA:2800:A:N3	22:DA:2801:G:H1'	2.20	0.57
30:DI:48:ILE:HG13	30:DI:49:GLU:HG2	1.85	0.57
1:AA:1284:C:H2'	1:AA:1285:A:N7	2.20	0.57
9:AI:49:GLN:O	9:AI:52:GLU:HG3	2.04	0.57
22:DA:36:G:H5'	22:DA:451:U:C2	2.40	0.57
1:AA:76:G:N1	1:AA:95:C:N4	2.52	0.57
38:DQ:60:TRP:CZ2	38:DQ:93:ILE:HB	2.39	0.57
10:AJ:26:VAL:O	10:AJ:30:LYS:HG2	2.04	0.57
6:CF:64:VAL:HG23	6:CF:65:GLU:N	2.18	0.57
40:DS:9:HIS:H	40:DS:102:HIS:CE1	2.23	0.57
26:BE:1:MET:HB3	26:BE:14:VAL:O	2.05	0.57
19:CS:39:ILE:HG12	19:CS:68:HIS:O	2.05	0.57

Continued on next page...

Continued from previous page...

Atom-1	Atom-2	Distance(Å)	Clash(Å)
33:DL:128:THR:HB	33:DL:131:ALA:CB	2.35	0.57
22:BA:221:A:H4'	22:BA:222:A:O5'	2.03	0.57
22:DA:2701:U:H3'	22:DA:2702:G:C5'	2.35	0.57
33:DL:90:VAL:HG13	33:DL:95:LEU:HD21	1.87	0.57
54:CG:42:VAL:HG12	54:CG:43:TYR:CD2	2.35	0.57
41:DT:29:THR:OG1	41:DT:85:VAL:HB	2.05	0.57
36:BO:79:ALA:HB1	36:BO:113:ALA:HB3	1.86	0.57
58:DF:103:ILE:HG12	58:DF:175:PRO:HD3	1.86	0.57
58:DF:49:LEU:N	58:DF:49:LEU:HD22	2.17	0.57
22:DA:492:A:O2'	22:DA:493:G:C5'	2.53	0.57
22:DA:942:G:H4'	22:DA:1190:G:H5'	1.86	0.57
22:DA:975:A:N3	22:DA:976:G:C8	2.72	0.57
42:BU:35:VAL:HG12	42:BU:38:ILE:CG1	2.32	0.57
1:AA:973:G:H5'	10:AJ:57:VAL:HA	1.87	0.57
1:AA:528:C:C6	1:AA:528:C:H5''	2.40	0.57
1:AA:1181:G:O2'	1:AA:1182:G:C4	2.58	0.57
53:CA:1308:U:OP1	55:CM:95:PRO:HB3	2.04	0.57
16:AP:16:PHE:HD1	16:AP:16:PHE:O	1.88	0.57
12:CL:2:THR:HG22	12:CL:4:ASN:N	2.20	0.57
1:AA:1091:U:C2	1:AA:1095:U:N3	2.72	0.57
1:AA:1348:U:H4'	9:AI:121:ARG:CG	2.34	0.57
22:DA:2626:C:C2'	22:DA:2627:G:C5'	2.79	0.57
22:DA:2626:C:H2'	22:DA:2627:G:C5'	2.34	0.57
53:CA:668:G:O2'	15:CO:45:HIS:CB	2.49	0.57
22:DA:1650:A:H5'	35:DN:106:ASP:OD2	2.05	0.57
33:DL:29:LYS:O	33:DL:30:THR:HG23	2.04	0.57
22:DA:1700:A:O2'	22:DA:1701:A:H5'	2.05	0.57
20:AT:33:LYS:HE2	20:AT:33:LYS:H	1.66	0.57
37:DP:75:THR:CG2	37:DP:76:HIS:CD2	2.88	0.57
29:DH:96:THR:HG22	29:DH:113:SER:OG	2.03	0.57
22:DA:1490:A:H8	24:DC:73:ILE:HD12	1.70	0.57
38:BQ:29:ARG:HG3	38:BQ:29:ARG:NH1	2.11	0.57
1:AA:198:G:C4	1:AA:199:A:N7	2.72	0.57
53:CA:1167:A:C5	53:CA:1169:A:N6	2.72	0.57
22:DA:533:G:OP1	38:DQ:23:TYR:HB3	2.04	0.57
22:DA:2892:G:H5''	22:DA:2894:G:N2	2.20	0.57
36:BO:34:HIS:CD2	36:BO:53:THR:OG1	2.58	0.57
1:AA:1218:C:H2'	1:AA:1219:A:C8	2.39	0.57
58:DF:169:LEU:HB3	58:DF:174:PHE:HB2	1.87	0.57
53:CA:289:G:N2	53:CA:290:C:C2	2.73	0.57
22:DA:2418:A:C6	22:DA:2419:U:N3	2.73	0.57
9:CI:45:MET:O	9:CI:49:GLN:HG3	2.04	0.57

Continued on next page...

Continued from previous page...

Atom-1	Atom-2	Distance(Å)	Clash(Å)
27:BF:106:ALA:C	27:BF:108:PRO:HD2	2.25	0.57
38:DQ:40:LYS:HD2	38:DQ:44:TYR:HE2	1.69	0.57
22:BA:1115:G:O2'	22:BA:1116:G:O5'	2.22	0.57
8:CH:37:ASN:O	8:CH:41:GLU:HG2	2.04	0.57
43:BV:44:HIS:CE1	43:BV:86:LEU:H	2.22	0.57
1:AA:443:C:C2'	1:AA:444:G:H5'	2.34	0.57
29:DH:73:ASN:C	29:DH:75:LEU:H	2.07	0.57
24:DC:38:LYS:CE	24:DC:55:GLY:H	2.17	0.57
4:AD:176:LYS:N	4:AD:176:LYS:HD3	2.19	0.57
1:AA:941:G:H2'	1:AA:942:G:O5'	2.04	0.57
22:BA:112:U:H5'	46:BY:58:ASN:HD21	1.70	0.57
26:DE:16:GLU:O	26:DE:16:GLU:HG3	2.03	0.57
22:BA:1606:C:HO2'	22:BA:1607:C:P	2.27	0.57
8:CH:97:GLY:O	8:CH:98:LEU:HB2	2.03	0.57
5:AE:152:VAL:O	5:AE:154:ALA:N	2.37	0.57
25:BD:151:THR:HG23	25:BD:152:PRO:N	2.18	0.57
4:AD:16:THR:CG2	4:AD:17:ASP:N	2.67	0.57
53:CA:377:G:H5'	56:CP:5:ARG:HH12	1.69	0.57
22:DA:2344:U:HO2'	22:DA:2345:G:C5'	2.17	0.57
53:CA:517:G:H5'	53:CA:519:C:N3	2.19	0.57
42:DU:7:ASP:O	42:DU:8:ASP:CB	2.52	0.57
32:BK:18:ARG:HB2	32:BK:45:GLU:HG3	1.80	0.57
22:DA:125:A:H5''	50:D2:19:ARG:CB	2.35	0.57
22:DA:2746:U:H2'	22:DA:2747:G:C5'	2.30	0.57
34:DM:126:ILE:O	34:DM:128:THR:HG23	2.05	0.57
53:CA:796:C:C2'	53:CA:797:C:H5'	2.35	0.57
22:BA:2332:C:OP1	44:BW:44:PHE:HZ	1.88	0.57
43:DV:70:ILE:O	43:DV:71:LYS:HB2	2.03	0.57
22:DA:2014:A:H2	22:DA:2613:U:O2	1.88	0.57
22:DA:2015:A:H2'	22:DA:2016:U:H5'	1.87	0.57
22:DA:189:G:H2'	22:DA:190:A:O5'	2.05	0.57
22:DA:2430:A:H5'	22:DA:2431:U:OP2	2.05	0.57
22:DA:1327:A:O2'	22:DA:1328:A:O4'	2.19	0.57
22:DA:480:A:OP2	42:DU:43:LYS:HD2	2.05	0.57
22:DA:507:A:OP2	22:DA:507:A:H2'	2.05	0.57
53:CA:960:U:O2'	53:CA:1223:C:C4'	2.52	0.57
53:CA:983:A:O2'	53:CA:984:C:C5'	2.52	0.57
53:CA:1317:C:H1'	14:CN:52:ARG:NH1	2.20	0.57
33:DL:83:ALA:HA	33:DL:118:THR:CG2	2.34	0.57
40:BS:1:MET:CE	40:BS:2:GLU:H	2.18	0.57
22:DA:2513:A:C6	22:DA:2514:U:C4	2.93	0.57
5:CE:71:ILE:HD11	5:CE:144:GLU:OE2	2.05	0.57

Continued on next page...

Continued from previous page...

Atom-1	Atom-2	Distance(Å)	Clash(Å)
21:AU:33:ARG:HE	21:AU:34:ARG:CG	2.14	0.57
22:DA:242:G:H5''	51:D3:63:TYR:CE1	2.39	0.57
33:DL:19:LEU:HD11	33:DL:31:GLY:CA	2.35	0.57
22:DA:973:A:OP1	22:DA:973:A:H8	1.87	0.57
55:CM:97:ARG:O	55:CM:97:ARG:HG2	2.05	0.57
22:DA:2657:A:H2'	22:DA:2658:C:H6	1.70	0.57
28:DG:91:VAL:N	28:DG:93:TYR:CD2	2.73	0.57
1:AA:574:A:H5''	1:AA:575:G:OP2	2.04	0.57
53:CA:477:C:H3'	53:CA:478:A:C8	2.40	0.57
29:DH:100:ALA:HB2	29:DH:142:VAL:HG21	1.85	0.57
28:DG:84:LYS:O	28:DG:85:LYS:CB	2.53	0.57
22:DA:1714:U:H3'	22:DA:1715:G:C5'	2.35	0.57
56:CP:48:GLU:HG3	56:CP:51:ARG:HH21	1.69	0.57
22:DA:2622:U:O2'	22:DA:2825:G:N7	2.38	0.57
19:AS:64:GLU:H	19:AS:64:GLU:CD	2.08	0.57
1:AA:473:U:H2'	1:AA:474:G:C8	2.37	0.57
1:AA:747:A:H2'	1:AA:748:G:C1'	2.34	0.57
22:BA:2808:G:C2	22:BA:2891:U:C5	2.93	0.57
39:BR:74:ILE:N	39:BR:74:ILE:CD1	2.68	0.57
15:AO:74:VAL:HG12	15:AO:75:ALA:N	2.19	0.57
53:CA:583:A:H3'	53:CA:584:G:H8	1.69	0.57
53:CA:1190:G:H5'	3:CC:175:HIS:NE2	2.20	0.57
22:BA:1205:A:H3'	22:BA:1206:G:H5'	1.87	0.57
22:BA:181:A:C2	22:BA:182:A:C4	2.92	0.57
1:AA:57:G:C5	1:AA:58:C:C4	2.93	0.57
52:D4:5:ALA:O	52:D4:38:GLY:HA2	2.04	0.57
31:BJ:41:LYS:N	38:BQ:66:ALA:HB1	2.20	0.57
22:DA:1623:G:C5	22:DA:1624:U:C5	2.92	0.57
22:BA:832:U:H2'	22:BA:833:A:C8	2.40	0.57
22:BA:2233:U:H2'	22:BA:2234:G:C8	2.40	0.57
22:BA:1952:A:C5	32:BK:22:ILE:HG21	2.39	0.57
37:BP:39:LEU:HD12	37:BP:39:LEU:H	1.70	0.57
37:BP:52:ARG:CG	37:BP:52:ARG:NH1	2.42	0.56
22:DA:1338:G:H2'	22:DA:1339:G:H5'	1.86	0.56
56:CP:67:ILE:HD11	56:CP:75:ILE:HD11	1.86	0.56
22:DA:2264:C:H41	44:DW:11:ASN:ND2	2.02	0.56
53:CA:527:G:C2	53:CA:528:C:C6	2.93	0.56
53:CA:520:A:OP1	12:CL:48:LEU:HG	2.05	0.56
22:DA:333:G:N3	22:DA:334:C:C6	2.72	0.56
22:DA:163:C:O2'	22:DA:164:C:H5''	2.05	0.56
49:B1:8:ILE:HG22	49:B1:9:LYS:H	1.69	0.56
22:BA:855:G:N3	44:BW:23:LYS:CG	2.68	0.56

Continued on next page...

Continued from previous page...

Atom-1	Atom-2	Distance(Å)	Clash(Å)
37:BP:87:ARG:NH1	37:BP:87:ARG:CG	2.68	0.56
1:AA:1303:C:H2'	1:AA:1304:G:H8	1.67	0.56
19:CS:35:ARG:CA	19:CS:70:LEU:HB2	2.32	0.56
51:D3:18:LYS:HG3	51:D3:19:GLY:N	2.19	0.56
22:DA:605:G:O2'	22:DA:606:U:C5'	2.53	0.56
22:BA:1876:A:C2'	22:BA:1877:A:H5'	2.34	0.56
54:CG:136:LYS:O	54:CG:140:VAL:HG23	2.04	0.56
2:AB:70:GLY:HA2	2:AB:163:ILE:HG22	1.87	0.56
36:BO:116:GLN:CA	36:BO:116:GLN:OE1	2.53	0.56
8:AH:124:ILE:O	8:AH:124:ILE:HG13	2.05	0.56
57:DB:11:C:H3'	57:DB:12:C:C5'	2.35	0.56
52:B4:16:ILE:HD13	52:B4:25:VAL:HG22	1.86	0.56
35:BN:101:GLY:HA3	35:BN:102:PHE:CD2	2.39	0.56
53:CA:119:A:C5'	53:CA:120:A:O5'	2.53	0.56
22:BA:92:U:H6	22:BA:92:U:C5'	2.09	0.56
1:AA:63:C:P	1:AA:384:G:H21	2.28	0.56
53:CA:1299:A:C2'	53:CA:1299:A:N3	2.64	0.56
22:BA:1422:G:C4	22:BA:1423:G:C8	2.92	0.56
22:DA:689:A:N3	22:DA:779:U:H1'	2.20	0.56
25:DD:125:TRP:CG	25:DD:160:LYS:HB3	2.40	0.56
20:AT:57:VAL:HG13	20:AT:71:ALA:CB	2.35	0.56
22:BA:224:U:C2'	22:BA:225:C:O5'	2.50	0.56
28:DG:122:ALA:HB2	28:DG:132:LEU:HG	1.87	0.56
8:AH:110:MET:HE2	8:AH:114:ALA:CB	2.35	0.56
3:CC:117:ASP:HA	3:CC:120:THR:HB	1.87	0.56
22:DA:1930:G:O2'	22:DA:1931:U:P	2.63	0.56
22:DA:1525:A:C6	22:DA:1526:C:C2	2.93	0.56
22:DA:1248:G:OP1	38:DQ:1:ALA:HB3	2.04	0.56
22:BA:2471:A:H2'	22:BA:2472:G:H5'	1.86	0.56
3:CC:168:ARG:CG	3:CC:169:GLU:N	2.68	0.56
2:CB:29:PHE:O	2:CB:40:ILE:HG23	2.05	0.56
42:BU:78:LYS:HG2	42:BU:79:ALA:N	2.20	0.56
9:AI:19:PHE:HD2	9:AI:63:TYR:HD1	1.53	0.56
53:CA:1062:U:H2'	53:CA:1063:C:C5	2.40	0.56
29:BH:101:ASP:C	29:BH:104:THR:HB	2.25	0.56
32:BK:24:VAL:HG12	32:BK:30:ARG:HD2	1.86	0.56
1:AA:688:G:H2'	1:AA:689:C:C6	2.40	0.56
25:BD:136:ASN:ND2	25:BD:139:SER:O	2.36	0.56
22:BA:2276:G:OP2	34:BM:83:GLY:O	2.23	0.56
22:DA:1115:G:O2'	22:DA:1116:G:H8	1.87	0.56
22:BA:2228:G:H2'	22:BA:2229:U:C6	2.39	0.56
26:DE:175:ILE:O	26:DE:175:ILE:HG23	2.04	0.56

Continued on next page...

Continued from previous page...

Atom-1	Atom-2	Distance(Å)	Clash(Å)
22:BA:1080:A:O2'	30:BI:126:ARG:HG3	2.06	0.56
22:DA:1819:A:C4'	22:DA:1820:U:H5'	2.34	0.56
28:BG:84:LYS:O	28:BG:85:LYS:HB2	2.05	0.56
53:CA:1128:C:O2'	53:CA:1129:C:O4'	2.23	0.56
22:DA:1389:G:O2'	22:DA:1390:U:C5'	2.53	0.56
56:CP:52:LEU:HD23	56:CP:80:LYS:HZ2	1.69	0.56
22:DA:739:A:O2'	22:DA:740:C:H5	1.86	0.56
22:DA:100:U:H1'	22:DA:101:A:N7	2.20	0.56
22:DA:70:G:O2'	22:DA:71:A:H5''	2.05	0.56
22:DA:78:U:O2'	22:DA:79:C:OP2	2.23	0.56
41:DT:69:ARG:NE	41:DT:70:HIS:CD2	2.73	0.56
42:DU:92:VAL:HB	42:DU:101:THR:CG2	2.35	0.56
22:BA:2421:G:N7	51:B3:30:HIS:HD2	2.02	0.56
22:DA:1361:G:C2'	22:DA:1362:C:C5'	2.83	0.56
22:DA:178:G:C6	22:DA:179:C:C5	2.94	0.56
22:DA:2209:G:C5	22:DA:2210:U:C4	2.92	0.56
45:DX:26:ARG:HD3	45:DX:28:PHE:CE2	2.40	0.56
22:DA:38:A:H2'	22:DA:39:G:O4'	2.05	0.56
43:DV:30:ILE:HG12	43:DV:91:PHE:HB2	1.87	0.56
11:CK:27:ASN:ND2	11:CK:27:ASN:H	2.02	0.56
22:DA:193:U:O2'	22:DA:194:G:H5'	2.05	0.56
22:DA:1307:A:N6	22:DA:1606:C:C6	2.54	0.56
29:DH:90:LEU:HB3	29:DH:123:ARG:HD2	1.86	0.56
53:CA:961:U:H5	53:CA:1223:C:H1'	1.69	0.56
4:AD:131:ILE:C	4:AD:133:SER:H	2.08	0.56
22:DA:1783:A:C5'	22:DA:2608:G:H4'	2.29	0.56
22:DA:1669:A:H2'	22:DA:1670:C:H5'	1.87	0.56
29:BH:72:ILE:O	29:BH:72:ILE:HG23	2.05	0.56
53:CA:182:A:C2	53:CA:194:C:N4	2.71	0.56
22:DA:1721:G:HO2'	22:DA:1722:A:H8	1.52	0.56
22:DA:2413:G:O2'	22:DA:2414:G:H5'	2.04	0.56
32:DK:59:LYS:HE3	32:DK:89:ASN:OD1	2.05	0.56
35:BN:24:MET:CE	35:BN:44:LEU:HB2	2.34	0.56
32:DK:111:LYS:N	32:DK:111:LYS:HE3	2.12	0.56
22:DA:2487:G:H2'	22:DA:2488:G:C8	2.40	0.56
3:CC:5:HIS:CD2	3:CC:183:TYR:HE2	2.23	0.56
22:DA:2297:A:N3	22:DA:2298:A:C8	2.73	0.56
22:DA:279:A:N6	22:DA:361:G:O2'	2.37	0.56
53:CA:722:G:O3'	53:CA:723:U:C5	2.58	0.56
3:CC:100:ILE:HD12	3:CC:101:ASN:N	2.20	0.56
37:BP:33:GLU:HG3	37:BP:34:GLY:N	2.15	0.56
22:BA:780:G:H21	22:BA:783:A:H62	1.53	0.56

Continued on next page...

Continued from previous page...

Atom-1	Atom-2	Distance(Å)	Clash(Å)
22:BA:359:G:H3'	22:BA:360:U:H6	1.70	0.56
32:BK:95:ILE:HG13	32:BK:96:GLY:N	2.19	0.56
2:AB:102:ASN:O	2:AB:106:VAL:HG23	2.04	0.56
22:DA:2850:A:O2'	22:DA:2851:A:H5'	2.06	0.56
22:DA:2823:A:C4	22:DA:2824:C:C6	2.93	0.56
29:DH:21:VAL:HG22	29:DH:22:LYS:N	2.19	0.56
1:AA:807:A:C5	1:AA:808:C:C5	2.93	0.56
22:BA:901:C:H2'	22:BA:902:C:H6	1.71	0.56
16:AP:59:HIS:HE1	16:AP:63:GLN:NE2	2.02	0.56
22:BA:482:A:N6	22:BA:506:G:O2'	2.35	0.56
22:BA:789:A:OP1	22:BA:790:U:C5	2.58	0.56
26:BE:153:LEU:HD12	26:BE:153:LEU:O	2.05	0.56
22:BA:619:G:H5''	22:BA:620:G:OP2	2.05	0.56
2:CB:9:LEU:HG	2:CB:10:LYS:N	2.20	0.56
53:CA:1416:G:H22	53:CA:1485:U:H1'	1.68	0.56
1:AA:1062:U:H2'	1:AA:1063:C:C6	2.41	0.56
25:BD:53:GLY:HA3	25:BD:77:ARG:CB	2.35	0.56
22:BA:1465:G:C6	22:BA:1466:U:N3	2.73	0.56
30:DI:79:LEU:HD13	30:DI:100:ILE:HG13	1.87	0.56
22:BA:2555:U:C5	22:BA:2556:C:C2	2.92	0.56
10:CJ:17:LEU:HD23	10:CJ:96:VAL:HG13	1.87	0.56
11:AK:24:ALA:HB2	11:AK:29:THR:HG23	1.86	0.56
6:AF:17:GLN:HG2	4:CD:188:SER:HB2	1.87	0.56
16:AP:42:ILE:O	16:AP:43:ALA:HB3	2.05	0.56
4:CD:106:PHE:CD1	4:CD:106:PHE:N	2.72	0.56
25:DD:202:ILE:HD12	25:DD:202:ILE:N	2.19	0.56
5:AE:100:GLU:HB3	5:AE:121:ASN:HA	1.86	0.56
53:CA:1134:G:C5	53:CA:1135:U:H1'	2.40	0.56
34:BM:36:VAL:O	34:BM:36:VAL:HG13	2.04	0.56
22:DA:856:G:N2	22:DA:922:C:C2	2.73	0.56
22:DA:1830:C:C5'	24:DC:14:HIS:HE1	2.18	0.56
22:DA:1062:G:N2	22:DA:1077:A:H2	1.98	0.56
30:DI:77:VAL:CB	30:DI:80:LYS:HE3	2.35	0.56
48:D0:38:LEU:N	48:D0:41:HIS:HE1	2.03	0.56
22:DA:98:G:O2'	22:DA:103:A:C8	2.57	0.56
41:DT:3:ARG:NH1	41:DT:42:GLU:HG2	2.21	0.56
22:BA:1819:A:OP1	24:BC:154:ALA:HA	2.05	0.56
50:D2:35:ARG:HG3	50:D2:42:LEU:HD21	1.86	0.56
45:DX:1:SER:O	45:DX:3:VAL:HG13	2.05	0.56
27:BF:40:GLY:C	27:BF:84:ILE:HD11	2.26	0.56
22:DA:2751:G:H4'	28:DG:3:VAL:CG1	2.36	0.56
53:CA:1071:C:H4'	5:CE:53:ARG:HH12	1.70	0.56

Continued on next page...

Continued from previous page...

Atom-1	Atom-2	Distance(Å)	Clash(Å)
2:CB:156:LEU:HD23	2:CB:156:LEU:H	1.69	0.56
53:CA:413:G:C2	4:CD:32:LYS:HE3	2.40	0.56
22:DA:1152:C:C5'	38:DQ:79:ILE:HD12	2.30	0.56
22:DA:1536:C:C2	22:DA:1536:C:OP2	2.58	0.56
43:DV:44:HIS:CD2	43:DV:85:LYS:HB2	2.39	0.56
1:AA:500:G:H2'	1:AA:501:C:H6	1.66	0.56
16:AP:29:ASN:N	16:AP:29:ASN:ND2	2.53	0.56
22:DA:2617:U:H5''	22:DA:2618:G:OP2	2.05	0.56
22:DA:2052:A:OP1	25:DD:146:ILE:HG23	2.04	0.56
24:BC:203:VAL:CG1	24:BC:204:LEU:N	2.68	0.56
22:BA:819:A:C4	22:BA:1189:A:C2	2.93	0.56
17:AQ:16:MET:HE2	17:AQ:20:ILE:HD12	1.86	0.56
53:CA:960:U:C4'	53:CA:961:U:H5''	2.34	0.56
26:DE:31:VAL:HG11	26:DE:100:MET:O	2.03	0.56
22:BA:1872:A:O2'	22:BA:1873:G:O4'	2.23	0.56
10:AJ:8:ILE:HG23	10:AJ:100:ILE:HG23	1.87	0.56
36:BO:2:ASP:O	36:BO:3:LYS:HG2	2.05	0.56
41:BT:40:LYS:O	41:BT:44:LYS:N	2.38	0.56
41:BT:32:LEU:O	41:BT:83:ALA:HB2	2.06	0.56
33:DL:90:VAL:HG12	33:DL:90:VAL:O	2.04	0.56
58:DF:46:LYS:O	58:DF:50:ASP:HB2	2.04	0.56
8:AH:74:ILE:CD1	8:AH:128:VAL:HG22	2.32	0.56
8:AH:17:GLN:HE21	8:AH:71:VAL:CG2	2.15	0.56
57:DB:59:A:O2'	57:DB:60:C:H5'	2.04	0.56
57:DB:58:A:O2'	57:DB:59:A:O4'	2.22	0.56
57:DB:67:G:C4	57:DB:68:C:C5	2.93	0.56
32:BK:43:ILE:CD1	32:BK:52:VAL:CG2	2.83	0.56
53:CA:1239:A:H3'	54:CG:118:ARG:HH22	1.69	0.56
1:AA:1319:A:OP1	19:AS:4:LEU:HD11	2.05	0.56
1:AA:977:A:H8	1:AA:1223:C:C2	2.23	0.56
19:AS:51:HIS:HD2	19:AS:53:GLY:N	2.02	0.56
1:AA:1202:U:H2'	1:AA:1203:C:H6	1.70	0.56
22:DA:617:G:N3	22:DA:618:G:C8	2.73	0.56
43:DV:61:LEU:N	43:DV:61:LEU:HD23	2.07	0.56
22:DA:1181:U:H2'	22:DA:1182:G:C8	2.39	0.56
22:DA:2624:G:H1'	48:D0:18:HIS:HE1	1.69	0.56
35:BN:32:GLU:CB	35:BN:115:LEU:HD12	2.36	0.56
22:BA:1056:G:H4'	22:BA:1086:A:H8	1.71	0.56
16:AP:19:VAL:HG13	16:AP:37:GLY:CA	2.34	0.56
29:DH:9:VAL:HG13	29:DH:10:ALA:H	1.69	0.56
26:BE:141:MET:HB2	26:BE:143:LEU:HG	1.86	0.56
22:BA:303:G:C4	22:BA:304:U:C5	2.93	0.56

Continued on next page...

Continued from previous page...

Atom-1	Atom-2	Distance(Å)	Clash(Å)
24:DC:128:THR:HG22	24:DC:188:ARG:CB	2.32	0.56
22:DA:417:C:O2'	22:DA:418:C:H5'	2.04	0.56
3:CC:181:ILE:HA	3:CC:201:ILE:O	2.06	0.56
53:CA:1456:A:H2'	53:CA:1457:G:O4'	2.06	0.56
28:DG:91:VAL:HG23	28:DG:92:GLY:H	1.68	0.56
22:BA:659:G:H4'	26:BE:95:LYS:HD2	1.86	0.56
57:DB:43:C:C2	57:DB:45:A:N7	2.74	0.56
3:CC:36:PHE:HE1	14:CN:91:GLU:HB3	1.69	0.56
1:AA:642:A:O2'	1:AA:643:C:C5'	2.50	0.56
53:CA:1392:G:O2'	53:CA:1393:U:H5'	2.05	0.56
1:AA:1024:G:H2'	1:AA:1025:U:H6	1.69	0.56
22:BA:276:U:O2	22:BA:276:U:H2'	2.03	0.56
22:BA:277:G:H8	22:BA:361:G:O6	1.87	0.56
22:BA:2661:G:O2'	22:BA:2662:A:C5'	2.50	0.56
25:BD:169:ARG:C	25:BD:170:VAL:CG1	2.74	0.56
24:DC:64:VAL:HG11	24:DC:66:PHE:CE1	2.40	0.56
22:DA:1716:U:O2'	22:DA:1717:A:H5'	2.05	0.56
22:BA:528:A:H2	22:BA:2043:C:H5'	1.69	0.56
53:CA:1169:A:HO2'	53:CA:1170:A:H8	1.47	0.56
11:AK:51:PHE:CZ	11:AK:64:VAL:HG11	2.41	0.56
1:AA:1167:A:N7	1:AA:1169:A:N6	2.52	0.56
22:DA:2893:A:O4'	22:DA:2894:G:C2	2.58	0.56
22:BA:1735:A:C2	22:BA:1736:U:C2	2.94	0.56
1:AA:932:C:OP1	7:AG:3:ARG:HB3	2.05	0.56
29:DH:1:MET:HB3	29:DH:21:VAL:O	2.06	0.56
1:AA:751:U:H4'	15:AO:23:SER:HA	1.86	0.56
22:DA:2582:G:C2'	22:DA:2582:G:N3	2.68	0.56
53:CA:719:C:H5''	53:CA:720:C:OP2	2.05	0.56
22:DA:1847:A:O2'	22:DA:1848:A:H8	1.88	0.56
22:BA:627:A:C6	22:BA:637:A:C8	2.93	0.56
30:BI:3:LYS:CD	30:BI:4:VAL:HG23	2.35	0.56
3:CC:8:GLY:HA2	3:CC:11:LEU:HG	1.86	0.56
22:BA:481:G:C4	22:BA:507:A:C2	2.94	0.56
58:DF:36:ASN:O	58:DF:37:MET:CB	2.52	0.56
58:DF:129:MET:O	58:DF:129:MET:HG3	2.04	0.56
53:CA:802:A:C2'	53:CA:803:G:H5'	2.34	0.56
22:DA:1597:A:O3'	22:DA:1598:A:C8	2.56	0.56
22:BA:1857:G:O2'	22:BA:1858:A:P	2.64	0.56
22:DA:1856:U:H2'	22:DA:1857:G:H5'	1.87	0.56
1:AA:1103:C:H2'	1:AA:1104:G:O4'	2.05	0.56
22:BA:1997:C:OP1	22:BA:1997:C:C4'	2.52	0.56
1:AA:687:A:C2	1:AA:704:A:C5	2.94	0.56

Continued on next page...

Continued from previous page...

Atom-1	Atom-2	Distance(Å)	Clash(Å)
1:AA:1064:G:O2'	1:AA:1190:G:N2	2.38	0.56
26:BE:145:ASP:HB2	26:BE:184:ASP:OD2	2.05	0.56
22:DA:597:G:C2	22:DA:661:A:C2	2.94	0.56
49:B1:16:THR:HG22	49:B1:41:VAL:CG2	2.35	0.56
31:BJ:140:LEU:CD1	31:BJ:140:LEU:C	2.73	0.56
5:CE:18:ASN:OD1	5:CE:33:THR:HG22	2.05	0.56
22:DA:560:C:H1'	38:DQ:47:ARG:HH11	1.70	0.56
22:BA:1505:A:C6	22:BA:1506:U:N3	2.74	0.56
52:B4:3:VAL:O	52:B4:4:ARG:O	2.24	0.56
22:BA:2554:U:C4	22:BA:2555:U:O4	2.59	0.56
58:DF:3:LEU:HG	58:DF:100:GLU:OE2	2.05	0.56
22:BA:2575:C:H5''	22:BA:2576:G:OP2	2.05	0.56
34:DM:116:ALA:C	34:DM:118:LYS:H	2.08	0.56
1:AA:400:C:C2'	1:AA:401:C:H5'	2.35	0.56
22:BA:1216:G:C5	22:BA:1217:U:C5	2.93	0.56
27:BF:46:LYS:HD2	27:BF:46:LYS:N	2.21	0.56
24:DC:44:ASN:O	24:DC:46:GLY:N	2.38	0.56
22:DA:961:C:H5	22:DA:2456:C:C4'	2.18	0.56
22:DA:2787:C:H1'	25:DD:63:PRO:HG3	1.87	0.56
22:BA:1728:C:O2'	22:BA:1729:U:H6	1.87	0.56
22:DA:2561:U:H2'	22:DA:2562:U:O5'	2.04	0.56
32:DK:54:LYS:HG2	32:DK:54:LYS:O	2.05	0.56
24:BC:18:VAL:O	24:BC:18:VAL:HG22	2.04	0.56
22:DA:1798:U:H5	24:DC:270:ARG:NH1	2.04	0.56
10:CJ:44:THR:OG1	10:CJ:70:HIS:CE1	2.58	0.56
22:DA:1338:G:H4'	41:DT:18:GLU:HG3	1.86	0.56
22:DA:324:A:N6	22:DA:338:G:O2'	2.39	0.56
41:DT:69:ARG:CG	41:DT:70:HIS:HD2	2.19	0.56
46:DY:49:ASP:O	46:DY:52:ARG:HB2	2.04	0.56
22:DA:1808:A:H5''	22:DA:1809:A:N7	2.19	0.56
49:B1:50:GLU:OE1	49:B1:50:GLU:HA	2.05	0.56
53:CA:790:A:N6	53:CA:791:G:C6	2.74	0.56
12:AL:43:LYS:HZ2	12:AL:44:PRO:CD	2.19	0.56
43:DV:79:ARG:HB3	43:DV:79:ARG:NH1	2.20	0.56
37:BP:25:VAL:HG11	37:BP:46:VAL:HG23	1.87	0.56
6:CF:3:HIS:HD2	6:CF:65:GLU:HG2	1.71	0.56
22:DA:478:A:C2	22:DA:480:A:C5	2.93	0.56
4:AD:198:LEU:O	4:AD:201:GLU:HB3	2.05	0.56
22:DA:621:A:O2'	22:DA:622:G:O5'	2.24	0.56
22:DA:1675:C:N3	25:DD:133:THR:HG21	2.20	0.56
22:DA:388:G:H2'	22:DA:390:U:OP2	2.06	0.56
36:BO:2:ASP:O	36:BO:3:LYS:CB	2.52	0.56

Continued on next page...

Continued from previous page...

Atom-1	Atom-2	Distance(Å)	Clash(Å)
41:DT:29:THR:H	41:DT:87:LEU:HB3	1.67	0.56
5:CE:15:ILE:HB	5:CE:35:LEU:HD13	1.88	0.56
31:BJ:135:GLN:HE21	31:BJ:135:GLN:CA	2.18	0.56
22:DA:254:G:N7	51:D3:4:LYS:HE2	2.20	0.56
32:BK:43:ILE:HD12	32:BK:52:VAL:CG2	2.35	0.56
22:DA:1300:G:H5'	22:DA:1301:A:H5'	1.87	0.56
14:AN:42:ASN:C	14:AN:44:VAL:H	2.09	0.56
9:CI:51:LEU:O	9:CI:53:LEU:N	2.38	0.56
6:CF:66:ALA:HB1	6:CF:70:VAL:CG2	2.36	0.56
22:BA:1054:A:H2'	22:BA:1055:G:C8	2.40	0.56
1:AA:1152:A:C4	1:AA:1153:G:N7	2.73	0.56
53:CA:1454:G:O2'	53:CA:1455:G:C5'	2.49	0.56
1:AA:579:A:H2'	1:AA:580:C:H6	1.70	0.56
28:BG:59:ASP:CB	28:BG:63:GLN:HG2	2.35	0.56
22:DA:2531:A:H5'	28:DG:156:TYR:CE2	2.41	0.56
9:AI:117:LEU:HD12	9:AI:120:ALA:O	2.06	0.56
40:DS:50:VAL:O	40:DS:53:SER:N	2.38	0.56
22:DA:2478:A:N7	22:DA:2529:G:C6	2.73	0.56
49:B1:31:GLU:O	49:B1:31:GLU:HG2	2.04	0.56
18:CR:25:ILE:O	18:CR:25:ILE:HG13	2.05	0.56
22:BA:2080:A:C5'	45:BX:18:SER:CB	2.83	0.56
49:B1:16:THR:HG22	49:B1:41:VAL:HG21	1.87	0.56
22:DA:2718:G:OP1	37:DP:97:TYR:CD1	2.58	0.56
22:BA:134:G:H2'	22:BA:135:U:O4'	2.06	0.56
22:BA:2862:G:H2'	22:BA:2863:C:H6	1.71	0.56
53:CA:363:A:H2'	53:CA:364:A:O4'	2.04	0.56
22:BA:2593:U:H2'	22:BA:2594:C:H6	1.69	0.56
22:BA:1289:C:H2'	22:BA:1290:C:H6	1.71	0.56
22:BA:58:G:N2	22:BA:70:G:C4	2.74	0.56
42:BU:27:VAL:HA	42:BU:33:VAL:HG12	1.87	0.56
13:AM:45:SER:O	13:AM:46:GLU:CB	2.53	0.56
36:DO:79:ALA:HB1	36:DO:114:GLY:HA3	1.87	0.56
57:DB:21:G:N2	57:DB:22:U:H1'	2.20	0.56
22:DA:1939:U:H6	22:DA:1939:U:H5'	1.70	0.56
22:DA:1683:U:O2'	22:DA:1684:G:H5'	2.06	0.56
8:CH:9:MET:HG3	8:CH:26:MET:SD	2.45	0.56
5:AE:113:VAL:HG21	5:AE:140:ILE:HD12	1.87	0.56
22:BA:2051:A:H4'	22:BA:2052:A:OP1	2.05	0.56
25:BD:151:THR:O	25:BD:152:PRO:C	2.42	0.56
34:BM:35:ALA:O	34:BM:36:VAL:CB	2.52	0.56
53:CA:372:C:HO2'	53:CA:373:A:P	2.28	0.56
36:DO:17:LYS:CE	36:DO:21:LEU:HD11	2.21	0.56

Continued on next page...

Continued from previous page...

Atom-1	Atom-2	Distance(Å)	Clash(Å)
22:DA:103:A:O2'	22:DA:104:A:C5'	2.54	0.56
22:DA:103:A:O2'	22:DA:104:A:H5'	2.06	0.56
22:DA:36:G:H1	22:DA:445:C:N4	2.02	0.56
22:DA:467:G:H4'	22:DA:796:C:O2'	2.06	0.56
49:B1:9:LYS:NZ	49:B1:50:GLU:OE2	2.33	0.56
32:DK:11:ALA:CB	32:DK:64:ARG:HH12	2.18	0.56
17:AQ:20:ILE:CB	17:AQ:47:ASP:OD1	2.51	0.56
17:AQ:54:ILE:O	17:AQ:54:ILE:HD13	2.06	0.56
22:DA:510:C:O2'	22:DA:511:U:H5'	2.05	0.56
22:BA:1179:G:N1	22:BA:1180:U:O2'	2.38	0.56
1:AA:489:C:H2'	1:AA:490:C:C5'	2.36	0.56
53:CA:969:A:O2'	53:CA:970:C:C5'	2.54	0.56
31:BJ:81:ILE:CG2	31:BJ:82:GLY:H	1.95	0.56
47:BZ:9:THR:CG2	47:BZ:10:ARG:HB2	2.34	0.56
53:CA:253:A:C2	53:CA:254:G:C5	2.93	0.56
1:AA:414:A:C4	1:AA:415:A:C8	2.94	0.56
33:DL:65:GLY:O	33:DL:66:PHE:CB	2.53	0.56
32:DK:92:GLU:O	32:DK:93:GLN:C	2.44	0.56
25:DD:15:PHE:HA	25:DD:20:VAL:O	2.04	0.56
53:CA:1348:U:O2'	53:CA:1349:A:H8	1.88	0.56
1:AA:375:U:H4'	16:AP:17:TYR:CE2	2.41	0.56
53:CA:1450:U:C4'	53:CA:1451:U:C5	2.87	0.56
22:BA:933:A:C2'	22:BA:933:A:N3	2.63	0.56
53:CA:23:C:H5	53:CA:561:U:O4	1.88	0.56
11:CK:74:LYS:O	11:CK:74:LYS:HG2	2.06	0.56
1:AA:815:A:H4'	1:AA:817:C:C4	2.41	0.56
53:CA:704:A:O2'	53:CA:705:G:H8	1.89	0.56
3:AC:146:LYS:CB	3:AC:202:PHE:CD2	2.87	0.56
58:DF:129:MET:CE	58:DF:174:PHE:CZ	2.89	0.56
3:CC:126:ARG:HE	3:CC:126:ARG:CA	2.17	0.56
10:AJ:28:THR:HG22	10:AJ:28:THR:O	2.03	0.56
22:BA:64:A:H2'	22:BA:65:U:C6	2.40	0.56
22:DA:308:G:N1	22:DA:309:A:C2	2.74	0.56
19:AS:79:TYR:CG	19:AS:80:ARG:N	2.73	0.56
20:CT:34:VAL:CG1	20:CT:78:LEU:HD21	2.36	0.56
53:CA:460:A:H5''	53:CA:461:A:OP1	2.06	0.56
53:CA:945:G:H1'	53:CA:1337:G:H1'	1.87	0.56
27:BF:169:LEU:HD12	27:BF:169:LEU:H	1.71	0.56
22:DA:2638:G:HO2'	22:DA:2639:A:H8	1.47	0.56
32:BK:107:LEU:O	32:BK:109:SER:N	2.32	0.56
22:BA:1300:G:C5'	22:BA:1301:A:H5'	2.36	0.56
23:BB:2:G:C2	23:BB:119:A:C2	2.94	0.56

Continued on next page...

Continued from previous page...

Atom-1	Atom-2	Distance(Å)	Clash(Å)
53:CA:473:U:OP1	56:CP:76:LYS:CE	2.54	0.56
49:D1:38:PHE:CD2	49:D1:39:ASP:N	2.74	0.56
1:AA:55:A:C4	1:AA:56:U:C6	2.93	0.56
22:DA:1726:C:O2'	22:DA:1727:C:H5'	2.05	0.56
31:BJ:99:ARG:O	31:BJ:103:ILE:HG23	2.04	0.56
21:CU:5:VAL:HG12	21:CU:6:ARG:H	1.71	0.56
3:AC:79:LYS:H	3:AC:79:LYS:HE3	1.71	0.56
37:BP:5:LYS:O	37:BP:9:GLN:HG2	2.05	0.56
4:AD:29:THR:O	4:AD:30:LYS:HD3	2.06	0.56
49:D1:29:LYS:HE2	49:D1:31:GLU:OE2	2.06	0.56
22:DA:923:G:H1'	44:DW:23:LYS:HZ1	1.70	0.56
44:DW:37:VAL:CG2	44:DW:38:ARG:NH1	2.64	0.56
1:AA:1278:G:O5'	1:AA:1279:G:H5'	2.06	0.56
22:DA:1203:U:C4	22:DA:1204:A:N7	2.73	0.56
22:DA:53:A:C2'	22:DA:54:G:H5'	2.36	0.56
22:DA:35:G:C5	22:DA:454:A:C2	2.94	0.56
29:DH:25:TYR:CE1	29:DH:30:LEU:HD21	2.40	0.56
39:DR:4:VAL:HG22	39:DR:40:MET:HB3	1.86	0.56
1:AA:503:C:O5'	1:AA:503:C:H6	1.88	0.56
4:AD:69:ARG:HE	4:AD:69:ARG:HA	1.70	0.56
11:CK:92:ARG:CG	11:CK:92:ARG:NH1	2.48	0.56
32:DK:63:VAL:HG12	32:DK:64:ARG:HD3	1.86	0.56
22:DA:1263:U:C4'	48:D0:6:LYS:HE3	2.36	0.56
22:DA:191:A:C2	22:DA:192:C:C2	2.94	0.56
17:AQ:18:LYS:CB	17:AQ:47:ASP:HB2	2.35	0.56
8:CH:102:VAL:HG22	8:CH:126:CYS:SG	2.45	0.56
22:DA:1256:G:O2'	22:DA:1257:C:H5'	2.05	0.56
53:CA:1046:A:H2'	53:CA:1047:G:H8	1.70	0.56
53:CA:1318:A:O2'	19:CS:36:ARG:HD3	2.05	0.56
22:DA:629:G:OP1	51:D3:16:THR:HB	2.06	0.56
22:DA:2135:A:C3'	22:DA:2136:G:C5'	2.78	0.56
22:BA:1867:G:HO2'	22:BA:1868:C:H5'	1.68	0.56
25:DD:149:ASN:ND2	25:DD:150:GLN:HB3	2.20	0.56
2:AB:186:VAL:N	2:AB:199:ILE:O	2.39	0.56
5:CE:95:MET:HE1	5:CE:143:LEU:CD2	2.35	0.56
25:DD:4:LEU:HD12	25:DD:32:ASN:OD1	2.05	0.56
22:DA:1997:C:HO2'	22:DA:1998:A:C5'	2.18	0.56
53:CA:181:A:H2	53:CA:195:A:C2	2.24	0.56
53:CA:80:A:C6	53:CA:81:A:O2'	2.56	0.56
53:CA:89:U:O2'	53:CA:90:C:O4'	2.23	0.56
24:DC:184:GLU:O	24:DC:185:ALA:HB3	2.05	0.56
22:DA:989:G:C4'	22:DA:990:A:OP1	2.53	0.56

Continued on next page...

Continued from previous page...

Atom-1	Atom-2	Distance(Å)	Clash(Å)
22:DA:2200:C:N4	22:DA:2224:G:N2	2.53	0.56
1:AA:1319:A:C5	1:AA:1323:G:C4	2.94	0.56
35:BN:103:ARG:HD3	35:BN:110:MET:CE	2.29	0.56
5:CE:13:LYS:HB2	5:CE:116:VAL:HG11	1.88	0.56
25:DD:73:VAL:HG22	25:DD:74:GLU:N	2.19	0.56
42:BU:25:LYS:HB2	42:BU:34:ILE:O	2.05	0.56
20:CT:61:ALA:HA	20:CT:67:HIS:HA	1.88	0.56
29:BH:27:ARG:HH12	29:BH:38:PRO:HG3	1.70	0.56
1:AA:667:G:C4'	15:AO:50:HIS:ND1	2.66	0.56
5:AE:14:LEU:C	5:AE:14:LEU:HD13	2.24	0.56
50:D2:45:SER:C	50:D2:46:LYS:HD2	2.25	0.56
22:BA:1508:A:O2'	22:BA:1509:A:C5'	2.53	0.56
37:DP:50:ARG:O	37:DP:51:ASN:HB2	2.06	0.56
1:AA:1410:A:C2'	1:AA:1411:C:O5'	2.53	0.56
3:CC:85:LYS:O	3:CC:89:VAL:HG21	2.05	0.56
53:CA:345:C:H4'	53:CA:346:G:O5'	2.06	0.56
7:AG:25:PHE:O	7:AG:28:ILE:HB	2.06	0.56
36:BO:59:ALA:CA	36:BO:62:LEU:HD13	2.35	0.56
22:DA:2508:G:H2'	22:DA:2509:G:H8	1.70	0.56
1:AA:188:C:O2	1:AA:188:C:H2'	2.05	0.56
22:DA:2636:C:H2'	22:DA:2637:U:C6	2.40	0.56
2:AB:20:ARG:O	2:AB:21:TYR:C	2.44	0.56
50:B2:12:ARG:HB2	50:B2:12:ARG:HH21	1.69	0.56
7:AG:130:LYS:N	7:AG:134:VAL:HG21	2.20	0.56
2:CB:25:LYS:O	2:CB:26:MET:HE3	2.05	0.56
40:BS:13:SER:O	40:BS:14:ALA:CB	2.53	0.56
17:CQ:30:HIS:CG	17:CQ:31:PRO:HD2	2.40	0.56
33:BL:92:LEU:HD23	33:BL:125:LEU:HD23	1.87	0.56
53:CA:347:G:H2'	53:CA:348:G:H8	1.70	0.56
38:BQ:97:ILE:HD13	38:BQ:104:ALA:HB3	1.88	0.56
22:BA:1474:U:C2'	22:BA:1475:G:H5'	2.35	0.56
22:DA:2107:G:H2'	22:DA:2108:A:H8	1.68	0.56
53:CA:178:C:C4	53:CA:179:A:N7	2.74	0.56
1:AA:339:C:H2'	1:AA:340:U:H6	1.71	0.56
7:AG:72:VAL:HG12	7:AG:89:GLU:HA	1.87	0.56
22:DA:936:A:C6	22:DA:937:C:C4	2.94	0.56
31:DJ:16:TYR:O	31:DJ:54:ILE:HD12	2.06	0.56
31:BJ:53:TYR:CD1	31:BJ:121:LYS:HG2	2.41	0.56
22:BA:645:C:N4	22:BA:2350:C:H4'	2.20	0.56
35:DN:18:GLN:HG2	35:DN:18:GLN:O	2.04	0.56
22:BA:1334:G:C6	22:BA:1335:C:C4	2.93	0.56
1:AA:900:A:N1	1:AA:901:A:C2	2.74	0.56

Continued on next page...

Continued from previous page...

Atom-1	Atom-2	Distance(Å)	Clash(Å)
24:DC:145:MET:HE2	24:DC:181:ARG:NH2	2.17	0.56
28:BG:83:THR:CA	28:BG:84:LYS:HE2	2.35	0.56
10:CJ:102:LEU:HD13	10:CJ:102:LEU:OXT	2.04	0.56
53:CA:1151:A:H4'	10:CJ:70:HIS:HE1	1.71	0.56
22:DA:2327:A:H2'	22:DA:2328:A:C8	2.41	0.56
22:DA:2345:G:C5	22:DA:2347:C:N4	2.73	0.56
24:DC:16:VAL:HG12	24:DC:202:ARG:HA	1.87	0.56
30:DI:52:LEU:O	30:DI:54:ILE:HD12	2.05	0.56
22:DA:111:A:N1	22:DA:112:U:C2	2.74	0.56
22:DA:149:A:C2'	22:DA:150:U:H5'	2.36	0.56
22:DA:1373:A:H5'	22:DA:2212:A:H1'	1.86	0.56
22:DA:2215:C:O2'	22:DA:2216:G:H8	1.89	0.56
22:DA:140:C:H5'	22:DA:141:G:H21	1.70	0.56
1:AA:80:A:C2	1:AA:81:A:H1'	2.40	0.56
11:CK:126:ARG:N	21:CU:33:ARG:HE	2.03	0.56
43:DV:75:GLN:HB2	43:DV:90:ASP:O	2.05	0.56
43:DV:88:HIS:O	43:DV:89:ILE:HG23	2.04	0.56
22:DA:2051:A:C4'	22:DA:2052:A:OP1	2.33	0.56
22:BA:1501:G:O2'	22:BA:1502:A:H5'	2.05	0.56
53:CA:977:A:H1'	53:CA:1223:C:H42	1.70	0.56
3:AC:34:SER:O	3:AC:38:VAL:HG13	2.05	0.56
5:CE:79:THR:HA	5:CE:121:ASN:OD1	2.06	0.56
22:DA:1429:G:C2	22:DA:1430:G:C5	2.93	0.56
54:CG:22:LEU:CA	54:CG:25:PHE:HB3	2.22	0.56
53:CA:66:A:C5	53:CA:67:C:C5	2.94	0.56
17:CQ:67:SER:O	17:CQ:69:THR:N	2.39	0.56
22:DA:1492:G:C3'	22:DA:1493:C:C5'	2.75	0.56
57:DB:63:C:H2'	57:DB:63:C:O2	2.05	0.56
22:DA:2093:G:O2'	22:DA:2094:A:P	2.63	0.56
53:CA:18:C:H4'	53:CA:1078:U:O2	2.05	0.56
22:BA:1056:G:H4'	22:BA:1086:A:C8	2.41	0.56
16:AP:79:ASN:O	16:AP:80:LYS:CB	2.51	0.56
6:AF:86:ARG:HH12	6:AF:88:MET:HE3	1.70	0.56
12:AL:33:CYS:N	12:AL:54:VAL:HG13	2.21	0.56
3:CC:172:VAL:HG12	3:CC:181:ILE:HD13	1.88	0.56
3:CC:181:ILE:O	3:CC:181:ILE:HG22	2.04	0.56
30:BI:23:VAL:HG23	30:BI:24:GLY:H	1.71	0.56
58:DF:57:ALA:HB2	58:DF:64:PRO:HG2	1.88	0.56
10:CJ:30:LYS:HE2	10:CJ:36:VAL:CG2	2.36	0.56
1:AA:652:U:HO2'	1:AA:653:U:P	2.28	0.56
28:DG:122:ALA:HB2	28:DG:132:LEU:HA	1.88	0.56
40:DS:6:LYS:NZ	40:DS:104:THR:HG23	2.20	0.56

Continued on next page...

Continued from previous page...

Atom-1	Atom-2	Distance(Å)	Clash(Å)
22:DA:2259:U:C5	22:DA:2427:C:C4	2.93	0.56
1:AA:199:A:H2'	1:AA:200:G:C8	2.41	0.56
53:CA:1169:A:C2'	53:CA:1170:A:H8	2.18	0.56
1:AA:723:U:O2'	1:AA:855:U:H4'	2.05	0.56
22:BA:2279:G:N7	44:BW:10:ARG:NH2	2.53	0.56
13:AM:2:ARG:HG3	13:AM:56:ARG:HH12	1.69	0.56
5:CE:68:ARG:O	5:CE:69:ASN:C	2.44	0.56
22:BA:2793:C:H2'	22:BA:2794:C:H6	1.70	0.56
6:AF:93:LYS:O	6:AF:94:HIS:CB	2.53	0.56
22:BA:1736:U:H2'	22:BA:1737:G:O4'	2.06	0.56
45:DX:19:HIS:C	45:DX:21:LEU:H	2.09	0.56
22:DA:354:A:H2'	22:DA:355:U:O4'	2.06	0.56
22:DA:1519:G:C6	22:DA:1520:U:N3	2.73	0.56
4:CD:104:MET:SD	4:CD:142:VAL:CG1	2.94	0.56
57:DB:50:A:OP1	36:DO:68:LYS:HB2	2.06	0.56
40:DS:68:ASP:N	40:DS:68:ASP:OD1	2.38	0.56
22:BA:289:G:H2'	22:BA:290:U:C6	2.40	0.56
4:CD:138:PRO:O	4:CD:139:ASN:HB2	2.05	0.56
58:DF:127:TYR:O	58:DF:155:ILE:HD11	2.06	0.56
1:AA:550:G:C2'	1:AA:551:U:H5'	2.36	0.56
11:CK:12:ARG:N	11:CK:12:ARG:CD	2.68	0.56
8:AH:54:THR:C	8:AH:56:PRO:HD3	2.26	0.56
1:AA:192:A:C5	1:AA:193:C:C5	2.93	0.56
1:AA:1231:G:C6	1:AA:1232:U:C4	2.94	0.56
22:DA:1843:C:H6	22:DA:1843:C:O5'	1.89	0.56
19:AS:19:GLU:HA	19:AS:19:GLU:OE2	2.06	0.56
1:AA:812:G:HO2'	1:AA:813:U:P	2.28	0.56
31:BJ:44:TYR:O	31:BJ:45:THR:CB	2.54	0.56
33:BL:93:ASN:O	33:BL:95:LEU:N	2.38	0.56
28:BG:86:LEU:HB3	28:BG:162:ARG:O	2.05	0.56
41:DT:34:VAL:HG21	41:DT:43:ILE:HD12	1.88	0.56
1:AA:433:G:O2'	1:AA:434:U:H5'	2.06	0.56
44:DW:36:ILE:HG22	44:DW:37:VAL:O	2.05	0.56
22:DA:1827:U:H2'	22:DA:1828:G:H8	1.70	0.56
35:DN:35:LYS:NZ	35:DN:112:TYR:CE1	2.74	0.56
53:CA:1206:G:C6	53:CA:1207:G:C5	2.94	0.56
22:DA:338:G:C2'	22:DA:339:U:C5'	2.76	0.56
42:DU:20:LYS:HD2	42:DU:38:ILE:HD11	1.86	0.56
24:BC:106:PRO:CB	24:BC:141:HIS:CE1	2.74	0.56
22:DA:116:C:HO2'	22:DA:117:G:H5'	1.71	0.56
39:BR:53:PHE:CD1	39:BR:53:PHE:N	2.73	0.56
31:DJ:4:PHE:HB3	38:DQ:63:ARG:NH2	2.21	0.56

Continued on next page...

Continued from previous page...

Atom-1	Atom-2	Distance(Å)	Clash(Å)
11:CK:124:LYS:O	21:CU:33:ARG:CZ	2.54	0.56
6:CF:18:VAL:CB	6:CF:19:PRO:CD	2.83	0.56
22:DA:1323:C:C4	22:DA:1324:G:N7	2.74	0.56
17:AQ:80:LYS:CB	17:AQ:80:LYS:HZ2	2.17	0.56
26:BE:5:LEU:HD22	26:BE:121:VAL:HA	1.87	0.56
53:CA:934:C:C5	53:CA:1344:C:N3	2.74	0.56
20:AT:43:LYS:HD3	20:AT:86:ALA:O	2.06	0.56
25:DD:10:GLY:CA	25:DD:26:VAL:HB	2.36	0.56
1:AA:923:A:H2'	1:AA:924:C:H6	1.71	0.56
29:BH:111:ALA:O	29:BH:112:LYS:CD	2.54	0.56
48:B0:39:ARG:CB	48:B0:39:ARG:HH11	2.05	0.56
22:BA:138:U:H3'	22:BA:139:U:H5'	1.87	0.56
53:CA:104:G:H4'	53:CA:174:A:O4'	2.05	0.56
40:DS:49:LYS:HB3	40:DS:49:LYS:HZ2	1.70	0.56
14:AN:2:LYS:HD3	14:AN:5:MET:HG2	1.88	0.56
1:AA:1157:A:H1'	1:AA:1181:G:N1	2.20	0.56
4:CD:40:HIS:O	4:CD:43:ARG:HB2	2.06	0.56
1:AA:483:C:O2	16:AP:13:LYS:NZ	2.39	0.56
22:BA:301:G:OP2	42:BU:81:ARG:NH1	2.39	0.56
53:CA:1452:C:H5'	53:CA:1453:G:C5	2.40	0.56
34:BM:78:LEU:CD2	34:BM:79:ALA:N	2.69	0.56
53:CA:722:G:H2'	53:CA:722:G:N3	2.20	0.56
2:CB:128:LEU:HD23	2:CB:131:LYS:HD3	1.88	0.56
22:DA:674:G:N2	22:DA:2445:G:OP1	2.37	0.56
22:DA:196:A:H2'	22:DA:805:G:O6	2.06	0.56
40:DS:4:ILE:HD12	40:DS:5:ALA:H	1.71	0.56
1:AA:197:A:O2'	1:AA:198:G:C8	2.58	0.56
53:CA:1195:C:H2'	53:CA:1197:A:O4'	2.05	0.56
38:DQ:35:PHE:HE1	38:DQ:39:ILE:HD11	1.71	0.56
11:AK:51:PHE:HB2	11:AK:55:ARG:HB3	1.88	0.56
22:DA:2143:C:C5'	22:DA:2144:G:OP2	2.52	0.56
1:AA:556:C:C3'	1:AA:557:G:H5'	2.35	0.56
55:CM:47:LEU:HD23	55:CM:48:SER:N	2.21	0.56
22:DA:2432:A:N1	45:DX:20:ALA:HA	2.21	0.56
28:DG:71:LEU:HD22	28:DG:74:MET:CE	2.35	0.56
22:BA:1266:G:OP1	48:B0:15:ARG:NE	2.38	0.56
30:DI:23:VAL:HG11	30:DI:37:PHE:CZ	2.41	0.56
26:DE:136:GLN:HA	26:DE:139:LYS:HG2	1.88	0.56
1:AA:687:A:N7	1:AA:701:U:H5	2.04	0.56
53:CA:1416:G:C2'	53:CA:1417:G:H5'	2.35	0.56
1:AA:420:U:C2'	1:AA:421:U:H5''	2.36	0.56
53:CA:1189:U:O2'	3:CC:175:HIS:HD2	1.87	0.56

Continued on next page...

Continued from previous page...

Atom-1	Atom-2	Distance(Å)	Clash(Å)
15:AO:45:HIS:C	15:AO:47:LYS:H	2.09	0.56
22:BA:2524:G:C2'	22:BA:2525:G:O5'	2.53	0.56
13:AM:22:TYR:CE2	13:AM:69:ARG:HG2	2.41	0.56
54:CG:32:ASP:HB3	54:CG:34:LYS:HD3	1.87	0.56
25:BD:158:GLY:O	25:BD:159:LYS:C	2.44	0.56
32:DK:47:ILE:HG22	32:DK:49:ARG:HG3	1.88	0.56
22:BA:2682:A:C8	25:BD:11:MET:HG2	2.39	0.56
22:BA:2400:G:O2'	22:BA:2401:U:H5'	2.06	0.56
22:BA:1052:C:C2'	22:BA:1053:C:H5'	2.36	0.56
30:DI:44:LYS:HD3	30:DI:44:LYS:O	2.06	0.56
25:DD:37:VAL:CG2	25:DD:91:THR:HA	2.36	0.56
53:CA:229:U:H2'	53:CA:230:G:O4'	2.05	0.56
22:DA:2526:G:C5	22:DA:2527:C:C5	2.94	0.56
37:BP:50:ARG:HD3	37:BP:56:SER:CA	2.33	0.56
22:BA:1160:G:N2	39:BR:10:LYS:HD2	2.21	0.56
22:BA:1061:U:H6	22:BA:1070:A:C1'	2.19	0.56
24:DC:61:TYR:HD2	24:DC:85:ASN:ND2	2.04	0.56
53:CA:1151:A:C4'	10:CJ:70:HIS:HE1	2.19	0.56
22:DA:1313:U:C6	22:DA:1610:A:C8	2.94	0.56
26:DE:149:ILE:HG12	26:DE:188:MET:HG3	1.87	0.56
22:DA:1826:G:C5	22:DA:1827:U:C4	2.94	0.56
22:DA:1062:G:C8	22:DA:1088:A:C8	2.93	0.56
1:AA:1508:A:H2'	1:AA:1509:C:O5'	2.06	0.56
22:DA:297:G:H4'	42:DU:84:PHE:O	2.05	0.56
22:DA:58:G:N2	22:DA:59:U:C1'	2.68	0.56
22:DA:1568:G:H21	24:DC:57:HIS:CE1	2.24	0.56
39:DR:49:ILE:HG13	39:DR:49:ILE:O	2.04	0.56
32:DK:76:VAL:O	37:DP:71:ARG:HG3	2.06	0.56
24:BC:15:VAL:C	24:BC:203:VAL:HG11	2.26	0.56
1:AA:1303:C:C2'	1:AA:1304:G:H8	2.19	0.56
12:AL:89:LEU:HB3	12:AL:92:VAL:CG2	2.36	0.56
22:BA:197:A:H62	22:BA:2430:A:H2'	1.67	0.56
22:DA:624:C:O2'	22:DA:657:U:H5''	2.05	0.56
53:CA:577:G:N9	53:CA:816:A:C2	2.74	0.56
22:DA:1139:G:N3	22:DA:1143:A:C2	2.71	0.56
1:AA:841:C:H2'	1:AA:843:U:H5'	1.87	0.56
58:DF:103:ILE:H	58:DF:107:VAL:HG13	1.71	0.56
58:DF:136:ILE:CG2	58:DF:142:TYR:CG	2.88	0.56
22:DA:976:G:C2'	22:DA:977:G:H8	2.17	0.56
27:BF:133:GLU:H	27:BF:150:GLY:CA	2.18	0.56
32:BK:1:MET:HE3	32:BK:32:TYR:CG	2.40	0.56
22:DA:1438:U:C5	22:DA:1552:A:N1	2.73	0.56

Continued on next page...

Continued from previous page...

Atom-1	Atom-2	Distance(Å)	Clash(Å)
53:CA:1005:A:C8	53:CA:1006:G:H1'	2.41	0.56
1:AA:1157:A:C6	1:AA:1180:A:C5	2.94	0.56
22:DA:847:U:H5'	22:DA:848:C:OP2	2.06	0.56
53:CA:120:A:H3'	53:CA:121:U:C5'	2.34	0.56
53:CA:881:G:H2'	53:CA:882:C:O4'	2.05	0.56
3:CC:137:VAL:HG13	3:CC:148:ILE:HG23	1.88	0.56
22:DA:672:C:H6	22:DA:672:C:C5'	2.16	0.56
3:CC:39:ARG:HG2	3:CC:54:ILE:CD1	2.32	0.56
29:DH:62:LEU:HD12	29:DH:63:ALA:N	2.21	0.56
22:DA:1673:G:O2'	22:DA:1674:G:H5'	2.06	0.56
15:AO:5:GLU:O	15:AO:9:LYS:HG3	2.06	0.56
1:AA:495:A:C2	1:AA:496:A:N6	2.74	0.56
28:DG:143:VAL:O	28:DG:147:LEU:HG	2.05	0.56
12:AL:106:VAL:CG2	12:AL:116:TYR:HB3	2.36	0.56
22:BA:68:G:N2	22:BA:74:A:OP2	2.36	0.56
22:DA:1278:C:H1'	35:DN:27:SER:OG	2.06	0.56
22:DA:1936:A:H2	22:DA:1943:U:C5	2.23	0.56
22:DA:1954:G:O2'	22:DA:1955:U:P	2.64	0.56
1:AA:1061:G:C6	1:AA:1197:A:C2	2.94	0.56
31:DJ:106:LYS:HB2	31:DJ:119:PHE:HE2	1.71	0.56
22:BA:1734:G:O2'	22:BA:1735:A:C8	2.48	0.56
29:DH:21:VAL:HG22	29:DH:22:LYS:H	1.71	0.56
22:DA:2348:U:HO2'	22:DA:2349:G:H8	1.52	0.56
22:DA:2766:A:H2'	22:DA:2766:A:N3	2.20	0.56
22:BA:611:C:H2'	22:BA:612:G:O5'	2.05	0.56
37:DP:95:LYS:HE3	37:DP:95:LYS:HA	1.88	0.56
53:CA:1050:G:C2	53:CA:1051:C:C5	2.94	0.56
15:CO:69:LEU:HD13	15:CO:77:TYR:HB2	1.88	0.56
1:AA:771:G:C4	1:AA:809:G:N2	2.74	0.56
22:BA:2750:A:O2'	22:BA:2752:C:N4	2.35	0.56
22:BA:1761:C:H2'	22:BA:1762:A:H5'	1.88	0.56
22:BA:2080:A:H5'	45:BX:18:SER:HB3	1.86	0.56
57:DB:71:C:H2'	57:DB:72:G:H5'	1.87	0.56
1:AA:769:G:H4'	1:AA:1513:A:H4'	1.87	0.56
24:BC:250:GLN:H	24:BC:250:GLN:CD	2.09	0.56
49:D1:12:SER:HB2	49:D1:48:TYR:CZ	2.40	0.56
22:DA:2255:G:H2'	22:DA:2256:G:O4'	2.06	0.56
53:CA:1477:U:H2'	53:CA:1478:U:C6	2.41	0.56
24:DC:158:GLY:HA2	24:DC:194:VAL:O	2.06	0.56
27:BF:35:LEU:CB	27:BF:153:ILE:HG23	2.20	0.56
22:DA:2339:C:O2'	22:DA:2340:A:OP2	2.24	0.56
22:DA:2385:C:C2	22:DA:2386:A:N7	2.73	0.56

Continued on next page...

Continued from previous page...

Atom-1	Atom-2	Distance(Å)	Clash(Å)
35:DN:31:HIS:C	35:DN:33:ILE:H	2.09	0.56
9:AI:51:LEU:HD13	9:AI:56:MET:HG2	1.87	0.56
22:DA:92:U:O2'	22:DA:93:G:C5'	2.54	0.56
42:DU:82:VAL:O	42:DU:96:LYS:HG3	2.05	0.56
26:DE:57:LYS:NZ	26:DE:58:LYS:H	2.03	0.56
34:DM:41:LEU:O	34:DM:93:VAL:HG23	2.05	0.56
34:DM:40:ARG:HB2	34:DM:93:VAL:HG21	1.88	0.56
43:DV:80:HIS:CG	43:DV:81:PRO:HD2	2.40	0.56
1:AA:545:C:C3'	1:AA:546:A:H5'	2.36	0.56
6:CF:6:ILE:HD12	6:CF:6:ILE:H	1.71	0.56
22:DA:249:C:C2'	22:DA:249:C:O2	2.53	0.56
51:D3:22:LYS:HA	51:D3:47:ALA:O	2.06	0.56
22:BA:2430:A:H5'	22:BA:2431:U:OP2	2.06	0.56
11:AK:39:ASN:O	11:AK:40:ALA:CB	2.54	0.56
33:DL:122:VAL:O	33:DL:122:VAL:HG23	2.06	0.56
56:CP:21:VAL:HG23	56:CP:36:VAL:HG21	1.87	0.56
22:BA:141:G:N1	41:BT:2:ILE:HG23	2.21	0.56
22:DA:271:G:C2	22:DA:367:G:C2	2.94	0.56
22:DA:1668:A:H4'	22:DA:1669:A:C5'	2.25	0.56
53:CA:92:U:O2'	53:CA:93:U:C6	2.50	0.56
57:DB:15:A:C4	57:DB:109:A:C6	2.94	0.56
22:DA:2092:U:C5	22:DA:2226:C:OP2	2.59	0.56
1:AA:1355:G:C2'	1:AA:1356:G:H5'	2.36	0.56
1:AA:674:G:OP1	6:AF:51:ILE:HG13	2.06	0.56
22:BA:1020:A:N1	22:BA:1141:U:O2'	2.37	0.56
22:DA:183:C:O2'	22:DA:432:A:H1'	2.04	0.56
33:DL:123:ARG:HG2	33:DL:143:GLU:CB	2.35	0.56
32:BK:113:MET:HA	32:BK:116:ILE:HG13	1.87	0.56
22:BA:784:G:O2'	22:BA:785:G:H5''	2.06	0.56
22:BA:271:G:O2'	22:BA:272:A:C5'	2.54	0.56
22:BA:226:A:N6	22:BA:227:A:C6	2.74	0.56
1:AA:109:A:H4'	1:AA:110:C:OP2	2.07	0.56
34:DM:76:LYS:HG2	34:DM:80:VAL:HG11	1.88	0.56
1:AA:1409:C:C2'	1:AA:1410:A:H5'	2.36	0.56
3:CC:18:ASN:HD21	3:CC:53:ARG:NH1	2.03	0.56
1:AA:1167:A:N7	1:AA:1169:A:C6	2.73	0.56
1:AA:243:A:C2	1:AA:246:A:C8	2.94	0.56
1:AA:932:C:H2'	1:AA:932:C:O2	2.04	0.56
34:BM:5:LYS:HZ2	34:BM:5:LYS:HB3	1.71	0.56
28:BG:30:GLY:CA	28:BG:78:VAL:HG12	2.36	0.56
22:BA:1224:U:H4'	39:BR:88:GLY:O	2.06	0.56
22:DA:308:G:C8	22:DA:501:A:H1'	2.40	0.56

Continued on next page...

Continued from previous page...

Atom-1	Atom-2	Distance(Å)	Clash(Å)
22:DA:1298:C:N4	22:DA:1642:G:H1	2.05	0.56
55:CM:82:LEU:HD21	19:CS:60:PHE:HB3	1.88	0.56
1:AA:1358:U:C5	1:AA:1359:C:C4	2.94	0.56
1:AA:238:A:H2'	1:AA:239:U:C5'	2.36	0.56
53:CA:947:G:OP1	55:CM:106:ARG:HG3	2.05	0.56
1:AA:552:U:H5'	12:AL:82:ARG:HD2	1.87	0.56
2:AB:71:THR:HG22	2:AB:72:LYS:H	1.70	0.56
53:CA:892:A:O2'	53:CA:1415:G:H4'	2.06	0.56
31:BJ:40:HIS:C	31:BJ:41:LYS:CG	2.75	0.56
15:CO:3:SER:OG	15:CO:6:ALA:HB2	2.05	0.56
54:CG:46:LEU:HD11	54:CG:57:GLU:OE2	2.06	0.56
53:CA:908:A:O2'	53:CA:909:A:H5'	2.06	0.56
22:BA:2865:U:C4	22:BA:2866:U:C4	2.93	0.56
6:AF:32:ALA:O	6:AF:33:GLU:HB2	2.06	0.56
41:DT:55:VAL:HG22	41:DT:56:GLU:N	2.21	0.56
14:AN:78:LEU:HB2	14:AN:83:VAL:HG23	1.87	0.56
22:BA:996:A:P	38:BQ:91:ARG:HH12	2.28	0.55
22:BA:1080:A:H4'	30:BI:126:ARG:HG3	1.87	0.55
24:DC:34:GLU:HG3	24:DC:35:LYS:N	2.19	0.55
22:DA:2262:U:H1'	22:DA:2328:A:H1'	1.88	0.55
22:DA:1787:A:H2	22:DA:1788:C:C2	2.25	0.55
22:DA:109:C:H4'	22:DA:348:A:H4'	1.86	0.55
41:DT:69:ARG:HG3	41:DT:70:HIS:CD2	2.41	0.55
22:DA:164:C:C2'	22:DA:165:A:H5'	2.35	0.55
22:DA:46:G:C2	22:DA:47:C:C5	2.93	0.55
2:CB:95:TRP:CZ3	2:CB:171:ALA:HA	2.41	0.55
22:DA:144:A:O2'	22:DA:145:C:H5'	2.06	0.55
13:AM:86:ARG:O	13:AM:89:ARG:HB2	2.06	0.55
44:BW:49:ASN:CA	44:BW:61:LYS:HB2	2.36	0.55
1:AA:523:A:C2	1:AA:527:G:O6	2.59	0.55
26:BE:120:VAL:HA	26:BE:188:MET:O	2.06	0.55
53:CA:1366:C:H2'	53:CA:1367:C:H6	1.70	0.55
10:CJ:53:ILE:HG13	14:CN:84:ARG:HD2	1.89	0.55
33:DL:110:VAL:HG11	33:DL:127:VAL:HG23	1.88	0.55
2:AB:116:LEU:HG	2:AB:140:LEU:HG	1.88	0.55
36:BO:111:ARG:O	36:BO:113:ALA:N	2.39	0.55
53:CA:185:U:H2'	53:CA:186:C:C6	2.40	0.55
53:CA:195:A:N7	53:CA:196:A:C6	2.74	0.55
53:CA:64:G:C8	53:CA:99:C:N4	2.74	0.55
22:BA:2144:G:N2	22:BA:2148:G:C8	2.75	0.55
53:CA:16:A:H2'	53:CA:17:U:H5'	1.88	0.55
53:CA:120:A:O2'	53:CA:121:U:C4'	2.54	0.55

Continued on next page...

Continued from previous page...

Atom-1	Atom-2	Distance(Å)	Clash(Å)
53:CA:1298:U:O2'	53:CA:1299:A:OP2	2.24	0.55
1:AA:1046:A:H2'	1:AA:1047:G:O5'	2.05	0.55
57:DB:42:C:H5	58:DF:65:LEU:HD13	1.72	0.55
1:AA:185:U:H2'	1:AA:186:C:H6	1.70	0.55
53:CA:728:A:H2'	53:CA:729:A:H8	1.70	0.55
1:AA:585:G:H21	1:AA:879:C:C4'	2.19	0.55
29:DH:98:ASP:O	29:DH:99:ILE:HG12	2.07	0.55
1:AA:313:A:O2'	1:AA:314:C:H5'	2.06	0.55
2:CB:122:ASP:HB3	2:CB:124:THR:CG2	2.35	0.55
53:CA:990:C:C2'	53:CA:991:U:O4'	2.52	0.55
24:DC:211:ARG:HD2	24:DC:215:VAL:O	2.07	0.55
22:DA:2145:C:H3'	22:DA:2147:A:OP2	2.07	0.55
23:BB:110:C:O2'	23:BB:111:U:H5'	2.07	0.55
22:DA:2550:G:O6	22:DA:2551:C:N4	2.39	0.55
24:BC:119:VAL:HG12	24:BC:133:ASN:ND2	2.21	0.55
11:CK:60:PHE:HA	11:CK:63:GLN:HG2	1.88	0.55
21:CU:53:LYS:HB2	21:CU:53:LYS:HZ3	1.69	0.55
22:BA:875:G:C2'	22:BA:876:C:H5'	2.36	0.55
22:BA:747:U:C4	22:BA:2613:U:C4	2.94	0.55
22:BA:2383:G:H2'	22:BA:2384:U:C6	2.40	0.55
2:CB:26:MET:HE3	2:CB:192:PRO:HG3	1.87	0.55
35:BN:38:LEU:O	35:BN:38:LEU:HD12	2.06	0.55
40:DS:79:GLY:HA3	40:DS:100:THR:OG1	2.06	0.55
23:BB:5:U:O2'	23:BB:6:G:H5'	2.05	0.55
20:AT:61:ALA:CA	20:AT:66:ILE:HG22	2.36	0.55
28:DG:145:ALA:HA	28:DG:148:ARG:NE	2.22	0.55
43:BV:61:LEU:O	43:BV:71:LYS:HA	2.06	0.55
53:CA:526:C:C6	53:CA:526:C:H3'	2.41	0.55
39:DR:78:ARG:CB	39:DR:83:TYR:CD1	2.88	0.55
1:AA:191:G:H8	1:AA:191:G:H5''	1.70	0.55
1:AA:475:C:O2'	1:AA:476:U:H5'	2.06	0.55
9:CI:5:TYR:HD1	9:CI:88:GLU:HB2	1.71	0.55
53:CA:42:G:C2'	53:CA:43:C:H5'	2.36	0.55
22:BA:232:G:H4'	22:BA:233:A:OP1	2.06	0.55
22:BA:1067:A:H8	22:BA:1067:A:OP2	1.90	0.55
12:AL:6:LEU:HD23	17:AQ:33:TYR:CE2	2.41	0.55
3:AC:149:LYS:HG3	3:AC:200:TRP:CE3	2.40	0.55
24:DC:20:ASN:CB	24:DC:23:LEU:HD22	2.33	0.55
53:CA:57:G:C6	53:CA:356:A:N1	2.74	0.55
22:DA:2343:U:H2'	22:DA:2344:U:C6	2.42	0.55
22:DA:1792:G:H5''	24:DC:203:VAL:HG22	1.88	0.55
22:DA:729:G:N7	24:DC:206:LYS:HE3	2.20	0.55

Continued on next page...

Continued from previous page...

Atom-1	Atom-2	Distance(Å)	Clash(Å)
22:DA:740:C:O2'	22:DA:741:U:C5'	2.53	0.55
9:AI:93:LEU:HD12	9:AI:94:ARG:N	2.20	0.55
53:CA:517:G:H4'	53:CA:519:C:C4	2.41	0.55
12:CL:109:ARG:NH2	12:CL:116:TYR:HE2	2.04	0.55
22:DA:1204:A:N6	22:DA:1241:A:C2	2.74	0.55
22:DA:65:U:H6	22:DA:65:U:O5'	1.89	0.55
53:CA:1067:A:H1'	53:CA:1068:G:H8	1.62	0.55
1:AA:1305:G:H22	1:AA:1331:G:H2'	1.70	0.55
53:CA:1494:G:O2'	53:CA:1495:U:H5'	2.07	0.55
38:DQ:79:ILE:O	38:DQ:82:LEU:HB2	2.07	0.55
53:CA:735:C:O2'	53:CA:736:C:H5'	2.06	0.55
29:DH:84:ALA:CB	29:DH:148:ALA:HA	2.36	0.55
1:AA:487:A:O2'	1:AA:488:C:C5'	2.47	0.55
53:CA:995:C:HO2'	53:CA:996:A:H8	1.54	0.55
33:DL:118:THR:HG23	33:DL:120:VAL:HG23	1.87	0.55
10:AJ:10:LEU:O	10:AJ:71:LEU:HA	2.06	0.55
22:DA:1461:C:H2'	22:DA:1462:C:C6	2.40	0.55
34:BM:2:LEU:O	34:BM:3:GLN:HB3	2.06	0.55
11:AK:109:ILE:HG21	21:AU:16:ARG:NE	2.08	0.55
53:CA:1200:C:O2'	53:CA:1201:A:P	2.64	0.55
8:AH:74:ILE:CD1	8:AH:128:VAL:HG13	2.36	0.55
14:AN:62:ARG:HB3	14:AN:67:GLY:O	2.06	0.55
35:BN:108:ALA:O	35:BN:110:MET:HG2	2.07	0.55
1:AA:453:G:C6	1:AA:454:G:C5	2.94	0.55
1:AA:1095:U:O2'	1:AA:1096:C:O4'	2.20	0.55
4:AD:2:ARG:CB	4:AD:4:LEU:HD11	2.37	0.55
57:DB:7:G:O2'	57:DB:8:C:H5'	2.06	0.55
22:DA:1267:U:O2'	22:DA:1268:A:H5'	2.06	0.55
46:BY:9:LYS:HZ2	46:BY:10:SER:N	2.04	0.55
29:DH:94:ILE:HB	29:DH:98:ASP:HB2	1.88	0.55
24:DC:30:ALA:HB3	24:DC:31:PRO:HD3	1.87	0.55
2:CB:119:GLN:CG	2:CB:124:THR:CG2	2.84	0.55
44:BW:37:VAL:CG1	44:BW:55:ASP:HB2	2.33	0.55
34:DM:76:LYS:HG2	34:DM:80:VAL:CG1	2.37	0.55
22:DA:157:C:C4	22:DA:158:U:C5	2.93	0.55
24:BC:170:TYR:CD2	24:BC:184:GLU:HA	2.41	0.55
53:CA:160:A:N1	53:CA:343:U:H1'	2.20	0.55
22:BA:1435:G:H5''	22:BA:1435:G:H8	1.71	0.55
22:BA:1197:G:O2'	22:BA:1198:U:H5'	2.06	0.55
30:BI:104:GLN:O	30:BI:105:LEU:CB	2.54	0.55
22:BA:339:U:C2'	22:BA:340:A:H5'	2.36	0.55
4:AD:190:LEU:HD12	4:AD:190:LEU:O	2.06	0.55

Continued on next page...

Continued from previous page...

Atom-1	Atom-2	Distance(Å)	Clash(Å)
22:DA:644:A:H2'	22:DA:645:C:H5'	1.86	0.55
34:DM:61:GLY:HA2	34:DM:107:GLY:HA3	1.89	0.55
53:CA:1480:A:H2'	53:CA:1481:U:O4'	2.06	0.55
22:BA:1203:U:H1'	33:BL:4:ASN:HB3	1.88	0.55
22:BA:1360:G:O6	22:BA:1372:U:C2	2.60	0.55
22:DA:1512:C:O2'	22:DA:1513:U:O4'	2.20	0.55
51:D3:6:VAL:HB	51:D3:9:ALA:HB3	1.88	0.55
22:DA:745:G:H5''	22:DA:746:U:OP2	2.05	0.55
22:BA:31:C:O3'	22:BA:1238:G:C5'	2.54	0.55
22:DA:961:C:C5	22:DA:2456:C:C4'	2.89	0.55
22:DA:2449:U:H3'	62:DA:3666:HOH:O	2.06	0.55
25:DD:131:ASP:N	25:DD:131:ASP:OD2	2.39	0.55
26:DE:151:GLY:HA3	26:DE:191:ASP:OD1	2.06	0.55
30:DI:121:ILE:HG22	30:DI:121:ILE:O	2.06	0.55
2:AB:57:ASN:HD22	2:AB:57:ASN:C	2.08	0.55
38:BQ:63:ARG:HH11	38:BQ:99:VAL:HG23	1.72	0.55
49:D1:24:LYS:HE2	49:D1:52:LYS:NZ	2.21	0.55
44:DW:54:ARG:C	44:DW:56:HIS:H	2.10	0.55
22:DA:1693:U:H5''	22:DA:1694:C:H5	1.72	0.55
22:DA:1060:U:H5'	22:DA:1061:U:H2'	1.87	0.55
22:DA:1060:U:O4'	22:DA:1061:U:C2'	2.52	0.55
22:DA:1207:C:C2	22:DA:1208:C:C5	2.95	0.55
22:BA:1799:G:N2	22:BA:1818:U:O2'	2.32	0.55
45:DX:32:LEU:HD13	45:DX:50:VAL:O	2.06	0.55
28:BG:137:LYS:O	28:BG:140:ILE:CD1	2.53	0.55
4:CD:58:GLN:HG3	4:CD:62:ARG:NH1	2.22	0.55
11:CK:27:ASN:HA	11:CK:57:SER:HB3	1.89	0.55
22:DA:579:G:C2	22:DA:1262:A:C5	2.93	0.55
22:DA:2025:C:H2'	22:DA:2026:U:C6	2.41	0.55
22:DA:1133:A:C8	22:DA:2026:U:H4'	2.41	0.55
22:DA:558:U:P	31:DJ:113:PRO:HB2	2.46	0.55
22:DA:2429:G:OP2	22:DA:2430:A:OP2	2.24	0.55
44:BW:76:ARG:HH21	44:BW:76:ARG:CG	2.02	0.55
22:DA:1255:U:HO2'	22:DA:1256:G:P	2.29	0.55
53:CA:1218:C:C2'	53:CA:1219:A:H8	2.19	0.55
53:CA:971:G:H2'	53:CA:1365:G:HO2'	1.69	0.55
19:CS:50:VAL:HG21	19:CS:74:ALA:HB2	1.89	0.55
22:DA:622:G:H2'	22:DA:623:C:C5	2.41	0.55
22:DA:2137:U:C2'	22:DA:2138:G:OP2	2.53	0.55
22:BA:2310:C:C4	27:BF:76:PHE:CZ	2.94	0.55
22:DA:1675:C:H2'	22:DA:1676:A:C8	2.40	0.55
39:DR:27:ILE:HG13	39:DR:33:VAL:CG1	2.37	0.55

Continued on next page...

Continued from previous page...

Atom-1	Atom-2	Distance(Å)	Clash(Å)
22:DA:1006:C:C2	22:DA:1138:G:N2	2.74	0.55
32:BK:108:ARG:NH1	32:BK:108:ARG:HG2	1.98	0.55
58:DF:66:ILE:HG13	58:DF:83:PRO:HB3	1.88	0.55
27:BF:7:TYR:O	27:BF:11:VAL:CG1	2.55	0.55
53:CA:249:U:H5'	53:CA:250:A:P	2.46	0.55
22:DA:2414:G:C2'	22:DA:2415:G:H5'	2.36	0.55
22:DA:2415:G:C4'	33:DL:66:PHE:HB2	2.36	0.55
1:AA:1320:C:O2'	1:AA:1321:U:O4'	2.25	0.55
25:DD:109:VAL:O	25:DD:172:VAL:HG23	2.06	0.55
2:CB:84:LEU:O	2:CB:84:LEU:HG	2.06	0.55
1:AA:949:A:H2'	1:AA:950:U:C5'	2.36	0.55
22:BA:1056:G:H5''	22:BA:1057:A:C5'	2.30	0.55
10:AJ:15:HIS:HB3	10:AJ:70:HIS:CE1	2.41	0.55
16:AP:12:LYS:CG	16:AP:13:LYS:HG2	2.36	0.55
13:AM:106:ARG:HE	13:AM:112:ARG:HB3	1.72	0.55
25:DD:127:PHE:HZ	25:DD:160:LYS:HD2	1.72	0.55
17:CQ:11:VAL:HG22	17:CQ:58:VAL:HG13	1.87	0.55
22:DA:2443:C:H2'	22:DA:2444:G:H8	1.69	0.55
24:BC:64:VAL:HG11	24:BC:66:PHE:CE2	2.41	0.55
1:AA:198:G:C6	1:AA:220:G:C2	2.94	0.55
22:BA:435:C:O2'	22:BA:436:C:H5'	2.06	0.55
53:CA:1169:A:C2'	53:CA:1170:A:C8	2.89	0.55
22:DA:17:G:H4'	38:DQ:24:TYR:CE1	2.42	0.55
22:DA:2148:G:N2	22:DA:2149:U:O4	2.40	0.55
22:BA:1733:G:O2'	22:BA:1734:G:O5'	2.25	0.55
22:BA:2602:A:H4'	22:BA:2603:G:H5'	1.87	0.55
15:AO:15:GLY:C	15:AO:17:ASP:H	2.09	0.55
1:AA:322:C:H41	1:AA:328:C:H6	1.55	0.55
1:AA:862:C:C2'	1:AA:863:U:H5'	2.36	0.55
2:AB:202:ASN:ND2	2:AB:205:ALA:CB	2.69	0.55
22:BA:287:G:N3	22:BA:354:A:C2	2.75	0.55
55:CM:82:LEU:HB2	19:CS:73:PHE:HE2	1.70	0.55
22:DA:2522:U:C2'	22:DA:2523:G:H5'	2.36	0.55
1:AA:1358:U:H5	1:AA:1359:C:C4	2.24	0.55
22:BA:1360:G:C2'	22:BA:1361:G:H5'	2.37	0.55
25:BD:9:VAL:HG21	25:BD:26:VAL:HG11	1.86	0.55
22:BA:300:A:N1	22:BA:333:G:O2'	2.34	0.55
22:BA:1259:G:H2'	22:BA:1260:A:C8	2.41	0.55
22:DA:1684:G:C2	22:DA:1705:A:C2	2.94	0.55
22:BA:812:C:O2'	22:BA:813:U:H5'	2.05	0.55
22:BA:813:U:H2'	22:BA:814:C:C6	2.42	0.55
43:DV:64:VAL:HG13	43:DV:68:LYS:O	2.07	0.55

Continued on next page...

Continued from previous page...

Atom-1	Atom-2	Distance(Å)	Clash(Å)
22:BA:734:A:C4	22:BA:735:A:C8	2.94	0.55
48:B0:37:HIS:HB3	48:B0:43:THR:HG22	1.87	0.55
48:B0:53:VAL:O	48:B0:54:ILE:C	2.44	0.55
2:CB:54:ALA:HA	2:CB:57:ASN:HB3	1.89	0.55
56:CP:22:ALA:HA	56:CP:33:ILE:CD1	2.36	0.55
22:BA:1075:C:C4	22:BA:1076:C:N4	2.75	0.55
5:AE:121:ASN:ND2	5:AE:122:VAL:N	2.54	0.55
22:DA:1312:U:C2	22:DA:1603:A:C6	2.95	0.55
4:AD:12:ARG:NH1	4:AD:36:ALA:O	2.38	0.55
51:D3:33:THR:HG22	51:D3:34:LYS:N	2.21	0.55
44:DW:20:LEU:HD11	44:DW:35:ILE:HG13	1.87	0.55
22:DA:730:A:C2	22:DA:731:C:C6	2.94	0.55
22:DA:1090:A:H3'	22:DA:1091:G:H5''	1.87	0.55
35:DN:100:CYS:O	48:D0:41:HIS:HD2	1.89	0.55
22:DA:300:A:H2'	22:DA:301:G:H5'	1.89	0.55
42:DU:81:ARG:HG2	42:DU:96:LYS:HD2	1.86	0.55
46:DY:4:LYS:HB2	46:DY:4:LYS:NZ	2.21	0.55
22:DA:2751:G:H5'	28:DG:2:ARG:HD2	1.88	0.55
53:CA:203:G:N2	53:CA:215:C:C2	2.75	0.55
49:B1:18:HIS:ND1	49:B1:19:PHE:N	2.54	0.55
1:AA:80:A:C2	1:AA:90:C:N3	2.74	0.55
16:AP:28:ARG:C	16:AP:29:ASN:HD22	2.09	0.55
22:DA:1261:C:C2'	22:DA:1262:A:H5''	2.37	0.55
22:DA:528:A:C2	22:DA:2043:C:H4'	2.40	0.55
22:DA:1252:G:N3	22:DA:1253:A:C2	2.75	0.55
22:BA:1340:U:C5	22:BA:1603:A:C8	2.94	0.55
36:BO:75:GLY:HA3	36:BO:106:LEU:HA	1.88	0.55
29:BH:131:SER:HB2	29:BH:139:PHE:CD2	2.40	0.55
53:CA:274:A:HO2'	53:CA:275:G:H8	1.52	0.55
22:DA:1439:A:N7	22:DA:1440:U:C1'	2.70	0.55
37:DP:78:PRO:HG2	37:DP:79:VAL:H	1.71	0.55
14:AN:25:GLU:CG	14:AN:26:LEU:HD12	2.37	0.55
9:CI:109:GLN:HG2	9:CI:110:VAL:H	1.71	0.55
1:AA:455:G:C2	1:AA:478:A:C2	2.94	0.55
39:DR:87:GLN:HG2	39:DR:88:GLY:N	2.21	0.55
22:DA:1867:G:O2'	22:DA:1868:C:H5'	2.07	0.55
1:AA:996:A:C2	1:AA:1046:A:C5'	2.88	0.55
1:AA:184:G:H4'	1:AA:224:U:O3'	2.06	0.55
22:DA:2458:G:H2'	22:DA:2490:G:H1	1.71	0.55
23:BB:11:C:O2	23:BB:109:A:N1	2.39	0.55
16:AP:48:GLU:CD	16:AP:49:GLY:H	2.09	0.55
11:CK:51:PHE:CE2	11:CK:64:VAL:HG21	2.41	0.55

Continued on next page...

Continued from previous page...

Atom-1	Atom-2	Distance(Å)	Clash(Å)
53:CA:160:A:H1'	53:CA:344:A:C5	2.41	0.55
28:BG:70:LEU:O	28:BG:74:MET:HG3	2.06	0.55
22:BA:1693:U:O2'	24:BC:13:ARG:NH2	2.40	0.55
22:BA:2784:U:H4'	25:BD:42:ASN:HD21	1.71	0.55
22:BA:1300:G:H5''	22:BA:1301:A:C5'	2.35	0.55
3:AC:121:SER:O	3:AC:125:ARG:HB2	2.07	0.55
11:AK:28:ASN:OD1	11:AK:46:ALA:HB3	2.06	0.55
22:DA:1146:C:N4	22:DA:1147:A:H62	2.04	0.55
26:DE:5:LEU:HA	26:DE:120:VAL:HG13	1.88	0.55
1:AA:582:C:H2'	1:AA:583:A:H8	1.71	0.55
1:AA:778:G:C2'	1:AA:779:C:H5'	2.37	0.55
22:BA:2243:U:H2'	22:BA:2244:U:C6	2.42	0.55
50:D2:22:MET:HG2	50:D2:22:MET:O	2.07	0.55
41:DT:24:MET:CE	41:DT:24:MET:HA	2.36	0.55
22:DA:2221:G:O2'	22:DA:2222:C:H5'	2.06	0.55
22:DA:694:U:C2'	22:DA:695:G:O5'	2.55	0.55
22:BA:2678:C:O2'	22:BA:2679:A:H5'	2.07	0.55
22:BA:1071:G:H4'	22:BA:1088:A:O2'	2.06	0.55
22:BA:1059:G:C6	22:BA:1080:A:C6	2.94	0.55
22:DA:1797:G:N2	22:DA:1803:A:C2	2.74	0.55
22:DA:1387:A:C5	22:DA:1388:G:N7	2.75	0.55
53:CA:369:G:C4	53:CA:370:C:C5	2.95	0.55
22:DA:1794:A:H1'	22:DA:1900:A:C2	2.41	0.55
48:D0:53:VAL:HG23	48:D0:54:ILE:HG12	1.88	0.55
22:DA:2882:A:H5''	35:DN:96:ARG:HD3	1.88	0.55
22:DA:1204:A:O4'	22:DA:1206:G:N7	2.40	0.55
22:DA:1208:C:O2'	22:DA:1209:U:H6	1.89	0.55
22:DA:299:A:C2	22:DA:319:G:N3	2.75	0.55
22:DA:2209:G:C6	22:DA:2216:G:C6	2.94	0.55
27:BF:39:VAL:CG1	27:BF:84:ILE:HD12	2.35	0.55
2:CB:101:THR:O	2:CB:102:ASN:HB2	2.06	0.55
1:AA:206:C:C2'	1:AA:207:C:O4'	2.46	0.55
21:CU:28:LEU:C	21:CU:28:LEU:CD2	2.75	0.55
22:BA:2332:C:H5''	22:BA:2333:A:OP1	2.06	0.55
1:AA:500:G:O2'	1:AA:501:C:H5'	2.05	0.55
18:CR:71:ASP:CG	21:CU:3:ILE:HD11	2.26	0.55
22:DA:1130:U:O2'	22:DA:1131:G:C8	2.58	0.55
22:DA:508:A:H62	40:DS:9:HIS:CE1	2.24	0.55
38:DQ:9:ALA:O	38:DQ:12:ARG:HG2	2.06	0.55
1:AA:486:U:O2'	1:AA:487:A:C5'	2.54	0.55
53:CA:960:U:C4'	53:CA:961:U:C5'	2.82	0.55
3:AC:39:ARG:HD3	3:AC:54:ILE:CG1	2.37	0.55

Continued on next page...

Continued from previous page...

Atom-1	Atom-2	Distance(Å)	Clash(Å)
24:BC:229:HIS:HD2	24:BC:246:PRO:HA	1.71	0.55
46:BY:56:LEU:HA	46:BY:59:GLU:CG	2.35	0.55
36:BO:78:VAL:HG23	36:BO:79:ALA:N	2.21	0.55
22:DA:271:G:O2'	22:DA:272:A:P	2.65	0.55
58:DF:39:VAL:CA	58:DF:49:LEU:HG	2.36	0.55
22:DA:1492:G:C3'	22:DA:1493:C:H5'	2.34	0.55
22:DA:1303:G:O2'	22:DA:1304:A:H5'	2.06	0.55
1:AA:1269:A:H2	1:AA:1312:G:N3	2.05	0.55
1:AA:1201:A:H1'	1:AA:1202:U:OP2	2.07	0.55
22:DA:607:U:H5	22:DA:619:G:C4	2.25	0.55
22:DA:956:G:C2	22:DA:962:G:O6	2.60	0.55
22:DA:946:C:O2'	22:DA:947:A:C5'	2.54	0.55
4:AD:97:LEU:CD2	4:AD:117:VAL:HG21	2.37	0.55
53:CA:261:U:OP1	20:CT:70:LYS:HE2	2.05	0.55
8:AH:9:MET:HE2	8:AH:32:LYS:CB	2.37	0.55
16:AP:80:LYS:HZ2	16:AP:80:LYS:HB2	1.71	0.55
1:AA:629:A:H2'	1:AA:630:A:O4'	2.07	0.55
29:BH:49:ALA:CB	29:BH:50:ARG:NH2	2.63	0.55
53:CA:653:U:HO2'	53:CA:654:G:H8	1.54	0.55
22:DA:484:C:N4	22:DA:497:A:C2	2.75	0.55
57:DB:41:G:H3'	57:DB:42:C:H5''	1.87	0.55
46:BY:8:GLU:O	46:BY:9:LYS:CB	2.55	0.55
22:DA:828:U:H4'	22:DA:831:G:N1	2.21	0.55
22:DA:1490:A:C8	24:DC:73:ILE:CD1	2.90	0.55
53:CA:1167:A:C2'	53:CA:1168:U:OP1	2.55	0.55
9:AI:83:THR:HG21	9:AI:102:PHE:HB2	1.86	0.55
22:BA:2800:A:H5''	22:BA:2800:A:H8	1.71	0.55
22:BA:2068:U:C5'	22:BA:2068:U:H6	2.18	0.55
32:BK:10:VAL:HG11	32:BK:16:ALA:HB2	1.89	0.55
22:DA:352:A:H5''	22:DA:353:C:OP2	2.06	0.55
36:DO:74:VAL:HB	36:DO:106:LEU:CD1	2.37	0.55
39:BR:62:GLU:O	39:BR:64:VAL:HG23	2.07	0.55
25:DD:181:ASP:C	25:DD:183:GLU:H	2.10	0.55
22:BA:2492:U:H2'	22:BA:2493:U:C6	2.40	0.55
53:CA:216:U:H4'	53:CA:464:U:H4'	1.87	0.55
17:AQ:44:HIS:HD2	17:AQ:69:THR:HG22	1.71	0.55
1:AA:1263:C:O2'	1:AA:1264:U:H5'	2.06	0.55
10:AJ:87:LEU:HD13	10:AJ:87:LEU:C	2.26	0.55
28:BG:163:TYR:O	28:BG:164:ALA:HB3	2.06	0.55
22:DA:438:G:C6	22:DA:439:A:C6	2.95	0.55
22:DA:1710:G:O2'	22:DA:1711:A:H5'	2.06	0.55
41:BT:74:ILE:HG23	41:BT:75:GLY:N	2.21	0.55

Continued on next page...

Continued from previous page...

Atom-1	Atom-2	Distance(Å)	Clash(Å)
22:BA:181:A:H2'	22:BA:182:A:C8	2.42	0.55
22:BA:1641:A:H2'	22:BA:1642:G:O4'	2.06	0.55
22:DA:2641:G:H5''	31:DJ:78:THR:HB	1.88	0.55
8:CH:111:THR:HG22	8:CH:113:ARG:H	1.70	0.55
25:DD:60:VAL:O	25:DD:60:VAL:HG13	2.06	0.55
33:DL:33:ARG:HD3	33:DL:40:SER:HA	1.87	0.55
22:BA:1612:C:H2'	22:BA:1613:G:O5'	2.07	0.55
1:AA:725:G:H2'	1:AA:726:C:H6	1.71	0.55
35:BN:30:ARG:NH1	35:BN:74:GLU:OE2	2.39	0.55
31:BJ:44:TYR:HD2	38:BQ:63:ARG:CD	2.07	0.55
22:BA:1060:U:O4'	22:BA:1062:G:C5'	2.55	0.55
53:CA:1256:A:H2'	53:CA:1257:A:OP2	2.07	0.55
22:DA:1400:U:O2'	22:DA:1401:G:O4'	2.21	0.55
53:CA:373:A:O2'	53:CA:374:A:C5'	2.31	0.55
22:DA:2331:G:H2'	22:DA:2332:C:O4'	2.06	0.55
9:AI:53:LEU:N	9:AI:53:LEU:HD12	2.21	0.55
46:DY:28:LEU:CD2	46:DY:42:LEU:HD13	2.36	0.55
22:DA:55:G:C2	22:DA:116:C:C2	2.94	0.55
22:DA:120:U:C2	22:DA:149:A:C6	2.95	0.55
22:DA:1428:C:C5	22:DA:1569:A:C5'	2.89	0.55
21:CU:33:ARG:HG2	21:CU:34:ARG:N	2.21	0.55
1:AA:502:A:C2	1:AA:544:G:C2	2.94	0.55
37:BP:25:VAL:CG1	37:BP:46:VAL:HG23	2.36	0.55
4:CD:89:LEU:CD2	4:CD:199:ILE:CD1	2.74	0.55
34:DM:66:ARG:NH1	34:DM:101:VAL:HG11	2.22	0.55
6:CF:85:ILE:O	6:CF:86:ARG:C	2.45	0.55
18:CR:55:ALA:HA	18:CR:58:ILE:HG13	1.88	0.55
45:BX:40:GLU:HG3	45:BX:43:LYS:HZ3	1.70	0.55
33:DL:62:PRO:HG2	51:D3:24:LYS:CB	2.36	0.55
22:DA:2393:U:H2'	22:DA:2394:C:H5'	1.88	0.55
40:DS:24:ILE:HG22	40:DS:32:ALA:CB	2.36	0.55
1:AA:251:G:N1	1:AA:266:G:C6	2.75	0.55
14:CN:2:LYS:HD3	14:CN:5:MET:HG3	1.86	0.55
19:CS:52:ASN:HD21	19:CS:55:GLN:N	2.04	0.55
4:AD:195:ASN:O	4:AD:196:GLU:CG	2.51	0.55
1:AA:844:G:N2	1:AA:845:A:H62	2.05	0.55
2:AB:130:LYS:HA	2:AB:130:LYS:HZ3	1.72	0.55
53:CA:137:U:C1'	53:CA:227:G:N2	2.60	0.55
22:DA:413:C:H2'	22:DA:414:C:H6	1.66	0.55
32:DK:60:ALA:HB2	32:DK:86:LEU:HA	1.88	0.55
14:AN:44:VAL:CG2	14:AN:45:LEU:H	2.08	0.55
53:CA:1350:A:O2'	53:CA:1351:U:H5'	2.06	0.55

Continued on next page...

Continued from previous page...

Atom-1	Atom-2	Distance(Å)	Clash(Å)
54:CG:71:THR:HG23	54:CG:72:VAL:CG2	2.30	0.55
24:BC:78:GLU:OE1	24:BC:100:ARG:NE	2.36	0.55
4:AD:117:VAL:HA	4:AD:122:ILE:CG1	2.36	0.55
1:AA:1151:A:H5'	10:AJ:44:THR:OG1	2.07	0.55
31:BJ:65:THR:CG2	31:BJ:66:GLY:N	2.69	0.55
1:AA:626:G:H2'	1:AA:627:G:H8	1.71	0.55
1:AA:1094:G:HO2'	1:AA:1095:U:P	2.28	0.55
22:BA:1935:G:H1'	22:BA:1964:G:H21	1.70	0.55
22:DA:465:G:H4'	50:D2:16:HIS:HD2	1.70	0.55
22:BA:36:G:O2'	22:BA:37:C:H5'	2.07	0.55
22:BA:2250:G:O5'	22:BA:2250:G:H8	1.89	0.55
11:CK:74:LYS:HG3	11:CK:78:ILE:CD1	2.37	0.55
25:DD:34:VAL:HG21	25:DD:90:PHE:O	2.07	0.55
25:DD:121:THR:CG2	25:DD:127:PHE:HB2	2.36	0.55
25:DD:124:ARG:HD3	25:DD:125:TRP:HE1	1.68	0.55
53:CA:1470:U:H2'	53:CA:1471:U:O5'	2.07	0.55
38:DQ:101:ASP:CB	39:DR:2:TYR:OH	2.53	0.55
40:BS:45:VAL:HG22	40:BS:46:LEU:N	2.22	0.55
22:DA:1717:A:N6	22:DA:1744:A:C8	2.74	0.55
2:AB:110:ILE:CD1	2:AB:147:LEU:HD13	2.36	0.55
53:CA:1168:U:O2'	53:CA:1169:A:C5'	2.55	0.55
1:AA:723:U:OP1	21:AU:48:LYS:HB2	2.07	0.55
3:CC:53:ARG:HB2	3:CC:53:ARG:HH11	1.71	0.55
22:DA:2151:U:C2'	22:DA:2152:G:H8	2.20	0.55
1:AA:1343:G:H1'	9:AI:122:ARG:HH12	1.71	0.55
29:BH:78:VAL:HG21	29:BH:145:ASN:ND2	2.20	0.55
1:AA:234:C:O2'	1:AA:235:C:H5'	2.07	0.55
34:BM:6:ARG:CZ	34:BM:6:ARG:HB2	2.37	0.55
53:CA:716:A:C2'	53:CA:717:U:O5'	2.54	0.55
22:BA:2615:U:O2'	22:BA:2616:C:H5'	2.06	0.55
22:DA:30:G:H2'	22:DA:31:C:C6	2.42	0.55
6:CF:98:GLU:O	6:CF:99:ALA:HB2	2.07	0.55
53:CA:1190:G:H3'	3:CC:2:GLN:O	2.07	0.55
22:BA:1579:A:C2'	22:BA:1580:A:H5'	2.36	0.55
25:BD:9:VAL:HG22	25:BD:26:VAL:HB	1.89	0.55
40:DS:1:MET:N	40:DS:1:MET:HE3	2.20	0.55
5:CE:17:VAL:HA	5:CE:33:THR:O	2.06	0.55
22:BA:979:A:H2'	22:BA:982:C:H42	1.71	0.55
23:BB:2:G:C2	23:BB:119:A:N3	2.74	0.55
53:CA:473:U:OP1	56:CP:76:LYS:HE3	2.07	0.55
55:CM:36:ALA:HB3	55:CM:55:LEU:HD11	1.89	0.55
21:CU:52:VAL:O	21:CU:52:VAL:HG22	2.07	0.55

Continued on next page...

Continued from previous page...

Atom-1	Atom-2	Distance(Å)	Clash(Å)
8:AH:50:VAL:O	8:AH:50:VAL:HG22	2.06	0.55
6:CF:26:THR:HA	6:CF:36:ILE:HD11	1.89	0.55
37:BP:50:ARG:HD2	37:BP:51:ASN:CA	2.25	0.55
37:BP:50:ARG:CG	37:BP:57:ALA:O	2.42	0.55
53:CA:1138:G:N2	53:CA:1140:C:C4	2.74	0.55
53:CA:1150:A:H62	53:CA:1151:A:N6	2.05	0.55
22:DA:2385:C:P	22:DA:2385:C:H3'	2.46	0.55
35:DN:35:LYS:NZ	35:DN:112:TYR:HE1	2.04	0.55
9:AI:57:VAL:C	9:AI:58:GLU:HG2	2.27	0.55
22:DA:301:G:C8	22:DA:334:C:C2	2.95	0.55
41:DT:69:ARG:HD2	41:DT:70:HIS:H	1.71	0.55
34:DM:36:VAL:HG22	43:DV:82:TYR:CB	2.34	0.55
32:DK:24:VAL:HA	32:DK:39:ILE:HG22	1.88	0.55
37:DP:16:VAL:HG13	37:DP:19:PHE:HE2	1.72	0.55
29:BH:34:GLY:O	29:BH:35:LYS:HG3	2.06	0.55
29:BH:6:LEU:HD22	29:BH:36:ALA:N	2.21	0.55
22:DA:2392:A:N1	33:DL:55:MET:CE	2.70	0.55
22:DA:1291:C:O2'	22:DA:1292:G:C5'	2.55	0.55
53:CA:1268:G:H21	53:CA:1327:C:C1'	2.13	0.55
53:CA:977:A:N3	53:CA:977:A:H5''	2.21	0.55
33:DL:81:ASP:O	33:DL:83:ALA:N	2.39	0.55
53:CA:764:C:C3'	53:CA:765:G:H5'	2.37	0.55
22:DA:2714:G:H2'	22:DA:2715:C:H6	1.69	0.55
9:CI:70:GLY:O	9:CI:71:ILE:HD12	2.07	0.55
22:DA:489:G:H4'	22:DA:490:C:OP1	2.04	0.55
53:CA:250:A:H1'	53:CA:252:U:C4	2.41	0.55
22:DA:973:A:H1'	22:DA:1188:U:C6	2.42	0.55
57:DB:16:G:C6	57:DB:17:C:N4	2.75	0.55
1:AA:529:G:O6	12:AL:45:ASN:HA	2.06	0.55
22:DA:2225:A:H4'	22:DA:2226:C:O5'	2.06	0.55
53:CA:1036:A:C2'	53:CA:1037:C:H5'	2.36	0.55
14:AN:63:CYS:HB3	14:AN:67:GLY:H	1.72	0.55
16:AP:37:GLY:HA2	16:AP:51:ARG:HH11	1.71	0.55
42:DU:60:LYS:HA	42:DU:60:LYS:HE2	1.88	0.55
28:DG:91:VAL:HG22	28:DG:93:TYR:CE2	2.39	0.55
22:BA:1935:G:N1	22:BA:1962:C:H2'	2.21	0.55
8:CH:1:SER:C	8:CH:3:GLN:N	2.60	0.55
22:DA:1648:U:O2'	22:DA:1649:G:O4'	2.19	0.55
32:BK:113:MET:O	32:BK:116:ILE:HG13	2.06	0.55
22:DA:2069:G:C2	22:DA:2443:C:C2	2.94	0.55
24:DC:127:ASN:O	24:DC:191:LEU:HD22	2.07	0.55
1:AA:495:A:C2	1:AA:496:A:C6	2.94	0.55

Continued on next page...

Continued from previous page...

Atom-1	Atom-2	Distance(Å)	Clash(Å)
22:DA:533:G:OP1	38:DQ:27:ARG:HD3	2.06	0.55
47:DZ:4:ILE:CG2	47:DZ:56:VAL:CG1	2.84	0.55
1:AA:1432:G:O2'	1:AA:1433:A:OP2	2.22	0.55
55:CM:3:ILE:O	55:CM:4:ALA:CB	2.55	0.55
53:CA:158:G:C4	53:CA:159:G:C8	2.95	0.55
22:DA:1974:C:H2'	22:DA:1975:G:H8	1.72	0.55
3:AC:72:PRO:HG3	3:AC:104:GLU:HG3	1.89	0.55
22:DA:2508:G:C2	22:DA:2582:G:O6	2.60	0.55
33:DL:75:ALA:HB2	33:DL:105:ILE:HG13	1.88	0.55
31:DJ:51:GLY:O	31:DJ:121:LYS:HE3	2.06	0.55
1:AA:1494:G:C2	1:AA:1495:U:C5	2.94	0.55
28:BG:25:ILE:HD11	28:BG:71:LEU:HD12	1.88	0.55
25:DD:12:THR:HG22	25:DD:13:ARG:N	2.21	0.55
53:CA:1049:U:H4'	53:CA:1050:G:OP2	2.04	0.55
53:CA:1052:U:H3'	53:CA:1053:G:H5''	1.87	0.55
1:AA:551:U:H2'	1:AA:552:U:O5'	2.07	0.55
53:CA:676:A:H2'	53:CA:677:U:H6	1.72	0.55
22:BA:2136:G:O2'	22:BA:2137:U:C6	2.58	0.55
52:B4:13:ASN:H	52:B4:13:ASN:HD22	1.55	0.55
40:DS:1:MET:H3	40:DS:1:MET:HE3	1.70	0.55
22:BA:1098:A:C6	22:BA:1099:G:N1	2.74	0.55
22:BA:1001:A:C2'	22:BA:1002:G:H5'	2.37	0.55
7:AG:49:LEU:CD1	7:AG:60:ALA:HB1	2.37	0.55
33:BL:39:LYS:C	33:BL:40:SER:O	2.38	0.55
24:BC:250:GLN:N	24:BC:250:GLN:NE2	2.55	0.55
1:AA:577:G:H2'	1:AA:578:C:C6	2.41	0.55
22:BA:2319:G:O2'	22:BA:2320:U:H5	1.90	0.55
9:AI:67:LYS:N	9:AI:67:LYS:HD3	2.21	0.55
43:BV:72:VAL:HG23	43:BV:73:LYS:N	2.22	0.55
43:BV:75:GLN:HB2	43:BV:92:VAL:HG23	1.89	0.55
25:BD:85:ALA:O	25:BD:86:GLU:CB	2.55	0.55
25:BD:85:ALA:O	25:BD:86:GLU:HB2	2.07	0.55
37:BP:50:ARG:HG2	37:BP:56:SER:CA	2.36	0.55
5:AE:153:ALA:O	5:AE:156:ARG:O	2.25	0.55
22:DA:1779:U:H5	22:DA:1784:A:N7	2.05	0.55
22:DA:100:U:H3'	22:DA:100:U:OP1	2.07	0.55
22:DA:2214:C:HO2'	22:DA:2215:C:H5'	1.68	0.55
25:BD:4:LEU:HD23	25:BD:29:VAL:HG11	1.88	0.55
31:DJ:4:PHE:O	31:DJ:44:TYR:CZ	2.59	0.55
53:CA:5:U:H4'	53:CA:6:G:C5'	2.37	0.55
44:BW:30:VAL:H	44:BW:31:LEU:CD2	2.20	0.55
22:DA:1263:U:O4'	48:D0:6:LYS:HE3	2.07	0.55

Continued on next page...

Continued from previous page...

Atom-1	Atom-2	Distance(Å)	Clash(Å)
22:DA:2238:G:C5'	22:DA:2239:G:OP1	2.54	0.55
22:DA:1327:A:C2	22:DA:1328:A:C4	2.94	0.55
53:CA:969:A:O2'	53:CA:970:C:H5'	2.06	0.55
51:D3:18:LYS:CD	51:D3:19:GLY:N	2.67	0.55
22:DA:1992:G:C4'	22:DA:1993:U:OP1	2.55	0.55
21:AU:24:LYS:CG	21:AU:25:ALA:H	2.19	0.55
22:DA:2715:C:C4	22:DA:2716:C:C5	2.94	0.55
22:DA:2677:G:H2'	22:DA:2678:C:C6	2.42	0.55
25:DD:53:GLY:HA3	25:DD:77:ARG:CG	2.32	0.55
53:CA:220:G:C2	53:CA:221:C:C6	2.95	0.55
57:DB:18:G:C2	57:DB:67:G:O6	2.60	0.55
22:BA:1462:C:O2'	22:BA:1463:C:H5''	2.07	0.55
22:DA:1300:G:H5'	22:DA:1301:A:C2	2.42	0.55
22:BA:2742:G:O2'	22:BA:2743:U:H5'	2.07	0.55
22:BA:1287:A:O2'	22:BA:1288:G:H5'	2.07	0.55
1:AA:567:G:H1'	62:AA:1819:HOH:O	2.07	0.55
22:BA:1626:A:HO2'	22:BA:1627:G:P	2.29	0.55
16:AP:19:VAL:CG1	16:AP:37:GLY:C	2.75	0.55
1:AA:625:U:O2'	1:AA:626:G:H5'	2.07	0.55
22:DA:2298:A:C5'	22:DA:2322:A:O2'	2.54	0.55
2:CB:185:ILE:O	2:CB:185:ILE:HG13	2.07	0.55
47:BZ:34:THR:HG22	47:BZ:35:VAL:N	2.21	0.55
1:AA:116:A:H8	1:AA:116:A:O5'	1.89	0.55
22:DA:632:A:H4'	33:DL:68:SER:HA	1.89	0.55
28:DG:167:VAL:CG2	28:DG:168:VAL:H	2.17	0.55
48:B0:35:GLU:OE1	48:B0:45:ASP:HB2	2.07	0.55
39:BR:66:HIS:ND1	39:BR:94:THR:HB	2.22	0.55
11:AK:52:ARG:NH1	11:AK:56:LYS:HZ2	2.05	0.55
53:CA:704:A:O2'	53:CA:705:G:C8	2.60	0.55
8:CH:36:ALA:O	8:CH:45:ILE:HD11	2.06	0.55
1:AA:155:A:H2'	1:AA:156:C:C6	2.42	0.55
7:AG:68:VAL:HG21	7:AG:103:ILE:CD1	2.37	0.55
22:BA:1676:A:H2	22:BA:1993:U:H5'	1.68	0.55
22:BA:1821:A:H2'	22:BA:1822:C:C6	2.42	0.55
51:D3:23:HIS:O	51:D3:46:LYS:HE3	2.07	0.55
9:CI:100:ALA:CB	9:CI:102:PHE:CE2	2.90	0.55
22:DA:2522:U:H6	22:DA:2522:U:H3'	1.71	0.55
23:BB:78:A:C2	23:BB:99:A:C4	2.94	0.55
25:BD:182:ALA:C	25:BD:184:ARG:H	2.08	0.55
22:DA:2107:G:C2	22:DA:2183:A:C2	2.95	0.55
24:BC:234:GLY:O	24:BC:236:GLY:N	2.38	0.55
53:CA:631:C:H5''	53:CA:632:U:O4'	2.07	0.55

Continued on next page...

Continued from previous page...

Atom-1	Atom-2	Distance(Å)	Clash(Å)
54:CG:32:ASP:CB	54:CG:34:LYS:HD3	2.36	0.55
48:B0:54:ILE:HG22	48:B0:54:ILE:O	2.06	0.55
22:BA:2665:A:O2'	22:BA:2666:C:H5'	2.06	0.55
5:AE:15:ILE:HG22	5:AE:16:ALA:N	2.20	0.55
22:BA:2386:A:H2'	22:BA:2387:U:C6	2.41	0.55
46:BY:16:THR:O	46:BY:20:ASN:N	2.32	0.55
43:BV:68:LYS:HG2	43:BV:68:LYS:O	2.07	0.55
22:BA:1614:A:C2	40:BS:93:ALA:HB2	2.42	0.55
22:BA:163:C:C6	22:BA:163:C:OP1	2.60	0.55
8:AH:63:LYS:CB	8:AH:70:VAL:HG21	2.34	0.55
53:CA:1146:A:O2'	53:CA:1147:C:C5'	2.55	0.55
41:DT:14:PRO:HG2	41:DT:15:HIS:N	2.21	0.55
22:DA:2390:U:OP2	51:D3:34:LYS:CE	2.55	0.55
1:AA:1284:C:C6	1:AA:1285:A:N7	2.75	0.55
9:AI:49:GLN:N	9:AI:50:PRO:HD2	2.22	0.55
32:BK:18:ARG:N	32:BK:45:GLU:CB	2.69	0.55
22:DA:1420:A:N3	22:DA:2211:A:N7	2.54	0.55
28:DG:1:SER:O	28:DG:3:VAL:HG22	2.07	0.55
53:CA:1494:G:H2'	53:CA:1495:U:O5'	2.07	0.55
25:BD:106:LYS:H	25:BD:106:LYS:CD	1.97	0.55
6:CF:59:TYR:HE2	18:CR:66:LEU:CD2	2.19	0.55
22:DA:2062:A:C2'	22:DA:2062:A:N3	2.70	0.55
53:CA:933:G:OP2	54:CG:2:ARG:HD2	2.07	0.55
53:CA:982:U:H4'	53:CA:983:A:C5'	2.36	0.55
53:CA:1320:C:O2'	19:CS:72:GLU:HA	2.07	0.55
20:AT:78:LEU:O	20:AT:82:ILE:HG23	2.07	0.55
33:DL:110:VAL:CG1	33:DL:127:VAL:HG23	2.37	0.55
1:AA:841:C:H2'	1:AA:841:C:O2	2.06	0.55
22:DA:1450:G:N2	22:DA:1462:C:C2	2.75	0.55
22:DA:575:A:C2	22:DA:576:U:C6	2.94	0.55
12:AL:29:LYS:O	12:AL:80:LEU:HD12	2.07	0.55
22:DA:1740:G:C2'	22:DA:1741:C:H5'	2.37	0.55
22:BA:1459:G:O2'	22:BA:1460:U:H3'	2.07	0.55
22:DA:1300:G:H4'	22:DA:1301:A:O5'	2.06	0.55
31:BJ:88:THR:CG2	31:BJ:91:GLU:H	2.19	0.55
54:CG:134:VAL:CB	54:CG:137:ARG:HH21	2.10	0.55
55:CM:23:GLY:O	55:CM:24:VAL:HG13	2.07	0.55
16:AP:57:ILE:HG21	16:AP:75:ILE:HD11	1.88	0.55
1:AA:454:G:H2'	1:AA:455:G:H5'	1.89	0.55
53:CA:113:G:N2	53:CA:353:A:C8	2.58	0.55
4:AD:2:ARG:CB	4:AD:4:LEU:CD1	2.84	0.55
53:CA:1448:C:O2'	53:CA:1449:C:C6	2.58	0.55

Continued on next page...

Continued from previous page...

Atom-1	Atom-2	Distance(Å)	Clash(Å)
36:DO:31:THR:CG2	36:DO:36:TYR:HE2	2.13	0.55
2:CB:164:ASP:HB3	2:CB:167:HIS:CB	2.33	0.55
1:AA:642:A:C5	8:AH:106:SER:HA	2.42	0.55
23:BB:45:A:HO2'	23:BB:46:A:H5'	1.70	0.55
22:BA:275:C:H3'	22:BA:276:U:H5''	1.88	0.55
29:DH:78:VAL:HG21	29:DH:144:VAL:CG1	2.36	0.55
1:AA:173:U:C2	1:AA:197:A:C2	2.95	0.55
53:CA:1169:A:O2'	53:CA:1170:A:H8	1.89	0.55
1:AA:1399:C:O2	1:AA:1401:G:C5	2.60	0.55
22:DA:2676:C:OP1	32:DK:31:ARG:NH2	2.40	0.55
22:DA:2900:A:C6	22:DA:2901:C:C4	2.95	0.55
22:BA:1731:G:C5	22:BA:1733:G:N7	2.75	0.55
28:DG:24:THR:C	28:DG:25:ILE:HD12	2.27	0.55
37:DP:28:LYS:CG	37:DP:39:LEU:HD23	2.36	0.55
42:BU:100:GLU:O	42:BU:101:THR:CB	2.54	0.55
5:AE:45:VAL:CG2	5:AE:117:ALA:CB	2.85	0.55
53:CA:716:A:H2'	53:CA:717:U:O5'	2.06	0.55
22:DA:2468:A:O2'	22:DA:2469:A:C8	2.55	0.55
2:AB:71:THR:HG22	2:AB:72:LYS:N	2.22	0.55
1:AA:418:C:H2'	1:AA:419:C:H6	1.72	0.55
34:DM:21:ALA:HA	34:DM:97:GLN:HG2	1.88	0.55
43:DV:1:MET:HA	43:DV:1:MET:HE2	1.89	0.55
28:BG:54:ARG:C	28:BG:54:ARG:HD3	2.28	0.55
53:CA:624:C:H2'	53:CA:625:U:O4'	2.07	0.55
53:CA:658:C:H1'	15:CO:21:THR:HG21	1.89	0.55
11:AK:42:GLY:HA3	11:AK:73:VAL:HG12	1.87	0.55
16:AP:23:ASP:O	16:AP:25:ARG:N	2.40	0.55
45:BX:16:ASN:HB2	45:BX:24:THR:OG1	2.06	0.55
4:AD:19:PHE:CD1	4:AD:19:PHE:N	2.75	0.55
40:BS:18:ARG:HG2	40:BS:76:VAL:HG13	1.89	0.55
38:BQ:48:ASP:HA	38:BQ:51:GLN:HB2	1.89	0.55
22:BA:1079:C:N4	22:BA:1088:A:C2	2.74	0.55
24:DC:33:LEU:O	24:DC:34:GLU:HB3	2.06	0.55
22:DA:2798:U:H5'	22:DA:2800:A:C6	2.42	0.55
53:CA:1139:G:H4'	53:CA:1140:C:O5'	2.07	0.55
4:AD:36:ALA:CA	4:AD:41:GLY:HA3	2.07	0.55
26:DE:147:LEU:O	26:DE:148:ILE:CB	2.55	0.55
22:DA:2284:A:OP1	49:D1:5:ARG:HG3	2.07	0.55
22:DA:1087:G:H2'	22:DA:1089:A:C8	2.42	0.55
1:AA:1283:U:O2'	1:AA:1284:C:C6	2.55	0.55
25:BD:97:SER:H	25:BD:99:GLU:CD	2.11	0.55
53:CA:1117:A:O2'	9:CI:107:ALA:HB2	2.07	0.55

Continued on next page...

Continued from previous page...

Atom-1	Atom-2	Distance(Å)	Clash(Å)
1:AA:464:U:H2'	1:AA:466:A:OP2	2.07	0.55
41:BT:19:LYS:HA	41:BT:22:THR:OG1	2.07	0.55
53:CA:795:C:C5'	11:CK:127:ARG:HH21	2.18	0.55
6:CF:92:THR:O	6:CF:93:LYS:CG	2.49	0.55
22:BA:1498:C:HO2'	22:BA:1499:C:H6	0.72	0.55
22:DA:581:C:OP1	38:DQ:32:ARG:HB2	2.07	0.55
53:CA:1218:C:C2'	53:CA:1219:A:C8	2.89	0.55
53:CA:994:A:O2'	53:CA:995:C:H6	1.89	0.55
22:BA:1654:A:C4'	25:BD:118:PHE:CZ	2.89	0.55
11:AK:21:HIS:HD2	11:AK:34:THR:HG22	1.69	0.55
10:AJ:11:LYS:HG3	10:AJ:97:ASP:CB	2.37	0.55
22:DA:1036:G:C6	22:DA:1120:G:C6	2.95	0.55
22:DA:1430:G:H2'	22:DA:1431:A:C8	2.41	0.55
22:DA:571:U:H4'	22:DA:573:U:C5	2.40	0.55
5:CE:56:PRO:HG2	5:CE:57:ALA:H	1.72	0.55
22:DA:2842:G:H2'	22:DA:2843:G:O4'	2.07	0.55
58:DF:41:GLU:O	58:DF:43:ILE:N	2.40	0.55
53:CA:86:G:C2	53:CA:87:C:C5	2.95	0.55
24:DC:170:TYR:HD2	24:DC:183:VAL:O	1.90	0.55
22:DA:1299:G:N2	22:DA:1640:A:H5'	2.20	0.55
22:BA:1026:G:C8	22:BA:1134:A:C4	2.95	0.55
22:DA:2250:G:O5'	22:DA:2250:G:H8	1.88	0.55
2:CB:110:ILE:CD1	2:CB:150:ILE:HG23	2.37	0.55
22:DA:227:A:C4'	22:DA:229:C:H41	2.20	0.55
53:CA:109:A:C8	53:CA:327:A:O4'	2.60	0.55
53:CA:557:G:C6	53:CA:558:G:N1	2.75	0.55
30:BI:19:PRO:HG2	30:BI:23:VAL:CG2	2.37	0.55
1:AA:223:A:H2'	1:AA:224:U:C6	2.42	0.55
29:DH:136:SER:O	29:DH:137:GLU:HG3	2.07	0.55
47:BZ:4:ILE:HD11	47:BZ:43:ILE:HD11	1.89	0.55
38:DQ:15:LYS:CE	38:DQ:19:GLN:HE21	2.18	0.55
53:CA:687:A:N1	53:CA:704:A:N7	2.55	0.55
53:CA:705:G:O2'	53:CA:706:A:H5'	2.07	0.55
55:CM:47:LEU:C	55:CM:47:LEU:HD23	2.27	0.55
28:DG:70:LEU:C	28:DG:70:LEU:HD12	2.27	0.55
30:BI:58:ILE:O	30:BI:60:VAL:HG23	2.06	0.55
25:DD:12:THR:HG22	25:DD:13:ARG:O	2.07	0.55
22:BA:851:C:C2'	22:BA:852:U:O5'	2.55	0.55
18:CR:21:ASP:HB3	18:CR:23:LYS:HG3	1.89	0.55
22:BA:80:G:H2'	22:BA:81:G:H5'	1.88	0.55
3:AC:141:MET:HA	3:AC:145:ALA:HB3	1.89	0.55
22:BA:405:U:C3'	22:BA:406:G:H5'	2.36	0.55

Continued on next page...

Continued from previous page...

Atom-1	Atom-2	Distance(Å)	Clash(Å)
22:BA:1539:U:C2	22:BA:1540:G:C8	2.95	0.55
22:BA:2134:A:C6	22:BA:2135:A:N6	2.75	0.55
40:DS:71:VAL:O	40:DS:71:VAL:HG13	2.07	0.55
58:DF:73:VAL:HG12	58:DF:73:VAL:O	2.07	0.55
1:AA:1293:C:H2'	1:AA:1294:G:C8	2.42	0.55
32:BK:47:ILE:HG13	32:BK:48:PRO:HD2	1.87	0.55
53:CA:287:U:O2'	53:CA:288:A:H5'	2.06	0.55
6:AF:37:HIS:ND1	6:AF:95:ALA:CB	2.70	0.55
22:DA:1907:G:C2	22:DA:1924:C:C2	2.95	0.55
53:CA:1115:U:O2'	53:CA:1116:U:H5'	2.07	0.55
22:BA:1321:A:H5''	22:BA:1321:A:H8	1.71	0.55
1:AA:708:C:O2'	1:AA:709:U:H5'	2.07	0.55
22:BA:156:A:O2'	22:BA:157:C:H5'	2.07	0.55
1:AA:1098:C:H6	1:AA:1098:C:O5'	1.89	0.55
38:BQ:94:LEU:C	38:BQ:96:ASP:H	2.09	0.54
45:BX:29:LEU:HB2	45:BX:30:PRO:CD	2.37	0.54
5:AE:37:VAL:HG11	5:AE:113:VAL:HA	1.88	0.54
5:AE:81:GLN:HG2	5:AE:149:PRO:CB	2.36	0.54
53:CA:1124:G:O2'	53:CA:1125:U:C5	2.59	0.54
22:DA:1339:G:H5'	22:DA:1393:A:C2	2.42	0.54
22:DA:1391:U:H4'	41:DT:19:LYS:NZ	2.22	0.54
4:AD:36:ALA:HA	4:AD:41:GLY:CA	2.07	0.54
53:CA:452:A:H62	53:CA:480:U:H3	1.55	0.54
22:DA:739:A:H8	22:DA:739:A:OP2	1.90	0.54
1:AA:1508:A:H2'	1:AA:1509:C:C6	2.42	0.54
53:CA:32:A:C2'	53:CA:33:A:C8	2.78	0.54
12:CL:46:SER:O	12:CL:47:ALA:CB	2.54	0.54
22:DA:1204:A:O4'	22:DA:1206:G:C5	2.60	0.54
42:DU:39:ASN:HD21	42:DU:64:ILE:HG22	1.72	0.54
28:BG:140:ILE:H	28:BG:140:ILE:HD12	1.70	0.54
22:DA:38:A:C2	22:DA:442:G:C6	2.96	0.54
39:BR:39:LEU:CD2	39:BR:39:LEU:N	2.69	0.54
1:AA:1306:A:C6	1:AA:1307:U:C2	2.95	0.54
53:CA:404:G:OP2	4:CD:2:ARG:NH1	2.40	0.54
41:BT:27:SER:O	41:BT:28:ASN:CG	2.46	0.54
38:DQ:65:ASN:HA	38:DQ:75:TYR:HB2	1.88	0.54
22:BA:923:G:H21	44:BW:23:LYS:CE	2.21	0.54
44:BW:18:LYS:N	44:BW:36:ILE:CG1	2.70	0.54
43:DV:3:THR:HA	43:DV:62:THR:O	2.06	0.54
22:DA:1331:G:N2	22:DA:1616:A:N6	2.55	0.54
22:DA:477:A:O2'	22:DA:478:A:H5'	2.08	0.54
22:DA:503:A:H5''	22:DA:504:A:O5'	2.07	0.54

Continued on next page...

Continued from previous page...

Atom-1	Atom-2	Distance(Å)	Clash(Å)
38:DQ:4:LYS:HE3	38:DQ:7:VAL:H	1.72	0.54
53:CA:985:C:HO2'	53:CA:986:U:H6	1.50	0.54
55:CM:94:LEU:HD23	55:CM:101:THR:HG22	1.88	0.54
33:DL:127:VAL:CG1	33:DL:132:ARG:HB2	2.37	0.54
5:CE:74:ALA:O	5:CE:75:LEU:CB	2.46	0.54
22:DA:1991:U:C5'	22:DA:1991:U:H6	2.20	0.54
58:DF:59:ILE:CD1	58:DF:137:PHE:HZ	2.19	0.54
58:DF:48:LEU:O	58:DF:52:ALA:CB	2.54	0.54
22:DA:972:A:H3'	22:DA:973:A:H5''	1.89	0.54
53:CA:1369:C:H2'	53:CA:1370:G:O4'	2.07	0.54
22:BA:2742:G:H2'	22:BA:2743:U:H5'	1.88	0.54
22:DA:2303:G:N1	22:DA:2314:A:C5	2.76	0.54
53:CA:16:A:O4'	5:CE:21:SER:HB3	2.07	0.54
22:DA:1125:G:C6	22:DA:1126:A:N6	2.75	0.54
22:BA:545:U:C6	22:BA:546:U:H4'	2.43	0.54
8:AH:12:ARG:HH11	8:AH:26:MET:CB	2.20	0.54
22:BA:2093:G:H1'	22:BA:2198:A:C2	2.42	0.54
1:AA:449:G:O2'	1:AA:450:G:H5'	2.06	0.54
22:BA:606:U:H4'	22:BA:658:U:HO2'	1.71	0.54
22:BA:659:G:H21	26:BE:30:GLN:NE2	2.04	0.54
3:AC:106:ARG:CG	3:AC:106:ARG:O	2.54	0.54
22:DA:806:C:H2'	22:DA:807:U:H6	1.71	0.54
2:AB:139:GLU:O	2:AB:143:LEU:CD2	2.52	0.54
22:BA:526:A:H5''	22:BA:527:C:OP1	2.06	0.54
47:DZ:15:ARG:N	47:DZ:15:ARG:CD	2.67	0.54
8:CH:46:GLU:H	8:CH:63:LYS:HG3	1.72	0.54
33:BL:27:LEU:N	33:BL:27:LEU:CD1	2.69	0.54
47:BZ:2:LYS:O	47:BZ:3:THR:HG23	2.07	0.54
22:BA:871:U:H2'	22:BA:872:U:C6	2.42	0.54
53:CA:50:A:C2	53:CA:360:G:N3	2.72	0.54
22:BA:1695:G:H2'	22:BA:1696:G:O4'	2.07	0.54
22:BA:2808:G:C2	22:BA:2891:U:C6	2.96	0.54
4:AD:160:LEU:HD22	4:AD:161:ALA:H	1.72	0.54
11:AK:13:LYS:O	11:AK:14:GLN:CB	2.55	0.54
22:BA:1858:A:O2'	22:BA:1859:U:O5'	2.26	0.54
33:BL:4:ASN:N	33:BL:4:ASN:HD22	1.99	0.54
1:AA:1032:G:N2	1:AA:1033:G:C8	2.75	0.54
38:BQ:35:PHE:CE1	38:BQ:39:ILE:HD11	2.42	0.54
27:BF:165:GLY:O	27:BF:168:LEU:HB3	2.07	0.54
32:BK:34:GLY:O	32:BK:35:VAL:C	2.45	0.54
12:AL:7:VAL:HG22	17:AQ:30:HIS:CD2	2.41	0.54
22:DA:1982:U:O5'	22:DA:1982:U:C6	2.60	0.54

Continued on next page...

Continued from previous page...

Atom-1	Atom-2	Distance(Å)	Clash(Å)
53:CA:1154:G:H2'	53:CA:1155:A:H8	1.72	0.54
4:CD:123:MET:CE	4:CD:126:GLY:O	2.55	0.54
37:BP:64:SER:O	37:BP:65:ASN:C	2.45	0.54
58:DF:4:HIS:CE1	58:DF:96:TRP:CH2	2.95	0.54
26:DE:88:ARG:HB3	26:DE:89:PRO:HD2	1.88	0.54
11:CK:21:HIS:O	11:CK:22:ILE:HD12	2.07	0.54
22:BA:717:C:O2	22:BA:717:C:H2'	2.06	0.54
9:CI:90:ASP:HB3	9:CI:93:LEU:HD23	1.89	0.54
32:BK:74:GLY:HA3	37:BP:74:GLN:HE21	1.72	0.54
30:BI:126:ARG:HA	30:BI:129:GLU:CB	2.36	0.54
22:DA:1342:A:C5	22:DA:1345:C:N4	2.75	0.54
22:DA:1390:U:C2'	22:DA:1391:U:H5'	2.37	0.54
41:DT:32:LEU:HD23	41:DT:32:LEU:N	2.22	0.54
22:DA:1771:C:O2'	22:DA:1772:A:H5'	2.07	0.54
22:DA:1788:C:H2'	22:DA:1789:A:H5'	1.90	0.54
48:D0:42:ILE:CD1	48:D0:48:TYR:CB	2.85	0.54
3:CC:190:THR:CG2	3:CC:191:THR:H	2.15	0.54
22:DA:1206:G:O2'	22:DA:1207:C:C6	2.60	0.54
42:DU:14:THR:CG2	42:DU:64:ILE:HD11	2.35	0.54
22:DA:116:C:H2'	22:DA:117:G:O5'	2.07	0.54
53:CA:1066:C:H2'	53:CA:1067:A:C8	2.42	0.54
37:DP:24:THR:O	37:DP:25:VAL:O	2.26	0.54
26:BE:79:ARG:O	26:BE:80:SER:C	2.46	0.54
1:AA:267:C:H2'	1:AA:268:U:H6	1.72	0.54
53:CA:995:C:N3	53:CA:1046:A:O2'	2.37	0.54
14:CN:52:ARG:HH21	14:CN:58:ARG:CD	2.21	0.54
22:DA:599:A:C5	22:DA:600:G:N7	2.75	0.54
22:DA:628:G:O2'	22:DA:629:G:C8	2.58	0.54
11:AK:22:ILE:CD1	11:AK:85:VAL:HG13	2.26	0.54
5:CE:104:ILE:CD1	5:CE:122:VAL:HG21	2.35	0.54
25:DD:5:VAL:HG23	25:DD:82:PHE:CZ	2.42	0.54
11:AK:109:ILE:CG2	11:AK:110:THR:N	2.70	0.54
22:DA:2291:U:H2'	22:DA:2292:U:C5	2.39	0.54
5:CE:131:ASN:HD22	5:CE:132:PRO:HD2	1.72	0.54
6:AF:40:GLU:HB2	6:AF:42:TRP:HE1	1.71	0.54
57:DB:58:A:C2'	57:DB:59:A:H8	2.17	0.54
22:DA:1126:A:H4'	22:DA:1127:A:C5'	2.36	0.54
6:AF:51:ILE:HD13	6:AF:86:ARG:HG3	1.88	0.54
53:CA:329:A:C8	53:CA:332:G:C6	2.95	0.54
22:DA:362:A:C5	22:DA:363:G:C8	2.95	0.54
17:AQ:60:ILE:CG2	17:AQ:72:TRP:CE3	2.90	0.54
1:AA:183:C:O2'	1:AA:184:G:H5'	2.07	0.54

Continued on next page...

Continued from previous page...

Atom-1	Atom-2	Distance(Å)	Clash(Å)
24:BC:29:PHE:CD2	24:BC:31:PRO:HG2	2.42	0.54
22:DA:832:U:P	33:DL:38:GLN:H	2.29	0.54
26:DE:60:TRP:HZ3	26:DE:62:GLN:CG	2.20	0.54
22:BA:274:C:C5	22:BA:275:C:C5	2.95	0.54
53:CA:845:A:N3	53:CA:845:A:H2'	2.21	0.54
28:DG:82:PHE:CB	28:DG:140:ILE:HD13	2.37	0.54
1:AA:1167:A:C8	1:AA:1169:A:C6	2.96	0.54
53:CA:704:A:O2'	53:CA:705:G:O5'	2.25	0.54
54:CG:148:LYS:HZ2	54:CG:148:LYS:HB2	1.72	0.54
30:BI:64:ARG:HG3	30:BI:65:SER:N	2.22	0.54
5:AE:45:VAL:HG21	5:AE:117:ALA:CB	2.38	0.54
22:BA:78:U:H2'	22:BA:79:C:C6	2.42	0.54
22:DA:308:G:N1	22:DA:309:A:N1	2.55	0.54
22:BA:1858:A:O2'	22:BA:1859:U:H5'	2.06	0.54
1:AA:1075:U:H4'	1:AA:1101:A:N6	2.23	0.54
53:CA:461:A:P	53:CA:462:G:OP2	2.65	0.54
38:BQ:40:LYS:HG2	38:BQ:44:TYR:CE1	2.42	0.54
31:BJ:31:GLU:O	31:BJ:32:LEU:C	2.42	0.54
26:DE:52:VAL:HG12	26:DE:74:LYS:CD	2.36	0.54
35:BN:8:ARG:HD2	35:BN:43:GLU:CG	2.37	0.54
1:AA:1112:C:H1'	3:AC:178:ARG:HH11	1.72	0.54
22:DA:18:U:O2	22:DA:554:U:H5''	2.07	0.54
34:DM:63:ILE:HD11	34:DM:105:MET:HE1	1.90	0.54
22:BA:1394:U:H3'	22:BA:1394:U:C6	2.42	0.54
22:DA:262:A:C2	22:DA:430:A:H1'	2.41	0.54
1:AA:657:U:O2	15:AO:21:THR:CG2	2.54	0.54
25:DD:38:LYS:HD2	25:DD:45:TYR:OH	2.07	0.54
3:CC:25:THR:HG22	3:CC:25:THR:O	2.07	0.54
32:BK:13:ASN:N	32:BK:13:ASN:OD1	2.41	0.54
22:DA:2650:U:C2	22:DA:2671:G:N2	2.76	0.54
36:DO:81:ARG:HA	36:DO:84:GLU:HB2	1.89	0.54
35:BN:117:ASP:O	35:BN:119:SER:N	2.37	0.54
22:DA:1786:A:O2'	22:DA:1938:A:N6	2.41	0.54
22:DA:1803:A:O2'	22:DA:1804:C:C5'	2.55	0.54
53:CA:1127:G:H5'	53:CA:1280:A:O2'	2.07	0.54
22:DA:1393:A:H62	41:DT:19:LYS:HG2	1.72	0.54
22:DA:2263:C:H5	44:DW:11:ASN:OD1	1.90	0.54
2:AB:40:ILE:HG21	2:AB:201:GLY:HA2	1.88	0.54
1:AA:1253:G:N1	1:AA:1285:A:N6	2.55	0.54
46:DY:28:LEU:HD13	46:DY:28:LEU:C	2.27	0.54
22:DA:2217:G:H2'	22:DA:2218:G:H8	1.72	0.54
25:BD:101:PHE:CE2	25:BD:203:VAL:HG22	2.42	0.54

Continued on next page...

Continued from previous page...

Atom-1	Atom-2	Distance(Å)	Clash(Å)
53:CA:1102:A:H5''	53:CA:1102:A:H8	1.71	0.54
53:CA:1184:G:HO2'	53:CA:1185:G:C5'	2.20	0.54
1:AA:204:G:C3'	1:AA:205:A:C5'	2.72	0.54
45:DX:57:VAL:C	45:DX:59:ASP:H	2.10	0.54
38:DQ:96:ASP:C	38:DQ:98:ALA:H	2.11	0.54
37:DP:24:THR:HA	37:DP:44:GLY:O	2.06	0.54
21:AU:8:ASN:O	21:AU:11:PHE:HE2	1.90	0.54
22:DA:579:G:H2'	22:DA:580:U:C6	2.41	0.54
17:AQ:15:LYS:HD2	17:AQ:15:LYS:C	2.27	0.54
53:CA:969:A:O2'	53:CA:970:C:O4'	2.22	0.54
22:DA:1244:A:C2'	22:DA:1245:G:H5'	2.38	0.54
2:AB:113:LEU:O	2:AB:117:GLU:HG3	2.07	0.54
22:DA:1120:G:C6	22:DA:1121:C:C4	2.96	0.54
33:DL:96:LYS:HE2	33:DL:102:GLY:O	2.07	0.54
11:AK:107:THR:HG22	11:AK:108:ASN:HD21	1.73	0.54
22:BA:740:C:H5'	22:BA:1784:A:H3'	1.88	0.54
5:CE:36:THR:HB	5:CE:63:MET:CE	2.37	0.54
31:BJ:16:TYR:HA	31:BJ:138:GLN:O	2.06	0.54
53:CA:142:G:N3	53:CA:196:A:H2	2.04	0.54
22:DA:2226:C:O2'	22:DA:2227:A:O4'	2.20	0.54
53:CA:1004:A:H2'	53:CA:1005:A:O4'	2.07	0.54
6:CF:66:ALA:HB1	6:CF:70:VAL:HG22	1.88	0.54
22:BA:2197:U:OP1	4:CD:150:LYS:NZ	2.40	0.54
26:DE:119:ILE:HD11	26:DE:143:LEU:CD2	2.36	0.54
53:CA:826:C:H2'	53:CA:826:C:O2	2.07	0.54
44:DW:13:ARG:HG3	44:DW:14:ASP:N	2.15	0.54
1:AA:184:G:O2'	1:AA:185:U:O5'	2.25	0.54
1:AA:642:A:HO2'	1:AA:643:C:H5'	1.67	0.54
53:CA:1175:G:H2'	53:CA:1176:A:H8	1.73	0.54
22:BA:361:G:H8	22:BA:361:G:OP2	1.91	0.54
22:BA:528:A:H2	22:BA:2043:C:H4'	1.67	0.54
20:CT:3:ILE:O	20:CT:3:ILE:HG22	2.07	0.54
1:AA:1088:G:H21	1:AA:1167:A:N6	2.02	0.54
8:CH:46:GLU:N	8:CH:63:LYS:HD2	2.21	0.54
39:DR:97:LYS:O	39:DR:98:ILE:C	2.45	0.54
9:CI:47:VAL:C	9:CI:50:PRO:HD2	2.27	0.54
22:BA:2109:U:N3	22:BA:2181:U:C4	2.76	0.54
2:CB:11:ALA:C	2:CB:13:VAL:H	2.09	0.54
26:BE:145:ASP:CB	26:BE:184:ASP:OD2	2.56	0.54
40:DS:74:ILE:HG12	40:DS:74:ILE:O	2.07	0.54
22:DA:1510:G:N2	22:DA:1511:G:C5	2.75	0.54
22:BA:792:A:N3	22:BA:2072:C:O2'	2.30	0.54

Continued on next page...

Continued from previous page...

Atom-1	Atom-2	Distance(Å)	Clash(Å)
22:BA:2567:G:H2'	22:BA:2568:U:C6	2.43	0.54
22:BA:1098:A:C5	22:BA:1099:G:C6	2.95	0.54
1:AA:1451:U:HO2'	1:AA:1452:C:P	2.31	0.54
22:DA:1759:A:H2'	22:DA:1760:C:C6	2.42	0.54
22:BA:2555:U:C5	22:BA:2556:C:N1	2.75	0.54
13:AM:45:SER:O	13:AM:46:GLU:HB2	2.07	0.54
11:CK:22:ILE:HG22	11:CK:22:ILE:O	2.05	0.54
22:DA:2533:U:H2'	22:DA:2534:A:O4'	2.07	0.54
4:CD:94:GLU:HA	4:CD:99:ASN:ND2	2.22	0.54
45:DX:51:SER:OG	45:DX:54:GLY:HA3	2.07	0.54
26:BE:18:THR:HA	26:BE:106:LYS:HG2	1.88	0.54
16:AP:22:ALA:HA	16:AP:33:ILE:HG13	1.88	0.54
24:DC:260:LYS:HB2	24:DC:260:LYS:NZ	2.23	0.54
5:AE:106:ALA:CB	5:AE:124:ALA:HB3	2.36	0.54
22:DA:2353:G:N3	44:DW:30:VAL:CG1	2.70	0.54
22:DA:1068:G:C8	22:DA:1069:A:N7	2.76	0.54
22:DA:1077:A:OP1	30:DI:94:LYS:HG2	2.08	0.54
9:AI:10:ARG:HB2	9:AI:14:SER:O	2.08	0.54
42:DU:22:GLY:HA3	42:DU:36:GLU:HB3	1.89	0.54
53:CA:1070:U:H2'	53:CA:1071:C:H6	1.72	0.54
53:CA:1092:A:C2	53:CA:1183:U:N3	2.74	0.54
34:DM:17:ASN:HB3	34:DM:38:ARG:HH22	1.72	0.54
1:AA:466:A:H4'	1:AA:467:U:OP2	2.06	0.54
6:CF:91:ARG:O	6:CF:93:LYS:HE3	2.08	0.54
32:DK:104:THR:C	32:DK:106:GLU:H	2.10	0.54
37:DP:19:PHE:CE1	37:DP:58:PHE:CD2	2.96	0.54
31:DJ:73:VAL:HG23	31:DJ:74:TYR:H	1.73	0.54
22:BA:1795:C:H2'	22:BA:1796:U:C6	2.42	0.54
22:DA:247:G:H4'	22:DA:386:G:C4	2.42	0.54
51:D3:21:PHE:H	51:D3:48:MET:HB2	1.72	0.54
53:CA:1216:A:C2	53:CA:1217:C:N3	2.76	0.54
53:CA:1323:G:H2'	53:CA:1324:A:C8	2.43	0.54
53:CA:975:A:H2	53:CA:1366:C:H1'	1.71	0.54
22:DA:2136:G:C2	22:DA:2137:U:C5	2.96	0.54
56:CP:62:GLY:O	56:CP:63:GLN:HB2	2.07	0.54
29:BH:133:GLN:HA	29:BH:133:GLN:OE1	2.08	0.54
27:BF:30:VAL:HG11	27:BF:96:TRP:CH2	2.42	0.54
53:CA:198:G:H1'	53:CA:199:A:H5'	1.89	0.54
1:AA:414:A:N3	1:AA:415:A:C8	2.75	0.54
32:DK:38:ILE:CG1	32:DK:61:VAL:HG12	2.29	0.54
32:DK:92:GLU:OE1	32:DK:92:GLU:HA	2.07	0.54
35:BN:103:ARG:CD	35:BN:110:MET:CE	2.85	0.54

Continued on next page...

Continued from previous page...

Atom-1	Atom-2	Distance(Å)	Clash(Å)
22:DA:1963:U:O2'	22:DA:1964:G:C5'	2.56	0.54
32:DK:13:ASN:ND2	32:DK:13:ASN:N	2.45	0.54
53:CA:120:A:O2'	53:CA:121:U:C5'	2.56	0.54
22:BA:1104:C:H2'	22:BA:1105:U:H6	1.71	0.54
1:AA:672:U:H2'	1:AA:673:A:C8	2.43	0.54
36:DO:29:HIS:O	36:DO:36:TYR:HD2	1.90	0.54
22:DA:779:U:OP1	24:DC:48:ILE:CG1	2.51	0.54
55:CM:77:LYS:C	55:CM:77:LYS:HD3	2.27	0.54
22:DA:672:C:C2	22:DA:809:G:N2	2.75	0.54
30:BI:24:GLY:O	30:BI:27:LEU:HG	2.07	0.54
17:AQ:7:LEU:HD22	17:AQ:72:TRP:CZ3	2.42	0.54
37:BP:3:ILE:C	37:BP:3:ILE:HD13	2.27	0.54
22:DA:2426:A:H3'	22:DA:2427:C:H5'	1.90	0.54
22:DA:428:A:H2'	22:DA:429:A:O4'	2.08	0.54
22:DA:532:A:N1	22:DA:2020:A:H1'	2.22	0.54
53:CA:440:C:H2'	53:CA:441:A:C5'	2.37	0.54
22:BA:1378:A:H2'	22:BA:1380:G:N7	2.22	0.54
22:DA:1227:G:O2'	22:DA:1228:G:H5'	2.08	0.54
35:BN:71:ARG:NH2	35:BN:71:ARG:HG3	2.23	0.54
28:DG:70:LEU:HD12	28:DG:71:LEU:N	2.23	0.54
52:D4:30:GLU:HB2	52:D4:33:HIS:HD2	1.72	0.54
30:BI:60:VAL:HG22	30:BI:66:PHE:HB2	1.90	0.54
22:BA:2199:A:C5'	22:BA:2200:C:H5	2.19	0.54
22:BA:288:U:O2'	22:BA:289:G:H5'	2.08	0.54
30:DI:112:LYS:HZ3	30:DI:128:ILE:HD12	1.68	0.54
15:AO:72:LYS:HA	15:AO:72:LYS:HE2	1.88	0.54
22:DA:1854:A:H2'	22:DA:1855:U:H5'	1.88	0.54
50:B2:30:VAL:O	50:B2:34:ARG:HG3	2.07	0.54
22:DA:524:G:H2'	22:DA:525:U:C6	2.41	0.54
22:BA:189:G:H2'	22:BA:205:G:N2	2.21	0.54
5:AE:121:ASN:N	5:AE:121:ASN:HD22	2.04	0.54
53:CA:1255:G:N1	53:CA:1279:G:N7	2.56	0.54
10:CJ:5:ARG:HG2	10:CJ:79:PRO:CG	2.19	0.54
10:CJ:80:THR:C	10:CJ:84:VAL:HG22	2.28	0.54
22:DA:1346:G:O2'	22:DA:1347:A:C5'	2.55	0.54
56:CP:7:ALA:O	56:CP:17:TYR:HA	2.06	0.54
22:DA:919:U:C2	22:DA:920:A:C8	2.95	0.54
48:D0:38:LEU:H	48:D0:41:HIS:CE1	2.24	0.54
1:AA:1279:G:C1'	1:AA:1282:C:N4	2.56	0.54
9:AI:20:ILE:HD12	9:AI:85:ALA:O	2.08	0.54
9:AI:8:THR:HG22	9:AI:9:GLY:N	2.22	0.54
40:BS:69:LEU:HA	40:BS:108:SER:O	2.08	0.54

Continued on next page...

Continued from previous page...

Atom-1	Atom-2	Distance(Å)	Clash(Å)
22:DA:75:G:HO2'	22:DA:76:C:P	2.31	0.54
26:DE:134:LEU:HA	26:DE:137:LYS:HB3	1.88	0.54
42:DU:39:ASN:HB2	42:DU:62:ALA:H	1.71	0.54
46:DY:47:ARG:O	46:DY:50:VAL:N	2.39	0.54
22:DA:796:C:H2'	22:DA:797:G:C8	2.42	0.54
53:CA:1070:U:C2	53:CA:1071:C:C5	2.96	0.54
2:CB:100:LEU:HB2	2:CB:174:GLU:OE1	2.07	0.54
1:AA:211:G:C6	1:AA:212:G:H1'	2.43	0.54
1:AA:74:A:C6	1:AA:97:G:O6	2.60	0.54
32:DK:34:GLY:O	32:DK:35:VAL:HG23	2.06	0.54
22:BA:1794:A:O2'	22:BA:1795:C:H5'	2.07	0.54
22:DA:677:A:C6	22:DA:678:C:N4	2.75	0.54
22:DA:679:C:H2'	22:DA:680:C:C6	2.39	0.54
22:DA:1307:A:H2'	22:DA:1308:A:O5'	2.07	0.54
1:AA:1240:U:H3'	1:AA:1241:G:H5'	1.89	0.54
53:CA:596:A:C6	53:CA:645:G:C2	2.96	0.54
8:CH:33:VAL:O	8:CH:35:ILE:N	2.41	0.54
53:CA:994:A:C2	53:CA:995:C:C6	2.95	0.54
19:CS:52:ASN:HD22	19:CS:54:ARG:H	1.54	0.54
25:BD:124:ARG:HG2	25:BD:125:TRP:NE1	2.23	0.54
22:BA:1871:A:H8	22:BA:1872:A:C5	2.25	0.54
22:DA:1021:A:O2'	22:DA:1022:G:C4'	2.42	0.54
22:DA:1662:U:C2'	22:DA:1663:G:H5''	2.37	0.54
25:DD:138:LEU:N	25:DD:138:LEU:HD22	2.23	0.54
22:DA:1303:G:O2'	22:DA:1304:A:C5'	2.55	0.54
25:DD:20:VAL:HG11	25:DD:22:ILE:HG12	1.90	0.54
53:CA:15:G:H5'	53:CA:1396:A:O2'	2.07	0.54
4:AD:97:LEU:HD22	4:AD:117:VAL:HG11	1.90	0.54
22:BA:1141:U:H6	31:BJ:65:THR:CG2	2.20	0.54
42:BU:71:ILE:HD12	42:BU:71:ILE:O	2.08	0.54
27:BF:71:LYS:HA	27:BF:80:GLN:HG3	1.89	0.54
22:DA:1269:A:H2'	22:DA:1270:C:H6	1.70	0.54
1:AA:817:C:H4'	1:AA:818:G:OP1	2.07	0.54
3:CC:115:VAL:HG13	3:CC:199:VAL:HG11	1.90	0.54
53:CA:821:G:H4'	62:CA:1740:HOH:O	2.05	0.54
29:BH:82:SER:O	29:BH:83:LYS:CB	2.54	0.54
44:BW:37:VAL:CG1	44:BW:55:ASP:O	2.56	0.54
1:AA:197:A:H4'	1:AA:198:G:O5'	2.07	0.54
22:BA:528:A:C2	22:BA:2043:C:C5'	2.90	0.54
22:DA:2100:G:C6	22:DA:2101:A:C6	2.96	0.54
1:AA:1429:A:C2	1:AA:1472:U:C2	2.96	0.54
31:DJ:57:LEU:HG	31:DJ:128:ASN:N	2.21	0.54

Continued on next page...

Continued from previous page...

Atom-1	Atom-2	Distance(Å)	Clash(Å)
1:AA:6:G:H22	5:AE:101:GLY:HA3	1.73	0.54
1:AA:935:A:O2'	1:AA:936:C:O4'	2.25	0.54
22:BA:284:U:H2'	22:BA:285:G:C8	2.35	0.54
33:BL:68:SER:O	33:BL:69:ARG:CB	2.56	0.54
35:DN:7:GLY:HA2	35:DN:46:ARG:CZ	2.37	0.54
22:DA:2738:A:H2	22:DA:2766:A:N6	2.03	0.54
25:BD:66:GLY:O	25:BD:69:ALA:HB3	2.07	0.54
22:BA:611:C:H2'	22:BA:612:G:H5'	1.90	0.54
2:CB:191:ASP:C	2:CB:193:ASP:H	2.11	0.54
15:CO:32:THR:HG23	15:CO:62:ARG:HH11	1.72	0.54
55:CM:82:LEU:HB2	19:CS:73:PHE:CE2	2.43	0.54
45:DX:65:THR:O	45:DX:68:ALA:CB	2.56	0.54
17:AQ:58:VAL:HG22	17:AQ:59:GLU:N	2.22	0.54
22:BA:1471:G:H2'	22:BA:1472:C:C6	2.43	0.54
15:AO:81:ILE:O	15:AO:85:GLY:N	2.40	0.54
22:BA:1452:G:H3'	62:BA:3415:HOH:O	2.06	0.54
25:BD:155:VAL:HG13	25:BD:159:LYS:HG3	1.88	0.54
46:BY:16:THR:O	46:BY:19:LEU:N	2.41	0.54
9:AI:116:GLY:HA2	10:AJ:60:ASP:OD2	2.08	0.54
23:BB:81:G:C2'	23:BB:82:U:H5'	2.38	0.54
2:AB:118:THR:O	2:AB:119:GLN:HB2	2.08	0.54
12:CL:37:TYR:O	12:CL:38:THR:HG22	2.07	0.54
24:DC:176:ARG:C	24:DC:178:GLY:H	2.10	0.54
22:BA:674:G:O2'	26:BE:69:ARG:HD2	2.08	0.54
19:AS:22:VAL:HG12	19:AS:23:GLU:N	2.23	0.54
53:CA:1509:C:H2'	53:CA:1510:C:C6	2.43	0.54
31:BJ:43:GLU:O	31:BJ:44:TYR:C	2.46	0.54
10:CJ:45:ARG:O	10:CJ:46:LYS:C	2.46	0.54
26:DE:148:ILE:HA	26:DE:187:VAL:CB	2.35	0.54
53:CA:369:G:O2'	53:CA:370:C:C5'	2.48	0.54
22:BA:2585:U:O2'	22:BA:2586:U:C5'	2.36	0.54
48:D0:27:LEU:HB3	48:D0:37:HIS:O	2.08	0.54
22:DA:2817:U:H2'	22:DA:2818:U:O5'	2.07	0.54
22:DA:2879:A:O2'	22:DA:2880:C:P	2.66	0.54
1:AA:1257:A:H4'	1:AA:1258:G:OP2	2.08	0.54
9:AI:18:VAL:HA	9:AI:64:ILE:HG23	1.89	0.54
22:DA:1237:A:O2'	22:DA:1238:G:O4'	2.26	0.54
22:DA:163:C:O2'	22:DA:164:C:C5'	2.55	0.54
22:DA:1913:A:C4'	22:DA:1914:C:OP1	2.49	0.54
1:AA:94:G:C4'	1:AA:95:C:C5'	2.81	0.54
21:CU:35:GLU:OE1	21:CU:37:TYR:CD1	2.61	0.54
43:DV:4:ILE:HD12	43:DV:63:ILE:HG13	1.90	0.54

Continued on next page...

Continued from previous page...

Atom-1	Atom-2	Distance(Å)	Clash(Å)
43:DV:21:ARG:HE	43:DV:87:GLN:HG2	1.73	0.54
53:CA:733:G:O2'	53:CA:734:G:H5''	2.08	0.54
17:AQ:13:SER:O	17:AQ:20:ILE:CD1	2.56	0.54
53:CA:986:U:N3	53:CA:1220:G:C2	2.76	0.54
53:CA:977:A:H1'	53:CA:1223:C:N4	2.22	0.54
53:CA:932:C:C6	54:CG:2:ARG:NH1	2.75	0.54
33:DL:141:LYS:HD2	33:DL:142:ILE:N	2.22	0.54
25:BD:117:GLY:C	25:BD:118:PHE:CG	2.81	0.54
53:CA:491:G:HO2'	53:CA:492:C:H5'	1.67	0.54
22:DA:2607:G:H2'	22:DA:2608:G:O4'	2.06	0.54
9:CI:27:ILE:HD13	9:CI:62:LEU:CB	2.33	0.54
22:BA:137:U:N3	22:BA:142:A:N6	2.55	0.54
22:DA:1669:A:OP2	62:DA:3706:HOH:O	2.18	0.54
22:DA:2687:U:H3	22:DA:2722:G:H1	1.56	0.54
32:DK:2:ILE:CG2	32:DK:3:GLN:N	2.44	0.54
29:BH:67:ALA:C	29:BH:69:ALA:H	2.11	0.54
6:AF:38:ARG:HH12	6:AF:61:LEU:HD21	1.71	0.54
6:AF:42:TRP:CZ2	6:AF:61:LEU:HD22	2.42	0.54
22:DA:2093:G:N3	22:DA:2094:A:C8	2.75	0.54
14:AN:20:PHE:HA	14:AN:24:ALA:HB3	1.88	0.54
1:AA:558:G:O5'	1:AA:558:G:H8	1.90	0.54
22:DA:945:A:H5'	22:DA:946:C:OP2	2.08	0.54
1:AA:949:A:O2'	1:AA:950:U:H5'	2.07	0.54
4:AD:151:GLN:O	4:AD:152:SER:C	2.45	0.54
39:DR:81:LYS:O	39:DR:82:HIS:C	2.44	0.54
1:AA:574:A:H1'	1:AA:883:C:O4'	2.08	0.54
53:CA:1393:U:C6	53:CA:1393:U:C3'	2.91	0.54
1:AA:110:C:H2'	1:AA:111:G:C8	2.43	0.54
24:BC:165:ALA:HB3	24:BC:172:THR:CG2	2.35	0.54
1:AA:1380:U:C5	7:AG:2:ARG:HA	2.43	0.54
53:CA:163:C:C2'	53:CA:164:G:O5'	2.56	0.54
36:BO:59:ALA:C	36:BO:61:GLN:N	2.60	0.54
3:AC:179:ALA:HB1	3:AC:202:PHE:HE1	1.72	0.54
35:BN:70:THR:HG21	35:BN:75:ILE:HD11	1.90	0.54
53:CA:1399:C:C2	53:CA:1401:G:C5	2.96	0.54
15:CO:31:LEU:O	15:CO:35:ILE:HG13	2.07	0.54
22:DA:1179:G:N2	22:DA:1180:U:C2	2.76	0.54
22:DA:1179:G:C2	22:DA:1180:U:C2	2.96	0.54
4:AD:160:LEU:HD22	4:AD:161:ALA:N	2.22	0.54
1:AA:665:A:C1'	1:AA:733:G:H1'	2.38	0.54
1:AA:1248:A:H2	9:AI:71:ILE:HD11	1.69	0.54
19:AS:6:LYS:CE	19:AS:6:LYS:HA	2.37	0.54

Continued on next page...

Continued from previous page...

Atom-1	Atom-2	Distance(Å)	Clash(Å)
22:DA:1479:G:N2	22:DA:1513:U:H1'	2.23	0.54
22:DA:1213:A:H2'	22:DA:1214:A:C8	2.42	0.54
1:AA:1453:G:H2'	1:AA:1454:G:O4'	2.07	0.54
22:BA:2564:A:C2	22:BA:2647:U:H4'	2.42	0.54
32:BK:13:ASN:O	32:BK:15:GLY:N	2.40	0.54
22:DA:2691:C:O2'	22:DA:2692:G:H5'	2.06	0.54
3:CC:72:PRO:HG3	3:CC:104:GLU:CD	2.28	0.54
55:CM:111:PRO:HG2	55:CM:113:LYS:HG3	1.89	0.54
55:CM:113:LYS:HD3	55:CM:113:LYS:OXT	2.08	0.54
33:BL:85:VAL:CG2	33:BL:94:THR:HG23	2.38	0.54
4:CD:190:LEU:O	4:CD:191:SER:O	2.26	0.54
49:D1:22:THR:HG23	49:D1:23:THR:N	2.22	0.54
9:AI:52:GLU:HB3	9:AI:53:LEU:HD12	1.89	0.54
9:AI:90:ASP:CG	9:AI:92:SER:HB3	2.28	0.54
46:DY:17:GLU:HG2	46:DY:50:VAL:HG13	1.90	0.54
22:DA:460:A:C2	22:DA:470:A:C4	2.96	0.54
27:BF:40:GLY:N	27:BF:84:ILE:HD11	2.23	0.54
53:CA:1117:A:C6	53:CA:1184:G:O6	2.61	0.54
1:AA:214:C:C6	1:AA:215:C:H5	2.26	0.54
4:CD:26:ALA:O	4:CD:28:ASP:O	2.26	0.54
4:CD:29:THR:C	4:CD:30:LYS:CD	2.65	0.54
4:CD:2:ARG:CB	4:CD:2:ARG:NH1	2.67	0.54
22:DA:538:A:H5''	31:DJ:7:LYS:HZ2	1.71	0.54
44:BW:16:GLU:O	44:BW:17:ALA:HB3	2.07	0.54
44:BW:44:PHE:O	44:BW:78:PHE:HA	2.08	0.54
44:BW:40:ARG:NH1	44:BW:45:HIS:CE1	2.76	0.54
44:BW:46:ALA:CB	44:BW:79:ILE:O	2.52	0.54
43:DV:77:VAL:HA	43:DV:89:ILE:HG22	1.89	0.54
6:CF:35:LYS:HB2	6:CF:37:HIS:CE1	2.42	0.54
22:DA:2024:G:N2	22:DA:2040:G:H1'	2.23	0.54
22:DA:1131:G:N7	22:DA:2025:C:H4'	2.22	0.54
22:BA:866:A:C4'	22:BA:866:A:C8	2.91	0.54
38:DQ:4:LYS:HG2	38:DQ:5:ARG:N	2.23	0.54
53:CA:934:C:H5	53:CA:1344:C:C2	2.26	0.54
22:DA:639:U:H2'	22:DA:640:C:C6	2.32	0.54
22:DA:1033:U:H4'	22:DA:1034:G:OP1	2.06	0.54
22:DA:1139:G:O3'	31:DJ:26:GLY:HA3	2.08	0.54
47:BZ:15:ARG:HH11	47:BZ:15:ARG:CG	2.05	0.54
42:BU:13:LEU:HD12	42:BU:69:VAL:CA	2.38	0.54
22:DA:2093:G:N2	22:DA:2094:A:C4	2.76	0.54
22:DA:2197:U:C6	22:DA:2224:G:C6	2.96	0.54
32:DK:40:LYS:NZ	32:DK:89:ASN:HD21	2.05	0.54

Continued on next page...

Continued from previous page...

Atom-1	Atom-2	Distance(Å)	Clash(Å)
53:CA:1331:G:O2'	53:CA:1332:A:H8	1.90	0.54
1:AA:1361:G:H3'	1:AA:1362:A:H5''	1.88	0.54
9:CI:56:MET:O	9:CI:58:GLU:HG2	2.08	0.54
1:AA:1159:U:N3	1:AA:1182:G:C5	2.75	0.54
54:CG:128:GLU:HG3	54:CG:130:LYS:H	1.73	0.54
22:DA:2312:U:H5'	58:DF:70:ARG:NH1	2.23	0.54
4:AD:117:VAL:HG22	4:AD:122:ILE:HG13	1.88	0.54
1:AA:32:A:C2'	1:AA:33:A:H8	2.17	0.54
29:DH:68:ARG:CG	29:DH:68:ARG:NH1	2.59	0.54
4:AD:31:CYS:O	4:AD:32:LYS:CB	2.46	0.54
42:DU:58:VAL:HG12	42:DU:60:LYS:HG2	1.83	0.54
53:CA:880:C:C2'	53:CA:881:G:H5'	2.37	0.54
53:CA:246:A:N3	53:CA:279:A:N6	2.55	0.54
53:CA:663:A:C2	53:CA:743:A:C2	2.96	0.54
54:CG:100:MET:H	54:CG:100:MET:HE2	1.69	0.54
11:CK:81:LEU:HD11	11:CK:104:PHE:CG	2.41	0.54
22:BA:2772:C:H2'	22:BA:2773:C:C6	2.42	0.54
53:CA:1175:G:C2'	53:CA:1176:A:H5'	2.38	0.54
32:BK:113:MET:HG3	32:BK:116:ILE:HD11	1.89	0.54
22:BA:2063:C:O2'	22:BA:2064:C:H5'	2.08	0.54
22:BA:725:G:C6	22:BA:726:G:N1	2.76	0.54
53:CA:1309:G:H1'	55:CM:72:ILE:CD1	2.38	0.54
2:AB:128:LEU:O	2:AB:129:THR:HG23	2.08	0.54
22:DA:2674:G:H4'	32:DK:30:ARG:CG	2.37	0.54
22:BA:1733:G:O2'	22:BA:1734:G:H8	1.91	0.54
34:BM:54:THR:O	34:BM:56:ALA:N	2.40	0.54
3:AC:147:GLY:N	3:AC:202:PHE:HB3	2.22	0.54
10:AJ:65:TYR:HB3	14:AN:95:LEU:CD1	2.38	0.54
1:AA:188:C:H2'	1:AA:189:A:O4'	2.08	0.54
22:BA:1912:A:O2'	22:BA:1913:A:H5''	2.08	0.54
22:BA:687:C:O2'	22:BA:1780:A:N1	2.40	0.54
11:CK:35:ASP:C	11:CK:37:GLN:H	2.11	0.54
28:BG:26:LYS:HB3	28:BG:32:LEU:HG	1.89	0.54
22:DA:2096:C:H2'	22:DA:2097:A:H8	1.73	0.54
22:BA:852:U:H2'	22:BA:853:C:C6	2.43	0.54
1:AA:1261:A:N1	1:AA:1274:A:C2	2.75	0.54
55:CM:106:ARG:HH21	55:CM:112:ARG:NE	2.05	0.54
53:CA:1442:G:H2'	53:CA:1443:C:H6	1.73	0.54
29:BH:74:ALA:C	29:BH:75:LEU:HD12	2.28	0.54
53:CA:1108:G:OP1	3:CC:175:HIS:ND1	2.34	0.54
1:AA:991:U:C4'	1:AA:992:U:OP1	2.56	0.54
24:DC:68:ARG:HH12	24:DC:115:ILE:HD12	1.72	0.54

Continued on next page...

Continued from previous page...

Atom-1	Atom-2	Distance(Å)	Clash(Å)
22:DA:1759:A:H2'	22:DA:1760:C:H6	1.72	0.54
39:DR:78:ARG:CB	39:DR:83:TYR:HD1	2.20	0.54
53:CA:834:U:O2'	53:CA:835:U:H5'	2.07	0.54
4:AD:19:PHE:HD1	4:AD:19:PHE:N	2.06	0.54
6:CF:67:PRO:O	6:CF:69:GLU:N	2.41	0.54
24:DC:231:HIS:O	24:DC:232:GLY:C	2.46	0.54
28:DG:51:PHE:HE2	28:DG:68:ARG:HA	1.72	0.54
25:DD:97:SER:HB2	25:DD:99:GLU:HG2	1.90	0.54
25:BD:46:ARG:HG2	25:BD:46:ARG:NH1	2.22	0.54
49:D1:42:VAL:HG12	49:D1:42:VAL:O	2.06	0.54
22:BA:2459:A:H2'	22:BA:2459:A:N3	2.23	0.54
22:BA:2810:A:H2'	22:BA:2811:G:O4'	2.08	0.54
17:AQ:4:ILE:HD12	17:AQ:4:ILE:N	2.23	0.54
22:BA:1073:A:H2'	22:BA:1074:G:C5'	2.23	0.54
30:BI:123:ALA:C	30:BI:125:THR:H	2.10	0.54
31:BJ:110:PRO:O	31:BJ:111:LYS:HD2	2.08	0.54
24:DC:177:SER:O	24:DC:270:ARG:HG3	2.08	0.54
53:CA:1145:A:O2'	53:CA:1146:A:C5'	2.56	0.54
1:AA:430:A:O2'	1:AA:431:A:C5'	2.29	0.54
22:DA:2337:G:O2'	22:DA:2338:C:H5'	2.08	0.54
30:DI:52:LEU:HD11	30:DI:78:LEU:HD21	1.88	0.54
22:DA:2816:G:O3'	35:DN:99:LYS:HE3	2.08	0.54
1:AA:1285:A:H4'	1:AA:1286:U:C4	2.43	0.54
53:CA:502:A:H4'	53:CA:550:G:H4'	1.89	0.54
22:DA:99:U:H5'	22:DA:100:U:OP1	2.07	0.54
24:BC:68:ARG:CD	24:BC:103:ILE:HD11	2.20	0.54
22:BA:2286:G:O6	49:B1:22:THR:HG21	2.08	0.54
22:DA:2232:C:P	45:DX:26:ARG:NH1	2.81	0.54
1:AA:1227:A:HO2'	1:AA:1228:C:P	2.31	0.54
1:AA:466:A:C5'	1:AA:467:U:OP2	2.56	0.54
43:DV:69:GLU:HG2	43:DV:70:ILE:N	2.23	0.54
53:CA:674:G:H4'	18:CR:69:TYR:HD1	1.66	0.54
22:DA:1132:U:H3'	22:DA:1133:A:H5''	1.89	0.54
45:BX:77:TYR:O	45:BX:77:TYR:CG	2.61	0.54
22:DA:1619:G:H2'	22:DA:1620:G:H8	1.72	0.54
44:BW:72:GLY:N	44:BW:73:PRO:CD	2.71	0.54
22:BA:1179:G:O5'	22:BA:1180:U:O5'	2.25	0.54
14:CN:12:ARG:HB3	14:CN:59:GLN:HG2	1.89	0.54
14:CN:20:PHE:CB	14:CN:24:ALA:HB2	2.38	0.54
53:CA:1316:G:H1	19:CS:4:LEU:HD21	1.73	0.54
19:CS:50:VAL:CG2	19:CS:74:ALA:HB2	2.38	0.54
11:AK:22:ILE:CG1	11:AK:85:VAL:HA	2.38	0.54

Continued on next page...

Continued from previous page...

Atom-1	Atom-2	Distance(Å)	Clash(Å)
47:DZ:16:LEU:HD23	47:DZ:19:HIS:CG	2.43	0.54
22:DA:2716:C:O2'	22:DA:2717:C:H5'	2.08	0.54
1:AA:694:A:C2'	1:AA:695:A:O5'	2.55	0.54
22:DA:2591:C:OP1	24:DC:237:ARG:HD2	2.07	0.54
9:CI:39:GLY:O	9:CI:40:ARG:HB2	2.07	0.54
22:DA:1566:A:C2	24:DC:212:TRP:CD2	2.96	0.54
22:DA:1667:G:C2'	22:DA:1991:U:O4	2.56	0.54
22:DA:1991:U:H5''	22:DA:1991:U:C6	2.43	0.54
53:CA:66:A:N6	53:CA:67:C:N4	2.56	0.54
53:CA:97:G:C5	53:CA:98:A:H1'	2.43	0.54
57:DB:5:U:H2'	57:DB:6:G:H8	1.72	0.54
57:DB:11:C:H2'	57:DB:15:A:N6	2.23	0.54
14:AN:22:LYS:CG	14:AN:23:ARG:H	2.17	0.54
24:BC:93:VAL:HG12	24:BC:94:LEU:H	1.72	0.54
1:AA:1152:A:C2'	1:AA:1153:G:C8	2.85	0.54
29:BH:27:ARG:HG3	45:BX:59:ASP:OD1	2.08	0.54
22:BA:301:G:O2'	22:BA:302:C:P	2.66	0.54
36:DO:35:ILE:O	36:DO:53:THR:HG23	2.07	0.54
2:CB:162:VAL:CG1	2:CB:184:ALA:HB2	2.38	0.54
22:DA:1649:G:N1	22:DA:2009:A:C6	2.75	0.54
58:DF:32:LYS:HZ2	58:DF:32:LYS:HB2	1.72	0.54
58:DF:56:LEU:HD13	58:DF:56:LEU:O	2.08	0.54
7:AG:112:ASP:O	7:AG:113:LYS:HD3	2.08	0.54
24:DC:64:VAL:HG11	24:DC:66:PHE:CE2	2.43	0.54
2:AB:148:GLY:O	2:AB:151:LYS:HG2	2.08	0.54
22:BA:74:A:H5''	22:BA:74:A:N3	2.22	0.54
53:CA:1460:C:H6	53:CA:1460:C:O5'	1.91	0.54
18:CR:19:GLU:CD	18:CR:20:ILE:N	2.57	0.54
3:AC:13:ILE:O	3:AC:15:LYS:N	2.40	0.54
28:DG:74:MET:O	28:DG:78:VAL:HG13	2.08	0.54
22:BA:1439:A:C2	22:BA:1553:A:C5	2.96	0.54
25:DD:21:SER:O	25:DD:23:PRO:CD	2.55	0.54
6:AF:46:GLN:HE22	6:AF:56:LYS:HG3	1.71	0.54
16:AP:59:HIS:CE1	16:AP:63:GLN:NE2	2.76	0.54
30:DI:21:PRO:CD	30:DI:22:PRO:HD2	2.38	0.54
55:CM:81:ASP:HB3	55:CM:82:LEU:HD12	1.89	0.54
22:BA:618:G:C6	22:BA:619:G:C4	2.95	0.54
22:DA:2812:G:C2	22:DA:2813:A:C4	2.96	0.54
22:DA:1415:U:O3'	22:DA:1416:G:H4'	2.08	0.54
22:DA:1416:G:C4	22:DA:1417:C:C5	2.96	0.54
27:BF:169:LEU:N	27:BF:169:LEU:CD1	2.69	0.54
4:AD:168:THR:HG22	4:AD:183:ARG:NH2	2.23	0.54

Continued on next page...

Continued from previous page...

Atom-1	Atom-2	Distance(Å)	Clash(Å)
28:BG:37:ASN:O	28:BG:38:ASP:CB	2.56	0.54
22:BA:1090:A:O2'	22:BA:1091:G:H5'	2.08	0.54
22:BA:1092:C:H2'	22:BA:1093:G:O4'	2.08	0.54
27:BF:53:ALA:O	27:BF:64:PRO:HG2	2.07	0.54
22:BA:1165:A:H2'	22:BA:1166:G:H8	1.73	0.54
53:CA:908:A:H2'	53:CA:909:A:H8	1.72	0.54
22:BA:1909:C:C2	22:BA:1922:G:N2	2.75	0.54
22:BA:2760:C:C2'	22:BA:2761:A:H5'	2.38	0.54
11:AK:71:ASP:OD1	11:AK:72:ALA:N	2.41	0.54
32:BK:73:ASP:C	32:BK:73:ASP:OD1	2.46	0.54
22:BA:1782:U:C6	22:BA:2609:U:C5	2.96	0.54
5:AE:87:VAL:HG12	5:AE:92:ARG:HA	1.88	0.54
22:DA:2252:G:H2'	22:DA:2253:G:O4'	2.08	0.54
5:AE:148:SER:O	5:AE:152:VAL:CG1	2.56	0.54
22:DA:1391:U:H4'	41:DT:19:LYS:HZ1	1.73	0.54
26:DE:147:LEU:HB2	26:DE:186:VAL:HA	1.90	0.54
53:CA:389:A:O2'	53:CA:390:U:H5'	2.08	0.54
53:CA:62:U:H4'	53:CA:378:G:N2	2.22	0.54
22:DA:1771:C:C2'	22:DA:1772:A:H5'	2.38	0.54
35:DN:16:HIS:CE1	35:DN:20:MET:CE	2.91	0.54
53:CA:538:G:H5''	12:CL:110:LYS:HB2	1.89	0.54
22:DA:87:U:O2'	22:DA:88:G:P	2.65	0.54
42:DU:64:ILE:HG23	42:DU:64:ILE:O	2.08	0.54
38:BQ:85:ALA:O	38:BQ:87:VAL:C	2.46	0.54
22:DA:1050:A:C4	22:DA:2751:G:N2	2.76	0.54
1:AA:214:C:C5	1:AA:215:C:H5	2.25	0.54
31:DJ:38:GLY:O	31:DJ:43:GLU:HB2	2.07	0.54
34:DM:36:VAL:HG13	43:DV:82:TYR:CD1	2.43	0.54
1:AA:501:C:H1'	1:AA:549:C:O2'	2.08	0.54
22:DA:1283:G:N2	22:DA:1286:A:C8	2.76	0.54
17:AQ:73:THR:HG22	17:AQ:74:LEU:N	2.22	0.54
22:DA:566:U:C5	22:DA:567:U:C5	2.96	0.54
53:CA:994:A:N7	53:CA:1216:A:H4'	2.23	0.54
9:CI:119:LYS:HG2	9:CI:122:ARG:HB3	1.88	0.54
53:CA:764:C:N4	53:CA:812:G:C6	2.75	0.54
22:BA:765:C:H2'	22:BA:766:U:C6	2.43	0.54
22:DA:1734:G:C4	22:DA:1735:A:N7	2.76	0.54
22:DA:1737:G:N7	22:DA:1738:G:C6	2.76	0.54
55:CM:18:LEU:HA	55:CM:21:ILE:CD1	2.38	0.54
53:CA:754:C:C2'	53:CA:754:C:O2	2.56	0.54
22:DA:227:A:O2'	22:DA:228:C:O5'	2.23	0.54
25:BD:62:LYS:N	25:BD:63:PRO:HD3	2.23	0.54

Continued on next page...

Continued from previous page...

Atom-1	Atom-2	Distance(Å)	Clash(Å)
53:CA:667:G:C2	53:CA:740:U:O2	2.60	0.54
53:CA:756:C:H2'	53:CA:757:U:O5'	2.08	0.54
22:DA:2009:A:C2'	22:DA:2010:G:H5'	2.38	0.54
22:DA:279:A:H61	22:DA:361:G:C1'	2.16	0.54
26:DE:60:TRP:O	26:DE:61:ARG:CB	2.56	0.54
22:BA:2063:C:O2	22:BA:2450:A:N1	2.41	0.54
53:CA:1514:G:H2'	53:CA:1515:G:H8	1.72	0.54
53:CA:444:G:O2'	53:CA:445:G:H5'	2.08	0.54
1:AA:1473:G:C2'	1:AA:1474:U:H5'	2.38	0.54
53:CA:342:C:H2'	53:CA:343:U:H5'	1.90	0.54
7:AG:25:PHE:HA	7:AG:100:MET:HE3	1.89	0.54
22:BA:2602:A:H5''	22:BA:2603:G:H5''	1.89	0.54
22:DA:1520:U:O4	22:DA:1521:G:C6	2.61	0.54
26:DE:40:ARG:CZ	26:DE:92:HIS:CD2	2.91	0.54
11:AK:14:GLN:HA	11:AK:76:TYR:O	2.07	0.54
22:BA:2485:G:H5''	34:BM:45:GLN:NE2	2.22	0.54
31:BJ:20:ALA:O	31:BJ:21:THR:C	2.46	0.54
22:BA:1371:G:O2'	22:BA:1372:U:H5'	2.07	0.54
22:BA:2672:U:C2'	22:BA:2673:G:O5'	2.56	0.54
22:BA:2314:A:O2'	22:BA:2315:G:H5'	2.07	0.54
53:CA:177:G:H2'	53:CA:178:C:H5'	1.90	0.54
22:DA:372:G:P	45:DX:61:LYS:NZ	2.81	0.54
24:DC:9:SER:O	24:DC:12:ARG:HB2	2.07	0.54
22:DA:754:U:O2'	22:DA:755:U:H5'	2.07	0.54
1:AA:614:C:C2'	1:AA:615:G:O5'	2.55	0.54
1:AA:668:G:O2'	15:AO:45:HIS:CD2	2.61	0.54
37:BP:98:TYR:CD2	37:BP:99:LEU:HD13	2.43	0.54
39:DR:78:ARG:HB3	39:DR:83:TYR:HD1	1.73	0.54
22:BA:2318:G:C6	22:BA:2319:G:N1	2.76	0.54
22:BA:1441:G:O2'	22:BA:1442:U:H5'	2.08	0.54
23:BB:30:C:H2'	23:BB:31:C:H5'	1.90	0.54
22:BA:1678:A:C2'	22:BA:1679:A:H5'	2.37	0.54
26:BE:124:PHE:C	26:BE:124:PHE:CD1	2.82	0.54
53:CA:799:G:C2	53:CA:800:G:H1'	2.43	0.54
22:DA:2404:U:H2'	22:DA:2405:G:O4'	2.08	0.54
37:BP:80:VAL:HG12	37:BP:81:ASP:H	1.73	0.54
53:CA:238:A:C3'	53:CA:239:U:C5'	2.83	0.54
31:BJ:111:LYS:HD3	31:BJ:111:LYS:C	2.22	0.54
22:DA:1820:U:H3	24:DC:197:ALA:HA	1.73	0.54
24:DC:173:LEU:CD2	24:DC:181:ARG:O	2.55	0.54
53:CA:1133:G:C6	53:CA:1134:G:N7	2.75	0.54
53:CA:375:U:O3'	56:CP:6:LEU:CD1	2.56	0.54

Continued on next page...

Continued from previous page...

Atom-1	Atom-2	Distance(Å)	Clash(Å)
22:DA:2352:A:C2'	22:DA:2353:G:H5'	2.38	0.54
44:DW:22:VAL:O	44:DW:23:LYS:HG3	2.08	0.54
22:DA:762:U:O2'	22:DA:763:G:C5'	2.56	0.54
22:DA:1055:G:C5	22:DA:1056:G:C8	2.96	0.54
22:DA:1071:G:O2'	22:DA:1072:C:C5'	2.54	0.54
12:CL:82:ARG:CG	12:CL:82:ARG:NH1	2.58	0.54
26:DE:127:GLU:OE2	26:DE:133:LEU:HD21	2.08	0.54
42:DU:90:LYS:HB3	42:DU:92:VAL:CG1	2.38	0.54
22:DA:462:C:O2'	22:DA:463:G:H5'	2.08	0.54
45:DX:11:PRO:CB	45:DX:27:ARG:HH21	2.21	0.54
28:BG:136:ASP:O	28:BG:140:ILE:HD11	2.08	0.54
22:DA:457:A:C2	22:DA:459:U:O4	2.61	0.54
53:CA:1084:G:C8	53:CA:1085:U:C5	2.96	0.54
22:DA:136:G:H1	22:DA:143:C:H42	1.56	0.54
31:DJ:43:GLU:CG	31:DJ:43:GLU:O	2.56	0.54
22:DA:538:A:O2'	31:DJ:8:PRO:CG	2.56	0.54
39:DR:51:VAL:HG23	39:DR:53:PHE:O	2.08	0.54
43:DV:3:THR:HG22	43:DV:62:THR:OG1	2.08	0.54
18:CR:35:SER:HA	18:CR:71:ASP:OD1	2.08	0.54
32:DK:4:GLU:O	32:DK:5:GLN:HG2	2.07	0.54
40:DS:24:ILE:CG2	40:DS:32:ALA:HB1	2.38	0.54
17:AQ:14:ASP:O	17:AQ:16:MET:SD	2.66	0.54
17:AQ:79:GLU:C	17:AQ:80:LYS:HD3	2.28	0.54
22:DA:627:A:O2'	22:DA:628:G:P	2.66	0.54
22:DA:602:A:C2	22:DA:656:G:C6	2.96	0.54
3:AC:39:ARG:HD3	3:AC:54:ILE:HG13	1.88	0.54
1:AA:620:C:C6	4:AD:131:ILE:HG12	2.43	0.54
1:AA:922:G:H2'	1:AA:923:A:C8	2.43	0.54
22:BA:1866:A:O2'	22:BA:1867:G:H5'	2.08	0.54
11:AK:86:LYS:C	11:AK:113:THR:HG22	2.27	0.54
2:AB:70:GLY:HA2	2:AB:163:ILE:CG2	2.38	0.54
35:DN:37:THR:HA	35:DN:110:MET:HE2	1.89	0.54
46:BY:47:ARG:NH2	46:BY:47:ARG:CG	2.66	0.54
37:DP:74:GLN:HA	37:DP:74:GLN:OE1	2.06	0.54
22:BA:247:G:H4'	22:BA:386:G:C5	2.43	0.54
22:BA:1392:A:N6	22:BA:1393:A:N6	2.56	0.54
31:DJ:56:VAL:HG21	31:DJ:101:ILE:HG21	1.90	0.54
24:BC:245:THR:HB	24:BC:247:TRP:HE3	1.69	0.54
22:BA:1131:G:OP1	31:BJ:82:GLY:HA2	2.08	0.54
22:DA:2517:C:O2'	22:DA:2518:A:C3'	2.45	0.54
53:CA:80:A:N6	53:CA:90:C:N3	2.55	0.54
22:DA:492:A:N1	40:DS:49:LYS:CE	2.71	0.54

Continued on next page...

Continued from previous page...

Atom-1	Atom-2	Distance(Å)	Clash(Å)
22:DA:972:A:C2	22:DA:973:A:N6	2.76	0.54
53:CA:1249:C:H4'	9:CI:74:GLN:HE22	1.71	0.54
22:DA:2305:U:H4'	58:DF:132:ARG:HG2	1.90	0.54
58:DF:131:VAL:C	58:DF:133:GLU:H	2.11	0.54
22:DA:2808:G:O2'	22:DA:2809:A:C8	2.61	0.54
22:DA:2487:G:H2'	22:DA:2488:G:H8	1.73	0.54
42:DU:41:VAL:O	42:DU:59:GLU:HA	2.08	0.54
1:AA:624:C:H4'	16:AP:10:GLY:O	2.07	0.54
53:CA:880:C:H2'	53:CA:881:G:H5'	1.89	0.54
22:BA:303:G:C4	22:BA:304:U:C6	2.96	0.54
22:DA:1455:G:O6	22:DA:2705:A:C2	2.61	0.54
3:CC:112:ALA:HB2	3:CC:182:ASP:CB	2.33	0.54
3:CC:100:ILE:HD12	3:CC:101:ASN:H	1.73	0.54
29:DH:58:LEU:O	29:DH:61:VAL:HG12	2.08	0.54
40:BS:84:ARG:O	40:BS:95:ARG:O	2.26	0.54
2:CB:128:LEU:CD2	2:CB:131:LYS:HD3	2.38	0.54
22:DA:852:U:H5'	47:DZ:45:GLY:HA3	1.89	0.54
22:DA:2261:C:C2	22:DA:2280:G:N2	2.76	0.54
1:AA:66:A:O4'	1:AA:173:U:C4	2.61	0.54
1:AA:198:G:O2'	1:AA:199:A:H5'	2.08	0.54
5:CE:39:GLY:HA2	5:CE:44:ARG:O	2.08	0.54
22:DA:2143:C:H2'	22:DA:2148:G:N1	2.23	0.54
22:DA:2550:G:C2	22:DA:2559:C:O2	2.61	0.54
15:AO:23:SER:O	15:AO:24:THR:C	2.45	0.54
3:AC:147:GLY:H	3:AC:202:PHE:HB3	1.73	0.54
39:BR:64:VAL:O	39:BR:64:VAL:CG1	2.54	0.54
28:DG:71:LEU:HD22	28:DG:74:MET:HE2	1.90	0.54
25:BD:68:PHE:C	25:BD:73:VAL:HG12	2.28	0.54
4:CD:127:ARG:HG2	4:CD:127:ARG:NH1	2.21	0.54
51:B3:44:ARG:N	51:B3:45:PRO:CD	2.71	0.54
44:DW:77:LYS:N	44:DW:77:LYS:HZ2	2.06	0.54
38:BQ:40:LYS:HG2	38:BQ:44:TYR:CD1	2.43	0.54
22:BA:1360:G:H2'	22:BA:1361:G:H5'	1.89	0.54
53:CA:583:A:H2'	53:CA:584:G:O4'	2.08	0.54
22:DA:2047:C:O2'	22:DA:2048:G:H5'	2.07	0.54
53:CA:1190:G:HO2'	53:CA:1191:A:P	2.31	0.54
22:BA:983:A:C6	22:BA:984:A:C2	2.96	0.54
39:DR:19:THR:HG23	39:DR:96:VAL:O	2.08	0.54
33:BL:7:SER:HB2	33:BL:8:PRO:HD2	1.90	0.54
1:AA:342:C:H2'	1:AA:343:U:H5'	1.90	0.54
22:BA:2345:G:C5	22:BA:2381:A:C2	2.96	0.54
1:AA:270:A:H2'	1:AA:271:C:O4'	2.08	0.54

Continued on next page...

Continued from previous page...

Atom-1	Atom-2	Distance(Å)	Clash(Å)
22:BA:2847:U:O2'	22:BA:2848:G:H5'	2.08	0.53
22:BA:1154:G:OP2	38:BQ:57:ARG:NH1	2.40	0.53
45:BX:29:LEU:HD23	45:BX:29:LEU:H	1.72	0.53
4:AD:35:GLN:O	4:AD:36:ALA:CB	2.55	0.53
48:D0:38:LEU:HB2	48:D0:41:HIS:NE2	2.24	0.53
22:DA:1652:A:H2'	22:DA:1653:G:O4'	2.09	0.53
22:DA:2879:A:HO2'	22:DA:2880:C:P	2.31	0.53
22:DA:86:G:O2'	22:DA:87:U:C5'	2.57	0.53
22:DA:90:U:C4	22:DA:91:A:C5	2.96	0.53
22:DA:2757:A:OP1	52:D4:20:ASP:HA	2.07	0.53
53:CA:1183:U:O2'	53:CA:1184:G:OP1	2.23	0.53
38:DQ:61:ILE:HD12	38:DQ:61:ILE:N	2.24	0.53
39:DR:39:LEU:CB	39:DR:49:ILE:CD1	2.85	0.53
22:DA:1531:C:H2'	22:DA:1532:A:O4'	2.08	0.53
37:BP:25:VAL:HA	37:BP:84:SER:O	2.08	0.53
31:DJ:73:VAL:HG23	31:DJ:74:TYR:N	2.23	0.53
22:DA:580:U:O2'	38:DQ:30:VAL:HG22	2.07	0.53
40:DS:8:ARG:O	40:DS:9:HIS:CB	2.54	0.53
19:CS:35:ARG:NH1	19:CS:76:THR:HG22	2.23	0.53
3:AC:54:ILE:HD12	3:AC:55:VAL:N	2.23	0.53
22:DA:390:U:O2'	22:DA:391:A:N7	2.41	0.53
2:AB:185:ILE:HG22	2:AB:199:ILE:HG21	1.91	0.53
22:DA:1431:A:O2'	22:DA:1432:G:H5'	2.08	0.53
11:AK:126:ARG:N	21:AU:33:ARG:NH2	2.51	0.53
36:BO:75:GLY:HA2	36:BO:106:LEU:CD1	2.39	0.53
20:CT:54:GLN:N	20:CT:55:PRO:CD	2.70	0.53
22:DA:663:G:H5''	22:DA:664:G:OP2	2.09	0.53
57:DB:60:C:C2	57:DB:61:G:N7	2.77	0.53
42:BU:10:VAL:HG23	42:BU:11:ILE:N	2.23	0.53
14:AN:20:PHE:HA	14:AN:24:ALA:CB	2.38	0.53
53:CA:1005:A:N7	53:CA:1006:G:H1'	2.22	0.53
25:DD:172:VAL:HG21	25:DD:194:PRO:HD2	1.90	0.53
55:CM:16:ILE:O	55:CM:16:ILE:HG22	2.08	0.53
15:AO:50:HIS:O	15:AO:53:ARG:HB3	2.08	0.53
58:DF:33:ILE:HG13	58:DF:95:MET:CE	2.38	0.53
22:BA:1947:C:C2	22:BA:1960:A:C2	2.96	0.53
22:BA:1568:G:H4'	24:BC:58:LYS:HB3	1.90	0.53
53:CA:840:C:N3	53:CA:842:U:H4'	2.22	0.53
56:CP:16:PHE:CD2	56:CP:40:ASN:HB2	2.44	0.53
4:CD:141:VAL:HG12	4:CD:141:VAL:O	2.07	0.53
25:DD:112:THR:CG2	25:DD:113:SER:N	2.66	0.53
1:AA:1196:A:O2'	1:AA:1197:A:P	2.66	0.53

Continued on next page...

Continued from previous page...

Atom-1	Atom-2	Distance(Å)	Clash(Å)
24:DC:216:ARG:HH11	24:DC:216:ARG:HG3	1.72	0.53
36:BO:35:ILE:HG21	36:BO:71:ALA:HA	1.88	0.53
49:B1:47:ILE:H	49:B1:47:ILE:HD12	1.73	0.53
31:DJ:88:THR:CG2	31:DJ:91:GLU:HG3	2.37	0.53
25:BD:68:PHE:CE2	25:BD:75:ALA:HA	2.42	0.53
53:CA:312:C:H2'	53:CA:313:A:O4'	2.07	0.53
22:BA:63:A:H5'	22:BA:63:A:C8	2.40	0.53
22:BA:1857:G:N2	22:BA:1884:G:O2'	2.41	0.53
4:AD:106:PHE:CG	4:AD:144:ILE:HD11	2.43	0.53
22:BA:2725:A:O2'	22:BA:2726:A:H2'	2.07	0.53
29:BH:75:LEU:HD23	29:BH:143:ILE:CG2	2.38	0.53
34:BM:21:ALA:HB2	34:BM:97:GLN:O	2.08	0.53
22:BA:2136:G:O6	22:BA:2156:G:C2	2.62	0.53
4:AD:125:ASN:HA	4:AD:141:VAL:HG23	1.90	0.53
31:BJ:40:HIS:H	31:BJ:40:HIS:CD2	2.25	0.53
53:CA:615:G:H2'	53:CA:616:G:H8	1.73	0.53
24:DC:124:LYS:NZ	24:DC:124:LYS:HB3	2.22	0.53
22:DA:2660:A:C2	22:DA:2661:G:N7	2.76	0.53
1:AA:783:C:C2'	1:AA:784:A:H5'	2.38	0.53
22:DA:588:U:O5'	22:DA:588:U:H6	1.90	0.53
22:BA:2765:A:H2'	22:BA:2765:A:N3	2.23	0.53
41:DT:16:VAL:O	41:DT:16:VAL:HG12	2.07	0.53
22:DA:2395:C:H42	22:DA:2421:G:H1	1.56	0.53
26:BE:115:GLN:OE1	26:BE:115:GLN:HA	2.08	0.53
22:BA:994:C:O3'	22:BA:995:C:H3'	2.07	0.53
24:DC:158:GLY:N	24:DC:194:VAL:HG13	2.24	0.53
28:BG:162:ARG:CZ	28:BG:168:VAL:HG21	2.38	0.53
53:CA:392:C:H2'	53:CA:393:A:H8	1.73	0.53
22:DA:705:A:N6	22:DA:726:G:H1'	2.24	0.53
22:DA:1352:U:C5	22:DA:1377:G:O6	2.61	0.53
53:CA:1072:G:H2'	53:CA:1073:U:O4'	2.09	0.53
53:CA:213:G:C2'	53:CA:214:C:H6	2.04	0.53
22:DA:144:A:O2'	22:DA:145:C:C5'	2.56	0.53
1:AA:206:C:C2	1:AA:207:C:H1'	2.44	0.53
22:DA:1915:U:C2'	22:DA:1916:A:C8	2.72	0.53
53:CA:411:A:C6	53:CA:429:U:C5	2.96	0.53
22:BA:2365:G:H4'	44:BW:59:PHE:CZ	2.44	0.53
43:DV:26:PHE:CD2	43:DV:26:PHE:O	2.61	0.53
10:AJ:35:GLN:HE21	10:AJ:35:GLN:CA	2.20	0.53
37:DP:25:VAL:HG23	37:DP:25:VAL:O	2.08	0.53
31:DJ:114:LEU:HA	31:DJ:117:ALA:HB3	1.89	0.53
22:DA:2394:C:H41	51:D3:30:HIS:CE1	2.26	0.53

Continued on next page...

Continued from previous page...

Atom-1	Atom-2	Distance(Å)	Clash(Å)
53:CA:598:U:H4'	8:CH:85:TYR:CD1	2.43	0.53
38:DQ:4:LYS:HZ2	38:DQ:6:GLY:CA	2.17	0.53
53:CA:1014:A:H4'	19:CS:13:HIS:CD2	2.43	0.53
53:CA:974:A:H8	14:CN:70:HIS:CE1	2.25	0.53
53:CA:982:U:C5	53:CA:983:A:N6	2.76	0.53
20:AT:2:ASN:O	20:AT:4:LYS:N	2.41	0.53
33:DL:3:LEU:O	33:DL:4:ASN:C	2.46	0.53
22:BA:2310:C:C5	27:BF:76:PHE:HZ	2.26	0.53
22:DA:2645:G:H4'	22:DA:2732:G:H2'	1.89	0.53
41:BT:54:GLU:HB3	41:BT:88:LYS:CG	2.38	0.53
11:AK:109:ILE:CB	21:AU:5:VAL:HG23	2.38	0.53
22:DA:1997:C:O2'	22:DA:1998:A:H5'	2.08	0.53
53:CA:193:C:C1'	20:CT:54:GLN:NE2	2.71	0.53
53:CA:251:G:N2	53:CA:253:A:N6	2.56	0.53
53:CA:276:G:O2'	53:CA:277:C:C6	2.59	0.53
22:DA:1155:A:H5''	38:DQ:54:ARG:CZ	2.38	0.53
22:DA:2093:G:C5	22:DA:2225:A:C5	2.97	0.53
22:DA:1627:G:C2	22:DA:1628:G:C8	2.96	0.53
53:CA:1352:C:H2'	53:CA:1353:G:O4'	2.08	0.53
10:AJ:51:VAL:O	10:AJ:62:ARG:HA	2.08	0.53
22:DA:373:U:C2	22:DA:374:A:C8	2.96	0.53
55:CM:41:ASP:O	55:CM:42:VAL:HB	2.08	0.53
22:BA:2197:U:HO2'	22:BA:2198:A:P	2.32	0.53
4:AD:2:ARG:CZ	4:AD:114:ARG:HD3	2.37	0.53
3:CC:179:ALA:O	3:CC:180:ASP:C	2.46	0.53
28:DG:94:ARG:HG2	28:DG:105:SER:H	1.72	0.53
34:BM:81:ARG:HG3	34:BM:82:MET:H	1.73	0.53
53:CA:1394:A:C6	53:CA:1501:C:H5'	2.43	0.53
22:BA:271:G:H4'	22:BA:272:A:OP1	2.06	0.53
22:BA:409:G:C2'	22:BA:410:G:H5'	2.38	0.53
29:BH:125:THR:HG23	29:BH:126:GLY:N	2.17	0.53
53:CA:899:C:OP1	53:CA:899:C:H6	1.91	0.53
42:BU:93:ARG:NH1	42:BU:102:ILE:CD1	2.70	0.53
22:DA:2893:A:C4'	22:DA:2894:G:O5'	2.52	0.53
7:AG:20:GLU:O	7:AG:24:LYS:HG3	2.07	0.53
34:BM:109:PRO:O	34:BM:110:GLU:C	2.47	0.53
22:DA:1317:G:C2	22:DA:1336:A:C2	2.96	0.53
1:AA:830:G:H2'	1:AA:831:A:H8	1.72	0.53
1:AA:1039:G:C2'	1:AA:1040:U:H5'	2.38	0.53
27:BF:175:PRO:O	27:BF:176:PHE:HB2	2.07	0.53
22:BA:2109:U:C4	22:BA:2181:U:O4	2.61	0.53
17:CQ:29:LYS:HB2	17:CQ:36:PHE:CZ	2.44	0.53

Continued on next page...

Continued from previous page...

Atom-1	Atom-2	Distance(Å)	Clash(Å)
22:BA:1385:A:C2	22:BA:1386:C:C2	2.95	0.53
37:DP:102:ARG:HB3	37:DP:107:ALA:HB2	1.89	0.53
17:CQ:78:VAL:O	17:CQ:79:GLU:C	2.47	0.53
22:DA:1840:G:O2'	22:DA:1841:U:H5'	2.08	0.53
22:DA:1835:G:C4	22:DA:1836:C:C6	2.96	0.53
22:BA:1001:A:H2'	22:BA:1002:G:C5'	2.37	0.53
22:BA:31:C:O3'	22:BA:1238:G:H5''	2.07	0.53
21:CU:5:VAL:HG12	21:CU:6:ARG:N	2.22	0.53
26:BE:196:VAL:HG13	26:BE:200:LEU:CD2	2.38	0.53
22:BA:1669:A:OP2	62:BA:3720:HOH:O	2.18	0.53
22:BA:2083:G:C2'	22:BA:2084:C:H5'	2.38	0.53
10:CJ:8:ILE:HG13	10:CJ:8:ILE:O	2.07	0.53
24:BC:124:LYS:HB3	24:BC:127:ASN:ND2	2.23	0.53
9:AI:33:SER:OG	9:AI:35:GLU:HG2	2.09	0.53
22:BA:1522:A:O2'	22:BA:1523:U:P	2.66	0.53
5:AE:114:LEU:HD21	5:AE:122:VAL:HG21	1.89	0.53
5:AE:153:ALA:O	5:AE:154:ALA:C	2.46	0.53
5:AE:156:ARG:NH2	8:AH:113:ARG:HH12	2.06	0.53
53:CA:1253:G:N1	53:CA:1285:A:N6	2.56	0.53
10:CJ:74:VAL:HG12	10:CJ:75:ASP:N	2.22	0.53
41:DT:8:LEU:HD22	41:DT:46:ALA:HA	1.89	0.53
1:AA:410:G:OP2	4:AD:21:LYS:HE2	2.08	0.53
4:AD:25:ARG:HD3	4:AD:30:LYS:HE3	1.90	0.53
53:CA:481:G:C4'	53:CA:482:A:OP1	2.53	0.53
56:CP:74:LEU:O	56:CP:78:VAL:CG2	2.54	0.53
22:DA:1970:A:H1'	22:DA:1972:G:C8	2.43	0.53
48:D0:42:ILE:CD1	48:D0:47:TYR:O	2.55	0.53
9:AI:56:MET:SD	9:AI:57:VAL:N	2.81	0.53
12:CL:85:ARG:NH1	12:CL:87:LYS:HA	2.24	0.53
46:DY:28:LEU:CG	46:DY:42:LEU:HD22	2.39	0.53
22:DA:75:G:H4'	46:DY:48:ARG:NH2	2.23	0.53
51:B3:31:ILE:C	51:B3:31:ILE:HD12	2.29	0.53
22:DA:163:C:O2'	22:DA:164:C:O4'	2.27	0.53
45:DX:28:PHE:O	45:DX:29:LEU:HB3	2.08	0.53
22:DA:445:C:O2'	22:DA:446:G:O4'	2.26	0.53
34:DM:19:GLY:O	34:DM:20:LEU:HB2	2.08	0.53
1:AA:204:G:H1'	1:AA:465:A:H2	1.71	0.53
44:BW:22:VAL:O	44:BW:23:LYS:O	2.26	0.53
22:DA:192:C:H5'	22:DA:678:C:H1'	1.89	0.53
40:DS:36:LEU:C	40:DS:38:TYR:H	2.11	0.53
22:BA:1178:C:N4	22:BA:1180:U:C4	2.76	0.53
53:CA:1210:C:H2'	53:CA:1211:U:O5'	2.09	0.53

Continued on next page...

Continued from previous page...

Atom-1	Atom-2	Distance(Å)	Clash(Å)
53:CA:932:C:C5	54:CG:2:ARG:NH1	2.77	0.53
53:CA:1226:C:C4	55:CM:102:LYS:HA	2.43	0.53
14:CN:81:ILE:N	14:CN:81:ILE:HD12	2.24	0.53
4:AD:89:LEU:HD12	4:AD:89:LEU:C	2.28	0.53
8:AH:10:LEU:HD22	8:AH:74:ILE:CG1	2.38	0.53
53:CA:276:G:O2'	53:CA:277:C:P	2.67	0.53
22:DA:818:G:C2'	22:DA:819:A:H5''	2.38	0.53
42:BU:10:VAL:HB	42:BU:70:ALA:O	2.09	0.53
32:BK:58:LEU:N	32:BK:58:LEU:HD23	2.23	0.53
53:CA:1239:A:O2'	53:CA:1241:G:C5	2.51	0.53
14:AN:27:LYS:N	14:AN:30:ILE:HB	2.23	0.53
54:CG:30:MET:O	54:CG:31:VAL:CB	2.54	0.53
22:DA:2309:A:C6	22:DA:2310:C:H1'	2.42	0.53
6:AF:86:ARG:HH12	6:AF:88:MET:CE	2.21	0.53
24:DC:128:THR:HG22	24:DC:188:ARG:CG	2.38	0.53
22:DA:993:G:H2'	22:DA:994:C:H5'	1.91	0.53
3:CC:21:TRP:CZ3	3:CC:28:PHE:CE1	2.97	0.53
20:AT:57:VAL:HG13	20:AT:71:ALA:HB1	1.90	0.53
29:DH:37:VAL:CG2	29:DH:38:PRO:HD2	2.37	0.53
22:DA:833:A:H2'	22:DA:834:G:C8	2.43	0.53
1:AA:108:G:C2'	1:AA:109:A:OP1	2.50	0.53
58:DF:147:ARG:H	58:DF:147:ARG:HD2	1.73	0.53
1:AA:1087:G:O2'	1:AA:1088:G:C5'	2.56	0.53
22:DA:870:U:C2'	22:DA:871:U:H5'	2.34	0.53
22:DA:284:U:H2'	22:DA:285:G:H8	1.73	0.53
34:BM:8:LYS:HD2	34:BM:8:LYS:H	1.74	0.53
39:BR:61:ALA:HB1	39:BR:98:ILE:H	1.72	0.53
23:BB:35:C:C2'	23:BB:36:C:O5'	2.56	0.53
22:BA:2297:A:H8	22:BA:2297:A:H5''	1.73	0.53
19:CS:38:THR:HA	19:CS:69:LYS:HD3	1.90	0.53
29:BH:101:ASP:O	29:BH:104:THR:HB	2.08	0.53
27:BF:114:ARG:H	27:BF:114:ARG:HD2	1.72	0.53
27:BF:90:LEU:C	27:BF:95:MET:HB2	2.28	0.53
20:AT:60:GLN:HE21	20:AT:65:LEU:HD21	1.74	0.53
22:BA:2804:U:H2'	22:BA:2805:C:H6	1.73	0.53
22:BA:2850:A:H2'	22:BA:2851:A:C8	2.44	0.53
23:BB:74:U:O2	43:BV:29:ILE:CD1	2.55	0.53
28:DG:141:GLY:O	28:DG:144:ALA:HB3	2.09	0.53
22:BA:1773:A:C2'	22:BA:1774:C:H5'	2.38	0.53
6:CF:21:MET:HA	6:CF:24:ARG:CZ	2.38	0.53
22:BA:1006:C:C2	22:BA:1138:G:N2	2.77	0.53
53:CA:238:A:H2'	53:CA:239:U:C4'	2.36	0.53

Continued on next page...

Continued from previous page...

Atom-1	Atom-2	Distance(Å)	Clash(Å)
38:BQ:75:TYR:CE2	38:BQ:79:ILE:HG13	2.42	0.53
22:BA:1059:G:C6	22:BA:1060:U:N3	2.76	0.53
45:BX:29:LEU:HD23	45:BX:29:LEU:N	2.24	0.53
5:AE:155:LYS:HD2	5:AE:155:LYS:N	2.16	0.53
53:CA:1125:U:C5	10:CJ:40:ILE:CG1	2.89	0.53
53:CA:1278:G:C5'	53:CA:1279:G:H5'	2.38	0.53
44:DW:18:LYS:HZ3	44:DW:18:LYS:HB2	1.74	0.53
44:DW:30:VAL:HG23	44:DW:59:PHE:HD1	1.73	0.53
44:DW:40:ARG:NH1	44:DW:40:ARG:CG	2.50	0.53
22:DA:2331:G:H4'	44:DW:41:GLY:H	1.73	0.53
44:DW:65:LYS:O	44:DW:81:ILE:HA	2.09	0.53
22:DA:1069:A:O2'	22:DA:1070:A:C5'	2.49	0.53
22:DA:333:G:C4	22:DA:334:C:C5	2.96	0.53
22:DA:77:G:O2'	22:DA:78:U:C6	2.51	0.53
24:BC:141:HIS:N	24:BC:190:THR:O	2.29	0.53
49:B1:22:THR:HG23	49:B1:23:THR:N	2.22	0.53
22:DA:142:A:C2'	22:DA:143:C:H6	2.21	0.53
13:AM:86:ARG:O	13:AM:90:HIS:HD2	1.91	0.53
21:CU:38:GLU:C	21:CU:40:PRO:HD2	2.28	0.53
43:DV:63:ILE:O	43:DV:63:ILE:HG22	2.08	0.53
22:DA:2618:G:H21	25:DD:155:VAL:HG21	1.72	0.53
29:BH:31:VAL:O	29:BH:32:PRO:C	2.43	0.53
33:DL:62:PRO:CG	51:D3:24:LYS:HB3	2.38	0.53
22:DA:188:G:O2'	22:DA:189:G:H5'	2.08	0.53
22:DA:2077:A:C5	22:DA:2435:A:C6	2.97	0.53
22:DA:584:C:P	38:DQ:5:ARG:HD3	2.49	0.53
54:CG:2:ARG:HG2	54:CG:3:ARG:N	2.23	0.53
20:AT:43:LYS:HD3	20:AT:86:ALA:CA	2.38	0.53
53:CA:764:C:H42	53:CA:812:G:H1	1.55	0.53
5:CE:114:LEU:HD13	5:CE:122:VAL:HG11	1.91	0.53
22:BA:987:C:C2'	22:BA:988:A:H5'	2.39	0.53
5:CE:132:PRO:O	5:CE:135:VAL:N	2.42	0.53
22:DA:1661:G:C5	22:DA:1662:U:C5	2.96	0.53
58:DF:107:VAL:N	58:DF:108:PRO:HD2	2.23	0.53
57:DB:5:U:H2'	57:DB:6:G:C8	2.44	0.53
22:DA:1303:G:HO2'	22:DA:1304:A:C5'	2.21	0.53
1:AA:1157:A:C2	1:AA:1181:G:C4	2.96	0.53
22:BA:2152:G:O2'	22:BA:2153:C:O4'	2.25	0.53
55:CM:57:ASP:O	55:CM:61:LYS:HG3	2.08	0.53
22:BA:1275:A:N1	22:BA:1295:C:O2'	2.36	0.53
53:CA:1453:G:C2'	53:CA:1453:G:N3	2.69	0.53
1:AA:275:G:N3	1:AA:276:G:C8	2.76	0.53

Continued on next page...

Continued from previous page...

Atom-1	Atom-2	Distance(Å)	Clash(Å)
22:BA:605:G:H1'	22:BA:657:U:H1'	1.90	0.53
22:DA:56:A:C2	22:DA:115:C:O2	2.61	0.53
29:DH:41:LYS:CA	29:DH:44:ILE:HG12	2.36	0.53
1:AA:585:G:N3	1:AA:879:C:H4'	2.24	0.53
28:DG:149:ALA:O	28:DG:151:ARG:N	2.40	0.53
28:DG:162:ARG:HB2	28:DG:166:GLU:CB	2.38	0.53
24:BC:63:ILE:O	24:BC:64:VAL:HB	2.08	0.53
2:AB:89:PHE:CD1	2:AB:153:MET:HG3	2.43	0.53
22:DA:591:U:H1'	51:D3:1:PRO:HD2	1.90	0.53
53:CA:1309:G:H2'	53:CA:1310:G:H8	1.73	0.53
4:CD:116:LEU:HB3	4:CD:122:ILE:HD11	1.90	0.53
22:DA:2892:G:H5''	22:DA:2894:G:H22	1.73	0.53
22:DA:2898:U:H2'	22:DA:2899:A:C8	2.43	0.53
1:AA:235:C:O2'	1:AA:236:A:H5'	2.08	0.53
3:AC:5:HIS:HD2	3:AC:7:ASN:H	1.56	0.53
22:BA:721:A:H2'	22:BA:722:A:C8	2.44	0.53
30:DI:105:LEU:HD21	30:DI:129:GLU:CD	2.28	0.53
42:BU:51:LEU:HA	42:BU:53:GLN:OE1	2.08	0.53
53:CA:115:G:H4'	53:CA:116:A:OP1	2.08	0.53
7:AG:144:ALA:C	7:AG:146:ALA:N	2.61	0.53
53:CA:716:A:H1'	11:CK:118:ASN:O	2.08	0.53
22:BA:1256:G:O2'	26:BE:77:ILE:HD11	2.07	0.53
1:AA:139:A:C2'	1:AA:140:U:H5'	2.39	0.53
13:AM:70:ARG:O	13:AM:74:MET:HB2	2.09	0.53
22:DA:1681:G:H3'	22:DA:1757:A:N1	2.24	0.53
22:BA:826:U:O2'	33:BL:53:GLY:HA3	2.07	0.53
2:AB:61:SER:HA	2:AB:223:GLY:C	2.28	0.53
22:BA:1394:U:H3'	22:BA:1394:U:H6	1.73	0.53
31:DJ:55:ILE:HG13	31:DJ:55:ILE:O	2.07	0.53
22:BA:1259:G:H2'	22:BA:1260:A:H8	1.74	0.53
22:BA:163:C:O2'	22:BA:164:C:P	2.67	0.53
56:CP:2:VAL:HG13	56:CP:65:ALA:HA	1.90	0.53
1:AA:82:G:N2	1:AA:84:U:C4	2.77	0.53
24:BC:43:ASN:HB3	24:BC:45:ASN:H	1.74	0.53
54:CG:12:LEU:O	54:CG:12:LEU:HD22	2.09	0.53
38:BQ:91:ARG:NE	39:BR:11:GLN:H	2.06	0.53
8:AH:63:LYS:HB2	8:AH:70:VAL:CG2	2.36	0.53
22:BA:2515:C:O2'	22:BA:2516:A:H5'	2.08	0.53
24:DC:171:VAL:O	24:DC:171:VAL:HG12	2.07	0.53
28:BG:83:THR:C	28:BG:84:LYS:CE	2.76	0.53
53:CA:1151:A:H4'	10:CJ:70:HIS:CE1	2.43	0.53
53:CA:1281:C:H3'	53:CA:1282:C:H6	1.73	0.53

Continued on next page...

Continued from previous page...

Atom-1	Atom-2	Distance(Å)	Clash(Å)
22:DA:1312:U:O2'	22:DA:1313:U:OP2	2.26	0.53
53:CA:373:A:C2	53:CA:374:A:C8	2.96	0.53
56:CP:71:VAL:CG2	56:CP:72:ALA:N	2.71	0.53
22:DA:1772:A:H2'	22:DA:1773:A:O5'	2.08	0.53
22:DA:1087:G:C6	22:DA:1089:A:C2	2.96	0.53
53:CA:501:C:H1'	53:CA:549:C:H1'	1.90	0.53
22:DA:118:A:H1'	22:DA:178:G:O4'	2.08	0.53
22:DA:46:G:N1	22:DA:47:C:C4	2.76	0.53
22:DA:447:A:O4'	22:DA:449:A:N6	2.42	0.53
38:BQ:88:GLU:C	38:BQ:88:GLU:OE1	2.47	0.53
2:CB:174:GLU:O	2:CB:178:LEU:HB2	2.07	0.53
22:DA:142:A:H2'	22:DA:143:C:C5	2.43	0.53
1:AA:71:A:H3'	1:AA:71:A:OP2	2.09	0.53
44:BW:22:VAL:CG1	44:BW:25:PHE:HE2	2.20	0.53
43:DV:80:HIS:CD2	43:DV:82:TYR:H	2.26	0.53
26:BE:79:ARG:CG	26:BE:80:SER:N	2.51	0.53
22:BA:2352:A:N1	44:BW:30:VAL:CG1	2.66	0.53
22:DA:2359:C:O2	33:DL:60:ARG:NH2	2.41	0.53
19:CS:51:HIS:CD2	19:CS:53:GLY:H	2.26	0.53
22:BA:2311:A:O3'	22:BA:2312:U:H6	1.92	0.53
22:BA:1870:C:H3'	22:BA:1871:A:C2	2.43	0.53
25:DD:148:GLN:CD	25:DD:148:GLN:H	2.12	0.53
1:AA:1134:G:O6	1:AA:1141:C:N4	2.41	0.53
22:DA:1034:G:O6	22:DA:1122:G:C6	2.62	0.53
22:DA:2695:U:O2	22:DA:2696:U:C5	2.60	0.53
11:AK:124:LYS:CE	21:AU:33:ARG:HH21	2.21	0.53
54:CG:40:SER:O	54:CG:44:SER:HB3	2.07	0.53
46:BY:57:LEU:CA	46:BY:60:LYS:HB3	2.24	0.53
31:BJ:16:TYR:O	31:BJ:55:ILE:HG23	2.08	0.53
20:CT:30:PHE:CD1	20:CT:56:ILE:CD1	2.91	0.53
14:AN:15:LEU:CD1	14:AN:53:ASP:HB2	2.38	0.53
27:BF:133:GLU:O	27:BF:136:ILE:HD11	2.07	0.53
22:DA:1475:G:H2'	22:DA:1475:G:N3	2.24	0.53
1:AA:1161:C:O2'	1:AA:1162:C:H5'	2.08	0.53
25:DD:109:VAL:HB	25:DD:175:LEU:HD12	1.90	0.53
22:BA:1277:G:C4'	35:BN:20:MET:CE	2.86	0.53
53:CA:882:C:H41	12:CL:5:GLN:HE21	1.55	0.53
58:DF:28:PRO:HB2	58:DF:168:LEU:CD1	2.38	0.53
21:CU:13:VAL:HG21	21:CU:15:LEU:HD23	1.91	0.53
37:BP:37:LYS:O	37:BP:37:LYS:CG	2.55	0.53
1:AA:330:C:H5''	1:AA:330:C:C6	2.42	0.53
22:DA:1000:A:N6	22:DA:1001:A:C6	2.77	0.53

Continued on next page...

Continued from previous page...

Atom-1	Atom-2	Distance(Å)	Clash(Å)
25:DD:110:THR:HG23	25:DD:171:THR:CG2	2.38	0.53
22:DA:2579:C:H2'	22:DA:2579:C:O2	2.08	0.53
22:BA:1675:C:H2'	22:BA:1676:A:C8	2.43	0.53
41:BT:4:GLU:O	41:BT:8:LEU:HD23	2.08	0.53
11:CK:15:VAL:HG12	11:CK:17:ASP:H	1.73	0.53
22:BA:1912:A:C2	22:BA:1919:A:C6	2.96	0.53
53:CA:117:G:C2'	53:CA:118:U:H5'	2.38	0.53
22:BA:286:U:O2'	22:BA:287:G:H5'	2.09	0.53
55:CM:85:TYR:CE2	55:CM:96:VAL:HG13	2.43	0.53
3:AC:61:LYS:O	3:AC:62:SER:HB2	2.09	0.53
22:BA:95:A:O2'	46:BY:41:HIS:HD2	1.91	0.53
22:DA:953:G:C2'	22:DA:954:G:H5'	2.38	0.53
1:AA:1112:C:O2	3:AC:178:ARG:HG2	2.07	0.53
1:AA:1136:C:H4'	1:AA:1137:C:OP1	2.08	0.53
22:BA:1864:U:OP1	22:BA:2411:A:H5'	2.09	0.53
23:BB:2:G:C6	23:BB:119:A:C2	2.96	0.53
22:BA:2511:U:O4	22:BA:2575:C:N3	2.42	0.53
22:DA:961:C:H5	22:DA:2456:C:H5'	1.74	0.53
1:AA:476:U:O2'	1:AA:477:C:H5'	2.08	0.53
22:BA:814:C:O2'	22:BA:815:C:H5'	2.09	0.53
11:AK:69:CYS:O	11:AK:73:VAL:CG2	2.56	0.53
45:DX:37:PHE:O	45:DX:45:PHE:HA	2.09	0.53
11:AK:43:TRP:CE3	11:AK:44:ALA:HA	2.44	0.53
24:DC:236:GLY:O	24:DC:238:ASN:N	2.41	0.53
9:CI:80:HIS:CD2	9:CI:84:ARG:HG3	2.44	0.53
2:AB:123:GLY:O	2:AB:125:PHE:HD2	1.92	0.53
32:BK:86:LEU:N	32:BK:86:LEU:HD23	2.24	0.53
17:CQ:12:VAL:HG22	17:CQ:12:VAL:O	2.07	0.53
14:CN:65:GLN:HA	14:CN:65:GLN:HE21	1.73	0.53
29:DH:104:THR:CG2	29:DH:104:THR:O	2.56	0.53
40:DS:51:LEU:HD12	40:DS:54:ALA:HB3	1.90	0.53
45:BX:32:LEU:O	45:BX:33:HIS:CG	2.62	0.53
12:CL:42:LYS:CD	12:CL:43:LYS:HZ3	2.21	0.53
5:AE:100:GLU:HB3	5:AE:121:ASN:CB	2.39	0.53
24:DC:244:VAL:HG12	24:DC:250:GLN:HA	1.90	0.53
22:DA:1399:C:H2'	22:DA:1400:U:C5	2.43	0.53
49:D1:24:LYS:HE2	49:D1:52:LYS:HZ1	1.74	0.53
22:DA:1787:A:C2	22:DA:1788:C:C2	2.96	0.53
22:DA:1826:G:C2'	22:DA:1827:U:O5'	2.57	0.53
22:DA:782:A:OP1	22:DA:782:A:H8	1.92	0.53
24:DC:229:HIS:ND1	24:DC:230:PRO:HD2	2.23	0.53
22:DA:1240:U:O2'	22:DA:1241:A:H5'	2.09	0.53

Continued on next page...

Continued from previous page...

Atom-1	Atom-2	Distance(Å)	Clash(Å)
51:B3:33:THR:CG2	51:B3:34:LYS:N	2.71	0.53
22:DA:128:C:O2'	22:DA:129:C:C6	2.60	0.53
22:DA:379:G:C6	22:DA:380:G:C5	2.96	0.53
22:DA:52:A:C5	22:DA:118:A:C2	2.96	0.53
22:DA:460:A:C2	22:DA:470:A:C5	2.97	0.53
3:CC:110:LEU:C	3:CC:110:LEU:HD23	2.29	0.53
29:DH:26:ALA:O	29:DH:27:ARG:CB	2.55	0.53
37:DP:20:ARG:CD	37:DP:21:PRO:HD2	2.15	0.53
37:DP:60:VAL:O	37:DP:60:VAL:HG12	2.07	0.53
22:DA:2239:G:OP2	62:DA:3528:HOH:O	2.18	0.53
22:DA:647:G:O2'	22:DA:648:G:C5'	2.55	0.53
1:AA:1301:U:H2'	1:AA:1303:C:H5	1.73	0.53
7:AG:29:LEU:HD23	7:AG:29:LEU:O	2.09	0.53
12:AL:89:LEU:HB3	12:AL:92:VAL:HG21	1.91	0.53
38:BQ:4:LYS:HZ2	38:BQ:5:ARG:HA	1.72	0.53
53:CA:935:A:H61	54:CG:2:ARG:NE	2.05	0.53
53:CA:961:U:O2'	53:CA:962:C:C6	2.40	0.53
14:CN:8:ARG:HH11	14:CN:12:ARG:NH2	2.07	0.53
22:DA:655:A:O2'	22:DA:656:G:N7	2.40	0.53
22:DA:1993:U:H4'	25:DD:133:THR:CG2	2.39	0.53
2:CB:130:LYS:HD3	2:CB:133:ALA:HB3	1.90	0.53
33:BL:109:LYS:HD2	33:BL:126:ARG:HE	1.73	0.53
22:DA:2683:C:O2'	37:DP:74:GLN:NE2	2.41	0.53
29:BH:72:ILE:HD11	29:BH:142:VAL:HG11	1.91	0.53
58:DF:101:ARG:HH11	58:DF:138:PRO:CG	2.21	0.53
53:CA:273:U:H2'	53:CA:274:A:H5'	1.90	0.53
22:DA:1004:U:O4'	22:DA:1010:A:C2	2.62	0.53
32:DK:107:LEU:HD11	32:DK:115:ILE:HG21	1.89	0.53
53:CA:1332:A:C2'	53:CA:1333:A:H5'	2.38	0.53
29:BH:49:ALA:HB3	29:BH:50:ARG:HH22	1.72	0.53
1:AA:87:C:O2'	1:AA:88:U:O4'	2.24	0.53
22:DA:228:C:N3	22:DA:418:C:C4'	2.71	0.53
3:CC:137:VAL:O	3:CC:138:GLN:C	2.47	0.53
22:BA:934:U:H2'	22:BA:935:C:C6	2.44	0.53
50:B2:3:ARG:HH21	50:B2:3:ARG:CG	2.12	0.53
22:BA:783:A:H8	22:BA:784:G:H4'	1.73	0.53
22:BA:1508:A:C4'	22:BA:1509:A:H5'	2.37	0.53
24:DC:30:ALA:N	24:DC:31:PRO:CD	2.71	0.53
44:DW:43:LYS:CD	44:DW:79:ILE:HD11	2.35	0.53
12:AL:34:THR:HG22	12:AL:35:ARG:NH2	2.24	0.53
22:BA:2776:A:H4'	22:BA:2778:A:OP1	2.08	0.53
32:BK:93:GLN:CA	32:BK:93:GLN:OE1	2.57	0.53

Continued on next page...

Continued from previous page...

Atom-1	Atom-2	Distance(Å)	Clash(Å)
22:DA:1833:C:C5	22:DA:1834:U:C5	2.96	0.53
22:DA:1929:G:H5''	22:DA:1930:G:OP1	2.08	0.53
22:DA:2738:A:C2	22:DA:2766:A:N6	2.77	0.53
34:DM:15:GLY:O	34:DM:16:ARG:CB	2.57	0.53
38:BQ:97:ILE:HD11	38:BQ:105:PHE:N	2.22	0.53
22:DA:523:C:C2'	22:DA:524:G:H5'	2.37	0.53
22:DA:2294:G:C4	22:DA:2295:C:C5	2.97	0.53
2:AB:53:LEU:HA	2:AB:56:LEU:HB3	1.89	0.53
22:BA:1001:A:H2'	22:BA:1002:G:H5'	1.89	0.53
22:BA:1667:G:OP1	32:BK:6:THR:HA	2.08	0.53
42:BU:82:VAL:O	42:BU:94:PHE:O	2.27	0.53
22:BA:2804:U:H2'	22:BA:2805:C:C6	2.43	0.53
20:AT:42:ASP:HB3	20:AT:45:ALA:HB3	1.90	0.53
23:BB:85:G:O2'	23:BB:86:G:H5'	2.08	0.53
3:CC:71:ARG:HB3	3:CC:71:ARG:NH1	2.22	0.53
22:DA:2473:U:P	22:DA:2473:U:H6	2.32	0.53
53:CA:1231:G:C5	53:CA:1232:U:C5	2.97	0.53
31:BJ:44:TYR:CG	38:BQ:63:ARG:HG2	2.44	0.53
22:BA:2679:A:H2'	22:BA:2680:U:O5'	2.08	0.53
22:BA:1073:A:OP1	22:BA:1073:A:C8	2.62	0.53
22:BA:1064:C:H4'	30:BI:90:GLY:H	1.72	0.53
4:CD:187:ARG:NH2	4:CD:191:SER:CA	2.62	0.53
26:DE:147:LEU:CB	26:DE:186:VAL:HA	2.38	0.53
16:AP:20:VAL:HG22	16:AP:21:VAL:N	2.23	0.53
22:DA:2324:U:O2	22:DA:2385:C:C5	2.62	0.53
44:DW:37:VAL:O	44:DW:38:ARG:HB2	2.08	0.53
48:D0:24:VAL:HG11	48:D0:27:LEU:HD11	1.89	0.53
1:AA:1258:G:N3	1:AA:1259:C:C5	2.76	0.53
1:AA:1531:A:O2'	1:AA:1532:U:H5'	2.09	0.53
53:CA:505:G:H5'	53:CA:534:U:C2	2.44	0.53
22:DA:299:A:C6	22:DA:300:A:C2	2.96	0.53
22:DA:85:G:OP2	42:DU:27:VAL:HG11	2.08	0.53
26:DE:128:ALA:O	26:DE:130:LYS:HG2	2.08	0.53
22:DA:117:G:O4'	22:DA:126:A:H2	1.92	0.53
43:DV:87:GLN:O	43:DV:88:HIS:HB2	2.09	0.53
37:BP:20:ARG:HG2	37:BP:20:ARG:O	2.08	0.53
53:CA:736:C:H2'	53:CA:737:C:C6	2.43	0.53
31:DJ:82:GLY:O	31:DJ:84:ILE:HG22	2.08	0.53
44:BW:30:VAL:N	44:BW:31:LEU:HD23	2.23	0.53
22:DA:2056:G:H2'	22:DA:2056:G:N3	2.22	0.53
22:DA:508:A:H3'	22:DA:509:C:H5'	1.91	0.53
53:CA:964:A:H5''	53:CA:1198:G:O3'	2.08	0.53

Continued on next page...

Continued from previous page...

Atom-1	Atom-2	Distance(Å)	Clash(Å)
55:CM:100:ARG:HH12	55:CM:102:LYS:HE3	1.74	0.53
4:AD:75:TYR:HE2	4:AD:200:VAL:HA	1.72	0.53
25:BD:121:THR:HG22	25:BD:125:TRP:CD1	2.41	0.53
53:CA:765:G:C8	53:CA:812:G:C2	2.97	0.53
2:AB:165:ALA:HB3	2:AB:190:SER:HB3	1.91	0.53
53:CA:543:U:H2'	53:CA:544:G:C5'	2.39	0.53
22:BA:1778:U:H2'	22:BA:1784:A:H62	1.69	0.53
36:BO:89:ASP:H	36:BO:116:GLN:HB2	1.73	0.53
22:DA:271:G:C6	22:DA:272:A:N6	2.76	0.53
22:DA:1998:A:H4'	22:DA:2724:U:O2'	2.09	0.53
22:BA:1775:U:C2'	22:BA:1776:G:O5'	2.55	0.53
22:DA:975:A:C8	22:DA:990:A:N6	2.74	0.53
32:BK:20:MET:C	32:BK:41:ILE:HD11	2.28	0.53
22:DA:1304:A:O2'	22:DA:1305:C:O5'	2.26	0.53
24:BC:252:LYS:NZ	24:BC:252:LYS:CA	2.72	0.53
53:CA:1186:G:H4'	9:CI:111:GLU:CD	2.29	0.53
1:AA:1203:C:O2'	1:AA:1204:A:C5'	2.56	0.53
53:CA:154:U:C2'	53:CA:155:A:C5'	2.84	0.53
4:AD:99:ASN:OD1	4:AD:110:ARG:NH1	2.41	0.53
4:AD:170:LEU:N	4:AD:170:LEU:CD1	2.70	0.53
53:CA:1296:C:H1'	53:CA:1302:C:C2	2.43	0.53
22:DA:229:C:HO2'	22:DA:230:G:P	2.32	0.53
3:CC:183:TYR:CD1	3:CC:200:TRP:NE1	2.77	0.53
1:AA:1443:C:H2'	1:AA:1444:U:H6	1.74	0.53
43:DV:29:ILE:HD12	43:DV:29:ILE:O	2.07	0.53
22:DA:2009:A:N6	62:DA:3384:HOH:O	2.41	0.53
58:DF:56:LEU:O	58:DF:60:SER:HB3	2.09	0.53
14:CN:92:ILE:HD12	14:CN:95:LEU:CD2	2.39	0.53
1:AA:184:G:O4'	1:AA:224:U:H4'	2.08	0.53
1:AA:594:U:H2'	1:AA:595:A:O4'	2.08	0.53
1:AA:345:C:O2	32:BK:117:SER:HA	2.09	0.53
22:BA:359:G:C2	22:BA:360:U:H1'	2.43	0.53
22:BA:361:G:HO2'	22:BA:362:A:C5'	2.21	0.53
29:DH:96:THR:O	29:DH:97:ARG:HG3	2.08	0.53
2:CB:119:GLN:HG3	2:CB:124:THR:CG2	2.33	0.53
33:DL:68:SER:O	33:DL:69:ARG:CB	2.52	0.53
53:CA:1514:G:O2'	53:CA:1515:G:H5'	2.09	0.53
53:CA:106:C:H2'	53:CA:107:G:C5'	2.38	0.53
22:DA:533:G:H5''	22:DA:533:G:H8	1.74	0.53
22:BA:2021:C:OP1	48:B0:8:THR:HG21	2.08	0.53
3:AC:137:VAL:HA	3:AC:148:ILE:HD13	1.91	0.53
13:AM:113:LYS:N	13:AM:114:PRO:CD	2.66	0.53

Continued on next page...

Continued from previous page...

Atom-1	Atom-2	Distance(Å)	Clash(Å)
22:BA:1901:A:C4	22:BA:1902:C:C5	2.96	0.53
23:BB:12:C:C4'	23:BB:13:G:OP1	2.56	0.53
15:CO:28:VAL:O	15:CO:29:ALA:C	2.47	0.53
2:CB:9:LEU:O	2:CB:10:LYS:HB3	2.09	0.53
22:DA:1587:G:N2	22:DA:1588:G:H1'	2.24	0.53
1:AA:903:G:C4	1:AA:904:U:C5	2.96	0.53
1:AA:1136:C:H5''	1:AA:1137:C:P	2.49	0.53
1:AA:991:U:H5''	1:AA:992:U:OP1	2.09	0.53
20:AT:60:GLN:NE2	20:AT:65:LEU:HD21	2.24	0.53
22:BA:1728:C:O2'	22:BA:1729:U:C6	2.61	0.53
31:BJ:97:PRO:O	31:BJ:98:GLU:C	2.46	0.53
22:DA:2578:G:H4'	22:DA:2578:G:OP2	2.09	0.53
26:DE:145:ASP:HB3	26:DE:184:ASP:H	1.72	0.53
3:CC:163:ARG:C	3:CC:164:THR:HG22	2.28	0.53
22:BA:495:G:H1'	40:BS:57:ASN:ND2	2.24	0.53
48:D0:50:GLY:O	48:D0:51:ARG:HG3	2.09	0.53
52:D4:15:LYS:HA	52:D4:15:LYS:HE3	1.90	0.53
11:CK:115:ILE:O	11:CK:115:ILE:HG23	2.08	0.53
56:CP:12:LYS:HG2	56:CP:13:LYS:HG2	1.89	0.53
22:DA:761:A:H8	62:DA:3301:HOH:O	1.91	0.53
22:BA:259:G:O2'	22:BA:260:G:H5'	2.09	0.53
5:AE:105:ILE:O	5:AE:105:ILE:HG13	2.09	0.53
5:AE:76:ASN:HB3	5:AE:81:GLN:HG3	1.89	0.53
22:DA:1817:G:O2'	22:DA:1818:U:C5'	2.31	0.53
24:DC:145:MET:CE	24:DC:181:ARG:NH2	2.72	0.53
22:DA:1314:C:OP1	22:DA:1332:G:OP1	2.27	0.53
22:DA:782:A:C8	22:DA:782:A:OP1	2.62	0.53
22:DA:1056:G:N2	22:DA:1102:C:C5	2.77	0.53
22:DA:1237:A:O2'	22:DA:1238:G:O5'	2.27	0.53
50:D2:30:VAL:HG12	50:D2:30:VAL:O	2.09	0.53
25:BD:29:VAL:HB	25:BD:98:VAL:HG13	1.91	0.53
22:DA:460:A:N3	22:DA:470:A:C6	2.77	0.53
53:CA:1159:U:C4	53:CA:1182:G:C4	2.97	0.53
53:CA:1157:A:C6	53:CA:1180:A:C5	2.97	0.53
53:CA:1182:G:C5'	53:CA:1183:U:H5'	2.38	0.53
1:AA:953:G:H2'	1:AA:954:G:O4'	2.09	0.53
22:DA:1914:C:H2'	22:DA:1915:U:C5	2.43	0.53
44:BW:22:VAL:CG1	44:BW:25:PHE:CE2	2.92	0.53
32:DK:103:VAL:C	32:DK:104:THR:HG22	2.28	0.53
44:BW:70:VAL:HG23	44:BW:75:ASN:OD1	2.08	0.53
1:AA:259:G:C4	1:AA:260:G:C8	2.97	0.53
53:CA:643:C:O2'	53:CA:644:U:C5'	2.57	0.53

Continued on next page...

Continued from previous page...

Atom-1	Atom-2	Distance(Å)	Clash(Å)
53:CA:644:U:H2'	53:CA:645:G:C8	2.44	0.53
53:CA:1014:A:C2	53:CA:1219:A:H1'	2.44	0.53
53:CA:1046:A:O2'	53:CA:1047:G:H5'	2.08	0.53
22:DA:2446:G:H3'	22:DA:2447:G:H5''	1.90	0.53
22:DA:2711:A:N6	22:DA:2714:G:C5	2.76	0.53
22:DA:2544:G:H2'	22:DA:2545:G:C8	2.44	0.53
31:DJ:101:ILE:O	31:DJ:101:ILE:HG22	2.09	0.53
28:DG:95:ALA:HB3	28:DG:127:GLN:HA	1.91	0.53
53:CA:192:A:N3	20:CT:54:GLN:NE2	2.54	0.53
53:CA:174:A:HO2'	53:CA:175:C:H5'	1.69	0.53
53:CA:92:U:O2'	53:CA:93:U:C5'	2.56	0.53
8:AH:10:LEU:HD11	8:AH:126:CYS:HB3	1.89	0.53
22:DA:244:A:H2'	22:DA:245:G:O4'	2.09	0.53
40:BS:74:ILE:HG13	40:BS:105:VAL:HG22	1.91	0.53
22:DA:1629:U:H2'	22:DA:1630:A:O4'	2.08	0.53
22:BA:1028:A:H61	22:BA:1125:G:H2'	1.73	0.53
22:DA:617:G:O2'	22:DA:618:G:O5'	2.27	0.53
22:DA:616:A:H4'	26:DE:101:TYR:CE1	2.43	0.53
4:AD:149:LYS:O	4:AD:151:GLN:OE1	2.27	0.53
34:BM:73:ILE:HG21	34:BM:91:TYR:CE2	2.44	0.53
1:AA:1153:G:C2	1:AA:1154:G:C8	2.97	0.53
29:BH:43:ASN:HA	29:BH:46:PHE:HB3	1.91	0.53
22:DA:415:A:O2'	22:DA:1865:U:H5''	2.08	0.53
22:DA:1862:G:C2	22:DA:1881:C:C2	2.96	0.53
1:AA:1046:A:C2'	1:AA:1047:G:O5'	2.57	0.53
2:CB:199:ILE:O	2:CB:199:ILE:HG13	2.09	0.53
1:AA:439:U:HO2'	1:AA:440:C:H5'	1.71	0.53
22:DA:672:C:N4	22:DA:808:G:H1	2.07	0.53
47:BZ:6:ILE:O	47:BZ:34:THR:HA	2.09	0.53
22:DA:2443:C:C2'	22:DA:2444:G:H5'	2.39	0.53
22:DA:674:G:O2'	26:DE:69:ARG:CG	2.56	0.53
28:DG:117:PRO:HG2	28:DG:143:VAL:CG1	2.39	0.53
22:DA:1714:U:H3'	22:DA:1715:G:H5'	1.90	0.53
48:B0:33:SER:O	48:B0:34:GLY:O	2.26	0.53
11:AK:52:ARG:HD2	11:AK:56:LYS:HD3	1.91	0.53
22:DA:2791:G:C5	22:DA:2892:G:N2	2.77	0.53
22:BA:27:G:O2'	22:BA:28:A:P	2.66	0.53
22:BA:514:A:H1'	22:BA:581:C:O2'	2.09	0.53
22:BA:2414:G:C2'	22:BA:2415:G:H5'	2.39	0.53
53:CA:301:G:H2'	53:CA:302:G:C8	2.42	0.53
38:BQ:27:ARG:HA	38:BQ:33:VAL:HG12	1.90	0.53
24:BC:70:LYS:HE2	24:BC:73:ILE:HG13	1.91	0.53

Continued on next page...

Continued from previous page...

Atom-1	Atom-2	Distance(Å)	Clash(Å)
22:DA:548:G:H5'	22:DA:549:G:H5'	1.91	0.53
22:BA:706:A:H2'	22:BA:707:G:O4'	2.08	0.53
1:AA:736:C:H2'	1:AA:737:C:C6	2.44	0.53
6:CF:97:THR:O	6:CF:98:GLU:HG3	2.09	0.53
25:BD:35:THR:HG1	25:BD:49:GLN:HG2	1.73	0.53
30:DI:106:GLN:O	30:DI:106:GLN:HG3	2.09	0.53
3:AC:120:THR:HG22	3:AC:121:SER:N	2.23	0.53
53:CA:524:G:H2'	53:CA:525:C:H6	1.73	0.53
22:BA:2682:A:H8	25:BD:11:MET:HG2	1.73	0.53
1:AA:82:G:N2	1:AA:84:U:N3	2.57	0.53
34:BM:96:ILE:C	34:BM:96:ILE:HD12	2.29	0.53
22:BA:1833:C:H2'	22:BA:1834:U:H6	1.73	0.53
22:BA:52:A:O2'	22:BA:53:A:H5'	2.09	0.53
1:AA:72:A:H2'	1:AA:73:C:H6	1.73	0.53
17:CQ:7:LEU:CD2	17:CQ:7:LEU:N	2.71	0.53
28:BG:165:ASP:N	28:BG:165:ASP:OD1	2.41	0.53
18:AR:24:ASP:HB3	18:AR:27:THR:HB	1.91	0.53
24:DC:53:ILE:HD12	24:DC:54:GLY:N	2.24	0.53
22:BA:1063:G:H5'	30:BI:76:ALA:CB	2.39	0.53
31:BJ:111:LYS:CE	31:BJ:115:GLY:H	2.20	0.53
5:AE:148:SER:O	5:AE:152:VAL:CA	2.57	0.53
53:CA:1129:C:C5	53:CA:1139:G:C8	2.96	0.53
22:DA:1343:G:C2	22:DA:1344:U:C4	2.97	0.53
22:DA:2324:U:H5'	22:DA:2325:G:H5'	1.89	0.53
22:DA:858:G:N2	22:DA:920:A:C2	2.77	0.53
24:DC:245:THR:C	24:DC:247:TRP:H	2.13	0.53
22:DA:1070:A:C5	22:DA:1097:U:H4'	2.43	0.53
22:DA:1075:C:HO2'	22:DA:1076:C:H6	1.49	0.53
12:CL:110:LYS:O	12:CL:113:ARG:HD3	2.08	0.53
22:DA:1204:A:C4	22:DA:1206:G:C6	2.97	0.53
22:DA:303:G:C6	22:DA:315:G:C6	2.96	0.53
41:DT:39:THR:HG23	41:DT:42:GLU:HB2	1.87	0.53
22:DA:469:G:OP2	26:DE:55:SER:HB3	2.08	0.53
41:BT:86:THR:C	41:BT:87:LEU:HD23	2.28	0.53
1:AA:545:C:O2	1:AA:545:C:H2'	2.07	0.53
22:DA:191:A:C2	22:DA:192:C:N3	2.77	0.53
44:BW:76:ARG:CG	44:BW:76:ARG:NH2	2.68	0.53
8:CH:29:SER:O	8:CH:32:LYS:N	2.42	0.53
53:CA:1365:G:O2'	53:CA:1366:C:H5'	2.09	0.53
33:DL:121:THR:OG1	33:DL:141:LYS:HE3	2.08	0.53
10:AJ:18:ILE:HG23	10:AJ:19:ASP:N	2.24	0.53
25:DD:24:VAL:HG23	25:DD:190:LYS:HA	1.91	0.53

Continued on next page...

Continued from previous page...

Atom-1	Atom-2	Distance(Å)	Clash(Å)
33:DL:77:ILE:HD12	33:DL:125:LEU:HD13	1.91	0.53
56:CP:4:ILE:CD1	56:CP:4:ILE:N	2.63	0.53
47:BZ:8:GLN:O	47:BZ:9:THR:HG22	2.08	0.53
5:CE:132:PRO:O	5:CE:136:VAL:HG12	2.09	0.53
22:DA:1998:A:H2'	22:DA:1999:C:H6	1.74	0.53
22:DA:612:G:N2	22:DA:614:A:O2'	2.42	0.53
22:DA:2312:U:H2'	22:DA:2313:C:C6	2.44	0.53
22:DA:1765:U:C2'	22:DA:1766:G:C5'	2.86	0.53
52:D4:36:ARG:HG2	52:D4:37:GLN:N	2.24	0.53
1:AA:1070:U:C2	1:AA:1071:C:C5	2.97	0.53
22:DA:2663:G:H2'	22:DA:2664:G:C8	2.42	0.53
22:DA:465:G:C4'	50:D2:16:HIS:HD2	2.22	0.53
22:DA:14:A:C5	22:DA:526:A:C2	2.96	0.53
17:AQ:60:ILE:HG22	17:AQ:72:TRP:CE3	2.43	0.53
24:DC:106:PRO:CB	24:DC:141:HIS:HE1	2.21	0.53
36:BO:31:THR:CG2	36:BO:34:HIS:N	2.72	0.53
22:BA:2706:A:C2	22:BA:2707:U:C2	2.97	0.53
35:BN:71:ARG:NH2	35:BN:71:ARG:CG	2.68	0.53
22:BA:627:A:C5	22:BA:637:A:C8	2.97	0.53
16:AP:56:ARG:NH1	16:AP:59:HIS:HD2	2.06	0.53
20:CT:82:ILE:C	20:CT:84:LYS:H	2.12	0.53
11:CK:19:VAL:HG22	11:CK:82:GLU:HG2	1.89	0.53
22:DA:2520:C:H2'	22:DA:2521:C:C6	2.43	0.53
22:BA:289:G:H2'	22:BA:290:U:H6	1.73	0.53
3:CC:96:VAL:HB	3:CC:97:PRO:HD2	1.90	0.53
22:BA:1788:C:H2'	22:BA:1789:A:C5'	2.39	0.53
22:BA:684:G:OP1	50:B2:16:HIS:HD2	1.91	0.53
7:AG:86:VAL:HG13	7:AG:87:PRO:HD2	1.91	0.53
31:DJ:2:LYS:NZ	31:DJ:2:LYS:HB2	2.24	0.53
22:BA:860:U:C6	22:BA:860:U:H5'	2.43	0.53
22:BA:2314:A:C2'	22:BA:2315:G:H5'	2.39	0.53
57:DB:70:C:O2'	57:DB:71:C:H5'	2.09	0.53
55:CM:87:GLY:O	55:CM:91:ARG:HD2	2.09	0.53
22:BA:946:C:O2'	22:BA:947:A:H5'	2.09	0.53
53:CA:618:C:H3'	53:CA:619:U:H5''	1.91	0.53
22:BA:112:U:H5'	46:BY:58:ASN:ND2	2.24	0.53
22:BA:1094:U:H2'	22:BA:1096:A:OP2	2.08	0.53
31:DJ:11:VAL:HG21	31:DJ:13:ARG:CZ	2.39	0.53
3:AC:2:GLN:N	3:AC:2:GLN:OE1	2.41	0.53
23:BB:73:A:H4'	23:BB:73:A:OP1	2.08	0.53
53:CA:1042:A:H2'	53:CA:1043:G:O4'	2.08	0.53
6:CF:27:ALA:O	6:CF:31:GLY:HA3	2.07	0.53

Continued on next page...

Continued from previous page...

Atom-1	Atom-2	Distance(Å)	Clash(Å)
30:BI:126:ARG:HA	30:BI:129:GLU:CG	2.39	0.53
22:DA:1813:G:H21	24:DC:49:THR:HB	1.73	0.53
22:DA:1805:A:C2	22:DA:1813:G:N1	2.76	0.53
22:DA:1388:G:H2'	22:DA:1389:G:C8	2.44	0.53
22:DA:1338:G:O2'	22:DA:1393:A:N1	2.41	0.53
22:DA:2330:G:C2'	22:DA:2331:G:H5'	2.39	0.53
22:DA:1206:G:C5	22:DA:1207:C:N4	2.77	0.53
42:DU:26:ASN:OD1	42:DU:34:ILE:HD12	2.07	0.53
42:DU:3:LYS:HD3	42:DU:82:VAL:HG21	1.90	0.53
25:BD:97:SER:CA	25:BD:99:GLU:HG2	2.39	0.53
22:DA:2761:A:H1'	28:DG:142:GLN:HE22	1.72	0.53
53:CA:1100:C:O2'	53:CA:1101:A:H5'	2.09	0.53
41:BT:22:THR:O	41:BT:25:GLU:N	2.36	0.53
31:DJ:4:PHE:CD1	31:DJ:5:THR:N	2.77	0.53
11:CK:124:LYS:O	21:CU:33:ARG:NE	2.42	0.53
22:BA:2331:G:H2'	22:BA:2332:C:C6	2.43	0.53
31:DJ:73:VAL:HB	31:DJ:75:TYR:HE2	1.66	0.53
40:DS:39:THR:O	40:DS:40:ASN:CB	2.58	0.53
22:DA:647:G:C8	22:DA:648:G:N7	2.77	0.53
22:DA:1616:A:OP1	22:DA:1616:A:C8	2.49	0.53
17:AQ:46:HIS:CD2	17:AQ:48:GLU:H	2.27	0.53
1:AA:1303:C:HO2'	1:AA:1304:G:H8	1.54	0.53
26:BE:148:ILE:H	26:BE:187:VAL:H	1.56	0.53
53:CA:982:U:C6	53:CA:983:A:C6	2.97	0.53
25:DD:9:VAL:O	25:DD:9:VAL:HG22	2.08	0.53
11:AK:34:THR:OG1	11:AK:40:ALA:N	2.40	0.53
22:DA:2571:U:C4	22:DA:2574:G:C8	2.97	0.53
36:BO:3:LYS:CG	36:BO:4:LYS:H	2.21	0.53
41:BT:38:ALA:HB1	41:BT:43:ILE:CG2	2.39	0.53
54:CG:63:VAL:HG11	54:CG:127:ALA:CB	2.34	0.53
46:BY:56:LEU:HA	46:BY:59:GLU:HG2	1.90	0.53
53:CA:71:A:C6	53:CA:100:G:C5	2.97	0.53
8:AH:100:ILE:CD1	8:AH:128:VAL:HB	2.38	0.53
53:CA:257:G:C2	53:CA:270:A:N1	2.77	0.53
53:CA:255:G:H5'	17:CQ:17:GLU:O	2.09	0.53
14:AN:15:LEU:N	14:AN:18:LYS:HE2	2.24	0.53
57:DB:109:A:C4	57:DB:110:C:C5	2.96	0.53
57:DB:19:C:H2'	57:DB:20:G:C8	2.43	0.53
22:BA:2503:A:O2'	22:BA:2505:G:OP2	2.26	0.53
14:AN:79:SER:O	14:AN:81:ILE:N	2.42	0.53
29:DH:80:ILE:HD12	29:DH:81:ALA:H	1.73	0.53
18:AR:58:ILE:O	18:AR:62:ARG:HG3	2.08	0.53

Continued on next page...

Continued from previous page...

Atom-1	Atom-2	Distance(Å)	Clash(Å)
1:AA:1151:A:HO2'	1:AA:1152:A:H5''	1.73	0.53
22:DA:1193:G:N2	22:DA:1194:A:N3	2.57	0.53
22:DA:223:A:C5	22:DA:422:A:C8	2.97	0.53
1:AA:1046:A:O2'	1:AA:1047:G:C5'	2.52	0.53
3:CC:172:VAL:CG1	3:CC:181:ILE:HD13	2.39	0.53
22:BA:658:U:O2'	26:BE:95:LYS:NZ	2.40	0.53
34:BM:80:VAL:HG23	34:BM:81:ARG:H	1.74	0.53
25:BD:34:VAL:HG23	25:BD:34:VAL:O	2.09	0.53
3:AC:139:ASN:C	3:AC:139:ASN:HD22	2.10	0.53
25:DD:159:LYS:HE2	25:DD:160:LYS:H	1.72	0.53
24:DC:141:HIS:HB3	24:DC:190:THR:HB	1.90	0.53
22:BA:271:G:C6	22:BA:272:A:N6	2.77	0.53
2:CB:119:GLN:O	2:CB:119:GLN:HG2	2.08	0.53
22:BA:408:G:O2'	22:BA:409:G:H5'	2.09	0.53
22:DA:2426:A:H3'	22:DA:2427:C:C5'	2.37	0.53
22:DA:17:G:H4'	38:DQ:24:TYR:HE1	1.74	0.53
22:BA:2793:C:H2'	22:BA:2794:C:C6	2.44	0.53
22:DA:2899:A:O2'	22:DA:2900:A:H5'	2.09	0.53
4:AD:164:ARG:O	4:AD:166:LYS:N	2.41	0.53
22:BA:1911:U:O4	22:BA:1918:A:H2'	2.09	0.53
51:D3:44:ARG:N	51:D3:45:PRO:HD2	2.25	0.53
7:AG:145:GLU:CA	7:AG:148:LYS:HB2	2.39	0.53
51:D3:57:VAL:HA	51:D3:60:CYS:HB2	1.91	0.53
19:CS:28:LYS:HB3	19:CS:29:PRO:CD	2.39	0.53
22:DA:1885:A:C6	22:DA:1886:U:C2	2.97	0.53
22:DA:2523:G:H2'	22:DA:2524:G:H5'	1.91	0.53
1:AA:600:A:H2'	1:AA:601:G:H8	1.74	0.53
22:BA:1761:C:O5'	22:BA:1761:C:H6	1.91	0.53
49:B1:3:GLY:O	49:B1:4:ILE:HG12	2.10	0.53
22:BA:2135:A:O2'	22:BA:2136:G:H8	1.91	0.53
22:BA:1637:A:H4'	22:BA:2711:A:O2'	2.09	0.53
53:CA:414:A:C2'	53:CA:415:A:H5''	2.38	0.53
1:AA:679:C:O2	1:AA:712:A:C2	2.61	0.53
1:AA:341:C:H2'	1:AA:342:C:H6	1.72	0.53
31:BJ:40:HIS:C	31:BJ:41:LYS:HG2	2.29	0.53
22:BA:833:A:OP2	33:BL:39:LYS:HE3	2.08	0.53
56:CP:2:VAL:HG13	56:CP:65:ALA:CB	2.39	0.53
9:AI:107:ALA:O	9:AI:109:GLN:HG2	2.09	0.53
6:AF:97:THR:O	6:AF:98:GLU:HG2	2.07	0.53
22:DA:1842:G:O4'	24:DC:242:HIS:CE1	2.62	0.53
26:BE:21:ARG:HG2	26:BE:22:ASP:O	2.09	0.53
15:AO:3:SER:O	15:AO:6:ALA:N	2.42	0.53

Continued on next page...

Continued from previous page...

Atom-1	Atom-2	Distance(Å)	Clash(Å)
11:CK:86:LYS:HB2	11:CK:113:THR:HA	1.90	0.53
1:AA:1250:A:O3'	9:AI:68:GLY:HA2	2.08	0.53
24:BC:216:ARG:HB2	24:BC:217:PRO:HD2	1.91	0.53
22:DA:1690:A:H2'	22:DA:1691:C:O4'	2.08	0.53
6:AF:16:GLU:CB	4:CD:191:SER:HB2	2.35	0.52
41:DT:45:ALA:C	41:DT:47:VAL:H	2.12	0.52
4:AD:17:ASP:OD1	4:AD:27:ILE:HA	2.08	0.52
53:CA:452:A:H5''	53:CA:452:A:C8	2.44	0.52
22:DA:1240:U:O2'	22:DA:1241:A:C5'	2.57	0.52
22:DA:310:A:O2'	22:DA:311:A:H5''	2.09	0.52
22:DA:323:C:H3'	26:DE:163:ASN:ND2	2.24	0.52
46:DY:1:MET:HE3	46:DY:1:MET:H3	1.73	0.52
22:BA:1799:G:C2	24:BC:153:LEU:HD23	2.44	0.52
22:DA:466:A:P	50:D2:34:ARG:HH21	2.31	0.52
22:DA:48:G:N2	22:DA:177:G:N2	2.57	0.52
22:DA:142:A:C2'	22:DA:143:C:C6	2.92	0.52
1:AA:213:G:H2'	1:AA:214:C:C5'	2.38	0.52
1:AA:469:C:H2'	1:AA:470:C:C5	2.45	0.52
53:CA:1408:A:C2	53:CA:1494:G:C4	2.97	0.52
43:DV:48:MET:CE	43:DV:85:LYS:HA	2.38	0.52
11:CK:92:ARG:NH2	11:CK:111:ASP:OD1	2.42	0.52
32:DK:20:MET:O	32:DK:41:ILE:HG13	2.07	0.52
22:DA:2376:A:H2'	22:DA:2377:A:O4'	2.09	0.52
1:AA:1298:U:H1'	1:AA:1299:A:C2	2.44	0.52
1:AA:1299:A:C8	1:AA:1301:U:C1'	2.91	0.52
8:CH:125:ILE:HG22	8:CH:126:CYS:SG	2.49	0.52
1:AA:490:C:H2'	1:AA:491:G:H8	1.74	0.52
53:CA:1225:A:H3'	55:CM:101:THR:HG21	1.89	0.52
25:BD:118:PHE:HD2	25:BD:119:ALA:N	2.03	0.52
22:DA:1140:C:O4'	22:DA:1143:A:C2	2.62	0.52
31:DJ:30:THR:CG2	31:DJ:31:GLU:N	2.72	0.52
37:DP:3:ILE:O	37:DP:3:ILE:HG13	2.09	0.52
22:DA:2729:G:C5'	25:DD:190:LYS:HZ3	2.16	0.52
36:BO:2:ASP:C	36:BO:2:ASP:OD1	2.47	0.52
54:CG:19:SER:HB3	54:CG:22:LEU:HB3	1.91	0.52
22:DA:273:G:O2'	22:DA:274:C:O4'	2.17	0.52
32:DK:17:ARG:CG	32:DK:18:ARG:N	2.71	0.52
28:DG:126:THR:CG2	28:DG:127:GLN:H	2.07	0.52
58:DF:49:LEU:N	58:DF:49:LEU:HD13	2.24	0.52
53:CA:183:C:HO2'	53:CA:184:G:H5'	1.70	0.52
57:DB:30:C:H1'	57:DB:58:A:N1	2.24	0.52
14:AN:40:ARG:HH22	14:AN:44:VAL:HG21	1.73	0.52

Continued on next page...

Continued from previous page...

Atom-1	Atom-2	Distance(Å)	Clash(Å)
1:AA:994:A:C5	1:AA:1216:A:H4'	2.45	0.52
2:AB:58:LYS:O	2:AB:58:LYS:HD3	2.08	0.52
1:AA:1363:A:N3	1:AA:1363:A:H2'	2.23	0.52
22:DA:1494:A:C2	22:DA:1495:A:C4	2.97	0.52
53:CA:279:A:H4'	53:CA:280:C:OP2	2.09	0.52
4:CD:176:LYS:HE2	4:CD:178:GLU:OE1	2.09	0.52
53:CA:327:A:O2'	53:CA:328:C:OP1	2.23	0.52
3:CC:133:MET:HE3	3:CC:152:VAL:HG13	1.91	0.52
40:BS:63:GLY:O	40:BS:64:ALA:CB	2.56	0.52
54:CG:11:ILE:HG21	54:CG:24:LYS:NZ	2.23	0.52
25:BD:34:VAL:CG2	25:BD:94:GLN:H	2.16	0.52
58:DF:33:ILE:HG13	58:DF:95:MET:HE3	1.92	0.52
46:BY:9:LYS:HZ2	46:BY:9:LYS:CA	2.17	0.52
25:DD:34:VAL:HG12	25:DD:48:ILE:HG13	1.89	0.52
22:BA:784:G:C5'	24:BC:225:ASN:OD1	2.58	0.52
24:DC:140:VAL:HG23	24:DC:141:HIS:N	2.24	0.52
22:BA:2663:G:H2'	22:BA:2664:G:C8	2.44	0.52
28:DG:120:ILE:HD13	28:DG:120:ILE:O	2.08	0.52
28:DG:146:ASP:O	28:DG:149:ALA:HB3	2.10	0.52
38:DQ:31:TYR:O	38:DQ:33:VAL:N	2.42	0.52
22:DA:172:A:O2'	22:DA:173:A:C5'	2.57	0.52
1:AA:1387:G:H2'	1:AA:1388:C:H6	1.70	0.52
22:BA:580:U:C2'	22:BA:581:C:H5'	2.39	0.52
30:DI:105:LEU:HD21	30:DI:129:GLU:CG	2.39	0.52
39:BR:97:LYS:O	39:BR:98:ILE:CB	2.58	0.52
22:BA:2383:G:H2'	22:BA:2384:U:H6	1.73	0.52
53:CA:216:U:H2'	53:CA:217:C:C6	2.44	0.52
19:AS:79:TYR:CE2	19:AS:80:ARG:HB2	2.44	0.52
9:CI:128:LYS:O	9:CI:129:ARG:HB2	2.10	0.52
2:AB:56:LEU:HD13	2:AB:220:VAL:CG2	2.39	0.52
22:BA:1609:A:H5''	62:BA:3644:HOH:O	2.07	0.52
22:BA:1148:U:C6	22:BA:1148:U:C3'	2.93	0.52
7:AG:49:LEU:O	7:AG:49:LEU:HD13	2.09	0.52
22:DA:2691:C:N4	22:DA:2719:G:N2	2.58	0.52
22:BA:559:G:H1'	38:BQ:55:GLN:NE2	2.25	0.52
22:DA:938:G:C2	22:DA:939:G:N7	2.77	0.52
22:DA:930:G:C2	22:DA:933:A:C2	2.97	0.52
22:BA:1562:U:H2'	22:BA:1563:U:O4'	2.09	0.52
22:DA:563:A:C4	22:DA:2018:G:C2	2.97	0.52
19:CS:44:ILE:HA	19:CS:61:VAL:CG1	2.39	0.52
51:B3:40:LYS:HA	51:B3:43:LEU:HD12	1.91	0.52
13:AM:52:ILE:O	13:AM:55:LEU:HB2	2.09	0.52

Continued on next page...

Continued from previous page...

Atom-1	Atom-2	Distance(Å)	Clash(Å)
9:CI:44:ARG:NH1	9:CI:44:ARG:HB3	2.23	0.52
4:CD:171:GLU:HG3	4:CD:171:GLU:O	2.08	0.52
1:AA:11:G:C5	1:AA:12:U:C5	2.96	0.52
33:BL:100:ILE:C	33:BL:100:ILE:HD12	2.29	0.52
28:BG:171:LYS:HD3	28:BG:172:GLU:H	1.72	0.52
22:DA:1341:G:O2'	22:DA:1398:C:C5'	2.50	0.52
22:DA:1339:G:C5'	22:DA:1393:A:N1	2.71	0.52
22:DA:1600:C:O2	22:DA:1600:C:H2'	2.09	0.52
27:BF:129:MET:HG2	27:BF:153:ILE:HD12	1.89	0.52
4:AD:36:ALA:H	4:AD:37:PRO:HD3	1.74	0.52
22:DA:740:C:HO2'	22:DA:741:U:C5'	2.23	0.52
35:DN:96:ARG:HH12	35:DN:116:VAL:HG13	1.74	0.52
22:DA:1914:C:C6	22:DA:1915:U:C5	2.97	0.52
4:CD:35:GLN:O	4:CD:36:ALA:HB2	2.09	0.52
11:CK:123:PRO:HB2	11:CK:125:LYS:HG3	1.91	0.52
22:BA:923:G:N2	44:BW:23:LYS:NZ	2.46	0.52
34:DM:26:VAL:HA	34:DM:66:ARG:NH2	2.23	0.52
6:CF:61:LEU:CD1	6:CF:62:MET:N	2.70	0.52
31:DJ:114:LEU:HA	31:DJ:117:ALA:CB	2.39	0.52
22:DA:2360:G:O2'	33:DL:60:ARG:HD2	2.10	0.52
44:BW:75:ASN:O	44:BW:76:ARG:HB2	2.09	0.52
22:DA:28:A:C2	22:DA:29:U:H1'	2.45	0.52
22:DA:503:A:C4	22:DA:506:G:N7	2.77	0.52
22:DA:564:C:H2'	22:DA:565:C:H5'	1.91	0.52
53:CA:1271:A:H2'	53:CA:1272:G:H8	1.73	0.52
53:CA:1361:G:C2'	53:CA:1362:A:C5'	2.87	0.52
22:DA:654:A:C2'	22:DA:655:A:O5'	2.57	0.52
11:AK:86:LYS:HA	11:AK:113:THR:CG2	2.35	0.52
1:AA:790:A:C6	1:AA:791:G:C6	2.97	0.52
53:CA:227:G:H21	56:CP:64:GLY:HA3	1.73	0.52
22:BA:142:A:C5	22:BA:143:C:N4	2.76	0.52
53:CA:1372:U:H5'	9:CI:71:ILE:HD11	1.88	0.52
58:DF:42:ALA:HB2	58:DF:48:LEU:HD11	1.90	0.52
53:CA:86:G:O2'	53:CA:87:C:OP2	2.27	0.52
57:DB:108:A:HO2'	57:DB:109:A:P	2.32	0.52
22:BA:2305:U:O2'	22:BA:2306:C:H5'	2.09	0.52
27:BF:134:GLN:O	27:BF:135:ILE:HB	2.08	0.52
22:DA:1007:C:OP1	31:DJ:39:LYS:HE3	2.10	0.52
53:CA:1289:A:H3'	53:CA:1290:G:H8	1.73	0.52
56:CP:1:MET:HG3	56:CP:1:MET:O	2.09	0.52
22:DA:612:G:C2	22:DA:617:G:O6	2.62	0.52
22:DA:616:A:C2'	22:DA:617:G:H8	2.21	0.52

Continued on next page...

Continued from previous page...

Atom-1	Atom-2	Distance(Å)	Clash(Å)
22:BA:2149:U:O2'	22:BA:2150:C:O4'	2.26	0.52
8:AH:9:MET:HG3	8:AH:26:MET:SD	2.49	0.52
55:CM:13:HIS:HA	55:CM:43:LYS:HG2	1.91	0.52
16:AP:52:LEU:O	16:AP:54:LEU:HD12	2.10	0.52
53:CA:244:U:OP2	53:CA:244:U:H4'	2.09	0.52
2:CB:185:ILE:HG22	2:CB:199:ILE:CD1	2.39	0.52
10:CJ:30:LYS:HE2	10:CJ:36:VAL:HG22	1.90	0.52
53:CA:729:A:C2'	53:CA:730:G:H8	2.20	0.52
24:DC:140:VAL:O	24:DC:141:HIS:HB2	2.08	0.52
22:BA:1568:G:H4'	24:BC:58:LYS:HG2	1.90	0.52
1:AA:181:A:H3'	1:AA:181:A:OP2	2.09	0.52
22:BA:646:U:H5'	22:BA:647:G:H5''	1.91	0.52
2:AB:153:MET:SD	2:AB:157:PRO:HD3	2.49	0.52
1:AA:1087:G:O2'	1:AA:1088:G:C8	2.61	0.52
37:DP:9:GLN:HA	37:DP:12:MET:HG3	1.92	0.52
22:BA:2885:G:H3'	22:BA:2886:A:H5''	1.90	0.52
29:DH:1:MET:CE	29:DH:23:ALA:HB2	2.36	0.52
22:DA:352:A:N3	22:DA:353:C:H1'	2.24	0.52
28:DG:8:VAL:HG22	28:DG:72:ASN:CB	2.39	0.52
20:AT:16:ALA:O	20:AT:17:ARG:C	2.48	0.52
3:CC:63:ILE:CG1	3:CC:65:VAL:HG23	2.39	0.52
22:DA:913:U:C4'	22:DA:914:G:OP1	2.56	0.52
4:AD:160:LEU:CD2	4:AD:161:ALA:N	2.73	0.52
22:DA:1857:G:O2'	22:DA:1884:G:N2	2.39	0.52
1:AA:1102:A:O2'	1:AA:1103:C:H5'	2.09	0.52
22:DA:2469:A:C2'	22:DA:2470:G:O5'	2.58	0.52
53:CA:51:A:H4'	53:CA:52:C:H5'	1.90	0.52
22:DA:518:G:C4	22:DA:519:U:C5	2.97	0.52
22:BA:2673:G:H2'	22:BA:2674:G:H8	1.75	0.52
22:BA:1172:C:N3	22:BA:1173:U:H1'	2.24	0.52
35:DN:49:GLU:H	35:DN:50:PRO:HD3	1.74	0.52
22:BA:1223:G:OP2	39:BR:68:ARG:NH1	2.42	0.52
31:DJ:16:TYR:HB2	31:DJ:54:ILE:HD13	1.91	0.52
22:BA:1773:A:H2'	22:BA:1774:C:H5'	1.91	0.52
7:AG:135:LYS:HE2	7:AG:138:GLU:HB2	1.91	0.52
36:DO:39:VAL:HB	36:DO:49:VAL:H	1.74	0.52
22:DA:1161:C:H4'	39:DR:8:GLY:O	2.09	0.52
31:BJ:101:ILE:O	31:BJ:104:ALA:HB3	2.09	0.52
22:BA:310:A:O2'	22:BA:311:A:P	2.67	0.52
53:CA:767:A:H2'	53:CA:768:A:C8	2.44	0.52
52:B4:7:VAL:HG23	52:B4:8:LYS:H	1.74	0.52
22:BA:9:G:C6	22:BA:2629:U:C6	2.98	0.52

Continued on next page...

Continued from previous page...

Atom-1	Atom-2	Distance(Å)	Clash(Å)
38:BQ:75:TYR:C	38:BQ:75:TYR:CD2	2.82	0.52
5:AE:81:GLN:NE2	5:AE:146:MET:SD	2.79	0.52
28:BG:131:VAL:CG2	28:BG:131:VAL:O	2.58	0.52
34:BM:36:VAL:HG23	43:BV:82:TYR:CD1	2.45	0.52
22:DA:1084:A:C2'	22:DA:1085:A:H5'	2.40	0.52
35:DN:98:LEU:HD21	48:D0:53:VAL:HG21	1.92	0.52
35:DN:98:LEU:O	35:DN:112:TYR:HB2	2.10	0.52
53:CA:1206:G:H4'	3:CC:191:THR:O	2.09	0.52
22:DA:1203:U:H2'	22:DA:1204:A:C2	2.44	0.52
46:DY:57:LEU:CD1	46:DY:60:LYS:HE3	2.39	0.52
22:DA:2209:G:C2	22:DA:2216:G:C2	2.97	0.52
2:CB:176:ASN:C	2:CB:178:LEU:H	2.12	0.52
4:CD:26:ALA:O	4:CD:27:ILE:C	2.48	0.52
11:CK:125:LYS:O	11:CK:126:ARG:O	2.27	0.52
44:BW:35:ILE:CG2	44:BW:35:ILE:O	2.51	0.52
31:BJ:89:PHE:CE1	31:BJ:93:ILE:HG13	2.44	0.52
53:CA:1226:C:C5	55:CM:102:LYS:HA	2.45	0.52
14:CN:8:ARG:HH11	14:CN:12:ARG:HH22	1.57	0.52
53:CA:1217:C:OP1	14:CN:8:ARG:HB2	2.10	0.52
33:DL:135:ILE:HG23	33:DL:136:GLU:N	2.25	0.52
22:DA:2061:G:C2	22:DA:2063:C:C4	2.97	0.52
22:DA:2513:A:C5	22:DA:2514:U:C4	2.97	0.52
2:CB:75:ALA:O	2:CB:79:VAL:HB	2.09	0.52
22:DA:575:A:N3	22:DA:576:U:C5	2.77	0.52
9:CI:29:ILE:CD1	9:CI:38:PHE:HE1	2.23	0.52
22:DA:2199:A:C2	22:DA:2200:C:N1	2.78	0.52
40:BS:25:ARG:HD3	40:BS:73:LYS:HZ2	1.73	0.52
1:AA:977:A:C2'	1:AA:977:A:N3	2.62	0.52
9:CI:59:LYS:HE3	9:CI:60:LEU:CD2	2.38	0.52
1:AA:1202:U:C1'	14:AN:68:ARG:HD2	2.38	0.52
22:DA:613:A:OP2	22:DA:614:A:C2	2.62	0.52
53:CA:18:C:N3	53:CA:19:A:C8	2.77	0.52
1:AA:975:A:H8	1:AA:1357:A:HO2'	1.54	0.52
9:AI:40:ARG:HA	9:AI:44:ARG:CB	2.28	0.52
35:BN:25:ALA:HA	35:BN:48:VAL:CG2	2.40	0.52
22:DA:374:A:C6	22:DA:401:A:C8	2.97	0.52
22:BA:1054:A:C4	22:BA:1055:G:C8	2.96	0.52
22:BA:1056:G:HO2'	22:BA:1086:A:H8	1.54	0.52
1:AA:616:G:H2'	1:AA:617:G:H5'	1.91	0.52
12:CL:7:VAL:HG22	17:CQ:33:TYR:CD1	2.43	0.52
22:DA:226:A:H2'	22:DA:227:A:C8	2.45	0.52
22:DA:2627:G:O2'	22:DA:2781:A:N1	2.36	0.52

Continued on next page...

Continued from previous page...

Atom-1	Atom-2	Distance(Å)	Clash(Å)
22:DA:185:G:N1	22:DA:212:G:C2	2.77	0.52
17:CQ:58:VAL:HG11	17:CQ:74:LEU:HD11	1.88	0.52
22:BA:242:G:P	51:B3:2:LYS:HE2	2.50	0.52
22:BA:1348:C:H2'	22:BA:1349:C:C5'	2.32	0.52
22:DA:831:G:H5''	33:DL:37:GLY:HA2	1.90	0.52
28:DG:163:TYR:N	28:DG:163:TYR:HD2	2.05	0.52
22:DA:852:U:O2'	22:DA:853:C:H5'	2.10	0.52
1:AA:1002:G:C2	1:AA:1003:G:H1'	2.45	0.52
25:DD:179:ARG:HH22	37:DP:11:GLN:HE21	1.57	0.52
24:BC:129:LEU:HB2	24:BC:134:ILE:HD11	1.91	0.52
53:CA:1439:G:C2	53:CA:1463:U:O2	2.63	0.52
22:BA:2816:G:H1'	22:BA:2883:A:O2'	2.08	0.52
40:DS:66:ILE:H	40:DS:66:ILE:HD13	1.74	0.52
6:AF:7:VAL:HA	6:AF:60:VAL:O	2.09	0.52
22:DA:1366:A:C4	22:DA:1367:A:C8	2.98	0.52
22:BA:687:C:H2'	22:BA:688:U:H6	1.72	0.52
1:AA:458:U:H3	1:AA:474:G:H1	1.57	0.52
22:DA:2418:A:C6	22:DA:2419:U:C4	2.98	0.52
38:DQ:40:LYS:O	38:DQ:44:TYR:HD2	1.91	0.52
35:BN:109:PRO:O	35:BN:109:PRO:CG	2.58	0.52
1:AA:1084:G:C6	1:AA:1085:U:O4	2.62	0.52
43:BV:26:PHE:HD1	43:BV:27:PRO:O	1.93	0.52
22:BA:1301:A:N3	22:BA:1301:A:H2'	2.25	0.52
40:BS:8:ARG:O	40:BS:9:HIS:HB2	2.10	0.52
22:BA:2564:A:OP1	22:BA:2648:G:H4'	2.09	0.52
6:CF:81:ASN:O	6:CF:83:ALA:N	2.42	0.52
56:CP:22:ALA:HA	56:CP:33:ILE:HD12	1.89	0.52
53:CA:262:A:O2'	53:CA:263:A:H5'	2.09	0.52
14:CN:96:LYS:HD2	14:CN:96:LYS:H	1.74	0.52
30:BI:86:LYS:HD2	30:BI:86:LYS:H	1.74	0.52
3:CC:106:ARG:C	3:CC:107:LYS:HG3	2.30	0.52
41:DT:64:LYS:HA	41:DT:79:ASP:OD1	2.10	0.52
5:AE:76:ASN:O	5:AE:77:ASN:HB3	2.09	0.52
28:BG:166:GLU:OE2	28:BG:168:VAL:HG22	2.08	0.52
22:DA:1343:G:H2'	22:DA:1344:U:C6	2.45	0.52
53:CA:373:A:C2'	53:CA:374:A:H5'	2.34	0.52
22:DA:2283:C:C5'	22:DA:2283:C:H6	2.22	0.52
2:AB:15:PHE:HD1	2:AB:16:GLY:H	1.57	0.52
22:DA:1208:C:O2	22:DA:1209:U:C6	2.62	0.52
22:DA:2755:C:HO2'	22:DA:2756:U:H6	1.56	0.52
28:DG:1:SER:C	28:DG:3:VAL:H	2.12	0.52
1:AA:74:A:C2	1:AA:75:G:C4	2.98	0.52

Continued on next page...

Continued from previous page...

Atom-1	Atom-2	Distance(Å)	Clash(Å)
53:CA:734:G:N2	18:CR:63:TYR:CE2	2.77	0.52
31:DJ:69:ARG:NH2	31:DJ:89:PHE:HE1	2.06	0.52
29:BH:18:GLN:NE2	29:BH:18:GLN:HA	2.24	0.52
53:CA:1216:A:C2	53:CA:1217:C:C4	2.97	0.52
53:CA:935:A:H61	54:CG:2:ARG:CZ	2.22	0.52
22:DA:2440:C:C2'	22:DA:2441:U:O5'	2.56	0.52
48:B0:39:ARG:O	48:B0:40:HIS:HB2	2.09	0.52
41:BT:40:LYS:HA	41:BT:43:ILE:HG23	1.90	0.52
22:BA:1017:G:O2'	22:BA:1018:U:H5'	2.08	0.52
58:DF:41:GLU:CG	58:DF:42:ALA:H	2.20	0.52
22:DA:1157:G:H2'	22:DA:1158:C:C5	2.44	0.52
10:AJ:56:HIS:CD2	10:AJ:57:VAL:HG12	2.37	0.52
22:DA:1801:A:C5	22:DA:2203:U:C5	2.96	0.52
22:DA:2093:G:O2'	22:DA:2094:A:O5'	2.27	0.52
22:DA:1551:A:C4	22:DA:1552:A:C8	2.97	0.52
53:CA:1240:U:O2'	54:CG:37:THR:HB	2.09	0.52
9:CI:66:VAL:HG21	9:CI:74:GLN:HB3	1.91	0.52
29:DH:68:ARG:CD	29:DH:68:ARG:O	2.58	0.52
18:AR:50:TYR:O	18:AR:54:LEU:N	2.39	0.52
42:DU:40:LEU:O	42:DU:41:VAL:HG13	2.09	0.52
2:CB:163:ILE:HG23	2:CB:185:ILE:HD11	1.90	0.52
22:DA:779:U:H2'	22:DA:780:G:O4'	2.09	0.52
29:DH:58:LEU:HA	29:DH:61:VAL:CG1	2.38	0.52
22:BA:2579:C:C3'	22:BA:2580:U:H5'	2.39	0.52
28:DG:167:VAL:CG2	28:DG:168:VAL:N	2.73	0.52
4:CD:84:ASN:CG	5:CE:101:GLY:HA3	2.29	0.52
46:BY:21:LEU:HA	46:BY:25:GLN:HB3	1.92	0.52
11:AK:59:PRO:HG2	11:AK:60:PHE:H	1.73	0.52
55:CM:2:ARG:HD2	55:CM:2:ARG:N	2.25	0.52
9:AI:113:LYS:HG3	9:AI:119:LYS:HA	1.90	0.52
30:DI:50:LYS:HA	30:DI:50:LYS:CE	2.37	0.52
22:BA:1537:G:H2'	22:BA:1538:G:O4'	2.08	0.52
22:DA:1366:A:C2'	22:DA:1367:A:H5'	2.40	0.52
1:AA:1014:A:H5''	19:AS:13:HIS:HB2	1.91	0.52
22:DA:1258:U:H2'	22:DA:1259:G:C8	2.44	0.52
22:DA:716:A:H3'	22:DA:717:C:H5''	1.92	0.52
53:CA:117:G:H2'	53:CA:118:U:O4'	2.09	0.52
3:CC:63:ILE:HG23	3:CC:98:ALA:HA	1.91	0.52
1:AA:748:G:C6	1:AA:749:A:C6	2.98	0.52
14:CN:50:LEU:HB2	14:CN:51:PRO:HD3	1.91	0.52
53:CA:338:A:N1	53:CA:351:G:N2	2.58	0.52
53:CA:954:G:N1	53:CA:1228:C:N4	2.56	0.52

Continued on next page...

Continued from previous page...

Atom-1	Atom-2	Distance(Å)	Clash(Å)
30:DI:27:LEU:HD13	30:DI:32:VAL:HG11	1.90	0.52
22:BA:860:U:H6	22:BA:860:U:H5'	1.74	0.52
22:DA:2108:A:C8	22:DA:2108:A:OP2	2.62	0.52
22:DA:372:G:N2	22:DA:400:G:H2'	2.23	0.52
12:CL:50:LYS:N	12:CL:50:LYS:CD	2.73	0.52
22:DA:2511:U:C4	22:DA:2512:C:C5	2.98	0.52
22:BA:1405:U:N3	22:BA:1406:U:C4	2.77	0.52
22:BA:981:A:H5''	22:BA:982:C:OP2	2.10	0.52
22:BA:1505:A:O2'	22:BA:1506:U:H5'	2.09	0.52
23:BB:40:U:HO2'	23:BB:43:C:H5	1.54	0.52
53:CA:297:G:H2'	53:CA:298:A:H5''	1.92	0.52
22:DA:2185:U:H2'	22:DA:2186:G:H8	1.74	0.52
53:CA:836:G:C5	53:CA:851:G:C6	2.97	0.52
34:BM:11:LYS:HE2	34:BM:87:GLY:O	2.09	0.52
30:BI:107:GLU:O	30:BI:111:THR:HG23	2.10	0.52
22:BA:2418:A:C5	22:BA:2419:U:C5	2.98	0.52
1:AA:1057:G:O3'	3:AC:196:GLY:HA3	2.09	0.52
17:AQ:40:THR:HG22	17:AQ:41:THR:N	2.25	0.52
45:BX:34:SER:CA	45:BX:49:ARG:HA	2.39	0.52
22:DA:1387:A:N6	22:DA:1401:G:O6	2.41	0.52
1:AA:429:U:P	4:AD:12:ARG:HH21	2.32	0.52
4:AD:25:ARG:O	4:AD:26:ALA:HB3	2.10	0.52
22:DA:1069:A:O2'	22:DA:1071:G:H5''	2.10	0.52
22:DA:1076:C:C4	22:DA:1077:A:N6	2.78	0.52
48:D0:24:VAL:CG1	48:D0:27:LEU:HD11	2.39	0.52
22:DA:1206:G:H2'	22:DA:1207:C:C5	2.45	0.52
22:DA:1206:G:O2'	22:DA:1207:C:C5'	2.58	0.52
22:DA:347:A:O2'	22:DA:348:A:H5'	2.09	0.52
42:DU:92:VAL:CG2	42:DU:101:THR:HG21	2.40	0.52
22:DA:1048:A:C6	22:DA:1111:A:C2	2.98	0.52
28:DG:58:ALA:O	28:DG:60:GLY:N	2.43	0.52
34:DM:90:GLU:O	34:DM:91:TYR:HB3	2.08	0.52
4:CD:25:ARG:O	4:CD:26:ALA:C	2.48	0.52
4:CD:2:ARG:HE	4:CD:114:ARG:HG2	1.74	0.52
44:BW:18:LYS:HE3	44:BW:19:ARG:CG	2.40	0.52
28:BG:126:THR:HG22	28:BG:128:THR:N	2.21	0.52
6:CF:18:VAL:O	6:CF:22:ILE:HG12	2.09	0.52
16:AP:28:ARG:CG	16:AP:29:ASN:ND2	2.55	0.52
10:CJ:66:GLU:CG	14:CN:100:TRP:HZ3	2.21	0.52
22:DA:2013:A:N6	22:DA:2014:A:C2	2.78	0.52
29:BH:18:GLN:CA	29:BH:18:GLN:HE21	2.22	0.52
22:DA:1290:C:O2'	22:DA:1291:C:H6	1.92	0.52

Continued on next page...

Continued from previous page...

Atom-1	Atom-2	Distance(Å)	Clash(Å)
22:DA:1606:C:H4'	22:DA:1607:C:C5'	2.33	0.52
53:CA:1269:A:C2	53:CA:1313:U:H1'	2.45	0.52
33:DL:7:SER:HB2	33:DL:8:PRO:HD2	1.90	0.52
25:DD:10:GLY:HA3	25:DD:26:VAL:HB	1.92	0.52
22:BA:1999:C:O2'	22:BA:2000:C:H5'	2.10	0.52
1:AA:1078:U:O4'	5:AE:88:HIS:CE1	2.62	0.52
56:CP:21:VAL:CG2	56:CP:36:VAL:HG21	2.40	0.52
56:CP:21:VAL:HG23	56:CP:36:VAL:CG2	2.39	0.52
22:DA:1735:A:O2'	22:DA:1736:U:O5'	2.27	0.52
27:BF:134:GLN:CG	27:BF:135:ILE:N	2.65	0.52
22:DA:616:A:O2'	22:DA:617:G:O5'	2.28	0.52
21:AU:14:ALA:O	21:AU:15:LEU:HD12	2.09	0.52
54:CG:71:THR:HG23	54:CG:72:VAL:N	2.24	0.52
22:DA:945:A:C8	22:DA:2448:A:C2	2.98	0.52
22:DA:1911:U:H2'	22:DA:1918:A:C2	2.44	0.52
1:AA:984:C:N3	1:AA:1222:G:C2	2.77	0.52
1:AA:1447:A:H5''	1:AA:1448:C:H5	1.75	0.52
22:DA:2298:A:H2'	22:DA:2299:U:C6	2.44	0.52
37:DP:92:ARG:O	37:DP:93:LYS:HB2	2.09	0.52
22:BA:2772:C:H2'	22:BA:2773:C:H6	1.74	0.52
22:BA:784:G:C5	24:BC:227:VAL:HG11	2.45	0.52
53:CA:819:A:H4'	53:CA:820:U:OP2	2.10	0.52
53:CA:885:G:H5'	53:CA:885:G:H8	1.73	0.52
53:CA:1169:A:O2'	53:CA:1170:A:C8	2.61	0.52
22:DA:2144:G:O2'	22:DA:2145:C:H3'	2.09	0.52
53:CA:703:G:H4'	53:CA:704:A:H5'	1.90	0.52
22:BA:2020:A:H5'	48:B0:8:THR:HG22	1.90	0.52
58:DF:11:VAL:HG12	58:DF:12:VAL:H	1.74	0.52
22:BA:900:A:C5	22:BA:901:C:C5	2.97	0.52
30:BI:105:LEU:HD23	30:BI:108:ILE:HG21	1.91	0.52
58:DF:35:LEU:O	58:DF:36:ASN:HB2	2.08	0.52
22:BA:1694:C:H4'	22:BA:1695:G:H5''	1.92	0.52
22:BA:294:A:C5	22:BA:345:A:C2	2.98	0.52
2:AB:176:ASN:HD21	2:AB:194:GLY:CA	2.22	0.52
22:DA:2620:C:H2'	22:DA:2621:G:O4'	2.08	0.52
1:AA:421:U:H3'	1:AA:421:U:C6	2.42	0.52
3:AC:21:TRP:CB	3:AC:58:ARG:HG2	2.39	0.52
1:AA:613:C:H2'	1:AA:614:C:C6	2.45	0.52
43:DV:57:TYR:HD1	43:DV:57:TYR:H	1.57	0.52
13:AM:5:GLY:HA3	13:AM:65:GLU:HG3	1.90	0.52
22:BA:2897:U:H2'	22:BA:2898:U:H6	1.75	0.52
19:AS:23:GLU:HG3	19:AS:23:GLU:O	2.09	0.52

Continued on next page...

Continued from previous page...

Atom-1	Atom-2	Distance(Å)	Clash(Å)
6:AF:98:GLU:HG3	6:AF:99:ALA:N	2.24	0.52
22:DA:1689:A:H2'	22:DA:1690:A:C8	2.45	0.52
22:BA:1744:A:H5''	22:BA:1745:A:OP2	2.09	0.52
22:BA:1411:U:C2'	22:BA:1412:U:H5'	2.40	0.52
53:CA:470:C:C2	53:CA:471:U:C5	2.97	0.52
22:BA:1670:C:C5	22:BA:1671:U:C4	2.97	0.52
39:DR:55:ASP:CG	39:DR:56:GLY:H	2.12	0.52
22:DA:2219:U:H2'	22:DA:2220:U:O4'	2.09	0.52
35:DN:21:PHE:O	35:DN:25:ALA:HB3	2.09	0.52
22:BA:2467:C:C2'	22:BA:2468:A:H5'	2.39	0.52
22:DA:1313:U:C2'	22:DA:1313:U:O2	2.41	0.52
22:DA:1401:G:C5	22:DA:1402:U:C4	2.97	0.52
41:DT:15:HIS:CE1	41:DT:80:TRP:CH2	2.97	0.52
22:DA:2269:G:O2'	44:DW:18:LYS:HG2	2.10	0.52
22:DA:727:A:O2'	22:DA:728:G:C8	2.62	0.52
9:AI:75:ALA:HA	9:AI:78:ILE:HD12	1.92	0.52
1:AA:1508:A:C2'	1:AA:1509:C:O5'	2.57	0.52
41:DT:9:LYS:CG	41:DT:9:LYS:O	2.57	0.52
22:DA:83:A:OP2	42:DU:91:LYS:HE3	2.09	0.52
45:DX:2:ARG:HD2	45:DX:32:LEU:HD23	1.90	0.52
53:CA:1178:G:OP2	9:CI:98:ARG:NH2	2.42	0.52
13:AM:89:ARG:HB2	13:AM:96:VAL:HG22	1.91	0.52
43:DV:63:ILE:HD13	43:DV:72:VAL:CG2	2.39	0.52
1:AA:502:A:H2'	1:AA:503:C:O4'	2.09	0.52
37:DP:45:VAL:O	37:DP:60:VAL:HA	2.09	0.52
53:CA:1226:C:C5'	55:CM:94:LEU:HD21	2.36	0.52
22:DA:600:G:H1'	26:DE:100:MET:HG2	1.90	0.52
26:DE:29:HIS:HA	26:DE:32:VAL:HG22	1.92	0.52
2:AB:185:ILE:HA	2:AB:199:ILE:O	2.09	0.52
58:DF:42:ALA:O	58:DF:44:ALA:N	2.42	0.52
58:DF:52:ALA:HB1	58:DF:149:ARG:HE	1.74	0.52
53:CA:142:G:C6	53:CA:143:A:C8	2.97	0.52
53:CA:64:G:H4'	53:CA:65:A:H5''	1.91	0.52
53:CA:76:G:N2	53:CA:95:C:C2	2.77	0.52
53:CA:256:U:H2'	53:CA:257:G:O4'	2.10	0.52
57:DB:13:G:H5''	57:DB:13:G:C8	2.34	0.52
40:BS:73:LYS:HB3	40:BS:106:VAL:HB	1.91	0.52
40:BS:29:VAL:HG12	40:BS:30:SER:N	2.25	0.52
54:CG:116:ALA:O	54:CG:120:ALA:HB3	2.10	0.52
56:CP:1:MET:CA	56:CP:1:MET:HE2	2.38	0.52
25:DD:107:VAL:HG13	25:DD:203:VAL:HG23	1.91	0.52
22:BA:2140:G:OP2	22:BA:2140:G:C8	2.63	0.52

Continued on next page...

Continued from previous page...

Atom-1	Atom-2	Distance(Å)	Clash(Å)
22:BA:1626:A:O2'	22:BA:1627:G:OP2	2.27	0.52
22:DA:946:C:H5'	22:DA:946:C:H6	1.75	0.52
24:BC:94:LEU:C	24:BC:94:LEU:HD12	2.28	0.52
35:BN:33:ILE:HD11	35:BN:118:ARG:NH2	2.25	0.52
22:BA:1107:G:C4	22:BA:1108:U:C5	2.97	0.52
22:DA:2409:G:H2'	22:DA:2410:G:O4'	2.09	0.52
53:CA:246:A:C2	53:CA:279:A:C6	2.98	0.52
2:AB:98:GLY:C	2:AB:100:LEU:H	2.13	0.52
57:DB:37:C:H2'	57:DB:38:C:H5'	1.91	0.52
14:CN:76:PHE:HE2	14:CN:92:ILE:HG21	1.75	0.52
53:CA:1169:A:O2'	53:CA:1170:A:O4'	2.27	0.52
53:CA:439:U:H2'	53:CA:440:C:C6	2.44	0.52
22:DA:170:U:C5	22:DA:171:U:H5	2.28	0.52
22:DA:1936:A:C2	22:DA:1943:U:C5	2.97	0.52
11:AK:51:PHE:O	11:AK:56:LYS:HB3	2.10	0.52
47:DZ:4:ILE:HG21	47:DZ:56:VAL:CG1	2.38	0.52
8:AH:103:VAL:HG23	8:AH:110:MET:O	2.10	0.52
1:AA:1343:G:H4'	9:AI:123:ARG:HB3	1.91	0.52
33:BL:67:THR:CG2	33:BL:68:SER:N	2.72	0.52
22:DA:2066:C:H2'	22:DA:2067:G:H8	1.75	0.52
1:AA:292:G:C2	1:AA:309:A:C2	2.97	0.52
22:DA:1858:A:C6	22:DA:1885:A:C8	2.98	0.52
50:B2:20:ALA:O	50:B2:23:ALA:HB3	2.10	0.52
22:BA:1115:G:O2'	22:BA:1116:G:C5'	2.57	0.52
22:BA:2109:U:O4	22:BA:2110:G:C5	2.63	0.52
22:DA:1417:C:HO2'	22:DA:1418:G:C5'	2.23	0.52
26:DE:52:VAL:CG1	26:DE:74:LYS:HG2	2.40	0.52
26:BE:127:GLU:HG2	26:BE:133:LEU:HD13	1.90	0.52
22:BA:2889:C:C2'	22:BA:2890:G:O5'	2.58	0.52
30:DI:82:ALA:HB3	30:DI:100:ILE:CD1	2.40	0.52
15:AO:62:ARG:NH1	15:AO:86:LEU:HD12	2.25	0.52
5:CE:88:HIS:O	5:CE:89:THR:C	2.47	0.52
22:BA:2648:G:H2'	22:BA:2649:C:H6	1.73	0.52
22:BA:1593:A:H2'	22:BA:1594:U:O4'	2.10	0.52
22:BA:2593:U:H2'	22:BA:2594:C:C6	2.44	0.52
22:DA:2648:G:H2'	22:DA:2649:C:O4'	2.09	0.52
22:BA:839:U:H2'	22:BA:840:C:C6	2.45	0.52
22:BA:1240:U:H6	22:BA:1240:U:H5"	1.75	0.52
42:DU:12:VAL:O	42:DU:12:VAL:HG12	2.08	0.52
22:BA:1070:A:N1	22:BA:1097:U:H4'	2.24	0.52
24:DC:255:LYS:O	24:DC:256:THR:CG2	2.51	0.52
53:CA:1279:G:H5"	10:CJ:9:ARG:NH2	2.22	0.52

Continued on next page...

Continued from previous page...

Atom-1	Atom-2	Distance(Å)	Clash(Å)
22:DA:1340:U:C4	22:DA:1603:A:C8	2.98	0.52
53:CA:369:G:C2	53:CA:370:C:C6	2.97	0.52
12:CL:26:CYS:HB2	12:CL:29:LYS:HE2	1.92	0.52
12:CL:89:LEU:C	12:CL:92:VAL:HG23	2.29	0.52
22:DA:1373:A:C2	22:DA:1374:G:H1'	2.45	0.52
22:DA:219:A:N6	22:DA:220:G:N1	2.58	0.52
22:DA:2748:A:N1	22:DA:2757:A:N7	2.58	0.52
49:B1:8:ILE:CG2	49:B1:51:ALA:CA	2.83	0.52
38:DQ:91:ARG:HG3	39:DR:11:GLN:CG	2.40	0.52
11:CK:26:PHE:CE1	11:CK:88:PRO:HG2	2.43	0.52
11:CK:126:ARG:O	21:CU:33:ARG:CZ	2.57	0.52
21:CU:33:ARG:O	21:CU:34:ARG:O	2.27	0.52
43:DV:9:ARG:HG2	43:DV:39:ALA:O	2.10	0.52
29:BH:35:LYS:O	29:BH:36:ALA:HB2	2.09	0.52
22:BA:1179:G:N7	22:BA:1180:U:H1'	2.24	0.52
53:CA:1381:U:O2	53:CA:1381:U:C2'	2.58	0.52
22:BA:197:A:H2'	22:BA:198:C:H5'	1.90	0.52
22:DA:628:G:C6	22:DA:636:G:C2	2.98	0.52
22:DA:640:C:O2	22:DA:640:C:H2'	2.10	0.52
1:AA:1142:G:N3	1:AA:1143:G:H1'	2.25	0.52
35:DN:103:ARG:CD	35:DN:110:MET:SD	2.92	0.52
22:DA:1140:C:O2'	22:DA:1141:U:H5'	2.10	0.52
46:BY:56:LEU:O	46:BY:57:LEU:CB	2.55	0.52
58:DF:111:ARG:H	58:DF:111:ARG:NE	2.08	0.52
53:CA:181:A:C2	53:CA:195:A:C2	2.98	0.52
53:CA:220:G:O2'	53:CA:221:C:H5'	2.10	0.52
22:DA:240:C:C3'	22:DA:241:A:H5''	2.37	0.52
22:DA:242:G:H5'	51:D3:63:TYR:CD1	2.45	0.52
22:DA:1156:A:H8	22:DA:1156:A:OP1	1.92	0.52
22:DA:1731:G:C2	22:DA:1733:G:N7	2.78	0.52
22:DA:414:C:H4'	22:DA:1879:C:O2	2.10	0.52
22:DA:411:G:C4'	22:DA:412:A:OP1	2.57	0.52
19:AS:33:TRP:NE1	19:AS:51:HIS:ND1	2.58	0.52
22:BA:545:U:H6	22:BA:546:U:H4'	1.75	0.52
41:BT:51:PHE:C	41:BT:52:GLU:HG2	2.30	0.52
5:AE:12:GLU:HB2	5:AE:38:VAL:CG1	2.31	0.52
1:AA:451:A:C1'	1:AA:452:A:N7	2.72	0.52
1:AA:44:A:OP2	16:AP:12:LYS:NZ	2.43	0.52
53:CA:652:U:O2'	53:CA:653:U:O5'	2.27	0.52
22:DA:2298:A:N6	22:DA:2321:U:O4	2.42	0.52
22:DA:2656:U:C5	22:DA:2664:G:N2	2.78	0.52
22:BA:2663:G:C2'	22:BA:2664:G:H5'	2.39	0.52

Continued on next page...

Continued from previous page...

Atom-1	Atom-2	Distance(Å)	Clash(Å)
37:DP:51:ASN:H	37:DP:56:SER:HB3	1.74	0.52
1:AA:914:A:C2'	1:AA:915:A:H8	2.23	0.52
22:BA:250:G:OP2	51:B3:12:ARG:NH1	2.42	0.52
53:CA:949:A:C4'	53:CA:1364:U:O4	2.57	0.52
22:DA:2553:G:H3'	22:DA:2554:U:H5''	1.90	0.52
8:AH:46:GLU:O	8:AH:47:ASP:CB	2.51	0.52
22:BA:532:A:N7	22:BA:2021:C:H2'	2.24	0.52
22:DA:287:G:C6	22:DA:354:A:N1	2.77	0.52
30:BI:78:LEU:HD23	30:BI:81:LYS:HE3	1.90	0.52
22:BA:2199:A:H5'	22:BA:2200:C:C5	2.40	0.52
9:CI:45:MET:HA	9:CI:48:ARG:HB2	1.92	0.52
36:BO:82:ALA:O	36:BO:87:ILE:HG12	2.09	0.52
26:BE:126:VAL:HG22	26:BE:127:GLU:N	2.23	0.52
1:AA:633:G:H2'	1:AA:634:C:C6	2.43	0.52
1:AA:357:G:H2'	1:AA:358:U:H5'	1.92	0.52
19:CS:79:TYR:CE1	19:CS:80:ARG:HD2	2.45	0.52
1:AA:788:U:H2'	1:AA:789:U:C6	2.44	0.52
22:BA:234:U:C2'	22:BA:235:U:H5'	2.40	0.52
1:AA:152:A:N6	1:AA:170:U:C2	2.78	0.52
38:BQ:46:TYR:CZ	38:BQ:50:ARG:NH1	2.78	0.52
1:AA:1488:G:O2'	1:AA:1489:G:H5'	2.09	0.52
22:DA:1444:G:N2	22:DA:1445:G:H1'	2.25	0.52
53:CA:122:G:O2'	53:CA:123:U:H5'	2.10	0.52
30:BI:75:ALA:HB3	30:BI:131:THR:HG21	1.91	0.52
17:CQ:14:ASP:HB2	17:CQ:54:ILE:HB	1.92	0.52
22:DA:1817:G:H5''	24:DC:86:ARG:NH1	2.25	0.52
53:CA:1130:A:N7	53:CA:1146:A:N6	2.58	0.52
53:CA:1279:G:H2'	10:CJ:45:ARG:HH21	1.74	0.52
22:DA:1398:C:HO2'	22:DA:1399:C:H6	1.56	0.52
49:D1:51:ALA:O	49:D1:52:LYS:CB	2.57	0.52
24:DC:203:VAL:O	24:DC:204:LEU:HB2	2.10	0.52
22:DA:1087:G:C4	22:DA:1089:A:C2	2.98	0.52
30:DI:74:PRO:HB2	30:DI:77:VAL:CG2	2.29	0.52
22:DA:1206:G:C5	22:DA:1207:C:C4	2.98	0.52
22:DA:333:G:HO2'	22:DA:334:C:H6	1.57	0.52
22:DA:65:U:H3'	22:DA:65:U:C6	2.44	0.52
22:DA:95:A:O2'	46:DY:41:HIS:HD2	1.93	0.52
41:DT:3:ARG:HH11	41:DT:42:GLU:HG2	1.75	0.52
42:DU:20:LYS:HD2	42:DU:38:ILE:CD1	2.40	0.52
24:BC:91:ALA:O	24:BC:102:TYR:HA	2.10	0.52
22:DA:1572:A:H2'	22:DA:1573:G:C8	2.45	0.52
45:DX:29:LEU:HD12	45:DX:29:LEU:C	2.30	0.52

Continued on next page...

Continued from previous page...

Atom-1	Atom-2	Distance(Å)	Clash(Å)
28:DG:138:GLN:CG	28:DG:138:GLN:O	2.58	0.52
53:CA:1181:G:H2'	53:CA:1182:G:N7	2.24	0.52
45:DX:58:ILE:CG2	45:DX:58:ILE:O	2.58	0.52
31:DJ:5:THR:HA	31:DJ:44:TYR:CE2	2.42	0.52
38:DQ:57:ARG:HH12	38:DQ:92:LYS:HE2	1.68	0.52
22:DA:2014:A:H2	22:DA:2613:U:C2	2.28	0.52
22:DA:2076:U:H5''	22:DA:2238:G:N2	2.25	0.52
22:DA:2360:G:H1'	33:DL:60:ARG:HD2	1.92	0.52
22:BA:1189:A:H2'	22:BA:1190:G:O5'	2.10	0.52
22:BA:1499:C:HO2'	22:BA:1500:G:H5'	1.68	0.52
22:DA:585:G:H1'	22:DA:1256:G:N2	2.24	0.52
22:DA:477:A:H2'	22:DA:478:A:C8	2.44	0.52
53:CA:1048:G:N2	53:CA:1210:C:C2	2.78	0.52
53:CA:996:A:C2	53:CA:997:U:N3	2.78	0.52
14:CN:2:LYS:CD	14:CN:5:MET:HG2	2.39	0.52
4:AD:57:LYS:HE2	4:AD:203:TYR:OH	2.09	0.52
33:DL:127:VAL:HG13	33:DL:132:ARG:HB2	1.92	0.52
29:DH:4:ILE:HG23	29:DH:17:ASP:O	2.10	0.52
22:DA:2574:G:O2'	25:DD:148:GLN:HB2	2.10	0.52
10:AJ:19:ASP:N	10:AJ:19:ASP:OD1	2.41	0.52
1:AA:844:G:H5''	1:AA:845:A:OP1	2.10	0.52
34:BM:13:HIS:O	34:BM:14:LYS:CB	2.56	0.52
8:AH:82:LEU:HD11	8:AH:84:ILE:HD11	1.83	0.52
57:DB:52:A:H2	57:DB:54:G:O6	1.93	0.52
54:CG:10:LYS:O	54:CG:10:LYS:HD2	2.09	0.52
2:CB:81:ASP:CG	2:CB:82:ALA:H	2.13	0.52
22:BA:2182:U:H2'	22:BA:2183:A:OP1	2.10	0.52
1:AA:949:A:C2'	1:AA:950:U:H5'	2.40	0.52
22:DA:402:A:H2'	22:DA:403:U:O4'	2.10	0.52
55:CM:12:LYS:CE	55:CM:16:ILE:HG22	2.40	0.52
55:CM:18:LEU:O	55:CM:24:VAL:HG23	2.09	0.52
22:BA:1055:G:H3'	22:BA:1056:G:H8	1.75	0.52
22:BA:1056:G:N2	22:BA:1102:C:C5	2.78	0.52
1:AA:62:U:H4'	1:AA:385:C:O2	2.09	0.52
22:BA:469:G:O6	50:B2:37:LYS:CE	2.51	0.52
37:DP:50:ARG:HA	37:DP:57:ALA:H	1.75	0.52
5:CE:24:VAL:HG22	5:CE:27:GLY:H	1.75	0.52
47:DZ:46:MET:O	47:DZ:49:ALA:HB3	2.09	0.52
1:AA:914:A:O2'	1:AA:915:A:O4'	2.27	0.52
55:CM:69:ARG:HD2	55:CM:69:ARG:N	2.24	0.52
1:AA:1410:A:H2'	1:AA:1411:C:O5'	2.10	0.52
22:DA:2674:G:O2'	32:DK:30:ARG:HG3	2.10	0.52

Continued on next page...

Continued from previous page...

Atom-1	Atom-2	Distance(Å)	Clash(Å)
53:CA:160:A:O2'	53:CA:344:A:N6	2.43	0.52
1:AA:125:U:H2'	1:AA:126:G:C5'	2.38	0.52
53:CA:590:U:C2'	53:CA:591:U:H5'	2.39	0.52
28:DG:76:ILE:O	28:DG:76:ILE:HG22	2.10	0.52
58:DF:12:VAL:CG1	58:DF:16:MET:HG3	2.37	0.52
37:BP:83:ILE:CD1	37:BP:83:ILE:C	2.78	0.52
53:CA:115:G:H5'	53:CA:116:A:OP1	2.10	0.52
45:DX:67:LEU:HD22	45:DX:77:TYR:CE1	2.45	0.52
24:BC:199:HIS:O	24:BC:202:ARG:HG3	2.09	0.52
7:AG:143:MET:HE3	7:AG:143:MET:HA	1.91	0.52
1:AA:1358:U:C6	1:AA:1359:C:C6	2.98	0.52
22:BA:1760:C:H2'	22:BA:1761:C:O4'	2.10	0.52
54:CG:49:LEU:HG	54:CG:123:LEU:HB3	1.92	0.52
22:BA:2405:G:H1'	22:BA:2412:A:H61	1.73	0.52
22:BA:1485:U:C2	22:BA:1505:A:C2	2.97	0.52
28:DG:145:ALA:HA	28:DG:148:ARG:CD	2.40	0.52
53:CA:1276:G:O2'	53:CA:1277:C:H5'	2.09	0.52
22:BA:1052:C:H2'	22:BA:1053:C:H5'	1.91	0.52
26:DE:5:LEU:HD23	26:DE:120:VAL:HG22	1.92	0.52
6:CF:21:MET:HG3	6:CF:24:ARG:HH22	1.73	0.52
52:B4:7:VAL:HG13	52:B4:38:GLY:HA2	1.92	0.52
22:BA:560:C:O2	38:BQ:47:ARG:NH1	2.41	0.52
47:DZ:40:THR:C	47:DZ:42:ALA:N	2.60	0.52
22:BA:1932:A:H2'	22:BA:1933:G:O4'	2.10	0.52
22:DA:2029:G:H2'	22:DA:2031:A:OP1	2.10	0.52
11:AK:96:ILE:HD12	11:AK:96:ILE:C	2.30	0.52
33:BL:85:VAL:HG21	33:BL:94:THR:HG23	1.92	0.52
44:DW:49:ASN:HD21	44:DW:80:SER:CA	2.23	0.52
22:DA:1073:A:OP2	22:DA:1073:A:H4'	2.10	0.52
22:DA:304:U:O2'	22:DA:305:C:P	2.67	0.52
22:DA:92:U:C6	22:DA:93:G:C8	2.98	0.52
41:DT:39:THR:OG1	41:DT:42:GLU:HG3	2.10	0.52
42:DU:92:VAL:HB	42:DU:101:THR:HG23	1.91	0.52
42:DU:95:PHE:N	42:DU:95:PHE:CD1	2.64	0.52
22:DA:1571:A:H3'	22:DA:1571:A:C8	2.45	0.52
22:DA:54:G:C6	22:DA:55:G:N7	2.78	0.52
22:DA:1050:A:H2'	22:DA:1051:G:H8	1.75	0.52
53:CA:1157:A:C5	53:CA:1180:A:C6	2.98	0.52
22:DA:1154:G:OP1	38:DQ:57:ARG:HD2	2.09	0.52
22:DA:1540:G:O2'	22:DA:1541:C:H6	1.90	0.52
22:DA:2077:A:C5	22:DA:2435:A:C5	2.98	0.52
22:DA:1616:A:H4'	22:DA:1617:C:OP2	2.10	0.52

Continued on next page...

Continued from previous page...

Atom-1	Atom-2	Distance(Å)	Clash(Å)
8:CH:28:SER:HA	8:CH:58:LEU:HD12	1.91	0.52
22:DA:564:C:O2'	22:DA:565:C:H5'	2.10	0.52
22:BA:1454:C:H41	35:BN:73:ASN:HD21	1.56	0.52
53:CA:1316:G:N2	53:CA:1318:A:C8	2.78	0.52
14:CN:20:PHE:CE1	14:CN:54:SER:HB2	2.45	0.52
22:DA:603:A:H4'	22:DA:604:G:C4'	2.40	0.52
22:DA:637:A:O5'	33:DL:112:LEU:HD21	2.09	0.52
19:AS:46:LEU:H	19:AS:61:VAL:HG22	1.73	0.52
11:AK:127:ARG:HG2	11:AK:127:ARG:HH11	1.75	0.52
2:AB:116:LEU:HB3	2:AB:140:LEU:CD2	2.40	0.52
22:DA:1565:C:N4	22:DA:1567:G:C2	2.78	0.52
22:DA:971:G:C6	22:DA:972:A:C4	2.98	0.52
22:DA:1639:C:C3'	22:DA:1640:A:H5''	2.39	0.52
58:DF:76:PHE:H	58:DF:76:PHE:HD2	1.58	0.52
22:BA:2182:U:C2'	22:BA:2183:A:OP1	2.58	0.52
4:AD:147:LYS:O	4:AD:148:ALA:C	2.49	0.52
10:AJ:20:GLN:O	10:AJ:24:GLU:HG3	2.10	0.52
53:CA:652:U:O2'	53:CA:653:U:H6	1.78	0.52
39:DR:90:ARG:O	39:DR:91:GLN:CB	2.54	0.52
3:CC:135:ARG:O	3:CC:137:VAL:N	2.43	0.52
40:BS:59:GLU:HA	40:BS:64:ALA:HA	1.90	0.52
22:DA:2667:C:O2'	22:DA:2668:G:C8	2.57	0.52
22:DA:1270:C:H2'	22:DA:1648:U:H5''	1.92	0.52
1:AA:569:C:C5'	1:AA:570:G:OP1	2.51	0.52
44:DW:14:ASP:O	44:DW:15:SER:HB2	2.09	0.52
10:CJ:30:LYS:HG3	10:CJ:36:VAL:HG22	1.91	0.52
53:CA:1393:U:C6	53:CA:1393:U:H3'	2.45	0.52
22:DA:2458:G:O2'	22:DA:2459:A:N7	2.43	0.52
2:AB:65:LYS:HG2	2:AB:153:MET:HG3	1.91	0.52
26:DE:98:LYS:O	26:DE:99:LYS:CB	2.55	0.52
53:CA:406:G:N7	53:CA:495:A:H2'	2.24	0.52
53:CA:441:A:N6	53:CA:493:A:N6	2.57	0.52
1:AA:934:C:H4'	1:AA:935:A:OP1	2.09	0.52
9:AI:118:ARG:HB3	9:AI:122:ARG:HG3	1.91	0.52
1:AA:931:C:H2'	1:AA:932:C:H6	1.73	0.52
22:DA:2507:C:H1'	22:DA:2583:G:N2	2.25	0.52
35:BN:65:LEU:C	35:BN:65:LEU:HD12	2.30	0.52
58:DF:11:VAL:HG12	58:DF:12:VAL:N	2.24	0.52
39:BR:61:ALA:HB2	39:BR:98:ILE:HA	1.92	0.52
42:BU:53:GLN:N	42:BU:54:PRO:CD	2.73	0.52
50:B2:12:ARG:NH2	50:B2:12:ARG:HB2	2.25	0.52
53:CA:116:A:O2'	53:CA:117:G:H5'	2.10	0.52

Continued on next page...

Continued from previous page...

Atom-1	Atom-2	Distance(Å)	Clash(Å)
53:CA:130:A:H1'	53:CA:264:C:H5'	1.92	0.52
53:CA:1522:U:O2'	53:CA:1523:G:H5'	2.10	0.52
17:CQ:29:LYS:CE	17:CQ:36:PHE:CE2	2.92	0.52
53:CA:1064:G:N2	53:CA:1190:G:O2'	2.43	0.52
6:CF:79:ARG:HG2	6:CF:79:ARG:NH1	2.25	0.52
22:BA:857:G:H2'	22:BA:858:G:O4'	2.09	0.52
43:BV:2:PHE:HD1	43:BV:50:MET:CE	2.23	0.52
22:BA:163:C:O2'	22:BA:164:C:O5'	2.27	0.52
53:CA:1507:A:H2'	53:CA:1508:A:C8	2.45	0.52
22:BA:1668:A:H4'	22:BA:1669:A:O5'	2.10	0.52
22:BA:460:A:H2'	22:BA:461:C:O4'	2.09	0.52
22:BA:1767:G:O2'	22:BA:1768:C:H5'	2.10	0.52
24:BC:123:ILE:CG1	24:BC:123:ILE:O	2.58	0.52
3:AC:95:GLY:O	3:AC:96:VAL:CG1	2.58	0.52
38:BQ:91:ARG:CZ	39:BR:11:GLN:H	2.23	0.52
38:BQ:63:ARG:NH2	38:BQ:95:ALA:O	2.43	0.52
22:DA:1819:A:C3'	22:DA:1820:U:H5'	2.39	0.52
53:CA:1279:G:H2'	53:CA:1279:G:N3	2.23	0.52
4:AD:28:ASP:C	4:AD:29:THR:O	2.47	0.52
24:DC:245:THR:HB	24:DC:246:PRO:CD	2.40	0.52
22:DA:1062:G:O2'	22:DA:1063:G:H8	1.92	0.52
22:DA:1056:G:C2	22:DA:1102:C:H5	2.28	0.52
35:DN:36:THR:CG2	35:DN:41:ALA:HB2	2.39	0.52
1:AA:1276:G:C2'	1:AA:1277:C:H5'	2.40	0.52
22:DA:1239:G:C5	22:DA:1240:U:C6	2.98	0.52
22:DA:107:G:C5'	22:DA:294:A:OP1	2.58	0.52
22:DA:343:C:O2	22:DA:343:C:H2'	2.08	0.52
22:DA:70:G:OP2	22:DA:70:G:C8	2.57	0.52
22:DA:47:C:N4	22:DA:178:G:H1	2.08	0.52
4:CD:32:LYS:CB	4:CD:35:GLN:OE1	2.52	0.52
44:BW:17:ALA:HA	44:BW:35:ILE:CG2	2.35	0.52
44:BW:42:THR:HG22	44:BW:43:LYS:N	2.25	0.52
12:AL:121:PRO:O	12:AL:122:LYS:C	2.48	0.52
1:AA:263:A:OP1	20:AT:73:ARG:HD3	2.10	0.52
20:AT:77:ASN:N	20:AT:77:ASN:HD22	2.07	0.52
38:DQ:6:GLY:C	38:DQ:8:ILE:N	2.64	0.52
26:BE:187:VAL:O	26:BE:188:MET:CB	2.59	0.52
53:CA:1198:G:N2	10:CJ:55:PRO:HG2	2.25	0.52
53:CA:998:C:H2'	53:CA:999:C:H6	1.75	0.52
4:AD:131:ILE:H	4:AD:131:ILE:CD1	2.10	0.52
1:AA:922:G:C6	1:AA:923:A:C6	2.97	0.52
22:BA:1872:A:H2'	22:BA:1873:G:O4'	2.10	0.52

Continued on next page...

Continued from previous page...

Atom-1	Atom-2	Distance(Å)	Clash(Å)
21:AU:24:LYS:HG2	21:AU:25:ALA:H	1.75	0.52
41:BT:30:ILE:O	41:BT:30:ILE:HG12	2.09	0.52
22:DA:2516:A:C4	22:DA:2569:G:N2	2.77	0.52
22:DA:274:C:O2'	22:DA:275:C:O4'	2.27	0.52
58:DF:113:PHE:O	58:DF:114:ARG:HB2	2.09	0.52
53:CA:253:A:C2	53:CA:274:A:C2	2.98	0.52
22:DA:1626:A:O2'	22:DA:1627:G:OP2	2.24	0.52
1:AA:1120:C:H42	1:AA:1153:G:H1	1.58	0.52
1:AA:1382:C:O2'	1:AA:1383:C:C5'	2.50	0.52
4:AD:3:TYR:HE2	4:AD:5:GLY:O	1.93	0.52
1:AA:438:U:O2'	1:AA:439:U:P	2.68	0.52
25:DD:79:LEU:CD2	25:DD:79:LEU:N	2.72	0.52
3:CC:39:ARG:HE	3:CC:54:ILE:HG23	1.74	0.52
53:CA:1393:U:H3'	53:CA:1393:U:H6	1.74	0.52
35:BN:12:ARG:HD3	35:BN:16:HIS:CG	2.45	0.52
22:BA:372:G:C8	45:BX:60:LYS:HE2	2.44	0.52
53:CA:106:C:C2'	53:CA:107:G:C5'	2.85	0.52
22:DA:1936:A:C2	22:DA:1943:U:H5	2.28	0.52
22:DA:2530:A:H3'	28:DG:156:TYR:OH	2.10	0.52
5:CE:65:LYS:HZ3	5:CE:68:ARG:HD3	1.74	0.52
22:DA:2139:U:H3	22:DA:2152:G:H1	1.58	0.52
1:AA:337:G:O2'	1:AA:338:A:H5'	2.09	0.52
7:AG:3:ARG:HG3	7:AG:4:ARG:N	2.24	0.52
7:AG:99:ALA:O	7:AG:103:ILE:HG13	2.10	0.52
43:BV:5:ASN:HD22	43:BV:5:ASN:H	1.54	0.52
22:BA:1801:A:C4	24:BC:261:ARG:NH1	2.76	0.52
3:AC:122:GLN:HB3	3:AC:127:VAL:HG22	1.92	0.52
22:DA:1858:A:O2'	22:DA:1859:U:C5'	2.58	0.52
22:BA:1116:G:O2'	22:BA:1117:C:C5'	2.58	0.52
55:CM:81:ASP:C	55:CM:82:LEU:HD12	2.30	0.52
29:BH:100:ALA:O	29:BH:104:THR:HB	2.09	0.52
22:BA:1534:U:H2'	22:BA:1534:U:O2	2.10	0.52
22:BA:1394:U:C6	22:BA:1394:U:C3'	2.93	0.52
25:DD:37:VAL:HG23	25:DD:91:THR:HA	1.92	0.52
1:AA:582:C:C2	1:AA:583:A:C8	2.98	0.52
22:BA:310:A:HO2'	22:BA:311:A:P	2.33	0.52
22:DA:2088:A:H2'	22:DA:2089:C:C6	2.45	0.52
4:AD:169:TRP:CD2	4:AD:185:PRO:HB3	2.45	0.52
1:AA:1480:A:C6	1:AA:1481:U:N3	2.78	0.52
36:DO:108:ASP:C	36:DO:110:ALA:H	2.14	0.52
2:AB:81:ASP:OD1	2:AB:83:ALA:N	2.43	0.52
16:AP:50:THR:HG22	16:AP:50:THR:O	2.09	0.52

Continued on next page...

Continued from previous page...

Atom-1	Atom-2	Distance(Å)	Clash(Å)
22:DA:176:A:O5'	22:DA:176:A:H8	1.93	0.52
23:BB:92:C:C2'	23:BB:93:C:O5'	2.58	0.52
47:BZ:29:ARG:C	47:BZ:30:ARG:HG3	2.30	0.52
22:BA:1064:C:OP1	30:BI:87:SER:C	2.45	0.51
53:CA:1149:C:H2'	53:CA:1150:A:O4'	2.09	0.51
24:DC:7:PRO:HB3	24:DC:13:ARG:NH2	2.24	0.51
35:DN:16:HIS:O	35:DN:20:MET:CB	2.59	0.51
9:AI:85:ALA:C	9:AI:87:MET:H	2.13	0.51
22:DA:101:A:O2'	22:DA:102:U:OP2	2.28	0.51
22:DA:1205:A:H5''	22:DA:1206:G:C8	2.45	0.51
22:DA:310:A:O2'	22:DA:311:A:C5'	2.57	0.51
46:DY:28:LEU:CD2	46:DY:42:LEU:HD22	2.40	0.51
45:DX:29:LEU:HB2	45:DX:30:PRO:HD2	1.93	0.51
13:AM:95:PRO:CG	13:AM:101:THR:CG2	2.88	0.51
53:CA:1408:A:N1	53:CA:1494:G:C5	2.79	0.51
4:CD:8:LEU:HD22	4:CD:21:LYS:HD2	1.92	0.51
38:DQ:96:ASP:C	38:DQ:98:ALA:N	2.63	0.51
11:CK:124:LYS:HE3	21:CU:34:ARG:NH1	2.26	0.51
44:BW:19:ARG:CZ	44:BW:22:VAL:HB	2.40	0.51
43:DV:72:VAL:HB	43:DV:91:PHE:HB3	1.90	0.51
52:D4:7:VAL:CG2	52:D4:25:VAL:CG2	2.89	0.51
29:BH:8:LYS:O	29:BH:13:GLY:CA	2.53	0.51
22:DA:475:C:H2'	22:DA:476:G:C8	2.45	0.51
26:BE:5:LEU:HD13	26:BE:122:GLU:CG	2.40	0.51
53:CA:1271:A:H2'	53:CA:1272:G:C8	2.45	0.51
10:CJ:52:LEU:CD2	10:CJ:62:ARG:HG2	2.40	0.51
4:AD:196:GLU:O	4:AD:198:LEU:N	2.42	0.51
22:DA:659:G:H2'	22:DA:660:C:H6	1.73	0.51
11:AK:124:LYS:O	21:AU:33:ARG:HG2	2.10	0.51
24:BC:229:HIS:HD2	24:BC:246:PRO:CA	2.22	0.51
41:DT:30:ILE:HG22	41:DT:85:VAL:HG21	1.90	0.51
31:BJ:81:ILE:HG12	31:BJ:82:GLY:N	2.25	0.51
36:BO:111:ARG:C	36:BO:113:ALA:N	2.64	0.51
37:DP:22:GLY:HA3	37:DP:91:VAL:HG23	1.92	0.51
22:DA:1721:G:H1'	22:DA:1739:A:N6	2.25	0.51
31:DJ:37:ARG:NH2	31:DJ:39:LYS:HZ2	2.08	0.51
14:AN:26:LEU:O	14:AN:27:LYS:HB3	2.11	0.51
19:AS:33:TRP:O	19:AS:35:ARG:HG3	2.10	0.51
19:AS:55:GLN:CD	19:AS:56:HIS:H	2.14	0.51
25:DD:106:LYS:HD3	25:DD:106:LYS:N	2.25	0.51
22:DA:845:A:C2	22:DA:847:U:N1	2.78	0.51
8:AH:8:ASP:O	8:AH:9:MET:C	2.48	0.51

Continued on next page...

Continued from previous page...

Atom-1	Atom-2	Distance(Å)	Clash(Å)
22:BA:1277:G:H4'	35:BN:20:MET:CE	2.38	0.51
22:BA:1057:A:N7	22:BA:1086:A:H2'	2.24	0.51
22:BA:1585:C:H2'	22:BA:1586:A:C4'	2.40	0.51
22:DA:484:C:H2'	22:DA:485:C:H6	1.75	0.51
22:BA:1421:G:C2	22:BA:1422:G:N7	2.77	0.51
22:DA:223:A:C6	22:DA:422:A:N7	2.78	0.51
22:DA:2653:U:N3	22:DA:2654:A:N6	2.57	0.51
25:DD:121:THR:HG22	25:DD:127:PHE:HB2	1.92	0.51
3:CC:113:LYS:HE3	3:CC:184:ASN:ND2	2.22	0.51
47:BZ:43:ILE:CD1	47:BZ:47:ILE:HD11	2.40	0.51
1:AA:652:U:O2'	1:AA:653:U:P	2.67	0.51
2:AB:150:ILE:HA	2:AB:153:MET:HB3	1.92	0.51
9:AI:23:GLY:HA3	9:AI:61:ASP:HB2	1.91	0.51
22:BA:2757:A:N1	28:BG:66:THR:HG21	2.25	0.51
22:BA:2221:G:C2'	22:BA:2222:C:H5'	2.40	0.51
24:BC:184:GLU:O	24:BC:185:ALA:HB3	2.09	0.51
53:CA:704:A:H2'	53:CA:705:G:C8	2.45	0.51
22:BA:1047:G:N2	22:BA:1110:G:C4	2.77	0.51
21:CU:53:LYS:HB2	21:CU:53:LYS:HZ2	1.71	0.51
22:DA:1107:G:N7	22:DA:1108:U:C5	2.78	0.51
12:CL:34:THR:HB	12:CL:53:ARG:CG	2.39	0.51
22:DA:1527:G:C2	22:DA:1546:G:N1	2.78	0.51
22:BA:2630:G:C2'	22:BA:2631:G:H5'	2.39	0.51
1:AA:828:U:H2'	1:AA:829:G:O5'	2.09	0.51
22:BA:788:A:O2'	22:BA:789:A:OP2	2.22	0.51
22:DA:13:A:O2'	22:DA:15:G:N7	2.44	0.51
34:DM:112:LEU:O	34:DM:112:LEU:HD13	2.09	0.51
53:CA:260:G:OP1	20:CT:74:HIS:CE1	2.59	0.51
3:AC:57:GLU:O	3:AC:59:PRO:HD2	2.10	0.51
22:DA:1421:G:H2'	22:DA:1421:G:N3	2.24	0.51
53:CA:693:G:H2'	53:CA:694:A:C8	2.45	0.51
53:CA:564:C:H2'	53:CA:565:U:C6	2.45	0.51
11:AK:24:ALA:CB	11:AK:29:THR:HG23	2.40	0.51
22:DA:1682:G:O2'	22:DA:1683:U:C6	2.53	0.51
31:BJ:49:ASP:OD1	31:BJ:121:LYS:NZ	2.43	0.51
22:BA:2400:G:C2'	22:BA:2401:U:H5'	2.40	0.51
22:DA:694:U:H2'	22:DA:695:G:O5'	2.10	0.51
24:BC:241:LYS:O	24:BC:243:PRO:HD3	2.10	0.51
2:CB:27:LYS:N	2:CB:28:PRO:CD	2.72	0.51
39:DR:30:GLY:HA2	39:DR:63:VAL:O	2.10	0.51
22:BA:103:A:H2'	22:BA:104:A:C8	2.46	0.51
34:DM:119:LEU:O	34:DM:119:LEU:HD23	2.10	0.51

Continued on next page...

Continued from previous page...

Atom-1	Atom-2	Distance(Å)	Clash(Å)
53:CA:1426:G:H2'	53:CA:1427:C:H6	1.75	0.51
5:AE:152:VAL:O	5:AE:155:LYS:CD	2.58	0.51
22:BA:2491:U:O5'	22:BA:2491:U:H2'	2.10	0.51
22:BA:636:G:N1	33:BL:111:ILE:HD11	2.21	0.51
22:DA:1819:A:H5''	24:DC:156:SER:HB2	1.92	0.51
53:CA:1129:C:O2'	53:CA:1130:A:H8	1.90	0.51
10:CJ:44:THR:HG23	10:CJ:70:HIS:CD2	2.45	0.51
10:CJ:11:LYS:HA	10:CJ:71:LEU:HA	1.92	0.51
53:CA:372:C:H4'	53:CA:373:A:OP2	2.11	0.51
22:DA:2283:C:C4	22:DA:2389:G:C4	2.98	0.51
22:DA:97:C:H2'	22:DA:98:G:O4'	2.10	0.51
22:DA:380:G:H1	22:DA:394:C:H42	1.57	0.51
31:DJ:45:THR:C	31:DJ:47:HIS:N	2.63	0.51
11:CK:126:ARG:CB	21:CU:33:ARG:HD2	2.38	0.51
2:AB:9:LEU:CD2	2:AB:11:ALA:N	2.73	0.51
22:DA:1536:C:H5''	22:DA:1537:G:O5'	2.09	0.51
22:BA:855:G:H21	44:BW:23:LYS:CB	2.23	0.51
44:BW:19:ARG:HH22	44:BW:22:VAL:HG21	1.74	0.51
22:BA:855:G:H1'	44:BW:23:LYS:HZ3	1.74	0.51
6:CF:3:HIS:O	6:CF:92:THR:HA	2.10	0.51
2:CB:46:VAL:N	2:CB:47:PRO:HD2	2.25	0.51
45:BX:38:TRP:HE3	45:BX:45:PHE:CD2	2.27	0.51
53:CA:1320:C:H2'	53:CA:1321:U:H5'	1.91	0.51
53:CA:1357:A:N7	53:CA:1358:U:C5	2.79	0.51
10:CJ:52:LEU:HA	10:CJ:62:ARG:HG2	1.92	0.51
22:BA:1875:G:H2'	22:BA:1876:A:OP2	2.11	0.51
31:DJ:25:LEU:C	31:DJ:25:LEU:HD22	2.31	0.51
22:DA:2697:G:N7	22:DA:2698:U:C5	2.78	0.51
56:CP:20:VAL:HG23	56:CP:34:GLU:O	2.10	0.51
22:BA:142:A:C5	22:BA:143:C:C4	2.98	0.51
9:CI:64:ILE:HD12	9:CI:64:ILE:N	2.25	0.51
22:BA:1013:C:H2'	22:BA:1014:A:H8	1.75	0.51
22:DA:491:G:N3	22:DA:492:A:C8	2.79	0.51
42:DU:52:ASN:ND2	42:DU:54:PRO:HD3	2.25	0.51
53:CA:1346:A:C8	53:CA:1348:U:C2	2.98	0.51
53:CA:1348:U:O2'	53:CA:1349:A:H5'	2.10	0.51
53:CA:1036:A:O2'	53:CA:1037:C:H5'	2.10	0.51
22:BA:1288:G:C5	22:BA:1327:A:C2	2.98	0.51
22:DA:956:G:C1'	34:DM:82:MET:HE1	2.40	0.51
29:DH:9:VAL:HG12	29:DH:10:ALA:N	2.25	0.51
1:AA:616:G:C2'	1:AA:617:G:H5'	2.40	0.51
1:AA:626:G:H2'	1:AA:627:G:C8	2.45	0.51

Continued on next page...

Continued from previous page...

Atom-1	Atom-2	Distance(Å)	Clash(Å)
53:CA:300:A:C2	53:CA:566:G:O6	2.62	0.51
22:DA:776:G:C8	22:DA:793:A:C2	2.98	0.51
22:DA:2848:G:OP2	37:DP:94:ALA:N	2.33	0.51
22:DA:1506:U:O5'	22:DA:1506:U:H6	1.93	0.51
22:DA:2443:C:H2'	22:DA:2444:G:C8	2.45	0.51
22:BA:2662:A:H2'	22:BA:2663:G:O4'	2.09	0.51
22:DA:868:U:HO2'	22:DA:869:G:P	2.34	0.51
2:CB:49:PHE:O	2:CB:53:LEU:HB3	2.10	0.51
1:AA:247:G:OP1	1:AA:247:G:H4'	2.09	0.51
1:AA:646:G:H2'	1:AA:647:C:C5'	2.38	0.51
22:DA:357:C:C4	22:DA:358:U:C5	2.98	0.51
22:DA:1526:C:N4	22:DA:1527:G:C6	2.78	0.51
22:DA:210:C:H4'	22:DA:1367:A:H1'	1.92	0.51
22:BA:2210:U:C2	22:BA:2212:A:N7	2.79	0.51
38:BQ:77:LYS:HE2	38:BQ:116:LEU:CD2	2.40	0.51
1:AA:829:G:C6	1:AA:858:G:C2	2.99	0.51
14:CN:46:LYS:HE3	19:CS:10:ILE:HB	1.92	0.51
24:BC:259:ASN:C	24:BC:261:ARG:H	2.14	0.51
22:BA:439:A:H2'	22:BA:440:C:O5'	2.11	0.51
10:CJ:81:GLU:O	10:CJ:86:ALA:CB	2.58	0.51
30:DI:18:ASN:HB3	30:DI:19:PRO:HD3	1.91	0.51
18:CR:21:ASP:OD1	18:CR:23:LYS:HE3	2.10	0.51
53:CA:777:A:C6	53:CA:778:G:C4	2.98	0.51
53:CA:944:G:H3'	53:CA:945:G:H5'	1.92	0.51
27:BF:168:LEU:HG	27:BF:169:LEU:HD12	1.92	0.51
49:B1:15:GLY:O	49:B1:16:THR:O	2.28	0.51
1:AA:39:G:C4	1:AA:40:C:C5	2.99	0.51
50:B2:27:GLY:O	50:B2:30:VAL:HB	2.10	0.51
19:CS:20:LYS:C	19:CS:20:LYS:HD3	2.30	0.51
22:BA:980:A:C6	22:BA:981:A:N1	2.78	0.51
1:AA:19:A:C2'	1:AA:20:U:H5'	2.40	0.51
53:CA:9:G:C2	53:CA:10:A:C8	2.98	0.51
9:CI:12:LYS:O	9:CI:13:SER:HB3	2.10	0.51
22:BA:1523:U:O2'	22:BA:1524:G:H5'	2.10	0.51
36:DO:49:VAL:HG12	36:DO:50:ALA:H	1.75	0.51
22:BA:1377:G:H8	22:BA:1377:G:O5'	1.93	0.51
22:BA:1838:C:C5	22:BA:1899:A:C5	2.98	0.51
22:BA:211:C:O2'	22:BA:212:G:H5'	2.10	0.51
30:DI:63:ASP:O	30:DI:64:ARG:HB2	2.10	0.51
53:CA:399:G:C6	53:CA:400:C:C4	2.98	0.51
22:BA:1070:A:H2	30:BI:9:LYS:HG2	1.65	0.51
28:BG:162:ARG:NH1	28:BG:168:VAL:HG21	2.26	0.51

Continued on next page...

Continued from previous page...

Atom-1	Atom-2	Distance(Å)	Clash(Å)
22:DA:1390:U:O2'	22:DA:1391:U:H5'	2.11	0.51
41:DT:58:VAL:HG22	41:DT:59:ASN:N	2.25	0.51
56:CP:75:ILE:HG22	56:CP:80:LYS:HD2	1.92	0.51
44:DW:30:VAL:CG2	44:DW:59:PHE:HE1	2.22	0.51
22:DA:739:A:C8	22:DA:739:A:OP2	2.64	0.51
22:DA:2834:G:H1'	22:DA:2879:A:N6	2.25	0.51
35:DN:28:LEU:C	35:DN:28:LEU:CD2	2.79	0.51
35:DN:92:GLY:N	35:DN:94:TYR:HE1	2.02	0.51
22:DA:321:U:H1'	26:DE:159:LEU:HD11	1.92	0.51
22:DA:321:U:H1'	26:DE:159:LEU:CD1	2.40	0.51
41:DT:68:LYS:HB2	41:DT:68:LYS:NZ	2.25	0.51
42:DU:35:VAL:CG1	42:DU:36:GLU:H	2.10	0.51
24:BC:108:GLY:O	24:BC:109:LEU:HD22	2.10	0.51
22:DA:1380:G:O2'	22:DA:1569:A:N6	2.43	0.51
22:DA:1381:G:C2'	22:DA:1382:G:H5''	2.40	0.51
22:DA:462:C:C2'	22:DA:463:G:H5'	2.40	0.51
2:CB:176:ASN:O	2:CB:178:LEU:N	2.44	0.51
34:DM:125:PRO:O	34:DM:126:ILE:HG23	2.10	0.51
12:AL:43:LYS:CB	12:AL:44:PRO:CD	2.81	0.51
43:DV:70:ILE:CD1	43:DV:70:ILE:N	2.68	0.51
6:CF:3:HIS:CD2	6:CF:65:GLU:HG2	2.46	0.51
22:DA:192:C:O2'	22:DA:802:A:N3	2.43	0.51
22:DA:2392:A:N1	33:DL:55:MET:HE3	2.26	0.51
20:AT:43:LYS:CE	20:AT:86:ALA:HA	2.40	0.51
22:DA:634:C:H2'	22:DA:635:C:H6	1.74	0.51
11:AK:85:VAL:CG1	11:AK:92:ARG:HG3	2.40	0.51
29:DH:5:LEU:HD23	29:DH:36:ALA:HB2	1.92	0.51
22:DA:2453:A:O2'	22:DA:2572:A:H1'	2.11	0.51
22:DA:1139:G:C2'	22:DA:1140:C:H5'	2.41	0.51
22:DA:2732:G:H5''	22:DA:2733:A:O4'	2.10	0.51
22:BA:412:A:C2'	22:BA:413:C:C5'	2.86	0.51
33:DL:77:ILE:HG12	33:DL:101:ILE:HD11	1.92	0.51
22:BA:729:G:C2'	22:BA:729:G:N3	2.64	0.51
57:DB:68:C:O2'	57:DB:69:G:P	2.68	0.51
22:DA:1739:A:O2'	22:DA:1740:G:C5'	2.59	0.51
22:DA:2303:G:O6	22:DA:2314:A:N6	2.43	0.51
4:AD:147:LYS:N	4:AD:147:LYS:CD	2.74	0.51
22:BA:1106:G:C2	22:BA:1107:G:N9	2.78	0.51
22:DA:1965:C:H5''	22:DA:1966:A:H2'	1.92	0.51
22:DA:813:U:C2	22:DA:1195:G:N2	2.79	0.51
4:CD:176:LYS:HG2	4:CD:178:GLU:OE2	2.11	0.51
22:DA:2297:A:N3	22:DA:2298:A:N7	2.59	0.51

Continued on next page...

Continued from previous page...

Atom-1	Atom-2	Distance(Å)	Clash(Å)
28:DG:157:LYS:C	28:DG:159:LYS:H	2.12	0.51
22:BA:37:C:H2'	22:BA:38:A:O5'	2.10	0.51
58:DF:32:LYS:HZ2	58:DF:32:LYS:CB	2.24	0.51
22:DA:1688:U:C4	22:DA:1698:A:C2	2.98	0.51
47:BZ:40:THR:CG2	47:BZ:43:ILE:H	2.23	0.51
22:DA:807:U:C2'	22:DA:807:U:O2	2.59	0.51
2:CB:119:GLN:HG2	2:CB:124:THR:HG23	1.90	0.51
1:AA:198:G:O2'	1:AA:199:A:O5'	2.27	0.51
42:DU:42:LYS:CB	42:DU:42:LYS:NZ	2.74	0.51
37:BP:91:VAL:HG11	37:BP:96:LEU:HD21	1.91	0.51
3:AC:129:PHE:CD2	3:AC:156:LEU:HD23	2.45	0.51
11:CK:63:GLN:HB2	11:CK:98:ALA:HB2	1.93	0.51
9:AI:117:LEU:HB3	9:AI:122:ARG:O	2.10	0.51
7:AG:20:GLU:HB3	7:AG:24:LYS:HE2	1.92	0.51
32:BK:91:SER:O	32:BK:92:GLU:C	2.48	0.51
32:BK:92:GLU:N	32:BK:92:GLU:OE1	2.43	0.51
53:CA:719:C:O2'	18:CR:37:LYS:HB3	2.11	0.51
30:BI:33:ASN:HB3	30:BI:36:GLU:CB	2.38	0.51
20:CT:42:ASP:O	20:CT:43:LYS:C	2.49	0.51
22:DA:2066:C:H5''	62:DA:3530:HOH:O	2.10	0.51
58:DF:35:LEU:HD12	58:DF:153:ILE:HG23	1.92	0.51
22:BA:1694:C:H4'	22:BA:1695:G:C5'	2.41	0.51
53:CA:464:U:O4	53:CA:466:A:C4'	2.58	0.51
1:AA:665:A:H2'	1:AA:732:C:O2	2.11	0.51
53:CA:306:A:H2'	53:CA:307:C:C6	2.44	0.51
38:BQ:104:ALA:O	38:BQ:107:ALA:HB3	2.11	0.51
22:BA:622:G:H2'	22:BA:623:C:H6	1.74	0.51
29:DH:140:ALA:C	29:DH:141:LYS:HG3	2.30	0.51
40:DS:28:LYS:HA	40:DS:70:LYS:HA	1.92	0.51
22:BA:945:A:C4	22:BA:2448:A:C2	2.98	0.51
40:DS:1:MET:H1	40:DS:1:MET:CE	2.23	0.51
38:DQ:71:ASN:HD21	38:DQ:106:THR:HG23	1.76	0.51
22:BA:2784:U:H4'	25:BD:42:ASN:ND2	2.25	0.51
34:DM:135:VAL:HG12	34:DM:136:MET:N	2.26	0.51
24:DC:259:ASN:OD1	24:DC:261:ARG:HB3	2.10	0.51
28:DG:68:ARG:C	28:DG:68:ARG:HD3	2.30	0.51
22:BA:1669:A:H2'	22:BA:1669:A:N3	2.24	0.51
22:BA:1897:G:C2	22:BA:1898:U:C2	2.98	0.51
49:D1:34:GLU:C	49:D1:35:LEU:HD23	2.31	0.51
22:DA:2556:C:H2'	22:DA:2557:G:O4'	2.11	0.51
22:BA:118:A:C8	22:BA:119:A:C8	2.98	0.51
1:AA:403:C:C2'	1:AA:404:G:H5'	2.41	0.51

Continued on next page...

Continued from previous page...

Atom-1	Atom-2	Distance(Å)	Clash(Å)
22:DA:381:G:H5''	45:DX:15:ASN:HD22	1.74	0.51
5:AE:110:MET:HA	5:AE:113:VAL:CG1	2.40	0.51
53:CA:1278:G:O2'	53:CA:1279:G:C2	2.62	0.51
22:DA:1347:A:O2'	22:DA:1348:C:C5'	2.58	0.51
22:DA:1773:A:C8	22:DA:1829:A:N9	2.79	0.51
53:CA:532:A:H4'	53:CA:533:A:OP2	2.11	0.51
22:DA:77:G:C6	22:DA:110:G:C5	2.99	0.51
22:DA:112:U:H5'	46:DY:58:ASN:HD21	1.73	0.51
38:DQ:77:LYS:HE2	38:DQ:116:LEU:CD2	2.18	0.51
22:DA:123:G:O3'	22:DA:1376:C:H4'	2.11	0.51
25:BD:29:VAL:HB	25:BD:98:VAL:CG1	2.40	0.51
22:DA:37:C:O2'	26:DE:45:ALA:CB	2.59	0.51
53:CA:1071:C:O2	53:CA:1072:G:C8	2.63	0.51
1:AA:466:A:C4'	1:AA:467:U:OP2	2.57	0.51
22:DA:1914:C:O2'	22:DA:1915:U:H5''	2.10	0.51
31:DJ:6:ALA:HB3	31:DJ:45:THR:HB	1.92	0.51
21:CU:35:GLU:CG	21:CU:36:PHE:N	2.49	0.51
44:BW:42:THR:CG2	44:BW:43:LYS:HZ2	2.24	0.51
43:DV:75:GLN:HG2	43:DV:92:VAL:HG11	1.93	0.51
34:DM:32:GLY:HA2	34:DM:104:GLU:HA	1.92	0.51
31:BJ:74:TYR:CD2	31:BJ:92:MET:CE	2.93	0.51
6:CF:88:MET:HE1	18:CR:64:LEU:HD11	1.91	0.51
29:BH:31:VAL:C	29:BH:33:GLN:N	2.63	0.51
22:DA:190:A:H2'	22:DA:191:A:O4'	2.10	0.51
22:DA:1287:A:HO2'	22:DA:1288:G:C5'	2.23	0.51
22:DA:1611:C:O2'	22:DA:1612:C:H5'	2.11	0.51
44:BW:75:ASN:OD1	44:BW:76:ARG:N	2.44	0.51
1:AA:1241:G:C2	1:AA:1242:G:C5	2.99	0.51
22:DA:477:A:H2'	22:DA:478:A:H8	1.74	0.51
12:AL:87:LYS:O	12:AL:87:LYS:HG3	2.11	0.51
14:CN:62:ARG:HB3	14:CN:68:ARG:O	2.11	0.51
53:CA:1225:A:H4'	19:CS:77:ARG:HH12	1.76	0.51
22:BA:2431:U:C6	22:BA:2431:U:C5'	2.87	0.51
22:DA:605:G:O2'	22:DA:606:U:H5'	2.10	0.51
22:DA:622:G:H2'	22:DA:623:C:C6	2.44	0.51
22:DA:2585:U:O2'	22:DA:2586:U:C5'	2.44	0.51
2:AB:117:GLU:HA	2:AB:120:SER:CB	2.22	0.51
41:BT:34:VAL:HG11	41:BT:43:ILE:HD12	1.92	0.51
11:AK:122:PRO:HG2	21:AU:33:ARG:O	2.11	0.51
33:DL:94:THR:O	33:DL:98:ALA:N	2.42	0.51
32:DK:2:ILE:CD1	32:DK:2:ILE:N	2.73	0.51
58:DF:43:ILE:HG12	58:DF:77:LYS:HG2	1.93	0.51

Continued on next page...

Continued from previous page...

Atom-1	Atom-2	Distance(Å)	Clash(Å)
53:CA:197:A:C6	53:CA:221:C:C4'	2.94	0.51
40:BS:25:ARG:HD3	40:BS:73:LYS:NZ	2.25	0.51
1:AA:1319:A:C5	1:AA:1323:G:C5	2.98	0.51
23:BB:90:C:C2'	23:BB:91:C:O5'	2.59	0.51
1:AA:300:A:H2'	1:AA:301:G:O4'	2.11	0.51
22:DA:2303:G:C6	22:DA:2314:A:N6	2.78	0.51
53:CA:865:A:C2	53:CA:918:A:C4'	2.92	0.51
22:DA:830:G:N3	22:DA:2448:A:C5	2.78	0.51
55:CM:12:LYS:CA	55:CM:12:LYS:HE3	2.33	0.51
19:AS:28:LYS:CB	19:AS:29:PRO:HD2	2.28	0.51
22:DA:1965:C:C5'	22:DA:1965:C:H6	2.22	0.51
53:CA:279:A:H4'	53:CA:280:C:O5'	2.09	0.51
6:CF:45:ARG:O	6:CF:56:LYS:HB3	2.10	0.51
25:DD:78:GLY:C	25:DD:79:LEU:HD22	2.31	0.51
29:DH:38:PRO:O	29:DH:40:THR:N	2.42	0.51
22:BA:784:G:H5''	24:BC:225:ASN:OD1	2.10	0.51
22:BA:2659:G:N2	22:BA:2661:G:H3'	2.25	0.51
40:DS:75:PHE:CZ	40:DS:104:THR:HG21	2.45	0.51
22:DA:2249:U:H1'	22:DA:2275:C:N4	2.25	0.51
4:CD:47:LEU:HD23	4:CD:52:VAL:HG23	1.93	0.51
4:CD:84:ASN:HD22	4:CD:86:GLY:N	2.09	0.51
1:AA:1504:G:C3'	1:AA:1505:G:H5'	2.40	0.51
22:BA:2340:A:H2'	22:BA:2341:G:C8	2.46	0.51
1:AA:322:C:O2'	20:AT:17:ARG:CG	2.58	0.51
35:DN:7:GLY:N	35:DN:46:ARG:HH12	2.07	0.51
36:BO:24:THR:N	36:BO:42:PRO:HG3	2.26	0.51
20:CT:82:ILE:C	20:CT:84:LYS:N	2.61	0.51
22:DA:982:C:H4'	22:DA:983:A:OP1	2.11	0.51
39:BR:74:ILE:N	39:BR:74:ILE:HD12	2.25	0.51
53:CA:967:C:N3	53:CA:968:A:C6	2.79	0.51
22:DA:1416:G:C6	22:DA:1417:C:N4	2.78	0.51
29:BH:108:VAL:HG12	29:BH:109:GLU:N	2.25	0.51
26:BE:48:THR:H	26:BE:51:GLU:CG	2.22	0.51
22:DA:2294:G:N3	22:DA:2295:C:C6	2.78	0.51
22:BA:859:G:N2	22:BA:916:G:H2'	2.25	0.51
53:CA:383:A:H5''	53:CA:384:G:OP2	2.10	0.51
22:DA:1760:C:H3'	22:DA:1761:C:C6	2.45	0.51
53:CA:526:C:C6	53:CA:526:C:C3'	2.94	0.51
57:DB:21:G:C2	57:DB:22:U:H1'	2.45	0.51
53:CA:1477:U:H2'	53:CA:1478:U:H6	1.76	0.51
9:CI:5:TYR:CD2	9:CI:5:TYR:N	2.77	0.51
28:BG:117:PRO:O	28:BG:118:ALA:O	2.28	0.51

Continued on next page...

Continued from previous page...

Atom-1	Atom-2	Distance(Å)	Clash(Å)
45:BX:10:ARG:HB2	45:BX:11:PRO:CD	2.40	0.51
15:AO:57:ARG:HB3	15:AO:57:ARG:HH11	1.75	0.51
13:AM:82:LEU:HD23	13:AM:82:LEU:N	2.24	0.51
4:AD:193:ASP:N	4:AD:193:ASP:OD1	2.43	0.51
22:BA:2469:A:C6	22:BA:2482:A:C8	2.98	0.51
37:BP:56:SER:O	37:BP:75:THR:HG23	2.11	0.51
38:BQ:91:ARG:CZ	38:BQ:93:ILE:HG21	2.40	0.51
22:BA:571:U:C4	22:BA:575:A:C5	2.98	0.51
24:DC:149:LYS:CE	24:DC:152:GLN:NE2	2.72	0.51
24:DC:179:GLU:HA	24:DC:269:ARG:O	2.10	0.51
53:CA:1143:G:C2'	53:CA:1144:G:C8	2.75	0.51
53:CA:1151:A:C6	53:CA:1152:A:N6	2.79	0.51
22:DA:919:U:N3	22:DA:920:A:N7	2.58	0.51
44:DW:25:PHE:O	44:DW:27:GLY:N	2.41	0.51
22:DA:1693:U:H5''	22:DA:1694:C:C5	2.45	0.51
53:CA:529:G:O6	12:CL:45:ASN:HA	2.11	0.51
22:DA:1240:U:O2	22:DA:1240:U:H2'	2.09	0.51
22:DA:324:A:O2'	22:DA:325:G:O4'	2.27	0.51
22:DA:64:A:O2'	41:DT:69:ARG:HG2	2.11	0.51
24:BC:108:GLY:O	24:BC:109:LEU:CD2	2.58	0.51
32:BK:45:GLU:HA	32:BK:45:GLU:OE2	2.10	0.51
22:DA:38:A:O2'	26:DE:43:THR:HA	2.11	0.51
1:AA:462:G:H5'	1:AA:463:U:OP2	2.10	0.51
1:AA:468:A:C2	1:AA:469:C:C5	2.98	0.51
41:BT:29:THR:N	41:BT:86:THR:HA	2.25	0.51
25:BD:104:VAL:HG13	25:BD:106:LYS:HD3	1.92	0.51
37:DP:44:GLY:HA3	37:DP:60:VAL:HG13	1.92	0.51
22:DA:800:A:C2	22:DA:802:A:C8	2.98	0.51
17:AQ:11:VAL:HG23	17:AQ:56:ASP:O	2.10	0.51
22:BA:1179:G:C6	22:BA:1180:U:O2'	2.64	0.51
33:DL:79:LEU:HB3	33:DL:114:GLY:H	1.75	0.51
5:AE:24:VAL:O	5:AE:25:LYS:C	2.49	0.51
29:DH:5:LEU:HA	29:DH:36:ALA:CB	2.40	0.51
22:BA:1784:A:H4'	22:BA:1785:A:H5''	1.89	0.51
36:BO:111:ARG:O	36:BO:114:GLY:N	2.43	0.51
9:CI:29:ILE:HD13	9:CI:38:PHE:CE1	2.46	0.51
5:CE:14:LEU:HD13	5:CE:59:ILE:HD12	1.93	0.51
58:DF:52:ALA:HA	58:DF:55:ASP:HB2	1.93	0.51
20:CT:55:PRO:HG2	20:CT:56:ILE:H	1.74	0.51
53:CA:68:G:O2'	53:CA:69:G:O5'	2.20	0.51
22:DA:1736:U:H2'	22:DA:1737:G:O4'	2.10	0.51
22:DA:1299:G:H5'	22:DA:1301:A:O4'	2.10	0.51

Continued on next page...

Continued from previous page...

Atom-1	Atom-2	Distance(Å)	Clash(Å)
53:CA:1242:G:H4'	53:CA:1304:G:OP1	2.10	0.51
9:CI:59:LYS:HE3	9:CI:60:LEU:HD21	1.92	0.51
22:DA:617:G:C2'	22:DA:618:G:H8	2.23	0.51
22:DA:2792:A:C2	22:DA:2805:C:C2	2.99	0.51
55:CM:17:ALA:HB3	55:CM:18:LEU:HD12	1.92	0.51
26:BE:141:MET:O	26:BE:142:ALA:HB3	2.11	0.51
4:AD:3:TYR:O	4:AD:4:LEU:HB2	2.09	0.51
4:AD:2:ARG:HB3	4:AD:4:LEU:CD1	2.41	0.51
53:CA:108:G:H5'	53:CA:109:A:H5''	1.92	0.51
53:CA:1449:C:O2'	53:CA:1450:U:O4'	2.29	0.51
26:BE:41:GLN:HB2	26:BE:43:THR:CG2	2.40	0.51
35:DN:62:ASN:C	35:DN:64:ARG:H	2.13	0.51
25:DD:122:VAL:HG22	25:DD:127:PHE:O	2.09	0.51
53:CA:1501:C:C5	53:CA:1504:G:C4	2.99	0.51
1:AA:345:C:H6	1:AA:345:C:H5''	1.75	0.51
22:BA:2579:C:O2'	22:BA:2580:U:H5'	2.10	0.51
1:AA:496:A:C2'	1:AA:496:A:N3	2.71	0.51
22:BA:2635:A:H2'	22:BA:2636:C:O5'	2.11	0.51
4:CD:84:ASN:CG	4:CD:87:GLU:HG3	2.30	0.51
22:DA:1000:A:C6	22:DA:1001:A:C6	2.98	0.51
9:AI:62:LEU:HD23	9:AI:62:LEU:N	2.25	0.51
3:AC:155:ARG:HG2	3:AC:159:ALA:O	2.10	0.51
33:BL:57:LEU:HD22	51:B3:53:ASP:HB3	1.92	0.51
32:BK:10:VAL:HB	32:BK:16:ALA:CB	2.36	0.51
1:AA:1468:A:C2'	1:AA:1469:C:H5''	2.41	0.51
36:BO:59:ALA:O	36:BO:61:GLN:N	2.44	0.51
29:BH:78:VAL:HB	29:BH:145:ASN:HB3	1.92	0.51
22:DA:1926:U:H1'	22:DA:1929:G:C6	2.45	0.51
30:BI:100:ILE:HG22	30:BI:101:SER:N	2.23	0.51
1:AA:232:G:H2'	1:AA:233:C:H6	1.76	0.51
28:DG:23:ILE:CG2	28:DG:24:THR:N	2.74	0.51
45:BX:12:VAL:HG23	45:BX:28:PHE:HB2	1.91	0.51
38:BQ:40:LYS:HD3	38:BQ:44:TYR:CE1	2.46	0.51
22:DA:1417:C:H4'	22:DA:1587:G:N2	2.25	0.51
58:DF:155:ILE:HD12	58:DF:155:ILE:H	1.75	0.51
22:DA:1510:G:C2	22:DA:1511:G:C6	2.99	0.51
6:AF:67:PRO:HG2	6:AF:70:VAL:HG22	1.92	0.51
10:CJ:92:LEU:HD13	10:CJ:92:LEU:N	2.25	0.51
53:CA:815:A:C2	53:CA:1529:G:C4	2.98	0.51
31:BJ:40:HIS:O	31:BJ:41:LYS:HG2	2.10	0.51
2:AB:118:THR:O	2:AB:118:THR:HG22	2.11	0.51
53:CA:1475:G:H4'	22:DA:1689:A:H4'	1.91	0.51

Continued on next page...

Continued from previous page...

Atom-1	Atom-2	Distance(Å)	Clash(Å)
22:BA:1838:C:C4	22:BA:1899:A:C4	2.99	0.51
28:BG:117:PRO:O	28:BG:118:ALA:C	2.49	0.51
57:DB:81:G:C5	57:DB:82:U:C5	2.98	0.51
22:DA:1503:A:N6	22:DA:1504:A:H62	2.09	0.51
1:AA:895:G:C6	1:AA:896:C:C4	2.99	0.51
11:CK:14:GLN:HA	11:CK:76:TYR:O	2.10	0.51
8:CH:88:LYS:HA	8:CH:120:LEU:O	2.11	0.51
12:CL:32:VAL:HG12	12:CL:32:VAL:O	2.10	0.51
30:BI:89:SER:OG	30:BI:135:MET:HA	2.11	0.51
22:DA:1815:A:O4'	22:DA:1817:G:C8	2.64	0.51
22:DA:1385:A:O2'	22:DA:1386:C:H5''	2.11	0.51
22:DA:1388:G:N1	22:DA:1400:U:N3	2.57	0.51
41:DT:11:LEU:HD23	41:DT:32:LEU:HD12	1.92	0.51
44:DW:30:VAL:HG23	44:DW:59:PHE:CE1	2.45	0.51
44:DW:39:GLN:O	44:DW:56:HIS:HB3	2.11	0.51
22:DA:704:G:O2'	22:DA:726:G:N2	2.44	0.51
30:DI:52:LEU:CD1	30:DI:53:PRO:HD2	2.40	0.51
9:AI:5:TYR:HB2	9:AI:20:ILE:HB	1.91	0.51
53:CA:34:C:H2'	53:CA:35:G:H8	1.74	0.51
41:DT:74:ILE:HG13	41:DT:75:GLY:H	1.74	0.51
46:DY:28:LEU:HG	46:DY:42:LEU:CD2	2.41	0.51
22:DA:2214:C:C2	22:DA:2215:C:C5	2.98	0.51
22:DA:37:C:O2'	22:DA:38:A:H5'	2.11	0.51
22:DA:460:A:H5'	41:DT:72:GLN:O	2.10	0.51
53:CA:1117:A:C2	53:CA:1184:G:C6	2.99	0.51
1:AA:1306:A:H1'	1:AA:1332:A:C6	2.45	0.51
1:AA:71:A:C8	1:AA:100:G:C2	2.98	0.51
22:DA:1532:A:N1	22:DA:1540:G:O6	2.43	0.51
22:BA:923:G:H4'	44:BW:25:PHE:CE1	2.45	0.51
22:DA:1619:G:O2'	22:DA:1620:G:H5'	2.11	0.51
53:CA:595:A:H4'	53:CA:596:A:OP1	2.09	0.51
53:CA:1014:A:C2	19:CS:33:TRP:HB2	2.46	0.51
53:CA:1326:U:H2'	53:CA:1327:C:C6	2.45	0.51
53:CA:544:G:C2'	53:CA:545:C:O5'	2.58	0.51
29:BH:95:GLY:C	29:BH:97:ARG:H	2.13	0.51
41:BT:39:THR:O	41:BT:41:ALA:N	2.42	0.51
22:DA:595:C:O5'	22:DA:595:C:H6	1.93	0.51
22:DA:1735:A:O2'	22:DA:1736:U:C6	2.44	0.51
22:DA:1554:U:H2'	22:DA:1554:U:O2	2.11	0.51
53:CA:1004:A:N3	53:CA:1026:G:C5	2.79	0.51
22:DA:2305:U:H4'	58:DF:132:ARG:CG	2.41	0.51
2:CB:114:LYS:CE	2:CB:151:LYS:HB2	2.39	0.51

Continued on next page...

Continued from previous page...

Atom-1	Atom-2	Distance(Å)	Clash(Å)
22:DA:2807:U:H3'	22:DA:2808:G:H5''	1.91	0.51
53:CA:1078:U:H2'	53:CA:1079:G:O4'	2.11	0.51
6:AF:51:ILE:O	6:AF:51:ILE:HG23	2.09	0.51
53:CA:112:G:C2	53:CA:330:C:C4	2.99	0.51
53:CA:246:A:C4	53:CA:282:A:N6	2.78	0.51
3:CC:149:LYS:CE	3:CC:200:TRP:CE3	2.88	0.51
57:DB:8:C:H5''	36:DO:15:ARG:NH1	2.24	0.51
22:BA:845:A:C6	22:BA:847:U:C6	2.98	0.51
22:BA:37:C:H1'	26:BE:45:ALA:HB2	1.92	0.51
22:BA:1348:C:C2'	22:BA:1349:C:H5'	2.34	0.51
22:DA:675:A:P	26:DE:60:TRP:HZ2	2.32	0.51
22:DA:2458:G:O2'	22:DA:2460:U:H5	1.88	0.51
56:CP:48:GLU:HG3	56:CP:51:ARG:NH2	2.25	0.51
38:DQ:15:LYS:HD2	38:DQ:15:LYS:C	2.30	0.51
22:DA:428:A:O2'	22:DA:429:A:H5'	2.10	0.51
17:CQ:73:THR:O	17:CQ:75:VAL:HG13	2.11	0.51
53:CA:444:G:C2	53:CA:445:G:C8	2.98	0.51
22:BA:1730:C:H1'	22:BA:1731:G:C2	2.46	0.51
22:BA:1253:A:C5	62:BA:3332:HOH:O	2.64	0.51
22:BA:26:G:H1'	22:BA:514:A:H61	1.73	0.51
22:BA:339:U:H2'	22:BA:340:A:H5'	1.91	0.51
22:DA:383:C:H2'	22:DA:384:A:OP1	2.10	0.51
36:DO:48:LEU:HD13	36:DO:87:ILE:CD1	2.38	0.51
31:BJ:114:LEU:HD22	31:BJ:118:MET:HE2	1.92	0.51
3:CC:63:ILE:HG22	3:CC:97:PRO:O	2.11	0.51
53:CA:1531:A:H8	53:CA:1531:A:O5'	1.93	0.51
1:AA:1101:A:C8	2:AB:170:ILE:CG2	2.94	0.51
26:DE:139:LYS:HB2	26:DE:139:LYS:HZ2	1.75	0.51
1:AA:771:G:C4	1:AA:772:U:C5	2.99	0.51
33:BL:125:LEU:N	33:BL:125:LEU:HD23	2.25	0.51
22:BA:1572:A:C2'	22:BA:1573:G:H5'	2.40	0.51
22:BA:2752:C:H2'	22:BA:2753:A:H8	1.74	0.51
3:AC:119:ILE:HG22	3:AC:197:VAL:HG21	1.93	0.51
53:CA:1442:G:O2'	37:DP:113:LEU:HD13	2.11	0.51
40:DS:1:MET:H1	40:DS:1:MET:HE2	1.76	0.51
1:AA:335:C:H2'	1:AA:336:A:H8	1.75	0.51
28:BG:97:VAL:HA	28:BG:101:VAL:O	2.10	0.51
16:AP:42:ILE:HG22	16:AP:43:ALA:N	2.26	0.51
52:D4:1:MET:HB2	52:D4:34:LYS:O	2.10	0.51
1:AA:270:A:H2'	1:AA:271:C:C6	2.44	0.51
53:CA:1307:U:H1'	55:CM:107:THR:HG21	1.93	0.51
19:AS:52:ASN:O	19:AS:76:THR:HG22	2.11	0.51

Continued on next page...

Continued from previous page...

Atom-1	Atom-2	Distance(Å)	Clash(Å)
22:BA:207:A:H2'	22:BA:208:C:O4'	2.11	0.51
22:DA:1464:G:C2	22:DA:1465:G:C5	2.99	0.51
1:AA:660:C:P	15:AO:4:THR:HG21	2.51	0.51
26:BE:4:VAL:HG12	26:BE:4:VAL:O	2.11	0.51
1:AA:1521:C:H2'	1:AA:1522:U:O5'	2.11	0.51
28:BG:2:ARG:HH21	28:BG:2:ARG:HG3	1.76	0.51
28:DG:11:PRO:O	28:DG:14:VAL:HG22	2.10	0.51
5:AE:152:VAL:HB	5:AE:155:LYS:CE	2.36	0.51
28:BG:168:VAL:HG23	28:BG:168:VAL:O	2.10	0.51
22:DA:1829:A:C8	22:DA:1830:C:C5	2.99	0.51
22:DA:1055:G:C4	22:DA:1056:G:C8	2.99	0.51
30:DI:52:LEU:HD12	30:DI:53:PRO:CD	2.41	0.51
22:DA:2834:G:H1'	22:DA:2879:A:H61	1.75	0.51
22:DA:2835:A:N6	22:DA:2879:A:C4	2.79	0.51
35:DN:31:HIS:O	35:DN:33:ILE:N	2.43	0.51
22:DA:125:A:O5'	50:D2:19:ARG:HD3	2.10	0.51
22:DA:1809:A:H2	22:DA:1810:A:C4	2.29	0.51
22:DA:2213:U:O2'	22:DA:2214:C:H5'	2.10	0.51
22:DA:37:C:O2'	26:DE:45:ALA:HB2	2.11	0.51
27:BF:39:VAL:CG1	27:BF:40:GLY:N	2.73	0.51
22:DA:2748:A:C2	22:DA:2757:A:C5	2.99	0.51
34:DM:73:ILE:HG21	34:DM:91:TYR:CE1	2.46	0.51
41:BT:85:VAL:O	41:BT:86:THR:O	2.29	0.51
28:BG:93:TYR:O	28:BG:94:ARG:HB3	2.11	0.51
6:CF:1:MET:HE3	6:CF:65:GLU:O	2.10	0.51
22:BA:866:A:C5'	22:BA:866:A:C8	2.65	0.51
22:DA:567:U:H5''	62:DA:3259:HOH:O	2.11	0.51
53:CA:1269:A:H2'	53:CA:1270:G:H5'	1.91	0.51
53:CA:1320:C:C2'	53:CA:1321:U:H5'	2.41	0.51
14:CN:80:ARG:HG2	14:CN:80:ARG:NH1	2.24	0.51
22:DA:621:A:C2'	22:DA:622:G:O5'	2.59	0.51
22:DA:627:A:C2	22:DA:637:A:C4	2.99	0.51
1:AA:683:G:C2'	1:AA:684:U:H5'	2.40	0.51
21:AU:24:LYS:HG2	21:AU:25:ALA:N	2.26	0.51
22:BA:390:U:O2'	22:BA:391:A:OP2	2.21	0.51
36:BO:2:ASP:O	36:BO:3:LYS:CG	2.59	0.51
33:DL:90:VAL:HB	33:DL:122:VAL:HA	1.91	0.51
22:DA:571:U:C4	22:DA:575:A:C5	2.99	0.51
40:BS:74:ILE:HG23	40:BS:74:ILE:O	2.11	0.51
51:D3:41:ARG:CB	51:D3:41:ARG:HH21	2.23	0.51
53:CA:1289:A:H2'	53:CA:1290:G:O4'	2.11	0.51
9:CI:51:LEU:CD1	9:CI:86:LEU:HD22	2.40	0.51

Continued on next page...

Continued from previous page...

Atom-1	Atom-2	Distance(Å)	Clash(Å)
22:BA:2214:C:H6	22:BA:2214:C:C5'	2.11	0.51
22:BA:1027:A:C6	22:BA:1126:A:N3	2.79	0.51
1:AA:1367:C:H5''	10:AJ:62:ARG:HH11	1.75	0.51
35:BN:101:GLY:H	48:B0:41:HIS:CD2	2.29	0.51
2:CB:84:LEU:O	2:CB:84:LEU:CG	2.59	0.51
7:AG:62:GLU:O	7:AG:65:LEU:HB3	2.10	0.51
1:AA:1354:U:O2'	1:AA:1355:G:H5'	2.11	0.51
53:CA:261:U:P	20:CT:70:LYS:HE2	2.50	0.51
29:BH:24:GLY:O	29:BH:28:ASN:HB2	2.09	0.51
22:BA:1022:G:O2'	22:BA:1023:U:OP2	2.28	0.51
1:AA:1348:U:H2'	1:AA:1349:A:C8	2.44	0.51
53:CA:1451:U:C2	53:CA:1453:G:O6	2.64	0.51
36:DO:27:VAL:O	36:DO:37:ALA:HA	2.10	0.51
22:DA:2666:C:H2'	22:DA:2667:C:O5'	2.11	0.51
22:BA:659:G:C5	22:BA:660:C:C5	2.99	0.51
35:DN:73:ASN:C	35:DN:76:VAL:HG22	2.31	0.51
22:BA:1936:A:H2	22:BA:1943:U:C4	2.28	0.51
2:CB:118:THR:O	2:CB:122:ASP:HB2	2.11	0.51
56:CP:18:GLN:HE21	56:CP:35:ARG:NH2	2.09	0.51
42:DU:42:LYS:NZ	42:DU:42:LYS:HB3	2.25	0.51
22:DA:2151:U:HO2'	22:DA:2152:G:H8	1.59	0.51
29:BH:78:VAL:CB	29:BH:145:ASN:HB3	2.40	0.51
53:CA:719:C:H3'	53:CA:720:C:H6	1.74	0.51
38:BQ:26:ALA:CB	38:BQ:30:VAL:HG23	2.40	0.51
22:BA:899:A:HO2'	22:BA:900:A:H8	1.57	0.51
39:BR:42:ALA:HA	39:BR:46:GLU:CB	2.38	0.51
22:BA:2199:A:C4	22:BA:2225:A:C2	2.99	0.51
22:DA:1413:A:C5	22:DA:1414:C:N4	2.79	0.51
28:BG:30:GLY:O	28:BG:32:LEU:N	2.44	0.51
35:DN:19:ALA:HA	35:DN:22:ARG:HB3	1.93	0.51
22:DA:1858:A:H2'	22:DA:1859:U:C6	2.46	0.51
1:AA:138:G:C2'	1:AA:139:A:H5'	2.40	0.51
25:DD:30:GLU:HG2	25:DD:185:ASN:ND2	2.26	0.51
22:BA:1161:C:H2'	22:BA:1162:G:O5'	2.10	0.51
53:CA:585:G:C2'	53:CA:586:C:H5'	2.39	0.51
39:BR:102:SER:O	39:BR:103:ALA:O	2.29	0.51
2:AB:49:PHE:CD1	2:AB:53:LEU:HD23	2.46	0.51
23:BB:43:C:O2	27:BF:91:ARG:NH2	2.44	0.51
22:BA:1195:G:N3	22:BA:1226:A:H2	2.08	0.51
33:DL:50:PHE:CE2	33:DL:53:GLY:N	2.79	0.51
22:BA:554:U:O4	22:BA:555:G:C6	2.64	0.51
22:BA:920:A:C6	22:BA:921:C:C4	2.99	0.51

Continued on next page...

Continued from previous page...

Atom-1	Atom-2	Distance(Å)	Clash(Å)
9:AI:112:ARG:HH22	10:AJ:64:GLN:HE22	1.58	0.51
49:D1:13:SER:OG	49:D1:46:VAL:HG22	2.10	0.51
44:BW:71:LYS:N	44:BW:71:LYS:HD3	2.26	0.51
22:BA:2321:U:H6	22:BA:2321:U:H5''	1.76	0.51
22:BA:2733:A:O2'	22:BA:2734:A:H5'	2.10	0.51
27:BF:60:SER:O	27:BF:61:GLY:C	2.48	0.51
22:BA:1009:A:O5'	22:BA:1009:A:H8	1.94	0.51
22:BA:1153:C:C2'	22:BA:1154:G:O5'	2.59	0.51
31:BJ:6:ALA:H	31:BJ:45:THR:HG21	1.76	0.51
30:BI:135:MET:HG2	30:BI:137:LEU:HG	1.92	0.51
22:BA:1064:C:H4'	30:BI:89:SER:N	2.26	0.51
53:CA:1129:C:P	9:CI:17:ARG:HH22	2.32	0.51
22:DA:1312:U:H4'	22:DA:1313:U:O5'	2.10	0.51
46:DY:19:LEU:HA	46:DY:22:LEU:CB	2.39	0.51
22:DA:2285:C:O4'	22:DA:2288:A:C2	2.64	0.51
22:DA:739:A:C4'	22:DA:740:C:OP1	2.51	0.51
53:CA:519:C:C2'	53:CA:520:A:H8	2.19	0.51
22:DA:311:A:H61	22:DA:330:A:C5'	2.24	0.51
22:DA:1352:U:C5	22:DA:1377:G:C6	2.98	0.51
45:DX:2:ARG:HB3	45:DX:11:PRO:HD3	1.93	0.51
13:AM:92:ARG:NH2	13:AM:94:LEU:HD12	2.26	0.51
21:CU:39:LYS:H	21:CU:40:PRO:HD2	1.73	0.51
6:CF:88:MET:HG2	6:CF:90:MET:SD	2.50	0.51
37:DP:88:ARG:O	37:DP:111:GLU:HA	2.11	0.51
22:DA:246:C:H4'	22:DA:385:C:O2'	2.10	0.51
40:DS:36:LEU:C	40:DS:38:TYR:N	2.64	0.51
53:CA:597:G:C2	53:CA:644:U:C2	2.99	0.51
53:CA:963:G:O2'	53:CA:964:A:C8	2.63	0.51
53:CA:963:G:O2'	53:CA:964:A:P	2.68	0.51
10:AJ:10:LEU:HD11	10:AJ:98:VAL:HG12	1.91	0.51
2:CB:209:VAL:HG23	2:CB:210:THR:H	1.76	0.51
22:DA:2677:G:C4	22:DA:2731:G:N2	2.79	0.51
56:CP:36:VAL:O	56:CP:36:VAL:CG1	2.59	0.51
8:AH:74:ILE:HD12	8:AH:128:VAL:CG2	2.37	0.51
53:CA:255:G:C4	53:CA:256:U:C5	2.99	0.51
27:BF:131:VAL:HG21	27:BF:151:LEU:CD1	2.40	0.51
53:CA:1239:A:H5''	54:CG:118:ARG:NH1	2.20	0.51
1:AA:1361:G:C3'	1:AA:1362:A:H5''	2.41	0.51
53:CA:1370:G:H5''	9:CI:110:VAL:CG2	2.40	0.51
1:AA:1160:G:O2'	1:AA:1161:C:O5'	2.28	0.51
22:DA:2311:A:H1'	58:DF:78:ILE:CD1	2.41	0.51
53:CA:920:U:H2'	53:CA:921:U:C5	2.45	0.51

Continued on next page...

Continued from previous page...

Atom-1	Atom-2	Distance(Å)	Clash(Å)
53:CA:155:A:H2'	53:CA:156:C:O4'	2.10	0.51
22:DA:1168:G:C2	22:DA:1182:G:C2	2.99	0.51
24:BC:93:VAL:O	24:BC:94:LEU:HB3	2.10	0.51
53:CA:119:A:H5'	53:CA:120:A:H5'	1.91	0.51
22:BA:1058:U:O4'	30:BI:117:THR:HG21	2.11	0.51
29:BH:1:MET:O	29:BH:20:ASN:ND2	2.44	0.51
53:CA:322:C:C5	53:CA:328:C:C5	2.98	0.51
3:CC:148:ILE:HD12	3:CC:200:TRP:O	2.11	0.51
53:CA:1450:U:C4'	53:CA:1451:U:H5	2.22	0.51
22:BA:601:C:O2	22:BA:605:G:H4'	2.10	0.51
25:DD:124:ARG:NH1	25:DD:125:TRP:HE1	1.89	0.51
20:AT:33:LYS:HE2	20:AT:33:LYS:CA	2.41	0.51
22:BA:1945:G:C4	22:BA:1946:U:C5	2.99	0.51
22:BA:1947:C:N3	22:BA:1960:A:C2	2.79	0.51
7:AG:110:ARG:HG3	7:AG:111:GLY:N	2.25	0.51
26:DE:60:TRP:CZ3	26:DE:62:GLN:CG	2.94	0.51
22:DA:851:C:C2	22:DA:852:U:C5	2.99	0.51
22:DA:2259:U:O2'	22:DA:2260:C:C6	2.63	0.51
1:AA:180:U:C6	1:AA:180:U:H3'	2.45	0.51
12:AL:106:VAL:HG23	12:AL:116:TYR:HB3	1.93	0.51
22:BA:528:A:C2	22:BA:2043:C:C4'	2.91	0.51
1:AA:913:A:O2'	1:AA:914:A:OP2	2.25	0.51
55:CM:15:VAL:O	55:CM:19:THR:HG23	2.11	0.51
53:CA:1172:C:H2'	53:CA:1173:U:C6	2.45	0.51
53:CA:949:A:C2	53:CA:1233:G:C4	2.98	0.51
20:AT:14:GLU:OE1	20:AT:18:LYS:HE2	2.10	0.51
23:BB:35:C:H2'	23:BB:36:C:O5'	2.11	0.51
42:BU:73:ASN:HD22	42:BU:76:THR:H	1.59	0.51
22:BA:2225:A:H4'	22:BA:2226:C:O5'	2.11	0.51
45:DX:67:LEU:CD2	45:DX:77:TYR:CZ	2.93	0.51
17:CQ:30:HIS:CE1	17:CQ:32:ILE:H	2.28	0.51
3:AC:41:TYR:HD1	3:AC:42:LEU:CD1	2.24	0.51
2:AB:60:ALA:HB3	2:AB:223:GLY:HA3	1.92	0.51
22:DA:1836:C:O2	22:DA:1836:C:H2'	2.09	0.51
22:BA:2898:U:O2	31:BJ:134:ALA:HB1	2.10	0.51
56:CP:29:ASN:N	56:CP:29:ASN:OD1	2.41	0.51
22:BA:112:U:C5'	46:BY:58:ASN:HD21	2.24	0.51
33:BL:40:SER:O	33:BL:41:ARG:CB	2.58	0.51
22:DA:1497:U:C5	22:DA:1578:U:O5'	2.63	0.51
7:AG:77:ARG:O	7:AG:78:ARG:HB2	2.10	0.51
53:CA:805:C:H2'	53:CA:806:C:H6	1.76	0.51
22:DA:878:A:H4'	22:DA:898:C:H42	1.75	0.51

Continued on next page...

Continued from previous page...

Atom-1	Atom-2	Distance(Å)	Clash(Å)
29:DH:103:VAL:C	29:DH:105:ALA:H	2.14	0.51
22:DA:2027:G:H2'	22:DA:2028:U:H6	1.75	0.51
22:DA:2098:U:O5'	22:DA:2098:U:H6	1.93	0.51
24:BC:44:ASN:OD1	24:BC:44:ASN:C	2.49	0.51
51:B3:51:LYS:NZ	51:B3:54:LEU:HD23	2.26	0.51
2:AB:168:GLU:HB3	2:AB:171:ALA:HB3	1.92	0.51
37:BP:4:ILE:O	37:BP:5:LYS:CB	2.56	0.51
37:BP:4:ILE:CG2	37:BP:5:LYS:N	2.74	0.51
5:AE:112:ALA:O	5:AE:113:VAL:C	2.49	0.51
22:DA:1813:G:N3	24:DC:49:THR:CB	2.70	0.51
41:DT:11:LEU:HD11	41:DT:46:ALA:CB	2.40	0.51
41:DT:11:LEU:CD1	41:DT:46:ALA:HB1	2.41	0.51
1:AA:408:A:C2	1:AA:435:A:N3	2.79	0.51
1:AA:428:G:O3'	4:AD:12:ARG:NH2	2.44	0.51
44:DW:31:LEU:C	44:DW:33:GLY:H	2.13	0.51
44:DW:37:VAL:O	44:DW:38:ARG:CB	2.59	0.51
22:DA:1773:A:C2	22:DA:1978:A:C2	2.99	0.51
22:DA:165:A:C5	22:DA:166:U:C5	2.99	0.51
1:AA:204:G:C2	1:AA:465:A:C5	2.99	0.51
1:AA:468:A:N1	1:AA:469:C:N4	2.58	0.51
43:DV:26:PHE:HE2	43:DV:42:LEU:HD12	1.75	0.51
18:CR:32:ILE:CD1	18:CR:36:GLY:HA2	2.41	0.51
10:CJ:48:ARG:HB2	10:CJ:48:ARG:NH1	2.26	0.51
52:D4:7:VAL:CG2	52:D4:25:VAL:HG21	2.41	0.51
22:DA:2077:A:C8	22:DA:2435:A:C4	2.99	0.51
22:DA:1607:C:C4'	22:DA:1608:A:C8	2.92	0.51
53:CA:962:C:H42	53:CA:974:A:N6	2.09	0.51
14:CN:55:SER:C	14:CN:57:SER:H	2.15	0.51
20:AT:8:LYS:HA	20:AT:11:ILE:HG23	1.93	0.51
1:AA:1124:G:OP1	10:AJ:37:ARG:C	2.48	0.51
58:DF:108:PRO:O	58:DF:110:ILE:HG23	2.11	0.51
58:DF:42:ALA:HA	58:DF:48:LEU:HD11	1.92	0.51
17:CQ:46:HIS:NE2	17:CQ:48:GLU:HG2	2.26	0.51
22:DA:2227:A:H5''	22:DA:2228:G:OP2	2.11	0.51
22:DA:1442:U:C2	22:DA:1443:U:C5	2.99	0.51
24:BC:251:THR:CG2	24:BC:252:LYS:N	2.54	0.51
14:AN:20:PHE:O	14:AN:21:ALA:HB3	2.10	0.51
14:AN:62:ARG:NH1	14:AN:69:PRO:HG3	2.26	0.51
22:BA:1627:G:C2	22:BA:1628:G:C8	2.99	0.51
4:AD:147:LYS:H	4:AD:147:LYS:CE	2.22	0.51
34:BM:40:ARG:HB3	34:BM:95:LEU:HD12	1.93	0.51
22:BA:508:A:C4'	22:BA:509:C:OP2	2.45	0.51

Continued on next page...

Continued from previous page...

Atom-1	Atom-2	Distance(Å)	Clash(Å)
5:AE:63:MET:O	5:AE:66:ALA:HB3	2.10	0.51
22:BA:302:C:O2'	22:BA:303:G:C5'	2.59	0.51
22:BA:1644:C:O2'	22:BA:1645:G:C5'	2.53	0.51
53:CA:1453:G:H5''	53:CA:1453:G:N3	2.26	0.51
36:DO:7:ARG:O	36:DO:8:ILE:C	2.48	0.51
22:DA:773:U:H5''	22:DA:774:G:OP2	2.10	0.51
22:DA:786:C:H4'	22:DA:1780:A:N7	2.26	0.51
53:CA:1176:A:H2'	53:CA:1177:G:O4'	2.10	0.51
2:CB:128:LEU:O	2:CB:129:THR:C	2.48	0.51
22:DA:1673:G:C2'	22:DA:1674:G:C5'	2.84	0.51
22:BA:1510:G:C8	22:BA:1510:G:H5'	2.45	0.51
28:DG:83:THR:CA	28:DG:84:LYS:HD3	2.41	0.51
22:DA:1014:A:C2'	22:DA:1015:U:H5'	2.41	0.51
44:BW:37:VAL:CG2	44:BW:55:ASP:O	2.59	0.51
1:AA:198:G:C2'	1:AA:199:A:C8	2.93	0.51
12:AL:72:ASN:OD1	12:AL:104:SER:CB	2.54	0.51
53:CA:442:G:C6	53:CA:443:C:N4	2.79	0.51
53:CA:686:U:O2'	53:CA:687:A:O5'	2.28	0.51
1:AA:935:A:H2'	1:AA:936:C:C6	2.45	0.51
22:BA:1738:G:O2'	22:BA:1739:A:O5'	2.29	0.51
14:AN:92:ILE:HG22	14:AN:95:LEU:CB	2.41	0.51
22:DA:2068:U:C5'	22:DA:2068:U:H6	2.21	0.51
22:BA:324:A:O2'	22:BA:325:G:C5'	2.57	0.51
22:DA:2437:G:O4'	22:DA:2598:A:C2	2.64	0.51
39:BR:1:MET:HA	39:BR:42:ALA:O	2.10	0.51
1:AA:1014:A:H4'	19:AS:13:HIS:NE2	2.26	0.51
22:BA:2415:G:H2'	22:BA:2416:C:C6	2.43	0.51
6:AF:2:ARG:HH21	6:AF:68:GLN:HE21	1.58	0.51
50:D2:23:ALA:O	50:D2:24:THR:CB	2.59	0.51
38:BQ:97:ILE:C	38:BQ:97:ILE:HD12	2.30	0.51
48:B0:27:LEU:H	48:B0:27:LEU:CD2	2.24	0.51
22:BA:1360:G:H5''	22:BA:1360:G:H8	1.76	0.51
1:AA:736:C:OP1	18:AR:60:ARG:NH1	2.44	0.51
22:BA:1424:G:H2'	22:BA:1425:G:O4'	2.11	0.51
1:AA:421:U:C6	1:AA:421:U:C3'	2.94	0.51
25:BD:142:VAL:HG23	25:BD:143:PRO:CD	2.41	0.51
22:DA:1709:U:H2'	22:DA:1710:G:C8	2.46	0.51
22:DA:1017:G:N2	22:DA:1146:C:C2	2.79	0.51
53:CA:767:A:H2'	53:CA:768:A:O4'	2.11	0.51
55:CM:86:ARG:NH1	55:CM:90:HIS:HD2	2.09	0.51
22:BA:1742:U:O2'	22:BA:1743:G:H5'	2.11	0.51
22:DA:718:A:C3'	22:DA:719:C:H5'	2.41	0.51

Continued on next page...

Continued from previous page...

Atom-1	Atom-2	Distance(Å)	Clash(Å)
22:BA:885:C:H3'	22:BA:885:C:H6	1.75	0.51
36:DO:28:VAL:O	36:DO:28:VAL:HG13	2.10	0.51
45:BX:31:ASN:O	45:BX:51:SER:HA	2.11	0.51
33:BL:96:LYS:HA	33:BL:101:ILE:HG22	1.93	0.51
53:CA:1150:A:O3'	10:CJ:43:PRO:HA	2.10	0.51
41:DT:20:ALA:O	41:DT:31:VAL:HG22	2.10	0.51
1:AA:429:U:O4'	1:AA:430:A:H5''	2.11	0.51
53:CA:62:U:O2'	53:CA:63:C:H5'	2.10	0.51
56:CP:75:ILE:HA	56:CP:78:VAL:CG2	2.40	0.51
22:DA:861:A:O2'	22:DA:862:G:O4'	2.24	0.51
22:DA:1825:U:H2'	22:DA:1826:G:O4'	2.11	0.51
1:AA:1284:C:C6	1:AA:1285:A:C8	2.99	0.51
12:CL:29:LYS:O	12:CL:80:LEU:HD12	2.10	0.51
24:BC:142:ASN:HA	24:BC:153:LEU:O	2.11	0.51
24:BC:90:ILE:HD12	24:BC:103:ILE:O	2.10	0.51
22:DA:1381:G:C3'	22:DA:1382:G:H5''	2.41	0.51
22:DA:217:A:O2'	22:DA:218:A:O5'	2.29	0.51
22:DA:50:U:OP1	22:DA:50:U:H6	1.94	0.51
22:DA:1050:A:H2'	22:DA:1051:G:C8	2.46	0.51
49:B1:49:LYS:HG2	49:B1:50:GLU:N	2.26	0.51
49:B1:8:ILE:CG2	49:B1:9:LYS:N	2.74	0.51
13:AM:73:SER:HA	13:AM:76:ILE:HD12	1.92	0.51
31:DJ:3:THR:HG22	38:DQ:60:TRP:HE1	1.75	0.51
53:CA:734:G:O2'	53:CA:735:C:C5'	2.57	0.51
6:CF:42:TRP:HB2	6:CF:59:TYR:HB3	1.92	0.51
1:AA:945:G:N2	1:AA:1334:G:H4'	2.25	0.51
8:CH:86:LYS:O	8:CH:121:GLY:HA2	2.11	0.51
22:DA:480:A:H3'	22:DA:481:G:H5''	1.93	0.51
29:DH:89:LYS:HA	29:DH:125:THR:HG23	1.92	0.51
22:DA:600:G:H5'	26:DE:27:LEU:HD13	1.92	0.51
53:CA:1511:G:O2'	53:CA:1512:U:H5'	2.11	0.51
41:BT:31:VAL:CA	41:BT:32:LEU:HD23	2.41	0.51
41:BT:32:LEU:N	41:BT:83:ALA:CB	2.70	0.51
11:AK:124:LYS:HE2	11:AK:125:LYS:HA	1.93	0.51
24:BC:244:VAL:HG23	24:BC:245:THR:O	2.10	0.51
24:DC:147:PRO:HA	24:DC:187:CYS:HB3	1.93	0.51
22:DA:491:G:H2'	22:DA:492:A:N7	2.23	0.51
33:DL:17:LYS:HZ1	33:DL:19:LEU:HD22	1.74	0.51
57:DB:54:G:N2	58:DF:25:MET:HE2	2.25	0.51
32:BK:21:CYS:N	32:BK:41:ILE:HD11	2.26	0.51
22:DA:1441:G:C4	22:DA:1551:A:H2	2.29	0.51
54:CG:116:ALA:HA	54:CG:120:ALA:CB	2.41	0.51

Continued on next page...

Continued from previous page...

Atom-1	Atom-2	Distance(Å)	Clash(Å)
19:AS:51:HIS:HA	19:AS:55:GLN:O	2.10	0.51
53:CA:1350:A:C2'	53:CA:1351:U:H5'	2.41	0.51
1:AA:1367:C:H5''	10:AJ:62:ARG:NH1	2.26	0.51
2:AB:209:VAL:O	2:AB:211:LEU:N	2.44	0.51
5:CE:13:LYS:CA	5:CE:13:LYS:HE2	2.29	0.51
22:DA:1183:U:H2'	22:DA:1184:U:H6	1.76	0.51
22:BA:548:G:H4'	22:BA:549:G:H5'	1.93	0.51
4:CD:81:LEU:O	4:CD:83:GLY:N	2.41	0.51
57:DB:85:G:N2	57:DB:92:C:C2	2.79	0.51
5:AE:38:VAL:HG22	5:AE:66:ALA:HB1	1.92	0.51
1:AA:882:C:O2'	1:AA:883:C:H5'	2.11	0.51
20:AT:27:MET:HE1	20:AT:57:VAL:CG2	2.41	0.51
29:DH:66:ASN:ND2	29:DH:137:GLU:HB3	2.26	0.51
22:BA:1430:G:H2'	22:BA:1431:A:H8	1.75	0.51
22:DA:2102:G:C5	22:DA:2103:C:C5	2.99	0.51
14:CN:27:LYS:HB2	14:CN:45:LEU:HD22	1.93	0.51
9:AI:24:ASN:HB2	9:AI:26:LYS:HG2	1.93	0.51
22:DA:2893:A:H5''	22:DA:2894:G:C5'	2.41	0.51
34:DM:4:PRO:HD3	34:DM:68:PHE:CE2	2.43	0.51
30:BI:32:VAL:HG13	30:BI:66:PHE:CE2	2.46	0.51
1:AA:1014:A:H5''	19:AS:13:HIS:CG	2.46	0.51
9:CI:45:MET:HE3	9:CI:48:ARG:HG3	1.93	0.51
22:DA:2472:G:H1'	22:DA:2478:A:N6	2.26	0.51
39:BR:67:GLY:HA3	39:BR:93:PHE:CZ	2.47	0.51
22:BA:398:C:H2'	22:BA:399:U:O5'	2.11	0.51
1:AA:1033:G:H2'	1:AA:1034:G:C5'	2.41	0.51
13:AM:39:ALA:HB3	13:AM:42:VAL:HG13	1.92	0.51
34:BM:57:VAL:O	34:BM:58:LYS:HB2	2.11	0.51
22:DA:1482:G:C6	22:DA:1483:G:N7	2.79	0.51
25:DD:42:ASN:O	25:DD:43:ASP:CB	2.58	0.51
43:BV:68:LYS:O	43:BV:69:GLU:C	2.49	0.51
5:AE:106:ALA:HB2	5:AE:124:ALA:HB3	1.93	0.51
22:DA:930:G:N3	22:DA:933:A:C2	2.79	0.51
41:DT:12:ARG:HB2	41:DT:33:LYS:HG2	1.92	0.51
22:DA:1601:G:H2'	22:DA:1602:U:O4'	2.10	0.51
28:DG:87:GLN:HA	28:DG:129:GLU:HA	1.92	0.51
53:CA:153:C:H6	53:CA:153:C:O5'	1.94	0.51
2:AB:172:ILE:O	2:AB:175:ALA:HB3	2.11	0.51
5:AE:80:LEU:HD22	5:AE:80:LEU:N	2.25	0.50
22:BA:568:U:OP1	33:BL:36:LYS:HE3	2.12	0.50
22:DA:1797:G:H4'	24:DC:254:LYS:O	2.11	0.50
24:DC:89:ASN:O	24:DC:90:ILE:HG13	2.11	0.50

Continued on next page...

Continued from previous page...

Atom-1	Atom-2	Distance(Å)	Clash(Å)
26:DE:149:ILE:HD13	26:DE:188:MET:SD	2.51	0.50
22:DA:920:A:C6	22:DA:921:C:C4	2.99	0.50
22:DA:1102:C:H2'	22:DA:1103:A:H8	1.74	0.50
35:DN:34:ILE:O	35:DN:112:TYR:HA	2.11	0.50
35:DN:24:MET:HG2	35:DN:44:LEU:CD1	2.29	0.50
1:AA:1533:C:O5'	1:AA:1533:C:H6	1.93	0.50
22:DA:298:G:O5'	22:DA:298:G:H8	1.93	0.50
22:DA:298:G:C2	22:DA:339:U:C5	2.99	0.50
24:BC:90:ILE:CG2	24:BC:102:TYR:HD1	2.21	0.50
22:DA:1048:A:C5	22:DA:1111:A:C2	2.99	0.50
34:DM:71:LYS:HD3	34:DM:95:LEU:CD1	2.41	0.50
39:DR:52:PRO:O	39:DR:53:PHE:CD2	2.65	0.50
45:BX:67:LEU:HD22	45:BX:77:TYR:CG	2.46	0.50
22:DA:201:C:H2'	22:DA:202:U:H6	1.76	0.50
22:DA:247:G:C5	22:DA:249:C:H1'	2.46	0.50
22:DA:1613:G:C2	22:DA:1617:C:N3	2.79	0.50
8:CH:29:SER:O	8:CH:30:LYS:C	2.49	0.50
22:DA:654:A:H2'	22:DA:655:A:O5'	2.11	0.50
40:BS:2:GLU:O	40:BS:3:THR:HG23	2.10	0.50
22:DA:1139:G:H2'	22:DA:1140:C:O5'	2.11	0.50
22:DA:1566:A:C2	24:DC:212:TRP:HB2	2.46	0.50
22:DA:1666:G:H4'	32:DK:6:THR:HG23	1.92	0.50
22:DA:1156:A:H5''	22:DA:1157:G:OP2	2.12	0.50
38:DQ:46:TYR:HD1	39:DR:74:ILE:HG23	1.75	0.50
22:DA:1738:G:O2'	22:DA:1739:A:C8	2.54	0.50
32:BK:20:MET:C	32:BK:41:ILE:CD1	2.79	0.50
31:BJ:69:ARG:O	31:BJ:90:GLU:HG2	2.11	0.50
1:AA:1324:A:C5	1:AA:1325:C:C5	2.99	0.50
52:B4:9:LYS:O	52:B4:10:LEU:HD23	2.11	0.50
22:DA:2808:G:HO2'	22:DA:2809:A:H8	1.59	0.50
24:DC:76:VAL:O	24:DC:76:VAL:HG23	2.11	0.50
22:BA:1081:U:H2'	22:BA:1081:U:O2	2.11	0.50
1:AA:1152:A:C2	1:AA:1153:G:C5	2.99	0.50
22:BA:2197:U:O2'	22:BA:2198:A:P	2.69	0.50
22:DA:228:C:H5''	22:DA:229:C:C6	2.46	0.50
5:AE:144:GLU:HG2	5:AE:145:ASN:N	2.26	0.50
53:CA:740:U:O4'	15:CO:41:HIS:HE1	1.94	0.50
53:CA:563:A:N3	53:CA:563:A:C2'	2.72	0.50
22:DA:1649:G:H2'	22:DA:1650:A:H8	1.74	0.50
3:AC:142:ARG:HB3	3:AC:143:LEU:CD1	2.36	0.50
53:CA:457:G:OP2	53:CA:457:G:C8	2.65	0.50
22:BA:2013:A:H2'	22:BA:2014:A:H5'	1.93	0.50

Continued on next page...

Continued from previous page...

Atom-1	Atom-2	Distance(Å)	Clash(Å)
22:DA:806:C:C2	22:DA:807:U:C5	2.98	0.50
22:DA:831:G:O5'	22:DA:831:G:H8	1.93	0.50
22:BA:275:C:N4	22:BA:276:U:C6	2.79	0.50
22:BA:1508:A:O2'	22:BA:1509:A:C8	2.62	0.50
29:BH:99:ILE:CG2	29:BH:99:ILE:O	2.59	0.50
17:CQ:62:GLU:HB2	17:CQ:72:TRP:CZ3	2.46	0.50
2:CB:49:PHE:O	2:CB:53:LEU:CB	2.59	0.50
24:DC:52:HIS:HD2	24:DC:217:PRO:O	1.95	0.50
1:AA:1504:G:H3'	1:AA:1505:G:H5'	1.93	0.50
22:DA:1545:A:H2'	22:DA:1546:G:O4'	2.11	0.50
4:CD:100:VAL:O	4:CD:101:VAL:C	2.48	0.50
22:BA:1820:U:OP1	24:BC:176:ARG:HG2	2.11	0.50
10:AJ:81:GLU:O	10:AJ:84:VAL:HG12	2.10	0.50
53:CA:259:G:H2'	53:CA:260:G:O4'	2.11	0.50
37:DP:102:ARG:O	37:DP:103:THR:CB	2.59	0.50
22:BA:1359:A:H2'	22:BA:1360:G:O5'	2.10	0.50
53:CA:179:A:C2	53:CA:180:U:C2	2.99	0.50
53:CA:892:A:C5	53:CA:893:C:C4	2.99	0.50
22:BA:1906:G:C2'	22:BA:1907:G:O5'	2.59	0.50
24:BC:238:ASN:O	24:BC:239:PHE:HB2	2.11	0.50
25:BD:146:ILE:HB	25:BD:159:LYS:HD2	1.93	0.50
53:CA:287:U:C2'	53:CA:288:A:H5'	2.41	0.50
19:CS:43:MET:O	19:CS:61:VAL:HG11	2.11	0.50
52:B4:7:VAL:HG23	52:B4:8:LYS:N	2.27	0.50
22:BA:1838:C:HO2'	22:BA:1898:U:H5	1.57	0.50
1:AA:1486:G:H2'	1:AA:1487:G:O4'	2.11	0.50
22:BA:2006:C:H6	22:BA:2006:C:O5'	1.94	0.50
22:BA:1157:G:H2'	22:BA:1158:C:H6	1.75	0.50
56:CP:25:ARG:O	56:CP:26:ASN:ND2	2.44	0.50
5:AE:100:GLU:N	5:AE:121:ASN:HB2	2.26	0.50
22:DA:1819:A:H1'	22:DA:1821:A:C6	2.46	0.50
22:DA:1338:G:C4'	41:DT:18:GLU:OE2	2.52	0.50
4:AD:109:THR:HG22	4:AD:112:GLU:HB2	1.92	0.50
16:AP:20:VAL:HG22	16:AP:32:PHE:HB2	1.92	0.50
22:DA:2331:G:C2	22:DA:2385:C:N3	2.79	0.50
22:DA:858:G:C4	22:DA:2268:A:C2	2.99	0.50
2:AB:15:PHE:CD1	2:AB:16:GLY:N	2.76	0.50
54:CG:91:ARG:CG	54:CG:92:PRO:CD	2.75	0.50
22:DA:1053:C:N4	22:DA:1054:A:N6	2.59	0.50
48:D0:27:LEU:N	48:D0:27:LEU:HD22	2.26	0.50
22:DA:2815:C:O2'	48:D0:40:HIS:HB2	2.11	0.50
22:DA:2817:U:O2	22:DA:2836:U:H1'	2.10	0.50

Continued on next page...

Continued from previous page...

Atom-1	Atom-2	Distance(Å)	Clash(Å)
1:AA:1286:U:H2'	1:AA:1286:U:O2	2.10	0.50
22:DA:291:G:C6	22:DA:292:U:C4	2.99	0.50
42:DU:24:VAL:HG12	42:DU:24:VAL:O	2.11	0.50
22:DA:1355:G:C2'	22:DA:1356:G:H5'	2.40	0.50
22:DA:1420:A:C8	22:DA:2211:A:N6	2.72	0.50
22:DA:2209:G:N1	22:DA:2216:G:C6	2.78	0.50
22:DA:397:U:O2'	22:DA:398:C:P	2.70	0.50
26:DE:58:LYS:HD3	26:DE:58:LYS:N	2.25	0.50
22:DA:1914:C:O2'	22:DA:1915:U:C5'	2.58	0.50
22:DA:1529:G:H2'	22:DA:1530:G:H8	1.76	0.50
37:DP:45:VAL:CG1	37:DP:46:VAL:N	2.75	0.50
22:DA:2616:C:O2'	22:DA:2617:U:H6	1.94	0.50
29:BH:9:VAL:O	29:BH:13:GLY:HA3	2.12	0.50
22:BA:1500:G:O2'	22:BA:1501:G:H5'	2.11	0.50
26:BE:119:ILE:HD13	26:BE:119:ILE:H	1.76	0.50
53:CA:1224:U:C5'	53:CA:1225:A:OP2	2.57	0.50
53:CA:1365:G:C2	53:CA:1366:C:C2	2.99	0.50
22:DA:638:G:O2'	22:DA:639:U:C5'	2.59	0.50
5:CE:103:GLY:HA3	5:CE:120:HIS:O	2.10	0.50
24:BC:246:PRO:HD2	24:BC:247:TRP:CZ3	2.45	0.50
26:DE:170:ARG:CZ	26:DE:176:ASP:HB2	2.39	0.50
53:CA:185:U:C4	53:CA:186:C:N4	2.79	0.50
53:CA:193:C:H1'	20:CT:54:GLN:HE21	1.72	0.50
53:CA:66:A:H61	53:CA:103:U:H3	1.59	0.50
57:DB:64:G:C5	57:DB:65:U:C4	2.99	0.50
32:BK:2:ILE:O	32:BK:3:GLN:O	2.30	0.50
1:AA:1314:C:C5	19:AS:5:LYS:HD3	2.47	0.50
53:CA:1250:A:H2'	53:CA:1251:A:O4'	2.11	0.50
35:BN:32:GLU:HB3	35:BN:115:LEU:HD12	1.94	0.50
22:BA:1081:U:C6	22:BA:1081:U:OP2	2.64	0.50
22:BA:301:G:C6	22:BA:317:G:C6	2.98	0.50
4:AD:3:TYR:CE2	4:AD:5:GLY:O	2.65	0.50
36:DO:6:ALA:O	36:DO:10:ARG:HG3	2.10	0.50
22:DA:1649:G:C2	22:DA:2009:A:C2	2.99	0.50
22:DA:363:G:O2'	22:DA:364:C:H5'	2.11	0.50
33:DL:20:GLY:HA2	33:DL:28:GLY:HA2	1.93	0.50
58:DF:92:GLY:O	58:DF:95:MET:HB3	2.10	0.50
21:CU:13:VAL:CG2	21:CU:15:LEU:HB3	2.41	0.50
21:CU:13:VAL:CG2	21:CU:15:LEU:HD23	2.41	0.50
35:DN:84:GLY:N	35:DN:85:PRO:CD	2.73	0.50
29:DH:66:ASN:HD22	29:DH:137:GLU:HB3	1.77	0.50
22:DA:2458:G:C4'	22:DA:2459:A:OP1	2.59	0.50

Continued on next page...

Continued from previous page...

Atom-1	Atom-2	Distance(Å)	Clash(Å)
17:CQ:59:GLU:O	17:CQ:75:VAL:HG22	2.10	0.50
28:BG:33:THR:H	28:BG:34:ARG:NH1	2.08	0.50
1:AA:1197:A:H5'	1:AA:1197:A:H8	1.77	0.50
24:BC:119:VAL:HG12	24:BC:133:ASN:HD21	1.75	0.50
28:DG:8:VAL:HB	28:DG:49:LEU:HB3	1.93	0.50
22:DA:1317:G:N2	22:DA:1336:A:C2	2.79	0.50
22:BA:324:A:N6	22:BA:339:U:O4'	2.44	0.50
30:BI:6:ALA:HB3	30:BI:60:VAL:H	1.77	0.50
22:DA:1178:C:C2	22:DA:1179:G:C8	2.99	0.50
22:BA:79:C:O2'	22:BA:346:A:H1'	2.12	0.50
18:AR:33:THR:CG2	18:AR:37:LYS:HB2	2.40	0.50
53:CA:31:G:H5'	53:CA:306:A:N1	2.26	0.50
1:AA:687:A:N1	1:AA:704:A:C5	2.79	0.50
22:DA:597:G:H2'	22:DA:598:U:O4'	2.10	0.50
3:AC:152:VAL:CG2	3:AC:152:VAL:O	2.59	0.50
53:CA:696:A:H2'	53:CA:697:U:H6	1.77	0.50
32:BK:103:VAL:O	32:BK:122:VAL:HB	2.12	0.50
22:DA:560:C:C2'	22:DA:561:G:H5'	2.41	0.50
22:DA:1767:G:C5	22:DA:1768:C:H5	2.28	0.50
25:DD:169:ARG:O	25:DD:170:VAL:CG2	2.59	0.50
28:DG:152:ARG:CD	28:DG:153:PRO:HD2	2.41	0.50
1:AA:767:A:H2'	1:AA:768:A:O4'	2.11	0.50
11:AK:43:TRP:C	11:AK:43:TRP:CE3	2.85	0.50
1:AA:659:U:OP1	15:AO:4:THR:HG22	2.11	0.50
22:DA:615:U:N3	26:DE:35:TYR:CE1	2.79	0.50
22:DA:2767:C:O2'	22:DA:2768:U:H5'	2.11	0.50
15:AO:28:VAL:O	15:AO:31:LEU:HB2	2.12	0.50
22:DA:2635:A:H8	22:DA:2635:A:O5'	1.94	0.50
1:AA:999:C:H2'	1:AA:1000:A:H8	1.76	0.50
22:BA:2273:A:H2'	22:BA:2274:A:C8	2.45	0.50
22:BA:2720:U:C6	22:BA:2872:A:N6	2.79	0.50
22:BA:570:G:H2'	22:BA:2030:A:N7	2.25	0.50
22:DA:1798:U:C4	22:DA:1819:A:C2	2.98	0.50
24:DC:23:LEU:HD12	24:DC:80:LEU:CB	2.42	0.50
9:CI:6:TYR:HE2	9:CI:17:ARG:HA	1.76	0.50
22:DA:1393:A:H62	41:DT:19:LYS:CG	2.24	0.50
22:DA:1056:G:H1'	22:DA:1103:A:C6	2.46	0.50
48:D0:42:ILE:CD1	48:D0:48:TYR:CG	2.94	0.50
46:DY:21:LEU:HD23	46:DY:25:GLN:CD	2.31	0.50
22:DA:112:U:H5'	46:DY:58:ASN:ND2	2.26	0.50
45:DX:58:ILE:CG1	45:DX:66:VAL:HG11	2.42	0.50
21:CU:23:GLU:O	21:CU:24:LYS:HB3	2.11	0.50

Continued on next page...

Continued from previous page...

Atom-1	Atom-2	Distance(Å)	Clash(Å)
1:AA:543:U:O2'	1:AA:544:G:H5'	2.12	0.50
4:CD:58:GLN:HG3	4:CD:62:ARG:HH11	1.77	0.50
18:CR:55:ALA:CA	18:CR:58:ILE:HG13	2.41	0.50
38:DQ:26:ALA:HA	38:DQ:29:ARG:HG3	1.92	0.50
17:AQ:73:THR:HG22	17:AQ:74:LEU:H	1.76	0.50
53:CA:1225:A:H2'	53:CA:1225:A:N3	2.26	0.50
19:CS:54:ARG:HG2	19:CS:55:GLN:N	2.25	0.50
22:DA:623:C:O2'	22:DA:624:C:H5'	2.12	0.50
53:CA:811:C:H4'	53:CA:900:A:N6	2.26	0.50
11:AK:92:ARG:HD3	21:AU:24:LYS:HE2	1.91	0.50
58:DF:45:ASP:CG	58:DF:47:LYS:HB2	2.32	0.50
9:AI:98:ARG:HG3	9:AI:103:VAL:HG11	1.92	0.50
22:DA:1655:A:H5'	25:DD:118:PHE:CE1	2.45	0.50
32:BK:21:CYS:CA	32:BK:41:ILE:HD12	2.28	0.50
2:CB:90:PHE:CE2	2:CB:149:GLY:HA3	2.46	0.50
53:CA:864:A:H2	53:CA:917:G:N3	2.09	0.50
22:BA:548:G:C8	22:BA:548:G:C3'	2.94	0.50
6:AF:47:LEU:HB3	18:AR:65:SER:OG	2.11	0.50
1:AA:1155:A:O2'	1:AA:1156:G:H5'	2.11	0.50
22:DA:404:A:H1'	22:DA:406:G:C5	2.47	0.50
22:DA:406:G:O2'	22:DA:407:G:C5'	2.60	0.50
22:DA:410:G:N2	22:DA:418:C:C2	2.80	0.50
22:BA:1644:C:O2	22:BA:1644:C:H2'	2.09	0.50
54:CG:11:ILE:HD13	54:CG:24:LYS:HB2	1.94	0.50
50:D2:15:SER:O	50:D2:16:HIS:ND1	2.45	0.50
20:AT:27:MET:HE1	20:AT:57:VAL:HG22	1.94	0.50
34:BM:114:ARG:HA	34:BM:130:PHE:HE1	1.74	0.50
17:CQ:22:VAL:CG2	17:CQ:58:VAL:HG21	2.41	0.50
29:DH:64:ALA:C	29:DH:66:ASN:N	2.63	0.50
22:DA:1671:U:O2	22:DA:1673:G:H8	1.92	0.50
53:CA:846:G:C2'	53:CA:847:G:H5'	2.41	0.50
34:BM:64:TRP:HB2	34:BM:104:GLU:HB2	1.94	0.50
24:DC:32:LEU:HD23	24:DC:63:ILE:HG12	1.94	0.50
22:DA:2531:A:C5'	28:DG:156:TYR:CE2	2.93	0.50
1:AA:1469:C:C3'	1:AA:1469:C:H6	2.23	0.50
16:AP:48:GLU:OE1	16:AP:49:GLY:N	2.44	0.50
53:CA:342:C:C2'	53:CA:343:U:H5'	2.41	0.50
28:DG:8:VAL:O	28:DG:9:VAL:HB	2.11	0.50
39:BR:18:GLN:O	39:BR:97:LYS:O	2.29	0.50
22:BA:2086:U:H2'	22:BA:2087:G:H8	1.74	0.50
1:AA:1494:G:C2	1:AA:1495:U:C6	2.99	0.50
43:BV:5:ASN:N	43:BV:5:ASN:ND2	2.52	0.50

Continued on next page...

Continued from previous page...

Atom-1	Atom-2	Distance(Å)	Clash(Å)
10:AJ:32:THR:HG23	10:AJ:33:GLY:N	2.26	0.50
26:DE:122:GLU:O	26:DE:122:GLU:HG2	2.11	0.50
22:BA:1857:G:N3	22:BA:1884:G:C2	2.79	0.50
53:CA:1040:U:C2'	53:CA:1041:G:H5'	2.41	0.50
1:AA:1427:C:H2'	1:AA:1428:A:H5'	1.94	0.50
22:BA:2080:A:C5'	45:BX:18:SER:HB3	2.41	0.50
12:AL:3:VAL:O	12:AL:7:VAL:HG23	2.11	0.50
13:AM:68:LEU:HD11	13:AM:72:ILE:HD11	1.93	0.50
39:DR:19:THR:HG22	39:DR:20:VAL:H	1.76	0.50
22:BA:978:G:O2'	22:BA:979:A:H5'	2.12	0.50
38:DQ:47:ARG:O	38:DQ:47:ARG:HG2	2.02	0.50
2:CB:93:HIS:HB2	2:CB:145:ASN:O	2.10	0.50
39:BR:90:ARG:O	39:BR:91:GLN:HB3	2.10	0.50
53:CA:1527:U:H2'	53:CA:1528:U:H6	1.76	0.50
53:CA:831:A:OP1	2:CB:20:ARG:HG3	2.11	0.50
22:BA:182:A:O2'	22:BA:183:C:H5'	2.12	0.50
22:DA:934:U:H2'	22:DA:935:C:C6	2.45	0.50
1:AA:577:G:O2'	1:AA:578:C:H5'	2.11	0.50
26:DE:88:ARG:CB	26:DE:89:PRO:HD2	2.42	0.50
41:DT:64:LYS:N	41:DT:64:LYS:HD2	2.26	0.50
22:DA:2029:G:C2	22:DA:2033:A:N7	2.80	0.50
3:AC:95:GLY:O	3:AC:96:VAL:HG13	2.12	0.50
22:DA:1465:G:C5	22:DA:1466:U:C5	3.00	0.50
22:BA:1157:G:H2'	22:BA:1158:C:C6	2.45	0.50
45:BX:70:LEU:HB3	45:BX:75:GLU:HB2	1.94	0.50
53:CA:656:G:O2'	15:CO:27:GLN:NE2	2.43	0.50
5:CE:155:LYS:HB3	8:CH:70:VAL:HG23	1.92	0.50
1:AA:1048:G:OP1	14:AN:3:GLN:N	2.43	0.50
12:AL:74:GLN:O	12:AL:75:GLU:C	2.49	0.50
26:BE:37:ALA:C	26:BE:39:ALA:H	2.15	0.50
45:BX:19:HIS:C	45:BX:21:LEU:H	2.13	0.50
53:CA:1007:U:H2'	53:CA:1007:U:O2	2.10	0.50
24:DC:103:ILE:HD12	24:DC:104:LEU:N	2.26	0.50
6:CF:43:GLY:O	6:CF:44:ARG:C	2.49	0.50
22:DA:2798:U:C5'	22:DA:2800:A:H62	2.25	0.50
53:CA:1278:G:H4'	53:CA:1279:G:H5'	1.88	0.50
22:DA:2264:C:C5	22:DA:2265:U:C5	2.99	0.50
44:DW:35:ILE:HG22	44:DW:36:ILE:N	2.26	0.50
22:DA:728:G:N3	22:DA:730:A:C8	2.80	0.50
22:DA:1077:A:O2'	22:DA:1078:U:O5'	2.29	0.50
12:CL:115:LYS:O	12:CL:116:TYR:CB	2.59	0.50
22:DA:306:U:H3	22:DA:312:G:H1	1.58	0.50

Continued on next page...

Continued from previous page...

Atom-1	Atom-2	Distance(Å)	Clash(Å)
22:DA:319:G:N7	22:DA:320:A:N7	2.59	0.50
22:DA:462:C:H2'	22:DA:463:G:O4'	2.11	0.50
38:BQ:86:SER:HB3	39:BR:51:VAL:CG1	2.40	0.50
4:CD:12:ARG:HG3	4:CD:33:ILE:HA	1.94	0.50
4:CD:2:ARG:NH2	4:CD:114:ARG:HH11	2.08	0.50
4:CD:29:THR:CG2	4:CD:30:LYS:CD	2.83	0.50
10:CJ:15:HIS:HE1	10:CJ:68:ARG:CD	2.20	0.50
22:DA:527:C:O2'	22:DA:528:A:P	2.70	0.50
17:AQ:80:LYS:HZ2	17:AQ:80:LYS:N	2.09	0.50
8:CH:33:VAL:C	8:CH:35:ILE:H	2.14	0.50
26:BE:10:SER:O	26:BE:11:ALA:HB3	2.12	0.50
33:DL:83:ALA:CB	33:DL:118:THR:HG22	2.41	0.50
53:CA:765:G:O6	53:CA:811:C:C5	2.65	0.50
41:BT:39:THR:CG2	41:BT:39:THR:O	2.59	0.50
21:AU:33:ARG:CG	21:AU:34:ARG:H	2.24	0.50
41:DT:29:THR:N	41:DT:87:LEU:CB	2.64	0.50
8:AH:77:VAL:O	8:AH:79:ARG:HG2	2.12	0.50
22:DA:665:U:O2'	22:DA:666:A:H5'	2.12	0.50
22:BA:763:G:O2'	22:BA:765:C:H5'	2.11	0.50
22:DA:1732:C:H3'	22:DA:1733:G:H5''	1.93	0.50
27:BF:151:LEU:C	27:BF:151:LEU:CD1	2.80	0.50
22:DA:2226:C:H2'	22:DA:2227:A:H8	1.76	0.50
22:DA:1301:A:N7	22:DA:1303:G:C8	2.80	0.50
4:AD:116:LEU:HB3	4:AD:122:ILE:HD12	1.93	0.50
4:CD:77:GLU:C	4:CD:81:LEU:HD12	2.31	0.50
20:CT:61:ALA:C	20:CT:63:LYS:H	2.14	0.50
22:DA:404:A:N3	22:DA:406:G:C6	2.79	0.50
22:BA:1275:A:O2'	22:BA:1645:G:N3	2.44	0.50
33:DL:23:ILE:N	33:DL:23:ILE:CD1	2.74	0.50
22:BA:1958:C:C2'	22:BA:1959:G:H5'	2.42	0.50
29:DH:62:LEU:HD12	29:DH:63:ALA:H	1.76	0.50
47:BZ:34:THR:CG2	47:BZ:35:VAL:N	2.75	0.50
12:CL:19:ASN:HD22	12:CL:19:ASN:N	1.86	0.50
1:AA:314:C:O2'	1:AA:315:A:H5'	2.11	0.50
22:DA:1713:A:H1'	22:DA:1716:U:H5'	1.93	0.50
22:DA:2259:U:C5	22:DA:2427:C:N4	2.80	0.50
46:BY:18:LEU:O	46:BY:22:LEU:HB3	2.09	0.50
22:DA:533:G:O5'	38:DQ:23:TYR:CD2	2.63	0.50
53:CA:444:G:N1	53:CA:445:G:C5	2.80	0.50
5:CE:38:VAL:HG11	5:CE:70:MET:SD	2.51	0.50
1:AA:1170:A:H2'	1:AA:1171:A:O4'	2.12	0.50
37:BP:92:ARG:O	37:BP:92:ARG:HG3	2.11	0.50

Continued on next page...

Continued from previous page...

Atom-1	Atom-2	Distance(Å)	Clash(Å)
56:CP:44:SER:HB2	56:CP:46:LYS:HD3	1.92	0.50
36:BO:67:ASN:H	36:BO:70:ALA:HB3	1.76	0.50
22:DA:352:A:C3'	22:DA:353:C:H4'	2.41	0.50
3:AC:13:ILE:HD13	3:AC:13:ILE:N	2.26	0.50
3:AC:13:ILE:HG12	3:AC:14:VAL:HG22	1.92	0.50
22:BA:28:A:C2	22:BA:513:A:C8	3.00	0.50
6:AF:55:HIS:O	6:AF:56:LYS:CB	2.55	0.50
30:BI:56:VAL:HG23	30:BI:69:VAL:O	2.10	0.50
39:BR:61:ALA:HB2	39:BR:98:ILE:HD13	1.93	0.50
22:BA:2085:U:H2'	22:BA:2086:U:O5'	2.12	0.50
53:CA:115:G:C2	53:CA:289:G:N7	2.79	0.50
19:CS:14:LEU:C	19:CS:14:LEU:HD12	2.31	0.50
30:DI:132:ALA:HB1	30:DI:137:LEU:HB2	1.94	0.50
1:AA:121:U:O2'	1:AA:122:G:OP1	2.28	0.50
22:BA:1385:A:O2'	22:BA:1396:U:O2	2.27	0.50
31:DJ:86:GLN:O	31:DJ:87:ALA:HB2	2.11	0.50
53:CA:878:A:O2'	53:CA:879:C:H5'	2.12	0.50
1:AA:9:G:C2	1:AA:10:A:C8	2.99	0.50
53:CA:178:C:O2'	53:CA:179:A:H5'	2.11	0.50
53:CA:676:A:H2'	53:CA:677:U:C6	2.46	0.50
34:DM:62:LYS:C	34:DM:63:ILE:HD12	2.31	0.50
53:CA:414:A:O2'	53:CA:415:A:C4'	2.60	0.50
32:BK:4:GLU:O	32:BK:5:GLN:HB2	2.11	0.50
22:BA:830:G:H4'	22:BA:831:G:OP2	2.11	0.50
42:BU:27:VAL:HG22	42:BU:28:LEU:N	2.27	0.50
36:DO:77:ALA:O	36:DO:81:ARG:HG3	2.11	0.50
22:BA:2806:C:C2'	22:BA:2807:U:H5'	2.41	0.50
22:BA:1240:U:H5''	22:BA:1240:U:C6	2.46	0.50
23:BB:19:C:O2'	23:BB:20:G:H5'	2.12	0.50
29:BH:119:ASN:C	29:BH:121:VAL:H	2.14	0.50
12:AL:46:SER:O	12:AL:47:ALA:HB2	2.11	0.50
12:CL:74:GLN:NE2	12:CL:74:GLN:HA	2.27	0.50
27:BF:27:VAL:O	27:BF:27:VAL:CG1	2.59	0.50
22:DA:562:U:H2'	22:DA:572:A:O4'	2.10	0.50
12:CL:120:ARG:HG2	12:CL:121:PRO:N	2.26	0.50
22:BA:570:G:C4	22:BA:2030:A:N7	2.78	0.50
33:BL:96:LYS:HD3	33:BL:103:ILE:HA	1.92	0.50
10:CJ:38:GLY:O	10:CJ:40:ILE:CD1	2.60	0.50
27:BF:153:ILE:HD12	27:BF:153:ILE:O	2.12	0.50
4:AD:36:ALA:C	4:AD:38:GLY:H	2.14	0.50
22:DA:310:A:C4	22:DA:312:G:N7	2.79	0.50
24:BC:90:ILE:HG21	24:BC:102:TYR:CD1	2.47	0.50

Continued on next page...

Continued from previous page...

Atom-1	Atom-2	Distance(Å)	Clash(Å)
51:B3:31:ILE:HG13	51:B3:31:ILE:O	2.12	0.50
22:DA:116:C:C2'	22:DA:117:G:H5'	2.42	0.50
22:DA:54:G:N1	22:DA:117:G:C2	2.79	0.50
39:BR:47:VAL:CG1	39:BR:54:VAL:HB	2.41	0.50
53:CA:1092:A:C6	53:CA:1183:U:O2	2.64	0.50
25:BD:105:LYS:HE3	25:BD:176:ASP:HB3	1.92	0.50
1:AA:75:G:C5	1:AA:76:G:C8	2.98	0.50
53:CA:734:G:C2	53:CA:735:C:C2	2.99	0.50
22:DA:527:C:C5	22:DA:2779:U:C6	3.00	0.50
22:DA:1280:G:H2'	22:DA:1281:G:H5'	1.92	0.50
1:AA:264:C:H2'	1:AA:265:G:O4'	2.11	0.50
17:AQ:56:ASP:OD2	17:AQ:80:LYS:HA	2.12	0.50
20:AT:83:ASN:HA	20:AT:86:ALA:OXT	2.11	0.50
3:AC:33:ASP:O	3:AC:37:LYS:CB	2.60	0.50
1:AA:864:A:C3'	1:AA:865:A:C8	2.94	0.50
47:DZ:51:SER:HA	47:DZ:54:VAL:HG23	1.93	0.50
31:DJ:25:LEU:HB2	31:DJ:62:VAL:CG2	2.39	0.50
29:BH:89:LYS:CG	29:BH:90:LEU:H	2.00	0.50
36:BO:116:GLN:O	36:BO:117:PHE:HB3	2.12	0.50
38:DQ:46:TYR:CE2	38:DQ:50:ARG:NH1	2.79	0.50
32:BK:1:MET:CE	32:BK:32:TYR:CE1	2.95	0.50
22:BA:1459:G:C5	22:BA:1461:C:C4	2.99	0.50
9:CI:53:LEU:HG	9:CI:96:GLU:CB	2.41	0.50
4:CD:76:LYS:O	4:CD:79:ALA:HB3	2.11	0.50
22:BA:1106:G:C4	22:BA:1107:G:C8	3.00	0.50
16:AP:16:PHE:C	16:AP:16:PHE:CD1	2.84	0.50
15:CO:16:ARG:HB2	15:CO:23:SER:CB	2.42	0.50
4:CD:176:LYS:O	4:CD:176:LYS:HD2	2.11	0.50
22:DA:777:G:N2	22:DA:778:G:C4	2.80	0.50
26:BE:42:GLY:C	26:BE:43:THR:HG23	2.31	0.50
22:DA:2009:A:O2'	22:DA:2010:G:H5'	2.12	0.50
58:DF:65:LEU:CD1	58:DF:67:THR:HG22	2.37	0.50
38:DQ:31:TYR:C	38:DQ:33:VAL:H	2.15	0.50
44:BW:9:THR:O	44:BW:10:ARG:O	2.30	0.50
22:DA:2673:G:C2	22:DA:2674:G:C8	3.00	0.50
54:CG:148:LYS:HD2	11:CK:60:PHE:CD1	2.47	0.50
53:CA:159:G:C2	53:CA:161:A:OP2	2.65	0.50
22:BA:1416:G:O2'	22:BA:1417:C:C5'	2.60	0.50
22:DA:876:C:H2'	22:DA:877:A:OP1	2.10	0.50
22:DA:644:A:C2'	22:DA:645:C:C5'	2.89	0.50
22:DA:2369:A:C2'	22:DA:2370:G:H5'	2.42	0.50
19:CS:10:ILE:HG22	19:CS:14:LEU:HD11	1.93	0.50

Continued on next page...

Continued from previous page...

Atom-1	Atom-2	Distance(Å)	Clash(Å)
1:AA:747:A:C5'	1:AA:748:G:OP2	2.59	0.50
22:BA:1590:A:H2'	22:BA:1591:A:H8	1.73	0.50
53:CA:855:U:H2'	53:CA:856:C:H6	1.76	0.50
22:DA:11:C:H2'	22:DA:12:U:H5'	1.93	0.50
22:BA:395:U:O2'	22:BA:396:G:C8	2.62	0.50
55:CM:81:ASP:CB	55:CM:82:LEU:HD12	2.42	0.50
1:AA:1032:G:H2'	1:AA:1033:G:H5'	1.94	0.50
22:DA:2522:U:H2'	22:DA:2523:G:H5'	1.94	0.50
38:BQ:40:LYS:HB2	38:BQ:40:LYS:HZ3	1.75	0.50
53:CA:39:G:C4	53:CA:40:C:C5	2.99	0.50
22:BA:2134:A:O2'	22:BA:2135:A:H8	1.94	0.50
22:BA:1565:C:HO2'	22:BA:1566:A:P	2.34	0.50
25:BD:35:THR:CG2	25:BD:51:THR:HG22	2.42	0.50
22:BA:1383:A:H2'	22:BA:1384:A:C8	2.47	0.50
22:BA:1405:U:C2	22:BA:1406:U:C5	3.00	0.50
22:DA:1082:U:H2'	22:DA:1083:U:H5'	1.93	0.50
32:DK:25:LEU:HD23	32:DK:25:LEU:H	1.76	0.50
1:AA:781:A:C3'	1:AA:782:A:H5'	2.42	0.50
53:CA:1231:G:H2'	53:CA:1232:U:H6	1.76	0.50
56:CP:12:LYS:O	56:CP:13:LYS:HB2	2.11	0.50
22:DA:563:A:N3	38:DQ:36:GLN:NE2	2.59	0.50
13:AM:38:ILE:HG13	13:AM:55:LEU:HD21	1.94	0.50
53:CA:805:C:C2	53:CA:806:C:C5	3.00	0.50
1:AA:284:C:H2'	1:AA:285:C:H6	1.76	0.50
14:AN:11:LYS:HA	14:AN:14:ALA:HB3	1.92	0.50
22:DA:701:G:H2'	22:DA:701:G:N3	2.25	0.50
1:AA:1437:A:O5'	1:AA:1437:A:H8	1.95	0.50
53:CA:787:A:C2'	53:CA:788:U:H5'	2.42	0.50
36:BO:55:GLU:O	36:BO:56:LYS:C	2.47	0.50
22:BA:2280:G:C2	22:BA:2281:A:C8	2.99	0.50
22:BA:2848:G:O2'	22:BA:2867:G:N2	2.34	0.50
37:BP:53:GLY:O	37:BP:56:SER:OG	2.23	0.50
31:BJ:44:TYR:C	31:BJ:45:THR:CG2	2.78	0.50
38:BQ:93:ILE:CG2	38:BQ:94:LEU:H	2.24	0.50
5:AE:104:ILE:CG2	5:AE:104:ILE:O	2.53	0.50
22:DA:1799:G:C8	24:DC:179:GLU:OE1	2.60	0.50
53:CA:1133:G:C2	53:CA:1142:G:C5	2.99	0.50
1:AA:428:G:H1'	1:AA:430:A:C8	2.46	0.50
26:DE:108:ILE:O	26:DE:112:LEU:HB2	2.11	0.50
44:DW:45:HIS:HB3	44:DW:58:LEU:HD11	1.93	0.50
1:AA:1118:U:OP1	9:AI:10:ARG:HD2	2.11	0.50
1:AA:1256:A:C4	1:AA:1258:G:C6	3.00	0.50

Continued on next page...

Continued from previous page...

Atom-1	Atom-2	Distance(Å)	Clash(Å)
22:DA:321:U:N1	26:DE:159:LEU:HD21	2.27	0.50
42:DU:81:ARG:H	42:DU:81:ARG:CD	2.25	0.50
22:DA:468:G:H5''	26:DE:55:SER:HB2	1.92	0.50
3:CC:110:LEU:HD21	3:CC:203:LYS:CD	2.15	0.50
29:DH:25:TYR:O	29:DH:29:PHE:HB3	2.11	0.50
31:DJ:45:THR:N	31:DJ:46:PRO:CD	2.69	0.50
44:BW:51:GLY:H	44:BW:61:LYS:HZ2	1.58	0.50
43:DV:9:ARG:HD2	43:DV:40:ILE:O	2.11	0.50
43:DV:26:PHE:CE1	43:DV:86:LEU:CB	2.93	0.50
6:CF:35:LYS:HB2	6:CF:37:HIS:HE1	1.77	0.50
18:CR:72:ARG:HH21	21:CU:3:ILE:HD13	1.75	0.50
22:BA:1712:U:N3	22:BA:1713:A:C5	2.79	0.50
22:DA:206:U:H2'	22:DA:207:A:H8	1.76	0.50
1:AA:267:C:C5	1:AA:268:U:C5	3.00	0.50
53:CA:982:U:C1'	53:CA:983:A:N7	2.72	0.50
55:CM:94:LEU:N	55:CM:94:LEU:HD12	2.27	0.50
4:AD:18:LEU:HD21	4:AD:59:LYS:HG2	1.92	0.50
22:DA:638:G:O2'	22:DA:639:U:H5'	2.12	0.50
25:BD:121:THR:HB	25:BD:127:PHE:CD1	2.46	0.50
22:DA:1135:C:H6	22:DA:1135:C:H5''	1.76	0.50
29:BH:110:VAL:O	29:BH:111:ALA:HB2	2.11	0.50
54:CG:59:GLU:C	54:CG:61:PHE:H	2.15	0.50
24:BC:247:TRP:C	24:BC:249:VAL:H	2.15	0.50
17:CQ:3:LYS:NZ	17:CQ:6:THR:CG2	2.60	0.50
41:DT:29:THR:HB	41:DT:86:THR:CA	2.42	0.50
22:BA:988:A:OP2	47:BZ:11:SER:HB3	2.11	0.50
32:DK:6:THR:O	32:DK:8:LEU:HD12	2.12	0.50
58:DF:103:ILE:H	58:DF:107:VAL:CG1	2.24	0.50
58:DF:43:ILE:HG12	58:DF:77:LYS:HD3	1.94	0.50
22:DA:1156:A:H4'	22:DA:1157:G:OP1	2.08	0.50
22:DA:840:C:H4'	22:DA:1192:G:O2'	2.11	0.50
32:BK:52:VAL:HG23	32:BK:53:LYS:N	2.26	0.50
9:CI:51:LEU:C	9:CI:53:LEU:H	2.14	0.50
22:BA:1327:A:H2'	22:BA:1328:A:O5'	2.11	0.50
22:DA:947:A:H2'	22:DA:948:C:C6	2.47	0.50
35:BN:44:LEU:HD11	35:BN:48:VAL:HG23	1.93	0.50
52:D4:36:ARG:O	52:D4:37:GLN:HB3	2.10	0.50
20:CT:59:ARG:C	20:CT:61:ALA:N	2.65	0.50
8:CH:81:GLY:O	8:CH:82:LEU:HB2	2.11	0.50
12:CL:2:THR:CB	12:CL:5:GLN:HB2	2.30	0.50
1:AA:1091:U:O2	1:AA:1093:A:C8	2.65	0.50
22:DA:223:A:O2'	22:DA:408:G:N3	2.42	0.50

Continued on next page...

Continued from previous page...

Atom-1	Atom-2	Distance(Å)	Clash(Å)
3:CC:5:HIS:NE2	3:CC:183:TYR:HE2	2.09	0.50
22:DA:2298:A:O2'	22:DA:2299:U:C5'	2.60	0.50
53:CA:667:G:H4'	15:CO:50:HIS:CG	2.46	0.50
22:DA:14:A:N6	22:DA:526:A:C4	2.79	0.50
11:CK:74:LYS:HD2	11:CK:104:PHE:HE1	1.76	0.50
20:AT:53:MET:CE	20:AT:57:VAL:CG2	2.90	0.50
1:AA:642:A:N7	8:AH:106:SER:HA	2.27	0.50
1:AA:587:G:N2	1:AA:755:G:C5	2.79	0.50
22:DA:424:G:C2	22:DA:425:G:C8	3.00	0.50
47:DZ:15:ARG:HD2	47:DZ:15:ARG:H	1.76	0.50
1:AA:647:C:C2'	1:AA:648:A:H5'	2.42	0.50
58:DF:8:LYS:HB2	58:DF:8:LYS:HZ3	1.74	0.50
40:DS:55:ILE:H	40:DS:55:ILE:HD12	1.76	0.50
22:BA:1437:C:H2'	22:BA:1438:U:C6	2.45	0.50
51:D3:28:LEU:HA	51:D3:32:LEU:HD21	1.93	0.50
52:D4:10:LEU:HD12	52:D4:33:HIS:ND1	2.26	0.50
22:BA:871:U:OP1	34:BM:5:LYS:HG3	2.10	0.50
34:BM:5:LYS:NZ	34:BM:5:LYS:HB3	2.26	0.50
22:DA:1249:U:H4'	38:DQ:3:VAL:HB	1.92	0.50
53:CA:775:G:O2'	53:CA:776:G:H5'	2.12	0.50
53:CA:738:C:N3	53:CA:739:C:C5	2.79	0.50
1:AA:417:G:C5	1:AA:418:C:C4	3.00	0.50
1:AA:131:A:H2'	1:AA:132:C:C6	2.46	0.50
30:BI:72:THR:HB	30:BI:112:LYS:NZ	2.26	0.50
1:AA:1453:G:N3	1:AA:1453:G:H2'	2.27	0.50
22:DA:1768:C:H2'	22:DA:1768:C:O2	2.11	0.50
52:B4:3:VAL:C	52:B4:4:ARG:HG2	2.30	0.50
16:AP:40:ASN:OD1	16:AP:42:ILE:HB	2.10	0.50
1:AA:1294:G:C6	1:AA:1295:U:C4	3.00	0.50
25:BD:38:LYS:O	25:BD:46:ARG:HA	2.12	0.50
35:DN:21:PHE:O	35:DN:25:ALA:CB	2.59	0.50
57:DB:81:G:H2'	57:DB:82:U:H6	1.77	0.50
22:BA:2840:C:H2'	22:BA:2841:C:H6	1.77	0.50
25:BD:39:ASP:CG	25:BD:40:LEU:N	2.65	0.50
1:AA:134:G:H2'	1:AA:135:C:C6	2.47	0.50
1:AA:886:G:H2'	1:AA:887:G:O4'	2.12	0.50
37:DP:10:GLU:HG2	37:DP:10:GLU:O	2.10	0.50
19:CS:15:LEU:HD23	19:CS:15:LEU:C	2.32	0.50
22:BA:1074:G:H2'	22:BA:1075:C:C6	2.47	0.50
22:BA:2489:U:H2'	22:BA:2490:G:O5'	2.12	0.50
22:DA:1341:G:H2'	22:DA:1397:U:O2	2.12	0.50
22:DA:1342:A:C3'	22:DA:1343:G:H5''	2.41	0.50

Continued on next page...

Continued from previous page...

Atom-1	Atom-2	Distance(Å)	Clash(Å)
53:CA:62:U:H4'	53:CA:378:G:H22	1.77	0.50
22:DA:1773:A:C8	22:DA:1829:A:C1'	2.95	0.50
48:D0:32:THR:HG21	48:D0:47:TYR:CE2	2.47	0.50
26:DE:162:ARG:C	26:DE:164:LEU:H	2.15	0.50
41:DT:69:ARG:NE	41:DT:70:HIS:HD2	2.10	0.50
22:DA:118:A:O5'	22:DA:119:A:H5''	2.11	0.50
22:DA:164:C:H2'	22:DA:165:A:O4'	2.12	0.50
22:DA:46:G:H2'	22:DA:46:G:N3	2.25	0.50
28:BG:137:LYS:O	28:BG:140:ILE:HD13	2.10	0.50
22:DA:36:G:C2'	22:DA:37:C:H5'	2.42	0.50
39:BR:39:LEU:HB3	39:BR:49:ILE:HD13	1.93	0.50
22:DA:2750:A:O2'	22:DA:2752:C:N4	2.40	0.50
1:AA:99:C:H2'	1:AA:100:G:OP2	2.11	0.50
44:BW:22:VAL:O	44:BW:25:PHE:HB2	2.12	0.50
18:CR:31:TYR:CD2	18:CR:54:LEU:HD21	2.47	0.50
33:DL:58:TYR:O	51:D3:12:ARG:CZ	2.59	0.50
22:DA:1290:C:O2'	22:DA:1291:C:C6	2.63	0.50
22:BA:1497:U:H5''	22:BA:1498:C:OP2	2.11	0.50
17:AQ:16:MET:HE3	17:AQ:21:VAL:HG12	1.94	0.50
17:AQ:49:ASN:O	17:AQ:49:ASN:ND2	2.44	0.50
40:DS:7:HIS:CE1	40:DS:10:ALA:HA	2.47	0.50
40:DS:8:ARG:HB3	40:DS:102:HIS:CE1	2.47	0.50
38:BQ:4:LYS:NZ	38:BQ:5:ARG:HA	2.26	0.50
53:CA:994:A:N6	53:CA:1216:A:C5'	2.75	0.50
22:DA:2642:G:H5'	31:DJ:80:HIS:CE1	2.47	0.50
22:DA:2694:G:C4	22:DA:2695:U:C6	2.99	0.50
1:AA:794:A:H2'	1:AA:795:C:C6	2.46	0.50
21:AU:36:PHE:HA	21:AU:39:LYS:HE2	1.94	0.50
3:CC:26:LYS:CE	3:CC:26:LYS:HA	2.24	0.50
25:DD:32:ASN:HA	25:DD:51:THR:O	2.11	0.50
41:BT:2:ILE:HG13	41:BT:3:ARG:CZ	2.42	0.50
22:DA:1661:G:C4	22:DA:1662:U:C6	3.00	0.50
58:DF:111:ARG:NH1	58:DF:113:PHE:CE1	2.80	0.50
58:DF:103:ILE:HG21	58:DF:173:ASP:O	2.12	0.50
6:AF:42:TRP:HZ2	6:AF:61:LEU:CD2	2.25	0.50
53:CA:68:G:H5'	53:CA:171:A:H1'	1.94	0.50
1:AA:875:U:O2'	8:AH:14:ARG:NH1	2.45	0.50
57:DB:61:G:O2'	57:DB:62:C:H5'	2.12	0.50
22:DA:1736:U:C2'	22:DA:1737:G:O5'	2.60	0.50
22:DA:2093:G:N2	22:DA:2094:A:C5	2.79	0.50
40:BS:29:VAL:CG1	40:BS:30:SER:N	2.74	0.50
54:CG:30:MET:HE1	54:CG:33:GLY:HA2	1.93	0.50

Continued on next page...

Continued from previous page...

Atom-1	Atom-2	Distance(Å)	Clash(Å)
1:AA:1202:U:N3	14:AN:81:ILE:HG21	2.26	0.50
1:AA:563:A:H1'	1:AA:566:G:O2'	2.12	0.50
29:DH:31:VAL:CB	29:DH:32:PRO:CD	2.86	0.50
22:DA:830:G:C4	22:DA:2448:A:C5	2.99	0.50
53:CA:511:C:H4'	4:CD:40:HIS:CD2	2.47	0.50
8:AH:5:PRO:O	8:AH:8:ASP:HB3	2.12	0.50
1:AA:1382:C:HO2'	1:AA:1383:C:H5'	1.74	0.50
1:AA:1346:A:O4'	1:AA:1348:U:C6	2.63	0.50
22:DA:1869:G:C2	22:DA:1873:G:N1	2.79	0.50
22:BA:33:C:H4'	22:BA:34:U:OP1	2.12	0.50
53:CA:1449:C:O2'	53:CA:1450:U:H5'	2.11	0.50
1:AA:580:C:H2'	1:AA:581:G:O4'	2.11	0.50
54:CG:11:ILE:CG2	54:CG:24:LYS:HZ1	2.25	0.50
58:DF:32:LYS:HD2	58:DF:156:THR:HG21	1.93	0.50
3:CC:84:GLU:C	3:CC:86:LEU:N	2.65	0.50
22:DA:1635:A:C2'	22:DA:1636:U:H5'	2.41	0.50
1:AA:652:U:C4	1:AA:752:G:N3	2.79	0.50
22:BA:1430:G:H2'	22:BA:1431:A:C8	2.47	0.50
22:BA:1568:G:H4'	24:BC:58:LYS:CG	2.42	0.50
22:DA:2845:U:H2'	22:DA:2846:G:O4'	2.12	0.50
2:CB:125:PHE:HD1	2:CB:137:THR:HG22	1.77	0.50
22:DA:667:U:O2	51:D3:1:PRO:HB3	2.11	0.50
23:BB:52:A:H4'	23:BB:53:A:OP1	2.11	0.50
22:DA:1975:G:C4	22:DA:1976:U:C6	3.00	0.50
22:BA:2602:A:H5''	22:BA:2603:G:C5'	2.40	0.50
45:DX:19:HIS:C	45:DX:21:LEU:N	2.65	0.50
22:BA:2425:A:H5''	22:BA:2427:C:H5'	1.94	0.50
1:AA:1387:G:C6	1:AA:1388:C:N4	2.80	0.50
58:DF:5:ASP:C	58:DF:7:TYR:N	2.65	0.50
40:DS:55:ILE:HG23	40:DS:66:ILE:HG21	1.92	0.50
1:AA:636:U:O2'	1:AA:637:C:H5'	2.12	0.50
1:AA:290:C:H2'	1:AA:291:U:C5'	2.42	0.50
1:AA:857:C:H2'	1:AA:858:G:O4'	2.11	0.50
9:CI:49:GLN:HA	9:CI:52:GLU:HG3	1.93	0.50
19:CS:38:THR:HB	19:CS:69:LYS:NZ	2.27	0.50
22:BA:2383:G:O2'	22:BA:2384:U:C5'	2.59	0.50
37:DP:62:LYS:O	37:DP:63:ILE:CB	2.59	0.50
22:DA:2472:G:H1'	22:DA:2478:A:H61	1.76	0.50
14:CN:47:LEU:CD1	14:CN:50:LEU:HD21	2.42	0.50
53:CA:716:A:N3	11:CK:118:ASN:O	2.44	0.50
26:BE:12:LEU:O	26:BE:13:THR:HB	2.11	0.50
36:DO:12:THR:CG2	36:DO:16:ARG:HH11	2.24	0.50

Continued on next page...

Continued from previous page...

Atom-1	Atom-2	Distance(Å)	Clash(Å)
29:BH:143:ILE:HD12	29:BH:143:ILE:C	2.32	0.50
25:BD:53:GLY:CA	25:BD:77:ARG:H	2.24	0.50
6:CF:81:ASN:O	6:CF:84:VAL:HG12	2.11	0.50
22:DA:1907:G:N2	22:DA:1924:C:C2	2.79	0.50
32:BK:120:PRO:HG3	37:BP:65:ASN:HD21	1.77	0.50
11:CK:22:ILE:CD1	11:CK:31:VAL:HG22	2.41	0.50
28:DG:28:LYS:H	28:DG:79:THR:HG22	1.77	0.50
22:BA:912:C:H2'	22:BA:913:U:C6	2.47	0.50
1:AA:103:U:O2	1:AA:103:U:H2'	2.11	0.50
22:BA:2264:C:H41	44:BW:11:ASN:ND2	2.10	0.50
32:DK:66:LYS:HG2	32:DK:66:LYS:O	2.12	0.50
53:CA:623:C:H6	53:CA:623:C:O5'	1.95	0.50
32:BK:51:LYS:C	32:BK:51:LYS:HE3	2.32	0.50
22:BA:1604:C:H2'	22:BA:1605:C:C6	2.47	0.50
25:BD:12:THR:CG2	25:BD:13:ARG:N	2.67	0.50
33:BL:93:ASN:ND2	33:BL:94:THR:H	2.03	0.50
28:BG:84:LYS:CB	28:BG:132:LEU:H	2.25	0.50
53:CA:1151:A:C5'	10:CJ:70:HIS:HE1	2.25	0.50
34:BM:36:VAL:HG12	34:BM:127:LYS:C	2.32	0.50
35:DN:28:LEU:CD1	35:DN:48:VAL:HG11	2.41	0.50
12:CL:85:ARG:O	12:CL:86:VAL:HG22	2.11	0.50
22:DA:61:C:N3	22:DA:94:A:C2	2.80	0.50
24:BC:103:ILE:HG23	24:BC:104:LEU:N	2.25	0.50
24:BC:257:ARG:NE	24:BC:269:ARG:HH22	2.06	0.50
22:DA:117:G:O4'	22:DA:126:A:C2	2.64	0.50
22:DA:118:A:C2	22:DA:178:G:H1'	2.40	0.50
53:CA:1097:C:C2	53:CA:1098:C:C5	2.99	0.50
1:AA:953:G:C2'	1:AA:954:G:H5'	2.42	0.50
41:BT:26:LYS:O	41:BT:27:SER:CB	2.59	0.50
38:DQ:79:ILE:HA	38:DQ:82:LEU:CD1	2.34	0.50
53:CA:796:C:OP1	11:CK:127:ARG:HB3	2.12	0.50
39:DR:39:LEU:HB2	39:DR:49:ILE:CD1	2.42	0.50
44:BW:16:GLU:OE2	44:BW:16:GLU:CA	2.60	0.50
22:BA:855:G:C2	44:BW:23:LYS:HG2	2.46	0.50
53:CA:671:G:N2	53:CA:736:C:C2	2.80	0.50
22:DA:1327:A:C2	22:DA:1328:A:H1'	2.47	0.50
44:BW:73:PRO:HG2	44:BW:76:ARG:HD2	1.91	0.50
53:CA:642:A:C8	8:CH:106:SER:HA	2.47	0.50
22:DA:514:A:N3	22:DA:581:C:O2'	2.29	0.50
53:CA:936:C:O2'	53:CA:937:A:C8	2.46	0.50
53:CA:973:G:C6	53:CA:974:A:C6	3.00	0.50
14:CN:54:SER:O	14:CN:55:SER:HB2	2.12	0.50

Continued on next page...

Continued from previous page...

Atom-1	Atom-2	Distance(Å)	Clash(Å)
22:BA:1656:C:H5''	25:BD:141:ARG:CB	2.41	0.50
10:AJ:17:LEU:HD21	10:AJ:96:VAL:CG2	2.41	0.50
47:DZ:52:PHE:CD2	47:DZ:53:MET:HG2	2.47	0.50
37:BP:103:THR:HG23	37:BP:103:THR:O	2.11	0.50
22:BA:142:A:C2	22:BA:143:C:C2	3.00	0.50
22:DA:2721:A:C2	22:DA:2873:A:C5	2.99	0.50
53:CA:140:U:O2	53:CA:183:C:N4	2.45	0.50
53:CA:182:A:H2	53:CA:194:C:N4	2.10	0.50
22:DA:1408:G:H22	22:DA:1595:C:H1'	1.75	0.50
17:CQ:18:LYS:CD	17:CQ:48:GLU:OE2	2.55	0.50
22:DA:972:A:N1	22:DA:973:A:N6	2.60	0.50
57:DB:68:C:HO2'	57:DB:69:G:H5''	1.77	0.50
25:DD:119:ALA:CB	25:DD:163:GLY:C	2.80	0.50
22:DA:1515:A:H5'	22:DA:1557:C:H5'	1.94	0.50
22:DA:2415:G:H4'	33:DL:66:PHE:CB	2.40	0.50
37:DP:78:PRO:HG2	37:DP:79:VAL:N	2.26	0.50
1:AA:1269:A:C2	1:AA:1312:G:N3	2.80	0.50
1:AA:959:A:H5''	1:AA:960:U:OP2	2.11	0.50
14:AN:80:ARG:HG3	14:AN:81:ILE:N	2.27	0.50
1:AA:558:G:C4	1:AA:559:A:H2	2.25	0.50
2:CB:110:ILE:HA	2:CB:113:LEU:HB3	1.94	0.50
53:CA:17:U:H4'	53:CA:1080:A:O4'	2.12	0.50
41:BT:50:LEU:HD23	46:BY:26:PHE:CE1	2.46	0.50
22:BA:1055:G:N3	22:BA:1055:G:H2'	2.26	0.50
1:AA:1191:A:OP1	3:AC:3:LYS:HD3	2.11	0.50
22:DA:233:A:H2'	22:DA:234:U:C5	2.47	0.50
10:AJ:53:ILE:HD11	14:AN:84:ARG:CZ	2.42	0.50
53:CA:740:U:H5'	15:CO:41:HIS:ND1	2.27	0.50
53:CA:756:C:C2'	53:CA:757:U:C5'	2.90	0.50
22:DA:786:C:O2'	22:DA:787:C:H5'	2.10	0.50
22:BA:956:G:H4'	34:BM:82:MET:HE1	1.94	0.50
22:BA:215:G:H4'	22:BA:216:A:OP1	2.11	0.50
53:CA:1471:U:H2'	53:CA:1472:U:H6	1.76	0.50
22:BA:1936:A:H2'	22:BA:1945:G:O6	2.12	0.50
3:CC:46:LEU:HD11	3:CC:86:LEU:CD1	2.42	0.50
1:AA:877:G:N3	8:AH:1:SER:N	2.59	0.50
22:BA:2659:G:P	28:BG:157:LYS:HE3	2.51	0.50
22:BA:272:A:O2'	22:BA:273:G:P	2.69	0.50
53:CA:821:G:O2'	53:CA:822:U:O4'	2.27	0.50
22:BA:528:A:H8	22:BA:528:A:C3'	2.24	0.50
6:AF:3:HIS:H	6:AF:92:THR:HG21	1.71	0.50
22:DA:2563:U:H1'	22:DA:2566:A:N6	2.27	0.50

Continued on next page...

Continued from previous page...

Atom-1	Atom-2	Distance(Å)	Clash(Å)
22:DA:5:A:C2	22:DA:2899:A:N3	2.80	0.50
22:BA:2563:U:O2	22:BA:2565:A:H8	1.94	0.50
10:CJ:33:GLY:O	10:CJ:35:GLN:N	2.40	0.50
4:CD:204:SER:OG	5:CE:105:ILE:HD11	2.11	0.50
22:DA:187:G:C2	22:DA:210:C:O2	2.65	0.50
30:BI:58:ILE:HG22	30:BI:60:VAL:HG23	1.92	0.50
22:DA:2738:A:H2'	22:DA:2739:U:O5'	2.12	0.50
53:CA:350:G:C6	53:CA:351:G:C6	3.00	0.50
46:BY:45:GLN:O	46:BY:46:VAL:CB	2.57	0.50
1:AA:122:G:O2'	1:AA:123:U:H5'	2.12	0.50
53:CA:1050:G:O2'	53:CA:1051:C:C6	2.62	0.50
22:DA:1858:A:H62	22:DA:1884:G:H21	1.60	0.50
22:BA:2728:U:O2'	22:BA:2729:G:H5''	2.11	0.50
1:AA:506:G:C6	1:AA:507:C:C4	3.00	0.50
38:BQ:40:LYS:HB2	38:BQ:40:LYS:NZ	2.27	0.50
26:DE:52:VAL:CG1	26:DE:74:LYS:HD3	2.41	0.50
53:CA:177:G:C3'	53:CA:178:C:H5'	2.42	0.50
43:BV:6:ALA:HB1	43:BV:40:ILE:CG2	2.41	0.50
12:AL:7:VAL:HG22	17:AQ:30:HIS:HD2	1.77	0.50
25:DD:56:LYS:HZ3	25:DD:56:LYS:HB3	1.77	0.50
19:CS:79:TYR:CD1	19:CS:80:ARG:N	2.78	0.50
24:DC:68:ARG:HH12	24:DC:115:ILE:CD1	2.25	0.50
22:BA:1098:A:H3'	22:BA:1099:G:C8	2.47	0.50
22:DA:559:G:C5	22:DA:560:C:C5	3.00	0.50
15:AO:86:LEU:C	15:AO:86:LEU:HD23	2.32	0.50
53:CA:525:C:H2'	53:CA:525:C:O2	2.10	0.50
22:BA:70:G:H2'	22:BA:113:U:O2'	2.12	0.50
22:DA:936:A:C2	22:DA:937:C:C2	3.00	0.50
53:CA:470:C:N3	53:CA:471:U:C5	2.80	0.50
53:CA:1426:G:H2'	53:CA:1427:C:C6	2.47	0.50
55:CM:107:THR:HG22	55:CM:107:THR:O	2.11	0.50
22:DA:719:C:H6	22:DA:719:C:O5'	1.93	0.50
42:DU:86:PHE:CG	42:DU:87:GLU:N	2.80	0.50
1:AA:715:A:H8	1:AA:715:A:O5'	1.95	0.50
47:BZ:24:LEU:O	47:BZ:24:LEU:HG	2.11	0.50
3:AC:194:VAL:O	3:AC:194:VAL:HG12	2.11	0.50
13:AM:6:ILE:N	13:AM:6:ILE:HD12	2.27	0.50
22:BA:571:U:C4	22:BA:2030:A:N1	2.80	0.50
4:CD:191:SER:O	4:CD:192:ALA:HB2	2.08	0.50
53:CA:378:G:C2	53:CA:386:C:O2	2.65	0.50
53:CA:59:A:H2'	53:CA:59:A:N3	2.26	0.50
22:DA:1091:G:O2'	22:DA:1092:C:H5'	2.12	0.50

Continued on next page...

Continued from previous page...

Atom-1	Atom-2	Distance(Å)	Clash(Å)
12:CL:106:VAL:CG1	12:CL:109:ARG:HG2	2.42	0.50
53:CA:502:A:OP1	12:CL:114:SER:HB2	2.12	0.50
22:DA:1206:G:C6	22:DA:1207:C:C4	3.00	0.50
22:DA:305:C:H1'	22:DA:313:G:N2	2.26	0.50
22:DA:92:U:H2'	22:DA:93:G:O4'	2.11	0.50
42:DU:33:VAL:O	42:DU:34:ILE:CG1	2.57	0.50
22:DA:167:A:H2'	22:DA:168:G:O4'	2.12	0.50
39:BR:49:ILE:CD1	39:BR:53:PHE:H	2.24	0.50
53:CA:1157:A:C6	53:CA:1180:A:C6	2.99	0.50
41:BT:29:THR:HG22	41:BT:86:THR:CG2	2.20	0.50
44:BW:49:ASN:O	44:BW:49:ASN:CG	2.50	0.50
43:DV:23:ALA:O	43:DV:24:ASN:HB2	2.12	0.50
53:CA:674:G:C4'	18:CR:69:TYR:CE1	2.94	0.50
18:CR:72:ARG:HG3	18:CR:73:HIS:CE1	2.47	0.50
32:DK:34:GLY:H	32:DK:37:ASP:HB2	1.76	0.50
22:DA:529:A:C5	22:DA:2023:C:C4	3.00	0.50
8:CH:58:LEU:HD23	8:CH:58:LEU:C	2.32	0.50
22:DA:1252:G:H4'	22:DA:1253:A:OP1	2.10	0.50
26:BE:5:LEU:O	26:BE:6:LYS:C	2.50	0.50
55:CM:100:ARG:NH1	55:CM:102:LYS:HE3	2.27	0.50
4:AD:52:VAL:HG22	4:AD:53:GLN:N	2.27	0.50
33:DL:85:VAL:O	33:DL:86:GLU:HB2	2.12	0.50
22:DA:2136:G:H2'	22:DA:2137:U:C6	2.47	0.50
22:DA:1993:U:O2'	22:DA:1994:C:H5'	2.12	0.50
1:AA:1123:U:O3'	10:AJ:38:GLY:HA3	2.12	0.50
1:AA:1134:G:N1	1:AA:1141:C:C4	2.80	0.50
1:AA:1143:G:N3	1:AA:1144:G:C8	2.80	0.50
22:DA:1665:A:H1'	32:DK:1:MET:CG	2.41	0.50
53:CA:1203:C:OP1	14:CN:1:ALA:HB3	2.11	0.50
17:CQ:68:LYS:O	17:CQ:69:THR:CB	2.59	0.50
38:DQ:46:TYR:HA	38:DQ:49:ARG:HE	1.77	0.50
25:DD:111:GLY:HA3	25:DD:194:PRO:HG2	1.94	0.50
22:DA:2311:A:H3'	22:DA:2312:U:C6	2.35	0.50
55:CM:18:LEU:H	55:CM:18:LEU:CD1	2.25	0.50
2:CB:159:ALA:HA	2:CB:180:ILE:CG2	2.40	0.50
24:DC:188:ARG:HG2	24:DC:188:ARG:HH21	1.77	0.50
53:CA:663:A:N1	53:CA:743:A:C2	2.80	0.50
1:AA:580:C:O2'	1:AA:581:G:H5'	2.12	0.50
22:BA:2495:G:O2'	22:BA:2496:C:H5'	2.12	0.50
22:DA:672:C:C3'	22:DA:672:C:C6	2.95	0.50
30:BI:21:PRO:HB2	30:BI:22:PRO:HD3	1.94	0.50
57:DB:42:C:H41	58:DF:87:LYS:HZ3	1.57	0.50

Continued on next page...

Continued from previous page...

Atom-1	Atom-2	Distance(Å)	Clash(Å)
3:CC:17:TRP:CZ2	14:CN:94:GLY:O	2.65	0.50
29:DH:37:VAL:HG23	29:DH:38:PRO:HD2	1.94	0.50
22:DA:833:A:H2'	22:DA:834:G:H8	1.76	0.50
22:BA:273:G:O2'	22:BA:274:C:O5'	2.30	0.50
37:DP:13:LYS:HD3	37:DP:76:HIS:HA	1.94	0.50
53:CA:821:G:C4	53:CA:822:U:C5	2.99	0.50
22:DA:2190:G:C5'	22:DA:2191:A:OP2	2.53	0.50
39:DR:75:VAL:HG12	39:DR:85:LYS:O	2.11	0.50
28:BG:36:LEU:N	28:BG:36:LEU:CD2	2.74	0.50
1:AA:1052:U:C5'	1:AA:1053:G:OP2	2.60	0.50
1:AA:1083:U:C5'	1:AA:1086:U:H5	2.20	0.50
37:BP:92:ARG:HH11	37:BP:92:ARG:CB	2.25	0.50
3:AC:156:LEU:N	3:AC:156:LEU:CD1	2.75	0.50
1:AA:27:G:C5	1:AA:557:G:C2	3.00	0.50
55:CM:46:GLU:O	55:CM:47:LEU:HB2	2.12	0.50
1:AA:596:A:C6	1:AA:645:G:C2	3.00	0.50
22:BA:511:U:H5	22:BA:512:G:C5	2.28	0.50
19:AS:62:THR:CG2	19:AS:63:ASP:N	2.75	0.50
15:CO:63:ARG:HH22	22:DA:715:A:C5'	2.24	0.50
22:BA:1856:U:O4	22:BA:1857:G:N1	2.45	0.50
31:DJ:142:ILE:HD12	31:DJ:142:ILE:N	2.26	0.50
22:DA:2469:A:C6	22:DA:2482:A:C8	3.00	0.50
53:CA:944:G:H2'	53:CA:945:G:H5''	1.93	0.50
37:DP:102:ARG:HG3	37:DP:107:ALA:HA	1.93	0.50
2:CB:66:ILE:O	2:CB:88:GLN:HB2	2.11	0.50
22:BA:151:C:H2'	22:BA:152:A:C8	2.47	0.50
22:DA:9:G:C5	22:DA:2629:U:C5	2.99	0.50
22:BA:2704:C:O2	22:BA:2704:C:H2'	2.11	0.50
22:BA:2077:A:O2'	22:BA:2078:C:H5'	2.11	0.50
53:CA:1442:G:H2'	53:CA:1443:C:C6	2.47	0.50
22:DA:2187:U:H6	22:DA:2187:U:O5'	1.94	0.50
22:BA:2134:A:N6	22:BA:2157:G:C6	2.80	0.50
1:AA:908:A:C2	1:AA:909:A:C4	3.00	0.50
55:CM:92:ARG:HD2	19:CS:79:TYR:OH	2.11	0.50
22:BA:1850:G:C5	22:BA:1851:U:C4	3.00	0.50
22:BA:1206:G:O2'	22:BA:1207:C:H5'	2.11	0.50
22:DA:1767:G:C4	22:DA:1768:C:H5	2.30	0.50
20:AT:60:GLN:HE21	20:AT:65:LEU:CD2	2.25	0.50
22:DA:2185:U:H2'	22:DA:2186:G:C8	2.46	0.50
31:DJ:122:LEU:C	31:DJ:123:LYS:HD2	2.32	0.50
22:BA:1247:A:C4	22:BA:1249:U:C5	2.99	0.50
43:BV:29:ILE:HG22	43:BV:90:ASP:HA	1.92	0.50

Continued on next page...

Continued from previous page...

Atom-1	Atom-2	Distance(Å)	Clash(Å)
54:CG:12:LEU:H	54:CG:12:LEU:CD1	2.25	0.50
51:B3:28:LEU:HD11	51:B3:40:LYS:HB3	1.93	0.50
2:AB:79:VAL:O	2:AB:83:ALA:HB3	2.11	0.50
23:BB:92:C:H2'	23:BB:93:C:O5'	2.11	0.50
22:BA:1356:G:C2	22:BA:1357:C:C2	3.00	0.50
22:DA:146:A:C2	22:DA:147:C:C2	3.00	0.50
4:CD:128:VAL:O	4:CD:128:VAL:HG22	2.11	0.50
26:BE:91:ASP:C	26:BE:91:ASP:OD2	2.49	0.50
53:CA:580:C:H2'	53:CA:581:G:C8	2.47	0.50
22:BA:2824:C:H2'	22:BA:2825:G:O5'	2.12	0.50
37:BP:50:ARG:HG2	37:BP:57:ALA:H	0.40	0.49
38:BQ:91:ARG:HD3	39:BR:11:GLN:CG	2.41	0.49
22:BA:2680:U:P	25:BD:114:LYS:CE	2.90	0.49
33:BL:93:ASN:O	33:BL:94:THR:HG22	2.11	0.49
22:DA:1338:G:C2'	22:DA:1339:G:H5'	2.42	0.49
53:CA:370:C:O2'	53:CA:371:A:H5'	2.12	0.49
22:DA:1080:A:C2	22:DA:1081:U:C4	3.00	0.49
35:DN:114:GLU:HG3	35:DN:118:ARG:HD3	1.94	0.49
9:AI:56:MET:HE2	9:AI:57:VAL:H	1.77	0.49
22:DA:112:U:C4	22:DA:113:U:C2	3.00	0.49
24:BC:141:HIS:HE2	24:BC:193:GLU:C	2.15	0.49
22:DA:180:G:P	50:D2:35:ARG:HH12	2.35	0.49
22:DA:216:A:C4	22:DA:217:A:N7	2.80	0.49
49:B1:8:ILE:CD1	49:B1:24:LYS:HG2	2.33	0.49
1:AA:462:G:C8	1:AA:463:U:C5	2.99	0.49
1:AA:463:U:O2'	1:AA:464:U:H5'	2.10	0.49
1:AA:92:U:H2'	1:AA:93:U:C6	2.47	0.49
31:DJ:44:TYR:HB2	38:DQ:63:ARG:NE	2.27	0.49
4:CD:57:LYS:CB	4:CD:199:ILE:HB	2.39	0.49
11:CK:57:SER:O	11:CK:90:PRO:HB3	2.12	0.49
29:BH:31:VAL:CG1	29:BH:36:ALA:O	2.60	0.49
17:AQ:18:LYS:HB3	17:AQ:47:ASP:HB2	1.93	0.49
17:AQ:54:ILE:C	17:AQ:54:ILE:CD1	2.77	0.49
22:DA:504:A:C2	22:DA:1234:U:H4'	2.47	0.49
25:BD:120:GLY:CA	25:BD:162:ALA:HB2	2.34	0.49
1:AA:619:U:C2	4:AD:131:ILE:HD12	2.47	0.49
22:DA:2061:G:C4	22:DA:2063:C:N4	2.80	0.49
22:DA:1021:A:HO2'	22:DA:1022:G:P	2.35	0.49
36:BO:3:LYS:CG	36:BO:4:LYS:N	2.75	0.49
24:BC:247:TRP:O	24:BC:249:VAL:N	2.44	0.49
56:CP:57:ILE:O	56:CP:61:VAL:HG23	2.11	0.49
22:DA:2722:G:H4'	35:DN:3:HIS:O	2.11	0.49

Continued on next page...

Continued from previous page...

Atom-1	Atom-2	Distance(Å)	Clash(Å)
7:AG:27:ASN:OD1	7:AG:35:LYS:NZ	2.44	0.49
53:CA:71:A:N3	53:CA:72:A:C8	2.80	0.49
22:BA:729:G:H2'	22:BA:1775:U:H1'	1.94	0.49
57:DB:30:C:O2	57:DB:30:C:H2'	2.11	0.49
22:DA:2092:U:H5	22:DA:2226:C:OP2	1.95	0.49
22:DA:1654:A:C2	22:DA:1655:A:C8	2.99	0.49
53:CA:1244:G:C5	53:CA:1245:C:C4	3.00	0.49
24:BC:252:LYS:HZ2	24:BC:252:LYS:HA	1.77	0.49
1:AA:1314:C:C2'	1:AA:1315:U:H5'	2.41	0.49
22:DA:2306:C:C5	22:DA:2307:G:N2	2.80	0.49
2:CB:117:GLU:OE2	2:CB:151:LYS:HD3	2.12	0.49
53:CA:865:A:H5'	53:CA:1078:U:O4	2.12	0.49
22:DA:1765:U:H2'	22:DA:1766:G:C5'	2.42	0.49
42:BU:80:ASP:O	42:BU:81:ARG:HB2	2.11	0.49
22:DA:1223:G:N2	22:DA:1225:G:H3'	2.27	0.49
22:DA:1863:G:H2'	22:DA:1864:U:O4'	2.12	0.49
3:CC:183:TYR:CD1	3:CC:200:TRP:CE2	3.00	0.49
22:BA:1644:C:C2'	22:BA:1644:C:O2	2.60	0.49
36:DO:53:THR:HB	36:DO:65:THR:HG22	1.93	0.49
22:BA:847:U:O2'	22:BA:848:C:H5'	2.12	0.49
22:DA:211:C:H2'	22:DA:212:G:O4'	2.12	0.49
11:CK:74:LYS:CA	11:CK:78:ILE:HD11	2.37	0.49
14:CN:94:GLY:O	14:CN:95:LEU:C	2.50	0.49
35:DN:86:ARG:HB3	35:DN:117:ASP:OD1	2.12	0.49
20:AT:29:THR:HA	20:AT:32:LYS:CG	2.41	0.49
1:AA:355:C:O4'	1:AA:388:G:O2'	2.30	0.49
1:AA:49:U:H5	1:AA:365:U:O4	1.95	0.49
23:BB:46:A:C5	23:BB:47:C:C5	3.00	0.49
22:DA:831:G:O3'	33:DL:38:GLN:N	2.38	0.49
3:AC:166:TRP:N	3:AC:166:TRP:HE3	1.98	0.49
22:BA:357:C:C6	22:BA:358:U:C5	3.00	0.49
35:BN:12:ARG:HG3	35:BN:12:ARG:NH2	2.16	0.49
22:DA:426:C:HO2'	22:DA:427:U:H5'	1.77	0.49
9:AI:21:LYS:HD2	9:AI:21:LYS:C	2.32	0.49
22:DA:532:A:H2'	38:DQ:27:ARG:NH1	2.26	0.49
3:AC:156:LEU:CD1	3:AC:156:LEU:H	2.26	0.49
22:DA:2823:A:C5	22:DA:2824:C:C6	3.00	0.49
1:AA:6:G:O2'	1:AA:7:A:H8	1.94	0.49
22:DA:1471:G:N1	22:DA:1521:G:H1'	2.27	0.49
3:AC:137:VAL:HG11	3:AC:169:GLU:HB3	1.93	0.49
1:AA:597:G:H2'	1:AA:597:G:N3	2.27	0.49
53:CA:8:A:H62	4:CD:205:LYS:HB2	1.76	0.49

Continued on next page...

Continued from previous page...

Atom-1	Atom-2	Distance(Å)	Clash(Å)
1:AA:637:C:O2'	1:AA:638:U:H5'	2.11	0.49
22:DA:2349:G:OP1	51:D3:44:ARG:NH2	2.45	0.49
22:DA:2371:G:C2	22:DA:2372:U:C5	3.00	0.49
37:DP:31:VAL:HG12	37:DP:38:ARG:HG2	1.94	0.49
27:BF:174:PHE:CD1	27:BF:176:PHE:CE1	3.00	0.49
53:CA:855:U:OP2	53:CA:871:U:N3	2.44	0.49
38:DQ:40:LYS:CD	38:DQ:44:TYR:CE2	2.90	0.49
4:CD:3:TYR:CE2	4:CD:5:GLY:N	2.80	0.49
22:DA:1884:G:H8	22:DA:1884:G:OP2	1.95	0.49
7:AG:80:GLY:C	7:AG:82:SER:H	2.14	0.49
53:CA:628:G:C2'	53:CA:629:A:H5'	2.42	0.49
26:BE:127:GLU:N	26:BE:127:GLU:OE1	2.44	0.49
22:BA:947:A:O2'	22:BA:984:A:H2	1.95	0.49
22:BA:1535:A:H4'	22:BA:1536:C:OP2	2.08	0.49
1:AA:19:A:N3	1:AA:917:G:C2	2.80	0.49
53:CA:309:A:H5''	56:CP:29:ASN:O	2.12	0.49
53:CA:815:A:H4'	53:CA:817:C:C4	2.47	0.49
31:DJ:120:ARG:O	31:DJ:123:LYS:NZ	2.44	0.49
22:DA:2561:U:C2'	22:DA:2562:U:O5'	2.60	0.49
10:AJ:66:GLU:HB3	14:AN:98:ALA:HB2	1.93	0.49
22:BA:2435:A:C2'	22:BA:2436:G:O5'	2.60	0.49
22:DA:759:G:O5'	22:DA:759:G:H8	1.94	0.49
49:D1:3:GLY:O	49:D1:4:ILE:HB	2.12	0.49
55:CM:105:ALA:HB1	55:CM:109:LYS:HD3	1.94	0.49
38:BQ:91:ARG:HD3	39:BR:11:GLN:HG3	1.94	0.49
5:AE:76:ASN:CB	5:AE:81:GLN:HG3	2.42	0.49
22:DA:1814:G:C6	22:DA:1815:A:C6	3.00	0.49
24:DC:23:LEU:HD12	24:DC:80:LEU:HB2	1.94	0.49
22:DA:1343:G:C2'	22:DA:1344:U:C5	2.91	0.49
1:AA:429:U:H3'	4:AD:8:LEU:CD2	2.40	0.49
26:DE:195:GLN:O	26:DE:199:MET:HB2	2.12	0.49
22:DA:1788:C:C2'	22:DA:1789:A:H5'	2.41	0.49
24:DC:229:HIS:CG	24:DC:230:PRO:HD2	2.47	0.49
22:DA:1059:G:N3	30:DI:131:THR:HG22	2.27	0.49
22:DA:1062:G:OP1	22:DA:1070:A:C4'	2.60	0.49
22:DA:2834:G:C1'	22:DA:2879:A:H61	2.25	0.49
22:DA:85:G:HO2'	22:DA:86:G:H5''	1.76	0.49
22:DA:1358:G:N2	22:DA:1374:G:C6	2.80	0.49
22:DA:2210:U:C4'	22:DA:2211:A:H5'	2.43	0.49
44:BW:24:ARG:HD2	44:BW:25:PHE:CA	2.42	0.49
28:BG:94:ARG:HG3	28:BG:127:GLN:OE1	2.12	0.49
6:CF:9:MET:O	6:CF:85:ILE:HG13	2.11	0.49

Continued on next page...

Continued from previous page...

Atom-1	Atom-2	Distance(Å)	Clash(Å)
18:CR:64:LEU:O	18:CR:66:LEU:HD23	2.12	0.49
52:D4:7:VAL:HG21	52:D4:25:VAL:HG23	1.93	0.49
8:CH:78:SER:HB2	8:CH:124:ILE:O	2.12	0.49
8:CH:92:PRO:HG3	8:CH:127:TYR:OH	2.12	0.49
53:CA:961:U:O4	53:CA:983:A:C6	2.65	0.49
10:CJ:53:ILE:HD11	14:CN:84:ARG:CZ	2.42	0.49
1:AA:1079:G:N2	1:AA:1080:A:C2	2.80	0.49
47:DZ:28:LEU:CD2	47:DZ:28:LEU:N	2.75	0.49
22:DA:1139:G:H5'	31:DJ:104:ALA:HB1	1.93	0.49
22:DA:2714:G:C8	22:DA:2714:G:O5'	2.63	0.49
22:DA:2682:A:N6	22:DA:2728:U:H1'	2.05	0.49
25:DD:24:VAL:HG23	25:DD:190:LYS:CA	2.42	0.49
33:DL:93:ASN:O	33:DL:95:LEU:N	2.44	0.49
22:BA:1131:G:O2'	22:BA:2026:U:H5'	2.11	0.49
22:BA:987:C:H2'	22:BA:988:A:H5'	1.94	0.49
22:DA:1667:G:P	32:DK:6:THR:HA	2.52	0.49
22:DA:1991:U:C4'	22:DA:1991:U:C6	2.95	0.49
7:AG:26:VAL:HG23	7:AG:27:ASN:H	1.76	0.49
53:CA:72:A:C5	53:CA:73:C:C4	3.00	0.49
8:AH:15:ASN:O	8:AH:18:ALA:HB3	2.12	0.49
54:CG:37:THR:O	54:CG:41:ILE:HG13	2.13	0.49
1:AA:1202:U:C5	1:AA:1203:C:C5	3.00	0.49
22:BA:2149:U:O2'	22:BA:2150:C:O5'	2.30	0.49
2:CB:159:ALA:C	2:CB:160:LEU:HD12	2.32	0.49
12:CL:2:THR:HG22	12:CL:4:ASN:H	1.77	0.49
22:BA:1643:G:C2'	22:BA:1644:C:O5'	2.60	0.49
1:AA:224:U:C2'	1:AA:225:C:H5'	2.42	0.49
20:AT:33:LYS:CA	20:AT:33:LYS:CE	2.90	0.49
22:BA:1945:G:O2'	22:BA:1946:U:H5'	2.12	0.49
26:DE:73:ILE:HG13	26:DE:78:TRP:NE1	2.25	0.49
22:BA:153:U:C2'	22:BA:154:U:H5'	2.41	0.49
32:BK:113:MET:O	32:BK:116:ILE:CD1	2.60	0.49
22:DA:674:G:O3'	26:DE:60:TRP:CH2	2.64	0.49
22:DA:1490:A:H8	24:DC:73:ILE:CD1	2.26	0.49
22:DA:851:C:H4'	47:DZ:46:MET:HG2	1.93	0.49
12:AL:113:ARG:HD2	12:AL:118:VAL:HG11	1.94	0.49
9:AI:26:LYS:C	9:AI:27:ILE:HD12	2.30	0.49
53:CA:770:C:O2'	53:CA:899:C:N3	2.45	0.49
22:BA:2756:U:H4'	22:BA:2757:A:O5'	2.12	0.49
22:DA:156:A:C2	22:DA:157:C:C2	3.00	0.49
22:DA:170:U:C2	22:DA:171:U:C5	3.00	0.49
1:AA:1198:G:H2'	1:AA:1199:U:H6	1.77	0.49

Continued on next page...

Continued from previous page...

Atom-1	Atom-2	Distance(Å)	Clash(Å)
24:BC:182:LYS:C	24:BC:183:VAL:HG23	2.33	0.49
22:DA:2823:A:C2'	22:DA:2824:C:H5'	2.42	0.49
22:BA:1416:G:O2'	22:BA:1417:C:C6	2.59	0.49
22:BA:1739:A:H5''	22:BA:1739:A:C8	2.47	0.49
22:DA:288:U:H2'	22:DA:289:G:O4'	2.12	0.49
22:DA:352:A:H3'	22:DA:353:C:C4'	2.42	0.49
35:BN:65:LEU:O	35:BN:65:LEU:HD12	2.13	0.49
39:BR:64:VAL:O	39:BR:65:ALA:HB3	2.12	0.49
8:AH:85:TYR:O	8:AH:86:LYS:HD2	2.11	0.49
58:DF:12:VAL:O	58:DF:16:MET:HB2	2.12	0.49
22:BA:616:A:H4'	26:BE:101:TYR:CE2	2.47	0.49
53:CA:1082:A:P	5:CE:22:LYS:HE3	2.52	0.49
22:BA:864:G:C6	22:BA:865:C:N4	2.80	0.49
53:CA:259:G:P	20:CT:35:TYR:HH	2.35	0.49
7:AG:146:ALA:C	7:AG:148:LYS:N	2.64	0.49
38:BQ:97:ILE:CD1	38:BQ:105:PHE:HB2	2.42	0.49
3:CC:122:GLN:O	3:CC:127:VAL:HG13	2.12	0.49
22:BA:31:C:H4'	22:BA:1238:G:H4'	1.94	0.49
22:BA:2575:C:H2'	22:BA:2578:G:O6	2.12	0.49
8:CH:12:ARG:HD3	8:CH:26:MET:HE2	1.95	0.49
9:CI:94:ARG:HH11	9:CI:94:ARG:HG3	1.77	0.49
1:AA:1437:A:O2'	1:AA:1438:G:H5'	2.11	0.49
22:BA:451:U:C2	22:BA:453:A:N7	2.80	0.49
26:BE:98:LYS:HE2	62:BE:301:HOH:O	2.11	0.49
36:BO:81:ARG:O	36:BO:84:GLU:HB3	2.13	0.49
22:BA:1754:A:C6	22:BA:1755:A:C6	3.00	0.49
22:DA:1485:U:O2'	22:DA:1486:U:H5'	2.11	0.49
22:DA:2021:C:H4'	22:DA:2022:U:OP2	2.11	0.49
22:BA:238:C:C6	22:BA:238:C:H3'	2.46	0.49
40:DS:57:ASN:O	40:DS:61:ASN:HB2	2.11	0.49
38:BQ:60:TRP:CH2	38:BQ:93:ILE:HB	2.47	0.49
22:BA:1059:G:C2	22:BA:1080:A:C4	3.00	0.49
22:DA:2320:U:H1'	22:DA:2333:A:H62	1.78	0.49
22:DA:856:G:C1'	44:DW:23:LYS:HB3	2.43	0.49
22:DA:1064:C:OP1	30:DI:88:GLY:HA3	2.11	0.49
22:DA:302:C:O2'	22:DA:303:G:C5'	2.59	0.49
22:DA:1363:C:N4	22:DA:1368:G:H1	2.10	0.49
22:DA:177:G:OP2	22:DA:177:G:N2	2.30	0.49
22:DA:1809:A:N3	22:DA:1810:A:C8	2.80	0.49
34:DM:17:ASN:CB	34:DM:38:ARG:HH12	2.25	0.49
1:AA:212:G:C2	1:AA:213:G:C5	3.00	0.49
22:DA:1916:A:H2'	22:DA:1917:U:C6	2.47	0.49

Continued on next page...

Continued from previous page...

Atom-1	Atom-2	Distance(Å)	Clash(Å)
11:CK:123:PRO:O	21:CU:34:ARG:N	2.44	0.49
21:CU:28:LEU:C	21:CU:28:LEU:HD23	2.32	0.49
17:AQ:49:ASN:O	17:AQ:50:ASN:C	2.50	0.49
1:AA:263:A:P	20:AT:73:ARG:NH1	2.85	0.49
1:AA:1240:U:H3'	1:AA:1241:G:C5'	2.41	0.49
53:CA:1225:A:N3	53:CA:1225:A:C2'	2.74	0.49
53:CA:984:C:O2'	53:CA:985:C:C6	2.65	0.49
22:DA:1245:G:H4'	26:DE:33:VAL:CG1	2.35	0.49
22:DA:655:A:H4'	22:DA:656:G:O5'	2.12	0.49
22:DA:2135:A:C8	22:DA:2135:A:OP2	2.65	0.49
22:DA:2438:U:O2'	22:DA:2440:C:OP1	2.30	0.49
11:AK:85:VAL:CG1	11:AK:92:ARG:NH1	2.75	0.49
22:DA:2061:G:N3	22:DA:2063:C:C4	2.80	0.49
53:CA:545:C:C2'	53:CA:546:A:H5'	2.41	0.49
53:CA:227:G:N2	56:CP:64:GLY:HA3	2.27	0.49
37:BP:103:THR:O	37:BP:104:GLY:O	2.30	0.49
22:DA:1665:A:O2'	22:DA:1666:G:H5'	2.12	0.49
22:DA:1667:G:O2'	22:DA:1668:A:P	2.70	0.49
22:DA:1667:G:OP1	32:DK:6:THR:HA	2.11	0.49
53:CA:1458:G:H4'	20:CT:22:SER:HB2	1.93	0.49
51:D3:2:LYS:O	51:D3:3:ILE:O	2.30	0.49
53:CA:274:A:H4'	53:CA:275:G:O5'	2.12	0.49
57:DB:57:A:C6	58:DF:25:MET:CG	2.95	0.49
42:BU:12:VAL:HA	42:BU:69:VAL:HG12	1.94	0.49
1:AA:972:C:O5'	10:AJ:59:LYS:HG2	2.11	0.49
1:AA:528:C:C5'	1:AA:528:C:H6	2.24	0.49
22:DA:2092:U:C5	22:DA:2225:A:O2'	2.63	0.49
22:DA:1560:G:N3	22:DA:1560:G:H2'	2.27	0.49
53:CA:1370:G:C5'	9:CI:110:VAL:HG21	2.42	0.49
9:CI:59:LYS:CE	9:CI:60:LEU:HG	2.40	0.49
24:DC:93:VAL:HG12	24:DC:101:ARG:O	2.12	0.49
1:AA:437:U:H4'	4:AD:153:ARG:HH22	1.78	0.49
29:DH:9:VAL:CG1	29:DH:10:ALA:H	2.24	0.49
1:AA:87:C:O2'	1:AA:88:U:O5'	2.30	0.49
4:AD:2:ARG:C	4:AD:4:LEU:HD13	2.33	0.49
36:DO:62:LEU:HD11	36:DO:65:THR:CG2	2.41	0.49
6:CF:54:LEU:HD12	6:CF:56:LYS:N	2.28	0.49
35:DN:81:ASN:O	35:DN:82:GLU:HB2	2.11	0.49
22:DA:2356:U:H4'	44:DW:16:GLU:CG	2.38	0.49
17:CQ:11:VAL:HG22	17:CQ:58:VAL:CG1	2.42	0.49
53:CA:1175:G:H2'	53:CA:1176:A:C8	2.47	0.49
22:DA:834:G:H5'	51:D3:56:LEU:HD11	1.94	0.49

Continued on next page...

Continued from previous page...

Atom-1	Atom-2	Distance(Å)	Clash(Å)
53:CA:106:C:H2'	53:CA:107:G:O4'	2.13	0.49
22:BA:250:G:C6	22:BA:251:A:C6	3.00	0.49
53:CA:704:A:O2'	53:CA:705:G:O4'	2.30	0.49
1:AA:1343:G:O3'	9:AI:123:ARG:HB3	2.12	0.49
34:BM:50:ARG:O	34:BM:53:MET:HB3	2.13	0.49
10:AJ:92:LEU:O	10:AJ:93:ALA:HB3	2.11	0.49
58:DF:11:VAL:C	58:DF:13:LYS:H	2.15	0.49
21:CU:9:GLU:HB3	21:CU:10:PRO:HD3	1.89	0.49
53:CA:436:C:H2'	53:CA:437:U:C6	2.47	0.49
1:AA:868:C:N4	1:AA:869:G:C2	2.80	0.49
58:DF:129:MET:HE1	58:DF:174:PHE:CE1	2.47	0.49
22:DA:2372:U:H1'	49:D1:45:HIS:CE1	2.47	0.49
53:CA:1081:A:H2'	53:CA:1082:A:O4'	2.12	0.49
10:CJ:32:THR:HG23	10:CJ:83:THR:OG1	2.12	0.49
22:BA:1856:U:C4	22:BA:1857:G:C6	3.01	0.49
53:CA:1434:A:N6	53:CA:1435:G:C6	2.79	0.49
31:BJ:30:THR:HG22	31:BJ:31:GLU:N	2.27	0.49
25:BD:182:ALA:O	25:BD:183:GLU:C	2.50	0.49
22:DA:910:A:C2	34:DM:13:HIS:CE1	3.00	0.49
53:CA:525:C:C2'	53:CA:526:C:H5'	2.41	0.49
22:BA:2861:U:O2'	22:BA:2862:G:H5'	2.12	0.49
1:AA:303:A:H2'	1:AA:304:U:O4'	2.12	0.49
29:DH:49:ALA:O	29:DH:53:GLU:N	2.46	0.49
1:AA:5:U:H3'	1:AA:5:U:OP1	2.12	0.49
37:BP:80:VAL:CG1	37:BP:81:ASP:N	2.67	0.49
22:BA:996:A:O3'	38:BQ:91:ARG:HG2	2.11	0.49
22:BA:2033:A:OP1	62:BA:3480:HOH:O	2.20	0.49
53:CA:58:C:H2'	53:CA:59:A:O5'	2.13	0.49
22:DA:2285:C:OP2	49:D1:5:ARG:HD3	2.12	0.49
35:DN:100:CYS:O	48:D0:41:HIS:CD2	2.66	0.49
22:DA:1277:G:N3	35:DN:23:ASN:HB3	2.27	0.49
9:AI:8:THR:O	9:AI:81:GLY:CA	2.61	0.49
1:AA:1391:U:H2'	1:AA:1392:G:C8	2.47	0.49
3:CC:191:THR:HB	3:CC:192:TYR:CE1	2.47	0.49
12:CL:85:ARG:HH12	12:CL:87:LYS:HA	1.77	0.49
22:DA:1211:C:H4'	22:DA:1212:G:OP2	2.13	0.49
22:DA:342:A:H2'	22:DA:343:C:O5'	2.12	0.49
22:DA:74:A:H4'	22:DA:75:G:O5'	2.13	0.49
26:DE:132:LYS:HG2	26:DE:132:LYS:O	2.13	0.49
42:DU:3:LYS:HD3	42:DU:82:VAL:CG2	2.42	0.49
32:BK:18:ARG:H	32:BK:45:GLU:CB	2.13	0.49
22:DA:1359:A:H2'	22:DA:1359:A:N3	2.27	0.49

Continued on next page...

Continued from previous page...

Atom-1	Atom-2	Distance(Å)	Clash(Å)
22:DA:1427:A:H4'	22:DA:1428:C:O5'	2.12	0.49
22:DA:379:G:C4	22:DA:396:G:N1	2.80	0.49
49:B1:33:LEU:HB3	49:B1:51:ALA:HB3	1.91	0.49
1:AA:203:G:C2	1:AA:215:C:N3	2.80	0.49
25:BD:104:VAL:HG13	25:BD:106:LYS:CD	2.41	0.49
22:DA:536:G:C2'	22:DA:537:G:H5'	2.42	0.49
31:DJ:45:THR:O	31:DJ:46:PRO:C	2.51	0.49
21:CU:31:VAL:O	21:CU:32:ARG:C	2.51	0.49
44:BW:40:ARG:HH11	44:BW:45:HIS:CE1	2.30	0.49
44:BW:51:GLY:O	44:BW:52:CYS:O	2.31	0.49
8:CH:31:LEU:O	8:CH:35:ILE:HG13	2.12	0.49
22:DA:565:C:H4'	22:DA:1253:A:N6	2.27	0.49
26:BE:149:ILE:HD12	26:BE:175:ILE:HB	1.95	0.49
53:CA:971:G:C2'	53:CA:1365:G:O2'	2.58	0.49
53:CA:980:C:O2	14:CN:58:ARG:HA	2.13	0.49
14:CN:61:ASN:ND2	14:CN:72:PHE:CE1	2.80	0.49
22:DA:1200:C:C2'	22:DA:1201:U:H5'	2.42	0.49
22:BA:2307:G:N2	22:BA:2311:A:C8	2.81	0.49
22:DA:2729:G:H5''	25:DD:190:LYS:HZ1	1.76	0.49
36:BO:2:ASP:O	36:BO:3:LYS:HB3	2.12	0.49
36:BO:79:ALA:HA	36:BO:115:LEU:HD22	1.94	0.49
22:BA:988:A:H2'	22:BA:989:G:O5'	2.12	0.49
22:DA:2875:C:O2'	22:DA:2876:G:O5'	2.31	0.49
22:DA:2876:G:O2'	22:DA:2877:G:C5'	2.61	0.49
2:AB:69:VAL:CG2	2:AB:160:LEU:HD11	2.43	0.49
22:DA:1654:A:O2'	22:DA:1655:A:O5'	2.29	0.49
22:DA:2788:C:O2'	22:DA:2809:A:N3	2.37	0.49
29:DH:32:PRO:HA	45:DX:38:TRP:HD1	1.77	0.49
22:DA:2741:A:H2'	22:DA:2742:G:O4'	2.11	0.49
20:CT:67:HIS:HB3	20:CT:68:LYS:HD2	1.94	0.49
22:BA:1585:C:C3'	22:BA:1586:A:H5'	2.35	0.49
30:BI:27:LEU:HD12	30:BI:27:LEU:C	2.33	0.49
11:CK:74:LYS:HG3	11:CK:78:ILE:HD11	1.92	0.49
9:AI:129:ARG:HA	9:AI:129:ARG:HH11	1.76	0.49
1:AA:587:G:C2	1:AA:755:G:C6	3.00	0.49
22:DA:2406:A:C2	33:DL:69:ARG:NH2	2.80	0.49
22:DA:791:C:C4	22:DA:794:A:O4'	2.65	0.49
46:BY:18:LEU:HD13	46:BY:22:LEU:HB2	1.94	0.49
36:BO:30:ARG:HG2	36:BO:31:THR:N	2.27	0.49
1:AA:519:C:H2'	1:AA:520:A:C8	2.48	0.49
22:DA:1522:A:H1'	22:DA:1524:G:C4	2.48	0.49
34:BM:132:THR:CG2	34:BM:133:LYS:H	2.20	0.49

Continued on next page...

Continued from previous page...

Atom-1	Atom-2	Distance(Å)	Clash(Å)
42:BU:48:VAL:O	42:BU:53:GLN:CB	2.61	0.49
2:AB:187:ASP:OD1	2:AB:188:THR:N	2.45	0.49
53:CA:130:A:N6	53:CA:234:C:O4'	2.45	0.49
15:CO:52:ARG:O	15:CO:55:LEU:HB3	2.13	0.49
1:AA:121:U:H5''	1:AA:121:U:C6	2.43	0.49
22:BA:623:C:H2'	22:BA:624:C:H6	1.77	0.49
3:AC:82:ASP:O	3:AC:86:LEU:HG	2.12	0.49
53:CA:487:A:H2'	53:CA:488:C:O4'	2.12	0.49
22:BA:1305:C:H2'	22:BA:1305:C:O2	2.11	0.49
22:BA:1406:U:O2'	22:BA:1407:G:O5'	2.31	0.49
2:AB:161:PHE:HA	2:AB:183:PHE:O	2.12	0.49
38:BQ:49:ARG:HG3	38:BQ:49:ARG:NH1	2.27	0.49
22:BA:2523:G:O2'	22:BA:2524:G:H5'	2.13	0.49
16:AP:40:ASN:OD1	16:AP:42:ILE:N	2.41	0.49
22:BA:734:A:C5	22:BA:735:A:N7	2.80	0.49
22:BA:839:U:H1'	22:BA:1191:G:H1'	1.93	0.49
22:BA:103:A:H2'	22:BA:104:A:O4'	2.12	0.49
26:BE:134:LEU:HD11	26:BE:138:LEU:HD11	1.93	0.49
40:DS:44:ALA:O	40:DS:48:LYS:CB	2.60	0.49
24:DC:110:LYS:HB3	24:DC:113:ASP:CG	2.32	0.49
22:DA:1346:G:O2'	22:DA:1347:A:O5'	2.30	0.49
4:AD:7:LYS:NZ	4:AD:21:LYS:HG3	2.27	0.49
53:CA:367:U:OP1	53:CA:395:C:H1'	2.13	0.49
22:DA:1063:G:C5	22:DA:1064:C:N4	2.80	0.49
12:CL:41:PRO:HG2	12:CL:45:ASN:O	2.12	0.49
12:CL:85:ARG:O	12:CL:86:VAL:CG2	2.60	0.49
22:DA:340:A:H2'	22:DA:341:C:C5'	2.40	0.49
26:DE:162:ARG:O	26:DE:164:LEU:N	2.46	0.49
46:DY:49:ASP:HA	46:DY:52:ARG:CD	2.42	0.49
22:DA:1361:G:H2'	22:DA:1362:C:H5'	1.86	0.49
22:DA:449:A:C5	22:DA:450:G:C8	3.00	0.49
22:DA:453:A:N3	22:DA:457:A:O2'	2.46	0.49
1:AA:262:A:C6	1:AA:263:A:C6	3.00	0.49
12:AL:49:ARG:HD3	12:AL:49:ARG:N	2.28	0.49
26:BE:108:ILE:CD1	26:BE:180:LEU:CD1	2.91	0.49
14:CN:63:CYS:HB2	14:CN:79:SER:OG	2.12	0.49
19:CS:32:THR:O	19:CS:32:THR:HG23	2.12	0.49
1:AA:8:A:N6	4:AD:201:GLU:O	2.45	0.49
20:AT:8:LYS:C	20:AT:11:ILE:HG23	2.32	0.49
22:DA:627:A:O4'	22:DA:637:A:N6	2.45	0.49
22:DA:638:G:H2'	22:DA:639:U:C5	2.47	0.49
5:CE:103:GLY:HA3	5:CE:121:ASN:CA	2.36	0.49

Continued on next page...

Continued from previous page...

Atom-1	Atom-2	Distance(Å)	Clash(Å)
26:DE:63:LYS:HA	26:DE:63:LYS:CE	2.42	0.49
11:AK:109:ILE:HB	21:AU:5:VAL:CG2	2.42	0.49
22:BA:137:U:C4	22:BA:142:A:N6	2.72	0.49
22:DA:241:A:N1	22:DA:255:A:H5'	2.27	0.49
32:DK:59:LYS:HG2	32:DK:89:ASN:HA	1.95	0.49
1:AA:958:A:C6	1:AA:959:A:N1	2.80	0.49
53:CA:155:A:C5	53:CA:156:C:C5	3.01	0.49
8:AH:88:LYS:HA	8:AH:91:LEU:CG	2.42	0.49
53:CA:279:A:H5''	53:CA:280:C:C3'	2.32	0.49
58:DF:1:ALA:HA	58:DF:97:GLU:HB2	1.94	0.49
22:DA:1754:A:C6	22:DA:1755:A:C5	3.01	0.49
13:AM:106:ARG:NH1	13:AM:109:LYS:HD3	2.25	0.49
22:DA:1700:A:C2'	22:DA:1701:A:C5'	2.81	0.49
1:AA:1457:G:O3'	20:AT:26:MET:HB3	2.13	0.49
3:CC:42:LEU:CD1	3:CC:86:LEU:HD22	2.42	0.49
1:AA:344:A:H4'	1:AA:345:C:OP2	2.11	0.49
22:DA:873:C:C4'	34:DM:64:TRP:HE1	2.19	0.49
22:BA:2656:U:C4	22:BA:2664:G:N2	2.79	0.49
22:BA:1507:C:C4	22:BA:1508:A:C2	3.00	0.49
1:AA:1055:A:C6	1:AA:1206:G:C5	3.00	0.49
45:DX:20:ALA:O	45:DX:21:LEU:CB	2.57	0.49
22:DA:352:A:C3'	22:DA:353:C:C4'	2.90	0.49
22:DA:356:G:C2	22:DA:357:C:C2	3.00	0.49
22:DA:2507:C:H1'	22:DA:2583:G:C2	2.47	0.49
14:AN:92:ILE:HG22	14:AN:95:LEU:HB3	1.94	0.49
22:BA:1438:U:H3'	62:BA:3629:HOH:O	2.12	0.49
2:AB:22:TRP:CD1	2:AB:22:TRP:O	2.65	0.49
1:AA:1338:G:H2'	1:AA:1339:A:H8	1.72	0.49
22:DA:644:A:C2'	22:DA:645:C:H5''	2.42	0.49
53:CA:855:U:C5	53:CA:871:U:O4	2.60	0.49
26:DE:37:ALA:HA	26:DE:40:ARG:HB3	1.92	0.49
22:DA:950:G:H2'	22:DA:951:C:O4'	2.13	0.49
26:BE:75:SER:OG	26:BE:77:ILE:HG23	2.13	0.49
22:BA:2373:G:H2'	22:BA:2374:C:H6	1.74	0.49
25:BD:9:VAL:CG2	25:BD:10:GLY:N	2.75	0.49
36:DO:24:THR:O	36:DO:90:VAL:HB	2.12	0.49
2:AB:49:PHE:CD1	2:AB:49:PHE:C	2.86	0.49
53:CA:61:G:H8	53:CA:61:G:H5''	1.76	0.49
22:BA:2681:C:C2	22:BA:2724:U:O4	2.66	0.49
1:AA:55:A:C5	1:AA:56:U:C5	2.99	0.49
22:BA:2385:C:O2'	22:BA:2386:A:H5'	2.12	0.49
22:BA:1678:A:H2'	22:BA:1679:A:H5'	1.94	0.49

Continued on next page...

Continued from previous page...

Atom-1	Atom-2	Distance(Å)	Clash(Å)
53:CA:784:A:H2'	53:CA:785:G:C8	2.47	0.49
32:BK:51:LYS:O	32:BK:51:LYS:CE	2.61	0.49
53:CA:431:A:C2	53:CA:432:A:H1'	2.47	0.49
22:BA:928:A:C2'	22:BA:929:U:H5'	2.42	0.49
53:CA:683:G:H2'	53:CA:684:U:O4'	2.13	0.49
40:DS:89:ALA:O	40:DS:90:LYS:HB2	2.12	0.49
22:BA:2846:G:H2'	22:BA:2847:U:O4'	2.12	0.49
22:BA:1079:C:N4	22:BA:1088:A:H2	2.10	0.49
30:BI:90:GLY:O	30:BI:92:PRO:HD3	2.12	0.49
53:CA:1138:G:H2'	53:CA:1139:G:OP1	2.13	0.49
22:DA:1404:C:O2'	22:DA:1405:U:H5'	2.13	0.49
46:DY:18:LEU:C	46:DY:19:LEU:HD12	2.33	0.49
46:DY:18:LEU:HD13	46:DY:22:LEU:HD13	1.95	0.49
26:DE:196:VAL:HG13	26:DE:200:LEU:HD23	1.94	0.49
44:DW:24:ARG:O	44:DW:25:PHE:CB	2.61	0.49
30:DI:77:VAL:HB	30:DI:80:LYS:CE	2.42	0.49
22:DA:79:C:O2'	22:DA:346:A:H1'	2.12	0.49
22:DA:71:A:OP2	22:DA:71:A:H3'	2.13	0.49
22:DA:77:G:O2'	22:DA:78:U:O5'	2.30	0.49
22:DA:320:A:C2'	26:DE:131:THR:OG1	2.51	0.49
50:D2:30:VAL:CG1	50:D2:30:VAL:O	2.61	0.49
22:DA:1569:A:C2	22:DA:1570:A:N3	2.81	0.49
53:CA:1084:G:C4	53:CA:1085:U:C5	3.01	0.49
53:CA:1086:U:H6	53:CA:1086:U:C5'	2.26	0.49
1:AA:953:G:C2	1:AA:954:G:H1'	2.47	0.49
29:DH:25:TYR:O	29:DH:30:LEU:HG	2.12	0.49
18:CR:39:VAL:CG1	18:CR:40:PRO:CD	2.89	0.49
48:D0:3:GLN:NE2	48:D0:7:PRO:HD3	2.27	0.49
22:DA:2616:C:HO2'	22:DA:2617:U:H6	1.59	0.49
22:DA:558:U:OP1	31:DJ:113:PRO:HD2	2.12	0.49
29:BH:5:LEU:O	29:BH:16:GLY:HA2	2.13	0.49
22:DA:1611:C:O2'	22:DA:1612:C:C5'	2.60	0.49
17:AQ:16:MET:CG	17:AQ:20:ILE:HD13	2.42	0.49
22:DA:475:C:C6	22:DA:476:G:N7	2.81	0.49
22:DA:477:A:O2'	22:DA:478:A:O5'	2.30	0.49
26:BE:119:ILE:CD1	26:BE:187:VAL:HG22	2.42	0.49
53:CA:1356:G:H2'	53:CA:1357:A:C8	2.47	0.49
5:CE:79:THR:OG1	5:CE:121:ASN:ND2	2.46	0.49
22:DA:1006:C:O5'	22:DA:1006:C:H6	1.95	0.49
22:DA:1122:G:N3	22:DA:1122:G:H2'	2.27	0.49
11:AK:126:ARG:H	21:AU:33:ARG:HH22	1.55	0.49
24:BC:229:HIS:CD2	24:BC:230:PRO:HD2	2.47	0.49

Continued on next page...

Continued from previous page...

Atom-1	Atom-2	Distance(Å)	Clash(Å)
22:DA:271:G:C2	22:DA:272:A:C6	3.00	0.49
58:DF:136:ILE:O	58:DF:137:PHE:O	2.30	0.49
53:CA:78:A:C6	53:CA:79:G:C6	3.00	0.49
24:DC:169:ALA:O	24:DC:185:ALA:HB3	2.12	0.49
1:AA:1157:A:C6	1:AA:1180:A:C6	3.00	0.49
1:AA:300:A:H1'	1:AA:565:U:O2	2.12	0.49
24:DC:75:ALA:HB1	24:DC:93:VAL:HG22	1.94	0.49
4:AD:113:ALA:O	4:AD:116:LEU:HB2	2.13	0.49
55:CM:13:HIS:CD2	55:CM:16:ILE:HD13	2.47	0.49
29:BH:41:LYS:CA	29:BH:44:ILE:HG12	2.35	0.49
1:AA:983:A:C2'	1:AA:983:A:N3	2.75	0.49
22:BA:332:A:C5	22:BA:335:C:C4	3.00	0.49
3:CC:152:VAL:HG23	3:CC:156:LEU:CD2	2.39	0.49
22:DA:2651:C:O2'	22:DA:2652:C:H5'	2.12	0.49
42:DU:4:ILE:HD13	42:DU:69:VAL:HG12	1.95	0.49
1:AA:148:G:N2	1:AA:175:C:O2	2.46	0.49
1:AA:175:C:C2'	1:AA:176:C:H5'	2.43	0.49
46:BY:9:LYS:HB3	46:BY:12:GLU:HG3	1.95	0.49
22:BA:416:U:C4	22:BA:417:C:C4	3.01	0.49
2:AB:143:LEU:H	2:AB:143:LEU:HD23	1.77	0.49
22:BA:528:A:C8	22:BA:528:A:H3'	2.47	0.49
1:AA:1082:A:O2'	1:AA:1083:U:H5'	2.13	0.49
37:DP:9:GLN:C	37:DP:11:GLN:H	2.15	0.49
7:AG:22:LEU:HD23	7:AG:25:PHE:HD2	1.78	0.49
7:AG:22:LEU:HD11	7:AG:46:LEU:HD22	1.94	0.49
22:DA:1975:G:C2	22:DA:1976:U:C6	3.01	0.49
22:DA:2581:G:C6	22:DA:2610:C:C2	2.99	0.49
9:CI:10:ARG:O	9:CI:11:ARG:CB	2.61	0.49
10:AJ:80:THR:O	10:AJ:82:LYS:N	2.45	0.49
7:AG:145:GLU:HA	7:AG:148:LYS:HD2	1.94	0.49
1:AA:1101:A:N7	2:AB:170:ILE:CG2	2.76	0.49
22:DA:1416:G:N1	22:DA:1417:C:C4	2.81	0.49
53:CA:861:G:H2'	53:CA:862:C:H6	1.77	0.49
33:DL:48:ARG:HG3	33:DL:48:ARG:NH1	2.28	0.49
22:BA:1257:C:C5'	26:BE:78:TRP:CZ3	2.95	0.49
25:DD:38:LYS:NZ	25:DD:38:LYS:HB3	2.28	0.49
22:BA:1786:A:C4	22:BA:1938:A:C6	3.00	0.49
53:CA:908:A:H2'	53:CA:909:A:C8	2.47	0.49
22:BA:536:G:H2'	22:BA:537:G:O5'	2.13	0.49
22:BA:699:A:H1'	22:BA:1634:A:H2'	1.95	0.49
1:AA:562:U:C4	1:AA:884:U:C6	3.01	0.49
22:BA:1650:A:H2'	22:BA:1651:G:H5''	1.93	0.49

Continued on next page...

Continued from previous page...

Atom-1	Atom-2	Distance(Å)	Clash(Å)
56:CP:77:GLU:C	56:CP:79:ASN:H	2.16	0.49
22:BA:1577:C:H2'	22:BA:1578:U:C1'	2.43	0.49
22:DA:1723:G:O2'	22:DA:1724:G:H5'	2.13	0.49
33:BL:79:LEU:HD13	33:BL:116:VAL:HG12	1.94	0.49
22:BA:1520:U:H2'	22:BA:1521:G:O5'	2.12	0.49
1:AA:37:U:O2'	1:AA:38:G:H5'	2.13	0.49
25:BD:15:PHE:H	37:BP:11:GLN:HE21	1.59	0.49
22:BA:1074:G:H2'	22:BA:1075:C:C5	2.48	0.49
33:BL:77:ILE:N	33:BL:77:ILE:HD12	2.28	0.49
22:DA:1820:U:O2'	24:DC:199:HIS:CD2	2.66	0.49
4:CD:90:LEU:HD21	4:CD:196:GLU:HB3	1.94	0.49
22:DA:1345:C:C2	22:DA:1346:G:C8	3.01	0.49
56:CP:71:VAL:HG23	56:CP:72:ALA:N	2.26	0.49
36:DO:13:ARG:O	36:DO:17:LYS:HB2	2.13	0.49
44:DW:54:ARG:HB3	44:DW:54:ARG:NH1	2.27	0.49
53:CA:35:G:H2'	53:CA:36:C:C6	2.48	0.49
12:CL:49:ARG:HH11	12:CL:89:LEU:HD21	1.77	0.49
22:DA:75:G:O2'	22:DA:76:C:O5'	2.27	0.49
42:DU:95:PHE:O	42:DU:97:SER:N	2.46	0.49
22:DA:1048:A:C6	22:DA:1049:C:N4	2.81	0.49
28:DG:53:PRO:HG3	28:DG:61:TRP:NE1	2.27	0.49
53:CA:1072:G:C5	53:CA:1073:U:C5	3.01	0.49
4:CD:20:LEU:O	4:CD:21:LYS:CB	2.61	0.49
31:DJ:38:GLY:C	31:DJ:40:HIS:H	2.16	0.49
31:DJ:111:LYS:HB2	31:DJ:115:GLY:HA3	1.91	0.49
22:DA:2379:G:C4	22:DA:2380:C:C5	3.01	0.49
1:AA:1241:G:O2'	1:AA:1242:G:C8	2.52	0.49
35:BN:73:ASN:ND2	35:BN:76:VAL:HG11	2.28	0.49
53:CA:980:C:OP2	53:CA:981:U:O4	2.30	0.49
1:AA:164:G:H2'	1:AA:165:G:H5'	1.93	0.49
22:BA:1869:G:N2	22:BA:1873:G:C6	2.80	0.49
53:CA:541:G:O2'	53:CA:542:G:H5'	2.12	0.49
41:BT:54:GLU:O	41:BT:55:VAL:CB	2.56	0.49
1:AA:695:A:H61	1:AA:797:C:H1'	1.77	0.49
11:AK:125:LYS:C	21:AU:33:ARG:NH1	2.66	0.49
11:AK:125:LYS:C	21:AU:33:ARG:NH2	2.66	0.49
54:CG:22:LEU:O	54:CG:26:VAL:HG22	2.12	0.49
54:CG:55:LYS:HE3	54:CG:63:VAL:HG21	1.94	0.49
22:BA:137:U:O2'	22:BA:138:U:P	2.71	0.49
22:DA:271:G:N2	22:DA:367:G:C4	2.81	0.49
5:CE:131:ASN:HD22	5:CE:132:PRO:N	2.10	0.49
53:CA:1458:G:O2'	20:CT:22:SER:CB	2.59	0.49

Continued on next page...

Continued from previous page...

Atom-1	Atom-2	Distance(Å)	Clash(Å)
32:DK:108:ARG:HA	32:DK:116:ILE:HG21	1.94	0.49
9:CI:58:GLU:HG3	9:CI:59:LYS:H	1.78	0.49
2:CB:151:LYS:HG3	2:CB:152:ASP:OD1	2.13	0.49
29:DH:32:PRO:HA	45:DX:38:TRP:CD1	2.48	0.49
1:AA:483:C:H2'	1:AA:484:G:C8	2.47	0.49
19:AS:39:ILE:HD11	19:AS:70:LEU:CD2	2.42	0.49
53:CA:824:G:H1'	8:CH:1:SER:N	2.27	0.49
53:CA:563:A:H1'	53:CA:566:G:O2'	2.13	0.49
54:CG:24:LYS:O	54:CG:28:ILE:CG1	2.60	0.49
15:AO:63:ARG:CG	15:AO:87:ARG:HH12	2.23	0.49
20:AT:56:ILE:CG2	20:AT:57:VAL:N	2.76	0.49
22:BA:1936:A:N3	22:BA:1943:U:H5	2.11	0.49
22:BA:2015:A:C4	48:B0:2:VAL:HG21	2.48	0.49
22:BA:1429:G:N3	22:BA:1568:G:C2	2.81	0.49
24:DC:30:ALA:C	24:DC:32:LEU:H	2.15	0.49
1:AA:330:C:O5'	1:AA:330:C:H6	1.96	0.49
22:DA:1000:A:N1	22:DA:1001:A:C2	2.80	0.49
1:AA:914:A:C2	1:AA:915:A:C8	3.01	0.49
25:DD:179:ARG:NH2	37:DP:11:GLN:NE2	2.61	0.49
22:DA:2563:U:H2'	22:DA:2565:A:OP2	2.12	0.49
22:DA:1844:C:C2'	22:DA:1845:G:H5'	2.42	0.49
58:DF:8:LYS:HZ2	58:DF:8:LYS:HB2	1.77	0.49
37:BP:17:PRO:HG3	37:BP:83:ILE:O	2.12	0.49
1:AA:290:C:O2'	1:AA:291:U:H5'	2.11	0.49
2:CB:59:ILE:CG2	2:CB:62:ARG:HD3	2.42	0.49
9:CI:47:VAL:O	9:CI:50:PRO:HG2	2.12	0.49
22:BA:611:C:C2'	22:BA:612:G:H5'	2.42	0.49
23:BB:17:C:C2'	23:BB:18:G:H5'	2.43	0.49
22:BA:314:C:O2'	22:BA:315:G:H5'	2.13	0.49
18:AR:33:THR:HG21	18:AR:37:LYS:HB2	1.95	0.49
1:AA:1264:U:O2	1:AA:1272:G:C2	2.65	0.49
22:BA:1476:U:O2'	22:BA:1477:A:H5'	2.13	0.49
53:CA:1108:G:H5''	3:CC:175:HIS:CE1	2.48	0.49
32:BK:63:VAL:HG22	32:BK:107:LEU:CD2	2.41	0.49
18:AR:42:ARG:C	18:AR:43:ILE:HD13	2.33	0.49
53:CA:448:A:C4	53:CA:487:A:C2	3.01	0.49
25:BD:20:VAL:CG1	25:BD:21:SER:N	2.74	0.49
22:BA:1485:U:N3	22:BA:1505:A:C2	2.80	0.49
22:DA:1114:C:O2'	22:DA:1115:G:C8	2.66	0.49
33:BL:38:GLN:O	33:BL:40:SER:O	2.30	0.49
24:DC:44:ASN:C	24:DC:46:GLY:N	2.65	0.49
22:BA:2865:U:C4	22:BA:2866:U:C5	3.00	0.49

Continued on next page...

Continued from previous page...

Atom-1	Atom-2	Distance(Å)	Clash(Å)
1:AA:1098:C:C2	1:AA:1099:G:C8	3.00	0.49
27:BF:110:ILE:O	27:BF:111:ARG:C	2.51	0.49
37:BP:62:LYS:HB3	37:BP:69:VAL:HG13	1.94	0.49
22:DA:1838:C:C2	22:DA:1899:A:C2	3.00	0.49
6:CF:49:TYR:CE1	18:CR:65:SER:HA	2.48	0.49
1:AA:1416:G:H2'	1:AA:1417:G:H5'	1.94	0.49
35:DN:120:GLU:OE1	35:DN:120:GLU:HA	2.13	0.49
8:AH:48:PHE:N	8:AH:48:PHE:CD1	2.81	0.49
22:BA:2572:A:N7	25:BD:150:GLN:HB3	2.28	0.49
33:BL:95:LEU:HD22	33:BL:100:ILE:HG12	1.95	0.49
22:DA:1340:U:O2'	22:DA:1341:G:OP1	2.22	0.49
30:DI:90:GLY:O	30:DI:92:PRO:HD3	2.13	0.49
22:DA:2834:G:C1'	22:DA:2879:A:N6	2.76	0.49
22:DA:301:G:C6	22:DA:302:C:N4	2.80	0.49
22:DA:304:U:C2'	22:DA:305:C:OP2	2.59	0.49
22:DA:311:A:N6	22:DA:330:A:C5'	2.75	0.49
42:DU:35:VAL:CG1	42:DU:36:GLU:N	2.70	0.49
50:D2:30:VAL:O	50:D2:34:ARG:HG2	2.12	0.49
22:DA:54:G:C6	22:DA:117:G:N2	2.81	0.49
22:DA:1364:G:OP2	45:DX:1:SER:CA	2.60	0.49
22:DA:2747:G:O6	22:DA:2755:C:H5''	2.11	0.49
34:DM:71:LYS:HD3	34:DM:95:LEU:HD11	1.95	0.49
1:AA:202:G:H21	1:AA:466:A:H61	1.60	0.49
1:AA:208:U:H5	1:AA:210:C:C5	2.31	0.49
1:AA:212:G:H2'	1:AA:213:G:C8	2.48	0.49
53:CA:1493:A:C8	22:DA:1913:A:N6	2.72	0.49
22:DA:997:G:O2'	22:DA:998:C:H5'	2.13	0.49
31:DJ:41:LYS:C	31:DJ:43:GLU:N	2.64	0.49
6:CF:41:ASP:CG	6:CF:58:HIS:HE1	2.16	0.49
22:DA:2056:G:C6	22:DA:2577:A:C8	3.00	0.49
22:DA:2440:C:O2'	22:DA:2441:U:H4'	2.13	0.49
53:CA:810:C:C2'	53:CA:811:C:H5'	2.42	0.49
53:CA:577:G:C8	53:CA:816:A:C2	3.01	0.49
1:AA:707:U:H4'	11:AK:21:HIS:CD2	2.48	0.49
22:DA:2712:C:C2	22:DA:2715:C:OP1	2.66	0.49
22:DA:1429:G:O2'	22:DA:1430:G:C8	2.66	0.49
22:DA:1431:A:H2'	22:DA:1432:G:H8	1.78	0.49
24:DC:212:TRP:C	24:DC:212:TRP:CD1	2.86	0.49
22:DA:1566:A:H2	24:DC:212:TRP:HB2	1.77	0.49
29:BH:66:ASN:C	29:BH:68:ARG:H	2.15	0.49
1:AA:1372:U:H2'	1:AA:1373:G:O4'	2.12	0.49
31:BJ:135:GLN:CA	31:BJ:135:GLN:NE2	2.74	0.49

Continued on next page...

Continued from previous page...

Atom-1	Atom-2	Distance(Å)	Clash(Å)
53:CA:139:A:C2'	53:CA:140:U:H5'	2.43	0.49
1:AA:1328:C:H5''	13:AM:27:THR:CG2	2.29	0.49
12:AL:83:GLY:HA2	12:AL:94:TYR:HA	1.94	0.49
22:DA:1731:G:C2	22:DA:1733:G:C5	3.01	0.49
1:AA:1319:A:C8	1:AA:1323:G:C5	3.00	0.49
53:CA:1288:A:N1	53:CA:1371:G:H1'	2.28	0.49
9:CI:51:LEU:HG	9:CI:86:LEU:HD21	1.88	0.49
2:AB:26:MET:HE3	2:AB:192:PRO:CG	2.29	0.49
5:CE:13:LYS:CE	5:CE:13:LYS:HA	2.27	0.49
22:DA:843:G:H2'	22:DA:844:A:C8	2.48	0.49
24:BC:93:VAL:HG12	24:BC:94:LEU:N	2.25	0.49
29:BH:1:MET:HB3	29:BH:21:VAL:O	2.12	0.49
1:AA:450:G:H2'	1:AA:451:A:OP1	2.13	0.49
22:DA:1965:C:OP1	22:DA:1966:A:H2'	2.12	0.49
22:DA:1864:U:O3'	22:DA:2409:G:N2	2.46	0.49
22:DA:419:U:H5''	62:DA:3233:HOH:O	2.12	0.49
36:DO:25:ARG:HD2	36:DO:93:ASP:OD1	2.12	0.49
22:DA:2654:A:H4'	22:DA:2655:G:OP1	2.10	0.49
53:CA:666:G:C5	53:CA:741:G:N1	2.81	0.49
22:BA:1934:C:H4'	22:BA:1974:C:O3'	2.13	0.49
46:BY:8:GLU:O	46:BY:9:LYS:HB3	2.13	0.49
3:AC:142:ARG:CB	3:AC:143:LEU:HD13	2.35	0.49
53:CA:807:A:H2'	53:CA:808:C:C6	2.48	0.49
25:DD:34:VAL:CG1	25:DD:48:ILE:HG13	2.42	0.49
3:CC:42:LEU:HD12	3:CC:46:LEU:HD12	1.95	0.49
22:DA:834:G:C5'	51:D3:56:LEU:HD11	2.43	0.49
2:CB:119:GLN:HA	2:CB:122:ASP:HB3	1.93	0.49
56:CP:41:PRO:O	56:CP:42:ILE:HD13	2.13	0.49
1:AA:198:G:N3	1:AA:199:A:C8	2.81	0.49
13:AM:3:ILE:HA	13:AM:56:ARG:NH1	2.27	0.49
25:DD:105:LYS:HA	25:DD:177:VAL:HG22	1.93	0.49
22:DA:1471:G:H1	22:DA:1521:G:H1'	1.77	0.49
3:AC:137:VAL:CG1	3:AC:169:GLU:HB3	2.43	0.49
4:AD:172:VAL:O	4:AD:173:ASP:CB	2.60	0.49
30:BI:32:VAL:HG22	30:BI:66:PHE:CG	2.47	0.49
22:BA:499:U:H2'	22:BA:500:G:O4'	2.13	0.49
31:DJ:88:THR:HG23	31:DJ:91:GLU:HG3	1.93	0.49
22:BA:1927:A:H2'	22:BA:1928:A:C8	2.48	0.49
12:CL:72:ASN:HD22	12:CL:72:ASN:N	2.08	0.49
14:CN:47:LEU:HD11	14:CN:50:LEU:HD21	1.93	0.49
4:CD:64:TYR:CD2	4:CD:93:LEU:HB3	2.47	0.49
23:BB:70:C:HO2'	23:BB:71:C:H5'	1.76	0.49

Continued on next page...

Continued from previous page...

Atom-1	Atom-2	Distance(Å)	Clash(Å)
53:CA:240:G:H2'	53:CA:241:G:H8	1.77	0.49
49:B1:16:THR:HG21	49:B1:41:VAL:HG22	1.95	0.49
22:BA:2520:C:O2'	22:BA:2521:C:C5'	2.60	0.49
34:DM:62:LYS:O	34:DM:63:ILE:HD12	2.11	0.49
2:AB:56:LEU:HB2	2:AB:183:PHE:CE1	2.48	0.49
28:DG:148:ARG:HD3	28:DG:152:ARG:NH2	2.27	0.49
2:CB:20:ARG:HA	2:CB:20:ARG:HE	1.77	0.49
24:DC:124:LYS:HG3	24:DC:125:PRO:O	2.13	0.49
24:DC:41:GLY:HA3	24:DC:53:ILE:HG23	1.94	0.49
25:DD:184:ARG:HH22	37:DP:6:GLN:HE21	1.59	0.49
28:BG:89:VAL:O	28:BG:159:LYS:HA	2.12	0.49
22:BA:594:U:H2'	22:BA:595:C:C6	2.48	0.49
58:DF:63:LYS:HD3	58:DF:63:LYS:C	2.33	0.49
1:AA:1077:G:N1	1:AA:1081:A:C6	2.80	0.49
8:AH:104:SER:O	8:AH:122:GLY:HA3	2.13	0.49
22:BA:2489:U:O2	22:BA:2491:U:C4	2.66	0.49
33:BL:29:LYS:HG2	33:BL:30:THR:HG23	1.95	0.49
53:CA:371:A:N3	53:CA:373:A:N6	2.60	0.49
22:DA:861:A:O2'	22:DA:862:G:H5'	2.13	0.49
22:DA:1693:U:C4'	22:DA:1694:C:OP2	2.56	0.49
2:AB:32:GLY:O	2:AB:33:ALA:HB2	2.13	0.49
35:DN:16:HIS:O	35:DN:20:MET:HB2	2.13	0.49
53:CA:503:C:C2'	53:CA:504:C:H5'	2.42	0.49
22:DA:60:G:H1	22:DA:89:A:N6	2.11	0.49
53:CA:1092:A:N6	53:CA:1093:A:N6	2.60	0.49
34:DM:46:ILE:HA	34:DM:103:TYR:OH	2.13	0.49
31:DJ:4:PHE:CG	31:DJ:5:THR:N	2.80	0.49
53:CA:790:A:H2'	53:CA:791:G:O4'	2.12	0.49
44:BW:22:VAL:HG13	44:BW:25:PHE:CD2	2.48	0.49
44:BW:39:GLN:HG3	44:BW:42:THR:CA	2.42	0.49
17:AQ:54:ILE:HG12	17:AQ:55:GLY:N	2.28	0.49
53:CA:642:A:N7	8:CH:106:SER:HA	2.28	0.49
8:CH:84:ILE:O	8:CH:123:GLU:HA	2.13	0.49
12:AL:49:ARG:CG	12:AL:49:ARG:NH1	2.47	0.49
1:AA:487:A:H2'	1:AA:488:C:O4'	2.13	0.49
38:BQ:4:LYS:HZ2	38:BQ:5:ARG:N	2.10	0.49
53:CA:1266:G:H3'	53:CA:1266:G:C8	2.48	0.49
14:CN:5:MET:O	14:CN:9:GLU:HG3	2.13	0.49
22:BA:1655:A:H3'	22:BA:1656:C:H6	1.78	0.49
24:BC:246:PRO:CD	24:BC:247:TRP:CZ3	2.95	0.49
11:AK:108:ASN:HD22	21:AU:6:ARG:HA	1.78	0.49
22:DA:272:A:C4	22:DA:273:G:N7	2.81	0.49

Continued on next page...

Continued from previous page...

Atom-1	Atom-2	Distance(Å)	Clash(Å)
5:CE:135:VAL:O	5:CE:139:THR:HG23	2.12	0.49
53:CA:174:A:H2'	53:CA:175:C:H6	1.78	0.49
12:AL:58:ASN:HD21	12:AL:60:PHE:HD1	1.61	0.49
32:BK:21:CYS:HB2	32:BK:39:ILE:CD1	2.39	0.49
22:DA:1438:U:O4	22:DA:1439:A:H2	1.94	0.49
1:AA:1323:G:O2'	1:AA:1324:A:C8	2.62	0.49
52:B4:10:LEU:HD23	52:B4:10:LEU:N	2.28	0.49
22:BA:2149:U:O2'	22:BA:2150:C:C4'	2.61	0.49
22:BA:1627:G:C8	22:BA:1627:G:C5'	2.85	0.49
4:AD:145:ARG:HH11	4:AD:147:LYS:CE	2.17	0.49
1:AA:984:C:O2'	1:AA:985:C:C5'	2.61	0.49
53:CA:243:A:C2	53:CA:246:A:C8	3.01	0.49
36:DO:7:ARG:NH2	36:DO:29:HIS:HD2	2.11	0.49
22:DA:1635:A:H2'	22:DA:1636:U:C6	2.47	0.49
1:AA:877:G:N2	8:AH:1:SER:H3	2.10	0.49
53:CA:21:G:C2'	53:CA:914:A:H61	2.26	0.49
12:AL:73:LEU:HD21	12:AL:103:CYS:SG	2.53	0.49
46:BY:17:GLU:OE2	46:BY:21:LEU:HD11	2.12	0.49
38:DQ:39:ILE:O	38:DQ:42:GLY:N	2.44	0.49
53:CA:493:A:H2'	53:CA:494:G:O4'	2.12	0.49
3:AC:102:ILE:HD12	3:AC:102:ILE:N	2.26	0.49
5:CE:44:ARG:HH22	5:CE:70:MET:HB2	1.76	0.49
22:DA:2567:G:H2'	22:DA:2568:U:C6	2.47	0.49
22:BA:1378:A:HO2'	22:BA:1379:U:P	2.36	0.49
32:BK:61:VAL:CG2	32:BK:112:PHE:CE2	2.95	0.49
3:AC:6:PRO:CG	3:AC:183:TYR:CD2	2.92	0.49
1:AA:328:C:O2	1:AA:328:C:C2'	2.51	0.49
22:BA:876:C:H2'	22:BA:877:A:C8	2.47	0.49
22:DA:187:G:H2'	22:DA:1365:A:H2	1.78	0.49
21:CU:10:PRO:O	21:CU:11:PHE:CB	2.60	0.49
39:BR:1:MET:CG	39:BR:1:MET:O	2.61	0.49
41:BT:11:LEU:HG	41:BT:46:ALA:HB1	1.93	0.49
1:AA:291:U:C2'	1:AA:292:G:H5'	2.41	0.49
22:BA:478:A:C6	22:BA:480:A:C6	3.00	0.49
1:AA:382:A:O2'	1:AA:383:A:H5'	2.13	0.49
22:BA:2199:A:N3	22:BA:2199:A:H2'	2.26	0.49
10:AJ:33:GLY:HA2	10:AJ:83:THR:HB	1.95	0.49
22:BA:61:C:H6	22:BA:61:C:O5'	1.96	0.49
30:DI:23:VAL:HG21	30:DI:37:PHE:HE2	1.77	0.49
22:DA:1379:U:C2'	22:DA:1379:U:O2	2.61	0.49
7:AG:83:THR:O	7:AG:84:TYR:C	2.50	0.49
1:AA:1288:A:C6	1:AA:1289:A:C5	3.01	0.49

Continued on next page...

Continued from previous page...

Atom-1	Atom-2	Distance(Å)	Clash(Å)
41:DT:62:VAL:HG12	41:DT:63:VAL:H	1.78	0.49
26:BE:127:GLU:N	26:BE:127:GLU:CD	2.64	0.49
39:BR:57:GLY:HA2	39:BR:103:ALA:O	2.13	0.49
29:DH:54:LEU:HA	29:DH:57:LYS:HG3	1.94	0.49
50:D2:10:LEU:HD21	50:D2:14:ARG:NH1	2.28	0.49
28:DG:152:ARG:HD2	28:DG:153:PRO:CD	2.43	0.49
28:DG:152:ARG:CG	28:DG:153:PRO:HD2	2.42	0.49
43:BV:2:PHE:HB3	43:BV:61:LEU:HD22	1.94	0.49
8:CH:111:THR:HG22	8:CH:113:ARG:N	2.28	0.49
22:BA:1923:U:H2'	22:BA:1924:C:H6	1.77	0.49
1:AA:11:G:H2'	1:AA:12:U:H6	1.78	0.49
53:CA:772:U:C2'	53:CA:773:G:H5'	2.43	0.49
22:BA:927:A:H2'	22:BA:928:A:C8	2.48	0.49
53:CA:896:C:H2'	53:CA:897:C:H5'	1.95	0.49
22:BA:171:U:O2'	22:BA:172:A:H5'	2.13	0.49
22:BA:908:C:O2'	22:BA:909:A:H5'	2.12	0.49
3:AC:184:ASN:HD22	3:AC:185:THR:H	1.61	0.49
22:BA:2714:G:P	62:BA:3547:HOH:O	2.70	0.49
22:BA:1005:C:H1'	22:BA:1012:U:C4	2.47	0.49
48:B0:50:GLY:O	48:B0:51:ARG:O	2.29	0.49
22:BA:2798:U:H3'	22:BA:2798:U:OP2	2.13	0.49
22:DA:1337:G:H8	22:DA:1337:G:OP2	1.95	0.49
22:DA:1817:G:H4'	24:DC:85:ASN:O	2.12	0.49
4:CD:187:ARG:NH2	4:CD:191:SER:CB	2.76	0.49
41:DT:61:LEU:C	41:DT:61:LEU:CD1	2.81	0.49
27:BF:129:MET:HG2	27:BF:153:ILE:HD11	1.81	0.49
53:CA:386:C:H6	53:CA:386:C:H3'	1.77	0.49
22:DA:2266:A:O2'	22:DA:2267:A:OP2	2.27	0.49
44:DW:30:VAL:O	44:DW:30:VAL:CG2	2.61	0.49
22:DA:743:A:O2'	22:DA:744:U:H5'	2.13	0.49
22:DA:1070:A:C5'	22:DA:1071:G:H5''	2.38	0.49
35:DN:34:ILE:HD12	35:DN:44:LEU:CD2	2.43	0.49
35:DN:56:LYS:HE2	35:DN:87:PHE:O	2.12	0.49
22:DA:300:A:N7	22:DA:334:C:H4'	2.28	0.49
22:DA:90:U:C4	22:DA:91:A:N7	2.81	0.49
22:DA:93:G:O2'	22:DA:94:A:H8	1.96	0.49
22:DA:1360:G:C6	22:DA:1372:U:C2	3.01	0.49
53:CA:1518:A:H2	53:CA:1519:A:C2	2.31	0.49
11:CK:124:LYS:O	21:CU:33:ARG:NH2	2.45	0.49
6:CF:3:HIS:ND1	6:CF:95:ALA:N	2.60	0.49
21:CU:3:ILE:HG22	21:CU:19:LYS:HZ1	1.78	0.49
22:DA:479:A:O2'	22:DA:480:A:H5'	2.13	0.49

Continued on next page...

Continued from previous page...

Atom-1	Atom-2	Distance(Å)	Clash(Å)
22:DA:505:A:O2'	22:DA:506:G:C5'	2.61	0.49
22:DA:513:A:H2'	22:DA:514:A:C8	2.48	0.49
3:CC:33:ASP:HB2	14:CN:64:ARG:HH21	1.78	0.49
26:BE:5:LEU:HD12	26:BE:10:SER:HB3	1.95	0.49
53:CA:1271:A:H5'	53:CA:1314:C:H5''	1.95	0.49
53:CA:1342:C:H2'	53:CA:1343:G:C8	2.48	0.49
33:DL:117:THR:CG2	33:DL:118:THR:H	1.99	0.49
21:AU:52:VAL:CG1	21:AU:53:LYS:N	2.63	0.49
25:DD:10:GLY:O	25:DD:11:MET:CB	2.58	0.49
3:AC:33:ASP:O	3:AC:37:LYS:HB3	2.13	0.49
31:DJ:64:VAL:CG1	31:DJ:65:THR:H	2.26	0.49
36:BO:7:ARG:HA	36:BO:10:ARG:NH2	2.27	0.49
54:CG:61:PHE:O	54:CG:63:VAL:N	2.41	0.49
56:CP:36:VAL:O	56:CP:36:VAL:HG13	2.13	0.49
25:DD:51:THR:HG21	25:DD:76:GLY:HA3	1.86	0.49
9:CI:20:ILE:HD11	9:CI:61:ASP:O	2.12	0.49
29:BH:66:ASN:C	29:BH:68:ARG:N	2.66	0.49
58:DF:47:LYS:HA	58:DF:50:ASP:HB3	1.94	0.49
12:AL:23:LEU:CB	12:AL:58:ASN:ND2	2.70	0.49
53:CA:268:U:C4	53:CA:269:C:N4	2.81	0.49
22:DA:2199:A:C2	22:DA:2200:C:C1'	2.96	0.49
22:BA:2503:A:OP2	22:BA:2503:A:H3'	2.12	0.49
53:CA:1241:G:H2'	53:CA:1242:G:H8	1.78	0.49
51:D3:41:ARG:CB	51:D3:41:ARG:NH2	2.75	0.49
1:AA:1317:C:H2'	1:AA:1318:A:C5'	2.43	0.49
1:AA:1202:U:H1'	14:AN:68:ARG:HD2	1.94	0.49
22:DA:2805:C:C5	22:DA:2806:C:C5	3.01	0.49
53:CA:1297:G:C8	53:CA:1297:G:OP2	2.66	0.49
3:CC:148:ILE:HD13	3:CC:201:ILE:CD1	2.43	0.49
28:DG:94:ARG:CD	28:DG:105:SER:HB2	2.43	0.49
53:CA:666:G:C5	53:CA:741:G:C6	3.01	0.49
22:DA:185:G:C5	22:DA:212:G:N2	2.81	0.49
57:DB:37:C:C2'	57:DB:38:C:H5'	2.42	0.49
58:DF:65:LEU:HD11	58:DF:67:THR:CG2	2.37	0.49
22:DA:1456:G:O2'	22:DA:1457:U:C5'	2.61	0.49
3:AC:139:ASN:C	3:AC:139:ASN:ND2	2.66	0.49
40:BS:84:ARG:HB2	40:BS:96:ILE:CD1	2.43	0.49
53:CA:1394:A:N6	53:CA:1501:C:H5'	2.28	0.49
37:BP:33:GLU:OE1	37:BP:33:GLU:C	2.51	0.49
2:AB:36:LYS:HA	2:AB:36:LYS:CE	2.36	0.49
22:BA:359:G:H5''	22:BA:360:U:OP2	2.12	0.49
22:BA:2637:U:OP1	25:BD:83:ARG:NH2	2.45	0.49

Continued on next page...

Continued from previous page...

Atom-1	Atom-2	Distance(Å)	Clash(Å)
22:DA:1714:U:H6	22:DA:1714:U:O5'	1.96	0.49
53:CA:201:G:H2'	53:CA:202:G:C8	2.48	0.49
22:DA:2191:A:H3'	22:DA:2192:U:H6	1.78	0.49
28:BG:61:TRP:HE3	28:BG:61:TRP:HA	1.76	0.49
53:CA:441:A:H2'	53:CA:442:G:H5'	1.93	0.49
22:BA:2755:C:H6	22:BA:2755:C:O5'	1.96	0.49
22:DA:2145:C:H5'	22:DA:2147:A:OP2	2.13	0.49
51:B3:61:LEU:CB	51:B3:64:ALA:HB2	2.39	0.49
22:BA:1731:G:C6	22:BA:1733:G:C5	3.01	0.49
22:BA:2392:A:O3'	51:B3:26:ALA:HB1	2.12	0.49
22:DA:1519:G:C6	22:DA:1520:U:C2	3.00	0.49
58:DF:141:ASP:O	58:DF:144:LYS:HG2	2.13	0.49
1:AA:141:G:C2	1:AA:142:G:H1'	2.47	0.49
4:CD:151:GLN:O	4:CD:154:VAL:HG12	2.13	0.49
28:BG:71:LEU:HD13	28:BG:74:MET:SD	2.52	0.49
1:AA:424:G:O5'	1:AA:424:G:H8	1.95	0.49
53:CA:1434:A:N6	53:CA:1435:G:N1	2.60	0.49
53:CA:892:A:C6	53:CA:893:C:C4	3.00	0.49
22:DA:132:G:N2	22:DA:148:U:C2	2.81	0.49
22:BA:1171:G:C5	22:BA:1172:C:C5	3.01	0.49
53:CA:564:C:O2'	53:CA:565:U:H5'	2.13	0.49
5:AE:82:HIS:NE2	8:AH:95:MET:HE1	2.28	0.49
4:AD:124:VAL:O	4:AD:126:GLY:N	2.38	0.49
1:AA:57:G:H2'	1:AA:58:C:C6	2.47	0.49
1:AA:339:C:H2'	1:AA:340:U:C6	2.48	0.49
6:CF:21:MET:HA	6:CF:24:ARG:NH1	2.27	0.49
22:DA:713:G:H21	22:DA:718:A:H2	1.61	0.49
1:AA:849:G:C6	1:AA:850:U:C4	3.00	0.49
26:DE:76:PRO:HA	26:DE:82:GLY:O	2.13	0.49
37:DP:98:TYR:CE2	37:DP:99:LEU:HD21	2.48	0.49
3:AC:63:ILE:CG2	3:AC:98:ALA:HB2	2.43	0.49
11:AK:26:PHE:CE1	11:AK:88:PRO:HG2	2.48	0.49
22:BA:2282:G:H5''	22:BA:2283:C:O4'	2.13	0.49
8:CH:24:VAL:HG22	8:CH:25:THR:N	2.28	0.49
33:BL:28:GLY:O	39:BR:82:HIS:NE2	2.46	0.48
33:BL:29:LYS:HG3	33:BL:30:THR:CG2	2.43	0.48
22:DA:1819:A:H5''	24:DC:156:SER:CB	2.43	0.48
10:CJ:7:ARG:HG3	10:CJ:75:ASP:CG	2.33	0.48
22:DA:1388:G:C2	22:DA:1389:G:C8	3.01	0.48
4:AD:21:LYS:HD3	4:AD:21:LYS:O	2.13	0.48
22:DA:2264:C:H2'	22:DA:2265:U:O4'	2.12	0.48
22:DA:862:G:H2'	22:DA:863:A:O4'	2.12	0.48

Continued on next page...

Continued from previous page...

Atom-1	Atom-2	Distance(Å)	Clash(Å)
22:DA:965:C:H4'	22:DA:2273:A:H1'	1.95	0.48
22:DA:2838:G:N2	22:DA:2881:U:C2	2.81	0.48
22:DA:118:A:OP2	22:DA:119:A:C3'	2.54	0.48
22:DA:1573:G:H2'	22:DA:1574:C:H5'	1.95	0.48
22:DA:1810:A:H2'	22:DA:1811:G:C8	2.48	0.48
22:DA:2230:G:H2'	22:DA:2231:U:H6	1.78	0.48
53:CA:213:G:H5''	53:CA:214:C:H5	1.78	0.48
1:AA:75:G:C2	1:AA:96:U:N3	2.81	0.48
44:BW:24:ARG:C	44:BW:24:ARG:HD2	2.32	0.48
22:BA:2331:G:O2'	44:BW:39:GLN:O	2.31	0.48
44:BW:40:ARG:NH1	44:BW:45:HIS:NE2	2.60	0.48
22:DA:1328:A:C4	22:DA:1330:C:N4	2.81	0.48
1:AA:263:A:P	20:AT:73:ARG:HH11	2.36	0.48
38:DQ:4:LYS:O	38:DQ:5:ARG:HG3	2.13	0.48
25:DD:133:THR:O	25:DD:134:HIS:C	2.50	0.48
11:AK:114:PRO:O	11:AK:115:ILE:HD13	2.12	0.48
11:AK:22:ILE:HG12	11:AK:85:VAL:HA	1.94	0.48
41:BT:57:VAL:HG22	41:BT:58:VAL:N	2.28	0.48
24:BC:221:GLY:HA3	24:BC:229:HIS:CE1	2.48	0.48
58:DF:105:ILE:HG22	58:DF:105:ILE:O	2.13	0.48
53:CA:82:G:C5	53:CA:89:U:C5	3.01	0.48
1:AA:1328:C:C5'	13:AM:27:THR:HG21	2.28	0.48
22:DA:489:G:C8	22:DA:491:G:N7	2.81	0.48
22:DA:245:G:OP2	33:DL:67:THR:HG21	2.13	0.48
57:DB:57:A:C5	58:DF:25:MET:CB	2.95	0.48
57:DB:67:G:O2'	57:DB:68:C:O5'	2.30	0.48
27:BF:37:MET:HE3	27:BF:151:LEU:CB	2.43	0.48
22:DA:2415:G:H4'	33:DL:65:GLY:O	2.13	0.48
9:CI:109:GLN:CG	9:CI:110:VAL:H	2.26	0.48
53:CA:1037:C:C6	53:CA:1037:C:OP2	2.66	0.48
8:AH:12:ARG:NH1	8:AH:26:MET:HA	2.28	0.48
4:CD:73:ASN:HA	4:CD:76:LYS:HE3	1.95	0.48
55:CM:22:TYR:HB2	55:CM:65:GLU:HG2	1.94	0.48
22:BA:1588:G:C2	22:BA:1589:U:C6	3.01	0.48
53:CA:1297:G:H1'	54:CG:113:LYS:NZ	2.26	0.48
3:CC:148:ILE:HD12	3:CC:149:LYS:H	1.77	0.48
28:DG:92:GLY:O	28:DG:93:TYR:C	2.50	0.48
22:DA:526:A:C6	22:DA:2626:C:C4'	2.96	0.48
30:BI:16:MET:O	30:BI:19:PRO:HD3	2.12	0.48
3:CC:21:TRP:CH2	14:CN:93:PRO:HG2	2.48	0.48
22:BA:777:G:O2'	22:BA:778:G:C5'	2.52	0.48
7:AG:110:ARG:HG2	7:AG:118:ARG:HG2	1.94	0.48

Continued on next page...

Continued from previous page...

Atom-1	Atom-2	Distance(Å)	Clash(Å)
22:BA:2217:G:H2'	22:BA:2218:G:O4'	2.12	0.48
22:BA:1430:G:H2'	22:BA:1431:A:C5'	2.43	0.48
22:DA:668:A:C4	22:DA:670:A:N7	2.81	0.48
22:DA:1278:C:HO2'	35:DN:27:SER:HB3	1.76	0.48
27:BF:128:SER:OG	27:BF:154:THR:HB	2.12	0.48
13:AM:2:ARG:O	13:AM:3:ILE:HG23	2.12	0.48
25:DD:104:VAL:O	25:DD:177:VAL:HG21	2.13	0.48
6:AF:10:VAL:HG12	6:AF:11:HIS:N	2.28	0.48
22:DA:870:U:H2'	22:DA:871:U:C5'	2.37	0.48
55:CM:8:ILE:N	55:CM:9:PRO:CD	2.76	0.48
53:CA:157:U:H2'	53:CA:158:G:H5'	1.95	0.48
53:CA:346:G:N3	53:CA:346:G:C2'	2.76	0.48
56:CP:46:LYS:H	56:CP:46:LYS:HZ2	1.61	0.48
22:BA:531:C:H4'	22:BA:532:A:H5''	1.95	0.48
1:AA:596:A:N3	1:AA:597:G:C8	2.80	0.48
6:AF:7:VAL:O	6:AF:7:VAL:CG2	2.61	0.48
22:BA:2210:U:O2	22:BA:2212:A:C8	2.66	0.48
1:AA:1526:G:OP2	21:AU:38:GLU:HB2	2.12	0.48
22:DA:2370:G:C6	22:DA:2371:G:C6	3.01	0.48
1:AA:605:U:H2'	1:AA:606:G:C8	2.46	0.48
10:AJ:32:THR:HG23	10:AJ:33:GLY:H	1.78	0.48
22:DA:982:C:C4'	22:DA:983:A:OP1	2.60	0.48
53:CA:1466:C:C5	53:CA:1467:C:C5	3.01	0.48
38:BQ:105:PHE:O	38:BQ:108:LEU:N	2.46	0.48
1:AA:701:U:C2'	1:AA:701:U:O2	2.61	0.48
7:AG:69:ARG:HD2	7:AG:95:ARG:HG2	1.95	0.48
18:CR:25:ILE:HD12	18:CR:67:LEU:HD21	1.95	0.48
37:DP:47:ILE:HD13	37:DP:61:ARG:HB2	1.95	0.48
1:AA:1108:G:C5	1:AA:1109:C:C6	3.01	0.48
22:DA:1767:G:N2	22:DA:1986:C:N1	2.60	0.48
57:DB:77:U:C2'	57:DB:78:A:H5'	2.42	0.48
25:BD:86:GLU:OE1	25:BD:86:GLU:HA	2.13	0.48
4:CD:94:GLU:CD	4:CD:99:ASN:HD21	2.16	0.48
9:AI:55:ASP:O	9:AI:59:LYS:HE3	2.13	0.48
32:BK:28:SER:O	32:BK:29:HIS:HB2	2.12	0.48
22:BA:1469:A:H2'	22:BA:1470:A:C8	2.48	0.48
28:DG:37:ASN:HD22	28:DG:40:VAL:HG21	1.76	0.48
22:BA:71:A:N3	22:BA:71:A:H5''	2.28	0.48
53:CA:872:A:C4	53:CA:874:G:N7	2.81	0.48
22:BA:1983:G:O2'	22:BA:1984:G:H5'	2.12	0.48
2:CB:83:ALA:O	2:CB:85:SER:N	2.44	0.48
53:CA:418:C:H1'	53:CA:540:G:O2'	2.13	0.48

Continued on next page...

Continued from previous page...

Atom-1	Atom-2	Distance(Å)	Clash(Å)
5:AE:139:THR:O	5:AE:140:ILE:C	2.50	0.48
33:BL:132:ARG:HA	33:BL:142:ILE:CD1	2.41	0.48
24:DC:159:THR:N	24:DC:194:VAL:CG1	2.76	0.48
4:AD:36:ALA:C	4:AD:38:GLY:N	2.66	0.48
4:AD:7:LYS:HZ3	4:AD:21:LYS:HB2	1.78	0.48
56:CP:71:VAL:O	56:CP:75:ILE:HG13	2.13	0.48
22:DA:2383:G:H2'	22:DA:2384:U:C6	2.48	0.48
22:DA:730:A:O2'	22:DA:731:C:H5'	2.13	0.48
35:DN:97:ILE:HD11	35:DN:99:LYS:NZ	2.27	0.48
46:DY:21:LEU:HA	46:DY:25:GLN:HB3	1.95	0.48
50:D2:21:ARG:HG2	50:D2:31:LEU:HD12	1.95	0.48
22:DA:1364:G:OP2	45:DX:1:SER:HA	2.13	0.48
22:DA:2210:U:H4'	22:DA:2211:A:H5'	1.95	0.48
1:AA:1308:U:OP2	13:AM:97:ARG:HG3	2.13	0.48
1:AA:211:G:H2'	1:AA:212:G:O5'	2.12	0.48
53:CA:1498:U:H5'	53:CA:1519:A:N1	2.28	0.48
4:CD:28:ASP:OD1	4:CD:29:THR:N	2.47	0.48
41:BT:25:GLU:O	41:BT:27:SER:N	2.42	0.48
38:BQ:65:ASN:O	38:BQ:69:ARG:HB3	2.12	0.48
21:CU:33:ARG:NH2	21:CU:34:ARG:CD	2.76	0.48
44:BW:18:LYS:CG	44:BW:19:ARG:N	2.64	0.48
22:DA:2054:A:C2	22:DA:2616:C:N3	2.81	0.48
22:DA:1308:A:N6	22:DA:1309:G:N1	2.62	0.48
53:CA:599:C:C4'	8:CH:121:GLY:HA3	2.40	0.48
53:CA:1266:G:C6	53:CA:1270:G:O6	2.66	0.48
53:CA:1366:C:C4	53:CA:1367:C:N4	2.82	0.48
22:DA:603:A:C4'	22:DA:604:G:O5'	2.57	0.48
22:DA:660:C:C5'	26:DE:94:GLN:OE1	2.58	0.48
25:BD:118:PHE:O	25:BD:119:ALA:HB3	2.13	0.48
11:AK:34:THR:OG1	11:AK:39:ASN:N	2.32	0.48
36:BO:3:LYS:HG3	36:BO:4:LYS:N	2.27	0.48
41:BT:14:PRO:HA	41:BT:32:LEU:HB3	1.94	0.48
56:CP:4:ILE:HG12	56:CP:57:ILE:CD1	2.44	0.48
53:CA:69:G:N2	53:CA:71:A:H62	2.11	0.48
22:DA:976:G:H2'	22:DA:977:G:C8	2.42	0.48
27:BF:105:ILE:O	27:BF:105:ILE:HG13	2.12	0.48
53:CA:1244:G:O2'	53:CA:1245:C:H5'	2.12	0.48
1:AA:1157:A:N7	1:AA:1180:A:C6	2.81	0.48
1:AA:1157:A:N7	1:AA:1180:A:N6	2.61	0.48
22:DA:618:G:H2'	22:DA:619:G:C8	2.48	0.48
5:CE:11:GLN:CB	5:CE:116:VAL:HB	2.43	0.48
22:BA:2094:A:C5'	29:BH:25:TYR:CD1	2.93	0.48

Continued on next page...

Continued from previous page...

Atom-1	Atom-2	Distance(Å)	Clash(Å)
22:DA:1222:U:OP2	39:DR:90:ARG:NH2	2.46	0.48
22:DA:228:C:C2	22:DA:418:C:H4'	2.48	0.48
28:DG:88:LEU:CD1	28:DG:93:TYR:HB3	2.40	0.48
53:CA:744:C:O2'	53:CA:745:G:H5'	2.12	0.48
22:BA:845:A:H3'	22:BA:845:A:N3	2.28	0.48
6:AF:36:ILE:CG2	6:AF:64:VAL:HG22	2.32	0.48
54:CG:99:ALA:HB3	54:CG:100:MET:HE3	1.93	0.48
34:BM:77:PRO:CD	34:BM:80:VAL:HG11	2.42	0.48
11:CK:81:LEU:HD13	11:CK:81:LEU:N	2.29	0.48
24:DC:191:LEU:N	24:DC:191:LEU:HD22	2.28	0.48
53:CA:821:G:O2'	53:CA:822:U:H5'	2.14	0.48
28:DG:83:THR:HA	28:DG:84:LYS:HD3	1.94	0.48
46:BY:21:LEU:O	46:BY:22:LEU:C	2.51	0.48
22:DA:533:G:C2	22:DA:534:U:C2	3.01	0.48
11:AK:63:GLN:HG3	11:AK:98:ALA:HB2	1.96	0.48
1:AA:1501:C:N3	1:AA:1504:G:C6	2.81	0.48
1:AA:243:A:C2	1:AA:245:U:H2'	2.48	0.48
1:AA:1429:A:C2	1:AA:1472:U:N3	2.81	0.48
36:BO:59:ALA:N	36:BO:62:LEU:CD1	2.76	0.48
22:DA:1520:U:C4	22:DA:1521:G:C5	3.00	0.48
22:BA:1559:U:OP1	22:BA:1559:U:H6	1.96	0.48
15:CO:8:ALA:O	15:CO:11:VAL:HB	2.13	0.48
22:DA:12:U:O2	22:DA:12:U:H2'	2.12	0.48
39:BR:73:LYS:C	39:BR:74:ILE:HD12	2.33	0.48
1:AA:122:G:O5'	1:AA:122:G:H8	1.97	0.48
15:CO:69:LEU:CD1	15:CO:77:TYR:HA	2.43	0.48
31:DJ:1:MET:SD	31:DJ:2:LYS:CE	3.00	0.48
53:CA:1431:A:C6	53:CA:1432:G:N1	2.81	0.48
41:DT:62:VAL:CG1	41:DT:63:VAL:N	2.76	0.48
28:BG:115:GLN:OE1	28:BG:115:GLN:N	2.44	0.48
3:AC:42:LEU:HG	3:AC:67:ILE:HD11	1.95	0.48
39:DR:66:HIS:CD2	39:DR:94:THR:HG22	2.48	0.48
29:BH:61:VAL:CG1	29:BH:61:VAL:O	2.61	0.48
15:AO:78:THR:O	15:AO:81:ILE:HG12	2.14	0.48
1:AA:783:C:O2'	1:AA:784:A:H5'	2.12	0.48
7:AG:138:GLU:OE1	7:AG:138:GLU:HA	2.14	0.48
44:BW:71:LYS:CD	44:BW:71:LYS:N	2.76	0.48
1:AA:304:U:O2'	1:AA:305:G:H5'	2.14	0.48
22:BA:1050:A:C2	22:BA:2751:G:C5	3.01	0.48
35:DN:58:ASP:O	35:DN:59:SER:HB3	2.13	0.48
24:DC:135:PRO:HG2	24:DC:138:SER:OG	2.13	0.48
7:AG:14:ASP:HB3	7:AG:18:GLY:H	1.77	0.48

Continued on next page...

Continued from previous page...

Atom-1	Atom-2	Distance(Å)	Clash(Å)
22:DA:2740:A:N6	22:DA:2764:A:C8	2.81	0.48
31:DJ:105:VAL:O	31:DJ:105:VAL:HG22	2.13	0.48
1:AA:1421:G:C2	1:AA:1422:G:C8	3.01	0.48
5:CE:40:ASP:OD1	5:CE:41:GLY:N	2.39	0.48
45:DX:24:THR:O	45:DX:25:LYS:C	2.52	0.48
22:DA:133:U:H2'	22:DA:134:G:O4'	2.13	0.48
2:AB:25:LYS:HE2	2:AB:191:ASP:OD1	2.14	0.48
22:BA:1063:G:O2'	22:BA:1064:C:C5'	2.62	0.48
33:BL:110:VAL:O	33:BL:111:ILE:CB	2.49	0.48
22:DA:1800:C:C2	22:DA:1802:A:C8	3.02	0.48
22:DA:1802:A:O2'	22:DA:1803:A:H5'	2.12	0.48
22:DA:1805:A:N3	22:DA:1813:G:C2	2.81	0.48
49:D1:52:LYS:HB2	49:D1:52:LYS:NZ	2.28	0.48
22:DA:785:G:O2'	22:DA:1779:U:H5''	2.12	0.48
22:DA:762:U:H4'	22:DA:763:G:C5'	2.43	0.48
22:DA:1075:C:O2'	22:DA:1076:C:H6	1.97	0.48
22:DA:1103:A:H8	22:DA:1103:A:O5'	1.95	0.48
22:DA:1274:A:C6	22:DA:1302:A:C2	3.01	0.48
40:BS:72:THR:HG21	40:BS:108:SER:OG	2.13	0.48
1:AA:927:G:O2'	1:AA:928:G:H5'	2.14	0.48
12:CL:22:ALA:O	12:CL:58:ASN:ND2	2.45	0.48
12:CL:86:VAL:C	12:CL:88:ASP:H	2.16	0.48
39:BR:49:ILE:HG22	39:BR:54:VAL:HG12	1.95	0.48
28:DG:1:SER:C	28:DG:3:VAL:N	2.67	0.48
34:DM:72:PRO:O	34:DM:91:TYR:O	2.31	0.48
1:AA:210:C:C4'	1:AA:211:G:N2	2.76	0.48
53:CA:499:A:O2'	53:CA:500:G:C8	2.64	0.48
41:BT:20:ALA:O	41:BT:21:SER:C	2.50	0.48
25:BD:104:VAL:HA	25:BD:106:LYS:HZ2	1.75	0.48
43:DV:3:THR:C	43:DV:4:ILE:HG13	2.33	0.48
6:CF:4:TYR:O	6:CF:63:ASN:HA	2.13	0.48
31:DJ:110:PRO:CB	31:DJ:111:LYS:HG2	2.31	0.48
45:BX:44:ARG:HE	45:BX:46:VAL:HG13	1.76	0.48
45:BX:67:LEU:HD22	45:BX:77:TYR:CD2	2.48	0.48
17:AQ:13:SER:O	17:AQ:16:MET:SD	2.71	0.48
29:DH:84:ALA:N	29:DH:148:ALA:HA	2.29	0.48
53:CA:971:G:OP1	53:CA:972:C:H5''	2.13	0.48
53:CA:961:U:C4	53:CA:983:A:C6	3.01	0.48
22:DA:599:A:C2	22:DA:659:G:C6	3.01	0.48
22:DA:656:G:O2'	22:DA:657:U:O4'	2.28	0.48
1:AA:16:A:H2	1:AA:1080:A:N3	2.11	0.48
22:BA:1872:A:C2'	22:BA:1873:G:O4'	2.61	0.48

Continued on next page...

Continued from previous page...

Atom-1	Atom-2	Distance(Å)	Clash(Å)
21:AU:24:LYS:O	21:AU:28:LEU:HB2	2.13	0.48
22:DA:2544:G:C5'	22:DA:2645:G:N7	2.74	0.48
22:DA:1429:G:O2'	22:DA:1430:G:P	2.72	0.48
41:BT:14:PRO:HG2	41:BT:14:PRO:O	2.13	0.48
22:DA:573:U:C4'	22:DA:574:A:OP1	2.41	0.48
22:DA:574:A:OP2	62:DA:3266:HOH:O	2.20	0.48
31:BJ:54:ILE:HD12	31:BJ:55:ILE:N	2.28	0.48
53:CA:66:A:C6	53:CA:67:C:C4	3.00	0.48
53:CA:97:G:C6	53:CA:98:A:H1'	2.48	0.48
53:CA:254:G:C2'	53:CA:255:G:H5'	2.42	0.48
22:DA:973:A:H1'	22:DA:1188:U:C5	2.49	0.48
22:DA:2196:C:O2'	22:DA:2197:U:H5'	2.13	0.48
22:DA:411:G:C5'	22:DA:412:A:OP1	2.61	0.48
1:AA:979:C:H5"	1:AA:980:C:OP2	2.13	0.48
1:AA:1161:C:O2'	1:AA:1162:C:C6	2.63	0.48
52:B4:15:LYS:O	52:B4:16:ILE:CB	2.61	0.48
22:BA:1328:A:HO2'	22:BA:1329:U:H6	1.60	0.48
4:AD:150:LYS:O	4:AD:150:LYS:HG3	2.13	0.48
34:BM:73:ILE:HG12	34:BM:93:VAL:HG12	1.95	0.48
29:BH:52:ALA:C	29:BH:54:LEU:H	2.17	0.48
24:DC:128:THR:O	24:DC:129:LEU:HB3	2.14	0.48
4:AD:2:ARG:CZ	4:AD:114:ARG:CD	2.91	0.48
22:BA:1296:G:H2'	22:BA:1297:C:O5'	2.12	0.48
22:BA:846:U:H2'	22:BA:846:U:O2	2.13	0.48
22:DA:464:U:C6	22:DA:788:A:C2	3.02	0.48
26:BE:147:LEU:HA	26:BE:147:LEU:HD22	1.53	0.48
15:AO:63:ARG:NH1	15:AO:87:ARG:NH2	2.61	0.48
22:DA:2705:A:H2'	22:DA:2706:A:H5'	1.95	0.48
1:AA:1456:A:H2'	1:AA:1457:G:O4'	2.12	0.48
1:AA:1458:G:OP1	20:AT:29:THR:HG21	2.13	0.48
22:BA:244:A:H2'	22:BA:245:G:O4'	2.13	0.48
22:BA:245:G:O6	51:B3:7:ARG:HG3	2.13	0.48
22:BA:153:U:H2'	22:BA:154:U:O5'	2.13	0.48
22:DA:674:G:H4'	26:DE:69:ARG:HB3	1.94	0.48
22:BA:2444:G:P	26:BE:63:LYS:HE2	2.52	0.48
44:BW:8:SER:C	44:BW:9:THR:HG22	2.33	0.48
1:AA:1053:G:H5"	1:AA:1055:A:OP1	2.12	0.48
3:AC:129:PHE:CE1	3:AC:130:ARG:HD3	2.48	0.48
25:DD:108:ASP:OD1	25:DD:207:VAL:HG23	2.12	0.48
1:AA:929:G:O2'	1:AA:930:C:H5'	2.14	0.48
22:DA:287:G:C2'	22:DA:288:U:H5'	2.42	0.48
22:DA:2581:G:H5"	22:DA:2582:G:OP1	2.13	0.48

Continued on next page...

Continued from previous page...

Atom-1	Atom-2	Distance(Å)	Clash(Å)
1:AA:1494:G:N3	1:AA:1495:U:C6	2.82	0.48
22:BA:2414:G:H2'	22:BA:2415:G:H5'	1.94	0.48
4:AD:190:LEU:HD12	4:AD:190:LEU:C	2.33	0.48
22:BA:1820:U:H4'	22:BA:1821:A:OP2	2.13	0.48
53:CA:312:C:N4	53:CA:313:A:N6	2.62	0.48
22:DA:443:A:H2'	26:DE:40:ARG:NE	2.28	0.48
22:BA:1570:A:H2'	22:BA:1571:A:C8	2.48	0.48
48:B0:27:LEU:HD23	48:B0:27:LEU:N	2.26	0.48
54:CG:75:LYS:HB3	54:CG:86:VAL:O	2.12	0.48
5:AE:125:LYS:HG3	5:AE:126:ALA:N	2.28	0.48
53:CA:892:A:H2'	53:CA:893:C:H6	1.77	0.48
22:DA:2293:G:O2'	22:DA:2294:G:H5'	2.12	0.48
22:BA:1534:U:H5'	22:BA:1535:A:P	2.53	0.48
24:DC:120:ASP:CG	24:DC:121:ALA:N	2.66	0.48
22:BA:1610:A:H4'	22:BA:1611:C:OP2	2.12	0.48
22:BA:1206:G:C5	22:BA:1207:C:C5	3.01	0.48
53:CA:688:G:C8	53:CA:688:G:H5''	2.47	0.48
18:AR:22:TYR:CZ	18:AR:23:LYS:HE3	2.47	0.48
22:BA:1249:U:H5'	22:BA:1249:U:H6	1.77	0.48
9:CI:5:TYR:HD2	9:CI:5:TYR:N	2.12	0.48
4:CD:123:MET:HE2	4:CD:126:GLY:O	2.13	0.48
3:CC:72:PRO:HG3	3:CC:104:GLU:OE1	2.13	0.48
26:BE:115:GLN:O	26:BE:116:ASP:C	2.51	0.48
26:DE:144:GLU:O	26:DE:145:ASP:C	2.51	0.48
22:BA:321:U:H1'	26:BE:159:LEU:HG	1.95	0.48
22:BA:2722:G:H8	22:BA:2722:G:O5'	1.96	0.48
12:AL:20:VAL:HG23	12:AL:20:VAL:O	2.13	0.48
53:CA:381:C:O2	53:CA:381:C:H2'	2.12	0.48
8:CH:94:VAL:O	8:CH:95:MET:HB2	2.14	0.48
22:BA:520:G:H2'	22:BA:521:U:H6	1.77	0.48
22:BA:996:A:O2'	38:BQ:91:ARG:CG	2.60	0.48
22:BA:1069:A:N1	22:BA:1074:G:N7	2.61	0.48
22:BA:2033:A:H5''	62:BA:3481:HOH:O	2.13	0.48
53:CA:1283:U:HO2'	53:CA:1284:C:H6	1.59	0.48
22:DA:2267:A:N7	62:DA:3536:HOH:O	2.35	0.48
22:DA:1828:G:O2'	22:DA:1829:A:H5'	2.13	0.48
22:DA:1695:G:H8	24:DC:7:PRO:HB2	1.75	0.48
2:AB:40:ILE:CG1	2:AB:41:ASN:H	2.17	0.48
1:AA:1260:G:H4'	1:AA:1284:C:H5'	1.96	0.48
22:DA:104:A:H2'	22:DA:105:C:C6	2.48	0.48
22:DA:91:A:O2'	22:DA:92:U:H6	1.96	0.48
22:DA:95:A:O2'	46:DY:41:HIS:CD2	2.66	0.48

Continued on next page...

Continued from previous page...

Atom-1	Atom-2	Distance(Å)	Clash(Å)
46:DY:45:GLN:C	46:DY:47:ARG:H	2.17	0.48
22:DA:1363:C:C2	22:DA:1364:G:C8	3.01	0.48
22:DA:463:G:N2	22:DA:466:A:OP2	2.42	0.48
22:DA:53:A:N7	22:DA:54:G:C5	2.81	0.48
53:CA:206:C:H2'	53:CA:207:C:H4'	1.94	0.48
1:AA:204:G:C8	1:AA:205:A:H5''	2.48	0.48
41:BT:29:THR:CA	41:BT:86:THR:H	2.24	0.48
21:CU:33:ARG:HG2	21:CU:34:ARG:H	1.78	0.48
6:CF:6:ILE:N	6:CF:6:ILE:CD1	2.71	0.48
37:DP:19:PHE:O	37:DP:20:ARG:CB	2.61	0.48
25:DD:146:ILE:CG1	25:DD:155:VAL:HG22	2.41	0.48
22:DA:204:A:O4'	22:DA:206:U:C6	2.66	0.48
22:DA:1256:G:O2'	22:DA:1257:C:C5'	2.61	0.48
51:D3:15:LYS:HG2	51:D3:16:THR:H	1.79	0.48
33:DL:141:LYS:HD2	33:DL:141:LYS:C	2.34	0.48
1:AA:865:A:O2'	1:AA:866:C:H5'	2.12	0.48
41:BT:15:HIS:HB3	41:BT:31:VAL:HG22	1.94	0.48
41:DT:50:LEU:CD2	41:DT:51:PHE:CD1	2.94	0.48
33:DL:77:ILE:CD1	33:DL:125:LEU:HD13	2.43	0.48
33:DL:99:ASN:O	33:DL:100:ILE:CB	2.61	0.48
22:DA:1669:A:C2'	22:DA:1670:C:H5'	2.42	0.48
22:DA:1991:U:C3'	22:DA:1991:U:C6	2.97	0.48
32:DK:17:ARG:H	32:DK:45:GLU:HG2	1.79	0.48
53:CA:142:G:C2	53:CA:143:A:C1'	2.93	0.48
20:CT:26:MET:HE1	20:CT:27:MET:HA	1.96	0.48
53:CA:101:A:C4	53:CA:102:G:C8	3.01	0.48
53:CA:65:A:H4'	53:CA:66:A:O5'	2.14	0.48
57:DB:54:G:H21	58:DF:25:MET:CE	2.26	0.48
54:CG:137:ARG:HD2	54:CG:137:ARG:C	2.33	0.48
2:CB:110:ILE:HD11	2:CB:150:ILE:CG2	2.40	0.48
2:CB:80:LYS:O	2:CB:81:ASP:C	2.51	0.48
22:BA:2107:G:O6	22:BA:2183:A:C5	2.66	0.48
6:AF:49:TYR:HB2	6:AF:50:PRO:CD	2.43	0.48
1:AA:44:A:C2	1:AA:399:G:C2	3.02	0.48
1:AA:452:A:N6	1:AA:480:U:C2	2.81	0.48
1:AA:1210:C:O2'	1:AA:1211:U:H5'	2.14	0.48
22:BA:1296:G:C2'	22:BA:1297:C:O5'	2.60	0.48
22:DA:751:A:C2	22:DA:789:A:C4	3.01	0.48
11:CK:81:LEU:CD1	11:CK:104:PHE:CD2	2.87	0.48
25:DD:34:VAL:HG22	25:DD:92:VAL:O	2.13	0.48
22:DA:807:U:H1'	22:DA:2445:G:H5'	1.95	0.48
8:AH:1:SER:O	8:AH:3:GLN:N	2.46	0.48

Continued on next page...

Continued from previous page...

Atom-1	Atom-2	Distance(Å)	Clash(Å)
53:CA:914:A:O2'	53:CA:915:A:O5'	2.31	0.48
22:DA:2259:U:O2'	22:DA:2260:C:H6	1.96	0.48
22:BA:528:A:H2	22:BA:2043:C:C4'	2.25	0.48
2:AB:90:PHE:O	2:AB:149:GLY:HA3	2.11	0.48
22:DA:2623:G:H4'	22:DA:2825:G:H2'	1.95	0.48
33:BL:18:ARG:O	33:BL:19:LEU:O	2.31	0.48
22:BA:2562:U:C4	22:BA:2563:U:C5	3.01	0.48
53:CA:1387:G:C4	53:CA:1388:C:C5	3.01	0.48
22:BA:2415:G:H4'	33:BL:66:PHE:CB	2.42	0.48
53:CA:714:G:H2'	53:CA:715:A:C8	2.49	0.48
53:CA:716:A:C6	53:CA:717:U:C4	3.02	0.48
44:DW:77:LYS:HB2	44:DW:77:LYS:NZ	2.28	0.48
53:CA:306:A:C4	53:CA:307:C:C6	3.02	0.48
36:DO:94:ARG:CD	36:DO:97:PHE:O	2.61	0.48
22:DA:1681:G:O2'	22:DA:1762:A:H2'	2.13	0.48
22:BA:946:C:H2'	22:BA:947:A:C8	2.46	0.48
32:BK:12:ASP:HA	32:BK:98:ARG:O	2.12	0.48
22:DA:754:U:H2'	22:DA:755:U:H6	1.79	0.48
22:BA:2405:G:O2'	22:BA:2406:A:P	2.71	0.48
39:DR:19:THR:HA	39:DR:96:VAL:O	2.14	0.48
22:BA:1394:U:H2'	22:BA:1395:A:O5'	2.13	0.48
22:DA:1767:G:C4	22:DA:1768:C:C5	3.02	0.48
53:CA:38:G:N2	53:CA:397:A:C4	2.82	0.48
42:BU:33:VAL:O	42:BU:64:ILE:HG22	2.13	0.48
22:BA:1052:C:C6	22:BA:1052:C:H3'	2.48	0.48
1:AA:11:G:C6	1:AA:12:U:C4	3.01	0.48
25:BD:25:THR:HG22	25:BD:25:THR:O	2.09	0.48
32:BK:118:LEU:O	32:BK:119:ALA:HB3	2.12	0.48
3:CC:49:ALA:O	3:CC:50:SER:HB2	2.13	0.48
34:DM:53:MET:HB2	34:DM:120:ALA:HB2	1.94	0.48
53:CA:1124:G:N2	53:CA:1127:G:N2	2.62	0.48
22:DA:1338:G:O6	41:DT:66:LYS:HE2	2.13	0.48
22:DA:919:U:H6	22:DA:919:U:C5'	2.26	0.48
44:DW:51:GLY:HA3	44:DW:59:PHE:O	2.12	0.48
22:DA:1064:C:H2'	22:DA:1065:U:H6	1.76	0.48
35:DN:90:ARG:NH2	35:DN:116:VAL:HG12	2.27	0.48
1:AA:1258:G:O2'	1:AA:1259:C:C5'	2.62	0.48
9:AI:82:ILE:O	9:AI:86:LEU:N	2.39	0.48
41:DT:67:VAL:HB	41:DT:76:ARG:HG3	1.96	0.48
46:DY:59:GLU:C	46:DY:61:ALA:H	2.16	0.48
24:BC:106:PRO:CA	24:BC:141:HIS:HE1	2.25	0.48
50:D2:21:ARG:HG2	50:D2:31:LEU:CD1	2.44	0.48

Continued on next page...

Continued from previous page...

Atom-1	Atom-2	Distance(Å)	Clash(Å)
22:DA:1572:A:H2'	22:DA:1573:G:H8	1.78	0.48
53:CA:1158:C:C2	53:CA:1160:G:C8	3.02	0.48
53:CA:1182:G:C3'	53:CA:1183:U:H5'	2.43	0.48
4:CD:2:ARG:HH21	4:CD:114:ARG:CZ	2.27	0.48
21:CU:27:VAL:O	21:CU:31:VAL:HG23	2.14	0.48
37:BP:111:GLU:H	37:BP:111:GLU:CD	2.17	0.48
22:DA:2051:A:C2	22:DA:2052:A:N6	2.81	0.48
29:BH:32:PRO:O	29:BH:33:GLN:HB2	2.13	0.48
22:DA:2239:G:H2'	22:DA:2240:U:H6	1.78	0.48
22:DA:799:G:O5'	22:DA:800:A:H3'	2.12	0.48
22:DA:1289:C:HO2'	22:DA:1290:C:C5'	2.27	0.48
17:AQ:82:VAL:OXT	17:AQ:82:VAL:HG22	2.13	0.48
53:CA:644:U:H2'	53:CA:645:G:H8	1.78	0.48
42:DU:45:GLN:HA	42:DU:45:GLN:NE2	2.24	0.48
12:AL:38:THR:HA	12:AL:49:ARG:O	2.12	0.48
25:BD:118:PHE:C	25:BD:120:GLY:H	2.14	0.48
4:AD:133:SER:O	4:AD:134:TYR:C	2.49	0.48
25:DD:133:THR:CG2	25:DD:134:HIS:H	1.99	0.48
22:DA:1142:A:H4'	31:DJ:27:ARG:HH22	1.78	0.48
22:DA:571:U:C4	22:DA:2030:A:C6	3.01	0.48
9:CI:38:PHE:HE2	9:CI:71:ILE:HG22	1.78	0.48
5:CE:132:PRO:O	5:CE:134:ASN:N	2.47	0.48
53:CA:275:G:O2'	53:CA:276:G:O5'	2.31	0.48
42:BU:5:ARG:CB	42:BU:5:ARG:HH21	2.25	0.48
40:BS:21:ALA:CB	40:BS:74:ILE:HD13	2.43	0.48
31:DJ:37:ARG:NH2	31:DJ:39:LYS:NZ	2.62	0.48
1:AA:978:A:C1'	1:AA:1322:C:H5	2.25	0.48
1:AA:978:A:H1'	1:AA:1322:C:C5	2.47	0.48
22:BA:1716:U:O2'	22:BA:1717:A:C5'	2.50	0.48
1:AA:1182:G:H4'	1:AA:1183:U:H5'	1.96	0.48
23:BB:89:U:H3'	23:BB:90:C:H5''	1.94	0.48
22:BA:2152:G:O2'	22:BA:2153:C:C4'	2.61	0.48
55:CM:16:ILE:CD1	55:CM:16:ILE:H	2.26	0.48
4:CD:150:LYS:N	4:CD:150:LYS:HD3	2.29	0.48
29:BH:50:ARG:C	29:BH:52:ALA:H	2.16	0.48
1:AA:1191:A:C2	1:AA:1192:C:C4	3.01	0.48
22:DA:2668:G:O2'	22:DA:2669:G:P	2.71	0.48
53:CA:740:U:O4'	15:CO:41:HIS:CE1	2.66	0.48
22:BA:659:G:N2	26:BE:30:GLN:HE22	2.09	0.48
22:DA:778:G:C6	22:DA:779:U:N3	2.81	0.48
30:BI:19:PRO:HG2	30:BI:23:VAL:HG22	1.96	0.48
57:DB:41:G:O6	58:DF:68:LYS:HD3	2.13	0.48

Continued on next page...

Continued from previous page...

Atom-1	Atom-2	Distance(Å)	Clash(Å)
22:BA:216:A:H2'	22:BA:217:A:C8	2.47	0.48
3:CC:38:VAL:O	3:CC:42:LEU:HD23	2.14	0.48
3:CC:39:ARG:HG2	3:CC:54:ILE:HG21	1.94	0.48
7:AG:108:ARG:NH2	7:AG:118:ARG:HH22	2.12	0.48
33:DL:143:GLU:N	33:DL:143:GLU:OE1	2.46	0.48
1:AA:1025:U:H5''	1:AA:1026:G:OP1	2.14	0.48
22:DA:676:A:C2	22:DA:2070:A:O4'	2.67	0.48
22:DA:2461:A:H1'	22:DA:2492:U:O2	2.12	0.48
22:DA:1489:C:C4'	22:DA:1490:A:OP1	2.57	0.48
4:CD:84:ASN:C	4:CD:84:ASN:ND2	2.53	0.48
53:CA:769:G:H4'	53:CA:1513:A:H4'	1.96	0.48
53:CA:106:C:H1'	53:CA:379:C:H5''	1.95	0.48
44:BW:9:THR:CG2	44:BW:10:ARG:HD3	2.44	0.48
11:AK:64:VAL:O	11:AK:68:ARG:HG3	2.13	0.48
47:DZ:4:ILE:CG2	47:DZ:56:VAL:HG13	2.44	0.48
47:BZ:38:GLU:OE1	47:BZ:38:GLU:N	2.41	0.48
28:DG:67:ALA:O	28:DG:71:LEU:HB2	2.13	0.48
22:BA:580:U:O3'	38:BQ:30:VAL:CG1	2.61	0.48
48:B0:42:ILE:CD1	48:B0:48:TYR:HB2	2.43	0.48
45:DX:69:GLU:HA	45:DX:72:ALA:HB3	1.95	0.48
22:BA:1820:U:O2	24:BC:200:MET:HG3	2.13	0.48
27:BF:107:VAL:HG13	27:BF:113:PHE:CZ	2.49	0.48
27:BF:107:VAL:HG11	27:BF:175:PRO:HG2	1.94	0.48
10:AJ:80:THR:HB	10:AJ:83:THR:HG22	1.95	0.48
24:BC:7:PRO:CB	24:BC:13:ARG:HB2	2.43	0.48
31:DJ:23:LYS:NZ	31:DJ:142:ILE:H	2.11	0.48
13:AM:84:CYS:O	13:AM:88:LEU:HD12	2.14	0.48
22:DA:2537:U:H2'	22:DA:2538:C:H6	1.79	0.48
32:BK:63:VAL:CG1	32:BK:103:VAL:HG12	2.43	0.48
32:BK:121:GLU:O	32:BK:122:VAL:C	2.52	0.48
40:DS:70:LYS:N	40:DS:70:LYS:HE3	2.27	0.48
35:BN:87:PHE:HE1	35:BN:116:VAL:CG1	2.26	0.48
22:BA:807:U:C2'	22:BA:808:G:H5'	2.43	0.48
28:BG:96:ALA:O	28:BG:97:VAL:CB	2.61	0.48
22:BA:2862:G:H2'	22:BA:2863:C:C6	2.48	0.48
42:BU:33:VAL:HG23	42:BU:64:ILE:CG2	2.43	0.48
22:DA:1464:G:C2	22:DA:1465:G:C4	3.02	0.48
1:AA:37:U:C2'	1:AA:38:G:H5'	2.44	0.48
37:BP:22:GLY:O	37:BP:109:ILE:HD11	2.13	0.48
30:BI:61:TYR:CD2	30:BI:61:TYR:N	2.81	0.48
3:CC:171:ARG:O	3:CC:173:PRO:HD2	2.12	0.48
42:BU:44:HIS:O	42:BU:45:GLN:C	2.51	0.48

Continued on next page...

Continued from previous page...

Atom-1	Atom-2	Distance(Å)	Clash(Å)
35:BN:52:ILE:HG21	35:BN:94:TYR:CG	2.48	0.48
22:BA:998:C:OP2	38:BQ:57:ARG:NH2	2.43	0.48
24:DC:181:ARG:HG3	24:DC:182:LYS:N	2.29	0.48
24:DC:24:HIS:CE1	24:DC:79:ARG:NH1	2.82	0.48
4:CD:187:ARG:NH1	4:CD:196:GLU:OE2	2.46	0.48
22:DA:2800:A:N1	22:DA:2801:G:N3	2.62	0.48
22:DA:2334:U:O3'	36:DO:13:ARG:HB2	2.11	0.48
44:DW:30:VAL:CG2	44:DW:59:PHE:CD1	2.96	0.48
44:DW:49:ASN:OD1	44:DW:80:SER:HA	2.13	0.48
22:DA:729:G:C8	24:DC:206:LYS:HE3	2.49	0.48
48:D0:42:ILE:HD12	48:D0:47:TYR:O	2.14	0.48
42:DU:82:VAL:H	42:DU:96:LYS:HZ2	1.61	0.48
50:D2:34:ARG:HB3	50:D2:42:LEU:CD1	2.43	0.48
22:DA:395:U:O2'	22:DA:396:G:O5'	2.31	0.48
39:BR:49:ILE:HB	39:BR:53:PHE:N	2.28	0.48
49:B1:50:GLU:OE1	49:B1:50:GLU:CA	2.61	0.48
39:DR:10:LYS:NZ	39:DR:23:GLU:HG3	2.28	0.48
22:DA:1532:A:C2	22:DA:1540:G:N1	2.82	0.48
53:CA:734:G:H2'	53:CA:735:C:C6	2.49	0.48
32:DK:11:ALA:HB2	32:DK:64:ARG:HH12	1.75	0.48
29:BH:6:LEU:HD13	29:BH:6:LEU:N	2.28	0.48
51:D3:12:ARG:HD3	51:D3:12:ARG:N	2.29	0.48
19:CS:40:PHE:CB	19:CS:41:PRO:CD	2.78	0.48
51:D3:49:VAL:HG21	51:D3:54:LEU:HA	1.94	0.48
22:DA:1329:U:O2'	22:DA:1330:C:P	2.70	0.48
22:DA:1252:G:C2	22:DA:1253:A:H2	2.32	0.48
22:DA:508:A:N6	40:DS:9:HIS:NE2	2.49	0.48
19:CS:36:ARG:O	19:CS:36:ARG:HG2	2.13	0.48
20:AT:82:ILE:CD1	20:AT:83:ASN:N	2.72	0.48
26:DE:29:HIS:ND1	33:DL:6:LEU:CD2	2.74	0.48
21:AU:49:ALA:O	21:AU:52:VAL:HG12	2.13	0.48
53:CA:765:G:H1'	53:CA:812:G:N2	2.29	0.48
19:AS:43:MET:HA	19:AS:46:LEU:HD12	1.94	0.48
41:BT:61:LEU:HA	62:BT:101:HOH:O	2.12	0.48
22:DA:1668:A:O4'	22:DA:1669:A:C2	2.66	0.48
22:DA:1667:G:O2'	22:DA:1991:U:O4	2.26	0.48
22:DA:2094:A:O2'	22:DA:2095:A:O4'	2.31	0.48
1:AA:977:A:O2'	1:AA:978:A:H5''	2.13	0.48
52:B4:16:ILE:HA	52:B4:24:ARG:O	2.13	0.48
22:BA:2148:G:O2'	22:BA:2149:U:C4'	2.61	0.48
53:CA:919:A:O2'	53:CA:920:U:H5'	2.13	0.48
43:DV:56:PHE:C	43:DV:58:SER:N	2.66	0.48

Continued on next page...

Continued from previous page...

Atom-1	Atom-2	Distance(Å)	Clash(Å)
22:DA:813:U:C2	22:DA:814:C:C6	3.01	0.48
10:AJ:53:ILE:CG1	14:AN:84:ARG:CZ	2.91	0.48
22:DA:2298:A:C6	22:DA:2321:U:C5	3.01	0.48
22:DA:2662:A:C2'	22:DA:2663:G:H5'	2.44	0.48
22:DA:2668:G:N3	22:DA:2669:G:C8	2.81	0.48
22:BA:657:U:H2'	22:BA:658:U:C6	2.49	0.48
22:BA:2249:U:H4'	22:BA:2250:G:OP2	2.14	0.48
1:AA:819:A:N7	1:AA:1529:G:C2	2.81	0.48
33:DL:92:LEU:HD22	33:DL:124:GLY:CA	2.35	0.48
37:BP:31:VAL:O	37:BP:37:LYS:HA	2.14	0.48
35:BN:16:HIS:HD2	35:BN:16:HIS:O	1.97	0.48
22:DA:1716:U:O2'	22:DA:1717:A:C5'	2.61	0.48
22:DA:426:C:C2'	22:DA:427:U:H5'	2.42	0.48
22:DA:1824:G:OP2	22:DA:1824:G:H8	1.95	0.48
33:BL:62:PRO:HG3	51:B3:24:LYS:HD3	1.95	0.48
22:DA:1832:C:C2'	22:DA:1833:C:O5'	2.60	0.48
7:AG:68:VAL:HG12	7:AG:102:TRP:HE3	1.78	0.48
34:BM:31:PHE:CZ	34:BM:110:GLU:HG2	2.48	0.48
6:AF:8:PHE:CE1	6:AF:21:MET:HE1	2.45	0.48
22:BA:320:A:H4'	22:BA:322:A:C8	2.48	0.48
22:BA:745:G:H2'	22:BA:746:U:H5'	1.95	0.48
15:CO:55:LEU:O	15:CO:58:MET:N	2.47	0.48
23:BB:14:U:OP2	23:BB:70:C:O2'	2.31	0.48
7:AG:74:VAL:HA	7:AG:87:PRO:HA	1.95	0.48
50:D2:24:THR:HG21	50:D2:27:GLY:HA3	1.94	0.48
22:BA:626:A:C2	33:BL:78:ARG:HD3	2.48	0.48
22:DA:1417:C:H2'	22:DA:1418:G:C8	2.49	0.48
28:BG:38:ASP:H	28:BG:40:VAL:CG1	2.27	0.48
22:DA:749:A:H1'	22:DA:1618:A:OP1	2.13	0.48
22:DA:1057:A:N3	22:DA:1082:U:C2	2.81	0.48
1:AA:1451:U:O5'	1:AA:1452:C:H5	1.96	0.48
22:BA:1214:A:H4'	22:BA:1239:G:H4'	1.95	0.48
22:BA:807:U:O2'	22:BA:808:G:H5'	2.13	0.48
45:DX:39:VAL:O	45:DX:41:SER:N	2.46	0.48
22:BA:832:U:O2'	22:BA:833:A:H5'	2.14	0.48
16:AP:23:ASP:O	16:AP:24:SER:C	2.51	0.48
22:DA:2396:G:C2	22:DA:2421:G:C2	3.01	0.48
48:D0:50:GLY:C	48:D0:51:ARG:HG3	2.33	0.48
19:CS:44:ILE:HG12	19:CS:45:GLY:N	2.27	0.48
22:BA:9:G:C5	22:BA:2629:U:C5	3.02	0.48
5:CE:155:LYS:NZ	8:CH:72:GLU:HG2	2.29	0.48
53:CA:431:A:H2'	53:CA:431:A:N3	2.28	0.48

Continued on next page...

Continued from previous page...

Atom-1	Atom-2	Distance(Å)	Clash(Å)
22:BA:1520:U:O2'	22:BA:1521:G:H5'	2.14	0.48
43:BV:4:ILE:O	43:BV:63:ILE:HA	2.13	0.48
16:AP:81:ALA:O	16:AP:82:ALA:HB2	2.13	0.48
53:CA:449:G:O2'	53:CA:450:G:H5'	2.14	0.48
47:DZ:41:PRO:HA	47:DZ:44:ARG:HB3	1.95	0.48
22:BA:1210:G:P	22:BA:1212:G:H5'	2.53	0.48
55:CM:49:GLU:HA	55:CM:49:GLU:OE1	2.13	0.48
37:DP:83:ILE:O	37:DP:83:ILE:HG23	2.13	0.48
28:BG:17:LYS:HE3	28:BG:17:LYS:HB2	1.67	0.48
31:BJ:3:THR:HG21	38:BQ:60:TRP:HE1	1.78	0.48
5:AE:152:VAL:CB	5:AE:155:LYS:NZ	2.41	0.48
24:DC:255:LYS:C	24:DC:256:THR:CG2	2.80	0.48
53:CA:1130:A:N7	53:CA:1146:A:C6	2.82	0.48
9:CI:30:ASN:O	9:CI:31:GLN:CG	2.61	0.48
22:DA:1342:A:C6	22:DA:1397:U:C5	3.01	0.48
22:DA:1388:G:H2'	22:DA:1389:G:H8	1.78	0.48
41:DT:8:LEU:CD2	41:DT:46:ALA:HA	2.43	0.48
1:AA:410:G:OP2	4:AD:21:LYS:CE	2.61	0.48
16:AP:4:ILE:O	16:AP:68:SER:OG	2.29	0.48
22:DA:1068:G:O2'	22:DA:1069:A:H5'	2.13	0.48
22:DA:1275:A:C4	35:DN:16:HIS:HD2	2.32	0.48
22:DA:334:C:O2'	22:DA:335:C:OP1	2.28	0.48
26:DE:135:ALA:C	26:DE:137:LYS:N	2.66	0.48
24:BC:80:LEU:HD11	24:BC:109:LEU:CB	2.44	0.48
50:D2:18:PHE:O	50:D2:21:ARG:N	2.45	0.48
22:DA:125:A:O3'	50:D2:19:ARG:HG3	2.14	0.48
45:DX:26:ARG:HG3	45:DX:27:ARG:N	2.27	0.48
22:DA:36:G:H5'	22:DA:451:U:O2	2.13	0.48
49:B1:9:LYS:N	49:B1:9:LYS:CD	2.77	0.48
22:DA:142:A:O2'	22:DA:143:C:C6	2.49	0.48
1:AA:542:G:N3	1:AA:543:U:C5	2.81	0.48
37:BP:24:THR:O	37:BP:25:VAL:O	2.30	0.48
10:AJ:29:ALA:HB3	10:AJ:36:VAL:HG21	1.96	0.48
6:CF:86:ARG:CD	18:CR:63:TYR:O	2.57	0.48
22:DA:1131:G:C5	22:DA:2025:C:H4'	2.49	0.48
51:D3:11:LYS:C	51:D3:12:ARG:HD3	2.34	0.48
1:AA:266:G:OP2	1:AA:267:C:H5	1.97	0.48
8:CH:33:VAL:C	8:CH:35:ILE:N	2.66	0.48
25:BD:119:ALA:HB1	25:BD:123:LYS:HB3	1.95	0.48
22:DA:2452:C:H2'	22:DA:2453:A:C8	2.48	0.48
47:DZ:23:LEU:CD1	47:DZ:28:LEU:HD21	2.41	0.48
22:DA:1034:G:O2'	22:DA:1035:U:O4'	2.20	0.48

Continued on next page...

Continued from previous page...

Atom-1	Atom-2	Distance(Å)	Clash(Å)
31:DJ:25:LEU:C	31:DJ:27:ARG:N	2.67	0.48
22:DA:2728:U:H2'	22:DA:2729:G:C8	2.48	0.48
41:BT:30:ILE:HG12	41:BT:32:LEU:CD2	2.43	0.48
24:BC:230:PRO:HG2	24:BC:245:THR:O	2.14	0.48
22:DA:2588:G:C2'	22:DA:2589:A:H5'	2.43	0.48
22:DA:1665:A:H1'	32:DK:1:MET:HG3	1.95	0.48
58:DF:110:ILE:HA	58:DF:111:ARG:HH11	1.79	0.48
53:CA:151:A:H2'	53:CA:152:A:O4'	2.13	0.48
53:CA:169:C:O2'	53:CA:170:U:H5'	2.14	0.48
53:CA:197:A:N6	53:CA:221:C:C5'	2.76	0.48
24:DC:144:GLU:CB	24:DC:187:CYS:HB2	2.39	0.48
51:D3:2:LYS:HB2	51:D3:2:LYS:HE3	1.68	0.48
22:DA:1736:U:H2'	22:DA:1737:G:O5'	2.14	0.48
32:BK:1:MET:HG3	32:BK:67:LYS:HG3	1.96	0.48
1:AA:1317:C:H6	1:AA:1317:C:H3'	1.78	0.48
1:AA:1365:G:O2'	1:AA:1366:C:H5'	2.14	0.48
22:BA:1105:U:H2'	22:BA:1106:G:C8	2.45	0.48
1:AA:1151:A:N6	1:AA:1152:A:N6	2.61	0.48
1:AA:1150:A:O2'	10:AJ:42:LEU:C	2.51	0.48
22:BA:2197:U:OP1	4:CD:150:LYS:CE	2.62	0.48
15:CO:16:ARG:HH12	15:CO:76:ARG:HD2	1.78	0.48
12:CL:7:VAL:O	12:CL:7:VAL:CG1	2.58	0.48
36:DO:18:LEU:HD13	36:DO:25:ARG:CG	2.38	0.48
22:DA:279:A:C6	22:DA:361:G:O2'	2.67	0.48
57:DB:42:C:O2'	57:DB:43:C:H5'	2.14	0.48
21:CU:14:ALA:O	21:CU:15:LEU:C	2.52	0.48
25:DD:124:ARG:NH1	25:DD:125:TRP:NE1	2.48	0.48
53:CA:885:G:H1'	53:CA:914:A:C2	2.49	0.48
1:AA:198:G:N2	1:AA:220:G:H1'	2.29	0.48
22:DA:265:A:C6	22:DA:428:A:O4'	2.66	0.48
22:DA:1943:U:O4'	22:DA:1943:U:O2	2.32	0.48
11:AK:51:PHE:CE1	11:AK:60:PHE:HE2	2.18	0.48
22:DA:2563:U:H4'	32:DK:28:SER:HA	1.96	0.48
15:AO:52:ARG:HA	15:AO:55:LEU:HB3	1.94	0.48
34:BM:53:MET:HE2	34:BM:120:ALA:HB2	1.94	0.48
22:BA:28:A:C4	22:BA:29:U:C6	3.02	0.48
22:BA:875:G:H2'	22:BA:876:C:H5'	1.96	0.48
22:BA:872:U:H2'	22:BA:873:C:C6	2.48	0.48
22:BA:2210:U:OP1	22:BA:2210:U:H6	1.96	0.48
45:DX:63:ILE:HD12	45:DX:63:ILE:N	2.29	0.48
9:CI:49:GLN:O	9:CI:52:GLU:HG2	2.13	0.48
4:AD:138:PRO:HA	4:AD:181:PHE:HD2	1.79	0.48

Continued on next page...

Continued from previous page...

Atom-1	Atom-2	Distance(Å)	Clash(Å)
10:AJ:33:GLY:O	10:AJ:34:ALA:CB	2.61	0.48
22:DA:1596:A:C6	22:DA:1597:A:C6	3.01	0.48
15:AO:73:ASP:OD2	15:AO:76:ARG:HG3	2.14	0.48
8:AH:21:LYS:HE2	8:AH:21:LYS:CA	2.41	0.48
7:AG:83:THR:O	7:AG:85:GLN:N	2.46	0.48
38:BQ:40:LYS:HA	38:BQ:43:GLN:HG2	1.93	0.48
22:BA:95:A:O2'	46:BY:41:HIS:CD2	2.67	0.48
22:DA:30:G:C2	22:DA:31:C:C2	3.01	0.48
40:DS:25:ARG:HA	40:DS:74:ILE:HG21	1.94	0.48
1:AA:52:C:H2'	1:AA:53:A:C8	2.48	0.48
20:AT:66:ILE:O	20:AT:67:HIS:O	2.32	0.48
39:BR:91:GLN:OE1	39:BR:91:GLN:HA	2.14	0.48
22:BA:134:G:N2	22:BA:146:A:C4	2.82	0.48
24:DC:259:ASN:OD1	24:DC:262:THR:HG23	2.13	0.48
23:BB:37:C:C5	23:BB:38:C:C5	3.01	0.48
22:DA:699:A:N6	22:DA:1633:G:H21	2.11	0.48
22:BA:2056:G:C2	22:BA:2057:G:C8	3.00	0.48
48:D0:29:VAL:HA	48:D0:35:GLU:O	2.13	0.48
45:BX:73:ARG:HG3	45:BX:73:ARG:O	2.14	0.48
26:BE:132:LYS:NZ	26:BE:132:LYS:HB3	2.29	0.48
42:BU:97:SER:O	42:BU:98:ASN:CB	2.61	0.48
45:BX:50:VAL:HG12	45:BX:51:SER:O	2.13	0.48
24:DC:250:GLN:HG2	24:DC:250:GLN:H	1.51	0.48
53:CA:1146:A:C6	53:CA:1147:C:C4	3.02	0.48
22:DA:1340:U:H5'	41:DT:61:LEU:CD2	2.44	0.48
22:DA:1603:A:H2'	22:DA:1604:C:C6	2.49	0.48
41:DT:48:GLN:HA	41:DT:48:GLN:NE2	2.28	0.48
26:DE:148:ILE:CA	26:DE:187:VAL:HB	2.40	0.48
26:DE:118:LEU:HD11	26:DE:188:MET:HE2	1.95	0.48
22:DA:2286:G:N7	49:D1:33:LEU:CD2	2.75	0.48
44:DW:37:VAL:C	44:DW:39:GLN:H	2.16	0.48
24:DC:16:VAL:HB	24:DC:203:VAL:HB	1.94	0.48
1:AA:1258:G:O2'	1:AA:1259:C:H5'	2.14	0.48
53:CA:520:A:O2'	12:CL:69:GLU:HG3	2.13	0.48
12:CL:97:VAL:O	12:CL:97:VAL:CG2	2.56	0.48
22:DA:70:G:O3'	22:DA:113:U:H4'	2.13	0.48
26:DE:128:ALA:CB	26:DE:129:PRO:CD	2.83	0.48
27:BF:40:GLY:N	27:BF:84:ILE:CD1	2.77	0.48
22:DA:2748:A:C2	22:DA:2749:A:C4	3.02	0.48
1:AA:1227:A:O2'	1:AA:1228:C:O5'	2.22	0.48
13:AM:94:LEU:HD22	13:AM:95:PRO:HD2	1.96	0.48
22:DA:996:A:O2'	38:DQ:91:ARG:HG2	2.13	0.48

Continued on next page...

Continued from previous page...

Atom-1	Atom-2	Distance(Å)	Clash(Å)
1:AA:500:G:C4	1:AA:501:C:C5	3.01	0.48
32:DK:69:VAL:HG11	32:DK:106:GLU:HG2	1.95	0.48
22:BA:1188:U:O2'	22:BA:1189:A:H5'	2.12	0.48
17:AQ:15:LYS:HD2	17:AQ:16:MET:N	2.28	0.48
22:DA:28:A:H2'	22:DA:29:U:O4'	2.13	0.48
26:BE:172:ALA:O	26:BE:175:ILE:HG22	2.14	0.48
22:DA:2136:G:O6	22:DA:2156:G:C2	2.66	0.48
22:BA:1871:A:C8	22:BA:1872:A:C6	3.01	0.48
11:AK:34:THR:HG1	11:AK:39:ASN:H	1.58	0.48
2:CB:74:ALA:CB	2:CB:206:ILE:HD11	2.43	0.48
22:DA:2714:G:C2'	22:DA:2715:C:H5'	2.44	0.48
22:BA:391:A:C6	22:BA:411:G:C2	3.02	0.48
11:AK:125:LYS:O	21:AU:33:ARG:NH1	2.46	0.48
33:DL:99:ASN:O	33:DL:100:ILE:HB	2.14	0.48
54:CG:26:VAL:HG12	54:CG:42:VAL:HG21	1.96	0.48
11:AK:109:ILE:O	11:AK:110:THR:CG2	2.61	0.48
36:BO:110:ALA:O	36:BO:113:ALA:HB3	2.13	0.48
53:CA:68:G:N2	53:CA:152:A:C1'	2.75	0.48
22:BA:990:A:C5'	22:BA:990:A:C8	2.87	0.48
22:DA:2093:G:C2	22:DA:2094:A:N7	2.81	0.48
22:BA:1462:C:O2'	22:BA:1463:C:C5'	2.62	0.48
1:AA:1317:C:C6	1:AA:1317:C:C3'	2.97	0.48
1:AA:1322:C:O2'	1:AA:1323:G:C5'	2.61	0.48
22:BA:1028:A:N6	22:BA:1125:G:H2'	2.29	0.48
2:AB:206:ILE:HD13	2:AB:207:ARG:H	1.78	0.48
22:BA:2148:G:O2'	22:BA:2149:U:O4'	2.31	0.48
22:DA:947:A:O2'	22:DA:948:C:O4'	2.29	0.48
22:DA:931:U:C2'	22:DA:931:U:O2	2.61	0.48
53:CA:511:C:C2	53:CA:512:U:C5	3.01	0.48
53:CA:1299:A:H62	53:CA:1302:C:H41	1.61	0.48
15:CO:41:HIS:CD2	15:CO:41:HIS:C	2.87	0.48
22:BA:2250:G:H21	22:BA:2496:C:C5'	2.22	0.48
22:BA:962:G:P	62:BA:3355:HOH:O	2.71	0.48
3:AC:106:ARG:O	3:AC:107:LYS:HB2	2.12	0.48
26:BE:113:VAL:CG1	26:BE:114:ARG:N	2.76	0.48
22:DA:2104:C:O2	22:DA:2105:U:C5	2.62	0.48
24:DC:71:ASP:OD2	24:DC:118:GLY:HA2	2.14	0.48
12:AL:35:ARG:HB2	12:AL:37:TYR:CE1	2.48	0.48
12:AL:113:ARG:HD2	12:AL:118:VAL:CG1	2.43	0.48
22:DA:370:G:H2'	22:DA:424:G:OP1	2.13	0.48
22:DA:1957:C:O2'	22:DA:1985:C:H1'	2.13	0.48
1:AA:1003:G:H21	1:AA:1005:A:H5'	1.74	0.48

Continued on next page...

Continued from previous page...

Atom-1	Atom-2	Distance(Å)	Clash(Å)
9:AI:26:LYS:O	9:AI:62:LEU:HD23	2.13	0.48
53:CA:770:C:O2'	53:CA:771:G:H5'	2.14	0.48
22:DA:533:G:H2'	22:DA:534:U:C6	2.49	0.48
22:DA:2019:A:C4'	38:DQ:33:VAL:HG21	2.39	0.48
22:BA:2393:U:H2'	22:BA:2394:C:O4'	2.14	0.48
1:AA:555:U:H2'	1:AA:556:C:O5'	2.13	0.48
22:DA:2675:A:H2'	22:DA:2676:C:O4'	2.14	0.48
8:CH:46:GLU:N	8:CH:63:LYS:HG3	2.29	0.48
53:CA:158:G:N7	53:CA:164:G:C6	2.82	0.48
7:AG:22:LEU:HD11	7:AG:46:LEU:CD2	2.43	0.48
22:DA:1975:G:N3	22:DA:1976:U:C6	2.82	0.48
22:BA:1735:A:O2'	22:BA:1736:U:O4'	2.27	0.48
22:BA:566:U:O2'	22:BA:809:G:OP2	2.26	0.48
22:DA:1833:C:N4	22:DA:1834:U:O4	2.47	0.48
22:DA:2432:A:C6	45:DX:20:ALA:HA	2.47	0.48
23:BB:49:C:O3'	36:BO:68:LYS:HE2	2.12	0.48
1:AA:515:G:N1	1:AA:537:G:C6	2.82	0.48
3:AC:137:VAL:HG22	3:AC:148:ILE:HG23	1.94	0.48
10:AJ:63:ASP:OD2	14:AN:97:LYS:NZ	2.47	0.48
1:AA:1387:G:C4	1:AA:1388:C:C5	3.02	0.48
11:CK:15:VAL:O	11:CK:16:SER:CB	2.59	0.48
22:BA:1912:A:N1	22:BA:1919:A:N7	2.62	0.48
22:DA:2636:C:P	25:DD:81:GLU:HB2	2.54	0.48
22:BA:686:U:O4	50:B2:12:ARG:NH2	2.47	0.48
22:BA:60:G:C8	22:BA:62:U:H2'	2.48	0.48
36:BO:54:VAL:O	36:BO:54:VAL:HG22	2.14	0.48
22:BA:1842:G:O4'	24:BC:242:HIS:ND1	2.47	0.48
22:BA:1565:C:O2'	22:BA:1566:A:O5'	2.30	0.48
36:DO:105:ALA:O	36:DO:109:ALA:CB	2.62	0.48
5:CE:33:THR:OG1	5:CE:49:TYR:CZ	2.65	0.48
53:CA:1490:U:C5'	53:CA:1491:G:OP2	2.62	0.48
8:CH:9:MET:HA	8:CH:26:MET:HE2	1.94	0.48
52:D4:1:MET:HB3	52:D4:34:LYS:HE3	1.95	0.48
53:CA:43:C:H2'	53:CA:44:A:C5'	2.43	0.48
22:BA:1612:C:C2'	22:BA:1613:G:O5'	2.61	0.48
22:BA:2805:C:C4	22:BA:2806:C:C4	3.01	0.48
47:DZ:40:THR:HG22	47:DZ:42:ALA:H	1.77	0.48
2:AB:68:PHE:CD2	2:AB:83:ALA:HB1	2.49	0.48
6:CF:49:TYR:HE1	18:CR:65:SER:HA	1.78	0.48
34:DM:53:MET:CE	34:DM:117:PHE:CE1	2.96	0.48
22:BA:178:G:O2'	22:BA:179:C:H5'	2.14	0.48
7:AG:52:ARG:HH21	7:AG:124:SER:CB	2.27	0.48

Continued on next page...

Continued from previous page...

Atom-1	Atom-2	Distance(Å)	Clash(Å)
22:BA:1787:A:O4'	22:BA:2589:A:H4'	2.14	0.48
26:DE:158:PHE:HA	26:DE:169:VAL:HG11	1.95	0.48
22:BA:2754:U:O5'	22:BA:2754:U:H6	1.96	0.48
19:AS:10:ILE:HD11	19:AS:15:LEU:HB2	1.95	0.48
5:AE:94:PHE:CD1	5:AE:94:PHE:O	2.67	0.48
8:AH:36:ALA:CB	8:AH:60:LEU:HD21	2.43	0.48
22:BA:2489:U:C2'	22:BA:2490:G:O5'	2.62	0.48
22:BA:2515:C:O2	22:BA:2570:G:C2	2.67	0.48
22:DA:1820:U:O2'	24:DC:199:HIS:HD2	1.97	0.48
26:DE:147:LEU:CD2	26:DE:179:SER:HB2	2.43	0.48
22:DA:2345:G:C5	22:DA:2381:A:C2	3.02	0.48
22:DA:1071:G:O6	22:DA:1089:A:C2	2.66	0.48
22:DA:2837:A:N6	22:DA:2882:A:N6	2.60	0.48
1:AA:1253:G:H2'	1:AA:1254:A:H8	1.79	0.48
53:CA:549:C:H2'	53:CA:550:G:O4'	2.14	0.48
12:CL:109:ARG:HD2	12:CL:109:ARG:HA	1.69	0.48
22:DA:310:A:C8	22:DA:312:G:O6	2.66	0.48
22:DA:82:U:C3'	22:DA:83:A:H5''	2.43	0.48
22:DA:445:C:H2'	22:DA:446:G:N7	2.28	0.48
26:DE:46:GLN:HB3	26:DE:86:ALA:HB1	1.95	0.48
26:DE:59:PRO:HB2	26:DE:67:ARG:NH2	2.29	0.48
22:DA:2748:A:C6	22:DA:2757:A:N7	2.82	0.48
29:DH:24:GLY:O	29:DH:25:TYR:C	2.52	0.48
41:BT:22:THR:O	41:BT:25:GLU:HB3	2.13	0.48
1:AA:92:U:C2'	1:AA:93:U:C6	2.96	0.48
18:CR:72:ARG:HA	21:CU:4:LYS:HE3	1.94	0.48
37:DP:59:THR:HA	37:DP:72:VAL:HA	1.95	0.48
22:DA:202:U:H2'	22:DA:202:U:O2	2.13	0.48
40:DS:24:ILE:HG22	40:DS:35:ILE:CD1	2.41	0.48
22:BA:1189:A:C2'	22:BA:1190:G:O5'	2.62	0.48
22:BA:819:A:OP2	22:BA:1187:G:N2	2.43	0.48
22:DA:503:A:C5'	22:DA:504:A:O5'	2.62	0.48
14:CN:8:ARG:NH1	14:CN:12:ARG:HH22	2.11	0.48
19:CS:52:ASN:C	19:CS:54:ARG:H	2.17	0.48
4:AD:131:ILE:O	4:AD:133:SER:N	2.43	0.48
10:AJ:17:LEU:HD23	10:AJ:18:ILE:HA	1.96	0.48
10:AJ:22:THR:HG22	10:AJ:23:ALA:N	2.29	0.48
22:DA:1431:A:H2'	22:DA:1432:G:C8	2.49	0.48
41:BT:31:VAL:C	41:BT:32:LEU:CD2	2.74	0.48
53:CA:67:C:O2	53:CA:68:G:N7	2.47	0.48
8:AH:76:ARG:NE	8:AH:78:SER:O	2.47	0.48
22:DA:242:G:C5	51:D3:4:LYS:HE3	2.49	0.48

Continued on next page...

Continued from previous page...

Atom-1	Atom-2	Distance(Å)	Clash(Å)
57:DB:24:G:H4'	57:DB:26:C:H5	1.78	0.48
25:DD:137:SER:C	25:DD:138:LEU:CD2	2.82	0.48
22:DA:1551:A:C4	22:DA:1552:A:H8	2.31	0.48
22:DA:1007:C:H2'	22:DA:1008:A:C8	2.48	0.48
53:CA:1347:G:H3'	9:CI:109:GLN:O	2.13	0.48
22:DA:956:G:H1'	34:DM:82:MET:HE1	1.95	0.48
1:AA:674:G:H4'	18:AR:69:TYR:CE1	2.48	0.48
10:AJ:70:HIS:H	10:AJ:70:HIS:CD2	2.32	0.48
31:BJ:64:VAL:HG11	31:BJ:68:LYS:HB2	1.92	0.48
54:CG:88:VAL:CG2	54:CG:89:GLU:H	2.14	0.48
22:DA:813:U:C2	22:DA:814:C:C5	3.02	0.48
10:AJ:53:ILE:HD11	14:AN:84:ARG:NH1	2.28	0.48
36:DO:34:HIS:HA	36:DO:65:THR:O	2.14	0.48
22:BA:38:A:O2'	26:BE:43:THR:HA	2.12	0.48
58:DF:93:GLU:C	58:DF:95:MET:H	2.17	0.48
1:AA:174:A:HO2'	1:AA:175:C:H5'	1.77	0.48
22:BA:1967:C:H2'	22:BA:1968:G:C8	2.49	0.48
1:AA:363:A:C2'	1:AA:364:A:H5'	2.44	0.48
22:BA:242:G:O5'	51:B3:2:LYS:HE2	2.14	0.48
1:AA:344:A:O2'	37:BP:36:LYS:HE2	2.13	0.48
8:AH:1:SER:C	8:AH:3:GLN:N	2.66	0.48
22:BA:1508:A:O2'	22:BA:1509:A:P	2.72	0.48
32:BK:95:ILE:C	32:BK:95:ILE:CD1	2.64	0.48
24:BC:182:LYS:O	24:BC:183:VAL:CG2	2.62	0.48
53:CA:687:A:C2	53:CA:704:A:C6	3.02	0.48
3:AC:154:GLY:O	3:AC:195:ILE:CG1	2.61	0.48
22:DA:2674:G:C6	22:DA:2675:A:C6	3.02	0.48
25:DD:110:THR:HG23	25:DD:171:THR:HG22	1.96	0.48
25:DD:110:THR:CG2	25:DD:171:THR:HG22	2.43	0.48
29:BH:80:ILE:O	29:BH:81:ALA:HB2	2.12	0.48
57:DB:49:C:H2'	57:DB:50:A:H8	1.79	0.48
58:DF:12:VAL:HG12	58:DF:12:VAL:O	2.14	0.48
40:DS:18:ARG:CA	40:DS:76:VAL:HG11	2.38	0.48
39:BR:42:ALA:CB	39:BR:46:GLU:HB2	2.43	0.48
22:DA:2348:U:P	51:D3:37:THR:HG21	2.54	0.48
53:CA:1082:A:OP2	5:CE:22:LYS:HE3	2.13	0.48
22:DA:2522:U:O2'	22:DA:2523:G:H5'	2.14	0.48
22:BA:861:A:N3	23:BB:79:G:O2'	2.47	0.48
22:BA:1360:G:C6	22:BA:1372:U:C2	3.02	0.48
14:CN:25:GLU:O	14:CN:28:ALA:HB3	2.12	0.48
3:CC:70:ALA:HB2	3:CC:114:LEU:HD11	1.96	0.48
1:AA:903:G:C4	1:AA:904:U:C6	3.02	0.48

Continued on next page...

Continued from previous page...

Atom-1	Atom-2	Distance(Å)	Clash(Å)
24:BC:83:ASP:OD1	24:BC:84:PRO:CD	2.62	0.48
36:DO:89:ASP:O	36:DO:90:VAL:HG13	2.14	0.48
34:DM:31:PHE:O	34:DM:105:MET:N	2.43	0.48
18:CR:53:GLN:O	18:CR:56:ARG:HB2	2.14	0.48
28:BG:97:VAL:HG22	28:BG:102:ILE:HG12	1.95	0.48
1:AA:192:A:C6	1:AA:193:C:C4	3.02	0.48
9:CI:94:ARG:NH1	9:CI:94:ARG:HG3	2.29	0.48
3:AC:185:THR:O	3:AC:186:SER:HB2	2.13	0.48
9:AI:3:ASN:O	9:AI:4:GLN:HG2	2.13	0.48
22:BA:1282:U:H2'	22:BA:1283:G:O4'	2.14	0.48
17:CQ:80:LYS:O	17:CQ:81:ALA:HB3	2.14	0.48
22:BA:1513:U:C2'	22:BA:1514:G:H5'	2.43	0.48
30:BI:12:VAL:HG23	30:BI:13:ALA:H	1.78	0.48
15:CO:36:ASN:O	15:CO:37:HIS:C	2.51	0.48
22:BA:696:G:O2'	22:BA:697:G:H5'	2.13	0.48
37:BP:28:LYS:O	37:BP:80:VAL:O	2.32	0.48
31:BJ:3:THR:HG21	38:BQ:60:TRP:NE1	2.28	0.48
22:BA:1088:A:H4'	22:BA:1089:A:H8	1.78	0.48
30:BI:85:ILE:HD13	30:BI:88:GLY:HA2	1.96	0.48
5:AE:120:HIS:C	5:AE:121:ASN:HD22	2.17	0.48
8:AH:45:ILE:CD1	8:AH:60:LEU:HD22	2.44	0.48
22:DA:1789:A:O2'	22:DA:1790:C:H5'	2.13	0.48
24:DC:245:THR:HB	24:DC:246:PRO:HD2	1.96	0.48
22:DA:1064:C:C5	22:DA:1065:U:C5	3.02	0.48
22:DA:1071:G:N2	22:DA:1090:A:OP2	2.46	0.48
22:DA:1085:A:H4'	22:DA:1105:U:O4'	2.14	0.48
9:AI:16:ALA:HB2	9:AI:66:VAL:CG2	2.44	0.48
11:CK:33:ILE:O	11:CK:41:LEU:HB2	2.13	0.48
46:DY:57:LEU:O	46:DY:60:LYS:HE3	2.14	0.48
46:DY:1:MET:N	46:DY:5:GLU:HG2	2.29	0.48
22:DA:122:G:O2'	22:DA:123:G:C5'	2.62	0.48
22:DA:120:U:C2	22:DA:149:A:N6	2.82	0.48
53:CA:205:A:C4	53:CA:206:C:N4	2.82	0.48
13:AM:92:ARG:HB3	13:AM:92:ARG:CZ	2.43	0.48
38:DQ:61:ILE:H	38:DQ:61:ILE:CD1	2.26	0.48
44:BW:22:VAL:O	44:BW:25:PHE:CD2	2.66	0.48
37:DP:86:LYS:N	37:DP:86:LYS:NZ	2.62	0.48
29:BH:14:SER:O	29:BH:16:GLY:N	2.47	0.48
45:BX:44:ARG:HG2	45:BX:45:PHE:N	2.27	0.48
22:DA:1330:C:O2'	22:DA:1331:G:O5'	2.31	0.48
22:DA:1608:A:N7	22:DA:1611:C:N4	2.61	0.48
53:CA:595:A:C4'	53:CA:596:A:OP1	2.62	0.48

Continued on next page...

Continued from previous page...

Atom-1	Atom-2	Distance(Å)	Clash(Å)
22:DA:503:A:C6	22:DA:506:G:C6	3.01	0.48
53:CA:1272:G:H2'	53:CA:1273:C:C5'	2.43	0.48
14:CN:61:ASN:C	14:CN:62:ARG:HG3	2.34	0.48
14:CN:72:PHE:CG	14:CN:73:LEU:N	2.82	0.48
3:AC:34:SER:OG	3:AC:94:ALA:HA	2.13	0.48
1:AA:923:A:O2'	1:AA:924:C:H5'	2.14	0.48
1:AA:1141:C:O2	1:AA:1142:G:C8	2.67	0.48
10:AJ:11:LYS:O	10:AJ:12:ALA:HB2	2.14	0.48
1:AA:845:A:H3'	1:AA:845:A:C8	2.49	0.48
1:AA:792:A:N3	1:AA:794:A:C5	2.82	0.48
36:BO:115:LEU:HD12	36:BO:116:GLN:H	1.77	0.48
22:DA:1991:U:C4'	22:DA:1991:U:H6	2.27	0.48
53:CA:182:A:C5	53:CA:184:G:C8	3.02	0.48
12:AL:23:LEU:O	12:AL:25:ALA:N	2.46	0.48
53:CA:255:G:H2'	53:CA:256:U:H6	1.78	0.48
53:CA:269:C:H2'	53:CA:270:A:H8	1.74	0.48
22:DA:1439:A:N7	22:DA:1440:U:H1'	2.29	0.48
22:DA:1475:G:HO2'	22:DA:1476:U:H6	1.60	0.48
19:AS:30:LEU:O	19:AS:49:ALA:CB	2.61	0.48
22:DA:614:A:OP2	22:DA:614:A:N3	2.47	0.48
22:DA:931:U:H5	22:DA:1182:G:N2	2.12	0.48
4:AD:94:GLU:HG3	4:AD:99:ASN:ND2	2.29	0.48
22:DA:1919:A:C2'	22:DA:1920:C:H5'	2.44	0.48
15:CO:16:ARG:HB2	15:CO:23:SER:OG	2.14	0.48
22:DA:993:G:O2'	22:DA:994:C:H5'	2.14	0.48
39:DR:87:GLN:HG2	39:DR:88:GLY:H	1.78	0.48
22:BA:1974:C:H2'	22:BA:1975:G:O5'	2.14	0.48
22:DA:689:A:N3	22:DA:779:U:C1'	2.77	0.48
22:DA:360:U:H2'	22:DA:361:G:O4'	2.13	0.48
22:DA:2356:U:C4'	44:DW:16:GLU:HG3	2.37	0.48
32:BK:113:MET:HA	32:BK:116:ILE:CG1	2.43	0.48
1:AA:752:G:O2'	1:AA:753:A:P	2.71	0.48
1:AA:586:C:O2'	8:AH:3:GLN:NE2	2.46	0.48
22:BA:361:G:OP2	22:BA:361:G:C8	2.67	0.48
22:DA:2102:G:C6	22:DA:2103:C:C5	3.02	0.48
56:CP:38:PHE:O	56:CP:38:PHE:CG	2.67	0.48
2:AB:90:PHE:H	2:AB:149:GLY:HA2	1.78	0.48
22:BA:1707:G:C5	22:BA:1756:G:C6	3.02	0.48
22:BA:1139:G:C2'	22:BA:1140:C:H5'	2.44	0.48
28:BG:7:PRO:O	28:BG:68:ARG:NH1	2.45	0.48
22:DA:2508:G:H2'	22:DA:2509:G:C8	2.49	0.48
10:CJ:35:GLN:NE2	10:CJ:78:GLU:HB2	2.29	0.48

Continued on next page...

Continued from previous page...

Atom-1	Atom-2	Distance(Å)	Clash(Å)
20:AT:18:LYS:O	20:AT:19:HIS:C	2.52	0.48
40:DS:68:ASP:O	40:DS:69:LEU:HD12	2.13	0.48
4:CD:160:LEU:HA	4:CD:160:LEU:HD13	1.73	0.48
22:DA:2636:C:OP1	25:DD:81:GLU:HB2	2.14	0.48
20:CT:81:GLN:O	20:CT:82:ILE:HG12	2.14	0.48
1:AA:868:C:H2'	1:AA:869:G:C5'	2.43	0.48
31:DJ:92:MET:HE2	31:DJ:95:ARG:HD2	1.96	0.48
45:DX:67:LEU:CD2	45:DX:77:TYR:CE1	2.96	0.48
51:D3:44:ARG:H	51:D3:45:PRO:HD2	1.79	0.48
22:BA:611:C:C2'	22:BA:612:G:O5'	2.62	0.48
22:BA:1694:C:H4'	22:BA:1695:G:O5'	2.13	0.48
26:DE:37:ALA:HB1	26:DE:92:HIS:O	2.13	0.48
30:DI:20:SER:H	30:DI:21:PRO:CD	2.26	0.48
1:AA:686:U:O2'	1:AA:687:A:C8	2.59	0.48
1:AA:687:A:C6	1:AA:704:A:N7	2.82	0.48
25:DD:208:LYS:O	25:DD:209:ALA:HB2	2.12	0.48
22:BA:2136:G:O6	22:BA:2156:G:N3	2.47	0.48
22:BA:1848:A:O2'	22:BA:1849:G:H5'	2.14	0.48
2:AB:56:LEU:CD1	2:AB:220:VAL:CG2	2.91	0.48
15:AO:44:GLU:O	15:AO:45:HIS:HB2	2.13	0.48
22:DA:1499:C:C4	22:DA:1500:G:N7	2.81	0.48
25:DD:37:VAL:HG12	25:DD:37:VAL:O	2.13	0.48
51:B3:54:LEU:HA	51:B3:54:LEU:HD13	1.76	0.48
1:AA:135:C:H2'	1:AA:136:C:H5'	1.95	0.48
44:BW:11:ASN:C	44:BW:12:GLY:O	2.50	0.48
22:BA:1604:C:H2'	22:BA:1605:C:H6	1.79	0.48
4:CD:145:ARG:HG3	4:CD:146:GLU:N	2.29	0.48
11:AK:54:SER:HA	11:AK:57:SER:OG	2.14	0.48
1:AA:761:G:H2'	1:AA:762:U:C6	2.49	0.48
22:BA:930:G:C5'	22:BA:931:U:OP2	2.61	0.48
6:AF:20:GLY:O	6:AF:24:ARG:HD3	2.13	0.48
22:DA:1170:C:OP2	22:DA:1170:C:H6	1.96	0.48
29:DH:109:GLU:OE2	29:DH:109:GLU:HA	2.13	0.48
22:DA:1678:A:H2'	22:DA:1679:A:O4'	2.13	0.48
1:AA:429:U:C4'	1:AA:430:A:O5'	2.62	0.47
4:AD:25:ARG:HD3	4:AD:30:LYS:CE	2.44	0.47
56:CP:78:VAL:C	56:CP:80:LYS:N	2.67	0.47
22:DA:727:A:H2'	22:DA:728:G:N7	2.28	0.47
22:DA:2835:A:N6	22:DA:2879:A:N9	2.62	0.47
22:DA:1238:G:H2'	22:DA:1239:G:H8	1.78	0.47
22:DA:291:G:O2'	22:DA:292:U:H5'	2.14	0.47
22:DA:67:U:C2'	22:DA:68:G:H8	2.23	0.47

Continued on next page...

Continued from previous page...

Atom-1	Atom-2	Distance(Å)	Clash(Å)
22:DA:1571:A:H8	22:DA:1571:A:H3'	1.78	0.47
27:BF:39:VAL:CG1	27:BF:49:LEU:CD1	2.89	0.47
22:DA:2752:C:O2'	22:DA:2753:A:H8	1.97	0.47
53:CA:1117:A:N1	53:CA:1184:G:O6	2.46	0.47
22:DA:143:C:C4	22:DA:144:A:N6	2.82	0.47
53:CA:1494:G:C2'	53:CA:1495:U:O5'	2.62	0.47
22:DA:1914:C:C6	22:DA:1915:U:C6	3.02	0.47
31:DJ:45:THR:N	31:DJ:46:PRO:HD2	2.30	0.47
38:DQ:57:ARG:C	38:DQ:59:LEU:H	2.17	0.47
11:CK:121:ARG:NH2	21:CU:35:GLU:HG2	2.29	0.47
44:BW:50:VAL:CG1	44:BW:51:GLY:N	2.69	0.47
21:CU:16:ARG:CG	21:CU:19:LYS:CG	2.80	0.47
22:BA:2362:C:H2'	22:BA:2363:G:H5'	1.96	0.47
22:DA:193:U:H2'	22:DA:194:G:H5'	1.96	0.47
22:DA:1286:A:C6	22:DA:1289:C:C2	3.02	0.47
22:DA:1612:C:C2'	22:DA:1613:G:O5'	2.61	0.47
35:BN:73:ASN:C	35:BN:76:VAL:HG12	2.33	0.47
53:CA:1343:G:C6	53:CA:1344:C:C4	3.02	0.47
10:CJ:52:LEU:O	14:CN:80:ARG:HG3	2.13	0.47
53:CA:1317:C:OP1	14:CN:56:PRO:HD2	2.14	0.47
20:AT:43:LYS:HE2	20:AT:86:ALA:CB	2.44	0.47
33:DL:121:THR:O	33:DL:121:THR:HG23	2.14	0.47
11:AK:22:ILE:HD11	11:AK:85:VAL:CG1	2.27	0.47
21:AU:23:GLU:HA	21:AU:27:VAL:HG23	1.96	0.47
5:CE:114:LEU:O	5:CE:119:VAL:HG23	2.13	0.47
22:DA:2697:G:C2	22:DA:2711:A:C2	3.02	0.47
22:DA:2454:G:C2	22:DA:2499:C:N3	2.82	0.47
34:BM:1:MET:HA	34:BM:1:MET:CE	2.43	0.47
41:DT:27:SER:O	41:DT:28:ASN:HB3	2.14	0.47
41:DT:28:ASN:O	41:DT:29:THR:CG2	2.62	0.47
22:DA:1663:G:C2	22:DA:1998:A:C5	3.02	0.47
53:CA:76:G:N2	53:CA:95:C:N3	2.61	0.47
22:DA:664:G:H5'	22:DA:940:G:H4'	1.95	0.47
57:DB:109:A:C6	57:DB:110:C:N4	2.82	0.47
9:CI:57:VAL:O	9:CI:57:VAL:HG12	2.14	0.47
14:AN:82:LYS:HE2	14:AN:82:LYS:HA	1.96	0.47
54:CG:72:VAL:HG12	54:CG:144:ALA:HB1	1.94	0.47
22:DA:2304:G:N2	22:DA:2312:U:H3	1.94	0.47
22:DA:830:G:P	22:DA:830:G:H8	2.37	0.47
22:DA:1167:C:O2'	22:DA:1168:G:H5'	2.12	0.47
24:BC:76:VAL:O	24:BC:77:VAL:O	2.32	0.47
1:AA:1152:A:O2'	1:AA:1153:G:C5'	2.62	0.47

Continued on next page...

Continued from previous page...

Atom-1	Atom-2	Distance(Å)	Clash(Å)
22:BA:301:G:HO2'	22:BA:302:C:P	2.37	0.47
53:CA:246:A:N7	53:CA:281:G:N2	2.61	0.47
3:CC:5:HIS:HA	3:CC:6:PRO:HD2	1.75	0.47
22:BA:1963:U:O2'	22:BA:1964:G:H5''	2.14	0.47
54:CG:101:ARG:O	54:CG:104:VAL:HG22	2.13	0.47
22:DA:808:G:H2'	22:DA:809:G:C8	2.49	0.47
11:CK:81:LEU:HD11	11:CK:104:PHE:HB3	1.95	0.47
57:DB:46:A:HO2'	57:DB:47:C:H6	1.62	0.47
35:DN:64:ARG:NH2	35:DN:64:ARG:HG2	2.29	0.47
25:DD:121:THR:HG21	25:DD:127:PHE:CD1	2.49	0.47
22:DA:1702:G:C6	22:DA:1703:G:C5	3.02	0.47
26:DE:78:TRP:HB3	26:DE:79:ARG:O	2.14	0.47
26:DE:79:ARG:CG	26:DE:80:SER:H	2.12	0.47
22:DA:2457:U:C4	22:DA:2458:G:C5	3.02	0.47
56:CP:41:PRO:C	56:CP:42:ILE:HD13	2.34	0.47
26:DE:44:ARG:HH22	26:DE:87:ALA:HB3	1.78	0.47
22:DA:867:C:O2'	22:DA:868:U:O5'	2.31	0.47
53:CA:1514:G:H2'	53:CA:1515:G:C8	2.49	0.47
39:DR:46:GLU:OE1	39:DR:48:LYS:HG3	2.13	0.47
1:AA:1501:C:C4	1:AA:1504:G:C5	3.02	0.47
1:AA:338:A:C6	1:AA:351:G:O6	2.66	0.47
54:CG:148:LYS:HB2	54:CG:148:LYS:HZ3	1.76	0.47
11:CK:51:PHE:HE2	11:CK:64:VAL:HG21	1.79	0.47
53:CA:344:A:O2'	53:CA:345:C:OP1	2.27	0.47
22:DA:1296:G:H1'	22:DA:1645:G:N2	2.29	0.47
1:AA:520:A:C2	1:AA:536:C:O2	2.67	0.47
15:AO:24:THR:HG22	15:AO:25:GLU:N	2.27	0.47
3:AC:147:GLY:O	3:AC:148:ILE:HB	2.14	0.47
36:DO:69:ASP:O	36:DO:70:ALA:C	2.52	0.47
22:BA:27:G:O2'	22:BA:28:A:OP2	2.27	0.47
22:BA:580:U:O2'	22:BA:581:C:H5'	2.14	0.47
22:BA:870:U:C2'	22:BA:871:U:H5'	2.44	0.47
1:AA:292:G:N2	1:AA:309:A:C4	2.82	0.47
39:BR:21:ARG:NH2	39:BR:93:PHE:CE2	2.82	0.47
1:AA:122:G:H2'	1:AA:123:U:H6	1.79	0.47
22:BA:1381:G:C2'	22:BA:1382:G:H5'	2.43	0.47
22:DA:31:C:O5'	22:DA:31:C:H6	1.97	0.47
22:DA:2106:U:C4	22:DA:2107:G:N7	2.81	0.47
22:BA:2078:C:O2'	22:BA:2079:U:H5'	2.14	0.47
22:BA:1845:G:H2'	22:BA:1846:G:C5'	2.44	0.47
5:CE:125:LYS:HB2	5:CE:125:LYS:HE3	1.69	0.47
22:DA:1767:G:N2	22:DA:1986:C:C2	2.82	0.47

Continued on next page...

Continued from previous page...

Atom-1	Atom-2	Distance(Å)	Clash(Å)
54:CG:34:LYS:CB	54:CG:34:LYS:NZ	2.77	0.47
1:AA:577:G:H2'	1:AA:578:C:H6	1.79	0.47
1:AA:577:G:O4'	1:AA:816:A:H2'	2.14	0.47
1:AA:1293:C:H2'	1:AA:1294:G:H8	1.78	0.47
53:CA:1509:C:H2'	53:CA:1510:C:H6	1.78	0.47
22:BA:2850:A:H2'	22:BA:2851:A:H8	1.78	0.47
56:CP:2:VAL:HG22	56:CP:3:THR:N	2.28	0.47
9:AI:112:ARG:HH22	10:AJ:64:GLN:NE2	2.11	0.47
34:DM:53:MET:HE1	34:DM:117:PHE:CE1	2.49	0.47
22:DA:918:A:H5''	57:DB:97:C:O2'	2.14	0.47
62:DA:3265:HOH:O	33:DL:35:HIS:HB2	2.14	0.47
22:BA:466:A:H2'	22:BA:467:G:H5'	1.95	0.47
22:BA:292:U:H2'	22:BA:293:U:O4'	2.13	0.47
22:BA:2788:C:H2'	22:BA:2789:C:C6	2.49	0.47
22:BA:1488:C:H2'	22:BA:1489:C:H6	1.79	0.47
4:CD:10:LEU:O	4:CD:14:GLU:HG2	2.14	0.47
22:DA:2109:U:H2'	22:DA:2110:G:OP1	2.13	0.47
54:CG:90:VAL:HG12	54:CG:94:ARG:HD3	1.96	0.47
22:DA:1748:C:O2'	22:DA:1749:A:H5'	2.13	0.47
22:BA:2617:U:H2'	22:BA:2618:G:O4'	2.14	0.47
22:BA:2582:G:H2'	22:BA:2582:G:N3	2.28	0.47
2:CB:21:TYR:N	2:CB:21:TYR:CD1	2.82	0.47
23:BB:48:U:O2	23:BB:48:U:H2'	2.14	0.47
12:CL:42:LYS:CG	12:CL:43:LYS:N	2.66	0.47
22:DA:1816:C:HO2'	24:DC:61:TYR:HH	1.62	0.47
1:AA:429:U:C1'	1:AA:430:A:C5'	2.91	0.47
22:DA:2269:G:O2'	44:DW:18:LYS:CD	2.62	0.47
22:DA:2330:G:N2	44:DW:38:ARG:HA	2.28	0.47
22:DA:1062:G:C8	22:DA:1088:A:H8	2.33	0.47
22:DA:1079:C:N3	22:DA:1088:A:H2	2.12	0.47
35:DN:87:PHE:CE1	35:DN:90:ARG:CD	2.95	0.47
35:DN:87:PHE:HE1	35:DN:90:ARG:HD2	1.77	0.47
9:AI:17:ARG:HE	9:AI:65:THR:HB	1.78	0.47
9:AI:15:ALA:C	9:AI:66:VAL:HG23	2.34	0.47
53:CA:530:G:N3	53:CA:530:G:H3'	2.29	0.47
22:DA:1206:G:C4	22:DA:1207:C:C5	3.02	0.47
22:DA:291:G:N1	22:DA:350:G:N7	2.61	0.47
22:DA:116:C:H2'	22:DA:117:G:C5'	2.44	0.47
22:DA:1363:C:H42	22:DA:1368:G:H1	1.61	0.47
28:DG:58:ALA:O	28:DG:59:ASP:C	2.52	0.47
34:DM:19:GLY:N	34:DM:38:ARG:NH2	2.46	0.47
22:DA:995:C:O2'	38:DQ:60:TRP:CH2	2.67	0.47

Continued on next page...

Continued from previous page...

Atom-1	Atom-2	Distance(Å)	Clash(Å)
38:DQ:96:ASP:C	38:DQ:96:ASP:OD1	2.51	0.47
22:DA:1535:A:H5'	22:DA:1536:C:OP2	2.14	0.47
22:DA:677:A:O3'	22:DA:2071:A:H5''	2.13	0.47
22:DA:1616:A:OP1	22:DA:1616:A:H2'	2.14	0.47
26:BE:174:GLY:O	26:BE:175:ILE:C	2.53	0.47
53:CA:1269:A:H2'	53:CA:1270:G:C5'	2.44	0.47
53:CA:1318:A:H8	53:CA:1318:A:O5'	1.97	0.47
14:CN:68:ARG:HG3	14:CN:69:PRO:CD	2.44	0.47
19:CS:52:ASN:OD1	19:CS:57:VAL:HG13	2.13	0.47
1:AA:693:G:HO2'	1:AA:694:A:H5'	1.75	0.47
11:AK:124:LYS:HZ3	11:AK:127:ARG:NE	2.11	0.47
32:DK:8:LEU:HD12	32:DK:8:LEU:N	2.29	0.47
14:CN:1:ALA:HA	14:CN:67:GLY:O	2.14	0.47
53:CA:101:A:C5	53:CA:102:G:N7	2.82	0.47
53:CA:68:G:C5'	53:CA:171:A:O2'	2.61	0.47
53:CA:254:G:H4'	17:CQ:16:MET:CE	2.42	0.47
53:CA:275:G:C2	53:CA:276:G:C5	3.02	0.47
22:DA:991:C:N4	22:DA:1185:G:O6	2.47	0.47
57:DB:64:G:H5''	57:DB:65:U:OP2	2.14	0.47
32:BK:1:MET:C	32:BK:2:ILE:HD12	2.35	0.47
22:BA:2151:U:C4	22:BA:2152:G:N7	2.82	0.47
22:BA:2094:A:C2	22:BA:2196:C:C2	3.02	0.47
1:AA:374:A:OP1	1:AA:452:A:N1	2.47	0.47
53:CA:654:G:H2'	53:CA:655:A:H8	1.79	0.47
53:CA:1294:G:H2'	53:CA:1295:U:O5'	2.13	0.47
22:DA:1874:C:H2'	22:DA:1875:G:O4'	2.13	0.47
53:CA:26:A:H61	53:CA:558:G:C2'	2.27	0.47
53:CA:722:G:N3	53:CA:722:G:C2'	2.77	0.47
22:DA:1702:G:C6	22:DA:1703:G:N7	2.83	0.47
22:BA:2773:C:H2'	22:BA:2774:C:H6	1.79	0.47
29:DH:96:THR:O	29:DH:97:ARG:CG	2.61	0.47
44:DW:43:LYS:HD3	44:DW:43:LYS:HA	1.60	0.47
24:DC:71:ASP:CA	24:DC:117:SER:O	2.60	0.47
28:DG:85:LYS:O	28:DG:86:LEU:CB	2.61	0.47
28:DG:86:LEU:HA	28:DG:163:TYR:CB	2.43	0.47
24:BC:184:GLU:O	24:BC:186:ASP:N	2.47	0.47
3:AC:129:PHE:CZ	3:AC:130:ARG:HD3	2.49	0.47
8:CH:39:LEU:HB2	8:CH:45:ILE:CD1	2.43	0.47
22:BA:1739:A:H2'	22:BA:1740:G:O4'	2.15	0.47
56:CP:44:SER:C	56:CP:46:LYS:HZ2	2.17	0.47
22:BA:1435:G:C8	22:BA:1435:G:H5''	2.49	0.47
30:BI:56:VAL:HG22	30:BI:57:VAL:N	2.29	0.47

Continued on next page...

Continued from previous page...

Atom-1	Atom-2	Distance(Å)	Clash(Å)
38:BQ:81:GLY:CA	38:BQ:116:LEU:HD13	2.44	0.47
4:AD:189:ASP:O	4:AD:190:LEU:HB3	2.14	0.47
25:DD:183:GLU:H	25:DD:183:GLU:CD	2.18	0.47
22:DA:2889:C:C2'	22:DA:2890:G:H5'	2.43	0.47
7:AG:145:GLU:N	7:AG:148:LYS:HB2	2.29	0.47
22:BA:626:A:H2'	33:BL:78:ARG:CZ	2.45	0.47
53:CA:305:G:C5'	53:CA:306:A:OP1	2.62	0.47
53:CA:306:A:C5	53:CA:307:C:C5	3.02	0.47
39:BR:37:GLU:N	39:BR:37:GLU:CD	2.66	0.47
22:BA:859:G:C8	22:BA:859:G:OP2	2.64	0.47
22:DA:121:G:C1'	22:DA:148:U:N3	2.78	0.47
2:AB:60:ALA:CB	2:AB:223:GLY:HA3	2.44	0.47
22:BA:2595:G:H1	24:BC:238:ASN:HD21	1.60	0.47
11:AK:28:ASN:OD1	11:AK:29:THR:N	2.47	0.47
22:BA:1924:C:C2	22:BA:1925:C:C6	3.02	0.47
22:BA:1782:U:H1'	22:BA:2609:U:O4'	2.14	0.47
9:CI:7:GLY:HA3	9:CI:84:ARG:O	2.14	0.47
1:AA:403:C:O2'	1:AA:404:G:H5'	2.14	0.47
53:CA:1307:U:H1'	55:CM:107:THR:CG2	2.44	0.47
14:AN:11:LYS:NZ	14:AN:11:LYS:HB2	2.29	0.47
22:BA:2825:G:H2'	22:BA:2826:A:H5'	1.96	0.47
22:BA:520:G:H2'	22:BA:521:U:C6	2.48	0.47
22:BA:2388:A:H5'	22:BA:2389:G:OP2	2.14	0.47
1:AA:390:U:H2'	1:AA:391:G:C8	2.49	0.47
41:BT:67:VAL:C	41:BT:68:LYS:HD3	2.35	0.47
46:BY:38:GLN:N	46:BY:38:GLN:OE1	2.47	0.47
34:BM:24:THR:HG23	34:BM:24:THR:O	2.13	0.47
27:BF:1:ALA:O	27:BF:2:LYS:HB3	2.12	0.47
22:BA:2740:A:C6	22:BA:2764:A:C8	3.03	0.47
30:BI:126:ARG:HA	30:BI:129:GLU:CD	2.35	0.47
39:BR:80:ARG:O	39:BR:81:LYS:HD3	2.13	0.47
53:CA:1129:C:C4	53:CA:1139:G:C5	3.02	0.47
22:DA:1389:G:O2'	22:DA:1390:U:O4'	2.30	0.47
22:DA:2330:G:C6	22:DA:2386:A:N6	2.82	0.47
44:DW:25:PHE:CD1	44:DW:25:PHE:C	2.87	0.47
22:DA:1693:U:O2'	24:DC:13:ARG:NH2	2.43	0.47
22:DA:1773:A:C8	22:DA:1829:A:H1'	2.49	0.47
22:DA:1053:C:N4	22:DA:1054:A:H62	2.12	0.47
1:AA:1258:G:C4	1:AA:1259:C:C5	3.02	0.47
1:AA:1277:C:O2'	1:AA:1279:G:C8	2.62	0.47
9:AI:65:THR:CG2	9:AI:66:VAL:N	2.76	0.47
22:DA:139:U:H2'	22:DA:139:U:O2	2.13	0.47

Continued on next page...

Continued from previous page...

Atom-1	Atom-2	Distance(Å)	Clash(Å)
22:DA:300:A:H2	22:DA:319:G:H21	1.60	0.47
22:DA:333:G:C2	22:DA:334:C:C6	3.02	0.47
22:DA:72:U:O2'	22:DA:73:A:H5'	2.14	0.47
26:DE:131:THR:HG22	26:DE:161:ALA:N	2.29	0.47
24:BC:161:VAL:HG22	24:BC:175:LEU:HA	1.96	0.47
22:DA:125:A:OP2	50:D2:19:ARG:NH2	2.47	0.47
22:DA:1426:G:H8	22:DA:1426:G:OP2	1.97	0.47
1:AA:468:A:N3	1:AA:469:C:C5	2.83	0.47
53:CA:1493:A:C8	53:CA:1493:A:OP1	2.68	0.47
53:CA:1493:A:H2'	53:CA:1494:G:OP1	2.13	0.47
4:CD:8:LEU:HD13	4:CD:8:LEU:HA	1.70	0.47
25:BD:106:LYS:O	25:BD:175:LEU:O	2.32	0.47
39:DR:51:VAL:HB	39:DR:52:PRO:HD2	1.95	0.47
44:BW:46:ALA:CB	44:BW:80:SER:HB3	2.44	0.47
43:DV:69:GLU:C	43:DV:70:ILE:HD13	2.34	0.47
6:CF:41:ASP:OD1	6:CF:58:HIS:HE1	1.97	0.47
18:CR:33:THR:CG2	18:CR:39:VAL:HG22	2.44	0.47
33:DL:57:LEU:HA	33:DL:60:ARG:HG2	1.96	0.47
53:CA:1360:A:C2	53:CA:1361:G:H1'	2.49	0.47
53:CA:1380:U:C4'	53:CA:1381:U:OP1	2.59	0.47
53:CA:958:A:O2'	53:CA:959:A:H5'	2.13	0.47
53:CA:963:G:C6	53:CA:973:G:O6	2.67	0.47
19:CS:13:HIS:O	19:CS:17:LYS:HG2	2.13	0.47
20:AT:43:LYS:HD3	20:AT:86:ALA:CB	2.44	0.47
22:DA:656:G:O2'	22:DA:657:U:C5'	2.62	0.47
10:AJ:18:ILE:CG2	10:AJ:19:ASP:N	2.77	0.47
46:BY:44:LYS:O	46:BY:47:ARG:HB3	2.14	0.47
22:DA:1451:C:H5'	22:DA:1452:G:OP1	2.13	0.47
22:DA:2695:U:O2	22:DA:2695:U:C2'	2.60	0.47
22:DA:2590:A:H5''	24:DC:237:ARG:CG	2.27	0.47
21:AU:3:ILE:CA	21:AU:19:LYS:HZ1	2.28	0.47
22:BA:141:G:H5'	22:BA:142:A:N7	2.29	0.47
32:DK:16:ALA:CB	32:DK:45:GLU:HG3	2.43	0.47
31:BJ:56:VAL:O	31:BJ:124:VAL:O	2.32	0.47
53:CA:70:U:C4'	53:CA:71:A:OP1	2.59	0.47
53:CA:79:G:N1	53:CA:80:A:N6	2.61	0.47
17:CQ:16:MET:HE3	17:CQ:19:SER:OG	2.14	0.47
1:AA:415:A:O2'	1:AA:416:G:H5'	2.14	0.47
22:DA:2094:A:O2'	22:DA:2095:A:H8	1.95	0.47
32:BK:19:VAL:HG23	32:BK:43:ILE:HA	1.94	0.47
22:DA:1553:A:N7	22:DA:1555:G:C6	2.83	0.47
53:CA:1249:C:H42	53:CA:1287:A:H2'	1.79	0.47

Continued on next page...

Continued from previous page...

Atom-1	Atom-2	Distance(Å)	Clash(Å)
1:AA:298:A:H2'	1:AA:299:G:O4'	2.14	0.47
22:DA:2314:A:C2	22:DA:2315:G:C4	3.01	0.47
53:CA:1396:A:H4'	53:CA:1397:C:O5'	2.15	0.47
53:CA:867:G:H2'	53:CA:868:C:H6	1.79	0.47
1:AA:716:A:C6	1:AA:717:U:N3	2.82	0.47
22:BA:1276:A:H5''	22:BA:1276:A:H8	1.79	0.47
53:CA:563:A:C8	53:CA:567:G:O4'	2.67	0.47
22:DA:1649:G:C6	22:DA:2009:A:C6	3.02	0.47
20:AT:35:TYR:CG	20:AT:36:ALA:N	2.83	0.47
53:CA:1499:A:C2'	53:CA:1500:A:H5'	2.44	0.47
1:AA:877:G:H21	8:AH:1:SER:N	2.12	0.47
22:BA:2638:G:O2'	22:BA:2775:G:N2	2.45	0.47
53:CA:106:C:H2'	53:CA:107:G:H5'	1.87	0.47
53:CA:1464:U:C2'	53:CA:1465:A:H5'	2.44	0.47
9:AI:118:ARG:HB3	9:AI:122:ARG:CG	2.44	0.47
33:BL:19:LEU:HA	33:BL:27:LEU:O	2.13	0.47
53:CA:636:U:H2'	53:CA:637:C:C6	2.49	0.47
37:BP:63:ILE:O	37:BP:63:ILE:HG22	2.14	0.47
25:DD:12:THR:HG23	25:DD:13:ARG:N	2.20	0.47
53:CA:351:G:H4'	53:CA:352:C:OP1	2.13	0.47
3:AC:191:THR:O	3:AC:192:TYR:HB3	2.14	0.47
22:BA:1569:A:C2	22:BA:1570:A:C4	3.02	0.47
40:DS:103:ILE:HG22	40:DS:103:ILE:O	2.14	0.47
53:CA:1480:A:O2'	53:CA:1481:U:H5'	2.13	0.47
22:DA:770:G:H1'	22:DA:1379:U:C4	2.49	0.47
22:BA:918:A:H4'	23:BB:97:C:O2	2.15	0.47
53:CA:1162:C:H2'	53:CA:1163:A:O4'	2.14	0.47
52:D4:9:LYS:HD3	52:D4:9:LYS:C	2.35	0.47
25:BD:33:ARG:NH2	25:BD:51:THR:HG23	2.28	0.47
1:AA:720:C:H5''	18:AR:40:PRO:HB3	1.96	0.47
22:DA:1173:U:H1'	22:DA:1177:G:N2	2.29	0.47
53:CA:382:A:C8	53:CA:383:A:C6	3.02	0.47
22:BA:2552:U:H6	22:BA:2552:U:O5'	1.98	0.47
25:DD:36:GLN:OE1	25:DD:67:HIS:HE1	1.97	0.47
22:BA:2578:G:H2'	22:BA:2578:G:N3	2.28	0.47
22:DA:2691:C:C4	22:DA:2719:G:N2	2.82	0.47
22:BA:1577:C:H2'	22:BA:1578:U:O4'	2.14	0.47
53:CA:896:C:C2'	53:CA:897:C:H5'	2.45	0.47
45:BX:73:ARG:O	45:BX:73:ARG:CG	2.62	0.47
19:AS:40:PHE:CB	19:AS:42:ASN:HD22	2.27	0.47
30:BI:91:LYS:O	30:BI:97:VAL:HG21	2.14	0.47
22:BA:1365:A:O5'	45:BX:27:ARG:NH2	2.42	0.47

Continued on next page...

Continued from previous page...

Atom-1	Atom-2	Distance(Å)	Clash(Å)
3:CC:105:VAL:HG12	3:CC:105:VAL:O	2.13	0.47
37:DP:54:LEU:HG	37:DP:54:LEU:O	2.14	0.47
26:DE:97:ASN:OD1	26:DE:97:ASN:C	2.53	0.47
22:BA:1985:C:C2'	22:BA:1986:C:O5'	2.62	0.47
22:BA:1079:C:N3	22:BA:1080:A:N7	2.62	0.47
24:DC:35:LYS:O	24:DC:36:ASN:CB	2.61	0.47
22:DA:1345:C:O2'	22:DA:1346:G:P	2.73	0.47
1:AA:408:A:P	4:AD:109:THR:HG21	2.54	0.47
26:DE:105:LEU:HB3	26:DE:200:LEU:CD1	2.41	0.47
22:DA:2353:G:H4'	44:DW:28:GLU:HG2	1.96	0.47
9:AI:20:ILE:HD12	9:AI:85:ALA:C	2.34	0.47
22:DA:61:C:C4'	46:DY:43:LEU:HD23	2.41	0.47
1:AA:1306:A:H1'	1:AA:1332:A:N6	2.29	0.47
13:AM:94:LEU:HB3	13:AM:95:PRO:HD2	1.96	0.47
1:AA:208:U:H3'	1:AA:208:U:H6	1.79	0.47
1:AA:468:A:HO2'	1:AA:469:C:H5'	1.70	0.47
53:CA:408:A:C5	53:CA:409:U:C5	3.03	0.47
1:AA:77:A:N6	1:AA:90:C:C4	2.80	0.47
31:DJ:48:VAL:HG12	31:DJ:49:ASP:N	2.28	0.47
44:BW:23:LYS:CG	44:BW:24:ARG:O	2.41	0.47
31:BJ:89:PHE:C	31:BJ:89:PHE:CD1	2.88	0.47
32:DK:64:ARG:O	32:DK:82:ASN:HA	2.14	0.47
22:DA:1282:U:C2'	22:DA:1283:G:H5'	2.45	0.47
1:AA:257:G:C2'	1:AA:258:G:O5'	2.62	0.47
53:CA:595:A:H5"	53:CA:596:A:OP1	2.14	0.47
53:CA:1266:G:H3'	53:CA:1266:G:H8	1.79	0.47
10:CJ:52:LEU:HD23	10:CJ:62:ARG:CG	2.44	0.47
22:DA:625:G:C6	22:DA:626:A:N7	2.82	0.47
3:AC:35:ASP:C	3:AC:37:LYS:H	2.17	0.47
1:AA:15:G:C4	1:AA:16:A:C8	3.03	0.47
22:DA:2060:A:C3'	26:DE:63:LYS:HZ3	2.28	0.47
22:DA:575:A:N3	22:DA:576:U:C6	2.82	0.47
37:DP:91:VAL:HG22	37:DP:109:ILE:HD13	1.96	0.47
22:BA:139:U:C5	41:BT:1:MET:SD	3.07	0.47
7:AG:23:ALA:O	7:AG:26:VAL:CG2	2.62	0.47
8:AH:6:ILE:HD11	8:AH:31:LEU:HG	1.96	0.47
1:AA:1328:C:C4	1:AA:1329:A:N7	2.83	0.47
22:DA:975:A:H8	22:DA:990:A:H62	1.59	0.47
58:DF:27:VAL:O	58:DF:27:VAL:HG23	2.14	0.47
27:BF:100:GLU:C	27:BF:102:LEU:N	2.67	0.47
27:BF:134:GLN:C	27:BF:136:ILE:H	2.16	0.47
22:DA:1007:C:H3'	22:DA:1008:A:H8	1.79	0.47

Continued on next page...

Continued from previous page...

Atom-1	Atom-2	Distance(Å)	Clash(Å)
2:AB:206:ILE:HD13	2:AB:207:ARG:N	2.29	0.47
35:BN:101:GLY:C	35:BN:102:PHE:CD2	2.87	0.47
22:DA:2804:U:C2'	22:DA:2805:C:H5'	2.43	0.47
22:DA:2808:G:O2'	22:DA:2809:A:H8	1.97	0.47
35:BN:44:LEU:HD11	35:BN:48:VAL:HG21	1.96	0.47
22:DA:484:C:O2'	22:DA:485:C:C5'	2.52	0.47
22:DA:1494:A:H3'	22:DA:1494:A:OP2	2.14	0.47
22:DA:228:C:H4'	22:DA:229:C:H6	1.79	0.47
22:BA:603:A:C4'	22:BA:604:G:O5'	2.50	0.47
53:CA:756:C:H2'	53:CA:757:U:H5'	1.95	0.47
22:DA:779:U:H5''	24:DC:42:ARG:NH2	2.30	0.47
22:DA:2849:U:OP1	37:DP:92:ARG:NH1	2.47	0.47
53:CA:477:C:H3'	53:CA:478:A:H8	1.78	0.47
25:DD:34:VAL:HA	25:DD:49:GLN:O	2.15	0.47
28:DG:18:ILE:CD1	28:DG:42:VAL:HG13	2.34	0.47
22:BA:2660:A:C2	22:BA:2661:G:C4	3.02	0.47
22:BA:278:A:N3	22:BA:278:A:H2'	2.28	0.47
1:AA:179:A:C2'	1:AA:180:U:H5'	2.45	0.47
39:BR:25:LEU:N	39:BR:94:THR:CG2	2.77	0.47
39:BR:25:LEU:N	39:BR:94:THR:HG21	2.29	0.47
22:BA:2188:U:O2'	22:BA:2189:U:H5'	2.13	0.47
32:BK:87:LEU:HD22	32:BK:93:GLN:N	2.29	0.47
22:DA:289:G:N2	22:DA:352:A:C4	2.82	0.47
45:DX:76:LYS:HG3	45:DX:77:TYR:N	2.30	0.47
10:AJ:28:THR:CG2	10:AJ:28:THR:O	2.62	0.47
30:DI:127:SER:C	30:DI:128:ILE:HD13	2.34	0.47
3:CC:20:THR:O	3:CC:20:THR:CG2	2.61	0.47
30:DI:21:PRO:HD2	30:DI:22:PRO:HD2	1.97	0.47
44:DW:77:LYS:HZ3	44:DW:77:LYS:HB2	1.79	0.47
53:CA:967:C:N3	53:CA:968:A:N6	2.62	0.47
26:DE:52:VAL:HG12	26:DE:74:LYS:CG	2.44	0.47
1:AA:1453:G:O2'	1:AA:1454:G:O5'	2.30	0.47
22:BA:1464:G:C2'	22:BA:1465:G:H5'	2.44	0.47
22:BA:1465:G:C5	22:BA:1466:U:C4	3.02	0.47
1:AA:678:U:O2'	1:AA:679:C:H5'	2.15	0.47
42:BU:83:GLY:HA3	42:BU:96:LYS:HE2	1.96	0.47
31:BJ:40:HIS:H	31:BJ:40:HIS:HD2	1.60	0.47
7:AG:88:VAL:HG22	7:AG:89:GLU:N	2.29	0.47
22:BA:2083:G:H2'	22:BA:2084:C:H5'	1.96	0.47
45:DX:37:PHE:HB2	45:DX:46:VAL:O	2.14	0.47
11:AK:43:TRP:HE3	11:AK:44:ALA:CA	2.27	0.47
3:AC:95:GLY:C	3:AC:96:VAL:HG13	2.34	0.47

Continued on next page...

Continued from previous page...

Atom-1	Atom-2	Distance(Å)	Clash(Å)
36:BO:74:VAL:O	36:BO:77:ALA:HB3	2.14	0.47
22:BA:2:G:H2'	22:BA:3:U:C6	2.49	0.47
22:BA:2780:G:H4'	22:BA:2781:A:OP2	2.14	0.47
22:BA:108:G:O2'	22:BA:109:C:H5'	2.13	0.47
6:AF:41:ASP:OD2	6:AF:58:HIS:NE2	2.45	0.47
54:CG:79:VAL:HG23	54:CG:79:VAL:O	2.15	0.47
53:CA:604:G:H2'	53:CA:605:U:O4'	2.13	0.47
22:BA:574:A:P	62:BA:3267:HOH:O	2.71	0.47
44:DW:19:ARG:HA	44:DW:34:SER:HA	1.95	0.47
22:DA:740:C:H5'	22:DA:1784:A:H3'	1.96	0.47
22:DA:705:A:H2'	22:DA:706:A:C8	2.49	0.47
22:DA:729:G:O6	24:DC:207:ALA:N	2.41	0.47
1:AA:1130:A:C5	1:AA:1146:A:C6	3.03	0.47
9:AI:15:ALA:O	9:AI:66:VAL:HG23	2.14	0.47
12:CL:115:LYS:O	12:CL:116:TYR:HB2	2.15	0.47
46:DY:47:ARG:O	46:DY:48:ARG:C	2.53	0.47
22:BA:1818:U:H2'	24:BC:152:GLN:O	2.14	0.47
22:DA:1425:G:H8	22:DA:1425:G:O5'	1.98	0.47
53:CA:1405:G:C8	53:CA:1405:G:H3'	2.50	0.47
4:CD:39:GLN:C	4:CD:41:GLY:N	2.67	0.47
22:DA:536:G:H2'	22:DA:537:G:O4'	2.13	0.47
21:CU:29:ALA:O	21:CU:32:ARG:CB	2.62	0.47
2:AB:9:LEU:HB2	2:AB:42:LEU:CD1	2.44	0.47
38:DQ:94:LEU:HD13	39:DR:4:VAL:CG1	2.44	0.47
44:BW:19:ARG:HH12	44:BW:22:VAL:HG11	1.78	0.47
37:DP:19:PHE:CE1	37:DP:58:PHE:CE2	3.02	0.47
22:DA:2024:G:O2'	22:DA:2025:C:O4'	2.32	0.47
22:DA:579:G:C8	22:DA:2017:U:O4	2.67	0.47
22:DA:204:A:O2'	22:DA:205:G:O5'	2.28	0.47
33:DL:62:PRO:HG2	51:D3:24:LYS:HB3	1.94	0.47
22:DA:1307:A:H2'	22:DA:1308:A:C5'	2.45	0.47
22:DA:1324:G:C1'	22:DA:1616:A:N6	2.57	0.47
4:AD:194:ILE:O	4:AD:194:ILE:CG1	2.54	0.47
22:DA:637:A:P	33:DL:128:THR:HG21	2.55	0.47
29:DH:4:ILE:HG22	29:DH:5:LEU:N	2.30	0.47
5:CE:95:MET:CE	5:CE:143:LEU:CD2	2.92	0.47
29:BH:97:ARG:HG2	29:BH:111:ALA:HB1	1.96	0.47
41:BT:37:ASP:C	41:BT:38:ALA:O	2.51	0.47
41:BT:44:LYS:O	41:BT:48:GLN:HG2	2.13	0.47
58:DF:111:ARG:HH12	58:DF:113:PHE:HE1	1.63	0.47
53:CA:86:G:O2'	53:CA:87:C:P	2.72	0.47
53:CA:170:U:O2'	53:CA:171:A:C5'	2.49	0.47

Continued on next page...

Continued from previous page...

Atom-1	Atom-2	Distance(Å)	Clash(Å)
10:AJ:57:VAL:CG2	10:AJ:58:ASN:N	2.55	0.47
22:DA:1300:G:H5'	22:DA:1301:A:N3	2.29	0.47
22:DA:1438:U:H2'	22:DA:1439:A:O4'	2.13	0.47
22:DA:1441:G:C2	22:DA:1551:A:C2	3.03	0.47
32:DK:40:LYS:HD2	32:DK:59:LYS:HB3	1.96	0.47
53:CA:1250:A:C6	53:CA:1251:A:C6	3.02	0.47
4:AD:99:ASN:O	4:AD:103:ARG:HB2	2.14	0.47
16:AP:19:VAL:HG13	16:AP:37:GLY:C	2.34	0.47
1:AA:1152:A:N3	1:AA:1153:G:C8	2.83	0.47
4:CD:68:GLU:O	4:CD:69:ARG:C	2.52	0.47
22:BA:1141:U:C4'	22:BA:1142:A:O5'	2.58	0.47
1:AA:372:C:H5'	1:AA:373:A:OP1	2.13	0.47
16:AP:11:ALA:O	16:AP:12:LYS:C	2.53	0.47
22:DA:1196:C:H1'	22:DA:1226:A:N9	2.30	0.47
22:DA:418:C:H2'	22:DA:419:U:C6	2.47	0.47
17:AQ:27:PHE:HA	17:AQ:37:ILE:O	2.15	0.47
53:CA:1454:G:HO2'	53:CA:1455:G:H5''	1.76	0.47
57:DB:34:A:C5	57:DB:44:G:C8	3.02	0.47
1:AA:393:A:O2'	1:AA:394:G:H5'	2.14	0.47
22:DA:1635:A:H5'	22:DA:1635:A:H8	1.79	0.47
22:DA:804:A:C2'	22:DA:806:C:C4	2.97	0.47
22:DA:806:C:C2'	22:DA:807:U:H6	2.27	0.47
22:BA:2661:G:C2'	22:BA:2662:A:O5'	2.62	0.47
22:BA:274:C:C2'	22:BA:275:C:H5'	2.44	0.47
24:DC:63:ILE:O	24:DC:64:VAL:HB	2.15	0.47
22:BA:2064:C:H2'	22:BA:2065:C:C6	2.49	0.47
22:BA:2065:C:H2'	22:BA:2066:C:H6	1.79	0.47
53:CA:202:G:H21	53:CA:465:A:H61	1.62	0.47
22:DA:265:A:C5	22:DA:428:A:C8	3.02	0.47
17:CQ:61:ARG:HD3	17:CQ:75:VAL:HG11	1.97	0.47
17:CQ:73:THR:HG23	17:CQ:75:VAL:HG12	1.95	0.47
53:CA:495:A:C4'	53:CA:496:A:O5'	2.61	0.47
42:DU:85:ARG:CA	42:DU:85:ARG:NE	2.78	0.47
11:CK:51:PHE:C	11:CK:52:ARG:HD2	2.35	0.47
2:CB:105:THR:C	2:CB:108:GLN:HG2	2.34	0.47
22:BA:1378:A:HO2'	22:BA:1379:U:H3'	1.76	0.47
22:DA:1831:G:C6	22:DA:1832:C:N3	2.83	0.47
28:BG:142:GLN:CA	28:BG:142:GLN:NE2	2.74	0.47
22:DA:2902:C:H2'	22:DA:2903:U:H5'	1.96	0.47
36:BO:31:THR:HG23	36:BO:34:HIS:N	2.23	0.47
3:AC:10:ARG:O	3:AC:13:ILE:O	2.32	0.47
22:BA:27:G:N2	22:BA:512:G:O2'	2.37	0.47

Continued on next page...

Continued from previous page...

Atom-1	Atom-2	Distance(Å)	Clash(Å)
22:BA:324:A:HO2'	22:BA:325:G:H5'	1.78	0.47
30:BI:40:ALA:HB3	30:BI:68:PHE:CE1	2.50	0.47
49:D1:10:LEU:HB2	49:D1:20:TYR:HB2	1.96	0.47
1:AA:381:C:H2'	1:AA:382:A:C5'	2.44	0.47
22:DA:2418:A:N6	22:DA:2419:U:C4	2.82	0.47
43:BV:5:ASN:HB3	43:BV:64:VAL:HB	1.95	0.47
30:DI:132:ALA:CA	30:DI:137:LEU:HD12	2.44	0.47
4:AD:1:ALA:O	4:AD:67:LEU:CD1	2.63	0.47
22:BA:397:U:C2'	22:BA:398:C:H5'	2.45	0.47
22:DA:1857:G:N3	22:DA:1884:G:N1	2.62	0.47
50:B2:21:ARG:C	50:B2:23:ALA:H	2.17	0.47
37:DP:107:ALA:O	37:DP:108:ARG:C	2.53	0.47
22:BA:132:G:C2'	22:BA:133:U:H5'	2.44	0.47
53:CA:582:C:C2'	53:CA:583:A:H5'	2.44	0.47
27:BF:142:TYR:HA	27:BF:145:VAL:HG13	1.96	0.47
3:AC:22:PHE:HD2	3:AC:22:PHE:C	2.18	0.47
53:CA:382:A:H2'	53:CA:382:A:H8	1.58	0.47
22:BA:1244:A:O5'	33:BL:7:SER:HB3	2.15	0.47
22:DA:1760:C:H3'	22:DA:1761:C:H6	1.80	0.47
43:DV:1:MET:O	43:DV:2:PHE:HB2	2.15	0.47
43:BV:1:MET:HG3	43:BV:2:PHE:N	2.29	0.47
53:CA:772:U:O2'	53:CA:773:G:H5'	2.15	0.47
4:CD:10:LEU:H	4:CD:10:LEU:CD1	2.27	0.47
1:AA:287:U:H2'	1:AA:288:A:H8	1.79	0.47
41:DT:53:VAL:CG2	41:DT:92:ASN:HD22	2.27	0.47
24:BC:23:LEU:HD12	24:BC:82:TYR:N	2.29	0.47
47:DZ:5:LYS:CE	47:DZ:57:GLU:OE2	2.62	0.47
53:CA:1487:G:C2'	53:CA:1488:G:H5'	2.45	0.47
1:AA:1058:G:C5	1:AA:1059:C:C5	3.02	0.47
53:CA:610:U:O4'	53:CA:610:U:O2	2.32	0.47
53:CA:1130:A:C6	53:CA:1146:A:C5	3.02	0.47
22:DA:1388:G:C2'	22:DA:1389:G:C8	2.95	0.47
41:DT:46:ALA:O	41:DT:47:VAL:HG13	2.15	0.47
46:DY:22:LEU:CG	46:DY:23:ARG:NH1	2.78	0.47
51:D3:33:THR:HG22	51:D3:34:LYS:H	1.79	0.47
22:DA:2323:G:C6	22:DA:2324:U:C4	3.03	0.47
22:DA:2337:G:C2'	22:DA:2338:C:H5'	2.44	0.47
22:DA:2344:U:O2'	22:DA:2345:G:C5'	2.62	0.47
22:DA:1787:A:C2	22:DA:1788:C:C4	3.02	0.47
12:CL:88:ASP:HB3	12:CL:89:LEU:HD22	1.96	0.47
22:DA:96:C:O2'	22:DA:97:C:H5'	2.15	0.47
42:DU:81:ARG:O	42:DU:82:VAL:HG13	2.15	0.47

Continued on next page...

Continued from previous page...

Atom-1	Atom-2	Distance(Å)	Clash(Å)
22:DA:1361:G:C4	22:DA:1362:C:C6	3.03	0.47
53:CA:212:G:O2'	53:CA:213:G:O5'	2.29	0.47
4:CD:109:THR:HG22	4:CD:110:ARG:N	2.29	0.47
31:DJ:43:GLU:HG2	31:DJ:45:THR:HG22	1.96	0.47
44:BW:23:LYS:HD2	44:BW:24:ARG:HB3	1.95	0.47
44:BW:39:GLN:CG	44:BW:42:THR:H	2.23	0.47
11:CK:92:ARG:HD2	11:CK:92:ARG:HA	1.70	0.47
48:D0:3:GLN:HE22	48:D0:7:PRO:CD	2.28	0.47
22:DA:2014:A:C2	22:DA:2613:U:O2	2.67	0.47
45:BX:38:TRP:CE3	45:BX:45:PHE:CE2	3.01	0.47
22:DA:2072:C:C2'	22:DA:2073:C:H5'	2.44	0.47
22:DA:648:G:H2'	22:DA:649:G:H8	1.79	0.47
22:DA:1283:G:N2	22:DA:1286:A:H5'	2.29	0.47
8:CH:59:GLU:C	8:CH:60:LEU:HD12	2.35	0.47
22:DA:503:A:N3	22:DA:505:A:H2'	2.30	0.47
22:BA:1179:G:O6	22:BA:1180:U:H1'	2.12	0.47
14:CN:40:ARG:HH12	19:CS:6:LYS:HB2	1.76	0.47
22:DA:638:G:O6	22:DA:651:G:C5	2.67	0.47
33:DL:83:ALA:O	33:DL:85:VAL:HG12	2.14	0.47
22:DA:2136:G:C2'	22:DA:2137:U:C6	2.98	0.47
25:DD:9:VAL:O	37:DP:4:ILE:CD1	2.62	0.47
22:BA:1654:A:C4'	25:BD:118:PHE:CE1	2.98	0.47
22:DA:2726:A:O2'	22:DA:2727:A:C5'	2.57	0.47
41:BT:40:LYS:HG2	41:BT:58:VAL:O	2.15	0.47
31:DJ:56:VAL:CG2	31:DJ:124:VAL:HG23	2.45	0.47
53:CA:253:A:C6	53:CA:274:A:N1	2.82	0.47
22:DA:822:G:H5''	62:DA:3358:HOH:O	2.15	0.47
22:DA:973:A:H4'	22:DA:974:G:OP2	2.14	0.47
22:DA:1439:A:C2	22:DA:1553:A:N7	2.82	0.47
32:DK:87:LEU:HD23	32:DK:87:LEU:H	1.79	0.47
25:DD:17:GLU:N	25:DD:17:GLU:CD	2.66	0.47
14:AN:40:ARG:NH2	14:AN:44:VAL:HG21	2.30	0.47
19:AS:4:LEU:CD1	19:AS:4:LEU:H	2.24	0.47
1:AA:995:C:H4'	14:AN:7:ALA:HB2	1.95	0.47
52:B4:10:LEU:HD12	52:B4:33:HIS:HD2	1.69	0.47
1:AA:1152:A:O2'	1:AA:1153:G:H5'	2.14	0.47
29:DH:12:LEU:HD12	29:DH:12:LEU:C	2.34	0.47
1:AA:370:C:C2'	1:AA:371:A:H5'	2.45	0.47
1:AA:982:U:C2	1:AA:983:A:N1	2.82	0.47
12:CL:6:LEU:C	12:CL:8:ARG:N	2.67	0.47
53:CA:1296:C:H1'	53:CA:1302:C:N3	2.29	0.47
22:BA:34:U:H2'	22:BA:34:U:H6	1.50	0.47

Continued on next page...

Continued from previous page...

Atom-1	Atom-2	Distance(Å)	Clash(Å)
53:CA:321:A:C8	53:CA:328:C:C2	3.03	0.47
1:AA:274:A:O2'	1:AA:275:G:O5'	2.32	0.47
22:BA:604:G:H2'	22:BA:605:G:C8	2.49	0.47
1:AA:579:A:H5'	1:AA:728:A:H1'	1.95	0.47
22:BA:786:C:O2'	22:BA:787:C:H5'	2.14	0.47
22:DA:873:C:C4'	34:DM:64:TRP:CD1	2.97	0.47
41:BT:73:ARG:HH21	41:BT:73:ARG:HB3	1.77	0.47
29:DH:99:ILE:HG21	29:DH:130:VAL:HG21	1.96	0.47
24:DC:31:PRO:O	24:DC:32:LEU:HG	2.14	0.47
28:DG:132:LEU:CD1	28:DG:132:LEU:N	2.77	0.47
28:DG:163:TYR:O	28:DG:164:ALA:C	2.52	0.47
53:CA:465:A:C8	53:CA:467:U:OP1	2.67	0.47
1:AA:197:A:H1'	1:AA:198:G:O4'	2.15	0.47
2:AB:153:MET:HE2	2:AB:157:PRO:HG3	1.95	0.47
1:AA:723:U:OP1	21:AU:48:LYS:HD3	2.15	0.47
1:AA:1053:G:C6	1:AA:1199:U:C2	3.03	0.47
3:AC:133:MET:HE3	3:AC:167:TYR:HB2	1.97	0.47
1:AA:1430:A:C2	1:AA:1471:U:C2	3.03	0.47
53:CA:1461:G:C6	53:CA:1462:C:C4	3.02	0.47
7:AG:21:LEU:CD2	7:AG:96:ASN:HD22	2.28	0.47
22:DA:1905:C:C5	22:DA:1930:G:C6	3.03	0.47
22:BA:1252:G:N3	38:BQ:32:ARG:CG	2.75	0.47
15:CO:88:ARG:CD	22:DA:716:A:OP1	2.63	0.47
28:BG:23:ILE:CD1	28:BG:23:ILE:H	2.25	0.47
22:BA:65:U:C2	22:BA:66:C:C5	3.02	0.47
53:CA:259:G:C2'	53:CA:260:G:H5'	2.44	0.47
22:BA:345:A:O2'	22:BA:347:A:N7	2.44	0.47
22:DA:712:G:C2	22:DA:720:U:O2	2.67	0.47
22:DA:721:A:H8	22:DA:721:A:O5'	1.97	0.47
22:BA:2672:U:H2'	22:BA:2673:G:O5'	2.13	0.47
53:CA:177:G:C2'	53:CA:178:C:H5'	2.44	0.47
53:CA:1190:G:H4'	53:CA:1191:A:OP2	2.15	0.47
22:BA:414:C:H4'	22:BA:1879:C:O2	2.15	0.47
53:CA:619:U:C4	4:CD:131:ILE:HD11	2.49	0.47
25:BD:142:VAL:HG23	25:BD:144:GLY:H	1.79	0.47
22:DA:749:A:C4	22:DA:750:A:H8	2.33	0.47
1:AA:1453:G:HO2'	1:AA:1454:G:P	2.37	0.47
22:BA:1034:G:C5	22:BA:1122:G:C2	3.03	0.47
53:CA:296:U:N3	53:CA:297:G:C5	2.83	0.47
22:BA:146:A:H2'	22:BA:147:C:H6	1.79	0.47
22:DA:2578:G:H21	25:DD:130:GLN:NE2	2.12	0.47
1:AA:725:G:H2'	1:AA:726:C:C6	2.50	0.47

Continued on next page...

Continued from previous page...

Atom-1	Atom-2	Distance(Å)	Clash(Å)
28:DG:51:PHE:CE2	28:DG:68:ARG:HA	2.49	0.47
25:BD:46:ARG:HH11	25:BD:46:ARG:HG2	1.78	0.47
22:DA:381:G:C5'	45:DX:15:ASN:HD22	2.28	0.47
19:AS:10:ILE:HG22	19:AS:38:THR:N	2.30	0.47
22:DA:260:G:C6	22:DA:261:G:C5	3.03	0.47
53:CA:49:U:O2	53:CA:362:G:H1'	2.14	0.47
35:BN:18:GLN:NE2	35:BN:22:ARG:NH1	2.63	0.47
1:AA:827:U:N3	1:AA:870:U:C2	2.82	0.47
25:BD:191:GLY:O	25:BD:192:ALA:HB3	2.14	0.47
22:DA:2080:A:H4'	45:DX:22:ASN:HD22	1.79	0.47
38:BQ:94:LEU:O	38:BQ:94:LEU:HD12	2.14	0.47
22:BA:1153:C:H2'	22:BA:1154:G:C5'	2.44	0.47
22:BA:1069:A:C6	22:BA:1074:G:C5	3.03	0.47
5:AE:100:GLU:CB	5:AE:121:ASN:HA	2.44	0.47
22:DA:1797:G:N2	22:DA:1803:A:H2	2.13	0.47
24:DC:156:SER:HB3	24:DC:159:THR:HG23	1.97	0.47
24:DC:264:LYS:HG3	24:DC:265:PHE:CD2	2.50	0.47
24:DC:80:LEU:CD2	24:DC:109:LEU:HB3	2.44	0.47
24:DC:35:LYS:O	24:DC:36:ASN:HB2	2.14	0.47
53:CA:1151:A:C2'	53:CA:1152:A:O5'	2.62	0.47
53:CA:1129:C:C4	53:CA:1139:G:C4	3.03	0.47
53:CA:1255:G:H21	53:CA:1258:G:H21	1.60	0.47
26:DE:178:VAL:HG13	26:DE:179:SER:N	2.30	0.47
16:AP:20:VAL:HG21	16:AP:32:PHE:HB2	1.94	0.47
22:DA:2339:C:O2'	22:DA:2340:A:P	2.72	0.47
22:DA:2352:A:O5'	22:DA:2352:A:H8	1.98	0.47
44:DW:23:LYS:CD	44:DW:24:ARG:HB2	2.44	0.47
22:DA:2284:A:P	49:D1:5:ARG:HG3	2.55	0.47
22:DA:2331:G:N2	22:DA:2385:C:C2	2.82	0.47
22:DA:1826:G:H2'	22:DA:1827:U:O5'	2.14	0.47
24:DC:16:VAL:HG12	24:DC:16:VAL:O	2.15	0.47
22:DA:1078:U:H4'	22:DA:1079:C:H5''	1.95	0.47
22:DA:1064:C:C6	22:DA:1065:U:H5	2.33	0.47
30:DI:54:ILE:HD12	30:DI:54:ILE:N	2.30	0.47
22:DA:1277:G:O2'	35:DN:24:MET:HB2	2.13	0.47
35:DN:28:LEU:C	35:DN:30:ARG:H	2.18	0.47
9:AI:49:GLN:O	9:AI:51:LEU:N	2.47	0.47
22:DA:322:A:C2	22:DA:340:A:N6	2.83	0.47
22:DA:319:G:OP2	26:DE:132:LYS:HD2	2.15	0.47
22:DA:1241:A:H2'	22:DA:1242:U:O5'	2.14	0.47
22:DA:305:C:C2	22:DA:313:G:N1	2.82	0.47
22:DA:82:U:H5''	22:DA:296:U:H5''	1.97	0.47

Continued on next page...

Continued from previous page...

Atom-1	Atom-2	Distance(Å)	Clash(Å)
49:B1:7:LYS:HE3	51:B3:33:THR:HG21	1.96	0.47
22:DA:379:G:N1	22:DA:396:G:C6	2.83	0.47
22:DA:165:A:C4	22:DA:166:U:C6	3.03	0.47
22:DA:2212:A:C8	22:DA:2214:C:N4	2.82	0.47
22:DA:45:G:C5'	22:DA:46:G:OP1	2.63	0.47
22:DA:36:G:N1	22:DA:445:C:C4	2.83	0.47
22:DA:444:C:O2'	22:DA:445:C:O5'	2.32	0.47
38:BQ:88:GLU:OE1	38:BQ:88:GLU:O	2.33	0.47
22:DA:1051:G:H2'	22:DA:1052:C:H6	1.77	0.47
53:CA:1092:A:C8	53:CA:1093:A:N7	2.83	0.47
2:CB:95:TRP:CH2	2:CB:171:ALA:HA	2.49	0.47
53:CA:213:G:C2'	53:CA:214:C:C6	2.75	0.47
13:AM:95:PRO:HG2	13:AM:101:THR:CG2	2.44	0.47
1:AA:201:G:N2	1:AA:217:C:O2	2.47	0.47
53:CA:1408:A:N1	53:CA:1494:G:C6	2.83	0.47
4:CD:29:THR:O	4:CD:30:LYS:HB2	2.14	0.47
45:DX:53:LYS:CA	45:DX:56:ARG:CB	2.85	0.47
38:DQ:79:ILE:HD13	38:DQ:80:ASN:N	2.29	0.47
43:DV:21:ARG:C	43:DV:23:ALA:H	2.18	0.47
1:AA:545:C:O2	1:AA:545:C:C2'	2.62	0.47
28:BG:93:TYR:O	28:BG:105:SER:HB3	2.15	0.47
37:BP:24:THR:C	37:BP:25:VAL:HG12	2.35	0.47
6:CF:41:ASP:OD2	6:CF:58:HIS:CE1	2.65	0.47
32:DK:76:VAL:CG1	32:DK:77:ILE:N	2.78	0.47
22:DA:1264:A:C6	22:DA:1265:A:N6	2.82	0.47
22:DA:2024:G:C2	22:DA:2040:G:N3	2.83	0.47
22:DA:1608:A:C5	22:DA:1611:C:N4	2.82	0.47
44:BW:70:VAL:CG2	44:BW:75:ASN:OD1	2.62	0.47
22:DA:1324:G:O2'	22:DA:1616:A:C6	2.63	0.47
17:AQ:51:GLU:O	17:AQ:52:CYS:O	2.32	0.47
1:AA:1236:A:H2'	1:AA:1237:C:C6	2.49	0.47
8:CH:28:SER:CB	8:CH:57:GLU:O	2.62	0.47
53:CA:964:A:H2'	53:CA:965:U:C5'	2.44	0.47
53:CA:985:C:O2'	53:CA:986:U:H6	1.96	0.47
4:AD:200:VAL:HG11	5:AE:102:THR:HG23	1.97	0.47
53:CA:986:U:C2	53:CA:1220:G:N2	2.82	0.47
4:AD:199:ILE:HG12	4:AD:200:VAL:N	2.29	0.47
51:D3:18:LYS:CG	51:D3:19:GLY:H	2.26	0.47
22:DA:2135:A:O2'	22:DA:2136:G:O4'	2.22	0.47
3:AC:18:ASN:CB	3:AC:39:ARG:HH12	2.28	0.47
22:BA:2308:G:H2'	22:BA:2310:C:H5	1.80	0.47
5:CE:71:ILE:HG12	5:CE:144:GLU:HG2	1.96	0.47

Continued on next page...

Continued from previous page...

Atom-1	Atom-2	Distance(Å)	Clash(Å)
22:DA:1141:U:O2	22:DA:1142:A:C6	2.67	0.47
1:AA:843:U:H2'	1:AA:844:G:H5'	1.95	0.47
22:BA:412:A:H2'	22:BA:413:C:H6	1.80	0.47
22:DA:1430:G:O2'	22:DA:1431:A:O4'	2.32	0.47
21:AU:36:PHE:HD1	21:AU:39:LYS:CB	2.16	0.47
24:BC:229:HIS:HD2	24:BC:246:PRO:HB3	1.79	0.47
24:BC:245:THR:HB	24:BC:246:PRO:HD2	1.97	0.47
36:BO:103:VAL:O	36:BO:105:ALA:O	2.32	0.47
22:DA:1566:A:C2	24:DC:212:TRP:CE3	3.03	0.47
5:CE:131:ASN:C	5:CE:131:ASN:ND2	2.66	0.47
58:DF:48:LEU:N	58:DF:48:LEU:HD23	2.24	0.47
1:AA:1371:G:C5	1:AA:1372:U:C4	3.03	0.47
17:CQ:68:LYS:C	17:CQ:69:THR:HG23	2.35	0.47
53:CA:248:C:O2'	53:CA:249:U:O5'	2.32	0.47
53:CA:255:G:C2	53:CA:256:U:C5	3.03	0.47
57:DB:17:C:O2'	57:DB:18:G:C8	2.65	0.47
42:BU:40:LEU:O	42:BU:41:VAL:HG13	2.14	0.47
22:DA:1737:G:C6	22:DA:1738:G:N1	2.83	0.47
22:DA:2201:G:C5	22:DA:2223:G:C2	3.03	0.47
25:DD:118:PHE:CG	25:DD:119:ALA:N	2.83	0.47
22:DA:1475:G:O2'	22:DA:1476:U:H6	1.97	0.47
22:DA:1008:A:C8	22:DA:1008:A:OP1	2.68	0.47
19:AS:31:ARG:HG2	19:AS:56:HIS:CD2	2.50	0.47
22:DA:2308:G:N7	22:DA:2310:C:N4	2.62	0.47
22:BA:2107:G:H2'	22:BA:2152:G:OP1	2.15	0.47
22:DA:2806:C:N4	22:DA:2807:U:C4	2.83	0.47
1:AA:969:A:H2'	1:AA:970:C:H6	1.78	0.47
35:BN:24:MET:HE2	35:BN:44:LEU:HB2	1.97	0.47
8:AH:9:MET:CE	8:AH:32:LYS:CA	2.89	0.47
55:CM:23:GLY:HA3	55:CM:64:VAL:HG13	1.95	0.47
16:AP:10:GLY:HA3	16:AP:15:PRO:CA	2.31	0.47
24:DC:129:LEU:HD23	24:DC:129:LEU:N	2.29	0.47
22:DA:1867:G:O6	22:DA:1875:G:N2	2.47	0.47
22:DA:226:A:C2	22:DA:230:G:C6	3.02	0.47
53:CA:328:C:C2'	53:CA:328:C:O2	2.62	0.47
12:AL:33:CYS:CA	12:AL:53:ARG:O	2.57	0.47
53:CA:666:G:O2'	53:CA:667:G:H5'	2.15	0.47
22:DA:2658:C:H5''	28:DG:157:LYS:CD	2.45	0.47
22:DA:686:U:H6	22:DA:788:A:C2	2.31	0.47
22:DA:691:C:O2'	22:DA:692:C:H5'	2.15	0.47
22:DA:526:A:N6	22:DA:2626:C:C4'	2.68	0.47
58:DF:60:SER:OG	58:DF:88:VAL:HG11	2.15	0.47

Continued on next page...

Continued from previous page...

Atom-1	Atom-2	Distance(Å)	Clash(Å)
57:DB:42:C:H2'	57:DB:43:C:C6	2.50	0.47
53:CA:723:U:C4'	21:CU:48:LYS:HD2	2.44	0.47
1:AA:185:U:C2'	1:AA:186:C:H6	2.27	0.47
20:AT:53:MET:HG3	20:AT:54:GLN:N	2.29	0.47
20:AT:27:MET:CE	20:AT:57:VAL:CG2	2.93	0.47
22:BA:1748:C:H2'	22:BA:1749:A:H8	1.80	0.47
24:BC:20:ASN:ND2	24:BC:22:GLU:H	2.12	0.47
1:AA:640:A:H4'	8:AH:107:LYS:HZ1	1.79	0.47
53:CA:1394:A:C6	53:CA:1501:C:H4'	2.50	0.47
22:DA:2459:A:C2'	22:DA:2459:A:N3	2.77	0.47
22:BA:2663:G:O2'	22:BA:2664:G:H5'	2.15	0.47
2:CB:115:ASP:O	2:CB:119:GLN:CB	2.63	0.47
2:CB:122:ASP:CG	2:CB:124:THR:HG22	2.34	0.47
24:DC:239:PHE:CD1	24:DC:240:GLY:N	2.69	0.47
22:DA:668:A:C4	22:DA:670:A:C5	3.03	0.47
28:BG:35:THR:O	28:BG:36:LEU:HD22	2.14	0.47
28:DG:154:GLU:O	28:DG:156:TYR:N	2.48	0.47
1:AA:1051:C:H2'	1:AA:1052:U:C6	2.49	0.47
25:DD:180:VAL:HG22	25:DD:187:LEU:HD13	1.96	0.47
1:AA:1504:G:H3'	62:AA:1801:HOH:O	2.14	0.47
22:DA:2772:C:O2	22:DA:2772:C:H2'	2.15	0.47
1:AA:1430:A:H2'	1:AA:1430:A:N3	2.29	0.47
39:DR:97:LYS:CG	39:DR:97:LYS:O	2.63	0.47
22:BA:308:G:C2'	22:BA:309:A:H5'	2.44	0.47
22:DA:1932:A:C2	22:DA:1933:G:H1'	2.49	0.47
4:CD:100:VAL:HG11	4:CD:142:VAL:HG11	1.96	0.47
22:DA:187:G:H2'	22:DA:1365:A:C2	2.50	0.47
30:BI:60:VAL:HG22	30:BI:66:PHE:CB	2.45	0.47
39:BR:16:GLU:HA	39:BR:98:ILE:CG2	2.40	0.47
1:AA:1494:G:C8	22:BA:1913:A:N3	2.83	0.47
22:BA:503:A:C6	22:BA:506:G:C6	3.03	0.47
31:DJ:88:THR:HG22	31:DJ:91:GLU:OE1	2.15	0.47
9:CI:49:GLN:HA	9:CI:52:GLU:CG	2.43	0.47
19:CS:11:ASP:O	19:CS:14:LEU:HG	2.15	0.47
28:BG:26:LYS:HB3	28:BG:32:LEU:HA	1.96	0.47
3:CC:91:ALA:CB	3:CC:98:ALA:HB3	2.44	0.47
26:BE:60:TRP:CZ2	26:BE:70:SER:HB3	2.50	0.47
22:BA:1450:G:H2'	22:BA:1451:C:C6	2.50	0.47
1:AA:1102:A:H8	1:AA:1102:A:H5''	1.80	0.47
1:AA:1028:C:C2	1:AA:1034:G:C4	3.03	0.47
22:BA:80:G:C2	22:BA:107:G:C2	3.02	0.47
3:AC:20:THR:CG2	3:AC:57:GLU:HB3	2.44	0.47

Continued on next page...

Continued from previous page...

Atom-1	Atom-2	Distance(Å)	Clash(Å)
22:DA:836:G:C6	22:DA:837:C:C4	3.03	0.47
29:DH:72:ILE:O	29:DH:72:ILE:HG13	2.14	0.47
53:CA:738:C:C2	53:CA:739:C:C5	3.03	0.47
22:BA:363:G:H2'	22:BA:364:C:C6	2.49	0.47
22:BA:364:C:O2'	22:BA:365:U:H5'	2.15	0.47
22:DA:8:C:C2'	22:DA:9:G:H5'	2.45	0.47
22:DA:1681:G:O2'	22:DA:1762:A:C2'	2.62	0.47
32:BK:63:VAL:HG13	32:BK:103:VAL:HG12	1.96	0.47
3:CC:161:ILE:HD13	3:CC:161:ILE:N	2.25	0.47
22:DA:2602:A:C3'	22:DA:2602:A:OP1	2.63	0.47
22:BA:792:A:C3'	22:BA:793:A:H5'	2.43	0.47
22:DA:1483:G:H2'	22:DA:1484:U:C5	2.50	0.47
30:DI:118:GLY:O	30:DI:119:ALA:CB	2.63	0.47
22:DA:121:G:N3	22:DA:131:A:N1	2.63	0.47
22:DA:517:C:H2'	22:DA:517:C:O2	2.14	0.47
22:BA:1299:G:H2'	22:BA:1639:C:N4	2.29	0.47
22:BA:17:G:H2'	22:BA:18:U:C6	2.49	0.47
14:CN:26:LEU:C	14:CN:26:LEU:HD23	2.35	0.47
53:CA:836:G:C6	53:CA:851:G:C5	3.03	0.47
22:DA:1726:C:H2'	22:DA:1727:C:C6	2.50	0.47
22:DA:1726:C:H2'	22:DA:1727:C:H6	1.78	0.47
22:BA:645:C:H42	22:BA:2350:C:C1'	2.28	0.47
53:CA:907:A:C2'	53:CA:908:A:H5'	2.45	0.47
25:DD:129:THR:HG22	25:DD:130:GLN:O	2.15	0.47
22:BA:2665:A:C2	22:BA:2666:C:C6	3.02	0.47
22:DA:1924:C:H2'	22:DA:1925:C:O4'	2.14	0.47
22:DA:2692:G:H2'	22:DA:2693:G:H8	1.80	0.47
22:BA:2344:U:H4'	22:BA:2345:G:OP1	2.14	0.47
34:BM:96:ILE:HG13	34:BM:96:ILE:O	2.14	0.47
1:AA:152:A:C8	1:AA:153:C:C5	3.02	0.47
24:BC:123:ILE:HG12	24:BC:123:ILE:O	2.15	0.47
7:AG:78:ARG:HH22	7:AG:81:GLY:HA2	1.79	0.47
44:BW:11:ASN:O	44:BW:12:GLY:O	2.33	0.47
1:AA:1077:G:N2	1:AA:1081:A:C4	2.83	0.47
35:BN:18:GLN:HE21	35:BN:22:ARG:NH1	2.12	0.47
25:DD:196:ALA:O	25:DD:197:THR:C	2.53	0.47
6:CF:80:PHE:CE2	24:DC:123:ILE:HG21	2.49	0.47
50:B2:1:MET:CE	50:B2:2:LYS:H	2.27	0.47
7:AG:45:ALA:C	7:AG:47:GLU:H	2.18	0.47
22:DA:2794:C:C2	22:DA:2803:G:N2	2.82	0.47
22:BA:817:C:H2'	22:BA:818:G:O4'	2.15	0.47
50:D2:26:ASN:HD22	50:D2:29:GLN:NE2	2.12	0.47

Continued on next page...

Continued from previous page...

Atom-1	Atom-2	Distance(Å)	Clash(Å)
22:DA:252:G:H2'	22:DA:253:C:O5'	2.14	0.47
27:BF:141:ASP:HB3	27:BF:144:LYS:HB2	1.97	0.47
22:DA:543:G:C2	22:DA:551:G:C6	3.03	0.47
50:B2:35:ARG:HG2	50:B2:42:LEU:HD21	1.97	0.47
29:DH:50:ARG:NH1	29:DH:50:ARG:HA	2.29	0.47
53:CA:425:G:H2'	53:CA:426:U:O4'	2.14	0.47
22:BA:1088:A:H4'	22:BA:1089:A:C8	2.50	0.47
22:BA:670:A:H4'	22:BA:671:C:H5''	1.97	0.47
22:DA:1803:A:HO2'	22:DA:1804:C:C4'	2.24	0.47
53:CA:1282:C:O2'	53:CA:1283:U:C6	2.68	0.47
10:CJ:7:ARG:NH1	10:CJ:102:LEU:HG	2.28	0.47
22:DA:1313:U:C6	22:DA:1610:A:H8	2.32	0.47
41:DT:10:VAL:CG2	41:DT:11:LEU:HD12	2.25	0.47
27:BF:35:LEU:CB	27:BF:153:ILE:CG2	2.66	0.47
44:DW:49:ASN:ND2	44:DW:80:SER:HA	2.29	0.47
46:DY:31:GLN:C	46:DY:33:ALA:H	2.18	0.47
28:BG:136:ASP:C	28:BG:136:ASP:OD1	2.53	0.47
22:DA:2746:U:C5'	28:DG:137:LYS:HG2	2.42	0.47
49:B1:10:LEU:O	49:B1:19:PHE:HB2	2.15	0.47
34:DM:43:ALA:HA	34:DM:46:ILE:HD11	1.96	0.47
1:AA:953:G:H2'	1:AA:954:G:H5'	1.97	0.47
4:CD:29:THR:C	4:CD:31:CYS:N	2.68	0.47
22:DA:995:C:O2'	38:DQ:60:TRP:HH2	1.98	0.47
38:DQ:65:ASN:O	38:DQ:69:ARG:HB2	2.15	0.47
38:DQ:78:PHE:CE2	38:DQ:109:VAL:HG22	2.49	0.47
18:CR:32:ILE:CD1	18:CR:33:THR:O	2.62	0.47
37:DP:59:THR:OG1	37:DP:72:VAL:HG12	2.15	0.47
22:DA:189:G:H3'	22:DA:189:G:C8	2.49	0.47
22:DA:2243:U:O2'	22:DA:2244:U:H5'	2.14	0.47
22:DA:1608:A:C5	22:DA:1611:C:C4	3.03	0.47
8:CH:54:THR:C	8:CH:56:PRO:HD3	2.34	0.47
53:CA:994:A:N7	53:CA:1216:A:C4'	2.78	0.47
53:CA:1357:A:C8	53:CA:1358:U:C5	3.03	0.47
19:CS:35:ARG:HD2	19:CS:71:GLY:HA2	1.97	0.47
5:CE:77:ASN:HB3	5:CE:79:THR:HG22	1.97	0.47
22:BA:263:G:H2'	22:BA:264:C:O5'	2.15	0.47
39:DR:27:ILE:HG13	39:DR:33:VAL:HG11	1.95	0.47
21:AU:16:ARG:HG2	21:AU:19:LYS:HG2	1.96	0.47
58:DF:113:PHE:HE2	58:DF:116:LEU:HB2	1.79	0.47
8:AH:77:VAL:HG11	8:AH:124:ILE:HD11	1.96	0.47
22:DA:818:G:H4'	22:DA:838:C:O3'	2.15	0.47
22:DA:2199:A:H2'	22:DA:2199:A:N3	2.28	0.47

Continued on next page...

Continued from previous page...

Atom-1	Atom-2	Distance(Å)	Clash(Å)
22:DA:1438:U:N3	22:DA:1555:G:C2	2.83	0.47
22:DA:389:G:H1'	22:DA:2412:A:O2'	2.15	0.47
53:CA:1244:G:C6	53:CA:1245:C:C4	3.02	0.47
1:AA:1162:C:O2'	1:AA:1163:A:C5'	2.63	0.47
22:DA:617:G:O2'	22:DA:618:G:C8	2.38	0.47
53:CA:155:A:C2	53:CA:167:A:C4	3.02	0.47
29:DH:68:ARG:CG	29:DH:71:LYS:CD	2.92	0.47
22:BA:1020:A:C2	22:BA:1141:U:O2'	2.64	0.47
22:BA:1022:G:N2	22:BA:1142:A:N1	2.62	0.47
53:CA:652:U:O4	53:CA:752:G:H2'	2.15	0.47
1:AA:1068:G:N7	1:AA:1094:G:H2'	2.29	0.47
22:DA:1494:A:H2'	22:DA:1495:A:H8	1.67	0.47
53:CA:330:C:O2'	53:CA:331:G:H8	1.96	0.47
22:DA:1875:G:H8	22:DA:1875:G:OP2	1.97	0.47
1:AA:1443:C:H2'	1:AA:1444:U:O4'	2.14	0.47
22:BA:659:G:C6	22:BA:660:C:C4	3.03	0.47
22:DA:775:G:O6	22:DA:787:C:H2'	2.15	0.47
26:BE:147:LEU:HB2	26:BE:186:VAL:HA	1.97	0.47
22:DA:586:A:H2	22:DA:809:G:N3	2.13	0.47
29:DH:61:VAL:CG1	29:DH:62:LEU:H	2.22	0.47
34:DM:8:LYS:HE3	34:DM:8:LYS:CA	2.37	0.47
24:BC:29:PHE:CZ	24:BC:31:PRO:CG	2.97	0.47
26:DE:60:TRP:HB3	26:DE:61:ARG:H	1.48	0.47
13:AM:18:LEU:HD23	13:AM:33:LEU:HD21	1.97	0.47
37:DP:13:LYS:H	37:DP:13:LYS:HD2	1.79	0.47
53:CA:846:G:O2'	53:CA:847:G:H5'	2.15	0.47
34:BM:28:PHE:HD2	34:BM:104:GLU:OE1	1.97	0.47
22:DA:1745:A:N3	22:DA:1746:A:C8	2.83	0.47
56:CP:48:GLU:HA	56:CP:51:ARG:HH21	1.80	0.47
12:AL:109:ARG:HH21	12:AL:116:TYR:HE2	1.63	0.47
53:CA:223:A:C4	53:CA:224:U:C6	3.02	0.47
1:AA:1053:G:O2'	1:AA:1054:C:P	2.73	0.47
3:CC:53:ARG:HB2	3:CC:53:ARG:NH1	2.29	0.47
24:BC:131:MET:HA	24:BC:134:ILE:CD1	2.39	0.47
53:CA:160:A:H4'	53:CA:344:A:N1	2.29	0.47
51:D3:28:LEU:O	51:D3:29:ARG:HB3	2.14	0.47
42:BU:54:PRO:HG2	42:BU:55:GLY:H	1.80	0.47
1:AA:828:U:C6	1:AA:828:U:H3'	2.50	0.47
53:CA:289:G:N1	53:CA:290:C:C4	2.83	0.47
45:DX:70:LEU:O	45:DX:74:GLY:N	2.47	0.47
42:BU:85:ARG:HG3	42:BU:86:PHE:N	2.30	0.47
7:AG:128:GLU:O	7:AG:129:ASN:C	2.53	0.47

Continued on next page...

Continued from previous page...

Atom-1	Atom-2	Distance(Å)	Clash(Å)
53:CA:1031:C:H5'	53:CA:1032:G:C5'	2.43	0.47
53:CA:338:A:N6	53:CA:351:G:N1	2.47	0.47
17:CQ:29:LYS:HE2	17:CQ:36:PHE:CD2	2.49	0.47
3:AC:144:GLY:O	3:AC:145:ALA:CB	2.60	0.47
22:DA:7:G:H4'	31:DJ:15:TRP:CH2	2.49	0.47
31:BJ:140:LEU:N	31:BJ:140:LEU:HD12	2.29	0.47
34:DM:97:GLN:HB2	34:DM:98:PRO:CD	2.44	0.47
24:BC:144:GLU:OE2	24:BC:188:ARG:HB2	2.15	0.47
22:DA:121:G:N3	22:DA:131:A:C2	2.83	0.47
6:AF:18:VAL:H	6:AF:19:PRO:HD2	1.79	0.47
22:BA:634:C:H2'	22:BA:635:C:C6	2.50	0.47
22:BA:1849:G:H2'	22:BA:1850:G:H8	1.79	0.47
22:DA:934:U:H6	22:DA:934:U:H5''	1.80	0.47
22:BA:734:A:C5	22:BA:735:A:C8	3.02	0.47
26:DE:88:ARG:CB	26:DE:89:PRO:CD	2.93	0.47
22:BA:2082:A:H2'	22:BA:2083:G:O4'	2.14	0.47
22:BA:1524:G:O2'	22:BA:1525:A:H5'	2.15	0.47
1:AA:1521:C:C2'	1:AA:1522:U:O5'	2.62	0.47
22:BA:321:U:O2'	26:BE:162:ARG:NH1	2.48	0.47
26:DE:2:GLU:HG2	26:DE:13:THR:OG1	2.15	0.47
29:DH:48:GLU:HA	29:DH:51:ARG:HE	1.79	0.47
22:DA:2480:C:N4	22:DA:2481:G:C6	2.83	0.47
22:BA:2500:U:H5''	22:BA:2501:C:OP2	2.15	0.47
48:B0:5:ASN:O	48:B0:7:PRO:HD3	2.15	0.47
38:BQ:12:ARG:O	38:BQ:13:HIS:C	2.50	0.47
2:CB:116:LEU:HD13	2:CB:140:LEU:HB2	1.96	0.47
1:AA:441:A:C2	1:AA:497:G:C6	3.03	0.47
45:DX:16:ASN:O	45:DX:17:ARG:HB2	2.15	0.47
22:BA:1345:C:H2'	22:BA:1345:C:O2	2.15	0.47
22:DA:1815:A:C1'	22:DA:1817:G:C8	2.98	0.47
22:DA:1385:A:O2'	22:DA:1386:C:C6	2.67	0.47
41:DT:43:ILE:CD1	41:DT:83:ALA:HB1	2.45	0.47
22:DA:2324:U:O2'	22:DA:2385:C:H5	1.97	0.47
22:DA:965:C:H4'	22:DA:2273:A:C1'	2.44	0.47
44:DW:32:ALA:O	44:DW:34:SER:N	2.47	0.47
22:DA:1827:U:C2'	22:DA:1828:G:O4'	2.62	0.47
2:AB:48:MET:HA	2:AB:48:MET:CE	2.45	0.47
48:D0:38:LEU:H	48:D0:41:HIS:HE1	1.59	0.47
35:DN:118:ARG:O	35:DN:118:ARG:HG2	2.14	0.47
22:DA:310:A:N7	22:DA:312:G:C6	2.82	0.47
22:DA:65:U:C3'	22:DA:65:U:C6	2.98	0.47
42:DU:73:ASN:HB3	42:DU:95:PHE:CE2	2.49	0.47

Continued on next page...

Continued from previous page...

Atom-1	Atom-2	Distance(Å)	Clash(Å)
22:DA:160:A:N6	22:DA:167:A:H1'	2.30	0.47
22:DA:46:G:N2	22:DA:47:C:N1	2.63	0.47
39:BR:49:ILE:HG21	39:BR:53:PHE:CA	2.44	0.47
28:DG:3:VAL:C	28:DG:5:LYS:H	2.18	0.47
1:AA:209:U:C5'	1:AA:210:C:OP2	2.52	0.47
1:AA:210:C:H4'	1:AA:211:G:C2	2.48	0.47
53:CA:428:G:H1'	53:CA:430:A:C8	2.50	0.47
22:DA:538:A:C5'	31:DJ:7:LYS:NZ	2.78	0.47
28:BG:126:THR:CG2	28:BG:128:THR:H	2.21	0.47
34:DM:66:ARG:NE	34:DM:101:VAL:HG11	2.29	0.47
9:AI:32:ARG:HE	9:AI:36:GLN:CD	2.18	0.47
22:DA:2040:G:C5	22:DA:2041:U:C5	3.03	0.47
45:BX:40:GLU:C	45:BX:42:GLU:N	2.68	0.47
22:DA:2077:A:N1	22:DA:2078:C:C4	2.83	0.47
51:D3:50:SER:O	51:D3:53:ASP:N	2.45	0.47
1:AA:255:G:C5	1:AA:256:U:C5	3.03	0.47
26:BE:5:LEU:HD23	26:BE:120:VAL:O	2.14	0.47
53:CA:974:A:HO2'	53:CA:975:A:P	2.37	0.47
10:CJ:51:VAL:HB	14:CN:80:ARG:CB	2.35	0.47
1:AA:8:A:C5	4:AD:205:LYS:HB3	2.50	0.47
22:DA:1676:A:C2	22:DA:1993:U:C5'	2.81	0.47
25:DD:151:THR:O	25:DD:152:PRO:C	2.53	0.47
2:AB:163:ILE:O	2:AB:185:ILE:CG1	2.56	0.47
22:BA:263:G:C2'	22:BA:264:C:O5'	2.63	0.47
29:BH:97:ARG:HE	29:BH:97:ARG:HB2	1.49	0.47
24:BC:230:PRO:HD2	24:BC:246:PRO:HA	1.96	0.47
47:BZ:8:GLN:HB3	47:BZ:31:ILE:HA	1.97	0.47
22:DA:819:A:C4	22:DA:820:A:C8	3.03	0.47
22:DA:2197:U:O2'	22:DA:2198:A:C8	2.63	0.47
22:DA:1554:U:H5''	22:DA:1555:G:OP2	2.14	0.47
33:DL:65:GLY:O	33:DL:66:PHE:HB2	2.15	0.47
53:CA:1348:U:O2'	53:CA:1349:A:C5'	2.63	0.47
54:CG:4:ARG:HE	54:CG:6:ILE:CA	2.27	0.47
1:AA:1161:C:O2'	1:AA:1162:C:C5'	2.63	0.47
22:BA:2150:C:C2'	22:BA:2151:U:C5	2.96	0.47
22:DA:1963:U:O2'	22:DA:1964:G:H5''	2.14	0.47
5:AE:59:ILE:O	5:AE:63:MET:HG2	2.14	0.47
22:BA:1083:U:O2	22:BA:1086:A:N1	2.48	0.47
22:BA:1106:G:C6	22:BA:1107:G:N7	2.83	0.47
29:BH:41:LYS:C	29:BH:43:ASN:N	2.65	0.47
53:CA:1308:U:H5	55:CM:97:ARG:NH1	2.12	0.47
53:CA:1301:U:H2'	53:CA:1303:C:C6	2.49	0.47

Continued on next page...

Continued from previous page...

Atom-1	Atom-2	Distance(Å)	Clash(Å)
27:BF:71:LYS:CD	27:BF:80:GLN:HG3	2.31	0.47
22:DA:405:U:H3'	22:DA:406:G:C5'	2.44	0.47
1:AA:1060:U:C5	3:AC:1:GLY:CA	2.93	0.47
3:CC:172:VAL:O	3:CC:174:LEU:HD22	2.15	0.47
53:CA:1452:C:H5'	53:CA:1453:G:C4	2.50	0.47
22:DA:185:G:C6	22:DA:212:G:N2	2.82	0.47
58:DF:87:LYS:O	58:DF:88:VAL:HB	2.15	0.47
25:DD:124:ARG:NH1	25:DD:125:TRP:CE2	2.83	0.47
53:CA:1472:U:C2	53:CA:1473:G:C8	3.02	0.47
20:AT:27:MET:CE	20:AT:57:VAL:HG22	2.45	0.47
53:CA:729:A:H2'	53:CA:730:G:O5'	2.15	0.47
2:AB:36:LYS:HE3	2:AB:36:LYS:CA	2.35	0.47
22:BA:2531:A:C6	22:BA:2532:G:C5	3.03	0.47
22:BA:726:G:O2'	22:BA:727:A:O5'	2.32	0.47
1:AA:66:A:C2'	1:AA:66:A:N3	2.76	0.47
42:DU:42:LYS:HZ3	42:DU:42:LYS:HB3	1.79	0.47
24:BC:132:ARG:NH1	24:BC:169:ALA:HA	2.29	0.47
36:BO:57:ALA:O	36:BO:58:ILE:C	2.54	0.47
35:BN:71:ARG:HG3	35:BN:71:ARG:HH21	1.76	0.47
10:CJ:35:GLN:NE2	10:CJ:78:GLU:H	2.13	0.47
1:AA:596:A:N6	1:AA:645:G:N1	2.62	0.47
28:DG:23:ILE:O	28:DG:24:THR:HG23	2.15	0.47
39:BR:61:ALA:CB	39:BR:98:ILE:H	2.28	0.47
25:DD:183:GLU:N	25:DD:183:GLU:CD	2.67	0.47
22:DA:1178:C:H2'	22:DA:1179:G:O4'	2.15	0.47
22:BA:2145:C:H3'	22:BA:2146:C:H5''	1.96	0.47
22:DA:1598:A:C2	22:DA:1599:U:C2	3.03	0.47
42:DU:94:PHE:CD2	42:DU:94:PHE:O	2.63	0.47
25:BD:142:VAL:HG23	25:BD:144:GLY:N	2.30	0.47
22:DA:2294:G:C2	22:DA:2295:C:C6	3.02	0.47
1:AA:1454:G:N2	1:AA:1455:G:C4	2.82	0.47
22:BA:1206:G:C6	22:BA:1207:C:C4	3.03	0.47
1:AA:675:A:OP1	18:AR:70:THR:HG21	2.15	0.47
22:BA:319:G:C5	22:BA:333:G:C2	3.02	0.47
22:BA:2648:G:C2	22:BA:2649:C:C2	3.03	0.47
1:AA:400:C:H2'	1:AA:401:C:H5'	1.97	0.47
1:AA:191:G:H2'	1:AA:192:A:C8	2.50	0.47
1:AA:475:C:C2'	1:AA:476:U:H5'	2.45	0.47
53:CA:1115:U:C2'	53:CA:1116:U:H5'	2.45	0.47
22:BA:1744:A:H3'	22:BA:1745:A:H8	1.80	0.47
45:BX:70:LEU:O	45:BX:74:GLY:N	2.47	0.47
42:DU:11:ILE:HG21	42:DU:79:ALA:HB2	1.97	0.47

Continued on next page...

Continued from previous page...

Atom-1	Atom-2	Distance(Å)	Clash(Å)
2:CB:17:HIS:O	2:CB:18:GLN:HB2	2.15	0.47
1:AA:229:U:H2'	1:AA:230:G:O4'	2.14	0.47
53:CA:762:U:O5'	53:CA:762:U:H6	1.97	0.47
53:CA:1235:U:H6	53:CA:1235:U:H3'	1.80	0.47
22:BA:1059:G:H4'	30:BI:116:MET:CE	2.45	0.47
22:BA:670:A:H4'	22:BA:671:C:O5'	2.15	0.47
33:BL:95:LEU:HD22	33:BL:100:ILE:HD11	1.97	0.47
22:DA:1388:G:C4	22:DA:1389:G:N7	2.83	0.47
22:DA:1469:A:C2'	22:DA:1470:A:C8	2.73	0.47
56:CP:52:LEU:O	56:CP:53:ASP:CB	2.62	0.47
22:DA:2385:C:O2'	22:DA:2386:A:H8	1.92	0.47
22:DA:855:G:O2'	44:DW:23:LYS:HD3	2.15	0.47
2:AB:40:ILE:HG21	2:AB:201:GLY:CA	2.44	0.47
22:DA:1103:A:H5''	22:DA:1104:C:OP2	2.15	0.47
35:DN:87:PHE:HD1	35:DN:90:ARG:HD2	1.80	0.47
1:AA:1126:U:C6	1:AA:1281:C:N3	2.83	0.47
1:AA:1256:A:H1'	1:AA:1258:G:N7	2.26	0.47
9:AI:89:TYR:O	9:AI:90:ASP:CB	2.63	0.47
22:DA:1204:A:N9	22:DA:1206:G:C6	2.83	0.47
22:DA:90:U:C5	22:DA:91:A:N7	2.83	0.47
42:DU:14:THR:HG21	42:DU:64:ILE:CD1	2.36	0.47
42:DU:81:ARG:HB2	42:DU:96:LYS:HG3	1.96	0.47
46:DY:54:LYS:O	46:DY:57:LEU:HB3	2.15	0.47
51:B3:31:ILE:HD13	51:B3:34:LYS:HD2	1.86	0.47
22:DA:1354:A:C8	22:DA:1355:G:C8	3.03	0.47
22:DA:379:G:C2	22:DA:396:G:C6	3.03	0.47
22:DA:457:A:C2	22:DA:458:G:N2	2.83	0.47
39:BR:39:LEU:HA	39:BR:49:ILE:CG2	2.44	0.47
22:DA:2748:A:C2	22:DA:2757:A:N7	2.83	0.47
2:CB:101:THR:HG23	2:CB:174:GLU:HB3	1.97	0.47
53:CA:213:G:C8	53:CA:214:C:C5	3.02	0.47
13:AM:89:ARG:NH1	13:AM:94:LEU:HB3	2.29	0.47
38:DQ:91:ARG:CG	39:DR:11:GLN:HG3	2.45	0.47
21:CU:36:PHE:HA	21:CU:39:LYS:HE2	1.97	0.47
22:DA:1532:A:C6	22:DA:1540:G:O6	2.68	0.47
44:BW:18:LYS:HG3	44:BW:19:ARG:HG3	1.97	0.47
43:DV:79:ARG:O	43:DV:87:GLN:HB2	2.15	0.47
32:DK:35:VAL:HG21	32:DK:69:VAL:HG22	1.97	0.47
29:BH:30:LEU:O	29:BH:35:LYS:HB2	2.14	0.47
51:D3:50:SER:O	51:D3:51:LYS:C	2.52	0.47
22:DA:1307:A:C2'	22:DA:1308:A:H5'	2.45	0.47
19:CS:32:THR:HG21	19:CS:48:ILE:CG2	2.45	0.47

Continued on next page...

Continued from previous page...

Atom-1	Atom-2	Distance(Å)	Clash(Å)
22:BA:197:A:C2'	22:BA:198:C:H5'	2.45	0.47
35:DN:38:LEU:O	35:DN:38:LEU:HD12	2.14	0.47
22:DA:1138:G:H2'	22:DA:1139:G:O4'	2.15	0.47
17:CQ:4:ILE:CG2	17:CQ:5:ARG:N	2.62	0.47
22:BA:411:G:H5''	22:BA:412:A:OP1	2.15	0.47
41:BT:88:LYS:O	41:BT:89:GLU:CB	2.63	0.47
41:DT:21:SER:HA	41:DT:25:GLU:HB2	1.96	0.47
25:DD:114:LYS:CD	25:DD:116:LYS:HZ2	2.18	0.47
32:DK:9:ASN:ND2	32:DK:9:ASN:N	2.60	0.47
58:DF:46:LYS:HE2	58:DF:83:PRO:HG3	1.97	0.47
2:AB:162:VAL:HG23	2:AB:184:ALA:CB	2.45	0.47
2:AB:67:LEU:O	2:AB:160:LEU:HD12	2.14	0.47
57:DB:60:C:H2'	57:DB:61:G:C8	2.50	0.47
27:BF:134:GLN:C	27:BF:136:ILE:HG12	2.34	0.47
40:BS:29:VAL:HG22	40:BS:55:ILE:HD11	1.97	0.47
22:DA:1441:G:H4'	22:DA:1628:G:OP1	2.15	0.47
14:AN:42:ASN:O	14:AN:44:VAL:N	2.48	0.47
53:CA:134:G:H2'	53:CA:135:C:H5'	1.94	0.47
22:DA:2314:A:O2'	22:DA:2315:G:H8	1.97	0.47
53:CA:917:G:C6	53:CA:918:A:C6	3.03	0.47
22:DA:946:C:O2'	22:DA:947:A:H5'	2.15	0.47
22:DA:1962:C:C4'	22:DA:1963:U:OP1	2.57	0.47
1:AA:672:U:O2'	1:AA:673:A:H5'	2.15	0.47
1:AA:623:C:C2'	1:AA:624:C:H5'	2.45	0.47
53:CA:509:A:OP1	4:CD:50:TYR:HD2	1.98	0.47
22:DA:1223:G:O5'	22:DA:1223:G:H8	1.98	0.47
22:DA:227:A:H5'	22:DA:229:C:N4	2.31	0.47
22:DA:233:A:O2'	22:DA:234:U:O5'	2.32	0.47
22:DA:404:A:C5'	22:DA:405:U:OP1	2.63	0.47
1:AA:1460:C:H2'	1:AA:1461:G:O5'	2.15	0.47
22:DA:2666:C:C2'	22:DA:2667:C:O5'	2.63	0.47
54:CG:100:MET:HE3	54:CG:100:MET:N	2.18	0.47
1:AA:224:U:C2	1:AA:225:C:C5	3.03	0.47
7:AG:107:ALA:CA	7:AG:122:GLU:HG3	2.45	0.47
22:DA:734:A:C4	22:DA:735:A:C8	3.03	0.47
5:CE:24:VAL:HG23	5:CE:25:LYS:N	2.29	0.47
4:CD:200:VAL:CG1	4:CD:201:GLU:N	2.78	0.47
22:BA:68:G:C2	22:BA:74:A:C4	3.02	0.47
22:DA:370:G:C6	22:DA:424:G:N7	2.83	0.47
53:CA:771:G:C2	53:CA:809:G:C2	3.03	0.47
30:DI:103:ALA:O	30:DI:107:GLU:HB2	2.15	0.47
44:BW:9:THR:CG2	44:BW:10:ARG:N	2.70	0.47

Continued on next page...

Continued from previous page...

Atom-1	Atom-2	Distance(Å)	Clash(Å)
43:BV:21:ARG:HA	43:BV:25:LYS:O	2.15	0.47
32:BK:38:ILE:HD11	32:BK:112:PHE:HZ	1.78	0.47
15:AO:42:PHE:HE1	15:AO:55:LEU:HB2	1.80	0.47
3:AC:16:PRO:HB2	3:AC:17:TRP:H	1.45	0.47
14:AN:87:ALA:HB2	14:AN:92:ILE:HD12	1.97	0.47
22:DA:1845:G:C5	22:DA:1846:G:N7	2.83	0.47
51:D3:28:LEU:HD23	51:D3:28:LEU:O	2.14	0.47
22:DA:1259:G:H2'	22:DA:1260:A:H8	1.79	0.47
22:BA:481:G:O2'	22:BA:482:A:P	2.72	0.47
2:AB:187:ASP:OD2	2:AB:202:ASN:HA	2.14	0.47
22:BA:1840:G:C2	22:BA:1841:U:C2	3.03	0.47
22:BA:686:U:O4	50:B2:12:ARG:HB2	2.16	0.47
53:CA:1076:U:C2	53:CA:1082:A:C2	3.03	0.47
33:BL:55:MET:HA	33:BL:56:PRO:HD3	1.63	0.47
15:CO:63:ARG:HH22	22:DA:715:A:H5''	1.79	0.47
22:BA:1449:G:H2'	22:BA:1450:G:O5'	2.14	0.47
54:CG:64:ALA:HB2	54:CG:126:ALA:CB	2.42	0.47
1:AA:814:A:H5'	62:AA:1760:HOH:O	2.15	0.47
22:DA:783:A:H8	22:DA:783:A:H2'	1.53	0.47
1:AA:1031:C:HO2'	1:AA:1032:G:H5''	1.80	0.47
22:BA:608:A:C2	22:BA:621:A:C2	3.02	0.47
38:BQ:34:ALA:O	38:BQ:37:ALA:HB3	2.14	0.47
53:CA:947:G:OP1	55:CM:106:ARG:CG	2.62	0.47
22:DA:40:U:C4	22:DA:41:C:N4	2.83	0.47
53:CA:585:G:N3	53:CA:879:C:H4'	2.30	0.47
20:AT:68:LYS:HB2	20:AT:68:LYS:HZ2	1.80	0.47
25:BD:9:VAL:HG22	25:BD:26:VAL:CG1	2.44	0.47
30:DI:106:GLN:HA	30:DI:109:ALA:HB3	1.98	0.47
31:DJ:21:THR:HG23	31:DJ:61:LYS:CB	2.44	0.47
10:CJ:90:LEU:HD23	10:CJ:92:LEU:HD11	1.97	0.47
25:DD:36:GLN:HE21	25:DD:38:LYS:NZ	2.13	0.47
28:BG:88:LEU:HD11	28:BG:95:ALA:HB2	1.96	0.47
26:DE:5:LEU:CD2	26:DE:120:VAL:HG22	2.45	0.47
24:DC:259:ASN:C	24:DC:261:ARG:H	2.19	0.47
53:CA:1509:C:O2'	53:CA:1510:C:H5'	2.14	0.47
53:CA:785:G:H2'	53:CA:785:G:N3	2.29	0.47
6:AF:99:ALA:O	6:AF:100:SER:HB2	2.15	0.47
22:BA:912:C:C4	22:BA:913:U:O4	2.68	0.47
22:DA:146:A:C6	22:DA:147:C:C4	3.03	0.47
40:DS:44:ALA:O	40:DS:48:LYS:HB2	2.15	0.47
6:CF:80:PHE:HE2	24:DC:123:ILE:HG12	1.81	0.47
22:BA:445:C:O2'	22:BA:446:G:H5'	2.14	0.47

Continued on next page...

Continued from previous page...

Atom-1	Atom-2	Distance(Å)	Clash(Å)
22:BA:1542:U:H2'	22:BA:1543:G:O4'	2.15	0.47
22:BA:2768:U:H2'	22:BA:2769:U:O5'	2.15	0.47
40:BS:39:THR:HG22	40:BS:44:ALA:HB2	1.95	0.47
24:DC:160:TYR:CD1	24:DC:160:TYR:C	2.88	0.47
58:DF:19:PHE:O	58:DF:20:ASN:HB3	2.15	0.47
25:BD:113:SER:O	25:BD:167:ASN:N	2.42	0.46
30:BI:79:LEU:HD11	30:BI:132:ALA:HA	1.96	0.46
53:CA:1133:G:C2	53:CA:1142:G:C6	3.02	0.46
22:DA:1385:A:O2'	22:DA:1386:C:O5'	2.32	0.46
22:DA:2289:G:O2'	22:DA:2290:G:C5'	2.62	0.46
22:DA:2331:G:O2'	44:DW:40:ARG:CB	2.62	0.46
22:DA:856:G:O4'	44:DW:23:LYS:HB3	2.15	0.46
36:DO:17:LYS:CE	36:DO:21:LEU:CD1	2.87	0.46
44:DW:33:GLY:O	44:DW:34:SER:HB2	2.15	0.46
22:DA:1062:G:C8	22:DA:1070:A:OP2	2.66	0.46
22:DA:1077:A:HO2'	22:DA:1078:U:C4'	2.28	0.46
35:DN:97:ILE:HD11	35:DN:99:LYS:HZ2	1.80	0.46
1:AA:1146:A:C2	1:AA:1147:C:H1'	2.51	0.46
22:DA:1204:A:N1	22:DA:1241:A:N1	2.63	0.46
24:BC:142:ASN:O	24:BC:142:ASN:CG	2.53	0.46
24:BC:257:ARG:CD	24:BC:269:ARG:NH2	2.78	0.46
22:DA:2213:U:O2'	22:DA:2214:C:C5'	2.63	0.46
39:BR:49:ILE:CG2	39:BR:54:VAL:HG12	2.45	0.46
39:BR:51:VAL:CB	39:BR:52:PRO:CD	2.79	0.46
2:CB:103:TRP:HZ2	2:CB:155:GLY:HA2	1.79	0.46
53:CA:408:A:OP1	4:CD:111:ALA:HB3	2.15	0.46
31:DJ:41:LYS:C	31:DJ:43:GLU:H	2.19	0.46
38:DQ:88:GLU:HG2	38:DQ:90:ASP:OD2	2.15	0.46
22:BA:923:G:N3	44:BW:23:LYS:CE	2.67	0.46
37:DP:85:VAL:O	37:DP:85:VAL:HG13	2.15	0.46
22:DA:1261:C:O2	22:DA:1262:A:C8	2.68	0.46
22:DA:2040:G:O2'	22:DA:2041:U:H5'	2.15	0.46
29:BH:6:LEU:CD1	29:BH:6:LEU:N	2.78	0.46
22:DA:207:A:H2'	22:DA:208:C:C6	2.50	0.46
22:DA:1286:A:C2	22:DA:1329:U:C5	3.03	0.46
22:DA:1291:C:O2'	22:DA:1292:G:H5'	2.14	0.46
17:AQ:80:LYS:CD	17:AQ:80:LYS:N	2.78	0.46
1:AA:1303:C:H2'	1:AA:1304:G:N7	2.30	0.46
12:AL:85:ARG:HG3	12:AL:86:VAL:N	2.31	0.46
14:CN:80:ARG:HG2	14:CN:81:ILE:N	2.30	0.46
26:DE:28:VAL:HG23	26:DE:29:HIS:N	2.29	0.46
22:DA:627:A:N6	33:DL:112:LEU:HD23	2.30	0.46

Continued on next page...

Continued from previous page...

Atom-1	Atom-2	Distance(Å)	Clash(Å)
4:AD:129:VAL:HG11	4:AD:134:TYR:CB	2.44	0.46
32:BK:71:ARG:CG	32:BK:106:GLU:OE2	2.62	0.46
22:DA:1011:G:C4	22:DA:1151:A:C2	3.03	0.46
22:DA:2716:C:H2'	22:DA:2717:C:H6	1.80	0.46
41:BT:48:GLN:HB3	41:BT:49:LYS:HE3	1.97	0.46
1:AA:693:G:H2'	1:AA:694:A:C5'	2.43	0.46
36:BO:89:ASP:O	36:BO:90:VAL:HG13	2.15	0.46
47:BZ:11:SER:O	47:BZ:15:ARG:NE	2.47	0.46
22:BA:141:G:C5'	22:BA:142:A:C8	2.97	0.46
22:BA:142:A:C4	22:BA:143:C:C4	3.03	0.46
58:DF:111:ARG:NH2	58:DF:113:PHE:CE1	2.84	0.46
58:DF:136:ILE:HG23	58:DF:142:TYR:CD1	2.50	0.46
31:BJ:136:GLN:N	31:BJ:137:PRO:CD	2.77	0.46
53:CA:68:G:C2'	53:CA:69:G:O5'	2.63	0.46
22:DA:491:G:O2'	22:DA:492:A:H8	1.97	0.46
27:BF:131:VAL:CG2	27:BF:151:LEU:H	2.27	0.46
27:BF:135:ILE:C	27:BF:137:PHE:N	2.68	0.46
1:AA:528:C:O2'	1:AA:535:A:H2'	2.15	0.46
22:DA:1007:C:H2'	22:DA:1008:A:N7	2.30	0.46
32:DK:107:LEU:HD23	32:DK:108:ARG:N	2.30	0.46
54:CG:118:ARG:O	54:CG:122:GLU:CB	2.63	0.46
1:AA:1159:U:N3	1:AA:1182:G:C4	2.83	0.46
22:DA:844:A:H2'	22:DA:845:A:O4'	2.16	0.46
22:DA:1962:C:O2'	22:DA:1964:G:OP2	2.31	0.46
1:AA:373:A:O2'	1:AA:374:A:C5'	2.62	0.46
4:AD:2:ARG:HB2	4:AD:4:LEU:CD1	2.44	0.46
53:CA:666:G:C4	53:CA:741:G:C2	3.03	0.46
22:BA:1962:C:O2'	22:BA:1964:G:OP2	2.32	0.46
22:BA:441:U:H2'	22:BA:442:G:C8	2.50	0.46
57:DB:44:G:H5''	58:DF:91:ARG:NH1	2.30	0.46
1:AA:184:G:N3	1:AA:185:U:C5	2.82	0.46
1:AA:221:C:H2'	1:AA:222:C:H5'	1.96	0.46
17:CQ:25:GLU:CG	17:CQ:40:THR:CG2	2.93	0.46
22:DA:196:A:H61	22:DA:831:G:H21	1.62	0.46
22:DA:1746:A:C4	22:DA:1747:U:C5	3.03	0.46
22:DA:425:G:C4	22:DA:426:C:C5	3.03	0.46
53:CA:445:G:C4	53:CA:446:G:C8	3.03	0.46
53:CA:441:A:N6	53:CA:493:A:H62	2.13	0.46
13:AM:3:ILE:H	13:AM:56:ARG:NH1	2.14	0.46
1:AA:1472:U:O2'	1:AA:1473:G:H5'	2.15	0.46
53:CA:164:G:H2'	53:CA:165:G:H5'	1.96	0.46
22:BA:1378:A:O2'	22:BA:1379:U:P	2.73	0.46

Continued on next page...

Continued from previous page...

Atom-1	Atom-2	Distance(Å)	Clash(Å)
22:BA:565:C:H2'	22:BA:566:U:O4'	2.15	0.46
56:CP:43:ALA:HB1	56:CP:46:LYS:HZ1	1.80	0.46
3:AC:147:GLY:CA	3:AC:171:ARG:H	2.28	0.46
22:BA:638:G:C5	22:BA:651:G:C2	3.03	0.46
37:DP:28:LYS:HZ3	37:DP:82:SER:HB2	1.80	0.46
34:BM:132:THR:CG2	34:BM:133:LYS:N	2.78	0.46
9:CI:45:MET:HA	9:CI:48:ARG:CG	2.45	0.46
22:DA:983:A:C6	22:DA:984:A:C2	3.03	0.46
1:AA:1491:G:H5''	1:AA:1492:A:OP1	2.15	0.46
2:CB:10:LYS:HE3	2:CB:10:LYS:HA	1.98	0.46
1:AA:550:G:H2'	1:AA:551:U:H5'	1.96	0.46
26:BE:145:ASP:HA	26:BE:166:LYS:O	2.15	0.46
22:DA:2638:G:H2'	22:DA:2775:G:H22	1.80	0.46
26:BE:47:LYS:HB3	26:BE:51:GLU:HG3	1.96	0.46
22:BA:826:U:P	62:BA:3696:HOH:O	2.73	0.46
53:CA:1120:C:H2'	53:CA:1121:U:C6	2.48	0.46
10:CJ:92:LEU:HD22	10:CJ:93:ALA:N	2.29	0.46
22:BA:235:U:H2'	22:BA:236:C:H6	1.80	0.46
32:BK:47:ILE:HG13	32:BK:48:PRO:CD	2.45	0.46
9:CI:90:ASP:HB3	9:CI:93:LEU:CD2	2.45	0.46
22:BA:2850:A:C2	22:BA:2851:A:C4	3.04	0.46
11:AK:43:TRP:HE3	11:AK:44:ALA:HA	1.80	0.46
39:DR:79:ARG:O	39:DR:80:ARG:CB	2.63	0.46
53:CA:761:G:O2'	53:CA:762:U:H5'	2.15	0.46
53:CA:75:G:C2	53:CA:96:U:C2	3.03	0.46
1:AA:1302:C:OP1	13:AM:12:LYS:HE2	2.15	0.46
53:CA:218:U:H2'	53:CA:219:U:O4'	2.14	0.46
46:DY:30:MET:SD	46:DY:30:MET:O	2.73	0.46
1:AA:166:U:H5''	1:AA:167:A:OP2	2.15	0.46
1:AA:607:A:C6	1:AA:608:A:C6	3.03	0.46
33:DL:9:ALA:HB3	33:DL:12:SER:OG	2.15	0.46
56:CP:32:PHE:CD1	56:CP:32:PHE:C	2.88	0.46
31:BJ:44:TYR:O	31:BJ:45:THR:HB	2.15	0.46
38:BQ:94:LEU:HD23	39:BR:11:GLN:CB	2.45	0.46
22:BA:1059:G:C2	22:BA:1080:A:N3	2.83	0.46
30:BI:126:ARG:CA	30:BI:129:GLU:HB2	2.43	0.46
22:DA:1815:A:H1'	22:DA:1817:G:C8	2.50	0.46
4:CD:196:GLU:N	4:CD:196:GLU:OE1	2.45	0.46
53:CA:1145:A:H4'	53:CA:1146:A:OP1	2.15	0.46
46:DY:23:ARG:HB3	46:DY:27:ASN:OD1	2.14	0.46
26:DE:118:LEU:HD12	26:DE:186:VAL:CG1	2.46	0.46
49:D1:33:LEU:HB2	49:D1:51:ALA:CB	2.45	0.46

Continued on next page...

Continued from previous page...

Atom-1	Atom-2	Distance(Å)	Clash(Å)
22:DA:730:A:H2'	22:DA:731:C:H6	1.79	0.46
22:DA:785:G:O2'	22:DA:1779:U:H5'	2.15	0.46
22:DA:105:C:C2'	22:DA:106:C:C5	2.97	0.46
42:DU:64:ILE:O	42:DU:65:GLN:O	2.33	0.46
22:DA:117:G:C6	22:DA:119:A:N6	2.83	0.46
53:CA:1068:G:C2	53:CA:1069:C:C6	3.03	0.46
53:CA:1094:G:C2'	53:CA:1095:U:OP2	2.63	0.46
53:CA:407:U:H2'	53:CA:408:A:C8	2.50	0.46
22:BA:923:G:H4'	44:BW:25:PHE:CZ	2.51	0.46
44:BW:49:ASN:O	44:BW:50:VAL:HG23	2.14	0.46
1:AA:499:A:O2'	1:AA:500:G:C8	2.66	0.46
6:CF:39:LEU:HD12	6:CF:39:LEU:C	2.36	0.46
37:DP:16:VAL:HA	37:DP:17:PRO:HD3	1.47	0.46
44:BW:74:LYS:O	44:BW:75:ASN:C	2.51	0.46
22:BA:1499:C:H2'	22:BA:1500:G:C8	2.46	0.46
22:DA:513:A:N1	22:DA:514:A:C6	2.83	0.46
12:AL:88:ASP:O	12:AL:90:PRO:HD3	2.15	0.46
1:AA:486:U:C5'	1:AA:486:U:C6	2.89	0.46
53:CA:1218:C:H2'	53:CA:1219:A:C8	2.51	0.46
53:CA:1312:G:H2'	53:CA:1313:U:H6	1.80	0.46
22:DA:604:G:C2	22:DA:605:G:C6	3.03	0.46
22:DA:1676:A:H2'	22:DA:1677:A:O4'	2.15	0.46
1:AA:1021:A:C2'	1:AA:1022:A:C5'	2.76	0.46
1:AA:790:A:H2'	1:AA:791:G:C8	2.50	0.46
1:AA:791:G:C6	1:AA:792:A:N7	2.84	0.46
56:CP:20:VAL:CG2	56:CP:21:VAL:N	2.78	0.46
37:BP:102:ARG:C	37:BP:103:THR:HG22	2.34	0.46
22:BA:974:G:C4	22:BA:1186:G:C2	3.03	0.46
53:CA:198:G:N3	53:CA:199:A:C8	2.83	0.46
24:DC:131:MET:CE	24:DC:183:VAL:HG11	2.44	0.46
53:CA:1239:A:H5''	54:CG:118:ARG:HH22	1.80	0.46
54:CG:41:ILE:HG22	54:CG:41:ILE:O	2.14	0.46
53:CA:1350:A:H2	54:CG:33:GLY:HA3	1.80	0.46
54:CG:9:ARG:C	54:CG:10:LYS:HG3	2.36	0.46
22:DA:830:G:C2	22:DA:2448:A:C5	3.03	0.46
54:CG:14:ASP:CB	54:CG:18:GLY:H	2.16	0.46
57:DB:91:C:O2'	57:DB:92:C:H5'	2.14	0.46
5:AE:55:VAL:O	5:AE:59:ILE:HG23	2.15	0.46
1:AA:1459:G:O2'	1:AA:1460:C:H5'	2.15	0.46
22:BA:2540:C:O2'	22:BA:2541:A:H5'	2.14	0.46
22:DA:686:U:C6	22:DA:788:A:N1	2.83	0.46
6:CF:54:LEU:HD12	6:CF:55:HIS:N	2.30	0.46

Continued on next page...

Continued from previous page...

Atom-1	Atom-2	Distance(Å)	Clash(Å)
3:CC:17:TRP:CD1	14:CN:90:GLY:HA2	2.50	0.46
20:AT:33:LYS:N	20:AT:33:LYS:CE	2.70	0.46
17:CQ:38:LYS:O	17:CQ:39:ARG:HD2	2.14	0.46
7:AG:112:ASP:HB2	7:AG:118:ARG:CG	2.45	0.46
37:BP:32:VAL:O	37:BP:33:GLU:O	2.32	0.46
13:AM:19:THR:HA	13:AM:24:VAL:CG2	2.37	0.46
1:AA:325:A:H2'	1:AA:326:G:O4'	2.16	0.46
28:DG:117:PRO:CG	28:DG:143:VAL:CG1	2.93	0.46
53:CA:202:G:O2'	53:CA:468:A:C8	2.49	0.46
38:DQ:23:TYR:HB2	38:DQ:28:SER:HB3	1.96	0.46
38:DQ:38:VAL:O	38:DQ:42:GLY:N	2.49	0.46
53:CA:443:C:H2'	53:CA:444:G:C5'	2.45	0.46
11:AK:51:PHE:HZ	11:AK:64:VAL:CG1	2.28	0.46
1:AA:1169:A:C2	1:AA:1170:A:C4	3.03	0.46
2:AB:127:LYS:HG3	2:AB:128:LEU:N	2.20	0.46
22:BA:2393:U:O3'	33:BL:62:PRO:HA	2.15	0.46
1:AA:1429:A:N1	1:AA:1472:U:C4	2.83	0.46
22:DA:2675:A:C2	22:DA:2676:C:C2	3.04	0.46
40:DS:29:VAL:CG2	40:DS:69:LEU:O	2.60	0.46
33:BL:64:PHE:C	33:BL:64:PHE:CD1	2.88	0.46
22:BA:1901:A:N3	22:BA:1902:C:C6	2.83	0.46
20:CT:9:ARG:HD2	20:CT:9:ARG:HA	1.71	0.46
42:DU:13:LEU:HD13	42:DU:13:LEU:O	2.16	0.46
22:DA:12:U:O4	22:DA:13:A:N6	2.48	0.46
2:CB:30:ILE:HD11	2:CB:188:THR:CB	2.45	0.46
22:BA:608:A:N3	22:BA:621:A:C2	2.83	0.46
31:BJ:31:GLU:HG3	31:BJ:142:ILE:HG21	1.97	0.46
53:CA:1336:C:H1'	53:CA:1337:G:C2	2.51	0.46
3:AC:59:PRO:O	3:AC:60:ALA:C	2.54	0.46
18:CR:28:LEU:C	18:CR:30:ASN:H	2.18	0.46
22:DA:2047:C:H2'	22:DA:2048:G:H5'	1.98	0.46
22:BA:1565:C:H3'	24:BC:17:LYS:HZ3	1.80	0.46
22:BA:1300:G:H2'	22:BA:1635:A:OP1	2.16	0.46
22:BA:1534:U:H3'	22:BA:1536:C:H5	1.79	0.46
22:BA:2619:C:H5'	25:BD:155:VAL:O	2.15	0.46
22:DA:2065:C:HO2'	22:DA:2449:U:H3	1.63	0.46
22:DA:2691:C:O2'	22:DA:2692:G:C5'	2.63	0.46
22:BA:2345:G:C4	22:BA:2381:A:C2	3.03	0.46
22:DA:1444:G:C4	22:DA:1445:G:C8	3.03	0.46
19:AS:10:ILE:HD11	19:AS:15:LEU:HD13	1.97	0.46
19:AS:10:ILE:HG13	19:AS:10:ILE:O	2.12	0.46
47:DZ:5:LYS:HE2	47:DZ:57:GLU:OE2	2.14	0.46

Continued on next page...

Continued from previous page...

Atom-1	Atom-2	Distance(Å)	Clash(Å)
7:AG:15:PRO:HG2	7:AG:43:TYR:OH	2.16	0.46
53:CA:1060:U:O2'	53:CA:1061:G:H5'	2.15	0.46
8:CH:110:MET:HE1	8:CH:114:ALA:O	2.15	0.46
39:DR:13:ARG:HE	39:DR:13:ARG:C	2.18	0.46
26:BE:169:VAL:CG2	26:BE:169:VAL:O	2.62	0.46
25:DD:140:HIS:CD2	25:DD:140:HIS:N	2.83	0.46
30:BI:18:ASN:ND2	30:BI:38:CYS:HB3	2.29	0.46
43:DV:43:ASP:HB3	43:DV:46:LYS:HB2	1.97	0.46
37:BP:7:LEU:O	37:BP:10:GLU:HG2	2.15	0.46
37:BP:13:LYS:NZ	37:BP:80:VAL:CG1	2.78	0.46
22:BA:2032:G:N1	22:BA:2572:A:C8	2.83	0.46
22:DA:1388:G:C4	22:DA:1389:G:C8	3.03	0.46
22:DA:2271:G:C2'	22:DA:2272:U:C5'	2.92	0.46
22:DA:857:G:N3	44:DW:19:ARG:NH1	2.56	0.46
22:DA:1829:A:H2'	22:DA:1830:C:H6	1.80	0.46
22:DA:763:G:C4	22:DA:765:C:C6	3.03	0.46
22:DA:1080:A:O2'	22:DA:1081:U:C6	2.68	0.46
22:DA:1087:G:H21	22:DA:1103:A:H1'	1.80	0.46
48:D0:38:LEU:O	48:D0:41:HIS:ND1	2.47	0.46
9:AI:57:VAL:HG12	9:AI:58:GLU:HG2	1.97	0.46
1:AA:1507:A:C8	1:AA:1507:A:H5''	2.50	0.46
53:CA:33:A:C4	53:CA:34:C:C5	3.03	0.46
53:CA:502:A:OP1	12:CL:114:SER:CB	2.64	0.46
22:DA:1239:G:C6	22:DA:1240:U:C5	3.03	0.46
22:DA:63:A:C8	22:DA:64:A:N7	2.83	0.46
46:DY:33:ALA:C	46:DY:35:GLY:H	2.19	0.46
24:BC:161:VAL:HG22	24:BC:175:LEU:HD12	1.98	0.46
39:BR:49:ILE:CG2	39:BR:53:PHE:CA	2.94	0.46
53:CA:1178:G:H2'	53:CA:1180:A:OP2	2.15	0.46
1:AA:500:G:C5'	1:AA:500:G:H8	2.29	0.46
6:CF:41:ASP:O	6:CF:42:TRP:C	2.54	0.46
6:CF:6:ILE:HB	6:CF:62:MET:HB3	1.97	0.46
32:DK:101:GLY:O	32:DK:120:PRO:HB3	2.14	0.46
22:DA:1265:A:H4'	22:DA:1266:G:H4'	1.97	0.46
22:DA:580:U:H4'	38:DQ:30:VAL:HG11	1.98	0.46
40:DS:81:SER:HB3	40:DS:97:LEU:HD12	1.97	0.46
44:BW:75:ASN:O	44:BW:76:ARG:CB	2.64	0.46
22:DA:478:A:C2	22:DA:480:A:C8	3.03	0.46
53:CA:1360:A:C2	53:CA:1361:G:C1'	2.99	0.46
10:CJ:53:ILE:CD1	14:CN:84:ARG:CZ	2.94	0.46
33:DL:3:LEU:C	33:DL:3:LEU:CD1	2.82	0.46
22:BA:1998:A:H2'	22:BA:1999:C:C6	2.50	0.46

Continued on next page...

Continued from previous page...

Atom-1	Atom-2	Distance(Å)	Clash(Å)
1:AA:1079:G:H5'	5:AE:133:ILE:HG21	1.98	0.46
53:CA:763:G:N3	53:CA:764:C:C6	2.84	0.46
53:CA:765:G:C4	53:CA:812:G:C6	3.03	0.46
11:AK:34:THR:HB	11:AK:40:ALA:HA	1.97	0.46
22:DA:2700:A:C4	22:DA:2701:U:C5	3.04	0.46
25:DD:32:ASN:HB2	25:DD:50:VAL:HB	1.97	0.46
53:CA:66:A:C2'	53:CA:66:A:N3	2.75	0.46
38:DQ:46:TYR:HA	38:DQ:49:ARG:HH21	1.79	0.46
57:DB:27:C:C2'	57:DB:28:C:H5'	2.45	0.46
22:DA:1654:A:H1'	25:DD:118:PHE:HB3	1.96	0.46
32:DK:61:VAL:O	32:DK:61:VAL:HG23	2.15	0.46
9:CI:59:LYS:CG	9:CI:60:LEU:HG	2.43	0.46
22:BA:2742:G:OP1	52:B4:36:ARG:HD3	2.15	0.46
24:BC:75:ALA:HB1	24:BC:94:LEU:O	2.16	0.46
1:AA:1364:U:C3'	1:AA:1365:G:H5'	2.46	0.46
22:DA:373:U:O2	22:DA:374:A:C8	2.69	0.46
34:BM:72:PRO:O	34:BM:73:ILE:O	2.33	0.46
22:BA:545:U:O4'	22:BA:545:U:O2	2.33	0.46
16:AP:51:ARG:HG2	16:AP:52:LEU:N	2.29	0.46
1:AA:62:U:O3'	1:AA:384:G:N2	2.49	0.46
22:BA:1421:G:C2	22:BA:1422:G:C8	3.04	0.46
22:DA:417:C:C2'	22:DA:418:C:H5'	2.46	0.46
3:CC:149:LYS:HD2	3:CC:149:LYS:C	2.35	0.46
3:CC:154:GLY:O	3:CC:156:LEU:N	2.48	0.46
3:CC:183:TYR:CE1	3:CC:200:TRP:CZ2	3.03	0.46
22:DA:1647:U:C4'	22:DA:1648:U:OP1	2.64	0.46
15:AO:30:LEU:O	15:AO:33:ALA:HB3	2.15	0.46
29:DH:2:GLN:O	29:DH:3:VAL:CG2	2.60	0.46
1:AA:1024:G:C5	1:AA:1025:U:C5	3.04	0.46
22:BA:780:G:H2'	22:BA:782:A:N7	2.31	0.46
22:BA:2330:G:N2	44:BW:38:ARG:HA	2.23	0.46
22:DA:2248:C:H3'	22:DA:2249:U:C6	2.50	0.46
2:AB:148:GLY:HA2	2:AB:151:LYS:CE	2.46	0.46
39:BR:24:LYS:CA	39:BR:94:THR:HG23	2.39	0.46
22:DA:2559:C:H2'	22:DA:2560:A:H8	1.80	0.46
7:AG:21:LEU:HD21	7:AG:96:ASN:ND2	2.30	0.46
12:CL:34:THR:O	12:CL:35:ARG:HD3	2.16	0.46
1:AA:520:A:H2	1:AA:536:C:O2	1.99	0.46
1:AA:1016:A:N7	1:AA:1017:U:H1'	2.30	0.46
30:BI:105:LEU:HA	30:BI:108:ILE:HD12	1.97	0.46
21:AU:45:LYS:HA	21:AU:45:LYS:HE3	1.96	0.46
22:DA:771:G:H2'	22:DA:772:C:H5'	1.96	0.46

Continued on next page...

Continued from previous page...

Atom-1	Atom-2	Distance(Å)	Clash(Å)
10:AJ:83:THR:O	10:AJ:86:ALA:HB3	2.16	0.46
23:BB:15:A:O2'	23:BB:16:G:H5'	2.15	0.46
34:BM:45:GLN:O	34:BM:46:ILE:C	2.53	0.46
30:DI:19:PRO:HB2	30:DI:21:PRO:HD2	1.97	0.46
22:DA:1856:U:H2'	22:DA:1857:G:C5'	2.44	0.46
22:BA:1403:A:O2'	22:BA:1404:C:H5'	2.16	0.46
53:CA:777:A:C6	53:CA:778:G:C5	3.03	0.46
1:AA:551:U:O2'	1:AA:552:U:H5'	2.15	0.46
1:AA:551:U:C2'	1:AA:552:U:O5'	2.63	0.46
53:CA:240:G:OP1	53:CA:240:G:H4'	2.16	0.46
2:AB:72:LYS:O	2:AB:74:ALA:N	2.48	0.46
53:CA:1190:G:O3'	3:CC:2:GLN:HB3	2.14	0.46
3:CC:14:VAL:O	3:CC:15:LYS:HB2	2.15	0.46
25:DD:56:LYS:C	25:DD:58:ASN:H	2.19	0.46
22:BA:2525:G:C2	22:BA:2539:C:C2	3.03	0.46
22:BA:1243:C:H2'	22:BA:1244:A:O4'	2.16	0.46
27:BF:90:LEU:HB3	27:BF:95:MET:HA	1.97	0.46
22:BA:1113:U:N3	22:BA:1114:C:C5	2.83	0.46
22:BA:1980:G:O2'	22:BA:1982:U:H5	1.98	0.46
3:AC:79:LYS:HE3	3:AC:79:LYS:N	2.29	0.46
1:AA:811:C:H4'	1:AA:900:A:N6	2.29	0.46
9:CI:87:MET:CE	9:CI:88:GLU:HG3	2.45	0.46
22:DA:2641:G:H5''	31:DJ:78:THR:CB	2.46	0.46
22:DA:1497:U:H6	22:DA:1497:U:H3'	1.80	0.46
22:DA:930:G:C2	22:DA:933:A:N1	2.84	0.46
57:DB:81:G:O2'	57:DB:82:U:H5'	2.15	0.46
22:BA:2435:A:H2'	22:BA:2436:G:O5'	2.15	0.46
40:DS:3:THR:HG23	40:DS:57:ASN:HB3	1.96	0.46
50:B2:42:LEU:HA	50:B2:42:LEU:HD13	1.63	0.46
1:AA:1302:C:H2'	1:AA:1302:C:H6	1.28	0.46
8:CH:110:MET:CE	8:CH:114:ALA:HB1	2.46	0.46
38:DQ:16:ILE:HG22	38:DQ:17:LEU:N	2.30	0.46
22:BA:39:G:H2'	22:BA:40:U:C6	2.50	0.46
22:BA:2874:C:H2'	22:BA:2875:C:H6	1.81	0.46
20:CT:46:ALA:C	20:CT:48:LYS:H	2.17	0.46
27:BF:23:SER:O	27:BF:26:GLN:HB3	2.15	0.46
8:CH:89:ASP:N	8:CH:89:ASP:OD1	2.48	0.46
34:BM:51:ARG:O	34:BM:52:ALA:C	2.53	0.46
9:AI:42:THR:O	9:AI:43:ALA:HB2	2.15	0.46
22:BA:1080:A:O3'	30:BI:126:ARG:HG3	2.15	0.46
22:DA:1693:U:OP2	22:DA:1694:C:N4	2.39	0.46
22:DA:1063:G:O2'	22:DA:1064:C:H6	1.94	0.46

Continued on next page...

Continued from previous page...

Atom-1	Atom-2	Distance(Å)	Clash(Å)
22:DA:1080:A:O2'	22:DA:1081:U:H6	1.98	0.46
22:DA:1103:A:H3'	22:DA:1104:C:C6	2.50	0.46
22:DA:2887:A:H1'	48:D0:39:ARG:NH2	2.26	0.46
53:CA:523:A:C2	53:CA:527:G:O6	2.68	0.46
53:CA:532:A:H62	3:CC:191:THR:HG21	1.80	0.46
22:DA:293:U:H5''	22:DA:294:A:OP2	2.15	0.46
22:DA:58:G:C2'	22:DA:59:U:H5'	2.45	0.46
22:DA:70:G:O2'	22:DA:71:A:H5'	2.14	0.46
46:DY:55:THR:HG22	46:DY:56:LEU:HD22	1.97	0.46
24:BC:141:HIS:NE2	24:BC:193:GLU:C	2.68	0.46
22:DA:149:A:N1	22:DA:150:U:C2	2.84	0.46
22:DA:48:G:N2	22:DA:177:G:C2	2.84	0.46
22:DA:216:A:N3	22:DA:217:A:C8	2.83	0.46
3:CC:136:ALA:HA	3:CC:139:ASN:ND2	2.31	0.46
25:BD:2:ILE:HG13	25:BD:100:LEU:HD21	1.97	0.46
22:DA:33:C:O2	22:DA:447:A:N6	2.49	0.46
22:DA:796:C:H2'	22:DA:797:G:H8	1.81	0.46
53:CA:212:G:N2	53:CA:213:G:C5	2.84	0.46
4:CD:36:ALA:HA	4:CD:41:GLY:HA3	1.96	0.46
22:DA:538:A:O2'	31:DJ:8:PRO:CD	2.63	0.46
44:BW:24:ARG:O	44:BW:25:PHE:CB	2.62	0.46
44:BW:50:VAL:C	44:BW:52:CYS:N	2.67	0.46
43:DV:77:VAL:HG13	43:DV:77:VAL:O	2.15	0.46
6:CF:90:MET:HE2	18:CR:60:ARG:HD3	1.97	0.46
44:BW:28:GLU:C	44:BW:63:ASP:HB3	2.36	0.46
22:DA:197:A:H5'	22:DA:197:A:C8	2.51	0.46
22:DA:1613:G:C6	22:DA:1619:G:O6	2.68	0.46
20:AT:73:ARG:O	20:AT:77:ASN:ND2	2.49	0.46
53:CA:1382:C:HO2'	53:CA:1383:C:H6	1.60	0.46
22:DA:2135:A:H8	22:DA:2135:A:OP2	1.98	0.46
22:BA:1655:A:H5'	25:BD:118:PHE:CD2	2.51	0.46
22:DA:2447:G:N7	22:DA:2500:U:H2'	2.31	0.46
22:DA:2514:U:H2'	22:DA:2515:C:C6	2.51	0.46
22:DA:1019:U:OP1	22:DA:1035:U:O2'	2.29	0.46
22:DA:1638:C:H4'	22:DA:2710:C:O2	2.16	0.46
5:CE:109:ALA:HB3	5:CE:135:VAL:CG1	2.45	0.46
32:DK:9:ASN:HD21	32:DK:17:ARG:NH2	2.14	0.46
58:DF:101:ARG:HH11	58:DF:138:PRO:HG2	1.79	0.46
6:AF:71:ILE:CG2	6:AF:72:ASP:N	2.78	0.46
12:AL:23:LEU:HB3	12:AL:24:GLU:HG3	1.97	0.46
22:DA:1188:U:C2'	22:DA:1189:A:H5'	2.45	0.46
57:DB:68:C:O2'	57:DB:69:G:H5''	2.15	0.46

Continued on next page...

Continued from previous page...

Atom-1	Atom-2	Distance(Å)	Clash(Å)
42:DU:54:PRO:CG	42:DU:55:GLY:H	2.23	0.46
27:BF:134:GLN:NE2	27:BF:148:VAL:O	2.48	0.46
22:DA:1299:G:H4'	22:DA:1301:A:C4	2.51	0.46
22:DA:1304:A:C2	22:DA:1305:C:C2	3.02	0.46
1:AA:978:A:O4'	1:AA:1322:C:C6	2.68	0.46
22:BA:1327:A:C2'	22:BA:1328:A:O5'	2.63	0.46
24:BC:12:ARG:CG	24:BC:12:ARG:NH1	2.52	0.46
22:DA:2303:G:C6	22:DA:2314:A:C6	3.03	0.46
53:CA:18:C:N3	53:CA:19:A:N7	2.64	0.46
53:CA:155:A:C6	53:CA:167:A:C6	3.04	0.46
22:DA:849:A:C6	22:DA:850:U:C4	3.04	0.46
4:AD:147:LYS:O	4:AD:149:LYS:N	2.48	0.46
35:BN:44:LEU:CD1	35:BN:48:VAL:HG23	2.45	0.46
22:DA:1026:G:H2'	22:DA:1027:A:H8	1.79	0.46
16:AP:19:VAL:HG12	16:AP:38:PHE:N	2.29	0.46
16:AP:16:PHE:O	16:AP:16:PHE:CD1	2.67	0.46
22:DA:1965:C:C3'	22:DA:1966:A:C5'	2.82	0.46
22:DA:228:C:O2	22:DA:418:C:H4'	2.16	0.46
22:DA:2654:A:N3	22:DA:2656:U:O4	2.49	0.46
22:BA:2540:C:C2'	22:BA:2541:A:C5'	2.86	0.46
34:BM:77:PRO:HB2	34:BM:80:VAL:CG1	2.46	0.46
57:DB:44:G:H3'	58:DF:91:ARG:HE	1.80	0.46
22:DA:2849:U:C4	22:DA:2867:G:C8	3.04	0.46
22:BA:1665:A:C2'	22:BA:1666:G:H5'	2.46	0.46
1:AA:49:U:C4	1:AA:364:A:C6	3.04	0.46
7:AG:110:ARG:HG3	7:AG:111:GLY:H	1.81	0.46
33:DL:92:LEU:HD23	33:DL:124:GLY:HA3	1.96	0.46
34:DM:34:LYS:HB2	34:DM:131:VAL:HG22	1.93	0.46
25:DD:173:GLN:HA	25:DD:173:GLN:NE2	2.18	0.46
22:BA:227:A:N6	22:BA:410:G:H1'	2.30	0.46
22:BA:2105:U:OP2	22:BA:2105:U:H6	1.99	0.46
22:DA:2275:C:HO2'	34:DM:84:LYS:HA	1.79	0.46
37:BP:3:ILE:CD1	37:BP:3:ILE:C	2.83	0.46
22:BA:434:U:C4'	22:BA:435:C:OP1	2.57	0.46
22:DA:2100:G:C6	22:DA:2190:G:C5	3.04	0.46
22:DA:1000:A:C6	22:DA:1001:A:N1	2.83	0.46
53:CA:1089:G:H1'	53:CA:1167:A:N6	2.30	0.46
22:DA:1936:A:H2	22:DA:1943:U:C4	2.33	0.46
22:DA:2550:G:C6	22:DA:2551:C:C4	3.04	0.46
1:AA:555:U:C2'	1:AA:556:C:O5'	2.64	0.46
28:BG:15:ASP:O	28:BG:16:VAL:HB	2.14	0.46
23:BB:49:C:OP1	36:BO:101:GLY:HA3	2.15	0.46

Continued on next page...

Continued from previous page...

Atom-1	Atom-2	Distance(Å)	Clash(Å)
35:BN:75:ILE:C	35:BN:75:ILE:HD12	2.35	0.46
39:BR:60:LYS:N	39:BR:100:GLY:HA3	2.24	0.46
22:BA:897:C:H5'	22:BA:898:C:OP2	2.15	0.46
51:D3:36:ALA:O	51:D3:40:LYS:HG3	2.16	0.46
23:BB:35:C:H2'	23:BB:36:C:O4'	2.15	0.46
22:BA:475:C:C4	22:BA:481:G:C6	3.04	0.46
1:AA:867:G:O2'	1:AA:868:C:H5'	2.14	0.46
22:DA:642:U:H3'	22:DA:642:U:C6	2.50	0.46
53:CA:130:A:N7	17:CQ:65:PRO:HD2	2.29	0.46
53:CA:1106:G:C4	53:CA:1107:C:C5	3.03	0.46
39:BR:67:GLY:C	39:BR:93:PHE:CE2	2.89	0.46
19:AS:80:ARG:CG	19:AS:80:ARG:O	2.63	0.46
22:BA:270:A:C2	22:BA:369:U:H4'	2.51	0.46
31:BJ:58:ASN:ND2	31:BJ:128:ASN:HB2	2.28	0.46
42:BU:78:LYS:CG	42:BU:79:ALA:H	2.27	0.46
8:CH:41:GLU:C	8:CH:43:GLY:H	2.18	0.46
19:CS:46:LEU:CD2	19:CS:46:LEU:H	2.26	0.46
53:CA:739:C:C2'	53:CA:739:C:O2	2.64	0.46
53:CA:586:C:O2'	53:CA:878:A:H4'	2.15	0.46
24:BC:17:LYS:HA	24:BC:17:LYS:HE3	1.97	0.46
25:BD:9:VAL:CG2	25:BD:26:VAL:HG12	2.44	0.46
22:BA:2508:G:H2'	22:BA:2509:G:O4'	2.16	0.46
51:D3:6:VAL:HB	51:D3:9:ALA:CB	2.45	0.46
22:DA:693:A:O2'	22:DA:694:U:H5'	2.16	0.46
6:AF:37:HIS:ND1	6:AF:95:ALA:HB1	2.31	0.46
24:DC:259:ASN:O	24:DC:260:LYS:CB	2.63	0.46
22:DA:1838:C:N4	22:DA:1899:A:O4'	2.49	0.46
1:AA:761:G:H2'	1:AA:762:U:H6	1.80	0.46
7:AG:43:TYR:O	7:AG:47:GLU:HB2	2.15	0.46
53:CA:1235:U:H3'	53:CA:1235:U:C6	2.50	0.46
22:DA:2861:U:O2'	22:DA:2862:G:H5'	2.16	0.46
22:DA:924:G:O2'	22:DA:925:A:H5'	2.15	0.46
26:DE:9:GLN:HG3	26:DE:9:GLN:O	2.15	0.46
45:DX:49:ARG:HB3	45:DX:49:ARG:HE	1.50	0.46
43:DV:10:LYS:HG3	43:DV:10:LYS:O	2.15	0.46
22:BA:2557:G:H2'	22:BA:2558:C:C6	2.51	0.46
22:BA:160:A:C6	22:BA:161:A:C6	3.04	0.46
5:AE:121:ASN:ND2	5:AE:122:VAL:H	2.13	0.46
5:AE:155:LYS:CA	5:AE:158:LYS:NZ	2.55	0.46
22:BA:2513:A:H2	25:BD:148:GLN:HE21	1.62	0.46
4:CD:190:LEU:HA	4:CD:190:LEU:HD23	1.57	0.46
53:CA:1139:G:H4'	53:CA:1140:C:C5'	2.45	0.46

Continued on next page...

Continued from previous page...

Atom-1	Atom-2	Distance(Å)	Clash(Å)
53:CA:1145:A:HO2'	53:CA:1146:A:C5'	2.29	0.46
10:CJ:44:THR:HG23	10:CJ:70:HIS:CG	2.50	0.46
22:DA:1343:G:C2'	22:DA:1344:U:C6	2.98	0.46
22:DA:1403:A:C2	22:DA:1404:C:C2	3.03	0.46
46:DY:22:LEU:HD12	46:DY:23:ARG:NH1	2.27	0.46
53:CA:452:A:H2'	53:CA:453:G:O4'	2.16	0.46
22:DA:2384:U:H3'	22:DA:2386:A:P	2.54	0.46
9:AI:18:VAL:HG21	9:AI:82:ILE:HG13	1.97	0.46
12:CL:89:LEU:HA	12:CL:90:PRO:HD2	1.47	0.46
22:DA:105:C:C2'	22:DA:106:C:C6	2.98	0.46
26:DE:132:LYS:HA	26:DE:135:ALA:HB3	1.96	0.46
42:DU:81:ARG:HB3	42:DU:96:LYS:NZ	2.27	0.46
22:DA:52:A:C6	22:DA:118:A:C2	3.03	0.46
22:DA:214:G:N2	22:DA:215:G:N2	2.63	0.46
22:DA:1372:U:O2'	22:DA:2214:C:C5	2.69	0.46
22:DA:37:C:H2'	22:DA:38:A:O4'	2.15	0.46
1:AA:204:G:N3	1:AA:465:A:C2	2.84	0.46
4:CD:2:ARG:HH21	4:CD:114:ARG:HH11	1.62	0.46
11:CK:125:LYS:C	21:CU:33:ARG:HE	2.19	0.46
21:CU:25:ALA:O	21:CU:26:GLY:C	2.52	0.46
43:DV:75:GLN:CG	43:DV:92:VAL:CG1	2.93	0.46
10:AJ:35:GLN:CB	10:AJ:77:VAL:HB	2.45	0.46
32:DK:63:VAL:CG1	32:DK:64:ARG:HD3	2.45	0.46
22:DA:2619:C:H2'	22:DA:2619:C:O2	2.15	0.46
22:DA:678:C:C4	22:DA:679:C:N4	2.84	0.46
17:AQ:65:PRO:C	17:AQ:66:LEU:HD23	2.36	0.46
8:CH:126:CYS:C	8:CH:127:TYR:HD1	2.18	0.46
29:DH:84:ALA:H	29:DH:148:ALA:HA	1.80	0.46
22:BA:2304:G:H22	22:BA:2312:U:H3	1.62	0.46
22:DA:2061:G:N3	22:DA:2063:C:N4	2.62	0.46
22:DA:2710:C:OP1	35:DN:15:SER:HB2	2.15	0.46
22:DA:1429:G:O2'	22:DA:1430:G:H8	1.99	0.46
11:AK:111:ASP:HB3	21:AU:19:LYS:HD2	1.98	0.46
36:BO:107:ALA:O	36:BO:110:ALA:HB3	2.16	0.46
32:DK:17:ARG:HH11	32:DK:18:ARG:HG2	1.79	0.46
22:DA:1996:C:H5	32:DK:32:TYR:HH	1.62	0.46
53:CA:174:A:C2	53:CA:175:C:C6	3.03	0.46
8:AH:75:GLN:O	8:AH:126:CYS:HB2	2.16	0.46
1:AA:1328:C:C2	1:AA:1329:A:C8	3.04	0.46
58:DF:25:MET:C	58:DF:27:VAL:H	2.18	0.46
42:BU:10:VAL:HG21	42:BU:69:VAL:HB	1.97	0.46
27:BF:131:VAL:C	27:BF:132:ARG:HG3	2.32	0.46

Continued on next page...

Continued from previous page...

Atom-1	Atom-2	Distance(Å)	Clash(Å)
22:DA:2225:A:O2'	22:DA:2226:C:OP2	2.34	0.46
22:DA:1009:A:C2	22:DA:1010:A:C2	3.04	0.46
1:AA:957:U:O2	1:AA:959:A:C8	2.69	0.46
53:CA:1026:G:N1	53:CA:1036:A:N6	2.43	0.46
22:DA:2305:U:C5	22:DA:2312:U:N3	2.83	0.46
22:BA:2140:G:H2'	22:BA:2141:G:H8	1.79	0.46
4:CD:73:ASN:HD22	4:CD:76:LYS:CE	2.28	0.46
55:CM:61:LYS:O	55:CM:62:PHE:HB2	2.15	0.46
57:DB:90:C:O2'	57:DB:91:C:O4'	2.29	0.46
22:BA:1024:G:N2	22:BA:1142:A:H2	2.12	0.46
29:DH:133:GLN:NE2	29:DH:139:PHE:CE2	2.84	0.46
12:CL:3:VAL:HG23	12:CL:4:ASN:N	2.25	0.46
22:DA:1881:C:H2'	22:DA:1882:U:O4'	2.15	0.46
22:DA:231:A:O2'	22:DA:232:G:O5'	2.33	0.46
53:CA:322:C:O2	53:CA:332:G:N2	2.49	0.46
51:D3:56:LEU:HD12	51:D3:56:LEU:N	2.31	0.46
22:BA:1507:C:H2'	22:BA:1508:A:N3	2.30	0.46
1:AA:198:G:O6	1:AA:220:G:C6	2.69	0.46
9:AI:60:LEU:CD2	9:AI:60:LEU:H	2.27	0.46
53:CA:1172:C:C2'	53:CA:1173:U:H5'	2.46	0.46
53:CA:445:G:C2	53:CA:446:G:C8	3.03	0.46
22:BA:2757:A:N3	22:BA:2757:A:H2'	2.30	0.46
22:DA:155:A:C2	22:DA:172:A:C6	3.04	0.46
6:AF:91:ARG:HG3	6:AF:92:THR:H	1.80	0.46
53:CA:704:A:O2'	53:CA:705:G:C5'	2.63	0.46
22:DA:2566:A:O2'	22:DA:2567:G:P	2.74	0.46
22:BA:1733:G:O2'	22:BA:1734:G:P	2.73	0.46
34:BM:55:ARG:O	34:BM:56:ALA:HB2	2.16	0.46
37:BP:59:THR:HG23	37:BP:72:VAL:HG12	1.98	0.46
49:B1:13:SER:OG	49:B1:46:VAL:HG13	2.15	0.46
6:AF:46:GLN:NE2	6:AF:56:LYS:CG	2.78	0.46
58:DF:144:LYS:HG3	58:DF:145:VAL:H	1.81	0.46
52:D4:30:GLU:HB2	52:D4:33:HIS:CD2	2.50	0.46
21:CU:9:GLU:CB	21:CU:10:PRO:CD	2.86	0.46
22:BA:669:G:C6	22:BA:801:G:O6	2.68	0.46
15:CO:88:ARG:HG3	22:DA:716:A:OP1	2.15	0.46
45:DX:63:ILE:HD13	45:DX:64:ASP:H	1.81	0.46
22:DA:1171:G:H22	22:DA:1179:G:H1'	1.77	0.46
53:CA:803:G:C5	53:CA:804:U:C4	3.03	0.46
2:CB:25:LYS:HD2	2:CB:25:LYS:H	1.81	0.46
30:DI:18:ASN:N	30:DI:19:PRO:CD	2.79	0.46
9:AI:28:VAL:CB	9:AI:63:TYR:HD2	2.26	0.46

Continued on next page...

Continued from previous page...

Atom-1	Atom-2	Distance(Å)	Clash(Å)
7:AG:83:THR:HG22	7:AG:83:THR:O	2.15	0.46
53:CA:320:A:C2	53:CA:334:C:N3	2.83	0.46
53:CA:1417:G:N2	53:CA:1484:C:C4	2.83	0.46
49:B1:3:GLY:C	49:B1:4:ILE:HG12	2.36	0.46
43:BV:42:LEU:HD23	43:BV:42:LEU:N	2.30	0.46
4:AD:168:THR:CG2	4:AD:183:ARG:NH2	2.79	0.46
22:DA:2294:G:C5	22:DA:2295:C:C5	3.04	0.46
22:BA:1301:A:C2	22:BA:1303:G:C6	3.04	0.46
22:BA:423:A:H5''	22:BA:424:G:O5'	2.15	0.46
22:BA:1309:G:OP1	50:B2:9:VAL:CG1	2.64	0.46
53:CA:1113:C:H2'	53:CA:1114:C:H6	1.80	0.46
22:BA:31:C:O3'	22:BA:1238:G:H5'	2.16	0.46
53:CA:607:A:N1	53:CA:608:A:C2	2.84	0.46
53:CA:851:G:C2	53:CA:852:G:C8	3.04	0.46
2:AB:118:THR:O	2:AB:119:GLN:CB	2.64	0.46
22:BA:1441:G:H2'	22:BA:1442:U:C6	2.51	0.46
22:DA:938:G:N2	22:DA:939:G:C5	2.84	0.46
47:DZ:43:ILE:C	47:DZ:43:ILE:HD12	2.36	0.46
22:DA:2557:G:H2'	22:DA:2558:C:C6	2.51	0.46
41:DT:12:ARG:HG3	46:DY:29:ARG:NH1	2.30	0.46
22:BA:108:G:C2'	22:BA:109:C:H5'	2.46	0.46
57:DB:95:U:H2'	57:DB:96:G:H8	1.80	0.46
22:BA:306:U:C3'	22:BA:307:G:H5'	2.45	0.46
9:CI:46:VAL:O	9:CI:79:ARG:HG3	2.14	0.46
35:BN:51:LEU:HD12	35:BN:51:LEU:HA	1.63	0.46
12:AL:71:HIS:ND1	12:AL:71:HIS:C	2.68	0.46
22:BA:430:A:H5''	22:BA:431:U:OP2	2.16	0.46
5:AE:136:VAL:O	5:AE:137:ARG:HB2	2.16	0.46
53:CA:1133:G:C6	53:CA:1142:G:O6	2.69	0.46
22:DA:705:A:H2'	22:DA:706:A:H8	1.80	0.46
22:DA:75:G:H4'	46:DY:48:ARG:HH21	1.80	0.46
24:BC:254:LYS:O	24:BC:255:LYS:CB	2.63	0.46
22:DA:116:C:C2'	22:DA:117:G:O5'	2.63	0.46
38:BQ:85:ALA:O	38:BQ:88:GLU:CB	2.64	0.46
1:AA:1305:G:N2	1:AA:1331:G:H2'	2.31	0.46
53:CA:408:A:N3	53:CA:435:A:C2	2.84	0.46
28:BG:8:VAL:O	28:BG:9:VAL:CG1	2.51	0.46
22:BA:855:G:N2	44:BW:23:LYS:CG	2.63	0.46
28:BG:93:TYR:HE2	28:BG:106:LEU:C	2.18	0.46
21:AU:9:GLU:CB	21:AU:10:PRO:CD	2.92	0.46
10:CJ:66:GLU:HG2	10:CJ:67:ILE:N	2.30	0.46
38:DQ:29:ARG:HD2	48:D0:9:ARG:NH1	2.31	0.46

Continued on next page...

Continued from previous page...

Atom-1	Atom-2	Distance(Å)	Clash(Å)
22:DA:2428:G:H4'	22:DA:2429:G:C5	2.51	0.46
40:DS:35:ILE:HG13	40:DS:36:LEU:HD22	1.97	0.46
8:CH:77:VAL:HG21	8:CH:127:TYR:CE1	2.50	0.46
14:CN:72:PHE:CD1	14:CN:72:PHE:C	2.88	0.46
33:DL:3:LEU:CD1	33:DL:4:ASN:N	2.77	0.46
33:DL:3:LEU:O	33:DL:6:LEU:HB2	2.15	0.46
25:BD:118:PHE:CD2	25:BD:119:ALA:N	2.80	0.46
1:AA:14:U:O2	1:AA:17:U:H5	1.97	0.46
29:DH:35:LYS:O	29:DH:36:ALA:HB2	2.15	0.46
10:AJ:11:LYS:HB3	10:AJ:71:LEU:CD2	2.45	0.46
35:DN:37:THR:OG1	35:DN:40:LYS:HE3	2.16	0.46
41:BT:17:SER:O	41:BT:18:GLU:CB	2.63	0.46
1:AA:791:G:C5	1:AA:792:A:N7	2.84	0.46
11:AK:124:LYS:NZ	21:AU:33:ARG:NH2	2.51	0.46
36:BO:37:ALA:HB3	36:BO:78:VAL:HG11	1.96	0.46
34:BM:13:HIS:O	34:BM:14:LYS:HB3	2.15	0.46
29:BH:134:VAL:HG22	29:BH:139:PHE:HA	1.98	0.46
53:CA:85:U:O2	53:CA:85:U:O4'	2.34	0.46
24:DC:183:VAL:HG13	24:DC:185:ALA:H	1.81	0.46
8:AH:4:ASP:HB2	8:AH:80:PRO:HG3	1.98	0.46
22:DA:1437:C:N3	22:DA:1438:U:O4	2.48	0.46
9:CI:59:LYS:HE3	9:CI:60:LEU:CD1	2.45	0.46
9:CI:51:LEU:CD1	9:CI:82:ILE:HG22	2.46	0.46
22:BA:1025:G:H4'	22:BA:1026:G:OP2	2.15	0.46
22:DA:607:U:C5	22:DA:619:G:C4	3.04	0.46
22:DA:2313:C:O2'	22:DA:2314:A:H5'	2.15	0.46
2:CB:82:ALA:HB1	2:CB:217:ALA:CB	2.46	0.46
22:DA:845:A:C2	22:DA:847:U:C6	3.04	0.46
34:BM:41:LEU:HD22	34:BM:124:LEU:HD22	1.97	0.46
55:CM:64:VAL:O	55:CM:65:GLU:C	2.54	0.46
1:AA:674:G:H1	1:AA:716:A:H61	1.63	0.46
1:AA:372:C:C4'	1:AA:373:A:OP1	2.64	0.46
1:AA:62:U:H5''	1:AA:385:C:H1'	1.97	0.46
1:AA:983:A:H2'	1:AA:983:A:N3	2.30	0.46
29:BH:53:GLU:CG	29:BH:53:GLU:O	2.62	0.46
1:AA:1091:U:H1'	1:AA:1095:U:O2	2.15	0.46
22:DA:406:G:O2'	22:DA:407:G:C8	2.69	0.46
53:CA:587:G:H2'	53:CA:588:G:OP2	2.15	0.46
31:BJ:25:LEU:CD2	31:BJ:26:GLY:N	2.70	0.46
22:DA:1649:G:C6	22:DA:2009:A:N1	2.84	0.46
22:BA:2496:C:OP1	34:BM:82:MET:HB2	2.16	0.46
25:BD:90:PHE:N	25:BD:90:PHE:CD1	2.83	0.46

Continued on next page...

Continued from previous page...

Atom-1	Atom-2	Distance(Å)	Clash(Å)
53:CA:208:U:O2	53:CA:210:C:H4'	2.15	0.46
22:BA:252:G:N2	22:BA:253:C:H1'	2.30	0.46
28:BG:154:GLU:OE1	28:BG:157:LYS:HB2	2.15	0.46
29:BH:83:LYS:HE3	29:BH:98:ASP:CG	2.35	0.46
22:DA:2868:A:C2	22:DA:2869:G:C4	3.03	0.46
53:CA:1309:G:H1'	55:CM:72:ILE:HD12	1.96	0.46
53:CA:1168:U:O2'	53:CA:1169:A:H5'	2.15	0.46
53:CA:496:A:C2'	53:CA:496:A:N3	2.71	0.46
11:CK:63:GLN:O	11:CK:66:ALA:HB3	2.14	0.46
28:DG:7:PRO:O	28:DG:8:VAL:CB	2.61	0.46
22:BA:28:A:H2'	22:BA:29:U:O4'	2.16	0.46
53:CA:602:A:C2	53:CA:637:C:O2	2.69	0.46
21:CU:10:PRO:O	21:CU:11:PHE:HB3	2.14	0.46
41:BT:10:VAL:HG23	41:BT:11:LEU:HD23	1.98	0.46
42:BU:42:LYS:HB3	42:BU:57:ILE:HG23	1.97	0.46
27:BF:116:LEU:O	27:BF:176:PHE:HA	2.15	0.46
1:AA:731:G:O2'	1:AA:732:C:H5'	2.16	0.46
33:BL:21:ARG:HA	33:BL:21:ARG:HD3	1.69	0.46
22:BA:1358:G:N2	22:BA:1374:G:C5	2.84	0.46
22:DA:2046:G:P	48:D0:11:LYS:NZ	2.89	0.46
22:DA:1510:G:OP2	22:DA:1510:G:H3'	2.15	0.46
30:DI:30:GLN:CG	30:DI:31:GLY:N	2.79	0.46
22:BA:2136:G:C6	22:BA:2137:U:O4	2.69	0.46
22:BA:2267:A:H5''	22:BA:2268:A:H5'	1.96	0.46
22:DA:16:C:H42	22:DA:524:G:H1	1.62	0.46
25:BD:16:THR:HG21	25:BD:20:VAL:HB	1.96	0.46
22:DA:910:A:H62	34:DM:12:MET:CA	2.26	0.46
22:BA:2258:C:C2	22:BA:2426:A:C4'	2.98	0.46
22:BA:1000:A:C6	22:BA:1001:A:C6	3.04	0.46
53:CA:9:G:N3	53:CA:10:A:C8	2.83	0.46
31:BJ:120:ARG:O	31:BJ:123:LYS:HE2	2.16	0.46
22:BA:2204:G:O5'	24:BC:149:LYS:HE3	2.14	0.46
40:BS:18:ARG:CG	40:BS:76:VAL:HG13	2.44	0.46
45:DX:51:SER:O	45:DX:55:MET:N	2.49	0.46
28:DG:50:THR:HG22	28:DG:51:PHE:N	2.31	0.46
22:DA:929:U:H2'	22:DA:930:G:O4'	2.16	0.46
4:AD:169:TRP:CE3	4:AD:185:PRO:HB3	2.51	0.46
25:BD:39:ASP:CG	25:BD:40:LEU:H	2.19	0.46
22:BA:1542:U:O2'	22:BA:1543:G:H5'	2.14	0.46
22:BA:728:G:O2'	22:BA:730:A:H5''	2.15	0.46
22:BA:1824:G:H2'	22:BA:1825:U:H6	1.80	0.46
22:BA:2428:G:H5''	22:BA:2429:G:OP1	2.16	0.46

Continued on next page...

Continued from previous page...

Atom-1	Atom-2	Distance(Å)	Clash(Å)
22:DA:2672:U:H3'	22:DA:2672:U:C6	2.50	0.46
1:AA:504:C:H3'	1:AA:504:C:H6	1.81	0.46
22:BA:996:A:P	38:BQ:91:ARG:NH1	2.89	0.46
30:BI:79:LEU:HD22	30:BI:137:LEU:CD1	2.46	0.46
5:AE:100:GLU:HB3	5:AE:121:ASN:CA	2.45	0.46
24:DC:171:VAL:CG1	24:DC:173:LEU:HD13	2.44	0.46
24:DC:181:ARG:HE	24:DC:265:PHE:CB	2.25	0.46
10:CJ:5:ARG:CZ	10:CJ:5:ARG:HA	2.46	0.46
4:AD:27:ILE:O	4:AD:27:ILE:HG22	2.15	0.46
26:DE:105:LEU:HD13	26:DE:105:LEU:O	2.16	0.46
53:CA:377:G:H5'	56:CP:5:ARG:NH1	2.31	0.46
22:DA:1827:U:H3'	62:DA:3723:HOH:O	2.16	0.46
22:DA:1900:A:C6	22:DA:1970:A:N7	2.84	0.46
22:DA:1080:A:N3	22:DA:1081:U:C5	2.84	0.46
1:AA:1260:G:OP1	1:AA:1284:C:H4'	2.15	0.46
1:AA:1533:C:C3'	1:AA:1534:A:C5'	2.85	0.46
22:DA:91:A:O2'	22:DA:92:U:P	2.73	0.46
22:BA:1798:U:C4	22:BA:1819:A:C2	3.04	0.46
24:BC:156:SER:O	24:BC:194:VAL:HG11	2.15	0.46
39:BR:39:LEU:O	39:BR:40:MET:HB2	2.16	0.46
1:AA:75:G:N3	1:AA:76:G:H1'	2.31	0.46
22:DA:1154:G:O5'	22:DA:1154:G:H8	1.99	0.46
31:DJ:35:ARG:HA	31:DJ:40:HIS:CD2	2.51	0.46
44:BW:25:PHE:HB3	44:BW:66:VAL:HG23	1.98	0.46
43:DV:30:ILE:HB	43:DV:38:LEU:HB3	1.96	0.46
31:DJ:89:PHE:HE2	31:DJ:100:VAL:HG11	1.76	0.46
22:DA:199:A:C8	22:DA:2433:A:C6	3.04	0.46
22:DA:2238:G:C4'	22:DA:2239:G:OP1	2.63	0.46
1:AA:261:U:OP2	20:AT:73:ARG:NH2	2.44	0.46
22:DA:512:G:OP2	22:DA:1235:G:H5'	2.16	0.46
22:DA:564:C:H2'	22:DA:565:C:C5'	2.46	0.46
3:CC:37:LYS:O	3:CC:40:GLN:HB3	2.16	0.46
14:CN:52:ARG:CA	14:CN:52:ARG:NE	2.75	0.46
26:DE:28:VAL:O	26:DE:32:VAL:HG13	2.14	0.46
53:CA:577:G:C6	53:CA:812:G:N2	2.83	0.46
1:AA:1124:G:H3'	1:AA:1145:A:H62	1.76	0.46
1:AA:1144:G:C8	1:AA:1144:G:OP2	2.69	0.46
22:BA:1340:U:C4'	22:BA:1341:G:OP2	2.52	0.46
11:AK:111:ASP:HB3	21:AU:19:LYS:CD	2.45	0.46
53:CA:73:C:O2'	53:CA:74:A:H8	1.99	0.46
57:DB:18:G:N2	57:DB:19:C:O2	2.49	0.46
22:DA:1735:A:N3	22:DA:1736:U:C6	2.83	0.46

Continued on next page...

Continued from previous page...

Atom-1	Atom-2	Distance(Å)	Clash(Å)
1:AA:1317:C:C6	1:AA:1317:C:H3'	2.50	0.46
14:AN:40:ARG:CZ	14:AN:44:VAL:HG21	2.46	0.46
1:AA:1157:A:N3	1:AA:1181:G:C4	2.83	0.46
54:CG:72:VAL:HG11	54:CG:144:ALA:HB1	1.97	0.46
58:DF:76:PHE:CD2	58:DF:76:PHE:N	2.84	0.46
24:DC:99:GLU:O	24:DC:100:ARG:HG2	2.16	0.46
53:CA:1079:G:H2'	53:CA:1080:A:C8	2.51	0.46
25:DD:73:VAL:CG2	25:DD:74:GLU:N	2.77	0.46
42:BU:25:LYS:N	42:BU:34:ILE:O	2.49	0.46
22:DA:1910:G:H1	22:DA:1920:C:H42	1.62	0.46
22:DA:401:A:H2'	22:DA:402:A:C8	2.50	0.46
32:DK:13:ASN:O	32:DK:14:SER:HB3	2.16	0.46
16:AP:10:GLY:O	16:AP:11:ALA:HB2	2.15	0.46
1:AA:385:C:H2'	1:AA:386:C:H6	1.81	0.46
15:CO:20:ASP:OD1	15:CO:23:SER:HB2	2.16	0.46
22:DA:406:G:O2'	22:DA:407:G:H5'	2.15	0.46
53:CA:321:A:N6	53:CA:332:G:H1	2.13	0.46
3:CC:130:ARG:O	3:CC:133:MET:HG2	2.16	0.46
3:CC:148:ILE:HD12	3:CC:149:LYS:N	2.31	0.46
53:CA:1377:A:H2'	53:CA:1378:C:OP2	2.16	0.46
22:DA:690:G:H2'	22:DA:691:C:O4'	2.16	0.46
22:BA:960:A:N7	22:BA:962:G:C8	2.84	0.46
57:DB:42:C:O2'	57:DB:43:C:C5'	2.64	0.46
29:DH:66:ASN:O	29:DH:67:ALA:HB3	2.16	0.46
22:BA:245:G:H2'	22:BA:246:C:H6	1.81	0.46
3:AC:166:TRP:N	3:AC:166:TRP:CE3	2.78	0.46
28:DG:120:ILE:HG12	28:DG:134:GLY:HA3	1.97	0.46
28:DG:83:THR:O	28:DG:140:ILE:HD12	2.15	0.46
22:DA:874:G:C2	22:DA:904:G:C2	3.03	0.46
1:AA:1502:A:N6	1:AA:1504:G:N2	2.64	0.46
5:CE:157:GLY:HA3	8:CH:63:LYS:HZ1	1.81	0.46
22:BA:1733:G:C2	22:BA:1734:G:C5	3.03	0.46
22:DA:1833:C:C4	22:DA:1834:U:C5	3.04	0.46
13:AM:1:ALA:N	13:AM:8:ILE:HG23	2.30	0.46
10:CJ:35:GLN:HE22	10:CJ:78:GLU:HB2	1.80	0.46
30:BI:56:VAL:HG11	30:BI:68:PHE:HD2	1.80	0.46
19:AS:64:GLU:N	19:AS:64:GLU:CD	2.65	0.46
49:D1:10:LEU:HD22	49:D1:10:LEU:H	1.81	0.46
31:DJ:95:ARG:O	31:DJ:96:ARG:C	2.54	0.46
3:CC:63:ILE:O	3:CC:63:ILE:HG23	2.15	0.46
4:CD:137:SER:CB	4:CD:138:PRO:CD	2.91	0.46
22:BA:62:U:C4'	22:BA:63:A:OP1	2.61	0.46

Continued on next page...

Continued from previous page...

Atom-1	Atom-2	Distance(Å)	Clash(Å)
22:DA:708:G:N2	22:DA:724:U:H1'	2.31	0.46
19:CS:60:PHE:HE2	19:CS:62:THR:HG1	1.61	0.46
7:AG:74:VAL:HB	7:AG:85:GLN:HE21	1.81	0.46
22:BA:621:A:H2'	22:BA:622:G:O4'	2.16	0.46
2:CB:8:MET:CE	2:CB:9:LEU:CD2	2.94	0.46
34:DM:96:ILE:O	34:DM:96:ILE:HG13	2.14	0.46
2:AB:72:LYS:C	2:AB:74:ALA:N	2.69	0.46
22:BA:2134:A:O2'	22:BA:2135:A:C8	2.64	0.46
1:AA:688:G:H8	1:AA:688:G:H5''	1.80	0.46
22:DA:1482:G:C4	22:DA:1483:G:C8	3.04	0.46
22:BA:1535:A:O2'	22:BA:1536:C:OP1	2.28	0.46
9:CI:127:SER:C	9:CI:129:ARG:N	2.68	0.46
1:AA:711:G:O2'	1:AA:712:A:H5'	2.15	0.46
28:DG:148:ARG:HB2	28:DG:152:ARG:NH2	2.30	0.46
22:DA:1887:C:H2'	22:DA:1888:G:H5'	1.98	0.46
28:BG:95:ALA:HA	28:BG:103:ASN:O	2.16	0.46
22:BA:2851:A:H2'	22:BA:2852:G:O4'	2.15	0.46
53:CA:1227:A:O5'	55:CM:109:LYS:HE3	2.16	0.46
32:DK:121:GLU:O	32:DK:122:VAL:OXT	2.33	0.46
24:DC:82:TYR:O	24:DC:84:PRO:HD3	2.16	0.46
22:DA:2797:U:O2	22:DA:2797:U:H2'	2.15	0.46
53:CA:1440:U:OP2	53:CA:1440:U:H6	1.98	0.46
55:CM:5:GLY:C	55:CM:6:ILE:HG13	2.36	0.46
2:AB:166:ASP:OD1	2:AB:167:HIS:N	2.48	0.46
38:BQ:57:ARG:HG2	38:BQ:61:ILE:CD1	2.41	0.46
22:BA:1074:G:HO2'	22:BA:1075:C:H6	1.52	0.46
5:AE:152:VAL:O	5:AE:155:LYS:HE3	2.16	0.46
53:CA:1257:A:O2'	53:CA:1258:G:OP1	2.29	0.46
22:DA:1343:G:O2'	22:DA:1344:U:H6	1.97	0.46
53:CA:388:G:O2'	53:CA:389:A:P	2.73	0.46
30:DI:77:VAL:HB	30:DI:80:LYS:HZ2	1.80	0.46
30:DI:8:VAL:C	30:DI:9:LYS:HG2	2.36	0.46
35:DN:24:MET:SD	35:DN:44:LEU:HD22	2.56	0.46
12:CL:22:ALA:HB3	12:CL:94:TYR:OH	2.16	0.46
22:DA:345:A:H2'	22:DA:346:A:OP2	2.16	0.46
46:DY:1:MET:H2	46:DY:5:GLU:CG	2.29	0.46
22:DA:72:U:H5'	46:DY:54:LYS:HE3	1.98	0.46
24:BC:68:ARG:HH22	24:BC:115:ILE:HG23	1.80	0.46
22:DA:1356:G:C2	22:DA:1376:C:O2	2.68	0.46
22:DA:2090:A:H61	22:DA:2229:U:H3	1.64	0.46
45:DX:32:LEU:CD1	45:DX:50:VAL:O	2.64	0.46
22:DA:36:G:H2'	22:DA:37:C:H5'	1.98	0.46

Continued on next page...

Continued from previous page...

Atom-1	Atom-2	Distance(Å)	Clash(Å)
53:CA:1084:G:H5'	53:CA:1102:A:OP2	2.15	0.46
53:CA:427:U:C4	53:CA:428:G:C6	3.03	0.46
4:CD:34:GLU:HB3	4:CD:35:GLN:H	1.51	0.46
38:DQ:91:ARG:HG3	39:DR:11:GLN:HG3	1.97	0.46
21:CU:33:ARG:CZ	21:CU:34:ARG:HD3	2.46	0.46
2:AB:42:LEU:CG	2:AB:43:GLU:HG3	2.29	0.46
32:DK:4:GLU:C	32:DK:5:GLN:HG2	2.36	0.46
37:DP:21:PRO:HA	37:DP:46:VAL:CG1	2.43	0.46
48:D0:3:GLN:NE2	48:D0:7:PRO:CD	2.79	0.46
22:DA:2054:A:C2	22:DA:2616:C:C2	3.03	0.46
40:DS:88:ARG:HD2	40:DS:94:ASP:CG	2.36	0.46
22:DA:192:C:OP1	22:DA:2243:U:OP1	2.34	0.46
33:DL:62:PRO:HG2	51:D3:24:LYS:HB2	1.98	0.46
53:CA:596:A:H2'	53:CA:597:G:C8	2.51	0.46
22:DA:476:G:O2'	22:DA:477:A:H3'	2.15	0.46
3:CC:33:ASP:HB2	14:CN:64:ARG:NH2	2.31	0.46
14:CN:20:PHE:C	14:CN:24:ALA:HB2	2.35	0.46
22:DA:659:G:C5'	26:DE:95:LYS:HD3	2.45	0.46
5:AE:21:SER:OG	5:AE:28:ARG:HB2	2.16	0.46
5:CE:104:ILE:HD13	5:CE:122:VAL:CG2	2.41	0.46
35:DN:108:ALA:O	35:DN:110:MET:HG2	2.16	0.46
2:CB:71:THR:O	2:CB:72:LYS:C	2.54	0.46
31:DJ:17:VAL:HG12	31:DJ:18:VAL:N	2.30	0.46
53:CA:227:G:O2'	56:CP:63:GLN:NE2	2.45	0.46
56:CP:4:ILE:HA	56:CP:20:VAL:O	2.16	0.46
5:CE:110:MET:HG2	5:CE:139:THR:CG2	2.46	0.46
5:CE:131:ASN:C	5:CE:131:ASN:HD22	2.17	0.46
58:DF:136:ILE:HG22	58:DF:137:PHE:N	2.31	0.46
53:CA:267:C:H2'	53:CA:268:U:C5'	2.45	0.46
38:DQ:46:TYR:CD2	38:DQ:46:TYR:C	2.89	0.46
2:AB:162:VAL:CG2	2:AB:184:ALA:CB	2.94	0.46
19:AS:4:LEU:N	19:AS:4:LEU:HD12	2.27	0.46
35:BN:101:GLY:HA2	35:BN:110:MET:H	1.80	0.46
9:AI:40:ARG:O	9:AI:44:ARG:HD3	2.15	0.46
33:BL:82:LEU:HG	33:BL:90:VAL:HG21	1.97	0.46
6:AF:47:LEU:CD1	6:AF:51:ILE:HG22	2.45	0.46
22:BA:1587:G:C4	22:BA:1588:G:C8	3.04	0.46
29:DH:132:PHE:CZ	29:DH:134:VAL:HB	2.51	0.46
1:AA:1447:A:H5''	1:AA:1448:C:C5	2.51	0.46
42:BU:71:ILE:CD1	42:BU:71:ILE:O	2.63	0.46
53:CA:1446:A:C2'	53:CA:1447:A:C5'	2.91	0.46
53:CA:1447:A:O3'	53:CA:1448:C:H6	1.99	0.46

Continued on next page...

Continued from previous page...

Atom-1	Atom-2	Distance(Å)	Clash(Å)
53:CA:1449:C:N3	53:CA:1455:G:C2	2.84	0.46
28:DG:104:LEU:N	28:DG:112:VAL:HG23	2.31	0.46
22:BA:1934:C:H2'	22:BA:1935:G:O5'	2.15	0.46
35:DN:64:ARG:HH21	35:DN:64:ARG:HG2	1.80	0.46
22:DA:1754:A:C2	22:DA:1755:A:C4	3.03	0.46
12:AL:4:ASN:ND2	12:AL:8:ARG:NH1	2.62	0.46
29:DH:136:SER:C	29:DH:137:GLU:HG3	2.36	0.46
22:DA:833:A:OP2	33:DL:39:LYS:NZ	2.49	0.46
2:AB:19:THR:HA	2:AB:37:VAL:HG23	1.98	0.46
29:BH:94:ILE:HG23	29:BH:98:ASP:HB3	1.96	0.46
22:DA:2869:G:H2'	22:DA:2870:C:H6	1.79	0.46
25:DD:112:THR:O	25:DD:113:SER:HB3	2.14	0.46
22:DA:156:A:H2'	22:DA:157:C:H6	1.81	0.46
1:AA:1501:C:C4	1:AA:1504:G:C6	3.03	0.46
32:BK:10:VAL:CB	32:BK:16:ALA:CB	2.91	0.46
53:CA:1533:C:C3'	53:CA:1534:A:H5''	2.45	0.46
56:CP:46:LYS:NZ	56:CP:46:LYS:H	2.13	0.46
56:CP:44:SER:N	56:CP:46:LYS:NZ	2.62	0.46
1:AA:519:C:O2'	1:AA:520:A:H5'	2.16	0.46
22:DA:2580:U:H5''	22:DA:2581:G:OP2	2.15	0.46
22:DA:1335:C:H2'	22:DA:1336:A:O4'	2.15	0.46
53:CA:780:A:O2'	53:CA:781:A:H5''	2.16	0.46
22:BA:1385:A:C2	22:BA:1386:C:N3	2.83	0.46
22:BA:1359:A:C2'	22:BA:1360:G:O5'	2.64	0.46
4:AD:144:ILE:N	4:AD:144:ILE:HD13	2.29	0.46
22:DA:7:G:O2'	31:DJ:15:TRP:HZ2	1.97	0.46
1:AA:39:G:C5	1:AA:40:C:C5	3.03	0.46
43:DV:57:TYR:N	43:DV:57:TYR:CD1	2.80	0.46
34:DM:63:ILE:HD11	34:DM:105:MET:HE2	1.98	0.46
22:DA:910:A:C4	34:DM:13:HIS:ND1	2.84	0.46
24:BC:237:ARG:O	24:BC:238:ASN:HB2	2.15	0.46
22:BA:1241:A:H2'	22:BA:1242:U:H5'	1.96	0.46
22:DA:816:C:H2'	22:DA:817:C:H6	1.80	0.46
30:DI:12:VAL:CG1	30:DI:13:ALA:N	2.79	0.46
48:B0:36:LYS:O	48:B0:37:HIS:HB3	2.16	0.46
4:CD:123:MET:HE3	4:CD:126:GLY:O	2.16	0.46
24:DC:260:LYS:HA	24:DC:263:ASP:OD1	2.16	0.46
53:CA:767:A:H2'	53:CA:768:A:H8	1.79	0.46
50:D2:26:ASN:HD22	50:D2:26:ASN:HA	1.57	0.46
22:BA:2447:G:C4	22:BA:2500:U:C5	3.04	0.46
22:BA:2300:C:H6	22:BA:2300:C:O5'	1.98	0.46
1:AA:295:C:H2'	1:AA:296:U:O4'	2.16	0.46

Continued on next page...

Continued from previous page...

Atom-1	Atom-2	Distance(Å)	Clash(Å)
22:DA:535:G:O2'	38:DQ:52:ARG:HB2	2.16	0.46
9:CI:4:GLN:HG2	9:CI:4:GLN:H	1.53	0.46
14:AN:64:ARG:CB	14:AN:77:GLY:O	2.64	0.46
18:AR:29:LYS:HA	18:AR:32:ILE:HD11	1.98	0.46
22:BA:1059:G:C6	22:BA:1080:A:N1	2.84	0.46
33:BL:95:LEU:HD22	33:BL:100:ILE:CD1	2.46	0.46
10:CJ:42:LEU:HD12	10:CJ:42:LEU:N	2.31	0.46
10:CJ:7:ARG:CZ	10:CJ:102:LEU:CD2	2.94	0.46
1:AA:430:A:HO2'	1:AA:431:A:C5'	2.03	0.46
22:DA:2345:G:C4	22:DA:2347:C:H5	2.34	0.46
22:DA:1060:U:O4	30:DI:131:THR:HG22	2.16	0.46
22:DA:1060:U:H4'	22:DA:1061:U:C3'	2.46	0.46
22:DA:1061:U:H3	30:DI:74:PRO:HD3	1.80	0.46
30:DI:77:VAL:HB	30:DI:80:LYS:NZ	2.30	0.46
30:DI:77:VAL:HB	30:DI:80:LYS:HE3	1.96	0.46
1:AA:1138:G:N2	1:AA:1140:C:N4	2.64	0.46
9:AI:8:THR:O	9:AI:81:GLY:HA2	2.16	0.46
24:BC:106:PRO:CA	24:BC:141:HIS:CE1	2.99	0.46
24:BC:159:THR:OG1	24:BC:194:VAL:HG11	2.16	0.46
38:DQ:73:ILE:HD11	38:DQ:77:LYS:HD3	1.98	0.46
22:DA:1381:G:H2'	22:DA:1381:G:N3	2.31	0.46
22:DA:2232:C:OP1	45:DX:26:ARG:NH1	2.48	0.46
22:DA:39:G:N2	22:DA:441:U:C2	2.84	0.46
22:DA:444:C:H2'	22:DA:444:C:H6	1.57	0.46
38:BQ:82:LEU:HD22	38:BQ:88:GLU:OE2	2.16	0.46
22:DA:2752:C:O2'	22:DA:2753:A:C5'	2.64	0.46
22:DA:2756:U:C2'	22:DA:2757:A:H5'	2.45	0.46
2:CB:178:LEU:HD12	2:CB:178:LEU:HA	1.78	0.46
13:AM:92:ARG:HH11	13:AM:92:ARG:HG2	1.80	0.46
53:CA:1408:A:C6	53:CA:1494:G:C6	3.04	0.46
44:BW:26:GLY:O	44:BW:27:GLY:C	2.55	0.46
1:AA:546:A:P	4:AD:68:GLU:HB2	2.56	0.46
18:CR:71:ASP:HB3	21:CU:3:ILE:CD1	2.44	0.46
32:DK:35:VAL:HG21	32:DK:69:VAL:CG2	2.46	0.46
37:DP:59:THR:HG23	37:DP:72:VAL:HG12	1.98	0.46
44:BW:28:GLU:HB2	44:BW:31:LEU:HD11	1.93	0.46
17:AQ:16:MET:CB	17:AQ:19:SER:HB3	2.23	0.46
8:CH:58:LEU:HD23	8:CH:59:GLU:N	2.31	0.46
22:DA:512:G:OP2	22:DA:1235:G:H4'	2.15	0.46
53:CA:1315:U:H3'	53:CA:1316:G:H8	1.80	0.46
53:CA:1319:A:N6	53:CA:1323:G:N3	2.64	0.46
53:CA:994:A:O2'	53:CA:995:C:H5'	2.16	0.46

Continued on next page...

Continued from previous page...

Atom-1	Atom-2	Distance(Å)	Clash(Å)
22:DA:621:A:O2'	22:DA:622:G:O4'	2.30	0.46
22:DA:2136:G:N3	22:DA:2137:U:C6	2.84	0.46
32:BK:105:ARG:NE	32:BK:106:GLU:OE2	2.49	0.46
31:DJ:80:HIS:O	31:DJ:81:ILE:C	2.54	0.46
2:AB:185:ILE:CG1	2:AB:185:ILE:O	2.64	0.46
2:CB:72:LYS:O	2:CB:73:ARG:C	2.54	0.46
33:DL:96:LYS:HD3	33:DL:103:ILE:HA	1.98	0.46
21:AU:16:ARG:HD2	21:AU:19:LYS:HG2	1.96	0.46
22:DA:2686:G:C4	22:DA:2687:U:C5	3.04	0.46
32:DK:1:MET:HA	32:DK:33:ALA:O	2.16	0.46
58:DF:110:ILE:HB	58:DF:113:PHE:HB2	1.98	0.46
58:DF:42:ALA:CB	58:DF:48:LEU:HD11	2.46	0.46
31:BJ:132:HIS:HB3	31:BJ:135:GLN:CG	2.46	0.46
8:AH:100:ILE:HD11	8:AH:128:VAL:HB	1.98	0.46
57:DB:116:G:H2'	57:DB:117:G:H8	1.80	0.46
42:BU:10:VAL:CG1	42:BU:24:VAL:HG23	2.46	0.46
25:DD:137:SER:CB	25:DD:138:LEU:HD22	2.46	0.46
54:CG:119:LEU:HA	54:CG:122:GLU:HB3	1.96	0.46
53:CA:1517:G:C8	22:DA:1920:C:OP1	2.69	0.46
22:BA:544:C:H2'	22:BA:544:C:O2	2.16	0.46
4:CD:80:ARG:HB2	4:CD:81:LEU:H	1.30	0.46
20:CT:61:ALA:O	20:CT:63:LYS:N	2.49	0.46
1:AA:984:C:HO2'	1:AA:985:C:H6	1.62	0.46
1:AA:1350:A:H2	7:AG:33:GLY:HA3	1.80	0.46
22:DA:1195:G:N3	22:DA:1226:A:H2	2.13	0.46
53:CA:112:G:C4	53:CA:330:C:N4	2.84	0.46
22:DA:223:A:H2	22:DA:407:G:N3	2.14	0.46
53:CA:560:A:C8	53:CA:566:G:C4	3.04	0.46
22:DA:362:A:C4	22:DA:363:G:C8	3.04	0.46
35:DN:67:PHE:CE2	35:DN:73:ASN:ND2	2.84	0.46
25:DD:78:GLY:C	25:DD:80:TRP:CZ3	2.89	0.46
34:BM:114:ARG:CA	34:BM:130:PHE:CE1	2.98	0.46
22:BA:748:G:O5'	40:BS:89:ALA:HB2	2.16	0.46
22:DA:675:A:C6	22:DA:676:A:N6	2.84	0.46
3:AC:151:GLU:HA	3:AC:166:TRP:HA	1.96	0.46
22:BA:1430:G:C2'	22:BA:1431:A:C5'	2.91	0.46
1:AA:113:G:C4	1:AA:114:U:C5	3.03	0.46
1:AA:35:G:O2'	12:AL:117:GLY:HA2	2.15	0.46
53:CA:1054:C:H1'	53:CA:1196:A:C5	2.51	0.46
1:AA:1409:C:HO2'	1:AA:1410:A:H5'	1.76	0.46
3:CC:53:ARG:HD3	3:CC:55:VAL:HG13	1.97	0.46
22:DA:2150:C:O2'	22:DA:2151:U:C6	2.64	0.46

Continued on next page...

Continued from previous page...

Atom-1	Atom-2	Distance(Å)	Clash(Å)
55:CM:2:ARG:H	55:CM:2:ARG:HD2	1.80	0.46
22:DA:487:C:H1'	40:DS:53:SER:HA	1.98	0.46
42:BU:17:ASP:CB	42:BU:20:LYS:HD2	2.46	0.46
1:AA:517:G:C5'	1:AA:519:C:C2	2.99	0.46
7:AG:68:VAL:CG2	7:AG:103:ILE:HD11	2.42	0.46
25:BD:133:THR:HG23	25:BD:134:HIS:N	2.29	0.46
42:BU:49:PRO:O	42:BU:51:LEU:N	2.49	0.46
1:AA:292:G:N3	1:AA:309:A:C2	2.84	0.46
22:DA:642:U:H5'	22:DA:2349:G:O3'	2.16	0.46
24:BC:196:ASN:OD1	24:BC:197:ALA:N	2.49	0.46
22:DA:1171:G:C4	22:DA:1179:G:N2	2.84	0.46
53:CA:781:A:H4'	53:CA:1523:G:O4'	2.16	0.46
39:BR:87:GLN:HG2	39:BR:88:GLY:N	2.30	0.46
53:CA:1049:U:H2'	53:CA:1049:U:O2	2.15	0.46
31:DJ:20:ALA:HA	31:DJ:23:LYS:HG2	1.97	0.46
22:DA:2483:C:N3	34:DM:123:LYS:NZ	2.46	0.46
4:CD:166:LYS:HA	4:CD:167:PRO:HD2	1.73	0.46
26:DE:52:VAL:O	26:DE:74:LYS:HD3	2.15	0.46
1:AA:1296:C:H5'	13:AM:13:HIS:NE2	2.31	0.46
28:BG:148:ARG:HD2	28:BG:163:TYR:HE2	1.77	0.46
22:DA:9:G:H1	22:DA:2629:U:H2'	1.81	0.46
1:AA:1084:G:H2'	1:AA:1085:U:C5	2.51	0.46
22:BA:1556:C:H2'	22:BA:1557:C:H5'	1.97	0.46
25:BD:139:SER:HA	25:BD:142:VAL:HG13	1.98	0.46
44:DW:70:VAL:CG2	44:DW:70:VAL:O	2.63	0.46
22:BA:1303:G:O2'	22:BA:1304:A:H5'	2.16	0.46
51:B3:56:LEU:H	51:B3:56:LEU:HD23	1.79	0.46
22:DA:1986:C:O2	22:DA:1986:C:H2'	2.16	0.46
1:AA:678:U:H1'	1:AA:777:A:O3'	2.15	0.46
53:CA:607:A:C2	53:CA:608:A:C4	3.04	0.46
19:CS:12:LEU:C	19:CS:12:LEU:HD13	2.36	0.46
22:BA:2578:G:C5	25:BD:145:SER:HB2	2.51	0.46
24:DC:51:ARG:O	24:DC:53:ILE:HG22	2.16	0.46
47:DZ:37:ARG:O	47:DZ:38:GLU:HB2	2.14	0.46
7:AG:132:THR:O	7:AG:135:LYS:HB3	2.15	0.46
22:BA:2264:C:H41	44:BW:11:ASN:HD21	1.62	0.46
28:BG:175:LYS:O	28:BG:176:LYS:C	2.53	0.46
3:CC:206:ILE:HG12	3:CC:206:ILE:OXT	2.16	0.46
22:BA:2422:C:H6	22:BA:2422:C:H5''	1.80	0.46
22:BA:1313:U:O2	22:BA:1313:U:H2'	2.16	0.46
25:BD:12:THR:HG22	25:BD:24:VAL:HG22	1.97	0.46
25:BD:113:SER:HB2	25:BD:114:LYS:NZ	2.31	0.46

Continued on next page...

Continued from previous page...

Atom-1	Atom-2	Distance(Å)	Clash(Å)
30:BI:123:ALA:HA	30:BI:126:ARG:CZ	2.46	0.46
5:AE:153:ALA:C	5:AE:155:LYS:N	2.66	0.46
33:BL:91:ASP:HB2	33:BL:94:THR:HB	1.95	0.46
22:DA:1815:A:C1'	22:DA:1817:G:N7	2.79	0.46
22:DA:1346:G:O2'	22:DA:1347:A:H5'	2.16	0.46
22:DA:1385:A:HO2'	22:DA:1386:C:H6	1.61	0.46
22:DA:1345:C:C5'	22:DA:1396:U:O4	2.63	0.46
22:DA:1402:U:C2'	22:DA:1403:A:O5'	2.63	0.46
22:DA:1790:C:C2'	24:DC:207:ALA:HB2	2.45	0.46
22:DA:2886:A:C2	22:DA:2887:A:N7	2.84	0.46
53:CA:502:A:C2	53:CA:503:C:C2	3.03	0.46
46:DY:2:LYS:CG	46:DY:4:LYS:HE3	2.45	0.46
24:BC:141:HIS:O	24:BC:143:VAL:N	2.49	0.46
24:BC:256:THR:O	24:BC:257:ARG:C	2.54	0.46
22:DA:119:A:C5'	22:DA:120:U:OP1	2.62	0.46
22:DA:1571:A:C3'	22:DA:1571:A:C8	2.99	0.46
22:DA:1809:A:C2'	22:DA:1810:A:C8	2.99	0.46
22:DA:379:G:C2	22:DA:396:G:C5	3.04	0.46
22:DA:49:A:C6	22:DA:177:G:C6	3.04	0.46
28:BG:136:ASP:O	28:BG:140:ILE:CD1	2.64	0.46
26:DE:45:ALA:O	26:DE:46:GLN:CB	2.64	0.46
26:DE:58:LYS:HA	26:DE:59:PRO:HD3	1.68	0.46
53:CA:1084:G:C6	53:CA:1085:U:O4	2.69	0.46
53:CA:1086:U:O2'	53:CA:1087:G:H5'	2.15	0.46
34:DM:72:PRO:HA	34:DM:92:TRP:CE3	2.51	0.46
34:DM:40:ARG:HB2	34:DM:93:VAL:CG2	2.45	0.46
1:AA:212:G:H2'	1:AA:213:G:H8	1.79	0.46
29:DH:27:ARG:NH1	45:DX:59:ASP:CA	2.75	0.46
31:DJ:44:TYR:CD2	31:DJ:44:TYR:C	2.90	0.46
11:CK:121:ARG:HH21	21:CU:35:GLU:CB	2.29	0.46
22:DA:1534:U:H3'	22:DA:1534:U:O2	2.16	0.46
43:DV:48:MET:SD	43:DV:85:LYS:HA	2.55	0.46
37:BP:21:PRO:HA	37:BP:46:VAL:HG12	1.98	0.46
22:DA:679:C:C2	22:DA:680:C:C5	3.04	0.46
22:DA:1285:A:H2'	22:DA:1286:A:C5'	2.45	0.46
22:DA:1611:C:O2'	22:DA:1612:C:O5'	2.34	0.46
35:DN:54:LEU:HD11	35:DN:66:ALA:CB	2.24	0.46
22:DA:502:A:H62	22:DA:505:A:N6	2.13	0.46
22:DA:513:A:C2	22:DA:514:A:C4	3.04	0.46
35:BN:73:ASN:CA	35:BN:76:VAL:CG1	2.77	0.46
38:BQ:8:ILE:C	38:BQ:8:ILE:CD1	2.83	0.46
53:CA:1363:A:C5	53:CA:1365:G:C6	3.04	0.46

Continued on next page...

Continued from previous page...

Atom-1	Atom-2	Distance(Å)	Clash(Å)
53:CA:981:U:P	14:CN:12:ARG:HH12	2.38	0.46
9:CI:118:ARG:O	9:CI:119:LYS:HB3	2.16	0.46
53:CA:1319:A:P	19:CS:4:LEU:HD21	2.55	0.46
11:AK:19:VAL:HB	11:AK:34:THR:O	2.16	0.46
25:DD:148:GLN:CG	25:DD:152:PRO:CG	2.84	0.46
1:AA:795:C:C5'	1:AA:796:C:OP2	2.55	0.46
54:CG:59:GLU:OE2	54:CG:63:VAL:CG2	2.58	0.46
22:DA:1997:C:O2'	22:DA:1998:A:C5'	2.63	0.46
22:BA:1014:A:H2'	22:BA:1015:U:C6	2.51	0.46
58:DF:103:ILE:N	58:DF:103:ILE:CD1	2.78	0.46
53:CA:195:A:N7	53:CA:196:A:N6	2.64	0.46
53:CA:198:G:O2'	53:CA:199:A:P	2.74	0.46
12:AL:23:LEU:HG	12:AL:24:GLU:H	1.81	0.46
22:DA:975:A:C2	22:DA:976:G:C8	3.04	0.46
57:DB:29:A:H2'	57:DB:30:C:C6	2.51	0.46
57:DB:109:A:C6	57:DB:110:C:C4	3.04	0.46
57:DB:109:A:O2'	57:DB:110:C:O5'	2.34	0.46
2:CB:89:PHE:CZ	2:CB:153:MET:HA	2.50	0.46
53:CA:865:A:H5'	53:CA:1078:U:C4	2.51	0.46
22:DA:1027:A:O2'	22:DA:1028:A:C8	2.68	0.46
41:BT:50:LEU:H	41:BT:50:LEU:CD1	2.03	0.46
1:AA:1350:A:H2'	1:AA:1351:U:O4'	2.16	0.46
22:DA:1869:G:C2	22:DA:1873:G:C6	3.04	0.46
22:DA:228:C:H4'	22:DA:229:C:C6	2.50	0.46
22:DA:2298:A:O2'	22:DA:2299:U:H5'	2.16	0.46
28:DG:91:VAL:CG2	28:DG:92:GLY:H	2.27	0.46
53:CA:560:A:H5'	53:CA:566:G:N2	2.31	0.46
30:BI:24:GLY:O	30:BI:34:ILE:HD12	2.16	0.46
57:DB:46:A:C2'	57:DB:47:C:C6	2.90	0.46
58:DF:31:GLU:HG3	58:DF:32:LYS:N	2.30	0.46
22:BA:85:G:H5''	22:BA:85:G:H8	1.79	0.46
20:AT:26:MET:CE	20:AT:56:ILE:HD11	2.46	0.46
12:CL:19:ASN:ND2	12:CL:19:ASN:N	2.54	0.46
22:BA:1507:C:C4	22:BA:1508:A:N1	2.84	0.46
53:CA:842:U:O2'	53:CA:846:G:C6	2.69	0.46
29:DH:143:ILE:C	29:DH:144:VAL:HG22	2.37	0.46
22:DA:1490:A:H5'	22:DA:1490:A:N3	2.31	0.46
28:DG:168:VAL:O	28:DG:168:VAL:HG12	2.14	0.46
22:DA:1014:A:C2	22:DA:1149:G:C2	3.04	0.46
56:CP:48:GLU:HG3	56:CP:51:ARG:CZ	2.46	0.46
22:DA:2259:U:C6	22:DA:2427:C:C4	3.04	0.46
4:AD:54:LEU:HD22	4:AD:55:ARG:N	2.31	0.46

Continued on next page...

Continued from previous page...

Atom-1	Atom-2	Distance(Å)	Clash(Å)
3:CC:93:ILE:O	3:CC:93:ILE:HG13	2.16	0.46
3:CC:53:ARG:CD	3:CC:55:VAL:HG13	2.45	0.46
1:AA:1088:G:O2'	1:AA:1089:G:O5'	2.34	0.46
6:AF:3:HIS:HB2	6:AF:92:THR:CG2	2.45	0.46
55:CM:103:THR:CG2	55:CM:104:ASN:N	2.77	0.46
16:AP:48:GLU:CG	16:AP:49:GLY:N	2.56	0.46
22:BA:2544:G:O5'	22:BA:2544:G:H8	1.99	0.46
22:BA:1253:A:C3'	22:BA:1254:A:C5'	2.89	0.46
22:DA:1545:A:H2'	22:DA:1546:G:C5'	2.45	0.46
22:DA:2059:A:O3'	26:DE:64:GLY:HA2	2.16	0.46
35:DN:46:ARG:HG3	35:DN:46:ARG:H	1.52	0.46
39:BR:42:ALA:CB	39:BR:46:GLU:CB	2.94	0.46
39:BR:21:ARG:HG3	39:BR:95:ASP:OD1	2.14	0.46
34:BM:43:ALA:O	34:BM:46:ILE:HG13	2.16	0.46
22:BA:2480:C:H2'	22:BA:2481:G:C5'	2.45	0.46
30:DI:23:VAL:HG21	30:DI:37:PHE:CE2	2.51	0.46
22:BA:81:G:C2	22:BA:106:C:C2	3.04	0.46
1:AA:1066:C:H5''	1:AA:1066:C:C6	2.51	0.46
37:DP:102:ARG:CB	37:DP:107:ALA:HB2	2.45	0.46
38:DQ:64:ILE:HG12	38:DQ:64:ILE:H	1.65	0.46
53:CA:240:G:H2'	53:CA:241:G:C8	2.51	0.46
53:CA:584:G:H2'	53:CA:585:G:C8	2.51	0.46
22:BA:2136:G:C2	22:BA:2137:U:O4	2.69	0.46
25:BD:142:VAL:CB	25:BD:143:PRO:CD	2.94	0.46
1:AA:293:G:C4	1:AA:294:U:C5	3.04	0.46
36:DO:24:THR:H	36:DO:90:VAL:HG12	1.81	0.46
1:AA:21:G:H2'	1:AA:22:G:C8	2.51	0.46
22:DA:1500:G:C6	22:DA:1501:G:N7	2.84	0.46
27:BF:88:VAL:CG1	27:BF:90:LEU:CD1	2.94	0.46
5:AE:82:HIS:NE2	8:AH:95:MET:CE	2.79	0.46
39:DR:78:ARG:HB2	39:DR:83:TYR:CD1	2.51	0.46
31:BJ:60:ASP:OD1	31:BJ:61:LYS:HG3	2.15	0.46
22:BA:2720:U:C2	22:BA:2872:A:C6	3.04	0.45
38:BQ:57:ARG:HA	38:BQ:60:TRP:CE3	2.51	0.45
5:AE:96:GLN:HE21	5:AE:96:GLN:CA	2.28	0.45
33:BL:93:ASN:ND2	33:BL:93:ASN:C	2.65	0.45
22:DA:1814:G:N1	22:DA:1815:A:N6	2.64	0.45
53:CA:1256:A:C2'	53:CA:1257:A:OP2	2.65	0.45
22:DA:1340:U:H5'	41:DT:61:LEU:HD22	1.98	0.45
41:DT:19:LYS:O	41:DT:20:ALA:HB2	2.16	0.45
26:DE:196:VAL:HA	26:DE:199:MET:HB3	1.98	0.45
53:CA:371:A:H2'	53:CA:372:C:O4'	2.16	0.45

Continued on next page...

Continued from previous page...

Atom-1	Atom-2	Distance(Å)	Clash(Å)
22:DA:917:A:H2	57:DB:79:G:H21	1.63	0.45
22:DA:1830:C:C4'	24:DC:14:HIS:HE1	2.29	0.45
35:DN:33:ILE:HG12	35:DN:118:ARG:CD	2.46	0.45
35:DN:24:MET:HG3	35:DN:44:LEU:HD22	1.98	0.45
9:AI:93:LEU:O	9:AI:97:LEU:HB2	2.15	0.45
53:CA:518:C:C5	53:CA:530:G:C6	3.04	0.45
53:CA:523:A:H61	12:CL:88:ASP:HB2	1.81	0.45
12:CL:49:ARG:HH11	12:CL:89:LEU:CD2	2.29	0.45
22:DA:76:C:HO2'	22:DA:77:G:P	2.40	0.45
22:BA:2287:A:C8	22:BA:2289:G:C8	3.05	0.45
22:DA:397:U:O2'	22:DA:398:C:C5'	2.64	0.45
22:DA:2751:G:N3	28:DG:2:ARG:NH2	2.63	0.45
53:CA:1084:G:OP1	53:CA:1086:U:C5	2.69	0.45
49:B1:8:ILE:HG21	49:B1:51:ALA:CB	2.46	0.45
53:CA:1408:A:C2	53:CA:1494:G:C5	3.04	0.45
31:DJ:140:LEU:C	31:DJ:140:LEU:HD13	2.36	0.45
53:CA:794:A:H2'	53:CA:795:C:C5	2.50	0.45
2:AB:9:LEU:HD21	2:AB:11:ALA:CB	2.28	0.45
39:DR:49:ILE:HB	39:DR:51:VAL:O	2.16	0.45
29:DH:83:LYS:HE2	29:DH:149:GLU:CB	2.23	0.45
6:CF:90:MET:HE1	18:CR:60:ARG:CD	2.45	0.45
11:CK:91:GLY:O	11:CK:92:ARG:C	2.54	0.45
22:DA:2242:G:N7	22:DA:2243:U:H5	2.09	0.45
40:DS:39:THR:HB	40:DS:40:ASN:H	1.64	0.45
22:DA:1323:C:N4	22:DA:1324:G:N7	2.64	0.45
44:BW:73:PRO:HG2	44:BW:76:ARG:HB2	1.99	0.45
22:BA:1178:C:H2'	22:BA:1178:C:O2	2.16	0.45
53:CA:1319:A:C6	53:CA:1323:G:C4	3.04	0.45
53:CA:1014:A:H1'	19:CS:34:SER:OG	2.15	0.45
4:AD:87:GLU:O	4:AD:90:LEU:HB2	2.16	0.45
22:DA:2136:G:C2'	22:DA:2137:U:C5	2.92	0.45
10:AJ:74:VAL:HG12	10:AJ:75:ASP:N	2.31	0.45
47:DZ:19:HIS:CD2	47:DZ:52:PHE:HZ	2.35	0.45
22:BA:136:G:H2'	22:BA:137:U:C6	2.51	0.45
9:CI:70:GLY:C	9:CI:71:ILE:HG13	2.36	0.45
22:DA:1190:G:OP1	33:DL:32:GLY:HA2	2.16	0.45
57:DB:29:A:OP2	36:DO:32:PRO:HD2	2.16	0.45
57:DB:53:A:H2'	57:DB:53:A:N3	2.31	0.45
22:DA:1737:G:H5'	22:DA:1738:G:OP2	2.16	0.45
1:AA:972:C:HO2'	1:AA:973:G:P	2.39	0.45
22:DA:1627:G:C6	22:DA:1640:A:C5	3.04	0.45
14:AN:22:LYS:O	14:AN:25:GLU:HG2	2.16	0.45

Continued on next page...

Continued from previous page...

Atom-1	Atom-2	Distance(Å)	Clash(Å)
19:AS:4:LEU:CD2	19:AS:9:PHE:N	2.79	0.45
1:AA:1162:C:N3	1:AA:1175:G:C2	2.84	0.45
1:AA:1180:A:C5'	1:AA:1181:G:OP2	2.63	0.45
25:DD:172:VAL:HG21	25:DD:194:PRO:CD	2.45	0.45
22:BA:2148:G:HO2'	22:BA:2149:U:P	2.39	0.45
22:DA:2631:G:N2	22:DA:2788:C:C2	2.84	0.45
42:BU:25:LYS:CG	42:BU:36:GLU:HB3	2.32	0.45
20:CT:61:ALA:O	20:CT:67:HIS:CG	2.69	0.45
53:CA:753:A:H4'	53:CA:754:C:C5'	2.46	0.45
12:CL:2:THR:O	12:CL:6:LEU:CD1	2.64	0.45
22:BA:441:U:O2'	26:BE:41:GLN:NE2	2.48	0.45
22:DA:586:A:O5'	22:DA:586:A:H8	1.99	0.45
58:DF:60:SER:O	58:DF:62:GLN:N	2.47	0.45
57:DB:42:C:N4	58:DF:87:LYS:NZ	2.62	0.45
22:BA:1945:G:H2'	22:BA:1946:U:C5	2.51	0.45
7:AG:110:ARG:CG	7:AG:111:GLY:N	2.79	0.45
34:BM:26:VAL:HG13	34:BM:104:GLU:OE2	2.16	0.45
29:DH:94:ILE:CD1	29:DH:98:ASP:OD1	2.64	0.45
1:AA:114:U:H2'	1:AA:115:G:H8	1.80	0.45
22:BA:2450:A:O2'	22:BA:2451:A:H5'	2.16	0.45
22:BA:726:G:O2'	22:BA:727:A:H8	1.99	0.45
1:AA:66:A:N6	1:AA:104:G:C4	2.84	0.45
2:AB:148:GLY:HA2	2:AB:151:LYS:HB3	1.98	0.45
9:AI:27:ILE:HG13	9:AI:62:LEU:HD21	1.98	0.45
34:DM:4:PRO:O	34:DM:5:LYS:C	2.55	0.45
51:B3:27:ASN:N	51:B3:27:ASN:HD22	2.12	0.45
22:DA:1519:G:N1	22:DA:1520:U:C2	2.84	0.45
22:BA:1198:U:H2'	22:BA:1199:U:C6	2.51	0.45
33:BL:68:SER:HB3	33:BL:71:ALA:HB3	1.95	0.45
40:DS:18:ARG:HA	40:DS:76:VAL:CG1	2.41	0.45
30:DI:102:ARG:HD3	30:DI:140:GLU:O	2.16	0.45
22:BA:475:C:O5'	22:BA:475:C:H6	1.99	0.45
15:CO:55:LEU:C	15:CO:57:ARG:N	2.69	0.45
53:CA:464:U:N3	53:CA:466:A:H4'	2.31	0.45
22:BA:2192:U:H2'	22:BA:2193:G:H8	1.80	0.45
53:CA:1040:U:H6	53:CA:1040:U:O5'	1.98	0.45
2:CB:13:VAL:HG23	2:CB:211:LEU:HD22	1.98	0.45
22:BA:1385:A:C5	22:BA:1403:A:C6	3.03	0.45
29:BH:100:ALA:O	29:BH:104:THR:CB	2.65	0.45
22:BA:1476:U:O2'	22:BA:1477:A:C5'	2.63	0.45
53:CA:708:C:H2'	53:CA:709:U:C6	2.51	0.45
22:BA:2080:A:C5'	45:BX:18:SER:HB2	2.44	0.45

Continued on next page...

Continued from previous page...

Atom-1	Atom-2	Distance(Å)	Clash(Å)
22:DA:2046:G:H2'	22:DA:2047:C:C6	2.51	0.45
49:B1:16:THR:HB	49:B1:41:VAL:HG21	1.97	0.45
53:CA:1189:U:O2'	3:CC:175:HIS:CD2	2.67	0.45
30:DI:30:GLN:CG	30:DI:31:GLY:H	2.26	0.45
4:CD:130:ASN:C	4:CD:131:ILE:HD13	2.36	0.45
32:BK:11:ALA:O	32:BK:99:ILE:HA	2.16	0.45
22:DA:2511:U:C4	22:DA:2512:C:C4	3.04	0.45
22:DA:749:A:C2	22:DA:750:A:C8	3.04	0.45
27:BF:52:ALA:HB2	27:BF:149:ARG:HD3	1.97	0.45
2:AB:161:PHE:HD1	2:AB:183:PHE:CB	2.28	0.45
30:DI:71:LYS:HG3	30:DI:72:THR:N	2.30	0.45
22:BA:806:C:H2'	22:BA:807:U:H6	1.81	0.45
2:CB:20:ARG:HA	2:CB:20:ARG:NE	2.31	0.45
53:CA:835:U:C2'	53:CA:836:G:O5'	2.64	0.45
22:BA:1289:C:H2'	22:BA:1290:C:C6	2.50	0.45
41:DT:55:VAL:CG2	41:DT:56:GLU:N	2.79	0.45
2:CB:57:ASN:HB2	2:CB:219:THR:HB	1.98	0.45
58:DF:4:HIS:CE1	58:DF:96:TRP:CZ2	3.03	0.45
22:BA:717:C:O2	22:BA:717:C:C2'	2.63	0.45
22:BA:2807:U:O5'	22:BA:2807:U:H6	1.98	0.45
22:BA:1774:C:H4'	22:BA:1979:U:O2	2.16	0.45
22:DA:1465:G:H2'	22:DA:1466:U:O4'	2.16	0.45
49:D1:4:ILE:O	49:D1:4:ILE:HG22	2.15	0.45
22:BA:2714:G:H2'	22:BA:2715:C:C6	2.51	0.45
34:DM:53:MET:CE	34:DM:117:PHE:HE1	2.29	0.45
1:AA:390:U:H2'	1:AA:391:G:H8	1.82	0.45
1:AA:827:U:C4	1:AA:870:U:C2	3.03	0.45
22:BA:160:A:C4	22:BA:167:A:C2	3.04	0.45
22:BA:1467:U:C4	22:BA:1546:G:C2	3.04	0.45
22:DA:435:C:C6	22:DA:436:C:C6	3.04	0.45
22:BA:2870:C:H2'	22:BA:2871:U:H5'	1.97	0.45
12:CL:20:VAL:O	12:CL:20:VAL:HG23	2.16	0.45
11:CK:58:THR:O	11:CK:61:ALA:HB3	2.16	0.45
22:BA:149:A:H2'	22:BA:150:U:H6	1.80	0.45
22:DA:1581:G:H2'	22:DA:1582:C:H5'	1.98	0.45
22:BA:2639:A:H4'	31:BJ:96:ARG:NH2	2.31	0.45
22:DA:1040:A:H2'	22:DA:1041:G:O4'	2.16	0.45
22:BA:995:C:H42	31:BJ:2:LYS:HB2	1.81	0.45
38:BQ:63:ARG:HH12	38:BQ:96:ASP:C	2.14	0.45
12:CL:42:LYS:CD	12:CL:43:LYS:CG	2.88	0.45
8:AH:39:LEU:O	8:AH:44:PHE:HB2	2.16	0.45
25:BD:148:GLN:HB2	25:BD:152:PRO:HG2	1.97	0.45

Continued on next page...

Continued from previous page...

Atom-1	Atom-2	Distance(Å)	Clash(Å)
33:BL:91:ASP:O	33:BL:93:ASN:O	2.34	0.45
22:DA:1819:A:C5'	24:DC:156:SER:HB2	2.46	0.45
46:DY:19:LEU:HG	46:DY:22:LEU:CD2	2.44	0.45
1:AA:433:G:H2'	1:AA:434:U:C5'	2.47	0.45
22:DA:2331:G:H1'	44:DW:40:ARG:CB	2.41	0.45
22:DA:952:G:C4	22:DA:966:G:N2	2.84	0.45
22:DA:2332:C:H4'	44:DW:40:ARG:CZ	2.47	0.45
22:DA:1792:G:C2'	22:DA:1793:C:H5'	2.46	0.45
22:DA:730:A:N3	22:DA:731:C:C6	2.84	0.45
1:AA:1125:U:C5	1:AA:1127:G:C5	3.03	0.45
1:AA:1277:C:H1'	1:AA:1282:C:C2	2.51	0.45
12:CL:84:GLY:H	12:CL:94:TYR:HA	1.81	0.45
22:DA:301:G:N1	22:DA:302:C:N4	2.65	0.45
46:DY:1:MET:N	46:DY:1:MET:HE3	2.29	0.45
22:DA:122:G:C6	22:DA:130:C:N3	2.84	0.45
22:DA:219:A:N6	22:DA:220:G:C6	2.84	0.45
22:DA:2214:C:C2	22:DA:2215:C:C6	3.05	0.45
25:BD:97:SER:OG	25:BD:99:GLU:CG	2.63	0.45
53:CA:205:A:C2	53:CA:206:C:N4	2.85	0.45
13:AM:87:GLY:C	13:AM:89:ARG:H	2.19	0.45
1:AA:203:G:N2	1:AA:215:C:C2	2.84	0.45
1:AA:204:G:C1'	1:AA:465:A:H2	2.28	0.45
1:AA:468:A:C2	1:AA:469:C:C4	3.03	0.45
31:DJ:8:PRO:HG2	31:DJ:9:GLU:N	2.31	0.45
22:BA:2336:A:N6	44:BW:40:ARG:HD2	2.31	0.45
22:BA:2356:U:H4'	44:BW:16:GLU:CG	2.31	0.45
22:BA:2356:U:C5'	44:BW:16:GLU:HG3	2.47	0.45
43:DV:21:ARG:HE	43:DV:87:GLN:CG	2.28	0.45
1:AA:499:A:H1'	1:AA:500:G:C8	2.51	0.45
34:DM:66:ARG:CD	34:DM:101:VAL:CG1	2.90	0.45
6:CF:35:LYS:HE2	6:CF:37:HIS:HE1	1.80	0.45
22:DA:2071:A:H2'	22:DA:2072:C:H6	1.80	0.45
26:BE:174:GLY:O	26:BE:175:ILE:O	2.34	0.45
22:BA:1655:A:H2'	22:BA:1656:C:O4'	2.17	0.45
53:CA:577:G:H1	53:CA:764:C:N4	2.12	0.45
19:AS:41:PRO:C	19:AS:43:MET:H	2.20	0.45
53:CA:543:U:H2'	53:CA:544:G:O5'	2.16	0.45
34:BM:4:PRO:CG	34:BM:70:ASP:HA	2.45	0.45
22:DA:271:G:N1	22:DA:272:A:N6	2.64	0.45
20:CT:31:ILE:C	20:CT:33:LYS:H	2.20	0.45
53:CA:69:G:H2'	53:CA:70:U:C6	2.51	0.45
2:AB:67:LEU:HB3	2:AB:160:LEU:HD12	1.97	0.45

Continued on next page...

Continued from previous page...

Atom-1	Atom-2	Distance(Å)	Clash(Å)
1:AA:952:U:H5'	1:AA:972:C:H41	1.81	0.45
27:BF:151:LEU:C	27:BF:151:LEU:HD12	2.36	0.45
53:CA:1243:C:N4	53:CA:1244:G:O6	2.50	0.45
22:BA:1125:G:H5'	52:B4:37:GLN:HG3	1.97	0.45
22:DA:618:G:O2'	22:DA:619:G:C5'	2.64	0.45
54:CG:142:ARG:C	54:CG:144:ALA:H	2.18	0.45
1:AA:1150:A:O5'	1:AA:1150:A:H8	2.00	0.45
29:BH:37:VAL:HG23	29:BH:38:PRO:HD2	1.97	0.45
4:CD:50:TYR:O	4:CD:51:GLY:C	2.52	0.45
30:DI:96:LYS:HE2	30:DI:138:VAL:CG1	2.33	0.45
1:AA:1336:C:O2'	1:AA:1337:G:OP2	2.28	0.45
5:AE:71:ILE:HD13	5:AE:144:GLU:HB2	1.98	0.45
53:CA:1450:U:H4'	53:CA:1451:U:C6	2.51	0.45
2:CB:185:ILE:HA	2:CB:199:ILE:HG13	1.98	0.45
22:DA:809:G:C6	22:DA:810:U:N3	2.84	0.45
22:DA:1455:G:N7	35:DN:64:ARG:NH1	2.64	0.45
22:DA:1706:C:HO2'	22:DA:1707:G:P	2.38	0.45
10:CJ:30:LYS:HG2	10:CJ:36:VAL:CG2	2.38	0.45
3:CC:116:ALA:HB2	3:CC:199:VAL:HG21	1.98	0.45
1:AA:184:G:O2'	1:AA:185:U:C6	2.36	0.45
29:DH:66:ASN:HA	29:DH:137:GLU:OE2	2.16	0.45
22:BA:274:C:C6	22:BA:275:C:C5	3.03	0.45
53:CA:21:G:H1'	53:CA:914:A:N6	2.31	0.45
12:AL:115:LYS:O	12:AL:116:TYR:CB	2.64	0.45
22:DA:2851:A:H2'	22:DA:2852:G:C8	2.51	0.45
4:AD:54:LEU:CD2	4:AD:55:ARG:N	2.79	0.45
38:DQ:31:TYR:C	38:DQ:33:VAL:N	2.70	0.45
22:DA:1109:C:H5''	22:DA:1110:G:OP2	2.17	0.45
22:DA:357:C:H2'	22:DA:358:U:H6	1.81	0.45
36:DO:67:ASN:O	36:DO:68:LYS:C	2.54	0.45
22:BA:2470:G:C2'	22:BA:2471:A:H5'	2.45	0.45
1:AA:1014:A:C5'	19:AS:13:HIS:CD2	2.99	0.45
53:CA:953:G:C6	53:CA:954:G:C5	3.04	0.45
22:BA:2397:G:H2'	22:BA:2398:U:H6	1.81	0.45
40:BS:13:SER:OG	40:BS:16:LYS:HG3	2.16	0.45
1:AA:814:A:P	62:AA:1760:HOH:O	2.74	0.45
2:CB:212:TYR:O	2:CB:212:TYR:CD2	2.66	0.45
1:AA:671:G:N2	1:AA:736:C:C2	2.85	0.45
53:CA:582:C:O2'	53:CA:583:A:H5'	2.17	0.45
53:CA:892:A:C4	53:CA:893:C:C5	3.04	0.45
1:AA:357:G:O2'	1:AA:358:U:H5'	2.16	0.45
24:BC:180:MET:CG	24:BC:268:ARG:NH1	2.79	0.45

Continued on next page...

Continued from previous page...

Atom-1	Atom-2	Distance(Å)	Clash(Å)
22:BA:633:A:H2'	22:BA:634:C:H5'	1.98	0.45
22:DA:2006:C:H2'	22:DA:2007:U:C6	2.52	0.45
2:AB:49:PHE:HB2	2:AB:52:ALA:HB3	1.97	0.45
42:BU:94:PHE:O	42:BU:94:PHE:CG	2.68	0.45
22:BA:1606:C:O2'	22:BA:1607:C:P	2.72	0.45
53:CA:1421:G:H1	53:CA:1479:C:H42	1.65	0.45
22:BA:2385:C:H2'	22:BA:2386:A:C8	2.51	0.45
53:CA:784:A:N6	53:CA:799:G:C6	2.84	0.45
17:CQ:14:ASP:OD2	17:CQ:52:CYS:HB2	2.16	0.45
23:BB:19:C:C2'	23:BB:20:G:H5'	2.47	0.45
22:BA:2840:C:H4'	35:BN:91:ALA:O	2.16	0.45
3:CC:49:ALA:HA	3:CC:74:ILE:HG21	1.97	0.45
45:BX:26:ARG:NH1	45:BX:27:ARG:O	2.49	0.45
22:BA:186:G:H2'	22:BA:187:G:H8	1.82	0.45
22:BA:760:G:H2'	22:BA:761:A:O4'	2.16	0.45
39:DR:70:GLU:CD	39:DR:70:GLU:H	2.17	0.45
15:CO:72:LYS:HA	15:CO:72:LYS:HD3	1.64	0.45
22:BA:2097:A:O2'	22:BA:2098:U:H5'	2.16	0.45
23:BB:75:G:O2'	43:BV:88:HIS:HE1	1.99	0.45
22:BA:2838:G:H2'	22:BA:2839:G:O4'	2.17	0.45
22:BA:1061:U:H1'	22:BA:1070:A:O4'	2.16	0.45
53:CA:1150:A:N6	53:CA:1151:A:N6	2.64	0.45
41:DT:5:GLU:HA	41:DT:8:LEU:HB2	1.97	0.45
22:DA:1794:A:N3	22:DA:1795:C:C6	2.85	0.45
30:DI:54:ILE:HG23	30:DI:70:THR:HG21	1.98	0.45
9:AI:29:ILE:O	9:AI:30:ASN:C	2.55	0.45
22:DA:319:G:C6	22:DA:333:G:N1	2.84	0.45
50:D2:30:VAL:HG22	50:D2:33:ARG:NH1	2.30	0.45
22:DA:2230:G:H4'	45:DX:29:LEU:CD1	2.47	0.45
28:BG:139:VAL:O	28:BG:140:ILE:C	2.51	0.45
39:BR:52:PRO:O	39:BR:53:PHE:HB2	2.16	0.45
2:CB:99:MET:O	2:CB:103:TRP:CB	2.63	0.45
49:B1:10:LEU:HD23	49:B1:50:GLU:O	2.17	0.45
1:AA:211:G:N1	1:AA:212:G:N3	2.65	0.45
53:CA:1405:G:H1'	53:CA:1518:A:HO2'	1.81	0.45
22:DA:1914:C:O2'	22:DA:1915:U:O4'	2.34	0.45
53:CA:411:A:H1'	53:CA:413:G:O4'	2.16	0.45
22:DA:538:A:H5'	31:DJ:7:LYS:HZ3	1.80	0.45
38:DQ:78:PHE:CZ	38:DQ:82:LEU:HD11	2.50	0.45
21:CU:24:LYS:CG	21:CU:25:ALA:N	2.51	0.45
22:DA:1537:G:C3'	22:DA:1538:G:H4'	2.44	0.45
12:AL:43:LYS:HZ3	12:AL:43:LYS:HB2	1.80	0.45

Continued on next page...

Continued from previous page...

Atom-1	Atom-2	Distance(Å)	Clash(Å)
44:BW:46:ALA:HB3	44:BW:80:SER:HB3	1.99	0.45
53:CA:672:U:H2'	53:CA:673:A:H8	1.80	0.45
32:DK:34:GLY:C	32:DK:35:VAL:CG2	2.84	0.45
32:DK:35:VAL:HA	32:DK:62:VAL:HG12	1.97	0.45
22:DA:2013:A:OP1	40:DS:97:LEU:N	2.49	0.45
2:CB:46:VAL:CG1	2:CB:47:PRO:CD	2.88	0.45
22:DA:1615:C:C5	22:DA:1617:C:C4	3.04	0.45
53:CA:1270:G:O2'	53:CA:1314:C:H5'	2.16	0.45
33:DL:117:THR:CG2	33:DL:118:THR:N	2.67	0.45
1:AA:1079:G:C2	1:AA:1080:A:C6	3.05	0.45
1:AA:923:A:C6	1:AA:924:C:C4	3.04	0.45
25:DD:151:THR:CB	25:DD:152:PRO:CD	2.95	0.45
2:CB:72:LYS:O	2:CB:74:ALA:N	2.49	0.45
57:DB:83:G:C6	57:DB:94:A:N6	2.85	0.45
22:BA:412:A:H2'	22:BA:413:C:C5'	2.46	0.45
34:BM:4:PRO:HG2	34:BM:92:TRP:CZ3	2.52	0.45
36:BO:28:VAL:HG23	36:BO:106:LEU:CD2	2.46	0.45
53:CA:66:A:C5	53:CA:67:C:H5	2.34	0.45
22:DA:492:A:H2'	22:DA:493:G:C8	2.51	0.45
53:CA:276:G:C2	53:CA:277:C:C2	3.04	0.45
22:DA:973:A:C5'	22:DA:974:G:OP2	2.65	0.45
22:BA:1460:U:H3'	22:BA:1461:C:C5'	2.46	0.45
22:DA:1441:G:C4	22:DA:1442:U:C5	3.04	0.45
14:AN:20:PHE:C	14:AN:22:LYS:H	2.20	0.45
22:BA:1717:A:H2'	22:BA:1718:G:O4'	2.15	0.45
53:CA:1003:G:H21	53:CA:1005:A:H5''	1.78	0.45
1:AA:1202:U:O2'	1:AA:1203:C:O5'	2.34	0.45
25:DD:106:LYS:HB3	25:DD:206:ALA:H	1.81	0.45
22:DA:959:A:O2'	22:DA:960:A:O4'	2.34	0.45
22:DA:946:C:O2'	22:DA:947:A:C8	2.58	0.45
41:BT:12:ARG:HD2	46:BY:29:ARG:NH2	2.32	0.45
55:CM:13:HIS:NE2	55:CM:41:ASP:HA	2.32	0.45
1:AA:451:A:C2	1:AA:480:U:C5	3.04	0.45
22:DA:484:C:H2'	22:DA:485:C:C6	2.51	0.45
1:AA:1091:U:H5''	1:AA:1092:A:OP2	2.17	0.45
53:CA:1449:C:O2'	53:CA:1450:U:O5'	2.34	0.45
28:DG:104:LEU:H	28:DG:112:VAL:HG23	1.81	0.45
22:BA:933:A:H3'	22:BA:934:U:C5'	2.46	0.45
22:DA:183:C:H2'	22:DA:184:C:C5'	2.37	0.45
3:CC:32:LEU:CD1	14:CN:76:PHE:HA	2.45	0.45
20:AT:53:MET:C	20:AT:53:MET:HE2	2.37	0.45
3:CC:46:LEU:HD22	3:CC:75:VAL:CG2	2.34	0.45

Continued on next page...

Continued from previous page...

Atom-1	Atom-2	Distance(Å)	Clash(Å)
47:BZ:6:ILE:HD11	47:BZ:47:ILE:HD11	1.97	0.45
50:D2:46:LYS:HD2	50:D2:46:LYS:N	2.30	0.45
29:DH:40:THR:O	29:DH:42:LYS:N	2.47	0.45
24:BC:29:PHE:CZ	24:BC:31:PRO:HG3	2.51	0.45
22:BA:2532:G:C5	22:BA:2533:U:C5	3.04	0.45
22:BA:1509:A:N3	22:BA:1510:G:C8	2.85	0.45
2:CB:119:GLN:HG2	2:CB:124:THR:CG2	2.46	0.45
22:BA:2635:A:C2'	22:BA:2636:C:O5'	2.64	0.45
12:AL:115:LYS:O	12:AL:116:TYR:HB2	2.16	0.45
46:BY:23:ARG:HA	46:BY:23:ARG:NE	2.31	0.45
22:BA:2794:C:H2'	22:BA:2795:C:C6	2.51	0.45
53:CA:701:U:O2'	53:CA:702:A:P	2.75	0.45
15:AO:42:PHE:CE1	15:AO:55:LEU:HD22	2.51	0.45
22:DA:352:A:O3'	22:DA:353:C:H4'	2.16	0.45
22:BA:2415:G:C5	22:BA:2416:C:C5	3.03	0.45
1:AA:863:U:O2	1:AA:867:G:C2	2.69	0.45
10:CJ:25:ILE:O	10:CJ:25:ILE:CG2	2.61	0.45
5:CE:151:MET:O	5:CE:154:ALA:HB3	2.16	0.45
22:BA:2729:G:C8	22:BA:2729:G:H5''	2.46	0.45
2:CB:13:VAL:CG2	2:CB:211:LEU:HD22	2.46	0.45
27:BF:16:MET:O	27:BF:20:ASN:N	2.50	0.45
22:BA:1360:G:C8	22:BA:1360:G:H5''	2.51	0.45
22:BA:1374:G:C5	22:BA:1375:U:C5	3.04	0.45
22:BA:1624:U:C2	22:BA:1625:C:C5	3.04	0.45
22:DA:953:G:H2'	22:DA:954:G:H5'	1.98	0.45
19:AS:47:THR:O	19:AS:48:ILE:C	2.54	0.45
19:AS:48:ILE:O	19:AS:48:ILE:CD1	2.65	0.45
22:DA:2049:G:N2	22:DA:2620:C:C2	2.84	0.45
22:BA:2302:U:H2'	22:BA:2303:G:H8	1.81	0.45
53:CA:694:A:H2'	53:CA:695:A:H5''	1.97	0.45
53:CA:46:G:HO2'	53:CA:365:U:H1'	1.80	0.45
35:BN:87:PHE:HE1	35:BN:116:VAL:HG12	1.82	0.45
22:BA:1673:G:C3'	22:BA:1674:G:H5'	2.46	0.45
25:DD:42:ASN:O	25:DD:43:ASP:HB2	2.16	0.45
53:CA:296:U:N3	53:CA:297:G:N7	2.64	0.45
39:BR:68:ARG:HD3	39:BR:92:TRP:CZ2	2.52	0.45
53:CA:1423:G:C2	53:CA:1424:U:C2	3.04	0.45
1:AA:942:G:H2'	1:AA:942:G:N3	2.31	0.45
31:BJ:121:LYS:HE3	31:BJ:121:LYS:HB2	1.72	0.45
1:AA:1098:C:H2'	1:AA:1099:G:O4'	2.17	0.45
35:DN:25:ALA:O	35:DN:29:VAL:HG22	2.16	0.45
22:BA:119:A:H4'	22:BA:120:U:O5'	2.17	0.45

Continued on next page...

Continued from previous page...

Atom-1	Atom-2	Distance(Å)	Clash(Å)
22:DA:252:G:C2'	22:DA:253:C:O5'	2.64	0.45
24:DC:143:VAL:HB	24:DC:153:LEU:HB3	1.98	0.45
22:BA:1233:C:C4	22:BA:1234:U:C5	3.04	0.45
22:BA:2610:C:H4'	60:BA:3136:ERY:C30	2.46	0.45
22:BA:1220:G:H2'	22:BA:1221:C:C6	2.51	0.45
22:DA:1216:G:C2'	22:DA:1217:U:H5'	2.46	0.45
22:BA:2834:G:O6	22:BA:2879:A:H2'	2.16	0.45
31:BJ:44:TYR:C	31:BJ:44:TYR:CD1	2.70	0.45
31:BJ:44:TYR:HB2	38:BQ:63:ARG:CG	2.47	0.45
5:AE:108:GLY:HA2	5:AE:111:ARG:HB3	1.98	0.45
22:BA:572:A:OP2	39:BR:80:ARG:NH2	2.46	0.45
53:CA:1147:C:O2	9:CI:17:ARG:NE	2.49	0.45
22:DA:2340:A:H2'	22:DA:2341:G:C8	2.51	0.45
22:DA:2341:G:C5	22:DA:2342:C:C5	3.04	0.45
22:DA:763:G:C5	22:DA:765:C:C5	3.04	0.45
22:DA:1063:G:C2	22:DA:1064:C:N3	2.85	0.45
22:DA:1065:U:N3	22:DA:1074:G:C6	2.84	0.45
22:DA:296:U:H2'	22:DA:297:G:H8	1.81	0.45
22:DA:300:A:H2'	22:DA:301:G:C5'	2.47	0.45
22:DA:321:U:C2	26:DE:159:LEU:HD11	2.51	0.45
22:DA:91:A:HO2'	22:DA:92:U:H6	1.62	0.45
24:BC:103:ILE:O	24:BC:104:LEU:O	2.34	0.45
22:DA:2209:G:C6	22:DA:2210:U:O4	2.69	0.45
22:DA:397:U:O2'	22:DA:398:C:O5'	2.34	0.45
22:DA:467:G:C6	22:DA:468:G:N7	2.85	0.45
22:DA:2756:U:O4'	22:DA:2757:A:H5''	2.16	0.45
1:AA:1226:C:H2'	13:AM:101:THR:O	2.17	0.45
1:AA:210:C:H5''	1:AA:211:G:OP1	2.16	0.45
38:DQ:75:TYR:OH	38:DQ:92:LYS:HE3	2.17	0.45
21:CU:37:TYR:O	21:CU:38:GLU:HG3	2.16	0.45
22:BA:2356:U:H5''	44:BW:16:GLU:HG3	1.98	0.45
44:BW:18:LYS:HE3	44:BW:19:ARG:HG3	1.97	0.45
44:BW:19:ARG:NH2	44:BW:22:VAL:CG2	2.78	0.45
44:BW:49:ASN:ND2	44:BW:50:VAL:N	2.64	0.45
52:D4:7:VAL:O	52:D4:8:LYS:CG	2.65	0.45
22:DA:2378:A:C8	22:DA:2379:G:O4'	2.69	0.45
22:DA:479:A:H4'	22:DA:480:A:C5'	2.47	0.45
1:AA:487:A:H8	1:AA:487:A:H5'	1.81	0.45
4:AD:11:SER:HA	4:AD:18:LEU:CD1	2.38	0.45
22:BA:1655:A:C2	22:BA:1656:C:H1'	2.51	0.45
22:DA:2060:A:H3'	26:DE:63:LYS:NZ	2.31	0.45
41:BT:39:THR:HB	41:BT:42:GLU:N	2.25	0.45

Continued on next page...

Continued from previous page...

Atom-1	Atom-2	Distance(Å)	Clash(Å)
11:AK:121:ARG:HG3	21:AU:35:GLU:HG2	1.98	0.45
22:DA:1566:A:C2	24:DC:212:TRP:CG	3.04	0.45
58:DF:59:ILE:HG12	58:DF:137:PHE:CE1	2.51	0.45
53:CA:91:U:N1	53:CA:92:U:C5	2.85	0.45
57:DB:58:A:O2'	57:DB:59:A:H5'	2.16	0.45
22:DA:1721:G:O2'	22:DA:1722:A:H8	1.99	0.45
22:DA:1737:G:C6	22:DA:1738:G:C2	3.05	0.45
1:AA:511:C:C2	1:AA:512:U:C5	3.04	0.45
25:DD:117:GLY:HA2	25:DD:164:GLN:OE1	2.17	0.45
53:CA:119:A:H4'	53:CA:120:A:C8	2.51	0.45
22:BA:1057:A:H62	22:BA:1087:G:P	2.40	0.45
22:BA:1107:G:N3	22:BA:1108:U:C6	2.84	0.45
1:AA:622:A:C8	1:AA:623:C:C6	3.04	0.45
22:BA:1588:G:N3	22:BA:1589:U:C6	2.84	0.45
1:AA:982:U:O2	1:AA:983:A:N1	2.50	0.45
22:DA:2298:A:C6	22:DA:2321:U:C4	3.05	0.45
57:DB:9:G:OP2	36:DO:15:ARG:HD3	2.16	0.45
57:DB:48:U:H5'	36:DO:30:ARG:NH2	2.31	0.45
53:CA:587:G:C2	53:CA:755:G:C5	3.04	0.45
34:BM:77:PRO:HB2	34:BM:80:VAL:HG12	1.99	0.45
57:DB:42:C:H42	58:DF:87:LYS:HD2	1.82	0.45
3:CC:36:PHE:CZ	14:CN:91:GLU:O	2.66	0.45
3:AC:107:LYS:HA	3:AC:108:PRO:HD2	1.76	0.45
22:BA:154:U:H2'	22:BA:155:A:C8	2.50	0.45
26:BE:32:VAL:CG2	26:BE:33:VAL:N	2.79	0.45
53:CA:927:G:N1	53:CA:1391:U:C2	2.84	0.45
24:DC:105:ALA:HA	24:DC:106:PRO:HD3	1.67	0.45
22:BA:356:G:C6	22:BA:357:C:C4	3.04	0.45
22:DA:1717:A:O2'	22:DA:1718:G:O4'	2.33	0.45
53:CA:1309:G:C6	53:CA:1329:A:N1	2.85	0.45
22:DA:155:A:C2'	22:DA:156:A:H5'	2.46	0.45
3:CC:85:LYS:C	3:CC:89:VAL:HG21	2.36	0.45
22:BA:2222:C:H4'	24:BC:184:GLU:OE1	2.16	0.45
22:BA:2394:C:P	51:B3:29:ARG:HH21	2.40	0.45
22:DA:2548:U:H2'	22:DA:2549:G:O4'	2.16	0.45
8:CH:46:GLU:N	8:CH:63:LYS:CG	2.80	0.45
22:BA:1416:G:C4	22:BA:1417:C:C5	3.04	0.45
1:AA:930:C:O2'	1:AA:931:C:H5'	2.17	0.45
20:AT:14:GLU:O	20:AT:15:LYS:C	2.55	0.45
53:CA:711:G:C2'	53:CA:712:A:H5'	2.46	0.45
22:BA:1853:A:C5	22:BA:1889:A:C6	3.04	0.45
7:AG:121:ASN:O	7:AG:125:ASP:CB	2.62	0.45

Continued on next page...

Continued from previous page...

Atom-1	Atom-2	Distance(Å)	Clash(Å)
23:BB:34:A:H2'	23:BB:35:C:OP2	2.17	0.45
22:BA:2225:A:H4'	22:BA:2226:C:H6	1.82	0.45
45:DX:67:LEU:HD23	45:DX:77:TYR:CE2	2.50	0.45
19:CS:37:SER:O	19:CS:69:LYS:HA	2.16	0.45
10:AJ:84:VAL:HG12	10:AJ:85:ASP:H	1.81	0.45
53:CA:780:A:H1'	53:CA:803:G:N2	2.32	0.45
26:DE:40:ARG:HG2	26:DE:92:HIS:CG	2.51	0.45
30:DI:32:VAL:HG22	30:DI:58:ILE:HG21	1.98	0.45
4:AD:88:ASN:N	4:AD:88:ASN:OD1	2.49	0.45
22:BA:925:A:H2'	22:BA:926:G:O4'	2.16	0.45
53:CA:461:A:O5'	53:CA:462:G:OP2	2.35	0.45
2:CB:9:LEU:O	2:CB:10:LYS:CB	2.64	0.45
22:DA:1416:G:N2	22:DA:1417:C:C2	2.85	0.45
4:CD:167:PRO:HG2	4:CD:170:LEU:HD11	1.98	0.45
1:AA:9:G:OP2	5:AE:125:LYS:HE2	2.16	0.45
22:DA:1510:G:N2	22:DA:1511:G:C2	2.84	0.45
53:CA:693:G:O2'	53:CA:694:A:H5'	2.16	0.45
12:CL:75:GLU:C	12:CL:77:SER:H	2.19	0.45
28:BG:1:SER:CA	28:BG:5:LYS:HG3	2.46	0.45
2:AB:220:VAL:HG12	2:AB:220:VAL:O	2.15	0.45
22:DA:1835:G:C4	22:DA:1836:C:C5	3.04	0.45
13:AM:22:TYR:CD2	13:AM:22:TYR:O	2.70	0.45
1:AA:677:U:H2'	1:AA:678:U:C6	2.51	0.45
2:CB:93:HIS:CE1	2:CB:145:ASN:ND2	2.84	0.45
22:BA:1223:G:N2	22:BA:1226:A:OP2	2.41	0.45
2:CB:67:LEU:CD1	2:CB:157:PRO:HG3	2.47	0.45
22:BA:1410:G:C2	22:BA:1593:A:C2	3.04	0.45
22:BA:1606:C:O2'	22:BA:1607:C:O5'	2.34	0.45
22:DA:1623:G:C6	22:DA:1624:U:C4	3.05	0.45
8:CH:12:ARG:HD3	8:CH:26:MET:CE	2.47	0.45
53:CA:617:G:C2	53:CA:624:C:C2	3.04	0.45
23:BB:74:U:O2	43:BV:29:ILE:HD12	2.16	0.45
15:AO:3:SER:HB3	15:AO:6:ALA:CB	2.46	0.45
52:B4:7:VAL:O	52:B4:8:LYS:HB2	2.16	0.45
22:DA:1723:G:C2'	22:DA:1724:G:H5'	2.47	0.45
42:BU:98:ASN:C	42:BU:98:ASN:OD1	2.55	0.45
22:BA:187:G:C2	22:BA:210:C:O2	2.70	0.45
36:DO:20:GLU:O	36:DO:20:GLU:HG2	2.16	0.45
22:BA:1844:C:C6	22:BA:1844:C:C3'	3.00	0.45
4:CD:184:LYS:H	4:CD:184:LYS:HG2	1.54	0.45
22:BA:2001:C:C2	22:BA:2002:G:C8	3.04	0.45
25:BD:14:ILE:HA	37:BP:11:GLN:NE2	2.15	0.45

Continued on next page...

Continued from previous page...

Atom-1	Atom-2	Distance(Å)	Clash(Å)
45:BX:34:SER:H	45:BX:50:VAL:H	1.65	0.45
22:BA:570:G:H2'	22:BA:2030:A:C8	2.51	0.45
22:BA:573:U:O2'	22:BA:574:A:H3'	2.17	0.45
22:DA:2206:C:N3	22:DA:2207:C:C5	2.85	0.45
28:BG:167:VAL:O	28:BG:168:VAL:C	2.53	0.45
53:CA:1256:A:N9	53:CA:1278:G:C6	2.85	0.45
53:CA:1279:G:H2'	10:CJ:45:ARG:NH2	2.31	0.45
22:DA:1340:U:C4'	22:DA:1340:U:OP1	2.60	0.45
4:AD:34:GLU:O	4:AD:36:ALA:N	2.44	0.45
4:AD:7:LYS:HG3	4:AD:8:LEU:HD22	1.98	0.45
53:CA:375:U:C2	53:CA:376:G:C8	3.05	0.45
22:DA:2279:G:N2	22:DA:2327:A:C2	2.85	0.45
22:DA:2345:G:C6	22:DA:2347:C:N4	2.77	0.45
1:AA:1285:A:H5'	1:AA:1286:U:C4	2.52	0.45
1:AA:1508:A:H2'	1:AA:1509:C:O4'	2.16	0.45
12:CL:108:ASP:O	12:CL:110:LYS:HD3	2.17	0.45
22:DA:76:C:N3	22:DA:111:A:C2	2.84	0.45
22:DA:298:G:O3'	22:DA:299:A:H8	2.00	0.45
22:DA:301:G:C4	22:DA:302:C:N4	2.85	0.45
22:DA:78:U:HO2'	22:DA:79:C:H6	1.62	0.45
46:DY:58:ASN:C	46:DY:60:LYS:N	2.69	0.45
22:DA:1354:A:H2'	22:DA:1355:G:O4'	2.15	0.45
22:DA:1574:C:H2'	22:DA:1575:C:O4'	2.16	0.45
22:DA:1050:A:C2	22:DA:2751:G:C2	3.05	0.45
22:DA:2761:A:H1'	28:DG:142:GLN:NE2	2.30	0.45
1:AA:202:G:N2	1:AA:466:A:H61	2.14	0.45
53:CA:411:A:H4'	53:CA:412:A:OP1	2.16	0.45
25:BD:107:VAL:HG12	25:BD:107:VAL:O	2.15	0.45
25:BD:106:LYS:CB	25:BD:206:ALA:H	2.30	0.45
21:CU:33:ARG:NH2	21:CU:34:ARG:HD3	2.32	0.45
21:CU:37:TYR:O	21:CU:38:GLU:CG	2.65	0.45
22:BA:923:G:N2	44:BW:23:LYS:HE2	2.31	0.45
44:BW:23:LYS:HG3	44:BW:24:ARG:N	2.28	0.45
44:BW:18:LYS:H	44:BW:36:ILE:HG12	1.79	0.45
43:DV:75:GLN:HG3	43:DV:92:VAL:CG1	2.46	0.45
53:CA:6:G:O2'	53:CA:7:A:P	2.75	0.45
1:AA:396:C:H3'	1:AA:397:A:H5''	1.98	0.45
37:BP:88:ARG:CG	37:BP:112:ARG:NH2	2.80	0.45
32:DK:76:VAL:HG12	32:DK:77:ILE:N	2.32	0.45
22:DA:1289:C:C5'	22:DA:1289:C:H6	2.29	0.45
22:DA:1326:U:O2'	22:DA:1327:A:O5'	2.33	0.45
22:DA:1327:A:C2'	22:DA:1328:A:C8	2.91	0.45

Continued on next page...

Continued from previous page...

Atom-1	Atom-2	Distance(Å)	Clash(Å)
17:AQ:47:ASP:O	17:AQ:48:GLU:C	2.55	0.45
22:DA:1255:U:O2'	22:DA:1256:G:P	2.74	0.45
26:BE:108:ILE:HD13	26:BE:180:LEU:HD13	1.99	0.45
22:DA:604:G:C6	22:DA:625:G:C6	3.05	0.45
33:DL:111:ILE:O	33:DL:131:ALA:CB	2.63	0.45
1:AA:157:U:O2'	1:AA:158:G:H5'	2.17	0.45
53:CA:765:G:C4	53:CA:812:G:N1	2.84	0.45
1:AA:1124:G:C3'	1:AA:1145:A:N6	2.77	0.45
43:DV:16:ALA:CB	43:DV:19:ARG:NH2	2.79	0.45
33:DL:100:ILE:N	62:DL:204:HOH:O	2.49	0.45
33:DL:96:LYS:C	33:DL:98:ALA:H	2.20	0.45
46:BY:57:LEU:CA	46:BY:60:LYS:CB	2.91	0.45
11:AK:108:ASN:CG	21:AU:6:ARG:HG2	2.37	0.45
32:DK:2:ILE:N	32:DK:2:ILE:HD13	2.31	0.45
58:DF:105:ILE:C	58:DF:108:PRO:HD2	2.37	0.45
20:CT:30:PHE:CD1	20:CT:56:ILE:HD12	2.50	0.45
57:DB:114:C:N4	57:DB:115:A:N6	2.65	0.45
1:AA:978:A:C1'	1:AA:1322:C:C5	3.00	0.45
14:AN:44:VAL:C	14:AN:46:LYS:H	2.18	0.45
9:CI:96:GLU:O	9:CI:99:LYS:HG2	2.17	0.45
53:CA:134:G:O2'	53:CA:135:C:H5'	2.15	0.45
1:AA:1181:G:C2	1:AA:1182:G:N2	2.84	0.45
25:DD:107:VAL:CG1	25:DD:109:VAL:CG2	2.92	0.45
22:BA:2151:U:N3	22:BA:2152:G:C5	2.84	0.45
47:DZ:18:LYS:O	47:DZ:21:ALA:HB3	2.16	0.45
22:BA:1056:G:O2'	22:BA:1086:A:C8	2.70	0.45
29:BH:3:VAL:CA	29:BH:37:VAL:O	2.63	0.45
1:AA:1090:U:H2'	1:AA:1091:U:H6	1.81	0.45
22:DA:1223:G:OP2	39:DR:90:ARG:NH1	2.50	0.45
53:CA:330:C:H6	53:CA:330:C:H5'	1.81	0.45
22:DA:2408:U:O2'	22:DA:2409:G:C8	2.70	0.45
22:DA:406:G:H2'	22:DA:407:G:C8	2.52	0.45
12:AL:53:ARG:HA	12:AL:63:THR:HA	1.99	0.45
22:BA:1275:A:H4'	22:BA:1276:A:O5'	2.17	0.45
22:DA:684:G:OP1	50:D2:16:HIS:CD2	2.69	0.45
22:DA:688:U:O2'	22:DA:689:A:H5'	2.16	0.45
6:CF:52:ASN:C	6:CF:54:LEU:H	2.19	0.45
34:BM:78:LEU:O	34:BM:80:VAL:N	2.49	0.45
3:CC:32:LEU:O	3:CC:36:PHE:CD2	2.70	0.45
1:AA:880:C:H2'	1:AA:881:G:H8	1.81	0.45
22:DA:1717:A:C6	22:DA:1744:A:C5	3.04	0.45
22:DA:2260:C:H2'	22:DA:2261:C:C6	2.50	0.45

Continued on next page...

Continued from previous page...

Atom-1	Atom-2	Distance(Å)	Clash(Å)
4:CD:84:ASN:HB3	4:CD:87:GLU:HG3	1.98	0.45
22:DA:2854:G:C2	22:DA:2864:G:C2	3.05	0.45
39:BR:24:LYS:HA	39:BR:94:THR:CG2	2.37	0.45
53:CA:769:G:O2'	53:CA:770:C:H5'	2.17	0.45
6:AF:90:MET:HB3	6:AF:91:ARG:H	1.48	0.45
22:DA:2550:G:N2	22:DA:2559:C:O2	2.50	0.45
3:AC:129:PHE:O	3:AC:133:MET:HG3	2.16	0.45
7:AG:25:PHE:CE1	7:AG:104:VAL:CG2	3.00	0.45
53:CA:591:U:H2'	53:CA:592:G:O4'	2.17	0.45
3:AC:183:TYR:OH	3:AC:198:LYS:HD3	2.17	0.45
52:D4:27:CYS:SG	52:D4:30:GLU:O	2.74	0.45
19:AS:62:THR:HG22	19:AS:63:ASP:N	2.30	0.45
22:BA:686:U:C4'	22:BA:687:C:OP2	2.59	0.45
53:CA:128:G:N2	53:CA:129:A:N3	2.64	0.45
22:BA:2461:A:H1'	22:BA:2492:U:C2	2.52	0.45
1:AA:68:G:C6	1:AA:69:G:H1'	2.52	0.45
22:BA:2325:G:C6	22:BA:2326:C:C4	3.04	0.45
22:BA:1256:G:H21	26:BE:77:ILE:HG13	1.80	0.45
22:BA:2573:C:H2'	62:BA:3709:HOH:O	2.17	0.45
22:BA:861:A:C2	22:BA:917:A:C4	3.04	0.45
53:CA:945:G:H1'	53:CA:1337:G:O2'	2.16	0.45
22:BA:1360:G:P	62:BA:3614:HOH:O	2.74	0.45
22:BA:1681:G:H4'	22:BA:1763:G:C8	2.51	0.45
3:AC:49:ALA:HB1	3:AC:75:VAL:HG22	1.97	0.45
6:AF:66:ALA:CB	6:AF:67:PRO:HD2	2.44	0.45
53:CA:929:G:C4	53:CA:930:C:C5	3.05	0.45
22:DA:749:A:C6	22:DA:1618:A:C2	3.03	0.45
22:BA:1394:U:C2'	22:BA:1395:A:O5'	2.65	0.45
22:DA:560:C:O2'	22:DA:561:G:H5'	2.15	0.45
28:DG:152:ARG:HD2	28:DG:153:PRO:HD3	1.97	0.45
22:DA:653:U:H2'	22:DA:653:U:O2	2.17	0.45
22:BA:1594:U:H2'	22:BA:1595:C:C6	2.51	0.45
26:DE:175:ILE:O	26:DE:175:ILE:CG2	2.65	0.45
22:DA:961:C:C5	22:DA:2456:C:H5'	2.51	0.45
2:AB:115:ASP:O	2:AB:119:GLN:HB3	2.16	0.45
3:AC:63:ILE:HG22	3:AC:98:ALA:HB2	1.99	0.45
19:AS:40:PHE:HB3	19:AS:42:ASN:HD22	1.82	0.45
56:CP:30:GLY:O	56:CP:32:PHE:N	2.50	0.45
22:BA:718:A:H2'	22:BA:719:C:H5'	1.98	0.45
22:DA:2083:G:H2'	22:DA:2084:C:H5'	1.98	0.45
22:BA:279:A:H2'	22:BA:280:U:O4'	2.15	0.45
53:CA:905:U:H5''	53:CA:906:A:OP2	2.16	0.45

Continued on next page...

Continued from previous page...

Atom-1	Atom-2	Distance(Å)	Clash(Å)
1:AA:1496:C:H2'	1:AA:1497:G:O4'	2.16	0.45
1:AA:1511:G:C5	1:AA:1512:U:C5	3.05	0.45
54:CG:69:ARG:HH11	54:CG:95:ARG:NH1	2.14	0.45
36:BO:25:ARG:HG3	36:BO:27:VAL:CG2	2.47	0.45
36:BO:36:TYR:CD2	36:BO:36:TYR:N	2.84	0.45
47:BZ:16:LEU:HD23	47:BZ:16:LEU:HA	1.17	0.45
5:AE:143:LEU:HA	5:AE:143:LEU:HD23	1.79	0.45
36:DO:76:LYS:HG3	36:DO:76:LYS:O	2.16	0.45
22:BA:239:C:O2'	22:BA:240:C:H5'	2.17	0.45
8:AH:40:LYS:O	8:AH:42:GLU:N	2.50	0.45
53:CA:239:U:C6	53:CA:239:U:C4'	2.99	0.45
45:BX:30:PRO:CB	45:BX:32:LEU:CD1	2.58	0.45
22:BA:567:U:C2'	22:BA:568:U:O5'	2.65	0.45
25:BD:148:GLN:N	25:BD:148:GLN:OE1	2.50	0.45
33:BL:29:LYS:C	33:BL:30:THR:HG23	2.37	0.45
28:BG:85:LYS:HA	28:BG:130:ILE:O	2.16	0.45
28:BG:166:GLU:OE2	28:BG:167:VAL:N	2.49	0.45
22:DA:1603:A:C2	22:DA:1604:C:H1'	2.52	0.45
41:DT:11:LEU:CD1	41:DT:11:LEU:H	2.24	0.45
53:CA:483:C:H2'	53:CA:484:G:C8	2.51	0.45
22:DA:1789:A:H2'	22:DA:1790:C:O4'	2.17	0.45
22:DA:1070:A:H61	30:DI:8:VAL:HG12	1.78	0.45
30:DI:49:GLU:HG3	30:DI:54:ILE:HD11	1.97	0.45
22:DA:2818:U:OP1	22:DA:2837:A:H1'	2.17	0.45
22:DA:292:U:H2'	22:DA:293:U:C6	2.51	0.45
42:DU:100:GLU:O	42:DU:101:THR:C	2.55	0.45
42:DU:38:ILE:HG21	42:DU:64:ILE:HD13	1.98	0.45
28:DG:1:SER:HB2	28:DG:61:TRP:HB3	1.98	0.45
2:CB:96:LEU:H	2:CB:99:MET:HE3	1.81	0.45
1:AA:215:C:H2'	1:AA:216:U:C6	2.51	0.45
44:BW:18:LYS:H	44:BW:36:ILE:CG1	2.30	0.45
10:AJ:26:VAL:O	10:AJ:29:ALA:HB3	2.16	0.45
6:CF:62:MET:O	6:CF:63:ASN:HB2	2.16	0.45
32:DK:104:THR:C	32:DK:106:GLU:N	2.69	0.45
22:DA:1263:U:H4'	48:D0:6:LYS:HE3	1.98	0.45
22:DA:193:U:O3'	22:DA:803:U:H4'	2.16	0.45
22:DA:197:A:O2'	22:DA:2244:U:OP1	2.34	0.45
8:CH:28:SER:N	8:CH:57:GLU:O	2.48	0.45
22:DA:476:G:O2'	22:DA:477:A:O5'	2.32	0.45
22:DA:582:A:C6	22:DA:583:G:C6	3.04	0.45
1:AA:489:C:H2'	1:AA:490:C:O5'	2.16	0.45
26:BE:7:ASP:CG	26:BE:8:ALA:N	2.69	0.45

Continued on next page...

Continued from previous page...

Atom-1	Atom-2	Distance(Å)	Clash(Å)
53:CA:934:C:H5	53:CA:1344:C:N3	2.15	0.45
4:AD:11:SER:CA	4:AD:18:LEU:HD12	2.40	0.45
33:DL:116:VAL:CG1	33:DL:117:THR:H	2.30	0.45
53:CA:763:G:C4	53:CA:764:C:C6	3.04	0.45
53:CA:765:G:C6	53:CA:812:G:C5	3.04	0.45
2:AB:186:VAL:O	2:AB:186:VAL:HG23	2.16	0.45
22:BA:1826:G:C5	22:BA:1827:U:C5	3.04	0.45
22:DA:1011:G:O2'	22:DA:1012:U:OP1	2.31	0.45
22:DA:1452:G:C4	22:DA:2702:G:C6	3.05	0.45
41:DT:28:ASN:C	41:DT:29:THR:HG22	2.37	0.45
5:CE:109:ALA:HB3	5:CE:135:VAL:HG11	1.99	0.45
29:BH:68:ARG:HH12	29:BH:140:ALA:HB1	1.82	0.45
58:DF:39:VAL:HG13	58:DF:49:LEU:HD21	1.95	0.45
53:CA:84:U:C2'	53:CA:85:U:H5'	2.46	0.45
22:DA:971:G:H2'	22:DA:972:A:C5'	2.45	0.45
57:DB:109:A:O2'	57:DB:110:C:C6	2.54	0.45
1:AA:528:C:H5'	1:AA:529:G:OP2	2.16	0.45
32:BK:40:LYS:HG3	32:BK:41:ILE:N	2.32	0.45
32:DK:87:LEU:O	32:DK:89:ASN:N	2.50	0.45
24:BC:252:LYS:HZ2	24:BC:252:LYS:CA	2.28	0.45
1:AA:1324:A:H5'	1:AA:1362:A:O2'	2.16	0.45
14:AN:19:TYR:HB2	14:AN:54:SER:OG	2.17	0.45
1:AA:1215:G:HO2'	1:AA:1216:A:H5'	1.80	0.45
24:BC:12:ARG:HD2	24:BC:12:ARG:HA	1.82	0.45
22:BA:2139:U:O2	22:BA:2152:G:N2	2.50	0.45
24:DC:75:ALA:HA	24:DC:95:TYR:HA	1.97	0.45
24:BC:76:VAL:HG22	24:BC:76:VAL:O	2.14	0.45
24:BC:94:LEU:HD12	24:BC:95:TYR:H	1.81	0.45
22:BA:544:C:H3'	22:BA:545:U:O2	2.16	0.45
55:CM:95:PRO:CD	55:CM:108:ARG:HG2	2.33	0.45
22:DA:1193:G:N2	22:DA:1194:A:C4	2.84	0.45
39:DR:89:HIS:O	39:DR:89:HIS:CD2	2.70	0.45
22:DA:416:U:N3	22:DA:417:C:C4	2.85	0.45
12:AL:33:CYS:H	12:AL:54:VAL:CG1	2.27	0.45
36:DO:30:ARG:HG3	36:DO:35:ILE:HD11	1.98	0.45
22:DA:2296:U:C5	36:DO:9:ARG:NH2	2.81	0.45
53:CA:940:C:C5'	54:CG:101:ARG:NH2	2.76	0.45
22:DA:686:U:OP2	62:DA:3703:HOH:O	2.21	0.45
26:BE:112:LEU:CD1	26:BE:186:VAL:HG11	2.34	0.45
57:DB:38:C:C4'	36:DO:100:HIS:NE2	2.78	0.45
22:BA:777:G:H2'	22:BA:778:G:H8	1.82	0.45
33:DL:124:GLY:H	33:DL:143:GLU:CG	2.29	0.45

Continued on next page...

Continued from previous page...

Atom-1	Atom-2	Distance(Å)	Clash(Å)
22:DA:2443:C:C2'	22:DA:2444:G:O4'	2.64	0.45
22:BA:360:U:H5''	22:BA:361:G:OP1	2.16	0.45
24:DC:32:LEU:HD23	24:DC:63:ILE:HG13	1.99	0.45
12:AL:35:ARG:CB	12:AL:37:TYR:CE1	2.99	0.45
22:BA:528:A:C2	22:BA:2042:A:H2'	2.51	0.45
36:BO:14:ALA:O	36:BO:15:ARG:C	2.54	0.45
22:DA:1954:G:O2'	22:DA:1955:U:OP2	2.35	0.45
53:CA:110:C:H2'	53:CA:111:G:H8	1.75	0.45
11:CK:64:VAL:CG2	11:CK:65:ALA:N	2.79	0.45
22:DA:2622:U:O2'	22:DA:2824:C:N4	2.50	0.45
10:AJ:91:ASP:N	10:AJ:91:ASP:OD1	2.49	0.45
39:BR:41:ILE:HG22	39:BR:42:ALA:N	2.32	0.45
34:BM:6:ARG:O	34:BM:7:THR:HG23	2.16	0.45
23:BB:33:G:C2'	23:BB:34:A:H5'	2.47	0.45
22:BA:478:A:N6	22:BA:480:A:C6	2.84	0.45
53:CA:129:A:O2'	53:CA:130:A:H8	1.95	0.45
22:BA:2808:G:O2'	22:BA:2809:A:OP2	2.34	0.45
22:BA:312:G:H2'	22:BA:313:G:H8	1.82	0.45
22:BA:1858:A:H8	22:BA:1858:A:OP2	2.00	0.45
22:BA:1859:U:H2'	22:BA:1860:G:H8	1.82	0.45
19:AS:80:ARG:HG3	19:AS:80:ARG:O	2.16	0.45
2:CB:9:LEU:N	2:CB:9:LEU:HD23	2.30	0.45
53:CA:669:G:N2	53:CA:738:C:C2	2.84	0.45
39:DR:66:HIS:CD2	39:DR:94:THR:CG2	3.00	0.45
22:DA:1043:C:N4	22:DA:1044:C:C5	2.85	0.45
24:DC:2:VAL:O	24:DC:3:VAL:CB	2.64	0.45
22:BA:825:A:C2'	22:BA:826:U:H5'	2.47	0.45
22:DA:754:U:H2'	22:DA:755:U:C6	2.52	0.45
36:DO:75:GLY:HA3	36:DO:109:ALA:O	2.17	0.45
19:CS:79:TYR:CD1	19:CS:80:ARG:HD2	2.51	0.45
22:DA:1982:U:H6	22:DA:1982:U:C5'	2.29	0.45
22:BA:2466:C:C5'	52:B4:5:ALA:HB3	2.46	0.45
18:AR:22:TYR:CA	18:AR:57:ALA:HB1	2.47	0.45
22:BA:735:A:H3'	22:BA:736:C:C6	2.51	0.45
22:BA:2243:U:O2	22:BA:2434:A:C2	2.70	0.45
24:DC:176:ARG:C	24:DC:178:GLY:N	2.69	0.45
45:DX:17:ARG:NH1	45:DX:23:ALA:HB2	2.32	0.45
45:DX:40:GLU:O	45:DX:43:LYS:N	2.50	0.45
28:BG:27:GLY:O	28:BG:28:LYS:C	2.54	0.45
20:AT:38:ILE:HG12	20:AT:38:ILE:H	1.42	0.45
22:BA:1064:C:H4'	30:BI:89:SER:HB2	1.98	0.45
28:BG:131:VAL:HG23	28:BG:131:VAL:O	2.16	0.45

Continued on next page...

Continued from previous page...

Atom-1	Atom-2	Distance(Å)	Clash(Å)
53:CA:1128:C:H1'	53:CA:1148:U:O4	2.15	0.45
22:DA:2816:G:H1'	48:D0:40:HIS:CD2	2.52	0.45
35:DN:10:LEU:HA	35:DN:10:LEU:HD13	1.72	0.45
12:CL:89:LEU:CB	12:CL:92:VAL:CG2	2.79	0.45
22:DA:1238:G:C2'	22:DA:1239:G:H5'	2.47	0.45
24:BC:257:ARG:CD	24:BC:269:ARG:HH22	2.29	0.45
22:DA:1359:A:C2	22:DA:1360:G:O4'	2.70	0.45
22:DA:2217:G:O2'	22:DA:2218:G:O5'	2.35	0.45
9:CI:98:ARG:HG2	9:CI:103:VAL:HG21	1.98	0.45
53:CA:206:C:O5'	53:CA:207:C:OP2	2.35	0.45
34:DM:36:VAL:O	34:DM:127:LYS:O	2.35	0.45
1:AA:396:C:C3'	1:AA:397:A:H5''	2.46	0.45
18:CR:39:VAL:HG13	18:CR:40:PRO:CD	2.39	0.45
44:BW:28:GLU:HB3	44:BW:31:LEU:CG	2.46	0.45
22:DA:558:U:H4'	31:DJ:111:LYS:NZ	2.31	0.45
22:DA:2394:C:H41	51:D3:30:HIS:HE1	1.62	0.45
51:D3:30:HIS:HB3	51:D3:31:ILE:H	1.39	0.45
33:DL:47:ARG:H	33:DL:47:ARG:HG3	1.56	0.45
17:AQ:67:SER:O	17:AQ:68:LYS:C	2.55	0.45
22:DA:478:A:C6	22:DA:480:A:C6	3.05	0.45
53:CA:1322:C:O2	53:CA:1322:C:C2'	2.61	0.45
53:CA:996:A:C2	53:CA:997:U:C4	3.05	0.45
19:CS:5:LYS:HB2	19:CS:6:LYS:H	1.59	0.45
22:DA:621:A:C2	22:DA:622:G:H1'	2.52	0.45
37:DP:4:ILE:O	37:DP:4:ILE:HG22	2.16	0.45
22:BA:1866:A:O2'	22:BA:1867:G:C5'	2.64	0.45
10:AJ:17:LEU:HD21	10:AJ:96:VAL:HG22	1.98	0.45
5:CE:98:ALA:O	5:CE:121:ASN:HB2	2.17	0.45
2:AB:221:ARG:HG2	2:AB:221:ARG:O	2.16	0.45
25:DD:50:VAL:HG21	25:DD:82:PHE:CD2	2.51	0.45
22:DA:2843:G:H2'	22:DA:2844:G:C8	2.51	0.45
58:DF:39:VAL:CB	58:DF:49:LEU:HG	2.47	0.45
6:AF:38:ARG:HB3	6:AF:63:ASN:CB	2.26	0.45
8:AH:4:ASP:OD2	8:AH:76:ARG:NH1	2.50	0.45
53:CA:277:C:C2'	53:CA:278:G:H8	2.20	0.45
1:AA:533:A:C3'	1:AA:534:U:H5''	2.47	0.45
32:DK:60:ALA:CB	32:DK:86:LEU:HA	2.47	0.45
53:CA:1304:G:C2'	53:CA:1333:A:H61	2.30	0.45
1:AA:1269:A:C8	1:AA:1270:G:H1'	2.52	0.45
1:AA:1270:G:O3'	1:AA:1314:C:H5'	2.17	0.45
1:AA:1202:U:C6	1:AA:1203:C:C5	3.04	0.45
35:BN:103:ARG:NE	35:BN:110:MET:CE	2.80	0.45

Continued on next page...

Continued from previous page...

Atom-1	Atom-2	Distance(Å)	Clash(Å)
1:AA:32:A:C2	1:AA:33:A:C5	3.04	0.45
57:DB:87:U:O2'	57:DB:88:C:OP1	2.31	0.45
15:CO:22:GLY:O	15:CO:23:SER:C	2.53	0.45
53:CA:1297:G:O2'	54:CG:113:LYS:HE3	2.16	0.45
22:DA:812:C:H42	22:DA:1195:G:H1	1.63	0.45
2:CB:162:VAL:HG11	2:CB:172:ILE:HD11	1.97	0.45
53:CA:587:G:C2	53:CA:755:G:C6	3.05	0.45
53:CA:560:A:C5	5:CE:127:TYR:CE2	3.05	0.45
6:CF:45:ARG:O	6:CF:56:LYS:HA	2.17	0.45
7:AG:107:ALA:HA	7:AG:122:GLU:HG3	1.98	0.45
22:DA:734:A:C5	22:DA:735:A:C8	3.05	0.45
29:DH:94:ILE:CB	29:DH:98:ASP:HB2	2.46	0.45
53:CA:21:G:H1'	53:CA:915:A:N6	2.32	0.45
28:DG:124:CYS:CB	28:DG:130:ILE:HA	2.38	0.45
5:CE:25:LYS:HZ3	5:CE:25:LYS:HB2	1.80	0.45
22:BA:2063:C:C2'	22:BA:2064:C:H5'	2.47	0.45
56:CP:48:GLU:CD	56:CP:51:ARG:HB2	2.37	0.45
48:B0:33:SER:O	48:B0:34:GLY:C	2.54	0.45
1:AA:173:U:C2	1:AA:197:A:N1	2.84	0.45
53:CA:47:C:O2'	53:CA:48:C:C5'	2.59	0.45
23:BB:53:A:O2'	23:BB:54:G:C5'	2.57	0.45
22:DA:156:A:H3'	22:DA:156:A:OP2	2.16	0.45
20:CT:2:ASN:O	20:CT:3:ILE:C	2.54	0.45
34:DM:69:PRO:O	34:DM:70:ASP:CB	2.62	0.45
31:BJ:13:ARG:O	31:BJ:14:ASP:CB	2.60	0.45
22:BA:1379:U:H5'	22:BA:1379:U:H6	1.81	0.45
22:BA:2340:A:H2'	22:BA:2341:G:H8	1.80	0.45
25:DD:110:THR:HG23	25:DD:171:THR:CA	2.47	0.45
22:DA:2902:C:O2'	22:DA:2903:U:H5'	2.15	0.45
3:AC:71:ARG:N	3:AC:72:PRO:CD	2.80	0.45
22:BA:26:G:C6	22:BA:27:G:N1	2.85	0.45
22:BA:1822:C:H6	22:BA:1822:C:O5'	2.00	0.45
22:DA:2478:A:H2'	22:DA:2479:U:O4'	2.17	0.45
53:CA:340:U:C2	53:CA:350:G:N2	2.85	0.45
22:BA:1450:G:C4	22:BA:1451:C:C5	3.05	0.45
26:DE:139:LYS:HZ3	26:DE:139:LYS:HB2	1.78	0.45
1:AA:665:A:N9	1:AA:733:G:H1'	2.32	0.45
8:CH:65:PHE:CE2	8:CH:66:GLN:HG2	2.50	0.45
22:BA:1997:C:H6	22:BA:1997:C:C5'	2.30	0.45
22:DA:2467:C:N4	22:DA:2468:A:N1	2.65	0.45
53:CA:1431:A:C6	53:CA:1432:G:C6	3.04	0.45
22:BA:1687:G:H2'	22:BA:1688:U:C6	2.52	0.45

Continued on next page...

Continued from previous page...

Atom-1	Atom-2	Distance(Å)	Clash(Å)
1:AA:1064:G:O4'	1:AA:1066:C:C6	2.69	0.45
22:DA:1587:G:N2	22:DA:1588:G:C1'	2.80	0.45
22:BA:1486:U:C2'	22:BA:1487:U:H5'	2.47	0.45
7:AG:90:VAL:HG22	7:AG:91:ARG:N	2.32	0.45
23:BB:5:U:H2'	23:BB:6:G:C8	2.52	0.45
1:AA:1405:G:H1'	1:AA:1519:A:O4'	2.17	0.45
22:DA:1042:G:C5	22:DA:1043:C:C4	3.04	0.45
22:BA:1682:G:H2'	22:BA:1683:U:H6	1.78	0.45
22:DA:1823:G:C5'	62:DC:410:HOH:O	2.62	0.45
53:CA:608:A:H2'	53:CA:609:A:O4'	2.16	0.45
53:CA:524:G:C4	53:CA:525:C:C5	3.05	0.45
53:CA:835:U:C2	53:CA:852:G:C6	3.05	0.45
22:BA:1595:C:H6	22:BA:1595:C:O5'	1.99	0.45
22:DA:935:C:O2'	22:DA:936:A:H5'	2.17	0.45
22:BA:2865:U:C2	22:BA:2866:U:C5	3.05	0.45
22:BA:2081:U:H2'	22:BA:2082:A:C8	2.52	0.45
22:BA:103:A:H2'	22:BA:104:A:H8	1.81	0.45
28:DG:10:VAL:HG23	28:DG:10:VAL:O	2.17	0.45
14:AN:64:ARG:HB2	14:AN:77:GLY:O	2.17	0.45
58:DF:58:ALA:HB1	58:DF:139:GLU:HG2	1.99	0.45
22:BA:1950:G:H5''	22:BA:1951:U:OP2	2.17	0.45
28:DG:161:VAL:HG12	28:DG:161:VAL:O	2.16	0.45
22:BA:2645:G:C3'	22:BA:2646:C:H5'	2.45	0.45
22:BA:341:C:H2'	22:BA:342:A:O4'	2.17	0.45
22:BA:1060:U:C5'	22:BA:1061:U:OP1	2.62	0.45
12:CL:43:LYS:HB3	12:CL:44:PRO:CD	2.29	0.45
22:DA:2204:G:N3	22:DA:2205:A:C8	2.85	0.45
24:DC:24:HIS:CG	24:DC:25:LYS:N	2.84	0.45
44:DW:18:LYS:HZ2	44:DW:18:LYS:HA	1.80	0.45
22:DA:1825:U:OP1	24:DC:246:PRO:HG3	2.17	0.45
22:DA:1056:G:O5'	22:DA:1085:A:C2	2.70	0.45
48:D0:42:ILE:HD11	48:D0:48:TYR:CB	2.37	0.45
35:DN:33:ILE:HG23	35:DN:114:GLU:HB2	1.98	0.45
1:AA:1532:U:O2	1:AA:1534:A:H8	1.99	0.45
22:DA:323:C:OP1	22:DA:324:A:C8	2.70	0.45
42:DU:90:LYS:CB	42:DU:92:VAL:HG13	2.46	0.45
24:BC:141:HIS:CD2	24:BC:194:VAL:N	2.85	0.45
22:DA:1373:A:H4'	22:DA:2212:A:H1'	1.99	0.45
22:DA:120:U:C1'	22:DA:149:A:C8	2.97	0.45
53:CA:1158:C:N3	53:CA:1160:G:C8	2.85	0.45
1:AA:215:C:O2	1:AA:465:A:N6	2.50	0.45
1:AA:468:A:H2'	1:AA:469:C:C6	2.52	0.45

Continued on next page...

Continued from previous page...

Atom-1	Atom-2	Distance(Å)	Clash(Å)
22:DA:538:A:C5'	31:DJ:7:LYS:HZ3	2.29	0.45
11:CK:123:PRO:HB2	11:CK:125:LYS:CG	2.47	0.45
21:CU:33:ARG:CZ	21:CU:34:ARG:HB2	2.47	0.45
22:DA:1536:C:H5''	22:DA:1537:G:C5'	2.47	0.45
44:BW:36:ILE:O	44:BW:39:GLN:HB3	2.16	0.45
53:CA:6:G:O6	5:CE:99:SER:HB2	2.17	0.45
10:AJ:35:GLN:HG2	10:AJ:77:VAL:CG1	2.46	0.45
10:AJ:77:VAL:O	10:AJ:79:PRO:HD2	2.16	0.45
2:AB:46:VAL:CB	2:AB:47:PRO:HD3	2.18	0.45
45:BX:77:TYR:C	45:BX:77:TYR:CD1	2.90	0.45
22:DA:2077:A:C8	22:DA:2435:A:N3	2.85	0.45
1:AA:267:C:HO2'	1:AA:268:U:H6	1.64	0.45
17:AQ:13:SER:HB3	17:AQ:16:MET:HE1	1.98	0.45
1:AA:945:G:H21	1:AA:1334:G:H4'	1.81	0.45
22:DA:481:G:OP2	42:DU:43:LYS:HA	2.17	0.45
38:DQ:9:ALA:C	38:DQ:11:ALA:H	2.19	0.45
26:BE:8:ALA:O	26:BE:9:GLN:C	2.54	0.45
53:CA:1210:C:C2'	53:CA:1211:U:O5'	2.65	0.45
53:CA:1361:G:C2'	53:CA:1362:A:H5'	2.39	0.45
14:CN:52:ARG:HH21	14:CN:58:ARG:NE	2.15	0.45
19:CS:5:LYS:HE3	19:CS:6:LYS:N	2.32	0.45
20:AT:47:GLN:HE21	20:AT:82:ILE:HD13	1.80	0.45
53:CA:764:C:O2	53:CA:764:C:C2'	2.54	0.45
21:AU:24:LYS:O	21:AU:26:GLY:N	2.50	0.45
10:AJ:71:LEU:O	10:AJ:72:ARG:HD3	2.17	0.45
41:BT:37:ASP:OD2	41:BT:37:ASP:N	2.49	0.45
24:BC:229:HIS:O	24:BC:231:HIS:O	2.35	0.45
41:BT:2:ILE:HG13	41:BT:3:ARG:NH2	2.32	0.45
9:CI:29:ILE:CD1	9:CI:38:PHE:CE1	2.99	0.45
22:DA:2680:U:OP2	25:DD:114:LYS:CD	2.65	0.45
58:DF:137:PHE:HB2	58:DF:138:PRO:CD	2.39	0.45
53:CA:186:C:O2'	53:CA:187:G:H5'	2.17	0.45
8:AH:14:ARG:HB2	8:AH:74:ILE:HG22	1.98	0.45
12:AL:24:GLU:OE1	12:AL:29:LYS:NZ	2.50	0.45
53:CA:247:G:C2	53:CA:248:C:C4	3.05	0.45
14:AN:15:LEU:HD23	14:AN:18:LYS:CD	2.29	0.45
42:BU:10:VAL:CG2	42:BU:69:VAL:HB	2.47	0.45
22:DA:2197:U:C5	22:DA:2224:G:C5	3.05	0.45
22:DA:1654:A:O2'	22:DA:1655:A:P	2.74	0.45
32:DK:107:LEU:C	32:DK:109:SER:N	2.69	0.45
53:CA:1250:A:C5	53:CA:1287:A:N7	2.85	0.45
52:B4:26:ILE:HD13	52:B4:26:ILE:N	2.31	0.45

Continued on next page...

Continued from previous page...

Atom-1	Atom-2	Distance(Å)	Clash(Å)
22:BA:1326:U:C2'	22:BA:1327:A:H5'	2.46	0.45
22:DA:2314:A:O2'	22:DA:2315:G:C8	2.70	0.45
22:BA:544:C:N4	22:BA:548:G:OP1	2.50	0.45
53:CA:261:U:H5	20:CT:73:ARG:NE	2.12	0.45
20:CT:60:GLN:CD	20:CT:65:LEU:HD12	2.37	0.45
8:CH:82:LEU:HD12	12:CL:3:VAL:HG11	1.99	0.45
12:CL:5:GLN:HG3	12:CL:9:LYS:HZ2	1.81	0.45
1:AA:1091:U:C2	1:AA:1095:U:C4	3.05	0.45
24:DC:129:LEU:O	24:DC:130:PRO:C	2.55	0.45
22:DA:2407:A:C2	22:DA:2408:U:N3	2.84	0.45
22:BA:1644:C:HO2'	22:BA:1645:G:H5'	1.76	0.45
22:BA:659:G:C5	22:BA:660:C:C4	3.05	0.45
2:CB:162:VAL:HG11	2:CB:172:ILE:CD1	2.47	0.45
53:CA:588:G:N2	53:CA:589:U:H1'	2.31	0.45
22:BA:847:U:O2	22:BA:934:U:H1'	2.17	0.45
17:AQ:45:VAL:HA	17:AQ:72:TRP:O	2.17	0.45
17:CQ:58:VAL:HB	17:CQ:74:LEU:HD12	1.96	0.45
53:CA:1499:A:H1'	53:CA:1520:C:H5'	1.99	0.45
37:BP:31:VAL:HG22	37:BP:32:VAL:N	2.31	0.45
22:DA:674:G:C4'	26:DE:69:ARG:HG2	2.47	0.45
22:DA:675:A:P	26:DE:60:TRP:CZ2	3.10	0.45
22:BA:2531:A:OP1	28:BG:174:LYS:CG	2.65	0.45
22:DA:1713:A:H4'	22:DA:1714:U:OP1	2.15	0.45
22:DA:2191:A:C4	22:DA:2192:U:C5	3.04	0.45
39:BR:24:LYS:HE2	39:BR:24:LYS:HB3	1.64	0.45
14:CN:31:SER:OG	14:CN:45:LEU:HD13	2.17	0.45
1:AA:1197:A:OP2	62:AA:1782:HOH:O	2.21	0.45
22:DA:2142:A:H3'	22:DA:2143:C:H4'	1.98	0.45
24:BC:170:TYR:HD2	24:BC:183:VAL:C	2.21	0.45
45:DX:31:ASN:ND2	45:DX:31:ASN:N	2.48	0.45
34:DM:68:PHE:O	34:DM:70:ASP:HB2	2.16	0.45
22:DA:2821:A:H2'	22:DA:2822:G:O4'	2.17	0.45
22:BA:2547:A:C2	22:BA:2562:U:C2	3.04	0.45
22:DA:283:G:H3'	22:DA:284:U:H6	1.80	0.45
35:BN:67:PHE:HE2	35:BN:71:ARG:NH1	2.14	0.45
1:AA:596:A:C5'	1:AA:596:A:C8	2.99	0.45
30:BI:52:LEU:HD12	30:BI:52:LEU:N	2.32	0.45
11:CK:34:THR:HG1	11:CK:35:ASP:H	1.65	0.45
37:DP:31:VAL:O	37:DP:32:VAL:CG1	2.64	0.45
22:DA:958:U:H6	22:DA:958:U:H2'	1.46	0.45
10:CJ:81:GLU:C	10:CJ:83:THR:H	2.19	0.45
18:AR:53:GLN:O	18:AR:56:ARG:HB3	2.17	0.45

Continued on next page...

Continued from previous page...

Atom-1	Atom-2	Distance(Å)	Clash(Å)
22:DA:2401:U:H3'	22:DA:2402:U:H5''	1.98	0.45
43:BV:6:ALA:HB1	43:BV:41:GLU:O	2.16	0.45
34:BM:21:ALA:HB3	34:BM:100:LYS:N	2.32	0.45
25:BD:77:ARG:HD3	25:BD:200:ASP:OD1	2.16	0.45
22:DA:121:G:H1'	22:DA:148:U:C2	2.52	0.45
22:BA:1850:G:C5	22:BA:1851:U:C5	3.04	0.45
22:BA:1223:G:P	39:BR:68:ARG:HH12	2.40	0.45
43:BV:2:PHE:HD1	43:BV:50:MET:HE2	1.81	0.45
31:BJ:40:HIS:N	31:BJ:40:HIS:CD2	2.85	0.45
22:BA:645:C:N4	22:BA:2350:C:C4'	2.80	0.45
32:BK:47:ILE:HA	32:BK:47:ILE:HD12	1.78	0.45
53:CA:1508:A:H2'	53:CA:1509:C:O4'	2.16	0.45
24:BC:116:GLN:N	24:BC:127:ASN:OD1	2.44	0.45
1:AA:82:G:N2	1:AA:84:U:H3	2.15	0.45
22:BA:2417:C:H2'	22:BA:2418:A:O5'	2.17	0.45
22:DA:1838:C:C4	22:DA:1899:A:C4	3.05	0.45
3:CC:74:ILE:O	3:CC:74:ILE:HG12	2.17	0.45
34:DM:49:ALA:O	34:DM:120:ALA:HB1	2.17	0.45
22:BA:1343:G:H2'	22:BA:1344:U:C6	2.52	0.45
33:DL:71:ALA:HA	33:DL:74:THR:HB	1.99	0.45
22:DA:2363:G:O2'	22:DA:2364:C:H5'	2.16	0.45
54:CG:48:THR:HG22	54:CG:121:ASN:OD1	2.17	0.45
23:BB:57:A:H2'	23:BB:58:A:C8	2.52	0.45
22:BA:1319:C:O2'	22:BA:1320:C:H5'	2.17	0.45
22:DA:1549:A:C6	22:DA:1550:C:N3	2.85	0.45
6:AF:34:GLY:C	6:AF:35:LYS:HG2	2.37	0.45
22:DA:1876:A:H2'	22:DA:1876:A:N3	2.31	0.45
35:DN:95:THR:HG23	35:DN:95:THR:O	2.17	0.45
52:B4:1:MET:CE	52:B4:34:LYS:HG2	2.46	0.45
22:DA:327:G:H21	42:DU:67:SER:HB2	1.82	0.45
22:BA:1063:G:H5'	30:BI:76:ALA:HB3	1.98	0.45
33:BL:29:LYS:O	33:BL:30:THR:HG23	2.17	0.45
33:BL:110:VAL:HG12	33:BL:131:ALA:HB2	1.99	0.45
22:DA:1805:A:N3	24:DC:49:THR:HG22	2.32	0.45
4:AD:28:ASP:O	4:AD:29:THR:O	2.35	0.45
49:D1:28:THR:C	49:D1:29:LYS:HG2	2.37	0.45
22:DA:765:C:C2	22:DA:766:U:C6	3.05	0.45
22:DA:1071:G:O4'	22:DA:1088:A:O2'	2.34	0.45
1:AA:1508:A:O2'	1:AA:1509:C:C5'	2.63	0.45
22:DA:1206:G:O2'	22:DA:1207:C:H5'	2.17	0.45
22:DA:310:A:C5	22:DA:312:G:C5	3.05	0.45
46:DY:56:LEU:HD22	46:DY:56:LEU:N	2.32	0.45

Continued on next page...

Continued from previous page...

Atom-1	Atom-2	Distance(Å)	Clash(Å)
22:DA:2752:C:O2'	22:DA:2753:A:C8	2.70	0.45
53:CA:207:C:O2	53:CA:207:C:H2'	2.16	0.45
1:AA:1331:G:C2'	1:AA:1332:A:OP2	2.64	0.45
4:CD:29:THR:O	4:CD:31:CYS:N	2.44	0.45
28:BG:94:ARG:HA	28:BG:127:GLN:O	2.17	0.45
22:DA:2024:G:C5	22:DA:2040:G:C2	3.05	0.45
22:DA:2056:G:C2	22:DA:2057:G:N7	2.85	0.45
29:BH:5:LEU:HD23	29:BH:36:ALA:HB2	1.97	0.45
22:DA:677:A:O2'	22:DA:2071:A:H5'	2.17	0.45
17:AQ:48:GLU:OE1	17:AQ:49:ASN:N	2.41	0.45
8:CH:57:GLU:HG3	8:CH:58:LEU:H	1.81	0.45
22:DA:502:A:C5	22:DA:505:A:N7	2.85	0.45
26:BE:175:ILE:HD11	26:BE:180:LEU:HD11	1.99	0.45
22:BA:1654:A:H2'	22:BA:1655:A:C8	2.47	0.45
22:BA:1865:U:O2'	22:BA:1866:A:H5''	2.16	0.45
29:BH:89:LYS:C	29:BH:90:LEU:HD12	2.36	0.45
34:BM:69:PRO:O	34:BM:70:ASP:CG	2.55	0.45
41:DT:25:GLU:HA	41:DT:29:THR:O	2.17	0.45
36:BO:51:ALA:HB3	36:BO:78:VAL:HG13	1.98	0.45
29:BH:130:VAL:HG23	29:BH:131:SER:H	1.82	0.45
6:AF:38:ARG:O	6:AF:39:LEU:HB2	2.17	0.45
53:CA:183:C:O2	53:CA:183:C:C2'	2.65	0.45
17:CQ:67:SER:OG	17:CQ:70:LYS:HD3	2.17	0.45
57:DB:52:A:O2'	57:DB:53:A:C8	2.62	0.45
57:DB:11:C:C5	57:DB:12:C:C5	3.04	0.45
57:DB:67:G:HO2'	57:DB:68:C:P	2.39	0.45
32:BK:43:ILE:HD13	32:BK:52:VAL:HG21	1.96	0.45
1:AA:1324:A:H2'	1:AA:1325:C:O4'	2.17	0.45
14:AN:27:LYS:HA	14:AN:30:ILE:HG22	1.99	0.45
14:AN:27:LYS:O	14:AN:31:SER:HB2	2.17	0.45
1:AA:1049:U:H4'	1:AA:1050:G:OP2	2.16	0.45
22:BA:2151:U:H6	22:BA:2151:U:H2'	1.30	0.45
22:DA:569:U:OP1	22:DA:945:A:H2'	2.17	0.45
22:DA:1184:U:OP1	47:DZ:29:ARG:CD	2.65	0.45
55:CM:21:ILE:CG2	55:CM:22:TYR:N	2.80	0.45
22:BA:1081:U:N3	22:BA:1082:U:C5	2.85	0.45
16:AP:19:VAL:CG1	16:AP:37:GLY:CA	2.94	0.45
1:AA:1154:G:N3	1:AA:1155:A:C8	2.84	0.45
1:AA:453:G:N1	1:AA:454:G:C4	2.85	0.45
1:AA:480:U:C5'	1:AA:481:G:OP2	2.62	0.45
53:CA:654:G:O2'	53:CA:655:A:C5'	2.64	0.45
22:DA:483:A:C8	22:DA:484:C:C5	3.05	0.45

Continued on next page...

Continued from previous page...

Atom-1	Atom-2	Distance(Å)	Clash(Å)
3:CC:179:ALA:HB1	3:CC:202:PHE:HE1	1.82	0.45
22:DA:2298:A:O2'	22:DA:2299:U:O4'	2.34	0.45
22:DA:2666:C:O2	22:DA:2666:C:O4'	2.33	0.45
53:CA:756:C:C2	53:CA:757:U:C6	3.05	0.45
22:DA:777:G:O2'	22:DA:778:G:O5'	2.31	0.45
17:AQ:10:ARG:O	17:AQ:22:VAL:CG1	2.65	0.45
22:DA:1686:C:C2	22:DA:1703:G:C2	3.04	0.45
29:DH:59:ALA:HA	29:DH:63:ALA:CB	2.45	0.45
53:CA:1500:A:H2'	53:CA:1501:C:O5'	2.16	0.45
22:BA:226:A:C6	22:BA:227:A:C6	3.04	0.45
22:DA:425:G:C6	22:DA:426:C:N4	2.85	0.45
53:CA:1167:A:O2'	53:CA:1168:U:OP1	2.35	0.45
22:BA:2756:U:H1'	22:BA:2757:A:H5''	1.99	0.45
11:AK:51:PHE:HE1	11:AK:60:PHE:CE2	2.18	0.45
1:AA:691:G:O6	11:AK:56:LYS:HE2	2.17	0.45
33:BL:62:PRO:HG3	51:B3:24:LYS:CD	2.47	0.45
55:CM:2:ARG:O	55:CM:3:ILE:HB	2.17	0.45
22:DA:1833:C:H2'	22:DA:1834:U:C6	2.52	0.45
36:BO:59:ALA:CA	36:BO:62:LEU:CD1	2.95	0.45
22:BA:900:A:C5	22:BA:901:C:C6	3.05	0.45
11:CK:107:THR:HG22	11:CK:108:ASN:N	2.32	0.45
41:BT:33:LYS:HG3	41:BT:80:TRP:HE3	1.79	0.45
53:CA:1480:A:C5	53:CA:1481:U:C6	3.04	0.45
1:AA:122:G:H2'	1:AA:123:U:C6	2.52	0.45
22:BA:2615:U:H2'	22:BA:2616:C:H6	1.82	0.45
1:AA:727:G:N1	1:AA:731:G:C6	2.84	0.45
2:CB:111:LYS:O	2:CB:111:LYS:HD3	2.16	0.45
22:DA:2362:C:P	51:D3:43:LEU:HD21	2.57	0.45
53:CA:878:A:H2'	53:CA:879:C:H6	1.81	0.45
27:BF:13:LYS:HG3	27:BF:14:LYS:N	2.31	0.45
40:BS:37:THR:HB	40:BS:38:TYR:CE1	2.52	0.45
6:CF:75:GLU:O	6:CF:79:ARG:HG3	2.17	0.45
29:DH:75:LEU:N	29:DH:75:LEU:HD12	2.32	0.45
35:BN:96:ARG:NH1	35:BN:116:VAL:HG23	2.32	0.45
1:AA:1131:G:O2'	1:AA:1132:C:O5'	2.34	0.45
15:AO:45:HIS:O	15:AO:47:LYS:N	2.44	0.45
22:DA:263:G:H4'	22:DA:430:A:O4'	2.17	0.45
1:AA:677:U:H2'	1:AA:678:U:H6	1.82	0.45
31:BJ:84:ILE:HG23	31:BJ:84:ILE:O	2.17	0.45
4:AD:125:ASN:HA	4:AD:141:VAL:CG2	2.47	0.45
22:BA:2647:U:O2'	22:BA:2648:G:H5'	2.17	0.45
2:AB:27:LYS:N	2:AB:28:PRO:CD	2.79	0.45

Continued on next page...

Continued from previous page...

Atom-1	Atom-2	Distance(Å)	Clash(Å)
6:CF:81:ASN:C	6:CF:81:ASN:ND2	2.70	0.45
22:DA:961:C:C5	22:DA:2456:C:H4'	2.51	0.45
1:AA:583:A:C6	1:AA:759:A:N7	2.84	0.45
1:AA:1098:C:O2'	1:AA:1099:G:H5'	2.17	0.45
26:BE:68:ALA:O	26:BE:69:ARG:C	2.54	0.45
22:BA:2804:U:O2'	22:BA:2805:C:H5'	2.16	0.45
56:CP:2:VAL:HG11	56:CP:65:ALA:HB2	1.97	0.45
51:B3:28:LEU:HD12	51:B3:28:LEU:HA	1.73	0.45
3:CC:106:ARG:HG2	3:CC:107:LYS:HG3	1.98	0.45
1:AA:1489:G:C2'	1:AA:1490:U:H5'	2.47	0.45
22:BA:536:G:H2'	22:BA:537:G:C5'	2.47	0.45
22:BA:930:G:H5''	22:BA:931:U:OP2	2.16	0.45
53:CA:1436:U:H2'	53:CA:1437:A:C8	2.52	0.45
22:BA:2536:G:C5	22:BA:2537:U:C4	3.05	0.45
22:BA:2693:G:O2'	22:BA:2694:G:H5'	2.16	0.45
22:BA:1398:C:H2'	22:BA:1399:C:C6	2.51	0.45
22:DA:1659:G:C2	22:DA:2002:G:N3	2.85	0.45
34:BM:25:ASP:OD2	34:BM:25:ASP:N	2.50	0.45
1:AA:162:A:C5	1:AA:163:C:H1'	2.52	0.45
22:DA:1958:C:P	62:DA:3716:HOH:O	2.74	0.45
22:BA:2748:A:N6	22:BA:2749:A:C6	2.85	0.45
5:AE:152:VAL:O	5:AE:155:LYS:CE	2.65	0.45
22:BA:636:G:H3'	33:BL:128:THR:HG21	1.98	0.45
53:CA:1285:A:C4'	53:CA:1286:U:OP1	2.58	0.45
22:DA:1389:G:N2	22:DA:1390:U:O2	2.50	0.45
41:DT:14:PRO:CG	41:DT:15:HIS:N	2.80	0.45
41:DT:34:VAL:O	41:DT:35:ALA:HB3	2.17	0.45
22:DA:2271:G:HO2'	22:DA:2272:U:H5'	1.78	0.45
57:DB:100:G:H2'	57:DB:101:A:C8	2.52	0.45
53:CA:35:G:H21	12:CL:114:SER:HB3	1.81	0.45
22:DA:1208:C:N4	22:DA:1239:G:C6	2.85	0.45
22:DA:306:U:C5	22:DA:307:G:C5	3.06	0.45
22:DA:323:C:OP1	22:DA:324:A:H8	2.00	0.45
22:DA:75:G:O2'	22:DA:76:C:H6	2.00	0.45
46:DY:57:LEU:HD13	46:DY:60:LYS:CE	2.45	0.45
51:B3:32:LEU:O	51:B3:33:THR:C	2.53	0.45
22:DA:116:C:C2'	22:DA:117:G:C5'	2.95	0.45
22:DA:1426:G:C5'	22:DA:1427:A:OP2	2.65	0.45
22:DA:164:C:HO2'	22:DA:165:A:H5'	1.79	0.45
22:DA:37:C:O2	22:DA:444:C:N3	2.50	0.45
53:CA:207:C:O2	53:CA:213:G:C6	2.70	0.45
53:CA:214:C:H2'	53:CA:215:C:C5	2.51	0.45

Continued on next page...

Continued from previous page...

Atom-1	Atom-2	Distance(Å)	Clash(Å)
1:AA:953:G:H2'	1:AA:954:G:C5'	2.47	0.45
13:AM:76:ILE:O	13:AM:79:LEU:HB2	2.17	0.45
1:AA:204:G:N3	1:AA:465:A:C4	2.85	0.45
53:CA:429:U:H4'	53:CA:430:A:O5'	2.17	0.45
22:DA:1529:G:O6	22:DA:1543:G:C2	2.70	0.45
44:BW:49:ASN:HA	44:BW:61:LYS:H	1.82	0.45
43:DV:41:GLU:HG2	43:DV:42:LEU:N	2.32	0.45
37:BP:87:ARG:HG3	37:BP:88:ARG:H	1.82	0.45
11:CK:91:GLY:O	11:CK:94:SER:N	2.49	0.45
22:DA:2015:A:C2'	22:DA:2016:U:H5'	2.47	0.45
29:BH:31:VAL:CB	29:BH:32:PRO:HD2	2.42	0.45
40:DS:33:LEU:N	40:DS:36:LEU:CD2	2.80	0.45
22:DA:1289:C:H1'	22:DA:1330:C:H5'	1.98	0.45
1:AA:255:G:O2'	1:AA:256:U:H5'	2.17	0.45
53:CA:642:A:O2'	53:CA:643:C:O5'	2.34	0.45
26:BE:149:ILE:O	26:BE:188:MET:HA	2.16	0.45
53:CA:996:A:N6	53:CA:1046:A:O4'	2.49	0.45
1:AA:164:G:C2'	1:AA:165:G:H5'	2.47	0.45
21:AU:23:GLU:HB3	21:AU:24:LYS:H	1.44	0.45
1:AA:1141:C:O2'	1:AA:1142:G:H8	1.99	0.45
22:BA:1791:A:N6	22:BA:1828:G:O2'	2.45	0.45
36:BO:3:LYS:HG3	36:BO:4:LYS:H	1.81	0.45
33:DL:99:ASN:C	33:DL:100:ILE:HG22	2.37	0.45
22:BA:142:A:C2	22:BA:143:C:N3	2.84	0.45
6:AF:4:TYR:O	6:AF:63:ASN:HA	2.16	0.45
8:AH:31:LEU:O	8:AH:31:LEU:HD12	2.17	0.45
57:DB:59:A:C2'	57:DB:60:C:H5'	2.47	0.45
57:DB:60:C:H2'	57:DB:61:G:H8	1.81	0.45
22:DA:1731:G:HO2'	22:DA:1732:C:H5''	1.76	0.45
22:DA:1731:G:C4'	22:DA:1732:C:OP1	2.46	0.45
27:BF:109:ARG:C	27:BF:136:ILE:HG22	2.38	0.45
32:BK:40:LYS:HE3	32:BK:57:VAL:HG13	1.98	0.45
22:DA:1440:U:H2'	22:DA:1441:G:H8	1.80	0.45
19:AS:51:HIS:HE2	19:AS:53:GLY:C	2.20	0.45
53:CA:1346:A:H5''	9:CI:121:ARG:HH22	1.81	0.45
2:CB:84:LEU:HD12	2:CB:84:LEU:C	2.38	0.45
1:AA:965:U:O2	1:AA:969:A:C2	2.70	0.45
4:AD:149:LYS:HZ2	4:AD:177:MET:HG3	1.82	0.45
2:CB:160:LEU:HD13	2:CB:180:ILE:CG2	2.46	0.45
1:AA:961:U:O2	1:AA:983:A:C4	2.70	0.45
22:DA:225:C:H2'	22:DA:225:C:O2	2.17	0.45
22:DA:230:G:O2'	22:DA:231:A:H8	2.00	0.45

Continued on next page...

Continued from previous page...

Atom-1	Atom-2	Distance(Å)	Clash(Å)
3:CC:140:ALA:O	3:CC:145:ALA:CB	2.55	0.45
53:CA:757:U:H2'	53:CA:758:C:O4'	2.17	0.45
22:DA:2628:C:HO2'	22:DA:2781:A:H2'	1.81	0.45
53:CA:1470:U:C2'	53:CA:1471:U:O5'	2.65	0.45
1:AA:877:G:N2	8:AH:1:SER:N	2.64	0.45
22:BA:1510:G:C4	22:BA:1511:G:C8	3.05	0.45
35:BN:12:ARG:CG	35:BN:12:ARG:NH2	2.75	0.45
22:DA:265:A:N6	22:DA:428:A:O4'	2.49	0.45
53:CA:441:A:C2	53:CA:497:G:C5	3.05	0.45
22:DA:155:A:N1	22:DA:172:A:C6	2.85	0.45
3:AC:76:ILE:HD11	3:AC:102:ILE:HG12	1.97	0.45
22:DA:2141:G:N2	22:DA:2151:U:O2	2.50	0.45
34:DM:69:PRO:O	34:DM:70:ASP:HB3	2.17	0.45
31:DJ:57:LEU:HD21	31:DJ:128:ASN:HA	1.98	0.45
53:CA:346:G:N3	53:CA:346:G:H5''	2.32	0.45
22:DA:351:C:N4	22:DA:352:A:H62	2.14	0.45
22:DA:1468:U:O2	22:DA:1525:A:C2	2.69	0.45
22:BA:2470:G:N2	22:BA:2471:A:C4	2.85	0.45
1:AA:858:G:O2'	1:AA:859:G:C5'	2.65	0.45
51:D3:42:HIS:O	51:D3:45:PRO:HG2	2.17	0.45
22:DA:2417:C:H2'	22:DA:2418:A:O4'	2.16	0.45
22:DA:2367:G:C2'	22:DA:2368:C:H5'	2.45	0.45
22:DA:2369:A:C4	22:DA:2370:G:C8	3.04	0.45
22:DA:981:A:H3'	22:DA:982:C:O2	2.17	0.45
53:CA:337:G:C2	53:CA:338:A:C5	3.05	0.45
15:AO:69:LEU:HD22	15:AO:77:TYR:HB2	1.98	0.45
22:BA:1857:G:H1'	22:BA:1884:G:H22	1.81	0.45
53:CA:718:A:H5'	11:CK:118:ASN:CG	2.36	0.45
55:CM:84:CYS:SG	55:CM:85:TYR:N	2.90	0.45
18:AR:33:THR:HG22	18:AR:37:LYS:O	2.17	0.45
22:BA:447:A:N1	22:BA:454:A:H2'	2.31	0.45
24:BC:70:LYS:HG3	24:BC:101:ARG:CZ	2.47	0.45
18:CR:28:LEU:C	18:CR:30:ASN:N	2.69	0.45
1:AA:737:C:C2	1:AA:738:C:C5	3.04	0.45
22:DA:2045:C:H2'	22:DA:2046:G:O5'	2.17	0.45
25:BD:49:GLN:HE22	25:BD:67:HIS:CE1	2.34	0.45
24:DC:2:VAL:O	24:DC:3:VAL:CG2	2.65	0.45
36:DO:88:LYS:O	36:DO:89:ASP:HB3	2.15	0.45
15:AO:44:GLU:HG3	15:AO:45:HIS:N	2.32	0.45
7:AG:53:SER:C	7:AG:55:LYS:N	2.70	0.45
22:BA:146:A:H2'	22:BA:147:C:C6	2.52	0.45
16:AP:42:ILE:HD13	16:AP:42:ILE:N	2.32	0.45

Continued on next page...

Continued from previous page...

Atom-1	Atom-2	Distance(Å)	Clash(Å)
22:BA:2682:A:C8	25:BD:11:MET:CG	3.00	0.45
11:CK:31:VAL:O	11:CK:43:TRP:HA	2.17	0.45
22:BA:1522:A:O2'	22:BA:1523:U:OP2	2.32	0.45
40:DS:51:LEU:O	40:DS:54:ALA:HB3	2.16	0.45
53:CA:1231:G:H2'	53:CA:1232:U:C6	2.52	0.45
22:DA:898:C:C5	22:DA:899:A:C5	3.05	0.45
24:DC:74:PRO:HG2	24:DC:96:LYS:HB2	1.98	0.45
22:BA:1783:A:H5'	22:BA:2608:G:H4'	1.99	0.45
38:DQ:111:LYS:O	38:DQ:114:ALA:HB3	2.17	0.45
22:DA:1563:U:H2'	22:DA:1564:C:O4'	2.17	0.45
22:BA:1135:C:H6	22:BA:1135:C:H5''	1.81	0.45
8:AH:30:LYS:HA	8:AH:30:LYS:CE	2.46	0.45
22:BA:2185:U:C5	22:BA:2186:G:N7	2.85	0.45
22:BA:995:C:OP2	38:BQ:52:ARG:NH1	2.50	0.44
8:AH:48:PHE:H	8:AH:48:PHE:HD1	1.64	0.44
22:DA:2264:C:C6	22:DA:2265:U:C5	3.05	0.44
22:DA:704:G:O2'	22:DA:705:A:C8	2.71	0.44
24:DC:221:GLY:O	24:DC:224:MET:HG2	2.17	0.44
22:DA:1078:U:H4'	22:DA:1079:C:C5'	2.47	0.44
22:DA:1087:G:C4	22:DA:1089:A:N3	2.85	0.44
1:AA:1277:C:O2'	1:AA:1279:G:H8	2.00	0.44
1:AA:1507:A:C6	1:AA:1530:G:C6	3.05	0.44
22:DA:301:G:O2'	22:DA:302:C:O5'	2.34	0.44
22:DA:82:U:H2'	22:DA:83:A:C4'	2.47	0.44
42:DU:82:VAL:O	42:DU:96:LYS:CG	2.65	0.44
24:BC:159:THR:N	24:BC:194:VAL:CG1	2.79	0.44
22:DA:54:G:O2'	50:D2:35:ARG:HD3	2.17	0.44
22:DA:123:G:C2	22:DA:129:C:N3	2.85	0.44
22:DA:149:A:C6	22:DA:150:U:N3	2.86	0.44
22:DA:177:G:H5''	22:DA:178:G:OP2	2.16	0.44
22:DA:449:A:C2'	22:DA:450:G:C5'	2.95	0.44
22:DA:455:C:N4	22:DA:473:G:OP2	2.50	0.44
27:BF:82:TYR:O	27:BF:84:ILE:HG22	2.17	0.44
1:AA:466:A:C6	1:AA:468:A:N6	2.86	0.44
1:AA:70:U:O2'	1:AA:71:A:C8	2.70	0.44
43:DV:30:ILE:HD12	43:DV:38:LEU:HD23	1.98	0.44
34:DM:36:VAL:HG13	43:DV:82:TYR:HD1	1.81	0.44
43:DV:44:HIS:CE1	43:DV:86:LEU:O	2.70	0.44
31:BJ:89:PHE:CE1	31:BJ:93:ILE:CG1	3.00	0.44
22:BA:2353:G:H2'	22:BA:2354:C:O5'	2.17	0.44
22:DA:2245:U:H5''	22:DA:2246:G:H5'	1.98	0.44
22:DA:2377:A:C6	22:DA:2378:A:C6	3.04	0.44

Continued on next page...

Continued from previous page...

Atom-1	Atom-2	Distance(Å)	Clash(Å)
17:AQ:18:LYS:CA	17:AQ:47:ASP:CB	2.74	0.44
1:AA:1303:C:O2'	1:AA:1304:G:C8	2.69	0.44
22:DA:474:G:H4'	22:DA:475:C:OP1	2.15	0.44
26:BE:5:LEU:CD2	26:BE:121:VAL:HA	2.48	0.44
53:CA:1219:A:C4	53:CA:1220:G:C8	3.04	0.44
9:CI:117:LEU:HD22	9:CI:123:ARG:HD3	1.97	0.44
14:CN:9:GLU:OE1	14:CN:62:ARG:HD2	2.18	0.44
20:AT:3:ILE:HA	20:AT:7:LYS:NZ	2.32	0.44
22:DA:630:G:H4'	22:DA:640:C:O2'	2.17	0.44
22:DA:1994:C:P	25:DD:132:ALA:HB3	2.56	0.44
2:CB:206:ILE:CG2	2:CB:210:THR:OG1	2.65	0.44
1:AA:785:G:C2'	1:AA:786:G:H5'	2.47	0.44
11:AK:108:ASN:ND2	21:AU:6:ARG:HA	2.32	0.44
36:BO:79:ALA:HB1	36:BO:113:ALA:CB	2.47	0.44
53:CA:72:A:C6	53:CA:73:C:N4	2.85	0.44
53:CA:94:G:C4'	53:CA:95:C:OP1	2.53	0.44
53:CA:267:C:H2'	53:CA:268:U:O5'	2.16	0.44
27:BF:98:PHE:CD2	27:BF:98:PHE:C	2.90	0.44
12:AL:45:ASN:N	12:AL:45:ASN:ND2	2.65	0.44
32:BK:41:ILE:HA	32:BK:41:ILE:HD12	1.72	0.44
22:DA:1558:C:H6	22:DA:1558:C:OP1	2.00	0.44
19:AS:55:GLN:CA	19:AS:55:GLN:NE2	2.80	0.44
53:CA:1004:A:N3	53:CA:1026:G:C6	2.85	0.44
1:AA:1162:C:C2'	1:AA:1163:A:C8	2.96	0.44
58:DF:131:VAL:O	58:DF:132:ARG:HB2	2.16	0.44
55:CM:62:PHE:O	55:CM:64:VAL:HG23	2.16	0.44
22:BA:2820:A:OP1	35:BN:2:ARG:NH2	2.50	0.44
29:DH:134:VAL:O	29:DH:134:VAL:HG22	2.17	0.44
22:DA:485:C:H2'	22:DA:486:C:C6	2.53	0.44
22:DA:1495:A:H2'	22:DA:1496:A:C8	2.52	0.44
39:DR:90:ARG:HD2	39:DR:90:ARG:HA	1.82	0.44
20:CT:17:ARG:HD2	20:CT:17:ARG:O	2.16	0.44
22:BA:1276:A:C8	22:BA:1276:A:H5''	2.52	0.44
57:DB:8:C:O2'	36:DO:40:ILE:HD13	2.16	0.44
22:BA:602:A:C2	22:BA:656:G:C6	3.05	0.44
22:BA:655:A:H4'	22:BA:656:G:OP1	2.17	0.44
22:BA:37:C:C2'	22:BA:38:A:O5'	2.65	0.44
22:DA:810:U:O2'	33:DL:20:GLY:O	2.34	0.44
25:BD:32:ASN:O	25:BD:95:SER:HA	2.17	0.44
57:DB:42:C:C4	57:DB:43:C:N4	2.85	0.44
22:DA:1455:G:O2'	22:DA:1456:G:O5'	2.34	0.44
24:BC:30:ALA:N	24:BC:31:PRO:HD2	2.32	0.44

Continued on next page...

Continued from previous page...

Atom-1	Atom-2	Distance(Å)	Clash(Å)
40:BS:43:ALA:O	40:BS:46:LEU:HB2	2.16	0.44
23:BB:44:G:O2'	23:BB:45:A:OP2	2.32	0.44
22:DA:2460:U:H2'	22:DA:2461:A:O4'	2.16	0.44
28:BG:156:TYR:O	28:BG:157:LYS:HG3	2.17	0.44
37:DP:13:LYS:HE3	37:DP:76:HIS:O	2.18	0.44
22:DA:2103:C:C2'	22:DA:2104:C:H5'	2.48	0.44
53:CA:821:G:C2'	53:CA:822:U:C6	2.94	0.44
2:CB:118:THR:HG22	2:CB:118:THR:O	2.16	0.44
40:DS:75:PHE:CE2	40:DS:104:THR:CG2	2.99	0.44
22:DA:2192:U:O2	22:DA:2192:U:C2'	2.64	0.44
22:DA:425:G:H2'	22:DA:426:C:H6	1.81	0.44
1:AA:1004:A:C2	1:AA:1005:A:H1'	2.52	0.44
1:AA:1053:G:O6	1:AA:1199:U:H2'	2.17	0.44
1:AA:1171:A:O2'	1:AA:1172:C:H5'	2.17	0.44
51:B3:60:CYS:O	51:B3:61:LEU:HD23	2.17	0.44
53:CA:686:U:O2	53:CA:687:A:C5	2.70	0.44
22:DA:2771:C:H5''	25:DD:207:VAL:HG11	1.98	0.44
53:CA:1438:G:O2'	53:CA:1439:G:H5'	2.17	0.44
40:BS:24:ILE:HA	40:BS:24:ILE:HD12	1.49	0.44
13:AM:44:ILE:N	13:AM:44:ILE:HD12	2.33	0.44
1:AA:521:G:OP2	12:AL:50:LYS:NZ	2.50	0.44
22:DA:1933:G:H2'	22:DA:1934:C:O4'	2.18	0.44
35:BN:71:ARG:HG2	35:BN:71:ARG:HH21	1.82	0.44
22:BA:28:A:H2'	22:BA:29:U:H6	1.81	0.44
22:DA:2067:G:H5''	22:DA:2068:U:OP2	2.16	0.44
52:D4:27:CYS:SG	52:D4:33:HIS:HB2	2.56	0.44
22:BA:2415:G:C6	22:BA:2416:C:C4	3.05	0.44
22:BA:479:A:N3	22:BA:481:G:H5''	2.31	0.44
22:BA:1820:U:C2	24:BC:200:MET:HG2	2.50	0.44
22:BA:289:G:C8	22:BA:290:U:C5	3.05	0.44
18:CR:44:THR:HG1	18:CR:46:THR:HG22	1.81	0.44
22:BA:2492:U:C2	22:BA:2493:U:C5	3.05	0.44
22:DA:2889:C:N4	22:DA:2890:G:C6	2.86	0.44
15:AO:34:GLN:O	15:AO:38:LEU:HD22	2.17	0.44
1:AA:138:G:O2'	1:AA:139:A:H5'	2.18	0.44
53:CA:947:G:P	55:CM:106:ARG:HG3	2.57	0.44
27:BF:162:ASP:O	27:BF:163:GLU:C	2.55	0.44
7:AG:69:ARG:HG3	7:AG:95:ARG:HG2	1.98	0.44
22:BA:2079:U:O2'	45:BX:22:ASN:ND2	2.49	0.44
43:BV:93:ARG:O	43:BV:94:ALA:CB	2.65	0.44
25:BD:9:VAL:CG2	25:BD:26:VAL:HB	2.47	0.44
11:AK:20:ALA:HA	11:AK:33:ILE:CD1	2.47	0.44

Continued on next page...

Continued from previous page...

Atom-1	Atom-2	Distance(Å)	Clash(Å)
22:DA:2533:U:C4	22:DA:2534:A:C4	3.06	0.44
17:AQ:4:ILE:C	17:AQ:5:ARG:HG3	2.37	0.44
54:CG:12:LEU:HD22	54:CG:12:LEU:C	2.38	0.44
22:DA:615:U:O4	26:DE:39:ALA:HB2	2.18	0.44
1:AA:1438:G:O2'	1:AA:1439:G:H5'	2.17	0.44
22:DA:1550:C:H5''	22:DA:1720:U:O2'	2.16	0.44
28:BG:116:LEU:HD21	28:BG:122:ALA:HB3	2.00	0.44
26:DE:141:MET:O	26:DE:142:ALA:HB3	2.17	0.44
42:BU:60:LYS:HA	42:BU:60:LYS:HD2	1.61	0.44
42:DU:80:ASP:OD1	42:DU:80:ASP:N	2.49	0.44
22:DA:2474:U:O4'	22:DA:2474:U:O2	2.34	0.44
22:BA:2819:G:H5''	62:BA:3802:HOH:O	2.17	0.44
25:BD:114:LYS:CE	25:BD:114:LYS:CA	2.92	0.44
22:BA:1071:G:C4	22:BA:1089:A:C6	3.06	0.44
5:AE:96:GLN:CB	5:AE:123:LEU:HD13	2.46	0.44
5:AE:75:LEU:HD23	5:AE:79:THR:O	2.16	0.44
8:AH:36:ALA:HA	8:AH:39:LEU:HD12	1.98	0.44
53:CA:1130:A:C5	53:CA:1146:A:C5	3.04	0.44
22:DA:922:C:C4	22:DA:923:G:N7	2.85	0.44
44:DW:67:LYS:HB3	44:DW:80:SER:HB2	1.99	0.44
22:DA:1065:U:C2	22:DA:1074:G:N1	2.85	0.44
35:DN:36:THR:HG23	35:DN:41:ALA:HB2	1.98	0.44
53:CA:502:A:C2'	53:CA:503:C:H5'	2.47	0.44
53:CA:520:A:HO2'	12:CL:69:GLU:HG3	1.83	0.44
12:CL:81:ILE:HD11	12:CL:94:TYR:HB2	1.99	0.44
22:DA:1205:A:N7	26:DE:165:HIS:CE1	2.85	0.44
22:DA:1206:G:O2'	22:DA:1207:C:O5'	2.36	0.44
22:DA:329:G:C4'	22:DA:330:A:OP1	2.64	0.44
22:DA:345:A:O2'	22:DA:346:A:C2	2.61	0.44
41:DT:68:LYS:O	41:DT:69:ARG:HB3	2.16	0.44
42:DU:17:ASP:CB	42:DU:38:ILE:HA	2.45	0.44
22:DA:83:A:P	42:DU:91:LYS:HZ2	2.39	0.44
46:DY:31:GLN:C	46:DY:33:ALA:N	2.70	0.44
24:BC:105:ALA:HA	24:BC:106:PRO:HD2	1.62	0.44
22:DA:54:G:H2'	22:DA:55:G:O5'	2.18	0.44
45:DX:1:SER:O	45:DX:2:ARG:C	2.55	0.44
25:BD:105:LYS:CE	25:BD:176:ASP:HB3	2.47	0.44
38:DQ:94:LEU:HD13	39:DR:4:VAL:HG12	1.98	0.44
43:DV:21:ARG:NE	43:DV:87:GLN:HG2	2.31	0.44
28:BG:112:VAL:HG23	28:BG:113:ASP:H	1.82	0.44
24:BC:203:VAL:HG12	24:BC:204:LEU:N	2.31	0.44
17:AQ:16:MET:HB2	17:AQ:19:SER:CB	2.23	0.44

Continued on next page...

Continued from previous page...

Atom-1	Atom-2	Distance(Å)	Clash(Å)
8:CH:78:SER:OG	8:CH:123:GLU:HG3	2.16	0.44
38:DQ:4:LYS:O	38:DQ:5:ARG:CB	2.65	0.44
53:CA:1213:A:C8	53:CA:1215:G:C5	3.05	0.44
14:CN:60:ARG:CG	14:CN:61:ASN:N	2.80	0.44
22:DA:627:A:O2'	22:DA:628:G:H8	1.98	0.44
26:DE:28:VAL:CG2	26:DE:29:HIS:N	2.80	0.44
40:BS:2:GLU:C	40:BS:3:THR:HG22	2.38	0.44
3:AC:39:ARG:O	3:AC:43:THR:HG23	2.17	0.44
10:AJ:71:LEU:O	10:AJ:72:ARG:CD	2.66	0.44
53:CA:543:U:C2'	53:CA:544:G:C5'	2.95	0.44
41:BT:38:ALA:HB1	41:BT:43:ILE:HG21	1.99	0.44
2:AB:221:ARG:HG2	2:AB:221:ARG:HH11	1.82	0.44
2:AB:66:ILE:HD13	2:AB:66:ILE:HA	1.83	0.44
3:CC:26:LYS:HE3	3:CC:26:LYS:CA	2.25	0.44
24:BC:246:PRO:HG2	24:BC:247:TRP:CZ2	2.51	0.44
9:CI:27:ILE:O	9:CI:33:SER:HA	2.17	0.44
29:BH:133:GLN:CA	29:BH:133:GLN:OE1	2.63	0.44
12:AL:24:GLU:HB2	12:AL:26:CYS:HG	1.78	0.44
53:CA:275:G:O2'	53:CA:276:G:C8	2.67	0.44
42:BU:24:VAL:HA	42:BU:35:VAL:HG22	1.99	0.44
22:DA:1740:G:C2'	22:DA:1741:C:C5'	2.95	0.44
32:DK:92:GLU:O	32:DK:93:GLN:O	2.36	0.44
53:CA:1242:G:N2	53:CA:1243:C:H1'	2.31	0.44
22:DA:1495:A:H2'	22:DA:1496:A:O4'	2.17	0.44
53:CA:113:G:C1'	53:CA:354:G:H5'	2.46	0.44
12:AL:33:CYS:N	12:AL:54:VAL:HA	2.32	0.44
53:CA:755:G:C2	53:CA:756:C:C5	3.06	0.44
22:DA:686:U:P	62:DA:3703:HOH:O	2.75	0.44
22:DA:280:U:C5	22:DA:281:C:C4	3.05	0.44
35:DN:62:ASN:N	35:DN:62:ASN:OD1	2.50	0.44
35:DN:75:ILE:O	35:DN:79:LEU:HB2	2.16	0.44
22:BA:83:A:N6	22:BA:101:A:C4	2.86	0.44
53:CA:1473:G:O2'	22:DA:1702:G:H4'	2.16	0.44
22:BA:1959:G:H2'	22:BA:1960:A:O5'	2.17	0.44
17:CQ:43:LEU:O	17:CQ:45:VAL:HG23	2.17	0.44
22:BA:592:A:O2'	51:B3:2:LYS:HA	2.17	0.44
1:AA:346:G:P	37:BP:33:GLU:OE1	2.75	0.44
53:CA:821:G:C2'	53:CA:822:U:H6	2.25	0.44
1:AA:197:A:O2'	1:AA:198:G:O4'	2.34	0.44
22:BA:68:G:N2	22:BA:74:A:C4	2.86	0.44
48:B0:47:TYR:CZ	48:B0:52:LYS:HB2	2.49	0.44
28:BG:66:THR:OG1	28:BG:67:ALA:N	2.51	0.44

Continued on next page...

Continued from previous page...

Atom-1	Atom-2	Distance(Å)	Clash(Å)
28:DG:154:GLU:C	28:DG:156:TYR:H	2.20	0.44
22:DA:2674:G:C6	22:DA:2675:A:C5	3.05	0.44
56:CP:44:SER:HB2	56:CP:46:LYS:CG	2.48	0.44
25:DD:110:THR:CB	25:DD:171:THR:HG22	2.47	0.44
22:BA:511:U:C5	22:BA:512:G:C4	3.06	0.44
26:BE:82:GLY:O	26:BE:83:VAL:HB	2.17	0.44
19:AS:62:THR:HG22	19:AS:64:GLU:H	1.82	0.44
22:BA:1917:U:C4	22:BA:1918:A:C5	3.05	0.44
11:CK:35:ASP:OD1	11:CK:37:GLN:HG3	2.17	0.44
22:DA:2372:U:H2'	22:DA:2372:U:O2	2.17	0.44
53:CA:1032:G:H2'	53:CA:1033:G:O4'	2.17	0.44
23:BB:13:G:O2'	23:BB:15:A:OP2	2.36	0.44
23:BB:71:C:H2'	23:BB:72:G:H5'	1.99	0.44
19:CS:30:LEU:HD12	19:CS:30:LEU:N	2.32	0.44
22:BA:1992:G:N2	22:BA:1996:C:O2'	2.46	0.44
53:CA:1040:U:O2'	53:CA:1041:G:H5'	2.17	0.44
1:AA:702:A:N3	22:BA:1847:A:H2	2.15	0.44
1:AA:701:U:O2'	1:AA:702:A:P	2.75	0.44
53:CA:862:C:N3	53:CA:863:U:C4	2.85	0.44
12:CL:33:CYS:HA	12:CL:54:VAL:HG13	1.99	0.44
1:AA:937:A:H2'	1:AA:938:A:C5'	2.47	0.44
53:CA:619:U:N3	4:CD:130:ASN:OD1	2.49	0.44
22:BA:977:G:O6	62:BA:3585:HOH:O	2.21	0.44
22:DA:1498:C:O2'	22:DA:1499:C:C5'	2.65	0.44
22:DA:1500:G:N1	22:DA:1501:G:C5	2.84	0.44
27:BF:91:ARG:N	27:BF:95:MET:HB2	2.32	0.44
22:BA:374:A:H2'	22:BA:375:G:C5'	2.47	0.44
32:DK:47:ILE:CG2	32:DK:49:ARG:HG3	2.46	0.44
22:DA:693:A:C2'	22:DA:694:U:H5'	2.47	0.44
22:DA:2082:A:H2'	22:DA:2083:G:O5'	2.17	0.44
26:BE:197:GLU:O	26:BE:198:GLU:C	2.56	0.44
8:AH:20:ASN:ND2	8:AH:64:TYR:HE2	2.14	0.44
22:BA:1725:U:H2'	22:BA:1726:C:O4'	2.17	0.44
35:DN:104:ALA:O	35:DN:105:GLY:C	2.54	0.44
22:DA:732:C:C4	22:DA:733:G:C8	3.04	0.44
22:DA:1837:C:O2	22:DA:1904:G:C2	2.71	0.44
15:AO:65:LEU:HD22	15:AO:65:LEU:HA	1.82	0.44
34:DM:54:THR:HG22	34:DM:54:THR:O	2.17	0.44
19:CS:42:ASN:N	19:CS:42:ASN:OD1	2.51	0.44
22:DA:1123:C:H2'	22:DA:1124:G:C8	2.52	0.44
22:DA:2257:U:O2'	22:DA:2258:C:H5'	2.17	0.44
22:BA:2745:C:C4	22:BA:2746:U:C4	3.06	0.44

Continued on next page...

Continued from previous page...

Atom-1	Atom-2	Distance(Å)	Clash(Å)
38:BQ:59:LEU:HA	38:BQ:59:LEU:HD23	1.65	0.44
5:AE:149:PRO:HG2	5:AE:150:GLU:HG2	1.98	0.44
8:AH:66:GLN:HB3	8:AH:67:GLY:H	1.51	0.44
22:BA:2571:U:HO2'	25:BD:151:THR:CG2	2.30	0.44
22:BA:2571:U:HO2'	25:BD:151:THR:HG21	1.78	0.44
22:DA:1395:A:H4'	22:DA:1397:U:C5	2.51	0.44
41:DT:20:ALA:HB1	41:DT:31:VAL:HG11	1.99	0.44
1:AA:408:A:C6	1:AA:409:U:N3	2.85	0.44
56:CP:78:VAL:O	56:CP:80:LYS:N	2.50	0.44
44:DW:24:ARG:O	44:DW:25:PHE:HB2	2.18	0.44
22:DA:1076:C:O2'	22:DA:1077:A:C8	2.71	0.44
22:DA:2879:A:O2'	22:DA:2880:C:O5'	2.34	0.44
22:DA:1207:C:N4	22:DA:1208:C:H41	2.15	0.44
22:DA:301:G:C4	22:DA:302:C:C4	3.06	0.44
22:DA:323:C:N4	22:DA:333:G:N7	2.66	0.44
22:DA:95:A:C2'	22:DA:96:C:C5'	2.86	0.44
24:BC:104:LEU:HB3	24:BC:105:ALA:H	1.72	0.44
22:DA:1570:A:C2	22:DA:1571:A:C2	3.06	0.44
22:DA:33:C:H2'	22:DA:446:G:H22	1.78	0.44
26:DE:57:LYS:NZ	26:DE:58:LYS:N	2.65	0.44
53:CA:1071:C:C5'	5:CE:53:ARG:NH1	2.81	0.44
1:AA:466:A:N6	1:AA:468:A:H62	2.15	0.44
53:CA:1408:A:C8	53:CA:1409:C:C5	3.05	0.44
4:CD:29:THR:CB	4:CD:30:LYS:HE3	2.45	0.44
4:CD:26:ALA:C	4:CD:31:CYS:SG	2.96	0.44
29:DH:24:GLY:C	29:DH:26:ALA:N	2.70	0.44
22:DA:995:C:H1'	38:DQ:60:TRP:HZ2	1.82	0.44
18:CR:54:LEU:O	18:CR:55:ALA:C	2.55	0.44
22:DA:1264:A:N3	22:DA:2015:A:N6	2.64	0.44
22:DA:2023:C:O2'	22:DA:2024:G:H5'	2.18	0.44
22:DA:2040:G:C6	22:DA:2041:U:C4	3.05	0.44
22:DA:199:A:H2	22:DA:2078:C:HO2'	1.61	0.44
1:AA:251:G:N1	1:AA:266:G:O6	2.50	0.44
17:AQ:14:ASP:HB2	17:AQ:54:ILE:HG22	1.99	0.44
8:CH:76:ARG:HD3	8:CH:76:ARG:C	2.37	0.44
22:DA:1201:U:H2'	22:DA:1202:G:H8	1.82	0.44
5:CE:75:LEU:HD13	5:CE:79:THR:O	2.16	0.44
1:AA:845:A:H8	1:AA:845:A:H3'	1.82	0.44
22:BA:1341:G:C4	41:BT:84:TYR:CD1	3.06	0.44
1:AA:785:G:N2	1:AA:798:U:C2	2.86	0.44
22:DA:571:U:C6	22:DA:575:A:N6	2.85	0.44
22:DA:1998:A:H2'	22:DA:1999:C:O4'	2.17	0.44

Continued on next page...

Continued from previous page...

Atom-1	Atom-2	Distance(Å)	Clash(Å)
53:CA:1202:U:HO2'	53:CA:1203:C:C4'	2.28	0.44
53:CA:74:A:C6	53:CA:97:G:C6	3.05	0.44
40:DS:49:LYS:HZ3	40:DS:49:LYS:HB3	1.80	0.44
22:DA:838:C:H2'	22:DA:839:U:C5'	2.47	0.44
22:DA:973:A:C4'	22:DA:974:G:OP2	2.65	0.44
57:DB:16:G:C6	57:DB:69:G:C4	3.05	0.44
22:DA:1442:U:N3	22:DA:1443:U:C5	2.86	0.44
31:BJ:70:THR:HA	31:BJ:90:GLU:HG2	1.99	0.44
14:AN:40:ARG:NH1	14:AN:44:VAL:CG1	2.73	0.44
1:AA:1160:G:HO2'	1:AA:1161:C:H6	1.66	0.44
1:AA:1162:C:C2	1:AA:1175:G:N2	2.85	0.44
25:DD:107:VAL:H	25:DD:206:ALA:N	2.13	0.44
21:AU:13:VAL:O	21:AU:15:LEU:HD12	2.17	0.44
24:DC:93:VAL:HG13	24:DC:94:LEU:N	2.32	0.44
53:CA:511:C:O2'	53:CA:512:U:H6	2.01	0.44
34:BM:95:LEU:HA	34:BM:95:LEU:HD12	1.60	0.44
22:BA:547:A:N1	22:BA:549:G:N2	2.65	0.44
34:DM:35:ALA:HB2	34:DM:100:LYS:N	2.33	0.44
53:CA:754:C:H5''	53:CA:754:C:O2	2.17	0.44
22:BA:304:U:O2'	22:BA:305:C:H5'	2.18	0.44
22:DA:233:A:C2	22:DA:234:U:C2	3.06	0.44
42:DU:4:ILE:HG23	42:DU:71:ILE:CG2	2.46	0.44
53:CA:563:A:C4	53:CA:567:G:C8	3.05	0.44
22:DA:685:A:H5'	22:DA:686:U:OP1	2.17	0.44
55:CM:75:SER:C	55:CM:77:LYS:H	2.21	0.44
22:BA:2494:G:O2'	34:BM:79:ALA:HA	2.17	0.44
35:DN:67:PHE:HE2	35:DN:73:ASN:ND2	2.16	0.44
39:DR:81:LYS:HA	39:DR:81:LYS:HD3	1.82	0.44
20:AT:53:MET:HE2	20:AT:54:GLN:HA	1.99	0.44
22:BA:1946:U:C2	22:BA:1947:C:C5	3.05	0.44
26:DE:73:ILE:O	26:DE:73:ILE:CG1	2.64	0.44
53:CA:728:A:C8	15:CO:53:ARG:NH2	2.85	0.44
22:BA:2771:C:H2'	22:BA:2772:C:C6	2.53	0.44
26:BE:24:ASN:C	26:BE:24:ASN:ND2	2.70	0.44
22:BA:278:A:H2	22:BA:362:A:C8	2.31	0.44
28:DG:122:ALA:CB	28:DG:131:VAL:O	2.61	0.44
1:AA:178:C:O2'	1:AA:179:A:H5'	2.18	0.44
12:AL:113:ARG:O	12:AL:115:LYS:O	2.36	0.44
22:BA:2043:C:N3	22:BA:2777:G:C2	2.85	0.44
39:BR:66:HIS:CE1	39:BR:94:THR:HB	2.52	0.44
22:DA:155:A:C2	22:DA:172:A:C2	3.05	0.44
28:DG:154:GLU:HA	28:DG:154:GLU:OE1	2.17	0.44

Continued on next page...

Continued from previous page...

Atom-1	Atom-2	Distance(Å)	Clash(Å)
1:AA:1171:A:H2'	1:AA:1172:C:H6	1.79	0.44
25:DD:179:ARG:HB2	25:DD:188:LEU:HD12	1.99	0.44
22:DA:2893:A:H5''	22:DA:2894:G:H5'	1.99	0.44
22:BA:2888:C:O2	22:BA:2888:C:H2'	2.17	0.44
22:BA:1721:G:H22	22:BA:1738:G:H2'	1.83	0.44
22:BA:2563:U:H1'	22:BA:2566:A:N6	2.32	0.44
28:DG:25:ILE:HG22	28:DG:78:VAL:HG21	1.99	0.44
22:BA:869:G:H2'	22:BA:870:U:O4'	2.17	0.44
30:DI:139:VAL:O	30:DI:140:GLU:HB2	2.18	0.44
22:BA:480:A:H3'	22:BA:481:G:C5'	2.47	0.44
11:CK:35:ASP:C	11:CK:37:GLN:N	2.71	0.44
53:CA:115:G:C4'	53:CA:116:A:OP1	2.64	0.44
27:BF:106:ALA:C	27:BF:108:PRO:CD	2.85	0.44
35:DN:22:ARG:O	35:DN:22:ARG:CG	2.65	0.44
22:DA:1596:A:N1	22:DA:1597:A:N1	2.66	0.44
22:DA:1597:A:H3'	22:DA:1597:A:C8	2.53	0.44
23:BB:70:C:C2'	23:BB:71:C:H5'	2.46	0.44
22:BA:345:A:O2'	22:BA:346:A:N7	2.51	0.44
22:BA:369:U:O2'	22:BA:370:G:P	2.75	0.44
1:AA:1103:C:H3'	1:AA:1103:C:H6	1.83	0.44
38:BQ:27:ARG:NH1	38:BQ:27:ARG:HG3	2.31	0.44
1:AA:1263:C:C2'	1:AA:1264:U:H5'	2.46	0.44
22:BA:1487:U:N3	22:BA:1503:A:C2	2.85	0.44
39:BR:58:VAL:HG22	39:BR:59:ILE:N	2.31	0.44
22:BA:2023:C:H5''	22:BA:2023:C:C6	2.52	0.44
48:B0:10:SER:O	48:B0:14:MET:HG3	2.16	0.44
22:DA:1683:U:C2'	22:DA:1684:G:H5'	2.47	0.44
26:DE:5:LEU:HD12	26:DE:10:SER:HB2	1.99	0.44
53:CA:1154:G:H2'	53:CA:1155:A:C8	2.50	0.44
47:DZ:39:ASP:HA	47:DZ:43:ILE:HD11	1.99	0.44
22:DA:563:A:H2	38:DQ:36:GLN:OE1	2.00	0.44
47:DZ:40:THR:C	47:DZ:42:ALA:H	2.19	0.44
22:BA:2715:C:C4	22:BA:2716:C:C5	3.06	0.44
19:AS:10:ILE:HG22	19:AS:38:THR:H	1.82	0.44
12:CL:20:VAL:N	12:CL:21:PRO:CD	2.80	0.44
22:BA:1398:C:H2'	22:BA:1399:C:H6	1.83	0.44
1:AA:832:G:N3	1:AA:832:G:H2'	2.32	0.44
1:AA:1499:A:O2'	1:AA:1500:A:H5'	2.18	0.44
32:DK:10:VAL:HG13	32:DK:12:ASP:OD1	2.17	0.44
12:CL:51:VAL:HG12	12:CL:52:CYS:N	2.31	0.44
22:BA:497:A:H2'	22:BA:498:G:O4'	2.17	0.44
22:BA:597:G:C2	22:BA:661:A:C2	3.05	0.44

Continued on next page...

Continued from previous page...

Atom-1	Atom-2	Distance(Å)	Clash(Å)
38:BQ:15:LYS:O	38:BQ:19:GLN:HG3	2.17	0.44
37:BP:14:GLN:O	37:BP:15:ASP:HB3	2.17	0.44
32:DK:79:PHE:N	32:DK:79:PHE:CD1	2.85	0.44
45:BX:76:LYS:H	45:BX:76:LYS:HG2	1.65	0.44
1:AA:1424:U:H2'	1:AA:1425:U:O5'	2.17	0.44
22:BA:2643:G:H2'	22:BA:2644:G:O4'	2.17	0.44
22:BA:1070:A:C2	22:BA:1097:U:H4'	2.53	0.44
5:AE:81:GLN:HE22	5:AE:146:MET:CE	2.30	0.44
10:CJ:44:THR:CG2	10:CJ:45:ARG:H	2.27	0.44
22:DA:1343:G:N3	22:DA:1344:U:C5	2.85	0.44
4:AD:109:THR:HG23	4:AD:112:GLU:CB	2.47	0.44
53:CA:57:G:H2'	53:CA:58:C:C6	2.53	0.44
22:DA:2337:G:C2	22:DA:2338:C:C2	3.06	0.44
22:DA:965:C:C4'	22:DA:2273:A:H1'	2.46	0.44
1:AA:1279:G:C2'	1:AA:1279:G:N3	2.68	0.44
1:AA:1282:C:O2'	1:AA:1283:U:C5'	2.65	0.44
22:DA:345:A:C2'	22:DA:346:A:OP2	2.64	0.44
22:DA:84:A:OP2	22:DA:84:A:C8	2.65	0.44
22:DA:90:U:C5	22:DA:91:A:C5	3.05	0.44
24:BC:254:LYS:HB3	24:BC:254:LYS:HE3	1.72	0.44
32:BK:18:ARG:HB2	32:BK:45:GLU:CB	2.43	0.44
22:DA:120:U:N3	22:DA:149:A:N6	2.66	0.44
22:DA:165:A:N3	22:DA:166:U:C6	2.86	0.44
22:DA:46:G:C2	22:DA:47:C:C4	3.05	0.44
22:DA:796:C:O5'	22:DA:796:C:H6	1.98	0.44
28:DG:1:SER:CB	28:DG:61:TRP:HE3	2.25	0.44
53:CA:1192:C:H2'	53:CA:1193:G:O5'	2.18	0.44
53:CA:405:U:H1'	53:CA:498:A:H2'	1.99	0.44
1:AA:92:U:O2'	1:AA:93:U:H6	1.96	0.44
1:AA:500:G:C6	1:AA:546:A:C2	3.05	0.44
11:CK:90:PRO:O	11:CK:91:GLY:C	2.56	0.44
37:DP:72:VAL:O	37:DP:72:VAL:HG23	2.18	0.44
22:DA:2024:G:C6	22:DA:2040:G:C2	3.05	0.44
22:DA:2077:A:N7	22:DA:2435:A:C2	2.85	0.44
8:CH:29:SER:OG	8:CH:32:LYS:CB	2.65	0.44
53:CA:1221:G:C2	53:CA:1222:G:C1'	3.01	0.44
22:DA:602:A:H5'	22:DA:605:G:OP1	2.17	0.44
25:BD:125:TRP:O	25:BD:126:ASN:CB	2.65	0.44
11:AK:87:GLY:O	11:AK:92:ARG:HD2	2.18	0.44
25:DD:186:LEU:HD21	37:DP:3:ILE:CD1	2.27	0.44
22:DA:2544:G:H2'	22:DA:2545:G:H8	1.80	0.44
5:CE:36:THR:CG2	5:CE:63:MET:HE2	2.46	0.44

Continued on next page...

Continued from previous page...

Atom-1	Atom-2	Distance(Å)	Clash(Å)
58:DF:134:GLN:HG3	58:DF:149:ARG:O	2.16	0.44
58:DF:41:GLU:HG2	58:DF:42:ALA:N	2.29	0.44
31:BJ:54:ILE:HD11	31:BJ:56:VAL:CG2	2.48	0.44
9:AI:103:VAL:CG2	9:AI:104:THR:N	2.81	0.44
22:DA:976:G:N2	22:DA:1155:A:C2	2.86	0.44
57:DB:115:A:H2'	57:DB:116:G:H8	1.79	0.44
22:DA:2093:G:N7	22:DA:2225:A:C4	2.85	0.44
32:BK:2:ILE:HG21	32:BK:39:ILE:HD12	2.00	0.44
22:BA:1462:C:C2'	22:BA:1463:C:C5'	2.91	0.44
22:DA:2413:G:C2'	22:DA:2414:G:H5'	2.47	0.44
53:CA:1349:A:OP1	9:CI:121:ARG:HB2	2.17	0.44
22:BA:2149:U:HO2'	22:BA:2150:C:C4'	2.30	0.44
22:DA:1920:C:H2'	22:DA:1921:G:O4'	2.17	0.44
18:AR:62:ARG:HD3	18:AR:69:TYR:HD2	1.81	0.44
1:AA:627:G:C2	1:AA:628:G:C4	3.05	0.44
19:AS:50:VAL:HG12	19:AS:74:ALA:CB	2.48	0.44
55:CM:14:ALA:HB1	55:CM:33:LEU:CD1	2.47	0.44
22:DA:235:U:O2'	22:DA:236:C:H5'	2.18	0.44
28:DG:91:VAL:CG2	28:DG:93:TYR:HE2	2.29	0.44
3:AC:108:PRO:C	3:AC:110:LEU:H	2.20	0.44
25:DD:125:TRP:CD1	25:DD:160:LYS:HB3	2.53	0.44
1:AA:183:C:O2'	1:AA:184:G:C5'	2.65	0.44
20:AT:30:PHE:O	20:AT:33:LYS:HB2	2.18	0.44
22:BA:483:A:O2'	42:BU:56:GLY:CA	2.57	0.44
22:BA:225:C:H2'	22:BA:226:A:O4'	2.18	0.44
53:CA:21:G:P	62:CA:1817:HOH:O	2.75	0.44
22:DA:1712:U:C5	22:DA:1713:A:C5	3.05	0.44
22:BA:2103:C:H2'	22:BA:2104:C:C5'	2.38	0.44
56:CP:40:ASN:HA	56:CP:41:PRO:HD3	1.81	0.44
2:AB:148:GLY:HA2	2:AB:151:LYS:HE3	1.99	0.44
22:DA:1957:C:H5'	22:DA:1984:G:O2'	2.18	0.44
9:AI:27:ILE:N	9:AI:27:ILE:CD1	2.77	0.44
22:DA:909:A:C6	22:DA:912:C:C2	3.06	0.44
11:AK:63:GLN:HG3	11:AK:98:ALA:CB	2.47	0.44
23:BB:110:C:H2'	23:BB:111:U:C5'	2.47	0.44
37:BP:92:ARG:O	37:BP:93:LYS:CB	2.54	0.44
3:AC:153:SER:HB3	3:AC:164:THR:CG2	2.39	0.44
1:AA:27:G:H2'	1:AA:28:A:C8	2.52	0.44
3:CC:8:GLY:HA3	14:CN:88:MET:SD	2.57	0.44
10:AJ:33:GLY:CA	10:AJ:83:THR:CB	2.96	0.44
22:BA:90:U:H2'	22:BA:91:A:H8	1.82	0.44
2:CB:191:ASP:HA	2:CB:192:PRO:HD2	1.92	0.44

Continued on next page...

Continued from previous page...

Atom-1	Atom-2	Distance(Å)	Clash(Å)
53:CA:1228:C:HO2'	53:CA:1229:A:P	2.40	0.44
2:CB:15:PHE:O	2:CB:39:ILE:HD11	2.18	0.44
26:BE:12:LEU:HD22	26:BE:12:LEU:HA	1.85	0.44
23:BB:78:A:H2'	23:BB:79:G:O4'	2.17	0.44
2:CB:9:LEU:HG	2:CB:10:LYS:H	1.81	0.44
22:DA:1481:U:H3	22:DA:1510:G:H1	1.66	0.44
45:DX:61:LYS:O	45:DX:65:THR:HB	2.17	0.44
26:BE:85:PHE:O	26:BE:86:ALA:C	2.54	0.44
1:AA:908:A:C2	1:AA:909:A:C5	3.05	0.44
19:CS:79:TYR:CG	19:CS:80:ARG:N	2.86	0.44
22:BA:1845:G:H2'	22:BA:1846:G:H5'	1.98	0.44
22:BA:1304:A:C2	22:BA:1305:C:C6	3.06	0.44
50:D2:10:LEU:O	50:D2:10:LEU:HD23	2.17	0.44
22:DA:560:C:H2'	22:DA:561:G:H5'	1.99	0.44
1:AA:650:G:N2	1:AA:651:C:H1'	2.33	0.44
22:BA:2551:C:H2'	22:BA:2552:U:C6	2.52	0.44
22:BA:1607:C:H4'	22:BA:1608:A:O5'	2.17	0.44
10:CJ:65:TYR:HD2	14:CN:96:LYS:O	2.01	0.44
30:BI:107:GLU:HA	30:BI:110:GLN:HB3	1.98	0.44
22:BA:117:G:C6	22:BA:119:A:N6	2.86	0.44
27:BF:61:GLY:HA3	27:BF:94:ARG:HD2	1.98	0.44
7:AG:78:ARG:HH12	7:AG:81:GLY:C	2.20	0.44
22:DA:2027:G:C5	22:DA:2028:U:C5	3.06	0.44
22:DA:572:A:OP2	39:DR:80:ARG:NH1	2.48	0.44
53:CA:604:G:C5	53:CA:605:U:C5	3.05	0.44
22:DA:2672:U:C6	22:DA:2672:U:C3'	3.01	0.44
8:AH:20:ASN:HD22	8:AH:64:TYR:HE2	1.65	0.44
22:BA:579:G:C2	22:BA:1262:A:C5	3.06	0.44
1:AA:376:G:H2'	1:AA:377:G:H8	1.83	0.44
1:AA:1478:U:H2'	1:AA:1479:C:H6	1.82	0.44
22:DA:1895:C:C4	22:DA:1896:G:N7	2.86	0.44
1:AA:860:A:N6	1:AA:861:G:C2	2.85	0.44
22:BA:2463:C:O5'	22:BA:2463:C:H6	2.00	0.44
31:DJ:98:GLU:HG2	31:DJ:98:GLU:H	1.60	0.44
46:BY:30:MET:O	46:BY:34:SER:HB3	2.18	0.44
18:AR:28:LEU:C	18:AR:30:ASN:N	2.70	0.44
22:DA:1782:U:H1'	22:DA:2609:U:O4'	2.17	0.44
22:BA:2847:U:H2'	22:BA:2848:G:C5'	2.47	0.44
38:BQ:61:ILE:HG23	38:BQ:75:TYR:CE1	2.53	0.44
22:DA:1812:U:O2	24:DC:43:ASN:ND2	2.42	0.44
53:CA:1138:G:N3	53:CA:1138:G:H5''	2.33	0.44
53:CA:1133:G:N1	53:CA:1142:G:C6	2.86	0.44

Continued on next page...

Continued from previous page...

Atom-1	Atom-2	Distance(Å)	Clash(Å)
1:AA:409:U:H2'	1:AA:410:G:C8	2.52	0.44
22:DA:782:A:O2'	24:DC:223:ALA:O	2.35	0.44
22:DA:2817:U:C2'	22:DA:2818:U:O5'	2.65	0.44
9:AI:49:GLN:C	9:AI:51:LEU:N	2.70	0.44
9:AI:64:ILE:HG21	9:AI:78:ILE:HG23	1.99	0.44
9:AI:86:LEU:HD23	9:AI:93:LEU:CD2	2.48	0.44
22:DA:103:A:O2'	22:DA:104:A:O4'	2.31	0.44
22:DA:67:U:C2	22:DA:68:G:C8	3.06	0.44
22:DA:70:G:H4'	22:DA:71:A:OP1	2.16	0.44
22:BA:1819:A:H5''	24:BC:159:THR:HG21	2.00	0.44
24:BC:269:ARG:HA	24:BC:269:ARG:HD3	1.71	0.44
22:DA:1351:C:O2'	22:DA:1571:A:C1'	2.62	0.44
22:DA:452:G:N2	22:DA:457:A:H1'	2.33	0.44
39:BR:4:VAL:HG22	39:BR:40:MET:HB3	2.00	0.44
22:DA:2750:A:HO2'	22:DA:2752:C:H41	1.59	0.44
53:CA:1084:G:C8	53:CA:1085:U:C6	3.05	0.44
53:CA:1091:U:C2	53:CA:1093:A:OP2	2.71	0.44
45:BX:6:VAL:HG23	45:BX:66:VAL:HG13	2.00	0.44
53:CA:410:G:OP1	4:CD:25:ARG:NE	2.49	0.44
28:BG:112:VAL:HG23	28:BG:113:ASP:N	2.32	0.44
37:BP:86:LYS:HD3	37:BP:86:LYS:HA	1.72	0.44
37:BP:88:ARG:HD3	37:BP:112:ARG:NH2	2.33	0.44
11:CK:27:ASN:O	11:CK:56:LYS:HD3	2.17	0.44
22:DA:2072:C:H2'	22:DA:2073:C:H5'	2.00	0.44
1:AA:1242:G:C6	1:AA:1243:C:C5	3.05	0.44
1:AA:946:A:C2	1:AA:1236:A:N3	2.85	0.44
53:CA:595:A:C5'	53:CA:596:A:OP1	2.66	0.44
8:CH:29:SER:OG	8:CH:32:LYS:HB2	2.17	0.44
12:AL:86:VAL:CG1	12:AL:89:LEU:HD23	2.44	0.44
22:BA:1178:C:C4	22:BA:1180:U:C4	3.06	0.44
1:AA:487:A:H2'	1:AA:488:C:C6	2.52	0.44
38:BQ:4:LYS:CD	38:BQ:7:VAL:HG13	2.46	0.44
53:CA:1215:G:O2'	53:CA:1216:A:C5'	2.65	0.44
53:CA:973:G:O6	53:CA:974:A:C6	2.70	0.44
14:CN:61:ASN:ND2	14:CN:72:PHE:CZ	2.85	0.44
22:BA:197:A:H62	22:BA:2430:A:C2'	2.30	0.44
22:DA:620:G:H8	22:DA:622:G:O6	2.00	0.44
33:DL:120:VAL:CG1	33:DL:121:THR:H	2.26	0.44
26:DE:29:HIS:CB	33:DL:6:LEU:HD21	2.41	0.44
22:BA:1999:C:H4'	22:BA:2723:C:O2	2.18	0.44
11:AK:85:VAL:O	11:AK:112:VAL:HG22	2.17	0.44
10:AJ:17:LEU:HD23	10:AJ:18:ILE:CA	2.48	0.44

Continued on next page...

Continued from previous page...

Atom-1	Atom-2	Distance(Å)	Clash(Å)
22:DA:1120:G:C6	22:DA:1121:C:N4	2.85	0.44
37:DP:3:ILE:O	37:DP:3:ILE:CG1	2.64	0.44
22:DA:2695:U:O2	22:DA:2696:U:C6	2.70	0.44
33:DL:99:ASN:O	33:DL:100:ILE:HG22	2.17	0.44
2:AB:130:LYS:HZ2	2:AB:130:LYS:HA	1.78	0.44
22:DA:1667:G:OP1	32:DK:7:MET:N	2.44	0.44
58:DF:52:ALA:HB1	58:DF:149:ARG:NE	2.31	0.44
53:CA:73:C:HO2'	53:CA:74:A:H8	1.63	0.44
8:AH:10:LEU:HD22	8:AH:74:ILE:HG13	1.99	0.44
1:AA:1319:A:N7	1:AA:1323:G:C5	2.85	0.44
9:CI:51:LEU:HD23	9:CI:60:LEU:HD11	2.00	0.44
1:AA:1181:G:O2'	1:AA:1182:G:N9	2.51	0.44
22:DA:2308:G:C8	22:DA:2310:C:N4	2.86	0.44
53:CA:16:A:C3'	53:CA:17:U:H5'	2.44	0.44
4:AD:149:LYS:O	4:AD:150:LYS:HG3	2.17	0.44
4:AD:98:ASP:OD2	4:AD:99:ASN:N	2.50	0.44
35:BN:24:MET:HE3	35:BN:44:LEU:HB2	2.00	0.44
55:CM:10:ASP:C	55:CM:44:ILE:HD12	2.38	0.44
1:AA:617:G:C2	1:AA:618:C:C5	3.05	0.44
1:AA:63:C:P	1:AA:384:G:N2	2.90	0.44
1:AA:1448:C:O2'	1:AA:1449:C:H5'	2.17	0.44
53:CA:112:G:O2'	53:CA:113:G:H5'	2.17	0.44
53:CA:325:A:N6	53:CA:326:G:C6	2.86	0.44
3:CC:129:PHE:CE2	3:CC:130:ARG:HG3	2.52	0.44
1:AA:274:A:HO2'	1:AA:275:G:C1'	2.31	0.44
25:DD:121:THR:O	25:DD:122:VAL:HB	2.17	0.44
3:CC:113:LYS:O	3:CC:116:ALA:HB3	2.17	0.44
1:AA:222:C:O2'	1:AA:223:A:H5'	2.18	0.44
20:AT:27:MET:HG3	20:AT:28:ARG:N	2.32	0.44
3:CC:39:ARG:HG2	3:CC:54:ILE:CG2	2.48	0.44
22:BA:417:C:H6	22:BA:417:C:O5'	2.01	0.44
22:BA:2015:A:C5	48:B0:2:VAL:CG2	3.01	0.44
22:BA:2013:A:N3	40:BS:88:ARG:NH1	2.66	0.44
2:CB:131:LYS:C	2:CB:131:LYS:HE3	2.37	0.44
1:AA:180:U:C6	1:AA:180:U:C3'	3.01	0.44
22:DA:668:A:C2'	22:DA:670:A:H62	2.22	0.44
22:DA:265:A:O2'	22:DA:266:G:H1'	2.18	0.44
53:CA:1309:G:C1'	55:CM:72:ILE:HD11	2.47	0.44
6:AF:3:HIS:CD2	6:AF:94:HIS:HA	2.52	0.44
14:AN:50:LEU:HB3	14:AN:51:PRO:HD2	1.98	0.44
36:BO:67:ASN:O	36:BO:68:LYS:C	2.55	0.44
36:BO:70:ALA:O	36:BO:71:ALA:C	2.54	0.44

Continued on next page...

Continued from previous page...

Atom-1	Atom-2	Distance(Å)	Clash(Å)
29:BH:78:VAL:HG23	29:BH:78:VAL:O	2.18	0.44
22:DA:287:G:C2	22:DA:354:A:C2	3.05	0.44
28:DG:25:ILE:HG22	28:DG:25:ILE:O	2.16	0.44
49:B1:13:SER:OG	49:B1:46:VAL:CG1	2.65	0.44
30:BI:30:GLN:NE2	30:BI:32:VAL:HB	2.33	0.44
22:BA:2415:G:C4	22:BA:2416:C:C6	3.05	0.44
22:DA:2348:U:C2'	22:DA:2349:G:H8	2.31	0.44
22:DA:2418:A:OP1	51:D3:44:ARG:HD3	2.17	0.44
22:DA:2765:A:C3'	22:DA:2766:A:H5'	2.48	0.44
22:DA:1885:A:H2'	22:DA:1886:U:O4'	2.17	0.44
22:DA:673:C:C4'	26:DE:77:ILE:HD11	2.47	0.44
22:BA:21:A:C2'	22:BA:22:C:H5'	2.47	0.44
1:AA:1273:C:H2'	1:AA:1274:A:O4'	2.18	0.44
34:DM:102:LEU:H	34:DM:102:LEU:HD22	1.83	0.44
22:BA:1374:G:C2'	22:BA:1375:U:H5'	2.47	0.44
22:DA:547:A:C8	22:DA:549:G:N2	2.86	0.44
23:BB:5:U:H2'	23:BB:6:G:H8	1.83	0.44
22:BA:2671:G:H2'	22:BA:2672:U:H5'	1.97	0.44
23:BB:55:U:H2'	23:BB:56:G:O4'	2.18	0.44
53:CA:1414:U:H2'	53:CA:1415:G:H8	1.83	0.44
52:B4:13:ASN:N	52:B4:13:ASN:ND2	2.62	0.44
31:BJ:18:VAL:CG2	31:BJ:140:LEU:CD1	2.95	0.44
1:AA:358:U:H2'	1:AA:359:G:O5'	2.17	0.44
22:DA:16:C:O3'	48:D0:10:SER:CB	2.66	0.44
22:DA:1383:A:N3	22:DA:1383:A:H2'	2.31	0.44
20:CT:69:ASN:C	20:CT:69:ASN:ND2	2.70	0.44
28:BG:54:ARG:HG3	28:BG:57:TYR:CD1	2.53	0.44
7:AG:73:GLU:HA	7:AG:140:VAL:CG1	2.48	0.44
22:BA:1148:U:H3'	22:BA:1148:U:H6	1.82	0.44
1:AA:901:A:N7	1:AA:902:G:H1'	2.33	0.44
1:AA:901:A:C5	1:AA:902:G:H1'	2.52	0.44
1:AA:1293:C:C5	1:AA:1294:G:N7	2.86	0.44
22:BA:460:A:C2	22:BA:470:A:C4	3.06	0.44
19:AS:40:PHE:HB2	19:AS:42:ASN:ND2	2.33	0.44
22:DA:924:G:C2'	22:DA:925:A:H5'	2.48	0.44
1:AA:316:C:C2	1:AA:317:U:C5	3.05	0.44
26:BE:65:THR:O	26:BE:65:THR:HG23	2.17	0.44
44:DW:57:THR:HG22	44:DW:57:THR:O	2.16	0.44
16:AP:74:LEU:HD23	16:AP:74:LEU:N	2.32	0.44
58:DF:23:SER:HB3	58:DF:26:GLN:HB2	1.98	0.44
50:D2:5:PHE:HD2	50:D2:6:GLN:N	2.14	0.44
28:BG:162:ARG:NH2	28:BG:168:VAL:HG21	2.32	0.44

Continued on next page...

Continued from previous page...

Atom-1	Atom-2	Distance(Å)	Clash(Å)
28:BG:83:THR:C	28:BG:84:LYS:HD3	2.38	0.44
53:CA:1151:A:C2'	53:CA:1152:A:H8	2.29	0.44
53:CA:1282:C:O2'	53:CA:1283:U:O5'	2.36	0.44
10:CJ:44:THR:HG22	10:CJ:45:ARG:N	2.30	0.44
41:DT:10:VAL:O	41:DT:11:LEU:C	2.56	0.44
53:CA:376:G:H5''	56:CP:5:ARG:HB2	2.00	0.44
44:DW:25:PHE:O	44:DW:65:LYS:HA	2.18	0.44
22:DA:762:U:OP1	62:DA:3675:HOH:O	2.21	0.44
22:DA:1210:G:H4'	22:DA:1211:C:O5'	2.17	0.44
22:DA:295:G:N2	22:DA:296:U:C6	2.86	0.44
22:DA:319:G:C5	22:DA:320:A:C5	3.06	0.44
22:DA:87:U:HO2'	22:DA:88:G:P	2.41	0.44
42:DU:8:ASP:OD1	42:DU:9:GLU:N	2.51	0.44
22:DA:215:G:O2'	22:DA:216:A:O5'	2.31	0.44
45:DX:2:ARG:CB	45:DX:11:PRO:HD3	2.48	0.44
26:DE:57:LYS:HZ1	26:DE:58:LYS:N	2.16	0.44
53:CA:206:C:C6	53:CA:206:C:H3'	2.52	0.44
22:DA:1914:C:C2'	22:DA:1915:U:C6	3.00	0.44
25:BD:105:LYS:N	25:BD:106:LYS:HD2	2.32	0.44
38:DQ:61:ILE:CD1	38:DQ:61:ILE:N	2.81	0.44
44:BW:41:GLY:HA2	44:BW:44:PHE:CZ	2.53	0.44
34:DM:23:GLY:O	34:DM:101:VAL:HG12	2.18	0.44
6:CF:2:ARG:CG	6:CF:4:TYR:CZ	2.95	0.44
18:CR:33:THR:C	18:CR:35:SER:H	2.21	0.44
22:BA:2352:A:O5'	22:BA:2352:A:H8	2.00	0.44
29:BH:9:VAL:HG12	29:BH:13:GLY:H	1.82	0.44
22:BA:867:C:C4	22:BA:868:U:C5	3.05	0.44
40:DS:40:ASN:OD1	40:DS:41:LYS:N	2.50	0.44
17:AQ:55:GLY:CA	17:AQ:82:VAL:HG11	2.46	0.44
20:AT:72:ALA:O	20:AT:73:ARG:C	2.56	0.44
40:DS:9:HIS:O	40:DS:10:ALA:C	2.54	0.44
22:BA:1178:C:C2'	22:BA:1178:C:O2	2.65	0.44
1:AA:487:A:C2'	1:AA:488:C:H5'	2.45	0.44
53:CA:962:C:C2	53:CA:963:G:N7	2.85	0.44
14:CN:20:PHE:HB3	14:CN:24:ALA:HB2	1.99	0.44
53:CA:763:G:H2'	53:CA:764:C:C6	2.48	0.44
22:DA:2572:A:C8	25:DD:150:GLN:HB3	2.52	0.44
25:DD:151:THR:CB	25:DD:152:PRO:HD3	2.48	0.44
1:AA:1142:G:O2'	1:AA:1143:G:O4'	2.35	0.44
10:AJ:73:LEU:HA	10:AJ:73:LEU:HD22	1.65	0.44
35:DN:38:LEU:N	35:DN:39:PRO:CD	2.81	0.44
22:BA:1337:G:O2'	22:BA:1338:G:H5'	2.18	0.44

Continued on next page...

Continued from previous page...

Atom-1	Atom-2	Distance(Å)	Clash(Å)
22:DA:1566:A:H5''	24:DC:213:ARG:NH1	2.33	0.44
22:DA:2516:A:O2'	22:DA:2517:C:H5'	2.18	0.44
5:CE:55:VAL:N	5:CE:56:PRO:CD	2.79	0.44
24:DC:144:GLU:CA	24:DC:151:GLY:HA2	2.38	0.44
22:DA:976:G:O2'	22:DA:977:G:C5'	2.66	0.44
57:DB:66:A:N3	57:DB:108:A:N1	2.66	0.44
40:BS:28:LYS:O	40:BS:29:VAL:C	2.56	0.44
22:DA:2304:G:H2'	22:DA:2305:U:C5'	2.47	0.44
22:BA:2149:U:O2'	22:BA:2150:C:P	2.76	0.44
53:CA:652:U:O2'	53:CA:653:U:P	2.76	0.44
1:AA:1069:C:C3'	1:AA:1070:U:H5''	2.47	0.44
53:CA:1296:C:N3	53:CA:1297:G:N2	2.65	0.44
53:CA:245:U:HO2'	53:CA:246:A:H5'	1.78	0.44
22:DA:2668:G:O2'	22:DA:2669:G:O5'	2.35	0.44
28:DG:103:ASN:HA	28:DG:112:VAL:HB	1.99	0.44
1:AA:579:A:O2'	15:AO:53:ARG:NH1	2.51	0.44
22:BA:2495:G:H2'	22:BA:2496:C:H5'	2.00	0.44
22:DA:674:G:O3'	26:DE:60:TRP:CZ2	2.71	0.44
22:DA:2103:C:H2'	22:DA:2104:C:C4'	2.48	0.44
28:DG:162:ARG:HG3	28:DG:166:GLU:HG3	1.98	0.44
56:CP:51:ARG:HD3	56:CP:51:ARG:HA	1.62	0.44
22:DA:2259:U:O4'	22:DA:2427:C:C2'	2.64	0.44
22:DA:2869:G:C8	22:DA:2870:C:C5	3.06	0.44
22:DA:425:G:C2	22:DA:426:C:C5	3.05	0.44
1:AA:912:C:O2'	1:AA:913:A:H5'	2.18	0.44
28:BG:61:TRP:O	28:BG:65:GLY:N	2.31	0.44
22:DA:156:A:C2'	22:DA:157:C:O4'	2.64	0.44
23:BB:110:C:C2'	23:BB:111:U:H5'	2.48	0.44
37:DP:9:GLN:C	37:DP:11:GLN:N	2.70	0.44
1:AA:1399:C:O2	1:AA:1401:G:C6	2.71	0.44
2:CB:105:THR:HG23	2:CB:108:GLN:OE1	2.18	0.44
1:AA:936:C:H2'	1:AA:936:C:O2	2.17	0.44
53:CA:161:A:H2'	53:CA:162:A:C8	2.53	0.44
22:DA:1973:G:O6	22:DA:1974:C:N4	2.51	0.44
18:CR:19:GLU:HG2	18:CR:20:ILE:N	2.33	0.44
22:DA:355:U:H2'	22:DA:356:G:H8	1.83	0.44
22:DA:1519:G:N3	22:DA:1519:G:H2'	2.33	0.44
36:DO:69:ASP:O	36:DO:72:ALA:HB3	2.18	0.44
7:AG:68:VAL:HG21	7:AG:103:ILE:CG1	2.47	0.44
1:AA:1526:G:P	21:AU:38:GLU:HB2	2.58	0.44
3:CC:11:LEU:O	3:CC:13:ILE:N	2.50	0.44
28:BG:18:ILE:HD12	28:BG:42:VAL:CG1	2.44	0.44

Continued on next page...

Continued from previous page...

Atom-1	Atom-2	Distance(Å)	Clash(Å)
56:CP:54:LEU:H	56:CP:54:LEU:CD2	2.27	0.44
22:BA:1912:A:N1	22:BA:1919:A:C5	2.86	0.44
1:AA:858:G:O2'	1:AA:859:G:H5''	2.16	0.44
22:BA:2297:A:C8	22:BA:2297:A:C5'	2.99	0.44
22:DA:644:A:O2'	22:DA:645:C:C5'	2.64	0.44
22:BA:1820:U:H3	24:BC:197:ALA:HA	1.82	0.44
22:BA:286:U:H2'	22:BA:287:G:H8	1.83	0.44
22:BA:287:G:N2	22:BA:353:C:N3	2.61	0.44
25:BD:69:ALA:CA	25:BD:73:VAL:CG1	2.94	0.44
25:BD:68:PHE:CB	25:BD:73:VAL:HG12	2.48	0.44
34:BM:46:ILE:CD1	34:BM:46:ILE:C	2.80	0.44
22:BA:438:G:H2'	22:BA:439:A:H5'	2.00	0.44
22:DA:950:G:C2'	22:DA:951:C:H5'	2.47	0.44
18:CR:67:LEU:N	18:CR:67:LEU:HD23	2.33	0.44
2:AB:71:THR:C	2:AB:72:LYS:HG2	2.38	0.44
53:CA:708:C:C4'	11:CK:38:GLY:HA3	2.48	0.44
3:AC:49:ALA:HB1	3:AC:75:VAL:CG2	2.48	0.44
22:BA:2302:U:H3	22:BA:2314:A:H61	1.65	0.44
3:AC:152:VAL:HG12	3:AC:197:VAL:HG13	1.99	0.44
1:AA:53:A:C2'	1:AA:54:C:O5'	2.65	0.44
12:CL:33:CYS:CB	12:CL:77:SER:O	2.66	0.44
22:DA:753:A:O2'	22:DA:754:U:H5'	2.17	0.44
22:BA:2641:G:H5''	31:BJ:78:THR:HB	1.98	0.44
22:DA:2784:U:H4'	25:DD:42:ASN:HB3	1.99	0.44
5:AE:82:HIS:CE1	8:AH:95:MET:CE	3.01	0.44
22:BA:1132:U:H5'	31:BJ:84:ILE:CD1	2.48	0.44
22:DA:961:C:H5	22:DA:2456:C:C5'	2.30	0.44
1:AA:1231:G:C5	1:AA:1232:U:C4	3.05	0.44
22:BA:1052:C:C6	22:BA:1052:C:C3'	3.00	0.44
22:DA:2526:G:C2'	52:D4:1:MET:H1	2.31	0.44
9:CI:87:MET:SD	9:CI:87:MET:N	2.90	0.44
2:AB:119:GLN:HA	2:AB:122:ASP:HB2	1.98	0.44
26:BE:37:ALA:O	26:BE:39:ALA:N	2.51	0.44
1:AA:661:G:C2	1:AA:745:G:C2	3.05	0.44
29:DH:45:GLU:C	29:DH:47:PHE:H	2.21	0.44
22:BA:2142:A:H2'	22:BA:2143:C:OP2	2.18	0.44
22:BA:1956:U:C2'	22:BA:1957:C:H5'	2.47	0.44
34:BM:103:TYR:N	34:BM:103:TYR:CD1	2.86	0.44
25:BD:13:ARG:HD2	37:BP:55:HIS:ND1	2.32	0.44
5:AE:103:GLY:HA2	5:AE:121:ASN:CA	2.36	0.44
5:AE:148:SER:O	5:AE:152:VAL:HA	2.17	0.44
5:AE:96:GLN:HE21	5:AE:96:GLN:HA	1.83	0.44

Continued on next page...

Continued from previous page...

Atom-1	Atom-2	Distance(Å)	Clash(Å)
22:DA:1817:G:H5''	24:DC:86:ARG:HH12	1.82	0.44
24:DC:20:ASN:HA	24:DC:21:PRO:HD3	1.81	0.44
22:DA:2796:U:C5	22:DA:2798:U:O4	2.70	0.44
22:DA:1387:A:O2'	22:DA:1388:G:OP2	2.29	0.44
22:DA:2331:G:N1	22:DA:2385:C:N4	2.66	0.44
24:DC:229:HIS:CE1	24:DC:230:PRO:HD2	2.53	0.44
54:CG:91:ARG:NE	54:CG:92:PRO:HD2	2.33	0.44
22:DA:1358:G:C5	62:DA:3415:HOH:O	2.70	0.44
22:DA:53:A:H2	22:DA:179:C:H4'	1.78	0.44
22:DA:45:G:H5'	22:DA:46:G:OP1	2.18	0.44
1:AA:1331:G:HO2'	1:AA:1332:A:P	2.41	0.44
13:AM:86:ARG:HA	13:AM:96:VAL:HG13	1.98	0.44
22:DA:1914:C:O4'	22:DA:1914:C:O2	2.36	0.44
45:DX:58:ILE:HA	45:DX:66:VAL:HG21	1.99	0.44
41:BT:20:ALA:C	41:BT:22:THR:N	2.70	0.44
1:AA:74:A:C6	1:AA:97:G:C6	3.06	0.44
21:CU:32:ARG:HB3	21:CU:33:ARG:H	1.67	0.44
22:DA:1529:G:H2'	22:DA:1530:G:O4'	2.18	0.44
1:AA:544:G:C5	1:AA:545:C:C5	3.06	0.44
12:AL:120:ARG:HA	12:AL:121:PRO:HD2	1.81	0.44
37:BP:88:ARG:HD3	37:BP:112:ARG:HH21	1.82	0.44
6:CF:38:ARG:O	6:CF:62:MET:O	2.36	0.44
37:DP:85:VAL:C	37:DP:86:LYS:HZ3	2.20	0.44
53:CA:599:C:O3'	8:CH:121:GLY:HA3	2.17	0.44
8:CH:28:SER:O	8:CH:29:SER:HB3	2.17	0.44
35:BN:78:LYS:O	35:BN:79:LEU:C	2.53	0.44
26:BE:5:LEU:HD13	26:BE:122:GLU:HG3	2.00	0.44
53:CA:1215:G:O2'	53:CA:1216:A:H5'	2.18	0.44
53:CA:1014:A:H2	53:CA:1219:A:H1'	1.82	0.44
53:CA:942:G:N2	53:CA:1342:C:C1'	2.78	0.44
53:CA:963:G:O6	53:CA:973:G:O6	2.36	0.44
54:CG:78:ARG:HG3	54:CG:82:SER:O	2.18	0.44
19:CS:16:LYS:O	19:CS:17:LYS:HD3	2.18	0.44
20:AT:82:ILE:HD12	20:AT:83:ASN:CB	2.48	0.44
22:DA:608:A:N7	22:DA:621:A:N7	2.66	0.44
33:DL:116:VAL:CG1	33:DL:117:THR:N	2.80	0.44
22:DA:388:G:C5	22:DA:390:U:H2'	2.52	0.44
1:AA:1133:G:N1	1:AA:1142:G:C6	2.85	0.44
41:BT:37:ASP:O	41:BT:38:ALA:O	2.36	0.44
11:AK:127:ARG:NH1	11:AK:127:ARG:HG2	2.32	0.44
56:CP:20:VAL:HG23	56:CP:34:GLU:C	2.38	0.44
22:DA:1999:C:H2'	22:DA:2000:C:O4'	2.17	0.44

Continued on next page...

Continued from previous page...

Atom-1	Atom-2	Distance(Å)	Clash(Å)
29:BH:72:ILE:HD11	29:BH:142:VAL:CG1	2.47	0.44
58:DF:135:ILE:O	58:DF:137:PHE:N	2.51	0.44
1:AA:512:U:H2'	1:AA:513:C:C6	2.53	0.44
25:DD:119:ALA:HB3	25:DD:163:GLY:N	2.32	0.44
22:DA:1441:G:C6	22:DA:1442:U:C4	3.05	0.44
54:CG:41:ILE:O	54:CG:45:ALA:HB3	2.18	0.44
22:BA:1716:U:H2'	22:BA:1717:A:H8	1.78	0.44
14:AN:5:MET:SD	14:AN:8:ARG:NH1	2.91	0.44
22:DA:607:U:C5	22:DA:619:G:C5	2.87	0.44
35:BN:103:ARG:CZ	35:BN:110:MET:HE1	2.48	0.44
22:DA:959:A:C2'	22:DA:960:A:C8	2.98	0.44
53:CA:1080:A:OP1	5:CE:51:LYS:NZ	2.49	0.44
53:CA:155:A:H2'	53:CA:156:C:C6	2.53	0.44
55:CM:12:LYS:HE2	55:CM:16:ILE:CG2	2.46	0.44
22:BA:1058:U:H4'	30:BI:117:THR:CG2	2.47	0.44
42:DU:59:GLU:O	42:DU:60:LYS:HD2	2.16	0.44
22:BA:1021:A:C6	22:BA:1023:U:C5	3.05	0.44
29:DH:132:PHE:CD1	29:DH:133:GLN:N	2.85	0.44
22:DA:1162:G:N2	39:DR:91:GLN:NE2	2.66	0.44
53:CA:243:A:H4'	53:CA:244:U:H5'	2.00	0.44
22:DA:280:U:H5	22:DA:281:C:C4	2.34	0.44
1:AA:149:A:H2'	1:AA:149:A:N3	2.33	0.44
14:CN:92:ILE:HD12	14:CN:95:LEU:HD23	2.00	0.44
3:CC:38:VAL:HG23	3:CC:39:ARG:N	2.33	0.44
26:DE:79:ARG:O	26:DE:80:SER:C	2.56	0.44
22:DA:804:A:H2'	22:DA:806:C:N4	2.33	0.44
26:DE:70:SER:O	26:DE:71:GLY:C	2.56	0.44
46:BY:37:LEU:O	46:BY:37:LEU:HD13	2.18	0.44
29:DH:99:ILE:CG2	29:DH:100:ALA:N	2.73	0.44
53:CA:885:G:O2'	53:CA:886:G:C5'	2.66	0.44
12:AL:34:THR:HG22	12:AL:35:ARG:HH21	1.83	0.44
1:AA:912:C:H6	1:AA:912:C:O5'	2.01	0.44
13:AM:3:ILE:O	13:AM:3:ILE:CG1	2.65	0.44
55:CM:47:LEU:HD23	55:CM:48:SER:C	2.38	0.44
1:AA:1380:U:C4	7:AG:2:ARG:HA	2.53	0.44
53:CA:1533:C:O5'	53:CA:1533:C:H6	1.98	0.44
3:AC:10:ARG:O	3:AC:11:LEU:C	2.56	0.44
9:CI:14:SER:HB2	9:CI:77:ALA:HB2	1.99	0.44
22:DA:210:C:H4'	22:DA:1367:A:C1'	2.48	0.44
41:BT:8:LEU:HD12	41:BT:46:ALA:CA	2.43	0.44
39:BR:15:SER:H	39:BR:18:GLN:NE2	2.16	0.44
8:CH:100:ILE:O	8:CH:100:ILE:HD12	2.17	0.44

Continued on next page...

Continued from previous page...

Atom-1	Atom-2	Distance(Å)	Clash(Å)
19:CS:38:THR:N	19:CS:69:LYS:CD	2.78	0.44
25:BD:69:ALA:N	25:BD:73:VAL:CG1	2.81	0.44
22:BA:611:C:C2'	22:BA:612:G:C5'	2.94	0.44
27:BF:174:PHE:HD1	27:BF:176:PHE:CE1	2.35	0.44
51:D3:46:LYS:HD3	51:D3:46:LYS:O	2.18	0.44
4:CD:137:SER:HB2	4:CD:138:PRO:CD	2.43	0.44
53:CA:1106:G:H2'	53:CA:1107:C:H6	1.83	0.44
10:AJ:80:THR:H	10:AJ:83:THR:CG2	2.31	0.44
30:DI:37:PHE:CE1	30:DI:56:VAL:CG2	2.99	0.44
53:CA:1430:A:C2'	53:CA:1431:A:H5'	2.48	0.44
18:AR:34:GLU:OE2	21:AU:18:PHE:HE1	2.01	0.44
22:DA:24:G:C6	22:DA:25:U:C4	3.06	0.44
22:BA:2726:A:O2'	22:BA:2727:A:C5'	2.65	0.44
34:BM:21:ALA:HA	34:BM:97:GLN:HG2	2.00	0.44
24:DC:2:VAL:HB	24:DC:3:VAL:H	1.34	0.44
3:CC:15:LYS:HG3	3:CC:16:PRO:HD2	1.98	0.44
34:DM:63:ILE:CD1	34:DM:105:MET:CE	2.96	0.44
37:BP:98:TYR:CE2	37:BP:99:LEU:CD1	3.00	0.44
22:BA:831:G:C6	22:BA:832:U:C4	3.06	0.44
16:AP:41:PRO:C	16:AP:42:ILE:HD13	2.37	0.44
22:DA:1146:C:N4	22:DA:1147:A:N6	2.65	0.44
22:BA:2244:U:H2'	22:BA:2245:U:O4'	2.18	0.44
1:AA:725:G:O2'	1:AA:726:C:H5'	2.18	0.44
1:AA:1293:C:H2'	1:AA:1294:G:O4'	2.18	0.44
1:AA:72:A:H2'	1:AA:73:C:C6	2.52	0.44
24:DC:242:HIS:HA	24:DC:243:PRO:HD3	1.84	0.44
30:DI:64:ARG:HB2	30:DI:64:ARG:NH1	2.31	0.44
22:BA:553:G:H2'	22:BA:554:U:O4'	2.18	0.44
26:DE:26:ALA:HB1	33:DL:9:ALA:HB2	1.98	0.44
53:CA:889:A:H1'	53:CA:891:U:C6	2.52	0.44
1:AA:471:U:H2'	1:AA:472:U:O4'	2.17	0.44
1:AA:669:G:O2'	1:AA:670:G:H5'	2.18	0.44
22:BA:2697:G:C5	22:BA:2698:U:C5	3.06	0.44
43:BV:55:GLU:HG3	43:BV:55:GLU:H	1.47	0.44
29:DH:28:ASN:HA	29:DH:28:ASN:HD22	1.57	0.44
36:BO:83:LEU:HA	36:BO:83:LEU:HD12	1.56	0.44
2:AB:105:THR:O	2:AB:105:THR:HG22	2.18	0.44
36:BO:17:LYS:HD3	36:BO:17:LYS:O	2.18	0.44
21:CU:44:ARG:HG3	21:CU:44:ARG:O	2.17	0.44
22:BA:883:G:H2'	22:BA:884:U:O4'	2.18	0.44
53:CA:506:G:C6	53:CA:507:C:C4	3.05	0.44
22:BA:802:A:H2'	22:BA:803:U:C6	2.53	0.44

Continued on next page...

Continued from previous page...

Atom-1	Atom-2	Distance(Å)	Clash(Å)
8:AH:45:ILE:HD12	8:AH:60:LEU:HD22	1.99	0.44
22:BA:670:A:H4'	22:BA:671:C:C5'	2.47	0.44
28:BG:83:THR:C	28:BG:84:LYS:CD	2.86	0.44
53:CA:1255:G:O2'	53:CA:1258:G:H1'	2.18	0.44
53:CA:1278:G:OP2	53:CA:1278:G:H8	1.99	0.44
4:AD:28:ASP:HB2	4:AD:33:ILE:HB	1.98	0.44
22:DA:916:G:HO2'	22:DA:917:A:P	2.41	0.44
44:DW:18:LYS:H	44:DW:36:ILE:HG13	1.77	0.44
24:DC:230:PRO:HG2	24:DC:245:THR:O	2.17	0.44
22:DA:1060:U:H4'	22:DA:1061:U:C2'	2.47	0.44
22:DA:112:U:C5	22:DA:113:U:C4	3.05	0.44
22:DA:310:A:C2	22:DA:330:A:C4	3.06	0.44
22:DA:333:G:O2'	22:DA:334:C:H6	2.01	0.44
22:DA:321:U:HO2'	26:DE:162:ARG:HH11	1.65	0.44
22:DA:120:U:H5''	62:DA:3222:HOH:O	2.18	0.44
22:DA:35:G:O2'	22:DA:36:G:H8	2.01	0.44
53:CA:1084:G:OP1	53:CA:1086:U:C6	2.71	0.44
53:CA:1102:A:H5''	53:CA:1102:A:C8	2.50	0.44
22:DA:136:G:H2'	22:DA:137:U:C6	2.53	0.44
22:DA:142:A:O2'	22:DA:143:C:O4'	2.36	0.44
22:DA:1153:C:H2'	22:DA:1154:G:H8	1.78	0.44
11:CK:126:ARG:O	11:CK:127:ARG:HB2	2.17	0.44
21:CU:33:ARG:NH2	21:CU:34:ARG:HD2	2.33	0.44
22:BA:2365:G:C2'	22:BA:2366:A:C8	3.01	0.44
53:CA:671:G:N1	53:CA:672:U:C2	2.85	0.44
18:CR:70:THR:OG1	18:CR:71:ASP:N	2.51	0.44
32:DK:76:VAL:HB	37:DP:72:VAL:HG22	1.99	0.44
44:BW:28:GLU:OE2	44:BW:29:SER:N	2.51	0.44
22:BA:1711:A:H2'	22:BA:1712:U:H6	1.83	0.44
22:DA:2071:A:H2'	22:DA:2072:C:C6	2.53	0.44
22:DA:1333:G:O2'	22:DA:1334:G:H5'	2.18	0.44
17:AQ:78:VAL:HG12	17:AQ:79:GLU:HG3	2.00	0.44
20:AT:69:ASN:O	20:AT:72:ALA:HB3	2.18	0.44
1:AA:487:A:H2'	1:AA:488:C:H6	1.83	0.44
26:BE:108:ILE:CD1	26:BE:180:LEU:HD13	2.47	0.44
53:CA:1319:A:C2'	53:CA:1320:C:OP2	2.66	0.44
53:CA:998:C:C5	53:CA:999:C:H5	2.35	0.44
10:CJ:52:LEU:HG	10:CJ:62:ARG:HG2	2.00	0.44
22:BA:1654:A:C1'	25:BD:118:PHE:CD1	2.95	0.44
11:AK:121:ARG:CZ	21:AU:35:GLU:HG3	2.48	0.44
21:AU:33:ARG:HG2	21:AU:34:ARG:H	1.81	0.44
29:BH:134:VAL:HG21	29:BH:139:PHE:C	2.37	0.44

Continued on next page...

Continued from previous page...

Atom-1	Atom-2	Distance(Å)	Clash(Å)
53:CA:139:A:H2'	53:CA:140:U:H5'	2.00	0.44
22:BA:763:G:O2'	22:BA:764:A:H3'	2.18	0.44
22:DA:991:C:O2'	22:DA:992:C:C5'	2.66	0.44
57:DB:58:A:O2'	57:DB:59:A:O5'	2.36	0.44
57:DB:10:G:C8	57:DB:11:C:C5	3.06	0.44
57:DB:16:G:N1	57:DB:17:C:C4	2.86	0.44
27:BF:109:ARG:HB2	27:BF:136:ILE:HG22	1.96	0.44
25:DD:88:GLU:O	25:DD:89:GLU:HG3	2.18	0.44
22:DA:1555:G:H2'	22:DA:1556:C:C6	2.53	0.44
53:CA:1240:U:O2'	54:CG:37:THR:CG2	2.65	0.44
19:AS:4:LEU:O	19:AS:5:LYS:HB2	2.17	0.44
54:CG:9:ARG:HG3	54:CG:10:LYS:N	2.33	0.44
54:CG:128:GLU:O	54:CG:129:ASN:HB2	2.18	0.44
22:BA:2437:G:O2'	22:BA:2438:U:H5'	2.18	0.44
22:DA:1766:G:O6	22:DA:1987:A:C6	2.70	0.44
22:BA:1277:G:H5'	35:BN:20:MET:HE3	1.92	0.44
55:CM:57:ASP:C	55:CM:59:VAL:H	2.22	0.44
29:DH:12:LEU:HD13	29:DH:19:VAL:HG21	2.00	0.44
1:AA:478:A:H2'	1:AA:479:U:O4'	2.18	0.44
12:CL:5:GLN:HG3	12:CL:9:LYS:HZ3	1.81	0.44
12:CL:6:LEU:H	12:CL:6:LEU:HD12	1.83	0.44
22:DA:1868:C:N4	22:DA:1869:G:O6	2.51	0.44
1:AA:993:G:N3	1:AA:993:G:H2'	2.33	0.44
22:DA:2657:A:C5	22:DA:2665:A:C5	3.06	0.44
53:CA:743:A:C6	53:CA:744:C:C4	3.05	0.44
22:BA:601:C:O2'	22:BA:605:G:OP1	2.32	0.44
8:CH:1:SER:O	8:CH:3:GLN:N	2.51	0.44
3:AC:138:GLN:C	3:AC:140:ALA:H	2.21	0.44
29:DH:38:PRO:O	29:DH:40:THR:HG23	2.18	0.44
53:CA:844:G:C2	53:CA:846:G:O2'	2.62	0.44
53:CA:844:G:C2'	53:CA:845:A:H5''	2.48	0.44
1:AA:198:G:C6	1:AA:220:G:C4	3.05	0.44
22:DA:589:U:H2'	22:DA:590:A:H5'	1.96	0.44
28:BG:33:THR:CA	28:BG:34:ARG:NH1	2.76	0.44
22:DA:2149:U:C6	22:DA:2150:C:H5	2.35	0.44
49:D1:47:ILE:H	49:D1:47:ILE:CD1	2.20	0.44
16:AP:46:LYS:NZ	16:AP:48:GLU:H	2.15	0.44
36:DO:11:ALA:HB2	36:DO:96:GLY:CA	2.48	0.44
22:DA:1317:G:N2	22:DA:1336:A:N3	2.66	0.44
22:BA:869:G:C6	22:BA:870:U:C4	3.06	0.44
22:DA:2519:U:H1'	22:DA:2520:C:C5	2.47	0.44
22:DA:2348:U:O2'	22:DA:2349:G:H8	2.01	0.44

Continued on next page...

Continued from previous page...

Atom-1	Atom-2	Distance(Å)	Clash(Å)
22:BA:1692:U:H2'	22:BA:1694:C:C4	2.53	0.44
53:CA:954:G:C2	53:CA:1228:C:N3	2.86	0.44
22:BA:2485:G:OP1	34:BM:45:GLN:NE2	2.50	0.44
1:AA:1072:G:C5	1:AA:1073:U:C4	3.06	0.44
31:BJ:128:ASN:O	31:BJ:128:ASN:CG	2.56	0.44
20:CT:50:PHE:O	20:CT:53:MET:HG3	2.18	0.44
28:DG:19:ASN:N	28:DG:19:ASN:ND2	2.62	0.44
22:DA:1416:G:C2	22:DA:1417:C:C5	3.06	0.44
22:DA:1416:G:N3	22:DA:1417:C:C5	2.86	0.44
3:AC:41:TYR:HD1	3:AC:42:LEU:HD13	1.81	0.44
1:AA:137:U:O2	1:AA:137:U:C2'	2.60	0.44
53:CA:146:G:C2	53:CA:147:G:C8	3.06	0.44
22:DA:1510:G:N2	22:DA:1511:G:C6	2.86	0.44
25:BD:49:GLN:NE2	25:BD:67:HIS:CE1	2.85	0.44
22:BA:752:A:O2'	22:BA:753:A:P	2.75	0.44
25:BD:9:VAL:CG1	25:BD:28:GLU:HB2	2.48	0.44
22:DA:1835:G:N3	22:DA:1836:C:C6	2.86	0.44
53:CA:29:U:H5'	53:CA:296:U:OP1	2.17	0.44
22:BA:323:C:C4	22:BA:333:G:C8	3.05	0.44
28:DG:145:ALA:HA	28:DG:148:ARG:HG2	1.98	0.44
6:CF:81:ASN:HD21	6:CF:83:ALA:HB3	1.83	0.44
40:DS:51:LEU:HD12	40:DS:51:LEU:O	2.18	0.44
30:DI:64:ARG:HB2	30:DI:64:ARG:CZ	2.48	0.44
22:DA:1464:G:N1	22:DA:1465:G:C5	2.86	0.44
22:BA:554:U:C4	22:BA:555:G:C6	3.06	0.44
53:CA:872:A:C5	53:CA:874:G:C8	3.06	0.44
2:CB:144:GLU:HG3	2:CB:148:GLY:HA2	1.99	0.44
6:CF:8:PHE:CE2	6:CF:60:VAL:HB	2.53	0.44
22:BA:540:C:O2'	22:BA:541:A:H5'	2.17	0.44
39:DR:15:SER:OG	39:DR:16:GLU:N	2.49	0.44
34:DM:133:LYS:O	34:DM:134:THR:HB	2.18	0.44
22:BA:1201:U:H2'	22:BA:1202:G:O4'	2.18	0.44
1:AA:966:G:H2'	1:AA:967:C:C6	2.53	0.44
2:AB:14:HIS:O	2:AB:14:HIS:CG	2.71	0.44
9:CI:126:PHE:O	9:CI:126:PHE:CG	2.71	0.44
22:DA:471:A:O5'	22:DA:471:A:H8	2.00	0.44
22:DA:1952:A:OP1	32:DK:42:THR:CG2	2.66	0.44
22:BA:1080:A:C3'	30:BI:126:ARG:HG3	2.48	0.44
24:DC:196:ASN:O	24:DC:197:ALA:CB	2.64	0.44
24:DC:90:ILE:CG2	24:DC:91:ALA:N	2.81	0.44
22:DA:1313:U:HO2'	22:DA:1314:C:H5'	1.82	0.44
1:AA:426:U:HO2'	1:AA:427:U:H5'	1.78	0.44

Continued on next page...

Continued from previous page...

Atom-1	Atom-2	Distance(Å)	Clash(Å)
53:CA:390:U:H2'	53:CA:391:G:O4'	2.17	0.44
22:DA:302:C:O2'	22:DA:303:G:H5'	2.18	0.44
22:DA:128:C:H6	22:DA:128:C:C5'	2.28	0.44
22:DA:1355:G:C6	22:DA:1377:G:C2	3.06	0.44
22:DA:446:G:O4'	22:DA:449:A:C2	2.71	0.44
22:DA:457:A:H2	22:DA:458:G:N2	2.16	0.44
2:CB:95:TRP:HZ2	2:CB:100:LEU:CD1	2.25	0.44
49:B1:49:LYS:O	49:B1:50:GLU:CB	2.56	0.44
34:DM:33:LEU:HD22	34:DM:128:THR:HB	2.00	0.44
22:DA:137:U:H2'	22:DA:138:U:O4'	2.18	0.44
31:DJ:43:GLU:O	31:DJ:44:TYR:C	2.53	0.44
21:CU:35:GLU:O	21:CU:36:PHE:HD2	1.93	0.44
44:BW:21:GLY:C	44:BW:22:VAL:HG12	2.38	0.44
44:BW:49:ASN:O	44:BW:50:VAL:CG2	2.66	0.44
43:DV:4:ILE:HD12	43:DV:63:ILE:HD11	2.00	0.44
43:DV:89:ILE:CD1	43:DV:91:PHE:CZ	2.95	0.44
34:DM:66:ARG:HD2	34:DM:101:VAL:HG11	1.98	0.44
53:CA:671:G:C6	53:CA:672:U:N3	2.85	0.44
18:CR:59:LYS:O	18:CR:63:TYR:CD1	2.71	0.44
37:DP:88:ARG:NH1	37:DP:112:ARG:NH2	2.53	0.44
22:DA:2618:G:C5	22:DA:2619:C:C5	3.06	0.44
45:BX:38:TRP:HA	45:BX:45:PHE:CD2	2.53	0.44
45:BX:46:VAL:HG11	45:BX:77:TYR:CD1	2.52	0.44
22:DA:189:G:N2	22:DA:208:C:N4	2.66	0.44
22:DA:679:C:C2'	22:DA:680:C:O5'	2.66	0.44
22:BA:1494:A:H2'	22:BA:1495:A:C8	2.53	0.44
22:BA:1496:A:H2'	22:BA:1498:C:N4	2.33	0.44
22:DA:581:C:C2	22:DA:582:A:N7	2.86	0.44
1:AA:486:U:C2'	1:AA:487:A:C5'	2.88	0.44
53:CA:994:A:C6	53:CA:1216:A:C5'	3.01	0.44
19:CS:32:THR:C	19:CS:34:SER:H	2.20	0.44
4:AD:53:GLN:NE2	4:AD:201:GLU:HG2	2.33	0.44
33:DL:132:ARG:O	33:DL:135:ILE:HG22	2.17	0.44
21:AU:27:VAL:O	21:AU:30:GLU:HB3	2.18	0.44
5:CE:73:VAL:CG1	5:CE:143:LEU:HB3	2.48	0.44
22:DA:2060:A:C2'	26:DE:63:LYS:HZ3	2.27	0.44
9:CI:27:ILE:HB	9:CI:34:LEU:CA	2.48	0.44
9:CI:27:ILE:HB	9:CI:34:LEU:HB2	1.99	0.44
22:DA:1565:C:O2'	22:DA:1566:A:O5'	2.32	0.44
47:BZ:9:THR:HG23	47:BZ:9:THR:O	2.14	0.44
26:DE:153:LEU:HD21	26:DE:157:LEU:HG	1.99	0.44
22:DA:2843:G:N2	22:DA:2875:C:C2	2.86	0.44

Continued on next page...

Continued from previous page...

Atom-1	Atom-2	Distance(Å)	Clash(Å)
58:DF:99:PHE:C	58:DF:101:ARG:H	2.20	0.44
53:CA:86:G:C2	53:CA:87:C:C4	3.06	0.44
53:CA:199:A:O2'	53:CA:200:G:P	2.76	0.44
31:DJ:99:ARG:CG	31:DJ:102:GLU:OE2	2.66	0.44
42:BU:39:ASN:HB3	42:BU:62:ALA:O	2.18	0.44
22:DA:1722:A:C5	22:DA:1739:A:C5	3.06	0.44
22:DA:1558:C:H1'	22:DA:1560:G:C5	2.53	0.44
1:AA:1317:C:OP1	14:AN:20:PHE:HE2	2.01	0.44
22:DA:2741:A:H2'	22:DA:2742:G:C5'	2.46	0.44
6:AF:86:ARG:NH1	6:AF:88:MET:HE3	2.33	0.44
29:DH:9:VAL:HG11	29:DH:12:LEU:CD1	2.48	0.44
22:BA:2093:G:OP1	29:BH:24:GLY:N	2.41	0.44
53:CA:1308:U:H5	55:CM:97:ARG:CZ	2.29	0.44
22:BA:1585:C:C2'	22:BA:1586:A:C5'	2.81	0.44
1:AA:385:C:O2'	1:AA:386:C:H5'	2.18	0.44
22:BA:301:G:O2'	22:BA:302:C:O5'	2.36	0.44
3:CC:5:HIS:NE2	3:CC:183:TYR:CE2	2.86	0.44
40:BS:59:GLU:HA	40:BS:64:ALA:HB1	1.96	0.44
53:CA:1452:C:H4'	53:CA:1453:G:C5'	2.45	0.44
53:CA:1453:G:N2	53:CA:1454:G:C5	2.86	0.44
22:DA:2297:A:C2	22:DA:2298:A:C8	3.06	0.44
1:AA:1444:U:H2'	1:AA:1445:U:C6	2.53	0.44
2:CB:164:ASP:HB2	2:CB:167:HIS:HB3	1.96	0.44
33:DL:29:LYS:O	33:DL:30:THR:OG1	2.34	0.44
57:DB:42:C:N4	58:DF:87:LYS:CD	2.81	0.44
17:AQ:62:GLU:HB2	17:AQ:72:TRP:CE2	2.53	0.44
1:AA:182:A:O2'	1:AA:184:G:N7	2.46	0.44
47:BZ:4:ILE:HG12	47:BZ:37:ARG:O	2.18	0.44
22:DA:56:A:C2	22:DA:115:C:C2	3.06	0.44
13:AM:15:VAL:HG12	13:AM:33:LEU:HD12	1.99	0.44
37:DP:50:ARG:H	37:DP:50:ARG:HG3	1.43	0.44
2:CB:124:THR:HG23	2:CB:125:PHE:H	1.82	0.44
22:DA:1716:U:C4	22:DA:1745:A:N6	2.86	0.44
22:BA:704:G:O2'	22:BA:726:G:C2	2.71	0.44
2:AB:110:ILE:HD11	2:AB:150:ILE:HD13	2.00	0.44
53:CA:771:G:C2	53:CA:809:G:N3	2.86	0.44
22:BA:2755:C:C4	52:B4:19:ARG:NH1	2.85	0.44
3:CC:89:VAL:O	3:CC:93:ILE:HG22	2.17	0.44
37:BP:47:ILE:HA	37:BP:96:LEU:HB2	1.99	0.44
15:AO:23:SER:O	15:AO:25:GLU:N	2.51	0.44
1:AA:233:C:H2'	1:AA:234:C:H6	1.82	0.44
28:DG:35:THR:C	28:DG:36:LEU:HD12	2.39	0.44

Continued on next page...

Continued from previous page...

Atom-1	Atom-2	Distance(Å)	Clash(Å)
22:BA:900:A:C4	22:BA:901:C:C6	3.06	0.44
53:CA:127:G:N2	53:CA:235:C:C2	2.86	0.44
22:BA:1854:A:H2	22:BA:2087:G:N3	2.16	0.44
27:BF:173:ASP:O	27:BF:174:PHE:O	2.36	0.44
18:CR:46:THR:HG23	18:CR:51:GLN:HB2	1.99	0.44
38:DQ:43:GLN:NE2	39:DR:77:PHE:HB3	2.32	0.44
22:DA:308:G:C2	22:DA:309:A:C2	3.06	0.44
19:AS:79:TYR:CZ	19:AS:80:ARG:HB2	2.53	0.44
22:BA:396:G:H2'	22:BA:397:U:C6	2.52	0.44
1:AA:1272:G:C2'	1:AA:1273:C:H5'	2.48	0.44
22:DA:3:U:C4	22:DA:4:U:C4	3.06	0.44
1:AA:9:G:C6	1:AA:26:A:N6	2.86	0.44
22:DA:1510:G:O2'	22:DA:1511:G:C8	2.66	0.44
17:AQ:32:ILE:N	17:AQ:32:ILE:HD12	2.33	0.44
22:DA:523:C:O2'	22:DA:524:G:H5'	2.17	0.44
40:DS:27:LYS:O	40:DS:28:LYS:O	2.35	0.44
22:BA:2783:U:H2'	22:BA:2784:U:C6	2.53	0.44
9:CI:127:SER:O	9:CI:128:LYS:HB3	2.18	0.44
30:DI:117:THR:HG22	30:DI:117:THR:O	2.16	0.44
33:BL:48:ARG:HH21	51:B3:3:ILE:CG2	2.31	0.44
1:AA:1452:C:O4'	1:AA:1453:G:C2	2.71	0.44
1:AA:1454:G:H2'	1:AA:1455:G:H8	1.81	0.44
22:BA:1471:G:O2'	22:BA:1472:C:H5'	2.18	0.44
17:AQ:29:LYS:HG3	17:AQ:36:PHE:CZ	2.52	0.44
31:DJ:55:ILE:CG1	31:DJ:55:ILE:O	2.65	0.44
22:DA:1146:C:H42	22:DA:1147:A:N6	2.16	0.44
11:AK:73:VAL:C	11:AK:75:GLU:H	2.20	0.44
22:BA:1376:C:O2'	22:BA:1377:G:H5'	2.17	0.44
57:DB:81:G:C4	57:DB:82:U:C5	3.06	0.44
15:AO:31:LEU:HA	15:AO:31:LEU:HD23	1.74	0.44
1:AA:102:G:C4	1:AA:103:U:C5	3.06	0.44
1:AA:849:G:C6	1:AA:850:U:N3	2.85	0.44
33:BL:75:ALA:HB2	33:BL:105:ILE:CD1	2.48	0.44
11:CK:75:GLU:OE2	11:CK:75:GLU:HA	2.18	0.44
57:DB:104:A:H2'	57:DB:105:G:H5'	2.00	0.44
31:DJ:67:ASN:O	31:DJ:71:ASP:HB2	2.18	0.44
22:BA:1074:G:N3	22:BA:1075:C:C5	2.86	0.43
22:BA:571:U:C5	22:BA:575:A:C5	3.06	0.43
22:BA:668:A:H2'	22:BA:670:A:N6	2.25	0.43
25:BD:149:ASN:O	25:BD:152:PRO:HD2	2.17	0.43
22:DA:2373:G:C6	22:DA:2374:C:C4	3.06	0.43
22:DA:856:G:C2	22:DA:922:C:N3	2.86	0.43

Continued on next page...

Continued from previous page...

Atom-1	Atom-2	Distance(Å)	Clash(Å)
22:DA:1970:A:H5'	22:DA:1971:U:OP1	2.17	0.43
30:DI:76:ALA:HB2	30:DI:131:THR:HB	1.99	0.43
22:DA:295:G:C2	22:DA:296:U:C6	3.06	0.43
41:DT:3:ARG:O	41:DT:4:GLU:C	2.57	0.43
42:DU:73:ASN:HB3	42:DU:95:PHE:HE2	1.82	0.43
24:BC:257:ARG:HG3	24:BC:269:ARG:HH12	1.83	0.43
24:BC:80:LEU:HA	24:BC:80:LEU:HD23	1.46	0.43
22:DA:126:A:OP2	50:D2:19:ARG:HB2	2.18	0.43
22:DA:1427:A:H4'	22:DA:1428:C:O4'	2.18	0.43
22:DA:162:U:C5'	22:DA:163:C:OP1	2.60	0.43
22:DA:165:A:H2'	22:DA:166:U:C6	2.44	0.43
22:DA:161:A:H2	22:DA:2217:G:H1'	1.82	0.43
22:DA:397:U:OP1	45:DX:30:PRO:CA	2.65	0.43
22:DA:1049:C:C5	22:DA:1050:A:N7	2.85	0.43
2:CB:103:TRP:HA	2:CB:106:VAL:H	1.83	0.43
49:B1:8:ILE:CG2	49:B1:9:LYS:H	2.28	0.43
1:AA:91:U:C2'	1:AA:92:U:O4'	2.65	0.43
22:DA:538:A:N6	22:DA:555:G:O2'	2.51	0.43
31:DJ:45:THR:OG1	31:DJ:48:VAL:CB	2.62	0.43
53:CA:794:A:H8	53:CA:794:A:H5''	1.83	0.43
21:CU:25:ALA:O	21:CU:28:LEU:N	2.47	0.43
22:BA:855:G:N2	44:BW:23:LYS:HB3	2.33	0.43
44:BW:24:ARG:HD3	44:BW:65:LYS:CD	2.48	0.43
44:BW:24:ARG:NE	44:BW:65:LYS:HE2	2.32	0.43
43:DV:40:ILE:HB	43:DV:41:GLU:H	1.58	0.43
37:BP:25:VAL:HG11	37:BP:46:VAL:CG2	2.48	0.43
37:BP:44:GLY:HA3	37:BP:61:ARG:O	2.18	0.43
18:CR:72:ARG:HE	18:CR:72:ARG:N	1.99	0.43
21:AU:10:PRO:C	21:AU:11:PHE:HD2	2.20	0.43
22:DA:1280:G:C6	22:DA:1281:G:N7	2.86	0.43
35:DN:54:LEU:CD1	35:DN:66:ALA:HB2	2.25	0.43
1:AA:1299:A:C5	1:AA:1301:U:C2	3.06	0.43
53:CA:1322:C:O2'	53:CA:1323:G:C5'	2.58	0.43
4:AD:53:GLN:HE21	4:AD:202:LEU:N	2.16	0.43
4:AD:56:GLU:OE2	4:AD:195:ASN:N	2.48	0.43
22:DA:2439:A:C8	22:DA:2586:U:H4'	2.52	0.43
1:AA:920:U:H2'	1:AA:921:U:C6	2.53	0.43
5:CE:79:THR:CA	5:CE:121:ASN:ND2	2.79	0.43
22:DA:1452:G:C5	22:DA:2702:G:N1	2.86	0.43
36:BO:117:PHE:CD1	36:BO:117:PHE:O	2.70	0.43
22:BA:138:U:H3'	22:BA:139:U:C5'	2.47	0.43
22:DA:819:A:H2	22:DA:943:A:O4'	2.01	0.43

Continued on next page...

Continued from previous page...

Atom-1	Atom-2	Distance(Å)	Clash(Å)
22:DA:971:G:O6	22:DA:972:A:C2	2.71	0.43
57:DB:26:C:H1'	57:DB:117:G:H1'	1.99	0.43
1:AA:528:C:C6	1:AA:528:C:C4'	3.01	0.43
54:CG:30:MET:HE3	54:CG:33:GLY:HA2	2.00	0.43
1:AA:1216:A:OP1	14:AN:4:SER:HB3	2.18	0.43
22:DA:618:G:C2	22:DA:619:G:C1'	3.01	0.43
53:CA:867:G:C5	53:CA:868:C:C5	3.04	0.43
22:DA:931:U:H5	22:DA:1182:G:H21	1.65	0.43
9:AI:40:ARG:C	9:AI:44:ARG:HB3	2.39	0.43
35:BN:24:MET:CG	35:BN:44:LEU:HD22	2.33	0.43
22:BA:1085:A:H3'	22:BA:1086:A:C2	2.53	0.43
10:AJ:16:ARG:O	10:AJ:20:GLN:HG2	2.18	0.43
1:AA:1449:C:C2'	1:AA:1450:U:C5'	2.81	0.43
39:DR:88:GLY:O	39:DR:89:HIS:CB	2.65	0.43
39:DR:68:ARG:HE	39:DR:90:ARG:HG2	1.83	0.43
4:AD:4:LEU:N	4:AD:4:LEU:HD12	2.34	0.43
1:AA:1441:A:N6	1:AA:1461:G:H21	1.91	0.43
1:AA:275:G:C4	1:AA:276:G:C8	3.06	0.43
58:DF:65:LEU:H	58:DF:65:LEU:CD2	2.29	0.43
15:AO:87:ARG:O	15:AO:87:ARG:HG3	2.18	0.43
22:DA:734:A:H2'	22:DA:735:A:O4'	2.18	0.43
3:AC:136:ALA:O	3:AC:140:ALA:HB2	2.17	0.43
53:CA:821:G:H2'	53:CA:822:U:C5	2.52	0.43
22:BA:2637:U:O2'	22:BA:2638:G:H5'	2.17	0.43
22:DA:2275:C:O2'	34:DM:84:LYS:HA	2.17	0.43
34:DM:76:LYS:NZ	34:DM:84:LYS:N	2.55	0.43
53:CA:224:U:O2	53:CA:224:U:H2'	2.18	0.43
2:AB:150:ILE:O	2:AB:151:LYS:C	2.56	0.43
4:CD:84:ASN:HD22	4:CD:85:THR:N	2.13	0.43
22:DA:668:A:C5	22:DA:670:A:N7	2.85	0.43
22:DA:869:G:C6	22:DA:909:A:N6	2.86	0.43
45:BX:60:LYS:O	45:BX:61:LYS:C	2.57	0.43
22:DA:2152:G:N3	22:DA:2152:G:H2'	2.33	0.43
33:BL:62:PRO:HG2	51:B3:24:LYS:HB3	2.00	0.43
33:BL:51:GLU:OE2	33:BL:60:ARG:NH1	2.51	0.43
24:BC:121:ALA:HB3	24:BC:129:LEU:CD2	2.47	0.43
24:BC:131:MET:O	24:BC:132:ARG:C	2.55	0.43
53:CA:702:A:H5'	53:CA:703:G:C8	2.53	0.43
5:CE:157:GLY:HA3	8:CH:63:LYS:NZ	2.33	0.43
26:DE:20:GLY:H	26:DE:110:SER:CB	2.30	0.43
22:BA:1735:A:N3	22:BA:1736:U:C6	2.86	0.43
13:AM:10:ASP:OD2	13:AM:44:ILE:HB	2.18	0.43

Continued on next page...

Continued from previous page...

Atom-1	Atom-2	Distance(Å)	Clash(Å)
22:DA:2579:C:H2'	22:DA:2580:U:O4'	2.17	0.43
4:CD:72:ARG:O	4:CD:75:TYR:HB3	2.18	0.43
3:AC:6:PRO:O	3:AC:10:ARG:HG2	2.18	0.43
31:DJ:36:LEU:HA	31:DJ:36:LEU:HD13	1.88	0.43
28:DG:25:ILE:HG22	28:DG:78:VAL:HG11	1.99	0.43
22:BA:669:G:C5	22:BA:801:G:C6	3.06	0.43
22:BA:1918:A:O2'	22:BA:1919:A:N7	2.51	0.43
58:DF:36:ASN:HB3	58:DF:152:ASP:OD2	2.17	0.43
45:DX:70:LEU:HB3	45:DX:77:TYR:HE2	1.83	0.43
10:AJ:49:PHE:CZ	14:AN:76:PHE:CZ	3.06	0.43
4:CD:137:SER:C	4:CD:181:PHE:HD2	2.20	0.43
53:CA:854:U:H2'	53:CA:855:U:C6	2.54	0.43
22:BA:1857:G:C1'	22:BA:1884:G:N2	2.80	0.43
36:DO:12:THR:HG23	36:DO:16:ARG:NH1	2.29	0.43
25:DD:1:MET:SD	25:DD:100:LEU:HD11	2.58	0.43
25:BD:53:GLY:O	25:BD:54:ALA:HB2	2.18	0.43
22:BA:1566:A:O2'	22:BA:1567:G:H5'	2.18	0.43
1:AA:1131:G:H2'	1:AA:1132:C:O5'	2.16	0.43
22:DA:749:A:H2'	22:DA:750:A:H8	1.82	0.43
22:DA:749:A:C5	22:DA:750:A:N7	2.86	0.43
22:BA:1315:C:C2'	22:BA:1316:U:H5'	2.48	0.43
53:CA:9:G:OP2	5:CE:125:LYS:HG3	2.17	0.43
22:BA:30:G:H2'	22:BA:31:C:C6	2.53	0.43
4:CD:11:SER:HA	4:CD:18:LEU:HG	2.00	0.43
10:CJ:92:LEU:H	10:CJ:92:LEU:HD13	1.82	0.43
27:BF:46:LYS:HE3	27:BF:46:LYS:H	1.82	0.43
7:AG:88:VAL:CG2	7:AG:89:GLU:N	2.81	0.43
31:BJ:49:ASP:OD2	31:BJ:49:ASP:C	2.56	0.43
1:AA:709:U:H2'	1:AA:710:G:C8	2.53	0.43
26:BE:196:VAL:HG13	26:BE:200:LEU:HD22	1.99	0.43
43:BV:29:ILE:O	43:BV:91:PHE:N	2.50	0.43
22:BA:50:U:H4'	22:BA:51:G:OP2	2.18	0.43
22:DA:929:U:H5''	47:DZ:37:ARG:CZ	2.47	0.43
17:CQ:52:CYS:HB2	17:CQ:53:GLY:H	1.66	0.43
22:BA:912:C:H2'	22:BA:913:U:H6	1.83	0.43
53:CA:683:G:H21	11:CK:39:ASN:HD22	1.66	0.43
48:B0:50:GLY:O	48:B0:51:ARG:C	2.56	0.43
7:AG:14:ASP:OD1	7:AG:17:PHE:CD1	2.71	0.43
1:AA:497:G:N2	1:AA:498:A:C6	2.86	0.43
26:DE:124:PHE:CZ	26:DE:141:MET:CE	3.00	0.43
58:DF:23:SER:HB3	58:DF:26:GLN:CB	2.48	0.43
22:BA:749:A:H4'	22:BA:1271:G:N3	2.34	0.43

Continued on next page...

Continued from previous page...

Atom-1	Atom-2	Distance(Å)	Clash(Å)
22:BA:2029:G:H2'	22:BA:2031:A:OP1	2.18	0.43
22:BA:1662:U:H2'	22:BA:1663:G:O4'	2.18	0.43
36:DO:51:ALA:HB3	36:DO:78:VAL:HG22	1.99	0.43
22:DA:927:A:N1	22:DA:928:A:C2	2.86	0.43
39:DR:72:VAL:HG23	39:DR:72:VAL:O	2.18	0.43
1:AA:1168:U:H3'	1:AA:1168:U:OP1	2.18	0.43
31:BJ:42:ALA:O	31:BJ:45:THR:HG22	2.18	0.43
22:BA:2230:G:O3'	45:BX:29:LEU:HD23	2.19	0.43
5:AE:80:LEU:HD23	5:AE:122:VAL:HG12	1.98	0.43
22:BA:571:U:C5	22:BA:575:A:C6	3.06	0.43
22:DA:1799:G:N1	22:DA:1819:A:OP2	2.49	0.43
22:DA:2341:G:H2'	22:DA:2342:C:C5'	2.48	0.43
22:DA:739:A:O2'	22:DA:740:C:C6	2.68	0.43
22:DA:1080:A:H5'	30:DI:133:ARG:NH2	2.32	0.43
48:D0:32:THR:HG21	48:D0:47:TYR:HE2	1.82	0.43
1:AA:1118:U:O2	1:AA:1179:A:C6	2.71	0.43
22:DA:329:G:H1	42:DU:16:LYS:HG2	1.83	0.43
22:DA:79:C:N3	22:DA:107:G:N2	2.55	0.43
22:DA:2217:G:C4	22:DA:2218:G:C8	3.06	0.43
22:DA:2232:C:O5'	22:DA:2232:C:H6	2.00	0.43
22:DA:379:G:C5	22:DA:396:G:C6	3.06	0.43
39:BR:49:ILE:CB	39:BR:53:PHE:N	2.81	0.43
53:CA:413:G:C6	4:CD:32:LYS:CE	2.97	0.43
1:AA:89:U:C2	1:AA:90:C:C5	3.06	0.43
6:CF:3:HIS:CB	6:CF:92:THR:HG23	2.48	0.43
22:DA:1263:U:C1'	48:D0:6:LYS:HE3	2.47	0.43
22:DA:204:A:C4	22:DA:206:U:O4	2.71	0.43
22:DA:584:C:C5	22:DA:585:G:N7	2.87	0.43
53:CA:1261:A:N7	53:CA:1274:A:H2	2.15	0.43
53:CA:963:G:C6	53:CA:973:G:C6	3.06	0.43
53:CA:997:U:HO2'	53:CA:998:C:C5'	2.31	0.43
53:CA:1221:G:O3'	19:CS:76:THR:HB	2.18	0.43
20:AT:8:LYS:CA	20:AT:11:ILE:HG23	2.48	0.43
22:DA:622:G:O2'	22:DA:623:C:C5'	2.66	0.43
1:AA:620:C:H2'	1:AA:621:A:O4'	2.18	0.43
53:CA:765:G:C5	53:CA:812:G:C5	3.06	0.43
22:BA:1869:G:OP2	22:BA:1869:G:H8	2.01	0.43
2:AB:113:LEU:HD11	2:AB:144:GLU:CD	2.38	0.43
5:CE:80:LEU:HD23	5:CE:119:VAL:HG11	2.00	0.43
22:DA:2060:A:C3'	26:DE:63:LYS:NZ	2.81	0.43
22:BA:141:G:H2'	22:BA:142:A:O4'	2.18	0.43
5:CE:57:ALA:O	5:CE:61:LYS:HG3	2.19	0.43

Continued on next page...

Continued from previous page...

Atom-1	Atom-2	Distance(Å)	Clash(Å)
22:DA:1998:A:H2'	22:DA:1999:C:C6	2.51	0.43
22:DA:2680:U:H6	22:DA:2680:U:O5'	2.00	0.43
29:BH:67:ALA:C	29:BH:69:ALA:N	2.71	0.43
58:DF:43:ILE:CG2	58:DF:44:ALA:H	2.23	0.43
53:CA:194:C:C2'	53:CA:195:A:H5'	2.47	0.43
57:DB:6:G:C6	57:DB:115:A:C2	3.06	0.43
57:DB:64:G:C5'	57:DB:65:U:OP2	2.66	0.43
27:BF:3:LEU:HD23	27:BF:100:GLU:CG	2.41	0.43
22:DA:2223:G:C3'	22:DA:2224:G:H5'	2.48	0.43
53:CA:1244:G:C5	53:CA:1245:C:N4	2.87	0.43
37:DP:77:SER:OG	37:DP:79:VAL:HG22	2.18	0.43
14:AN:82:LYS:CE	14:AN:85:GLU:HG3	2.47	0.43
1:AA:1160:G:C2	1:AA:1161:C:C5	3.06	0.43
22:DA:617:G:C4	22:DA:618:G:C8	3.05	0.43
22:DA:2306:C:H5	22:DA:2307:G:N2	2.16	0.43
2:CB:114:LYS:C	2:CB:117:GLU:HG2	2.38	0.43
22:BA:2144:G:H3'	22:BA:2144:G:N3	2.33	0.43
2:CB:160:LEU:HB2	2:CB:182:VAL:CG1	2.48	0.43
1:AA:450:G:C2'	1:AA:451:A:OP1	2.66	0.43
1:AA:984:C:O2'	1:AA:985:C:O5'	2.36	0.43
53:CA:1303:C:O2	53:CA:1303:C:H2'	2.18	0.43
1:AA:1348:U:H4'	9:AI:121:ARG:HG2	2.00	0.43
22:DA:1223:G:N2	22:DA:1226:A:OP2	2.46	0.43
39:DR:89:HIS:CE1	39:DR:91:GLN:HB2	2.52	0.43
53:CA:112:G:H2'	53:CA:113:G:C5'	2.47	0.43
36:DO:31:THR:CG2	36:DO:36:TYR:CE2	2.96	0.43
22:DA:1267:U:OP2	22:DA:2012:G:N1	2.36	0.43
25:BD:89:GLU:HG3	25:BD:94:GLN:OE1	2.18	0.43
14:CN:92:ILE:HA	14:CN:93:PRO:HD3	1.87	0.43
1:AA:570:G:C4	1:AA:571:U:C5	3.06	0.43
44:DW:14:ASP:C	44:DW:16:GLU:H	2.21	0.43
53:CA:729:A:C2'	53:CA:730:G:O5'	2.65	0.43
22:DA:56:A:H1'	22:DA:127:A:C4	2.53	0.43
22:BA:275:C:C4	22:BA:276:U:H6	2.36	0.43
13:AM:15:VAL:HG23	13:AM:16:ILE:HG13	2.00	0.43
53:CA:571:U:C5'	53:CA:572:A:OP2	2.57	0.43
28:DG:117:PRO:CD	28:DG:143:VAL:HG11	2.47	0.43
1:AA:198:G:H2'	1:AA:199:A:C8	2.53	0.43
38:DQ:31:TYR:O	38:DQ:34:ALA:N	2.51	0.43
22:DA:815:C:P	39:DR:85:LYS:HE2	2.58	0.43
3:CC:120:THR:CG2	3:CC:187:GLU:O	2.62	0.43
3:AC:5:HIS:HA	3:AC:6:PRO:HD2	1.77	0.43

Continued on next page...

Continued from previous page...

Atom-1	Atom-2	Distance(Å)	Clash(Å)
22:BA:28:A:C5	22:BA:29:U:C5	3.06	0.43
2:AB:21:TYR:O	2:AB:22:TRP:CD1	2.71	0.43
58:DF:35:LEU:HA	58:DF:152:ASP:O	2.18	0.43
22:DA:641:U:C5'	22:DA:642:U:OP2	2.62	0.43
22:BA:1821:A:H8	22:BA:1821:A:O5'	2.01	0.43
22:BA:615:U:H4'	22:BA:616:A:OP2	2.18	0.43
22:DA:1171:G:C2	22:DA:1179:G:C2	3.07	0.43
7:AG:144:ALA:O	7:AG:146:ALA:N	2.48	0.43
22:BA:1789:A:OP2	24:BC:220:ARG:NH1	2.51	0.43
45:BX:12:VAL:CG2	45:BX:28:PHE:HB2	2.48	0.43
50:B2:19:ARG:O	50:B2:23:ALA:HB2	2.18	0.43
1:AA:1028:C:C4	1:AA:1034:G:C6	3.06	0.43
33:BL:113:ALA:O	33:BL:114:GLY:O	2.35	0.43
53:CA:292:G:C5	53:CA:293:G:H1'	2.52	0.43
22:BA:1403:A:H2'	22:BA:1404:C:C6	2.53	0.43
53:CA:1418:A:C2	53:CA:1483:A:C2	3.06	0.43
53:CA:946:A:H2'	53:CA:947:G:C8	2.54	0.43
55:CM:106:ARG:HH21	55:CM:112:ARG:CZ	2.32	0.43
37:DP:105:LYS:HD3	37:DP:108:ARG:CZ	2.48	0.43
1:AA:632:U:H2'	1:AA:633:G:OP1	2.18	0.43
22:DA:519:U:H4'	40:DS:25:ARG:NH2	2.33	0.43
32:BK:35:VAL:HG12	32:BK:36:GLY:H	1.78	0.43
34:BM:100:LYS:HD3	34:BM:100:LYS:HA	1.76	0.43
1:AA:688:G:C5	1:AA:700:G:C2	3.07	0.43
35:BN:87:PHE:CE1	35:BN:116:VAL:HG12	2.52	0.43
35:BN:96:ARG:HG3	35:BN:96:ARG:O	2.15	0.43
39:DR:22:LEU:N	39:DR:22:LEU:HD23	2.33	0.43
1:AA:668:G:O2'	15:AO:45:HIS:HB3	2.18	0.43
52:B4:2:LYS:HB2	52:B4:4:ARG:HD3	2.00	0.43
42:BU:28:LEU:O	42:BU:30:SER:N	2.51	0.43
1:AA:767:A:H2'	1:AA:768:A:C8	2.53	0.43
55:CM:113:LYS:HD3	55:CM:113:LYS:C	2.39	0.43
26:BE:37:ALA:C	26:BE:39:ALA:N	2.71	0.43
1:AA:283:U:C4	1:AA:284:C:C4	3.06	0.43
22:BA:2824:C:C2'	22:BA:2825:G:O5'	2.66	0.43
35:DN:58:ASP:HB3	35:DN:59:SER:H	1.61	0.43
6:AF:41:ASP:C	6:AF:43:GLY:H	2.22	0.43
22:BA:350:G:O2'	22:BA:351:C:H5'	2.18	0.43
22:BA:2855:C:O5'	22:BA:2855:C:H6	2.00	0.43
22:BA:2684:U:H2'	22:BA:2685:G:O5'	2.18	0.43
53:CA:1122:U:C5	53:CA:1123:U:C5	3.06	0.43
1:AA:773:G:C6	1:AA:774:G:N7	2.86	0.43

Continued on next page...

Continued from previous page...

Atom-1	Atom-2	Distance(Å)	Clash(Å)
22:BA:768:G:C5	22:BA:769:U:C5	3.06	0.43
34:BM:102:LEU:N	34:BM:102:LEU:CD1	2.81	0.43
35:DN:47:VAL:CG1	35:DN:47:VAL:O	2.66	0.43
22:BA:797:G:H2'	22:BA:798:G:O4'	2.19	0.43
10:CJ:29:ALA:HB2	10:CJ:87:LEU:HG	2.00	0.43
22:DA:855:G:N2	44:DW:23:LYS:HG2	2.33	0.43
22:DA:2352:A:N1	44:DW:30:VAL:HG11	2.33	0.43
22:DA:1978:A:H2'	22:DA:1979:U:O4'	2.19	0.43
22:DA:727:A:C6	22:DA:728:G:C6	3.06	0.43
2:AB:15:PHE:HB2	2:AB:39:ILE:HG23	2.00	0.43
35:DN:35:LYS:HG2	35:DN:112:TYR:CZ	2.54	0.43
9:AI:6:TYR:CE2	9:AI:17:ARG:HB2	2.51	0.43
53:CA:517:G:H4'	53:CA:519:C:C5	2.53	0.43
53:CA:536:C:H2'	53:CA:537:G:H8	1.83	0.43
22:DA:89:A:O2'	22:DA:90:U:H5'	2.18	0.43
42:DU:16:LYS:HB3	42:DU:17:ASP:H	1.54	0.43
42:DU:20:LYS:HD3	42:DU:21:ARG:O	2.19	0.43
22:DA:2212:A:C8	22:DA:2214:C:C5	3.06	0.43
22:DA:35:G:HO2'	22:DA:36:G:H8	1.61	0.43
53:CA:1159:U:H5	53:CA:1182:G:O2'	1.99	0.43
41:BT:28:ASN:HB2	41:BT:29:THR:H	1.37	0.43
26:BE:170:ARG:NH1	26:BE:176:ASP:OD2	2.52	0.43
39:DR:49:ILE:CG1	39:DR:49:ILE:O	2.66	0.43
18:CR:66:LEU:HD23	18:CR:66:LEU:N	2.32	0.43
33:DL:56:PRO:CB	33:DL:58:TYR:CE2	3.01	0.43
51:D3:22:LYS:N	51:D3:48:MET:HB3	2.29	0.43
51:D3:51:LYS:O	51:D3:54:LEU:HB3	2.19	0.43
1:AA:258:G:C2	1:AA:259:G:C1'	3.01	0.43
17:AQ:49:ASN:HD22	17:AQ:49:ASN:C	2.20	0.43
20:AT:77:ASN:H	20:AT:77:ASN:HD22	1.65	0.43
20:AT:77:ASN:O	20:AT:81:GLN:HG3	2.17	0.43
26:BE:149:ILE:CD1	26:BE:172:ALA:HA	2.38	0.43
20:AT:82:ILE:HD12	20:AT:83:ASN:HB3	2.01	0.43
22:DA:600:G:O4'	26:DE:100:MET:HE3	2.18	0.43
25:BD:122:VAL:O	25:BD:126:ASN:HA	2.17	0.43
21:AU:24:LYS:CG	21:AU:25:ALA:N	2.81	0.43
54:CG:136:LYS:HD2	54:CG:136:LYS:HA	1.71	0.43
5:CE:45:VAL:CG2	5:CE:46:GLY:N	2.81	0.43
11:AK:125:LYS:C	21:AU:33:ARG:HH12	2.21	0.43
36:BO:79:ALA:HB2	36:BO:110:ALA:HA	2.00	0.43
47:BZ:15:ARG:HD3	47:BZ:53:MET:SD	2.57	0.43
58:DF:103:ILE:CG1	58:DF:175:PRO:HD3	2.48	0.43

Continued on next page...

Continued from previous page...

Atom-1	Atom-2	Distance(Å)	Clash(Å)
58:DF:102:LEU:C	58:DF:103:ILE:HD12	2.38	0.43
58:DF:111:ARG:CZ	58:DF:113:PHE:CE1	3.01	0.43
53:CA:184:G:C2	53:CA:185:U:N3	2.86	0.43
20:CT:30:PHE:CD2	20:CT:33:LYS:HD2	2.53	0.43
51:D3:3:ILE:CG2	51:D3:4:LYS:N	2.57	0.43
53:CA:249:U:N3	53:CA:276:G:C6	2.86	0.43
53:CA:267:C:H2'	53:CA:268:U:H5'	2.00	0.43
22:DA:1737:G:C5	22:DA:1738:G:N1	2.86	0.43
1:AA:513:C:N3	1:AA:539:A:C2	2.86	0.43
22:DA:1551:A:C5	22:DA:1552:A:C8	3.06	0.43
32:DK:60:ALA:HB1	32:DK:85:VAL:O	2.18	0.43
54:CG:6:ILE:HG13	54:CG:7:GLY:N	2.31	0.43
22:BA:1026:G:H2'	22:BA:1027:A:C8	2.53	0.43
1:AA:1216:A:OP1	14:AN:4:SER:CB	2.66	0.43
1:AA:1162:C:C2	1:AA:1175:G:C2	3.07	0.43
22:DA:956:G:C4'	34:DM:82:MET:HE3	2.49	0.43
22:BA:2107:G:C2'	22:BA:2152:G:OP1	2.66	0.43
53:CA:867:G:C6	53:CA:868:C:N4	2.86	0.43
7:AG:61:PHE:CD1	7:AG:61:PHE:C	2.92	0.43
22:DA:1128:G:O6	22:DA:2491:U:C5	2.71	0.43
55:CM:21:ILE:HD12	55:CM:24:VAL:CG2	2.47	0.43
16:AP:75:ILE:C	16:AP:77:GLU:N	2.71	0.43
1:AA:1150:A:N6	1:AA:1151:A:N6	2.66	0.43
36:DO:14:ALA:O	36:DO:18:LEU:N	2.38	0.43
1:AA:1442:G:H2'	1:AA:1443:C:C6	2.54	0.43
2:CB:195:VAL:HG12	2:CB:197:PHE:C	2.38	0.43
22:DA:279:A:N6	22:DA:361:G:C1'	2.75	0.43
35:DN:62:ASN:O	35:DN:63:ARG:HB3	2.18	0.43
1:AA:184:G:O2'	1:AA:185:U:P	2.77	0.43
22:BA:253:C:OP2	51:B3:4:LYS:NZ	2.47	0.43
53:CA:728:A:C6	53:CA:729:A:C6	3.06	0.43
26:DE:60:TRP:HE3	26:DE:62:GLN:HB2	1.79	0.43
22:BA:782:A:N1	24:BC:224:MET:HE1	2.33	0.43
22:DA:1716:U:N3	22:DA:1745:A:N6	2.66	0.43
1:AA:913:A:HO2'	1:AA:914:A:P	2.41	0.43
55:CM:19:THR:HA	55:CM:25:GLY:O	2.17	0.43
55:CM:19:THR:HG22	55:CM:26:LYS:HA	1.99	0.43
44:BW:9:THR:HG23	44:BW:10:ARG:CG	2.48	0.43
53:CA:443:C:H6	53:CA:443:C:O5'	2.01	0.43
22:DA:170:U:C4	22:DA:171:U:C5	3.06	0.43
1:AA:1088:G:HO2'	1:AA:1089:G:P	2.40	0.43
1:AA:246:A:C4	1:AA:282:A:N6	2.86	0.43

Continued on next page...

Continued from previous page...

Atom-1	Atom-2	Distance(Å)	Clash(Å)
14:AN:52:ARG:HG3	14:AN:58:ARG:NH1	2.33	0.43
32:BK:10:VAL:HG11	32:BK:16:ALA:CB	2.48	0.43
53:CA:110:C:H2'	53:CA:111:G:O4'	2.17	0.43
53:CA:1462:C:O2'	53:CA:1463:U:H5'	2.18	0.43
1:AA:592:G:C6	1:AA:648:A:C6	3.07	0.43
55:CM:1:ALA:HB3	55:CM:8:ILE:HG23	2.00	0.43
7:AG:96:ASN:N	7:AG:96:ASN:OD1	2.48	0.43
1:AA:932:C:O2	1:AA:932:C:C2'	2.67	0.43
22:DA:1831:G:C6	22:DA:1832:C:C4	3.07	0.43
4:CD:75:TYR:CE2	4:CD:203:TYR:HB2	2.53	0.43
30:BI:3:LYS:HD2	30:BI:4:VAL:H	1.82	0.43
38:BQ:26:ALA:CB	38:BQ:30:VAL:CG2	2.92	0.43
22:DA:187:G:C2'	22:DA:1365:A:H2	2.31	0.43
22:DA:642:U:H3'	22:DA:642:U:H6	1.83	0.43
22:DA:2765:A:H3'	22:DA:2766:A:H5'	2.00	0.43
27:BF:45:ASP:CB	27:BF:48:LEU:HB2	2.41	0.43
22:BA:613:A:O2'	22:BA:614:A:OP1	2.33	0.43
22:BA:1857:G:O2'	22:BA:1858:A:OP2	2.34	0.43
5:CE:148:SER:O	5:CE:151:MET:N	2.47	0.43
7:AG:92:PRO:C	7:AG:93:VAL:HG22	2.37	0.43
22:DA:2:G:C5	22:DA:3:U:C5	3.06	0.43
53:CA:775:G:H2'	53:CA:776:G:H5'	1.98	0.43
26:BE:133:LEU:O	26:BE:136:GLN:HB2	2.17	0.43
46:BY:40:SER:C	46:BY:42:LEU:N	2.72	0.43
1:AA:105:G:H2'	1:AA:106:C:H6	1.79	0.43
22:BA:2704:C:C2'	22:BA:2704:C:O2	2.66	0.43
22:BA:2671:G:C3'	22:BA:2672:U:H5'	2.48	0.43
22:BA:1269:A:H2'	22:BA:1270:C:C6	2.54	0.43
34:BM:97:GLN:HB2	34:BM:98:PRO:CD	2.48	0.43
1:AA:689:C:OP1	11:AK:45:THR:OG1	2.35	0.43
1:AA:1108:G:C5	1:AA:1109:C:C5	3.06	0.43
22:BA:1206:G:H2'	22:BA:1207:C:H6	1.83	0.43
22:DA:1767:G:C2	22:DA:1768:C:C5	3.06	0.43
28:BG:54:ARG:O	28:BG:57:TYR:HB2	2.19	0.43
24:BC:250:GLN:CD	24:BC:250:GLN:N	2.71	0.43
28:DG:10:VAL:HB	28:DG:14:VAL:HG11	2.00	0.43
51:B3:54:LEU:O	51:B3:58:ILE:HG13	2.18	0.43
37:DP:98:TYR:CE2	37:DP:99:LEU:CD2	3.01	0.43
1:AA:775:G:C2	1:AA:776:G:C4	3.06	0.43
22:DA:841:G:H2'	22:DA:842:U:O4'	2.18	0.43
56:CP:56:ARG:HE	56:CP:59:HIS:CD2	2.36	0.43
25:BD:163:GLY:O	25:BD:164:GLN:C	2.56	0.43

Continued on next page...

Continued from previous page...

Atom-1	Atom-2	Distance(Å)	Clash(Å)
19:AS:66:VAL:C	19:AS:68:HIS:H	2.22	0.43
45:DX:71:ARG:C	45:DX:73:ARG:H	2.21	0.43
22:BA:1972:G:H2'	22:BA:1973:G:H8	1.83	0.43
40:BS:42:LYS:HE2	40:BS:42:LYS:HB2	1.47	0.43
25:BD:177:VAL:O	25:BD:177:VAL:CG2	2.65	0.43
37:BP:9:GLN:C	37:BP:11:GLN:H	2.22	0.43
5:AE:79:THR:HB	5:AE:121:ASN:CG	2.38	0.43
8:AH:48:PHE:HD1	8:AH:48:PHE:N	2.16	0.43
33:BL:77:ILE:O	33:BL:110:VAL:O	2.37	0.43
24:DC:20:ASN:HB2	24:DC:23:LEU:CD2	2.43	0.43
24:DC:24:HIS:ND1	24:DC:25:LYS:N	2.63	0.43
24:DC:250:GLN:HG3	24:DC:254:LYS:CG	2.48	0.43
53:CA:1279:G:C8	53:CA:1282:C:N4	2.86	0.43
22:DA:1341:G:P	22:DA:1397:U:H3	2.41	0.43
1:AA:430:A:N3	1:AA:431:A:C8	2.86	0.43
22:DA:858:G:C5	22:DA:2268:A:N1	2.87	0.43
22:DA:2274:A:C5	22:DA:2276:G:C8	3.07	0.43
22:DA:2276:G:O2'	22:DA:2277:G:H5'	2.18	0.43
22:DA:2341:G:C2'	22:DA:2342:C:C5'	2.96	0.43
22:DA:2342:C:N3	22:DA:2343:U:C2	2.86	0.43
22:DA:741:U:O2'	22:DA:742:A:H5'	2.18	0.43
35:DN:9:GLN:C	35:DN:10:LEU:O	2.54	0.43
9:AI:46:VAL:CG2	9:AI:75:ALA:HB1	2.47	0.43
53:CA:518:C:H4'	53:CA:519:C:O5'	2.19	0.43
3:CC:191:THR:HB	3:CC:192:TYR:CD1	2.54	0.43
22:DA:333:G:O2'	22:DA:334:C:O5'	2.36	0.43
22:DA:68:G:N2	22:DA:74:A:OP2	2.51	0.43
22:DA:91:A:H1'	22:DA:92:U:C6	2.53	0.43
22:DA:1357:C:N4	22:DA:1358:G:C2	2.86	0.43
22:DA:1575:C:C2	22:DA:1576:U:C6	3.07	0.43
22:DA:394:C:H2'	22:DA:395:U:H5'	1.99	0.43
26:DE:53:THR:OG1	26:DE:54:GLY:N	2.49	0.43
53:CA:1179:A:N6	53:CA:1180:A:C6	2.86	0.43
22:DA:137:U:O5'	22:DA:137:U:H6	2.02	0.43
41:BT:29:THR:CB	41:BT:86:THR:HG22	2.47	0.43
1:AA:70:U:N3	1:AA:94:G:C5	2.86	0.43
21:CU:34:ARG:O	21:CU:35:GLU:O	2.36	0.43
44:BW:39:GLN:CG	44:BW:42:THR:N	2.66	0.43
6:CF:92:THR:C	6:CF:93:LYS:HG2	2.32	0.43
11:CK:92:ARG:HB3	11:CK:93:GLU:H	1.63	0.43
32:DK:69:VAL:HG12	32:DK:70:ARG:N	2.34	0.43
21:AU:7:GLU:HB2	21:AU:11:PHE:CZ	2.52	0.43

Continued on next page...

Continued from previous page...

Atom-1	Atom-2	Distance(Å)	Clash(Å)
51:D3:53:ASP:O	51:D3:54:LEU:C	2.56	0.43
22:DA:1286:A:C5	22:DA:1289:C:N3	2.86	0.43
17:AQ:16:MET:CE	17:AQ:21:VAL:HG12	2.48	0.43
22:BA:1178:C:H2'	22:BA:1179:G:C8	2.53	0.43
53:CA:1046:A:H2'	53:CA:1047:G:O4'	2.18	0.43
53:CA:1268:G:C6	53:CA:1269:A:N6	2.86	0.43
53:CA:1269:A:C2'	53:CA:1270:G:H5'	2.49	0.43
54:CG:78:ARG:CA	54:CG:84:TYR:HB2	2.36	0.43
26:DE:33:VAL:HG12	26:DE:33:VAL:O	2.18	0.43
1:AA:158:G:O2'	1:AA:159:G:H5''	2.18	0.43
25:BD:121:THR:O	25:BD:122:VAL:CB	2.66	0.43
25:DD:149:ASN:HD21	25:DD:150:GLN:HB3	1.83	0.43
41:BT:15:HIS:O	41:BT:17:SER:N	2.51	0.43
41:BT:7:LEU:O	41:BT:7:LEU:HG	2.18	0.43
1:AA:798:U:H2'	1:AA:799:G:O5'	2.18	0.43
28:BG:72:ASN:O	28:BG:76:ILE:CG2	2.47	0.43
54:CG:20:GLU:O	54:CG:23:ALA:HB3	2.17	0.43
9:CI:35:GLU:HA	9:CI:39:GLY:N	2.33	0.43
22:BA:1185:G:H5''	22:BA:1186:G:P	2.58	0.43
29:BH:134:VAL:HG11	29:BH:140:ALA:HB2	2.00	0.43
53:CA:141:G:H2'	53:CA:142:G:H8	1.83	0.43
53:CA:182:A:C2	53:CA:184:G:C5	3.06	0.43
53:CA:92:U:H2'	53:CA:93:U:C5	2.53	0.43
22:DA:1188:U:H2'	22:DA:1189:A:H8	1.83	0.43
22:DA:992:C:H4'	39:DR:74:ILE:HD13	1.98	0.43
22:BA:1462:C:H2'	22:BA:1463:C:C6	2.53	0.43
25:DD:106:LYS:CG	25:DD:206:ALA:HB3	2.48	0.43
23:BB:89:U:H3'	23:BB:90:C:C5'	2.49	0.43
1:AA:565:U:C4	1:AA:566:G:C5	3.05	0.43
22:BA:2151:U:HO2'	22:BA:2152:G:H8	1.63	0.43
29:DH:68:ARG:HG2	29:DH:71:LYS:CD	2.48	0.43
1:AA:1154:G:C2	1:AA:1155:A:C5	3.07	0.43
2:CB:162:VAL:CG2	2:CB:163:ILE:N	2.81	0.43
22:DA:685:A:C2	22:DA:689:A:C6	3.06	0.43
33:DL:29:LYS:O	33:DL:30:THR:CB	2.66	0.43
3:CC:42:LEU:HD13	3:CC:86:LEU:HD22	2.00	0.43
40:BS:86:MET:HG3	40:BS:88:ARG:HD3	1.99	0.43
24:BC:61:TYR:HA	24:BC:85:ASN:HD21	1.84	0.43
26:DE:60:TRP:CE3	26:DE:62:GLN:CB	2.99	0.43
1:AA:585:G:N2	1:AA:879:C:C4'	2.81	0.43
22:BA:2663:G:C4	22:BA:2664:G:C8	3.06	0.43
1:AA:495:A:N3	1:AA:496:A:C6	2.87	0.43

Continued on next page...

Continued from previous page...

Atom-1	Atom-2	Distance(Å)	Clash(Å)
53:CA:468:A:C4	53:CA:469:C:C5	3.06	0.43
22:DA:590:A:C6	22:DA:668:A:C2	3.07	0.43
53:CA:439:U:H2'	53:CA:440:C:H6	1.81	0.43
33:BL:57:LEU:HD11	33:BL:61:LEU:HD21	2.00	0.43
22:DA:2898:U:H2'	22:DA:2899:A:H8	1.83	0.43
22:BA:1733:G:O2'	22:BA:1734:G:C5'	2.66	0.43
22:DA:1296:G:N2	22:DA:1645:G:C4	2.86	0.43
15:AO:42:PHE:CD1	15:AO:55:LEU:HD22	2.52	0.43
28:BG:68:ARG:O	28:BG:68:ARG:HD2	2.18	0.43
35:BN:69:ARG:HG2	35:BN:69:ARG:H	1.10	0.43
53:CA:126:G:C2'	53:CA:127:G:O5'	2.67	0.43
40:DS:14:ALA:O	40:DS:18:ARG:HB2	2.18	0.43
31:DJ:88:THR:O	31:DJ:92:MET:N	2.49	0.43
23:BB:17:C:H2'	23:BB:18:G:C5'	2.48	0.43
23:BB:71:C:H2'	23:BB:72:G:C5'	2.49	0.43
22:BA:1266:G:N7	40:BS:16:LYS:HE2	2.33	0.43
1:AA:119:A:H5''	1:AA:120:A:O5'	2.19	0.43
1:AA:1491:G:C5'	1:AA:1492:A:OP1	2.66	0.43
22:DA:1249:U:O2'	22:DA:1250:G:OP2	2.27	0.43
31:DJ:1:MET:CE	31:DJ:2:LYS:HZ2	2.32	0.43
22:BA:1759:A:H2'	22:BA:1760:C:C6	2.53	0.43
23:BB:6:G:O2'	23:BB:7:G:H5'	2.17	0.43
47:DZ:11:SER:C	47:DZ:13:ILE:H	2.22	0.43
3:AC:85:LYS:O	3:AC:89:VAL:HG22	2.18	0.43
1:AA:25:C:C2'	1:AA:26:A:O5'	2.66	0.43
22:DA:372:G:P	45:DX:61:LYS:HZ3	2.40	0.43
12:AL:55:ARG:NH1	12:AL:61:GLU:OE1	2.50	0.43
27:BF:88:VAL:HG13	27:BF:90:LEU:CD1	2.49	0.43
1:AA:675:A:H2'	1:AA:676:A:O4'	2.18	0.43
53:CA:1527:U:C2	53:CA:1528:U:C5	3.07	0.43
53:CA:38:G:N1	53:CA:397:A:OP1	2.47	0.43
22:BA:2865:U:C2	22:BA:2866:U:H5	2.36	0.43
22:DA:2395:C:N4	22:DA:2421:G:H1	2.16	0.43
53:CA:1231:G:C4	53:CA:1232:U:C5	3.06	0.43
3:CC:153:SER:HB3	3:CC:164:THR:HB	2.00	0.43
40:BS:57:ASN:HA	40:BS:57:ASN:HD22	1.61	0.43
36:DO:49:VAL:HG12	36:DO:50:ALA:N	2.33	0.43
45:BX:19:HIS:C	45:BX:21:LEU:N	2.71	0.43
11:AK:26:PHE:CE1	11:AK:88:PRO:CG	3.01	0.43
22:BA:1050:A:C2	22:BA:2751:G:C4	3.06	0.43
53:CA:1235:U:C3'	53:CA:1235:U:C6	3.02	0.43
22:BA:2299:U:H6	22:BA:2299:U:O5'	2.01	0.43

Continued on next page...

Continued from previous page...

Atom-1	Atom-2	Distance(Å)	Clash(Å)
22:BA:1844:C:H3'	22:BA:1844:C:C6	2.54	0.43
28:DG:26:LYS:HD3	28:DG:27:GLY:N	2.32	0.43
28:DG:15:ASP:HB3	28:DG:26:LYS:H	1.83	0.43
31:BJ:37:ARG:HG2	31:BJ:37:ARG:O	2.19	0.43
22:BA:2856:A:C2'	22:BA:2857:G:H5'	2.47	0.43
22:BA:7:G:H2'	22:BA:8:C:C6	2.54	0.43
48:D0:30:ASP:OD2	48:D0:49:ARG:HA	2.19	0.43
22:BA:708:G:N2	22:BA:724:U:H1'	2.34	0.43
25:BD:13:ARG:NE	25:BD:15:PHE:CZ	2.86	0.43
31:BJ:44:TYR:HB2	38:BQ:63:ARG:HG2	2.00	0.43
22:BA:1059:G:H4'	30:BI:116:MET:HE1	2.01	0.43
22:BA:2570:G:C2'	22:BA:2571:U:H5'	2.48	0.43
41:DT:14:PRO:CG	41:DT:15:HIS:H	2.28	0.43
4:AD:109:THR:CG2	4:AD:112:GLU:CB	2.97	0.43
22:DA:2345:G:H4'	22:DA:2346:A:C5'	2.49	0.43
9:AI:78:ILE:O	9:AI:81:GLY:N	2.51	0.43
22:DA:323:C:H3'	26:DE:163:ASN:HD21	1.83	0.43
42:DU:73:ASN:C	42:DU:75:ALA:H	2.22	0.43
22:DA:298:G:OP1	42:DU:83:GLY:HA2	2.18	0.43
51:B3:30:HIS:ND1	51:B3:31:ILE:CG2	2.82	0.43
22:DA:126:A:O5'	50:D2:19:ARG:HG3	2.18	0.43
22:DA:1364:G:H1'	22:DA:1368:G:N2	2.34	0.43
22:DA:1380:G:C2	22:DA:1381:G:C8	3.07	0.43
22:DA:1571:A:H2'	22:DA:1572:A:C8	2.53	0.43
25:BD:98:VAL:O	25:BD:101:PHE:N	2.47	0.43
27:BF:40:GLY:H	27:BF:84:ILE:CD1	2.32	0.43
53:CA:205:A:H2'	53:CA:206:C:C5	2.53	0.43
4:CD:36:ALA:HA	4:CD:41:GLY:C	2.39	0.43
38:DQ:61:ILE:CG1	38:DQ:92:LYS:HD3	2.49	0.43
39:DR:9:GLY:C	39:DR:10:LYS:HD2	2.39	0.43
21:CU:33:ARG:HH22	21:CU:34:ARG:CD	2.31	0.43
38:DQ:87:VAL:CG1	38:DQ:88:GLU:H	2.07	0.43
4:AD:68:GLU:O	4:AD:72:ARG:HG2	2.18	0.43
53:CA:735:C:H2'	53:CA:736:C:H6	1.82	0.43
18:CR:71:ASP:CB	18:CR:72:ARG:HH21	2.31	0.43
22:DA:679:C:O5'	22:DA:679:C:H6	2.01	0.43
17:AQ:48:GLU:OE1	17:AQ:48:GLU:CA	2.64	0.43
53:CA:645:G:C2	53:CA:646:G:C8	3.06	0.43
38:DQ:4:LYS:HE3	38:DQ:7:VAL:HG22	2.00	0.43
53:CA:1381:U:H2'	53:CA:1381:U:O2	2.17	0.43
22:DA:605:G:H2'	22:DA:606:U:C6	2.53	0.43
3:AC:18:ASN:HB3	3:AC:39:ARG:HH12	1.83	0.43

Continued on next page...

Continued from previous page...

Atom-1	Atom-2	Distance(Å)	Clash(Å)
2:AB:113:LEU:HD11	2:AB:144:GLU:OE1	2.18	0.43
22:DA:1019:U:O2'	22:DA:1021:A:N1	2.35	0.43
22:DA:1024:G:O2'	22:DA:1025:G:OP1	2.30	0.43
25:DD:27:ILE:HD12	25:DD:189:VAL:CG2	2.48	0.43
22:BA:1600:C:OP1	41:BT:81:LYS:NZ	2.52	0.43
21:AU:33:ARG:O	21:AU:34:ARG:C	2.57	0.43
33:DL:93:ASN:CG	33:DL:94:THR:H	2.22	0.43
9:CI:27:ILE:HA	9:CI:62:LEU:CB	2.48	0.43
47:BZ:8:GLN:O	47:BZ:10:ARG:N	2.52	0.43
22:DA:1667:G:O2'	22:DA:1668:A:OP2	2.35	0.43
53:CA:86:G:N1	53:CA:87:C:C5	2.87	0.43
53:CA:67:C:OP1	53:CA:199:A:H5''	2.18	0.43
22:DA:992:C:O3'	39:DR:74:ILE:HD13	2.18	0.43
54:CG:27:ASN:O	54:CG:30:MET:HB2	2.18	0.43
1:AA:1162:C:C2'	1:AA:1163:A:H8	2.29	0.43
52:B4:9:LYS:HG3	52:B4:16:ILE:HG13	2.00	0.43
23:BB:90:C:OP1	34:BM:16:ARG:HB3	2.18	0.43
47:DZ:17:PRO:O	47:DZ:21:ALA:HB2	2.18	0.43
24:BC:76:VAL:O	24:BC:77:VAL:C	2.56	0.43
22:DA:1028:A:N6	22:DA:1125:G:H2'	2.34	0.43
29:DH:68:ARG:CB	29:DH:68:ARG:NH1	2.82	0.43
1:AA:1151:A:N6	1:AA:1152:A:H62	2.15	0.43
16:AP:13:LYS:O	16:AP:15:PRO:HD2	2.19	0.43
53:CA:881:G:C4	53:CA:882:C:C6	3.06	0.43
12:CL:9:LYS:HB2	12:CL:9:LYS:HE2	1.69	0.43
22:DA:497:A:H2'	22:DA:498:G:C1'	2.49	0.43
22:DA:2654:A:C4	22:DA:2656:U:C4	3.07	0.43
13:AM:106:ARG:NE	13:AM:112:ARG:HB3	2.34	0.43
22:BA:217:A:P	62:BA:3226:HOH:O	2.76	0.43
22:BA:1946:U:H2'	22:BA:1947:C:C6	2.53	0.43
1:AA:346:G:OP1	37:BP:33:GLU:OE1	2.36	0.43
2:AB:138:ARG:HG3	2:AB:139:GLU:N	2.32	0.43
13:AM:21:ILE:HD12	13:AM:21:ILE:N	2.33	0.43
13:AM:21:ILE:O	13:AM:24:VAL:HG22	2.18	0.43
28:DG:117:PRO:O	28:DG:118:ALA:C	2.56	0.43
22:BA:527:C:N3	22:BA:2779:U:H2'	2.32	0.43
22:DA:590:A:N6	22:DA:668:A:N1	2.66	0.43
22:DA:987:C:O2'	22:DA:1000:A:N3	2.43	0.43
22:DA:1000:A:C6	22:DA:1001:A:C2	3.06	0.43
22:DA:2142:A:C5	22:DA:2143:C:O2'	2.70	0.43
1:AA:1086:U:O2'	1:AA:1087:G:H5'	2.19	0.43
25:DD:179:ARG:NH2	37:DP:11:GLN:HE21	2.16	0.43

Continued on next page...

Continued from previous page...

Atom-1	Atom-2	Distance(Å)	Clash(Å)
33:BL:61:LEU:HD23	51:B3:13:PHE:CE1	2.54	0.43
24:BC:131:MET:CA	24:BC:134:ILE:HD12	2.39	0.43
22:BA:1416:G:O2'	22:BA:1417:C:P	2.76	0.43
3:AC:147:GLY:CA	3:AC:202:PHE:HB3	2.49	0.43
40:DS:66:ILE:HA	40:DS:69:LEU:HD22	2.01	0.43
22:DA:2436:G:C2'	22:DA:2437:G:H5'	2.48	0.43
1:AA:637:C:H2'	1:AA:638:U:C5'	2.48	0.43
19:AS:62:THR:O	19:AS:63:ASP:C	2.56	0.43
22:DA:1259:G:H2'	22:DA:1260:A:O4'	2.18	0.43
22:BA:384:A:C2'	22:BA:385:C:H5'	2.44	0.43
22:DA:2348:U:O2'	22:DA:2349:G:O5'	2.37	0.43
25:BD:72:GLY:O	25:BD:73:VAL:O	2.36	0.43
20:CT:12:GLN:CG	20:CT:12:GLN:O	2.59	0.43
22:BA:2492:U:HO2'	22:BA:2493:U:H5'	1.82	0.43
10:AJ:80:THR:O	10:AJ:81:GLU:C	2.56	0.43
10:AJ:84:VAL:HG13	10:AJ:85:ASP:N	2.32	0.43
22:BA:63:A:HO2'	22:BA:64:A:H5'	1.82	0.43
34:BM:47:GLU:O	34:BM:48:ALA:C	2.57	0.43
22:BA:1264:A:P	48:B0:15:ARG:HH12	2.42	0.43
51:D3:57:VAL:HG12	51:D3:61:LEU:HD11	2.01	0.43
40:DS:17:VAL:HG11	40:DS:103:ILE:CD1	2.44	0.43
1:AA:1072:G:N1	1:AA:1104:G:C2	2.86	0.43
22:BA:20:C:O2'	22:BA:21:A:H5'	2.18	0.43
22:BA:2752:C:O5'	22:BA:2752:C:H6	2.01	0.43
53:CA:777:A:C2	53:CA:778:G:H1'	2.53	0.43
53:CA:1416:G:H2'	53:CA:1417:G:H5'	2.00	0.43
22:BA:1842:G:H2'	22:BA:1843:C:O4'	2.18	0.43
53:CA:676:A:C2	53:CA:677:U:C4	3.07	0.43
1:AA:418:C:O5'	1:AA:418:C:H6	2.00	0.43
22:BA:1567:G:H2'	24:BC:84:PRO:HG3	1.99	0.43
22:DA:1042:G:C6	22:DA:1043:C:C4	3.06	0.43
32:BK:107:LEU:HD12	32:BK:107:LEU:HA	1.74	0.43
26:BE:48:THR:N	26:BE:51:GLU:HG3	2.34	0.43
1:AA:1310:G:O2'	1:AA:1311:A:H5'	2.17	0.43
43:BV:65:VAL:O	43:BV:66:ASP:OD1	2.37	0.43
22:DA:516:C:O2'	22:DA:517:C:H5'	2.18	0.43
53:CA:295:C:C4	53:CA:296:U:C5	3.06	0.43
42:BU:27:VAL:CG2	42:BU:28:LEU:N	2.82	0.43
9:CI:87:MET:HG3	9:CI:94:ARG:HE	1.83	0.43
22:DA:531:C:N3	22:DA:563:A:C8	2.87	0.43
22:BA:1281:G:H2'	22:BA:1282:U:C6	2.54	0.43
22:BA:2870:C:C2'	22:BA:2871:U:H5'	2.48	0.43

Continued on next page...

Continued from previous page...

Atom-1	Atom-2	Distance(Å)	Clash(Å)
26:DE:124:PHE:HZ	26:DE:141:MET:CE	2.32	0.43
22:DA:732:C:C4	22:DA:733:G:N7	2.87	0.43
31:BJ:37:ARG:CG	31:BJ:37:ARG:O	2.66	0.43
2:CB:64:GLY:HA2	2:CB:158:ASP:OD2	2.18	0.43
53:CA:1056:U:H5'	3:CC:162:ALA:HB3	1.99	0.43
24:DC:166:ARG:O	24:DC:167:ASP:C	2.55	0.43
50:D2:11:LYS:NZ	62:D2:101:HOH:O	2.51	0.43
22:DA:2153:C:C6	22:DA:2153:C:OP2	2.72	0.43
43:BV:77:VAL:HG13	43:BV:77:VAL:O	2.17	0.43
31:DJ:34:ARG:HE	31:DJ:34:ARG:HB3	1.68	0.43
40:DS:47:VAL:HG23	40:DS:47:VAL:O	2.18	0.43
37:BP:48:ALA:O	37:BP:49:ILE:HG12	2.19	0.43
30:BI:79:LEU:HD21	30:BI:132:ALA:HB1	2.00	0.43
5:AE:94:PHE:C	5:AE:94:PHE:CD1	2.92	0.43
28:BG:84:LYS:HG2	28:BG:85:LYS:N	2.34	0.43
10:CJ:74:VAL:O	10:CJ:75:ASP:CB	2.65	0.43
44:DW:51:GLY:CA	44:DW:59:PHE:O	2.67	0.43
22:DA:1059:G:C6	22:DA:1080:A:N1	2.86	0.43
48:D0:43:THR:OG1	48:D0:47:TYR:HB2	2.19	0.43
1:AA:1138:G:C2	1:AA:1140:C:C4	3.07	0.43
1:AA:1282:C:O2'	1:AA:1283:U:H5'	2.19	0.43
9:AI:8:THR:HG21	9:AI:10:ARG:HH21	1.83	0.43
1:AA:928:G:O2'	1:AA:1533:C:OP1	2.37	0.43
12:CL:106:VAL:HG12	12:CL:109:ARG:HG2	2.00	0.43
22:DA:1208:C:C4	22:DA:1239:G:N1	2.86	0.43
26:DE:130:LYS:H	26:DE:160:ALA:HB2	1.84	0.43
22:DA:58:G:OP1	41:DT:78:SER:HB2	2.18	0.43
42:DU:81:ARG:HD2	42:DU:81:ARG:H	1.81	0.43
46:DY:52:ARG:HA	46:DY:55:THR:HB	2.00	0.43
24:BC:175:LEU:HD12	24:BC:175:LEU:HA	1.72	0.43
22:BA:2289:G:O2'	22:BA:2290:G:H5'	2.18	0.43
22:DA:1358:G:N7	22:DA:1371:G:C6	2.87	0.43
1:AA:99:C:C2'	1:AA:100:G:OP2	2.65	0.43
39:DR:9:GLY:C	39:DR:10:LYS:CG	2.87	0.43
39:DR:4:VAL:HA	39:DR:12:HIS:O	2.18	0.43
22:DA:1532:A:C6	22:DA:1533:C:C4	3.06	0.43
44:BW:23:LYS:CD	44:BW:24:ARG:HG3	2.44	0.43
43:DV:28:ALA:HB1	43:DV:89:ILE:HG13	2.00	0.43
21:CU:19:LYS:C	21:CU:21:SER:N	2.72	0.43
37:DP:19:PHE:HE1	37:DP:58:PHE:CZ	2.36	0.43
37:DP:48:ALA:HB3	37:DP:59:THR:HB	2.00	0.43
17:AQ:20:ILE:CA	17:AQ:47:ASP:OD1	2.66	0.43

Continued on next page...

Continued from previous page...

Atom-1	Atom-2	Distance(Å)	Clash(Å)
26:BE:5:LEU:HD21	26:BE:120:VAL:HG22	2.00	0.43
53:CA:1319:A:H5''	19:CS:4:LEU:HD13	1.99	0.43
53:CA:1368:A:C8	9:CI:113:LYS:HD3	2.54	0.43
2:CB:130:LYS:HD3	2:CB:133:ALA:CB	2.47	0.43
22:DA:1142:A:C4	22:DA:1144:A:N7	2.86	0.43
54:CG:42:VAL:C	54:CG:44:SER:H	2.22	0.43
56:CP:20:VAL:HA	56:CP:36:VAL:HB	2.00	0.43
34:BM:1:MET:CE	34:BM:1:MET:CA	2.97	0.43
58:DF:107:VAL:H	58:DF:108:PRO:CD	2.32	0.43
58:DF:101:ARG:HH11	58:DF:138:PRO:CB	2.31	0.43
53:CA:275:G:O2'	53:CA:276:G:H8	2.02	0.43
57:DB:24:G:C8	57:DB:56:G:C5	3.07	0.43
27:BF:102:LEU:HD13	27:BF:102:LEU:C	2.38	0.43
22:DA:1657:U:O2'	25:DD:138:LEU:HD12	2.19	0.43
40:BS:25:ARG:HE	40:BS:73:LYS:HZ1	1.67	0.43
22:DA:1476:U:O2'	22:DA:1477:A:O5'	2.37	0.43
53:CA:133:U:H2'	53:CA:134:G:OP2	2.18	0.43
26:DE:101:TYR:CD2	26:DE:101:TYR:C	2.92	0.43
22:BA:2151:U:O4	22:BA:2152:G:O6	2.37	0.43
24:DC:76:VAL:O	24:DC:93:VAL:O	2.36	0.43
1:AA:949:A:O4'	1:AA:1364:U:C5	2.71	0.43
29:DH:68:ARG:HB3	29:DH:68:ARG:CZ	2.47	0.43
22:BA:1023:U:H5'	22:BA:1023:U:H6	1.79	0.43
1:AA:374:A:C6	1:AA:375:U:C4	3.07	0.43
53:CA:1293:C:C2	53:CA:1294:G:N7	2.86	0.43
39:DR:68:ARG:NE	39:DR:90:ARG:HG2	2.34	0.43
28:DG:93:TYR:N	28:DG:105:SER:O	2.51	0.43
22:BA:659:G:H4'	26:BE:95:LYS:CD	2.48	0.43
2:CB:163:ILE:CG2	2:CB:203:ASP:HA	2.49	0.43
22:DA:184:C:N3	22:DA:213:A:H2	2.16	0.43
57:DB:34:A:C2'	57:DB:35:C:OP2	2.67	0.43
58:DF:91:ARG:CA	58:DF:95:MET:SD	2.98	0.43
35:DN:60:VAL:O	35:DN:64:ARG:HD2	2.18	0.43
23:BB:45:A:C4	23:BB:46:A:C8	3.07	0.43
22:DA:2850:A:N7	22:DA:2868:A:O2'	2.49	0.43
1:AA:913:A:H4'	1:AA:914:A:O5'	2.17	0.43
55:CM:19:THR:HG22	55:CM:25:GLY:O	2.19	0.43
33:BL:62:PRO:O	51:B3:12:ARG:HG2	2.19	0.43
15:CO:24:THR:O	15:CO:25:GLU:C	2.56	0.43
53:CA:948:C:H5''	55:CM:104:ASN:CB	2.40	0.43
22:DA:2826:A:C2	22:DA:2827:C:C2	3.07	0.43
22:BA:2816:G:H2'	22:BA:2817:U:O5'	2.18	0.43

Continued on next page...

Continued from previous page...

Atom-1	Atom-2	Distance(Å)	Clash(Å)
22:BA:2548:U:C2'	22:BA:2549:G:O5'	2.66	0.43
22:DA:1931:U:HO2'	22:DA:1932:A:H8	1.65	0.43
22:DA:1544:A:C6	22:DA:1545:A:N1	2.86	0.43
3:AC:13:ILE:H	3:AC:13:ILE:HD13	1.84	0.43
58:DF:11:VAL:HG13	58:DF:171:ALA:HB2	2.01	0.43
22:BA:1889:A:H2'	22:BA:1890:A:O4'	2.18	0.43
22:DA:515:A:H2	22:DA:1260:A:N3	2.17	0.43
58:DF:129:MET:CE	58:DF:174:PHE:CE1	3.01	0.43
10:AJ:33:GLY:CA	10:AJ:83:THR:HB	2.48	0.43
53:CA:691:G:H2'	53:CA:692:U:C6	2.54	0.43
1:AA:461:A:C3'	1:AA:461:A:N3	2.76	0.43
23:BB:69:G:C2'	23:BB:70:C:H5'	2.49	0.43
3:CC:20:THR:HG22	3:CC:57:GLU:HG2	2.00	0.43
15:AO:1:SER:O	15:AO:2:LEU:HB2	2.19	0.43
19:AS:79:TYR:C	19:AS:79:TYR:CD2	2.88	0.43
53:CA:718:A:C5'	11:CK:118:ASN:OD1	2.67	0.43
22:BA:464:U:O2'	50:B2:16:HIS:CE1	2.72	0.43
30:DI:32:VAL:HG13	30:DI:58:ILE:HD12	2.00	0.43
1:AA:1358:U:H5	1:AA:1359:C:N3	2.15	0.43
31:BJ:142:ILE:HG22	31:BJ:142:ILE:OXT	2.19	0.43
7:AG:69:ARG:HG3	7:AG:95:ARG:CG	2.49	0.43
22:BA:1680:U:C2'	22:BA:1681:G:H5'	2.49	0.43
22:DA:519:U:H4'	40:DS:25:ARG:HH21	1.82	0.43
1:AA:991:U:C5'	1:AA:992:U:OP1	2.66	0.43
39:DR:22:LEU:HD12	39:DR:25:LEU:HD21	2.01	0.43
53:CA:552:U:O2'	53:CA:553:A:H5'	2.18	0.43
31:BJ:101:ILE:O	31:BJ:105:VAL:HG13	2.19	0.43
12:AL:75:GLU:OE1	12:AL:75:GLU:HA	2.19	0.43
3:AC:113:LYS:HD3	3:AC:184:ASN:CG	2.39	0.43
3:AC:63:ILE:O	3:AC:98:ALA:HA	2.18	0.43
25:BD:25:THR:HG22	25:BD:27:ILE:HG13	2.00	0.43
22:BA:695:G:C2	22:BA:696:G:C8	3.07	0.43
22:DA:543:G:C2	22:DA:551:G:C5	3.06	0.43
1:AA:230:G:H5''	16:AP:31:ARG:NH2	2.33	0.43
1:AA:607:A:H2'	1:AA:608:A:C8	2.54	0.43
60:BA:3136:ERY:H321	60:BA:3136:ERY:H8	1.58	0.43
22:DA:841:G:O2'	22:DA:842:U:H5'	2.18	0.43
22:BA:1007:C:H5''	31:BJ:37:ARG:HH21	1.83	0.43
22:DA:969:G:N2	22:DA:985:C:OP1	2.52	0.43
22:BA:191:A:H2'	22:BA:192:C:C6	2.54	0.43
27:BF:103:ILE:H	27:BF:103:ILE:HG12	1.56	0.43
58:DF:119:LYS:HD3	58:DF:119:LYS:O	2.18	0.43

Continued on next page...

Continued from previous page...

Atom-1	Atom-2	Distance(Å)	Clash(Å)
42:DU:48:VAL:HA	42:DU:49:PRO:HD3	1.82	0.43
22:BA:968:C:O2'	22:BA:969:G:H5'	2.18	0.43
22:BA:1689:A:O2'	22:BA:1690:A:H5'	2.19	0.43
22:BA:2830:C:O3'	25:BD:56:LYS:NZ	2.52	0.43
37:BP:50:ARG:O	37:BP:51:ASN:HB2	2.17	0.43
53:CA:1140:C:O2'	53:CA:1141:C:C6	2.66	0.43
9:CI:30:ASN:OD1	9:CI:65:THR:HG23	2.19	0.43
1:AA:411:A:N6	1:AA:413:G:H21	2.14	0.43
22:DA:2385:C:O2'	22:DA:2386:A:O5'	2.36	0.43
22:DA:2331:G:O2'	44:DW:40:ARG:HG2	2.18	0.43
22:DA:1275:A:C8	35:DN:16:HIS:CD2	3.07	0.43
35:DN:33:ILE:CD1	35:DN:118:ARG:NH2	2.82	0.43
1:AA:1283:U:O2'	1:AA:1284:C:C5'	2.67	0.43
1:AA:1533:C:C2'	1:AA:1534:A:H5''	2.48	0.43
22:DA:300:A:C2'	22:DA:301:G:C5'	2.97	0.43
22:DA:300:A:C5	22:DA:334:C:C4'	3.01	0.43
26:DE:133:LEU:C	26:DE:133:LEU:CD2	2.87	0.43
24:BC:255:LYS:O	24:BC:256:THR:CB	2.67	0.43
39:BR:47:VAL:HG12	39:BR:54:VAL:HG11	2.01	0.43
22:DA:2748:A:C6	22:DA:2749:A:C6	3.07	0.43
34:DM:46:ILE:HG12	34:DM:46:ILE:H	1.44	0.43
41:BT:29:THR:CG2	41:BT:86:THR:CG2	2.87	0.43
26:BE:176:ASP:C	26:BE:176:ASP:OD1	2.57	0.43
22:BA:2364:C:C2'	22:BA:2365:G:H5'	2.48	0.43
22:BA:2366:A:C2	22:BA:2367:G:H1'	2.54	0.43
34:DM:101:VAL:HG13	34:DM:101:VAL:O	2.19	0.43
45:BX:44:ARG:HH21	45:BX:46:VAL:CG1	2.32	0.43
22:DA:1307:A:C2'	22:DA:1308:A:O5'	2.66	0.43
1:AA:257:G:H2'	1:AA:258:G:O5'	2.19	0.43
17:AQ:12:VAL:CG1	17:AQ:13:SER:N	2.52	0.43
17:AQ:18:LYS:O	17:AQ:47:ASP:OD2	2.36	0.43
17:AQ:20:ILE:HD12	17:AQ:20:ILE:HA	1.63	0.43
17:AQ:73:THR:HG22	17:AQ:74:LEU:HD12	2.01	0.43
53:CA:645:G:O2'	53:CA:646:G:H5'	2.18	0.43
26:BE:108:ILE:CD1	26:BE:180:LEU:CB	2.88	0.43
53:CA:935:A:O2'	53:CA:936:C:H6	2.00	0.43
3:AC:38:VAL:CG2	3:AC:56:ILE:HD11	2.49	0.43
25:BD:117:GLY:O	25:BD:118:PHE:CD1	2.71	0.43
37:DP:22:GLY:HA3	37:DP:91:VAL:HG21	1.99	0.43
37:DP:22:GLY:O	37:DP:89:GLY:HA3	2.19	0.43
22:DA:274:C:O2'	22:DA:275:C:C5'	2.65	0.43
29:BH:68:ARG:NH2	29:BH:69:ALA:HA	2.33	0.43

Continued on next page...

Continued from previous page...

Atom-1	Atom-2	Distance(Å)	Clash(Å)
58:DF:111:ARG:NH1	58:DF:113:PHE:HE1	2.15	0.43
53:CA:182:A:C2	53:CA:184:G:C6	3.06	0.43
13:AM:25:GLY:O	13:AM:27:THR:N	2.52	0.43
22:BA:729:G:C2'	22:BA:1775:U:H1'	2.48	0.43
53:CA:265:G:O2'	53:CA:266:G:H5'	2.19	0.43
57:DB:64:G:C5	57:DB:65:U:C5	3.07	0.43
27:BF:131:VAL:O	27:BF:132:ARG:C	2.57	0.43
22:DA:1655:A:O2'	22:DA:1656:C:C5'	2.67	0.43
25:DD:137:SER:CB	25:DD:138:LEU:CD2	2.95	0.43
22:DA:1441:G:N3	22:DA:1551:A:C2	2.86	0.43
53:CA:1003:G:N2	53:CA:1005:A:C5'	2.80	0.43
2:CB:151:LYS:HG3	2:CB:152:ASP:H	1.82	0.43
22:DA:843:G:C6	22:DA:844:A:N6	2.87	0.43
1:AA:976:G:N1	1:AA:1363:A:C2	2.87	0.43
53:CA:121:U:H3'	53:CA:121:U:P	2.58	0.43
22:BA:1084:A:C6	22:BA:1085:A:N6	2.87	0.43
2:AB:95:TRP:CZ2	2:AB:100:LEU:HB2	2.54	0.43
53:CA:723:U:H6	53:CA:723:U:H3'	1.83	0.43
14:CN:87:ALA:HB2	14:CN:95:LEU:HD23	2.00	0.43
53:CA:728:A:C6	53:CA:729:A:N6	2.86	0.43
24:BC:33:LEU:HD21	24:BC:62:ARG:CD	2.39	0.43
22:BA:277:G:H4'	22:BA:278:A:C8	2.52	0.43
22:DA:791:C:N4	22:DA:794:A:H1'	2.33	0.43
12:AL:111:GLN:O	12:AL:112:ALA:HB3	2.19	0.43
22:DA:2864:G:H2'	22:DA:2865:U:O4'	2.18	0.43
28:BG:59:ASP:O	28:BG:60:GLY:O	2.36	0.43
53:CA:496:A:O2'	53:CA:497:G:C8	2.67	0.43
4:CD:115:GLN:HG3	4:CD:119:HIS:CE1	2.54	0.43
22:DA:154:U:H2'	22:DA:155:A:O4'	2.18	0.43
11:AK:58:THR:CB	11:AK:59:PRO:HD2	2.46	0.43
22:BA:2222:C:H2'	22:BA:2223:G:O5'	2.18	0.43
22:BA:1753:G:OP1	37:BP:92:ARG:HD3	2.18	0.43
37:DP:9:GLN:HB3	37:DP:12:MET:CE	2.48	0.43
13:AM:10:ASP:O	13:AM:11:HIS:HB2	2.18	0.43
15:AO:15:GLY:O	15:AO:17:ASP:N	2.43	0.43
22:DA:283:G:N2	22:DA:358:U:C2	2.87	0.43
33:DL:73:ILE:O	33:DL:105:ILE:HD12	2.18	0.43
3:AC:5:HIS:CG	14:AN:88:MET:HB3	2.54	0.43
22:BA:640:C:C2'	22:BA:641:U:O5'	2.67	0.43
1:AA:1016:A:H2'	1:AA:1017:U:O4'	2.19	0.43
22:BA:747:U:H2'	22:BA:2613:U:O4	2.18	0.43
30:BI:56:VAL:CG2	30:BI:68:PHE:HB2	2.49	0.43

Continued on next page...

Continued from previous page...

Atom-1	Atom-2	Distance(Å)	Clash(Å)
49:D1:10:LEU:HD13	49:D1:10:LEU:N	2.34	0.43
53:CA:1077:G:C6	53:CA:1081:A:N1	2.87	0.43
1:AA:748:G:O6	1:AA:749:A:N6	2.51	0.43
33:BL:55:MET:HE2	33:BL:56:PRO:HD2	2.00	0.43
22:BA:64:A:N1	22:BA:91:A:N6	2.67	0.43
4:AD:160:LEU:CD2	4:AD:160:LEU:N	2.80	0.43
53:CA:258:G:O3'	20:CT:35:TYR:OH	2.36	0.43
22:BA:2109:U:O4	22:BA:2110:G:C4	2.71	0.43
38:BQ:89:ILE:O	38:BQ:90:ASP:CB	2.63	0.43
10:AJ:88:MET:HB3	10:AJ:89:ARG:NH1	2.33	0.43
38:BQ:35:PHE:C	38:BQ:37:ALA:N	2.72	0.43
53:CA:1336:C:O2'	53:CA:1337:G:C5	2.71	0.43
3:AC:57:GLU:CG	3:AC:64:ARG:HB3	2.49	0.43
22:DA:545:U:C6	22:DA:547:A:H5'	2.54	0.43
13:AM:84:CYS:O	13:AM:88:LEU:CD1	2.66	0.43
53:CA:708:C:H4'	11:CK:38:GLY:HA3	2.01	0.43
22:BA:414:C:O2'	22:BA:415:A:H5'	2.17	0.43
34:DM:21:ALA:HB2	34:DM:98:PRO:O	2.18	0.43
18:AR:42:ARG:HG3	18:AR:43:ILE:CD1	2.49	0.43
2:AB:161:PHE:HD1	2:AB:183:PHE:HB2	1.84	0.43
22:BA:666:A:H4'	33:BL:48:ARG:NE	2.31	0.43
1:AA:1451:U:C5'	1:AA:1452:C:H5	2.31	0.43
22:BA:2076:U:O2	22:BA:2076:U:O4'	2.36	0.43
19:AS:14:LEU:HB2	19:AS:32:THR:HG21	2.01	0.43
27:BF:46:LYS:CD	27:BF:46:LYS:N	2.81	0.43
22:BA:2350:C:C2'	22:BA:2351:G:H5'	2.48	0.43
22:BA:2665:A:H2	22:BA:2666:C:C2	2.35	0.43
22:BA:2459:A:C8	22:BA:2459:A:O5'	2.72	0.43
6:AF:98:GLU:O	6:AF:99:ALA:HB3	2.18	0.43
2:AB:79:VAL:HA	2:AB:213:LEU:HD21	1.99	0.43
22:BA:553:G:N7	22:BA:554:U:C5	2.87	0.43
30:BI:59:THR:HG22	30:BI:61:TYR:CE2	2.53	0.43
41:BT:67:VAL:HG23	41:BT:68:LYS:N	2.33	0.43
1:AA:230:G:H5''	16:AP:31:ARG:HH21	1.84	0.43
22:BA:2611:C:H5'	60:BA:3136:ERY:H301	2.01	0.43
15:CO:10:ILE:HA	15:CO:13:GLU:HB2	2.00	0.43
22:DA:1320:C:HO2'	22:DA:1321:A:H8	1.67	0.43
3:CC:142:ARG:HG2	3:CC:143:LEU:HD12	2.00	0.43
40:BS:19:LEU:O	48:B0:21:LEU:HD12	2.18	0.43
24:BC:137:GLY:N	24:BC:163:ILE:O	2.51	0.43
1:AA:2:A:C6	1:AA:3:A:N1	2.86	0.43
22:BA:2049:G:N2	22:BA:2620:C:C2	2.87	0.43

Continued on next page...

Continued from previous page...

Atom-1	Atom-2	Distance(Å)	Clash(Å)
51:B3:15:LYS:HE2	51:B3:19:GLY:HA2	2.01	0.43
22:BA:2256:G:O2'	22:BA:2257:U:H5'	2.18	0.43
35:BN:4:ARG:HA	35:BN:4:ARG:HD2	1.90	0.43
42:BU:4:ILE:O	42:BU:4:ILE:HG22	2.15	0.43
22:BA:1330:C:O2'	22:BA:1331:G:H5'	2.18	0.43
22:DA:2064:C:O3'	22:DA:2251:G:N2	2.52	0.43
22:DA:1219:U:O2'	22:DA:1220:G:H5'	2.18	0.43
1:AA:1246:A:C6	1:AA:1292:G:C6	3.07	0.43
22:BA:998:C:H2'	22:BA:999:U:O5'	2.19	0.43
22:DA:1389:G:O2'	22:DA:1390:U:H5'	2.17	0.43
27:BF:35:LEU:CD2	27:BF:153:ILE:CG2	2.97	0.43
53:CA:377:G:O2'	53:CA:378:G:H5'	2.19	0.43
22:DA:916:G:O2'	22:DA:917:A:O5'	2.34	0.43
9:AI:8:THR:O	9:AI:81:GLY:HA3	2.19	0.43
10:AJ:47:GLU:OE2	14:AN:75:LYS:NZ	2.44	0.43
22:DA:92:U:O2'	22:DA:93:G:O4'	2.36	0.43
1:AA:70:U:O2'	1:AA:71:A:N7	2.51	0.43
2:AB:9:LEU:CD2	2:AB:11:ALA:CB	2.92	0.43
18:CR:63:TYR:CD2	18:CR:69:TYR:OH	2.72	0.43
22:DA:1130:U:O2'	22:DA:1131:G:N7	2.49	0.43
22:BA:1829:A:N3	24:BC:14:HIS:HE1	2.16	0.43
22:DA:191:A:HO2'	22:DA:192:C:H5'	1.83	0.43
22:DA:2077:A:OP1	22:DA:2238:G:N1	2.52	0.43
22:DA:2234:G:C4	22:DA:2235:G:C8	3.07	0.43
22:DA:1252:G:C2	38:DQ:32:ARG:HG2	2.53	0.43
22:DA:480:A:H2'	22:DA:480:A:N3	2.34	0.43
53:CA:1214:C:H3'	53:CA:1215:G:C5'	2.49	0.43
53:CA:1314:C:H2'	53:CA:1315:U:O4'	2.17	0.43
4:AD:84:ASN:C	4:AD:84:ASN:ND2	2.72	0.43
20:AT:4:LYS:O	20:AT:6:ALA:N	2.52	0.43
22:DA:622:G:O2'	22:DA:623:C:H5'	2.18	0.43
33:DL:4:ASN:HD22	33:DL:4:ASN:HA	1.53	0.43
25:BD:124:ARG:HG2	25:BD:125:TRP:CD1	2.54	0.43
29:DH:5:LEU:HA	29:DH:36:ALA:HB2	2.00	0.43
47:DZ:19:HIS:HD2	47:DZ:52:PHE:HZ	1.67	0.43
22:DA:1121:C:H2'	22:DA:1122:G:O4'	2.19	0.43
11:AK:125:LYS:O	11:AK:126:ARG:CB	2.66	0.43
36:BO:75:GLY:CA	36:BO:106:LEU:HD13	2.43	0.43
22:DA:1565:C:H5''	24:DC:17:LYS:HE2	2.01	0.43
22:DA:1998:A:C4	22:DA:1999:C:C6	3.06	0.43
29:BH:67:ALA:O	29:BH:69:ALA:N	2.41	0.43
24:DC:184:GLU:C	24:DC:186:ASP:H	2.20	0.43

Continued on next page...

Continued from previous page...

Atom-1	Atom-2	Distance(Å)	Clash(Å)
8:AH:75:GLN:CA	8:AH:75:GLN:OE1	2.64	0.43
22:DA:943:A:H2'	22:DA:944:C:O5'	2.18	0.43
22:DA:1731:G:N3	22:DA:1733:G:N7	2.67	0.43
27:BF:59:ILE:HD13	27:BF:137:PHE:CE2	2.54	0.43
22:DA:2092:U:H4'	22:DA:2093:G:C5'	2.45	0.43
1:AA:1321:U:O3'	19:AS:77:ARG:NH2	2.51	0.43
14:AN:46:LYS:C	14:AN:48:GLN:H	2.21	0.43
56:CP:1:MET:C	56:CP:1:MET:HE2	2.39	0.43
52:B4:9:LYS:HE2	52:B4:9:LYS:CA	2.49	0.43
4:AD:97:LEU:HD23	4:AD:117:VAL:HG21	1.99	0.43
4:AD:151:GLN:H	4:AD:154:VAL:HG12	1.82	0.43
22:DA:1910:G:H1	22:DA:1920:C:N4	2.17	0.43
6:AF:50:PRO:HD3	18:AR:73:HIS:HB3	2.01	0.43
22:BA:2822:G:P	25:BD:115:GLY:HA3	2.59	0.43
1:AA:373:A:N3	1:AA:374:A:C8	2.86	0.43
1:AA:617:G:H2'	1:AA:618:C:O5'	2.19	0.43
3:CC:179:ALA:HB1	3:CC:202:PHE:CD1	2.53	0.43
1:AA:1442:G:C6	1:AA:1443:C:C4	3.06	0.43
58:DF:122:ASP:CB	58:DF:126:ASN:ND2	2.82	0.43
22:DA:1270:C:N3	22:DA:1648:U:C5	2.87	0.43
22:DA:2011:U:H2'	22:DA:2012:G:O4'	2.19	0.43
11:CK:81:LEU:HD11	11:CK:104:PHE:HD2	1.70	0.43
22:DA:1753:G:H2'	22:DA:1754:A:O5'	2.19	0.43
1:AA:815:A:C2	1:AA:1529:G:C4	3.06	0.43
1:AA:184:G:N3	1:AA:185:U:C6	2.87	0.43
1:AA:184:G:O2'	1:AA:185:U:C5'	2.67	0.43
22:BA:153:U:C2'	22:BA:154:U:C5'	2.95	0.43
1:AA:585:G:N2	1:AA:879:C:O4'	2.52	0.43
28:DG:82:PHE:HB3	28:DG:140:ILE:HD11	2.00	0.43
36:DO:22:GLY:O	36:DO:23:ALA:HB3	2.19	0.43
46:BY:23:ARG:O	46:BY:24:GLU:C	2.57	0.43
22:BA:2187:U:C2	22:BA:2188:U:C5	3.07	0.43
53:CA:443:C:C6	53:CA:443:C:H3'	2.54	0.43
53:CA:444:G:C2	53:CA:445:G:C4	3.06	0.43
14:AN:60:ARG:O	14:AN:61:ASN:CB	2.54	0.43
18:AR:39:VAL:HG12	18:AR:44:THR:HG23	2.00	0.43
22:DA:2551:C:C4	22:DA:2552:U:C4	3.07	0.43
22:DA:2552:U:O2	22:DA:2554:U:C5'	2.59	0.43
22:DA:871:U:OP1	34:DM:4:PRO:HA	2.19	0.43
55:CM:47:LEU:HD21	55:CM:52:ILE:HG22	2.01	0.43
53:CA:159:G:C5'	53:CA:160:A:OP2	2.66	0.43
22:BA:1733:G:N3	22:BA:1734:G:C8	2.86	0.43

Continued on next page...

Continued from previous page...

Atom-1	Atom-2	Distance(Å)	Clash(Å)
42:BU:17:ASP:O	42:BU:18:LYS:C	2.56	0.43
15:AO:24:THR:O	15:AO:25:GLU:C	2.57	0.43
58:DF:8:LYS:HG3	58:DF:12:VAL:HG21	2.00	0.43
22:BA:637:A:H4'	22:BA:638:G:O5'	2.18	0.43
53:CA:634:C:N4	53:CA:635:A:N6	2.66	0.43
53:CA:647:C:C2	53:CA:648:A:C8	3.07	0.43
1:AA:831:A:OP1	2:AB:20:ARG:HG3	2.19	0.43
4:AD:188:SER:O	4:AD:190:LEU:N	2.43	0.43
22:BA:1802:A:N1	22:BA:1822:C:H1'	2.34	0.43
25:BD:71:ALA:O	25:BD:73:VAL:N	2.52	0.43
26:DE:146:VAL:O	26:DE:167:VAL:HA	2.18	0.43
10:AJ:80:THR:HG22	10:AJ:82:LYS:H	1.83	0.43
30:DI:132:ALA:HA	30:DI:137:LEU:HD12	2.01	0.43
22:BA:65:U:N3	22:BA:66:C:C5	2.87	0.43
53:CA:317:U:H2'	53:CA:318:G:H8	1.83	0.43
38:DQ:43:GLN:O	38:DQ:44:TYR:C	2.57	0.43
22:DA:1002:G:H2'	22:DA:1003:G:O4'	2.19	0.43
44:DW:72:GLY:HA3	44:DW:78:PHE:HE2	1.83	0.43
31:DJ:1:MET:SD	31:DJ:2:LYS:NZ	2.92	0.43
22:BA:860:U:C2'	22:BA:861:A:O5'	2.67	0.43
8:CH:37:ASN:HA	8:CH:48:PHE:CE1	2.45	0.43
1:AA:737:C:H2'	1:AA:738:C:C6	2.54	0.43
22:BA:1265:A:O4'	22:BA:1267:U:C6	2.72	0.43
29:BH:74:ALA:O	29:BH:75:LEU:HD12	2.18	0.43
22:DA:1681:G:O2'	22:DA:1762:A:O2'	2.26	0.43
31:BJ:140:LEU:HD13	31:BJ:141:ASP:N	2.33	0.43
20:AT:61:ALA:HB2	20:AT:66:ILE:CG2	2.49	0.43
25:BD:16:THR:HG1	25:BD:18:ASP:CG	2.22	0.43
22:BA:2641:G:OP1	31:BJ:76:HIS:CE1	2.69	0.43
22:BA:1406:U:HO2'	22:BA:1407:G:H8	1.66	0.43
13:AM:65:GLU:OE1	13:AM:65:GLU:HA	2.18	0.43
22:DA:560:C:H2'	22:DA:561:G:C5'	2.49	0.43
39:BR:68:ARG:HH11	39:BR:90:ARG:HH11	1.65	0.43
54:CG:12:LEU:HD13	54:CG:12:LEU:N	2.34	0.43
1:AA:102:G:H2'	1:AA:103:U:H6	1.82	0.43
22:BA:1520:U:H6	22:BA:1520:U:O5'	2.01	0.43
22:BA:2:G:O2'	22:BA:3:U:H5'	2.18	0.43
22:DA:900:A:H2'	22:DA:901:C:C6	2.53	0.43
20:CT:32:LYS:O	20:CT:36:ALA:HB3	2.19	0.43
22:DA:1959:G:H2'	22:DA:1960:A:O4'	2.18	0.43
25:BD:13:ARG:HD2	37:BP:55:HIS:CE1	2.54	0.43
45:BX:51:SER:O	45:BX:54:GLY:N	2.52	0.43

Continued on next page...

Continued from previous page...

Atom-1	Atom-2	Distance(Å)	Clash(Å)
5:AE:100:GLU:HB2	5:AE:103:GLY:N	2.33	0.43
22:DA:1819:A:O4'	22:DA:1821:A:C5	2.71	0.43
24:DC:77:VAL:CG2	24:DC:113:ASP:H	2.31	0.43
24:DC:86:ARG:HD2	24:DC:90:ILE:CD1	2.46	0.43
41:DT:60:THR:O	41:DT:61:LEU:HB3	2.18	0.43
22:DA:2335:A:C4	22:DA:2337:G:N7	2.86	0.43
22:DA:2335:A:OP1	36:DO:13:ARG:HD2	2.17	0.43
54:CG:91:ARG:CZ	54:CG:92:PRO:HD2	2.49	0.43
22:DA:2839:G:C2	22:DA:2880:C:C4	3.06	0.43
22:DA:109:C:H2'	22:DA:110:G:O5'	2.18	0.43
22:DA:1203:U:C2	22:DA:1204:A:C6	3.06	0.43
22:DA:95:A:C2'	22:DA:96:C:H5''	2.39	0.43
22:BA:1799:G:C2	24:BC:153:LEU:CD2	3.02	0.43
49:B1:6:GLU:O	49:B1:23:THR:HA	2.19	0.43
22:DA:118:A:P	22:DA:119:A:H5''	2.59	0.43
28:DG:137:LYS:C	28:DG:139:VAL:H	2.22	0.43
53:CA:204:G:H2'	53:CA:205:A:H8	1.83	0.43
22:DA:141:G:HO2'	22:DA:142:A:P	2.41	0.43
1:AA:205:A:N7	1:AA:206:C:C4	2.87	0.43
4:CD:29:THR:CG2	4:CD:30:LYS:HD3	2.44	0.43
1:AA:79:G:N2	1:AA:91:U:O4	2.52	0.43
22:DA:1528:A:H2'	22:DA:1529:G:O4'	2.19	0.43
22:BA:2364:C:O2'	22:BA:2365:G:H5'	2.19	0.43
37:DP:23:ASP:O	37:DP:24:THR:CG2	2.67	0.43
22:DA:250:G:N1	22:DA:251:A:C2	2.87	0.43
17:AQ:55:GLY:HA3	17:AQ:82:VAL:CG1	2.47	0.43
53:CA:597:G:N7	53:CA:598:U:C5	2.87	0.43
8:CH:30:LYS:O	8:CH:33:VAL:N	2.51	0.43
8:CH:78:SER:HG	8:CH:123:GLU:HG3	1.83	0.43
22:DA:506:G:H4'	22:DA:507:A:C5'	2.46	0.43
53:CA:994:A:H62	53:CA:1216:A:H5'	1.81	0.43
53:CA:1319:A:OP1	19:CS:4:LEU:HD22	2.18	0.43
54:CG:77:ARG:HD3	54:CG:77:ARG:HA	1.87	0.43
19:CS:39:ILE:HG13	19:CS:39:ILE:O	2.19	0.43
1:AA:865:A:C4	1:AA:866:C:C5	3.07	0.43
22:DA:2513:A:H2	25:DD:148:GLN:HE21	1.65	0.43
22:DA:1870:C:C5'	22:DA:1871:A:H2	1.98	0.43
35:DN:37:THR:HA	35:DN:110:MET:CE	2.49	0.43
2:CB:73:ARG:HG3	2:CB:74:ALA:H	1.82	0.43
47:DZ:53:MET:O	47:DZ:54:VAL:CG1	2.57	0.43
21:AU:40:PRO:HA	21:AU:43:GLU:HB2	2.00	0.43
29:BH:90:LEU:HD22	29:BH:123:ARG:CA	2.45	0.43

Continued on next page...

Continued from previous page...

Atom-1	Atom-2	Distance(Å)	Clash(Å)
2:AB:116:LEU:HB3	2:AB:140:LEU:HD21	2.00	0.43
25:DD:33:ARG:NH2	25:DD:51:THR:HG22	2.33	0.43
37:DP:91:VAL:HG11	37:DP:96:LEU:HD21	2.00	0.43
22:BA:141:G:H5'	22:BA:142:A:C8	2.54	0.43
22:DA:1662:U:O2	22:DA:1662:U:H2'	2.18	0.43
53:CA:1458:G:O3'	20:CT:22:SER:HA	2.19	0.43
53:CA:181:A:O2'	53:CA:182:A:O5'	2.35	0.43
22:DA:1593:A:C2	22:DA:1594:U:C2	3.06	0.43
53:CA:99:C:HO2'	53:CA:100:G:H8	1.66	0.43
24:DC:144:GLU:HG3	24:DC:151:GLY:CA	2.49	0.43
22:BA:729:G:C4	22:BA:1775:U:C2	3.07	0.43
53:CA:273:U:O2'	53:CA:274:A:H5'	2.19	0.43
1:AA:414:A:C4	1:AA:415:A:N7	2.87	0.43
57:DB:20:G:N2	57:DB:64:G:H1'	2.34	0.43
22:DA:2195:U:C5	22:DA:2196:C:H5	2.36	0.43
22:DA:2199:A:N7	22:DA:2225:A:C6	2.86	0.43
22:DA:2414:G:H2'	22:DA:2415:G:C5'	2.48	0.43
54:CG:35:LYS:HB3	54:CG:35:LYS:HZ3	1.82	0.43
9:CI:59:LYS:HB3	9:CI:59:LYS:HE2	1.68	0.43
22:BA:2107:G:O6	22:BA:2183:A:C6	2.72	0.43
53:CA:867:G:N3	53:CA:868:C:C6	2.87	0.43
20:CT:64:GLY:O	20:CT:67:HIS:HB2	2.19	0.43
10:AJ:20:GLN:NE2	10:AJ:20:GLN:CA	2.79	0.43
22:BA:1588:G:C2	22:BA:1589:U:C5	3.07	0.43
22:BA:302:C:O2'	22:BA:303:G:H5'	2.18	0.43
3:CC:129:PHE:CD2	3:CC:130:ARG:N	2.87	0.43
3:CC:131:ARG:O	3:CC:135:ARG:HB2	2.18	0.43
1:AA:1442:G:H2'	1:AA:1443:C:H6	1.82	0.43
43:DV:29:ILE:C	43:DV:29:ILE:CD1	2.87	0.43
57:DB:34:A:N6	57:DB:44:G:C1'	2.81	0.43
25:DD:124:ARG:NH1	25:DD:125:TRP:HZ2	2.15	0.43
22:BA:216:A:C4	22:BA:217:A:C8	3.07	0.43
1:AA:1458:G:H5''	20:AT:25:SER:HB3	2.00	0.43
33:DL:124:GLY:N	33:DL:143:GLU:OE2	2.52	0.43
17:CQ:47:ASP:HB3	17:CQ:74:LEU:HB3	2.00	0.43
1:AA:753:A:H4'	1:AA:754:C:O5'	2.19	0.43
53:CA:21:G:H1'	53:CA:914:A:H61	1.84	0.43
38:BQ:25:GLY:O	38:BQ:29:ARG:HG3	2.19	0.43
44:DW:9:THR:HG23	44:DW:10:ARG:H	1.79	0.43
2:AB:153:MET:O	2:AB:155:GLY:N	2.49	0.43
22:BA:2443:C:O2'	22:BA:2444:G:H5'	2.18	0.43
22:BA:10:A:C5	22:BA:2800:A:C6	3.06	0.43

Continued on next page...

Continued from previous page...

Atom-1	Atom-2	Distance(Å)	Clash(Å)
1:AA:27:G:H2'	1:AA:28:A:H8	1.84	0.43
22:DA:2674:G:H4'	32:DK:30:ARG:HD2	2.01	0.43
22:BA:2813:A:C2	22:BA:2887:A:N6	2.73	0.43
22:DA:487:C:H2'	22:DA:488:G:O4'	2.19	0.43
22:BA:480:A:OP2	42:BU:43:LYS:HD2	2.18	0.43
1:AA:868:C:H2'	1:AA:869:G:H5'	2.01	0.43
53:CA:289:G:C2	53:CA:290:C:C4	3.06	0.43
19:CS:14:LEU:HD22	19:CS:37:SER:OG	2.19	0.43
22:BA:616:A:H4'	26:BE:101:TYR:CZ	2.54	0.43
22:BA:1691:C:H2'	22:BA:1692:U:O5'	2.19	0.43
22:DA:10:A:O2'	22:DA:11:C:H5'	2.19	0.43
34:DM:107:GLY:O	34:DM:108:VAL:HB	2.18	0.43
55:CM:85:TYR:HE2	55:CM:96:VAL:HG11	1.80	0.43
22:BA:2019:A:H4'	38:BQ:33:VAL:CG2	2.48	0.43
1:AA:139:A:N7	1:AA:140:U:H5	2.16	0.43
22:BA:1161:C:C1'	39:BR:8:GLY:O	2.63	0.43
22:DA:548:G:C5'	22:DA:549:G:H5'	2.48	0.43
30:DI:98:GLY:O	30:DI:99:LYS:HD2	2.19	0.43
22:BA:2672:U:H2'	22:BA:2673:G:C5'	2.49	0.43
22:BA:2079:U:C2	22:BA:2080:A:C8	3.07	0.43
30:DI:89:SER:HB2	30:DI:97:VAL:HG21	2.00	0.43
1:AA:358:U:C2'	1:AA:359:G:O5'	2.66	0.43
3:CC:161:ILE:HD13	3:CC:161:ILE:O	2.18	0.43
25:BD:139:SER:HA	25:BD:142:VAL:CG1	2.49	0.43
22:BA:1848:A:O2'	22:BA:1849:G:C5'	2.67	0.43
50:D2:10:LEU:HD21	50:D2:14:ARG:HH11	1.84	0.43
53:CA:1527:U:H2'	53:CA:1528:U:C6	2.52	0.43
30:DI:13:ALA:C	30:DI:15:GLY:H	2.22	0.43
28:BG:123:GLU:CD	28:BG:124:CYS:N	2.72	0.43
22:BA:1216:G:H2'	22:BA:1217:U:H6	1.83	0.43
32:BK:51:LYS:O	32:BK:51:LYS:NZ	2.52	0.43
33:BL:79:LEU:HD13	33:BL:116:VAL:CG1	2.49	0.43
22:DA:435:C:C5	22:DA:436:C:C5	3.07	0.43
22:BA:1007:C:H5''	31:BJ:37:ARG:NH2	2.33	0.43
35:BN:93:GLY:C	35:BN:95:THR:H	2.21	0.43
42:DU:102:ILE:OXT	42:DU:102:ILE:HG23	2.17	0.43
4:CD:163:GLN:CA	4:CD:163:GLN:HE21	2.31	0.43
53:CA:398:U:H2'	53:CA:398:U:O2	2.19	0.43
58:DF:160:LYS:HD3	58:DF:161:SER:N	2.33	0.43
1:AA:540:G:H2'	1:AA:541:G:H8	1.84	0.43
37:BP:9:GLN:C	37:BP:11:GLN:N	2.72	0.43
22:BA:1062:G:N1	22:BA:1077:A:C6	2.87	0.43

Continued on next page...

Continued from previous page...

Atom-1	Atom-2	Distance(Å)	Clash(Å)
22:BA:1079:C:C4	22:BA:1080:A:N7	2.87	0.43
4:AD:7:LYS:NZ	4:AD:21:LYS:CG	2.81	0.43
4:AD:26:ALA:O	4:AD:27:ILE:C	2.56	0.43
53:CA:58:C:C2'	53:CA:59:A:O5'	2.66	0.43
48:D0:27:LEU:HD12	48:D0:38:LEU:HD23	2.00	0.43
9:AI:5:TYR:CE1	9:AI:88:GLU:OE2	2.72	0.43
12:CL:97:VAL:O	12:CL:98:ARG:C	2.57	0.43
22:DA:301:G:O3'	42:DU:81:ARG:NH1	2.48	0.43
22:DA:82:U:C2	22:DA:83:A:C8	3.07	0.43
26:DE:134:LEU:CA	26:DE:137:LYS:HB2	2.49	0.43
42:DU:14:THR:CG2	42:DU:15:GLY:N	2.64	0.43
42:DU:9:GLU:OE2	42:DU:23:LYS:HG2	2.18	0.43
24:BC:257:ARG:CG	24:BC:269:ARG:NH2	2.73	0.43
38:DQ:115:ALA:O	38:DQ:116:LEU:C	2.58	0.43
22:DA:219:A:C5	22:DA:220:G:C5	3.07	0.43
45:DX:27:ARG:HG2	45:DX:27:ARG:O	2.19	0.43
22:DA:455:C:H42	22:DA:473:G:C5'	2.31	0.43
22:DA:2757:A:C2	22:DA:2758:A:C8	3.07	0.43
31:DJ:45:THR:HG23	31:DJ:48:VAL:O	2.19	0.43
44:BW:16:GLU:HA	44:BW:16:GLU:OE2	2.18	0.43
44:BW:39:GLN:HE21	44:BW:42:THR:HB	1.84	0.43
44:BW:42:THR:HG23	44:BW:43:LYS:HZ2	1.84	0.43
34:DM:66:ARG:NH2	34:DM:104:GLU:OE2	2.46	0.43
53:CA:672:U:H2'	53:CA:673:A:C8	2.54	0.43
11:CK:28:ASN:CG	11:CK:56:LYS:HE2	2.40	0.43
18:CR:59:LYS:HA	18:CR:62:ARG:HD2	2.00	0.43
22:DA:2056:G:N2	22:DA:2057:G:N9	2.66	0.43
33:DL:57:LEU:HA	33:DL:60:ARG:CG	2.49	0.43
22:DA:581:C:H6	22:DA:581:C:O5'	2.02	0.43
26:BE:3:LEU:O	26:BE:11:ALA:HA	2.18	0.43
53:CA:935:A:C6	53:CA:936:C:N4	2.87	0.43
9:CI:117:LEU:CD2	9:CI:123:ARG:CD	2.97	0.43
14:CN:8:ARG:HD2	14:CN:12:ARG:NH2	2.33	0.43
11:AK:21:HIS:O	11:AK:31:VAL:HA	2.18	0.43
1:AA:1124:G:O2'	10:AJ:40:ILE:CD1	2.67	0.43
22:DA:2060:A:H3'	26:DE:63:LYS:HZ3	1.83	0.43
22:DA:2683:C:H42	22:DA:2727:A:H1'	1.84	0.43
32:DK:17:ARG:O	32:DK:45:GLU:HB3	2.19	0.43
53:CA:102:G:C2	53:CA:103:U:C2	3.07	0.43
22:DA:245:G:OP2	33:DL:67:THR:CG2	2.67	0.43
42:BU:38:ILE:HG22	42:BU:39:ASN:H	1.79	0.43
27:BF:98:PHE:HA	27:BF:101:ARG:HG3	2.00	0.43

Continued on next page...

Continued from previous page...

Atom-1	Atom-2	Distance(Å)	Clash(Å)
27:BF:132:ARG:O	27:BF:133:GLU:CB	2.53	0.43
27:BF:134:GLN:HE21	27:BF:134:GLN:CA	2.32	0.43
27:BF:3:LEU:HD13	27:BF:3:LEU:HA	1.68	0.43
22:DA:2201:G:C6	22:DA:2223:G:C2	3.07	0.43
22:DA:2200:C:N4	22:DA:2224:G:H21	2.14	0.43
22:DA:1439:A:H1'	22:DA:1553:A:H61	1.84	0.43
1:AA:1323:G:H2'	1:AA:1324:A:C8	2.54	0.43
53:CA:1249:C:H2'	53:CA:1250:A:C5'	2.35	0.43
10:AJ:51:VAL:HB	14:AN:80:ARG:CB	2.31	0.43
25:DD:172:VAL:CG2	25:DD:194:PRO:CD	2.97	0.43
54:CG:71:THR:CG2	54:CG:72:VAL:N	2.82	0.43
34:BM:15:GLY:O	34:BM:16:ARG:HD3	2.19	0.43
22:DA:2307:G:N7	22:DA:2312:U:C5	2.87	0.43
1:AA:949:A:O4'	1:AA:1364:U:H5	2.01	0.43
1:AA:975:A:C4'	1:AA:976:G:H5''	2.33	0.43
1:AA:826:C:H5'	8:AH:12:ARG:NH2	2.31	0.43
16:AP:73:ALA:O	16:AP:77:GLU:CB	2.52	0.43
15:CO:23:SER:HB3	15:CO:26:VAL:CG2	2.49	0.43
36:DO:58:ILE:N	36:DO:58:ILE:HD12	2.33	0.43
53:CA:560:A:N7	53:CA:566:G:C4	2.87	0.43
6:CF:54:LEU:HD11	6:CF:56:LYS:O	2.16	0.43
35:DN:83:LEU:CD1	35:DN:86:ARG:HH21	2.32	0.43
29:DH:62:LEU:C	29:DH:64:ALA:H	2.22	0.43
2:CB:128:LEU:HD22	2:CB:132:GLU:CG	2.48	0.43
53:CA:927:G:C2	53:CA:1391:U:O2	2.72	0.43
53:CA:927:G:N2	53:CA:1391:U:H1'	2.34	0.43
34:DM:29:GLY:CA	34:DM:64:TRP:HZ3	2.32	0.43
22:BA:273:G:O2'	22:BA:274:C:H5'	2.19	0.43
28:DG:85:LYS:HD3	28:DG:164:ALA:O	2.18	0.43
22:BA:528:A:N1	22:BA:2042:A:H2'	2.34	0.43
9:AI:60:LEU:CD2	9:AI:60:LEU:N	2.82	0.43
22:BA:372:G:H5''	45:BX:60:LYS:HE3	2.00	0.43
25:DD:113:SER:HB3	25:DD:168:GLU:H	1.83	0.43
2:CB:146:SER:HB2	2:CB:147:LEU:CD1	2.40	0.43
53:CA:685:G:O2'	53:CA:686:U:H5'	2.19	0.43
36:BO:48:LEU:N	36:BO:48:LEU:HD23	2.34	0.43
22:DA:2824:C:OP2	22:DA:2825:G:N2	2.52	0.43
1:AA:514:C:C2'	1:AA:515:G:H5'	2.49	0.43
47:BZ:2:LYS:C	47:BZ:3:THR:CG2	2.87	0.43
10:AJ:63:ASP:HB3	10:AJ:65:TYR:CE2	2.54	0.43
31:DJ:51:GLY:CA	31:DJ:121:LYS:HE3	2.48	0.43
53:CA:711:G:HO2'	53:CA:712:A:H5'	1.82	0.43

Continued on next page...

Continued from previous page...

Atom-1	Atom-2	Distance(Å)	Clash(Å)
34:BM:6:ARG:HD2	34:BM:8:LYS:NZ	2.34	0.43
22:BA:2414:G:N2	33:BL:66:PHE:CE2	2.86	0.43
48:B0:48:TYR:O	48:B0:49:ARG:HB2	2.18	0.43
12:CL:72:ASN:ND2	12:CL:72:ASN:H	2.10	0.43
15:AO:73:ASP:CB	15:AO:76:ARG:HG3	2.49	0.43
22:BA:1570:A:C6	22:BA:1571:A:C6	3.06	0.43
26:BE:153:LEU:HB3	26:BE:171:ASP:HB2	2.00	0.43
22:DA:2468:A:O2'	22:DA:2469:A:O5'	2.37	0.43
22:BA:917:A:C2'	22:BA:918:A:H5'	2.49	0.43
1:AA:600:A:H2'	1:AA:601:G:C8	2.54	0.43
4:CD:170:LEU:HD12	4:CD:170:LEU:O	2.18	0.43
23:BB:116:G:H4'	36:BO:54:VAL:O	2.18	0.43
22:DA:545:U:C3'	22:DA:545:U:C6	3.01	0.43
22:DA:2638:G:H2'	22:DA:2775:G:N2	2.34	0.43
32:BK:24:VAL:CG1	32:BK:30:ARG:HD2	2.47	0.43
53:CA:1413:A:H2'	53:CA:1414:U:C6	2.53	0.43
53:CA:929:G:C6	53:CA:930:C:C4	3.07	0.43
27:BF:52:ALA:CB	27:BF:149:ARG:HD3	2.49	0.43
22:BA:1849:G:H2'	22:BA:1850:G:C8	2.53	0.43
43:BV:65:VAL:O	43:BV:65:VAL:HG22	2.19	0.43
22:DA:430:A:OP2	22:DA:431:U:H5	2.02	0.43
58:DF:72:SER:HA	58:DF:79:ARG:HA	2.00	0.43
5:AE:82:HIS:HB2	5:AE:83:PRO:HD2	2.01	0.43
12:CL:101:LEU:HB3	12:CL:102:ASP:H	1.72	0.43
57:DB:21:G:C2'	57:DB:22:U:H5'	2.48	0.43
31:BJ:97:PRO:O	31:BJ:99:ARG:N	2.52	0.43
3:AC:149:LYS:HG3	3:AC:200:TRP:HE3	1.84	0.43
22:BA:1834:U:H2'	22:BA:1834:U:O2	2.19	0.43
17:CQ:7:LEU:N	17:CQ:7:LEU:HD22	2.34	0.43
22:BA:2840:C:H2'	22:BA:2841:C:C6	2.53	0.43
22:BA:1488:C:H2'	22:BA:1489:C:C6	2.54	0.43
22:DA:2080:A:C2	22:DA:2241:A:C2	3.07	0.43
22:DA:732:C:N4	22:DA:733:G:C5	2.87	0.43
22:BA:2620:C:H2'	22:BA:2621:G:O4'	2.19	0.43
29:BH:22:LYS:O	29:BH:23:ALA:C	2.57	0.43
22:DA:1045:C:H4'	22:DA:1047:G:C4	2.54	0.43
22:BA:1060:U:C1'	22:BA:1062:G:H5'	2.49	0.42
22:DA:1819:A:C1'	22:DA:1821:A:C6	3.01	0.42
24:DC:35:LYS:CB	24:DC:35:LYS:NZ	2.75	0.42
53:CA:1138:G:C2'	53:CA:1139:G:OP1	2.66	0.42
53:CA:1133:G:N2	53:CA:1142:G:C5	2.87	0.42
41:DT:20:ALA:CB	41:DT:31:VAL:HG21	2.44	0.42

Continued on next page...

Continued from previous page...

Atom-1	Atom-2	Distance(Å)	Clash(Å)
41:DT:40:LYS:HE2	41:DT:58:VAL:O	2.19	0.42
4:AD:22:SER:O	4:AD:23:GLY:C	2.57	0.42
53:CA:376:G:O3'	56:CP:5:ARG:NH1	2.49	0.42
56:CP:75:ILE:CA	56:CP:78:VAL:HG23	2.49	0.42
22:DA:2337:G:N3	22:DA:2337:G:C2'	2.82	0.42
22:DA:2390:U:OP2	51:D3:34:LYS:HE2	2.18	0.42
44:DW:18:LYS:O	44:DW:20:LEU:HD11	2.19	0.42
22:DA:1055:G:C2'	22:DA:1056:G:H5'	2.48	0.42
1:AA:1260:G:O5'	1:AA:1284:C:H4'	2.19	0.42
1:AA:1530:G:O2'	1:AA:1531:A:H5'	2.18	0.42
1:AA:927:G:N2	1:AA:1391:U:H1'	2.34	0.42
22:DA:323:C:O4'	22:DA:323:C:O2	2.36	0.42
22:DA:347:A:N6	22:DA:348:A:N6	2.67	0.42
26:DE:128:ALA:HA	26:DE:156:ASN:ND2	2.34	0.42
22:BA:1817:G:OP1	24:BC:86:ARG:NH2	2.52	0.42
22:DA:1568:G:O2'	22:DA:1569:A:OP2	2.29	0.42
22:DA:179:C:H2'	22:DA:180:G:O4'	2.19	0.42
22:DA:395:U:HO2'	22:DA:396:G:P	2.41	0.42
22:DA:446:G:H4'	22:DA:447:A:OP1	2.19	0.42
22:DA:2748:A:N9	22:DA:2757:A:N6	2.67	0.42
53:CA:1073:U:N3	53:CA:1074:G:N7	2.67	0.42
53:CA:1074:G:H4'	2:CB:102:ASN:HB2	2.00	0.42
34:DM:72:PRO:O	34:DM:73:ILE:HB	2.19	0.42
4:CD:27:ILE:O	4:CD:28:ASP:HB3	2.19	0.42
1:AA:79:G:C6	1:AA:80:A:C5	3.06	0.42
1:AA:94:G:C4'	1:AA:95:C:H5''	2.49	0.42
31:DJ:5:THR:HG23	31:DJ:7:LYS:HE2	2.00	0.42
38:DQ:61:ILE:H	38:DQ:61:ILE:HD12	1.84	0.42
43:DV:27:PRO:O	43:DV:88:HIS:HA	2.17	0.42
22:DA:2023:C:O2'	22:DA:2024:G:P	2.76	0.42
22:DA:2235:G:C4	22:DA:2236:U:C5	3.07	0.42
22:BA:1190:G:OP1	33:BL:32:GLY:HA2	2.18	0.42
17:AQ:80:LYS:CB	17:AQ:80:LYS:NZ	2.77	0.42
53:CA:599:C:H4'	8:CH:121:GLY:C	2.40	0.42
22:DA:627:A:H8	33:DL:78:ARG:NH1	2.17	0.42
4:AD:129:VAL:HG11	4:AD:134:TYR:HB3	2.00	0.42
1:AA:1080:A:OP1	5:AE:51:LYS:CE	2.64	0.42
57:DB:93:C:O2'	57:DB:94:A:H5'	2.19	0.42
22:DA:1142:A:N9	22:DA:1144:A:N7	2.66	0.42
1:AA:842:U:C3'	1:AA:843:U:C5'	2.80	0.42
22:DA:2694:G:H2'	22:DA:2695:U:H6	1.84	0.42
22:DA:2698:U:C2	22:DA:2699:C:C5	3.07	0.42

Continued on next page...

Continued from previous page...

Atom-1	Atom-2	Distance(Å)	Clash(Å)
29:BH:110:VAL:HG23	29:BH:111:ALA:N	2.33	0.42
22:BA:1340:U:H3'	41:BT:61:LEU:HD22	1.99	0.42
21:AU:36:PHE:O	21:AU:37:TYR:CB	2.66	0.42
54:CG:59:GLU:HB2	54:CG:62:GLU:HB2	2.01	0.42
25:DD:53:GLY:O	25:DD:76:GLY:HA2	2.18	0.42
22:BA:910:A:C6	22:BA:911:A:C6	3.06	0.42
32:DK:17:ARG:N	32:DK:45:GLU:HG2	2.33	0.42
22:DA:1593:A:C6	22:DA:1594:U:N3	2.87	0.42
1:AA:874:G:C6	1:AA:875:U:C4	3.07	0.42
22:BA:729:G:H4'	22:BA:763:G:H5'	2.01	0.42
2:AB:162:VAL:HG22	2:AB:184:ALA:HB2	2.00	0.42
57:DB:30:C:C2	57:DB:31:C:O4'	2.72	0.42
57:DB:55:U:H1'	58:DF:25:MET:CE	2.49	0.42
32:BK:57:VAL:C	32:BK:58:LEU:HD23	2.40	0.42
25:DD:109:VAL:O	25:DD:109:VAL:HG12	2.18	0.42
22:BA:1324:G:C4	22:BA:1328:A:N6	2.87	0.42
22:DA:1766:G:C6	22:DA:1987:A:N1	2.87	0.42
1:AA:1234:C:H5'	1:AA:1365:G:OP1	2.19	0.42
33:BL:80:SER:C	33:BL:81:ASP:O	2.56	0.42
22:BA:2328:A:C2'	22:BA:2329:U:H6	2.16	0.42
1:AA:599:C:H5''	8:AH:87:ARG:HA	2.00	0.42
22:BA:1056:G:C4'	22:BA:1086:A:H8	2.32	0.42
20:CT:64:GLY:O	20:CT:65:LEU:C	2.57	0.42
29:BH:3:VAL:HB	29:BH:37:VAL:O	2.19	0.42
29:BH:42:LYS:O	29:BH:46:PHE:HB2	2.19	0.42
42:DU:58:VAL:HG12	42:DU:59:GLU:N	2.34	0.42
22:BA:302:C:H2'	22:BA:303:G:H8	1.84	0.42
53:CA:322:C:C2	53:CA:332:G:N2	2.87	0.42
40:BS:59:GLU:CA	40:BS:64:ALA:HB2	2.44	0.42
22:DA:2654:A:N6	22:DA:2667:C:N4	2.66	0.42
53:CA:826:C:C2'	53:CA:826:C:O2	2.67	0.42
57:DB:75:G:H1'	43:DV:29:ILE:HG12	2.00	0.42
58:DF:122:ASP:HB3	58:DF:123:GLY:H	1.61	0.42
34:BM:80:VAL:HG22	34:BM:81:ARG:N	2.32	0.42
34:BM:80:VAL:HG22	34:BM:81:ARG:O	2.19	0.42
33:DL:28:GLY:O	33:DL:29:LYS:HB3	2.18	0.42
30:BI:19:PRO:HB2	30:BI:22:PRO:HD2	2.01	0.42
58:DF:60:SER:C	58:DF:62:GLN:N	2.68	0.42
53:CA:1393:U:C3'	53:CA:1393:U:H6	2.29	0.42
24:BC:29:PHE:CE2	24:BC:31:PRO:CG	3.00	0.42
22:DA:675:A:N6	22:DA:676:A:N6	2.67	0.42
22:BA:2661:G:H2'	22:BA:2662:A:O5'	2.19	0.42

Continued on next page...

Continued from previous page...

Atom-1	Atom-2	Distance(Å)	Clash(Å)
53:CA:847:G:C2	53:CA:848:C:C2	3.06	0.42
22:BA:2330:G:H8	22:BA:2330:G:OP2	2.02	0.42
22:DA:265:A:C6	22:DA:428:A:C8	3.06	0.42
1:AA:1004:A:C6	1:AA:1005:A:C4	3.07	0.42
30:DI:101:SER:C	30:DI:103:ALA:H	2.22	0.42
22:DA:2550:G:N2	22:DA:2559:C:C2	2.87	0.42
3:AC:156:LEU:HA	3:AC:195:ILE:HD11	2.01	0.42
34:DM:2:LEU:O	34:DM:3:GLN:HB3	2.19	0.42
22:DA:2563:U:C1'	22:DA:2566:A:N6	2.82	0.42
22:DA:2674:G:H4'	32:DK:30:ARG:HG2	2.01	0.42
36:BO:65:THR:O	36:BO:66:GLY:C	2.57	0.42
22:DA:1526:C:C4	22:DA:1527:G:C6	3.07	0.42
8:AH:85:TYR:CD2	8:AH:123:GLU:HB2	2.54	0.42
22:BA:640:C:H2'	22:BA:641:U:C6	2.54	0.42
3:CC:11:LEU:C	3:CC:13:ILE:N	2.73	0.42
23:BB:32:U:O2'	23:BB:33:G:H5'	2.18	0.42
1:AA:859:G:OP2	1:AA:869:G:N1	2.51	0.42
42:BU:86:PHE:CE1	42:BU:101:THR:HG21	2.54	0.42
22:DA:2541:A:C2	22:DA:2765:A:N6	2.84	0.42
22:DA:2370:G:C6	22:DA:2371:G:C5	3.07	0.42
26:DE:146:VAL:HG12	26:DE:167:VAL:CG2	2.46	0.42
37:DP:49:ILE:HG22	37:DP:95:LYS:HZ1	1.82	0.42
53:CA:1228:C:O2'	53:CA:1229:A:H8	2.02	0.42
34:DM:114:ARG:HA	34:DM:130:PHE:HE1	1.78	0.42
30:DI:20:SER:N	30:DI:21:PRO:HD2	2.34	0.42
22:DA:1249:U:P	22:DA:1249:U:H3'	2.59	0.42
45:BX:1:SER:O	45:BX:3:VAL:N	2.52	0.42
22:DA:1751:U:O4'	22:DA:2860:A:C2	2.72	0.42
22:BA:625:G:H2'	22:BA:626:A:O5'	2.19	0.42
38:BQ:35:PHE:CE1	38:BQ:39:ILE:CD1	3.02	0.42
4:CD:167:PRO:CG	4:CD:170:LEU:HD11	2.49	0.42
53:CA:178:C:C2	53:CA:179:A:C8	3.07	0.42
1:AA:1112:C:C4	3:AC:177:LEU:HD22	2.54	0.42
1:AA:420:U:C2'	1:AA:421:U:C5'	2.96	0.42
22:BA:2890:G:O5'	22:BA:2890:G:H8	2.02	0.42
26:BE:48:THR:C	26:BE:50:ALA:N	2.72	0.42
25:BD:9:VAL:HG22	25:BD:26:VAL:CB	2.48	0.42
22:DA:121:G:N3	22:DA:121:G:H2'	2.34	0.42
1:AA:657:U:O2	15:AO:21:THR:HG23	2.18	0.42
22:BA:1242:U:H2'	22:BA:1243:C:C6	2.54	0.42
22:DA:1498:C:H2'	22:DA:1499:C:C6	2.53	0.42
22:BA:31:C:O2'	22:BA:1238:G:H5'	2.19	0.42

Continued on next page...

Continued from previous page...

Atom-1	Atom-2	Distance(Å)	Clash(Å)
47:DZ:8:GLN:O	47:DZ:9:THR:HG23	2.19	0.42
10:CJ:90:LEU:CD2	10:CJ:90:LEU:O	2.67	0.42
22:BA:1246:A:H2'	22:BA:1247:A:O5'	2.19	0.42
22:BA:1952:A:C6	22:BA:1953:A:N1	2.87	0.42
3:AC:79:LYS:HE3	3:AC:79:LYS:CA	2.49	0.42
46:BY:20:ASN:HB3	46:BY:50:VAL:HG23	2.01	0.42
9:CI:90:ASP:OD1	9:CI:92:SER:N	2.52	0.42
53:CA:1475:G:O2'	53:CA:1476:A:H5'	2.19	0.42
7:AG:106:ALA:HB1	7:AG:132:THR:HB	2.01	0.42
22:BA:2418:A:N7	62:BA:3664:HOH:O	2.37	0.42
1:AA:895:G:C5	1:AA:896:C:C5	3.07	0.42
53:CA:786:G:N2	53:CA:787:A:H1'	2.34	0.42
22:BA:1824:G:C6	22:BA:1825:U:C4	3.07	0.42
22:BA:209:C:C2'	22:BA:210:C:H5'	2.49	0.42
50:D2:11:LYS:HB3	50:D2:11:LYS:HE2	1.81	0.42
35:BN:85:PRO:HA	35:BN:88:ALA:HB2	2.00	0.42
22:BA:2205:A:C6	22:BA:2206:C:C4	3.07	0.42
22:DA:609:A:H2'	22:DA:610:C:O4'	2.19	0.42
6:AF:22:ILE:O	6:AF:26:THR:HG23	2.19	0.42
50:B2:43:THR:O	50:B2:44:VAL:HG22	2.19	0.42
22:BA:1041:G:O2'	22:BA:1042:G:H5'	2.19	0.42
37:DP:7:LEU:O	37:DP:7:LEU:HD12	2.18	0.42
22:BA:1075:C:H2'	22:BA:1076:C:C6	2.53	0.42
22:BA:2231:U:OP1	45:BX:29:LEU:HD23	2.19	0.42
33:BL:28:GLY:O	33:BL:29:LYS:O	2.37	0.42
4:CD:187:ARG:C	4:CD:189:ASP:N	2.72	0.42
53:CA:1281:C:C5'	53:CA:1282:C:C5	2.99	0.42
22:DA:1342:A:H3'	22:DA:1343:G:H5''	1.99	0.42
22:DA:1788:C:H5'	24:DC:223:ALA:HB1	1.99	0.42
22:DA:2887:A:O2'	48:D0:26:SER:HB3	2.19	0.42
48:D0:42:ILE:CD1	48:D0:48:TYR:CD2	3.02	0.42
22:DA:2839:G:H21	35:DN:92:GLY:HA3	1.83	0.42
1:AA:1129:C:H5''	9:AI:17:ARG:CZ	2.44	0.42
1:AA:1256:A:C1'	1:AA:1258:G:C6	2.99	0.42
22:DA:303:G:O2'	22:DA:304:U:O5'	2.37	0.42
26:DE:127:GLU:H	26:DE:127:GLU:CD	2.23	0.42
26:DE:126:VAL:HG13	26:DE:127:GLU:N	2.34	0.42
26:DE:162:ARG:C	26:DE:164:LEU:N	2.71	0.42
46:DY:2:LYS:HB2	46:DY:4:LYS:HD3	2.01	0.42
22:DA:76:C:O3'	46:DY:52:ARG:HG2	2.18	0.42
22:DA:2211:A:C4'	22:DA:2211:A:OP2	2.61	0.42
22:DA:2216:G:C4	22:DA:2217:G:C8	3.07	0.42

Continued on next page...

Continued from previous page...

Atom-1	Atom-2	Distance(Å)	Clash(Å)
22:DA:455:C:C5	22:DA:472:A:N3	2.88	0.42
34:DM:45:GLN:OE1	34:DM:125:PRO:HG3	2.19	0.42
1:AA:462:G:N7	1:AA:463:U:C5	2.87	0.42
4:CD:1:ALA:O	4:CD:2:ARG:C	2.56	0.42
39:DR:5:PHE:O	39:DR:11:GLN:HA	2.19	0.42
11:CK:125:LYS:HB3	11:CK:126:ARG:H	1.47	0.42
12:AL:42:LYS:O	12:AL:43:LYS:C	2.57	0.42
22:BA:855:G:H21	44:BW:23:LYS:HB3	1.83	0.42
44:BW:22:VAL:CG2	44:BW:23:LYS:N	2.82	0.42
6:CF:90:MET:CE	18:CR:60:ARG:NH1	2.82	0.42
21:AU:8:ASN:N	21:AU:8:ASN:HD22	2.17	0.42
22:DA:2056:G:N2	48:D0:1:ALA:H1	2.13	0.42
40:DS:32:ALA:O	40:DS:33:LEU:CB	2.58	0.42
22:DA:1285:A:C2'	22:DA:1286:A:H5''	2.45	0.42
53:CA:1215:G:N3	53:CA:1216:A:C8	2.87	0.42
53:CA:934:C:C4'	53:CA:935:A:OP1	2.62	0.42
53:CA:996:A:C6	53:CA:1046:A:H4'	2.54	0.42
14:CN:20:PHE:HE1	14:CN:54:SER:HB2	1.84	0.42
4:AD:18:LEU:HD22	4:AD:63:ILE:HB	2.00	0.42
20:AT:5:SER:OG	20:AT:6:ALA:N	2.50	0.42
22:DA:602:A:C4'	22:DA:604:G:O3'	2.63	0.42
22:DA:622:G:HO2'	22:DA:623:C:H6	1.59	0.42
22:BA:1654:A:H4'	25:BD:118:PHE:HZ	1.80	0.42
1:AA:13:U:O2'	1:AA:14:U:H5'	2.19	0.42
5:CE:81:GLN:HB3	5:CE:82:HIS:H	1.63	0.42
22:DA:1142:A:C4	22:DA:1144:A:C8	3.07	0.42
31:DJ:25:LEU:CD2	31:DJ:26:GLY:N	2.75	0.42
1:AA:842:U:C6	1:AA:843:U:H4'	2.54	0.42
2:CB:35:ASN:O	2:CB:37:VAL:HG12	2.19	0.42
5:CE:14:LEU:HD12	5:CE:15:ILE:H	1.83	0.42
32:DK:16:ALA:HB3	32:DK:46:ALA:H	1.81	0.42
25:DD:116:LYS:HD3	35:DN:1:MET:CE	2.49	0.42
58:DF:43:ILE:HG12	58:DF:77:LYS:CG	2.49	0.42
53:CA:184:G:O2'	53:CA:185:U:C6	2.63	0.42
53:CA:197:A:O2'	53:CA:198:G:C8	2.72	0.42
53:CA:77:A:C2	53:CA:93:U:N3	2.87	0.42
22:DA:822:G:C5'	62:DA:3358:HOH:O	2.66	0.42
22:DA:838:C:C2'	22:DA:839:U:C5'	2.97	0.42
57:DB:62:C:H2'	57:DB:63:C:O4'	2.18	0.42
1:AA:973:G:H2'	1:AA:974:A:OP1	2.19	0.42
27:BF:131:VAL:HG11	27:BF:151:LEU:HD11	2.01	0.42
40:BS:50:VAL:HG12	40:BS:105:VAL:HB	2.01	0.42

Continued on next page...

Continued from previous page...

Atom-1	Atom-2	Distance(Å)	Clash(Å)
22:DA:1304:A:O2'	22:DA:1305:C:P	2.76	0.42
22:DA:1435:G:N1	22:DA:1558:C:N4	2.63	0.42
53:CA:1243:C:C2	53:CA:1244:G:N7	2.87	0.42
14:AN:27:LYS:CA	14:AN:30:ILE:HB	2.50	0.42
9:CI:51:LEU:HD11	9:CI:82:ILE:HG22	2.00	0.42
14:AN:68:ARG:HA	14:AN:69:PRO:HD3	1.74	0.42
25:DD:106:LYS:CB	25:DD:206:ALA:H	2.31	0.42
52:B4:16:ILE:CD1	52:B4:25:VAL:HG22	2.48	0.42
5:CE:11:GLN:HB3	5:CE:116:VAL:HB	2.00	0.42
22:DA:2305:U:H5	22:DA:2312:U:C4	2.37	0.42
22:DA:2314:A:N3	22:DA:2315:G:C8	2.87	0.42
42:BU:25:LYS:HD2	42:BU:25:LYS:HA	1.85	0.42
1:AA:949:A:H2'	1:AA:950:U:H5'	2.00	0.42
22:BA:547:A:C8	22:BA:548:G:N3	2.87	0.42
22:BA:1054:A:H3'	22:BA:1055:G:H8	1.84	0.42
22:BA:1101:U:C4	22:BA:1102:C:C5	3.07	0.42
6:AF:51:ILE:CG2	6:AF:51:ILE:O	2.67	0.42
53:CA:1308:U:OP2	55:CM:97:ARG:HD3	2.18	0.42
22:DA:1162:G:H21	39:DR:91:GLN:NE2	2.17	0.42
53:CA:1452:C:C4'	53:CA:1453:G:O5'	2.50	0.42
28:DG:105:SER:C	28:DG:106:LEU:HD23	2.40	0.42
34:BM:78:LEU:HD23	34:BM:79:ALA:CA	2.49	0.42
22:DA:1754:A:C8	37:DP:93:LYS:NZ	2.79	0.42
22:DA:1967:C:C6	22:DA:1967:C:C4'	3.02	0.42
22:BA:418:C:H2'	22:BA:419:U:O4'	2.18	0.42
32:BK:113:MET:O	32:BK:114:LYS:C	2.57	0.42
22:DA:806:C:H2'	22:DA:807:U:C6	2.54	0.42
46:BY:36:GLN:O	46:BY:37:LEU:HB3	2.20	0.42
1:AA:754:C:H3'	1:AA:755:G:C5'	2.49	0.42
22:BA:356:G:O2'	22:BA:357:C:H5'	2.19	0.42
35:BN:16:HIS:O	35:BN:16:HIS:CD2	2.71	0.42
53:CA:495:A:N1	53:CA:496:A:N6	2.67	0.42
20:CT:3:ILE:H	20:CT:3:ILE:HD12	1.84	0.42
22:BA:2795:C:O2'	22:BA:2796:U:H5'	2.19	0.42
53:CA:704:A:C2'	53:CA:705:G:C8	3.02	0.42
1:AA:556:C:H2'	1:AA:557:G:O4'	2.19	0.42
1:AA:1433:A:N7	1:AA:1468:A:C6	2.87	0.42
22:DA:1973:G:C5	22:DA:1974:C:C4	3.07	0.42
22:BA:1731:G:C6	22:BA:1733:G:C6	3.06	0.42
22:BA:1738:G:O2'	22:BA:1739:A:P	2.76	0.42
22:BA:1737:G:H5''	22:BA:1738:G:OP2	2.19	0.42
22:DA:1525:A:C6	22:DA:1526:C:N3	2.87	0.42

Continued on next page...

Continued from previous page...

Atom-1	Atom-2	Distance(Å)	Clash(Å)
26:BE:76:PRO:HA	26:BE:82:GLY:HA3	2.01	0.42
22:DA:187:G:O2'	22:DA:1365:A:C2	2.71	0.42
21:CU:9:GLU:HB3	21:CU:10:PRO:HD2	1.98	0.42
40:BS:5:ALA:CB	40:BS:54:ALA:HB2	2.45	0.42
2:CB:59:ILE:HA	2:CB:62:ARG:CD	2.42	0.42
11:CK:35:ASP:O	11:CK:37:GLN:N	2.53	0.42
28:BG:71:LEU:HA	28:BG:71:LEU:HD13	1.83	0.42
3:CC:88:LYS:HA	3:CC:91:ALA:HB3	2.00	0.42
4:CD:137:SER:O	4:CD:140:ASP:HB2	2.19	0.42
15:CO:42:PHE:HZ	15:CO:51:SER:HB2	1.85	0.42
22:BA:2485:G:C5'	34:BM:45:GLN:NE2	2.82	0.42
35:BN:38:LEU:C	35:BN:38:LEU:HD12	2.37	0.42
22:BA:1115:G:O2'	22:BA:1116:G:H5''	2.19	0.42
1:AA:766:A:C2	1:AA:814:A:C2	3.07	0.42
19:CS:62:THR:CG2	19:CS:63:ASP:N	2.82	0.42
22:DA:2464:G:C2	22:DA:2465:C:H1'	2.54	0.42
22:BA:608:A:C6	22:BA:609:A:C6	3.07	0.42
53:CA:1336:C:O2'	53:CA:1337:G:C4	2.69	0.42
22:DA:2810:A:H2'	22:DA:2811:G:O4'	2.19	0.42
22:BA:1486:U:H2'	22:BA:1487:U:C6	2.54	0.42
22:BA:1652:A:OP1	35:BN:8:ARG:NH2	2.53	0.42
1:AA:53:A:H2'	1:AA:54:C:O5'	2.19	0.42
39:BR:58:VAL:HG12	39:BR:102:SER:CB	2.45	0.42
22:DA:1043:C:C4	22:DA:1044:C:C5	3.07	0.42
22:DA:1297:C:C6	22:DA:1297:C:H3'	2.54	0.42
22:BA:753:A:H2'	22:BA:754:U:C6	2.54	0.42
22:BA:1848:A:H2'	22:BA:1849:G:H8	1.84	0.42
1:AA:657:U:C2'	1:AA:658:C:H5'	2.49	0.42
22:BA:1506:U:H6	22:BA:1506:U:H3'	1.83	0.42
22:BA:319:G:C8	22:BA:333:G:N2	2.87	0.42
1:AA:341:C:H2'	1:AA:342:C:C6	2.52	0.42
1:AA:578:C:C5'	62:AA:1741:HOH:O	2.67	0.42
11:AK:69:CYS:O	11:AK:73:VAL:HG21	2.19	0.42
22:BA:1782:U:O4'	22:BA:2609:U:C2	2.72	0.42
11:CK:115:ILE:HA	11:CK:116:PRO:HD2	1.86	0.42
11:CK:13:LYS:O	11:CK:14:GLN:O	2.36	0.42
22:BA:2733:A:O5'	22:BA:2733:A:H8	2.02	0.42
55:CM:105:ALA:CB	55:CM:109:LYS:HD3	2.49	0.42
42:BU:97:SER:O	42:BU:98:ASN:CG	2.57	0.42
53:CA:489:C:O2'	53:CA:490:C:H5'	2.18	0.42
53:CA:490:C:OP1	4:CD:145:ARG:NH2	2.52	0.42
53:CA:603:U:H2'	53:CA:604:G:H8	1.84	0.42

Continued on next page...

Continued from previous page...

Atom-1	Atom-2	Distance(Å)	Clash(Å)
22:BA:820:A:H2'	22:BA:821:A:O4'	2.18	0.42
55:CM:5:GLY:O	55:CM:6:ILE:HD12	2.19	0.42
22:BA:2645:G:H4'	22:BA:2646:C:OP2	2.18	0.42
52:B4:1:MET:HE2	52:B4:34:LYS:HG2	2.00	0.42
26:BE:88:ARG:HB3	26:BE:89:PRO:HD2	2.01	0.42
1:AA:334:C:O5'	1:AA:334:C:H6	2.02	0.42
22:DA:1164:C:C6	22:DA:1164:C:H3'	2.54	0.42
38:BQ:51:GLN:HB3	38:BQ:51:GLN:HE21	1.69	0.42
38:BQ:94:LEU:HA	38:BQ:94:LEU:HD13	1.29	0.42
22:BA:1059:G:C5	22:BA:1060:U:C4	3.08	0.42
8:AH:48:PHE:HA	8:AH:60:LEU:HD23	2.01	0.42
22:DA:1343:G:C4	22:DA:1344:U:C5	3.07	0.42
22:DA:2286:G:H5''	22:DA:2287:A:H1'	2.01	0.42
22:DA:860:U:O2'	22:DA:861:A:C5'	2.67	0.42
22:DA:2333:A:P	44:DW:76:ARG:HH12	2.42	0.42
22:DA:1790:C:O2'	24:DC:207:ALA:CB	2.54	0.42
22:DA:703:U:H2'	22:DA:704:G:O4'	2.19	0.42
22:DA:729:G:C4	22:DA:1775:U:C2	3.07	0.42
22:DA:291:G:C5	22:DA:292:U:C4	3.08	0.42
22:DA:291:G:N1	22:DA:350:G:C5	2.88	0.42
22:DA:333:G:C2	22:DA:334:C:C5	3.07	0.42
22:BA:2286:G:H5''	22:BA:2287:A:O4'	2.19	0.42
22:DA:1363:C:O2	22:DA:1363:C:H2'	2.20	0.42
25:BD:101:PHE:O	25:BD:102:ALA:C	2.57	0.42
34:DM:1:MET:O	34:DM:43:ALA:HB1	2.18	0.42
1:AA:203:G:C2	1:AA:215:C:C4	3.07	0.42
22:DA:1912:A:N7	22:DA:1917:U:O4	2.52	0.42
25:BD:103:ASP:CG	25:BD:104:VAL:H	2.22	0.42
38:DQ:63:ARG:HG2	38:DQ:63:ARG:H	1.57	0.42
44:BW:19:ARG:NH1	44:BW:22:VAL:CG1	2.79	0.42
10:CJ:15:HIS:CE1	10:CJ:68:ARG:CD	2.92	0.42
37:DP:19:PHE:HE1	37:DP:58:PHE:CE2	2.37	0.42
22:DA:2614:A:C4'	22:DA:2615:U:OP1	2.65	0.42
22:DA:677:A:C6	22:DA:678:C:C4	3.07	0.42
29:DH:147:VAL:O	29:DH:148:ALA:CB	2.67	0.42
26:BE:175:ILE:CG2	26:BE:175:ILE:O	2.65	0.42
14:CN:55:SER:HB3	14:CN:58:ARG:HG2	2.01	0.42
22:DA:604:G:O6	22:DA:625:G:C6	2.72	0.42
21:AU:25:ALA:O	21:AU:29:ALA:HB3	2.19	0.42
22:DA:2571:U:N3	22:DA:2574:G:C8	2.87	0.42
1:AA:1124:G:C2'	1:AA:1145:A:N6	2.81	0.42
22:DA:2721:A:H2'	22:DA:2722:G:O4'	2.20	0.42

Continued on next page...

Continued from previous page...

Atom-1	Atom-2	Distance(Å)	Clash(Å)
22:BA:1013:C:H2'	22:BA:1014:A:C8	2.53	0.42
58:DF:82:TYR:HA	58:DF:83:PRO:HD2	1.84	0.42
20:CT:26:MET:HE2	20:CT:26:MET:O	2.20	0.42
53:CA:91:U:C2	53:CA:92:U:C5	3.07	0.42
8:AH:100:ILE:HD12	8:AH:128:VAL:HB	2.02	0.42
53:CA:252:U:H6	53:CA:252:U:C5'	2.29	0.42
53:CA:276:G:O2'	53:CA:277:C:O5'	2.36	0.42
58:DF:25:MET:C	58:DF:27:VAL:N	2.72	0.42
22:DA:1300:G:H5''	22:DA:1301:A:C5'	2.48	0.42
22:DA:1438:U:O4	22:DA:1552:A:C2	2.72	0.42
1:AA:1173:U:H2'	1:AA:1174:G:C8	2.55	0.42
35:BN:101:GLY:H	48:B0:41:HIS:HD2	1.67	0.42
53:CA:867:G:N3	53:CA:868:C:C5	2.87	0.42
22:DA:2448:A:H61	33:DL:36:LYS:NZ	2.17	0.42
4:AD:151:GLN:O	4:AD:153:ARG:N	2.52	0.42
20:CT:61:ALA:CA	20:CT:67:HIS:HA	2.49	0.42
22:BA:1586:A:C8	22:BA:1587:G:C8	3.07	0.42
53:CA:1302:C:C2'	53:CA:1303:C:O5'	2.68	0.42
53:CA:1449:C:H2'	53:CA:1450:U:C6	2.54	0.42
22:DA:465:G:N2	22:DA:684:G:H1'	2.34	0.42
1:AA:880:C:P	12:AL:4:ASN:HD22	2.42	0.42
1:AA:224:U:H2'	1:AA:225:C:H6	1.83	0.42
1:AA:393:A:H2'	1:AA:394:G:H8	1.85	0.42
53:CA:728:A:C2'	53:CA:729:A:H5'	2.49	0.42
22:BA:2015:A:C4	48:B0:2:VAL:CG2	3.03	0.42
22:BA:2013:A:C2	40:BS:88:ARG:NH1	2.86	0.42
24:BC:29:PHE:O	24:BC:30:ALA:C	2.57	0.42
24:BC:33:LEU:HA	24:BC:33:LEU:HD23	1.63	0.42
22:DA:674:G:O4'	26:DE:69:ARG:HG2	2.19	0.42
22:DA:674:G:C4'	26:DE:69:ARG:CG	2.95	0.42
2:CB:122:ASP:OD1	2:CB:124:THR:HG22	2.19	0.42
28:DG:166:GLU:N	28:DG:166:GLU:OE1	2.53	0.42
1:AA:35:G:H2'	1:AA:36:C:C6	2.53	0.42
46:BY:17:GLU:HB2	46:BY:53:VAL:HG11	2.01	0.42
53:CA:495:A:C2	53:CA:496:A:N6	2.88	0.42
11:AK:60:PHE:CD2	11:AK:60:PHE:C	2.92	0.42
22:DA:2551:C:H2'	22:DA:2552:U:C6	2.55	0.42
1:AA:926:G:C6	1:AA:1505:G:C6	3.08	0.42
1:AA:1468:A:C3'	1:AA:1469:C:C5'	2.97	0.42
22:DA:2901:C:H2'	22:DA:2901:C:O2	2.19	0.42
30:BI:53:PRO:HB2	30:BI:74:PRO:CG	2.49	0.42
15:AO:41:HIS:HD2	15:AO:42:PHE:CE2	2.37	0.42

Continued on next page...

Continued from previous page...

Atom-1	Atom-2	Distance(Å)	Clash(Å)
15:AO:15:GLY:C	15:AO:17:ASP:N	2.72	0.42
35:BN:72:ASP:OD1	35:BN:75:ILE:HG23	2.18	0.42
22:BA:283:G:C5	22:BA:284:U:C5	3.07	0.42
40:DS:66:ILE:N	40:DS:66:ILE:HD13	2.34	0.42
20:CT:42:ASP:O	20:CT:44:ALA:N	2.52	0.42
35:DN:7:GLY:HA2	35:DN:46:ARG:NH1	2.34	0.42
22:BA:2085:U:C2'	22:BA:2086:U:H5'	2.50	0.42
22:BA:2087:G:H2'	22:BA:2088:A:H8	1.84	0.42
22:BA:1916:A:H2'	22:BA:1917:U:O4'	2.19	0.42
22:DA:2348:U:H2'	22:DA:2349:G:H8	1.84	0.42
22:DA:2368:C:O2'	22:DA:2369:A:H5'	2.19	0.42
22:BA:289:G:C5	22:BA:290:U:C4	3.07	0.42
22:BA:229:C:H2'	22:BA:230:G:O4'	2.19	0.42
33:BL:55:MET:HE2	33:BL:56:PRO:CD	2.49	0.42
53:CA:316:C:H42	53:CA:337:G:H1	1.66	0.42
34:BM:46:ILE:CD1	34:BM:47:GLU:N	2.80	0.42
22:DA:1857:G:H1'	22:DA:1884:G:H22	1.83	0.42
1:AA:771:G:C5	1:AA:772:U:C5	3.08	0.42
31:BJ:20:ALA:O	31:BJ:21:THR:O	2.37	0.42
31:DJ:1:MET:HE3	31:DJ:2:LYS:O	2.19	0.42
18:AR:33:THR:OG1	18:AR:34:GLU:N	2.52	0.42
22:BA:447:A:C2	22:BA:454:A:H2'	2.55	0.42
19:CS:46:LEU:N	19:CS:46:LEU:HD23	2.27	0.42
10:AJ:88:MET:CE	10:AJ:89:ARG:NH1	2.82	0.42
36:BO:85:LYS:HB2	36:BO:87:ILE:HD11	2.02	0.42
22:DA:2812:G:N1	22:DA:2813:A:C4	2.87	0.42
22:BA:1045:C:H3'	22:BA:1046:A:H5'	1.99	0.42
22:DA:953:G:H2'	22:DA:954:G:C5'	2.48	0.42
22:DA:2046:G:OP1	48:D0:11:LYS:HE3	2.20	0.42
22:DA:1512:C:HO2'	22:DA:1513:U:C4'	2.31	0.42
53:CA:694:A:H2'	53:CA:695:A:C5'	2.49	0.42
22:BA:1229:C:C2	22:BA:1230:A:C8	3.07	0.42
22:BA:588:U:H1'	26:BE:85:PHE:CG	2.54	0.42
32:BK:98:ARG:C	32:BK:99:ILE:HD13	2.39	0.42
22:BA:2591:C:P	24:BC:237:ARG:HG3	2.59	0.42
22:DA:1836:C:C2'	22:DA:1836:C:O2	2.66	0.42
7:AG:51:GLN:C	7:AG:53:SER:H	2.23	0.42
22:DA:1423:G:O2'	22:DA:1499:C:H1'	2.19	0.42
27:BF:88:VAL:CG1	27:BF:90:LEU:HD13	2.50	0.42
1:AA:712:A:H2'	1:AA:713:G:O4'	2.19	0.42
22:BA:1114:C:H2'	22:BA:1114:C:O2	2.18	0.42
4:CD:59:LYS:O	4:CD:63:ILE:HG13	2.18	0.42

Continued on next page...

Continued from previous page...

Atom-1	Atom-2	Distance(Å)	Clash(Å)
53:CA:525:C:O2'	53:CA:526:C:H5'	2.20	0.42
22:BA:183:C:O2	22:BA:432:A:H2	2.02	0.42
31:BJ:53:TYR:CE1	31:BJ:121:LYS:HG2	2.53	0.42
1:AA:191:G:H2'	1:AA:192:A:H8	1.84	0.42
15:CO:3:SER:OG	15:CO:6:ALA:CB	2.68	0.42
53:CA:1115:U:C6	53:CA:1115:U:H3'	2.54	0.42
1:AA:783:C:O5'	1:AA:783:C:H6	2.02	0.42
32:BK:27:GLY:O	32:BK:28:SER:C	2.56	0.42
7:AG:14:ASP:OD1	7:AG:17:PHE:HB2	2.19	0.42
22:DA:2083:G:H2'	22:DA:2084:C:C5'	2.49	0.42
22:DA:2364:C:C2'	22:DA:2365:G:H5'	2.49	0.42
22:BA:2536:G:C6	22:BA:2537:U:C4	3.07	0.42
22:DA:732:C:H2'	22:DA:733:G:O4'	2.19	0.42
45:DX:47:THR:O	45:DX:48:LEU:HD23	2.20	0.42
1:AA:1113:C:H2'	1:AA:1114:C:H6	1.83	0.42
4:CD:16:THR:HG22	4:CD:17:ASP:N	2.34	0.42
1:AA:800:G:O5'	1:AA:800:G:H8	2.03	0.42
16:AP:76:LYS:HE2	16:AP:76:LYS:HA	2.01	0.42
3:CC:60:ALA:O	3:CC:61:LYS:HB2	2.18	0.42
1:AA:1176:A:H2'	1:AA:1177:G:C8	2.54	0.42
22:BA:1074:G:C2'	22:BA:1075:C:H6	2.32	0.42
24:DC:250:GLN:HG3	24:DC:254:LYS:HG3	2.00	0.42
41:DT:18:GLU:O	41:DT:22:THR:HG23	2.20	0.42
1:AA:428:G:N9	1:AA:430:A:N7	2.67	0.42
26:DE:199:MET:CE	26:DE:200:LEU:CD2	2.97	0.42
53:CA:355:C:H4'	53:CA:388:G:O2'	2.20	0.42
22:DA:855:G:C2	44:DW:23:LYS:HG2	2.55	0.42
22:DA:1060:U:H4'	22:DA:1061:U:H2'	1.91	0.42
22:DA:1074:G:P	22:DA:1074:G:H8	2.42	0.42
22:DA:2837:A:O2'	22:DA:2838:G:O4'	2.29	0.42
35:DN:28:LEU:CD2	35:DN:115:LEU:HD21	2.14	0.42
53:CA:518:C:C6	53:CA:530:G:C5	3.08	0.42
53:CA:537:G:H2'	53:CA:538:G:C8	2.54	0.42
22:DA:301:G:C5	22:DA:302:C:N4	2.87	0.42
22:DA:85:G:C8	42:DU:6:ARG:NH1	2.85	0.42
22:DA:1362:C:N3	22:DA:1363:C:C5	2.88	0.42
22:DA:1809:A:C2	22:DA:1810:A:C6	3.06	0.42
53:CA:212:G:N2	53:CA:213:G:C8	2.88	0.42
34:DM:17:ASN:C	34:DM:18:ARG:HG2	2.39	0.42
1:AA:208:U:H3	1:AA:212:G:H21	1.64	0.42
4:CD:27:ILE:O	4:CD:28:ASP:CB	2.67	0.42
39:DR:9:GLY:C	39:DR:10:LYS:HG3	2.38	0.42

Continued on next page...

Continued from previous page...

Atom-1	Atom-2	Distance(Å)	Clash(Å)
44:BW:18:LYS:HD2	44:BW:36:ILE:HD11	2.01	0.42
32:DK:34:GLY:O	32:DK:35:VAL:CG2	2.67	0.42
32:DK:62:VAL:HG12	32:DK:63:VAL:N	2.34	0.42
22:DA:1324:G:N2	22:DA:1328:A:N1	2.67	0.42
1:AA:251:G:C6	1:AA:266:G:O6	2.71	0.42
1:AA:1299:A:HO2'	1:AA:1301:U:H6	1.60	0.42
53:CA:645:G:C4	53:CA:646:G:C8	3.08	0.42
22:DA:478:A:N1	22:DA:480:A:C5	2.88	0.42
53:CA:962:C:O2'	53:CA:963:G:O5'	2.36	0.42
53:CA:982:U:C1'	53:CA:983:A:C8	2.98	0.42
54:CG:77:ARG:O	54:CG:84:TYR:HB3	2.19	0.42
33:DL:81:ASP:C	33:DL:82:LEU:HD12	2.40	0.42
1:AA:864:A:C2'	1:AA:865:A:C8	3.03	0.42
53:CA:900:A:H2'	53:CA:901:A:C8	2.55	0.42
11:AK:85:VAL:HG11	11:AK:92:ARG:NH1	2.34	0.42
22:DA:2453:A:O5'	22:DA:2453:A:H8	2.02	0.42
22:DA:2513:A:C4	22:DA:2514:U:C5	3.07	0.42
22:DA:2513:A:C5	22:DA:2514:U:C5	3.07	0.42
5:CE:80:LEU:HD21	5:CE:143:LEU:CD2	2.50	0.42
41:BT:54:GLU:CB	41:BT:88:LYS:HB2	2.49	0.42
37:DP:91:VAL:CG2	37:DP:109:ILE:HD13	2.50	0.42
53:CA:197:A:N6	53:CA:221:C:C4'	2.81	0.42
53:CA:69:G:N2	53:CA:71:A:N6	2.68	0.42
12:AL:24:GLU:O	12:AL:25:ALA:C	2.55	0.42
53:CA:251:G:C2	53:CA:266:G:C6	3.08	0.42
57:DB:20:G:C4	57:DB:64:G:N2	2.88	0.42
22:DA:1740:G:H2'	22:DA:1741:C:O4'	2.18	0.42
25:DD:94:GLN:O	25:DD:95:SER:C	2.57	0.42
22:DA:2093:G:N3	22:DA:2094:A:N7	2.68	0.42
32:DK:61:VAL:HG11	32:DK:112:PHE:CE2	2.54	0.42
32:DK:22:ILE:HG13	32:DK:40:LYS:O	2.19	0.42
53:CA:14:U:O2'	53:CA:15:G:H3'	2.19	0.42
22:DA:845:A:C2	22:DA:847:U:C2	3.07	0.42
22:DA:2462:C:H2'	22:DA:2463:C:C6	2.54	0.42
4:CD:77:GLU:HG3	4:CD:81:LEU:HD12	1.90	0.42
26:BE:137:LYS:O	26:BE:141:MET:HG3	2.19	0.42
22:DA:1867:G:C2	22:DA:1868:C:C2	3.07	0.42
22:DA:415:A:C2	22:DA:2409:G:C5	3.07	0.42
1:AA:1046:A:C2'	1:AA:1047:G:C5'	2.98	0.42
30:BI:49:GLU:HG2	30:BI:50:LYS:H	1.83	0.42
3:CC:183:TYR:CE1	3:CC:200:TRP:CE2	3.07	0.42
57:DB:7:G:H5'	36:DO:29:HIS:CE1	2.54	0.42

Continued on next page...

Continued from previous page...

Atom-1	Atom-2	Distance(Å)	Clash(Å)
28:DG:157:LYS:C	28:DG:159:LYS:N	2.73	0.42
6:CF:11:HIS:CE1	6:CF:13:ASP:HB2	2.55	0.42
57:DB:37:C:H2'	57:DB:38:C:C5'	2.49	0.42
58:DF:57:ALA:HA	58:DF:60:SER:HB3	2.01	0.42
3:CC:87:ARG:HG2	3:CC:100:ILE:HG21	2.01	0.42
7:AG:119:LEU:O	7:AG:122:GLU:N	2.50	0.42
22:DA:56:A:C6	22:DA:57:C:N3	2.88	0.42
22:BA:2770:G:H5''	22:BA:2771:C:OP2	2.20	0.42
22:BA:2531:A:H5'	28:BG:156:TYR:CZ	2.54	0.42
35:BN:10:LEU:HA	35:BN:10:LEU:HD12	1.75	0.42
53:CA:570:G:H2'	53:CA:571:U:C6	2.55	0.42
1:AA:198:G:C6	1:AA:220:G:N3	2.87	0.42
53:CA:223:A:C6	53:CA:224:U:C4	3.06	0.42
22:BA:2777:G:C8	22:BA:2777:G:O5'	2.73	0.42
22:DA:170:U:C5	22:DA:171:U:C5	3.07	0.42
22:DA:903:C:H2'	22:DA:904:G:C8	2.54	0.42
22:DA:2790:U:H4'	22:DA:2892:G:O2'	2.19	0.42
53:CA:164:G:C2'	53:CA:165:G:H5'	2.50	0.42
13:AM:9:PRO:O	13:AM:10:ASP:HB2	2.19	0.42
22:BA:915:C:H6	22:BA:915:C:C5'	2.24	0.42
1:AA:155:A:H2'	1:AA:156:C:H6	1.84	0.42
6:AF:8:PHE:CA	6:AF:87:SER:HB2	2.49	0.42
38:BQ:77:LYS:HE2	38:BQ:116:LEU:HD23	2.02	0.42
3:CC:11:LEU:C	3:CC:13:ILE:H	2.23	0.42
53:CA:922:G:H2'	53:CA:923:A:H8	1.79	0.42
22:DA:2636:C:H4'	25:DD:81:GLU:CD	2.38	0.42
1:AA:473:U:C2	1:AA:474:G:N7	2.87	0.42
22:BA:1693:U:O5'	22:BA:1694:C:H5	2.01	0.42
53:CA:953:G:C6	53:CA:954:G:C6	3.06	0.42
1:AA:69:G:H2'	1:AA:69:G:N3	2.35	0.42
1:AA:665:A:C2	1:AA:732:C:C4	3.07	0.42
1:AA:766:A:N3	1:AA:814:A:C2	2.87	0.42
19:CS:62:THR:CG2	19:CS:64:GLU:HG3	2.49	0.42
22:BA:2454:G:C5	22:BA:2455:G:C8	3.07	0.42
53:CA:1432:G:H2'	53:CA:1467:C:H42	1.84	0.42
53:CA:1483:A:O5'	53:CA:1483:A:H8	2.02	0.42
15:AO:68:TYR:CE2	15:AO:72:LYS:HG3	2.54	0.42
37:DP:113:LEU:CD2	37:DP:113:LEU:C	2.85	0.42
1:AA:39:G:N3	1:AA:40:C:C6	2.88	0.42
22:BA:2136:G:N3	22:BA:2137:U:C4	2.87	0.42
1:AA:688:G:C4	1:AA:700:G:N2	2.88	0.42
53:CA:696:A:H8	53:CA:696:A:O5'	2.02	0.42

Continued on next page...

Continued from previous page...

Atom-1	Atom-2	Distance(Å)	Clash(Å)
39:BR:3:ALA:HB3	39:BR:59:ILE:HD11	2.01	0.42
1:AA:1136:C:O2	1:AA:1136:C:C3'	2.67	0.42
22:BA:792:A:H3'	22:BA:793:A:H5'	2.01	0.42
22:BA:569:U:H1'	22:BA:947:A:O4'	2.20	0.42
22:DA:2511:U:O5'	22:DA:2511:U:H6	2.02	0.42
22:BA:1848:A:H2'	22:BA:1849:G:C8	2.55	0.42
22:BA:1317:G:C2	22:BA:1336:A:C2	3.08	0.42
33:DL:76:GLU:O	33:DL:76:GLU:CG	2.67	0.42
5:AE:82:HIS:CE1	8:AH:95:MET:HE2	2.53	0.42
22:BA:2275:C:O2'	34:BM:84:LYS:HA	2.19	0.42
1:AA:1045:C:OP2	1:AA:1045:C:C6	2.72	0.42
31:BJ:49:ASP:OD2	31:BJ:49:ASP:O	2.37	0.42
53:CA:43:C:H3'	53:CA:43:C:C6	2.55	0.42
25:DD:130:GLN:O	25:DD:131:ASP:C	2.57	0.42
22:BA:736:C:N3	22:BA:737:C:C5	2.88	0.42
22:BA:164:C:H2'	22:BA:165:A:O4'	2.19	0.42
4:CD:94:GLU:OE1	4:CD:103:ARG:NE	2.51	0.42
36:DO:49:VAL:O	36:DO:50:ALA:HB2	2.19	0.42
1:AA:102:G:C2	1:AA:103:U:C5	3.06	0.42
1:AA:1421:G:C6	1:AA:1422:G:N7	2.88	0.42
4:CD:146:GLU:N	4:CD:146:GLU:CD	2.72	0.42
23:BB:57:A:O2'	23:BB:58:A:H5'	2.19	0.42
1:AA:1478:U:H2'	1:AA:1479:C:C6	2.54	0.42
42:DU:102:ILE:HD12	42:DU:102:ILE:HA	1.92	0.42
58:DF:160:LYS:H	58:DF:160:LYS:HG3	1.69	0.42
22:BA:295:G:C2	22:BA:296:U:C6	3.08	0.42
31:DJ:77:HIS:CD2	31:DJ:77:HIS:O	2.73	0.42
25:BD:178:VAL:O	25:BD:178:VAL:CG1	2.68	0.42
24:DC:19:VAL:HG12	24:DC:19:VAL:O	2.19	0.42
53:CA:1236:A:H2'	53:CA:1237:C:C6	2.55	0.42
9:AI:34:LEU:HD11	9:AI:47:VAL:HG21	2.01	0.42
22:BA:1097:U:O2	30:BI:8:VAL:HG12	2.19	0.42
5:AE:139:THR:O	5:AE:142:GLY:N	2.52	0.42
5:AE:95:MET:CE	5:AE:114:LEU:HD13	2.50	0.42
25:BD:150:GLN:HG3	25:BD:151:THR:N	2.22	0.42
4:CD:90:LEU:N	4:CD:90:LEU:HD22	2.34	0.42
22:DA:1340:U:O2'	22:DA:1341:G:P	2.78	0.42
22:DA:1346:G:H1	22:DA:1600:C:H42	1.66	0.42
1:AA:435:A:H2'	1:AA:436:C:H5'	2.01	0.42
44:DW:18:LYS:NZ	44:DW:18:LYS:HA	2.35	0.42
44:DW:20:LEU:CD1	44:DW:20:LEU:N	2.76	0.42
22:DA:728:G:O2'	22:DA:730:A:H8	2.03	0.42

Continued on next page...

Continued from previous page...

Atom-1	Atom-2	Distance(Å)	Clash(Å)
22:DA:1077:A:C2'	22:DA:1078:U:O5'	2.66	0.42
30:DI:51:GLY:O	30:DI:52:LEU:HB2	2.19	0.42
48:D0:54:ILE:HB	48:D0:55:ALA:H	1.61	0.42
22:DA:1653:G:O6	35:DN:10:LEU:O	2.38	0.42
35:DN:99:LYS:HG2	35:DN:99:LYS:H	1.65	0.42
1:AA:1129:C:H2'	1:AA:1139:G:N7	2.35	0.42
22:DA:52:A:C2	22:DA:179:C:O4'	2.65	0.42
53:CA:1072:G:C6	53:CA:1073:U:C4	3.07	0.42
45:DX:58:ILE:HG12	45:DX:66:VAL:CG2	2.46	0.42
12:AL:42:LYS:HE2	12:AL:43:LYS:HE3	2.02	0.42
44:BW:39:GLN:HE21	44:BW:42:THR:CG2	2.31	0.42
43:DV:21:ARG:HD3	43:DV:87:GLN:HG2	2.00	0.42
22:DA:529:A:C8	22:DA:2042:A:N1	2.88	0.42
29:BH:4:ILE:HG12	29:BH:18:GLN:HE22	1.82	0.42
22:DA:1615:C:C6	22:DA:1617:C:C5	3.08	0.42
8:CH:75:GLN:O	8:CH:126:CYS:HB2	2.19	0.42
22:DA:2503:A:C4'	22:DA:2504:U:OP1	2.60	0.42
53:CA:983:A:HO2'	53:CA:984:C:H5'	1.82	0.42
14:CN:30:ILE:O	14:CN:30:ILE:HG22	2.19	0.42
19:CS:35:ARG:HB3	19:CS:50:VAL:HB	2.01	0.42
19:CS:52:ASN:O	19:CS:54:ARG:HD3	2.19	0.42
22:BA:2430:A:C3'	22:BA:2431:U:C5'	2.97	0.42
51:D3:18:LYS:CE	51:D3:19:GLY:H	2.32	0.42
22:DA:387:U:C4'	22:DA:388:G:H5''	2.50	0.42
31:DJ:80:HIS:N	31:DJ:80:HIS:ND1	2.67	0.42
11:AK:124:LYS:HE2	11:AK:125:LYS:N	2.34	0.42
28:BG:73:SER:HA	28:BG:76:ILE:HG23	2.00	0.42
36:BO:88:LYS:HE3	36:BO:116:GLN:NE2	2.34	0.42
53:CA:82:G:C2'	53:CA:83:C:H4'	2.44	0.42
12:AL:80:LEU:HB2	12:AL:101:LEU:HD22	2.01	0.42
22:DA:1157:G:H2'	22:DA:1158:C:H6	1.79	0.42
32:BK:43:ILE:HD12	32:BK:52:VAL:HG23	2.01	0.42
53:CA:1250:A:N6	53:CA:1251:A:C6	2.87	0.42
53:CA:1352:C:O2	53:CA:1371:G:C2	2.72	0.42
54:CG:4:ARG:CD	54:CG:5:VAL:N	2.79	0.42
9:CI:59:LYS:HE3	9:CI:60:LEU:HD11	2.01	0.42
1:AA:1049:U:O4	14:AN:1:ALA:HB1	2.19	0.42
14:AN:1:ALA:O	14:AN:2:LYS:CB	2.67	0.42
14:AN:80:ARG:NH1	14:AN:81:ILE:HG12	2.35	0.42
54:CG:72:VAL:HG12	54:CG:144:ALA:CB	2.50	0.42
22:DA:960:A:H2'	22:DA:962:G:C5'	2.32	0.42
22:DA:931:U:H4'	22:DA:932:U:OP1	2.17	0.42

Continued on next page...

Continued from previous page...

Atom-1	Atom-2	Distance(Å)	Clash(Å)
57:DB:85:G:O2'	57:DB:86:G:H5'	2.18	0.42
1:AA:1154:G:C2	1:AA:1155:A:C8	3.07	0.42
29:BH:2:GLN:O	29:BH:3:VAL:CG2	2.54	0.42
4:CD:69:ARG:HG3	4:CD:69:ARG:NH1	2.13	0.42
27:BF:72:SER:N	27:BF:80:GLN:HB2	2.32	0.42
22:DA:227:A:O2'	22:DA:228:C:C5'	2.68	0.42
22:DA:2410:G:C2	22:DA:2411:A:H1'	2.54	0.42
1:AA:993:G:N2	1:AA:996:A:N6	2.67	0.42
25:BD:62:LYS:CB	25:BD:63:PRO:HD3	2.45	0.42
3:CC:137:VAL:HG13	3:CC:148:ILE:HG21	2.01	0.42
37:BP:95:LYS:CG	37:BP:97:TYR:CZ	2.96	0.42
11:CK:74:LYS:HD2	11:CK:104:PHE:CE1	2.55	0.42
35:DN:83:LEU:HG	35:DN:86:ARG:HH21	1.84	0.42
22:DA:1753:G:C2	22:DA:1756:G:C2	3.08	0.42
1:AA:640:A:O2'	8:AH:106:SER:HB2	2.20	0.42
29:DH:37:VAL:CG2	29:DH:38:PRO:CD	2.96	0.42
24:BC:28:PRO:HB2	24:BC:29:PHE:H	1.56	0.42
22:BA:271:G:C4	22:BA:272:A:N7	2.88	0.42
13:AM:19:THR:CA	13:AM:24:VAL:HG23	2.39	0.42
1:AA:110:C:O2'	1:AA:111:G:C5'	2.68	0.42
12:AL:72:ASN:O	12:AL:73:LEU:O	2.38	0.42
12:AL:73:LEU:HD11	12:AL:79:ILE:CG2	2.49	0.42
9:AI:62:LEU:N	9:AI:62:LEU:CD2	2.83	0.42
22:DA:1950:G:H1	22:DA:1954:G:H2'	1.84	0.42
11:AK:61:ALA:O	11:AK:64:VAL:HG13	2.19	0.42
22:DA:2143:C:H5''	22:DA:2144:G:N7	2.34	0.42
22:DA:2149:U:C5	22:DA:2150:C:H5	2.38	0.42
36:DO:82:ALA:HB3	36:DO:115:LEU:HD12	2.01	0.42
53:CA:1461:G:C5	53:CA:1462:C:C4	3.07	0.42
55:CM:53:ASP:HA	55:CM:56:ARG:CZ	2.49	0.42
15:AO:55:LEU:HD21	22:BA:715:A:C2	2.54	0.42
15:AO:20:ASP:CG	15:AO:23:SER:HB2	2.40	0.42
22:DA:285:G:C6	22:DA:286:U:C4	3.06	0.42
53:CA:635:A:H2'	53:CA:636:U:C6	2.54	0.42
22:BA:2087:G:H2'	22:BA:2088:A:C8	2.54	0.42
2:AB:20:ARG:O	2:AB:22:TRP:N	2.52	0.42
36:BO:43:ASN:ND2	36:BO:46:GLU:HG2	2.27	0.42
1:AA:748:G:C6	1:AA:749:A:C5	3.07	0.42
53:CA:854:U:H2'	53:CA:855:U:H6	1.85	0.42
22:DA:2889:C:C4	22:DA:2890:G:C6	3.07	0.42
4:CD:3:TYR:CZ	4:CD:5:GLY:HA3	2.55	0.42
1:AA:1492:A:C2'	1:AA:1493:A:O5'	2.67	0.42

Continued on next page...

Continued from previous page...

Atom-1	Atom-2	Distance(Å)	Clash(Å)
1:AA:1103:C:H2'	1:AA:1104:G:O5'	2.18	0.42
35:DN:65:LEU:H	35:DN:65:LEU:CD1	2.30	0.42
22:BA:1996:C:OP1	32:BK:31:ARG:NH2	2.51	0.42
26:BE:12:LEU:O	26:BE:13:THR:CB	2.65	0.42
38:BQ:27:ARG:CG	38:BQ:27:ARG:NH1	2.83	0.42
8:CH:34:ALA:O	8:CH:38:VAL:HG23	2.19	0.42
22:BA:1402:U:C6	22:BA:1402:U:H3'	2.55	0.42
1:AA:702:A:C4	22:BA:1847:A:C2	3.06	0.42
48:D0:11:LYS:HD2	48:D0:14:MET:HB2	2.01	0.42
20:CT:57:VAL:CG1	20:CT:71:ALA:HB2	2.47	0.42
3:CC:4:VAL:HG11	3:CC:9:ILE:HD13	2.02	0.42
31:BJ:7:LYS:HA	31:BJ:8:PRO:HD3	1.86	0.42
43:BV:35:GLU:HG3	43:BV:93:ARG:HD3	2.00	0.42
22:DA:540:C:H2'	22:DA:541:A:C8	2.55	0.42
25:BD:9:VAL:HG22	25:BD:26:VAL:HG12	2.01	0.42
2:AB:60:ALA:HB2	2:AB:220:VAL:HG12	2.01	0.42
15:AO:44:GLU:OE2	15:AO:45:HIS:CE1	2.72	0.42
53:CA:414:A:HO2'	53:CA:415:A:C4'	2.32	0.42
22:BA:423:A:H5''	22:BA:424:G:C5'	2.50	0.42
22:BA:1610:A:H5'	22:BA:1610:A:H8	1.84	0.42
24:DC:38:LYS:HE3	24:DC:38:LYS:HB3	1.82	0.42
22:DA:2526:G:O2'	52:D4:34:LYS:HE3	2.19	0.42
22:BA:2262:U:H5'	22:BA:2387:U:O2	2.19	0.42
22:BA:1744:A:H2'	22:BA:1744:A:N3	2.34	0.42
47:BZ:29:ARG:O	47:BZ:30:ARG:HG3	2.19	0.42
15:AO:57:ARG:CB	15:AO:57:ARG:HH11	2.32	0.42
22:BA:920:A:OP1	47:BZ:18:LYS:HE3	2.19	0.42
2:AB:172:ILE:O	2:AB:175:ALA:N	2.53	0.42
12:CL:120:ARG:HG2	12:CL:121:PRO:O	2.19	0.42
26:BE:134:LEU:HD12	26:BE:138:LEU:HG	2.02	0.42
22:DA:1895:C:C2	22:DA:1896:G:C8	3.06	0.42
22:DA:1889:A:C2	22:DA:1890:A:C4	3.07	0.42
22:BA:828:U:O4	22:BA:2247:A:H1'	2.19	0.42
26:DE:180:LEU:HD23	26:DE:180:LEU:N	2.34	0.42
22:DA:601:C:H6	22:DA:601:C:O5'	2.03	0.42
36:DO:54:VAL:HG22	36:DO:54:VAL:O	2.19	0.42
53:CA:657:U:H6	53:CA:657:U:O5'	2.03	0.42
22:DA:1460:U:OP2	22:DA:1460:U:C6	2.72	0.42
25:BD:15:PHE:N	37:BP:11:GLN:NE2	2.62	0.42
22:BA:1074:G:O2'	22:BA:1075:C:H5'	2.19	0.42
5:AE:114:LEU:HD21	5:AE:122:VAL:HG23	1.96	0.42
5:AE:93:VAL:HG13	5:AE:94:PHE:N	2.35	0.42

Continued on next page...

Continued from previous page...

Atom-1	Atom-2	Distance(Å)	Clash(Å)
22:BA:571:U:C4	22:BA:2030:A:C6	3.07	0.42
22:BA:2032:G:N7	62:BA:3536:HOH:O	2.37	0.42
22:BA:568:U:P	33:BL:36:LYS:HE3	2.60	0.42
22:DA:1800:C:H5''	24:DC:145:MET:CE	2.49	0.42
24:DC:250:GLN:HB2	24:DC:254:LYS:CG	2.50	0.42
28:BG:171:LYS:CD	28:BG:172:GLU:H	2.32	0.42
53:CA:1151:A:H2'	53:CA:1152:A:C8	2.50	0.42
53:CA:1255:G:H21	53:CA:1258:G:H22	1.67	0.42
22:DA:2282:G:H1'	22:DA:2390:U:C5	2.55	0.42
22:DA:2285:C:H2'	22:DA:2286:G:H5''	2.01	0.42
1:AA:1119:C:OP1	9:AI:84:ARG:NH2	2.53	0.42
22:DA:296:U:H2'	22:DA:297:G:C8	2.55	0.42
22:DA:64:A:H2'	22:DA:65:U:O4'	2.19	0.42
26:DE:127:GLU:OE2	26:DE:133:LEU:CD2	2.67	0.42
22:DA:61:C:H5'	46:DY:43:LEU:HB2	2.01	0.42
22:DA:1809:A:N3	22:DA:1810:A:N7	2.68	0.42
26:DE:47:LYS:O	26:DE:86:ALA:HB2	2.19	0.42
22:DA:2745:C:H41	22:DA:2755:C:H4'	1.85	0.42
53:CA:1084:G:C6	53:CA:1085:U:C4	3.07	0.42
22:DA:136:G:N2	22:DA:144:A:C2	2.88	0.42
13:AM:90:HIS:HA	13:AM:108:ARG:NH2	2.34	0.42
31:DJ:41:LYS:HE3	31:DJ:50:THR:O	2.19	0.42
22:DA:1540:G:O2'	22:DA:1541:C:O5'	2.37	0.42
1:AA:397:A:C6	1:AA:548:G:N7	2.88	0.42
28:BG:93:TYR:O	28:BG:105:SER:O	2.37	0.42
10:AJ:35:GLN:HA	10:AJ:35:GLN:NE2	2.31	0.42
53:CA:671:G:C2	53:CA:672:U:C2	3.08	0.42
37:DP:20:ARG:HG2	37:DP:112:ARG:HH12	1.84	0.42
22:DA:202:U:H3'	22:DA:203:A:C8	2.54	0.42
22:DA:204:A:H4'	22:DA:205:G:O5'	2.19	0.42
22:DA:800:A:C4'	22:DA:801:G:O5'	2.64	0.42
32:DK:71:ARG:O	32:DK:72:PRO:C	2.57	0.42
22:DA:2376:A:N3	36:DO:99:TYR:CE2	2.88	0.42
8:CH:124:ILE:CG2	8:CH:127:TYR:HE1	2.31	0.42
8:CH:127:TYR:N	8:CH:127:TYR:CD1	2.87	0.42
22:DA:479:A:H1'	22:DA:480:A:H5''	2.02	0.42
38:DQ:6:GLY:N	38:DQ:9:ALA:HB3	2.33	0.42
12:AL:49:ARG:CG	12:AL:89:LEU:HD21	2.49	0.42
53:CA:952:U:C5	55:CM:102:LYS:NZ	2.87	0.42
53:CA:959:A:H2'	53:CA:960:U:O5'	2.19	0.42
1:AA:1080:A:O3'	5:AE:20:VAL:HG21	2.20	0.42
22:BA:1868:C:H2'	22:BA:1869:G:O4'	2.19	0.42

Continued on next page...

Continued from previous page...

Atom-1	Atom-2	Distance(Å)	Clash(Å)
22:BA:1827:U:O2'	22:BA:1828:G:H5'	2.20	0.42
47:DZ:6:ILE:HG22	47:DZ:7:THR:N	2.34	0.42
22:DA:1025:G:H1'	22:DA:1135:C:O4'	2.19	0.42
31:DJ:30:THR:HG23	31:DJ:31:GLU:N	2.33	0.42
1:AA:846:G:O2'	1:AA:847:G:H5'	2.20	0.42
22:DA:2291:U:C2	22:DA:2292:U:C5	3.08	0.42
5:CE:133:ILE:HG13	5:CE:134:ASN:N	2.30	0.42
22:DA:1661:G:C6	22:DA:1662:U:C5	3.07	0.42
58:DF:111:ARG:HE	58:DF:111:ARG:N	2.18	0.42
58:DF:47:LYS:HD2	58:DF:47:LYS:N	2.34	0.42
53:CA:1201:A:H4'	53:CA:1203:C:OP2	2.19	0.42
53:CA:72:A:N6	53:CA:73:C:N4	2.68	0.42
12:AL:24:GLU:CB	12:AL:26:CYS:SG	2.90	0.42
57:DB:109:A:O2'	57:DB:110:C:C5'	2.68	0.42
57:DB:11:C:C4	57:DB:12:C:C5	3.07	0.42
57:DB:17:C:O2'	57:DB:18:G:H8	2.00	0.42
22:DA:1738:G:O2'	22:DA:1739:A:P	2.77	0.42
27:BF:136:ILE:HG12	27:BF:136:ILE:H	1.34	0.42
22:DA:1442:U:C4	22:DA:1443:U:C4	3.07	0.42
1:AA:958:A:N1	19:AS:53:GLY:HA3	2.35	0.42
22:DA:618:G:C2	22:DA:619:G:C4	3.08	0.42
22:DA:2308:G:H2'	22:DA:2309:A:OP1	2.19	0.42
22:DA:962:G:O2'	22:DA:963:U:C5'	2.68	0.42
43:DV:56:PHE:CD1	43:DV:56:PHE:C	2.93	0.42
34:BM:124:LEU:HA	34:BM:124:LEU:HD23	1.82	0.42
29:DH:68:ARG:HD3	29:DH:71:LYS:CB	2.49	0.42
22:BA:2821:A:H2'	22:BA:2822:G:H8	1.84	0.42
22:BA:1141:U:H5'	22:BA:1142:A:O4'	2.19	0.42
4:CD:176:LYS:CD	4:CD:176:LYS:O	2.68	0.42
53:CA:326:G:H5'	53:CA:327:A:OP2	2.20	0.42
22:DA:2653:U:C4	22:DA:2654:A:N6	2.87	0.42
28:DG:157:LYS:HB2	28:DG:157:LYS:HE2	1.90	0.42
1:AA:595:A:C6	1:AA:641:U:C5	3.08	0.42
22:DA:674:G:H2'	22:DA:804:A:H61	1.85	0.42
22:BA:1431:A:C2'	22:BA:1432:G:O5'	2.67	0.42
22:BA:1507:C:C5	22:BA:1508:A:H2	2.38	0.42
22:BA:2103:C:C2'	22:BA:2104:C:C5'	2.96	0.42
44:DW:9:THR:CG2	44:DW:10:ARG:HG3	2.40	0.42
4:CD:141:VAL:HG22	4:CD:180:THR:OG1	2.19	0.42
38:DQ:42:GLY:HA3	39:DR:75:VAL:HG21	2.01	0.42
1:AA:1052:U:H5''	1:AA:1053:G:OP2	2.19	0.42
1:AA:1054:C:H5''	1:AA:1196:A:O2'	2.19	0.42

Continued on next page...

Continued from previous page...

Atom-1	Atom-2	Distance(Å)	Clash(Å)
22:DA:1824:G:OP1	24:DC:52:HIS:CE1	2.73	0.42
11:AK:98:ALA:O	11:AK:102:ALA:HB2	2.20	0.42
22:BA:1753:G:H5''	37:BP:92:ARG:HE	1.84	0.42
31:DJ:129:GLU:OE1	31:DJ:129:GLU:N	2.53	0.42
7:AG:25:PHE:HD1	7:AG:100:MET:HB3	1.85	0.42
22:DA:1974:C:H2'	22:DA:1975:G:C8	2.52	0.42
47:BZ:2:LYS:O	47:BZ:3:THR:CG2	2.67	0.42
11:AK:91:GLY:O	11:AK:95:THR:HB	2.19	0.42
6:AF:8:PHE:HD2	6:AF:8:PHE:H	1.66	0.42
22:BA:2471:A:C2'	22:BA:2472:G:H5'	2.48	0.42
22:BA:2212:A:H4'	22:BA:2213:U:OP1	2.20	0.42
8:CH:100:ILE:CD1	8:CH:100:ILE:C	2.76	0.42
22:BA:2415:G:C4	22:BA:2416:C:C5	3.08	0.42
42:BU:73:ASN:ND2	42:BU:75:ALA:HB3	2.34	0.42
22:DA:2828:G:O2'	22:DA:2829:A:H5'	2.19	0.42
54:CG:16:LYS:HG2	9:CI:45:MET:SD	2.59	0.42
15:CO:35:ILE:HG23	15:CO:55:LEU:HD11	2.01	0.42
10:AJ:28:THR:O	10:AJ:32:THR:HG22	2.20	0.42
10:AJ:33:GLY:HA3	10:AJ:83:THR:OG1	2.18	0.42
1:AA:279:A:H5''	1:AA:281:G:C4'	2.50	0.42
1:AA:120:A:C6	1:AA:122:G:C6	3.07	0.42
55:CM:84:CYS:HB2	19:CS:73:PHE:CE1	2.55	0.42
22:BA:1373:A:O5'	22:BA:1373:A:H8	2.03	0.42
22:BA:1374:G:O2'	22:BA:1375:U:H5'	2.19	0.42
22:DA:2048:G:C6	22:DA:2049:G:C5	3.08	0.42
22:DA:2187:U:N3	22:DA:2188:U:C5	2.88	0.42
22:DA:372:G:P	45:DX:61:LYS:HZ1	2.42	0.42
22:BA:1539:U:H2'	22:BA:1540:G:C8	2.47	0.42
4:CD:118:SER:O	4:CD:130:ASN:HB2	2.20	0.42
22:DA:755:U:O2'	22:DA:756:A:H5'	2.20	0.42
22:BA:916:G:H8	22:BA:916:G:O5'	2.02	0.42
22:BA:1091:G:O2'	22:BA:1092:C:C5'	2.68	0.42
22:DA:1423:G:H8	22:DA:1423:G:O5'	2.01	0.42
53:CA:552:U:H2'	53:CA:553:A:C8	2.52	0.42
6:CF:81:ASN:O	6:CF:82:ASP:C	2.58	0.42
28:BG:54:ARG:HG3	28:BG:57:TYR:HD1	1.85	0.42
26:DE:5:LEU:CD1	26:DE:10:SER:HB2	2.50	0.42
22:BA:1922:G:H2'	22:BA:1923:U:O4'	2.19	0.42
24:DC:124:LYS:HZ3	24:DC:124:LYS:HB3	1.85	0.42
24:BC:216:ARG:CB	24:BC:217:PRO:HD2	2.49	0.42
1:AA:1416:G:C2	1:AA:1485:U:O2	2.73	0.42
22:DA:1411:U:H2'	22:DA:1412:U:C6	2.54	0.42

Continued on next page...

Continued from previous page...

Atom-1	Atom-2	Distance(Å)	Clash(Å)
20:CT:16:ALA:O	20:CT:20:ASN:ND2	2.53	0.42
22:DA:2157:G:OP2	22:DA:2157:G:N2	2.52	0.42
56:CP:8:ARG:HB3	56:CP:28:ARG:NH1	2.34	0.42
22:BA:2832:U:O2'	22:BA:2833:U:P	2.77	0.42
37:BP:57:ALA:HA	37:BP:75:THR:CG2	2.50	0.42
31:BJ:110:PRO:C	31:BJ:111:LYS:HD2	2.40	0.42
8:AH:65:PHE:O	8:AH:66:GLN:O	2.37	0.42
22:BA:2569:G:C2	22:BA:2570:G:C8	3.08	0.42
22:DA:1312:U:N3	22:DA:1603:A:C5	2.87	0.42
22:DA:1386:C:HO2'	22:DA:1387:A:H8	1.64	0.42
22:DA:2264:C:C2	22:DA:2277:G:N2	2.88	0.42
22:DA:2330:G:H2'	22:DA:2331:G:C5'	2.49	0.42
22:DA:704:G:C2'	22:DA:726:G:N2	2.73	0.42
24:DC:6:LYS:HA	24:DC:7:PRO:HD3	1.89	0.42
22:DA:1080:A:C2	22:DA:1081:U:N3	2.88	0.42
22:DA:301:G:N3	22:DA:302:C:C4	2.87	0.42
46:DY:28:LEU:HD23	46:DY:42:LEU:CD1	2.49	0.42
22:DA:1351:C:H2'	22:DA:1352:U:O4'	2.19	0.42
22:DA:1361:G:H2'	22:DA:1362:C:O5'	2.19	0.42
22:DA:33:C:H4'	22:DA:34:U:OP1	2.19	0.42
26:DE:55:SER:OG	26:DE:56:GLY:N	2.53	0.42
4:CD:2:ARG:NE	4:CD:114:ARG:HG2	2.34	0.42
22:DA:998:C:OP2	38:DQ:57:ARG:NH2	2.52	0.42
39:DR:51:VAL:HB	39:DR:52:PRO:CD	2.50	0.42
22:DA:1535:A:C5'	22:DA:1536:C:OP2	2.68	0.42
22:DA:2039:U:H2'	22:DA:2040:G:C8	2.54	0.42
29:BH:32:PRO:HB3	45:BX:38:TRP:CG	2.55	0.42
22:DA:2392:A:H2	33:DL:55:MET:HG2	1.78	0.42
22:DA:1290:C:C2	22:DA:1291:C:C6	3.08	0.42
8:CH:6:ILE:HG21	8:CH:76:ARG:CZ	2.49	0.42
22:DA:2504:U:C6	22:DA:2504:U:C3'	3.02	0.42
22:DA:478:A:C2	22:DA:480:A:N9	2.88	0.42
1:AA:523:A:C2	1:AA:527:G:C6	3.07	0.42
22:BA:1170:C:N4	22:BA:1180:U:C2	2.87	0.42
53:CA:951:G:H1'	53:CA:970:C:O2'	2.19	0.42
53:CA:994:A:O2'	53:CA:995:C:C5'	2.68	0.42
4:AD:89:LEU:CD2	4:AD:199:ILE:CD1	2.92	0.42
11:AK:92:ARG:O	11:AK:92:ARG:HG2	2.20	0.42
1:AA:1141:C:C2	1:AA:1142:G:N7	2.88	0.42
22:DA:1020:A:H5''	22:DA:1021:A:OP1	2.19	0.42
22:DA:1139:G:C2'	22:DA:1140:C:C5'	2.98	0.42
62:AA:1813:HOH:O	11:AK:125:LYS:HE2	2.20	0.42

Continued on next page...

Continued from previous page...

Atom-1	Atom-2	Distance(Å)	Clash(Å)
33:DL:96:LYS:O	33:DL:98:ALA:N	2.53	0.42
33:DL:96:LYS:C	33:DL:98:ALA:N	2.73	0.42
56:CP:60:TRP:O	56:CP:61:VAL:C	2.56	0.42
22:DA:2589:A:C2	22:DA:2590:A:C5	3.08	0.42
9:CI:25:GLY:C	9:CI:62:LEU:HD23	2.39	0.42
22:BA:141:G:H5''	22:BA:142:A:C8	2.55	0.42
29:BH:132:PHE:CD2	29:BH:133:GLN:N	2.87	0.42
58:DF:110:ILE:CD1	58:DF:110:ILE:H	2.29	0.42
58:DF:42:ALA:HA	58:DF:48:LEU:HD21	2.01	0.42
31:BJ:17:VAL:HG13	31:BJ:55:ILE:CG1	2.50	0.42
53:CA:1203:C:O2	53:CA:1203:C:H2'	2.20	0.42
27:BF:4:HIS:CD2	27:BF:96:TRP:NE1	2.88	0.42
24:DC:183:VAL:CG1	24:DC:185:ALA:H	2.32	0.42
22:DA:1734:G:C2'	22:DA:1735:A:C8	2.98	0.42
22:DA:1654:A:O2'	22:DA:1655:A:C8	2.48	0.42
22:DA:1438:U:N3	22:DA:1555:G:N1	2.68	0.42
32:DK:87:LEU:HA	32:DK:95:ILE:H	1.85	0.42
53:CA:1287:A:C2	53:CA:1288:A:C2	3.07	0.42
22:BA:1327:A:C8	22:BA:1327:A:H3'	2.55	0.42
22:DA:2307:G:C8	22:DA:2312:U:C5	3.08	0.42
22:DA:2805:C:H2'	22:DA:2806:C:C6	2.51	0.42
53:CA:866:C:C5	53:CA:867:G:H1'	2.54	0.42
53:CA:1517:G:H1'	22:DA:1919:A:O3'	2.20	0.42
35:BN:28:LEU:O	35:BN:32:GLU:N	2.47	0.42
6:AF:85:ILE:O	6:AF:86:ARG:C	2.58	0.42
1:AA:626:G:H2'	1:AA:627:G:O4'	2.20	0.42
26:DE:119:ILE:CG1	26:DE:119:ILE:O	2.67	0.42
28:DG:104:LEU:HB3	28:DG:106:LEU:CD2	2.42	0.42
53:CA:562:U:H1'	12:CL:11:ARG:HD2	2.01	0.42
22:DA:793:A:H8	22:DA:793:A:OP2	2.02	0.42
6:CF:56:LYS:O	6:CF:57:ALA:HB2	2.19	0.42
57:DB:45:A:HO2'	57:DB:46:A:H8	1.59	0.42
22:DA:2849:U:OP2	37:DP:92:ARG:HG3	2.18	0.42
1:AA:366:A:H4'	1:AA:367:U:OP1	2.18	0.42
22:BA:1747:U:HO2'	22:BA:1748:C:H5'	1.80	0.42
53:CA:1393:U:O2'	53:CA:1394:A:H3'	2.19	0.42
22:BA:782:A:N1	24:BC:224:MET:CE	2.83	0.42
12:AL:98:ARG:HD2	12:AL:103:CYS:SG	2.59	0.42
22:DA:668:A:N7	22:DA:670:A:C8	2.87	0.42
22:DA:370:G:H8	22:DA:370:G:O5'	2.03	0.42
1:AA:1002:G:N3	1:AA:1003:G:H1'	2.34	0.42
46:BY:17:GLU:HG3	46:BY:18:LEU:H	1.78	0.42

Continued on next page...

Continued from previous page...

Atom-1	Atom-2	Distance(Å)	Clash(Å)
22:BA:372:G:N2	22:BA:400:G:H2'	2.35	0.42
53:CA:444:G:N2	53:CA:445:G:C4	2.88	0.42
24:BC:133:ASN:C	24:BC:134:ILE:HG13	2.40	0.42
22:DA:1833:C:N4	22:DA:1834:U:C4	2.87	0.42
22:BA:532:A:C8	22:BA:2021:C:C6	3.07	0.42
4:CD:156:ALA:O	4:CD:159:GLU:OE2	2.37	0.42
1:AA:828:U:C6	1:AA:828:U:C3'	3.03	0.42
48:B0:42:ILE:HD12	48:B0:48:TYR:HB2	2.00	0.42
26:DE:146:VAL:CG1	26:DE:167:VAL:HG23	2.45	0.42
53:CA:1104:G:C4	53:CA:1105:A:C8	3.07	0.42
15:CO:52:ARG:HH11	22:DA:715:A:H61	1.68	0.42
22:BA:90:U:C4	22:BA:91:A:C5	3.07	0.42
22:BA:1858:A:C2'	22:BA:1859:U:C6	3.02	0.42
30:DI:27:LEU:HD13	30:DI:32:VAL:HG21	2.00	0.42
53:CA:554:A:H2'	53:CA:555:U:C6	2.54	0.42
22:BA:851:C:H2'	22:BA:852:U:O5'	2.19	0.42
53:CA:292:G:N2	53:CA:308:C:O2	2.38	0.42
26:DE:52:VAL:O	26:DE:74:LYS:CE	2.68	0.42
46:BY:2:LYS:HE3	46:BY:52:ARG:CZ	2.49	0.42
33:DL:14:LYS:NZ	33:DL:14:LYS:HB3	2.35	0.42
49:B1:16:THR:CB	49:B1:41:VAL:HG21	2.49	0.42
22:DA:1511:G:O2'	22:DA:1512:C:P	2.78	0.42
1:AA:419:C:C2'	1:AA:420:U:H5'	2.49	0.42
37:DP:97:TYR:O	37:DP:100:ARG:HG3	2.20	0.42
39:DR:19:THR:CG2	39:DR:20:VAL:N	2.79	0.42
3:AC:125:ARG:O	3:AC:126:ARG:HB2	2.20	0.42
22:BA:2599:G:H2'	22:BA:2600:A:H5'	2.00	0.42
22:DA:1768:C:C2	22:DA:1769:U:C6	3.07	0.42
15:CO:83:ARG:CG	15:CO:83:ARG:O	2.66	0.42
22:BA:319:G:N9	22:BA:333:G:N2	2.67	0.42
43:DV:50:MET:HB3	43:DV:50:MET:HE3	1.85	0.42
53:CA:688:G:C6	53:CA:700:G:C6	3.07	0.42
28:BG:123:GLU:CD	28:BG:124:CYS:H	2.22	0.42
22:BA:691:C:H2'	22:BA:692:C:H6	1.85	0.42
53:CA:833:G:C6	53:CA:834:U:C4	3.08	0.42
53:CA:1478:U:H2'	53:CA:1479:C:C6	2.55	0.42
22:DA:2065:C:O2'	22:DA:2449:U:N3	2.52	0.42
1:AA:577:G:C4'	1:AA:816:A:H2'	2.49	0.42
25:BD:85:ALA:O	25:BD:86:GLU:HG2	2.19	0.42
22:DA:2692:G:H2'	22:DA:2693:G:C8	2.55	0.42
24:BC:116:GLN:O	24:BC:127:ASN:HB3	2.19	0.42
22:BA:259:G:C2'	22:BA:260:G:H5'	2.49	0.42

Continued on next page...

Continued from previous page...

Atom-1	Atom-2	Distance(Å)	Clash(Å)
34:BM:96:ILE:HD11	34:BM:126:ILE:CD1	2.49	0.42
22:DA:2564:A:OP1	22:DA:2648:G:H4'	2.19	0.42
53:CA:1426:G:H2'	53:CA:1427:C:O4'	2.19	0.42
57:DB:81:G:C6	57:DB:82:U:C4	3.08	0.42
53:CA:805:C:H2'	53:CA:806:C:C6	2.54	0.42
22:BA:2716:C:O2'	22:BA:2717:C:H5'	2.20	0.42
22:BA:1824:G:C5	22:BA:1825:U:C5	3.08	0.42
1:AA:832:G:N2	1:AA:833:G:H1'	2.35	0.42
1:AA:1477:U:H2'	1:AA:1478:U:C6	2.55	0.42
2:CB:187:ASP:C	2:CB:189:ASN:H	2.22	0.42
22:DA:1117:C:O5'	22:DA:1117:C:H6	2.03	0.42
22:DA:1860:G:H2'	22:DA:1861:G:O4'	2.20	0.42
37:BP:53:GLY:C	37:BP:55:HIS:N	2.71	0.42
53:CA:239:U:C6	53:CA:239:U:C5'	2.92	0.42
38:BQ:52:ARG:HH11	38:BQ:52:ARG:HD2	1.62	0.42
22:BA:1074:G:N3	22:BA:1075:C:C6	2.88	0.42
12:CL:42:LYS:CG	12:CL:43:LYS:H	2.16	0.42
5:AE:113:VAL:HG13	5:AE:114:LEU:H	1.85	0.42
22:BA:587:C:C6	22:BA:671:C:H1'	2.54	0.42
33:BL:127:VAL:HG22	33:BL:128:THR:O	2.20	0.42
24:DC:156:SER:O	24:DC:194:VAL:HG11	2.20	0.42
53:CA:1134:G:C2	53:CA:1141:C:N3	2.88	0.42
22:DA:1605:C:H5'	22:DA:1610:A:N6	2.35	0.42
41:DT:22:THR:O	41:DT:23:ALA:C	2.58	0.42
56:CP:5:ARG:O	56:CP:19:VAL:HA	2.20	0.42
22:DA:2265:U:C4	22:DA:2266:A:C6	3.08	0.42
22:DA:2345:G:C8	22:DA:2381:A:C2	3.08	0.42
22:DA:856:G:C2	22:DA:922:C:C2	3.08	0.42
2:AB:44:LYS:O	2:AB:48:MET:HB2	2.18	0.42
22:DA:1064:C:C6	22:DA:1065:U:C5	3.08	0.42
22:DA:1098:A:O2'	30:DI:6:ALA:HB1	2.20	0.42
35:DN:9:GLN:HG2	35:DN:10:LEU:O	2.20	0.42
12:CL:41:PRO:HD3	12:CL:49:ARG:HD3	2.02	0.42
12:CL:98:ARG:NH2	12:CL:106:VAL:HG22	2.34	0.42
22:DA:1210:G:H5''	22:DA:1211:C:C3'	2.40	0.42
22:DA:291:G:C2	22:DA:350:G:C5	3.07	0.42
22:DA:82:U:C2'	22:DA:83:A:C5'	2.87	0.42
22:DA:76:C:P	46:DY:48:ARG:HG2	2.60	0.42
22:DA:1807:G:C4	22:DA:1809:A:OP2	2.72	0.42
45:DX:10:ARG:HB3	45:DX:11:PRO:CD	2.47	0.42
45:DX:32:LEU:N	45:DX:32:LEU:CD2	2.81	0.42
53:CA:1084:G:C5	53:CA:1085:U:C5	3.07	0.42

Continued on next page...

Continued from previous page...

Atom-1	Atom-2	Distance(Å)	Clash(Å)
1:AA:204:G:N2	1:AA:465:A:C8	2.88	0.42
53:CA:404:G:P	4:CD:2:ARG:NH1	2.93	0.42
45:DX:57:VAL:C	45:DX:59:ASP:N	2.73	0.42
21:CU:36:PHE:CB	21:CU:40:PRO:HD3	2.47	0.42
22:DA:1534:U:H1'	22:DA:1538:G:N2	2.34	0.42
44:BW:22:VAL:O	44:BW:23:LYS:C	2.57	0.42
45:BX:40:GLU:HG3	45:BX:43:LYS:HZ2	1.83	0.42
22:DA:2350:C:H2'	22:DA:2351:G:C5'	2.50	0.42
22:DA:2377:A:N6	22:DA:2378:A:N6	2.68	0.42
17:AQ:46:HIS:HB3	17:AQ:73:THR:HA	2.02	0.42
1:AA:1303:C:O2'	1:AA:1304:G:H8	2.01	0.42
12:AL:41:PRO:HA	12:AL:88:ASP:O	2.19	0.42
35:BN:76:VAL:O	35:BN:79:LEU:O	2.38	0.42
38:BQ:4:LYS:O	38:BQ:5:ARG:HB3	2.20	0.42
53:CA:1342:C:H2'	53:CA:1343:G:H8	1.84	0.42
53:CA:959:A:N6	53:CA:1222:G:H4'	2.34	0.42
54:CG:77:ARG:O	54:CG:84:TYR:CB	2.67	0.42
10:CJ:53:ILE:HG22	10:CJ:62:ARG:H	1.85	0.42
53:CA:577:G:C8	53:CA:816:A:N1	2.88	0.42
22:BA:1875:G:C2'	22:BA:1876:A:OP2	2.68	0.42
22:DA:2574:G:C5	22:DA:2575:C:C5	3.08	0.42
1:AA:1142:G:H2'	1:AA:1143:G:C8	2.54	0.42
47:DZ:23:LEU:HD12	47:DZ:28:LEU:CD2	2.46	0.42
5:CE:28:ARG:CG	5:CE:29:ILE:N	2.70	0.42
31:DJ:25:LEU:O	31:DJ:27:ARG:N	2.48	0.42
1:AA:845:A:C8	1:AA:845:A:C3'	3.03	0.42
41:BT:54:GLU:HB2	41:BT:88:LYS:HB2	2.02	0.42
1:AA:693:G:H2'	1:AA:694:A:H8	1.84	0.42
11:AK:109:ILE:CG2	21:AU:16:ARG:NE	2.75	0.42
18:AR:71:ASP:OD1	21:AU:3:ILE:HG21	2.18	0.42
35:DN:1:MET:CE	35:DN:3:HIS:CE1	3.02	0.42
20:CT:26:MET:CE	20:CT:26:MET:C	2.87	0.42
22:DA:838:C:H2'	22:DA:839:U:H5'	1.99	0.42
1:AA:972:C:O2'	1:AA:973:G:P	2.77	0.42
22:DA:1801:A:C8	22:DA:2203:U:C6	3.08	0.42
22:DA:1474:U:H3'	22:DA:1474:U:C6	2.55	0.42
22:DA:1474:U:C3'	22:DA:1475:G:H5'	2.50	0.42
22:DA:1557:C:H2'	22:DA:1558:C:C5	2.55	0.42
25:DD:15:PHE:CE2	37:DP:77:SER:HA	2.54	0.42
1:AA:1317:C:O2'	14:AN:48:GLN:HG2	2.19	0.42
53:CA:131:A:C2	53:CA:132:C:N3	2.87	0.42
1:AA:1202:U:C5	1:AA:1203:C:C4	3.07	0.42

Continued on next page...

Continued from previous page...

Atom-1	Atom-2	Distance(Å)	Clash(Å)
1:AA:1216:A:C2	1:AA:1217:C:C4	3.07	0.42
21:AU:13:VAL:CG1	21:AU:15:LEU:CG	2.91	0.42
22:DA:2313:C:O2'	22:DA:2314:A:C5'	2.68	0.42
55:CM:11:HIS:NE2	55:CM:43:LYS:HD2	2.35	0.42
18:AR:50:TYR:O	18:AR:51:GLN:C	2.58	0.42
15:CO:23:SER:HB3	15:CO:26:VAL:HG23	2.01	0.42
22:BA:332:A:C2	22:BA:335:C:C5	3.08	0.42
22:BA:1885:A:H2'	22:BA:1886:U:O4'	2.18	0.42
22:DA:1162:G:N2	39:DR:89:HIS:HE1	2.17	0.42
4:CD:176:LYS:HG3	4:CD:178:GLU:HB3	1.98	0.42
22:DA:2657:A:C2	22:DA:2658:C:H1'	2.55	0.42
2:CB:185:ILE:CG2	2:CB:199:ILE:CD1	2.98	0.42
14:CN:87:ALA:CB	14:CN:95:LEU:HD23	2.50	0.42
25:DD:127:PHE:CE2	25:DD:160:LYS:HD2	2.55	0.42
29:DH:117:LEU:HD22	29:DH:122:LEU:HD12	2.01	0.42
20:AT:29:THR:O	20:AT:33:LYS:HE2	2.19	0.42
22:BA:227:A:C6	22:BA:2407:A:C8	3.08	0.42
53:CA:443:C:C2'	53:CA:444:G:H5'	2.50	0.42
28:BG:66:THR:O	28:BG:69:ALA:N	2.53	0.42
22:DA:155:A:C2	22:DA:172:A:N1	2.88	0.42
22:DA:2145:C:H2'	22:DA:2146:C:H3'	2.02	0.42
22:DA:1976:U:O2	22:DA:1976:U:H2'	2.20	0.42
29:DH:1:MET:HE3	29:DH:1:MET:HB2	1.91	0.42
29:DH:1:MET:CE	29:DH:23:ALA:CB	2.98	0.42
13:AM:44:ILE:HA	13:AM:47:LEU:HB2	2.02	0.42
22:DA:282:A:N1	22:DA:283:G:C6	2.88	0.42
3:AC:7:ASN:OD1	3:AC:15:LYS:HG2	2.19	0.42
37:BP:59:THR:HG23	37:BP:72:VAL:CG1	2.49	0.42
1:AA:1016:A:C8	1:AA:1017:U:C1'	2.97	0.42
22:BA:877:A:N6	22:BA:899:A:N6	2.67	0.42
39:BR:46:GLU:O	39:BR:46:GLU:OE1	2.38	0.42
20:CT:84:LYS:HB2	20:CT:84:LYS:NZ	2.34	0.42
22:DA:2520:C:C2'	22:DA:2521:C:H6	2.32	0.42
19:CS:10:ILE:CG2	19:CS:14:LEU:HD11	2.50	0.42
22:DA:2643:G:C2'	22:DA:2644:G:H5'	2.49	0.42
39:DR:43:ASN:HD22	39:DR:44:GLY:H	1.62	0.42
22:BA:2729:G:HO2'	22:BA:2730:C:H5'	1.84	0.42
51:B3:21:PHE:HB2	51:B3:49:VAL:HG13	2.01	0.42
53:CA:291:U:H2'	53:CA:292:G:O5'	2.20	0.42
53:CA:777:A:C2	53:CA:778:G:C1'	3.03	0.42
22:BA:681:G:C2'	22:BA:682:G:O5'	2.67	0.42
22:BA:947:A:H2'	22:BA:948:C:C6	2.55	0.42

Continued on next page...

Continued from previous page...

Atom-1	Atom-2	Distance(Å)	Clash(Å)
29:DH:73:ASN:C	29:DH:75:LEU:N	2.73	0.42
22:BA:1637:A:H2'	22:BA:1638:C:O4'	2.20	0.42
22:BA:182:A:H2'	22:BA:183:C:C6	2.55	0.42
49:D1:39:ASP:HA	49:D1:40:PRO:HD3	1.77	0.42
1:AA:191:G:C4	1:AA:192:A:C8	3.08	0.42
1:AA:5:U:H3'	1:AA:5:U:P	2.60	0.42
34:DM:53:MET:HB2	34:DM:120:ALA:CB	2.50	0.42
35:BN:18:GLN:NE2	35:BN:22:ARG:HH12	2.17	0.42
2:CB:116:LEU:CB	2:CB:140:LEU:HD13	2.50	0.42
1:AA:441:A:C5'	1:AA:442:G:OP2	2.66	0.42
15:CO:75:ALA:O	15:CO:79:GLN:HB2	2.19	0.42
22:BA:381:G:OP1	45:BX:17:ARG:NH2	2.44	0.42
11:AK:116:PRO:C	11:AK:118:ASN:H	2.22	0.42
48:D0:22:THR:OG1	48:D0:23:ALA:N	2.52	0.42
26:BE:123:LYS:HA	26:BE:123:LYS:HD3	1.94	0.42
36:BO:94:ARG:HG3	36:BO:94:ARG:H	1.43	0.42
53:CA:551:U:C6	53:CA:551:U:H3'	2.54	0.42
22:BA:336:C:O2'	22:BA:337:C:H5'	2.20	0.42
53:CA:239:U:H6	53:CA:239:U:C4'	2.33	0.42
38:BQ:91:ARG:NH1	39:BR:10:LYS:HB3	2.35	0.42
5:AE:134:ASN:O	5:AE:137:ARG:HB3	2.18	0.42
5:AE:158:LYS:HE2	8:AH:63:LYS:HZ3	1.83	0.42
43:BV:80:HIS:CD2	43:BV:83:LYS:HB2	2.55	0.42
22:DA:1345:C:H6	22:DA:1345:C:H2'	1.69	0.42
41:DT:11:LEU:HD23	41:DT:32:LEU:CD1	2.49	0.42
4:AD:25:ARG:H	4:AD:25:ARG:HG3	1.56	0.42
22:DA:1055:G:C4	22:DA:1056:G:H8	2.37	0.42
9:AI:65:THR:O	9:AI:66:VAL:HB	2.19	0.42
22:DA:1206:G:C2	22:DA:1207:C:C2	3.07	0.42
22:DA:1206:G:H2'	22:DA:1207:C:C6	2.54	0.42
22:DA:305:C:C1'	22:DA:313:G:N2	2.82	0.42
22:DA:315:G:H2'	22:DA:316:C:O4'	2.20	0.42
51:B3:31:ILE:O	51:B3:31:ILE:CG1	2.67	0.42
22:DA:2214:C:H2'	22:DA:2215:C:C5	2.54	0.42
28:DG:60:GLY:O	28:DG:61:TRP:HB2	2.18	0.42
53:CA:1184:G:O2'	53:CA:1185:G:C5'	2.68	0.42
45:DX:52:ALA:O	45:DX:53:LYS:CB	2.65	0.42
22:DA:1152:C:HO2'	38:DQ:75:TYR:HE2	1.68	0.42
22:DA:537:G:C2	22:DA:555:G:C2	3.08	0.42
38:DQ:91:ARG:CZ	39:DR:11:GLN:H	2.33	0.42
38:BQ:69:ARG:CZ	38:BQ:69:ARG:HB2	2.44	0.42
22:DA:1534:U:C2'	22:DA:1536:C:O2	2.63	0.42

Continued on next page...

Continued from previous page...

Atom-1	Atom-2	Distance(Å)	Clash(Å)
22:BA:923:G:N2	44:BW:23:LYS:CE	2.83	0.42
4:AD:68:GLU:O	4:AD:69:ARG:C	2.58	0.42
31:BJ:72:LYS:HB3	31:BJ:89:PHE:HB2	2.02	0.42
18:CR:39:VAL:HA	18:CR:40:PRO:HD3	1.84	0.42
32:DK:78:ARG:HH22	37:DP:72:VAL:HG11	1.85	0.42
9:AI:32:ARG:HG2	9:AI:36:GLN:CG	2.45	0.42
22:DA:2051:A:C4'	25:DD:146:ILE:HG23	2.50	0.42
22:DA:2428:G:C2	33:DL:54:GLN:NE2	2.88	0.42
22:DA:1283:G:H22	22:DA:1286:A:H5'	1.84	0.42
22:DA:1307:A:C2'	22:DA:1308:A:C5'	2.98	0.42
53:CA:1315:U:C4	53:CA:1316:G:C6	3.08	0.42
53:CA:978:A:C6	53:CA:1318:A:C6	3.08	0.42
19:CS:57:VAL:HA	19:CS:58:PRO:HD2	1.82	0.42
53:CA:1318:A:H4'	19:CS:9:PHE:CE1	2.54	0.42
4:AD:60:VAL:CA	4:AD:63:ILE:CG2	2.97	0.42
22:DA:2440:C:O2'	22:DA:2441:U:P	2.76	0.42
22:BA:1654:A:O3'	25:BD:118:PHE:CE2	2.72	0.42
22:DA:2446:G:C3'	22:DA:2447:G:H5''	2.49	0.42
35:DN:110:MET:HE2	35:DN:110:MET:HA	2.02	0.42
22:DA:1141:U:O2	22:DA:1142:A:N6	2.52	0.42
29:BH:96:THR:O	29:BH:97:ARG:CG	2.45	0.42
54:CG:55:LYS:N	54:CG:55:LYS:HD2	2.34	0.42
22:DA:1566:A:C5'	24:DC:213:ARG:NH1	2.82	0.42
22:BA:974:G:N3	22:BA:1186:G:N2	2.67	0.42
22:DA:2516:A:C2	22:DA:2569:G:N3	2.88	0.42
26:DE:153:LEU:HD23	26:DE:154:ASP:O	2.20	0.42
22:DA:2690:U:O4	35:DN:5:LYS:HE2	2.20	0.42
53:CA:149:A:N6	53:CA:174:A:N6	2.68	0.42
53:CA:198:G:O2'	53:CA:199:A:O5'	2.32	0.42
8:AH:10:LEU:HA	8:AH:10:LEU:HD23	1.64	0.42
14:AN:15:LEU:O	14:AN:17:ASP:N	2.53	0.42
27:BF:151:LEU:H	27:BF:151:LEU:HD12	1.85	0.42
53:CA:1250:A:C8	53:CA:1287:A:N7	2.88	0.42
53:CA:1249:C:C2'	53:CA:1250:A:H5''	2.37	0.42
53:CA:1350:A:C2	54:CG:33:GLY:HA3	2.55	0.42
9:CI:58:GLU:HG3	9:CI:59:LYS:N	2.34	0.42
22:DA:2305:U:H5	22:DA:2312:U:N3	2.18	0.42
22:DA:1125:G:O5'	22:DA:1125:G:H8	2.03	0.42
18:AR:36:GLY:O	18:AR:62:ARG:NH2	2.52	0.42
1:AA:1381:U:O2'	1:AA:1382:C:C6	2.61	0.42
1:AA:626:G:C4	1:AA:627:G:C8	3.08	0.42
29:DH:132:PHE:CE1	29:DH:133:GLN:O	2.73	0.42

Continued on next page...

Continued from previous page...

Atom-1	Atom-2	Distance(Å)	Clash(Å)
39:DR:68:ARG:HD2	39:DR:92:TRP:CH2	2.55	0.42
22:DA:224:U:C4	22:DA:225:C:C5	3.08	0.42
3:CC:134:LYS:HD3	3:CC:138:GLN:OE1	2.19	0.42
36:DO:15:ARG:HG2	36:DO:93:ASP:OD1	2.19	0.42
53:CA:667:G:N1	53:CA:740:U:C2	2.88	0.42
54:CG:102:TRP:C	54:CG:104:VAL:H	2.22	0.42
15:CO:44:GLU:O	15:CO:45:HIS:C	2.57	0.42
35:DN:72:ASP:OD1	35:DN:75:ILE:CG2	2.65	0.42
22:DA:1754:A:N1	22:DA:1755:A:C2	2.88	0.42
22:DA:1506:U:H2'	22:DA:1507:C:O4'	2.19	0.42
20:AT:71:ALA:O	20:AT:75:LYS:HG2	2.20	0.42
22:BA:1943:U:O2	22:BA:1943:U:O4'	2.38	0.42
22:BA:242:G:C8	51:B3:4:LYS:HG2	2.55	0.42
22:BA:153:U:C2'	22:BA:154:U:O5'	2.67	0.42
22:DA:57:C:HO2'	41:DT:36:LYS:HE2	1.81	0.42
22:DA:1446:C:N4	22:DA:1447:C:N4	2.68	0.42
53:CA:914:A:O2'	53:CA:915:A:O4'	2.38	0.42
38:DQ:15:LYS:CD	38:DQ:19:GLN:HE21	2.32	0.42
4:CD:195:ASN:O	4:CD:197:HIS:N	2.53	0.42
53:CA:1309:G:H1'	55:CM:72:ILE:HD11	2.01	0.42
9:AI:62:LEU:HD23	9:AI:62:LEU:H	1.85	0.42
53:CA:1515:G:H2'	53:CA:1516:G:H8	1.84	0.42
53:CA:443:C:H2'	53:CA:444:G:H5'	2.01	0.42
3:CC:93:ILE:O	3:CC:93:ILE:CG1	2.68	0.42
14:AN:9:GLU:OE2	14:AN:60:ARG:HB3	2.20	0.42
24:BC:181:ARG:HG2	24:BC:182:LYS:O	2.20	0.42
1:AA:28:A:C2	1:AA:29:U:C2	3.08	0.42
53:CA:162:A:H3'	53:CA:163:C:H6	1.84	0.42
22:BA:2887:A:C5	22:BA:2888:C:C5	3.08	0.42
39:DR:62:GLU:CD	39:DR:97:LYS:HD2	2.40	0.42
36:BO:31:THR:O	36:BO:32:PRO:C	2.57	0.42
22:DA:352:A:C6	22:DA:353:C:C2	3.08	0.42
22:DA:1525:A:N7	22:DA:1526:C:C5	2.88	0.42
22:BA:640:C:H2'	22:BA:641:U:O5'	2.19	0.42
22:DA:1366:A:H2'	22:DA:1367:A:O4'	2.20	0.42
25:DD:39:ASP:CG	25:DD:40:LEU:H	2.23	0.42
9:CI:37:TYR:CD2	9:CI:37:TYR:N	2.87	0.42
4:CD:148:ALA:CB	4:CD:151:GLN:NE2	2.83	0.42
39:BR:61:ALA:HA	39:BR:99:THR:HG23	2.02	0.42
53:CA:922:G:C2	53:CA:923:A:C4	3.08	0.42
22:DA:2519:U:N1	22:DA:2542:A:N6	2.67	0.42
22:BA:262:A:H5'	22:BA:610:C:O2'	2.19	0.42

Continued on next page...

Continued from previous page...

Atom-1	Atom-2	Distance(Å)	Clash(Å)
37:DP:31:VAL:CG1	37:DP:38:ARG:HG2	2.49	0.42
23:BB:71:C:C2'	23:BB:72:G:H5'	2.49	0.42
22:DA:443:A:H61	26:DE:36:ALA:CB	2.30	0.42
15:CO:2:LEU:HD12	15:CO:2:LEU:HA	1.92	0.42
22:BA:2109:U:C2'	22:BA:2110:G:H5'	2.49	0.42
1:AA:1031:C:C2'	1:AA:1032:G:OP2	2.68	0.42
22:BA:1381:G:O2'	22:BA:1572:A:N1	2.47	0.42
31:BJ:36:LEU:HD12	31:BJ:36:LEU:HA	1.51	0.42
22:BA:94:A:H2'	22:BA:95:A:O4'	2.20	0.42
2:AB:71:THR:O	2:AB:72:LYS:O	2.36	0.42
22:DA:439:A:H2'	22:DA:440:C:O4'	2.20	0.42
1:AA:1084:G:C6	1:AA:1085:U:C4	3.08	0.42
50:B2:18:PHE:CE1	50:B2:22:MET:HG2	2.55	0.42
1:AA:1112:C:N4	3:AC:177:LEU:HD22	2.34	0.42
22:BA:1878:G:C6	22:BA:1879:C:N3	2.88	0.42
39:BR:36:ALA:N	39:BR:37:GLU:OE2	2.53	0.42
53:CA:929:G:C4	53:CA:930:C:C6	3.07	0.42
22:DA:1835:G:C6	22:DA:1836:C:C5	3.07	0.42
53:CA:384:G:H2'	53:CA:385:C:C6	2.54	0.42
22:BA:1506:U:C6	22:BA:1506:U:H3'	2.55	0.42
53:CA:748:G:N1	53:CA:749:A:C5	2.88	0.42
22:DA:2185:U:H6	22:DA:2185:U:O5'	2.03	0.42
53:CA:42:G:O2'	53:CA:43:C:H5'	2.20	0.42
22:BA:2318:G:C5	22:BA:2319:G:C6	3.08	0.42
22:BA:157:C:C3'	22:BA:157:C:C6	3.02	0.42
1:AA:782:A:H2'	1:AA:783:C:C5'	2.50	0.42
56:CP:2:VAL:CG1	56:CP:65:ALA:CB	2.98	0.42
15:AO:3:SER:O	15:AO:7:THR:HG23	2.20	0.42
53:CA:123:U:OP1	53:CA:311:C:O2'	2.37	0.42
22:BA:321:U:OP1	26:BE:130:LYS:HE3	2.19	0.42
22:DA:2820:A:C6	25:DD:197:THR:HB	2.55	0.42
22:BA:2607:G:H2'	22:BA:2608:G:O4'	2.19	0.42
24:DC:132:ARG:HG3	24:DC:132:ARG:O	2.18	0.42
22:DA:1220:G:H1	22:DA:1229:C:H42	1.66	0.42
3:AC:23:ALA:HB1	3:AC:27:GLU:HG2	2.01	0.42
22:BA:2627:G:H2'	22:BA:2628:C:C6	2.54	0.42
53:CA:1505:G:H2'	53:CA:1505:G:H8	1.68	0.42
8:CH:10:LEU:HD23	8:CH:10:LEU:N	2.35	0.42
58:DF:24:VAL:HG12	58:DF:24:VAL:O	2.19	0.42
32:BK:23:LYS:HE3	32:BK:23:LYS:HB2	1.96	0.42
19:AS:54:ARG:HG3	19:AS:54:ARG:H	1.66	0.42
21:CU:20:ARG:N	21:CU:20:ARG:HD3	2.32	0.42

Continued on next page...

Continued from previous page...

Atom-1	Atom-2	Distance(Å)	Clash(Å)
22:DA:1850:G:C2	22:DA:1893:C:O2	2.73	0.42
22:BA:1074:G:C2	22:BA:1075:C:C5	3.07	0.42
5:AE:80:LEU:HD12	5:AE:146:MET:HE3	1.99	0.42
22:DA:1803:A:O2'	22:DA:1804:C:C4'	2.67	0.42
28:BG:155:PRO:O	28:BG:171:LYS:N	2.52	0.42
53:CA:1284:C:O5'	53:CA:1285:A:H5''	2.19	0.42
22:DA:1314:C:OP1	22:DA:1332:G:H5''	2.20	0.42
49:D1:33:LEU:N	49:D1:51:ALA:HB3	2.30	0.42
22:DA:2341:G:H2'	22:DA:2342:C:O4'	2.20	0.42
22:DA:1774:C:O2	24:DC:10:PRO:HB2	2.20	0.42
35:DN:100:CYS:SG	35:DN:101:GLY:N	2.93	0.42
1:AA:1129:C:O2'	1:AA:1130:A:N7	2.49	0.42
53:CA:505:G:C5	53:CA:535:A:C2	3.08	0.42
22:DA:64:A:C2	22:DA:65:U:C2	3.08	0.42
46:DY:21:LEU:CD2	46:DY:25:GLN:NE2	2.83	0.42
22:DA:1362:C:N3	22:DA:1363:C:C6	2.88	0.42
22:DA:1372:U:C2'	22:DA:1373:A:C8	2.97	0.42
22:DA:1808:A:N7	45:DX:27:ARG:NH1	2.67	0.42
53:CA:1071:C:C4'	5:CE:53:ARG:NH1	2.79	0.42
22:DA:136:G:H1	22:DA:143:C:N4	2.16	0.42
1:AA:1228:C:O2'	1:AA:1229:A:O4'	2.36	0.42
4:CD:107:GLY:HA2	4:CD:112:GLU:OE2	2.20	0.42
45:DX:57:VAL:HG13	45:DX:58:ILE:N	2.35	0.42
45:DX:58:ILE:CG1	45:DX:66:VAL:HG21	2.46	0.42
25:BD:106:LYS:O	25:BD:107:VAL:HB	2.20	0.42
1:AA:97:G:O2'	1:AA:98:A:C5'	2.68	0.42
28:BG:93:TYR:HA	28:BG:93:TYR:HD2	1.67	0.42
37:BP:19:PHE:CD2	37:BP:19:PHE:N	2.86	0.42
32:BK:80:ASP:OD2	37:BP:61:ARG:NH1	2.53	0.42
29:DH:120:GLY:O	29:DH:121:VAL:CB	2.67	0.42
18:CR:64:LEU:HB2	18:CR:66:LEU:HG	2.01	0.42
22:DA:2040:G:C2'	22:DA:2041:U:H5'	2.50	0.42
40:DS:82:MET:CE	40:DS:84:ARG:HH12	2.33	0.42
40:DS:95:ARG:O	40:DS:96:ILE:CG2	2.58	0.42
22:DA:2234:G:C6	22:DA:2235:G:C8	3.08	0.42
22:DA:2238:G:H5'	22:DA:2239:G:OP1	2.18	0.42
22:DA:1307:A:HO2'	22:DA:1308:A:H5'	1.83	0.42
1:AA:267:C:C6	1:AA:268:U:H5	2.37	0.42
17:AQ:47:ASP:C	17:AQ:51:GLU:OE2	2.59	0.42
8:CH:28:SER:HB3	8:CH:56:PRO:HB2	2.02	0.42
29:DH:89:LYS:HB2	29:DH:90:LEU:H	1.68	0.42
1:AA:487:A:C2'	1:AA:488:C:C5'	2.98	0.42

Continued on next page...

Continued from previous page...

Atom-1	Atom-2	Distance(Å)	Clash(Å)
53:CA:1268:G:C5	53:CA:1269:A:N6	2.88	0.42
53:CA:1367:C:O2'	53:CA:1368:A:O4'	2.38	0.42
53:CA:994:A:C6	53:CA:1216:A:H5''	2.54	0.42
1:AA:1144:G:H2'	1:AA:1145:A:O4'	2.20	0.42
5:CE:80:LEU:O	5:CE:80:LEU:HD13	2.20	0.42
53:CA:545:C:H2'	53:CA:546:A:H5'	2.01	0.42
22:DA:1451:C:H4'	22:DA:1452:G:O5'	2.20	0.42
22:DA:2735:G:C4	22:DA:2736:A:C8	3.07	0.42
22:BA:247:G:H4'	22:BA:386:G:C6	2.54	0.42
2:AB:86:CYS:HB2	2:AB:88:GLN:HG3	2.02	0.42
24:BC:229:HIS:HE1	24:BC:231:HIS:ND1	2.16	0.42
11:AK:109:ILE:C	21:AU:5:VAL:HG23	2.41	0.42
22:BA:958:U:H5''	34:BM:14:LYS:HZ2	1.85	0.42
22:DA:271:G:C2	22:DA:367:G:C4	3.08	0.42
22:DA:1998:A:O2'	22:DA:1999:C:H5'	2.20	0.42
22:DA:2688:G:H1'	22:DA:2721:A:H61	1.82	0.42
32:DK:16:ALA:HB1	32:DK:45:GLU:HG2	2.01	0.42
29:BH:65:ALA:O	29:BH:68:ARG:N	2.45	0.42
29:BH:68:ARG:NH1	29:BH:140:ALA:CB	2.83	0.42
53:CA:182:A:C4	53:CA:184:G:C8	3.07	0.42
27:BF:8:LYS:HA	27:BF:12:VAL:CG1	2.49	0.42
53:CA:82:G:N7	53:CA:89:U:C4	2.87	0.42
53:CA:95:C:O2	53:CA:95:C:H2'	2.19	0.42
53:CA:251:G:C2	53:CA:266:G:O6	2.73	0.42
53:CA:275:G:O2'	53:CA:276:G:C5'	2.68	0.42
36:DO:41:ALA:O	36:DO:43:ASN:N	2.46	0.42
27:BF:134:GLN:C	27:BF:136:ILE:N	2.72	0.42
22:BA:1459:G:C6	22:BA:1461:C:C4	3.08	0.42
22:DA:1004:U:H4'	22:DA:1010:A:C6	2.54	0.42
1:AA:977:A:C3'	1:AA:1362:A:N6	2.76	0.42
54:CG:4:ARG:CG	54:CG:5:VAL:N	2.82	0.42
52:B4:9:LYS:O	52:B4:9:LYS:HE2	2.19	0.42
22:DA:2306:C:OP2	22:DA:2307:G:H5'	2.20	0.42
22:DA:963:U:H2'	22:DA:964:C:C6	2.55	0.42
22:DA:2805:C:C4	22:DA:2806:C:C5	3.08	0.42
53:CA:865:A:H2'	53:CA:866:C:O4'	2.20	0.42
22:DA:1168:G:C2	22:DA:1182:G:N3	2.88	0.42
22:DA:1127:A:N7	22:DA:2488:G:O2'	2.47	0.42
8:AH:87:ARG:O	8:AH:88:LYS:CB	2.66	0.42
29:DH:68:ARG:CD	29:DH:71:LYS:CD	2.93	0.42
34:DM:100:LYS:HD3	34:DM:100:LYS:HA	1.87	0.42
1:AA:617:G:N1	1:AA:618:C:C5	2.88	0.42

Continued on next page...

Continued from previous page...

Atom-1	Atom-2	Distance(Å)	Clash(Å)
1:AA:982:U:C2	1:AA:983:A:C6	3.07	0.42
1:AA:1191:A:H2'	1:AA:1192:C:C6	2.55	0.42
22:DA:1193:G:C2	22:DA:1194:A:C4	3.08	0.42
22:DA:1195:G:O2'	22:DA:1226:A:N1	2.37	0.42
22:DA:418:C:H2'	22:DA:419:U:O4'	2.20	0.42
22:BA:1934:C:C2'	22:BA:1935:G:O5'	2.68	0.42
22:BA:1974:C:C2'	22:BA:1975:G:O5'	2.67	0.42
2:CB:162:VAL:HG22	2:CB:163:ILE:N	2.35	0.42
53:CA:558:G:H2'	53:CA:559:A:H2	1.85	0.42
22:DA:279:A:N1	22:DA:361:G:O2'	2.52	0.42
22:DA:2705:A:C2'	22:DA:2706:A:H5'	2.50	0.42
22:BA:84:A:N1	22:BA:98:G:O2'	2.29	0.42
22:DA:1686:C:H2'	22:DA:1687:G:O4'	2.20	0.42
3:CC:84:GLU:HA	3:CC:87:ARG:HB2	2.02	0.42
26:BE:23:PHE:CZ	26:BE:28:VAL:HG11	2.54	0.42
22:BA:2531:A:C5	22:BA:2532:G:N7	2.88	0.42
1:AA:198:G:C4	1:AA:199:A:C8	3.07	0.42
53:CA:1310:G:C6	53:CA:1311:A:C6	3.08	0.42
9:AI:23:GLY:N	9:AI:60:LEU:HA	2.24	0.42
53:CA:1515:G:H2'	53:CA:1516:G:C8	2.55	0.42
22:DA:1936:A:H2	22:DA:1943:U:O4	2.02	0.42
37:BP:96:LEU:HD12	37:BP:96:LEU:HA	1.62	0.42
53:CA:1364:U:O2	53:CA:1364:U:O4'	2.38	0.42
53:CA:701:U:O2'	53:CA:702:A:OP2	2.29	0.42
22:DA:2823:A:C6	22:DA:2824:C:C4	3.08	0.42
1:AA:935:A:N6	7:AG:2:ARG:HD2	2.35	0.42
22:DA:1197:G:H2'	22:DA:1198:U:C6	2.55	0.42
22:BA:915:C:O2	23:BB:100:G:H4'	2.20	0.42
39:BR:60:LYS:HB2	39:BR:100:GLY:CA	2.50	0.42
34:BM:8:LYS:CE	34:BM:8:LYS:HA	2.39	0.42
30:BI:56:VAL:CG2	30:BI:57:VAL:N	2.83	0.42
2:CB:59:ILE:HD12	2:CB:60:ALA:N	2.35	0.42
22:BA:1820:U:N3	24:BC:197:ALA:HA	2.35	0.42
54:CG:16:LYS:HB3	54:CG:16:LYS:NZ	2.35	0.42
53:CA:1018:G:H2'	53:CA:1019:A:O5'	2.19	0.42
22:DA:1179:G:C6	22:DA:1180:U:C4	3.08	0.42
53:CA:317:U:N3	53:CA:337:G:C2	2.88	0.42
34:BM:42:THR:HG23	34:BM:45:GLN:OE1	2.20	0.42
53:CA:967:C:O5'	53:CA:967:C:H6	2.03	0.42
53:CA:659:U:C6	53:CA:660:C:H5	2.38	0.42
22:BA:2454:G:C4	22:BA:2455:G:C8	3.08	0.42
1:AA:770:C:O2'	1:AA:771:G:H5'	2.20	0.42

Continued on next page...

Continued from previous page...

Atom-1	Atom-2	Distance(Å)	Clash(Å)
1:AA:809:G:C2'	1:AA:810:C:H5'	2.50	0.42
22:DA:1378:A:O2'	22:DA:1379:U:O5'	2.38	0.42
33:BL:92:LEU:HA	33:BL:125:LEU:CD2	2.48	0.42
26:BE:72:SER:C	26:BE:74:LYS:N	2.71	0.42
7:AG:74:VAL:CB	7:AG:85:GLN:HE21	2.33	0.42
22:DA:2482:A:H2'	22:DA:2483:C:C6	2.54	0.42
18:CR:21:ASP:CG	18:CR:23:LYS:HE3	2.40	0.42
2:CB:8:MET:CE	2:CB:9:LEU:HD23	2.50	0.42
12:CL:71:HIS:ND1	12:CL:73:LEU:N	2.59	0.42
58:DF:127:TYR:CD2	58:DF:176:PHE:HE2	2.38	0.42
22:BA:1759:A:C2	22:BA:1760:C:C2	3.07	0.42
22:DA:1421:G:C8	22:DA:1421:G:OP2	2.66	0.42
25:DD:208:LYS:O	25:DD:209:ALA:HB3	2.20	0.42
43:BV:26:PHE:HB2	43:BV:27:PRO:HD3	2.01	0.42
39:BR:36:ALA:HA	39:BR:58:VAL:HG23	2.01	0.42
1:AA:1377:A:O2'	7:AG:1:PRO:HB3	2.19	0.42
22:DA:553:G:C6	22:DA:554:U:N3	2.88	0.42
25:DD:36:GLN:NE2	25:DD:38:LYS:NZ	2.66	0.42
43:BV:46:LYS:O	43:BV:50:MET:HG3	2.20	0.42
54:CG:34:LYS:HB2	54:CG:34:LYS:HZ2	1.85	0.42
28:BG:124:CYS:HA	28:BG:129:GLU:O	2.20	0.42
22:BA:2343:U:H2'	22:BA:2344:U:C6	2.54	0.42
22:BA:2765:A:C2'	22:BA:2765:A:N3	2.83	0.42
22:BA:51:G:H4'	22:BA:52:A:H5'	2.02	0.42
15:AO:3:SER:HB3	15:AO:6:ALA:HB2	2.02	0.42
13:AM:52:ILE:HG23	13:AM:53:ASP:N	2.34	0.42
22:BA:1411:U:H2'	22:BA:1412:U:O4'	2.20	0.42
22:BA:470:A:H61	41:BT:72:GLN:HE22	1.68	0.42
22:DA:1465:G:C6	22:DA:1466:U:C4	3.07	0.42
40:DS:3:THR:HG21	40:DS:57:ASN:C	2.40	0.42
19:AS:40:PHE:CB	19:AS:42:ASN:ND2	2.83	0.42
57:DB:95:U:H2'	57:DB:96:G:C8	2.55	0.42
1:AA:1511:G:C6	1:AA:1512:U:C4	3.08	0.42
16:AP:39:PHE:CG	16:AP:74:LEU:HD11	2.55	0.42
53:CA:827:U:H2'	53:CA:870:U:O4	2.20	0.42
26:BE:178:VAL:O	26:BE:181:ILE:N	2.47	0.42
46:BY:28:LEU:HD23	46:BY:28:LEU:HA	1.64	0.42
22:BA:966:G:C5	22:BA:967:U:C4	3.08	0.42
24:BC:146:LYS:O	24:BC:147:PRO:C	2.57	0.42
38:BQ:94:LEU:O	38:BQ:96:ASP:N	2.51	0.41
45:BX:29:LEU:HD22	45:BX:29:LEU:N	2.35	0.41
24:DC:109:LEU:O	24:DC:110:LYS:C	2.58	0.41

Continued on next page...

Continued from previous page...

Atom-1	Atom-2	Distance(Å)	Clash(Å)
53:CA:1278:G:C8	53:CA:1278:G:OP2	2.73	0.41
53:CA:1150:A:H1'	53:CA:1280:A:N6	2.35	0.41
10:CJ:38:GLY:HA2	10:CJ:39:PRO:HD2	1.85	0.41
53:CA:1279:G:C5'	10:CJ:9:ARG:HH22	2.26	0.41
22:DA:1345:C:HO2'	22:DA:1346:G:P	2.42	0.41
22:DA:856:G:H1	22:DA:921:C:N4	2.15	0.41
44:DW:67:LYS:HZ3	44:DW:67:LYS:HB3	1.85	0.41
22:DA:1085:A:H2'	22:DA:1086:A:N3	2.35	0.41
30:DI:92:PRO:O	30:DI:93:ASN:CB	2.68	0.41
48:D0:42:ILE:HD13	48:D0:48:TYR:CG	2.54	0.41
35:DN:97:ILE:O	35:DN:112:TYR:O	2.38	0.41
22:DA:2882:A:O2'	35:DN:97:ILE:HD11	2.20	0.41
1:AA:1532:U:O5'	1:AA:1532:U:H6	2.03	0.41
22:DA:310:A:C8	22:DA:312:G:C6	3.08	0.41
22:DA:84:A:H2	22:DA:98:G:N3	2.18	0.41
22:DA:61:C:C2	22:DA:94:A:C2	3.08	0.41
46:DY:28:LEU:HD22	46:DY:28:LEU:O	2.19	0.41
22:DA:1355:G:C6	22:DA:1377:G:N2	2.88	0.41
22:DA:160:A:C6	22:DA:161:A:C6	3.07	0.41
22:DA:218:A:O2'	22:DA:219:A:C5'	2.68	0.41
26:DE:57:LYS:HZ2	26:DE:58:LYS:H	1.68	0.41
38:BQ:111:LYS:HE3	39:BR:50:GLY:HA2	1.95	0.41
38:BQ:111:LYS:NZ	39:BR:50:GLY:HA2	2.35	0.41
34:DM:73:ILE:HG21	34:DM:91:TYR:CZ	2.55	0.41
26:BE:176:ASP:CG	26:BE:179:SER:HG	2.23	0.41
2:AB:9:LEU:HB2	2:AB:42:LEU:HD13	2.02	0.41
22:DA:1530:G:H8	22:DA:1530:G:OP2	2.03	0.41
43:DV:48:MET:O	43:DV:51:GLN:HG3	2.20	0.41
22:DA:1262:A:C6	22:DA:1263:U:C2	3.08	0.41
22:DA:200:U:H2'	22:DA:201:C:C6	2.55	0.41
22:DA:204:A:OP1	22:DA:206:U:H1'	2.20	0.41
22:DA:650:C:C1'	51:D3:22:LYS:HZ1	2.33	0.41
22:DA:2376:A:H2	36:DO:92:PHE:CD2	2.38	0.41
22:BA:1491:G:C6	22:BA:1500:G:C2	3.08	0.41
22:DA:28:A:H8	22:DA:28:A:O5'	2.03	0.41
53:CA:1215:G:C2	53:CA:1216:A:N7	2.87	0.41
10:CJ:52:LEU:CG	10:CJ:62:ARG:HG2	2.50	0.41
14:CN:55:SER:HB3	14:CN:58:ARG:HD2	2.02	0.41
4:AD:14:GLU:HB3	4:AD:59:LYS:HG3	2.02	0.41
22:DA:603:A:H4'	22:DA:604:G:C5'	2.48	0.41
5:CE:28:ARG:CZ	5:CE:29:ILE:O	2.68	0.41
11:AK:126:ARG:N	21:AU:33:ARG:NH1	2.67	0.41

Continued on next page...

Continued from previous page...

Atom-1	Atom-2	Distance(Å)	Clash(Å)
11:AK:126:ARG:CB	21:AU:33:ARG:NH1	2.52	0.41
22:DA:2516:A:H2'	22:DA:2517:C:O4'	2.20	0.41
22:DA:2687:U:C2'	22:DA:2687:U:O2	2.68	0.41
53:CA:184:G:O2'	53:CA:185:U:O5'	2.38	0.41
22:DA:491:G:O2'	22:DA:492:A:C5'	2.68	0.41
22:DA:241:A:N6	22:DA:256:A:C8	2.88	0.41
53:CA:253:A:N1	53:CA:254:G:C5	2.88	0.41
22:DA:818:G:H5'	22:DA:839:U:OP1	2.20	0.41
57:DB:25:U:H2'	57:DB:26:C:H5'	2.01	0.41
57:DB:109:A:C5	57:DB:110:C:C4	3.08	0.41
57:DB:11:C:H3'	57:DB:12:C:H5'	2.01	0.41
53:CA:132:C:HO2'	53:CA:133:U:C5'	2.33	0.41
14:AN:80:ARG:HH11	14:AN:80:ARG:HG3	1.85	0.41
2:AB:209:VAL:CG2	2:AB:210:THR:H	2.02	0.41
52:B4:14:CYS:HA	52:B4:26:ILE:O	2.19	0.41
23:BB:91:C:OP2	34:BM:18:ARG:HG2	2.20	0.41
53:CA:16:A:O2'	53:CA:17:U:H5'	2.20	0.41
53:CA:864:A:C2	53:CA:917:G:N3	2.88	0.41
35:BN:31:HIS:O	35:BN:33:ILE:N	2.49	0.41
4:CD:43:ARG:C	4:CD:45:PRO:HD3	2.40	0.41
4:CD:79:ALA:O	4:CD:80:ARG:O	2.38	0.41
1:AA:1381:U:O2'	1:AA:1382:C:O5'	2.38	0.41
1:AA:373:A:C2	1:AA:374:A:C8	3.08	0.41
12:CL:6:LEU:HA	12:CL:9:LYS:O	2.20	0.41
22:BA:1885:A:O2'	22:BA:1886:U:C5'	2.68	0.41
4:CD:176:LYS:O	4:CD:176:LYS:CG	2.68	0.41
53:CA:587:G:H4'	8:CH:3:GLN:HA	2.01	0.41
22:DA:776:G:H4'	22:DA:777:G:O5'	2.20	0.41
55:CM:75:SER:HB2	55:CM:79:LEU:CD1	2.49	0.41
57:DB:38:C:C2'	57:DB:39:A:H5'	2.50	0.41
58:DF:1:ALA:HA	58:DF:97:GLU:CB	2.50	0.41
53:CA:1499:A:HO2'	53:CA:1500:A:H5'	1.81	0.41
1:AA:756:C:H2'	1:AA:757:U:O4'	2.20	0.41
22:BA:1430:G:H2'	22:BA:1431:A:H5'	1.99	0.41
24:BC:57:HIS:ND1	24:BC:58:LYS:N	2.65	0.41
22:BA:2065:C:H2'	22:BA:2066:C:C6	2.55	0.41
40:DS:4:ILE:HD12	40:DS:5:ALA:CA	2.49	0.41
1:AA:143:A:H2	1:AA:220:G:H1	1.68	0.41
53:CA:1169:A:O2'	53:CA:1170:A:C5'	2.68	0.41
22:BA:2800:A:C3'	22:BA:2801:G:H5'	2.50	0.41
53:CA:702:A:C8	53:CA:702:A:OP1	2.70	0.41
3:AC:133:MET:CE	3:AC:167:TYR:HB2	2.48	0.41

Continued on next page...

Continued from previous page...

Atom-1	Atom-2	Distance(Å)	Clash(Å)
28:BG:10:VAL:HB	28:BG:14:VAL:CG2	2.50	0.41
22:DA:1833:C:C4	22:DA:1834:U:O4	2.73	0.41
22:DA:1968:G:H5'	62:DA:3481:HOH:O	2.20	0.41
14:AN:96:LYS:HD2	14:AN:97:LYS:O	2.19	0.41
31:DJ:51:GLY:HA3	31:DJ:121:LYS:HE3	2.02	0.41
39:DR:101:ILE:O	39:DR:102:SER:C	2.58	0.41
22:BA:479:A:C2	22:BA:480:A:C4	3.08	0.41
1:AA:457:G:C6	1:AA:458:U:C4	3.08	0.41
4:AD:67:LEU:HD23	4:AD:67:LEU:HA	1.82	0.41
22:BA:398:C:C3'	22:BA:398:C:C6	3.02	0.41
2:CB:112:ARG:O	2:CB:112:ARG:CG	2.65	0.41
44:DW:77:LYS:O	44:DW:78:PHE:CD2	2.73	0.41
30:DI:27:LEU:HD12	30:DI:27:LEU:C	2.40	0.41
22:DA:2:G:C6	22:DA:3:U:O4	2.73	0.41
3:AC:57:GLU:O	3:AC:59:PRO:CD	2.68	0.41
1:AA:1111:A:C2	3:AC:176:THR:HG23	2.55	0.41
22:DA:1480:C:C2	22:DA:1481:U:C6	3.07	0.41
22:DA:1512:C:O2'	22:DA:1513:U:C4'	2.68	0.41
26:BE:48:THR:H	26:BE:51:GLU:HG3	1.84	0.41
22:DA:2601:C:H4'	22:DA:2602:A:OP2	2.18	0.41
53:CA:448:A:C8	53:CA:487:A:C6	3.08	0.41
32:BK:4:GLU:O	32:BK:5:GLN:CB	2.68	0.41
1:AA:711:G:H2'	1:AA:712:A:H5'	2.00	0.41
22:BA:323:C:N4	22:BA:333:G:N7	2.68	0.41
42:BU:82:VAL:HG12	42:BU:83:GLY:N	2.34	0.41
22:BA:2555:U:C6	22:BA:2556:C:C6	3.08	0.41
43:DV:2:PHE:CD1	43:DV:50:MET:HE3	2.55	0.41
34:DM:116:ALA:C	34:DM:118:LYS:N	2.73	0.41
42:BU:64:ILE:HG23	42:BU:64:ILE:O	2.19	0.41
1:AA:404:G:H2'	1:AA:405:U:O4'	2.19	0.41
9:AI:112:ARG:NH2	10:AJ:64:GLN:HE22	2.16	0.41
22:BA:912:C:C6	22:BA:913:U:H5	2.37	0.41
22:BA:1520:U:C2'	22:BA:1521:G:O5'	2.67	0.41
45:BX:27:ARG:HH11	45:BX:27:ARG:HD3	1.73	0.41
53:CA:603:U:H2'	53:CA:604:G:C8	2.55	0.41
22:BA:149:A:C5	22:BA:150:U:C5	3.08	0.41
53:CA:905:U:C5	53:CA:906:A:N7	2.88	0.41
1:AA:741:G:H2'	1:AA:742:G:O4'	2.20	0.41
43:BV:14:LYS:HD2	62:BV:101:HOH:O	2.20	0.41
22:BA:54:G:C5	22:BA:55:G:C8	3.07	0.41
8:AH:2:MET:H	8:AH:2:MET:HG3	1.58	0.41
22:DA:633:A:H8	22:DA:633:A:O5'	2.02	0.41

Continued on next page...

Continued from previous page...

Atom-1	Atom-2	Distance(Å)	Clash(Å)
1:AA:1135:U:OP2	1:AA:1135:U:H6	2.02	0.41
22:BA:1314:C:H2'	22:BA:1314:C:O2	2.20	0.41
22:BA:1615:C:C5	22:BA:1617:C:C4	3.07	0.41
25:BD:12:THR:HG22	25:BD:24:VAL:CG2	2.50	0.41
22:BA:995:C:P	38:BQ:52:ARG:NH1	2.93	0.41
31:BJ:42:ALA:O	31:BJ:43:GLU:C	2.58	0.41
30:BI:123:ALA:C	30:BI:125:THR:N	2.72	0.41
24:DC:196:ASN:OD1	24:DC:199:HIS:HB2	2.20	0.41
10:CJ:102:LEU:HD13	10:CJ:102:LEU:C	2.41	0.41
10:CJ:5:ARG:NH1	10:CJ:7:ARG:HH12	2.18	0.41
53:CA:356:A:C2	53:CA:368:U:O2	2.73	0.41
53:CA:376:G:H5''	56:CP:5:ARG:HD2	2.01	0.41
53:CA:367:U:C6	53:CA:394:G:N2	2.88	0.41
49:D1:6:GLU:OE1	49:D1:52:LYS:HD3	2.19	0.41
22:DA:1102:C:OP2	22:DA:1102:C:H6	2.03	0.41
48:D0:27:LEU:H	48:D0:27:LEU:HD22	1.85	0.41
35:DN:9:GLN:O	35:DN:17:ARG:HD3	2.20	0.41
1:AA:1126:U:O2	1:AA:1280:A:H5'	2.19	0.41
9:AI:93:LEU:HD12	9:AI:94:ARG:H	1.85	0.41
22:DA:310:A:N1	22:DA:330:A:C5	2.88	0.41
22:DA:149:A:H2'	22:DA:150:U:H5'	2.01	0.41
22:DA:1809:A:H2'	22:DA:1810:A:C8	2.55	0.41
22:DA:45:G:H2'	22:DA:215:G:C5	2.54	0.41
22:DA:396:G:C2'	22:DA:397:U:H5'	2.45	0.41
22:DA:54:G:C5	22:DA:55:G:C8	3.08	0.41
22:DA:37:C:C6	22:DA:37:C:C3'	3.03	0.41
22:DA:444:C:O2'	22:DA:445:C:P	2.77	0.41
53:CA:1067:A:O3'	53:CA:1094:G:H5'	2.20	0.41
53:CA:1100:C:OP2	2:CB:94:ARG:HD2	2.21	0.41
53:CA:206:C:C6	53:CA:206:C:C3'	3.03	0.41
44:BW:39:GLN:O	44:BW:41:GLY:CA	2.68	0.41
18:CR:31:TYR:C	18:CR:32:ILE:CG2	2.88	0.41
21:CU:3:ILE:CG2	21:CU:18:PHE:CD1	3.00	0.41
32:DK:11:ALA:HB1	32:DK:64:ARG:NH1	2.33	0.41
22:DA:2037:A:H2'	22:DA:2038:G:C8	2.55	0.41
22:BA:1795:C:C2	22:BA:1796:U:C6	3.07	0.41
22:DA:192:C:H6	22:DA:192:C:O5'	2.03	0.41
22:DA:802:A:O2'	22:DA:803:U:C5'	2.52	0.41
17:AQ:74:LEU:HD13	17:AQ:74:LEU:C	2.40	0.41
1:AA:486:U:H2'	1:AA:487:A:H8	1.84	0.41
53:CA:1384:C:H2'	53:CA:1385:G:C8	2.55	0.41
19:CS:4:LEU:HB3	19:CS:5:LYS:H	1.54	0.41

Continued on next page...

Continued from previous page...

Atom-1	Atom-2	Distance(Å)	Clash(Å)
33:DL:110:VAL:HG23	33:DL:126:ARG:O	2.19	0.41
1:AA:918:A:O2'	1:AA:919:A:H5'	2.20	0.41
5:AE:32:PHE:O	5:AE:51:LYS:HB2	2.20	0.41
5:CE:96:GLN:N	5:CE:123:LEU:O	2.42	0.41
35:DN:38:LEU:CB	35:DN:39:PRO:HD3	2.35	0.41
53:CA:544:G:H2'	53:CA:545:C:O5'	2.20	0.41
22:DA:1429:G:C2	22:DA:1430:G:N7	2.87	0.41
41:BT:43:ILE:CG1	41:BT:43:ILE:O	2.69	0.41
22:DA:1783:A:C2	22:DA:2588:G:O4'	2.73	0.41
5:CE:35:LEU:HD11	5:CE:136:VAL:CG1	2.33	0.41
7:AG:23:ALA:O	7:AG:26:VAL:HG23	2.19	0.41
53:CA:82:G:C6	53:CA:89:U:C5	3.08	0.41
1:AA:872:A:C8	1:AA:874:G:C8	3.08	0.41
53:CA:247:G:C6	53:CA:278:G:C2	3.08	0.41
54:CG:116:ALA:HA	54:CG:120:ALA:HB2	2.01	0.41
14:AN:63:CYS:HB2	14:AN:79:SER:OG	2.21	0.41
53:CA:17:U:O2	53:CA:18:C:C6	2.72	0.41
22:DA:2486:C:H2'	22:DA:2487:G:O5'	2.20	0.41
55:CM:12:LYS:HB3	55:CM:17:ALA:CB	2.47	0.41
1:AA:624:C:C4	1:AA:625:U:C4	3.07	0.41
22:DA:237:C:H2'	22:DA:238:C:O5'	2.20	0.41
53:CA:279:A:H5'	53:CA:280:C:H3'	1.94	0.41
53:CA:1449:C:C5	53:CA:1450:U:C4	3.08	0.41
53:CA:1452:C:HO2'	53:CA:1453:G:P	2.43	0.41
1:AA:1461:G:H2'	1:AA:1462:C:H6	1.84	0.41
15:CO:38:LEU:O	15:CO:38:LEU:HD12	2.20	0.41
22:BA:1965:C:H5''	22:BA:1965:C:H6	1.85	0.41
14:CN:89:ARG:HG3	14:CN:91:GLU:HG2	1.94	0.41
26:DE:114:ARG:C	26:DE:116:ASP:H	2.23	0.41
9:AI:129:ARG:HA	9:AI:129:ARG:CZ	2.50	0.41
28:DG:18:ILE:CD1	28:DG:42:VAL:CG1	2.95	0.41
22:BA:2663:G:C2'	22:BA:2664:G:H8	2.33	0.41
22:DA:590:A:C5	22:DA:591:U:C5	3.07	0.41
22:DA:425:G:C2	22:DA:426:C:C4	3.08	0.41
22:DA:1956:U:HO2'	22:DA:1957:C:H5'	1.81	0.41
28:BG:4:ALA:HB2	28:BG:65:GLY:CA	2.50	0.41
17:CQ:62:GLU:N	17:CQ:72:TRP:CE3	2.88	0.41
53:CA:1171:A:C2	53:CA:1172:C:C2	3.08	0.41
4:CD:116:LEU:HA	4:CD:116:LEU:HD13	1.82	0.41
22:BA:2794:C:C2	22:BA:2795:C:C5	3.08	0.41
6:AF:92:THR:HB	6:AF:93:LYS:H	1.61	0.41
1:AA:1401:G:C2	1:AA:1402:C:H1'	2.55	0.41

Continued on next page...

Continued from previous page...

Atom-1	Atom-2	Distance(Å)	Clash(Å)
22:DA:870:U:O2'	34:DM:4:PRO:HB3	2.21	0.41
22:DA:2776:A:C6	22:DA:2782:G:H1'	2.56	0.41
5:CE:157:GLY:CA	8:CH:63:LYS:HZ1	2.33	0.41
53:CA:158:G:C6	53:CA:164:G:C5	3.08	0.41
29:BH:78:VAL:HG11	29:BH:145:ASN:HB2	2.00	0.41
29:BH:79:THR:HG22	29:BH:80:ILE:HG12	2.02	0.41
22:DA:287:G:N1	22:DA:354:A:C6	2.88	0.41
1:AA:233:C:C2	1:AA:234:C:C5	3.08	0.41
1:AA:1386:G:N3	1:AA:1387:G:C8	2.88	0.41
8:AH:85:TYR:HE2	8:AH:123:GLU:OE2	2.03	0.41
4:AD:172:VAL:CG1	4:AD:173:ASP:H	2.24	0.41
22:DA:2595:G:C6	22:DA:2599:G:C6	3.07	0.41
34:BM:6:ARG:CB	34:BM:6:ARG:CZ	2.98	0.41
30:BI:58:ILE:HG22	30:BI:60:VAL:CG2	2.50	0.41
22:BA:480:A:H3'	22:BA:481:G:H5''	2.02	0.41
22:BA:1839:G:H2'	22:BA:1840:G:H8	1.84	0.41
22:DA:642:U:C6	22:DA:642:U:C3'	3.03	0.41
22:BA:612:G:H2'	22:BA:614:A:C8	2.55	0.41
37:DP:31:VAL:C	37:DP:32:VAL:HG12	2.40	0.41
4:CD:127:ARG:CG	4:CD:127:ARG:NH1	2.81	0.41
2:CB:191:ASP:C	2:CB:193:ASP:N	2.73	0.41
7:AG:145:GLU:HA	7:AG:148:LYS:HB2	2.01	0.41
22:BA:439:A:C8	22:BA:439:A:H3'	2.55	0.41
7:AG:79:VAL:CG1	7:AG:80:GLY:N	2.74	0.41
22:DA:269:C:C2	22:DA:270:A:C8	3.08	0.41
7:AG:74:VAL:HG21	7:AG:85:GLN:HE21	1.84	0.41
22:DA:2482:A:H2'	22:DA:2483:C:H6	1.85	0.41
53:CA:305:G:H8	53:CA:305:G:OP2	2.03	0.41
22:BA:1402:U:C6	22:BA:1402:U:C3'	3.03	0.41
27:BF:121:PHE:CB	27:BF:162:ASP:OD2	2.67	0.41
13:AM:70:ARG:HD3	27:BF:142:TYR:CE1	2.56	0.41
22:BA:2507:C:C2	22:BA:2508:G:C8	3.09	0.41
53:CA:1111:A:H3'	53:CA:1111:A:C8	2.55	0.41
31:BJ:76:HIS:CD2	31:BJ:85:LYS:HB2	2.55	0.41
22:BA:323:C:N4	22:BA:333:G:C5	2.88	0.41
53:CA:992:U:H1'	53:CA:993:G:C2	2.55	0.41
53:CA:1277:C:H6	53:CA:1277:C:H3'	1.85	0.41
20:CT:11:ILE:C	20:CT:13:SER:N	2.73	0.41
22:BA:1410:G:C2	22:BA:1593:A:N3	2.88	0.41
1:AA:55:A:C5	1:AA:56:U:C6	3.08	0.41
22:BA:1522:A:HO2'	22:BA:1523:U:P	2.39	0.41
54:CG:12:LEU:N	54:CG:12:LEU:CD1	2.84	0.41

Continued on next page...

Continued from previous page...

Atom-1	Atom-2	Distance(Å)	Clash(Å)
31:DJ:12:LYS:HB2	31:DJ:13:ARG:H	1.72	0.41
47:DZ:38:GLU:CD	47:DZ:39:ASP:H	2.23	0.41
22:BA:2824:C:O5'	22:BA:2824:C:H6	2.03	0.41
1:AA:1077:G:C6	1:AA:1081:A:C6	3.08	0.41
48:B0:51:ARG:HB2	48:B0:51:ARG:HE	1.61	0.41
33:BL:73:ILE:C	33:BL:105:ILE:HD13	2.41	0.41
22:BA:1445:G:H2'	22:BA:1446:C:C6	2.55	0.41
22:BA:174:U:H2'	22:BA:175:G:O4'	2.20	0.41
1:AA:564:C:P	12:AL:11:ARG:HE	2.43	0.41
22:BA:2766:A:C2	22:BA:2767:C:C6	3.08	0.41
6:CF:47:LEU:CD1	6:CF:51:ILE:HD12	2.50	0.41
30:BI:115:ASP:OD1	30:BI:115:ASP:C	2.59	0.41
5:AE:155:LYS:NZ	5:AE:156:ARG:HG3	2.35	0.41
39:BR:81:LYS:O	39:BR:82:HIS:C	2.58	0.41
22:DA:1399:C:O2'	22:DA:1400:U:C5'	2.63	0.41
22:DA:1784:A:P	62:DA:3678:HOH:O	2.78	0.41
42:DU:96:LYS:O	42:DU:97:SER:CB	2.61	0.41
1:AA:207:C:H2'	1:AA:207:C:O2	2.19	0.41
53:CA:1497:G:H2'	53:CA:1498:U:O5'	2.21	0.41
4:CD:32:LYS:O	4:CD:33:ILE:CG2	2.55	0.41
21:CU:36:PHE:HB3	21:CU:40:PRO:CD	2.50	0.41
37:BP:21:PRO:HA	37:BP:46:VAL:CG1	2.50	0.41
37:DP:16:VAL:CG1	37:DP:19:PHE:HE2	2.32	0.41
45:BX:44:ARG:HG3	45:BX:45:PHE:N	2.35	0.41
40:DS:41:LYS:C	40:DS:43:ALA:N	2.70	0.41
1:AA:267:C:C6	1:AA:268:U:C5	3.09	0.41
17:AQ:11:VAL:O	17:AQ:12:VAL:HB	2.20	0.41
53:CA:1217:C:H6	53:CA:1217:C:H2'	1.62	0.41
22:DA:599:A:N3	22:DA:659:G:C2	2.88	0.41
26:DE:25:GLU:O	26:DE:28:VAL:HG22	2.20	0.41
33:DL:112:LEU:HD23	33:DL:112:LEU:H	1.85	0.41
22:BA:2307:G:C2	22:BA:2311:A:N7	2.88	0.41
5:CE:45:VAL:O	5:CE:71:ILE:HG22	2.19	0.41
47:DZ:16:LEU:O	47:DZ:20:LYS:HG3	2.20	0.41
22:DA:2677:G:H2'	22:DA:2678:C:H6	1.84	0.41
48:B0:39:ARG:HG2	48:B0:40:HIS:CE1	2.52	0.41
11:AK:125:LYS:C	21:AU:33:ARG:HH22	2.22	0.41
41:BT:2:ILE:HB	41:BT:3:ARG:CZ	2.50	0.41
22:DA:271:G:C2	22:DA:367:G:N3	2.88	0.41
32:DK:16:ALA:CB	32:DK:45:GLU:CG	2.96	0.41
29:BH:131:SER:O	29:BH:132:PHE:HB3	2.21	0.41
58:DF:102:LEU:O	58:DF:103:ILE:HB	2.19	0.41

Continued on next page...

Continued from previous page...

Atom-1	Atom-2	Distance(Å)	Clash(Å)
53:CA:101:A:C5	53:CA:102:G:C8	3.08	0.41
53:CA:71:A:C6	53:CA:100:G:N7	2.88	0.41
53:CA:64:G:N7	53:CA:99:C:C4	2.87	0.41
53:CA:276:G:O2'	53:CA:277:C:C5'	2.68	0.41
22:DA:988:A:H2	22:DA:989:G:C2	2.35	0.41
22:DA:990:A:O2'	22:DA:991:C:H5''	2.19	0.41
1:AA:414:A:C2'	1:AA:415:A:C8	2.87	0.41
57:DB:28:C:H2'	57:DB:29:A:O4'	2.19	0.41
57:DB:64:G:C6	57:DB:65:U:C4	3.07	0.41
42:BU:11:ILE:HG13	42:BU:21:ARG:HG3	2.02	0.41
42:BU:5:ARG:O	42:BU:6:ARG:C	2.58	0.41
22:DA:2202:U:C5'	22:DA:2203:U:OP1	2.67	0.41
22:BA:1460:U:H3'	22:BA:1461:C:H5'	2.02	0.41
25:DD:16:THR:OG1	25:DD:17:GLU:N	2.53	0.41
1:AA:957:U:C2	1:AA:959:A:OP2	2.74	0.41
53:CA:1250:A:C6	53:CA:1251:A:C5	3.07	0.41
53:CA:1004:A:C4	53:CA:1026:G:N7	2.89	0.41
22:BA:1324:G:H1'	22:BA:1616:A:N6	2.35	0.41
22:DA:2312:U:C5'	58:DF:70:ARG:NH1	2.83	0.41
41:BT:50:LEU:HD23	46:BY:26:PHE:CD1	2.56	0.41
20:CT:63:LYS:O	20:CT:63:LYS:HG3	2.20	0.41
16:AP:36:VAL:HG13	16:AP:36:VAL:O	2.20	0.41
18:AR:19:GLU:CD	18:AR:50:TYR:HD1	2.23	0.41
22:DA:415:A:O2'	22:DA:1865:U:C5'	2.68	0.41
1:AA:1336:C:O2'	1:AA:1337:G:P	2.78	0.41
22:DA:2296:U:H4'	22:DA:2297:A:OP1	2.19	0.41
22:DA:688:U:H1'	22:DA:786:C:O2'	2.20	0.41
22:DA:686:U:C6	22:DA:788:A:C2	3.08	0.41
2:AB:101:THR:HG22	2:AB:174:GLU:CD	2.38	0.41
58:DF:65:LEU:CG	58:DF:67:THR:CG2	2.99	0.41
35:DN:60:VAL:O	35:DN:64:ARG:CD	2.68	0.41
35:DN:67:PHE:CD1	35:DN:67:PHE:C	2.94	0.41
17:AQ:60:ILE:HG22	17:AQ:72:TRP:HE3	1.80	0.41
29:DH:40:THR:O	29:DH:41:LYS:HB2	2.20	0.41
2:CB:128:LEU:HB3	2:CB:131:LYS:CB	2.38	0.41
13:AM:15:VAL:CA	13:AM:33:LEU:CD1	2.94	0.41
1:AA:109:A:C6	1:AA:326:G:C6	3.08	0.41
53:CA:885:G:O2'	53:CA:886:G:H5'	2.20	0.41
39:BR:66:HIS:ND1	39:BR:94:THR:CG2	2.83	0.41
55:CM:69:ARG:HA	55:CM:72:ILE:CG2	2.50	0.41
41:BT:5:GLU:OE1	46:BY:22:LEU:HD22	2.20	0.41
38:DQ:20:ALA:O	38:DQ:23:TYR:CD1	2.73	0.41

Continued on next page...

Continued from previous page...

Atom-1	Atom-2	Distance(Å)	Clash(Å)
38:DQ:31:TYR:C	38:DQ:31:TYR:CD2	2.93	0.41
22:DA:1936:A:H5''	22:DA:1937:A:C5'	2.50	0.41
22:BA:2800:A:H3'	22:BA:2801:G:H5'	2.01	0.41
24:BC:172:THR:HA	24:BC:182:LYS:HA	2.02	0.41
22:DA:2630:G:C8	22:DA:2894:G:C8	3.07	0.41
32:DK:27:GLY:O	32:DK:29:HIS:N	2.53	0.41
15:AO:20:ASP:OD2	15:AO:23:SER:HB2	2.20	0.41
22:DA:2579:C:O2	22:DA:2579:C:C2'	2.68	0.41
22:DA:1905:C:H2'	22:DA:1930:G:C8	2.54	0.41
49:B1:46:VAL:CG1	49:B1:47:ILE:N	2.81	0.41
22:BA:901:C:H2'	22:BA:902:C:C6	2.50	0.41
13:AM:30:LYS:O	13:AM:34:ALA:HB3	2.20	0.41
1:AA:862:C:O2'	1:AA:863:U:H5'	2.19	0.41
22:DA:716:A:H2'	22:DA:717:C:C5'	2.46	0.41
22:BA:287:G:C2	22:BA:354:A:C2	3.07	0.41
25:BD:73:VAL:CG2	25:BD:74:GLU:H	2.29	0.41
27:BF:106:ALA:CA	27:BF:108:PRO:HD2	2.50	0.41
18:CR:46:THR:HG23	18:CR:46:THR:O	2.20	0.41
24:BC:7:PRO:HB3	24:BC:13:ARG:HB2	2.01	0.41
30:DI:20:SER:H	30:DI:21:PRO:HD3	1.86	0.41
22:DA:270:A:C2	22:DA:369:U:H4'	2.54	0.41
26:DE:6:LYS:HG2	26:DE:7:ASP:OD1	2.21	0.41
28:BG:115:GLN:CD	28:BG:115:GLN:N	2.68	0.41
1:AA:550:G:C6	1:AA:551:U:C4	3.07	0.41
22:BA:2075:U:H2'	22:BA:2238:G:H22	1.82	0.41
39:BR:37:GLU:O	39:BR:37:GLU:OE1	2.38	0.41
1:AA:1451:U:O5'	1:AA:1452:C:C5	2.74	0.41
24:BC:236:GLY:O	24:BC:237:ARG:HB2	2.20	0.41
22:BA:1638:C:N4	22:BA:1639:C:C4	2.88	0.41
22:DA:430:A:H2'	22:DA:431:U:H5'	2.01	0.41
25:DD:36:GLN:NE2	25:DD:38:LYS:HZ1	2.17	0.41
53:CA:835:U:H3'	53:CA:835:U:C6	2.55	0.41
16:AP:40:ASN:HA	16:AP:41:PRO:HD2	1.77	0.41
22:BA:648:G:O2'	22:BA:2351:G:OP1	2.16	0.41
6:CF:21:MET:HA	6:CF:24:ARG:NH2	2.35	0.41
26:DE:115:GLN:O	26:DE:117:ARG:N	2.53	0.41
6:AF:97:THR:CG2	6:AF:98:GLU:N	2.83	0.41
6:AF:99:ALA:O	6:AF:100:SER:CB	2.66	0.41
11:CK:85:VAL:HG12	11:CK:86:LYS:N	2.36	0.41
22:DA:1691:C:N4	22:DA:1692:U:C4	2.88	0.41
53:CA:470:C:O5'	53:CA:470:C:H6	2.04	0.41
29:DH:103:VAL:C	29:DH:105:ALA:N	2.73	0.41

Continued on next page...

Continued from previous page...

Atom-1	Atom-2	Distance(Å)	Clash(Å)
45:BX:21:LEU:HD23	45:BX:21:LEU:HA	1.70	0.41
22:BA:171:U:H2'	22:BA:172:A:C8	2.55	0.41
1:AA:1058:G:H2'	1:AA:1059:C:H6	1.85	0.41
9:AI:41:GLU:HB3	9:AI:42:THR:H	1.59	0.41
22:BA:1313:U:H4'	22:BA:1332:G:H4'	2.02	0.41
22:BA:2611:C:H6	22:BA:2611:C:C5'	2.34	0.41
26:DE:124:PHE:HZ	26:DE:141:MET:HE1	1.85	0.41
22:BA:2698:U:H2'	22:BA:2699:C:C6	2.55	0.41
22:BA:350:G:C2'	22:BA:351:C:H5'	2.50	0.41
22:BA:2854:G:H2'	22:BA:2855:C:C6	2.56	0.41
22:DA:2064:C:H1'	22:DA:2450:A:C6	2.56	0.41
1:AA:739:C:H2'	1:AA:740:U:O4'	2.20	0.41
5:AE:17:VAL:HG22	5:AE:18:ASN:N	2.35	0.41
22:BA:2842:G:C4	22:BA:2876:G:N2	2.89	0.41
30:BI:93:ASN:OD1	30:BI:136:GLY:HA2	2.21	0.41
22:BA:2700:A:N1	22:BA:2708:G:C6	2.89	0.41
27:BF:47:LYS:NZ	27:BF:47:LYS:CB	2.83	0.41
6:CF:33:GLU:N	6:CF:33:GLU:CD	2.74	0.41
56:CP:9:HIS:HB3	56:CP:10:GLY:H	1.66	0.41
22:BA:2284:A:C2'	22:BA:2285:C:H5'	2.50	0.41
22:BA:2007:U:H2'	22:BA:2008:C:C6	2.54	0.41
37:BP:53:GLY:O	37:BP:54:LEU:C	2.59	0.41
53:CA:237:G:C2'	53:CA:238:A:H5'	2.51	0.41
22:BA:1070:A:N3	30:BI:9:LYS:CG	2.83	0.41
8:AH:112:ASP:O	8:AH:113:ARG:C	2.58	0.41
22:BA:2052:A:H2'	22:BA:2053:G:H8	1.86	0.41
53:CA:370:C:C3'	53:CA:371:A:H5'	2.48	0.41
53:CA:62:U:C4'	53:CA:378:G:N2	2.83	0.41
22:DA:728:G:C4	22:DA:730:A:C8	3.08	0.41
30:DI:52:LEU:HD11	30:DI:78:LEU:CD2	2.50	0.41
30:DI:78:LEU:C	30:DI:80:LYS:H	2.23	0.41
35:DN:31:HIS:C	35:DN:33:ILE:N	2.74	0.41
1:AA:1118:U:O2'	1:AA:1119:C:H5'	2.20	0.41
1:AA:1258:G:O2'	1:AA:1259:C:P	2.77	0.41
12:CL:29:LYS:HB2	12:CL:81:ILE:HG22	2.01	0.41
22:DA:139:U:C4	41:DT:1:MET:N	2.85	0.41
22:DA:301:G:O2'	22:DA:302:C:P	2.78	0.41
22:DA:297:G:C2	22:DA:342:A:C2	3.09	0.41
41:DT:7:LEU:C	41:DT:9:LYS:H	2.24	0.41
22:DA:1810:A:C2'	22:DA:1811:G:O4'	2.65	0.41
22:DA:2209:G:C6	22:DA:2210:U:C4	3.07	0.41
22:DA:1373:A:C4'	22:DA:2212:A:H1'	2.50	0.41

Continued on next page...

Continued from previous page...

Atom-1	Atom-2	Distance(Å)	Clash(Å)
22:DA:469:G:OP2	26:DE:54:GLY:O	2.39	0.41
22:DA:2753:A:O2'	22:DA:2754:U:C5'	2.68	0.41
22:DA:2751:G:H5'	28:DG:2:ARG:HH21	1.85	0.41
53:CA:1093:A:H2'	53:CA:1095:U:C6	2.56	0.41
53:CA:1157:A:C2	53:CA:1181:G:C8	3.09	0.41
1:AA:211:G:C5	1:AA:212:G:H1'	2.55	0.41
1:AA:467:U:H2'	1:AA:467:U:H6	1.68	0.41
22:DA:1539:U:O2'	22:DA:1540:G:P	2.78	0.41
43:DV:69:GLU:HG2	43:DV:70:ILE:H	1.84	0.41
18:CR:62:ARG:HD3	18:CR:69:TYR:CE2	2.55	0.41
25:DD:146:ILE:HG13	25:DD:155:VAL:CG2	2.40	0.41
22:DA:2392:A:O3'	51:D3:26:ALA:HB1	2.19	0.41
17:AQ:78:VAL:C	17:AQ:79:GLU:HG3	2.41	0.41
22:DA:511:U:H5'	22:DA:1236:G:OP1	2.21	0.41
22:DA:583:G:C6	22:DA:584:C:C4	3.08	0.41
35:BN:55:ALA:HA	35:BN:80:PHE:CE1	2.55	0.41
53:CA:985:C:O2'	53:CA:986:U:C6	2.67	0.41
19:CS:54:ARG:CG	19:CS:55:GLN:N	2.82	0.41
26:DE:24:ASN:HB3	26:DE:27:LEU:HB3	2.03	0.41
1:AA:922:G:N2	1:AA:1396:A:C5	2.88	0.41
11:AK:22:ILE:HG22	11:AK:31:VAL:HG13	2.02	0.41
32:BK:71:ARG:HB2	32:BK:72:PRO:CD	2.22	0.41
33:DL:100:ILE:O	33:DL:100:ILE:HG23	2.20	0.41
33:DL:100:ILE:O	33:DL:101:ILE:HG12	2.21	0.41
36:BO:78:VAL:CG2	36:BO:79:ALA:N	2.83	0.41
22:DA:2874:C:O2'	22:DA:2875:C:C5'	2.69	0.41
6:AF:6:ILE:HB	6:AF:62:MET:HB3	2.01	0.41
22:DA:663:G:O6	22:DA:664:G:O6	2.39	0.41
53:CA:247:G:C6	53:CA:278:G:N1	2.88	0.41
22:DA:976:G:O2'	22:DA:977:G:H5'	2.20	0.41
22:DA:1655:A:C5'	25:DD:118:PHE:CE1	3.03	0.41
32:BK:20:MET:O	32:BK:41:ILE:HD12	2.20	0.41
22:DA:1555:G:HO2'	22:DA:1556:C:H5'	1.82	0.41
22:DA:1004:U:C4'	22:DA:1010:A:C6	3.03	0.41
53:CA:1348:U:OP1	9:CI:111:GLU:N	2.51	0.41
54:CG:4:ARG:HE	54:CG:6:ILE:HA	1.84	0.41
54:CG:7:GLY:O	54:CG:8:GLN:CB	2.68	0.41
22:DA:2307:G:O2'	22:DA:2308:G:C8	2.69	0.41
42:BU:36:GLU:HG3	42:BU:36:GLU:O	2.20	0.41
55:CM:16:ILE:CD1	55:CM:16:ILE:N	2.81	0.41
22:BA:1082:U:C4	22:BA:1083:U:N3	2.87	0.41
29:BH:27:ARG:HD3	29:BH:27:ARG:HA	1.85	0.41

Continued on next page...

Continued from previous page...

Atom-1	Atom-2	Distance(Å)	Clash(Å)
42:DU:60:LYS:CE	42:DU:60:LYS:HA	2.50	0.41
22:DA:814:C:C2	22:DA:1194:A:C2	3.08	0.41
4:AD:114:ARG:O	4:AD:115:GLN:C	2.59	0.41
22:BA:1274:A:N3	22:BA:1297:C:H1'	2.35	0.41
22:BA:602:A:C2	22:BA:656:G:C5	3.09	0.41
53:CA:825:A:C5	53:CA:826:C:C5	3.09	0.41
58:DF:67:THR:HG23	58:DF:86:CYS:HA	2.00	0.41
12:AL:2:THR:HB	12:AL:5:GLN:H	1.85	0.41
22:DA:2356:U:C5'	44:DW:16:GLU:HG3	2.51	0.41
22:BA:1905:C:H4'	22:BA:1929:G:H8	1.85	0.41
29:DH:61:VAL:CG1	29:DH:62:LEU:N	2.77	0.41
22:BA:2013:A:OP1	40:BS:96:ILE:HA	2.20	0.41
22:BA:153:U:H2'	22:BA:154:U:C5'	2.50	0.41
26:BE:111:GLU:HG2	26:BE:114:ARG:NH1	2.35	0.41
37:BP:33:GLU:OE2	37:BP:38:ARG:NH1	2.54	0.41
22:BA:407:G:C2'	22:BA:408:G:H5'	2.50	0.41
28:DG:122:ALA:CB	28:DG:132:LEU:HA	2.49	0.41
1:AA:199:A:C2	1:AA:200:G:C4	3.08	0.41
22:DA:2868:A:O2'	22:DA:2869:G:H5'	2.21	0.41
1:AA:1061:G:C5	1:AA:1197:A:C2	3.09	0.41
1:AA:1171:A:C2	1:AA:1172:C:C2	3.09	0.41
37:BP:91:VAL:O	37:BP:92:ARG:HG2	2.21	0.41
1:AA:1399:C:C4	1:AA:1502:A:C2	3.08	0.41
1:AA:243:A:C6	1:AA:246:A:N7	2.89	0.41
22:BA:1378:A:H4'	22:BA:1379:U:OP1	2.20	0.41
23:BB:49:C:H6	23:BB:49:C:O5'	2.03	0.41
22:DA:289:G:N3	22:DA:352:A:C2	2.89	0.41
22:DA:352:A:C4	22:DA:353:C:C1'	3.02	0.41
22:DA:287:G:C6	22:DA:354:A:C6	3.09	0.41
35:BN:67:PHE:CE2	35:BN:71:ARG:NH1	2.89	0.41
1:AA:307:C:O5'	1:AA:307:C:H6	2.03	0.41
22:BA:872:U:H2'	22:BA:873:C:H6	1.85	0.41
22:BA:2209:G:C6	22:BA:2210:U:C4	3.09	0.41
1:AA:868:C:H2'	1:AA:869:G:O4'	2.21	0.41
22:BA:287:G:C4	22:BA:354:A:C2	3.08	0.41
22:BA:288:U:C2'	22:BA:289:G:H5'	2.50	0.41
22:DA:1179:G:C2	22:DA:1180:U:N1	2.88	0.41
23:BB:16:G:C5	23:BB:69:G:C2	3.08	0.41
38:DQ:44:TYR:O	38:DQ:45:ALA:C	2.59	0.41
1:AA:123:U:H2'	1:AA:124:C:C6	2.55	0.41
22:DA:1298:C:C5	22:DA:1643:G:N2	2.88	0.41
26:DE:136:GLN:OE1	26:DE:136:GLN:HA	2.19	0.41

Continued on next page...

Continued from previous page...

Atom-1	Atom-2	Distance(Å)	Clash(Å)
53:CA:659:U:C6	53:CA:660:C:C5	3.09	0.41
46:BY:39:GLN:O	46:BY:42:LEU:HB2	2.20	0.41
2:AB:71:THR:CG2	2:AB:72:LYS:N	2.83	0.41
2:AB:94:ARG:HD3	2:AB:94:ARG:HA	1.81	0.41
25:BD:16:THR:OG1	25:BD:18:ASP:OD1	2.32	0.41
22:BA:1845:G:C2'	22:BA:1846:G:C5'	2.98	0.41
4:AD:124:VAL:HG23	4:AD:125:ASN:N	2.34	0.41
22:DA:736:C:C4	22:DA:737:C:C5	3.09	0.41
28:BG:39:ALA:HB1	28:BG:57:TYR:HB3	2.02	0.41
25:DD:202:ILE:HD12	25:DD:202:ILE:H	1.85	0.41
1:AA:778:G:H2'	1:AA:779:C:H5'	2.02	0.41
22:BA:2665:A:C2	22:BA:2666:C:C2	3.08	0.41
11:AK:70:ALA:O	11:AK:73:VAL:HG22	2.20	0.41
1:AA:709:U:H2'	1:AA:710:G:H8	1.86	0.41
11:CK:22:ILE:HD11	11:CK:31:VAL:HG22	2.02	0.41
32:BK:13:ASN:C	32:BK:15:GLY:H	2.23	0.41
22:BA:2811:G:H2'	22:BA:2812:G:O4'	2.21	0.41
1:AA:11:G:H2'	1:AA:12:U:C6	2.54	0.41
11:AK:96:ILE:O	11:AK:97:ARG:C	2.59	0.41
14:AN:10:VAL:O	14:AN:14:ALA:HB2	2.21	0.41
53:CA:787:A:O2'	53:CA:788:U:H5'	2.21	0.41
53:CA:683:G:C2	53:CA:684:U:C2	3.08	0.41
22:BA:2874:C:H2'	22:BA:2875:C:C6	2.54	0.41
9:CI:79:ARG:O	9:CI:83:THR:HG22	2.20	0.41
22:BA:797:G:N7	62:BA:3320:HOH:O	2.37	0.41
22:DA:2157:G:C2	22:DA:2157:G:OP2	2.73	0.41
1:AA:1483:A:H2'	1:AA:1484:C:O4'	2.20	0.41
53:CA:680:C:H2'	53:CA:681:A:H8	1.85	0.41
3:AC:32:LEU:HD13	3:AC:32:LEU:HA	1.91	0.41
24:BC:32:LEU:HA	24:BC:32:LEU:HD23	1.76	0.41
37:DP:65:ASN:HD22	37:DP:65:ASN:N	2.18	0.41
2:AB:103:TRP:CZ2	2:AB:154:GLY:HA2	2.55	0.41
1:AA:1267:C:H2'	1:AA:1268:G:H5'	2.02	0.41
37:BP:50:ARG:HG2	37:BP:56:SER:HA	2.01	0.41
5:AE:121:ASN:HD22	5:AE:122:VAL:H	1.69	0.41
22:DA:1803:A:H2'	22:DA:1804:C:C6	2.55	0.41
26:DE:109:LEU:O	26:DE:112:LEU:CB	2.68	0.41
22:DA:2336:A:H1'	22:DA:2385:C:H5''	2.02	0.41
22:DA:2388:A:H5'	22:DA:2389:G:OP2	2.20	0.41
44:DW:39:GLN:CG	44:DW:42:THR:HB	2.45	0.41
44:DW:54:ARG:O	44:DW:56:HIS:N	2.53	0.41
22:DA:729:G:C2'	22:DA:729:G:N3	2.83	0.41

Continued on next page...

Continued from previous page...

Atom-1	Atom-2	Distance(Å)	Clash(Å)
1:AA:1258:G:O2'	1:AA:1259:C:O5'	2.38	0.41
11:CK:33:ILE:HG13	11:CK:69:CYS:SG	2.60	0.41
22:DA:302:C:O2'	22:DA:303:G:O5'	2.38	0.41
42:DU:6:ARG:O	42:DU:24:VAL:HG11	2.21	0.41
22:DA:2217:G:C2'	22:DA:2218:G:H8	2.32	0.41
45:DX:8:GLY:O	45:DX:10:ARG:HG3	2.20	0.41
3:CC:136:ALA:CA	3:CC:139:ASN:HD21	2.33	0.41
39:BR:5:PHE:HA	39:BR:39:LEU:CD2	2.50	0.41
28:DG:53:PRO:HG3	28:DG:61:TRP:CE2	2.56	0.41
53:CA:1494:G:C6	53:CA:1495:U:C4	3.08	0.41
38:DQ:91:ARG:CZ	38:DQ:93:ILE:HG21	2.51	0.41
21:CU:29:ALA:C	21:CU:32:ARG:HB2	2.41	0.41
21:CU:41:THR:O	21:CU:45:LYS:HB3	2.20	0.41
37:BP:111:GLU:O	37:BP:113:LEU:HD22	2.20	0.41
22:DA:2023:C:O2'	22:DA:2024:G:C5'	2.68	0.41
22:BA:866:A:C3'	22:BA:866:A:C8	3.03	0.41
33:DL:56:PRO:HD2	33:DL:59:ARG:HD3	2.01	0.41
22:BA:1187:G:H5''	39:BR:83:TYR:CE2	2.56	0.41
22:DA:1324:G:H1'	22:DA:1616:A:H62	1.72	0.41
53:CA:593:U:C4	53:CA:594:U:C4	3.09	0.41
53:CA:644:U:O2'	53:CA:645:G:H5'	2.20	0.41
22:DA:1234:U:H2'	22:DA:1235:G:O4'	2.20	0.41
53:CA:1211:U:O2'	53:CA:1213:A:C2	2.71	0.41
53:CA:1219:A:C5	53:CA:1220:G:C8	3.08	0.41
20:AT:82:ILE:HD12	20:AT:82:ILE:C	2.41	0.41
33:DL:120:VAL:CG1	33:DL:121:THR:N	2.83	0.41
4:AD:134:TYR:C	4:AD:134:TYR:CD2	2.93	0.41
29:DH:4:ILE:O	29:DH:36:ALA:HB1	2.20	0.41
22:DA:1139:G:C2'	22:DA:1140:C:O5'	2.68	0.41
21:AU:3:ILE:N	21:AU:19:LYS:HZ1	2.18	0.41
9:CI:27:ILE:HD13	9:CI:62:LEU:CG	2.51	0.41
9:CI:29:ILE:HA	9:CI:64:ILE:O	2.20	0.41
58:DF:102:LEU:HD22	58:DF:102:LEU:N	2.36	0.41
53:CA:73:C:O2'	53:CA:74:A:C8	2.72	0.41
12:AL:24:GLU:CD	12:AL:29:LYS:NZ	2.74	0.41
22:DA:492:A:C2	40:DS:49:LYS:HE2	2.55	0.41
22:BA:764:A:H3'	22:BA:765:C:H5'	2.02	0.41
53:CA:247:G:N2	53:CA:248:C:C2	2.88	0.41
53:CA:274:A:O2'	53:CA:275:G:H8	2.04	0.41
38:DQ:46:TYR:HB2	38:DQ:49:ARG:HH21	1.85	0.41
57:DB:15:A:OP1	57:DB:108:A:H5'	2.20	0.41
10:AJ:56:HIS:HD2	10:AJ:57:VAL:CG1	2.28	0.41

Continued on next page...

Continued from previous page...

Atom-1	Atom-2	Distance(Å)	Clash(Å)
27:BF:98:PHE:O	27:BF:98:PHE:CD2	2.74	0.41
22:DA:1553:A:N7	22:DA:1555:G:C5	2.88	0.41
1:AA:1312:G:N2	1:AA:1313:U:C2	2.88	0.41
53:CA:1004:A:C2	53:CA:1026:G:C5	3.09	0.41
22:BA:1126:A:H4'	22:BA:1127:A:H5''	2.03	0.41
1:AA:1117:A:N1	1:AA:1184:G:C6	2.88	0.41
22:BA:2151:U:C5	22:BA:2152:G:N7	2.88	0.41
4:AD:94:GLU:HG3	4:AD:99:ASN:HD21	1.83	0.41
10:AJ:41:PRO:O	10:AJ:42:LEU:CB	2.65	0.41
10:AJ:41:PRO:HG2	10:AJ:42:LEU:H	1.86	0.41
1:AA:625:U:O2'	1:AA:626:G:C5'	2.68	0.41
53:CA:509:A:OP1	4:CD:50:TYR:CD2	2.73	0.41
15:CO:23:SER:O	15:CO:26:VAL:HB	2.21	0.41
1:AA:87:C:HO2'	1:AA:88:U:C4'	2.33	0.41
22:DA:1196:C:C1'	22:DA:1226:A:C4	3.02	0.41
22:DA:234:U:C4'	22:DA:234:U:C6	3.04	0.41
22:DA:406:G:O2'	22:DA:407:G:H8	2.04	0.41
53:CA:756:C:C2'	53:CA:757:U:O5'	2.67	0.41
22:DA:686:U:N3	50:D2:12:ARG:HB2	2.17	0.41
22:BA:83:A:N6	22:BA:101:A:C5	2.89	0.41
3:CC:46:LEU:HD11	3:CC:86:LEU:HD13	2.01	0.41
37:BP:37:LYS:HD3	37:BP:37:LYS:H	1.85	0.41
22:BA:785:G:C6	22:BA:786:C:C4	3.08	0.41
1:AA:653:U:H2'	1:AA:653:U:H6	1.65	0.41
22:BA:1508:A:O2'	22:BA:1509:A:H8	2.02	0.41
44:DW:43:LYS:HD2	44:DW:79:ILE:CD1	2.39	0.41
22:DA:2865:U:C5	22:DA:2866:U:C2	3.08	0.41
9:AI:21:LYS:O	9:AI:61:ASP:N	2.47	0.41
22:DA:867:C:O2'	22:DA:868:U:C5'	2.68	0.41
22:DA:1824:G:OP2	22:DA:1824:G:C8	2.73	0.41
22:DA:2151:U:C2	22:DA:2152:G:N7	2.88	0.41
1:AA:1087:G:C2	1:AA:1088:G:C5	3.09	0.41
22:DA:2776:A:N1	22:DA:2782:G:H1'	2.36	0.41
22:DA:2825:G:H3'	22:DA:2826:A:C8	2.52	0.41
22:BA:1733:G:C2	22:BA:1734:G:C8	3.09	0.41
22:DA:1833:C:C6	22:DA:1834:U:C5	3.08	0.41
22:BA:2259:U:C6	22:BA:2427:C:C4	3.09	0.41
22:DA:1846:G:H5''	22:DA:1847:A:OP2	2.20	0.41
39:DR:1:MET:CE	39:DR:1:MET:HA	2.51	0.41
6:AF:8:PHE:CE2	6:AF:60:VAL:CG1	3.03	0.41
22:BA:869:G:C4'	34:BM:8:LYS:HD3	2.49	0.41
22:BA:1918:A:C3'	22:BA:1920:C:H41	2.33	0.41

Continued on next page...

Continued from previous page...

Atom-1	Atom-2	Distance(Å)	Clash(Å)
22:DA:1413:A:H2'	22:DA:1414:C:C5	2.52	0.41
22:DA:2366:A:C2	22:DA:2367:G:H1'	2.56	0.41
22:BA:2808:G:O2'	22:BA:2809:A:P	2.78	0.41
53:CA:315:A:H5''	53:CA:317:U:OP2	2.20	0.41
22:DA:1598:A:N1	22:DA:1599:U:C2	2.88	0.41
4:AD:159:GLU:C	4:AD:161:ALA:N	2.73	0.41
30:DI:112:LYS:HZ1	30:DI:128:ILE:HD12	1.84	0.41
22:DA:308:G:C6	22:DA:501:A:C4	3.08	0.41
2:CB:30:ILE:HD11	2:CB:188:THR:HG22	2.01	0.41
22:BA:1858:A:H62	22:BA:1884:G:H1'	1.86	0.41
30:DI:23:VAL:O	30:DI:25:PRO:HD2	2.20	0.41
53:CA:675:A:H1'	11:CK:117:HIS:ND1	2.36	0.41
53:CA:715:A:C2'	53:CA:716:A:H5'	2.50	0.41
22:DA:2468:A:O2'	22:DA:2469:A:P	2.79	0.41
22:DA:2469:A:C2	22:DA:2482:A:H1'	2.54	0.41
22:DA:2469:A:H2'	22:DA:2470:G:O5'	2.19	0.41
22:BA:1386:C:H5''	22:BA:1396:U:O2	2.21	0.41
36:BO:49:VAL:CG1	36:BO:50:ALA:N	2.82	0.41
4:CD:169:TRP:O	4:CD:182:LYS:HB3	2.21	0.41
27:BF:16:MET:O	27:BF:20:ASN:CA	2.65	0.41
22:BA:1359:A:N7	22:BA:1373:A:C2	2.89	0.41
22:BA:93:G:O2'	22:BA:94:A:C5'	2.67	0.41
18:CR:28:LEU:O	18:CR:30:ASN:N	2.54	0.41
53:CA:877:G:O2'	53:CA:878:A:H5'	2.20	0.41
53:CA:145:G:C2	53:CA:146:G:C8	3.08	0.41
53:CA:618:C:H3'	53:CA:619:U:C5'	2.50	0.41
33:DL:21:ARG:CZ	33:DL:21:ARG:HB3	2.49	0.41
2:AB:49:PHE:C	2:AB:52:ALA:H	2.23	0.41
3:AC:125:ARG:O	3:AC:126:ARG:HB3	2.20	0.41
1:AA:20:U:C2'	1:AA:21:G:H5'	2.49	0.41
58:DF:71:LYS:HG3	58:DF:73:VAL:H	1.86	0.41
7:AG:7:GLY:O	7:AG:8:GLN:CB	2.68	0.41
22:BA:182:A:C6	22:BA:183:C:C4	3.08	0.41
24:DC:44:ASN:C	24:DC:46:GLY:H	2.24	0.41
35:BN:74:GLU:O	35:BN:77:ALA:HB3	2.20	0.41
2:AB:123:GLY:O	2:AB:125:PHE:CD2	2.72	0.41
22:BA:310:A:O2'	22:BA:311:A:O5'	2.36	0.41
53:CA:311:C:C3'	53:CA:311:C:C6	3.02	0.41
28:BG:159:LYS:HE2	28:BG:159:LYS:HB3	1.86	0.41
1:AA:1418:A:C2	1:AA:1483:A:C2	3.09	0.41
26:BE:40:ARG:HD2	26:BE:92:HIS:ND1	2.35	0.41
15:CO:18:ALA:O	15:CO:19:ASN:HB3	2.19	0.41

Continued on next page...

Continued from previous page...

Atom-1	Atom-2	Distance(Å)	Clash(Å)
22:BA:2701:U:H2'	22:BA:2702:G:OP1	2.20	0.41
22:BA:2527:C:C2'	22:BA:2528:U:H5'	2.51	0.41
49:D1:19:PHE:N	49:D1:19:PHE:CD1	2.88	0.41
33:BL:3:LEU:HD23	33:BL:3:LEU:HA	1.49	0.41
14:CN:41:TRP:HB3	14:CN:44:VAL:CG2	2.51	0.41
38:BQ:51:GLN:O	38:BQ:52:ARG:C	2.58	0.41
22:BA:1078:U:H5''	22:BA:1079:C:O5'	2.20	0.41
22:DA:1821:A:H5'	24:DC:156:SER:OG	2.20	0.41
22:DA:1821:A:O5'	22:DA:1821:A:H8	2.04	0.41
22:DA:2206:C:C2	22:DA:2207:C:C6	3.09	0.41
24:DC:181:ARG:HH11	24:DC:265:PHE:HD1	1.64	0.41
53:CA:1134:G:N1	53:CA:1141:C:N4	2.68	0.41
10:CJ:84:VAL:CG2	10:CJ:85:ASP:N	2.60	0.41
4:AD:12:ARG:HG2	4:AD:33:ILE:HD12	2.02	0.41
53:CA:392:C:H2'	53:CA:393:A:C8	2.53	0.41
22:DA:915:C:O2'	22:DA:916:G:C5'	2.56	0.41
44:DW:80:SER:O	44:DW:81:ILE:HG22	2.21	0.41
22:DA:1784:A:H4'	22:DA:1785:A:C5'	2.44	0.41
22:DA:728:G:C2	22:DA:730:A:C5	3.09	0.41
22:DA:1090:A:C2	22:DA:1091:G:C1'	3.03	0.41
48:D0:42:ILE:HD12	48:D0:48:TYR:CD2	2.56	0.41
9:AI:90:ASP:OD2	9:AI:92:SER:HB3	2.21	0.41
22:DA:109:C:O2	22:DA:109:C:H2'	2.21	0.41
42:DU:39:ASN:ND2	42:DU:63:ALA:C	2.74	0.41
22:DA:2210:U:HO2'	22:DA:2211:A:P	2.44	0.41
22:DA:46:G:N2	22:DA:47:C:C6	2.88	0.41
22:DA:1808:A:N6	45:DX:27:ARG:CD	2.84	0.41
22:DA:2756:U:H1'	22:DA:2757:A:H5'	2.01	0.41
53:CA:204:G:C4	53:CA:205:A:C8	3.09	0.41
22:DA:136:G:O5'	22:DA:136:G:H8	2.03	0.41
13:AM:94:LEU:CB	13:AM:95:PRO:HD2	2.49	0.41
1:AA:74:A:C2	1:AA:75:G:C5	3.09	0.41
31:DJ:40:HIS:HE1	31:DJ:52:ASP:OD1	2.04	0.41
38:DQ:57:ARG:C	38:DQ:59:LEU:N	2.73	0.41
38:BQ:65:ASN:HD22	38:BQ:69:ARG:HH22	1.52	0.41
21:CU:41:THR:O	21:CU:45:LYS:CB	2.68	0.41
39:DR:38:VAL:O	39:DR:53:PHE:HA	2.21	0.41
10:CJ:10:LEU:HB2	10:CJ:72:ARG:HB2	2.02	0.41
32:DK:119:ALA:O	32:DK:120:PRO:C	2.59	0.41
22:DA:2050:C:O2'	25:DD:146:ILE:HG21	2.21	0.41
22:DA:678:C:H2'	22:DA:679:C:H6	1.69	0.41
22:DA:1607:C:H1'	22:DA:1621:U:C4	2.55	0.41

Continued on next page...

Continued from previous page...

Atom-1	Atom-2	Distance(Å)	Clash(Å)
53:CA:643:C:C5'	8:CH:31:LEU:HD13	2.49	0.41
26:BE:177:PRO:O	26:BE:180:LEU:HB2	2.19	0.41
53:CA:1315:U:C6	53:CA:1316:G:N7	2.89	0.41
53:CA:983:A:HO2'	53:CA:984:C:C5'	2.32	0.41
14:CN:13:VAL:HA	14:CN:59:GLN:NE2	2.36	0.41
1:AA:865:A:H2	1:AA:918:A:H4'	1.85	0.41
1:AA:1021:A:H2'	1:AA:1022:A:H5'	1.95	0.41
54:CG:74:VAL:H	54:CG:140:VAL:CG1	2.34	0.41
10:AJ:40:ILE:O	10:AJ:72:ARG:HA	2.20	0.41
25:DD:4:LEU:HB3	25:DD:32:ASN:HD21	1.86	0.41
9:CI:27:ILE:HG21	9:CI:34:LEU:HA	2.03	0.41
22:BA:740:C:H2'	22:BA:740:C:O2	2.19	0.41
22:DA:1662:U:H3	22:DA:1998:A:H61	1.67	0.41
25:DD:116:LYS:HD3	35:DN:1:MET:HE2	2.03	0.41
31:BJ:17:VAL:HG13	31:BJ:55:ILE:HG12	2.03	0.41
27:BF:6:TYR:O	27:BF:10:GLU:O	2.39	0.41
53:CA:93:U:HO2'	53:CA:95:C:H5	1.64	0.41
53:CA:70:U:C2	53:CA:94:G:C5	3.09	0.41
24:DC:184:GLU:C	24:DC:186:ASP:N	2.74	0.41
22:DA:974:G:OP1	22:DA:1187:G:H4'	2.20	0.41
22:DA:975:A:C2	22:DA:976:G:N9	2.88	0.41
1:AA:511:C:H2'	1:AA:534:U:O2	2.20	0.41
22:BA:1459:G:H8	22:BA:1459:G:H2'	1.71	0.41
22:DA:1627:G:C6	22:DA:1640:A:N7	2.88	0.41
32:DK:107:LEU:O	32:DK:112:PHE:HB2	2.21	0.41
1:AA:978:A:C2	1:AA:1318:A:C4	3.08	0.41
14:AN:27:LYS:HA	14:AN:30:ILE:CG2	2.50	0.41
1:AA:1160:G:C2	1:AA:1161:C:C6	3.08	0.41
23:BB:90:C:C4'	23:BB:90:C:C6	3.03	0.41
22:DA:843:G:H2'	22:DA:844:A:H8	1.85	0.41
31:BJ:65:THR:HG23	31:BJ:66:GLY:N	2.36	0.41
1:AA:371:A:C2	1:AA:372:C:C5	3.09	0.41
22:BA:1585:C:O5'	22:BA:1585:C:H6	2.03	0.41
33:BL:112:LEU:HD12	33:BL:130:GLY:CA	2.36	0.41
1:AA:1210:C:C2'	1:AA:1211:U:C5'	2.84	0.41
30:BI:49:GLU:HG2	30:BI:50:LYS:N	2.35	0.41
53:CA:322:C:H41	53:CA:328:C:H6	1.61	0.41
3:CC:135:ARG:C	3:CC:137:VAL:N	2.74	0.41
22:DA:2662:A:H2'	22:DA:2663:G:C5'	2.51	0.41
53:CA:557:G:C5	53:CA:558:G:C6	3.09	0.41
53:CA:1375:A:O2'	54:CG:101:ARG:NH2	2.53	0.41
1:AA:439:U:H2'	1:AA:440:C:H6	1.85	0.41

Continued on next page...

Continued from previous page...

Atom-1	Atom-2	Distance(Å)	Clash(Å)
1:AA:439:U:O4'	4:AD:118:SER:O	2.39	0.41
22:DA:587:C:C5	22:DA:671:C:O2	2.73	0.41
57:DB:45:A:C5'	58:DF:91:ARG:HD2	2.51	0.41
15:AO:87:ARG:O	15:AO:88:ARG:C	2.59	0.41
22:DA:1707:G:C5	22:DA:1756:G:C6	3.09	0.41
47:BZ:33:HIS:O	47:BZ:34:THR:HB	2.20	0.41
53:CA:728:A:N6	53:CA:729:A:N6	2.68	0.41
23:BB:46:A:C4	23:BB:47:C:C6	3.09	0.41
22:BA:782:A:C6	24:BC:224:MET:HE1	2.56	0.41
22:BA:278:A:C2	22:BA:362:A:N7	2.89	0.41
13:AM:18:LEU:HA	13:AM:18:LEU:HD13	1.91	0.41
13:AM:21:ILE:H	13:AM:21:ILE:HD12	1.85	0.41
2:AB:132:GLU:O	2:AB:136:ARG:CB	2.56	0.41
53:CA:913:A:H4'	53:CA:914:A:C4'	2.50	0.41
28:DG:85:LYS:O	28:DG:86:LEU:HB2	2.21	0.41
22:DA:1712:U:C5	22:DA:1713:A:C4	3.09	0.41
36:BO:40:ILE:CG1	36:BO:47:VAL:HG12	2.41	0.41
1:AA:178:C:H2'	1:AA:179:A:O4'	2.20	0.41
17:CQ:59:GLU:HG3	17:CQ:75:VAL:HG22	2.03	0.41
53:CA:445:G:N3	53:CA:446:G:C8	2.89	0.41
5:CE:38:VAL:HG23	5:CE:66:ALA:HB1	2.02	0.41
22:DA:2148:G:O2'	22:DA:2149:U:C5	2.74	0.41
2:CB:147:LEU:N	2:CB:147:LEU:CD1	2.84	0.41
23:BB:88:C:H6	23:BB:88:C:C5'	2.24	0.41
1:AA:935:A:N3	1:AA:936:C:C6	2.88	0.41
22:BA:1720:U:H5''	22:BA:1721:G:OP2	2.20	0.41
22:DA:1197:G:O2'	22:DA:1198:U:H5'	2.19	0.41
15:AO:42:PHE:CE1	15:AO:55:LEU:HB2	2.55	0.41
1:AA:520:A:N7	1:AA:521:G:C8	2.88	0.41
28:DG:8:VAL:HG11	28:DG:49:LEU:HD23	2.01	0.41
58:DF:13:LYS:N	58:DF:13:LYS:HD2	2.35	0.41
1:AA:1219:A:C6	1:AA:1220:G:C6	3.08	0.41
30:BI:78:LEU:HD13	30:BI:108:ILE:CG2	2.46	0.41
30:BI:41:PHE:CE2	30:BI:45:THR:HG21	2.56	0.41
30:BI:57:VAL:HG12	30:BI:58:ILE:N	2.35	0.41
1:AA:858:G:N7	1:AA:869:G:N7	2.69	0.41
18:CR:51:GLN:HA	18:CR:51:GLN:OE1	2.20	0.41
22:BA:60:G:O2'	22:BA:61:C:P	2.78	0.41
34:BM:46:ILE:HD12	34:BM:47:GLU:CA	2.51	0.41
53:CA:968:A:C4	53:CA:1062:U:H4'	2.53	0.41
53:CA:966:G:O2'	53:CA:967:C:H5'	2.20	0.41
22:BA:1996:C:OP1	32:BK:31:ARG:NE	2.51	0.41

Continued on next page...

Continued from previous page...

Atom-1	Atom-2	Distance(Å)	Clash(Å)
31:DJ:86:GLN:O	31:DJ:87:ALA:HB3	2.17	0.41
26:DE:72:SER:C	26:DE:74:LYS:H	2.24	0.41
27:BF:19:PHE:O	27:BF:20:ASN:C	2.58	0.41
22:DA:2107:G:C2	22:DA:2108:A:C5	3.09	0.41
22:BA:404:A:C8	22:BA:406:G:C6	3.08	0.41
1:AA:39:G:C4	1:AA:40:C:C6	3.08	0.41
43:BV:26:PHE:HB2	43:BV:27:PRO:HD2	2.02	0.41
1:AA:418:C:H2'	1:AA:419:C:C6	2.55	0.41
53:CA:619:U:H3	4:CD:131:ILE:HD11	1.85	0.41
32:BK:99:ILE:HG22	32:BK:100:PHE:N	2.36	0.41
34:DM:63:ILE:CD1	34:DM:105:MET:HE2	2.50	0.41
30:DI:116:MET:HB3	30:DI:117:THR:H	1.58	0.41
2:AB:49:PHE:O	2:AB:52:ALA:N	2.53	0.41
22:BA:2599:G:O2'	22:BA:2600:A:H5'	2.20	0.41
22:BA:977:G:N3	22:BA:1001:A:H2	2.18	0.41
22:DA:1500:G:C2	22:DA:1501:G:C8	3.09	0.41
53:CA:60:A:HO2'	53:CA:61:G:P	2.44	0.41
12:CL:17:LYS:HD3	12:CL:17:LYS:N	2.33	0.41
1:AA:1012:A:C6	1:AA:1013:G:C6	3.08	0.41
1:AA:941:G:C2	1:AA:942:G:H1'	2.55	0.41
22:DA:1623:G:C6	22:DA:1624:U:C5	3.08	0.41
14:CN:65:GLN:HA	14:CN:65:GLN:NE2	2.36	0.41
30:BI:111:THR:O	30:BI:113:ALA:N	2.47	0.41
28:DG:11:PRO:HD2	28:DG:14:VAL:HG11	2.02	0.41
29:DH:49:ALA:O	29:DH:53:GLU:HB2	2.21	0.41
22:BA:1344:U:H2'	22:BA:1345:C:OP1	2.21	0.41
22:BA:1824:G:H2'	22:BA:1825:U:C6	2.55	0.41
32:DK:10:VAL:O	32:DK:10:VAL:HG12	2.20	0.41
22:BA:2255:G:C2'	22:BA:2256:G:H5'	2.51	0.41
34:DM:74:THR:HG22	34:DM:88:ASN:C	2.41	0.41
22:BA:2432:A:N1	45:BX:20:ALA:HA	2.36	0.41
22:BA:2095:A:H2'	22:BA:2096:C:C6	2.55	0.41
53:CA:1428:A:H2'	53:CA:1429:A:O4'	2.20	0.41
22:BA:2720:U:C4	22:BA:2872:A:N1	2.88	0.41
22:BA:995:C:P	38:BQ:52:ARG:HH11	2.43	0.41
45:BX:30:PRO:C	45:BX:32:LEU:HD13	2.40	0.41
5:AE:108:GLY:O	5:AE:109:ALA:HB3	2.20	0.41
41:DT:10:VAL:CG2	41:DT:11:LEU:H	2.23	0.41
41:DT:34:VAL:CG1	41:DT:34:VAL:O	2.61	0.41
53:CA:369:G:OP2	53:CA:388:G:C2	2.74	0.41
22:DA:2338:C:H6	22:DA:2338:C:H2'	1.56	0.41
22:DA:1776:G:C2	22:DA:1789:A:N3	2.89	0.41

Continued on next page...

Continued from previous page...

Atom-1	Atom-2	Distance(Å)	Clash(Å)
24:DC:221:GLY:C	24:DC:223:ALA:N	2.74	0.41
22:DA:743:A:OP1	25:DD:135:GLY:HA2	2.20	0.41
22:DA:1079:C:N4	22:DA:1088:A:C2	2.88	0.41
22:DA:1084:A:H2'	22:DA:1085:A:C5'	2.47	0.41
30:DI:54:ILE:HA	30:DI:55:PRO:HD2	1.89	0.41
12:CL:56:LEU:HB2	12:CL:58:ASN:OD1	2.20	0.41
22:DA:1206:G:O2'	22:DA:1207:C:H6	2.03	0.41
22:DA:1207:C:O2'	22:DA:1208:C:C6	2.56	0.41
22:DA:301:G:C8	22:DA:334:C:O2	2.74	0.41
22:DA:342:A:C2'	22:DA:343:C:O5'	2.69	0.41
46:DY:57:LEU:CD1	46:DY:60:LYS:CE	2.98	0.41
22:DA:1357:C:C2'	22:DA:1358:G:H5'	2.51	0.41
22:DA:396:G:O2'	22:DA:397:U:H6	2.02	0.41
22:DA:36:G:C2	22:DA:445:C:C4	3.08	0.41
22:DA:2753:A:O2'	22:DA:2754:U:O4'	2.37	0.41
34:DM:17:ASN:HB2	34:DM:38:ARG:HH12	1.86	0.41
34:DM:71:LYS:HA	34:DM:72:PRO:HD3	1.62	0.41
53:CA:1409:C:H5'	22:DA:1916:A:N1	2.36	0.41
1:AA:75:G:N1	1:AA:96:U:C4	2.88	0.41
38:DQ:88:GLU:CD	38:DQ:88:GLU:O	2.59	0.41
44:BW:46:ALA:HB3	44:BW:79:ILE:C	2.40	0.41
37:BP:85:VAL:HG12	37:BP:86:LYS:H	1.86	0.41
22:BA:1792:G:C2'	22:BA:1793:C:H5'	2.51	0.41
45:BX:67:LEU:O	45:BX:69:GLU:O	2.38	0.41
22:DA:2235:G:C5	22:DA:2236:U:C5	3.09	0.41
40:DS:36:LEU:O	40:DS:39:THR:OG1	2.39	0.41
22:DA:1292:G:H2'	22:DA:1293:C:C6	2.55	0.41
22:DA:1255:U:H6	26:DE:68:ALA:HB2	1.85	0.41
53:CA:1219:A:OP1	14:CN:52:ARG:CG	2.57	0.41
4:AD:83:GLY:O	4:AD:84:ASN:C	2.58	0.41
4:AD:90:LEU:HD21	4:AD:194:ILE:HD12	2.02	0.41
22:DA:605:G:N3	22:DA:657:U:O2'	2.51	0.41
22:DA:600:G:N2	22:DA:605:G:O3'	2.53	0.41
22:DA:635:C:OP2	33:DL:126:ARG:NH1	2.50	0.41
22:DA:627:A:H3'	33:DL:78:ARG:HH12	1.86	0.41
1:AA:1078:U:H3'	1:AA:1078:U:C6	2.55	0.41
22:BA:1876:A:O2'	22:BA:1877:A:H5'	2.21	0.41
22:BA:264:C:O2'	22:BA:265:A:H3'	2.20	0.41
39:DR:33:VAL:O	39:DR:61:ALA:HB3	2.20	0.41
41:BT:38:ALA:HB3	41:BT:81:LYS:HE2	2.03	0.41
56:CP:4:ILE:CG2	56:CP:57:ILE:HD11	2.31	0.41
22:DA:2291:U:O5'	22:DA:2291:U:H6	2.04	0.41

Continued on next page...

Continued from previous page...

Atom-1	Atom-2	Distance(Å)	Clash(Å)
22:BA:137:U:OP2	22:BA:137:U:C5	2.74	0.41
22:DA:2876:G:O2'	22:DA:2877:G:O4'	2.33	0.41
22:DA:595:C:O2	22:DA:663:G:C2	2.73	0.41
17:CQ:16:MET:HB2	17:CQ:19:SER:O	2.21	0.41
57:DB:66:A:C2	57:DB:108:A:C2	3.09	0.41
27:BF:105:ILE:O	27:BF:109:ARG:HD3	2.20	0.41
22:DA:1299:G:C5'	22:DA:1301:A:O4'	2.69	0.41
2:AB:13:VAL:CG2	2:AB:207:ARG:NH2	2.81	0.41
54:CG:71:THR:CG2	54:CG:72:VAL:HG23	2.32	0.41
1:AA:567:G:O2'	1:AA:568:G:O5'	2.31	0.41
22:BA:2152:G:HO2'	22:BA:2153:C:C4'	2.30	0.41
1:AA:950:U:H4'	1:AA:971:G:C2	2.55	0.41
22:BA:548:G:C4'	22:BA:549:G:H5'	2.50	0.41
22:BA:1083:U:H3'	22:BA:1083:U:H6	1.85	0.41
22:DA:404:A:H4'	22:DA:405:U:C5'	2.47	0.41
22:DA:406:G:H1	22:DA:421:C:H42	1.68	0.41
53:CA:663:A:C2'	53:CA:664:G:C5'	2.96	0.41
22:BA:604:G:H2'	22:BA:605:G:H8	1.85	0.41
2:CB:184:ALA:C	2:CB:199:ILE:HG12	2.37	0.41
53:CA:587:G:OP1	8:CH:80:PRO:HB3	2.21	0.41
1:AA:579:A:C4	1:AA:580:C:C5	3.09	0.41
22:DA:689:A:C2	22:DA:779:U:O4'	2.74	0.41
22:DA:788:A:H5''	22:DA:789:A:OP1	2.20	0.41
22:DA:2627:G:H2'	22:DA:2628:C:C6	2.56	0.41
22:DA:279:A:N6	22:DA:280:U:H3	2.19	0.41
22:DA:672:C:C4'	22:DA:672:C:C6	3.03	0.41
37:DP:92:ARG:O	37:DP:93:LYS:CB	2.67	0.41
1:AA:570:G:H1'	1:AA:820:U:C4	2.55	0.41
1:AA:880:C:H2'	1:AA:881:G:C8	2.56	0.41
13:AM:106:ARG:HH11	13:AM:106:ARG:HA	1.85	0.41
25:DD:34:VAL:CG2	25:DD:92:VAL:O	2.68	0.41
22:DA:1507:C:C5'	22:DA:1508:A:OP2	2.66	0.41
1:AA:224:U:N3	1:AA:225:C:C5	2.89	0.41
33:DL:91:ASP:O	33:DL:92:LEU:C	2.58	0.41
22:BA:2771:C:H2'	22:BA:2772:C:H6	1.85	0.41
24:BC:33:LEU:HA	24:BC:61:TYR:O	2.21	0.41
1:AA:345:C:OP1	37:BP:36:LYS:HE2	2.21	0.41
26:DE:69:ARG:O	26:DE:70:SER:CB	2.65	0.41
1:AA:587:G:C2	1:AA:755:G:C5	3.08	0.41
22:BA:276:U:C2'	22:BA:277:G:O5'	2.69	0.41
24:DC:30:ALA:O	24:DC:32:LEU:N	2.54	0.41
28:DG:115:GLN:HG2	28:DG:116:LEU:H	1.82	0.41

Continued on next page...

Continued from previous page...

Atom-1	Atom-2	Distance(Å)	Clash(Å)
4:CD:198:LEU:HD23	4:CD:198:LEU:HA	1.60	0.41
15:AO:84:LEU:HA	15:AO:84:LEU:HD12	1.80	0.41
22:DA:999:U:H2'	22:DA:1000:A:C5'	2.47	0.41
14:CN:27:LYS:O	14:CN:45:LEU:HD21	2.21	0.41
22:DA:533:G:O2'	22:DA:534:U:H5'	2.20	0.41
53:CA:443:C:C3'	53:CA:443:C:C6	3.03	0.41
22:DA:2559:C:H2'	22:DA:2560:A:C8	2.56	0.41
22:DA:2900:A:N6	22:DA:2901:C:N4	2.68	0.41
32:BK:61:VAL:HG22	32:BK:112:PHE:CZ	2.56	0.41
45:DX:19:HIS:O	45:DX:21:LEU:N	2.44	0.41
25:DD:110:THR:HG23	25:DD:171:THR:N	2.36	0.41
7:AG:98:LEU:HD22	7:AG:102:TRP:CZ2	2.55	0.41
23:BB:66:A:HO2'	23:BB:67:G:P	2.43	0.41
30:DI:105:LEU:HD11	30:DI:129:GLU:HG2	2.02	0.41
1:AA:858:G:C2'	1:AA:859:G:H5'	2.50	0.41
3:CC:125:ARG:O	3:CC:126:ARG:HB2	2.20	0.41
14:CN:50:LEU:N	14:CN:51:PRO:CD	2.83	0.41
22:DA:308:G:O6	22:DA:309:A:N6	2.53	0.41
35:BN:38:LEU:HB3	35:BN:39:PRO:CD	2.46	0.41
22:BA:1387:A:C2	22:BA:1401:G:C2	3.09	0.41
4:CD:167:PRO:HB3	4:CD:169:TRP:CH2	2.55	0.41
1:AA:552:U:H2'	1:AA:553:A:C8	2.56	0.41
25:DD:161:MET:O	25:DD:162:ALA:O	2.39	0.41
25:BD:8:LYS:HB2	25:BD:201:LEU:HD22	2.00	0.41
17:AQ:30:HIS:ND1	17:AQ:31:PRO:HD2	2.34	0.41
1:AA:131:A:O2'	1:AA:132:C:O4'	2.31	0.41
22:DA:2602:A:OP1	22:DA:2602:A:H2'	2.21	0.41
22:BA:983:A:N6	22:BA:984:A:C2	2.88	0.41
22:DA:1099:G:C6	22:DA:1100:C:C2	3.08	0.41
1:AA:718:A:C8	11:AK:117:HIS:HB3	2.56	0.41
22:BA:1225:G:C6	22:BA:1226:A:N6	2.87	0.41
55:CM:36:ALA:HB2	55:CM:55:LEU:HD21	2.02	0.41
14:CN:65:GLN:CA	14:CN:65:GLN:HE21	2.32	0.41
27:BF:21:TYR:CD1	27:BF:26:GLN:HG2	2.56	0.41
32:DK:121:GLU:O	32:DK:122:VAL:C	2.58	0.41
60:BA:3136:ERY:O13	60:BA:3136:ERY:H343	2.21	0.41
22:BA:2031:A:C6	22:BA:2498:C:H1'	2.56	0.41
22:BA:1444:G:H2'	22:BA:1445:G:O4'	2.21	0.41
6:CF:47:LEU:HD13	6:CF:51:ILE:HD12	2.02	0.41
15:CO:68:TYR:C	15:CO:70:LYS:N	2.74	0.41
15:CO:30:LEU:HA	15:CO:30:LEU:HD23	1.78	0.41
1:AA:1165:U:C5	1:AA:1166:G:N7	2.88	0.41

Continued on next page...

Continued from previous page...

Atom-1	Atom-2	Distance(Å)	Clash(Å)
5:AE:109:ALA:HB1	5:AE:136:VAL:HG12	2.03	0.41
24:DC:80:LEU:CD1	24:DC:80:LEU:N	2.83	0.41
22:DA:1342:A:OP1	41:DT:59:ASN:HB3	2.21	0.41
26:DE:187:VAL:HG12	26:DE:188:MET:N	2.36	0.41
44:DW:45:HIS:O	44:DW:46:ALA:CB	2.65	0.41
44:DW:82:GLU:O	44:DW:83:ALA:C	2.59	0.41
22:DA:729:G:HO2'	22:DA:1775:U:H1'	1.86	0.41
24:DC:221:GLY:HA2	24:DC:224:MET:CE	2.50	0.41
22:DA:2887:A:C1'	48:D0:39:ARG:HH22	2.25	0.41
1:AA:1284:C:C5	1:AA:1285:A:N7	2.89	0.41
46:DY:39:GLN:O	46:DY:42:LEU:HB2	2.20	0.41
46:DY:52:ARG:C	46:DY:54:LYS:N	2.74	0.41
22:DA:117:G:C2	22:DA:119:A:N6	2.89	0.41
45:DX:29:LEU:CB	45:DX:30:PRO:CD	2.95	0.41
39:BR:52:PRO:O	39:BR:53:PHE:CB	2.69	0.41
53:CA:1094:G:O2'	53:CA:1095:U:OP2	2.31	0.41
2:CB:95:TRP:CZ3	2:CB:170:ILE:HG22	2.55	0.41
53:CA:1409:C:H6	53:CA:1409:C:O5'	2.03	0.41
53:CA:408:A:C6	53:CA:409:U:C4	3.09	0.41
4:CD:36:ALA:CA	4:CD:41:GLY:HA3	2.51	0.41
44:BW:25:PHE:C	44:BW:27:GLY:H	2.24	0.41
6:CF:90:MET:HE3	18:CR:60:ARG:NH1	2.36	0.41
37:DP:46:VAL:HG12	37:DP:46:VAL:O	2.20	0.41
22:DA:2235:G:C4	22:DA:2236:U:C6	3.09	0.41
22:DA:193:U:H4'	22:DA:802:A:O2'	2.20	0.41
22:DA:2359:C:H4'	51:D3:53:ASP:OD1	2.20	0.41
22:DA:1308:A:N6	22:DA:1309:G:C6	2.89	0.41
53:CA:1226:C:H5	55:CM:101:THR:C	2.24	0.41
53:CA:1382:C:O2'	53:CA:1383:C:H6	2.03	0.41
53:CA:976:G:O2'	53:CA:1362:A:N6	2.54	0.41
53:CA:978:A:O2'	53:CA:979:C:C5'	2.64	0.41
53:CA:996:A:O2'	53:CA:997:U:H6	1.96	0.41
22:DA:604:G:O2'	22:DA:605:G:C8	2.46	0.41
22:BA:1999:C:O2	22:BA:2687:U:O2'	2.37	0.41
25:BD:117:GLY:C	25:BD:118:PHE:CD1	2.94	0.41
1:AA:16:A:H4'	5:AE:21:SER:H	1.86	0.41
39:DR:33:VAL:CG2	39:DR:61:ALA:HB3	2.51	0.41
41:BT:30:ILE:HG12	41:BT:32:LEU:HD21	2.02	0.41
22:DA:2030:A:N3	22:DA:2499:C:H5''	2.34	0.41
21:AU:16:ARG:CG	21:AU:19:LYS:HG2	2.51	0.41
36:BO:105:ALA:O	36:BO:107:ALA:N	2.51	0.41
41:BT:1:MET:HB2	41:BT:1:MET:HE2	1.86	0.41

Continued on next page...

Continued from previous page...

Atom-1	Atom-2	Distance(Å)	Clash(Å)
6:AF:40:GLU:HB2	6:AF:42:TRP:NE1	2.36	0.41
53:CA:193:C:O2'	53:CA:194:C:H5'	2.20	0.41
22:DA:943:A:C2'	22:DA:944:C:O5'	2.69	0.41
38:DQ:46:TYR:HA	38:DQ:49:ARG:NE	2.36	0.41
57:DB:11:C:C3'	57:DB:12:C:H5''	2.51	0.41
1:AA:529:G:H4'	1:AA:533:A:C2	2.55	0.41
22:DA:1476:U:H3	22:DA:1515:A:H62	1.68	0.41
22:DA:1878:G:H2'	22:DA:1879:C:O4'	2.20	0.41
1:AA:1316:G:C5'	1:AA:1317:C:OP2	2.68	0.41
53:CA:1251:A:H2'	53:CA:1369:C:O2'	2.21	0.41
9:CI:51:LEU:C	9:CI:53:LEU:N	2.73	0.41
1:AA:1160:G:N2	1:AA:1161:C:N1	2.69	0.41
22:DA:607:U:H5	22:DA:619:G:C6	2.36	0.41
24:BC:77:VAL:CG2	24:BC:111:ALA:HA	2.47	0.41
1:AA:1355:G:HO2'	1:AA:1356:G:H5'	1.83	0.41
8:AH:87:ARG:O	8:AH:121:GLY:CA	2.67	0.41
6:AF:50:PRO:O	6:AF:51:ILE:C	2.59	0.41
29:DH:8:LYS:HB3	29:DH:15:LEU:CD1	2.50	0.41
22:DA:183:C:N4	22:DA:184:C:C4	2.89	0.41
58:DF:94:ARG:HA	58:DF:94:ARG:HD3	1.83	0.41
3:CC:17:TRP:HZ2	14:CN:94:GLY:O	2.03	0.41
22:DA:1455:G:N3	22:DA:1456:G:C8	2.89	0.41
29:DH:41:LYS:C	29:DH:44:ILE:HG12	2.41	0.41
24:BC:29:PHE:CZ	24:BC:31:PRO:HG2	2.53	0.41
22:DA:2442:C:O2'	22:DA:2443:C:H5'	2.20	0.41
53:CA:913:A:HO2'	53:CA:914:A:P	2.44	0.41
28:DG:83:THR:HB	28:DG:84:LYS:H	1.75	0.41
22:BA:2105:U:H2'	22:BA:2106:U:C6	2.55	0.41
1:AA:914:A:C4	1:AA:915:A:N7	2.89	0.41
24:BC:181:ARG:HH21	24:BC:181:ARG:HG2	1.86	0.41
33:BL:63:LYS:HA	51:B3:12:ARG:HG3	2.02	0.41
1:AA:1399:C:C2	1:AA:1401:G:C5	3.09	0.41
22:BA:1731:G:C4	22:BA:1733:G:C8	3.09	0.41
13:AM:1:ALA:O	13:AM:9:PRO:HD2	2.21	0.41
1:AA:519:C:O2'	1:AA:520:A:C5'	2.69	0.41
22:DA:289:G:N1	22:DA:352:A:C6	2.89	0.41
22:DA:1524:G:C2	22:DA:1525:A:C4	3.09	0.41
1:AA:596:A:C2	1:AA:597:G:C8	3.09	0.41
22:BA:627:A:C4	22:BA:637:A:N7	2.88	0.41
22:DA:2477:U:O4	52:D4:10:LEU:HD22	2.21	0.41
11:CK:19:VAL:CG1	11:CK:20:ALA:N	2.84	0.41
22:BA:286:U:H2'	22:BA:287:G:C8	2.55	0.41

Continued on next page...

Continued from previous page...

Atom-1	Atom-2	Distance(Å)	Clash(Å)
53:CA:1012:A:C5	53:CA:1013:G:N7	2.88	0.41
22:BA:1692:U:H2'	22:BA:1694:C:C5	2.56	0.41
22:BA:314:C:C2'	22:BA:315:G:H5'	2.50	0.41
22:BA:369:U:O2'	22:BA:370:G:OP2	2.38	0.41
51:B3:21:PHE:N	51:B3:48:MET:HE1	2.35	0.41
43:BV:51:GLN:NE2	43:BV:51:GLN:O	2.54	0.41
53:CA:776:G:H2'	53:CA:777:A:OP2	2.21	0.41
53:CA:945:G:C6	53:CA:946:A:N7	2.89	0.41
22:DA:1417:C:O2'	22:DA:1418:G:C8	2.72	0.41
7:AG:69:ARG:CG	7:AG:95:ARG:HG2	2.50	0.41
22:BA:1759:A:H8	22:BA:2696:U:H1'	1.84	0.41
3:AC:86:LEU:O	3:AC:89:VAL:HG23	2.20	0.41
48:D0:11:LYS:HD2	48:D0:11:LYS:HA	1.64	0.41
30:DI:97:VAL:HG12	30:DI:97:VAL:O	2.21	0.41
22:DA:121:G:C2	22:DA:131:A:C6	3.09	0.41
22:DA:749:A:N3	22:DA:750:A:C8	2.89	0.41
2:AB:53:LEU:HD12	2:AB:219:THR:HG21	2.02	0.41
53:CA:552:U:C2	53:CA:553:A:C8	3.09	0.41
48:B0:24:VAL:O	48:B0:25:THR:HG23	2.21	0.41
22:BA:1247:A:C2	22:BA:1249:U:C6	3.08	0.41
25:DD:61:THR:HB	25:DD:63:PRO:HD2	2.01	0.41
49:D1:12:SER:HA	49:D1:48:TYR:CE1	2.55	0.41
41:DT:24:MET:HA	41:DT:24:MET:HE3	2.01	0.41
22:BA:157:C:C2'	22:BA:158:U:O5'	2.68	0.41
22:BA:157:C:H3'	22:BA:157:C:C6	2.55	0.41
22:BA:117:G:C6	22:BA:119:A:C6	3.09	0.41
53:CA:773:G:N2	53:CA:806:C:O2	2.42	0.41
22:BA:2838:G:C6	22:BA:2839:G:C5	3.09	0.41
1:AA:1425:U:O2	1:AA:1476:A:C2	2.74	0.41
22:BA:2684:U:C2'	22:BA:2685:G:O5'	2.68	0.41
33:BL:49:GLY:O	33:BL:50:PHE:C	2.59	0.41
53:CA:1208:C:H2'	53:CA:1209:C:O4'	2.20	0.41
17:AQ:64:ARG:HD3	17:AQ:64:ARG:H	1.85	0.41
17:CQ:51:GLU:HG2	17:CQ:51:GLU:H	1.59	0.41
36:DO:63:LYS:HD3	36:DO:63:LYS:C	2.41	0.41
22:BA:2370:G:H2'	22:BA:2371:G:O4'	2.21	0.41
39:BR:26:ASP:O	39:BR:27:ILE:C	2.59	0.41
34:BM:134:THR:HG23	34:BM:136:MET:H	1.86	0.41
25:BD:12:THR:HG23	25:BD:13:ARG:H	1.79	0.41
22:BA:1063:G:P	30:BI:76:ALA:CB	2.96	0.41
5:AE:94:PHE:CE1	5:AE:96:GLN:HG2	2.56	0.41
5:AE:156:ARG:HH22	8:AH:113:ARG:HH12	1.68	0.41

Continued on next page...

Continued from previous page...

Atom-1	Atom-2	Distance(Å)	Clash(Å)
25:BD:149:ASN:CG	25:BD:150:GLN:N	2.71	0.41
22:DA:1799:G:OP1	24:DC:257:ARG:NH1	2.54	0.41
28:BG:84:LYS:H	28:BG:84:LYS:HE2	1.81	0.41
53:CA:1284:C:OP2	53:CA:1285:A:H3'	2.20	0.41
22:DA:1342:A:C5	22:DA:1397:U:C6	3.09	0.41
1:AA:432:A:H2'	1:AA:433:G:H5'	2.01	0.41
26:DE:199:MET:HE2	26:DE:200:LEU:CD2	2.51	0.41
16:AP:20:VAL:CG2	16:AP:21:VAL:N	2.83	0.41
53:CA:368:U:H6	53:CA:368:U:H2'	1.63	0.41
53:CA:371:A:O2'	53:CA:372:C:C5'	2.49	0.41
53:CA:393:A:H2'	53:CA:394:G:O4'	2.20	0.41
53:CA:373:A:N3	53:CA:482:A:C6	2.89	0.41
53:CA:374:A:OP1	53:CA:452:A:N1	2.54	0.41
22:DA:952:G:H1	22:DA:965:C:H42	1.68	0.41
22:DA:855:G:N3	44:DW:23:LYS:HG2	2.36	0.41
22:DA:2290:G:N1	22:DA:2343:U:O2	2.53	0.41
22:DA:2338:C:O2'	22:DA:2339:C:P	2.79	0.41
22:DA:2373:G:C6	22:DA:2381:A:N1	2.89	0.41
22:DA:1055:G:H2'	22:DA:1056:G:H5'	2.01	0.41
22:DA:1080:A:C5'	30:DI:133:ARG:HH21	2.30	0.41
22:DA:1273:U:H4'	22:DA:1275:A:P	2.61	0.41
35:DN:14:SER:O	35:DN:17:ARG:N	2.54	0.41
1:AA:1255:G:N1	1:AA:1279:G:C8	2.89	0.41
9:AI:90:ASP:C	9:AI:92:SER:H	2.23	0.41
9:AI:90:ASP:OD1	9:AI:92:SER:HB3	2.20	0.41
11:CK:69:CYS:O	11:CK:73:VAL:HG21	2.21	0.41
53:CA:1206:G:O2'	3:CC:192:TYR:HA	2.21	0.41
22:DA:100:U:O2'	22:DA:101:A:C4	2.71	0.41
22:DA:77:G:OP1	46:DY:52:ARG:CD	2.69	0.41
22:DA:92:U:C2'	22:DA:93:G:O4'	2.69	0.41
26:DE:129:PRO:HG3	26:DE:159:LEU:HD23	2.03	0.41
42:DU:16:LYS:HA	42:DU:16:LYS:HD3	1.78	0.41
24:BC:104:LEU:HD13	24:BC:104:LEU:HA	1.76	0.41
49:B1:7:LYS:CA	49:B1:23:THR:HG22	2.41	0.41
22:DA:1362:C:N4	22:DA:1363:C:C5	2.89	0.41
22:DA:442:G:C6	22:DA:444:C:N4	2.88	0.41
22:DA:447:A:C2	22:DA:454:A:C8	3.09	0.41
22:DA:2756:U:C4'	22:DA:2757:A:O5'	2.65	0.41
49:B1:24:LYS:HE3	49:B1:26:LYS:HA	2.03	0.41
1:AA:1227:A:N3	1:AA:1227:A:C2'	2.70	0.41
1:AA:1308:U:OP1	13:AM:95:PRO:HA	2.20	0.41
1:AA:205:A:C8	1:AA:206:C:C5	3.09	0.41

Continued on next page...

Continued from previous page...

Atom-1	Atom-2	Distance(Å)	Clash(Å)
22:DA:995:C:O2'	38:DQ:93:ILE:HD12	2.21	0.41
39:DR:49:ILE:HD13	39:DR:53:PHE:H	1.86	0.41
39:DR:39:LEU:C	39:DR:49:ILE:HG23	2.41	0.41
22:BA:2332:C:H5''	22:BA:2333:A:P	2.61	0.41
1:AA:544:G:C6	1:AA:545:C:C4	3.09	0.41
43:DV:73:LYS:HB3	43:DV:92:VAL:CG2	2.51	0.41
43:DV:44:HIS:CE1	43:DV:85:LYS:HD3	2.56	0.41
10:AJ:35:GLN:HB3	10:AJ:36:VAL:H	1.62	0.41
53:CA:733:G:O2'	53:CA:734:G:C5'	2.68	0.41
18:CR:63:TYR:CE2	18:CR:69:TYR:OH	2.73	0.41
14:CN:100:TRP:CD1	14:CN:100:TRP:C	2.93	0.41
22:DA:527:C:C4	22:DA:2779:U:C6	3.09	0.41
22:DA:2041:U:H2'	22:DA:2042:A:C8	2.55	0.41
22:DA:558:U:OP1	31:DJ:113:PRO:HB2	2.21	0.41
40:DS:95:ARG:HG3	40:DS:97:LEU:HD22	2.02	0.41
22:BA:1792:G:OP1	24:BC:203:VAL:O	2.39	0.41
22:BA:1711:A:H2'	22:BA:1712:U:C6	2.55	0.41
29:BH:9:VAL:O	29:BH:10:ALA:O	2.39	0.41
45:BX:40:GLU:C	45:BX:43:LYS:H	2.23	0.41
22:DA:188:G:C2'	22:DA:189:G:C5'	2.95	0.41
22:DA:197:A:N7	22:DA:2430:A:C4	2.88	0.41
22:DA:669:G:C2	22:DA:801:G:C6	3.09	0.41
22:DA:1292:G:C6	22:DA:1293:C:N4	2.89	0.41
22:DA:1286:A:C6	22:DA:1329:U:C2	3.09	0.41
22:DA:1613:G:H3'	22:DA:1614:A:C5'	2.51	0.41
22:DA:1606:C:O2'	22:DA:1607:C:P	2.79	0.41
1:AA:263:A:H2'	1:AA:264:C:H5	1.74	0.41
17:AQ:74:LEU:CD1	17:AQ:74:LEU:C	2.89	0.41
8:CH:57:GLU:CG	8:CH:58:LEU:H	2.33	0.41
22:DA:511:U:C5'	22:DA:1235:G:H4'	2.49	0.41
22:DA:28:A:C6	22:DA:29:U:C2	3.09	0.41
22:DA:475:C:C5	22:DA:476:G:C6	3.09	0.41
22:DA:584:C:H2'	22:DA:585:G:H8	1.85	0.41
53:CA:597:G:N2	53:CA:644:U:C2	2.89	0.41
22:BA:1179:G:C6	22:BA:1180:U:C1'	2.81	0.41
38:BQ:4:LYS:CE	38:BQ:8:ILE:HG23	2.51	0.41
53:CA:1368:A:N7	9:CI:113:LYS:HD3	2.36	0.41
4:AD:57:LYS:HD2	4:AD:57:LYS:C	2.41	0.41
53:CA:981:U:O4	53:CA:1222:G:O6	2.39	0.41
9:CI:112:ARG:O	9:CI:114:LYS:HG3	2.21	0.41
3:AC:55:VAL:HG12	3:AC:56:ILE:N	2.36	0.41
1:AA:620:C:C5	4:AD:131:ILE:HG12	2.56	0.41

Continued on next page...

Continued from previous page...

Atom-1	Atom-2	Distance(Å)	Clash(Å)
22:DA:1993:U:H4'	25:DD:133:THR:HG21	2.02	0.41
2:CB:206:ILE:C	2:CB:208:ALA:H	2.24	0.41
31:DJ:25:LEU:CB	31:DJ:62:VAL:CG2	2.99	0.41
47:DZ:6:ILE:HD11	47:DZ:47:ILE:HD11	1.97	0.41
22:DA:1006:C:C2	22:DA:1138:G:C2	3.08	0.41
22:DA:2731:G:H5''	22:DA:2732:G:OP2	2.21	0.41
22:DA:1429:G:N3	22:DA:1430:G:C8	2.88	0.41
41:BT:54:GLU:HB3	41:BT:88:LYS:HG3	2.02	0.41
2:AB:86:CYS:HB2	2:AB:88:GLN:CD	2.41	0.41
33:DL:93:ASN:O	33:DL:94:THR:HB	2.21	0.41
31:DJ:17:VAL:CG1	31:DJ:18:VAL:N	2.83	0.41
22:DA:2454:G:C2	22:DA:2499:C:C2	3.09	0.41
41:DT:27:SER:O	41:DT:28:ASN:CB	2.69	0.41
41:DT:28:ASN:O	41:DT:29:THR:HG23	2.20	0.41
11:AK:109:ILE:O	21:AU:5:VAL:HG23	2.20	0.41
22:DA:1663:G:O2'	22:DA:1664:A:H8	1.95	0.41
22:DA:1665:A:H2'	22:DA:1666:G:C5'	2.51	0.41
22:DA:1666:G:O3'	32:DK:6:THR:HA	2.21	0.41
22:DA:1999:C:OP1	22:DA:2724:U:H5'	2.20	0.41
22:BA:1011:G:H5''	38:BQ:76:SER:HG	1.86	0.41
58:DF:45:ASP:C	58:DF:47:LYS:N	2.73	0.41
58:DF:59:ILE:HG23	58:DF:137:PHE:CE1	2.51	0.41
53:CA:86:G:N2	53:CA:87:C:C4	2.89	0.41
6:AF:40:GLU:CB	6:AF:42:TRP:HE1	2.32	0.41
53:CA:182:A:O2'	53:CA:183:C:C2'	2.68	0.41
22:DA:818:G:H2'	22:DA:819:A:H5''	2.02	0.41
2:AB:184:ALA:HB3	2:AB:195:VAL:HG11	2.03	0.41
57:DB:24:G:C8	57:DB:24:G:OP2	2.74	0.41
57:DB:18:G:C4	57:DB:67:G:N1	2.89	0.41
22:DA:1739:A:O2'	22:DA:1740:G:O5'	2.39	0.41
27:BF:100:GLU:HG2	27:BF:104:THR:HG1	1.79	0.41
22:BA:1460:U:C3'	22:BA:1461:C:C5'	2.99	0.41
32:BK:40:LYS:NZ	32:BK:89:ASN:HD21	2.19	0.41
53:CA:1239:A:H1'	53:CA:1241:G:C5	2.55	0.41
51:D3:38:LYS:O	51:D3:41:ARG:N	2.54	0.41
1:AA:1319:A:C6	1:AA:1323:G:C4	3.08	0.41
19:AS:4:LEU:O	19:AS:5:LYS:CB	2.69	0.41
19:AS:55:GLN:NE2	19:AS:56:HIS:N	2.69	0.41
54:CG:4:ARG:CZ	54:CG:6:ILE:CG2	2.99	0.41
53:CA:1348:U:O3'	9:CI:121:ARG:HB2	2.21	0.41
9:CI:51:LEU:CD1	9:CI:82:ILE:CG2	2.99	0.41
22:BA:1125:G:O5'	22:BA:1125:G:H8	2.04	0.41

Continued on next page...

Continued from previous page...

Atom-1	Atom-2	Distance(Å)	Clash(Å)
14:AN:79:SER:O	14:AN:80:ARG:C	2.59	0.41
14:AN:81:ILE:O	14:AN:85:GLU:HG2	2.20	0.41
1:AA:1157:A:H4'	1:AA:1158:C:H5''	2.03	0.41
52:B4:15:LYS:HE3	52:B4:15:LYS:HB3	1.90	0.41
22:BA:1287:A:C5'	35:BN:103:ARG:HD2	2.37	0.41
2:CB:151:LYS:CG	2:CB:152:ASP:N	2.83	0.41
22:BA:2138:G:C5	22:BA:2154:A:C6	3.08	0.41
53:CA:155:A:C6	53:CA:156:C:C4	3.09	0.41
1:AA:949:A:C2'	1:AA:950:U:C5'	2.98	0.41
22:DA:2741:A:C8	22:DA:2742:G:C8	3.09	0.41
55:CM:16:ILE:O	55:CM:16:ILE:CG2	2.68	0.41
22:BA:1057:A:C2	22:BA:1082:U:N3	2.88	0.41
1:AA:1155:A:C2'	1:AA:1156:G:H5'	2.51	0.41
1:AA:481:G:H3'	1:AA:481:G:H8	1.85	0.41
1:AA:453:G:C6	1:AA:454:G:C6	3.09	0.41
1:AA:384:G:C5	1:AA:385:C:C4	3.09	0.41
53:CA:113:G:H1'	53:CA:353:A:O2'	2.21	0.41
22:DA:1867:G:H2'	22:DA:1868:C:C6	2.56	0.41
53:CA:246:A:N6	53:CA:281:G:N3	2.57	0.41
30:BI:50:LYS:HE2	30:BI:50:LYS:HB2	1.88	0.41
53:CA:321:A:N7	53:CA:328:C:C2	2.89	0.41
53:CA:332:G:O2'	53:CA:333:U:H5'	2.21	0.41
36:DO:62:LEU:C	36:DO:62:LEU:HD13	2.41	0.41
2:CB:202:ASN:HB3	2:CB:203:ASP:H	1.66	0.41
53:CA:27:G:C5	53:CA:557:G:C2	3.09	0.41
53:CA:940:C:H3'	53:CA:940:C:C6	2.56	0.41
26:BE:43:THR:O	26:BE:43:THR:OG1	2.39	0.41
22:BA:37:C:O2'	26:BE:45:ALA:CB	2.69	0.41
22:DA:277:G:O2'	22:DA:278:A:C4	2.74	0.41
21:CU:14:ALA:O	21:CU:15:LEU:O	2.38	0.41
35:DN:82:GLU:O	35:DN:86:ARG:HG3	2.21	0.41
53:CA:455:G:O6	53:CA:456:A:N6	2.54	0.41
25:DD:125:TRP:CE3	25:DD:160:LYS:HD3	2.56	0.41
22:DA:1967:C:C6	22:DA:1967:C:C5'	2.92	0.41
1:AA:368:U:O2'	1:AA:369:G:P	2.78	0.41
1:AA:369:G:C5	1:AA:393:A:C2	3.09	0.41
17:CQ:45:VAL:HG12	17:CQ:74:LEU:N	2.36	0.41
15:AO:26:VAL:HG12	15:AO:30:LEU:HD11	1.94	0.41
22:BA:1413:A:H2'	22:BA:1414:C:O4'	2.20	0.41
23:BB:46:A:C4	23:BB:47:C:C5	3.08	0.41
22:BA:784:G:H5'	24:BC:225:ASN:OD1	2.21	0.41
8:AH:1:SER:C	8:AH:3:GLN:H	2.24	0.41

Continued on next page...

Continued from previous page...

Atom-1	Atom-2	Distance(Å)	Clash(Å)
22:DA:2492:U:C2'	22:DA:2493:U:H6	2.26	0.41
22:BA:1509:A:O2'	22:BA:1510:G:H5'	2.21	0.41
22:DA:2103:C:O2'	22:DA:2104:C:H5'	2.20	0.41
28:DG:162:ARG:NH1	28:DG:168:VAL:HG11	2.36	0.41
28:DG:130:ILE:CG2	28:DG:132:LEU:HD11	2.46	0.41
28:DG:143:VAL:HA	28:DG:146:ASP:OD2	2.21	0.41
22:BA:2063:C:O2	22:BA:2451:A:C2	2.74	0.41
1:AA:66:A:H5''	1:AA:67:C:OP2	2.21	0.41
1:AA:179:A:H2'	1:AA:180:U:H5'	2.03	0.41
4:CD:195:ASN:O	4:CD:198:LEU:N	2.54	0.41
14:CN:31:SER:OG	14:CN:45:LEU:CD1	2.69	0.41
22:BA:372:G:O4'	45:BX:60:LYS:CE	2.60	0.41
4:CD:125:ASN:HA	4:CD:125:ASN:HD22	1.55	0.41
36:BO:15:ARG:CG	36:BO:15:ARG:HH11	2.20	0.41
22:DA:158:U:H2'	22:DA:158:U:O2	2.20	0.41
1:AA:1197:A:C5'	1:AA:1197:A:H8	2.33	0.41
1:AA:1055:A:C5	1:AA:1206:G:C2	3.08	0.41
22:DA:2151:U:C2	22:DA:2152:G:C8	3.09	0.41
22:BA:2068:U:C4'	22:BA:2068:U:C6	3.04	0.41
1:AA:352:C:C6	1:AA:352:C:C5'	3.02	0.41
31:BJ:13:ARG:HD3	31:BJ:13:ARG:HA	1.93	0.41
22:BA:1417:C:O2'	22:BA:1418:G:C5'	2.60	0.41
28:BG:142:GLN:O	28:BG:145:ALA:HB3	2.21	0.41
13:AM:10:ASP:O	13:AM:11:HIS:CB	2.68	0.41
22:DA:2508:G:H3'	22:DA:2508:G:C8	2.55	0.41
22:DA:351:C:N4	22:DA:352:A:N6	2.69	0.41
22:DA:1467:U:C2'	22:DA:1468:U:H5'	2.45	0.41
35:BN:70:THR:O	35:BN:71:ARG:C	2.58	0.41
28:DG:22:VAL:HG13	28:DG:36:LEU:HD12	2.03	0.41
9:CI:14:SER:HA	9:CI:68:GLY:O	2.21	0.41
37:BP:17:PRO:HD2	37:BP:83:ILE:HG23	2.02	0.41
6:AF:55:HIS:ND1	6:AF:55:HIS:N	2.69	0.41
22:BA:2471:A:C6	22:BA:2472:G:C4	3.08	0.41
37:BP:67:GLU:CG	37:BP:68:GLY:H	2.24	0.41
14:AN:86:ALA:O	14:AN:91:GLU:CB	2.63	0.41
22:DA:383:C:C2'	22:DA:384:A:OP1	2.69	0.41
1:AA:868:C:C2'	1:AA:869:G:H5'	2.50	0.41
22:BA:1839:G:C6	22:BA:1927:A:C5	3.08	0.41
22:BA:2296:U:H4'	22:BA:2297:A:OP1	2.21	0.41
9:CI:52:GLU:HA	9:CI:52:GLU:OE2	2.20	0.41
19:CS:38:THR:HB	19:CS:69:LYS:CE	2.51	0.41
28:BG:29:ASN:O	28:BG:78:VAL:HG12	2.21	0.41

Continued on next page...

Continued from previous page...

Atom-1	Atom-2	Distance(Å)	Clash(Å)
22:DA:771:G:H2'	22:DA:772:C:C5'	2.51	0.41
22:BA:2808:G:N1	22:BA:2891:U:C5	2.88	0.41
53:CA:317:U:H2'	53:CA:318:G:C8	2.56	0.41
1:AA:1368:A:C2'	1:AA:1369:C:H5'	2.50	0.41
22:BA:2397:G:C2	22:BA:2420:C:C2	3.09	0.41
22:BA:1858:A:N6	22:BA:1884:G:H1'	2.36	0.41
22:DA:1856:U:O4	22:DA:1857:G:C2	2.73	0.41
1:AA:1103:C:C6	1:AA:1103:C:C3'	3.04	0.41
7:AG:80:GLY:C	7:AG:82:SER:N	2.74	0.41
53:CA:1335:U:H5''	53:CA:1336:C:H5'	2.03	0.41
3:AC:59:PRO:O	3:AC:60:ALA:O	2.38	0.41
1:AA:551:U:C6	1:AA:551:U:C3'	3.03	0.41
22:DA:438:G:H2'	22:DA:439:A:O4'	2.21	0.41
22:BA:2293:G:H2'	22:BA:2294:G:O4'	2.21	0.41
53:CA:861:G:C5	53:CA:862:C:C5	3.09	0.41
22:DA:1680:U:O2'	22:DA:1763:G:N7	2.42	0.41
22:BA:1565:C:O2'	22:BA:1566:A:P	2.79	0.41
1:AA:359:G:H2'	1:AA:360:G:O5'	2.21	0.41
22:DA:16:C:N4	22:DA:524:G:H1	2.19	0.41
22:DA:1297:C:C3'	22:DA:1297:C:C6	3.04	0.41
1:AA:132:C:H5''	20:AT:68:LYS:HD2	2.01	0.41
22:BA:563:A:C4	22:BA:2018:G:C2	3.09	0.41
22:BA:1384:A:H1'	22:BA:1405:U:O4'	2.20	0.41
22:BA:1090:A:C2	22:BA:1091:G:C8	3.09	0.41
22:DA:21:A:H2'	22:DA:22:C:C6	2.56	0.41
22:BA:976:G:C2	22:BA:977:G:C8	3.08	0.41
22:DA:559:G:H8	22:DA:559:G:O5'	2.03	0.41
53:CA:1527:U:N3	53:CA:1528:U:C5	2.89	0.41
28:BG:96:ALA:HB3	28:BG:103:ASN:HB2	2.02	0.41
28:BG:96:ALA:HB3	28:BG:103:ASN:CB	2.51	0.41
22:BA:1260:A:C6	22:BA:1261:C:C4	3.08	0.41
1:AA:941:G:C2'	1:AA:942:G:O5'	2.68	0.41
1:AA:57:G:C6	1:AA:58:C:N3	2.89	0.41
42:BU:64:ILE:CG2	42:BU:64:ILE:O	2.69	0.41
49:D1:12:SER:CA	49:D1:48:TYR:CE1	3.03	0.41
9:CI:85:ALA:HA	9:CI:88:GLU:OE1	2.20	0.41
53:CA:1115:U:C3'	53:CA:1115:U:C6	3.04	0.41
26:DE:88:ARG:HB3	26:DE:89:PRO:CD	2.50	0.41
36:DO:80:GLU:O	36:DO:84:GLU:N	2.54	0.41
22:BA:1909:C:C2'	22:BA:1910:G:H5'	2.51	0.41
24:DC:124:LYS:NZ	24:DC:124:LYS:CB	2.84	0.41
56:CP:2:VAL:CG1	56:CP:65:ALA:HB2	2.51	0.41

Continued on next page...

Continued from previous page...

Atom-1	Atom-2	Distance(Å)	Clash(Å)
26:DE:117:ARG:HG2	26:DE:184:ASP:O	2.21	0.41
51:B3:25:HIS:HB3	51:B3:43:LEU:CD2	2.51	0.41
22:BA:9:G:H2'	22:BA:2629:U:O4	2.20	0.41
2:AB:81:ASP:OD1	2:AB:82:ALA:N	2.53	0.41
22:DA:1465:G:C5	22:DA:1466:U:C4	3.08	0.41
22:BA:2263:C:H2'	22:BA:2264:C:C6	2.55	0.41
53:CA:580:C:H2'	53:CA:581:G:O4'	2.21	0.41
22:BA:2797:U:O2'	22:BA:2798:U:P	2.79	0.41
1:AA:849:G:N1	1:AA:850:U:C2	2.89	0.41
4:CD:145:ARG:HG3	4:CD:146:GLU:H	1.86	0.41
22:BA:2639:A:O3'	31:BJ:96:ARG:NH1	2.54	0.41
22:DA:1216:G:H2'	22:DA:1217:U:H5'	2.03	0.41
22:DA:901:C:H2'	22:DA:902:C:H6	1.86	0.41
39:BR:27:ILE:HG12	39:BR:27:ILE:H	1.73	0.41
1:AA:891:U:H3'	62:AA:1764:HOH:O	2.20	0.41
2:CB:169:HIS:O	2:CB:173:LYS:HE3	2.21	0.41
3:AC:53:ARG:O	3:AC:68:HIS:HB2	2.21	0.41
3:CC:124:GLU:CD	3:CC:124:GLU:N	2.74	0.41
22:BA:522:A:C6	22:BA:523:C:C4	3.09	0.41
53:CA:611:C:C5	53:CA:612:C:C5	3.09	0.41
22:BA:2027:G:H2'	22:BA:2028:U:H6	1.86	0.41
30:BI:130:GLY:HA2	30:BI:133:ARG:HB3	2.01	0.41
22:DA:1129:A:C4	22:DA:2570:G:H1'	2.56	0.41
22:BA:2735:G:C6	22:BA:2736:A:C5	3.08	0.41
39:BR:20:VAL:HG21	39:BR:22:LEU:HD21	2.03	0.41
37:BP:50:ARG:CG	37:BP:56:SER:HA	2.51	0.41
22:BA:1080:A:C4'	30:BI:126:ARG:HG3	2.51	0.41
5:AE:148:SER:HA	5:AE:149:PRO:HD2	1.78	0.41
22:BA:2489:U:C4	22:BA:2490:G:C6	3.09	0.41
22:DA:1338:G:O2'	22:DA:1392:A:N6	2.54	0.41
41:DT:43:ILE:O	41:DT:47:VAL:HG22	2.21	0.41
46:DY:27:ASN:HD22	46:DY:27:ASN:HA	1.75	0.41
1:AA:430:A:C4	1:AA:431:A:H8	2.37	0.41
26:DE:147:LEU:C	26:DE:147:LEU:HD13	2.41	0.41
53:CA:355:C:H2'	53:CA:356:A:O4'	2.21	0.41
53:CA:391:G:C6	53:CA:392:C:N3	2.89	0.41
22:DA:2345:G:C4	22:DA:2381:A:C2	3.09	0.41
22:DA:2397:G:C2	22:DA:2420:C:C2	3.09	0.41
22:DA:1785:A:N3	22:DA:1787:A:C8	2.89	0.41
22:DA:704:G:H1'	22:DA:727:A:H61	1.85	0.41
22:DA:704:G:N3	22:DA:726:G:C2	2.89	0.41
1:AA:1256:A:N9	1:AA:1258:G:C6	2.89	0.41

Continued on next page...

Continued from previous page...

Atom-1	Atom-2	Distance(Å)	Clash(Å)
22:DA:324:A:C2	22:DA:325:G:C1'	2.96	0.41
22:DA:324:A:N3	22:DA:325:G:C1'	2.82	0.41
22:DA:88:G:C6	22:DA:89:A:N7	2.89	0.41
22:DA:1361:G:C6	22:DA:1362:C:C4	3.09	0.41
22:DA:2232:C:P	45:DX:26:ARG:HH12	2.43	0.41
27:BF:43:ILE:CG2	27:BF:82:TYR:HE1	2.27	0.41
22:DA:1051:G:H5'	22:DA:2752:C:H1'	2.03	0.41
53:CA:1157:A:H1'	53:CA:1181:G:C2	2.56	0.41
41:BT:22:THR:C	41:BT:25:GLU:H	2.21	0.41
37:BP:24:THR:HB	37:BP:87:ARG:HB3	2.03	0.41
4:CD:57:LYS:HE3	4:CD:61:ARG:HD3	2.02	0.41
4:CD:89:LEU:HD21	4:CD:199:ILE:CD1	2.48	0.41
6:CF:59:TYR:CE2	18:CR:66:LEU:CD2	3.02	0.41
22:DA:2392:A:OP1	51:D3:30:HIS:HB2	2.21	0.41
22:DA:1324:G:O2'	22:DA:1616:A:N1	2.54	0.41
1:AA:256:U:O2'	1:AA:257:G:H5'	2.21	0.41
20:AT:84:LYS:HD2	20:AT:84:LYS:O	2.21	0.41
1:AA:1299:A:O2'	1:AA:1300:G:H4'	2.20	0.41
22:DA:510:C:O2'	22:DA:511:U:C5'	2.68	0.41
26:BE:6:LYS:HG2	26:BE:7:ASP:H	1.84	0.41
53:CA:1266:G:C3'	53:CA:1266:G:C8	3.05	0.41
53:CA:951:G:O2'	53:CA:952:U:C5'	2.65	0.41
14:CN:80:ARG:HG2	14:CN:81:ILE:H	1.86	0.41
20:AT:43:LYS:HE2	20:AT:86:ALA:HB2	2.03	0.41
22:DA:1244:A:O2'	26:DE:29:HIS:HE1	2.04	0.41
22:DA:637:A:P	33:DL:112:LEU:HD22	2.60	0.41
1:AA:1078:U:C5	1:AA:1079:G:N7	2.89	0.41
1:AA:1078:U:C3'	1:AA:1078:U:C6	3.04	0.41
53:CA:814:A:C8	53:CA:816:A:C8	3.09	0.41
10:AJ:14:ASP:CB	10:AJ:17:LEU:CB	2.84	0.41
22:BA:221:A:C8	22:BA:266:G:O6	2.73	0.41
22:BA:388:G:N7	22:BA:390:U:H2'	2.35	0.41
46:BY:7:ARG:H	46:BY:60:LYS:NZ	2.19	0.41
18:AR:35:SER:HA	18:AR:71:ASP:CB	2.37	0.41
24:DC:212:TRP:HD1	24:DC:212:TRP:C	2.24	0.41
22:BA:142:A:H2'	22:BA:143:C:C6	2.56	0.41
32:DK:8:LEU:C	32:DK:9:ASN:HD22	2.24	0.41
31:BJ:130:HIS:HD2	31:BJ:132:HIS:N	2.14	0.41
8:AH:125:ILE:HG22	8:AH:126:CYS:N	2.36	0.41
53:CA:249:U:O2	53:CA:249:U:H2'	2.21	0.41
17:CQ:66:LEU:O	17:CQ:67:SER:HB3	2.21	0.41
22:DA:971:G:OP1	22:DA:989:G:N1	2.53	0.41

Continued on next page...

Continued from previous page...

Atom-1	Atom-2	Distance(Å)	Clash(Å)
14:AN:15:LEU:HA	14:AN:18:LYS:CD	2.51	0.41
57:DB:66:A:OP2	57:DB:108:A:N6	2.54	0.41
22:DA:1733:G:C2	22:DA:1734:G:C8	3.09	0.41
32:BK:60:ALA:HB1	32:BK:84:CYS:HB2	2.03	0.41
22:DA:1474:U:H3'	22:DA:1474:U:H6	1.86	0.41
22:DA:1435:G:C2	22:DA:1558:C:N4	2.88	0.41
1:AA:1322:C:O2'	1:AA:1323:G:P	2.79	0.41
1:AA:1203:C:O2'	1:AA:1204:A:O4'	2.33	0.41
22:BA:2140:G:C5	22:BA:2152:G:N2	2.89	0.41
22:DA:569:U:C5'	22:DA:821:A:C2	3.04	0.41
22:BA:543:G:C2	22:BA:544:C:H1'	2.55	0.41
22:BA:1056:G:O2'	22:BA:1086:A:H8	2.03	0.41
4:AD:31:CYS:SG	4:AD:32:LYS:N	2.94	0.41
22:DA:1941:C:H2'	22:DA:1942:C:C6	2.56	0.41
22:BA:302:C:HO2'	22:BA:303:G:H8	1.68	0.41
22:DA:404:A:N1	22:DA:421:C:N3	2.69	0.41
22:DA:2321:U:H3'	22:DA:2321:U:O2	2.20	0.41
1:AA:1460:C:C2'	1:AA:1461:G:O5'	2.69	0.41
58:DF:122:ASP:CB	58:DF:126:ASN:CB	2.94	0.41
22:DA:808:G:O2'	22:DA:1254:A:H4'	2.21	0.41
12:AL:1:ALA:HB3	12:AL:5:GLN:OE1	2.21	0.41
17:AQ:22:VAL:CG2	17:AQ:45:VAL:HG21	2.51	0.41
22:BA:1930:G:N2	22:BA:1968:G:H2'	2.36	0.41
1:AA:369:G:OP2	1:AA:388:G:N1	2.41	0.41
1:AA:879:C:C6	1:AA:879:C:C3'	3.04	0.41
22:BA:1507:C:N3	22:BA:1508:A:C2	2.89	0.41
53:CA:821:G:O2'	53:CA:822:U:C5'	2.69	0.41
28:DG:162:ARG:NH1	28:DG:168:VAL:HG21	2.35	0.41
40:DS:6:LYS:HZ3	40:DS:104:THR:HG23	1.85	0.41
44:BW:37:VAL:CG1	44:BW:38:ARG:H	2.30	0.41
24:BC:66:PHE:O	24:BC:150:GLY:O	2.39	0.41
1:AA:538:G:OP2	12:AL:111:GLN:HB2	2.21	0.41
53:CA:224:U:C2'	53:CA:224:U:O2	2.69	0.41
22:DA:986:C:C4	22:DA:987:C:C5	3.09	0.41
53:CA:1309:G:H2'	53:CA:1310:G:C8	2.55	0.41
17:CQ:73:THR:HG23	17:CQ:73:THR:O	2.21	0.41
53:CA:1513:A:O2'	53:CA:1514:G:H5'	2.20	0.41
38:DQ:42:GLY:O	39:DR:75:VAL:HG23	2.21	0.41
22:DA:170:U:C6	22:DA:171:U:C5	3.03	0.41
22:DA:170:U:O5'	22:DA:170:U:H6	2.04	0.41
22:DA:1943:U:H4'	22:DA:1944:U:O5'	2.21	0.41
47:DZ:15:ARG:CD	47:DZ:15:ARG:H	2.32	0.41

Continued on next page...

Continued from previous page...

Atom-1	Atom-2	Distance(Å)	Clash(Å)
33:BL:57:LEU:CD2	51:B3:53:ASP:HB3	2.51	0.41
53:CA:704:A:C2	53:CA:705:G:C4	3.09	0.41
1:AA:1473:G:C2'	1:AA:1474:U:C5'	2.99	0.41
32:DK:27:GLY:N	32:DK:30:ARG:HD3	2.36	0.41
1:AA:1343:G:C5	1:AA:1344:C:C4	3.09	0.41
15:AO:41:HIS:HD2	15:AO:42:PHE:CD2	2.38	0.41
8:AH:85:TYR:C	8:AH:86:LYS:HD2	2.42	0.41
22:BA:1438:U:HO2'	22:BA:1439:A:H5'	1.85	0.41
53:CA:124:C:H2'	53:CA:125:U:O5'	2.21	0.41
21:CU:11:PHE:O	21:CU:11:PHE:HD1	2.04	0.41
22:BA:870:U:C4	22:BA:871:U:C5	3.09	0.41
1:AA:829:G:O2'	1:AA:830:G:H5'	2.20	0.41
22:BA:1840:G:C6	22:BA:1841:U:C4	3.09	0.41
34:BM:42:THR:OG1	34:BM:45:GLN:CG	2.66	0.41
22:BA:346:A:C2	22:BA:347:A:C1'	3.02	0.41
26:BE:60:TRP:HD1	26:BE:61:ARG:O	2.04	0.41
5:CE:19:ARG:HG3	5:CE:32:PHE:CD1	2.56	0.41
22:BA:2728:U:C2'	22:BA:2729:G:H5''	2.51	0.41
52:D4:3:VAL:HG23	52:D4:4:ARG:N	2.36	0.41
1:AA:506:G:C5	1:AA:507:C:C4	3.09	0.41
17:CQ:29:LYS:N	17:CQ:36:PHE:CE1	2.89	0.41
2:CB:10:LYS:C	2:CB:12:GLY:H	2.25	0.41
53:CA:1161:C:HO2'	53:CA:1162:C:C5'	2.34	0.41
22:DA:1587:G:H21	22:DA:1588:G:H1'	1.86	0.41
22:BA:1624:U:H2'	22:BA:1625:C:C6	2.46	0.41
22:DA:2048:G:H2'	22:DA:2049:G:O5'	2.21	0.41
1:AA:327:A:HO2'	1:AA:329:A:H5''	1.83	0.41
6:CF:72:ASP:O	6:CF:75:GLU:N	2.53	0.41
18:AR:42:ARG:O	18:AR:43:ILE:HD13	2.20	0.41
36:DO:24:THR:H	36:DO:90:VAL:CG1	2.34	0.41
22:BA:1609:A:O2'	22:BA:1610:A:C5'	2.66	0.41
22:BA:1241:A:O2'	22:BA:1242:U:H5'	2.21	0.41
30:DI:82:ALA:HB3	30:DI:100:ILE:HD12	2.02	0.41
10:CJ:17:LEU:HD23	10:CJ:96:VAL:CG1	2.49	0.41
20:CT:11:ILE:H	20:CT:11:ILE:HG13	1.48	0.41
31:BJ:38:GLY:C	31:BJ:40:HIS:H	2.24	0.41
22:BA:58:G:N2	22:BA:70:G:C5	2.89	0.41
31:BJ:15:TRP:HA	31:BJ:53:TYR:O	2.21	0.41
11:CK:86:LYS:HA	11:CK:113:THR:OG1	2.21	0.41
22:DA:718:A:H3'	22:DA:719:C:C5'	2.51	0.41
23:BB:20:G:C4	23:BB:64:G:N2	2.89	0.41
1:AA:284:C:H2'	1:AA:285:C:C6	2.56	0.41

Continued on next page...

Continued from previous page...

Atom-1	Atom-2	Distance(Å)	Clash(Å)
22:BA:238:C:C6	22:BA:238:C:C3'	3.03	0.41
22:DA:682:G:H5'	50:D2:26:ASN:OD1	2.21	0.41
22:DA:543:G:N2	22:DA:551:G:C5	2.89	0.41
22:BA:306:U:H5''	22:BA:307:G:OP2	2.21	0.41
8:AH:20:ASN:HA	8:AH:64:TYR:CE2	2.56	0.41
4:CD:48:SER:O	4:CD:49:ASP:C	2.58	0.41
45:BX:63:ILE:HG13	45:BX:63:ILE:H	1.49	0.41
22:BA:1647:U:OP2	22:BA:1647:U:H3'	2.20	0.41
21:AU:44:ARG:HD2	21:AU:44:ARG:N	2.35	0.41
1:AA:890:G:O2'	1:AA:906:A:N6	2.54	0.41
5:AE:96:GLN:HE21	5:AE:97:PRO:CD	2.31	0.40
33:BL:100:ILE:CD1	33:BL:101:ILE:HD13	2.48	0.40
33:BL:95:LEU:HD22	33:BL:100:ILE:CG1	2.51	0.40
22:DA:1812:U:H2'	22:DA:1813:G:C8	2.56	0.40
53:CA:1281:C:H5''	53:CA:1282:C:C5	2.36	0.40
34:BM:33:LEU:CD2	34:BM:128:THR:HB	2.51	0.40
56:CP:72:ALA:HA	56:CP:75:ILE:HD12	2.02	0.40
22:DA:2319:G:O2'	22:DA:2320:U:O5'	2.38	0.40
22:DA:2323:G:N2	22:DA:2335:A:H2	2.17	0.40
22:DA:2335:A:O2'	22:DA:2336:A:O5'	2.38	0.40
22:DA:919:U:C4	22:DA:920:A:N7	2.89	0.40
22:DA:1829:A:N6	22:DA:1977:A:N6	2.69	0.40
2:AB:48:MET:HA	2:AB:48:MET:HE3	2.03	0.40
30:DI:76:ALA:O	30:DI:135:MET:CE	2.69	0.40
22:DA:1070:A:H61	30:DI:8:VAL:HB	1.85	0.40
22:DA:2817:U:O2'	22:DA:2882:A:H2	2.04	0.40
1:AA:1126:U:O2'	1:AA:1127:G:H5'	2.21	0.40
1:AA:1283:U:O2'	1:AA:1284:C:O5'	2.39	0.40
11:CK:69:CYS:O	11:CK:69:CYS:SG	2.79	0.40
53:CA:531:U:H5''	53:CA:532:A:P	2.61	0.40
22:DA:1209:U:O3'	22:DA:1212:G:H5'	2.21	0.40
22:DA:78:U:O2'	22:DA:79:C:H6	2.03	0.40
22:DA:83:A:C2	22:DA:84:A:N6	2.89	0.40
42:DU:91:LYS:O	42:DU:92:VAL:CG2	2.63	0.40
24:BC:115:ILE:HD12	24:BC:115:ILE:HA	1.89	0.40
24:BC:161:VAL:CG2	24:BC:175:LEU:HD12	2.51	0.40
24:BC:193:GLU:O	24:BC:194:VAL:C	2.60	0.40
50:D2:18:PHE:O	50:D2:19:ARG:C	2.58	0.40
2:CB:100:LEU:O	2:CB:103:TRP:HE3	2.03	0.40
34:DM:42:THR:CG2	34:DM:43:ALA:N	2.83	0.40
13:AM:89:ARG:HH11	13:AM:94:LEU:CB	2.34	0.40
39:DR:52:PRO:O	39:DR:53:PHE:CB	2.68	0.40

Continued on next page...

Continued from previous page...

Atom-1	Atom-2	Distance(Å)	Clash(Å)
43:DV:9:ARG:HG2	43:DV:39:ALA:C	2.41	0.40
43:DV:82:TYR:CD2	43:DV:82:TYR:N	2.89	0.40
6:CF:9:MET:HE2	6:CF:59:TYR:CE2	2.56	0.40
52:D4:7:VAL:CG2	52:D4:25:VAL:HG23	2.50	0.40
22:DA:206:U:O2'	22:DA:207:A:C5'	2.62	0.40
22:DA:2077:A:C2	22:DA:2078:C:C2	3.09	0.40
22:DA:2075:U:C4	22:DA:2238:G:C5	3.09	0.40
1:AA:250:A:O4'	1:AA:252:U:C6	2.75	0.40
17:AQ:16:MET:O	17:AQ:17:GLU:C	2.59	0.40
1:AA:254:G:OP1	17:AQ:68:LYS:O	2.38	0.40
22:DA:477:A:N3	22:DA:478:A:C8	2.89	0.40
26:BE:119:ILE:HD11	26:BE:187:VAL:HG23	1.97	0.40
26:BE:119:ILE:O	26:BE:119:ILE:HG12	2.22	0.40
53:CA:1046:A:H2'	53:CA:1047:G:C8	2.52	0.40
10:CJ:52:LEU:CD2	10:CJ:59:LYS:HA	2.48	0.40
19:CS:35:ARG:NH2	19:CS:51:HIS:CD2	2.83	0.40
4:AD:59:LYS:O	4:AD:62:ARG:N	2.54	0.40
33:DL:144:GLU:HG3	33:DL:144:GLU:O	2.21	0.40
1:AA:1079:G:N1	1:AA:1080:A:C6	2.89	0.40
11:AK:113:THR:HA	11:AK:114:PRO:HD3	1.81	0.40
1:AA:1124:G:O2'	10:AJ:40:ILE:HD13	2.20	0.40
5:CE:96:GLN:CD	5:CE:97:PRO:HD2	2.41	0.40
41:BT:38:ALA:HB1	41:BT:43:ILE:HG22	2.04	0.40
54:CG:22:LEU:C	54:CG:22:LEU:CD2	2.89	0.40
41:DT:85:VAL:C	41:DT:86:THR:HG23	2.41	0.40
41:DT:87:LEU:HD23	41:DT:87:LEU:C	2.39	0.40
46:BY:57:LEU:H	46:BY:60:LYS:HB2	1.86	0.40
22:DA:2875:C:O2'	22:DA:2876:G:C5'	2.69	0.40
53:CA:73:C:C2	53:CA:74:A:N7	2.89	0.40
8:AH:78:SER:CB	8:AH:84:ILE:H	2.34	0.40
22:DA:241:A:C1'	22:DA:243:U:C5	3.00	0.40
57:DB:18:G:H2'	57:DB:19:C:C6	2.55	0.40
1:AA:1312:G:C2	1:AA:1313:U:C2	3.08	0.40
53:CA:1348:U:OP1	9:CI:110:VAL:HA	2.21	0.40
1:AA:1049:U:O2'	1:AA:1050:G:P	2.79	0.40
1:AA:1049:U:C1'	1:AA:1201:A:N7	2.83	0.40
53:CA:918:A:H2'	53:CA:919:A:C8	2.56	0.40
1:AA:1356:G:H2'	1:AA:1357:A:C8	2.56	0.40
4:AD:146:GLU:HB3	4:AD:147:LYS:NZ	2.36	0.40
22:BA:1058:U:C1'	30:BI:117:THR:HG21	2.51	0.40
6:AF:49:TYR:C	6:AF:49:TYR:CD2	2.94	0.40
34:DM:99:GLY:O	34:DM:100:LYS:C	2.60	0.40

Continued on next page...

Continued from previous page...

Atom-1	Atom-2	Distance(Å)	Clash(Å)
22:DA:1225:G:C2	22:DA:1226:A:N1	2.89	0.40
22:DA:2407:A:O2'	22:DA:2408:U:C5'	2.66	0.40
22:DA:406:G:H1	22:DA:421:C:N4	2.19	0.40
17:AQ:27:PHE:C	17:AQ:28:VAL:CG1	2.89	0.40
12:AL:33:CYS:H	12:AL:54:VAL:HA	1.86	0.40
22:BA:847:U:C6	22:BA:847:U:H5''	2.55	0.40
53:CA:567:G:C2'	53:CA:568:G:O5'	2.69	0.40
53:CA:940:C:H3'	53:CA:940:C:H6	1.86	0.40
54:CG:98:LEU:HB3	54:CG:102:TRP:CZ2	2.56	0.40
2:AB:101:THR:HB	2:AB:174:GLU:HG3	2.03	0.40
22:BA:960:A:H2'	22:BA:962:G:H5'	2.02	0.40
22:DA:734:A:C8	22:DA:735:A:C8	3.08	0.40
29:DH:65:ALA:O	29:DH:66:ASN:C	2.59	0.40
3:AC:134:LYS:HG2	3:AC:138:GLN:NE2	2.37	0.40
2:CB:127:LYS:HE3	2:CB:132:GLU:CG	2.42	0.40
40:BS:45:VAL:CG2	40:BS:46:LEU:N	2.82	0.40
25:BD:186:LEU:HD11	37:BP:3:ILE:CD1	2.51	0.40
2:AB:89:PHE:CE1	2:AB:153:MET:CG	3.03	0.40
22:DA:2191:A:C5'	22:DA:2192:U:P	3.08	0.40
35:BN:36:THR:HG23	35:BN:37:THR:N	2.35	0.40
23:BB:10:G:C2'	23:BB:11:C:H5'	2.51	0.40
22:BA:2799:A:C6	22:BA:2801:G:C5	3.09	0.40
22:BA:1719:G:C5	22:BA:1720:U:C5	3.09	0.40
36:BO:31:THR:HG22	36:BO:34:HIS:C	2.38	0.40
22:DA:1335:C:H2'	22:DA:1336:A:H1'	2.01	0.40
22:BA:322:A:C4	22:BA:340:A:C2	3.09	0.40
9:CI:37:TYR:HD2	9:CI:37:TYR:N	2.19	0.40
42:BU:85:ARG:HE	42:BU:85:ARG:HB2	1.62	0.40
22:DA:2369:A:C2	22:DA:2370:G:C4	3.09	0.40
4:CD:3:TYR:CD2	4:CD:4:LEU:N	2.90	0.40
22:DA:1249:U:H3'	22:DA:1249:U:OP1	2.21	0.40
26:BE:74:LYS:O	26:BE:75:SER:C	2.59	0.40
53:CA:1434:A:H2'	53:CA:1435:G:O4'	2.21	0.40
53:CA:320:A:C2	53:CA:334:C:C2	3.08	0.40
22:DA:954:G:C5	22:DA:955:U:C5	3.09	0.40
2:CB:221:ARG:HG3	2:CB:222:GLU:H	1.86	0.40
53:CA:929:G:H2'	53:CA:930:C:C6	2.53	0.40
1:AA:697:U:H2'	1:AA:698:G:H5'	2.03	0.40
2:AB:52:ALA:O	2:AB:56:LEU:CB	2.69	0.40
1:AA:943:U:C2'	1:AA:944:G:H5'	2.49	0.40
15:AO:81:ILE:O	15:AO:82:GLU:C	2.58	0.40
22:DA:2576:G:H5''	22:DA:2578:G:N7	2.35	0.40

Continued on next page...

Continued from previous page...

Atom-1	Atom-2	Distance(Å)	Clash(Å)
1:AA:764:C:O2'	1:AA:765:G:H5'	2.21	0.40
23:BB:81:G:H2'	23:BB:82:U:H5'	2.04	0.40
1:AA:11:G:O2'	1:AA:12:U:H5'	2.21	0.40
2:AB:168:GLU:O	2:AB:169:HIS:C	2.59	0.40
41:BT:67:VAL:C	41:BT:68:LYS:CD	2.90	0.40
41:BT:67:VAL:CG2	41:BT:68:LYS:N	2.83	0.40
50:B2:1:MET:HE3	50:B2:2:LYS:H	1.85	0.40
22:BA:2299:U:O2'	22:BA:2300:C:H5'	2.21	0.40
22:BA:760:G:C2'	22:BA:761:A:H5'	2.51	0.40
53:CA:905:U:H5''	53:CA:906:A:P	2.60	0.40
8:AH:40:LYS:C	8:AH:42:GLU:H	2.24	0.40
53:CA:1436:U:H2'	53:CA:1437:A:H8	1.85	0.40
22:BA:496:G:C5	22:BA:497:A:C8	3.09	0.40
1:AA:774:G:C4	1:AA:775:G:C8	3.10	0.40
22:BA:1176:U:H2'	22:BA:1177:G:C4	2.56	0.40
8:CH:103:VAL:O	8:CH:109:VAL:HA	2.21	0.40
6:AF:29:ILE:HG22	6:AF:30:THR:N	2.34	0.40
25:BD:193:VAL:HB	25:BD:194:PRO:HD2	2.03	0.40
22:BA:1894:C:O5'	22:BA:1894:C:H6	2.04	0.40
22:DA:1505:A:H8	22:DA:1505:A:O5'	2.04	0.40
54:CG:85:GLN:HE21	54:CG:85:GLN:HB3	1.59	0.40
31:BJ:119:PHE:CD1	31:BJ:119:PHE:C	2.95	0.40
4:AD:102:TYR:CD2	4:AD:102:TYR:C	2.95	0.40
3:CC:77:GLY:O	3:CC:79:LYS:N	2.54	0.40
47:BZ:39:ASP:OD1	47:BZ:44:ARG:NE	2.41	0.40
37:BP:50:ARG:HG3	37:BP:50:ARG:H	1.50	0.40
38:BQ:91:ARG:NE	38:BQ:93:ILE:HG21	2.35	0.40
5:AE:96:GLN:O	5:AE:122:VAL:HA	2.21	0.40
25:BD:150:GLN:HE21	25:BD:150:GLN:HB2	1.72	0.40
22:DA:1800:C:C2	22:DA:1802:A:N7	2.90	0.40
22:DA:1816:C:HO2'	22:DA:1817:G:P	2.44	0.40
53:CA:1134:G:C6	53:CA:1141:C:N4	2.90	0.40
1:AA:428:G:C4	1:AA:430:A:N7	2.89	0.40
22:DA:2386:A:O2'	22:DA:2387:U:C6	2.71	0.40
22:DA:1791:A:C2'	22:DA:1792:G:H5'	2.51	0.40
22:DA:764:A:H3'	22:DA:765:C:H5'	2.03	0.40
22:DA:2838:G:O2'	35:DN:45:ARG:NH1	2.55	0.40
35:DN:16:HIS:HE1	35:DN:20:MET:HE2	1.86	0.40
35:DN:99:LYS:O	48:D0:41:HIS:HB2	2.21	0.40
1:AA:1256:A:N3	1:AA:1258:G:O6	2.54	0.40
53:CA:502:A:C4'	53:CA:550:G:H4'	2.50	0.40
22:DA:299:A:H2	22:DA:319:G:N3	2.20	0.40

Continued on next page...

Continued from previous page...

Atom-1	Atom-2	Distance(Å)	Clash(Å)
22:DA:335:C:O2'	22:DA:336:C:O5'	2.39	0.40
22:DA:89:A:C2	22:DA:90:U:N3	2.89	0.40
22:DA:93:G:HO2'	22:DA:94:A:H8	1.69	0.40
24:BC:159:THR:HG1	24:BC:194:VAL:HG11	1.86	0.40
25:BD:3:GLY:C	25:BD:4:LEU:HD12	2.41	0.40
26:DE:59:PRO:HB2	26:DE:67:ARG:HH22	1.85	0.40
38:BQ:88:GLU:CD	38:BQ:88:GLU:O	2.59	0.40
22:DA:1112:G:H2'	22:DA:1113:U:C6	2.55	0.40
22:DA:2757:A:OP1	52:D4:20:ASP:CA	2.69	0.40
34:DM:38:ARG:CZ	34:DM:38:ARG:HB3	2.51	0.40
34:DM:73:ILE:CG2	34:DM:91:TYR:CE1	3.03	0.40
1:AA:217:C:C2'	1:AA:218:U:H5'	2.50	0.40
1:AA:468:A:C2'	1:AA:469:C:C5'	2.98	0.40
1:AA:203:G:H5'	1:AA:468:A:H8	1.85	0.40
53:CA:1405:G:C8	53:CA:1405:G:C3'	3.05	0.40
29:DH:24:GLY:O	29:DH:26:ALA:N	2.54	0.40
1:AA:77:A:N6	1:AA:90:C:C5	2.87	0.40
38:DQ:82:LEU:O	38:DQ:85:ALA:HB3	2.21	0.40
39:DR:49:ILE:CD1	39:DR:53:PHE:H	2.35	0.40
22:BA:2331:G:C5	22:BA:2332:C:C4	3.10	0.40
6:CF:41:ASP:C	6:CF:41:ASP:OD2	2.59	0.40
37:DP:24:THR:CA	37:DP:44:GLY:O	2.69	0.40
22:DA:2615:U:N3	48:D0:3:GLN:HA	2.35	0.40
22:DA:529:A:OP2	31:DJ:113:PRO:HG3	2.21	0.40
22:DA:669:G:H2'	22:DA:669:G:N3	2.37	0.40
1:AA:257:G:C2	1:AA:258:G:C5	3.09	0.40
17:AQ:12:VAL:HG12	17:AQ:21:VAL:O	2.20	0.40
53:CA:594:U:H2'	53:CA:595:A:O4'	2.21	0.40
53:CA:1266:G:N1	53:CA:1270:G:C6	2.89	0.40
53:CA:1272:G:C2'	53:CA:1273:C:H5'	2.51	0.40
53:CA:970:C:C5'	53:CA:971:G:OP1	2.64	0.40
33:DL:128:THR:CG2	33:DL:129:LYS:N	2.84	0.40
33:DL:135:ILE:HG23	33:DL:136:GLU:H	1.86	0.40
1:AA:158:G:C2'	1:AA:159:G:H5''	2.50	0.40
3:AC:37:LYS:HE3	3:AC:37:LYS:HB2	1.88	0.40
1:AA:923:A:H1'	1:AA:1398:A:N3	2.36	0.40
53:CA:764:C:C2'	53:CA:765:G:C5'	2.81	0.40
22:DA:388:G:H8	22:DA:388:G:H2'	1.74	0.40
5:CE:98:ALA:HB2	5:CE:123:LEU:HG	2.03	0.40
2:AB:86:CYS:H	2:AB:88:GLN:NE2	2.19	0.40
2:AB:130:LYS:HA	2:AB:130:LYS:CE	2.51	0.40
47:BZ:9:THR:HG21	47:BZ:53:MET:C	2.41	0.40

Continued on next page...

Continued from previous page...

Atom-1	Atom-2	Distance(Å)	Clash(Å)
37:DP:109:ILE:HB	37:DP:110:LYS:H	1.74	0.40
58:DF:52:ALA:CB	58:DF:149:ARG:HE	2.34	0.40
53:CA:142:G:C5	53:CA:143:A:C8	3.09	0.40
53:CA:149:A:N1	53:CA:150:U:C2	2.89	0.40
8:AH:79:ARG:CB	8:AH:80:PRO:HD2	2.48	0.40
22:DA:940:G:O5'	22:DA:940:G:H8	2.04	0.40
57:DB:68:C:O2'	57:DB:69:G:C5'	2.69	0.40
32:DK:59:LYS:HE3	32:DK:89:ASN:CG	2.41	0.40
54:CG:114:SER:O	54:CG:118:ARG:HG3	2.21	0.40
14:AN:42:ASN:ND2	14:AN:46:LYS:NZ	2.65	0.40
22:DA:2308:G:C2'	22:DA:2309:A:OP1	2.70	0.40
22:BA:2140:G:H2'	22:BA:2141:G:C8	2.55	0.40
22:BA:2150:C:O2'	22:BA:2151:U:O5'	2.39	0.40
16:AP:75:ILE:O	16:AP:77:GLU:N	2.54	0.40
16:AP:77:GLU:C	16:AP:79:ASN:N	2.73	0.40
39:DR:68:ARG:CZ	39:DR:90:ARG:HG2	2.50	0.40
22:DA:1862:G:O2'	22:DA:1863:G:H5'	2.21	0.40
22:DA:415:A:H8	22:DA:415:A:O5'	2.04	0.40
53:CA:283:U:C2'	53:CA:284:C:H5'	2.52	0.40
36:DO:2:ASP:O	36:DO:4:LYS:N	2.55	0.40
22:DA:2663:G:H2'	22:DA:2664:G:O5'	2.20	0.40
12:CL:11:ARG:HD3	12:CL:11:ARG:HA	1.89	0.40
26:BE:46:GLN:HE21	26:BE:87:ALA:H	1.69	0.40
58:DF:123:GLY:H	58:DF:126:ASN:HD22	1.68	0.40
22:BA:2496:C:H5'	34:BM:82:MET:HG3	2.03	0.40
58:DF:65:LEU:HD21	58:DF:87:LYS:N	2.36	0.40
1:AA:148:G:C2'	1:AA:149:A:O5'	2.69	0.40
22:DA:1707:G:H2'	22:DA:1707:G:N3	2.36	0.40
3:CC:86:LEU:O	3:CC:90:VAL:HG13	2.21	0.40
22:DA:734:A:O2'	22:DA:1635:A:H4'	2.21	0.40
29:DH:62:LEU:C	29:DH:64:ALA:N	2.75	0.40
40:BS:96:ILE:HD12	40:BS:97:LEU:N	2.34	0.40
50:D2:45:SER:O	50:D2:46:LYS:HD2	2.21	0.40
22:DA:2069:G:C2'	22:DA:2070:A:H5'	2.52	0.40
1:AA:878:A:H4'	8:AH:3:GLN:NE2	2.36	0.40
22:BA:1429:G:O2'	22:BA:1430:G:C5'	2.57	0.40
29:DH:94:ILE:HD12	29:DH:98:ASP:OD1	2.21	0.40
29:BH:82:SER:O	29:BH:83:LYS:HD3	2.20	0.40
22:BA:409:G:C2'	22:BA:410:G:C5'	3.00	0.40
28:DG:120:ILE:CD1	28:DG:132:LEU:HB3	2.51	0.40
22:DA:2869:G:C5	22:DA:2870:C:C4	3.09	0.40
39:BR:25:LEU:HD12	39:BR:25:LEU:HA	1.86	0.40

Continued on next page...

Continued from previous page...

Atom-1	Atom-2	Distance(Å)	Clash(Å)
22:DA:867:C:O2'	22:DA:868:U:C6	2.40	0.40
17:CQ:61:ARG:C	17:CQ:72:TRP:CE3	2.94	0.40
58:DF:147:ARG:C	58:DF:148:VAL:HG13	2.41	0.40
53:CA:1460:C:H2'	53:CA:1461:G:O4'	2.21	0.40
1:AA:929:G:C6	1:AA:930:C:C4	3.09	0.40
28:BG:15:ASP:O	28:BG:16:VAL:CB	2.69	0.40
23:BB:25:U:H2'	23:BB:26:C:C6	2.56	0.40
29:BH:81:ALA:CB	29:BH:145:ASN:O	2.69	0.40
22:DA:357:C:N3	22:DA:358:U:C5	2.89	0.40
30:BI:41:PHE:N	30:BI:68:PHE:HZ	2.19	0.40
49:D1:10:LEU:HD22	49:D1:20:TYR:HB3	2.01	0.40
1:AA:188:C:O2	1:AA:188:C:C2'	2.70	0.40
11:CK:15:VAL:HG12	11:CK:17:ASP:N	2.35	0.40
42:BU:86:PHE:HB2	42:BU:92:VAL:HB	2.02	0.40
3:CC:88:LYS:O	3:CC:92:ASP:HB2	2.21	0.40
15:CO:55:LEU:C	15:CO:57:ARG:H	2.24	0.40
15:AO:73:ASP:O	15:AO:74:VAL:C	2.60	0.40
15:AO:74:VAL:O	15:AO:75:ALA:C	2.59	0.40
38:DQ:41:ALA:O	38:DQ:45:ALA:HB2	2.21	0.40
22:BA:396:G:H1'	45:BX:28:PHE:HB3	2.02	0.40
15:CO:69:LEU:CD1	15:CO:77:TYR:HB2	2.51	0.40
22:BA:2454:G:C5	22:BA:2455:G:N7	2.89	0.40
1:AA:1032:G:C2	1:AA:1033:G:C1'	3.04	0.40
22:DA:2522:U:C3'	22:DA:2522:U:C6	3.05	0.40
7:AG:74:VAL:HG21	7:AG:143:MET:HG2	2.02	0.40
22:BA:77:G:N2	22:BA:110:G:H1'	2.36	0.40
22:BA:1359:A:OP1	62:BA:3615:HOH:O	2.22	0.40
33:DL:14:LYS:O	33:DL:15:ALA:O	2.40	0.40
1:AA:1084:G:C4	1:AA:1085:U:C4	3.09	0.40
22:BA:2315:G:C4	22:BA:2316:G:C8	3.09	0.40
53:CA:1191:A:OP1	3:CC:2:GLN:NE2	2.54	0.40
53:CA:1190:G:OP1	3:CC:3:LYS:HA	2.21	0.40
22:BA:858:G:C5	22:BA:2268:A:C2	3.08	0.40
1:AA:937:A:C2	1:AA:1379:G:O6	2.75	0.40
25:BD:9:VAL:HG22	25:BD:10:GLY:H	1.86	0.40
22:DA:377:G:O6	22:DA:378:C:N4	2.54	0.40
42:BU:3:LYS:O	42:BU:82:VAL:HG21	2.22	0.40
28:DG:38:ASP:O	28:DG:39:ALA:CB	2.69	0.40
22:BA:832:U:H2'	22:BA:833:A:H8	1.85	0.40
25:DD:61:THR:O	25:DD:64:GLU:N	2.54	0.40
1:AA:1513:A:H2'	1:AA:1514:G:C8	2.56	0.40
1:AA:768:A:H2'	1:AA:769:G:O4'	2.20	0.40

Continued on next page...

Continued from previous page...

Atom-1	Atom-2	Distance(Å)	Clash(Å)
49:D1:12:SER:HA	49:D1:48:TYR:CD1	2.56	0.40
22:BA:1442:U:O5'	22:BA:1442:U:H6	2.04	0.40
56:CP:12:LYS:O	56:CP:13:LYS:CB	2.68	0.40
22:DA:929:U:H1'	47:DZ:25:GLY:O	2.21	0.40
22:DA:2029:G:N2	22:DA:2033:A:C5	2.90	0.40
53:CA:399:G:C6	53:CA:400:C:N4	2.90	0.40
22:BA:149:A:H2'	22:BA:150:U:C6	2.56	0.40
22:DA:978:G:C6	22:DA:979:A:C5	3.09	0.40
22:BA:1444:G:N2	22:BA:1548:A:C4	2.90	0.40
14:CN:41:TRP:HB3	14:CN:44:VAL:HG23	2.03	0.40
35:BN:42:LYS:O	35:BN:45:ARG:HG3	2.21	0.40
22:BA:457:A:O4'	22:BA:459:U:C6	2.74	0.40
1:AA:838:G:H2'	1:AA:839:C:H6	1.87	0.40
22:BA:49:A:N6	22:BA:177:G:C4	2.88	0.40
13:AM:103:THR:HG22	13:AM:104:ASN:H	1.86	0.40
53:CA:600:A:P	8:CH:87:ARG:HG2	2.62	0.40
22:BA:2518:A:H2'	22:BA:2518:A:N3	2.36	0.40
8:AH:33:VAL:HG12	8:AH:34:ALA:N	2.35	0.40
22:BA:2190:G:H2'	22:BA:2191:A:H8	1.86	0.40
45:BX:51:SER:O	45:BX:52:ALA:C	2.57	0.40
5:AE:112:ALA:O	5:AE:115:GLU:N	2.54	0.40
5:AE:139:THR:HG23	5:AE:140:ILE:H	1.86	0.40
5:AE:76:ASN:ND2	5:AE:76:ASN:C	2.74	0.40
8:AH:66:GLN:C	8:AH:68:LYS:H	2.25	0.40
22:DA:1813:G:N2	24:DC:50:THR:CG2	2.84	0.40
22:DA:1804:C:H42	22:DA:1814:G:N2	2.16	0.40
22:DA:2205:A:N3	22:DA:2206:C:C6	2.89	0.40
24:DC:172:THR:HA	24:DC:182:LYS:HA	2.04	0.40
53:CA:1130:A:C6	53:CA:1131:G:N7	2.90	0.40
9:CI:30:ASN:C	9:CI:32:ARG:H	2.24	0.40
22:DA:1386:C:O2'	22:DA:1387:A:O5'	2.39	0.40
41:DT:60:THR:HB	41:DT:61:LEU:H	1.74	0.40
22:DA:2333:A:N1	22:DA:2335:A:N6	2.69	0.40
22:DA:2331:G:C6	22:DA:2385:C:N4	2.89	0.40
44:DW:23:LYS:CG	44:DW:24:ARG:N	2.79	0.40
44:DW:67:LYS:CB	44:DW:80:SER:HB2	2.52	0.40
22:DA:1793:C:N4	62:DA:3764:HOH:O	2.54	0.40
22:DA:2815:C:C2'	22:DA:2816:G:O4'	2.65	0.40
35:DN:33:ILE:HD11	35:DN:118:ARG:HH21	1.87	0.40
12:CL:85:ARG:HH12	12:CL:87:LYS:CB	2.35	0.40
22:DA:100:U:N1	22:DA:100:U:OP1	2.54	0.40
22:DA:1208:C:N3	22:DA:1209:U:C5	2.89	0.40

Continued on next page...

Continued from previous page...

Atom-1	Atom-2	Distance(Å)	Clash(Å)
46:DY:17:GLU:HG3	46:DY:53:VAL:CG1	2.41	0.40
50:D2:31:LEU:O	50:D2:34:ARG:HB2	2.20	0.40
22:DA:55:G:N2	22:DA:116:C:C2	2.89	0.40
22:DA:35:G:N2	22:DA:450:G:H1'	2.36	0.40
22:DA:460:A:OP2	50:D2:41:ARG:NH1	2.48	0.40
22:DA:2753:A:O2'	22:DA:2754:U:H5'	2.22	0.40
1:AA:1331:G:O2'	1:AA:1332:A:P	2.79	0.40
53:CA:408:A:N6	53:CA:409:U:C4	2.89	0.40
53:CA:405:U:O4	4:CD:1:ALA:HB1	2.19	0.40
53:CA:790:A:C6	53:CA:791:G:C5	3.09	0.40
39:DR:39:LEU:CD2	39:DR:39:LEU:N	2.83	0.40
43:DV:79:ARG:CB	43:DV:79:ARG:NH1	2.84	0.40
43:DV:83:LYS:HA	43:DV:84:PRO:HD3	1.85	0.40
11:CK:111:ASP:H	21:CU:3:ILE:N	2.20	0.40
7:AG:12:LEU:CD2	7:AG:12:LEU:N	2.66	0.40
10:CJ:66:GLU:CG	14:CN:100:TRP:CZ3	3.02	0.40
22:DA:2015:A:C2	48:D0:2:VAL:CG1	3.05	0.40
22:DA:2023:C:O2'	22:DA:2024:G:O5'	2.39	0.40
29:BH:16:GLY:C	29:BH:51:ARG:HH21	2.25	0.40
22:BA:866:A:O2'	22:BA:867:C:H5'	2.21	0.40
22:DA:188:G:C6	22:DA:189:G:C4	3.10	0.40
22:DA:1331:G:C4	22:DA:1333:G:C8	3.09	0.40
22:DA:477:A:C5	22:DA:478:A:N7	2.90	0.40
22:BA:1179:G:N7	22:BA:1180:U:C1'	2.85	0.40
53:CA:1213:A:N7	53:CA:1215:G:C5	2.90	0.40
53:CA:1217:C:O2'	53:CA:1218:C:C6	2.38	0.40
19:CS:77:ARG:O	19:CS:77:ARG:HG3	2.20	0.40
22:DA:1199:U:O2'	22:DA:1200:C:H5'	2.22	0.40
25:DD:9:VAL:CG1	25:DD:26:VAL:HG12	2.51	0.40
25:DD:9:VAL:O	25:DD:9:VAL:CG2	2.69	0.40
22:BA:1866:A:C6	22:BA:1876:A:N7	2.90	0.40
22:DA:2061:G:C8	22:DA:2501:C:H4'	2.56	0.40
5:CE:80:LEU:HD22	5:CE:80:LEU:HA	1.89	0.40
22:BA:221:A:N1	22:BA:265:A:O2'	2.45	0.40
22:DA:1011:G:O2'	22:DA:1012:U:P	2.80	0.40
11:AK:124:LYS:NZ	21:AU:34:ARG:HD2	2.36	0.40
22:BA:1011:G:P	38:BQ:76:SER:HG	2.43	0.40
58:DF:45:ASP:O	58:DF:47:LYS:HD3	2.21	0.40
53:CA:141:G:O2'	53:CA:142:G:H5'	2.21	0.40
53:CA:174:A:H2'	53:CA:174:A:N3	2.35	0.40
53:CA:74:A:N6	53:CA:97:G:O6	2.54	0.40
8:AH:17:GLN:O	8:AH:18:ALA:C	2.59	0.40

Continued on next page...

Continued from previous page...

Atom-1	Atom-2	Distance(Å)	Clash(Å)
8:AH:17:GLN:CD	8:AH:69:ALA:HB1	2.41	0.40
22:BA:729:G:O2'	22:BA:1775:U:H1'	2.20	0.40
57:DB:54:G:H21	58:DF:25:MET:HE2	1.84	0.40
27:BF:104:THR:HG22	27:BF:105:ILE:HG22	2.04	0.40
25:DD:94:GLN:O	25:DD:94:GLN:CG	2.69	0.40
22:DA:1654:A:H1'	25:DD:118:PHE:CB	2.52	0.40
40:BS:50:VAL:O	40:BS:51:LEU:C	2.59	0.40
53:CA:1245:C:HO2'	53:CA:1246:A:H8	0.72	0.40
51:D3:41:ARG:HD2	51:D3:41:ARG:C	2.41	0.40
31:BJ:88:THR:HG23	31:BJ:90:GLU:HG3	2.03	0.40
1:AA:1316:G:C5	1:AA:1318:A:OP2	2.74	0.40
14:AN:40:ARG:HH12	14:AN:44:VAL:CB	2.34	0.40
2:AB:13:VAL:HG23	2:AB:207:ARG:HH22	1.84	0.40
6:AF:51:ILE:O	6:AF:52:ASN:CB	2.70	0.40
29:BH:2:GLN:HA	29:BH:20:ASN:HA	2.03	0.40
4:CD:150:LYS:CD	4:CD:150:LYS:N	2.82	0.40
1:AA:483:C:H2'	1:AA:484:G:N7	2.36	0.40
1:AA:375:U:OP1	16:AP:70:ARG:HD3	2.21	0.40
1:AA:1069:C:C4	1:AA:1070:U:C5	3.10	0.40
22:DA:227:A:H4'	22:DA:228:C:OP1	2.22	0.40
22:DA:229:C:O2'	22:DA:230:G:O5'	2.33	0.40
22:DA:410:G:N2	22:DA:418:C:O2	2.55	0.40
22:DA:2298:A:C2	22:DA:2299:U:C2	3.09	0.40
1:AA:1441:A:N7	1:AA:1442:G:N7	2.69	0.40
22:DA:2656:U:O2'	22:DA:2657:A:H5'	2.21	0.40
54:CG:98:LEU:HB3	54:CG:102:TRP:CH2	2.56	0.40
35:DN:63:ARG:HD2	35:DN:80:PHE:CD2	2.56	0.40
22:DA:674:G:H4'	26:DE:69:ARG:CB	2.50	0.40
22:BA:2531:A:H4'	28:BG:156:TYR:CE1	2.57	0.40
29:BH:82:SER:OG	29:BH:144:VAL:HG11	2.21	0.40
28:DG:162:ARG:C	28:DG:163:TYR:CD2	2.91	0.40
22:DA:2853:C:H2'	22:DA:2854:G:C8	2.56	0.40
22:DA:2191:A:C5'	22:DA:2192:U:OP2	2.57	0.40
22:DA:425:G:N1	22:DA:426:C:C4	2.90	0.40
1:AA:1409:C:H2'	1:AA:1410:A:H8	1.85	0.40
46:BY:22:LEU:O	46:BY:23:ARG:O	2.40	0.40
36:BO:15:ARG:NE	36:BO:93:ASP:OD1	2.49	0.40
23:BB:10:G:H2'	23:BB:11:C:H5'	2.03	0.40
53:CA:159:G:N2	53:CA:161:A:H3'	2.36	0.40
7:AG:28:ILE:CG2	7:AG:104:VAL:HG21	2.52	0.40
22:BA:2887:A:C2'	22:BA:2887:A:N3	2.75	0.40
36:BO:33:ARG:HG2	36:BO:34:HIS:CE1	2.57	0.40

Continued on next page...

Continued from previous page...

Atom-1	Atom-2	Distance(Å)	Clash(Å)
34:BM:54:THR:HG22	34:BM:55:ARG:N	2.36	0.40
1:AA:232:G:C2'	1:AA:233:C:C5'	2.97	0.40
30:BI:52:LEU:HD11	30:BI:81:LYS:HE2	2.03	0.40
45:DX:76:LYS:O	45:DX:77:TYR:CG	2.75	0.40
37:DP:32:VAL:HG13	37:DP:32:VAL:O	2.21	0.40
27:BF:173:ASP:O	27:BF:174:PHE:C	2.60	0.40
22:BA:346:A:C2'	22:BA:347:A:O5'	2.70	0.40
22:DA:1857:G:C4	22:DA:1884:G:N1	2.90	0.40
1:AA:766:A:C4	1:AA:814:A:C2	3.09	0.40
9:AI:19:PHE:HD2	9:AI:63:TYR:CD1	2.36	0.40
30:DI:57:VAL:CG1	30:DI:58:ILE:N	2.83	0.40
53:CA:302:G:N3	53:CA:556:C:H4'	2.36	0.40
1:AA:600:A:C2	1:AA:639:G:C4	3.09	0.40
53:CA:1483:A:C8	53:CA:1484:C:C6	3.09	0.40
37:DP:103:THR:O	37:DP:106:ALA:HB3	2.22	0.40
3:AC:49:ALA:O	3:AC:50:SER:C	2.59	0.40
24:BC:83:ASP:HA	24:BC:84:PRO:HD3	1.72	0.40
1:AA:1309:G:C2'	1:AA:1310:G:H5'	2.51	0.40
3:CC:176:THR:HG21	3:CC:178:ARG:HE	1.86	0.40
1:AA:21:G:N2	1:AA:22:G:C6	2.89	0.40
3:CC:58:ARG:HA	3:CC:59:PRO:HD2	1.84	0.40
53:CA:748:G:C2	53:CA:749:A:C5	3.10	0.40
18:AR:22:TYR:HA	18:AR:57:ALA:HB1	2.02	0.40
54:CG:32:ASP:HB2	54:CG:34:LYS:HD3	2.03	0.40
22:DA:826:U:O2'	33:DL:53:GLY:HA3	2.22	0.40
22:BA:1606:C:C2'	22:BA:1607:C:OP2	2.68	0.40
22:BA:813:U:H2'	22:BA:814:C:H6	1.86	0.40
26:BE:124:PHE:C	26:BE:124:PHE:HD1	2.24	0.40
1:AA:402:G:C5	1:AA:403:C:C5	3.10	0.40
1:AA:660:C:OP2	15:AO:4:THR:HG21	2.21	0.40
51:B3:51:LYS:HZ1	51:B3:54:LEU:HD23	1.86	0.40
53:CA:579:A:H2'	53:CA:580:C:C6	2.56	0.40
1:AA:1422:G:C2	1:AA:1423:G:C8	3.09	0.40
22:BA:342:A:C2	22:BA:343:C:H1'	2.57	0.40
22:DA:2364:C:O2'	22:DA:2365:G:H5'	2.21	0.40
22:DA:1896:G:H2'	22:DA:1896:G:N3	2.36	0.40
24:DC:132:ARG:HA	24:DC:166:ARG:HH22	1.86	0.40
22:BA:55:G:C2	22:BA:56:A:C8	3.09	0.40
1:AA:1115:U:C2	1:AA:1116:U:C5	3.09	0.40
20:AT:23:ARG:N	20:AT:23:ARG:HD2	2.36	0.40
35:BN:83:LEU:HA	35:BN:83:LEU:HD12	1.72	0.40
4:AD:165:GLU:H	4:AD:165:GLU:HG3	1.59	0.40

Continued on next page...

Continued from previous page...

Atom-1	Atom-2	Distance(Å)	Clash(Å)
18:CR:34:GLU:HA	18:CR:34:GLU:OE1	2.21	0.40
22:DA:2646:C:H6	22:DA:2646:C:H5'	1.85	0.40
22:BA:2902:C:O2'	22:BA:2903:U:H5'	2.21	0.40
47:BZ:20:LYS:O	47:BZ:21:ALA:C	2.60	0.40
50:D2:43:THR:C	50:D2:44:VAL:HG22	2.41	0.40
22:BA:1009:A:P	31:BJ:39:LYS:HZ1	2.44	0.40
5:AE:89:THR:HG21	5:AE:134:ASN:ND2	2.35	0.40
8:AH:45:ILE:HA	8:AH:63:LYS:CG	2.49	0.40
22:BA:571:U:N3	22:BA:2030:A:C2	2.89	0.40
22:DA:1816:C:O2'	22:DA:1817:G:P	2.79	0.40
28:BG:84:LYS:CE	28:BG:84:LYS:N	2.74	0.40
26:DE:105:LEU:O	26:DE:109:LEU:HB2	2.22	0.40
53:CA:373:A:C2	53:CA:374:A:N7	2.90	0.40
22:DA:2267:A:H8	22:DA:2267:A:H2'	1.49	0.40
22:DA:1059:G:O2'	30:DI:131:THR:HG21	2.22	0.40
1:AA:1118:U:O4'	1:AA:1179:A:H1'	2.20	0.40
53:CA:36:C:H5''	12:CL:119:LYS:HA	2.04	0.40
22:DA:102:U:H3	46:DY:2:LYS:HB3	1.86	0.40
22:DA:108:G:C4	22:DA:109:C:C5	3.10	0.40
22:DA:1203:U:N3	22:DA:1204:A:N6	2.68	0.40
22:DA:1209:U:O2'	22:DA:1237:A:N6	2.47	0.40
26:DE:134:LEU:CA	26:DE:137:LYS:CB	2.97	0.40
46:DY:20:ASN:HD22	46:DY:50:VAL:CG2	2.01	0.40
22:DA:1574:C:O5'	22:DA:1574:C:C6	2.58	0.40
22:DA:45:G:H3'	22:DA:215:G:C8	2.57	0.40
45:DX:10:ARG:CB	45:DX:11:PRO:HD2	2.43	0.40
28:BG:139:VAL:HG12	28:BG:140:ILE:N	2.35	0.40
2:CB:103:TRP:O	2:CB:103:TRP:CD1	2.74	0.40
21:CU:28:LEU:O	21:CU:29:ALA:C	2.59	0.40
22:DA:1529:G:O6	22:DA:1543:G:N2	2.54	0.40
22:BA:855:G:N2	44:BW:23:LYS:CB	2.84	0.40
44:BW:24:ARG:HD3	44:BW:65:LYS:HD3	2.04	0.40
10:CJ:68:ARG:H	10:CJ:68:ARG:HG2	1.68	0.40
6:CF:93:LYS:O	6:CF:94:HIS:HB3	2.22	0.40
18:CR:54:LEU:HG	18:CR:58:ILE:HD11	2.02	0.40
6:CF:88:MET:CE	18:CR:64:LEU:HD11	2.50	0.40
37:DP:48:ALA:O	37:DP:58:PHE:HA	2.22	0.40
25:DD:146:ILE:HD11	25:DD:155:VAL:CG2	2.52	0.40
40:DS:84:ARG:O	40:DS:95:ARG:O	2.39	0.40
29:BH:33:GLN:HE21	29:BH:33:GLN:HB2	1.70	0.40
22:DA:2238:G:H4'	22:DA:2239:G:OP1	2.22	0.40
1:AA:251:G:C2	1:AA:266:G:C5	3.08	0.40

Continued on next page...

Continued from previous page...

Atom-1	Atom-2	Distance(Å)	Clash(Å)
20:AT:77:ASN:H	20:AT:77:ASN:ND2	2.19	0.40
22:DA:1252:G:C4	22:DA:1253:A:C2	3.09	0.40
38:DQ:9:ALA:C	38:DQ:11:ALA:N	2.73	0.40
26:BE:172:ALA:O	26:BE:175:ILE:CG2	2.69	0.40
53:CA:975:A:C2	53:CA:1365:G:N2	2.89	0.40
20:AT:9:ARG:NH1	20:AT:12:GLN:NE2	2.70	0.40
22:DA:602:A:N3	22:DA:656:G:C2	2.90	0.40
33:DL:3:LEU:HD12	33:DL:4:ASN:CA	2.51	0.40
22:DA:2586:U:O2'	22:DA:2587:A:C5'	2.68	0.40
22:BA:1872:A:HO2'	22:BA:1873:G:C4'	2.34	0.40
11:AK:85:VAL:HG11	11:AK:92:ARG:HG3	2.03	0.40
22:DA:2501:C:P	62:DA:3557:HOH:O	2.79	0.40
10:AJ:73:LEU:O	10:AJ:74:VAL:CB	2.69	0.40
5:CE:94:PHE:O	5:CE:124:ALA:HA	2.22	0.40
5:CE:95:MET:HA	5:CE:123:LEU:O	2.22	0.40
36:BO:4:LYS:HD3	36:BO:7:ARG:NH2	2.37	0.40
24:BC:229:HIS:HD2	24:BC:246:PRO:CB	2.34	0.40
2:AB:140:LEU:O	2:AB:142:LYS:N	2.54	0.40
22:DA:2590:A:O3'	24:DC:237:ARG:CD	2.65	0.40
46:BY:56:LEU:HA	46:BY:59:GLU:HG3	2.02	0.40
22:BA:1131:G:C4	31:BJ:77:HIS:ND1	2.89	0.40
5:CE:14:LEU:HA	5:CE:36:THR:HG22	2.03	0.40
22:DA:1665:A:H2'	22:DA:1666:G:H5'	2.02	0.40
22:DA:2873:A:C4'	35:DN:6:SER:HB2	2.51	0.40
58:DF:136:ILE:CG2	58:DF:142:TYR:CD1	3.05	0.40
53:CA:1200:C:O2'	53:CA:1201:A:OP2	2.32	0.40
53:CA:80:A:C5	53:CA:81:A:H1'	2.57	0.40
53:CA:90:C:H2'	53:CA:91:U:C5	2.56	0.40
53:CA:277:C:C5	53:CA:278:G:N7	2.90	0.40
38:DQ:46:TYR:HA	38:DQ:49:ARG:NH2	2.36	0.40
57:DB:66:A:N6	57:DB:107:G:C8	2.89	0.40
22:DA:1656:C:H2'	22:DA:1657:U:C5'	2.50	0.40
22:DA:1475:G:O2'	22:DA:1476:U:P	2.80	0.40
22:DA:413:C:O3'	22:DA:1880:U:H4'	2.21	0.40
1:AA:978:A:OP1	1:AA:980:C:N4	2.54	0.40
22:DA:2308:G:O6	22:DA:2311:A:N7	2.55	0.40
24:DC:95:TYR:C	24:DC:97:ASP:N	2.74	0.40
53:CA:865:A:H5'	53:CA:1078:U:C5	2.56	0.40
53:CA:864:A:C5	53:CA:865:A:C6	3.09	0.40
29:BH:40:THR:O	29:BH:41:LYS:HB2	2.22	0.40
1:AA:1221:G:H2'	1:AA:1222:G:H8	1.86	0.40
22:DA:1941:C:C6	22:DA:1965:C:C4	3.09	0.40

Continued on next page...

Continued from previous page...

Atom-1	Atom-2	Distance(Å)	Clash(Å)
22:DA:225:C:N4	22:DA:419:U:O2'	2.37	0.40
53:CA:322:C:O2'	20:CT:17:ARG:HG3	2.22	0.40
1:AA:1461:G:C5	1:AA:1462:C:C5	3.10	0.40
22:DA:2652:C:H2'	22:DA:2653:U:O4'	2.21	0.40
22:BA:603:A:C8	22:BA:655:A:C6	3.09	0.40
53:CA:567:G:H1'	62:CA:1819:HOH:O	2.22	0.40
22:DA:690:G:H1'	22:DA:779:U:O3'	2.20	0.40
1:AA:438:U:C6	1:AA:494:G:O6	2.75	0.40
22:DA:1649:G:H2'	22:DA:1650:A:C8	2.56	0.40
25:BD:90:PHE:C	25:BD:92:VAL:N	2.73	0.40
35:DN:57:THR:O	35:DN:80:PHE:CD1	2.74	0.40
1:AA:819:A:C4'	1:AA:820:U:OP2	2.67	0.40
53:CA:729:A:C5	53:CA:730:G:N7	2.89	0.40
1:AA:640:A:O2'	8:AH:107:LYS:NZ	2.54	0.40
1:AA:585:G:N2	1:AA:878:A:O2'	2.55	0.40
24:DC:30:ALA:N	24:DC:31:PRO:HD2	2.34	0.40
40:DS:4:ILE:CD1	40:DS:5:ALA:N	2.73	0.40
22:DA:1712:U:H2'	22:DA:1713:A:N7	2.36	0.40
44:BW:37:VAL:CG1	44:BW:38:ARG:N	2.84	0.40
45:BX:60:LYS:O	45:BX:62:GLY:N	2.55	0.40
20:CT:4:LYS:HB3	20:CT:4:LYS:HE3	1.57	0.40
53:CA:948:C:C5	55:CM:104:ASN:OD1	2.75	0.40
1:AA:244:U:H4'	1:AA:245:U:C5'	2.51	0.40
55:CM:3:ILE:HG23	55:CM:56:ARG:CD	2.50	0.40
36:BO:30:ARG:HG3	36:BO:102:ARG:NH1	2.37	0.40
22:DA:1107:G:C5	22:DA:1108:U:C5	3.09	0.40
22:BA:308:G:C4	22:BA:501:A:C8	3.09	0.40
45:BX:65:THR:O	45:BX:68:ALA:CB	2.63	0.40
1:AA:596:A:H5'	1:AA:596:A:H8	1.83	0.40
22:BA:1436:G:H2'	22:BA:1437:C:O5'	2.22	0.40
30:BI:56:VAL:HG22	30:BI:68:PHE:HB2	2.03	0.40
49:D1:20:TYR:HE2	49:D1:37:LYS:NZ	2.17	0.40
49:D1:10:LEU:HD12	49:D1:50:GLU:O	2.22	0.40
8:CH:100:ILE:HD12	8:CH:101:ALA:N	2.35	0.40
22:BA:503:A:C2	22:BA:505:A:C4	3.10	0.40
35:BN:97:ILE:HG22	35:BN:98:LEU:N	2.36	0.40
24:BC:87:SER:HB2	24:BC:199:HIS:CD2	2.56	0.40
22:BA:611:C:O2'	22:BA:612:G:H5'	2.21	0.40
53:CA:1076:U:N3	53:CA:1082:A:C2	2.90	0.40
20:CT:9:ARG:CD	20:CT:12:GLN:NE2	2.84	0.40
3:AC:190:THR:C	3:AC:192:TYR:H	2.25	0.40
22:BA:679:C:H2'	22:BA:680:C:C6	2.56	0.40

Continued on next page...

Continued from previous page...

Atom-1	Atom-2	Distance(Å)	Clash(Å)
15:CO:69:LEU:HD12	15:CO:77:TYR:HA	2.02	0.40
4:AD:88:ASN:HA	4:AD:91:ALA:CB	2.48	0.40
51:B3:49:VAL:HG23	51:B3:50:SER:O	2.21	0.40
53:CA:461:A:N3	53:CA:461:A:C2'	2.80	0.40
53:CA:1161:C:O2'	53:CA:1162:C:C5'	2.69	0.40
1:AA:417:G:C6	1:AA:418:C:N4	2.90	0.40
1:AA:131:A:C2	1:AA:132:C:C4	3.09	0.40
3:AC:21:TRP:CD1	3:AC:58:ARG:HG2	2.57	0.40
5:AE:48:GLY:HA3	5:AE:65:LYS:HB2	2.02	0.40
22:BA:563:A:C6	22:BA:564:C:C4	3.09	0.40
22:DA:910:A:N6	34:DM:11:LYS:O	2.54	0.40
43:BV:65:VAL:O	43:BV:65:VAL:HG23	2.19	0.40
43:DV:50:MET:O	43:DV:53:LYS:N	2.50	0.40
22:DA:1709:U:H2'	22:DA:1710:G:H8	1.85	0.40
22:DA:825:A:C6	22:DA:826:U:N3	2.89	0.40
53:CA:1477:U:C2	53:CA:1478:U:C5	3.09	0.40
22:BA:233:A:O2'	22:BA:234:U:H5'	2.21	0.40
1:AA:582:C:C4	1:AA:583:A:N7	2.90	0.40
8:CH:111:THR:HG22	8:CH:112:ASP:N	2.36	0.40
36:DO:80:GLU:O	36:DO:84:GLU:HB2	2.22	0.40
22:BA:260:G:H2'	22:BA:261:G:O5'	2.22	0.40
22:BA:535:G:C2	22:BA:559:G:C5	3.10	0.40
22:DA:1465:G:C4	22:DA:1466:U:C6	3.10	0.40
33:BL:79:LEU:HD23	33:BL:79:LEU:HA	1.70	0.40
22:BA:240:C:H2'	22:BA:241:A:C8	2.56	0.40
24:DC:74:PRO:HA	24:DC:116:GLN:HG3	2.02	0.40
22:BA:291:G:H1'	22:BA:350:G:N2	2.37	0.40
22:BA:2096:C:O2	22:BA:2096:C:H2'	2.20	0.40
22:DA:2646:C:C5'	22:DA:2646:C:H6	2.34	0.40
28:BG:90:GLY:O	28:BG:91:VAL:C	2.59	0.40
1:AA:445:G:N3	1:AA:445:G:H2'	2.36	0.40
15:CO:87:ARG:HD2	15:CO:87:ARG:HA	1.76	0.40
31:DJ:24:THR:HG22	31:DJ:24:THR:O	2.21	0.40
35:BN:23:ASN:H	35:BN:23:ASN:ND2	2.19	0.40
22:BA:2845:U:O3'	37:BP:52:ARG:NH1	2.54	0.40
22:DA:2204:G:OP2	24:DC:149:LYS:CD	2.61	0.40
56:CP:6:LEU:HB2	56:CP:17:TYR:CB	2.49	0.40
22:DA:740:C:H5'	22:DA:1784:A:C3'	2.51	0.40
22:DA:1054:A:C2	22:DA:1106:G:C2	3.09	0.40
22:DA:1070:A:H61	30:DI:8:VAL:CB	2.34	0.40
22:DA:1080:A:N3	22:DA:1081:U:C6	2.89	0.40
30:DI:4:VAL:HG22	30:DI:5:GLN:N	2.36	0.40

Continued on next page...

Continued from previous page...

Atom-1	Atom-2	Distance(Å)	Clash(Å)
22:DA:2818:U:OP2	35:DN:42:LYS:NZ	2.54	0.40
1:AA:1256:A:C6	1:AA:1278:G:C2	3.09	0.40
9:AI:25:GLY:N	9:AI:58:GLU:HA	2.36	0.40
22:DA:301:G:C6	22:DA:317:G:C6	3.10	0.40
22:DA:69:C:H2'	22:DA:70:G:C8	2.56	0.40
42:DU:90:LYS:CB	42:DU:92:VAL:CG1	3.00	0.40
22:BA:1797:G:C5	22:BA:1798:U:C5	3.10	0.40
22:DA:217:A:O2'	22:DA:218:A:H5'	2.21	0.40
22:DA:48:G:N3	22:DA:48:G:H2'	2.36	0.40
22:DA:54:G:O5'	22:DA:54:G:H8	2.05	0.40
28:BG:140:ILE:HD12	28:BG:141:GLY:H	1.87	0.40
22:DA:2750:A:HO2'	22:DA:2751:G:P	2.44	0.40
53:CA:1097:C:C2	53:CA:1098:C:C6	3.10	0.40
22:DA:138:U:H2'	22:DA:140:C:C1'	2.49	0.40
1:AA:214:C:C6	1:AA:215:C:C5	3.09	0.40
1:AA:464:U:C6	1:AA:466:A:OP2	2.74	0.40
1:AA:202:G:O2'	1:AA:468:A:C8	2.70	0.40
53:CA:1494:G:C2	53:CA:1495:U:C6	3.09	0.40
1:AA:76:G:C2'	1:AA:76:G:N3	2.82	0.40
22:DA:2616:C:O2'	22:DA:2617:U:O5'	2.26	0.40
29:BH:12:LEU:HB2	29:BH:19:VAL:HG11	2.03	0.40
22:DA:204:A:C4	22:DA:206:U:C4	3.09	0.40
40:DS:20:VAL:CG1	40:DS:43:ALA:CB	2.86	0.40
22:BA:1498:C:C2'	22:BA:1499:C:H6	2.30	0.40
1:AA:1241:G:N2	1:AA:1242:G:C5	2.90	0.40
8:CH:68:LYS:CD	8:CH:69:ALA:N	2.71	0.40
22:DA:476:G:N2	22:DA:478:A:H2'	2.36	0.40
26:BE:3:LEU:HD12	26:BE:14:VAL:HG11	2.03	0.40
53:CA:1357:A:C5	53:CA:1358:U:C4	3.10	0.40
53:CA:1363:A:C6	53:CA:1365:G:C6	3.09	0.40
53:CA:963:G:O2'	53:CA:964:A:O5'	2.40	0.40
9:CI:118:ARG:HG3	9:CI:124:PRO:HG3	2.04	0.40
53:CA:1367:C:H5'	10:CJ:62:ARG:NH1	2.36	0.40
4:AD:56:GLU:O	4:AD:60:VAL:HG23	2.22	0.40
1:AA:157:U:O2	1:AA:165:G:C2	2.74	0.40
3:AC:55:VAL:O	3:AC:56:ILE:HG13	2.21	0.40
22:BA:2307:G:H1'	22:BA:2308:G:C5	2.57	0.40
19:AS:45:GLY:N	19:AS:61:VAL:CG2	2.72	0.40
22:DA:2573:C:OP1	22:DA:2575:C:OP2	2.40	0.40
25:DD:149:ASN:OD1	25:DD:150:GLN:N	2.50	0.40
1:AA:1141:C:C2	1:AA:1142:G:C8	3.10	0.40
22:DA:2681:C:H4'	22:DA:2682:A:O5'	2.22	0.40

Continued on next page...

Continued from previous page...

Atom-1	Atom-2	Distance(Å)	Clash(Å)
41:BT:34:VAL:O	41:BT:35:ALA:O	2.39	0.40
21:AU:33:ARG:CD	21:AU:34:ARG:HG3	2.50	0.40
21:AU:34:ARG:C	21:AU:36:PHE:H	2.24	0.40
56:CP:60:TRP:O	56:CP:63:GLN:N	2.55	0.40
11:AK:109:ILE:HG22	11:AK:110:THR:N	2.37	0.40
31:BJ:54:ILE:C	31:BJ:54:ILE:CD1	2.86	0.40
6:AF:38:ARG:HH11	6:AF:61:LEU:HD21	1.83	0.40
27:BF:5:ASP:O	27:BF:8:LYS:HG2	2.21	0.40
53:CA:103:U:H2'	53:CA:104:G:H8	1.87	0.40
53:CA:71:A:C2	53:CA:72:A:N7	2.89	0.40
12:AL:56:LEU:C	12:AL:58:ASN:N	2.73	0.40
17:CQ:46:HIS:HB3	17:CQ:66:LEU:HD13	2.03	0.40
22:DA:1442:U:N3	22:DA:1443:U:C4	2.90	0.40
53:CA:1245:C:O2'	53:CA:1246:A:O5'	2.39	0.40
1:AA:957:U:H4'	19:AS:78:THR:OG1	2.21	0.40
54:CG:8:GLN:CD	54:CG:9:ARG:H	2.24	0.40
1:AA:1117:A:O3'	9:AI:105:ARG:NE	2.55	0.40
22:BA:1627:G:C2	22:BA:1628:G:N7	2.90	0.40
1:AA:1234:C:C2'	1:AA:1235:U:C5'	2.90	0.40
22:BA:2821:A:H2'	22:BA:2822:G:C8	2.57	0.40
1:AA:384:G:C6	1:AA:385:C:N3	2.89	0.40
29:BH:50:ARG:C	29:BH:52:ALA:N	2.75	0.40
22:DA:497:A:H3'	22:DA:498:G:H8	1.87	0.40
22:DA:1225:G:C6	22:DA:1226:A:N6	2.89	0.40
22:DA:228:C:N3	22:DA:418:C:O4'	2.54	0.40
22:DA:415:A:C5	22:DA:416:U:C4	3.09	0.40
1:AA:1442:G:C4	1:AA:1443:C:C5	3.08	0.40
22:BA:846:U:C2'	22:BA:847:U:OP2	2.69	0.40
22:DA:278:A:N1	22:DA:362:A:C8	2.90	0.40
25:BD:92:VAL:O	25:BD:94:GLN:N	2.55	0.40
57:DB:34:A:H2'	57:DB:35:C:OP2	2.22	0.40
22:DA:1706:C:O2'	22:DA:1707:G:OP1	2.35	0.40
29:DH:37:VAL:HG22	29:DH:38:PRO:HD2	2.04	0.40
37:BP:33:GLU:OE1	37:BP:34:GLY:N	2.55	0.40
2:AB:36:LYS:O	2:AB:37:VAL:HB	2.21	0.40
22:BA:274:C:H2'	22:BA:275:C:O4'	2.22	0.40
35:BN:12:ARG:HD3	35:BN:16:HIS:CD2	2.57	0.40
24:DC:71:ASP:O	24:DC:73:ILE:HG12	2.21	0.40
1:AA:198:G:N1	1:AA:220:G:C4	2.89	0.40
1:AA:36:C:H4'	12:AL:118:VAL:O	2.21	0.40
22:DA:2852:G:H2'	22:DA:2853:C:C6	2.57	0.40
1:AA:1169:A:O2'	1:AA:1170:A:O4'	2.40	0.40

Continued on next page...

Continued from previous page...

Atom-1	Atom-2	Distance(Å)	Clash(Å)
37:BP:91:VAL:O	37:BP:92:ARG:C	2.60	0.40
1:AA:243:A:H5''	1:AA:244:U:OP1	2.21	0.40
1:AA:242:G:C2	1:AA:245:U:C4	3.09	0.40
53:CA:110:C:O2'	53:CA:111:G:C5'	2.69	0.40
7:AG:28:ILE:HG22	7:AG:104:VAL:HG21	2.03	0.40
32:BK:88:ASN:HB3	32:BK:92:GLU:O	2.20	0.40
26:DE:20:GLY:H	26:DE:110:SER:HB3	1.87	0.40
12:CL:35:ARG:HA	12:CL:35:ARG:HD3	1.85	0.40
22:DA:2581:G:C5'	22:DA:2582:G:OP1	2.69	0.40
22:DA:1931:U:O2'	22:DA:1932:A:H5'	2.20	0.40
22:BA:1439:A:C2	22:BA:1553:A:C4	3.09	0.40
53:CA:126:G:H5''	53:CA:634:C:O2	2.21	0.40
25:DD:40:LEU:HA	25:DD:44:GLY:CA	2.46	0.40
1:AA:1014:A:H5''	19:AS:13:HIS:CB	2.51	0.40
31:BJ:114:LEU:C	31:BJ:114:LEU:HD23	2.41	0.40
27:BF:107:VAL:N	27:BF:108:PRO:HD2	2.34	0.40
10:AJ:82:LYS:O	10:AJ:86:ALA:N	2.54	0.40
6:AF:9:MET:HE2	6:AF:59:TYR:CD2	2.57	0.40
44:BW:67:LYS:O	44:BW:68:PHE:CB	2.59	0.40
22:BA:294:A:C6	22:BA:345:A:N3	2.90	0.40
22:DA:958:U:H3	34:DM:16:ARG:HB2	1.86	0.40
22:BA:379:G:N1	22:BA:396:G:C6	2.90	0.40
17:CQ:30:HIS:CG	17:CQ:31:PRO:CD	3.05	0.40
51:B3:21:PHE:N	51:B3:48:MET:CE	2.81	0.40
1:AA:509:A:H5'	4:AD:50:TYR:CE2	2.57	0.40
31:BJ:31:GLU:CG	31:BJ:142:ILE:HD12	2.50	0.40
37:DP:105:LYS:HD3	37:DP:105:LYS:HA	1.90	0.40
27:BF:162:ASP:OD1	27:BF:162:ASP:N	2.54	0.40
18:CR:27:THR:O	18:CR:30:ASN:HB3	2.21	0.40
2:AB:71:THR:HG21	2:AB:94:ARG:HA	2.04	0.40
22:DA:661:A:H2'	22:DA:662:G:O4'	2.22	0.40
43:BV:6:ALA:CB	43:BV:40:ILE:CG2	3.00	0.40
53:CA:1189:U:H5''	3:CC:4:VAL:HG11	2.03	0.40
53:CA:486:U:O2	53:CA:486:U:C2'	2.69	0.40
25:BD:142:VAL:HG23	25:BD:143:PRO:HD2	2.03	0.40
22:DA:756:A:H2'	22:DA:757:G:O5'	2.21	0.40
22:DA:540:C:H2'	22:DA:541:A:H8	1.86	0.40
1:AA:909:A:H2'	1:AA:910:C:O5'	2.21	0.40
22:BA:2506:U:O2'	22:BA:2507:C:H5'	2.21	0.40
1:AA:698:G:H2'	1:AA:699:C:O4'	2.22	0.40
22:BA:1091:G:O2'	22:BA:1092:C:H5'	2.22	0.40
22:BA:1316:U:H2'	22:BA:1317:G:C8	2.56	0.40

Continued on next page...

Continued from previous page...

Atom-1	Atom-2	Distance(Å)	Clash(Å)
15:AO:85:GLY:O	15:AO:86:LEU:HB3	2.21	0.40
58:DF:3:LEU:HG	58:DF:100:GLU:CD	2.40	0.40
4:AD:175:GLY:C	4:AD:176:LYS:HD3	2.42	0.40
31:DJ:16:TYR:HB2	31:DJ:54:ILE:CD1	2.52	0.40
46:BY:16:THR:O	46:BY:19:LEU:HB2	2.21	0.40
26:BE:106:LYS:HD2	26:BE:200:LEU:HB3	2.04	0.40
56:CP:2:VAL:HG13	56:CP:65:ALA:CA	2.51	0.40
3:CC:163:ARG:O	3:CC:164:THR:CB	2.69	0.40
5:CE:155:LYS:NZ	8:CH:72:GLU:CG	2.84	0.40
22:BA:2436:G:N3	22:BA:2598:A:H2	2.18	0.40
22:DA:1724:G:H3'	22:DA:1725:U:C6	2.57	0.40
48:D0:29:VAL:CG2	48:D0:34:GLY:HA2	2.52	0.40
4:CD:146:GLU:N	4:CD:146:GLU:OE1	2.55	0.40
22:BA:2098:U:C4	22:BA:2099:U:C4	3.09	0.40
22:BA:2839:G:OP1	35:BN:46:ARG:HD2	2.22	0.40
1:AA:832:G:C2	1:AA:833:G:C8	3.10	0.40
58:DF:160:LYS:HB2	58:DF:160:LYS:HE2	1.93	0.40
23:BB:42:C:C5	27:BF:65:LEU:HD22	2.56	0.40
43:DV:65:VAL:HG22	43:DV:65:VAL:O	2.21	0.40

All (1) symmetry-related close contacts are listed below. The label for Atom-2 includes the symmetry operator and encoded unit-cell translations to be applied.

Atom-1	Atom-2	Distance(Å)	Clash(Å)
22:BA:138:U:O4	22:DA:305:C:OP1[3_545]	2.02	0.18

5.3 Torsion angles

5.3.1 Protein backbone ⓘ

In the following table, the Percentiles column shows the percent Ramachandran outliers of the chain as a percentile score with respect to all X-ray entries followed by that with respect to entries of similar resolution.

The Analysed column shows the number of residues for which the backbone conformation was analysed, and the total number of residues.

Mol	Chain	Analysed	Favoured	Allowed	Outliers	Percentiles	
2	AB	216/218 (99%)	133 (62%)	51 (24%)	32 (15%)	0	2
2	CB	216/218 (99%)	158 (73%)	38 (18%)	20 (9%)	1	7
3	AC	204/206 (99%)	144 (71%)	36 (18%)	24 (12%)	1	4

Continued on next page...

Continued from previous page...

Mol	Chain	Analysed	Favoured	Allowed	Outliers	Percentiles	
3	CC	204/206 (99%)	138 (68%)	47 (23%)	19 (9%)	1	7
4	AD	203/205 (99%)	127 (63%)	43 (21%)	33 (16%)	0	0
4	CD	203/205 (99%)	138 (68%)	40 (20%)	25 (12%)	1	3
5	AE	148/150 (99%)	97 (66%)	28 (19%)	23 (16%)	0	1
5	CE	148/150 (99%)	111 (75%)	21 (14%)	16 (11%)	1	5
6	AF	98/100 (98%)	71 (72%)	15 (15%)	12 (12%)	1	4
6	CF	98/100 (98%)	66 (67%)	19 (19%)	13 (13%)	0	2
7	AG	149/151 (99%)	100 (67%)	37 (25%)	12 (8%)	1	10
8	AH	127/129 (98%)	101 (80%)	15 (12%)	11 (9%)	1	9
8	CH	127/129 (98%)	96 (76%)	23 (18%)	8 (6%)	2	16
9	AI	125/127 (98%)	81 (65%)	28 (22%)	16 (13%)	0	3
9	CI	125/127 (98%)	84 (67%)	32 (26%)	9 (7%)	2	12
10	AJ	96/98 (98%)	69 (72%)	10 (10%)	17 (18%)	0	0
10	CJ	96/98 (98%)	61 (64%)	21 (22%)	14 (15%)	0	2
11	AK	115/117 (98%)	80 (70%)	20 (17%)	15 (13%)	0	3
11	CK	115/117 (98%)	87 (76%)	16 (14%)	12 (10%)	1	5
12	AL	121/123 (98%)	88 (73%)	21 (17%)	12 (10%)	1	6
12	CL	121/123 (98%)	84 (69%)	24 (20%)	13 (11%)	1	5
13	AM	112/114 (98%)	83 (74%)	19 (17%)	10 (9%)	1	8
14	AN	92/100 (92%)	60 (65%)	18 (20%)	14 (15%)	0	1
14	CN	91/100 (91%)	57 (63%)	26 (29%)	8 (9%)	1	8
15	AO	86/88 (98%)	59 (69%)	19 (22%)	8 (9%)	1	7
15	CO	86/88 (98%)	53 (62%)	30 (35%)	3 (4%)	6	32
16	AP	80/82 (98%)	59 (74%)	12 (15%)	9 (11%)	1	4
17	AQ	78/80 (98%)	48 (62%)	24 (31%)	6 (8%)	1	11
17	CQ	78/80 (98%)	59 (76%)	11 (14%)	8 (10%)	1	6
18	AR	53/55 (96%)	40 (76%)	10 (19%)	3 (6%)	3	18
18	CR	53/55 (96%)	33 (62%)	17 (32%)	3 (6%)	3	18
19	AS	77/79 (98%)	51 (66%)	15 (20%)	11 (14%)	0	2
19	CS	77/79 (98%)	46 (60%)	24 (31%)	7 (9%)	1	8
20	AT	83/85 (98%)	57 (69%)	21 (25%)	5 (6%)	2	17

Continued on next page...

Continued from previous page...

Mol	Chain	Analysed	Favoured	Allowed	Outliers	Percentiles	
20	CT	83/85 (98%)	52 (63%)	21 (25%)	10 (12%)	1	4
21	AU	49/51 (96%)	25 (51%)	12 (24%)	12 (24%)	0	0
21	CU	49/51 (96%)	20 (41%)	13 (26%)	16 (33%)	0	0
24	BC	269/271 (99%)	197 (73%)	46 (17%)	26 (10%)	1	6
24	DC	269/271 (99%)	174 (65%)	64 (24%)	31 (12%)	1	4
25	BD	207/209 (99%)	141 (68%)	32 (16%)	34 (16%)	0	0
25	DD	207/209 (99%)	131 (63%)	41 (20%)	35 (17%)	0	0
26	BE	199/201 (99%)	144 (72%)	35 (18%)	20 (10%)	1	6
26	DE	199/201 (99%)	115 (58%)	54 (27%)	30 (15%)	0	1
27	BF	175/177 (99%)	123 (70%)	36 (21%)	16 (9%)	1	8
28	BG	174/176 (99%)	111 (64%)	38 (22%)	25 (14%)	0	2
28	DG	174/176 (99%)	99 (57%)	40 (23%)	35 (20%)	0	0
29	BH	147/149 (99%)	62 (42%)	50 (34%)	35 (24%)	0	0
29	DH	147/149 (99%)	70 (48%)	54 (37%)	23 (16%)	0	1
30	BI	139/141 (99%)	84 (60%)	41 (30%)	14 (10%)	1	6
30	DI	139/141 (99%)	75 (54%)	48 (34%)	16 (12%)	1	4
31	BJ	140/142 (99%)	104 (74%)	24 (17%)	12 (9%)	1	9
31	DJ	140/142 (99%)	92 (66%)	28 (20%)	20 (14%)	0	2
32	BK	120/122 (98%)	89 (74%)	17 (14%)	14 (12%)	1	4
32	DK	120/122 (98%)	76 (63%)	17 (14%)	27 (22%)	0	0
33	BL	141/143 (99%)	100 (71%)	30 (21%)	11 (8%)	1	11
33	DL	141/143 (99%)	77 (55%)	44 (31%)	20 (14%)	0	2
34	BM	134/136 (98%)	96 (72%)	18 (13%)	20 (15%)	0	1
34	DM	134/136 (98%)	90 (67%)	26 (19%)	18 (13%)	0	2
35	BN	118/120 (98%)	91 (77%)	16 (14%)	11 (9%)	1	7
35	DN	118/120 (98%)	74 (63%)	25 (21%)	19 (16%)	0	1
36	BO	114/116 (98%)	85 (75%)	18 (16%)	11 (10%)	1	7
36	DO	114/116 (98%)	74 (65%)	30 (26%)	10 (9%)	1	8
37	BP	112/114 (98%)	78 (70%)	20 (18%)	14 (12%)	1	3
37	DP	112/114 (98%)	60 (54%)	31 (28%)	21 (19%)	0	0
38	BQ	115/117 (98%)	100 (87%)	7 (6%)	8 (7%)	2	13

Continued on next page...

Continued from previous page...

Mol	Chain	Analysed	Favoured	Allowed	Outliers	Percentiles	
38	DQ	115/117 (98%)	75 (65%)	27 (24%)	13 (11%)	1	4
39	BR	101/103 (98%)	76 (75%)	14 (14%)	11 (11%)	1	5
39	DR	101/103 (98%)	64 (63%)	24 (24%)	13 (13%)	0	3
40	BS	108/110 (98%)	89 (82%)	14 (13%)	5 (5%)	4	24
40	DS	108/110 (98%)	72 (67%)	25 (23%)	11 (10%)	1	6
41	BT	91/93 (98%)	49 (54%)	26 (29%)	16 (18%)	0	0
41	DT	91/93 (98%)	41 (45%)	26 (29%)	24 (26%)	0	0
42	BU	100/102 (98%)	66 (66%)	16 (16%)	18 (18%)	0	0
42	DU	100/102 (98%)	52 (52%)	22 (22%)	26 (26%)	0	0
43	BV	92/94 (98%)	75 (82%)	15 (16%)	2 (2%)	10	46
43	DV	92/94 (98%)	60 (65%)	24 (26%)	8 (9%)	1	9
44	BW	77/79 (98%)	31 (40%)	22 (29%)	24 (31%)	0	0
44	DW	77/79 (98%)	30 (39%)	25 (32%)	22 (29%)	0	0
45	BX	75/77 (97%)	58 (77%)	10 (13%)	7 (9%)	1	7
45	DX	75/77 (97%)	44 (59%)	20 (27%)	11 (15%)	0	2
46	BY	61/63 (97%)	38 (62%)	15 (25%)	8 (13%)	0	3
46	DY	61/63 (97%)	40 (66%)	16 (26%)	5 (8%)	1	10
47	BZ	56/58 (97%)	47 (84%)	5 (9%)	4 (7%)	2	12
47	DZ	56/58 (97%)	31 (55%)	20 (36%)	5 (9%)	1	8
48	B0	54/56 (96%)	41 (76%)	9 (17%)	4 (7%)	2	11
48	D0	54/56 (96%)	33 (61%)	16 (30%)	5 (9%)	1	7
49	B1	48/50 (96%)	37 (77%)	6 (12%)	5 (10%)	1	5
49	D1	48/50 (96%)	35 (73%)	8 (17%)	5 (10%)	1	5
50	B2	44/46 (96%)	37 (84%)	7 (16%)	0	100	100
50	D2	44/46 (96%)	29 (66%)	10 (23%)	5 (11%)	1	4
51	B3	62/64 (97%)	53 (86%)	5 (8%)	4 (6%)	2	15
51	D3	62/64 (97%)	42 (68%)	12 (19%)	8 (13%)	0	3
52	B4	36/38 (95%)	24 (67%)	9 (25%)	3 (8%)	1	9
52	D4	36/38 (95%)	21 (58%)	9 (25%)	6 (17%)	0	0
54	CG	148/150 (99%)	96 (65%)	38 (26%)	14 (10%)	1	7
55	CM	111/113 (98%)	62 (56%)	36 (32%)	13 (12%)	1	4

Continued on next page...

Continued from previous page...

Mol	Chain	Analysed	Favoured	Allowed	Outliers	Percentiles	
56	CP	78/80 (98%)	48 (62%)	22 (28%)	8 (10%)	1	6
58	DF	176/178 (99%)	87 (49%)	58 (33%)	31 (18%)	0	0
All	All	11238/11447 (98%)	7411 (66%)	2418 (22%)	1409 (12%)	1	3

All (1409) Ramachandran outliers are listed below:

Mol	Chain	Res	Type
2	AB	21	TYR
2	AB	33	ALA
2	AB	37	VAL
2	AB	72	LYS
2	AB	75	ALA
2	AB	119	GLN
2	AB	150	ILE
3	AC	16	PRO
3	AC	17	TRP
3	AC	60	ALA
3	AC	126	ARG
3	AC	165	GLU
3	AC	192	TYR
3	AC	205	GLU
4	AD	24	VAL
4	AD	25	ARG
4	AD	26	ALA
4	AD	28	ASP
4	AD	29	THR
4	AD	32	LYS
4	AD	33	ILE
4	AD	34	GLU
4	AD	36	ALA
4	AD	147	LYS
4	AD	152	SER
4	AD	159	GLU
4	AD	172	VAL
4	AD	173	ASP
4	AD	191	SER
4	AD	192	ALA
5	AE	97	PRO
5	AE	110	MET
5	AE	137	ARG
5	AE	153	ALA

Continued on next page...

Continued from previous page...

Mol	Chain	Res	Type
6	AF	91	ARG
7	AG	93	VAL
8	AH	48	PHE
8	AH	49	LYS
8	AH	66	GLN
8	AH	88	LYS
9	AI	8	THR
9	AI	40	ARG
9	AI	43	ALA
9	AI	71	ILE
9	AI	119	LYS
9	AI	128	LYS
10	AJ	57	VAL
10	AJ	101	SER
11	AK	46	ALA
11	AK	126	ARG
12	AL	23	LEU
12	AL	43	LYS
12	AL	73	LEU
12	AL	75	GLU
12	AL	88	ASP
13	AM	2	ARG
13	AM	46	GLU
14	AN	27	LYS
14	AN	33	VAL
14	AN	51	PRO
14	AN	52	ARG
15	AO	17	ASP
15	AO	24	THR
15	AO	72	LYS
16	AP	11	ALA
16	AP	80	LYS
17	AQ	12	VAL
17	AQ	50	ASN
17	AQ	52	CYS
17	AQ	75	VAL
18	AR	47	ARG
19	AS	27	LYS
20	AT	3	ILE
20	AT	67	HIS
21	AU	11	PHE
21	AU	12	ASP

Continued on next page...

Continued from previous page...

Mol	Chain	Res	Type
21	AU	23	GLU
24	BC	77	VAL
24	BC	104	LEU
24	BC	105	ALA
24	BC	142	ASN
24	BC	239	PHE
25	BD	43	ASP
25	BD	73	VAL
25	BD	92	VAL
25	BD	99	GLU
25	BD	103	ASP
25	BD	122	VAL
26	BE	6	LYS
26	BE	8	ALA
26	BE	62	GLN
26	BE	69	ARG
26	BE	79	ARG
26	BE	175	ILE
27	BF	11	VAL
27	BF	61	GLY
27	BF	134	GLN
27	BF	174	PHE
27	BF	175	PRO
28	BG	8	VAL
28	BG	28	LYS
28	BG	31	GLU
28	BG	38	ASP
28	BG	44	HIS
28	BG	45	ALA
28	BG	61	TRP
28	BG	84	LYS
28	BG	118	ALA
28	BG	170	THR
29	BH	10	ALA
29	BH	11	ASN
29	BH	14	SER
29	BH	15	LEU
29	BH	23	ALA
29	BH	28	ASN
29	BH	32	PRO
29	BH	33	GLN
29	BH	81	ALA

Continued on next page...

Continued from previous page...

Mol	Chain	Res	Type
29	BH	83	LYS
30	BI	65	SER
30	BI	92	PRO
31	BJ	13	ARG
31	BJ	21	THR
31	BJ	41	LYS
31	BJ	45	THR
31	BJ	73	VAL
31	BJ	81	ILE
32	BK	49	ARG
32	BK	71	ARG
32	BK	108	ARG
33	BL	66	PHE
33	BL	88	GLY
34	BM	35	ALA
34	BM	36	VAL
34	BM	56	ALA
34	BM	69	PRO
35	BN	11	ASN
35	BN	80	PHE
35	BN	102	PHE
36	BO	3	LYS
36	BO	57	ALA
36	BO	58	ILE
37	BP	15	ASP
37	BP	20	ARG
37	BP	25	VAL
37	BP	33	GLU
37	BP	93	LYS
37	BP	105	LYS
38	BQ	90	ASP
38	BQ	91	ARG
39	BR	27	ILE
39	BR	55	ASP
39	BR	91	GLN
40	BS	14	ALA
41	BT	27	SER
41	BT	29	THR
41	BT	35	ALA
41	BT	36	LYS
41	BT	69	ARG
41	BT	86	THR

Continued on next page...

Continued from previous page...

Mol	Chain	Res	Type
41	BT	89	GLU
42	BU	6	ARG
42	BU	16	LYS
42	BU	18	LYS
42	BU	29	SER
42	BU	51	LEU
42	BU	88	ASP
43	BV	69	GLU
44	BW	9	THR
44	BW	10	ARG
44	BW	18	LYS
44	BW	23	LYS
44	BW	30	VAL
44	BW	40	ARG
44	BW	47	GLY
44	BW	50	VAL
44	BW	51	GLY
45	BX	53	LYS
46	BY	22	LEU
46	BY	23	ARG
46	BY	24	GLU
48	B0	51	ARG
48	B0	54	ILE
49	B1	16	THR
52	B4	4	ARG
2	CB	81	ASP
2	CB	102	ASN
2	CB	129	THR
3	CC	59	PRO
3	CC	164	THR
3	CC	180	ASP
3	CC	205	GLU
4	CD	24	VAL
4	CD	26	ALA
4	CD	35	GLN
4	CD	39	GLN
4	CD	80	ARG
4	CD	191	SER
4	CD	192	ALA
5	CE	31	SER
5	CE	69	ASN
5	CE	75	LEU

Continued on next page...

Continued from previous page...

Mol	Chain	Res	Type
6	CF	82	ASP
6	CF	98	GLU
6	CF	99	ALA
54	CG	8	GLN
54	CG	29	LEU
54	CG	30	MET
54	CG	31	VAL
54	CG	52	ARG
8	CH	29	SER
8	CH	30	LYS
8	CH	58	LEU
8	CH	82	LEU
9	CI	11	ARG
9	CI	54	VAL
9	CI	71	ILE
10	CJ	44	THR
10	CJ	46	LYS
10	CJ	87	LEU
11	CK	14	GLN
11	CK	88	PRO
11	CK	90	PRO
11	CK	118	ASN
11	CK	126	ARG
11	CK	127	ARG
12	CL	25	ALA
12	CL	43	LYS
12	CL	47	ALA
55	CM	4	ALA
14	CN	21	ALA
14	CN	95	LEU
56	CP	31	ARG
56	CP	63	GLN
17	CQ	52	CYS
17	CQ	68	LYS
20	CT	3	ILE
20	CT	43	LYS
20	CT	61	ALA
20	CT	65	LEU
20	CT	82	ILE
21	CU	4	LYS
21	CU	9	GLU
21	CU	15	LEU

Continued on next page...

Continued from previous page...

Mol	Chain	Res	Type
21	CU	23	GLU
21	CU	32	ARG
21	CU	34	ARG
21	CU	35	GLU
21	CU	36	PHE
21	CU	38	GLU
21	CU	43	GLU
24	DC	9	SER
24	DC	28	PRO
24	DC	43	ASN
24	DC	45	ASN
24	DC	94	LEU
24	DC	141	HIS
24	DC	237	ARG
24	DC	269	ARG
25	DD	14	ILE
25	DD	43	ASP
25	DD	74	GLU
25	DD	95	SER
25	DD	102	ALA
25	DD	118	PHE
25	DD	119	ALA
25	DD	150	GLN
25	DD	162	ALA
25	DD	174	SER
25	DD	194	PRO
26	DE	24	ASN
26	DE	41	GLN
26	DE	62	GLN
26	DE	71	GLY
26	DE	99	LYS
26	DE	116	ASP
26	DE	127	GLU
58	DF	10	GLU
58	DF	12	VAL
58	DF	32	LYS
58	DF	36	ASN
58	DF	41	GLU
58	DF	76	PHE
58	DF	112	ASP
58	DF	113	PHE
58	DF	116	LEU

Continued on next page...

Continued from previous page...

Mol	Chain	Res	Type
58	DF	137	PHE
28	DG	39	ALA
28	DG	49	LEU
28	DG	59	ASP
28	DG	83	THR
28	DG	86	LEU
28	DG	93	TYR
28	DG	118	ALA
28	DG	165	ASP
29	DH	9	VAL
29	DH	10	ALA
29	DH	61	VAL
29	DH	66	ASN
29	DH	72	ILE
29	DH	76	GLU
29	DH	97	ARG
29	DH	98	ASP
29	DH	102	ALA
30	DI	9	LYS
30	DI	22	PRO
30	DI	69	VAL
30	DI	140	GLU
31	DJ	45	THR
31	DJ	81	ILE
31	DJ	83	GLY
31	DJ	87	ALA
31	DJ	95	ARG
32	DK	2	ILE
32	DK	3	GLN
32	DK	16	ALA
32	DK	18	ARG
32	DK	29	HIS
32	DK	49	ARG
32	DK	71	ARG
32	DK	93	GLN
32	DK	110	GLU
32	DK	119	ALA
32	DK	120	PRO
33	DL	4	ASN
33	DL	66	PHE
33	DL	85	VAL
33	DL	89	VAL

Continued on next page...

Continued from previous page...

Mol	Chain	Res	Type
33	DL	100	ILE
33	DL	101	ILE
34	DM	2	LEU
34	DM	14	LYS
34	DM	69	PRO
34	DM	77	PRO
34	DM	135	VAL
35	DN	2	ARG
35	DN	104	ALA
36	DO	8	ILE
36	DO	90	VAL
37	DP	25	VAL
37	DP	50	ARG
37	DP	51	ASN
37	DP	83	ILE
37	DP	94	ALA
37	DP	108	ARG
37	DP	112	ARG
38	DQ	4	LYS
38	DQ	5	ARG
39	DR	3	ALA
39	DR	98	ILE
40	DS	28	LYS
40	DS	40	ASN
41	DT	14	PRO
41	DT	15	HIS
41	DT	20	ALA
41	DT	29	THR
41	DT	39	THR
42	DU	8	ASP
42	DU	41	VAL
42	DU	65	GLN
42	DU	92	VAL
42	DU	96	LYS
42	DU	97	SER
43	DV	56	PHE
44	DW	9	THR
44	DW	25	PHE
44	DW	30	VAL
44	DW	33	GLY
44	DW	34	SER
44	DW	35	ILE

Continued on next page...

Continued from previous page...

Mol	Chain	Res	Type
44	DW	46	ALA
45	DX	21	LEU
45	DX	34	SER
46	DY	22	LEU
46	DY	46	VAL
47	DZ	4	ILE
47	DZ	13	ILE
48	D0	32	THR
49	D1	4	ILE
50	D2	24	THR
50	D2	40	ALA
51	D3	3	ILE
51	D3	29	ARG
51	D3	51	LYS
52	D4	20	ASP
2	AB	17	HIS
2	AB	18	GLN
2	AB	20	ARG
2	AB	40	ILE
2	AB	44	LYS
2	AB	63	LYS
2	AB	96	LEU
2	AB	125	PHE
2	AB	133	ALA
2	AB	169	HIS
2	AB	209	VAL
2	AB	210	THR
2	AB	219	THR
3	AC	148	ILE
4	AD	23	GLY
4	AD	35	GLN
4	AD	124	VAL
4	AD	132	ALA
4	AD	167	PRO
4	AD	174	ALA
4	AD	195	ASN
4	AD	196	GLU
4	AD	197	HIS
5	AE	11	GLN
5	AE	50	GLY
5	AE	75	LEU
5	AE	103	GLY

Continued on next page...

Continued from previous page...

Mol	Chain	Res	Type
5	AE	108	GLY
5	AE	112	ALA
5	AE	113	VAL
5	AE	121	ASN
5	AE	157	GLY
6	AF	54	LEU
6	AF	69	GLU
6	AF	86	ARG
7	AG	8	GLN
7	AG	79	VAL
7	AG	84	TYR
8	AH	2	MET
8	AH	74	ILE
9	AI	30	ASN
10	AJ	34	ALA
10	AJ	61	ALA
10	AJ	74	VAL
10	AJ	92	LEU
11	AK	88	PRO
11	AK	102	ALA
12	AL	33	CYS
12	AL	117	GLY
12	AL	122	LYS
13	AM	6	ILE
13	AM	104	ASN
13	AM	113	LYS
14	AN	22	LYS
14	AN	41	TRP
14	AN	43	ALA
14	AN	80	ARG
15	AO	74	VAL
15	AO	85	GLY
16	AP	24	SER
17	AQ	67	SER
19	AS	79	TYR
20	AT	5	SER
21	AU	8	ASN
21	AU	35	GLU
21	AU	37	TYR
24	BC	110	LYS
24	BC	120	ASP
24	BC	121	ALA

Continued on next page...

Continued from previous page...

Mol	Chain	Res	Type
24	BC	140	VAL
24	BC	196	ASN
24	BC	243	PRO
24	BC	255	LYS
25	BD	54	ALA
25	BD	71	ALA
25	BD	72	GLY
25	BD	93	GLY
25	BD	104	VAL
25	BD	106	LYS
25	BD	118	PHE
25	BD	144	GLY
25	BD	145	SER
25	BD	183	GLU
25	BD	184	ARG
25	BD	191	GLY
26	BE	46	GLN
26	BE	153	LEU
27	BF	111	ARG
27	BF	128	SER
28	BG	9	VAL
28	BG	30	GLY
28	BG	60	GLY
28	BG	164	ALA
28	BG	168	VAL
29	BH	3	VAL
29	BH	13	GLY
29	BH	29	PHE
29	BH	34	GLY
29	BH	35	LYS
29	BH	89	LYS
29	BH	97	ARG
29	BH	107	GLY
29	BH	111	ALA
29	BH	121	VAL
29	BH	131	SER
29	BH	138	VAL
30	BI	30	GLN
30	BI	105	LEU
32	BK	3	GLN
32	BK	13	ASN
32	BK	35	VAL

Continued on next page...

Continued from previous page...

Mol	Chain	Res	Type
32	BK	48	PRO
32	BK	72	PRO
33	BL	15	ALA
33	BL	29	LYS
33	BL	69	ARG
33	BL	82	LEU
33	BL	111	ILE
33	BL	114	GLY
34	BM	2	LEU
34	BM	14	LYS
34	BM	54	THR
34	BM	55	ARG
34	BM	73	ILE
34	BM	110	GLU
35	BN	2	ARG
35	BN	118	ARG
35	BN	119	SER
36	BO	22	GLY
36	BO	59	ALA
36	BO	100	HIS
36	BO	112	GLU
37	BP	54	LEU
37	BP	92	ARG
37	BP	103	THR
37	BP	104	GLY
37	BP	113	LEU
38	BQ	5	ARG
38	BQ	86	SER
38	BQ	88	GLU
39	BR	29	THR
39	BR	64	VAL
40	BS	3	THR
41	BT	16	VAL
42	BU	38	ILE
42	BU	50	ALA
42	BU	92	VAL
42	BU	97	SER
44	BW	12	GLY
44	BW	48	ALA
44	BW	52	CYS
44	BW	70	VAL
44	BW	77	LYS

Continued on next page...

Continued from previous page...

Mol	Chain	Res	Type
45	BX	2	ARG
46	BY	36	GLN
47	BZ	3	THR
48	B0	34	GLY
49	B1	4	ILE
51	B3	27	ASN
2	CB	26	MET
2	CB	73	ARG
2	CB	84	LEU
2	CB	148	GLY
2	CB	177	ASN
2	CB	203	ASP
2	CB	218	ALA
3	CC	24	ASN
3	CC	63	ILE
3	CC	87	ARG
3	CC	130	ARG
3	CC	136	ALA
3	CC	140	ALA
3	CC	178	ARG
4	CD	2	ARG
4	CD	79	ALA
4	CD	107	GLY
4	CD	187	ARG
5	CE	68	ARG
5	CE	74	ALA
5	CE	77	ASN
5	CE	89	THR
5	CE	104	ILE
5	CE	108	GLY
5	CE	144	GLU
6	CF	44	ARG
6	CF	68	GLN
6	CF	92	THR
54	CG	36	SER
54	CG	62	GLU
54	CG	113	LYS
8	CH	2	MET
8	CH	57	GLU
8	CH	119	GLY
9	CI	44	ARG
9	CI	52	GLU

Continued on next page...

Continued from previous page...

Mol	Chain	Res	Type
9	CI	58	GLU
9	CI	119	LYS
10	CJ	34	ALA
10	CJ	57	VAL
10	CJ	74	VAL
10	CJ	93	ALA
11	CK	70	ALA
11	CK	91	GLY
12	CL	7	VAL
12	CL	16	ALA
12	CL	33	CYS
12	CL	85	ARG
12	CL	98	ARG
55	CM	11	HIS
55	CM	65	GLU
14	CN	53	ASP
14	CN	60	ARG
14	CN	99	SER
15	CO	6	ALA
56	CP	46	LYS
17	CQ	69	THR
18	CR	72	ARG
19	CS	4	LEU
19	CS	46	LEU
20	CT	12	GLN
21	CU	7	GLU
21	CU	8	ASN
21	CU	11	PHE
21	CU	26	GLY
24	DC	3	VAL
24	DC	36	ASN
24	DC	121	ALA
24	DC	123	ILE
24	DC	140	VAL
24	DC	195	GLY
24	DC	217	PRO
24	DC	232	GLY
24	DC	238	ASN
25	DD	31	ALA
25	DD	93	GLY
25	DD	113	SER
25	DD	143	PRO

Continued on next page...

Continued from previous page...

Mol	Chain	Res	Type
25	DD	164	GLN
25	DD	170	VAL
25	DD	175	LEU
26	DE	7	ASP
26	DE	45	ALA
26	DE	55	SER
26	DE	61	ARG
26	DE	98	LYS
26	DE	126	VAL
26	DE	148	ILE
26	DE	153	LEU
26	DE	163	ASN
26	DE	187	VAL
26	DE	188	MET
58	DF	8	LYS
58	DF	37	MET
58	DF	42	ALA
58	DF	43	ILE
58	DF	67	THR
58	DF	86	CYS
58	DF	114	ARG
58	DF	122	ASP
58	DF	133	GLU
58	DF	136	ILE
58	DF	138	PRO
58	DF	141	ASP
58	DF	145	VAL
58	DF	148	VAL
28	DG	9	VAL
28	DG	85	LYS
28	DG	91	VAL
28	DG	95	ALA
28	DG	125	PRO
28	DG	149	ALA
28	DG	164	ALA
29	DH	3	VAL
29	DH	39	ALA
29	DH	86	ASP
29	DH	99	ILE
29	DH	143	ILE
29	DH	144	VAL
30	DI	23	VAL

Continued on next page...

Continued from previous page...

Mol	Chain	Res	Type
30	DI	62	ALA
30	DI	119	ALA
31	DJ	72	LYS
31	DJ	84	ILE
32	DK	35	VAL
32	DK	46	ALA
32	DK	88	ASN
32	DK	98	ARG
32	DK	104	THR
33	DL	15	ALA
33	DL	42	SER
33	DL	82	LEU
33	DL	96	LYS
33	DL	99	ASN
33	DL	111	ILE
34	DM	16	ARG
34	DM	35	ALA
34	DM	111	GLU
34	DM	132	THR
35	DN	10	LEU
35	DN	15	SER
35	DN	29	VAL
35	DN	61	ALA
35	DN	71	ARG
35	DN	82	GLU
35	DN	102	PHE
35	DN	105	GLY
36	DO	3	LYS
36	DO	72	ALA
37	DP	63	ILE
37	DP	93	LYS
37	DP	104	GLY
38	DQ	23	TYR
38	DQ	32	ARG
38	DQ	86	SER
38	DQ	87	VAL
39	DR	40	MET
39	DR	57	GLY
39	DR	89	HIS
40	DS	33	LEU
40	DS	72	THR
41	DT	47	VAL

Continued on next page...

Continued from previous page...

Mol	Chain	Res	Type
41	DT	53	VAL
41	DT	68	LYS
41	DT	74	ILE
41	DT	88	LYS
42	DU	6	ARG
42	DU	34	ILE
42	DU	40	LEU
42	DU	54	PRO
42	DU	82	VAL
42	DU	87	GLU
42	DU	88	ASP
42	DU	89	GLY
42	DU	99	SER
43	DV	79	ARG
44	DW	10	ARG
44	DW	26	GLY
44	DW	39	GLN
44	DW	44	PHE
44	DW	49	ASN
44	DW	57	THR
44	DW	71	LYS
44	DW	78	PHE
45	DX	2	ARG
45	DX	63	ILE
48	D0	54	ILE
49	D1	35	LEU
49	D1	36	LYS
51	D3	22	LYS
51	D3	39	ARG
52	D4	3	VAL
2	AB	22	TRP
2	AB	41	ASN
2	AB	71	THR
2	AB	73	ARG
2	AB	148	GLY
3	AC	11	LEU
3	AC	50	SER
3	AC	62	SER
3	AC	145	ALA
4	AD	22	SER
4	AD	31	CYS
4	AD	148	ALA

Continued on next page...

Continued from previous page...

Mol	Chain	Res	Type
4	AD	165	GLU
4	AD	189	ASP
5	AE	23	THR
5	AE	25	LYS
5	AE	44	ARG
5	AE	98	ALA
5	AE	156	ARG
6	AF	53	LYS
6	AF	92	THR
6	AF	94	HIS
7	AG	129	ASN
7	AG	130	LYS
7	AG	147	ASN
9	AI	38	PHE
9	AI	56	MET
9	AI	88	GLU
9	AI	90	ASP
9	AI	120	ALA
10	AJ	81	GLU
11	AK	40	ALA
11	AK	51	PHE
13	AM	3	ILE
13	AM	4	ALA
14	AN	14	ALA
14	AN	16	ALA
14	AN	61	ASN
14	AN	91	GLU
15	AO	2	LEU
15	AO	16	ARG
16	AP	76	LYS
18	AR	33	THR
19	AS	4	LEU
19	AS	5	LYS
19	AS	26	ASP
19	AS	42	ASN
21	AU	25	ALA
24	BC	28	PRO
24	BC	64	VAL
24	BC	256	THR
25	BD	11	MET
25	BD	91	THR
25	BD	169	ARG

Continued on next page...

Continued from previous page...

Mol	Chain	Res	Type
25	BD	173	GLN
25	BD	175	LEU
25	BD	192	ALA
26	BE	71	GLY
26	BE	83	VAL
26	BE	86	ALA
26	BE	197	GLU
27	BF	20	ASN
27	BF	113	PHE
27	BF	127	TYR
27	BF	132	ARG
27	BF	149	ARG
28	BG	7	PRO
28	BG	53	PRO
29	BH	12	LEU
29	BH	125	THR
29	BH	135	HIS
30	BI	59	THR
31	BJ	44	TYR
31	BJ	98	GLU
31	BJ	125	TYR
32	BK	16	ALA
33	BL	41	ARG
34	BM	78	LEU
34	BM	84	LYS
34	BM	111	GLU
35	BN	32	GLU
35	BN	117	ASP
36	BO	60	GLU
36	BO	77	ALA
38	BQ	85	ALA
38	BQ	101	ASP
39	BR	98	ILE
40	BS	64	ALA
40	BS	95	ARG
40	BS	96	ILE
41	BT	38	ALA
41	BT	49	LYS
41	BT	55	VAL
41	BT	68	LYS
41	BT	70	HIS
41	BT	84	TYR

Continued on next page...

Continued from previous page...

Mol	Chain	Res	Type
42	BU	45	GLN
42	BU	87	GLU
44	BW	14	ASP
44	BW	25	PHE
44	BW	39	GLN
44	BW	41	GLY
45	BX	34	SER
45	BX	61	LYS
45	BX	69	GLU
45	BX	76	LYS
46	BY	9	LYS
46	BY	17	GLU
46	BY	37	LEU
48	B0	35	GLU
49	B1	50	GLU
49	B1	51	ALA
51	B3	31	ILE
52	B4	16	ILE
2	CB	86	CYS
2	CB	128	LEU
2	CB	150	ILE
2	CB	176	ASN
2	CB	205	ALA
3	CC	78	LYS
4	CD	29	THR
4	CD	33	ILE
4	CD	40	HIS
4	CD	119	HIS
4	CD	188	SER
5	CE	38	VAL
6	CF	86	ARG
54	CG	10	LYS
54	CG	59	GLU
8	CH	34	ALA
10	CJ	35	GLN
10	CJ	82	LYS
11	CK	16	SER
11	CK	92	ARG
55	CM	14	ALA
55	CM	45	SER
55	CM	49	GLU
55	CM	76	ILE

Continued on next page...

Continued from previous page...

Mol	Chain	Res	Type
55	CM	93	GLY
14	CN	69	PRO
56	CP	47	GLU
56	CP	78	VAL
17	CQ	79	GLU
19	CS	7	GLY
20	CT	62	ALA
24	DC	13	ARG
24	DC	59	GLN
24	DC	196	ASN
24	DC	239	PHE
24	DC	256	THR
25	DD	11	MET
25	DD	44	GLY
25	DD	99	GLU
25	DD	107	VAL
25	DD	112	THR
25	DD	114	LYS
25	DD	136	ASN
25	DD	169	ARG
25	DD	182	ALA
26	DE	165	HIS
26	DE	166	LYS
26	DE	172	ALA
26	DE	174	GLY
58	DF	31	GLU
58	DF	120	SER
28	DG	11	PRO
28	DG	45	ALA
28	DG	80	GLU
28	DG	159	LYS
28	DG	169	ARG
29	DH	25	TYR
29	DH	53	GLU
29	DH	121	VAL
30	DI	19	PRO
30	DI	51	GLY
30	DI	87	SER
30	DI	116	MET
31	DJ	25	LEU
31	DJ	43	GLU
31	DJ	56	VAL

Continued on next page...

Continued from previous page...

Mol	Chain	Res	Type
31	DJ	74	TYR
31	DJ	113	PRO
31	DJ	125	TYR
32	DK	5	GLN
32	DK	14	SER
32	DK	92	GLU
32	DK	103	VAL
33	DL	28	GLY
33	DL	93	ASN
34	DM	72	PRO
34	DM	95	LEU
34	DM	127	LYS
35	DN	13	ASN
35	DN	32	GLU
35	DN	85	PRO
35	DN	91	ALA
36	DO	60	GLU
36	DO	65	THR
36	DO	107	ALA
37	DP	23	ASP
37	DP	56	SER
38	DQ	45	ALA
38	DQ	58	GLN
38	DQ	88	GLU
39	DR	55	ASP
39	DR	91	GLN
40	DS	3	THR
40	DS	50	VAL
40	DS	61	ASN
41	DT	19	LYS
41	DT	66	LYS
41	DT	86	THR
42	DU	35	VAL
42	DU	95	PHE
42	DU	101	THR
43	DV	55	GLU
43	DV	57	TYR
44	DW	53	GLY
44	DW	55	ASP
44	DW	83	ALA
45	DX	25	LYS
46	DY	2	LYS

Continued on next page...

Continued from previous page...

Mol	Chain	Res	Type
46	DY	9	LYS
46	DY	37	LEU
47	DZ	38	GLU
48	D0	26	SER
48	D0	55	ALA
49	D1	51	ALA
50	D2	8	SER
51	D3	38	LYS
2	AB	141	GLU
3	AC	65	VAL
3	AC	106	ARG
3	AC	139	ASN
4	AD	6	PRO
4	AD	166	LYS
5	AE	74	ALA
5	AE	77	ASN
6	AF	39	LEU
6	AF	51	ILE
6	AF	56	LYS
6	AF	63	ASN
7	AG	112	ASP
8	AH	47	ASP
8	AH	77	VAL
9	AI	12	LYS
10	AJ	35	GLN
10	AJ	36	VAL
10	AJ	41	PRO
10	AJ	62	ARG
10	AJ	75	ASP
11	AK	13	LYS
11	AK	16	SER
11	AK	97	ARG
11	AK	124	LYS
12	AL	57	THR
13	AM	26	LYS
13	AM	84	CYS
14	AN	2	LYS
16	AP	42	ILE
19	AS	3	SER
19	AS	48	ILE
19	AS	63	ASP
20	AT	17	ARG

Continued on next page...

Continued from previous page...

Mol	Chain	Res	Type
20	AT	72	ALA
21	AU	36	PHE
24	BC	109	LEU
24	BC	157	ALA
24	BC	230	PRO
24	BC	235	GLU
24	BC	248	GLY
25	BD	53	GLY
25	BD	86	GLU
25	BD	107	VAL
25	BD	170	VAL
25	BD	182	ALA
26	BE	9	GLN
26	BE	67	ARG
26	BE	70	SER
27	BF	133	GLU
29	BH	8	LYS
29	BH	9	VAL
29	BH	25	TYR
30	BI	6	ALA
30	BI	83	ALA
30	BI	89	SER
32	BK	14	SER
32	BK	93	GLN
32	BK	119	ALA
34	BM	51	ARG
34	BM	53	MET
34	BM	58	LYS
34	BM	60	GLN
34	BM	77	PRO
34	BM	134	THR
37	BP	65	ASN
37	BP	86	LYS
38	BQ	87	VAL
39	BR	65	ALA
41	BT	20	ALA
41	BT	21	SER
42	BU	26	ASN
42	BU	83	GLY
42	BU	85	ARG
42	BU	101	THR
44	BW	22	VAL

Continued on next page...

Continued from previous page...

Mol	Chain	Res	Type
44	BW	33	GLY
44	BW	74	LYS
44	BW	76	ARG
47	BZ	34	THR
49	B1	15	GLY
52	B4	8	LYS
2	CB	179	GLY
2	CB	188	THR
3	CC	128	MET
3	CC	173	PRO
4	CD	4	LEU
4	CD	9	LYS
4	CD	32	LYS
4	CD	47	LEU
6	CF	18	VAL
6	CF	63	ASN
54	CG	99	ALA
9	CI	55	ASP
11	CK	36	ARG
12	CL	5	GLN
12	CL	97	VAL
55	CM	42	VAL
55	CM	77	LYS
15	CO	13	GLU
15	CO	45	HIS
56	CP	64	GLY
17	CQ	12	VAL
18	CR	56	ARG
18	CR	70	THR
19	CS	3	SER
20	CT	24	ARG
20	CT	67	HIS
21	CU	30	GLU
24	DC	34	GLU
24	DC	37	SER
24	DC	69	ASN
24	DC	98	GLY
25	DD	134	HIS
25	DD	197	THR
26	DE	69	ARG
26	DE	73	ILE
26	DE	96	VAL

Continued on next page...

Continued from previous page...

Mol	Chain	Res	Type
26	DE	132	LYS
58	DF	70	ARG
58	DF	94	ARG
28	DG	123	GLU
28	DG	136	ASP
28	DG	166	GLU
28	DG	174	LYS
29	DH	134	VAL
30	DI	14	ALA
30	DI	30	GLN
30	DI	83	ALA
31	DJ	13	ARG
31	DJ	44	TYR
31	DJ	112	GLY
32	DK	17	ARG
32	DK	89	ASN
32	DK	108	ARG
34	DM	117	PHE
35	DN	80	PHE
35	DN	90	ARG
37	DP	32	VAL
37	DP	33	GLU
37	DP	42	PHE
37	DP	113	LEU
38	DQ	91	ARG
39	DR	43	ASN
39	DR	90	ARG
41	DT	4	GLU
41	DT	8	LEU
41	DT	11	LEU
41	DT	50	LEU
41	DT	84	TYR
42	DU	17	ASP
42	DU	33	VAL
42	DU	44	HIS
42	DU	52	ASN
42	DU	67	SER
44	DW	16	GLU
44	DW	18	LYS
44	DW	36	ILE
45	DX	40	GLU
45	DX	76	LYS

Continued on next page...

Continued from previous page...

Mol	Chain	Res	Type
48	D0	40	HIS
50	D2	9	VAL
52	D4	8	LYS
2	AB	42	LEU
2	AB	154	GLY
2	AB	157	PRO
3	AC	14	VAL
3	AC	21	TRP
3	AC	35	ASP
3	AC	36	PHE
3	AC	107	LYS
3	AC	186	SER
6	AF	99	ALA
8	AH	41	GLU
8	AH	95	MET
9	AI	31	GLN
9	AI	32	ARG
10	AJ	42	LEU
11	AK	14	GLN
12	AL	24	GLU
12	AL	77	SER
13	AM	9	PRO
15	AO	45	HIS
16	AP	79	ASN
19	AS	8	PRO
21	AU	24	LYS
21	AU	26	GLY
24	BC	40	GLY
24	BC	135	PRO
24	BC	204	LEU
26	BE	96	VAL
26	BE	116	ASP
26	BE	188	MET
27	BF	2	LYS
28	BG	16	VAL
28	BG	33	THR
28	BG	94	ARG
28	BG	97	VAL
29	BH	31	VAL
29	BH	40	THR
29	BH	53	GLU
29	BH	91	PHE

Continued on next page...

Continued from previous page...

Mol	Chain	Res	Type
29	BH	124	THR
29	BH	137	GLU
30	BI	3	LYS
30	BI	20	SER
31	BJ	14	ASP
32	BK	73	ASP
33	BL	19	LEU
35	BN	41	ALA
35	BN	42	LYS
36	BO	89	ASP
37	BP	51	ASN
39	BR	40	MET
42	BU	53	GLN
45	BX	17	ARG
47	BZ	39	ASP
51	B3	22	LYS
2	CB	72	LYS
2	CB	208	ALA
3	CC	155	ARG
4	CD	27	ILE
4	CD	34	GLU
4	CD	37	PRO
5	CE	119	VAL
6	CF	22	ILE
9	CI	50	PRO
10	CJ	36	VAL
10	CJ	41	PRO
10	CJ	75	ASP
12	CL	34	THR
12	CL	76	HIS
55	CM	46	GLU
56	CP	49	GLY
56	CP	79	ASN
17	CQ	67	SER
17	CQ	76	ARG
19	CS	49	ALA
19	CS	79	TYR
20	CT	72	ALA
21	CU	10	PRO
24	DC	2	VAL
24	DC	31	PRO
24	DC	64	VAL

Continued on next page...

Continued from previous page...

Mol	Chain	Res	Type
24	DC	96	LYS
25	DD	109	VAL
25	DD	156	PHE
26	DE	46	GLN
58	DF	40	GLY
28	DG	46	ASP
28	DG	150	TYR
28	DG	155	PRO
28	DG	170	THR
29	DH	15	LEU
30	DI	64	ARG
31	DJ	12	LYS
31	DJ	42	ALA
32	DK	48	PRO
32	DK	72	PRO
33	DL	19	LEU
33	DL	41	ARG
33	DL	97	ALA
34	DM	70	ASP
34	DM	73	ILE
35	DN	3	HIS
35	DN	59	SER
35	DN	72	ASP
37	DP	20	ARG
37	DP	24	THR
37	DP	66	GLY
37	DP	92	ARG
39	DR	2	TYR
40	DS	10	ALA
41	DT	33	LYS
41	DT	56	GLU
41	DT	61	LEU
43	DV	84	PRO
45	DX	27	ARG
45	DX	69	GLU
50	D2	39	ARG
51	D3	6	VAL
51	D3	54	LEU
52	D4	16	ILE
52	D4	37	GLN
2	AB	211	LEU
3	AC	191	THR

Continued on next page...

Continued from previous page...

Mol	Chain	Res	Type
5	AE	148	SER
7	AG	52	ARG
8	AH	26	MET
9	AI	66	VAL
10	AJ	93	ALA
11	AK	77	GLY
16	AP	9	HIS
16	AP	13	LYS
18	AR	54	LEU
21	AU	9	GLU
24	BC	30	ALA
24	BC	37	SER
24	BC	69	ASN
25	BD	95	SER
25	BD	109	VAL
25	BD	159	LYS
27	BF	83	PRO
30	BI	7	TYR
31	BJ	65	THR
32	BK	46	ALA
36	BO	66	GLY
39	BR	53	PHE
44	BW	68	PHE
44	BW	78	PHE
2	CB	163	ILE
3	CC	65	VAL
4	CD	166	LYS
5	CE	81	GLN
5	CE	111	ARG
10	CJ	62	ARG
14	CN	55	SER
19	CS	54	ARG
25	DD	2	ILE
25	DD	9	VAL
25	DD	151	THR
26	DE	13	THR
26	DE	136	GLN
58	DF	88	VAL
28	DG	3	VAL
28	DG	8	VAL
28	DG	152	ARG
29	DH	148	ALA

Continued on next page...

Continued from previous page...

Mol	Chain	Res	Type
31	DJ	79	GLY
33	DL	5	THR
37	DP	109	ILE
39	DR	56	GLY
40	DS	74	ILE
41	DT	28	ASN
41	DT	38	ALA
42	DU	12	VAL
42	DU	14	THR
43	DV	22	ALA
43	DV	46	LYS
44	DW	24	ARG
45	DX	58	ILE
47	DZ	27	GLY
2	AB	70	GLY
10	AJ	33	GLY
16	AP	78	VAL
17	AQ	11	VAL
29	BH	103	VAL
30	BI	97	VAL
31	BJ	124	VAL
33	BL	87	GLY
34	BM	26	VAL
39	BR	49	ILE
42	BU	54	PRO
3	CC	100	ILE
5	CE	29	ILE
6	CF	51	ILE
54	CG	68	VAL
55	CM	111	PRO
58	DF	82	TYR
28	DG	92	GLY
28	DG	117	PRO
29	DH	126	GLY
29	DH	147	VAL
32	DK	50	GLY
32	DK	63	VAL
34	DM	36	VAL
38	DQ	7	VAL
49	D1	30	PRO
52	D4	23	ILE
2	AB	200	PRO

Continued on next page...

Continued from previous page...

Mol	Chain	Res	Type
3	AC	93	ILE
4	AD	44	LYS
5	AE	104	ILE
5	AE	149	PRO
7	AG	6	ILE
10	AJ	39	PRO
11	AK	73	VAL
19	AS	44	ILE
26	BE	177	PRO
27	BF	150	GLY
28	BG	167	VAL
46	BY	46	VAL
47	BZ	35	VAL
51	B3	6	VAL
3	CC	12	GLY
3	CC	54	ILE
5	CE	43	GLY
6	CF	64	VAL
54	CG	13	PRO
55	CM	50	GLY
14	CN	56	PRO
24	DC	150	GLY
26	DE	129	PRO
28	DG	97	VAL
30	DI	8	VAL
36	DO	87	ILE
40	DS	29	VAL
40	DS	96	ILE
45	DX	50	VAL
47	DZ	54	VAL
7	AG	5	VAL
7	AG	7	GLY
12	AL	41	PRO
25	BD	151	THR
28	BG	78	VAL
28	BG	153	PRO
30	BI	23	VAL
43	BV	67	GLY
6	CF	85	ILE
11	CK	73	VAL
12	CL	86	VAL
17	CQ	31	PRO

Continued on next page...

Continued from previous page...

Mol	Chain	Res	Type
28	DG	16	VAL
33	DL	114	GLY
34	DM	87	GLY
34	DM	125	PRO
38	DQ	6	GLY
42	DU	64	ILE
43	DV	40	ILE
10	AJ	100	ILE
11	AK	38	GLY
11	AK	89	GLY
14	AN	44	VAL
25	BD	63	PRO
26	BE	73	ILE
30	BI	31	GLY
35	BN	101	GLY
39	BR	100	GLY
4	CD	101	VAL
54	CG	134	VAL
10	CJ	38	GLY
25	DD	22	ILE
33	DL	88	GLY
36	DO	42	PRO
38	DQ	39	ILE
39	DR	27	ILE
41	DT	71	GLY
3	AC	59	PRO
21	AU	52	VAL
28	BG	91	VAL
31	DJ	46	PRO
36	DO	27	VAL
39	DR	52	PRO

5.3.2 Protein sidechains ⓘ

In the following table, the Percentiles column shows the percent sidechain outliers of the chain as a percentile score with respect to all X-ray entries followed by that with respect to entries of similar resolution. The Analysed column shows the number of residues for which the sidechain conformation was analysed, and the total number of residues.

Mol	Chain	Analysed	Rotameric	Outliers	Percentiles
2	AB	180/180 (100%)	142 (79%)	38 (21%)	1 7

Continued on next page...

Continued from previous page...

Mol	Chain	Analysed	Rotameric	Outliers	Percentiles	
2	CB	180/180 (100%)	154 (86%)	26 (14%)	5	19
3	AC	170/170 (100%)	136 (80%)	34 (20%)	2	8
3	CC	170/170 (100%)	153 (90%)	17 (10%)	11	38
4	AD	172/172 (100%)	138 (80%)	34 (20%)	2	8
4	CD	172/172 (100%)	131 (76%)	41 (24%)	1	4
5	AE	113/113 (100%)	77 (68%)	36 (32%)	0	1
5	CE	113/113 (100%)	89 (79%)	24 (21%)	1	7
6	AF	87/87 (100%)	71 (82%)	16 (18%)	2	9
6	CF	87/87 (100%)	73 (84%)	14 (16%)	3	13
7	AG	124/124 (100%)	111 (90%)	13 (10%)	10	35
8	AH	104/104 (100%)	83 (80%)	21 (20%)	2	8
8	CH	104/104 (100%)	91 (88%)	13 (12%)	7	25
9	AI	105/105 (100%)	82 (78%)	23 (22%)	1	6
9	CI	105/105 (100%)	89 (85%)	16 (15%)	4	16
10	AJ	86/86 (100%)	70 (81%)	16 (19%)	2	9
10	CJ	86/86 (100%)	73 (85%)	13 (15%)	4	16
11	AK	90/90 (100%)	73 (81%)	17 (19%)	2	9
11	CK	90/90 (100%)	79 (88%)	11 (12%)	7	26
12	AL	103/103 (100%)	76 (74%)	27 (26%)	1	2
12	CL	103/103 (100%)	78 (76%)	25 (24%)	1	4
13	AM	92/92 (100%)	84 (91%)	8 (9%)	15	49
14	AN	79/83 (95%)	71 (90%)	8 (10%)	11	38
14	CN	79/83 (95%)	69 (87%)	10 (13%)	6	24
15	AO	76/76 (100%)	59 (78%)	17 (22%)	1	6
15	CO	76/76 (100%)	69 (91%)	7 (9%)	13	45
16	AP	65/65 (100%)	54 (83%)	11 (17%)	3	11
17	AQ	74/74 (100%)	60 (81%)	14 (19%)	2	9
17	CQ	74/74 (100%)	62 (84%)	12 (16%)	3	13
18	AR	48/48 (100%)	44 (92%)	4 (8%)	16	53
18	CR	48/48 (100%)	40 (83%)	8 (17%)	3	11
19	AS	70/70 (100%)	63 (90%)	7 (10%)	11	38

Continued on next page...

Continued from previous page...

Mol	Chain	Analysed	Rotameric	Outliers	Percentiles	
19	CS	70/70 (100%)	64 (91%)	6 (9%)	15	51
20	AT	65/65 (100%)	48 (74%)	17 (26%)	1	2
20	CT	65/65 (100%)	52 (80%)	13 (20%)	2	8
21	AU	44/44 (100%)	36 (82%)	8 (18%)	2	10
21	CU	44/44 (100%)	29 (66%)	15 (34%)	0	0
24	BC	216/216 (100%)	170 (79%)	46 (21%)	1	7
24	DC	216/216 (100%)	178 (82%)	38 (18%)	3	10
25	BD	164/164 (100%)	133 (81%)	31 (19%)	2	9
25	DD	164/164 (100%)	131 (80%)	33 (20%)	2	8
26	BE	165/165 (100%)	111 (67%)	54 (33%)	0	0
26	DE	165/165 (100%)	143 (87%)	22 (13%)	6	22
27	BF	148/148 (100%)	116 (78%)	32 (22%)	1	6
28	BG	137/137 (100%)	106 (77%)	31 (23%)	1	5
28	DG	137/137 (100%)	117 (85%)	20 (15%)	5	18
29	BH	114/114 (100%)	96 (84%)	18 (16%)	4	14
29	DH	114/114 (100%)	90 (79%)	24 (21%)	1	7
30	BI	109/109 (100%)	91 (84%)	18 (16%)	3	12
30	DI	109/109 (100%)	103 (94%)	6 (6%)	30	71
31	BJ	116/116 (100%)	92 (79%)	24 (21%)	2	8
31	DJ	116/116 (100%)	101 (87%)	15 (13%)	6	24
32	BK	103/103 (100%)	77 (75%)	26 (25%)	1	3
32	DK	103/103 (100%)	84 (82%)	19 (18%)	2	9
33	BL	102/102 (100%)	82 (80%)	20 (20%)	2	8
33	DL	102/102 (100%)	89 (87%)	13 (13%)	6	24
34	BM	109/109 (100%)	81 (74%)	28 (26%)	1	2
34	DM	109/109 (100%)	98 (90%)	11 (10%)	11	38
35	BN	100/100 (100%)	82 (82%)	18 (18%)	2	10
35	DN	100/100 (100%)	85 (85%)	15 (15%)	4	17
36	BO	86/86 (100%)	67 (78%)	19 (22%)	1	6
36	DO	86/86 (100%)	79 (92%)	7 (8%)	17	53
37	BP	99/99 (100%)	66 (67%)	33 (33%)	0	0

Continued on next page...

Continued from previous page...

Mol	Chain	Analysed	Rotameric	Outliers	Percentiles	
37	DP	99/99 (100%)	88 (89%)	11 (11%)	9	33
38	BQ	89/89 (100%)	68 (76%)	21 (24%)	1	5
38	DQ	89/89 (100%)	69 (78%)	20 (22%)	1	6
39	BR	84/84 (100%)	66 (79%)	18 (21%)	1	7
39	DR	84/84 (100%)	69 (82%)	15 (18%)	2	10
40	BS	93/93 (100%)	72 (77%)	21 (23%)	1	5
40	DS	93/93 (100%)	72 (77%)	21 (23%)	1	5
41	BT	80/80 (100%)	53 (66%)	27 (34%)	0	0
41	DT	80/80 (100%)	75 (94%)	5 (6%)	25	66
42	BU	83/83 (100%)	66 (80%)	17 (20%)	2	8
42	DU	83/83 (100%)	72 (87%)	11 (13%)	6	22
43	BV	78/78 (100%)	62 (80%)	16 (20%)	2	8
43	DV	78/78 (100%)	66 (85%)	12 (15%)	4	15
44	BW	59/59 (100%)	38 (64%)	21 (36%)	0	0
44	DW	59/59 (100%)	45 (76%)	14 (24%)	1	4
45	BX	67/67 (100%)	51 (76%)	16 (24%)	1	4
45	DX	67/67 (100%)	55 (82%)	12 (18%)	2	10
46	BY	55/55 (100%)	42 (76%)	13 (24%)	1	5
46	DY	55/55 (100%)	51 (93%)	4 (7%)	20	59
47	BZ	48/48 (100%)	35 (73%)	13 (27%)	1	2
47	DZ	48/48 (100%)	38 (79%)	10 (21%)	2	7
48	B0	47/47 (100%)	39 (83%)	8 (17%)	3	11
48	D0	47/47 (100%)	38 (81%)	9 (19%)	2	9
49	B1	45/45 (100%)	37 (82%)	8 (18%)	2	10
49	D1	45/45 (100%)	38 (84%)	7 (16%)	4	14
50	B2	38/38 (100%)	27 (71%)	11 (29%)	0	1
50	D2	38/38 (100%)	33 (87%)	5 (13%)	6	23
51	B3	51/51 (100%)	42 (82%)	9 (18%)	3	10
51	D3	51/51 (100%)	37 (72%)	14 (28%)	0	1
52	B4	34/34 (100%)	28 (82%)	6 (18%)	3	10
52	D4	34/34 (100%)	30 (88%)	4 (12%)	8	29

Continued on next page...

Continued from previous page...

Mol	Chain	Analysed	Rotameric	Outliers	Percentiles	
54	CG	123/123 (100%)	101 (82%)	22 (18%)	2	10
55	CM	91/91 (100%)	81 (89%)	10 (11%)	9	34
56	CP	65/65 (100%)	50 (77%)	15 (23%)	1	5
58	DF	149/149 (100%)	124 (83%)	25 (17%)	3	11
All	All	9331/9339 (100%)	7599 (81%)	1732 (19%)	2	9

All (1732) residues with a non-rotameric sidechain are listed below:

Mol	Chain	Res	Type
2	AB	10	LYS
2	AB	13	VAL
2	AB	15	PHE
2	AB	19	THR
2	AB	20	ARG
2	AB	22	TRP
2	AB	26	MET
2	AB	36	LYS
2	AB	38	HIS
2	AB	48	MET
2	AB	57	ASN
2	AB	67	LEU
2	AB	73	ARG
2	AB	81	ASP
2	AB	87	ASP
2	AB	88	GLN
2	AB	90	PHE
2	AB	94	ARG
2	AB	100	LEU
2	AB	102	ASN
2	AB	108	GLN
2	AB	112	ARG
2	AB	119	GLN
2	AB	122	ASP
2	AB	124	THR
2	AB	128	LEU
2	AB	130	LYS
2	AB	136	ARG
2	AB	138	ARG
2	AB	143	LEU
2	AB	156	LEU
2	AB	158	ASP

Continued on next page...

Continued from previous page...

Mol	Chain	Res	Type
2	AB	170	ILE
2	AB	193	ASP
2	AB	206	ILE
2	AB	211	LEU
2	AB	219	THR
2	AB	221	ARG
3	AC	2	GLN
3	AC	13	ILE
3	AC	15	LYS
3	AC	17	TRP
3	AC	22	PHE
3	AC	24	ASN
3	AC	25	THR
3	AC	26	LYS
3	AC	27	GLU
3	AC	32	LEU
3	AC	35	ASP
3	AC	36	PHE
3	AC	42	LEU
3	AC	50	SER
3	AC	54	ILE
3	AC	58	ARG
3	AC	69	THR
3	AC	79	LYS
3	AC	89	VAL
3	AC	99	GLN
3	AC	102	ILE
3	AC	106	ARG
3	AC	133	MET
3	AC	139	ASN
3	AC	143	LEU
3	AC	148	ILE
3	AC	150	VAL
3	AC	165	GLU
3	AC	166	TRP
3	AC	177	LEU
3	AC	184	ASN
3	AC	186	SER
3	AC	189	HIS
3	AC	199	VAL
4	AD	19	PHE
4	AD	21	LYS

Continued on next page...

Continued from previous page...

Mol	Chain	Res	Type
4	AD	25	ARG
4	AD	30	LYS
4	AD	31	CYS
4	AD	47	LEU
4	AD	52	VAL
4	AD	54	LEU
4	AD	55	ARG
4	AD	57	LYS
4	AD	63	ILE
4	AD	69	ARG
4	AD	84	ASN
4	AD	88	ASN
4	AD	89	LEU
4	AD	92	LEU
4	AD	101	VAL
4	AD	102	TYR
4	AD	115	GLN
4	AD	122	ILE
4	AD	127	ARG
4	AD	131	ILE
4	AD	145	ARG
4	AD	147	LYS
4	AD	153	ARG
4	AD	160	LEU
4	AD	162	GLU
4	AD	163	GLN
4	AD	165	GLU
4	AD	166	LYS
4	AD	170	LEU
4	AD	193	ASP
4	AD	199	ILE
4	AD	205	LYS
5	AE	9	GLU
5	AE	10	LEU
5	AE	11	GLN
5	AE	14	LEU
5	AE	18	ASN
5	AE	24	VAL
5	AE	25	LYS
5	AE	29	ILE
5	AE	31	SER
5	AE	37	VAL

Continued on next page...

Continued from previous page...

Mol	Chain	Res	Type
5	AE	42	ASN
5	AE	47	PHE
5	AE	53	ARG
5	AE	59	ILE
5	AE	68	ARG
5	AE	75	LEU
5	AE	76	ASN
5	AE	79	THR
5	AE	81	GLN
5	AE	92	ARG
5	AE	93	VAL
5	AE	95	MET
5	AE	96	GLN
5	AE	113	VAL
5	AE	116	VAL
5	AE	119	VAL
5	AE	121	ASN
5	AE	123	LEU
5	AE	135	VAL
5	AE	136	VAL
5	AE	139	THR
5	AE	140	ILE
5	AE	141	ASP
5	AE	152	VAL
5	AE	155	LYS
5	AE	156	ARG
6	AF	7	VAL
6	AF	14	GLN
6	AF	15	SER
6	AF	17	GLN
6	AF	24	ARG
6	AF	36	ILE
6	AF	54	LEU
6	AF	55	HIS
6	AF	64	VAL
6	AF	68	GLN
6	AF	69	GLU
6	AF	77	THR
6	AF	84	VAL
6	AF	86	ARG
6	AF	89	VAL
6	AF	93	LYS

Continued on next page...

Continued from previous page...

Mol	Chain	Res	Type
7	AG	3	ARG
7	AG	4	ARG
7	AG	8	GLN
7	AG	12	LEU
7	AG	22	LEU
7	AG	26	VAL
7	AG	37	THR
7	AG	47	GLU
7	AG	72	VAL
7	AG	93	VAL
7	AG	121	ASN
7	AG	123	LEU
7	AG	143	MET
8	AH	12	ARG
8	AH	21	LYS
8	AH	24	VAL
8	AH	41	GLU
8	AH	48	PHE
8	AH	50	VAL
8	AH	54	THR
8	AH	58	LEU
8	AH	66	GLN
8	AH	72	GLU
8	AH	76	ARG
8	AH	82	LEU
8	AH	86	LYS
8	AH	89	ASP
8	AH	90	GLU
8	AH	98	LEU
8	AH	103	VAL
8	AH	106	SER
8	AH	110	MET
8	AH	120	LEU
8	AH	124	ILE
9	AI	13	SER
9	AI	21	LYS
9	AI	27	ILE
9	AI	29	ILE
9	AI	37	TYR
9	AI	44	ARG
9	AI	47	VAL
9	AI	48	ARG

Continued on next page...

Continued from previous page...

Mol	Chain	Res	Type
9	AI	56	MET
9	AI	60	LEU
9	AI	62	LEU
9	AI	64	ILE
9	AI	67	LYS
9	AI	84	ARG
9	AI	86	LEU
9	AI	87	MET
9	AI	93	LEU
9	AI	105	ARG
9	AI	106	ASP
9	AI	110	VAL
9	AI	115	VAL
9	AI	126	PHE
9	AI	128	LYS
10	AJ	6	ILE
10	AJ	7	ARG
10	AJ	8	ILE
10	AJ	17	LEU
10	AJ	19	ASP
10	AJ	22	THR
10	AJ	35	GLN
10	AJ	48	ARG
10	AJ	59	LYS
10	AJ	63	ASP
10	AJ	70	HIS
10	AJ	73	LEU
10	AJ	84	VAL
10	AJ	87	LEU
10	AJ	89	ARG
10	AJ	98	VAL
11	AK	15	VAL
11	AK	17	ASP
11	AK	30	ILE
11	AK	45	THR
11	AK	51	PHE
11	AK	55	ARG
11	AK	57	SER
11	AK	64	VAL
11	AK	78	ILE
11	AK	82	GLU
11	AK	96	ILE

Continued on next page...

Continued from previous page...

Mol	Chain	Res	Type
11	AK	100	ASN
11	AK	106	ILE
11	AK	124	LYS
11	AK	125	LYS
11	AK	127	ARG
11	AK	128	VAL
12	AL	6	LEU
12	AL	9	LYS
12	AL	13	ARG
12	AL	17	LYS
12	AL	18	SER
12	AL	26	CYS
12	AL	32	VAL
12	AL	33	CYS
12	AL	35	ARG
12	AL	40	THR
12	AL	43	LYS
12	AL	45	ASN
12	AL	49	ARG
12	AL	51	VAL
12	AL	57	THR
12	AL	63	THR
12	AL	64	SER
12	AL	66	ILE
12	AL	72	ASN
12	AL	73	LEU
12	AL	82	ARG
12	AL	87	LYS
12	AL	88	ASP
12	AL	89	LEU
12	AL	96	THR
12	AL	101	LEU
12	AL	109	ARG
13	AM	3	ILE
13	AM	6	ILE
13	AM	7	ASN
13	AM	18	LEU
13	AM	47	LEU
13	AM	71	GLU
13	AM	100	ARG
13	AM	103	THR
14	AN	17	ASP

Continued on next page...

Continued from previous page...

Mol	Chain	Res	Type
14	AN	27	LYS
14	AN	58	ARG
14	AN	59	GLN
14	AN	83	VAL
14	AN	84	ARG
14	AN	88	MET
14	AN	96	LYS
15	AO	5	GLU
15	AO	7	THR
15	AO	10	ILE
15	AO	16	ARG
15	AO	21	THR
15	AO	30	LEU
15	AO	38	LEU
15	AO	39	GLN
15	AO	47	LYS
15	AO	56	LEU
15	AO	57	ARG
15	AO	60	SER
15	AO	63	ARG
15	AO	65	LEU
15	AO	78	THR
15	AO	82	GLU
15	AO	86	LEU
16	AP	1	MET
16	AP	3	THR
16	AP	6	LEU
16	AP	19	VAL
16	AP	28	ARG
16	AP	29	ASN
16	AP	46	LYS
16	AP	55	ASP
16	AP	63	GLN
16	AP	68	SER
16	AP	77	GLU
17	AQ	3	LYS
17	AQ	8	GLN
17	AQ	16	MET
17	AQ	20	ILE
17	AQ	21	VAL
17	AQ	37	ILE
17	AQ	48	GLU

Continued on next page...

Continued from previous page...

Mol	Chain	Res	Type
17	AQ	49	ASN
17	AQ	51	GLU
17	AQ	54	ILE
17	AQ	64	ARG
17	AQ	74	LEU
17	AQ	75	VAL
17	AQ	80	LYS
18	AR	28	LEU
18	AR	33	THR
18	AR	60	ARG
18	AR	70	THR
19	AS	20	LYS
19	AS	42	ASN
19	AS	54	ARG
19	AS	55	GLN
19	AS	60	PHE
19	AS	64	GLU
19	AS	79	TYR
20	AT	2	ASN
20	AT	4	LYS
20	AT	7	LYS
20	AT	11	ILE
20	AT	17	ARG
20	AT	26	MET
20	AT	27	MET
20	AT	33	LYS
20	AT	35	TYR
20	AT	38	ILE
20	AT	42	ASP
20	AT	48	LYS
20	AT	53	MET
20	AT	65	LEU
20	AT	75	LYS
20	AT	77	ASN
20	AT	84	LYS
21	AU	4	LYS
21	AU	5	VAL
21	AU	15	LEU
21	AU	18	PHE
21	AU	27	VAL
21	AU	31	VAL
21	AU	39	LYS

Continued on next page...

Continued from previous page...

Mol	Chain	Res	Type
21	AU	42	THR
24	BC	2	VAL
24	BC	3	VAL
24	BC	8	THR
24	BC	12	ARG
24	BC	17	LYS
24	BC	18	VAL
24	BC	20	ASN
24	BC	35	LYS
24	BC	38	LYS
24	BC	43	ASN
24	BC	49	THR
24	BC	69	ASN
24	BC	70	LYS
24	BC	73	ILE
24	BC	76	VAL
24	BC	77	VAL
24	BC	79	ARG
24	BC	85	ASN
24	BC	90	ILE
24	BC	93	VAL
24	BC	103	ILE
24	BC	104	LEU
24	BC	109	LEU
24	BC	114	GLN
24	BC	115	ILE
24	BC	119	VAL
24	BC	120	ASP
24	BC	123	ILE
24	BC	142	ASN
24	BC	152	GLN
24	BC	155	ARG
24	BC	172	THR
24	BC	173	LEU
24	BC	175	LEU
24	BC	176	ARG
24	BC	193	GLU
24	BC	202	ARG
24	BC	203	VAL
24	BC	212	TRP
24	BC	216	ARG
24	BC	227	VAL

Continued on next page...

Continued from previous page...

Mol	Chain	Res	Type
24	BC	243	PRO
24	BC	250	GLN
24	BC	252	LYS
24	BC	254	LYS
24	BC	257	ARG
25	BD	9	VAL
25	BD	12	THR
25	BD	13	ARG
25	BD	16	THR
25	BD	25	THR
25	BD	43	ASP
25	BD	46	ARG
25	BD	64	GLU
25	BD	70	LYS
25	BD	73	VAL
25	BD	89	GLU
25	BD	90	PHE
25	BD	91	THR
25	BD	98	VAL
25	BD	105	LYS
25	BD	106	LYS
25	BD	114	LYS
25	BD	118	PHE
25	BD	124	ARG
25	BD	142	VAL
25	BD	150	GLN
25	BD	151	THR
25	BD	159	LYS
25	BD	170	VAL
25	BD	176	ASP
25	BD	183	GLU
25	BD	186	LEU
25	BD	197	THR
25	BD	201	LEU
25	BD	203	VAL
25	BD	207	VAL
26	BE	12	LEU
26	BE	18	THR
26	BE	24	ASN
26	BE	32	VAL
26	BE	41	GLN
26	BE	43	THR

Continued on next page...

Continued from previous page...

Mol	Chain	Res	Type
26	BE	44	ARG
26	BE	46	GLN
26	BE	51	GLU
26	BE	55	SER
26	BE	61	ARG
26	BE	62	GLN
26	BE	63	LYS
26	BE	65	THR
26	BE	69	ARG
26	BE	70	SER
26	BE	77	ILE
26	BE	78	TRP
26	BE	80	SER
26	BE	88	ARG
26	BE	90	GLN
26	BE	91	ASP
26	BE	107	SER
26	BE	108	ILE
26	BE	109	LEU
26	BE	110	SER
26	BE	113	VAL
26	BE	116	ASP
26	BE	118	LEU
26	BE	119	ILE
26	BE	121	VAL
26	BE	123	LYS
26	BE	124	PHE
26	BE	125	SER
26	BE	127	GLU
26	BE	132	LYS
26	BE	136	GLN
26	BE	145	ASP
26	BE	146	VAL
26	BE	147	LEU
26	BE	148	ILE
26	BE	149	ILE
26	BE	153	LEU
26	BE	159	LEU
26	BE	163	ASN
26	BE	167	VAL
26	BE	169	VAL
26	BE	170	ARG

Continued on next page...

Continued from previous page...

Mol	Chain	Res	Type
26	BE	171	ASP
26	BE	175	ILE
26	BE	178	VAL
26	BE	186	VAL
26	BE	198	GLU
26	BE	200	LEU
27	BF	3	LEU
27	BF	8	LYS
27	BF	9	ASP
27	BF	12	VAL
27	BF	17	THR
27	BF	18	GLU
27	BF	24	VAL
27	BF	27	VAL
27	BF	34	THR
27	BF	35	LEU
27	BF	36	ASN
27	BF	37	MET
27	BF	46	LYS
27	BF	56	LEU
27	BF	65	LEU
27	BF	80	GLN
27	BF	88	VAL
27	BF	90	LEU
27	BF	103	ILE
27	BF	105	ILE
27	BF	107	VAL
27	BF	109	ARG
27	BF	111	ARG
27	BF	114	ARG
27	BF	132	ARG
27	BF	134	GLN
27	BF	136	ILE
27	BF	151	LEU
27	BF	153	ILE
27	BF	154	THR
27	BF	162	ASP
27	BF	166	ARG
28	BG	3	VAL
28	BG	7	PRO
28	BG	8	VAL
28	BG	18	ILE

Continued on next page...

Continued from previous page...

Mol	Chain	Res	Type
28	BG	34	ARG
28	BG	35	THR
28	BG	40	VAL
28	BG	50	THR
28	BG	55	ASP
28	BG	59	ASP
28	BG	68	ARG
28	BG	76	ILE
28	BG	78	VAL
28	BG	80	GLU
28	BG	84	LYS
28	BG	86	LEU
28	BG	93	TYR
28	BG	101	VAL
28	BG	103	ASN
28	BG	105	SER
28	BG	116	LEU
28	BG	120	ILE
28	BG	123	GLU
28	BG	132	LEU
28	BG	138	GLN
28	BG	140	ILE
28	BG	142	GLN
28	BG	159	LYS
28	BG	165	ASP
28	BG	170	THR
28	BG	174	LYS
29	BH	2	GLN
29	BH	6	LEU
29	BH	12	LEU
29	BH	14	SER
29	BH	18	GLN
29	BH	28	ASN
29	BH	31	VAL
29	BH	43	ASN
29	BH	50	ARG
29	BH	54	LEU
29	BH	62	LEU
29	BH	68	ARG
29	BH	75	LEU
29	BH	83	LYS
29	BH	96	THR

Continued on next page...

Continued from previous page...

Mol	Chain	Res	Type
29	BH	104	THR
29	BH	130	VAL
29	BH	135	HIS
30	BI	2	LYS
30	BI	10	LEU
30	BI	11	GLN
30	BI	12	VAL
30	BI	23	VAL
30	BI	30	GLN
30	BI	37	PHE
30	BI	39	LYS
30	BI	49	GLU
30	BI	61	TYR
30	BI	71	LYS
30	BI	81	LYS
30	BI	86	LYS
30	BI	95	ASP
30	BI	107	GLU
30	BI	124	MET
30	BI	126	ARG
30	BI	135	MET
31	BJ	1	MET
31	BJ	2	LYS
31	BJ	3	THR
31	BJ	17	VAL
31	BJ	24	THR
31	BJ	25	LEU
31	BJ	30	THR
31	BJ	36	LEU
31	BJ	40	HIS
31	BJ	41	LYS
31	BJ	44	TYR
31	BJ	54	ILE
31	BJ	55	ILE
31	BJ	57	LEU
31	BJ	64	VAL
31	BJ	72	LYS
31	BJ	78	THR
31	BJ	85	LYS
31	BJ	90	GLU
31	BJ	103	ILE
31	BJ	111	LYS

Continued on next page...

Continued from previous page...

Mol	Chain	Res	Type
31	BJ	129	GLU
31	BJ	135	GLN
31	BJ	140	LEU
32	BK	8	LEU
32	BK	13	ASN
32	BK	18	ARG
32	BK	21	CYS
32	BK	23	LYS
32	BK	30	ARG
32	BK	39	ILE
32	BK	45	GLU
32	BK	47	ILE
32	BK	51	LYS
32	BK	52	VAL
32	BK	54	LYS
32	BK	57	VAL
32	BK	58	LEU
32	BK	63	VAL
32	BK	67	LYS
32	BK	73	ASP
32	BK	77	ILE
32	BK	92	GLU
32	BK	93	GLN
32	BK	95	ILE
32	BK	105	ARG
32	BK	108	ARG
32	BK	111	LYS
32	BK	114	LYS
32	BK	118	LEU
33	BL	3	LEU
33	BL	4	ASN
33	BL	6	LEU
33	BL	19	LEU
33	BL	27	LEU
33	BL	30	THR
33	BL	39	LYS
33	BL	48	ARG
33	BL	55	MET
33	BL	61	LEU
33	BL	66	PHE
33	BL	74	THR
33	BL	85	VAL

Continued on next page...

Continued from previous page...

Mol	Chain	Res	Type
33	BL	93	ASN
33	BL	94	THR
33	BL	101	ILE
33	BL	110	VAL
33	BL	111	ILE
33	BL	118	THR
33	BL	127	VAL
34	BM	2	LEU
34	BM	3	GLN
34	BM	5	LYS
34	BM	8	LYS
34	BM	10	ARG
34	BM	13	HIS
34	BM	14	LYS
34	BM	24	THR
34	BM	27	SER
34	BM	33	LEU
34	BM	36	VAL
34	BM	51	ARG
34	BM	57	VAL
34	BM	60	GLN
34	BM	70	ASP
34	BM	72	PRO
34	BM	75	GLU
34	BM	80	VAL
34	BM	90	GLU
34	BM	95	LEU
34	BM	96	ILE
34	BM	97	GLN
34	BM	100	LYS
34	BM	110	GLU
34	BM	115	GLU
34	BM	129	THR
34	BM	131	VAL
34	BM	134	THR
35	BN	10	LEU
35	BN	14	SER
35	BN	18	GLN
35	BN	31	HIS
35	BN	33	ILE
35	BN	35	LYS
35	BN	38	LEU

Continued on next page...

Continued from previous page...

Mol	Chain	Res	Type
35	BN	51	LEU
35	BN	65	LEU
35	BN	69	ARG
35	BN	71	ARG
35	BN	75	ILE
35	BN	83	LEU
35	BN	86	ARG
35	BN	95	THR
35	BN	109	PRO
35	BN	117	ASP
35	BN	118	ARG
36	BO	2	ASP
36	BO	4	LYS
36	BO	9	ARG
36	BO	16	ARG
36	BO	17	LYS
36	BO	18	LEU
36	BO	58	ILE
36	BO	80	GLU
36	BO	81	ARG
36	BO	83	LEU
36	BO	84	GLU
36	BO	89	ASP
36	BO	94	ARG
36	BO	100	HIS
36	BO	103	VAL
36	BO	106	LEU
36	BO	111	ARG
36	BO	115	LEU
36	BO	116	GLN
37	BP	3	ILE
37	BP	6	GLN
37	BP	7	LEU
37	BP	9	GLN
37	BP	14	GLN
37	BP	16	VAL
37	BP	18	SER
37	BP	19	PHE
37	BP	20	ARG
37	BP	24	THR
37	BP	28	LYS
37	BP	35	SER

Continued on next page...

Continued from previous page...

Mol	Chain	Res	Type
37	BP	36	LYS
37	BP	37	LYS
37	BP	38	ARG
37	BP	39	LEU
37	BP	40	GLN
37	BP	52	ARG
37	BP	56	SER
37	BP	61	ARG
37	BP	64	SER
37	BP	69	VAL
37	BP	75	THR
37	BP	80	VAL
37	BP	83	ILE
37	BP	85	VAL
37	BP	87	ARG
37	BP	91	VAL
37	BP	92	ARG
37	BP	95	LYS
37	BP	96	LEU
37	BP	99	LEU
37	BP	109	ILE
38	BQ	2	ARG
38	BQ	8	ILE
38	BQ	10	ARG
38	BQ	17	LEU
38	BQ	29	ARG
38	BQ	40	LYS
38	BQ	43	GLN
38	BQ	50	ARG
38	BQ	58	GLN
38	BQ	59	LEU
38	BQ	63	ARG
38	BQ	65	ASN
38	BQ	69	ARG
38	BQ	73	ILE
38	BQ	87	VAL
38	BQ	88	GLU
38	BQ	89	ILE
38	BQ	94	LEU
38	BQ	96	ASP
38	BQ	97	ILE
38	BQ	106	THR

Continued on next page...

Continued from previous page...

Mol	Chain	Res	Type
39	BR	1	MET
39	BR	10	LYS
39	BR	18	GLN
39	BR	37	GLU
39	BR	39	LEU
39	BR	45	GLU
39	BR	46	GLU
39	BR	47	VAL
39	BR	48	LYS
39	BR	51	VAL
39	BR	54	VAL
39	BR	55	ASP
39	BR	72	VAL
39	BR	74	ILE
39	BR	94	THR
39	BR	97	LYS
39	BR	99	THR
39	BR	102	SER
40	BS	1	MET
40	BS	4	ILE
40	BS	7	HIS
40	BS	24	ILE
40	BS	29	VAL
40	BS	30	SER
40	BS	33	LEU
40	BS	37	THR
40	BS	41	LYS
40	BS	42	LYS
40	BS	45	VAL
40	BS	47	VAL
40	BS	48	LYS
40	BS	66	ILE
40	BS	69	LEU
40	BS	73	LYS
40	BS	74	ILE
40	BS	76	VAL
40	BS	88	ARG
40	BS	96	ILE
40	BS	101	SER
41	BT	2	ILE
41	BT	3	ARG
41	BT	4	GLU

Continued on next page...

Continued from previous page...

Mol	Chain	Res	Type
41	BT	17	SER
41	BT	18	GLU
41	BT	28	ASN
41	BT	29	THR
41	BT	30	ILE
41	BT	32	LEU
41	BT	36	LYS
41	BT	37	ASP
41	BT	43	ILE
41	BT	48	GLN
41	BT	50	LEU
41	BT	54	GLU
41	BT	58	VAL
41	BT	61	LEU
41	BT	64	LYS
41	BT	67	VAL
41	BT	68	LYS
41	BT	69	ARG
41	BT	73	ARG
41	BT	74	ILE
41	BT	77	ARG
41	BT	82	LYS
41	BT	89	GLU
41	BT	93	LEU
42	BU	4	ILE
42	BU	5	ARG
42	BU	8	ASP
42	BU	10	VAL
42	BU	14	THR
42	BU	18	LYS
42	BU	29	SER
42	BU	30	SER
42	BU	33	VAL
42	BU	42	LYS
42	BU	43	LYS
42	BU	52	ASN
42	BU	61	GLU
42	BU	67	SER
42	BU	71	ILE
42	BU	86	PHE
42	BU	102	ILE
43	BV	1	MET

Continued on next page...

Continued from previous page...

Mol	Chain	Res	Type
43	BV	3	THR
43	BV	5	ASN
43	BV	10	LYS
43	BV	12	GLN
43	BV	20	LEU
43	BV	29	ILE
43	BV	35	GLU
43	BV	41	GLU
43	BV	42	LEU
43	BV	46	LYS
43	BV	51	GLN
43	BV	55	GLU
43	BV	60	VAL
43	BV	65	VAL
43	BV	84	PRO
44	BW	13	ARG
44	BW	14	ASP
44	BW	15	SER
44	BW	16	GLU
44	BW	19	ARG
44	BW	22	VAL
44	BW	23	LYS
44	BW	24	ARG
44	BW	25	PHE
44	BW	28	GLU
44	BW	31	LEU
44	BW	38	ARG
44	BW	40	ARG
44	BW	42	THR
44	BW	45	HIS
44	BW	49	ASN
44	BW	54	ARG
44	BW	58	LEU
44	BW	67	LYS
44	BW	76	ARG
44	BW	77	LYS
45	BX	10	ARG
45	BX	17	ARG
45	BX	19	HIS
45	BX	24	THR
45	BX	26	ARG
45	BX	27	ARG

Continued on next page...

Continued from previous page...

Mol	Chain	Res	Type
45	BX	29	LEU
45	BX	34	SER
45	BX	39	VAL
45	BX	46	VAL
45	BX	47	THR
45	BX	58	ILE
45	BX	65	THR
45	BX	70	LEU
45	BX	73	ARG
45	BX	77	TYR
46	BY	14	LEU
46	BY	16	THR
46	BY	19	LEU
46	BY	21	LEU
46	BY	22	LEU
46	BY	29	ARG
46	BY	39	GLN
46	BY	42	LEU
46	BY	47	ARG
46	BY	55	THR
46	BY	56	LEU
46	BY	57	LEU
46	BY	59	GLU
47	BZ	2	LYS
47	BZ	3	THR
47	BZ	8	GLN
47	BZ	9	THR
47	BZ	15	ARG
47	BZ	23	LEU
47	BZ	24	LEU
47	BZ	31	ILE
47	BZ	37	ARG
47	BZ	43	ILE
47	BZ	44	ARG
47	BZ	54	VAL
47	BZ	56	VAL
48	B0	2	VAL
48	B0	5	ASN
48	B0	9	ARG
48	B0	17	SER
48	B0	25	THR
48	B0	26	SER

Continued on next page...

Continued from previous page...

Mol	Chain	Res	Type
48	B0	28	SER
48	B0	39	ARG
49	B1	9	LYS
49	B1	21	THR
49	B1	29	LYS
49	B1	33	LEU
49	B1	35	LEU
49	B1	41	VAL
49	B1	42	VAL
49	B1	45	HIS
50	B2	1	MET
50	B2	3	ARG
50	B2	9	VAL
50	B2	12	ARG
50	B2	21	ARG
50	B2	22	MET
50	B2	26	ASN
50	B2	39	ARG
50	B2	42	LEU
50	B2	43	THR
50	B2	44	VAL
51	B3	5	THR
51	B3	7	ARG
51	B3	29	ARG
51	B3	30	HIS
51	B3	31	ILE
51	B3	49	VAL
51	B3	51	LYS
51	B3	54	LEU
51	B3	56	LEU
52	B4	4	ARG
52	B4	9	LYS
52	B4	13	ASN
52	B4	14	CYS
52	B4	20	ASP
52	B4	27	CYS
2	CB	8	MET
2	CB	14	HIS
2	CB	21	TYR
2	CB	22	TRP
2	CB	26	MET
2	CB	31	PHE

Continued on next page...

Continued from previous page...

Mol	Chain	Res	Type
2	CB	34	ARG
2	CB	36	LYS
2	CB	39	ILE
2	CB	46	VAL
2	CB	69	VAL
2	CB	84	LEU
2	CB	88	GLN
2	CB	103	TRP
2	CB	124	THR
2	CB	125	PHE
2	CB	131	LYS
2	CB	147	LEU
2	CB	164	ASP
2	CB	166	ASP
2	CB	177	ASN
2	CB	182	VAL
2	CB	191	ASP
2	CB	196	ASP
2	CB	204	ASP
2	CB	212	TYR
3	CC	26	LYS
3	CC	30	ASP
3	CC	35	ASP
3	CC	41	TYR
3	CC	53	ARG
3	CC	58	ARG
3	CC	106	ARG
3	CC	123	LEU
3	CC	126	ARG
3	CC	134	LYS
3	CC	139	ASN
3	CC	152	VAL
3	CC	161	ILE
3	CC	164	THR
3	CC	166	TRP
3	CC	178	ARG
3	CC	185	THR
4	CD	2	ARG
4	CD	8	LEU
4	CD	12	ARG
4	CD	20	LEU
4	CD	21	LYS

Continued on next page...

Continued from previous page...

Mol	Chain	Res	Type
4	CD	24	VAL
4	CD	25	ARG
4	CD	30	LYS
4	CD	34	GLU
4	CD	55	ARG
4	CD	57	LYS
4	CD	62	ARG
4	CD	69	ARG
4	CD	80	ARG
4	CD	84	ASN
4	CD	96	ARG
4	CD	106	PHE
4	CD	116	LEU
4	CD	119	HIS
4	CD	125	ASN
4	CD	127	ARG
4	CD	128	VAL
4	CD	137	SER
4	CD	142	VAL
4	CD	144	ILE
4	CD	146	GLU
4	CD	147	LYS
4	CD	151	GLN
4	CD	152	SER
4	CD	153	ARG
4	CD	160	LEU
4	CD	163	GLN
4	CD	170	LEU
4	CD	172	VAL
4	CD	183	ARG
4	CD	184	LYS
4	CD	190	LEU
4	CD	195	ASN
4	CD	199	ILE
4	CD	200	VAL
4	CD	204	SER
5	CE	11	GLN
5	CE	13	LYS
5	CE	18	ASN
5	CE	25	LYS
5	CE	33	THR
5	CE	35	LEU

Continued on next page...

Continued from previous page...

Mol	Chain	Res	Type
5	CE	45	VAL
5	CE	59	ILE
5	CE	73	VAL
5	CE	75	LEU
5	CE	76	ASN
5	CE	80	LEU
5	CE	84	VAL
5	CE	87	VAL
5	CE	95	MET
5	CE	100	GLU
5	CE	104	ILE
5	CE	119	VAL
5	CE	131	ASN
5	CE	133	ILE
5	CE	136	VAL
5	CE	137	ARG
5	CE	140	ILE
5	CE	144	GLU
6	CF	7	VAL
6	CF	10	VAL
6	CF	33	GLU
6	CF	38	ARG
6	CF	44	ARG
6	CF	54	LEU
6	CF	56	LYS
6	CF	61	LEU
6	CF	72	ASP
6	CF	81	ASN
6	CF	85	ILE
6	CF	86	ARG
6	CF	89	VAL
6	CF	98	GLU
54	CG	3	ARG
54	CG	5	VAL
54	CG	6	ILE
54	CG	10	LYS
54	CG	12	LEU
54	CG	16	LYS
54	CG	49	LEU
54	CG	51	GLN
54	CG	55	LYS
54	CG	56	SER

Continued on next page...

Continued from previous page...

Mol	Chain	Res	Type
54	CG	57	GLU
54	CG	58	LEU
54	CG	65	LEU
54	CG	66	GLU
54	CG	75	LYS
54	CG	78	ARG
54	CG	100	MET
54	CG	119	LEU
54	CG	123	LEU
54	CG	137	ARG
54	CG	139	ASP
54	CG	148	LYS
8	CH	12	ARG
8	CH	25	THR
8	CH	37	ASN
8	CH	42	GLU
8	CH	50	VAL
8	CH	59	GLU
8	CH	76	ARG
8	CH	82	LEU
8	CH	84	ILE
8	CH	89	ASP
8	CH	93	LYS
8	CH	110	MET
8	CH	128	VAL
9	CI	3	ASN
9	CI	4	GLN
9	CI	5	TYR
9	CI	37	TYR
9	CI	45	MET
9	CI	46	VAL
9	CI	53	LEU
9	CI	54	VAL
9	CI	60	LEU
9	CI	63	TYR
9	CI	83	THR
9	CI	87	MET
9	CI	93	LEU
9	CI	105	ARG
9	CI	125	GLN
9	CI	129	ARG
10	CJ	5	ARG

Continued on next page...

Continued from previous page...

Mol	Chain	Res	Type
10	CJ	11	LYS
10	CJ	15	HIS
10	CJ	32	THR
10	CJ	48	ARG
10	CJ	50	THR
10	CJ	59	LYS
10	CJ	67	ILE
10	CJ	69	THR
10	CJ	75	ASP
10	CJ	82	LYS
10	CJ	87	LEU
10	CJ	92	LEU
11	CK	12	ARG
11	CK	22	ILE
11	CK	27	ASN
11	CK	39	ASN
11	CK	73	VAL
11	CK	78	ILE
11	CK	81	LEU
11	CK	92	ARG
11	CK	95	THR
11	CK	105	ARG
11	CK	117	HIS
12	CL	3	VAL
12	CL	5	GLN
12	CL	6	LEU
12	CL	9	LYS
12	CL	14	LYS
12	CL	17	LYS
12	CL	18	SER
12	CL	19	ASN
12	CL	28	GLN
12	CL	38	THR
12	CL	39	THR
12	CL	40	THR
12	CL	48	LEU
12	CL	49	ARG
12	CL	57	THR
12	CL	72	ASN
12	CL	77	SER
12	CL	81	ILE
12	CL	82	ARG

Continued on next page...

Continued from previous page...

Mol	Chain	Res	Type
12	CL	88	ASP
12	CL	96	THR
12	CL	102	ASP
12	CL	107	LYS
12	CL	113	ARG
12	CL	120	ARG
55	CM	12	LYS
55	CM	24	VAL
55	CM	28	ARG
55	CM	32	ILE
55	CM	53	ASP
55	CM	77	LYS
55	CM	91	ARG
55	CM	92	ARG
55	CM	100	ARG
55	CM	113	LYS
14	CN	3	GLN
14	CN	27	LYS
14	CN	41	TRP
14	CN	52	ARG
14	CN	53	ASP
14	CN	61	ASN
14	CN	65	GLN
14	CN	72	PHE
14	CN	81	ILE
14	CN	96	LYS
15	CO	16	ARG
15	CO	34	GLN
15	CO	38	LEU
15	CO	39	GLN
15	CO	45	HIS
15	CO	79	GLN
15	CO	80	LEU
56	CP	1	MET
56	CP	4	ILE
56	CP	6	LEU
56	CP	17	TYR
56	CP	19	VAL
56	CP	25	ARG
56	CP	29	ASN
56	CP	32	PHE
56	CP	35	ARG

Continued on next page...

Continued from previous page...

Mol	Chain	Res	Type
56	CP	36	VAL
56	CP	46	LYS
56	CP	54	LEU
56	CP	55	ASP
56	CP	56	ARG
56	CP	57	ILE
17	CQ	3	LYS
17	CQ	6	THR
17	CQ	7	LEU
17	CQ	20	ILE
17	CQ	27	PHE
17	CQ	32	ILE
17	CQ	37	ILE
17	CQ	39	ARG
17	CQ	42	LYS
17	CQ	43	LEU
17	CQ	51	GLU
17	CQ	80	LYS
18	CR	25	ILE
18	CR	30	ASN
18	CR	32	ILE
18	CR	47	ARG
18	CR	49	LYS
18	CR	58	ILE
18	CR	67	LEU
18	CR	72	ARG
19	CS	5	LYS
19	CS	10	ILE
19	CS	11	ASP
19	CS	42	ASN
19	CS	52	ASN
19	CS	54	ARG
20	CT	11	ILE
20	CT	12	GLN
20	CT	26	MET
20	CT	30	PHE
20	CT	35	TYR
20	CT	47	GLN
20	CT	53	MET
20	CT	68	LYS
20	CT	69	ASN
20	CT	73	ARG

Continued on next page...

Continued from previous page...

Mol	Chain	Res	Type
20	CT	74	HIS
20	CT	78	LEU
20	CT	82	ILE
21	CU	4	LYS
21	CU	11	PHE
21	CU	13	VAL
21	CU	16	ARG
21	CU	17	ARG
21	CU	18	PHE
21	CU	27	VAL
21	CU	28	LEU
21	CU	32	ARG
21	CU	36	PHE
21	CU	37	TYR
21	CU	39	LYS
21	CU	43	GLU
21	CU	50	SER
21	CU	53	LYS
24	DC	2	VAL
24	DC	18	VAL
24	DC	23	LEU
24	DC	35	LYS
24	DC	43	ASN
24	DC	44	ASN
24	DC	49	THR
24	DC	51	ARG
24	DC	53	ILE
24	DC	57	HIS
24	DC	62	ARG
24	DC	63	ILE
24	DC	77	VAL
24	DC	97	ASP
24	DC	102	TYR
24	DC	117	SER
24	DC	124	LYS
24	DC	136	VAL
24	DC	152	GLN
24	DC	156	SER
24	DC	171	VAL
24	DC	172	THR
24	DC	173	LEU
24	DC	174	ARG

Continued on next page...

Continued from previous page...

Mol	Chain	Res	Type
24	DC	183	VAL
24	DC	186	ASP
24	DC	187	CYS
24	DC	188	ARG
24	DC	190	THR
24	DC	196	ASN
24	DC	203	VAL
24	DC	212	TRP
24	DC	220	ARG
24	DC	228	ASP
24	DC	235	GLU
24	DC	256	THR
24	DC	260	LYS
24	DC	269	ARG
25	DD	12	THR
25	DD	16	THR
25	DD	24	VAL
25	DD	32	ASN
25	DD	33	ARG
25	DD	38	LYS
25	DD	48	ILE
25	DD	55	LYS
25	DD	56	LYS
25	DD	58	ASN
25	DD	62	LYS
25	DD	79	LEU
25	DD	81	GLU
25	DD	96	ILE
25	DD	98	VAL
25	DD	106	LYS
25	DD	110	THR
25	DD	113	SER
25	DD	121	THR
25	DD	129	THR
25	DD	131	ASP
25	DD	138	LEU
25	DD	139	SER
25	DD	140	HIS
25	DD	141	ARG
25	DD	148	GLN
25	DD	150	GLN
25	DD	159	LYS

Continued on next page...

Continued from previous page...

Mol	Chain	Res	Type
25	DD	168	GLU
25	DD	173	GLN
25	DD	189	VAL
25	DD	193	VAL
25	DD	203	VAL
26	DE	44	ARG
26	DE	53	THR
26	DE	57	LYS
26	DE	61	ARG
26	DE	63	LYS
26	DE	67	ARG
26	DE	69	ARG
26	DE	77	ILE
26	DE	78	TRP
26	DE	84	THR
26	DE	88	ARG
26	DE	92	HIS
26	DE	101	TYR
26	DE	108	ILE
26	DE	117	ARG
26	DE	126	VAL
26	DE	139	LYS
26	DE	149	ILE
26	DE	157	LEU
26	DE	163	ASN
26	DE	164	LEU
26	DE	166	LYS
58	DF	9	ASP
58	DF	33	ILE
58	DF	47	LYS
58	DF	48	LEU
58	DF	49	LEU
58	DF	71	LYS
58	DF	77	LYS
58	DF	94	ARG
58	DF	97	GLU
58	DF	110	ILE
58	DF	111	ARG
58	DF	113	PHE
58	DF	119	LYS
58	DF	134	GLN
58	DF	135	ILE

Continued on next page...

Continued from previous page...

Mol	Chain	Res	Type
58	DF	139	GLU
58	DF	142	TYR
58	DF	147	ARG
58	DF	148	VAL
58	DF	151	LEU
58	DF	160	LYS
58	DF	166	ARG
58	DF	169	LEU
58	DF	172	PHE
58	DF	177	ARG
28	DG	2	ARG
28	DG	18	ILE
28	DG	19	ASN
28	DG	21	GLN
28	DG	34	ARG
28	DG	35	THR
28	DG	41	GLU
28	DG	51	PHE
28	DG	71	LEU
28	DG	72	ASN
28	DG	84	LYS
28	DG	86	LEU
28	DG	93	TYR
28	DG	109	SER
28	DG	120	ILE
28	DG	132	LEU
28	DG	162	ARG
28	DG	163	TYR
28	DG	166	GLU
28	DG	176	LYS
29	DH	8	LYS
29	DH	15	LEU
29	DH	22	LYS
29	DH	25	TYR
29	DH	27	ARG
29	DH	28	ASN
29	DH	50	ARG
29	DH	54	LEU
29	DH	57	LYS
29	DH	58	LEU
29	DH	62	LEU
29	DH	66	ASN

Continued on next page...

Continued from previous page...

Mol	Chain	Res	Type
29	DH	68	ARG
29	DH	71	LYS
29	DH	76	GLU
29	DH	86	ASP
29	DH	90	LEU
29	DH	91	PHE
29	DH	98	ASP
29	DH	103	VAL
29	DH	109	GLU
29	DH	119	ASN
29	DH	132	PHE
29	DH	144	VAL
30	DI	16	MET
30	DI	30	GLN
30	DI	58	ILE
30	DI	68	PHE
30	DI	72	THR
30	DI	93	ASN
31	DJ	2	LYS
31	DJ	3	THR
31	DJ	25	LEU
31	DJ	36	LEU
31	DJ	43	GLU
31	DJ	47	HIS
31	DJ	57	LEU
31	DJ	70	THR
31	DJ	72	LYS
31	DJ	80	HIS
31	DJ	95	ARG
31	DJ	106	LYS
31	DJ	129	GLU
31	DJ	138	GLN
31	DJ	139	VAL
32	DK	2	ILE
32	DK	7	MET
32	DK	13	ASN
32	DK	25	LEU
32	DK	35	VAL
32	DK	39	ILE
32	DK	49	ARG
32	DK	52	VAL
32	DK	54	LYS

Continued on next page...

Continued from previous page...

Mol	Chain	Res	Type
32	DK	65	THR
32	DK	71	ARG
32	DK	73	ASP
32	DK	77	ILE
32	DK	79	PHE
32	DK	103	VAL
32	DK	104	THR
32	DK	105	ARG
32	DK	107	LEU
32	DK	111	LYS
33	DL	3	LEU
33	DL	4	ASN
33	DL	18	ARG
33	DL	47	ARG
33	DL	48	ARG
33	DL	68	SER
33	DL	69	ARG
33	DL	79	LEU
33	DL	99	ASN
33	DL	103	ILE
33	DL	111	ILE
33	DL	112	LEU
33	DL	141	LYS
34	DM	8	LYS
34	DM	38	ARG
34	DM	46	ILE
34	DM	47	GLU
34	DM	78	LEU
34	DM	89	VAL
34	DM	95	LEU
34	DM	96	ILE
34	DM	105	MET
34	DM	115	GLU
34	DM	119	LEU
35	DN	10	LEU
35	DN	14	SER
35	DN	18	GLN
35	DN	29	VAL
35	DN	33	ILE
35	DN	34	ILE
35	DN	54	LEU
35	DN	62	ASN

Continued on next page...

Continued from previous page...

Mol	Chain	Res	Type
35	DN	63	ARG
35	DN	69	ARG
35	DN	71	ARG
35	DN	75	ILE
35	DN	90	ARG
35	DN	94	TYR
35	DN	114	GLU
36	DO	17	LYS
36	DO	31	THR
36	DO	68	LYS
36	DO	90	VAL
36	DO	108	ASP
36	DO	115	LEU
36	DO	117	PHE
37	DP	3	ILE
37	DP	6	GLN
37	DP	13	LYS
37	DP	31	VAL
37	DP	52	ARG
37	DP	67	GLU
37	DP	83	ILE
37	DP	86	LYS
37	DP	95	LYS
37	DP	96	LEU
37	DP	101	GLU
38	DQ	3	VAL
38	DQ	8	ILE
38	DQ	10	ARG
38	DQ	12	ARG
38	DQ	13	HIS
38	DQ	15	LYS
38	DQ	16	ILE
38	DQ	35	PHE
38	DQ	43	GLN
38	DQ	46	TYR
38	DQ	47	ARG
38	DQ	49	ARG
38	DQ	54	ARG
38	DQ	57	ARG
38	DQ	63	ARG
38	DQ	69	ARG
38	DQ	79	ILE

Continued on next page...

Continued from previous page...

Mol	Chain	Res	Type
38	DQ	90	ASP
38	DQ	93	ILE
38	DQ	96	ASP
39	DR	10	LYS
39	DR	13	ARG
39	DR	22	LEU
39	DR	37	GLU
39	DR	39	LEU
39	DR	48	LYS
39	DR	66	HIS
39	DR	70	GLU
39	DR	75	VAL
39	DR	80	ARG
39	DR	81	LYS
39	DR	86	GLN
39	DR	89	HIS
39	DR	90	ARG
39	DR	93	PHE
40	DS	4	ILE
40	DS	6	LYS
40	DS	23	LEU
40	DS	31	GLN
40	DS	33	LEU
40	DS	35	ILE
40	DS	39	THR
40	DS	46	LEU
40	DS	47	VAL
40	DS	65	ASP
40	DS	66	ILE
40	DS	68	ASP
40	DS	70	LYS
40	DS	72	THR
40	DS	76	VAL
40	DS	77	ASP
40	DS	84	ARG
40	DS	85	ILE
40	DS	86	MET
40	DS	88	ARG
40	DS	108	SER
41	DT	9	LYS
41	DT	12	ARG
41	DT	18	GLU

Continued on next page...

Continued from previous page...

Mol	Chain	Res	Type
41	DT	39	THR
41	DT	54	GLU
42	DU	13	LEU
42	DU	20	LYS
42	DU	21	ARG
42	DU	40	LEU
42	DU	41	VAL
42	DU	42	LYS
42	DU	45	GLN
42	DU	71	ILE
42	DU	85	ARG
42	DU	94	PHE
42	DU	95	PHE
43	DV	26	PHE
43	DV	40	ILE
43	DV	41	GLU
43	DV	45	ASP
43	DV	51	GLN
43	DV	57	TYR
43	DV	61	LEU
43	DV	65	VAL
43	DV	70	ILE
43	DV	73	LYS
43	DV	76	ASP
43	DV	90	ASP
44	DW	18	LYS
44	DW	20	LEU
44	DW	22	VAL
44	DW	23	LYS
44	DW	30	VAL
44	DW	40	ARG
44	DW	44	PHE
44	DW	58	LEU
44	DW	67	LYS
44	DW	68	PHE
44	DW	76	ARG
44	DW	77	LYS
44	DW	80	SER
44	DW	81	ILE
45	DX	5	GLN
45	DX	6	VAL
45	DX	26	ARG

Continued on next page...

Continued from previous page...

Mol	Chain	Res	Type
45	DX	29	LEU
45	DX	31	ASN
45	DX	44	ARG
45	DX	47	THR
45	DX	53	LYS
45	DX	57	VAL
45	DX	63	ILE
45	DX	73	ARG
45	DX	77	TYR
46	DY	1	MET
46	DY	4	LYS
46	DY	28	LEU
46	DY	43	LEU
47	DZ	15	ARG
47	DZ	16	LEU
47	DZ	19	HIS
47	DZ	24	LEU
47	DZ	28	LEU
47	DZ	29	ARG
47	DZ	30	ARG
47	DZ	34	THR
47	DZ	53	MET
47	DZ	54	VAL
48	D0	5	ASN
48	D0	9	ARG
48	D0	22	THR
48	D0	27	LEU
48	D0	35	GLU
48	D0	41	HIS
48	D0	45	ASP
48	D0	48	TYR
48	D0	49	ARG
49	D1	10	LEU
49	D1	20	TYR
49	D1	35	LEU
49	D1	44	GLN
49	D1	45	HIS
49	D1	47	ILE
49	D1	50	GLU
50	D2	5	PHE
50	D2	8	SER
50	D2	26	ASN

Continued on next page...

Continued from previous page...

Mol	Chain	Res	Type
50	D2	33	ARG
50	D2	46	LYS
51	D3	12	ARG
51	D3	14	LYS
51	D3	27	ASN
51	D3	29	ARG
51	D3	30	HIS
51	D3	33	THR
51	D3	34	LYS
51	D3	41	ARG
51	D3	46	LYS
51	D3	48	MET
51	D3	49	VAL
51	D3	51	LYS
51	D3	56	LEU
51	D3	61	LEU
52	D4	2	LYS
52	D4	9	LYS
52	D4	15	LYS
52	D4	17	VAL

Some sidechains can be flipped to improve hydrogen bonding and reduce clashes. All (360) such sidechains are listed below:

Mol	Chain	Res	Type
2	AB	57	ASN
2	AB	102	ASN
2	AB	108	GLN
2	AB	119	GLN
2	AB	169	HIS
2	AB	176	ASN
3	AC	5	HIS
3	AC	24	ASN
3	AC	68	HIS
3	AC	138	GLN
3	AC	139	ASN
3	AC	184	ASN
4	AD	53	GLN
4	AD	58	GLN
4	AD	73	ASN
4	AD	84	ASN
4	AD	163	GLN
5	AE	11	GLN

Continued on next page...

Continued from previous page...

Mol	Chain	Res	Type
5	AE	42	ASN
5	AE	72	ASN
5	AE	76	ASN
5	AE	77	ASN
5	AE	81	GLN
5	AE	88	HIS
5	AE	96	GLN
5	AE	121	ASN
6	AF	11	HIS
6	AF	46	GLN
6	AF	68	GLN
7	AG	85	GLN
7	AG	121	ASN
8	AH	3	GLN
8	AH	15	ASN
8	AH	17	GLN
8	AH	20	ASN
8	AH	117	GLN
9	AI	4	GLN
9	AI	74	GLN
9	AI	80	HIS
9	AI	125	GLN
10	AJ	20	GLN
10	AJ	35	GLN
10	AJ	56	HIS
10	AJ	99	GLN
11	AK	21	HIS
11	AK	108	ASN
11	AK	118	ASN
12	AL	4	ASN
12	AL	45	ASN
12	AL	58	ASN
13	AM	7	ASN
13	AM	90	HIS
14	AN	34	ASN
14	AN	42	ASN
14	AN	61	ASN
15	AO	19	ASN
15	AO	36	ASN
15	AO	45	HIS
15	AO	61	GLN
16	AP	9	HIS

Continued on next page...

Continued from previous page...

Mol	Chain	Res	Type
16	AP	18	GLN
16	AP	26	ASN
16	AP	29	ASN
16	AP	59	HIS
16	AP	63	GLN
17	AQ	8	GLN
17	AQ	44	HIS
17	AQ	46	HIS
17	AQ	49	ASN
18	AR	53	GLN
19	AS	13	HIS
19	AS	42	ASN
19	AS	55	GLN
20	AT	47	GLN
20	AT	54	GLN
20	AT	60	GLN
20	AT	74	HIS
20	AT	77	ASN
21	AU	8	ASN
24	BC	14	HIS
24	BC	20	ASN
24	BC	59	GLN
24	BC	89	ASN
24	BC	114	GLN
24	BC	141	HIS
24	BC	142	ASN
24	BC	152	GLN
24	BC	199	HIS
24	BC	229	HIS
24	BC	238	ASN
24	BC	242	HIS
24	BC	250	GLN
25	BD	32	ASN
25	BD	42	ASN
25	BD	49	GLN
25	BD	126	ASN
25	BD	130	GLN
25	BD	150	GLN
26	BE	24	ASN
26	BE	29	HIS
26	BE	30	GLN
26	BE	41	GLN

Continued on next page...

Continued from previous page...

Mol	Chain	Res	Type
26	BE	46	GLN
26	BE	62	GLN
26	BE	97	ASN
26	BE	136	GLN
27	BF	4	HIS
27	BF	22	ASN
27	BF	26	GLN
27	BF	134	GLN
28	BG	72	ASN
28	BG	100	ASN
28	BG	103	ASN
29	BH	18	GLN
29	BH	20	ASN
29	BH	33	GLN
29	BH	43	ASN
29	BH	145	ASN
30	BI	5	GLN
30	BI	30	GLN
30	BI	110	GLN
31	BJ	40	HIS
31	BJ	58	ASN
31	BJ	76	HIS
31	BJ	77	HIS
31	BJ	130	HIS
32	BK	3	GLN
32	BK	5	GLN
32	BK	88	ASN
32	BK	89	ASN
33	BL	4	ASN
33	BL	54	GLN
33	BL	93	ASN
33	BL	104	GLN
34	BM	3	GLN
34	BM	88	ASN
35	BN	9	GLN
35	BN	11	ASN
35	BN	18	GLN
35	BN	62	ASN
35	BN	73	ASN
35	BN	107	ASN
36	BO	19	GLN
36	BO	34	HIS

Continued on next page...

Continued from previous page...

Mol	Chain	Res	Type
36	BO	38	GLN
36	BO	98	GLN
36	BO	116	GLN
37	BP	9	GLN
37	BP	11	GLN
37	BP	40	GLN
37	BP	65	ASN
37	BP	74	GLN
38	BQ	43	GLN
38	BQ	51	GLN
38	BQ	55	GLN
38	BQ	65	ASN
39	BR	18	GLN
39	BR	43	ASN
40	BS	15	GLN
40	BS	40	ASN
40	BS	57	ASN
40	BS	61	ASN
41	BT	48	GLN
41	BT	72	GLN
41	BT	91	GLN
42	BU	52	ASN
42	BU	65	GLN
42	BU	73	ASN
43	BV	5	ASN
43	BV	44	HIS
43	BV	80	HIS
43	BV	88	HIS
44	BW	39	GLN
45	BX	5	GLN
45	BX	22	ASN
46	BY	15	ASN
46	BY	20	ASN
46	BY	27	ASN
46	BY	41	HIS
46	BY	58	ASN
48	B0	3	GLN
48	B0	4	GLN
48	B0	41	HIS
50	B2	6	GLN
50	B2	13	ASN
50	B2	16	HIS

Continued on next page...

Continued from previous page...

Mol	Chain	Res	Type
51	B3	27	ASN
51	B3	30	HIS
52	B4	13	ASN
52	B4	35	GLN
52	B4	37	GLN
2	CB	18	GLN
2	CB	38	HIS
2	CB	119	GLN
2	CB	145	ASN
2	CB	167	HIS
2	CB	176	ASN
2	CB	177	ASN
3	CC	2	GLN
3	CC	18	ASN
3	CC	31	ASN
3	CC	139	ASN
3	CC	184	ASN
4	CD	40	HIS
4	CD	70	GLN
4	CD	73	ASN
4	CD	84	ASN
4	CD	115	GLN
4	CD	119	HIS
4	CD	125	ASN
4	CD	163	GLN
5	CE	11	GLN
5	CE	60	GLN
5	CE	76	ASN
5	CE	77	ASN
5	CE	121	ASN
5	CE	131	ASN
6	CF	11	HIS
6	CF	14	GLN
6	CF	17	GLN
6	CF	37	HIS
6	CF	58	HIS
6	CF	81	ASN
54	CG	67	ASN
54	CG	85	GLN
8	CH	17	GLN
8	CH	37	ASN
9	CI	3	ASN

Continued on next page...

Continued from previous page...

Mol	Chain	Res	Type
9	CI	4	GLN
9	CI	49	GLN
9	CI	74	GLN
9	CI	109	GLN
9	CI	125	GLN
10	CJ	15	HIS
10	CJ	35	GLN
10	CJ	70	HIS
11	CK	21	HIS
11	CK	27	ASN
11	CK	39	ASN
12	CL	5	GLN
12	CL	19	ASN
12	CL	72	ASN
12	CL	74	GLN
12	CL	111	GLN
55	CM	90	HIS
55	CM	104	ASN
14	CN	65	GLN
15	CO	27	GLN
56	CP	18	GLN
56	CP	26	ASN
56	CP	59	HIS
56	CP	63	GLN
17	CQ	49	ASN
18	CR	30	ASN
19	CS	13	HIS
19	CS	51	HIS
19	CS	52	ASN
19	CS	56	HIS
20	CT	12	GLN
20	CT	51	ASN
20	CT	60	GLN
20	CT	69	ASN
20	CT	74	HIS
24	DC	14	HIS
24	DC	20	ASN
24	DC	57	HIS
24	DC	85	ASN
24	DC	116	GLN
24	DC	141	HIS
24	DC	152	GLN

Continued on next page...

Continued from previous page...

Mol	Chain	Res	Type
24	DC	196	ASN
25	DD	36	GLN
25	DD	49	GLN
25	DD	67	HIS
25	DD	136	ASN
25	DD	140	HIS
25	DD	150	GLN
25	DD	173	GLN
26	DE	29	HIS
26	DE	30	GLN
58	DF	126	ASN
28	DG	19	ASN
28	DG	37	ASN
28	DG	138	GLN
28	DG	142	GLN
29	DH	2	GLN
29	DH	66	ASN
30	DI	93	ASN
30	DI	106	GLN
31	DJ	40	HIS
31	DJ	77	HIS
31	DJ	136	GLN
31	DJ	138	GLN
32	DK	3	GLN
32	DK	9	ASN
32	DK	13	ASN
32	DK	89	ASN
33	DL	4	ASN
33	DL	54	GLN
34	DM	13	HIS
35	DN	3	HIS
35	DN	11	ASN
35	DN	16	HIS
35	DN	23	ASN
35	DN	73	ASN
36	DO	29	HIS
36	DO	34	HIS
36	DO	38	GLN
37	DP	2	ASN
37	DP	6	GLN
37	DP	9	GLN
37	DP	11	GLN

Continued on next page...

Continued from previous page...

Mol	Chain	Res	Type
37	DP	65	ASN
37	DP	74	GLN
38	DQ	19	GLN
38	DQ	43	GLN
38	DQ	70	GLN
38	DQ	71	ASN
38	DQ	80	ASN
39	DR	6	GLN
39	DR	43	ASN
39	DR	82	HIS
39	DR	86	GLN
39	DR	87	GLN
39	DR	91	GLN
40	DS	31	GLN
40	DS	57	ASN
41	DT	15	HIS
41	DT	48	GLN
41	DT	70	HIS
41	DT	91	GLN
41	DT	92	ASN
42	DU	39	ASN
42	DU	45	GLN
42	DU	52	ASN
42	DU	53	GLN
42	DU	68	ASN
43	DV	24	ASN
43	DV	51	GLN
43	DV	80	HIS
43	DV	88	HIS
44	DW	56	HIS
45	DX	15	ASN
45	DX	22	ASN
45	DX	31	ASN
45	DX	35	HIS
46	DY	15	ASN
46	DY	20	ASN
46	DY	41	HIS
47	DZ	19	HIS
48	D0	3	GLN
48	D0	5	ASN
48	D0	41	HIS
49	D1	44	GLN

Continued on next page...

Continued from previous page...

Mol	Chain	Res	Type
50	D2	6	GLN
50	D2	26	ASN
50	D2	29	GLN
51	D3	30	HIS
51	D3	42	HIS
52	D4	37	GLN

5.3.3 RNA ⓘ

Mol	Chain	Analysed	Backbone Outliers	Pucker Outliers
1	AA	1532/1533 (99%)	518 (33%)	236 (15%)
22	BA	2850/2904 (98%)	913 (32%)	429 (15%)
22	DA	2839/2904 (97%)	1105 (38%)	498 (17%)
23	BB	117/118 (99%)	34 (29%)	17 (14%)
53	CA	1529/1530 (99%)	572 (37%)	242 (15%)
57	DB	116/117 (99%)	44 (37%)	16 (13%)
All	All	8983/9106 (98%)	3186 (35%)	1438 (16%)

All (3186) RNA backbone outliers are listed below:

Mol	Chain	Res	Type
1	AA	5	U
1	AA	6	G
1	AA	7	A
1	AA	8	A
1	AA	9	G
1	AA	13	U
1	AA	14	U
1	AA	22	G
1	AA	31	G
1	AA	32	A
1	AA	33	A
1	AA	39	G
1	AA	47	C
1	AA	48	C
1	AA	50	A
1	AA	51	A
1	AA	55	A
1	AA	61	G
1	AA	63	C
1	AA	65	A

Continued on next page...

Continued from previous page...

Mol	Chain	Res	Type
1	AA	66	A
1	AA	67	C
1	AA	70	U
1	AA	71	A
1	AA	72	A
1	AA	73	C
1	AA	74	A
1	AA	75	G
1	AA	76	G
1	AA	77	A
1	AA	79	G
1	AA	82	G
1	AA	83	C
1	AA	85	U
1	AA	86	G
1	AA	87	C
1	AA	88	U
1	AA	89	U
1	AA	90	C
1	AA	91	U
1	AA	92	U
1	AA	93	U
1	AA	94	G
1	AA	95	C
1	AA	97	G
1	AA	98	A
1	AA	109	A
1	AA	110	C
1	AA	111	G
1	AA	116	A
1	AA	117	G
1	AA	120	A
1	AA	121	U
1	AA	122	G
1	AA	127	G
1	AA	129	A
1	AA	130	A
1	AA	131	A
1	AA	132	C
1	AA	140	U
1	AA	141	G
1	AA	142	G

Continued on next page...

Continued from previous page...

Mol	Chain	Res	Type
1	AA	143	A
1	AA	151	A
1	AA	159	G
1	AA	163	C
1	AA	164	G
1	AA	166	U
1	AA	174	A
1	AA	175	C
1	AA	181	A
1	AA	182	A
1	AA	183	C
1	AA	185	U
1	AA	186	C
1	AA	197	A
1	AA	198	G
1	AA	199	A
1	AA	200	G
1	AA	202	G
1	AA	205	A
1	AA	208	U
1	AA	209	U
1	AA	210	C
1	AA	211	G
1	AA	212	G
1	AA	214	C
1	AA	243	A
1	AA	244	U
1	AA	245	U
1	AA	247	G
1	AA	250	A
1	AA	251	G
1	AA	252	U
1	AA	253	A
1	AA	258	G
1	AA	266	G
1	AA	267	C
1	AA	268	U
1	AA	274	A
1	AA	275	G
1	AA	276	G
1	AA	279	A
1	AA	280	C

Continued on next page...

Continued from previous page...

Mol	Chain	Res	Type
1	AA	285	C
1	AA	289	G
1	AA	305	G
1	AA	306	A
1	AA	307	C
1	AA	315	A
1	AA	316	C
1	AA	328	C
1	AA	329	A
1	AA	330	C
1	AA	331	G
1	AA	332	G
1	AA	344	A
1	AA	345	C
1	AA	346	G
1	AA	347	G
1	AA	352	C
1	AA	353	A
1	AA	354	G
1	AA	365	U
1	AA	366	A
1	AA	367	U
1	AA	368	U
1	AA	369	G
1	AA	373	A
1	AA	374	A
1	AA	382	A
1	AA	384	G
1	AA	385	C
1	AA	388	G
1	AA	389	A
1	AA	390	U
1	AA	392	C
1	AA	398	U
1	AA	401	C
1	AA	406	G
1	AA	411	A
1	AA	412	A
1	AA	413	G
1	AA	414	A
1	AA	415	A
1	AA	421	U

Continued on next page...

Continued from previous page...

Mol	Chain	Res	Type
1	AA	422	C
1	AA	423	G
1	AA	424	G
1	AA	428	G
1	AA	429	U
1	AA	430	A
1	AA	431	A
1	AA	439	U
1	AA	440	C
1	AA	451	A
1	AA	452	A
1	AA	453	G
1	AA	456	A
1	AA	458	U
1	AA	459	A
1	AA	461	A
1	AA	462	G
1	AA	463	U
1	AA	464	U
1	AA	466	A
1	AA	467	U
1	AA	468	A
1	AA	469	C
1	AA	470	C
1	AA	476	U
1	AA	478	A
1	AA	481	G
1	AA	482	A
1	AA	484	G
1	AA	485	U
1	AA	486	U
1	AA	487	A
1	AA	488	C
1	AA	489	C
1	AA	490	C
1	AA	496	A
1	AA	497	G
1	AA	498	A
1	AA	499	A
1	AA	500	G
1	AA	501	C
1	AA	508	U

Continued on next page...

Continued from previous page...

Mol	Chain	Res	Type
1	AA	509	A
1	AA	510	A
1	AA	511	C
1	AA	512	U
1	AA	513	C
1	AA	514	C
1	AA	517	G
1	AA	518	C
1	AA	519	C
1	AA	520	A
1	AA	522	C
1	AA	527	G
1	AA	532	A
1	AA	534	U
1	AA	535	A
1	AA	536	C
1	AA	537	G
1	AA	546	A
1	AA	548	G
1	AA	549	C
1	AA	550	G
1	AA	552	U
1	AA	556	C
1	AA	557	G
1	AA	559	A
1	AA	560	A
1	AA	562	U
1	AA	563	A
1	AA	564	C
1	AA	566	G
1	AA	567	G
1	AA	570	G
1	AA	572	A
1	AA	573	A
1	AA	575	G
1	AA	576	C
1	AA	577	G
1	AA	588	G
1	AA	595	A
1	AA	596	A
1	AA	597	G
1	AA	615	G

Continued on next page...

Continued from previous page...

Mol	Chain	Res	Type
1	AA	620	C
1	AA	642	A
1	AA	643	C
1	AA	652	U
1	AA	653	U
1	AA	654	G
1	AA	655	A
1	AA	663	A
1	AA	665	A
1	AA	682	G
1	AA	688	G
1	AA	689	C
1	AA	695	A
1	AA	701	U
1	AA	702	A
1	AA	703	G
1	AA	704	A
1	AA	705	G
1	AA	717	U
1	AA	718	A
1	AA	719	C
1	AA	721	G
1	AA	722	G
1	AA	723	U
1	AA	731	G
1	AA	748	G
1	AA	752	G
1	AA	753	A
1	AA	754	C
1	AA	755	G
1	AA	777	A
1	AA	782	A
1	AA	792	A
1	AA	793	U
1	AA	794	A
1	AA	795	C
1	AA	809	G
1	AA	813	U
1	AA	814	A
1	AA	815	A
1	AA	816	A
1	AA	817	C

Continued on next page...

Continued from previous page...

Mol	Chain	Res	Type
1	AA	818	G
1	AA	828	U
1	AA	829	G
1	AA	832	G
1	AA	841	C
1	AA	843	U
1	AA	845	A
1	AA	846	G
1	AA	849	G
1	AA	859	G
1	AA	871	U
1	AA	874	G
1	AA	875	U
1	AA	885	G
1	AA	889	A
1	AA	890	G
1	AA	910	C
1	AA	913	A
1	AA	914	A
1	AA	915	A
1	AA	920	U
1	AA	926	G
1	AA	927	G
1	AA	932	C
1	AA	934	C
1	AA	935	A
1	AA	936	C
1	AA	942	G
1	AA	960	U
1	AA	961	U
1	AA	962	C
1	AA	966	G
1	AA	968	A
1	AA	969	A
1	AA	971	G
1	AA	972	C
1	AA	973	G
1	AA	974	A
1	AA	975	A
1	AA	976	G
1	AA	977	A
1	AA	978	A

Continued on next page...

Continued from previous page...

Mol	Chain	Res	Type
1	AA	979	C
1	AA	982	U
1	AA	983	A
1	AA	984	C
1	AA	985	C
1	AA	989	U
1	AA	992	U
1	AA	993	G
1	AA	994	A
1	AA	995	C
1	AA	1003	G
1	AA	1004	A
1	AA	1008	U
1	AA	1018	G
1	AA	1022	A
1	AA	1026	G
1	AA	1028	C
1	AA	1030	U
1	AA	1031	C
1	AA	1032	G
1	AA	1033	G
1	AA	1034	G
1	AA	1037	C
1	AA	1050	G
1	AA	1051	C
1	AA	1053	G
1	AA	1054	C
1	AA	1055	A
1	AA	1064	G
1	AA	1065	U
1	AA	1066	C
1	AA	1068	G
1	AA	1069	C
1	AA	1070	U
1	AA	1078	U
1	AA	1079	G
1	AA	1085	U
1	AA	1086	U
1	AA	1088	G
1	AA	1089	G
1	AA	1090	U
1	AA	1091	U

Continued on next page...

Continued from previous page...

Mol	Chain	Res	Type
1	AA	1092	A
1	AA	1094	G
1	AA	1095	U
1	AA	1096	C
1	AA	1101	A
1	AA	1102	A
1	AA	1103	C
1	AA	1104	G
1	AA	1113	C
1	AA	1124	G
1	AA	1125	U
1	AA	1126	U
1	AA	1127	G
1	AA	1128	C
1	AA	1129	C
1	AA	1130	A
1	AA	1131	G
1	AA	1133	G
1	AA	1135	U
1	AA	1137	C
1	AA	1138	G
1	AA	1140	C
1	AA	1141	C
1	AA	1142	G
1	AA	1143	G
1	AA	1144	G
1	AA	1145	A
1	AA	1151	A
1	AA	1152	A
1	AA	1153	G
1	AA	1154	G
1	AA	1158	C
1	AA	1159	U
1	AA	1160	G
1	AA	1161	C
1	AA	1162	C
1	AA	1163	A
1	AA	1167	A
1	AA	1168	U
1	AA	1169	A
1	AA	1170	A
1	AA	1178	G

Continued on next page...

Continued from previous page...

Mol	Chain	Res	Type
1	AA	1181	G
1	AA	1182	G
1	AA	1183	U
1	AA	1184	G
1	AA	1185	G
1	AA	1190	G
1	AA	1191	A
1	AA	1192	C
1	AA	1196	A
1	AA	1197	A
1	AA	1198	G
1	AA	1200	C
1	AA	1201	A
1	AA	1202	U
1	AA	1203	C
1	AA	1212	U
1	AA	1213	A
1	AA	1215	G
1	AA	1216	A
1	AA	1224	U
1	AA	1225	A
1	AA	1226	C
1	AA	1227	A
1	AA	1228	C
1	AA	1229	A
1	AA	1238	A
1	AA	1239	A
1	AA	1240	U
1	AA	1241	G
1	AA	1242	G
1	AA	1256	A
1	AA	1259	C
1	AA	1260	G
1	AA	1275	A
1	AA	1278	G
1	AA	1279	G
1	AA	1280	A
1	AA	1282	C
1	AA	1283	U
1	AA	1284	C
1	AA	1285	A
1	AA	1286	U

Continued on next page...

Continued from previous page...

Mol	Chain	Res	Type
1	AA	1287	A
1	AA	1293	C
1	AA	1299	A
1	AA	1301	U
1	AA	1303	C
1	AA	1304	G
1	AA	1305	G
1	AA	1315	U
1	AA	1316	G
1	AA	1317	C
1	AA	1318	A
1	AA	1319	A
1	AA	1320	C
1	AA	1321	U
1	AA	1322	C
1	AA	1323	G
1	AA	1324	A
1	AA	1325	C
1	AA	1332	A
1	AA	1333	A
1	AA	1337	G
1	AA	1338	G
1	AA	1346	A
1	AA	1348	U
1	AA	1349	A
1	AA	1353	G
1	AA	1362	A
1	AA	1364	U
1	AA	1365	G
1	AA	1370	G
1	AA	1379	G
1	AA	1380	U
1	AA	1381	U
1	AA	1382	C
1	AA	1394	A
1	AA	1395	C
1	AA	1396	A
1	AA	1397	C
1	AA	1398	A
1	AA	1399	C
1	AA	1400	C
1	AA	1402	C

Continued on next page...

Continued from previous page...

Mol	Chain	Res	Type
1	AA	1411	C
1	AA	1414	U
1	AA	1432	G
1	AA	1433	A
1	AA	1441	A
1	AA	1446	A
1	AA	1448	C
1	AA	1449	C
1	AA	1451	U
1	AA	1452	C
1	AA	1453	G
1	AA	1454	G
1	AA	1455	G
1	AA	1469	C
1	AA	1470	U
1	AA	1491	G
1	AA	1492	A
1	AA	1494	G
1	AA	1497	G
1	AA	1498	U
1	AA	1499	A
1	AA	1502	A
1	AA	1503	A
1	AA	1505	G
1	AA	1506	U
1	AA	1507	A
1	AA	1508	A
1	AA	1509	C
1	AA	1517	G
1	AA	1522	U
1	AA	1526	G
1	AA	1528	U
1	AA	1529	G
1	AA	1530	G
1	AA	1531	A
1	AA	1532	U
22	BA	10	A
22	BA	13	A
22	BA	14	A
22	BA	15	G
22	BA	23	G
22	BA	27	G

Continued on next page...

Continued from previous page...

Mol	Chain	Res	Type
22	BA	28	A
22	BA	31	C
22	BA	34	U
22	BA	35	G
22	BA	36	G
22	BA	39	G
22	BA	42	A
22	BA	43	G
22	BA	45	G
22	BA	46	G
22	BA	49	A
22	BA	50	U
22	BA	52	A
22	BA	53	A
22	BA	58	G
22	BA	61	C
22	BA	63	A
22	BA	64	A
22	BA	70	G
22	BA	71	A
22	BA	74	A
22	BA	75	G
22	BA	76	C
22	BA	78	U
22	BA	82	U
22	BA	84	A
22	BA	85	G
22	BA	86	G
22	BA	92	U
22	BA	93	G
22	BA	101	A
22	BA	118	A
22	BA	119	A
22	BA	120	U
22	BA	121	G
22	BA	126	A
22	BA	127	A
22	BA	128	C
22	BA	131	A
22	BA	134	G
22	BA	137	U
22	BA	138	U

Continued on next page...

Continued from previous page...

Mol	Chain	Res	Type
22	BA	139	U
22	BA	140	C
22	BA	141	G
22	BA	142	A
22	BA	143	C
22	BA	144	A
22	BA	145	C
22	BA	147	C
22	BA	162	U
22	BA	163	C
22	BA	164	C
22	BA	165	A
22	BA	166	U
22	BA	196	A
22	BA	197	A
22	BA	198	C
22	BA	199	A
22	BA	200	U
22	BA	204	A
22	BA	205	G
22	BA	206	U
22	BA	207	A
22	BA	214	G
22	BA	216	A
22	BA	221	A
22	BA	222	A
22	BA	223	A
22	BA	224	U
22	BA	225	C
22	BA	226	A
22	BA	227	A
22	BA	228	C
22	BA	230	G
22	BA	231	A
22	BA	232	G
22	BA	233	A
22	BA	239	C
22	BA	241	A
22	BA	242	G
22	BA	243	U
22	BA	244	A
22	BA	248	G

Continued on next page...

Continued from previous page...

Mol	Chain	Res	Type
22	BA	249	C
22	BA	250	G
22	BA	255	A
22	BA	265	A
22	BA	266	G
22	BA	267	C
22	BA	268	C
22	BA	271	G
22	BA	272	A
22	BA	273	G
22	BA	274	C
22	BA	276	U
22	BA	279	A
22	BA	281	C
22	BA	285	G
22	BA	291	G
22	BA	299	A
22	BA	301	G
22	BA	302	C
22	BA	303	G
22	BA	306	U
22	BA	310	A
22	BA	312	G
22	BA	313	G
22	BA	322	A
22	BA	329	G
22	BA	330	A
22	BA	331	C
22	BA	341	C
22	BA	346	A
22	BA	347	A
22	BA	349	U
22	BA	353	C
22	BA	359	G
22	BA	361	G
22	BA	369	U
22	BA	370	G
22	BA	371	A
22	BA	372	G
22	BA	373	U
22	BA	375	G
22	BA	383	C

Continued on next page...

Continued from previous page...

Mol	Chain	Res	Type
22	BA	386	G
22	BA	387	U
22	BA	388	G
22	BA	389	G
22	BA	391	A
22	BA	396	G
22	BA	399	U
22	BA	404	A
22	BA	405	U
22	BA	406	G
22	BA	411	G
22	BA	412	A
22	BA	413	C
22	BA	422	A
22	BA	423	A
22	BA	424	G
22	BA	425	G
22	BA	435	C
22	BA	439	A
22	BA	440	C
22	BA	443	A
22	BA	446	G
22	BA	447	A
22	BA	452	G
22	BA	454	A
22	BA	455	C
22	BA	457	A
22	BA	459	U
22	BA	460	A
22	BA	474	G
22	BA	475	C
22	BA	476	G
22	BA	479	A
22	BA	480	A
22	BA	481	G
22	BA	482	A
22	BA	489	G
22	BA	490	C
22	BA	491	G
22	BA	492	A
22	BA	504	A
22	BA	505	A

Continued on next page...

Continued from previous page...

Mol	Chain	Res	Type
22	BA	507	A
22	BA	508	A
22	BA	509	C
22	BA	510	C
22	BA	512	G
22	BA	513	A
22	BA	514	A
22	BA	522	A
22	BA	528	A
22	BA	529	A
22	BA	530	G
22	BA	531	C
22	BA	532	A
22	BA	533	G
22	BA	538	A
22	BA	544	C
22	BA	546	U
22	BA	547	A
22	BA	548	G
22	BA	549	G
22	BA	550	C
22	BA	555	G
22	BA	556	A
22	BA	563	A
22	BA	571	U
22	BA	572	A
22	BA	573	U
22	BA	574	A
22	BA	575	A
22	BA	581	C
22	BA	582	A
22	BA	586	A
22	BA	587	C
22	BA	588	U
22	BA	604	G
22	BA	605	G
22	BA	613	A
22	BA	614	A
22	BA	615	U
22	BA	621	A
22	BA	626	A
22	BA	627	A

Continued on next page...

Continued from previous page...

Mol	Chain	Res	Type
22	BA	628	G
22	BA	631	A
22	BA	637	A
22	BA	638	G
22	BA	641	U
22	BA	645	C
22	BA	646	U
22	BA	647	G
22	BA	648	G
22	BA	651	G
22	BA	653	U
22	BA	654	A
22	BA	655	A
22	BA	656	G
22	BA	664	G
22	BA	685	A
22	BA	686	U
22	BA	698	C
22	BA	705	A
22	BA	727	A
22	BA	728	G
22	BA	729	G
22	BA	730	A
22	BA	738	G
22	BA	740	C
22	BA	747	U
22	BA	748	G
22	BA	755	U
22	BA	762	U
22	BA	763	G
22	BA	764	A
22	BA	765	C
22	BA	774	G
22	BA	775	G
22	BA	776	G
22	BA	782	A
22	BA	784	G
22	BA	785	G
22	BA	788	A
22	BA	789	A
22	BA	791	C
22	BA	792	A

Continued on next page...

Continued from previous page...

Mol	Chain	Res	Type
22	BA	801	G
22	BA	803	U
22	BA	805	G
22	BA	806	C
22	BA	812	C
22	BA	819	A
22	BA	822	G
22	BA	827	U
22	BA	828	U
22	BA	829	A
22	BA	830	G
22	BA	836	G
22	BA	845	A
22	BA	846	U
22	BA	847	U
22	BA	848	C
22	BA	852	U
22	BA	858	G
22	BA	859	G
22	BA	860	U
22	BA	861	A
22	BA	865	C
22	BA	866	A
22	BA	867	C
22	BA	876	C
22	BA	877	A
22	BA	878	A
22	BA	879	G
22	BA	885	C
22	BA	896	A
22	BA	897	C
22	BA	910	A
22	BA	914	G
22	BA	915	C
22	BA	916	G
22	BA	932	U
22	BA	933	A
22	BA	934	U
22	BA	941	A
22	BA	945	A
22	BA	946	C
22	BA	955	U

Continued on next page...

Continued from previous page...

Mol	Chain	Res	Type
22	BA	956	G
22	BA	958	U
22	BA	959	A
22	BA	961	C
22	BA	962	G
22	BA	974	G
22	BA	977	G
22	BA	983	A
22	BA	985	C
22	BA	989	G
22	BA	990	A
22	BA	991	C
22	BA	995	C
22	BA	996	A
22	BA	997	G
22	BA	1009	A
22	BA	1011	G
22	BA	1012	U
22	BA	1013	C
22	BA	1020	A
22	BA	1021	A
22	BA	1022	G
22	BA	1023	U
22	BA	1024	G
22	BA	1025	G
22	BA	1026	G
22	BA	1027	A
22	BA	1033	U
22	BA	1034	G
22	BA	1040	A
22	BA	1044	C
22	BA	1045	C
22	BA	1046	A
22	BA	1047	G
22	BA	1057	A
22	BA	1060	U
22	BA	1061	U
22	BA	1062	G
22	BA	1063	G
22	BA	1064	C
22	BA	1065	U
22	BA	1066	U

Continued on next page...

Continued from previous page...

Mol	Chain	Res	Type
22	BA	1070	A
22	BA	1071	G
22	BA	1073	A
22	BA	1074	G
22	BA	1075	C
22	BA	1078	U
22	BA	1080	A
22	BA	1081	U
22	BA	1083	U
22	BA	1084	A
22	BA	1088	A
22	BA	1098	A
22	BA	1111	A
22	BA	1112	G
22	BA	1115	G
22	BA	1120	G
22	BA	1128	G
22	BA	1129	A
22	BA	1130	U
22	BA	1132	U
22	BA	1133	A
22	BA	1135	C
22	BA	1136	G
22	BA	1139	G
22	BA	1142	A
22	BA	1144	A
22	BA	1145	C
22	BA	1151	A
22	BA	1154	G
22	BA	1156	A
22	BA	1157	G
22	BA	1158	C
22	BA	1162	G
22	BA	1172	C
22	BA	1175	A
22	BA	1176	U
22	BA	1180	U
22	BA	1181	U
22	BA	1185	G
22	BA	1186	G
22	BA	1189	A
22	BA	1190	G

Continued on next page...

Continued from previous page...

Mol	Chain	Res	Type
22	BA	1204	A
22	BA	1205	A
22	BA	1206	G
22	BA	1210	G
22	BA	1213	A
22	BA	1238	G
22	BA	1247	A
22	BA	1248	G
22	BA	1249	U
22	BA	1250	G
22	BA	1251	C
22	BA	1253	A
22	BA	1254	A
22	BA	1255	U
22	BA	1256	G
22	BA	1262	A
22	BA	1266	G
22	BA	1271	G
22	BA	1272	A
22	BA	1273	U
22	BA	1276	A
22	BA	1284	A
22	BA	1287	A
22	BA	1288	G
22	BA	1289	C
22	BA	1290	C
22	BA	1297	C
22	BA	1300	G
22	BA	1301	A
22	BA	1303	G
22	BA	1319	C
22	BA	1320	C
22	BA	1321	A
22	BA	1324	G
22	BA	1325	U
22	BA	1327	A
22	BA	1328	A
22	BA	1329	U
22	BA	1330	C
22	BA	1336	A
22	BA	1340	U
22	BA	1341	G

Continued on next page...

Continued from previous page...

Mol	Chain	Res	Type
22	BA	1343	G
22	BA	1344	U
22	BA	1345	C
22	BA	1349	C
22	BA	1350	C
22	BA	1352	U
22	BA	1356	G
22	BA	1360	G
22	BA	1365	A
22	BA	1368	G
22	BA	1377	G
22	BA	1378	A
22	BA	1379	U
22	BA	1380	G
22	BA	1383	A
22	BA	1386	C
22	BA	1395	A
22	BA	1397	U
22	BA	1398	C
22	BA	1399	C
22	BA	1403	A
22	BA	1407	G
22	BA	1415	U
22	BA	1416	G
22	BA	1417	C
22	BA	1418	G
22	BA	1419	A
22	BA	1420	A
22	BA	1421	G
22	BA	1422	G
22	BA	1425	G
22	BA	1427	A
22	BA	1428	C
22	BA	1429	G
22	BA	1434	A
22	BA	1435	G
22	BA	1436	G
22	BA	1440	U
22	BA	1452	G
22	BA	1453	A
22	BA	1455	G
22	BA	1459	G

Continued on next page...

Continued from previous page...

Mol	Chain	Res	Type
22	BA	1460	U
22	BA	1461	C
22	BA	1462	C
22	BA	1463	C
22	BA	1475	G
22	BA	1476	U
22	BA	1477	A
22	BA	1482	G
22	BA	1490	A
22	BA	1491	G
22	BA	1492	G
22	BA	1494	A
22	BA	1495	A
22	BA	1497	U
22	BA	1498	C
22	BA	1499	C
22	BA	1504	A
22	BA	1507	C
22	BA	1509	A
22	BA	1510	G
22	BA	1511	G
22	BA	1512	C
22	BA	1515	A
22	BA	1522	A
22	BA	1523	U
22	BA	1527	G
22	BA	1528	A
22	BA	1533	C
22	BA	1534	U
22	BA	1535	A
22	BA	1536	C
22	BA	1537	G
22	BA	1538	G
22	BA	1540	G
22	BA	1554	U
22	BA	1555	G
22	BA	1558	C
22	BA	1559	U
22	BA	1564	C
22	BA	1566	A
22	BA	1569	A
22	BA	1574	C

Continued on next page...

Continued from previous page...

Mol	Chain	Res	Type
22	BA	1578	U
22	BA	1581	G
22	BA	1583	A
22	BA	1584	U
22	BA	1585	C
22	BA	1588	G
22	BA	1603	A
22	BA	1606	C
22	BA	1607	C
22	BA	1608	A
22	BA	1609	A
22	BA	1610	A
22	BA	1613	G
22	BA	1615	C
22	BA	1616	A
22	BA	1627	G
22	BA	1628	G
22	BA	1634	A
22	BA	1635	A
22	BA	1639	C
22	BA	1647	U
22	BA	1648	U
22	BA	1649	G
22	BA	1651	G
22	BA	1652	A
22	BA	1654	A
22	BA	1674	G
22	BA	1675	C
22	BA	1695	G
22	BA	1696	G
22	BA	1698	A
22	BA	1699	G
22	BA	1700	A
22	BA	1701	A
22	BA	1707	G
22	BA	1708	C
22	BA	1713	A
22	BA	1714	U
22	BA	1715	G
22	BA	1716	U
22	BA	1717	A
22	BA	1720	U

Continued on next page...

Continued from previous page...

Mol	Chain	Res	Type
22	BA	1729	U
22	BA	1730	C
22	BA	1732	C
22	BA	1733	G
22	BA	1734	G
22	BA	1735	A
22	BA	1736	U
22	BA	1737	G
22	BA	1738	G
22	BA	1739	A
22	BA	1740	G
22	BA	1744	A
22	BA	1754	A
22	BA	1755	A
22	BA	1758	U
22	BA	1759	A
22	BA	1760	C
22	BA	1764	C
22	BA	1769	U
22	BA	1773	A
22	BA	1776	G
22	BA	1782	U
22	BA	1783	A
22	BA	1785	A
22	BA	1786	A
22	BA	1787	A
22	BA	1788	C
22	BA	1791	A
22	BA	1798	U
22	BA	1799	G
22	BA	1800	C
22	BA	1801	A
22	BA	1802	A
22	BA	1807	G
22	BA	1808	A
22	BA	1815	A
22	BA	1816	C
22	BA	1817	G
22	BA	1819	A
22	BA	1821	A
22	BA	1829	A
22	BA	1838	C

Continued on next page...

Continued from previous page...

Mol	Chain	Res	Type
22	BA	1839	G
22	BA	1848	A
22	BA	1849	G
22	BA	1857	G
22	BA	1858	A
22	BA	1859	U
22	BA	1866	A
22	BA	1867	G
22	BA	1871	A
22	BA	1872	A
22	BA	1873	G
22	BA	1885	A
22	BA	1886	U
22	BA	1900	A
22	BA	1906	G
22	BA	1907	G
22	BA	1913	A
22	BA	1914	C
22	BA	1918	A
22	BA	1919	A
22	BA	1920	C
22	BA	1926	U
22	BA	1927	A
22	BA	1929	G
22	BA	1930	G
22	BA	1931	U
22	BA	1932	A
22	BA	1935	G
22	BA	1936	A
22	BA	1937	A
22	BA	1938	A
22	BA	1941	C
22	BA	1943	U
22	BA	1944	U
22	BA	1945	G
22	BA	1946	U
22	BA	1955	U
22	BA	1960	A
22	BA	1962	C
22	BA	1963	U
22	BA	1964	G
22	BA	1966	A

Continued on next page...

Continued from previous page...

Mol	Chain	Res	Type
22	BA	1967	C
22	BA	1968	G
22	BA	1970	A
22	BA	1971	U
22	BA	1972	G
22	BA	1975	G
22	BA	1979	U
22	BA	1980	G
22	BA	1981	A
22	BA	1986	C
22	BA	1991	U
22	BA	1993	U
22	BA	1996	C
22	BA	1997	C
22	BA	2011	U
22	BA	2022	U
22	BA	2023	C
22	BA	2030	A
22	BA	2031	A
22	BA	2032	G
22	BA	2033	A
22	BA	2036	C
22	BA	2043	C
22	BA	2049	G
22	BA	2051	A
22	BA	2052	A
22	BA	2055	C
22	BA	2056	G
22	BA	2060	A
22	BA	2061	G
22	BA	2062	A
22	BA	2063	C
22	BA	2064	C
22	BA	2068	U
22	BA	2069	G
22	BA	2072	C
22	BA	2086	U
22	BA	2092	U
22	BA	2093	G
22	BA	2104	C
22	BA	2106	U
22	BA	2107	G

Continued on next page...

Continued from previous page...

Mol	Chain	Res	Type
22	BA	2109	U
22	BA	2110	G
22	BA	2134	A
22	BA	2135	A
22	BA	2136	G
22	BA	2137	U
22	BA	2138	G
22	BA	2140	G
22	BA	2143	C
22	BA	2144	G
22	BA	2145	C
22	BA	2147	A
22	BA	2148	G
22	BA	2149	U
22	BA	2150	C
22	BA	2155	U
22	BA	2156	G
22	BA	2180	U
22	BA	2181	U
22	BA	2183	A
22	BA	2184	A
22	BA	2190	G
22	BA	2197	U
22	BA	2198	A
22	BA	2199	A
22	BA	2200	C
22	BA	2203	U
22	BA	2204	G
22	BA	2210	U
22	BA	2211	A
22	BA	2212	A
22	BA	2214	C
22	BA	2215	C
22	BA	2225	A
22	BA	2226	C
22	BA	2230	G
22	BA	2238	G
22	BA	2239	G
22	BA	2243	U
22	BA	2248	C
22	BA	2250	G
22	BA	2258	C

Continued on next page...

Continued from previous page...

Mol	Chain	Res	Type
22	BA	2259	U
22	BA	2262	U
22	BA	2267	A
22	BA	2268	A
22	BA	2269	G
22	BA	2273	A
22	BA	2275	C
22	BA	2276	G
22	BA	2278	A
22	BA	2283	C
22	BA	2284	A
22	BA	2286	G
22	BA	2287	A
22	BA	2296	U
22	BA	2297	A
22	BA	2305	U
22	BA	2307	G
22	BA	2308	G
22	BA	2309	A
22	BA	2310	C
22	BA	2312	U
22	BA	2320	U
22	BA	2321	U
22	BA	2322	A
22	BA	2325	G
22	BA	2326	C
22	BA	2327	A
22	BA	2330	G
22	BA	2333	A
22	BA	2334	U
22	BA	2335	A
22	BA	2336	A
22	BA	2337	G
22	BA	2338	C
22	BA	2344	U
22	BA	2345	G
22	BA	2347	C
22	BA	2353	G
22	BA	2358	A
22	BA	2361	G
22	BA	2383	G
22	BA	2385	C

Continued on next page...

Continued from previous page...

Mol	Chain	Res	Type
22	BA	2389	G
22	BA	2392	A
22	BA	2402	U
22	BA	2403	C
22	BA	2406	A
22	BA	2407	A
22	BA	2408	U
22	BA	2418	A
22	BA	2423	U
22	BA	2424	C
22	BA	2425	A
22	BA	2426	A
22	BA	2427	C
22	BA	2428	G
22	BA	2429	G
22	BA	2430	A
22	BA	2431	U
22	BA	2432	A
22	BA	2435	A
22	BA	2439	A
22	BA	2440	C
22	BA	2441	U
22	BA	2447	G
22	BA	2448	A
22	BA	2459	A
22	BA	2460	U
22	BA	2468	A
22	BA	2469	A
22	BA	2476	A
22	BA	2477	U
22	BA	2482	A
22	BA	2490	G
22	BA	2491	U
22	BA	2497	A
22	BA	2501	C
22	BA	2502	G
22	BA	2503	A
22	BA	2504	U
22	BA	2505	G
22	BA	2507	C
22	BA	2508	G
22	BA	2515	C

Continued on next page...

Continued from previous page...

Mol	Chain	Res	Type
22	BA	2518	A
22	BA	2520	C
22	BA	2525	G
22	BA	2529	G
22	BA	2542	A
22	BA	2547	A
22	BA	2550	G
22	BA	2554	U
22	BA	2566	A
22	BA	2567	G
22	BA	2572	A
22	BA	2573	C
22	BA	2574	G
22	BA	2576	G
22	BA	2580	U
22	BA	2582	G
22	BA	2585	U
22	BA	2586	U
22	BA	2603	G
22	BA	2604	U
22	BA	2609	U
22	BA	2610	C
22	BA	2611	C
22	BA	2613	U
22	BA	2615	U
22	BA	2616	C
22	BA	2621	G
22	BA	2622	U
22	BA	2623	G
22	BA	2629	U
22	BA	2630	G
22	BA	2632	A
22	BA	2638	G
22	BA	2639	A
22	BA	2646	C
22	BA	2652	C
22	BA	2654	A
22	BA	2655	G
22	BA	2656	U
22	BA	2657	A
22	BA	2660	A
22	BA	2662	A

Continued on next page...

Continued from previous page...

Mol	Chain	Res	Type
22	BA	2663	G
22	BA	2669	G
22	BA	2672	U
22	BA	2673	G
22	BA	2674	G
22	BA	2680	U
22	BA	2681	C
22	BA	2682	A
22	BA	2689	U
22	BA	2690	U
22	BA	2712	C
22	BA	2713	U
22	BA	2714	G
22	BA	2716	C
22	BA	2724	U
22	BA	2726	A
22	BA	2727	A
22	BA	2729	G
22	BA	2730	C
22	BA	2731	G
22	BA	2732	G
22	BA	2733	A
22	BA	2743	U
22	BA	2748	A
22	BA	2750	A
22	BA	2751	G
22	BA	2756	U
22	BA	2757	A
22	BA	2758	A
22	BA	2765	A
22	BA	2771	C
22	BA	2777	G
22	BA	2778	A
22	BA	2779	U
22	BA	2781	A
22	BA	2791	G
22	BA	2798	U
22	BA	2799	A
22	BA	2800	A
22	BA	2801	G
22	BA	2806	C
22	BA	2808	G

Continued on next page...

Continued from previous page...

Mol	Chain	Res	Type
22	BA	2809	A
22	BA	2820	A
22	BA	2821	A
22	BA	2825	G
22	BA	2832	U
22	BA	2833	U
22	BA	2835	A
22	BA	2836	U
22	BA	2848	G
22	BA	2849	U
22	BA	2861	U
22	BA	2862	G
22	BA	2866	U
22	BA	2867	G
22	BA	2873	A
22	BA	2874	C
22	BA	2879	A
22	BA	2880	C
22	BA	2883	A
22	BA	2884	U
22	BA	2886	A
22	BA	2890	G
22	BA	2893	A
22	BA	2894	G
22	BA	2895	G
23	BB	9	G
23	BB	12	C
23	BB	13	G
23	BB	15	A
23	BB	16	G
23	BB	24	G
23	BB	25	U
23	BB	26	C
23	BB	35	C
23	BB	37	C
23	BB	40	U
23	BB	41	G
23	BB	42	C
23	BB	43	C
23	BB	44	G
23	BB	45	A
23	BB	46	A

Continued on next page...

Continued from previous page...

Mol	Chain	Res	Type
23	BB	52	A
23	BB	53	A
23	BB	56	G
23	BB	57	A
23	BB	58	A
23	BB	66	A
23	BB	67	G
23	BB	74	U
23	BB	84	G
23	BB	87	U
23	BB	88	C
23	BB	89	U
23	BB	90	C
23	BB	91	C
23	BB	93	C
23	BB	99	A
23	BB	109	A
53	CA	6	G
53	CA	7	A
53	CA	9	G
53	CA	13	U
53	CA	14	U
53	CA	15	G
53	CA	16	A
53	CA	17	U
53	CA	31	G
53	CA	32	A
53	CA	33	A
53	CA	39	G
53	CA	40	C
53	CA	45	G
53	CA	47	C
53	CA	48	C
53	CA	51	A
53	CA	52	C
53	CA	53	A
53	CA	61	G
53	CA	65	A
53	CA	66	A
53	CA	67	C
53	CA	68	G
53	CA	70	U

Continued on next page...

Continued from previous page...

Mol	Chain	Res	Type
53	CA	71	A
53	CA	72	A
53	CA	73	C
53	CA	74	A
53	CA	75	G
53	CA	76	G
53	CA	77	A
53	CA	80	A
53	CA	81	A
53	CA	82	G
53	CA	83	C
53	CA	85	U
53	CA	86	G
53	CA	87	C
53	CA	88	U
53	CA	89	U
53	CA	90	C
53	CA	92	U
53	CA	93	U
53	CA	94	G
53	CA	95	C
53	CA	96	U
53	CA	98	A
53	CA	110	C
53	CA	115	G
53	CA	116	A
53	CA	119	A
53	CA	120	A
53	CA	121	U
53	CA	122	G
53	CA	130	A
53	CA	131	A
53	CA	132	C
53	CA	141	G
53	CA	143	A
53	CA	144	G
53	CA	155	A
53	CA	160	A
53	CA	164	G
53	CA	173	U
53	CA	174	A
53	CA	175	C

Continued on next page...

Continued from previous page...

Mol	Chain	Res	Type
53	CA	178	C
53	CA	181	A
53	CA	182	A
53	CA	184	G
53	CA	185	U
53	CA	198	G
53	CA	199	A
53	CA	200	G
53	CA	201	G
53	CA	206	C
53	CA	207	C
53	CA	208	U
53	CA	209	U
53	CA	210	C
53	CA	211	G
53	CA	212	G
53	CA	213	G
53	CA	214	C
53	CA	239	U
53	CA	240	G
53	CA	241	G
53	CA	243	A
53	CA	244	U
53	CA	245	U
53	CA	246	A
53	CA	247	G
53	CA	248	C
53	CA	249	U
53	CA	250	A
53	CA	251	G
53	CA	252	U
53	CA	253	A
53	CA	266	G
53	CA	267	C
53	CA	268	U
53	CA	275	G
53	CA	276	G
53	CA	277	C
53	CA	278	G
53	CA	280	C
53	CA	282	A
53	CA	283	U

Continued on next page...

Continued from previous page...

Mol	Chain	Res	Type
53	CA	289	G
53	CA	294	U
53	CA	298	A
53	CA	300	A
53	CA	301	G
53	CA	305	G
53	CA	306	A
53	CA	307	C
53	CA	315	A
53	CA	316	C
53	CA	317	U
53	CA	321	A
53	CA	327	A
53	CA	328	C
53	CA	329	A
53	CA	330	C
53	CA	331	G
53	CA	332	G
53	CA	338	A
53	CA	344	A
53	CA	345	C
53	CA	346	G
53	CA	347	G
53	CA	348	G
53	CA	349	A
53	CA	351	G
53	CA	352	C
53	CA	353	A
53	CA	354	G
53	CA	367	U
53	CA	369	G
53	CA	371	A
53	CA	372	C
53	CA	373	A
53	CA	374	A
53	CA	375	U
53	CA	381	C
53	CA	382	A
53	CA	383	A
53	CA	384	G
53	CA	389	A
53	CA	390	U

Continued on next page...

Continued from previous page...

Mol	Chain	Res	Type
53	CA	396	C
53	CA	397	A
53	CA	398	U
53	CA	406	G
53	CA	411	A
53	CA	412	A
53	CA	413	G
53	CA	414	A
53	CA	415	A
53	CA	421	U
53	CA	422	C
53	CA	423	G
53	CA	424	G
53	CA	425	G
53	CA	428	G
53	CA	429	U
53	CA	430	A
53	CA	435	A
53	CA	438	U
53	CA	439	U
53	CA	440	C
53	CA	448	A
53	CA	452	A
53	CA	453	G
53	CA	454	G
53	CA	456	A
53	CA	457	G
53	CA	458	U
53	CA	459	A
53	CA	461	A
53	CA	462	G
53	CA	463	U
53	CA	464	U
53	CA	466	A
53	CA	467	U
53	CA	468	A
53	CA	469	C
53	CA	474	G
53	CA	476	U
53	CA	478	A
53	CA	479	U
53	CA	481	G

Continued on next page...

Continued from previous page...

Mol	Chain	Res	Type
53	CA	482	A
53	CA	483	C
53	CA	484	G
53	CA	485	U
53	CA	486	U
53	CA	487	A
53	CA	496	A
53	CA	497	G
53	CA	499	A
53	CA	500	G
53	CA	501	C
53	CA	505	G
53	CA	508	U
53	CA	509	A
53	CA	511	C
53	CA	512	U
53	CA	513	C
53	CA	514	C
53	CA	516	U
53	CA	517	G
53	CA	518	C
53	CA	519	C
53	CA	520	A
53	CA	521	G
53	CA	527	G
53	CA	530	G
53	CA	531	U
53	CA	532	A
53	CA	533	A
53	CA	534	U
53	CA	535	A
53	CA	536	C
53	CA	537	G
53	CA	545	C
53	CA	548	G
53	CA	559	A
53	CA	560	A
53	CA	562	U
53	CA	563	A
53	CA	564	C
53	CA	565	U
53	CA	566	G

Continued on next page...

Continued from previous page...

Mol	Chain	Res	Type
53	CA	567	G
53	CA	568	G
53	CA	572	A
53	CA	573	A
53	CA	575	G
53	CA	576	C
53	CA	577	G
53	CA	578	C
53	CA	596	A
53	CA	597	G
53	CA	617	G
53	CA	642	A
53	CA	643	C
53	CA	644	U
53	CA	653	U
53	CA	654	G
53	CA	655	A
53	CA	665	A
53	CA	688	G
53	CA	689	C
53	CA	695	A
53	CA	700	G
53	CA	701	U
53	CA	702	A
53	CA	703	G
53	CA	704	A
53	CA	717	U
53	CA	719	C
53	CA	721	G
53	CA	722	G
53	CA	723	U
53	CA	728	A
53	CA	730	G
53	CA	731	G
53	CA	733	G
53	CA	734	G
53	CA	735	C
53	CA	748	G
53	CA	753	A
53	CA	754	C
53	CA	755	G
53	CA	756	C

Continued on next page...

Continued from previous page...

Mol	Chain	Res	Type
53	CA	757	U
53	CA	765	G
53	CA	776	G
53	CA	777	A
53	CA	781	A
53	CA	782	A
53	CA	784	A
53	CA	785	G
53	CA	792	A
53	CA	793	U
53	CA	794	A
53	CA	795	C
53	CA	803	G
53	CA	812	G
53	CA	813	U
53	CA	815	A
53	CA	816	A
53	CA	817	C
53	CA	818	G
53	CA	821	G
53	CA	828	U
53	CA	829	G
53	CA	841	C
53	CA	842	U
53	CA	843	U
53	CA	844	G
53	CA	845	A
53	CA	846	G
53	CA	847	G
53	CA	849	G
53	CA	870	U
53	CA	871	U
53	CA	874	G
53	CA	875	U
53	CA	885	G
53	CA	886	G
53	CA	889	A
53	CA	890	G
53	CA	891	U
53	CA	892	A
53	CA	899	C
53	CA	906	A

Continued on next page...

Continued from previous page...

Mol	Chain	Res	Type
53	CA	914	A
53	CA	915	A
53	CA	922	G
53	CA	926	G
53	CA	927	G
53	CA	934	C
53	CA	935	A
53	CA	936	C
53	CA	937	A
53	CA	938	A
53	CA	942	G
53	CA	945	G
53	CA	960	U
53	CA	961	U
53	CA	962	C
53	CA	963	G
53	CA	964	A
53	CA	966	G
53	CA	968	A
53	CA	969	A
53	CA	970	C
53	CA	971	G
53	CA	972	C
53	CA	974	A
53	CA	975	A
53	CA	976	G
53	CA	978	A
53	CA	980	C
53	CA	981	U
53	CA	982	U
53	CA	983	A
53	CA	985	C
53	CA	986	U
53	CA	987	G
53	CA	990	C
53	CA	991	U
53	CA	992	U
53	CA	993	G
53	CA	995	C
53	CA	996	A
53	CA	997	U
53	CA	998	C

Continued on next page...

Continued from previous page...

Mol	Chain	Res	Type
53	CA	1000	A
53	CA	1004	A
53	CA	1006	G
53	CA	1016	A
53	CA	1019	A
53	CA	1020	G
53	CA	1022	A
53	CA	1026	G
53	CA	1029	U
53	CA	1031	C
53	CA	1032	G
53	CA	1036	A
53	CA	1037	C
53	CA	1049	U
53	CA	1050	G
53	CA	1051	C
53	CA	1052	U
53	CA	1053	G
53	CA	1054	C
53	CA	1055	A
53	CA	1064	G
53	CA	1065	U
53	CA	1066	C
53	CA	1067	A
53	CA	1068	G
53	CA	1085	U
53	CA	1086	U
53	CA	1087	G
53	CA	1088	G
53	CA	1089	G
53	CA	1094	G
53	CA	1095	U
53	CA	1101	A
53	CA	1102	A
53	CA	1103	C
53	CA	1113	C
53	CA	1124	G
53	CA	1125	U
53	CA	1127	G
53	CA	1128	C
53	CA	1129	C
53	CA	1130	A

Continued on next page...

Continued from previous page...

Mol	Chain	Res	Type
53	CA	1131	G
53	CA	1136	C
53	CA	1137	C
53	CA	1138	G
53	CA	1139	G
53	CA	1140	C
53	CA	1141	C
53	CA	1142	G
53	CA	1143	G
53	CA	1144	G
53	CA	1145	A
53	CA	1146	A
53	CA	1147	C
53	CA	1148	U
53	CA	1149	C
53	CA	1151	A
53	CA	1152	A
53	CA	1153	G
53	CA	1158	C
53	CA	1159	U
53	CA	1160	G
53	CA	1161	C
53	CA	1162	C
53	CA	1167	A
53	CA	1168	U
53	CA	1169	A
53	CA	1170	A
53	CA	1176	A
53	CA	1178	G
53	CA	1181	G
53	CA	1183	U
53	CA	1184	G
53	CA	1185	G
53	CA	1190	G
53	CA	1191	A
53	CA	1192	C
53	CA	1193	G
53	CA	1196	A
53	CA	1197	A
53	CA	1198	G
53	CA	1200	C
53	CA	1201	A

Continued on next page...

Continued from previous page...

Mol	Chain	Res	Type
53	CA	1202	U
53	CA	1203	C
53	CA	1211	U
53	CA	1212	U
53	CA	1213	A
53	CA	1214	C
53	CA	1215	G
53	CA	1216	A
53	CA	1217	C
53	CA	1218	C
53	CA	1219	A
53	CA	1222	G
53	CA	1224	U
53	CA	1225	A
53	CA	1226	C
53	CA	1227	A
53	CA	1228	C
53	CA	1229	A
53	CA	1230	C
53	CA	1231	G
53	CA	1232	U
53	CA	1238	A
53	CA	1240	U
53	CA	1241	G
53	CA	1243	C
53	CA	1246	A
53	CA	1250	A
53	CA	1251	A
53	CA	1256	A
53	CA	1257	A
53	CA	1258	G
53	CA	1260	G
53	CA	1266	G
53	CA	1273	C
53	CA	1278	G
53	CA	1279	G
53	CA	1280	A
53	CA	1281	C
53	CA	1282	C
53	CA	1283	U
53	CA	1284	C
53	CA	1285	A

Continued on next page...

Continued from previous page...

Mol	Chain	Res	Type
53	CA	1286	U
53	CA	1287	A
53	CA	1288	A
53	CA	1289	A
53	CA	1290	G
53	CA	1294	G
53	CA	1295	U
53	CA	1297	G
53	CA	1299	A
53	CA	1300	G
53	CA	1301	U
53	CA	1302	C
53	CA	1303	C
53	CA	1305	G
53	CA	1312	G
53	CA	1316	G
53	CA	1317	C
53	CA	1320	C
53	CA	1322	C
53	CA	1323	G
53	CA	1324	A
53	CA	1332	A
53	CA	1333	A
53	CA	1338	G
53	CA	1346	A
53	CA	1349	A
53	CA	1350	A
53	CA	1359	C
53	CA	1362	A
53	CA	1364	U
53	CA	1365	G
53	CA	1368	A
53	CA	1370	G
53	CA	1378	C
53	CA	1379	G
53	CA	1381	U
53	CA	1382	C
53	CA	1383	C
53	CA	1384	C
53	CA	1395	C
53	CA	1396	A
53	CA	1397	C

Continued on next page...

Continued from previous page...

Mol	Chain	Res	Type
53	CA	1398	A
53	CA	1400	C
53	CA	1406	U
53	CA	1411	C
53	CA	1419	G
53	CA	1429	A
53	CA	1431	A
53	CA	1432	G
53	CA	1441	A
53	CA	1442	G
53	CA	1446	A
53	CA	1447	A
53	CA	1448	C
53	CA	1449	C
53	CA	1450	U
53	CA	1451	U
53	CA	1452	C
53	CA	1453	G
53	CA	1454	G
53	CA	1455	G
53	CA	1456	A
53	CA	1491	G
53	CA	1493	A
53	CA	1494	G
53	CA	1495	U
53	CA	1497	G
53	CA	1498	U
53	CA	1499	A
53	CA	1500	A
53	CA	1501	C
53	CA	1502	A
53	CA	1503	A
53	CA	1505	G
53	CA	1507	A
53	CA	1517	G
53	CA	1519	A
53	CA	1520	C
53	CA	1528	U
53	CA	1529	G
53	CA	1530	G
53	CA	1531	A
53	CA	1532	U

Continued on next page...

Continued from previous page...

Mol	Chain	Res	Type
53	CA	1534	A
22	DA	13	A
22	DA	14	A
22	DA	15	G
22	DA	16	C
22	DA	26	G
22	DA	27	G
22	DA	29	U
22	DA	30	G
22	DA	34	U
22	DA	35	G
22	DA	36	G
22	DA	37	C
22	DA	39	G
22	DA	46	G
22	DA	49	A
22	DA	50	U
22	DA	52	A
22	DA	53	A
22	DA	61	C
22	DA	62	U
22	DA	64	A
22	DA	70	G
22	DA	71	A
22	DA	74	A
22	DA	75	G
22	DA	76	C
22	DA	77	G
22	DA	78	U
22	DA	79	C
22	DA	83	A
22	DA	84	A
22	DA	85	G
22	DA	86	G
22	DA	87	U
22	DA	88	G
22	DA	91	A
22	DA	92	U
22	DA	93	G
22	DA	94	A
22	DA	96	C
22	DA	100	U

Continued on next page...

Continued from previous page...

Mol	Chain	Res	Type
22	DA	101	A
22	DA	102	U
22	DA	104	A
22	DA	105	C
22	DA	110	G
22	DA	118	A
22	DA	119	A
22	DA	120	U
22	DA	121	G
22	DA	122	G
22	DA	123	G
22	DA	126	A
22	DA	128	C
22	DA	129	C
22	DA	130	C
22	DA	134	G
22	DA	139	U
22	DA	140	C
22	DA	141	G
22	DA	142	A
22	DA	144	A
22	DA	145	C
22	DA	155	A
22	DA	156	A
22	DA	160	A
22	DA	162	U
22	DA	163	C
22	DA	164	C
22	DA	165	A
22	DA	166	U
22	DA	177	G
22	DA	180	G
22	DA	181	A
22	DA	196	A
22	DA	197	A
22	DA	198	C
22	DA	199	A
22	DA	200	U
22	DA	201	C
22	DA	204	A
22	DA	205	G
22	DA	206	U

Continued on next page...

Continued from previous page...

Mol	Chain	Res	Type
22	DA	207	A
22	DA	208	C
22	DA	216	A
22	DA	217	A
22	DA	218	A
22	DA	222	A
22	DA	223	A
22	DA	224	U
22	DA	227	A
22	DA	228	C
22	DA	229	C
22	DA	230	G
22	DA	231	A
22	DA	232	G
22	DA	233	A
22	DA	234	U
22	DA	235	U
22	DA	241	A
22	DA	242	G
22	DA	243	U
22	DA	244	A
22	DA	245	G
22	DA	248	G
22	DA	249	C
22	DA	250	G
22	DA	251	A
22	DA	255	A
22	DA	256	A
22	DA	264	C
22	DA	265	A
22	DA	266	G
22	DA	271	G
22	DA	272	A
22	DA	273	G
22	DA	274	C
22	DA	275	C
22	DA	277	G
22	DA	278	A
22	DA	281	C
22	DA	284	U
22	DA	285	G
22	DA	294	A

Continued on next page...

Continued from previous page...

Mol	Chain	Res	Type
22	DA	295	G
22	DA	299	A
22	DA	301	G
22	DA	302	C
22	DA	303	G
22	DA	304	U
22	DA	305	C
22	DA	311	A
22	DA	312	G
22	DA	313	G
22	DA	314	C
22	DA	322	A
22	DA	323	C
22	DA	324	A
22	DA	325	G
22	DA	329	G
22	DA	330	A
22	DA	334	C
22	DA	335	C
22	DA	336	C
22	DA	337	C
22	DA	343	C
22	DA	349	U
22	DA	351	C
22	DA	353	C
22	DA	354	A
22	DA	362	A
22	DA	367	G
22	DA	371	A
22	DA	372	G
22	DA	374	A
22	DA	375	G
22	DA	376	G
22	DA	383	C
22	DA	385	C
22	DA	386	G
22	DA	387	U
22	DA	388	G
22	DA	391	A
22	DA	392	U
22	DA	393	C
22	DA	395	U

Continued on next page...

Continued from previous page...

Mol	Chain	Res	Type
22	DA	396	G
22	DA	397	U
22	DA	398	C
22	DA	399	U
22	DA	401	A
22	DA	404	A
22	DA	405	U
22	DA	406	G
22	DA	407	G
22	DA	411	G
22	DA	412	A
22	DA	413	C
22	DA	421	C
22	DA	424	G
22	DA	430	A
22	DA	436	C
22	DA	443	A
22	DA	444	C
22	DA	445	C
22	DA	446	G
22	DA	447	A
22	DA	450	G
22	DA	451	U
22	DA	455	C
22	DA	456	C
22	DA	457	A
22	DA	459	U
22	DA	460	A
22	DA	461	C
22	DA	462	C
22	DA	475	C
22	DA	476	G
22	DA	477	A
22	DA	478	A
22	DA	479	A
22	DA	480	A
22	DA	481	G
22	DA	485	C
22	DA	488	G
22	DA	490	C
22	DA	491	G
22	DA	492	A

Continued on next page...

Continued from previous page...

Mol	Chain	Res	Type
22	DA	493	G
22	DA	498	G
22	DA	502	A
22	DA	504	A
22	DA	505	A
22	DA	507	A
22	DA	509	C
22	DA	510	C
22	DA	511	U
22	DA	512	G
22	DA	528	A
22	DA	529	A
22	DA	530	G
22	DA	531	C
22	DA	532	A
22	DA	533	G
22	DA	534	U
22	DA	535	G
22	DA	544	C
22	DA	545	U
22	DA	546	U
22	DA	547	A
22	DA	548	G
22	DA	549	G
22	DA	554	U
22	DA	562	U
22	DA	563	A
22	DA	567	U
22	DA	571	U
22	DA	572	A
22	DA	573	U
22	DA	574	A
22	DA	575	A
22	DA	576	U
22	DA	586	A
22	DA	588	U
22	DA	589	U
22	DA	590	A
22	DA	603	A
22	DA	604	G
22	DA	605	G
22	DA	606	U

Continued on next page...

Continued from previous page...

Mol	Chain	Res	Type
22	DA	608	A
22	DA	610	C
22	DA	613	A
22	DA	614	A
22	DA	615	U
22	DA	616	A
22	DA	617	G
22	DA	618	G
22	DA	619	G
22	DA	621	A
22	DA	622	G
22	DA	623	C
22	DA	627	A
22	DA	628	G
22	DA	629	G
22	DA	637	A
22	DA	638	G
22	DA	639	U
22	DA	645	C
22	DA	646	U
22	DA	653	U
22	DA	654	A
22	DA	655	A
22	DA	656	G
22	DA	657	U
22	DA	663	G
22	DA	668	A
22	DA	669	G
22	DA	671	C
22	DA	672	C
22	DA	686	U
22	DA	687	C
22	DA	688	U
22	DA	699	A
22	DA	705	A
22	DA	717	C
22	DA	726	G
22	DA	727	A
22	DA	728	G
22	DA	729	G
22	DA	730	A
22	DA	739	A

Continued on next page...

Continued from previous page...

Mol	Chain	Res	Type
22	DA	740	C
22	DA	741	U
22	DA	747	U
22	DA	749	A
22	DA	751	A
22	DA	753	A
22	DA	763	G
22	DA	764	A
22	DA	765	C
22	DA	766	U
22	DA	775	G
22	DA	776	G
22	DA	777	G
22	DA	778	G
22	DA	779	U
22	DA	781	A
22	DA	782	A
22	DA	783	A
22	DA	784	G
22	DA	785	G
22	DA	789	A
22	DA	790	U
22	DA	791	C
22	DA	792	A
22	DA	793	A
22	DA	794	A
22	DA	798	G
22	DA	800	A
22	DA	801	G
22	DA	802	A
22	DA	803	U
22	DA	805	G
22	DA	806	C
22	DA	807	U
22	DA	812	C
22	DA	819	A
22	DA	827	U
22	DA	828	U
22	DA	829	A
22	DA	830	G
22	DA	831	G
22	DA	832	U

Continued on next page...

Continued from previous page...

Mol	Chain	Res	Type
22	DA	846	U
22	DA	847	U
22	DA	857	G
22	DA	858	G
22	DA	859	G
22	DA	860	U
22	DA	861	A
22	DA	862	G
22	DA	866	A
22	DA	867	C
22	DA	868	U
22	DA	869	G
22	DA	875	G
22	DA	877	A
22	DA	878	A
22	DA	902	C
22	DA	903	C
22	DA	910	A
22	DA	912	C
22	DA	914	G
22	DA	915	C
22	DA	916	G
22	DA	917	A
22	DA	918	A
22	DA	922	C
22	DA	932	U
22	DA	933	A
22	DA	934	U
22	DA	935	C
22	DA	941	A
22	DA	944	C
22	DA	946	C
22	DA	947	A
22	DA	958	U
22	DA	959	A
22	DA	960	A
22	DA	961	C
22	DA	962	G
22	DA	963	U
22	DA	973	A
22	DA	974	G
22	DA	975	A

Continued on next page...

Continued from previous page...

Mol	Chain	Res	Type
22	DA	976	G
22	DA	977	G
22	DA	982	C
22	DA	983	A
22	DA	984	A
22	DA	985	C
22	DA	989	G
22	DA	990	A
22	DA	991	C
22	DA	992	C
22	DA	995	C
22	DA	996	A
22	DA	1008	A
22	DA	1009	A
22	DA	1010	A
22	DA	1011	G
22	DA	1012	U
22	DA	1013	C
22	DA	1020	A
22	DA	1021	A
22	DA	1022	G
22	DA	1023	U
22	DA	1024	G
22	DA	1025	G
22	DA	1026	G
22	DA	1027	A
22	DA	1028	A
22	DA	1033	U
22	DA	1034	G
22	DA	1035	U
22	DA	1044	C
22	DA	1045	C
22	DA	1046	A
22	DA	1051	G
22	DA	1052	C
22	DA	1055	G
22	DA	1056	G
22	DA	1057	A
22	DA	1060	U
22	DA	1061	U
22	DA	1063	G
22	DA	1064	C

Continued on next page...

Continued from previous page...

Mol	Chain	Res	Type
22	DA	1065	U
22	DA	1066	U
22	DA	1068	G
22	DA	1070	A
22	DA	1071	G
22	DA	1072	C
22	DA	1073	A
22	DA	1074	G
22	DA	1075	C
22	DA	1076	C
22	DA	1077	A
22	DA	1078	U
22	DA	1079	C
22	DA	1080	A
22	DA	1081	U
22	DA	1082	U
22	DA	1083	U
22	DA	1088	A
22	DA	1089	A
22	DA	1091	G
22	DA	1097	U
22	DA	1100	C
22	DA	1103	A
22	DA	1111	A
22	DA	1112	G
22	DA	1113	U
22	DA	1114	C
22	DA	1115	G
22	DA	1116	G
22	DA	1126	A
22	DA	1127	A
22	DA	1128	G
22	DA	1129	A
22	DA	1130	U
22	DA	1131	G
22	DA	1132	U
22	DA	1133	A
22	DA	1134	A
22	DA	1135	C
22	DA	1136	G
22	DA	1139	G
22	DA	1142	A

Continued on next page...

Continued from previous page...

Mol	Chain	Res	Type
22	DA	1144	A
22	DA	1156	A
22	DA	1157	G
22	DA	1158	C
22	DA	1163	G
22	DA	1169	A
22	DA	1172	C
22	DA	1174	U
22	DA	1176	U
22	DA	1193	G
22	DA	1204	A
22	DA	1205	A
22	DA	1206	G
22	DA	1207	C
22	DA	1208	C
22	DA	1209	U
22	DA	1211	C
22	DA	1213	A
22	DA	1214	A
22	DA	1227	G
22	DA	1231	U
22	DA	1235	G
22	DA	1236	G
22	DA	1237	A
22	DA	1238	G
22	DA	1241	A
22	DA	1242	U
22	DA	1246	A
22	DA	1247	A
22	DA	1248	G
22	DA	1249	U
22	DA	1250	G
22	DA	1253	A
22	DA	1255	U
22	DA	1256	G
22	DA	1257	C
22	DA	1258	U
22	DA	1262	A
22	DA	1265	A
22	DA	1266	G
22	DA	1267	U
22	DA	1268	A

Continued on next page...

Continued from previous page...

Mol	Chain	Res	Type
22	DA	1271	G
22	DA	1272	A
22	DA	1273	U
22	DA	1274	A
22	DA	1275	A
22	DA	1276	A
22	DA	1277	G
22	DA	1286	A
22	DA	1287	A
22	DA	1288	G
22	DA	1290	C
22	DA	1291	C
22	DA	1292	G
22	DA	1300	G
22	DA	1301	A
22	DA	1304	A
22	DA	1305	C
22	DA	1306	C
22	DA	1311	G
22	DA	1313	U
22	DA	1317	G
22	DA	1318	U
22	DA	1321	A
22	DA	1324	G
22	DA	1325	U
22	DA	1326	U
22	DA	1327	A
22	DA	1328	A
22	DA	1329	U
22	DA	1330	C
22	DA	1331	G
22	DA	1332	G
22	DA	1333	G
22	DA	1334	G
22	DA	1336	A
22	DA	1337	G
22	DA	1340	U
22	DA	1341	G
22	DA	1342	A
22	DA	1343	G
22	DA	1345	C
22	DA	1346	G

Continued on next page...

Continued from previous page...

Mol	Chain	Res	Type
22	DA	1347	A
22	DA	1349	C
22	DA	1352	U
22	DA	1359	A
22	DA	1365	A
22	DA	1368	G
22	DA	1374	G
22	DA	1379	U
22	DA	1380	G
22	DA	1382	G
22	DA	1383	A
22	DA	1385	A
22	DA	1386	C
22	DA	1387	A
22	DA	1388	G
22	DA	1389	G
22	DA	1390	U
22	DA	1391	U
22	DA	1397	U
22	DA	1398	C
22	DA	1399	C
22	DA	1400	U
22	DA	1401	G
22	DA	1402	U
22	DA	1403	A
22	DA	1404	C
22	DA	1416	G
22	DA	1417	C
22	DA	1418	G
22	DA	1419	A
22	DA	1421	G
22	DA	1427	A
22	DA	1428	C
22	DA	1430	G
22	DA	1431	A
22	DA	1435	G
22	DA	1438	U
22	DA	1444	G
22	DA	1452	G
22	DA	1453	A
22	DA	1455	G
22	DA	1456	G

Continued on next page...

Continued from previous page...

Mol	Chain	Res	Type
22	DA	1457	U
22	DA	1459	G
22	DA	1460	U
22	DA	1461	C
22	DA	1462	C
22	DA	1476	U
22	DA	1477	A
22	DA	1478	G
22	DA	1482	G
22	DA	1483	G
22	DA	1484	U
22	DA	1490	A
22	DA	1491	G
22	DA	1492	G
22	DA	1493	C
22	DA	1494	A
22	DA	1497	U
22	DA	1498	C
22	DA	1499	C
22	DA	1503	A
22	DA	1504	A
22	DA	1507	C
22	DA	1508	A
22	DA	1509	A
22	DA	1510	G
22	DA	1511	G
22	DA	1512	C
22	DA	1513	U
22	DA	1520	U
22	DA	1522	A
22	DA	1524	G
22	DA	1526	C
22	DA	1530	G
22	DA	1531	C
22	DA	1532	A
22	DA	1534	U
22	DA	1535	A
22	DA	1536	C
22	DA	1537	G
22	DA	1538	G
22	DA	1539	U
22	DA	1540	G

Continued on next page...

Continued from previous page...

Mol	Chain	Res	Type
22	DA	1541	C
22	DA	1542	U
22	DA	1554	U
22	DA	1555	G
22	DA	1556	C
22	DA	1558	C
22	DA	1559	U
22	DA	1560	G
22	DA	1561	C
22	DA	1564	C
22	DA	1565	C
22	DA	1567	G
22	DA	1568	G
22	DA	1569	A
22	DA	1570	A
22	DA	1583	A
22	DA	1584	U
22	DA	1585	C
22	DA	1586	A
22	DA	1587	G
22	DA	1600	C
22	DA	1603	A
22	DA	1604	C
22	DA	1607	C
22	DA	1608	A
22	DA	1610	A
22	DA	1611	C
22	DA	1612	C
22	DA	1613	G
22	DA	1615	C
22	DA	1616	A
22	DA	1618	A
22	DA	1627	G
22	DA	1628	G
22	DA	1633	G
22	DA	1635	A
22	DA	1636	U
22	DA	1640	A
22	DA	1641	A
22	DA	1646	C
22	DA	1647	U
22	DA	1648	U

Continued on next page...

Continued from previous page...

Mol	Chain	Res	Type
22	DA	1649	G
22	DA	1653	G
22	DA	1654	A
22	DA	1655	A
22	DA	1656	C
22	DA	1663	G
22	DA	1664	A
22	DA	1665	A
22	DA	1667	G
22	DA	1668	A
22	DA	1669	A
22	DA	1670	C
22	DA	1671	U
22	DA	1673	G
22	DA	1674	G
22	DA	1675	C
22	DA	1676	A
22	DA	1682	G
22	DA	1683	U
22	DA	1694	C
22	DA	1695	G
22	DA	1696	G
22	DA	1698	A
22	DA	1699	G
22	DA	1700	A
22	DA	1701	A
22	DA	1707	G
22	DA	1713	A
22	DA	1714	U
22	DA	1715	G
22	DA	1717	A
22	DA	1718	G
22	DA	1722	A
22	DA	1723	G
22	DA	1728	C
22	DA	1729	U
22	DA	1730	C
22	DA	1731	G
22	DA	1732	C
22	DA	1733	G
22	DA	1734	G
22	DA	1735	A

Continued on next page...

Continued from previous page...

Mol	Chain	Res	Type
22	DA	1736	U
22	DA	1739	A
22	DA	1740	G
22	DA	1744	A
22	DA	1750	G
22	DA	1758	U
22	DA	1759	A
22	DA	1760	C
22	DA	1764	C
22	DA	1772	A
22	DA	1773	A
22	DA	1776	G
22	DA	1780	A
22	DA	1781	U
22	DA	1782	U
22	DA	1783	A
22	DA	1785	A
22	DA	1786	A
22	DA	1787	A
22	DA	1788	C
22	DA	1794	A
22	DA	1800	C
22	DA	1802	A
22	DA	1803	A
22	DA	1804	C
22	DA	1808	A
22	DA	1809	A
22	DA	1810	A
22	DA	1811	G
22	DA	1815	A
22	DA	1816	C
22	DA	1817	G
22	DA	1818	U
22	DA	1820	U
22	DA	1821	A
22	DA	1822	C
22	DA	1824	G
22	DA	1827	U
22	DA	1829	A
22	DA	1832	C
22	DA	1838	C
22	DA	1839	G

Continued on next page...

Continued from previous page...

Mol	Chain	Res	Type
22	DA	1840	G
22	DA	1847	A
22	DA	1848	A
22	DA	1857	G
22	DA	1858	A
22	DA	1859	U
22	DA	1870	C
22	DA	1875	G
22	DA	1877	A
22	DA	1884	G
22	DA	1889	A
22	DA	1901	A
22	DA	1902	C
22	DA	1903	G
22	DA	1906	G
22	DA	1913	A
22	DA	1914	C
22	DA	1915	U
22	DA	1919	A
22	DA	1920	C
22	DA	1927	A
22	DA	1930	G
22	DA	1931	U
22	DA	1932	A
22	DA	1937	A
22	DA	1938	A
22	DA	1939	U
22	DA	1941	C
22	DA	1942	C
22	DA	1943	U
22	DA	1944	U
22	DA	1945	G
22	DA	1946	U
22	DA	1955	U
22	DA	1956	U
22	DA	1963	U
22	DA	1964	G
22	DA	1966	A
22	DA	1967	C
22	DA	1968	G
22	DA	1970	A
22	DA	1971	U

Continued on next page...

Continued from previous page...

Mol	Chain	Res	Type
22	DA	1972	G
22	DA	1973	G
22	DA	1975	G
22	DA	1981	A
22	DA	1982	U
22	DA	1989	G
22	DA	1991	U
22	DA	1993	U
22	DA	1994	C
22	DA	1996	C
22	DA	1997	C
22	DA	1998	A
22	DA	2002	G
22	DA	2020	A
22	DA	2021	C
22	DA	2022	U
22	DA	2023	C
22	DA	2024	G
22	DA	2030	A
22	DA	2031	A
22	DA	2032	G
22	DA	2033	A
22	DA	2035	G
22	DA	2036	C
22	DA	2037	A
22	DA	2043	C
22	DA	2049	G
22	DA	2052	A
22	DA	2055	C
22	DA	2056	G
22	DA	2060	A
22	DA	2061	G
22	DA	2062	A
22	DA	2063	C
22	DA	2064	C
22	DA	2068	U
22	DA	2069	G
22	DA	2079	U
22	DA	2080	A
22	DA	2083	G
22	DA	2092	U
22	DA	2093	G

Continued on next page...

Continued from previous page...

Mol	Chain	Res	Type
22	DA	2094	A
22	DA	2095	A
22	DA	2096	C
22	DA	2104	C
22	DA	2108	A
22	DA	2109	U
22	DA	2110	G
22	DA	2134	A
22	DA	2135	A
22	DA	2136	G
22	DA	2137	U
22	DA	2138	G
22	DA	2139	U
22	DA	2143	C
22	DA	2144	G
22	DA	2145	C
22	DA	2147	A
22	DA	2150	C
22	DA	2151	U
22	DA	2152	G
22	DA	2153	C
22	DA	2154	A
22	DA	2156	G
22	DA	2157	G
22	DA	2180	U
22	DA	2181	U
22	DA	2183	A
22	DA	2191	A
22	DA	2192	U
22	DA	2194	U
22	DA	2199	A
22	DA	2203	U
22	DA	2204	G
22	DA	2210	U
22	DA	2211	A
22	DA	2212	A
22	DA	2213	U
22	DA	2214	C
22	DA	2215	C
22	DA	2216	G
22	DA	2217	G
22	DA	2218	G

Continued on next page...

Continued from previous page...

Mol	Chain	Res	Type
22	DA	2225	A
22	DA	2226	C
22	DA	2227	A
22	DA	2231	U
22	DA	2238	G
22	DA	2239	G
22	DA	2243	U
22	DA	2249	U
22	DA	2250	G
22	DA	2259	U
22	DA	2260	C
22	DA	2266	A
22	DA	2267	A
22	DA	2268	A
22	DA	2273	A
22	DA	2275	C
22	DA	2276	G
22	DA	2277	G
22	DA	2279	G
22	DA	2283	C
22	DA	2284	A
22	DA	2286	G
22	DA	2289	G
22	DA	2297	A
22	DA	2298	A
22	DA	2299	U
22	DA	2300	C
22	DA	2301	C
22	DA	2305	U
22	DA	2306	C
22	DA	2307	G
22	DA	2308	G
22	DA	2309	A
22	DA	2310	C
22	DA	2311	A
22	DA	2312	U
22	DA	2313	C
22	DA	2314	A
22	DA	2315	G
22	DA	2320	U
22	DA	2321	U
22	DA	2324	U

Continued on next page...

Continued from previous page...

Mol	Chain	Res	Type
22	DA	2325	G
22	DA	2326	C
22	DA	2334	U
22	DA	2335	A
22	DA	2336	A
22	DA	2337	G
22	DA	2338	C
22	DA	2339	C
22	DA	2340	A
22	DA	2345	G
22	DA	2347	C
22	DA	2348	U
22	DA	2349	G
22	DA	2350	C
22	DA	2358	A
22	DA	2361	G
22	DA	2379	G
22	DA	2382	G
22	DA	2383	G
22	DA	2384	U
22	DA	2385	C
22	DA	2386	A
22	DA	2387	U
22	DA	2388	A
22	DA	2390	U
22	DA	2392	A
22	DA	2402	U
22	DA	2405	G
22	DA	2406	A
22	DA	2407	A
22	DA	2409	G
22	DA	2410	G
22	DA	2424	C
22	DA	2425	A
22	DA	2426	A
22	DA	2427	C
22	DA	2428	G
22	DA	2429	G
22	DA	2430	A
22	DA	2431	U
22	DA	2435	A
22	DA	2439	A

Continued on next page...

Continued from previous page...

Mol	Chain	Res	Type
22	DA	2440	C
22	DA	2441	U
22	DA	2447	G
22	DA	2448	A
22	DA	2452	C
22	DA	2459	A
22	DA	2460	U
22	DA	2469	A
22	DA	2475	C
22	DA	2476	A
22	DA	2484	G
22	DA	2490	G
22	DA	2491	U
22	DA	2492	U
22	DA	2493	U
22	DA	2494	G
22	DA	2497	A
22	DA	2498	C
22	DA	2499	C
22	DA	2502	G
22	DA	2503	A
22	DA	2504	U
22	DA	2505	G
22	DA	2518	A
22	DA	2520	C
22	DA	2521	C
22	DA	2529	G
22	DA	2534	A
22	DA	2542	A
22	DA	2543	G
22	DA	2544	G
22	DA	2547	A
22	DA	2554	U
22	DA	2567	G
22	DA	2569	G
22	DA	2573	C
22	DA	2574	G
22	DA	2577	A
22	DA	2578	G
22	DA	2579	C
22	DA	2581	G
22	DA	2582	G

Continued on next page...

Continued from previous page...

Mol	Chain	Res	Type
22	DA	2583	G
22	DA	2585	U
22	DA	2586	U
22	DA	2589	A
22	DA	2602	A
22	DA	2603	G
22	DA	2610	C
22	DA	2611	C
22	DA	2612	C
22	DA	2613	U
22	DA	2614	A
22	DA	2615	U
22	DA	2616	C
22	DA	2617	U
22	DA	2629	U
22	DA	2630	G
22	DA	2632	A
22	DA	2639	A
22	DA	2640	G
22	DA	2646	C
22	DA	2654	A
22	DA	2655	G
22	DA	2656	U
22	DA	2657	A
22	DA	2658	C
22	DA	2664	G
22	DA	2667	C
22	DA	2668	G
22	DA	2669	G
22	DA	2670	A
22	DA	2682	A
22	DA	2683	C
22	DA	2690	U
22	DA	2691	C
22	DA	2692	G
22	DA	2713	U
22	DA	2714	G
22	DA	2715	C
22	DA	2718	G
22	DA	2725	A
22	DA	2726	A
22	DA	2727	A

Continued on next page...

Continued from previous page...

Mol	Chain	Res	Type
22	DA	2728	U
22	DA	2731	G
22	DA	2732	G
22	DA	2736	A
22	DA	2748	A
22	DA	2750	A
22	DA	2751	G
22	DA	2753	A
22	DA	2754	U
22	DA	2756	U
22	DA	2757	A
22	DA	2758	A
22	DA	2765	A
22	DA	2766	A
22	DA	2777	G
22	DA	2778	A
22	DA	2779	U
22	DA	2791	G
22	DA	2796	U
22	DA	2799	A
22	DA	2800	A
22	DA	2801	G
22	DA	2803	G
22	DA	2808	G
22	DA	2820	A
22	DA	2822	G
22	DA	2826	A
22	DA	2833	U
22	DA	2834	G
22	DA	2835	A
22	DA	2836	U
22	DA	2837	A
22	DA	2838	G
22	DA	2848	G
22	DA	2850	A
22	DA	2851	A
22	DA	2861	U
22	DA	2866	U
22	DA	2867	G
22	DA	2868	A
22	DA	2869	G
22	DA	2872	A

Continued on next page...

Continued from previous page...

Mol	Chain	Res	Type
22	DA	2873	A
22	DA	2874	C
22	DA	2875	C
22	DA	2876	G
22	DA	2877	G
22	DA	2878	U
22	DA	2879	A
22	DA	2880	C
22	DA	2881	U
22	DA	2883	A
22	DA	2894	G
22	DA	2895	G
22	DA	2896	C
22	DA	2903	U
57	DB	12	C
57	DB	13	G
57	DB	14	U
57	DB	15	A
57	DB	16	G
57	DB	17	C
57	DB	18	G
57	DB	23	G
57	DB	24	G
57	DB	25	U
57	DB	30	C
57	DB	31	C
57	DB	35	C
57	DB	36	C
57	DB	40	U
57	DB	41	G
57	DB	42	C
57	DB	43	C
57	DB	44	G
57	DB	45	A
57	DB	46	A
57	DB	47	C
57	DB	48	U
57	DB	57	A
57	DB	58	A
57	DB	59	A
57	DB	63	C
57	DB	64	G

Continued on next page...

Continued from previous page...

Mol	Chain	Res	Type
57	DB	65	U
57	DB	66	A
57	DB	67	G
57	DB	68	C
57	DB	69	G
57	DB	70	C
57	DB	87	U
57	DB	88	C
57	DB	89	U
57	DB	90	C
57	DB	91	C
57	DB	99	A
57	DB	109	A
57	DB	110	C
57	DB	111	U
57	DB	112	G

All (1438) RNA pucker outliers are listed below:

Mol	Chain	Res	Type
1	AA	7	A
1	AA	13	U
1	AA	14	U
1	AA	30	U
1	AA	32	A
1	AA	47	C
1	AA	52	C
1	AA	60	A
1	AA	61	G
1	AA	64	G
1	AA	66	A
1	AA	71	A
1	AA	72	A
1	AA	74	A
1	AA	87	C
1	AA	91	U
1	AA	93	U
1	AA	94	G
1	AA	95	C
1	AA	97	G
1	AA	109	A
1	AA	110	C

Continued on next page...

Continued from previous page...

Mol	Chain	Res	Type
1	AA	115	G
1	AA	119	A
1	AA	121	U
1	AA	122	G
1	AA	129	A
1	AA	131	A
1	AA	141	G
1	AA	173	U
1	AA	174	A
1	AA	180	U
1	AA	185	U
1	AA	197	A
1	AA	198	G
1	AA	199	A
1	AA	243	A
1	AA	246	A
1	AA	247	G
1	AA	250	A
1	AA	251	G
1	AA	252	U
1	AA	257	G
1	AA	266	G
1	AA	267	C
1	AA	274	A
1	AA	275	G
1	AA	279	A
1	AA	305	G
1	AA	306	A
1	AA	327	A
1	AA	330	C
1	AA	331	G
1	AA	344	A
1	AA	345	C
1	AA	346	G
1	AA	351	G
1	AA	352	C
1	AA	366	A
1	AA	368	U
1	AA	372	C
1	AA	373	A
1	AA	388	G
1	AA	389	A

Continued on next page...

Continued from previous page...

Mol	Chain	Res	Type
1	AA	411	A
1	AA	414	A
1	AA	421	U
1	AA	424	G
1	AA	428	G
1	AA	429	U
1	AA	430	A
1	AA	438	U
1	AA	439	U
1	AA	451	A
1	AA	452	A
1	AA	462	G
1	AA	463	U
1	AA	466	A
1	AA	468	A
1	AA	469	C
1	AA	484	G
1	AA	486	U
1	AA	487	A
1	AA	488	C
1	AA	495	A
1	AA	496	A
1	AA	497	G
1	AA	499	A
1	AA	500	G
1	AA	501	C
1	AA	508	U
1	AA	509	A
1	AA	511	C
1	AA	512	U
1	AA	517	G
1	AA	519	C
1	AA	531	U
1	AA	534	U
1	AA	535	A
1	AA	536	C
1	AA	537	G
1	AA	547	A
1	AA	548	G
1	AA	559	A
1	AA	563	A
1	AA	566	G

Continued on next page...

Continued from previous page...

Mol	Chain	Res	Type
1	AA	575	G
1	AA	577	G
1	AA	595	A
1	AA	596	A
1	AA	642	A
1	AA	652	U
1	AA	654	G
1	AA	686	U
1	AA	688	G
1	AA	701	U
1	AA	704	A
1	AA	717	U
1	AA	718	A
1	AA	721	G
1	AA	722	G
1	AA	752	G
1	AA	754	C
1	AA	755	G
1	AA	792	A
1	AA	794	A
1	AA	812	G
1	AA	813	U
1	AA	815	A
1	AA	816	A
1	AA	817	C
1	AA	870	U
1	AA	874	G
1	AA	884	U
1	AA	889	A
1	AA	913	A
1	AA	914	A
1	AA	934	C
1	AA	935	A
1	AA	960	U
1	AA	961	U
1	AA	965	U
1	AA	968	A
1	AA	969	A
1	AA	972	C
1	AA	974	A
1	AA	976	G
1	AA	977	A

Continued on next page...

Continued from previous page...

Mol	Chain	Res	Type
1	AA	978	A
1	AA	982	U
1	AA	984	C
1	AA	991	U
1	AA	994	A
1	AA	1031	C
1	AA	1049	U
1	AA	1050	G
1	AA	1053	G
1	AA	1064	G
1	AA	1066	C
1	AA	1068	G
1	AA	1085	U
1	AA	1087	G
1	AA	1088	G
1	AA	1094	G
1	AA	1095	U
1	AA	1101	A
1	AA	1102	A
1	AA	1126	U
1	AA	1127	G
1	AA	1130	A
1	AA	1131	G
1	AA	1136	C
1	AA	1142	G
1	AA	1152	A
1	AA	1153	G
1	AA	1157	A
1	AA	1162	C
1	AA	1168	U
1	AA	1169	A
1	AA	1181	G
1	AA	1184	G
1	AA	1190	G
1	AA	1191	A
1	AA	1196	A
1	AA	1197	A
1	AA	1200	C
1	AA	1201	A
1	AA	1202	U
1	AA	1203	C
1	AA	1215	G

Continued on next page...

Continued from previous page...

Mol	Chain	Res	Type
1	AA	1224	U
1	AA	1228	C
1	AA	1239	A
1	AA	1241	G
1	AA	1258	G
1	AA	1259	C
1	AA	1278	G
1	AA	1282	C
1	AA	1283	U
1	AA	1284	C
1	AA	1298	U
1	AA	1303	C
1	AA	1304	G
1	AA	1319	A
1	AA	1320	C
1	AA	1322	C
1	AA	1323	G
1	AA	1331	G
1	AA	1332	A
1	AA	1336	C
1	AA	1337	G
1	AA	1345	U
1	AA	1348	U
1	AA	1349	A
1	AA	1365	G
1	AA	1380	U
1	AA	1381	U
1	AA	1382	C
1	AA	1394	A
1	AA	1395	C
1	AA	1396	A
1	AA	1398	A
1	AA	1399	C
1	AA	1432	G
1	AA	1447	A
1	AA	1448	C
1	AA	1451	U
1	AA	1453	G
1	AA	1454	G
1	AA	1498	U
1	AA	1502	A
1	AA	1505	G

Continued on next page...

Continued from previous page...

Mol	Chain	Res	Type
1	AA	1506	U
1	AA	1507	A
1	AA	1528	U
1	AA	1531	A
22	BA	13	A
22	BA	14	A
22	BA	27	G
22	BA	33	C
22	BA	34	U
22	BA	35	G
22	BA	36	G
22	BA	49	A
22	BA	52	A
22	BA	60	G
22	BA	62	U
22	BA	63	A
22	BA	70	G
22	BA	73	A
22	BA	74	A
22	BA	75	G
22	BA	84	A
22	BA	85	G
22	BA	91	A
22	BA	92	U
22	BA	100	U
22	BA	119	A
22	BA	125	A
22	BA	126	A
22	BA	137	U
22	BA	143	C
22	BA	144	A
22	BA	162	U
22	BA	164	C
22	BA	165	A
22	BA	177	G
22	BA	196	A
22	BA	199	A
22	BA	204	A
22	BA	206	U
22	BA	215	G
22	BA	221	A
22	BA	223	A

Continued on next page...

Continued from previous page...

Mol	Chain	Res	Type
22	BA	227	A
22	BA	229	C
22	BA	232	G
22	BA	238	C
22	BA	239	C
22	BA	241	A
22	BA	243	U
22	BA	249	C
22	BA	265	A
22	BA	266	G
22	BA	271	G
22	BA	273	G
22	BA	301	G
22	BA	302	C
22	BA	310	A
22	BA	312	G
22	BA	321	U
22	BA	324	A
22	BA	345	A
22	BA	346	A
22	BA	369	U
22	BA	373	U
22	BA	386	G
22	BA	388	G
22	BA	390	U
22	BA	403	U
22	BA	404	A
22	BA	411	G
22	BA	412	A
22	BA	413	C
22	BA	421	C
22	BA	422	A
22	BA	434	U
22	BA	435	C
22	BA	442	G
22	BA	443	A
22	BA	446	G
22	BA	454	A
22	BA	459	U
22	BA	474	G
22	BA	475	C
22	BA	479	A

Continued on next page...

Continued from previous page...

Mol	Chain	Res	Type
22	BA	480	A
22	BA	481	G
22	BA	482	A
22	BA	489	G
22	BA	491	G
22	BA	503	A
22	BA	506	G
22	BA	507	A
22	BA	509	C
22	BA	512	G
22	BA	513	A
22	BA	527	C
22	BA	529	A
22	BA	531	C
22	BA	555	G
22	BA	571	U
22	BA	572	A
22	BA	573	U
22	BA	587	C
22	BA	603	A
22	BA	604	G
22	BA	613	A
22	BA	620	G
22	BA	627	A
22	BA	637	A
22	BA	645	C
22	BA	654	A
22	BA	655	A
22	BA	669	G
22	BA	683	U
22	BA	685	A
22	BA	704	G
22	BA	726	G
22	BA	727	A
22	BA	729	G
22	BA	746	U
22	BA	747	U
22	BA	753	A
22	BA	762	U
22	BA	763	G
22	BA	764	A
22	BA	765	C

Continued on next page...

Continued from previous page...

Mol	Chain	Res	Type
22	BA	774	G
22	BA	788	A
22	BA	790	U
22	BA	800	A
22	BA	802	A
22	BA	805	G
22	BA	829	A
22	BA	846	U
22	BA	847	U
22	BA	858	G
22	BA	860	U
22	BA	865	C
22	BA	866	A
22	BA	914	G
22	BA	915	C
22	BA	931	U
22	BA	933	A
22	BA	934	U
22	BA	945	A
22	BA	946	C
22	BA	957	C
22	BA	958	U
22	BA	961	C
22	BA	973	A
22	BA	984	A
22	BA	988	A
22	BA	990	A
22	BA	995	C
22	BA	996	A
22	BA	1008	A
22	BA	1009	A
22	BA	1011	G
22	BA	1013	C
22	BA	1020	A
22	BA	1021	A
22	BA	1022	G
22	BA	1023	U
22	BA	1025	G
22	BA	1026	G
22	BA	1033	U
22	BA	1045	C
22	BA	1046	A

Continued on next page...

Continued from previous page...

Mol	Chain	Res	Type
22	BA	1048	A
22	BA	1060	U
22	BA	1062	G
22	BA	1063	G
22	BA	1074	G
22	BA	1112	G
22	BA	1116	G
22	BA	1128	G
22	BA	1135	C
22	BA	1141	U
22	BA	1150	C
22	BA	1151	A
22	BA	1157	G
22	BA	1204	A
22	BA	1206	G
22	BA	1210	G
22	BA	1213	A
22	BA	1236	G
22	BA	1247	A
22	BA	1249	U
22	BA	1250	G
22	BA	1254	A
22	BA	1255	U
22	BA	1267	U
22	BA	1275	A
22	BA	1276	A
22	BA	1286	A
22	BA	1287	A
22	BA	1288	G
22	BA	1289	C
22	BA	1300	G
22	BA	1303	G
22	BA	1311	G
22	BA	1320	C
22	BA	1321	A
22	BA	1324	G
22	BA	1327	A
22	BA	1329	U
22	BA	1330	C
22	BA	1340	U
22	BA	1343	G
22	BA	1359	A

Continued on next page...

Continued from previous page...

Mol	Chain	Res	Type
22	BA	1360	G
22	BA	1378	A
22	BA	1379	U
22	BA	1386	C
22	BA	1396	U
22	BA	1398	C
22	BA	1403	A
22	BA	1407	G
22	BA	1416	G
22	BA	1417	C
22	BA	1419	A
22	BA	1421	G
22	BA	1427	A
22	BA	1429	G
22	BA	1434	A
22	BA	1435	G
22	BA	1451	C
22	BA	1455	G
22	BA	1458	U
22	BA	1459	G
22	BA	1461	C
22	BA	1475	G
22	BA	1476	U
22	BA	1490	A
22	BA	1491	G
22	BA	1493	C
22	BA	1494	A
22	BA	1497	U
22	BA	1498	C
22	BA	1508	A
22	BA	1510	G
22	BA	1522	A
22	BA	1535	A
22	BA	1537	G
22	BA	1554	U
22	BA	1555	G
22	BA	1558	C
22	BA	1565	C
22	BA	1602	U
22	BA	1603	A
22	BA	1606	C
22	BA	1615	C

Continued on next page...

Continued from previous page...

Mol	Chain	Res	Type
22	BA	1626	A
22	BA	1627	G
22	BA	1634	A
22	BA	1644	C
22	BA	1647	U
22	BA	1653	G
22	BA	1654	A
22	BA	1674	G
22	BA	1675	C
22	BA	1693	U
22	BA	1695	G
22	BA	1698	A
22	BA	1700	A
22	BA	1706	C
22	BA	1707	G
22	BA	1713	A
22	BA	1714	U
22	BA	1716	U
22	BA	1717	A
22	BA	1732	C
22	BA	1734	G
22	BA	1735	A
22	BA	1738	G
22	BA	1739	A
22	BA	1757	A
22	BA	1759	A
22	BA	1782	U
22	BA	1784	A
22	BA	1786	A
22	BA	1787	A
22	BA	1799	G
22	BA	1808	A
22	BA	1815	A
22	BA	1816	C
22	BA	1818	U
22	BA	1838	C
22	BA	1847	A
22	BA	1848	A
22	BA	1857	G
22	BA	1858	A
22	BA	1865	U
22	BA	1866	A

Continued on next page...

Continued from previous page...

Mol	Chain	Res	Type
22	BA	1870	C
22	BA	1871	A
22	BA	1872	A
22	BA	1884	G
22	BA	1885	A
22	BA	1900	A
22	BA	1918	A
22	BA	1919	A
22	BA	1920	C
22	BA	1929	G
22	BA	1931	U
22	BA	1936	A
22	BA	1941	C
22	BA	1942	C
22	BA	1943	U
22	BA	1945	G
22	BA	1954	G
22	BA	1962	C
22	BA	1963	U
22	BA	1965	C
22	BA	1966	A
22	BA	1967	C
22	BA	1970	A
22	BA	1971	U
22	BA	1980	G
22	BA	1993	U
22	BA	1996	C
22	BA	1997	C
22	BA	2023	C
22	BA	2030	A
22	BA	2035	G
22	BA	2036	C
22	BA	2051	A
22	BA	2060	A
22	BA	2063	C
22	BA	2068	U
22	BA	2092	U
22	BA	2093	G
22	BA	2137	U
22	BA	2146	C
22	BA	2197	U
22	BA	2199	A

Continued on next page...

Continued from previous page...

Mol	Chain	Res	Type
22	BA	2200	C
22	BA	2210	U
22	BA	2214	C
22	BA	2225	A
22	BA	2238	G
22	BA	2249	U
22	BA	2250	G
22	BA	2258	C
22	BA	2267	A
22	BA	2275	C
22	BA	2282	G
22	BA	2283	C
22	BA	2286	G
22	BA	2296	U
22	BA	2297	A
22	BA	2307	G
22	BA	2309	A
22	BA	2311	A
22	BA	2319	G
22	BA	2321	U
22	BA	2324	U
22	BA	2325	G
22	BA	2326	C
22	BA	2327	A
22	BA	2333	A
22	BA	2335	A
22	BA	2337	G
22	BA	2344	U
22	BA	2382	G
22	BA	2383	G
22	BA	2391	G
22	BA	2392	A
22	BA	2405	G
22	BA	2407	A
22	BA	2423	U
22	BA	2425	A
22	BA	2427	C
22	BA	2430	A
22	BA	2431	U
22	BA	2439	A
22	BA	2440	C
22	BA	2450	A

Continued on next page...

Continued from previous page...

Mol	Chain	Res	Type
22	BA	2458	G
22	BA	2459	A
22	BA	2468	A
22	BA	2490	G
22	BA	2503	A
22	BA	2517	C
22	BA	2520	C
22	BA	2541	A
22	BA	2543	G
22	BA	2566	A
22	BA	2572	A
22	BA	2573	C
22	BA	2581	G
22	BA	2602	A
22	BA	2603	G
22	BA	2609	U
22	BA	2611	C
22	BA	2615	U
22	BA	2629	U
22	BA	2638	G
22	BA	2645	G
22	BA	2654	A
22	BA	2656	U
22	BA	2662	A
22	BA	2672	U
22	BA	2673	G
22	BA	2681	C
22	BA	2689	U
22	BA	2712	C
22	BA	2725	A
22	BA	2727	A
22	BA	2728	U
22	BA	2729	G
22	BA	2732	G
22	BA	2750	A
22	BA	2752	C
22	BA	2756	U
22	BA	2757	A
22	BA	2777	G
22	BA	2778	A
22	BA	2781	A
22	BA	2790	U

Continued on next page...

Continued from previous page...

Mol	Chain	Res	Type
22	BA	2791	G
22	BA	2797	U
22	BA	2800	A
22	BA	2808	G
22	BA	2820	A
22	BA	2832	U
22	BA	2835	A
22	BA	2848	G
22	BA	2866	U
22	BA	2873	A
22	BA	2879	A
22	BA	2893	A
22	BA	2894	G
23	BB	12	C
23	BB	14	U
23	BB	16	G
23	BB	24	G
23	BB	25	U
23	BB	40	U
23	BB	42	C
23	BB	44	G
23	BB	45	A
23	BB	52	A
23	BB	56	G
23	BB	57	A
23	BB	66	A
23	BB	87	U
23	BB	90	C
23	BB	108	A
23	BB	109	A
53	CA	6	G
53	CA	9	G
53	CA	13	U
53	CA	14	U
53	CA	15	G
53	CA	30	U
53	CA	32	A
53	CA	47	C
53	CA	52	C
53	CA	60	A
53	CA	61	G
53	CA	66	A

Continued on next page...

Continued from previous page...

Mol	Chain	Res	Type
53	CA	68	G
53	CA	70	U
53	CA	71	A
53	CA	74	A
53	CA	83	C
53	CA	86	G
53	CA	92	U
53	CA	93	U
53	CA	94	G
53	CA	95	C
53	CA	109	A
53	CA	110	C
53	CA	115	G
53	CA	119	A
53	CA	130	A
53	CA	131	A
53	CA	132	C
53	CA	173	U
53	CA	174	A
53	CA	181	A
53	CA	184	G
53	CA	197	A
53	CA	199	A
53	CA	200	G
53	CA	209	U
53	CA	213	G
53	CA	214	C
53	CA	240	G
53	CA	243	A
53	CA	245	U
53	CA	247	G
53	CA	248	C
53	CA	251	G
53	CA	252	U
53	CA	274	A
53	CA	277	C
53	CA	279	A
53	CA	282	A
53	CA	305	G
53	CA	306	A
53	CA	315	A
53	CA	316	C

Continued on next page...

Continued from previous page...

Mol	Chain	Res	Type
53	CA	327	A
53	CA	328	C
53	CA	330	C
53	CA	331	G
53	CA	344	A
53	CA	347	G
53	CA	348	G
53	CA	351	G
53	CA	352	C
53	CA	366	A
53	CA	368	U
53	CA	369	G
53	CA	372	C
53	CA	373	A
53	CA	374	A
53	CA	382	A
53	CA	388	G
53	CA	389	A
53	CA	411	A
53	CA	414	A
53	CA	421	U
53	CA	423	G
53	CA	424	G
53	CA	428	G
53	CA	429	U
53	CA	430	A
53	CA	439	U
53	CA	451	A
53	CA	452	A
53	CA	453	G
53	CA	481	G
53	CA	482	A
53	CA	484	G
53	CA	486	U
53	CA	495	A
53	CA	496	A
53	CA	497	G
53	CA	499	A
53	CA	500	G
53	CA	508	U
53	CA	511	C
53	CA	512	U

Continued on next page...

Continued from previous page...

Mol	Chain	Res	Type
53	CA	517	G
53	CA	519	C
53	CA	520	A
53	CA	531	U
53	CA	532	A
53	CA	534	U
53	CA	535	A
53	CA	536	C
53	CA	547	A
53	CA	548	G
53	CA	559	A
53	CA	563	A
53	CA	564	C
53	CA	566	G
53	CA	567	G
53	CA	575	G
53	CA	577	G
53	CA	595	A
53	CA	596	A
53	CA	641	U
53	CA	642	A
53	CA	643	C
53	CA	652	U
53	CA	654	G
53	CA	686	U
53	CA	688	G
53	CA	701	U
53	CA	704	A
53	CA	718	A
53	CA	721	G
53	CA	722	G
53	CA	733	G
53	CA	734	G
53	CA	753	A
53	CA	755	G
53	CA	792	A
53	CA	794	A
53	CA	815	A
53	CA	816	A
53	CA	817	C
53	CA	821	G
53	CA	870	U

Continued on next page...

Continued from previous page...

Mol	Chain	Res	Type
53	CA	874	G
53	CA	884	U
53	CA	885	G
53	CA	889	A
53	CA	891	U
53	CA	913	A
53	CA	914	A
53	CA	934	C
53	CA	937	A
53	CA	941	G
53	CA	960	U
53	CA	962	C
53	CA	963	G
53	CA	969	A
53	CA	974	A
53	CA	978	A
53	CA	980	C
53	CA	982	U
53	CA	986	U
53	CA	992	U
53	CA	996	A
53	CA	997	U
53	CA	1049	U
53	CA	1051	C
53	CA	1052	U
53	CA	1064	G
53	CA	1066	C
53	CA	1067	A
53	CA	1068	G
53	CA	1085	U
53	CA	1086	U
53	CA	1087	G
53	CA	1094	G
53	CA	1095	U
53	CA	1101	A
53	CA	1102	A
53	CA	1124	G
53	CA	1127	G
53	CA	1128	C
53	CA	1138	G
53	CA	1139	G
53	CA	1141	C

Continued on next page...

Continued from previous page...

Mol	Chain	Res	Type
53	CA	1143	G
53	CA	1145	A
53	CA	1146	A
53	CA	1148	U
53	CA	1151	A
53	CA	1152	A
53	CA	1157	A
53	CA	1158	C
53	CA	1160	G
53	CA	1161	C
53	CA	1167	A
53	CA	1169	A
53	CA	1181	G
53	CA	1184	G
53	CA	1190	G
53	CA	1191	A
53	CA	1200	C
53	CA	1201	A
53	CA	1202	U
53	CA	1218	C
53	CA	1224	U
53	CA	1227	A
53	CA	1230	C
53	CA	1245	C
53	CA	1256	A
53	CA	1257	A
53	CA	1278	G
53	CA	1282	C
53	CA	1283	U
53	CA	1284	C
53	CA	1285	A
53	CA	1288	A
53	CA	1289	A
53	CA	1298	U
53	CA	1302	C
53	CA	1331	G
53	CA	1332	A
53	CA	1345	U
53	CA	1348	U
53	CA	1349	A
53	CA	1367	C
53	CA	1380	U

Continued on next page...

Continued from previous page...

Mol	Chain	Res	Type
53	CA	1381	U
53	CA	1383	C
53	CA	1394	A
53	CA	1395	C
53	CA	1396	A
53	CA	1398	A
53	CA	1399	C
53	CA	1447	A
53	CA	1449	C
53	CA	1450	U
53	CA	1452	C
53	CA	1453	G
53	CA	1455	G
53	CA	1498	U
53	CA	1499	A
53	CA	1502	A
53	CA	1505	G
53	CA	1507	A
53	CA	1528	U
53	CA	1531	A
22	DA	13	A
22	DA	14	A
22	DA	15	G
22	DA	33	C
22	DA	35	G
22	DA	49	A
22	DA	52	A
22	DA	70	G
22	DA	73	A
22	DA	78	U
22	DA	84	A
22	DA	86	G
22	DA	87	U
22	DA	91	A
22	DA	92	U
22	DA	93	G
22	DA	101	A
22	DA	103	A
22	DA	104	A
22	DA	105	C
22	DA	119	A
22	DA	121	G

Continued on next page...

Continued from previous page...

Mol	Chain	Res	Type
22	DA	122	G
22	DA	125	A
22	DA	128	C
22	DA	129	C
22	DA	141	G
22	DA	144	A
22	DA	162	U
22	DA	163	C
22	DA	164	C
22	DA	196	A
22	DA	197	A
22	DA	200	U
22	DA	204	A
22	DA	206	U
22	DA	207	A
22	DA	215	G
22	DA	217	A
22	DA	218	A
22	DA	221	A
22	DA	222	A
22	DA	223	A
22	DA	227	A
22	DA	229	C
22	DA	230	G
22	DA	231	A
22	DA	232	G
22	DA	234	U
22	DA	235	U
22	DA	241	A
22	DA	243	U
22	DA	244	A
22	DA	249	C
22	DA	250	G
22	DA	271	G
22	DA	273	G
22	DA	274	C
22	DA	301	G
22	DA	304	U
22	DA	312	G
22	DA	321	U
22	DA	324	A
22	DA	329	G

Continued on next page...

Continued from previous page...

Mol	Chain	Res	Type
22	DA	335	C
22	DA	336	C
22	DA	370	G
22	DA	374	A
22	DA	375	G
22	DA	386	G
22	DA	388	G
22	DA	390	U
22	DA	391	A
22	DA	392	U
22	DA	395	U
22	DA	397	U
22	DA	398	C
22	DA	404	A
22	DA	406	G
22	DA	407	G
22	DA	411	G
22	DA	412	A
22	DA	413	C
22	DA	442	G
22	DA	445	C
22	DA	449	A
22	DA	454	A
22	DA	459	U
22	DA	474	G
22	DA	476	G
22	DA	477	A
22	DA	478	A
22	DA	479	A
22	DA	480	A
22	DA	485	C
22	DA	489	G
22	DA	492	A
22	DA	503	A
22	DA	505	A
22	DA	510	C
22	DA	527	C
22	DA	528	A
22	DA	530	G
22	DA	533	G
22	DA	571	U
22	DA	572	A

Continued on next page...

Continued from previous page...

Mol	Chain	Res	Type
22	DA	573	U
22	DA	575	A
22	DA	587	C
22	DA	588	U
22	DA	603	A
22	DA	604	G
22	DA	605	G
22	DA	615	U
22	DA	618	G
22	DA	620	G
22	DA	621	A
22	DA	622	G
22	DA	627	A
22	DA	628	G
22	DA	637	A
22	DA	638	G
22	DA	655	A
22	DA	656	G
22	DA	670	A
22	DA	672	C
22	DA	685	A
22	DA	687	C
22	DA	704	G
22	DA	705	A
22	DA	726	G
22	DA	727	A
22	DA	739	A
22	DA	740	C
22	DA	749	A
22	DA	762	U
22	DA	763	G
22	DA	765	C
22	DA	775	G
22	DA	777	G
22	DA	778	G
22	DA	782	A
22	DA	783	A
22	DA	788	A
22	DA	800	A
22	DA	802	A
22	DA	806	C
22	DA	829	A

Continued on next page...

Continued from previous page...

Mol	Chain	Res	Type
22	DA	831	G
22	DA	858	G
22	DA	860	U
22	DA	861	A
22	DA	865	C
22	DA	868	U
22	DA	913	U
22	DA	915	C
22	DA	916	G
22	DA	931	U
22	DA	933	A
22	DA	934	U
22	DA	945	A
22	DA	946	C
22	DA	947	A
22	DA	957	C
22	DA	958	U
22	DA	959	A
22	DA	961	C
22	DA	962	G
22	DA	973	A
22	DA	976	G
22	DA	982	C
22	DA	983	A
22	DA	989	G
22	DA	990	A
22	DA	991	C
22	DA	1008	A
22	DA	1009	A
22	DA	1011	G
22	DA	1013	C
22	DA	1020	A
22	DA	1021	A
22	DA	1023	U
22	DA	1024	G
22	DA	1025	G
22	DA	1026	G
22	DA	1027	A
22	DA	1033	U
22	DA	1034	G
22	DA	1051	G
22	DA	1060	U

Continued on next page...

Continued from previous page...

Mol	Chain	Res	Type
22	DA	1064	C
22	DA	1065	U
22	DA	1069	A
22	DA	1077	A
22	DA	1078	U
22	DA	1081	U
22	DA	1110	G
22	DA	1112	G
22	DA	1126	A
22	DA	1129	A
22	DA	1130	U
22	DA	1135	C
22	DA	1136	G
22	DA	1141	U
22	DA	1144	A
22	DA	1156	A
22	DA	1157	G
22	DA	1204	A
22	DA	1206	G
22	DA	1207	C
22	DA	1208	C
22	DA	1210	G
22	DA	1213	A
22	DA	1236	G
22	DA	1247	A
22	DA	1249	U
22	DA	1252	G
22	DA	1254	A
22	DA	1255	U
22	DA	1256	G
22	DA	1265	A
22	DA	1267	U
22	DA	1272	A
22	DA	1276	A
22	DA	1289	C
22	DA	1291	C
22	DA	1300	G
22	DA	1303	G
22	DA	1305	C
22	DA	1312	U
22	DA	1313	U
22	DA	1325	U

Continued on next page...

Continued from previous page...

Mol	Chain	Res	Type
22	DA	1327	A
22	DA	1328	A
22	DA	1329	U
22	DA	1333	G
22	DA	1340	U
22	DA	1346	G
22	DA	1347	A
22	DA	1385	A
22	DA	1386	C
22	DA	1389	G
22	DA	1397	U
22	DA	1398	C
22	DA	1399	C
22	DA	1400	U
22	DA	1401	G
22	DA	1402	U
22	DA	1415	U
22	DA	1417	C
22	DA	1418	G
22	DA	1419	A
22	DA	1427	A
22	DA	1430	G
22	DA	1451	C
22	DA	1455	G
22	DA	1456	G
22	DA	1460	U
22	DA	1475	G
22	DA	1476	U
22	DA	1483	G
22	DA	1489	C
22	DA	1491	G
22	DA	1492	G
22	DA	1497	U
22	DA	1498	C
22	DA	1508	A
22	DA	1510	G
22	DA	1512	C
22	DA	1536	C
22	DA	1540	G
22	DA	1541	C
22	DA	1554	U
22	DA	1555	G

Continued on next page...

Continued from previous page...

Mol	Chain	Res	Type
22	DA	1558	C
22	DA	1560	G
22	DA	1565	C
22	DA	1569	A
22	DA	1602	U
22	DA	1603	A
22	DA	1606	C
22	DA	1611	C
22	DA	1612	C
22	DA	1615	C
22	DA	1619	G
22	DA	1626	A
22	DA	1627	G
22	DA	1634	A
22	DA	1635	A
22	DA	1647	U
22	DA	1648	U
22	DA	1653	G
22	DA	1654	A
22	DA	1655	A
22	DA	1664	A
22	DA	1667	G
22	DA	1669	A
22	DA	1674	G
22	DA	1675	C
22	DA	1681	G
22	DA	1682	G
22	DA	1693	U
22	DA	1695	G
22	DA	1698	A
22	DA	1700	A
22	DA	1706	C
22	DA	1713	A
22	DA	1717	A
22	DA	1721	G
22	DA	1722	A
22	DA	1731	G
22	DA	1733	G
22	DA	1735	A
22	DA	1738	G
22	DA	1739	A
22	DA	1758	U

Continued on next page...

Continued from previous page...

Mol	Chain	Res	Type
22	DA	1759	A
22	DA	1780	A
22	DA	1782	U
22	DA	1784	A
22	DA	1785	A
22	DA	1786	A
22	DA	1787	A
22	DA	1799	G
22	DA	1803	A
22	DA	1808	A
22	DA	1809	A
22	DA	1810	A
22	DA	1815	A
22	DA	1817	G
22	DA	1821	A
22	DA	1828	G
22	DA	1838	C
22	DA	1839	G
22	DA	1858	A
22	DA	1900	A
22	DA	1901	A
22	DA	1913	A
22	DA	1915	U
22	DA	1918	A
22	DA	1919	A
22	DA	1929	G
22	DA	1931	U
22	DA	1936	A
22	DA	1941	C
22	DA	1943	U
22	DA	1945	G
22	DA	1954	G
22	DA	1956	U
22	DA	1962	C
22	DA	1963	U
22	DA	1965	C
22	DA	1967	C
22	DA	1972	G
22	DA	1980	G
22	DA	1981	A
22	DA	1982	U
22	DA	1992	G

Continued on next page...

Continued from previous page...

Mol	Chain	Res	Type
22	DA	1993	U
22	DA	1996	C
22	DA	1997	C
22	DA	2021	C
22	DA	2023	C
22	DA	2024	G
22	DA	2030	A
22	DA	2036	C
22	DA	2051	A
22	DA	2060	A
22	DA	2062	A
22	DA	2063	C
22	DA	2067	G
22	DA	2068	U
22	DA	2092	U
22	DA	2094	A
22	DA	2095	A
22	DA	2133	G
22	DA	2137	U
22	DA	2143	C
22	DA	2150	C
22	DA	2151	U
22	DA	2179	C
22	DA	2197	U
22	DA	2199	A
22	DA	2210	U
22	DA	2214	C
22	DA	2217	G
22	DA	2225	A
22	DA	2226	C
22	DA	2238	G
22	DA	2239	G
22	DA	2249	U
22	DA	2258	C
22	DA	2259	U
22	DA	2266	A
22	DA	2267	A
22	DA	2275	C
22	DA	2276	G
22	DA	2282	G
22	DA	2283	C
22	DA	2286	G

Continued on next page...

Continued from previous page...

Mol	Chain	Res	Type
22	DA	2288	A
22	DA	2289	G
22	DA	2296	U
22	DA	2298	A
22	DA	2299	U
22	DA	2300	C
22	DA	2311	A
22	DA	2314	A
22	DA	2319	G
22	DA	2320	U
22	DA	2324	U
22	DA	2325	G
22	DA	2334	U
22	DA	2337	G
22	DA	2340	A
22	DA	2344	U
22	DA	2347	C
22	DA	2348	U
22	DA	2382	G
22	DA	2383	G
22	DA	2384	U
22	DA	2386	A
22	DA	2387	U
22	DA	2391	G
22	DA	2406	A
22	DA	2407	A
22	DA	2425	A
22	DA	2428	G
22	DA	2439	A
22	DA	2440	C
22	DA	2447	G
22	DA	2450	A
22	DA	2458	G
22	DA	2459	A
22	DA	2468	A
22	DA	2469	A
22	DA	2490	G
22	DA	2492	U
22	DA	2497	A
22	DA	2498	C
22	DA	2502	G
22	DA	2503	A

Continued on next page...

Continued from previous page...

Mol	Chain	Res	Type
22	DA	2504	U
22	DA	2520	C
22	DA	2542	A
22	DA	2543	G
22	DA	2566	A
22	DA	2573	C
22	DA	2581	G
22	DA	2582	G
22	DA	2601	C
22	DA	2603	G
22	DA	2611	C
22	DA	2613	U
22	DA	2615	U
22	DA	2616	C
22	DA	2638	G
22	DA	2645	G
22	DA	2646	C
22	DA	2654	A
22	DA	2656	U
22	DA	2657	A
22	DA	2666	C
22	DA	2669	G
22	DA	2681	C
22	DA	2682	A
22	DA	2689	U
22	DA	2691	C
22	DA	2712	C
22	DA	2725	A
22	DA	2727	A
22	DA	2750	A
22	DA	2752	C
22	DA	2753	A
22	DA	2756	U
22	DA	2757	A
22	DA	2758	A
22	DA	2776	A
22	DA	2777	G
22	DA	2778	A
22	DA	2781	A
22	DA	2798	U
22	DA	2800	A
22	DA	2832	U

Continued on next page...

Continued from previous page...

Mol	Chain	Res	Type
22	DA	2836	U
22	DA	2837	A
22	DA	2850	A
22	DA	2866	U
22	DA	2868	A
22	DA	2873	A
22	DA	2874	C
22	DA	2875	C
22	DA	2876	G
22	DA	2877	G
22	DA	2879	A
22	DA	2880	C
22	DA	2893	A
22	DA	2895	G
57	DB	12	C
57	DB	13	G
57	DB	16	G
57	DB	18	G
57	DB	45	A
57	DB	46	A
57	DB	56	G
57	DB	58	A
57	DB	66	A
57	DB	68	C
57	DB	69	G
57	DB	87	U
57	DB	90	C
57	DB	108	A
57	DB	110	C
57	DB	111	U

5.4 Non-standard residues in protein, DNA, RNA chains ⓘ

There are no non-standard protein/DNA/RNA residues in this entry.

5.5 Carbohydrates ⓘ

There are no carbohydrates in this entry.

5.6 Ligand geometry

Of 364 ligands modelled in this entry, 363 are monoatomic - leaving 1 for Mogul analysis.

In the following table, the Counts columns list the number of bonds (or angles) for which Mogul statistics could be retrieved, the number of bonds (or angles) that are observed in the model and the number of bonds (or angles) that are defined in the chemical component dictionary. The Link column lists molecule types, if any, to which the group is linked. The Z score for a bond length (or angle) is the number of standard deviations the observed value is removed from the expected value. A bond length (or angle) with $|Z| > 2$ is considered an outlier worth inspection. RMSZ is the root-mean-square of all Z scores of the bond lengths (or angles).

Mol	Type	Chain	Res	Link	Bond lengths			Bond angles		
					Counts	RMSZ	$\# Z > 2$	Counts	RMSZ	$\# Z > 2$
60	ERY	BA	3136	-	53,53,53	0.73	0	82,82,82	1.65	21 (25%)

In the following table, the Chirals column lists the number of chiral outliers, the number of chiral centers analysed, the number of these observed in the model and the number defined in the chemical component dictionary. Similar counts are reported in the Torsion and Rings columns. '-' means no outliers of that kind were identified.

Mol	Type	Chain	Res	Link	Chirals	Torsions	Rings
60	ERY	BA	3136	-	-	0/72/107/107	0/3/3/3

There are no bond length outliers.

All (21) bond angle outliers are listed below:

Mol	Chain	Res	Type	Atoms	Z	Observed(°)	Ideal(°)
60	BA	3136	ERY	C25-C24-C23	-5.04	102.77	110.06
60	BA	3136	ERY	O7-C5-C6	-4.37	100.45	106.33
60	BA	3136	ERY	C3-C2-C1	-3.43	102.98	110.04
60	BA	3136	ERY	O2-C1-O1	-3.29	117.27	123.85
60	BA	3136	ERY	C15-C16-C17	-3.25	103.99	107.91
60	BA	3136	ERY	C32-C6-C7	-2.90	106.24	111.03
60	BA	3136	ERY	C27-C26-C25	-2.90	108.53	113.37
60	BA	3136	ERY	O6-C17-C18	-2.78	104.83	109.37
60	BA	3136	ERY	O3-C14-C15	-2.60	104.40	108.96
60	BA	3136	ERY	O3-C3-C4	-2.55	105.13	108.14
60	BA	3136	ERY	O3-C3-C2	-2.39	106.88	111.17
60	BA	3136	ERY	C19-C16-C17	2.34	116.17	111.20
60	BA	3136	ERY	O2-C13-C12	-2.17	103.58	107.27
60	BA	3136	ERY	O11-C9-C8	-2.12	116.95	121.15
60	BA	3136	ERY	C32-C6-C5	2.11	114.14	110.38
60	BA	3136	ERY	C6-C7-C8	-2.09	110.70	115.29

Continued on next page...

Continued from previous page...

Mol	Chain	Res	Type	Atoms	Z	Observed(°)	Ideal(°)
60	BA	3136	ERY	C8-C9-C10	2.09	122.79	119.01
60	BA	3136	ERY	C28-N1-C24	2.04	118.89	113.11
60	BA	3136	ERY	C16-C17-C18	-2.04	107.81	110.97
60	BA	3136	ERY	O5-C16-C19	-2.01	107.92	110.76
60	BA	3136	ERY	C33-C8-C7	2.01	113.53	109.93

There are no chirality outliers.

There are no torsion outliers.

There are no ring outliers.

5.7 Other polymers ⓘ

There are no such residues in this entry.

5.8 Polymer linkage issues

There are no chain breaks in this entry.

6 Fit of model and data ⓘ

6.1 Protein, DNA and RNA chains ⓘ

In the following table, the column labelled ‘#RSRZ> 2’ contains the number (and percentage) of RSRZ outliers, followed by percent RSRZ outliers for the chain as percentile scores relative to all X-ray entries and entries of similar resolution. The OWAB column contains the minimum, median, 95th percentile and maximum values of the occupancy-weighted average B-factor per residue. The column labelled ‘Q< 0.9’ lists the number of (and percentage) of residues with an average occupancy less than 0.9.

Mol	Chain	Analysed	<RSRZ>	#RSRZ>2	OWAB(Å ²)	Q<0.9
1	AA	1533/1533 (100%)	-0.63	12 (0%) 83 28	21, 74, 188, 404	0
2	AB	218/218 (100%)	0.75	15 (6%) 17 3	72, 142, 202, 237	0
2	CB	218/218 (100%)	0.88	19 (8%) 10 2	98, 165, 222, 272	0
3	AC	206/206 (100%)	0.24	4 (1%) 64 13	54, 101, 149, 187	0
3	CC	206/206 (100%)	0.54	7 (3%) 43 6	80, 139, 210, 243	0
4	AD	205/205 (100%)	-0.09	3 (1%) 70 16	38, 80, 182, 310	0
4	CD	205/205 (100%)	-0.23	1 (0%) 88 39	29, 54, 103, 236	0
5	AE	150/150 (100%)	-0.05	0 100 100	37, 70, 136, 207	0
5	CE	150/150 (100%)	0.11	0 100 100	38, 87, 150, 253	0
6	AF	100/100 (100%)	-0.11	0 100 100	43, 85, 149, 174	0
6	CF	100/100 (100%)	-0.05	0 100 100	58, 109, 180, 202	0
7	AG	151/151 (100%)	0.22	1 (0%) 84 32	82, 155, 235, 286	0
8	AH	129/129 (100%)	-0.12	0 100 100	41, 69, 120, 203	0
8	CH	129/129 (100%)	0.34	2 (1%) 68 15	52, 107, 161, 197	0
9	AI	127/127 (100%)	0.59	8 (6%) 19 3	68, 153, 256, 288	0
9	CI	127/127 (100%)	0.96	17 (13%) 4 1	102, 200, 285, 325	0
10	AJ	98/98 (100%)	0.32	4 (4%) 35 5	60, 119, 200, 251	0
10	CJ	98/98 (100%)	1.53	29 (29%) 1 0	102, 192, 267, 283	0
11	AK	117/117 (100%)	0.23	2 (1%) 67 15	38, 104, 176, 222	0
11	CK	117/117 (100%)	0.16	1 (0%) 81 25	53, 102, 161, 200	0
12	AL	123/123 (100%)	-0.23	1 (0%) 83 28	16, 49, 111, 187	0
12	CL	123/123 (100%)	0.12	1 (0%) 83 28	41, 81, 128, 173	0
13	AM	114/114 (100%)	0.17	2 (1%) 65 14	69, 139, 213, 258	0
14	AN	96/100 (96%)	0.28	3 (3%) 47 7	68, 111, 199, 266	0

Continued on next page...

Continued from previous page...

Mol	Chain	Analysed	<RSRZ>	#RSRZ>2	OWAB(Å ²)	Q<0.9
14	CN	95/100 (95%)	1.45	26 (27%) 1 0	112, 209, 319, 350	0
15	AO	88/88 (100%)	-0.25	0 100 100	34, 70, 111, 172	0
15	CO	88/88 (100%)	-0.18	0 100 100	68, 112, 187, 286	0
16	AP	82/82 (100%)	0.33	4 (4%) 28 4	45, 68, 174, 288	0
17	AQ	80/80 (100%)	0.28	1 (1%) 74 19	35, 71, 134, 209	0
17	CQ	80/80 (100%)	0.59	7 (8%) 10 2	47, 103, 151, 188	0
18	AR	55/55 (100%)	-0.05	2 (3%) 41 6	50, 80, 154, 211	0
18	CR	55/55 (100%)	-0.01	0 100 100	51, 87, 157, 235	0
19	AS	79/79 (100%)	0.82	7 (8%) 10 2	81, 150, 212, 259	0
19	CS	79/79 (100%)	1.69	31 (39%) 1 0	217, 411, 508, 531	0
20	AT	85/85 (100%)	-0.15	0 100 100	35, 69, 129, 176	0
20	CT	85/85 (100%)	0.75	5 (5%) 22 3	66, 130, 204, 226	0
21	AU	51/51 (100%)	1.35	12 (23%) 1 0	90, 146, 226, 252	0
21	CU	51/51 (100%)	0.38	2 (3%) 37 5	54, 109, 189, 269	0
22	BA	2854/2904 (98%)	-0.57	31 (1%) 77 22	6, 25, 148, 390	0
22	DA	2841/2904 (97%)	0.12	76 (2%) 52 8	55, 116, 270, 526	0
23	BB	118/118 (100%)	-0.69	0 100 100	12, 40, 73, 109	0
24	BC	271/271 (100%)	-0.25	1 (0%) 90 45	8, 35, 82, 192	0
24	DC	271/271 (100%)	0.30	10 (3%) 39 6	42, 95, 151, 215	0
25	BD	209/209 (100%)	-0.31	0 100 100	6, 21, 69, 179	0
25	DD	209/209 (100%)	0.40	8 (3%) 38 5	55, 115, 199, 284	0
26	BE	201/201 (100%)	-0.30	0 100 100	7, 36, 86, 151	0
26	DE	201/201 (100%)	0.96	26 (12%) 4 1	61, 235, 398, 470	0
27	BF	177/177 (100%)	-0.10	0 100 100	21, 63, 134, 167	0
28	BG	176/176 (100%)	-0.12	0 100 100	20, 61, 131, 192	0
28	DG	176/176 (100%)	0.84	20 (11%) 6 1	88, 239, 337, 389	0
29	BH	149/149 (100%)	1.46	46 (30%) 1 0	40, 171, 260, 304	0
29	DH	149/149 (100%)	1.39	40 (26%) 1 0	68, 188, 268, 298	0
30	BI	141/141 (100%)	1.44	32 (22%) 1 0	170, 245, 289, 301	0
30	DI	141/141 (100%)	1.69	50 (35%) 1 0	178, 312, 349, 370	0
31	BJ	142/142 (100%)	-0.38	0 100 100	7, 16, 60, 137	0

Continued on next page...

Continued from previous page...

Mol	Chain	Analysed	<RSRZ>	#RSRZ>2	OWAB(Å ²)	Q<0.9
31	DJ	142/142 (100%)	0.25	1 (0%) 84 32	50, 106, 169, 198	0
32	BK	122/122 (100%)	-0.29	1 (0%) 83 28	11, 24, 69, 242	0
32	DK	122/122 (100%)	0.30	3 (2%) 54 9	59, 97, 147, 210	0
33	BL	143/143 (100%)	-0.32	0 100 100	6, 30, 71, 123	0
33	DL	143/143 (100%)	0.77	12 (8%) 11 2	59, 164, 279, 354	0
34	BM	136/136 (100%)	-0.38	0 100 100	7, 22, 59, 147	0
34	DM	136/136 (100%)	0.43	2 (1%) 70 16	37, 112, 192, 250	0
35	BN	120/120 (100%)	-0.32	0 100 100	8, 17, 40, 149	0
35	DN	120/120 (100%)	0.85	13 (10%) 6 1	63, 131, 211, 305	0
36	BO	116/116 (100%)	-0.26	0 100 100	21, 41, 72, 113	0
36	DO	116/116 (100%)	0.93	13 (11%) 6 1	106, 172, 240, 273	0
37	BP	114/114 (100%)	-0.30	0 100 100	12, 32, 87, 176	0
37	DP	114/114 (100%)	0.37	3 (2%) 53 8	50, 110, 175, 196	0
38	BQ	117/117 (100%)	-0.44	0 100 100	6, 15, 39, 225	0
38	DQ	117/117 (100%)	0.59	2 (1%) 67 15	65, 113, 193, 331	0
39	BR	103/103 (100%)	-0.42	0 100 100	6, 26, 67, 184	0
39	DR	103/103 (100%)	0.91	11 (10%) 6 1	73, 144, 238, 305	0
40	BS	110/110 (100%)	-0.39	0 100 100	7, 15, 48, 172	0
40	DS	110/110 (100%)	0.92	12 (10%) 6 1	71, 132, 214, 254	0
41	BT	93/93 (100%)	-0.01	2 (2%) 59 11	13, 43, 123, 233	0
41	DT	93/93 (100%)	1.52	27 (29%) 1 0	124, 265, 379, 423	0
42	BU	102/102 (100%)	-0.12	0 100 100	21, 45, 131, 240	0
42	DU	102/102 (100%)	1.85	37 (36%) 1 0	148, 305, 420, 554	0
43	BV	94/94 (100%)	-0.29	0 100 100	14, 38, 78, 135	0
43	DV	94/94 (100%)	0.56	3 (3%) 45 7	88, 136, 193, 236	0
44	BW	79/79 (100%)	-0.12	0 100 100	13, 29, 98, 213	0
44	DW	79/79 (100%)	1.33	23 (29%) 1 0	73, 169, 279, 323	0
45	BX	77/77 (100%)	-0.34	0 100 100	13, 37, 77, 108	0
45	DX	77/77 (100%)	0.57	1 (1%) 74 19	62, 118, 215, 280	0
46	BY	63/63 (100%)	-0.10	0 100 100	27, 59, 126, 209	0
46	DY	63/63 (100%)	1.10	10 (15%) 3 1	152, 379, 492, 508	0

Continued on next page...

Continued from previous page...

Mol	Chain	Analysed	<RSRZ>	#RSRZ>2	OWAB(Å ²)	Q<0.9
47	BZ	58/58 (100%)	-0.39	0 100 100	9, 16, 47, 61	0
47	DZ	58/58 (100%)	0.23	2 (3%) 43 6	68, 143, 251, 271	0
48	B0	56/56 (100%)	-0.47	0 100 100	6, 18, 71, 138	0
48	D0	56/56 (100%)	0.89	6 (10%) 6 1	63, 144, 246, 262	0
49	B1	50/50 (100%)	-0.01	0 100 100	27, 47, 93, 115	0
49	D1	50/50 (100%)	1.01	7 (14%) 3 1	97, 154, 208, 231	0
50	B2	46/46 (100%)	-0.38	0 100 100	10, 19, 43, 195	0
50	D2	46/46 (100%)	0.62	1 (2%) 59 11	59, 119, 184, 211	0
51	B3	64/64 (100%)	-0.37	0 100 100	8, 22, 38, 65	0
51	D3	64/64 (100%)	0.96	9 (14%) 3 1	64, 122, 197, 255	0
52	B4	38/38 (100%)	0.21	0 100 100	25, 49, 94, 97	0
52	D4	38/38 (100%)	2.57	25 (65%) 0 0	87, 173, 235, 241	0
53	CA	1530/1530 (100%)	-0.07	33 (2%) 59 11	38, 102, 287, 422	0
54	CG	150/150 (100%)	1.37	41 (27%) 1 0	112, 196, 246, 272	0
55	CM	113/113 (100%)	1.62	39 (34%) 1 0	190, 427, 522, 545	0
56	CP	80/80 (100%)	0.47	3 (3%) 38 5	46, 97, 159, 229	0
57	DB	117/117 (100%)	-0.20	1 (0%) 81 25	88, 164, 221, 243	0
58	DF	178/178 (100%)	1.18	28 (15%) 3 1	142, 219, 259, 301	0
All	All	20431/20553 (99%)	0.09	940 (4%) 31 5	6, 93, 274, 554	0

All (940) RSRZ outliers are listed below:

Mol	Chain	Res	Type	RSRZ
29	DH	92	GLY	12.5
53	CA	209	U	11.8
22	BA	138	U	11.7
30	BI	2	LYS	10.6
29	DH	124	THR	10.6
22	BA	2179	C	9.7
29	BH	122	LEU	9.5
46	DY	63	ALA	9.4
16	AP	81	ALA	9.4
58	DF	129	MET	9.0
29	BH	123	ARG	8.9
29	BH	118	PRO	8.2
41	DT	15	HIS	8.0

Continued on next page...

Continued from previous page...

Mol	Chain	Res	Type	RSRZ
30	BI	3	LYS	8.0
33	DL	144	GLU	7.9
30	BI	13	ALA	7.9
29	DH	91	PHE	7.8
52	D4	33	HIS	7.6
19	CS	28	LYS	7.6
22	BA	2154	A	7.5
29	DH	123	ARG	7.3
22	BA	2143	C	7.1
22	BA	2180	U	7.0
29	DH	127	GLU	7.0
22	BA	2147	A	6.9
22	DA	1172	C	6.8
29	DH	87	GLU	6.8
53	CA	210	C	6.7
55	CM	94	LEU	6.7
30	BI	67	THR	6.7
42	DU	35	VAL	6.7
22	DA	2799	A	6.6
22	BA	139	U	6.3
22	DA	2146	C	6.3
30	DI	51	GLY	6.3
17	AQ	82	VAL	6.2
29	BH	90	LEU	6.1
22	DA	139	U	6.1
29	BH	117	LEU	6.1
53	CA	1224	U	6.1
53	CA	461	A	6.0
46	DY	62	GLY	6.0
29	BH	84	ALA	6.0
29	DH	105	ALA	6.0
30	DI	120	ASP	5.9
10	CJ	7	ARG	5.9
29	DH	89	LYS	5.9
19	CS	65	MET	5.9
52	D4	1	MET	5.8
14	CN	33	VAL	5.8
22	DA	1536	C	5.7
42	DU	87	GLU	5.7
58	DF	10	GLU	5.7
54	CG	65	LEU	5.7
22	BA	2146	C	5.7

Continued on next page...

Continued from previous page...

Mol	Chain	Res	Type	RSRZ
14	CN	48	GLN	5.7
46	DY	24	GLU	5.6
29	BH	125	THR	5.6
54	CG	58	LEU	5.6
56	CP	47	GLU	5.5
30	BI	16	MET	5.5
29	BH	85	GLY	5.5
30	DI	119	ALA	5.4
30	BI	52	LEU	5.4
53	CA	1534	A	5.4
22	BA	2138	G	5.4
49	D1	35	LEU	5.3
52	D4	10	LEU	5.3
52	D4	9	LYS	5.3
10	CJ	99	GLN	5.3
22	DA	613	A	5.3
22	DA	1535	A	5.3
10	CJ	72	ARG	5.3
42	DU	50	ALA	5.3
29	DH	93	SER	5.2
26	DE	122	GLU	5.2
10	CJ	76	ILE	5.2
22	BA	2110	G	5.2
10	CJ	71	LEU	5.2
30	DI	50	LYS	5.2
16	AP	82	ALA	5.2
55	CM	93	GLY	5.1
41	DT	34	VAL	5.0
10	CJ	8	ILE	5.0
30	BI	46	ASP	5.0
29	BH	119	ASN	5.0
19	CS	73	PHE	5.0
9	CI	42	THR	5.0
22	DA	1537	G	5.0
30	BI	86	LYS	5.0
53	CA	211	G	5.0
29	DH	88	GLY	5.0
48	D0	56	LYS	5.0
14	CN	52	ARG	4.9
1	AA	1030	U	4.9
30	DI	58	ILE	4.9
46	DY	21	LEU	4.9

Continued on next page...

Continued from previous page...

Mol	Chain	Res	Type	RSRZ
22	DA	1075	C	4.9
41	DT	3	ARG	4.8
10	CJ	74	VAL	4.8
55	CM	100	ARG	4.8
30	DI	122	GLU	4.8
22	BA	2155	U	4.8
29	BH	93	SER	4.7
29	DH	129	GLU	4.7
22	BA	2142	A	4.7
29	BH	80	ILE	4.7
30	DI	43	ALA	4.7
29	DH	112	LYS	4.7
29	BH	124	THR	4.7
30	DI	15	GLY	4.7
41	DT	36	LYS	4.6
29	BH	128	HIS	4.6
28	DG	8	VAL	4.6
55	CM	97	ARG	4.6
25	DD	186	LEU	4.6
42	DU	86	PHE	4.6
53	CA	1271	A	4.6
29	DH	125	THR	4.5
29	DH	128	HIS	4.5
29	DH	131	SER	4.5
29	DH	86	ASP	4.5
29	DH	120	GLY	4.5
29	DH	143	ILE	4.5
29	BH	120	GLY	4.5
54	CG	87	PRO	4.5
58	DF	31	GLU	4.5
29	BH	89	LYS	4.5
22	BA	2144	G	4.4
55	CM	89	ARG	4.4
29	DH	126	GLY	4.4
30	DI	2	LYS	4.4
42	DU	36	GLU	4.4
55	CM	108	ARG	4.4
29	DH	119	ASN	4.4
19	CS	29	PRO	4.3
52	D4	15	LYS	4.3
55	CM	80	MET	4.3
28	DG	32	LEU	4.3

Continued on next page...

Continued from previous page...

Mol	Chain	Res	Type	RSRZ
54	CG	7	GLY	4.3
29	BH	88	GLY	4.3
29	BH	79	THR	4.3
44	DW	51	GLY	4.3
30	DI	121	ILE	4.3
29	DH	133	GLN	4.3
53	CA	950	U	4.3
28	DG	7	PRO	4.3
58	DF	94	ARG	4.3
9	AI	89	TYR	4.3
26	DE	119	ILE	4.3
54	CG	75	LYS	4.3
42	DU	2	ALA	4.3
54	CG	64	ALA	4.3
55	CM	105	ALA	4.3
22	DA	1083	U	4.2
29	BH	149	GLU	4.2
22	DA	1066	U	4.2
52	D4	35	GLN	4.2
9	CI	127	SER	4.2
29	DH	106	ALA	4.2
10	CJ	10	LEU	4.2
29	BH	105	ALA	4.2
42	DU	76	THR	4.2
36	DO	61	GLN	4.2
22	BA	2139	U	4.2
19	CS	64	GLU	4.2
9	CI	67	LYS	4.1
36	DO	63	LYS	4.1
29	BH	148	ALA	4.1
30	BI	132	ALA	4.1
49	D1	52	LYS	4.1
44	DW	52	CYS	4.1
54	CG	16	LYS	4.1
2	CB	147	LEU	4.1
16	AP	80	LYS	4.1
55	CM	109	LYS	4.1
19	CS	36	ARG	4.1
19	CS	79	TYR	4.1
58	DF	105	ILE	4.1
54	CG	151	ALA	4.1
41	DT	2	ILE	4.1

Continued on next page...

Continued from previous page...

Mol	Chain	Res	Type	RSRZ
22	BA	546	U	4.1
22	DA	1067	A	4.1
30	BI	21	PRO	4.1
9	CI	66	VAL	4.0
22	DA	1078	U	4.0
28	DG	85	LYS	4.0
54	CG	38	ALA	4.0
29	BH	92	GLY	4.0
37	DP	109	ILE	4.0
9	AI	129	ARG	4.0
42	DU	42	LYS	4.0
10	CJ	75	ASP	4.0
1	AA	86	G	4.0
22	BA	1175	A	4.0
42	DU	12	VAL	4.0
42	DU	85	ARG	4.0
22	DA	1173	U	3.9
54	CG	150	PHE	3.9
22	BA	2150	C	3.9
22	DA	2147	A	3.9
14	AN	30	ILE	3.9
29	DH	90	LEU	3.9
19	CS	12	LEU	3.9
44	DW	21	GLY	3.9
41	DT	35	ALA	3.9
22	DA	1171	G	3.9
19	CS	38	THR	3.9
14	CN	49	THR	3.9
41	DT	33	LYS	3.9
22	BA	2181	U	3.9
29	DH	85	GLY	3.9
26	DE	198	GLU	3.9
26	DE	197	GLU	3.8
19	CS	66	VAL	3.8
30	BI	12	VAL	3.8
26	DE	12	LEU	3.8
26	DE	144	GLU	3.8
14	CN	26	LEU	3.8
29	BH	147	VAL	3.8
53	CA	1235	U	3.8
54	CG	8	GLN	3.8
9	AI	42	THR	3.8

Continued on next page...

Continued from previous page...

Mol	Chain	Res	Type	RSRZ
22	BA	2145	C	3.8
2	AB	26	MET	3.8
2	AB	27	LYS	3.8
29	BH	74	ALA	3.8
29	BH	116	ARG	3.8
35	DN	63	ARG	3.7
42	DU	77	GLY	3.7
52	D4	14	CYS	3.7
55	CM	79	LEU	3.7
30	BI	77	VAL	3.7
30	DI	5	GLN	3.7
52	D4	24	ARG	3.7
14	CN	32	ASP	3.7
42	DU	51	LEU	3.7
39	DR	103	ALA	3.7
10	CJ	102	LEU	3.7
42	DU	37	GLY	3.7
22	DA	1077	A	3.7
12	AL	123	ALA	3.7
46	DY	36	GLN	3.7
1	AA	1534	A	3.6
42	DU	5	ARG	3.6
52	D4	36	ARG	3.6
42	DU	27	VAL	3.6
41	DT	76	ARG	3.6
22	DA	2145	C	3.6
54	CG	69	ARG	3.6
22	DA	1094	U	3.6
9	AI	40	ARG	3.6
10	CJ	91	ASP	3.6
29	BH	143	ILE	3.6
14	CN	19	TYR	3.6
29	BH	134	VAL	3.6
54	CG	136	LYS	3.6
29	BH	121	VAL	3.6
35	DN	29	VAL	3.6
40	DS	48	LYS	3.6
55	CM	111	PRO	3.6
8	CH	129	ALA	3.6
1	AA	461	A	3.5
19	CS	23	GLU	3.5
29	DH	121	VAL	3.5

Continued on next page...

Continued from previous page...

Mol	Chain	Res	Type	RSRZ
29	BH	98	ASP	3.5
9	CI	15	ALA	3.5
19	AS	38	THR	3.5
29	DH	116	ARG	3.5
9	AI	38	PHE	3.5
19	CS	60	PHE	3.5
21	AU	22	CYS	3.5
4	AD	27	ILE	3.5
22	DA	846	U	3.5
30	DI	44	LYS	3.5
52	D4	26	ILE	3.5
29	BH	86	ASP	3.5
35	DN	24	MET	3.5
14	CN	62	ARG	3.5
30	DI	4	VAL	3.5
43	DV	42	LEU	3.4
29	BH	145	ASN	3.4
29	BH	91	PHE	3.4
35	DN	46	ARG	3.4
41	DT	83	ALA	3.4
30	DI	57	VAL	3.4
42	DU	19	GLY	3.4
22	BA	2141	G	3.4
10	AJ	102	LEU	3.4
22	DA	12	U	3.4
33	DL	92	LEU	3.4
51	D3	20	GLY	3.4
41	DT	81	LYS	3.4
58	DF	9	ASP	3.4
55	CM	74	MET	3.4
21	AU	20	ARG	3.4
7	AG	4	ARG	3.4
26	DE	104	ALA	3.4
30	DI	123	ALA	3.4
22	DA	1084	A	3.4
10	CJ	11	LYS	3.4
52	D4	12	ARG	3.4
41	DT	12	ARG	3.4
55	CM	82	LEU	3.4
20	CT	67	HIS	3.4
58	DF	155	ILE	3.4
53	CA	1270	G	3.4

Continued on next page...

Continued from previous page...

Mol	Chain	Res	Type	RSRZ
58	DF	127	TYR	3.3
22	DA	2602	A	3.3
30	BI	68	PHE	3.3
2	AB	28	PRO	3.3
22	DA	2181	U	3.3
54	CG	84	TYR	3.3
30	DI	12	VAL	3.3
14	AN	29	ILE	3.3
55	CM	31	ALA	3.3
53	CA	86	G	3.3
53	CA	1317	C	3.3
14	CN	50	LEU	3.3
28	DG	57	TYR	3.3
53	CA	208	U	3.3
9	CI	16	ALA	3.3
22	DA	1090	A	3.3
22	DA	2157	G	3.3
29	BH	73	ASN	3.3
54	CG	85	GLN	3.3
39	DR	52	PRO	3.2
22	BA	2149	U	3.2
52	D4	8	LYS	3.2
41	DT	55	VAL	3.2
54	CG	9	ARG	3.2
30	DI	68	PHE	3.2
29	BH	126	GLY	3.2
52	D4	32	LYS	3.2
46	DY	29	ARG	3.2
22	DA	1175	A	3.2
58	DF	153	ILE	3.2
30	BI	78	LEU	3.2
54	CG	13	PRO	3.2
29	DH	118	PRO	3.2
39	DR	50	GLY	3.2
28	DG	166	GLU	3.2
42	DU	25	LYS	3.2
55	CM	30	LYS	3.2
19	CS	30	LEU	3.2
44	DW	58	LEU	3.2
22	DA	546	U	3.2
36	DO	64	TYR	3.2
54	CG	143	MET	3.2

Continued on next page...

Continued from previous page...

Mol	Chain	Res	Type	RSRZ
10	CJ	73	LEU	3.2
55	CM	84	CYS	3.2
12	CL	123	ALA	3.2
19	CS	70	LEU	3.1
42	DU	24	VAL	3.1
55	CM	113	LYS	3.1
55	CM	112	ARG	3.1
26	DE	127	GLU	3.1
36	DO	46	GLU	3.1
36	DO	56	LYS	3.1
14	CN	53	ASP	3.1
30	DI	66	PHE	3.1
40	DS	70	LYS	3.1
41	DT	32	LEU	3.1
35	DN	113	ILE	3.1
42	DU	31	GLY	3.1
36	DO	60	GLU	3.1
40	DS	19	LEU	3.1
19	AS	2	ARG	3.1
19	AS	14	LEU	3.1
29	BH	87	GLU	3.1
10	CJ	6	ILE	3.1
55	CM	38	ILE	3.1
1	AA	87	C	3.1
20	CT	66	ILE	3.1
14	CN	25	GLU	3.1
42	DU	78	LYS	3.1
22	DA	1074	G	3.1
2	CB	106	VAL	3.1
30	BI	1	ALA	3.1
39	DR	22	LEU	3.1
29	DH	122	LEU	3.1
16	AP	47	GLU	3.1
22	DA	2107	G	3.1
44	DW	42	THR	3.1
42	DU	4	ILE	3.1
22	BA	2136	G	3.1
38	DQ	36	GLN	3.1
26	DE	175	ILE	3.0
42	DU	59	GLU	3.0
30	BI	51	GLY	3.0
30	DI	140	GLU	3.0

Continued on next page...

Continued from previous page...

Mol	Chain	Res	Type	RSRZ
48	D0	22	THR	3.0
30	BI	66	PHE	3.0
42	DU	13	LEU	3.0
54	CG	149	ALA	3.0
30	BI	38	CYS	3.0
41	DT	42	GLU	3.0
26	DE	180	LEU	3.0
30	DI	46	ASP	3.0
53	CA	954	G	3.0
39	DR	26	ASP	3.0
22	DA	2110	G	3.0
30	BI	11	GLN	3.0
1	AA	1031	C	3.0
2	AB	73	ARG	3.0
54	CG	43	TYR	3.0
54	CG	106	ALA	3.0
26	DE	40	ARG	3.0
30	BI	58	ILE	3.0
9	AI	62	LEU	3.0
32	BK	71	ARG	3.0
26	DE	190	ALA	3.0
30	DI	21	PRO	3.0
22	DA	137	U	3.0
22	DA	1870	C	3.0
2	CB	129	THR	3.0
51	D3	60	CYS	2.9
30	DI	125	THR	2.9
55	CM	98	GLY	2.9
30	DI	93	ASN	2.9
18	AR	19	GLU	2.9
19	CS	59	VAL	2.9
58	DF	93	GLU	2.9
41	DT	72	GLN	2.9
42	DU	32	LYS	2.9
58	DF	114	ARG	2.9
42	DU	11	ILE	2.9
54	CG	59	GLU	2.9
30	DI	14	ALA	2.9
22	DA	645	C	2.9
21	AU	34	ARG	2.9
44	DW	35	ILE	2.9
44	DW	18	LYS	2.9

Continued on next page...

Continued from previous page...

Mol	Chain	Res	Type	RSRZ
19	CS	62	THR	2.9
51	D3	22	LYS	2.9
17	CQ	7	LEU	2.9
30	BI	22	PRO	2.9
30	DI	55	PRO	2.9
22	DA	1076	C	2.9
36	DO	112	GLU	2.9
1	AA	85	U	2.9
40	DS	110	ARG	2.9
51	D3	23	HIS	2.9
29	BH	71	LYS	2.9
33	DL	108	ALA	2.9
21	AU	30	GLU	2.8
2	CB	39	ILE	2.8
29	DH	145	ASN	2.8
11	AK	125	LYS	2.8
2	AB	135	MET	2.8
22	DA	345	A	2.8
22	DA	1044	C	2.8
26	DE	128	ALA	2.8
29	DH	146	VAL	2.8
26	DE	148	ILE	2.8
10	CJ	101	SER	2.8
55	CM	28	ARG	2.8
19	CS	58	PRO	2.8
55	CM	62	PHE	2.8
14	CN	59	GLN	2.8
1	AA	1492	A	2.8
21	AU	4	LYS	2.8
22	DA	2402	U	2.8
29	DH	141	LYS	2.8
10	AJ	35	GLN	2.8
19	CS	47	THR	2.8
30	DI	22	PRO	2.8
46	DY	37	LEU	2.8
29	DH	142	VAL	2.8
46	DY	13	GLU	2.8
4	CD	27	ILE	2.8
54	CG	73	GLU	2.8
29	DH	74	ALA	2.8
2	CB	148	GLY	2.8
14	CN	34	ASN	2.8

Continued on next page...

Continued from previous page...

Mol	Chain	Res	Type	RSRZ
55	CM	63	VAL	2.8
39	DR	96	VAL	2.8
55	CM	54	THR	2.8
20	CT	8	LYS	2.8
51	D3	21	PHE	2.8
22	DA	33	C	2.8
14	CN	23	ARG	2.8
53	CA	203	G	2.8
53	CA	212	G	2.8
10	CJ	100	ILE	2.8
42	DU	30	SER	2.7
42	DU	38	ILE	2.8
14	CN	22	LYS	2.7
54	CG	17	PHE	2.7
35	DN	25	ALA	2.7
28	DG	55	ASP	2.7
2	CB	27	LYS	2.7
54	CG	132	THR	2.7
2	CB	146	SER	2.7
28	DG	61	TRP	2.7
52	D4	19	ARG	2.7
53	CA	1314	C	2.7
26	DE	103	GLY	2.7
44	DW	50	VAL	2.7
22	BA	2108	A	2.7
26	DE	121	VAL	2.7
30	DI	48	ILE	2.7
26	DE	147	LEU	2.7
36	DO	62	LEU	2.7
52	D4	34	LYS	2.7
9	CI	56	MET	2.7
26	DE	188	MET	2.7
31	DJ	44	TYR	2.7
28	DG	168	VAL	2.7
36	DO	20	GLU	2.7
47	DZ	33	HIS	2.7
2	AB	67	LEU	2.7
36	DO	51	ALA	2.7
54	CG	55	LYS	2.7
28	DG	84	LYS	2.7
22	DA	1174	U	2.7
44	DW	45	HIS	2.7

Continued on next page...

Continued from previous page...

Mol	Chain	Res	Type	RSRZ
3	CC	41	TYR	2.7
44	DW	62	ALA	2.7
21	CU	8	ASN	2.7
30	DI	83	ALA	2.7
28	DG	165	ASP	2.7
54	CG	102	TRP	2.7
28	DG	33	THR	2.7
54	CG	71	THR	2.7
55	CM	92	ARG	2.7
41	DT	68	LYS	2.7
30	DI	118	GLY	2.6
40	DS	31	GLN	2.6
2	AB	66	ILE	2.6
3	AC	64	ARG	2.6
39	DR	87	GLN	2.6
30	BI	60	VAL	2.6
11	CK	125	LYS	2.6
36	DO	3	LYS	2.6
21	AU	37	TYR	2.6
42	DU	80	ASP	2.6
34	DM	17	ASN	2.6
40	DS	40	ASN	2.6
52	D4	25	VAL	2.6
54	CG	86	VAL	2.6
29	DH	95	GLY	2.6
24	BC	235	GLU	2.6
30	DI	97	VAL	2.6
22	DA	62	U	2.6
3	AC	98	ALA	2.6
22	DA	2306	C	2.6
25	DD	26	VAL	2.6
44	DW	41	GLY	2.6
26	DE	172	ALA	2.6
22	DA	1420	A	2.6
37	DP	11	GLN	2.6
53	CA	1310	G	2.6
58	DF	130	GLY	2.6
22	DA	344	A	2.6
37	DP	111	GLU	2.6
22	DA	228	C	2.6
55	CM	96	VAL	2.6
10	CJ	37	ARG	2.6

Continued on next page...

Continued from previous page...

Mol	Chain	Res	Type	RSRZ
2	CB	17	HIS	2.6
30	DI	17	ALA	2.6
30	DI	61	TYR	2.6
22	BA	2182	U	2.6
24	DC	241	LYS	2.6
55	CM	46	GLU	2.6
46	DY	14	LEU	2.6
30	DI	124	MET	2.6
9	AI	128	LYS	2.5
42	DU	88	ASP	2.5
54	CG	61	PHE	2.5
21	AU	23	GLU	2.5
49	D1	34	GLU	2.5
41	DT	43	ILE	2.5
42	DU	46	LYS	2.5
44	DW	19	ARG	2.5
55	CM	88	LEU	2.5
56	CP	52	LEU	2.5
48	D0	36	LYS	2.5
22	DA	1118	C	2.5
3	CC	205	GLU	2.5
21	AU	41	THR	2.5
58	DF	152	ASP	2.5
29	BH	113	SER	2.5
30	DI	53	PRO	2.5
42	DU	75	ALA	2.5
41	DT	10	VAL	2.5
41	DT	16	VAL	2.5
30	DI	95	ASP	2.5
3	CC	42	LEU	2.5
41	DT	70	HIS	2.5
2	CB	144	GLU	2.5
9	CI	128	LYS	2.5
30	BI	5	GLN	2.5
29	DH	73	ASN	2.5
42	DU	79	ALA	2.5
49	D1	46	VAL	2.5
52	D4	16	ILE	2.5
53	CA	1236	A	2.5
58	DF	141	ASP	2.5
22	BA	2109	U	2.5
33	DL	101	ILE	2.5

Continued on next page...

Continued from previous page...

Mol	Chain	Res	Type	RSRZ
30	BI	139	VAL	2.5
14	CN	1	ALA	2.5
41	DT	69	ARG	2.5
9	CI	3	ASN	2.5
22	BA	1072	C	2.5
30	DI	86	LYS	2.5
19	CS	40	PHE	2.5
50	D2	33	ARG	2.5
22	DA	2585	U	2.5
53	CA	955	U	2.5
30	DI	3	LYS	2.5
44	DW	73	PRO	2.5
44	DW	71	LYS	2.5
18	AR	73	HIS	2.5
54	CG	18	GLY	2.5
48	D0	26	SER	2.5
10	CJ	9	ARG	2.5
14	AN	20	PHE	2.5
30	BI	39	LYS	2.5
19	CS	43	MET	2.4
30	DI	56	VAL	2.4
58	DF	30	VAL	2.4
22	DA	2062	A	2.4
28	DG	83	THR	2.4
54	CG	70	PRO	2.4
9	CI	129	ARG	2.4
22	DA	1117	C	2.4
33	DL	5	THR	2.4
42	DU	41	VAL	2.4
34	DM	136	MET	2.4
51	D3	14	LYS	2.4
19	CS	63	ASP	2.4
30	BI	4	VAL	2.4
54	CG	15	PRO	2.4
4	AD	26	ALA	2.4
53	CA	1031	C	2.4
54	CG	72	VAL	2.4
24	DC	232	GLY	2.4
30	BI	17	ALA	2.4
30	DI	67	THR	2.4
41	DT	14	PRO	2.4
20	CT	84	LYS	2.4

Continued on next page...

Continued from previous page...

Mol	Chain	Res	Type	RSRZ
44	DW	36	ILE	2.4
49	D1	49	LYS	2.4
48	D0	25	THR	2.4
58	DF	32	LYS	2.4
33	DL	88	GLY	2.4
52	D4	11	CYS	2.4
53	CA	1036	A	2.4
19	CS	13	HIS	2.4
10	CJ	34	ALA	2.4
14	CN	16	ALA	2.4
14	CN	64	ARG	2.4
8	CH	1	SER	2.4
58	DF	11	VAL	2.4
22	DA	914	G	2.4
53	CA	1312	G	2.4
55	CM	95	PRO	2.4
2	CB	114	LYS	2.4
28	DG	170	THR	2.4
29	BH	70	GLU	2.4
1	AA	88	U	2.4
42	DU	26	ASN	2.4
53	CA	1441	A	2.4
35	DN	28	LEU	2.4
9	CI	107	ALA	2.4
54	CG	95	ARG	2.4
19	CS	67	GLY	2.4
21	AU	40	PRO	2.4
29	BH	76	GLU	2.4
33	DL	28	GLY	2.4
3	AC	167	TYR	2.4
26	DE	164	LEU	2.4
30	DI	23	VAL	2.4
47	DZ	32	GLY	2.4
58	DF	171	ALA	2.4
33	DL	26	GLY	2.4
10	CJ	40	ILE	2.3
40	DS	84	ARG	2.3
42	DU	34	ILE	2.3
14	CN	40	ARG	2.3
24	DC	47	ARG	2.3
33	DL	106	GLU	2.3
51	D3	13	PHE	2.3

Continued on next page...

Continued from previous page...

Mol	Chain	Res	Type	RSRZ
55	CM	110	GLY	2.3
30	BI	42	ASN	2.3
22	DA	1459	G	2.3
25	DD	38	LYS	2.3
29	DH	15	LEU	2.3
30	DI	82	ALA	2.3
35	DN	38	LEU	2.3
35	DN	111	ALA	2.3
52	D4	23	ILE	2.3
22	DA	1538	G	2.3
29	BH	112	LYS	2.3
10	CJ	39	PRO	2.3
28	DG	102	ILE	2.3
1	AA	78	A	2.3
2	AB	220	VAL	2.3
19	CS	39	ILE	2.3
24	DC	244	VAL	2.3
33	DL	82	LEU	2.3
21	AU	3	ILE	2.3
28	DG	104	LEU	2.3
2	CB	99	MET	2.3
22	DA	2106	U	2.3
30	BI	114	ALA	2.3
44	DW	7	GLY	2.3
52	D4	2	LYS	2.3
44	DW	53	GLY	2.3
22	DA	2307	G	2.3
3	CC	171	ARG	2.3
44	DW	59	PHE	2.3
22	DA	1205	A	2.3
29	DH	84	ALA	2.3
29	DH	140	ALA	2.3
54	CG	90	VAL	2.3
10	CJ	63	ASP	2.3
22	DA	931	U	2.3
55	CM	70	ARG	2.3
14	CN	29	ILE	2.3
29	BH	146	VAL	2.3
30	DI	47	SER	2.3
58	DF	168	LEU	2.3
26	DE	24	ASN	2.3
32	DK	89	ASN	2.3

Continued on next page...

Continued from previous page...

Mol	Chain	Res	Type	RSRZ
22	BA	2585	U	2.3
53	CA	1309	G	2.3
2	AB	224	ARG	2.3
19	AS	48	ILE	2.3
33	DL	142	ILE	2.3
55	CM	104	ASN	2.3
22	DA	1089	A	2.3
10	CJ	5	ARG	2.3
41	BT	16	VAL	2.3
22	DA	2313	C	2.3
40	DS	44	ALA	2.3
53	CA	1313	U	2.3
30	DI	41	PHE	2.3
35	DN	118	ARG	2.3
53	CA	204	G	2.3
2	CB	33	ALA	2.3
19	CS	15	LEU	2.3
54	CG	34	LYS	2.3
9	CI	65	THR	2.3
22	BA	2885	G	2.2
30	DI	94	LYS	2.2
1	AA	412	A	2.2
44	DW	56	HIS	2.2
24	DC	26	GLY	2.2
26	DE	41	GLN	2.2
30	BI	35	MET	2.2
14	CN	51	PRO	2.2
3	CC	143	LEU	2.2
19	AS	31	ARG	2.2
22	DA	1116	G	2.2
46	DY	31	GLN	2.2
53	CA	1242	G	2.2
58	DF	115	GLY	2.2
2	AB	38	HIS	2.2
2	AB	29	PHE	2.2
14	CN	78	LEU	2.2
28	DG	171	LYS	2.2
38	DQ	22	GLY	2.2
22	BA	277	G	2.2
53	CA	202	G	2.2
55	CM	26	LYS	2.2
49	D1	15	GLY	2.2

Continued on next page...

Continued from previous page...

Mol	Chain	Res	Type	RSRZ
2	AB	151	LYS	2.2
10	AJ	89	ARG	2.2
17	CQ	38	LYS	2.2
22	BA	1093	G	2.2
26	DE	42	GLY	2.2
19	CS	31	ARG	2.2
20	CT	62	ALA	2.2
22	DA	1065	U	2.2
29	BH	131	SER	2.2
56	CP	39	PHE	2.2
35	DN	76	VAL	2.2
58	DF	39	VAL	2.2
22	DA	138	U	2.2
42	DU	20	LYS	2.2
44	DW	74	LYS	2.2
53	CA	219	U	2.2
10	CJ	26	VAL	2.2
39	DR	20	VAL	2.2
53	CA	87	C	2.2
54	CG	88	VAL	2.2
11	AK	18	GLY	2.2
28	DG	147	LEU	2.2
41	DT	67	VAL	2.2
44	DW	77	LYS	2.2
58	DF	178	LYS	2.2
22	DA	1450	G	2.2
29	BH	127	GLU	2.2
58	DF	34	THR	2.2
22	DA	2601	C	2.2
25	DD	25	THR	2.2
33	DL	143	GLU	2.2
41	DT	39	THR	2.2
2	AB	84	LEU	2.2
19	CS	27	LYS	2.2
21	CU	23	GLU	2.2
22	DA	318	C	2.2
22	DA	343	C	2.2
54	CG	54	GLY	2.2
58	DF	38	GLY	2.2
19	CS	74	ALA	2.2
13	AM	113	LYS	2.2
29	BH	94	ILE	2.2

Continued on next page...

Continued from previous page...

Mol	Chain	Res	Type	RSRZ
3	CC	160	GLU	2.2
10	CJ	41	PRO	2.2
43	DV	68	LYS	2.2
2	CB	113	LEU	2.2
54	CG	19	SER	2.2
2	CB	163	ILE	2.2
14	CN	60	ARG	2.2
36	DO	40	ILE	2.2
14	CN	97	LYS	2.2
29	BH	78	VAL	2.2
58	DF	41	GLU	2.1
40	DS	47	VAL	2.1
19	CS	41	PRO	2.1
28	DG	81	GLY	2.1
10	CJ	92	LEU	2.1
19	AS	70	LEU	2.1
10	CJ	98	VAL	2.1
43	DV	54	ALA	2.1
2	CB	40	ILE	2.1
17	CQ	37	ILE	2.1
55	CM	61	LYS	2.1
57	DB	18	G	2.1
24	DC	238	ASN	2.1
9	CI	37	TYR	2.1
45	DX	17	ARG	2.1
58	DF	156	THR	2.1
22	DA	34	U	2.1
48	D0	23	ALA	2.1
2	AB	186	VAL	2.1
30	DI	81	LYS	2.1
40	DS	16	LYS	2.1
9	CI	10	ARG	2.1
22	DA	1064	C	2.1
22	DA	1278	C	2.1
14	CN	47	LEU	2.1
2	CB	117	GLU	2.1
30	DI	65	SER	2.1
54	CG	74	VAL	2.1
2	AB	25	LYS	2.1
17	CQ	6	THR	2.1
22	DA	1073	A	2.1
52	D4	38	GLY	2.1

Continued on next page...

Continued from previous page...

Mol	Chain	Res	Type	RSRZ
22	DA	549	G	2.1
53	CA	1361	G	2.1
35	DN	100	CYS	2.1
10	AJ	101	SER	2.1
30	BI	10	LEU	2.1
52	D4	28	SER	2.1
29	DH	144	VAL	2.1
53	CA	1209	C	2.1
39	DR	88	GLY	2.1
55	CM	67	ASP	2.1
17	CQ	60	ILE	2.1
44	DW	39	GLN	2.1
41	DT	64	LYS	2.1
2	CB	15	PHE	2.1
3	CC	38	VAL	2.1
13	AM	91	ARG	2.1
51	D3	19	GLY	2.1
9	CI	41	GLU	2.1
35	DN	75	ILE	2.1
41	DT	77	ARG	2.1
4	AD	35	GLN	2.1
9	AI	31	GLN	2.1
49	D1	23	THR	2.1
9	CI	68	GLY	2.1
21	AU	39	LYS	2.1
17	CQ	77	VAL	2.1
22	DA	1043	C	2.1
24	DC	240	GLY	2.1
25	DD	8	LYS	2.1
40	DS	27	LYS	2.1
29	BH	100	ALA	2.1
30	DI	109	ALA	2.1
2	CB	138	ARG	2.1
10	CJ	66	GLU	2.1
21	AU	35	GLU	2.1
26	DE	48	THR	2.1
58	DF	169	LEU	2.1
55	CM	77	LYS	2.1
39	DR	27	ILE	2.1
55	CM	85	TYR	2.1
19	AS	43	MET	2.1
22	DA	2667	C	2.1

Continued on next page...

Continued from previous page...

Mol	Chain	Res	Type	RSRZ
36	DO	2	ASP	2.1
52	D4	13	ASN	2.1
25	DD	10	GLY	2.1
39	DR	24	LYS	2.0
28	DG	140	ILE	2.0
10	CJ	89	ARG	2.0
44	DW	37	VAL	2.0
9	CI	4	GLN	2.0
32	DK	68	GLY	2.0
40	DS	20	VAL	2.0
55	CM	73	SER	2.0
58	DF	110	ILE	2.0
26	DE	200	LEU	2.0
52	D4	30	GLU	2.0
19	CS	71	GLY	2.0
22	DA	329	G	2.0
30	BI	7	TYR	2.0
24	DC	249	VAL	2.0
51	D3	46	LYS	2.0
25	DD	43	ASP	2.0
41	DT	58	VAL	2.0
30	DI	13	ALA	2.0
30	DI	24	GLY	2.0
26	DE	118	LEU	2.0
52	D4	31	PRO	2.0
55	CM	22	TYR	2.0
19	CS	11	ASP	2.0
2	CB	109	SER	2.0
3	AC	63	ILE	2.0
14	CN	98	ALA	2.0
22	DA	101	A	2.0
42	DU	61	GLU	2.0
32	DK	69	VAL	2.0
24	DC	236	GLY	2.0
30	DI	126	ARG	2.0
41	BT	1	MET	2.0
1	AA	1032	G	2.0
22	BA	885	C	2.0
22	DA	795	C	2.0
22	DA	805	G	2.0
25	DD	187	LEU	2.0
29	BH	81	ALA	2.0

Continued on next page...

Continued from previous page...

Mol	Chain	Res	Type	RSRZ
29	DH	94	ILE	2.0
17	CQ	43	LEU	2.0
24	DC	243	PRO	2.0

6.2 Non-standard residues in protein, DNA, RNA chains ⓘ

There are no non-standard protein/DNA/RNA residues in this entry.

6.3 Carbohydrates ⓘ

There are no carbohydrates in this entry.

6.4 Ligands ⓘ

In the following table, the Atoms column lists the number of modelled atoms in the group and the number defined in the chemical component dictionary. LLDF column lists the quality of electron density of the group with respect to its neighbouring residues in protein, DNA or RNA chains. The B-factors column lists the minimum, median, 95th percentile and maximum values of B factors of atoms in the group. The column labelled 'Q < 0.9' lists the number of atoms with occupancy less than 0.9.

Mol	Type	Chain	Res	Atoms	RSR	LLDF	B-factors(Å ²)	Q<0.9
59	MG	DA	3063	1/1	2.15	78.35	192,192,192,192	0
59	MG	DA	3109	1/1	0.71	72.43	176,176,176,176	0
59	MG	DA	3005	1/1	0.79	59.60	309,309,309,309	0
59	MG	DA	3058	1/1	0.44	54.17	235,235,235,235	0
59	MG	DA	3064	1/1	1.27	52.02	230,230,230,230	0
59	MG	BA	3055	1/1	0.37	50.55	191,191,191,191	0
59	MG	DJ	201	1/1	3.78	50.00	284,284,284,284	0
59	MG	DA	3074	1/1	0.82	45.34	240,240,240,240	0
59	MG	CA	1614	1/1	1.16	41.50	231,231,231,231	0
59	MG	BA	3025	1/1	0.44	39.05	119,119,119,119	0
59	MG	DA	3078	1/1	0.93	32.09	210,210,210,210	0
59	MG	DA	3062	1/1	0.88	31.94	193,193,193,193	0
59	MG	BA	3034	1/1	0.29	31.68	154,154,154,154	0
59	MG	DA	3033	1/1	0.66	27.71	149,149,149,149	0
59	MG	AA	1617	1/1	0.59	27.41	203,203,203,203	0
59	MG	CA	1624	1/1	0.65	27.21	179,179,179,179	0
59	MG	DA	3016	1/1	0.60	27.03	231,231,231,231	0
59	MG	BA	3060	1/1	0.48	24.44	174,174,174,174	0

Continued on next page...

Continued from previous page...

Mol	Type	Chain	Res	Atoms	RSR	LLDF	B-factors(Å ²)	Q<0.9
59	MG	BA	3075	1/1	0.18	24.33	69,69,69,69	0
59	MG	DA	3060	1/1	0.56	23.62	161,161,161,161	0
59	MG	DA	3127	1/1	0.55	23.38	199,199,199,199	0
59	MG	BA	3118	1/1	0.42	22.70	168,168,168,168	0
59	MG	BA	3130	1/1	0.51	21.35	205,205,205,205	0
59	MG	BB	201	1/1	0.24	20.00	236,236,236,236	0
59	MG	CA	1628	1/1	1.64	19.32	236,236,236,236	0
59	MG	DA	3020	1/1	0.57	18.66	218,218,218,218	0
59	MG	DA	3045	1/1	0.53	17.88	233,233,233,233	0
59	MG	BA	3036	1/1	0.35	16.16	169,169,169,169	0
59	MG	BA	3057	1/1	0.25	15.99	161,161,161,161	0
59	MG	CA	1626	1/1	0.26	15.84	29,29,29,29	0
59	MG	DA	3079	1/1	0.56	15.33	150,150,150,150	0
59	MG	BA	3110	1/1	0.19	14.76	102,102,102,102	0
59	MG	BA	3086	1/1	0.17	13.70	88,88,88,88	0
59	MG	BA	3040	1/1	0.20	13.30	8,8,8,8	0
59	MG	AA	1624	1/1	0.24	12.43	31,31,31,31	0
59	MG	BA	3056	1/1	0.30	12.26	233,233,233,233	0
59	MG	BA	3070	1/1	0.22	11.89	134,134,134,134	0
59	MG	BA	3019	1/1	0.30	11.64	10,10,10,10	0
59	MG	DA	3013	1/1	0.81	11.34	185,185,185,185	0
59	MG	DA	3082	1/1	0.35	11.11	189,189,189,189	0
59	MG	DA	3026	1/1	1.03	10.89	244,244,244,244	0
59	MG	AA	1625	1/1	0.31	10.76	121,121,121,121	0
59	MG	DA	3015	1/1	0.41	10.56	145,145,145,145	0
59	MG	BA	3059	1/1	0.22	9.30	109,109,109,109	0
59	MG	BA	3014	1/1	0.20	9.26	42,42,42,42	0
59	MG	DA	3028	1/1	1.00	9.20	262,262,262,262	0
59	MG	CA	1612	1/1	0.38	8.97	120,120,120,120	0
59	MG	BA	3100	1/1	0.20	8.96	24,24,24,24	0
59	MG	BA	3030	1/1	0.21	8.64	15,15,15,15	0
59	MG	DA	3010	1/1	0.56	8.64	171,171,171,171	0
59	MG	BA	3112	1/1	0.28	8.31	89,89,89,89	0
59	MG	BA	3135	1/1	0.44	8.31	196,196,196,196	0
59	MG	DA	3130	1/1	2.73	8.19	279,279,279,279	0
59	MG	BA	3087	1/1	0.17	7.57	125,125,125,125	0
59	MG	BA	3048	1/1	0.19	7.41	104,104,104,104	0
59	MG	DA	3125	1/1	0.30	7.25	163,163,163,163	0
59	MG	DA	3091	1/1	0.38	6.73	200,200,200,200	0
59	MG	BA	3061	1/1	0.27	6.40	223,223,223,223	0
59	MG	DA	3002	1/1	0.40	5.92	160,160,160,160	0

Continued on next page...

Continued from previous page...

Mol	Type	Chain	Res	Atoms	RSR	LLDF	B-factors(\AA^2)	Q<0.9
59	MG	BA	3097	1/1	0.14	5.86	80,80,80,80	0
59	MG	BA	3091	1/1	0.20	5.52	113,113,113,113	0
59	MG	BA	3027	1/1	0.21	5.40	109,109,109,109	0
59	MG	CA	1640	1/1	0.23	5.35	149,149,149,149	0
59	MG	BA	3123	1/1	0.36	5.32	118,118,118,118	0
59	MG	BA	3134	1/1	0.20	5.17	143,143,143,143	0
59	MG	BA	3018	1/1	0.15	5.10	40,40,40,40	0
59	MG	BA	3103	1/1	0.19	5.02	7,7,7,7	0
59	MG	BA	3083	1/1	0.18	4.83	113,113,113,113	0
59	MG	DA	3014	1/1	0.29	4.65	128,128,128,128	0
59	MG	BA	3044	1/1	0.22	4.58	14,14,14,14	0
59	MG	AA	1612	1/1	0.20	4.53	104,104,104,104	0
59	MG	BA	3132	1/1	0.25	4.51	165,165,165,165	0
59	MG	BA	3063	1/1	0.18	4.49	13,13,13,13	0
59	MG	DA	3047	1/1	0.23	4.35	136,136,136,136	0
59	MG	AA	1604	1/1	0.16	4.18	120,120,120,120	0
59	MG	DA	3077	1/1	0.27	3.81	114,114,114,114	0
59	MG	CA	1627	1/1	0.23	3.76	198,198,198,198	0
59	MG	DA	3133	1/1	0.41	3.62	239,239,239,239	0
59	MG	BA	3077	1/1	0.15	3.61	121,121,121,121	0
59	MG	BA	3004	1/1	0.24	3.55	147,147,147,147	0
59	MG	BA	3082	1/1	0.16	3.52	85,85,85,85	0
59	MG	AA	1620	1/1	0.19	3.43	28,28,28,28	0
59	MG	DA	3108	1/1	0.42	3.41	172,172,172,172	0
59	MG	DA	3029	1/1	0.43	3.35	151,151,151,151	0
59	MG	BA	3108	1/1	0.17	3.19	8,8,8,8	0
59	MG	BA	3011	1/1	0.30	3.12	131,131,131,131	0
59	MG	DA	3075	1/1	0.31	3.01	140,140,140,140	0
59	MG	BA	3125	1/1	0.18	2.90	41,41,41,41	0
59	MG	DA	3049	1/1	0.27	2.84	235,235,235,235	0
59	MG	BA	3041	1/1	0.19	2.80	13,13,13,13	0
59	MG	DA	3051	1/1	0.24	2.76	124,124,124,124	0
59	MG	BA	3084	1/1	0.18	2.68	50,50,50,50	0
59	MG	BA	3104	1/1	0.18	2.63	12,12,12,12	0
59	MG	CA	1625	1/1	0.24	2.56	91,91,91,91	0
59	MG	DA	3129	1/1	0.85	2.56	203,203,203,203	0
59	MG	BA	3128	1/1	0.17	2.47	7,7,7,7	0
59	MG	BA	3020	1/1	0.15	2.39	35,35,35,35	0
59	MG	AA	1639	1/1	0.17	2.36	126,126,126,126	0
59	MG	BA	3047	1/1	0.15	2.35	152,152,152,152	0
59	MG	DA	3057	1/1	0.67	2.32	212,212,212,212	0

Continued on next page...

Continued from previous page...

Mol	Type	Chain	Res	Atoms	RSR	LLDF	B-factors(\AA^2)	Q<0.9
59	MG	BA	3107	1/1	0.18	2.27	8,8,8,8	0
59	MG	BA	3039	1/1	0.16	2.23	20,20,20,20	0
59	MG	BA	3133	1/1	0.19	2.19	10,10,10,10	0
59	MG	DA	3099	1/1	0.21	2.17	180,180,180,180	0
59	MG	DA	3059	1/1	0.22	2.15	183,183,183,183	0
59	MG	BA	3124	1/1	0.16	2.10	16,16,16,16	0
59	MG	BA	3121	1/1	0.17	2.02	10,10,10,10	0
59	MG	DA	3097	1/1	0.25	2.00	116,116,116,116	0
59	MG	CA	1605	1/1	0.20	2.00	40,40,40,40	0
59	MG	AA	1603	1/1	0.15	1.99	121,121,121,121	0
59	MG	DA	3007	1/1	0.29	1.95	253,253,253,253	0
59	MG	CA	1621	1/1	0.22	1.92	55,55,55,55	0
59	MG	DA	3121	1/1	0.24	1.92	119,119,119,119	0
59	MG	BA	3111	1/1	0.17	1.78	74,74,74,74	0
59	MG	DA	3111	1/1	0.37	1.78	127,127,127,127	0
59	MG	DA	3089	1/1	0.24	1.67	69,69,69,69	0
59	MG	DC	302	1/1	0.25	1.60	121,121,121,121	0
59	MG	CA	1602	1/1	0.20	1.55	175,175,175,175	0
59	MG	AA	1610	1/1	0.10	1.50	210,210,210,210	0
59	MG	AA	1640	1/1	0.17	1.48	17,17,17,17	0
59	MG	AA	1626	1/1	0.16	1.36	106,106,106,106	0
59	MG	AA	1634	1/1	0.14	1.35	199,199,199,199	0
59	MG	CA	1603	1/1	0.28	1.25	165,165,165,165	0
59	MG	AA	1619	1/1	0.13	1.23	125,125,125,125	0
59	MG	AA	1605	1/1	0.17	1.19	35,35,35,35	0
59	MG	BA	3049	1/1	0.17	1.17	11,11,11,11	0
60	ERY	BA	3136	51/51	0.22	1.16	5,11,15,16	0
59	MG	CA	1618	1/1	0.23	1.13	139,139,139,139	0
59	MG	DA	3088	1/1	0.16	1.12	141,141,141,141	0
59	MG	AA	1638	1/1	0.13	1.11	102,102,102,102	0
59	MG	BA	3062	1/1	0.16	1.10	15,15,15,15	0
59	MG	BA	3013	1/1	0.17	1.10	9,9,9,9	0
59	MG	DA	3115	1/1	0.22	0.97	139,139,139,139	0
59	MG	AA	1614	1/1	0.19	0.86	197,197,197,197	0
59	MG	BA	3033	1/1	0.15	0.82	10,10,10,10	0
59	MG	DA	3120	1/1	0.23	0.81	76,76,76,76	0
59	MG	BA	3046	1/1	0.17	0.77	16,16,16,16	0
59	MG	DA	3076	1/1	0.20	0.61	158,158,158,158	0
59	MG	BA	3066	1/1	0.15	0.58	11,11,11,11	0
59	MG	AA	1616	1/1	0.16	0.54	78,78,78,78	0
59	MG	BA	3115	1/1	0.15	0.46	10,10,10,10	0
59	MG	BA	3001	1/1	0.14	0.43	110,110,110,110	0

Continued on next page...

Continued from previous page...

Mol	Type	Chain	Res	Atoms	RSR	LLDF	B-factors(Å ²)	Q<0.9
59	MG	DA	3022	1/1	0.21	0.43	162,162,162,162	0
59	MG	DA	3048	1/1	0.20	0.43	132,132,132,132	0
59	MG	DA	3043	1/1	0.48	0.38	213,213,213,213	0
59	MG	BA	3114	1/1	0.17	0.32	144,144,144,144	0
59	MG	BA	3042	1/1	0.15	0.28	18,18,18,18	0
59	MG	CA	1629	1/1	0.20	0.26	217,217,217,217	0
59	MG	DA	3019	1/1	0.24	0.25	224,224,224,224	0
59	MG	DA	3036	1/1	0.14	0.19	211,211,211,211	0
59	MG	DA	3123	1/1	0.20	0.15	165,165,165,165	0
59	MG	CA	1631	1/1	0.23	0.13	88,88,88,88	0
59	MG	DA	3084	1/1	0.19	0.08	182,182,182,182	0
59	MG	AA	1630	1/1	0.13	0.08	87,87,87,87	0
59	MG	DA	3065	1/1	0.22	0.02	83,83,83,83	0
59	MG	AA	1631	1/1	0.13	0.02	69,69,69,69	0
59	MG	CA	1611	1/1	0.20	-0.03	122,122,122,122	0
59	MG	DA	3006	1/1	0.23	-0.04	267,267,267,267	0
59	MG	DA	3011	1/1	0.20	-0.05	152,152,152,152	0
59	MG	DA	3128	1/1	0.28	-0.08	123,123,123,123	0
59	MG	BA	3106	1/1	0.15	-0.08	25,25,25,25	0
59	MG	DA	3071	1/1	0.19	-0.09	52,52,52,52	0
59	MG	DA	3018	1/1	0.24	-0.14	232,232,232,232	0
59	MG	AA	1608	1/1	0.15	-0.15	32,32,32,32	0
59	MG	DA	3069	1/1	0.21	-0.16	202,202,202,202	0
59	MG	BA	3073	1/1	0.22	-0.18	135,135,135,135	0
59	MG	BA	3071	1/1	0.15	-0.20	112,112,112,112	0
59	MG	DA	3035	1/1	0.19	-0.24	84,84,84,84	0
59	MG	DA	3114	1/1	0.17	-0.27	123,123,123,123	0
59	MG	BA	3008	1/1	0.13	-0.28	13,13,13,13	0
59	MG	DA	3104	1/1	0.18	-0.30	34,34,34,34	0
59	MG	DA	3103	1/1	0.17	-0.30	98,98,98,98	0
59	MG	AN	202	1/1	0.17	-0.31	169,169,169,169	0
59	MG	DA	3116	1/1	0.19	-0.31	66,66,66,66	0
59	MG	DA	3083	1/1	0.21	-0.36	224,224,224,224	0
59	MG	CA	1616	1/1	0.32	-0.41	232,232,232,232	0
59	MG	BA	3079	1/1	0.15	-0.46	30,30,30,30	0
59	MG	BA	3045	1/1	0.15	-0.50	17,17,17,17	0
59	MG	BA	3022	1/1	0.15	-0.50	9,9,9,9	0
59	MG	AA	1622	1/1	0.13	-0.51	97,97,97,97	0
59	MG	BA	3127	1/1	0.13	-0.52	15,15,15,15	0
59	MG	DA	3044	1/1	0.19	-0.54	83,83,83,83	0
59	MG	BA	3050	1/1	0.12	-0.54	37,37,37,37	0
59	MG	BA	3098	1/1	0.16	-0.55	51,51,51,51	0

Continued on next page...

Continued from previous page...

Mol	Type	Chain	Res	Atoms	RSR	LLDF	B-factors(\AA^2)	Q<0.9
59	MG	CA	1609	1/1	0.20	-0.60	80,80,80,80	0
59	MG	CA	1633	1/1	0.11	-0.64	77,77,77,77	0
59	MG	BA	3016	1/1	0.14	-0.65	7,7,7,7	0
59	MG	DA	3095	1/1	0.20	-0.65	116,116,116,116	0
59	MG	AA	1635	1/1	0.09	-0.66	88,88,88,88	0
59	MG	CA	1636	1/1	0.18	-0.66	155,155,155,155	0
59	MG	BA	3131	1/1	0.12	-0.67	140,140,140,140	0
59	MG	CA	1632	1/1	0.22	-0.68	163,163,163,163	0
59	MG	BA	3037	1/1	0.13	-0.68	17,17,17,17	0
59	MG	BA	3007	1/1	0.10	-0.68	69,69,69,69	0
59	MG	DA	3037	1/1	0.14	-0.69	81,81,81,81	0
59	MG	BA	3120	1/1	0.10	-0.69	53,53,53,53	0
59	MG	CA	1638	1/1	0.15	-0.77	139,139,139,139	0
59	MG	BA	3101	1/1	0.13	-0.78	64,64,64,64	0
59	MG	BA	3015	1/1	0.13	-0.78	38,38,38,38	0
59	MG	AA	1628	1/1	0.12	-0.78	183,183,183,183	0
59	MG	DA	3021	1/1	0.18	-0.85	41,41,41,41	0
59	MG	BA	3017	1/1	0.10	-0.85	30,30,30,30	0
59	MG	CA	1617	1/1	0.17	-0.89	280,280,280,280	0
59	MG	DA	3107	1/1	0.18	-0.92	121,121,121,121	0
59	MG	DA	3100	1/1	0.19	-0.97	93,93,93,93	0
59	MG	CA	1634	1/1	0.15	-0.98	153,153,153,153	0
59	MG	DA	3080	1/1	0.15	-1.01	137,137,137,137	0
59	MG	DA	3042	1/1	0.19	-1.03	94,94,94,94	0
59	MG	AA	1633	1/1	0.09	-1.09	75,75,75,75	0
59	MG	DB	201	1/1	0.10	-1.10	114,114,114,114	0
59	MG	BA	3105	1/1	0.14	-1.10	9,9,9,9	0
59	MG	BA	3074	1/1	0.13	-1.12	18,18,18,18	0
59	MG	DA	3034	1/1	0.15	-1.16	89,89,89,89	0
59	MG	DA	3087	1/1	0.16	-1.21	164,164,164,164	0
59	MG	AA	1602	1/1	0.14	-1.21	119,119,119,119	0
59	MG	AA	1632	1/1	0.11	-1.28	31,31,31,31	0
59	MG	BA	3012	1/1	0.15	-1.31	6,6,6,6	0
59	MG	AA	1637	1/1	0.08	-1.34	104,104,104,104	0
59	MG	DA	3101	1/1	0.20	-1.38	104,104,104,104	0
59	MG	DA	3110	1/1	0.16	-1.42	183,183,183,183	0
59	MG	DA	3126	1/1	0.11	-1.43	76,76,76,76	0
59	MG	DA	3131	1/1	0.17	-1.44	70,70,70,70	0
59	MG	AA	1601	1/1	0.08	-1.46	78,78,78,78	0
59	MG	CA	1601	1/1	0.12	-1.51	179,179,179,179	0
59	MG	DA	3093	1/1	0.15	-1.55	228,228,228,228	0
59	MG	DA	3112	1/1	0.13	-1.55	66,66,66,66	0

Continued on next page...

Continued from previous page...

Mol	Type	Chain	Res	Atoms	RSR	LLDF	B-factors(Å ²)	Q<0.9
59	MG	DA	3085	1/1	0.20	-1.56	148,148,148,148	0
59	MG	BA	3099	1/1	0.10	-1.58	18,18,18,18	0
59	MG	CA	1606	1/1	0.14	-1.58	63,63,63,63	0
59	MG	BB	203	1/1	0.11	-1.58	17,17,17,17	0
59	MG	DA	3072	1/1	0.13	-1.61	132,132,132,132	0
59	MG	BA	3003	1/1	0.13	-1.61	42,42,42,42	0
61	ZN	D4	101	1/1	0.12	-1.64	151,151,151,151	0
59	MG	DA	3105	1/1	0.16	-1.69	51,51,51,51	0
59	MG	AA	1607	1/1	0.13	-1.69	119,119,119,119	0
59	MG	AA	1618	1/1	0.09	-1.70	164,164,164,164	0
61	ZN	B4	101	1/1	0.11	-1.72	84,84,84,84	0
59	MG	CA	1622	1/1	0.07	-1.72	208,208,208,208	0
59	MG	BA	3032	1/1	0.14	-1.77	16,16,16,16	0
59	MG	DA	3001	1/1	0.12	-1.79	130,130,130,130	0
59	MG	CA	1604	1/1	0.08	-1.79	60,60,60,60	0
59	MG	DC	301	1/1	0.12	-1.81	124,124,124,124	0
59	MG	CA	1610	1/1	0.09	-1.83	175,175,175,175	0
59	MG	BA	3038	1/1	0.13	-1.85	7,7,7,7	0
59	MG	AA	1606	1/1	0.08	-1.86	58,58,58,58	0
59	MG	DA	3086	1/1	0.15	-1.94	94,94,94,94	0
59	MG	CA	1608	1/1	0.15	-2.02	51,51,51,51	0
59	MG	BA	3067	1/1	0.13	-2.12	10,10,10,10	0
59	MG	DA	3113	1/1	0.07	-2.13	96,96,96,96	0
59	MG	AA	1621	1/1	0.07	-2.14	91,91,91,91	0
59	MG	BA	3113	1/1	0.09	-2.14	21,21,21,21	0
59	MG	DA	3096	1/1	0.08	-2.15	92,92,92,92	0
59	MG	DA	3038	1/1	0.14	-2.16	204,204,204,204	0
59	MG	CA	1623	1/1	0.12	-2.23	120,120,120,120	0
59	MG	CA	1619	1/1	0.12	-2.24	201,201,201,201	0
59	MG	DA	3117	1/1	0.15	-2.24	71,71,71,71	0
59	MG	DA	3009	1/1	0.14	-2.25	101,101,101,101	0
59	MG	DA	3068	1/1	0.11	-2.26	78,78,78,78	0
59	MG	DA	3132	1/1	0.13	-2.26	175,175,175,175	0
59	MG	BA	3009	1/1	0.13	-2.27	13,13,13,13	0
59	MG	DA	3024	1/1	0.17	-2.31	106,106,106,106	0
59	MG	DA	3106	1/1	0.15	-2.34	205,205,205,205	0
59	MG	BA	3078	1/1	0.08	-2.40	41,41,41,41	0
59	MG	DA	3040	1/1	0.16	-2.40	52,52,52,52	0
59	MG	AA	1641	1/1	0.11	-2.41	39,39,39,39	0
59	MG	BA	3069	1/1	0.09	-2.41	176,176,176,176	0
59	MG	CA	1607	1/1	0.16	-2.42	154,154,154,154	0
59	MG	DA	3090	1/1	0.11	-2.42	91,91,91,91	0

Continued on next page...

Continued from previous page...

Mol	Type	Chain	Res	Atoms	RSR	LLDF	B-factors(\AA^2)	Q<0.9
59	MG	DA	3067	1/1	0.10	-2.49	38,38,38,38	0
59	MG	DA	3119	1/1	0.13	-2.51	88,88,88,88	0
59	MG	BA	3085	1/1	0.13	-2.52	6,6,6,6	0
59	MG	CA	1630	1/1	0.08	-2.56	123,123,123,123	0
59	MG	DA	3032	1/1	0.13	-2.61	100,100,100,100	0
59	MG	BA	3051	1/1	0.12	-2.62	10,10,10,10	0
59	MG	DA	3053	1/1	0.11	-2.62	80,80,80,80	0
59	MG	CA	1642	1/1	0.05	-2.62	58,58,58,58	0
59	MG	DA	3061	1/1	0.10	-2.77	134,134,134,134	0
59	MG	DA	3027	1/1	0.10	-2.79	144,144,144,144	0
59	MG	BA	3064	1/1	0.11	-2.79	6,6,6,6	0
59	MG	DA	3008	1/1	0.17	-2.79	142,142,142,142	0
59	MG	DA	3025	1/1	0.11	-2.86	110,110,110,110	0
59	MG	BA	3035	1/1	0.12	-2.91	11,11,11,11	0
59	MG	DA	3098	1/1	0.15	-2.97	118,118,118,118	0
59	MG	BA	3096	1/1	0.12	-3.01	45,45,45,45	0
59	MG	DA	3017	1/1	0.14	-3.10	68,68,68,68	0
59	MG	AA	1613	1/1	0.08	-3.11	57,57,57,57	0
59	MG	AA	1627	1/1	0.09	-3.19	78,78,78,78	0
59	MG	DA	3012	1/1	0.09	-3.21	51,51,51,51	0
59	MG	DA	3073	1/1	0.09	-3.22	162,162,162,162	0
59	MG	CA	1639	1/1	0.08	-3.24	226,226,226,226	0
59	MG	DA	3050	1/1	0.13	-3.25	125,125,125,125	0
59	MG	DA	3052	1/1	0.10	-3.26	49,49,49,49	0
59	MG	AN	201	1/1	0.07	-3.41	105,105,105,105	0
59	MG	BA	3002	1/1	0.10	-3.42	77,77,77,77	0
59	MG	BA	3005	1/1	0.10	-3.44	93,93,93,93	0
59	MG	DA	3023	1/1	0.12	-3.51	78,78,78,78	0
59	MG	DA	3039	1/1	0.13	-3.51	99,99,99,99	0
59	MG	DA	3070	1/1	0.10	-3.52	56,56,56,56	0
59	MG	BA	3119	1/1	0.11	-3.54	12,12,12,12	0
59	MG	AA	1623	1/1	0.09	-3.55	72,72,72,72	0
59	MG	CA	1615	1/1	0.09	-3.56	124,124,124,124	0
59	MG	BA	3029	1/1	0.09	-3.68	66,66,66,66	0
59	MG	DA	3102	1/1	0.07	-3.73	62,62,62,62	0
59	MG	DA	3056	1/1	0.12	-3.77	112,112,112,112	0
59	MG	AA	1629	1/1	0.05	-3.84	183,183,183,183	0
59	MG	BB	202	1/1	0.08	-3.90	43,43,43,43	0
59	MG	DA	3031	1/1	0.10	-4.12	79,79,79,79	0
59	MG	CA	1620	1/1	0.08	-4.12	170,170,170,170	0
59	MG	DA	3054	1/1	0.08	-4.14	71,71,71,71	0
59	MG	BA	3053	1/1	0.08	-4.17	9,9,9,9	0

Continued on next page...

Continued from previous page...

Mol	Type	Chain	Res	Atoms	RSR	LLDF	B-factors(\AA^2)	Q<0.9
59	MG	CA	1641	1/1	0.09	-4.18	80,80,80,80	0
59	MG	DA	3094	1/1	0.08	-4.24	96,96,96,96	0
59	MG	BA	3021	1/1	0.07	-4.29	43,43,43,43	0
59	MG	BA	3102	1/1	0.12	-4.31	23,23,23,23	0
59	MG	BA	3068	1/1	0.09	-4.38	20,20,20,20	0
59	MG	DA	3004	1/1	0.14	-4.39	80,80,80,80	0
59	MG	CA	1637	1/1	0.13	-4.40	63,63,63,63	0
59	MG	DA	3124	1/1	0.11	-4.44	48,48,48,48	0
59	MG	DA	3055	1/1	0.09	-4.52	84,84,84,84	0
59	MG	BA	3072	1/1	0.11	-4.59	10,10,10,10	0
59	MG	DA	3066	1/1	0.08	-4.70	48,48,48,48	0
59	MG	BA	3065	1/1	0.09	-4.73	7,7,7,7	0
59	MG	BA	3095	1/1	0.09	-4.84	22,22,22,22	0
59	MG	BA	3090	1/1	0.07	-4.88	73,73,73,73	0
59	MG	BA	3129	1/1	0.10	-5.00	14,14,14,14	0
59	MG	BA	3006	1/1	0.06	-5.05	31,31,31,31	0
59	MG	DA	3118	1/1	0.11	-5.08	70,70,70,70	0
59	MG	BA	3024	1/1	0.10	-5.11	17,17,17,17	0
59	MG	AA	1609	1/1	0.07	-5.16	28,28,28,28	0
59	MG	BB	204	1/1	0.09	-5.60	20,20,20,20	0
59	MG	DA	3081	1/1	0.10	-5.74	92,92,92,92	0
59	MG	BA	3023	1/1	0.09	-5.86	7,7,7,7	0
59	MG	DA	3046	1/1	0.11	-5.96	76,76,76,76	0
59	MG	BA	3109	1/1	0.06	-6.06	57,57,57,57	0
59	MG	BA	3028	1/1	0.12	-6.11	32,32,32,32	0
59	MG	BA	3081	1/1	0.08	-6.21	39,39,39,39	0
59	MG	BA	3052	1/1	0.10	-6.29	25,25,25,25	0
59	MG	BA	3116	1/1	0.07	-6.31	17,17,17,17	0
59	MG	BA	3092	1/1	0.08	-6.57	38,38,38,38	0
59	MG	BA	3076	1/1	0.06	-6.82	32,32,32,32	0
59	MG	BA	3010	1/1	0.07	-6.87	19,19,19,19	0
59	MG	BA	3126	1/1	0.10	-7.02	18,18,18,18	0
59	MG	CA	1613	1/1	0.12	-7.09	114,114,114,114	0
59	MG	BA	3031	1/1	0.08	-7.15	34,34,34,34	0
59	MG	AA	1636	1/1	0.08	-7.28	25,25,25,25	0
59	MG	BA	3117	1/1	0.06	-8.01	83,83,83,83	0
59	MG	BA	3054	1/1	0.10	-8.37	25,25,25,25	0
59	MG	BA	3058	1/1	0.07	-8.50	35,35,35,35	0
59	MG	AA	1615	1/1	0.05	-8.56	128,128,128,128	0
59	MG	BA	3043	1/1	0.11	-9.41	29,29,29,29	0
59	MG	BA	3094	1/1	0.08	-9.57	24,24,24,24	0
59	MG	BA	3093	1/1	0.06	-9.84	45,45,45,45	0

Continued on next page...

Continued from previous page...

Mol	Type	Chain	Res	Atoms	RSR	LLDF	B-factors(\AA^2)	Q<0.9
59	MG	DA	3122	1/1	0.10	-9.85	72,72,72,72	0
59	MG	CA	1635	1/1	0.08	-9.92	85,85,85,85	0
59	MG	BA	3026	1/1	0.07	-10.71	19,19,19,19	0
59	MG	DA	3041	1/1	0.12	-12.97	122,122,122,122	0
59	MG	BA	3088	1/1	0.05	-13.57	11,11,11,11	0
59	MG	BA	3080	1/1	0.12	-13.60	11,11,11,11	0
59	MG	AA	1611	1/1	0.06	-14.56	54,54,54,54	0
59	MG	DA	3092	1/1	0.12	-18.21	121,121,121,121	0
59	MG	BA	3089	1/1	0.09	-22.04	30,30,30,30	0
59	MG	BA	3122	1/1	0.09	-30.99	21,21,21,21	0
59	MG	DA	3030	1/1	0.18	-	111,111,111,111	0
59	MG	DA	3003	1/1	1.86	-	268,268,268,268	0

6.5 Other polymers ⓘ

There are no such residues in this entry.