



Full wwPDB X-ray Structure Validation Report

Jun 16, 2014 – 07:09 PM BST

PDB ID : 4V7V
Title : Crystal structure of the E. coli ribosome bound to clindamycin.
Authors : Dunkle, J.A.; Xiong, L.; Mankin, A.S.; Cate, J.H.D.
Deposited on : 2010-08-16
Resolution : 3.29 Å(reported)

This is a full wwPDB validation report for a publicly released PDB entry.
We welcome your comments at validation@mail.wwpdb.org
A user guide is available at <http://wwpdb.org/ValidationPDFNotes.html>

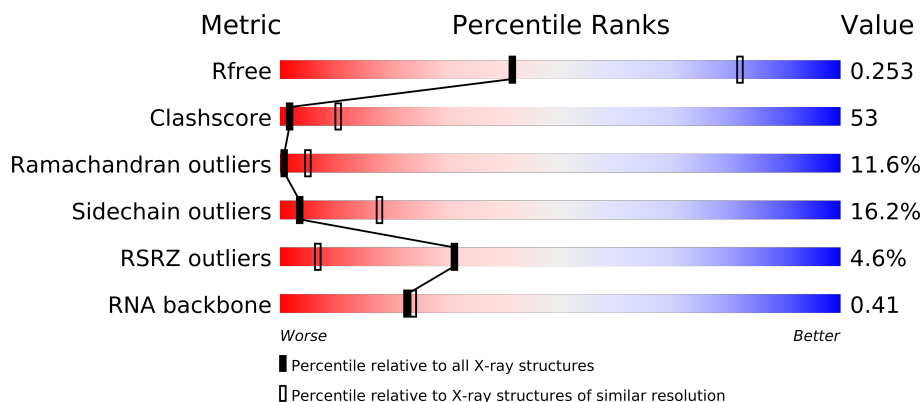
The following versions of software and data (see [references](#)) were used in the production of this report:

MolProbity : 4.02b-467
Mogul : 1.16 November 2013
Xtriage (Phenix) : dev-1323
EDS : stable23397
Percentile statistics : 21963
Refmac : 5.8.0049
CCP4 : 6.3.0 (Settle)
Ideal geometry (proteins) : Engh & Huber (2001)
Ideal geometry (DNA, RNA) : Parkinson et. al. (1996)
Validation Pipeline (wwPDB-VP) : stable23397

1 Overall quality at a glance

The reported resolution of this entry is 3.29 Å.

Percentile scores (ranging between 0-100) for global validation metrics of the entry are shown in the following graphic. The table shows the number of entries on which the scores are based.



Metric	Whole archive (#Entries)	Similar resolution (#Entries, resolution range(Å))
R_{free}	66092	1151 (3.36-3.20)
Clashscore	79885	1464 (3.36-3.20)
Ramachandran outliers	78287	1435 (3.36-3.20)
Sidechain outliers	78261	1433 (3.36-3.20)
RSRZ outliers	66119	1152 (3.36-3.20)
RNA backbone	1838	1033 (3.86-2.70)

The table below summarises the geometric issues observed across the polymeric chains and their fit to the electron density. The red, orange, yellow and green segments on the lower bar indicate the fraction of residues that contain outliers for ≥ 3 , 2, 1 and 0 types of geometric quality criteria. The upper red bar (where present) indicates the fraction of residues that have poor fit to the electron density.

Mol	Chain	Length	Quality of chain
1	AA	1533	
2	AB	218	
2	CB	218	
3	AC	206	
3	CC	206	
4	AD	205	
4	CD	205	
5	AE	150	
5	CE	150	
6	AF	100	
6	CF	100	
7	AG	151	

Continued on next page...

Continued from previous page...

Mol	Chain	Length	Quality of chain
8	AH	129	
8	CH	129	
9	AI	127	
9	CI	127	
10	AJ	98	
10	CJ	98	
11	AK	117	
11	CK	117	
12	AL	123	
12	CL	123	
13	AM	114	
14	AN	100	
14	CN	100	
15	AO	88	
15	CO	88	
16	AP	82	
17	AQ	80	
17	CQ	80	
18	AR	55	
18	CR	55	
19	AS	79	
19	CS	79	
20	AT	85	
20	CT	85	
21	AU	51	
21	CU	51	
22	BA	2903	
22	DA	2903	
23	BB	118	
24	BC	271	
24	DC	271	
25	BD	209	
25	DD	209	
26	BE	201	
26	DE	201	
27	BF	177	
28	BG	176	
28	DG	176	
29	BH	149	
29	DH	149	
30	BI	141	
30	DI	141	

Continued on next page...

Continued from previous page...

Mol	Chain	Length	Quality of chain
31	BJ	142	
31	DJ	142	
32	BK	122	
32	DK	122	
33	BL	143	
33	DL	143	
34	BM	136	
34	DM	136	
35	BN	120	
35	DN	120	
36	BO	116	
36	DO	116	
37	BP	114	
37	DP	114	
38	BQ	117	
38	DQ	117	
39	BR	103	
39	DR	103	
40	BS	110	
40	DS	110	
41	BT	93	
41	DT	93	
42	BU	102	
42	DU	102	
43	BV	94	
43	DV	94	
44	BW	79	
44	DW	79	
45	BX	77	
45	DX	77	
46	BY	63	
46	DY	63	
47	BZ	58	
47	DZ	58	
48	B0	56	
48	D0	56	
49	B1	50	
49	D1	50	
50	B2	46	
50	D2	46	
51	B3	64	
51	D3	64	

Continued on next page...

Continued from previous page...

Mol	Chain	Length	Quality of chain
52	B4	38	
52	D4	38	
53	CA	1530	
54	CG	150	
55	CM	113	
56	CP	80	
57	DB	117	
58	DF	178	

The following table lists non-polymeric compounds that are outliers for geometric or electron-density-fit criteria:

Mol	Type	Chain	Res	Geometry	Electron density
59	MG	AA	1608	-	X
59	MG	AA	1612	-	X
59	MG	AA	1614	-	X
59	MG	AA	1618	-	X
59	MG	AA	1625	-	X
59	MG	AA	1626	-	X
59	MG	AA	1630	-	X
59	MG	AA	1635	-	X
59	MG	BA	3002	-	X
59	MG	BA	3018	-	X
59	MG	BA	3024	-	X
59	MG	BA	3026	-	X
59	MG	BA	3027	-	X
59	MG	BA	3029	-	X
59	MG	BA	3032	-	X
59	MG	BA	3033	-	X
59	MG	BA	3035	-	X
59	MG	BA	3039	-	X
59	MG	BA	3043	-	X
59	MG	BA	3054	-	X
59	MG	BA	3055	-	X
59	MG	BA	3056	-	X
59	MG	BA	3060	-	X
59	MG	BA	3069	-	X
59	MG	BA	3073	-	X
59	MG	BA	3074	-	X
59	MG	BA	3081	-	X
59	MG	BA	3082	-	X
59	MG	BA	3085	-	X

Continued on next page...

Continued from previous page...

Mol	Type	Chain	Res	Geometry	Electron density
59	MG	BA	3096	-	X
59	MG	BA	3100	-	X
59	MG	BA	3102	-	X
59	MG	BA	3107	-	X
59	MG	BA	3110	-	X
59	MG	BA	3111	-	X
59	MG	BA	3117	-	X
59	MG	BA	3129	-	X
59	MG	BA	3131	-	X
59	MG	BB	201	-	X
59	MG	CA	1603	-	X
59	MG	CA	1607	-	X
59	MG	CA	1608	-	X
59	MG	CA	1611	-	X
59	MG	CA	1612	-	X
59	MG	CA	1614	-	X
59	MG	CA	1619	-	X
59	MG	CA	1624	-	X
59	MG	CA	1625	-	X
59	MG	CA	1626	-	X
59	MG	CA	1627	-	X
59	MG	CA	1628	-	X
59	MG	CA	1641	-	X
59	MG	DA	3002	-	X
59	MG	DA	3003	-	X
59	MG	DA	3005	-	X
59	MG	DA	3007	-	X
59	MG	DA	3014	-	X
59	MG	DA	3015	-	X
59	MG	DA	3019	-	X
59	MG	DA	3021	-	X
59	MG	DA	3025	-	X
59	MG	DA	3027	-	X
59	MG	DA	3034	-	X
59	MG	DA	3035	-	X
59	MG	DA	3044	-	X
59	MG	DA	3048	-	X
59	MG	DA	3056	-	X
59	MG	DA	3057	-	X
59	MG	DA	3059	-	X
59	MG	DA	3061	-	X
59	MG	DA	3062	-	X

Continued on next page...

Continued from previous page...

Mol	Type	Chain	Res	Geometry	Electron density
59	MG	DA	3063	-	X
59	MG	DA	3068	-	X
59	MG	DA	3073	-	X
59	MG	DA	3074	-	X
59	MG	DA	3075	-	X
59	MG	DA	3077	-	X
59	MG	DA	3078	-	X
59	MG	DA	3084	-	X
59	MG	DA	3087	-	X
59	MG	DA	3090	-	X
59	MG	DA	3107	-	X
59	MG	DA	3108	-	X
59	MG	DA	3114	-	X
59	MG	DA	3122	-	X
59	MG	DA	3124	-	X
59	MG	DA	3126	-	X
59	MG	DA	3128	-	X
59	MG	DA	3129	-	X
59	MG	DA	3131	-	X
59	MG	DC	302	-	X
59	MG	DE	301	-	X
59	MG	DJ	201	-	X
60	CLY	BA	3135	-	X

2 Entry composition

There are 62 unique types of molecules in this entry. The entry contains 284501 atoms, of which 0 are hydrogen and 0 are deuterium.

In the tables below, the ZeroOcc column contains the number of atoms modelled with zero occupancy, the AltConf column contains the number of residues with at least one atom in alternate conformation and the Trace column contains the number of residues modelled with at most 2 atoms.

- Molecule 1 is a RNA chain called 16S rRNA.

Mol	Chain	Residues	Atoms					ZeroOcc	AltConf	Trace
1	AA	1533	Total	C	N	O	P	0	0	0
			32895	14671	6036	10655	1533			

- Molecule 2 is a protein called 30S ribosomal protein S2.

Mol	Chain	Residues	Atoms					ZeroOcc	AltConf	Trace
2	AB	218	Total	C	N	O	S	0	0	0
			1705	1081	305	312	7			
2	CB	218	Total	C	N	O	S	0	0	0
			1705	1081	305	312	7			

- Molecule 3 is a protein called 30S ribosomal protein S3.

Mol	Chain	Residues	Atoms					ZeroOcc	AltConf	Trace
3	AC	206	Total	C	N	O	S	0	0	0
			1625	1028	305	289	3			
3	CC	206	Total	C	N	O	S	0	0	0
			1625	1028	305	289	3			

- Molecule 4 is a protein called 30S ribosomal protein S4.

Mol	Chain	Residues	Atoms					ZeroOcc	AltConf	Trace
4	AD	205	Total	C	N	O	S	0	0	0
			1643	1026	315	298	4			
4	CD	205	Total	C	N	O	S	0	0	0
			1643	1026	315	298	4			

- Molecule 5 is a protein called 30S ribosomal protein S5.

Mol	Chain	Residues	Atoms					ZeroOcc	AltConf	Trace
5	AE	150	Total	C	N	O	S	0	0	0
			1106	687	211	202	6			

Continued on next page...

Continued from previous page...

Mol	Chain	Residues	Atoms					ZeroOcc	AltConf	Trace
5	CE	150	Total	C	N	O	S	0	0	0
			1106	687	211	202	6			

- Molecule 6 is a protein called 30S ribosomal protein S6.

Mol	Chain	Residues	Atoms					ZeroOcc	AltConf	Trace
6	AF	100	Total	C	N	O	S	0	0	0
			818	515	148	149	6			
6	CF	100	Total	C	N	O	S	0	0	0
			818	515	148	149	6			

- Molecule 7 is a protein called 30S ribosomal protein S7.

Mol	Chain	Residues	Atoms					ZeroOcc	AltConf	Trace
7	AG	151	Total	C	N	O	S	0	0	0
			1182	735	227	216	4			

- Molecule 8 is a protein called 30S ribosomal protein S8.

Mol	Chain	Residues	Atoms					ZeroOcc	AltConf	Trace
8	AH	129	Total	C	N	O	S	0	0	0
			979	616	173	184	6			
8	CH	129	Total	C	N	O	S	0	0	0
			979	616	173	184	6			

- Molecule 9 is a protein called 30S ribosomal protein S9.

Mol	Chain	Residues	Atoms					ZeroOcc	AltConf	Trace
9	AI	127	Total	C	N	O	S	0	0	0
			1022	634	206	179	3			
9	CI	127	Total	C	N	O	S	0	0	0
			1022	634	206	179	3			

- Molecule 10 is a protein called 30S ribosomal protein S10.

Mol	Chain	Residues	Atoms					ZeroOcc	AltConf	Trace
10	AJ	98	Total	C	N	O	S	0	0	0
			787	493	150	143	1			
10	CJ	98	Total	C	N	O	S	0	0	0
			787	493	150	143	1			

- Molecule 11 is a protein called 30S ribosomal protein S11.

Mol	Chain	Residues	Atoms					ZeroOcc	AltConf	Trace
11	AK	117	Total	C	N	O	S	0	0	0
			877	540	174	160	3			
11	CK	117	Total	C	N	O	S	0	0	0
			877	540	174	160	3			

- Molecule 12 is a protein called 30S ribosomal protein S12.

Mol	Chain	Residues	Atoms					ZeroOcc	AltConf	Trace
12	AL	123	Total	C	N	O	S	0	0	0
			955	590	196	165	4			
12	CL	123	Total	C	N	O	S	0	0	0
			955	590	196	165	4			

- Molecule 13 is a protein called 30S ribosomal protein S13.

Mol	Chain	Residues	Atoms					ZeroOcc	AltConf	Trace
13	AM	114	Total	C	N	O	S	0	0	0
			884	546	178	157	3			

- Molecule 14 is a protein called 30S ribosomal protein S14.

Mol	Chain	Residues	Atoms					ZeroOcc	AltConf	Trace
14	AN	96	Total	C	N	O	S	0	0	0
			774	483	160	128	3			
14	CN	95	Total	C	N	O	S	0	0	0
			769	480	159	127	3			

- Molecule 15 is a protein called 30S ribosomal protein S15.

Mol	Chain	Residues	Atoms					ZeroOcc	AltConf	Trace
15	AO	88	Total	C	N	O	S	0	0	0
			714	439	144	130	1			
15	CO	88	Total	C	N	O	S	0	0	0
			714	439	144	130	1			

- Molecule 16 is a protein called 30S ribosomal protein S16.

Mol	Chain	Residues	Atoms					ZeroOcc	AltConf	Trace
16	AP	82	Total	C	N	O	S	0	0	0
			649	406	128	114	1			

- Molecule 17 is a protein called 30S ribosomal protein S17.

Mol	Chain	Residues	Atoms					ZeroOcc	AltConf	Trace
17	AQ	80	Total	C	N	O	S	0	0	0
			649	411	121	114	3			
17	CQ	80	Total	C	N	O	S	0	0	0
			649	411	121	114	3			

- Molecule 18 is a protein called 30S ribosomal protein S18.

Mol	Chain	Residues	Atoms					ZeroOcc	AltConf	Trace
18	AR	55	Total	C	N	O		0	0	0
			456	288	86	82				
18	CR	55	Total	C	N	O		0	0	0
			456	288	86	82				

- Molecule 19 is a protein called 30S ribosomal protein S19.

Mol	Chain	Residues	Atoms					ZeroOcc	AltConf	Trace
19	AS	79	Total	C	N	O	S	0	0	0
			638	408	120	108	2			
19	CS	79	Total	C	N	O	S	0	0	0
			638	408	120	108	2			

- Molecule 20 is a protein called 30S ribosomal protein S20.

Mol	Chain	Residues	Atoms					ZeroOcc	AltConf	Trace
20	AT	85	Total	C	N	O	S	0	0	0
			665	411	137	114	3			
20	CT	85	Total	C	N	O	S	0	0	0
			665	411	137	114	3			

- Molecule 21 is a protein called 30S ribosomal protein S21.

Mol	Chain	Residues	Atoms					ZeroOcc	AltConf	Trace
21	AU	51	Total	C	N	O	S	0	0	0
			426	265	86	74	1			
21	CU	51	Total	C	N	O	S	0	0	0
			426	265	86	74	1			

- Molecule 22 is a RNA chain called 23S rRNA.

Mol	Chain	Residues	Atoms					ZeroOcc	AltConf	Trace
22	BA	2854	Total	C	N	O	P	0	0	0
			61274	27334	11279	19807	2854			

Continued on next page...

Continued from previous page...

Mol	Chain	Residues	Atoms					ZeroOcc	AltConf	Trace
22	DA	2841	Total	C	N	O	P	0	0	0
			60995	27210	11229	19715	2841			

- Molecule 23 is a RNA chain called 5S rRNA.

Mol	Chain	Residues	Atoms					ZeroOcc	AltConf	Trace
23	BB	118	Total	C	N	O	P	0	0	0
			2529	1126	464	821	118			

- Molecule 24 is a protein called 50S ribosomal protein L2.

Mol	Chain	Residues	Atoms					ZeroOcc	AltConf	Trace
24	BC	271	Total	C	N	O	S	0	0	0
			2083	1288	423	365	7			
24	DC	271	Total	C	N	O	S	0	0	0
			2083	1288	423	365	7			

- Molecule 25 is a protein called 50S ribosomal protein L3.

Mol	Chain	Residues	Atoms					ZeroOcc	AltConf	Trace
25	BD	209	Total	C	N	O	S	0	0	0
			1565	979	288	294	4			
25	DD	209	Total	C	N	O	S	0	0	0
			1565	979	288	294	4			

- Molecule 26 is a protein called 50S ribosomal protein L4.

Mol	Chain	Residues	Atoms					ZeroOcc	AltConf	Trace
26	BE	201	Total	C	N	O	S	0	0	0
			1552	974	283	290	5			
26	DE	201	Total	C	N	O	S	0	0	0
			1552	974	283	290	5			

- Molecule 27 is a protein called 50S ribosomal protein L5.

Mol	Chain	Residues	Atoms					ZeroOcc	AltConf	Trace
27	BF	177	Total	C	N	O	S	0	0	0
			1411	899	249	257	6			

- Molecule 28 is a protein called 50S ribosomal protein L6.

Mol	Chain	Residues	Atoms					ZeroOcc	AltConf	Trace
28	BG	176	Total	C	N	O	S	0	0	0
			1323	832	243	246	2			
28	DG	176	Total	C	N	O	S	0	0	0
			1323	832	243	246	2			

- Molecule 29 is a protein called 50S ribosomal protein L9.

Mol	Chain	Residues	Atoms					ZeroOcc	AltConf	Trace
29	BH	149	Total	C	N	O	S	0	0	0
			1111	699	197	214	1			
29	DH	149	Total	C	N	O	S	0	0	0
			1111	699	197	214	1			

- Molecule 30 is a protein called 50S ribosomal protein L11.

Mol	Chain	Residues	Atoms					ZeroOcc	AltConf	Trace
30	BI	141	Total	C	N	O	S	0	0	0
			1032	651	179	196	6			
30	DI	141	Total	C	N	O	S	0	0	0
			1032	651	179	196	6			

- Molecule 31 is a protein called 50S ribosomal protein L13.

Mol	Chain	Residues	Atoms					ZeroOcc	AltConf	Trace
31	BJ	142	Total	C	N	O	S	0	0	0
			1129	714	212	199	4			
31	DJ	142	Total	C	N	O	S	0	0	0
			1129	714	212	199	4			

- Molecule 32 is a protein called 50S ribosomal protein L14.

Mol	Chain	Residues	Atoms					ZeroOcc	AltConf	Trace
32	BK	122	Total	C	N	O	S	0	0	0
			939	587	180	166	6			
32	DK	122	Total	C	N	O	S	0	0	0
			939	587	180	166	6			

- Molecule 33 is a protein called 50S ribosomal protein L15.

Mol	Chain	Residues	Atoms					ZeroOcc	AltConf	Trace
33	BL	143	Total	C	N	O	S	0	0	0
			1045	649	206	189	1			

Continued on next page...

Continued from previous page...

Mol	Chain	Residues	Atoms					ZeroOcc	AltConf	Trace
33	DL	143	Total	C	N	O	S	0	0	0
			1045	649	206	189	1			

- Molecule 34 is a protein called 50S ribosomal protein L16.

Mol	Chain	Residues	Atoms					ZeroOcc	AltConf	Trace
34	BM	136	Total	C	N	O	S	0	0	0
			1074	686	205	177	6			
34	DM	136	Total	C	N	O	S	0	0	0
			1074	686	205	177	6			

- Molecule 35 is a protein called 50S ribosomal protein L17.

Mol	Chain	Residues	Atoms					ZeroOcc	AltConf	Trace
35	BN	120	Total	C	N	O	S	0	0	0
			961	593	196	167	5			
35	DN	120	Total	C	N	O	S	0	0	0
			961	593	196	167	5			

- Molecule 36 is a protein called 50S ribosomal protein L18.

Mol	Chain	Residues	Atoms					ZeroOcc	AltConf	Trace
36	BO	116	Total	C	N	O	S	0	0	0
			892	552	178	162				
36	DO	116	Total	C	N	O	S	0	0	0
			892	552	178	162				

- Molecule 37 is a protein called 50S ribosomal protein L19.

Mol	Chain	Residues	Atoms					ZeroOcc	AltConf	Trace
37	BP	114	Total	C	N	O	S	0	0	0
			917	574	179	163	1			
37	DP	114	Total	C	N	O	S	0	0	0
			917	574	179	163	1			

- Molecule 38 is a protein called 50S ribosomal protein L20.

Mol	Chain	Residues	Atoms					ZeroOcc	AltConf	Trace
38	BQ	117	Total	C	N	O	S	0	0	0
			947	604	192	151				
38	DQ	117	Total	C	N	O	S	0	0	0
			947	604	192	151				

- Molecule 39 is a protein called 50S ribosomal protein L21.

Mol	Chain	Residues	Atoms					ZeroOcc	AltConf	Trace
39	BR	103	Total	C	N	O	S	0	0	0
			816	516	153	145	2			
39	DR	103	Total	C	N	O	S	0	0	0
			816	516	153	145	2			

- Molecule 40 is a protein called 50S ribosomal protein L22.

Mol	Chain	Residues	Atoms					ZeroOcc	AltConf	Trace
40	BS	110	Total	C	N	O	S	0	0	0
			857	532	166	156	3			
40	DS	110	Total	C	N	O	S	0	0	0
			857	532	166	156	3			

- Molecule 41 is a protein called 50S ribosomal protein L23.

Mol	Chain	Residues	Atoms					ZeroOcc	AltConf	Trace
41	BT	93	Total	C	N	O	S	0	0	0
			739	466	139	132	2			
41	DT	93	Total	C	N	O	S	0	0	0
			739	466	139	132	2			

- Molecule 42 is a protein called 50S ribosomal protein L24.

Mol	Chain	Residues	Atoms				ZeroOcc	AltConf	Trace
42	BU	102	Total	C	N	O	0	0	0
			780	492	146	142			
42	DU	102	Total	C	N	O	0	0	0
			780	492	146	142			

- Molecule 43 is a protein called 50S ribosomal protein L25.

Mol	Chain	Residues	Atoms					ZeroOcc	AltConf	Trace
43	BV	94	Total	C	N	O	S	0	0	0
			753	479	137	134	3			
43	DV	94	Total	C	N	O	S	0	0	0
			753	479	137	134	3			

- Molecule 44 is a protein called 50S ribosomal protein L27.

Mol	Chain	Residues	Atoms					ZeroOcc	AltConf	Trace
44	BW	79	Total	C	N	O	S	0	0	0
			596	367	120	108	1			
44	DW	79	Total	C	N	O	S	0	0	0
			596	367	120	108	1			

- Molecule 45 is a protein called 50S ribosomal protein L28.

Mol	Chain	Residues	Atoms					ZeroOcc	AltConf	Trace
45	BX	77	Total	C	N	O	S	0	0	0
			625	388	129	106	2			
45	DX	77	Total	C	N	O	S	0	0	0
			625	388	129	106	2			

- Molecule 46 is a protein called 50S ribosomal protein L29.

Mol	Chain	Residues	Atoms					ZeroOcc	AltConf	Trace
46	BY	63	Total	C	N	O	S	0	0	0
			509	313	99	95	2			
46	DY	63	Total	C	N	O	S	0	0	0
			509	313	99	95	2			

- Molecule 47 is a protein called 50S ribosomal protein L30.

Mol	Chain	Residues	Atoms					ZeroOcc	AltConf	Trace
47	BZ	58	Total	C	N	O	S	0	0	0
			449	281	87	79	2			
47	DZ	58	Total	C	N	O	S	0	0	0
			449	281	87	79	2			

- Molecule 48 is a protein called 50S ribosomal protein L32.

Mol	Chain	Residues	Atoms					ZeroOcc	AltConf	Trace
48	B0	56	Total	C	N	O	S	0	0	0
			444	269	94	80	1			
48	D0	56	Total	C	N	O	S	0	0	0
			444	269	94	80	1			

- Molecule 49 is a protein called 50S ribosomal protein L33.

Mol	Chain	Residues	Atoms				ZeroOcc	AltConf	Trace
49	B1	50	Total	C	N	O	0	0	0
			410	263	75	72			

Continued on next page...

Continued from previous page...

Mol	Chain	Residues	Atoms				ZeroOcc	AltConf	Trace
49	D1	50	Total	C	N	O	0	0	0
			410	263	75	72			

- Molecule 50 is a protein called 50S ribosomal protein L34.

Mol	Chain	Residues	Atoms					ZeroOcc	AltConf	Trace
50	B2	46	Total	C	N	O	S	0	0	0
			377	228	90	57	2			
50	D2	46	Total	C	N	O	S	0	0	0
			377	228	90	57	2			

- Molecule 51 is a protein called 50S ribosomal protein L35.

Mol	Chain	Residues	Atoms					ZeroOcc	AltConf	Trace
51	B3	64	Total	C	N	O	S	0	0	0
			504	323	105	74	2			
51	D3	64	Total	C	N	O	S	0	0	0
			504	323	105	74	2			

- Molecule 52 is a protein called 50S ribosomal protein L36.

Mol	Chain	Residues	Atoms					ZeroOcc	AltConf	Trace
52	B4	38	Total	C	N	O	S	0	0	0
			302	185	65	48	4			
52	D4	38	Total	C	N	O	S	0	0	0
			302	185	65	48	4			

- Molecule 53 is a RNA chain called 16S rRNA.

Mol	Chain	Residues	Atoms					ZeroOcc	AltConf	Trace
53	CA	1530	Total	C	N	O	P	0	0	0
			32831	14642	6024	10635	1530			

- Molecule 54 is a protein called 30S ribosomal protein S7.

Mol	Chain	Residues	Atoms					ZeroOcc	AltConf	Trace
54	CG	150	Total	C	N	O	S	0	0	0
			1175	730	226	215	4			

- Molecule 55 is a protein called 30S ribosomal protein S13.

Mol	Chain	Residues	Atoms					ZeroOcc	AltConf	Trace
55	CM	113	Total	C	N	O	S	0	0	0
			877	541	177	156	3			

- Molecule 56 is a protein called 30S ribosomal protein S16.

Mol	Chain	Residues	Atoms					ZeroOcc	AltConf	Trace
56	CP	80	Total	C	N	O	S	0	0	0
			639	400	126	112	1			

- Molecule 57 is a RNA chain called 5S rRNA.

Mol	Chain	Residues	Atoms					ZeroOcc	AltConf	Trace
57	DB	117	Total	C	N	O	P	0	0	0
			2507	1116	459	815	117			

- Molecule 58 is a protein called 50S ribosomal protein L5.

Mol	Chain	Residues	Atoms					ZeroOcc	AltConf	Trace
58	DF	178	Total	C	N	O	S	0	0	0
			1420	905	251	258	6			

- Molecule 59 is MAGNESIUM ION (three-letter code: MG) (formula: Mg).

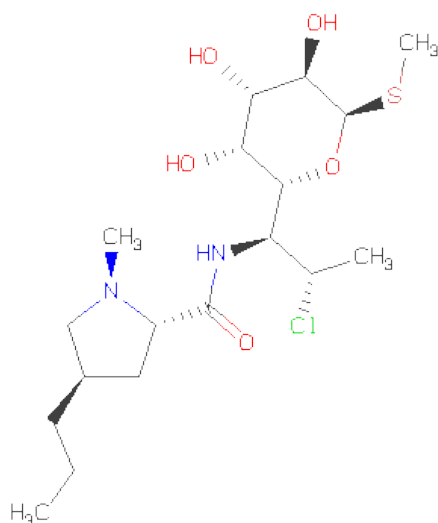
Mol	Chain	Residues	Atoms		ZeroOcc	AltConf
59	BB	4	Total	Mg	0	0
			4	4		
59	DE	1	Total	Mg	0	0
			1	1		
59	BA	134	Total	Mg	0	0
			134	134		
59	CA	42	Total	Mg	0	0
			42	42		
59	DJ	1	Total	Mg	0	0
			1	1		
59	BL	1	Total	Mg	0	0
			1	1		
59	DA	132	Total	Mg	0	0
			132	132		
59	AA	42	Total	Mg	0	0
			42	42		
59	AN	1	Total	Mg	0	0
			1	1		

Continued on next page...

Continued from previous page...

Mol	Chain	Residues	Atoms		ZeroOcc	AltConf
59	DC	2	Total	Mg	0	0
			2	2		
59	DB	1	Total	Mg	0	0
			1	1		

- Molecule 60 is CLINDAMYCIN (three-letter code: CLY) (formula: $C_{18}H_{33}ClN_2O_5S$).



Mol	Chain	Residues	Atoms						ZeroOcc	AltConf
60	BA	1	Total	C	Cl	N	O	S	0	0
			27	18	1	2	5	1		

- Molecule 61 is ZINC ION (three-letter code: ZN) (formula: Zn).

Mol	Chain	Residues	Atoms		ZeroOcc	AltConf
61	B4	1	Total	Zn	0	0
			1	1		
61	D4	1	Total	Zn	0	0
			1	1		

- Molecule 62 is water.

Mol	Chain	Residues	Atoms		ZeroOcc	AltConf
62	AA	197	Total	O	0	0
			197	197		
62	AE	1	Total	O	0	0
			1	1		

Continued on next page...

Continued from previous page...

Mol	Chain	Residues	Atoms	ZeroOcc	AltConf
62	AL	1	Total O 1 1	0	0
62	AN	6	Total O 6 6	0	0
62	AT	2	Total O 2 2	0	0
62	AU	1	Total O 1 1	0	0
62	BA	601	Total O 601 601	0	0
62	BB	20	Total O 20 20	0	0
62	BC	8	Total O 8 8	0	0
62	BD	4	Total O 4 4	0	0
62	BE	1	Total O 1 1	0	0
62	BL	3	Total O 3 3	0	0
62	BN	3	Total O 3 3	0	0
62	BQ	1	Total O 1 1	0	0
62	BR	1	Total O 1 1	0	0
62	BT	3	Total O 3 3	0	0
62	B2	2	Total O 2 2	0	0
62	B3	2	Total O 2 2	0	0
62	B4	1	Total O 1 1	0	0
62	CA	193	Total O 193 193	0	0
62	CE	4	Total O 4 4	0	0
62	CI	1	Total O 1 1	0	0
62	CL	1	Total O 1 1	0	0

Continued on next page...


Continued from previous page...

Mol	Chain	Residues	Atoms		ZeroOcc	AltConf
62	CN	3	Total 3	O 3	0	0
62	CT	3	Total 3	O 3	0	0
62	CU	2	Total 2	O 2	0	0
62	DA	599	Total 599	O 599	0	0
62	DB	4	Total 4	O 4	0	0
62	DC	9	Total 9	O 9	0	0
62	DD	2	Total 2	O 2	0	0
62	DE	3	Total 3	O 3	0	0
62	DJ	5	Total 5	O 5	0	0
62	DL	5	Total 5	O 5	0	0
62	DN	3	Total 3	O 3	0	0
62	DT	3	Total 3	O 3	0	0
62	DU	2	Total 2	O 2	0	0
62	DV	1	Total 1	O 1	0	0
62	D2	2	Total 2	O 2	0	0
62	D3	1	Total 1	O 1	0	0
62	D4	4	Total 4	O 4	0	0

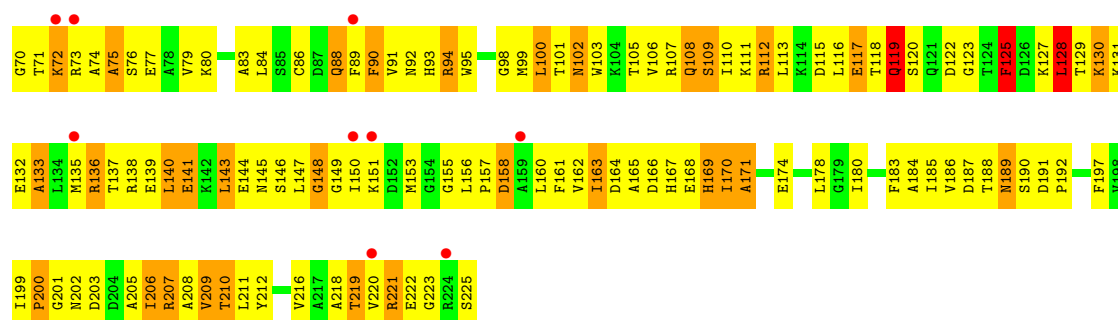
3 Residue-property plots

These plots are drawn for all protein, RNA and DNA chains in the entry. The first graphic for a chain summarises the proportions of errors displayed in the second graphic. The second graphic shows the sequence view annotated by issues in geometry and electron density. Residues are color-coded according to the number of geometric quality criteria for which they contain at least one outlier: green = 0, yellow = 1, orange = 2 and red = 3 or more. A red dot above a residue indicates a poor fit to the electron density ($RSRZ > 2$). Stretches of 2 or more consecutive residues without any outlier are shown as a green connector. Residues present in the sample, but not in the model, are shown in grey.

• Molecule 1: 16S rRNA

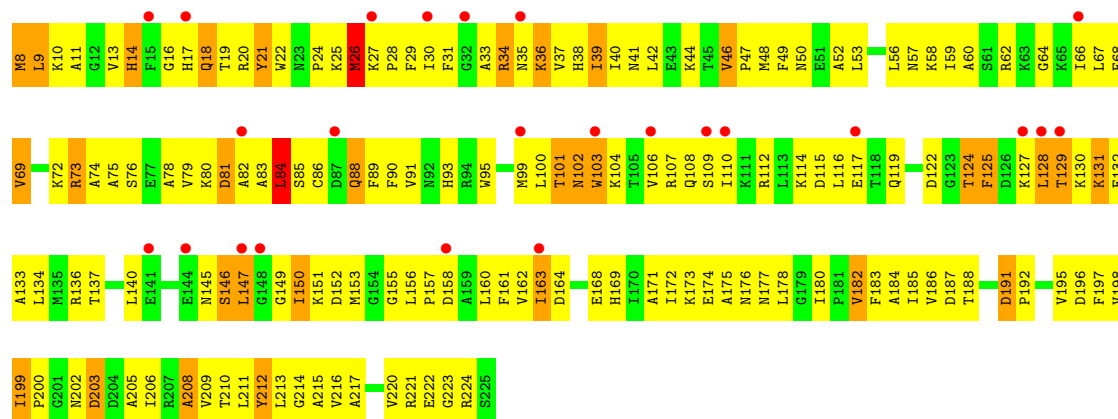






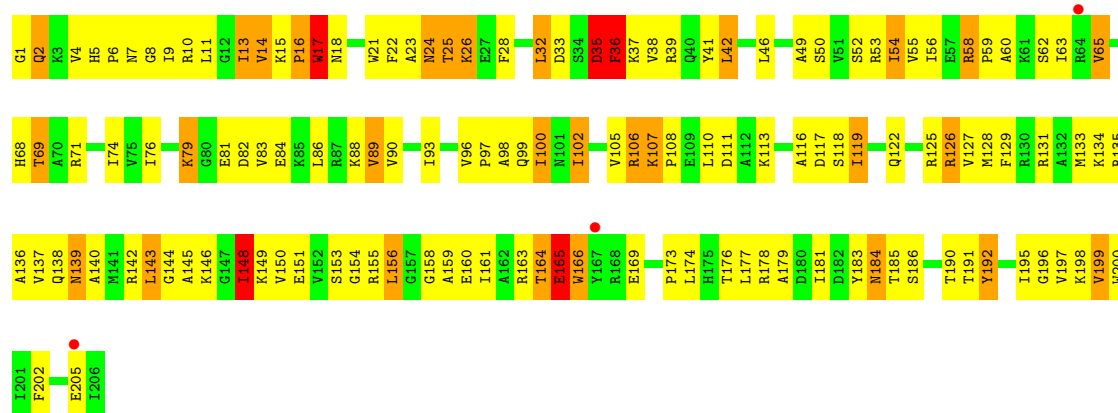
• Molecule 2: 30S ribosomal protein S2

Chain CB:



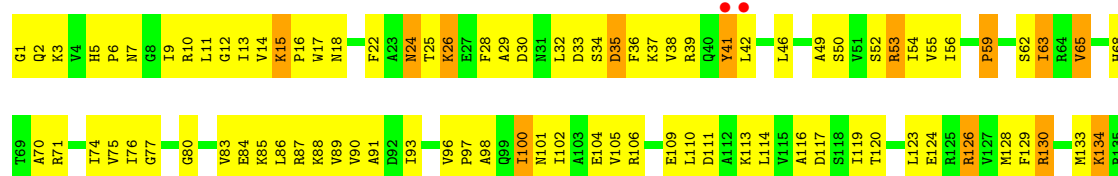
• Molecule 3: 30S ribosomal protein S3

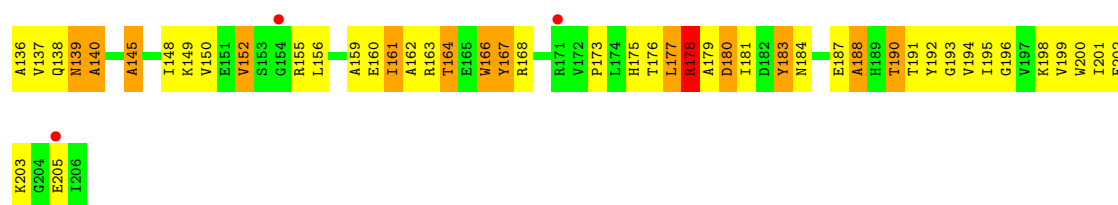
Chain AC:



• Molecule 3: 30S ribosomal protein S3

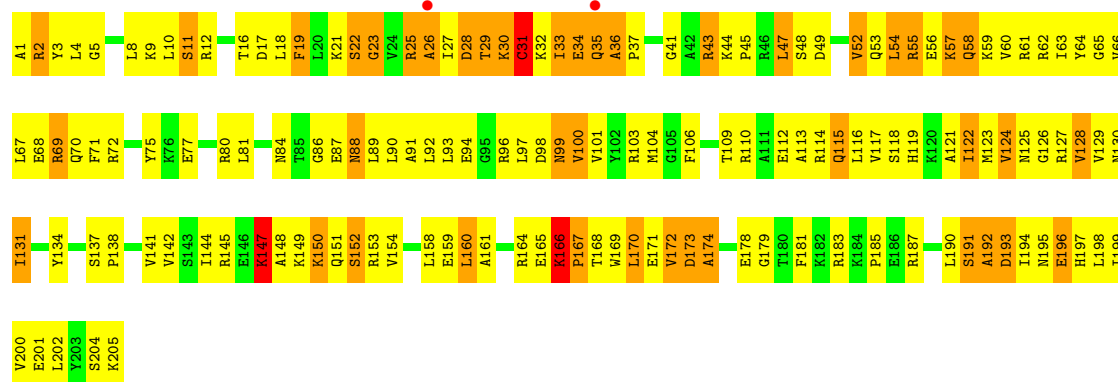
Chain CC:





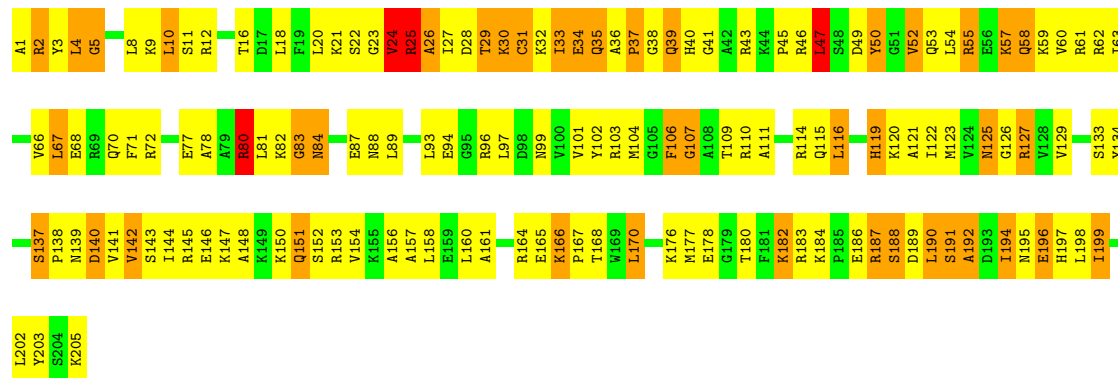
• Molecule 4: 30S ribosomal protein S4

Chain AD:



• Molecule 4: 30S ribosomal protein S4

Chain CD:



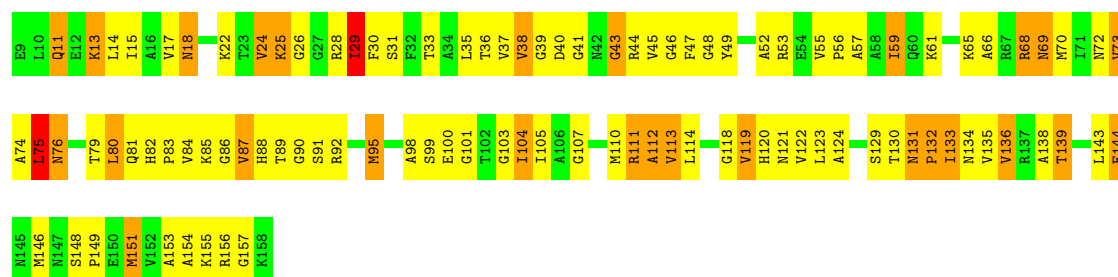
• Molecule 5: 30S ribosomal protein S5

Chain AE:



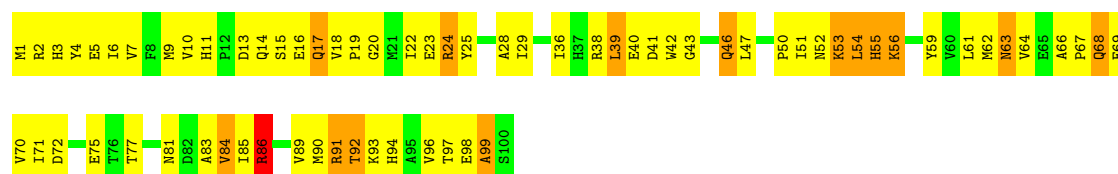
• Molecule 5: 30S ribosomal protein S5

Chain CE:



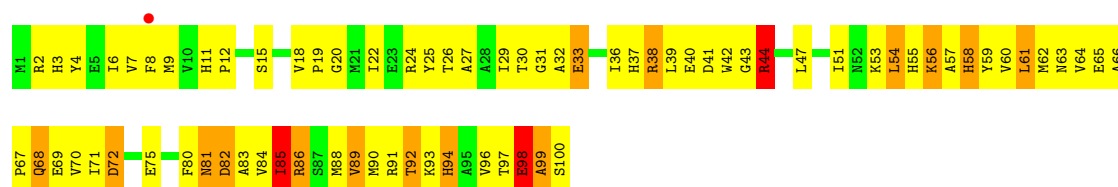
- Molecule 6: 30S ribosomal protein S6

Chain AF:



- Molecule 6: 30S ribosomal protein S6

Chain CF:



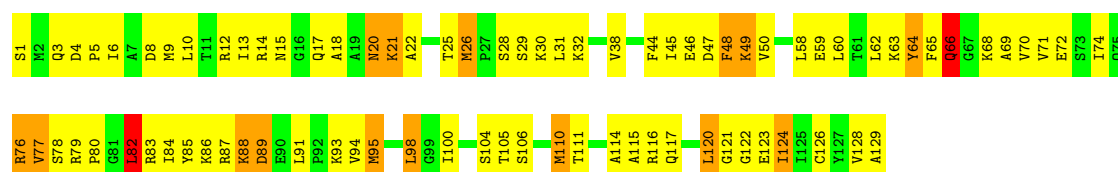
- Molecule 7: 30S ribosomal protein S7

Chain AG:



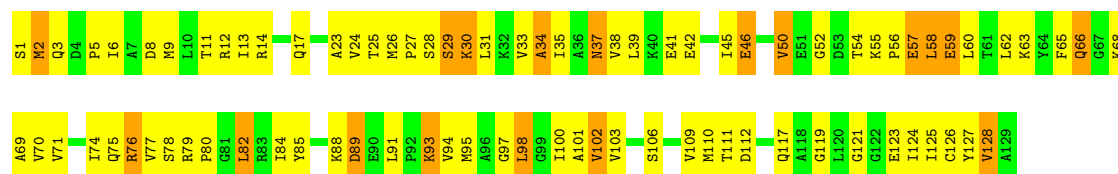
- Molecule 8: 30S ribosomal protein S8

Chain AH:



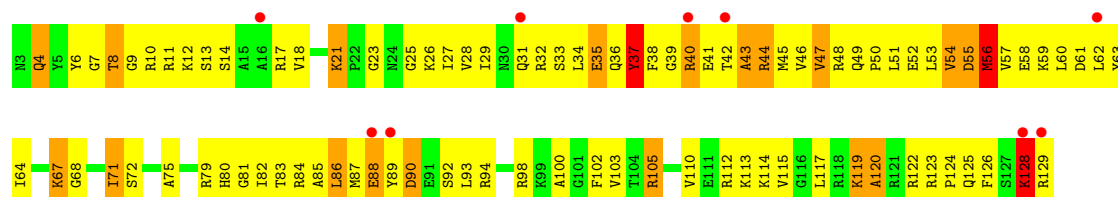
- Molecule 8: 30S ribosomal protein S8

Chain CH: 



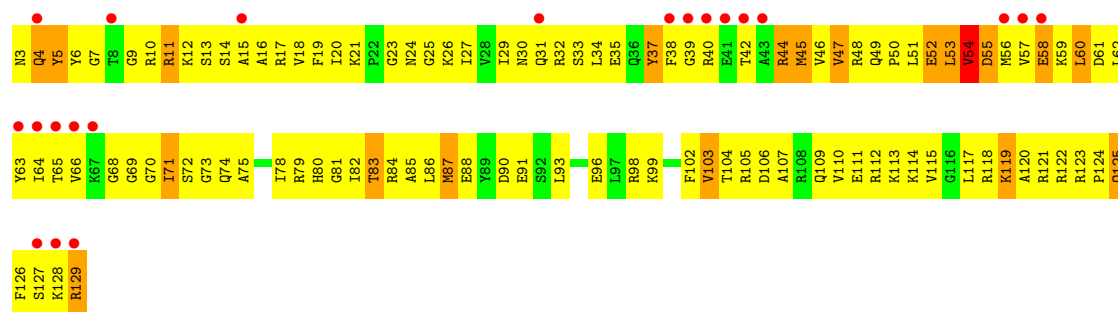
- Molecule 9: 30S ribosomal protein S9

Chain AI: 



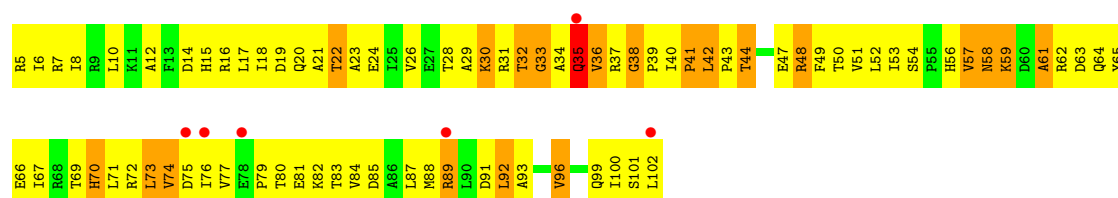
- Molecule 9: 30S ribosomal protein S9

Chain CI: 



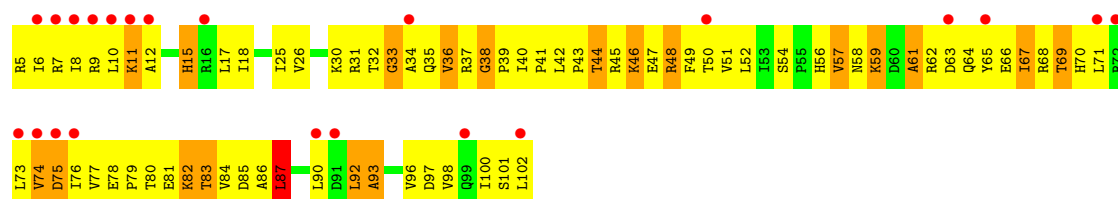
- Molecule 10: 30S ribosomal protein S10

Chain AJ: 



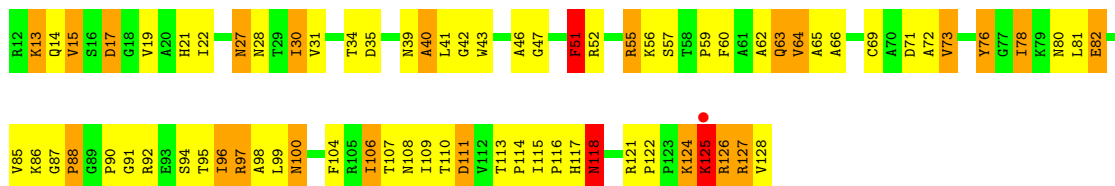
- Molecule 10: 30S ribosomal protein S10

Chain CJ: 



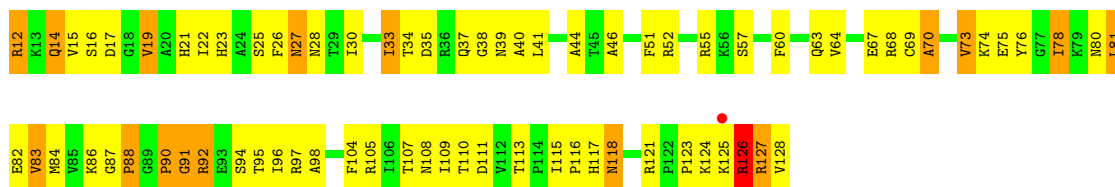
- Molecule 11: 30S ribosomal protein S11

Chain AK:



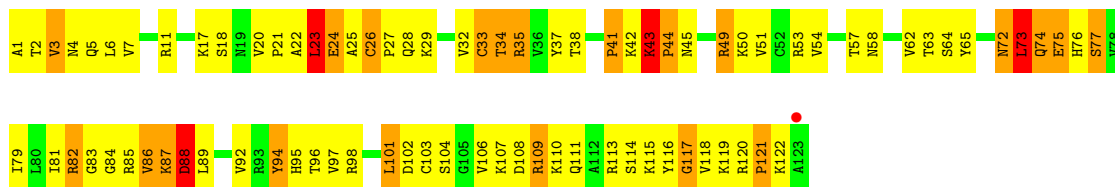
- Molecule 11: 30S ribosomal protein S11

Chain CK:



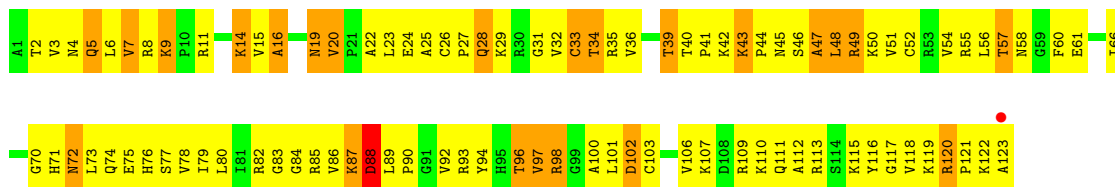
- Molecule 12: 30S ribosomal protein S12

Chain AL:



- Molecule 12: 30S ribosomal protein S12

Chain CL:



- Molecule 13: 30S ribosomal protein S13

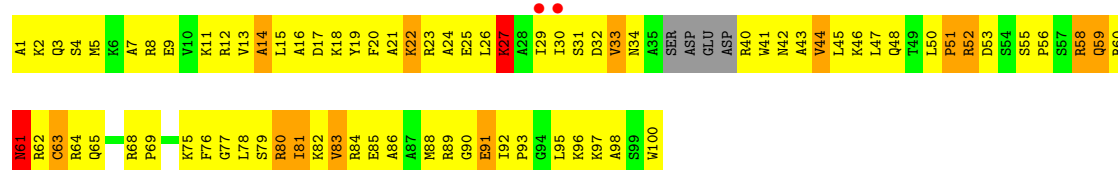
Chain AM:



- Molecule 14: 30S ribosomal protein S14

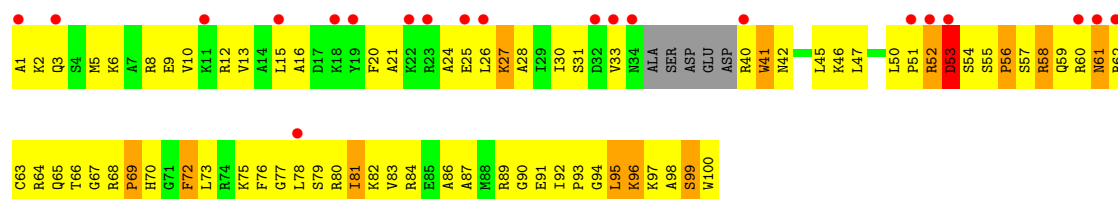
Chain AN:





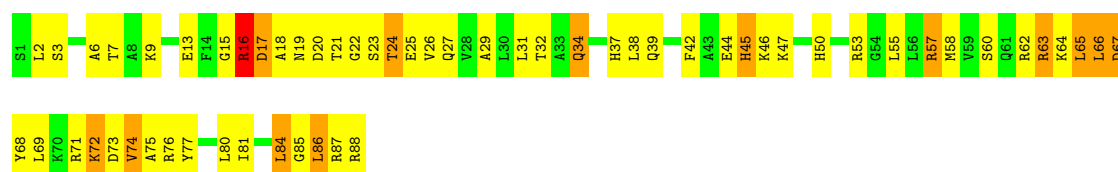
• Molecule 14: 30S ribosomal protein S14

Chain CN:



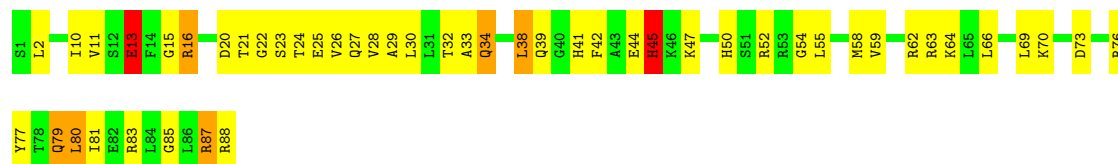
• Molecule 15: 30S ribosomal protein S15

Chain AO:



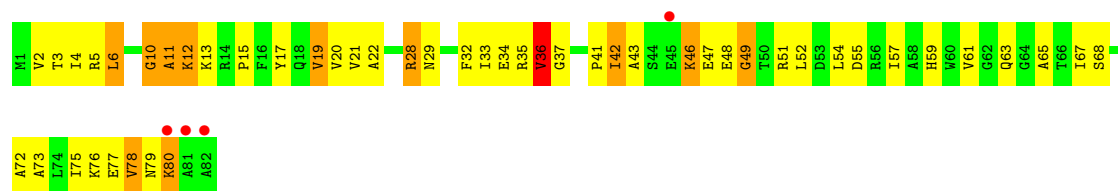
• Molecule 15: 30S ribosomal protein S15

Chain CO:



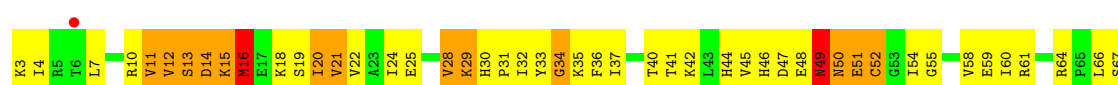
• Molecule 16: 30S ribosomal protein S16

Chain AP:



• Molecule 17: 30S ribosomal protein S17

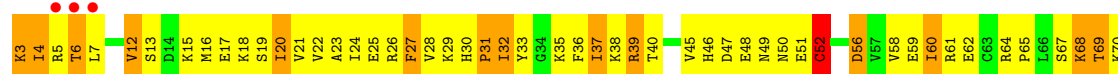
Chain AQ:





- Molecule 17: 30S ribosomal protein S17

Chain CQ:



- Molecule 18: 30S ribosomal protein S18

Chain AR:



- Molecule 18: 30S ribosomal protein S18

Chain CR:



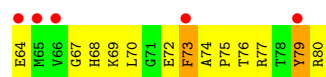

- Molecule 19: 30S ribosomal protein S19

Chain AS:



- Molecule 19: 30S ribosomal protein S19


Chain CS:



- Molecule 20: 30S ribosomal protein S20

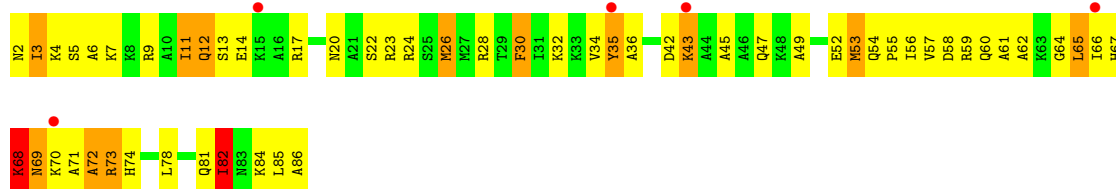
Chain AT:





- Molecule 20: 30S ribosomal protein S20

Chain CT:



- Molecule 21: 30S ribosomal protein S21

Chain AU:



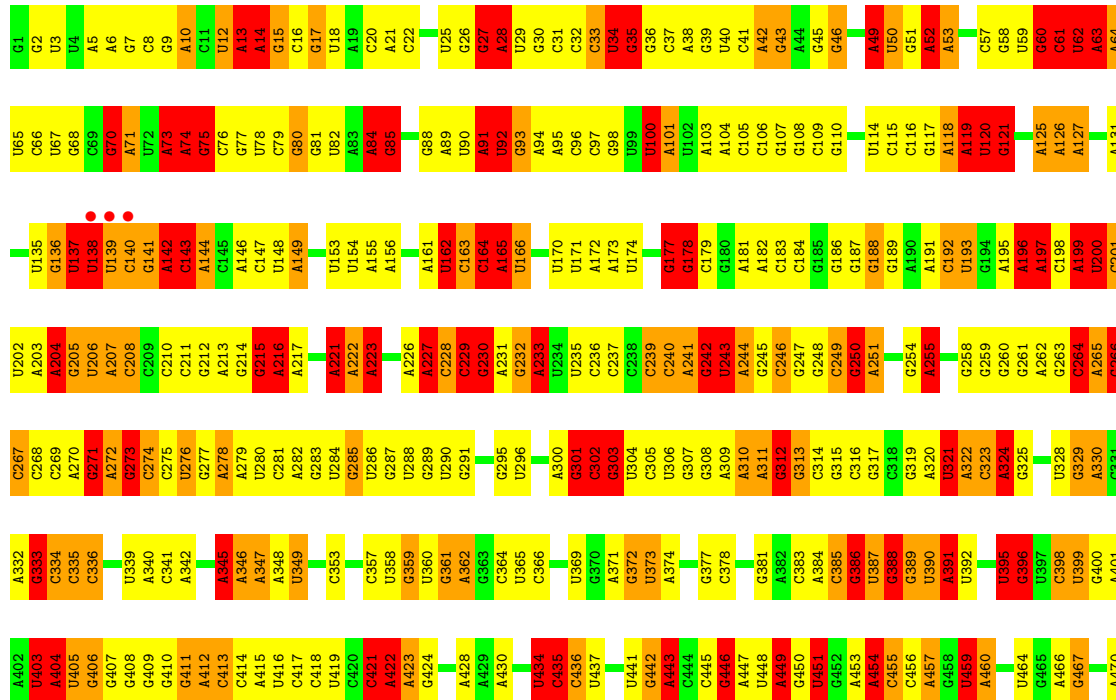
- Molecule 21: 30S ribosomal protein S21

Chain CU:



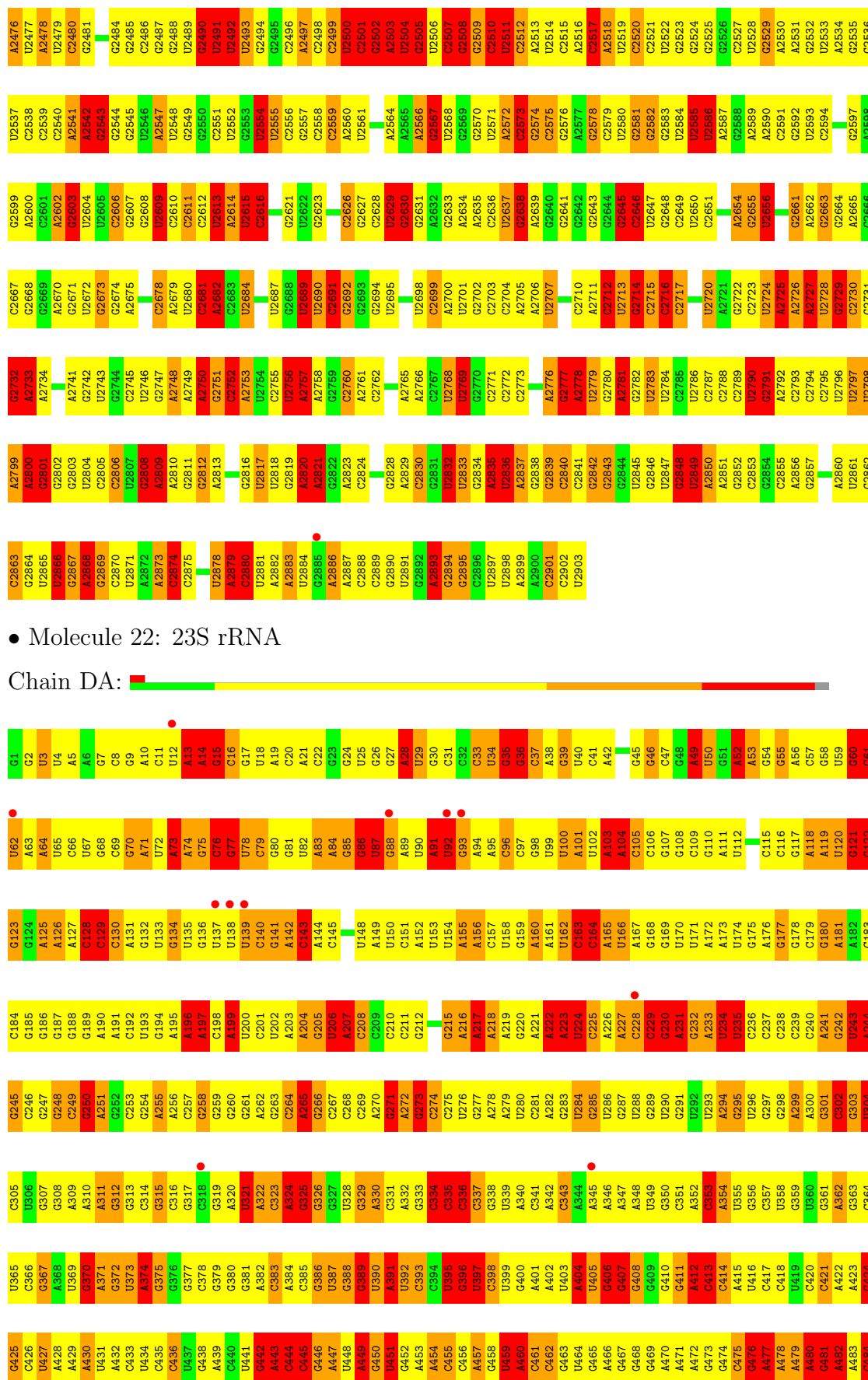
- Molecule 22: 23S rRNA

Chain BA:




A1431	G1368	G1303	A1241	U1173	G1110	A1046	A983	A917	U850	C787	C723	C650	U598	A538	A471
G1432	G1371	A1304	U1242	U1174	A1111	G1047	A984	A918	C851	A788	U724	A651	A599	G539	A472
A1433	C1305	C1306	C1243	A1175	G1112	A1048	C985	U919	U852	A789	G726	G663	G500	C540	G473
A1434	C1372	C1306	A1244	U1176	U1113	C1049	C986	A920	C853	U790	G725	G662	G500	A541	G474
G1435	A1373	G1309	G1245	G1177	C1114	A1050	C987	C921	C854	C791	A727	G665	A603	C542	C475
G1436	G1374	G1310	A1246	C1178	G1115	A1054	A988	C922	G855	A792	G728	U665	A602	G543	G476
C1437	U1375	G1311	A1247	G1179	G1116	A1054	C989	G923	G856	A793	G729	A666	G604	C544	A477
U1438	C1376	G1312	U1248	U1180	C1117	G1056	A990	G927	G857	A794	A730	U667	G605	U545	A478
A1439	G1377	U1313	U1249	U1181	C1118	G1056	G993	A927	G858	C795	C731	A668	U606	U546	A479
U1440	A1378	C1313	G1250	U1182	U1119	A1057	C994	A928	G859	C796	C732	G669	U607	A547	A480
	U1379	C1314	C1251	U1183	C994	U1058	G993	U929	U860	G797	G733	A670	A608	C548	G481
	G1380	C1315	G1252	U1184	G1125	U1060	C995	G930	A861	G798	A734	C671	A609	C549	A482
G1444	G1381	U1316	A1253	G1185	G1126	U1061	A996	U931	G862	G799	A735	C672	C510	C550	A483
G1445	G1382	G1317	A1254	G1186	A1127	U1062	G997	U932	A863	A800	C736	C673	C511	G551	C484
C1446	A1383	U1318	U1255	U1187	G1128	G1063	C998	A933	G864	A801	C737	G674	G612	U552	C485
	A1384	C1319	G1256	U1188	G1129	U1064	U999	U934	C865	A802	C738	A675	A613	U554	C486
	A1385	A1320	C1257	A1189	U1129	C1065	A1000	C935	A866	U803	A739	A676	A614	U555	
G1450	C1386	C1321	U1258	G1190	U1130	U1066	A1001	A936	C867	A804	C740	C679	U615	A556	G489
G1451	A1387	A1322	G1259	G1191	G1131	A1067	G1002	C937	U868	G805	U741	C680	A616	A557	C490
A1453	G1388	C1323	A1260	C1196	U1132	A1067	G1003	G938	U869	C806	A742	C680	G617	C557	G491
C1454	G1389	G1324	C1261	C1197	A1133	U1068	U1004	G939	U870	A807	U745	G682	G620	C560	G495
G1455		U1325		U1197	C1134	A1069	C1005	G940	U871	U810	U746	A685	A621	C561	C496
G1456	A1392	U1326	A1265	U1198	C1135	G1071	A1008	G942	C876	U811	U747	U686	G622	U562	C497
U1457	A1393	A1327	U1267	U1199	G1136	C1072	A1009	A943	A877	C812	G748	C687	C523	A563	G498
U1458	A1394	U1328	U1268	C1200	G1137	A1073	A1010	C944	U878	C814	A750	U688	C524	C564	U499
G1459	A1395	U1329	A1269	U1201	G1138	G1074	G1011	C945	A878	C815	A751	C691	G625	C565	G500
U1460	U1396	C1330	C1270	G1202	G1139	C1075	U1012	A947	C885	C816	A752	C692	A626	U566	A501
C1461	C1397	G1331	G1271	U1203	U1141	A1076	C1013	A947	C885	C817	A753	A693	G628	U567	A502
C1462	C1398	C1332	A1272	A1205	U1142	A1077	A1014	C948	A	C818	U754	U694		U568	A503
	C1399	G1333	U1273	G1206	A1143	U1078	U1015		U	C819	U755	G695	A631	U569	A504
G1465	U1400	G1334	A1274	C1207	C1144	C1079	G1016	G954	C	A820		G696	A632	G570	A505
U1466	G1401	C1335	A1275		C1145	A1080	G1017	U955	C	A821	C758	G697	A633	U571	G506
U1467	A1402	A1336	A1276	G1210	C1146	U1081	U1018	C956	C	G822		C698	C534	A572	A507
U1468	C1403	G1337	A1277	C1211	A1147	U1082	U1019	C957	G	U823	G759	C699	C535	A574	G508
A1469	A1404	C1338	G1277	G1212	U1148	U1083	A1020	U958	A892	U824	G760	A699	G536	C510	C509
A1470	U1405	G1339	C1278	A1213	G1149	A1084	A1021	A959	C893	U825	A761	G700	G537	U511	
G1471	U1406	U1340	G1279	A1214	C1150	A1085	G1022	A960	C894	U826		G701	A637	A513	A514
C1472		G1341	G1280		C1151	A1086	U1023	C961	U894	U827	U766	A705	U641	U580	
	U1409	A1342	G1281	G1218	A1151	G1087	G1024	G966	U895	U828		A706	G638	C591	U621
G1473	G1410	G1343	U1282	U1219	C1152	G1087	G1025	C967	U896	U829	U767	A707	G639	A522	A522
U1474	U1411	U1344	G1283	G1220	C1153	A1088	G1026	C968	A896	U830	G773	G707	C545	C523	G523
U1475	U1412	A1284	A1285	G1221	G1154	A1089	A1027	U970	C897	U831		G708	C546	C524	G524
U1476	A1413	C1347	U1286	U1222	A1155	A1090	A1028	C969	C898	U832	U774	G709	U648	U525	A525
A1477	A1414	C1348	A1287	G1223	A1156	G1091	U1029	U967	A899	U833	G775	G711	G648	A586	A526
G1478	U1415	C1349	A1288	U1224	G1157	C1092	A1029	G966	A900	U834	G776	G712	G649	C597	G527
G1479	G1416	U1352	A1289	G1225	C1158	G1093	C1030	U967	A901	U835		G713	C650	U588	A528
C1480	U1417	C1353	C1288	U1226	U1159	U1094	G1031	C968	C902	U836		U714	C651	A529	A529
U1481	G1418	A1354	G1290	A1226	G1160	A1095	A1032	U970	U905	U837	U773	U715	U652	A590	G530
G1482	A1419	A1354	C1291	G1227	C1161	A1096	U1033	C971	U906	U838		U716	U653	U591	C531
G1483	U1420	G1355	G1292	G1228	G1162	U1097	G1034	A972	U907	U839		U717	A654	A592	A532
U1484	A1421	G1356	C1293	C1229	G1163	A1098	G1037	A973	G907	U840		U718	G655	U593	G533
U1485	G1422	C1357	U1294	C1233	C1164	G1099	U1037	A974	C908	U841		U719	G656	U594	U534
U1486	G1423	G1358	C1295	U1234	A1165	A1103	G1038	A975	A909	U842		C719	G657	C595	G535
U1487	G1424	A1359	G1296	U1235	G1166	U1105	A1039	G976	A910	U843		C719	U658	U596	G536
	G1425	G1360	C1297	G1236	C1167	U1106	A1040	G977	A911	U844		C719	U659	C597	G537
	G1426	G1361	C1298	G1237	U1168	G1106	G1041	G978	C912	U845		C719	G659	U598	G538
A1490	A1427	C1363	G1299	A1237	A1169	G1107	G1042	A979	U913	U846		C719	G660	U599	G539
G1491	G1428	G1364	G1300	G1238	A1189	U1108	C1043	A980	G914	U847		C719	G661	U599	G540
G1492	A1429	A1365	A1301	G1239	G1171	U1108	C1044	A981	C915	U848		C719	G662	U599	G541
A1494	G1430		A1302	U1240	C1172	C1109	C1045	C982	G916	U849		A722	G663	G597	G532





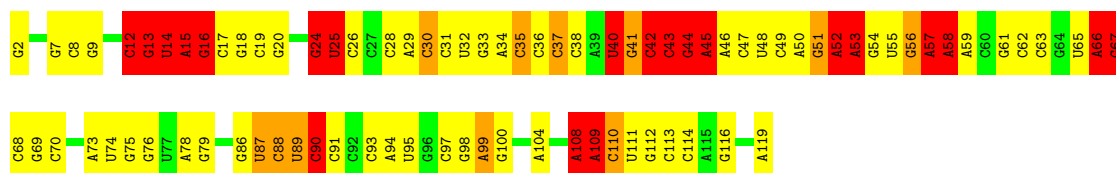
C1351	C1289	G1227	G1166	G1102	A980	G916	G855	C795	A668	A608	U546	C485
C1352	C1290	G1228	G1167	A1103	A981	A917	G856	C796	G669	A609	A547	C486
C1353	C1291	G1229	G1168	C1104	C982	A918	G857	C797	G670	C610	A548	C487
A1354	G1292	A1230	G1169	C1105	A983	U919	G858	G798	C671	C611	G549	C488
G1355	G1293	U1231	G1170	G1106	A984	A920	C859	G799	C672	G612	G553	C489
G1356	G1232	G1232	G1171	A1108	C986	C921	U860	A800	C673	A613	U554	C490
C1297	G1294	G1172	G1173	C1109	C987	C922	A861	G801	G674	A614	U555	G491
C1298	G1235	U1173	U1174	A1090	A988	G923	G862	A802	A675	U615	G556	G492
G1299	G1236	U1175	A1111	C1110	A989	G924	G863	U803	A676	A616	G557	G493
A1300	A1237	A1176	G1112	C1105	C990	A925	G864	A804	A677	A617	C557	G494
G1361	G1238	A1177	U1113	G1052	A990	G926	C865	G805	C678	G618	U558	G495
C1362	G1239	U1178	U1114	C1103	C991	A927	C866	C806	C679	G619	G559	G496
G1303	A1240	G1177	A1054	A1054	C992	A928	C867	U807	C680	G620	C560	A497
A1304	A1241	C1178	G1055	G1055	G993	U929	U868	G808	G681	A621	G561	G498
A1365	U1242	G1179	G1056	C1106	C994	U930	G869	G809	G682	G622	U562	U499
C1306	G1243	G1180	A1057	U1066	C995	U931	U870	U810	U683	C623	A563	G500
A1307	G1245	C1117	U1058	C1107	A996	U932	U871	U811	C624	C624	C564	A501
A1308	A1246	C1118	U1059	G997	A997	A933	U872	C812	A685	G625	C565	A502
G1370	A1247	U1181	U1060	C998	U934	U934	C873	U813	U686	A626	U566	A503
G1371	G1248	U1183	U1061	C999	C935	C935	G874	C814	C687	A627	U567	A504
G1372	U1249	U1184	U1062	A1000	A936	A936	C875	C815	C688	G628	U568	A505
U1373	G1250	G1186	C1123	A1001	A937	C937	C876	C816	A689	G629	U569	G506
G1374	C1251	G1187	C1064	C1064	A1005	G940	A877	C817	G690	G630	G570	A507
U1375	G1252	U1188	U1065	U1065	C1006	A941	A878	G818	C691	A631	U571	A508
C1314	A1253	A1189	U1066	U1067	G1007	G942	G	A819	C692	A632	A572	C509
G1376	G1254	G1190	A1127	A1067	G1008	G942	G	A820	A633	A633	U573	C510
G1377	U1255	G1191	G1128	G1068	A1009	C943	G	A821	C534	C534	A574	U511
A1378	G1256	G1192	G1129	U1069	A1009	A944	G	G822	C535	C535	A575	G512
G1379	A1257	G1193	U1130	A1070	A1010	A945	G	C823	G636	G636	U576	A513
G1380	C1257	G1194	G1131	U1071	G1011	U924	U	C824	A637	A637	G577	A514
G1381	U1258	G1195	U1132	G1072	U1012	A947	C	A825	G700	G638	G578	A515
A1382	G1259	C1196	U1133	G1073	C1013	C948	A	U826	G701	U639	G579	C516
A1383	A1260	C1197	A1134	A1074	A1014	C948	U	U827	U702	C640	U580	C517
A1384	C1261	G1198	A1135	C1075	G953	G953	C	U828	U703	U641	C581	G518
C1385	A1262	G1199	G1136	C1076	G1016	G954	C	A829	G704	U642	A582	U519
C1386	U1263	G1200	G1137	A1077	U955	U955	C	G830	A705	A643	G583	G520
A1387	A1264	U1201	G1138	U1078	G1017	G956	G	G831	A706	A644	C584	U521
G1388	A1265	G1202	G1139	U1079	U1018	C957	A	U832	G707	C645	G585	A522
G1389	G1266	U1203	C1140	A1080	U1019	C957	U	U833	G708	U646	A586	C523
U1390	U1267	A1204	G1141	U1081	A1020	U958	C	A833	U709	G647	C587	G524
C1330	A1268	A1205	U1142	U1082	A1021	A959	U	G834	U710	G648	U588	U525
G1331	C1269	G1206	A1143	U1083	G1022	A960	U	C835	G711	G649	U589	A526
A1392	G1270	C1207	A1144	A1084	U1023	C961	A	C836	G712	C650	A590	G527
G1393	U1271	C1208	A1145	A1085	G1024	G962	C	C837	G713	G651	U591	A528
A1394	U1272	U1209	C1146	A1086	G1025	U963	C898	C838	U714	U652	A592	A529
A1395	G1273	G1210	C1147	U1087	G1026	C964	A899	U839	U715	U653	U593	G530
U1396	C1211	G1212	U1148	A1088	A1027	C965	A900	C940	A716	A654	U594	C531
C1397	A1274	G1213	G1149	A1089	U1028	A966	C901	G841	C717	A655	C595	A532
C1398	A1275	A1213	G1150	A1090	A1029	U967	C902	U842	A718	G656	U596	G533
C1399	G1276	A1214	U1091	A1091	C1030	C968	C903	G843	C719	U657	G597	U534
U1400	G1277	G1215	G1092	C1092	G1031	G969	G904	A844	U720	U658	U598	G535
G1401	C1278	G1216	C1152	C1093	A1032	U970	A905	A845	A721	U659	A599	G536
U1402	G1279	U1217	C1153	U1094	U1033	G971	C908	U846	U724	C660	G600	G537
A1403	G1280	G1154	A1155	A1095	G1034	A972	A909	U847	U725	A661	C601	A538
C1404	G1281	A1156	U1157	A1096	U1035	A973	A910	A849	G726	A602	A602	G539
U1405	U1282	G1220	G1158	A1097	G1036	G974	A911	U790	G728	G663	A603	C540
G1406	C1221	U1221	C1159	U1098	G1037	A975	A911	C912	A727	G664	G604	A541
U1407	U1284	G1223	U1159	A1098	G1038	G976	C912	C851	U728	U665	G605	G542
A1347	A1285	U1224	G1160	G1099	A1039	G977	U913	U852	G729	U666	U606	C544
G1408	A1286	G1225	C1161	C1100	A1040	G978	G914	C853	A730	U667	U607	U545
U1409	C1348	G1226	C1162	U1101	G1041	A979	C915	C854				





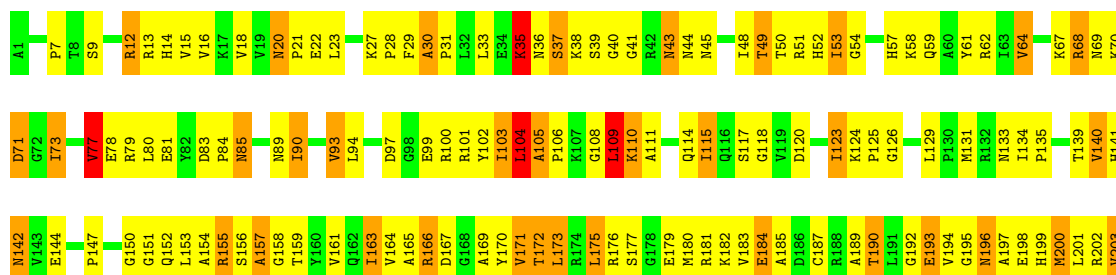
• Molecule 23: 5S rRNA

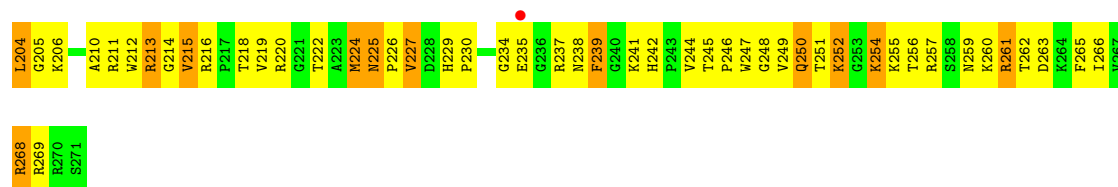
Chain BB:



• Molecule 24: 50S ribosomal protein L2

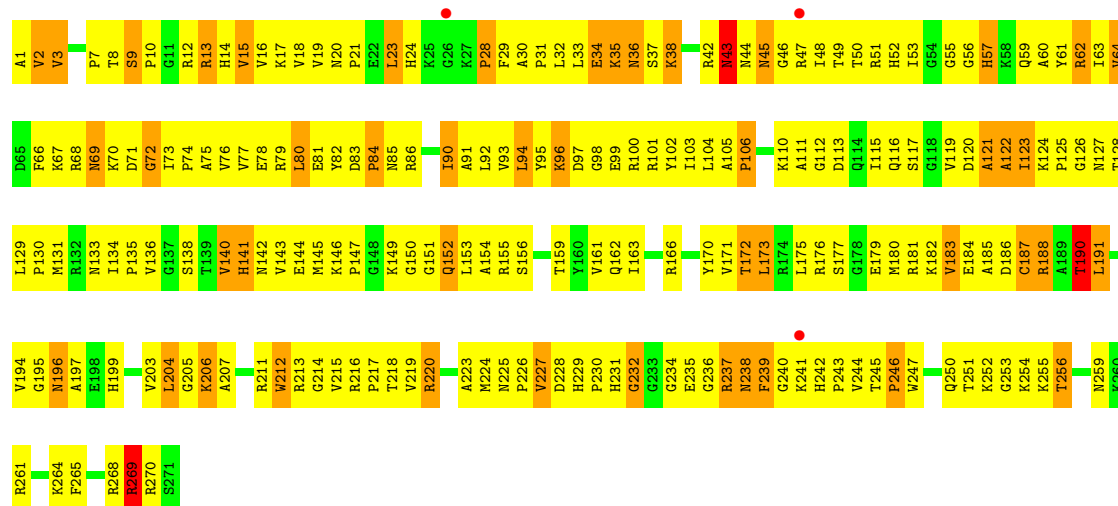
Chain BC:





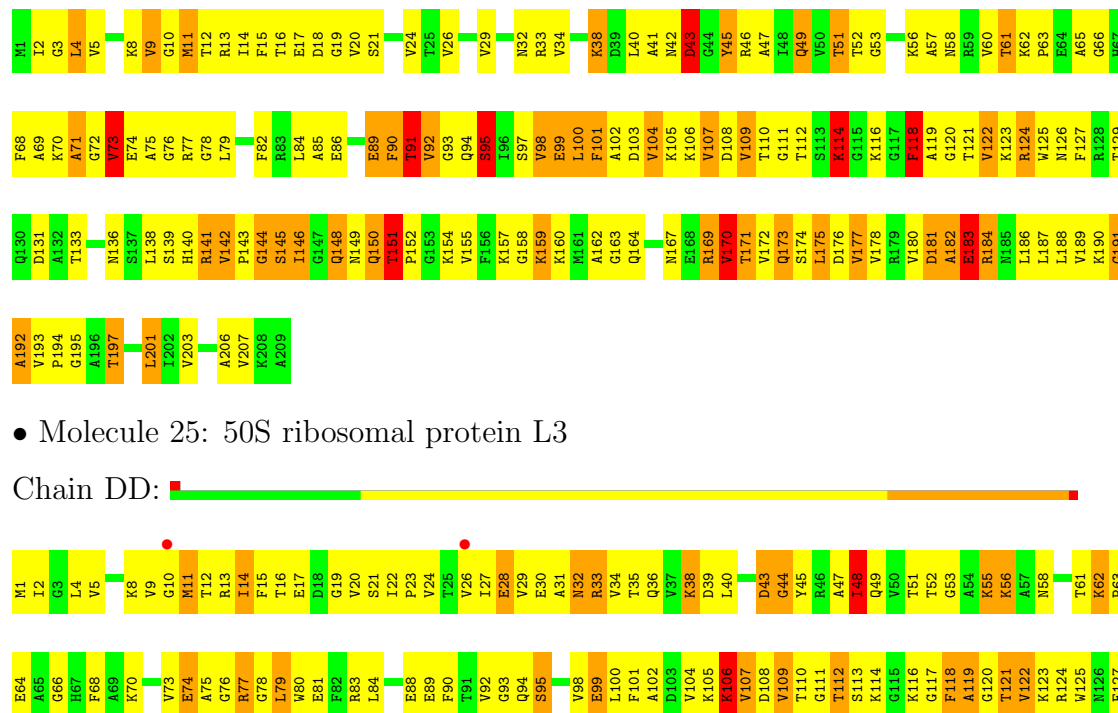
• Molecule 24: 50S ribosomal protein L2

Chain DC:



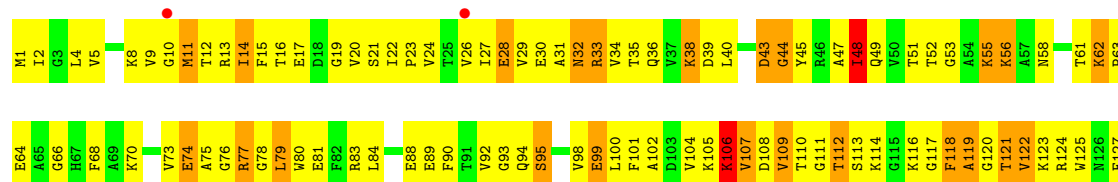
• Molecule 25: 50S ribosomal protein L3

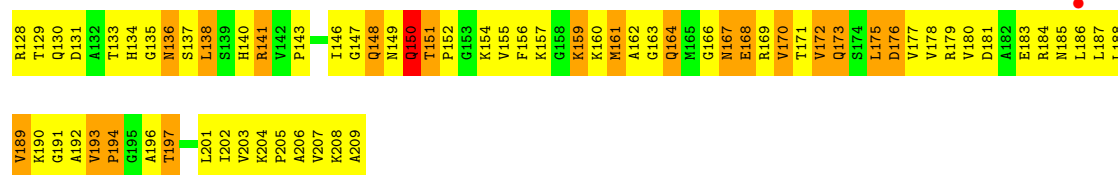
Chain DD:



• Molecule 25: 50S ribosomal protein L3


Chain DD:





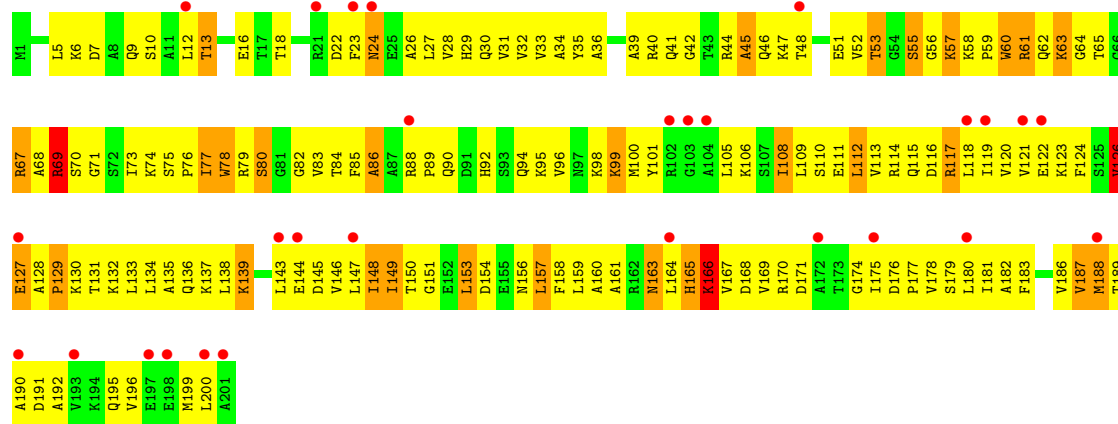
• Molecule 26: 50S ribosomal protein L4

Chain BE:



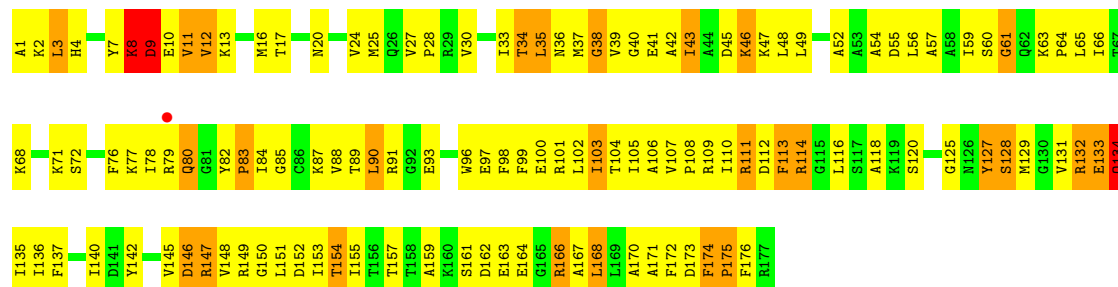
• Molecule 26: 50S ribosomal protein L4

Chain DE:




• Molecule 27: 50S ribosomal protein L5

Chain BF:



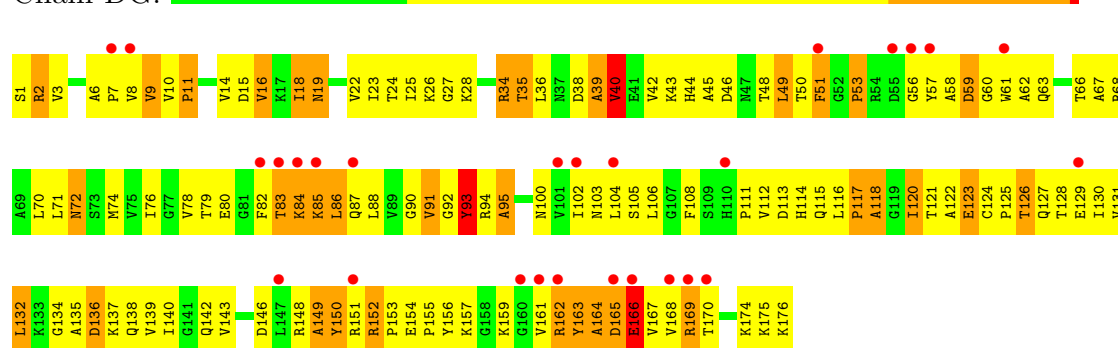
- Molecule 28: 50S ribosomal protein L6

Chain BG:



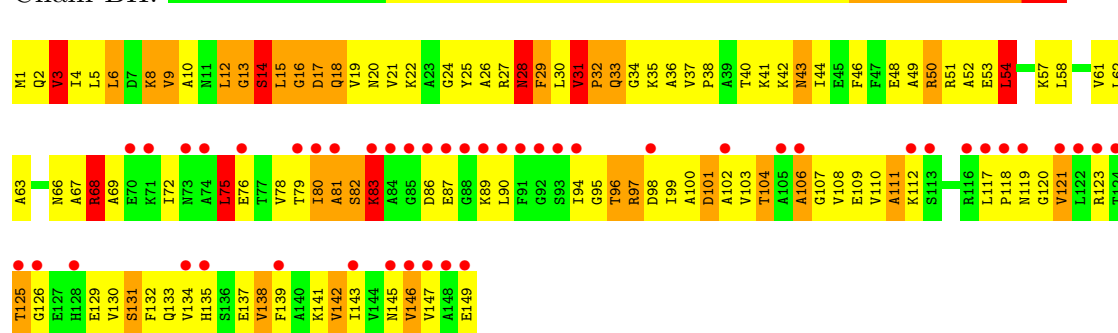
- Molecule 28: 50S ribosomal protein L6

Chain DG:



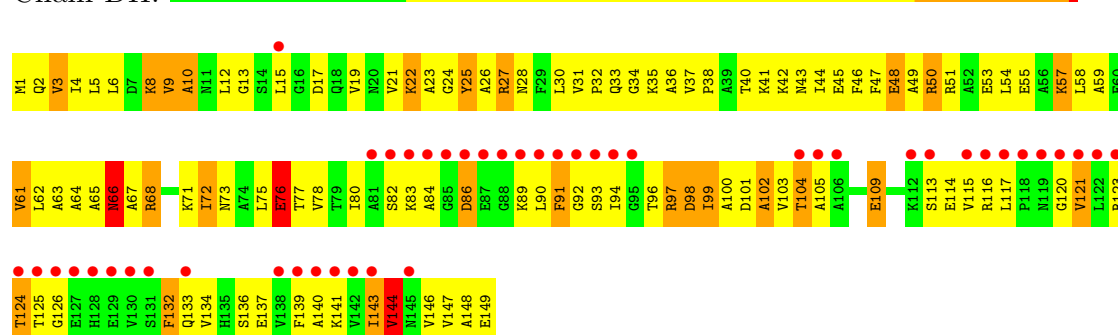
- Molecule 29: 50S ribosomal protein L9

Chain BH:



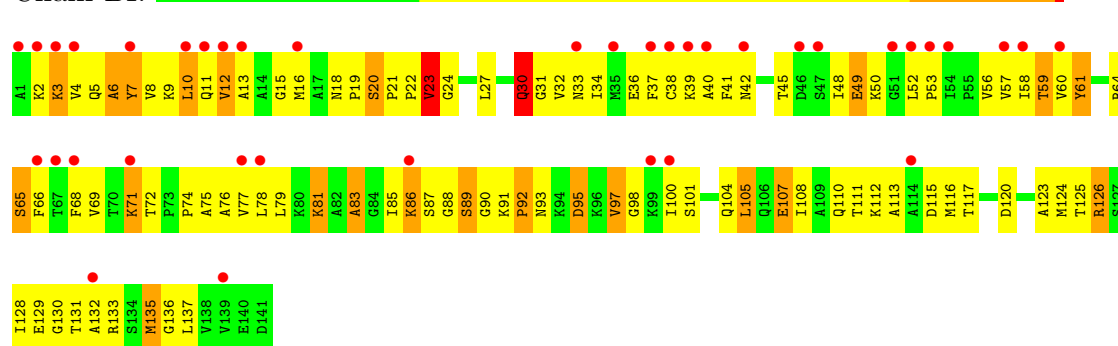
- Molecule 29: 50S ribosomal protein L9

Chain DH:



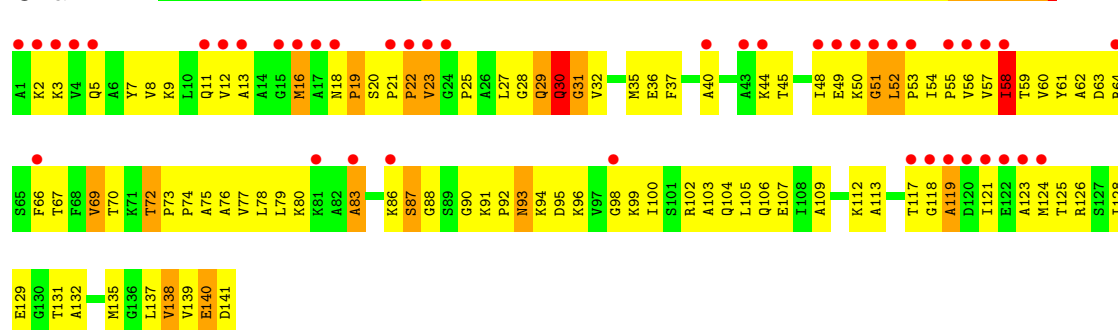
- Molecule 30: 50S ribosomal protein L11

Chain BI:



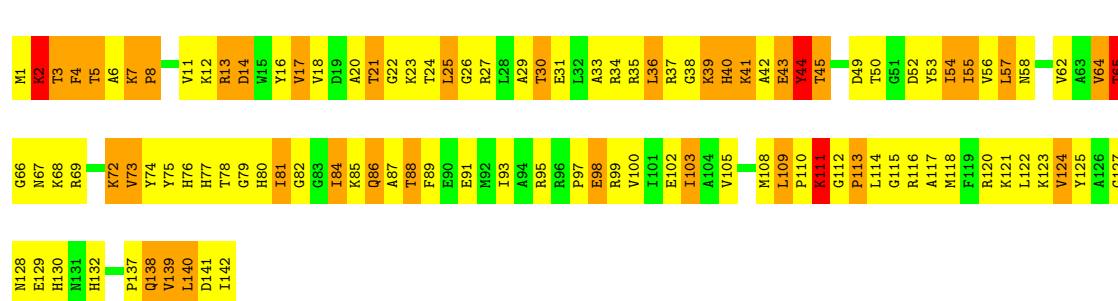
- Molecule 30: 50S ribosomal protein L11

Chain DI:



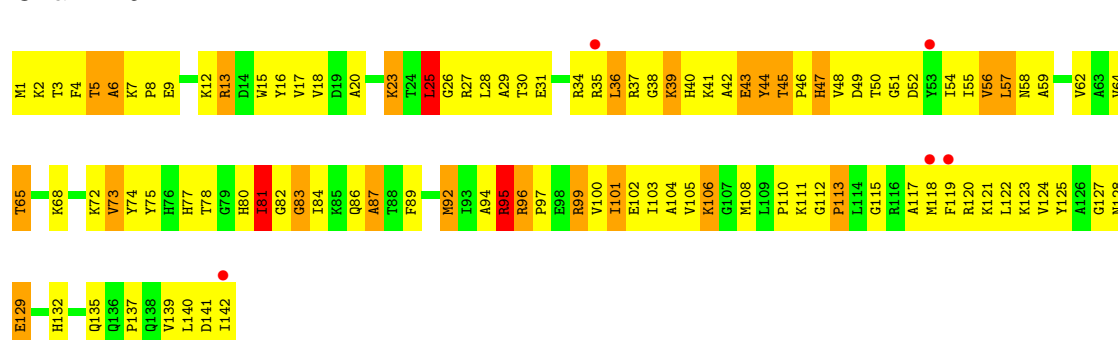
- Molecule 31: 50S ribosomal protein L13

Chain BJ:



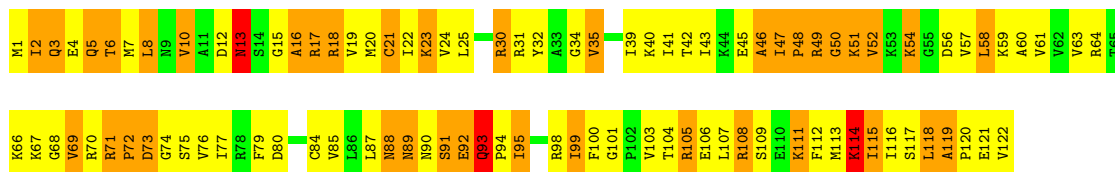
- Molecule 31: 50S ribosomal protein L13

Chain DJ:



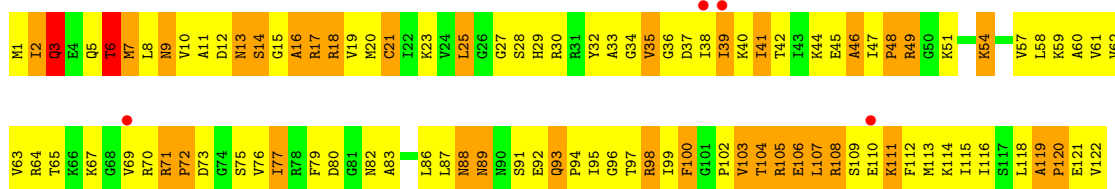
- Molecule 32: 50S ribosomal protein L14

Chain BK:



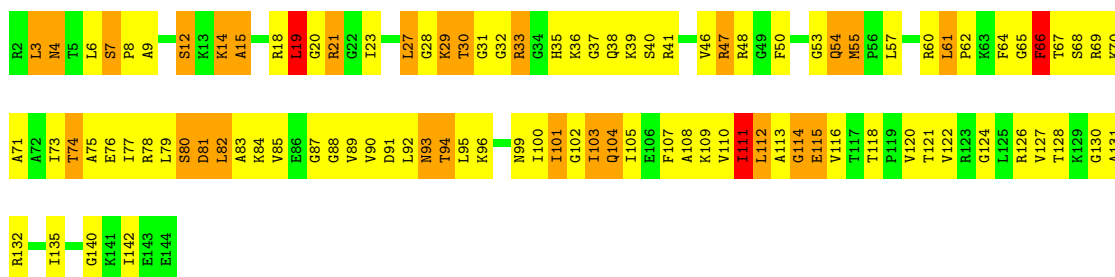
- Molecule 32: 50S ribosomal protein L14

Chain DK:



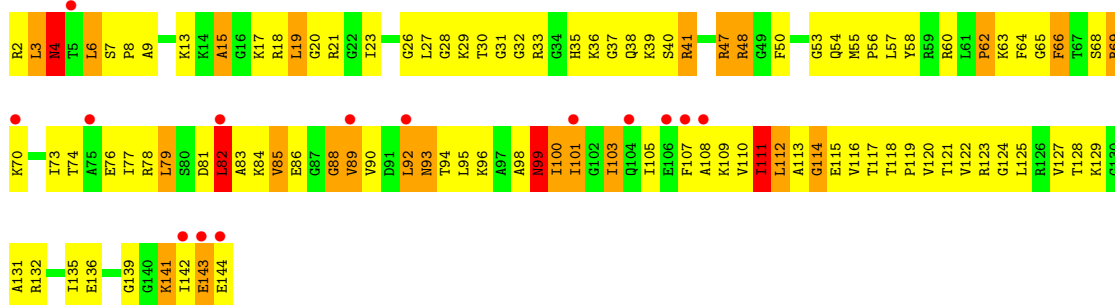
- Molecule 33: 50S ribosomal protein L15

Chain BL:



- Molecule 33: 50S ribosomal protein L15

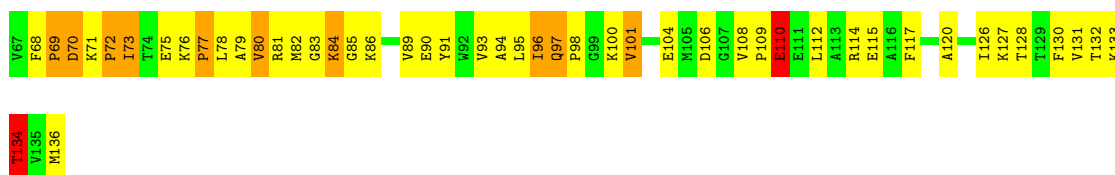
Chain DL:



- Molecule 34: 50S ribosomal protein L16

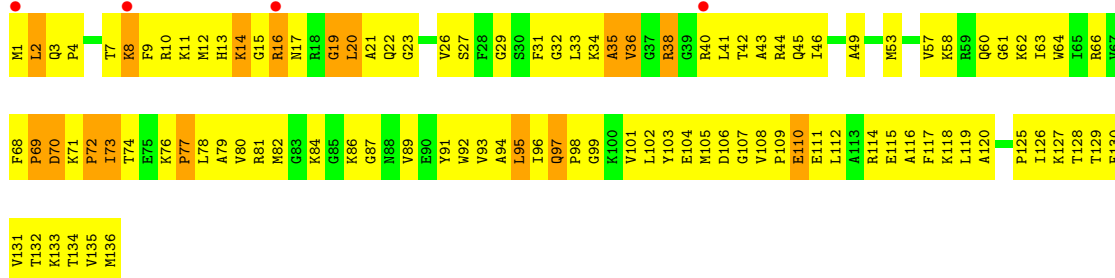
Chain BM:





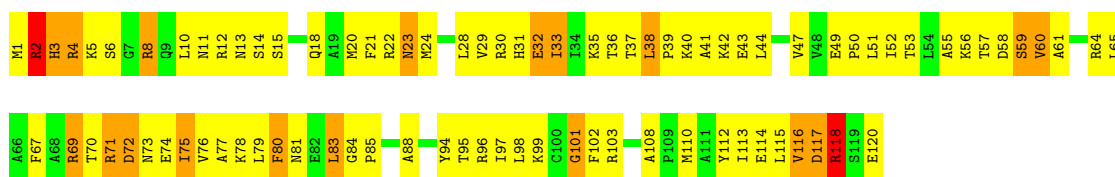
- Molecule 34: 50S ribosomal protein L16

Chain DM:



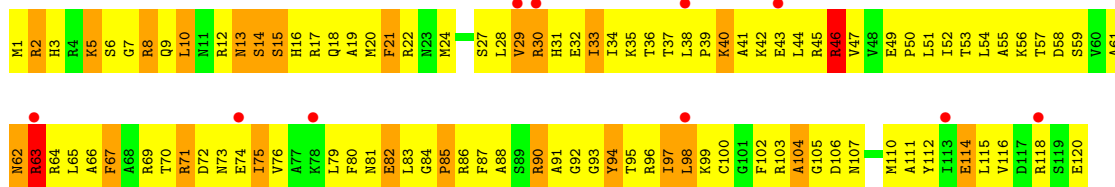
- Molecule 35: 50S ribosomal protein L17

Chain BN:



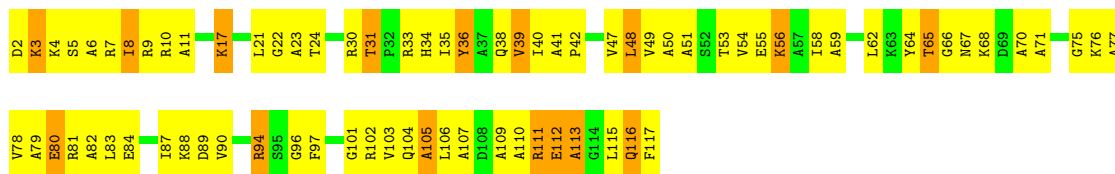
- Molecule 35: 50S ribosomal protein L17

Chain DN:



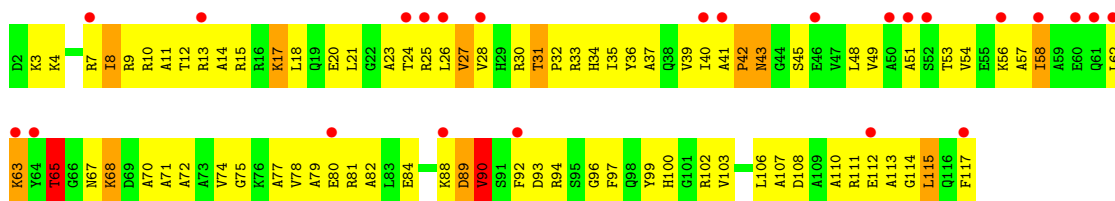
- Molecule 36: 50S ribosomal protein L18

Chain BO:



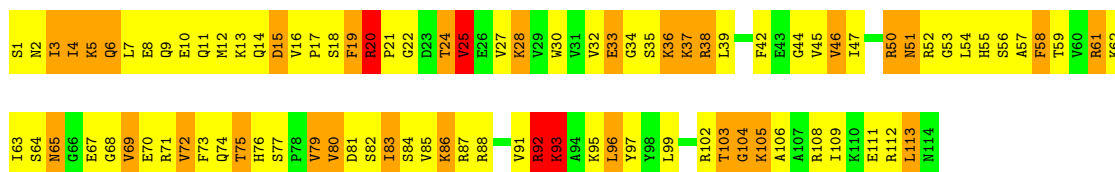
- Molecule 36: 50S ribosomal protein L18

Chain DO:



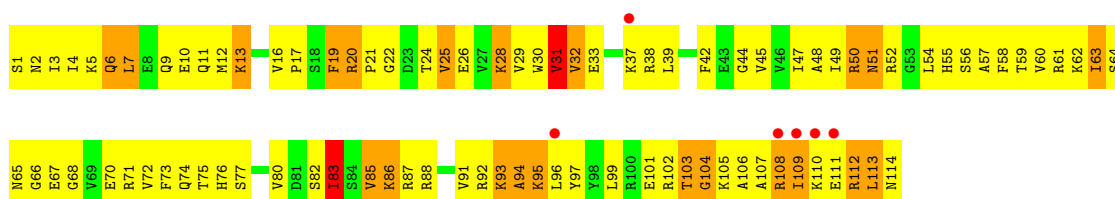
• Molecule 37: 50S ribosomal protein L19

Chain BP:



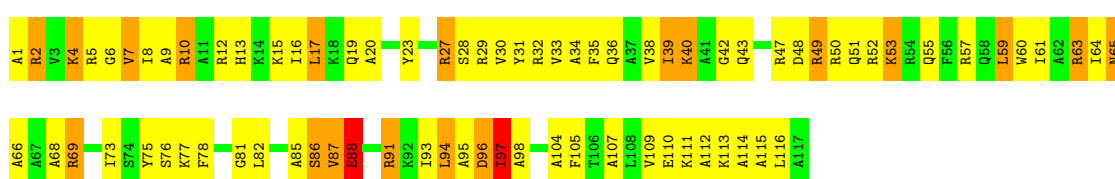
• Molecule 37: 50S ribosomal protein L19

Chain DP:



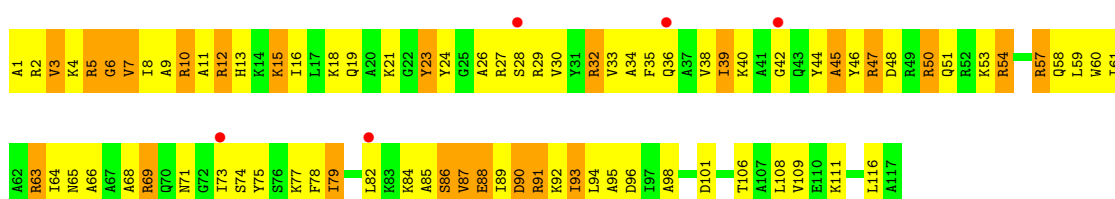
• Molecule 38: 50S ribosomal protein L20

Chain BQ:



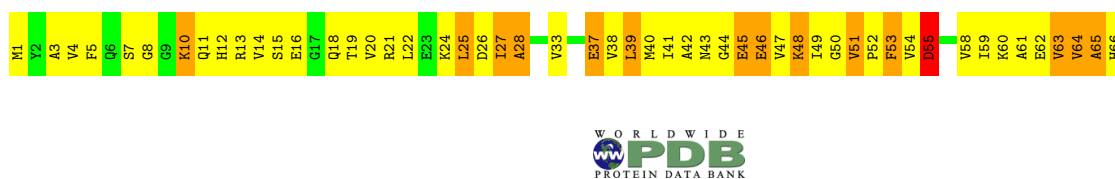
• Molecule 38: 50S ribosomal protein L20

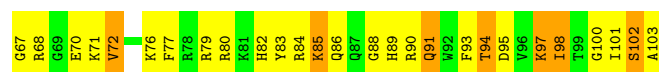
Chain DQ:



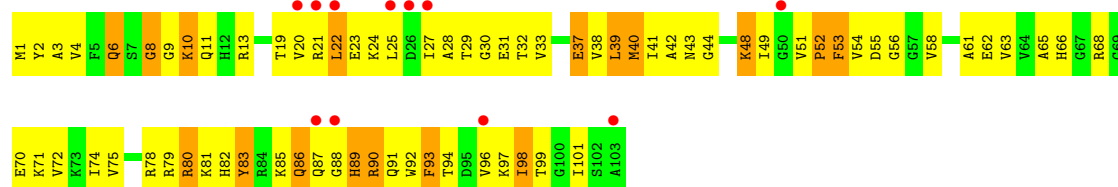
• Molecule 39: 50S ribosomal protein L21

Chain BR:

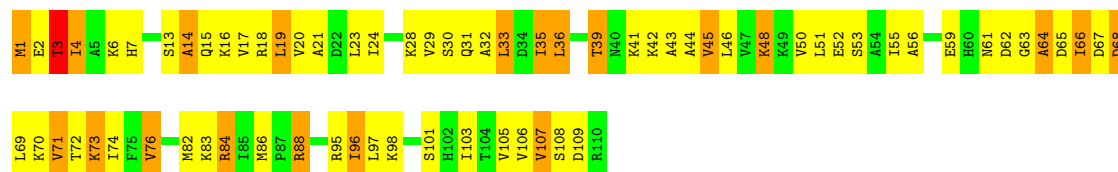




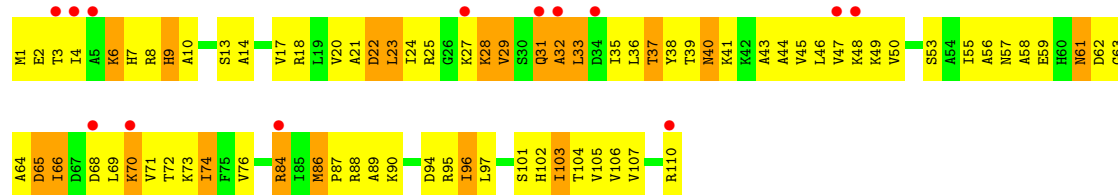
• Molecule 39: 50S ribosomal protein L21



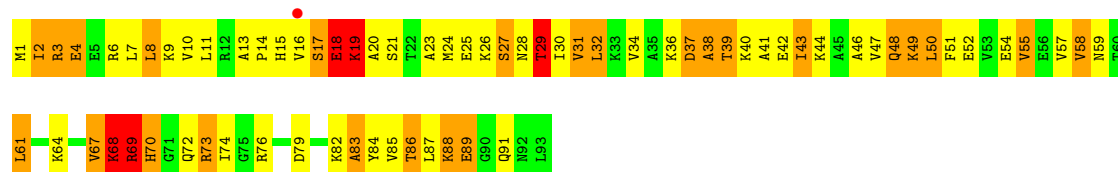
• Molecule 40: 50S ribosomal protein L22



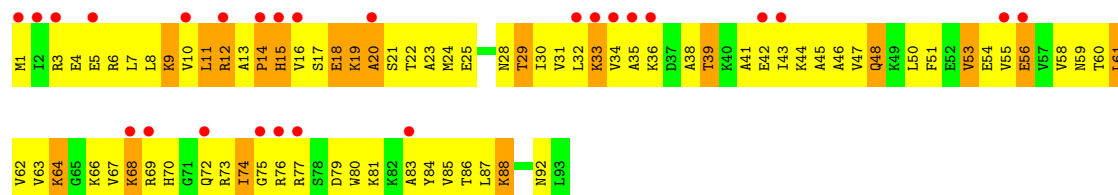
• Molecule 40: 50S ribosomal protein L22



• Molecule 41: 50S ribosomal protein L23

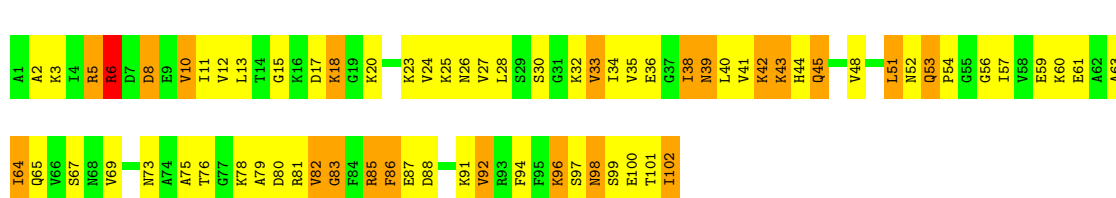


• Molecule 41: 50S ribosomal protein L23



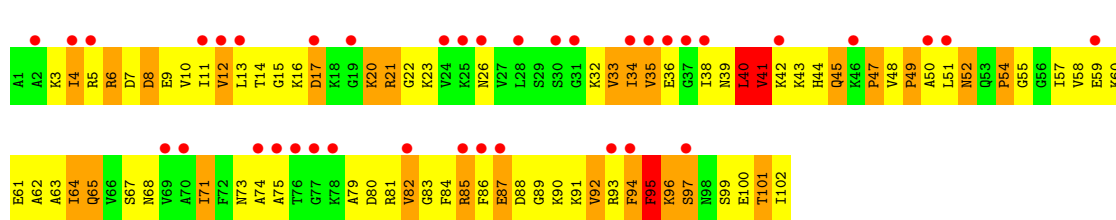
- Molecule 42: 50S ribosomal protein L24

Chain BU:



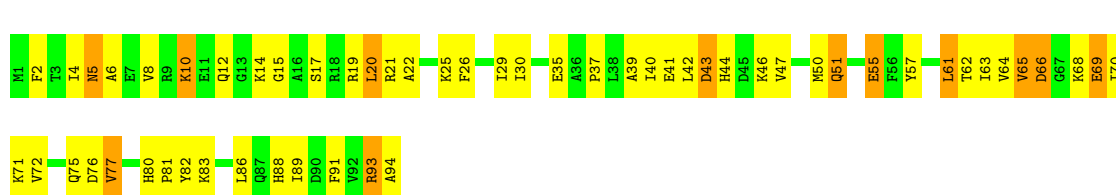
- Molecule 42: 50S ribosomal protein L24

Chain DU:



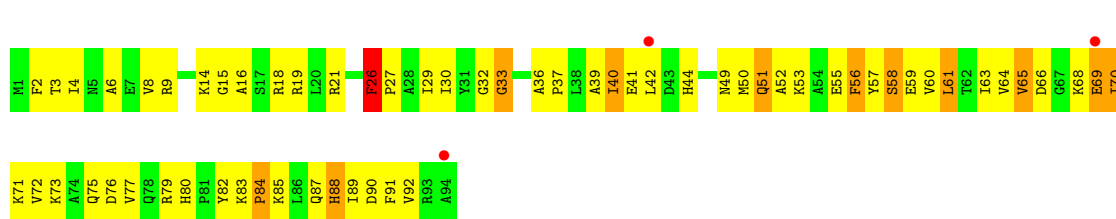
- Molecule 43: 50S ribosomal protein L25

Chain BV:



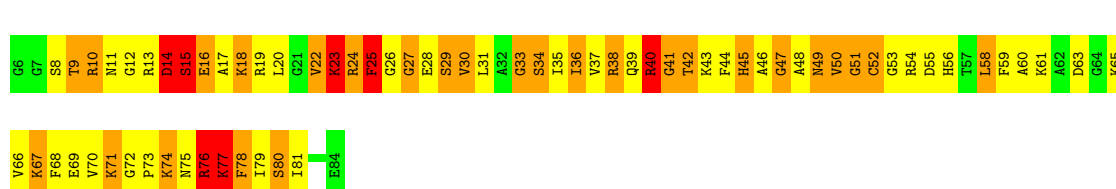
- Molecule 43: 50S ribosomal protein L25

Chain DV:




- Molecule 44: 50S ribosomal protein L27

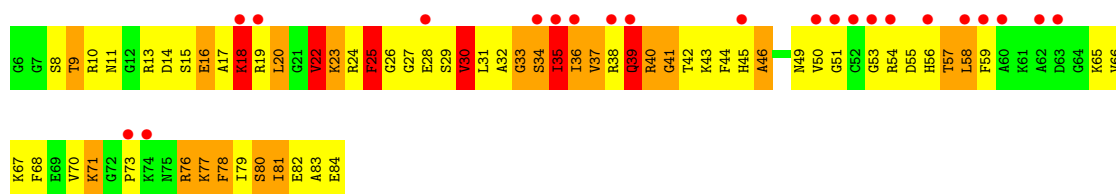
Chain BW:



- Molecule 44: 50S ribosomal protein L27

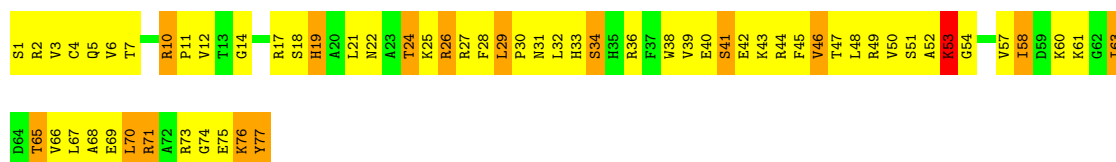
Chain DW:





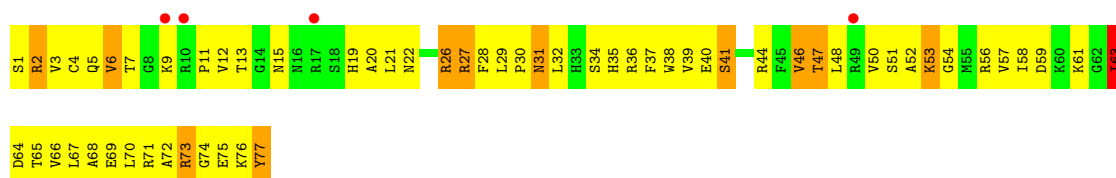
- Molecule 45: 50S ribosomal protein L28

Chain BX:



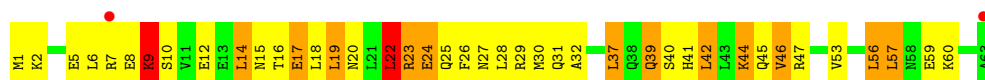
- Molecule 45: 50S ribosomal protein L28

Chain DX:



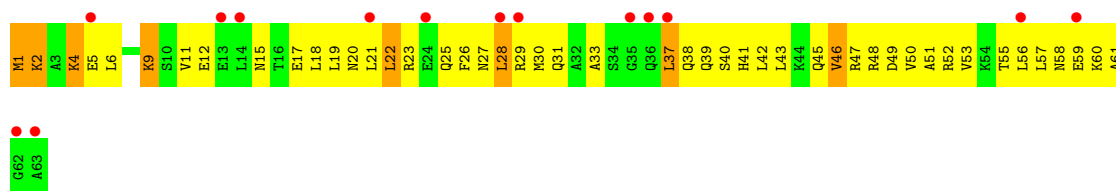
- Molecule 46: 50S ribosomal protein L29

Chain BY:




- Molecule 46: 50S ribosomal protein L29

Chain DY:



- Molecule 47: 50S ribosomal protein L30

Chain BZ:



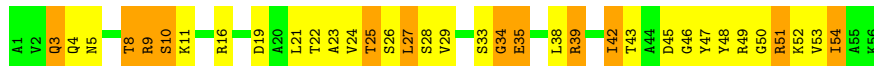
- Molecule 47: 50S ribosomal protein L30

Chain DZ:




- Molecule 48: 50S ribosomal protein L32

Chain B0:



- Molecule 48: 50S ribosomal protein L32

Chain D0:



- Molecule 49: 50S ribosomal protein L33

Chain B1:



- Molecule 49: 50S ribosomal protein L33

Chain D1:



- Molecule 50: 50S ribosomal protein L34

Chain B2:



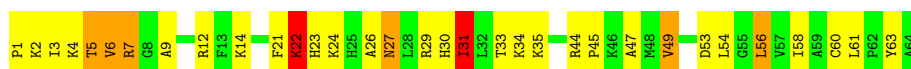
- Molecule 50: 50S ribosomal protein L34

Chain D2:




- Molecule 51: 50S ribosomal protein L35

Chain B3:



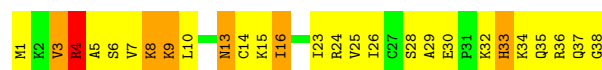
- Molecule 51: 50S ribosomal protein L35

Chain D3:



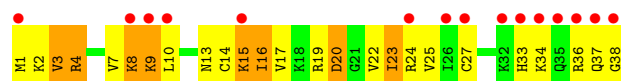
- Molecule 52: 50S ribosomal protein L36

Chain B4:




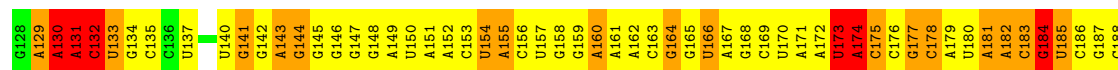

- Molecule 52: 50S ribosomal protein L36


Chain D4:



- Molecule 53: 16S rRNA

Chain CA:



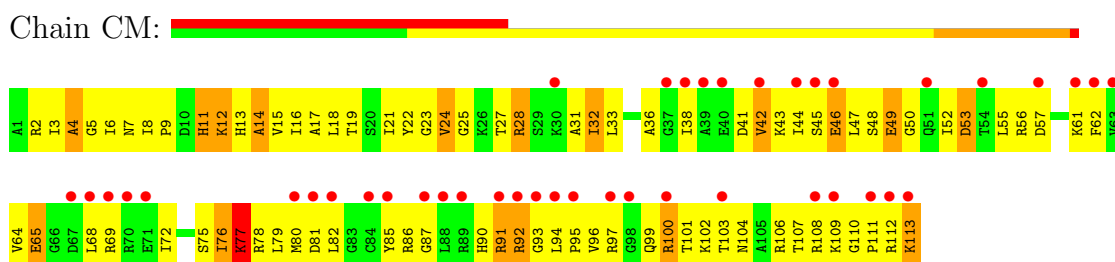


Chain CG:



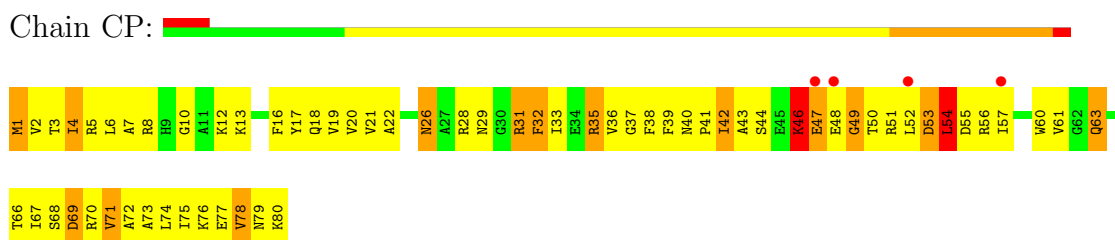
- Molecule 55: 30S ribosomal protein S13

Chain CM:



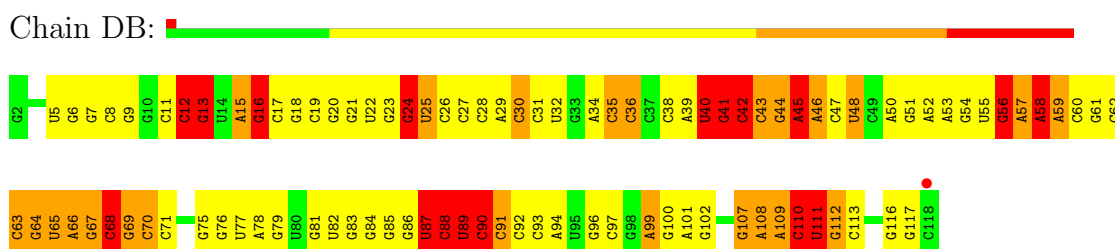
- Molecule 56: 30S ribosomal protein S16

Chain CP:



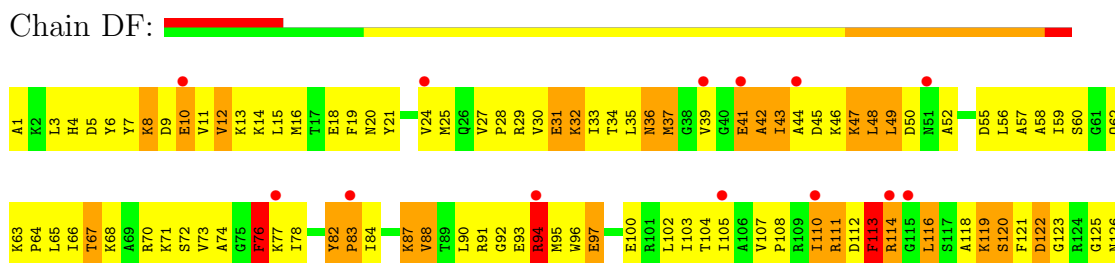
- Molecule 57: 5S rRNA

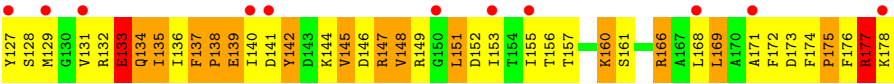
Chain DB:



- Molecule 58: 50S ribosomal protein L5

Chain DF:





4 Data and refinement statistics

Property	Value	Source
Space group	P 21 21 21	Depositor
Cell constants a, b, c, α , β , γ	211.08Å 434.46Å 618.92Å 90.00° 90.00° 90.00°	Depositor
Resolution (Å)	76.35 – 3.29 76.35 – 3.29	Depositor EDS
% Data completeness (in resolution range)	77.5 (76.35-3.29) 77.5 (76.35-3.29)	Depositor EDS
R_{merge}	0.12	Depositor
R_{sym}	(Not available)	Depositor
$\langle I/\sigma(I) \rangle$ ¹	1.65 (at 3.26Å)	Xtriage
Refinement program	PHENIX (phenix.refine)	Depositor
R, R_{free}	0.189 , 0.241 0.204 , 0.253	Depositor DCC
R_{free} test set	13298 reflections (2.05%)	DCC
Wilson B-factor (Å ²)	66.6	Xtriage
Anisotropy	0.324	Xtriage
Bulk solvent k_{sol} (e/Å ³), B_{sol} (Å ²)	0.23 , 36.5	EDS
Estimated twinning fraction	No twinning to report.	Xtriage
L-test for twinning	$\langle L \rangle = 0.48$, $\langle L^2 \rangle = 0.31$	Xtriage
Outliers	1 of 700316 reflections (0.000%)	Xtriage
F_o, F_c correlation	0.93	EDS
Total number of atoms	284501	wwPDB-VP
Average B, all atoms (Å ²)	103.0	wwPDB-VP

Xtriage's analysis on translational NCS is as follows: *The largest off-origin peak in the Patterson function is 2.60% of the height of the origin peak. No significant pseudotranslation is detected.*

¹Intensities estimated from amplitudes.

5 Model quality ⓘ

5.1 Standard geometry ⓘ

Bond lengths and bond angles in the following residue types are not validated in this section: MG, ZN, CLY

The Z score for a bond length (or angle) is the number of standard deviations the observed value is removed from the expected value. A bond length (or angle) with $|Z| > 5$ is considered an outlier worth inspection. RMSZ is the root-mean-square of all Z scores of the bond lengths (or angles).

Mol	Chain	Bond lengths		Bond angles	
		RMSZ	# Z >5	RMSZ	# Z >5
1	AA	0.50	2/36834 (0.0%)	1.24	439/57462 (0.8%)
2	AB	0.24	0/1736	0.44	0/2338
2	CB	0.23	0/1736	0.44	0/2338
3	AC	0.26	0/1652	0.48	0/2225
3	CC	0.22	0/1652	0.42	0/2225
4	AD	0.29	0/1665	0.50	0/2227
4	CD	0.32	0/1665	0.55	0/2227
5	AE	0.31	0/1119	0.56	0/1504
5	CE	0.35	1/1119 (0.1%)	0.53	0/1504
6	AF	0.28	0/836	0.47	0/1128
6	CF	0.26	0/836	0.48	0/1128
7	AG	0.23	0/1196	0.45	0/1602
8	AH	0.30	0/989	0.52	0/1326
8	CH	0.26	0/989	0.49	0/1326
9	AI	0.24	0/1034	0.45	0/1375
9	CI	0.21	0/1034	0.41	0/1375
10	AJ	0.24	0/797	0.47	0/1077
10	CJ	0.21	0/797	0.45	0/1077
11	AK	0.26	0/893	0.51	0/1205
11	CK	0.26	0/893	0.50	0/1205
12	AL	0.35	0/969	0.66	1/1300 (0.1%)
12	CL	0.29	0/969	0.54	0/1300
13	AM	0.23	0/893	0.47	0/1193
14	AN	0.26	0/785	0.46	0/1043
14	CN	0.21	0/780	0.37	0/1036
15	AO	0.29	0/722	0.45	0/964
15	CO	0.25	0/722	0.42	0/964
16	AP	0.30	0/659	0.48	0/884
17	AQ	0.35	0/658	0.56	0/881
17	CQ	0.27	0/658	0.49	0/881
18	AR	0.28	0/463	0.47	0/621
18	CR	0.26	0/463	0.45	0/621

Mol	Chain	Bond lengths		Bond angles	
		RMSZ	# Z >5	RMSZ	# Z >5
19	AS	0.24	0/653	0.43	0/877
19	CS	0.20	0/653	0.41	0/877
20	AT	0.31	0/671	0.52	0/888
20	CT	0.25	0/671	0.49	0/888
21	AU	0.27	0/431	0.45	0/570
21	CU	0.32	0/431	0.57	0/570
22	BA	0.73	7/68626 (0.0%)	1.54	1278/107056 (1.2%)
22	DA	0.45	2/68314 (0.0%)	1.23	934/106569 (0.9%)
23	BB	0.68	0/2828	1.42	40/4410 (0.9%)
24	BC	0.40	0/2122	0.67	0/2852
24	DC	0.29	0/2122	0.51	0/2852
25	BD	0.51	0/1586	0.72	1/2134 (0.0%)
25	DD	0.28	0/1586	0.54	0/2134
26	BE	0.42	0/1571	0.63	0/2113
26	DE	0.24	0/1571	0.46	0/2113
27	BF	0.32	0/1435	0.52	0/1926
28	BG	0.36	0/1343	0.59	0/1816
28	DG	0.22	0/1343	0.44	0/1816
29	BH	0.27	0/1122	0.47	0/1515
29	DH	0.25	0/1122	0.51	2/1515 (0.1%)
30	BI	0.23	0/1046	0.47	0/1410
30	DI	0.20	0/1046	0.42	0/1410
31	BJ	0.52	0/1152	0.77	0/1551
31	DJ	0.26	0/1152	0.55	1/1551 (0.1%)
32	BK	0.49	0/948	0.71	0/1268
32	DK	0.29	0/948	0.52	0/1268
33	BL	0.41	0/1054	0.71	1/1403 (0.1%)
33	DL	0.25	0/1054	0.50	0/1403
34	BM	0.46	0/1093	0.68	0/1460
34	DM	0.27	0/1093	0.46	0/1460
35	BN	0.42	0/974	0.68	0/1301
35	DN	0.26	0/974	0.48	0/1301
36	BO	0.39	0/902	0.59	0/1209
36	DO	0.21	0/902	0.40	0/1209
37	BP	0.45	0/929	0.71	0/1242
37	DP	0.27	0/929	0.47	0/1242
38	BQ	0.55	0/960	0.69	0/1278
38	DQ	0.27	0/960	0.44	0/1278
39	BR	0.54	0/829	0.72	0/1107
39	DR	0.26	0/829	0.49	0/1107
40	BS	0.51	0/864	0.73	0/1156
40	DS	0.26	0/864	0.50	0/1156
41	BT	0.43	0/745	0.68	0/994

Mol	Chain	Bond lengths		Bond angles	
		RMSZ	# Z >5	RMSZ	# Z >5
41	DT	0.22	0/745	0.45	0/994
42	BU	0.39	0/788	0.67	0/1051
42	DU	0.22	0/788	0.45	0/1051
43	BV	0.41	0/766	0.60	0/1025
43	DV	0.23	0/766	0.42	0/1025
44	BW	0.49	0/603	0.77	0/797
44	DW	0.25	0/603	0.46	0/797
45	BX	0.39	0/635	0.66	0/848
45	DX	0.26	0/635	0.52	0/848
46	BY	0.36	0/510	0.60	0/677
46	DY	0.21	0/510	0.42	0/677
47	BZ	0.51	0/453	0.73	0/605
47	DZ	0.25	0/453	0.50	0/605
48	B0	0.44	0/450	0.69	0/599
48	D0	0.26	0/450	0.48	0/599
49	B1	0.36	0/417	0.54	0/554
49	D1	0.24	0/417	0.44	0/554
50	B2	0.45	0/380	0.62	0/498
50	D2	0.25	0/380	0.47	0/498
51	B3	0.44	0/513	0.62	0/676
51	D3	0.25	0/513	0.49	0/676
52	B4	0.47	0/303	0.74	0/397
52	D4	0.32	0/303	0.45	0/397
53	CA	0.46	3/36762 (0.0%)	1.18	421/57350 (0.7%)
54	CG	0.21	0/1188	0.42	0/1591
55	CM	0.19	0/885	0.39	0/1181
56	CP	0.27	0/649	0.49	0/870
57	DB	0.43	1/2803 (0.0%)	1.07	30/4371 (0.7%)
58	DF	0.22	0/1444	0.45	0/1937
All	All	0.51	16/306773 (0.0%)	1.17	3148/458565 (0.7%)

Chiral center outliers are detected by calculating the chiral volume of a chiral center and verifying if the center is modelled as a planar moiety or with the opposite hand. A planarity outlier is detected by checking planarity of atoms in a peptide group, atoms in a mainchain group or atoms of a sidechain that are expected to be planar.

Mol	Chain	#Chirality outliers	#Planarity outliers
25	BD	0	1
31	BJ	0	1
35	BN	0	1
58	DF	0	1
All	All	0	4

All (16) bond length outliers are listed below:

Mol	Chain	Res	Type	Atoms	Z	Observed(Å)	Ideal(Å)
53	CA	1396	A	O3'-P	-16.33	1.41	1.61
1	AA	1047	G	O3'-P	-13.54	1.45	1.61
22	BA	1905	C	O3'-P	-12.21	1.46	1.61
22	BA	2197	U	O3'-P	-9.98	1.49	1.61
22	BA	876	C	O3'-P	-9.54	1.49	1.61
57	DB	107	G	O3'-P	-8.40	1.51	1.61
22	BA	2092	U	O3'-P	-7.44	1.52	1.61
22	BA	1142	A	N9-C4	-6.53	1.33	1.37
22	DA	1929	G	O3'-P	6.36	1.68	1.61
22	BA	1038	G	O3'-P	6.25	1.68	1.61
53	CA	8	A	O3'-P	-6.01	1.53	1.61
22	DA	901	C	O3'-P	5.98	1.68	1.61
22	BA	984	A	N9-C4	-5.68	1.34	1.37
5	CE	73	VAL	C-N	5.22	1.46	1.34
53	CA	26	A	O3'-P	-5.09	1.55	1.61
1	AA	557	G	O3'-P	-5.01	1.55	1.61

All (3148) bond angle outliers are listed below:

Mol	Chain	Res	Type	Atoms	Z	Observed(°)	Ideal(°)
22	DA	2586	U	N1-C1'-C2'	-16.52	92.53	114.00
22	BA	627	A	P-O3'-C3'	15.92	138.81	119.70
22	BA	531	C	P-O3'-C3'	15.89	138.77	119.70
1	AA	1047	G	P-O3'-C3'	-15.60	100.98	119.70
22	BA	2068	U	N1-C1'-C2'	-15.16	94.30	114.00
22	DA	2283	C	N1-C1'-C2'	-14.98	94.52	114.00
22	BA	2752	C	N1-C1'-C2'	-14.87	94.67	114.00
22	BA	2424	C	P-O3'-C3'	-14.87	101.86	119.70
22	BA	1185	G	P-O3'-C3'	-14.78	101.97	119.70
22	BA	805	G	P-O3'-C3'	14.63	137.26	119.70
22	BA	687	C	N1-C1'-C2'	-14.54	95.10	114.00
22	BA	1330	C	N1-C1'-C2'	-14.53	95.12	114.00
22	BA	1461	C	N1-C1'-C2'	-14.41	95.27	114.00
22	BA	2283	C	N1-C1'-C2'	-14.31	95.40	114.00
22	BA	2800	A	P-O3'-C3'	14.29	136.85	119.70
22	DA	2197	U	P-O3'-C3'	14.29	136.85	119.70
22	DA	2137	U	N1-C1'-C2'	-14.24	95.49	114.00
22	BA	2500	U	O4'-C1'-N1	-14.19	96.85	108.20
22	DA	2504	U	N1-C1'-C2'	-14.02	95.77	114.00
22	BA	49	A	P-O3'-C3'	14.01	136.51	119.70
22	BA	302	C	N1-C1'-C2'	-14.00	95.80	114.00
22	BA	728	G	P-O3'-C3'	13.98	136.48	119.70

Continued on next page...

Continued from previous page...

Mol	Chain	Res	Type	Atoms	Z	Observed(°)	Ideal(°)
22	DA	946	C	N1-C1'-C2'	-13.92	95.90	114.00
22	BA	2613	U	O4'-C1'-N1	13.91	119.33	108.20
22	BA	92	U	N1-C1'-C2'	-13.88	95.95	114.00
22	BA	449	A	P-O3'-C3'	-13.85	103.08	119.70
53	CA	132	C	N1-C1'-C2'	-13.77	96.10	114.00
22	DA	2646	C	N1-C1'-C2'	-13.69	96.20	114.00
22	BA	704	G	P-O3'-C3'	13.62	136.05	119.70
23	BB	90	C	N1-C1'-C2'	-13.62	96.30	114.00
22	BA	1635	A	P-O3'-C3'	-13.61	103.37	119.70
22	BA	227	A	P-O3'-C3'	13.60	136.02	119.70
22	BA	766	U	N1-C1'-C2'	-13.52	96.43	114.00
22	DA	740	C	N1-C1'-C2'	-13.50	96.45	114.00
22	BA	1993	U	N1-C1'-C2'	-13.46	96.50	114.00
22	BA	1815	A	P-O3'-C3'	13.38	135.76	119.70
53	CA	328	C	P-O3'-C3'	13.37	135.74	119.70
1	AA	1202	U	N1-C1'-C2'	-13.36	96.64	114.00
22	BA	2691	C	N1-C1'-C2'	-13.15	96.90	114.00
22	BA	562	U	O4'-C1'-N1	-13.10	97.72	108.20
22	BA	614	A	P-O3'-C3'	12.96	135.25	119.70
22	DA	304	U	N1-C1'-C2'	-12.82	97.33	114.00
22	BA	1603	A	P-O3'-C3'	-12.77	104.38	119.70
22	DA	672	C	N1-C1'-C2'	-12.75	97.42	114.00
22	BA	1023	U	N1-C1'-C2'	-12.65	97.56	114.00
22	DA	1675	C	N1-C1'-C2'	-12.56	97.67	114.00
22	BA	669	G	P-O3'-C3'	12.53	134.73	119.70
22	BA	229	C	N1-C1'-C2'	-12.51	97.73	114.00
22	BA	2848	G	P-O3'-C3'	12.45	134.64	119.70
22	BA	1758	U	P-O3'-C3'	12.40	134.59	119.70
53	CA	1230	C	N1-C1'-C2'	-12.40	97.88	114.00
22	DA	2880	C	N1-C1'-C2'	-12.34	97.95	114.00
22	BA	995	C	O4'-C1'-N1	-12.29	98.36	108.20
22	BA	2197	U	P-O3'-C3'	12.28	134.43	119.70
22	BA	2287	A	P-O3'-C3'	12.20	134.34	119.70
22	BA	2347	C	N1-C1'-C2'	-12.20	98.15	114.00
22	BA	1151	A	P-O3'-C3'	-12.19	105.07	119.70
22	BA	2284	A	P-O3'-C3'	-12.18	105.08	119.70
22	BA	1272	A	P-O3'-C3'	12.15	134.28	119.70
22	BA	1653	G	P-O3'-C3'	12.12	134.25	119.70
22	BA	2137	U	N1-C1'-C2'	-12.09	98.28	114.00
1	AA	52	C	N1-C1'-C2'	-12.07	98.31	114.00
53	CA	352	C	N1-C1'-C2'	-12.06	98.32	114.00
53	CA	1086	U	N1-C1'-C2'	-12.06	98.33	114.00

Continued on next page...

Continued from previous page...

Mol	Chain	Res	Type	Atoms	Z	Observed(°)	Ideal(°)
23	BB	57	A	P-O3'-C3'	-12.05	105.24	119.70
22	DA	992	C	N1-C1'-C2'	-12.04	98.35	114.00
22	DA	673	C	N1-C1'-C2'	-11.99	98.41	114.00
53	CA	1396	A	P-O3'-C3'	11.99	134.09	119.70
57	DB	110	C	N1-C1'-C2'	-11.99	98.42	114.00
22	BA	858	G	P-O3'-C3'	11.95	134.04	119.70
1	AA	972	C	N1-C1'-C2'	-11.95	98.47	114.00
22	DA	2881	U	N1-C1'-C2'	-11.94	98.48	114.00
22	DA	87	U	N1-C1'-C2'	-11.93	98.49	114.00
22	DA	2339	C	N1-C1'-C2'	-11.90	98.52	114.00
22	BA	2613	U	P-O3'-C3'	11.89	133.96	119.70
22	DA	2226	C	N1-C1'-C2'	-11.87	98.57	114.00
22	DA	1997	C	N1-C1'-C2'	-11.86	98.58	114.00
53	CA	891	U	N1-C1'-C2'	-11.85	98.59	114.00
53	CA	520	A	P-O3'-C3'	-11.84	105.49	119.70
22	BA	196	A	P-O3'-C3'	11.84	133.91	119.70
22	BA	1859	U	N1-C1'-C2'	-11.83	98.62	114.00
53	CA	14	U	N1-C1'-C2'	-11.82	98.63	114.00
22	DA	2095	A	P-O3'-C3'	-11.81	105.53	119.70
22	DA	2137	U	P-O3'-C3'	-11.80	105.54	119.70
22	BA	2266	A	P-O3'-C3'	11.79	133.85	119.70
22	DA	1013	C	N1-C1'-C2'	-11.76	98.72	114.00
22	DA	860	U	N1-C1'-C2'	-11.75	98.73	114.00
22	BA	1111	A	P-O3'-C3'	11.73	133.78	119.70
22	DA	235	U	N1-C1'-C2'	-11.73	98.76	114.00
22	DA	1023	U	N1-C1'-C2'	-11.72	98.76	114.00
22	BA	740	C	N1-C1'-C2'	-11.71	98.77	114.00
22	DA	1782	U	N1-C1'-C2'	-11.69	98.80	114.00
22	DA	2440	C	N1-C1'-C2'	-11.69	98.81	114.00
22	DA	1972	G	P-O3'-C3'	-11.68	105.68	119.70
22	BA	1997	C	N1-C1'-C2'	-11.67	98.83	114.00
22	DA	2615	U	N1-C1'-C2'	-11.67	98.83	114.00
22	BA	373	U	N1-C1'-C2'	-11.62	98.89	114.00
22	DA	61	C	N1-C1'-C2'	-11.59	98.94	114.00
22	DA	991	C	N1-C1'-C2'	-11.57	98.95	114.00
22	DA	1782	U	P-O3'-C3'	-11.55	105.84	119.70
53	CA	248	C	N1-C1'-C2'	-11.53	99.01	114.00
22	BA	2609	U	O4'-C1'-N1	11.53	117.42	108.20
22	BA	1654	A	N9-C1'-C2'	-11.51	99.04	114.00
53	CA	245	U	N1-C1'-C2'	-11.51	99.04	114.00
22	BA	2497	A	P-O3'-C3'	11.49	133.49	119.70
22	DA	961	C	P-O3'-C3'	11.46	133.45	119.70

Continued on next page...

Continued from previous page...

Mol	Chain	Res	Type	Atoms	Z	Observed(°)	Ideal(°)
22	DA	2611	C	N1-C1'-C2'	-11.46	99.11	114.00
22	BA	1675	C	N1-C1'-C2'	-11.41	99.16	114.00
22	BA	1499	C	N1-C1'-C2'	-11.41	99.17	114.00
22	BA	1647	U	O4'-C1'-N1	11.40	117.32	108.20
22	BA	435	C	N1-C1'-C2'	-11.39	99.19	114.00
22	BA	2727	A	P-O3'-C3'	-11.39	106.03	119.70
22	DA	765	C	N1-C1'-C2'	-11.38	99.21	114.00
22	BA	2712	C	P-O3'-C3'	11.38	133.35	119.70
1	AA	51	A	P-O3'-C3'	11.35	133.32	119.70
22	BA	390	U	P-O3'-C3'	11.33	133.30	119.70
22	DA	1822	C	P-O3'-C3'	-11.33	106.11	119.70
1	AA	512	U	N1-C1'-C2'	-11.32	99.28	114.00
22	BA	2517	C	P-O3'-C3'	11.32	133.28	119.70
53	CA	512	U	N1-C1'-C2'	-11.32	99.29	114.00
53	CA	252	U	N1-C1'-C2'	-11.31	99.30	114.00
22	BA	739	A	P-O3'-C3'	11.29	133.25	119.70
22	BA	1602	U	P-O3'-C3'	11.28	133.24	119.70
22	DA	1064	C	N1-C1'-C2'	-11.23	99.41	114.00
1	AA	1528	U	P-O3'-C3'	11.22	133.16	119.70
22	DA	2691	C	N1-C1'-C2'	-11.21	99.43	114.00
22	BA	475	C	N1-C1'-C2'	-11.19	99.45	114.00
22	DA	234	U	N1-C1'-C2'	-11.19	99.45	114.00
22	DA	2520	C	N1-C1'-C2'	-11.19	99.46	114.00
22	BA	2517	C	O4'-C1'-N1	11.18	117.14	108.20
1	AA	821	G	P-O3'-C3'	-11.16	106.31	119.70
53	CA	92	U	N1-C1'-C2'	-11.16	99.50	114.00
22	DA	336	C	N1-C1'-C2'	-11.15	99.50	114.00
53	CA	66	A	P-O3'-C3'	-11.14	106.33	119.70
22	BA	2023	C	N1-C1'-C2'	-11.14	99.52	114.00
22	BA	250	G	P-O3'-C3'	-11.13	106.35	119.70
22	BA	1112	G	P-O3'-C3'	-11.12	106.36	119.70
53	CA	96	U	N1-C1'-C2'	-11.10	99.57	114.00
1	AA	267	C	N1-C1'-C2'	-11.10	99.58	114.00
57	DB	90	C	N1-C1'-C2'	-11.09	99.58	114.00
22	DA	2348	U	N1-C1'-C2'	-11.09	99.59	114.00
22	BA	2035	G	P-O3'-C3'	11.08	132.99	119.70
22	DA	1648	U	N1-C1'-C2'	-11.06	99.62	114.00
1	AA	1345	U	O4'-C1'-N1	11.05	117.04	108.20
22	DA	1683	U	N1-C1'-C2'	-11.04	99.65	114.00
22	DA	2586	U	P-O3'-C3'	-11.02	106.48	119.70
1	AA	1162	C	N1-C1'-C2'	-10.99	99.71	114.00
22	BA	1967	C	N1-C1'-C2'	-10.99	99.71	114.00

Continued on next page...

Continued from previous page...

Mol	Chain	Res	Type	Atoms	Z	Observed(°)	Ideal(°)
22	DA	1932	A	P-O3'-C3'	-10.98	106.52	119.70
22	BA	2312	U	N1-C1'-C2'	-10.95	99.76	114.00
22	BA	2504	U	N1-C1'-C2'	-10.95	99.77	114.00
53	CA	486	U	P-O3'-C3'	-10.95	106.56	119.70
22	DA	2616	C	N1-C1'-C2'	-10.93	99.79	114.00
1	AA	32	A	P-O3'-C3'	-10.93	106.58	119.70
22	BA	531	C	O4'-C1'-N1	-10.91	99.47	108.20
22	BA	1956	U	N1-C1'-C2'	-10.89	99.84	114.00
22	BA	200	U	N1-C1'-C2'	-10.88	99.86	114.00
22	BA	1965	C	N1-C1'-C2'	-10.88	99.86	114.00
22	DA	2492	U	N1-C1'-C2'	-10.88	99.86	114.00
22	DA	1931	U	P-O3'-C3'	-10.88	106.65	119.70
22	DA	2068	U	N1-C1'-C2'	-10.87	99.87	114.00
22	DA	164	C	N1-C1'-C2'	-10.87	99.87	114.00
22	BA	2581	G	P-O3'-C3'	10.87	132.74	119.70
22	BA	783	A	P-O3'-C3'	-10.85	106.68	119.70
22	DA	2876	G	P-O3'-C3'	-10.85	106.68	119.70
22	BA	2036	C	N1-C1'-C2'	-10.84	99.91	114.00
22	DA	1417	C	N1-C1'-C2'	-10.83	99.92	114.00
22	BA	506	G	P-O3'-C3'	10.83	132.69	119.70
1	AA	1398	A	P-O3'-C3'	-10.82	106.71	119.70
1	AA	486	U	N1-C1'-C2'	-10.81	99.95	114.00
1	AA	352	C	N1-C1'-C2'	-10.80	99.96	114.00
22	BA	1417	C	N1-C1'-C2'	-10.79	99.97	114.00
22	BA	613	A	P-O3'-C3'	10.77	132.62	119.70
22	BA	2440	C	N1-C1'-C2'	-10.76	100.01	114.00
22	BA	61	C	N1-C1'-C2'	-10.76	100.01	114.00
22	DA	1249	U	N1-C1'-C2'	-10.73	100.05	114.00
22	BA	1626	A	P-O3'-C3'	10.71	132.55	119.70
22	BA	1249	U	N1-C1'-C2'	-10.70	100.09	114.00
22	DA	2063	C	N1-C1'-C2'	-10.69	100.10	114.00
22	DA	576	U	N1-C1'-C2'	-10.69	100.10	114.00
22	BA	2498	C	N1-C1'-C2'	-10.69	100.11	114.00
22	DA	2037	A	P-O3'-C3'	-10.69	106.88	119.70
22	BA	1427	A	P-O3'-C3'	10.65	132.48	119.70
1	AA	268	U	N1-C1'-C2'	-10.63	100.18	114.00
22	BA	2630	G	P-O3'-C3'	-10.63	106.94	119.70
22	BA	2431	U	N1-C1'-C2'	-10.63	100.19	114.00
53	CA	1217	C	N1-C1'-C2'	-10.63	100.19	114.00
22	DA	1682	G	P-O3'-C3'	-10.61	106.97	119.70
22	BA	1782	U	N1-C1'-C2'	-10.61	100.21	114.00
22	BA	1681	G	P-O3'-C3'	10.60	132.42	119.70

Continued on next page...

Continued from previous page...

Mol	Chain	Res	Type	Atoms	Z	Observed(°)	Ideal(°)
22	BA	1012	U	O4'-C1'-N1	10.57	116.66	108.20
22	BA	1013	C	N1-C1'-C2'	-10.57	100.26	114.00
22	DA	859	G	P-O3'-C3'	10.57	132.38	119.70
22	BA	2729	G	P-O3'-C3'	-10.56	107.03	119.70
1	AA	577	G	P-O3'-C3'	-10.54	107.06	119.70
53	CA	643	C	N1-C1'-C2'	-10.53	100.31	114.00
22	BA	301	G	P-O3'-C3'	10.50	132.30	119.70
22	BA	1045	C	P-O3'-C3'	10.49	132.29	119.70
22	BA	962	G	P-O3'-C3'	-10.48	107.13	119.70
22	DA	1291	C	N1-C1'-C2'	-10.46	100.40	114.00
22	BA	2836	U	N1-C1'-C2'	-10.45	100.41	114.00
22	BA	2645	G	P-O3'-C3'	10.45	132.24	119.70
22	BA	1816	C	P-O3'-C3'	-10.44	107.17	119.70
1	AA	1336	C	P-O3'-C3'	10.43	132.22	119.70
22	BA	2021	C	O4'-C1'-N1	10.43	116.55	108.20
22	BA	2214	C	N1-C1'-C2'	-10.43	100.44	114.00
1	AA	1203	C	N1-C1'-C2'	-10.42	100.46	114.00
22	BA	915	C	N1-C1'-C2'	-10.40	100.48	114.00
22	BA	865	C	P-O3'-C3'	10.39	132.17	119.70
22	BA	1786	A	O4'-C1'-N9	10.39	116.51	108.20
22	DA	206	U	N1-C1'-C2'	-10.39	100.49	114.00
1	AA	513	C	N1-C1'-C2'	-10.38	100.51	114.00
22	DA	224	U	N1-C1'-C2'	-10.36	100.53	114.00
22	BA	481	G	P-O3'-C3'	10.33	132.09	119.70
22	DA	2214	C	N1-C1'-C2'	-10.32	100.58	114.00
1	AA	330	C	N1-C1'-C2'	-10.30	100.61	114.00
22	DA	933	A	P-O3'-C3'	-10.30	107.34	119.70
22	BA	1997	C	P-O3'-C3'	-10.28	107.37	119.70
22	BA	2319	G	P-O3'-C3'	10.27	132.02	119.70
22	BA	726	G	P-O3'-C3'	10.24	131.99	119.70
1	AA	1399	C	P-O3'-C3'	10.22	131.96	119.70
1	AA	1228	C	N1-C1'-C2'	-10.19	100.75	114.00
22	BA	646	U	N1-C1'-C2'	-10.18	100.77	114.00
22	BA	2385	C	N1-C1'-C2'	-10.18	100.77	114.00
53	CA	1367	C	N1-C1'-C2'	-10.16	100.79	114.00
22	BA	206	U	N1-C1'-C2'	-10.15	100.80	114.00
22	DA	588	U	N1-C1'-C2'	-10.15	100.81	114.00
22	DA	484	C	N1-C1'-C2'	-10.14	100.81	114.00
1	AA	1432	G	P-O3'-C3'	10.14	131.87	119.70
1	AA	1282	C	N1-C1'-C2'	-10.14	100.82	114.00
1	AA	1303	C	N1-C1'-C2'	-10.13	100.83	114.00
22	BA	2656	U	N1-C1'-C2'	-10.13	100.83	114.00

Continued on next page...

Continued from previous page...

Mol	Chain	Res	Type	Atoms	Z	Observed(°)	Ideal(°)
53	CA	1528	U	P-O3'-C3'	10.13	131.86	119.70
22	DA	915	C	N1-C1'-C2'	-10.12	100.84	114.00
1	AA	175	C	N1-C1'-C2'	-10.11	100.85	114.00
22	BA	1941	C	N1-C1'-C2'	-10.11	100.86	114.00
22	DA	1289	C	N1-C1'-C2'	-10.09	100.88	114.00
22	BA	2424	C	N1-C1'-C2'	-10.08	100.89	114.00
22	BA	783	A	N9-C1'-C2'	-10.08	100.90	114.00
22	BA	1648	U	N1-C1'-C2'	-10.05	100.94	114.00
22	BA	1971	U	N1-C1'-C2'	-10.04	100.95	114.00
22	DA	1498	C	N1-C1'-C2'	-10.04	100.95	114.00
23	BB	42	C	N1-C1'-C2'	-10.03	100.96	114.00
53	CA	330	C	N1-C1'-C2'	-10.03	100.97	114.00
1	AA	1192	C	N1-C1'-C2'	-10.02	100.97	114.00
22	DA	459	U	N1-C1'-C2'	-10.02	100.97	114.00
53	CA	428	G	P-O3'-C3'	10.00	131.71	119.70
22	DA	1418	G	P-O3'-C3'	-10.00	107.70	119.70
57	DB	68	C	N1-C1'-C2'	-10.00	101.00	114.00
53	CA	1283	U	N1-C1'-C2'	-9.99	101.01	112.00
1	AA	13	U	P-O3'-C3'	9.98	131.67	119.70
22	DA	2498	C	N1-C1'-C2'	-9.98	101.03	112.00
22	BA	14	A	P-O3'-C3'	-9.97	107.73	119.70
22	DA	1982	U	N1-C1'-C2'	-9.97	101.03	112.00
1	AA	564	C	N1-C1'-C2'	-9.97	101.03	112.00
23	BB	44	G	P-O3'-C3'	9.96	131.65	119.70
22	DA	2249	U	P-O3'-C3'	9.96	131.65	119.70
22	DA	2645	G	P-O3'-C3'	9.95	131.63	119.70
22	BA	421	C	P-O3'-C3'	9.94	131.63	119.70
22	BA	2459	A	P-O3'-C3'	-9.94	107.77	119.70
22	DA	1967	C	N1-C1'-C2'	-9.93	101.08	112.00
1	AA	1051	C	N1-C1'-C2'	-9.93	101.08	112.00
53	CA	1068	G	P-O3'-C3'	-9.92	107.79	119.70
22	DA	2283	C	P-O3'-C3'	-9.92	107.79	119.70
1	AA	1224	U	P-O3'-C3'	9.92	131.60	119.70
22	BA	784	G	P-O3'-C3'	9.91	131.59	119.70
1	AA	961	U	N1-C1'-C2'	-9.91	101.10	112.00
22	BA	2880	C	N1-C1'-C2'	-9.90	101.11	112.00
1	AA	315	A	P-O3'-C3'	9.90	131.58	119.70
53	CA	509	A	P-O3'-C3'	-9.90	107.82	119.70
22	BA	164	C	N1-C1'-C2'	-9.88	101.13	112.00
22	DA	250	G	P-O3'-C3'	-9.87	107.85	119.70
1	AA	969	A	P-O3'-C3'	-9.86	107.86	119.70
22	BA	1732	C	P-O3'-C3'	9.86	131.53	119.70

Continued on next page...

Continued from previous page...

Mol	Chain	Res	Type	Atoms	Z	Observed(°)	Ideal(°)
22	BA	812	C	N1-C1'-C2'	-9.85	101.16	112.00
1	AA	14	U	P-O3'-C3'	-9.84	107.89	119.70
1	AA	1141	C	N1-C1'-C2'	-9.84	101.18	112.00
22	BA	1964	G	P-O3'-C3'	9.84	131.50	119.70
22	BA	2511	U	N1-C1'-C2'	-9.83	101.19	112.00
22	BA	403	U	P-O3'-C3'	9.82	131.48	119.70
22	BA	2210	U	P-O3'-C3'	9.82	131.48	119.70
22	BA	946	C	N1-C1'-C2'	-9.81	101.20	112.00
53	CA	110	C	N1-C1'-C2'	-9.80	101.22	112.00
22	DA	2299	U	N1-C1'-C2'	-9.79	101.23	112.00
1	AA	547	A	P-O3'-C3'	9.78	131.44	119.70
53	CA	132	C	O4'-C1'-N1	9.78	116.02	108.20
22	BA	2520	C	P-O3'-C3'	-9.77	107.97	119.70
22	DA	1956	U	N1-C1'-C2'	-9.77	101.26	112.00
22	DA	1267	U	N1-C1'-C2'	-9.75	101.27	112.00
1	AA	891	U	N1-C1'-C2'	-9.74	101.28	112.00
22	BA	404	A	P-O3'-C3'	9.74	131.39	119.70
1	AA	66	A	P-O3'-C3'	-9.73	108.02	119.70
53	CA	577	G	P-O3'-C3'	-9.73	108.03	119.70
53	CA	1449	C	N1-C1'-C2'	-9.71	101.32	112.00
22	BA	1021	A	P-O3'-C3'	-9.70	108.06	119.70
1	AA	1320	C	N1-C1'-C2'	-9.70	101.33	112.00
22	BA	2835	A	P-O3'-C3'	9.70	131.34	119.70
22	BA	2894	G	P-O3'-C3'	-9.67	108.09	119.70
22	DA	2347	C	N1-C1'-C2'	-9.66	101.38	112.00
22	BA	906	U	O4'-C1'-N1	9.65	115.92	108.20
22	BA	1324	G	O4'-C1'-N9	9.65	115.92	108.20
22	BA	2226	C	N1-C1'-C2'	-9.65	101.39	112.00
22	BA	1009	A	P-O3'-C3'	-9.64	108.13	119.70
22	BA	2542	A	P-O3'-C3'	9.62	131.25	119.70
22	DA	1276	A	P-O3'-C3'	-9.62	108.16	119.70
22	BA	2611	C	N1-C1'-C2'	-9.61	101.43	112.00
22	BA	2611	C	P-O3'-C3'	-9.60	108.18	119.70
1	AA	1152	A	P-O3'-C3'	-9.60	108.19	119.70
22	BA	512	G	O4'-C1'-N9	9.59	115.87	108.20
22	BA	685	A	P-O3'-C3'	9.59	131.21	119.70
22	BA	1524	G	P-O3'-C3'	-9.58	108.20	119.70
53	CA	564	C	N1-C1'-C2'	-9.58	101.46	112.00
22	BA	503	A	P-O3'-C3'	9.57	131.19	119.70
53	CA	248	C	O4'-C1'-N1	9.57	115.86	108.20
22	BA	1522	A	P-O3'-C3'	9.57	131.19	119.70
22	BA	637	A	P-O3'-C3'	9.56	131.17	119.70

Continued on next page...

Continued from previous page...

Mol	Chain	Res	Type	Atoms	Z	Observed(°)	Ideal(°)
53	CA	344	A	P-O3'-C3'	9.55	131.16	119.70
22	BA	2808	G	P-O3'-C3'	9.55	131.16	119.70
53	CA	821	G	P-O3'-C3'	-9.54	108.25	119.70
22	BA	1210	G	P-O3'-C3'	9.54	131.15	119.70
22	BA	2874	C	N1-C1'-C2'	-9.54	101.51	112.00
22	BA	2215	C	P-O3'-C3'	-9.53	108.27	119.70
1	AA	119	A	P-O3'-C3'	9.51	131.12	119.70
22	BA	2333	A	P-O3'-C3'	9.51	131.11	119.70
22	BA	197	A	P-O5'-C5'	-9.51	105.69	120.90
1	AA	9	G	P-O3'-C3'	-9.50	108.30	119.70
22	BA	2554	U	O4'-C1'-N1	-9.45	100.64	108.20
22	BA	995	C	P-O3'-C3'	9.45	131.03	119.70
53	CA	331	G	P-O3'-C3'	-9.45	108.36	119.70
1	AA	512	U	P-O3'-C3'	-9.44	108.37	119.70
22	DA	445	C	N1-C1'-C2'	-9.44	101.62	112.00
22	BA	1682	G	P-O3'-C3'	-9.43	108.39	119.70
1	AA	1224	U	O4'-C1'-N1	9.40	115.72	108.20
22	BA	1634	A	P-O3'-C3'	9.39	130.97	119.70
22	DA	991	C	P-O3'-C3'	-9.38	108.45	119.70
53	CA	992	U	P-O3'-C3'	9.38	130.95	119.70
53	CA	1161	C	N1-C1'-C2'	-9.37	101.69	112.00
22	DA	2458	G	O4'-C1'-N9	9.37	115.70	108.20
22	BA	1931	U	N1-C1'-C2'	-9.36	101.70	112.00
53	CA	439	U	N1-C1'-C2'	-9.36	101.71	112.00
22	DA	606	U	N1-C1'-C2'	-9.35	101.71	112.00
53	CA	316	C	N1-C1'-C2'	-9.35	101.71	112.00
22	DA	673	C	O4'-C1'-N1	9.34	115.67	108.20
22	BA	2072	C	P-O3'-C3'	-9.34	108.50	119.70
22	DA	2875	C	N1-C1'-C2'	-9.34	101.73	112.00
1	AA	812	G	P-O3'-C3'	9.33	130.90	119.70
22	BA	2656	U	P-O3'-C3'	-9.32	108.51	119.70
22	BA	2425	A	P-O3'-C3'	9.32	130.88	119.70
22	BA	2866	U	O4'-C1'-N1	9.31	115.65	108.20
22	BA	1918	A	P-O3'-C3'	9.31	130.88	119.70
22	BA	249	C	N1-C1'-C2'	9.29	126.08	114.00
1	AA	368	U	N1-C1'-C2'	-9.29	101.78	112.00
1	AA	792	A	P-O3'-C3'	9.29	130.85	119.70
22	BA	2879	A	P-O3'-C3'	9.29	130.85	119.70
22	BA	396	G	P-O3'-C3'	-9.27	108.57	119.70
1	AA	1181	G	P-O3'-C3'	9.26	130.81	119.70
22	BA	811	U	P-O3'-C3'	9.25	130.80	119.70
22	BA	1555	G	P-O3'-C3'	-9.24	108.61	119.70

Continued on next page...

Continued from previous page...

Mol	Chain	Res	Type	Atoms	Z	Observed(°)	Ideal(°)
53	CA	718	A	P-O3'-C3'	-9.24	108.61	119.70
53	CA	816	A	P-O3'-C3'	-9.24	108.61	119.70
22	DA	1556	C	N1-C1'-C2'	-9.24	101.84	112.00
22	BA	729	G	P-O5'-C5'	-9.23	106.13	120.90
22	BA	556	A	P-O5'-C5'	-9.23	106.14	120.90
22	DA	1991	U	O4'-C1'-N1	-9.22	100.82	108.20
22	DA	831	G	P-O3'-C3'	-9.22	108.64	119.70
22	BA	528	A	P-O3'-C3'	-9.21	108.65	119.70
22	BA	249	C	P-O3'-C3'	9.20	130.74	119.70
22	BA	1619	G	P-O3'-C3'	-9.17	108.69	119.70
1	AA	1157	A	P-O3'-C3'	9.17	130.70	119.70
22	DA	86	G	P-O3'-C3'	-9.16	108.71	119.70
22	DA	829	A	P-O3'-C3'	9.15	130.68	119.70
22	BA	790	U	P-O3'-C3'	-9.14	108.73	119.70
22	BA	1971	U	P-O3'-C3'	-9.14	108.73	119.70
22	DA	868	U	N1-C1'-C2'	-9.13	101.96	112.00
53	CA	95	C	N1-C1'-C2'	-9.12	101.97	112.00
22	DA	2043	C	O4'-C1'-N1	-9.12	100.90	108.20
22	BA	1398	C	N1-C1'-C2'	-9.11	101.98	112.00
53	CA	513	C	N1-C1'-C2'	-9.10	102.00	112.00
1	AA	984	C	N1-C1'-C2'	-9.09	102.00	112.00
1	AA	173	U	O4'-C1'-N1	9.08	115.46	108.20
22	BA	451	U	O4'-C1'-N1	9.07	115.46	108.20
22	DA	2573	C	N1-C1'-C2'	-9.07	102.02	112.00
22	BA	1816	C	N1-C1'-C2'	-9.07	102.02	112.00
22	BA	2335	A	P-O3'-C3'	-9.07	108.81	119.70
22	DA	1539	U	N1-C1'-C2'	-9.06	102.03	112.00
22	DA	1779	U	O4'-C1'-N1	9.06	115.45	108.20
22	BA	802	A	P-O3'-C3'	-9.06	108.83	119.70
1	AA	704	A	P-O3'-C3'	-9.04	108.86	119.70
1	AA	1047	G	OP2-P-O3'	9.03	125.08	105.20
22	BA	919	U	O4'-C1'-N1	-9.04	100.97	108.20
22	BA	2490	G	P-O3'-C3'	9.03	130.54	119.70
22	DA	1838	C	O4'-C1'-N1	9.03	115.43	108.20
22	BA	1866	A	P-O3'-C3'	-9.03	108.87	119.70
53	CA	9	G	P-O3'-C3'	-9.02	108.87	119.70
22	BA	138	U	N1-C1'-C2'	-9.02	102.08	112.00
22	DA	60	G	P-O3'-C3'	9.01	130.51	119.70
22	BA	1204	A	P-O3'-C3'	9.01	130.51	119.70
22	BA	1135	C	N1-C1'-C2'	-9.00	102.10	112.00
22	DA	2458	G	P-O3'-C3'	9.00	130.50	119.70
22	BA	811	U	O4'-C1'-N1	9.00	115.40	108.20

Continued on next page...

Continued from previous page...

Mol	Chain	Res	Type	Atoms	Z	Observed(°)	Ideal(°)
22	DA	2429	G	P-O3'-C3'	-8.99	108.92	119.70
22	BA	2092	U	OP2-P-O3'	8.98	124.97	105.20
22	BA	1568	G	P-O3'-C3'	-8.97	108.94	119.70
22	DA	2225	A	P-O3'-C3'	8.97	130.46	119.70
22	DA	1565	C	P-O3'-C3'	8.96	130.46	119.70
22	DA	1776	G	P-O3'-C3'	-8.96	108.95	119.70
1	AA	686	U	O4'-C1'-N1	8.95	115.36	108.20
1	AA	815	A	P-O3'-C3'	8.95	130.44	119.70
53	CA	794	A	P-O3'-C3'	-8.95	108.96	119.70
22	BA	1144	A	P-O3'-C3'	-8.95	108.96	119.70
53	CA	109	A	P-O3'-C3'	8.94	130.43	119.70
1	AA	87	C	N1-C1'-C2'	-8.94	102.17	112.00
22	BA	2629	U	P-O3'-C3'	8.94	130.43	119.70
22	DA	451	U	O4'-C1'-N1	8.94	115.35	108.20
22	BA	2756	U	P-O3'-C3'	8.94	130.42	119.70
53	CA	13	U	P-O3'-C3'	8.94	130.42	119.70
22	BA	126	A	P-O3'-C3'	-8.93	108.99	119.70
22	BA	2289	G	P-O3'-C3'	-8.91	109.00	119.70
22	DA	128	C	N1-C1'-C2'	-8.91	102.19	112.00
53	CA	348	G	P-O3'-C3'	-8.91	109.01	119.70
22	BA	1693	U	P-O3'-C3'	8.90	130.39	119.70
22	BA	1848	A	P-O3'-C3'	-8.90	109.02	119.70
22	BA	1716	U	N1-C1'-C2'	-8.89	102.22	112.00
22	BA	1324	G	P-O3'-C3'	8.88	130.36	119.70
22	DA	862	G	P-O3'-C3'	-8.88	109.05	119.70
22	BA	164	C	P-O3'-C3'	-8.87	109.05	119.70
22	BA	1455	G	P-O3'-C3'	-8.87	109.05	119.70
22	BA	143	C	N1-C1'-C2'	-8.87	102.25	112.00
22	DA	1667	G	P-O3'-C3'	8.87	130.34	119.70
22	BA	2866	U	P-O3'-C3'	8.86	130.33	119.70
53	CA	688	G	P-O3'-C3'	-8.84	109.09	119.70
53	CA	277	C	N1-C1'-C2'	-8.84	102.28	112.00
22	DA	1963	U	N1-C1'-C2'	-8.84	102.28	112.00
22	BA	2615	U	P-O3'-C3'	-8.83	109.10	119.70
1	AA	517	G	P-O3'-C3'	8.83	130.30	119.70
22	DA	606	U	O4'-C1'-N1	8.83	115.27	108.20
22	DA	1119	U	O4'-C1'-N1	8.83	115.26	108.20
22	BA	985	C	N1-C1'-C2'	-8.83	102.29	112.00
22	BA	1325	U	O4'-C1'-N1	8.82	115.26	108.20
1	AA	1064	G	P-O3'-C3'	8.82	130.28	119.70
22	DA	224	U	P-O3'-C3'	-8.82	109.12	119.70
1	AA	1196	A	P-O3'-C3'	8.82	130.28	119.70

Continued on next page...

Continued from previous page...

Mol	Chain	Res	Type	Atoms	Z	Observed(°)	Ideal(°)
1	AA	1200	C	P-O3'-C3'	8.81	130.27	119.70
22	DA	444	C	O4'-C1'-N1	8.81	115.25	108.20
53	CA	52	C	N1-C1'-C2'	-8.79	102.33	112.00
22	BA	2225	A	P-O3'-C3'	8.78	130.24	119.70
1	AA	1395	C	N1-C1'-C2'	-8.78	102.34	112.00
22	BA	243	U	N1-C1'-C2'	-8.78	102.34	112.00
1	AA	14	U	N1-C1'-C2'	-8.77	102.35	112.00
22	BA	727	A	P-O3'-C3'	-8.75	109.20	119.70
1	AA	1348	U	N1-C1'-C2'	-8.75	102.38	112.00
22	BA	2511	U	P-O3'-C3'	-8.74	109.22	119.70
22	DA	533	G	P-O3'-C3'	-8.74	109.22	119.70
22	BA	2801	G	P-O5'-C5'	-8.73	106.93	120.90
22	DA	1536	C	P-O3'-C3'	8.73	130.18	119.70
22	BA	2585	U	O4'-C1'-N1	8.73	115.18	108.20
22	DA	2404	U	N1-C1'-C2'	-8.72	102.40	112.00
22	BA	84	A	P-O3'-C3'	8.72	130.17	119.70
22	DA	1386	C	N1-C1'-C2'	-8.70	102.43	112.00
53	CA	817	C	P-O3'-C3'	8.69	130.13	119.70
22	BA	208	C	C6-N1-C2	8.69	123.78	120.30
22	BA	2391	G	P-O3'-C3'	8.68	130.12	119.70
22	BA	474	G	P-O3'-C3'	8.68	130.12	119.70
22	BA	61	C	P-O3'-C3'	-8.68	109.29	119.70
22	BA	2312	U	P-O3'-C3'	-8.68	109.29	119.70
22	BA	2646	C	N1-C1'-C2'	-8.67	102.46	112.00
53	CA	110	C	P-O3'-C3'	-8.66	109.30	119.70
22	DA	1613	G	P-O3'-C3'	-8.66	109.31	119.70
22	BA	2573	C	N1-C1'-C2'	-8.65	102.48	112.00
53	CA	85	U	P-O3'-C3'	8.65	130.08	119.70
1	AA	974	A	P-O3'-C3'	8.63	130.06	119.70
22	BA	2732	G	P-O3'-C3'	8.64	130.06	119.70
22	DA	1780	A	P-O3'-C3'	8.64	130.06	119.70
22	BA	2458	G	P-O3'-C3'	8.63	130.06	119.70
22	BA	1942	C	P-O5'-C5'	-8.63	107.09	120.90
22	DA	1983	G	P-O3'-C3'	-8.63	109.35	119.70
22	DA	413	C	N1-C1'-C2'	-8.63	102.51	112.00
22	DA	957	C	P-O3'-C3'	8.62	130.05	119.70
22	BA	1787	A	P-O3'-C3'	-8.62	109.36	119.70
22	DA	1817	G	P-O3'-C3'	-8.62	109.36	119.70
22	DA	1816	C	O4'-C1'-N1	8.60	115.08	108.20
22	DA	531	C	P-O3'-C3'	8.60	130.02	119.70
1	AA	1184	G	P-O3'-C3'	-8.59	109.39	119.70
22	BA	1045	C	O4'-C1'-N1	8.59	115.07	108.20

Continued on next page...

Continued from previous page...

Mol	Chain	Res	Type	Atoms	Z	Observed(°)	Ideal(°)
22	BA	1240	U	O4'-C1'-N1	-8.58	101.34	108.20
22	BA	1615	C	O4'-C1'-N1	8.58	115.06	108.20
53	CA	874	G	P-O3'-C3'	-8.58	109.41	119.70
22	DA	413	C	P-O3'-C3'	-8.57	109.41	119.70
1	AA	316	C	N1-C1'-C2'	-8.57	102.57	112.00
1	AA	373	A	P-O3'-C3'	-8.56	109.42	119.70
22	BA	2836	U	P-O3'-C3'	-8.55	109.44	119.70
1	AA	279	A	P-O3'-C3'	8.55	129.96	119.70
22	BA	1963	U	N1-C1'-C2'	-8.54	102.60	112.00
22	BA	2034	U	N1-C1'-C2'	-8.53	102.62	112.00
1	AA	431	A	P-O3'-C3'	-8.53	109.47	119.70
57	DB	88	C	P-O3'-C3'	8.53	129.93	119.70
23	BB	43	C	P-O3'-C3'	-8.52	109.48	119.70
22	DA	335	C	N1-C1'-C2'	-8.52	102.63	112.00
22	BA	1942	C	P-O3'-C3'	-8.51	109.49	119.70
22	BA	572	A	O5'-P-OP2	-8.50	98.05	105.70
22	BA	1849	G	P-O3'-C3'	-8.50	109.50	119.70
22	BA	858	G	O4'-C1'-N9	8.49	115.00	108.20
23	BB	67	G	P-O3'-C3'	-8.49	109.51	119.70
22	BA	1329	U	P-O3'-C3'	8.48	129.88	119.70
53	CA	1148	U	N1-C1'-C2'	-8.48	102.67	112.00
22	DA	687	C	N1-C1'-C2'	-8.48	102.67	112.00
22	DA	2024	G	P-O3'-C3'	-8.48	109.53	119.70
22	BA	2321	U	N1-C1'-C2'	-8.47	102.68	112.00
53	CA	349	A	P-O3'-C3'	-8.46	109.55	119.70
22	DA	1428	C	O4'-C1'-N1	8.45	114.96	108.20
22	BA	782	A	P-O3'-C3'	8.45	129.84	119.70
1	AA	511	C	P-O3'-C3'	8.45	129.84	119.70
22	BA	1063	G	P-O3'-C3'	-8.45	109.56	119.70
22	BA	2893	A	P-O3'-C3'	8.45	129.84	119.70
53	CA	239	U	N1-C1'-C2'	-8.43	102.73	112.00
53	CA	486	U	N1-C1'-C2'	-8.43	102.73	112.00
22	DA	2683	C	N1-C1'-C2'	-8.42	102.73	112.00
22	BA	783	A	N7-C8-N9	8.42	118.01	113.80
22	BA	2776	A	P-O3'-C3'	8.42	129.80	119.70
22	DA	805	G	P-O3'-C3'	8.42	129.80	119.70
53	CA	1528	U	O4'-C1'-N1	8.41	114.93	108.20
22	DA	1965	C	N1-C1'-C2'	-8.40	102.76	112.00
22	DA	2023	C	P-O3'-C3'	-8.40	109.62	119.70
22	BA	395	U	P-O3'-C3'	8.38	129.76	119.70
22	BA	1398	C	P-O3'-C3'	-8.38	109.64	119.70
53	CA	534	U	N1-C1'-C2'	-8.38	102.78	112.00

Continued on next page...

Continued from previous page...

Mol	Chain	Res	Type	Atoms	Z	Observed(°)	Ideal(°)
22	DA	1758	U	N1-C1'-C2'	8.38	124.89	114.00
1	AA	1203	C	P-O3'-C3'	-8.38	109.65	119.70
57	DB	87	U	P-O3'-C3'	8.38	129.75	119.70
22	BA	567	U	P-O3'-C3'	-8.37	109.65	119.70
22	BA	1859	U	P-O3'-C3'	-8.37	109.65	119.70
1	AA	500	G	P-O3'-C3'	-8.36	109.66	119.70
22	BA	1236	G	P-O3'-C3'	8.36	129.73	119.70
22	BA	1247	A	P-O3'-C3'	8.36	129.73	119.70
22	DA	1396	U	P-O3'-C3'	8.35	129.72	119.70
22	BA	2428	G	P-O3'-C3'	-8.35	109.69	119.70
22	DA	867	C	N1-C1'-C2'	-8.35	102.82	112.00
22	BA	1013	C	P-O3'-C3'	-8.34	109.69	119.70
22	BA	1606	C	O4'-C1'-N1	-8.34	101.53	108.20
1	AA	1167	A	P-O3'-C3'	8.34	129.71	119.70
22	BA	604	G	P-O3'-C3'	-8.34	109.69	119.70
53	CA	1051	C	N1-C1'-C2'	-8.32	102.84	112.00
22	DA	976	G	P-O3'-C3'	-8.32	109.71	119.70
22	BA	1273	U	N1-C1'-C2'	-8.32	102.85	112.00
1	AA	1502	A	P-O3'-C3'	8.32	129.68	119.70
22	BA	13	A	P-O3'-C3'	8.31	129.68	119.70
22	BA	2423	U	P-O3'-C3'	8.31	129.68	119.70
53	CA	1202	U	N1-C1'-C2'	-8.31	102.85	112.00
22	BA	2384	U	P-O3'-C3'	8.31	129.67	119.70
1	AA	245	U	N1-C1'-C2'	-8.30	102.87	112.00
22	BA	687	C	P-O3'-C3'	-8.30	109.74	119.70
53	CA	701	U	P-O3'-C3'	8.30	129.66	119.70
22	BA	1809	A	P-O3'-C3'	-8.29	109.75	119.70
22	BA	783	A	N1-C6-N6	8.29	123.58	118.60
22	DA	2036	C	N1-C1'-C2'	-8.29	102.88	112.00
22	BA	1459	G	P-O3'-C3'	-8.29	109.76	119.70
1	AA	415	A	P-O3'-C3'	-8.28	109.77	119.70
22	DA	235	U	P-O3'-C3'	-8.27	109.78	119.70
22	BA	507	A	P-O3'-C3'	-8.27	109.78	119.70
1	AA	1332	A	P-O3'-C3'	-8.26	109.78	119.70
22	BA	746	U	P-O3'-C3'	8.26	129.61	119.70
22	BA	2297	A	P-O3'-C3'	-8.25	109.80	119.70
22	DA	92	U	N1-C1'-C2'	-8.25	102.93	112.00
22	DA	1557	C	N1-C1'-C2'	-8.25	102.93	112.00
22	DA	1207	C	N1-C1'-C2'	-8.24	102.94	112.00
22	BA	2757	A	P-O3'-C3'	-8.23	109.82	119.70
22	DA	2501	C	O4'-C1'-N1	8.23	114.79	108.20
53	CA	173	U	O4'-C1'-N1	8.23	114.79	108.20

Continued on next page...

Continued from previous page...

Mol	Chain	Res	Type	Atoms	Z	Observed(°)	Ideal(°)
1	AA	724	G	P-O3'-C3'	-8.23	109.82	119.70
1	AA	972	C	P-O3'-C3'	-8.23	109.83	119.70
22	DA	1931	U	N1-C1'-C2'	-8.22	102.95	112.00
22	BA	196	A	O4'-C1'-N9	8.22	114.77	108.20
22	DA	1822	C	N1-C1'-C2'	-8.21	102.97	112.00
22	BA	2492	U	N1-C1'-C2'	-8.21	102.97	112.00
22	BA	1048	A	P-O3'-C3'	-8.20	109.86	119.70
22	BA	860	U	N1-C1'-C2'	-8.20	102.98	112.00
22	BA	2581	G	O4'-C1'-N9	8.20	114.76	108.20
22	BA	1332	G	P-O3'-C3'	8.20	129.53	119.70
57	DB	68	C	O4'-C1'-N1	8.20	114.76	108.20
22	BA	335	C	P-O3'-C3'	-8.19	109.87	119.70
22	BA	1255	U	P-O3'-C3'	8.19	129.53	119.70
22	DA	217	A	P-O3'-C3'	-8.18	109.88	119.70
1	AA	252	U	N1-C1'-C2'	-8.18	103.01	112.00
22	BA	1962	C	P-O3'-C3'	8.17	129.51	119.70
1	AA	816	A	P-O3'-C3'	-8.17	109.90	119.70
53	CA	1381	U	N1-C1'-C2'	-8.17	103.01	112.00
22	BA	783	A	C5-N7-C8	-8.17	99.82	103.90
22	BA	2689	U	O4'-C1'-N1	8.15	114.72	108.20
22	BA	2336	A	P-O3'-C3'	8.14	129.47	119.70
22	BA	1326	U	N1-C1'-C2'	-8.14	103.05	112.00
22	BA	137	U	O4'-C1'-N1	-8.14	101.69	108.20
1	AA	388	G	P-O3'-C3'	8.13	129.46	119.70
53	CA	548	G	P-O3'-C3'	-8.12	109.96	119.70
22	BA	1184	U	O4'-C1'-N1	-8.12	101.71	108.20
53	CA	734	G	P-O3'-C3'	-8.12	109.96	119.70
22	BA	243	U	P-O3'-C3'	-8.11	109.96	119.70
22	BA	204	A	P-O3'-C3'	8.11	129.43	119.70
22	DA	2848	G	P-O3'-C3'	8.10	129.43	119.70
1	AA	122	G	P-O3'-C3'	-8.10	109.98	119.70
22	DA	2497	A	P-O3'-C3'	8.10	129.42	119.70
22	BA	931	U	P-O3'-C3'	8.10	129.41	119.70
22	BA	1667	G	P-O3'-C3'	8.09	129.41	119.70
22	BA	1920	C	N1-C1'-C2'	-8.09	103.10	112.00
1	AA	934	C	O4'-C1'-N1	8.09	114.67	108.20
22	BA	1159	U	O4'-C1'-N1	8.09	114.67	108.20
22	BA	1565	C	N1-C1'-C2'	8.09	124.51	114.00
53	CA	792	A	P-O3'-C3'	8.07	129.39	119.70
22	BA	531	C	N1-C1'-C2'	8.07	124.49	114.00
1	AA	1066	C	N1-C1'-C2'	-8.06	103.13	112.00
53	CA	1498	U	P-O3'-C3'	8.06	129.38	119.70

Continued on next page...

Continued from previous page...

Mol	Chain	Res	Type	Atoms	Z	Observed(°)	Ideal(°)
22	DA	2581	G	P-O3'-C3'	8.06	129.37	119.70
53	CA	1224	U	P-O3'-C3'	8.06	129.37	119.70
22	BA	1954	G	P-O3'-C3'	8.05	129.37	119.70
22	BA	482	A	P-O3'-C3'	-8.05	110.04	119.70
22	DA	243	U	N1-C1'-C2'	-8.05	103.15	112.00
1	AA	870	U	P-O3'-C3'	8.04	129.35	119.70
22	DA	1560	G	P-O3'-C3'	-8.04	110.05	119.70
53	CA	1399	C	P-O3'-C3'	8.04	129.35	119.70
53	CA	1401	G	P-O3'-C3'	-8.03	110.06	119.70
1	AA	754	C	N1-C1'-C2'	-8.03	103.17	112.00
22	DA	763	G	P-O3'-C3'	-8.03	110.07	119.70
53	CA	1052	U	N1-C1'-C2'	-8.02	103.17	112.00
22	DA	2063	C	P-O3'-C3'	-8.02	110.07	119.70
22	BA	2021	C	P-O3'-C3'	8.02	129.32	119.70
22	DA	1816	C	N1-C1'-C2'	-8.02	103.18	112.00
22	BA	2064	C	N1-C1'-C2'	-8.02	103.18	112.00
22	DA	162	U	P-O3'-C3'	8.01	129.31	119.70
22	BA	527	C	P-O3'-C3'	8.01	129.31	119.70
53	CA	1502	A	P-O3'-C3'	8.01	129.31	119.70
22	DA	726	G	P-O3'-C3'	8.00	129.30	119.70
1	AA	519	C	P-O3'-C3'	-8.00	110.10	119.70
22	DA	2712	C	O4'-C1'-N1	8.00	114.60	108.20
1	AA	1125	U	P-O3'-C3'	8.00	129.30	119.70
22	BA	27	G	P-O3'-C3'	7.99	129.29	119.70
22	DA	1400	U	N1-C1'-C2'	-7.99	103.21	112.00
1	AA	316	C	P-O3'-C3'	-7.98	110.12	119.70
22	DA	2061	G	P-O3'-C3'	7.98	129.28	119.70
22	BA	1942	C	N1-C1'-C2'	-7.98	103.23	112.00
22	BA	2800	A	O3'-P-O5'	-7.98	88.84	104.00
23	BB	42	C	P-O3'-C3'	-7.98	110.13	119.70
22	DA	984	A	P-O3'-C3'	7.98	129.27	119.70
22	DA	1785	A	P-O3'-C3'	-7.97	110.13	119.70
22	DA	1558	C	P-O3'-C3'	7.97	129.26	119.70
22	BA	16	C	P-O3'-C3'	-7.97	110.14	119.70
22	BA	621	A	P-O3'-C3'	-7.96	110.14	119.70
53	CA	32	A	P-O3'-C3'	-7.96	110.14	119.70
22	DA	527	C	P-O3'-C3'	7.95	129.24	119.70
22	BA	616	A	P-O3'-C3'	-7.95	110.16	119.70
22	BA	2286	G	P-O3'-C3'	7.95	129.24	119.70
22	BA	783	A	C6-C5-N7	-7.95	126.73	132.30
53	CA	68	G	P-O3'-C3'	-7.95	110.16	119.70
22	BA	1416	G	P-O3'-C3'	7.95	129.24	119.70

Continued on next page...

Continued from previous page...

Mol	Chain	Res	Type	Atoms	Z	Observed(°)	Ideal(°)
22	BA	385	C	O4'-C1'-N1	-7.94	101.85	108.20
22	BA	178	G	P-O3'-C3'	-7.94	110.17	119.70
1	AA	717	U	P-O3'-C3'	7.93	129.22	119.70
53	CA	1395	C	N1-C1'-C2'	-7.93	103.28	112.00
22	BA	560	C	O4'-C1'-N1	-7.92	101.86	108.20
22	BA	373	U	P-O3'-C3'	-7.92	110.19	119.70
22	DA	1945	G	P-O3'-C3'	-7.92	110.19	119.70
1	AA	1053	G	P-O3'-C3'	7.91	129.20	119.70
22	BA	2791	G	P-O3'-C3'	-7.91	110.21	119.70
22	DA	1818	U	O4'-C1'-N1	7.90	114.52	108.20
53	CA	527	G	P-O3'-C3'	-7.90	110.22	119.70
22	BA	2849	U	O4'-C1'-N1	-7.89	101.89	108.20
1	AA	173	U	P-O3'-C3'	7.89	129.16	119.70
22	BA	302	C	P-O3'-C3'	-7.88	110.24	119.70
22	BA	266	G	P-O3'-C3'	-7.88	110.24	119.70
22	BA	2325	G	P-O3'-C3'	-7.88	110.25	119.70
1	AA	1197	A	P-O3'-C3'	-7.87	110.25	119.70
1	AA	534	U	N1-C1'-C2'	-7.86	103.36	112.00
22	DA	2629	U	P-O3'-C3'	7.86	129.13	119.70
1	AA	641	U	P-O3'-C3'	7.85	129.12	119.70
53	CA	1066	C	N1-C1'-C2'	-7.85	103.36	112.00
22	DA	1963	U	P-O3'-C3'	-7.85	110.28	119.70
22	DA	1603	A	P-O3'-C3'	-7.84	110.29	119.70
22	DA	1626	A	P-O3'-C3'	7.84	129.11	119.70
22	DA	2493	U	P-O3'-C3'	-7.84	110.29	119.70
22	BA	1499	C	O4'-C1'-N1	7.83	114.47	108.20
22	BA	795	C	O4'-C1'-N1	-7.82	101.95	108.20
22	DA	222	A	P-O3'-C3'	7.82	129.08	119.70
22	BA	975	A	P-O3'-C3'	-7.81	110.33	119.70
22	DA	2259	U	N1-C1'-C2'	-7.80	103.42	112.00
22	DA	1829	A	P-O3'-C3'	-7.80	110.34	119.70
22	BA	241	A	P-O3'-C3'	7.80	129.06	119.70
22	BA	1654	A	P-O3'-C3'	-7.80	110.34	119.70
53	CA	564	C	P-O3'-C3'	-7.80	110.34	119.70
22	DA	622	G	P-O3'-C3'	-7.79	110.35	119.70
22	BA	2809	A	P-O5'-C5'	-7.79	108.43	120.90
1	AA	1256	A	P-O3'-C3'	7.79	129.05	119.70
22	BA	2324	U	N1-C1'-C2'	7.79	124.13	114.00
22	DA	397	U	N1-C1'-C2'	-7.79	103.44	112.00
22	BA	1476	U	N1-C1'-C2'	-7.78	103.44	112.00
22	DA	2052	A	P-O3'-C3'	-7.78	110.37	119.70
22	DA	1013	C	P-O3'-C3'	-7.77	110.38	119.70

Continued on next page...

Continued from previous page...

Mol	Chain	Res	Type	Atoms	Z	Observed(°)	Ideal(°)
1	AA	875	U	P-O3'-C3'	-7.76	110.38	119.70
22	BA	1329	U	O4'-C1'-N1	7.76	114.41	108.20
22	BA	2258	C	P-O3'-C3'	7.76	129.02	119.70
22	BA	764	A	O4'-C1'-N9	7.76	114.41	108.20
22	DA	304	U	P-O3'-C3'	-7.76	110.39	119.70
22	DA	2349	G	P-O3'-C3'	-7.75	110.39	119.70
1	AA	642	A	P-O3'-C3'	-7.75	110.39	119.70
22	DA	2150	C	N1-C1'-C2'	-7.75	103.47	112.00
22	BA	807	U	P-O5'-C5'	-7.74	108.51	120.90
22	BA	1821	A	P-O3'-C3'	-7.74	110.41	119.70
22	BA	774	G	P-O3'-C3'	7.73	128.98	119.70
22	BA	933	A	P-O3'-C3'	-7.73	110.42	119.70
22	DA	705	A	P-O3'-C3'	-7.73	110.42	119.70
22	BA	1674	G	P-O3'-C3'	7.73	128.97	119.70
22	BA	2501	C	P-O3'-C3'	-7.72	110.43	119.70
22	BA	193	U	O4'-C1'-N1	7.72	114.38	108.20
22	BA	2681	C	P-O3'-C3'	7.72	128.96	119.70
22	DA	2314	A	P-O3'-C3'	-7.72	110.44	119.70
22	BA	1330	C	P-O3'-C3'	-7.71	110.44	119.70
22	BA	2510	C	O4'-C1'-N1	-7.71	102.03	108.20
22	DA	36	G	P-O3'-C3'	-7.71	110.45	119.70
22	DA	1612	C	N1-C1'-C2'	-7.71	103.52	112.00
1	AA	559	A	O4'-C1'-N9	7.71	114.37	108.20
22	BA	2215	C	N1-C1'-C2'	-7.71	103.52	112.00
1	AA	722	G	P-O3'-C3'	-7.70	110.46	119.70
53	CA	374	A	P-O3'-C3'	-7.70	110.46	119.70
22	BA	1128	G	O4'-C1'-N9	7.69	114.35	108.20
1	AA	268	U	P-O3'-C3'	-7.69	110.47	119.70
22	BA	1110	G	P-O3'-C3'	7.69	128.93	119.70
22	BA	1996	C	P-O3'-C3'	7.69	128.93	119.70
22	DA	2023	C	N1-C1'-C2'	-7.68	103.55	112.00
22	BA	1537	G	P-O3'-C3'	-7.68	110.48	119.70
22	BA	1828	G	P-O3'-C3'	7.68	128.92	119.70
53	CA	132	C	P-O3'-C3'	-7.68	110.48	119.70
22	DA	860	U	P-O3'-C3'	-7.68	110.49	119.70
22	BA	1654	A	C3'-C2'-C1'	7.67	107.64	101.50
22	BA	91	A	P-O3'-C3'	7.67	128.90	119.70
22	BA	2071	A	P-O3'-C3'	7.67	128.90	119.70
22	BA	2699	C	C6-N1-C2	7.67	123.37	120.30
22	DA	784	G	O4'-C1'-N9	7.66	114.33	108.20
53	CA	1147	C	N1-C1'-C2'	-7.66	103.57	112.00
22	DA	1993	U	N1-C1'-C2'	-7.66	103.57	112.00

Continued on next page...

Continued from previous page...

Mol	Chain	Res	Type	Atoms	Z	Observed(°)	Ideal(°)
22	BA	781	A	P-O3'-C3'	7.66	128.89	119.70
22	BA	2510	C	P-O5'-C5'	-7.66	108.65	120.90
53	CA	884	U	O4'-C1'-N1	7.65	114.32	108.20
53	CA	14	U	P-O3'-C3'	-7.65	110.52	119.70
53	CA	979	C	N1-C1'-C2'	-7.65	103.58	112.00
22	DA	964	C	N1-C1'-C2'	-7.65	103.58	112.00
22	BA	489	G	P-O3'-C3'	7.65	128.88	119.70
22	DA	1954	G	P-O3'-C3'	7.65	128.88	119.70
53	CA	717	U	N1-C1'-C2'	7.64	123.93	114.00
22	BA	2250	G	O4'-C1'-N9	-7.64	102.09	108.20
22	BA	1126	A	P-O3'-C3'	7.63	128.86	119.70
53	CA	1348	U	N1-C1'-C2'	-7.63	103.60	112.00
53	CA	1530	G	P-O3'-C3'	-7.63	110.54	119.70
22	BA	790	U	N1-C1'-C2'	-7.63	103.61	112.00
1	AA	536	C	N1-C1'-C2'	-7.63	103.61	112.00
1	AA	1190	G	P-O3'-C3'	7.63	128.85	119.70
22	BA	321	U	O4'-C1'-N1	7.63	114.30	108.20
22	DA	122	G	P-O3'-C3'	-7.63	110.55	119.70
23	BB	109	A	P-O3'-C3'	-7.62	110.55	119.70
53	CA	1495	U	P-O3'-C3'	7.62	128.85	119.70
22	BA	1265	A	P-O3'-C3'	7.62	128.85	119.70
22	BA	1256	G	P-O3'-C3'	-7.62	110.56	119.70
22	BA	2006	C	O4'-C1'-N1	-7.62	102.11	108.20
22	BA	324	A	P-O3'-C3'	-7.61	110.57	119.70
22	DA	121	G	P-O3'-C3'	-7.60	110.58	119.70
1	AA	480	U	O4'-C1'-N1	7.60	114.28	108.20
22	BA	406	G	P-O3'-C3'	-7.60	110.58	119.70
53	CA	962	C	N1-C1'-C2'	-7.59	103.64	112.00
22	BA	1759	A	P-O3'-C3'	-7.59	110.59	119.70
1	AA	1349	A	P-O3'-C3'	-7.59	110.59	119.70
22	BA	2606	C	C6-N1-C2	7.59	123.34	120.30
22	BA	2214	C	P-O3'-C3'	-7.59	110.59	119.70
1	AA	884	U	P-O3'-C3'	7.59	128.80	119.70
1	AA	131	A	P-O3'-C3'	-7.58	110.61	119.70
22	DA	15	G	P-O3'-C3'	-7.58	110.61	119.70
22	BA	92	U	P-O3'-C3'	-7.57	110.61	119.70
22	DA	2712	C	P-O3'-C3'	7.57	128.79	119.70
22	DA	2249	U	N1-C1'-C2'	7.57	123.84	114.00
1	AA	1345	U	P-O3'-C3'	7.57	128.78	119.70
23	BB	40	U	P-O3'-C3'	7.57	128.78	119.70
22	BA	1286	A	P-O3'-C3'	7.57	128.78	119.70
22	DA	2286	G	P-O3'-C3'	7.56	128.78	119.70

Continued on next page...

Continued from previous page...

Mol	Chain	Res	Type	Atoms	Z	Observed(°)	Ideal(°)
1	AA	369	G	P-O3'-C3'	-7.56	110.62	119.70
53	CA	382	A	P-O3'-C3'	7.56	128.78	119.70
22	DA	1135	C	N1-C1'-C2'	-7.56	103.68	112.00
53	CA	536	C	N1-C1'-C2'	-7.56	103.68	112.00
22	DA	2428	G	P-O3'-C3'	-7.56	110.63	119.70
22	BA	1300	G	P-O3'-C3'	7.56	128.77	119.70
1	AA	960	U	P-O3'-C3'	7.55	128.77	119.70
22	BA	2603	G	P-O3'-C3'	-7.55	110.64	119.70
1	AA	1297	G	P-O3'-C3'	7.55	128.76	119.70
1	AA	1322	C	P-O3'-C3'	7.55	128.76	119.70
23	BB	12	C	P-O3'-C3'	7.55	128.76	119.70
22	DA	1655	A	P-O3'-C3'	-7.55	110.64	119.70
22	BA	1611	C	P-O3'-C3'	-7.54	110.65	119.70
22	BA	2832	U	P-O3'-C3'	7.54	128.75	119.70
22	BA	2645	G	O4'-C1'-N9	7.54	114.23	108.20
22	DA	1839	G	P-O3'-C3'	-7.54	110.66	119.70
1	AA	430	A	P-O3'-C3'	-7.53	110.66	119.70
22	DA	2656	U	N1-C1'-C2'	-7.53	103.72	112.00
22	DA	1980	G	P-O3'-C3'	7.53	128.73	119.70
22	DA	2459	A	P-O3'-C3'	-7.53	110.67	119.70
1	AA	129	A	P-O3'-C3'	7.52	128.72	119.70
53	CA	704	A	P-O3'-C3'	-7.52	110.67	119.70
22	BA	673	C	C6-N1-C2	7.52	123.31	120.30
22	DA	1256	G	P-O3'-C3'	-7.52	110.68	119.70
22	BA	2035	G	O4'-C1'-N9	7.52	114.21	108.20
22	BA	2346	A	P-O3'-C3'	7.52	128.72	119.70
1	AA	688	G	P-O3'-C3'	-7.52	110.68	119.70
1	AA	875	U	N1-C1'-C2'	-7.51	103.73	112.00
22	DA	2493	U	N1-C1'-C2'	-7.51	103.74	112.00
1	AA	1141	C	O4'-C1'-N1	7.51	114.21	108.20
22	BA	1970	A	P-O3'-C3'	7.51	128.71	119.70
57	DB	40	U	P-O3'-C3'	7.51	128.71	119.70
1	AA	792	A	O4'-C1'-N9	7.50	114.20	108.20
22	BA	85	G	P-O3'-C3'	-7.50	110.70	119.70
22	BA	1858	A	P-O3'-C3'	-7.50	110.70	119.70
1	AA	85	U	P-O3'-C3'	7.50	128.70	119.70
22	BA	1644	C	O4'-C1'-N1	-7.50	102.20	108.20
22	BA	2678	C	C6-N1-C2	7.50	123.30	120.30
22	DA	1267	U	O4'-C1'-N1	7.50	114.20	108.20
22	DA	1700	A	P-O3'-C3'	-7.50	110.70	119.70
22	DA	2284	A	P-O3'-C3'	-7.50	110.70	119.70
22	DA	990	A	P-O3'-C3'	-7.49	110.71	119.70

Continued on next page...

Continued from previous page...

Mol	Chain	Res	Type	Atoms	Z	Observed(°)	Ideal(°)
1	AA	1453	G	P-O3'-C3'	-7.48	110.72	119.70
22	DA	1915	U	N1-C1'-C2'	-7.48	103.77	112.00
53	CA	122	G	P-O3'-C3'	-7.48	110.72	119.70
1	AA	184	G	P-O3'-C3'	-7.48	110.73	119.70
22	DA	2251	G	P-O3'-C3'	-7.48	110.73	119.70
22	BA	1237	A	P-O3'-C3'	7.47	128.67	119.70
22	BA	914	G	P-O3'-C3'	-7.47	110.73	119.70
1	AA	485	U	P-O3'-C3'	7.47	128.66	119.70
1	AA	1394	A	P-O3'-C3'	7.47	128.66	119.70
1	AA	718	A	P-O3'-C3'	-7.47	110.74	119.70
22	DA	1522	A	P-O3'-C3'	7.46	128.66	119.70
22	DA	2837	A	P-O3'-C3'	-7.46	110.74	119.70
22	DA	2406	A	P-O3'-C3'	7.46	128.66	119.70
1	AA	1433	A	P-O3'-C3'	-7.46	110.75	119.70
22	DA	656	G	P-O3'-C3'	-7.46	110.75	119.70
53	CA	277	C	P-O3'-C3'	-7.46	110.75	119.70
22	DA	778	G	P-O3'-C3'	-7.46	110.75	119.70
22	BA	2712	C	N1-C1'-C2'	7.46	123.70	114.00
1	AA	1365	G	P-O3'-C3'	-7.45	110.76	119.70
53	CA	1202	U	P-O3'-C3'	-7.45	110.76	119.70
22	BA	1396	U	O4'-C1'-N1	7.45	114.16	108.20
22	BA	1739	A	P-O3'-C3'	-7.45	110.76	119.70
22	BA	784	G	O4'-C1'-N9	-7.45	102.24	108.20
22	DA	2382	G	P-O3'-C3'	7.44	128.63	119.70
22	DA	1918	A	P-O3'-C3'	7.44	128.62	119.70
1	AA	110	C	N1-C1'-C2'	-7.43	103.82	112.00
22	BA	2030	A	P-O3'-C3'	7.43	128.62	119.70
22	BA	2755	C	O4'-C1'-N1	-7.43	102.25	108.20
22	DA	846	U	O4'-C1'-N1	7.43	114.15	108.20
22	BA	972	A	P-O3'-C3'	7.43	128.62	119.70
22	BA	2016	U	O4'-C1'-N1	-7.43	102.26	108.20
53	CA	1282	C	N1-C1'-C2'	-7.43	103.83	112.00
22	BA	1558	C	P-O3'-C3'	7.42	128.61	119.70
53	CA	1301	U	P-O3'-C3'	-7.42	110.79	119.70
22	DA	2387	U	N1-C1'-C2'	-7.42	103.83	112.00
22	DA	575	A	P-O3'-C3'	-7.42	110.80	119.70
22	BA	1779	U	C5-C6-N1	-7.42	118.99	122.70
22	DA	790	U	O4'-C1'-N1	7.42	114.13	108.20
22	DA	867	C	O4'-C1'-N1	7.42	114.13	108.20
22	BA	1178	C	O4'-C1'-N1	7.41	114.13	108.20
22	DA	76	C	N1-C1'-C2'	-7.41	103.85	112.00
22	DA	2312	U	P-O3'-C3'	-7.41	110.81	119.70

Continued on next page...

Continued from previous page...

Mol	Chain	Res	Type	Atoms	Z	Observed(°)	Ideal(°)
22	DA	1010	A	P-O3'-C3'	-7.41	110.81	119.70
22	BA	2559	C	O4'-C1'-N1	-7.41	102.28	108.20
53	CA	686	U	O4'-C1'-N1	7.41	114.12	108.20
22	BA	765	C	N1-C1'-C2'	-7.40	103.86	112.00
53	CA	511	C	P-O3'-C3'	7.40	128.58	119.70
22	BA	2469	A	P-O3'-C3'	-7.39	110.83	119.70
1	AA	1200	C	N1-C1'-C2'	7.39	123.61	114.00
22	BA	728	G	O3'-P-O5'	-7.38	89.97	104.00
1	AA	1362	A	O4'-C1'-N9	7.37	114.10	108.20
22	BA	230	G	P-O3'-C3'	-7.37	110.86	119.70
22	BA	741	U	P-O5'-C5'	-7.37	109.11	120.90
22	BA	812	C	P-O3'-C3'	-7.37	110.86	119.70
22	BA	1022	G	P-O3'-C3'	7.36	128.54	119.70
22	BA	1213	A	P-O5'-C5'	-7.36	109.12	120.90
22	DA	2197	U	OP1-P-O3'	7.36	121.40	105.20
1	AA	1124	G	P-O3'-C3'	7.36	128.53	119.70
22	BA	1490	A	P-O3'-C3'	7.36	128.53	119.70
53	CA	517	G	P-O3'-C3'	7.36	128.53	119.70
53	CA	519	C	N1-C1'-C2'	-7.36	103.91	112.00
22	DA	1556	C	P-O3'-C3'	-7.36	110.87	119.70
23	BB	108	A	P-O3'-C3'	7.35	128.52	119.70
53	CA	1227	A	P-O3'-C3'	7.35	128.52	119.70
1	AA	1302	C	N1-C1'-C2'	-7.35	103.91	112.00
22	DA	2267	A	P-O3'-C3'	-7.35	110.88	119.70
22	DA	961	C	N1-C1'-C2'	7.34	123.54	114.00
22	DA	2836	U	N1-C1'-C2'	-7.34	103.93	112.00
1	AA	1258	G	P-O3'-C3'	-7.34	110.90	119.70
22	BA	62	U	O4'-C1'-N1	7.34	114.07	108.20
22	DA	91	A	P-O3'-C3'	7.34	128.50	119.70
53	CA	1345	U	O4'-C1'-N1	7.33	114.07	108.20
22	BA	587	C	N1-C1'-C2'	7.33	123.53	114.00
1	AA	174	A	P-O3'-C3'	-7.32	110.91	119.70
22	DA	325	G	P-O3'-C3'	-7.32	110.91	119.70
22	BA	990	A	P-O3'-C3'	-7.32	110.91	119.70
22	DA	868	U	P-O3'-C3'	-7.32	110.92	119.70
53	CA	884	U	P-O3'-C3'	7.32	128.48	119.70
1	AA	813	U	P-O3'-C3'	-7.32	110.92	119.70
22	BA	303	G	P-O3'-C3'	-7.31	110.92	119.70
22	BA	1333	G	P-O5'-C5'	-7.31	109.20	120.90
22	DA	1272	A	P-O3'-C3'	7.31	128.47	119.70
53	CA	512	U	P-O3'-C3'	-7.30	110.94	119.70
22	BA	2384	U	N1-C1'-C2'	7.30	123.49	114.00

Continued on next page...

Continued from previous page...

Mol	Chain	Res	Type	Atoms	Z	Observed(°)	Ideal(°)
22	BA	1386	C	P-O3'-C3'	-7.30	110.94	119.70
22	BA	2586	U	O4'-C1'-N1	7.30	114.04	108.20
22	BA	1034	G	P-O3'-C3'	-7.30	110.94	119.70
22	DA	353	C	P-O3'-C3'	7.29	128.45	119.70
1	AA	575	G	P-O3'-C3'	7.29	128.45	119.70
1	AA	965	U	P-O3'-C3'	7.29	128.44	119.70
53	CA	52	C	P-O3'-C3'	-7.29	110.95	119.70
22	BA	645	C	P-O3'-C3'	7.28	128.44	119.70
53	CA	116	A	P-O3'-C3'	-7.28	110.96	119.70
22	DA	164	C	P-O3'-C3'	-7.28	110.96	119.70
1	AA	597	G	P-O3'-C3'	-7.28	110.97	119.70
22	BA	2051	A	P-O3'-C3'	7.28	128.43	119.70
22	DA	1389	G	P-O3'-C3'	-7.27	110.98	119.70
22	DA	2752	C	N1-C1'-C2'	-7.26	104.01	112.00
22	BA	1129	A	P-O3'-C3'	-7.26	110.99	119.70
22	BA	1838	C	P-O3'-C3'	7.25	128.41	119.70
22	BA	1865	U	P-O3'-C3'	7.25	128.41	119.70
22	DA	1674	G	P-O3'-C3'	7.25	128.41	119.70
22	DA	945	A	O4'-C1'-N9	7.25	114.00	108.20
22	BA	620	G	P-O3'-C3'	7.24	128.39	119.70
1	AA	934	C	P-O3'-C3'	7.23	128.38	119.70
22	BA	2447	G	P-O3'-C3'	7.23	128.38	119.70
22	DA	1144	A	P-O3'-C3'	-7.23	111.03	119.70
22	BA	2578	G	P-O3'-C3'	-7.23	111.03	119.70
1	AA	531	U	P-O3'-C3'	7.22	128.37	119.70
22	BA	794	A	P-O3'-C3'	-7.22	111.03	119.70
1	AA	1229	A	P-O3'-C3'	-7.22	111.04	119.70
22	DA	532	A	P-O3'-C3'	7.22	128.36	119.70
22	DA	2572	A	P-O3'-C3'	7.22	128.36	119.70
22	BA	1733	G	P-O3'-C3'	-7.21	111.04	119.70
1	AA	536	C	P-O3'-C3'	-7.21	111.05	119.70
22	BA	119	A	P-O3'-C3'	7.20	128.34	119.70
1	AA	411	A	P-O3'-C3'	7.20	128.34	119.70
22	BA	1963	U	P-O3'-C3'	-7.20	111.06	119.70
53	CA	733	G	P-O3'-C3'	7.20	128.34	119.70
22	DA	1636	U	P-O3'-C3'	-7.20	111.06	119.70
22	DA	1802	A	P-O3'-C3'	-7.20	111.06	119.70
53	CA	389	A	P-O3'-C3'	-7.19	111.07	119.70
1	AA	169	C	O4'-C1'-N1	7.19	113.95	108.20
53	CA	936	C	O4'-C1'-N1	7.19	113.95	108.20
22	DA	2289	G	P-O3'-C3'	-7.19	111.08	119.70
22	BA	2880	C	P-O3'-C3'	-7.19	111.08	119.70

Continued on next page...

Continued from previous page...

Mol	Chain	Res	Type	Atoms	Z	Observed(°)	Ideal(°)
1	AA	306	A	P-O3'-C3'	-7.18	111.08	119.70
22	DA	1997	C	P-O3'-C3'	-7.18	111.08	119.70
22	BA	1714	U	O4'-C1'-N1	-7.18	102.46	108.20
22	BA	2566	A	P-O3'-C3'	7.17	128.31	119.70
1	AA	509	A	P-O3'-C3'	-7.17	111.10	119.70
22	BA	2344	U	N1-C1'-C2'	7.17	123.32	114.00
22	DA	1430	G	P-O3'-C3'	-7.17	111.10	119.70
1	AA	1101	A	P-O3'-C3'	7.16	128.29	119.70
22	BA	2638	G	P-O3'-C3'	7.16	128.29	119.70
22	BA	2259	U	P-O5'-C5'	-7.16	109.45	120.90
53	CA	73	C	N1-C1'-C2'	-7.15	104.13	112.00
1	AA	794	A	P-O3'-C3'	-7.15	111.12	119.70
22	DA	397	U	O4'-C1'-N1	7.15	113.92	108.20
22	BA	988	A	P-O3'-C3'	7.15	128.28	119.70
22	DA	207	A	P-O3'-C3'	-7.15	111.12	119.70
22	BA	1865	U	N1-C1'-C2'	7.15	123.29	114.00
22	BA	1602	U	O4'-C1'-N1	7.14	113.91	108.20
22	DA	1647	U	P-O3'-C3'	7.14	128.27	119.70
23	BB	16	G	P-O3'-C3'	-7.14	111.14	119.70
22	DA	1206	G	P-O3'-C3'	-7.14	111.14	119.70
1	AA	913	A	P-O3'-C3'	7.13	128.26	119.70
22	BA	206	U	P-O3'-C3'	-7.13	111.14	119.70
22	BA	958	U	N1-C1'-C2'	-7.13	104.16	112.00
22	BA	2259	U	P-O3'-C3'	-7.12	111.16	119.70
22	BA	2021	C	O3'-P-O5'	-7.12	90.47	104.00
22	DA	2384	U	N1-C1'-C2'	7.12	123.25	114.00
22	BA	2498	C	P-O3'-C3'	-7.12	111.16	119.70
22	BA	1320	C	N1-C1'-C2'	7.11	123.25	114.00
22	BA	2307	G	P-O3'-C3'	7.11	128.23	119.70
53	CA	1395	C	P-O3'-C3'	-7.10	111.18	119.70
1	AA	366	A	P-O3'-C3'	7.10	128.22	119.70
53	CA	1455	G	P-O3'-C3'	-7.10	111.18	119.70
22	BA	2573	C	O4'-C1'-N1	-7.10	102.52	108.20
22	DA	777	G	N9-C1'-C2'	-7.09	104.20	112.00
22	BA	1491	G	P-O3'-C3'	-7.09	111.20	119.70
22	BA	2034	U	P-O3'-C3'	-7.09	111.20	119.70
22	BA	2284	A	P-O5'-C5'	-7.09	109.56	120.90
22	BA	390	U	N1-C1'-C2'	7.08	123.21	114.00
1	AA	122	G	N9-C1'-C2'	-7.08	104.21	112.00
22	DA	2868	A	P-O3'-C3'	-7.08	111.21	119.70
22	BA	1839	G	P-O3'-C3'	-7.08	111.21	119.70
1	AA	559	A	P-O3'-C3'	7.08	128.19	119.70

Continued on next page...

Continued from previous page...

Mol	Chain	Res	Type	Atoms	Z	Observed(°)	Ideal(°)
53	CA	73	C	O4'-C1'-N1	7.08	113.86	108.20
22	BA	34	U	P-O3'-C3'	7.07	128.19	119.70
22	BA	1267	U	N1-C1'-C2'	-7.07	104.22	112.00
22	BA	2093	G	N9-C1'-C2'	-7.07	104.22	112.00
22	BA	2682	A	P-O3'-C3'	-7.07	111.21	119.70
53	CA	1065	U	O4'-C1'-N1	7.07	113.86	108.20
1	AA	282	A	P-O3'-C3'	-7.07	111.22	119.70
1	AA	889	A	P-O3'-C3'	7.07	128.18	119.70
22	DA	730	A	P-O3'-C3'	-7.07	111.22	119.70
22	DA	669	G	P-O3'-C3'	7.07	128.18	119.70
22	BA	2063	C	N1-C1'-C2'	-7.06	104.23	112.00
22	BA	588	U	N1-C1'-C2'	-7.06	104.23	112.00
53	CA	596	A	P-O3'-C3'	-7.06	111.23	119.70
1	AA	1064	G	O4'-C1'-N9	7.05	113.84	108.20
1	AA	1282	C	P-O3'-C3'	-7.05	111.24	119.70
22	DA	629	G	P-O3'-C3'	-7.04	111.25	119.70
1	AA	1395	C	P-O5'-C5'	-7.04	109.63	120.90
22	BA	2707	U	O4'-C1'-N1	-7.04	102.57	108.20
22	BA	2267	A	P-O5'-C5'	-7.04	109.64	120.90
53	CA	240	G	P-O3'-C3'	-7.04	111.25	119.70
53	CA	705	G	P-O3'-C3'	-7.04	111.25	119.70
22	DA	1901	A	P-O3'-C3'	-7.03	111.26	119.70
22	DA	1683	U	P-O3'-C3'	-7.03	111.27	119.70
22	DA	460	A	P-O3'-C3'	-7.03	111.27	119.70
22	DA	1141	U	P-O3'-C3'	7.02	128.13	119.70
22	DA	2250	G	O4'-C1'-N9	-7.02	102.59	108.20
53	CA	547	A	P-O3'-C3'	7.01	128.12	119.70
22	DA	2217	G	P-O3'-C3'	-7.01	111.28	119.70
22	DA	2874	C	P-O3'-C3'	-7.01	111.29	119.70
53	CA	453	G	P-O3'-C3'	-7.00	111.30	119.70
22	DA	229	C	N1-C1'-C2'	-7.00	104.30	112.00
22	DA	324	A	P-O3'-C3'	-7.00	111.30	119.70
22	BA	2613	U	O3'-P-O5'	-7.00	90.71	104.00
22	DA	1799	G	P-O3'-C3'	7.00	128.09	119.70
1	AA	243	A	P-O3'-C3'	6.99	128.09	119.70
22	DA	49	A	P-O3'-C3'	6.99	128.09	119.70
22	DA	992	C	P-O3'-C3'	-6.99	111.31	119.70
22	DA	2199	A	P-O3'-C3'	-6.99	111.31	119.70
22	DA	2874	C	N1-C1'-C2'	-6.99	104.31	112.00
1	AA	115	G	P-O3'-C3'	6.99	128.08	119.70
22	DA	1079	C	N1-C1'-C2'	-6.99	104.32	112.00
22	DA	1707	G	P-O3'-C3'	-6.98	111.32	119.70

Continued on next page...

Continued from previous page...

Mol	Chain	Res	Type	Atoms	Z	Observed(°)	Ideal(°)
22	BA	2197	U	N1-C1'-C2'	6.98	123.07	114.00
22	BA	434	U	O4'-C1'-N1	6.97	113.78	108.20
22	BA	1417	C	P-O3'-C3'	-6.97	111.33	119.70
22	BA	2863	C	C6-N1-C2	6.97	123.09	120.30
23	BB	40	U	O4'-C1'-N1	6.97	113.78	108.20
22	DA	2339	C	P-O3'-C3'	-6.97	111.34	119.70
1	AA	884	U	O4'-C1'-N1	6.97	113.77	108.20
22	DA	162	U	O4'-C1'-N1	6.96	113.77	108.20
22	DA	2603	G	P-O3'-C3'	-6.96	111.34	119.70
1	AA	654	G	P-O3'-C3'	-6.96	111.35	119.70
22	DA	1347	A	P-O3'-C3'	-6.96	111.35	119.70
22	DA	704	G	P-O3'-C3'	6.96	128.05	119.70
53	CA	498	A	P-O3'-C3'	-6.95	111.36	119.70
22	BA	61	C	P-O5'-C5'	-6.95	109.78	120.90
1	AA	960	U	N1-C1'-C2'	6.95	123.03	114.00
53	CA	962	C	O4'-C1'-N1	6.95	113.76	108.20
22	BA	2092	U	OP1-P-O3'	-6.94	89.92	105.20
22	BA	763	G	P-O3'-C3'	-6.94	111.37	119.70
22	DA	1965	C	O4'-C1'-N1	-6.94	102.65	108.20
1	AA	717	U	N1-C1'-C2'	6.94	123.02	114.00
22	BA	1627	G	P-O3'-C3'	-6.94	111.37	119.70
22	DA	1397	U	N1-C1'-C2'	6.94	123.02	114.00
1	AA	1395	C	O4'-C1'-N1	-6.94	102.65	108.20
1	AA	1183	U	N1-C1'-C2'	-6.94	104.37	112.00
22	DA	2714	G	P-O3'-C3'	-6.94	111.38	119.70
22	DA	2282	G	P-O3'-C3'	6.93	128.02	119.70
22	DA	1569	A	P-O3'-C3'	-6.93	111.38	119.70
22	BA	1965	C	P-O5'-C5'	-6.93	109.81	120.90
22	BA	177	G	P-O3'-C3'	6.93	128.01	119.70
22	BA	1885	A	P-O3'-C3'	-6.92	111.39	119.70
22	DA	916	G	P-O3'-C3'	-6.92	111.39	119.70
22	BA	434	U	P-O3'-C3'	6.92	128.00	119.70
22	BA	1238	G	N9-C1'-C2'	-6.92	104.39	112.00
22	DA	913	U	P-O3'-C3'	6.92	128.00	119.70
1	AA	1129	C	P-O3'-C3'	6.92	128.00	119.70
22	DA	2667	C	N1-C1'-C2'	-6.91	104.40	112.00
22	BA	449	A	P-O5'-C5'	-6.91	109.84	120.90
53	CA	802	A	P-O3'-C3'	6.91	127.99	119.70
22	DA	1460	U	P-O3'-C3'	6.91	127.99	119.70
1	AA	374	A	P-O3'-C3'	-6.91	111.41	119.70
22	BA	865	C	O4'-C1'-N1	6.91	113.73	108.20
22	BA	1493	C	P-O3'-C3'	6.91	127.99	119.70

Continued on next page...

Continued from previous page...

Mol	Chain	Res	Type	Atoms	Z	Observed(°)	Ideal(°)
22	DA	1247	A	P-O3'-C3'	6.91	127.99	119.70
1	AA	1162	C	P-O3'-C3'	-6.90	111.42	119.70
22	BA	2681	C	O4'-C1'-N1	6.90	113.72	108.20
53	CA	372	C	O4'-C1'-N1	6.90	113.72	108.20
22	DA	1967	C	P-O3'-C3'	-6.90	111.42	119.70
1	AA	528	C	O4'-C1'-N1	-6.89	102.68	108.20
1	AA	73	C	N1-C1'-C2'	-6.89	104.42	112.00
22	DA	1019	U	O4'-C1'-N1	6.89	113.71	108.20
22	BA	913	U	P-O3'-C3'	6.89	127.97	119.70
53	CA	316	C	P-O3'-C3'	-6.89	111.44	119.70
22	BA	765	C	P-O3'-C3'	-6.88	111.44	119.70
22	BA	1839	G	N9-C1'-C2'	-6.88	104.43	112.00
22	BA	2044	C	P-O3'-C3'	-6.88	111.45	119.70
22	DA	2272	U	O4'-C1'-N1	-6.88	102.70	108.20
1	AA	175	C	P-O3'-C3'	-6.87	111.45	119.70
22	DA	2757	A	P-O3'-C3'	-6.87	111.45	119.70
22	BA	2733	A	P-O3'-C3'	-6.87	111.45	119.70
1	AA	984	C	P-O3'-C3'	-6.87	111.45	119.70
22	BA	2440	C	C3'-C2'-C1'	6.87	107.00	101.50
22	DA	1787	A	P-O3'-C3'	-6.87	111.46	119.70
22	DA	1941	C	N1-C1'-C2'	-6.87	104.45	112.00
1	AA	513	C	P-O3'-C3'	-6.86	111.46	119.70
1	AA	564	C	P-O3'-C3'	-6.86	111.46	119.70
22	BA	199	A	P-O3'-C3'	6.86	127.94	119.70
22	DA	421	C	P-O3'-C3'	6.86	127.93	119.70
22	BA	2797	U	P-O3'-C3'	6.85	127.92	119.70
22	DA	73	A	P-O3'-C3'	-6.85	111.48	119.70
22	DA	670	A	P-O3'-C3'	6.85	127.92	119.70
22	BA	691	C	C6-N1-C2	6.84	123.04	120.30
1	AA	1380	U	P-O3'-C3'	6.84	127.91	119.70
57	DB	24	G	P-O3'-C3'	6.84	127.91	119.70
22	BA	1945	G	P-O3'-C3'	-6.84	111.50	119.70
53	CA	184	G	P-O3'-C3'	-6.84	111.50	119.70
53	CA	1152	A	P-O3'-C3'	-6.84	111.50	119.70
1	AA	486	U	P-O5'-C5'	-6.83	109.97	120.90
22	BA	1615	C	P-O3'-C3'	6.83	127.89	119.70
22	BA	2492	U	P-O3'-C3'	-6.83	111.51	119.70
1	AA	486	U	P-O3'-C3'	-6.82	111.51	119.70
22	BA	2850	A	P-O3'-C3'	-6.82	111.51	119.70
1	AA	813	U	N1-C1'-C2'	-6.82	104.50	112.00
22	DA	1654	A	C3'-C2'-C1'	6.82	106.96	101.50
22	BA	2335	A	C3'-C2'-C1'	6.82	106.95	101.50

Continued on next page...

Continued from previous page...

Mol	Chain	Res	Type	Atoms	Z	Observed(°)	Ideal(°)
1	AA	596	A	P-O3'-C3'	-6.82	111.52	119.70
22	DA	510	C	N1-C1'-C2'	-6.82	104.50	112.00
22	BA	1664	A	P-O5'-C5'	-6.82	110.00	120.90
1	AA	991	U	P-O3'-C3'	6.81	127.87	119.70
22	DA	2646	C	O4'-C1'-N1	-6.80	102.76	108.20
22	BA	1456	G	P-O3'-C3'	-6.80	111.54	119.70
22	BA	2745	C	P-O5'-C5'	-6.80	110.02	120.90
22	BA	221	A	P-O3'-C3'	6.80	127.86	119.70
22	DA	129	C	N1-C1'-C2'	-6.80	104.52	112.00
22	DA	1305	C	O4'-C1'-N1	6.80	113.64	108.20
22	DA	1615	C	N1-C1'-C2'	6.80	122.84	114.00
22	BA	2052	A	P-O5'-C5'	-6.80	110.03	120.90
22	BA	2392	A	P-O3'-C3'	-6.80	111.54	119.70
22	BA	2065	C	O4'-C1'-N1	-6.79	102.77	108.20
23	BB	45	A	P-O3'-C3'	-6.79	111.55	119.70
22	BA	73	A	P-O3'-C3'	-6.78	111.57	119.70
53	CA	15	G	P-O3'-C3'	-6.78	111.57	119.70
22	BA	2423	U	O4'-C1'-N1	-6.77	102.78	108.20
22	BA	958	U	P-O3'-C3'	-6.77	111.58	119.70
1	AA	1401	G	P-O3'-C3'	-6.77	111.58	119.70
22	BA	1340	U	O3'-P-O5'	-6.76	91.15	104.00
22	BA	1130	U	P-O3'-C3'	6.76	127.81	119.70
22	BA	1965	C	P-O3'-C3'	-6.76	111.59	119.70
22	DA	958	U	P-O3'-C3'	-6.76	111.59	119.70
22	BA	509	C	P-O3'-C3'	-6.75	111.60	119.70
1	AA	1476	A	P-O3'-C3'	-6.75	111.60	119.70
22	DA	2391	G	P-O3'-C3'	6.75	127.80	119.70
22	DA	304	U	O4'-C1'-N1	6.75	113.60	108.20
22	BA	386	G	O4'-C1'-N9	6.74	113.59	108.20
22	BA	827	U	O4'-C1'-N1	6.74	113.59	108.20
22	BA	1238	G	P-O3'-C3'	-6.74	111.61	119.70
22	DA	1114	C	N1-C1'-C2'	-6.74	104.59	112.00
53	CA	500	G	P-O3'-C3'	-6.74	111.62	119.70
22	BA	996	A	P-O3'-C3'	-6.74	111.62	119.70
1	AA	1087	G	P-O3'-C3'	-6.73	111.62	119.70
22	DA	628	G	P-O3'-C3'	-6.73	111.63	119.70
22	DA	1900	A	P-O3'-C3'	6.72	127.77	119.70
22	DA	407	G	P-O3'-C3'	-6.72	111.63	119.70
22	BA	946	C	C3'-C2'-C1'	6.72	106.87	101.50
22	DA	1557	C	P-O3'-C3'	-6.72	111.64	119.70
53	CA	575	G	P-O3'-C3'	6.71	127.76	119.70
22	DA	336	C	P-O3'-C3'	-6.71	111.64	119.70

Continued on next page...

Continued from previous page...

Mol	Chain	Res	Type	Atoms	Z	Observed(°)	Ideal(°)
1	AA	121	U	O4'-C1'-N1	-6.71	102.83	108.20
53	CA	559	A	P-O3'-C3'	6.71	127.75	119.70
1	AA	961	U	P-O3'-C3'	-6.71	111.65	119.70
22	BA	1560	G	P-O3'-C3'	-6.71	111.65	119.70
22	BA	2760	C	O4'-C1'-N1	-6.71	102.83	108.20
53	CA	1230	C	P-O3'-C3'	-6.71	111.65	119.70
22	DA	2023	C	O4'-C1'-N1	6.70	113.56	108.20
22	DA	2409	G	P-O3'-C3'	-6.70	111.66	119.70
53	CA	1401	G	N9-C1'-C2'	-6.70	104.63	112.00
22	BA	740	C	P-O5'-C5'	-6.70	110.18	120.90
22	BA	2520	C	N1-C1'-C2'	-6.70	104.63	112.00
22	DA	2490	G	P-O3'-C3'	6.69	127.72	119.70
22	DA	811	U	O4'-C1'-N1	6.68	113.55	108.20
22	DA	335	C	O4'-C1'-N1	6.68	113.55	108.20
22	DA	861	A	P-O3'-C3'	-6.68	111.68	119.70
22	DA	1455	G	P-O3'-C3'	-6.68	111.68	119.70
22	BA	2820	A	P-O3'-C3'	6.68	127.72	119.70
22	DA	1072	C	O4'-C1'-N1	6.68	113.54	108.20
53	CA	974	A	P-O3'-C3'	6.68	127.71	119.70
22	BA	585	G	P-O3'-C3'	6.67	127.70	119.70
22	BA	1204	A	O4'-C1'-N9	6.67	113.53	108.20
53	CA	1143	G	P-O3'-C3'	-6.67	111.70	119.70
1	AA	305	G	P-O3'-C3'	6.66	127.69	119.70
1	AA	595	A	P-O3'-C3'	6.66	127.69	119.70
1	AA	1068	G	P-O3'-C3'	-6.66	111.71	119.70
22	BA	2067	G	P-O3'-C3'	6.66	127.69	119.70
22	DA	2324	U	P-O3'-C3'	6.65	127.69	119.70
22	BA	1498	C	N1-C1'-C2'	-6.65	104.68	112.00
53	CA	89	U	N1-C1'-C2'	-6.65	104.68	112.00
22	BA	1968	G	N9-C1'-C2'	-6.65	104.68	112.00
1	AA	519	C	N1-C1'-C2'	-6.65	104.69	112.00
22	BA	2609	U	P-O3'-C3'	6.65	127.68	119.70
22	DA	1008	A	P-O3'-C3'	6.65	127.68	119.70
22	DA	571	U	P-O3'-C3'	6.65	127.68	119.70
1	AA	1228	C	P-O3'-C3'	-6.64	111.73	119.70
23	BB	52	A	P-O3'-C3'	6.64	127.67	119.70
22	DA	484	C	O4'-C1'-N1	6.64	113.51	108.20
22	DA	2267	A	N9-C1'-C2'	-6.64	104.70	112.00
22	DA	777	G	P-O3'-C3'	-6.64	111.74	119.70
22	DA	2060	A	P-O3'-C3'	6.64	127.66	119.70
22	DA	2616	C	P-O3'-C3'	-6.64	111.74	119.70
1	AA	109	A	P-O3'-C3'	6.63	127.66	119.70

Continued on next page...

Continued from previous page...

Mol	Chain	Res	Type	Atoms	Z	Observed(°)	Ideal(°)
22	BA	566	U	P-O3'-C3'	-6.63	111.74	119.70
53	CA	428	G	O4'-C1'-N9	6.63	113.51	108.20
22	DA	2447	G	O4'-C1'-N9	6.63	113.51	108.20
1	AA	688	G	N9-C1'-C2'	-6.63	104.70	112.00
22	BA	961	C	O4'-C1'-N1	6.63	113.50	108.20
1	AA	511	C	N1-C1'-C2'	6.63	122.62	114.00
1	AA	1469	C	P-O5'-C5'	-6.63	110.29	120.90
22	BA	753	A	P-O3'-C3'	-6.63	111.75	119.70
22	BA	2202	U	O4'-C1'-N1	6.63	113.50	108.20
22	DA	1213	A	P-O3'-C3'	-6.63	111.75	119.70
22	DA	1386	C	O4'-C1'-N1	6.63	113.50	108.20
1	AA	1320	C	P-O3'-C3'	-6.63	111.75	119.70
1	AA	1507	A	P-O3'-C3'	-6.63	111.75	119.70
31	DJ	25	LEU	CA-CB-CG	6.63	130.54	115.30
1	AA	874	G	P-O3'-C3'	-6.62	111.75	119.70
22	BA	454	A	P-O3'-C3'	6.62	127.64	119.70
53	CA	1184	G	P-O3'-C3'	-6.62	111.76	119.70
22	BA	1993	U	C3'-C2'-C1'	6.62	106.79	101.50
22	DA	672	C	P-O3'-C3'	-6.62	111.76	119.70
53	CA	507	C	O4'-C1'-N1	6.61	113.49	108.20
53	CA	717	U	P-O3'-C3'	6.61	127.63	119.70
53	CA	70	U	P-O3'-C3'	6.60	127.62	119.70
53	CA	129	A	P-O3'-C3'	6.60	127.62	119.70
22	BA	2390	U	O4'-C1'-N1	6.60	113.48	108.20
22	BA	1385	A	P-O3'-C3'	6.59	127.61	119.70
22	DA	915	C	P-O3'-C3'	-6.59	111.79	119.70
22	DA	1717	A	P-O3'-C3'	-6.59	111.79	119.70
22	DA	811	U	P-O3'-C3'	6.59	127.61	119.70
22	BA	783	A	C4-N9-C1'	6.58	138.15	126.30
53	CA	315	A	P-O3'-C3'	6.58	127.60	119.70
53	CA	388	G	P-O3'-C3'	6.58	127.60	119.70
22	BA	1378	A	P-O3'-C3'	6.58	127.59	119.70
22	DA	530	G	P-O3'-C3'	-6.58	111.81	119.70
22	BA	1646	C	O4'-C1'-N1	6.58	113.46	108.20
1	AA	95	C	P-O3'-C3'	-6.57	111.81	119.70
53	CA	482	A	P-O3'-C3'	-6.57	111.81	119.70
22	BA	1127	A	P-O3'-C3'	-6.57	111.81	119.70
53	CA	1211	U	P-O3'-C3'	6.57	127.59	119.70
22	DA	1606	C	P-O3'-C3'	6.57	127.58	119.70
22	DA	1733	G	P-O3'-C3'	-6.57	111.82	119.70
22	BA	975	A	N9-C1'-C2'	-6.57	104.77	112.00
22	BA	2621	G	O5'-P-OP2	-6.57	99.79	105.70

Continued on next page...

Continued from previous page...

Mol	Chain	Res	Type	Atoms	Z	Observed(°)	Ideal(°)
22	BA	255	A	O4'-C1'-N9	-6.57	102.95	108.20
22	DA	1993	U	P-O3'-C3'	-6.57	111.82	119.70
1	AA	173	U	N1-C1'-C2'	6.56	122.53	114.00
22	BA	961	C	P-O3'-C3'	6.56	127.58	119.70
22	BA	2507	C	O4'-C1'-N1	6.56	113.45	108.20
22	DA	1568	G	P-O3'-C3'	-6.56	111.83	119.70
22	BA	2426	A	P-O3'-C3'	6.56	127.57	119.70
22	DA	1136	G	P-O3'-C3'	-6.56	111.83	119.70
22	DA	2567	G	P-O3'-C3'	-6.55	111.83	119.70
22	BA	1289	C	P-O3'-C3'	-6.55	111.84	119.70
22	DA	1649	G	P-O3'-C3'	-6.55	111.84	119.70
53	CA	1200	C	P-O3'-C3'	6.55	127.56	119.70
1	AA	47	C	P-O3'-C3'	6.55	127.56	119.70
22	BA	1538	G	P-O3'-C3'	-6.54	111.85	119.70
22	DA	1615	C	P-O3'-C3'	6.54	127.55	119.70
22	DA	1650	A	P-O3'-C3'	-6.54	111.85	119.70
22	BA	1761	C	O4'-C1'-N1	-6.53	102.97	108.20
22	BA	391	A	N9-C1'-C2'	-6.53	104.82	112.00
53	CA	1398	A	P-O3'-C3'	-6.53	111.87	119.70
53	CA	536	C	P-O3'-C3'	-6.52	111.87	119.70
22	BA	571	U	O4'-C1'-N1	6.52	113.42	108.20
22	DA	230	G	P-O3'-C3'	-6.52	111.87	119.70
1	AA	965	U	N1-C1'-C2'	6.52	122.48	114.00
22	DA	1289	C	P-O3'-C3'	-6.52	111.88	119.70
22	DA	1399	C	N1-C1'-C2'	-6.51	104.84	112.00
22	BA	1675	C	O4'-C1'-N1	6.51	113.41	108.20
22	BA	1072	C	N1-C1'-C2'	-6.51	104.84	112.00
53	CA	436	C	O4'-C1'-N1	-6.51	102.99	108.20
22	DA	1600	C	O4'-C1'-N1	-6.51	102.99	108.20
57	DB	107	G	P-O3'-C3'	6.51	127.51	119.70
22	DA	1941	C	P-O3'-C3'	-6.50	111.89	119.70
22	BA	2072	C	O4'-C1'-N1	-6.50	103.00	108.20
22	BA	588	U	C3'-C2'-C1'	6.50	106.70	101.50
22	BA	2029	G	P-O3'-C3'	-6.50	111.90	119.70
22	BA	2493	U	P-O3'-C3'	-6.50	111.90	119.70
53	CA	130	A	P-O3'-C3'	6.50	127.50	119.70
53	CA	282	A	P-O3'-C3'	-6.50	111.91	119.70
53	CA	1367	C	O4'-C1'-N1	6.49	113.39	108.20
22	BA	2821	A	P-O3'-C3'	-6.49	111.92	119.70
22	BA	640	C	O4'-C1'-N1	-6.49	103.01	108.20
22	BA	1611	C	P-O5'-C5'	-6.49	110.52	120.90
22	DA	271	G	P-O3'-C3'	6.49	127.48	119.70

Continued on next page...

Continued from previous page...

Mol	Chain	Res	Type	Atoms	Z	Observed(°)	Ideal(°)
1	AA	372	C	O4'-C1'-N1	6.48	113.39	108.20
22	DA	2609	U	N1-C1'-C2'	6.48	122.42	114.00
22	BA	1476	U	C3'-C2'-C1'	6.48	106.68	101.50
1	AA	935	A	C3'-C2'-C1'	6.48	106.68	101.50
22	BA	1266	G	P-O3'-C3'	6.47	127.47	119.70
22	DA	2240	U	O4'-C1'-N1	6.47	113.38	108.20
22	BA	2504	U	P-O5'-C5'	-6.46	110.56	120.90
22	BA	2777	G	P-O3'-C3'	-6.46	111.94	119.70
22	DA	901	C	P-O3'-C3'	6.46	127.45	119.70
22	DA	1498	C	P-O3'-C3'	-6.45	111.96	119.70
22	DA	1612	C	O4'-C1'-N1	6.45	113.36	108.20
22	DA	1810	A	P-O3'-C3'	-6.45	111.96	119.70
22	DA	2542	A	P-O3'-C3'	6.45	127.44	119.70
23	BB	25	U	N1-C1'-C2'	-6.45	104.91	112.00
53	CA	47	C	P-O3'-C3'	6.44	127.43	119.70
53	CA	1507	A	P-O3'-C3'	-6.44	111.97	119.70
1	AA	1381	U	N1-C1'-C2'	-6.44	104.91	112.00
22	DA	206	U	P-O3'-C3'	-6.44	111.97	119.70
1	AA	1201	A	P-O3'-C3'	6.44	127.42	119.70
22	BA	865	C	N1-C2-O2	-6.43	115.04	118.90
53	CA	1128	C	O4'-C1'-N1	6.43	113.35	108.20
1	AA	547	A	O4'-C1'-N9	6.43	113.34	108.20
22	BA	74	A	P-O3'-C3'	6.43	127.41	119.70
53	CA	13	U	N1-C1'-C2'	6.43	122.36	114.00
22	DA	2284	A	N9-C1'-C2'	-6.43	104.93	112.00
22	BA	1981	A	P-O3'-C3'	-6.42	111.99	119.70
22	BA	2319	G	O4'-C1'-N9	6.42	113.34	108.20
22	DA	2226	C	C3'-C2'-C1'	6.42	106.64	101.50
1	AA	423	G	C3'-C2'-C1'	6.42	106.64	101.50
22	DA	143	C	N1-C1'-C2'	-6.42	104.94	112.00
22	DA	1611	C	N1-C1'-C2'	-6.42	104.94	112.00
22	BA	764	A	P-O3'-C3'	6.42	127.41	119.70
53	CA	688	G	N9-C1'-C2'	-6.42	104.94	112.00
22	BA	1499	C	C3'-C2'-C1'	6.42	106.63	101.50
22	DA	1397	U	P-O3'-C3'	6.42	127.40	119.70
22	BA	1254	A	C3'-C2'-C1'	6.42	106.63	101.50
22	DA	1304	A	P-O3'-C3'	-6.41	112.00	119.70
22	DA	1811	G	P-O3'-C3'	-6.41	112.00	119.70
22	DA	2683	C	P-O3'-C3'	-6.41	112.00	119.70
53	CA	722	G	P-O3'-C3'	-6.41	112.01	119.70
1	AA	94	G	P-O3'-C3'	6.41	127.39	119.70
22	BA	2542	A	O4'-C1'-N9	6.41	113.33	108.20

Continued on next page...

Continued from previous page...

Mol	Chain	Res	Type	Atoms	Z	Observed(°)	Ideal(°)
53	CA	9	G	N9-C1'-C2'	-6.41	104.95	112.00
53	CA	247	G	P-O3'-C3'	-6.41	112.01	119.70
22	DA	1451	C	O4'-C1'-N1	6.41	113.33	108.20
22	DA	2895	G	P-O3'-C3'	-6.41	112.01	119.70
1	AA	1085	U	P-O3'-C3'	6.41	127.39	119.70
53	CA	1160	G	P-O3'-C3'	-6.41	112.01	119.70
1	AA	95	C	N1-C1'-C2'	-6.41	104.95	112.00
22	DA	1838	C	P-O3'-C3'	6.41	127.39	119.70
22	BA	32	C	O4'-C1'-N1	6.40	113.32	108.20
22	BA	656	G	P-O3'-C3'	-6.40	112.02	119.70
22	BA	2447	G	O4'-C1'-N9	6.40	113.32	108.20
53	CA	960	U	O4'-C1'-N1	6.40	113.32	108.20
22	BA	197	A	P-O3'-C3'	-6.40	112.03	119.70
22	DA	2447	G	P-O3'-C3'	6.39	127.37	119.70
53	CA	1298	U	P-O3'-C3'	6.39	127.37	119.70
22	BA	406	G	N9-C1'-C2'	-6.39	104.97	112.00
22	BA	1627	G	N9-C1'-C2'	-6.39	104.97	112.00
53	CA	793	U	P-O3'-C3'	-6.38	112.04	119.70
53	CA	87	C	N1-C1'-C2'	-6.38	104.98	112.00
22	DA	858	G	P-O3'-C3'	6.38	127.35	119.70
22	DA	1265	A	P-O3'-C3'	6.38	127.35	119.70
22	DA	2299	U	O4'-C1'-N1	6.38	113.30	108.20
22	BA	2639	A	P-O5'-C5'	-6.38	110.70	120.90
22	BA	731	C	O4'-C1'-N1	-6.38	103.10	108.20
53	CA	305	G	P-O3'-C3'	6.37	127.35	119.70
1	AA	1304	G	P-O3'-C3'	-6.37	112.06	119.70
53	CA	567	G	C3'-C2'-C1'	6.37	106.59	101.50
22	DA	2582	G	N9-C1'-C2'	-6.37	105.00	112.00
22	BA	783	A	C4-C5-N7	6.37	113.88	110.70
53	CA	96	U	P-O3'-C3'	-6.37	112.06	119.70
23	BB	87	U	O4'-C1'-N1	6.36	113.29	108.20
22	DA	480	A	P-O3'-C3'	-6.36	112.06	119.70
53	CA	914	A	C3'-C2'-C1'	6.36	106.59	101.50
22	BA	2337	G	P-O3'-C3'	-6.36	112.07	119.70
22	DA	1333	G	P-O3'-C3'	-6.36	112.07	119.70
1	AA	497	G	P-O3'-C3'	-6.35	112.08	119.70
1	AA	487	A	P-O3'-C3'	-6.35	112.08	119.70
22	DA	1314	C	N1-C1'-C2'	-6.35	105.01	112.00
22	BA	529	A	C8-N9-C4	6.35	108.34	105.80
22	BA	2715	C	O4'-C1'-N1	-6.35	103.12	108.20
1	AA	344	A	O4'-C1'-N9	6.34	113.28	108.20
22	BA	1213	A	N9-C1'-C2'	-6.34	105.02	112.00

Continued on next page...

Continued from previous page...

Mol	Chain	Res	Type	Atoms	Z	Observed(°)	Ideal(°)
22	BA	2312	U	O4'-C1'-N1	6.34	113.28	108.20
22	DA	2299	U	P-O3'-C3'	-6.34	112.09	119.70
22	DA	1983	G	N9-C1'-C2'	-6.34	105.02	112.00
22	DA	2873	A	O4'-C1'-N9	6.34	113.27	108.20
22	BA	506	G	O4'-C1'-N9	6.34	113.27	108.20
1	AA	275	G	P-O3'-C3'	-6.34	112.09	119.70
53	CA	253	A	P-O3'-C3'	-6.34	112.09	119.70
22	BA	2347	C	C3'-C2'-C1'	6.34	106.57	101.50
22	BA	2629	U	N1-C1'-C2'	6.34	122.24	114.00
22	DA	2034	U	P-O3'-C3'	-6.34	112.09	119.70
53	CA	891	U	P-O3'-C3'	-6.33	112.10	119.70
53	CA	1499	A	P-O3'-C3'	-6.33	112.10	119.70
22	BA	233	A	P-O3'-C3'	-6.33	112.11	119.70
53	CA	86	G	P-O3'-C3'	6.33	127.30	119.70
22	DA	673	C	P-O3'-C3'	-6.33	112.11	119.70
22	DA	1027	A	P-O3'-C3'	-6.33	112.11	119.70
1	AA	74	A	P-O3'-C3'	-6.32	112.11	119.70
22	DA	802	A	P-O3'-C3'	-6.32	112.12	119.70
22	DA	129	C	P-O3'-C3'	-6.32	112.12	119.70
22	BA	395	U	N1-C1'-C2'	6.32	122.21	114.00
22	DA	397	U	P-O3'-C3'	-6.32	112.12	119.70
1	AA	267	C	C3'-C2'-C1'	6.31	106.55	101.50
22	BA	323	C	O4'-C1'-N1	6.31	113.25	108.20
22	BA	1146	C	O4'-C1'-N1	6.31	113.25	108.20
22	DA	765	C	C3'-C2'-C1'	6.31	106.55	101.50
22	DA	959	A	C3'-C2'-C1'	6.31	106.55	101.50
22	BA	2023	C	P-O3'-C3'	-6.31	112.13	119.70
22	DA	638	G	P-O3'-C3'	-6.31	112.13	119.70
22	BA	1707	G	P-O3'-C3'	-6.30	112.14	119.70
22	BA	2226	C	P-O3'-C3'	-6.30	112.14	119.70
22	DA	2850	A	P-O3'-C3'	-6.30	112.14	119.70
29	DH	48	GLU	O-C-N	6.30	132.78	122.70
22	DA	1619	G	N9-C1'-C2'	-6.30	105.07	112.00
22	BA	1617	C	C6-N1-C2	6.30	122.82	120.30
53	CA	486	U	O4'-C1'-N1	-6.29	103.16	108.20
53	CA	755	G	P-O3'-C3'	-6.29	112.14	119.70
22	BA	2582	G	P-O3'-C3'	-6.29	112.15	119.70
22	DA	1064	C	P-O3'-C3'	-6.29	112.15	119.70
22	BA	2321	U	O4'-C1'-N1	-6.29	103.17	108.20
22	DA	1078	U	O4'-C1'-N1	6.29	113.23	108.20
22	DA	1848	A	P-O3'-C3'	-6.29	112.15	119.70
22	BA	1320	C	P-O3'-C3'	6.28	127.24	119.70

Continued on next page...

Continued from previous page...

Mol	Chain	Res	Type	Atoms	Z	Observed(°)	Ideal(°)
1	AA	1168	U	O4'-C1'-N1	6.28	113.22	108.20
22	BA	671	C	O4'-C1'-N1	6.28	113.22	108.20
22	DA	2210	U	P-O3'-C3'	6.28	127.23	119.70
53	CA	173	U	P-O3'-C3'	6.28	127.23	119.70
53	CA	980	C	O4'-C1'-N1	6.28	113.22	108.20
22	DA	1758	U	P-O3'-C3'	6.28	127.23	119.70
1	AA	339	C	O4'-C1'-N1	6.28	113.22	108.20
53	CA	654	G	C3'-C2'-C1'	6.28	106.52	101.50
53	CA	1495	U	OP1-P-O3'	6.27	118.99	105.20
1	AA	47	C	N1-C1'-C2'	6.27	122.15	114.00
22	BA	2725	A	P-O3'-C3'	6.27	127.22	119.70
22	BA	806	C	P-O5'-C5'	-6.26	110.88	120.90
22	BA	1665	A	P-O3'-C3'	-6.26	112.18	119.70
22	DA	752	A	O4'-C1'-N9	6.26	113.21	108.20
22	DA	783	A	C3'-C2'-C1'	6.26	106.51	101.50
22	DA	2689	U	O4'-C1'-N1	6.26	113.21	108.20
1	AA	1365	G	N9-C1'-C2'	-6.26	105.11	112.00
22	BA	2714	G	P-O3'-C3'	-6.26	112.19	119.70
22	DA	964	C	C3'-C2'-C1'	6.26	106.51	101.50
22	DA	1236	G	P-O3'-C3'	6.26	127.21	119.70
53	CA	803	G	C3'-C2'-C1'	6.25	106.50	101.50
1	AA	971	G	C4-N9-C1'	-6.25	118.37	126.50
22	BA	763	G	C3'-C2'-C1'	6.25	106.50	101.50
22	BA	914	G	N9-C1'-C2'	-6.25	105.13	112.00
22	BA	1817	G	P-O3'-C3'	-6.24	112.21	119.70
22	DA	1291	C	O4'-C1'-N1	6.24	113.19	108.20
22	DA	2150	C	P-O3'-C3'	-6.24	112.21	119.70
53	CA	531	U	O4'-C1'-N1	6.24	113.19	108.20
22	BA	637	A	O4'-C1'-N9	6.24	113.19	108.20
22	BA	2469	A	N9-C1'-C2'	-6.24	105.14	112.00
22	DA	1617	C	O4'-C1'-N1	6.24	113.19	108.20
22	DA	2136	G	P-O3'-C3'	-6.24	112.22	119.70
1	AA	652	U	P-O3'-C3'	6.23	127.18	119.70
22	DA	1739	A	P-O3'-C3'	-6.23	112.22	119.70
22	DA	1803	A	P-O3'-C3'	-6.23	112.22	119.70
22	BA	63	A	P-O3'-C3'	-6.23	112.23	119.70
22	DA	2143	C	P-O3'-C3'	6.23	127.17	119.70
22	BA	2874	C	P-O5'-C5'	-6.23	110.94	120.90
22	DA	1399	C	P-O3'-C3'	-6.22	112.23	119.70
22	DA	1602	U	P-O3'-C3'	6.22	127.17	119.70
22	BA	655	A	P-O3'-C3'	6.22	127.16	119.70
22	DA	1430	G	C3'-C2'-C1'	6.21	106.47	101.50

Continued on next page...

Continued from previous page...

Mol	Chain	Res	Type	Atoms	Z	Observed(°)	Ideal(°)
22	BA	1456	G	N9-C1'-C2'	-6.21	105.17	112.00
22	BA	1714	U	N1-C1'-C2'	-6.21	105.17	112.00
22	DA	87	U	P-O3'-C3'	-6.21	112.25	119.70
22	DA	1554	U	P-O3'-C3'	6.21	127.16	119.70
22	DA	2438	U	O4'-C1'-N1	6.21	113.17	108.20
1	AA	199	A	C3'-C2'-C1'	6.21	106.47	101.50
22	DA	404	A	P-O3'-C3'	6.21	127.15	119.70
53	CA	1196	A	P-O3'-C3'	6.21	127.15	119.70
22	BA	996	A	C3'-C2'-C1'	6.20	106.46	101.50
22	BA	740	C	O5'-P-OP2	-6.19	100.13	105.70
22	BA	229	C	C3'-C2'-C1'	6.19	106.45	101.50
22	BA	1058	U	O4'-C1'-N1	6.19	113.15	108.20
1	AA	451	A	P-O3'-C3'	6.19	127.12	119.70
22	BA	333	G	P-O3'-C3'	-6.18	112.28	119.70
22	BA	2036	C	P-O3'-C3'	-6.18	112.28	119.70
53	CA	1201	A	P-O3'-C3'	6.18	127.12	119.70
1	AA	247	G	P-O3'-C3'	-6.18	112.28	119.70
1	AA	1498	U	P-O3'-C3'	6.18	127.12	119.70
1	AA	1161	C	N1-C1'-C2'	-6.18	105.20	112.00
22	BA	1758	U	N1-C1'-C2'	6.18	122.03	114.00
23	BB	15	A	P-O5'-C5'	-6.18	111.02	120.90
22	DA	2339	C	O4'-C1'-N1	6.18	113.14	108.20
22	DA	2520	C	C3'-C2'-C1'	6.18	106.44	101.50
1	AA	110	C	P-O5'-C5'	-6.17	111.02	120.90
22	BA	2393	U	O4'-C1'-N1	6.17	113.14	108.20
22	BA	421	C	N1-C1'-C2'	6.17	122.02	114.00
53	CA	1485	U	O4'-C1'-N1	6.17	113.14	108.20
23	BB	90	C	P-O3'-C3'	-6.17	112.30	119.70
22	DA	2147	A	P-O3'-C3'	-6.17	112.30	119.70
22	BA	2450	A	C3'-C2'-C1'	6.17	106.44	101.50
22	BA	2093	G	P-O3'-C3'	-6.17	112.30	119.70
22	BA	777	G	P-O3'-C3'	-6.16	112.30	119.70
22	DA	449	A	C3'-C2'-C1'	6.16	106.43	101.50
22	DA	1020	A	P-O3'-C3'	6.16	127.09	119.70
1	AA	654	G	C3'-C2'-C1'	6.16	106.43	101.50
53	CA	1505	G	C3'-C2'-C1'	6.16	106.43	101.50
22	BA	1698	A	P-O3'-C3'	6.16	127.09	119.70
53	CA	306	A	N9-C1'-C2'	-6.15	105.23	112.00
53	CA	381	C	P-O3'-C3'	6.15	127.08	119.70
22	DA	2334	U	P-O3'-C3'	6.15	127.08	119.70
22	DA	2777	G	C3'-C2'-C1'	6.15	106.42	101.50
22	DA	2033	A	P-O3'-C3'	6.15	127.08	119.70

Continued on next page...

Continued from previous page...

Mol	Chain	Res	Type	Atoms	Z	Observed(°)	Ideal(°)
22	BA	1287	A	C3'-C2'-C1'	6.14	106.41	101.50
22	DA	1475	G	P-O3'-C3'	6.14	127.07	119.70
22	BA	2425	A	O4'-C1'-N9	6.14	113.11	108.20
22	DA	947	A	C3'-C2'-C1'	6.14	106.41	101.50
57	DB	107	G	OP1-P-O3'	6.14	118.71	105.20
22	BA	572	A	P-O5'-C5'	-6.14	111.08	120.90
22	BA	1700	A	P-O3'-C3'	-6.14	112.33	119.70
22	BA	640	C	C6-N1-C2	6.13	122.75	120.30
22	DA	2498	C	P-O3'-C3'	-6.13	112.34	119.70
1	AA	1066	C	P-O3'-C3'	-6.13	112.34	119.70
53	CA	438	U	P-O3'-C3'	6.13	127.06	119.70
22	DA	774	G	P-O3'-C3'	6.13	127.05	119.70
53	CA	885	G	P-O3'-C3'	-6.12	112.35	119.70
22	DA	1268	A	C3'-C2'-C1'	6.12	106.40	101.50
1	AA	389	A	P-O3'-C3'	-6.12	112.35	119.70
22	BA	1494	A	P-O3'-C3'	-6.12	112.35	119.70
53	CA	961	U	N1-C1'-C2'	-6.12	105.27	112.00
22	BA	1461	C	P-O3'-C3'	-6.12	112.35	119.70
22	BA	1829	A	N9-C1'-C2'	-6.12	105.27	112.00
22	BA	2326	C	P-O3'-C3'	6.12	127.05	119.70
1	AA	1336	C	O4'-C1'-N1	6.12	113.10	108.20
22	BA	388	G	P-O3'-C3'	-6.12	112.36	119.70
22	BA	121	G	N9-C1'-C2'	-6.12	105.27	112.00
22	BA	435	C	C3'-C2'-C1'	6.12	106.39	101.50
22	DA	28	A	C3'-C2'-C1'	6.11	106.39	101.50
22	DA	2143	C	O4'-C1'-N1	6.11	113.09	108.20
22	DA	2450	A	P-O3'-C3'	-6.11	112.36	119.70
53	CA	83	C	O4'-C1'-N1	6.11	113.09	108.20
22	BA	2842	G	N1-C6-O6	6.11	123.57	119.90
22	BA	829	A	P-O3'-C3'	6.11	127.03	119.70
22	BA	974	G	C5-N7-C8	-6.11	101.25	104.30
22	BA	2771	C	O4'-C1'-N1	-6.11	103.32	108.20
53	CA	1087	G	P-O3'-C3'	-6.10	112.38	119.70
22	DA	1320	C	P-O3'-C3'	6.10	127.02	119.70
1	AA	110	C	C3'-C2'-C1'	6.10	106.38	101.50
22	BA	2034	U	N3-C4-O4	6.10	123.67	119.40
22	DA	1803	A	C3'-C2'-C1'	6.10	106.38	101.50
22	DA	1982	U	P-O3'-C3'	-6.10	112.38	119.70
22	DA	2875	C	O4'-C1'-N1	6.10	113.08	108.20
22	BA	1647	U	P-O3'-C3'	6.09	127.01	119.70
53	CA	429	U	O4'-C1'-N1	6.09	113.08	108.20
22	BA	1706	C	O4'-C1'-N1	6.09	113.08	108.20

Continued on next page...

Continued from previous page...

Mol	Chain	Res	Type	Atoms	Z	Observed(°)	Ideal(°)
22	BA	2036	C	C3'-C2'-C1'	6.09	106.38	101.50
1	AA	246	A	P-O3'-C3'	6.09	127.01	119.70
22	BA	386	G	P-O3'-C3'	6.09	127.01	119.70
22	DA	1695	G	P-O3'-C3'	-6.09	112.39	119.70
22	BA	1234	U	P-O3'-C3'	-6.09	112.40	119.70
53	CA	92	U	P-O3'-C3'	-6.08	112.40	119.70
53	CA	183	C	O4'-C1'-N1	6.08	113.07	108.20
22	DA	2585	U	P-O3'-C3'	6.08	127.00	119.70
22	BA	33	C	P-O3'-C3'	6.08	127.00	119.70
22	DA	702	U	O4'-C1'-N1	6.08	113.07	108.20
22	DA	2348	U	O4'-C1'-N1	6.08	113.06	108.20
22	DA	1327	A	C3'-C2'-C1'	6.08	106.36	101.50
22	BA	2347	C	P-O3'-C3'	-6.07	112.41	119.70
22	DA	1314	C	C3'-C2'-C1'	6.07	106.36	101.50
22	BA	2511	U	P-O5'-C5'	-6.07	111.19	120.90
22	DA	2836	U	P-O3'-C3'	-6.07	112.42	119.70
1	AA	971	G	O4'-C1'-N9	6.07	113.05	108.20
22	DA	2582	G	P-O3'-C3'	-6.07	112.42	119.70
22	BA	1429	G	P-O3'-C3'	-6.07	112.42	119.70
22	DA	605	G	C3'-C2'-C1'	6.06	106.35	101.50
22	DA	1716	U	N1-C1'-C2'	-6.06	105.33	112.00
1	AA	275	G	C8-N9-C4	-6.06	103.97	106.40
22	BA	215	G	P-O3'-C3'	6.06	126.98	119.70
22	BA	1379	U	O4'-C1'-N1	-6.06	103.35	108.20
1	AA	108	G	O4'-C1'-N9	6.06	113.05	108.20
53	CA	979	C	P-O3'-C3'	-6.06	112.43	119.70
22	BA	1019	U	P-O3'-C3'	6.06	126.97	119.70
1	AA	966	G	C3'-C2'-C1'	6.05	106.34	101.50
22	DA	913	U	O4'-C1'-N1	6.05	113.04	108.20
22	DA	2239	G	P-O3'-C3'	-6.05	112.44	119.70
22	DA	2504	U	O4'-C1'-N1	6.05	113.04	108.20
22	BA	335	C	P-O5'-C5'	-6.05	111.22	120.90
22	BA	381	G	P-O5'-C5'	-6.05	111.22	120.90
1	AA	414	A	C3'-C2'-C1'	6.05	106.34	101.50
1	AA	85	U	N1-C1'-C2'	6.05	121.86	114.00
22	BA	1675	C	P-O3'-C3'	-6.05	112.44	119.70
1	AA	198	G	C3'-C2'-C1'	6.04	106.34	101.50
22	BA	1872	A	C3'-C2'-C1'	6.04	106.34	101.50
1	AA	1055	A	P-O3'-C3'	-6.04	112.45	119.70
1	AA	1202	U	O4'-C1'-N1	6.04	113.03	108.20
53	CA	913	A	P-O3'-C3'	6.04	126.95	119.70
22	DA	1635	A	P-O3'-C3'	-6.04	112.45	119.70

Continued on next page...

Continued from previous page...

Mol	Chain	Res	Type	Atoms	Z	Observed(°)	Ideal(°)
22	BA	805	G	P-O5'-C5'	-6.04	111.24	120.90
22	BA	35	G	C3'-C2'-C1'	6.04	106.33	101.50
53	CA	84	U	O4'-C1'-N1	6.04	113.03	108.20
22	DA	476	G	P-O3'-C3'	-6.04	112.45	119.70
22	BA	1732	C	O4'-C1'-N1	6.04	113.03	108.20
1	AA	641	U	N1-C1'-C2'	6.04	121.85	114.00
22	DA	861	A	C3'-C2'-C1'	6.04	106.33	101.50
22	DA	1996	C	P-O3'-C3'	6.04	126.94	119.70
22	DA	1136	G	N9-C1'-C2'	-6.03	105.36	112.00
22	DA	2214	C	P-O3'-C3'	-6.03	112.46	119.70
53	CA	60	A	P-O3'-C3'	6.03	126.94	119.70
1	AA	1348	U	P-O3'-C3'	-6.03	112.47	119.70
22	BA	2715	C	P-O3'-C3'	-6.03	112.47	119.70
22	BA	1314	C	O4'-C1'-N1	-6.03	103.38	108.20
22	DA	1636	U	N1-C1'-C2'	-6.03	105.37	112.00
22	DA	973	A	P-O3'-C3'	6.02	126.93	119.70
22	BA	2250	G	C5-N7-C8	-6.02	101.29	104.30
22	DA	1717	A	C3'-C2'-C1'	6.02	106.32	101.50
53	CA	116	A	N9-C1'-C2'	-6.02	105.38	112.00
22	BA	369	U	P-O3'-C3'	6.02	126.92	119.70
22	BA	103	A	P-O3'-C3'	-6.01	112.48	119.70
22	BA	1734	G	P-O3'-C3'	-6.01	112.48	119.70
22	DA	1398	C	P-O3'-C3'	-6.01	112.48	119.70
1	AA	914	A	C3'-C2'-C1'	6.01	106.31	101.50
22	BA	2321	U	P-O3'-C3'	-6.01	112.48	119.70
22	DA	865	C	P-O3'-C3'	6.01	126.92	119.70
22	DA	1962	C	P-O3'-C3'	6.01	126.91	119.70
22	DA	374	A	C3'-C2'-C1'	6.01	106.31	101.50
22	BA	671	C	C4-C5-C6	6.01	120.40	117.40
22	BA	2030	A	C5-N7-C8	6.01	106.90	103.90
53	CA	253	A	C3'-C2'-C1'	6.01	106.30	101.50
53	CA	486	U	P-O5'-C5'	-6.01	111.29	120.90
22	DA	1415	U	O4'-C1'-N1	6.01	113.00	108.20
53	CA	429	U	P-O3'-C3'	6.00	126.91	119.70
22	BA	1071	G	P-O3'-C3'	6.00	126.91	119.70
22	BA	1330	C	C3'-C2'-C1'	6.00	106.30	101.50
22	DA	976	G	C3'-C2'-C1'	6.00	106.30	101.50
22	BA	120	U	P-O5'-C5'	-6.00	111.30	120.90
22	DA	1063	G	P-O3'-C3'	-6.00	112.50	119.70
1	AA	245	U	P-O3'-C3'	-6.00	112.50	119.70
22	BA	974	G	C4-C5-N7	6.00	113.20	110.80
22	BA	1499	C	P-O3'-C3'	-6.00	112.50	119.70

Continued on next page...

Continued from previous page...

Mol	Chain	Res	Type	Atoms	Z	Observed(°)	Ideal(°)
22	BA	1838	C	O4'-C1'-N1	6.00	113.00	108.20
22	BA	2842	G	P-O5'-C5'	-6.00	111.31	120.90
53	CA	547	A	O4'-C1'-N9	6.00	113.00	108.20
22	DA	77	G	C3'-C2'-C1'	6.00	106.30	101.50
22	DA	1669	A	C3'-C2'-C1'	6.00	106.30	101.50
22	BA	1762	A	O4'-C1'-N9	-5.99	103.41	108.20
22	BA	2030	A	C4-C5-N7	-5.99	107.70	110.70
23	BB	51	G	P-O3'-C3'	5.99	126.89	119.70
1	AA	885	G	N9-C1'-C2'	-5.99	105.41	112.00
22	BA	2353	G	P-O5'-C5'	-5.99	111.32	120.90
22	DA	958	U	N1-C1'-C2'	-5.99	105.41	112.00
22	BA	1936	A	C2-N3-C4	-5.99	107.61	110.60
22	BA	2639	A	N9-C1'-C2'	-5.99	105.41	112.00
23	BB	14	U	P-O3'-C3'	5.99	126.89	119.70
22	DA	618	G	P-O3'-C3'	-5.99	112.51	119.70
22	DA	2800	A	C3'-C2'-C1'	5.99	106.29	101.50
1	AA	1496	C	P-O3'-C3'	-5.99	112.52	119.70
22	BA	491	G	P-O3'-C3'	-5.99	112.52	119.70
22	DA	273	G	P-O3'-C3'	-5.98	112.52	119.70
1	AA	81	A	P-O3'-C3'	5.98	126.88	119.70
1	AA	1323	G	P-O3'-C3'	-5.98	112.52	119.70
22	BA	860	U	C3'-C2'-C1'	5.98	106.28	101.50
22	BA	2307	G	O4'-C1'-N9	5.98	112.98	108.20
22	BA	505	A	P-O3'-C3'	-5.97	112.53	119.70
22	BA	1997	C	O4'-C1'-N1	5.97	112.98	108.20
22	DA	2881	U	P-O3'-C3'	-5.97	112.53	119.70
22	BA	1287	A	P-O3'-C3'	-5.97	112.53	119.70
22	BA	1560	G	C3'-C2'-C1'	5.97	106.28	101.50
22	BA	2043	C	O4'-C1'-N1	-5.97	103.42	108.20
53	CA	308	C	P-O3'-C3'	-5.97	112.54	119.70
22	BA	1396	U	P-O3'-C3'	5.96	126.86	119.70
22	DA	576	U	C3'-C2'-C1'	5.96	106.27	101.50
22	DA	546	U	O4'-C1'-N1	5.96	112.97	108.20
22	DA	673	C	C3'-C2'-C1'	5.96	106.27	101.50
22	DA	1274	A	P-O3'-C3'	-5.96	112.55	119.70
22	DA	638	G	C3'-C2'-C1'	5.96	106.27	101.50
22	DA	1077	A	P-O3'-C3'	-5.96	112.55	119.70
22	DA	1034	G	C3'-C2'-C1'	5.96	106.27	101.50
1	AA	1229	A	C3'-C2'-C1'	5.95	106.26	101.50
22	BA	2296	U	P-O3'-C3'	5.95	126.84	119.70
22	DA	2609	U	P-O3'-C3'	5.95	126.84	119.70
22	DA	163	C	N1-C1'-C2'	-5.95	105.45	112.00

Continued on next page...

Continued from previous page...

Mol	Chain	Res	Type	Atoms	Z	Observed(°)	Ideal(°)
1	AA	91	U	N1-C1'-C2'	-5.95	105.46	112.00
22	BA	60	G	P-O3'-C3'	5.95	126.84	119.70
53	CA	406	G	C5-C6-O6	-5.95	125.03	128.60
22	BA	1996	C	N1-C1'-C2'	5.95	121.73	114.00
22	BA	2463	C	N1-C2-O2	-5.95	115.33	118.90
53	CA	511	C	N1-C1'-C2'	5.95	121.73	114.00
22	DA	2275	C	P-O3'-C3'	5.94	126.83	119.70
1	AA	1202	U	C3'-C2'-C1'	5.94	106.25	101.50
53	CA	1161	C	P-O3'-C3'	-5.94	112.57	119.70
22	DA	1782	U	O4'-C1'-N1	5.94	112.95	108.20
22	BA	1920	C	P-O3'-C3'	-5.94	112.57	119.70
53	CA	85	U	N1-C1'-C2'	5.94	121.72	114.00
22	BA	705	A	P-O3'-C3'	-5.94	112.57	119.70
22	BA	1020	A	P-O3'-C3'	5.94	126.83	119.70
22	BA	593	U	O5'-P-OP2	-5.94	100.36	105.70
22	BA	691	C	C5-C6-N1	-5.94	118.03	121.00
53	CA	174	A	P-O3'-C3'	-5.94	112.58	119.70
22	DA	1649	G	N9-C1'-C2'	-5.94	105.47	112.00
22	DA	424	G	C3'-C2'-C1'	5.93	106.25	101.50
22	BA	2068	U	P-O3'-C3'	-5.93	112.58	119.70
22	BA	2251	G	P-O3'-C3'	-5.93	112.58	119.70
22	DA	407	G	C3'-C2'-C1'	5.93	106.25	101.50
22	DA	1865	U	N1-C1'-C2'	5.93	121.71	114.00
53	CA	740	U	O4'-C1'-N1	5.93	112.94	108.20
22	BA	459	U	P-O3'-C3'	-5.93	112.58	119.70
22	BA	1901	A	P-O3'-C3'	-5.93	112.58	119.70
23	BB	58	A	P-O3'-C3'	-5.93	112.59	119.70
22	DA	1700	A	C3'-C2'-C1'	5.93	106.24	101.50
22	DA	2036	C	P-O3'-C3'	-5.93	112.58	119.70
53	CA	1217	C	P-O3'-C3'	-5.93	112.59	119.70
53	CA	1288	A	C3'-C2'-C1'	5.93	106.24	101.50
1	AA	971	G	C8-N9-C1'	5.92	134.70	127.00
22	BA	617	G	P-O3'-C3'	-5.92	112.59	119.70
22	BA	962	G	P-O5'-C5'	-5.92	111.42	120.90
22	BA	1839	G	P-O5'-C5'	-5.92	111.42	120.90
22	BA	2275	C	N1-C1'-C2'	5.92	121.70	114.00
22	BA	811	U	O3'-P-O5'	-5.92	92.75	104.00
1	AA	267	C	O4'-C1'-N1	5.92	112.94	108.20
53	CA	1381	U	P-O3'-C3'	-5.92	112.60	119.70
22	BA	2714	G	N9-C1'-C2'	-5.92	105.49	112.00
22	DA	492	A	C3'-C2'-C1'	5.92	106.23	101.50
53	CA	184	G	C3'-C2'-C1'	5.91	106.23	101.50

Continued on next page...

Continued from previous page...

Mol	Chain	Res	Type	Atoms	Z	Observed(°)	Ideal(°)
22	DA	1633	G	P-O3'-C3'	5.91	126.80	119.70
1	AA	755	G	C3'-C2'-C1'	5.91	106.23	101.50
22	DA	1207	C	P-O3'-C3'	-5.91	112.61	119.70
1	AA	369	G	C3'-C2'-C1'	5.91	106.23	101.50
22	BA	1273	U	C3'-C2'-C1'	5.91	106.23	101.50
22	DA	104	A	C3'-C2'-C1'	5.91	106.23	101.50
22	DA	2387	U	C3'-C2'-C1'	5.91	106.23	101.50
22	BA	2036	C	O4'-C1'-N1	5.91	112.93	108.20
22	DA	1286	A	P-O3'-C3'	5.91	126.79	119.70
1	AA	534	U	P-O3'-C3'	-5.91	112.61	119.70
22	DA	424	G	N9-C1'-C2'	-5.90	105.50	112.00
22	BA	1326	U	C3'-C2'-C1'	5.90	106.22	101.50
53	CA	347	G	P-O3'-C3'	-5.90	112.62	119.70
33	BL	19	LEU	CA-CB-CG	5.90	128.87	115.30
22	DA	2217	G	C3'-C2'-C1'	5.90	106.22	101.50
1	AA	1349	A	C3'-C2'-C1'	5.90	106.22	101.50
1	AA	1381	U	P-O3'-C3'	-5.90	112.62	119.70
22	DA	442	G	P-O3'-C3'	5.90	126.78	119.70
1	AA	596	A	C3'-C2'-C1'	5.90	106.22	101.50
22	BA	2427	C	C3'-C2'-C1'	5.90	106.22	101.50
22	DA	963	U	O4'-C1'-N1	5.90	112.92	108.20
22	DA	1888	G	O4'-C1'-N9	5.90	112.92	108.20
22	DA	2333	A	P-O3'-C3'	5.90	126.78	119.70
22	DA	2338	C	O4'-C1'-N1	5.90	112.92	108.20
22	BA	63	A	N9-C1'-C2'	-5.90	105.52	112.00
22	DA	1829	A	N9-C1'-C2'	-5.89	105.52	112.00
22	DA	2868	A	C3'-C2'-C1'	5.89	106.22	101.50
22	DA	273	G	C3'-C2'-C1'	5.89	106.21	101.50
22	DA	1811	G	C3'-C2'-C1'	5.89	106.21	101.50
22	BA	2752	C	C3'-C2'-C1'	5.89	106.21	101.50
22	DA	1965	C	P-O3'-C3'	-5.89	112.63	119.70
22	DA	2582	G	C3'-C2'-C1'	5.89	106.21	101.50
22	BA	538	A	N1-C2-N3	5.89	132.24	129.30
22	BA	2052	A	N9-C1'-C2'	-5.88	105.53	112.00
22	DA	1333	G	C3'-C2'-C1'	5.88	106.21	101.50
22	DA	1970	A	P-O3'-C3'	5.88	126.76	119.70
53	CA	643	C	C3'-C2'-C1'	5.88	106.21	101.50
22	DA	1110	G	P-O3'-C3'	5.88	126.76	119.70
1	AA	274	A	O4'-C1'-N9	5.88	112.91	108.20
22	BA	2325	G	C3'-C2'-C1'	5.88	106.20	101.50
53	CA	452	A	C3'-C2'-C1'	5.88	106.20	101.50
22	DA	1735	A	C3'-C2'-C1'	5.88	106.20	101.50

Continued on next page...

Continued from previous page...

Mol	Chain	Res	Type	Atoms	Z	Observed(°)	Ideal(°)
1	AA	1129	C	N1-C1'-C2'	5.88	121.64	114.00
53	CA	276	G	P-O3'-C3'	-5.88	112.65	119.70
22	DA	2334	U	N1-C1'-C2'	5.88	121.64	114.00
22	BA	2868	A	P-O3'-C3'	-5.88	112.65	119.70
22	DA	1993	U	C3'-C2'-C1'	5.88	106.20	101.50
22	DA	783	A	P-O3'-C3'	-5.88	112.65	119.70
22	DA	1839	G	N9-C1'-C2'	-5.88	105.54	112.00
1	AA	373	A	N9-C1'-C2'	-5.87	105.54	112.00
22	BA	2616	C	O4'-C1'-N1	5.87	112.90	108.20
22	BA	2746	U	P-O3'-C3'	-5.87	112.65	119.70
22	BA	2820	A	O3'-P-O5'	-5.87	92.85	104.00
57	DB	45	A	P-O3'-C3'	-5.87	112.65	119.70
22	DA	1274	A	C3'-C2'-C1'	5.87	106.20	101.50
22	BA	480	A	C3'-C2'-C1'	5.87	106.19	101.50
22	BA	747	U	C3'-C2'-C1'	5.87	106.19	101.50
53	CA	1217	C	O4'-C1'-N1	5.87	112.89	108.20
1	AA	935	A	P-O3'-C3'	-5.86	112.66	119.70
22	BA	2878	U	C5-C6-N1	-5.86	119.77	122.70
22	DA	1558	C	O4'-C1'-N1	5.86	112.89	108.20
22	DA	1722	A	P-O3'-C3'	-5.86	112.67	119.70
22	DA	2752	C	O4'-C1'-N1	5.86	112.89	108.20
22	DA	1839	G	C3'-C2'-C1'	5.86	106.19	101.50
22	BA	1919	A	N9-C1'-C2'	-5.86	105.56	112.00
53	CA	72	A	P-O3'-C3'	-5.86	112.67	119.70
53	CA	575	G	C4-N9-C1'	-5.86	118.89	126.50
22	BA	443	A	P-O5'-C5'	-5.86	111.53	120.90
53	CA	14	U	C3'-C2'-C1'	5.86	106.19	101.50
22	DA	1916	A	C3'-C2'-C1'	5.86	106.19	101.50
22	DA	2440	C	P-O3'-C3'	-5.86	112.67	119.70
22	BA	1142	A	C2-N3-C4	-5.85	107.67	110.60
53	CA	1380	U	P-O3'-C3'	5.85	126.72	119.70
22	DA	1290	C	O4'-C1'-N1	5.85	112.88	108.20
22	BA	777	G	N9-C1'-C2'	-5.85	105.56	112.00
22	BA	2777	G	O4'-C1'-N9	-5.85	103.52	108.20
53	CA	67	C	O4'-C1'-N1	5.85	112.88	108.20
53	CA	199	A	C3'-C2'-C1'	5.85	106.18	101.50
1	AA	1192	C	O4'-C1'-N1	5.85	112.88	108.20
22	BA	2689	U	C2-N1-C1'	-5.85	110.68	117.70
22	BA	70	G	P-O3'-C3'	5.85	126.72	119.70
53	CA	373	A	N9-C1'-C2'	-5.85	105.57	112.00
22	DA	14	A	C3'-C2'-C1'	5.85	106.18	101.50
22	BA	1696	G	N9-C1'-C2'	-5.85	105.57	112.00

Continued on next page...

Continued from previous page...

Mol	Chain	Res	Type	Atoms	Z	Observed(°)	Ideal(°)
22	DA	1114	C	O4'-C1'-N1	5.84	112.88	108.20
1	AA	1401	G	N9-C1'-C2'	-5.84	105.57	112.00
22	BA	2842	G	C5-C6-O6	-5.84	125.09	128.60
22	BA	273	G	C3'-C2'-C1'	5.84	106.17	101.50
22	DA	606	U	P-O3'-C3'	-5.84	112.69	119.70
1	AA	116	A	N9-C1'-C2'	-5.84	105.58	112.00
22	BA	1022	G	N1-C6-O6	-5.84	116.40	119.90
22	BA	2195	U	O4'-C1'-N1	5.84	112.87	108.20
22	BA	2768	U	P-O3'-C3'	-5.84	112.69	119.70
22	DA	321	U	O4'-C1'-N1	5.84	112.87	108.20
22	DA	531	C	N1-C1'-C2'	5.84	121.59	114.00
22	BA	621	A	C3'-C2'-C1'	5.84	106.17	101.50
22	DA	395	U	N1-C1'-C2'	5.84	121.59	114.00
22	BA	1943	U	N1-C1'-C2'	5.83	121.58	114.00
22	DA	244	A	C3'-C2'-C1'	5.83	106.17	101.50
22	BA	1510	G	C3'-C2'-C1'	5.83	106.17	101.50
22	BA	2149	U	N1-C1'-C2'	-5.83	105.59	112.00
22	DA	2450	A	C3'-C2'-C1'	5.83	106.17	101.50
22	BA	1156	A	P-O3'-C3'	5.83	126.69	119.70
23	BB	88	C	O4'-C1'-N1	-5.83	103.54	108.20
22	DA	740	C	C3'-C2'-C1'	5.83	106.16	101.50
22	DA	2199	A	C3'-C2'-C1'	5.83	106.16	101.50
23	BB	53	A	C3'-C2'-C1'	5.83	106.16	101.50
22	BA	246	C	N1-C2-O2	-5.83	115.41	118.90
23	BB	67	G	P-O5'-C5'	-5.83	111.58	120.90
22	BA	1129	A	C3'-C2'-C1'	5.82	106.16	101.50
22	BA	1820	U	O4'-C1'-N1	5.82	112.86	108.20
22	BA	1884	G	O4'-C1'-N9	5.82	112.86	108.20
53	CA	1226	C	P-O3'-C3'	5.82	126.69	119.70
22	BA	62	U	P-O3'-C3'	5.82	126.69	119.70
22	DA	1809	A	P-O3'-C3'	-5.82	112.71	119.70
1	AA	1365	G	C3'-C2'-C1'	5.82	106.16	101.50
22	BA	1734	G	C3'-C2'-C1'	5.82	106.16	101.50
22	DA	1821	A	P-O3'-C3'	-5.82	112.72	119.70
1	AA	1213	A	P-O3'-C3'	5.82	126.68	119.70
22	BA	1568	G	C3'-C2'-C1'	5.82	106.16	101.50
23	BB	67	G	C3'-C2'-C1'	5.82	106.16	101.50
53	CA	68	G	C3'-C2'-C1'	5.82	106.16	101.50
22	BA	945	A	P-O3'-C3'	5.82	126.68	119.70
22	DA	52	A	C3'-C2'-C1'	5.82	106.15	101.50
22	DA	1649	G	C3'-C2'-C1'	5.82	106.15	101.50
22	DA	2064	C	N1-C1'-C2'	-5.82	105.60	112.00

Continued on next page...

Continued from previous page...

Mol	Chain	Res	Type	Atoms	Z	Observed(°)	Ideal(°)
1	AA	994	A	P-O3'-C3'	-5.81	112.72	119.70
22	BA	1394	U	O4'-C1'-N1	-5.81	103.55	108.20
22	DA	2498	C	C3'-C2'-C1'	5.81	106.15	101.50
22	BA	1242	U	O4'-C1'-N1	5.81	112.85	108.20
22	BA	2034	U	C3'-C2'-C1'	5.81	106.15	101.50
22	BA	2505	G	O5'-P-OP2	-5.81	100.47	105.70
22	BA	2752	C	P-O3'-C3'	-5.81	112.73	119.70
22	BA	671	C	N1-C1'-C2'	-5.81	105.61	112.00
22	BA	2713	U	O4'-C1'-N1	5.81	112.85	108.20
22	DA	217	A	C3'-C2'-C1'	5.81	106.15	101.50
22	DA	1654	A	P-O3'-C3'	-5.81	112.73	119.70
1	AA	266	G	P-O3'-C3'	5.81	126.67	119.70
22	DA	2646	C	P-O3'-C3'	-5.81	112.73	119.70
57	DB	90	C	P-O3'-C3'	-5.81	112.73	119.70
1	AA	438	U	O4'-C1'-N1	5.80	112.84	108.20
22	BA	302	C	C3'-C2'-C1'	5.80	106.14	101.50
22	BA	2137	U	P-O3'-C3'	-5.80	112.74	119.70
1	AA	497	G	C3'-C2'-C1'	5.80	106.14	101.50
22	BA	2801	G	P-O3'-C3'	-5.80	112.74	119.70
22	DA	1400	U	P-O3'-C3'	-5.80	112.74	119.70
22	DA	2729	G	C3'-C2'-C1'	5.80	106.14	101.50
22	BA	2755	C	P-O3'-C3'	5.80	126.66	119.70
22	DA	302	C	N1-C1'-C2'	-5.80	105.62	112.00
22	BA	1693	U	N1-C1'-C2'	5.79	121.53	114.00
53	CA	81	A	P-O3'-C3'	5.79	126.65	119.70
22	BA	628	G	P-O3'-C3'	-5.79	112.75	119.70
22	DA	2505	G	C3'-C2'-C1'	5.79	106.14	101.50
22	BA	2395	C	O4'-C1'-N1	-5.79	103.57	108.20
53	CA	577	G	C3'-C2'-C1'	5.79	106.13	101.50
57	DB	111	U	P-O3'-C3'	-5.79	112.75	119.70
22	DA	460	A	C3'-C2'-C1'	5.79	106.13	101.50
22	BA	2468	A	P-O3'-C3'	5.79	126.65	119.70
22	BA	814	C	C6-N1-C2	5.79	122.61	120.30
22	BA	2809	A	P-O3'-C3'	-5.79	112.75	119.70
53	CA	6	G	C3'-C2'-C1'	5.79	106.13	101.50
1	AA	1087	G	C3'-C2'-C1'	5.79	106.13	101.50
53	CA	331	G	C3'-C2'-C1'	5.79	106.13	101.50
22	BA	1839	G	C3'-C2'-C1'	5.78	106.12	101.50
22	DA	947	A	P-O3'-C3'	-5.78	112.76	119.70
22	DA	1493	C	P-O3'-C3'	5.78	126.64	119.70
1	AA	14	U	P-O5'-C5'	-5.78	111.65	120.90
22	DA	2639	A	P-O3'-C3'	-5.78	112.76	119.70

Continued on next page...

Continued from previous page...

Mol	Chain	Res	Type	Atoms	Z	Observed(°)	Ideal(°)
1	AA	534	U	C3'-C2'-C1'	5.78	106.12	101.50
53	CA	328	C	O4'-C1'-N1	-5.78	103.58	108.20
1	AA	1362	A	P-O3'-C3'	5.78	126.63	119.70
22	DA	2458	G	C4-N9-C1'	5.78	134.01	126.50
22	DA	2638	G	P-O3'-C3'	5.78	126.63	119.70
22	BA	1716	U	C3'-C2'-C1'	5.78	106.12	101.50
22	BA	876	C	P-O3'-C3'	5.77	126.63	119.70
57	DB	107	G	O3'-P-O5'	-5.77	93.03	104.00
22	BA	2238	G	P-O3'-C3'	5.77	126.63	119.70
22	BA	2879	A	O4'-C1'-N9	5.77	112.82	108.20
22	BA	984	A	N1-C6-N6	5.77	122.06	118.60
53	CA	1128	C	P-O3'-C3'	-5.77	112.78	119.70
22	DA	2492	U	C3'-C2'-C1'	5.77	106.12	101.50
22	BA	604	G	N9-C1'-C2'	-5.77	105.66	112.00
22	BA	2267	A	C3'-C2'-C1'	5.77	106.11	101.50
53	CA	996	A	P-O3'-C3'	-5.76	112.78	119.70
53	CA	6	G	P-O3'-C3'	-5.76	112.78	119.70
1	AA	175	C	C3'-C2'-C1'	5.76	106.11	101.50
22	BA	729	G	C3'-C2'-C1'	5.76	106.11	101.50
22	BA	2656	U	C3'-C2'-C1'	5.76	106.11	101.50
53	CA	1191	A	P-O3'-C3'	-5.76	112.79	119.70
22	DA	391	A	C3'-C2'-C1'	5.76	106.11	101.50
22	DA	1389	G	C3'-C2'-C1'	5.76	106.11	101.50
22	BA	628	G	P-O5'-C5'	-5.76	111.69	120.90
22	BA	1669	A	C3'-C2'-C1'	5.76	106.11	101.50
22	BA	2543	G	P-O3'-C3'	-5.76	112.79	119.70
22	BA	1045	C	N1-C1'-C2'	5.75	121.48	114.00
1	AA	97	G	C3'-C2'-C1'	5.75	106.10	101.50
1	AA	487	A	C3'-C2'-C1'	5.75	106.10	101.50
22	BA	1130	U	N1-C1'-C2'	5.75	121.48	114.00
1	AA	479	U	O4'-C1'-N1	5.75	112.80	108.20
22	BA	2239	G	P-O5'-C5'	-5.75	111.70	120.90
22	BA	2699	C	P-O3'-C3'	-5.75	112.80	119.70
22	BA	1033	U	O4'-C1'-N1	5.75	112.80	108.20
53	CA	497	G	C3'-C2'-C1'	5.75	106.10	101.50
22	DA	1821	A	C3'-C2'-C1'	5.75	106.10	101.50
22	DA	992	C	O4'-C1'-N1	5.75	112.80	108.20
22	DA	1027	A	C3'-C2'-C1'	5.75	106.10	101.50
22	BA	1293	C	O4'-C1'-N1	-5.74	103.61	108.20
22	BA	2382	G	P-O3'-C3'	5.74	126.59	119.70
1	AA	1191	A	C3'-C2'-C1'	5.74	106.09	101.50
1	AA	597	G	C3'-C2'-C1'	5.74	106.09	101.50

Continued on next page...

Continued from previous page...

Mol	Chain	Res	Type	Atoms	Z	Observed(°)	Ideal(°)
53	CA	885	G	C3'-C2'-C1'	5.74	106.09	101.50
22	DA	2459	A	C3'-C2'-C1'	5.74	106.09	101.50
53	CA	527	G	N9-C1'-C2'	-5.74	105.69	112.00
22	BA	1821	A	N9-C1'-C2'	-5.73	105.69	112.00
1	AA	1241	G	C3'-C2'-C1'	5.73	106.09	101.50
1	AA	1451	U	N1-C1'-C2'	5.73	121.45	114.00
22	BA	345	A	P-O3'-C3'	5.73	126.58	119.70
22	BA	566	U	C6-N1-C2	5.73	124.44	121.00
22	DA	1303	G	P-O3'-C3'	-5.73	112.82	119.70
1	AA	509	A	C3'-C2'-C1'	5.73	106.08	101.50
1	AA	794	A	C3'-C2'-C1'	5.73	106.08	101.50
22	DA	747	U	P-O3'-C3'	-5.73	112.82	119.70
22	DA	1388	G	C3'-C2'-C1'	5.73	106.08	101.50
1	AA	328	C	O4'-C1'-N1	5.73	112.78	108.20
1	AA	121	U	N1-C1'-C2'	-5.72	105.70	112.00
1	AA	1050	G	P-O3'-C3'	-5.72	112.83	119.70
22	BA	2442	C	N1-C2-O2	-5.72	115.47	118.90
22	DA	1021	A	C3'-C2'-C1'	5.72	106.08	101.50
22	BA	230	G	N9-C1'-C2'	-5.72	105.71	112.00
22	DA	2150	C	C3'-C2'-C1'	5.72	106.08	101.50
53	CA	71	A	C3'-C2'-C1'	5.72	106.08	101.50
1	AA	536	C	C3'-C2'-C1'	5.72	106.08	101.50
22	BA	1791	A	C8-N9-C4	5.72	108.09	105.80
53	CA	794	A	C3'-C2'-C1'	5.72	106.08	101.50
22	DA	1735	A	P-O3'-C3'	-5.72	112.84	119.70
22	BA	2086	U	O4'-C1'-N1	5.72	112.77	108.20
53	CA	15	G	C3'-C2'-C1'	5.72	106.07	101.50
53	CA	520	A	C3'-C2'-C1'	5.72	106.07	101.50
22	DA	2683	C	C3'-C2'-C1'	5.72	106.07	101.50
22	BA	1560	G	N9-C1'-C2'	-5.71	105.72	112.00
22	BA	2239	G	P-O3'-C3'	-5.71	112.84	119.70
22	DA	2489	U	O4'-C1'-N1	5.71	112.77	108.20
22	BA	142	A	P-O3'-C3'	-5.71	112.84	119.70
1	AA	984	C	C3'-C2'-C1'	5.71	106.07	101.50
1	AA	1215	G	P-O3'-C3'	-5.71	112.85	119.70
22	BA	165	A	C3'-C2'-C1'	5.71	106.07	101.50
22	BA	975	A	P-O5'-C5'	-5.71	111.76	120.90
22	BA	1706	C	P-O3'-C3'	5.71	126.55	119.70
22	BA	2500	U	P-O5'-C5'	-5.71	111.76	120.90
22	BA	2503	A	P-O3'-C3'	5.71	126.55	119.70
22	DA	749	A	P-O3'-C3'	-5.71	112.85	119.70
53	CA	641	U	P-O3'-C3'	5.71	126.55	119.70

Continued on next page...

Continued from previous page...

Mol	Chain	Res	Type	Atoms	Z	Observed(°)	Ideal(°)
22	DA	1415	U	P-O3'-C3'	5.71	126.55	119.70
22	BA	2431	U	P-O3'-C3'	-5.71	112.85	119.70
57	DB	58	A	C3'-C2'-C1'	5.71	106.07	101.50
53	CA	1147	C	P-O3'-C3'	-5.71	112.85	119.70
22	DA	1010	A	C3'-C2'-C1'	5.71	106.06	101.50
1	AA	279	A	N1-C6-N6	5.70	122.02	118.60
1	AA	816	A	C3'-C2'-C1'	5.70	106.06	101.50
53	CA	95	C	P-O3'-C3'	-5.70	112.86	119.70
22	BA	1633	G	P-O3'-C3'	5.70	126.54	119.70
53	CA	596	A	C3'-C2'-C1'	5.70	106.06	101.50
53	CA	1127	G	C3'-C2'-C1'	5.70	106.06	101.50
1	AA	1528	U	O4'-C1'-N1	5.70	112.76	108.20
22	DA	2429	G	C4-N9-C1'	5.70	133.91	126.50
22	BA	2285	C	P-O5'-C5'	-5.69	111.79	120.90
22	BA	1112	G	N9-C1'-C2'	-5.69	105.74	112.00
22	BA	2392	A	P-O5'-C5'	-5.69	111.79	120.90
22	BA	1681	G	N1-C6-O6	5.69	123.31	119.90
22	DA	868	U	C3'-C2'-C1'	5.69	106.05	101.50
57	DB	45	A	C3'-C2'-C1'	5.69	106.05	101.50
1	AA	1145	A	P-O3'-C3'	5.69	126.53	119.70
22	DA	783	A	N9-C1'-C2'	-5.69	105.74	112.00
22	DA	1273	U	P-O3'-C3'	-5.69	112.88	119.70
1	AA	1169	A	C3'-C2'-C1'	5.69	106.05	101.50
22	BA	1026	G	C3'-C2'-C1'	5.69	106.05	101.50
1	AA	498	A	C3'-C2'-C1'	5.68	106.05	101.50
22	BA	653	U	P-O3'-C3'	5.68	126.52	119.70
22	DA	2714	G	N9-C1'-C2'	-5.68	105.75	112.00
22	BA	199	A	O4'-C1'-N9	5.68	112.75	108.20
53	CA	1282	C	P-O3'-C3'	-5.68	112.88	119.70
22	DA	510	C	C3'-C2'-C1'	5.68	106.05	101.50
22	DA	945	A	P-O3'-C3'	5.68	126.52	119.70
22	DA	2052	A	N9-C1'-C2'	-5.68	105.75	112.00
1	AA	1413	A	P-O3'-C3'	-5.68	112.88	119.70
22	BA	1780	A	O4'-C1'-N9	5.68	112.74	108.20
22	DA	2214	C	C3'-C2'-C1'	5.68	106.04	101.50
22	BA	251	A	O3'-P-O5'	-5.68	93.21	104.00
1	AA	5	U	P-O3'-C3'	5.68	126.51	119.70
22	BA	562	U	N1-C1'-C2'	5.68	121.38	114.00
22	DA	445	C	P-O3'-C3'	-5.68	112.89	119.70
22	DA	1267	U	P-O3'-C3'	-5.68	112.89	119.70
22	DA	1555	G	C3'-C2'-C1'	5.68	106.04	101.50
22	DA	1654	A	N9-C1'-C2'	-5.68	105.75	112.00

Continued on next page...

Continued from previous page...

Mol	Chain	Res	Type	Atoms	Z	Observed(°)	Ideal(°)
57	DB	41	G	P-O3'-C3'	-5.68	112.89	119.70
22	BA	1280	G	P-O5'-C5'	-5.67	111.82	120.90
53	CA	414	A	C3'-C2'-C1'	5.67	106.04	101.50
22	DA	424	G	P-O3'-C3'	-5.67	112.89	119.70
57	DB	40	U	N1-C1'-C2'	5.67	121.38	114.00
22	BA	242	G	P-O3'-C3'	5.67	126.51	119.70
22	DA	73	A	C3'-C2'-C1'	5.67	106.04	101.50
22	DA	2289	G	C3'-C2'-C1'	5.67	106.04	101.50
22	BA	1648	U	C3'-C2'-C1'	5.67	106.04	101.50
53	CA	1064	G	P-O3'-C3'	5.67	126.51	119.70
1	AA	116	A	P-O3'-C3'	-5.67	112.90	119.70
53	CA	1345	U	P-O3'-C3'	5.67	126.50	119.70
1	AA	1433	A	C3'-C2'-C1'	5.67	106.03	101.50
22	BA	1411	U	O4'-C1'-N1	5.67	112.73	108.20
53	CA	1161	C	O4'-C1'-N1	5.67	112.73	108.20
53	CA	1148	U	P-O3'-C3'	-5.67	112.90	119.70
22	DA	334	C	O4'-C1'-N1	5.67	112.73	108.20
22	DA	919	U	O4'-C1'-N1	-5.67	103.67	108.20
1	AA	498	A	P-O3'-C3'	-5.66	112.90	119.70
22	BA	575	A	P-O3'-C3'	-5.66	112.90	119.70
22	BA	957	C	N1-C1'-C2'	5.66	121.36	114.00
53	CA	282	A	C3'-C2'-C1'	5.66	106.03	101.50
22	DA	628	G	C3'-C2'-C1'	5.66	106.03	101.50
22	BA	848	C	P-O3'-C3'	-5.66	112.91	119.70
22	BA	2402	U	O4'-C1'-N1	5.66	112.73	108.20
1	AA	808	C	O4'-C1'-N1	5.66	112.73	108.20
1	AA	1162	C	C3'-C2'-C1'	5.66	106.03	101.50
22	BA	835	C	N1-C1'-C2'	-5.66	105.78	112.00
53	CA	369	G	P-O3'-C3'	-5.66	112.91	119.70
53	CA	1141	C	N1-C1'-C2'	-5.66	105.78	112.00
53	CA	1367	C	P-O3'-C3'	-5.66	112.91	119.70
22	DA	916	G	C3'-C2'-C1'	5.66	106.03	101.50
22	DA	2440	C	C3'-C2'-C1'	5.66	106.03	101.50
22	BA	1829	A	P-O3'-C3'	-5.66	112.91	119.70
53	CA	32	A	C3'-C2'-C1'	5.66	106.02	101.50
22	DA	1144	A	C3'-C2'-C1'	5.66	106.02	101.50
22	DA	1956	U	C3'-C2'-C1'	5.66	106.03	101.50
57	DB	16	G	C3'-C2'-C1'	5.66	106.03	101.50
22	DA	1089	A	P-O3'-C3'	5.65	126.48	119.70
53	CA	331	G	N9-C1'-C2'	-5.65	105.78	112.00
22	DA	412	A	C3'-C2'-C1'	5.65	106.02	101.50
22	DA	2620	C	O4'-C1'-N1	-5.65	103.68	108.20

Continued on next page...

Continued from previous page...

Mol	Chain	Res	Type	Atoms	Z	Observed(°)	Ideal(°)
23	BB	25	U	C3'-C2'-C1'	5.65	106.02	101.50
22	BA	1510	G	P-O3'-C3'	-5.65	112.92	119.70
22	BA	312	G	P-O3'-C3'	-5.65	112.92	119.70
22	BA	504	A	P-O5'-C5'	-5.65	111.86	120.90
22	BA	2430	A	O4'-C1'-N9	5.65	112.72	108.20
53	CA	119	A	P-O3'-C3'	5.65	126.48	119.70
22	BA	2250	G	C4-C5-N7	5.65	113.06	110.80
1	AA	184	G	C3'-C2'-C1'	5.64	106.02	101.50
22	BA	178	G	N9-C1'-C2'	-5.64	105.79	112.00
22	BA	200	U	C3'-C2'-C1'	5.64	106.02	101.50
22	BA	1384	A	N1-C6-N6	5.64	121.99	118.60
22	DA	765	C	P-O3'-C3'	-5.64	112.93	119.70
22	DA	2615	U	C3'-C2'-C1'	5.64	106.01	101.50
22	BA	621	A	N9-C1'-C2'	-5.64	105.80	112.00
22	BA	2579	C	P-O3'-C3'	-5.64	112.94	119.70
53	CA	251	G	P-O3'-C3'	5.64	126.47	119.70
22	DA	393	C	O4'-C1'-N1	5.64	112.71	108.20
22	DA	656	G	C3'-C2'-C1'	5.64	106.01	101.50
22	BA	120	U	P-O3'-C3'	5.64	126.46	119.70
22	BA	2613	U	OP2-P-O3'	5.64	117.60	105.20
22	DA	2616	C	C3'-C2'-C1'	5.64	106.01	101.50
22	DA	1759	A	P-O3'-C3'	-5.63	112.94	119.70
22	BA	2359	C	P-O5'-C5'	-5.63	111.89	120.90
22	BA	2830	C	P-O3'-C3'	-5.63	112.94	119.70
22	DA	629	G	C3'-C2'-C1'	5.63	106.00	101.50
22	BA	1256	G	C8-N9-C4	-5.63	104.15	106.40
22	BA	1913	A	P-O3'-C3'	5.63	126.45	119.70
53	CA	721	G	P-O3'-C3'	5.63	126.45	119.70
53	CA	1148	U	C3'-C2'-C1'	5.63	106.00	101.50
22	BA	814	C	C5-C6-N1	-5.63	118.19	121.00
22	DA	1901	A	C3'-C2'-C1'	5.63	106.00	101.50
22	DA	1919	A	P-O3'-C3'	-5.63	112.95	119.70
22	BA	73	A	C3'-C2'-C1'	5.62	106.00	101.50
1	AA	316	C	C3'-C2'-C1'	5.62	106.00	101.50
22	BA	2211	A	P-O3'-C3'	5.62	126.45	119.70
22	DA	389	G	P-O3'-C3'	-5.62	112.96	119.70
22	BA	1942	C	C3'-C2'-C1'	5.62	106.00	101.50
22	DA	1400	U	C3'-C2'-C1'	5.62	105.99	101.50
22	DA	1428	C	C3'-C2'-C1'	-5.62	97.00	101.50
22	DA	1997	C	C3'-C2'-C1'	5.62	106.00	101.50
22	DA	2506	U	P-O3'-C3'	-5.62	112.96	119.70
22	DA	1675	C	C3'-C2'-C1'	5.62	105.99	101.50

Continued on next page...

Continued from previous page...

Mol	Chain	Res	Type	Atoms	Z	Observed(°)	Ideal(°)
22	BA	1538	G	C3'-C2'-C1'	5.62	105.99	101.50
22	DA	2875	C	P-O3'-C3'	-5.62	112.96	119.70
22	DA	1815	A	P-O3'-C3'	5.61	126.44	119.70
22	DA	1945	G	C3'-C2'-C1'	5.61	105.99	101.50
1	AA	467	U	O4'-C1'-N1	5.61	112.69	108.20
22	BA	243	U	C3'-C2'-C1'	5.61	105.99	101.50
1	AA	1337	G	P-O3'-C3'	-5.61	112.97	119.70
22	BA	2407	A	C3'-C2'-C1'	5.61	105.99	101.50
1	AA	1130	A	P-O3'-C3'	-5.60	112.97	119.70
22	BA	2249	U	N1-C1'-C2'	5.60	121.29	114.00
53	CA	439	U	P-O5'-C5'	-5.60	111.93	120.90
53	CA	792	A	O4'-C1'-N9	5.60	112.68	108.20
22	DA	827	U	P-O3'-C3'	5.60	126.42	119.70
22	BA	264	C	N1-C2-O2	5.60	122.26	118.90
22	BA	1695	G	P-O3'-C3'	-5.60	112.98	119.70
22	BA	1929	G	P-O3'-C3'	5.60	126.42	119.70
53	CA	1300	G	P-O3'-C3'	-5.60	112.98	119.70
22	DA	1401	G	C3'-C2'-C1'	5.60	105.98	101.50
57	DB	110	C	P-O3'-C3'	-5.60	112.98	119.70
22	BA	2682	A	P-O5'-C5'	-5.60	111.94	120.90
53	CA	1160	G	N9-C1'-C2'	-5.60	105.84	112.00
1	AA	548	G	C3'-C2'-C1'	5.60	105.98	101.50
22	BA	2480	C	P-O3'-C3'	-5.60	112.98	119.70
53	CA	1398	A	N9-C1'-C2'	-5.60	105.84	112.00
22	BA	100	U	P-O3'-C3'	5.60	126.42	119.70
22	BA	1808	A	P-O3'-C3'	5.60	126.42	119.70
22	DA	1324	G	P-O3'-C3'	5.60	126.42	119.70
22	DA	2409	G	C3'-C2'-C1'	5.60	105.98	101.50
22	DA	2656	U	P-O3'-C3'	-5.60	112.98	119.70
1	AA	642	A	N9-C1'-C2'	-5.59	105.85	112.00
22	BA	2324	U	P-O3'-C3'	5.59	126.41	119.70
22	BA	2452	C	O4'-C1'-N1	-5.59	103.72	108.20
22	BA	2797	U	N1-C1'-C2'	5.59	121.27	114.00
22	BA	2821	A	N9-C1'-C2'	-5.59	105.84	112.00
22	DA	860	U	C3'-C2'-C1'	5.59	105.98	101.50
1	AA	1192	C	C3'-C2'-C1'	5.59	105.97	101.50
1	AA	91	U	C3'-C2'-C1'	5.59	105.97	101.50
22	BA	1858	A	C3'-C2'-C1'	5.59	105.97	101.50
53	CA	213	G	P-O3'-C3'	-5.59	112.99	119.70
53	CA	734	G	C3'-C2'-C1'	5.59	105.97	101.50
22	DA	990	A	C3'-C2'-C1'	5.59	105.97	101.50
53	CA	1449	C	C3'-C2'-C1'	5.59	105.97	101.50

Continued on next page...

Continued from previous page...

Mol	Chain	Res	Type	Atoms	Z	Observed(°)	Ideal(°)
22	DA	1157	G	C3'-C2'-C1'	5.59	105.97	101.50
22	DA	1498	C	C3'-C2'-C1'	5.59	105.97	101.50
22	BA	512	G	P-O3'-C3'	5.59	126.41	119.70
22	BA	1009	A	C3'-C2'-C1'	5.59	105.97	101.50
22	BA	2551	C	O4'-C1'-N1	5.59	112.67	108.20
22	DA	1695	G	C3'-C2'-C1'	5.59	105.97	101.50
22	BA	1379	U	C3'-C2'-C1'	5.58	105.97	101.50
1	AA	1127	G	P-O3'-C3'	-5.58	113.00	119.70
22	BA	783	A	C8-N9-C4	-5.58	103.57	105.80
22	BA	860	U	N3-C2-O2	-5.58	118.29	122.20
53	CA	1053	G	P-O3'-C3'	5.58	126.40	119.70
1	AA	1050	G	C3'-C2'-C1'	5.58	105.97	101.50
22	BA	568	U	O4'-C1'-N1	5.58	112.67	108.20
22	BA	1780	A	P-O3'-C3'	5.58	126.40	119.70
22	BA	2391	G	C8-N9-C1'	5.58	134.25	127.00
53	CA	209	U	P-O3'-C3'	5.58	126.40	119.70
22	DA	2314	A	C3'-C2'-C1'	5.58	105.97	101.50
22	DA	1009	A	C3'-C2'-C1'	5.58	105.96	101.50
22	DA	1636	U	C3'-C2'-C1'	5.58	105.96	101.50
22	DA	2364	C	O4'-C1'-N1	5.58	112.66	108.20
22	DA	2493	U	C3'-C2'-C1'	5.58	105.96	101.50
22	BA	2637	U	N1-C2-O2	-5.58	118.90	122.80
22	DA	1982	U	C3'-C2'-C1'	5.58	105.96	101.50
22	BA	766	U	P-O3'-C3'	-5.58	113.01	119.70
53	CA	652	U	P-O3'-C3'	5.58	126.39	119.70
22	DA	2348	U	P-O3'-C3'	-5.58	113.01	119.70
1	AA	131	A	C3'-C2'-C1'	5.57	105.96	101.50
22	DA	1760	C	C3'-C2'-C1'	5.57	105.96	101.50
22	DA	231	A	C3'-C2'-C1'	5.57	105.96	101.50
22	DA	747	U	N1-C1'-C2'	-5.57	105.87	112.00
22	BA	616	A	C3'-C2'-C1'	5.57	105.96	101.50
22	BA	1272	A	O4'-C1'-N9	5.57	112.66	108.20
22	DA	103	A	C3'-C2'-C1'	5.57	105.96	101.50
22	DA	1398	C	N1-C1'-C2'	-5.57	105.87	112.00
22	DA	2024	G	C3'-C2'-C1'	5.57	105.95	101.50
22	DA	2504	U	C3'-C2'-C1'	5.57	105.95	101.50
22	BA	2626	C	C6-N1-C2	5.57	122.53	120.30
22	DA	52	A	P-O3'-C3'	-5.57	113.02	119.70
1	AA	875	U	C3'-C2'-C1'	5.57	105.95	101.50
22	BA	765	C	C3'-C2'-C1'	5.57	105.95	101.50
22	BA	962	G	N1-C6-O6	5.57	123.24	119.90
22	DA	687	C	C3'-C2'-C1'	5.57	105.95	101.50

Continued on next page...

Continued from previous page...

Mol	Chain	Res	Type	Atoms	Z	Observed(°)	Ideal(°)
22	DA	2468	A	P-O3'-C3'	5.57	126.38	119.70
22	BA	1394	U	P-O3'-C3'	5.56	126.38	119.70
22	BA	1452	G	C5-N7-C8	-5.56	101.52	104.30
22	DA	2880	C	C3'-C2'-C1'	5.56	105.95	101.50
22	BA	1695	G	C3'-C2'-C1'	5.56	105.95	101.50
22	BA	1809	A	P-O5'-C5'	-5.56	112.00	120.90
22	BA	1992	G	P-O3'-C3'	5.56	126.37	119.70
22	BA	2783	U	P-O5'-C5'	-5.56	112.01	120.90
22	DA	325	G	C3'-C2'-C1'	5.56	105.95	101.50
1	AA	468	A	C3'-C2'-C1'	5.56	105.95	101.50
1	AA	752	G	P-O3'-C3'	5.56	126.37	119.70
22	DA	2063	C	C3'-C2'-C1'	5.56	105.94	101.50
22	BA	1728	C	O4'-C1'-N1	5.56	112.64	108.20
22	BA	2491	U	O5'-P-OP2	-5.56	100.70	105.70
22	DA	1648	U	C3'-C2'-C1'	5.56	105.94	101.50
1	AA	49	U	P-O3'-C3'	5.55	126.36	119.70
22	BA	577	G	OP2-P-O3'	5.55	117.42	105.20
22	BA	2427	C	P-O3'-C3'	-5.55	113.03	119.70
22	DA	778	G	N9-C1'-C2'	-5.55	105.89	112.00
1	AA	210	C	P-O3'-C3'	5.55	126.36	119.70
22	DA	2832	U	O4'-C1'-N1	5.55	112.64	108.20
1	AA	61	G	C3'-C2'-C1'	5.55	105.94	101.50
1	AA	1531	A	C3'-C2'-C1'	5.55	105.94	101.50
22	BA	1971	U	C3'-C2'-C1'	5.55	105.94	101.50
53	CA	960	U	P-O3'-C3'	5.55	126.36	119.70
22	DA	223	A	P-O3'-C3'	-5.55	113.04	119.70
1	AA	1318	A	P-O3'-C3'	5.55	126.36	119.70
22	BA	1013	C	C3'-C2'-C1'	5.55	105.94	101.50
22	BA	2151	U	O4'-C1'-N1	5.55	112.64	108.20
22	BA	2880	C	P-O5'-C5'	-5.55	112.02	120.90
22	DA	2573	C	P-O3'-C3'	-5.55	113.04	119.70
1	AA	520	A	P-O3'-C3'	-5.55	113.04	119.70
22	BA	34	U	O4'-C1'-N1	-5.55	103.76	108.20
22	BA	997	G	N1-C2-N3	5.55	127.23	123.90
22	BA	2645	G	C4-N9-C1'	5.55	133.71	126.50
22	DA	370	G	P-O3'-C3'	5.54	126.35	119.70
22	BA	1452	G	N7-C8-N9	5.54	115.87	113.10
22	BA	2463	C	P-O3'-C3'	-5.54	113.05	119.70
22	DA	1857	G	P-O3'-C3'	5.54	126.35	119.70
1	AA	1051	C	C3'-C2'-C1'	5.54	105.93	101.50
22	BA	2064	C	C3'-C2'-C1'	5.54	105.93	101.50
53	CA	439	U	C3'-C2'-C1'	5.54	105.93	101.50

Continued on next page...

Continued from previous page...

Mol	Chain	Res	Type	Atoms	Z	Observed(°)	Ideal(°)
22	DA	572	A	O4'-C1'-N9	-5.54	103.77	108.20
22	BA	1611	C	N1-C1'-C2'	-5.54	105.91	112.00
1	AA	1324	A	C3'-C2'-C1'	5.54	105.93	101.50
22	BA	790	U	O4'-C1'-N1	5.54	112.63	108.20
53	CA	239	U	P-O3'-C3'	-5.54	113.05	119.70
53	CA	548	G	C3'-C2'-C1'	5.54	105.93	101.50
22	DA	746	U	N1-C1'-C2'	5.54	121.20	114.00
22	BA	2014	A	N1-C2-N3	-5.54	126.53	129.30
22	BA	2873	A	P-O3'-C3'	5.54	126.34	119.70
22	BA	336	C	P-O5'-C5'	-5.54	112.04	120.90
22	BA	2020	A	O5'-P-OP2	-5.54	100.72	105.70
53	CA	68	G	N9-C1'-C2'	-5.54	105.91	112.00
53	CA	996	A	C3'-C2'-C1'	5.54	105.93	101.50
1	AA	1282	C	C3'-C2'-C1'	5.53	105.93	101.50
22	BA	1941	C	C3'-C2'-C1'	5.53	105.93	101.50
22	BA	2283	C	C3'-C2'-C1'	5.53	105.93	101.50
53	CA	1440	U	P-O3'-C3'	5.53	126.34	119.70
22	DA	35	G	C3'-C2'-C1'	5.53	105.93	101.50
22	DA	2850	A	C3'-C2'-C1'	5.53	105.93	101.50
53	CA	643	C	P-O3'-C3'	-5.53	113.06	119.70
22	DA	2216	G	P-O3'-C3'	-5.53	113.06	119.70
22	BA	812	C	C3'-C2'-C1'	5.53	105.92	101.50
22	BA	2391	G	O4'-C1'-N9	5.53	112.62	108.20
22	DA	1739	A	C3'-C2'-C1'	5.53	105.92	101.50
22	DA	2239	G	C3'-C2'-C1'	5.53	105.92	101.50
53	CA	995	C	P-O3'-C3'	-5.53	113.06	119.70
22	DA	1346	G	P-O3'-C3'	-5.53	113.07	119.70
22	BA	120	U	O4'-C1'-N1	-5.53	103.78	108.20
53	CA	369	G	C3'-C2'-C1'	5.53	105.92	101.50
22	DA	788	A	P-O3'-C3'	5.53	126.33	119.70
1	AA	1399	C	N1-C1'-C2'	5.53	121.18	114.00
22	BA	391	A	P-O3'-C3'	-5.53	113.07	119.70
53	CA	341	C	O4'-C1'-N1	5.53	112.62	108.20
53	CA	374	A	C3'-C2'-C1'	5.53	105.92	101.50
22	DA	2276	G	C3'-C2'-C1'	5.53	105.92	101.50
22	BA	765	C	P-O5'-C5'	-5.52	112.06	120.90
22	BA	569	U	N1-C2-O2	-5.52	118.94	122.80
53	CA	755	G	C3'-C2'-C1'	5.52	105.92	101.50
22	BA	1635	A	N9-C1'-C2'	-5.52	105.93	112.00
22	BA	2820	A	O4'-C1'-N9	-5.52	103.78	108.20
53	CA	373	A	P-O3'-C3'	-5.52	113.08	119.70
22	DA	671	C	N1-C1'-C2'	-5.52	105.93	112.00

Continued on next page...

Continued from previous page...

Mol	Chain	Res	Type	Atoms	Z	Observed(°)	Ideal(°)
22	DA	763	G	C3'-C2'-C1'	5.52	105.91	101.50
22	DA	1981	A	P-O5'-C5'	-5.52	112.07	120.90
22	DA	2216	G	C3'-C2'-C1'	5.52	105.91	101.50
22	BA	237	C	O4'-C1'-N1	5.52	112.61	108.20
22	BA	957	C	P-O3'-C3'	5.52	126.32	119.70
22	DA	1981	A	P-O3'-C3'	-5.52	113.08	119.70
22	BA	206	U	C3'-C2'-C1'	5.51	105.91	101.50
22	BA	1818	U	P-O3'-C3'	5.51	126.32	119.70
53	CA	1215	G	P-O3'-C3'	-5.51	113.08	119.70
22	DA	443	A	C3'-C2'-C1'	5.51	105.91	101.50
22	DA	481	G	O4'-C1'-N9	5.51	112.61	108.20
22	BA	2309	A	C3'-C2'-C1'	5.51	105.91	101.50
22	DA	622	G	C3'-C2'-C1'	5.51	105.91	101.50
22	DA	1290	C	N1-C1'-C2'	-5.51	105.94	112.00
22	BA	584	C	O4'-C1'-N1	5.51	112.61	108.20
53	CA	485	U	O4'-C1'-N1	-5.51	103.79	108.20
53	CA	1395	C	C3'-C2'-C1'	5.51	105.91	101.50
1	AA	52	C	P-O3'-C3'	-5.51	113.09	119.70
53	CA	811	C	P-O3'-C3'	5.51	126.31	119.70
22	DA	1782	U	C3'-C2'-C1'	5.51	105.91	101.50
22	DA	992	C	C3'-C2'-C1'	5.50	105.90	101.50
22	BA	388	G	C3'-C2'-C1'	5.50	105.90	101.50
22	BA	446	G	P-O3'-C3'	5.50	126.30	119.70
53	CA	643	C	O4'-C1'-N1	5.50	112.60	108.20
57	DB	111	U	N1-C1'-C2'	-5.50	105.94	112.00
22	BA	2239	G	C3'-C2'-C1'	5.50	105.90	101.50
53	CA	132	C	C3'-C2'-C1'	5.50	105.90	101.50
53	CA	1349	A	C3'-C2'-C1'	5.50	105.90	101.50
22	DA	221	A	P-O3'-C3'	5.50	126.30	119.70
22	DA	335	C	P-O3'-C3'	-5.50	113.10	119.70
22	BA	2790	U	O4'-C1'-N1	5.50	112.60	108.20
53	CA	1094	G	P-O3'-C3'	5.50	126.30	119.70
22	BA	2282	G	P-O3'-C3'	5.50	126.29	119.70
1	AA	1102	A	P-O3'-C3'	-5.49	113.11	119.70
57	DB	89	U	O4'-C1'-N1	5.49	112.59	108.20
22	DA	1456	G	C3'-C2'-C1'	5.49	105.89	101.50
22	BA	1892	C	P-O5'-C5'	-5.49	112.12	120.90
22	DA	959	A	P-O3'-C3'	-5.49	113.11	119.70
22	BA	672	C	O5'-P-OP2	-5.49	100.76	105.70
22	BA	986	C	O4'-C1'-N1	5.49	112.59	108.20
22	BA	1128	G	O5'-P-OP2	-5.49	100.76	105.70
53	CA	1160	G	C3'-C2'-C1'	5.49	105.89	101.50

Continued on next page...

Continued from previous page...

Mol	Chain	Res	Type	Atoms	Z	Observed(°)	Ideal(°)
22	DA	1682	G	C3'-C2'-C1'	5.49	105.89	101.50
22	BA	810	U	O4'-C1'-N1	5.49	112.59	108.20
22	BA	2226	C	C3'-C2'-C1'	5.49	105.89	101.50
53	CA	508	U	P-O3'-C3'	5.49	126.28	119.70
22	BA	1321	A	C3'-C2'-C1'	5.49	105.89	101.50
22	BA	1885	A	C3'-C2'-C1'	5.49	105.89	101.50
22	BA	2809	A	C3'-C2'-C1'	5.49	105.89	101.50
22	BA	490	C	P-O5'-C5'	-5.48	112.13	120.90
53	CA	245	U	C3'-C2'-C1'	5.48	105.89	101.50
53	CA	1202	U	C3'-C2'-C1'	5.48	105.89	101.50
22	DA	1919	A	C3'-C2'-C1'	5.48	105.89	101.50
22	BA	33	C	N1-C1'-C2'	5.48	121.13	114.00
57	DB	110	C	C3'-C2'-C1'	5.48	105.89	101.50
22	BA	1941	C	O4'-C1'-N1	-5.48	103.82	108.20
22	DA	615	U	N1-C1'-C2'	5.48	121.12	114.00
1	AA	1304	G	C3'-C2'-C1'	5.48	105.88	101.50
22	BA	806	C	N1-C1'-C2'	-5.48	105.97	112.00
22	BA	1662	U	P-O5'-C5'	-5.48	112.13	120.90
23	BB	42	C	C3'-C2'-C1'	5.48	105.88	101.50
22	DA	572	A	P-O3'-C3'	-5.48	113.13	119.70
22	BA	727	A	C3'-C2'-C1'	5.48	105.88	101.50
22	BA	1386	C	N1-C1'-C2'	-5.48	105.97	112.00
22	BA	1980	G	P-O3'-C3'	5.48	126.27	119.70
53	CA	316	C	C3'-C2'-C1'	5.48	105.88	101.50
22	DA	510	C	P-O3'-C3'	-5.48	113.13	119.70
22	BA	2249	U	P-O3'-C3'	5.47	126.27	119.70
22	BA	1218	G	N1-C6-O6	5.47	123.18	119.90
22	BA	2488	G	N1-C6-O6	5.47	123.18	119.90
22	DA	762	U	P-O3'-C3'	5.47	126.27	119.70
22	BA	369	U	N1-C1'-C2'	5.47	121.11	114.00
22	BA	2030	A	C6-C5-N7	5.47	136.13	132.30
1	AA	64	G	P-O3'-C3'	5.47	126.26	119.70
1	AA	74	A	C3'-C2'-C1'	5.47	105.87	101.50
1	AA	415	A	C3'-C2'-C1'	5.47	105.88	101.50
22	BA	28	A	C3'-C2'-C1'	5.47	105.87	101.50
22	BA	2005	A	P-O3'-C3'	5.47	126.26	119.70
22	DA	1734	G	C3'-C2'-C1'	5.47	105.87	101.50
22	DA	2064	C	C3'-C2'-C1'	5.47	105.87	101.50
53	CA	1397	C	P-O3'-C3'	-5.46	113.14	119.70
22	DA	2136	G	C3'-C2'-C1'	5.46	105.87	101.50
22	DA	1429	G	P-O3'-C3'	-5.46	113.14	119.70
1	AA	885	G	P-O3'-C3'	-5.46	113.14	119.70

Continued on next page...

Continued from previous page...

Mol	Chain	Res	Type	Atoms	Z	Observed(°)	Ideal(°)
22	BA	249	C	O4'-C1'-N1	-5.46	103.83	108.20
22	BA	572	A	C3'-C2'-C1'	5.46	105.87	101.50
22	BA	628	G	N9-C1'-C2'	-5.46	105.99	112.00
22	BA	2068	U	C3'-C2'-C1'	5.46	105.87	101.50
53	CA	131	A	C3'-C2'-C1'	5.46	105.87	101.50
22	BA	1073	A	C3'-C2'-C1'	5.46	105.87	101.50
22	BA	1606	C	P-O3'-C3'	5.46	126.25	119.70
22	BA	1782	U	P-O3'-C3'	-5.46	113.15	119.70
22	BA	2873	A	O4'-C1'-N9	5.46	112.57	108.20
53	CA	347	G	C3'-C2'-C1'	5.46	105.87	101.50
22	DA	705	A	N9-C1'-C2'	-5.46	106.00	112.00
22	BA	958	U	O4'-C1'-N1	-5.46	103.83	108.20
1	AA	198	G	P-O3'-C3'	-5.45	113.16	119.70
1	AA	116	A	C3'-C2'-C1'	5.45	105.86	101.50
22	BA	1620	G	P-O3'-C3'	-5.45	113.16	119.70
22	BA	1739	A	C3'-C2'-C1'	5.45	105.86	101.50
53	CA	705	G	C3'-C2'-C1'	5.45	105.86	101.50
1	AA	414	A	P-O3'-C3'	-5.45	113.16	119.70
23	BB	24	G	P-O3'-C3'	5.45	126.24	119.70
53	CA	566	G	P-O3'-C3'	5.45	126.24	119.70
1	AA	718	A	C3'-C2'-C1'	5.45	105.86	101.50
22	DA	794	A	C3'-C2'-C1'	5.45	105.86	101.50
22	DA	2392	A	P-O3'-C3'	-5.45	113.17	119.70
22	DA	2756	U	N1-C1'-C2'	5.45	121.08	114.00
22	DA	2781	A	C3'-C2'-C1'	5.45	105.86	101.50
22	BA	1791	A	N9-C4-C5	-5.44	103.62	105.80
22	DA	2895	G	C3'-C2'-C1'	5.44	105.86	101.50
22	DA	230	G	C3'-C2'-C1'	5.44	105.85	101.50
1	AA	60	A	P-O3'-C3'	5.44	126.23	119.70
53	CA	352	C	C3'-C2'-C1'	5.44	105.85	101.50
1	AA	351	G	O4'-C1'-N9	5.44	112.55	108.20
22	BA	2137	U	C3'-C2'-C1'	5.44	105.85	101.50
22	DA	1206	G	C3'-C2'-C1'	5.44	105.85	101.50
22	BA	2059	A	O4'-C1'-N9	5.43	112.55	108.20
53	CA	1326	U	O4'-C1'-N1	5.43	112.55	108.20
1	AA	1323	G	C3'-C2'-C1'	5.43	105.85	101.50
53	CA	497	G	P-O3'-C3'	-5.43	113.18	119.70
22	DA	3	U	O4'-C1'-N1	5.43	112.55	108.20
22	DA	1329	U	P-O3'-C3'	5.43	126.22	119.70
22	DA	1347	A	C3'-C2'-C1'	5.43	105.85	101.50
22	DA	2727	A	P-O3'-C3'	-5.43	113.18	119.70
1	AA	452	A	P-O3'-C3'	-5.43	113.18	119.70

Continued on next page...

Continued from previous page...

Mol	Chain	Res	Type	Atoms	Z	Observed(°)	Ideal(°)
22	BA	2901	C	O4'-C1'-N1	-5.43	103.86	108.20
1	AA	1138	G	P-O3'-C3'	-5.43	113.18	119.70
22	BA	1456	G	C3'-C2'-C1'	5.43	105.84	101.50
22	BA	1779	U	P-O5'-C5'	-5.43	112.21	120.90
22	DA	2386	A	C3'-C2'-C1'	5.43	105.84	101.50
1	AA	1050	G	N9-C1'-C2'	-5.43	106.03	112.00
53	CA	889	A	P-O3'-C3'	5.43	126.21	119.70
1	AA	1184	G	N9-C1'-C2'	-5.42	106.03	112.00
53	CA	213	G	C3'-C2'-C1'	5.42	105.84	101.50
53	CA	815	A	P-O3'-C3'	5.42	126.21	119.70
53	CA	885	G	N9-C1'-C2'	-5.42	106.03	112.00
22	DA	1738	G	P-O3'-C3'	5.42	126.21	119.70
22	DA	1929	G	OP1-P-O3'	5.42	117.13	105.20
22	DA	618	G	C3'-C2'-C1'	5.42	105.84	101.50
22	BA	1782	U	O4'-C1'-N1	5.42	112.54	108.20
22	BA	2181	U	O4'-C1'-N1	-5.42	103.86	108.20
22	BA	2383	G	C3'-C2'-C1'	5.42	105.84	101.50
22	DA	2034	U	N1-C1'-C2'	-5.42	106.04	112.00
1	AA	1337	G	C3'-C2'-C1'	5.42	105.83	101.50
22	BA	456	C	P-O5'-C5'	-5.42	112.23	120.90
22	BA	762	U	P-O3'-C3'	5.42	126.20	119.70
22	BA	1535	A	O4'-C1'-N9	5.42	112.53	108.20
53	CA	821	G	C3'-C2'-C1'	5.42	105.83	101.50
22	DA	1939	U	P-O3'-C3'	5.42	126.20	119.70
22	BA	2843	G	P-O3'-C3'	5.42	126.20	119.70
53	CA	1507	A	N9-C1'-C2'	-5.42	106.04	112.00
22	BA	1429	G	C3'-C2'-C1'	5.41	105.83	101.50
22	DA	1655	A	C3'-C2'-C1'	5.41	105.83	101.50
22	DA	1796	U	O4'-C1'-N1	5.41	112.53	108.20
22	DA	2337	G	C3'-C2'-C1'	5.41	105.83	101.50
22	BA	2089	C	P-O3'-C3'	-5.41	113.20	119.70
22	BA	2034	U	C5-C4-O4	-5.41	122.65	125.90
22	BA	2215	C	P-O5'-C5'	-5.41	112.24	120.90
53	CA	1515	G	N1-C6-O6	5.41	123.15	119.90
22	DA	2612	C	O4'-C1'-N1	5.41	112.53	108.20
1	AA	914	A	P-O3'-C3'	-5.41	113.21	119.70
22	BA	921	C	P-O5'-C5'	-5.41	112.25	120.90
53	CA	174	A	C3'-C2'-C1'	5.41	105.83	101.50
53	CA	277	C	C3'-C2'-C1'	5.41	105.83	101.50
53	CA	891	U	C3'-C2'-C1'	5.41	105.83	101.50
22	DA	946	C	C3'-C2'-C1'	5.41	105.83	101.50
22	DA	1996	C	N1-C1'-C2'	5.41	121.03	114.00

Continued on next page...

Continued from previous page...

Mol	Chain	Res	Type	Atoms	Z	Observed(°)	Ideal(°)
22	DA	2386	A	P-O3'-C3'	-5.41	113.21	119.70
22	BA	35	G	P-O5'-C5'	-5.41	112.25	120.90
1	AA	1505	G	C3'-C2'-C1'	5.41	105.83	101.50
22	BA	336	C	O4'-C1'-N1	-5.41	103.88	108.20
22	DA	234	U	C3'-C2'-C1'	5.41	105.82	101.50
22	DA	2408	U	O4'-C1'-N1	5.41	112.53	108.20
22	BA	2033	A	C2-N3-C4	5.40	113.30	110.60
22	DA	637	A	P-O3'-C3'	5.40	126.19	119.70
22	BA	1253	A	O4'-C1'-N9	-5.40	103.88	108.20
22	BA	2405	G	P-O3'-C3'	5.40	126.18	119.70
22	DA	2611	C	P-O3'-C3'	-5.40	113.22	119.70
1	AA	961	U	C3'-C2'-C1'	5.40	105.82	101.50
22	BA	779	U	N1-C1'-C2'	-5.40	106.06	112.00
22	BA	2575	C	O4'-C1'-N1	5.40	112.52	108.20
22	BA	2840	C	C6-N1-C2	5.40	122.46	120.30
22	DA	2639	A	C3'-C2'-C1'	5.40	105.82	101.50
22	BA	1062	G	C3'-C2'-C1'	5.40	105.82	101.50
22	BA	1802	A	C3'-C2'-C1'	5.40	105.82	101.50
53	CA	931	C	O4'-C1'-N1	5.40	112.52	108.20
22	DA	1077	A	C3'-C2'-C1'	5.40	105.82	101.50
22	DA	1048	A	P-O3'-C3'	5.40	126.18	119.70
22	BA	595	C	C6-N1-C2	5.39	122.46	120.30
22	BA	1303	G	P-O3'-C3'	-5.39	113.23	119.70
22	BA	2874	C	C3'-C2'-C1'	5.39	105.82	101.50
22	DA	672	C	C3'-C2'-C1'	5.39	105.81	101.50
22	DA	2429	G	C3'-C2'-C1'	5.39	105.81	101.50
22	DA	2851	A	C3'-C2'-C1'	5.39	105.81	101.50
22	BA	673	C	P-O5'-C5'	-5.39	112.27	120.90
22	BA	1267	U	C3'-C2'-C1'	5.39	105.81	101.50
22	BA	1459	G	C3'-C2'-C1'	5.39	105.81	101.50
22	DA	222	A	O4'-C1'-N9	5.39	112.51	108.20
53	CA	1087	G	C3'-C2'-C1'	5.39	105.81	101.50
1	AA	772	U	P-O3'-C3'	-5.39	113.23	119.70
22	BA	2417	C	N1-C2-O2	-5.39	115.67	118.90
53	CA	1052	U	C3'-C2'-C1'	5.39	105.81	101.50
22	DA	1023	U	C3'-C2'-C1'	5.39	105.81	101.50
22	DA	1565	C	N1-C1'-C2'	5.39	121.01	114.00
22	DA	2657	A	C3'-C2'-C1'	5.39	105.81	101.50
22	BA	1707	G	C3'-C2'-C1'	5.39	105.81	101.50
25	BD	10	GLY	N-CA-C	5.39	126.56	113.10
22	DA	87	U	C3'-C2'-C1'	5.39	105.81	101.50
22	DA	991	C	C3'-C2'-C1'	5.39	105.81	101.50

Continued on next page...

Continued from previous page...

Mol	Chain	Res	Type	Atoms	Z	Observed(°)	Ideal(°)
1	AA	1499	A	C3'-C2'-C1'	5.38	105.81	101.50
22	BA	571	U	P-O3'-C3'	5.38	126.16	119.70
22	DA	304	U	C3'-C2'-C1'	5.38	105.81	101.50
22	DA	2405	G	P-O3'-C3'	5.38	126.16	119.70
57	DB	90	C	C3'-C2'-C1'	5.38	105.81	101.50
1	AA	1094	G	P-O3'-C3'	5.38	126.16	119.70
22	BA	539	G	P-O5'-C5'	-5.38	112.29	120.90
22	BA	671	C	C3'-C2'-C1'	5.38	105.81	101.50
22	BA	910	A	C3'-C2'-C1'	5.38	105.80	101.50
22	BA	1714	U	C3'-C2'-C1'	5.38	105.81	101.50
53	CA	1225	A	P-O3'-C3'	5.38	126.16	119.70
53	CA	1367	C	C3'-C2'-C1'	5.38	105.81	101.50
22	DA	727	A	C3'-C2'-C1'	5.38	105.81	101.50
57	DB	12	C	O4'-C1'-N1	-5.38	103.89	108.20
22	BA	1765	U	P-O3'-C3'	-5.38	113.24	119.70
53	CA	519	C	C3'-C2'-C1'	5.38	105.80	101.50
22	DA	1653	G	O4'-C1'-N9	5.38	112.50	108.20
1	AA	522	C	C6-N1-C2	5.38	122.45	120.30
22	BA	230	G	C3'-C2'-C1'	5.38	105.80	101.50
22	BA	638	G	C3'-C2'-C1'	5.38	105.80	101.50
22	BA	1669	A	C8-N9-C4	-5.38	103.65	105.80
22	BA	2339	C	O4'-C1'-N1	5.38	112.50	108.20
22	BA	2769	U	P-O3'-C3'	-5.38	113.25	119.70
23	BB	114	C	C6-N1-C2	5.38	122.45	120.30
22	DA	427	U	O4'-C1'-N1	5.38	112.50	108.20
22	DA	1733	G	N9-C1'-C2'	-5.38	106.08	112.00
1	AA	174	A	C3'-C2'-C1'	5.38	105.80	101.50
22	DA	1941	C	C3'-C2'-C1'	5.38	105.80	101.50
22	BA	997	G	C2-N3-C4	-5.37	109.21	111.90
22	BA	1759	A	C3'-C2'-C1'	5.37	105.80	101.50
22	BA	2448	A	N1-C6-N6	5.37	121.82	118.60
53	CA	48	C	O4'-C1'-N1	5.37	112.50	108.20
22	DA	1802	A	C3'-C2'-C1'	5.37	105.80	101.50
22	DA	2349	G	C3'-C2'-C1'	5.37	105.80	101.50
22	BA	127	A	C3'-C2'-C1'	5.37	105.80	101.50
22	BA	223	A	P-O3'-C3'	-5.37	113.25	119.70
22	BA	2259	U	C3'-C2'-C1'	5.37	105.80	101.50
22	DA	604	G	P-O3'-C3'	-5.37	113.25	119.70
53	CA	70	U	O4'-C1'-N1	5.37	112.50	108.20
22	BA	1866	A	C3'-C2'-C1'	5.37	105.79	101.50
22	DA	989	G	P-O3'-C3'	5.37	126.14	119.70
1	AA	1228	C	C3'-C2'-C1'	5.37	105.79	101.50

Continued on next page...

Continued from previous page...

Mol	Chain	Res	Type	Atoms	Z	Observed(°)	Ideal(°)
12	AL	23	LEU	N-CA-C	5.37	125.49	111.00
22	BA	1276	A	P-O3'-C3'	-5.37	113.26	119.70
22	BA	2364	C	C6-N1-C2	5.37	122.45	120.30
22	BA	192	C	P-O5'-C5'	-5.36	112.32	120.90
22	BA	2520	C	O4'-C1'-N1	5.36	112.49	108.20
22	DA	1047	G	P-O3'-C3'	5.36	126.14	119.70
22	BA	216	A	P-O3'-C3'	-5.36	113.27	119.70
22	BA	324	A	C3'-C2'-C1'	5.36	105.79	101.50
53	CA	536	C	C3'-C2'-C1'	5.36	105.79	101.50
22	DA	477	A	P-O3'-C3'	-5.36	113.27	119.70
22	DA	1848	A	N9-C1'-C2'	-5.36	106.10	112.00
22	BA	571	U	C5-C6-N1	-5.36	120.02	122.70
22	BA	1289	C	C3'-C2'-C1'	5.36	105.79	101.50
22	DA	15	G	C3'-C2'-C1'	5.36	105.79	101.50
1	AA	1447	A	O4'-C1'-N9	5.36	112.48	108.20
53	CA	512	U	C3'-C2'-C1'	5.36	105.78	101.50
1	AA	268	U	C3'-C2'-C1'	5.36	105.78	101.50
1	AA	564	C	C3'-C2'-C1'	5.36	105.78	101.50
22	BA	783	A	C2-N3-C4	-5.36	107.92	110.60
22	BA	1164	C	C5-C6-N1	-5.36	118.32	121.00
22	BA	2499	C	P-O5'-C5'	-5.36	112.33	120.90
22	DA	826	U	P-O3'-C3'	-5.36	113.27	119.70
22	BA	454	A	C4'-C3'-C2'	5.35	107.95	102.60
22	BA	142	A	C3'-C2'-C1'	5.35	105.78	101.50
22	BA	399	U	P-O3'-C3'	5.35	126.12	119.70
22	BA	1494	A	C3'-C2'-C1'	5.35	105.78	101.50
22	BA	1931	U	C3'-C2'-C1'	5.35	105.78	101.50
23	BB	15	A	P-O3'-C3'	5.35	126.12	119.70
22	DA	1405	U	O4'-C1'-N1	5.35	112.48	108.20
22	DA	1961	C	O4'-C1'-N1	5.35	112.48	108.20
1	AA	64	G	O4'-C1'-N9	5.35	112.48	108.20
22	BA	2275	C	P-O3'-C3'	5.35	126.12	119.70
23	BB	13	G	P-O3'-C3'	-5.35	113.28	119.70
53	CA	513	C	C3'-C2'-C1'	5.35	105.78	101.50
1	AA	32	A	C3'-C2'-C1'	5.35	105.78	101.50
1	AA	120	A	O4'-C1'-N9	-5.35	103.92	108.20
22	DA	2036	C	C3'-C2'-C1'	5.35	105.78	101.50
22	DA	2611	C	C3'-C2'-C1'	5.35	105.78	101.50
22	BA	644	A	P-O3'-C3'	-5.35	113.28	119.70
22	DA	61	C	C3'-C2'-C1'	5.35	105.78	101.50
1	AA	1160	G	P-O3'-C3'	-5.34	113.29	119.70
22	BA	1266	G	O4'-C1'-N9	-5.34	103.92	108.20

Continued on next page...

Continued from previous page...

Mol	Chain	Res	Type	Atoms	Z	Observed(°)	Ideal(°)
53	CA	252	U	C3'-C2'-C1'	5.34	105.78	101.50
22	DA	1759	A	C3'-C2'-C1'	5.34	105.77	101.50
22	BA	1788	C	C4-C5-C6	5.34	120.07	117.40
22	BA	1996	C	OP1-P-O3'	5.34	116.95	105.20
22	BA	2450	A	N9-C1'-C2'	-5.34	106.12	112.00
53	CA	424	G	P-O3'-C3'	-5.34	113.29	119.70
22	BA	14	A	P-O5'-C5'	-5.34	112.36	120.90
22	DA	389	G	C3'-C2'-C1'	5.34	105.77	101.50
1	AA	1381	U	C3'-C2'-C1'	5.34	105.77	101.50
22	BA	1919	A	C3'-C2'-C1'	5.34	105.77	101.50
22	BA	2645	G	C6-C5-N7	-5.34	127.20	130.40
53	CA	575	G	C8-N9-C1'	5.34	133.94	127.00
22	BA	1848	A	C3'-C2'-C1'	5.33	105.77	101.50
22	BA	2508	G	C2-N3-C4	-5.33	109.23	111.90
53	CA	369	G	N9-C1'-C2'	-5.33	106.13	112.00
22	DA	196	A	P-O3'-C3'	5.33	126.10	119.70
22	BA	126	A	C3'-C2'-C1'	5.33	105.77	101.50
22	DA	2094	A	C3'-C2'-C1'	5.33	105.77	101.50
1	AA	513	C	C3'-C2'-C1'	5.33	105.76	101.50
22	BA	1157	G	C3'-C2'-C1'	5.33	105.76	101.50
22	BA	2611	C	P-O5'-C5'	-5.33	112.37	120.90
22	BA	510	C	O5'-P-OP2	-5.33	100.91	105.70
22	BA	572	A	O4'-C1'-N9	-5.33	103.94	108.20
22	BA	2511	U	C3'-C2'-C1'	5.33	105.76	101.50
53	CA	349	A	N9-C1'-C2'	-5.33	106.14	112.00
22	BA	988	A	N1-C6-N6	5.32	121.79	118.60
22	DA	1683	U	C3'-C2'-C1'	5.32	105.76	101.50
22	BA	2573	C	P-O3'-C3'	-5.32	113.32	119.70
22	BA	422	A	P-O3'-C3'	-5.32	113.32	119.70
22	BA	638	G	P-O3'-C3'	-5.32	113.32	119.70
22	BA	1497	U	N1-C1'-C2'	5.32	120.91	114.00
53	CA	1143	G	C3'-C2'-C1'	5.32	105.75	101.50
57	DB	13	G	C3'-C2'-C1'	5.32	105.75	101.50
22	BA	17	G	N1-C6-O6	5.32	123.09	119.90
22	BA	1063	G	C3'-C2'-C1'	5.32	105.75	101.50
53	CA	1288	A	P-O3'-C3'	-5.32	113.32	119.70
22	DA	1916	A	P-O3'-C3'	-5.32	113.32	119.70
53	CA	509	A	C3'-C2'-C1'	5.31	105.75	101.50
53	CA	755	G	N9-C1'-C2'	-5.31	106.16	112.00
53	CA	1299	A	P-O3'-C3'	-5.31	113.33	119.70
22	BA	2197	U	O3'-P-O5'	-5.31	93.91	104.00
22	BA	475	C	P-O5'-C5'	-5.31	112.41	120.90

Continued on next page...

Continued from previous page...

Mol	Chain	Res	Type	Atoms	Z	Observed(°)	Ideal(°)
22	BA	2720	U	C6-N1-C2	5.31	124.19	121.00
22	DA	575	A	C3'-C2'-C1'	5.31	105.75	101.50
22	DA	2339	C	C3'-C2'-C1'	5.31	105.75	101.50
22	BA	1784	A	P-O3'-C3'	5.31	126.07	119.70
23	BB	66	A	P-O3'-C3'	5.31	126.07	119.70
22	DA	627	A	P-O3'-C3'	5.31	126.07	119.70
22	BA	1663	G	P-O5'-C5'	-5.30	112.41	120.90
53	CA	96	U	C3'-C2'-C1'	5.30	105.74	101.50
22	DA	229	C	P-O3'-C3'	-5.30	113.33	119.70
22	DA	1451	C	P-O3'-C3'	5.30	126.06	119.70
57	DB	111	U	C3'-C2'-C1'	5.30	105.74	101.50
22	DA	749	A	C3'-C2'-C1'	5.30	105.74	101.50
22	BA	482	A	O5'-P-OP2	-5.30	100.93	105.70
22	BA	1990	C	N1-C1'-C2'	-5.30	106.17	112.00
22	BA	2025	C	P-O3'-C3'	5.30	126.06	119.70
22	BA	2197	U	O4'-C1'-N1	-5.30	103.96	108.20
22	DA	1024	G	C3'-C2'-C1'	5.30	105.74	101.50
1	AA	316	C	O4'-C1'-N1	5.30	112.44	108.20
22	BA	1157	G	P-O3'-C3'	-5.30	113.34	119.70
53	CA	803	G	P-O3'-C3'	-5.30	113.34	119.70
22	DA	61	C	P-O3'-C3'	-5.30	113.34	119.70
22	DA	1535	A	P-O3'-C3'	5.30	126.06	119.70
22	DA	1760	C	N1-C1'-C2'	-5.30	106.17	112.00
22	BA	1785	A	C3'-C2'-C1'	5.30	105.74	101.50
22	BA	2060	A	P-O3'-C3'	5.30	126.06	119.70
22	DA	1050	A	P-O3'-C3'	-5.30	113.34	119.70
22	BA	1956	U	C3'-C2'-C1'	5.29	105.74	101.50
22	BA	2541	A	C2-N3-C4	5.29	113.25	110.60
53	CA	451	A	P-O3'-C3'	5.29	126.05	119.70
22	BA	396	G	P-O5'-C5'	-5.29	112.43	120.90
1	AA	484	G	P-O3'-C3'	5.29	126.05	119.70
22	BA	1437	C	P-O5'-C5'	-5.29	112.43	120.90
22	BA	1289	C	P-O5'-C5'	-5.29	112.44	120.90
22	BA	2836	U	C3'-C2'-C1'	5.29	105.73	101.50
53	CA	392	C	O4'-C1'-N1	5.29	112.43	108.20
22	BA	52	A	C3'-C2'-C1'	5.29	105.73	101.50
22	BA	1022	G	N9-C4-C5	5.29	107.52	105.40
22	BA	914	G	C4-N9-C1'	5.29	133.37	126.50
22	BA	2136	G	C3'-C2'-C1'	5.29	105.73	101.50
53	CA	1141	C	P-O3'-C3'	-5.29	113.36	119.70
22	DA	2873	A	P-O3'-C3'	5.29	126.04	119.70
1	AA	1046	A	O4'-C1'-N9	5.28	112.43	108.20

Continued on next page...

Continued from previous page...

Mol	Chain	Res	Type	Atoms	Z	Observed(°)	Ideal(°)
1	AA	821	G	C3'-C2'-C1'	5.28	105.72	101.50
22	DA	2024	G	N9-C1'-C2'	-5.28	106.19	112.00
22	BA	1461	C	C3'-C2'-C1'	5.28	105.72	101.50
22	BA	1829	A	C3'-C2'-C1'	5.28	105.72	101.50
22	DA	530	G	C3'-C2'-C1'	5.28	105.72	101.50
1	AA	519	C	C3'-C2'-C1'	5.28	105.72	101.50
22	BA	1968	G	P-O3'-C3'	-5.28	113.37	119.70
22	DA	1512	C	O4'-C1'-N1	5.28	112.42	108.20
53	CA	1086	U	C3'-C2'-C1'	5.27	105.72	101.50
22	DA	177	G	P-O3'-C3'	5.27	126.03	119.70
22	BA	2146	C	O4'-C1'-N1	5.27	112.42	108.20
22	BA	2432	A	N1-C6-N6	5.27	121.76	118.60
22	DA	1136	G	C3'-C2'-C1'	5.27	105.72	101.50
22	BA	740	C	C3'-C2'-C1'	5.27	105.72	101.50
22	DA	92	U	C3'-C2'-C1'	5.27	105.72	101.50
22	DA	726	G	O4'-C1'-N9	5.27	112.42	108.20
22	DA	1510	G	C3'-C2'-C1'	5.27	105.72	101.50
22	DA	1635	A	P-O5'-C5'	-5.27	112.47	120.90
22	BA	565	C	C6-N1-C2	5.27	122.41	120.30
22	BA	2543	G	P-O5'-C5'	-5.27	112.47	120.90
53	CA	1336	C	P-O3'-C3'	5.27	126.02	119.70
22	BA	531	C	OP2-P-O3'	5.27	116.79	105.20
22	DA	397	U	C3'-C2'-C1'	5.27	105.71	101.50
53	CA	366	A	P-O3'-C3'	5.27	126.02	119.70
22	BA	1635	A	P-O5'-C5'	-5.26	112.48	120.90
22	DA	413	C	C3'-C2'-C1'	5.26	105.71	101.50
22	DA	1418	G	C3'-C2'-C1'	5.26	105.71	101.50
22	DA	1557	C	C3'-C2'-C1'	5.26	105.71	101.50
22	DA	1613	G	C3'-C2'-C1'	5.26	105.71	101.50
22	BA	1651	G	O3'-P-O5'	-5.26	94.00	104.00
1	AA	13	U	N1-C1'-C2'	5.26	120.84	114.00
22	DA	2893	A	P-O3'-C3'	5.26	126.01	119.70
1	AA	1152	A	C3'-C2'-C1'	5.26	105.71	101.50
22	BA	1497	U	O4'-C1'-N1	5.26	112.41	108.20
22	DA	1814	G	P-O3'-C3'	5.26	126.01	119.70
22	BA	1776	G	N1-C6-O6	5.26	123.05	119.90
22	DA	2615	U	P-O3'-C3'	-5.26	113.39	119.70
1	AA	512	U	C3'-C2'-C1'	5.25	105.70	101.50
22	BA	2149	U	C3'-C2'-C1'	5.25	105.70	101.50
1	AA	525	C	O4'-C1'-N1	5.25	112.40	108.20
1	AA	567	G	C3'-C2'-C1'	5.25	105.70	101.50
22	BA	729	G	P-O3'-C3'	-5.25	113.40	119.70

Continued on next page...

Continued from previous page...

Mol	Chain	Res	Type	Atoms	Z	Observed(°)	Ideal(°)
22	BA	866	A	N9-C1'-C2'	-5.25	106.22	112.00
53	CA	1284	C	P-O3'-C3'	5.25	126.00	119.70
22	DA	1386	C	P-O3'-C3'	-5.25	113.40	119.70
22	BA	1128	G	P-O3'-C3'	5.25	126.00	119.70
22	BA	2030	A	C5-C6-N6	5.25	127.90	123.70
22	DA	336	C	C3'-C2'-C1'	5.25	105.70	101.50
22	DA	2876	G	C3'-C2'-C1'	5.25	105.70	101.50
22	BA	1115	G	P-O3'-C3'	5.25	126.00	119.70
22	DA	1785	A	C3'-C2'-C1'	5.25	105.70	101.50
22	DA	2275	C	N1-C1'-C2'	5.25	120.82	114.00
22	DA	2504	U	P-O3'-C3'	-5.25	113.41	119.70
22	BA	794	A	P-O5'-C5'	-5.24	112.51	120.90
22	BA	2070	A	N1-C6-N6	5.24	121.75	118.60
22	DA	2881	U	C3'-C2'-C1'	5.24	105.69	101.50
22	BA	117	G	P-O5'-C5'	-5.24	112.52	120.90
22	BA	303	G	C3'-C2'-C1'	5.24	105.69	101.50
22	BA	1967	C	C3'-C2'-C1'	5.24	105.69	101.50
53	CA	1394	A	P-O3'-C3'	5.24	125.99	119.70
22	DA	1026	G	C3'-C2'-C1'	5.24	105.69	101.50
22	BA	681	G	P-O5'-C5'	-5.24	112.52	120.90
22	BA	783	A	C8-N9-C1'	-5.24	118.27	127.70
53	CA	364	A	P-O3'-C3'	5.24	125.99	119.70
22	DA	1981	A	C3'-C2'-C1'	5.24	105.69	101.50
22	DA	2683	C	O4'-C1'-N1	5.24	112.39	108.20
57	DB	56	G	P-O3'-C3'	5.24	125.98	119.70
22	BA	1273	U	P-O5'-C5'	-5.24	112.52	120.90
53	CA	1455	G	C3'-C2'-C1'	5.24	105.69	101.50
22	DA	235	U	C3'-C2'-C1'	5.24	105.69	101.50
22	DA	421	C	N1-C1'-C2'	5.24	120.81	114.00
22	BA	2750	A	C4'-C3'-C2'	5.23	107.83	102.60
22	DA	1256	G	C3'-C2'-C1'	5.23	105.69	101.50
1	AA	642	A	C3'-C2'-C1'	5.23	105.69	101.50
22	BA	2064	C	P-O5'-C5'	-5.23	112.53	120.90
22	BA	2839	G	P-O3'-C3'	5.23	125.98	119.70
22	DA	122	G	C3'-C2'-C1'	5.23	105.69	101.50
22	BA	2239	G	N9-C1'-C2'	-5.23	106.25	112.00
22	BA	2716	C	N1-C1'-C2'	-5.23	106.25	112.00
22	DA	1612	C	C3'-C2'-C1'	5.23	105.69	101.50
22	DA	2338	C	P-O3'-C3'	-5.23	113.42	119.70
22	DA	2419	U	O4'-C1'-N1	5.23	112.38	108.20
22	BA	569	U	N3-C2-O2	5.23	125.86	122.20
22	BA	996	A	N9-C1'-C2'	-5.23	106.25	112.00

Continued on next page...

Continued from previous page...

Mol	Chain	Res	Type	Atoms	Z	Observed(°)	Ideal(°)
22	BA	990	A	O4'-C1'-N9	-5.23	104.02	108.20
22	DA	406	G	P-O3'-C3'	-5.23	113.43	119.70
22	BA	1458	U	P-O3'-C3'	5.22	125.97	119.70
22	BA	1555	G	C3'-C2'-C1'	5.22	105.68	101.50
22	BA	2249	U	C4'-C3'-C2'	5.22	107.82	102.60
22	BA	2380	C	P-O5'-C5'	-5.22	112.54	120.90
22	BA	2687	U	P-O5'-C5'	-5.22	112.54	120.90
53	CA	247	G	C3'-C2'-C1'	5.22	105.68	101.50
22	DA	1992	G	P-O3'-C3'	5.22	125.97	119.70
22	DA	2225	A	O4'-C1'-N9	5.22	112.38	108.20
22	BA	435	C	P-O5'-C5'	-5.22	112.54	120.90
53	CA	115	G	P-O3'-C3'	5.22	125.97	119.70
22	DA	1417	C	O4'-C1'-N1	5.22	112.38	108.20
22	DA	1681	G	P-O3'-C3'	5.22	125.97	119.70
22	DA	2757	A	C3'-C2'-C1'	5.22	105.68	101.50
1	AA	889	A	O4'-C1'-N9	5.22	112.38	108.20
1	AA	1064	G	C4-N9-C1'	-5.22	119.71	126.50
22	BA	687	C	C3'-C2'-C1'	5.22	105.68	101.50
53	CA	722	G	C3'-C2'-C1'	5.22	105.68	101.50
22	DA	1733	G	C3'-C2'-C1'	5.22	105.68	101.50
22	BA	240	C	O4'-C1'-N1	-5.22	104.03	108.20
22	BA	1452	G	C6-C5-N7	-5.22	127.27	130.40
53	CA	389	A	C3'-C2'-C1'	5.22	105.68	101.50
53	CA	979	C	C3'-C2'-C1'	5.22	105.67	101.50
22	DA	13	A	P-O3'-C3'	5.22	125.96	119.70
22	DA	207	A	C3'-C2'-C1'	5.22	105.67	101.50
1	AA	1320	C	C3'-C2'-C1'	5.22	105.67	101.50
1	AA	1324	A	P-O3'-C3'	-5.22	113.44	119.70
1	AA	994	A	C3'-C2'-C1'	5.22	105.67	101.50
22	BA	2615	U	C3'-C2'-C1'	5.22	105.67	101.50
22	DA	862	G	N9-C1'-C2'	-5.22	106.26	112.00
22	BA	529	A	C4-C5-C6	-5.21	114.39	117.00
22	BA	930	G	O4'-C1'-N9	5.21	112.37	108.20
22	BA	2309	A	P-O3'-C3'	-5.21	113.44	119.70
23	BB	57	A	P-O5'-C5'	-5.21	112.56	120.90
53	CA	821	G	N9-C1'-C2'	-5.21	106.26	112.00
22	DA	2846	G	P-O3'-C3'	-5.21	113.44	119.70
22	BA	75	G	P-O3'-C3'	-5.21	113.44	119.70
22	BA	2850	A	P-O5'-C5'	-5.21	112.56	120.90
22	DA	302	C	O4'-C1'-N1	5.21	112.37	108.20
22	DA	1556	C	C3'-C2'-C1'	5.21	105.67	101.50
22	DA	143	C	C3'-C2'-C1'	5.21	105.67	101.50

Continued on next page...

Continued from previous page...

Mol	Chain	Res	Type	Atoms	Z	Observed(°)	Ideal(°)
22	DA	1291	C	C3'-C2'-C1'	5.21	105.67	101.50
22	BA	1008	A	P-O3'-C3'	5.21	125.95	119.70
22	DA	324	A	C3'-C2'-C1'	5.21	105.67	101.50
22	DA	1129	A	P-O3'-C3'	-5.21	113.45	119.70
22	BA	459	U	N1-C1'-C2'	-5.21	106.27	112.00
22	BA	800	A	P-O3'-C3'	5.21	125.95	119.70
1	AA	61	G	P-O3'-C3'	-5.20	113.46	119.70
1	AA	70	U	P-O3'-C3'	5.20	125.94	119.70
1	AA	431	A	C3'-C2'-C1'	5.20	105.66	101.50
1	AA	723	U	P-O3'-C3'	-5.20	113.45	119.70
22	DA	336	C	O4'-C1'-N1	5.20	112.36	108.20
22	DA	224	U	C3'-C2'-C1'	5.20	105.66	101.50
1	AA	346	G	C3'-C2'-C1'	5.20	105.66	101.50
1	AA	755	G	N9-C1'-C2'	-5.20	106.28	112.00
22	BA	2834	G	C3'-C2'-C1'	5.20	105.66	101.50
53	CA	421	U	P-O3'-C3'	5.20	125.94	119.70
53	CA	874	G	C3'-C2'-C1'	5.20	105.66	101.50
22	DA	121	G	C3'-C2'-C1'	5.20	105.66	101.50
22	BA	1985	C	P-O5'-C5'	-5.20	112.58	120.90
22	DA	2069	G	N9-C1'-C2'	-5.20	106.28	112.00
22	DA	2881	U	O4'-C1'-N1	5.20	112.36	108.20
22	DA	482	A	P-O3'-C3'	-5.20	113.46	119.70
1	AA	1169	A	P-O3'-C3'	-5.20	113.47	119.70
22	BA	2691	C	P-O3'-C3'	-5.20	113.47	119.70
53	CA	891	U	O4'-C1'-N1	5.20	112.36	108.20
22	DA	505	A	P-O3'-C3'	-5.20	113.47	119.70
22	BA	1806	C	P-O3'-C3'	-5.19	113.47	119.70
22	BA	1992	G	C4'-C3'-C2'	5.19	107.79	102.60
22	DA	1558	C	N1-C1'-C2'	5.19	120.75	114.00
22	BA	1968	G	P-O5'-C5'	-5.19	112.59	120.90
22	DA	164	C	C3'-C2'-C1'	5.19	105.65	101.50
22	DA	1013	C	C3'-C2'-C1'	5.19	105.65	101.50
1	AA	14	U	C3'-C2'-C1'	5.19	105.65	101.50
22	BA	503	A	O4'-C1'-N9	5.19	112.35	108.20
22	BA	507	A	C3'-C2'-C1'	5.19	105.65	101.50
22	BA	2428	G	N9-C1'-C2'	-5.19	106.29	112.00
22	DA	772	C	O4'-C1'-N1	5.19	112.35	108.20
22	DA	1208	C	O4'-C1'-N1	5.19	112.35	108.20
22	DA	2581	G	O4'-C1'-N9	5.19	112.35	108.20
22	DA	2836	U	C3'-C2'-C1'	5.19	105.65	101.50
22	BA	2445	G	P-O3'-C3'	-5.19	113.48	119.70
22	DA	2603	G	C3'-C2'-C1'	5.19	105.65	101.50

Continued on next page...

Continued from previous page...

Mol	Chain	Res	Type	Atoms	Z	Observed(°)	Ideal(°)
1	AA	430	A	N9-C1'-C2'	-5.18	106.30	112.00
22	BA	475	C	O4'-C1'-N1	-5.18	104.05	108.20
22	BA	1497	U	P-O3'-C3'	5.18	125.92	119.70
22	BA	2060	A	O4'-C1'-N9	5.18	112.35	108.20
53	CA	1510	C	O4'-C1'-N1	-5.18	104.05	108.20
22	DA	2567	G	C3'-C2'-C1'	5.18	105.65	101.50
23	BB	48	U	P-O5'-C5'	-5.18	112.61	120.90
53	CA	52	C	C3'-C2'-C1'	5.18	105.65	101.50
22	DA	730	A	C3'-C2'-C1'	5.18	105.65	101.50
1	AA	1068	G	C3'-C2'-C1'	5.18	105.64	101.50
22	BA	957	C	C2-N3-C4	5.18	122.49	119.90
53	CA	1283	U	C3'-C2'-C1'	5.18	105.64	101.50
22	DA	2450	A	N9-C1'-C2'	-5.18	106.30	112.00
1	AA	52	C	C3'-C2'-C1'	5.18	105.64	101.50
1	AA	874	G	C3'-C2'-C1'	5.18	105.64	101.50
22	BA	672	C	C5-C6-N1	-5.18	118.41	121.00
22	BA	2354	C	O4'-C1'-N1	-5.18	104.06	108.20
53	CA	110	C	C3'-C2'-C1'	5.18	105.64	101.50
22	DA	2667	C	P-O3'-C3'	-5.18	113.49	119.70
22	BA	566	U	P-O5'-C5'	-5.17	112.62	120.90
22	BA	1786	A	P-O3'-C3'	5.17	125.91	119.70
22	BA	1943	U	P-O3'-C3'	5.17	125.91	119.70
22	DA	964	C	O4'-C1'-N1	5.17	112.34	108.20
57	DB	16	G	P-O3'-C3'	-5.17	113.49	119.70
22	DA	104	A	P-O3'-C3'	-5.17	113.49	119.70
53	CA	1317	C	O4'-C1'-N1	5.17	112.34	108.20
22	DA	1569	A	C3'-C2'-C1'	5.17	105.64	101.50
22	BA	1313	U	C3'-C2'-C1'	5.17	105.64	101.50
22	BA	2781	A	C3'-C2'-C1'	5.17	105.64	101.50
53	CA	563	A	P-O3'-C3'	-5.17	113.50	119.70
53	CA	1530	G	C3'-C2'-C1'	5.17	105.63	101.50
22	DA	946	C	P-O3'-C3'	-5.17	113.50	119.70
53	CA	1450	U	O4'-C1'-N1	5.16	112.33	108.20
1	AA	724	G	N9-C1'-C2'	-5.16	106.32	112.00
22	BA	2424	C	N3-C4-N4	-5.16	114.39	118.00
22	BA	2491	U	P-O5'-C5'	-5.16	112.64	120.90
22	BA	776	G	O4'-C1'-N9	-5.16	104.07	108.20
22	BA	806	C	P-O3'-C3'	-5.16	113.51	119.70
53	CA	1184	G	C3'-C2'-C1'	5.16	105.63	101.50
22	DA	77	G	P-O3'-C3'	-5.16	113.51	119.70
22	DA	2337	G	P-O3'-C3'	-5.16	113.51	119.70
1	AA	1202	U	P-O3'-C3'	-5.16	113.51	119.70

Continued on next page...

Continued from previous page...

Mol	Chain	Res	Type	Atoms	Z	Observed(°)	Ideal(°)
22	DA	1810	A	C3'-C2'-C1'	5.16	105.62	101.50
22	BA	2692	G	P-O3'-C3'	-5.15	113.52	119.70
22	DA	250	G	C3'-C2'-C1'	5.15	105.62	101.50
1	AA	972	C	O4'-C1'-N1	5.15	112.32	108.20
22	BA	1023	U	C3'-C2'-C1'	5.15	105.62	101.50
22	BA	1082	U	O4'-C1'-N1	5.15	112.32	108.20
22	DA	1276	A	C3'-C2'-C1'	5.15	105.62	101.50
22	DA	1943	U	N1-C1'-C2'	5.15	120.70	114.00
1	AA	722	G	C3'-C2'-C1'	5.15	105.62	101.50
22	BA	628	G	C3'-C2'-C1'	5.15	105.62	101.50
22	BA	1165	A	P-O3'-C3'	5.15	125.88	119.70
53	CA	1217	C	C3'-C2'-C1'	5.15	105.62	101.50
22	DA	459	U	P-O3'-C3'	-5.15	113.52	119.70
22	DA	1080	A	P-O3'-C3'	-5.15	113.52	119.70
1	AA	330	C	C3'-C2'-C1'	5.15	105.62	101.50
22	BA	373	U	C3'-C2'-C1'	5.15	105.62	101.50
22	BA	542	C	O4'-C1'-N1	5.15	112.32	108.20
22	DA	197	A	P-O3'-C3'	-5.15	113.52	119.70
22	BA	2322	A	C3'-C2'-C1'	5.15	105.62	101.50
22	BA	208	C	C5-C6-N1	-5.14	118.43	121.00
22	BA	223	A	C3'-C2'-C1'	5.14	105.62	101.50
22	BA	607	U	N1-C1'-C2'	-5.14	106.34	112.00
22	BA	1612	C	O4'-C1'-N1	-5.14	104.08	108.20
22	BA	1714	U	P-O3'-C3'	-5.14	113.53	119.70
22	DA	933	A	O4'-C1'-N9	-5.14	104.08	108.20
22	DA	1456	G	P-O3'-C3'	-5.14	113.53	119.70
22	DA	2299	U	C3'-C2'-C1'	5.14	105.61	101.50
22	DA	2874	C	C3'-C2'-C1'	5.14	105.62	101.50
1	AA	1055	A	N9-C1'-C2'	-5.14	106.34	112.00
22	BA	1859	U	C3'-C2'-C1'	5.14	105.61	101.50
57	DB	42	C	P-O3'-C3'	-5.14	113.53	119.70
22	BA	398	C	P-O5'-C5'	-5.14	112.67	120.90
22	DA	739	A	P-O3'-C3'	5.14	125.87	119.70
22	BA	386	G	N3-C4-N9	-5.14	122.92	126.00
22	BA	1693	U	O4'-C1'-N1	5.14	112.31	108.20
53	CA	238	A	P-O3'-C3'	5.14	125.87	119.70
22	BA	1249	U	C3'-C2'-C1'	5.14	105.61	101.50
22	DA	1050	A	C3'-C2'-C1'	5.14	105.61	101.50
22	DA	2879	A	P-O3'-C3'	5.14	125.86	119.70
1	AA	567	G	N9-C1'-C2'	-5.13	106.35	112.00
22	BA	2691	C	C3'-C2'-C1'	5.13	105.61	101.50
53	CA	437	U	O4'-C1'-N1	-5.13	104.09	108.20

Continued on next page...

Continued from previous page...

Mol	Chain	Res	Type	Atoms	Z	Observed(°)	Ideal(°)
53	CA	1129	C	P-O3'-C3'	5.13	125.86	119.70
22	DA	1324	G	O4'-C1'-N9	5.13	112.31	108.20
22	DA	1401	G	P-O3'-C3'	-5.13	113.54	119.70
22	BA	459	U	C3'-C2'-C1'	5.13	105.61	101.50
22	DA	588	U	C3'-C2'-C1'	5.13	105.61	101.50
1	AA	1509	C	C6-N1-C2	5.13	122.35	120.30
22	BA	593	U	O4'-C1'-N1	5.13	112.31	108.20
22	BA	1021	A	O4'-C1'-N9	-5.13	104.09	108.20
22	BA	1537	G	C3'-C2'-C1'	5.13	105.61	101.50
22	BA	2093	G	C3'-C2'-C1'	5.13	105.61	101.50
22	DA	1993	U	O4'-C1'-N1	5.13	112.31	108.20
22	BA	2757	A	N9-C1'-C2'	-5.13	106.36	112.00
53	CA	389	A	N9-C1'-C2'	-5.13	106.36	112.00
22	DA	1329	U	N1-C1'-C2'	5.13	120.67	114.00
22	BA	239	C	O4'-C1'-N1	5.13	112.30	108.20
53	CA	352	C	P-O3'-C3'	-5.13	113.55	119.70
22	DA	615	U	P-O3'-C3'	5.13	125.86	119.70
22	BA	698	C	C6-N1-C2	5.13	122.35	120.30
22	BA	918	A	P-O5'-C5'	-5.13	112.70	120.90
22	BA	1682	G	C3'-C2'-C1'	5.13	105.60	101.50
22	BA	2199	A	O4'-C1'-N9	-5.13	104.10	108.20
53	CA	72	A	C3'-C2'-C1'	5.12	105.60	101.50
53	CA	122	G	C3'-C2'-C1'	5.12	105.60	101.50
22	DA	1938	A	P-O3'-C3'	5.12	125.85	119.70
29	DH	48	GLU	CA-C-N	-5.12	105.93	117.20
22	BA	312	G	C3'-C2'-C1'	5.12	105.60	101.50
22	BA	1953	A	P-O5'-C5'	-5.12	112.71	120.90
22	BA	2295	C	C6-N1-C2	5.12	122.35	120.30
22	DA	1812	U	O4'-C1'-N1	5.12	112.30	108.20
22	BA	2725	A	C8-N9-C4	5.12	107.85	105.80
1	AA	356	A	O4'-C1'-N9	5.12	112.30	108.20
1	AA	468	A	P-O3'-C3'	-5.12	113.56	119.70
22	BA	1218	G	C6-C5-N7	-5.12	127.33	130.40
22	BA	2442	C	OP1-P-O3'	5.12	116.46	105.20
53	CA	64	G	P-O3'-C3'	5.12	125.84	119.70
22	BA	1452	G	C8-N9-C4	-5.12	104.35	106.40
22	BA	1304	A	P-O5'-C5'	-5.12	112.72	120.90
22	BA	1788	C	O5'-P-OP2	-5.12	101.10	105.70
22	BA	2453	A	N1-C6-N6	5.12	121.67	118.60
22	DA	406	G	C3'-C2'-C1'	5.12	105.59	101.50
22	DA	824	U	P-O3'-C3'	-5.12	113.56	119.70
22	DA	2459	A	N9-C1'-C2'	-5.12	106.37	112.00

Continued on next page...

Continued from previous page...

Mol	Chain	Res	Type	Atoms	Z	Observed(°)	Ideal(°)
22	BA	806	C	C3'-C2'-C1'	5.11	105.59	101.50
22	BA	2364	C	O4'-C1'-N1	5.11	112.29	108.20
22	BA	2781	A	N9-C1'-C2'	-5.11	106.38	112.00
22	DA	199	A	O4'-C1'-N9	5.11	112.29	108.20
22	DA	1034	G	P-O3'-C3'	-5.11	113.56	119.70
22	DA	1783	A	O5'-P-OP2	-5.11	101.10	105.70
22	BA	2502	G	O4'-C1'-N9	5.11	112.29	108.20
22	BA	2449	U	N3-C4-O4	5.11	122.98	119.40
1	AA	430	A	C3'-C2'-C1'	5.11	105.59	101.50
1	AA	1192	C	P-O3'-C3'	-5.11	113.57	119.70
22	BA	2356	U	O4'-C1'-N1	5.11	112.29	108.20
22	DA	1396	U	N1-C1'-C2'	5.11	120.64	114.00
1	AA	245	U	C3'-C2'-C1'	5.11	105.59	101.50
22	BA	1605	C	N1-C2-O2	-5.11	115.84	118.90
22	BA	2258	C	C4'-C3'-C2'	5.11	107.71	102.60
22	BA	2385	C	C3'-C2'-C1'	5.11	105.59	101.50
53	CA	448	A	O4'-C1'-N9	5.11	112.29	108.20
53	CA	1128	C	C3'-C2'-C1'	5.11	105.59	101.50
22	DA	1722	A	C3'-C2'-C1'	5.11	105.59	101.50
22	BA	2639	A	P-O3'-C3'	-5.11	113.57	119.70
22	DA	1915	U	C3'-C2'-C1'	5.11	105.58	101.50
22	BA	1547	C	P-O3'-C3'	-5.10	113.58	119.70
53	CA	1499	A	N9-C1'-C2'	-5.10	106.39	112.00
22	DA	480	A	C3'-C2'-C1'	5.10	105.58	101.50
22	DA	1515	A	O4'-C1'-N9	5.10	112.28	108.20
1	AA	1203	C	O4'-C1'-N1	5.10	112.28	108.20
22	BA	1956	U	P-O5'-C5'	-5.10	112.74	120.90
53	CA	374	A	N9-C1'-C2'	-5.10	106.39	112.00
53	CA	828	U	O4'-C1'-N1	5.10	112.28	108.20
1	AA	498	A	N9-C1'-C2'	-5.10	106.39	112.00
1	AA	1215	G	C3'-C2'-C1'	5.10	105.58	101.50
53	CA	430	A	P-O3'-C3'	-5.10	113.58	119.70
53	CA	1447	A	P-O3'-C3'	5.10	125.82	119.70
22	DA	197	A	C3'-C2'-C1'	5.10	105.58	101.50
1	AA	1395	C	C3'-C2'-C1'	5.10	105.58	101.50
53	CA	353	A	O4'-C1'-N9	5.10	112.28	108.20
22	DA	1012	U	O4'-C1'-N1	5.10	112.28	108.20
1	AA	1258	G	C3'-C2'-C1'	5.10	105.58	101.50
22	BA	2150	C	O4'-C1'-N1	5.10	112.28	108.20
22	BA	2407	A	P-O3'-C3'	-5.10	113.58	119.70
22	BA	2797	U	O4'-C1'-N1	5.10	112.28	108.20
22	BA	2806	C	O4'-C1'-N1	5.10	112.28	108.20

Continued on next page...

Continued from previous page...

Mol	Chain	Res	Type	Atoms	Z	Observed(°)	Ideal(°)
53	CA	984	C	O4'-C1'-N1	5.10	112.28	108.20
22	DA	2505	G	C8-N9-C4	-5.10	104.36	106.40
22	DA	2639	A	N9-C1'-C2'	-5.10	106.39	112.00
22	BA	1664	A	O3'-P-O5'	-5.10	94.32	104.00
22	BA	2013	A	C8-N9-C4	5.10	107.84	105.80
22	DA	2543	G	C3'-C2'-C1'	5.10	105.58	101.50
22	BA	2490	G	O3'-P-O5'	5.09	113.68	104.00
22	DA	1653	G	P-O3'-C3'	5.09	125.81	119.70
1	AA	1278	G	P-O3'-C3'	5.09	125.81	119.70
22	BA	271	G	P-O3'-C3'	5.09	125.81	119.70
22	BA	533	G	C3'-C2'-C1'	5.09	105.57	101.50
22	BA	832	U	C5-C6-N1	-5.09	120.16	122.70
22	BA	2451	A	P-O3'-C3'	-5.09	113.59	119.70
22	BA	2611	C	O4'-C1'-N1	5.09	112.27	108.20
22	BA	1809	A	C3'-C2'-C1'	5.09	105.57	101.50
22	DA	776	G	O4'-C1'-N9	-5.09	104.13	108.20
22	DA	802	A	C3'-C2'-C1'	5.09	105.57	101.50
22	BA	143	C	O4'-C1'-N1	5.09	112.27	108.20
22	BA	255	A	C2-N3-C4	-5.09	108.06	110.60
1	AA	1332	A	C3'-C2'-C1'	5.09	105.57	101.50
22	BA	486	C	O4'-C1'-N1	-5.09	104.13	108.20
22	BA	974	G	P-O3'-C3'	5.09	125.80	119.70
22	BA	1541	C	P-O3'-C3'	-5.09	113.60	119.70
22	DA	1493	C	N1-C1'-C2'	5.09	120.61	114.00
22	DA	2347	C	C3'-C2'-C1'	5.09	105.57	101.50
22	DA	2847	U	P-O3'-C3'	5.09	125.80	119.70
1	AA	279	A	O4'-C1'-N9	-5.08	104.13	108.20
1	AA	1108	G	P-O3'-C3'	-5.08	113.60	119.70
22	BA	656	G	P-O5'-C5'	-5.08	112.77	120.90
53	CA	508	U	O4'-C1'-N1	5.08	112.27	108.20
1	AA	1380	U	O4'-C1'-N1	5.08	112.26	108.20
22	DA	915	C	C3'-C2'-C1'	5.08	105.56	101.50
22	BA	2281	A	P-O5'-C5'	-5.08	112.77	120.90
22	BA	2597	G	P-O3'-C3'	5.08	125.80	119.70
22	DA	505	A	C3'-C2'-C1'	5.08	105.56	101.50
22	DA	1458	U	O4'-C1'-N1	5.08	112.26	108.20
22	DA	2429	G	C8-N9-C1'	-5.08	120.40	127.00
53	CA	1152	A	C3'-C2'-C1'	5.08	105.56	101.50
22	BA	1618	A	P-O3'-C3'	5.08	125.79	119.70
22	DA	265	A	O4'-C1'-N9	5.08	112.26	108.20
22	BA	2729	G	N9-C1'-C2'	-5.07	106.42	112.00
22	BA	2874	C	P-O3'-C3'	-5.07	113.61	119.70

Continued on next page...

Continued from previous page...

Mol	Chain	Res	Type	Atoms	Z	Observed(°)	Ideal(°)
22	DA	2757	A	N9-C1'-C2'	-5.07	106.42	112.00
22	BA	2689	U	C5-C4-O4	5.07	128.94	125.90
53	CA	349	A	C3'-C2'-C1'	5.07	105.56	101.50
1	AA	428	G	P-O3'-C3'	5.07	125.78	119.70
22	BA	2567	G	P-O3'-C3'	-5.07	113.62	119.70
22	BA	2630	G	C3'-C2'-C1'	5.07	105.55	101.50
1	AA	372	C	P-O3'-C3'	5.07	125.78	119.70
22	BA	2037	A	P-O5'-C5'	-5.07	112.80	120.90
22	BA	2194	U	P-O3'-C3'	-5.07	113.62	119.70
23	BB	86	G	P-O3'-C3'	-5.07	113.62	119.70
22	DA	477	A	C3'-C2'-C1'	5.07	105.55	101.50
53	CA	1453	G	C3'-C2'-C1'	5.06	105.55	101.50
1	AA	1531	A	P-O3'-C3'	-5.06	113.62	119.70
22	BA	996	A	O5'-P-OP2	-5.06	101.14	105.70
53	CA	199	A	P-O3'-C3'	-5.06	113.62	119.70
22	DA	1919	A	N9-C1'-C2'	-5.06	106.43	112.00
22	BA	2469	A	C3'-C2'-C1'	5.06	105.55	101.50
22	BA	1120	G	C2-N3-C4	-5.06	109.37	111.90
22	BA	916	G	P-O5'-C5'	-5.06	112.81	120.90
22	BA	962	G	N9-C1'-C2'	-5.06	106.44	112.00
53	CA	1029	U	O4'-C1'-N1	5.06	112.25	108.20
22	DA	321	U	P-O3'-C3'	5.06	125.77	119.70
22	DA	2726	A	P-O3'-C3'	5.06	125.77	119.70
22	DA	1080	A	C3'-C2'-C1'	5.06	105.55	101.50
1	AA	966	G	N9-C1'-C2'	-5.05	106.44	112.00
1	AA	1102	A	C3'-C2'-C1'	5.05	105.54	101.50
53	CA	1449	C	P-O3'-C3'	-5.05	113.64	119.70
1	AA	247	G	N9-C1'-C2'	-5.05	106.44	112.00
22	DA	445	C	C3'-C2'-C1'	5.05	105.54	101.50
1	AA	438	U	P-O3'-C3'	5.05	125.76	119.70
1	AA	813	U	O4'-C1'-N1	5.05	112.24	108.20
22	BA	1343	G	C3'-C2'-C1'	5.05	105.54	101.50
22	BA	2684	U	O5'-P-OP2	-5.05	101.15	105.70
22	BA	2769	U	O4'-C1'-N1	5.05	112.24	108.20
22	BA	2778	A	P-O3'-C3'	5.05	125.76	119.70
53	CA	1191	A	C3'-C2'-C1'	5.05	105.54	101.50
22	BA	865	C	N3-C2-O2	5.05	125.44	121.90
22	BA	1306	C	O4'-C1'-N1	5.05	112.24	108.20
22	BA	1669	A	O4'-C1'-N9	5.05	112.24	108.20
23	BB	58	A	C3'-C2'-C1'	5.05	105.54	101.50
22	BA	2492	U	P-O5'-C5'	-5.05	112.82	120.90
53	CA	218	U	O4'-C1'-N1	5.05	112.24	108.20

Continued on next page...

Continued from previous page...

Mol	Chain	Res	Type	Atoms	Z	Observed(°)	Ideal(°)
53	CA	1051	C	O4'-C1'-N1	5.05	112.24	108.20
1	AA	1395	C	P-O3'-C3'	-5.05	113.64	119.70
22	BA	2506	U	N1-C1'-C2'	5.05	120.56	114.00
22	BA	2547	A	P-O3'-C3'	5.05	125.76	119.70
22	DA	606	U	C3'-C2'-C1'	5.05	105.54	101.50
22	DA	2267	A	C4-N9-C1'	5.05	135.38	126.30
22	BA	1799	G	P-O3'-C3'	5.04	125.75	119.70
53	CA	12	U	O4'-C1'-N1	5.04	112.24	108.20
22	DA	1539	U	P-O3'-C3'	-5.04	113.65	119.70
1	AA	1454	G	C3'-C2'-C1'	5.04	105.53	101.50
22	BA	1144	A	N9-C1'-C2'	-5.04	106.45	112.00
22	BA	1341	G	P-O5'-C5'	-5.04	112.83	120.90
22	BA	1417	C	C3'-C2'-C1'	5.04	105.53	101.50
22	BA	2781	A	P-O3'-C3'	-5.04	113.65	119.70
53	CA	499	A	P-O3'-C3'	5.04	125.75	119.70
22	DA	2731	G	P-O3'-C3'	-5.04	113.65	119.70
22	BA	333	G	P-O5'-C5'	-5.04	112.83	120.90
22	BA	2018	G	O5'-P-OP1	5.04	116.75	110.70
22	DA	491	G	C3'-C2'-C1'	5.04	105.53	101.50
22	DA	1399	C	C3'-C2'-C1'	5.04	105.53	101.50
22	BA	2293	G	P-O5'-C5'	-5.04	112.84	120.90
22	BA	2342	C	P-O5'-C5'	-5.04	112.84	120.90
22	DA	2137	U	O4'-C1'-N1	5.04	112.23	108.20
22	BA	391	A	C3'-C2'-C1'	5.04	105.53	101.50
22	BA	1669	A	P-O3'-C3'	-5.04	113.66	119.70
23	BB	43	C	C3'-C2'-C1'	5.04	105.53	101.50
22	BA	821	A	OP1-P-O3'	5.04	116.28	105.20
53	CA	595	A	P-O3'-C3'	5.04	125.74	119.70
22	DA	831	G	C3'-C2'-C1'	5.04	105.53	101.50
22	BA	633	A	P-O3'-C3'	5.03	125.74	119.70
22	BA	1322	A	P-O3'-C3'	5.03	125.74	119.70
22	BA	1498	C	P-O3'-C3'	-5.03	113.66	119.70
53	CA	697	U	O4'-C1'-N1	5.03	112.23	108.20
53	CA	719	C	O4'-C1'-N1	5.03	112.23	108.20
22	DA	1602	U	N1-C1'-C2'	5.03	120.54	114.00
22	DA	2035	G	O4'-C1'-N9	5.03	112.23	108.20
53	CA	423	G	C3'-C2'-C1'	5.03	105.52	101.50
53	CA	500	G	C3'-C2'-C1'	5.03	105.53	101.50
22	DA	1539	U	C3'-C2'-C1'	5.03	105.52	101.50
22	DA	2729	G	P-O3'-C3'	-5.03	113.66	119.70
22	BA	2682	A	C3'-C2'-C1'	5.03	105.52	101.50
22	DA	1491	G	C3'-C2'-C1'	5.03	105.52	101.50

Continued on next page...

Continued from previous page...

Mol	Chain	Res	Type	Atoms	Z	Observed(°)	Ideal(°)
1	AA	1303	C	C3'-C2'-C1'	5.03	105.52	101.50
22	BA	866	A	P-O3'-C3'	-5.03	113.67	119.70
53	CA	1031	C	P-O3'-C3'	5.03	125.73	119.70
22	DA	1064	C	C3'-C2'-C1'	5.03	105.52	101.50
22	BA	974	G	N7-C8-N9	5.03	115.61	113.10
22	BA	1281	G	P-O5'-C5'	-5.03	112.86	120.90
22	BA	2490	G	C4'-C3'-C2'	5.03	107.63	102.60
53	CA	47	C	N1-C1'-C2'	5.03	120.53	114.00
1	AA	1064	G	C8-N9-C1'	5.02	133.53	127.00
22	BA	674	G	P-O5'-C5'	-5.02	112.86	120.90
23	BB	45	A	C3'-C2'-C1'	5.02	105.52	101.50
53	CA	1181	G	P-O3'-C3'	5.02	125.73	119.70
22	DA	2030	A	P-O3'-C3'	5.02	125.73	119.70
22	BA	944	C	O4'-C1'-N1	5.02	112.22	108.20
22	DA	1457	U	O4'-C1'-N1	5.02	112.22	108.20
22	DA	1619	G	P-O3'-C3'	-5.02	113.67	119.70
22	BA	1451	C	N1-C1'-C2'	5.02	120.53	114.00
22	BA	1771	C	N1-C2-O2	-5.02	115.89	118.90
22	DA	589	U	O4'-C1'-N1	5.02	112.22	108.20
1	AA	813	U	C3'-C2'-C1'	5.02	105.52	101.50
22	BA	1524	G	C3'-C2'-C1'	5.02	105.52	101.50
22	BA	2894	G	C3'-C2'-C1'	5.02	105.52	101.50
22	DA	2404	U	C3'-C2'-C1'	5.02	105.52	101.50
22	DA	2440	C	O4'-C1'-N1	5.02	112.22	108.20
22	BA	2347	C	O4'-C1'-N1	5.02	112.21	108.20
22	BA	2637	U	N3-C2-O2	5.02	125.71	122.20
53	CA	527	G	C3'-C2'-C1'	5.02	105.51	101.50
22	BA	870	U	O4'-C1'-N1	5.01	112.21	108.20
22	BA	1135	C	C3'-C2'-C1'	5.01	105.51	101.50
22	BA	1681	G	C5-C6-O6	-5.01	125.59	128.60
22	BA	2681	C	C6-N1-C2	5.01	122.31	120.30
22	DA	1346	G	C3'-C2'-C1'	5.01	105.51	101.50
22	BA	739	A	C4'-C3'-C2'	5.01	107.61	102.60
53	CA	306	A	O4'-C1'-N9	-5.01	104.19	108.20
22	DA	1675	C	P-O3'-C3'	-5.01	113.68	119.70
22	BA	913	U	C4'-C3'-C2'	5.01	107.61	102.60
22	DA	1560	G	C3'-C2'-C1'	5.01	105.51	101.50
22	DA	2573	C	C3'-C2'-C1'	5.01	105.51	101.50
22	DA	2837	A	C3'-C2'-C1'	5.01	105.51	101.50
1	AA	1158	C	N1-C1'-C2'	-5.01	106.49	112.00
22	BA	162	U	N1-C1'-C2'	5.01	120.51	114.00
22	BA	860	U	P-O3'-C3'	-5.01	113.69	119.70

Continued on next page...

Continued from previous page...

Mol	Chain	Res	Type	Atoms	Z	Observed(°)	Ideal(°)
53	CA	1161	C	C3'-C2'-C1'	5.01	105.51	101.50
22	DA	2622	U	O4'-C1'-N1	5.01	112.21	108.20
22	BA	334	C	OP1-P-O3'	5.01	116.21	105.20
22	BA	1612	C	N1-C2-O2	-5.01	115.90	118.90
22	BA	1700	A	N9-C1'-C2'	-5.01	106.49	112.00
53	CA	275	G	P-O3'-C3'	-5.01	113.69	119.70
53	CA	498	A	C3'-C2'-C1'	5.01	105.50	101.50
22	DA	396	G	C3'-C2'-C1'	5.01	105.51	101.50
22	DA	2489	U	P-O3'-C3'	5.01	125.71	119.70
22	DA	2543	G	P-O3'-C3'	-5.01	113.69	119.70
1	AA	92	U	C3'-C2'-C1'	5.00	105.50	101.50
22	BA	1267	U	P-O3'-C3'	-5.00	113.69	119.70
22	BA	266	G	C3'-C2'-C1'	5.00	105.50	101.50
22	BA	1821	A	C3'-C2'-C1'	5.00	105.50	101.50
22	DA	199	A	P-O3'-C3'	5.00	125.70	119.70
22	BA	25	U	C5-C4-O4	-5.00	122.90	125.90
23	BB	45	A	N9-C1'-C2'	-5.00	106.50	112.00
53	CA	73	C	P-O3'-C3'	-5.00	113.70	119.70

There are no chirality outliers.

All (4) planarity outliers are listed below:

Mol	Chain	Res	Type	Group
25	BD	9	VAL	Peptide
31	BJ	43	GLU	Peptide
35	BN	101	GLY	Peptide
58	DF	177	ARG	Mainchain

5.2 Close contacts ⓘ

In the following table, the Non-H and H(model) columns list the number of non-hydrogen atoms and hydrogen atoms in the chain respectively. The H(added) column lists the number of hydrogens added by MolProbity. The Clashes column lists the number of clashes within the asymmetric unit, and the number in parentheses is this value normalized per 1000 atoms of the molecule in the chain. The Symm-Clashes column gives symmetry related clashes, in the same way as for the Clashes column.

Mol	Chain	Non-H	H(model)	H(added)	Clashes	Symm-Clashes
1	AA	32895	0	16553	1994	0
2	AB	1705	0	1731	279	0
2	CB	1705	0	1732	233	0

Continued on next page...

Continued from previous page...

Mol	Chain	Non-H	H(model)	H(added)	Clashes	Symm-Clashes
3	AC	1625	0	1699	178	0
3	CC	1625	0	1699	193	0
4	AD	1643	0	1710	243	0
4	CD	1643	0	1710	224	0
5	AE	1106	0	1148	206	0
5	CE	1106	0	1148	145	0
6	AF	818	0	808	111	0
6	CF	818	0	808	117	0
7	AG	1182	0	1240	130	0
8	AH	979	0	1034	136	0
8	CH	979	0	1034	126	0
9	AI	1022	0	1070	133	0
9	CI	1022	0	1070	164	0
10	AJ	787	0	828	141	0
10	CJ	787	0	828	148	0
11	AK	877	0	887	140	0
11	CK	877	0	887	128	0
12	AL	955	0	1019	127	0
12	CL	955	0	1019	156	0
13	AM	884	0	944	94	0
14	AN	774	0	827	136	0
14	CN	769	0	822	130	0
15	AO	714	0	737	84	0
15	CO	714	0	737	61	0
16	AP	649	0	666	79	0
17	AQ	649	0	691	100	0
17	CQ	649	0	691	112	0
18	AR	456	0	478	53	0
18	CR	456	0	478	57	0
19	AS	638	0	665	74	0
19	CS	638	0	665	109	0
20	AT	665	0	714	97	0
20	CT	665	0	714	86	0
21	AU	426	0	449	116	0
21	CU	426	0	449	92	0
22	BA	61274	0	30819	3248	0
22	DA	60995	0	30679	5259	0
23	BB	2529	0	1281	118	0
24	BC	2083	0	2157	287	0
24	DC	2083	0	2157	345	0
25	BD	1565	0	1616	269	0
25	DD	1565	0	1616	291	0

Continued on next page...

Continued from previous page...

Mol	Chain	Non-H	H(model)	H(added)	Clashes	Symm-Clashes
26	BE	1552	0	1619	203	0
26	DE	1552	0	1619	266	0
27	BF	1411	0	1447	208	0
28	BG	1323	0	1374	211	0
28	DG	1323	0	1374	199	0
29	BH	1111	0	1148	166	0
29	DH	1111	0	1148	175	0
30	BI	1032	0	1088	114	0
30	DI	1032	0	1088	120	0
31	BJ	1129	0	1162	216	0
31	DJ	1129	0	1162	202	0
32	BK	939	0	1012	164	0
32	DK	939	0	1012	183	0
33	BL	1045	0	1117	169	0
33	DL	1045	0	1117	192	0
34	BM	1074	0	1157	146	0
34	DM	1074	0	1157	150	0
35	BN	961	0	1000	123	0
35	DN	961	0	1000	207	0
36	BO	892	0	923	92	0
36	DO	892	0	923	107	0
37	BP	917	0	965	195	0
37	DP	917	0	965	172	0
38	BQ	947	0	1022	191	0
38	DQ	947	0	1022	180	0
39	BR	816	0	839	138	0
39	DR	816	0	839	137	0
40	BS	857	0	922	110	0
40	DS	857	0	922	131	0
41	BT	739	0	807	156	0
41	DT	739	0	807	159	0
42	BU	780	0	834	84	0
42	DU	780	0	834	133	0
43	BV	753	0	780	76	0
43	DV	753	0	780	108	0
44	BW	596	0	610	229	0
44	DW	596	0	610	174	0
45	BX	625	0	655	104	0
45	DX	625	0	655	114	0
46	BY	509	0	543	69	0
46	DY	509	0	543	102	0
47	BZ	449	0	491	58	0

Continued on next page...

Continued from previous page...

Mol	Chain	Non-H	H(model)	H(added)	Clashes	Symm-Clashes
47	DZ	449	0	491	58	0
48	B0	444	0	461	32	0
48	D0	444	0	461	75	0
49	B1	410	0	440	57	0
49	D1	410	0	440	53	0
50	B2	377	0	418	36	0
50	D2	377	0	418	66	0
51	B3	504	0	574	53	0
51	D3	504	0	574	67	0
52	B4	302	0	340	47	0
52	D4	302	0	342	41	0
53	CA	32831	0	16521	2416	0
54	CG	1175	0	1230	194	0
55	CM	877	0	937	167	0
56	CP	639	0	656	101	0
57	DB	2507	0	1270	234	0
58	DF	1420	0	1460	282	0
59	AA	42	0	0	0	0
59	AN	1	0	0	0	0
59	BA	134	0	0	0	0
59	BB	4	0	0	0	0
59	BL	1	0	0	0	0
59	CA	42	0	0	0	0
59	DA	132	0	0	0	0
59	DB	1	0	0	0	0
59	DC	2	0	0	0	0
59	DE	1	0	0	0	0
59	DJ	1	0	0	0	0
60	BA	27	0	32	2	0
61	B4	1	0	0	0	0
61	D4	1	0	0	0	0
62	AA	197	0	0	5	0
62	AE	1	0	0	0	0
62	AL	1	0	0	0	0
62	AN	6	0	0	2	0
62	AT	2	0	0	0	0
62	AU	1	0	0	0	0
62	B2	2	0	0	0	0
62	B3	2	0	0	1	0
62	B4	1	0	0	0	0
62	BA	601	0	0	48	0
62	BB	20	0	0	1	0

Continued on next page...

Continued from previous page...

Mol	Chain	Non-H	H(model)	H(added)	Clashes	Symm-Clashes
62	BC	8	0	0	0	0
62	BD	4	0	0	1	0
62	BE	1	0	0	1	0
62	BL	3	0	0	1	0
62	BN	3	0	0	1	0
62	BQ	1	0	0	0	0
62	BR	1	0	0	1	0
62	BT	3	0	0	0	0
62	CA	193	0	0	7	0
62	CE	4	0	0	0	0
62	CI	1	0	0	0	0
62	CL	1	0	0	0	0
62	CN	3	0	0	0	0
62	CT	3	0	0	0	0
62	CU	2	0	0	0	0
62	D2	2	0	0	0	0
62	D3	1	0	0	0	0
62	D4	4	0	0	0	0
62	DA	599	0	0	28	0
62	DB	4	0	0	0	0
62	DC	9	0	0	2	0
62	DD	2	0	0	0	0
62	DE	3	0	0	0	0
62	DJ	5	0	0	0	0
62	DL	5	0	0	1	0
62	DN	3	0	0	0	0
62	DT	3	0	0	1	0
62	DU	2	0	0	0	0
62	DV	1	0	0	0	0
All	All	284501	0	190871	25099	0

Clashscore is defined as the number of clashes calculated for the entry per 1000 atoms (including hydrogens) of the entry. The overall clashscore for this entry is 53.

All (25099) close contacts within the same asymmetric unit are listed below.

Atom-1	Atom-2	Distance(Å)	Clash(Å)
22:BA:900:A:C2'	22:BA:901:C:H5'	1.40	1.46
2:AB:108:GLN:O	2:AB:110:ILE:N	1.58	1.37
22:BA:1073:A:C2'	22:BA:1074:G:H5''	1.54	1.35
2:CB:93:HIS:CG	2:CB:145:ASN:O	1.88	1.27
28:BG:84:LYS:HG3	28:BG:132:LEU:N	1.49	1.26
22:DA:1915:U:H2'	22:DA:1916:A:C8	1.71	1.26

Continued on next page...

Continued from previous page...

Atom-1	Atom-2	Distance(Å)	Clash(Å)
53:CA:989:U:C2'	53:CA:990:C:H5'	1.67	1.25
31:BJ:111:LYS:HD3	31:BJ:112:GLY:N	1.50	1.25
22:BA:2197:U:O2'	22:BA:2198:A:H2'	1.30	1.24
22:DA:2800:A:O2'	22:DA:2801:G:H4'	1.25	1.24
22:DA:1401:G:H2'	22:DA:1402:U:C6	1.74	1.23
24:BC:246:PRO:HG2	24:BC:247:TRP:CZ3	1.75	1.22
53:CA:82:G:O2'	53:CA:83:C:H4'	1.38	1.22
1:AA:174:A:O2'	1:AA:175:C:H5'	1.41	1.21
38:BQ:63:ARG:NH1	38:BQ:96:ASP:HA	1.56	1.20
53:CA:987:G:H2'	53:CA:988:G:C8	1.77	1.19
44:DW:27:GLY:CA	44:DW:31:LEU:HD11	1.71	1.19
22:BA:900:A:H2'	22:BA:901:C:C5'	1.71	1.19
2:AB:110:ILE:CD1	2:AB:147:LEU:HD13	1.73	1.19
22:DA:1492:G:H3'	22:DA:1493:C:H5'	1.21	1.19
37:BP:50:ARG:HG2	37:BP:57:ALA:N	1.54	1.18
22:BA:751:A:H5''	22:BA:752:A:OP1	1.41	1.18
22:DA:1537:G:C2'	22:DA:1538:G:H4'	1.74	1.18
53:CA:1014:A:H4'	19:CS:13:HIS:CD2	1.78	1.17
1:AA:94:G:H4'	1:AA:95:C:C5'	1.73	1.17
5:AE:80:LEU:HD23	5:AE:122:VAL:HG11	1.22	1.17
1:AA:874:G:O2'	1:AA:875:U:H5'	1.42	1.17
22:BA:1071:G:H1'	22:BA:1089:A:N7	1.59	1.17
39:BR:42:ALA:HA	39:BR:46:GLU:HB2	1.26	1.17
31:BJ:44:TYR:HB2	38:BQ:63:ARG:HB3	1.23	1.16
12:CL:43:LYS:HB3	12:CL:44:PRO:CD	1.75	1.16
28:BG:8:VAL:HG11	28:BG:49:LEU:HB2	1.23	1.16
23:BB:30:C:H2'	23:BB:31:C:H5'	1.27	1.16
9:CI:51:LEU:HG	9:CI:86:LEU:HD22	1.19	1.16
28:BG:83:THR:HA	28:BG:84:LYS:NZ	1.59	1.16
11:AK:126:ARG:HB2	21:AU:33:ARG:NH1	1.57	1.16
22:DA:1024:G:H3'	22:DA:1025:G:C5'	1.74	1.16
22:DA:1024:G:C3'	22:DA:1025:G:H5''	1.75	1.16
17:AQ:18:LYS:HA	17:AQ:47:ASP:HB2	1.22	1.16
44:BW:18:LYS:HA	44:BW:36:ILE:HG13	1.27	1.16
41:DT:39:THR:HG21	41:DT:42:GLU:HB2	1.28	1.15
38:BQ:91:ARG:HD3	39:BR:11:GLN:HG3	1.19	1.15
32:BK:18:ARG:HG3	32:BK:18:ARG:HH11	1.03	1.15
38:DQ:27:ARG:HA	38:DQ:33:VAL:CG1	1.75	1.15
5:CE:13:LYS:HA	5:CE:13:LYS:HE2	1.28	1.15
33:BL:27:LEU:H	33:BL:27:LEU:HD12	1.09	1.15
28:BG:83:THR:HA	28:BG:84:LYS:HZ3	1.07	1.15
22:BA:1179:G:C5	22:BA:1180:U:H1'	1.82	1.15

Continued on next page...

Continued from previous page...

Atom-1	Atom-2	Distance(Å)	Clash(Å)
31:BJ:37:ARG:HA	31:BJ:118:MET:HE2	1.22	1.15
53:CA:519:C:H2'	53:CA:520:A:C8	1.81	1.15
22:DA:1021:A:O2'	22:DA:1022:G:H4'	1.46	1.15
53:CA:72:A:O2'	53:CA:73:C:H5'	1.46	1.14
22:DA:1537:G:H2'	22:DA:1538:G:H4'	1.28	1.14
35:BN:103:ARG:HD3	35:BN:110:MET:HE3	1.29	1.14
53:CA:1378:C:H3'	53:CA:1379:G:H5''	1.30	1.14
1:AA:842:U:H3'	1:AA:843:U:H5''	1.18	1.14
22:DA:996:A:H4'	38:DQ:91:ARG:HD2	1.25	1.14
32:BK:10:VAL:HG21	32:BK:16:ALA:HB1	1.25	1.14
53:CA:1226:C:H41	55:CM:102:LYS:HA	1.11	1.14
22:BA:2352:A:C2	44:BW:30:VAL:HG11	1.81	1.14
22:DA:1784:A:H4'	22:DA:1785:A:O5'	1.41	1.14
53:CA:988:G:O2'	53:CA:989:U:H5'	1.48	1.14
44:DW:37:VAL:HG12	44:DW:55:ASP:HB2	1.19	1.14
38:BQ:69:ARG:HB2	38:BQ:69:ARG:HH21	1.02	1.13
32:DK:71:ARG:HB3	32:DK:72:PRO:CD	1.78	1.13
24:BC:16:VAL:H	24:BC:203:VAL:HG12	1.04	1.13
22:DA:1492:G:H3'	22:DA:1493:C:C5'	1.77	1.13
6:CF:18:VAL:HG21	6:CF:58:HIS:CD2	1.83	1.13
22:BA:1073:A:C3'	22:BA:1074:G:H5''	1.78	1.13
4:AD:47:LEU:HD21	4:AD:52:VAL:HG12	1.29	1.13
53:CA:1422:G:H5''	32:DK:48:PRO:HB3	1.24	1.13
22:DA:604:G:O2'	22:DA:605:G:H5'	1.45	1.12
3:AC:76:ILE:HD11	3:AC:102:ILE:HG12	1.31	1.12
2:AB:40:ILE:HD13	2:AB:201:GLY:HA2	1.27	1.12
22:BA:2510:C:H5'	22:BA:2510:C:C6	1.83	1.12
39:BR:49:ILE:HD12	39:BR:52:PRO:CA	1.77	1.12
57:DB:110:C:O2'	57:DB:111:U:H5'	1.48	1.12
21:AU:9:GLU:CG	21:AU:10:PRO:HD3	1.80	1.12
1:AA:1395:C:H6	1:AA:1395:C:H5'	1.13	1.12
2:AB:89:PHE:HB3	2:AB:149:GLY:HA2	1.14	1.12
26:DE:47:LYS:HB3	26:DE:51:GLU:HB2	1.28	1.12
11:CK:70:ALA:HA	11:CK:73:VAL:HG22	1.26	1.12
12:CL:43:LYS:CB	12:CL:44:PRO:HD2	1.80	1.11
34:DM:27:SER:H	34:DM:66:ARG:NH2	1.48	1.11
22:DA:2631:G:H2'	22:DA:2632:A:H5''	1.19	1.11
2:CB:46:VAL:HG13	2:CB:47:PRO:HD3	1.22	1.11
20:AT:43:LYS:HB3	20:AT:86:ALA:HB1	1.20	1.11
6:AF:6:ILE:HG12	6:AF:89:VAL:HG23	1.13	1.11
53:CA:1182:G:C4'	53:CA:1183:U:H5'	1.81	1.11
22:DA:2060:A:H2'	26:DE:63:LYS:HZ3	1.06	1.11

Continued on next page...

Continued from previous page...

Atom-1	Atom-2	Distance(Å)	Clash(Å)
39:BR:49:ILE:CD1	39:BR:52:PRO:HA	1.79	1.11
1:AA:566:G:H4'	1:AA:567:G:OP1	1.45	1.11
27:BF:35:LEU:HB3	27:BF:153:ILE:CG2	1.79	1.11
38:BQ:27:ARG:HH11	38:BQ:27:ARG:HG3	1.09	1.11
22:DA:2296:U:H4'	22:DA:2297:A:OP1	1.39	1.11
49:B1:33:LEU:H	49:B1:51:ALA:HB3	1.00	1.11
22:BA:1045:C:H5''	22:BA:1046:A:H5'	1.33	1.11
1:AA:243:A:H4'	1:AA:244:U:C5'	1.81	1.11
21:CU:24:LYS:HG3	21:CU:25:ALA:H	1.03	1.11
29:BH:31:VAL:HB	29:BH:32:PRO:CD	1.80	1.11
22:BA:1073:A:H2'	22:BA:1074:G:H5''	1.13	1.10
53:CA:1183:U:H3'	53:CA:1184:G:H5''	1.30	1.10
22:BA:646:U:H3'	22:BA:647:G:H5''	1.25	1.10
25:BD:99:GLU:HG3	25:BD:100:LEU:H	0.94	1.10
22:DA:2135:A:C3'	22:DA:2136:G:H5''	1.81	1.10
6:AF:16:GLU:CG	4:CD:191:SER:HB2	1.81	1.10
44:BW:24:ARG:HD2	44:BW:25:PHE:N	1.65	1.10
44:BW:37:VAL:HG12	44:BW:38:ARG:H	1.06	1.10
32:BK:10:VAL:CG2	32:BK:16:ALA:HB1	1.81	1.10
36:BO:59:ALA:HA	36:BO:62:LEU:HD12	1.24	1.10
22:BA:1458:U:H4'	22:BA:1459:G:O5'	1.51	1.10
53:CA:238:A:H2'	53:CA:239:U:H5''	1.23	1.10
5:AE:153:ALA:HA	5:AE:156:ARG:HB2	1.32	1.10
35:DN:28:LEU:HD21	35:DN:115:LEU:HD21	1.16	1.10
39:DR:39:LEU:HA	39:DR:49:ILE:HG21	1.31	1.10
22:BA:2431:U:H5'	22:BA:2431:U:H6	1.10	1.10
7:AG:12:LEU:H	7:AG:12:LEU:HD22	1.13	1.10
1:AA:975:A:H4'	1:AA:976:G:H5'	1.20	1.10
1:AA:158:G:C2'	1:AA:159:G:H5''	1.80	1.10
22:DA:217:A:H2'	22:DA:218:A:C8	1.86	1.10
20:CT:23:ARG:HB3	20:CT:60:GLN:HE22	1.16	1.10
24:DC:144:GLU:HA	24:DC:151:GLY:HA2	1.28	1.10
33:DL:79:LEU:HA	33:DL:82:LEU:HD11	1.33	1.10
1:AA:1007:U:H2'	1:AA:1008:U:H5''	1.33	1.10
22:DA:33:C:O2'	22:DA:34:U:H5'	1.50	1.10
36:BO:40:ILE:HG12	36:BO:47:VAL:HG12	1.32	1.10
43:BV:10:LYS:HD3	43:BV:10:LYS:H	1.02	1.10
22:DA:2060:A:H2'	26:DE:63:LYS:NZ	1.64	1.09
4:CD:2:ARG:NH2	4:CD:114:ARG:HD3	1.67	1.09
22:DA:2689:U:H4'	22:DA:2690:U:OP2	1.51	1.09
22:DA:2214:C:O2'	22:DA:2215:C:H5'	1.52	1.09
40:BS:88:ARG:HH21	40:BS:88:ARG:HG2	0.98	1.09

Continued on next page...

Continued from previous page...

Atom-1	Atom-2	Distance(Å)	Clash(Å)
6:CF:11:HIS:CD2	6:CF:54:LEU:HD21	1.85	1.09
38:DQ:61:ILE:HD11	38:DQ:92:LYS:HD3	1.29	1.09
22:DA:1565:C:O2'	22:DA:1566:A:H2'	1.52	1.09
15:AO:63:ARG:HD3	15:AO:87:ARG:HH22	1.04	1.09
53:CA:373:A:O2'	53:CA:374:A:H5'	1.52	1.09
22:DA:1639:C:C2'	22:DA:1640:A:H5''	1.82	1.09
57:DB:58:A:H2'	57:DB:59:A:C8	1.88	1.09
22:BA:636:G:C5	33:BL:111:ILE:HD11	1.87	1.09
27:BF:40:GLY:CA	27:BF:84:ILE:HD11	1.82	1.09
27:BF:35:LEU:HB3	27:BF:153:ILE:HG22	1.26	1.09
4:CD:25:ARG:NH1	4:CD:30:LYS:HG2	1.68	1.09
38:BQ:4:LYS:HG3	38:BQ:5:ARG:H	1.11	1.09
53:CA:989:U:H2'	53:CA:990:C:H5'	1.14	1.09
22:BA:2510:C:H6	22:BA:2510:C:H5'	1.02	1.09
1:AA:204:G:H3'	1:AA:205:A:H5''	1.19	1.09
53:CA:987:G:H2'	53:CA:988:G:H8	0.92	1.09
38:DQ:87:VAL:HG21	39:DR:52:PRO:HD3	1.09	1.09
11:AK:87:GLY:N	11:AK:113:THR:HG22	1.67	1.09
29:BH:89:LYS:HG2	29:BH:90:LEU:H	1.16	1.09
44:DW:40:ARG:HG2	44:DW:40:ARG:HH11	0.94	1.08
22:BA:2352:A:N1	44:BW:30:VAL:HG11	1.66	1.08
22:DA:1639:C:H2'	22:DA:1640:A:H5''	1.27	1.08
11:CK:44:ALA:HB3	11:CK:69:CYS:HB2	1.34	1.08
22:DA:1817:G:O2'	22:DA:1818:U:H5'	1.54	1.08
10:CJ:64:GLN:HB2	14:CN:98:ALA:HB3	1.26	1.08
1:AA:721:G:H4'	1:AA:722:G:O5'	1.42	1.08
35:DN:37:THR:CG2	35:DN:39:PRO:HD2	1.83	1.08
5:CE:29:ILE:HG23	5:CE:30:PHE:H	1.13	1.08
21:CU:16:ARG:HG3	21:CU:19:LYS:HG2	1.15	1.08
9:AI:40:ARG:HA	9:AI:44:ARG:HB3	1.33	1.08
44:BW:9:THR:HG23	44:BW:10:ARG:HD3	1.30	1.08
26:BE:119:ILE:CD1	26:BE:187:VAL:HA	1.84	1.08
39:DR:27:ILE:HG22	39:DR:28:ALA:H	1.09	1.08
22:BA:900:A:C2'	22:BA:901:C:C5'	2.30	1.08
22:DA:2199:A:H2'	22:DA:2200:C:C6	1.89	1.08
34:BM:35:ALA:O	34:BM:36:VAL:HB	1.54	1.08
22:BA:1238:G:O2'	22:BA:1239:G:H5'	1.52	1.08
53:CA:1152:A:H2'	53:CA:1153:G:C8	1.89	1.08
51:D3:35:LYS:HB2	51:D3:40:LYS:HD3	1.25	1.08
22:DA:2051:A:H4'	22:DA:2052:A:OP1	1.37	1.08
29:BH:31:VAL:HB	29:BH:32:PRO:HD2	1.32	1.08
22:DA:2136:G:H2'	22:DA:2137:U:C5	1.88	1.08

Continued on next page...

Continued from previous page...

Atom-1	Atom-2	Distance(Å)	Clash(Å)
12:AL:49:ARG:HH11	12:AL:49:ARG:HG2	0.95	1.08
22:DA:1313:U:H2'	22:DA:1313:U:O2	1.47	1.07
53:CA:1168:U:H2'	53:CA:1168:U:O2	1.52	1.07
26:DE:148:ILE:HD13	26:DE:187:VAL:HG21	1.12	1.07
54:CG:74:VAL:HG13	54:CG:140:VAL:HG13	1.31	1.07
44:BW:28:GLU:HB3	44:BW:31:LEU:HD21	1.08	1.07
25:BD:97:SER:O	25:BD:99:GLU:HG2	1.53	1.07
4:CD:2:ARG:HH21	4:CD:114:ARG:HD3	0.91	1.07
53:CA:120:A:C2'	53:CA:121:U:H5''	1.84	1.07
19:CS:40:PHE:HB3	19:CS:41:PRO:HD2	1.27	1.07
46:BY:32:ALA:HB2	46:BY:37:LEU:HD12	1.32	1.07
1:AA:1021:A:H2'	1:AA:1022:A:H5''	1.28	1.07
4:AD:109:THR:HG23	4:AD:112:GLU:H	1.13	1.07
22:BA:1179:G:H3'	22:BA:1180:U:H4'	1.33	1.07
31:BJ:37:ARG:HA	31:BJ:118:MET:CE	1.84	1.07
25:BD:106:LYS:HB3	25:BD:206:ALA:HB3	1.27	1.07
33:BL:55:MET:HE2	33:BL:55:MET:HA	1.27	1.07
54:CG:22:LEU:HA	54:CG:25:PHE:HB3	1.23	1.07
22:DA:1060:U:H4'	22:DA:1061:U:O5'	1.54	1.07
10:CJ:84:VAL:HG23	10:CJ:85:ASP:H	1.08	1.07
8:CH:103:VAL:HG12	8:CH:124:ILE:HA	1.30	1.07
2:AB:110:ILE:HD11	2:AB:147:LEU:HD13	1.30	1.07
22:DA:449:A:O2'	22:DA:450:G:H5'	1.52	1.07
22:DA:1079:C:H41	22:DA:1088:A:H5''	1.09	1.07
2:CB:206:ILE:HA	2:CB:209:VAL:HG22	1.33	1.07
2:AB:9:LEU:HD12	2:AB:42:LEU:HD13	1.27	1.07
25:BD:169:ARG:O	25:BD:170:VAL:HG13	1.55	1.07
25:BD:16:THR:HG23	25:BD:18:ASP:OD1	1.53	1.07
6:CF:92:THR:HG22	6:CF:94:HIS:H	1.20	1.07
22:DA:589:U:O2'	22:DA:590:A:H5'	1.55	1.07
37:BP:50:ARG:HD3	37:BP:56:SER:HB3	1.09	1.07
22:DA:2093:G:O6	22:DA:2225:A:C8	2.08	1.07
32:DK:38:ILE:HG12	32:DK:61:VAL:HG12	1.34	1.07
22:DA:1474:U:H2'	22:DA:1475:G:H5'	1.37	1.07
53:CA:1046:A:O2'	53:CA:1047:G:H5'	1.55	1.07
22:DA:1935:G:H1'	22:DA:1964:G:N2	1.68	1.07
1:AA:1129:C:H5''	9:AI:17:ARG:NH2	1.68	1.07
52:D4:16:ILE:HG12	52:D4:25:VAL:HG22	1.15	1.07
1:AA:158:G:H2'	1:AA:159:G:H5''	1.11	1.06
9:AI:98:ARG:CG	9:AI:103:VAL:HG21	1.85	1.06
22:DA:959:A:H2'	22:DA:960:A:C8	1.89	1.06
53:CA:597:G:H2'	53:CA:598:U:H5'	1.32	1.06

Continued on next page...

Continued from previous page...

Atom-1	Atom-2	Distance(Å)	Clash(Å)
22:BA:1060:U:C4'	22:BA:1061:U:H5'	1.85	1.06
32:BK:21:CYS:HB2	32:BK:39:ILE:HD11	1.25	1.06
52:D4:7:VAL:HG13	52:D4:8:LYS:H	1.15	1.06
1:AA:374:A:H5''	1:AA:452:A:C2	1.90	1.06
53:CA:575:G:H4'	53:CA:576:C:O5'	1.55	1.06
1:AA:1065:U:H5''	1:AA:1190:G:N2	1.70	1.06
53:CA:987:G:C2'	53:CA:988:G:H8	1.68	1.06
25:DD:8:LYS:HB2	25:DD:201:LEU:HD11	1.38	1.06
22:BA:762:U:H4'	22:BA:763:G:O5'	1.49	1.06
22:BA:946:C:O2'	22:BA:947:A:H5'	1.54	1.06
24:BC:131:MET:HA	24:BC:134:ILE:HD12	1.27	1.06
1:AA:1238:A:H5'	1:AA:1336:C:H41	1.14	1.06
22:BA:1060:U:H4'	22:BA:1061:U:C5'	1.86	1.06
53:CA:1148:U:O2'	53:CA:1149:C:H5'	1.56	1.06
38:BQ:49:ARG:HH11	38:BQ:49:ARG:HG3	1.20	1.06
4:CD:25:ARG:HG2	4:CD:25:ARG:NH1	1.53	1.05
5:CE:29:ILE:HG23	5:CE:30:PHE:N	1.64	1.05
2:AB:66:ILE:HB	2:AB:88:GLN:HB3	1.37	1.05
22:DA:873:C:H4'	34:DM:64:TRP:NE1	1.70	1.05
42:BU:73:ASN:ND2	42:BU:76:THR:HG23	1.71	1.05
32:DK:70:ARG:HB3	32:DK:76:VAL:HG22	1.31	1.05
55:CM:95:PRO:HD3	55:CM:108:ARG:HG2	1.38	1.05
54:CG:91:ARG:HG2	54:CG:92:PRO:HD2	1.34	1.05
22:DA:197:A:H62	22:DA:2430:A:H2'	0.88	1.05
22:DA:1127:A:O2'	22:DA:1128:G:H5'	1.55	1.05
53:CA:6:G:N3	53:CA:6:G:H2'	1.66	1.05
9:AI:32:ARG:HG2	9:AI:36:GLN:HB3	1.34	1.05
22:DA:2092:U:H4'	22:DA:2093:G:OP1	1.57	1.05
33:DL:17:LYS:NZ	33:DL:19:LEU:HD22	1.68	1.05
26:DE:130:LYS:HB3	26:DE:133:LEU:HB3	1.37	1.05
22:DA:84:A:H4'	22:DA:85:G:O5'	1.56	1.05
49:B1:16:THR:HB	49:B1:41:VAL:HG21	1.31	1.05
22:DA:491:G:H2'	22:DA:492:A:C8	1.90	1.05
22:BA:2585:U:O2'	22:BA:2586:U:H5'	1.57	1.05
25:BD:172:VAL:O	25:BD:173:GLN:HB2	1.56	1.05
32:DK:111:LYS:HE3	32:DK:111:LYS:H	1.17	1.05
11:AK:108:ASN:HB3	21:AU:6:ARG:HG2	1.36	1.05
35:DN:37:THR:HG22	35:DN:39:PRO:HD2	1.05	1.05
4:CD:25:ARG:HH11	4:CD:25:ARG:CG	1.70	1.05
26:DE:170:ARG:HH22	26:DE:176:ASP:HB2	1.20	1.05
29:DH:115:VAL:HG12	29:DH:132:PHE:HB2	1.35	1.05
30:BI:79:LEU:HA	30:BI:83:ALA:HB3	1.34	1.04

Continued on next page...

Continued from previous page...

Atom-1	Atom-2	Distance(Å)	Clash(Å)
37:BP:50:ARG:CB	37:BP:57:ALA:H	1.70	1.04
24:DC:122:ALA:HB3	24:DC:127:ASN:ND2	1.71	1.04
2:CB:114:LYS:HE3	2:CB:151:LYS:HB2	1.34	1.04
22:BA:2269:G:H4'	44:BW:18:LYS:HE2	1.36	1.04
1:AA:243:A:H4'	1:AA:244:U:H5''	1.39	1.04
5:AE:81:GLN:HG2	5:AE:149:PRO:HG3	1.39	1.04
17:CQ:30:HIS:HE1	17:CQ:32:ILE:HG13	1.17	1.04
53:CA:33:A:H2'	53:CA:34:C:H6	1.19	1.04
25:DD:36:GLN:HG3	25:DD:38:LYS:HZ1	1.21	1.04
2:AB:163:ILE:HG23	2:AB:164:ASP:H	1.16	1.04
22:BA:1287:A:H5'	35:BN:103:ARG:HD2	1.38	1.04
22:DA:1662:U:H2'	22:DA:1663:G:H5''	1.39	1.04
41:BT:39:THR:HB	41:BT:42:GLU:HB2	1.33	1.04
10:AJ:29:ALA:HB1	10:AJ:36:VAL:HG21	1.39	1.04
22:DA:382:A:H2'	22:DA:383:C:H5''	1.39	1.04
17:AQ:16:MET:HB2	17:AQ:19:SER:HB3	1.34	1.04
6:AF:16:GLU:HG2	4:CD:191:SER:CB	1.87	1.04
2:CB:114:LYS:HA	2:CB:117:GLU:HG2	1.35	1.04
2:CB:79:VAL:HA	2:CB:213:LEU:HD21	1.38	1.04
29:BH:96:THR:O	29:BH:97:ARG:HG3	1.56	1.04
37:DP:9:GLN:HB3	37:DP:12:MET:HE2	1.36	1.04
3:CC:190:THR:HG22	3:CC:191:THR:H	1.20	1.04
53:CA:982:U:H4'	53:CA:983:A:O5'	1.57	1.04
1:AA:1129:C:H5''	9:AI:17:ARG:HH22	0.87	1.04
25:DD:34:VAL:HG12	25:DD:48:ILE:HD11	1.32	1.04
53:CA:987:G:O2'	53:CA:988:G:H5'	1.58	1.03
22:DA:297:G:H5''	42:DU:84:PHE:HB2	1.38	1.03
1:AA:1239:A:H62	1:AA:1299:A:N6	1.54	1.03
20:CT:73:ARG:CG	20:CT:73:ARG:HH11	1.71	1.03
22:DA:491:G:H2'	22:DA:492:A:H8	1.17	1.03
25:DD:124:ARG:HD3	25:DD:125:TRP:CD1	1.92	1.03
40:BS:73:LYS:HE3	40:BS:74:ILE:H	1.22	1.03
5:AE:153:ALA:HA	5:AE:156:ARG:CB	1.89	1.03
24:DC:122:ALA:HB3	24:DC:127:ASN:HD22	1.24	1.03
27:BF:43:ILE:HG22	27:BF:82:TYR:CE1	1.92	1.03
53:CA:764:C:H2'	53:CA:765:G:H5'	1.36	1.03
1:AA:415:A:H2'	1:AA:416:G:C8	1.94	1.03
44:BW:39:GLN:HG2	44:BW:41:GLY:H	1.19	1.03
22:DA:668:A:H2'	22:DA:670:A:H62	1.18	1.03
11:AK:87:GLY:H	11:AK:113:THR:HG22	0.90	1.03
25:DD:114:LYS:HD2	25:DD:116:LYS:NZ	1.72	1.03
21:AU:52:VAL:HG13	21:AU:53:LYS:H	1.21	1.03

Continued on next page...

Continued from previous page...

Atom-1	Atom-2	Distance(Å)	Clash(Å)
22:DA:1032:A:H1'	52:D4:23:ILE:HD13	1.41	1.03
32:BK:71:ARG:CB	32:BK:72:PRO:HD3	1.86	1.03
22:DA:1645:G:OP1	22:DA:1646:C:H5'	1.57	1.03
28:BG:104:LEU:HB2	28:BG:112:VAL:CG2	1.88	1.03
22:DA:234:U:O2'	22:DA:235:U:H5'	1.58	1.03
8:CH:76:ARG:HD3	8:CH:77:VAL:N	1.71	1.03
22:BA:1179:G:C6	22:BA:1180:U:H1'	1.94	1.02
22:DA:2135:A:H3'	22:DA:2136:G:H5''	1.05	1.02
58:DF:137:PHE:HB2	58:DF:138:PRO:HD2	1.37	1.02
11:CK:126:ARG:HB2	21:CU:33:ARG:HD2	1.36	1.02
53:CA:335:C:H2'	53:CA:336:A:C8	1.94	1.02
5:CE:103:GLY:O	5:CE:104:ILE:HG22	1.58	1.02
2:AB:108:GLN:O	2:AB:111:LYS:N	1.91	1.02
38:BQ:69:ARG:CB	38:BQ:69:ARG:HH21	1.72	1.02
1:AA:545:C:H5'	4:AD:68:GLU:HG3	1.39	1.02
57:DB:24:G:H1'	57:DB:27:C:N4	1.74	1.02
10:CJ:15:HIS:HA	10:CJ:18:ILE:HG22	1.40	1.02
22:BA:2503:A:H4'	22:BA:2504:U:OP1	1.56	1.02
22:DA:2646:C:H6	22:DA:2646:C:H5'	1.20	1.02
1:AA:1361:G:H2'	1:AA:1362:A:H5'	1.41	1.02
17:AQ:45:VAL:HG21	17:AQ:60:ILE:HD13	1.34	1.02
44:DW:18:LYS:HD3	44:DW:19:ARG:N	1.74	1.02
38:DQ:27:ARG:HA	38:DQ:33:VAL:HG11	1.36	1.02
53:CA:254:G:H21	17:CQ:17:GLU:HG3	1.25	1.02
21:CU:35:GLU:HG3	21:CU:36:PHE:H	1.23	1.02
53:CA:335:C:H2'	53:CA:336:A:H8	1.24	1.02
2:AB:46:VAL:HB	2:AB:47:PRO:HD3	1.42	1.02
22:BA:1141:U:H4'	22:BA:1142:A:O5'	1.60	1.02
53:CA:1221:G:H4'	19:CS:35:ARG:NH2	1.74	1.02
44:BW:51:GLY:HA3	44:BW:59:PHE:CZ	1.94	1.02
44:BW:28:GLU:HB3	44:BW:31:LEU:CD2	1.88	1.02
22:DA:2092:U:O2'	22:DA:2093:G:H5'	1.60	1.02
53:CA:1086:U:H5'	53:CA:1086:U:H6	1.18	1.02
1:AA:1138:G:H2'	1:AA:1138:G:N3	1.71	1.02
25:BD:61:THR:OG1	25:BD:63:PRO:HD2	1.60	1.02
15:AO:63:ARG:HD3	15:AO:87:ARG:NH2	1.73	1.02
4:CD:25:ARG:HH12	4:CD:30:LYS:HG2	1.17	1.02
2:AB:69:VAL:HB	2:AB:162:VAL:HG12	1.42	1.02
5:CE:76:ASN:O	5:CE:79:THR:HG22	1.58	1.02
14:AN:15:LEU:HD23	14:AN:18:LYS:HD2	1.38	1.02
22:DA:1731:G:O2'	22:DA:1732:C:H5''	1.60	1.02
22:DA:197:A:N6	22:DA:2430:A:H2'	1.74	1.01

Continued on next page...

Continued from previous page...

Atom-1	Atom-2	Distance(Å)	Clash(Å)
11:AK:109:ILE:HB	21:AU:5:VAL:CG2	1.90	1.01
1:AA:1411:C:C2'	1:AA:1412:C:H5'	1.90	1.01
33:BL:74:THR:HG22	33:BL:107:PHE:HB2	1.40	1.01
22:DA:1931:U:H2'	22:DA:1932:A:H8	1.18	1.01
22:DA:1635:A:O2'	22:DA:1636:U:H5'	1.60	1.01
53:CA:1249:C:H2'	53:CA:1250:A:H5''	1.39	1.01
21:CU:16:ARG:CG	21:CU:19:LYS:HG2	1.90	1.01
1:AA:430:A:O2'	1:AA:431:A:H5'	1.60	1.01
45:DX:53:LYS:HA	45:DX:56:ARG:HB3	1.41	1.01
37:BP:21:PRO:HA	37:BP:46:VAL:CG1	1.91	1.01
13:AM:2:ARG:O	13:AM:3:ILE:HG12	1.60	1.01
53:CA:1299:A:N3	53:CA:1299:A:H2'	1.71	1.01
22:BA:2150:C:H2'	22:BA:2151:U:C5	1.95	1.01
22:BA:1784:A:H4'	22:BA:1785:A:O5'	1.58	1.01
22:DA:922:C:H1'	44:DW:22:VAL:HG21	1.35	1.01
50:B2:3:ARG:HH21	50:B2:3:ARG:HG2	1.20	1.01
9:CI:51:LEU:HG	9:CI:86:LEU:CD2	1.91	1.01
53:CA:238:A:C2'	53:CA:239:U:H5''	1.91	1.01
33:BL:93:ASN:HD22	33:BL:94:THR:N	1.58	1.01
25:DD:124:ARG:HD3	25:DD:125:TRP:NE1	1.76	1.01
12:AL:24:GLU:HB2	12:AL:26:CYS:SG	1.99	1.01
4:CD:55:ARG:HH11	4:CD:55:ARG:HA	1.21	1.01
29:DH:93:SER:HB3	29:DH:121:VAL:HG21	1.40	1.01
22:DA:861:A:H2'	22:DA:862:G:H8	1.23	1.01
19:AS:28:LYS:HB3	19:AS:29:PRO:HD2	1.42	1.01
22:BA:1045:C:C5'	22:BA:1046:A:H5'	1.90	1.01
54:CG:134:VAL:HB	54:CG:137:ARG:HH21	1.22	1.01
22:DA:2063:C:O2'	22:DA:2064:C:H5'	1.61	1.01
2:CB:93:HIS:ND1	2:CB:145:ASN:O	1.94	1.00
31:BJ:6:ALA:HB3	31:BJ:45:THR:HG21	1.41	1.00
38:BQ:93:ILE:HG23	38:BQ:94:LEU:H	1.26	1.00
10:CJ:57:VAL:HG22	10:CJ:58:ASN:H	1.22	1.00
22:DA:573:U:H4'	22:DA:574:A:OP1	1.59	1.00
22:DA:802:A:H2'	22:DA:803:U:C6	1.94	1.00
15:AO:63:ARG:HG2	15:AO:87:ARG:HH12	1.24	1.00
8:CH:76:ARG:HD3	8:CH:77:VAL:H	1.20	1.00
22:DA:1508:A:H4'	22:DA:1509:A:OP1	1.58	1.00
33:BL:109:LYS:HG2	33:BL:126:ARG:HB3	1.41	1.00
38:BQ:97:ILE:HD11	38:BQ:105:PHE:HB2	1.41	1.00
37:DP:91:VAL:HG22	37:DP:109:ILE:HG21	1.43	1.00
51:B3:31:ILE:HD11	51:B3:34:LYS:HD2	1.43	1.00
24:DC:144:GLU:HB3	24:DC:187:CYS:HB2	1.43	1.00

Continued on next page...

Continued from previous page...

Atom-1	Atom-2	Distance(Å)	Clash(Å)
2:AB:42:LEU:HG	2:AB:43:GLU:HG3	1.42	1.00
53:CA:245:U:O2'	53:CA:246:A:H5'	1.60	1.00
1:AA:1319:A:H4'	1:AA:1320:C:OP1	1.61	1.00
37:BP:4:ILE:HG22	37:BP:5:LYS:H	1.26	1.00
22:BA:265:A:H4'	22:BA:266:G:OP1	1.57	1.00
32:DK:7:MET:CE	32:DK:7:MET:HA	1.89	1.00
52:B4:9:LYS:H	52:B4:9:LYS:HD3	1.21	1.00
16:AP:4:ILE:HG12	16:AP:21:VAL:HG22	1.40	1.00
1:AA:94:G:H4'	1:AA:95:C:O5'	1.59	1.00
11:AK:87:GLY:H	11:AK:113:THR:CG2	1.75	1.00
41:BT:30:ILE:HG23	41:BT:85:VAL:HB	1.44	1.00
44:BW:46:ALA:HB3	44:BW:79:ILE:O	1.62	1.00
24:BC:180:MET:HG3	24:BC:268:ARG:HH11	1.27	1.00
29:DH:80:ILE:HB	29:DH:101:ASP:CB	1.90	1.00
1:AA:747:A:H5'	1:AA:748:G:OP2	1.61	1.00
22:DA:2283:C:O2'	22:DA:2284:A:H5'	1.61	1.00
22:DA:412:A:O2'	22:DA:413:C:H5'	1.62	1.00
22:BA:1084:A:H2'	22:BA:1085:A:H8	1.23	1.00
21:AU:9:GLU:HG3	21:AU:10:PRO:CD	1.92	1.00
11:CK:78:ILE:HD13	11:CK:78:ILE:H	1.22	1.00
41:BT:67:VAL:HG12	41:BT:76:ARG:HG3	1.41	1.00
22:DA:61:C:O2'	22:DA:62:U:H5'	1.62	1.00
22:DA:2321:U:H3'	22:DA:2321:U:O2	1.62	1.00
22:DA:834:G:H1'	22:DA:2358:A:N3	1.75	1.00
23:BB:90:C:H6	23:BB:90:C:H5''	1.26	1.00
23:BB:116:G:H4'	36:BO:54:VAL:HG22	1.43	1.00
22:BA:1060:U:H4'	22:BA:1061:U:H5'	1.01	1.00
22:BA:923:G:H21	44:BW:23:LYS:HZ3	1.05	1.00
53:CA:1152:A:H2'	53:CA:1153:G:H8	1.19	1.00
10:CJ:40:ILE:HG22	10:CJ:42:LEU:HD12	1.43	1.00
22:DA:1965:C:H3'	22:DA:1966:A:C5'	1.92	1.00
22:DA:1555:G:O2'	22:DA:1556:C:H5'	1.62	1.00
2:AB:108:GLN:HG2	2:AB:109:SER:H	1.27	1.00
12:CL:42:LYS:HG2	12:CL:43:LYS:H	1.26	1.00
22:DA:1237:A:C2	22:DA:1238:G:H1'	1.96	1.00
53:CA:1068:G:O2'	53:CA:1069:C:H5'	1.60	1.00
1:AA:982:U:H4'	1:AA:983:A:O5'	1.59	1.00
3:CC:109:GLU:HG2	3:CC:139:ASN:HB2	1.42	1.00
22:BA:2203:U:H5''	22:BA:2204:G:OP1	1.62	1.00
2:CB:19:THR:HG22	2:CB:37:VAL:HG23	1.41	1.00
29:DH:90:LEU:HB2	29:DH:123:ARG:HB3	1.40	1.00
53:CA:982:U:H1'	53:CA:983:A:N7	1.77	0.99

Continued on next page...

Continued from previous page...

Atom-1	Atom-2	Distance(Å)	Clash(Å)
46:BY:32:ALA:CB	46:BY:37:LEU:HD12	1.92	0.99
22:DA:232:G:H4'	22:DA:233:A:OP1	1.61	0.99
31:BJ:21:THR:HG22	31:BJ:22:GLY:N	1.74	0.99
24:DC:75:ALA:HB2	24:DC:95:TYR:CD1	1.97	0.99
25:DD:106:LYS:HB3	25:DD:206:ALA:CB	1.91	0.99
35:BN:103:ARG:HD3	35:BN:110:MET:CE	1.92	0.99
1:AA:1395:C:C6	1:AA:1395:C:H5'	1.95	0.99
1:AA:1129:C:C5'	9:AI:17:ARG:HH22	1.74	0.99
44:DW:23:LYS:HD2	44:DW:24:ARG:N	1.78	0.99
22:DA:862:G:H2'	22:DA:863:A:H8	1.26	0.99
22:DA:647:G:H2'	22:DA:648:G:H8	1.23	0.99
1:AA:94:G:H4'	1:AA:95:C:H5''	1.42	0.99
22:BA:855:G:H21	44:BW:23:LYS:HG2	1.22	0.99
44:BW:19:ARG:HA	44:BW:34:SER:HA	1.44	0.99
32:DK:71:ARG:CB	32:DK:72:PRO:HD3	1.91	0.99
53:CA:1143:G:H2'	53:CA:1144:G:H8	1.25	0.99
22:DA:1069:A:O2'	22:DA:1070:A:H5'	1.63	0.99
41:BT:29:THR:HG22	41:BT:86:THR:HG22	1.44	0.99
22:BA:958:U:H6	22:BA:958:U:H5'	1.22	0.99
31:BJ:99:ARG:O	31:BJ:103:ILE:HG23	1.62	0.99
10:AJ:80:THR:HB	10:AJ:83:THR:HG22	1.43	0.99
44:BW:18:LYS:CA	44:BW:36:ILE:HG13	1.91	0.99
24:DC:62:ARG:HG2	24:DC:62:ARG:HH21	1.28	0.99
31:BJ:73:VAL:HG23	31:BJ:74:TYR:H	1.23	0.99
35:DN:37:THR:HG22	35:DN:39:PRO:CD	1.93	0.99
2:AB:89:PHE:HB3	2:AB:149:GLY:CA	1.92	0.99
27:BF:129:MET:HG3	27:BF:153:ILE:CD1	1.92	0.99
22:DA:861:A:H2'	22:DA:862:G:C8	1.97	0.99
16:AP:22:ALA:HB2	16:AP:32:PHE:HA	1.40	0.99
7:AG:26:VAL:HG12	7:AG:42:VAL:HG21	1.41	0.99
3:CC:26:LYS:HA	3:CC:26:LYS:HE3	1.39	0.99
22:BA:232:G:H4'	22:BA:233:A:OP1	1.61	0.99
24:BC:12:ARG:HG2	24:BC:12:ARG:HH11	1.28	0.99
4:CD:2:ARG:NH2	4:CD:114:ARG:HH11	1.60	0.99
1:AA:1127:G:O2'	1:AA:1128:C:H5'	1.62	0.99
22:BA:1799:G:H4'	22:BA:1800:C:O5'	1.61	0.99
2:AB:116:LEU:HD12	2:AB:140:LEU:HD11	1.43	0.99
22:DA:2304:G:H22	22:DA:2312:U:H3	1.00	0.99
52:B4:36:ARG:HG2	52:B4:37:GLN:H	1.21	0.99
22:DA:876:C:H3'	22:DA:877:A:H8	1.25	0.99
53:CA:1124:G:H4'	53:CA:1125:U:OP1	1.54	0.99
22:DA:197:A:H62	22:DA:2430:A:C2'	1.75	0.99

Continued on next page...

Continued from previous page...

Atom-1	Atom-2	Distance(Å)	Clash(Å)
28:DG:18:ILE:HD12	28:DG:42:VAL:HG13	1.43	0.99
33:BL:29:LYS:HG2	33:BL:30:THR:HG23	1.41	0.99
38:DQ:57:ARG:NH1	38:DQ:92:LYS:HE2	1.77	0.99
18:CR:72:ARG:H	18:CR:72:ARG:HE	1.10	0.99
22:DA:2408:U:O2'	22:DA:2409:G:H5'	1.63	0.99
7:AG:114:SER:HB3	7:AG:117:LEU:HG	1.44	0.99
12:AL:33:CYS:HA	12:AL:54:VAL:HA	1.45	0.99
27:BF:134:GLN:H	27:BF:134:GLN:NE2	1.59	0.99
4:AD:43:ARG:O	4:AD:45:PRO:HD3	1.60	0.99
25:BD:99:GLU:CG	25:BD:100:LEU:H	1.72	0.99
22:DA:2875:C:O2'	22:DA:2876:G:H8	1.44	0.99
22:DA:2646:C:C6	22:DA:2646:C:H5'	1.96	0.99
25:BD:151:THR:HG22	25:BD:152:PRO:CD	1.93	0.99
53:CA:1182:G:H4'	53:CA:1183:U:H5'	1.03	0.99
53:CA:243:A:H4'	53:CA:244:U:H5'	1.44	0.99
40:BS:73:LYS:HA	40:BS:73:LYS:HE3	1.45	0.99
22:DA:1731:G:H4'	22:DA:1732:C:OP1	1.61	0.99
4:AD:172:VAL:HG22	4:AD:173:ASP:H	1.27	0.99
22:DA:2267:A:N6	22:DA:2272:U:H3	1.61	0.98
44:DW:27:GLY:HA2	44:DW:31:LEU:CD1	1.93	0.98
14:AN:60:ARG:O	14:AN:61:ASN:HB2	1.62	0.98
6:AF:3:HIS:H	6:AF:92:THR:HG23	1.24	0.98
19:AS:50:VAL:HG21	19:AS:70:LEU:HB3	1.45	0.98
53:CA:547:A:H4'	53:CA:548:G:O5'	1.62	0.98
22:DA:1669:A:N3	22:DA:1669:A:H2'	1.74	0.98
58:DF:43:ILE:HG23	58:DF:44:ALA:H	1.26	0.98
6:CF:86:ARG:NH1	18:CR:63:TYR:HB3	1.76	0.98
31:BJ:81:ILE:HG23	31:BJ:82:GLY:H	1.26	0.98
5:AE:11:GLN:HA	5:AE:11:GLN:HE21	1.27	0.98
24:DC:147:PRO:HD3	24:DC:184:GLU:HG3	1.40	0.98
55:CM:12:LYS:HE3	55:CM:12:LYS:HA	1.43	0.98
4:CD:77:GLU:HG3	4:CD:81:LEU:HD11	1.45	0.98
4:AD:25:ARG:HH11	4:AD:30:LYS:HE3	1.27	0.98
22:DA:1116:G:C2	22:DA:1117:C:C5	2.51	0.98
37:BP:50:ARG:CD	37:BP:56:SER:HB3	1.93	0.98
8:AH:6:ILE:HB	8:AH:76:ARG:HH12	1.24	0.98
22:BA:2790:U:H4'	22:BA:2791:G:OP1	1.58	0.98
34:DM:42:THR:HG22	34:DM:44:ARG:H	1.26	0.98
53:CA:1329:A:H5''	55:CM:25:GLY:H	1.27	0.98
39:BR:51:VAL:HB	39:BR:52:PRO:CD	1.93	0.98
12:AL:89:LEU:HB3	12:AL:92:VAL:HG21	1.43	0.98
22:BA:1967:C:O2'	22:BA:1968:G:H5'	1.64	0.98

Continued on next page...

Continued from previous page...

Atom-1	Atom-2	Distance(Å)	Clash(Å)
53:CA:721:G:H4'	53:CA:722:G:O5'	1.63	0.98
22:BA:2637:U:C2'	22:BA:2638:G:H5'	1.94	0.98
1:AA:267:C:O2'	1:AA:268:U:H5'	1.63	0.98
53:CA:1452:C:H4'	53:CA:1453:G:O5'	1.60	0.98
22:DA:2346:A:H3'	22:DA:2347:C:H5''	1.44	0.98
11:AK:126:ARG:HB2	21:AU:33:ARG:HH12	1.22	0.98
55:CM:64:VAL:HG12	55:CM:65:GLU:H	1.28	0.98
24:BC:251:THR:HG22	24:BC:252:LYS:H	1.27	0.98
31:DJ:73:VAL:HG23	31:DJ:74:TYR:H	1.28	0.98
12:AL:49:ARG:NH1	12:AL:49:ARG:HG2	1.73	0.98
1:AA:1021:A:C2'	1:AA:1022:A:H5''	1.94	0.98
22:DA:302:C:O2'	22:DA:303:G:H8	1.45	0.98
35:DN:92:GLY:H	35:DN:94:TYR:HE1	1.08	0.98
44:DW:17:ALA:O	44:DW:18:LYS:HB3	1.64	0.98
32:BK:18:ARG:H	32:BK:45:GLU:HB2	1.28	0.98
22:DA:1056:G:H1'	22:DA:1103:A:H61	1.27	0.98
22:DA:1931:U:H2'	22:DA:1932:A:C8	1.99	0.98
52:B4:9:LYS:H	52:B4:9:LYS:CD	1.77	0.98
22:DA:1116:G:C2	22:DA:1117:C:C6	2.52	0.98
2:CB:162:VAL:HG13	2:CB:184:ALA:HB2	1.45	0.98
23:BB:30:C:C2'	23:BB:31:C:H5'	1.94	0.97
22:BA:923:G:N3	44:BW:23:LYS:HE2	1.78	0.97
1:AA:842:U:H3'	1:AA:843:U:C5'	1.94	0.97
11:CK:74:LYS:HA	11:CK:78:ILE:HD11	1.46	0.97
22:DA:2094:A:O2'	22:DA:2095:A:H5''	1.63	0.97
53:CA:120:A:C3'	53:CA:121:U:H5''	1.92	0.97
58:DF:74:ALA:HB3	58:DF:78:ILE:HB	1.46	0.97
1:AA:495:A:H4'	1:AA:496:A:O5'	1.62	0.97
53:CA:374:A:H5''	53:CA:452:A:N1	1.79	0.97
1:AA:204:G:H3'	1:AA:205:A:C5'	1.91	0.97
22:BA:2197:U:O2'	22:BA:2198:A:C2'	2.11	0.97
22:DA:1391:U:H4'	41:DT:19:LYS:HZ1	1.29	0.97
53:CA:94:G:H4'	53:CA:95:C:OP1	1.63	0.97
38:BQ:65:ASN:HD21	38:BQ:69:ARG:HH22	1.02	0.97
1:AA:206:C:H2'	1:AA:207:C:O4'	1.63	0.97
42:DU:47:PRO:HB3	42:DU:54:PRO:HG3	1.44	0.97
44:BW:51:GLY:HA3	44:BW:59:PHE:CE2	1.99	0.97
26:BE:119:ILE:HD11	26:BE:187:VAL:HA	1.44	0.97
1:AA:411:A:O2'	1:AA:413:G:H5''	1.63	0.97
36:BO:31:THR:HG22	36:BO:34:HIS:H	1.30	0.97
40:DS:29:VAL:HG11	40:DS:55:ILE:HD11	1.46	0.97
54:CG:88:VAL:HG22	54:CG:89:GLU:H	1.28	0.97

Continued on next page...

Continued from previous page...

Atom-1	Atom-2	Distance(Å)	Clash(Å)
22:DA:2807:U:H3'	22:DA:2808:G:H5''	1.42	0.97
41:BT:39:THR:HB	41:BT:42:GLU:CB	1.93	0.97
37:DP:9:GLN:HB3	37:DP:12:MET:CE	1.94	0.97
22:DA:335:C:O2'	22:DA:336:C:H6	1.46	0.97
22:DA:1458:U:O3'	22:DA:1459:G:H4'	1.64	0.97
45:DX:31:ASN:HD22	45:DX:31:ASN:H	1.11	0.97
25:BD:51:THR:HG21	25:BD:68:PHE:HE2	1.26	0.97
54:CG:45:ALA:HB1	54:CG:120:ALA:HB2	1.45	0.97
44:DW:13:ARG:HG3	44:DW:14:ASP:H	1.29	0.97
28:BG:104:LEU:HB2	28:BG:112:VAL:HG21	1.42	0.97
25:BD:99:GLU:HG3	25:BD:100:LEU:N	1.79	0.97
22:DA:915:C:O2'	22:DA:916:G:H5'	1.62	0.97
37:DP:91:VAL:HG11	37:DP:96:LEU:HD11	1.45	0.97
28:BG:120:ILE:HD13	28:BG:121:THR:N	1.79	0.97
21:AU:16:ARG:NH1	21:AU:19:LYS:HG3	1.79	0.97
22:DA:921:C:H2'	22:DA:922:C:H5'	1.41	0.97
29:DH:93:SER:CB	29:DH:121:VAL:HG21	1.94	0.97
22:DA:915:C:H2'	22:DA:916:G:C8	1.99	0.97
22:BA:1056:G:H5''	22:BA:1057:A:H5'	1.46	0.97
33:BL:110:VAL:O	33:BL:111:ILE:HB	1.62	0.97
4:CD:30:LYS:HD3	4:CD:30:LYS:N	1.78	0.97
2:CB:89:PHE:HE2	2:CB:152:ASP:HB2	1.29	0.97
45:BX:34:SER:HA	45:BX:49:ARG:HA	1.47	0.97
44:BW:43:LYS:HE2	44:BW:68:PHE:HE1	1.30	0.96
52:B4:10:LEU:HB2	52:B4:33:HIS:HD2	1.28	0.96
46:BY:56:LEU:O	46:BY:57:LEU:HB3	1.64	0.96
58:DF:177:ARG:NE	58:DF:178:LYS:H	1.63	0.96
22:DA:1346:G:O2'	22:DA:1347:A:H8	1.48	0.96
53:CA:1228:C:HO2'	53:CA:1229:A:H8	1.05	0.96
22:DA:1760:C:H2'	22:DA:1761:C:H6	1.26	0.96
22:DA:2668:G:HO2'	22:DA:2669:G:H8	0.98	0.96
1:AA:89:U:O2'	1:AA:90:C:H5''	1.65	0.96
22:BA:528:A:H5''	31:BJ:116:ARG:HH22	1.27	0.96
31:BJ:44:TYR:CD2	38:BQ:63:ARG:HG2	2.00	0.96
5:AE:93:VAL:HG21	5:AE:139:THR:HG22	1.45	0.96
29:BH:90:LEU:HB2	29:BH:123:ARG:HB3	1.46	0.96
27:BF:43:ILE:HG22	27:BF:82:TYR:HE1	1.30	0.96
28:BG:73:SER:HA	28:BG:76:ILE:CG2	1.94	0.96
37:BP:21:PRO:HA	37:BP:46:VAL:HG12	1.42	0.96
56:CP:22:ALA:HA	56:CP:33:ILE:HG13	1.46	0.96
25:BD:12:THR:HG22	25:BD:13:ARG:N	1.80	0.96
25:DD:106:LYS:HB3	25:DD:206:ALA:HB3	1.44	0.96

Continued on next page...

Continued from previous page...

Atom-1	Atom-2	Distance(Å)	Clash(Å)
22:DA:2714:G:H2'	22:DA:2715:C:H6	1.27	0.96
53:CA:320:A:O2'	53:CA:1435:G:H1'	1.66	0.96
36:BO:49:VAL:HG21	36:BO:82:ALA:HA	1.47	0.96
53:CA:197:A:C6	53:CA:221:C:H4'	2.01	0.96
40:BS:88:ARG:CG	40:BS:88:ARG:HH21	1.78	0.96
26:DE:149:ILE:HG23	26:DE:188:MET:CA	1.96	0.96
53:CA:664:G:H22	53:CA:741:G:H1	1.07	0.96
30:DI:74:PRO:HB2	30:DI:77:VAL:HG22	1.46	0.96
35:DN:62:ASN:O	35:DN:63:ARG:HB2	1.65	0.96
52:D4:16:ILE:CG1	52:D4:25:VAL:HG22	1.93	0.96
9:AI:98:ARG:HG2	9:AI:103:VAL:HG21	1.41	0.96
22:DA:82:U:H2'	22:DA:83:A:H5''	1.48	0.96
30:DI:113:ALA:HB1	30:DI:124:MET:SD	2.06	0.96
1:AA:8:A:H62	4:AD:204:SER:HB2	1.31	0.96
24:DC:146:LYS:HB2	24:DC:149:LYS:HB2	1.44	0.96
38:BQ:97:ILE:HD11	38:BQ:105:PHE:CB	1.95	0.96
22:DA:876:C:O2	22:DA:876:C:H5''	1.65	0.96
25:BD:186:LEU:HD11	37:BP:3:ILE:HD11	1.48	0.96
22:DA:2585:U:O2'	22:DA:2586:U:H5'	1.66	0.96
22:BA:137:U:H5''	22:BA:140:C:C5	2.00	0.96
31:DJ:17:VAL:HG23	31:DJ:137:PRO:HB2	1.48	0.96
51:D3:15:LYS:HZ1	51:D3:19:GLY:HA2	1.28	0.96
22:DA:1673:G:C2'	22:DA:1674:G:H5'	1.96	0.96
28:BG:73:SER:HA	28:BG:76:ILE:HG22	1.48	0.96
22:BA:571:U:H4'	22:BA:572:A:OP1	1.63	0.96
53:CA:1202:U:H2'	53:CA:1203:C:H6	1.31	0.96
11:CK:27:ASN:HD22	11:CK:27:ASN:N	1.64	0.96
6:AF:3:HIS:H	6:AF:92:THR:CG2	1.78	0.95
5:AE:153:ALA:CA	5:AE:156:ARG:HB2	1.95	0.95
53:CA:1045:C:H2'	53:CA:1046:A:H5'	1.46	0.95
22:DA:1116:G:N3	22:DA:1117:C:C6	2.33	0.95
22:BA:675:A:H4'	26:BE:62:GLN:NE2	1.81	0.95
2:AB:20:ARG:HA	2:AB:20:ARG:NH1	1.81	0.95
53:CA:1157:A:H4'	53:CA:1158:C:O5'	1.64	0.95
21:AU:9:GLU:HG3	21:AU:10:PRO:HD3	0.97	0.95
22:DA:2135:A:H3'	22:DA:2136:G:C5'	1.95	0.95
28:BG:59:ASP:HB2	28:BG:63:GLN:HG2	1.45	0.95
54:CG:63:VAL:HG11	54:CG:127:ALA:HB2	1.48	0.95
31:BJ:124:VAL:HG23	31:BJ:125:TYR:H	1.28	0.95
8:AH:9:MET:HE1	8:AH:32:LYS:HA	1.46	0.95
40:BS:88:ARG:NH2	40:BS:88:ARG:HG2	1.73	0.95
22:DA:1965:C:H3'	22:DA:1966:A:H5''	1.43	0.95

Continued on next page...

Continued from previous page...

Atom-1	Atom-2	Distance(Å)	Clash(Å)
41:BT:39:THR:HG22	41:BT:41:ALA:HB3	1.46	0.95
17:CQ:46:HIS:HB2	17:CQ:70:LYS:HE3	1.45	0.95
22:DA:2439:A:H4'	22:DA:2440:C:O5'	1.64	0.95
3:CC:166:TRP:O	3:CC:167:TYR:HB2	1.66	0.95
22:BA:1509:A:H1'	22:BA:1510:G:H5'	1.47	0.95
32:BK:116:ILE:HD12	32:BK:117:SER:N	1.82	0.95
22:DA:1399:C:O2'	22:DA:1400:U:H5'	1.66	0.95
44:DW:27:GLY:HA2	44:DW:31:LEU:HD11	0.98	0.95
44:DW:40:ARG:CG	44:DW:40:ARG:HH11	1.79	0.95
16:AP:73:ALA:O	16:AP:77:GLU:HB2	1.66	0.95
2:CB:130:LYS:HA	2:CB:133:ALA:HB3	1.48	0.95
51:D3:41:ARG:HH21	51:D3:41:ARG:HG3	1.29	0.95
36:BO:59:ALA:HA	36:BO:62:LEU:CD1	1.96	0.95
22:DA:83:A:H61	22:DA:101:A:H5'	1.31	0.95
22:DA:2378:A:H2'	22:DA:2379:G:H5'	1.48	0.95
38:BQ:93:ILE:HG23	38:BQ:94:LEU:N	1.77	0.95
53:CA:960:U:O2'	53:CA:1223:C:H4'	1.67	0.95
33:BL:19:LEU:HB2	33:BL:27:LEU:HD22	1.45	0.95
6:AF:86:ARG:CZ	18:AR:63:TYR:HB3	1.96	0.95
27:BF:40:GLY:HA2	27:BF:84:ILE:HD11	1.45	0.95
54:CG:59:GLU:OE2	54:CG:63:VAL:HG23	1.65	0.95
53:CA:1458:G:O2'	20:CT:22:SER:HB3	1.65	0.95
31:BJ:6:ALA:CB	31:BJ:45:THR:HG21	1.97	0.95
22:DA:1307:A:N6	22:DA:1606:C:H6	1.65	0.95
40:BS:59:GLU:HA	40:BS:64:ALA:HB2	1.48	0.95
53:CA:1218:C:H2'	53:CA:1219:A:C8	2.02	0.95
32:DK:71:ARG:HB3	32:DK:72:PRO:HD3	0.97	0.95
2:CB:74:ALA:HB1	2:CB:206:ILE:HD11	1.49	0.95
29:DH:132:PHE:CZ	29:DH:134:VAL:HB	2.00	0.95
9:AI:51:LEU:HB3	9:AI:56:MET:HG2	1.48	0.95
22:BA:1073:A:H2'	22:BA:1074:G:C5'	1.97	0.95
1:AA:974:A:H4'	1:AA:975:A:H5'	1.44	0.95
40:BS:84:ARG:HB2	40:BS:96:ILE:HD11	1.48	0.95
58:DF:42:ALA:HB2	58:DF:49:LEU:HD21	1.48	0.95
29:DH:3:VAL:HG12	29:DH:38:PRO:HA	1.49	0.95
8:CH:1:SER:HB3	8:CH:3:GLN:HG3	1.45	0.95
8:CH:93:LYS:H	8:CH:93:LYS:HD3	1.30	0.95
7:AG:61:PHE:CE1	7:AG:65:LEU:HD22	2.01	0.95
38:BQ:69:ARG:HB2	38:BQ:69:ARG:NH2	1.81	0.95
22:DA:207:A:H2'	22:DA:208:C:H6	1.32	0.95
22:DA:1391:U:H4'	41:DT:19:LYS:NZ	1.82	0.94
1:AA:451:A:H4'	1:AA:452:A:O5'	1.66	0.94

Continued on next page...

Continued from previous page...

Atom-1	Atom-2	Distance(Å)	Clash(Å)
54:CG:91:ARG:HG2	54:CG:92:PRO:CD	1.97	0.94
55:CM:33:LEU:HB3	55:CM:38:ILE:HB	1.47	0.94
22:DA:395:U:HO2'	22:DA:396:G:H8	1.00	0.94
40:DS:20:VAL:HG23	40:DS:23:LEU:HD12	1.46	0.94
1:AA:1157:A:H1'	1:AA:1181:G:C2	2.02	0.94
8:AH:105:THR:HG21	8:AH:120:LEU:HD13	1.48	0.94
53:CA:990:C:H2'	53:CA:991:U:O4'	1.68	0.94
38:DQ:91:ARG:NH1	39:DR:10:LYS:HB3	1.82	0.94
57:DB:112:G:H21	36:DO:45:SER:HA	1.31	0.94
38:BQ:27:ARG:HH11	38:BQ:27:ARG:CG	1.80	0.94
57:DB:58:A:H2'	57:DB:59:A:H8	1.29	0.94
53:CA:1278:G:H4'	53:CA:1279:G:C5'	1.97	0.94
44:DW:49:ASN:ND2	44:DW:81:ILE:HG23	1.82	0.94
12:CL:79:ILE:HD12	12:CL:96:THR:HG21	1.49	0.94
12:AL:43:LYS:HB2	12:AL:44:PRO:CD	1.97	0.94
3:AC:76:ILE:HA	3:AC:83:VAL:HG23	1.45	0.94
6:AF:16:GLU:HG2	4:CD:191:SER:HB2	0.95	0.94
33:DL:117:THR:HG22	33:DL:118:THR:H	1.32	0.94
50:D2:34:ARG:HB3	50:D2:42:LEU:HD11	1.45	0.94
26:DE:128:ALA:HB1	26:DE:129:PRO:HD2	1.48	0.94
33:BL:30:THR:O	33:BL:33:ARG:HG2	1.68	0.94
4:AD:36:ALA:HA	4:AD:41:GLY:HA3	1.43	0.94
22:BA:1929:G:H4'	22:BA:1930:G:OP1	1.65	0.94
30:BI:15:GLY:HA2	30:BI:50:LYS:HB3	1.47	0.94
45:DX:6:VAL:HG22	45:DX:7:THR:HG23	1.49	0.94
28:BG:23:ILE:HD12	28:BG:23:ILE:H	1.31	0.94
3:AC:143:LEU:HD22	3:AC:143:LEU:H	1.28	0.94
4:AD:129:VAL:HG13	4:AD:131:ILE:CD1	1.96	0.94
1:AA:110:C:H2'	1:AA:111:G:C8	2.02	0.94
22:DA:975:A:O2'	22:DA:976:G:H8	1.49	0.94
40:DS:24:ILE:HG22	40:DS:35:ILE:HD11	1.48	0.94
35:DN:71:ARG:HB2	35:DN:71:ARG:HH21	1.31	0.94
1:AA:439:U:H2'	1:AA:440:C:H5'	1.48	0.94
28:BG:120:ILE:HD11	28:BG:132:LEU:HB2	1.46	0.94
22:DA:2360:G:H1'	33:DL:60:ARG:HH21	1.30	0.94
22:DA:247:G:H4'	22:DA:386:G:C5	2.01	0.94
24:BC:166:ARG:HG3	24:BC:166:ARG:O	1.64	0.94
22:DA:333:G:HO2'	22:DA:334:C:H6	1.04	0.94
37:DP:50:ARG:HB3	37:DP:57:ALA:H	1.32	0.94
45:DX:53:LYS:HA	45:DX:56:ARG:CB	1.96	0.94
52:B4:10:LEU:HB2	52:B4:33:HIS:CD2	2.01	0.94
22:DA:2291:U:H2'	22:DA:2292:U:C6	2.02	0.94

Continued on next page...

Continued from previous page...

Atom-1	Atom-2	Distance(Å)	Clash(Å)
2:CB:163:ILE:HG23	2:CB:185:ILE:HD11	1.48	0.94
46:BY:9:LYS:HB3	46:BY:12:GLU:HG3	1.47	0.94
44:BW:76:ARG:HH21	44:BW:76:ARG:CG	1.81	0.94
54:CG:100:MET:CE	54:CG:100:MET:H	1.81	0.94
31:DJ:44:TYR:HB2	38:DQ:63:ARG:CZ	1.97	0.94
53:CA:1143:G:H2'	53:CA:1144:G:C8	2.01	0.94
53:CA:1279:G:H5''	10:CJ:9:ARG:HH22	1.31	0.94
54:CG:68:VAL:HG22	54:CG:134:VAL:HG12	1.50	0.94
25:DD:114:LYS:HD2	25:DD:116:LYS:HZ2	1.26	0.94
17:AQ:45:VAL:HG21	17:AQ:60:ILE:CD1	1.96	0.94
22:DA:2748:A:H1'	28:DG:66:THR:HG22	1.49	0.94
14:AN:40:ARG:NH1	14:AN:44:VAL:HG11	1.82	0.94
53:CA:1285:A:H4'	53:CA:1286:U:OP1	1.66	0.94
45:DX:63:ILE:CD1	45:DX:64:ASP:H	1.80	0.94
4:AD:55:ARG:HH12	4:AD:58:GLN:HG2	1.32	0.94
25:BD:5:VAL:H	25:BD:32:ASN:HD21	1.01	0.94
22:BA:1070:A:C2	30:BI:9:LYS:HG2	2.03	0.94
11:AK:126:ARG:CB	21:AU:33:ARG:HH12	1.80	0.94
22:DA:616:A:HO2'	22:DA:617:G:H8	1.00	0.94
57:DB:69:G:C8	57:DB:70:C:C5	2.55	0.94
2:CB:46:VAL:HG13	2:CB:47:PRO:CD	1.98	0.94
27:BF:129:MET:CE	27:BF:153:ILE:HD11	1.98	0.94
29:BH:18:GLN:HE21	29:BH:18:GLN:HA	1.30	0.94
33:BL:91:ASP:H	33:BL:94:THR:HG21	1.32	0.94
22:DA:1069:A:H4'	22:DA:1070:A:O5'	1.68	0.94
22:DA:1026:G:O2'	22:DA:1027:A:H5'	1.67	0.94
6:CF:90:MET:CE	18:CR:60:ARG:HD3	1.98	0.94
41:DT:29:THR:HB	41:DT:87:LEU:H	1.33	0.94
3:AC:156:LEU:H	3:AC:156:LEU:HD12	1.30	0.94
42:DU:58:VAL:CG1	42:DU:60:LYS:HG2	1.98	0.94
53:CA:348:G:H2'	53:CA:349:A:H8	1.33	0.94
28:DG:112:VAL:HG13	28:DG:150:TYR:HE1	1.33	0.94
1:AA:619:U:H3	4:AD:130:ASN:HB3	1.30	0.94
22:DA:1857:G:H1'	22:DA:1884:G:H22	1.30	0.94
37:BP:50:ARG:CG	37:BP:57:ALA:N	2.31	0.94
12:CL:43:LYS:HB3	12:CL:44:PRO:HD2	0.95	0.94
51:D3:35:LYS:CB	51:D3:40:LYS:HD3	1.97	0.94
25:BD:159:LYS:HZ2	25:BD:160:LYS:N	1.65	0.94
17:AQ:31:PRO:HB2	17:AQ:32:ILE:HD12	1.45	0.94
22:BA:250:G:H2'	22:BA:251:A:C8	2.03	0.94
35:BN:72:ASP:OD1	35:BN:75:ILE:HG23	1.68	0.94
5:AE:80:LEU:HD23	5:AE:122:VAL:CG1	1.96	0.94

Continued on next page...

Continued from previous page...

Atom-1	Atom-2	Distance(Å)	Clash(Å)
22:DA:946:C:HO2'	22:DA:947:A:H8	0.97	0.94
2:AB:36:LYS:HA	2:AB:36:LYS:HE3	1.49	0.94
1:AA:1468:A:C2'	1:AA:1469:C:H5''	1.98	0.94
29:BH:8:LYS:O	29:BH:9:VAL:HB	1.66	0.94
1:AA:795:C:H5''	1:AA:796:C:OP2	1.67	0.94
53:CA:1348:U:HO2'	53:CA:1349:A:H8	0.97	0.93
53:CA:960:U:C5'	53:CA:961:U:H5''	1.98	0.93
7:AG:121:ASN:O	7:AG:125:ASP:HB2	1.68	0.93
22:DA:118:A:N3	22:DA:178:G:H1'	1.83	0.93
24:BC:16:VAL:N	24:BC:203:VAL:HG12	1.81	0.93
22:DA:1126:A:H4'	22:DA:1127:A:O5'	1.68	0.93
41:BT:32:LEU:H	41:BT:83:ALA:HB3	1.30	0.93
22:DA:2311:A:H4'	22:DA:2312:U:OP2	1.66	0.93
57:DB:45:A:H2'	57:DB:46:A:C8	2.02	0.93
31:BJ:2:LYS:HD3	31:BJ:2:LYS:N	1.83	0.93
11:AK:124:LYS:NZ	21:AU:33:ARG:HH21	1.66	0.93
22:DA:589:U:H2'	22:DA:590:A:H8	1.33	0.93
22:DA:2517:C:O2'	22:DA:2518:A:H3'	1.68	0.93
17:AQ:22:VAL:HG21	17:AQ:60:ILE:HD11	1.49	0.93
53:CA:1458:G:O2'	20:CT:22:SER:CB	2.16	0.93
2:AB:127:LYS:HG3	2:AB:128:LEU:H	1.32	0.93
8:AH:6:ILE:HB	8:AH:76:ARG:NH1	1.82	0.93
22:DA:2880:C:H1'	35:DN:93:GLY:H	1.33	0.93
21:CU:24:LYS:HG3	21:CU:25:ALA:N	1.78	0.93
22:BA:2431:U:C6	22:BA:2431:U:H5'	2.03	0.93
53:CA:274:A:HO2'	53:CA:275:G:H8	0.93	0.93
21:AU:3:ILE:HA	21:AU:19:LYS:HZ2	1.34	0.93
22:DA:118:A:OP2	22:DA:119:A:H3'	1.68	0.93
22:BA:2757:A:N1	28:BG:66:THR:HG21	1.83	0.93
26:BE:79:ARG:HG2	26:BE:80:SER:H	1.32	0.93
22:DA:2216:G:O2'	22:DA:2217:G:H8	1.49	0.93
22:BA:1020:A:H4'	22:BA:1021:A:O5'	1.67	0.93
36:DO:17:LYS:HE3	36:DO:17:LYS:O	1.67	0.93
6:AF:6:ILE:CG1	6:AF:89:VAL:HG23	1.99	0.93
9:AI:40:ARG:CA	9:AI:44:ARG:HB3	1.98	0.93
44:BW:9:THR:CG2	44:BW:10:ARG:HD3	1.97	0.93
32:DK:87:LEU:HD12	32:DK:92:GLU:HA	1.48	0.93
8:CH:93:LYS:N	8:CH:93:LYS:HD3	1.84	0.93
5:AE:87:VAL:HG12	5:AE:92:ARG:HA	1.47	0.93
38:DQ:27:ARG:HA	38:DQ:33:VAL:HG12	1.50	0.93
53:CA:1139:G:H4'	53:CA:1140:C:O5'	1.69	0.93
53:CA:251:G:H4'	53:CA:252:U:C5'	1.99	0.93

Continued on next page...

Continued from previous page...

Atom-1	Atom-2	Distance(Å)	Clash(Å)
1:AA:511:C:O2'	1:AA:512:U:H5''	1.69	0.93
22:BA:443:A:N7	26:BE:40:ARG:HD3	1.83	0.93
28:BG:8:VAL:O	28:BG:9:VAL:HG12	1.68	0.93
22:DA:1267:U:HO2'	22:DA:1268:A:H8	0.96	0.93
1:AA:497:G:O2'	1:AA:498:A:H5'	1.68	0.93
56:CP:75:ILE:HA	56:CP:78:VAL:HG23	1.49	0.93
14:AN:40:ARG:HH12	14:AN:44:VAL:HG11	1.32	0.93
4:CD:144:ILE:HD11	4:CD:154:VAL:HG21	1.51	0.93
22:DA:249:C:H5''	22:DA:2394:C:O2'	1.69	0.93
54:CG:91:ARG:CG	54:CG:92:PRO:HD2	1.98	0.93
41:BT:29:THR:HA	41:BT:86:THR:HA	1.51	0.93
22:BA:859:G:N2	22:BA:916:G:H2'	1.83	0.93
22:BA:335:C:H5''	42:BU:81:ARG:HD3	1.49	0.93
22:DA:2199:A:H2'	22:DA:2200:C:H6	1.34	0.93
58:DF:91:ARG:HH21	58:DF:91:ARG:HB3	1.31	0.93
53:CA:166:U:H2'	53:CA:167:A:H5'	1.51	0.93
40:DS:47:VAL:HG12	40:DS:103:ILE:HG12	1.49	0.93
53:CA:209:U:H5''	53:CA:210:C:OP2	1.69	0.93
28:BG:120:ILE:HD13	28:BG:121:THR:H	1.30	0.92
22:DA:1345:C:HO2'	22:DA:1346:G:H8	0.96	0.92
5:AE:133:ILE:H	5:AE:133:ILE:HD12	1.34	0.92
39:BR:4:VAL:HG23	39:BR:39:LEU:HG	1.49	0.92
1:AA:706:A:O2'	11:AK:30:ILE:HD11	1.69	0.92
26:DE:119:ILE:HD13	26:DE:143:LEU:HD21	1.51	0.92
53:CA:330:C:HO2'	53:CA:331:G:H8	0.94	0.92
30:BI:23:VAL:HB	30:BI:27:LEU:HB3	1.49	0.92
54:CG:22:LEU:HA	54:CG:25:PHE:CB	2.00	0.92
24:BC:131:MET:HA	24:BC:134:ILE:CD1	1.98	0.92
32:BK:71:ARG:HB2	32:BK:72:PRO:HD3	1.51	0.92
22:BA:284:U:H2'	22:BA:285:G:H8	1.34	0.92
5:AE:110:MET:HA	5:AE:113:VAL:HG13	1.51	0.92
20:CT:23:ARG:HB3	20:CT:60:GLN:NE2	1.83	0.92
43:BV:10:LYS:N	43:BV:10:LYS:HD3	1.80	0.92
32:DK:21:CYS:HA	32:DK:41:ILE:HD12	1.50	0.92
22:DA:873:C:H4'	34:DM:64:TRP:HE1	1.29	0.92
22:BA:728:G:HO2'	22:BA:730:A:H8	1.05	0.92
25:BD:9:VAL:HG22	25:BD:26:VAL:HB	1.48	0.92
35:DN:90:ARG:NH2	35:DN:116:VAL:HG11	1.83	0.92
53:CA:519:C:O2'	53:CA:520:A:H5'	1.67	0.92
6:AF:92:THR:O	6:AF:93:LYS:HG2	1.70	0.92
2:AB:9:LEU:HD23	2:AB:11:ALA:H	1.31	0.92
22:DA:1552:A:O2'	22:DA:1553:A:H5'	1.67	0.92

Continued on next page...

Continued from previous page...

Atom-1	Atom-2	Distance(Å)	Clash(Å)
1:AA:1197:A:O2'	1:AA:1198:G:H5'	1.70	0.92
4:CD:66:VAL:HG22	4:CD:96:ARG:NH1	1.85	0.92
22:DA:164:C:O2'	22:DA:165:A:H5'	1.70	0.92
5:AE:14:LEU:HB2	5:AE:36:THR:HG22	1.51	0.92
42:DU:33:VAL:O	42:DU:34:ILE:HG13	1.67	0.92
22:BA:1707:G:H2'	22:BA:1708:C:C6	2.05	0.92
5:AE:113:VAL:HG21	5:AE:140:ILE:HD12	1.51	0.92
53:CA:1226:C:N4	55:CM:102:LYS:HA	1.83	0.92
27:BF:134:GLN:HE21	27:BF:134:GLN:H	1.02	0.92
22:DA:2267:A:H61	22:DA:2272:U:H3	0.93	0.92
42:DU:47:PRO:HB3	42:DU:54:PRO:CG	1.99	0.92
41:DT:50:LEU:HD23	41:DT:51:PHE:H	1.32	0.92
25:DD:137:SER:C	25:DD:138:LEU:HD22	1.89	0.92
22:BA:1438:U:O2'	22:BA:1439:A:H5'	1.70	0.92
22:BA:1085:A:H3'	22:BA:1086:A:C2	2.04	0.92
31:BJ:4:PHE:O	31:BJ:44:TYR:CE1	2.22	0.92
25:BD:107:VAL:HG21	25:BD:177:VAL:HG13	1.51	0.92
1:AA:975:A:H4'	1:AA:976:G:C5'	1.98	0.92
2:CB:110:ILE:HD13	2:CB:151:LYS:HA	1.51	0.92
37:BP:112:ARG:C	37:BP:113:LEU:HD23	1.90	0.92
17:CQ:3:LYS:NZ	17:CQ:6:THR:HG21	1.85	0.92
16:AP:28:ARG:HE	16:AP:29:ASN:HD21	1.01	0.92
22:BA:1682:G:H2'	22:BA:1683:U:C6	2.04	0.92
34:BM:40:ARG:HB2	34:BM:93:VAL:HG21	1.50	0.92
57:DB:50:A:C2	57:DB:51:G:H1'	2.05	0.92
22:BA:2197:U:HO2'	22:BA:2198:A:H2'	1.32	0.92
22:DA:1534:U:H6	22:DA:1538:G:H1	1.17	0.92
50:D2:31:LEU:HA	50:D2:34:ARG:HB2	1.50	0.92
43:BV:10:LYS:H	43:BV:10:LYS:CD	1.77	0.92
53:CA:694:A:H3'	53:CA:695:A:H5''	1.48	0.92
4:CD:109:THR:HG22	4:CD:111:ALA:H	1.34	0.92
22:BA:1063:G:OP1	30:BI:76:ALA:HB3	1.70	0.92
37:BP:50:ARG:HB3	37:BP:57:ALA:H	1.34	0.92
22:BA:856:G:H1'	44:BW:23:LYS:HB3	1.49	0.92
26:DE:59:PRO:HB2	26:DE:67:ARG:NH2	1.85	0.92
22:BA:646:U:C3'	22:BA:647:G:H5''	2.00	0.92
12:CL:109:ARG:HB2	12:CL:118:VAL:HG21	1.47	0.92
26:DE:166:LYS:HA	26:DE:166:LYS:HE2	1.52	0.92
28:BG:84:LYS:HG3	28:BG:132:LEU:H	1.12	0.92
22:DA:1913:A:H4'	22:DA:1914:C:OP1	1.67	0.92
53:CA:936:C:O2'	53:CA:937:A:H8	1.52	0.92
22:DA:2023:C:O2'	22:DA:2024:G:H8	1.52	0.92

Continued on next page...

Continued from previous page...

Atom-1	Atom-2	Distance(Å)	Clash(Å)
22:DA:2612:C:H5''	22:DA:2613:U:OP1	1.70	0.92
20:AT:82:ILE:O	20:AT:86:ALA:HB3	1.68	0.92
1:AA:1202:U:O2'	1:AA:1203:C:H5'	1.70	0.92
1:AA:439:U:C2'	1:AA:440:C:H5'	1.99	0.92
53:CA:566:G:H4'	53:CA:567:G:OP1	1.69	0.92
1:AA:1499:A:O2'	1:AA:1500:A:H5'	1.70	0.92
24:DC:16:VAL:N	24:DC:203:VAL:HG12	1.84	0.92
22:DA:1655:A:H2'	22:DA:1656:C:C6	2.04	0.92
37:BP:50:ARG:HD3	37:BP:56:SER:CB	1.98	0.92
22:DA:637:A:H4'	22:DA:638:G:O5'	1.65	0.92
40:BS:73:LYS:HE3	40:BS:74:ILE:N	1.85	0.92
49:D1:25:ASN:HB3	49:D1:28:THR:OG1	1.70	0.92
22:BA:1157:G:O2'	47:BZ:31:ILE:HD11	1.70	0.92
42:DU:14:THR:HB	42:DU:68:ASN:HB3	1.49	0.92
22:BA:1695:G:C8	24:BC:7:PRO:HG2	2.05	0.92
6:AF:40:GLU:HB2	6:AF:42:TRP:HE1	1.33	0.91
33:DL:79:LEU:HB2	33:DL:113:ALA:H	1.33	0.91
21:CU:39:LYS:N	21:CU:40:PRO:HD2	1.85	0.91
28:BG:86:LEU:H	28:BG:86:LEU:HD12	1.35	0.91
22:DA:95:A:H1'	46:DY:40:SER:HB2	1.49	0.91
53:CA:32:A:H2'	53:CA:33:A:C8	2.05	0.91
22:DA:1258:U:H2'	22:DA:1259:G:H8	1.33	0.91
27:BF:114:ARG:H	27:BF:114:ARG:HD2	1.34	0.91
22:DA:2520:C:HO2'	22:DA:2521:C:H6	0.98	0.91
1:AA:275:G:O2'	1:AA:276:G:H5'	1.71	0.91
4:CD:29:THR:HG22	4:CD:30:LYS:HD3	1.50	0.91
10:AJ:29:ALA:CB	10:AJ:36:VAL:HG21	1.99	0.91
12:AL:27:PRO:HB2	12:AL:28:GLN:OE1	1.67	0.91
46:BY:7:ARG:H	46:BY:60:LYS:HZ1	1.15	0.91
1:AA:1157:A:H4'	1:AA:1158:C:H5''	1.53	0.91
22:DA:2756:U:O2'	22:DA:2757:A:H5'	1.69	0.91
3:CC:29:ALA:HB1	14:CN:64:ARG:HH12	1.35	0.91
31:DJ:111:LYS:HB2	31:DJ:115:GLY:CA	2.00	0.91
41:DT:39:THR:CG2	41:DT:42:GLU:HB2	2.01	0.91
1:AA:1050:G:O2'	1:AA:1051:C:H5'	1.70	0.91
22:DA:862:G:H2'	22:DA:863:A:C8	2.05	0.91
3:CC:29:ALA:HB1	14:CN:64:ARG:NH1	1.86	0.91
47:DZ:20:LYS:O	47:DZ:24:LEU:HD13	1.70	0.91
22:DA:762:U:H4'	22:DA:763:G:O5'	1.69	0.91
39:BR:28:ALA:O	39:BR:63:VAL:HG21	1.70	0.91
53:CA:481:G:H4'	53:CA:482:A:OP1	1.68	0.91
53:CA:1172:C:O2'	53:CA:1173:U:H5'	1.70	0.91

Continued on next page...

Continued from previous page...

Atom-1	Atom-2	Distance(Å)	Clash(Å)
32:BK:113:MET:SD	32:BK:116:ILE:HD11	2.10	0.91
14:AN:22:LYS:HG3	14:AN:23:ARG:H	1.35	0.91
8:CH:28:SER:HA	8:CH:58:LEU:HD12	1.53	0.91
22:DA:2385:C:HO2'	22:DA:2386:A:H8	1.16	0.91
43:BV:80:HIS:ND1	43:BV:81:PRO:HD2	1.86	0.91
6:CF:61:LEU:HD13	6:CF:62:MET:H	1.35	0.91
54:CG:110:ARG:HG3	54:CG:111:GLY:H	1.35	0.91
29:DH:83:LYS:HE2	29:DH:149:GLU:HB3	1.49	0.91
22:BA:1073:A:C2'	22:BA:1074:G:C5'	2.48	0.91
22:DA:1078:U:H4'	22:DA:1079:C:C5'	2.01	0.91
22:DA:2683:C:O2'	22:DA:2684:U:H5'	1.71	0.91
37:DP:50:ARG:HB3	37:DP:57:ALA:N	1.86	0.91
22:BA:1455:G:H5'	22:BA:1455:G:H8	1.33	0.91
5:CE:24:VAL:HG23	5:CE:26:GLY:H	1.35	0.91
40:BS:18:ARG:HG2	40:BS:76:VAL:HG13	1.50	0.91
41:DT:43:ILE:HG21	41:DT:58:VAL:HG11	1.52	0.91
53:CA:1182:G:H4'	53:CA:1183:U:C5'	1.97	0.91
24:BC:16:VAL:H	24:BC:203:VAL:CG1	1.83	0.91
6:AF:36:ILE:HG22	6:AF:64:VAL:HG22	1.53	0.91
49:B1:33:LEU:N	49:B1:51:ALA:HB3	1.85	0.91
57:DB:56:G:H4'	57:DB:57:A:O5'	1.70	0.91
57:DB:58:A:C2'	57:DB:59:A:H8	1.83	0.91
22:DA:2093:G:N3	22:DA:2094:A:C8	2.39	0.91
53:CA:1213:A:O2'	53:CA:1214:C:H5'	1.71	0.91
21:AU:3:ILE:HA	21:AU:19:LYS:NZ	1.84	0.91
22:DA:1760:C:H2'	22:DA:1761:C:C6	2.06	0.91
43:DV:77:VAL:HA	43:DV:89:ILE:HG22	1.53	0.91
22:DA:2850:A:O2'	22:DA:2851:A:H5'	1.70	0.91
4:CD:2:ARG:HH21	4:CD:114:ARG:CD	1.83	0.91
4:CD:25:ARG:HG2	4:CD:25:ARG:HH11	0.79	0.91
22:DA:2688:G:H1'	22:DA:2721:A:N6	1.85	0.91
22:DA:510:C:H2'	22:DA:511:U:C6	2.05	0.91
34:DM:41:LEU:HD23	34:DM:46:ILE:HG22	1.52	0.91
22:BA:372:G:H5''	45:BX:60:LYS:HE3	1.51	0.91
2:AB:110:ILE:CD1	2:AB:147:LEU:CD1	2.48	0.91
32:BK:10:VAL:CB	32:BK:16:ALA:HB1	2.01	0.91
57:DB:24:G:H1'	57:DB:27:C:H42	1.32	0.91
17:CQ:46:HIS:HB2	17:CQ:70:LYS:CE	2.01	0.91
14:AN:22:LYS:HG3	14:AN:23:ARG:N	1.85	0.91
22:DA:1754:A:OP1	37:DP:93:LYS:HE3	1.71	0.91
43:BV:44:HIS:HE1	43:BV:86:LEU:H	1.18	0.91
22:BA:826:U:O2'	33:BL:53:GLY:HA3	1.68	0.91

Continued on next page...

Continued from previous page...

Atom-1	Atom-2	Distance(Å)	Clash(Å)
22:BA:942:G:H2'	22:BA:943:A:H5'	1.53	0.91
38:BQ:8:ILE:HD12	38:BQ:9:ALA:N	1.86	0.91
31:DJ:35:ARG:HG2	31:DJ:40:HIS:CD2	2.05	0.90
35:DN:38:LEU:HB3	35:DN:39:PRO:HD3	1.53	0.90
1:AA:560:A:H5'	1:AA:566:G:N2	1.85	0.90
21:CU:24:LYS:CG	21:CU:25:ALA:H	1.84	0.90
53:CA:642:A:N7	8:CH:106:SER:HA	1.86	0.90
22:DA:915:C:H2'	22:DA:916:G:H8	1.34	0.90
34:DM:42:THR:HB	34:DM:45:GLN:HG3	1.53	0.90
35:DN:71:ARG:HB2	35:DN:71:ARG:NH2	1.87	0.90
2:CB:99:MET:HA	2:CB:106:VAL:HG21	1.51	0.90
22:BA:1733:G:HO2'	22:BA:1734:G:H8	0.90	0.90
22:BA:2211:A:OP2	22:BA:2211:A:H4'	1.68	0.90
22:DA:1022:G:H22	22:DA:1142:A:H2	1.14	0.90
22:DA:1327:A:H2'	22:DA:1328:A:H8	1.34	0.90
22:DA:2631:G:C2'	22:DA:2632:A:H5''	2.01	0.90
22:DA:664:G:H4'	22:DA:941:A:OP1	1.70	0.90
44:BW:76:ARG:HH21	44:BW:76:ARG:HG3	1.33	0.90
30:DI:57:VAL:HG12	30:DI:58:ILE:H	1.33	0.90
36:DO:115:LEU:H	36:DO:115:LEU:HD13	1.34	0.90
22:DA:2461:A:H1'	22:DA:2492:U:H3	1.34	0.90
3:AC:166:TRP:H	3:AC:166:TRP:HE3	1.10	0.90
22:DA:2415:G:H4'	33:DL:66:PHE:HB2	1.52	0.90
1:AA:545:C:H2'	1:AA:546:A:H5'	1.52	0.90
53:CA:1086:U:O2'	53:CA:1087:G:H5'	1.71	0.90
10:CJ:15:HIS:HE1	10:CJ:68:ARG:HD3	1.37	0.90
22:DA:1673:G:H2'	22:DA:1674:G:H5'	1.53	0.90
22:DA:2389:G:H5''	22:DA:2390:U:H5'	1.53	0.90
22:DA:1116:G:N3	22:DA:1117:C:C5	2.39	0.90
29:BH:5:LEU:HD13	29:BH:13:GLY:HA2	1.50	0.90
11:AK:100:ASN:HB2	11:AK:106:ILE:CG2	2.02	0.90
53:CA:484:G:H4'	53:CA:485:U:O5'	1.71	0.90
22:BA:2703:C:H2'	22:BA:2704:C:H6	1.37	0.90
2:AB:13:VAL:HG22	2:AB:207:ARG:HH22	1.34	0.90
22:DA:989:G:H4'	22:DA:990:A:OP1	1.69	0.90
22:BA:1286:A:H4'	22:BA:1287:A:OP1	1.70	0.90
5:AE:148:SER:O	5:AE:152:VAL:HG13	1.71	0.90
33:DL:17:LYS:HZ1	33:DL:19:LEU:HD22	1.36	0.90
1:AA:251:G:H4'	1:AA:252:U:O5'	1.68	0.90
12:CL:79:ILE:HD12	12:CL:96:THR:CG2	2.00	0.90
28:DG:126:THR:HG22	28:DG:127:GLN:H	1.35	0.90
14:CN:76:PHE:HE2	14:CN:92:ILE:HG21	1.37	0.90

Continued on next page...

Continued from previous page...

Atom-1	Atom-2	Distance(Å)	Clash(Å)
28:BG:86:LEU:HB3	28:BG:162:ARG:O	1.71	0.90
11:AK:124:LYS:CE	21:AU:33:ARG:HH21	1.82	0.90
22:BA:646:U:H3'	22:BA:647:G:C5'	2.01	0.90
22:DA:320:A:H2'	26:DE:131:THR:OG1	1.71	0.90
31:DJ:74:TYR:HE2	31:DJ:103:ILE:HD11	1.35	0.90
53:CA:1102:A:O2'	53:CA:1103:C:H5'	1.70	0.90
22:BA:2339:C:H2'	22:BA:2340:A:H8	1.37	0.90
28:BG:85:LYS:HG2	28:BG:131:VAL:HG12	1.50	0.90
9:CI:27:ILE:HD13	9:CI:62:LEU:HB3	1.54	0.90
14:CN:33:VAL:HG22	14:CN:40:ARG:HH21	1.36	0.90
22:DA:1611:C:HO2'	22:DA:1612:C:H6	0.90	0.90
4:CD:29:THR:HG22	4:CD:30:LYS:CD	2.00	0.90
1:AA:1343:G:H1'	9:AI:122:ARG:NH1	1.86	0.90
12:CL:3:VAL:HG23	12:CL:4:ASN:H	1.35	0.90
53:CA:988:G:C2'	53:CA:989:U:H5'	1.99	0.90
41:BT:61:LEU:C	41:BT:61:LEU:HD12	1.92	0.90
37:DP:20:ARG:HG2	37:DP:112:ARG:HH12	1.34	0.90
6:AF:97:THR:O	6:AF:98:GLU:HG2	1.72	0.90
29:DH:1:MET:HB3	29:DH:21:VAL:O	1.72	0.90
22:DA:1870:C:H5''	22:DA:1871:A:H2	1.37	0.90
22:BA:1084:A:H2'	22:BA:1085:A:C8	2.05	0.90
31:BJ:111:LYS:CD	31:BJ:112:GLY:N	2.33	0.90
31:DJ:45:THR:HG21	31:DJ:50:THR:HG23	1.52	0.90
6:CF:43:GLY:HA2	6:CF:58:HIS:CE1	2.06	0.90
22:DA:447:A:H5'	22:DA:449:A:C5	2.07	0.90
22:DA:1929:G:H4'	22:DA:1930:G:OP1	1.71	0.90
5:AE:14:LEU:HD13	5:AE:14:LEU:O	1.70	0.90
22:DA:142:A:H2'	22:DA:143:C:C6	2.07	0.90
24:DC:224:MET:SD	24:DC:229:HIS:HB2	2.12	0.90
22:DA:1807:G:H2'	22:DA:1808:A:H5'	1.54	0.90
28:BG:84:LYS:CG	28:BG:132:LEU:H	1.84	0.90
44:BW:23:LYS:HD2	44:BW:24:ARG:N	1.86	0.90
20:AT:43:LYS:CB	20:AT:86:ALA:HB1	2.00	0.90
38:DQ:87:VAL:HG21	39:DR:52:PRO:CD	2.02	0.90
30:DI:45:THR:HG23	30:DI:54:ILE:HD13	1.54	0.90
22:DA:1417:C:O2'	22:DA:1418:G:H5'	1.71	0.90
33:DL:92:LEU:CD2	33:DL:124:GLY:HA3	2.00	0.90
25:DD:89:GLU:HG2	25:DD:94:GLN:HE22	1.37	0.90
22:BA:479:A:O2'	22:BA:481:G:H5'	1.72	0.90
17:AQ:7:LEU:HD23	17:AQ:24:ILE:HD13	1.54	0.90
32:DK:118:LEU:C	32:DK:120:PRO:HD2	1.91	0.90
22:BA:528:A:H8	22:BA:528:A:H5''	1.36	0.90

Continued on next page...

Continued from previous page...

Atom-1	Atom-2	Distance(Å)	Clash(Å)
14:AN:19:TYR:O	14:AN:22:LYS:HB3	1.72	0.90
53:CA:348:G:O2'	53:CA:349:A:H5'	1.72	0.90
25:DD:141:ARG:HB3	25:DD:141:ARG:NH1	1.87	0.90
22:DA:822:G:O6	22:DA:943:A:H2	1.55	0.90
53:CA:781:A:H2'	53:CA:782:A:H5'	1.54	0.90
30:DI:91:LYS:HB3	30:DI:94:LYS:HB2	1.53	0.90
1:AA:633:G:O2'	1:AA:634:C:H5'	1.72	0.90
22:DA:2348:U:O2'	22:DA:2349:G:H8	1.52	0.90
44:DW:40:ARG:NH1	44:DW:40:ARG:HG2	1.75	0.89
35:DN:73:ASN:HA	35:DN:76:VAL:HG22	1.52	0.89
25:BD:104:VAL:O	25:BD:177:VAL:HG21	1.72	0.89
53:CA:1086:U:H5'	53:CA:1086:U:C6	2.08	0.89
26:DE:149:ILE:O	26:DE:188:MET:HA	1.72	0.89
1:AA:1123:U:H4'	10:AJ:39:PRO:HD2	1.53	0.89
42:DU:92:VAL:HB	42:DU:101:THR:CG2	2.02	0.89
41:BT:32:LEU:H	41:BT:83:ALA:CB	1.84	0.89
38:BQ:97:ILE:HD11	38:BQ:105:PHE:CA	2.02	0.89
58:DF:91:ARG:HA	58:DF:95:MET:SD	2.13	0.89
26:DE:119:ILE:CD1	26:DE:143:LEU:HD21	2.02	0.89
1:AA:1314:C:OP2	19:AS:5:LYS:HD2	1.72	0.89
53:CA:960:U:H4'	53:CA:961:U:C5'	2.02	0.89
53:CA:519:C:H2'	53:CA:520:A:H8	1.34	0.89
17:CQ:30:HIS:CE1	17:CQ:32:ILE:HG13	2.05	0.89
22:DA:1996:C:H4'	22:DA:1997:C:OP1	1.70	0.89
53:CA:279:A:H5''	53:CA:280:C:H3'	1.54	0.89
25:DD:107:VAL:HG12	25:DD:109:VAL:HG23	1.52	0.89
58:DF:103:ILE:HA	58:DF:107:VAL:HG21	1.52	0.89
31:DJ:99:ARG:HA	31:DJ:102:GLU:HB3	1.52	0.89
1:AA:60:A:H4'	1:AA:61:G:O5'	1.70	0.89
34:DM:34:LYS:HB2	34:DM:131:VAL:CG2	2.03	0.89
22:DA:995:C:O2	31:DJ:3:THR:HG23	1.71	0.89
22:DA:973:A:H1'	22:DA:1188:U:C6	2.06	0.89
22:DA:811:U:H5''	22:DA:812:C:OP2	1.71	0.89
29:DH:41:LYS:HA	29:DH:44:ILE:HG12	1.55	0.89
16:AP:28:ARG:NE	16:AP:29:ASN:HD21	1.69	0.89
29:BH:68:ARG:NH2	29:BH:72:ILE:HG21	1.87	0.89
5:AE:80:LEU:CD2	5:AE:122:VAL:HG11	2.01	0.89
26:BE:112:LEU:HD13	26:BE:186:VAL:HG11	1.53	0.89
9:AI:32:ARG:HG2	9:AI:36:GLN:CB	2.01	0.89
22:DA:91:A:O2'	22:DA:92:U:H5''	1.72	0.89
29:DH:84:ALA:HB3	29:DH:148:ALA:CB	2.03	0.89
11:AK:28:ASN:OD1	11:AK:46:ALA:HB3	1.72	0.89

Continued on next page...

Continued from previous page...

Atom-1	Atom-2	Distance(Å)	Clash(Å)
22:BA:1885:A:H2'	22:BA:1886:U:C6	2.08	0.89
22:DA:1915:U:H2'	22:DA:1916:A:H8	1.07	0.89
37:BP:50:ARG:CG	37:BP:57:ALA:H	1.84	0.89
5:AE:110:MET:O	5:AE:114:LEU:HB2	1.73	0.89
5:AE:80:LEU:HD12	5:AE:146:MET:CE	2.03	0.89
44:BW:24:ARG:HD3	44:BW:65:LYS:HE2	1.53	0.89
53:CA:239:U:H5'	53:CA:239:U:H6	1.33	0.89
1:AA:158:G:H2'	1:AA:159:G:C5'	2.02	0.89
22:DA:2093:G:N2	22:DA:2094:A:C4	2.40	0.89
37:BP:61:ARG:HG2	37:BP:70:GLU:HG2	1.54	0.89
22:BA:1654:A:H1'	25:BD:118:PHE:CD1	2.07	0.89
22:DA:593:U:H2'	22:DA:594:U:C6	2.08	0.89
22:BA:1993:U:H4'	25:BD:133:THR:HG21	1.55	0.89
42:DU:95:PHE:H	42:DU:95:PHE:HD1	1.18	0.89
22:DA:876:C:H3'	22:DA:877:A:C8	2.08	0.89
2:CB:127:LYS:HE2	2:CB:136:ARG:HH21	1.34	0.89
1:AA:792:A:H4'	1:AA:793:U:O5'	1.72	0.89
22:BA:506:G:H4'	22:BA:507:A:H5'	1.55	0.89
3:CC:76:ILE:HD11	3:CC:102:ILE:HD11	1.54	0.89
22:BA:84:A:H62	22:BA:101:A:H2	0.97	0.89
23:BB:33:G:O2'	23:BB:34:A:H5'	1.73	0.89
22:BA:2654:A:H4'	22:BA:2655:G:OP1	1.70	0.89
44:BW:37:VAL:HG12	44:BW:38:ARG:N	1.84	0.89
22:DA:96:C:H4'	46:DY:41:HIS:CD2	2.07	0.89
6:AF:3:HIS:N	6:AF:92:THR:HG23	1.87	0.89
22:DA:1965:C:H5'	22:DA:1966:A:H5''	1.54	0.89
40:DS:8:ARG:O	40:DS:9:HIS:HB2	1.70	0.89
4:CD:89:LEU:HD23	4:CD:199:ILE:HD11	1.53	0.89
53:CA:135:C:O2	56:CP:1:MET:HB2	1.72	0.89
41:DT:14:PRO:O	41:DT:15:HIS:HB2	1.73	0.89
51:B3:26:ALA:O	51:B3:27:ASN:HB2	1.72	0.89
10:CJ:15:HIS:CE1	10:CJ:68:ARG:HD3	2.07	0.89
22:DA:1116:G:C4	22:DA:1117:C:C5	2.60	0.89
24:BC:33:LEU:CD2	24:BC:62:ARG:HD3	2.02	0.89
48:B0:39:ARG:HB2	48:B0:39:ARG:HH11	1.36	0.89
1:AA:877:G:H21	8:AH:1:SER:HB2	1.38	0.89
19:AS:4:LEU:HD22	19:AS:8:PRO:HA	1.55	0.89
3:AC:128:MET:HB3	3:AC:131:ARG:HG3	1.53	0.89
22:DA:279:A:H61	22:DA:361:G:H1'	1.37	0.89
4:CD:143:SER:HB3	4:CD:178:GLU:HG3	1.55	0.89
22:DA:1327:A:H2'	22:DA:1328:A:C8	2.07	0.89
22:DA:739:A:H4'	22:DA:740:C:OP1	1.69	0.89

Continued on next page...

Continued from previous page...

Atom-1	Atom-2	Distance(Å)	Clash(Å)
22:BA:84:A:H4'	22:BA:85:G:O5'	1.70	0.89
37:DP:28:LYS:HB2	37:DP:28:LYS:HZ2	1.37	0.89
53:CA:491:G:O2'	53:CA:492:C:H5'	1.70	0.89
22:DA:1181:U:H2'	22:DA:1182:G:H8	1.37	0.89
2:AB:108:GLN:C	2:AB:110:ILE:N	2.19	0.88
1:AA:545:C:H5'	4:AD:68:GLU:CG	2.02	0.88
39:BR:39:LEU:HA	39:BR:49:ILE:HG21	1.54	0.88
10:CJ:35:GLN:HG2	10:CJ:76:ILE:HG23	1.54	0.88
1:AA:1299:A:N3	1:AA:1299:A:H2'	1.88	0.88
22:BA:1023:U:H5'	22:BA:1023:U:H6	1.35	0.88
53:CA:174:A:O2'	53:CA:175:C:H5'	1.71	0.88
41:DT:87:LEU:HD23	41:DT:88:LYS:N	1.87	0.88
28:BG:140:ILE:HD12	28:BG:141:GLY:N	1.88	0.88
35:BN:65:LEU:HD11	35:BN:69:ARG:NH2	1.88	0.88
53:CA:989:U:C2'	53:CA:990:C:C5'	2.51	0.88
10:CJ:12:ALA:HB3	10:CJ:18:ILE:HB	1.53	0.88
6:CF:92:THR:O	6:CF:93:LYS:HG2	1.73	0.88
22:BA:765:C:O2'	22:BA:766:U:H5'	1.73	0.88
4:AD:25:ARG:NH1	4:AD:30:LYS:HE3	1.88	0.88
23:BB:28:C:C2'	23:BB:29:A:H5'	2.03	0.88
1:AA:531:U:H4'	1:AA:532:A:O5'	1.73	0.88
22:DA:279:A:N6	22:DA:361:G:H1'	1.88	0.88
37:DP:86:LYS:HA	37:DP:86:LYS:HZ2	1.36	0.88
37:BP:59:THR:HG23	37:BP:72:VAL:HG13	1.55	0.88
22:DA:1338:G:H4'	41:DT:18:GLU:OE2	1.73	0.88
38:BQ:63:ARG:CZ	38:BQ:96:ASP:HA	2.02	0.88
38:BQ:91:ARG:HD3	39:BR:11:GLN:CG	2.03	0.88
44:DW:28:GLU:H	44:DW:31:LEU:HD21	1.34	0.88
5:AE:45:VAL:HG21	5:AE:117:ALA:HA	1.52	0.88
46:DY:20:ASN:HD22	46:DY:50:VAL:HG22	1.38	0.88
32:DK:35:VAL:HG23	32:DK:36:GLY:H	1.38	0.88
58:DF:48:LEU:HG	58:DF:49:LEU:HD22	1.52	0.88
47:DZ:4:ILE:HD12	47:DZ:58:GLU:HA	1.53	0.88
20:CT:2:ASN:N	20:CT:7:LYS:HZ3	1.72	0.88
38:DQ:71:ASN:ND2	38:DQ:106:THR:HA	1.89	0.88
42:DU:45:GLN:HE21	42:DU:45:GLN:HA	1.38	0.88
3:CC:113:LYS:HG3	3:CC:184:ASN:ND2	1.88	0.88
1:AA:423:G:H2'	1:AA:423:G:N3	1.86	0.88
39:BR:25:LEU:H	39:BR:94:THR:CG2	1.85	0.88
22:DA:2800:A:C4	22:DA:2801:G:H1'	2.09	0.88
53:CA:983:A:O2'	53:CA:984:C:H5'	1.73	0.88
22:BA:1779:U:H5	22:BA:1784:A:N7	1.70	0.88

Continued on next page...

Continued from previous page...

Atom-1	Atom-2	Distance(Å)	Clash(Å)
22:DA:310:A:O2'	22:DA:311:A:H8	1.55	0.88
58:DF:64:PRO:HA	58:DF:88:VAL:HG22	1.55	0.88
22:BA:915:C:H6	22:BA:915:C:H5''	1.36	0.88
22:DA:1345:C:OP2	22:DA:1345:C:H3'	1.72	0.88
53:CA:960:U:H5'	53:CA:961:U:H5''	1.54	0.88
53:CA:984:C:O2'	53:CA:985:C:C6	2.26	0.88
32:BK:18:ARG:HG3	32:BK:18:ARG:NH1	1.83	0.88
5:AE:155:LYS:HA	5:AE:158:LYS:NZ	1.88	0.88
10:CJ:40:ILE:HG22	10:CJ:42:LEU:CD1	2.02	0.88
46:BY:24:GLU:O	46:BY:28:LEU:HB2	1.73	0.88
40:BS:59:GLU:HA	40:BS:64:ALA:CB	2.03	0.88
53:CA:940:C:H5'	54:CG:101:ARG:NH2	1.89	0.88
22:DA:783:A:H2	22:DA:1778:U:H4'	1.36	0.88
22:BA:2328:A:H2'	22:BA:2329:U:C6	2.08	0.88
53:CA:170:U:O2'	53:CA:171:A:H5'	1.74	0.88
53:CA:91:U:HO2'	53:CA:92:U:H6	1.09	0.88
25:BD:12:THR:CG2	25:BD:13:ARG:H	1.86	0.88
53:CA:1159:U:H5	53:CA:1182:G:HO2'	0.93	0.88
22:DA:806:C:H2'	22:DA:807:U:H6	1.36	0.88
39:DR:68:ARG:HD2	39:DR:92:TRP:CH2	2.08	0.88
51:D3:32:LEU:HA	51:D3:35:LYS:HG3	1.54	0.88
25:DD:184:ARG:HH22	37:DP:6:GLN:HE21	1.19	0.88
2:AB:71:THR:HG22	2:AB:72:LYS:H	1.37	0.88
47:BZ:6:ILE:O	47:BZ:34:THR:HA	1.74	0.88
43:BV:80:HIS:HD2	43:BV:83:LYS:N	1.70	0.88
41:BT:39:THR:CG2	41:BT:41:ALA:HB3	2.03	0.88
13:AM:113:LYS:H	13:AM:114:PRO:CD	1.87	0.88
1:AA:32:A:H2'	1:AA:33:A:C8	2.07	0.88
1:AA:1256:A:H1'	1:AA:1258:G:C5	2.09	0.88
22:DA:1401:G:H2'	22:DA:1402:U:H6	1.33	0.88
37:BP:91:VAL:O	37:BP:92:ARG:HG2	1.73	0.88
57:DB:65:U:H3'	57:DB:108:A:N6	1.89	0.88
53:CA:1278:G:H4'	53:CA:1279:G:O5'	1.70	0.88
28:BG:126:THR:HG22	28:BG:127:GLN:H	1.36	0.88
21:AU:39:LYS:H	21:AU:40:PRO:HD2	1.39	0.88
22:DA:1387:A:N6	22:DA:1401:G:C6	2.41	0.88
33:BL:27:LEU:CD1	33:BL:27:LEU:H	1.87	0.88
2:AB:148:GLY:O	2:AB:151:LYS:HG2	1.72	0.88
22:DA:320:A:H4'	22:DA:322:A:N7	1.89	0.88
53:CA:764:C:C2'	53:CA:765:G:H5'	2.03	0.88
32:BK:76:VAL:HB	37:BP:72:VAL:CG2	2.04	0.88
10:AJ:53:ILE:HG22	10:AJ:61:ALA:HB1	1.56	0.88

Continued on next page...

Continued from previous page...

Atom-1	Atom-2	Distance(Å)	Clash(Å)
22:DA:1141:U:H4'	22:DA:1142:A:O5'	1.72	0.88
44:BW:17:ALA:HA	44:BW:35:ILE:HG23	1.54	0.88
22:DA:1324:G:H1'	22:DA:1616:A:N6	1.89	0.88
56:CP:67:ILE:HG12	56:CP:72:ALA:HB2	1.54	0.88
19:CS:40:PHE:CB	19:CS:41:PRO:HD2	2.02	0.88
24:BC:180:MET:HG3	24:BC:268:ARG:NH1	1.87	0.88
22:BA:475:C:H5'	22:BA:475:C:H6	1.39	0.88
4:AD:167:PRO:HB2	4:AD:170:LEU:HD11	1.56	0.88
22:BA:1585:C:C2'	22:BA:1586:A:H5'	2.04	0.88
53:CA:1493:A:H3'	22:DA:1913:A:H62	1.39	0.87
22:DA:2136:G:H2'	22:DA:2137:U:C6	2.08	0.87
38:DQ:4:LYS:HE3	38:DQ:7:VAL:HG13	1.55	0.87
11:AK:108:ASN:CB	21:AU:6:ARG:HG2	2.02	0.87
1:AA:620:C:C2	4:AD:131:ILE:HG21	2.09	0.87
37:DP:86:LYS:HA	37:DP:86:LYS:NZ	1.88	0.87
22:DA:1830:C:H5'	24:DC:14:HIS:CE1	2.08	0.87
21:AU:13:VAL:HG13	21:AU:15:LEU:HG	1.55	0.87
22:DA:1716:U:O2'	22:DA:1717:A:H8	1.58	0.87
28:DG:106:LEU:HB2	28:DG:108:PHE:HE1	1.38	0.87
25:BD:45:TYR:HD1	25:BD:45:TYR:H	1.21	0.87
39:BR:16:GLU:HA	39:BR:98:ILE:HG22	1.55	0.87
44:DW:18:LYS:HD3	44:DW:19:ARG:H	1.35	0.87
44:BW:19:ARG:NH1	44:BW:22:VAL:HG11	1.89	0.87
32:BK:4:GLU:OE2	32:BK:23:LYS:HE2	1.73	0.87
22:BA:2508:G:H2'	22:BA:2509:G:O5'	1.74	0.87
38:DQ:87:VAL:CG2	39:DR:52:PRO:HD3	2.01	0.87
22:DA:1440:U:O2'	22:DA:1441:G:H5'	1.74	0.87
42:BU:52:ASN:C	42:BU:54:PRO:HD2	1.94	0.87
22:DA:2143:C:H5'	22:DA:2144:G:OP2	1.74	0.87
22:BA:1347:A:O2'	22:BA:1348:C:H5'	1.74	0.87
53:CA:68:G:N2	53:CA:152:A:H1'	1.89	0.87
1:AA:174:A:HO2'	1:AA:175:C:H5'	1.39	0.87
44:DW:37:VAL:CG1	44:DW:55:ASP:HB2	2.03	0.87
22:DA:2023:C:HO2'	22:DA:2024:G:H8	0.87	0.87
38:DQ:78:PHE:CE1	38:DQ:82:LEU:HD11	2.10	0.87
11:AK:88:PRO:HD3	21:AU:28:LEU:HD13	1.56	0.87
25:DD:107:VAL:HG13	25:DD:203:VAL:HG23	1.57	0.87
4:AD:117:VAL:N	4:AD:122:ILE:HD11	1.90	0.87
22:BA:1416:G:HO2'	22:BA:1417:C:H6	0.95	0.87
31:BJ:111:LYS:HE2	31:BJ:115:GLY:H	1.40	0.87
8:AH:29:SER:HB3	8:AH:32:LYS:HG3	1.53	0.87
29:BH:32:PRO:HB3	45:BX:38:TRP:HB3	1.57	0.87

Continued on next page...

Continued from previous page...

Atom-1	Atom-2	Distance(Å)	Clash(Å)
10:CJ:84:VAL:HG23	10:CJ:85:ASP:N	1.90	0.87
22:DA:230:G:HO2'	22:DA:231:A:H8	0.95	0.87
1:AA:390:U:H2'	1:AA:391:G:C8	2.09	0.87
24:BC:140:VAL:CG1	24:BC:189:ALA:HB1	2.04	0.87
22:DA:1078:U:H4'	22:DA:1079:C:H5''	1.56	0.87
6:CF:3:HIS:ND1	6:CF:92:THR:HG23	1.88	0.87
45:DX:31:ASN:ND2	45:DX:31:ASN:H	1.72	0.87
22:BA:1510:G:H2'	22:BA:1511:G:H8	1.38	0.87
11:AK:22:ILE:HD13	11:AK:95:THR:HG21	1.56	0.87
22:DA:1453:A:H4'	22:DA:1454:C:OP2	1.73	0.87
42:DU:35:VAL:HG12	42:DU:36:GLU:H	1.37	0.87
22:DA:1280:G:H2'	22:DA:1281:G:H5'	1.56	0.87
22:DA:1313:U:O2'	22:DA:1314:C:H5'	1.75	0.87
9:CI:51:LEU:CG	9:CI:86:LEU:HD22	2.03	0.87
26:DE:60:TRP:CZ2	26:DE:71:GLY:HA2	2.10	0.87
22:DA:1069:A:N6	22:DA:1073:A:H5''	1.89	0.87
14:AN:44:VAL:HG23	14:AN:45:LEU:H	1.39	0.87
25:DD:141:ARG:HH11	25:DD:141:ARG:HB3	1.38	0.87
54:CG:14:ASP:HB3	54:CG:18:GLY:H	1.40	0.87
36:DO:18:LEU:HD13	36:DO:25:ARG:HG2	1.55	0.87
22:BA:1062:G:OP1	22:BA:1070:A:H4'	1.75	0.87
22:DA:2800:A:O2'	22:DA:2801:G:C4'	2.19	0.87
38:BQ:63:ARG:HH12	38:BQ:96:ASP:CA	1.87	0.87
24:DC:128:THR:CG2	24:DC:188:ARG:HB3	2.05	0.87
43:BV:80:HIS:CD2	43:BV:83:LYS:HB2	2.09	0.87
1:AA:1239:A:H4'	1:AA:1240:U:C5'	2.05	0.87
22:DA:1967:C:H6	22:DA:1967:C:H5''	1.40	0.87
25:BD:151:THR:HG22	25:BD:152:PRO:N	1.85	0.87
28:DG:93:TYR:H	28:DG:93:TYR:HD2	1.20	0.87
1:AA:274:A:O2'	1:AA:275:G:C8	2.27	0.87
34:DM:61:GLY:HA2	34:DM:107:GLY:HA3	1.53	0.87
4:CD:34:GLU:O	4:CD:37:PRO:HD3	1.74	0.87
22:DA:45:G:H5'	22:DA:46:G:H5'	1.56	0.87
33:BL:95:LEU:HD22	33:BL:100:ILE:HG12	1.54	0.87
22:DA:921:C:C2'	22:DA:922:C:H5'	2.03	0.87
38:BQ:97:ILE:CD1	38:BQ:105:PHE:HB2	2.05	0.87
1:AA:49:U:O4	1:AA:365:U:H5	1.57	0.87
22:BA:1873:G:O2'	22:BA:1874:C:H5'	1.75	0.87
22:BA:2602:A:H4'	22:BA:2603:G:OP2	1.75	0.87
22:BA:1590:A:H2'	22:BA:1591:A:H8	1.36	0.87
1:AA:16:A:O2'	1:AA:17:U:H5'	1.75	0.87
22:DA:2514:U:H2'	22:DA:2515:C:H6	1.40	0.87

Continued on next page...

Continued from previous page...

Atom-1	Atom-2	Distance(Å)	Clash(Å)
22:DA:1469:A:H2'	22:DA:1470:A:C8	2.10	0.87
1:AA:198:G:O2'	1:AA:199:A:H8	1.58	0.87
10:CJ:52:LEU:HD23	10:CJ:62:ARG:HG2	1.56	0.87
22:DA:526:A:N6	22:DA:2626:C:H4'	1.90	0.87
53:CA:239:U:C6	53:CA:239:U:H5'	2.10	0.87
1:AA:1411:C:H2'	1:AA:1412:C:H5'	1.55	0.87
55:CM:78:ARG:HH21	55:CM:79:LEU:HD23	1.37	0.87
22:BA:2051:A:H4'	22:BA:2052:A:OP1	1.72	0.87
22:BA:545:U:H2'	22:BA:546:U:H4'	1.54	0.87
22:DA:1447:C:H2'	22:DA:1448:G:C8	2.10	0.87
22:DA:1919:A:O2'	22:DA:1920:C:H5'	1.75	0.86
33:DL:47:ARG:HG2	33:DL:47:ARG:HH21	1.40	0.86
22:DA:674:G:O2'	26:DE:69:ARG:HG2	1.74	0.86
51:D3:15:LYS:NZ	51:D3:19:GLY:HA2	1.90	0.86
29:BH:31:VAL:CB	29:BH:32:PRO:HD2	2.05	0.86
1:AA:202:G:H21	1:AA:466:A:H61	1.18	0.86
53:CA:994:A:N6	53:CA:1216:A:H5'	1.90	0.86
5:CE:104:ILE:H	5:CE:122:VAL:H	1.17	0.86
37:BP:105:LYS:HA	37:BP:108:ARG:HH21	1.40	0.86
35:BN:71:ARG:HH21	35:BN:71:ARG:CG	1.88	0.86
48:B0:9:ARG:HH21	48:B0:9:ARG:HG3	1.38	0.86
29:DH:72:ILE:HD11	29:DH:141:LYS:H	1.40	0.86
53:CA:91:U:O2'	53:CA:92:U:H5''	1.74	0.86
22:BA:1150:C:H2'	22:BA:1151:A:O5'	1.75	0.86
35:DN:35:LYS:HG2	35:DN:112:TYR:CE1	2.09	0.86
53:CA:238:A:H2'	53:CA:239:U:C5'	2.04	0.86
38:DQ:87:VAL:HG11	39:DR:52:PRO:HG3	1.55	0.86
57:DB:45:A:H2'	57:DB:46:A:H8	1.38	0.86
33:DL:92:LEU:HD22	33:DL:124:GLY:HA3	1.56	0.86
17:AQ:79:GLU:C	17:AQ:80:LYS:HD3	1.96	0.86
36:DO:23:ALA:O	36:DO:42:PRO:HG3	1.75	0.86
3:CC:181:ILE:HG12	3:CC:202:PHE:HB2	1.57	0.86
22:DA:1388:G:O2'	22:DA:1389:G:H5'	1.75	0.86
1:AA:563:A:H2'	1:AA:563:A:N3	1.89	0.86
54:CG:71:THR:HG23	54:CG:72:VAL:HG23	1.54	0.86
1:AA:1279:G:N3	1:AA:1279:G:H2'	1.88	0.86
21:CU:15:LEU:HD12	21:CU:15:LEU:O	1.75	0.86
38:BQ:63:ARG:HH12	38:BQ:96:ASP:HA	1.28	0.86
31:DJ:25:LEU:HD12	31:DJ:64:VAL:HA	1.57	0.86
44:BW:23:LYS:HD2	44:BW:24:ARG:H	1.36	0.86
36:DO:53:THR:HB	36:DO:65:THR:HG22	1.58	0.86
31:BJ:73:VAL:HG23	31:BJ:74:TYR:N	1.91	0.86

Continued on next page...

Continued from previous page...

Atom-1	Atom-2	Distance(Å)	Clash(Å)
22:DA:1870:C:H5''	22:DA:1871:A:C2	2.10	0.86
43:DV:61:LEU:HD23	43:DV:61:LEU:H	1.40	0.86
10:AJ:51:VAL:HB	14:AN:80:ARG:HB2	1.55	0.86
12:CL:97:VAL:O	12:CL:97:VAL:HG23	1.72	0.86
31:BJ:77:HIS:HD2	31:BJ:79:GLY:H	1.23	0.86
1:AA:109:A:H2'	1:AA:326:G:H21	1.40	0.86
22:DA:2847:U:H2'	22:DA:2848:G:H5'	1.58	0.86
22:DA:28:A:O2'	22:DA:29:U:H5'	1.74	0.86
33:DL:124:GLY:H	33:DL:143:GLU:HG3	1.38	0.86
4:CD:176:LYS:HG3	4:CD:178:GLU:HB2	1.57	0.86
4:AD:145:ARG:HH11	4:AD:147:LYS:HE3	1.38	0.86
22:BA:2492:U:O2'	22:BA:2493:U:H5'	1.74	0.86
1:AA:571:U:H5''	1:AA:572:A:OP2	1.76	0.86
22:DA:2776:A:H4'	22:DA:2777:G:O5'	1.76	0.86
3:CC:110:LEU:HD21	3:CC:203:LYS:HD2	1.54	0.86
28:DG:120:ILE:HG13	28:DG:140:ILE:HG22	1.55	0.86
22:DA:246:C:H2'	22:DA:247:G:H5'	1.55	0.86
14:CN:40:ARG:NH1	19:CS:6:LYS:HB2	1.90	0.86
38:DQ:60:TRP:O	38:DQ:63:ARG:HG2	1.76	0.86
44:BW:37:VAL:CG1	44:BW:38:ARG:H	1.88	0.86
44:BW:23:LYS:O	44:BW:66:VAL:HB	1.75	0.86
46:DY:28:LEU:HD11	46:DY:43:LEU:HD13	1.55	0.86
32:DK:39:ILE:HD11	32:DK:62:VAL:HG23	1.56	0.86
1:AA:1240:U:H3'	1:AA:1241:G:H5'	1.55	0.86
58:DF:39:VAL:HG22	58:DF:49:LEU:HG	1.57	0.86
57:DB:42:C:H41	58:DF:87:LYS:NZ	1.72	0.86
3:CC:140:ALA:O	3:CC:145:ALA:HB3	1.75	0.86
3:CC:152:VAL:HG23	3:CC:156:LEU:HD21	1.55	0.86
22:DA:1605:C:H4'	22:DA:1610:A:C6	2.10	0.86
28:BG:115:GLN:CD	28:BG:115:GLN:H	1.79	0.86
22:BA:65:U:H2'	22:BA:66:C:H6	1.40	0.86
22:BA:2136:G:H2'	22:BA:2137:U:H5	1.39	0.86
24:BC:77:VAL:O	24:BC:77:VAL:HG23	1.75	0.86
22:DA:15:G:OP1	48:D0:20:ALA:HB2	1.75	0.86
22:DA:802:A:O2'	22:DA:803:U:H5'	1.74	0.86
1:AA:545:C:C2'	1:AA:546:A:H5'	2.06	0.86
8:AH:63:LYS:O	8:AH:70:VAL:HG23	1.75	0.86
22:DA:2210:U:H4'	22:DA:2211:A:C5'	2.05	0.86
20:CT:73:ARG:HG2	20:CT:73:ARG:HH11	1.40	0.86
58:DF:39:VAL:HA	58:DF:49:LEU:HG	1.58	0.86
22:BA:1941:C:H5'	22:BA:1941:C:C6	2.11	0.86
45:DX:63:ILE:HD12	45:DX:64:ASP:H	1.39	0.86

Continued on next page...

Continued from previous page...

Atom-1	Atom-2	Distance(Å)	Clash(Å)
57:DB:42:C:O2'	57:DB:43:C:H5'	1.75	0.86
38:BQ:8:ILE:C	38:BQ:8:ILE:HD12	1.96	0.86
2:AB:71:THR:O	2:AB:72:LYS:HG2	1.76	0.86
22:BA:1870:C:H4'	22:BA:1871:A:OP1	1.73	0.86
1:AA:1068:G:O2'	1:AA:1069:C:H5'	1.75	0.86
22:DA:338:G:H2'	22:DA:339:U:H5'	1.55	0.86
53:CA:794:A:H2'	53:CA:795:C:C6	2.10	0.86
53:CA:154:U:H2'	53:CA:155:A:H5'	1.55	0.86
22:BA:1471:G:H2'	22:BA:1472:C:H6	1.41	0.86
22:DA:2582:G:O2'	22:DA:2583:G:H5'	1.75	0.86
3:AC:119:ILE:HG21	3:AC:197:VAL:HG11	1.57	0.86
22:DA:1422:G:H4'	22:DA:1493:C:OP1	1.76	0.86
57:DB:12:C:H4'	57:DB:13:G:OP1	1.76	0.86
38:BQ:97:ILE:C	38:BQ:97:ILE:HD12	1.96	0.86
53:CA:413:G:N1	4:CD:32:LYS:HE3	1.91	0.86
1:AA:667:G:H4'	15:AO:50:HIS:CE1	2.10	0.86
2:CB:26:MET:HE2	2:CB:29:PHE:HD2	1.38	0.86
31:BJ:88:THR:HG22	31:BJ:91:GLU:CG	2.05	0.86
34:BM:108:VAL:HG13	34:BM:109:PRO:HD2	1.57	0.86
22:BA:1073:A:C3'	22:BA:1074:G:C5'	2.54	0.86
28:BG:84:LYS:HD2	28:BG:133:LYS:HG2	1.56	0.86
25:BD:12:THR:CG2	25:BD:13:ARG:N	2.39	0.86
53:CA:1118:U:H1'	53:CA:1179:A:C4	2.10	0.86
22:DA:192:C:H2'	22:DA:193:U:H5'	1.55	0.86
33:BL:27:LEU:N	33:BL:27:LEU:HD12	1.87	0.86
20:CT:60:GLN:HB3	20:CT:65:LEU:HD12	1.57	0.86
53:CA:345:C:H4'	53:CA:346:G:H5''	1.58	0.86
58:DF:104:THR:HG22	58:DF:105:ILE:HG13	1.57	0.86
22:BA:90:U:H2'	22:BA:91:A:C8	2.10	0.86
37:BP:17:PRO:HG3	37:BP:83:ILE:O	1.76	0.86
22:DA:1700:A:O2'	22:DA:1701:A:H5'	1.76	0.86
53:CA:1493:A:H3'	22:DA:1913:A:N6	1.91	0.85
53:CA:72:A:N6	53:CA:99:C:H1'	1.90	0.85
9:CI:10:ARG:HG3	9:CI:14:SER:O	1.75	0.85
1:AA:654:G:H2'	1:AA:655:A:H8	1.41	0.85
39:DR:27:ILE:HG22	39:DR:28:ALA:N	1.90	0.85
38:DQ:4:LYS:HZ2	38:DQ:6:GLY:HA3	1.41	0.85
53:CA:33:A:H2'	53:CA:34:C:C6	2.10	0.85
46:BY:9:LYS:HA	46:BY:9:LYS:NZ	1.90	0.85
22:DA:141:G:H3'	22:DA:142:A:O4'	1.76	0.85
22:DA:1447:C:H2'	22:DA:1448:G:H8	1.40	0.85
11:AK:14:GLN:HA	11:AK:76:TYR:O	1.76	0.85

Continued on next page...

Continued from previous page...

Atom-1	Atom-2	Distance(Å)	Clash(Å)
31:BJ:18:VAL:HG22	31:BJ:140:LEU:CD1	2.06	0.85
29:DH:97:ARG:O	29:DH:98:ASP:HB2	1.76	0.85
22:DA:2617:U:H2'	22:DA:2618:G:H5'	1.58	0.85
22:DA:1207:C:HO2'	22:DA:1208:C:H6	0.89	0.85
22:BA:1498:C:HO2'	22:BA:1499:C:H6	1.22	0.85
22:BA:1417:C:O2'	22:BA:1418:G:H5'	1.75	0.85
22:BA:357:C:H2'	22:BA:358:U:C6	2.11	0.85
22:BA:1073:A:H3'	22:BA:1074:G:C5'	2.06	0.85
53:CA:1217:C:O2'	53:CA:1218:C:H6	1.59	0.85
19:AS:39:ILE:HD11	19:AS:70:LEU:HD23	1.58	0.85
25:BD:186:LEU:HD11	37:BP:3:ILE:CD1	2.07	0.85
57:DB:40:U:O2	57:DB:43:C:H2'	1.75	0.85
28:DG:86:LEU:HA	28:DG:163:TYR:HB3	1.58	0.85
1:AA:662:U:H2'	1:AA:663:A:C8	2.11	0.85
22:DA:999:U:O2'	22:DA:1000:A:H5'	1.75	0.85
25:DD:10:GLY:O	25:DD:11:MET:HB2	1.76	0.85
53:CA:197:A:N6	53:CA:221:C:H4'	1.91	0.85
4:AD:69:ARG:HE	4:AD:69:ARG:HA	1.41	0.85
53:CA:1086:U:H6	53:CA:1086:U:C5'	1.89	0.85
53:CA:1139:G:H4'	53:CA:1140:C:C5'	2.07	0.85
27:BF:134:GLN:HE21	27:BF:134:GLN:N	1.74	0.85
54:CG:64:ALA:HB2	54:CG:126:ALA:HB1	1.57	0.85
26:BE:189:THR:OG1	26:BE:191:ASP:HB3	1.75	0.85
33:BL:78:ARG:HB3	33:BL:113:ALA:HB3	1.58	0.85
5:AE:89:THR:HG22	5:AE:90:GLY:N	1.91	0.85
22:BA:1073:A:H3'	22:BA:1074:G:H5''	1.57	0.85
39:BR:39:LEU:HA	39:BR:49:ILE:CG2	2.07	0.85
22:BA:197:A:N6	22:BA:2430:A:H2'	1.90	0.85
1:AA:204:G:H1'	1:AA:465:A:C2	2.11	0.85
19:CS:40:PHE:HB3	19:CS:41:PRO:CD	2.06	0.85
25:DD:118:PHE:CD1	25:DD:119:ALA:N	2.44	0.85
1:AA:390:U:H2'	1:AA:391:G:H8	1.42	0.85
22:BA:1590:A:H2'	22:BA:1591:A:C8	2.10	0.85
22:BA:2103:C:H2'	22:BA:2104:C:H5'	1.57	0.85
37:DP:63:ILE:HA	37:DP:68:GLY:HA2	1.58	0.85
22:DA:181:A:H2	22:DA:434:U:H1'	1.40	0.85
53:CA:51:A:H4'	53:CA:52:C:C5'	2.05	0.85
1:AA:968:A:H4'	1:AA:969:A:OP2	1.76	0.85
26:BE:31:VAL:HG21	26:BE:104:ALA:HB2	1.58	0.85
5:AE:83:PRO:HB3	5:AE:96:GLN:NE2	1.91	0.85
53:CA:972:C:O2'	10:CJ:57:VAL:HG23	1.75	0.85
22:DA:532:A:H3'	38:DQ:27:ARG:NH1	1.92	0.85

Continued on next page...

Continued from previous page...

Atom-1	Atom-2	Distance(Å)	Clash(Å)
32:DK:94:PRO:HG3	32:DK:115:ILE:HD12	1.59	0.85
22:DA:873:C:H4'	34:DM:64:TRP:CD1	2.10	0.85
54:CG:137:ARG:CZ	54:CG:138:GLU:HG2	2.07	0.85
22:BA:1019:U:H3	22:BA:1142:A:H62	1.23	0.85
21:AU:19:LYS:HE2	21:AU:19:LYS:CA	2.06	0.85
36:BO:30:ARG:HG2	36:BO:31:THR:H	1.41	0.85
28:DG:124:CYS:HB3	28:DG:130:ILE:HA	1.56	0.85
53:CA:1101:A:H4'	53:CA:1102:A:O5'	1.76	0.85
53:CA:818:G:H3'	53:CA:819:A:H5'	1.56	0.85
35:BN:53:THR:HA	35:BN:56:LYS:HG3	1.59	0.85
22:DA:1915:U:O2'	22:DA:1916:A:H5'	1.76	0.85
53:CA:932:C:H5''	54:CG:2:ARG:HD3	1.58	0.85
22:DA:95:A:H4'	46:DY:38:GLN:O	1.75	0.85
22:DA:671:C:O2'	22:DA:672:C:H5'	1.75	0.85
57:DB:67:G:HO2'	57:DB:68:C:H6	1.21	0.85
32:BK:71:ARG:HB3	32:BK:72:PRO:HD3	1.57	0.85
22:DA:2284:A:O2'	22:DA:2285:C:H5'	1.77	0.85
1:AA:1157:A:H1'	1:AA:1181:G:N2	1.90	0.85
4:AD:145:ARG:HD2	4:AD:147:LYS:HE2	1.58	0.85
6:AF:17:GLN:HG2	4:CD:188:SER:HB2	1.55	0.85
22:BA:1050:A:C2	22:BA:2751:G:C5	2.64	0.85
43:DV:30:ILE:HG12	43:DV:91:PHE:HB2	1.58	0.85
31:BJ:111:LYS:HD3	31:BJ:112:GLY:H	1.07	0.85
8:AH:74:ILE:CD1	8:AH:128:VAL:HG22	2.06	0.85
10:CJ:64:GLN:CB	14:CN:98:ALA:HB3	2.06	0.85
26:DE:112:LEU:HD12	26:DE:118:LEU:HD13	1.57	0.85
41:BT:48:GLN:HE21	41:BT:48:GLN:HA	1.41	0.85
1:AA:87:C:H2'	1:AA:88:U:H6	1.42	0.85
2:AB:19:THR:HA	2:AB:37:VAL:HG23	1.57	0.85
34:BM:40:ARG:HB2	34:BM:93:VAL:CG2	2.05	0.85
2:CB:147:LEU:H	2:CB:147:LEU:HD12	1.41	0.85
8:CH:23:ALA:HA	8:CH:62:LEU:HD23	1.59	0.85
53:CA:1268:G:H21	53:CA:1327:C:H1'	1.42	0.85
46:DY:57:LEU:HD13	46:DY:60:LYS:HE3	1.58	0.85
24:BC:14:HIS:O	24:BC:203:VAL:HG11	1.76	0.85
26:BE:119:ILE:HD13	26:BE:187:VAL:HA	1.59	0.85
53:CA:1147:C:H4'	9:CI:6:TYR:CE1	2.12	0.85
22:DA:1511:G:HO2'	22:DA:1512:C:H6	1.23	0.85
53:CA:1242:G:C2	53:CA:1243:C:H1'	2.12	0.85
22:DA:2389:G:C5'	22:DA:2390:U:H5'	2.07	0.85
58:DF:177:ARG:CD	58:DF:178:LYS:H	1.90	0.85
22:BA:1455:G:H5'	22:BA:1455:G:C8	2.11	0.85

Continued on next page...

Continued from previous page...

Atom-1	Atom-2	Distance(Å)	Clash(Å)
34:DM:36:VAL:HG22	43:DV:82:TYR:HB2	1.59	0.85
10:AJ:65:TYR:HB3	14:AN:95:LEU:HD11	1.57	0.85
1:AA:129:A:O2'	1:AA:130:A:H5''	1.77	0.85
29:DH:116:ARG:O	29:DH:117:LEU:HG	1.76	0.85
24:DC:8:THR:O	24:DC:9:SER:HB3	1.77	0.85
1:AA:1338:G:H2'	1:AA:1339:A:C8	2.10	0.85
10:AJ:42:LEU:HB3	10:AJ:43:PRO:HD2	1.57	0.85
22:DA:533:G:OP1	38:DQ:27:ARG:HD3	1.76	0.85
24:BC:16:VAL:N	24:BC:203:VAL:CG1	2.39	0.85
6:AF:3:HIS:CB	6:AF:92:THR:HG23	2.07	0.85
22:DA:1258:U:H2'	22:DA:1259:G:C8	2.10	0.85
36:DO:11:ALA:HB2	36:DO:96:GLY:N	1.92	0.85
53:CA:1396:A:H4'	53:CA:1397:C:O5'	1.75	0.85
22:DA:878:A:H4'	22:DA:898:C:H42	1.40	0.85
25:DD:51:THR:CG2	25:DD:76:GLY:HA3	2.05	0.85
2:AB:17:HIS:CD2	2:AB:202:ASN:HD21	1.94	0.85
22:BA:216:A:H2'	22:BA:217:A:H8	1.41	0.85
22:BA:1714:U:H2'	22:BA:1714:U:O2	1.77	0.85
31:BJ:111:LYS:CD	31:BJ:112:GLY:H	1.88	0.84
5:AE:100:GLU:HB3	5:AE:121:ASN:HA	1.59	0.84
22:DA:1012:U:O4	31:DJ:30:THR:HG21	1.76	0.84
17:AQ:13:SER:O	17:AQ:16:MET:HE2	1.77	0.84
25:BD:106:LYS:N	25:BD:106:LYS:HD2	1.90	0.84
22:DA:2093:G:C2	22:DA:2094:A:C5	2.65	0.84
22:DA:1070:A:H5'	22:DA:1071:G:H5''	1.59	0.84
42:DU:3:LYS:HG2	42:DU:84:PHE:HZ	1.42	0.84
20:CT:74:HIS:O	20:CT:78:LEU:HB2	1.76	0.84
58:DF:59:ILE:HD13	58:DF:137:PHE:HZ	1.41	0.84
22:DA:2319:G:O2'	22:DA:2321:U:O4	1.94	0.84
53:CA:87:C:O2'	53:CA:88:U:H4'	1.77	0.84
4:AD:195:ASN:O	4:AD:196:GLU:HG3	1.76	0.84
10:CJ:15:HIS:HA	10:CJ:18:ILE:CG2	2.07	0.84
32:DK:60:ALA:HA	32:DK:87:LEU:HD23	1.56	0.84
17:CQ:3:LYS:HZ3	17:CQ:6:THR:HG21	1.40	0.84
1:AA:1277:C:HO2'	1:AA:1279:G:H8	0.86	0.84
1:AA:1352:C:H2'	1:AA:1353:G:C8	2.11	0.84
53:CA:1322:C:O2'	53:CA:1323:G:H5'	1.77	0.84
31:DJ:59:ALA:O	31:DJ:62:VAL:HG12	1.77	0.84
38:DQ:87:VAL:HG12	38:DQ:88:GLU:H	1.42	0.84
58:DF:91:ARG:NH2	58:DF:91:ARG:HB3	1.91	0.84
11:AK:100:ASN:HB2	11:AK:106:ILE:HG21	1.59	0.84
22:BA:1347:A:C2'	22:BA:1348:C:H5'	2.07	0.84

Continued on next page...

Continued from previous page...

Atom-1	Atom-2	Distance(Å)	Clash(Å)
43:DV:4:ILE:HB	43:DV:63:ILE:HG13	1.58	0.84
41:DT:44:LYS:O	41:DT:48:GLN:HG2	1.78	0.84
50:B2:34:ARG:NH1	50:B2:39:ARG:HG2	1.93	0.84
22:DA:2466:C:OP1	52:D4:4:ARG:HB3	1.78	0.84
1:AA:339:C:H2'	1:AA:340:U:H6	1.42	0.84
53:CA:1504:G:C3'	53:CA:1505:G:H5'	2.07	0.84
22:BA:760:G:H2'	22:BA:761:A:H5'	1.60	0.84
53:CA:66:A:H2'	53:CA:66:A:N3	1.91	0.84
12:AL:62:VAL:HG21	12:AL:94:TYR:CE2	2.12	0.84
31:DJ:74:TYR:CE2	31:DJ:103:ILE:HD11	2.11	0.84
53:CA:1458:G:O3'	20:CT:22:SER:HA	1.76	0.84
22:DA:207:A:H2'	22:DA:208:C:C6	2.12	0.84
1:AA:366:A:O2'	1:AA:394:G:N2	2.10	0.84
28:BG:83:THR:HA	28:BG:84:LYS:CE	2.08	0.84
38:BQ:91:ARG:HB3	38:BQ:93:ILE:HG22	1.57	0.84
33:DL:57:LEU:HD12	33:DL:60:ARG:HD2	1.58	0.84
22:DA:616:A:O2'	22:DA:617:G:H8	1.61	0.84
11:CK:81:LEU:HD11	11:CK:104:PHE:CD2	2.12	0.84
4:CD:2:ARG:HE	4:CD:114:ARG:HD2	1.41	0.84
26:DE:170:ARG:NH2	26:DE:176:ASP:HB2	1.91	0.84
21:AU:19:LYS:HE2	21:AU:19:LYS:HA	1.57	0.84
52:B4:9:LYS:O	52:B4:10:LEU:HD23	1.77	0.84
2:CB:162:VAL:HG13	2:CB:184:ALA:CB	2.08	0.84
22:DA:1277:G:H5'	35:DN:20:MET:CE	2.07	0.84
22:DA:172:A:H2'	22:DA:173:A:H8	1.42	0.84
22:BA:196:A:H2'	22:BA:805:G:O6	1.77	0.84
22:BA:1945:G:H2'	22:BA:1946:U:H6	1.42	0.84
17:CQ:61:ARG:HG2	17:CQ:75:VAL:HG11	1.60	0.84
53:CA:987:G:C4	53:CA:988:G:N7	2.46	0.84
53:CA:989:U:O2'	53:CA:990:C:C5'	2.25	0.84
22:DA:2838:G:H1'	35:DN:45:ARG:HH22	1.41	0.84
24:BC:12:ARG:HH11	24:BC:12:ARG:CG	1.89	0.84
22:BA:2093:G:O2'	22:BA:2094:A:H5'	1.77	0.84
22:DA:2001:C:H4'	22:DA:2689:U:H2'	1.58	0.84
22:DA:1359:A:C2	22:DA:1360:G:H1'	2.13	0.84
40:DS:29:VAL:CG1	40:DS:55:ILE:HD11	2.07	0.84
3:CC:148:ILE:HD13	3:CC:201:ILE:HG12	1.60	0.84
28:BG:70:LEU:O	28:BG:74:MET:HG3	1.78	0.84
34:DM:35:ALA:HB3	34:DM:99:GLY:H	1.41	0.84
22:DA:2636:C:H2'	22:DA:2637:U:H6	1.42	0.84
22:DA:1521:G:C6	22:DA:1522:A:N6	2.44	0.84
53:CA:1058:G:OP1	3:CC:198:LYS:HE2	1.77	0.84

Continued on next page...

Continued from previous page...

Atom-1	Atom-2	Distance(Å)	Clash(Å)
1:AA:1370:G:O5'	9:AI:110:VAL:HG21	1.77	0.84
3:CC:63:ILE:HG12	3:CC:65:VAL:HG23	1.59	0.84
22:BA:153:U:O2'	22:BA:154:U:H5'	1.77	0.84
2:AB:101:THR:HG22	2:AB:174:GLU:OE1	1.78	0.84
22:BA:1082:U:H5'	30:BI:117:THR:O	1.78	0.84
22:DA:382:A:H2'	22:DA:383:C:C5'	2.07	0.84
5:AE:109:ALA:O	5:AE:110:MET:HG2	1.77	0.84
22:BA:855:G:N3	44:BW:23:LYS:HD3	1.92	0.84
22:DA:480:A:H3'	22:DA:481:G:C5'	2.07	0.84
58:DF:147:ARG:O	58:DF:148:VAL:HG22	1.78	0.84
16:AP:22:ALA:CB	16:AP:32:PHE:HA	2.06	0.84
22:DA:1116:G:N2	22:DA:1117:C:C2	2.45	0.84
22:DA:2714:G:H2'	22:DA:2715:C:C6	2.12	0.84
9:AI:119:LYS:HG3	9:AI:122:ARG:HB3	1.58	0.84
24:BC:93:VAL:HG13	24:BC:94:LEU:N	1.90	0.84
27:BF:34:THR:HG23	27:BF:89:THR:HG23	1.57	0.84
22:DA:2190:G:H5'	22:DA:2191:A:OP2	1.77	0.84
22:BA:2813:A:H2	22:BA:2887:A:N6	1.75	0.84
22:DA:2401:U:H3'	22:DA:2402:U:H5''	1.59	0.84
1:AA:194:C:O2'	1:AA:195:A:H5'	1.77	0.84
46:DY:2:LYS:HD2	46:DY:4:LYS:HE3	1.60	0.84
22:DA:617:G:HO2'	22:DA:618:G:H8	0.86	0.84
41:BT:87:LEU:HB2	41:BT:91:GLN:HG2	1.57	0.84
12:AL:23:LEU:CB	12:AL:58:ASN:HD22	1.90	0.84
2:CB:160:LEU:HD13	2:CB:180:ILE:HG21	1.59	0.84
22:DA:142:A:O2'	22:DA:143:C:H5'	1.77	0.84
2:CB:26:MET:HE2	2:CB:29:PHE:CD2	2.13	0.84
40:DS:14:ALA:O	40:DS:18:ARG:HB2	1.77	0.84
22:BA:1085:A:H3'	22:BA:1086:A:H2	1.41	0.84
53:CA:79:G:H2'	53:CA:80:A:H8	1.42	0.84
4:AD:47:LEU:CD2	4:AD:52:VAL:HG12	2.07	0.84
51:B3:31:ILE:O	51:B3:35:LYS:HE3	1.78	0.84
52:D4:16:ILE:HG12	52:D4:25:VAL:CG2	2.02	0.84
22:DA:2286:G:H4'	22:DA:2287:A:O4'	1.78	0.84
26:BE:146:VAL:HG23	26:BE:167:VAL:CG2	2.08	0.84
53:CA:47:C:O2'	53:CA:48:C:H5'	1.76	0.84
26:BE:111:GLU:HG2	26:BE:114:ARG:NH1	1.93	0.84
35:BN:33:ILE:HD11	35:BN:118:ARG:HD2	1.59	0.84
8:AH:21:LYS:HE2	8:AH:22:ALA:H	1.42	0.84
53:CA:961:U:O2'	53:CA:962:C:H6	1.59	0.84
9:CI:51:LEU:HB2	9:CI:56:MET:SD	2.17	0.84
24:DC:152:GLN:H	24:DC:152:GLN:HE21	1.21	0.84

Continued on next page...

Continued from previous page...

Atom-1	Atom-2	Distance(Å)	Clash(Å)
53:CA:1202:U:H2'	53:CA:1203:C:C6	2.12	0.84
7:AG:61:PHE:HE1	7:AG:65:LEU:HD22	1.43	0.84
22:BA:2358:A:H61	33:BL:54:GLN:HE22	1.24	0.84
22:DA:2492:U:O2'	22:DA:2493:U:H5'	1.78	0.84
22:DA:279:A:C2	22:DA:362:A:H4'	2.13	0.84
3:CC:110:LEU:O	3:CC:110:LEU:HD23	1.77	0.84
22:BA:2135:A:HO2'	22:BA:2136:G:H8	1.26	0.84
22:BA:269:C:H2'	22:BA:270:A:H5'	1.58	0.84
4:AD:11:SER:HA	4:AD:18:LEU:HD12	1.59	0.84
22:BA:1378:A:O2'	22:BA:1379:U:O5'	1.96	0.84
43:DV:44:HIS:NE2	43:DV:85:LYS:HB2	1.92	0.84
53:CA:1293:C:H2'	53:CA:1294:G:C8	2.13	0.84
22:DA:2429:G:H3'	22:DA:2429:G:OP2	1.78	0.84
25:BD:13:ARG:HH12	37:BP:74:GLN:HE21	1.26	0.83
12:CL:42:LYS:HG2	12:CL:43:LYS:N	1.92	0.83
22:DA:575:A:O2'	22:DA:576:U:H5'	1.77	0.83
34:DM:27:SER:H	34:DM:66:ARG:HH22	1.20	0.83
22:DA:1060:U:C4'	22:DA:1061:U:H2'	2.08	0.83
22:DA:1056:G:H1'	22:DA:1103:A:N6	1.93	0.83
1:AA:415:A:H2'	1:AA:416:G:H8	1.40	0.83
22:BA:1050:A:C2	22:BA:2751:G:C4	2.66	0.83
26:BE:76:PRO:HA	26:BE:82:GLY:HA3	1.60	0.83
38:DQ:16:ILE:HG23	38:DQ:38:VAL:HG21	1.58	0.83
48:B0:42:ILE:CD1	48:B0:48:TYR:HB2	2.07	0.83
29:DH:8:LYS:HD2	29:DH:9:VAL:N	1.92	0.83
28:DG:167:VAL:HG23	28:DG:168:VAL:H	1.42	0.83
53:CA:1493:A:H8	22:DA:1913:A:H61	1.23	0.83
22:DA:78:U:O2'	22:DA:79:C:H5'	1.78	0.83
11:CK:111:ASP:H	21:CU:3:ILE:N	1.76	0.83
2:AB:218:ALA:HA	2:AB:221:ARG:HH21	1.44	0.83
9:AI:83:THR:HG21	9:AI:102:PHE:HB3	1.60	0.83
22:DA:558:U:OP1	31:DJ:113:PRO:HD2	1.77	0.83
53:CA:631:C:H3'	53:CA:632:U:H5'	1.59	0.83
22:BA:1079:C:N4	22:BA:1088:A:H2	1.76	0.83
53:CA:77:A:H2'	53:CA:78:A:C8	2.12	0.83
37:BP:57:ALA:HB1	37:BP:73:PHE:O	1.78	0.83
22:DA:637:A:OP2	33:DL:112:LEU:HD22	1.78	0.83
20:AT:43:LYS:HB3	20:AT:86:ALA:CB	2.06	0.83
25:BD:110:THR:HG23	25:BD:171:THR:HG22	1.60	0.83
2:AB:67:LEU:HD21	2:AB:91:VAL:HG23	1.59	0.83
25:DD:48:ILE:HG22	25:DD:84:LEU:HD23	1.59	0.83
22:DA:1931:U:C2'	22:DA:1932:A:H8	1.91	0.83

Continued on next page...

Continued from previous page...

Atom-1	Atom-2	Distance(Å)	Clash(Å)
12:CL:66:ILE:HD13	12:CL:73:LEU:HD12	1.59	0.83
7:AG:86:VAL:HG22	7:AG:150:PHE:HB3	1.58	0.83
1:AA:1441:A:H62	1:AA:1461:G:H21	1.26	0.83
37:BP:28:LYS:HB2	37:BP:82:SER:HB3	1.60	0.83
43:BV:20:LEU:HD23	43:BV:25:LYS:HB2	1.59	0.83
12:AL:1:ALA:HB3	12:AL:5:GLN:OE1	1.78	0.83
53:CA:1038:C:H2'	53:CA:1039:G:C8	2.12	0.83
1:AA:121:U:H6	1:AA:121:U:H5''	1.43	0.83
35:BN:1:MET:O	35:BN:2:ARG:HB2	1.76	0.83
22:BA:1069:A:O2'	22:BA:1070:A:H5''	1.77	0.83
1:AA:496:A:H2'	1:AA:496:A:N3	1.92	0.83
1:AA:468:A:O2'	1:AA:469:C:H5'	1.78	0.83
12:AL:49:ARG:CG	12:AL:49:ARG:HH11	1.85	0.83
12:AL:23:LEU:HB2	12:AL:58:ASN:HD22	1.43	0.83
46:BY:7:ARG:H	46:BY:60:LYS:NZ	1.77	0.83
41:DT:29:THR:H	41:DT:87:LEU:HB2	1.42	0.83
22:DA:704:G:H2'	22:DA:726:G:H22	1.44	0.83
22:BA:2801:G:O2'	22:BA:2802:G:H5'	1.79	0.83
22:BA:866:A:O2'	22:BA:867:C:H5'	1.78	0.83
54:CG:41:ILE:HG21	54:CG:115:MET:CE	2.08	0.83
22:DA:739:A:O2'	22:DA:740:C:C5	2.31	0.83
38:DQ:4:LYS:CD	38:DQ:7:VAL:HG22	2.08	0.83
41:BT:28:ASN:HA	41:BT:91:GLN:NE2	1.94	0.83
22:DA:1039:A:H2	22:DA:1116:G:H22	1.25	0.83
22:DA:2461:A:H1'	22:DA:2492:U:N3	1.92	0.83
23:BB:52:A:H4'	23:BB:53:A:OP1	1.74	0.83
24:DC:52:HIS:HA	24:DC:216:ARG:HB2	1.59	0.83
4:AD:60:VAL:HA	4:AD:63:ILE:HG22	1.60	0.83
22:BA:1199:U:H2'	22:BA:1200:C:C6	2.13	0.83
28:BG:88:LEU:HD11	28:BG:95:ALA:HB2	1.58	0.83
1:AA:718:A:C8	11:AK:117:HIS:HB3	2.13	0.83
1:AA:1251:A:H2'	1:AA:1252:A:C8	2.14	0.83
22:DA:2339:C:HO2'	22:DA:2340:A:H8	0.86	0.83
22:BA:2510:C:C5'	22:BA:2510:C:H6	1.89	0.83
36:BO:58:ILE:O	36:BO:62:LEU:HD11	1.79	0.83
42:DU:54:PRO:HG2	42:DU:55:GLY:H	1.40	0.83
22:BA:915:C:O2'	22:BA:916:G:H5'	1.78	0.83
22:BA:1414:C:C4	22:BA:1415:U:H5	1.96	0.83
30:DI:104:GLN:HA	30:DI:107:GLU:HB2	1.60	0.83
1:AA:765:G:H1	1:AA:812:G:HO2'	1.19	0.83
1:AA:724:G:O2'	1:AA:725:G:H5'	1.78	0.83
22:DA:1387:A:H5'	22:DA:1469:A:H1'	1.60	0.83

Continued on next page...

Continued from previous page...

Atom-1	Atom-2	Distance(Å)	Clash(Å)
38:BQ:93:ILE:CG2	38:BQ:94:LEU:H	1.90	0.83
31:DJ:6:ALA:HB3	31:DJ:45:THR:HB	1.61	0.83
53:CA:694:A:C3'	53:CA:695:A:H5''	2.09	0.83
22:DA:2345:G:H4'	22:DA:2346:A:H5''	1.59	0.83
37:BP:3:ILE:HD13	37:BP:3:ILE:O	1.77	0.83
22:BA:1707:G:H2'	22:BA:1708:C:H6	1.43	0.83
54:CG:41:ILE:HG21	54:CG:115:MET:HE2	1.61	0.83
24:BC:158:GLY:H	24:BC:194:VAL:HG13	1.40	0.83
1:AA:210:C:H4'	1:AA:211:G:N2	1.94	0.83
31:BJ:117:ALA:HA	31:BJ:120:ARG:NH2	1.94	0.83
29:DH:68:ARG:CD	29:DH:71:LYS:HD3	2.07	0.83
57:DB:94:A:OP1	43:DV:19:ARG:HD3	1.77	0.83
38:BQ:27:ARG:NH1	38:BQ:27:ARG:HG3	1.92	0.83
49:B1:7:LYS:HA	49:B1:23:THR:HG22	1.60	0.83
38:BQ:4:LYS:HG3	38:BQ:5:ARG:N	1.93	0.83
22:DA:426:C:O2'	22:DA:427:U:H5'	1.79	0.83
53:CA:1446:A:H2'	53:CA:1447:A:H5'	1.61	0.83
38:BQ:40:LYS:HB2	38:BQ:40:LYS:NZ	1.93	0.83
4:AD:21:LYS:HD3	4:AD:21:LYS:O	1.78	0.83
28:DG:148:ARG:HB2	28:DG:152:ARG:NH2	1.94	0.83
51:D3:22:LYS:H	51:D3:48:MET:HB3	1.44	0.83
22:DA:389:G:C8	22:DA:2413:G:H4'	2.14	0.83
6:CF:86:ARG:HD3	18:CR:63:TYR:O	1.77	0.83
32:BK:114:LYS:O	32:BK:118:LEU:HD13	1.79	0.83
43:DV:63:ILE:O	43:DV:70:ILE:HD11	1.79	0.83
9:CI:11:ARG:HD3	9:CI:106:ASP:OD1	1.78	0.83
29:BH:94:ILE:HG21	29:BH:99:ILE:HG12	1.59	0.83
53:CA:989:U:O2'	53:CA:990:C:H5''	1.79	0.83
56:CP:52:LEU:HD21	56:CP:75:ILE:HG12	1.59	0.83
26:DE:148:ILE:CD1	26:DE:187:VAL:HG21	2.03	0.83
55:CM:64:VAL:HG12	55:CM:65:GLU:HG3	1.59	0.83
45:BX:5:GLN:NE2	45:BX:49:ARG:H	1.77	0.83
53:CA:1520:C:H2'	53:CA:1521:C:C6	2.12	0.83
22:DA:241:A:H4'	22:DA:242:G:OP1	1.77	0.83
22:DA:1751:U:H2'	22:DA:1752:C:C6	2.13	0.83
22:DA:443:A:H61	26:DE:36:ALA:HB1	1.43	0.83
2:AB:139:GLU:O	2:AB:143:LEU:HD23	1.79	0.83
53:CA:496:A:H2'	53:CA:496:A:N3	1.91	0.83
34:BM:2:LEU:HD23	34:BM:69:PRO:HD2	1.60	0.83
22:DA:616:A:C2'	22:DA:617:G:H8	1.91	0.82
22:BA:636:G:C4	33:BL:111:ILE:HD11	2.13	0.82
8:CH:85:TYR:CD2	8:CH:123:GLU:HB2	2.14	0.82

Continued on next page...

Continued from previous page...

Atom-1	Atom-2	Distance(Å)	Clash(Å)
17:CQ:19:SER:HB3	17:CQ:70:LYS:NZ	1.93	0.82
49:D1:32:LYS:HE3	49:D1:52:LYS:OXT	1.79	0.82
58:DF:39:VAL:HG13	58:DF:49:LEU:CD2	2.09	0.82
31:BJ:56:VAL:HG12	31:BJ:57:LEU:N	1.94	0.82
19:AS:43:MET:O	19:AS:61:VAL:HG21	1.79	0.82
24:BC:210:ALA:O	24:BC:215:VAL:HG23	1.79	0.82
6:AF:42:TRP:HZ2	6:AF:61:LEU:HD22	1.44	0.82
9:AI:98:ARG:HG3	9:AI:103:VAL:HG21	1.59	0.82
49:D1:7:LYS:HD3	51:D3:33:THR:HG21	1.60	0.82
24:DC:94:LEU:HD13	24:DC:100:ARG:HD3	1.59	0.82
22:BA:2573:C:OP1	62:BA:3705:HOH:O	1.95	0.82
22:BA:1865:U:O2'	22:BA:1866:A:H5''	1.78	0.82
53:CA:1005:A:C5	53:CA:1006:G:H1'	2.13	0.82
53:CA:117:G:O2'	53:CA:118:U:H5'	1.79	0.82
11:CK:55:ARG:H	11:CK:55:ARG:HD2	1.41	0.82
31:DJ:5:THR:HA	31:DJ:44:TYR:CD2	2.14	0.82
49:B1:33:LEU:H	49:B1:51:ALA:CB	1.89	0.82
22:DA:2215:C:HO2'	22:DA:2216:G:H8	1.27	0.82
12:AL:89:LEU:HB3	12:AL:92:VAL:CG2	2.10	0.82
22:DA:1079:C:N4	22:DA:1088:A:H5''	1.92	0.82
2:CB:114:LYS:CE	2:CB:151:LYS:HB2	2.09	0.82
2:AB:9:LEU:HD23	2:AB:11:ALA:N	1.94	0.82
1:AA:1063:C:H2'	1:AA:1064:G:C8	2.15	0.82
40:BS:73:LYS:CE	40:BS:73:LYS:HA	2.04	0.82
2:AB:137:THR:HA	2:AB:140:LEU:HD13	1.60	0.82
45:DX:31:ASN:HD22	45:DX:31:ASN:N	1.76	0.82
22:DA:27:G:H1'	22:DA:513:A:N6	1.94	0.82
22:BA:1734:G:O2'	22:BA:1735:A:H8	1.62	0.82
53:CA:1264:U:H2'	53:CA:1265:C:C6	2.14	0.82
29:BH:62:LEU:HD12	29:BH:63:ALA:N	1.94	0.82
22:BA:559:G:H2'	22:BA:560:C:H5'	1.61	0.82
22:BA:559:G:C2'	22:BA:560:C:H5'	2.10	0.82
1:AA:1303:C:O2'	1:AA:1304:G:H5'	1.78	0.82
3:AC:35:ASP:OD1	3:AC:56:ILE:HG21	1.79	0.82
12:AL:72:ASN:ND2	12:AL:73:LEU:H	1.78	0.82
2:AB:110:ILE:HD12	2:AB:147:LEU:CD1	2.10	0.82
53:CA:1329:A:H5''	55:CM:25:GLY:N	1.93	0.82
44:BW:39:GLN:HG2	44:BW:41:GLY:N	1.95	0.82
48:D0:28:SER:HB3	48:D0:39:ARG:HE	1.43	0.82
22:DA:614:A:H4'	22:DA:616:A:H62	1.44	0.82
57:DB:58:A:C2'	57:DB:59:A:C8	2.60	0.82
1:AA:374:A:H5''	1:AA:452:A:N1	1.93	0.82

Continued on next page...

Continued from previous page...

Atom-1	Atom-2	Distance(Å)	Clash(Å)
55:CM:13:HIS:HB3	55:CM:16:ILE:HD13	1.62	0.82
29:DH:84:ALA:HB3	29:DH:148:ALA:HB2	1.61	0.82
4:CD:33:ILE:O	4:CD:35:GLN:HG2	1.79	0.82
29:DH:27:ARG:NH1	45:DX:59:ASP:HA	1.93	0.82
1:AA:6:G:O6	5:AE:98:ALA:HB1	1.79	0.82
22:BA:2870:C:C5	22:BA:2871:U:C5	2.68	0.82
22:DA:1534:U:H6	22:DA:1538:G:N1	1.75	0.82
22:BA:2508:G:H1'	22:BA:2554:U:O2'	1.80	0.82
53:CA:1125:U:C5	10:CJ:40:ILE:HG12	2.14	0.82
22:BA:1931:U:O2'	22:BA:1932:A:H5'	1.78	0.82
22:BA:2637:U:H2'	22:BA:2638:G:H5'	1.61	0.82
22:BA:675:A:H4'	26:BE:62:GLN:HE22	1.43	0.82
22:BA:215:G:H4'	22:BA:216:A:H4'	1.61	0.82
12:AL:2:THR:HB	12:AL:5:GLN:HG3	1.60	0.82
35:BN:85:PRO:HA	35:BN:88:ALA:HB2	1.60	0.82
32:BK:51:LYS:HG3	32:BK:95:ILE:HD11	1.60	0.82
22:BA:1813:G:N3	24:BC:49:THR:HG21	1.94	0.82
42:BU:38:ILE:HG22	42:BU:39:ASN:N	1.92	0.82
33:BL:104:GLN:HE21	33:BL:104:GLN:HA	1.44	0.82
1:AA:1167:A:C8	1:AA:1169:A:N6	2.47	0.82
5:CE:44:ARG:HG2	5:CE:72:ASN:HA	1.58	0.82
11:AK:19:VAL:HG22	11:AK:82:GLU:HG2	1.61	0.82
53:CA:73:C:HO2'	53:CA:74:A:H8	0.86	0.82
34:BM:35:ALA:O	34:BM:128:THR:HA	1.79	0.82
26:DE:105:LEU:HD12	26:DE:200:LEU:HD11	1.61	0.82
4:AD:33:ILE:O	4:AD:34:GLU:HB3	1.76	0.82
22:BA:1941:C:H5'	22:BA:1941:C:H6	1.43	0.82
2:CB:67:LEU:HD12	2:CB:157:PRO:HG3	1.61	0.82
2:CB:49:PHE:HA	2:CB:52:ALA:HB3	1.61	0.82
40:BS:18:ARG:O	40:BS:19:LEU:HB2	1.78	0.82
22:DA:1808:A:O3'	22:DA:1809:A:H8	1.61	0.82
3:AC:18:ASN:HB3	3:AC:39:ARG:HH12	1.44	0.82
37:BP:63:ILE:HA	37:BP:68:GLY:HA2	1.58	0.82
3:CC:12:GLY:O	3:CC:13:ILE:HD13	1.80	0.82
41:DT:10:VAL:HG23	41:DT:11:LEU:HD12	1.61	0.82
28:BG:18:ILE:HD11	28:BG:42:VAL:HG13	1.61	0.82
32:BK:21:CYS:HA	32:BK:41:ILE:HD12	1.60	0.82
26:BE:119:ILE:HD11	26:BE:187:VAL:CG2	2.08	0.82
1:AA:1192:C:H2'	1:AA:1193:G:O4'	1.78	0.82
11:CK:126:ARG:HB2	21:CU:33:ARG:CD	2.10	0.82
52:D4:19:ARG:O	52:D4:20:ASP:HB2	1.79	0.82
24:BC:77:VAL:HA	24:BC:93:VAL:HA	1.60	0.82

Continued on next page...

Continued from previous page...

Atom-1	Atom-2	Distance(Å)	Clash(Å)
12:CL:20:VAL:HB	12:CL:23:LEU:HD12	1.59	0.82
29:DH:31:VAL:HB	29:DH:32:PRO:HD3	1.61	0.82
40:DS:6:LYS:NZ	40:DS:104:THR:HG23	1.95	0.82
22:DA:810:U:O4	33:DL:30:THR:HG22	1.78	0.82
14:AN:50:LEU:HB3	14:AN:51:PRO:HD2	1.60	0.82
3:AC:134:LYS:HE3	3:AC:138:GLN:NE2	1.94	0.82
22:BA:616:A:O2'	22:BA:617:G:H5'	1.80	0.82
22:DA:1307:A:H62	22:DA:1606:C:H6	0.86	0.82
35:DN:73:ASN:CA	35:DN:76:VAL:HG22	2.09	0.82
8:CH:78:SER:HB2	8:CH:124:ILE:O	1.80	0.82
40:BS:4:ILE:CG2	40:BS:106:VAL:HG22	2.09	0.82
22:DA:2756:U:H4'	22:DA:2757:A:O5'	1.80	0.82
22:BA:619:G:H5''	22:BA:620:G:OP2	1.79	0.82
22:DA:503:A:H4'	22:DA:504:A:O5'	1.80	0.82
34:BM:73:ILE:HG21	34:BM:91:TYR:CZ	2.14	0.82
10:CJ:57:VAL:HG22	10:CJ:58:ASN:N	1.95	0.82
22:DA:618:G:O2'	22:DA:619:G:H5'	1.79	0.82
22:BA:1045:C:H5''	22:BA:1046:A:C5'	2.09	0.82
33:BL:110:VAL:HG12	33:BL:111:ILE:N	1.94	0.82
38:BQ:49:ARG:HG3	38:BQ:49:ARG:NH1	1.88	0.82
53:CA:1054:C:O2'	53:CA:1055:A:H5''	1.79	0.82
22:DA:1038:G:H2'	22:DA:1039:A:C5'	2.10	0.82
2:CB:67:LEU:CD1	2:CB:157:PRO:HG3	2.10	0.82
42:DU:58:VAL:HG13	42:DU:60:LYS:HG2	1.60	0.82
29:BH:67:ALA:HA	29:BH:138:VAL:HB	1.60	0.82
1:AA:1285:A:H5'	1:AA:1286:U:C4	2.13	0.82
51:D3:6:VAL:HG12	51:D3:9:ALA:H	1.44	0.82
25:DD:108:ASP:OD1	25:DD:207:VAL:HG23	1.77	0.82
31:BJ:26:GLY:HA2	31:BJ:29:ALA:HB3	1.62	0.82
18:AR:40:PRO:HB2	18:AR:42:ARG:HG2	1.60	0.82
22:DA:2752:C:H2'	22:DA:2753:A:C8	2.15	0.82
17:AQ:18:LYS:HA	17:AQ:47:ASP:CB	2.08	0.82
41:DT:38:ALA:HB1	41:DT:81:LYS:NZ	1.93	0.82
22:BA:859:G:H22	22:BA:916:G:H2'	1.43	0.82
25:DD:119:ALA:HB3	25:DD:163:GLY:H	1.43	0.82
39:BR:27:ILE:HG13	39:BR:33:VAL:HG12	1.59	0.82
25:BD:120:GLY:HA2	25:BD:162:ALA:CB	2.09	0.82
12:AL:64:SER:OG	12:AL:96:THR:HG23	1.79	0.82
22:BA:800:A:H4'	22:BA:801:G:O5'	1.80	0.82
28:BG:162:ARG:NH1	28:BG:168:VAL:HG21	1.95	0.81
31:BJ:43:GLU:O	31:BJ:45:THR:HG22	1.80	0.81
38:BQ:65:ASN:HD21	38:BQ:69:ARG:NH2	1.77	0.81

Continued on next page...

Continued from previous page...

Atom-1	Atom-2	Distance(Å)	Clash(Å)
38:BQ:109:VAL:HG12	38:BQ:113:LYS:HD2	1.60	0.81
32:DK:61:VAL:HG11	32:DK:112:PHE:HE2	1.45	0.81
49:B1:16:THR:HB	49:B1:41:VAL:CG2	2.10	0.81
11:AK:109:ILE:HB	21:AU:5:VAL:HG23	1.62	0.81
17:AQ:46:HIS:HA	17:AQ:70:LYS:HE3	1.61	0.81
35:BN:38:LEU:O	35:BN:38:LEU:HD12	1.80	0.81
20:CT:57:VAL:HG12	20:CT:71:ALA:HB2	1.60	0.81
22:BA:1791:A:O2'	24:BC:205:GLY:HA2	1.80	0.81
37:BP:50:ARG:CD	37:BP:51:ASN:H	1.93	0.81
22:DA:2053:G:C2'	22:DA:2054:A:H5'	2.10	0.81
22:DA:678:C:H2'	22:DA:679:C:C6	2.14	0.81
57:DB:110:C:O2'	57:DB:111:U:C5'	2.28	0.81
1:AA:243:A:H4'	1:AA:244:U:H5'	1.60	0.81
1:AA:1007:U:C2'	1:AA:1008:U:H5''	2.08	0.81
22:DA:100:U:H1'	22:DA:101:A:C5	2.15	0.81
14:AN:15:LEU:N	14:AN:18:LYS:HE2	1.96	0.81
22:DA:2748:A:H1'	28:DG:66:THR:CG2	2.10	0.81
24:BC:93:VAL:CG1	24:BC:94:LEU:N	2.42	0.81
12:CL:84:GLY:H	12:CL:94:TYR:HA	1.44	0.81
37:BP:102:ARG:O	37:BP:103:THR:HG22	1.78	0.81
22:BA:2396:G:O2'	22:BA:2397:G:H5'	1.80	0.81
22:BA:228:C:H4'	22:BA:229:C:H5''	1.61	0.81
35:BN:23:ASN:H	35:BN:23:ASN:HD22	1.25	0.81
22:DA:2798:U:H5'	22:DA:2800:A:N7	1.95	0.81
5:AE:135:VAL:O	5:AE:139:THR:HG23	1.81	0.81
22:BA:2352:A:C2	44:BW:30:VAL:CG1	2.63	0.81
41:DT:39:THR:HG21	41:DT:42:GLU:CB	2.08	0.81
22:DA:672:C:O2'	22:DA:673:C:H5'	1.79	0.81
5:AE:81:GLN:HG2	5:AE:149:PRO:CG	2.10	0.81
33:BL:77:ILE:HD11	33:BL:108:ALA:HB1	1.59	0.81
57:DB:57:A:O2'	57:DB:58:A:H8	1.63	0.81
33:BL:95:LEU:HD13	33:BL:100:ILE:HD11	1.61	0.81
1:AA:1021:A:H2'	1:AA:1022:A:C5'	2.10	0.81
53:CA:597:G:C2'	53:CA:598:U:H5'	2.10	0.81
41:BT:31:VAL:C	41:BT:32:LEU:HD23	2.01	0.81
10:AJ:36:VAL:HG22	10:AJ:76:ILE:HG23	1.61	0.81
22:DA:2544:G:H5'	22:DA:2645:G:N7	1.95	0.81
53:CA:113:G:H21	53:CA:353:A:H8	1.26	0.81
28:DG:164:ALA:O	28:DG:165:ASP:HB2	1.78	0.81
5:AE:89:THR:HG22	5:AE:90:GLY:H	1.45	0.81
22:DA:172:A:H2'	22:DA:173:A:C8	2.15	0.81
22:BA:1188:U:C2'	22:BA:1189:A:H5'	2.10	0.81

Continued on next page...

Continued from previous page...

Atom-1	Atom-2	Distance(Å)	Clash(Å)
22:BA:1110:G:HO2'	22:BA:1111:A:H8	1.27	0.81
49:D1:16:THR:HG21	49:D1:42:VAL:HG23	1.62	0.81
27:BF:104:THR:HG22	27:BF:105:ILE:HG23	1.63	0.81
19:AS:6:LYS:HE2	19:AS:6:LYS:HA	1.62	0.81
22:DA:867:C:O2'	22:DA:868:U:H6	1.62	0.81
1:AA:473:U:H2'	1:AA:474:G:H8	1.44	0.81
28:DG:16:VAL:HG11	28:DG:44:HIS:CD2	2.15	0.81
25:DD:40:LEU:HA	25:DD:44:GLY:HA2	1.60	0.81
53:CA:1225:A:H4'	19:CS:77:ARG:NH1	1.94	0.81
17:AQ:12:VAL:HG13	17:AQ:16:MET:HE1	1.63	0.81
57:DB:17:C:O2'	57:DB:18:G:H5'	1.80	0.81
22:DA:2135:A:H2'	22:DA:2136:G:O4'	1.80	0.81
22:DA:2311:A:H5'	22:DA:2312:U:C5	2.15	0.81
22:DA:397:U:OP1	45:DX:30:PRO:HA	1.81	0.81
24:BC:20:ASN:HB3	24:BC:23:LEU:HD23	1.61	0.81
26:BE:127:GLU:H	26:BE:127:GLU:CD	1.83	0.81
39:BR:42:ALA:HA	39:BR:46:GLU:CB	2.08	0.81
53:CA:239:U:C5'	53:CA:239:U:H6	1.94	0.81
22:DA:2093:G:C6	22:DA:2225:A:C8	2.68	0.81
22:BA:1022:G:N2	22:BA:1142:A:C2	2.48	0.81
37:DP:109:ILE:O	37:DP:110:LYS:HG3	1.81	0.81
2:CB:19:THR:HG22	2:CB:37:VAL:CG2	2.11	0.81
27:BF:131:VAL:HG22	27:BF:151:LEU:H	1.45	0.81
41:DT:50:LEU:HD23	41:DT:51:PHE:N	1.95	0.81
47:BZ:6:ILE:HD11	47:BZ:47:ILE:HD11	1.62	0.81
22:DA:2425:A:H4'	22:DA:2426:A:O5'	1.79	0.81
46:DY:18:LEU:O	46:DY:22:LEU:HD13	1.79	0.81
56:CP:44:SER:H	56:CP:46:LYS:NZ	1.78	0.81
15:CO:47:LYS:HD2	15:CO:47:LYS:H	1.45	0.81
47:DZ:30:ARG:NH2	47:DZ:33:HIS:HB2	1.94	0.81
22:BA:1558:C:H4'	22:BA:1559:U:O5'	1.78	0.81
22:BA:1469:A:H2'	22:BA:1470:A:C8	2.16	0.81
22:DA:1839:G:O2'	22:DA:1840:G:H5'	1.81	0.81
28:BG:11:PRO:O	28:BG:14:VAL:HG22	1.80	0.81
22:BA:2336:A:N6	44:BW:40:ARG:HB3	1.96	0.81
46:DY:17:GLU:HG3	46:DY:53:VAL:HG11	1.63	0.81
22:DA:1611:C:O2'	22:DA:1612:C:H6	1.62	0.81
2:AB:40:ILE:CD1	2:AB:201:GLY:HA2	2.10	0.81
6:AF:3:HIS:HB2	6:AF:92:THR:HG23	1.63	0.81
57:DB:57:A:HO2'	57:DB:58:A:H8	1.29	0.81
26:DE:130:LYS:HG3	26:DE:133:LEU:HD13	1.62	0.81
5:CE:74:ALA:O	5:CE:75:LEU:HB2	1.79	0.81

Continued on next page...

Continued from previous page...

Atom-1	Atom-2	Distance(Å)	Clash(Å)
50:D2:19:ARG:HB3	50:D2:19:ARG:NH2	1.96	0.81
22:BA:580:U:H2'	22:BA:581:C:H6	1.45	0.81
22:BA:2339:C:H2'	22:BA:2340:A:C8	2.16	0.81
40:BS:42:LYS:O	40:BS:42:LYS:HD3	1.81	0.81
22:BA:1330:C:O2'	22:BA:1331:G:H5'	1.79	0.81
32:BK:91:SER:O	32:BK:93:GLN:HB2	1.79	0.81
53:CA:876:C:H1'	8:CH:11:THR:HG21	1.60	0.81
22:DA:673:C:O2'	22:DA:674:G:H5'	1.81	0.81
38:DQ:27:ARG:CA	38:DQ:33:VAL:HG11	2.10	0.81
8:AH:63:LYS:HB2	8:AH:70:VAL:HG21	1.60	0.81
22:BA:747:U:C5	22:BA:2613:U:C5	2.68	0.81
22:DA:1676:A:C2	22:DA:1993:U:H5'	2.15	0.81
22:DA:2378:A:C2'	22:DA:2379:G:H5'	2.11	0.81
22:BA:1945:G:H2'	22:BA:1946:U:C6	2.15	0.81
33:DL:119:PRO:HB3	33:DL:139:GLY:O	1.80	0.81
17:CQ:29:LYS:HE2	17:CQ:36:PHE:CZ	2.16	0.81
53:CA:1011:C:H2'	53:CA:1012:A:H8	1.44	0.81
22:BA:930:G:H1'	47:BZ:24:LEU:HD21	1.63	0.81
22:DA:600:G:H5''	26:DE:27:LEU:HD22	1.61	0.81
22:BA:959:A:H62	34:BM:82:MET:HE3	1.45	0.81
53:CA:513:C:O2'	53:CA:514:C:H6	1.64	0.81
53:CA:82:G:HO2'	53:CA:83:C:H4'	1.40	0.81
38:BQ:91:ARG:NH2	38:BQ:93:ILE:HD13	1.96	0.81
25:BD:101:PHE:HE2	25:BD:203:VAL:HG22	1.44	0.81
22:DA:1360:G:H2'	22:DA:1361:G:H5'	1.61	0.81
56:CP:75:ILE:HA	56:CP:78:VAL:CG2	2.11	0.81
33:BL:96:LYS:HA	33:BL:101:ILE:HG22	1.62	0.81
22:DA:1097:U:H2'	22:DA:1098:A:O4'	1.80	0.81
22:DA:83:A:N6	22:DA:101:A:H5'	1.94	0.81
20:CT:73:ARG:HG3	20:CT:73:ARG:HH11	1.45	0.81
21:AU:16:ARG:HH11	21:AU:19:LYS:HG3	1.44	0.81
36:BO:31:THR:CG2	36:BO:34:HIS:H	1.93	0.81
22:DA:1714:U:H3'	22:DA:1715:G:C5'	2.11	0.81
22:BA:815:C:OP1	39:BR:85:LYS:HE2	1.80	0.81
22:DA:716:A:H2'	22:DA:717:C:H5''	1.63	0.81
3:CC:5:HIS:NE2	3:CC:183:TYR:HE2	1.77	0.81
22:BA:2820:A:H3'	22:BA:2820:A:H8	1.45	0.81
53:CA:948:C:H5''	55:CM:104:ASN:HB3	1.62	0.81
22:DA:1401:G:H2'	22:DA:1402:U:C5	2.16	0.81
22:BA:1011:G:O2'	22:BA:1013:C:H5''	1.81	0.81
22:DA:802:A:H2'	22:DA:803:U:H6	1.43	0.81
29:BH:2:GLN:O	29:BH:3:VAL:HG22	1.80	0.81

Continued on next page...

Continued from previous page...

Atom-1	Atom-2	Distance(Å)	Clash(Å)
33:BL:91:ASP:H	33:BL:94:THR:CG2	1.92	0.81
5:CE:29:ILE:CG2	5:CE:30:PHE:N	2.39	0.81
2:AB:86:CYS:SG	2:AB:221:ARG:HB2	2.21	0.81
2:CB:119:GLN:HG3	2:CB:124:THR:HG21	1.62	0.81
22:DA:2757:A:N1	28:DG:66:THR:HG21	1.96	0.81
22:BA:1585:C:H2'	22:BA:1586:A:O4'	1.80	0.81
1:AA:1151:A:O2'	1:AA:1152:A:H5''	1.79	0.81
47:DZ:16:LEU:H	47:DZ:16:LEU:HD22	1.46	0.81
54:CG:4:ARG:NH2	54:CG:6:ILE:HB	1.96	0.81
1:AA:488:C:O2'	1:AA:489:C:H5'	1.81	0.81
2:AB:59:ILE:HD12	2:AB:60:ALA:N	1.96	0.81
22:DA:1023:U:H6	22:DA:1023:U:H5'	1.46	0.81
34:DM:8:LYS:HA	34:DM:8:LYS:HE3	1.60	0.81
22:BA:871:U:OP1	34:BM:5:LYS:HG3	1.81	0.81
22:DA:870:U:H2'	22:DA:871:U:H5'	1.63	0.81
46:DY:28:LEU:HG	46:DY:42:LEU:HD22	1.63	0.81
22:DA:574:A:H4'	22:DA:575:A:C5'	2.11	0.81
22:DA:1076:C:O2	30:DI:92:PRO:HG2	1.81	0.81
2:CB:114:LYS:CA	2:CB:117:GLU:HG2	2.10	0.81
2:CB:206:ILE:HA	2:CB:209:VAL:CG2	2.10	0.81
2:AB:163:ILE:HG23	2:AB:164:ASP:N	1.96	0.81
32:DK:2:ILE:HG22	32:DK:3:GLN:N	1.95	0.81
21:CU:35:GLU:HG3	21:CU:36:PHE:N	1.96	0.81
1:AA:109:A:H2'	1:AA:326:G:N2	1.95	0.81
9:CI:90:ASP:HB3	9:CI:93:LEU:HD23	1.62	0.81
22:BA:784:G:C6	24:BC:227:VAL:HG11	2.16	0.81
41:DT:20:ALA:HB1	41:DT:31:VAL:HG21	1.61	0.80
22:BA:923:G:N2	44:BW:23:LYS:HZ3	1.79	0.80
22:DA:629:G:OP1	51:D3:16:THR:HB	1.80	0.80
49:B1:49:LYS:HG2	49:B1:50:GLU:H	1.45	0.80
49:B1:24:LYS:HE2	49:B1:52:LYS:HB2	1.61	0.80
22:DA:447:A:H5'	22:DA:449:A:N7	1.96	0.80
37:DP:56:SER:O	37:DP:75:THR:HG22	1.81	0.80
22:BA:2502:G:H5'	22:BA:2503:A:H5''	1.62	0.80
22:BA:1026:G:H2'	22:BA:1027:A:C8	2.15	0.80
22:DA:381:G:C5'	45:DX:15:ASN:HD22	1.93	0.80
22:DA:2662:A:H2'	22:DA:2663:G:O4'	1.81	0.80
57:DB:42:C:H2'	57:DB:43:C:C6	2.16	0.80
57:DB:42:C:H41	58:DF:87:LYS:HZ3	1.27	0.80
24:BC:33:LEU:HD23	24:BC:62:ARG:HD3	1.60	0.80
34:BM:71:LYS:HD3	34:BM:95:LEU:HD13	1.63	0.80
31:DJ:111:LYS:HB2	31:DJ:115:GLY:HA3	1.63	0.80

Continued on next page...

Continued from previous page...

Atom-1	Atom-2	Distance(Å)	Clash(Å)
22:DA:1490:A:H8	24:DC:73:ILE:HD12	1.44	0.80
22:DA:1989:G:H2'	22:DA:1990:C:H5'	1.64	0.80
32:BK:47:ILE:HG13	32:BK:48:PRO:HD2	1.63	0.80
4:CD:195:ASN:HB3	4:CD:197:HIS:CD2	2.16	0.80
39:BR:21:ARG:HG3	39:BR:95:ASP:OD1	1.81	0.80
3:CC:126:ARG:HE	3:CC:126:ARG:HA	1.45	0.80
8:AH:12:ARG:HH11	8:AH:26:MET:HB2	1.46	0.80
41:DT:43:ILE:CG2	41:DT:58:VAL:HG11	2.11	0.80
25:BD:12:THR:HG22	25:BD:13:ARG:H	1.44	0.80
22:DA:945:A:H5'	22:DA:946:C:OP2	1.80	0.80
22:DA:975:A:HO2'	22:DA:976:G:H8	0.82	0.80
22:DA:674:G:H1'	26:DE:69:ARG:HE	1.47	0.80
53:CA:1422:G:C5'	32:DK:48:PRO:HB3	2.10	0.80
2:CB:114:LYS:HA	2:CB:117:GLU:CG	2.10	0.80
8:CH:85:TYR:CE2	8:CH:123:GLU:HB2	2.15	0.80
26:DE:126:VAL:HG11	26:DE:134:LEU:HD22	1.63	0.80
22:DA:2408:U:O2'	22:DA:2409:G:C5'	2.28	0.80
28:BG:60:GLY:O	28:BG:61:TRP:HB2	1.80	0.80
22:BA:2210:U:H4'	22:BA:2211:A:O5'	1.81	0.80
43:DV:9:ARG:HG2	43:DV:39:ALA:O	1.80	0.80
4:AD:151:GLN:H	4:AD:154:VAL:CG1	1.93	0.80
10:AJ:14:ASP:HB3	10:AJ:17:LEU:HB3	1.61	0.80
22:DA:878:A:N3	22:DA:878:A:H3'	1.95	0.80
1:AA:1251:A:H2'	1:AA:1252:A:H8	1.46	0.80
34:DM:112:LEU:O	34:DM:112:LEU:HD13	1.80	0.80
22:BA:2355:G:H4'	44:BW:20:LEU:HD13	1.63	0.80
56:CP:8:ARG:HB3	56:CP:28:ARG:NH1	1.96	0.80
51:B3:21:PHE:HB2	51:B3:49:VAL:CG1	2.10	0.80
1:AA:198:G:HO2'	1:AA:199:A:H8	0.82	0.80
51:D3:18:LYS:HD2	51:D3:19:GLY:H	1.47	0.80
22:DA:2091:C:N4	22:DA:2092:U:C5	2.49	0.80
50:B2:3:ARG:HG2	50:B2:3:ARG:NH2	1.85	0.80
22:DA:647:G:H2'	22:DA:648:G:C8	2.13	0.80
58:DF:48:LEU:HD23	58:DF:48:LEU:H	1.45	0.80
53:CA:157:U:O2'	53:CA:158:G:H5'	1.81	0.80
57:DB:44:G:H5''	58:DF:91:ARG:CZ	2.10	0.80
1:AA:1303:C:H2'	1:AA:1304:G:C8	2.16	0.80
10:CJ:30:LYS:CG	10:CJ:36:VAL:HG22	2.10	0.80
22:BA:1849:G:O2'	22:BA:1850:G:H5'	1.82	0.80
5:AE:37:VAL:CG1	5:AE:116:VAL:HG21	2.12	0.80
22:DA:1491:G:O2'	22:DA:1492:G:H5'	1.80	0.80
44:BW:39:GLN:HG3	44:BW:42:THR:N	1.95	0.80

Continued on next page...

Continued from previous page...

Atom-1	Atom-2	Distance(Å)	Clash(Å)
33:DL:23:ILE:HG13	39:DR:82:HIS:CE1	2.17	0.80
4:CD:2:ARG:HE	4:CD:114:ARG:CD	1.94	0.80
53:CA:1145:A:O2'	53:CA:1146:A:H5''	1.80	0.80
10:CJ:80:THR:O	10:CJ:84:VAL:HG22	1.82	0.80
31:BJ:81:ILE:HG23	31:BJ:82:GLY:N	1.95	0.80
30:DI:55:PRO:HG2	30:DI:70:THR:HG23	1.63	0.80
14:CN:76:PHE:CE2	14:CN:92:ILE:HG21	2.15	0.80
47:DZ:4:ILE:CD1	47:DZ:58:GLU:HA	2.11	0.80
53:CA:51:A:H4'	53:CA:52:C:H5'	1.60	0.80
44:DW:9:THR:HG23	44:DW:10:ARG:HG3	1.64	0.80
22:BA:714:U:H5'	22:BA:715:A:OP2	1.81	0.80
22:BA:272:A:HO2'	22:BA:273:G:H8	1.27	0.80
50:B2:43:THR:O	50:B2:44:VAL:HB	1.80	0.80
53:CA:78:A:H2'	53:CA:79:G:C8	2.17	0.80
1:AA:183:C:O2'	1:AA:184:G:H5'	1.81	0.80
22:DA:2331:G:H1'	44:DW:40:ARG:HB3	1.62	0.80
54:CG:100:MET:HE3	54:CG:100:MET:H	1.47	0.80
31:BJ:37:ARG:CA	31:BJ:118:MET:HE2	2.10	0.80
53:CA:1226:C:H41	55:CM:102:LYS:CA	1.94	0.80
6:CF:18:VAL:HG21	6:CF:58:HIS:HD2	1.47	0.80
39:DR:39:LEU:O	39:DR:40:MET:HB2	1.79	0.80
40:DS:49:LYS:HB3	40:DS:49:LYS:NZ	1.97	0.80
20:CT:22:SER:O	20:CT:26:MET:HB2	1.82	0.80
53:CA:1284:C:H5''	53:CA:1285:A:OP2	1.80	0.80
1:AA:1314:C:C5	19:AS:5:LYS:HD3	2.15	0.80
28:DG:115:GLN:HG2	28:DG:116:LEU:N	1.96	0.80
22:DA:153:U:O2'	22:DA:154:U:H5'	1.82	0.80
22:DA:1519:G:H5'	22:DA:1520:U:OP2	1.81	0.80
22:BA:269:C:C2'	22:BA:270:A:H5'	2.10	0.80
47:BZ:24:LEU:HD23	47:BZ:24:LEU:C	2.01	0.80
57:DB:90:C:H6	57:DB:90:C:H5''	1.44	0.80
22:BA:2226:C:O2'	22:BA:2227:A:H5'	1.81	0.80
22:BA:666:A:H4'	33:BL:48:ARG:HD2	1.64	0.80
53:CA:962:C:O2'	53:CA:963:G:H8	1.65	0.80
22:DA:616:A:H2'	22:DA:617:G:C8	2.16	0.80
1:AA:567:G:H8	1:AA:567:G:H5'	1.45	0.80
25:BD:106:LYS:H	25:BD:106:LYS:HD2	1.44	0.80
1:AA:1238:A:H5'	1:AA:1336:C:N4	1.94	0.80
22:DA:84:A:C4	22:DA:103:A:N6	2.49	0.80
25:DD:187:LEU:HD12	25:DD:188:LEU:H	1.46	0.80
22:DA:1038:G:H2'	22:DA:1039:A:H5'	1.63	0.80
22:DA:765:C:H2'	22:DA:766:U:C6	2.16	0.80

Continued on next page...

Continued from previous page...

Atom-1	Atom-2	Distance(Å)	Clash(Å)
14:AN:83:VAL:HG12	14:AN:84:ARG:N	1.96	0.80
10:AJ:14:ASP:CB	10:AJ:17:LEU:HB3	2.11	0.80
22:DA:484:C:N4	22:DA:497:A:C2	2.49	0.80
56:CP:8:ARG:HB3	56:CP:28:ARG:HH11	1.47	0.80
11:CK:63:GLN:HB2	11:CK:98:ALA:HB2	1.63	0.80
4:CD:43:ARG:O	4:CD:45:PRO:HD3	1.82	0.80
34:BM:43:ALA:O	34:BM:46:ILE:HG13	1.82	0.80
54:CG:142:ARG:O	54:CG:146:ALA:HB3	1.82	0.80
22:BA:876:C:H2'	22:BA:877:A:O4'	1.80	0.80
53:CA:987:G:O2'	53:CA:988:G:C5'	2.30	0.80
25:BD:174:SER:O	25:BD:175:LEU:HB2	1.78	0.80
22:DA:1078:U:H4'	22:DA:1079:C:O5'	1.81	0.80
53:CA:6:G:N3	53:CA:6:G:C2'	2.45	0.80
12:AL:23:LEU:HB2	12:AL:58:ASN:ND2	1.96	0.80
22:DA:859:G:N2	22:DA:916:G:H2'	1.96	0.80
29:DH:84:ALA:H	29:DH:148:ALA:HA	1.47	0.80
53:CA:397:A:N7	53:CA:547:A:O2'	2.15	0.80
22:DA:1275:A:N7	35:DN:16:HIS:HB2	1.97	0.80
22:DA:2825:G:H3'	22:DA:2826:A:H8	1.45	0.80
22:BA:1734:G:HO2'	22:BA:1735:A:H8	0.82	0.80
37:BP:59:THR:HG23	37:BP:72:VAL:CG1	2.11	0.80
22:DA:484:C:HO2'	22:DA:485:C:H6	1.29	0.80
22:BA:2315:G:O2'	22:BA:2316:G:H5'	1.81	0.80
29:BH:82:SER:O	29:BH:83:LYS:HB2	1.82	0.80
22:BA:243:U:OP1	51:B3:5:THR:HG21	1.82	0.80
2:AB:131:LYS:O	2:AB:135:MET:HB2	1.82	0.80
41:DT:3:ARG:HD2	41:DT:42:GLU:HG2	1.62	0.80
22:DA:1265:A:H4'	22:DA:1266:G:O5'	1.80	0.80
29:BH:89:LYS:HG2	29:BH:90:LEU:N	1.97	0.80
53:CA:1046:A:O2'	53:CA:1047:G:C5'	2.30	0.80
52:D4:7:VAL:HG13	52:D4:8:LYS:N	1.95	0.80
53:CA:247:G:O6	53:CA:278:G:C6	2.35	0.80
53:CA:177:G:O2'	53:CA:1448:C:H4'	1.82	0.80
1:AA:1256:A:H5''	3:AC:26:LYS:HE2	1.64	0.80
12:CL:83:GLY:HA2	12:CL:94:TYR:HD1	1.47	0.80
40:BS:29:VAL:HG13	40:BS:55:ILE:HD11	1.64	0.80
28:DG:1:SER:HB2	28:DG:61:TRP:HB3	1.63	0.80
22:DA:1812:U:H2'	22:DA:1813:G:H8	1.47	0.80
9:CI:105:ARG:HH11	9:CI:107:ALA:HA	1.46	0.80
22:DA:1649:G:O2'	22:DA:1650:A:H5'	1.81	0.80
53:CA:94:G:O2'	53:CA:95:C:H5'	1.80	0.80
53:CA:1090:U:H2'	53:CA:1091:U:H6	1.47	0.80

Continued on next page...

Continued from previous page...

Atom-1	Atom-2	Distance(Å)	Clash(Å)
1:AA:1336:C:O2'	1:AA:1337:G:OP2	2.00	0.80
2:AB:202:ASN:ND2	2:AB:205:ALA:HB2	1.96	0.80
53:CA:926:G:H3'	53:CA:1505:G:H21	1.46	0.80
45:DX:58:ILE:HG12	45:DX:66:VAL:HG11	1.64	0.80
53:CA:183:C:O2'	53:CA:184:G:H5'	1.80	0.80
22:BA:1970:A:H4'	22:BA:1971:U:O5'	1.82	0.80
51:B3:56:LEU:H	51:B3:56:LEU:HD23	1.46	0.80
4:AD:100:VAL:O	4:AD:100:VAL:HG12	1.81	0.80
22:BA:2063:C:H6	22:BA:2063:C:H5'	1.45	0.80
44:BW:28:GLU:CB	44:BW:31:LEU:HD21	2.03	0.80
40:BS:96:ILE:HG13	40:BS:96:ILE:O	1.80	0.80
22:DA:2092:U:O2'	22:DA:2093:G:C5'	2.30	0.80
2:AB:86:CYS:HB2	2:AB:88:GLN:HG3	1.63	0.80
2:CB:185:ILE:HA	2:CB:199:ILE:HG13	1.63	0.80
51:D3:41:ARG:CG	51:D3:41:ARG:HH21	1.94	0.80
8:CH:23:ALA:HA	8:CH:62:LEU:CD2	2.12	0.80
29:DH:5:LEU:O	29:DH:6:LEU:HD12	1.82	0.80
22:DA:1355:G:O2'	22:DA:1356:G:H5'	1.82	0.80
32:BK:8:LEU:HD23	32:BK:8:LEU:N	1.97	0.80
54:CG:49:LEU:HD13	54:CG:49:LEU:O	1.82	0.80
29:DH:78:VAL:HB	29:DH:144:VAL:HA	1.63	0.80
22:DA:2074:U:O2'	22:DA:2075:U:H5'	1.82	0.80
14:CN:66:THR:CG2	14:CN:82:LYS:HE3	2.12	0.79
22:DA:528:A:C2	22:DA:2042:A:H2'	2.16	0.79
39:BR:51:VAL:HB	39:BR:52:PRO:HD3	1.63	0.79
24:DC:140:VAL:CG2	24:DC:161:VAL:HB	2.12	0.79
43:BV:80:HIS:HD2	43:BV:83:LYS:H	1.29	0.79
10:CJ:5:ARG:HG2	10:CJ:79:PRO:HG3	1.63	0.79
22:DA:1474:U:C2'	22:DA:1475:G:H5'	2.12	0.79
53:CA:1213:A:O2'	53:CA:1214:C:C5'	2.29	0.79
41:BT:28:ASN:HA	41:BT:91:GLN:HE22	1.46	0.79
24:BC:171:VAL:CG2	24:BC:185:ALA:HA	2.11	0.79
22:DA:2420:C:OP1	51:D3:33:THR:HB	1.83	0.79
25:BD:186:LEU:CD1	37:BP:3:ILE:HD11	2.11	0.79
22:DA:2758:A:H2'	22:DA:2759:G:H5'	1.63	0.79
25:DD:12:THR:HG22	25:DD:13:ARG:O	1.82	0.79
22:BA:638:G:H2'	22:BA:639:U:C6	2.17	0.79
9:AI:112:ARG:HH22	10:AJ:64:GLN:HE22	1.26	0.79
17:CQ:68:LYS:O	17:CQ:69:THR:HG23	1.81	0.79
17:CQ:23:ALA:C	17:CQ:24:ILE:HD12	2.02	0.79
22:DA:1607:C:H4'	22:DA:1608:A:C8	2.17	0.79
12:CL:48:LEU:N	12:CL:48:LEU:HD23	1.96	0.79

Continued on next page...

Continued from previous page...

Atom-1	Atom-2	Distance(Å)	Clash(Å)
33:DL:98:ALA:O	33:DL:100:ILE:HG22	1.82	0.79
25:BD:106:LYS:HB3	25:BD:206:ALA:CB	2.10	0.79
53:CA:371:A:O2'	53:CA:372:C:H5'	1.82	0.79
33:BL:95:LEU:HD22	33:BL:100:ILE:CG1	2.11	0.79
1:AA:204:G:C3'	1:AA:205:A:H5''	2.09	0.79
22:DA:2094:A:O2'	22:DA:2095:A:C5'	2.29	0.79
22:DA:477:A:O2'	22:DA:478:A:H8	1.63	0.79
22:DA:2519:U:C6	22:DA:2542:A:N6	2.50	0.79
35:BN:73:ASN:O	35:BN:76:VAL:HG12	1.82	0.79
53:CA:1038:C:H2'	53:CA:1039:G:H8	1.47	0.79
26:DE:29:HIS:HA	26:DE:32:VAL:HG22	1.63	0.79
34:BM:46:ILE:HD12	34:BM:47:GLU:N	1.96	0.79
10:AJ:91:ASP:C	10:AJ:92:LEU:HD23	2.02	0.79
22:BA:1064:C:H5'	30:BI:88:GLY:HA3	1.63	0.79
28:BG:86:LEU:N	28:BG:86:LEU:HD12	1.95	0.79
22:DA:2512:C:H2'	22:DA:2513:A:O4'	1.82	0.79
38:DQ:77:LYS:HE2	38:DQ:116:LEU:HD21	1.64	0.79
22:DA:448:U:H5''	62:DA:3240:HOH:O	1.81	0.79
1:AA:654:G:H2'	1:AA:655:A:C8	2.16	0.79
42:BU:73:ASN:HD22	42:BU:76:THR:H	1.30	0.79
31:DJ:110:PRO:HG2	31:DJ:111:LYS:HG2	1.63	0.79
28:DG:83:THR:C	28:DG:84:LYS:HD3	2.02	0.79
35:BN:33:ILE:N	35:BN:33:ILE:HD12	1.97	0.79
32:BK:51:LYS:HE3	32:BK:52:VAL:HG12	1.62	0.79
53:CA:704:A:H2'	53:CA:705:G:C8	2.17	0.79
22:DA:1846:G:H5''	22:DA:1847:A:OP2	1.81	0.79
53:CA:1347:G:H22	53:CA:1373:G:H2'	1.47	0.79
30:BI:53:PRO:HD2	30:BI:77:VAL:HG21	1.64	0.79
26:DE:139:LYS:NZ	26:DE:139:LYS:HB2	1.97	0.79
23:BB:57:A:O2'	23:BB:58:A:H5'	1.82	0.79
1:AA:1234:C:C2'	1:AA:1235:U:H5'	2.12	0.79
25:DD:30:GLU:HG2	25:DD:185:ASN:ND2	1.98	0.79
28:BG:84:LYS:HE2	28:BG:84:LYS:N	1.97	0.79
22:DA:1915:U:C2'	22:DA:1916:A:H8	1.92	0.79
14:CN:66:THR:HG23	14:CN:82:LYS:HE3	1.63	0.79
22:DA:79:C:H2'	22:DA:80:G:O4'	1.83	0.79
22:DA:2051:A:C4'	22:DA:2052:A:OP1	2.28	0.79
21:AU:10:PRO:O	21:AU:11:PHE:HB3	1.81	0.79
1:AA:246:A:H4'	1:AA:247:G:OP1	1.81	0.79
22:DA:1361:G:O2'	22:DA:1362:C:H5'	1.82	0.79
27:BF:40:GLY:C	27:BF:84:ILE:HD11	2.03	0.79
11:AK:107:THR:HG22	11:AK:108:ASN:ND2	1.98	0.79

Continued on next page...

Continued from previous page...

Atom-1	Atom-2	Distance(Å)	Clash(Å)
53:CA:1304:G:H1'	53:CA:1333:A:H61	1.46	0.79
31:BJ:21:THR:HG22	31:BJ:22:GLY:H	1.45	0.79
22:DA:1364:G:C8	45:DX:1:SER:HB2	2.17	0.79
3:CC:76:ILE:HA	3:CC:83:VAL:HG13	1.65	0.79
24:BC:94:LEU:HD13	24:BC:100:ARG:HD3	1.63	0.79
3:AC:118:SER:O	3:AC:122:GLN:HG2	1.81	0.79
31:BJ:88:THR:HG22	31:BJ:91:GLU:HB2	1.65	0.79
25:DD:4:LEU:HD12	25:DD:32:ASN:OD1	1.81	0.79
53:CA:1520:C:H2'	53:CA:1521:C:H6	1.47	0.79
10:CJ:26:VAL:O	10:CJ:30:LYS:HB3	1.82	0.79
9:AI:23:GLY:H	9:AI:60:LEU:HA	1.46	0.79
22:BA:1644:C:C2'	22:BA:1645:G:H5'	2.13	0.79
53:CA:327:A:O2'	53:CA:329:A:H5''	1.82	0.79
3:AC:25:THR:HG23	14:AN:75:LYS:HD3	1.65	0.79
22:BA:529:A:H4'	22:BA:530:G:OP1	1.82	0.79
22:BA:527:C:H4'	22:BA:528:A:O5'	1.83	0.79
22:DA:2360:G:C1'	33:DL:60:ARG:HH21	1.96	0.79
22:BA:855:G:N2	44:BW:23:LYS:HG2	1.95	0.79
25:BD:107:VAL:HG13	25:BD:203:VAL:HG23	1.62	0.79
21:CU:39:LYS:H	21:CU:40:PRO:HD2	1.48	0.79
22:DA:2285:C:H2'	22:DA:2286:G:H5''	1.64	0.79
4:AD:29:THR:C	4:AD:30:LYS:HD3	2.03	0.79
22:BA:1935:G:H1'	22:BA:1964:G:N2	1.98	0.79
22:BA:1257:C:H5'	26:BE:78:TRP:CZ3	2.18	0.79
22:DA:2149:U:HO2'	22:DA:2150:C:H6	1.28	0.79
31:BJ:88:THR:HG22	31:BJ:91:GLU:CB	2.12	0.79
37:BP:63:ILE:O	37:BP:63:ILE:HG22	1.83	0.79
8:CH:65:PHE:CD2	8:CH:66:GLN:HG2	2.18	0.79
22:DA:1694:C:H4'	22:DA:1695:G:H5''	1.65	0.79
22:DA:1326:U:HO2'	22:DA:1327:A:H8	1.29	0.79
26:BE:108:ILE:HD11	26:BE:180:LEU:HB3	1.65	0.79
26:BE:147:LEU:HB3	26:BE:186:VAL:HG23	1.64	0.79
22:DA:1080:A:HO2'	22:DA:1081:U:H6	1.29	0.79
22:DA:1204:A:H4'	22:DA:1205:A:C5'	2.12	0.79
1:AA:414:A:H2'	1:AA:415:A:H8	1.48	0.79
1:AA:1409:C:O2'	1:AA:1410:A:H5'	1.81	0.79
4:CD:144:ILE:CD1	4:CD:154:VAL:HG21	2.13	0.79
1:AA:1343:G:H4'	9:AI:123:ARG:HB3	1.62	0.79
8:AH:21:LYS:HE2	8:AH:22:ALA:N	1.97	0.79
22:DA:2771:C:H2'	22:DA:2772:C:H6	1.46	0.79
22:DA:1489:C:H4'	22:DA:1490:A:OP1	1.83	0.79
53:CA:1347:G:N2	53:CA:1373:G:H2'	1.98	0.79

Continued on next page...

Continued from previous page...

Atom-1	Atom-2	Distance(Å)	Clash(Å)
1:AA:409:U:OP1	4:AD:23:GLY:HA3	1.81	0.79
2:CB:9:LEU:HD12	2:CB:11:ALA:C	2.03	0.79
1:AA:116:A:H2'	1:AA:117:G:C8	2.18	0.79
35:BN:8:ARG:HB3	35:BN:10:LEU:CD2	2.13	0.79
22:BA:2321:U:H3'	22:BA:2322:A:H5'	1.63	0.79
17:AQ:18:LYS:CA	17:AQ:47:ASP:HB2	2.10	0.79
1:AA:1003:G:N2	1:AA:1005:A:H5'	1.97	0.79
22:DA:2093:G:C6	22:DA:2225:A:N7	2.50	0.79
22:DA:2068:U:H5''	22:DA:2068:U:H6	1.47	0.79
22:DA:2688:G:H1'	22:DA:2721:A:H61	1.46	0.79
22:DA:1116:G:N1	22:DA:1117:C:C4	2.51	0.79
46:BY:17:GLU:HG3	46:BY:18:LEU:N	1.96	0.79
53:CA:559:A:H4'	53:CA:560:A:O5'	1.80	0.79
4:AD:104:MET:HG2	4:AD:170:LEU:HD22	1.65	0.79
22:BA:1867:G:O2'	22:BA:1868:C:H5'	1.83	0.79
22:DA:867:C:HO2'	22:DA:868:U:H6	0.83	0.79
37:DP:105:LYS:HA	37:DP:108:ARG:NE	1.97	0.79
29:DH:59:ALA:HA	29:DH:63:ALA:HB3	1.64	0.79
31:BJ:4:PHE:O	31:BJ:44:TYR:HE1	1.61	0.79
53:CA:962:C:HO2'	53:CA:963:G:H8	0.82	0.79
22:DA:1647:U:H5''	22:DA:1648:U:OP1	1.82	0.79
22:BA:2509:G:C3'	22:BA:2510:C:H5''	2.12	0.79
22:DA:2092:U:C4'	22:DA:2093:G:OP1	2.30	0.79
41:BT:31:VAL:HA	41:BT:83:ALA:HB3	1.64	0.79
16:AP:22:ALA:HA	16:AP:33:ILE:HG13	1.64	0.79
25:BD:151:THR:HG22	25:BD:152:PRO:HD3	1.62	0.79
40:DS:24:ILE:HG22	40:DS:35:ILE:CD1	2.12	0.79
22:DA:2651:C:O2'	22:DA:2652:C:H5'	1.83	0.79
22:DA:2586:U:O2'	22:DA:2587:A:H5'	1.82	0.79
1:AA:107:G:H2'	1:AA:108:G:H5'	1.64	0.79
2:CB:103:TRP:HA	2:CB:106:VAL:HB	1.63	0.79
3:AC:131:ARG:O	3:AC:135:ARG:HG2	1.83	0.79
53:CA:820:U:H4'	53:CA:821:G:OP2	1.79	0.79
10:AJ:65:TYR:CB	14:AN:95:LEU:HD11	2.12	0.79
22:DA:1231:U:H2'	22:DA:1232:G:C8	2.18	0.79
30:BI:100:ILE:HG22	30:BI:101:SER:H	1.47	0.79
10:AJ:19:ASP:HA	10:AJ:22:THR:HB	1.65	0.79
31:BJ:13:ARG:O	31:BJ:14:ASP:HB2	1.83	0.79
53:CA:1328:C:H5''	55:CM:27:THR:HG21	1.65	0.79
22:DA:677:A:O2'	22:DA:2071:A:H5'	1.82	0.79
6:AF:6:ILE:HG12	6:AF:89:VAL:CG2	2.05	0.79
53:CA:1142:G:H2'	53:CA:1143:G:C8	2.18	0.79

Continued on next page...

Continued from previous page...

Atom-1	Atom-2	Distance(Å)	Clash(Å)
14:AN:15:LEU:HD23	14:AN:18:LYS:CD	2.13	0.79
58:DF:41:GLU:HG2	58:DF:42:ALA:H	1.46	0.79
22:DA:1116:G:N2	22:DA:1117:C:N1	2.30	0.79
22:BA:1498:C:O2'	22:BA:1499:C:H6	1.64	0.79
37:BP:83:ILE:HD13	37:BP:83:ILE:C	2.03	0.79
41:DT:48:GLN:HA	41:DT:48:GLN:HE21	1.48	0.79
29:BH:117:LEU:HD11	29:BH:130:VAL:HG11	1.64	0.79
22:BA:409:G:O2'	22:BA:410:G:H5'	1.82	0.79
38:BQ:10:ARG:HH11	38:BQ:10:ARG:HB2	1.48	0.79
22:DA:2602:A:H3'	22:DA:2602:A:OP1	1.82	0.79
40:DS:86:MET:CE	40:DS:87:PRO:HD2	2.12	0.79
22:DA:202:U:H3'	22:DA:203:A:C8	2.18	0.79
44:BW:67:LYS:HB3	44:BW:80:SER:H	1.48	0.79
35:DN:103:ARG:HB2	35:DN:110:MET:CG	2.12	0.79
22:DA:2838:G:H1'	35:DN:45:ARG:NH2	1.98	0.79
11:CK:70:ALA:HA	11:CK:73:VAL:CG2	2.10	0.79
53:CA:668:G:O2'	15:CO:45:HIS:HB3	1.83	0.79
12:AL:81:ILE:HD11	12:AL:94:TYR:CG	2.18	0.79
29:BH:8:LYS:O	29:BH:13:GLY:HA3	1.83	0.79
22:BA:303:G:H2'	22:BA:304:U:H6	1.48	0.79
24:DC:16:VAL:H	24:DC:203:VAL:HG12	1.46	0.79
53:CA:15:G:H2'	53:CA:16:A:H8	1.48	0.79
22:DA:170:U:H2'	22:DA:171:U:H6	1.46	0.79
22:BA:1937:A:H5''	62:BA:3459:HOH:O	1.83	0.79
22:BA:74:A:H4'	22:BA:75:G:O5'	1.81	0.79
22:DA:2423:U:H5''	22:DA:2424:C:OP1	1.82	0.79
22:DA:857:G:H1'	44:DW:19:ARG:NE	1.98	0.78
22:DA:740:C:C5	22:DA:1981:A:C2	2.71	0.78
10:AJ:57:VAL:HG22	10:AJ:58:ASN:H	1.45	0.78
4:AD:109:THR:HG23	4:AD:112:GLU:N	1.97	0.78
7:AG:29:LEU:HD23	7:AG:29:LEU:O	1.82	0.78
53:CA:1239:A:H5''	54:CG:118:ARG:HH12	1.48	0.78
22:DA:1441:G:H2'	22:DA:1442:U:H6	1.45	0.78
31:BJ:98:GLU:HB3	31:BJ:124:VAL:HG21	1.64	0.78
22:BA:475:C:O2'	22:BA:476:G:H5'	1.83	0.78
26:DE:110:SER:O	26:DE:113:VAL:HG12	1.83	0.78
22:BA:1657:U:O3'	25:BD:138:LEU:HD23	1.83	0.78
3:AC:52:SER:HB2	3:AC:111:ASP:OD2	1.83	0.78
31:DJ:117:ALA:HA	31:DJ:120:ARG:HD2	1.64	0.78
38:DQ:64:ILE:HD12	38:DQ:95:ALA:HB1	1.64	0.78
22:BA:2509:G:C2'	22:BA:2510:C:H5''	2.13	0.78
53:CA:254:G:O2'	53:CA:255:G:H5'	1.83	0.78

Continued on next page...

Continued from previous page...

Atom-1	Atom-2	Distance(Å)	Clash(Å)
22:DA:411:G:H4'	22:DA:412:A:OP1	1.83	0.78
22:DA:2311:A:H5'	22:DA:2312:U:C6	2.18	0.78
37:BP:80:VAL:O	37:BP:81:ASP:HB3	1.82	0.78
53:CA:752:G:H1'	53:CA:754:C:N4	1.98	0.78
22:BA:869:G:O2'	34:BM:8:LYS:HD3	1.82	0.78
35:DN:90:ARG:HH21	35:DN:116:VAL:HG11	1.47	0.78
53:CA:953:G:C6	53:CA:1229:A:N6	2.52	0.78
1:AA:654:G:O2'	1:AA:655:A:H5'	1.82	0.78
22:DA:1799:G:H4'	22:DA:1800:C:O5'	1.83	0.78
38:DQ:4:LYS:NZ	38:DQ:6:GLY:HA3	1.99	0.78
22:DA:90:U:H3'	22:DA:91:A:H5''	1.65	0.78
22:DA:1511:G:O2'	22:DA:1512:C:H6	1.66	0.78
22:DA:1552:A:N3	22:DA:1552:A:H2'	1.98	0.78
22:DA:1116:G:C2	22:DA:1117:C:C4	2.71	0.78
46:BY:5:GLU:O	46:BY:8:GLU:HB2	1.83	0.78
22:DA:1049:C:O2'	22:DA:1050:A:H5'	1.83	0.78
22:BA:2321:U:H3'	22:BA:2322:A:C5'	2.13	0.78
22:DA:2529:G:H4'	28:DG:174:LYS:HD3	1.64	0.78
38:DQ:10:ARG:HA	38:DQ:13:HIS:HB2	1.65	0.78
22:BA:852:U:H2'	22:BA:853:C:C6	2.18	0.78
22:BA:1334:G:C2'	22:BA:1335:C:H5'	2.13	0.78
37:BP:50:ARG:HG2	37:BP:57:ALA:H	1.42	0.78
22:DA:587:C:H1'	22:DA:671:C:H5'	1.65	0.78
33:DL:17:LYS:HZ3	33:DL:19:LEU:HD22	1.46	0.78
49:D1:51:ALA:O	49:D1:52:LYS:HB2	1.82	0.78
22:DA:1441:G:H2'	22:DA:1442:U:C6	2.19	0.78
53:CA:330:C:O2'	53:CA:331:G:H8	1.65	0.78
34:DM:136:MET:HE1	43:DV:57:TYR:HD2	1.48	0.78
8:CH:68:LYS:HD3	8:CH:69:ALA:H	1.47	0.78
43:DV:70:ILE:HD13	43:DV:70:ILE:N	1.99	0.78
22:BA:2888:C:H2'	22:BA:2889:C:H6	1.48	0.78
31:BJ:25:LEU:HD22	31:BJ:25:LEU:C	2.03	0.78
22:DA:2603:G:H4'	22:DA:2603:G:OP2	1.81	0.78
6:AF:81:ASN:OD1	6:AF:83:ALA:HB3	1.83	0.78
9:AI:28:VAL:HB	9:AI:63:TYR:HD2	1.45	0.78
2:CB:44:LYS:O	2:CB:48:MET:HG3	1.84	0.78
22:DA:1590:A:H2'	22:DA:1591:A:C8	2.18	0.78
22:BA:1076:C:H2'	22:BA:1077:A:H8	1.48	0.78
8:AH:74:ILE:HD12	8:AH:128:VAL:HG22	1.63	0.78
53:CA:1349:A:H2'	53:CA:1350:A:C8	2.17	0.78
44:BW:77:LYS:O	44:BW:78:PHE:HB2	1.82	0.78
22:DA:639:U:H2'	22:DA:640:C:H6	1.49	0.78

Continued on next page...

Continued from previous page...

Atom-1	Atom-2	Distance(Å)	Clash(Å)
22:BA:197:A:H62	22:BA:2430:A:H2'	1.46	0.78
57:DB:57:A:C6	58:DF:25:MET:HG2	2.19	0.78
32:DK:111:LYS:N	32:DK:111:LYS:HE3	1.98	0.78
21:CU:33:ARG:NH1	21:CU:34:ARG:HD3	1.99	0.78
22:DA:1635:A:H2'	22:DA:1636:U:H6	1.49	0.78
26:BE:79:ARG:HG2	26:BE:80:SER:N	1.99	0.78
42:DU:14:THR:HG23	42:DU:15:GLY:H	1.48	0.78
22:BA:2210:U:H4'	22:BA:2211:A:C5'	2.14	0.78
22:BA:760:G:C2'	22:BA:761:A:H5'	2.13	0.78
22:BA:1534:U:H5'	22:BA:1535:A:OP1	1.83	0.78
30:BI:33:ASN:HB3	30:BI:36:GLU:HB2	1.66	0.78
22:BA:1277:G:H5'	35:BN:20:MET:CE	2.14	0.78
1:AA:1103:C:H2'	1:AA:1104:G:O4'	1.84	0.78
22:BA:289:G:H2'	22:BA:290:U:O4'	1.83	0.78
53:CA:1387:G:H2'	53:CA:1388:C:H6	1.47	0.78
22:BA:603:A:H4'	22:BA:604:G:O5'	1.81	0.78
44:BW:23:LYS:HE3	44:BW:24:ARG:HG3	1.65	0.78
44:BW:43:LYS:HE2	44:BW:68:PHE:CE1	2.18	0.78
22:DA:991:C:O2'	22:DA:992:C:H5'	1.83	0.78
39:DR:89:HIS:NE2	39:DR:91:GLN:HB2	1.99	0.78
1:AA:546:A:P	4:AD:68:GLU:HB2	2.23	0.78
57:DB:17:C:H42	57:DB:68:C:H42	1.28	0.78
22:BA:2431:U:C5'	22:BA:2431:U:H6	1.91	0.78
33:BL:93:ASN:ND2	33:BL:94:THR:N	2.31	0.78
42:DU:90:LYS:HE2	42:DU:92:VAL:HG12	1.64	0.78
22:BA:2502:G:H5'	22:BA:2503:A:C5'	2.14	0.78
54:CG:107:ALA:O	54:CG:118:ARG:HB3	1.82	0.78
27:BF:131:VAL:CG2	27:BF:151:LEU:HG	2.14	0.78
2:CB:125:PHE:HD1	2:CB:137:THR:HG22	1.49	0.78
1:AA:439:U:H2'	1:AA:440:C:C5'	2.14	0.78
14:CN:87:ALA:HB2	14:CN:92:ILE:HD12	1.63	0.78
39:BR:25:LEU:H	39:BR:94:THR:HG23	1.48	0.78
34:DM:7:THR:HG22	34:DM:9:PHE:H	1.46	0.78
31:BJ:31:GLU:HG3	31:BJ:142:ILE:HG21	1.65	0.78
56:CP:4:ILE:HD12	56:CP:4:ILE:N	1.99	0.78
47:DZ:18:LYS:O	47:DZ:22:THR:HG23	1.83	0.78
1:AA:1111:A:O2'	1:AA:1112:C:H5'	1.82	0.78
38:BQ:73:ILE:HD11	38:BQ:77:LYS:HB3	1.65	0.78
22:BA:1032:A:H1'	52:B4:23:ILE:HD13	1.64	0.78
22:BA:1956:U:O2'	22:BA:1957:C:H5'	1.84	0.78
24:BC:246:PRO:HG2	24:BC:247:TRP:CE3	2.17	0.78
53:CA:73:C:O2'	53:CA:74:A:H8	1.64	0.78

Continued on next page...

Continued from previous page...

Atom-1	Atom-2	Distance(Å)	Clash(Å)
22:DA:2210:U:H4'	22:DA:2211:A:O5'	1.83	0.78
22:DA:2214:C:O2'	22:DA:2215:C:C5'	2.31	0.78
22:DA:2092:U:H4'	22:DA:2093:G:H5''	1.65	0.78
21:CU:19:LYS:N	21:CU:19:LYS:HZ3	1.81	0.78
26:DE:130:LYS:CB	26:DE:133:LEU:HB3	2.13	0.78
53:CA:522:C:H41	12:CL:49:ARG:HH22	1.30	0.78
28:BG:30:GLY:HA3	28:BG:78:VAL:HG12	1.65	0.78
42:DU:26:ASN:OD1	42:DU:34:ILE:HD12	1.82	0.78
22:BA:480:A:OP2	42:BU:43:LYS:HD2	1.84	0.78
53:CA:513:C:HO2'	53:CA:514:C:H6	0.81	0.78
22:BA:794:A:H2'	22:BA:795:C:C6	2.19	0.78
44:BW:18:LYS:N	44:BW:36:ILE:HG13	1.99	0.78
38:BQ:65:ASN:ND2	38:BQ:69:ARG:HH22	1.79	0.78
22:BA:2507:C:C3'	22:BA:2508:G:H5''	2.14	0.78
5:AE:155:LYS:HD2	5:AE:156:ARG:H	1.48	0.78
22:BA:2311:A:H1'	27:BF:78:ILE:HD13	1.65	0.78
1:AA:1239:A:H62	1:AA:1299:A:H62	1.29	0.78
22:DA:2287:A:O2'	22:DA:2288:A:H3'	1.84	0.78
53:CA:665:A:H2'	53:CA:725:G:N2	1.99	0.78
22:DA:1808:A:H62	45:DX:27:ARG:HH11	1.32	0.78
24:BC:93:VAL:CG1	24:BC:94:LEU:H	1.97	0.78
22:BA:1188:U:O2'	22:BA:1189:A:H5'	1.84	0.78
51:B3:56:LEU:H	51:B3:56:LEU:CD2	1.96	0.78
22:BA:2591:C:OP1	24:BC:237:ARG:HG3	1.83	0.78
36:BO:7:ARG:HA	36:BO:10:ARG:NH2	1.99	0.78
4:CD:170:LEU:HA	4:CD:182:LYS:HB2	1.65	0.78
53:CA:987:G:N3	53:CA:988:G:C8	2.52	0.78
22:DA:1347:A:O2'	22:DA:1348:C:H5'	1.84	0.78
5:AE:80:LEU:HD12	5:AE:146:MET:HE3	1.66	0.78
51:D3:18:LYS:CD	51:D3:19:GLY:H	1.96	0.78
22:DA:617:G:O2'	22:DA:618:G:H8	1.67	0.78
33:BL:95:LEU:HD22	33:BL:100:ILE:CD1	2.13	0.78
22:DA:1080:A:O2'	22:DA:1081:U:H6	1.67	0.78
41:BT:28:ASN:C	41:BT:91:GLN:HE22	1.87	0.78
38:BQ:97:ILE:HD12	38:BQ:97:ILE:O	1.83	0.78
2:AB:22:TRP:O	2:AB:22:TRP:CG	2.37	0.78
9:AI:51:LEU:HB3	9:AI:56:MET:CG	2.14	0.78
22:DA:127:A:N7	50:D2:46:LYS:HE3	1.99	0.78
53:CA:560:A:H5'	53:CA:566:G:N2	1.99	0.78
38:BQ:6:GLY:HA2	38:BQ:9:ALA:HB3	1.66	0.78
22:DA:143:C:H2'	22:DA:144:A:C8	2.19	0.78
3:CC:129:PHE:CE1	3:CC:156:LEU:HB3	2.18	0.78

Continued on next page...

Continued from previous page...

Atom-1	Atom-2	Distance(Å)	Clash(Å)
22:BA:357:C:H2'	22:BA:358:U:H6	1.49	0.78
26:BE:110:SER:O	26:BE:113:VAL:HG12	1.83	0.78
38:BQ:40:LYS:HB2	38:BQ:40:LYS:HZ3	1.46	0.78
53:CA:369:G:OP2	53:CA:388:G:N2	2.15	0.78
38:BQ:10:ARG:NH1	38:BQ:10:ARG:HB2	1.98	0.78
22:DA:2339:C:O2'	22:DA:2340:A:H8	1.66	0.78
22:DA:616:A:H2'	22:DA:617:G:H8	1.48	0.78
22:DA:607:U:O4	22:DA:619:G:H2'	1.82	0.78
22:DA:629:G:O2'	22:DA:630:G:H5'	1.84	0.78
22:DA:183:C:H2'	22:DA:184:C:H5'	1.66	0.78
37:DP:50:ARG:HA	37:DP:57:ALA:O	1.84	0.78
32:DK:7:MET:HA	32:DK:7:MET:HE3	1.64	0.78
25:DD:107:VAL:HG21	25:DD:177:VAL:HG11	1.65	0.78
27:BF:151:LEU:HD12	27:BF:152:ASP:N	1.99	0.78
45:BX:30:PRO:HB2	45:BX:32:LEU:CD1	2.14	0.78
41:DT:29:THR:H	41:DT:87:LEU:CB	1.97	0.78
22:DA:482:A:N6	22:DA:506:G:C4	2.51	0.78
53:CA:366:A:O2'	53:CA:394:G:N2	2.17	0.78
28:BG:22:VAL:HG22	28:BG:36:LEU:HD11	1.66	0.78
22:DA:1455:G:HO2'	22:DA:1456:G:H8	1.31	0.78
18:AR:33:THR:HG21	18:AR:37:LYS:HB2	1.66	0.78
1:AA:481:G:HO2'	1:AA:482:A:H8	1.30	0.77
22:DA:508:A:H62	40:DS:9:HIS:CE1	2.02	0.77
17:AQ:45:VAL:HG13	17:AQ:72:TRP:O	1.85	0.77
53:CA:1239:A:H1'	53:CA:1241:G:C4	2.19	0.77
22:DA:1439:A:N7	22:DA:1440:U:C1'	2.47	0.77
29:DH:90:LEU:CB	29:DH:123:ARG:HB3	2.14	0.77
22:DA:2311:A:H1'	58:DF:78:ILE:HD11	1.67	0.77
40:DS:66:ILE:H	40:DS:66:ILE:HD13	1.48	0.77
28:DG:88:LEU:HD13	28:DG:93:TYR:HB3	1.65	0.77
22:BA:284:U:H2'	22:BA:285:G:C8	2.18	0.77
21:AU:36:PHE:HA	21:AU:39:LYS:HE2	1.66	0.77
22:BA:2887:A:H2'	22:BA:2887:A:N3	1.99	0.77
1:AA:116:A:H2'	1:AA:117:G:H8	1.48	0.77
38:BQ:73:ILE:HD11	38:BQ:77:LYS:CB	2.12	0.77
18:AR:33:THR:CG2	18:AR:37:LYS:HB2	2.14	0.77
30:BI:3:LYS:HD2	30:BI:4:VAL:HG23	1.66	0.77
53:CA:1454:G:O2'	53:CA:1455:G:H5''	1.84	0.77
22:BA:1664:A:H5''	22:BA:1665:A:OP2	1.83	0.77
1:AA:519:C:H2'	1:AA:520:A:C8	2.19	0.77
38:BQ:86:SER:HB2	39:BR:50:GLY:O	1.83	0.77
45:BX:76:LYS:HG3	45:BX:77:TYR:H	1.49	0.77

Continued on next page...

Continued from previous page...

Atom-1	Atom-2	Distance(Å)	Clash(Å)
22:DA:2199:A:O2'	22:DA:2200:C:H5'	1.84	0.77
22:DA:338:G:C2'	22:DA:339:U:H5'	2.13	0.77
22:DA:1998:A:H2'	22:DA:1999:C:H6	1.47	0.77
41:BT:40:LYS:H	41:BT:43:ILE:CG2	1.97	0.77
17:CQ:18:LYS:HD3	17:CQ:48:GLU:OE2	1.84	0.77
40:BS:73:LYS:CA	40:BS:73:LYS:HE3	2.13	0.77
34:DM:19:GLY:H	34:DM:38:ARG:NH2	1.81	0.77
53:CA:1450:U:H4'	53:CA:1451:U:C5	2.19	0.77
24:BC:251:THR:HG22	24:BC:252:LYS:N	1.99	0.77
22:DA:511:U:H4'	22:DA:1235:G:H4'	1.63	0.77
53:CA:920:U:H2'	53:CA:921:U:C6	2.19	0.77
26:BE:161:ALA:HA	26:BE:164:LEU:HB2	1.66	0.77
38:BQ:43:GLN:HE21	39:BR:77:PHE:HB3	1.47	0.77
22:BA:620:G:H4'	22:BA:621:A:O5'	1.83	0.77
28:BG:22:VAL:HG22	28:BG:36:LEU:CD1	2.15	0.77
1:AA:279:A:H5''	1:AA:281:G:H5'	1.66	0.77
56:CP:48:GLU:HG3	56:CP:51:ARG:HH21	1.49	0.77
53:CA:654:G:H2'	53:CA:655:A:C8	2.20	0.77
53:CA:79:G:H2'	53:CA:80:A:C8	2.19	0.77
22:DA:996:A:C4'	38:DQ:91:ARG:HD2	2.12	0.77
53:CA:519:C:O2'	53:CA:520:A:C5'	2.31	0.77
22:DA:1204:A:H4'	22:DA:1205:A:O5'	1.82	0.77
53:CA:177:G:O2'	53:CA:1448:C:H5''	1.83	0.77
29:DH:6:LEU:HD13	29:DH:36:ALA:HA	1.66	0.77
30:BI:104:GLN:O	30:BI:105:LEU:HB2	1.84	0.77
22:BA:1063:G:H2'	22:BA:1064:C:H6	1.49	0.77
22:BA:1079:C:C4	22:BA:1088:A:H2	2.01	0.77
53:CA:1493:A:H8	22:DA:1913:A:N6	1.82	0.77
53:CA:986:U:C2'	53:CA:987:G:H5'	2.14	0.77
22:BA:528:A:H8	22:BA:528:A:C5'	1.97	0.77
22:DA:1537:G:O2'	22:DA:1538:G:H4'	1.84	0.77
22:DA:1309:G:OP1	50:D2:9:VAL:HG12	1.85	0.77
26:DE:47:LYS:CB	26:DE:51:GLU:HB2	2.14	0.77
56:CP:5:ARG:HA	56:CP:71:VAL:HG11	1.66	0.77
10:CJ:64:GLN:HB2	14:CN:98:ALA:CB	2.13	0.77
25:DD:36:GLN:HG3	25:DD:38:LYS:NZ	1.99	0.77
58:DF:49:LEU:H	58:DF:49:LEU:HD22	1.47	0.77
54:CG:59:GLU:HG3	54:CG:60:ALA:N	1.99	0.77
4:AD:117:VAL:HA	4:AD:122:ILE:HD11	1.66	0.77
53:CA:818:G:C3'	53:CA:819:A:H5'	2.14	0.77
53:CA:212:G:O2'	53:CA:213:G:H5''	1.85	0.77
32:BK:101:GLY:O	32:BK:120:PRO:HD2	1.83	0.77

Continued on next page...

Continued from previous page...

Atom-1	Atom-2	Distance(Å)	Clash(Å)
58:DF:12:VAL:HA	58:DF:15:LEU:HB2	1.67	0.77
41:DT:69:ARG:O	41:DT:74:ILE:HD12	1.83	0.77
22:DA:2056:G:H21	48:D0:1:ALA:H3	1.31	0.77
4:AD:61:ARG:NH2	4:AD:67:LEU:HD23	1.98	0.77
22:DA:614:A:C4'	22:DA:616:A:H62	1.98	0.77
26:DE:149:ILE:HG23	26:DE:188:MET:HA	1.66	0.77
40:BS:4:ILE:HG21	40:BS:106:VAL:HG22	1.66	0.77
3:CC:148:ILE:HD13	3:CC:201:ILE:CD1	2.14	0.77
22:BA:301:G:HO2'	22:BA:302:C:C5'	1.97	0.77
22:BA:704:G:O2'	22:BA:726:G:N2	2.17	0.77
31:DJ:111:LYS:HB2	31:DJ:115:GLY:N	2.00	0.77
32:DK:13:ASN:HD21	32:DK:97:THR:H	1.31	0.77
25:DD:122:VAL:HA	25:DD:127:PHE:H	1.48	0.77
22:BA:1486:U:H2'	22:BA:1487:U:H6	1.48	0.77
4:AD:10:LEU:HD22	4:AD:62:ARG:HG3	1.65	0.77
1:AA:1184:G:O2'	1:AA:1185:G:H5'	1.84	0.77
54:CG:28:ILE:HG21	54:CG:100:MET:HG3	1.66	0.77
44:BW:22:VAL:O	44:BW:25:PHE:HD2	1.67	0.77
25:DD:151:THR:HG22	25:DD:152:PRO:HD3	1.64	0.77
38:BQ:85:ALA:O	38:BQ:88:GLU:HB2	1.83	0.77
22:DA:959:A:C2'	22:DA:960:A:C8	2.68	0.77
53:CA:642:A:C8	8:CH:106:SER:HA	2.20	0.77
32:DK:2:ILE:O	32:DK:3:GLN:HG2	1.83	0.77
3:CC:190:THR:HG22	3:CC:191:THR:N	1.99	0.77
21:CU:39:LYS:N	21:CU:40:PRO:CD	2.45	0.77
5:CE:80:LEU:N	5:CE:121:ASN:HD21	1.83	0.77
5:CE:80:LEU:O	5:CE:80:LEU:HD13	1.85	0.77
1:AA:513:C:H2'	1:AA:514:C:C6	2.20	0.77
1:AA:684:U:H1'	11:AK:39:ASN:O	1.85	0.77
29:BH:68:ARG:HH22	29:BH:72:ILE:HG21	1.48	0.77
8:CH:17:GLN:NE2	8:CH:71:VAL:HG23	2.00	0.77
41:DT:5:GLU:OE2	46:DY:18:LEU:HD21	1.84	0.77
57:DB:88:C:OP2	57:DB:88:C:H3'	1.84	0.77
37:BP:80:VAL:HG12	37:BP:81:ASP:N	2.00	0.77
33:DL:73:ILE:O	33:DL:105:ILE:HG23	1.85	0.77
24:BC:104:LEU:O	24:BC:105:ALA:HB2	1.83	0.77
53:CA:844:G:O2'	53:CA:845:A:H5''	1.85	0.77
7:AG:143:MET:CE	7:AG:143:MET:HA	2.15	0.77
40:DS:27:LYS:O	40:DS:71:VAL:HG12	1.84	0.77
22:BA:900:A:H2'	22:BA:901:C:H5'	0.77	0.77
22:DA:2800:A:C2'	22:DA:2801:G:H4'	2.15	0.77
53:CA:969:A:O2'	53:CA:970:C:H5'	1.85	0.77

Continued on next page...

Continued from previous page...

Atom-1	Atom-2	Distance(Å)	Clash(Å)
38:DQ:60:TRP:CZ2	38:DQ:93:ILE:HB	2.20	0.77
5:AE:148:SER:O	5:AE:152:VAL:CG1	2.33	0.77
22:DA:1799:G:H8	24:DC:179:GLU:OE1	1.67	0.77
22:BA:1339:G:H21	22:BA:1603:A:H1'	1.49	0.77
41:BT:32:LEU:N	41:BT:32:LEU:HD23	1.99	0.77
53:CA:765:G:C8	53:CA:812:G:C2	2.73	0.77
36:DO:13:ARG:O	36:DO:17:LYS:HB2	1.83	0.77
22:BA:1682:G:H2'	22:BA:1683:U:H6	1.45	0.77
22:DA:2392:A:C8	22:DA:2429:G:C2	2.73	0.77
53:CA:511:C:O2'	53:CA:512:U:H5''	1.83	0.77
9:AI:34:LEU:HD11	9:AI:47:VAL:HG21	1.67	0.77
2:CB:95:TRP:HZ2	2:CB:100:LEU:HD13	1.49	0.77
28:BG:162:ARG:CZ	28:BG:168:VAL:HG21	2.14	0.77
22:DA:2331:G:C1'	44:DW:40:ARG:HB3	2.13	0.77
53:CA:1382:C:O2'	53:CA:1383:C:H5'	1.84	0.77
38:BQ:88:GLU:C	38:BQ:88:GLU:OE1	2.22	0.77
57:DB:111:U:O2'	57:DB:112:G:C8	2.38	0.77
2:AB:9:LEU:CD1	2:AB:42:LEU:HD13	2.12	0.77
28:BG:96:ALA:HB3	28:BG:103:ASN:HB3	1.67	0.77
55:CM:13:HIS:HB3	55:CM:16:ILE:HB	1.67	0.77
46:BY:9:LYS:HA	46:BY:9:LYS:HZ1	1.45	0.77
22:DA:2847:U:C2'	22:DA:2848:G:H5'	2.15	0.77
22:DA:1751:U:H2'	22:DA:1752:C:H6	1.48	0.77
53:CA:456:A:H2'	53:CA:457:G:H8	1.50	0.77
1:AA:701:U:O2	1:AA:701:U:H2'	1.83	0.77
31:DJ:23:LYS:HB3	31:DJ:28:LEU:HD13	1.66	0.77
8:CH:74:ILE:HG13	8:CH:128:VAL:HG13	1.66	0.77
11:CK:51:PHE:O	11:CK:52:ARG:HD2	1.84	0.77
14:AN:13:VAL:HA	14:AN:59:GLN:OE1	1.84	0.77
53:CA:976:G:H5'	53:CA:977:A:OP2	1.85	0.77
49:B1:16:THR:CB	49:B1:41:VAL:HG21	2.14	0.77
17:AQ:45:VAL:CG2	17:AQ:60:ILE:HD13	2.15	0.77
22:DA:1739:A:H2'	22:DA:1740:G:C8	2.20	0.77
27:BF:114:ARG:HD2	27:BF:114:ARG:N	2.00	0.77
22:DA:484:C:O2'	22:DA:485:C:H6	1.68	0.77
22:BA:276:U:O2'	22:BA:278:A:N7	2.18	0.77
4:AD:62:ARG:HA	4:AD:62:ARG:NE	1.98	0.77
2:AB:75:ALA:O	2:AB:79:VAL:HG23	1.85	0.77
10:CJ:51:VAL:HB	14:CN:80:ARG:HB2	1.67	0.77
22:DA:95:A:H2'	22:DA:96:C:H5''	1.66	0.77
32:BK:19:VAL:HG22	32:BK:41:ILE:HG13	1.67	0.77
6:CF:18:VAL:O	6:CF:22:ILE:HG12	1.84	0.77

Continued on next page...

Continued from previous page...

Atom-1	Atom-2	Distance(Å)	Clash(Å)
1:AA:202:G:N2	1:AA:466:A:H61	1.83	0.77
53:CA:1127:G:O2'	53:CA:1128:C:H5'	1.84	0.77
42:DU:92:VAL:HB	42:DU:101:THR:HG21	1.67	0.77
5:CE:103:GLY:HA3	5:CE:121:ASN:HA	1.66	0.77
27:BF:131:VAL:HG21	27:BF:151:LEU:HG	1.67	0.77
22:DA:2291:U:H2'	22:DA:2292:U:H6	1.48	0.77
11:CK:27:ASN:HD22	11:CK:27:ASN:H	1.32	0.77
28:BG:23:ILE:HD12	28:BG:23:ILE:N	2.00	0.77
22:BA:443:A:C5	26:BE:40:ARG:HD3	2.20	0.77
34:DM:36:VAL:HG13	43:DV:82:TYR:CD1	2.20	0.77
24:BC:106:PRO:HA	24:BC:141:HIS:CE1	2.20	0.77
25:DD:11:MET:HE1	25:DD:192:ALA:HA	1.67	0.77
22:DA:1812:U:H2'	22:DA:1813:G:C8	2.19	0.77
22:DA:1847:A:HO2'	22:DA:1848:A:H8	1.32	0.77
22:DA:391:A:O2'	22:DA:392:U:H5'	1.85	0.77
20:AT:8:LYS:HA	20:AT:11:ILE:CG2	2.14	0.77
22:BA:1386:C:H2'	22:BA:1387:A:C8	2.20	0.77
22:BA:434:U:H4'	22:BA:435:C:OP1	1.85	0.77
31:DJ:45:THR:HG21	31:DJ:50:THR:CG2	2.15	0.76
1:AA:1202:U:O2'	1:AA:1203:C:C5'	2.32	0.76
6:CF:11:HIS:HD2	6:CF:54:LEU:HD21	1.47	0.76
22:BA:2585:U:O2'	22:BA:2586:U:C5'	2.33	0.76
37:DP:50:ARG:CB	37:DP:57:ALA:H	1.98	0.76
41:BT:39:THR:O	41:BT:40:LYS:HB2	1.84	0.76
1:AA:1324:A:O2'	1:AA:1325:C:H6	1.68	0.76
1:AA:1361:G:C2'	1:AA:1362:A:H5'	2.15	0.76
17:AQ:22:VAL:HG21	17:AQ:60:ILE:CD1	2.15	0.76
22:BA:2146:C:H4'	22:BA:2147:A:O5'	1.84	0.76
25:BD:151:THR:CG2	25:BD:152:PRO:HD3	2.16	0.76
24:DC:15:VAL:HG22	24:DC:205:GLY:HA3	1.67	0.76
22:BA:1993:U:H4'	25:BD:133:THR:CG2	2.15	0.76
22:DA:781:A:H5''	22:DA:782:A:OP1	1.85	0.76
22:DA:502:A:H5'	22:DA:503:A:OP2	1.85	0.76
28:DG:48:THR:O	28:DG:49:LEU:HB2	1.86	0.76
53:CA:1387:G:H2'	53:CA:1388:C:C6	2.20	0.76
35:DN:54:LEU:HD11	35:DN:66:ALA:HB2	1.66	0.76
1:AA:1215:G:O2'	1:AA:1216:A:H5'	1.85	0.76
5:AE:114:LEU:HD21	5:AE:122:VAL:HG21	1.67	0.76
22:DA:740:C:C6	22:DA:1981:A:C2	2.73	0.76
25:BD:97:SER:C	25:BD:99:GLU:HG2	2.05	0.76
22:DA:1056:G:C1'	22:DA:1103:A:H61	1.98	0.76
22:DA:1635:A:H2'	22:DA:1636:U:C6	2.20	0.76

Continued on next page...

Continued from previous page...

Atom-1	Atom-2	Distance(Å)	Clash(Å)
22:DA:329:G:O6	42:DU:16:LYS:HB2	1.84	0.76
28:DG:112:VAL:HG13	28:DG:150:TYR:CE1	2.20	0.76
4:AD:117:VAL:CA	4:AD:122:ILE:HD11	2.15	0.76
22:BA:1676:A:C2	22:BA:1993:U:H5'	2.20	0.76
22:BA:65:U:H2'	22:BA:66:C:C6	2.20	0.76
33:DL:73:ILE:O	33:DL:105:ILE:HA	1.85	0.76
22:DA:684:G:H5'	50:D2:16:HIS:CE1	2.20	0.76
2:CB:150:ILE:HD11	2:CB:153:MET:CE	2.14	0.76
34:BM:23:GLY:O	34:BM:101:VAL:HG12	1.85	0.76
22:DA:2829:A:H2'	22:DA:2830:C:H5'	1.67	0.76
10:AJ:74:VAL:HG12	10:AJ:75:ASP:N	1.97	0.76
22:DA:724:U:H2'	22:DA:725:G:O4'	1.85	0.76
49:B1:47:ILE:H	49:B1:47:ILE:HD12	1.50	0.76
7:AG:99:ALA:O	7:AG:103:ILE:HG13	1.85	0.76
28:BG:148:ARG:HD2	28:BG:163:TYR:CE2	2.21	0.76
44:BW:40:ARG:H	44:BW:56:HIS:HB3	1.49	0.76
22:DA:1307:A:O2'	22:DA:1308:A:H5'	1.86	0.76
56:CP:41:PRO:O	56:CP:42:ILE:HD13	1.84	0.76
53:CA:1148:U:O2'	53:CA:1149:C:C5'	2.33	0.76
41:BT:32:LEU:N	41:BT:83:ALA:HB3	2.00	0.76
1:AA:414:A:O2'	1:AA:415:A:H5'	1.85	0.76
5:CE:95:MET:HB3	5:CE:124:ALA:HB2	1.66	0.76
37:DP:88:ARG:HH11	37:DP:112:ARG:NH2	1.84	0.76
58:DF:76:PHE:H	58:DF:76:PHE:HD2	1.33	0.76
22:DA:2666:C:H2'	22:DA:2667:C:H5'	1.65	0.76
25:DD:119:ALA:CB	25:DD:163:GLY:H	1.98	0.76
4:AD:145:ARG:NH1	4:AD:147:LYS:HE3	1.99	0.76
25:DD:51:THR:HG23	25:DD:76:GLY:HA3	1.66	0.76
24:DC:255:LYS:O	24:DC:256:THR:HG23	1.84	0.76
1:AA:198:G:N2	1:AA:220:G:H1'	2.00	0.76
38:DQ:79:ILE:C	38:DQ:79:ILE:HD13	2.05	0.76
32:BK:2:ILE:HG21	32:BK:39:ILE:HD12	1.66	0.76
22:BA:1182:G:H2'	22:BA:1183:U:O4'	1.86	0.76
2:AB:162:VAL:HG22	2:AB:184:ALA:HB2	1.66	0.76
2:AB:66:ILE:HB	2:AB:88:GLN:CB	2.13	0.76
22:DA:1207:C:O2'	22:DA:1208:C:H6	1.67	0.76
42:DU:81:ARG:HD2	42:DU:81:ARG:N	2.00	0.76
22:DA:2714:G:O2'	22:DA:2715:C:H5'	1.85	0.76
28:DG:162:ARG:HD2	28:DG:162:ARG:H	1.50	0.76
29:DH:12:LEU:HD12	29:DH:12:LEU:O	1.86	0.76
22:DA:686:U:O4	50:D2:12:ARG:HG3	1.84	0.76
1:AA:386:C:H2'	1:AA:387:U:H5'	1.67	0.76

Continued on next page...

Continued from previous page...

Atom-1	Atom-2	Distance(Å)	Clash(Å)
49:B1:27:ARG:O	49:B1:30:PRO:HD3	1.85	0.76
31:DJ:2:LYS:HB2	31:DJ:2:LYS:NZ	2.00	0.76
2:AB:108:GLN:HG2	2:AB:109:SER:N	1.98	0.76
22:DA:70:G:O2'	22:DA:71:A:C5'	2.34	0.76
22:DA:2807:U:C3'	22:DA:2808:G:H5''	2.15	0.76
34:DM:19:GLY:H	34:DM:38:ARG:HH21	1.32	0.76
58:DF:65:LEU:HD23	58:DF:65:LEU:H	1.51	0.76
22:DA:727:A:H2'	22:DA:728:G:C8	2.20	0.76
33:BL:78:ARG:HB3	33:BL:113:ALA:CB	2.15	0.76
22:DA:241:A:H1'	22:DA:243:U:C5	2.19	0.76
8:AH:88:LYS:HG3	8:AH:89:ASP:N	1.99	0.76
22:BA:1833:C:H2'	22:BA:1834:U:H6	1.49	0.76
1:AA:263:A:H2'	1:AA:264:C:C5	2.20	0.76
22:BA:1698:A:H4'	22:BA:1699:G:O5'	1.84	0.76
25:DD:202:ILE:N	25:DD:202:ILE:HD12	1.99	0.76
22:BA:1061:U:H3'	22:BA:1062:G:H5''	1.68	0.76
33:DL:62:PRO:O	51:D3:12:ARG:HB3	1.84	0.76
5:AE:120:HIS:O	5:AE:121:ASN:HB3	1.84	0.76
19:CS:35:ARG:HA	19:CS:70:LEU:HB2	1.68	0.76
41:DT:1:MET:HG2	41:DT:4:GLU:HA	1.68	0.76
22:DA:806:C:H2'	22:DA:807:U:C6	2.21	0.76
1:AA:1202:U:H2'	1:AA:1203:C:C6	2.21	0.76
22:DA:454:A:H4'	22:DA:455:C:OP2	1.86	0.76
22:DA:1064:C:O2'	22:DA:1065:U:H5'	1.86	0.76
40:DS:7:HIS:CE1	40:DS:10:ALA:HA	2.21	0.76
22:BA:2134:A:O2'	22:BA:2135:A:H5''	1.86	0.76
22:DA:1790:C:O2'	24:DC:207:ALA:HB2	1.84	0.76
31:DJ:106:LYS:HB2	31:DJ:119:PHE:HE2	1.49	0.76
22:BA:2180:U:H2'	22:BA:2181:U:H5	1.51	0.76
22:BA:2275:C:O2'	34:BM:84:LYS:HA	1.86	0.76
5:AE:105:ILE:HD11	5:AE:123:LEU:HD23	1.68	0.76
24:DC:173:LEU:HD22	24:DC:181:ARG:O	1.85	0.76
22:BA:2572:A:N7	25:BD:150:GLN:HB3	2.00	0.76
22:DA:379:G:C6	22:DA:396:G:O6	2.39	0.76
22:BA:1157:G:O2'	22:BA:1158:C:H5'	1.86	0.76
2:AB:209:VAL:HG23	2:AB:210:THR:H	1.51	0.76
22:BA:272:A:O2'	22:BA:273:G:H8	1.68	0.76
53:CA:1533:C:H2'	53:CA:1534:A:H5''	1.65	0.76
22:BA:558:U:OP1	31:BJ:111:LYS:HE3	1.86	0.76
22:BA:994:C:H3'	38:BQ:53:LYS:HE2	1.66	0.76
22:DA:2430:A:H5'	22:DA:2431:U:OP2	1.85	0.76
22:DA:92:U:H2'	22:DA:93:G:O4'	1.86	0.76

Continued on next page...

Continued from previous page...

Atom-1	Atom-2	Distance(Å)	Clash(Å)
17:CQ:45:VAL:HG11	17:CQ:60:ILE:CG2	2.16	0.76
22:BA:2231:U:C2'	22:BA:2232:C:H5'	2.16	0.76
14:AN:46:LYS:HD2	19:AS:12:LEU:HD21	1.68	0.76
22:DA:140:C:H5'	22:DA:141:G:N2	2.01	0.76
22:DA:1716:U:HO2'	22:DA:1717:A:H8	0.78	0.76
17:AQ:80:LYS:HB2	17:AQ:80:LYS:HZ3	1.49	0.76
40:BS:24:ILE:HD12	40:BS:32:ALA:HA	1.66	0.76
22:DA:794:A:H2'	22:DA:795:C:C6	2.20	0.76
22:DA:2716:C:O2'	22:DA:2717:C:H5'	1.84	0.76
4:CD:115:GLN:HE22	4:CD:153:ARG:NH2	1.84	0.76
30:BI:7:TYR:HB3	30:BI:58:ILE:H	1.50	0.76
3:CC:18:ASN:HD21	3:CC:53:ARG:NH1	1.84	0.76
2:AB:110:ILE:HD11	2:AB:147:LEU:CD1	2.12	0.76
22:DA:1817:G:HO2'	22:DA:1818:U:H5'	1.50	0.76
53:CA:1067:A:H1'	53:CA:1068:G:C8	2.19	0.76
24:BC:28:PRO:HG2	24:BC:33:LEU:HD11	1.68	0.76
54:CG:117:LEU:HA	54:CG:121:ASN:HB2	1.66	0.76
34:DM:34:LYS:HB3	34:DM:129:THR:HG22	1.66	0.76
1:AA:1277:C:O2'	1:AA:1279:G:H8	1.66	0.76
53:CA:413:G:C2	4:CD:32:LYS:HE3	2.21	0.76
4:CD:34:GLU:O	4:CD:36:ALA:N	2.18	0.76
1:AA:1285:A:H5'	1:AA:1286:U:O4	1.86	0.76
29:DH:61:VAL:HG13	29:DH:62:LEU:HG	1.66	0.76
22:BA:1936:A:H2	22:BA:1943:U:C5	2.04	0.76
1:AA:386:C:C2'	1:AA:387:U:H5'	2.14	0.76
8:AH:28:SER:HB2	8:AH:58:LEU:HB2	1.68	0.76
22:DA:2726:A:O2'	32:DK:67:LYS:NZ	2.18	0.76
1:AA:475:C:H2'	1:AA:476:U:H6	1.50	0.76
27:BF:72:SER:HB2	27:BF:80:GLN:HB2	1.66	0.76
17:CQ:4:ILE:HG22	17:CQ:5:ARG:H	1.51	0.76
22:DA:2447:G:C8	22:DA:2500:U:H2'	2.21	0.76
53:CA:748:G:H2'	53:CA:749:A:C8	2.21	0.76
22:BA:1254:A:H5''	22:BA:1255:U:H5''	1.67	0.76
31:BJ:43:GLU:O	31:BJ:45:THR:CG2	2.34	0.76
22:DA:2360:G:H1'	33:DL:60:ARG:NH2	2.01	0.76
53:CA:1380:U:H4'	53:CA:1381:U:OP1	1.85	0.76
25:DD:148:GLN:HG2	25:DD:152:PRO:HG2	1.68	0.76
22:DA:85:G:O2'	22:DA:86:G:H5''	1.85	0.76
25:DD:38:LYS:NZ	25:DD:38:LYS:HB3	2.00	0.76
22:DA:1739:A:H2'	22:DA:1740:G:H8	1.51	0.76
29:DH:90:LEU:HB3	29:DH:123:ARG:HD2	1.67	0.76
31:BJ:74:TYR:HB2	31:BJ:87:ALA:O	1.86	0.76

Continued on next page...

Continued from previous page...

Atom-1	Atom-2	Distance(Å)	Clash(Å)
22:BA:588:U:H1'	26:BE:85:PHE:CD1	2.21	0.76
30:DI:51:GLY:O	30:DI:52:LEU:HB2	1.86	0.76
50:D2:19:ARG:HB3	50:D2:19:ARG:HH21	1.50	0.76
22:DA:1655:A:H2'	22:DA:1656:C:H6	1.50	0.76
22:BA:1450:G:C6	22:BA:1451:C:N4	2.54	0.76
22:DA:2868:A:H2'	22:DA:2869:G:C8	2.21	0.76
12:CL:3:VAL:HG23	12:CL:4:ASN:N	2.00	0.76
47:DZ:30:ARG:HH21	47:DZ:33:HIS:HB2	1.51	0.76
22:BA:2820:A:H3'	22:BA:2820:A:C8	2.20	0.76
53:CA:801:U:H2'	53:CA:802:A:H8	1.51	0.76
22:BA:195:A:N7	62:BA:3750:HOH:O	2.18	0.76
22:BA:1839:G:H2'	22:BA:1840:G:H8	1.48	0.76
20:AT:68:LYS:HB2	20:AT:68:LYS:NZ	2.01	0.76
25:BD:91:THR:O	25:BD:93:GLY:N	2.18	0.76
1:AA:1317:C:H2'	1:AA:1318:A:H5'	1.68	0.76
42:BU:97:SER:O	42:BU:98:ASN:HB3	1.84	0.76
22:DA:1394:U:H4'	22:DA:1603:A:H4'	1.68	0.75
53:CA:1051:C:O2'	53:CA:1052:U:O5'	2.04	0.75
35:DN:5:LYS:HG2	35:DN:6:SER:H	1.49	0.75
22:DA:404:A:H5'	22:DA:405:U:OP1	1.85	0.75
58:DF:113:PHE:CE2	58:DF:116:LEU:HD22	2.21	0.75
23:BB:89:U:H3'	23:BB:90:C:H5''	1.68	0.75
52:B4:36:ARG:HG2	52:B4:37:GLN:N	1.99	0.75
22:DA:381:G:H5''	45:DX:15:ASN:HD22	1.50	0.75
42:DU:10:VAL:HG12	42:DU:71:ILE:HA	1.68	0.75
4:AD:106:PHE:CD1	4:AD:144:ILE:HD11	2.20	0.75
17:CQ:61:ARG:HG2	17:CQ:75:VAL:CG1	2.16	0.75
38:DQ:34:ALA:O	38:DQ:38:VAL:HG23	1.86	0.75
22:BA:1110:G:O2'	22:BA:1111:A:H8	1.68	0.75
1:AA:1507:A:O2'	1:AA:1508:A:H5'	1.85	0.75
22:DA:1213:A:O2'	22:DA:1214:A:H5'	1.85	0.75
3:AC:154:GLY:O	3:AC:195:ILE:HG12	1.85	0.75
44:DW:20:LEU:HD11	44:DW:35:ILE:HG13	1.68	0.75
22:BA:2356:U:H4'	44:BW:16:GLU:HG3	1.66	0.75
41:DT:6:ARG:O	41:DT:9:LYS:HD2	1.85	0.75
22:DA:740:C:C5'	22:DA:1784:A:H3'	2.17	0.75
53:CA:120:A:H3'	53:CA:121:U:H5''	1.67	0.75
32:DK:69:VAL:HG11	32:DK:106:GLU:HG2	1.68	0.75
25:DD:133:THR:HG23	25:DD:134:HIS:N	2.01	0.75
8:CH:1:SER:CB	8:CH:3:GLN:HG3	2.16	0.75
2:AB:53:LEU:HA	2:AB:56:LEU:HB3	1.66	0.75
43:BV:29:ILE:HG12	43:BV:30:ILE:H	1.51	0.75

Continued on next page...

Continued from previous page...

Atom-1	Atom-2	Distance(Å)	Clash(Å)
20:AT:27:MET:HE1	20:AT:57:VAL:HG22	1.67	0.75
22:DA:1742:U:H2'	22:DA:1743:G:H8	1.50	0.75
38:BQ:63:ARG:HD2	38:BQ:64:ILE:N	2.01	0.75
22:DA:249:C:H2'	22:DA:249:C:O2	1.86	0.75
22:DA:1492:G:C3'	22:DA:1493:C:C5'	2.62	0.75
22:BA:751:A:C5'	22:BA:752:A:OP1	2.30	0.75
9:CI:45:MET:HE2	9:CI:48:ARG:HG3	1.69	0.75
38:DQ:91:ARG:HH11	39:DR:10:LYS:HB3	1.49	0.75
46:DY:4:LYS:H	46:DY:4:LYS:HD3	1.51	0.75
38:DQ:24:TYR:O	38:DQ:27:ARG:HB3	1.86	0.75
22:DA:1962:C:H4'	22:DA:1963:U:OP1	1.86	0.75
26:DE:134:LEU:HA	26:DE:137:LYS:CB	2.17	0.75
42:DU:3:LYS:HG2	42:DU:84:PHE:CZ	2.21	0.75
19:AS:51:HIS:CD2	19:AS:53:GLY:H	2.04	0.75
22:DA:2321:U:O2	22:DA:2321:U:C3'	2.33	0.75
58:DF:49:LEU:HA	58:DF:52:ALA:HB3	1.67	0.75
1:AA:250:A:H4'	1:AA:251:G:O5'	1.86	0.75
41:DT:25:GLU:OE1	41:DT:30:ILE:HD13	1.87	0.75
22:DA:1364:G:N7	45:DX:1:SER:HB2	2.02	0.75
34:DM:35:ALA:HB3	34:DM:99:GLY:N	2.01	0.75
22:BA:84:A:N6	22:BA:101:A:H2	1.80	0.75
1:AA:725:G:O2'	1:AA:726:C:H5'	1.86	0.75
22:DA:600:G:C5'	26:DE:27:LEU:HD22	2.16	0.75
57:DB:83:G:OP1	47:DZ:16:LEU:HD21	1.86	0.75
47:DZ:16:LEU:HD23	47:DZ:19:HIS:CD2	2.22	0.75
54:CG:4:ARG:HD2	54:CG:5:VAL:H	1.49	0.75
20:AT:26:MET:CE	20:AT:56:ILE:HD11	2.15	0.75
40:DS:25:ARG:HG3	40:DS:74:ILE:HG22	1.67	0.75
22:BA:2214:C:H2'	22:BA:2215:C:C6	2.22	0.75
41:BT:50:LEU:HD12	41:BT:50:LEU:H	1.52	0.75
30:DI:106:GLN:HA	30:DI:109:ALA:HB3	1.68	0.75
22:BA:933:A:H2'	22:BA:933:A:N3	2.00	0.75
53:CA:784:A:H2'	53:CA:785:G:C8	2.21	0.75
41:DT:60:THR:HG22	41:DT:83:ALA:HA	1.65	0.75
22:DA:249:C:H4'	22:DA:250:G:O5'	1.87	0.75
22:DA:196:A:H61	22:DA:831:G:H21	1.34	0.75
22:DA:2626:C:C2'	22:DA:2627:G:H5'	2.16	0.75
6:AF:5:GLU:HG3	6:AF:63:ASN:OD1	1.86	0.75
53:CA:1135:U:H5'	53:CA:1136:C:OP2	1.85	0.75
53:CA:597:G:H2'	53:CA:598:U:C5'	2.13	0.75
53:CA:246:A:C4	53:CA:282:A:N6	2.54	0.75
22:DA:370:G:N1	22:DA:424:G:C5	2.54	0.75

Continued on next page...

Continued from previous page...

Atom-1	Atom-2	Distance(Å)	Clash(Å)
52:B4:10:LEU:HD12	52:B4:33:HIS:HB3	1.67	0.75
2:CB:162:VAL:CG1	2:CB:184:ALA:HB2	2.16	0.75
36:BO:31:THR:HG22	36:BO:34:HIS:N	2.01	0.75
57:DB:44:G:H3'	58:DF:91:ARG:HE	1.52	0.75
22:BA:1565:C:O2'	22:BA:1566:A:H2'	1.86	0.75
40:BS:17:VAL:HG12	40:BS:76:VAL:HG11	1.67	0.75
22:DA:1808:A:N6	45:DX:27:ARG:HH11	1.84	0.75
42:DU:43:LYS:HE3	42:DU:45:GLN:CD	2.07	0.75
22:DA:1742:U:H2'	22:DA:1743:G:C8	2.21	0.75
22:BA:1248:G:OP2	26:BE:44:ARG:NH1	2.19	0.75
36:DO:26:LEU:HD23	36:DO:92:PHE:CE1	2.21	0.75
22:DA:1480:C:H2'	22:DA:1481:U:O4'	1.87	0.75
1:AA:996:A:C2	1:AA:1046:A:H5'	2.22	0.75
3:CC:120:THR:HG23	3:CC:187:GLU:O	1.86	0.75
23:BB:66:A:H4'	23:BB:67:G:OP1	1.84	0.75
55:CM:68:LEU:HD22	55:CM:69:ARG:HH11	1.50	0.75
39:DR:62:GLU:HB3	39:DR:97:LYS:HB3	1.67	0.75
14:CN:60:ARG:HG2	14:CN:61:ASN:H	1.50	0.75
22:DA:1310:G:H2'	22:DA:1311:G:O4'	1.85	0.75
31:BJ:44:TYR:HB2	38:BQ:63:ARG:CB	2.12	0.75
44:DW:16:GLU:OE2	44:DW:16:GLU:HA	1.85	0.75
28:BG:7:PRO:O	28:BG:8:VAL:HB	1.85	0.75
1:AA:255:G:H4'	17:AQ:18:LYS:HE3	1.66	0.75
22:DA:95:A:H2'	22:DA:96:C:C5'	2.16	0.75
20:AT:82:ILE:HD12	20:AT:83:ASN:N	2.01	0.75
10:AJ:52:LEU:HD23	10:AJ:62:ARG:CG	2.17	0.75
53:CA:795:C:H5''	11:CK:127:ARG:HH21	1.50	0.75
22:DA:1507:C:H5'	22:DA:1508:A:OP2	1.87	0.75
29:DH:84:ALA:N	29:DH:148:ALA:HA	2.00	0.75
3:AC:143:LEU:N	3:AC:143:LEU:HD22	2.00	0.75
3:AC:156:LEU:N	3:AC:156:LEU:HD12	2.01	0.75
22:BA:1498:C:O2'	22:BA:1499:C:C6	2.38	0.75
22:BA:1499:C:O2'	22:BA:1500:G:H5'	1.86	0.75
28:BG:126:THR:HG22	28:BG:127:GLN:N	2.00	0.75
22:BA:2135:A:O2'	22:BA:2136:G:H8	1.69	0.75
47:DZ:16:LEU:CD2	47:DZ:16:LEU:H	2.00	0.75
1:AA:486:U:H5''	1:AA:486:U:C6	2.22	0.75
22:BA:2180:U:H2'	22:BA:2181:U:C5	2.21	0.75
1:AA:1046:A:O2'	1:AA:1047:G:H5'	1.87	0.75
3:CC:41:TYR:HE1	3:CC:89:VAL:CG1	1.98	0.75
15:AO:29:ALA:HA	15:AO:84:LEU:HD21	1.67	0.75
22:BA:2207:C:H2'	22:BA:2208:C:H6	1.51	0.75

Continued on next page...

Continued from previous page...

Atom-1	Atom-2	Distance(Å)	Clash(Å)
23:BB:45:A:H2'	23:BB:46:A:H8	1.52	0.75
1:AA:461:A:H3'	1:AA:461:A:N3	2.02	0.75
25:BD:47:ALA:HA	25:BD:84:LEU:HG	1.66	0.75
1:AA:433:G:C2'	1:AA:434:U:H5'	2.16	0.75
22:BA:1340:U:H4'	22:BA:1341:G:OP2	1.84	0.75
22:DA:388:G:N7	22:DA:390:U:H2'	2.02	0.75
1:AA:345:C:H3'	37:BP:33:GLU:OE1	1.86	0.75
24:BC:77:VAL:O	24:BC:77:VAL:CG2	2.33	0.75
20:CT:57:VAL:HG12	20:CT:71:ALA:CB	2.17	0.75
8:CH:11:THR:HG22	8:CH:14:ARG:HH12	1.52	0.75
22:DA:685:A:H5'	22:DA:686:U:OP1	1.85	0.75
53:CA:802:A:O2'	53:CA:803:G:H5'	1.87	0.75
20:AT:33:LYS:N	20:AT:33:LYS:HE2	2.02	0.75
1:AA:1218:C:H2'	1:AA:1219:A:C8	2.21	0.75
11:CK:23:HIS:HB3	11:CK:30:ILE:HB	1.69	0.75
54:CG:135:LYS:O	54:CG:139:ASP:HB2	1.86	0.75
58:DF:30:VAL:HA	58:DF:157:THR:HG22	1.68	0.75
22:DA:1912:A:H62	22:DA:1917:U:H3	1.34	0.75
9:CI:24:ASN:O	9:CI:61:ASP:HA	1.85	0.75
44:BW:23:LYS:CE	44:BW:24:ARG:HG3	2.17	0.75
57:DB:69:G:C4	57:DB:70:C:C6	2.75	0.75
22:DA:1815:A:H4'	22:DA:1816:C:OP1	1.86	0.75
22:DA:1060:U:H1'	22:DA:1062:G:OP2	1.87	0.75
52:D4:7:VAL:CG1	52:D4:8:LYS:H	1.97	0.75
37:DP:22:GLY:HA3	37:DP:91:VAL:HG21	1.67	0.75
7:AG:112:ASP:HB2	7:AG:118:ARG:CG	2.15	0.75
22:DA:1809:A:C2	22:DA:1810:A:C4	2.74	0.75
22:DA:1809:A:O2'	22:DA:1810:A:H8	1.68	0.75
25:DD:94:GLN:O	25:DD:94:GLN:HG2	1.87	0.75
29:DH:68:ARG:HD3	29:DH:71:LYS:HD3	1.66	0.75
25:BD:89:GLU:HG3	25:BD:94:GLN:OE1	1.86	0.75
22:BA:491:G:H2'	22:BA:492:A:C8	2.22	0.75
1:AA:688:G:H5''	1:AA:688:G:H8	1.52	0.75
16:AP:52:LEU:O	16:AP:54:LEU:HD12	1.87	0.75
22:DA:1912:A:N6	22:DA:1917:U:H3	1.85	0.75
31:BJ:39:LYS:HA	31:BJ:43:GLU:HG3	1.68	0.75
22:DA:1010:A:O2'	22:DA:1011:G:H5''	1.87	0.75
22:DA:602:A:H1'	22:DA:656:G:N2	2.02	0.75
2:AB:77:GLU:HB2	2:AB:80:LYS:HE2	1.69	0.75
49:B1:8:ILE:HG23	49:B1:51:ALA:HA	1.67	0.75
38:DQ:78:PHE:CZ	38:DQ:82:LEU:HD11	2.22	0.75
9:AI:44:ARG:HG3	9:AI:45:MET:HE1	1.69	0.75

Continued on next page...

Continued from previous page...

Atom-1	Atom-2	Distance(Å)	Clash(Å)
44:BW:9:THR:OG1	44:BW:10:ARG:N	2.15	0.75
53:CA:1125:U:C6	10:CJ:40:ILE:HG12	2.22	0.75
26:DE:108:ILE:HD11	26:DE:181:ILE:HB	1.67	0.75
1:AA:374:A:OP1	1:AA:452:A:N1	2.20	0.75
22:DA:92:U:O2'	22:DA:93:G:H5'	1.87	0.75
22:DA:1676:A:H2	22:DA:1993:U:H5'	1.50	0.75
41:BT:29:THR:CG2	41:BT:86:THR:HG22	2.17	0.75
2:AB:112:ARG:O	2:AB:116:LEU:HD23	1.87	0.75
12:CL:106:VAL:HG23	12:CL:116:TYR:HB3	1.69	0.75
22:DA:395:U:O2'	22:DA:396:G:H8	1.70	0.75
53:CA:348:G:H2'	53:CA:349:A:C8	2.19	0.75
22:DA:121:G:O2'	22:DA:122:G:H5'	1.87	0.75
1:AA:338:A:N1	1:AA:351:G:O6	2.19	0.75
31:BJ:25:LEU:HD22	31:BJ:26:GLY:N	2.01	0.75
53:CA:223:A:H2'	53:CA:224:U:H6	1.51	0.75
7:AG:71:THR:O	7:AG:90:VAL:HG12	1.87	0.75
34:DM:33:LEU:CD2	34:DM:128:THR:HB	2.17	0.75
25:DD:68:PHE:HB3	25:DD:73:VAL:HA	1.69	0.75
1:AA:966:G:H2'	1:AA:967:C:C5	2.21	0.75
53:CA:564:C:H6	53:CA:564:C:H5'	1.51	0.75
22:BA:178:G:O2'	22:BA:179:C:H5'	1.87	0.75
9:CI:71:ILE:CD1	9:CI:72:SER:H	2.00	0.75
22:DA:2699:C:H2'	22:DA:2700:A:C8	2.21	0.75
22:DA:414:C:H5''	22:DA:1879:C:O2'	1.87	0.75
37:BP:92:ARG:O	37:BP:93:LYS:HB2	1.87	0.75
22:BA:1179:G:C5	22:BA:1180:U:C1'	2.69	0.75
6:AF:86:ARG:HD2	18:AR:63:TYR:O	1.87	0.75
29:BH:18:GLN:HE21	29:BH:18:GLN:CA	2.00	0.75
29:BH:38:PRO:HB2	29:BH:40:THR:HG23	1.69	0.75
10:AJ:56:HIS:HD2	10:AJ:57:VAL:HG12	1.51	0.75
25:BD:169:ARG:O	25:BD:170:VAL:CG1	2.35	0.75
32:DK:94:PRO:HG3	32:DK:115:ILE:CD1	2.17	0.75
22:DA:1965:C:H2'	22:DA:1966:A:C8	2.22	0.75
53:CA:32:A:H2'	53:CA:33:A:H8	1.49	0.75
41:BT:40:LYS:CA	41:BT:43:ILE:HG23	2.16	0.75
21:AU:16:ARG:HH11	21:AU:19:LYS:CG	1.98	0.75
44:BW:47:GLY:O	44:BW:49:ASN:N	2.20	0.75
1:AA:92:U:H2'	1:AA:93:U:C5	2.21	0.75
22:DA:138:U:H2'	22:DA:140:C:H1'	1.68	0.75
1:AA:826:C:H5'	8:AH:12:ARG:HH21	1.51	0.75
3:CC:91:ALA:HB2	3:CC:98:ALA:HB3	1.67	0.75
30:BI:115:ASP:O	30:BI:116:MET:HG2	1.86	0.75

Continued on next page...

Continued from previous page...

Atom-1	Atom-2	Distance(Å)	Clash(Å)
22:BA:894:U:H2'	22:BA:895:U:C6	2.21	0.75
53:CA:1499:A:O2'	53:CA:1500:A:H5'	1.85	0.75
57:DB:75:G:H1	57:DB:102:G:H22	1.35	0.75
25:BD:13:ARG:HH12	37:BP:74:GLN:NE2	1.84	0.74
1:AA:94:G:C4'	1:AA:95:C:H5''	2.17	0.74
35:DN:73:ASN:HA	35:DN:76:VAL:CG2	2.17	0.74
22:BA:2286:G:O6	49:B1:22:THR:HG21	1.86	0.74
22:DA:216:A:N3	22:DA:217:A:C8	2.55	0.74
24:DC:28:PRO:HB3	24:DC:62:ARG:HH22	1.50	0.74
22:BA:26:G:H1'	22:BA:514:A:N6	2.02	0.74
25:DD:34:VAL:CG1	25:DD:48:ILE:HD11	2.16	0.74
53:CA:335:C:O2	53:CA:1433:A:H2	1.69	0.74
22:DA:2311:A:H3'	22:DA:2312:U:H6	1.51	0.74
58:DF:43:ILE:HD13	58:DF:82:TYR:HE2	1.51	0.74
22:DA:312:G:H5'	22:DA:331:C:O2'	1.87	0.74
22:DA:1759:A:H2'	22:DA:1760:C:C6	2.22	0.74
22:BA:141:G:H5'	22:BA:142:A:C8	2.22	0.74
22:BA:915:C:C6	22:BA:915:C:H5''	2.21	0.74
22:DA:942:G:H2'	22:DA:943:A:H5'	1.69	0.74
22:DA:1714:U:H3'	22:DA:1715:G:H5'	1.68	0.74
39:BR:27:ILE:HD13	39:BR:27:ILE:H	1.51	0.74
27:BF:106:ALA:N	27:BF:108:PRO:HD2	2.01	0.74
26:DE:29:HIS:HA	26:DE:32:VAL:CG2	2.17	0.74
51:B3:22:LYS:HA	51:B3:47:ALA:O	1.87	0.74
2:CB:95:TRP:CZ2	2:CB:100:LEU:HD13	2.22	0.74
20:AT:53:MET:O	20:AT:56:ILE:HG22	1.87	0.74
36:DO:94:ARG:HD2	36:DO:97:PHE:O	1.87	0.74
22:DA:195:A:C6	22:DA:198:C:C5	2.75	0.74
25:DD:16:THR:CG2	25:DD:20:VAL:HB	2.17	0.74
25:DD:16:THR:HG22	25:DD:20:VAL:HB	1.68	0.74
31:DJ:8:PRO:HG2	31:DJ:9:GLU:H	1.52	0.74
53:CA:1218:C:H2'	53:CA:1219:A:H8	1.49	0.74
5:AE:45:VAL:CG2	5:AE:117:ALA:HA	2.17	0.74
31:BJ:65:THR:HG22	31:BJ:68:LYS:HE3	1.68	0.74
53:CA:1241:G:H2'	53:CA:1242:G:H8	1.52	0.74
37:BP:4:ILE:HG22	37:BP:5:LYS:N	2.02	0.74
22:DA:389:G:O2'	22:DA:390:U:H5'	1.86	0.74
31:BJ:21:THR:CG2	31:BJ:22:GLY:N	2.49	0.74
40:DS:20:VAL:HG23	40:DS:23:LEU:CD1	2.16	0.74
25:BD:5:VAL:H	25:BD:32:ASN:ND2	1.83	0.74
25:DD:89:GLU:HG2	25:DD:94:GLN:NE2	2.02	0.74
25:DD:4:LEU:HB3	25:DD:32:ASN:HD21	1.52	0.74

Continued on next page...

Continued from previous page...

Atom-1	Atom-2	Distance(Å)	Clash(Å)
35:BN:3:HIS:O	35:BN:4:ARG:HB2	1.85	0.74
53:CA:1011:C:H2'	53:CA:1012:A:C8	2.22	0.74
57:DB:86:G:H2'	57:DB:87:U:H5''	1.67	0.74
1:AA:723:U:H5''	21:AU:48:LYS:HG2	1.66	0.74
1:AA:862:C:C2'	1:AA:863:U:H5'	2.17	0.74
22:BA:1060:U:O4'	22:BA:1062:G:H5''	1.86	0.74
22:BA:528:A:C2	22:BA:2042:A:H2'	2.22	0.74
22:DA:1345:C:H5''	22:DA:1396:U:O4	1.87	0.74
41:DT:19:LYS:HE2	41:DT:23:ALA:HB3	1.69	0.74
22:BA:1150:C:C2'	22:BA:1151:A:O5'	2.36	0.74
1:AA:254:G:O2'	1:AA:255:G:H5'	1.87	0.74
22:BA:2352:A:C6	44:BW:30:VAL:HG11	2.21	0.74
44:BW:28:GLU:HG3	44:BW:29:SER:H	1.51	0.74
44:BW:37:VAL:HG13	44:BW:55:ASP:O	1.87	0.74
22:DA:834:G:H1'	22:DA:2358:A:C2	2.22	0.74
22:DA:992:C:O3'	39:DR:74:ILE:HD13	1.88	0.74
22:BA:2510:C:C5'	22:BA:2510:C:C6	2.67	0.74
22:DA:469:G:P	26:DE:55:SER:HB3	2.28	0.74
9:CI:17:ARG:HB2	9:CI:65:THR:HB	1.67	0.74
2:CB:78:ALA:O	2:CB:213:LEU:HD23	1.87	0.74
22:DA:811:U:H1'	22:DA:1251:C:C2	2.21	0.74
22:BA:2572:A:C8	25:BD:150:GLN:HB3	2.22	0.74
58:DF:42:ALA:CB	58:DF:49:LEU:HD21	2.17	0.74
22:DA:397:U:OP2	45:DX:9:LYS:HE2	1.87	0.74
1:AA:1399:C:H4'	1:AA:1400:C:O5'	1.86	0.74
1:AA:1279:G:H1'	1:AA:1282:C:N4	2.02	0.74
21:AU:35:GLU:O	21:AU:36:PHE:HB2	1.87	0.74
4:AD:106:PHE:CG	4:AD:144:ILE:HD11	2.22	0.74
53:CA:1003:G:N2	53:CA:1005:A:H5''	2.02	0.74
39:BR:27:ILE:HD13	39:BR:27:ILE:N	2.02	0.74
22:BA:1644:C:H2'	22:BA:1645:G:H5'	1.67	0.74
53:CA:1372:U:H5''	9:CI:71:ILE:HD11	1.68	0.74
22:DA:2552:U:C2	22:DA:2554:U:H5'	2.23	0.74
44:DW:77:LYS:N	44:DW:77:LYS:HZ2	1.85	0.74
31:BJ:44:TYR:HD1	31:BJ:44:TYR:O	1.69	0.74
41:DT:38:ALA:HB1	41:DT:81:LYS:HZ3	1.47	0.74
1:AA:1356:G:H2'	1:AA:1357:A:C8	2.23	0.74
24:DC:173:LEU:H	24:DC:173:LEU:HD22	1.53	0.74
56:CP:74:LEU:O	56:CP:78:VAL:HG23	1.86	0.74
22:DA:1056:G:N2	22:DA:1102:C:H5	1.85	0.74
22:BA:1602:U:O4	62:BA:3706:HOH:O	2.05	0.74
32:BK:71:ARG:CB	32:BK:72:PRO:CD	2.65	0.74

Continued on next page...

Continued from previous page...

Atom-1	Atom-2	Distance(Å)	Clash(Å)
31:BJ:103:ILE:O	31:BJ:103:ILE:HD12	1.88	0.74
53:CA:1108:G:H5''	3:CC:175:HIS:CE1	2.22	0.74
1:AA:683:G:H21	11:AK:39:ASN:HA	1.52	0.74
34:BM:71:LYS:HB3	34:BM:93:VAL:O	1.87	0.74
43:DV:73:LYS:O	43:DV:92:VAL:HG22	1.85	0.74
26:BE:146:VAL:HG23	26:BE:167:VAL:HG23	1.67	0.74
42:BU:5:ARG:O	42:BU:8:ASP:HB2	1.88	0.74
22:DA:5:A:C2	22:DA:2899:A:C2	2.76	0.74
13:AM:26:LYS:O	13:AM:30:LYS:HG3	1.87	0.74
32:BK:59:LYS:HE2	32:BK:89:ASN:O	1.87	0.74
22:BA:900:A:C3'	22:BA:901:C:H5'	2.17	0.74
22:DA:382:A:C2'	22:DA:383:C:H5''	2.16	0.74
14:CN:68:ARG:HG3	14:CN:69:PRO:HD2	1.69	0.74
22:DA:749:A:H1'	22:DA:1618:A:OP1	1.87	0.74
22:BA:2558:C:C2'	22:BA:2559:C:H5'	2.17	0.74
22:DA:460:A:H2'	22:DA:461:C:O4'	1.86	0.74
56:CP:75:ILE:HG23	56:CP:80:LYS:HD2	1.69	0.74
53:CA:1258:G:O2'	53:CA:1259:C:H5'	1.88	0.74
22:DA:412:A:N7	22:DA:2412:A:H1'	2.03	0.74
22:DA:1554:U:H5''	22:DA:1555:G:OP2	1.86	0.74
25:DD:137:SER:HB3	25:DD:138:LEU:HD22	1.69	0.74
14:CN:76:PHE:CE2	14:CN:92:ILE:HD13	2.23	0.74
42:BU:27:VAL:HA	42:BU:33:VAL:HG12	1.68	0.74
4:CD:32:LYS:O	4:CD:33:ILE:HG22	1.87	0.74
22:BA:1415:U:O2	22:BA:1415:U:H2'	1.87	0.74
1:AA:209:U:H5'	1:AA:210:C:OP2	1.87	0.74
29:DH:61:VAL:HG13	29:DH:62:LEU:H	1.53	0.74
30:BI:78:LEU:HD13	30:BI:108:ILE:HG23	1.69	0.74
2:AB:58:LYS:NZ	2:AB:62:ARG:HG3	2.03	0.74
1:AA:785:G:C2'	1:AA:786:G:H5'	2.17	0.74
22:DA:1467:U:H2'	22:DA:1468:U:H5'	1.69	0.74
1:AA:443:C:O2'	1:AA:444:G:H5'	1.88	0.74
22:BA:1996:C:H4'	22:BA:1997:C:OP1	1.87	0.74
38:DQ:91:ARG:HG3	39:DR:11:GLN:CD	2.07	0.74
44:BW:24:ARG:HD3	44:BW:65:LYS:CE	2.18	0.74
44:BW:37:VAL:HG22	44:BW:55:ASP:O	1.87	0.74
22:DA:2503:A:H4'	22:DA:2504:U:OP1	1.86	0.74
6:AF:40:GLU:CB	6:AF:42:TRP:HE1	2.00	0.74
26:BE:124:PHE:CZ	26:BE:148:ILE:HD12	2.22	0.74
26:DE:108:ILE:HD13	26:DE:108:ILE:O	1.87	0.74
22:DA:1027:A:O2'	22:DA:1028:A:H8	1.70	0.74
26:DE:128:ALA:HB1	26:DE:129:PRO:CD	2.17	0.74

Continued on next page...

Continued from previous page...

Atom-1	Atom-2	Distance(Å)	Clash(Å)
12:AL:23:LEU:HG	12:AL:24:GLU:H	1.52	0.74
34:DM:38:ARG:O	34:DM:126:ILE:HG21	1.85	0.74
11:CK:27:ASN:ND2	11:CK:27:ASN:N	2.36	0.74
2:AB:20:ARG:HH11	2:AB:20:ARG:HA	1.53	0.74
53:CA:166:U:C2'	53:CA:167:A:H5'	2.17	0.74
10:CJ:47:GLU:HB2	10:CJ:67:ILE:HG13	1.69	0.74
22:DA:1809:A:O2'	22:DA:1810:A:C8	2.40	0.74
1:AA:49:U:C2	1:AA:361:G:N2	2.55	0.74
55:CM:78:ARG:NH2	55:CM:79:LEU:HD23	2.02	0.74
44:DW:8:SER:O	44:DW:9:THR:HB	1.86	0.74
34:BM:42:THR:HG23	34:BM:45:GLN:OE1	1.86	0.74
29:DH:143:ILE:O	29:DH:144:VAL:HG13	1.87	0.74
7:AG:119:LEU:HD21	7:AG:123:LEU:HD23	1.68	0.74
39:BR:45:GLU:HA	39:BR:45:GLU:OE2	1.86	0.74
29:BH:125:THR:HG23	29:BH:126:GLY:H	1.53	0.74
22:DA:287:G:O2'	22:DA:288:U:H5'	1.88	0.74
22:DA:634:C:H2'	22:DA:635:C:C6	2.23	0.74
22:DA:1682:G:H2'	22:DA:1683:U:C5	2.23	0.74
22:BA:1085:A:H2'	22:BA:1086:A:N3	2.03	0.74
30:BI:79:LEU:HD13	30:BI:135:MET:SD	2.28	0.74
21:AU:7:GLU:HB2	21:AU:11:PHE:CE1	2.23	0.74
2:AB:89:PHE:CZ	2:AB:153:MET:HB2	2.23	0.74
39:DR:39:LEU:CB	39:DR:49:ILE:HD13	2.18	0.74
22:DA:216:A:O2'	22:DA:217:A:H8	1.69	0.74
1:AA:1143:G:H2'	1:AA:1144:G:H8	1.53	0.74
1:AA:375:U:H4'	16:AP:17:TYR:HE2	1.53	0.74
22:DA:2390:U:OP2	51:D3:34:LYS:HE2	1.88	0.74
14:AN:40:ARG:HH12	14:AN:44:VAL:HG21	1.51	0.74
25:DD:137:SER:CB	25:DD:138:LEU:HD22	2.18	0.74
1:AA:1343:G:H1'	9:AI:122:ARG:HH12	1.53	0.74
22:DA:2142:A:H2'	22:DA:2143:C:H4'	1.68	0.74
53:CA:754:C:H2'	53:CA:754:C:O2	1.88	0.74
22:DA:1166:G:N2	22:DA:1184:U:H1'	2.01	0.74
7:AG:3:ARG:HG3	7:AG:4:ARG:H	1.53	0.74
14:CN:52:ARG:HA	14:CN:52:ARG:NE	2.02	0.74
31:BJ:44:TYR:CD1	31:BJ:44:TYR:O	2.40	0.74
53:CA:1346:A:N1	54:CG:9:ARG:NH2	2.35	0.74
44:BW:30:VAL:O	44:BW:30:VAL:HG22	1.86	0.74
44:BW:30:VAL:HA	44:BW:60:ALA:HB3	1.69	0.74
22:BA:28:A:O2'	22:BA:29:U:H5'	1.88	0.74
22:DA:1080:A:O2'	22:DA:1081:U:C6	2.39	0.74
22:DA:1027:A:O2'	22:DA:1028:A:C8	2.40	0.74

Continued on next page...

Continued from previous page...

Atom-1	Atom-2	Distance(Å)	Clash(Å)
24:BC:144:GLU:HA	24:BC:151:GLY:HA2	1.69	0.74
52:B4:37:GLN:O	52:B4:37:GLN:HG2	1.86	0.74
4:AD:37:PRO:HD2	4:AD:41:GLY:HA2	1.70	0.74
22:DA:335:C:HO2'	22:DA:336:C:H6	0.75	0.74
16:AP:79:ASN:O	16:AP:80:LYS:HB2	1.87	0.74
22:DA:206:U:O2'	22:DA:207:A:H5'	1.87	0.74
14:AN:40:ARG:HH12	14:AN:44:VAL:CG1	2.00	0.74
25:BD:5:VAL:N	25:BD:32:ASN:HD21	1.83	0.74
26:BE:153:LEU:HD12	26:BE:153:LEU:C	2.08	0.74
24:BC:20:ASN:HD21	24:BC:22:GLU:HG2	1.51	0.74
22:DA:2529:G:H4'	28:DG:174:LYS:CD	2.17	0.74
19:CS:54:ARG:HG2	19:CS:55:GLN:H	1.52	0.74
1:AA:1442:G:H2'	1:AA:1443:C:H6	1.53	0.74
31:DJ:57:LEU:HD11	31:DJ:129:GLU:H	1.51	0.74
4:CD:58:GLN:O	4:CD:62:ARG:HG2	1.88	0.74
22:DA:1919:A:H2'	22:DA:1920:C:H6	1.52	0.74
37:BP:51:ASN:O	37:BP:52:ARG:HG2	1.88	0.74
5:AE:79:THR:HB	5:AE:121:ASN:ND2	2.03	0.74
53:CA:1361:G:H2'	53:CA:1362:A:H5'	1.70	0.74
31:DJ:45:THR:H	31:DJ:46:PRO:HD3	1.53	0.74
22:BA:1179:G:H3'	22:BA:1180:U:C4'	2.14	0.74
4:AD:61:ARG:HH21	4:AD:67:LEU:HD23	1.50	0.74
38:BQ:111:LYS:CE	39:BR:50:GLY:HA2	2.18	0.74
2:AB:149:GLY:O	2:AB:153:MET:HE3	1.88	0.74
6:AF:36:ILE:HG22	6:AF:64:VAL:CG2	2.18	0.74
22:DA:456:C:O2'	41:DT:73:ARG:HG3	1.87	0.74
9:AI:44:ARG:HG3	9:AI:45:MET:CE	2.17	0.74
53:CA:1304:G:H1'	53:CA:1333:A:N6	2.03	0.74
2:AB:133:ALA:O	2:AB:137:THR:HG23	1.87	0.74
1:AA:274:A:O2'	1:AA:275:G:H8	1.68	0.74
2:AB:13:VAL:CG2	2:AB:207:ARG:HH22	2.00	0.74
22:DA:1417:C:H4'	22:DA:1587:G:H21	1.50	0.74
53:CA:17:U:H2'	53:CA:18:C:C6	2.23	0.74
22:DA:865:C:H5''	22:DA:866:A:OP1	1.88	0.74
40:DS:70:LYS:H	40:DS:70:LYS:HE3	1.52	0.74
22:BA:1927:A:H2'	22:BA:1928:A:C8	2.23	0.74
34:BM:54:THR:O	34:BM:56:ALA:N	2.19	0.74
53:CA:968:A:N3	53:CA:1062:U:H4'	2.03	0.74
22:DA:720:U:H2'	22:DA:721:A:C8	2.23	0.74
30:BI:126:ARG:HA	30:BI:129:GLU:HB2	1.69	0.74
22:BA:2334:U:H4'	22:BA:2335:A:OP2	1.87	0.74
35:DN:103:ARG:HD3	35:DN:110:MET:SD	2.27	0.74

Continued on next page...

Continued from previous page...

Atom-1	Atom-2	Distance(Å)	Clash(Å)
22:BA:1287:A:OP2	35:BN:103:ARG:HG3	1.88	0.74
22:BA:2508:G:C2'	22:BA:2509:G:O5'	2.36	0.74
6:AF:38:ARG:NH2	6:AF:96:VAL:HG23	2.03	0.74
24:DC:179:GLU:HA	24:DC:269:ARG:O	1.88	0.74
21:CU:16:ARG:HG3	21:CU:19:LYS:CG	2.07	0.74
22:DA:1439:A:C2	22:DA:1553:A:N7	2.56	0.74
41:DT:29:THR:HB	41:DT:87:LEU:N	2.03	0.74
2:AB:212:TYR:O	2:AB:216:VAL:HG23	1.87	0.74
53:CA:775:G:C2'	53:CA:776:G:H5'	2.17	0.74
28:DG:72:ASN:O	28:DG:76:ILE:HG12	1.88	0.74
30:DI:5:GLN:OE1	30:DI:59:THR:HG21	1.87	0.74
22:DA:2353:G:H1'	44:DW:30:VAL:HG13	1.69	0.74
53:CA:97:G:C6	53:CA:98:A:H1'	2.23	0.73
54:CG:24:LYS:O	54:CG:28:ILE:HG12	1.88	0.73
22:DA:2882:A:C5'	35:DN:96:ARG:HD3	2.18	0.73
22:DA:2136:G:H2'	22:DA:2137:U:H5	1.50	0.73
22:BA:947:A:HO2'	22:BA:984:A:H2	1.35	0.73
27:BF:82:TYR:HD2	27:BF:83:PRO:HD2	1.53	0.73
28:BG:112:VAL:HG23	28:BG:113:ASP:H	1.53	0.73
55:CM:12:LYS:HB3	55:CM:17:ALA:HB2	1.70	0.73
49:D1:8:ILE:HD11	49:D1:52:LYS:HE3	1.70	0.73
22:BA:1252:G:N3	38:BQ:32:ARG:HG2	2.03	0.73
22:BA:1654:A:H4'	25:BD:118:PHE:CZ	2.23	0.73
53:CA:15:G:H2'	53:CA:16:A:C8	2.23	0.73
47:DZ:16:LEU:N	47:DZ:16:LEU:HD22	2.03	0.73
53:CA:654:G:H2'	53:CA:655:A:H8	1.53	0.73
22:DA:464:U:H1'	22:DA:686:U:H5	1.51	0.73
25:BD:38:LYS:O	25:BD:46:ARG:HA	1.88	0.73
13:AM:40:GLU:HG3	13:AM:41:ASP:N	2.03	0.73
22:BA:412:A:O2'	22:BA:413:C:H5'	1.87	0.73
53:CA:828:U:H2'	53:CA:829:G:O5'	1.88	0.73
1:AA:179:A:C2'	1:AA:180:U:H5'	2.17	0.73
53:CA:1014:A:H4'	19:CS:13:HIS:HD2	1.50	0.73
22:DA:2056:G:C2	22:DA:2057:G:C8	2.76	0.73
22:DA:2626:C:O2'	22:DA:2627:G:H5'	1.87	0.73
29:BH:14:SER:OG	29:BH:17:ASP:HB2	1.88	0.73
33:BL:77:ILE:CD1	33:BL:108:ALA:HB1	2.16	0.73
1:AA:1239:A:N6	1:AA:1299:A:N6	2.34	0.73
53:CA:536:C:H2'	53:CA:537:G:H8	1.52	0.73
28:BG:63:GLN:OE1	28:BG:63:GLN:HA	1.87	0.73
11:AK:106:ILE:O	11:AK:106:ILE:HD13	1.88	0.73
1:AA:1348:U:O2'	1:AA:1349:A:H5'	1.87	0.73

Continued on next page...

Continued from previous page...

Atom-1	Atom-2	Distance(Å)	Clash(Å)
22:DA:2468:A:O2'	22:DA:2469:A:H8	1.71	0.73
4:CD:115:GLN:HE22	4:CD:153:ARG:HH22	1.36	0.73
20:AT:53:MET:HE1	20:AT:57:VAL:HG21	1.68	0.73
6:AF:18:VAL:O	6:AF:22:ILE:HD12	1.87	0.73
1:AA:598:U:H4'	8:AH:85:TYR:CD1	2.23	0.73
32:BK:61:VAL:CG2	32:BK:87:LEU:HD11	2.18	0.73
24:BC:18:VAL:O	24:BC:18:VAL:HG13	1.88	0.73
22:DA:1918:A:H4'	22:DA:1919:A:OP1	1.86	0.73
53:CA:90:C:O2'	53:CA:91:U:C6	2.39	0.73
53:CA:91:U:O2'	53:CA:92:U:H6	1.70	0.73
22:BA:855:G:H1'	44:BW:23:LYS:HD3	1.70	0.73
44:BW:24:ARG:CD	44:BW:25:PHE:N	2.50	0.73
35:DN:37:THR:HB	35:DN:40:LYS:HB2	1.71	0.73
22:DA:469:G:OP2	26:DE:55:SER:HB3	1.87	0.73
26:DE:133:LEU:O	26:DE:137:LYS:HB2	1.87	0.73
41:BT:29:THR:HA	41:BT:86:THR:CA	2.18	0.73
13:AM:3:ILE:HA	13:AM:56:ARG:NH1	2.03	0.73
29:DH:80:ILE:HB	29:DH:101:ASP:HB2	1.66	0.73
23:BB:89:U:H3'	23:BB:90:C:C5'	2.18	0.73
22:DA:2303:G:H5'	58:DF:121:PHE:CE1	2.24	0.73
22:BA:2231:U:O2'	22:BA:2232:C:H5'	1.88	0.73
53:CA:663:A:O2'	53:CA:664:G:H5'	1.88	0.73
22:DA:53:A:C2	22:DA:179:C:H4'	2.23	0.73
28:BG:33:THR:C	28:BG:34:ARG:HD3	2.08	0.73
22:DA:2823:A:C5	22:DA:2824:C:C5	2.75	0.73
34:BM:8:LYS:HD2	34:BM:8:LYS:N	2.00	0.73
26:DE:6:LYS:HE3	26:DE:7:ASP:OD2	1.88	0.73
37:BP:50:ARG:HD2	37:BP:51:ASN:N	2.02	0.73
22:BA:2336:A:H61	44:BW:40:ARG:HB3	1.50	0.73
44:BW:14:ASP:O	44:BW:15:SER:HB2	1.89	0.73
53:CA:410:G:OP1	4:CD:25:ARG:HD2	1.88	0.73
44:BW:9:THR:HG23	44:BW:10:ARG:CD	2.14	0.73
1:AA:452:A:H2'	1:AA:453:G:O4'	1.87	0.73
58:DF:147:ARG:HG2	58:DF:149:ARG:HH12	1.51	0.73
22:DA:2542:A:H4'	22:DA:2543:G:C5'	2.18	0.73
37:DP:22:GLY:HA3	37:DP:91:VAL:CG2	2.19	0.73
34:BM:13:HIS:O	34:BM:14:LYS:CB	2.35	0.73
12:AL:43:LYS:HB2	12:AL:44:PRO:HD3	1.70	0.73
22:BA:1494:A:H2'	22:BA:1495:A:C8	2.23	0.73
1:AA:1314:C:O2'	1:AA:1315:U:H5'	1.88	0.73
23:BB:49:C:O2'	23:BB:50:A:H5'	1.88	0.73
24:BC:106:PRO:CA	24:BC:141:HIS:HE1	2.00	0.73

Continued on next page...

Continued from previous page...

Atom-1	Atom-2	Distance(Å)	Clash(Å)
42:DU:35:VAL:HG12	42:DU:36:GLU:N	2.03	0.73
22:BA:1867:G:C2'	22:BA:1868:C:H5'	2.19	0.73
25:BD:120:GLY:HA2	25:BD:162:ALA:HB1	1.71	0.73
39:BR:21:ARG:NH2	39:BR:93:PHE:CE1	2.57	0.73
53:CA:719:C:H3'	53:CA:720:C:C6	2.23	0.73
27:BF:127:TYR:O	27:BF:128:SER:HB2	1.88	0.73
3:CC:9:ILE:HD12	14:CN:97:LYS:HD3	1.68	0.73
22:BA:319:G:C4	22:BA:333:G:N2	2.57	0.73
22:BA:1056:G:O2'	22:BA:1086:A:H1'	1.88	0.73
22:BA:528:A:H5''	31:BJ:116:ARG:NH2	2.02	0.73
28:BG:8:VAL:CG1	28:BG:49:LEU:HB2	2.10	0.73
53:CA:961:U:HO2'	53:CA:962:C:H6	0.77	0.73
22:DA:2052:A:O2'	22:DA:2053:G:H5'	1.88	0.73
38:BQ:85:ALA:O	38:BQ:86:SER:C	2.25	0.73
27:BF:45:ASP:HB3	27:BF:48:LEU:HB2	1.70	0.73
38:DQ:4:LYS:HE3	38:DQ:7:VAL:HG22	1.70	0.73
32:DK:61:VAL:HG11	32:DK:112:PHE:CE2	2.22	0.73
24:DC:93:VAL:CG1	24:DC:101:ARG:H	2.00	0.73
22:DA:2304:G:N2	22:DA:2312:U:H3	1.83	0.73
22:BA:1941:C:H2'	22:BA:1942:C:C6	2.24	0.73
22:BA:142:A:H2'	22:BA:143:C:C5	2.23	0.73
4:CD:89:LEU:CD2	4:CD:199:ILE:HD11	2.18	0.73
55:CM:78:ARG:HH21	55:CM:79:LEU:CD2	2.01	0.73
22:DA:1821:A:H5'	24:DC:156:SER:OG	1.88	0.73
29:BH:147:VAL:HG12	29:BH:149:GLU:HG3	1.70	0.73
22:BA:2425:A:H5'	22:BA:2427:C:H5'	1.71	0.73
22:DA:374:A:H2'	22:DA:375:G:H8	1.51	0.73
39:DR:48:LYS:H	39:DR:48:LYS:HD2	1.53	0.73
53:CA:987:G:N3	53:CA:988:G:N7	2.37	0.73
22:DA:1537:G:H2'	22:DA:1538:G:C4'	2.13	0.73
11:AK:124:LYS:HE2	11:AK:124:LYS:C	2.09	0.73
44:BW:17:ALA:O	44:BW:18:LYS:HB3	1.88	0.73
22:DA:638:G:H2'	22:DA:639:U:C6	2.23	0.73
5:AE:156:ARG:O	5:AE:158:LYS:N	2.22	0.73
33:BL:111:ILE:HD12	33:BL:128:THR:HG21	1.70	0.73
26:BE:119:ILE:HD11	26:BE:187:VAL:HG22	1.70	0.73
53:CA:120:A:O2'	53:CA:121:U:H5''	1.89	0.73
32:DK:108:ARG:HA	32:DK:116:ILE:HD13	1.70	0.73
22:DA:1965:C:C3'	22:DA:1966:A:H5''	2.17	0.73
22:DA:1965:C:C5'	22:DA:1966:A:H5''	2.18	0.73
22:BA:946:C:O2'	22:BA:947:A:C5'	2.36	0.73
54:CG:134:VAL:HB	54:CG:137:ARG:NH2	2.02	0.73

Continued on next page...

Continued from previous page...

Atom-1	Atom-2	Distance(Å)	Clash(Å)
53:CA:252:U:H2'	53:CA:253:A:C8	2.23	0.73
44:BW:47:GLY:C	44:BW:49:ASN:H	1.91	0.73
3:AC:156:LEU:CD1	3:AC:156:LEU:H	2.02	0.73
1:AA:1468:A:H2'	1:AA:1469:C:H5''	1.70	0.73
35:DN:22:ARG:HG3	35:DN:70:THR:HA	1.71	0.73
7:AG:119:LEU:CD2	7:AG:123:LEU:HD23	2.18	0.73
1:AA:731:G:OP1	1:AA:766:A:H1'	1.87	0.73
4:CD:121:ALA:O	4:CD:145:ARG:HB2	1.88	0.73
32:BK:19:VAL:HG22	32:BK:41:ILE:CG1	2.19	0.73
22:DA:1288:G:C8	22:DA:1327:A:N6	2.56	0.73
22:DA:2614:A:H4'	22:DA:2615:U:OP1	1.88	0.73
10:AJ:57:VAL:HG22	10:AJ:58:ASN:N	2.03	0.73
22:DA:797:G:OP1	26:DE:57:LYS:HG2	1.88	0.73
22:DA:2214:C:H2'	22:DA:2215:C:C6	2.22	0.73
2:AB:42:LEU:HG	2:AB:43:GLU:N	2.03	0.73
55:CM:64:VAL:HG12	55:CM:65:GLU:N	2.01	0.73
4:AD:121:ALA:C	4:AD:122:ILE:HD13	2.08	0.73
22:DA:1830:C:H5'	24:DC:14:HIS:HE1	1.53	0.73
22:DA:1698:A:H1'	22:DA:1700:A:OP2	1.89	0.73
11:AK:13:LYS:O	11:AK:14:GLN:HB3	1.89	0.73
24:DC:159:THR:O	24:DC:194:VAL:HG12	1.88	0.73
2:AB:32:GLY:HA3	2:AB:39:ILE:HG12	1.69	0.73
1:AA:707:U:OP1	11:AK:86:LYS:HE3	1.88	0.73
44:DW:18:LYS:H	44:DW:36:ILE:CG1	2.02	0.73
1:AA:797:C:OP2	11:AK:125:LYS:HG3	1.88	0.73
31:DJ:13:ARG:HG2	31:DJ:51:GLY:O	1.88	0.73
35:DN:75:ILE:HD12	35:DN:79:LEU:HD12	1.69	0.73
22:DA:740:C:H5''	22:DA:1784:A:H3'	1.69	0.73
22:DA:602:A:H4'	22:DA:604:G:O3'	1.87	0.73
22:BA:2287:A:C2	22:BA:2289:G:C6	2.77	0.73
22:DA:2136:G:C2'	22:DA:2137:U:C6	2.71	0.73
4:CD:2:ARG:NE	4:CD:114:ARG:HD2	2.03	0.73
22:BA:1321:A:H2'	22:BA:1322:A:C8	2.23	0.73
22:BA:1913:A:H4'	22:BA:1913:A:OP1	1.88	0.73
25:BD:150:GLN:O	25:BD:150:GLN:HG3	1.88	0.73
46:BY:9:LYS:CB	46:BY:12:GLU:HG3	2.18	0.73
56:CP:20:VAL:HA	56:CP:36:VAL:HG12	1.71	0.73
22:DA:1049:C:O2	22:DA:1113:U:H4'	1.88	0.73
53:CA:369:G:O2'	53:CA:370:C:H5'	1.89	0.73
22:BA:2321:U:H6	22:BA:2321:U:H5''	1.53	0.73
22:DA:1590:A:H2'	22:DA:1591:A:H8	1.53	0.73
22:BA:201:C:H2'	22:BA:202:U:H5'	1.71	0.73

Continued on next page...

Continued from previous page...

Atom-1	Atom-2	Distance(Å)	Clash(Å)
41:BT:73:ARG:HB3	41:BT:73:ARG:CZ	2.18	0.73
16:AP:48:GLU:HG3	16:AP:49:GLY:N	2.04	0.73
56:CP:71:VAL:O	56:CP:74:LEU:HB2	1.88	0.73
22:DA:590:A:H2'	22:DA:591:U:H6	1.52	0.73
32:DK:87:LEU:HD12	32:DK:92:GLU:CA	2.17	0.73
53:CA:994:A:N3	53:CA:995:C:C6	2.57	0.73
22:DA:412:A:O2'	22:DA:413:C:C5'	2.35	0.73
53:CA:1190:G:O2'	53:CA:1191:A:P	2.46	0.73
29:DH:41:LYS:HA	29:DH:44:ILE:CG1	2.18	0.73
22:DA:118:A:H1'	22:DA:178:G:O4'	1.89	0.73
53:CA:821:G:H2'	53:CA:822:U:C6	2.23	0.73
26:BE:46:GLN:HG3	26:BE:87:ALA:H	1.53	0.73
22:BA:1919:A:O2'	22:BA:1920:C:H5'	1.88	0.73
27:BF:9:ASP:O	27:BF:10:GLU:HB2	1.87	0.73
24:BC:255:LYS:O	24:BC:257:ARG:N	2.18	0.73
47:BZ:12:ALA:HA	47:BZ:15:ARG:HD3	1.70	0.73
22:DA:1021:A:C2'	22:DA:1022:G:H4'	2.18	0.73
44:BW:24:ARG:CD	44:BW:65:LYS:HE2	2.19	0.73
32:BK:43:ILE:N	32:BK:43:ILE:HD13	2.04	0.73
27:BF:35:LEU:HB3	27:BF:153:ILE:HG23	1.69	0.73
35:DN:32:GLU:OE1	35:DN:115:LEU:HD12	1.88	0.73
53:CA:1168:U:C2'	53:CA:1168:U:O2	2.35	0.73
6:CF:2:ARG:NH2	6:CF:91:ARG:HB2	2.04	0.73
9:AI:9:GLY:HA2	9:AI:80:HIS:HD2	1.53	0.73
41:BT:32:LEU:O	41:BT:34:VAL:HG13	1.89	0.73
21:CU:38:GLU:HA	21:CU:41:THR:OG1	1.88	0.73
37:BP:21:PRO:HA	37:BP:46:VAL:HG11	1.70	0.73
10:AJ:32:THR:HG23	10:AJ:33:GLY:H	1.53	0.73
53:CA:162:A:H2'	53:CA:163:C:O4'	1.88	0.73
22:BA:2210:U:C2	22:BA:2212:A:N7	2.56	0.73
3:CC:137:VAL:O	3:CC:140:ALA:HB3	1.89	0.73
22:DA:999:U:C2'	22:DA:1000:A:H5'	2.18	0.73
46:DY:19:LEU:HA	46:DY:22:LEU:HB2	1.71	0.73
22:BA:271:G:O2'	22:BA:272:A:H5''	1.88	0.73
22:BA:242:G:OP2	51:B3:2:LYS:HE2	1.88	0.73
30:BI:33:ASN:HD22	30:BI:64:ARG:NH2	1.85	0.73
40:DS:71:VAL:O	40:DS:71:VAL:HG13	1.89	0.73
12:CL:89:LEU:HB3	12:CL:92:VAL:HG21	1.68	0.73
40:BS:48:LYS:O	40:BS:52:GLU:HG3	1.87	0.73
22:BA:1315:C:O2'	22:BA:1316:U:H5'	1.89	0.73
53:CA:1183:U:C3'	53:CA:1184:G:H5''	2.15	0.72
22:DA:1325:U:H4'	22:DA:1326:U:OP1	1.89	0.72

Continued on next page...

Continued from previous page...

Atom-1	Atom-2	Distance(Å)	Clash(Å)
22:DA:527:C:H2'	22:DA:527:C:O2	1.87	0.72
24:BC:16:VAL:HB	24:BC:203:VAL:HB	1.70	0.72
33:DL:110:VAL:HB	33:DL:127:VAL:HA	1.71	0.72
34:DM:66:ARG:CZ	34:DM:101:VAL:HG11	2.19	0.72
5:AE:155:LYS:HA	5:AE:158:LYS:HZ3	1.54	0.72
24:DC:62:ARG:HH21	24:DC:62:ARG:CG	2.01	0.72
10:CJ:5:ARG:C	10:CJ:6:ILE:HD12	2.10	0.72
22:DA:589:U:HO2'	22:DA:590:A:H5'	1.52	0.72
53:CA:1046:A:H2'	53:CA:1047:G:O5'	1.89	0.72
53:CA:643:C:O2'	53:CA:644:U:H5'	1.89	0.72
42:DU:73:ASN:HB3	42:DU:95:PHE:HE2	1.53	0.72
1:AA:1240:U:H3'	1:AA:1241:G:C5'	2.19	0.72
53:CA:537:G:H2'	53:CA:538:G:C8	2.23	0.72
3:CC:148:ILE:CD1	3:CC:201:ILE:HG12	2.19	0.72
35:DN:24:MET:HG2	35:DN:44:LEU:HD22	1.70	0.72
30:DI:104:GLN:HA	30:DI:107:GLU:CB	2.18	0.72
53:CA:116:A:O2'	53:CA:117:G:H5'	1.89	0.72
28:BG:10:VAL:HG23	28:BG:10:VAL:O	1.88	0.72
32:BK:7:MET:C	32:BK:8:LEU:HD23	2.08	0.72
16:AP:48:GLU:HG3	16:AP:49:GLY:H	1.54	0.72
22:BA:2291:U:H2'	22:BA:2292:U:C6	2.23	0.72
22:DA:108:G:H2'	22:DA:109:C:C6	2.24	0.72
11:AK:52:ARG:HD2	11:AK:56:LYS:HD3	1.69	0.72
22:BA:2438:U:O2'	22:BA:2439:A:H5''	1.89	0.72
4:CD:156:ALA:O	4:CD:160:LEU:HD23	1.88	0.72
31:BJ:84:ILE:O	31:BJ:84:ILE:HG13	1.89	0.72
22:DA:828:U:C5	22:DA:829:A:N6	2.57	0.72
22:DA:2296:U:H5	36:DO:9:ARG:HH22	1.35	0.72
42:DU:81:ARG:H	42:DU:81:ARG:HD2	1.53	0.72
22:DA:1722:A:N6	22:DA:1738:G:H1'	2.04	0.72
22:DA:1734:G:C2'	22:DA:1735:A:H8	2.01	0.72
53:CA:1299:A:O2'	53:CA:1300:G:H4'	1.88	0.72
22:DA:2286:G:H4'	22:DA:2287:A:C1'	2.19	0.72
2:AB:116:LEU:CD1	2:AB:140:LEU:HD11	2.19	0.72
22:DA:2267:A:N6	22:DA:2272:U:N3	2.27	0.72
53:CA:321:A:C1'	53:CA:1435:G:O2'	2.37	0.72
9:AI:50:PRO:HG3	9:AI:82:ILE:HD12	1.71	0.72
3:AC:139:ASN:HA	3:AC:142:ARG:HB2	1.72	0.72
34:DM:40:ARG:HB2	34:DM:93:VAL:HG21	1.71	0.72
35:BN:117:ASP:O	35:BN:118:ARG:HB2	1.88	0.72
3:AC:54:ILE:HD12	3:AC:54:ILE:C	2.09	0.72
22:BA:729:G:N3	22:BA:729:G:H2'	2.03	0.72

Continued on next page...

Continued from previous page...

Atom-1	Atom-2	Distance(Å)	Clash(Å)
22:BA:186:G:H2'	22:BA:187:G:H8	1.54	0.72
22:BA:1190:G:OP1	33:BL:32:GLY:HA2	1.89	0.72
50:B2:24:THR:HG23	50:B2:27:GLY:H	1.52	0.72
3:CC:36:PHE:HE1	14:CN:91:GLU:HB3	1.54	0.72
33:DL:20:GLY:HA2	33:DL:28:GLY:HA2	1.69	0.72
54:CG:12:LEU:HD22	54:CG:13:PRO:O	1.90	0.72
44:DW:39:GLN:HE22	44:DW:58:LEU:HD23	1.51	0.72
22:DA:1817:G:O2'	22:DA:1818:U:C5'	2.36	0.72
43:BV:80:HIS:CD2	43:BV:83:LYS:H	2.06	0.72
53:CA:1053:G:O6	53:CA:1199:U:H2'	1.89	0.72
22:DA:226:A:C2	22:DA:230:G:O6	2.42	0.72
53:CA:1526:G:OP1	21:CU:38:GLU:HG3	1.88	0.72
52:B4:9:LYS:C	52:B4:10:LEU:HD23	2.09	0.72
37:BP:33:GLU:HG3	37:BP:34:GLY:H	1.54	0.72
53:CA:825:A:H2'	53:CA:826:C:H6	1.54	0.72
22:BA:1682:G:C8	22:BA:1757:A:C2	2.76	0.72
22:DA:242:G:H8	51:D3:3:ILE:O	1.72	0.72
49:D1:16:THR:CG2	49:D1:42:VAL:HG23	2.19	0.72
53:CA:1455:G:H2'	53:CA:1456:A:C8	2.24	0.72
53:CA:802:A:C2'	53:CA:803:G:H5'	2.19	0.72
22:DA:374:A:H2'	22:DA:375:G:C8	2.25	0.72
53:CA:60:A:H4'	53:CA:61:G:O5'	1.87	0.72
35:BN:116:VAL:HG22	35:BN:116:VAL:O	1.88	0.72
22:BA:979:A:H2'	22:BA:982:C:H42	1.52	0.72
53:CA:1316:G:N2	53:CA:1318:A:H3'	2.04	0.72
53:CA:982:U:H1'	53:CA:983:A:C8	2.24	0.72
22:DA:1309:G:H4'	50:D2:7:PRO:HB2	1.71	0.72
26:DE:58:LYS:HB3	26:DE:60:TRP:HE1	1.54	0.72
33:DL:79:LEU:HB3	33:DL:114:GLY:H	1.54	0.72
22:DA:2201:G:H2'	22:DA:2202:U:H6	1.53	0.72
2:CB:79:VAL:HA	2:CB:213:LEU:CD2	2.15	0.72
22:DA:2275:C:O2'	34:DM:84:LYS:HA	1.89	0.72
53:CA:642:A:O2'	53:CA:643:C:C6	2.41	0.72
28:BG:97:VAL:HG22	28:BG:102:ILE:HG12	1.69	0.72
11:CK:121:ARG:NH2	21:CU:35:GLU:HB2	2.05	0.72
22:BA:2148:G:H2'	22:BA:2149:U:O4'	1.90	0.72
12:AL:43:LYS:HZ2	12:AL:44:PRO:HD2	1.53	0.72
22:BA:942:G:C2'	22:BA:943:A:H5'	2.17	0.72
1:AA:1349:A:H2'	1:AA:1350:A:C8	2.23	0.72
11:AK:66:ALA:HB1	11:AK:99:LEU:HD13	1.70	0.72
24:BC:158:GLY:N	24:BC:194:VAL:HG13	2.02	0.72
22:DA:2259:U:O2'	22:DA:2260:C:C6	2.43	0.72

Continued on next page...

Continued from previous page...

Atom-1	Atom-2	Distance(Å)	Clash(Å)
53:CA:808:C:OP1	15:CO:47:LYS:HE2	1.88	0.72
26:DE:29:HIS:HB2	33:DL:6:LEU:HD21	1.70	0.72
53:CA:704:A:H2'	53:CA:705:G:H8	1.55	0.72
22:DA:1847:A:O2'	22:DA:1848:A:C8	2.42	0.72
53:CA:438:U:H2'	53:CA:494:G:O6	1.89	0.72
20:AT:66:ILE:HD11	20:AT:70:LYS:HE3	1.71	0.72
43:DV:59:GLU:HG2	43:DV:60:VAL:H	1.51	0.72
4:AD:160:LEU:H	4:AD:160:LEU:HD13	1.53	0.72
22:BA:936:A:H2'	22:BA:937:C:H6	1.53	0.72
15:AO:57:ARG:HB3	15:AO:57:ARG:HH11	1.53	0.72
3:CC:14:VAL:O	3:CC:14:VAL:HG12	1.86	0.72
22:BA:693:A:H2'	22:BA:694:U:O4'	1.88	0.72
22:BA:1105:U:H2'	22:BA:1106:G:H8	1.53	0.72
44:DW:37:VAL:HG12	44:DW:55:ASP:CB	2.10	0.72
53:CA:961:U:OP1	53:CA:961:U:H3'	1.88	0.72
22:BA:2336:A:N6	44:BW:40:ARG:HD2	2.04	0.72
24:BC:203:VAL:O	24:BC:204:LEU:HB2	1.87	0.72
6:AF:42:TRP:CZ2	6:AF:61:LEU:HD22	2.24	0.72
1:AA:1356:G:H2'	1:AA:1357:A:H8	1.54	0.72
51:D3:32:LEU:HA	51:D3:35:LYS:CG	2.20	0.72
40:DS:9:HIS:H	40:DS:102:HIS:CE1	2.07	0.72
53:CA:282:A:H2'	53:CA:283:U:H6	1.53	0.72
22:BA:1964:G:H4'	22:BA:1965:C:OP2	1.88	0.72
45:BX:5:GLN:HE21	45:BX:49:ARG:H	1.37	0.72
16:AP:28:ARG:HE	16:AP:29:ASN:ND2	1.84	0.72
53:CA:491:G:C2'	53:CA:492:C:H5'	2.19	0.72
29:DH:57:LYS:HD2	29:DH:57:LYS:O	1.89	0.72
12:AL:113:ARG:HB3	12:AL:118:VAL:HB	1.72	0.72
22:BA:417:C:H2'	22:BA:418:C:H6	1.54	0.72
24:DC:64:VAL:HG11	24:DC:66:PHE:CZ	2.23	0.72
54:CG:16:LYS:HE2	9:CI:45:MET:SD	2.29	0.72
44:BW:67:LYS:O	44:BW:68:PHE:HB2	1.90	0.72
22:DA:1307:A:C2'	22:DA:1308:A:H5'	2.19	0.72
34:DM:27:SER:N	34:DM:66:ARG:NH2	2.32	0.72
22:DA:217:A:C2'	22:DA:218:A:C8	2.70	0.72
22:DA:445:C:H2'	22:DA:446:G:C8	2.23	0.72
33:BL:110:VAL:HG11	33:BL:131:ALA:HB1	1.71	0.72
53:CA:1146:A:O2'	53:CA:1147:C:H5'	1.90	0.72
22:DA:1965:C:H5''	22:DA:1965:C:H6	1.53	0.72
1:AA:375:U:H4'	16:AP:17:TYR:CE2	2.25	0.72
41:BT:28:ASN:CA	41:BT:91:GLN:HE22	2.01	0.72
53:CA:814:A:H5'	53:CA:1511:G:H4'	1.71	0.72

Continued on next page...

Continued from previous page...

Atom-1	Atom-2	Distance(Å)	Clash(Å)
55:CM:32:ILE:O	55:CM:32:ILE:HD13	1.89	0.72
29:DH:84:ALA:HB3	29:DH:148:ALA:CA	2.20	0.72
33:BL:29:LYS:HG2	33:BL:30:THR:CG2	2.18	0.72
1:AA:92:U:H2'	1:AA:93:U:C6	2.23	0.72
22:DA:128:C:H6	22:DA:128:C:H5''	1.53	0.72
22:DA:2232:C:P	45:DX:26:ARG:HH12	2.13	0.72
22:DA:1586:A:H2'	22:DA:1587:G:H8	1.54	0.72
1:AA:633:G:H2'	1:AA:634:C:H6	1.55	0.72
22:DA:1789:A:H5''	24:DC:218:THR:O	1.90	0.72
1:AA:363:A:OP1	12:AL:57:THR:HG21	1.89	0.72
48:B0:9:ARG:CG	48:B0:9:ARG:HH21	2.01	0.72
22:BA:1813:G:N3	24:BC:49:THR:CG2	2.53	0.72
22:BA:2065:C:H1'	22:BA:2449:U:H3	1.55	0.72
22:DA:1413:A:H2'	22:DA:1414:C:C6	2.24	0.72
2:CB:59:ILE:HA	2:CB:62:ARG:HD3	1.71	0.72
13:AM:89:ARG:HD2	13:AM:95:PRO:O	1.89	0.72
28:BG:117:PRO:HD2	28:BG:120:ILE:HG21	1.71	0.72
22:DA:1011:G:O2'	22:DA:1013:C:H5''	1.90	0.72
22:DA:1153:C:H2'	22:DA:1154:G:C8	2.25	0.72
22:DA:976:G:HO2'	22:DA:977:G:H8	1.37	0.72
25:DD:149:ASN:O	25:DD:152:PRO:HD2	1.88	0.72
11:CK:74:LYS:HG3	11:CK:78:ILE:CD1	2.20	0.72
22:DA:2210:U:C4'	22:DA:2211:A:H5'	2.20	0.72
10:CJ:42:LEU:HB3	10:CJ:43:PRO:HD2	1.70	0.72
2:CB:89:PHE:CE2	2:CB:152:ASP:HB2	2.20	0.72
22:DA:2720:U:H5''	37:DP:52:ARG:HH21	1.52	0.72
24:DC:94:LEU:HB2	24:DC:100:ARG:HD2	1.71	0.72
25:DD:107:VAL:HG21	25:DD:177:VAL:CG1	2.20	0.72
45:BX:34:SER:CA	45:BX:49:ARG:HA	2.19	0.72
1:AA:80:A:C2	1:AA:81:A:H1'	2.24	0.72
20:CT:26:MET:HE1	20:CT:30:PHE:HD1	1.55	0.72
1:AA:61:G:H2'	1:AA:62:U:C6	2.25	0.72
22:DA:1827:U:C4'	22:DA:1970:A:O2'	2.38	0.72
24:BC:106:PRO:CA	24:BC:141:HIS:CE1	2.73	0.72
22:DA:716:A:C2'	22:DA:717:C:H5''	2.20	0.72
22:DA:1231:U:H2'	22:DA:1232:G:H8	1.51	0.72
22:BA:1746:A:H2'	22:BA:1747:U:C6	2.25	0.72
1:AA:853:C:C2'	1:AA:854:U:H5'	2.19	0.72
3:CC:39:ARG:HG2	3:CC:54:ILE:HD13	1.71	0.72
53:CA:58:C:O2'	53:CA:59:A:H5'	1.90	0.72
44:BW:18:LYS:HA	44:BW:36:ILE:CG1	2.15	0.72
22:DA:1308:A:H2'	22:DA:1309:G:O4'	1.90	0.72

Continued on next page...

Continued from previous page...

Atom-1	Atom-2	Distance(Å)	Clash(Å)
22:DA:616:A:H4'	26:DE:101:TYR:CZ	2.25	0.72
27:BF:129:MET:HE2	27:BF:153:ILE:HD11	1.72	0.72
43:BV:80:HIS:CD2	43:BV:83:LYS:N	2.57	0.72
53:CA:668:G:O2'	53:CA:669:G:H5'	1.89	0.72
22:DA:225:C:H2'	22:DA:226:A:O4'	1.90	0.72
33:BL:74:THR:CG2	33:BL:107:PHE:HB2	2.19	0.72
22:DA:876:C:O2	22:DA:876:C:C5'	2.38	0.72
53:CA:523:A:H61	12:CL:49:ARG:HH12	1.35	0.72
2:CB:168:GLU:O	2:CB:172:ILE:HG12	1.90	0.72
22:BA:2327:A:H2'	22:BA:2328:A:C8	2.24	0.72
22:DA:1716:U:O2'	22:DA:1717:A:H5'	1.88	0.72
22:DA:181:A:C2	22:DA:434:U:H1'	2.22	0.72
22:DA:1455:G:O2'	22:DA:1456:G:H8	1.73	0.72
3:CC:120:THR:O	3:CC:120:THR:HG22	1.90	0.72
29:BH:44:ILE:O	29:BH:48:GLU:HB2	1.88	0.72
30:DI:96:LYS:HE2	30:DI:138:VAL:HG11	1.71	0.72
53:CA:1305:G:H22	53:CA:1331:G:H2'	1.55	0.72
9:CI:18:VAL:HG11	9:CI:82:ILE:HA	1.71	0.72
11:AK:124:LYS:NZ	21:AU:33:ARG:NH2	2.38	0.72
22:DA:674:G:O3'	26:DE:60:TRP:HH2	1.72	0.72
38:BQ:111:LYS:NZ	39:BR:50:GLY:HA2	2.05	0.72
45:BX:67:LEU:HD13	45:BX:77:TYR:CE1	2.25	0.72
5:AE:149:PRO:O	5:AE:152:VAL:HG22	1.90	0.72
56:CP:75:ILE:CG2	56:CP:80:LYS:HD2	2.20	0.72
22:DA:1071:G:O2'	22:DA:1072:C:H5'	1.88	0.72
53:CA:1046:A:N1	53:CA:1213:A:N1	2.38	0.72
22:DA:475:C:H2'	22:DA:476:G:C8	2.25	0.72
22:BA:1510:G:H2'	22:BA:1511:G:C8	2.23	0.72
53:CA:157:U:C2'	53:CA:158:G:H5'	2.19	0.72
57:DB:44:G:H3'	58:DF:91:ARG:NE	2.05	0.72
37:DP:28:LYS:HG2	37:DP:39:LEU:HD23	1.72	0.72
30:BI:33:ASN:HD22	30:BI:64:ARG:HH22	1.36	0.72
4:CD:115:GLN:NE2	4:CD:153:ARG:NH2	2.37	0.72
22:DA:538:A:H5''	31:DJ:7:LYS:NZ	2.04	0.72
53:CA:1071:C:H5''	5:CE:53:ARG:HD2	1.71	0.72
53:CA:1370:G:H5''	9:CI:110:VAL:HG21	1.72	0.72
34:DM:119:LEU:HD23	34:DM:119:LEU:O	1.89	0.72
22:BA:1063:G:H2'	22:BA:1064:C:C6	2.25	0.72
9:CI:35:GLU:HA	9:CI:39:GLY:HA3	1.71	0.72
31:DJ:56:VAL:CG2	31:DJ:124:VAL:HG23	2.19	0.72
31:DJ:64:VAL:CG2	31:DJ:68:LYS:HG3	2.19	0.72
22:DA:2054:A:C2	22:DA:2616:C:N3	2.58	0.72

Continued on next page...

Continued from previous page...

Atom-1	Atom-2	Distance(Å)	Clash(Å)
35:DN:63:ARG:O	35:DN:67:PHE:HB2	1.90	0.72
38:BQ:111:LYS:HE2	39:BR:50:GLY:HA2	1.71	0.72
22:BA:747:U:O2	22:BA:2014:A:H1'	1.90	0.72
57:DB:52:A:N6	36:DO:33:ARG:HE	1.88	0.72
10:CJ:84:VAL:CG2	10:CJ:85:ASP:H	1.92	0.72
22:DA:1935:G:H1	22:DA:1962:C:H2'	1.54	0.72
21:CU:33:ARG:HH12	21:CU:34:ARG:HD3	1.55	0.72
22:BA:1815:A:H1'	22:BA:1817:G:C8	2.24	0.72
23:BB:90:C:C6	23:BB:90:C:H5''	2.18	0.72
46:BY:9:LYS:HB3	46:BY:12:GLU:CG	2.19	0.72
28:BG:73:SER:CA	28:BG:76:ILE:HG22	2.17	0.72
22:BA:303:G:H2'	22:BA:304:U:C6	2.24	0.72
22:DA:1277:G:H5'	35:DN:20:MET:HE1	1.70	0.72
22:BA:1676:A:H2	22:BA:1993:U:H5'	1.53	0.72
22:BA:100:U:H4'	22:BA:101:A:O5'	1.90	0.72
22:DA:2147:A:OP1	22:DA:2147:A:H4'	1.89	0.72
29:BH:130:VAL:HG23	29:BH:131:SER:H	1.55	0.72
23:BB:45:A:H2'	23:BB:46:A:C8	2.25	0.72
22:BA:39:G:H2'	22:BA:40:U:C6	2.25	0.72
41:BT:4:GLU:OE1	41:BT:6:ARG:HG3	1.89	0.72
12:CL:6:LEU:HA	12:CL:9:LYS:O	1.89	0.72
22:BA:2391:G:O2'	22:BA:2424:C:N4	2.22	0.72
12:CL:72:ASN:HD22	12:CL:72:ASN:H	1.35	0.72
6:CF:25:TYR:O	6:CF:29:ILE:HD13	1.89	0.72
1:AA:914:A:H2'	1:AA:915:A:H8	1.52	0.72
22:DA:2056:G:N2	48:D0:1:ALA:N	2.38	0.71
22:DA:526:A:C6	22:DA:2626:C:H4'	2.24	0.71
29:BH:27:ARG:NH1	29:BH:38:PRO:HG3	2.04	0.71
45:BX:39:VAL:HG21	45:BX:42:GLU:HB2	1.71	0.71
38:DQ:74:SER:O	38:DQ:78:PHE:HB2	1.90	0.71
22:DA:2210:U:H4'	22:DA:2211:A:H5'	1.68	0.71
1:AA:372:C:H4'	1:AA:373:A:OP1	1.88	0.71
44:DW:67:LYS:HB3	44:DW:80:SER:HB2	1.72	0.71
36:BO:75:GLY:HA2	36:BO:106:LEU:CD1	2.19	0.71
22:DA:1783:A:H5'	22:DA:2608:G:H4'	1.72	0.71
37:DP:83:ILE:O	37:DP:83:ILE:HD13	1.89	0.71
25:BD:45:TYR:CD1	25:BD:45:TYR:N	2.49	0.71
1:AA:128:G:O2'	1:AA:129:A:H5'	1.90	0.71
53:CA:1264:U:H2'	53:CA:1265:C:H6	1.55	0.71
51:B3:21:PHE:HB2	51:B3:49:VAL:HG11	1.70	0.71
53:CA:456:A:H2'	53:CA:457:G:C8	2.25	0.71
22:BA:533:G:H2'	22:BA:534:U:C6	2.25	0.71

Continued on next page...

Continued from previous page...

Atom-1	Atom-2	Distance(Å)	Clash(Å)
22:BA:2429:G:OP1	62:BA:3692:HOH:O	2.08	0.71
26:BE:95:LYS:O	26:BE:96:VAL:HB	1.89	0.71
22:BA:2466:C:H5'	52:B4:5:ALA:HB3	1.71	0.71
2:AB:108:GLN:O	2:AB:110:ILE:CA	2.38	0.71
53:CA:987:G:C2	53:CA:988:G:C5	2.78	0.71
22:BA:1071:G:H1'	22:BA:1089:A:C8	2.25	0.71
46:DY:1:MET:H1	46:DY:1:MET:CE	2.02	0.71
46:DY:57:LEU:O	46:DY:57:LEU:HD13	1.90	0.71
2:AB:15:PHE:O	2:AB:40:ILE:HG12	1.89	0.71
22:BA:1321:A:H2'	22:BA:1322:A:H8	1.55	0.71
22:DA:1662:U:C2'	22:DA:1663:G:H5''	2.18	0.71
41:BT:14:PRO:HA	41:BT:32:LEU:HB3	1.70	0.71
1:AA:1239:A:H4'	1:AA:1240:U:H5'	1.72	0.71
1:AA:430:A:OP1	4:AD:8:LEU:HB2	1.90	0.71
7:AG:112:ASP:HB2	7:AG:118:ARG:HG2	1.70	0.71
27:BF:151:LEU:C	27:BF:151:LEU:HD12	2.09	0.71
53:CA:538:G:H5''	12:CL:110:LYS:HB2	1.72	0.71
2:CB:160:LEU:CD1	2:CB:180:ILE:HG21	2.20	0.71
53:CA:328:C:H2'	53:CA:328:C:O2	1.88	0.71
3:CC:148:ILE:HD13	3:CC:201:ILE:CG1	2.19	0.71
35:BN:79:LEU:O	35:BN:80:PHE:HB2	1.90	0.71
43:DV:80:HIS:CD2	43:DV:83:LYS:H	2.07	0.71
55:CM:77:LYS:HA	55:CM:80:MET:HE2	1.71	0.71
43:DV:72:VAL:HA	43:DV:92:VAL:O	1.89	0.71
41:DT:45:ALA:HA	41:DT:48:GLN:CG	2.20	0.71
22:DA:2752:C:H2'	22:DA:2753:A:H8	1.53	0.71
22:BA:817:C:C2'	22:BA:818:G:H5'	2.19	0.71
53:CA:213:G:H2'	53:CA:214:C:C6	2.24	0.71
53:CA:464:U:O4	53:CA:466:A:H4'	1.89	0.71
50:D2:5:PHE:HZ	50:D2:12:ARG:HH11	1.38	0.71
55:CM:106:ARG:HA	55:CM:110:GLY:O	1.91	0.71
1:AA:1094:G:HO2'	1:AA:1095:U:P	2.13	0.71
14:CN:1:ALA:HA	14:CN:67:GLY:O	1.89	0.71
22:DA:668:A:H2'	22:DA:670:A:N6	2.00	0.71
33:DL:79:LEU:HD22	33:DL:115:GLU:O	1.90	0.71
22:DA:33:C:O2'	22:DA:34:U:C5'	2.36	0.71
4:CD:29:THR:C	4:CD:30:LYS:HD3	2.09	0.71
1:AA:204:G:C1'	1:AA:465:A:C2	2.73	0.71
53:CA:1127:G:O2'	53:CA:1128:C:C5'	2.38	0.71
22:DA:30:G:OP1	38:DQ:4:LYS:HG3	1.90	0.71
22:DA:960:A:H2'	22:DA:962:G:H5'	1.69	0.71
26:DE:129:PRO:HD3	26:DE:156:ASN:OD1	1.90	0.71

Continued on next page...

Continued from previous page...

Atom-1	Atom-2	Distance(Å)	Clash(Å)
4:CD:55:ARG:NH1	4:CD:55:ARG:HA	2.03	0.71
24:BC:170:TYR:CD2	24:BC:184:GLU:HA	2.24	0.71
53:CA:1450:U:H4'	53:CA:1451:U:H5	1.52	0.71
53:CA:173:U:H5''	53:CA:174:A:OP2	1.90	0.71
22:BA:141:G:N1	41:BT:2:ILE:HG23	2.06	0.71
22:BA:726:G:O2'	22:BA:727:A:P	2.47	0.71
34:DM:41:LEU:HD23	34:DM:46:ILE:CG2	2.19	0.71
22:DA:1181:U:H2'	22:DA:1182:G:C8	2.23	0.71
39:BR:24:LYS:HA	39:BR:94:THR:HG23	1.71	0.71
22:DA:782:A:N7	24:DC:219:VAL:HG21	2.05	0.71
3:AC:32:LEU:HD21	14:AN:92:ILE:HG12	1.71	0.71
22:BA:2496:C:OP1	34:BM:82:MET:HB2	1.91	0.71
53:CA:508:U:H4'	53:CA:509:A:OP1	1.89	0.71
34:BM:5:LYS:NZ	34:BM:5:LYS:HB3	2.05	0.71
53:CA:748:G:H2'	53:CA:749:A:H8	1.54	0.71
1:AA:1055:A:H1'	3:AC:155:ARG:HH21	1.55	0.71
4:AD:16:THR:HG22	4:AD:17:ASP:N	2.04	0.71
15:AO:9:LYS:O	15:AO:13:GLU:HG3	1.91	0.71
20:AT:77:ASN:HD22	20:AT:78:LEU:H	1.38	0.71
42:BU:85:ARG:HA	42:BU:91:LYS:O	1.89	0.71
20:CT:54:GLN:N	20:CT:55:PRO:HD2	2.06	0.71
22:DA:67:U:H2'	22:DA:68:G:H8	1.55	0.71
53:CA:505:G:H2'	53:CA:506:G:H8	1.55	0.71
22:DA:1390:U:O2'	22:DA:1391:U:H5'	1.90	0.71
1:AA:175:C:O2'	1:AA:176:C:H5'	1.90	0.71
38:DQ:40:LYS:CD	38:DQ:44:TYR:HE2	2.02	0.71
39:DR:68:ARG:HD2	39:DR:92:TRP:CZ2	2.24	0.71
45:BX:38:TRP:HB2	45:BX:45:PHE:HE2	1.55	0.71
25:BD:105:LYS:N	25:BD:106:LYS:HD2	2.06	0.71
22:DA:1567:G:H5''	24:DC:84:PRO:HB3	1.73	0.71
53:CA:451:A:H4'	53:CA:452:A:O5'	1.90	0.71
22:DA:1063:G:O2'	22:DA:1064:C:C6	2.42	0.71
10:CJ:5:ARG:CG	10:CJ:79:PRO:HG3	2.20	0.71
2:CB:209:VAL:O	2:CB:213:LEU:HB2	1.90	0.71
53:CA:1045:C:C2'	53:CA:1046:A:H5'	2.20	0.71
53:CA:1215:G:HO2'	53:CA:1216:A:H8	1.35	0.71
22:DA:1555:G:N2	22:DA:1556:C:C2	2.58	0.71
22:DA:2666:C:H2'	22:DA:2667:C:C5'	2.21	0.71
41:DT:29:THR:CB	41:DT:86:THR:H	2.04	0.71
57:DB:45:A:OP1	58:DF:91:ARG:HD2	1.90	0.71
39:BR:16:GLU:HA	39:BR:98:ILE:CG2	2.20	0.71
22:BA:1471:G:H2'	22:BA:1472:C:C6	2.24	0.71

Continued on next page...

Continued from previous page...

Atom-1	Atom-2	Distance(Å)	Clash(Å)
22:BA:216:A:H2'	22:BA:217:A:C8	2.26	0.71
22:DA:158:U:H1'	22:DA:169:G:N2	2.04	0.71
2:AB:117:GLU:HA	2:AB:120:SER:HB2	1.72	0.71
22:DA:867:C:O2'	22:DA:868:U:H5'	1.90	0.71
22:DA:716:A:C3'	22:DA:717:C:H5''	2.20	0.71
22:BA:1486:U:H2'	22:BA:1487:U:C6	2.26	0.71
24:DC:255:LYS:C	24:DC:256:THR:HG23	2.08	0.71
4:AD:31:CYS:O	4:AD:32:LYS:HB2	1.89	0.71
19:CS:28:LYS:O	19:CS:30:LEU:HD12	1.90	0.71
38:DQ:42:GLY:O	38:DQ:45:ALA:HB3	1.89	0.71
14:CN:47:LEU:O	14:CN:50:LEU:HG	1.88	0.71
28:BG:148:ARG:HD2	28:BG:163:TYR:HE2	1.53	0.71
6:AF:61:LEU:HD21	18:AR:23:LYS:HZ1	1.55	0.71
39:DR:49:ILE:HB	39:DR:51:VAL:O	1.91	0.71
10:AJ:52:LEU:HD23	10:AJ:62:ARG:HG2	1.71	0.71
22:DA:1071:G:N7	22:DA:1089:A:C6	2.59	0.71
41:BT:86:THR:O	41:BT:87:LEU:HD23	1.90	0.71
10:AJ:29:ALA:HB1	10:AJ:36:VAL:CG2	2.18	0.71
53:CA:282:A:H2'	53:CA:283:U:C6	2.24	0.71
22:DA:1973:G:C5	22:DA:1974:C:C5	2.78	0.71
37:DP:88:ARG:HH11	37:DP:112:ARG:HH21	1.38	0.71
22:BA:588:U:H2'	22:BA:589:U:C6	2.25	0.71
46:BY:7:ARG:N	46:BY:60:LYS:HZ1	1.88	0.71
34:DM:72:PRO:O	34:DM:73:ILE:HB	1.90	0.71
24:BC:140:VAL:HG13	24:BC:189:ALA:HB1	1.72	0.71
22:DA:2259:U:O2'	22:DA:2260:C:H6	1.73	0.71
22:BA:729:G:H2'	22:BA:1775:U:H1'	1.73	0.71
1:AA:57:G:H2'	1:AA:58:C:C6	2.26	0.71
25:BD:114:LYS:NZ	25:BD:116:LYS:HE2	2.05	0.71
22:BA:1290:C:H2'	22:BA:1291:C:H6	1.56	0.71
53:CA:486:U:O2'	53:CA:487:A:H5'	1.89	0.71
57:DB:38:C:O2'	57:DB:39:A:H5'	1.90	0.71
22:DA:1956:U:O2	22:DA:1985:C:H4'	1.91	0.71
53:CA:913:A:H4'	53:CA:914:A:O5'	1.89	0.71
38:BQ:82:LEU:HD23	38:BQ:112:ALA:HB2	1.71	0.71
57:DB:5:U:H2'	57:DB:6:G:C8	2.25	0.71
32:DK:60:ALA:HA	32:DK:87:LEU:CD2	2.20	0.71
53:CA:1046:A:C2'	53:CA:1047:G:O5'	2.38	0.71
22:DA:304:U:O2'	22:DA:305:C:H6	1.73	0.71
22:DA:1997:C:HO2'	22:DA:1998:A:C5'	2.04	0.71
53:CA:532:A:C8	3:CC:192:TYR:HE2	2.08	0.71
31:BJ:64:VAL:CG1	31:BJ:68:LYS:HB2	2.21	0.71

Continued on next page...

Continued from previous page...

Atom-1	Atom-2	Distance(Å)	Clash(Å)
22:BA:302:C:O2'	22:BA:303:G:H5'	1.91	0.71
22:BA:725:G:C6	22:BA:726:G:N1	2.58	0.71
53:CA:563:A:N3	53:CA:563:A:H2'	2.02	0.71
39:BR:25:LEU:H	39:BR:94:THR:HG21	1.55	0.71
22:DA:1700:A:H2'	22:DA:1701:A:O4'	1.91	0.71
53:CA:1293:C:H2'	53:CA:1294:G:H8	1.55	0.71
53:CA:808:C:O2'	53:CA:809:G:H5'	1.91	0.71
51:B3:56:LEU:N	51:B3:56:LEU:CD2	2.52	0.71
53:CA:701:U:H4'	53:CA:702:A:H5''	1.71	0.71
53:CA:877:G:O2'	53:CA:878:A:H5'	1.90	0.71
4:CD:115:GLN:NE2	4:CD:153:ARG:HH22	1.88	0.71
20:AT:28:ARG:HA	20:AT:31:ILE:HG13	1.72	0.71
20:AT:34:VAL:HG11	20:AT:78:LEU:HD22	1.73	0.71
53:CA:613:C:H2'	53:CA:614:C:C6	2.25	0.71
26:BE:12:LEU:O	26:BE:13:THR:HB	1.90	0.71
22:BA:2414:G:C2'	22:BA:2415:G:H5'	2.20	0.71
31:BJ:95:ARG:O	31:BJ:95:ARG:HG3	1.90	0.71
10:CJ:25:ILE:O	10:CJ:25:ILE:HG22	1.90	0.71
36:BO:17:LYS:HD3	36:BO:17:LYS:O	1.91	0.71
25:BD:121:THR:O	25:BD:122:VAL:HB	1.90	0.71
22:DA:1311:G:H21	22:DA:1603:A:H62	1.35	0.71
19:CS:35:ARG:HH21	19:CS:51:HIS:HD2	1.37	0.71
22:DA:2837:A:H2'	22:DA:2838:G:C8	2.25	0.71
57:DB:12:C:H5''	57:DB:15:A:N6	2.04	0.71
6:CF:54:LEU:HD12	6:CF:56:LYS:O	1.90	0.71
10:CJ:15:HIS:CA	10:CJ:18:ILE:HG22	2.17	0.71
26:DE:149:ILE:HG23	26:DE:188:MET:CB	2.19	0.71
22:DA:1062:G:H2'	22:DA:1070:A:OP1	1.89	0.71
1:AA:1124:G:O2'	10:AJ:40:ILE:HD13	1.90	0.71
1:AA:1411:C:O2'	1:AA:1412:C:H5'	1.88	0.71
22:DA:923:G:H1'	44:DW:23:LYS:HZ1	1.55	0.71
52:B4:9:LYS:N	52:B4:9:LYS:HD3	2.01	0.71
7:AG:110:ARG:NH1	7:AG:122:GLU:HG2	2.05	0.71
58:DF:39:VAL:HG22	58:DF:49:LEU:CG	2.19	0.71
2:CB:127:LYS:HE2	2:CB:136:ARG:NH2	2.05	0.71
32:DK:118:LEU:O	32:DK:120:PRO:HD2	1.89	0.71
53:CA:818:G:O2'	53:CA:819:A:H5''	1.91	0.71
16:AP:19:VAL:HG13	16:AP:37:GLY:C	2.11	0.71
47:DZ:23:LEU:HD21	47:DZ:53:MET:HE1	1.73	0.71
44:BW:58:LEU:N	44:BW:58:LEU:HD13	2.05	0.71
47:BZ:29:ARG:O	47:BZ:30:ARG:HG3	1.91	0.71
22:DA:1469:A:H2'	22:DA:1470:A:H8	1.56	0.71

Continued on next page...

Continued from previous page...

Atom-1	Atom-2	Distance(Å)	Clash(Å)
53:CA:1378:C:H3'	53:CA:1379:G:C5'	2.13	0.71
9:CI:51:LEU:HD11	9:CI:82:ILE:HG22	1.72	0.71
38:DQ:65:ASN:HA	38:DQ:75:TYR:HB2	1.71	0.71
17:AQ:12:VAL:CB	17:AQ:21:VAL:HG22	2.21	0.71
35:DN:103:ARG:HB2	35:DN:110:MET:HG3	1.71	0.71
1:AA:841:C:C2	1:AA:843:U:H5'	2.26	0.71
4:AD:61:ARG:NH1	4:AD:68:GLU:HG2	2.06	0.71
22:DA:638:G:O2'	22:DA:639:U:O4'	2.08	0.71
33:BL:101:ILE:CG2	33:BL:102:GLY:N	2.53	0.71
53:CA:1140:C:H2'	53:CA:1141:C:C5	2.26	0.71
53:CA:1148:U:HO2'	53:CA:1149:C:H5'	1.51	0.71
25:DD:36:GLN:CG	25:DD:38:LYS:HZ1	2.01	0.71
22:DA:922:C:H1'	44:DW:22:VAL:CG2	2.17	0.71
24:DC:79:ARG:HD3	24:DC:81:GLU:OE1	1.89	0.71
9:AI:56:MET:HE2	9:AI:57:VAL:H	1.53	0.71
29:DH:41:LYS:H	29:DH:44:ILE:HG23	1.56	0.71
22:DA:2461:A:H1'	22:DA:2492:U:C2	2.26	0.71
39:BR:61:ALA:HB2	39:BR:98:ILE:HA	1.72	0.71
22:DA:2507:C:H1'	22:DA:2583:G:N2	2.05	0.71
51:D3:22:LYS:H	51:D3:48:MET:CB	2.02	0.71
53:CA:876:C:C1'	8:CH:11:THR:HG21	2.20	0.71
7:AG:4:ARG:HA	7:AG:4:ARG:HE	1.55	0.71
3:CC:36:PHE:CE1	14:CN:91:GLU:HB3	2.26	0.71
22:BA:2804:U:H2'	22:BA:2805:C:H6	1.56	0.71
22:BA:2689:U:H4'	22:BA:2690:U:OP2	1.87	0.71
54:CG:128:GLU:HG3	54:CG:130:LYS:H	1.56	0.71
53:CA:1219:A:OP1	14:CN:52:ARG:HG3	1.90	0.71
53:CA:93:U:H2'	53:CA:95:C:H5	1.55	0.71
48:D0:28:SER:HB3	48:D0:39:ARG:NE	2.06	0.71
22:DA:1237:A:H2	22:DA:1238:G:H1'	1.53	0.71
5:CE:79:THR:HA	5:CE:121:ASN:CG	2.11	0.71
40:DS:33:LEU:CA	40:DS:36:LEU:HD23	2.21	0.71
28:BG:72:ASN:HD22	28:BG:72:ASN:C	1.94	0.71
12:CL:36:VAL:O	12:CL:36:VAL:HG23	1.91	0.71
22:BA:509:C:H5''	22:BA:509:C:H6	1.55	0.71
22:BA:2328:A:H2'	22:BA:2329:U:H6	1.53	0.71
24:BC:108:GLY:O	24:BC:109:LEU:HD22	1.91	0.71
26:BE:134:LEU:CD2	26:BE:161:ALA:HB2	2.21	0.71
1:AA:1303:C:O2'	1:AA:1304:G:C5'	2.39	0.71
58:DF:7:TYR:O	58:DF:8:LYS:HG3	1.91	0.71
22:DA:786:C:C2'	22:DA:787:C:H5'	2.21	0.71
22:DA:686:U:H6	22:DA:788:A:N1	1.89	0.71

Continued on next page...

Continued from previous page...

Atom-1	Atom-2	Distance(Å)	Clash(Å)
43:BV:29:ILE:HG12	43:BV:30:ILE:N	2.06	0.71
16:AP:19:VAL:HG22	16:AP:36:VAL:HG12	1.73	0.71
22:BA:2292:U:H2'	22:BA:2293:G:H8	1.54	0.71
22:DA:8:C:C2'	22:DA:9:G:H5'	2.21	0.71
53:CA:1186:G:H4'	9:CI:111:GLU:CD	2.11	0.71
26:BE:97:ASN:HB2	26:BE:100:MET:HG3	1.73	0.71
1:AA:537:G:H5''	12:AL:109:ARG:HH12	1.56	0.71
36:BO:53:THR:HB	36:BO:65:THR:HG22	1.71	0.71
38:DQ:46:TYR:CZ	38:DQ:50:ARG:NH1	2.59	0.71
1:AA:842:U:H2'	1:AA:844:G:P	2.31	0.71
6:AF:38:ARG:HG3	6:AF:39:LEU:N	2.04	0.71
1:AA:652:U:O4	1:AA:752:G:H2'	1.91	0.71
1:AA:433:G:H2'	1:AA:434:U:H5'	1.70	0.71
42:DU:3:LYS:HD3	42:DU:82:VAL:HG21	1.72	0.71
53:CA:277:C:O2'	53:CA:278:G:H5'	1.91	0.71
31:BJ:64:VAL:HG13	31:BJ:68:LYS:HB2	1.72	0.71
55:CM:13:HIS:HB2	55:CM:43:LYS:HE2	1.72	0.71
22:DA:2654:A:H4'	22:DA:2655:G:OP1	1.91	0.71
53:CA:1064:G:O2'	53:CA:1190:G:N2	2.24	0.71
9:AI:56:MET:CE	9:AI:57:VAL:H	2.04	0.71
48:B0:39:ARG:HB2	48:B0:39:ARG:NH1	2.04	0.71
22:BA:215:G:H4'	22:BA:216:A:OP1	1.91	0.71
57:DB:81:G:C5	57:DB:82:U:C5	2.79	0.71
22:DA:841:G:O2'	22:DA:842:U:H5'	1.91	0.71
1:AA:919:A:O2'	1:AA:920:U:H5'	1.91	0.71
1:AA:1226:C:H4'	1:AA:1227:A:OP1	1.89	0.71
1:AA:1227:A:H2'	1:AA:1227:A:N3	2.05	0.71
6:CF:6:ILE:HD12	6:CF:6:ILE:H	1.55	0.71
19:CS:46:LEU:H	19:CS:46:LEU:HD23	1.53	0.71
4:AD:54:LEU:O	4:AD:54:LEU:HD23	1.90	0.71
44:DW:37:VAL:HG23	44:DW:38:ARG:HH11	1.56	0.70
53:CA:979:C:O2'	53:CA:980:C:H5'	1.91	0.70
21:AU:33:ARG:HD3	21:AU:34:ARG:HG3	1.72	0.70
26:DE:60:TRP:HZ2	26:DE:71:GLY:HA2	1.54	0.70
38:DQ:46:TYR:HD1	39:DR:74:ILE:CG2	2.03	0.70
18:AR:56:ARG:O	18:AR:60:ARG:HB2	1.91	0.70
22:BA:2420:C:OP1	51:B3:33:THR:HB	1.91	0.70
1:AA:205:A:OP1	1:AA:205:A:H4'	1.89	0.70
22:DA:1734:G:O2'	22:DA:1735:A:H8	1.73	0.70
29:DH:80:ILE:HB	29:DH:101:ASP:OD2	1.91	0.70
31:BJ:77:HIS:CD2	31:BJ:79:GLY:H	2.06	0.70
22:DA:1132:U:H5''	31:DJ:84:ILE:HD13	1.73	0.70

Continued on next page...

Continued from previous page...

Atom-1	Atom-2	Distance(Å)	Clash(Å)
22:BA:142:A:H2'	22:BA:143:C:C6	2.26	0.70
1:AA:111:G:O6	1:AA:330:C:N4	2.24	0.70
28:BG:66:THR:O	28:BG:70:LEU:HG	1.91	0.70
22:BA:1885:A:H2'	22:BA:1886:U:H6	1.56	0.70
22:DA:2636:C:H2'	22:DA:2637:U:C6	2.25	0.70
8:CH:17:GLN:NE2	8:CH:69:ALA:HB1	2.06	0.70
29:DH:61:VAL:HG13	29:DH:62:LEU:N	2.06	0.70
53:CA:878:A:O2'	53:CA:879:C:H5'	1.91	0.70
3:CC:41:TYR:HE1	3:CC:89:VAL:HG12	1.56	0.70
57:DB:86:G:C2'	57:DB:87:U:H5''	2.21	0.70
1:AA:596:A:H2'	1:AA:597:G:H8	1.56	0.70
10:AJ:66:GLU:HG2	14:AN:98:ALA:HB2	1.71	0.70
12:CL:27:PRO:HB2	12:CL:28:GLN:OE1	1.91	0.70
10:CJ:81:GLU:O	10:CJ:86:ALA:HB3	1.90	0.70
40:DS:84:ARG:HB3	40:DS:96:ILE:HG23	1.72	0.70
22:DA:1311:G:H21	22:DA:1603:A:N6	1.89	0.70
24:BC:246:PRO:HG2	24:BC:247:TRP:CH2	2.25	0.70
53:CA:1365:G:HO2'	53:CA:1366:C:H6	1.36	0.70
53:CA:1365:G:O2'	53:CA:1366:C:C6	2.44	0.70
9:CI:61:ASP:O	9:CI:62:LEU:HD22	1.90	0.70
22:BA:2555:U:C5	22:BA:2556:C:C6	2.79	0.70
50:D2:31:LEU:CA	50:D2:34:ARG:HB2	2.18	0.70
15:AO:73:ASP:CG	15:AO:76:ARG:HG3	2.12	0.70
52:D4:36:ARG:HG2	52:D4:37:GLN:N	2.05	0.70
41:BT:61:LEU:HD12	41:BT:61:LEU:O	1.91	0.70
53:CA:268:U:H2'	53:CA:269:C:C6	2.26	0.70
11:AK:110:THR:HG22	21:AU:4:LYS:CB	2.21	0.70
22:DA:1438:U:H2'	22:DA:1439:A:O4'	1.91	0.70
22:DA:2310:C:H2'	22:DA:2311:A:H5''	1.73	0.70
22:DA:2345:G:H4'	22:DA:2346:A:C5'	2.20	0.70
1:AA:1258:G:O2'	1:AA:1259:C:H6	1.73	0.70
22:BA:1866:A:O2'	22:BA:1867:G:H5'	1.91	0.70
3:CC:176:THR:HG22	3:CC:178:ARG:HG3	1.73	0.70
35:BN:38:LEU:HB3	35:BN:39:PRO:HD3	1.73	0.70
22:BA:638:G:C5	22:BA:651:G:C2	2.78	0.70
22:DA:846:U:O2'	22:DA:847:U:H5''	1.90	0.70
10:AJ:66:GLU:CG	14:AN:98:ALA:HB2	2.21	0.70
6:CF:47:LEU:HD13	6:CF:51:ILE:HD12	1.72	0.70
15:CO:79:GLN:HE21	15:CO:83:ARG:HH21	1.39	0.70
5:AE:82:HIS:HB2	5:AE:83:PRO:HD2	1.73	0.70
10:CJ:52:LEU:CD2	10:CJ:62:ARG:HG2	2.20	0.70
26:DE:75:SER:O	26:DE:78:TRP:HB2	1.91	0.70

Continued on next page...

Continued from previous page...

Atom-1	Atom-2	Distance(Å)	Clash(Å)
24:DC:144:GLU:HG3	24:DC:151:GLY:CA	2.20	0.70
36:DO:30:ARG:HA	36:DO:35:ILE:HD13	1.73	0.70
53:CA:1140:C:H2'	53:CA:1141:C:H5	1.56	0.70
22:DA:1734:G:H2'	22:DA:1735:A:H8	1.55	0.70
24:DC:77:VAL:HG23	24:DC:111:ALA:HA	1.74	0.70
20:CT:30:PHE:HE2	20:CT:52:GLU:HG2	1.56	0.70
22:DA:2756:U:C1'	22:DA:2757:A:H5''	2.21	0.70
1:AA:792:A:O2'	1:AA:794:A:N7	2.21	0.70
43:DV:26:PHE:HE2	43:DV:42:LEU:HD12	1.56	0.70
22:DA:878:A:H4'	22:DA:898:C:N4	2.07	0.70
9:CI:12:LYS:HG2	9:CI:12:LYS:O	1.92	0.70
1:AA:1306:A:N6	1:AA:1331:G:H1'	2.06	0.70
42:BU:38:ILE:HG22	42:BU:39:ASN:H	1.55	0.70
22:BA:962:G:O2'	22:BA:963:U:H5'	1.92	0.70
53:CA:1533:C:C2'	53:CA:1534:A:H5''	2.19	0.70
1:AA:443:C:C2'	1:AA:444:G:H5'	2.22	0.70
13:AM:40:GLU:HG3	13:AM:41:ASP:H	1.56	0.70
47:BZ:29:ARG:HH21	47:BZ:29:ARG:HG3	1.57	0.70
53:CA:892:A:O2'	53:CA:893:C:H5'	1.91	0.70
2:CB:13:VAL:HG23	2:CB:211:LEU:HD22	1.72	0.70
26:DE:48:THR:O	26:DE:52:VAL:HG23	1.90	0.70
22:BA:2195:U:H2'	22:BA:2196:C:H6	1.55	0.70
22:DA:2360:G:H5''	22:DA:2361:G:OP2	1.92	0.70
22:DA:2336:A:N7	44:DW:40:ARG:NH2	2.38	0.70
44:DW:39:GLN:HG2	44:DW:42:THR:HB	1.71	0.70
53:CA:1272:G:H2'	53:CA:1273:C:H5'	1.73	0.70
53:CA:1346:A:C8	53:CA:1348:U:N3	2.60	0.70
22:DA:2511:U:C2'	22:DA:2512:C:H5'	2.21	0.70
26:DE:61:ARG:HE	26:DE:65:THR:HB	1.54	0.70
38:DQ:40:LYS:HD2	38:DQ:44:TYR:HE2	1.55	0.70
24:DC:68:ARG:HH12	24:DC:115:ILE:HD12	1.56	0.70
22:DA:1079:C:H41	22:DA:1088:A:C5'	1.95	0.70
22:DA:1734:G:H2'	22:DA:1735:A:C8	2.25	0.70
34:BM:13:HIS:O	34:BM:14:LYS:HB2	1.91	0.70
24:DC:79:ARG:C	24:DC:80:LEU:HD12	2.11	0.70
40:DS:32:ALA:O	40:DS:33:LEU:HB2	1.91	0.70
56:CP:22:ALA:HA	56:CP:33:ILE:CG1	2.19	0.70
2:AB:20:ARG:CZ	2:AB:20:ARG:HA	2.21	0.70
1:AA:107:G:C2'	1:AA:108:G:H5'	2.21	0.70
22:DA:45:G:C5'	22:DA:46:G:H5'	2.22	0.70
15:CO:47:LYS:N	15:CO:47:LYS:HD2	2.05	0.70
1:AA:486:U:H2'	1:AA:487:A:C8	2.26	0.70

Continued on next page...

Continued from previous page...

Atom-1	Atom-2	Distance(Å)	Clash(Å)
50:B2:43:THR:O	50:B2:44:VAL:CB	2.40	0.70
20:AT:53:MET:CE	20:AT:57:VAL:HG21	2.22	0.70
22:DA:374:A:O2'	22:DA:375:G:O4'	2.06	0.70
22:BA:936:A:H2'	22:BA:937:C:C6	2.27	0.70
1:AA:462:G:H3'	1:AA:463:U:H6	1.56	0.70
22:DA:546:U:H5'	22:DA:547:A:OP1	1.91	0.70
53:CA:1471:U:O2'	53:CA:1472:U:H5'	1.90	0.70
22:DA:2235:G:H2'	22:DA:2236:U:H6	1.55	0.70
22:BA:95:A:O2'	46:BY:41:HIS:HD2	1.75	0.70
39:DR:66:HIS:CD2	39:DR:94:THR:HG22	2.26	0.70
53:CA:1409:C:H5'	22:DA:1916:A:N1	2.07	0.70
22:BA:1000:A:H62	22:BA:1154:G:H2'	1.56	0.70
38:BQ:63:ARG:HH12	38:BQ:96:ASP:CB	2.04	0.70
44:DW:18:LYS:HD3	44:DW:19:ARG:HG2	1.74	0.70
53:CA:1159:U:H5	53:CA:1182:G:O2'	1.72	0.70
44:BW:23:LYS:HG3	44:BW:24:ARG:O	1.91	0.70
22:DA:1270:C:H2'	22:DA:1648:U:H5''	1.73	0.70
22:DA:2617:U:C2'	22:DA:2618:G:H5'	2.21	0.70
22:DA:990:A:H61	39:DR:78:ARG:NH1	1.89	0.70
22:DA:2135:A:H8	22:DA:2135:A:OP2	1.75	0.70
22:DA:1064:C:OP1	30:DI:88:GLY:HA3	1.91	0.70
41:BT:29:THR:CA	41:BT:86:THR:HA	2.21	0.70
53:CA:243:A:C4'	53:CA:244:U:H5'	2.20	0.70
22:DA:222:A:N6	22:DA:232:G:H1'	2.07	0.70
22:DA:226:A:H4'	22:DA:258:G:OP1	1.90	0.70
5:CE:75:LEU:HD13	5:CE:79:THR:O	1.90	0.70
44:DW:81:ILE:HD12	44:DW:81:ILE:C	2.11	0.70
52:B4:9:LYS:N	52:B4:9:LYS:CD	2.53	0.70
22:BA:2032:G:H4'	62:BA:3474:HOH:O	1.92	0.70
22:DA:381:G:H5''	45:DX:15:ASN:ND2	2.06	0.70
53:CA:1458:G:O2'	20:CT:22:SER:HB2	1.90	0.70
4:AD:122:ILE:N	4:AD:122:ILE:HD13	2.05	0.70
22:DA:2149:U:O2'	22:DA:2150:C:H6	1.73	0.70
31:BJ:88:THR:HG23	31:BJ:91:GLU:H	1.56	0.70
29:DH:96:THR:HA	29:DH:113:SER:OG	1.90	0.70
45:DX:58:ILE:HG12	45:DX:66:VAL:HG21	1.73	0.70
53:CA:801:U:H2'	53:CA:802:A:C8	2.26	0.70
19:CS:52:ASN:ND2	19:CS:54:ARG:HG2	2.07	0.70
1:AA:484:G:H4'	1:AA:485:U:O5'	1.90	0.70
10:AJ:35:GLN:HG2	10:AJ:77:VAL:HB	1.73	0.70
39:BR:90:ARG:O	39:BR:91:GLN:HB3	1.90	0.70
4:CD:39:GLN:C	4:CD:41:GLY:H	1.94	0.70

Continued on next page...

Continued from previous page...

Atom-1	Atom-2	Distance(Å)	Clash(Å)
22:DA:2506:U:C5	22:DA:2576:G:O6	2.44	0.70
2:AB:108:GLN:O	2:AB:109:SER:C	2.30	0.70
28:BG:163:TYR:O	28:BG:164:ALA:CB	2.39	0.70
31:BJ:3:THR:HG21	38:BQ:60:TRP:HE1	1.55	0.70
22:DA:2262:U:H5''	44:DW:38:ARG:NH2	2.07	0.70
33:DL:47:ARG:HG2	33:DL:47:ARG:NH2	2.03	0.70
53:CA:1326:U:H2'	53:CA:1327:C:C6	2.27	0.70
14:CN:80:ARG:HH11	14:CN:80:ARG:HG2	1.55	0.70
24:DC:127:ASN:O	24:DC:190:THR:HA	1.91	0.70
33:DL:141:LYS:HD2	33:DL:142:ILE:N	2.07	0.70
33:BL:110:VAL:CG1	33:BL:111:ILE:N	2.54	0.70
2:CB:76:SER:O	2:CB:79:VAL:HG12	1.91	0.70
38:DQ:4:LYS:CE	38:DQ:7:VAL:H	2.05	0.70
2:AB:67:LEU:HD22	2:AB:69:VAL:HG23	1.73	0.70
42:DU:81:ARG:HB2	42:DU:96:LYS:HD2	1.74	0.70
22:DA:49:A:H4'	22:DA:50:U:O5'	1.91	0.70
22:BA:1653:G:H1	35:BN:11:ASN:ND2	1.89	0.70
22:DA:1167:C:O2'	22:DA:1168:G:H5'	1.90	0.70
53:CA:432:A:H2'	53:CA:433:G:H5'	1.73	0.70
17:CQ:59:GLU:HG3	17:CQ:75:VAL:HG22	1.72	0.70
43:DV:44:HIS:CD2	43:DV:85:LYS:HB2	2.27	0.70
26:DE:6:LYS:HB2	26:DE:121:VAL:HG12	1.72	0.70
6:CF:6:ILE:HD12	6:CF:6:ILE:N	2.07	0.70
1:AA:1511:G:C5	1:AA:1512:U:C5	2.79	0.70
22:BA:919:U:C4	22:BA:920:A:N7	2.60	0.70
54:CG:76:SER:HA	54:CG:85:GLN:HA	1.72	0.70
14:CN:20:PHE:CA	14:CN:24:ALA:HB2	2.22	0.70
3:AC:14:VAL:O	3:AC:14:VAL:HG23	1.90	0.70
58:DF:110:ILE:HD13	58:DF:110:ILE:H	1.57	0.70
33:BL:87:GLY:O	33:BL:89:VAL:N	2.25	0.70
22:BA:13:A:O2'	22:BA:15:G:N7	2.24	0.70
19:CS:35:ARG:NH1	19:CS:76:THR:HG22	2.07	0.70
22:BA:2507:C:C3'	22:BA:2508:G:C5'	2.70	0.70
39:BR:49:ILE:HG21	39:BR:53:PHE:H	1.57	0.70
38:DQ:101:ASP:HB2	39:DR:2:TYR:OH	1.92	0.70
24:DC:144:GLU:CB	24:DC:187:CYS:HB2	2.20	0.70
16:AP:12:LYS:O	16:AP:13:LYS:HB2	1.90	0.70
55:CM:95:PRO:HD3	55:CM:108:ARG:CG	2.19	0.70
22:DA:489:G:H4'	22:DA:490:C:OP1	1.91	0.70
23:BB:90:C:H6	23:BB:90:C:C5'	2.01	0.70
24:DC:77:VAL:CG2	24:DC:112:GLY:H	2.05	0.70
22:BA:2742:G:C2'	22:BA:2743:U:H5'	2.21	0.70

Continued on next page...

Continued from previous page...

Atom-1	Atom-2	Distance(Å)	Clash(Å)
58:DF:43:ILE:HG12	58:DF:77:LYS:HD3	1.73	0.70
25:BD:51:THR:HG21	25:BD:68:PHE:CE2	2.19	0.70
28:DG:112:VAL:CG1	28:DG:114:HIS:HB3	2.22	0.70
28:BG:3:VAL:O	28:BG:68:ARG:HG3	1.91	0.70
22:BA:915:C:C2'	22:BA:916:G:H5'	2.21	0.70
22:DA:275:C:H2'	22:DA:276:U:O4'	1.91	0.70
4:AD:170:LEU:HD12	4:AD:170:LEU:H	1.55	0.70
22:DA:45:G:H5'	22:DA:46:G:OP1	1.92	0.70
43:DV:75:GLN:HG3	43:DV:92:VAL:CG1	2.22	0.70
26:BE:46:GLN:CG	26:BE:87:ALA:H	2.05	0.70
19:AS:6:LYS:CE	19:AS:6:LYS:HA	2.21	0.70
22:BA:639:U:H2'	22:BA:640:C:C6	2.26	0.70
24:DC:42:ARG:CZ	24:DC:48:ILE:HD11	2.22	0.70
22:BA:448:U:H4'	22:BA:449:A:OP2	1.91	0.70
25:DD:73:VAL:O	25:DD:74:GLU:HB2	1.91	0.70
22:DA:401:A:H2'	22:DA:402:A:C8	2.27	0.70
20:AT:77:ASN:HD22	20:AT:78:LEU:N	1.89	0.70
47:BZ:29:ARG:C	47:BZ:30:ARG:HG3	2.12	0.70
14:CN:20:PHE:HA	14:CN:24:ALA:HB2	1.73	0.70
22:DA:852:U:H2'	22:DA:853:C:C6	2.26	0.70
1:AA:1522:U:O2'	1:AA:1523:G:H5'	1.92	0.70
43:BV:75:GLN:HA	43:BV:75:GLN:OE1	1.92	0.70
22:DA:1494:A:H2'	22:DA:1495:A:C8	2.27	0.70
3:AC:137:VAL:HA	3:AC:148:ILE:HD13	1.72	0.70
44:DW:37:VAL:CG2	44:DW:38:ARG:HH11	2.04	0.70
5:AE:113:VAL:HG21	5:AE:140:ILE:CD1	2.19	0.70
53:CA:1250:A:H2'	53:CA:1251:A:O4'	1.91	0.70
22:DA:191:A:H2'	22:DA:192:C:C6	2.26	0.70
22:DA:747:U:H3'	22:DA:748:G:C5'	2.20	0.70
57:DB:110:C:HO2'	57:DB:111:U:H5'	1.56	0.70
57:DB:16:G:O2'	57:DB:17:C:H5'	1.91	0.70
10:AJ:57:VAL:O	10:AJ:58:ASN:HB2	1.90	0.70
1:AA:158:G:C3'	1:AA:159:G:H5''	2.20	0.70
36:DO:57:ALA:C	36:DO:58:ILE:HD12	2.11	0.70
1:AA:1239:A:N6	1:AA:1299:A:H62	1.89	0.70
22:DA:228:C:C5'	22:DA:229:C:H5	2.04	0.70
22:DA:2064:C:O3'	22:DA:2251:G:N2	2.23	0.70
12:CL:106:VAL:HB	12:CL:109:ARG:HG3	1.72	0.70
2:CB:128:LEU:HB3	2:CB:131:LYS:HB3	1.72	0.70
22:DA:2145:C:H3'	22:DA:2147:A:OP2	1.91	0.70
43:DV:30:ILE:HG12	43:DV:91:PHE:CB	2.22	0.70
1:AA:1338:G:H2'	1:AA:1339:A:H8	1.53	0.70

Continued on next page...

Continued from previous page...

Atom-1	Atom-2	Distance(Å)	Clash(Å)
41:DT:44:LYS:HE2	41:DT:48:GLN:OE1	1.92	0.70
29:BH:131:SER:HB2	29:BH:139:PHE:HD2	1.57	0.70
2:AB:76:SER:HB2	2:AB:92:ASN:HB2	1.71	0.70
25:BD:140:HIS:NE2	62:BD:303:HOH:O	2.24	0.70
5:CE:14:LEU:HD12	5:CE:15:ILE:H	1.55	0.70
22:BA:1113:U:H2'	22:BA:1114:C:H6	1.57	0.70
24:DC:19:VAL:HG12	24:DC:19:VAL:O	1.90	0.70
3:AC:174:LEU:O	3:AC:174:LEU:HD12	1.91	0.70
22:DA:1401:G:C2'	22:DA:1402:U:C6	2.67	0.70
38:BQ:63:ARG:NH1	38:BQ:96:ASP:CA	2.41	0.70
22:DA:201:C:C5	22:DA:202:U:C5	2.80	0.70
31:DJ:64:VAL:HG13	31:DJ:65:THR:N	2.06	0.70
35:DN:55:ALA:CB	35:DN:79:LEU:HD22	2.21	0.70
24:DC:68:ARG:HH12	24:DC:115:ILE:CD1	2.04	0.70
22:DA:1071:G:N7	22:DA:1089:A:C5	2.60	0.70
53:CA:1050:G:HO2'	53:CA:1051:C:H6	1.37	0.70
22:DA:1510:G:N2	22:DA:1511:G:C4	2.60	0.70
53:CA:1239:A:H3'	54:CG:118:ARG:HH22	1.56	0.70
22:DA:1439:A:H1'	22:DA:1553:A:N6	2.07	0.70
31:BJ:73:VAL:CG2	31:BJ:74:TYR:H	2.02	0.70
22:BA:1962:C:O2'	22:BA:1964:G:OP2	2.08	0.70
23:BB:28:C:H2'	23:BB:29:A:H5'	1.73	0.70
57:DB:42:C:H5	58:DF:65:LEU:HD13	1.55	0.70
4:CD:109:THR:HG22	4:CD:111:ALA:N	2.06	0.70
1:AA:275:G:C4	1:AA:276:G:C8	2.80	0.70
34:BM:133:LYS:O	34:BM:134:THR:HB	1.91	0.70
22:DA:704:G:C2'	22:DA:726:G:H22	2.05	0.70
28:DG:106:LEU:HB2	28:DG:108:PHE:CE1	2.25	0.70
29:DH:96:THR:O	29:DH:97:ARG:HG3	1.92	0.70
26:BE:134:LEU:HD21	26:BE:161:ALA:HB2	1.72	0.70
17:CQ:13:SER:O	17:CQ:20:ILE:HB	1.91	0.70
8:AH:87:ARG:O	8:AH:121:GLY:HA3	1.92	0.70
53:CA:1372:U:H5''	9:CI:71:ILE:CD1	2.22	0.70
27:BF:33:ILE:HG12	27:BF:155:ILE:HG12	1.73	0.70
22:DA:2893:A:H4'	22:DA:2894:G:O5'	1.92	0.70
53:CA:1480:A:C5	53:CA:1481:U:C5	2.80	0.70
1:AA:817:C:H4'	1:AA:818:G:OP1	1.92	0.70
53:CA:770:C:O2'	53:CA:771:G:H5'	1.90	0.70
53:CA:1337:G:H5''	53:CA:1338:G:OP1	1.92	0.70
30:BI:89:SER:HB3	30:BI:92:PRO:HG3	1.72	0.70
22:DA:1608:A:C8	22:DA:1611:C:N4	2.60	0.70
53:CA:951:G:H2'	53:CA:952:U:H6	1.55	0.70

Continued on next page...

Continued from previous page...

Atom-1	Atom-2	Distance(Å)	Clash(Å)
1:AA:548:G:H2'	1:AA:549:C:C6	2.26	0.70
4:AD:1:ALA:O	4:AD:67:LEU:HD12	1.91	0.70
53:CA:119:A:H4'	53:CA:120:A:O5'	1.92	0.70
22:DA:82:U:C2'	22:DA:83:A:H5''	2.20	0.70
32:DK:6:THR:O	32:DK:8:LEU:HD12	1.92	0.70
53:CA:577:G:O2'	53:CA:578:C:H5'	1.90	0.70
7:AG:38:ALA:O	7:AG:42:VAL:HG23	1.92	0.70
22:DA:2229:U:H2'	22:DA:2230:G:H8	1.57	0.70
28:BG:73:SER:HA	28:BG:76:ILE:HG21	1.74	0.70
53:CA:1201:A:H1'	53:CA:1202:U:OP2	1.92	0.70
22:DA:2378:A:H2'	22:DA:2379:G:C5'	2.22	0.70
58:DF:35:LEU:HD11	58:DF:153:ILE:HG23	1.74	0.70
22:DA:28:A:C6	22:DA:513:A:C8	2.79	0.70
22:BA:2210:U:H4'	22:BA:2211:A:H5'	1.74	0.70
17:AQ:7:LEU:HD23	17:AQ:24:ILE:CD1	2.22	0.70
42:DU:43:LYS:HG2	42:DU:45:GLN:HG2	1.72	0.70
22:DA:1290:C:O2'	22:DA:1291:C:H6	1.74	0.70
53:CA:570:G:H1'	53:CA:820:U:C4	2.27	0.70
42:BU:24:VAL:HG22	42:BU:35:VAL:HG22	1.74	0.70
25:BD:120:GLY:HA2	25:BD:162:ALA:HB2	1.74	0.70
33:BL:57:LEU:HD22	51:B3:53:ASP:HB3	1.74	0.70
22:BA:2725:A:O2'	22:BA:2726:A:H2'	1.90	0.70
20:AT:27:MET:O	20:AT:27:MET:HE2	1.90	0.70
6:AF:18:VAL:N	6:AF:19:PRO:HD2	2.06	0.70
15:CO:79:GLN:NE2	15:CO:83:ARG:NH2	2.40	0.70
5:CE:59:ILE:HG13	5:CE:59:ILE:O	1.90	0.70
36:BO:51:ALA:HB3	36:BO:78:VAL:HG13	1.73	0.70
26:DE:111:GLU:HA	26:DE:114:ARG:HE	1.57	0.70
37:BP:37:LYS:H	37:BP:37:LYS:HD3	1.57	0.70
54:CG:148:LYS:NZ	54:CG:148:LYS:HB2	2.06	0.70
9:AI:27:ILE:HG13	9:AI:62:LEU:HD21	1.74	0.70
22:DA:201:C:C5	22:DA:202:U:H5	2.09	0.69
22:DA:1139:G:O2'	22:DA:1140:C:H5'	1.91	0.69
22:DA:973:A:H1'	22:DA:1188:U:C5	2.26	0.69
35:DN:82:GLU:C	35:DN:85:PRO:HD2	2.12	0.69
22:DA:1639:C:C3'	22:DA:1640:A:H5''	2.22	0.69
4:CD:25:ARG:CZ	4:CD:30:LYS:HG2	2.22	0.69
53:CA:1134:G:C6	53:CA:1135:U:H1'	2.26	0.69
9:AI:9:GLY:HA2	9:AI:80:HIS:CD2	2.27	0.69
5:CE:103:GLY:HA3	5:CE:120:HIS:O	1.92	0.69
22:DA:649:G:H2'	22:DA:650:C:C6	2.27	0.69
31:DJ:75:TYR:CD1	31:DJ:84:ILE:HD11	2.27	0.69

Continued on next page...

Continued from previous page...

Atom-1	Atom-2	Distance(Å)	Clash(Å)
1:AA:642:A:H2'	1:AA:643:C:C6	2.27	0.69
22:BA:1683:U:H2'	22:BA:1684:G:H8	1.56	0.69
24:BC:108:GLY:C	24:BC:109:LEU:HD22	2.12	0.69
1:AA:723:U:OP1	21:AU:48:LYS:HD3	1.92	0.69
4:AD:16:THR:HG22	4:AD:17:ASP:O	1.92	0.69
25:BD:114:LYS:HE3	25:BD:114:LYS:N	2.06	0.69
22:BA:974:G:H8	22:BA:990:A:H62	1.38	0.69
2:CB:212:TYR:HD2	2:CB:212:TYR:O	1.75	0.69
27:BF:54:ALA:O	27:BF:57:ALA:HB3	1.92	0.69
22:BA:163:C:OP1	22:BA:163:C:H6	1.73	0.69
24:BC:244:VAL:HG12	24:BC:250:GLN:HA	1.74	0.69
44:DW:18:LYS:H	44:DW:36:ILE:HG12	1.57	0.69
22:DA:1492:G:C3'	22:DA:1493:C:H5'	2.13	0.69
5:AE:132:PRO:O	5:AE:136:VAL:HG13	1.91	0.69
44:BW:37:VAL:C	44:BW:38:ARG:HG2	2.13	0.69
25:DD:151:THR:HG22	25:DD:152:PRO:CD	2.21	0.69
49:B1:8:ILE:HG22	49:B1:9:LYS:N	2.07	0.69
29:BH:4:ILE:HG23	29:BH:17:ASP:O	1.93	0.69
25:BD:107:VAL:HG21	25:BD:177:VAL:CG1	2.23	0.69
5:AE:152:VAL:CA	5:AE:155:LYS:HZ2	2.06	0.69
26:DE:196:VAL:HG13	26:DE:200:LEU:HD23	1.73	0.69
22:DA:1060:U:O4'	22:DA:1061:U:H2'	1.92	0.69
1:AA:1320:C:H41	19:AS:36:ARG:HG2	1.56	0.69
22:DA:923:G:H1'	44:DW:23:LYS:NZ	2.07	0.69
44:DW:23:LYS:HD2	44:DW:24:ARG:H	1.56	0.69
31:BJ:77:HIS:HD2	31:BJ:79:GLY:N	1.88	0.69
53:CA:1446:A:H2'	53:CA:1447:A:C5'	2.21	0.69
36:BO:30:ARG:HG2	36:BO:31:THR:N	2.07	0.69
4:AD:129:VAL:HG13	4:AD:131:ILE:HD12	1.72	0.69
22:DA:142:A:H2'	22:DA:143:C:H6	1.56	0.69
28:DG:167:VAL:HG23	28:DG:168:VAL:N	2.06	0.69
1:AA:1441:A:N6	1:AA:1461:G:H21	1.90	0.69
22:BA:2801:G:H2'	22:BA:2802:G:H8	1.56	0.69
56:CP:44:SER:H	56:CP:46:LYS:HZ3	1.36	0.69
30:BI:74:PRO:O	30:BI:77:VAL:HG22	1.93	0.69
2:CB:9:LEU:HD23	2:CB:9:LEU:H	1.57	0.69
22:DA:2699:C:H2'	22:DA:2700:A:H8	1.56	0.69
22:BA:2292:U:H2'	22:BA:2293:G:C8	2.28	0.69
18:AR:66:LEU:O	18:AR:67:LEU:HD23	1.92	0.69
53:CA:1528:U:O2'	53:CA:1529:G:H3'	1.93	0.69
24:BC:30:ALA:HB3	24:BC:31:PRO:CD	2.22	0.69
28:DG:70:LEU:HD12	28:DG:71:LEU:N	2.07	0.69

Continued on next page...

Continued from previous page...

Atom-1	Atom-2	Distance(Å)	Clash(Å)
14:CN:6:LYS:O	14:CN:10:VAL:HG23	1.92	0.69
3:AC:96:VAL:HB	3:AC:97:PRO:HD2	1.73	0.69
15:AO:62:ARG:HG2	15:AO:66:LEU:HD12	1.73	0.69
1:AA:224:U:O2'	1:AA:225:C:H5'	1.92	0.69
22:DA:2296:U:H5	36:DO:9:ARG:NH2	1.89	0.69
49:B1:8:ILE:HD11	49:B1:52:LYS:HB2	1.75	0.69
44:BW:8:SER:O	44:BW:9:THR:HG22	1.91	0.69
22:DA:1205:A:H5''	22:DA:1206:G:C8	2.27	0.69
22:DA:1666:G:H4'	32:DK:6:THR:HG23	1.72	0.69
53:CA:1245:C:H2'	53:CA:1246:A:H8	1.58	0.69
25:DD:106:LYS:CB	25:DD:206:ALA:HB3	2.21	0.69
56:CP:21:VAL:HG12	56:CP:33:ILE:HD12	1.73	0.69
54:CG:63:VAL:HG11	54:CG:127:ALA:CB	2.21	0.69
53:CA:343:U:HO2'	53:CA:344:A:H8	1.40	0.69
28:DG:112:VAL:HG12	28:DG:114:HIS:H	1.56	0.69
8:CH:68:LYS:HD3	8:CH:69:ALA:N	2.06	0.69
53:CA:1416:G:N2	53:CA:1485:U:H1'	2.07	0.69
17:CQ:25:GLU:HA	17:CQ:39:ARG:O	1.92	0.69
26:BE:81:GLY:HA2	62:BE:301:HOH:O	1.91	0.69
1:AA:47:C:H4'	1:AA:48:C:O5'	1.90	0.69
22:BA:1635:A:H2'	22:BA:1636:U:H6	1.58	0.69
6:AF:11:HIS:CD2	6:AF:13:ASP:H	2.10	0.69
22:DA:2562:U:H1'	32:DK:23:LYS:HE2	1.73	0.69
2:AB:84:LEU:HG	2:AB:84:LEU:O	1.91	0.69
27:BF:55:ASP:O	27:BF:59:ILE:HG13	1.91	0.69
22:BA:1809:A:H2'	22:BA:1810:A:C8	2.28	0.69
53:CA:92:U:H2'	53:CA:93:U:C5	2.28	0.69
5:AE:136:VAL:O	5:AE:136:VAL:HG22	1.90	0.69
53:CA:1365:G:O2'	53:CA:1366:C:H6	1.74	0.69
22:DA:674:G:O3'	26:DE:60:TRP:CH2	2.45	0.69
1:AA:843:U:H2'	1:AA:844:G:H5'	1.75	0.69
6:AF:91:ARG:HG3	6:AF:92:THR:H	1.57	0.69
24:DC:181:ARG:HG3	24:DC:265:PHE:O	1.91	0.69
53:CA:373:A:H2'	53:CA:374:A:H8	1.58	0.69
22:DA:1816:C:H2'	24:DC:61:TYR:CE2	2.28	0.69
42:DU:82:VAL:H	42:DU:96:LYS:HZ2	1.38	0.69
58:DF:136:ILE:O	58:DF:137:PHE:O	2.09	0.69
22:DA:855:G:N3	44:DW:23:LYS:HE3	2.07	0.69
22:BA:1819:A:OP1	24:BC:154:ALA:HA	1.93	0.69
25:DD:184:ARG:HH22	37:DP:6:GLN:NE2	1.91	0.69
22:DA:2150:C:O2'	22:DA:2151:U:O4'	2.11	0.69
33:BL:114:GLY:C	33:BL:115:GLU:HG3	2.12	0.69

Continued on next page...

Continued from previous page...

Atom-1	Atom-2	Distance(Å)	Clash(Å)
53:CA:702:A:H5'	53:CA:703:G:C8	2.27	0.69
10:AJ:18:ILE:CG2	10:AJ:72:ARG:HE	2.05	0.69
58:DF:12:VAL:HG12	58:DF:16:MET:HG3	1.73	0.69
7:AG:4:ARG:NE	7:AG:4:ARG:HA	2.08	0.69
53:CA:441:A:C2	53:CA:497:G:C6	2.80	0.69
2:CB:13:VAL:CG2	2:CB:211:LEU:HD22	2.22	0.69
22:BA:192:C:OP1	62:BA:3731:HOH:O	2.08	0.69
22:DA:1709:U:H2'	22:DA:1710:G:C8	2.27	0.69
49:B1:3:GLY:O	49:B1:4:ILE:HG12	1.91	0.69
26:BE:132:LYS:NZ	26:BE:132:LYS:HB3	2.07	0.69
30:BI:98:GLY:HA3	30:BI:137:LEU:HD23	1.75	0.69
22:DA:2014:A:H5'	40:DS:94:ASP:OD2	1.93	0.69
22:DA:674:G:H2'	22:DA:804:A:H61	1.56	0.69
35:DN:56:LYS:HA	35:DN:84:GLY:HA2	1.74	0.69
22:DA:612:G:N2	22:DA:614:A:HO2'	1.90	0.69
1:AA:1395:C:C5'	1:AA:1395:C:H6	1.99	0.69
36:BO:59:ALA:CA	36:BO:62:LEU:HD12	2.13	0.69
15:AO:16:ARG:O	15:AO:17:ASP:HB3	1.92	0.69
22:DA:2091:C:C4	22:DA:2092:U:C4	2.80	0.69
22:BA:765:C:H2'	22:BA:766:U:C6	2.27	0.69
22:BA:569:U:OP1	22:BA:945:A:H2'	1.92	0.69
22:DA:104:A:H2'	22:DA:105:C:C6	2.28	0.69
53:CA:548:G:H2'	53:CA:549:C:C6	2.28	0.69
3:CC:149:LYS:HG3	3:CC:168:ARG:HB2	1.74	0.69
53:CA:1458:G:H4'	20:CT:22:SER:HB2	1.73	0.69
42:DU:40:LEU:HA	42:DU:61:GLU:HA	1.75	0.69
11:AK:100:ASN:HB2	11:AK:106:ILE:HG22	1.74	0.69
37:DP:28:LYS:HB3	37:DP:39:LEU:HD23	1.74	0.69
22:DA:1700:A:C2'	22:DA:1701:A:H5'	2.23	0.69
1:AA:1370:G:C5'	9:AI:110:VAL:HG21	2.23	0.69
22:BA:278:A:C2	22:BA:362:A:C8	2.80	0.69
1:AA:702:A:C4	22:BA:1847:A:H2	2.09	0.69
1:AA:994:A:C5	1:AA:1216:A:H4'	2.27	0.69
22:BA:195:A:C5	62:BA:3750:HOH:O	2.45	0.69
15:CO:79:GLN:HE21	15:CO:83:ARG:NH2	1.91	0.69
17:CQ:37:ILE:HD11	17:CQ:39:ARG:NH1	2.08	0.69
22:BA:2021:C:P	48:B0:8:THR:HG21	2.31	0.69
1:AA:1380:U:H5'	1:AA:1381:U:OP1	1.92	0.69
22:DA:1568:G:H21	24:DC:57:HIS:CE1	2.11	0.69
22:DA:1535:A:H2'	22:DA:1535:A:N3	2.07	0.69
22:BA:789:A:OP1	22:BA:790:U:H5	1.74	0.69
30:DI:50:LYS:HE2	30:DI:50:LYS:HA	1.73	0.69

Continued on next page...

Continued from previous page...

Atom-1	Atom-2	Distance(Å)	Clash(Å)
22:BA:1515:A:H2'	22:BA:1516:G:O4'	1.92	0.69
18:AR:31:TYR:O	18:AR:39:VAL:HG23	1.92	0.69
22:BA:321:U:O2'	22:BA:340:A:O2'	2.10	0.69
22:BA:1161:C:H1'	39:BR:8:GLY:O	1.92	0.69
28:BG:86:LEU:HD13	28:BG:130:ILE:HB	1.73	0.69
22:DA:1388:G:H2'	22:DA:1389:G:H8	1.58	0.69
22:DA:1341:G:H3'	22:DA:1397:U:O2	1.91	0.69
53:CA:95:C:O2'	53:CA:96:U:H5'	1.91	0.69
22:BA:1152:C:O2'	22:BA:1153:C:H5'	1.92	0.69
53:CA:1380:U:O4	54:CG:2:ARG:HB2	1.93	0.69
9:CI:23:GLY:H	9:CI:60:LEU:HA	1.57	0.69
41:DT:4:GLU:HG3	41:DT:6:ARG:NH2	2.08	0.69
46:DY:28:LEU:HD23	46:DY:42:LEU:HD13	1.74	0.69
33:DL:100:ILE:O	33:DL:101:ILE:HB	1.93	0.69
1:AA:464:U:N3	1:AA:466:A:H5'	2.06	0.69
10:CJ:37:ARG:HB3	10:CJ:74:VAL:O	1.93	0.69
26:DE:147:LEU:O	26:DE:148:ILE:HB	1.92	0.69
53:CA:996:A:O2'	53:CA:997:U:C6	2.44	0.69
22:DA:1237:A:N3	22:DA:1238:G:H1'	2.07	0.69
53:CA:251:G:H4'	53:CA:252:U:H5'	1.74	0.69
22:DA:2408:U:C2'	22:DA:2409:G:H8	2.06	0.69
22:BA:957:C:H4'	22:BA:958:U:OP1	1.91	0.69
29:DH:84:ALA:HB3	29:DH:148:ALA:HA	1.73	0.69
27:BF:133:GLU:H	27:BF:150:GLY:HA2	1.58	0.69
1:AA:1160:G:O6	1:AA:1181:G:C6	2.46	0.69
53:CA:345:C:H4'	53:CA:346:G:C5'	2.22	0.69
16:AP:28:ARG:HG2	16:AP:29:ASN:ND2	2.07	0.69
22:BA:1493:C:H5''	22:BA:1494:A:OP2	1.92	0.69
2:AB:71:THR:HG22	2:AB:72:LYS:N	2.07	0.69
39:BR:15:SER:O	39:BR:18:GLN:HB3	1.93	0.69
22:DA:2514:U:H2'	22:DA:2515:C:C6	2.25	0.69
11:CK:60:PHE:O	11:CK:64:VAL:HG13	1.93	0.69
29:BH:78:VAL:HG11	29:BH:145:ASN:HB3	1.74	0.69
42:BU:100:GLU:O	42:BU:101:THR:HB	1.93	0.69
25:BD:114:LYS:HE3	25:BD:114:LYS:O	1.93	0.69
28:DG:34:ARG:O	28:DG:35:THR:HG23	1.92	0.69
1:AA:1038:C:H2'	1:AA:1039:G:C8	2.27	0.69
1:AA:508:U:H4'	1:AA:509:A:OP1	1.93	0.69
19:CS:62:THR:HG22	19:CS:63:ASP:H	1.57	0.69
53:CA:1530:G:O2'	53:CA:1531:A:C8	2.45	0.69
22:BA:1062:G:O2'	22:BA:1063:G:C8	2.46	0.69
22:BA:1078:U:H4'	22:BA:1079:C:H6	1.57	0.69

Continued on next page...

Continued from previous page...

Atom-1	Atom-2	Distance(Å)	Clash(Å)
53:CA:986:U:H2'	53:CA:987:G:H5'	1.73	0.69
53:CA:1366:C:O2'	53:CA:1367:C:C6	2.44	0.69
9:CI:53:LEU:O	9:CI:54:VAL:HG13	1.93	0.69
21:AU:33:ARG:HE	21:AU:34:ARG:CG	2.06	0.69
22:DA:1013:C:O2'	22:DA:1014:A:H5'	1.92	0.69
22:DA:818:G:C2'	22:DA:819:A:H5''	2.22	0.69
33:DL:103:ILE:H	33:DL:103:ILE:HD12	1.58	0.69
11:CK:74:LYS:CA	11:CK:78:ILE:HD11	2.22	0.69
5:AE:155:LYS:HA	5:AE:158:LYS:HZ2	1.56	0.69
6:CF:11:HIS:CD2	6:CF:54:LEU:CD2	2.73	0.69
5:CE:29:ILE:CG2	5:CE:30:PHE:H	1.95	0.69
53:CA:1151:A:H2'	53:CA:1152:A:H8	1.57	0.69
32:DK:103:VAL:HG23	32:DK:122:VAL:O	1.93	0.69
32:DK:76:VAL:HB	37:DP:72:VAL:HG22	1.74	0.69
22:DA:962:G:HO2'	22:DA:963:U:H6	1.40	0.69
22:DA:1126:A:H4'	22:DA:1127:A:C5'	2.22	0.69
22:DA:228:C:C5'	22:DA:229:C:C5	2.75	0.69
22:BA:2505:G:H1'	60:BA:3135:CLY:CL1	2.30	0.69
21:AU:4:LYS:O	21:AU:4:LYS:HD2	1.92	0.69
22:DA:2284:A:OP1	49:D1:5:ARG:HG3	1.92	0.69
22:BA:1967:C:H2'	22:BA:1968:G:C8	2.28	0.69
22:BA:575:A:O2'	22:BA:576:U:H5'	1.92	0.69
30:DI:57:VAL:HG12	30:DI:58:ILE:N	2.07	0.69
22:BA:475:C:C5'	22:BA:475:C:H6	2.05	0.69
22:BA:62:U:H4'	22:BA:63:A:OP1	1.93	0.69
53:CA:14:U:O2	53:CA:16:A:C8	2.46	0.69
22:BA:1713:A:H4'	22:BA:1714:U:OP1	1.92	0.69
35:BN:33:ILE:HG12	35:BN:118:ARG:CZ	2.22	0.69
53:CA:1240:U:O2'	54:CG:37:THR:HB	1.92	0.69
26:DE:28:VAL:O	26:DE:32:VAL:HG13	1.92	0.69
22:BA:1076:C:H2'	22:BA:1077:A:C8	2.26	0.69
58:DF:30:VAL:HG12	58:DF:157:THR:HG21	1.74	0.69
1:AA:1442:G:H2'	1:AA:1443:C:C6	2.28	0.69
42:BU:91:LYS:O	42:BU:92:VAL:HB	1.93	0.69
53:CA:992:U:H1'	53:CA:993:G:N2	2.06	0.69
53:CA:338:A:H61	53:CA:351:G:H1	1.40	0.69
36:BO:88:LYS:O	36:BO:89:ASP:HB2	1.92	0.69
22:BA:1475:G:O2'	22:BA:1476:U:P	2.51	0.69
8:AH:104:SER:O	8:AH:122:GLY:HA3	1.92	0.69
22:BA:558:U:OP1	31:BJ:113:PRO:HB2	1.93	0.69
1:AA:181:A:H5''	1:AA:182:A:OP1	1.93	0.69
22:DA:2324:U:H5'	22:DA:2325:G:C5'	2.23	0.69

Continued on next page...

Continued from previous page...

Atom-1	Atom-2	Distance(Å)	Clash(Å)
44:DW:20:LEU:N	44:DW:20:LEU:HD12	2.08	0.69
46:DY:60:LYS:HG2	46:DY:60:LYS:O	1.93	0.69
22:DA:1613:G:C6	22:DA:1619:G:O6	2.45	0.69
22:DA:747:U:H2'	22:DA:2613:U:O4	1.92	0.69
12:CL:41:PRO:HD2	12:CL:47:ALA:O	1.92	0.69
6:AF:3:HIS:CA	6:AF:92:THR:HG23	2.22	0.69
22:DA:216:A:O2'	22:DA:217:A:C8	2.43	0.69
24:DC:106:PRO:HB3	24:DC:141:HIS:CE1	2.28	0.69
44:BW:8:SER:O	44:BW:9:THR:CB	2.40	0.69
53:CA:738:C:H2'	53:CA:739:C:H6	1.57	0.69
1:AA:1064:G:N2	1:AA:1190:G:O2'	2.25	0.69
22:BA:947:A:O2'	22:BA:984:A:H2	1.75	0.69
2:AB:67:LEU:HB3	2:AB:160:LEU:CD1	2.22	0.69
29:DH:132:PHE:HZ	29:DH:134:VAL:HB	1.52	0.69
53:CA:1050:G:O2'	53:CA:1051:C:H6	1.74	0.69
17:AQ:60:ILE:HG22	17:AQ:72:TRP:HE3	1.58	0.69
31:BJ:65:THR:HG23	31:BJ:66:GLY:N	2.07	0.69
53:CA:1332:A:H2'	53:CA:1333:A:H5'	1.75	0.69
22:BA:1799:G:H22	22:BA:1818:U:HO2'	1.41	0.69
24:BC:182:LYS:O	24:BC:183:VAL:HG23	1.93	0.69
22:BA:811:U:O2'	22:BA:1250:G:H2'	1.93	0.69
53:CA:500:G:O2'	53:CA:501:C:H5'	1.91	0.69
35:DN:52:ILE:HG21	35:DN:94:TYR:CD2	2.28	0.69
1:AA:92:U:O2'	1:AA:93:U:C6	2.45	0.69
53:CA:1200:C:O2'	53:CA:1201:A:OP2	2.11	0.69
22:BA:1510:G:O2'	22:BA:1511:G:C5'	2.40	0.69
37:BP:33:GLU:HG2	37:BP:36:LYS:HD3	1.75	0.69
57:DB:42:C:C5	58:DF:65:LEU:HD13	2.28	0.69
22:BA:1563:U:H2'	22:BA:1564:C:C6	2.28	0.69
5:AE:14:LEU:CB	5:AE:36:THR:HG22	2.20	0.69
22:BA:1683:U:H2'	22:BA:1684:G:C8	2.28	0.69
22:DA:765:C:H2'	22:DA:766:U:H6	1.55	0.69
8:CH:54:THR:HG23	8:CH:55:LYS:H	1.58	0.69
34:DM:40:ARG:HB2	34:DM:93:VAL:CG2	2.23	0.69
22:DA:140:C:H5'	22:DA:141:G:H21	1.56	0.69
22:DA:2515:C:OP1	31:DJ:81:ILE:HG22	1.92	0.69
53:CA:569:C:H5''	53:CA:570:G:OP1	1.93	0.69
22:BA:2722:G:H4'	35:BN:4:ARG:HB2	1.73	0.69
34:BM:1:MET:O	34:BM:2:LEU:HB2	1.92	0.69
14:AN:82:LYS:HE2	14:AN:85:GLU:HG3	1.74	0.69
31:BJ:26:GLY:HA2	31:BJ:29:ALA:CB	2.23	0.69
1:AA:486:U:O2'	1:AA:487:A:H5'	1.93	0.69

Continued on next page...

Continued from previous page...

Atom-1	Atom-2	Distance(Å)	Clash(Å)
24:DC:71:ASP:HA	24:DC:117:SER:O	1.92	0.69
22:BA:277:G:H4'	22:BA:278:A:N7	2.07	0.69
41:DT:67:VAL:HG23	41:DT:75:GLY:O	1.93	0.69
14:AN:2:LYS:HD3	14:AN:5:MET:HG2	1.75	0.69
22:BA:2214:C:H6	22:BA:2214:C:H5'	1.58	0.69
22:DA:538:A:O2'	31:DJ:8:PRO:HG3	1.93	0.69
22:BA:2425:A:H4'	22:BA:2426:A:O5'	1.92	0.69
1:AA:923:A:O4'	1:AA:1398:A:C2	2.45	0.69
14:CN:20:PHE:HE1	14:CN:54:SER:HB2	1.58	0.69
54:CG:148:LYS:HD3	54:CG:148:LYS:O	1.92	0.69
26:DE:5:LEU:HA	26:DE:120:VAL:HG13	1.74	0.69
39:BR:62:GLU:O	39:BR:64:VAL:HG23	1.92	0.69
22:DA:1545:A:H2'	22:DA:1546:G:O4'	1.92	0.69
16:AP:2:VAL:HG23	16:AP:65:ALA:CB	2.22	0.69
34:BM:64:TRP:CZ3	34:BM:106:ASP:HB2	2.28	0.69
53:CA:1478:U:H2'	53:CA:1479:C:H6	1.56	0.69
25:BD:182:ALA:O	25:BD:184:ARG:N	2.25	0.69
8:AH:9:MET:HE2	8:AH:32:LYS:HG2	1.74	0.69
9:CI:49:GLN:N	9:CI:50:PRO:HD2	2.08	0.69
31:DJ:5:THR:HA	31:DJ:44:TYR:CE2	2.28	0.69
38:DQ:61:ILE:CD1	38:DQ:92:LYS:HD3	2.17	0.69
22:DA:799:G:P	22:DA:800:A:H3'	2.33	0.69
6:AF:86:ARG:NH1	18:AR:63:TYR:HB3	2.08	0.69
2:AB:185:ILE:HA	2:AB:199:ILE:HB	1.75	0.69
22:DA:1906:G:H8	22:DA:1929:G:H2'	1.57	0.69
22:DA:1635:A:H5'	22:DA:1635:A:H8	1.57	0.69
22:BA:1249:U:H2'	33:BL:18:ARG:NH2	2.08	0.69
40:BS:63:GLY:O	40:BS:64:ALA:HB3	1.92	0.69
22:DA:206:U:HO2'	22:DA:207:A:H8	1.39	0.69
4:CD:66:VAL:HG22	4:CD:96:ARG:HH11	1.56	0.69
22:DA:511:U:C5'	22:DA:1235:G:H4'	2.23	0.69
4:AD:170:LEU:N	4:AD:170:LEU:HD12	2.08	0.69
22:BA:1848:A:H2'	22:BA:1849:G:C8	2.27	0.69
53:CA:213:G:H2'	53:CA:214:C:H6	1.56	0.69
22:BA:119:A:H4'	22:BA:120:U:O5'	1.91	0.69
22:DA:851:C:H4'	47:DZ:46:MET:HG2	1.75	0.69
22:DA:1709:U:H2'	22:DA:1710:G:H8	1.57	0.69
22:BA:789:A:OP1	22:BA:790:U:C5	2.46	0.69
22:BA:2025:C:H2'	22:BA:2026:U:C6	2.28	0.69
1:AA:70:U:O2'	1:AA:71:A:C8	2.44	0.69
22:BA:2615:U:C2	48:B0:3:GLN:HA	2.28	0.69
29:DH:125:THR:HG22	29:DH:146:VAL:HG11	1.75	0.69

Continued on next page...

Continued from previous page...

Atom-1	Atom-2	Distance(Å)	Clash(Å)
25:DD:110:THR:OG1	25:DD:171:THR:HG22	1.93	0.69
22:DA:1346:G:O2'	22:DA:1347:A:C8	2.31	0.69
1:AA:184:G:H2'	1:AA:185:U:C5	2.28	0.69
31:BJ:44:TYR:C	31:BJ:44:TYR:HD1	1.96	0.69
25:BD:13:ARG:NH1	37:BP:74:GLN:HE21	1.91	0.69
9:CI:118:ARG:NH2	9:CI:122:ARG:HE	1.91	0.69
22:DA:674:G:H5''	26:DE:71:GLY:H	1.58	0.69
1:AA:1006:G:H2'	1:AA:1007:U:C6	2.28	0.69
22:DA:1062:G:O4'	22:DA:1088:A:N7	2.25	0.69
1:AA:373:A:O2'	1:AA:374:A:H5'	1.93	0.69
22:DA:82:U:H2'	22:DA:83:A:C5'	2.22	0.69
41:BT:18:GLU:HA	41:BT:18:GLU:OE2	1.93	0.69
41:BT:30:ILE:CG2	41:BT:85:VAL:HB	2.20	0.69
40:BS:73:LYS:HB3	40:BS:106:VAL:HB	1.73	0.69
22:DA:228:C:H5''	22:DA:229:C:C5	2.28	0.69
22:BA:1799:G:N2	22:BA:1818:U:O2'	2.25	0.69
22:DA:2282:G:H1'	22:DA:2390:U:C5	2.28	0.69
22:BA:1249:U:H2'	33:BL:18:ARG:HH22	1.57	0.69
4:AD:172:VAL:HG22	4:AD:173:ASP:N	2.06	0.69
22:DA:2657:A:H2'	22:DA:2658:C:C6	2.28	0.69
1:AA:1468:A:H2'	1:AA:1469:C:C5'	2.22	0.69
35:DN:8:ARG:HG2	35:DN:10:LEU:HD22	1.73	0.69
22:DA:2458:G:H2'	22:DA:2490:G:H1	1.57	0.69
13:AM:113:LYS:H	13:AM:114:PRO:HD2	1.57	0.69
27:BF:104:THR:HG22	27:BF:105:ILE:CG2	2.21	0.69
17:CQ:29:LYS:HB2	17:CQ:36:PHE:CE1	2.28	0.69
22:DA:1989:G:C2'	22:DA:1990:C:H5'	2.22	0.69
53:CA:205:A:C6	53:CA:206:C:N4	2.61	0.69
25:BD:136:ASN:ND2	25:BD:139:SER:O	2.27	0.69
2:CB:169:HIS:HD2	2:CB:173:LYS:NZ	1.91	0.69
21:AU:32:ARG:O	21:AU:32:ARG:HG2	1.93	0.69
26:BE:47:LYS:HB3	26:BE:51:GLU:HG3	1.74	0.69
22:DA:1338:G:H4'	41:DT:18:GLU:CD	2.12	0.68
53:CA:198:G:O6	53:CA:220:G:C4	2.46	0.68
53:CA:82:G:C2'	53:CA:83:C:H4'	2.22	0.68
31:DJ:30:THR:HG23	31:DJ:31:GLU:N	2.08	0.68
38:DQ:57:ARG:HH12	38:DQ:92:LYS:HE2	1.57	0.68
22:DA:748:G:O5'	40:DS:89:ALA:HB2	1.93	0.68
6:CF:42:TRP:HB2	6:CF:59:TYR:HB2	1.74	0.68
6:AF:29:ILE:HG12	6:AF:64:VAL:HG11	1.75	0.68
26:DE:79:ARG:HG2	26:DE:80:SER:H	1.58	0.68
53:CA:1129:C:H1'	53:CA:1146:A:H61	1.58	0.68

Continued on next page...

Continued from previous page...

Atom-1	Atom-2	Distance(Å)	Clash(Å)
12:AL:85:ARG:NH2	12:AL:87:LYS:HD2	2.08	0.68
22:DA:1090:A:C3'	22:DA:1091:G:H5''	2.23	0.68
22:DA:2250:G:OP1	22:DA:2275:C:H2'	1.93	0.68
53:CA:596:A:N6	53:CA:645:G:N1	2.41	0.68
24:BC:131:MET:CA	24:BC:134:ILE:HD12	2.16	0.68
22:DA:232:G:O2'	22:DA:233:A:H5''	1.92	0.68
2:AB:46:VAL:CB	2:AB:47:PRO:HD3	2.22	0.68
1:AA:1409:C:H2'	1:AA:1410:A:H8	1.57	0.68
22:BA:958:U:H5'	22:BA:958:U:C6	2.15	0.68
22:BA:2233:U:H2'	22:BA:2234:G:C8	2.28	0.68
8:CH:1:SER:C	8:CH:3:GLN:H	1.95	0.68
12:AL:43:LYS:HB2	12:AL:44:PRO:HD2	1.75	0.68
30:BI:20:SER:HB3	30:BI:21:PRO:HD3	1.75	0.68
30:DI:57:VAL:O	30:DI:58:ILE:HG13	1.92	0.68
22:DA:2581:G:H2'	22:DA:2610:C:N4	2.07	0.68
28:DG:152:ARG:HD2	28:DG:153:PRO:CD	2.23	0.68
32:BK:95:ILE:HD12	32:BK:95:ILE:O	1.92	0.68
31:BJ:30:THR:HG22	31:BJ:31:GLU:N	2.08	0.68
32:BK:1:MET:HG3	32:BK:67:LYS:HG3	1.75	0.68
22:BA:1386:C:H2'	22:BA:1387:A:H8	1.57	0.68
36:BO:111:ARG:O	36:BO:113:ALA:N	2.27	0.68
22:BA:662:G:C2'	22:BA:663:G:H5'	2.22	0.68
6:CF:9:MET:HE3	18:CR:64:LEU:HA	1.75	0.68
6:AF:9:MET:CE	6:AF:59:TYR:CE2	2.77	0.68
37:BP:50:ARG:O	37:BP:51:ASN:HB2	1.92	0.68
1:AA:76:G:H2'	1:AA:76:G:N3	2.08	0.68
53:CA:1316:G:H22	53:CA:1318:A:H3'	1.59	0.68
53:CA:962:C:N4	53:CA:974:A:H61	1.90	0.68
22:DA:2056:G:H21	48:D0:1:ALA:N	1.91	0.68
35:DN:56:LYS:HD3	35:DN:88:ALA:HA	1.74	0.68
33:DL:110:VAL:C	33:DL:111:ILE:HD13	2.14	0.68
34:DM:26:VAL:HG21	34:DM:132:THR:O	1.93	0.68
22:DA:449:A:HO2'	22:DA:450:G:H5'	1.53	0.68
18:CR:71:ASP:OD1	21:CU:3:ILE:HD11	1.93	0.68
41:BT:43:ILE:O	41:BT:47:VAL:HG23	1.92	0.68
53:CA:1052:U:H3'	53:CA:1053:G:H5''	1.74	0.68
53:CA:256:U:H2'	53:CA:257:G:O4'	1.94	0.68
22:DA:860:U:O2'	22:DA:861:A:H5'	1.92	0.68
58:DF:39:VAL:HG22	58:DF:49:LEU:CB	2.24	0.68
1:AA:89:U:O2'	1:AA:90:C:C5'	2.40	0.68
28:DG:138:GLN:HG2	28:DG:138:GLN:O	1.91	0.68
17:AQ:31:PRO:HB2	17:AQ:32:ILE:CD1	2.21	0.68

Continued on next page...

Continued from previous page...

Atom-1	Atom-2	Distance(Å)	Clash(Å)
25:DD:117:GLY:HA2	25:DD:164:GLN:OE1	1.93	0.68
34:DM:73:ILE:HG21	34:DM:91:TYR:CE1	2.28	0.68
22:BA:1734:G:N3	22:BA:1735:A:C8	2.62	0.68
22:DA:822:G:O6	22:DA:943:A:C2	2.42	0.68
22:DA:729:G:O2'	22:DA:1775:U:H1'	1.92	0.68
22:DA:1290:C:HO2'	22:DA:1291:C:H6	1.36	0.68
37:DP:67:GLU:CD	37:DP:68:GLY:H	1.97	0.68
2:CB:147:LEU:N	2:CB:147:LEU:HD12	2.07	0.68
22:BA:1414:C:C5	22:BA:1415:U:H5	2.12	0.68
38:BQ:43:GLN:NE2	39:BR:77:PHE:HB3	2.07	0.68
24:BC:104:LEU:O	24:BC:105:ALA:CB	2.41	0.68
14:AN:56:PRO:HA	14:AN:59:GLN:NE2	2.08	0.68
22:BA:187:G:C2	22:BA:210:C:O2	2.46	0.68
3:AC:148:ILE:HG12	3:AC:149:LYS:N	2.07	0.68
5:CE:135:VAL:O	5:CE:138:ALA:HB3	1.93	0.68
6:CF:9:MET:HE1	18:CR:64:LEU:O	1.93	0.68
1:AA:299:G:H2'	1:AA:300:A:C8	2.27	0.68
22:DA:2674:G:H2'	22:DA:2675:A:C8	2.28	0.68
37:BP:19:PHE:O	37:BP:20:ARG:HB3	1.93	0.68
41:DT:61:LEU:C	41:DT:61:LEU:HD12	2.14	0.68
22:DA:1142:A:C8	22:DA:1144:A:N7	2.60	0.68
17:AQ:12:VAL:HG11	17:AQ:21:VAL:HG22	1.74	0.68
45:BX:70:LEU:HB3	45:BX:75:GLU:HB2	1.75	0.68
1:AA:1050:G:O2'	1:AA:1051:C:C5'	2.40	0.68
29:BH:90:LEU:CB	29:BH:123:ARG:HB3	2.22	0.68
22:BA:31:C:H4'	22:BA:1238:G:H4'	1.75	0.68
32:DK:21:CYS:HA	32:DK:41:ILE:CD1	2.22	0.68
22:DA:492:A:N1	40:DS:49:LYS:HE2	2.09	0.68
55:CM:18:LEU:H	55:CM:18:LEU:HD12	1.56	0.68
40:DS:24:ILE:HG21	40:DS:36:LEU:HD21	1.74	0.68
2:CB:125:PHE:CD1	2:CB:137:THR:HG22	2.29	0.68
1:AA:642:A:H2'	1:AA:643:C:H6	1.59	0.68
22:BA:1499:C:O2'	22:BA:1500:G:C5'	2.41	0.68
37:DP:86:LYS:N	37:DP:86:LYS:HZ3	1.91	0.68
22:DA:704:G:H1'	22:DA:727:A:N6	2.08	0.68
53:CA:878:A:OP1	8:CH:79:ARG:HB2	1.92	0.68
7:AG:68:VAL:HG21	7:AG:103:ILE:HD11	1.73	0.68
55:CM:68:LEU:HD22	55:CM:69:ARG:NH1	2.08	0.68
1:AA:596:A:N6	1:AA:645:G:C6	2.61	0.68
22:BA:672:C:C2	22:BA:809:G:N2	2.62	0.68
2:AB:222:GLU:OE1	2:AB:225:SER:HA	1.94	0.68
38:BQ:63:ARG:HH12	38:BQ:96:ASP:HB2	1.58	0.68

Continued on next page...

Continued from previous page...

Atom-1	Atom-2	Distance(Å)	Clash(Å)
22:DA:2421:G:N7	51:D3:30:HIS:HD2	1.91	0.68
37:BP:50:ARG:HG2	37:BP:57:ALA:CA	2.23	0.68
53:CA:936:C:O2'	53:CA:937:A:C8	2.35	0.68
38:DQ:59:LEU:O	38:DQ:63:ARG:HD3	1.93	0.68
17:AQ:20:ILE:HB	17:AQ:47:ASP:OD1	1.93	0.68
5:CE:13:LYS:CA	5:CE:13:LYS:HE2	2.17	0.68
53:CA:951:G:H2'	53:CA:952:U:C6	2.28	0.68
22:DA:624:C:O2'	22:DA:657:U:H5''	1.93	0.68
11:CK:78:ILE:N	11:CK:78:ILE:HD13	2.05	0.68
24:DC:128:THR:HG23	24:DC:188:ARG:HB3	1.76	0.68
6:CF:11:HIS:HD2	6:CF:12:PRO:HD2	1.57	0.68
22:DA:1087:G:C5	22:DA:1089:A:C2	2.81	0.68
22:DA:303:G:O2'	22:DA:304:U:C6	2.44	0.68
26:DE:126:VAL:HG21	26:DE:134:LEU:HD13	1.75	0.68
21:CU:35:GLU:CG	21:CU:36:PHE:H	1.99	0.68
14:AN:40:ARG:HH22	14:AN:44:VAL:HG21	1.58	0.68
53:CA:346:G:H2'	53:CA:346:G:N3	2.08	0.68
4:AD:116:LEU:C	4:AD:122:ILE:HD11	2.13	0.68
22:DA:1277:G:H5'	35:DN:20:MET:HE3	1.74	0.68
3:CC:76:ILE:HG12	3:CC:83:VAL:HG11	1.76	0.68
22:BA:85:G:OP1	42:BU:27:VAL:HG11	1.93	0.68
51:D3:23:HIS:O	51:D3:46:LYS:HB2	1.93	0.68
22:DA:1490:A:C8	24:DC:73:ILE:HD12	2.27	0.68
53:CA:701:U:H4'	53:CA:702:A:C5'	2.23	0.68
1:AA:475:C:H2'	1:AA:476:U:C6	2.29	0.68
15:CO:23:SER:HB3	15:CO:26:VAL:CG2	2.23	0.68
36:DO:26:LEU:HD23	36:DO:92:PHE:HE1	1.58	0.68
22:BA:2804:U:H2'	22:BA:2805:C:C6	2.28	0.68
1:AA:575:G:C6	1:AA:821:G:N7	2.61	0.68
28:BG:82:PHE:HB2	28:BG:134:GLY:O	1.93	0.68
22:BA:386:G:H4'	22:BA:387:U:OP2	1.92	0.68
2:AB:119:GLN:C	2:AB:119:GLN:HE21	1.97	0.68
24:DC:1:ALA:O	24:DC:18:VAL:HG23	1.94	0.68
48:D0:32:THR:HG21	48:D0:47:TYR:CE2	2.28	0.68
9:CI:35:GLU:HA	9:CI:39:GLY:CA	2.23	0.68
22:DA:1022:G:N2	22:DA:1142:A:C2	2.55	0.68
48:D0:39:ARG:O	48:D0:40:HIS:HB2	1.93	0.68
22:DA:575:A:C2	22:DA:576:U:C5	2.82	0.68
35:DN:62:ASN:O	35:DN:63:ARG:CB	2.42	0.68
53:CA:518:C:H2'	53:CA:530:G:N7	2.08	0.68
39:BR:3:ALA:HB3	39:BR:59:ILE:HD11	1.74	0.68
53:CA:238:A:C3'	53:CA:239:U:H5''	2.23	0.68

Continued on next page...

Continued from previous page...

Atom-1	Atom-2	Distance(Å)	Clash(Å)
5:AE:148:SER:HB2	5:AE:151:MET:HB2	1.74	0.68
24:DC:119:VAL:HG13	24:DC:133:ASN:HD21	1.58	0.68
53:CA:451:A:H1'	53:CA:452:A:N7	2.08	0.68
22:DA:1669:A:C2'	22:DA:1669:A:N3	2.52	0.68
1:AA:1324:A:O2'	1:AA:1325:C:C6	2.45	0.68
7:AG:23:ALA:O	7:AG:26:VAL:HG22	1.94	0.68
53:CA:536:C:H2'	53:CA:537:G:C8	2.28	0.68
53:CA:321:A:H1'	53:CA:1435:G:O2'	1.93	0.68
35:DN:22:ARG:O	35:DN:22:ARG:HG2	1.94	0.68
8:CH:57:GLU:O	8:CH:58:LEU:HB2	1.92	0.68
11:AK:106:ILE:C	11:AK:106:ILE:HD13	2.14	0.68
22:BA:545:U:H2'	22:BA:546:U:C4'	2.24	0.68
43:DV:56:PHE:CE1	43:DV:61:LEU:HD13	2.29	0.68
22:BA:2319:G:O2'	22:BA:2320:U:H5	1.76	0.68
22:DA:167:A:H2'	22:DA:168:G:O4'	1.93	0.68
29:BH:75:LEU:HD22	29:BH:143:ILE:HG12	1.75	0.68
22:BA:1313:U:O2	22:BA:1313:U:H2'	1.93	0.68
48:D0:42:ILE:HD13	48:D0:48:TYR:CD2	2.28	0.68
8:AH:9:MET:CE	8:AH:32:LYS:HA	2.22	0.68
22:BA:923:G:H5'	44:BW:25:PHE:CZ	2.29	0.68
24:DC:128:THR:HG22	24:DC:188:ARG:HB3	1.76	0.68
1:AA:206:C:H2'	1:AA:207:C:C4'	2.23	0.68
38:DQ:4:LYS:CE	38:DQ:7:VAL:HG22	2.24	0.68
22:DA:297:G:H5''	42:DU:84:PHE:CB	2.20	0.68
25:DD:38:LYS:HB3	25:DD:38:LYS:HZ3	1.58	0.68
22:DA:919:U:H2'	22:DA:920:A:C8	2.29	0.68
31:DJ:73:VAL:HB	31:DJ:75:TYR:CE2	2.29	0.68
1:AA:641:U:H4'	8:AH:106:SER:O	1.93	0.68
22:DA:2848:G:O2'	22:DA:2849:U:C6	2.44	0.68
2:AB:141:GLU:HA	2:AB:144:GLU:HB2	1.75	0.68
38:DQ:42:GLY:HA3	39:DR:75:VAL:HG21	1.75	0.68
22:BA:536:G:H2'	22:BA:537:G:C5'	2.24	0.68
22:BA:1576:U:O2'	22:BA:1577:C:H5'	1.93	0.68
22:DA:1033:U:H4'	22:DA:1034:G:OP1	1.93	0.68
22:DA:1341:G:O2'	22:DA:1398:C:H5'	1.94	0.68
22:DA:2324:U:C5'	22:DA:2325:G:H5''	2.24	0.68
33:DL:57:LEU:HA	33:DL:60:ARG:HG3	1.75	0.68
22:DA:1534:U:C6	22:DA:1538:G:N1	2.62	0.68
10:CJ:52:LEU:HD21	10:CJ:59:LYS:HA	1.76	0.68
44:BW:28:GLU:HG3	44:BW:29:SER:N	2.08	0.68
35:BN:108:ALA:O	35:BN:110:MET:HG2	1.94	0.68
4:AD:196:GLU:HA	4:AD:199:ILE:HG22	1.75	0.68

Continued on next page...

Continued from previous page...

Atom-1	Atom-2	Distance(Å)	Clash(Å)
6:AF:40:GLU:HB2	6:AF:42:TRP:NE1	2.06	0.68
24:DC:130:PRO:N	24:DC:188:ARG:HG3	2.09	0.68
25:DD:36:GLN:HE21	25:DD:38:LYS:NZ	1.92	0.68
22:DA:2720:U:H5'	37:DP:52:ARG:NH2	2.09	0.68
53:CA:279:A:C5'	53:CA:280:C:H3'	2.23	0.68
53:CA:178:C:O2'	53:CA:179:A:H5'	1.93	0.68
2:CB:185:ILE:HG22	2:CB:199:ILE:HG13	1.75	0.68
45:DX:29:LEU:HB2	45:DX:30:PRO:CD	2.23	0.68
14:AN:45:LEU:O	14:AN:45:LEU:HG	1.94	0.68
22:BA:1695:G:H8	24:BC:7:PRO:HG2	1.59	0.68
22:DA:2851:A:H2'	22:DA:2852:G:C8	2.28	0.68
53:CA:432:A:C2'	53:CA:433:G:H5'	2.23	0.68
28:DG:115:GLN:HG2	28:DG:116:LEU:H	1.58	0.68
22:BA:2134:A:HO2'	22:BA:2135:A:H8	1.41	0.68
17:CQ:59:GLU:HB3	17:CQ:76:ARG:O	1.93	0.68
26:DE:24:ASN:HB3	26:DE:27:LEU:HB3	1.76	0.68
22:BA:780:G:H21	22:BA:783:A:H62	1.40	0.68
22:DA:849:A:H2'	22:DA:850:U:C6	2.29	0.68
41:DT:67:VAL:O	41:DT:68:LYS:HG3	1.94	0.68
30:BI:7:TYR:HA	30:BI:58:ILE:HB	1.75	0.68
22:DA:2726:A:HO2'	22:DA:2727:A:P	2.16	0.68
22:BA:186:G:O2'	22:BA:187:G:H5'	1.94	0.68
54:CG:124:SER:O	54:CG:128:GLU:HG2	1.94	0.68
36:DO:51:ALA:HB3	36:DO:78:VAL:HG22	1.75	0.68
22:DA:1343:G:O2'	22:DA:1344:U:C6	2.46	0.68
22:BA:528:A:OP2	31:BJ:116:ARG:NH2	2.27	0.68
22:DA:1312:U:H4'	22:DA:1313:U:O5'	1.93	0.68
22:DA:1346:G:HO2'	22:DA:1347:A:H8	0.71	0.68
53:CA:68:G:H5'	53:CA:171:A:H1'	1.75	0.68
38:DQ:64:ILE:HD12	38:DQ:95:ALA:CB	2.23	0.68
22:DA:1327:A:O2'	22:DA:1328:A:O4'	2.05	0.68
22:DA:2615:U:O2'	22:DA:2616:C:H5'	1.94	0.68
53:CA:1226:C:H5'	55:CM:94:LEU:HD21	1.75	0.68
53:CA:373:A:O2'	53:CA:374:A:C5'	2.37	0.68
54:CG:30:MET:O	54:CG:31:VAL:HB	1.93	0.68
2:CB:110:ILE:CD1	2:CB:151:LYS:HA	2.22	0.68
32:DK:88:ASN:HB2	32:DK:91:SER:HB2	1.75	0.68
49:B1:42:VAL:HG12	49:B1:44:GLN:HB2	1.76	0.68
54:CG:59:GLU:HG3	54:CG:60:ALA:H	1.59	0.68
20:CT:30:PHE:CE2	20:CT:52:GLU:HG2	2.29	0.68
52:D4:19:ARG:HD2	52:D4:24:ARG:HD2	1.75	0.68
41:DT:28:ASN:HB2	41:DT:87:LEU:HB3	1.76	0.68

Continued on next page...

Continued from previous page...

Atom-1	Atom-2	Distance(Å)	Clash(Å)
1:AA:1281:C:O2'	1:AA:1282:C:H5'	1.94	0.68
22:BA:1872:A:H2'	22:BA:1873:G:O4'	1.93	0.68
26:BE:160:ALA:O	26:BE:161:ALA:HB3	1.93	0.68
7:AG:74:VAL:HG21	7:AG:85:GLN:NE2	2.09	0.68
1:AA:1236:A:H4'	1:AA:1304:G:H4'	1.76	0.68
1:AA:1285:A:C5'	1:AA:1286:U:C4	2.77	0.68
18:AR:44:THR:OG1	18:AR:46:THR:HG22	1.94	0.68
11:CK:64:VAL:O	11:CK:68:ARG:HB2	1.92	0.68
27:BF:120:SER:HB2	27:BF:127:TYR:CE1	2.28	0.68
22:BA:2471:A:H2'	22:BA:2472:G:H5'	1.76	0.68
13:AM:10:ASP:OD1	13:AM:44:ILE:HD13	1.94	0.68
13:AM:18:LEU:O	13:AM:24:VAL:HG21	1.93	0.68
53:CA:458:U:H2'	53:CA:459:A:C8	2.27	0.68
22:BA:2310:C:H2'	27:BF:76:PHE:HE1	1.58	0.68
1:AA:594:U:H2'	1:AA:595:A:O4'	1.92	0.68
53:CA:1217:C:OP1	14:CN:8:ARG:HB2	1.92	0.68
5:AE:100:GLU:HB2	5:AE:103:GLY:CA	2.24	0.68
31:DJ:56:VAL:HG21	31:DJ:124:VAL:HG23	1.74	0.68
22:DA:1607:C:H4'	22:DA:1608:A:H8	1.56	0.68
4:AD:71:PHE:CE1	4:AD:199:ILE:HD11	2.29	0.68
39:BR:3:ALA:HA	39:BR:40:MET:O	1.94	0.68
15:AO:16:ARG:HD3	15:AO:16:ARG:H	1.57	0.68
53:CA:119:A:H5'	53:CA:120:A:C5'	2.24	0.68
22:BA:767:U:O2'	22:BA:768:G:H5'	1.94	0.68
22:DA:1125:G:H4'	52:D4:37:GLN:NE2	2.08	0.68
22:BA:1019:U:C4	22:BA:1020:A:N6	2.62	0.68
22:BA:1140:C:P	31:BJ:68:LYS:HZ3	2.17	0.68
27:BF:134:GLN:O	27:BF:135:ILE:HB	1.93	0.68
22:DA:2607:G:H2'	22:DA:2608:G:O4'	1.92	0.68
2:AB:36:LYS:HE3	2:AB:36:LYS:CA	2.23	0.68
53:CA:1281:C:H3'	53:CA:1282:C:H5'	1.75	0.68
41:DT:30:ILE:O	41:DT:85:VAL:HG23	1.94	0.68
1:AA:683:G:N2	11:AK:39:ASN:HA	2.08	0.68
35:DN:16:HIS:O	35:DN:20:MET:HB2	1.93	0.68
22:DA:1809:A:H2'	22:DA:1810:A:C8	2.29	0.68
22:DA:1417:C:O2'	22:DA:1418:G:C5'	2.40	0.68
21:AU:39:LYS:N	21:AU:40:PRO:HD2	2.07	0.68
1:AA:1151:A:O2'	1:AA:1152:A:C5'	2.42	0.68
22:BA:560:C:O2	38:BQ:47:ARG:NH1	2.27	0.68
41:DT:10:VAL:HG23	41:DT:11:LEU:H	1.59	0.68
53:CA:464:U:C4	53:CA:466:A:H4'	2.29	0.68
22:BA:14:A:H3'	22:BA:15:G:H5''	1.76	0.68

Continued on next page...

Continued from previous page...

Atom-1	Atom-2	Distance(Å)	Clash(Å)
56:CP:54:LEU:H	56:CP:54:LEU:HD23	1.59	0.68
22:BA:7:G:H2'	22:BA:8:C:H6	1.59	0.68
53:CA:384:G:H2'	53:CA:385:C:C6	2.29	0.68
10:CJ:7:ARG:NH1	10:CJ:102:LEU:HG	2.09	0.68
13:AM:55:LEU:O	13:AM:59:VAL:HG12	1.92	0.68
44:DW:37:VAL:CG2	44:DW:38:ARG:NH1	2.57	0.68
11:AK:126:ARG:CB	21:AU:33:ARG:NH1	2.41	0.68
44:BW:33:GLY:O	44:BW:34:SER:HB3	1.93	0.68
32:BK:18:ARG:N	32:BK:45:GLU:HB2	2.06	0.68
22:DA:528:A:N1	22:DA:2043:C:O5'	2.27	0.68
22:BA:1179:G:OP2	22:BA:1180:U:H5''	1.94	0.68
6:AF:61:LEU:HD21	18:AR:23:LYS:NZ	2.09	0.68
1:AA:1006:G:H2'	1:AA:1007:U:H6	1.58	0.68
22:DA:2211:A:H4'	22:DA:2211:A:OP2	1.94	0.68
26:DE:109:LEU:O	26:DE:112:LEU:HB3	1.94	0.68
1:AA:1123:U:H5''	1:AA:1124:G:OP2	1.94	0.68
22:DA:304:U:HO2'	22:DA:305:C:H6	1.37	0.68
21:AU:52:VAL:HG13	21:AU:53:LYS:N	2.02	0.68
5:CE:81:GLN:OE1	5:CE:149:PRO:HD3	1.94	0.68
22:DA:1722:A:C6	22:DA:1739:A:C8	2.81	0.68
37:BP:25:VAL:HG11	37:BP:46:VAL:HG23	1.75	0.68
53:CA:1453:G:H2'	53:CA:1453:G:N3	2.09	0.68
36:BO:75:GLY:HA3	36:BO:106:LEU:HA	1.75	0.68
1:AA:1157:A:H1'	1:AA:1181:G:N1	2.09	0.68
25:BD:159:LYS:HZ2	25:BD:160:LYS:H	1.40	0.68
22:BA:1494:A:H2'	22:BA:1495:A:H8	1.59	0.68
53:CA:1102:A:H2'	53:CA:1103:C:C6	2.28	0.68
7:AG:143:MET:HA	7:AG:143:MET:HE2	1.74	0.68
53:CA:802:A:H2'	53:CA:803:G:H5'	1.76	0.68
12:CL:2:THR:HB	12:CL:5:GLN:H	1.59	0.68
22:DA:851:C:C4'	47:DZ:46:MET:HG2	2.23	0.68
17:CQ:37:ILE:HG13	17:CQ:38:LYS:O	1.93	0.68
22:DA:1343:G:H2'	22:DA:1344:U:C5	2.29	0.68
26:BE:137:LYS:O	26:BE:141:MET:HG3	1.93	0.68
22:DA:2276:G:O2'	22:DA:2277:G:H5'	1.94	0.68
36:DO:70:ALA:O	36:DO:74:VAL:HG23	1.94	0.68
22:BA:2599:G:C2'	22:BA:2600:A:H5'	2.24	0.68
22:BA:2058:A:H5''	22:BA:2059:A:OP2	1.93	0.68
11:AK:15:VAL:HG13	11:AK:78:ILE:CG2	2.24	0.68
22:BA:2188:U:H2'	22:BA:2189:U:H6	1.57	0.68
8:AH:48:PHE:O	8:AH:49:LYS:HB2	1.94	0.68
22:BA:899:A:HO2'	22:BA:900:A:H8	1.42	0.67

Continued on next page...

Continued from previous page...

Atom-1	Atom-2	Distance(Å)	Clash(Å)
22:DA:1008:A:H4'	22:DA:1009:A:OP1	1.93	0.67
53:CA:520:A:H2'	53:CA:521:G:O4'	1.94	0.67
39:DR:39:LEU:HA	39:DR:49:ILE:CG2	2.17	0.67
1:AA:1355:G:O2'	1:AA:1356:G:H5'	1.93	0.67
51:D3:36:ALA:O	51:D3:40:LYS:HG3	1.93	0.67
53:CA:643:C:O2'	53:CA:644:U:C5'	2.42	0.67
22:DA:1204:A:H4'	22:DA:1205:A:H5''	1.76	0.67
22:DA:1740:G:O2'	22:DA:1741:C:H5'	1.94	0.67
22:BA:2150:C:H2'	22:BA:2151:U:H5	1.56	0.67
22:DA:2585:U:O2'	22:DA:2586:U:C5'	2.42	0.67
1:AA:1195:C:H2'	1:AA:1197:A:H5'	1.75	0.67
34:DM:34:LYS:HB2	34:DM:131:VAL:HG23	1.76	0.67
34:DM:36:VAL:HG13	43:DV:82:TYR:HD1	1.57	0.67
25:DD:4:LEU:HD23	25:DD:101:PHE:CE1	2.29	0.67
53:CA:1504:G:C4'	53:CA:1505:G:H5'	2.23	0.67
26:BE:146:VAL:HG23	26:BE:167:VAL:HG21	1.76	0.67
5:CE:44:ARG:NH2	5:CE:70:MET:HB2	2.09	0.67
41:DT:10:VAL:HG23	41:DT:11:LEU:CD1	2.23	0.67
22:BA:614:A:O2'	22:BA:615:U:OP2	2.11	0.67
22:DA:1352:U:C5	22:DA:1377:G:C6	2.82	0.67
22:BA:1644:C:O2'	22:BA:1645:G:H5'	1.94	0.67
22:DA:2829:A:C2'	22:DA:2830:C:H5'	2.24	0.67
22:DA:1821:A:O2'	22:DA:1822:C:O5'	2.12	0.67
33:DL:122:VAL:O	33:DL:122:VAL:HG23	1.94	0.67
55:CM:91:ARG:HD3	55:CM:91:ARG:O	1.94	0.67
1:AA:1025:U:H5''	1:AA:1026:G:H5'	1.76	0.67
22:BA:594:U:H2'	22:BA:595:C:C6	2.27	0.67
22:DA:929:U:H1'	47:DZ:25:GLY:O	1.93	0.67
22:DA:12:U:O2	22:DA:12:U:H2'	1.93	0.67
12:AL:84:GLY:O	12:AL:95:HIS:HD2	1.76	0.67
34:BM:114:ARG:HA	34:BM:130:PHE:CE1	2.28	0.67
22:DA:1345:C:O2'	22:DA:1346:G:H8	1.74	0.67
53:CA:960:U:O2'	53:CA:1223:C:C4'	2.42	0.67
9:CI:58:GLU:HG3	9:CI:59:LYS:H	1.59	0.67
22:DA:1010:A:O2'	22:DA:1011:G:C5'	2.42	0.67
44:BW:37:VAL:CG1	44:BW:55:ASP:O	2.43	0.67
25:BD:107:VAL:H	25:BD:206:ALA:H	1.39	0.67
5:AE:152:VAL:HG12	5:AE:155:LYS:HZ1	1.60	0.67
1:AA:1201:A:H1'	1:AA:1202:U:OP2	1.94	0.67
33:DL:79:LEU:CA	33:DL:82:LEU:HD11	2.19	0.67
56:CP:52:LEU:O	56:CP:53:ASP:HB2	1.93	0.67
22:DA:1079:C:N4	22:DA:1088:A:N3	2.42	0.67

Continued on next page...

Continued from previous page...

Atom-1	Atom-2	Distance(Å)	Clash(Å)
22:DA:1087:G:H1'	22:DA:1089:A:H1'	1.76	0.67
30:DI:76:ALA:HB2	30:DI:131:THR:HB	1.75	0.67
22:DA:1127:A:O2'	22:DA:1128:G:C5'	2.38	0.67
22:DA:1038:G:C2'	22:DA:1039:A:C5'	2.71	0.67
40:DS:66:ILE:N	40:DS:66:ILE:HD13	2.09	0.67
2:CB:131:LYS:O	2:CB:131:LYS:HE3	1.94	0.67
58:DF:129:MET:HE2	58:DF:174:PHE:HZ	1.57	0.67
4:CD:8:LEU:CD2	4:CD:21:LYS:HD2	2.24	0.67
26:BE:46:GLN:HG3	26:BE:86:ALA:HA	1.76	0.67
5:CE:68:ARG:O	5:CE:70:MET:HG2	1.94	0.67
40:DS:6:LYS:HZ2	40:DS:104:THR:HG23	1.58	0.67
15:CO:63:ARG:HH22	22:DA:715:A:C5'	2.06	0.67
32:DK:97:THR:O	32:DK:98:ARG:HB2	1.92	0.67
8:AH:88:LYS:HG3	8:AH:89:ASP:H	1.58	0.67
25:BD:46:ARG:HG3	25:BD:84:LEU:HB2	1.76	0.67
16:AP:36:VAL:HG13	16:AP:36:VAL:O	1.93	0.67
53:CA:1072:G:H2'	53:CA:1073:U:C6	2.29	0.67
18:CR:22:TYR:HA	18:CR:57:ALA:HB1	1.76	0.67
10:CJ:102:LEU:HD13	10:CJ:102:LEU:OXT	1.95	0.67
46:BY:1:MET:C	46:BY:2:LYS:HD2	2.14	0.67
23:BB:15:A:O2'	23:BB:16:G:H5'	1.95	0.67
53:CA:675:A:H1'	11:CK:117:HIS:ND1	2.09	0.67
49:D1:47:ILE:N	49:D1:47:ILE:HD12	2.09	0.67
49:D1:34:GLU:HG3	49:D1:49:LYS:HB2	1.77	0.67
53:CA:197:A:C6	53:CA:221:C:C4'	2.77	0.67
53:CA:960:U:O2'	53:CA:1223:C:H5''	1.94	0.67
53:CA:960:U:H4'	53:CA:961:U:O5'	1.94	0.67
31:DJ:64:VAL:HG22	31:DJ:68:LYS:HG3	1.75	0.67
39:DR:82:HIS:O	39:DR:82:HIS:CG	2.47	0.67
53:CA:954:G:H1	53:CA:1228:C:N4	1.92	0.67
6:CF:39:LEU:HD12	6:CF:40:GLU:N	2.09	0.67
5:CE:28:ARG:HG2	5:CE:29:ILE:N	2.08	0.67
53:CA:642:A:HO2'	53:CA:643:C:H6	1.38	0.67
40:BS:4:ILE:HG22	40:BS:106:VAL:HG13	1.76	0.67
5:CE:73:VAL:HG12	5:CE:74:ALA:O	1.94	0.67
45:DX:30:PRO:HG2	45:DX:32:LEU:CD2	2.23	0.67
53:CA:1202:U:O2'	53:CA:1203:C:H5'	1.93	0.67
1:AA:345:C:C3'	37:BP:33:GLU:OE1	2.42	0.67
22:DA:2756:U:H1'	22:DA:2757:A:H5''	1.76	0.67
28:DG:112:VAL:HG12	28:DG:114:HIS:HB3	1.76	0.67
22:DA:273:G:H2'	22:DA:274:C:C6	2.29	0.67
22:BA:2136:G:C2	22:BA:2137:U:C4	2.82	0.67

Continued on next page...

Continued from previous page...

Atom-1	Atom-2	Distance(Å)	Clash(Å)
1:AA:1306:A:H2'	1:AA:1307:U:H5'	1.74	0.67
35:BN:23:ASN:HD22	35:BN:23:ASN:N	1.91	0.67
46:DY:18:LEU:O	46:DY:18:LEU:HD13	1.94	0.67
10:AJ:49:PHE:CE1	14:AN:76:PHE:HZ	2.13	0.67
1:AA:1101:A:H4'	1:AA:1102:A:O5'	1.94	0.67
1:AA:701:U:O2'	1:AA:702:A:OP2	2.12	0.67
53:CA:958:A:H62	19:CS:54:ARG:NH1	1.92	0.67
22:DA:108:G:H2'	22:DA:109:C:H6	1.60	0.67
19:CS:28:LYS:HB3	19:CS:29:PRO:HD2	1.75	0.67
5:AE:12:GLU:HB2	5:AE:38:VAL:HG12	1.76	0.67
2:CB:112:ARG:O	2:CB:112:ARG:HG3	1.94	0.67
41:BT:8:LEU:HD23	41:BT:8:LEU:N	2.08	0.67
1:AA:1071:C:H2'	1:AA:1072:G:C8	2.28	0.67
26:BE:61:ARG:NH1	26:BE:64:GLY:HA3	2.09	0.67
22:BA:2732:G:OP2	22:BA:2732:G:H8	1.77	0.67
42:DU:6:ARG:HG2	42:DU:7:ASP:N	2.08	0.67
26:DE:150:THR:O	26:DE:192:ALA:HB2	1.95	0.67
28:BG:84:LYS:HZ1	28:BG:133:LYS:HE3	1.57	0.67
22:DA:2336:A:N7	44:DW:40:ARG:CZ	2.58	0.67
22:DA:110:G:N2	22:DA:111:A:H1'	2.10	0.67
35:DN:56:LYS:HA	35:DN:84:GLY:CA	2.23	0.67
57:DB:31:C:H5''	58:DF:29:ARG:HH12	1.59	0.67
53:CA:1087:G:O2'	53:CA:1088:G:H5'	1.95	0.67
45:DX:53:LYS:HA	45:DX:56:ARG:HB2	1.77	0.67
22:DA:2344:U:H4'	22:DA:2345:G:OP1	1.94	0.67
25:BD:73:VAL:HG23	25:BD:74:GLU:H	1.60	0.67
45:BX:30:PRO:HB2	45:BX:32:LEU:HD12	1.77	0.67
12:AL:43:LYS:CB	12:AL:44:PRO:CD	2.71	0.67
41:DT:29:THR:N	41:DT:87:LEU:HB2	2.08	0.67
29:DH:1:MET:CE	29:DH:23:ALA:HB2	2.24	0.67
53:CA:821:G:H2'	53:CA:822:U:H6	1.59	0.67
22:BA:2801:G:H2'	22:BA:2802:G:C8	2.30	0.67
22:BA:364:C:O2'	22:BA:365:U:H5'	1.92	0.67
45:BX:65:THR:O	45:BX:68:ALA:HB3	1.94	0.67
22:BA:1537:G:H5''	22:BA:1537:G:N3	2.10	0.67
24:DC:191:LEU:HD22	24:DC:191:LEU:N	2.10	0.67
37:BP:87:ARG:NH2	37:BP:111:GLU:HG3	2.09	0.67
22:BA:568:U:OP1	33:BL:36:LYS:HE3	1.94	0.67
13:AM:39:ALA:HB3	13:AM:42:VAL:CG1	2.24	0.67
14:CN:2:LYS:HD3	14:CN:5:MET:CG	2.25	0.67
22:DA:2324:U:H5'	22:DA:2325:G:H5''	1.77	0.67
22:DA:1536:C:H5''	22:DA:1537:G:O5'	1.93	0.67

Continued on next page...

Continued from previous page...

Atom-1	Atom-2	Distance(Å)	Clash(Å)
5:AE:83:PRO:HB3	5:AE:96:GLN:HE21	1.58	0.67
22:DA:1326:U:O2'	22:DA:1327:A:H8	1.77	0.67
22:DA:946:C:O2'	22:DA:947:A:H5'	1.95	0.67
5:AE:152:VAL:CB	5:AE:155:LYS:NZ	2.58	0.67
39:DR:39:LEU:HB3	39:DR:49:ILE:HD13	1.77	0.67
22:BA:747:U:H2'	22:BA:2613:U:O4	1.94	0.67
57:DB:58:A:O2'	57:DB:59:A:H8	1.78	0.67
1:AA:206:C:C2	1:AA:207:C:H1'	2.29	0.67
53:CA:1278:G:H4'	53:CA:1279:G:H5'	1.73	0.67
6:CF:3:HIS:HD2	6:CF:65:GLU:HG2	1.58	0.67
22:DA:959:A:H2'	22:DA:960:A:N7	2.10	0.67
22:DA:2846:G:OP1	37:DP:51:ASN:HB2	1.95	0.67
1:AA:428:G:C1'	1:AA:430:A:C8	2.78	0.67
53:CA:696:A:H2'	53:CA:697:U:H6	1.59	0.67
22:DA:2271:G:H2'	22:DA:2272:U:C6	2.30	0.67
22:BA:574:A:H4'	22:BA:575:A:H5'	1.76	0.67
32:BK:63:VAL:HG21	32:BK:85:VAL:HG23	1.76	0.67
24:BC:85:ASN:OD1	24:BC:85:ASN:N	2.27	0.67
32:DK:99:ILE:HG13	32:DK:118:LEU:HD12	1.77	0.67
20:CT:3:ILE:O	20:CT:4:LYS:HG2	1.93	0.67
24:BC:140:VAL:HG11	24:BC:189:ALA:HB1	1.75	0.67
24:BC:80:LEU:HD11	24:BC:109:LEU:HG	1.77	0.67
53:CA:412:A:H4'	53:CA:413:G:OP1	1.92	0.67
22:BA:1188:U:H2'	22:BA:1189:A:H5'	1.74	0.67
26:DE:34:ALA:HB1	26:DE:94:GLN:HB2	1.75	0.67
34:DM:108:VAL:HG23	34:DM:109:PRO:HD2	1.77	0.67
5:AE:37:VAL:HG12	5:AE:116:VAL:HG21	1.75	0.67
1:AA:1507:A:N6	1:AA:1530:G:C6	2.62	0.67
22:BA:2207:C:H2'	22:BA:2208:C:C6	2.30	0.67
22:BA:39:G:H2'	22:BA:40:U:H6	1.59	0.67
1:AA:98:A:H2'	1:AA:99:C:H6	1.59	0.67
22:BA:6:A:O2'	22:BA:7:G:H5'	1.93	0.67
18:CR:19:GLU:CD	18:CR:20:ILE:H	1.97	0.67
26:BE:129:PRO:HG3	26:BE:156:ASN:OD1	1.93	0.67
5:AE:67:ARG:HB2	5:AE:68:ARG:HE	1.60	0.67
22:BA:2547:A:H2'	22:BA:2548:U:C6	2.29	0.67
1:AA:779:C:C2'	1:AA:780:A:H5'	2.24	0.67
3:CC:33:ASP:O	3:CC:37:LYS:HG2	1.94	0.67
1:AA:437:U:H4'	4:AD:153:ARG:NH2	2.09	0.67
24:BC:68:ARG:HD3	24:BC:103:ILE:HD11	1.76	0.67
22:BA:1011:G:H4'	22:BA:1012:U:OP1	1.92	0.67
5:AE:114:LEU:HD21	5:AE:122:VAL:CG2	2.25	0.67

Continued on next page...

Continued from previous page...

Atom-1	Atom-2	Distance(Å)	Clash(Å)
53:CA:1268:G:N2	53:CA:1327:C:H1'	2.10	0.67
44:BW:17:ALA:CA	44:BW:35:ILE:HG23	2.24	0.67
44:BW:41:GLY:O	44:BW:43:LYS:N	2.28	0.67
26:DE:98:LYS:O	26:DE:99:LYS:HB2	1.93	0.67
29:BH:4:ILE:HG12	29:BH:18:GLN:NE2	2.10	0.67
22:DA:2136:G:O2'	22:DA:2137:U:C6	2.47	0.67
5:AE:155:LYS:H	5:AE:155:LYS:HD2	1.60	0.67
22:DA:35:G:O2'	22:DA:36:G:O5'	2.13	0.67
36:DO:30:ARG:HG2	36:DO:31:THR:N	2.09	0.67
22:DA:1063:G:HO2'	22:DA:1064:C:H6	1.41	0.67
22:DA:2620:C:O4'	25:DD:161:MET:HG3	1.95	0.67
1:AA:425:G:C2'	1:AA:426:U:H5'	2.24	0.67
1:AA:430:A:O2'	1:AA:431:A:C5'	2.40	0.67
22:DA:859:G:N2	22:DA:916:G:C2'	2.57	0.67
22:DA:2286:G:O6	49:D1:22:THR:HG21	1.94	0.67
25:DD:179:ARG:HD2	25:DD:188:LEU:HD12	1.75	0.67
58:DF:39:VAL:HG13	58:DF:49:LEU:HD23	1.76	0.67
58:DF:177:ARG:HD3	58:DF:178:LYS:N	2.10	0.67
53:CA:160:A:H2'	53:CA:161:A:O4'	1.95	0.67
58:DF:65:LEU:HD11	58:DF:87:LYS:HZ1	1.58	0.67
22:BA:1735:A:H2'	22:BA:1736:U:H6	1.60	0.67
22:DA:942:G:H4'	22:DA:1190:G:H5'	1.75	0.67
1:AA:1258:G:HO2'	1:AA:1259:C:H6	1.41	0.67
1:AA:725:G:H2'	1:AA:726:C:H6	1.60	0.67
1:AA:1233:G:H2'	1:AA:1234:C:H6	1.59	0.67
10:AJ:18:ILE:HG21	10:AJ:72:ARG:HE	1.59	0.67
22:DA:686:U:C6	22:DA:788:A:N1	2.62	0.67
26:DE:23:PHE:HB2	26:DE:114:ARG:HH22	1.60	0.67
22:DA:1651:G:N2	22:DA:2007:U:C2	2.63	0.67
37:DP:45:VAL:O	37:DP:60:VAL:HA	1.95	0.67
12:CL:56:LEU:HB2	12:CL:58:ASN:OD1	1.94	0.67
24:BC:52:HIS:NE2	24:BC:218:THR:HG23	2.09	0.67
22:BA:2543:G:H2'	22:BA:2544:G:C8	2.29	0.67
14:CN:27:LYS:HD2	14:CN:27:LYS:C	2.15	0.67
9:CI:75:ALA:HA	9:CI:78:ILE:HD12	1.75	0.67
46:DY:37:LEU:HD13	46:DY:42:LEU:CD1	2.24	0.67
22:DA:575:A:N3	22:DA:576:U:C5	2.62	0.67
22:DA:800:A:H4'	22:DA:801:G:O5'	1.93	0.67
4:AD:47:LEU:HD23	4:AD:47:LEU:O	1.95	0.67
22:DA:2788:C:H2'	22:DA:2789:C:C6	2.29	0.67
27:BF:39:VAL:CG1	27:BF:49:LEU:HD13	2.25	0.67
53:CA:1169:A:H2'	53:CA:1170:A:C8	2.30	0.67

Continued on next page...

Continued from previous page...

Atom-1	Atom-2	Distance(Å)	Clash(Å)
42:DU:81:ARG:CB	42:DU:96:LYS:HD2	2.25	0.67
22:DA:491:G:O2'	22:DA:492:A:H5'	1.94	0.67
22:DA:1666:G:O3'	32:DK:6:THR:HG23	1.93	0.67
22:BA:1139:G:O2'	22:BA:1140:C:H5'	1.95	0.67
22:BA:264:C:C2'	22:BA:265:A:H5''	2.25	0.67
5:AE:11:GLN:HA	5:AE:11:GLN:NE2	2.05	0.67
58:DF:177:ARG:HD3	58:DF:178:LYS:H	1.60	0.67
44:BW:76:ARG:HG3	44:BW:76:ARG:NH2	2.09	0.67
45:DX:63:ILE:O	45:DX:67:LEU:HD12	1.95	0.67
22:DA:126:A:O5'	50:D2:19:ARG:HG3	1.94	0.67
57:DB:40:U:O2'	57:DB:45:A:N6	2.27	0.67
22:DA:1274:A:C6	22:DA:1302:A:C2	2.82	0.67
25:DD:119:ALA:HB2	25:DD:163:GLY:O	1.94	0.67
35:DN:70:THR:O	35:DN:70:THR:HG22	1.95	0.67
22:BA:1731:G:O2'	22:BA:1732:C:H3'	1.94	0.67
22:DA:705:A:H2'	22:DA:706:A:C8	2.28	0.67
55:CM:77:LYS:O	55:CM:77:LYS:HD3	1.94	0.67
22:DA:2508:G:C2	22:DA:2582:G:C6	2.83	0.67
1:AA:667:G:H4'	15:AO:50:HIS:ND1	2.10	0.67
52:D4:3:VAL:O	52:D4:4:ARG:HB2	1.94	0.67
22:DA:2426:A:H3'	22:DA:2427:C:C5'	2.24	0.67
53:CA:108:G:H5'	53:CA:109:A:H5''	1.77	0.67
22:BA:201:C:C2'	22:BA:202:U:H5'	2.25	0.67
24:DC:32:LEU:HB3	24:DC:63:ILE:HG12	1.77	0.67
12:CL:5:GLN:HG3	12:CL:9:LYS:NZ	2.10	0.67
53:CA:487:A:H2'	53:CA:488:C:O4'	1.95	0.67
57:DB:81:G:H2'	57:DB:82:U:H6	1.60	0.67
22:BA:2584:U:O4	62:BA:3698:HOH:O	2.08	0.67
55:CM:81:ASP:HB3	55:CM:82:LEU:HD12	1.75	0.67
55:CM:28:ARG:HD2	55:CM:28:ARG:O	1.93	0.67
21:CU:53:LYS:HB2	21:CU:53:LYS:NZ	2.10	0.67
5:AE:10:LEU:H	5:AE:10:LEU:HD23	1.60	0.67
31:DJ:86:GLN:O	31:DJ:87:ALA:HB2	1.94	0.67
5:AE:132:PRO:HA	5:AE:135:VAL:HG13	1.75	0.67
54:CG:100:MET:HE2	54:CG:100:MET:H	1.59	0.67
32:BK:39:ILE:HG22	32:BK:60:ALA:O	1.95	0.67
22:DA:784:G:O2'	22:DA:785:G:H8	1.78	0.67
22:DA:633:A:H8	22:DA:633:A:O5'	1.78	0.67
2:AB:89:PHE:CB	2:AB:149:GLY:HA2	2.08	0.67
56:CP:52:LEU:CD2	56:CP:75:ILE:HG12	2.25	0.67
56:CP:78:VAL:C	56:CP:80:LYS:H	1.98	0.67
1:AA:469:C:O2'	1:AA:470:C:H5'	1.95	0.67

Continued on next page...

Continued from previous page...

Atom-1	Atom-2	Distance(Å)	Clash(Å)
22:DA:2197:U:C6	22:DA:2224:G:C6	2.82	0.67
26:DE:134:LEU:HA	26:DE:137:LYS:HB2	1.76	0.67
2:AB:46:VAL:HB	2:AB:47:PRO:CD	2.23	0.67
45:DX:52:ALA:O	45:DX:53:LYS:HB3	1.93	0.67
53:CA:1301:U:O2'	53:CA:1302:C:C5	2.48	0.67
40:DS:29:VAL:HG11	40:DS:55:ILE:CD1	2.24	0.67
19:AS:46:LEU:H	19:AS:61:VAL:CG2	2.07	0.67
53:CA:182:A:C4	53:CA:184:G:N7	2.63	0.67
40:DS:86:MET:HE1	40:DS:87:PRO:HD2	1.77	0.67
1:AA:279:A:H5''	1:AA:281:G:O4'	1.93	0.67
22:BA:38:A:N3	26:BE:43:THR:HB	2.09	0.67
1:AA:1398:A:H8	1:AA:1398:A:H5''	1.60	0.67
36:BO:76:LYS:O	36:BO:80:GLU:HG2	1.95	0.67
26:DE:111:GLU:HB2	26:DE:114:ARG:HH21	1.57	0.67
1:AA:98:A:H2'	1:AA:99:C:C6	2.30	0.67
2:AB:187:ASP:HB2	2:AB:203:ASP:HB3	1.77	0.67
1:AA:1387:G:H2'	1:AA:1388:C:C6	2.30	0.67
4:CD:129:VAL:HG11	4:CD:134:TYR:CD1	2.29	0.67
1:AA:601:G:H2'	1:AA:602:A:C8	2.30	0.67
32:BK:24:VAL:HG12	32:BK:30:ARG:HD2	1.77	0.67
30:DI:21:PRO:N	30:DI:22:PRO:HD2	2.10	0.67
53:CA:1467:C:H2'	53:CA:1468:A:C8	2.30	0.67
26:DE:88:ARG:HB3	26:DE:89:PRO:HD2	1.77	0.67
22:BA:1882:U:O2'	22:BA:1883:U:H5'	1.95	0.67
4:CD:3:TYR:O	4:CD:4:LEU:HB2	1.94	0.67
31:BJ:44:TYR:O	31:BJ:45:THR:HB	1.95	0.67
22:DA:2384:U:H5''	22:DA:2386:A:OP1	1.95	0.67
22:DA:2331:G:O2'	44:DW:40:ARG:HB3	1.94	0.67
37:BP:50:ARG:HB2	37:BP:56:SER:HA	1.77	0.67
31:DJ:25:LEU:HB2	31:DJ:62:VAL:HG21	1.76	0.67
22:DA:1255:U:H3'	22:DA:1256:G:H5''	1.75	0.67
22:DA:678:C:H2'	22:DA:679:C:H6	1.58	0.67
1:AA:500:G:H2'	1:AA:501:C:C6	2.30	0.67
1:AA:545:C:C5'	4:AD:68:GLU:HG3	2.19	0.67
5:AE:152:VAL:CA	5:AE:155:LYS:NZ	2.58	0.67
54:CG:68:VAL:CG2	54:CG:134:VAL:HG12	2.25	0.67
17:CQ:67:SER:OG	17:CQ:70:LYS:HB2	1.94	0.67
22:DA:426:C:C2'	22:DA:427:U:H5'	2.25	0.67
13:AM:7:ASN:HD22	13:AM:8:ILE:H	1.41	0.67
22:DA:647:G:O2'	22:DA:648:G:H5'	1.94	0.67
22:DA:2271:G:H2'	22:DA:2272:U:H6	1.60	0.67
58:DF:43:ILE:HD13	58:DF:82:TYR:CE2	2.28	0.67

Continued on next page...

Continued from previous page...

Atom-1	Atom-2	Distance(Å)	Clash(Å)
3:AC:166:TRP:N	3:AC:166:TRP:HE3	1.89	0.67
23:BB:53:A:O2'	23:BB:54:G:H5'	1.95	0.67
22:DA:1827:U:O4'	22:DA:1970:A:O2'	2.12	0.67
31:BJ:18:VAL:CG2	31:BJ:140:LEU:CD1	2.72	0.67
22:BA:2886:A:C5	22:BA:2887:A:C8	2.83	0.67
53:CA:117:G:C2'	53:CA:118:U:H5'	2.25	0.67
22:DA:688:U:O2'	22:DA:689:A:H5'	1.95	0.67
31:DJ:2:LYS:HZ3	31:DJ:2:LYS:HB2	1.59	0.67
22:DA:286:U:H2'	22:DA:287:G:C8	2.29	0.67
1:AA:1225:A:H2'	1:AA:1226:C:C5	2.30	0.67
48:D0:26:SER:O	48:D0:27:LEU:HD13	1.94	0.67
22:BA:1681:G:O2'	22:BA:1762:A:H1'	1.95	0.67
22:DA:1428:C:C5	22:DA:1569:A:H5'	2.29	0.67
55:CM:47:LEU:HD23	55:CM:48:SER:N	2.10	0.67
40:DS:4:ILE:CG2	40:DS:106:VAL:HG22	2.24	0.67
20:AT:75:LYS:NZ	20:AT:75:LYS:HB3	2.10	0.67
22:DA:1536:C:H4'	22:DA:1537:G:C5'	2.24	0.67
22:DA:1135:C:N4	22:DA:1139:G:C6	2.63	0.67
46:DY:1:MET:HG2	46:DY:4:LYS:HZ1	1.60	0.67
22:DA:1252:G:H5''	62:DA:3286:HOH:O	1.95	0.67
57:DB:17:C:N4	57:DB:68:C:H42	1.93	0.67
22:BA:2092:U:H4'	22:BA:2093:G:O5'	1.95	0.67
22:BA:2729:G:H8	22:BA:2729:G:H5''	1.60	0.67
5:AE:152:VAL:HB	5:AE:155:LYS:HZ2	1.60	0.67
33:DL:117:THR:HG22	33:DL:118:THR:N	2.08	0.67
22:DA:2093:G:N7	22:DA:2225:A:C4	2.63	0.67
26:BE:187:VAL:HG12	26:BE:188:MET:N	2.08	0.67
53:CA:1171:A:O2'	53:CA:1172:C:H5'	1.93	0.67
22:DA:1964:G:H4'	22:DA:1965:C:OP2	1.94	0.67
24:DC:77:VAL:HG23	24:DC:112:GLY:H	1.60	0.67
53:CA:523:A:C2	53:CA:527:G:O6	2.48	0.67
22:BA:1967:C:C2'	22:BA:1968:G:H5'	2.23	0.67
40:DS:39:THR:O	40:DS:40:ASN:HB3	1.94	0.67
22:DA:2229:U:H2'	22:DA:2230:G:C8	2.30	0.67
54:CG:116:ALA:O	54:CG:120:ALA:HB3	1.94	0.67
22:BA:703:U:H2'	22:BA:704:G:H5'	1.75	0.67
22:DA:594:U:H2'	22:DA:595:C:C6	2.30	0.67
22:DA:1429:G:O2'	22:DA:1430:G:H8	1.77	0.67
11:AK:22:ILE:HG22	11:AK:31:VAL:HG13	1.76	0.67
25:DD:40:LEU:H	25:DD:40:LEU:HD12	1.59	0.67
53:CA:389:A:O2'	53:CA:390:U:H5'	1.94	0.67
31:DJ:57:LEU:HG	31:DJ:128:ASN:H	1.59	0.67

Continued on next page...

Continued from previous page...

Atom-1	Atom-2	Distance(Å)	Clash(Å)
22:DA:851:C:H2'	22:DA:852:U:C6	2.30	0.67
1:AA:1520:C:H2'	1:AA:1521:C:H6	1.60	0.67
22:BA:595:C:H2'	22:BA:596:U:H6	1.60	0.67
53:CA:718:A:C5	11:CK:117:HIS:CD2	2.83	0.67
1:AA:1247:U:O2'	1:AA:1248:A:H5'	1.94	0.67
22:BA:503:A:H4'	22:BA:504:A:O5'	1.94	0.67
53:CA:672:U:H2'	53:CA:673:A:C8	2.30	0.67
22:BA:346:A:C2	22:BA:347:A:H1'	2.30	0.67
2:AB:95:TRP:HZ2	2:AB:100:LEU:HD23	1.60	0.66
22:DA:2331:G:N1	22:DA:2385:C:C4	2.63	0.66
22:DA:1534:U:H2'	22:DA:1536:C:O2	1.95	0.66
22:DA:77:G:O2'	22:DA:78:U:O4'	2.12	0.66
22:DA:657:U:O2'	22:DA:658:U:H5'	1.95	0.66
38:BQ:82:LEU:CD2	38:BQ:112:ALA:HB2	2.25	0.66
7:AG:12:LEU:HD22	7:AG:12:LEU:N	1.98	0.66
22:DA:36:G:O2'	22:DA:37:C:H5'	1.95	0.66
15:AO:73:ASP:OD2	15:AO:76:ARG:HG3	1.95	0.66
10:CJ:44:THR:HG22	10:CJ:45:ARG:H	1.60	0.66
22:DA:92:U:O2'	22:DA:93:G:C5'	2.43	0.66
53:CA:269:C:H2'	53:CA:270:A:C8	2.30	0.66
22:DA:2314:A:C2	22:DA:2315:G:C5	2.82	0.66
6:CF:86:ARG:HH11	18:CR:63:TYR:HB3	1.55	0.66
58:DF:107:VAL:N	58:DF:108:PRO:CD	2.58	0.66
34:DM:17:ASN:OD1	34:DM:95:LEU:HB3	1.95	0.66
22:DA:1429:G:HO2'	22:DA:1430:G:H8	1.42	0.66
22:DA:505:A:O2'	22:DA:506:G:H5'	1.95	0.66
22:BA:1223:G:OP2	39:BR:68:ARG:NH1	2.27	0.66
1:AA:1112:C:N4	3:AC:177:LEU:HD22	2.10	0.66
22:BA:2615:U:O2'	22:BA:2616:C:H5'	1.94	0.66
29:BH:75:LEU:HD23	29:BH:143:ILE:HG23	1.76	0.66
28:DG:22:VAL:HG12	28:DG:23:ILE:H	1.60	0.66
22:DA:2540:C:C2	22:DA:2541:A:C8	2.83	0.66
1:AA:1533:C:H3'	1:AA:1534:A:H5''	1.77	0.66
24:DC:103:ILE:HD12	24:DC:104:LEU:H	1.61	0.66
23:BB:12:C:H4'	23:BB:13:G:OP1	1.95	0.66
28:BG:85:LYS:HG2	28:BG:131:VAL:CG1	2.23	0.66
14:CN:13:VAL:HG22	14:CN:59:GLN:OE1	1.95	0.66
11:AK:126:ARG:CA	21:AU:33:ARG:HH12	2.08	0.66
22:DA:533:G:H2'	22:DA:534:U:C6	2.31	0.66
38:DQ:50:ARG:O	38:DQ:54:ARG:HD3	1.95	0.66
38:BQ:69:ARG:CG	38:BQ:69:ARG:HH21	2.08	0.66
22:DA:459:U:O2'	22:DA:460:A:H5'	1.95	0.66

Continued on next page...

Continued from previous page...

Atom-1	Atom-2	Distance(Å)	Clash(Å)
4:CD:2:ARG:NH2	4:CD:114:ARG:NH1	2.41	0.66
33:BL:101:ILE:HG23	33:BL:102:GLY:N	2.10	0.66
22:DA:1799:G:C8	24:DC:179:GLU:OE1	2.47	0.66
40:DS:10:ALA:HB3	40:DS:101:SER:O	1.94	0.66
53:CA:532:A:C8	3:CC:192:TYR:CE2	2.83	0.66
1:AA:414:A:O2'	1:AA:415:A:C5'	2.42	0.66
58:DF:134:GLN:HG3	58:DF:149:ARG:O	1.95	0.66
22:DA:1905:C:O4'	22:DA:1928:A:C2	2.48	0.66
22:DA:2313:C:HO2'	22:DA:2314:A:H8	1.39	0.66
22:DA:2313:C:O2'	22:DA:2314:A:H5'	1.95	0.66
4:AD:25:ARG:O	4:AD:26:ALA:HB2	1.94	0.66
22:BA:141:G:C5'	22:BA:142:A:C8	2.79	0.66
2:CB:128:LEU:HD22	2:CB:132:GLU:HG2	1.76	0.66
22:DA:2758:A:C2'	22:DA:2759:G:H5'	2.24	0.66
1:AA:794:A:H2'	1:AA:795:C:C6	2.30	0.66
22:DA:128:C:O2'	22:DA:129:C:C6	2.46	0.66
58:DF:56:LEU:HD13	58:DF:56:LEU:O	1.94	0.66
43:DV:80:HIS:CD2	43:DV:83:LYS:N	2.63	0.66
28:BG:18:ILE:CD1	28:BG:42:VAL:HG13	2.25	0.66
17:CQ:29:LYS:HE2	17:CQ:36:PHE:CE2	2.30	0.66
25:DD:28:GLU:HA	25:DD:185:ASN:O	1.95	0.66
1:AA:261:U:OP2	20:AT:73:ARG:NH2	2.28	0.66
22:DA:2376:A:H1'	36:DO:99:TYR:CZ	2.30	0.66
57:DB:75:G:H1	57:DB:102:G:N2	1.92	0.66
22:DA:792:A:H5''	22:DA:793:A:H5'	1.76	0.66
53:CA:714:G:H2'	53:CA:715:A:C8	2.29	0.66
22:BA:384:A:H2'	22:BA:385:C:H5'	1.77	0.66
9:CI:9:GLY:HA3	9:CI:16:ALA:HB3	1.77	0.66
22:DA:553:G:H2'	22:DA:554:U:O4'	1.95	0.66
25:BD:86:GLU:OE1	25:BD:86:GLU:HA	1.93	0.66
22:DA:2798:U:H5''	22:DA:2799:A:OP1	1.96	0.66
22:DA:1342:A:N6	22:DA:1397:U:C5	2.64	0.66
22:DA:246:C:C2'	22:DA:247:G:H5'	2.25	0.66
44:DW:28:GLU:H	44:DW:31:LEU:CD2	2.08	0.66
53:CA:1160:G:O2'	53:CA:1161:C:H5'	1.94	0.66
9:CI:48:ARG:C	9:CI:50:PRO:HD2	2.15	0.66
22:BA:923:G:H4'	44:BW:25:PHE:CZ	2.31	0.66
22:DA:1328:A:H2'	22:DA:1330:C:N4	2.10	0.66
22:DA:524:G:H2'	22:DA:525:U:H6	1.60	0.66
22:DA:639:U:H2'	22:DA:640:C:C6	2.31	0.66
33:DL:127:VAL:HG13	33:DL:132:ARG:HB2	1.77	0.66
57:DB:69:G:N7	57:DB:70:C:C4	2.63	0.66

Continued on next page...

Continued from previous page...

Atom-1	Atom-2	Distance(Å)	Clash(Å)
22:DA:36:G:C6	22:DA:445:C:N4	2.63	0.66
22:DA:468:G:H5''	26:DE:55:SER:HB2	1.78	0.66
6:CF:11:HIS:NE2	6:CF:54:LEU:HD21	2.11	0.66
1:AA:1136:C:H5''	1:AA:1137:C:OP2	1.94	0.66
41:BT:39:THR:HG22	41:BT:41:ALA:CB	2.25	0.66
22:DA:2408:U:H5	62:DA:3599:HOH:O	1.78	0.66
37:DP:91:VAL:CG1	37:DP:96:LEU:HD11	2.22	0.66
2:CB:20:ARG:HH21	2:CB:38:HIS:CD2	2.11	0.66
53:CA:177:G:O2'	53:CA:1448:C:C5'	2.42	0.66
53:CA:1202:U:O2'	53:CA:1203:C:C5'	2.44	0.66
8:AH:105:THR:HG21	8:AH:120:LEU:CD1	2.25	0.66
1:AA:511:C:O2'	1:AA:512:U:C5'	2.42	0.66
31:BJ:2:LYS:H	31:BJ:2:LYS:HD3	1.61	0.66
42:DU:39:ASN:HB3	42:DU:62:ALA:HB3	1.76	0.66
1:AA:1343:G:H2'	1:AA:1344:C:C6	2.31	0.66
3:CC:181:ILE:CG1	3:CC:202:PHE:HB2	2.24	0.66
4:AD:147:LYS:O	4:AD:149:LYS:N	2.28	0.66
22:DA:2638:G:H1'	22:DA:2778:A:N6	2.11	0.66
1:AA:370:C:O2'	1:AA:371:A:H5'	1.95	0.66
4:AD:60:VAL:HA	4:AD:63:ILE:CG2	2.26	0.66
34:BM:72:PRO:O	34:BM:91:TYR:O	2.12	0.66
37:BP:102:ARG:O	37:BP:103:THR:CG2	2.43	0.66
22:DA:867:C:O2'	22:DA:868:U:C5'	2.43	0.66
18:AR:33:THR:HG23	18:AR:37:LYS:H	1.61	0.66
24:DC:42:ARG:NH2	24:DC:48:ILE:HD11	2.10	0.66
20:AT:53:MET:HG3	20:AT:54:GLN:N	2.10	0.66
22:DA:2376:A:N3	36:DO:99:TYR:CE2	2.64	0.66
39:DR:98:ILE:HG22	39:DR:98:ILE:O	1.93	0.66
31:DJ:58:ASN:OD1	31:DJ:127:GLY:HA2	1.96	0.66
53:CA:858:G:N7	62:CA:1822:HOH:O	2.27	0.66
1:AA:56:U:H2'	1:AA:57:G:C8	2.29	0.66
3:AC:63:ILE:O	3:AC:98:ALA:HA	1.94	0.66
26:DE:122:GLU:HA	26:DE:190:ALA:HB2	1.77	0.66
22:DA:1597:A:O3'	22:DA:1598:A:H8	1.77	0.66
22:BA:595:C:H2'	22:BA:596:U:C6	2.31	0.66
22:BA:2840:C:O2'	22:BA:2841:C:H5'	1.95	0.66
22:BA:1184:U:H2'	22:BA:1185:G:O5'	1.95	0.66
10:CJ:32:THR:HG23	10:CJ:83:THR:OG1	1.94	0.66
22:BA:204:A:H4'	22:BA:205:G:OP1	1.96	0.66
9:AI:38:PHE:HA	9:AI:41:GLU:OE1	1.96	0.66
1:AA:1427:C:O2'	1:AA:1428:A:H5'	1.95	0.66
22:BA:802:A:H2'	22:BA:803:U:C6	2.29	0.66

Continued on next page...

Continued from previous page...

Atom-1	Atom-2	Distance(Å)	Clash(Å)
41:DT:62:VAL:HG12	41:DT:63:VAL:N	2.11	0.66
53:CA:87:C:O2'	53:CA:88:U:C4'	2.44	0.66
22:DA:2339:C:O2'	22:DA:2340:A:C8	2.44	0.66
1:AA:874:G:C2'	1:AA:875:U:H5'	2.25	0.66
53:CA:1381:U:C4	54:CG:77:ARG:NH1	2.63	0.66
17:AQ:20:ILE:H	17:AQ:47:ASP:CG	1.99	0.66
44:BW:37:VAL:CG2	44:BW:55:ASP:O	2.43	0.66
22:DA:73:A:O5'	22:DA:73:A:H8	1.78	0.66
35:DN:98:LEU:HD21	48:D0:53:VAL:HG11	1.78	0.66
57:DB:13:G:N2	57:DB:16:G:C4	2.64	0.66
38:DQ:87:VAL:HG11	39:DR:52:PRO:CG	2.23	0.66
22:DA:2094:A:P	29:DH:22:LYS:HD2	2.35	0.66
22:BA:512:G:N7	62:BA:3760:HOH:O	2.27	0.66
26:DE:148:ILE:HA	26:DE:187:VAL:HB	1.76	0.66
53:CA:120:A:C3'	53:CA:121:U:C5'	2.73	0.66
1:AA:480:U:H5''	1:AA:481:G:OP2	1.95	0.66
22:BA:1339:G:N2	22:BA:1603:A:H1'	2.11	0.66
53:CA:765:G:C5	53:CA:812:G:C5	2.83	0.66
22:DA:2734:A:H2'	22:DA:2735:G:H5'	1.76	0.66
32:DK:54:LYS:H	32:DK:54:LYS:HD2	1.61	0.66
8:CH:54:THR:O	8:CH:56:PRO:HD3	1.95	0.66
37:DP:92:ARG:HG2	37:DP:92:ARG:O	1.93	0.66
24:BC:80:LEU:HD11	24:BC:109:LEU:HB2	1.76	0.66
3:AC:13:ILE:O	3:AC:15:LYS:N	2.28	0.66
22:DA:815:C:P	39:DR:85:LYS:HE2	2.34	0.66
25:DD:169:ARG:O	25:DD:170:VAL:HG22	1.96	0.66
7:AG:30:MET:HG2	7:AG:31:VAL:N	2.11	0.66
53:CA:84:U:N3	53:CA:87:C:H1'	2.10	0.66
37:BP:50:ARG:CD	37:BP:51:ASN:N	2.58	0.66
32:BK:18:ARG:CG	32:BK:18:ARG:HH11	1.93	0.66
22:DA:1328:A:H2'	22:DA:1330:C:C4	2.31	0.66
22:DA:574:A:H4'	22:DA:575:A:H5'	1.76	0.66
38:DQ:40:LYS:HD2	38:DQ:44:TYR:CE2	2.30	0.66
57:DB:69:G:H3'	57:DB:70:C:C6	2.31	0.66
33:DL:142:ILE:HG22	33:DL:144:GLU:H	1.60	0.66
22:BA:1238:G:C2'	22:BA:1239:G:H5'	2.25	0.66
54:CG:74:VAL:HG11	54:CG:143:MET:HB2	1.76	0.66
22:BA:2773:C:OP1	25:BD:171:THR:CG2	2.44	0.66
6:CF:92:THR:HG22	6:CF:94:HIS:N	2.01	0.66
53:CA:254:G:N2	17:CQ:17:GLU:HG3	2.06	0.66
16:AP:22:ALA:HB2	16:AP:32:PHE:CA	2.22	0.66
53:CA:1067:A:H4'	53:CA:1068:G:O5'	1.94	0.66

Continued on next page...

Continued from previous page...

Atom-1	Atom-2	Distance(Å)	Clash(Å)
58:DF:48:LEU:HG	58:DF:49:LEU:CD2	2.24	0.66
1:AA:322:C:H5	1:AA:328:C:C5	2.13	0.66
1:AA:330:C:H5''	1:AA:330:C:H6	1.60	0.66
1:AA:587:G:H4'	8:AH:3:GLN:HA	1.78	0.66
22:BA:2134:A:N6	22:BA:2135:A:N6	2.43	0.66
24:DC:8:THR:O	24:DC:9:SER:CB	2.44	0.66
35:BN:33:ILE:HD11	35:BN:118:ARG:CD	2.26	0.66
22:DA:443:A:N6	26:DE:36:ALA:HB1	2.10	0.66
22:BA:364:C:H2'	22:BA:365:U:C6	2.31	0.66
53:CA:140:U:H2'	53:CA:141:G:O4'	1.95	0.66
22:BA:181:A:H1'	22:BA:435:C:H5'	1.78	0.66
5:CE:132:PRO:O	5:CE:136:VAL:HG12	1.96	0.66
36:DO:51:ALA:HB3	36:DO:78:VAL:CG2	2.26	0.66
13:AM:19:THR:HA	13:AM:24:VAL:HG23	1.77	0.66
1:AA:82:G:N2	1:AA:84:U:N3	2.42	0.66
1:AA:1269:A:H2	1:AA:1312:G:N3	1.94	0.66
53:CA:927:G:N2	53:CA:1391:U:H1'	2.09	0.66
53:CA:1430:A:H2'	53:CA:1431:A:O4'	1.95	0.66
2:AB:174:GLU:O	2:AB:178:LEU:HB2	1.95	0.66
22:BA:1061:U:C5	30:BI:9:LYS:HG3	2.31	0.66
28:BG:84:LYS:HB3	28:BG:132:LEU:O	1.96	0.66
22:BA:2196:C:O3'	4:CD:150:LYS:HD2	1.96	0.66
22:DA:1014:A:O2'	22:DA:1015:U:H5'	1.96	0.66
22:DA:1139:G:N2	22:DA:1140:C:C2	2.63	0.66
11:CK:74:LYS:HA	11:CK:78:ILE:CD1	2.22	0.66
22:DA:2197:U:C5	22:DA:2224:G:C6	2.84	0.66
41:BT:24:MET:HE2	41:BT:27:SER:O	1.96	0.66
25:DD:175:LEU:O	25:DD:176:ASP:HB2	1.95	0.66
2:CB:160:LEU:HD13	2:CB:180:ILE:CG2	2.26	0.66
40:DS:33:LEU:HA	40:DS:36:LEU:HD23	1.76	0.66
15:CO:2:LEU:HD13	15:CO:34:GLN:HG2	1.78	0.66
15:CO:38:LEU:O	15:CO:41:HIS:HB3	1.96	0.66
35:DN:12:ARG:HG3	35:DN:13:ASN:H	1.59	0.66
32:BK:51:LYS:O	32:BK:51:LYS:HD2	1.95	0.66
24:BC:20:ASN:CB	24:BC:23:LEU:HD23	2.26	0.66
41:BT:51:PHE:O	41:BT:52:GLU:HG2	1.96	0.66
1:AA:1210:C:H2'	1:AA:1211:U:H5'	1.77	0.66
24:BC:90:ILE:CG2	24:BC:102:TYR:CD1	2.79	0.66
1:AA:82:G:N2	1:AA:84:U:H3	1.94	0.66
22:BA:1666:G:O2'	22:BA:1667:G:H5'	1.96	0.66
22:DA:2102:G:H2'	22:DA:2103:C:H5'	1.78	0.66
23:BB:109:A:H2'	23:BB:110:C:C6	2.31	0.66

Continued on next page...

Continued from previous page...

Atom-1	Atom-2	Distance(Å)	Clash(Å)
41:DT:34:VAL:O	41:DT:34:VAL:HG12	1.95	0.66
22:BA:2765:A:H2'	22:BA:2765:A:N3	2.09	0.66
8:CH:100:ILE:C	8:CH:100:ILE:HD12	2.16	0.66
22:DA:249:C:C5'	22:DA:2394:C:O2'	2.43	0.66
26:DE:69:ARG:O	26:DE:70:SER:HB3	1.95	0.66
5:AE:152:VAL:CB	5:AE:155:LYS:HZ2	2.09	0.66
33:BL:93:ASN:C	33:BL:93:ASN:HD22	1.98	0.66
22:DA:2225:A:H4'	22:DA:2226:C:O5'	1.94	0.66
2:AB:42:LEU:CG	2:AB:43:GLU:HG3	2.22	0.66
22:DA:1965:C:H5''	22:DA:1965:C:C6	2.30	0.66
22:DA:323:C:H6	26:DE:165:HIS:CE1	2.14	0.66
53:CA:277:C:H2'	53:CA:278:G:H8	1.60	0.66
55:CM:12:LYS:CE	55:CM:12:LYS:HA	2.21	0.66
24:DC:79:ARG:HD2	24:DC:92:LEU:HD22	1.78	0.66
28:DG:18:ILE:CD1	28:DG:42:VAL:HG13	2.23	0.66
12:CL:97:VAL:O	12:CL:97:VAL:CG2	2.41	0.66
2:CB:160:LEU:HB2	2:CB:182:VAL:HG12	1.78	0.66
31:BJ:124:VAL:HG23	31:BJ:125:TYR:N	2.07	0.66
32:BK:99:ILE:HG22	32:BK:119:ALA:HA	1.77	0.66
17:AQ:32:ILE:N	17:AQ:32:ILE:HD12	2.10	0.66
38:DQ:71:ASN:HD21	38:DQ:106:THR:HA	1.60	0.66
22:DA:705:A:N6	22:DA:726:G:H1'	2.10	0.66
22:BA:215:G:C4'	22:BA:216:A:H4'	2.25	0.66
17:CQ:59:GLU:HG2	17:CQ:76:ARG:HG2	1.76	0.66
26:DE:90:GLN:OE1	26:DE:90:GLN:HA	1.95	0.66
22:DA:786:C:H2'	22:DA:787:C:H5'	1.78	0.66
22:BA:1906:G:H2'	22:BA:1907:G:O5'	1.96	0.66
17:AQ:55:GLY:HA3	17:AQ:82:VAL:HG11	1.76	0.66
22:DA:1824:G:O2'	24:DC:245:THR:HG22	1.95	0.66
22:BA:1609:A:H5''	62:BA:3638:HOH:O	1.95	0.66
22:BA:1159:U:C2'	22:BA:1160:G:H5'	2.24	0.66
22:BA:1059:G:H5''	22:BA:1060:U:H3'	1.78	0.66
22:DA:1919:A:O2'	22:DA:1920:C:C5'	2.44	0.66
22:BA:1000:A:N6	22:BA:1154:G:H2'	2.11	0.66
9:CI:49:GLN:N	9:CI:50:PRO:CD	2.58	0.66
38:BQ:65:ASN:O	38:BQ:69:ARG:HB3	1.96	0.66
6:AF:4:TYR:HA	6:AF:91:ARG:O	1.96	0.66
22:DA:2298:A:H5'	22:DA:2322:A:O2'	1.96	0.66
22:DA:1090:A:H3'	22:DA:1091:G:H5''	1.76	0.66
22:DA:589:U:C2'	22:DA:590:A:H5'	2.26	0.66
22:DA:301:G:C6	22:DA:302:C:N4	2.64	0.66
37:DP:52:ARG:HH11	37:DP:52:ARG:HG2	1.61	0.66

Continued on next page...

Continued from previous page...

Atom-1	Atom-2	Distance(Å)	Clash(Å)
19:AS:55:GLN:CD	19:AS:56:HIS:H	1.99	0.66
11:AK:109:ILE:HG21	21:AU:16:ARG:NE	2.11	0.66
22:DA:649:G:H2'	22:DA:650:C:H6	1.58	0.66
40:DS:17:VAL:HG11	40:DS:103:ILE:HG13	1.76	0.66
22:BA:1585:C:O2'	22:BA:1586:A:H5'	1.96	0.66
24:BC:93:VAL:O	24:BC:94:LEU:HB3	1.96	0.66
8:CH:17:GLN:HE21	8:CH:71:VAL:HG23	1.57	0.66
28:DG:7:PRO:O	28:DG:8:VAL:HB	1.96	0.66
17:CQ:13:SER:HB3	17:CQ:21:VAL:HB	1.76	0.66
25:BD:94:GLN:O	25:BD:95:SER:HB2	1.94	0.66
34:DM:33:LEU:HB2	34:DM:117:PHE:CE2	2.31	0.66
1:AA:785:G:H2'	1:AA:786:G:H5'	1.78	0.66
22:DA:372:G:N2	22:DA:400:G:H2'	2.11	0.66
22:BA:2414:G:O2'	22:BA:2415:G:H5'	1.96	0.66
22:BA:320:A:HO2'	22:BA:322:A:H8	1.44	0.66
22:DA:1545:A:C2'	22:DA:1546:G:H5'	2.26	0.66
26:BE:193:VAL:O	26:BE:197:GLU:HB2	1.95	0.66
53:CA:711:G:O2'	53:CA:712:A:H5'	1.96	0.66
22:DA:187:G:C2	22:DA:210:C:C2	2.83	0.66
48:D0:38:LEU:HB2	48:D0:41:HIS:CE1	2.30	0.66
22:DA:1006:C:O5'	22:DA:1006:C:H6	1.79	0.66
53:CA:960:U:H4'	53:CA:961:U:H5''	1.77	0.66
22:DA:674:G:H4'	26:DE:69:ARG:HB3	1.77	0.66
57:DB:67:G:O2'	57:DB:68:C:H6	1.78	0.66
34:DM:27:SER:N	34:DM:66:ARG:HH22	1.92	0.66
25:BD:107:VAL:HG13	25:BD:203:VAL:CG2	2.25	0.66
5:AE:155:LYS:H	5:AE:155:LYS:CD	2.08	0.66
22:DA:455:C:H42	22:DA:473:G:H5'	1.60	0.66
22:DA:2214:C:H2'	22:DA:2215:C:H6	1.60	0.66
43:BV:80:HIS:CD2	43:BV:83:LYS:CB	2.79	0.66
41:BT:87:LEU:HB2	41:BT:91:GLN:CG	2.26	0.66
58:DF:135:ILE:HD12	58:DF:135:ILE:N	2.11	0.66
16:AP:20:VAL:HG22	16:AP:21:VAL:N	2.10	0.66
25:DD:29:VAL:HB	25:DD:98:VAL:CG1	2.26	0.66
10:AJ:80:THR:CB	10:AJ:83:THR:HG22	2.25	0.66
31:BJ:124:VAL:O	31:BJ:125:TYR:HB2	1.95	0.66
6:CF:88:MET:HG2	6:CF:90:MET:SD	2.35	0.66
22:DA:143:C:HO2'	22:DA:144:A:C1'	2.07	0.66
22:DA:1827:U:H2'	22:DA:1828:G:O4'	1.95	0.66
24:DC:13:ARG:HG2	24:DC:14:HIS:CD2	2.31	0.66
3:CC:10:ARG:HH21	3:CC:181:ILE:HB	1.61	0.66
28:DG:120:ILE:HG12	28:DG:134:GLY:HA3	1.77	0.66

Continued on next page...

Continued from previous page...

Atom-1	Atom-2	Distance(Å)	Clash(Å)
10:AJ:65:TYR:HB3	14:AN:95:LEU:CD1	2.26	0.66
17:CQ:75:VAL:O	17:CQ:76:ARG:HB3	1.95	0.66
1:AA:487:A:O2'	1:AA:488:C:H5'	1.96	0.66
40:BS:71:VAL:HG22	40:BS:71:VAL:O	1.96	0.66
5:CE:55:VAL:O	5:CE:59:ILE:HG22	1.95	0.66
36:BO:79:ALA:HB2	36:BO:110:ALA:HA	1.76	0.66
22:DA:1343:G:H2'	22:DA:1344:U:H5	1.60	0.66
6:CF:99:ALA:O	6:CF:100:SER:HB2	1.96	0.66
5:AE:75:LEU:HD21	5:AE:119:VAL:HG12	1.78	0.66
6:AF:67:PRO:HG2	6:AF:70:VAL:HG22	1.76	0.66
22:BA:877:A:C6	22:BA:899:A:C6	2.83	0.66
53:CA:1250:A:N3	53:CA:1287:A:N6	2.44	0.66
53:CA:1288:A:HO2'	53:CA:1289:A:H8	1.43	0.66
44:BW:41:GLY:C	44:BW:43:LYS:N	2.46	0.66
25:DD:149:ASN:O	25:DD:151:THR:N	2.29	0.66
35:DN:93:GLY:O	35:DN:116:VAL:HG21	1.96	0.66
11:CK:74:LYS:O	11:CK:74:LYS:HG2	1.95	0.66
25:BD:110:THR:CG2	25:BD:171:THR:HG22	2.26	0.66
6:CF:61:LEU:HD13	6:CF:62:MET:N	2.08	0.66
34:DM:81:ARG:NH2	34:DM:84:LYS:HE2	2.10	0.66
22:DA:1126:A:H8	22:DA:1126:A:OP1	1.79	0.66
3:CC:190:THR:CG2	3:CC:191:THR:H	2.04	0.66
53:CA:695:A:H2'	53:CA:696:A:C8	2.31	0.66
22:DA:1038:G:C2'	22:DA:1039:A:H5''	2.26	0.66
22:BA:1510:G:O2'	22:BA:1511:G:H5'	1.96	0.66
9:AI:79:ARG:O	9:AI:83:THR:HG23	1.96	0.66
53:CA:824:G:O2'	53:CA:825:A:H5'	1.96	0.66
57:DB:42:C:N4	58:DF:87:LYS:NZ	2.43	0.66
22:BA:1655:A:H61	22:BA:2005:A:H1'	1.61	0.66
22:DA:1717:A:H2'	22:DA:1718:G:O4'	1.96	0.66
22:BA:1871:A:C8	22:BA:1872:A:C6	2.84	0.66
45:DX:39:VAL:HG22	45:DX:44:ARG:O	1.97	0.66
30:BI:42:ASN:HA	30:BI:45:THR:HB	1.78	0.66
9:CI:38:PHE:CE2	9:CI:71:ILE:HG22	2.30	0.66
53:CA:1072:G:H2'	53:CA:1073:U:H6	1.59	0.66
53:CA:1186:G:H4'	9:CI:111:GLU:OE1	1.96	0.66
22:BA:1539:U:C2	22:BA:1540:G:C8	2.84	0.66
30:DI:105:LEU:O	30:DI:105:LEU:HD23	1.96	0.66
28:BG:15:ASP:CG	28:BG:16:VAL:N	2.49	0.66
5:CE:38:VAL:HG12	5:CE:39:GLY:N	2.11	0.66
53:CA:404:G:O2'	53:CA:405:U:H5'	1.96	0.66
22:DA:1338:G:O2'	41:DT:18:GLU:HG3	1.95	0.65

Continued on next page...

Continued from previous page...

Atom-1	Atom-2	Distance(Å)	Clash(Å)
10:CJ:52:LEU:HD23	10:CJ:62:ARG:CG	2.26	0.65
44:BW:24:ARG:C	44:BW:24:ARG:HD2	2.16	0.65
22:DA:668:A:C5	22:DA:670:A:N7	2.64	0.65
25:BD:98:VAL:O	25:BD:99:GLU:C	2.34	0.65
1:AA:1049:U:O4	14:AN:1:ALA:HB1	1.95	0.65
33:DL:88:GLY:O	33:DL:89:VAL:HG12	1.95	0.65
1:AA:1002:G:H2'	1:AA:1003:G:O4'	1.96	0.65
22:DA:1816:C:H2'	24:DC:61:TYR:CZ	2.31	0.65
9:CI:6:TYR:HE2	9:CI:17:ARG:HA	1.60	0.65
22:DA:1069:A:O2'	22:DA:1071:G:H5''	1.95	0.65
41:BT:29:THR:HA	41:BT:86:THR:N	2.12	0.65
1:AA:414:A:H2'	1:AA:415:A:C8	2.30	0.65
22:BA:1935:G:H1	22:BA:1962:C:H2'	1.61	0.65
22:BA:2637:U:C3'	22:BA:2638:G:H5'	2.21	0.65
54:CG:88:VAL:HG22	54:CG:89:GLU:N	2.07	0.65
45:DX:63:ILE:HD13	45:DX:64:ASP:H	1.61	0.65
58:DF:34:THR:O	58:DF:35:LEU:HB2	1.95	0.65
22:BA:335:C:O2'	22:BA:336:C:H5'	1.95	0.65
26:DE:119:ILE:HG13	26:DE:119:ILE:O	1.96	0.65
22:DA:2624:G:C2	22:DA:2625:G:H1'	2.31	0.65
22:DA:558:U:H5''	31:DJ:111:LYS:HD2	1.78	0.65
9:AI:123:ARG:HD3	9:AI:124:PRO:HD2	1.78	0.65
22:DA:1865:U:C4	22:DA:1875:G:C2	2.84	0.65
53:CA:940:C:H5'	54:CG:101:ARG:HH22	1.60	0.65
35:BN:71:ARG:HH21	35:BN:71:ARG:HG2	1.61	0.65
28:BG:115:GLN:CD	28:BG:115:GLN:N	2.42	0.65
22:DA:2260:C:H2'	22:DA:2261:C:H6	1.59	0.65
10:CJ:30:LYS:HG3	10:CJ:36:VAL:HG22	1.77	0.65
53:CA:223:A:H2'	53:CA:224:U:C6	2.30	0.65
22:DA:1355:G:C2'	22:DA:1356:G:H5'	2.26	0.65
15:CO:23:SER:O	15:CO:26:VAL:HB	1.95	0.65
36:DO:7:ARG:HA	36:DO:10:ARG:NH2	2.11	0.65
22:BA:1289:C:H2'	22:BA:1290:C:C6	2.30	0.65
13:AM:39:ALA:HB3	13:AM:42:VAL:HG13	1.76	0.65
30:DI:102:ARG:NH1	30:DI:105:LEU:HD13	2.11	0.65
24:DC:239:PHE:HD1	24:DC:240:GLY:H	1.41	0.65
22:BA:2154:A:H2'	22:BA:2155:U:O4'	1.95	0.65
28:BG:116:LEU:HB3	28:BG:120:ILE:HG23	1.78	0.65
22:DA:247:G:H4'	22:DA:386:G:C4	2.30	0.65
48:D0:4:GLN:HG2	48:D0:4:GLN:O	1.97	0.65
45:BX:76:LYS:CG	45:BX:77:TYR:H	2.09	0.65
56:CP:70:ARG:O	56:CP:74:LEU:HG	1.96	0.65

Continued on next page...

Continued from previous page...

Atom-1	Atom-2	Distance(Å)	Clash(Å)
53:CA:1082:A:C2'	53:CA:1083:U:H5'	2.25	0.65
2:CB:206:ILE:CA	2:CB:209:VAL:HG22	2.18	0.65
1:AA:978:A:OP2	1:AA:1362:A:N6	2.29	0.65
12:AL:21:PRO:O	12:AL:23:LEU:N	2.29	0.65
49:D1:10:LEU:HD23	49:D1:20:TYR:HB3	1.78	0.65
58:DF:43:ILE:HG23	58:DF:44:ALA:N	2.06	0.65
22:DA:329:G:H4'	22:DA:330:A:OP1	1.95	0.65
6:CF:90:MET:HE1	18:CR:60:ARG:HD3	1.76	0.65
28:BG:30:GLY:O	28:BG:32:LEU:N	2.29	0.65
22:BA:1738:G:HO2'	22:BA:1739:A:H8	1.44	0.65
22:DA:2458:G:O2'	22:DA:2460:U:C5	2.49	0.65
12:CL:4:ASN:HD21	17:CQ:35:LYS:HE3	1.62	0.65
3:CC:80:GLY:O	3:CC:83:VAL:HG22	1.96	0.65
35:BN:71:ARG:HH21	35:BN:71:ARG:HG3	1.61	0.65
15:CO:63:ARG:HH22	22:DA:715:A:H5'	1.60	0.65
22:DA:871:U:OP1	34:DM:4:PRO:HA	1.97	0.65
25:DD:28:GLU:OE2	25:DD:30:GLU:HG3	1.96	0.65
53:CA:205:A:C5	53:CA:206:C:N4	2.64	0.65
53:CA:457:G:N3	53:CA:457:G:H2'	2.11	0.65
53:CA:784:A:H2'	53:CA:785:G:H8	1.59	0.65
53:CA:362:G:OP1	12:CL:57:THR:HG22	1.96	0.65
36:BO:36:TYR:N	36:BO:36:TYR:CD2	2.63	0.65
22:DA:1304:A:O2'	22:DA:1305:C:H6	1.78	0.65
53:CA:989:U:H2'	53:CA:990:C:C5'	2.08	0.65
41:DT:13:ALA:O	41:DT:32:LEU:HB2	1.96	0.65
46:DY:20:ASN:ND2	46:DY:50:VAL:HG22	2.11	0.65
22:DA:192:C:C2'	22:DA:193:U:H5'	2.27	0.65
22:DA:2577:A:H5''	22:DA:2578:G:H5'	1.79	0.65
22:DA:799:G:OP2	22:DA:800:A:H3'	1.96	0.65
12:CL:46:SER:O	12:CL:47:ALA:HB2	1.96	0.65
38:BQ:82:LEU:O	38:BQ:88:GLU:HB3	1.95	0.65
57:DB:18:G:C2	57:DB:67:G:O6	2.50	0.65
4:CD:186:GLU:O	4:CD:187:ARG:HB2	1.96	0.65
36:BO:48:LEU:N	36:BO:48:LEU:HD23	2.12	0.65
36:DO:31:THR:HG23	36:DO:34:HIS:C	2.17	0.65
1:AA:1069:C:H4'	1:AA:1192:C:O2	1.96	0.65
22:DA:325:G:O6	22:DA:338:G:C2	2.49	0.65
40:DS:8:ARG:HA	40:DS:102:HIS:ND1	2.12	0.65
41:BT:24:MET:HG3	41:BT:29:THR:CG2	2.26	0.65
20:CT:34:VAL:HG12	20:CT:78:LEU:HD21	1.78	0.65
11:CK:126:ARG:CB	21:CU:33:ARG:HD2	2.21	0.65
24:BC:180:MET:CG	24:BC:268:ARG:HH11	2.06	0.65

Continued on next page...

Continued from previous page...

Atom-1	Atom-2	Distance(Å)	Clash(Å)
22:DA:2531:A:C5'	28:DG:156:TYR:CZ	2.79	0.65
22:BA:572:A:C2	22:BA:2033:A:C2	2.85	0.65
22:DA:126:A:P	50:D2:19:ARG:HG3	2.36	0.65
22:DA:116:C:H5''	22:DA:128:C:H41	1.62	0.65
22:BA:302:C:O2'	22:BA:303:G:C5'	2.44	0.65
22:DA:2822:G:H2'	22:DA:2823:A:H5''	1.78	0.65
22:BA:1495:A:H2'	22:BA:1496:A:C8	2.32	0.65
22:DA:1432:G:O2'	22:DA:1433:A:H5'	1.97	0.65
3:CC:133:MET:CE	3:CC:152:VAL:HG13	2.26	0.65
22:BA:2136:G:H2'	22:BA:2137:U:C5	2.27	0.65
43:BV:21:ARG:HA	43:BV:25:LYS:O	1.96	0.65
22:BA:817:C:HO2'	22:BA:818:G:H5'	1.61	0.65
2:AB:74:ALA:O	2:AB:75:ALA:HB2	1.96	0.65
22:DA:1797:G:O3'	24:DC:255:LYS:O	2.15	0.65
54:CG:42:VAL:HG12	54:CG:43:TYR:HD2	1.61	0.65
1:AA:68:G:H5'	1:AA:171:A:O2'	1.96	0.65
53:CA:39:G:H2'	53:CA:40:C:H6	1.61	0.65
53:CA:859:G:H2'	53:CA:860:A:C8	2.31	0.65
1:AA:189:A:O2'	1:AA:190:A:H5'	1.96	0.65
22:DA:2385:C:O2'	22:DA:2386:A:H8	1.77	0.65
14:CN:33:VAL:HG22	14:CN:40:ARG:NH2	2.09	0.65
32:BK:10:VAL:HG21	32:BK:16:ALA:CB	2.15	0.65
22:BA:2557:G:H2'	22:BA:2558:C:C6	2.32	0.65
8:AH:63:LYS:CB	8:AH:70:VAL:HG21	2.26	0.65
54:CG:74:VAL:CG1	54:CG:143:MET:HB2	2.26	0.65
22:DA:962:G:OP1	22:DA:962:G:H3'	1.95	0.65
22:DA:84:A:C5	22:DA:103:A:N6	2.65	0.65
22:DA:477:A:C2'	22:DA:478:A:H8	2.09	0.65
21:AU:19:LYS:HE2	21:AU:19:LYS:N	2.11	0.65
22:DA:1439:A:C8	22:DA:1440:U:O4'	2.50	0.65
4:AD:173:ASP:O	4:AD:174:ALA:HB2	1.95	0.65
31:DJ:92:MET:HE3	31:DJ:92:MET:HA	1.78	0.65
30:DI:52:LEU:HD12	30:DI:53:PRO:HD2	1.78	0.65
28:BG:25:ILE:HG22	28:BG:78:VAL:HG21	1.79	0.65
14:CN:96:LYS:HD2	14:CN:96:LYS:H	1.61	0.65
22:DA:1416:G:C6	22:DA:1417:C:N4	2.65	0.65
3:AC:133:MET:HB3	3:AC:150:VAL:HG21	1.79	0.65
31:BJ:31:GLU:O	31:BJ:35:ARG:HG3	1.96	0.65
20:AT:27:MET:CE	20:AT:57:VAL:HG22	2.26	0.65
53:CA:1071:C:H4'	5:CE:53:ARG:NH1	2.11	0.65
22:BA:2416:C:H2'	22:BA:2417:C:H6	1.61	0.65
53:CA:1480:A:O2'	53:CA:1481:U:H5'	1.95	0.65

Continued on next page...

Continued from previous page...

Atom-1	Atom-2	Distance(Å)	Clash(Å)
13:AM:10:ASP:CG	13:AM:11:HIS:H	1.99	0.65
33:DL:90:VAL:HB	33:DL:122:VAL:HA	1.78	0.65
53:CA:672:U:H2'	53:CA:673:A:H8	1.61	0.65
30:DI:18:ASN:HB3	30:DI:19:PRO:HD3	1.77	0.65
37:BP:54:LEU:HA	37:BP:76:HIS:CD2	2.31	0.65
22:BA:2531:A:H5'	28:BG:156:TYR:CE2	2.31	0.65
53:CA:1024:G:H2'	53:CA:1025:U:O4'	1.96	0.65
26:BE:4:VAL:HG12	26:BE:4:VAL:O	1.96	0.65
4:AD:84:ASN:HD22	4:AD:87:GLU:HG2	1.60	0.65
22:DA:247:G:C5	22:DA:249:C:H1'	2.31	0.65
22:DA:1533:C:C2'	22:DA:1534:U:H5'	2.27	0.65
28:BG:8:VAL:CG1	28:BG:9:VAL:N	2.58	0.65
22:DA:745:G:H5''	22:DA:746:U:OP2	1.97	0.65
29:BH:2:GLN:HA	29:BH:20:ASN:HA	1.78	0.65
25:BD:4:LEU:HD13	25:BD:100:LEU:HD23	1.78	0.65
22:DA:1567:G:H5''	24:DC:84:PRO:CB	2.26	0.65
10:CJ:11:LYS:HB3	10:CJ:71:LEU:HD13	1.77	0.65
53:CA:1169:A:H2'	53:CA:1170:A:H8	1.62	0.65
6:CF:90:MET:HE2	18:CR:60:ARG:HD3	1.78	0.65
22:DA:125:A:H4'	22:DA:126:A:OP2	1.96	0.65
22:BA:285:G:H2'	22:BA:285:G:N3	2.11	0.65
11:AK:96:ILE:HG13	11:AK:97:ARG:N	2.11	0.65
37:BP:105:LYS:HA	37:BP:108:ARG:NH2	2.11	0.65
28:DG:162:ARG:HB2	28:DG:166:GLU:HB3	1.78	0.65
22:BA:2136:G:O2'	22:BA:2137:U:C6	2.49	0.65
33:BL:104:GLN:HA	33:BL:104:GLN:NE2	2.11	0.65
2:AB:63:LYS:HD3	2:AB:63:LYS:C	2.17	0.65
26:DE:139:LYS:HZ3	26:DE:139:LYS:HB2	1.61	0.65
15:AO:80:LEU:HD11	15:AO:84:LEU:HD22	1.78	0.65
22:DA:2353:G:H1'	44:DW:30:VAL:CG1	2.27	0.65
27:BF:30:VAL:CG1	27:BF:96:TRP:CH2	2.80	0.65
22:BA:7:G:H2'	22:BA:8:C:C6	2.31	0.65
1:AA:51:A:H4'	1:AA:52:C:O5'	1.96	0.65
22:BA:1402:U:H2'	22:BA:1403:A:O5'	1.96	0.65
43:DV:14:LYS:HG3	43:DV:18:ARG:HD2	1.78	0.65
27:BF:46:LYS:H	27:BF:46:LYS:HD2	1.62	0.65
34:DM:49:ALA:O	34:DM:120:ALA:HB1	1.97	0.65
53:CA:1408:A:C2	53:CA:1492:A:N6	2.64	0.65
38:BQ:91:ARG:HH21	38:BQ:93:ILE:HD13	1.60	0.65
54:CG:99:ALA:HB3	54:CG:100:MET:CE	2.27	0.65
22:DA:1024:G:H2'	22:DA:1025:G:C8	2.31	0.65
22:DA:672:C:H5'	22:DA:672:C:H6	1.62	0.65

Continued on next page...

Continued from previous page...

Atom-1	Atom-2	Distance(Å)	Clash(Å)
22:DA:655:A:O2'	22:DA:656:G:C8	2.49	0.65
22:DA:602:A:H1'	22:DA:656:G:H22	1.61	0.65
22:BA:742:A:H2'	22:BA:743:A:C8	2.32	0.65
56:CP:75:ILE:CA	56:CP:78:VAL:HG23	2.25	0.65
11:CK:110:THR:HG22	21:CU:4:LYS:HA	1.79	0.65
22:BA:26:G:H1'	22:BA:514:A:H61	1.61	0.65
58:DF:59:ILE:HD13	58:DF:137:PHE:CZ	2.30	0.65
1:AA:978:A:HO2'	1:AA:1322:C:H5	1.43	0.65
22:DA:861:A:O2'	22:DA:862:G:C5'	2.45	0.65
38:BQ:97:ILE:HD11	38:BQ:105:PHE:HA	1.78	0.65
31:DJ:84:ILE:HG23	31:DJ:84:ILE:O	1.95	0.65
23:BB:28:C:O2'	23:BB:29:A:H5'	1.96	0.65
46:BY:7:ARG:N	46:BY:60:LYS:NZ	2.44	0.65
22:BA:1682:G:O2'	22:BA:1683:U:H5'	1.97	0.65
12:CL:3:VAL:CG2	12:CL:4:ASN:H	2.09	0.65
29:DH:1:MET:HE3	29:DH:23:ALA:HB2	1.78	0.65
22:DA:273:G:O2'	22:DA:274:C:O4'	2.13	0.65
3:AC:17:TRP:CD1	14:AN:90:GLY:HA2	2.31	0.65
1:AA:339:C:H2'	1:AA:340:U:C6	2.30	0.65
22:BA:1936:A:C2	22:BA:1943:U:C5	2.84	0.65
20:AT:8:LYS:O	20:AT:11:ILE:HG23	1.96	0.65
20:AT:67:HIS:HB3	20:AT:68:LYS:NZ	2.11	0.65
53:CA:505:G:H2'	53:CA:506:G:C8	2.30	0.65
13:AM:10:ASP:CG	13:AM:11:HIS:N	2.50	0.65
25:DD:208:LYS:O	25:DD:209:ALA:CB	2.44	0.65
12:AL:35:ARG:HB2	12:AL:37:TYR:CE1	2.31	0.65
22:DA:752:A:C6	22:DA:1781:U:H1'	2.32	0.65
22:BA:563:A:C2	22:BA:564:C:C2	2.85	0.65
6:AF:55:HIS:O	6:AF:56:LYS:HB2	1.95	0.65
22:DA:699:A:H2'	22:DA:700:G:O4'	1.96	0.65
22:BA:1303:G:H2'	22:BA:1304:A:H8	1.61	0.65
53:CA:1040:U:O2'	53:CA:1041:G:H5'	1.96	0.65
22:DA:2798:U:H5'	22:DA:2800:A:C5	2.32	0.65
53:CA:86:G:H1'	53:CA:87:C:O5'	1.96	0.65
31:BJ:3:THR:HG21	38:BQ:60:TRP:NE1	2.12	0.65
53:CA:1262:C:H2'	53:CA:1263:C:H5'	1.77	0.65
44:BW:13:ARG:HG3	44:BW:14:ASP:N	2.10	0.65
22:DA:2834:G:C1'	22:DA:2879:A:N6	2.59	0.65
22:DA:804:A:H2'	22:DA:806:C:C4	2.32	0.65
1:AA:502:A:H2'	1:AA:503:C:C6	2.31	0.65
39:BR:49:ILE:HB	39:BR:51:VAL:O	1.97	0.65
39:BR:4:VAL:CG2	39:BR:39:LEU:HG	2.26	0.65

Continued on next page...

Continued from previous page...

Atom-1	Atom-2	Distance(Å)	Clash(Å)
22:DA:217:A:O2'	22:DA:218:A:O4'	2.12	0.65
24:DC:144:GLU:HA	24:DC:151:GLY:CA	2.17	0.65
32:DK:19:VAL:HG12	32:DK:41:ILE:CG1	2.27	0.65
1:AA:1142:G:C2	1:AA:1143:G:H1'	2.31	0.65
22:DA:956:G:C2	22:DA:962:G:O6	2.50	0.65
22:DA:2250:G:N2	34:DM:82:MET:HB2	2.12	0.65
42:DU:73:ASN:HB3	42:DU:95:PHE:CE2	2.32	0.65
17:CQ:19:SER:HB3	17:CQ:70:LYS:HZ2	1.62	0.65
27:BF:132:ARG:O	27:BF:133:GLU:CB	2.44	0.65
12:CL:106:VAL:CG2	12:CL:116:TYR:HB3	2.26	0.65
22:DA:1760:C:O2'	22:DA:1761:C:H5'	1.96	0.65
35:BN:55:ALA:HA	35:BN:80:PHE:CE1	2.32	0.65
1:AA:1468:A:C3'	1:AA:1469:C:H5''	2.22	0.65
8:CH:59:GLU:O	8:CH:60:LEU:HD12	1.96	0.65
56:CP:1:MET:HA	56:CP:1:MET:CE	2.26	0.65
39:BR:25:LEU:O	39:BR:66:HIS:HE1	1.79	0.65
36:DO:23:ALA:HB1	36:DO:90:VAL:HG12	1.78	0.65
43:DV:26:PHE:CE2	43:DV:42:LEU:HD12	2.30	0.65
22:DA:870:U:C2'	22:DA:871:U:H5'	2.27	0.65
17:CQ:47:ASP:HB3	17:CQ:74:LEU:HB3	1.79	0.65
10:AJ:10:LEU:O	10:AJ:71:LEU:HD13	1.97	0.65
53:CA:615:G:H2'	53:CA:616:G:H8	1.61	0.65
51:D3:57:VAL:O	51:D3:60:CYS:HB2	1.97	0.65
32:BK:57:VAL:C	32:BK:58:LEU:HD23	2.17	0.65
21:AU:41:THR:O	21:AU:45:LYS:HB2	1.97	0.65
28:BG:163:TYR:O	28:BG:164:ALA:HB2	1.97	0.65
31:BJ:40:HIS:H	31:BJ:40:HIS:CD2	2.15	0.65
22:DA:246:C:H4'	22:DA:385:C:O2'	1.96	0.65
37:BP:51:ASN:C	37:BP:52:ARG:HG2	2.17	0.65
22:DA:70:G:H5'	22:DA:112:U:O2	1.97	0.65
22:DA:565:C:H4'	22:DA:1253:A:N6	2.11	0.65
8:AH:17:GLN:NE2	8:AH:71:VAL:HG23	2.11	0.65
26:BE:124:PHE:C	26:BE:124:PHE:CD1	2.69	0.65
2:AB:165:ALA:HB2	2:AB:186:VAL:HG12	1.77	0.65
22:DA:234:U:O2'	22:DA:235:U:C5'	2.41	0.65
22:DA:1558:C:H1'	22:DA:1560:G:C5	2.31	0.65
22:BA:632:A:O2'	22:BA:633:A:H5'	1.96	0.65
58:DF:122:ASP:HB3	58:DF:126:ASN:ND2	2.11	0.65
22:BA:1028:A:N6	22:BA:1125:G:H2'	2.12	0.65
46:BY:18:LEU:CD1	46:BY:22:LEU:HD22	2.27	0.65
12:AL:43:LYS:NZ	12:AL:44:PRO:HD2	2.12	0.65
53:CA:1102:A:H2'	53:CA:1103:C:H6	1.60	0.65

Continued on next page...

Continued from previous page...

Atom-1	Atom-2	Distance(Å)	Clash(Å)
22:BA:1676:A:C8	62:BA:3756:HOH:O	2.50	0.65
22:DA:2468:A:O2'	22:DA:2469:A:C8	2.49	0.65
22:DA:503:A:C6	22:DA:506:G:C6	2.84	0.65
27:BF:3:LEU:HD11	27:BF:172:PHE:HD2	1.62	0.65
24:BC:20:ASN:HD22	24:BC:20:ASN:C	2.00	0.65
22:BA:1334:G:H2'	22:BA:1335:C:H5'	1.78	0.65
22:DA:688:U:H1'	22:DA:786:C:O2'	1.97	0.65
22:DA:2716:C:H2'	22:DA:2717:C:H6	1.61	0.65
14:CN:86:ALA:O	14:CN:91:GLU:HB2	1.96	0.65
26:BE:12:LEU:HD13	26:BE:12:LEU:O	1.95	0.65
5:CE:55:VAL:N	5:CE:56:PRO:HD2	2.11	0.65
53:CA:1339:A:H2'	53:CA:1340:A:O4'	1.96	0.65
22:BA:1911:U:O4	22:BA:1918:A:H2'	1.96	0.65
25:BD:66:GLY:O	25:BD:69:ALA:HB3	1.97	0.65
29:BH:12:LEU:HB2	29:BH:19:VAL:HG11	1.78	0.65
14:AN:11:LYS:NZ	14:AN:11:LYS:HB2	2.12	0.65
29:DH:109:GLU:OE2	29:DH:109:GLU:HA	1.95	0.65
30:DI:83:ALA:HB2	30:DI:99:LYS:O	1.97	0.65
53:CA:1410:A:H2'	53:CA:1411:C:C6	2.31	0.65
10:CJ:48:ARG:CZ	10:CJ:48:ARG:HB2	2.26	0.65
22:BA:528:A:C8	22:BA:528:A:C5'	2.80	0.65
22:DA:1338:G:H2'	22:DA:1339:G:H5'	1.79	0.65
53:CA:219:U:H2'	53:CA:220:G:H8	1.62	0.65
1:AA:143:A:H5'	1:AA:144:G:H5'	1.79	0.65
31:BJ:41:LYS:N	38:BQ:66:ALA:HB1	2.12	0.65
1:AA:94:G:C4'	1:AA:95:C:C5'	2.65	0.65
8:AH:83:ARG:O	8:AH:84:ILE:HD13	1.96	0.65
22:BA:855:G:N3	44:BW:23:LYS:CD	2.60	0.65
22:DA:990:A:O2'	22:DA:991:C:H5''	1.96	0.65
22:DA:614:A:H4'	22:DA:616:A:N6	2.11	0.65
27:BF:129:MET:HG3	27:BF:153:ILE:HD12	1.77	0.65
22:DA:2135:A:C2'	22:DA:2136:G:O4'	2.45	0.65
22:DA:2093:G:C2	22:DA:2094:A:N7	2.65	0.65
22:DA:2093:G:O2'	22:DA:2094:A:OP2	2.15	0.65
39:DR:27:ILE:CG2	39:DR:28:ALA:H	1.93	0.65
12:AL:89:LEU:CB	12:AL:92:VAL:HG21	2.22	0.65
25:BD:110:THR:HG22	25:BD:111:GLY:N	2.12	0.65
21:AU:52:VAL:CG1	21:AU:53:LYS:H	2.05	0.65
22:DA:228:C:H5'	22:DA:229:C:H5	1.62	0.65
22:DA:2646:C:C5'	22:DA:2646:C:H6	2.05	0.65
24:DC:80:LEU:HD12	24:DC:80:LEU:N	2.12	0.65
20:CT:26:MET:HE1	20:CT:30:PHE:CD1	2.31	0.65

Continued on next page...

Continued from previous page...

Atom-1	Atom-2	Distance(Å)	Clash(Å)
22:DA:2748:A:C1'	28:DG:66:THR:HG22	2.26	0.65
22:BA:1438:U:C2'	22:BA:1439:A:H5'	2.27	0.65
43:DV:80:HIS:CD2	43:DV:82:TYR:H	2.15	0.65
22:DA:783:A:C2	22:DA:1778:U:H4'	2.27	0.65
22:DA:705:A:H2'	22:DA:706:A:H8	1.60	0.65
22:BA:2134:A:N6	22:BA:2157:G:C5	2.65	0.65
22:BA:2103:C:C2'	22:BA:2104:C:H5'	2.25	0.65
10:AJ:44:THR:HG23	10:AJ:70:HIS:HA	1.79	0.65
53:CA:1026:G:H1	53:CA:1036:A:N6	1.94	0.65
24:DC:72:GLY:O	24:DC:73:ILE:HD13	1.97	0.65
22:DA:2716:C:H2'	22:DA:2717:C:C6	2.32	0.65
1:AA:913:A:H4'	1:AA:914:A:O5'	1.96	0.65
53:CA:613:C:H2'	53:CA:614:C:H6	1.62	0.65
6:AF:10:VAL:HG12	6:AF:11:HIS:N	2.12	0.65
53:CA:404:G:O6	4:CD:1:ALA:HB2	1.97	0.65
5:CE:155:LYS:HB3	8:CH:70:VAL:HG23	1.78	0.65
41:DT:12:ARG:HB2	41:DT:33:LYS:HG2	1.79	0.65
6:AF:52:ASN:O	6:AF:53:LYS:HB3	1.96	0.65
1:AA:961:U:H2'	1:AA:962:C:H6	1.60	0.65
17:CQ:12:VAL:HG22	17:CQ:12:VAL:O	1.97	0.65
22:BA:655:A:O2'	22:BA:656:G:C8	2.50	0.65
19:CS:10:ILE:N	19:CS:10:ILE:HD12	2.12	0.65
10:AJ:21:ALA:HA	10:AJ:24:GLU:OE2	1.96	0.65
36:BO:2:ASP:O	36:BO:3:LYS:HB3	1.97	0.65
44:DW:19:ARG:HA	44:DW:34:SER:HA	1.78	0.65
8:AH:10:LEU:HD22	8:AH:74:ILE:CG1	2.26	0.65
46:DY:53:VAL:O	46:DY:57:LEU:HB2	1.97	0.65
22:DA:1286:A:C6	22:DA:1289:C:N3	2.65	0.65
57:DB:12:C:H5''	57:DB:15:A:H62	1.62	0.65
1:AA:672:U:H2'	1:AA:673:A:H8	1.60	0.65
49:B1:34:GLU:HG2	49:B1:49:LYS:HG3	1.78	0.65
39:DR:39:LEU:CA	39:DR:49:ILE:HG21	2.18	0.65
24:DC:166:ARG:HB2	24:DC:171:VAL:CG2	2.26	0.65
24:DC:28:PRO:HG3	24:DC:62:ARG:NH1	2.12	0.65
18:CR:72:ARG:H	18:CR:72:ARG:NE	1.91	0.65
53:CA:1129:C:O2'	53:CA:1130:A:C8	2.49	0.65
12:AL:86:VAL:O	12:AL:86:VAL:HG12	1.97	0.65
25:DD:48:ILE:CG2	25:DD:84:LEU:HD23	2.25	0.65
22:BA:2503:A:O2'	22:BA:2505:G:OP2	2.14	0.65
53:CA:537:G:H5''	12:CL:109:ARG:NH1	2.12	0.65
18:CR:58:ILE:O	18:CR:62:ARG:HG3	1.97	0.65
31:BJ:56:VAL:CG1	31:BJ:57:LEU:N	2.59	0.65

Continued on next page...

Continued from previous page...

Atom-1	Atom-2	Distance(Å)	Clash(Å)
53:CA:1281:C:C3'	53:CA:1282:C:H5'	2.27	0.65
22:BA:1738:G:O2'	22:BA:1739:A:H8	1.80	0.65
22:BA:1420:A:O2'	22:BA:1421:G:H5'	1.96	0.65
22:DA:1809:A:C2'	22:DA:1810:A:C8	2.80	0.65
42:DU:17:ASP:HB2	42:DU:38:ILE:HA	1.79	0.65
1:AA:370:C:C2'	1:AA:371:A:H5'	2.26	0.65
22:BA:2813:A:C2	22:BA:2887:A:N6	2.62	0.65
22:DA:866:A:O2'	22:DA:867:C:H6	1.79	0.65
41:DT:5:GLU:CD	46:DY:18:LEU:HD21	2.17	0.65
19:CS:52:ASN:HD21	19:CS:54:ARG:HG2	1.62	0.65
4:AD:16:THR:CG2	4:AD:17:ASP:N	2.60	0.65
54:CG:148:LYS:HZ2	54:CG:148:LYS:HB2	1.61	0.65
22:BA:1635:A:H2'	22:BA:1636:U:C6	2.32	0.65
22:DA:1708:C:H2'	22:DA:1709:U:H6	1.62	0.65
22:BA:1312:U:H4'	22:BA:1313:U:O5'	1.97	0.65
24:BC:261:ARG:HG2	24:BC:261:ARG:O	1.96	0.65
22:BA:1282:U:H2'	22:BA:1283:G:O4'	1.96	0.65
22:BA:2808:G:N2	22:BA:2891:U:C6	2.66	0.65
19:CS:49:ALA:HB1	19:CS:56:HIS:HB3	1.77	0.65
46:BY:45:GLN:O	46:BY:46:VAL:HB	1.97	0.65
22:DA:1393:A:N6	41:DT:19:LYS:HB2	2.12	0.64
54:CG:10:LYS:N	54:CG:10:LYS:HE3	2.11	0.64
31:DJ:4:PHE:O	31:DJ:44:TYR:CZ	2.50	0.64
3:AC:76:ILE:HA	3:AC:83:VAL:CG2	2.23	0.64
27:BF:153:ILE:HD12	27:BF:153:ILE:O	1.96	0.64
5:AE:155:LYS:HD2	5:AE:156:ARG:N	2.12	0.64
39:DR:27:ILE:HG13	39:DR:33:VAL:HG11	1.79	0.64
10:CJ:8:ILE:HG13	10:CJ:8:ILE:O	1.96	0.64
38:DQ:4:LYS:HE3	38:DQ:7:VAL:CG1	2.27	0.64
22:DA:508:A:H3'	22:DA:509:C:H5'	1.79	0.64
41:BT:29:THR:HA	41:BT:86:THR:H	1.61	0.64
13:AM:1:ALA:HB3	13:AM:8:ILE:HG23	1.77	0.64
22:BA:1784:A:H4'	22:BA:1785:A:C5'	2.26	0.64
24:DC:94:LEU:HA	24:DC:100:ARG:HG2	1.80	0.64
22:BA:588:U:H2'	22:BA:589:U:H6	1.60	0.64
53:CA:734:G:H2'	53:CA:735:C:C6	2.32	0.64
31:DJ:17:VAL:HG23	31:DJ:137:PRO:CB	2.25	0.64
28:BG:33:THR:N	28:BG:34:ARG:HH11	1.95	0.64
53:CA:209:U:H2'	53:CA:209:U:O2	1.96	0.64
25:DD:119:ALA:HB2	25:DD:163:GLY:C	2.18	0.64
22:BA:372:G:O4'	45:BX:60:LYS:HE3	1.97	0.64
22:DA:2142:A:C2'	22:DA:2143:C:H4'	2.26	0.64

Continued on next page...

Continued from previous page...

Atom-1	Atom-2	Distance(Å)	Clash(Å)
17:AQ:80:LYS:HB2	17:AQ:80:LYS:NZ	2.12	0.64
48:B0:42:ILE:HD12	48:B0:48:TYR:HB2	1.78	0.64
16:AP:48:GLU:CG	16:AP:49:GLY:H	2.11	0.64
25:DD:172:VAL:HG12	25:DD:172:VAL:O	1.96	0.64
30:DI:102:ARG:HH11	30:DI:105:LEU:HD13	1.60	0.64
22:DA:2195:U:H2'	22:DA:2196:C:H6	1.63	0.64
4:CD:60:VAL:HG22	4:CD:194:ILE:HG21	1.77	0.64
22:DA:1901:A:OP2	24:DC:252:LYS:HE3	1.96	0.64
53:CA:381:C:O2	53:CA:381:C:H2'	1.96	0.64
5:AE:120:HIS:C	5:AE:121:ASN:HD22	2.01	0.64
22:DA:2025:C:H2'	22:DA:2026:U:C6	2.32	0.64
22:DA:2297:A:N3	22:DA:2298:A:C8	2.66	0.64
26:DE:79:ARG:CG	26:DE:80:SER:H	2.10	0.64
40:BS:84:ARG:HB2	40:BS:96:ILE:CD1	2.26	0.64
6:CF:38:ARG:HG3	6:CF:63:ASN:HB2	1.80	0.64
9:AI:9:GLY:CA	9:AI:80:HIS:HD2	2.09	0.64
22:DA:104:A:O2'	22:DA:105:C:O4'	2.14	0.64
2:AB:185:ILE:O	2:AB:185:ILE:HG13	1.96	0.64
22:DA:858:G:H2'	22:DA:2268:A:N3	2.12	0.64
16:AP:20:VAL:HG21	16:AP:32:PHE:CG	2.32	0.64
22:DA:377:G:C6	22:DA:378:C:C4	2.86	0.64
22:DA:2653:U:C4	22:DA:2654:A:C6	2.85	0.64
53:CA:1253:G:N1	53:CA:1285:A:N6	2.46	0.64
4:AD:2:ARG:NH2	4:AD:114:ARG:HD3	2.12	0.64
1:AA:275:G:H2'	1:AA:276:G:H8	1.60	0.64
1:AA:275:G:H5''	1:AA:275:G:H8	1.61	0.64
22:BA:2703:C:H2'	22:BA:2704:C:C6	2.27	0.64
47:DZ:40:THR:H	47:DZ:43:ILE:HD11	1.62	0.64
22:BA:544:C:H3'	22:BA:545:U:O2	1.97	0.64
22:BA:2134:A:C6	22:BA:2135:A:C6	2.85	0.64
1:AA:215:C:O2'	1:AA:216:U:H5'	1.97	0.64
35:BN:38:LEU:C	35:BN:38:LEU:HD12	2.18	0.64
27:BF:174:PHE:CD1	27:BF:176:PHE:CE1	2.86	0.64
34:DM:4:PRO:HD3	34:DM:68:PHE:HE2	1.61	0.64
3:AC:25:THR:HG23	14:AN:75:LYS:CD	2.27	0.64
22:DA:1695:G:H2'	22:DA:1696:G:O4'	1.97	0.64
25:BD:91:THR:C	25:BD:93:GLY:H	2.00	0.64
3:CC:41:TYR:CE1	3:CC:89:VAL:CG1	2.80	0.64
1:AA:723:U:C5'	21:AU:48:LYS:HG2	2.26	0.64
22:BA:981:A:H5''	22:BA:982:C:OP2	1.97	0.64
29:BH:12:LEU:HD23	29:BH:12:LEU:N	2.11	0.64
5:AE:29:ILE:HD12	5:AE:30:PHE:N	2.12	0.64

Continued on next page...

Continued from previous page...

Atom-1	Atom-2	Distance(Å)	Clash(Å)
22:DA:2738:A:H2	22:DA:2766:A:H61	1.43	0.64
7:AG:105:GLU:HG2	7:AG:105:GLU:O	1.97	0.64
22:BA:1256:G:O2'	26:BE:77:ILE:HD11	1.97	0.64
22:DA:1347:A:O2'	22:DA:1348:C:C5'	2.45	0.64
1:AA:223:A:H2'	1:AA:224:U:C6	2.32	0.64
22:DA:2333:A:C2	22:DA:2335:A:N6	2.65	0.64
22:DA:250:G:H2'	22:DA:251:A:C8	2.31	0.64
22:DA:13:A:O2'	22:DA:15:G:N7	2.31	0.64
20:AT:79:THR:O	20:AT:82:ILE:HG13	1.97	0.64
33:BL:91:ASP:HB3	33:BL:94:THR:HB	1.77	0.64
53:CA:1084:G:C5	53:CA:1085:U:C4	2.85	0.64
42:DU:3:LYS:HE2	42:DU:84:PHE:HE1	1.63	0.64
22:DA:1929:G:C4'	22:DA:1930:G:OP1	2.46	0.64
53:CA:1298:U:H4'	53:CA:1299:A:O5'	1.97	0.64
32:DK:17:ARG:CG	32:DK:18:ARG:H	2.09	0.64
28:DG:18:ILE:HD12	28:DG:42:VAL:CG1	2.22	0.64
12:AL:33:CYS:H	12:AL:54:VAL:HG13	1.62	0.64
25:BD:151:THR:CG2	25:BD:152:PRO:N	2.59	0.64
22:DA:396:G:O2'	22:DA:397:U:H5'	1.96	0.64
46:BY:56:LEU:O	46:BY:57:LEU:CB	2.43	0.64
32:DK:11:ALA:HB2	32:DK:64:ARG:NH1	2.12	0.64
10:AJ:53:ILE:CG2	10:AJ:61:ALA:HB1	2.25	0.64
22:DA:2771:C:H2'	22:DA:2772:C:C6	2.31	0.64
22:DA:2898:U:H2'	22:DA:2899:A:C8	2.33	0.64
22:DA:9:G:C6	22:DA:2629:U:C5	2.86	0.64
1:AA:923:A:O2'	1:AA:924:C:H5'	1.97	0.64
22:BA:806:C:H2'	22:BA:807:U:H6	1.62	0.64
8:AH:93:LYS:HE3	8:AH:116:ARG:HH12	1.63	0.64
22:BA:540:C:C2'	22:BA:541:A:H5'	2.28	0.64
4:CD:94:GLU:OE1	4:CD:103:ARG:HG3	1.98	0.64
1:AA:138:G:C2'	1:AA:139:A:H5'	2.27	0.64
4:AD:123:MET:HA	4:AD:128:VAL:HA	1.78	0.64
22:DA:2773:C:H2'	22:DA:2774:C:H6	1.63	0.64
12:AL:82:ARG:HG3	12:AL:82:ARG:O	1.98	0.64
42:DU:85:ARG:HE	42:DU:85:ARG:HA	1.61	0.64
47:BZ:35:VAL:HG21	47:BZ:37:ARG:CZ	2.27	0.64
22:BA:900:A:O2'	22:BA:901:C:C5'	2.45	0.64
2:AB:100:LEU:HD12	2:AB:178:LEU:HD23	1.79	0.64
22:BA:1060:U:H5''	22:BA:1061:U:OP1	1.98	0.64
31:BJ:44:TYR:CD1	38:BQ:59:LEU:HD11	2.31	0.64
54:CG:2:ARG:HG2	54:CG:3:ARG:N	2.11	0.64
22:BA:2365:G:H2'	22:BA:2366:A:C8	2.33	0.64

Continued on next page...

Continued from previous page...

Atom-1	Atom-2	Distance(Å)	Clash(Å)
44:BW:31:LEU:N	44:BW:31:LEU:HD23	2.12	0.64
22:DA:2618:G:H21	25:DD:155:VAL:HG21	1.63	0.64
22:DA:832:U:OP1	33:DL:39:LYS:N	2.30	0.64
35:DN:73:ASN:O	35:DN:76:VAL:HG22	1.98	0.64
1:AA:495:A:O2'	1:AA:496:A:H5''	1.97	0.64
33:DL:96:LYS:HD3	33:DL:103:ILE:HA	1.79	0.64
1:AA:246:A:C4	1:AA:282:A:N6	2.65	0.64
24:DC:171:VAL:N	24:DC:185:ALA:HB2	2.12	0.64
15:AO:24:THR:CG2	15:AO:69:LEU:HD12	2.28	0.64
33:BL:82:LEU:HD23	33:BL:82:LEU:C	2.17	0.64
27:BF:40:GLY:CA	27:BF:84:ILE:CD1	2.70	0.64
8:CH:102:VAL:HG23	8:CH:125:ILE:HD12	1.78	0.64
1:AA:1067:A:H1'	1:AA:1068:G:C8	2.33	0.64
31:BJ:64:VAL:O	31:BJ:65:THR:HB	1.97	0.64
22:DA:1723:G:H2'	22:DA:1724:G:H8	1.62	0.64
52:B4:1:MET:SD	52:B4:36:ARG:HB2	2.38	0.64
58:DF:42:ALA:HB2	58:DF:48:LEU:HD11	1.79	0.64
53:CA:1449:C:O2'	53:CA:1450:U:C5'	2.46	0.64
22:DA:329:G:H3'	22:DA:329:G:OP1	1.98	0.64
22:DA:2663:G:H2'	22:DA:2664:G:H8	1.62	0.64
53:CA:1285:A:C4'	53:CA:1286:U:OP1	2.45	0.64
31:DJ:110:PRO:CG	31:DJ:111:LYS:HG2	2.27	0.64
33:DL:123:ARG:HA	33:DL:143:GLU:HB3	1.79	0.64
42:BU:53:GLN:N	42:BU:54:PRO:CD	2.60	0.64
11:AK:22:ILE:CD1	11:AK:95:THR:HG21	2.27	0.64
28:DG:84:LYS:O	28:DG:85:LYS:HB3	1.95	0.64
14:AN:92:ILE:HG21	14:AN:95:LEU:HD22	1.77	0.64
22:DA:240:C:H3'	22:DA:241:A:H5''	1.77	0.64
3:AC:39:ARG:NE	3:AC:54:ILE:HD11	2.13	0.64
1:AA:1170:A:H2'	1:AA:1171:A:O4'	1.98	0.64
1:AA:1234:C:O2'	1:AA:1235:U:H5'	1.98	0.64
22:DA:687:C:H2'	22:DA:688:U:C6	2.32	0.64
22:DA:1819:A:H1'	22:DA:1821:A:C6	2.32	0.64
22:BA:2309:A:O2'	22:BA:2310:C:H5'	1.98	0.64
22:BA:2842:G:C2'	22:BA:2843:G:H5'	2.28	0.64
10:AJ:6:ILE:HD11	10:AJ:79:PRO:HB3	1.78	0.64
58:DF:46:LYS:HD3	58:DF:46:LYS:O	1.96	0.64
1:AA:1084:G:C5	1:AA:1085:U:C4	2.86	0.64
24:BC:123:ILE:HG12	24:BC:123:ILE:O	1.96	0.64
53:CA:909:A:H2	53:CA:1413:A:N3	1.96	0.64
1:AA:1363:A:C8	1:AA:1365:G:C5	2.86	0.64
22:DA:1915:U:O2'	22:DA:1916:A:C5'	2.45	0.64

Continued on next page...

Continued from previous page...

Atom-1	Atom-2	Distance(Å)	Clash(Å)
1:AA:179:A:H2'	1:AA:180:U:H5'	1.78	0.64
37:BP:92:ARG:O	37:BP:92:ARG:CG	2.46	0.64
9:CI:59:LYS:HE3	9:CI:60:LEU:HG	1.79	0.64
53:CA:1318:A:O2'	19:CS:36:ARG:HD3	1.97	0.64
38:DQ:60:TRP:CH2	38:DQ:93:ILE:HB	2.32	0.64
22:DA:2060:A:H62	26:DE:69:ARG:HH12	1.43	0.64
38:BQ:86:SER:O	39:BR:51:VAL:HA	1.97	0.64
1:AA:652:U:O4	1:AA:752:G:C2'	2.46	0.64
22:DA:1639:C:H2'	22:DA:1640:A:C5'	2.16	0.64
26:DE:149:ILE:HG23	26:DE:188:MET:N	2.12	0.64
22:DA:1055:G:C3'	22:DA:1056:G:H5'	2.26	0.64
22:DA:1062:G:H22	22:DA:1077:A:H2	1.43	0.64
5:CE:103:GLY:O	5:CE:104:ILE:CG2	2.41	0.64
22:DA:1906:G:C8	22:DA:1929:G:H2'	2.32	0.64
22:DA:921:C:C2'	22:DA:922:C:C5'	2.74	0.64
4:AD:28:ASP:OD1	4:AD:33:ILE:HG12	1.98	0.64
53:CA:174:A:H2'	53:CA:175:C:H6	1.62	0.64
1:AA:92:U:C2'	1:AA:93:U:C6	2.81	0.64
28:BG:25:ILE:HD11	28:BG:71:LEU:HD12	1.80	0.64
43:DV:80:HIS:HD2	43:DV:82:TYR:H	1.45	0.64
22:BA:1585:C:H2'	22:BA:1586:A:H5'	1.78	0.64
22:BA:1414:C:C4	22:BA:1415:U:C5	2.84	0.64
22:BA:1404:C:O2'	22:BA:1405:U:H5'	1.97	0.64
22:BA:199:A:O2'	22:BA:200:U:H5'	1.97	0.64
32:BK:58:LEU:N	32:BK:58:LEU:HD23	2.12	0.64
10:AJ:6:ILE:HD11	10:AJ:79:PRO:CA	2.27	0.64
9:CI:29:ILE:HA	9:CI:64:ILE:O	1.97	0.64
43:BV:93:ARG:O	43:BV:94:ALA:HB2	1.96	0.64
3:AC:21:TRP:CB	3:AC:58:ARG:HG2	2.28	0.64
24:DC:35:LYS:HB3	24:DC:35:LYS:NZ	2.12	0.64
29:DH:33:GLN:O	29:DH:35:LYS:HG2	1.97	0.64
6:CF:72:ASP:O	6:CF:75:GLU:HB2	1.97	0.64
20:CT:42:ASP:HB3	20:CT:45:ALA:HB3	1.78	0.64
1:AA:714:G:O2'	1:AA:715:A:H5'	1.97	0.64
22:BA:1079:C:N4	22:BA:1088:A:C2	2.62	0.64
1:AA:66:A:H2'	1:AA:66:A:N3	2.11	0.64
22:BA:2364:C:C2'	22:BA:2365:G:H5'	2.28	0.64
22:DA:575:A:HO2'	22:DA:576:U:H6	1.44	0.64
22:BA:1178:C:H2'	22:BA:1179:G:N7	2.11	0.64
22:BA:2558:C:O2'	22:BA:2559:C:H5'	1.97	0.64
39:DR:39:LEU:HB2	39:DR:49:ILE:CD1	2.27	0.64
22:DA:36:G:N1	22:DA:445:C:N4	2.46	0.64

Continued on next page...

Continued from previous page...

Atom-1	Atom-2	Distance(Å)	Clash(Å)
53:CA:372:C:O2'	53:CA:373:A:P	2.56	0.64
9:AI:40:ARG:O	9:AI:44:ARG:HD3	1.98	0.64
53:CA:1280:A:H5''	10:CJ:43:PRO:CG	2.28	0.64
12:AL:86:VAL:CG1	12:AL:89:LEU:HD23	2.28	0.64
22:DA:1062:G:OP1	22:DA:1070:A:H4'	1.98	0.64
29:BH:96:THR:HG23	29:BH:96:THR:O	1.98	0.64
5:CE:82:HIS:HB2	5:CE:83:PRO:HD2	1.79	0.64
22:DA:2734:A:C2'	22:DA:2735:G:H5'	2.28	0.64
22:DA:861:A:O2'	22:DA:862:G:H5'	1.97	0.64
37:DP:20:ARG:HD2	37:DP:21:PRO:HD2	1.79	0.64
22:DA:2283:C:H5''	22:DA:2283:C:H6	1.63	0.64
24:DC:77:VAL:CG2	24:DC:111:ALA:HA	2.27	0.64
22:BA:675:A:OP1	26:BE:58:LYS:HE2	1.97	0.64
31:BJ:102:GLU:HG3	31:BJ:124:VAL:HG11	1.80	0.64
53:CA:1189:U:O2'	3:CC:175:HIS:HD2	1.80	0.64
29:DH:37:VAL:HG23	29:DH:38:PRO:HD2	1.80	0.64
35:DN:71:ARG:CB	35:DN:71:ARG:HH21	2.08	0.64
4:AD:55:ARG:NH1	4:AD:58:GLN:HG2	2.11	0.64
35:BN:70:THR:HG21	35:BN:75:ILE:HD11	1.79	0.64
22:BA:509:C:C5'	22:BA:509:C:H6	2.10	0.64
42:BU:43:LYS:O	42:BU:57:ILE:HA	1.98	0.64
37:DP:28:LYS:CG	37:DP:39:LEU:HD23	2.28	0.64
22:DA:1827:U:H4'	22:DA:1970:A:O2'	1.97	0.64
22:DA:2638:G:O2'	22:DA:2639:A:C8	2.51	0.64
35:BN:32:GLU:C	35:BN:33:ILE:HD12	2.16	0.64
27:BF:106:ALA:C	27:BF:108:PRO:HD2	2.18	0.64
40:BS:24:ILE:CD1	40:BS:32:ALA:HA	2.28	0.64
53:CA:1372:U:C5'	9:CI:71:ILE:HD11	2.26	0.64
12:CL:89:LEU:HB3	12:CL:92:VAL:CG2	2.26	0.64
1:AA:819:A:H4'	1:AA:820:U:OP2	1.96	0.64
44:BW:72:GLY:N	44:BW:73:PRO:HD2	2.13	0.64
22:BA:2567:G:H2'	22:BA:2568:U:C6	2.32	0.64
53:CA:998:C:H2'	53:CA:999:C:H6	1.62	0.64
15:CO:69:LEU:CD1	15:CO:77:TYR:HA	2.28	0.64
22:BA:2393:U:H5'	33:BL:60:ARG:O	1.97	0.64
45:DX:19:HIS:C	45:DX:21:LEU:H	2.00	0.64
22:DA:1313:U:C2'	22:DA:1313:U:O2	2.33	0.64
22:BA:856:G:H21	44:BW:19:ARG:HH22	1.46	0.64
44:BW:28:GLU:CG	44:BW:29:SER:H	2.10	0.64
22:DA:2511:U:O2'	22:DA:2512:C:H5'	1.97	0.64
22:DA:603:A:H4'	22:DA:604:G:O5'	1.96	0.64
1:AA:243:A:C4'	1:AA:244:U:H5''	2.21	0.64

Continued on next page...

Continued from previous page...

Atom-1	Atom-2	Distance(Å)	Clash(Å)
22:BA:1459:G:O2'	22:BA:1460:U:H3'	1.97	0.64
24:DC:166:ARG:CB	24:DC:171:VAL:HG22	2.27	0.64
11:AK:114:PRO:O	11:AK:115:ILE:HD13	1.98	0.64
53:CA:1134:G:C5	53:CA:1135:U:H1'	2.33	0.64
53:CA:120:A:H3'	53:CA:121:U:C5'	2.27	0.64
25:BD:51:THR:HB	25:BD:78:GLY:O	1.98	0.64
47:BZ:23:LEU:HD21	47:BZ:53:MET:CE	2.28	0.64
22:BA:481:G:C4	22:BA:507:A:C2	2.85	0.64
4:AD:167:PRO:HB2	4:AD:170:LEU:CD1	2.26	0.64
11:AK:22:ILE:HD13	11:AK:95:THR:CG2	2.27	0.64
34:DM:136:MET:HE1	43:DV:57:TYR:CD2	2.32	0.64
28:DG:132:LEU:N	28:DG:132:LEU:HD12	2.13	0.64
28:DG:85:LYS:O	28:DG:86:LEU:HG	1.98	0.64
53:CA:919:A:O2'	53:CA:920:U:H5'	1.97	0.64
22:DA:170:U:H2'	22:DA:171:U:C6	2.30	0.64
17:CQ:59:GLU:O	17:CQ:75:VAL:HG22	1.98	0.64
42:BU:12:VAL:HA	42:BU:69:VAL:HG12	1.79	0.64
22:DA:2261:C:C2	22:DA:2280:G:N2	2.66	0.64
53:CA:194:C:O2'	53:CA:195:A:H5'	1.98	0.64
22:DA:1574:C:O5'	22:DA:1574:C:H6	1.80	0.64
27:BF:30:VAL:HG13	27:BF:30:VAL:O	1.97	0.64
12:CL:2:THR:HB	12:CL:5:GLN:HB2	1.79	0.64
25:BD:182:ALA:C	25:BD:184:ARG:N	2.50	0.64
22:BA:78:U:O2'	22:BA:79:C:H5'	1.97	0.64
42:BU:41:VAL:O	42:BU:59:GLU:HA	1.96	0.64
22:BA:1432:G:O2'	22:BA:1433:A:H5'	1.97	0.64
24:BC:246:PRO:CG	24:BC:247:TRP:CZ3	2.68	0.64
1:AA:67:C:H4'	1:AA:172:A:O4'	1.98	0.64
22:DA:2356:U:H4'	44:DW:16:GLU:HG3	1.79	0.64
8:AH:77:VAL:HG23	8:AH:126:CYS:HA	1.78	0.64
53:CA:1350:A:H2	54:CG:33:GLY:HA3	1.63	0.64
53:CA:1359:C:H5''	62:CA:1776:HOH:O	1.98	0.64
53:CA:1365:G:C2	53:CA:1366:C:C2	2.86	0.64
22:DA:564:C:C2'	22:DA:565:C:H5'	2.28	0.64
22:DA:574:A:C8	22:DA:2055:C:H5''	2.33	0.64
22:DA:612:G:N2	22:DA:614:A:O2'	2.30	0.64
49:B1:32:LYS:HG2	49:B1:52:LYS:OXT	1.97	0.64
38:DQ:87:VAL:HG12	38:DQ:88:GLU:N	2.10	0.64
24:DC:166:ARG:HB2	24:DC:171:VAL:HG22	1.79	0.64
22:DA:1361:G:C2'	22:DA:1362:C:H5'	2.28	0.64
22:DA:1362:C:N3	22:DA:1363:C:C5	2.66	0.64
53:CA:409:U:H2'	53:CA:410:G:O4'	1.96	0.64

Continued on next page...

Continued from previous page...

Atom-1	Atom-2	Distance(Å)	Clash(Å)
44:BW:8:SER:O	44:BW:9:THR:HB	1.98	0.64
26:BE:175:ILE:HG23	26:BE:175:ILE:O	1.98	0.64
1:AA:523:A:H61	12:AL:88:ASP:CB	2.11	0.64
1:AA:1065:U:H5''	1:AA:1190:G:H21	1.59	0.64
22:DA:1997:C:O2'	22:DA:1998:A:H5'	1.97	0.64
53:CA:764:C:H2'	53:CA:765:G:C5'	2.23	0.64
1:AA:430:A:HO2'	1:AA:431:A:H5'	1.62	0.64
22:DA:424:G:O2'	22:DA:425:G:H5'	1.97	0.64
22:BA:1023:U:H5'	22:BA:1023:U:C6	2.26	0.64
22:BA:1025:G:H4'	22:BA:1026:G:OP2	1.97	0.64
4:AD:34:GLU:O	4:AD:37:PRO:HD3	1.98	0.64
22:DA:1116:G:C6	22:DA:1117:C:N4	2.66	0.64
53:CA:1451:U:C2	53:CA:1453:G:O6	2.51	0.64
45:BX:52:ALA:O	45:BX:53:LYS:CB	2.46	0.64
22:DA:2746:U:H2'	22:DA:2747:G:H5'	1.79	0.64
29:BH:8:LYS:O	29:BH:9:VAL:CB	2.44	0.64
34:BM:41:LEU:O	34:BM:93:VAL:HG23	1.97	0.64
40:BS:13:SER:O	40:BS:14:ALA:CB	2.45	0.64
56:CP:1:MET:HA	56:CP:1:MET:HE3	1.80	0.64
22:BA:1347:A:H2'	22:BA:1348:C:H5'	1.79	0.64
1:AA:666:G:H5'	1:AA:726:C:H1'	1.78	0.64
22:DA:391:A:H2'	22:DA:392:U:H6	1.63	0.64
22:DA:2707:U:H2'	22:DA:2708:G:C8	2.32	0.64
47:DZ:23:LEU:HD12	47:DZ:28:LEU:HD21	1.78	0.64
53:CA:671:G:N1	53:CA:672:U:C2	2.66	0.64
3:CC:134:LYS:HD3	3:CC:138:GLN:OE1	1.98	0.64
24:DC:120:ASP:CG	24:DC:121:ALA:H	2.00	0.64
22:BA:1224:U:H4'	39:BR:88:GLY:O	1.97	0.64
20:CT:24:ARG:HD3	20:CT:28:ARG:HH21	1.63	0.64
22:DA:563:A:C4	22:DA:2018:G:C2	2.86	0.64
13:AM:106:ARG:HH21	13:AM:112:ARG:HB3	1.62	0.64
13:AM:92:ARG:HB3	13:AM:92:ARG:CZ	2.27	0.64
9:CI:125:GLN:H	9:CI:125:GLN:HE21	1.46	0.64
22:BA:1607:C:N4	22:BA:1622:G:C5	2.66	0.64
22:BA:1060:U:C5'	22:BA:1061:U:H5'	2.27	0.64
28:BG:83:THR:C	28:BG:84:LYS:HE2	2.17	0.64
41:DT:18:GLU:HA	41:DT:22:THR:HG21	1.80	0.64
31:BJ:42:ALA:O	31:BJ:45:THR:HG22	1.98	0.64
22:DA:1267:U:O2'	22:DA:1268:A:H8	1.74	0.64
33:DL:110:VAL:HG11	33:DL:127:VAL:HG23	1.79	0.64
2:AB:153:MET:CE	2:AB:157:PRO:HG3	2.27	0.64
4:CD:2:ARG:NE	4:CD:114:ARG:CD	2.61	0.64

Continued on next page...

Continued from previous page...

Atom-1	Atom-2	Distance(Å)	Clash(Å)
40:BS:84:ARG:CB	40:BS:96:ILE:HD11	2.27	0.64
57:DB:30:C:H2'	57:DB:31:C:H5'	1.79	0.64
36:DO:58:ILE:O	36:DO:62:LEU:HB2	1.98	0.64
22:BA:2311:A:O3'	22:BA:2312:U:C6	2.51	0.64
32:DK:21:CYS:SG	32:DK:39:ILE:CG2	2.86	0.64
9:AI:6:TYR:HE2	9:AI:17:ARG:HB2	1.63	0.64
22:DA:956:G:C1'	34:DM:82:MET:HE1	2.28	0.64
40:BS:73:LYS:CE	40:BS:74:ILE:H	2.06	0.64
53:CA:1296:C:O2'	53:CA:1302:C:C4	2.51	0.64
37:BP:4:ILE:O	37:BP:6:GLN:N	2.31	0.64
29:DH:80:ILE:HB	29:DH:101:ASP:CG	2.19	0.64
1:AA:982:U:H4'	1:AA:983:A:C5'	2.28	0.64
41:BT:2:ILE:N	41:BT:2:ILE:HD13	2.13	0.64
12:CL:52:CYS:HB3	12:CL:66:ILE:HD11	1.80	0.64
58:DF:64:PRO:HA	58:DF:88:VAL:CG2	2.27	0.64
22:BA:1682:G:C8	22:BA:1757:A:N3	2.65	0.64
22:DA:1274:A:O2'	22:DA:1275:A:H5''	1.97	0.64
22:DA:1587:G:N2	22:DA:1588:G:H1'	2.12	0.64
22:BA:1871:A:H8	22:BA:1872:A:C6	2.16	0.64
22:BA:544:C:N3	22:BA:548:G:OP1	2.31	0.64
22:BA:2889:C:O2'	22:BA:2890:G:H5'	1.98	0.64
53:CA:495:A:H4'	53:CA:496:A:O5'	1.97	0.64
22:BA:1847:A:H2'	22:BA:1847:A:N3	2.13	0.64
20:AT:54:GLN:N	20:AT:55:PRO:HD2	2.11	0.64
22:DA:2376:A:C1'	36:DO:99:TYR:CE1	2.81	0.64
22:DA:286:U:H2'	22:DA:287:G:H8	1.61	0.64
32:BK:61:VAL:HG22	32:BK:87:LEU:HD11	1.80	0.64
53:CA:1074:G:H4'	2:CB:102:ASN:HB2	1.80	0.64
53:CA:769:G:O2'	53:CA:770:C:H5'	1.98	0.64
22:BA:1576:U:C2'	22:BA:1577:C:H5'	2.27	0.64
6:CF:98:GLU:O	6:CF:99:ALA:HB3	1.98	0.64
5:CE:39:GLY:HA2	5:CE:45:VAL:HA	1.79	0.64
22:BA:2393:U:O2'	22:BA:2394:C:H5'	1.98	0.64
22:BA:2388:A:H5'	22:BA:2389:G:OP2	1.98	0.64
4:AD:194:ILE:O	4:AD:194:ILE:HG13	1.98	0.64
37:BP:58:PHE:CE2	37:BP:75:THR:HG22	2.33	0.64
1:AA:74:A:C6	1:AA:97:G:O6	2.51	0.64
53:CA:1322:C:H2'	53:CA:1322:C:O2	1.97	0.64
10:CJ:57:VAL:CG2	10:CJ:58:ASN:H	2.00	0.64
22:DA:533:G:H21	38:DQ:44:TYR:HD1	1.43	0.64
24:DC:130:PRO:HG2	24:DC:133:ASN:ND2	2.12	0.64
1:AA:1003:G:H22	1:AA:1005:A:H5'	1.62	0.64

Continued on next page...

Continued from previous page...

Atom-1	Atom-2	Distance(Å)	Clash(Å)
22:BA:636:G:C6	33:BL:111:ILE:HD11	2.33	0.64
22:DA:2197:U:C5	22:DA:2224:G:C5	2.86	0.64
22:DA:2223:G:H2'	22:DA:2224:G:H5'	1.80	0.64
32:DK:19:VAL:HG12	32:DK:41:ILE:HG12	1.80	0.64
53:CA:249:U:C2	53:CA:276:G:N1	2.66	0.64
22:DA:858:G:C4	22:DA:2268:A:C2	2.85	0.64
2:CB:19:THR:HG22	2:CB:37:VAL:CB	2.27	0.64
4:AD:29:THR:HG22	4:AD:30:LYS:HD3	1.79	0.64
53:CA:723:U:O4'	21:CU:48:LYS:HD2	1.97	0.64
40:DS:66:ILE:CD1	40:DS:66:ILE:H	2.09	0.64
34:DM:71:LYS:HD3	34:DM:95:LEU:HD13	1.80	0.64
21:AU:40:PRO:HA	21:AU:43:GLU:HB2	1.79	0.64
43:DV:61:LEU:N	43:DV:61:LEU:HD23	2.12	0.64
1:AA:1287:A:H2'	1:AA:1288:A:C8	2.33	0.64
3:CC:59:PRO:HG2	3:CC:62:SER:HB3	1.78	0.64
26:BE:111:GLU:HG2	26:BE:114:ARG:HH12	1.61	0.64
37:DP:103:THR:O	37:DP:106:ALA:HB3	1.98	0.64
3:CC:18:ASN:HA	3:CC:55:VAL:HG12	1.80	0.64
1:AA:507:C:H3'	1:AA:508:U:H5''	1.79	0.64
22:BA:1474:U:H2'	22:BA:1475:G:H5'	1.80	0.64
1:AA:649:A:H2'	1:AA:650:G:O4'	1.98	0.64
53:CA:461:A:N3	53:CA:461:A:H2'	2.12	0.64
40:BS:72:THR:HG21	40:BS:108:SER:OG	1.97	0.64
22:BA:483:A:O2'	42:BU:56:GLY:HA2	1.98	0.64
7:AG:53:SER:C	7:AG:55:LYS:H	2.00	0.64
42:BU:82:VAL:O	42:BU:94:PHE:O	2.16	0.64
53:CA:960:U:O2'	53:CA:1223:C:C5'	2.46	0.63
9:CI:78:ILE:O	9:CI:82:ILE:HG13	1.99	0.63
14:CN:63:CYS:SG	14:CN:82:LYS:HG3	2.38	0.63
17:AQ:11:VAL:HG12	17:AQ:12:VAL:N	2.13	0.63
22:BA:923:G:H5'	44:BW:25:PHE:HZ	1.62	0.63
22:BA:923:G:N3	44:BW:23:LYS:CE	2.58	0.63
22:DA:111:A:C2	22:DA:112:U:C2	2.86	0.63
35:DN:33:ILE:CD1	35:DN:118:ARG:HH21	2.12	0.63
6:CF:42:TRP:HB2	6:CF:59:TYR:CB	2.28	0.63
22:DA:603:A:H4'	22:DA:604:G:C4'	2.28	0.63
49:B1:9:LYS:N	49:B1:9:LYS:HD3	2.13	0.63
49:B1:8:ILE:CG2	49:B1:9:LYS:N	2.60	0.63
25:BD:104:VAL:HA	25:BD:106:LYS:HZ3	1.64	0.63
22:DA:2135:A:C3'	22:DA:2136:G:C5'	2.65	0.63
36:BO:58:ILE:HD11	36:BO:81:ARG:NH2	2.13	0.63
10:AJ:57:VAL:CG2	10:AJ:58:ASN:H	2.12	0.63

Continued on next page...

Continued from previous page...

Atom-1	Atom-2	Distance(Å)	Clash(Å)
4:CD:2:ARG:NH2	4:CD:114:ARG:CD	2.51	0.63
53:CA:373:A:C2	53:CA:482:A:C6	2.85	0.63
1:AA:408:A:P	4:AD:109:THR:HG21	2.39	0.63
2:AB:221:ARG:CZ	2:AB:221:ARG:HB3	2.28	0.63
22:DA:103:A:H2'	22:DA:104:A:C8	2.33	0.63
22:DA:103:A:O2'	22:DA:104:A:H5'	1.98	0.63
22:DA:2876:G:H4'	37:DP:2:ASN:HD21	1.62	0.63
53:CA:794:A:H2'	53:CA:795:C:H6	1.62	0.63
5:CE:80:LEU:HD21	5:CE:143:LEU:HD21	1.80	0.63
1:AA:1319:A:H2'	1:AA:1323:G:N7	2.12	0.63
37:DP:91:VAL:HG11	37:DP:96:LEU:CD1	2.25	0.63
24:DC:94:LEU:CD1	24:DC:100:ARG:HD3	2.28	0.63
22:BA:221:A:H4'	22:BA:222:A:O5'	1.98	0.63
29:BH:8:LYS:O	29:BH:13:GLY:CA	2.46	0.63
58:DF:103:ILE:O	58:DF:103:ILE:HG22	1.98	0.63
37:BP:112:ARG:O	37:BP:113:LEU:HD23	1.98	0.63
22:BA:478:A:C6	22:BA:480:A:C6	2.86	0.63
22:DA:2142:A:C3'	22:DA:2143:C:H4'	2.28	0.63
24:BC:80:LEU:CD1	24:BC:109:LEU:HG	2.28	0.63
3:CC:181:ILE:HG22	3:CC:181:ILE:O	1.96	0.63
26:BE:150:THR:HG21	26:BE:153:LEU:HA	1.80	0.63
9:AI:12:LYS:O	9:AI:13:SER:HB3	1.98	0.63
14:AN:51:PRO:O	14:AN:52:ARG:CB	2.46	0.63
53:CA:775:G:H2'	53:CA:776:G:H5'	1.79	0.63
22:DA:1957:C:H5'	22:DA:1984:G:O2'	1.97	0.63
33:BL:65:GLY:O	33:BL:66:PHE:HB3	1.97	0.63
53:CA:1478:U:H2'	53:CA:1479:C:C6	2.33	0.63
32:DK:27:GLY:HA3	32:DK:30:ARG:HD3	1.78	0.63
22:DA:2104:C:O2	22:DA:2105:U:H5	1.80	0.63
22:BA:455:C:N3	22:BA:473:G:H5'	2.12	0.63
22:DA:1936:A:H2'	22:DA:1945:G:O6	1.98	0.63
27:BF:68:LYS:HD2	27:BF:68:LYS:N	2.13	0.63
3:AC:41:TYR:OH	3:AC:89:VAL:HG21	1.98	0.63
38:DQ:90:ASP:O	38:DQ:94:LEU:HB2	1.98	0.63
55:CM:2:ARG:HA	55:CM:7:ASN:O	1.97	0.63
22:DA:1401:G:C2'	22:DA:1402:U:H6	2.08	0.63
1:AA:872:A:C4	1:AA:874:G:N7	2.65	0.63
17:AQ:12:VAL:HG13	17:AQ:16:MET:CE	2.28	0.63
22:BA:2332:C:OP1	44:BW:44:PHE:HZ	1.81	0.63
44:BW:24:ARG:HD3	44:BW:65:LYS:CD	2.28	0.63
41:DT:9:LYS:HG3	46:DY:21:LEU:HD13	1.79	0.63
48:D0:53:VAL:HG23	48:D0:54:ILE:H	1.62	0.63

Continued on next page...

Continued from previous page...

Atom-1	Atom-2	Distance(Å)	Clash(Å)
22:DA:2024:G:O2'	22:DA:2025:C:O4'	2.13	0.63
22:DA:2054:A:N7	22:DA:2056:G:H1'	2.13	0.63
22:DA:828:U:H2'	22:DA:829:A:C8	2.33	0.63
22:DA:604:G:C2	22:DA:605:G:C5	2.86	0.63
1:AA:282:A:C2	1:AA:283:U:H1'	2.33	0.63
25:BD:191:GLY:O	25:BD:192:ALA:HB3	1.97	0.63
5:AE:81:GLN:CG	5:AE:149:PRO:HG3	2.24	0.63
35:DN:28:LEU:C	35:DN:28:LEU:HD23	2.19	0.63
26:BE:147:LEU:HD23	26:BE:183:PHE:CD1	2.33	0.63
22:BA:513:A:O2'	22:BA:514:A:H5'	1.99	0.63
54:CG:136:LYS:O	54:CG:140:VAL:HG23	1.98	0.63
53:CA:995:C:N4	53:CA:1046:A:H1'	2.13	0.63
53:CA:996:A:O2'	53:CA:997:U:H6	1.81	0.63
22:DA:1125:G:H4'	52:D4:37:GLN:HE21	1.62	0.63
53:CA:1050:G:O2'	53:CA:1051:C:C6	2.45	0.63
22:BA:2447:G:H2'	22:BA:2500:U:H5'	1.80	0.63
22:DA:1973:G:H2'	22:DA:1974:C:H6	1.63	0.63
58:DF:39:VAL:CG2	58:DF:49:LEU:HG	2.27	0.63
31:DJ:73:VAL:HG23	31:DJ:74:TYR:N	2.07	0.63
22:DA:379:G:C6	22:DA:396:G:C6	2.86	0.63
46:BY:57:LEU:O	46:BY:57:LEU:HD12	1.98	0.63
22:DA:2657:A:O2'	22:DA:2658:C:C5'	2.46	0.63
2:CB:122:ASP:HB3	2:CB:124:THR:HG22	1.79	0.63
58:DF:35:LEU:CD1	58:DF:153:ILE:HG23	2.28	0.63
25:DD:118:PHE:O	25:DD:119:ALA:HB3	1.98	0.63
22:DA:762:U:H4'	22:DA:763:G:C5'	2.28	0.63
54:CG:112:ASP:HB3	54:CG:117:LEU:HB3	1.80	0.63
22:BA:2052:A:H4'	25:BD:148:GLN:O	1.99	0.63
43:DV:4:ILE:HD11	43:DV:50:MET:HE2	1.80	0.63
1:AA:352:C:H6	1:AA:352:C:H5''	1.63	0.63
22:BA:1378:A:H2'	22:BA:1380:G:N7	2.14	0.63
26:DE:29:HIS:HB2	33:DL:6:LEU:CD2	2.28	0.63
51:B3:22:LYS:HG2	51:B3:22:LYS:O	1.99	0.63
49:B1:29:LYS:HB3	49:B1:29:LYS:NZ	2.13	0.63
53:CA:802:A:H2'	53:CA:803:G:C5'	2.28	0.63
39:DR:97:LYS:O	39:DR:97:LYS:HG2	1.98	0.63
22:DA:1944:U:O4'	22:DA:1955:U:H1'	1.98	0.63
22:DA:1708:C:H2'	22:DA:1709:U:C6	2.32	0.63
19:CS:20:LYS:O	19:CS:20:LYS:HD3	1.98	0.63
42:BU:25:LYS:O	42:BU:26:ASN:HB3	1.96	0.63
4:AD:64:TYR:CD1	4:AD:93:LEU:HD13	2.33	0.63
4:CD:72:ARG:HA	4:CD:203:TYR:HE1	1.63	0.63

Continued on next page...

Continued from previous page...

Atom-1	Atom-2	Distance(Å)	Clash(Å)
22:BA:1063:G:O2'	22:BA:1064:C:O4'	2.16	0.63
22:BA:1105:U:H2'	22:BA:1106:G:C8	2.34	0.63
31:BJ:45:THR:HG23	31:BJ:45:THR:O	1.99	0.63
44:DW:20:LEU:HD11	44:DW:35:ILE:CG1	2.27	0.63
54:CG:99:ALA:HB3	54:CG:100:MET:HE2	1.80	0.63
14:CN:62:ARG:HB3	14:CN:68:ARG:O	1.97	0.63
46:DY:57:LEU:O	46:DY:60:LYS:HB3	1.99	0.63
22:BA:1952:A:C5	32:BK:22:ILE:HG21	2.34	0.63
22:DA:2052:A:OP1	25:DD:146:ILE:HG12	1.99	0.63
39:BR:49:ILE:O	39:BR:49:ILE:HG13	1.99	0.63
5:AE:155:LYS:HB3	8:AH:70:VAL:HG13	1.80	0.63
33:DL:120:VAL:HG12	33:DL:121:THR:N	2.13	0.63
2:CB:84:LEU:O	2:CB:84:LEU:HG	1.96	0.63
6:CF:91:ARG:O	6:CF:93:LYS:HE3	1.98	0.63
16:AP:10:GLY:HA3	16:AP:15:PRO:HA	1.80	0.63
22:BA:1392:A:H61	41:BT:18:GLU:CD	2.02	0.63
53:CA:577:G:O2'	53:CA:578:C:C5'	2.46	0.63
1:AA:429:U:H1'	1:AA:430:A:H5''	1.80	0.63
31:BJ:65:THR:CG2	31:BJ:68:LYS:HE3	2.28	0.63
37:BP:7:LEU:O	37:BP:10:GLU:HG2	1.98	0.63
1:AA:657:U:O2	15:AO:21:THR:HG23	1.99	0.63
53:CA:149:A:C2	53:CA:150:U:C2	2.87	0.63
30:DI:45:THR:CG2	30:DI:54:ILE:HD13	2.26	0.63
22:DA:2748:A:C4	22:DA:2757:A:N6	2.67	0.63
58:DF:33:ILE:HB	58:DF:90:LEU:HB2	1.81	0.63
1:AA:683:G:C2'	1:AA:684:U:H5'	2.28	0.63
53:CA:113:G:N2	53:CA:353:A:H8	1.93	0.63
29:DH:83:LYS:HG3	29:DH:149:GLU:HB2	1.80	0.63
43:DV:77:VAL:HG23	43:DV:89:ILE:CG2	2.28	0.63
31:BJ:88:THR:CG2	31:BJ:91:GLU:HG3	2.27	0.63
1:AA:1373:G:H5''	7:AG:35:LYS:HB2	1.78	0.63
8:AH:21:LYS:HA	8:AH:21:LYS:HE2	1.78	0.63
27:BF:118:ALA:HB2	27:BF:176:PHE:CD2	2.33	0.63
22:BA:1319:C:O2'	22:BA:1320:C:H5'	1.98	0.63
58:DF:19:PHE:HB3	58:DF:21:TYR:CE2	2.34	0.63
22:BA:434:U:O2'	22:BA:436:C:H5	1.81	0.63
22:DA:2353:G:H21	44:DW:30:VAL:HG21	1.64	0.63
22:BA:391:A:C6	22:BA:411:G:C2	2.87	0.63
1:AA:961:U:H2'	1:AA:962:C:C6	2.34	0.63
25:DD:61:THR:HB	25:DD:63:PRO:HD2	1.79	0.63
52:B4:25:VAL:C	52:B4:26:ILE:HD13	2.19	0.63
51:B3:9:ALA:HB3	51:B3:61:LEU:HD21	1.80	0.63

Continued on next page...

Continued from previous page...

Atom-1	Atom-2	Distance(Å)	Clash(Å)
53:CA:677:U:H3	53:CA:713:G:H22	1.45	0.63
22:DA:1311:G:H1'	22:DA:1313:U:O4	1.99	0.63
22:DA:1338:G:C2'	22:DA:1339:G:H5'	2.28	0.63
22:BA:996:A:O3'	38:BQ:91:ARG:HG2	1.98	0.63
22:DA:70:G:O2'	22:DA:71:A:H5'	1.98	0.63
41:DT:9:LYS:HG2	41:DT:9:LYS:O	1.98	0.63
32:BK:10:VAL:CB	32:BK:16:ALA:CB	2.75	0.63
22:DA:1268:A:H2'	22:DA:1269:A:C8	2.33	0.63
22:BA:1288:G:C4	22:BA:1327:A:C2	2.86	0.63
2:AB:48:MET:HA	2:AB:48:MET:CE	2.29	0.63
57:DB:11:C:H2'	57:DB:15:A:N6	2.14	0.63
6:AF:71:ILE:HD11	6:AF:89:VAL:HG21	1.79	0.63
29:BH:3:VAL:HB	29:BH:37:VAL:O	1.98	0.63
45:BX:44:ARG:HG2	45:BX:45:PHE:N	2.13	0.63
22:DA:1565:C:N4	22:DA:1567:G:C2	2.66	0.63
53:CA:372:C:H4'	53:CA:373:A:OP2	1.99	0.63
33:BL:93:ASN:O	33:BL:95:LEU:N	2.31	0.63
1:AA:469:C:H2'	1:AA:470:C:C6	2.33	0.63
53:CA:995:C:H42	53:CA:1046:A:H1'	1.63	0.63
41:BT:44:LYS:HG3	41:BT:55:VAL:HG11	1.80	0.63
32:DK:17:ARG:HG2	32:DK:18:ARG:H	1.63	0.63
53:CA:397:A:H5'	53:CA:398:U:OP1	1.99	0.63
24:BC:252:LYS:HZ3	24:BC:252:LYS:HB2	1.63	0.63
35:DN:94:TYR:N	35:DN:94:TYR:CD1	2.66	0.63
36:BO:75:GLY:HA3	36:BO:109:ALA:HB3	1.81	0.63
25:BD:68:PHE:CE2	25:BD:75:ALA:HA	2.33	0.63
22:DA:1759:A:H2'	22:DA:1760:C:H6	1.61	0.63
22:DA:2530:A:H3'	28:DG:156:TYR:OH	1.98	0.63
25:DD:137:SER:HB3	25:DD:138:LEU:CD2	2.28	0.63
22:BA:1696:G:H5''	22:BA:1696:G:H8	1.63	0.63
40:BS:18:ARG:HA	40:BS:21:ALA:HB3	1.80	0.63
32:DK:11:ALA:O	32:DK:99:ILE:HG23	1.98	0.63
37:DP:28:LYS:CB	37:DP:39:LEU:HD23	2.28	0.63
22:DA:2582:G:H2'	22:DA:2582:G:N3	2.12	0.63
22:BA:1712:U:C2	22:BA:1713:A:N7	2.66	0.63
1:AA:210:C:C4'	1:AA:211:G:N2	2.61	0.63
12:CL:83:GLY:HA2	12:CL:94:TYR:CD1	2.30	0.63
1:AA:486:U:H2'	1:AA:487:A:H8	1.63	0.63
35:BN:24:MET:HG2	35:BN:44:LEU:HD22	1.79	0.63
9:CI:71:ILE:HD12	9:CI:72:SER:H	1.62	0.63
22:BA:1797:G:O3'	24:BC:255:LYS:HA	1.98	0.63
26:BE:41:GLN:OE1	26:BE:43:THR:HG21	1.97	0.63

Continued on next page...

Continued from previous page...

Atom-1	Atom-2	Distance(Å)	Clash(Å)
53:CA:337:G:H2'	53:CA:338:A:C8	2.33	0.63
22:DA:1303:G:HO2'	22:DA:1304:A:H8	1.46	0.63
25:DD:78:GLY:C	25:DD:79:LEU:HD22	2.19	0.63
43:BV:19:ARG:O	43:BV:22:ALA:HB3	1.99	0.63
27:BF:28:PRO:HB2	27:BF:168:LEU:HD22	1.80	0.63
33:DL:76:GLU:O	33:DL:76:GLU:HG3	1.96	0.63
1:AA:1130:A:H5''	1:AA:1130:A:C8	2.34	0.63
19:CS:79:TYR:O	19:CS:80:ARG:HB2	1.97	0.63
39:BR:7:SER:OG	39:BR:22:LEU:HD13	1.99	0.63
53:CA:93:U:H2'	53:CA:95:C:C5	2.33	0.63
31:BJ:44:TYR:C	31:BJ:44:TYR:CD1	2.71	0.63
17:AQ:12:VAL:CG1	17:AQ:21:VAL:HG22	2.29	0.63
22:DA:78:U:C2'	22:DA:79:C:H5'	2.28	0.63
5:CE:13:LYS:CE	5:CE:13:LYS:HA	2.12	0.63
53:CA:1226:C:C5	55:CM:102:LYS:HA	2.34	0.63
22:DA:638:G:H2'	22:DA:639:U:C5	2.33	0.63
39:BR:39:LEU:O	39:BR:49:ILE:HG23	1.99	0.63
39:BR:51:VAL:HB	39:BR:52:PRO:HD2	1.78	0.63
24:DC:149:LYS:HE3	24:DC:152:GLN:CD	2.19	0.63
24:DC:166:ARG:HG3	24:DC:166:ARG:O	1.98	0.63
53:CA:373:A:N3	53:CA:374:A:C8	2.67	0.63
2:CB:80:LYS:HD3	2:CB:90:PHE:CZ	2.34	0.63
32:DK:77:ILE:HD11	32:DK:105:ARG:HH22	1.62	0.63
22:DA:956:G:H1'	34:DM:82:MET:HE1	1.80	0.63
53:CA:642:A:O2'	53:CA:643:C:H6	1.80	0.63
40:DS:7:HIS:HE1	40:DS:10:ALA:HA	1.62	0.63
53:CA:796:C:OP1	11:CK:127:ARG:HB3	1.99	0.63
19:AS:33:TRP:CD1	19:AS:51:HIS:CG	2.87	0.63
3:CC:26:LYS:CE	3:CC:26:LYS:HA	2.23	0.63
18:CR:63:TYR:CE2	18:CR:69:TYR:OH	2.51	0.63
22:DA:1116:G:C6	22:DA:1117:C:C4	2.87	0.63
22:BA:1967:C:HO2'	22:BA:1968:G:H5'	1.60	0.63
22:DA:1759:A:O2'	22:DA:1760:C:H5'	1.98	0.63
52:D4:19:ARG:O	52:D4:20:ASP:CB	2.46	0.63
22:BA:250:G:H2'	22:BA:251:A:H8	1.60	0.63
4:CD:154:VAL:O	4:CD:158:LEU:HD12	1.98	0.63
42:DU:34:ILE:HG12	42:DU:62:ALA:O	1.99	0.63
4:AD:99:ASN:O	4:AD:103:ARG:HB2	1.98	0.63
43:DV:29:ILE:HD12	43:DV:90:ASP:HA	1.81	0.63
25:DD:33:ARG:HH21	25:DD:51:THR:HG22	1.63	0.63
46:DY:19:LEU:HG	46:DY:22:LEU:HD22	1.79	0.63
22:BA:271:G:HO2'	22:BA:272:A:C5'	2.10	0.63

Continued on next page...

Continued from previous page...

Atom-1	Atom-2	Distance(Å)	Clash(Å)
22:DA:686:U:H3	50:D2:12:ARG:HB2	1.63	0.63
22:BA:163:C:OP1	22:BA:163:C:C6	2.51	0.63
22:BA:324:A:C2	22:BA:325:G:H1'	2.34	0.63
54:CG:42:VAL:O	54:CG:43:TYR:HB2	1.98	0.63
24:DC:33:LEU:O	24:DC:34:GLU:HB3	1.97	0.63
53:CA:543:U:O2'	53:CA:544:G:H5'	1.99	0.63
30:BI:71:LYS:HG2	30:BI:72:THR:H	1.63	0.63
22:BA:1853:A:N1	22:BA:2087:G:H1'	2.14	0.63
12:AL:115:LYS:O	12:AL:116:TYR:HB2	1.97	0.63
24:DC:172:THR:HG22	24:DC:182:LYS:HG2	1.79	0.63
22:BA:2816:G:O2'	22:BA:2817:U:H5'	1.97	0.63
22:DA:1124:G:H1'	52:D4:38:GLY:OXT	1.98	0.63
22:BA:1062:G:H2'	22:BA:1063:G:C8	2.33	0.63
53:CA:198:G:HO2'	53:CA:199:A:H8	1.45	0.63
37:BP:58:PHE:CD2	37:BP:75:THR:HG22	2.33	0.63
6:CF:43:GLY:HA2	6:CF:58:HIS:HE1	1.60	0.63
6:CF:18:VAL:CG2	6:CF:58:HIS:CD2	2.71	0.63
22:DA:620:G:O2'	22:DA:622:G:N7	2.32	0.63
57:DB:17:C:H42	57:DB:68:C:N4	1.96	0.63
22:DA:2297:A:C2	22:DA:2298:A:N7	2.67	0.63
51:B3:31:ILE:C	51:B3:31:ILE:HD12	2.19	0.63
22:DA:1358:G:H2'	22:DA:1372:U:O4	1.97	0.63
27:BF:40:GLY:HA2	27:BF:84:ILE:CD1	2.24	0.63
22:DA:1802:A:O2'	22:DA:1803:A:H5'	1.98	0.63
22:DA:90:U:H3'	22:DA:91:A:C5'	2.28	0.63
17:CQ:46:HIS:HE2	17:CQ:48:GLU:HG2	1.62	0.63
20:CT:81:GLN:C	20:CT:82:ILE:HG12	2.19	0.63
1:AA:86:G:C2	1:AA:87:C:N4	2.63	0.63
2:AB:127:LYS:HG3	2:AB:128:LEU:N	2.10	0.63
22:BA:1498:C:O2'	22:BA:1499:C:C5'	2.47	0.63
35:BN:71:ARG:NH2	35:BN:71:ARG:HG3	2.14	0.63
29:DH:5:LEU:C	29:DH:6:LEU:HD12	2.18	0.63
29:DH:78:VAL:HG11	29:DH:144:VAL:HG12	1.79	0.63
53:CA:267:C:OP2	17:CQ:68:LYS:HD2	1.99	0.63
22:DA:2591:C:OP1	24:DC:237:ARG:HD2	1.99	0.63
22:DA:788:A:H5''	22:DA:789:A:OP1	1.98	0.63
14:CN:50:LEU:HB2	14:CN:51:PRO:HD3	1.80	0.63
1:AA:462:G:H3'	1:AA:463:U:C6	2.33	0.63
27:BF:33:ILE:O	27:BF:90:LEU:HB2	1.98	0.63
22:BA:2025:C:H2'	22:BA:2026:U:H6	1.63	0.63
37:DP:44:GLY:HA3	37:DP:60:VAL:CG1	2.28	0.63
22:DA:1301:A:C4	22:DA:1303:G:N7	2.66	0.63

Continued on next page...

Continued from previous page...

Atom-1	Atom-2	Distance(Å)	Clash(Å)
22:DA:961:C:H5	22:DA:2456:C:O4'	1.80	0.63
40:BS:70:LYS:N	40:BS:70:LYS:HD2	2.13	0.63
22:BA:121:G:H4'	22:BA:149:A:H5'	1.80	0.63
53:CA:143:A:H2'	53:CA:143:A:N3	2.13	0.63
53:CA:609:A:N7	62:CA:1856:HOH:O	2.30	0.63
28:BG:83:THR:CA	28:BG:84:LYS:CE	2.77	0.63
22:DA:1387:A:C5'	22:DA:1469:A:H1'	2.27	0.63
1:AA:197:A:O2'	1:AA:198:G:C8	2.52	0.63
28:BG:8:VAL:HG12	28:BG:9:VAL:N	2.14	0.63
21:AU:33:ARG:CD	21:AU:34:ARG:HG3	2.28	0.63
31:DJ:45:THR:H	31:DJ:46:PRO:CD	2.10	0.63
22:DA:971:G:H2'	22:DA:972:A:H5'	1.79	0.63
35:DN:84:GLY:O	35:DN:88:ALA:HB2	1.99	0.63
22:DA:632:A:H5''	33:DL:68:SER:OG	1.99	0.63
33:BL:95:LEU:HD22	33:BL:100:ILE:HD11	1.80	0.63
4:AD:109:THR:HG22	4:AD:112:GLU:HB2	1.80	0.63
22:DA:304:U:O2'	22:DA:305:C:C6	2.46	0.63
41:BT:61:LEU:C	41:BT:61:LEU:CD1	2.64	0.63
25:DD:21:SER:O	25:DD:23:PRO:HD3	1.99	0.63
53:CA:499:A:C6	53:CA:547:A:C8	2.87	0.63
22:DA:396:G:O2'	22:DA:397:U:C5'	2.47	0.63
22:BA:1507:C:C4	22:BA:1508:A:C2	2.86	0.63
22:DA:117:G:N1	22:DA:119:A:N6	2.46	0.63
22:DA:118:A:C8	22:DA:119:A:C8	2.86	0.63
58:DF:65:LEU:HG	58:DF:67:THR:HG23	1.81	0.63
58:DF:65:LEU:HD11	58:DF:87:LYS:NZ	2.13	0.63
54:CG:110:ARG:HG3	54:CG:111:GLY:N	2.12	0.63
22:DA:1416:G:C2	22:DA:1417:C:C4	2.87	0.63
1:AA:49:U:O4	1:AA:365:U:C5	2.47	0.63
11:AK:121:ARG:CZ	21:AU:35:GLU:HG3	2.29	0.63
39:BR:61:ALA:HB1	39:BR:98:ILE:H	1.63	0.63
42:DU:35:VAL:HB	42:DU:38:ILE:HD13	1.81	0.63
24:BC:93:VAL:HG12	24:BC:94:LEU:H	1.63	0.63
31:BJ:88:THR:HG22	31:BJ:91:GLU:HG3	1.77	0.63
53:CA:327:A:C2	53:CA:329:A:N3	2.67	0.63
53:CA:624:C:H2'	53:CA:625:U:O4'	1.99	0.63
47:DZ:28:LEU:HD23	47:DZ:28:LEU:N	2.14	0.63
22:BA:535:G:C2'	22:BA:536:G:H5'	2.29	0.63
7:AG:21:LEU:HD21	7:AG:96:ASN:HD22	1.63	0.63
1:AA:737:C:H2'	1:AA:738:C:H6	1.64	0.63
22:BA:1491:G:O2'	22:BA:1492:G:H5'	1.98	0.63
41:BT:64:LYS:HA	41:BT:79:ASP:OD1	1.98	0.63

Continued on next page...

Continued from previous page...

Atom-1	Atom-2	Distance(Å)	Clash(Å)
21:CU:28:LEU:O	21:CU:28:LEU:HD23	1.98	0.63
22:DA:1339:G:H5'	22:DA:1393:A:N1	2.13	0.63
31:BJ:44:TYR:O	31:BJ:45:THR:CB	2.47	0.63
31:BJ:44:TYR:HD2	38:BQ:63:ARG:HG2	1.61	0.63
38:BQ:96:ASP:C	38:BQ:98:ALA:N	2.49	0.63
5:AE:110:MET:O	5:AE:114:LEU:CB	2.46	0.63
5:AE:120:HIS:O	5:AE:121:ASN:CB	2.46	0.63
53:CA:1160:G:C6	53:CA:1181:G:O6	2.52	0.63
48:D0:28:SER:O	48:D0:36:LYS:HA	1.99	0.63
22:DA:1607:C:C4'	22:DA:1608:A:C8	2.81	0.63
22:DA:2040:G:C5	22:DA:2041:U:C5	2.87	0.63
22:DA:973:A:H5'	22:DA:974:G:OP2	1.98	0.63
22:DA:1255:U:H2'	26:DE:68:ALA:HB2	1.81	0.63
4:AD:86:GLY:O	4:AD:89:LEU:HB3	1.99	0.63
22:DA:605:G:H2'	22:DA:606:U:C6	2.33	0.63
22:DA:33:C:H2'	22:DA:446:G:N2	2.14	0.63
36:DO:62:LEU:HD11	36:DO:65:THR:HG23	1.81	0.63
26:BE:172:ALA:O	26:BE:175:ILE:HG22	1.99	0.63
30:DI:86:LYS:O	30:DI:87:SER:HB2	1.99	0.63
53:CA:1308:U:OP1	55:CM:95:PRO:HB3	1.98	0.63
54:CG:134:VAL:CB	54:CG:137:ARG:HH21	2.06	0.63
1:AA:1412:C:H2'	1:AA:1413:A:C8	2.33	0.63
55:CM:12:LYS:HE2	55:CM:16:ILE:HG22	1.80	0.63
27:BF:132:ARG:O	27:BF:133:GLU:HB3	1.97	0.63
1:AA:86:G:N2	1:AA:87:C:N4	2.47	0.63
53:CA:1190:G:O3'	3:CC:2:GLN:HB3	1.99	0.63
3:CC:29:ALA:CB	14:CN:64:ARG:HH12	2.09	0.63
45:DX:26:ARG:HD3	45:DX:28:PHE:CE2	2.34	0.63
42:DU:20:LYS:HD2	42:DU:38:ILE:HD11	1.81	0.63
28:DG:120:ILE:O	28:DG:120:ILE:HG23	1.97	0.63
14:AN:90:GLY:O	14:AN:92:ILE:N	2.31	0.63
12:AL:2:THR:CB	12:AL:5:GLN:HG3	2.26	0.63
22:BA:2800:A:C2	22:BA:2895:G:H1'	2.34	0.63
55:CM:103:THR:HG22	55:CM:104:ASN:N	2.14	0.63
54:CG:4:ARG:CZ	54:CG:6:ILE:HG22	2.28	0.63
1:AA:1234:C:H2'	1:AA:1235:U:H5'	1.79	0.63
10:AJ:18:ILE:CG2	10:AJ:19:ASP:N	2.61	0.63
22:BA:1275:A:H4'	22:BA:1276:A:OP1	1.99	0.63
9:CI:38:PHE:HE2	9:CI:71:ILE:HG22	1.62	0.63
22:DA:1166:G:H22	22:DA:1184:U:H1'	1.61	0.63
1:AA:923:A:H5''	5:AE:25:LYS:HE2	1.81	0.63
4:AD:54:LEU:C	4:AD:54:LEU:CD2	2.67	0.63

Continued on next page...

Continued from previous page...

Atom-1	Atom-2	Distance(Å)	Clash(Å)
53:CA:1417:G:C6	53:CA:1482:G:C6	2.87	0.63
6:AF:9:MET:HE2	6:AF:59:TYR:CE2	2.34	0.63
53:CA:1040:U:C2'	53:CA:1041:G:H5'	2.29	0.63
4:AD:190:LEU:O	4:AD:191:SER:HB2	1.98	0.63
22:BA:699:A:H4'	22:BA:1634:A:N7	2.13	0.63
22:BA:2405:G:H1'	22:BA:2412:A:N6	2.14	0.63
22:DA:259:G:H2'	22:DA:260:G:H5'	1.79	0.63
28:DG:175:LYS:HD3	28:DG:175:LYS:C	2.19	0.63
8:CH:50:VAL:HG22	8:CH:50:VAL:O	1.99	0.63
4:CD:104:MET:SD	4:CD:142:VAL:HG13	2.39	0.63
53:CA:888:G:O3'	53:CA:1488:G:H4'	1.97	0.63
22:BA:1071:G:C8	22:BA:1089:A:N6	2.66	0.63
53:CA:983:A:O2'	53:CA:984:C:C5'	2.47	0.63
19:CS:68:HIS:HB3	19:CS:72:GLU:HG3	1.80	0.63
22:BA:1165:A:H2'	22:BA:1166:G:H8	1.61	0.63
2:AB:153:MET:HE2	2:AB:157:PRO:HG3	1.81	0.63
1:AA:243:A:C2	1:AA:245:U:H2'	2.33	0.63
4:CD:190:LEU:O	4:CD:191:SER:O	2.17	0.63
5:AE:155:LYS:HD2	5:AE:155:LYS:N	2.13	0.63
22:DA:1817:G:H5''	24:DC:86:ARG:NH2	2.14	0.63
1:AA:1127:G:O2'	1:AA:1128:C:C5'	2.43	0.63
22:DA:1973:G:C4	22:DA:1974:C:C5	2.87	0.63
58:DF:32:LYS:HB3	58:DF:156:THR:HB	1.80	0.63
36:BO:75:GLY:HA2	36:BO:106:LEU:HD12	1.79	0.63
22:DA:2668:G:O2'	22:DA:2669:G:H8	1.74	0.63
53:CA:1285:A:O2'	53:CA:1286:U:H5'	1.99	0.63
1:AA:1433:A:N7	1:AA:1468:A:C6	2.66	0.63
28:BG:29:ASN:CG	28:BG:30:GLY:N	2.50	0.63
22:BA:1885:A:C2	22:BA:1886:U:H1'	2.34	0.63
43:DV:55:GLU:O	43:DV:57:TYR:N	2.32	0.63
37:BP:83:ILE:CD1	37:BP:83:ILE:C	2.66	0.63
7:AG:76:SER:HA	7:AG:85:GLN:HB2	1.80	0.63
22:DA:1351:C:O2'	22:DA:1571:A:H1'	1.99	0.63
29:DH:78:VAL:HG21	29:DH:144:VAL:CG1	2.29	0.63
22:DA:2239:G:OP2	62:DA:3530:HOH:O	2.16	0.63
34:BM:6:ARG:HD2	34:BM:8:LYS:NZ	2.14	0.63
32:BK:1:MET:HE2	32:BK:32:TYR:CE1	2.33	0.63
7:AG:69:ARG:HG3	7:AG:95:ARG:HG2	1.80	0.63
22:BA:2402:U:H2'	22:BA:2403:C:OP2	1.99	0.63
5:CE:35:LEU:HD11	5:CE:136:VAL:HG11	1.80	0.63
1:AA:815:A:H4'	1:AA:817:C:C4	2.34	0.63
9:AI:27:ILE:N	9:AI:27:ILE:HD12	2.14	0.63

Continued on next page...

Continued from previous page...

Atom-1	Atom-2	Distance(Å)	Clash(Å)
22:BA:340:A:H2'	22:BA:341:C:H5'	1.80	0.63
27:BF:46:LYS:HD2	27:BF:46:LYS:N	2.14	0.63
3:AC:21:TRP:CG	3:AC:58:ARG:HG2	2.34	0.63
22:BA:1624:U:H2'	22:BA:1625:C:H6	1.64	0.63
22:BA:2661:G:O2'	22:BA:2662:A:H5'	1.98	0.63
22:BA:1725:U:H2'	22:BA:1726:C:H6	1.61	0.63
48:B0:33:SER:OG	48:B0:35:GLU:HG3	1.99	0.63
39:BR:60:LYS:H	39:BR:100:GLY:HA3	1.63	0.63
13:AM:36:ALA:HB3	13:AM:38:ILE:HG12	1.80	0.63
13:AM:45:SER:O	13:AM:46:GLU:HB2	1.99	0.63
30:DI:36:GLU:HB2	30:DI:40:ALA:HB3	1.80	0.63
47:BZ:13:ILE:HG22	47:BZ:14:GLY:N	2.13	0.63
1:AA:258:G:N2	1:AA:259:G:H1'	2.14	0.63
33:BL:92:LEU:HD21	33:BL:124:GLY:HA3	1.80	0.63
3:AC:144:GLY:O	3:AC:145:ALA:HB3	1.98	0.63
28:BG:84:LYS:CG	28:BG:132:LEU:N	2.42	0.62
53:CA:84:U:O2'	53:CA:85:U:H5'	1.98	0.62
38:BQ:93:ILE:CG2	38:BQ:94:LEU:N	2.47	0.62
22:DA:247:G:C8	22:DA:249:C:C6	2.87	0.62
53:CA:1287:A:O2'	53:CA:1288:A:C8	2.49	0.62
32:BK:10:VAL:HB	32:BK:16:ALA:CB	2.29	0.62
22:DA:2037:A:H2'	22:DA:2038:G:C8	2.34	0.62
22:DA:2619:C:H4'	25:DD:156:PHE:O	1.99	0.62
22:DA:2019:A:H4'	38:DQ:33:VAL:HG21	1.81	0.62
22:DA:236:C:H2'	22:DA:237:C:H6	1.64	0.62
22:DA:445:C:O2'	22:DA:446:G:O4'	2.17	0.62
24:DC:2:VAL:O	24:DC:3:VAL:HB	1.98	0.62
1:AA:754:C:O2	1:AA:754:C:H5''	1.99	0.62
22:DA:1081:U:H4'	30:DI:123:ALA:HA	1.81	0.62
22:DA:1238:G:O2'	22:DA:1239:G:H5'	1.99	0.62
22:DA:303:G:C2	22:DA:304:U:C2	2.87	0.62
22:DA:85:G:HO2'	22:DA:86:G:H8	1.46	0.62
41:BT:24:MET:HG3	41:BT:29:THR:HG23	1.81	0.62
1:AA:428:G:H1'	1:AA:430:A:N7	2.14	0.62
22:DA:2287:A:HO2'	22:DA:2288:A:H3'	1.62	0.62
25:DD:107:VAL:CG1	25:DD:109:VAL:HG23	2.28	0.62
7:AG:112:ASP:O	7:AG:113:LYS:HD3	1.98	0.62
22:DA:310:A:HO2'	22:DA:311:A:H8	0.73	0.62
45:BX:30:PRO:CG	45:BX:32:LEU:HD11	2.29	0.62
1:AA:322:C:H5	1:AA:328:C:H5	1.47	0.62
1:AA:61:G:O2'	1:AA:62:U:H5'	1.97	0.62
25:DD:10:GLY:HA2	37:DP:4:ILE:CD1	2.29	0.62

Continued on next page...

Continued from previous page...

Atom-1	Atom-2	Distance(Å)	Clash(Å)
26:BE:5:LEU:HA	26:BE:120:VAL:HG13	1.81	0.62
1:AA:1305:G:HO2'	1:AA:1306:A:H8	1.47	0.62
35:BN:8:ARG:HB3	35:BN:10:LEU:HD22	1.80	0.62
8:AH:58:LEU:HD11	8:AH:60:LEU:HD21	1.80	0.62
22:DA:2674:G:H4'	32:DK:30:ARG:HD2	1.81	0.62
22:BA:2547:A:O2'	22:BA:2548:U:H5'	1.99	0.62
22:DA:1301:A:C8	22:DA:1303:G:C8	2.87	0.62
22:BA:1626:A:O2'	22:BA:1627:G:OP2	2.14	0.62
1:AA:1130:A:H8	1:AA:1130:A:H5''	1.63	0.62
48:B0:29:VAL:HG13	48:B0:34:GLY:O	1.99	0.62
1:AA:102:G:H2'	1:AA:103:U:H6	1.64	0.62
5:CE:148:SER:H	5:CE:151:MET:HE3	1.63	0.62
22:DA:2:G:C6	22:DA:3:U:C4	2.87	0.62
2:AB:99:MET:HA	2:AB:106:VAL:HG21	1.81	0.62
1:AA:197:A:H4'	1:AA:198:G:O5'	1.97	0.62
1:AA:75:G:C5	1:AA:76:G:C8	2.86	0.62
8:AH:76:ARG:NE	8:AH:78:SER:O	2.32	0.62
10:CJ:52:LEU:HB2	14:CN:80:ARG:HE	1.64	0.62
22:DA:2358:A:H61	33:DL:54:GLN:HE22	1.47	0.62
22:DA:974:G:H1'	22:DA:975:A:C8	2.34	0.62
22:DA:975:A:N3	22:DA:976:G:C8	2.66	0.62
22:DA:989:G:C4'	22:DA:990:A:OP1	2.46	0.62
33:BL:19:LEU:CB	33:BL:27:LEU:HD22	2.24	0.62
24:DC:183:VAL:HG13	24:DC:185:ALA:H	1.63	0.62
22:DA:1062:G:C8	22:DA:1088:A:C8	2.87	0.62
16:AP:10:GLY:O	16:AP:11:ALA:HB2	1.99	0.62
22:DA:1670:C:C5	22:DA:1671:U:C4	2.87	0.62
27:BF:82:TYR:CD2	27:BF:83:PRO:HD2	2.34	0.62
22:DA:233:A:O2'	22:DA:234:U:O5'	2.16	0.62
22:BA:264:C:H2'	22:BA:265:A:H5''	1.81	0.62
24:DC:93:VAL:HG13	24:DC:94:LEU:N	2.14	0.62
7:AG:108:ARG:NH2	7:AG:118:ARG:HH22	1.97	0.62
1:AA:1162:C:H2'	1:AA:1163:A:C8	2.34	0.62
28:BG:23:ILE:CD1	28:BG:23:ILE:H	2.08	0.62
14:AN:40:ARG:NH1	14:AN:44:VAL:HG21	2.13	0.62
34:BM:71:LYS:HD3	34:BM:95:LEU:CD1	2.29	0.62
22:BA:1739:A:C2	22:BA:1740:G:H1'	2.34	0.62
22:DA:1416:G:C4	22:DA:1417:C:C5	2.87	0.62
32:BK:70:ARG:HD3	32:BK:76:VAL:HG22	1.81	0.62
22:DA:2507:C:H1'	22:DA:2583:G:C2	2.34	0.62
26:BE:152:GLU:O	26:BE:153:LEU:HG	1.99	0.62
29:BH:99:ILE:HG22	29:BH:99:ILE:O	1.99	0.62

Continued on next page...

Continued from previous page...

Atom-1	Atom-2	Distance(Å)	Clash(Å)
27:BF:107:VAL:N	27:BF:108:PRO:CD	2.62	0.62
17:CQ:27:PHE:CD1	17:CQ:36:PHE:HB3	2.33	0.62
22:BA:1279:G:O2'	22:BA:1280:G:H5'	1.99	0.62
22:DA:850:U:O2'	47:DZ:22:THR:HG22	1.98	0.62
58:DF:11:VAL:HG12	58:DF:12:VAL:N	2.14	0.62
58:DF:5:ASP:C	58:DF:7:TYR:H	2.01	0.62
30:DI:109:ALA:HB1	30:DI:125:THR:HG22	1.79	0.62
54:CG:75:LYS:HG3	54:CG:76:SER:N	2.13	0.62
22:DA:852:U:H2'	22:DA:853:C:H6	1.64	0.62
34:BM:64:TRP:CH2	34:BM:106:ASP:HB2	2.35	0.62
55:CM:87:GLY:O	55:CM:91:ARG:HD2	2.00	0.62
48:D0:27:LEU:N	48:D0:27:LEU:HD22	2.14	0.62
1:AA:1427:C:C2'	1:AA:1428:A:H5'	2.30	0.62
55:CM:2:ARG:NE	55:CM:8:ILE:HD11	2.13	0.62
22:DA:1176:U:H2'	22:DA:1177:G:C8	2.34	0.62
34:DM:97:GLN:HB2	34:DM:98:PRO:HD2	1.81	0.62
23:BB:7:G:O2'	36:BO:38:GLN:NE2	2.32	0.62
24:BC:70:LYS:HD2	24:BC:99:GLU:OE1	1.99	0.62
22:BA:2522:U:H2'	22:BA:2523:G:H5'	1.81	0.62
30:DI:79:LEU:HD22	30:DI:100:ILE:HD12	1.81	0.62
1:AA:188:C:O2	1:AA:188:C:H2'	1.98	0.62
22:DA:1389:G:O2'	22:DA:1390:U:H5'	1.99	0.62
22:DA:1342:A:C6	22:DA:1397:U:C6	2.86	0.62
53:CA:198:G:C4	53:CA:199:A:C8	2.86	0.62
53:CA:1221:G:H4'	19:CS:35:ARG:HH21	1.61	0.62
44:BW:39:GLN:HG3	44:BW:42:THR:H	1.64	0.62
12:AL:65:TYR:CD2	12:AL:86:VAL:HG21	2.34	0.62
26:DE:126:VAL:HG22	26:DE:127:GLU:OE2	2.00	0.62
42:DU:83:GLY:O	42:DU:93:ARG:HA	1.98	0.62
53:CA:1242:G:N2	53:CA:1243:C:H1'	2.14	0.62
55:CM:13:HIS:HB3	55:CM:16:ILE:CD1	2.30	0.62
24:BC:169:ALA:O	24:BC:185:ALA:HB3	1.99	0.62
22:DA:1439:A:N7	22:DA:1440:U:N1	2.48	0.62
14:AN:9:GLU:OE1	14:AN:60:ARG:HB3	2.00	0.62
58:DF:47:LYS:HA	58:DF:50:ASP:HB3	1.79	0.62
22:DA:279:A:N6	22:DA:361:G:O2'	2.33	0.62
21:AU:13:VAL:HG13	21:AU:15:LEU:CG	2.27	0.62
26:DE:136:GLN:HA	26:DE:139:LYS:HG2	1.81	0.62
10:CJ:101:SER:O	10:CJ:102:LEU:HB2	1.99	0.62
4:CD:94:GLU:CD	4:CD:99:ASN:HD21	2.03	0.62
1:AA:1032:G:H2'	1:AA:1033:G:H5'	1.80	0.62
53:CA:745:G:H2'	53:CA:746:A:C8	2.33	0.62

Continued on next page...

Continued from previous page...

Atom-1	Atom-2	Distance(Å)	Clash(Å)
26:DE:157:LEU:HD12	26:DE:157:LEU:C	2.20	0.62
22:BA:2810:A:H2'	22:BA:2811:G:O4'	1.99	0.62
53:CA:1394:A:H2'	53:CA:1501:C:O2'	1.98	0.62
31:BJ:40:HIS:H	31:BJ:40:HIS:HD2	1.45	0.62
53:CA:979:C:H2'	53:CA:980:C:O4'	1.99	0.62
44:BW:22:VAL:HG13	44:BW:25:PHE:CE2	2.34	0.62
32:BK:16:ALA:O	32:BK:17:ARG:HB2	1.99	0.62
38:BQ:65:ASN:ND2	38:BQ:69:ARG:NH2	2.42	0.62
7:AG:12:LEU:H	7:AG:12:LEU:CD2	1.92	0.62
22:DA:185:G:C6	22:DA:212:G:C2	2.87	0.62
22:BA:2013:A:OP1	40:BS:96:ILE:HA	1.98	0.62
15:AO:18:ALA:O	15:AO:19:ASN:HB2	1.98	0.62
53:CA:1144:G:H21	53:CA:1146:A:H62	1.45	0.62
22:DA:492:A:H2'	22:DA:493:G:C8	2.35	0.62
41:BT:32:LEU:N	41:BT:83:ALA:CB	2.59	0.62
53:CA:277:C:O2'	53:CA:278:G:C5'	2.48	0.62
5:CE:79:THR:HA	5:CE:121:ASN:OD1	2.00	0.62
55:CM:12:LYS:H	55:CM:44:ILE:HG13	1.65	0.62
44:DW:49:ASN:CG	44:DW:81:ILE:HG23	2.19	0.62
22:DA:1117:C:O2'	22:DA:1118:C:H5'	1.98	0.62
1:AA:265:G:C2'	1:AA:266:G:H5'	2.29	0.62
22:DA:1376:C:H5''	62:DA:3411:HOH:O	1.99	0.62
57:DB:41:G:H3'	57:DB:42:C:C5'	2.28	0.62
53:CA:210:C:O2	53:CA:210:C:H2'	1.98	0.62
22:DA:1754:A:C6	22:DA:1755:A:C6	2.86	0.62
22:DA:27:G:H1'	22:DA:513:A:H62	1.64	0.62
1:AA:1348:U:O2'	1:AA:1349:A:C5'	2.48	0.62
22:DA:1794:A:H1'	22:DA:1900:A:C2	2.34	0.62
53:CA:430:A:O2'	53:CA:431:A:H5'	1.99	0.62
3:CC:10:ARG:HD3	3:CC:177:LEU:HA	1.80	0.62
22:BA:2134:A:O2'	22:BA:2135:A:H8	1.82	0.62
22:DA:506:G:H4'	22:DA:507:A:H5'	1.80	0.62
28:DG:8:VAL:HG11	28:DG:49:LEU:HD23	1.81	0.62
22:BA:2225:A:H4'	22:BA:2226:C:H6	1.63	0.62
22:BA:1276:A:C8	22:BA:1276:A:H5''	2.35	0.62
10:AJ:74:VAL:HG12	10:AJ:75:ASP:H	1.63	0.62
57:DB:38:C:H4'	36:DO:100:HIS:NE2	2.14	0.62
57:DB:81:G:C4	57:DB:82:U:C5	2.88	0.62
22:BA:95:A:O2'	46:BY:41:HIS:CD2	2.51	0.62
22:DA:1494:A:H2'	22:DA:1495:A:H8	1.63	0.62
5:CE:14:LEU:HD12	5:CE:15:ILE:N	2.13	0.62
14:CN:2:LYS:HD3	14:CN:5:MET:HG2	1.82	0.62

Continued on next page...

Continued from previous page...

Atom-1	Atom-2	Distance(Å)	Clash(Å)
24:BC:67:LYS:O	24:BC:68:ARG:HB2	2.00	0.62
3:AC:59:PRO:HG2	3:AC:62:SER:HB3	1.82	0.62
47:DZ:6:ILE:O	47:DZ:34:THR:HA	2.00	0.62
62:BB:315:HOH:O	43:BV:14:LYS:HD2	1.98	0.62
12:CL:26:CYS:HB2	12:CL:29:LYS:HE2	1.81	0.62
19:AS:79:TYR:CE1	19:AS:80:ARG:HB2	2.35	0.62
22:DA:969:G:H2'	22:DA:970:U:C6	2.35	0.62
24:BC:242:HIS:O	24:BC:244:VAL:HG13	1.99	0.62
1:AA:199:A:O2'	1:AA:200:G:O4'	2.18	0.62
5:AE:105:ILE:O	5:AE:105:ILE:HG13	1.99	0.62
1:AA:878:A:H5''	8:AH:80:PRO:HG2	1.80	0.62
44:BW:24:ARG:HB2	44:BW:65:LYS:HD3	1.79	0.62
22:DA:2575:C:H5'	25:DD:148:GLN:O	2.00	0.62
22:DA:1779:U:H5	22:DA:1784:A:N7	1.97	0.62
22:DA:612:G:C2	22:DA:614:A:H1'	2.34	0.62
39:BR:49:ILE:HG21	39:BR:53:PHE:N	2.14	0.62
51:B3:26:ALA:O	51:B3:27:ASN:CB	2.44	0.62
5:AE:153:ALA:HA	5:AE:156:ARG:HB3	1.78	0.62
53:CA:1151:A:O3'	10:CJ:70:HIS:CE1	2.51	0.62
53:CA:252:U:H6	53:CA:252:U:H5'	1.63	0.62
53:CA:254:G:H5''	17:CQ:70:LYS:CD	2.30	0.62
55:CM:18:LEU:HD22	55:CM:32:ILE:HG21	1.81	0.62
12:CL:70:GLY:C	12:CL:98:ARG:HH22	2.02	0.62
36:BO:31:THR:HG22	36:BO:34:HIS:O	1.99	0.62
1:AA:345:C:O2	32:BK:117:SER:HA	2.00	0.62
2:CB:130:LYS:O	2:CB:134:LEU:HG	1.98	0.62
58:DF:129:MET:HE2	58:DF:174:PHE:CZ	2.34	0.62
28:BG:29:ASN:CG	28:BG:30:GLY:H	2.02	0.62
22:DA:2850:A:OP2	22:DA:2866:U:N3	2.30	0.62
22:DA:1364:G:C5	45:DX:1:SER:HB2	2.34	0.62
31:DJ:95:ARG:HH11	31:DJ:99:ARG:HH21	1.46	0.62
53:CA:429:U:H1'	53:CA:430:A:H5''	1.80	0.62
22:DA:46:G:C2	22:DA:47:C:C5	2.86	0.62
26:BE:31:VAL:HG21	26:BE:104:ALA:CB	2.27	0.62
1:AA:946:A:H2'	1:AA:947:G:C8	2.35	0.62
22:BA:1849:G:H2'	22:BA:1850:G:H8	1.63	0.62
58:DF:28:PRO:HB2	58:DF:168:LEU:HD21	1.80	0.62
31:DJ:8:PRO:HG2	31:DJ:9:GLU:N	2.15	0.62
27:BF:4:HIS:O	27:BF:7:TYR:HB3	1.99	0.62
4:CD:23:GLY:HA2	4:CD:160:LEU:HD12	1.80	0.62
1:AA:537:G:H5''	12:AL:109:ARG:NH1	2.14	0.62
1:AA:1228:C:H2'	1:AA:1229:A:C8	2.35	0.62

Continued on next page...

Continued from previous page...

Atom-1	Atom-2	Distance(Å)	Clash(Å)
7:AG:30:MET:HG2	7:AG:31:VAL:H	1.64	0.62
44:DW:51:GLY:HA2	44:DW:59:PHE:HD2	1.64	0.62
22:BA:2199:A:H5''	22:BA:2199:A:C8	2.34	0.62
40:BS:20:VAL:HA	40:BS:23:LEU:HD12	1.81	0.62
22:DA:1245:G:H4'	26:DE:33:VAL:HG11	1.80	0.62
62:BA:3285:HOH:O	26:BE:98:LYS:HE2	2.00	0.62
34:BM:17:ASN:O	34:BM:38:ARG:HD3	1.99	0.62
1:AA:1358:U:C6	1:AA:1359:C:C5	2.88	0.62
22:BA:1062:G:C8	22:BA:1088:A:C8	2.88	0.62
1:AA:182:A:N3	1:AA:184:G:C8	2.68	0.62
53:CA:1348:U:H4'	9:CI:121:ARG:HG3	1.81	0.62
22:DA:1019:U:O2'	22:DA:1021:A:N1	2.26	0.62
17:AQ:20:ILE:CB	17:AQ:47:ASP:OD1	2.47	0.62
35:DN:47:VAL:O	35:DN:50:PRO:HD2	1.99	0.62
33:DL:103:ILE:HD12	33:DL:103:ILE:N	2.13	0.62
36:DO:31:THR:HG23	36:DO:34:HIS:O	1.99	0.62
46:BY:31:GLN:HG2	46:BY:37:LEU:HB2	1.81	0.62
22:DA:340:A:C2'	22:DA:341:C:H5'	2.29	0.62
42:DU:94:PHE:HD2	42:DU:94:PHE:O	1.83	0.62
37:DP:56:SER:HB2	37:DP:75:THR:HG21	1.82	0.62
17:CQ:45:VAL:HG11	17:CQ:60:ILE:HG21	1.82	0.62
25:DD:178:VAL:HG12	25:DD:179:ARG:HG3	1.80	0.62
58:DF:122:ASP:HB2	58:DF:126:ASN:HB2	1.81	0.62
22:BA:143:C:HO2'	22:BA:144:A:H8	1.47	0.62
37:BP:33:GLU:CG	37:BP:34:GLY:N	2.62	0.62
2:CB:119:GLN:CG	2:CB:124:THR:HG21	2.29	0.62
22:BA:443:A:C8	26:BE:40:ARG:HD3	2.34	0.62
22:DA:271:G:O2'	22:DA:272:A:C5'	2.47	0.62
24:BC:106:PRO:HB3	24:BC:141:HIS:CE1	2.33	0.62
22:DA:1282:U:H2'	22:DA:1283:G:O4'	1.99	0.62
28:DG:116:LEU:HD13	28:DG:121:THR:HA	1.81	0.62
8:CH:24:VAL:HG12	8:CH:62:LEU:HD21	1.82	0.62
49:D1:16:THR:CG2	49:D1:41:VAL:HB	2.30	0.62
1:AA:486:U:H6	1:AA:486:U:H5''	1.63	0.62
22:BA:2484:G:OP1	34:BM:44:ARG:HD3	2.00	0.62
24:DC:196:ASN:O	24:DC:197:ALA:HB3	1.99	0.62
1:AA:1015:G:O2'	1:AA:1016:A:H5'	1.99	0.62
22:BA:417:C:H2'	22:BA:418:C:C6	2.34	0.62
6:CF:51:ILE:O	6:CF:51:ILE:HG22	1.98	0.62
10:AJ:6:ILE:HD11	10:AJ:79:PRO:CB	2.29	0.62
14:AN:91:GLU:O	14:AN:93:PRO:HD3	1.98	0.62
28:BG:39:ALA:HB1	28:BG:57:TYR:CG	2.35	0.62

Continued on next page...

Continued from previous page...

Atom-1	Atom-2	Distance(Å)	Clash(Å)
3:CC:46:LEU:HD22	3:CC:75:VAL:HG22	1.80	0.62
22:BA:1054:A:H2'	22:BA:1055:G:C8	2.34	0.62
14:CN:9:GLU:HA	14:CN:12:ARG:HD2	1.82	0.62
22:DA:2336:A:C8	44:DW:40:ARG:NH2	2.68	0.62
22:DA:1324:G:O2'	22:DA:1616:A:C6	2.53	0.62
39:DR:68:ARG:NH1	39:DR:90:ARG:HG2	2.14	0.62
1:AA:510:A:N3	1:AA:543:U:H1'	2.14	0.62
56:CP:67:ILE:HD11	56:CP:75:ILE:HD12	1.82	0.62
53:CA:1151:A:C6	53:CA:1152:A:N6	2.67	0.62
22:DA:1060:U:C4'	22:DA:1061:U:O5'	2.41	0.62
52:D4:7:VAL:HG22	52:D4:25:VAL:HG21	1.81	0.62
1:AA:373:A:C8	1:AA:373:A:H5'	2.35	0.62
22:DA:1998:A:H2'	22:DA:1999:C:C6	2.32	0.62
25:DD:133:THR:HG23	25:DD:134:HIS:H	1.64	0.62
41:BT:13:ALA:O	41:BT:32:LEU:HB2	2.00	0.62
17:CQ:45:VAL:HG21	17:CQ:60:ILE:HG21	1.79	0.62
22:BA:1141:U:C4'	22:BA:1142:A:O5'	2.44	0.62
49:D1:10:LEU:HD22	49:D1:10:LEU:H	1.64	0.62
22:BA:2791:G:H8	22:BA:2791:G:H5''	1.65	0.62
53:CA:146:G:C2'	53:CA:147:G:H5'	2.30	0.62
31:DJ:92:MET:CE	31:DJ:92:MET:HA	2.30	0.62
22:BA:1507:C:C4	22:BA:1508:A:H2	2.17	0.62
22:DA:2822:G:H5''	25:DD:164:GLN:HE22	1.63	0.62
34:DM:96:ILE:HD13	34:DM:102:LEU:HD11	1.81	0.62
29:BH:67:ALA:HA	29:BH:138:VAL:CB	2.28	0.62
20:CT:2:ASN:N	20:CT:7:LYS:NZ	2.45	0.62
22:DA:1773:A:N7	22:DA:1829:A:H1'	2.15	0.62
2:AB:71:THR:HG21	2:AB:94:ARG:HD3	1.81	0.62
22:BA:2707:U:O2	35:BN:71:ARG:NH1	2.33	0.62
35:BN:71:ARG:NH2	35:BN:71:ARG:CG	2.55	0.62
22:BA:1471:G:C5	22:BA:1472:C:C5	2.88	0.62
28:DG:152:ARG:HD2	28:DG:153:PRO:HD3	1.82	0.62
3:AC:134:LYS:HE3	3:AC:138:GLN:HE22	1.64	0.62
10:CJ:30:LYS:HG2	10:CJ:36:VAL:HG22	1.81	0.62
22:BA:364:C:H2'	22:BA:365:U:H6	1.65	0.62
22:DA:1649:G:O2'	22:DA:1650:A:C5'	2.48	0.62
53:CA:754:C:C2'	53:CA:755:G:H5'	2.30	0.62
22:DA:2726:A:O2'	22:DA:2727:A:P	2.57	0.62
22:BA:118:A:C8	22:BA:119:A:C8	2.87	0.62
29:BH:78:VAL:CG1	29:BH:145:ASN:HB3	2.30	0.62
27:BF:7:TYR:O	27:BF:12:VAL:HG12	2.00	0.62
26:DE:111:GLU:CB	26:DE:114:ARG:HH21	2.12	0.62

Continued on next page...

Continued from previous page...

Atom-1	Atom-2	Distance(Å)	Clash(Å)
22:DA:1381:G:H2'	22:DA:1382:G:H5''	1.80	0.62
22:DA:815:C:OP2	39:DR:85:LYS:HE2	1.99	0.62
35:BN:18:GLN:HE21	35:BN:22:ARG:NH1	1.96	0.62
12:CL:34:THR:HG22	12:CL:35:ARG:HG2	1.80	0.62
1:AA:4:U:O2	1:AA:4:U:H2'	1.99	0.62
1:AA:991:U:H4'	1:AA:992:U:OP1	2.00	0.62
19:AS:10:ILE:HD11	19:AS:15:LEU:HB2	1.81	0.62
22:DA:586:A:H5'	26:DE:84:THR:HG21	1.81	0.62
7:AG:7:GLY:O	7:AG:8:GLN:HB3	2.00	0.62
1:AA:539:A:H2'	1:AA:540:G:C8	2.34	0.62
22:BA:161:A:H3'	22:BA:162:U:H5''	1.81	0.62
54:CG:32:ASP:HB2	54:CG:34:LYS:HD3	1.81	0.62
22:DA:2396:G:C2	22:DA:2421:G:C2	2.88	0.62
5:AE:100:GLU:HB3	5:AE:121:ASN:CA	2.29	0.62
21:AU:33:ARG:NE	21:AU:34:ARG:HG3	2.15	0.62
31:DJ:44:TYR:O	31:DJ:45:THR:HB	1.98	0.62
31:DJ:64:VAL:HG22	31:DJ:68:LYS:HE2	1.80	0.62
31:DJ:44:TYR:HD1	38:DQ:63:ARG:NH2	1.98	0.62
32:BK:10:VAL:HB	32:BK:16:ALA:HB1	1.79	0.62
22:DA:14:A:N6	22:DA:526:A:C4	2.67	0.62
57:DB:109:A:O2'	57:DB:110:C:C6	2.53	0.62
25:BD:107:VAL:O	25:BD:174:SER:O	2.17	0.62
39:DR:40:MET:O	39:DR:41:ILE:HD13	1.99	0.62
39:DR:4:VAL:O	39:DR:38:VAL:HG23	1.99	0.62
53:CA:1090:U:H2'	53:CA:1091:U:C6	2.33	0.62
54:CG:74:VAL:HG13	54:CG:140:VAL:CG1	2.19	0.62
10:CJ:6:ILE:HG23	10:CJ:100:ILE:HG23	1.81	0.62
53:CA:1215:G:O2'	53:CA:1216:A:H8	1.82	0.62
22:DA:960:A:C2'	22:DA:962:G:H5'	2.29	0.62
22:DA:324:A:C2	22:DA:325:G:H1'	2.34	0.62
40:DS:49:LYS:HZ3	40:DS:49:LYS:HB3	1.64	0.62
41:BT:40:LYS:HA	41:BT:43:ILE:HG23	1.80	0.62
24:DC:79:ARG:CG	24:DC:92:LEU:HB2	2.29	0.62
40:DS:31:GLN:O	40:DS:35:ILE:HG12	2.00	0.62
45:DX:30:PRO:HG2	45:DX:32:LEU:HD21	1.79	0.62
32:BK:99:ILE:HG23	32:BK:100:PHE:N	2.15	0.62
1:AA:517:G:O2'	1:AA:530:G:H4'	2.00	0.62
20:CT:14:GLU:HA	20:CT:17:ARG:HB2	1.80	0.62
17:CQ:3:LYS:HZ2	17:CQ:6:THR:HG21	1.64	0.62
3:AC:119:ILE:CG2	3:AC:197:VAL:HG11	2.28	0.62
14:AN:92:ILE:HG21	14:AN:95:LEU:CD2	2.30	0.62
25:DD:51:THR:HG21	25:DD:75:ALA:O	2.00	0.62

Continued on next page...

Continued from previous page...

Atom-1	Atom-2	Distance(Å)	Clash(Å)
53:CA:926:G:H3'	53:CA:1505:G:N2	2.13	0.62
20:CT:57:VAL:CG1	20:CT:71:ALA:CB	2.78	0.62
4:CD:195:ASN:HB3	4:CD:197:HIS:NE2	2.15	0.62
22:BA:271:G:O2'	22:BA:272:A:C5'	2.47	0.62
29:DH:58:LEU:O	29:DH:61:VAL:HG12	1.98	0.62
38:BQ:73:ILE:HD11	38:BQ:77:LYS:HB2	1.81	0.62
22:DA:773:U:H5''	22:DA:774:G:OP2	2.00	0.62
22:DA:1681:G:H2'	22:DA:1762:A:N3	2.15	0.62
1:AA:853:C:H2'	1:AA:854:U:H5'	1.81	0.62
1:AA:22:G:H1'	1:AA:914:A:N6	2.14	0.62
1:AA:601:G:H2'	1:AA:602:A:H8	1.65	0.62
13:AM:106:ARG:HH11	13:AM:106:ARG:HA	1.64	0.62
22:BA:1607:C:N4	22:BA:1622:G:N7	2.47	0.62
22:BA:1541:C:O2'	22:BA:1542:U:H5'	2.00	0.62
7:AG:92:PRO:O	7:AG:93:VAL:HG13	1.99	0.62
11:CK:15:VAL:O	11:CK:16:SER:HB2	1.99	0.62
11:CK:12:ARG:HD3	11:CK:12:ARG:N	2.14	0.62
15:AO:68:TYR:O	15:AO:71:ARG:HG2	1.98	0.62
53:CA:988:G:N2	53:CA:989:U:C2	2.68	0.62
22:BA:1842:G:H2'	22:BA:1843:C:C6	2.35	0.62
1:AA:181:A:H1'	1:AA:182:A:N7	2.14	0.62
8:AH:10:LEU:O	8:AH:13:ILE:HB	2.00	0.62
32:BK:21:CYS:CA	32:BK:41:ILE:HD12	2.30	0.62
22:DA:748:G:O6	22:DA:751:A:H5'	2.00	0.62
22:DA:946:C:O2'	22:DA:947:A:C5'	2.48	0.62
22:DA:971:G:C2'	22:DA:972:A:H5'	2.30	0.62
33:DL:111:ILE:HA	33:DL:128:THR:OG1	1.99	0.62
11:CK:74:LYS:HG3	11:CK:78:ILE:HD11	1.82	0.62
4:CD:190:LEU:O	4:CD:190:LEU:HD23	1.99	0.62
12:AL:85:ARG:CZ	12:AL:87:LYS:HB3	2.29	0.62
1:AA:1062:U:H2'	1:AA:1063:C:C6	2.34	0.62
22:DA:1208:C:N3	22:DA:1209:U:C5	2.68	0.62
1:AA:1239:A:H1'	1:AA:1241:G:C5	2.35	0.62
53:CA:249:U:H5'	53:CA:250:A:OP2	2.00	0.62
22:BA:1778:U:H2'	22:BA:1784:A:N6	2.15	0.62
16:AP:20:VAL:CG2	16:AP:32:PHE:HB2	2.29	0.62
22:DA:1550:C:O2'	22:DA:1551:A:H5'	1.99	0.62
2:AB:22:TRP:CZ3	2:AB:24:PRO:HA	2.35	0.62
42:DU:58:VAL:HG12	42:DU:60:LYS:H	1.64	0.62
58:DF:56:LEU:O	58:DF:60:SER:HB3	2.00	0.62
58:DF:60:SER:C	58:DF:62:GLN:H	2.03	0.62
1:AA:1196:A:O2'	1:AA:1197:A:OP2	2.18	0.62

Continued on next page...

Continued from previous page...

Atom-1	Atom-2	Distance(Å)	Clash(Å)
45:DX:11:PRO:CB	45:DX:27:ARG:HH21	2.13	0.62
32:DK:64:ARG:HD2	32:DK:102:PRO:O	2.00	0.62
22:DA:942:G:C2'	22:DA:943:A:H5'	2.30	0.62
28:DG:120:ILE:CG1	28:DG:140:ILE:HG22	2.27	0.62
22:BA:2136:G:C2'	22:BA:2137:U:H5	2.13	0.62
1:AA:1151:A:C4	1:AA:1152:A:N7	2.68	0.62
53:CA:1036:A:C2'	53:CA:1037:C:H5'	2.30	0.62
29:DH:27:ARG:HH21	29:DH:27:ARG:HB2	1.63	0.62
22:BA:959:A:N6	34:BM:82:MET:HE3	2.13	0.62
22:DA:845:A:N3	22:DA:847:U:H1'	2.14	0.62
53:CA:1454:G:O2'	53:CA:1455:G:C5'	2.47	0.62
22:BA:1688:U:O2	22:BA:1700:A:H5''	2.00	0.62
1:AA:688:G:H5''	1:AA:688:G:C8	2.34	0.62
44:DW:77:LYS:O	44:DW:78:PHE:HB2	1.98	0.62
22:DA:284:U:H2'	22:DA:285:G:H8	1.65	0.62
22:DA:8:C:O2'	22:DA:9:G:H5'	1.99	0.62
26:BE:141:MET:O	26:BE:142:ALA:HB3	1.99	0.62
53:CA:542:G:H2'	53:CA:543:U:H6	1.65	0.62
22:DA:1531:C:H2'	22:DA:1532:A:O4'	2.00	0.62
33:DL:26:GLY:O	33:DL:27:LEU:HD23	2.00	0.62
28:DG:87:GLN:HA	28:DG:129:GLU:HA	1.81	0.62
53:CA:202:G:HO2'	53:CA:468:A:H8	1.48	0.62
22:BA:1794:A:H2'	22:BA:1795:C:C6	2.35	0.62
22:BA:786:C:O2'	22:BA:787:C:H5'	2.00	0.62
1:AA:1450:U:H2'	1:AA:1452:C:C5	2.35	0.62
53:CA:423:G:H2'	53:CA:424:G:O4'	2.00	0.62
53:CA:987:G:C4	53:CA:988:G:C8	2.88	0.62
53:CA:96:U:HO2'	53:CA:97:G:C5'	2.13	0.62
37:BP:50:ARG:CB	37:BP:57:ALA:N	2.53	0.62
5:AE:79:THR:OG1	5:AE:80:LEU:N	2.32	0.62
21:AU:33:ARG:HE	21:AU:34:ARG:HG3	1.65	0.62
31:DJ:105:VAL:HA	31:DJ:108:MET:HG3	1.82	0.62
22:BA:2353:G:H1'	44:BW:30:VAL:HG13	1.82	0.62
46:DY:1:MET:N	46:DY:1:MET:CE	2.62	0.62
22:DA:2015:A:C4	48:D0:2:VAL:HG11	2.35	0.62
22:DA:532:A:H61	22:DA:2020:A:H1'	1.64	0.62
22:DA:2837:A:N6	22:DA:2882:A:C6	2.68	0.62
22:DA:991:C:C4	22:DA:1185:G:C6	2.88	0.62
39:DR:68:ARG:CZ	39:DR:90:ARG:HG2	2.29	0.62
31:BJ:118:MET:HA	31:BJ:121:LYS:HE2	1.80	0.62
1:AA:544:G:C5	1:AA:545:C:C5	2.88	0.62
2:AB:40:ILE:HG21	2:AB:201:GLY:HA2	1.82	0.62

Continued on next page...

Continued from previous page...

Atom-1	Atom-2	Distance(Å)	Clash(Å)
22:BA:2311:A:H1'	27:BF:78:ILE:CD1	2.29	0.62
26:BE:149:ILE:O	26:BE:188:MET:HA	1.99	0.62
54:CG:137:ARG:NH1	54:CG:138:GLU:HG2	2.14	0.62
22:DA:475:C:O2'	22:DA:476:G:H5'	2.00	0.62
22:DA:479:A:H1'	22:DA:480:A:H5''	1.82	0.62
41:BT:40:LYS:N	41:BT:43:ILE:HG23	2.14	0.62
22:DA:405:U:H3'	22:DA:406:G:H5'	1.81	0.62
44:DW:22:VAL:O	44:DW:23:LYS:HG3	2.00	0.62
22:DA:411:G:C4'	22:DA:412:A:OP1	2.47	0.62
22:DA:1554:U:C5'	22:DA:1555:G:OP2	2.48	0.62
22:DA:1555:G:H2'	22:DA:1556:C:C6	2.35	0.62
22:BA:574:A:H4'	22:BA:575:A:C5'	2.30	0.62
32:BK:99:ILE:CG2	32:BK:100:PHE:N	2.63	0.62
40:DS:20:VAL:HG11	40:DS:43:ALA:CB	2.30	0.62
22:DA:1830:C:C4'	24:DC:14:HIS:HE1	2.13	0.62
22:DA:1280:G:C2'	22:DA:1281:G:H5'	2.28	0.62
22:DA:156:A:H2'	22:DA:157:C:O4'	2.00	0.62
22:BA:2321:U:C3'	22:BA:2322:A:H5'	2.30	0.62
22:BA:1276:A:H5''	22:BA:1276:A:H8	1.63	0.62
22:DA:774:G:HO2'	22:DA:775:G:H8	1.47	0.62
22:BA:2250:G:O5'	22:BA:2250:G:H8	1.82	0.62
23:BB:74:U:O2	43:BV:29:ILE:HD13	2.00	0.62
22:BA:491:G:H2'	22:BA:492:A:H8	1.65	0.62
22:BA:2259:U:O4'	22:BA:2427:C:H2'	2.00	0.62
1:AA:853:C:O2'	1:AA:854:U:H5'	2.00	0.62
3:AC:96:VAL:HG23	3:AC:97:PRO:O	2.00	0.62
8:AH:48:PHE:O	8:AH:49:LYS:CB	2.48	0.62
22:DA:259:G:C2'	22:DA:260:G:H5'	2.29	0.62
22:BA:445:C:O2'	22:BA:446:G:H5'	2.00	0.62
22:DA:1499:C:H2'	22:DA:1500:G:H5'	1.82	0.62
1:AA:830:G:H2'	1:AA:831:A:H8	1.65	0.62
55:CM:85:TYR:HE2	55:CM:96:VAL:CG1	2.13	0.62
26:BE:151:GLY:HA2	26:BE:192:ALA:HB2	1.82	0.62
22:BA:1381:G:H2'	22:BA:1382:G:H5'	1.81	0.62
22:BA:1206:G:H2'	22:BA:1207:C:H6	1.64	0.62
27:BF:47:LYS:NZ	27:BF:47:LYS:HB3	2.14	0.62
47:DZ:31:ILE:O	47:DZ:31:ILE:HG13	1.99	0.62
42:DU:42:LYS:HB2	42:DU:42:LYS:NZ	2.15	0.62
1:AA:1447:A:H5'	1:AA:1448:C:OP2	2.00	0.62
22:BA:1085:A:C3'	22:BA:1086:A:C2	2.81	0.61
28:BG:84:LYS:HB2	28:BG:132:LEU:HG	1.82	0.61
1:AA:174:A:H2'	1:AA:175:C:C6	2.35	0.61

Continued on next page...

Continued from previous page...

Atom-1	Atom-2	Distance(Å)	Clash(Å)
22:DA:2328:A:H2'	22:DA:2329:U:C6	2.34	0.61
53:CA:1350:A:C2	54:CG:33:GLY:HA3	2.35	0.61
14:CN:79:SER:HB2	14:CN:81:ILE:HD11	1.81	0.61
17:AQ:20:ILE:N	17:AQ:47:ASP:OD1	2.32	0.61
22:DA:1131:G:N7	22:DA:2025:C:H4'	2.14	0.61
22:DA:2836:U:O2'	22:DA:2837:A:O5'	2.17	0.61
22:DA:14:A:C6	22:DA:526:A:C2	2.88	0.61
35:DN:75:ILE:CD1	35:DN:79:LEU:HD12	2.30	0.61
39:DR:68:ARG:HD2	39:DR:92:TRP:CZ3	2.35	0.61
2:AB:40:ILE:HG21	2:AB:201:GLY:CA	2.30	0.61
25:BD:107:VAL:CG2	25:BD:177:VAL:HG13	2.26	0.61
22:DA:1565:C:H3'	24:DC:17:LYS:HE2	1.82	0.61
33:BL:110:VAL:HG12	33:BL:111:ILE:H	1.61	0.61
33:BL:94:THR:HG22	33:BL:95:LEU:H	1.65	0.61
22:DA:962:G:O2'	22:DA:963:U:H6	1.83	0.61
41:BT:34:VAL:O	41:BT:34:VAL:HG23	1.99	0.61
27:BF:134:GLN:NE2	27:BF:148:VAL:O	2.33	0.61
53:CA:515:G:N7	62:CA:1854:HOH:O	2.31	0.61
56:CP:2:VAL:HA	56:CP:22:ALA:O	2.00	0.61
3:CC:166:TRP:CE3	3:CC:166:TRP:N	2.68	0.61
9:AI:79:ARG:HD3	9:AI:102:PHE:CD1	2.34	0.61
53:CA:825:A:H2'	53:CA:826:C:C6	2.33	0.61
14:AN:40:ARG:HH12	14:AN:44:VAL:CG2	2.13	0.61
22:DA:1655:A:O2'	22:DA:1656:C:H5'	2.00	0.61
22:BA:1157:G:N2	22:BA:1158:C:C2	2.67	0.61
22:BA:1735:A:H2'	22:BA:1736:U:C6	2.34	0.61
24:DC:244:VAL:HG12	24:DC:250:GLN:HA	1.82	0.61
22:DA:2232:C:P	45:DX:26:ARG:NH1	2.72	0.61
22:BA:2820:A:C8	22:BA:2820:A:C3'	2.82	0.61
22:BA:2063:C:C6	22:BA:2063:C:H5'	2.30	0.61
22:BA:869:G:C5	22:BA:870:U:C5	2.88	0.61
35:DN:51:LEU:HA	35:DN:54:LEU:CD2	2.30	0.61
22:DA:2447:G:N7	22:DA:2500:U:H2'	2.15	0.61
20:AT:53:MET:CE	20:AT:57:VAL:CG2	2.78	0.61
18:CR:19:GLU:CD	18:CR:20:ILE:N	2.52	0.61
40:DS:4:ILE:HG22	40:DS:106:VAL:HG13	1.82	0.61
47:DZ:6:ILE:CD1	47:DZ:47:ILE:HD11	2.30	0.61
22:DA:2810:A:H2'	22:DA:2811:G:O4'	2.00	0.61
1:AA:126:G:H2'	1:AA:127:G:O5'	2.00	0.61
53:CA:1031:C:H5'	53:CA:1032:G:H5''	1.81	0.61
22:BA:2280:G:C2	22:BA:2281:A:C8	2.88	0.61
22:DA:874:G:H5'	22:DA:875:G:OP2	1.99	0.61

Continued on next page...

Continued from previous page...

Atom-1	Atom-2	Distance(Å)	Clash(Å)
44:DW:31:LEU:C	44:DW:33:GLY:H	2.04	0.61
5:AE:103:GLY:HA2	5:AE:121:ASN:HA	1.81	0.61
1:AA:872:A:C8	1:AA:874:G:C8	2.88	0.61
38:DQ:57:ARG:O	38:DQ:61:ILE:HD13	2.00	0.61
17:AQ:18:LYS:C	17:AQ:47:ASP:OD2	2.37	0.61
22:DA:828:U:H4'	22:DA:831:G:N1	2.14	0.61
53:CA:517:G:H5'	53:CA:519:C:C2	2.35	0.61
6:AF:93:LYS:O	6:AF:94:HIS:HB2	2.00	0.61
27:BF:129:MET:HG3	27:BF:153:ILE:HD11	1.77	0.61
22:DA:471:A:H5''	26:DE:79:ARG:HH12	1.65	0.61
1:AA:751:U:H4'	15:AO:23:SER:HA	1.81	0.61
36:DO:62:LEU:CD1	36:DO:65:THR:HG23	2.29	0.61
22:DA:2093:G:N2	22:DA:2094:A:C5	2.66	0.61
24:DC:62:ARG:HD2	24:DC:62:ARG:N	2.15	0.61
1:AA:1143:G:H2'	1:AA:1144:G:C8	2.33	0.61
2:AB:66:ILE:CB	2:AB:88:GLN:HB3	2.21	0.61
22:DA:338:G:H2'	22:DA:339:U:C5'	2.28	0.61
29:BH:96:THR:C	29:BH:97:ARG:HG3	2.20	0.61
1:AA:429:U:H4'	1:AA:430:A:O5'	1.98	0.61
21:CU:33:ARG:CZ	21:CU:34:ARG:HD3	2.30	0.61
21:CU:38:GLU:N	21:CU:40:PRO:HD2	2.14	0.61
22:DA:1904:G:H1'	22:DA:1927:A:N1	2.16	0.61
22:BA:1815:A:C1'	22:BA:1817:G:C8	2.83	0.61
25:DD:177:VAL:HG12	25:DD:189:VAL:HG13	1.82	0.61
22:DA:2312:U:H2'	22:DA:2313:C:C6	2.35	0.61
53:CA:1448:C:O2'	53:CA:1449:C:C6	2.52	0.61
40:DS:35:ILE:HG13	40:DS:36:LEU:HD22	1.82	0.61
22:DA:126:A:H2'	50:D2:46:LYS:CE	2.30	0.61
37:DP:86:LYS:NZ	37:DP:86:LYS:CA	2.61	0.61
36:DO:15:ARG:HG2	36:DO:93:ASP:OD1	2.00	0.61
4:AD:151:GLN:H	4:AD:154:VAL:HG13	1.65	0.61
25:DD:10:GLY:O	25:DD:11:MET:CB	2.48	0.61
22:DA:173:A:H2'	22:DA:174:U:H6	1.63	0.61
34:DM:57:VAL:HA	34:DM:112:LEU:HD11	1.81	0.61
37:DP:102:ARG:CB	37:DP:107:ALA:HB2	2.30	0.61
22:BA:1277:G:C5'	35:BN:20:MET:CE	2.79	0.61
22:DA:2898:U:H2'	22:DA:2899:A:H8	1.64	0.61
22:DA:2674:G:H2'	22:DA:2675:A:H8	1.65	0.61
22:DA:1304:A:HO2'	22:DA:1305:C:H6	1.42	0.61
55:CM:3:ILE:O	55:CM:4:ALA:HB2	1.98	0.61
22:BA:2816:G:C2'	22:BA:2817:U:H5'	2.30	0.61
22:BA:1364:G:OP2	45:BX:1:SER:N	2.33	0.61

Continued on next page...

Continued from previous page...

Atom-1	Atom-2	Distance(Å)	Clash(Å)
11:CK:21:HIS:O	11:CK:22:ILE:HD12	2.00	0.61
26:BE:154:ASP:OD2	26:BE:157:LEU:HB3	1.99	0.61
1:AA:677:U:H3	1:AA:713:G:H22	1.48	0.61
20:CT:69:ASN:O	20:CT:72:ALA:HB3	1.99	0.61
38:BQ:13:HIS:HD2	38:BQ:31:TYR:CE1	2.18	0.61
22:BA:396:G:H1'	45:BX:28:PHE:HB3	1.81	0.61
22:DA:2099:U:H2'	22:DA:2099:U:O2	2.00	0.61
1:AA:198:G:O2'	1:AA:199:A:C5'	2.49	0.61
1:AA:198:G:H22	1:AA:220:G:H1'	1.64	0.61
31:BJ:44:TYR:CD2	38:BQ:63:ARG:CG	2.81	0.61
53:CA:1348:U:O2'	53:CA:1349:A:H8	1.75	0.61
31:DJ:123:LYS:N	31:DJ:123:LYS:HD2	2.15	0.61
46:DY:4:LYS:HB2	46:DY:4:LYS:NZ	2.14	0.61
22:DA:836:G:C6	22:DA:837:C:N3	2.67	0.61
20:AT:43:LYS:NZ	20:AT:86:ALA:HA	2.15	0.61
4:CD:186:GLU:O	4:CD:187:ARG:CB	2.47	0.61
22:DA:2215:C:O2'	22:DA:2216:G:H8	1.82	0.61
22:DA:1205:A:N7	26:DE:165:HIS:CG	2.68	0.61
22:DA:303:G:H2'	22:DA:304:U:C5	2.36	0.61
22:DA:1722:A:N6	22:DA:1739:A:C8	2.68	0.61
32:DK:7:MET:HG3	32:DK:17:ARG:HH12	1.65	0.61
1:AA:983:A:O2'	1:AA:984:C:H5'	2.01	0.61
22:BA:2202:U:H5''	22:BA:2203:U:OP1	2.00	0.61
9:AI:83:THR:HG21	9:AI:102:PHE:CB	2.28	0.61
22:BA:580:U:C2	22:BA:581:C:C5	2.89	0.61
40:DS:47:VAL:O	40:DS:50:VAL:HB	1.99	0.61
22:BA:1266:G:H5''	40:BS:15:GLN:HE22	1.65	0.61
10:AJ:53:ILE:HG22	10:AJ:61:ALA:CB	2.28	0.61
4:AD:147:LYS:O	4:AD:149:LYS:HB2	2.00	0.61
15:AO:50:HIS:O	15:AO:53:ARG:HB3	2.00	0.61
41:DT:8:LEU:HD22	41:DT:46:ALA:HA	1.82	0.61
22:BA:1848:A:H2'	22:BA:1849:G:H8	1.64	0.61
29:DH:77:THR:HG22	29:DH:143:ILE:HD11	1.82	0.61
53:CA:704:A:C2'	53:CA:705:G:H8	2.13	0.61
56:CP:4:ILE:CD1	56:CP:4:ILE:N	2.63	0.61
41:BT:50:LEU:O	41:BT:51:PHE:HB2	2.01	0.61
4:AD:158:LEU:O	4:AD:161:ALA:HB3	2.00	0.61
1:AA:953:G:C2	1:AA:954:G:H1'	2.35	0.61
22:DA:2235:G:C5	22:DA:2236:U:C5	2.88	0.61
22:BA:790:U:O2'	22:BA:791:C:O5'	2.18	0.61
22:DA:1525:A:H2'	22:DA:1526:C:O4'	2.00	0.61
48:D0:37:HIS:CG	48:D0:43:THR:HG22	2.35	0.61

Continued on next page...

Continued from previous page...

Atom-1	Atom-2	Distance(Å)	Clash(Å)
22:DA:753:A:O2'	22:DA:754:U:H5'	2.01	0.61
8:CH:39:LEU:HB2	8:CH:45:ILE:HD11	1.82	0.61
6:CF:66:ALA:HB1	6:CF:70:VAL:CG2	2.31	0.61
22:DA:19:A:C2	22:DA:522:A:C2	2.88	0.61
9:CI:79:ARG:O	9:CI:83:THR:HG22	2.00	0.61
51:B3:44:ARG:N	51:B3:45:PRO:HD2	2.15	0.61
22:DA:1388:G:O2'	22:DA:1389:G:C5'	2.47	0.61
53:CA:151:A:H2'	53:CA:152:A:O4'	2.00	0.61
9:CI:27:ILE:HD13	9:CI:62:LEU:CB	2.28	0.61
22:DA:1021:A:O2'	22:DA:1022:G:C4'	2.37	0.61
22:DA:604:G:O2'	22:DA:605:G:H8	1.83	0.61
21:AU:8:ASN:O	21:AU:11:PHE:HE2	1.82	0.61
10:AJ:51:VAL:HB	14:AN:80:ARG:CB	2.29	0.61
24:DC:106:PRO:HB3	24:DC:141:HIS:HE1	1.65	0.61
24:DC:82:TYR:O	24:DC:84:PRO:HD3	2.00	0.61
15:AO:15:GLY:C	15:AO:17:ASP:H	2.04	0.61
15:AO:77:TYR:OH	15:AO:87:ARG:HG2	2.00	0.61
53:CA:375:U:OP1	56:CP:70:ARG:HD3	2.01	0.61
32:DK:38:ILE:CG1	32:DK:61:VAL:HG12	2.22	0.61
22:DA:1965:C:C5'	22:DA:1965:C:H6	2.13	0.61
22:DA:104:A:O2'	22:DA:105:C:C5'	2.48	0.61
1:AA:1240:U:H3	7:AG:29:LEU:CD2	2.12	0.61
22:DA:224:U:H5	22:DA:420:C:H4'	1.65	0.61
22:BA:634:C:O5'	22:BA:634:C:H6	1.83	0.61
53:CA:501:C:H2'	53:CA:502:A:C8	2.35	0.61
58:DF:39:VAL:CA	58:DF:49:LEU:HG	2.29	0.61
58:DF:177:ARG:NH1	58:DF:178:LYS:HB3	2.16	0.61
22:DA:117:G:C2	22:DA:119:A:N6	2.68	0.61
35:DN:14:SER:C	35:DN:16:HIS:H	2.03	0.61
22:DA:1171:G:N2	22:DA:1179:G:H1'	2.16	0.61
22:DA:2141:G:H2'	22:DA:2142:A:C8	2.35	0.61
1:AA:662:U:H2'	1:AA:663:A:H8	1.63	0.61
10:AJ:14:ASP:HB3	10:AJ:17:LEU:CB	2.30	0.61
44:DW:8:SER:O	44:DW:9:THR:CB	2.47	0.61
1:AA:263:A:H2'	1:AA:264:C:C6	2.34	0.61
21:AU:48:LYS:HA	21:AU:51:ALA:HB3	1.81	0.61
1:AA:597:G:O2'	1:AA:598:U:H5'	2.01	0.61
1:AA:507:C:OP2	1:AA:508:U:H3'	1.99	0.61
22:DA:2674:G:H4'	32:DK:30:ARG:HG2	1.82	0.61
28:BG:15:ASP:CG	28:BG:16:VAL:H	2.03	0.61
30:DI:12:VAL:HG12	30:DI:13:ALA:N	2.15	0.61
12:CL:50:LYS:N	12:CL:50:LYS:HD2	2.13	0.61

Continued on next page...

Continued from previous page...

Atom-1	Atom-2	Distance(Å)	Clash(Å)
22:BA:1068:G:H2'	22:BA:1069:A:H5'	1.82	0.61
9:CI:26:LYS:O	9:CI:62:LEU:HB2	1.99	0.61
19:CS:38:THR:OG1	19:CS:67:GLY:HA2	2.01	0.61
44:BW:41:GLY:O	44:BW:42:THR:C	2.38	0.61
22:DA:1156:A:H8	22:DA:1156:A:OP1	1.82	0.61
22:DA:671:C:O2'	22:DA:672:C:C5'	2.49	0.61
22:DA:992:C:H4'	39:DR:74:ILE:HD13	1.83	0.61
22:BA:2582:G:H2'	22:BA:2582:G:N3	2.16	0.61
1:AA:1395:C:C5'	1:AA:1395:C:C6	2.79	0.61
22:DA:447:A:H5'	22:DA:449:A:C8	2.34	0.61
33:BL:77:ILE:O	33:BL:110:VAL:O	2.18	0.61
22:DA:1069:A:N6	22:DA:1073:A:C5'	2.62	0.61
53:CA:577:G:C6	53:CA:812:G:N2	2.68	0.61
58:DF:134:GLN:HB2	58:DF:137:PHE:HE2	1.64	0.61
11:CK:123:PRO:HB2	11:CK:125:LYS:HG3	1.81	0.61
24:DC:79:ARG:HG3	24:DC:92:LEU:HB2	1.82	0.61
1:AA:252:U:H5''	1:AA:252:U:H6	1.63	0.61
8:AH:105:THR:CG2	8:AH:120:LEU:HD13	2.27	0.61
22:DA:125:A:C5'	50:D2:19:ARG:HD3	2.30	0.61
58:DF:36:ASN:O	58:DF:37:MET:HB3	2.01	0.61
47:BZ:9:THR:HG23	47:BZ:10:ARG:HB2	1.83	0.61
53:CA:484:G:C4'	53:CA:485:U:O5'	2.48	0.61
22:BA:475:C:C6	22:BA:475:C:C5'	2.84	0.61
22:DA:2636:C:H4'	25:DD:81:GLU:OE1	2.00	0.61
25:DD:33:ARG:H	25:DD:33:ARG:HD2	1.64	0.61
53:CA:47:C:H4'	53:CA:48:C:O5'	2.00	0.61
1:AA:214:C:H2'	1:AA:215:C:C6	2.36	0.61
11:CK:55:ARG:N	11:CK:55:ARG:HD2	2.15	0.61
29:DH:26:ALA:HA	29:DH:30:LEU:HB2	1.82	0.61
22:DA:1051:G:H5'	22:DA:2752:C:H1'	1.83	0.61
22:DA:1839:G:O2'	22:DA:1840:G:C5'	2.48	0.61
17:CQ:29:LYS:CE	17:CQ:36:PHE:CE2	2.84	0.61
1:AA:687:A:C8	1:AA:701:U:H5	2.18	0.61
53:CA:968:A:C4	53:CA:1062:U:H4'	2.36	0.61
41:BT:73:ARG:NH2	41:BT:73:ARG:HB3	2.15	0.61
1:AA:15:G:H4'	5:AE:28:ARG:NH1	2.16	0.61
39:BR:64:VAL:O	39:BR:65:ALA:HB3	2.01	0.61
22:BA:535:G:O2'	22:BA:536:G:H5'	2.01	0.61
22:BA:2840:C:H2'	22:BA:2841:C:H6	1.64	0.61
53:CA:861:G:C5	53:CA:862:C:C5	2.89	0.61
4:CD:60:VAL:HG22	4:CD:194:ILE:CG2	2.30	0.61
22:BA:2405:G:H1'	22:BA:2412:A:H61	1.64	0.61

Continued on next page...

Continued from previous page...

Atom-1	Atom-2	Distance(Å)	Clash(Å)
28:DG:175:LYS:O	28:DG:175:LYS:HD3	2.01	0.61
53:CA:168:G:H2'	53:CA:169:C:H5'	1.82	0.61
29:BH:43:ASN:HD22	29:BH:43:ASN:N	1.98	0.61
48:B0:52:LYS:O	48:B0:52:LYS:HG3	1.99	0.61
22:BA:1309:G:OP1	50:B2:9:VAL:HG13	2.01	0.61
22:BA:1059:G:C6	22:BA:1060:U:N3	2.68	0.61
53:CA:986:U:O2'	53:CA:987:G:H5'	2.01	0.61
1:AA:198:G:C4	1:AA:199:A:N7	2.67	0.61
44:DW:37:VAL:HG23	44:DW:38:ARG:NH1	2.15	0.61
19:CS:50:VAL:HG11	19:CS:70:LEU:HB3	1.81	0.61
44:BW:23:LYS:CD	44:BW:24:ARG:N	2.63	0.61
22:DA:192:C:OP1	62:DA:3722:HOH:O	2.16	0.61
22:DA:826:U:H5'	22:DA:2428:G:O2'	2.01	0.61
22:DA:17:G:H4'	38:DQ:24:TYR:HE1	1.66	0.61
5:AE:158:LYS:HE2	8:AH:63:LYS:NZ	2.16	0.61
39:DR:51:VAL:HB	39:DR:52:PRO:HD2	1.83	0.61
22:DA:1361:G:C5	22:DA:1362:C:C5	2.88	0.61
57:DB:116:G:H2'	57:DB:117:G:H8	1.66	0.61
22:DA:2226:C:H2'	22:DA:2227:A:C8	2.35	0.61
34:BM:33:LEU:CD2	34:BM:128:THR:HB	2.30	0.61
3:AC:6:PRO:O	3:AC:10:ARG:HG2	2.00	0.61
1:AA:428:G:O4'	1:AA:430:A:C8	2.53	0.61
12:AL:29:LYS:O	12:AL:81:ILE:HG22	2.01	0.61
29:DH:93:SER:HB3	29:DH:121:VAL:CG2	2.24	0.61
22:DA:1039:A:C4	22:DA:1040:A:C8	2.88	0.61
1:AA:92:U:O2'	1:AA:93:U:H6	1.83	0.61
32:BK:108:ARG:HH21	37:BP:34:GLY:HA3	1.66	0.61
1:AA:1159:U:N3	1:AA:1182:G:C5	2.69	0.61
58:DF:1:ALA:HB3	58:DF:93:GLU:OE2	2.00	0.61
22:DA:2847:U:H3'	37:DP:94:ALA:HB2	1.81	0.61
22:DA:513:A:C2	22:DA:514:A:C5	2.89	0.61
32:DK:99:ILE:HD12	32:DK:118:LEU:HB2	1.82	0.61
22:DA:1744:A:H3'	22:DA:1745:A:H8	1.65	0.61
11:AK:22:ILE:HG13	11:AK:22:ILE:O	1.99	0.61
3:CC:181:ILE:HG12	3:CC:202:PHE:CB	2.30	0.61
4:AD:145:ARG:HH11	4:AD:147:LYS:CE	2.11	0.61
22:DA:1698:A:H4'	22:DA:1699:G:O5'	1.99	0.61
26:BE:134:LEU:O	26:BE:134:LEU:HD12	2.00	0.61
14:AN:56:PRO:HA	14:AN:59:GLN:HE22	1.63	0.61
2:AB:58:LYS:HZ1	2:AB:62:ARG:HG3	1.66	0.61
4:CD:58:GLN:OE1	4:CD:58:GLN:HA	2.00	0.61
29:BH:78:VAL:HG11	29:BH:145:ASN:CB	2.30	0.61

Continued on next page...

Continued from previous page...

Atom-1	Atom-2	Distance(Å)	Clash(Å)
53:CA:992:U:H1'	53:CA:993:G:C2	2.36	0.61
22:BA:1474:U:C2'	22:BA:1475:G:H5'	2.30	0.61
55:CM:82:LEU:HD21	19:CS:60:PHE:HB3	1.81	0.61
21:AU:45:LYS:HE3	21:AU:45:LYS:HA	1.82	0.61
1:AA:139:A:C2'	1:AA:140:U:H5'	2.30	0.61
22:DA:2187:U:O2'	22:DA:2188:U:H5'	2.01	0.61
7:AG:136:LYS:O	7:AG:140:VAL:HG23	2.00	0.61
2:CB:27:LYS:N	2:CB:28:PRO:CD	2.63	0.61
22:DA:1223:G:N2	22:DA:1226:A:OP2	2.29	0.61
22:BA:1916:A:H8	22:BA:1916:A:O5'	1.82	0.61
53:CA:1406:U:H2'	53:CA:1407:C:H5'	1.82	0.61
22:BA:1070:A:C2	30:BI:9:LYS:CG	2.82	0.61
53:CA:91:U:C4	53:CA:92:U:C4	2.88	0.61
53:CA:1363:A:C6	53:CA:1365:G:O6	2.53	0.61
53:CA:935:A:O2'	53:CA:936:C:C6	2.50	0.61
22:DA:188:G:H2'	22:DA:189:G:H5'	1.82	0.61
27:BF:35:LEU:CB	27:BF:153:ILE:HG22	2.17	0.61
29:BH:40:THR:O	29:BH:42:LYS:N	2.30	0.61
22:DA:2689:U:H5''	22:DA:2690:U:O5'	2.00	0.61
11:AK:113:THR:HB	21:AU:28:LEU:HD11	1.82	0.61
53:CA:119:A:H5'	53:CA:120:A:O5'	2.00	0.61
53:CA:994:A:HO2'	53:CA:995:C:H6	1.48	0.61
1:AA:1141:C:O2'	1:AA:1142:G:O5'	2.16	0.61
22:DA:322:A:H3'	26:DE:163:ASN:HD21	1.65	0.61
25:DD:36:GLN:HE21	25:DD:38:LYS:HZ1	1.49	0.61
41:BT:40:LYS:O	41:BT:44:LYS:N	2.34	0.61
53:CA:255:G:H4'	17:CQ:18:LYS:HB2	1.82	0.61
7:AG:112:ASP:HB2	7:AG:118:ARG:HG3	1.82	0.61
35:BN:73:ASN:HA	35:BN:76:VAL:HG12	1.82	0.61
22:DA:1808:A:H5''	22:DA:1809:A:N7	2.15	0.61
22:DA:1830:C:C5'	24:DC:14:HIS:HE1	2.13	0.61
1:AA:1257:A:H4'	1:AA:1258:G:OP2	2.01	0.61
22:DA:1281:G:C6	22:DA:1290:C:N4	2.67	0.61
36:DO:18:LEU:HD13	36:DO:25:ARG:CG	2.29	0.61
53:CA:702:A:H8	53:CA:702:A:OP1	1.84	0.61
53:CA:752:G:H1'	53:CA:754:C:H41	1.62	0.61
1:AA:1111:A:C2'	1:AA:1112:C:H5'	2.29	0.61
53:CA:1062:U:H2'	53:CA:1063:C:C6	2.36	0.61
22:DA:1956:U:H2'	22:DA:1957:C:H6	1.65	0.61
10:AJ:48:ARG:NH1	10:AJ:66:GLU:OE1	2.34	0.61
22:BA:320:A:H4'	22:BA:322:A:N7	2.14	0.61
22:DA:1300:G:H4'	22:DA:1301:A:O5'	1.99	0.61

Continued on next page...

Continued from previous page...

Atom-1	Atom-2	Distance(Å)	Clash(Å)
47:BZ:35:VAL:CG2	47:BZ:37:ARG:CZ	2.79	0.61
22:BA:2857:G:N2	22:BA:2860:A:OP2	2.32	0.61
22:BA:2217:G:O2'	22:BA:2218:G:H5'	2.00	0.61
9:AI:93:LEU:HD12	9:AI:94:ARG:N	2.16	0.61
22:BA:2347:C:H2'	22:BA:2348:U:C6	2.36	0.61
37:DP:74:GLN:HA	37:DP:74:GLN:OE1	1.99	0.61
53:CA:132:C:O2'	53:CA:133:U:C5'	2.48	0.61
53:CA:234:C:O2'	53:CA:235:C:H5'	2.00	0.61
22:BA:1062:G:C8	22:BA:1088:A:H8	2.19	0.61
38:BQ:63:ARG:NH2	38:BQ:96:ASP:CA	2.64	0.61
44:DW:46:ALA:HA	44:DW:50:VAL:HG12	1.81	0.61
5:AE:85:LYS:HG3	5:AE:94:PHE:HB2	1.83	0.61
53:CA:1157:A:C2	53:CA:1181:G:C8	2.89	0.61
44:BW:26:GLY:O	44:BW:27:GLY:C	2.39	0.61
22:DA:2069:G:O2'	22:DA:2070:A:H5'	2.01	0.61
4:AD:61:ARG:HH21	4:AD:67:LEU:HA	1.66	0.61
22:BA:2509:G:C3'	22:BA:2510:C:C5'	2.79	0.61
22:BA:2509:G:H2'	22:BA:2510:C:H5''	1.81	0.61
21:AU:9:GLU:CB	21:AU:10:PRO:HD3	2.30	0.61
38:DQ:87:VAL:CG1	39:DR:52:PRO:HG3	2.29	0.61
24:DC:129:LEU:C	24:DC:188:ARG:HG3	2.21	0.61
4:CD:25:ARG:HH12	4:CD:30:LYS:CG	2.03	0.61
1:AA:466:A:O2'	1:AA:467:U:H5	1.84	0.61
53:CA:313:A:H2'	53:CA:314:C:C6	2.35	0.61
25:DD:114:LYS:CD	25:DD:116:LYS:NZ	2.57	0.61
22:BA:1779:U:C5	22:BA:1784:A:N7	2.61	0.61
22:DA:859:G:N2	22:DA:916:G:O2'	2.33	0.61
22:BA:1818:U:H2'	24:BC:152:GLN:O	2.01	0.61
12:CL:80:LEU:HB3	12:CL:97:VAL:HG22	1.82	0.61
31:BJ:56:VAL:HG12	31:BJ:57:LEU:H	1.62	0.61
22:BA:475:C:C6	22:BA:475:C:H5'	2.30	0.61
22:DA:1430:G:H2'	22:DA:1431:A:C8	2.35	0.61
4:AD:167:PRO:CB	4:AD:170:LEU:HD11	2.28	0.61
22:BA:1585:C:O5'	22:BA:1585:C:H6	1.83	0.61
22:BA:1871:A:O2'	22:BA:1872:A:C8	2.53	0.61
37:BP:105:LYS:CA	37:BP:108:ARG:HH21	2.12	0.61
22:BA:1378:A:O2'	22:BA:1379:U:H3'	2.00	0.61
28:BG:18:ILE:HD11	28:BG:42:VAL:CG1	2.30	0.61
31:BJ:25:LEU:HB2	31:BJ:62:VAL:CG2	2.31	0.61
22:BA:2065:C:H2'	22:BA:2066:C:H6	1.65	0.61
22:DA:1351:C:H4'	22:DA:1572:A:O4'	2.01	0.61
8:CH:65:PHE:CE2	8:CH:66:GLN:HG2	2.35	0.61

Continued on next page...

Continued from previous page...

Atom-1	Atom-2	Distance(Å)	Clash(Å)
10:AJ:22:THR:HG22	10:AJ:23:ALA:N	2.16	0.61
22:BA:202:U:H2'	22:BA:203:A:C8	2.34	0.61
13:AM:95:PRO:CG	13:AM:101:THR:HG22	2.31	0.61
53:CA:1336:C:H1'	53:CA:1337:G:C2	2.35	0.61
22:BA:531:C:C5	22:BA:2035:G:C2	2.89	0.61
48:D0:42:ILE:HD11	48:D0:48:TYR:HB2	1.81	0.61
22:BA:568:U:P	33:BL:36:LYS:HE3	2.40	0.61
29:BH:100:ALA:O	29:BH:104:THR:HB	2.00	0.61
3:CC:100:ILE:HD12	3:CC:101:ASN:N	2.16	0.61
2:CB:93:HIS:CB	2:CB:145:ASN:O	2.47	0.61
31:DJ:35:ARG:NH1	31:DJ:140:LEU:HD11	2.16	0.61
31:DJ:44:TYR:HB2	38:DQ:63:ARG:NH1	2.15	0.61
32:BK:18:ARG:HG2	32:BK:45:GLU:HG3	1.83	0.61
48:D0:5:ASN:HD22	48:D0:6:LYS:N	1.99	0.61
22:DA:739:A:O2'	22:DA:740:C:H5	1.84	0.61
57:DB:15:A:C4	57:DB:109:A:C6	2.88	0.61
22:BA:1045:C:C4'	22:BA:1046:A:H5'	2.29	0.61
53:CA:373:A:H5'	53:CA:373:A:H8	1.66	0.61
36:DO:30:ARG:HH12	36:DO:102:ARG:HB2	1.66	0.61
1:AA:466:A:HO2'	1:AA:467:U:H5	1.43	0.61
44:BW:8:SER:O	44:BW:9:THR:CG2	2.48	0.61
22:DA:1935:G:C1'	22:DA:1964:G:N2	2.56	0.61
22:DA:104:A:O2'	22:DA:105:C:H5'	2.01	0.61
22:DA:340:A:H2'	22:DA:341:C:H5'	1.81	0.61
26:DE:128:ALA:O	26:DE:130:LYS:HG2	2.01	0.61
21:CU:36:PHE:HD1	21:CU:40:PRO:HB3	1.66	0.61
22:DA:2310:C:H2'	22:DA:2311:A:C5'	2.30	0.61
22:DA:1038:G:C2'	22:DA:1039:A:H5'	2.30	0.61
22:DA:2665:A:H2'	22:DA:2666:C:O2	2.00	0.61
22:BA:141:G:H1	41:BT:2:ILE:HG23	1.65	0.61
32:BK:63:VAL:HG11	32:BK:103:VAL:HG12	1.83	0.61
32:BK:98:ARG:HA	32:BK:118:LEU:HD23	1.83	0.61
35:BN:75:ILE:HD12	35:BN:79:LEU:HD12	1.81	0.61
8:CH:28:SER:HB2	8:CH:57:GLU:O	2.01	0.61
22:BA:914:G:H5''	22:BA:914:G:H8	1.66	0.61
9:AI:28:VAL:HB	9:AI:63:TYR:CD2	2.32	0.61
40:DS:28:LYS:HA	40:DS:70:LYS:HA	1.82	0.61
1:AA:914:A:C4	1:AA:915:A:C8	2.88	0.61
25:BD:125:TRP:O	25:BD:126:ASN:HB2	2.00	0.61
47:DZ:46:MET:O	47:DZ:49:ALA:HB3	2.00	0.61
22:BA:245:G:H2'	22:BA:246:C:H6	1.65	0.61
22:BA:346:A:H8	22:BA:346:A:H5'	1.66	0.61

Continued on next page...

Continued from previous page...

Atom-1	Atom-2	Distance(Å)	Clash(Å)
22:DA:1196:C:H1'	22:DA:1226:A:C4	2.36	0.61
22:BA:170:U:H2'	22:BA:171:U:H6	1.65	0.61
53:CA:618:C:H3'	53:CA:619:U:H5''	1.82	0.61
58:DF:155:ILE:N	58:DF:155:ILE:HD12	2.16	0.61
22:DA:924:G:O2'	22:DA:925:A:H5'	2.01	0.61
4:AD:166:LYS:NZ	4:AD:166:LYS:HB3	2.15	0.61
3:CC:70:ALA:HB2	3:CC:114:LEU:HD11	1.82	0.61
33:DL:108:ALA:HB3	33:DL:125:LEU:HD22	1.83	0.61
28:BG:116:LEU:HB3	28:BG:120:ILE:CG2	2.31	0.61
22:BA:558:U:P	31:BJ:113:PRO:HB2	2.41	0.61
22:DA:2332:C:O2'	44:DW:40:ARG:NH2	2.34	0.61
33:DL:65:GLY:O	33:DL:66:PHE:HB2	2.01	0.61
44:DW:45:HIS:O	44:DW:46:ALA:HB2	2.01	0.61
53:CA:1183:U:O2'	53:CA:1184:G:OP1	2.19	0.61
31:DJ:18:VAL:HG13	31:DJ:56:VAL:HA	1.83	0.61
22:DA:1272:A:C2	22:DA:1618:A:N3	2.68	0.61
50:D2:31:LEU:HA	50:D2:34:ARG:CB	2.27	0.61
33:BL:55:MET:HE2	33:BL:55:MET:CA	2.08	0.61
22:DA:1084:A:H2'	22:DA:1085:A:H5'	1.81	0.61
2:CB:74:ALA:HB1	2:CB:206:ILE:CD1	2.27	0.61
9:AI:6:TYR:CG	9:AI:7:GLY:N	2.68	0.61
54:CG:92:PRO:HA	54:CG:95:ARG:HB2	1.82	0.61
41:BT:26:LYS:O	41:BT:27:SER:CB	2.48	0.61
53:CA:274:A:O2'	53:CA:275:G:H8	1.74	0.61
22:DA:231:A:O2'	22:DA:232:G:C5'	2.49	0.61
58:DF:137:PHE:CB	58:DF:138:PRO:HD2	2.20	0.61
53:CA:1239:A:O2'	53:CA:1241:G:C5	2.52	0.61
10:AJ:80:THR:HB	10:AJ:83:THR:CG2	2.27	0.61
22:DA:2346:A:H3'	22:DA:2347:C:C5'	2.26	0.61
23:BB:28:C:OP1	36:BO:31:THR:HG21	2.00	0.61
1:AA:439:U:O2'	1:AA:440:C:H5'	1.99	0.61
22:BA:335:C:O5'	22:BA:335:C:H6	1.82	0.61
22:DA:1655:A:H4'	25:DD:118:PHE:CE1	2.36	0.61
1:AA:1348:U:HO2'	1:AA:1349:A:H8	1.48	0.61
47:DZ:40:THR:N	47:DZ:43:ILE:HD11	2.16	0.61
1:AA:1284:C:O5'	1:AA:1284:C:H6	1.84	0.61
22:BA:1417:C:H2'	22:BA:1418:G:C8	2.35	0.61
43:DV:4:ILE:HD11	43:DV:50:MET:CE	2.30	0.61
22:DA:810:U:C4	33:DL:30:THR:HG22	2.35	0.61
40:BS:29:VAL:O	40:BS:33:LEU:HD22	2.01	0.61
23:BB:57:A:H2'	23:BB:58:A:C8	2.35	0.61
3:CC:41:TYR:CE1	3:CC:89:VAL:HG12	2.36	0.61

Continued on next page...

Continued from previous page...

Atom-1	Atom-2	Distance(Å)	Clash(Å)
58:DF:28:PRO:CB	58:DF:168:LEU:HD21	2.31	0.61
22:DA:545:U:C2	22:DA:547:A:H5''	2.36	0.61
5:CE:132:PRO:O	5:CE:134:ASN:N	2.34	0.61
1:AA:779:C:O2'	1:AA:780:A:H5'	2.01	0.61
22:DA:1498:C:O2'	22:DA:1499:C:H5'	2.00	0.61
22:BA:1171:G:C6	22:BA:1172:C:C4	2.89	0.61
51:D3:51:LYS:O	51:D3:54:LEU:HB3	2.01	0.61
22:BA:2480:C:C2'	22:BA:2481:G:H5'	2.30	0.61
1:AA:569:C:H5''	1:AA:570:G:OP1	2.00	0.61
22:BA:1479:G:C2'	22:BA:1480:C:H5'	2.31	0.61
22:BA:497:A:H2'	22:BA:498:G:O4'	2.01	0.61
49:B1:35:LEU:O	49:B1:35:LEU:HD23	2.01	0.61
22:DA:2337:G:N3	22:DA:2337:G:H2'	2.15	0.60
53:CA:1181:G:H2'	53:CA:1182:G:C8	2.36	0.60
53:CA:960:U:C4'	53:CA:961:U:H5''	2.30	0.60
44:BW:23:LYS:NZ	44:BW:24:ARG:HG3	2.16	0.60
32:BK:43:ILE:HG21	32:BK:46:ALA:HB2	1.82	0.60
22:DA:833:A:H2'	22:DA:834:G:C8	2.35	0.60
22:DA:612:G:C2	22:DA:617:G:O6	2.54	0.60
5:AE:152:VAL:HB	5:AE:155:LYS:NZ	2.16	0.60
22:DA:2216:G:HO2'	22:DA:2217:G:H8	0.69	0.60
22:DA:1815:A:H1'	22:DA:1817:G:N7	2.16	0.60
22:DA:1823:G:H5''	62:DC:407:HOH:O	2.01	0.60
53:CA:1134:G:N1	53:CA:1141:C:C4	2.69	0.60
10:CJ:38:GLY:O	10:CJ:40:ILE:HD12	2.01	0.60
22:DA:295:G:N2	22:DA:296:U:C6	2.69	0.60
2:AB:163:ILE:O	2:AB:185:ILE:HG12	2.00	0.60
22:DA:2408:U:H2'	22:DA:2409:G:H8	1.65	0.60
21:CU:39:LYS:H	21:CU:40:PRO:CD	2.08	0.60
11:AK:109:ILE:HG22	11:AK:110:THR:N	2.16	0.60
37:BP:85:VAL:HG13	37:BP:86:LYS:H	1.66	0.60
37:DP:91:VAL:HG11	37:DP:96:LEU:HD21	1.83	0.60
37:BP:4:ILE:HG22	37:BP:8:GLU:HG3	1.82	0.60
53:CA:527:G:C2	53:CA:528:C:C6	2.89	0.60
12:CL:106:VAL:HB	12:CL:109:ARG:CG	2.31	0.60
4:AD:33:ILE:O	4:AD:34:GLU:CB	2.48	0.60
24:BC:251:THR:CG2	24:BC:252:LYS:H	2.07	0.60
22:DA:381:G:H5'	45:DX:15:ASN:HD22	1.66	0.60
53:CA:740:U:H4'	15:CO:38:LEU:HD11	1.83	0.60
37:BP:3:ILE:HD13	37:BP:3:ILE:C	2.20	0.60
22:DA:1782:U:O2'	22:DA:1783:A:H5'	2.01	0.60
4:CD:106:PHE:CD1	4:CD:106:PHE:N	2.67	0.60

Continued on next page...

Continued from previous page...

Atom-1	Atom-2	Distance(Å)	Clash(Å)
22:BA:301:G:OP2	42:BU:81:ARG:NH1	2.34	0.60
42:DU:26:ASN:O	42:DU:34:ILE:HB	2.01	0.60
24:BC:77:VAL:HG23	24:BC:111:ALA:HA	1.83	0.60
22:BA:1945:G:C4	22:BA:1946:U:C5	2.89	0.60
22:BA:1199:U:H2'	22:BA:1200:C:H6	1.64	0.60
1:AA:208:U:H3	1:AA:212:G:N2	1.99	0.60
37:BP:67:GLU:HA	37:BP:67:GLU:OE1	2.00	0.60
22:BA:1330:C:O2'	22:BA:1331:G:C5'	2.49	0.60
22:DA:1573:G:H2'	22:DA:1574:C:H5'	1.83	0.60
22:BA:1278:C:H2'	22:BA:1279:G:H8	1.65	0.60
19:CS:54:ARG:CG	19:CS:55:GLN:H	2.13	0.60
53:CA:1071:C:H4'	5:CE:53:ARG:HH11	1.66	0.60
1:AA:15:G:C4'	5:AE:28:ARG:NH1	2.64	0.60
1:AA:603:U:H2'	1:AA:604:G:H8	1.66	0.60
30:DI:16:MET:SD	30:DI:19:PRO:HG2	2.41	0.60
24:BC:259:ASN:C	24:BC:261:ARG:H	2.04	0.60
42:BU:42:LYS:HD3	42:BU:42:LYS:N	2.15	0.60
22:BA:1605:C:H2'	22:BA:1606:C:H5'	1.83	0.60
27:BF:168:LEU:HD12	27:BF:168:LEU:O	2.01	0.60
22:BA:2038:G:H2'	22:BA:2039:U:O4'	2.01	0.60
7:AG:14:ASP:OD1	7:AG:17:PHE:HB2	2.01	0.60
40:DS:2:GLU:OE2	40:DS:2:GLU:HA	2.00	0.60
33:BL:4:ASN:HD22	33:BL:4:ASN:H	1.48	0.60
22:BA:1428:C:C5	22:BA:1569:A:H5''	2.36	0.60
22:BA:1073:A:H8	22:BA:1073:A:P	2.24	0.60
22:DA:1915:U:C2'	22:DA:1916:A:C8	2.66	0.60
22:BA:1154:G:OP2	38:BQ:57:ARG:NH1	2.33	0.60
5:AE:109:ALA:O	5:AE:110:MET:CG	2.49	0.60
22:DA:2834:G:C1'	22:DA:2879:A:H61	2.14	0.60
4:AD:196:GLU:C	4:AD:198:LEU:H	2.04	0.60
22:DA:616:A:C2'	22:DA:617:G:C8	2.78	0.60
2:AB:157:PRO:O	2:AB:180:ILE:HD12	2.00	0.60
22:DA:2808:G:HO2'	22:DA:2809:A:H8	1.48	0.60
6:AF:71:ILE:HG23	6:AF:72:ASP:N	2.17	0.60
26:BE:149:ILE:HD11	26:BE:172:ALA:HA	1.82	0.60
53:CA:1254:A:H2'	53:CA:1255:G:C8	2.35	0.60
54:CG:22:LEU:C	54:CG:22:LEU:HD23	2.21	0.60
8:CH:103:VAL:CG1	8:CH:124:ILE:HA	2.21	0.60
24:DC:95:TYR:C	24:DC:97:ASP:H	2.05	0.60
40:DS:55:ILE:O	40:DS:59:GLU:HG2	2.01	0.60
22:BA:136:G:H2'	22:BA:137:U:C5	2.36	0.60
3:CC:166:TRP:HE3	3:CC:166:TRP:N	1.99	0.60

Continued on next page...

Continued from previous page...

Atom-1	Atom-2	Distance(Å)	Clash(Å)
22:DA:1655:A:C5'	25:DD:118:PHE:CE1	2.85	0.60
10:AJ:53:ILE:CG1	14:AN:84:ARG:CZ	2.79	0.60
10:AJ:53:ILE:HG13	14:AN:84:ARG:CZ	2.31	0.60
36:DO:24:THR:HG22	36:DO:41:ALA:HA	1.82	0.60
26:DE:29:HIS:ND1	33:DL:6:LEU:HD22	2.17	0.60
2:AB:60:ALA:CB	2:AB:223:GLY:HA3	2.31	0.60
53:CA:183:C:HO2'	53:CA:184:G:C5'	2.13	0.60
22:BA:638:G:H2'	22:BA:639:U:H6	1.62	0.60
52:B4:3:VAL:O	52:B4:4:ARG:O	2.19	0.60
1:AA:1094:G:O2'	1:AA:1095:U:OP2	2.17	0.60
53:CA:1513:A:H2'	53:CA:1514:G:C8	2.36	0.60
12:CL:58:ASN:CG	12:CL:60:PHE:HD1	2.05	0.60
25:DD:208:LYS:O	25:DD:209:ALA:HB2	2.00	0.60
17:AQ:29:LYS:HB2	17:AQ:36:PHE:CE1	2.35	0.60
22:DA:982:C:H5''	22:DA:983:A:OP1	2.02	0.60
53:CA:629:A:H2'	53:CA:630:A:O4'	2.01	0.60
9:CI:114:LYS:HB2	9:CI:117:LEU:HD12	1.84	0.60
9:CI:45:MET:O	9:CI:49:GLN:HG3	2.01	0.60
35:DN:35:LYS:NZ	35:DN:112:TYR:HE1	1.98	0.60
39:DR:90:ARG:O	39:DR:91:GLN:HB3	2.01	0.60
22:DA:739:A:H8	22:DA:739:A:OP2	1.84	0.60
22:DA:656:G:O2'	22:DA:657:U:C5'	2.49	0.60
22:DA:452:G:OP1	26:DE:53:THR:HG23	2.01	0.60
22:DA:1420:A:C4	22:DA:2211:A:N7	2.69	0.60
24:DC:62:ARG:NH2	24:DC:62:ARG:HG2	2.08	0.60
53:CA:1148:U:H2'	53:CA:1149:C:O4'	2.01	0.60
53:CA:121:U:H3'	53:CA:121:U:OP1	2.01	0.60
32:DK:21:CYS:SG	32:DK:39:ILE:HG21	2.40	0.60
32:DK:88:ASN:CB	32:DK:91:SER:HB2	2.31	0.60
22:DA:1965:C:C3'	22:DA:1966:A:C5'	2.76	0.60
55:CM:18:LEU:N	55:CM:18:LEU:HD12	2.16	0.60
3:CC:109:GLU:CG	3:CC:139:ASN:HB2	2.25	0.60
2:CB:19:THR:CG2	2:CB:37:VAL:HA	2.31	0.60
58:DF:48:LEU:O	58:DF:52:ALA:HB2	2.01	0.60
1:AA:251:G:H4'	1:AA:252:U:C5'	2.29	0.60
53:CA:1190:G:H3'	3:CC:2:GLN:O	2.01	0.60
22:DA:55:G:N2	22:DA:116:C:C2	2.68	0.60
22:DA:1655:A:H5'	25:DD:118:PHE:CD1	2.35	0.60
22:DA:27:G:N2	22:DA:512:G:H2'	2.16	0.60
4:CD:59:LYS:O	4:CD:63:ILE:HG13	2.02	0.60
43:DV:75:GLN:HG3	43:DV:92:VAL:HG13	1.84	0.60
37:BP:17:PRO:CG	37:BP:83:ILE:HG23	2.31	0.60

Continued on next page...

Continued from previous page...

Atom-1	Atom-2	Distance(Å)	Clash(Å)
52:D4:3:VAL:O	52:D4:4:ARG:CB	2.48	0.60
8:AH:21:LYS:HE2	8:AH:21:LYS:CA	2.31	0.60
29:DH:68:ARG:CG	29:DH:71:LYS:HD3	2.31	0.60
33:BL:23:ILE:HG12	39:BR:82:HIS:CE1	2.37	0.60
18:AR:33:THR:HG22	18:AR:37:LYS:O	2.01	0.60
31:DJ:127:GLY:O	31:DJ:129:GLU:HG3	2.00	0.60
50:B2:21:ARG:O	50:B2:27:GLY:HA3	2.02	0.60
1:AA:923:A:H2'	1:AA:924:C:H6	1.66	0.60
25:BD:136:ASN:HD21	25:BD:139:SER:HB2	1.66	0.60
22:BA:2475:C:C2'	22:BA:2476:A:H5'	2.31	0.60
58:DF:155:ILE:H	58:DF:155:ILE:HD12	1.66	0.60
23:BB:19:C:O2'	23:BB:20:G:H5'	2.01	0.60
10:AJ:8:ILE:HG12	10:AJ:100:ILE:HG22	1.83	0.60
37:BP:30:TRP:CZ2	37:BP:39:LEU:HD11	2.36	0.60
22:DA:1387:A:O2'	22:DA:1388:G:H8	1.84	0.60
22:DA:1389:G:O2'	22:DA:1390:U:C5'	2.50	0.60
53:CA:71:A:C2	53:CA:72:A:N7	2.70	0.60
9:CI:61:ASP:C	9:CI:62:LEU:HD22	2.22	0.60
22:BA:1179:G:C2	22:BA:1180:U:O2'	2.54	0.60
22:BA:1046:A:H3'	22:BA:1047:G:H5'	1.83	0.60
4:CD:187:ARG:HH21	4:CD:191:SER:HA	1.66	0.60
5:AE:81:GLN:H	5:AE:81:GLN:NE2	1.99	0.60
39:DR:39:LEU:HB2	39:DR:49:ILE:HD13	1.84	0.60
22:DA:1359:A:N1	22:DA:1360:G:H1'	2.17	0.60
33:BL:96:LYS:HD3	33:BL:103:ILE:HA	1.83	0.60
22:DA:2091:C:N4	22:DA:2092:U:C4	2.69	0.60
22:DA:1055:G:N3	22:DA:1055:G:H2'	2.16	0.60
38:DQ:6:GLY:C	38:DQ:8:ILE:H	2.04	0.60
32:DK:39:ILE:HD11	32:DK:62:VAL:CG2	2.29	0.60
41:BT:31:VAL:CA	41:BT:32:LEU:HD23	2.31	0.60
53:CA:254:G:H5''	17:CQ:70:LYS:HD3	1.83	0.60
22:DA:1738:G:O2'	22:DA:1739:A:H8	1.82	0.60
23:BB:116:G:C4'	36:BO:54:VAL:HG22	2.25	0.60
1:AA:266:G:OP2	1:AA:267:C:H5	1.85	0.60
22:DA:2230:G:H2'	22:DA:2231:U:C6	2.36	0.60
45:DX:63:ILE:HD12	45:DX:64:ASP:N	2.14	0.60
22:DA:165:A:H2'	22:DA:166:U:H6	1.65	0.60
35:DN:24:MET:HG2	35:DN:44:LEU:HD13	1.84	0.60
1:AA:423:G:HO2'	1:AA:424:G:C4'	2.14	0.60
22:DA:727:A:C2'	22:DA:728:G:C8	2.84	0.60
25:BD:45:TYR:HD1	25:BD:45:TYR:N	1.90	0.60
53:CA:16:A:C2'	53:CA:17:U:H5'	2.31	0.60

Continued on next page...

Continued from previous page...

Atom-1	Atom-2	Distance(Å)	Clash(Å)
53:CA:1504:G:H3'	53:CA:1505:G:H5'	1.82	0.60
5:CE:44:ARG:HH22	5:CE:70:MET:HB2	1.66	0.60
28:DG:8:VAL:HB	28:DG:49:LEU:HB3	1.83	0.60
33:DL:3:LEU:C	33:DL:3:LEU:HD12	2.20	0.60
40:BS:29:VAL:CG1	40:BS:55:ILE:HD11	2.31	0.60
22:DA:1693:U:H4'	22:DA:1694:C:OP2	2.01	0.60
2:CB:95:TRP:CZ3	2:CB:171:ALA:HA	2.37	0.60
20:AT:8:LYS:HA	20:AT:11:ILE:HG23	1.81	0.60
53:CA:436:C:C2'	53:CA:437:U:H5'	2.31	0.60
1:AA:1210:C:C2'	1:AA:1211:U:H5'	2.31	0.60
8:AH:85:TYR:CD2	8:AH:123:GLU:HB2	2.36	0.60
47:DZ:7:THR:O	47:DZ:54:VAL:HA	2.02	0.60
22:DA:159:G:O2'	22:DA:160:A:H5''	2.00	0.60
1:AA:1386:G:H2'	1:AA:1387:G:H8	1.66	0.60
26:DE:44:ARG:H	26:DE:89:PRO:HA	1.66	0.60
3:CC:38:VAL:O	3:CC:42:LEU:HD23	2.01	0.60
22:BA:2023:C:H5''	22:BA:2023:C:H6	1.65	0.60
22:BA:1079:C:C4	22:BA:1088:A:C2	2.87	0.60
22:BA:1106:G:C2	22:BA:1107:G:C8	2.90	0.60
22:DA:1402:U:H2'	22:DA:1403:A:O5'	2.01	0.60
1:AA:73:C:O2'	1:AA:74:A:H5''	2.01	0.60
53:CA:934:C:H4'	53:CA:935:A:OP1	2.00	0.60
44:BW:17:ALA:HB1	44:BW:36:ILE:HA	1.84	0.60
22:DA:1609:A:N6	22:DA:1616:A:C2	2.69	0.60
22:DA:528:A:C2	22:DA:2043:C:H4'	2.36	0.60
22:DA:2815:C:H2'	22:DA:2816:G:H8	1.64	0.60
35:DN:72:ASP:O	35:DN:75:ILE:HG13	2.01	0.60
22:DA:622:G:H2'	22:DA:623:C:C6	2.37	0.60
22:BA:2507:C:C2'	22:BA:2508:G:H5''	2.31	0.60
22:DA:455:C:N4	22:DA:472:A:H2'	2.16	0.60
21:AU:24:LYS:O	21:AU:28:LEU:HB2	2.01	0.60
10:CJ:39:PRO:HA	10:CJ:74:VAL:H	1.66	0.60
6:CF:2:ARG:HG2	6:CF:4:TYR:OH	2.00	0.60
22:DA:1475:G:N3	22:DA:1475:G:H2'	2.16	0.60
37:BP:45:VAL:HG12	37:BP:46:VAL:O	2.02	0.60
22:BA:1026:G:O2'	22:BA:1027:A:H5'	2.01	0.60
12:CL:120:ARG:HG2	12:CL:121:PRO:N	2.14	0.60
30:DI:11:GLN:OE1	30:DI:74:PRO:HG2	2.02	0.60
2:CB:130:LYS:HD3	2:CB:133:ALA:HB3	1.83	0.60
25:BD:159:LYS:NZ	25:BD:159:LYS:HA	2.16	0.60
22:DA:55:G:C2	22:DA:116:C:C2	2.90	0.60
4:CD:93:LEU:O	4:CD:96:ARG:HG3	2.01	0.60

Continued on next page...

Continued from previous page...

Atom-1	Atom-2	Distance(Å)	Clash(Å)
22:BA:1684:G:H2'	22:BA:1685:C:C6	2.36	0.60
22:BA:2211:A:C4'	22:BA:2211:A:OP2	2.48	0.60
3:CC:76:ILE:HA	3:CC:83:VAL:CG1	2.32	0.60
22:DA:729:G:C2'	22:DA:729:G:N3	2.64	0.60
36:DO:88:LYS:O	36:DO:89:ASP:HB3	2.01	0.60
22:DA:243:U:O2'	22:DA:244:A:H5'	2.01	0.60
2:AB:139:GLU:O	2:AB:143:LEU:CD2	2.48	0.60
33:DL:29:LYS:C	33:DL:30:THR:HG23	2.21	0.60
22:BA:817:C:O2'	22:BA:818:G:H5'	2.01	0.60
28:DG:44:HIS:HA	28:DG:49:LEU:HA	1.83	0.60
33:DL:7:SER:HB2	33:DL:8:PRO:HD2	1.81	0.60
1:AA:731:G:OP1	1:AA:766:A:C1'	2.50	0.60
53:CA:193:C:H1'	20:CT:54:GLN:HE21	1.66	0.60
53:CA:338:A:N1	53:CA:351:G:N2	2.48	0.60
22:BA:1577:C:H2'	22:BA:1578:U:O4'	2.01	0.60
55:CM:82:LEU:HD12	55:CM:82:LEU:N	2.17	0.60
31:DJ:86:GLN:O	31:DJ:87:ALA:CB	2.49	0.60
24:DC:172:THR:HG22	24:DC:182:LYS:NZ	2.17	0.60
1:AA:1031:C:O2'	1:AA:1032:G:H5''	2.02	0.60
1:AA:154:U:O2'	1:AA:155:A:H5'	2.01	0.60
18:AR:35:SER:HA	18:AR:71:ASP:HB3	1.83	0.60
22:DA:644:A:O2'	22:DA:645:C:H5'	2.02	0.60
22:BA:71:A:OP2	22:BA:71:A:H3'	2.02	0.60
28:BG:86:LEU:HD12	28:BG:130:ILE:O	2.01	0.60
31:BJ:111:LYS:CE	31:BJ:115:GLY:H	2.14	0.60
1:AA:198:G:O2'	1:AA:199:A:H5'	2.02	0.60
44:DW:36:ILE:HG22	44:DW:39:GLN:HB2	1.83	0.60
22:BA:2849:U:H5'	22:BA:2867:G:N2	2.16	0.60
8:AH:77:VAL:HG11	8:AH:124:ILE:HD11	1.83	0.60
53:CA:1346:A:C8	53:CA:1348:U:C2	2.89	0.60
22:DA:1142:A:H4'	31:DJ:27:ARG:HH22	1.66	0.60
22:DA:1286:A:C4	22:DA:1289:C:N4	2.70	0.60
22:DA:750:A:H5''	22:DA:751:A:OP2	2.01	0.60
22:DA:818:G:O2'	22:DA:819:A:H5''	2.00	0.60
35:DN:35:LYS:HZ2	35:DN:112:TYR:HE1	1.49	0.60
25:BD:174:SER:O	25:BD:175:LEU:CB	2.44	0.60
26:DE:46:GLN:HB3	26:DE:86:ALA:HB1	1.84	0.60
53:CA:1097:C:H2'	53:CA:1098:C:C6	2.36	0.60
22:DA:1205:A:H5''	22:DA:1206:G:N7	2.16	0.60
40:DS:7:HIS:ND1	40:DS:10:ALA:HB2	2.16	0.60
2:AB:163:ILE:CG2	2:AB:164:ASP:H	2.00	0.60
20:CT:73:ARG:NH1	20:CT:73:ARG:HG3	2.12	0.60

Continued on next page...

Continued from previous page...

Atom-1	Atom-2	Distance(Å)	Clash(Å)
19:AS:28:LYS:HB3	19:AS:29:PRO:CD	2.24	0.60
32:DK:7:MET:HE2	32:DK:7:MET:HA	1.78	0.60
24:BC:252:LYS:HZ2	24:BC:252:LYS:HA	1.67	0.60
24:DC:15:VAL:CG2	24:DC:205:GLY:HA3	2.31	0.60
1:AA:1342:C:O2'	1:AA:1343:G:H5'	2.02	0.60
43:DV:44:HIS:CE1	43:DV:85:LYS:HD3	2.37	0.60
22:BA:914:G:C8	22:BA:914:G:H5''	2.36	0.60
40:DS:6:LYS:HB3	40:DS:6:LYS:NZ	2.16	0.60
22:DA:503:A:C4	22:DA:506:G:N7	2.69	0.60
17:AQ:46:HIS:HB2	17:AQ:66:LEU:CD1	2.32	0.60
46:DY:22:LEU:CD1	46:DY:23:ARG:HH12	2.15	0.60
22:DA:659:G:H5'	26:DE:95:LYS:HD2	1.83	0.60
22:BA:2225:A:H4'	22:BA:2226:C:C6	2.37	0.60
1:AA:994:A:N7	1:AA:1216:A:H4'	2.16	0.60
1:AA:596:A:H2'	1:AA:597:G:C8	2.36	0.60
41:BT:70:HIS:HB2	41:BT:73:ARG:O	2.02	0.60
22:BA:2680:U:P	25:BD:114:LYS:HE2	2.42	0.60
22:BA:1186:G:OP1	62:BA:3571:HOH:O	2.16	0.60
1:AA:1365:G:H2'	1:AA:1366:C:C6	2.36	0.60
22:BA:1434:A:H2'	22:BA:1435:G:H8	1.66	0.60
37:BP:22:GLY:O	37:BP:109:ILE:HD11	2.02	0.60
4:CD:137:SER:O	4:CD:140:ASP:HB2	2.02	0.60
2:CB:35:ASN:O	2:CB:36:LYS:HD2	2.02	0.60
32:BK:104:THR:HB	32:BK:106:GLU:OE1	2.00	0.60
26:BE:23:PHE:CE2	26:BE:25:GLU:HB2	2.36	0.60
2:AB:132:GLU:HG3	2:AB:132:GLU:O	1.99	0.60
22:BA:2641:G:OP1	31:BJ:76:HIS:HE1	1.84	0.60
6:CF:27:ALA:O	6:CF:31:GLY:HA3	2.01	0.60
53:CA:989:U:O4	53:CA:990:C:N4	2.34	0.60
22:DA:2332:C:H4'	44:DW:40:ARG:NH1	2.17	0.60
1:AA:96:U:HO2'	1:AA:97:G:H8	1.48	0.60
53:CA:1383:C:C2'	53:CA:1384:C:H5'	2.32	0.60
22:DA:2013:A:N6	22:DA:2014:A:C2	2.70	0.60
22:DA:976:G:N3	22:DA:977:G:C8	2.70	0.60
25:DD:148:GLN:CG	25:DD:152:PRO:HG2	2.31	0.60
22:DA:2619:C:H5'	25:DD:157:LYS:HA	1.83	0.60
22:DA:740:C:O2'	22:DA:741:U:H5'	2.02	0.60
33:DL:100:ILE:O	33:DL:101:ILE:CB	2.50	0.60
62:DA:3294:HOH:O	33:DL:99:ASN:HA	2.02	0.60
39:BR:49:ILE:HG13	39:BR:51:VAL:O	2.02	0.60
22:DA:2092:U:H4'	22:DA:2093:G:C5'	2.32	0.60
22:DA:2093:G:N3	22:DA:2094:A:N7	2.49	0.60

Continued on next page...

Continued from previous page...

Atom-1	Atom-2	Distance(Å)	Clash(Å)
1:AA:721:G:C4'	1:AA:722:G:O5'	2.34	0.60
10:CJ:37:ARG:HG2	10:CJ:75:ASP:HB3	1.83	0.60
53:CA:119:A:H5'	53:CA:120:A:H5'	1.82	0.60
22:DA:963:U:HO2'	22:DA:964:C:H6	1.48	0.60
53:CA:575:G:H4'	53:CA:576:C:C5'	2.30	0.60
22:DA:86:G:C2	22:DA:87:U:C4	2.90	0.60
25:DD:129:THR:HG22	25:DD:130:GLN:O	2.02	0.60
22:DA:1738:G:HO2'	22:DA:1739:A:H8	1.48	0.60
55:CM:64:VAL:CG1	55:CM:65:GLU:H	2.08	0.60
22:DA:856:G:O4'	44:DW:23:LYS:HB3	2.02	0.60
10:AJ:41:PRO:O	10:AJ:42:LEU:HB2	2.00	0.60
1:AA:1441:A:H62	1:AA:1461:G:N2	1.97	0.60
37:BP:67:GLU:HG3	37:BP:68:GLY:H	1.67	0.60
37:BP:103:THR:HG23	37:BP:103:THR:O	2.01	0.60
45:DX:58:ILE:HA	45:DX:66:VAL:HG21	1.84	0.60
53:CA:182:A:C5	53:CA:184:G:C8	2.89	0.60
53:CA:1070:U:H2'	53:CA:1071:C:H6	1.67	0.60
29:DH:125:THR:CG2	29:DH:146:VAL:HG11	2.30	0.60
22:BA:1669:A:N3	22:BA:1669:A:H2'	2.16	0.60
9:CI:63:TYR:C	9:CI:64:ILE:HD12	2.22	0.60
25:DD:79:LEU:HD22	25:DD:79:LEU:N	2.16	0.60
1:AA:291:U:O2'	1:AA:292:G:H5'	2.00	0.60
53:CA:35:G:C6	53:CA:36:C:N4	2.69	0.60
22:DA:2672:U:H6	22:DA:2672:U:O5'	1.85	0.60
25:BD:70:LYS:O	25:BD:71:ALA:HB3	2.02	0.60
36:DO:20:GLU:HG3	44:DW:50:VAL:HG11	1.84	0.60
22:DA:1608:A:O3'	22:DA:1609:A:H3'	2.02	0.60
22:DA:620:G:H4'	22:DA:621:A:O5'	2.02	0.60
33:DL:103:ILE:H	33:DL:103:ILE:CD1	2.13	0.60
33:DL:111:ILE:N	33:DL:111:ILE:HD13	2.16	0.60
39:BR:48:LYS:HD2	39:BR:48:LYS:H	1.67	0.60
33:BL:85:VAL:HG21	33:BL:94:THR:HG23	1.83	0.60
22:DA:1073:A:OP2	22:DA:1073:A:H4'	2.02	0.60
22:DA:1087:G:N2	22:DA:1103:A:H1'	2.16	0.60
26:DE:153:LEU:HD12	26:DE:170:ARG:O	2.02	0.60
22:DA:1991:U:H2'	22:DA:1992:G:H5'	1.83	0.60
41:BT:28:ASN:HA	41:BT:91:GLN:CD	2.21	0.60
22:DA:1510:G:OP2	22:DA:1510:G:H3'	2.00	0.60
22:DA:1734:G:HO2'	22:DA:1735:A:H8	1.40	0.60
22:DA:1967:C:C6	22:DA:1967:C:H5''	2.29	0.60
55:CM:11:HIS:N	55:CM:44:ILE:HD12	2.16	0.60
53:CA:1066:C:H2'	53:CA:1067:A:C8	2.36	0.60

Continued on next page...

Continued from previous page...

Atom-1	Atom-2	Distance(Å)	Clash(Å)
22:DA:332:A:C5	22:DA:335:C:N4	2.70	0.60
58:DF:177:ARG:CD	58:DF:178:LYS:N	2.60	0.60
30:DI:74:PRO:O	30:DI:78:LEU:HG	2.01	0.60
22:DA:206:U:O2'	22:DA:207:A:H8	1.84	0.60
58:DF:102:LEU:C	58:DF:103:ILE:HD12	2.22	0.60
4:CD:151:GLN:HB3	4:CD:154:VAL:HG12	1.82	0.60
42:DU:39:ASN:OD1	42:DU:64:ILE:HB	2.01	0.60
22:BA:1731:G:C2	22:BA:1733:G:C5	2.90	0.60
31:DJ:94:ALA:O	31:DJ:95:ARG:CB	2.50	0.60
22:DA:1775:U:H2'	22:DA:1776:G:O5'	2.01	0.60
53:CA:818:G:C3'	53:CA:819:A:C5'	2.80	0.60
22:DA:1649:G:C6	22:DA:2009:A:C6	2.89	0.60
58:DF:8:LYS:HB2	58:DF:8:LYS:NZ	2.16	0.60
22:BA:434:U:HO2'	22:BA:436:C:H5	1.49	0.60
25:BD:91:THR:C	25:BD:93:GLY:N	2.55	0.60
24:BC:255:LYS:C	24:BC:257:ARG:H	2.04	0.60
55:CM:106:ARG:HH21	55:CM:112:ARG:CZ	2.14	0.60
22:BA:536:G:H2'	22:BA:537:G:H5'	1.84	0.60
22:BA:346:A:C8	22:BA:346:A:H5'	2.37	0.60
22:BA:2786:U:O2'	22:BA:2787:C:H5'	2.02	0.60
21:CU:28:LEU:C	21:CU:28:LEU:HD23	2.21	0.60
22:BA:2299:U:O2'	22:BA:2300:C:H5'	2.02	0.60
1:AA:767:A:H2'	1:AA:768:A:O4'	2.02	0.60
22:DA:263:G:H4'	22:DA:430:A:O4'	2.01	0.60
45:BX:10:ARG:HB2	45:BX:11:PRO:CD	2.32	0.60
8:AH:50:VAL:O	8:AH:50:VAL:HG13	2.02	0.60
28:DG:19:ASN:N	28:DG:19:ASN:HD22	1.98	0.60
53:CA:1440:U:OP2	53:CA:1440:U:H6	1.84	0.60
3:CC:104:GLU:HG2	3:CC:105:VAL:N	2.17	0.60
53:CA:82:G:N7	53:CA:89:U:C4	2.69	0.60
44:DW:18:LYS:HZ3	44:DW:18:LYS:HB2	1.66	0.60
53:CA:1345:U:H5''	53:CA:1346:A:OP1	2.02	0.60
22:DA:2815:C:H2'	22:DA:2816:G:C8	2.37	0.60
22:DA:973:A:OP2	39:DR:81:LYS:HE3	2.02	0.60
22:DA:637:A:N6	22:DA:652:U:H4'	2.17	0.60
25:BD:97:SER:HB3	25:BD:99:GLU:OE1	2.02	0.60
22:DA:185:G:H2'	22:DA:186:G:C8	2.36	0.60
22:DA:453:A:H4'	22:DA:472:A:H62	1.66	0.60
22:DA:2212:A:C8	22:DA:2214:C:N4	2.70	0.60
22:BA:747:U:C4	22:BA:2613:U:C5	2.89	0.60
1:AA:433:G:O2'	1:AA:434:U:H5'	2.02	0.60
33:DL:21:ARG:CZ	33:DL:21:ARG:HB3	2.32	0.60

Continued on next page...

Continued from previous page...

Atom-1	Atom-2	Distance(Å)	Clash(Å)
22:DA:2646:C:C5'	22:DA:2646:C:C6	2.78	0.60
55:CM:18:LEU:HA	55:CM:21:ILE:HD11	1.83	0.60
12:AL:23:LEU:HB3	12:AL:58:ASN:HD22	1.65	0.60
22:BA:2742:G:O2'	22:BA:2743:U:H5'	2.02	0.60
27:BF:37:MET:HE3	27:BF:151:LEU:HB3	1.83	0.60
54:CG:116:ALA:C	54:CG:120:ALA:HB3	2.22	0.60
42:BU:33:VAL:O	42:BU:64:ILE:HG22	2.00	0.60
3:CC:179:ALA:HB1	3:CC:202:PHE:CE1	2.36	0.60
43:DV:9:ARG:HD3	43:DV:39:ALA:HB1	1.82	0.60
29:DH:94:ILE:HG13	29:DH:98:ASP:OD1	2.01	0.60
22:BA:358:U:H2'	22:BA:359:G:O4'	2.02	0.60
22:BA:866:A:C8	22:BA:914:G:C6	2.89	0.60
19:AS:46:LEU:H	19:AS:61:VAL:HG23	1.67	0.60
22:DA:2425:A:H1'	22:DA:2427:C:C5	2.36	0.60
33:BL:61:LEU:O	51:B3:12:ARG:HD3	2.02	0.60
2:CB:10:LYS:HA	2:CB:10:LYS:HE3	1.84	0.60
20:AT:24:ARG:O	20:AT:28:ARG:HG2	2.01	0.60
2:AB:58:LYS:O	2:AB:58:LYS:HD3	2.01	0.60
53:CA:1481:U:H2'	53:CA:1482:G:C8	2.37	0.60
48:D0:37:HIS:CB	48:D0:43:THR:HG22	2.31	0.60
6:AF:52:ASN:O	6:AF:53:LYS:CB	2.50	0.60
40:BS:2:GLU:O	40:BS:107:VAL:O	2.18	0.60
26:BE:28:VAL:O	26:BE:32:VAL:HG22	2.02	0.60
24:BC:165:ALA:HB3	24:BC:172:THR:CG2	2.32	0.60
39:DR:43:ASN:ND2	39:DR:44:GLY:H	1.99	0.60
50:B2:35:ARG:HG2	50:B2:42:LEU:HD11	1.84	0.60
22:DA:1338:G:H5''	41:DT:17:SER:HB3	1.83	0.60
31:BJ:40:HIS:C	31:BJ:41:LYS:HG2	2.22	0.60
46:DY:2:LYS:CD	46:DY:4:LYS:HE3	2.30	0.60
22:DA:531:C:O5'	22:DA:532:A:H8	1.85	0.60
22:DA:565:C:H2'	22:DA:566:U:O4'	2.01	0.60
39:BR:49:ILE:HD12	39:BR:52:PRO:HA	0.83	0.60
53:CA:1081:A:H5'	5:CE:22:LYS:HD2	1.84	0.60
10:CJ:44:THR:HG23	10:CJ:70:HIS:CE1	2.37	0.60
22:DA:1053:C:N4	22:DA:1054:A:H62	2.00	0.60
49:B1:16:THR:CG2	49:B1:41:VAL:CG2	2.80	0.60
11:AK:108:ASN:CG	21:AU:6:ARG:HG2	2.21	0.60
31:BJ:64:VAL:O	31:BJ:65:THR:CB	2.50	0.60
22:DA:1635:A:C2'	22:DA:1636:U:H5'	2.31	0.60
22:DA:60:G:HO2'	22:DA:61:C:P	2.25	0.60
53:CA:537:G:H2'	53:CA:538:G:H8	1.63	0.60
58:DF:43:ILE:HG12	58:DF:77:LYS:CD	2.31	0.60

Continued on next page...

Continued from previous page...

Atom-1	Atom-2	Distance(Å)	Clash(Å)
22:DA:1040:A:C2	22:DA:1041:G:C4	2.90	0.60
22:BA:141:G:H5'	22:BA:142:A:N7	2.16	0.60
30:BI:10:LEU:HD13	30:BI:27:LEU:HA	1.84	0.60
22:DA:2492:U:O2'	22:DA:2493:U:C5'	2.50	0.60
22:DA:1809:A:C2	22:DA:1810:A:C5	2.90	0.60
1:AA:1314:C:H5	19:AS:5:LYS:HD3	1.63	0.60
24:DC:52:HIS:NE2	24:DC:218:THR:HG23	2.17	0.60
22:BA:2262:U:H4'	22:BA:2328:A:C2	2.37	0.60
4:AD:103:ARG:NH1	4:AD:110:ARG:HH12	1.99	0.60
40:BS:29:VAL:CG1	40:BS:55:ILE:CD1	2.80	0.60
25:BD:121:THR:HB	25:BD:127:PHE:CD1	2.37	0.60
22:DA:2235:G:C4	22:DA:2236:U:C5	2.90	0.60
9:AI:37:TYR:CD2	9:AI:38:PHE:HD2	2.20	0.60
1:AA:68:G:C5	1:AA:69:G:H1'	2.37	0.60
40:BS:39:THR:HG22	40:BS:44:ALA:HB2	1.83	0.60
1:AA:1452:C:H4'	1:AA:1453:G:C4	2.37	0.60
6:CF:66:ALA:HB1	6:CF:70:VAL:HG23	1.82	0.60
22:DA:2694:G:H2'	22:DA:2695:U:H6	1.67	0.60
34:BM:10:ARG:NH2	34:BM:89:VAL:HB	2.16	0.60
53:CA:1104:G:H2'	53:CA:1105:A:O4'	2.01	0.60
22:DA:927:A:H2'	22:DA:928:A:C8	2.37	0.60
53:CA:1399:C:O2	53:CA:1401:G:C5	2.54	0.60
52:D4:9:LYS:HD3	52:D4:9:LYS:O	2.02	0.60
53:CA:425:G:H2'	53:CA:426:U:O4'	2.02	0.60
53:CA:82:G:C5	53:CA:89:U:C5	2.90	0.59
53:CA:1323:G:H2'	53:CA:1324:A:H8	1.65	0.59
53:CA:1356:G:H2'	53:CA:1357:A:C8	2.37	0.59
9:CI:118:ARG:HH21	9:CI:122:ARG:HE	1.49	0.59
31:DJ:64:VAL:HG13	31:DJ:65:THR:H	1.67	0.59
22:DA:2615:U:C2	48:D0:3:GLN:HA	2.37	0.59
53:CA:1228:C:O2'	53:CA:1229:A:H8	1.81	0.59
6:AF:86:ARG:NH2	18:AR:63:TYR:HB3	2.17	0.59
22:BA:2094:A:H4'	29:BH:25:TYR:CE1	2.37	0.59
35:DN:28:LEU:HD21	35:DN:115:LEU:CD2	2.11	0.59
22:DA:1374:G:H2'	22:DA:1375:U:O4'	2.01	0.59
22:DA:2225:A:H5'	22:DA:2226:C:H5'	1.84	0.59
10:CJ:50:THR:HB	10:CJ:64:GLN:OE1	2.02	0.59
53:CA:1124:G:O2'	53:CA:1125:U:C5	2.54	0.59
1:AA:1064:G:H1'	1:AA:1066:C:C5	2.37	0.59
22:DA:492:A:O2'	22:DA:493:G:H5'	2.02	0.59
29:DH:114:GLU:OE1	29:DH:132:PHE:HE1	1.85	0.59
2:CB:19:THR:HG22	2:CB:37:VAL:HA	1.83	0.59

Continued on next page...

Continued from previous page...

Atom-1	Atom-2	Distance(Å)	Clash(Å)
34:DM:19:GLY:O	34:DM:20:LEU:HB2	2.01	0.59
4:CD:148:ALA:O	4:CD:151:GLN:HB2	2.02	0.59
25:DD:119:ALA:HB3	25:DD:163:GLY:N	2.15	0.59
22:BA:372:G:C5'	45:BX:60:LYS:HE3	2.30	0.59
22:BA:1733:G:O2'	22:BA:1734:G:H8	1.72	0.59
29:BH:67:ALA:C	29:BH:69:ALA:H	2.05	0.59
23:BB:33:G:C2'	23:BB:34:A:H5'	2.32	0.59
4:AD:147:LYS:HD3	4:AD:147:LYS:N	2.15	0.59
12:AL:79:ILE:HD12	12:AL:96:THR:CG2	2.32	0.59
20:CT:57:VAL:CG1	20:CT:71:ALA:HB2	2.32	0.59
22:BA:1827:U:H2'	22:BA:1828:G:O4'	2.01	0.59
22:BA:1936:A:C2	22:BA:1943:U:H5	2.20	0.59
22:DA:850:U:O2'	47:DZ:22:THR:HA	2.02	0.59
1:AA:693:G:C2'	1:AA:694:A:H5'	2.32	0.59
1:AA:914:A:C2'	1:AA:915:A:H8	2.15	0.59
47:DZ:51:SER:HA	47:DZ:54:VAL:CG2	2.32	0.59
22:BA:532:A:HO2'	22:BA:2021:C:H5	1.50	0.59
32:DK:27:GLY:HA3	32:DK:30:ARG:CD	2.31	0.59
42:DU:7:ASP:O	42:DU:8:ASP:HB2	2.02	0.59
40:DS:73:LYS:HB2	40:DS:106:VAL:HB	1.84	0.59
48:D0:38:LEU:HB2	48:D0:41:HIS:NE2	2.17	0.59
22:BA:1434:A:H2'	22:BA:1435:G:C8	2.36	0.59
22:BA:2881:U:O2'	22:BA:2882:A:H5'	2.02	0.59
22:BA:2199:A:H3'	22:BA:2200:C:H6	1.66	0.59
22:BA:1381:G:C2'	22:BA:1382:G:H5'	2.32	0.59
53:CA:1248:A:HO2'	9:CI:37:TYR:HD1	1.50	0.59
38:DQ:15:LYS:HD2	38:DQ:19:GLN:HE21	1.66	0.59
22:DA:1099:G:H5''	22:DA:1100:C:OP2	2.01	0.59
22:DA:2902:C:H2'	22:DA:2903:U:O4'	2.00	0.59
1:AA:769:G:H4'	1:AA:1513:A:H4'	1.84	0.59
22:DA:2650:U:C2	22:DA:2671:G:N2	2.70	0.59
9:CI:128:LYS:O	9:CI:129:ARG:HB2	2.01	0.59
22:DA:1345:C:C5'	22:DA:1396:U:O4	2.50	0.59
53:CA:89:U:O2'	53:CA:90:C:O4'	2.19	0.59
8:AH:10:LEU:HD11	8:AH:126:CYS:CB	2.32	0.59
53:CA:977:A:H8	53:CA:1223:C:C4	2.20	0.59
35:DN:57:THR:O	35:DN:80:PHE:HD1	1.85	0.59
6:CF:18:VAL:CG2	6:CF:58:HIS:HD2	2.12	0.59
22:DA:656:G:O2'	22:DA:657:U:O4'	2.15	0.59
5:AE:81:GLN:HG2	5:AE:149:PRO:CB	2.31	0.59
39:DR:49:ILE:HG13	39:DR:49:ILE:O	2.01	0.59
22:DA:183:C:C2'	22:DA:184:C:H5'	2.31	0.59

Continued on next page...

Continued from previous page...

Atom-1	Atom-2	Distance(Å)	Clash(Å)
24:DC:131:MET:HE2	24:DC:187:CYS:O	2.01	0.59
22:DA:2742:G:OP1	52:D4:36:ARG:HD3	2.02	0.59
22:DA:105:C:H2'	22:DA:106:C:C6	2.36	0.59
22:DA:296:U:C2	22:DA:297:G:C8	2.90	0.59
49:B1:39:ASP:OD1	49:B1:41:VAL:HG22	2.01	0.59
53:CA:276:G:O2'	53:CA:277:C:C6	2.52	0.59
22:BA:1139:G:C2'	22:BA:1140:C:H5'	2.32	0.59
13:AM:7:ASN:HD22	13:AM:8:ILE:N	1.99	0.59
22:DA:2064:C:O2'	22:DA:2065:C:O4'	2.17	0.59
22:DA:1552:A:C2'	22:DA:1552:A:N3	2.65	0.59
25:BD:151:THR:CG2	25:BD:152:PRO:CD	2.71	0.59
37:BP:33:GLU:CG	37:BP:34:GLY:H	2.15	0.59
22:DA:2379:G:H2'	22:DA:2380:C:H6	1.67	0.59
1:AA:322:C:O2'	20:AT:17:ARG:CG	2.50	0.59
41:DT:29:THR:HA	41:DT:87:LEU:HB2	1.84	0.59
22:DA:1657:U:P	25:DD:141:ARG:HG3	2.41	0.59
34:BM:132:THR:HG22	34:BM:133:LYS:N	2.17	0.59
22:DA:593:U:H2'	22:DA:594:U:H6	1.64	0.59
23:BB:33:G:HO2'	23:BB:34:A:H5'	1.67	0.59
22:DA:2143:C:C5'	22:DA:2144:G:OP2	2.50	0.59
22:BA:1866:A:C6	22:BA:1876:A:N7	2.71	0.59
3:CC:129:PHE:CZ	3:CC:156:LEU:HB3	2.36	0.59
14:AN:51:PRO:O	14:AN:52:ARG:HB2	2.02	0.59
22:BA:226:A:O2'	22:BA:227:A:H5'	2.01	0.59
22:BA:2064:C:O2'	22:BA:2065:C:H5'	2.02	0.59
22:DA:391:A:H2'	22:DA:392:U:C6	2.37	0.59
22:BA:1253:A:H4'	22:BA:1254:A:OP2	2.00	0.59
1:AA:1458:G:H5''	20:AT:25:SER:HB3	1.83	0.59
22:BA:893:C:H2'	22:BA:894:U:O4'	2.02	0.59
22:DA:354:A:H2'	22:DA:355:U:O4'	2.01	0.59
1:AA:596:A:N6	1:AA:645:G:N1	2.50	0.59
2:CB:59:ILE:HD12	2:CB:60:ALA:N	2.17	0.59
22:BA:920:A:C6	22:BA:921:C:C4	2.90	0.59
22:DA:2674:G:H4'	32:DK:30:ARG:CG	2.32	0.59
14:CN:46:LYS:HE3	19:CS:10:ILE:HB	1.83	0.59
47:DZ:6:ILE:HD12	47:DZ:47:ILE:HD11	1.84	0.59
22:BA:910:A:H2'	22:BA:911:A:C8	2.38	0.59
33:BL:9:ALA:HB3	33:BL:12:SER:HB2	1.84	0.59
24:BC:265:PHE:HD1	24:BC:265:PHE:H	1.50	0.59
23:BB:37:C:C5	23:BB:38:C:C4	2.90	0.59
21:CU:9:GLU:HB3	21:CU:10:PRO:CD	2.32	0.59
4:AD:80:ARG:HH21	4:AD:81:LEU:CD2	2.15	0.59

Continued on next page...

Continued from previous page...

Atom-1	Atom-2	Distance(Å)	Clash(Å)
53:CA:71:A:C2	53:CA:72:A:C8	2.91	0.59
44:DW:13:ARG:HG3	44:DW:14:ASP:N	2.10	0.59
8:AH:78:SER:OG	8:AH:83:ARG:HA	2.02	0.59
53:CA:1365:G:O2'	53:CA:1366:C:C5'	2.50	0.59
55:CM:15:VAL:O	55:CM:19:THR:HG23	2.01	0.59
11:AK:125:LYS:C	21:AU:33:ARG:NH2	2.56	0.59
17:AQ:12:VAL:HG13	17:AQ:13:SER:N	2.15	0.59
44:BW:19:ARG:NH2	44:BW:22:VAL:HG21	2.17	0.59
44:BW:28:GLU:HA	44:BW:28:GLU:OE2	2.03	0.59
44:BW:37:VAL:HG13	44:BW:55:ASP:C	2.23	0.59
22:DA:1252:G:C4	22:DA:1253:A:C2	2.90	0.59
22:DA:605:G:O2'	22:DA:606:U:C5'	2.50	0.59
22:DA:656:G:H2'	22:DA:657:U:C6	2.37	0.59
39:BR:39:LEU:C	39:BR:49:ILE:HG23	2.22	0.59
6:AF:4:TYR:CD2	6:AF:71:ILE:HD13	2.36	0.59
29:BH:31:VAL:O	29:BH:32:PRO:C	2.41	0.59
39:DR:49:ILE:HD12	39:DR:51:VAL:O	2.03	0.59
22:DA:2216:G:O2'	22:DA:2217:G:C5'	2.51	0.59
53:CA:1167:A:N7	53:CA:1169:A:N6	2.49	0.59
22:DA:1059:G:N3	30:DI:131:THR:HG22	2.17	0.59
10:CJ:77:VAL:O	10:CJ:79:PRO:HD3	2.02	0.59
2:CB:209:VAL:HG23	2:CB:210:THR:N	2.17	0.59
25:BD:108:ASP:OD2	25:BD:173:GLN:HA	2.01	0.59
53:CA:33:A:C4	53:CA:34:C:C6	2.90	0.59
41:BT:54:GLU:O	41:BT:55:VAL:HB	2.03	0.59
55:CM:16:ILE:HD12	55:CM:16:ILE:N	2.17	0.59
25:DD:106:LYS:HD3	25:DD:106:LYS:N	2.17	0.59
31:BJ:81:ILE:CG2	31:BJ:82:GLY:H	1.96	0.59
1:AA:267:C:O2'	1:AA:268:U:C5'	2.46	0.59
53:CA:177:G:O2'	53:CA:1448:C:C4'	2.50	0.59
22:DA:164:C:HO2'	22:DA:165:A:H5'	1.66	0.59
1:AA:275:G:H5''	1:AA:275:G:C8	2.38	0.59
22:BA:1498:C:O2'	22:BA:1499:C:H5'	2.02	0.59
30:DI:58:ILE:HG23	30:DI:66:PHE:CD2	2.38	0.59
32:DK:119:ALA:N	32:DK:120:PRO:HD2	2.18	0.59
2:CB:26:MET:HG2	2:CB:188:THR:HA	1.83	0.59
14:AN:92:ILE:HG22	14:AN:95:LEU:HB2	1.83	0.59
22:DA:507:A:OP2	22:DA:507:A:H2'	2.01	0.59
28:DG:43:LYS:O	28:DG:49:LEU:HD12	2.02	0.59
4:AD:100:VAL:O	4:AD:100:VAL:CG1	2.50	0.59
56:CP:48:GLU:CD	56:CP:51:ARG:HE	2.04	0.59
22:DA:464:U:C1'	22:DA:686:U:H5	2.15	0.59

Continued on next page...

Continued from previous page...

Atom-1	Atom-2	Distance(Å)	Clash(Å)
22:DA:374:A:N6	22:DA:401:A:C8	2.70	0.59
20:AT:34:VAL:HG11	20:AT:78:LEU:CD2	2.32	0.59
1:AA:1038:C:H2'	1:AA:1039:G:H8	1.65	0.59
53:CA:1431:A:C6	53:CA:1432:G:N1	2.70	0.59
5:CE:45:VAL:HG22	5:CE:46:GLY:N	2.17	0.59
22:BA:395:U:O2'	22:BA:396:G:N7	2.35	0.59
17:AQ:29:LYS:HG2	17:AQ:34:GLY:HA2	1.83	0.59
54:CG:119:LEU:C	54:CG:119:LEU:HD23	2.21	0.59
42:BU:15:GLY:O	42:BU:17:ASP:N	2.34	0.59
14:AN:12:ARG:HG2	14:AN:53:ASP:HB3	1.84	0.59
28:DG:149:ALA:O	28:DG:151:ARG:N	2.35	0.59
22:BA:1062:G:C2'	22:BA:1063:G:C8	2.86	0.59
31:BJ:43:GLU:O	31:BJ:45:THR:N	2.35	0.59
53:CA:1319:A:OP2	19:CS:4:LEU:HD21	2.02	0.59
17:AQ:13:SER:O	17:AQ:16:MET:CE	2.50	0.59
22:BA:2352:A:N1	44:BW:30:VAL:CG1	2.57	0.59
26:DE:61:ARG:HD2	26:DE:61:ARG:O	2.02	0.59
22:DA:609:A:H2'	22:DA:610:C:O4'	2.02	0.59
33:DL:110:VAL:O	33:DL:111:ILE:HG12	2.02	0.59
57:DB:68:C:O2'	57:DB:69:G:C5'	2.50	0.59
22:DA:2691:C:H6	22:DA:2691:C:C5'	2.15	0.59
4:CD:24:VAL:HG23	4:CD:25:ARG:N	2.17	0.59
53:CA:311:C:O2'	53:CA:312:C:H5'	2.02	0.59
22:DA:1071:G:O2'	22:DA:1072:C:C5'	2.49	0.59
53:CA:596:A:N6	53:CA:645:G:C6	2.70	0.59
20:CT:34:VAL:HG21	20:CT:53:MET:HG2	1.85	0.59
53:CA:765:G:N7	53:CA:812:G:C4	2.71	0.59
28:BG:112:VAL:O	28:BG:113:ASP:HB2	2.01	0.59
22:DA:1973:G:C6	22:DA:1974:C:C4	2.90	0.59
22:DA:2283:C:N4	22:DA:2389:G:C5	2.71	0.59
25:DD:105:LYS:HA	25:DD:177:VAL:HG22	1.83	0.59
53:CA:172:A:C5	53:CA:174:A:N7	2.71	0.59
45:BX:30:PRO:HG2	45:BX:32:LEU:HD11	1.85	0.59
4:AD:131:ILE:N	4:AD:131:ILE:HD12	2.16	0.59
53:CA:154:U:H2'	53:CA:155:A:C5'	2.29	0.59
37:BP:113:LEU:O	37:BP:113:LEU:HG	2.01	0.59
25:DD:117:GLY:O	25:DD:119:ALA:N	2.36	0.59
47:DZ:21:ALA:HA	47:DZ:24:LEU:HD22	1.84	0.59
22:DA:512:G:OP2	22:DA:1235:G:H5'	2.02	0.59
35:BN:65:LEU:HD11	35:BN:69:ARG:HH21	1.65	0.59
22:BA:1471:G:C4	22:BA:1472:C:C5	2.90	0.59
10:AJ:42:LEU:HB3	10:AJ:43:PRO:CD	2.31	0.59

Continued on next page...

Continued from previous page...

Atom-1	Atom-2	Distance(Å)	Clash(Å)
1:AA:1352:C:H2'	1:AA:1353:G:H8	1.65	0.59
26:BE:76:PRO:HA	26:BE:82:GLY:CA	2.30	0.59
51:D3:46:LYS:HD3	51:D3:46:LYS:O	2.01	0.59
22:BA:608:A:C6	22:BA:609:A:C6	2.90	0.59
22:BA:819:A:C4	22:BA:1189:A:C2	2.90	0.59
46:DY:22:LEU:HG	46:DY:23:ARG:NH1	2.18	0.59
1:AA:1458:G:H5'	20:AT:26:MET:HB3	1.84	0.59
58:DF:30:VAL:HG12	58:DF:157:THR:CG2	2.31	0.59
13:AM:95:PRO:HG3	13:AM:101:THR:HG22	1.84	0.59
22:BA:2466:C:C5'	52:B4:5:ALA:HB3	2.31	0.59
22:BA:1681:G:O2'	22:BA:1762:A:C2'	2.50	0.59
27:BF:46:LYS:H	27:BF:46:LYS:CD	2.14	0.59
1:AA:829:G:O2'	1:AA:830:G:H5'	2.02	0.59
1:AA:1379:G:O6	7:AG:1:PRO:HB2	2.01	0.59
7:AG:146:ALA:C	7:AG:148:LYS:H	2.05	0.59
18:CR:51:GLN:HA	18:CR:51:GLN:OE1	2.01	0.59
24:BC:40:GLY:C	24:BC:53:ILE:HG22	2.22	0.59
22:BA:313:G:C2'	22:BA:314:C:H5'	2.32	0.59
22:BA:994:C:H1'	39:BR:10:LYS:NZ	2.16	0.59
19:CS:13:HIS:O	19:CS:17:LYS:HG2	2.01	0.59
28:BG:8:VAL:HG12	28:BG:49:LEU:H	1.67	0.59
22:DA:2053:G:O2'	22:DA:2054:A:H5'	2.01	0.59
22:DA:571:U:C6	22:DA:575:A:N6	2.70	0.59
22:DA:674:G:H5''	26:DE:71:GLY:N	2.17	0.59
4:CD:187:ARG:C	4:CD:189:ASP:H	2.06	0.59
27:BF:38:GLY:HA2	27:BF:85:GLY:HA3	1.85	0.59
27:BF:42:ALA:HB2	27:BF:49:LEU:HB2	1.84	0.59
22:DA:1814:G:N1	22:DA:1815:A:N6	2.51	0.59
53:CA:1087:G:C6	53:CA:1099:G:C2	2.90	0.59
26:BE:108:ILE:CD1	26:BE:180:LEU:HB3	2.32	0.59
12:AL:86:VAL:HG11	12:AL:89:LEU:HD23	1.84	0.59
53:CA:1170:A:H2'	53:CA:1171:A:O4'	2.03	0.59
37:DP:50:ARG:CA	37:DP:57:ALA:H	2.16	0.59
41:BT:57:VAL:O	41:BT:85:VAL:O	2.20	0.59
41:BT:59:ASN:O	41:BT:83:ALA:O	2.19	0.59
22:DA:1838:C:C2	22:DA:1899:A:C2	2.90	0.59
55:CM:57:ASP:O	55:CM:61:LYS:HG3	2.01	0.59
22:BA:587:C:OP2	33:BL:21:ARG:NH1	2.36	0.59
4:AD:43:ARG:C	4:AD:45:PRO:HD3	2.23	0.59
53:CA:523:A:N6	12:CL:49:ARG:HH12	1.99	0.59
2:AB:26:MET:HE3	2:AB:192:PRO:HG3	1.84	0.59
32:BK:12:ASP:HB3	32:BK:85:VAL:HG13	1.84	0.59

Continued on next page...

Continued from previous page...

Atom-1	Atom-2	Distance(Å)	Clash(Å)
22:BA:704:G:O2'	22:BA:705:A:OP2	2.20	0.59
53:CA:562:U:H4'	53:CA:563:A:O5'	2.02	0.59
22:DA:2847:U:H2'	22:DA:2848:G:C5'	2.31	0.59
22:DA:1808:A:C3'	22:DA:1809:A:H8	2.15	0.59
22:DA:2232:C:OP1	45:DX:26:ARG:NH1	2.36	0.59
33:DL:92:LEU:HD23	33:DL:124:GLY:HA3	1.83	0.59
23:BB:50:A:H2'	23:BB:51:G:O5'	2.02	0.59
22:DA:1713:A:H4'	22:DA:1714:U:OP1	2.00	0.59
22:BA:547:A:C8	22:BA:548:G:N3	2.70	0.59
4:AD:144:ILE:HD13	4:AD:144:ILE:N	2.17	0.59
3:AC:133:MET:HB3	3:AC:150:VAL:CG2	2.33	0.59
2:CB:29:PHE:O	2:CB:40:ILE:HG23	2.02	0.59
37:BP:27:VAL:HG22	37:BP:83:ILE:HG12	1.84	0.59
22:BA:2104:C:H2'	22:BA:2105:U:O4'	2.02	0.59
43:DV:63:ILE:O	43:DV:63:ILE:HG22	2.01	0.59
33:DL:29:LYS:O	33:DL:29:LYS:HG2	2.01	0.59
8:AH:25:THR:O	8:AH:26:MET:HB3	2.02	0.59
30:BI:105:LEU:HA	30:BI:108:ILE:HB	1.84	0.59
22:BA:1385:A:H4'	22:BA:1386:C:OP1	2.03	0.59
22:DA:2726:A:HO2'	32:DK:67:LYS:NZ	2.00	0.59
58:DF:30:VAL:HG13	58:DF:168:LEU:HD23	1.82	0.59
53:CA:828:U:C2'	53:CA:829:G:O5'	2.50	0.59
32:BK:61:VAL:HG23	32:BK:87:LEU:HD11	1.84	0.59
24:DC:63:ILE:O	24:DC:64:VAL:HB	2.02	0.59
37:BP:37:LYS:HD3	37:BP:37:LYS:N	2.16	0.59
25:DD:110:THR:HA	25:DD:171:THR:HA	1.85	0.59
22:BA:1444:G:H2'	22:BA:1445:G:H8	1.66	0.59
22:DA:516:C:H2'	22:DA:517:C:H6	1.68	0.59
22:BA:1641:A:H5''	22:BA:1642:G:OP2	2.02	0.59
22:DA:270:A:N1	22:DA:369:U:H1'	2.17	0.59
22:BA:863:A:O2'	22:BA:864:G:H5'	2.03	0.59
32:BK:111:LYS:H	32:BK:111:LYS:HE3	1.67	0.59
51:B3:54:LEU:O	51:B3:58:ILE:HG13	2.01	0.59
8:CH:9:MET:O	8:CH:13:ILE:HG13	2.02	0.59
45:BX:58:ILE:HD11	45:BX:66:VAL:HG11	1.84	0.59
1:AA:1097:C:H2'	1:AA:1098:C:C6	2.37	0.59
28:BG:83:THR:C	28:BG:84:LYS:CE	2.71	0.59
22:DA:2800:A:N3	22:DA:2801:G:H1'	2.16	0.59
53:CA:914:A:O2'	53:CA:915:A:C5'	2.51	0.59
9:CI:56:MET:HG3	9:CI:57:VAL:HG23	1.84	0.59
50:D2:10:LEU:O	50:D2:10:LEU:HD23	2.03	0.59
22:DA:1307:A:H2'	22:DA:1308:A:H5'	1.85	0.59

Continued on next page...

Continued from previous page...

Atom-1	Atom-2	Distance(Å)	Clash(Å)
22:DA:2056:G:N2	48:D0:1:ALA:H1	1.99	0.59
22:DA:2834:G:H1'	22:DA:2879:A:N6	2.18	0.59
22:BA:2558:C:H2'	22:BA:2559:C:H5'	1.84	0.59
20:CT:58:ASP:O	20:CT:61:ALA:HB3	2.02	0.59
22:DA:1360:G:C2'	22:DA:1361:G:H5'	2.32	0.59
57:DB:26:C:H1'	57:DB:117:G:H1'	1.84	0.59
33:BL:96:LYS:HG3	33:BL:101:ILE:CG2	2.32	0.59
1:AA:206:C:C2'	1:AA:207:C:O4'	2.46	0.59
12:AL:85:ARG:HH21	12:AL:87:LYS:HD2	1.67	0.59
25:BD:169:ARG:C	25:BD:170:VAL:CG1	2.71	0.59
53:CA:994:A:C5	53:CA:1216:A:H4'	2.38	0.59
38:BQ:49:ARG:HH11	38:BQ:49:ARG:CG	2.02	0.59
22:DA:321:U:O4'	26:DE:159:LEU:HG	2.02	0.59
22:DA:1676:A:H2'	22:DA:1677:A:O4'	2.02	0.59
53:CA:277:C:H2'	53:CA:278:G:C8	2.37	0.59
1:AA:429:U:C1'	1:AA:430:A:H5''	2.33	0.59
22:BA:2148:G:C2'	22:BA:2149:U:O4'	2.51	0.59
16:AP:3:THR:HG22	16:AP:4:ILE:N	2.17	0.59
22:DA:876:C:H2'	22:DA:877:A:OP1	2.03	0.59
1:AA:267:C:HO2'	1:AA:268:U:H5'	1.64	0.59
22:DA:379:G:C6	22:DA:380:G:C5	2.90	0.59
22:BA:2231:U:H2'	22:BA:2232:C:H5'	1.83	0.59
31:BJ:56:VAL:CG1	31:BJ:57:LEU:H	2.16	0.59
41:DT:21:SER:HA	41:DT:25:GLU:HB2	1.84	0.59
22:DA:1654:A:O2'	22:DA:1655:A:C5'	2.51	0.59
10:CJ:65:TYR:HB3	14:CN:95:LEU:CD1	2.32	0.59
54:CG:14:ASP:HB3	54:CG:18:GLY:N	2.12	0.59
53:CA:414:A:C2'	53:CA:415:A:H5''	2.32	0.59
53:CA:428:G:H1'	53:CA:430:A:C8	2.37	0.59
43:DV:16:ALA:HA	43:DV:19:ARG:CZ	2.32	0.59
26:BE:127:GLU:N	26:BE:127:GLU:CD	2.54	0.59
53:CA:512:U:O2'	53:CA:513:C:H5'	2.02	0.59
53:CA:183:C:H2'	53:CA:183:C:O2	2.02	0.59
1:AA:862:C:O2'	1:AA:863:U:H5'	2.02	0.59
26:DE:52:VAL:HB	26:DE:74:LYS:HD3	1.84	0.59
1:AA:258:G:H5''	62:AA:1701:HOH:O	2.03	0.59
54:CG:119:LEU:O	54:CG:123:LEU:HD23	2.02	0.59
40:BS:53:SER:O	40:BS:56:ALA:HB3	2.02	0.59
5:AE:55:VAL:N	5:AE:56:PRO:HD2	2.16	0.59
1:AA:316:C:C2	1:AA:317:U:C5	2.90	0.59
25:BD:40:LEU:HD12	25:BD:40:LEU:H	1.68	0.59
22:BA:310:A:HO2'	22:BA:311:A:P	2.25	0.59

Continued on next page...

Continued from previous page...

Atom-1	Atom-2	Distance(Å)	Clash(Å)
14:CN:26:LEU:O	14:CN:26:LEU:HD23	2.03	0.59
22:DA:2331:G:N1	22:DA:2385:C:N4	2.50	0.59
5:AE:136:VAL:O	5:AE:137:ARG:HB2	2.02	0.59
8:AH:9:MET:HE2	8:AH:32:LYS:CG	2.32	0.59
53:CA:1160:G:O2'	53:CA:1161:C:C5'	2.50	0.59
54:CG:99:ALA:O	54:CG:103:ILE:HG13	2.02	0.59
9:CI:119:LYS:O	9:CI:119:LYS:HG3	2.03	0.59
22:DA:676:A:H2	22:DA:2069:G:N3	2.00	0.59
22:BA:1179:G:N7	22:BA:1180:U:H1'	2.17	0.59
35:BN:103:ARG:HB2	35:BN:110:MET:CE	2.32	0.59
22:BA:2509:G:H2'	22:BA:2510:C:C5'	2.33	0.59
22:BA:2555:U:C5	22:BA:2556:C:N1	2.70	0.59
8:AH:17:GLN:HE21	8:AH:71:VAL:HG23	1.68	0.59
14:AN:62:ARG:NH1	14:AN:69:PRO:HG3	2.17	0.59
24:DC:171:VAL:HG12	24:DC:173:LEU:HD13	1.84	0.59
22:DA:37:C:O2'	22:DA:38:A:H5'	2.02	0.59
57:DB:57:A:O2'	57:DB:58:A:C8	2.43	0.59
27:BF:39:VAL:HG11	27:BF:42:ALA:HB2	1.83	0.59
38:DQ:4:LYS:NZ	38:DQ:7:VAL:H	2.01	0.59
32:DK:60:ALA:HB2	32:DK:86:LEU:HA	1.85	0.59
22:BA:1963:U:H6	22:BA:1963:U:O5'	1.86	0.59
22:DA:310:A:H1'	22:DA:311:A:C8	2.38	0.59
37:BP:33:GLU:HG3	37:BP:34:GLY:N	2.17	0.59
58:DF:92:GLY:O	58:DF:95:MET:HB3	2.03	0.59
22:DA:511:U:C4'	22:DA:1235:G:H4'	2.31	0.59
22:DA:510:C:H2'	22:DA:511:U:C5	2.36	0.59
22:BA:90:U:H2'	22:BA:91:A:H8	1.65	0.59
48:B0:42:ILE:HG23	48:B0:46:GLY:HA2	1.85	0.59
53:CA:631:C:C3'	53:CA:632:U:H5'	2.30	0.59
41:DT:7:LEU:O	41:DT:7:LEU:HD23	2.02	0.59
22:BA:449:A:H1'	38:BQ:2:ARG:HH22	1.66	0.59
31:DJ:58:ASN:CG	31:DJ:127:GLY:HA2	2.23	0.59
4:AD:54:LEU:HD23	4:AD:54:LEU:C	2.23	0.59
22:BA:340:A:C2'	22:BA:341:C:H5'	2.33	0.59
22:BA:1537:G:H2'	22:BA:1538:G:O4'	2.02	0.59
40:BS:66:ILE:HA	40:BS:69:LEU:HD22	1.83	0.59
1:AA:1452:C:H5'	1:AA:1453:G:C5	2.37	0.59
1:AA:164:G:H2'	1:AA:165:G:H5'	1.84	0.59
28:BG:83:THR:CA	28:BG:84:LYS:HE2	2.31	0.59
1:AA:222:C:O2'	1:AA:223:A:H5'	2.03	0.59
22:BA:995:C:O2'	22:BA:996:A:P	2.60	0.59
1:AA:797:C:C2'	1:AA:798:U:H5'	2.33	0.59

Continued on next page...

Continued from previous page...

Atom-1	Atom-2	Distance(Å)	Clash(Å)
39:DR:9:GLY:O	39:DR:10:LYS:HG3	2.02	0.59
22:DA:992:C:O3'	39:DR:74:ILE:CD1	2.50	0.59
22:DA:656:G:O2'	22:DA:657:U:H5'	2.03	0.59
39:BR:54:VAL:O	39:BR:55:ASP:C	2.40	0.59
57:DB:58:A:O2'	57:DB:59:A:C5'	2.51	0.59
26:BE:147:LEU:HD23	26:BE:183:PHE:CE1	2.38	0.59
10:CJ:12:ALA:N	10:CJ:18:ILE:HD12	2.18	0.59
4:AD:109:THR:CG2	4:AD:112:GLU:HB2	2.33	0.59
22:DA:1060:U:H4'	22:DA:1061:U:C5'	2.31	0.59
8:CH:75:GLN:O	8:CH:126:CYS:HB2	2.03	0.59
53:CA:994:A:C2	53:CA:995:C:C6	2.91	0.59
22:DA:1031:G:O2'	52:D4:7:VAL:HG12	2.03	0.59
32:BK:71:ARG:NE	32:BK:71:ARG:HA	2.18	0.59
50:B2:3:ARG:HH21	50:B2:3:ARG:CG	2.01	0.59
24:DC:93:VAL:HG11	24:DC:101:ARG:H	1.65	0.59
25:DD:109:VAL:HG21	25:DD:175:LEU:HD13	1.83	0.59
22:BA:2491:U:H5''	22:BA:2570:G:H5''	1.83	0.59
1:AA:266:G:O3'	17:AQ:68:LYS:HB2	2.03	0.59
53:CA:1447:A:O2'	53:CA:1448:C:OP1	2.19	0.59
1:AA:1161:C:O2'	1:AA:1162:C:C6	2.52	0.59
22:DA:2520:C:O2'	22:DA:2521:C:H6	1.74	0.59
40:BS:13:SER:O	40:BS:14:ALA:HB2	2.02	0.59
22:DA:511:U:H5''	22:DA:512:G:OP2	2.03	0.59
3:CC:84:GLU:C	3:CC:86:LEU:H	2.05	0.59
20:CT:4:LYS:HB3	20:CT:6:ALA:H	1.68	0.59
22:DA:729:G:N3	22:DA:729:G:H2'	2.17	0.59
22:DA:1716:U:O2'	22:DA:1717:A:C5'	2.51	0.59
22:DA:1605:C:H4'	22:DA:1610:A:N1	2.17	0.59
1:AA:968:A:C4'	1:AA:969:A:OP2	2.49	0.59
22:DA:170:U:C2	22:DA:171:U:C5	2.90	0.59
22:DA:2191:A:C5	22:DA:2192:U:C5	2.90	0.59
3:AC:18:ASN:CB	3:AC:39:ARG:HH12	2.14	0.59
18:AR:40:PRO:O	18:AR:44:THR:HG23	2.02	0.59
22:BA:1791:A:N6	22:BA:1828:G:O2'	2.33	0.59
22:BA:229:C:H2'	22:BA:230:G:O4'	2.02	0.59
22:DA:866:A:HO2'	22:DA:867:C:H6	1.46	0.59
46:DY:22:LEU:HD12	46:DY:23:ARG:HH12	1.67	0.59
22:DA:659:G:H2'	22:DA:660:C:C6	2.37	0.59
34:BM:81:ARG:HG3	34:BM:82:MET:H	1.67	0.59
29:DH:78:VAL:HG21	29:DH:144:VAL:HG13	1.83	0.59
1:AA:1233:G:H2'	1:AA:1234:C:C6	2.37	0.59
31:DJ:106:LYS:HB2	31:DJ:119:PHE:CE2	2.36	0.59

Continued on next page...

Continued from previous page...

Atom-1	Atom-2	Distance(Å)	Clash(Å)
22:BA:960:A:H2'	22:BA:962:G:H5'	1.85	0.59
20:AT:68:LYS:HZ3	20:AT:68:LYS:HB2	1.66	0.59
1:AA:1317:C:H2'	1:AA:1318:A:C5'	2.33	0.59
42:BU:97:SER:O	42:BU:98:ASN:CB	2.50	0.59
55:CM:69:ARG:HA	55:CM:72:ILE:HG22	1.85	0.59
22:DA:2552:U:C2	22:DA:2554:U:C5'	2.86	0.59
53:CA:497:G:O2'	53:CA:498:A:H5'	2.02	0.59
1:AA:1095:U:O2'	1:AA:1096:C:H5'	2.02	0.59
22:DA:1343:G:C5	22:DA:1597:A:N6	2.71	0.59
22:DA:259:G:C6	22:DA:260:G:N7	2.70	0.59
22:DA:2559:C:O2'	22:DA:2560:A:H5'	2.03	0.59
9:CI:30:ASN:O	9:CI:32:ARG:HG2	2.03	0.59
36:DO:4:LYS:HG3	36:DO:8:ILE:HD11	1.85	0.59
22:DA:1317:G:C6	22:DA:1318:U:N3	2.71	0.59
22:DA:1342:A:C5	22:DA:1345:C:N4	2.71	0.59
22:DA:1338:G:H4'	41:DT:18:GLU:CG	2.33	0.59
53:CA:91:U:O2'	53:CA:92:U:C6	2.50	0.59
22:DA:2394:C:O2'	22:DA:2395:C:H5'	2.02	0.59
44:BW:39:GLN:C	44:BW:41:GLY:N	2.54	0.59
22:DA:2055:C:H2'	22:DA:2504:U:H4'	1.85	0.59
22:DA:1287:A:H5'	35:DN:103:ARG:HD2	1.85	0.59
1:AA:543:U:O2'	1:AA:544:G:H5'	2.02	0.59
4:AD:71:PHE:HE1	4:AD:199:ILE:HD11	1.67	0.59
33:DL:132:ARG:HA	33:DL:135:ILE:HG22	1.84	0.59
57:DB:69:G:H3'	57:DB:70:C:C5	2.37	0.59
45:BX:44:ARG:CG	45:BX:45:PHE:N	2.66	0.59
24:DC:147:PRO:CD	24:DC:184:GLU:HG3	2.26	0.59
22:DA:590:A:H2'	22:DA:591:U:C6	2.37	0.59
22:DA:1631:G:H1'	22:DA:1635:A:H61	1.68	0.59
55:CM:21:ILE:HB	55:CM:24:VAL:HG23	1.84	0.59
46:BY:17:GLU:HB2	46:BY:53:VAL:HG11	1.85	0.59
28:BG:74:MET:O	28:BG:78:VAL:HG22	2.02	0.59
22:BA:580:U:O3'	38:BQ:30:VAL:CG1	2.51	0.59
57:DB:50:A:OP1	36:DO:68:LYS:HB2	2.03	0.59
43:DV:80:HIS:HD2	43:DV:83:LYS:N	2.00	0.59
1:AA:49:U:C4	1:AA:364:A:C6	2.91	0.59
4:AD:145:ARG:HD2	4:AD:147:LYS:CE	2.32	0.59
28:DG:163:TYR:N	28:DG:163:TYR:CD2	2.69	0.59
22:BA:1714:U:C2'	22:BA:1714:U:O2	2.49	0.59
1:AA:351:G:H4'	1:AA:352:C:OP1	2.03	0.59
53:CA:1006:G:N2	53:CA:1007:U:H1'	2.18	0.59
3:AC:54:ILE:HD12	3:AC:55:VAL:N	2.18	0.59

Continued on next page...

Continued from previous page...

Atom-1	Atom-2	Distance(Å)	Clash(Å)
22:DA:500:G:N2	22:DA:503:A:C8	2.71	0.59
22:BA:784:G:O6	24:BC:227:VAL:HG11	2.02	0.59
22:DA:1649:G:C6	22:DA:2009:A:N1	2.71	0.59
22:DA:1848:A:H2'	22:DA:1849:G:C8	2.37	0.59
37:DP:102:ARG:O	37:DP:103:THR:CB	2.51	0.59
27:BF:72:SER:OG	27:BF:79:ARG:HA	2.03	0.59
22:DA:519:U:H5''	40:DS:25:ARG:NH2	2.17	0.59
22:DA:538:A:H5''	31:DJ:7:LYS:HZ2	1.65	0.59
53:CA:719:C:H3'	53:CA:720:C:H6	1.66	0.59
53:CA:441:A:H61	53:CA:493:A:H62	1.51	0.59
22:BA:1747:U:H2'	22:BA:1748:C:C6	2.37	0.59
3:CC:39:ARG:CG	3:CC:54:ILE:HD13	2.33	0.59
22:DA:852:U:H5'	47:DZ:45:GLY:HA3	1.84	0.59
49:D1:13:SER:OG	49:D1:46:VAL:HG22	2.03	0.59
22:DA:1651:G:C2	22:DA:2007:U:C2	2.91	0.59
22:BA:2842:G:O2'	22:BA:2843:G:H5'	2.03	0.59
22:BA:656:G:H2'	22:BA:657:U:C6	2.37	0.59
47:BZ:35:VAL:HG21	47:BZ:37:ARG:NH1	2.18	0.59
53:CA:202:G:O2'	53:CA:468:A:H8	1.86	0.59
22:BA:1794:A:H2'	22:BA:1795:C:H6	1.68	0.59
2:CB:161:PHE:HA	2:CB:183:PHE:O	2.03	0.59
22:BA:92:U:H6	22:BA:92:U:H5''	1.68	0.59
53:CA:1113:C:H2'	53:CA:1114:C:H6	1.67	0.59
22:DA:536:G:C2'	22:DA:537:G:H5'	2.32	0.59
1:AA:957:U:O2	1:AA:959:A:H8	1.85	0.59
22:BA:682:G:H5'	50:B2:26:ASN:OD1	2.03	0.59
28:BG:86:LEU:CD1	28:BG:130:ILE:HB	2.32	0.59
53:CA:197:A:H4'	53:CA:198:G:O5'	2.02	0.59
1:AA:186:C:H4'	20:AT:75:LYS:HG3	1.85	0.59
38:BQ:91:ARG:CZ	38:BQ:93:ILE:HG21	2.32	0.59
22:DA:254:G:N7	51:D3:4:LYS:HE2	2.18	0.59
44:DW:33:GLY:O	44:DW:34:SER:CB	2.50	0.59
53:CA:1367:C:O2'	53:CA:1368:A:O4'	2.21	0.59
22:DA:2019:A:H4'	38:DQ:33:VAL:CG2	2.33	0.59
4:AD:48:SER:O	4:AD:52:VAL:HG13	2.02	0.59
22:DA:620:G:H5'	22:DA:621:A:OP1	2.03	0.59
22:DA:627:A:O2'	22:DA:628:G:C8	2.54	0.59
2:AB:44:LYS:O	2:AB:48:MET:HB2	2.02	0.59
39:BR:49:ILE:CB	39:BR:51:VAL:O	2.50	0.59
29:BH:32:PRO:O	29:BH:33:GLN:HB2	2.03	0.59
39:DR:49:ILE:HG22	39:DR:54:VAL:N	2.18	0.59
43:BV:10:LYS:N	43:BV:10:LYS:CD	2.52	0.59

Continued on next page...

Continued from previous page...

Atom-1	Atom-2	Distance(Å)	Clash(Å)
27:BF:41:GLU:HB2	27:BF:48:LEU:HD23	1.85	0.59
1:AA:464:U:C2	1:AA:466:A:H5'	2.37	0.59
18:CR:71:ASP:HB3	18:CR:72:ARG:HH21	1.68	0.59
34:BM:36:VAL:HG22	43:BV:82:TYR:CD1	2.38	0.59
53:CA:123:U:OP1	53:CA:311:C:O2'	2.20	0.59
22:DA:1204:A:N1	22:DA:1241:A:N1	2.49	0.59
22:DA:1667:G:OP1	32:DK:6:THR:HA	2.03	0.59
22:DA:1668:A:H4'	22:DA:1669:A:O5'	2.02	0.59
37:DP:50:ARG:HB3	37:DP:56:SER:HB3	1.85	0.59
22:DA:415:A:C2	22:DA:2409:G:C6	2.91	0.59
22:DA:859:G:O2'	22:DA:860:U:OP2	2.11	0.59
29:DH:80:ILE:HB	29:DH:101:ASP:HB3	1.80	0.59
52:B4:36:ARG:CG	52:B4:37:GLN:H	2.05	0.59
12:AL:33:CYS:HA	12:AL:53:ARG:O	2.03	0.59
28:DG:91:VAL:N	28:DG:93:TYR:CD2	2.71	0.59
30:DI:45:THR:HG23	30:DI:54:ILE:CD1	2.28	0.59
22:DA:52:A:H2	22:DA:179:C:O4'	1.86	0.59
58:DF:129:MET:HE1	58:DF:174:PHE:CE1	2.37	0.59
22:DA:2623:G:H4'	22:DA:2825:G:H8	1.68	0.59
22:BA:475:C:C4	22:BA:481:G:O6	2.56	0.59
42:BU:27:VAL:HG22	42:BU:28:LEU:N	2.18	0.59
22:BA:851:C:O2'	22:BA:852:U:H5'	2.02	0.59
24:BC:29:PHE:CE2	24:BC:31:PRO:HG2	2.38	0.59
53:CA:1503:A:C8	53:CA:1531:A:H1'	2.37	0.59
22:BA:387:U:H4'	22:BA:388:G:O5'	2.01	0.59
15:CO:69:LEU:HD11	15:CO:77:TYR:HA	1.84	0.59
10:AJ:8:ILE:HA	10:AJ:99:GLN:O	2.02	0.59
37:BP:30:TRP:CE3	37:BP:39:LEU:HD12	2.38	0.59
9:AI:29:ILE:HA	9:AI:64:ILE:O	2.03	0.59
25:DD:17:GLU:H	25:DD:17:GLU:CD	2.06	0.59
22:DA:2800:A:C2'	22:DA:2801:G:C4'	2.78	0.58
5:AE:121:ASN:N	5:AE:121:ASN:HD22	2.01	0.58
53:CA:1323:G:H2'	53:CA:1324:A:C8	2.38	0.58
54:CG:9:ARG:C	54:CG:10:LYS:HG3	2.23	0.58
9:CI:48:ARG:HH21	9:CI:57:VAL:HG21	1.67	0.58
38:DQ:57:ARG:C	38:DQ:59:LEU:H	2.07	0.58
38:BQ:114:ALA:C	38:BQ:116:LEU:H	2.06	0.58
38:BQ:27:ARG:NH1	38:BQ:27:ARG:CG	2.49	0.58
45:BX:39:VAL:O	45:BX:41:SER:N	2.34	0.58
4:CD:2:ARG:CZ	4:CD:114:ARG:HD3	2.33	0.58
22:DA:2093:G:C2	22:DA:2094:A:C8	2.90	0.58
44:BW:8:SER:C	44:BW:9:THR:HG22	2.23	0.58

Continued on next page...

Continued from previous page...

Atom-1	Atom-2	Distance(Å)	Clash(Å)
53:CA:1146:A:O2'	53:CA:1147:C:C5'	2.51	0.58
53:CA:1308:U:H5	55:CM:97:ARG:CZ	2.16	0.58
22:DA:1127:A:HO2'	22:DA:1128:G:H5'	1.65	0.58
22:DA:1241:A:H5'	22:DA:1241:A:N3	2.17	0.58
53:CA:1206:G:C6	53:CA:1207:G:C5	2.91	0.58
1:AA:430:A:H2'	1:AA:431:A:H8	1.66	0.58
22:DA:265:A:N7	22:DA:427:U:O2'	2.36	0.58
53:CA:1299:A:C8	53:CA:1301:U:H1'	2.38	0.58
25:BD:15:PHE:H	37:BP:11:GLN:HE22	1.51	0.58
22:DA:1039:A:H2'	22:DA:1040:A:O4'	2.03	0.58
2:CB:185:ILE:CA	2:CB:199:ILE:HG13	2.32	0.58
36:BO:105:ALA:O	36:BO:106:LEU:HB3	2.01	0.58
28:BG:61:TRP:O	28:BG:65:GLY:N	2.28	0.58
31:BJ:17:VAL:CG2	31:BJ:137:PRO:HB2	2.33	0.58
1:AA:328:C:O2	1:AA:328:C:H2'	2.02	0.58
22:DA:2869:G:H2'	22:DA:2870:C:O4'	2.03	0.58
22:DA:1826:G:C6	22:DA:1827:U:C4	2.91	0.58
31:BJ:18:VAL:CG2	31:BJ:140:LEU:HD11	2.33	0.58
22:BA:357:C:O2'	22:BA:358:U:H5'	2.02	0.58
22:DA:172:A:O2'	22:DA:173:A:H5'	2.03	0.58
1:AA:6:G:O2'	1:AA:7:A:H8	1.86	0.58
22:BA:616:A:H2'	22:BA:617:G:C8	2.38	0.58
53:CA:702:A:H5'	53:CA:703:G:N7	2.18	0.58
37:DP:102:ARG:O	37:DP:103:THR:HB	2.03	0.58
25:BD:92:VAL:HG12	25:BD:92:VAL:O	2.03	0.58
19:CS:52:ASN:HD21	19:CS:55:GLN:N	2.01	0.58
30:BI:120:ASP:HB3	30:BI:123:ALA:HB3	1.83	0.58
22:DA:372:G:H22	22:DA:400:G:H2'	1.67	0.58
22:BA:1290:C:H2'	22:BA:1291:C:C6	2.38	0.58
22:BA:2716:C:O2'	22:BA:2717:C:H5'	2.03	0.58
1:AA:1526:G:P	21:AU:38:GLU:HB2	2.43	0.58
1:AA:669:G:C2'	1:AA:670:G:H5'	2.32	0.58
22:BA:2480:C:H2'	22:BA:2481:G:H5'	1.85	0.58
22:DA:2549:G:N2	22:DA:2560:A:C4	2.71	0.58
17:AQ:76:ARG:HG2	17:AQ:77:VAL:H	1.68	0.58
34:BM:66:ARG:NH1	34:BM:104:GLU:OE1	2.34	0.58
22:BA:2514:U:H2'	22:BA:2515:C:C6	2.38	0.58
58:DF:58:ALA:HB1	58:DF:139:GLU:HG2	1.85	0.58
33:DL:48:ARG:HG3	33:DL:48:ARG:HH11	1.68	0.58
2:CB:186:VAL:O	2:CB:186:VAL:HG23	2.02	0.58
58:DF:160:LYS:HD3	58:DF:161:SER:N	2.18	0.58
1:AA:148:G:N3	1:AA:1446:A:H2	2.01	0.58

Continued on next page...

Continued from previous page...

Atom-1	Atom-2	Distance(Å)	Clash(Å)
22:BA:1132:U:H3'	22:BA:1133:A:H5''	1.84	0.58
57:DB:77:U:C2'	57:DB:78:A:H5'	2.32	0.58
31:BJ:40:HIS:N	31:BJ:40:HIS:CD2	2.71	0.58
38:BQ:63:ARG:HH22	38:BQ:96:ASP:CA	2.15	0.58
22:BA:1071:G:C4	22:BA:1089:A:C6	2.91	0.58
31:DJ:125:TYR:HE2	31:DJ:132:HIS:HD2	1.51	0.58
22:DA:1262:A:H2	48:D0:6:LYS:HD2	1.67	0.58
22:DA:1329:U:HO2'	22:DA:1330:C:P	2.25	0.58
35:DN:36:THR:CG2	35:DN:41:ALA:HB2	2.33	0.58
35:DN:55:ALA:HA	35:DN:80:PHE:CE1	2.38	0.58
24:BC:12:ARG:CG	24:BC:12:ARG:NH1	2.59	0.58
2:AB:103:TRP:NE1	2:AB:150:ILE:HD11	2.18	0.58
25:BD:97:SER:O	25:BD:99:GLU:CG	2.40	0.58
22:BA:1268:A:C2	22:BA:2013:A:C4	2.90	0.58
26:BE:124:PHE:C	26:BE:124:PHE:HD1	2.05	0.58
22:DA:1053:C:N4	22:DA:1054:A:N6	2.51	0.58
22:DA:1079:C:N3	22:DA:1088:A:H2	2.01	0.58
53:CA:595:A:H4'	53:CA:596:A:OP1	2.02	0.58
22:DA:2874:C:O2'	22:DA:2875:C:C6	2.53	0.58
22:DA:232:G:C4'	22:DA:233:A:OP1	2.45	0.58
22:DA:2517:C:HO2'	22:DA:2518:A:H3'	1.68	0.58
22:DA:1723:G:O2'	22:DA:1724:G:H5'	2.03	0.58
22:DA:1905:C:HO2'	22:DA:1929:G:HO2'	1.46	0.58
22:DA:1973:G:C6	22:DA:1974:C:N4	2.72	0.58
13:AM:2:ARG:HG3	13:AM:56:ARG:HH12	1.67	0.58
22:BA:958:U:H6	22:BA:958:U:C5'	2.05	0.58
22:DA:876:C:C2'	22:DA:877:A:OP1	2.51	0.58
53:CA:147:G:H2'	53:CA:148:G:C8	2.38	0.58
25:BD:68:PHE:CD2	25:BD:75:ALA:HA	2.38	0.58
9:AI:49:GLN:N	9:AI:50:PRO:HD2	2.17	0.58
25:BD:159:LYS:HA	25:BD:159:LYS:HZ3	1.67	0.58
1:AA:275:G:N3	1:AA:276:G:C8	2.71	0.58
22:DA:513:A:H2'	22:DA:514:A:C8	2.38	0.58
22:BA:1856:U:H3	22:BA:1886:U:H3	1.49	0.58
22:DA:1826:G:OP2	24:DC:220:ARG:HB3	2.03	0.58
11:AK:91:GLY:HA2	11:AK:94:SER:HB3	1.83	0.58
43:DV:29:ILE:CD1	43:DV:90:ASP:HA	2.33	0.58
22:BA:805:G:OP2	33:BL:41:ARG:HD2	2.03	0.58
4:AD:19:PHE:CD1	4:AD:19:PHE:N	2.72	0.58
28:DG:152:ARG:HD2	28:DG:153:PRO:HD2	1.84	0.58
12:CL:22:ALA:HB3	12:CL:94:TYR:OH	2.03	0.58
37:BP:104:GLY:O	37:BP:106:ALA:N	2.37	0.58

Continued on next page...

Continued from previous page...

Atom-1	Atom-2	Distance(Å)	Clash(Å)
46:DY:22:LEU:CD1	46:DY:23:ARG:NH1	2.66	0.58
26:DE:29:HIS:CA	26:DE:32:VAL:HG22	2.34	0.58
1:AA:1234:C:C2	1:AA:1235:U:C6	2.91	0.58
37:DP:107:ALA:O	37:DP:108:ARG:C	2.41	0.58
27:BF:4:HIS:CD2	27:BF:96:TRP:NE1	2.71	0.58
53:CA:882:C:H41	12:CL:5:GLN:HE21	1.51	0.58
1:AA:885:G:H1'	1:AA:914:A:N1	2.18	0.58
6:CF:47:LEU:CD1	6:CF:51:ILE:HD12	2.32	0.58
26:DE:5:LEU:HD13	26:DE:122:GLU:HB2	1.84	0.58
22:BA:1184:U:C2'	22:BA:1185:G:O5'	2.50	0.58
51:B3:29:ARG:HA	62:B3:101:HOH:O	2.02	0.58
22:DA:961:C:C5	22:DA:2031:A:C2	2.91	0.58
22:BA:699:A:H1'	22:BA:1634:A:H2'	1.85	0.58
19:AS:52:ASN:O	19:AS:76:THR:HG22	2.03	0.58
22:BA:1821:A:H2'	22:BA:1822:C:C6	2.37	0.58
11:AK:17:ASP:HB3	11:AK:80:ASN:OD1	2.02	0.58
22:BA:875:G:C2'	22:BA:876:C:H5'	2.33	0.58
1:AA:172:A:C5	1:AA:174:A:N7	2.72	0.58
22:DA:1255:U:H3'	22:DA:1256:G:C5'	2.32	0.58
22:DA:193:U:H4'	22:DA:802:A:O2'	2.04	0.58
38:DQ:50:ARG:N	38:DQ:50:ARG:HD2	2.19	0.58
57:DB:69:G:N7	57:DB:70:C:C5	2.71	0.58
25:BD:105:LYS:H	25:BD:106:LYS:HD2	1.69	0.58
22:DA:35:G:C5	22:DA:454:A:C2	2.91	0.58
22:DA:33:C:H2'	22:DA:446:G:H22	1.68	0.58
22:DA:2689:U:C4'	22:DA:2690:U:OP2	2.39	0.58
22:DA:2216:G:C2'	22:DA:2217:G:H8	2.16	0.58
15:AO:67:ASP:OD1	15:AO:87:ARG:NH2	2.36	0.58
4:CD:24:VAL:HG23	4:CD:25:ARG:HB2	1.85	0.58
22:DA:2226:C:H2'	22:DA:2227:A:H8	1.68	0.58
53:CA:1130:A:C5	53:CA:1146:A:C6	2.90	0.58
53:CA:1279:G:H2'	10:CJ:45:ARG:NH2	2.18	0.58
9:AI:8:THR:O	9:AI:81:GLY:HA2	2.03	0.58
22:DA:873:C:C4'	34:DM:64:TRP:CD1	2.84	0.58
26:DE:126:VAL:HG22	26:DE:127:GLU:H	1.68	0.58
53:CA:245:U:H5''	53:CA:245:U:H6	1.67	0.58
17:CQ:46:HIS:HB2	17:CQ:70:LYS:NZ	2.19	0.58
25:DD:159:LYS:HE2	25:DD:160:LYS:N	2.17	0.58
22:DA:425:G:H2'	22:DA:426:C:H6	1.67	0.58
58:DF:137:PHE:HB2	58:DF:138:PRO:CD	2.22	0.58
2:CB:37:VAL:HG22	2:CB:38:HIS:N	2.19	0.58
53:CA:146:G:O2'	53:CA:147:G:H5'	2.03	0.58

Continued on next page...

Continued from previous page...

Atom-1	Atom-2	Distance(Å)	Clash(Å)
22:DA:308:G:C6	22:DA:309:A:C6	2.92	0.58
31:BJ:17:VAL:HG22	31:BJ:137:PRO:HB2	1.83	0.58
37:BP:33:GLU:N	37:BP:36:LYS:O	2.36	0.58
1:AA:1468:A:C2'	1:AA:1469:C:C5'	2.75	0.58
22:DA:1415:U:O3'	22:DA:1416:G:H4'	2.03	0.58
19:AS:4:LEU:CD2	19:AS:8:PRO:HA	2.31	0.58
22:BA:1588:G:C2	22:BA:1589:U:C6	2.92	0.58
19:AS:45:GLY:H	19:AS:61:VAL:HG23	1.67	0.58
22:BA:243:U:OP1	51:B3:5:THR:CG2	2.51	0.58
40:BS:33:LEU:HD13	40:BS:51:LEU:HD23	1.84	0.58
22:BA:2321:U:C3'	22:BA:2322:A:C5'	2.81	0.58
1:AA:279:A:H5''	1:AA:281:G:C5'	2.33	0.58
29:BH:147:VAL:CG1	29:BH:149:GLU:HG3	2.33	0.58
47:DZ:23:LEU:HD21	47:DZ:53:MET:CE	2.32	0.58
5:CE:131:ASN:HD22	5:CE:132:PRO:CD	2.16	0.58
36:BO:79:ALA:HA	36:BO:115:LEU:HD22	1.85	0.58
22:BA:1760:C:H2'	22:BA:1761:C:O4'	2.03	0.58
22:BA:2711:A:P	62:BA:3540:HOH:O	2.60	0.58
22:DA:160:A:N1	22:DA:161:A:C2	2.71	0.58
22:DA:2264:C:H41	44:DW:11:ASN:ND2	2.01	0.58
5:CE:148:SER:H	5:CE:151:MET:CE	2.16	0.58
22:BA:457:A:O4'	22:BA:459:U:C6	2.56	0.58
22:BA:2444:G:P	26:BE:63:LYS:HD2	2.43	0.58
22:BA:1108:U:H2'	22:BA:1109:C:O4'	2.04	0.58
22:DA:1342:A:C4	22:DA:1345:C:N4	2.71	0.58
22:DA:1395:A:H4'	22:DA:1397:U:C5	2.38	0.58
53:CA:68:G:H21	53:CA:152:A:H1'	1.64	0.58
1:AA:175:C:O2'	1:AA:176:C:C5'	2.52	0.58
31:BJ:44:TYR:HA	38:BQ:59:LEU:HD21	1.86	0.58
53:CA:979:C:O2'	53:CA:980:C:C5'	2.52	0.58
31:DJ:43:GLU:O	31:DJ:45:THR:N	2.36	0.58
22:DA:1307:A:H2'	22:DA:1308:A:C5'	2.34	0.58
22:DA:531:C:H4'	22:DA:532:A:C8	2.37	0.58
35:DN:82:GLU:O	35:DN:85:PRO:HD2	2.03	0.58
22:DA:608:A:C5	22:DA:621:A:N7	2.72	0.58
22:DA:622:G:H2'	22:DA:623:C:C5	2.39	0.58
57:DB:15:A:C8	57:DB:109:A:N6	2.71	0.58
22:DA:216:A:C4	22:DA:217:A:C8	2.91	0.58
53:CA:372:C:HO2'	53:CA:373:A:P	2.26	0.58
36:DO:62:LEU:HD11	36:DO:65:THR:N	2.19	0.58
22:DA:2096:C:O2'	22:DA:2097:A:H5'	2.04	0.58
26:BE:148:ILE:HA	26:BE:187:VAL:HB	1.85	0.58

Continued on next page...

Continued from previous page...

Atom-1	Atom-2	Distance(Å)	Clash(Å)
22:DA:1081:U:OP1	30:DI:126:ARG:HD2	2.03	0.58
6:CF:4:TYR:O	6:CF:63:ASN:HA	2.04	0.58
54:CG:129:ASN:OD1	54:CG:134:VAL:HG11	2.04	0.58
22:DA:305:C:C2	22:DA:313:G:C2	2.91	0.58
22:DA:322:A:H3'	26:DE:163:ASN:ND2	2.18	0.58
28:BG:104:LEU:O	28:BG:112:VAL:HG22	2.04	0.58
37:DP:88:ARG:HE	37:DP:112:ARG:HH21	1.52	0.58
31:BJ:21:THR:C	31:BJ:23:LYS:H	2.07	0.58
7:AG:110:ARG:HH11	7:AG:110:ARG:HB2	1.68	0.58
4:AD:29:THR:HG22	4:AD:30:LYS:CD	2.33	0.58
45:DX:29:LEU:HB2	45:DX:30:PRO:HD2	1.83	0.58
57:DB:42:C:O2'	57:DB:43:C:C5'	2.50	0.58
22:DA:273:G:H2'	22:DA:274:C:H6	1.67	0.58
4:CD:176:LYS:HG3	4:CD:178:GLU:CB	2.32	0.58
42:DU:45:GLN:NE2	42:DU:45:GLN:HA	2.16	0.58
22:DA:764:A:C2	22:DA:781:A:C2	2.91	0.58
22:DA:1281:G:C2'	22:DA:1282:U:H5'	2.33	0.58
1:AA:13:U:O2'	1:AA:14:U:H5'	2.03	0.58
3:AC:185:THR:HG22	3:AC:186:SER:N	2.18	0.58
25:DD:101:PHE:HE2	25:DD:205:PRO:HD3	1.67	0.58
3:CC:63:ILE:O	3:CC:63:ILE:HG23	2.02	0.58
22:DA:1805:A:N3	24:DC:49:THR:HG22	2.18	0.58
32:DK:13:ASN:HD21	32:DK:97:THR:N	1.99	0.58
20:AT:25:SER:O	20:AT:28:ARG:HG3	2.03	0.58
19:CS:62:THR:HG22	19:CS:63:ASP:N	2.17	0.58
1:AA:821:G:O2'	1:AA:822:U:H5'	2.03	0.58
22:DA:1343:G:O2'	22:DA:1344:U:H6	1.84	0.58
22:BA:570:G:H2'	22:BA:2030:A:N7	2.19	0.58
30:DI:20:SER:OG	30:DI:25:PRO:HG2	2.03	0.58
6:AF:46:GLN:NE2	6:AF:56:LYS:HG3	2.18	0.58
27:BF:68:LYS:HD2	27:BF:68:LYS:H	1.69	0.58
1:AA:126:G:C2'	1:AA:127:G:O5'	2.52	0.58
50:B2:42:LEU:HD22	50:B2:42:LEU:H	1.67	0.58
53:CA:1248:A:O2'	9:CI:37:TYR:HD1	1.86	0.58
32:BK:111:LYS:H	32:BK:111:LYS:CE	2.15	0.58
54:CG:48:THR:O	54:CG:52:ARG:HD3	2.04	0.58
22:DA:1628:G:O2'	22:DA:1629:U:H5'	2.03	0.58
22:BA:839:U:O2'	22:BA:1191:G:H1'	2.03	0.58
22:BA:374:A:C2	22:BA:401:A:C4	2.91	0.58
22:DA:1594:U:H2'	22:DA:1595:C:C6	2.38	0.58
22:BA:1104:C:H2'	22:BA:1105:U:C6	2.38	0.58
22:DA:1398:C:HO2'	22:DA:1399:C:H6	1.50	0.58

Continued on next page...

Continued from previous page...

Atom-1	Atom-2	Distance(Å)	Clash(Å)
44:BW:39:GLN:CG	44:BW:41:GLY:H	2.07	0.58
51:D3:18:LYS:CG	51:D3:19:GLY:N	2.67	0.58
4:CD:191:SER:O	4:CD:192:ALA:HB2	2.04	0.58
26:DE:79:ARG:HG2	26:DE:80:SER:N	2.19	0.58
26:DE:149:ILE:HG23	26:DE:188:MET:HB2	1.84	0.58
6:CF:92:THR:HG22	6:CF:93:LYS:N	2.18	0.58
53:CA:996:A:N1	53:CA:1046:A:H5''	2.18	0.58
22:DA:1237:A:O2'	22:DA:1238:G:H4'	2.03	0.58
1:AA:411:A:H62	1:AA:413:G:N2	2.02	0.58
13:AM:1:ALA:HB3	13:AM:8:ILE:CG2	2.34	0.58
12:AL:28:GLN:HB2	12:AL:81:ILE:O	2.03	0.58
22:DA:1038:G:H2'	22:DA:1039:A:H5''	1.81	0.58
53:CA:328:C:C2'	53:CA:328:C:O2	2.52	0.58
1:AA:1157:A:C5	1:AA:1180:A:C6	2.92	0.58
22:BA:580:U:H2'	22:BA:581:C:C6	2.34	0.58
22:BA:1429:G:O2'	22:BA:1430:G:H5'	2.04	0.58
22:DA:271:G:C6	22:DA:272:A:N6	2.72	0.58
22:BA:2752:C:H2'	22:BA:2753:A:C8	2.37	0.58
29:DH:9:VAL:CG1	29:DH:10:ALA:N	2.66	0.58
34:BM:2:LEU:CD2	34:BM:69:PRO:HD2	2.31	0.58
25:DD:39:ASP:CG	25:DD:40:LEU:H	2.06	0.58
22:BA:1223:G:P	39:BR:68:ARG:HH12	2.27	0.58
34:DM:108:VAL:HG11	34:DM:112:LEU:HD12	1.84	0.58
53:CA:140:U:O2	53:CA:183:C:N4	2.36	0.58
53:CA:183:C:O2'	53:CA:184:G:C5'	2.51	0.58
1:AA:57:G:C6	1:AA:356:A:N1	2.72	0.58
22:DA:2629:U:H5''	22:DA:2630:G:OP1	2.04	0.58
30:DI:20:SER:N	30:DI:21:PRO:CD	2.66	0.58
3:CC:96:VAL:HB	3:CC:97:PRO:HD2	1.84	0.58
29:BH:54:LEU:N	29:BH:57:LYS:HB3	2.17	0.58
52:D4:1:MET:HB3	52:D4:34:LYS:HE3	1.85	0.58
20:AT:60:GLN:HA	20:AT:60:GLN:NE2	2.18	0.58
33:DL:63:LYS:HB3	51:D3:12:ARG:HD2	1.84	0.58
22:DA:1533:C:H2'	22:DA:1534:U:H5'	1.85	0.58
19:CS:36:ARG:O	19:CS:69:LYS:HD2	2.02	0.58
44:BW:45:HIS:N	44:BW:45:HIS:ND1	2.52	0.58
46:DY:21:LEU:HD23	46:DY:25:GLN:CD	2.24	0.58
22:DA:2021:C:H2'	22:DA:2021:C:O2	2.03	0.58
35:DN:90:ARG:CZ	35:DN:116:VAL:HG11	2.32	0.58
35:DN:47:VAL:C	35:DN:50:PRO:HD2	2.23	0.58
35:BN:103:ARG:CD	35:BN:110:MET:CE	2.74	0.58
22:BA:2507:C:H5''	22:BA:2508:G:OP2	2.04	0.58

Continued on next page...

Continued from previous page...

Atom-1	Atom-2	Distance(Å)	Clash(Å)
22:DA:183:C:O2'	22:DA:432:A:H1'	2.03	0.58
53:CA:451:A:H61	53:CA:481:G:H5'	1.68	0.58
36:DO:31:THR:HG21	36:DO:36:TYR:HE2	1.67	0.58
37:DP:9:GLN:HA	37:DP:12:MET:HG3	1.85	0.58
53:CA:273:U:C2'	53:CA:274:A:H5'	2.33	0.58
58:DF:113:PHE:O	58:DF:114:ARG:CB	2.52	0.58
53:CA:1296:C:C4	53:CA:1297:G:N2	2.72	0.58
25:DD:107:VAL:HG12	25:DD:109:VAL:CG2	2.32	0.58
5:AE:11:GLN:CA	5:AE:11:GLN:HE21	2.11	0.58
2:CB:184:ALA:O	2:CB:199:ILE:HG12	2.02	0.58
11:CK:27:ASN:ND2	11:CK:27:ASN:H	1.98	0.58
1:AA:439:U:C2'	1:AA:440:C:C5'	2.77	0.58
22:BA:1438:U:HO2'	22:BA:1439:A:H5'	1.67	0.58
22:DA:1657:U:OP2	25:DD:141:ARG:HG3	2.04	0.58
34:DM:94:ALA:O	34:DM:96:ILE:HG23	2.04	0.58
1:AA:633:G:HO2'	1:AA:634:C:H5'	1.67	0.58
1:AA:877:G:N2	8:AH:1:SER:HB2	2.13	0.58
53:CA:414:A:H2'	53:CA:415:A:H5''	1.84	0.58
10:AJ:17:LEU:HD21	10:AJ:96:VAL:HG22	1.84	0.58
22:DA:155:A:C2	22:DA:172:A:C6	2.92	0.58
22:DA:1521:G:C6	22:DA:1522:A:C6	2.92	0.58
22:BA:269:C:H2'	22:BA:270:A:C5'	2.30	0.58
26:BE:72:SER:C	26:BE:74:LYS:H	2.05	0.58
22:DA:1352:U:C5	22:DA:1377:G:O6	2.56	0.58
53:CA:878:A:C5	53:CA:879:C:C5	2.91	0.58
1:AA:1055:A:H1'	3:AC:155:ARG:NH2	2.17	0.58
9:AI:128:LYS:CD	9:AI:129:ARG:H	2.16	0.58
9:AI:42:THR:O	9:AI:43:ALA:HB2	2.04	0.58
6:CF:99:ALA:O	6:CF:100:SER:CB	2.52	0.58
15:CO:69:LEU:HD13	15:CO:77:TYR:HB2	1.85	0.58
22:BA:1206:G:H2'	22:BA:1207:C:C6	2.38	0.58
9:AI:89:TYR:HB2	9:AI:93:LEU:HD21	1.84	0.58
22:BA:35:G:N2	22:BA:36:G:H1'	2.18	0.58
50:D2:23:ALA:O	50:D2:24:THR:HB	2.03	0.58
22:BA:42:A:H2'	22:BA:43:G:H5''	1.84	0.58
34:BM:21:ALA:CB	34:BM:100:LYS:N	2.67	0.58
29:DH:73:ASN:O	29:DH:75:LEU:HD12	2.02	0.58
22:BA:796:C:OP1	26:BE:57:LYS:HE2	2.04	0.58
22:DA:691:C:O2'	22:DA:692:C:H5'	2.03	0.58
53:CA:68:G:O2'	53:CA:69:G:O5'	2.12	0.58
5:AE:110:MET:HE3	5:AE:139:THR:HG21	1.85	0.58
23:BB:30:C:C3'	23:BB:31:C:H5'	2.33	0.58

Continued on next page...

Continued from previous page...

Atom-1	Atom-2	Distance(Å)	Clash(Å)
53:CA:963:G:O2'	53:CA:964:A:H5'	2.04	0.58
22:DA:2577:A:C2	48:D0:1:ALA:N	2.71	0.58
22:DA:2881:U:H2'	22:DA:2882:A:C8	2.39	0.58
22:DA:747:U:H3'	22:DA:748:G:H5''	1.85	0.58
15:AO:16:ARG:O	15:AO:17:ASP:CB	2.52	0.58
27:BF:42:ALA:HA	27:BF:45:ASP:O	2.04	0.58
46:BY:32:ALA:HB2	46:BY:37:LEU:CD1	2.22	0.58
22:DA:1087:G:C4	22:DA:1089:A:C2	2.91	0.58
2:AB:9:LEU:CD2	2:AB:11:ALA:H	2.11	0.58
22:DA:1208:C:C2	22:DA:1209:U:C5	2.92	0.58
41:BT:26:LYS:O	41:BT:27:SER:HB2	2.03	0.58
41:BT:39:THR:H	41:BT:43:ILE:HG22	1.69	0.58
17:CQ:46:HIS:NE2	17:CQ:48:GLU:HG2	2.18	0.58
22:DA:1737:G:C6	22:DA:1738:G:N1	2.72	0.58
25:BD:151:THR:O	25:BD:152:PRO:C	2.35	0.58
12:CL:98:ARG:HB2	12:CL:116:TYR:HA	1.86	0.58
22:DA:1760:C:H2'	22:DA:1761:C:O4'	2.04	0.58
30:DI:48:ILE:HG13	30:DI:49:GLU:N	2.19	0.58
3:CC:149:LYS:HG2	3:CC:167:TYR:O	2.04	0.58
2:CB:119:GLN:O	2:CB:119:GLN:HG2	2.03	0.58
2:CB:127:LYS:HE3	2:CB:132:GLU:HG3	1.86	0.58
12:AL:43:LYS:HB2	12:AL:43:LYS:NZ	2.18	0.58
1:AA:330:C:H5''	1:AA:330:C:C6	2.38	0.58
45:DX:76:LYS:HG3	45:DX:77:TYR:N	2.19	0.58
1:AA:518:C:H2'	1:AA:530:G:C8	2.39	0.58
35:DN:9:GLN:HG2	35:DN:10:LEU:O	2.03	0.58
53:CA:781:A:C2'	53:CA:782:A:H5'	2.32	0.58
34:DM:34:LYS:HE2	34:DM:99:GLY:HA2	1.86	0.58
22:DA:364:C:H2'	22:DA:365:U:C6	2.38	0.58
22:BA:1416:G:O2'	22:BA:1417:C:O5'	2.21	0.58
48:B0:9:ARG:CG	48:B0:9:ARG:NH2	2.66	0.58
22:BA:2813:A:H2	22:BA:2887:A:H62	1.49	0.58
1:AA:1305:G:N2	1:AA:1331:G:H2'	2.19	0.58
25:DD:39:ASP:OD1	25:DD:40:LEU:HD12	2.02	0.58
53:CA:181:A:H1'	53:CA:182:A:C2	2.39	0.58
17:CQ:58:VAL:HB	17:CQ:74:LEU:CD1	2.34	0.58
29:BH:133:GLN:HA	29:BH:133:GLN:OE1	2.03	0.58
22:BA:1334:G:O2'	22:BA:1335:C:H5'	2.03	0.58
22:DA:849:A:H2'	22:DA:850:U:H6	1.69	0.58
22:DA:788:A:O2'	50:D2:4:THR:HB	2.02	0.58
22:BA:2109:U:H2'	22:BA:2110:G:H5'	1.86	0.58
8:AH:58:LEU:HD13	8:AH:59:GLU:N	2.19	0.58

Continued on next page...

Continued from previous page...

Atom-1	Atom-2	Distance(Å)	Clash(Å)
44:BW:58:LEU:N	44:BW:58:LEU:CD1	2.64	0.58
22:BA:990:A:H8	22:BA:990:A:C5'	2.17	0.58
22:DA:2550:G:C2	22:DA:2559:C:O2	2.56	0.58
57:DB:78:A:C6	57:DB:99:A:C8	2.92	0.58
6:CF:67:PRO:O	6:CF:69:GLU:N	2.36	0.58
55:CM:86:ARG:NH1	55:CM:90:HIS:HD2	2.00	0.58
16:AP:59:HIS:CE1	16:AP:63:GLN:HE22	2.21	0.58
1:AA:198:G:C2'	1:AA:199:A:H8	2.17	0.58
53:CA:1346:A:N6	54:CG:9:ARG:HH22	2.01	0.58
31:DJ:64:VAL:CG1	31:DJ:65:THR:H	2.17	0.58
41:DT:4:GLU:HG3	41:DT:6:ARG:HH21	1.67	0.58
1:AA:547:A:H4'	1:AA:548:G:O5'	2.04	0.58
6:AF:92:THR:HG22	6:AF:93:LYS:N	2.19	0.58
33:DL:81:ASP:C	33:DL:82:LEU:HD12	2.24	0.58
33:BL:100:ILE:HD12	33:BL:100:ILE:C	2.24	0.58
22:DA:2226:C:O2'	22:DA:2227:A:O4'	2.18	0.58
52:D4:7:VAL:HG22	52:D4:25:VAL:CG2	2.33	0.58
22:DA:339:U:H2'	22:DA:340:A:C8	2.39	0.58
42:DU:73:ASN:CB	42:DU:95:PHE:HE2	2.17	0.58
41:BT:39:THR:CB	41:BT:42:GLU:HB2	2.21	0.58
21:CU:35:GLU:CG	21:CU:36:PHE:N	2.63	0.58
22:DA:2645:G:H3'	22:DA:2646:C:H5''	1.85	0.58
22:DA:1553:A:N7	22:DA:1555:G:C6	2.72	0.58
24:DC:70:LYS:HB2	24:DC:101:ARG:HH22	1.69	0.58
58:DF:45:ASP:OD2	58:DF:47:LYS:HB2	2.04	0.58
22:DA:1039:A:C5	22:DA:1040:A:C8	2.92	0.58
22:BA:1965:C:H2'	22:BA:1966:A:C8	2.39	0.58
28:BG:60:GLY:O	28:BG:61:TRP:CB	2.50	0.58
1:AA:642:A:C5	8:AH:106:SER:HA	2.39	0.58
14:AN:40:ARG:NH2	14:AN:44:VAL:HG21	2.18	0.58
8:CH:59:GLU:C	8:CH:60:LEU:HD12	2.23	0.58
22:DA:2850:A:C6	22:DA:2869:G:H4'	2.39	0.58
22:BA:1497:U:H5''	22:BA:1498:C:OP2	2.04	0.58
22:DA:1809:A:C2'	22:DA:1810:A:H8	2.17	0.58
33:DL:123:ARG:HG2	33:DL:143:GLU:HB3	1.86	0.58
22:DA:2637:U:C2'	22:DA:2638:G:H5'	2.32	0.58
29:DH:96:THR:HG22	29:DH:113:SER:OG	2.02	0.58
25:DD:53:GLY:HA3	25:DD:77:ARG:HG3	1.85	0.58
29:BH:62:LEU:C	29:BH:62:LEU:HD12	2.23	0.58
1:AA:1167:A:C8	1:AA:1169:A:C6	2.92	0.58
33:DL:29:LYS:O	33:DL:30:THR:HG23	2.04	0.58
22:DA:1049:C:C5	22:DA:1050:A:N7	2.71	0.58

Continued on next page...

Continued from previous page...

Atom-1	Atom-2	Distance(Å)	Clash(Å)
22:BA:1032:A:H1'	52:B4:23:ILE:CD1	2.33	0.58
7:AG:69:ARG:HG3	7:AG:95:ARG:CG	2.32	0.58
20:AT:33:LYS:HE2	20:AT:33:LYS:CA	2.33	0.58
29:DH:50:ARG:HG3	29:DH:54:LEU:HG	1.86	0.58
13:AM:79:LEU:HD22	13:AM:86:ARG:HB2	1.86	0.58
53:CA:892:A:C2'	53:CA:893:C:H5'	2.33	0.58
33:DL:90:VAL:HG12	33:DL:90:VAL:O	2.02	0.58
11:CK:117:HIS:O	11:CK:118:ASN:HB2	2.03	0.58
30:DI:105:LEU:HD21	30:DI:129:GLU:OE2	2.03	0.58
37:BP:77:SER:OG	37:BP:79:VAL:HG13	2.04	0.58
20:CT:11:ILE:C	20:CT:13:SER:H	2.06	0.58
39:DR:31:GLU:HG2	39:DR:32:THR:H	1.69	0.58
22:BA:2855:C:O5'	22:BA:2855:C:H6	1.87	0.58
9:CI:96:GLU:HA	9:CI:99:LYS:HE2	1.86	0.58
42:DU:9:GLU:OE1	42:DU:23:LYS:HA	2.04	0.58
54:CG:100:MET:HA	54:CG:103:ILE:CG1	2.34	0.58
46:DY:17:GLU:OE1	46:DY:53:VAL:HB	2.03	0.58
22:DA:992:C:H4'	39:DR:74:ILE:CD1	2.34	0.58
29:BH:2:GLN:C	29:BH:3:VAL:HG13	2.23	0.58
8:AH:45:ILE:C	8:AH:63:LYS:HD2	2.23	0.58
22:DA:1814:G:C6	22:DA:1815:A:N6	2.72	0.58
26:DE:108:ILE:O	26:DE:112:LEU:HB2	2.03	0.58
32:DK:104:THR:C	32:DK:106:GLU:H	2.07	0.58
37:DP:48:ALA:HB3	37:DP:59:THR:OG1	2.03	0.58
2:AB:67:LEU:HB3	2:AB:160:LEU:HD12	1.85	0.58
22:DA:1997:C:O2'	22:DA:1998:A:C5'	2.51	0.58
22:DA:2721:A:H2'	22:DA:2722:G:C8	2.39	0.58
41:BT:57:VAL:HG22	41:BT:58:VAL:N	2.18	0.58
7:AG:29:LEU:C	7:AG:29:LEU:HD23	2.24	0.58
5:CE:79:THR:HG23	5:CE:81:GLN:H	1.68	0.58
1:AA:1323:G:O2'	1:AA:1324:A:H5'	2.03	0.58
22:BA:1779:U:H2'	62:BA:3683:HOH:O	2.04	0.58
22:DA:2063:C:HO2'	22:DA:2064:C:H5'	1.68	0.58
37:DP:91:VAL:HG21	37:DP:96:LEU:HD21	1.86	0.58
24:BC:180:MET:CG	24:BC:268:ARG:NH1	2.63	0.58
25:DD:107:VAL:H	25:DD:206:ALA:H	1.52	0.58
58:DF:32:LYS:HD2	58:DF:156:THR:HG21	1.86	0.58
4:AD:173:ASP:O	4:AD:174:ALA:CB	2.51	0.58
22:DA:1038:G:C6	22:DA:1118:C:N4	2.72	0.58
26:BE:79:ARG:CG	26:BE:80:SER:H	2.02	0.58
25:DD:138:LEU:N	25:DD:138:LEU:HD13	2.19	0.58
22:DA:2623:G:H4'	22:DA:2825:G:C8	2.37	0.58

Continued on next page...

Continued from previous page...

Atom-1	Atom-2	Distance(Å)	Clash(Å)
28:DG:84:LYS:O	28:DG:85:LYS:CB	2.52	0.58
9:CI:105:ARG:NH1	9:CI:107:ALA:HA	2.17	0.58
37:DP:102:ARG:HB2	37:DP:107:ALA:HB2	1.85	0.58
22:BA:1943:U:H4'	22:BA:1944:U:O5'	2.04	0.58
2:AB:58:LYS:C	2:AB:58:LYS:HD3	2.24	0.58
53:CA:829:G:O2'	2:CB:24:PRO:HG3	2.03	0.58
2:CB:101:THR:O	2:CB:102:ASN:HB2	2.03	0.58
1:AA:574:A:H5''	1:AA:575:G:OP2	2.04	0.58
22:DA:1379:U:H2'	22:DA:1379:U:O2	2.04	0.58
28:DG:22:VAL:HG12	28:DG:23:ILE:N	2.19	0.58
15:CO:66:LEU:HB3	15:CO:77:TYR:HE1	1.68	0.58
40:DS:95:ARG:HG3	40:DS:97:LEU:HD22	1.85	0.58
7:AG:49:LEU:O	7:AG:49:LEU:HD13	2.03	0.58
22:BA:1461:C:O2'	22:BA:1462:C:H5'	2.03	0.58
22:BA:2305:U:H2'	22:BA:2306:C:C6	2.39	0.58
18:CR:39:VAL:CG1	18:CR:40:PRO:HD2	2.34	0.58
22:BA:295:G:C2	22:BA:296:U:C5	2.92	0.58
19:CS:12:LEU:O	19:CS:12:LEU:HD13	2.04	0.58
1:AA:1081:A:C2'	1:AA:1082:A:H5'	2.34	0.58
28:BG:83:THR:C	28:BG:84:LYS:HD3	2.25	0.58
53:CA:84:U:H3	53:CA:87:C:H1'	1.69	0.58
38:BQ:57:ARG:HA	38:BQ:60:TRP:CE3	2.39	0.58
53:CA:1161:C:O2	53:CA:1176:A:C2	2.56	0.58
53:CA:1319:A:H5''	19:CS:4:LEU:CD1	2.33	0.58
38:DQ:79:ILE:O	38:DQ:79:ILE:HD13	2.02	0.58
22:DA:1616:A:H8	22:DA:1616:A:OP1	1.86	0.58
22:DA:564:C:O2'	22:DA:565:C:H5'	2.04	0.58
24:DC:170:TYR:HD2	24:DC:183:VAL:O	1.86	0.58
22:DA:2691:C:O2'	22:DA:2692:G:H5'	2.03	0.58
22:BA:28:A:C2	22:BA:513:A:C8	2.92	0.58
22:DA:1054:A:C4	22:DA:1055:G:H1'	2.39	0.58
32:DK:40:LYS:NZ	32:DK:89:ASN:HD21	2.02	0.58
1:AA:1142:G:H2'	1:AA:1143:G:O4'	2.04	0.58
41:BT:39:THR:CG2	41:BT:39:THR:O	2.51	0.58
53:CA:1206:G:H4'	3:CC:191:THR:O	2.03	0.58
58:DF:147:ARG:H	58:DF:147:ARG:HD2	1.69	0.58
1:AA:1322:C:HO2'	1:AA:1323:G:P	2.26	0.58
17:AQ:60:ILE:CG2	17:AQ:72:TRP:HE3	2.16	0.58
22:DA:1558:C:H1'	22:DA:1560:G:N7	2.19	0.58
22:BA:811:U:C2	22:BA:1251:C:C5	2.92	0.58
12:AL:33:CYS:CA	12:AL:54:VAL:HA	2.28	0.58
25:BD:151:THR:CB	25:BD:152:PRO:HD3	2.34	0.58

Continued on next page...

Continued from previous page...

Atom-1	Atom-2	Distance(Å)	Clash(Å)
30:BI:48:ILE:HG13	30:BI:49:GLU:H	1.68	0.58
22:DA:116:C:O2'	22:DA:117:G:H5'	2.03	0.58
22:DA:135:U:H2'	22:DA:136:G:C8	2.38	0.58
22:DA:2418:A:OP1	51:D3:44:ARG:HD3	2.04	0.58
53:CA:704:A:C2'	53:CA:705:G:C8	2.87	0.58
15:AO:32:THR:HG21	15:AO:84:LEU:HG	1.86	0.58
15:AO:57:ARG:HB3	15:AO:57:ARG:NH1	2.19	0.58
22:BA:2680:U:OP2	25:BD:114:LYS:HE2	2.03	0.58
25:BD:182:ALA:O	25:BD:183:GLU:C	2.43	0.58
49:D1:34:GLU:HG3	49:D1:49:LYS:CB	2.34	0.58
22:DA:1825:U:OP1	24:DC:246:PRO:HG3	2.04	0.58
4:AD:64:TYR:CE1	4:AD:93:LEU:HD13	2.39	0.58
27:BF:168:LEU:C	27:BF:168:LEU:HD12	2.23	0.58
22:BA:2023:C:H5''	22:BA:2023:C:C6	2.38	0.58
22:BA:42:A:C3'	22:BA:43:G:H5''	2.34	0.58
9:AI:10:ARG:HB2	9:AI:14:SER:O	2.03	0.58
22:BA:1728:C:O2'	22:BA:1729:U:C6	2.56	0.58
22:DA:936:A:O2'	22:DA:937:C:H5'	2.04	0.58
22:DA:2648:G:H2'	22:DA:2649:C:O4'	2.04	0.58
13:AM:105:ALA:O	13:AM:109:LYS:HB2	2.03	0.58
31:BJ:58:ASN:HD21	31:BJ:128:ASN:HB2	1.69	0.58
22:BA:2798:U:OP2	22:BA:2798:U:H2'	2.03	0.58
22:BA:2454:G:C2'	22:BA:2455:G:H5'	2.34	0.58
22:BA:1789:A:OP2	24:BC:220:ARG:NH1	2.36	0.58
17:AQ:48:GLU:OE1	17:AQ:48:GLU:HA	2.02	0.58
53:CA:990:C:C2'	53:CA:991:U:O4'	2.49	0.57
22:DA:2361:G:H2'	22:DA:2362:C:H6	1.69	0.57
33:DL:56:PRO:O	33:DL:60:ARG:HG3	2.03	0.57
1:AA:73:C:O2'	1:AA:74:A:C5'	2.52	0.57
8:AH:98:LEU:N	8:AH:98:LEU:HD23	2.17	0.57
53:CA:936:C:HO2'	53:CA:937:A:H8	0.71	0.57
17:AQ:14:ASP:O	17:AQ:16:MET:HG2	2.04	0.57
6:AF:38:ARG:HB3	6:AF:63:ASN:HB2	1.85	0.57
45:BX:46:VAL:HG11	45:BX:77:TYR:CE1	2.39	0.57
22:DA:185:G:C5	22:DA:212:G:N2	2.71	0.57
24:DC:147:PRO:HA	24:DC:187:CYS:HB3	1.85	0.57
22:DA:460:A:H5''	41:DT:72:GLN:O	2.03	0.57
22:DA:460:A:C6	22:DA:470:A:C8	2.92	0.57
36:DO:71:ALA:CB	36:DO:102:ARG:HB3	2.33	0.57
22:BA:2312:U:O2'	22:BA:2313:C:H5'	2.04	0.57
21:CU:19:LYS:N	21:CU:19:LYS:NZ	2.52	0.57
22:DA:664:G:O2'	22:DA:665:U:H5'	2.03	0.57

Continued on next page...

Continued from previous page...

Atom-1	Atom-2	Distance(Å)	Clash(Å)
22:DA:1208:C:O2'	22:DA:1209:U:H5'	2.04	0.57
22:DA:479:A:H4'	22:DA:480:A:O5'	2.03	0.57
22:DA:1635:A:H5'	22:DA:1635:A:C8	2.38	0.57
37:DP:88:ARG:NH1	37:DP:112:ARG:HH21	2.01	0.57
49:D1:29:LYS:HE2	49:D1:31:GLU:OE2	2.04	0.57
29:DH:84:ALA:CB	29:DH:148:ALA:HA	2.34	0.57
1:AA:109:A:H3'	1:AA:110:C:H5'	1.85	0.57
53:CA:164:G:H2'	53:CA:165:G:H5'	1.85	0.57
53:CA:344:A:H5''	53:CA:345:C:H5	1.68	0.57
40:DS:53:SER:O	40:DS:56:ALA:HB3	2.04	0.57
22:DA:510:C:H6	22:DA:510:C:O5'	1.86	0.57
22:BA:1857:G:O2'	22:BA:1858:A:P	2.61	0.57
22:BA:1655:A:N6	22:BA:2005:A:H1'	2.18	0.57
22:BA:1416:G:O2'	22:BA:1417:C:C5'	2.52	0.57
22:BA:1867:G:H2'	22:BA:1868:C:H5'	1.84	0.57
3:CC:133:MET:HE3	3:CC:152:VAL:HG13	1.85	0.57
1:AA:1151:A:H5''	10:AJ:44:THR:OG1	2.03	0.57
50:B2:34:ARG:HH12	50:B2:39:ARG:HG2	1.67	0.57
17:CQ:59:GLU:HG3	17:CQ:59:GLU:O	2.04	0.57
53:CA:116:A:H2'	53:CA:117:G:C8	2.39	0.57
1:AA:1306:A:C2'	1:AA:1307:U:H5'	2.34	0.57
1:AA:1305:G:H21	1:AA:1332:A:H2	1.52	0.57
3:AC:56:ILE:HG12	3:AC:65:VAL:HG22	1.86	0.57
24:BC:49:THR:HG22	24:BC:50:THR:N	2.18	0.57
1:AA:1171:A:C2	1:AA:1172:C:C2	2.92	0.57
22:DA:502:A:C5	22:DA:505:A:N7	2.72	0.57
2:AB:59:ILE:C	2:AB:59:ILE:HD12	2.24	0.57
11:CK:63:GLN:HB2	11:CK:98:ALA:CB	2.33	0.57
22:DA:1352:U:H5	22:DA:1377:G:C6	2.20	0.57
36:BO:6:ALA:O	36:BO:10:ARG:HB2	2.04	0.57
27:BF:72:SER:HB2	27:BF:80:GLN:N	2.18	0.57
23:BB:41:G:H3'	23:BB:42:C:C5'	2.33	0.57
22:DA:1682:G:O2'	22:DA:1683:U:C6	2.53	0.57
27:BF:127:TYR:O	27:BF:128:SER:CB	2.52	0.57
22:BA:2292:U:O2'	22:BA:2293:G:H5'	2.04	0.57
53:CA:1416:G:C2'	53:CA:1417:G:H5'	2.34	0.57
53:CA:1513:A:H2'	53:CA:1514:G:H8	1.67	0.57
48:D0:37:HIS:HB3	48:D0:43:THR:HG22	1.84	0.57
1:AA:1428:A:H2'	1:AA:1429:A:O4'	2.02	0.57
22:BA:2808:G:C2	22:BA:2891:U:C6	2.92	0.57
22:DA:2635:A:H5''	25:DD:79:LEU:O	2.04	0.57
53:CA:542:G:O2'	53:CA:543:U:H5'	2.04	0.57

Continued on next page...

Continued from previous page...

Atom-1	Atom-2	Distance(Å)	Clash(Å)
11:CK:107:THR:HG22	11:CK:108:ASN:N	2.18	0.57
22:DA:813:U:C6	22:DA:1195:G:N2	2.72	0.57
22:BA:2244:U:O2'	22:BA:2245:U:H5'	2.04	0.57
11:CK:94:SER:O	11:CK:97:ARG:HB2	2.04	0.57
22:BA:875:G:H2'	22:BA:876:C:H5'	1.85	0.57
22:BA:996:A:C2	22:BA:997:G:C8	2.92	0.57
22:DA:2331:G:H1'	44:DW:40:ARG:CB	2.34	0.57
8:AH:95:MET:HB2	8:AH:98:LEU:O	2.03	0.57
9:CI:51:LEU:C	9:CI:53:LEU:H	2.08	0.57
44:BW:24:ARG:HD2	44:BW:25:PHE:CA	2.33	0.57
22:DA:2577:A:H2	48:D0:1:ALA:N	2.01	0.57
22:DA:1328:A:H3'	22:DA:1330:C:H41	1.67	0.57
22:DA:807:U:H1'	22:DA:2445:G:H5'	1.85	0.57
22:DA:803:U:C2'	22:DA:804:A:H5'	2.34	0.57
53:CA:1226:C:C4	55:CM:102:LYS:HA	2.38	0.57
20:AT:82:ILE:HD12	20:AT:82:ILE:C	2.24	0.57
22:DA:1800:C:C2	22:DA:1802:A:C8	2.93	0.57
26:BE:119:ILE:HD11	26:BE:187:VAL:CA	2.27	0.57
26:DE:147:LEU:HB3	26:DE:186:VAL:HG23	1.85	0.57
53:CA:994:A:C6	53:CA:1216:A:C5'	2.87	0.57
1:AA:1123:U:O3'	10:AJ:38:GLY:HA3	2.03	0.57
54:CG:91:ARG:NE	54:CG:92:PRO:HD2	2.19	0.57
22:DA:300:A:C5	22:DA:334:C:H4'	2.38	0.57
42:DU:91:LYS:O	42:DU:92:VAL:HG22	2.04	0.57
37:DP:54:LEU:HA	37:DP:76:HIS:CD2	2.39	0.57
22:DA:227:A:H61	22:DA:410:G:H1'	1.69	0.57
55:CM:12:LYS:CA	55:CM:12:LYS:HE3	2.27	0.57
22:BA:2150:C:O2'	22:BA:2151:U:C6	2.53	0.57
51:D3:31:ILE:HG21	51:D3:34:LYS:NZ	2.19	0.57
22:DA:1437:C:H2'	22:DA:1438:U:C6	2.40	0.57
22:DA:1439:A:H3'	22:DA:1439:A:C8	2.39	0.57
46:BY:18:LEU:HD13	46:BY:22:LEU:HB2	1.85	0.57
32:BK:113:MET:O	32:BK:116:ILE:HG13	2.04	0.57
22:DA:2746:U:H1'	28:DG:138:GLN:HE21	1.69	0.57
14:AN:20:PHE:HA	14:AN:24:ALA:HB3	1.86	0.57
1:AA:790:A:H2'	1:AA:791:G:C8	2.40	0.57
22:DA:143:C:O2'	22:DA:144:A:O4'	2.21	0.57
22:BA:1858:A:H2'	22:BA:1859:U:C6	2.39	0.57
37:DP:30:TRP:HD1	37:DP:39:LEU:HD12	1.68	0.57
22:BA:550:C:H2'	22:BA:550:C:O2	2.03	0.57
34:BM:1:MET:O	34:BM:2:LEU:CB	2.52	0.57
17:CQ:29:LYS:HE2	17:CQ:36:PHE:CE1	2.39	0.57

Continued on next page...

Continued from previous page...

Atom-1	Atom-2	Distance(Å)	Clash(Å)
33:BL:57:LEU:HD11	33:BL:61:LEU:HD21	1.85	0.57
22:BA:2063:C:C2'	22:BA:2064:C:H5'	2.35	0.57
17:CQ:68:LYS:C	17:CQ:69:THR:HG23	2.24	0.57
22:BA:960:A:N7	22:BA:962:G:C8	2.72	0.57
20:AT:55:PRO:HG2	20:AT:56:ILE:H	1.70	0.57
41:BT:68:LYS:O	41:BT:69:ARG:O	2.22	0.57
41:BT:73:ARG:NH2	41:BT:74:ILE:H	2.02	0.57
53:CA:769:G:H4'	53:CA:1513:A:H4'	1.84	0.57
34:BM:62:LYS:HD3	34:BM:64:TRP:CZ2	2.39	0.57
22:BA:662:G:H2'	22:BA:663:G:H5'	1.85	0.57
53:CA:362:G:OP1	12:CL:57:THR:CG2	2.52	0.57
43:BV:61:LEU:O	43:BV:71:LYS:HA	2.04	0.57
15:CO:69:LEU:O	15:CO:69:LEU:HD13	2.04	0.57
7:AG:25:PHE:HA	7:AG:100:MET:HE3	1.86	0.57
22:BA:1725:U:H2'	22:BA:1726:C:C6	2.38	0.57
18:CR:25:ILE:O	18:CR:25:ILE:HG13	2.04	0.57
35:DN:65:LEU:H	35:DN:65:LEU:HD12	1.68	0.57
53:CA:295:C:C4	53:CA:296:U:C5	2.92	0.57
1:AA:1501:C:C5	1:AA:1504:G:C4	2.93	0.57
22:BA:2006:C:O5'	22:BA:2006:C:H6	1.87	0.57
32:DK:107:LEU:C	32:DK:109:SER:H	2.07	0.57
1:AA:729:A:H2'	1:AA:730:G:O4'	2.04	0.57
22:DA:1340:U:HO2'	22:DA:1341:G:P	2.27	0.57
53:CA:72:A:OP1	53:CA:72:A:H4'	2.02	0.57
31:DJ:64:VAL:CG1	31:DJ:65:THR:N	2.67	0.57
46:DY:31:GLN:C	46:DY:33:ALA:H	2.07	0.57
22:DA:1329:U:O2'	22:DA:1330:C:P	2.62	0.57
22:DA:532:A:H2'	22:DA:532:A:N3	2.19	0.57
6:AF:38:ARG:HH11	6:AF:38:ARG:HG2	1.69	0.57
24:DC:119:VAL:HG13	24:DC:133:ASN:ND2	2.19	0.57
43:BV:80:HIS:HD2	43:BV:83:LYS:CB	2.17	0.57
26:DE:148:ILE:HD13	26:DE:187:VAL:CG2	2.08	0.57
22:DA:1062:G:H8	22:DA:1070:A:OP2	1.88	0.57
22:DA:100:U:H1'	22:DA:101:A:N7	2.20	0.57
22:DA:489:G:C5	22:DA:491:G:C5	2.92	0.57
41:BT:39:THR:CG2	41:BT:42:GLU:H	2.18	0.57
55:CM:13:HIS:HB3	55:CM:16:ILE:CB	2.34	0.57
44:DW:23:LYS:CD	44:DW:24:ARG:N	2.61	0.57
36:BO:31:THR:CG2	36:BO:34:HIS:N	2.64	0.57
22:DA:396:G:O2'	22:DA:397:U:C6	2.53	0.57
4:AD:113:ALA:O	4:AD:116:LEU:HB2	2.04	0.57
22:DA:117:G:C6	22:DA:119:A:C6	2.92	0.57

Continued on next page...

Continued from previous page...

Atom-1	Atom-2	Distance(Å)	Clash(Å)
25:DD:137:SER:CA	25:DD:138:LEU:HD22	2.34	0.57
22:BA:1731:G:C4	22:BA:1733:G:N7	2.72	0.57
22:DA:136:G:N2	22:DA:144:A:C2	2.72	0.57
22:BA:479:A:HO2'	22:BA:481:G:H5'	1.69	0.57
22:BA:1655:A:H5'	25:BD:118:PHE:CD2	2.39	0.57
22:BA:2051:A:OP2	62:BA:3480:HOH:O	2.17	0.57
28:DG:116:LEU:HD13	28:DG:120:ILE:O	2.04	0.57
22:BA:2134:A:C6	22:BA:2135:A:N6	2.72	0.57
37:DP:1:SER:OG	37:DP:4:ILE:HD12	2.04	0.57
35:BN:117:ASP:O	35:BN:118:ARG:CB	2.52	0.57
34:BM:69:PRO:HA	34:BM:94:ALA:HB2	1.85	0.57
22:DA:2426:A:H3'	22:DA:2427:C:H5'	1.86	0.57
22:DA:1847:A:O2'	22:DA:1848:A:H8	1.81	0.57
53:CA:109:A:C8	53:CA:327:A:O4'	2.58	0.57
1:AA:701:U:C2'	1:AA:701:U:O2	2.52	0.57
50:D2:5:PHE:HZ	50:D2:12:ARG:NH1	2.02	0.57
22:DA:1213:A:O2'	22:DA:1214:A:C5'	2.51	0.57
1:AA:862:C:H2'	1:AA:863:U:H5'	1.85	0.57
22:DA:2599:G:OP2	24:DC:234:GLY:HA2	2.04	0.57
22:BA:2429:G:P	62:BA:3692:HOH:O	2.62	0.57
37:BP:24:THR:HG21	37:BP:87:ARG:HB3	1.87	0.57
13:AM:39:ALA:HB3	13:AM:42:VAL:CG2	2.34	0.57
22:DA:1427:A:C2	22:DA:1570:A:OP2	2.58	0.57
22:BA:2840:C:H2'	22:BA:2841:C:C6	2.38	0.57
36:BO:2:ASP:O	36:BO:3:LYS:CB	2.52	0.57
22:DA:2456:C:C2'	22:DA:2457:U:H5'	2.34	0.57
22:BA:189:G:OP1	45:BX:25:LYS:HD2	2.04	0.57
22:BA:1374:G:C5	22:BA:1375:U:C5	2.92	0.57
22:BA:2407:A:H2'	22:BA:2408:U:C6	2.40	0.57
22:DA:560:C:H1'	38:DQ:47:ARG:NH1	2.19	0.57
3:AC:146:LYS:HB2	3:AC:202:PHE:CD2	2.39	0.57
5:AE:59:ILE:HD12	5:AE:59:ILE:C	2.23	0.57
30:DI:112:LYS:NZ	30:DI:128:ILE:HD12	2.19	0.57
4:CD:53:GLN:CB	4:CD:202:LEU:HD12	2.34	0.57
22:DA:1685:C:O2'	22:DA:1686:C:H5'	2.04	0.57
55:CM:113:LYS:HD3	55:CM:113:LYS:OXT	2.03	0.57
22:BA:1078:U:H4'	22:BA:1079:C:C6	2.38	0.57
53:CA:220:G:O2'	53:CA:221:C:H5'	2.03	0.57
53:CA:72:A:H61	53:CA:99:C:H1'	1.69	0.57
38:BQ:63:ARG:C	38:BQ:63:ARG:HD2	2.24	0.57
9:CI:74:GLN:O	9:CI:78:ILE:HG13	2.04	0.57
44:BW:30:VAL:HG23	44:BW:59:PHE:HD1	1.70	0.57

Continued on next page...

Continued from previous page...

Atom-1	Atom-2	Distance(Å)	Clash(Å)
22:DA:2015:A:C5	48:D0:2:VAL:HG11	2.39	0.57
22:DA:529:A:C8	22:DA:2023:C:N4	2.72	0.57
22:DA:2443:C:O2'	22:DA:2444:G:H5'	2.04	0.57
22:DA:571:U:C5	22:DA:575:A:C6	2.92	0.57
6:CF:43:GLY:HA2	6:CF:58:HIS:ND1	2.19	0.57
1:AA:8:A:N6	4:AD:201:GLU:O	2.37	0.57
4:AD:1:ALA:O	4:AD:67:LEU:CD1	2.52	0.57
39:DR:37:GLU:HB2	39:DR:53:PHE:CD2	2.40	0.57
1:AA:1367:C:H5'	10:AJ:62:ARG:NH1	2.20	0.57
22:BA:28:A:C5	22:BA:513:A:N7	2.72	0.57
10:CJ:11:LYS:HB3	10:CJ:71:LEU:CD1	2.34	0.57
32:DK:14:SER:OG	32:DK:51:LYS:N	2.37	0.57
52:D4:7:VAL:CG2	52:D4:25:VAL:HG23	2.34	0.57
35:DN:5:LYS:CG	35:DN:6:SER:H	2.17	0.57
22:DA:648:G:H2'	22:DA:649:G:H8	1.69	0.57
7:AG:108:ARG:HH21	7:AG:118:ARG:HH22	1.50	0.57
22:DA:2345:G:C6	22:DA:2347:C:N4	2.71	0.57
22:BA:2748:A:O3'	28:BG:3:VAL:HG11	2.04	0.57
40:DS:13:SER:O	40:DS:17:VAL:HG23	2.05	0.57
22:DA:28:A:O2'	22:DA:29:U:C5'	2.49	0.57
22:DA:1417:C:H4'	22:DA:1587:G:N2	2.19	0.57
37:DP:25:VAL:HA	37:DP:85:VAL:HA	1.84	0.57
4:AD:104:MET:CG	4:AD:170:LEU:HD22	2.32	0.57
43:DV:51:GLN:HA	43:DV:56:PHE:CD2	2.39	0.57
22:DA:999:U:H2'	22:DA:1000:A:H5'	1.85	0.57
33:BL:79:LEU:HB2	33:BL:114:GLY:O	2.03	0.57
33:BL:40:SER:O	33:BL:41:ARG:HB2	2.03	0.57
27:BF:34:THR:CG2	27:BF:89:THR:HG23	2.31	0.57
54:CG:41:ILE:HG21	54:CG:115:MET:HE3	1.84	0.57
29:DH:68:ARG:HD2	29:DH:68:ARG:O	2.05	0.57
22:BA:616:A:O2'	22:BA:617:G:C5'	2.51	0.57
22:DA:1490:A:H5'	22:DA:1490:A:N3	2.18	0.57
30:BI:53:PRO:O	30:BI:74:PRO:HD2	2.04	0.57
23:BB:24:G:N7	23:BB:56:G:H2'	2.17	0.57
22:DA:391:A:O2'	22:DA:392:U:C5'	2.52	0.57
20:AT:67:HIS:HB3	20:AT:68:LYS:HZ2	1.68	0.57
16:AP:48:GLU:CG	16:AP:49:GLY:N	2.66	0.57
13:AM:89:ARG:HB3	13:AM:96:VAL:HG22	1.86	0.57
22:DA:2234:G:C5	22:DA:2235:G:C8	2.92	0.57
6:AF:11:HIS:HD2	6:AF:13:ASP:H	1.52	0.57
1:AA:1039:G:O2'	1:AA:1040:U:H5'	2.03	0.57
22:BA:2188:U:O2'	22:BA:2189:U:H5'	2.03	0.57

Continued on next page...

Continued from previous page...

Atom-1	Atom-2	Distance(Å)	Clash(Å)
30:DI:102:ARG:HG2	30:DI:141:ASP:O	2.04	0.57
5:CE:37:VAL:HG12	5:CE:38:VAL:N	2.20	0.57
22:BA:2394:C:OP2	51:B3:29:ARG:HD3	2.03	0.57
22:BA:2828:G:O2'	22:BA:2829:A:H5'	2.04	0.57
26:BE:23:PHE:CZ	26:BE:28:VAL:HG11	2.39	0.57
1:AA:895:G:H2'	1:AA:896:C:H6	1.70	0.57
57:DB:96:G:C5	57:DB:97:C:C5	2.92	0.57
22:BA:1754:A:C6	22:BA:1755:A:C6	2.93	0.57
1:AA:858:G:C2'	1:AA:859:G:H5'	2.34	0.57
22:BA:114:U:H2'	22:BA:115:C:C6	2.39	0.57
53:CA:9:G:H2'	53:CA:10:A:H8	1.70	0.57
33:BL:116:VAL:HG13	33:BL:116:VAL:O	2.04	0.57
8:AH:31:LEU:HD12	8:AH:31:LEU:O	2.04	0.57
24:DC:76:VAL:O	24:DC:76:VAL:HG23	2.04	0.57
22:DA:585:G:C2'	22:DA:1254:A:H61	2.17	0.57
28:BG:117:PRO:HD2	28:BG:120:ILE:CG2	2.34	0.57
53:CA:66:A:N6	53:CA:67:C:N4	2.52	0.57
22:BA:996:A:H4'	38:BQ:91:ARG:HG2	1.85	0.57
44:DW:45:HIS:HB3	44:DW:58:LEU:HD11	1.87	0.57
53:CA:1319:A:H5''	19:CS:4:LEU:HD11	1.85	0.57
22:BA:2364:C:O2'	22:BA:2365:G:H5'	2.04	0.57
22:DA:2443:C:C2'	22:DA:2444:G:H5'	2.34	0.57
22:DA:2574:G:O2'	25:DD:148:GLN:HB2	2.05	0.57
22:DA:673:C:H5''	26:DE:75:SER:HB2	1.85	0.57
35:DN:33:ILE:HD13	35:DN:118:ARG:NH2	2.19	0.57
1:AA:397:A:N7	1:AA:547:A:O2'	2.35	0.57
1:AA:497:G:N2	1:AA:498:A:C6	2.73	0.57
11:CK:78:ILE:CD1	11:CK:78:ILE:H	2.02	0.57
1:AA:1001:C:H2'	1:AA:1002:G:H8	1.70	0.57
22:DA:1055:G:H2'	22:DA:1056:G:H5'	1.85	0.57
38:DQ:8:ILE:O	38:DQ:8:ILE:HG12	2.05	0.57
22:DA:340:A:H2'	22:DA:341:C:O4'	2.04	0.57
53:CA:257:G:C2	53:CA:270:A:N1	2.73	0.57
53:CA:280:C:H4'	53:CA:281:G:OP2	2.04	0.57
32:BK:71:ARG:HB3	32:BK:72:PRO:CD	2.30	0.57
22:DA:404:A:N3	22:DA:406:G:C6	2.73	0.57
17:AQ:71:SER:O	17:AQ:72:TRP:CD1	2.58	0.57
53:CA:1239:A:H3'	54:CG:118:ARG:NH2	2.19	0.57
46:BY:6:LEU:O	46:BY:7:ARG:HB3	2.05	0.57
22:BA:137:U:OP2	22:BA:137:U:C5	2.57	0.57
1:AA:275:G:HO2'	1:AA:276:G:H5'	1.67	0.57
22:DA:558:U:OP2	31:DJ:113:PRO:HG2	2.04	0.57

Continued on next page...

Continued from previous page...

Atom-1	Atom-2	Distance(Å)	Clash(Å)
23:BB:49:C:OP1	36:BO:101:GLY:HA3	2.04	0.57
36:DO:25:ARG:HB3	36:DO:93:ASP:HB2	1.85	0.57
41:DT:45:ALA:HA	41:DT:48:GLN:HG2	1.85	0.57
22:DA:659:G:C5'	26:DE:95:LYS:HD2	2.34	0.57
22:BA:960:A:C8	22:BA:962:G:C8	2.92	0.57
3:AC:155:ARG:HG2	3:AC:159:ALA:O	2.05	0.57
53:CA:1370:G:C5'	9:CI:110:VAL:HG21	2.35	0.57
22:BA:192:C:O5'	22:BA:192:C:H6	1.86	0.57
22:DA:2635:A:H5'	25:DD:79:LEU:HB2	1.87	0.57
12:AL:115:LYS:O	12:AL:116:TYR:CB	2.53	0.57
5:AE:59:ILE:O	5:AE:62:ALA:HB3	2.04	0.57
22:BA:2672:U:H2'	22:BA:2673:G:O5'	2.05	0.57
17:AQ:25:GLU:OE1	17:AQ:25:GLU:HA	2.05	0.57
34:BM:68:PHE:C	34:BM:68:PHE:CD2	2.78	0.57
35:BN:57:THR:O	35:BN:57:THR:HG22	2.05	0.57
12:AL:45:ASN:N	12:AL:45:ASN:HD22	2.01	0.57
22:BA:1061:U:H3'	22:BA:1062:G:C5'	2.34	0.57
44:DW:43:LYS:HD2	44:DW:79:ILE:HD11	1.86	0.57
53:CA:1363:A:C5	53:CA:1365:G:C6	2.92	0.57
22:DA:1008:A:OP1	22:DA:1008:A:H8	1.88	0.57
22:BA:2365:G:C2'	22:BA:2366:A:C8	2.88	0.57
31:BJ:49:ASP:OD1	31:BJ:121:LYS:HE2	2.04	0.57
22:BA:1286:A:O2'	22:BA:1288:G:OP2	2.21	0.57
22:DA:627:A:O2'	22:DA:628:G:O5'	2.23	0.57
22:BA:2555:U:H5''	22:BA:2556:C:OP2	2.05	0.57
22:DA:2296:U:C4'	22:DA:2297:A:OP1	2.30	0.57
1:AA:1049:U:H4'	1:AA:1050:G:OP2	2.04	0.57
10:CJ:42:LEU:HD22	10:CJ:71:LEU:HD23	1.84	0.57
22:DA:1075:C:O2'	22:DA:1076:C:H6	1.87	0.57
49:B1:42:VAL:CG1	49:B1:44:GLN:HB2	2.34	0.57
22:DA:480:A:H3'	22:DA:481:G:H5''	1.84	0.57
53:CA:1049:U:H4'	53:CA:1050:G:OP2	2.04	0.57
11:CK:126:ARG:HE	11:CK:126:ARG:HA	1.69	0.57
13:AM:3:ILE:HA	13:AM:56:ARG:CZ	2.33	0.57
49:D1:5:ARG:HD2	49:D1:25:ASN:HB2	1.86	0.57
22:BA:1249:U:H5'	22:BA:1249:U:H6	1.69	0.57
25:BD:51:THR:OG1	25:BD:76:GLY:HA3	2.03	0.57
22:BA:2233:U:H2'	22:BA:2234:G:H8	1.68	0.57
22:BA:141:G:N1	41:BT:2:ILE:CG2	2.67	0.57
37:BP:33:GLU:HB2	37:BP:38:ARG:HH11	1.70	0.57
1:AA:1180:A:H5''	1:AA:1181:G:OP2	2.05	0.57
22:DA:2757:A:OP1	52:D4:20:ASP:N	2.38	0.57

Continued on next page...

Continued from previous page...

Atom-1	Atom-2	Distance(Å)	Clash(Å)
45:DX:63:ILE:CD1	45:DX:64:ASP:N	2.61	0.57
1:AA:516:U:O2'	1:AA:517:G:H5'	2.05	0.57
4:AD:97:LEU:HD22	4:AD:117:VAL:HG11	1.86	0.57
4:AD:96:ARG:HB3	4:AD:98:ASP:OD1	2.04	0.57
22:DA:1857:G:C4	22:DA:1884:G:N1	2.72	0.57
1:AA:1432:G:O2'	1:AA:1433:A:OP2	2.22	0.57
58:DF:103:ILE:N	58:DF:103:ILE:HD12	2.20	0.57
22:BA:580:U:O3'	38:BQ:30:VAL:HG13	2.04	0.57
22:DA:1638:C:H4'	22:DA:2710:C:O2	2.05	0.57
25:DD:118:PHE:CG	25:DD:119:ALA:N	2.72	0.57
28:DG:94:ARG:NH2	28:DG:111:PRO:HB3	2.20	0.57
45:DX:26:ARG:HG3	45:DX:27:ARG:N	2.18	0.57
42:BU:27:VAL:HG22	42:BU:28:LEU:H	1.70	0.57
22:DA:730:A:H2'	22:DA:731:C:C6	2.39	0.57
3:CC:133:MET:HB2	3:CC:150:VAL:HG21	1.85	0.57
22:BA:62:U:C4'	22:BA:63:A:OP1	2.53	0.57
22:BA:2136:G:C2'	22:BA:2137:U:C5	2.87	0.57
53:CA:1005:A:C4	53:CA:1006:G:H1'	2.39	0.57
42:BU:35:VAL:HG12	42:BU:38:ILE:CG1	2.35	0.57
44:DW:9:THR:HG23	44:DW:10:ARG:N	2.19	0.57
22:DA:716:A:H3'	22:DA:717:C:H5''	1.85	0.57
22:BA:182:A:C6	22:BA:183:C:C4	2.93	0.57
12:CL:89:LEU:CB	12:CL:92:VAL:HG21	2.34	0.57
29:BH:41:LYS:HA	29:BH:44:ILE:HG12	1.87	0.57
1:AA:1381:U:HO2'	1:AA:1382:C:H6	1.52	0.57
22:DA:1544:A:C6	22:DA:1545:A:C6	2.92	0.57
26:BE:194:LYS:O	26:BE:197:GLU:HB3	2.04	0.57
22:DA:2548:U:H2'	22:DA:2549:G:O4'	2.05	0.57
22:BA:2264:C:H41	44:BW:11:ASN:ND2	2.02	0.57
53:CA:571:U:H5''	53:CA:572:A:OP2	2.04	0.57
22:DA:345:A:O2'	22:DA:346:A:C2	2.58	0.57
16:AP:78:VAL:O	16:AP:78:VAL:HG22	2.04	0.57
56:CP:26:ASN:OD1	56:CP:31:ARG:HB3	2.05	0.57
22:BA:1083:U:H2'	22:BA:1084:A:O5'	2.05	0.57
28:BG:168:VAL:HG23	28:BG:168:VAL:O	2.04	0.57
22:DA:2330:G:H2'	22:DA:2331:G:H5'	1.86	0.57
37:BP:92:ARG:HH11	37:BP:92:ARG:HB2	1.69	0.57
5:AE:108:GLY:O	5:AE:109:ALA:HB3	2.05	0.57
53:CA:914:A:O2'	53:CA:915:A:O4'	2.19	0.57
22:DA:747:U:O2	22:DA:2014:A:H1'	2.05	0.57
22:DA:2022:U:O2'	22:DA:2617:U:H5'	2.04	0.57
22:DA:17:G:H4'	38:DQ:24:TYR:CE1	2.39	0.57

Continued on next page...

Continued from previous page...

Atom-1	Atom-2	Distance(Å)	Clash(Å)
1:AA:844:G:H2'	1:AA:844:G:N3	2.19	0.57
5:AE:155:LYS:CB	8:AH:70:VAL:HG13	2.34	0.57
5:AE:152:VAL:HA	5:AE:155:LYS:NZ	2.19	0.57
22:DA:467:G:H4'	22:DA:796:C:O2'	2.04	0.57
10:CJ:79:PRO:HA	10:CJ:84:VAL:HG11	1.87	0.57
2:CB:114:LYS:HE2	2:CB:151:LYS:HD3	1.87	0.57
22:DA:1204:A:O4'	22:DA:1206:G:C5	2.58	0.57
22:DA:92:U:H2'	22:DA:93:G:C8	2.40	0.57
26:DE:133:LEU:C	26:DE:133:LEU:HD23	2.24	0.57
32:DK:2:ILE:HD12	32:DK:2:ILE:N	2.19	0.57
25:DD:34:VAL:HG12	25:DD:48:ILE:CD1	2.21	0.57
1:AA:1241:G:HO2'	1:AA:1242:G:H8	1.51	0.57
44:DW:81:ILE:HD12	44:DW:82:GLU:N	2.19	0.57
22:DA:1439:A:H3'	22:DA:1439:A:H8	1.68	0.57
22:BA:1027:A:N1	22:BA:1126:A:H1'	2.19	0.57
18:CR:59:LYS:O	18:CR:63:TYR:CD1	2.58	0.57
1:AA:620:C:H2'	1:AA:621:A:O4'	2.04	0.57
22:DA:1178:C:H2'	22:DA:1179:G:O4'	2.05	0.57
47:DZ:43:ILE:HD12	47:DZ:44:ARG:N	2.20	0.57
22:DA:1774:C:O2	24:DC:10:PRO:HB2	2.04	0.57
22:DA:2151:U:H2'	22:DA:2152:G:H8	1.70	0.57
29:DH:72:ILE:HD11	29:DH:141:LYS:N	2.17	0.57
1:AA:337:G:O2'	1:AA:338:A:H5'	2.05	0.57
45:DX:44:ARG:NH1	45:DX:44:ARG:HB3	2.19	0.57
3:CC:5:HIS:NE2	3:CC:183:TYR:CE2	2.68	0.57
22:BA:637:A:H4'	22:BA:638:G:O5'	2.05	0.57
22:BA:1277:G:H4'	35:BN:20:MET:HE2	1.86	0.57
22:DA:2728:U:O2'	22:DA:2729:G:H8	1.88	0.57
22:DA:518:G:H2'	22:DA:519:U:H6	1.68	0.57
13:AM:15:VAL:HA	13:AM:33:LEU:CD1	2.34	0.57
5:CE:130:THR:HA	5:CE:135:VAL:CG2	2.35	0.57
22:BA:2765:A:C2'	22:BA:2765:A:N3	2.67	0.57
52:B4:26:ILE:N	52:B4:26:ILE:HD13	2.19	0.57
22:BA:2817:U:O2	22:BA:2836:U:H1'	2.05	0.57
9:CI:46:VAL:O	9:CI:79:ARG:HG3	2.05	0.57
53:CA:895:G:C5	53:CA:896:C:C5	2.93	0.57
18:CR:32:ILE:HD12	18:CR:33:THR:O	2.04	0.57
18:AR:70:THR:OG1	18:AR:72:ARG:HG2	2.05	0.57
22:BA:1922:G:H2'	22:BA:1923:U:O4'	2.05	0.57
22:BA:1579:A:O2'	22:BA:1580:A:H5'	2.04	0.57
10:AJ:87:LEU:HD13	10:AJ:88:MET:N	2.19	0.57
26:BE:73:ILE:HG12	26:BE:73:ILE:O	2.03	0.57

Continued on next page...

Continued from previous page...

Atom-1	Atom-2	Distance(Å)	Clash(Å)
8:AH:46:GLU:O	8:AH:47:ASP:HB3	2.05	0.57
35:BN:61:ALA:O	35:BN:64:ARG:HB2	2.05	0.57
53:CA:71:A:C2	53:CA:72:A:C5	2.93	0.57
53:CA:82:G:C6	53:CA:89:U:C5	2.92	0.57
38:BQ:63:ARG:CZ	38:BQ:96:ASP:CA	2.80	0.57
38:BQ:63:ARG:HH22	38:BQ:96:ASP:CB	2.17	0.57
5:AE:132:PRO:HG2	5:AE:133:ILE:HD12	1.86	0.57
39:BR:47:VAL:O	39:BR:47:VAL:HG12	2.03	0.57
53:CA:979:C:C5	53:CA:1318:A:N1	2.73	0.57
53:CA:931:C:H2'	53:CA:932:C:H6	1.70	0.57
22:BA:854:C:O2'	22:BA:855:G:H5'	2.05	0.57
22:BA:923:G:C4'	44:BW:25:PHE:CZ	2.88	0.57
46:DY:57:LEU:CD1	46:DY:60:LYS:HE3	2.32	0.57
22:DA:192:C:H5'	22:DA:678:C:H1'	1.86	0.57
22:DA:2619:C:H5'	25:DD:157:LYS:HG2	1.87	0.57
38:DQ:27:ARG:CA	38:DQ:33:VAL:CG1	2.66	0.57
22:DA:740:C:O2'	22:DA:741:U:C5'	2.52	0.57
39:BR:49:ILE:CG1	39:BR:51:VAL:O	2.52	0.57
57:DB:109:A:C6	57:DB:110:C:N4	2.73	0.57
53:CA:122:G:O2'	53:CA:123:U:H5'	2.04	0.57
32:DK:113:MET:SD	32:DK:116:ILE:HD11	2.45	0.57
9:AI:6:TYR:O	9:AI:85:ALA:HA	2.04	0.57
53:CA:596:A:C2	53:CA:597:G:C5	2.93	0.57
22:DA:1239:G:H5''	62:DA:3691:HOH:O	2.05	0.57
53:CA:254:G:C2'	53:CA:255:G:H5'	2.34	0.57
53:CA:764:C:H3'	53:CA:765:G:H21	1.70	0.57
1:AA:428:G:H1'	1:AA:430:A:C8	2.40	0.57
35:DN:1:MET:O	35:DN:2:ARG:CB	2.52	0.57
22:DA:1511:G:O2'	22:DA:1512:C:C6	2.47	0.57
16:AP:20:VAL:HG21	16:AP:32:PHE:CB	2.35	0.57
22:BA:1252:G:C2	38:BQ:32:ARG:HG2	2.40	0.57
34:DM:71:LYS:HD3	34:DM:95:LEU:CD1	2.33	0.57
28:BG:126:THR:CG2	28:BG:127:GLN:H	2.15	0.57
28:DG:122:ALA:HB1	28:DG:131:VAL:O	2.04	0.57
1:AA:968:A:OP1	1:AA:968:A:H8	1.86	0.57
1:AA:969:A:O2'	1:AA:970:C:H5'	2.04	0.57
51:D3:22:LYS:HG2	51:D3:46:LYS:HE2	1.86	0.57
56:CP:46:LYS:HE2	56:CP:47:GLU:N	2.19	0.57
40:BS:24:ILE:HD12	40:BS:32:ALA:CA	2.34	0.57
17:CQ:68:LYS:HG2	17:CQ:69:THR:HG23	1.87	0.57
1:AA:115:G:H4'	1:AA:116:A:O5'	2.03	0.57
40:DS:25:ARG:HH11	40:DS:25:ARG:HB3	1.70	0.57

Continued on next page...

Continued from previous page...

Atom-1	Atom-2	Distance(Å)	Clash(Å)
55:CM:68:LEU:O	55:CM:72:ILE:HG22	2.04	0.57
24:DC:30:ALA:N	24:DC:31:PRO:CD	2.68	0.57
22:BA:1746:A:C2	22:BA:1747:U:C2	2.93	0.57
33:BL:120:VAL:CG1	33:BL:121:THR:N	2.66	0.57
19:CS:20:LYS:C	19:CS:20:LYS:HD3	2.25	0.57
22:BA:2828:G:C2'	22:BA:2829:A:H5'	2.34	0.57
1:AA:1358:U:H5	1:AA:1359:C:C4	2.23	0.57
1:AA:1358:U:H6	1:AA:1359:C:C5	2.23	0.57
24:BC:265:PHE:CD1	24:BC:265:PHE:N	2.73	0.57
1:AA:164:G:C2'	1:AA:165:G:H5'	2.35	0.57
38:BQ:48:ASP:HA	38:BQ:51:GLN:HB2	1.86	0.57
29:DH:136:SER:C	29:DH:137:GLU:HG3	2.25	0.57
9:CI:115:VAL:HG21	10:CJ:61:ALA:O	2.05	0.57
53:CA:192:A:H8	53:CA:192:A:O5'	1.87	0.57
12:CL:78:VAL:HG23	12:CL:101:LEU:HD12	1.87	0.57
22:BA:899:A:O2'	22:BA:900:A:H8	1.86	0.57
22:DA:2800:A:H2'	22:DA:2801:G:O4'	2.05	0.57
24:BC:230:PRO:HD2	24:BC:246:PRO:HA	1.85	0.57
22:BA:994:C:O2	39:BR:10:LYS:NZ	2.37	0.57
22:DA:250:G:O6	22:DA:386:G:N2	2.35	0.57
22:DA:857:G:H1'	44:DW:19:ARG:HE	1.67	0.57
44:BW:23:LYS:NZ	44:BW:24:ARG:CG	2.67	0.57
22:DA:1328:A:H2'	22:DA:1330:C:C5	2.39	0.57
22:DA:2612:C:O2	48:D0:1:ALA:HB2	2.04	0.57
22:DA:2882:A:H4'	35:DN:97:ILE:HG12	1.87	0.57
1:AA:545:C:H2'	1:AA:545:C:O2	2.03	0.57
33:DL:77:ILE:HG12	33:DL:101:ILE:HD11	1.86	0.57
6:AF:90:MET:HB3	18:AR:60:ARG:HH21	1.70	0.57
49:B1:22:THR:OG1	49:B1:23:THR:N	2.37	0.57
22:DA:1567:G:H5''	24:DC:84:PRO:HG3	1.86	0.57
15:AO:69:LEU:HD21	15:AO:76:ARG:HB2	1.87	0.57
33:BL:101:ILE:CG2	33:BL:102:GLY:H	2.18	0.57
2:CB:73:ARG:HG3	2:CB:74:ALA:N	2.19	0.57
2:CB:75:ALA:O	2:CB:79:VAL:HB	2.04	0.57
2:AB:9:LEU:HB2	2:AB:42:LEU:CD1	2.35	0.57
22:DA:962:G:O2'	22:DA:963:U:C5'	2.52	0.57
22:DA:1204:A:O4'	22:DA:1206:G:N7	2.38	0.57
22:DA:475:C:H4'	22:DA:509:C:O2'	2.05	0.57
41:BT:38:ALA:HB1	41:BT:43:ILE:HG22	1.85	0.57
22:BA:1340:U:H3'	41:BT:61:LEU:HD22	1.86	0.57
53:CA:252:U:H2'	53:CA:253:A:H8	1.70	0.57
22:BA:1778:U:O4	22:BA:1784:A:H1'	2.05	0.57

Continued on next page...

Continued from previous page...

Atom-1	Atom-2	Distance(Å)	Clash(Å)
22:DA:921:C:O2'	22:DA:922:C:H5''	2.05	0.57
12:AL:24:GLU:HB2	12:AL:26:CYS:HG	1.67	0.57
44:BW:49:ASN:HA	44:BW:61:LYS:HB2	1.86	0.57
10:AJ:33:GLY:CA	10:AJ:83:THR:HB	2.34	0.57
22:BA:811:U:H1'	22:BA:1251:C:C6	2.39	0.57
28:DG:93:TYR:CD2	28:DG:93:TYR:N	2.65	0.57
40:BS:63:GLY:O	40:BS:64:ALA:CB	2.53	0.57
52:D4:22:VAL:O	52:D4:24:ARG:HG3	2.05	0.57
22:DA:125:A:H5''	50:D2:19:ARG:HD3	1.87	0.57
22:BA:1450:G:N2	22:BA:1452:G:O6	2.37	0.57
34:DM:73:ILE:HG12	34:DM:93:VAL:HG12	1.87	0.57
2:CB:103:TRP:CD1	2:CB:107:ARG:HB3	2.40	0.57
31:BJ:140:LEU:HD13	31:BJ:140:LEU:C	2.24	0.57
26:BE:146:VAL:HA	26:BE:185:LYS:O	2.04	0.57
1:AA:764:C:O2'	1:AA:765:G:H5'	2.04	0.57
1:AA:209:U:C5'	1:AA:210:C:OP2	2.52	0.57
42:BU:35:VAL:HG12	42:BU:38:ILE:HG12	1.86	0.57
53:CA:390:U:O2'	53:CA:391:G:H5'	2.05	0.57
22:DA:1813:G:N3	24:DC:49:THR:HB	2.20	0.57
22:DA:2591:C:P	24:DC:237:ARG:HD2	2.45	0.57
53:CA:747:A:H2'	53:CA:748:G:O4'	2.05	0.57
1:AA:914:A:O2'	1:AA:915:A:O4'	2.23	0.57
14:CN:20:PHE:CE1	14:CN:54:SER:HB2	2.37	0.57
33:BL:121:THR:HG23	33:BL:121:THR:O	2.05	0.57
22:BA:2715:C:O5'	22:BA:2715:C:H6	1.88	0.57
22:DA:2813:A:H2'	22:DA:2814:A:C8	2.40	0.57
22:DA:808:G:O2'	22:DA:1254:A:H4'	2.04	0.57
22:DA:293:U:H5''	22:DA:294:A:OP2	2.04	0.57
22:DA:2033:A:H2'	22:DA:2033:A:OP1	2.04	0.57
22:DA:1765:U:C2'	22:DA:1766:G:H5'	2.35	0.57
43:BV:2:PHE:HD1	43:BV:50:MET:CE	2.18	0.57
22:BA:1055:G:H3'	22:BA:1056:G:H8	1.69	0.57
22:DA:200:U:C5	22:DA:201:C:C4	2.92	0.57
53:CA:1092:A:H62	53:CA:1093:A:N6	2.02	0.57
14:CN:80:ARG:NH1	14:CN:80:ARG:HG2	2.18	0.57
44:BW:19:ARG:NH1	44:BW:22:VAL:CG1	2.67	0.57
22:DA:1329:U:O2'	22:DA:1330:C:OP1	2.22	0.57
22:DA:2816:G:O3'	35:DN:99:LYS:HE3	2.04	0.57
22:DA:784:G:C6	24:DC:227:VAL:HG11	2.40	0.57
22:DA:655:A:H4'	22:DA:656:G:O5'	2.04	0.57
10:AJ:52:LEU:HD22	10:AJ:59:LYS:HA	1.86	0.57
22:DA:445:C:C2'	22:DA:446:G:C8	2.88	0.57

Continued on next page...

Continued from previous page...

Atom-1	Atom-2	Distance(Å)	Clash(Å)
22:DA:1359:A:C2	22:DA:1360:G:C1'	2.87	0.57
53:CA:374:A:OP1	53:CA:452:A:N1	2.36	0.57
22:DA:2199:A:N6	22:DA:2225:A:N9	2.53	0.57
22:DA:1085:A:H2'	22:DA:1086:A:N3	2.20	0.57
22:DA:1062:G:C8	22:DA:1088:A:H8	2.22	0.57
25:BD:111:GLY:O	25:BD:169:ARG:O	2.22	0.57
22:DA:104:A:H2'	22:DA:105:C:H6	1.68	0.57
28:BG:103:ASN:HD22	28:BG:113:ASP:CG	2.09	0.57
22:DA:223:A:H2	22:DA:407:G:N3	2.03	0.57
5:CE:79:THR:HA	5:CE:121:ASN:ND2	2.19	0.57
22:DA:1516:G:O2'	22:DA:1517:G:H5'	2.05	0.57
37:DP:113:LEU:HD23	37:DP:113:LEU:C	2.24	0.57
37:BP:1:SER:N	37:BP:4:ILE:HG13	2.20	0.57
36:BO:54:VAL:HG22	36:BO:54:VAL:O	2.03	0.57
14:AN:60:ARG:O	14:AN:61:ASN:CB	2.44	0.57
28:DG:91:VAL:HG23	28:DG:92:GLY:H	1.69	0.57
32:BK:63:VAL:CG2	32:BK:85:VAL:HG23	2.33	0.57
53:CA:348:G:HO2'	53:CA:349:A:H5'	1.65	0.57
36:DO:17:LYS:HE3	36:DO:17:LYS:C	2.25	0.57
53:CA:112:G:C2'	53:CA:113:G:H5'	2.34	0.57
35:DN:16:HIS:O	35:DN:20:MET:CB	2.53	0.57
22:BA:1695:G:H2'	22:BA:1696:G:O4'	2.05	0.57
22:DA:1867:G:O2'	22:DA:1868:C:H5'	2.05	0.57
21:AU:36:PHE:HD1	21:AU:39:LYS:HB3	1.70	0.57
39:BR:15:SER:H	39:BR:18:GLN:NE2	2.03	0.57
11:AK:95:THR:O	11:AK:99:LEU:HB2	2.05	0.57
22:DA:1281:G:C5	22:DA:1282:U:C5	2.92	0.57
31:BJ:88:THR:CG2	31:BJ:91:GLU:H	2.16	0.57
29:BH:94:ILE:HG23	29:BH:98:ASP:HB3	1.87	0.57
28:DG:53:PRO:HB3	28:DG:61:TRP:H	1.69	0.57
22:BA:1277:G:H5'	35:BN:20:MET:HE1	1.86	0.57
22:DA:1684:G:C2	22:DA:1705:A:C2	2.92	0.57
53:CA:439:U:H4'	4:CD:120:LYS:HD2	1.87	0.57
53:CA:614:C:N3	53:CA:615:G:C8	2.72	0.57
54:CG:75:LYS:HB3	54:CG:86:VAL:O	2.04	0.57
22:BA:14:A:H5''	22:BA:15:G:OP2	2.05	0.57
1:AA:52:C:H2'	1:AA:53:A:C8	2.40	0.57
22:BA:2383:G:O2'	22:BA:2384:U:H5'	2.05	0.57
4:AD:164:ARG:HG2	4:AD:165:GLU:H	1.70	0.57
22:DA:2182:U:H2'	22:DA:2183:A:C8	2.40	0.57
53:CA:728:A:H2'	53:CA:729:A:C8	2.40	0.57
22:BA:2879:A:H4'	22:BA:2880:C:OP1	2.05	0.57

Continued on next page...

Continued from previous page...

Atom-1	Atom-2	Distance(Å)	Clash(Å)
1:AA:236:A:O2'	1:AA:237:G:H5'	2.05	0.57
53:CA:1042:A:H2'	53:CA:1043:G:O4'	2.05	0.57
33:BL:68:SER:HB3	33:BL:71:ALA:HB2	1.87	0.57
39:DR:87:GLN:HG2	39:DR:88:GLY:N	2.20	0.57
57:DB:62:C:H2'	57:DB:63:C:O4'	2.05	0.57
27:BF:102:LEU:HD13	27:BF:102:LEU:C	2.24	0.57
22:BA:1107:G:H2'	22:BA:1108:U:H6	1.69	0.56
53:CA:989:U:C4	53:CA:990:C:N4	2.73	0.56
38:BQ:91:ARG:NH2	38:BQ:93:ILE:HG21	2.20	0.56
9:CI:58:GLU:HG3	9:CI:59:LYS:N	2.20	0.56
22:BA:2331:G:O2'	44:BW:39:GLN:O	2.22	0.56
22:DA:191:A:H2'	22:DA:192:C:H6	1.67	0.56
35:DN:42:LYS:HA	35:DN:45:ARG:HD3	1.86	0.56
22:DA:740:C:H5'	22:DA:1784:A:H3'	1.87	0.56
3:AC:76:ILE:HG12	3:AC:83:VAL:HG21	1.85	0.56
2:AB:15:PHE:HD1	2:AB:16:GLY:N	2.02	0.56
33:BL:82:LEU:HD23	33:BL:83:ALA:N	2.20	0.56
53:CA:122:G:H2'	53:CA:123:U:C6	2.40	0.56
2:CB:84:LEU:O	2:CB:84:LEU:CG	2.53	0.56
22:DA:300:A:H2'	22:DA:301:G:H5'	1.86	0.56
42:DU:96:LYS:O	42:DU:97:SER:HB3	2.05	0.56
25:BD:172:VAL:O	25:BD:173:GLN:CB	2.37	0.56
53:CA:1523:G:P	11:CK:124:LYS:HZ3	2.28	0.56
11:AK:109:ILE:O	11:AK:110:THR:CG2	2.53	0.56
22:DA:2346:A:C3'	22:DA:2347:C:H5''	2.29	0.56
22:DA:2438:U:O2'	22:DA:2439:A:H5''	2.04	0.56
31:BJ:54:ILE:O	31:BJ:54:ILE:HG13	2.04	0.56
44:BW:71:LYS:HD2	44:BW:71:LYS:N	2.18	0.56
14:AN:27:LYS:O	14:AN:31:SER:HB2	2.05	0.56
28:DG:112:VAL:HG12	28:DG:114:HIS:N	2.19	0.56
42:DU:14:THR:HG23	42:DU:15:GLY:N	2.16	0.56
14:CN:64:ARG:HD3	14:CN:77:GLY:O	2.05	0.56
8:CH:57:GLU:HG3	8:CH:58:LEU:H	1.70	0.56
47:BZ:7:THR:HG23	47:BZ:34:THR:OG1	2.05	0.56
1:AA:32:A:H2'	1:AA:33:A:H8	1.61	0.56
24:BC:106:PRO:CB	24:BC:141:HIS:CE1	2.87	0.56
53:CA:429:U:C1'	53:CA:430:A:H5''	2.34	0.56
31:BJ:18:VAL:HG22	31:BJ:140:LEU:HD12	1.85	0.56
1:AA:129:A:O2'	1:AA:130:A:C5'	2.49	0.56
22:BA:153:U:C2'	22:BA:154:U:H5'	2.35	0.56
5:CE:65:LYS:HZ2	5:CE:68:ARG:HD3	1.70	0.56
39:BR:21:ARG:NH2	39:BR:93:PHE:CZ	2.73	0.56

Continued on next page...

Continued from previous page...

Atom-1	Atom-2	Distance(Å)	Clash(Å)
51:B3:14:LYS:O	51:B3:21:PHE:O	2.23	0.56
15:CO:16:ARG:HB2	15:CO:23:SER:HB2	1.87	0.56
29:BH:80:ILE:HG23	29:BH:147:VAL:HG21	1.87	0.56
40:DS:84:ARG:HB3	40:DS:96:ILE:CG2	2.35	0.56
5:CE:14:LEU:HD22	5:CE:59:ILE:HD13	1.85	0.56
28:DG:24:THR:C	28:DG:25:ILE:HD12	2.25	0.56
24:DC:91:ALA:HB3	24:DC:103:ILE:HG23	1.87	0.56
22:BA:1444:G:H2'	22:BA:1445:G:C8	2.40	0.56
53:CA:1276:G:O2'	53:CA:1277:C:H5'	2.05	0.56
12:CL:14:LYS:HG3	12:CL:14:LYS:O	2.05	0.56
38:DQ:48:ASP:HA	38:DQ:51:GLN:HB2	1.86	0.56
22:DA:487:C:H2'	22:DA:488:G:H5'	1.87	0.56
22:BA:2821:A:H4'	25:BD:167:ASN:ND2	2.20	0.56
22:BA:1081:U:H2'	22:BA:1081:U:O2	2.03	0.56
22:BA:1003:G:O2'	22:BA:1004:U:H5'	2.05	0.56
9:CI:39:GLY:O	9:CI:40:ARG:HB2	2.04	0.56
32:BK:19:VAL:HG23	32:BK:43:ILE:HA	1.87	0.56
22:DA:1131:G:C5	22:DA:2025:C:H4'	2.40	0.56
22:DA:2513:A:H2	25:DD:148:GLN:HE21	1.53	0.56
22:DA:528:A:N1	22:DA:2042:A:H2'	2.20	0.56
22:DA:674:G:N2	22:DA:2445:G:OP1	2.38	0.56
25:DD:150:GLN:HG3	25:DD:151:THR:N	2.20	0.56
22:DA:636:G:H3'	33:DL:128:THR:HG21	1.86	0.56
25:BD:99:GLU:O	25:BD:101:PHE:N	2.38	0.56
39:DR:39:LEU:HD22	39:DR:53:PHE:CE1	2.40	0.56
24:DC:106:PRO:CB	24:DC:141:HIS:HE1	2.18	0.56
24:DC:145:MET:HE2	24:DC:181:ARG:HH22	1.70	0.56
53:CA:374:A:H5''	53:CA:452:A:C6	2.39	0.56
4:CD:28:ASP:O	4:CD:29:THR:O	2.23	0.56
22:DA:615:U:O4	26:DE:39:ALA:HB2	2.06	0.56
22:DA:1055:G:H3'	22:DA:1056:G:H5'	1.86	0.56
22:DA:1078:U:H5''	22:DA:1079:C:OP1	2.06	0.56
2:CB:81:ASP:CG	2:CB:82:ALA:H	2.08	0.56
38:DQ:4:LYS:HD3	38:DQ:7:VAL:HG22	1.87	0.56
32:DK:87:LEU:HB2	32:DK:92:GLU:O	2.04	0.56
53:CA:644:U:H2'	53:CA:645:G:H8	1.70	0.56
2:AB:67:LEU:HD21	2:AB:91:VAL:CG2	2.32	0.56
41:BT:87:LEU:CB	41:BT:91:GLN:HG2	2.31	0.56
1:AA:1322:C:O2'	1:AA:1323:G:O5'	2.23	0.56
1:AA:1323:G:H2'	1:AA:1324:A:C8	2.39	0.56
22:DA:2313:C:O2'	22:DA:2314:A:H8	1.87	0.56
27:BF:131:VAL:C	27:BF:132:ARG:HG3	2.24	0.56

Continued on next page...

Continued from previous page...

Atom-1	Atom-2	Distance(Å)	Clash(Å)
2:CB:160:LEU:HD22	2:CB:175:ALA:HB2	1.87	0.56
36:BO:75:GLY:HA2	36:BO:106:LEU:HD13	1.86	0.56
22:DA:308:G:N1	22:DA:309:A:C2	2.73	0.56
41:DT:29:THR:HB	41:DT:86:THR:N	2.20	0.56
1:AA:512:U:O2'	1:AA:513:C:C6	2.57	0.56
22:DA:118:A:P	22:DA:119:A:H5''	2.45	0.56
53:CA:154:U:C2'	53:CA:155:A:H5'	2.33	0.56
3:CC:150:VAL:HG12	3:CC:199:VAL:HG12	1.86	0.56
29:DH:4:ILE:HG23	29:DH:17:ASP:O	2.05	0.56
2:AB:143:LEU:H	2:AB:143:LEU:HD23	1.69	0.56
45:DX:39:VAL:O	45:DX:40:GLU:HB2	2.05	0.56
27:BF:3:LEU:HD12	27:BF:172:PHE:CE2	2.41	0.56
56:CP:44:SER:HB2	56:CP:46:LYS:HG3	1.87	0.56
34:BM:76:LYS:O	34:BM:77:PRO:O	2.23	0.56
53:CA:513:C:O2'	53:CA:514:C:O4'	2.22	0.56
22:BA:2320:U:H4'	22:BA:2321:U:H5''	1.87	0.56
31:BJ:13:ARG:O	31:BJ:14:ASP:CB	2.49	0.56
6:AF:81:ASN:HB3	6:AF:84:VAL:HG12	1.86	0.56
2:CB:95:TRP:CH2	2:CB:171:ALA:HA	2.39	0.56
22:DA:2730:C:H2'	22:DA:2731:G:O4'	2.05	0.56
15:AO:9:LYS:NZ	15:AO:9:LYS:HB3	2.21	0.56
14:CN:27:LYS:HB2	14:CN:45:LEU:CD2	2.35	0.56
22:DA:755:U:O2'	22:DA:756:A:H5'	2.05	0.56
22:BA:2788:C:O2'	22:BA:2789:C:H5'	2.05	0.56
1:AA:139:A:O2'	1:AA:140:U:H5'	2.04	0.56
57:DB:78:A:C2	57:DB:99:A:C4	2.92	0.56
30:DI:112:LYS:HZ3	30:DI:128:ILE:HD12	1.70	0.56
22:BA:758:C:O2	22:BA:1981:A:H2	1.88	0.56
22:DA:2305:U:O2'	58:DF:132:ARG:HA	2.05	0.56
22:DA:352:A:H3'	22:DA:353:C:H5''	1.87	0.56
3:CC:161:ILE:HD13	3:CC:161:ILE:H	1.71	0.56
2:AB:108:GLN:O	2:AB:110:ILE:C	2.44	0.56
53:CA:1494:G:H5'	22:DA:1913:A:C6	2.40	0.56
14:CN:52:ARG:HA	14:CN:52:ARG:CZ	2.35	0.56
14:CN:72:PHE:HB2	14:CN:78:LEU:O	2.05	0.56
22:DA:1603:A:O2'	22:DA:1604:C:H5'	2.05	0.56
22:DA:382:A:C2	22:DA:393:C:C2	2.93	0.56
22:DA:2414:G:H2'	22:DA:2415:G:H5'	1.87	0.56
37:BP:52:ARG:HH11	37:BP:52:ARG:HG2	1.70	0.56
1:AA:878:A:C5'	8:AH:80:PRO:HG2	2.35	0.56
53:CA:969:A:O2'	53:CA:970:C:C5'	2.54	0.56
31:DJ:16:TYR:HB2	31:DJ:54:ILE:HD13	1.86	0.56

Continued on next page...

Continued from previous page...

Atom-1	Atom-2	Distance(Å)	Clash(Å)
17:AQ:12:VAL:HB	17:AQ:21:VAL:HG22	1.86	0.56
44:BW:18:LYS:H	44:BW:36:ILE:N	2.03	0.56
44:BW:18:LYS:N	44:BW:36:ILE:CG1	2.67	0.56
44:BW:41:GLY:HA2	44:BW:44:PHE:CE2	2.40	0.56
46:DY:39:GLN:O	46:DY:42:LEU:HB2	2.05	0.56
32:BK:5:GLN:O	32:BK:6:THR:HB	2.05	0.56
22:DA:1262:A:C6	22:DA:1263:U:C2	2.92	0.56
22:DA:2879:A:O2'	22:DA:2880:C:P	2.64	0.56
22:DA:836:G:C5	22:DA:837:C:C4	2.94	0.56
22:DA:972:A:N1	22:DA:973:A:N6	2.54	0.56
38:DQ:46:TYR:CD1	39:DR:74:ILE:CG2	2.87	0.56
35:DN:33:ILE:HG23	35:DN:114:GLU:HB2	1.88	0.56
22:DA:607:U:H5	22:DA:619:G:C5	2.24	0.56
39:BR:59:ILE:HG12	39:BR:101:ILE:HD13	1.87	0.56
1:AA:672:U:H2'	1:AA:673:A:C8	2.39	0.56
49:B1:24:LYS:HE2	49:B1:52:LYS:CB	2.32	0.56
49:B1:9:LYS:O	49:B1:50:GLU:HG3	2.04	0.56
33:DL:120:VAL:HG12	33:DL:121:THR:H	1.69	0.56
22:DA:36:G:N1	22:DA:445:C:C4	2.73	0.56
22:DA:460:A:C2'	22:DA:461:C:O4'	2.54	0.56
27:BF:45:ASP:CB	27:BF:48:LEU:HB2	2.34	0.56
53:CA:1124:G:O2'	53:CA:1125:U:C6	2.58	0.56
25:BD:8:LYS:HB2	25:BD:201:LEU:HD22	1.88	0.56
22:DA:30:G:H2'	22:DA:31:C:C6	2.40	0.56
22:BA:983:A:C6	22:BA:984:A:C2	2.94	0.56
54:CG:70:PRO:HB3	54:CG:98:LEU:HD12	1.86	0.56
52:D4:36:ARG:HG2	52:D4:37:GLN:H	1.71	0.56
21:CU:36:PHE:HB3	21:CU:40:PRO:HD3	1.87	0.56
22:BA:2499:C:H3'	22:BA:2500:U:H5''	1.88	0.56
22:DA:1476:U:H1'	22:DA:1732:C:C2	2.41	0.56
11:AK:109:ILE:HG21	21:AU:16:ARG:HE	1.70	0.56
22:DA:1905:C:O2'	22:DA:1929:G:O2'	2.18	0.56
22:DA:1924:C:O2'	22:DA:1925:C:H5'	2.05	0.56
22:BA:1799:G:N2	24:BC:153:LEU:HD23	2.21	0.56
53:CA:1068:G:C2	53:CA:1069:C:C6	2.93	0.56
29:DH:84:ALA:HA	29:DH:89:LYS:O	2.04	0.56
22:DA:2315:G:OP1	58:DF:156:THR:HG21	2.04	0.56
18:CR:31:TYR:CG	18:CR:54:LEU:HD21	2.40	0.56
53:CA:1452:C:C4'	53:CA:1453:G:O5'	2.46	0.56
22:DA:380:G:O3'	45:DX:15:ASN:HB2	2.05	0.56
22:BA:2230:G:O3'	45:BX:29:LEU:HD23	2.04	0.56
46:BY:14:LEU:HD22	46:BY:57:LEU:HD21	1.87	0.56

Continued on next page...

Continued from previous page...

Atom-1	Atom-2	Distance(Å)	Clash(Å)
40:DS:20:VAL:HG11	40:DS:43:ALA:HB1	1.88	0.56
22:DA:2756:U:H1'	22:DA:2757:A:C5'	2.34	0.56
24:DC:15:VAL:HG22	24:DC:204:LEU:O	2.05	0.56
22:DA:1655:A:H4'	25:DD:118:PHE:CD1	2.40	0.56
2:CB:99:MET:O	2:CB:103:TRP:HB3	2.03	0.56
8:CH:82:LEU:HD12	12:CL:3:VAL:HG11	1.86	0.56
22:DA:1171:G:C2	22:DA:1179:G:N3	2.73	0.56
22:DA:781:A:H2'	22:DA:1777:U:H1'	1.86	0.56
22:DA:730:A:H2'	22:DA:731:C:H6	1.70	0.56
22:DA:782:A:H8	22:DA:782:A:OP1	1.88	0.56
43:DV:75:GLN:HG3	43:DV:92:VAL:HG11	1.86	0.56
28:DG:84:LYS:N	28:DG:84:LYS:HD3	2.20	0.56
3:AC:129:PHE:O	3:AC:133:MET:HG3	2.04	0.56
11:AK:76:TYR:N	11:AK:76:TYR:CD1	2.73	0.56
4:AD:60:VAL:CA	4:AD:63:ILE:HG22	2.30	0.56
43:BV:25:LYS:HD3	43:BV:43:ASP:HA	1.87	0.56
42:BU:5:ARG:HG2	42:BU:5:ARG:HH21	1.69	0.56
22:BA:621:A:H2'	22:BA:622:G:O4'	2.05	0.56
27:BF:116:LEU:O	27:BF:176:PHE:HA	2.05	0.56
1:AA:473:U:H2'	1:AA:474:G:C8	2.33	0.56
32:BK:91:SER:O	32:BK:92:GLU:C	2.43	0.56
1:AA:488:C:C2'	1:AA:489:C:H5'	2.34	0.56
2:AB:49:PHE:O	2:AB:52:ALA:HB3	2.06	0.56
24:DC:71:ASP:O	24:DC:73:ILE:HG12	2.05	0.56
22:BA:273:G:O2'	22:BA:274:C:O5'	2.23	0.56
22:DA:1649:G:N1	22:DA:2009:A:C6	2.74	0.56
10:AJ:49:PHE:CD1	14:AN:76:PHE:HZ	2.23	0.56
38:BQ:68:ALA:HB1	38:BQ:73:ILE:HG23	1.88	0.56
30:BI:3:LYS:CD	30:BI:4:VAL:HG23	2.35	0.56
1:AA:280:C:H4'	1:AA:281:G:OP2	2.04	0.56
41:DT:76:ARG:HG2	41:DT:77:ARG:N	2.20	0.56
22:DA:2727:A:O2'	22:DA:2728:U:C6	2.58	0.56
20:AT:50:PHE:HA	20:AT:53:MET:HG2	1.87	0.56
1:AA:1016:A:C8	1:AA:1017:U:H1'	2.40	0.56
29:BH:78:VAL:CG2	29:BH:145:ASN:HD22	2.18	0.56
12:CL:5:GLN:HG3	12:CL:9:LYS:HZ3	1.69	0.56
1:AA:536:C:H2'	1:AA:537:G:C8	2.40	0.56
22:DA:1494:A:O2'	22:DA:1495:A:H5'	2.05	0.56
22:BA:163:C:HO2'	22:BA:164:C:C5'	2.17	0.56
22:BA:2711:A:OP2	62:BA:3540:HOH:O	2.18	0.56
1:AA:1380:U:C5	7:AG:2:ARG:HA	2.40	0.56
1:AA:1072:G:H2'	1:AA:1073:U:C6	2.41	0.56

Continued on next page...

Continued from previous page...

Atom-1	Atom-2	Distance(Å)	Clash(Å)
37:BP:24:THR:HG22	37:BP:87:ARG:H	1.70	0.56
23:BB:109:A:O2'	23:BB:110:C:H5'	2.05	0.56
26:BE:7:ASP:O	26:BE:9:GLN:N	2.38	0.56
4:AD:191:SER:OG	4:AD:192:ALA:N	2.37	0.56
53:CA:461:A:P	53:CA:462:G:OP2	2.64	0.56
25:DD:61:THR:CB	25:DD:63:PRO:HD2	2.35	0.56
22:DA:260:G:C6	22:DA:261:G:C5	2.93	0.56
13:AM:45:SER:O	13:AM:46:GLU:CB	2.53	0.56
9:AI:89:TYR:O	9:AI:90:ASP:HB3	2.05	0.56
22:BA:37:C:O2'	26:BE:45:ALA:CB	2.53	0.56
5:CE:86:GLY:O	5:CE:87:VAL:HG13	2.06	0.56
19:AS:62:THR:HB	19:AS:65:MET:HG3	1.87	0.56
22:DA:1161:C:H4'	39:DR:8:GLY:O	2.05	0.56
25:DD:56:LYS:HB3	25:DD:56:LYS:NZ	2.21	0.56
1:AA:3:A:N1	1:AA:628:G:O2'	2.31	0.56
17:AQ:58:VAL:CG2	17:AQ:59:GLU:N	2.68	0.56
26:BE:196:VAL:O	26:BE:200:LEU:HD23	2.05	0.56
47:BZ:4:ILE:HG12	47:BZ:4:ILE:O	2.05	0.56
22:DA:1248:G:OP1	38:DQ:1:ALA:HB3	2.05	0.56
22:BA:2698:U:H2'	22:BA:2699:C:C6	2.40	0.56
1:AA:1052:U:H5''	1:AA:1053:G:OP2	2.05	0.56
22:BA:1878:G:O2'	22:BA:1879:C:H5'	2.05	0.56
24:BC:219:VAL:HG12	24:BC:224:MET:HE3	1.86	0.56
27:BF:1:ALA:O	27:BF:2:LYS:HB3	2.05	0.56
31:BJ:110:PRO:HB2	31:BJ:111:LYS:HG3	1.86	0.56
1:AA:181:A:N6	1:AA:195:A:OP2	2.39	0.56
5:AE:100:GLU:HB2	5:AE:103:GLY:HA2	1.86	0.56
53:CA:1092:A:C2	53:CA:1183:U:N3	2.70	0.56
53:CA:1117:A:C6	53:CA:1184:G:O6	2.58	0.56
14:CN:79:SER:HB2	14:CN:81:ILE:CD1	2.35	0.56
22:DA:1022:G:C6	22:DA:1140:C:C5	2.94	0.56
22:BA:854:C:C2'	22:BA:855:G:H5'	2.36	0.56
22:DA:77:G:N2	22:DA:110:G:H1'	2.21	0.56
22:DA:629:G:O2'	22:DA:630:G:C5'	2.52	0.56
25:BD:101:PHE:HE2	25:BD:203:VAL:CG2	2.17	0.56
20:CT:61:ALA:O	20:CT:67:HIS:CG	2.59	0.56
22:DA:589:U:H2'	22:DA:590:A:C8	2.26	0.56
22:DA:1935:G:H1'	22:DA:1964:G:H21	1.66	0.56
52:D4:7:VAL:O	52:D4:8:LYS:HG2	2.05	0.56
53:CA:247:G:C6	53:CA:278:G:N1	2.73	0.56
44:DW:65:LYS:HD2	44:DW:65:LYS:N	2.20	0.56
22:DA:2064:C:H2'	22:DA:2065:C:C6	2.40	0.56

Continued on next page...

Continued from previous page...

Atom-1	Atom-2	Distance(Å)	Clash(Å)
22:BA:634:C:H2'	22:BA:635:C:C6	2.41	0.56
22:DA:2316:G:H2'	22:DA:2317:A:H8	1.69	0.56
4:AD:29:THR:HG22	4:AD:30:LYS:N	2.21	0.56
40:DS:39:THR:O	40:DS:40:ASN:CB	2.53	0.56
46:BY:18:LEU:HD11	46:BY:22:LEU:HD22	1.87	0.56
22:DA:2440:C:O2'	22:DA:2441:U:H4'	2.04	0.56
30:BI:15:GLY:CA	30:BI:50:LYS:HB3	2.28	0.56
58:DF:129:MET:CE	58:DF:174:PHE:CZ	2.89	0.56
28:DG:126:THR:HG22	28:DG:127:GLN:N	2.14	0.56
22:BA:1654:A:C4'	25:BD:118:PHE:CZ	2.89	0.56
53:CA:413:G:N2	53:CA:428:G:O2'	2.39	0.56
22:BA:1866:A:C6	22:BA:1876:A:C8	2.94	0.56
22:DA:174:U:H2'	22:DA:174:U:O2	2.04	0.56
17:CQ:61:ARG:CG	17:CQ:75:VAL:HG11	2.33	0.56
24:BC:159:THR:O	24:BC:194:VAL:HG12	2.05	0.56
1:AA:210:C:H4'	1:AA:211:G:C2	2.39	0.56
51:D3:22:LYS:N	51:D3:48:MET:HB3	2.18	0.56
53:CA:389:A:H2'	53:CA:390:U:O4'	2.06	0.56
29:DH:78:VAL:HG22	29:DH:100:ALA:HA	1.87	0.56
22:DA:2244:U:H2'	22:DA:2245:U:O4'	2.05	0.56
41:DT:69:ARG:HD2	41:DT:70:HIS:H	1.70	0.56
1:AA:995:C:H4'	14:AN:7:ALA:HB2	1.88	0.56
2:CB:150:ILE:HD11	2:CB:153:MET:HE1	1.88	0.56
22:DA:1428:C:C5	22:DA:1569:A:C5'	2.88	0.56
22:DA:1304:A:O2'	22:DA:1305:C:O5'	2.24	0.56
36:BO:2:ASP:HB3	36:BO:5:SER:HB2	1.87	0.56
24:BC:123:ILE:HD12	24:BC:135:PRO:HG2	1.87	0.56
22:DA:585:G:H2'	22:DA:1254:A:H61	1.70	0.56
58:DF:118:ALA:HB2	58:DF:176:PHE:HB3	1.87	0.56
22:DA:20:C:O2'	22:DA:21:A:H5'	2.05	0.56
22:DA:736:C:C4	22:DA:737:C:C5	2.94	0.56
13:AM:28:ARG:O	13:AM:32:ILE:HG12	2.06	0.56
22:DA:910:A:C2	34:DM:13:HIS:CE1	2.93	0.56
41:DT:24:MET:CE	41:DT:24:MET:HA	2.36	0.56
14:AN:47:LEU:HD23	14:AN:47:LEU:O	2.05	0.56
22:DA:1404:C:O2'	22:DA:1405:U:H5'	2.05	0.56
22:DA:1385:A:H4'	22:DA:1386:C:OP1	2.06	0.56
53:CA:94:G:O2'	53:CA:95:C:C5'	2.54	0.56
53:CA:982:U:C1'	53:CA:983:A:N7	2.61	0.56
44:BW:19:ARG:CZ	44:BW:22:VAL:HB	2.35	0.56
46:DY:1:MET:N	46:DY:1:MET:HE2	2.21	0.56
22:DA:2448:A:HO2'	22:DA:2449:U:H5	1.51	0.56

Continued on next page...

Continued from previous page...

Atom-1	Atom-2	Distance(Å)	Clash(Å)
22:DA:669:G:C2	22:DA:801:G:C6	2.93	0.56
22:BA:1182:G:O2'	22:BA:1183:U:H5'	2.05	0.56
25:BD:107:VAL:N	25:BD:206:ALA:H	2.02	0.56
38:DQ:73:ILE:HG13	38:DQ:74:SER:N	2.21	0.56
22:DA:457:A:N3	22:DA:459:U:O4	2.39	0.56
56:CP:74:LEU:O	56:CP:78:VAL:CG2	2.52	0.56
22:BA:27:G:O2'	22:BA:28:A:P	2.63	0.56
41:BT:38:ALA:HB1	41:BT:43:ILE:CG2	2.36	0.56
22:DA:234:U:H6	22:DA:234:U:H5''	1.71	0.56
22:DA:2408:U:H2'	22:DA:2409:G:C8	2.40	0.56
53:CA:796:C:O3'	11:CK:126:ARG:NH2	2.39	0.56
1:AA:1491:G:H5'	1:AA:1492:A:OP1	2.04	0.56
4:CD:81:LEU:O	4:CD:83:GLY:N	2.38	0.56
45:BX:30:PRO:HB2	45:BX:32:LEU:HD11	1.84	0.56
1:AA:92:U:O2'	1:AA:93:U:O4'	2.23	0.56
41:BT:1:MET:HB3	41:BT:2:ILE:HD13	1.86	0.56
3:CC:149:LYS:HE3	3:CC:200:TRP:CE3	2.40	0.56
22:DA:53:A:H2	22:DA:179:C:H4'	1.70	0.56
35:DN:24:MET:HG2	35:DN:44:LEU:CD2	2.34	0.56
22:DA:1416:G:N1	22:DA:1417:C:C4	2.73	0.56
22:BA:2262:U:H4'	22:BA:2328:A:H2	1.71	0.56
22:DA:2147:A:C4'	22:DA:2147:A:OP1	2.54	0.56
43:DV:27:PRO:O	43:DV:88:HIS:HA	2.06	0.56
1:AA:1151:A:HO2'	1:AA:1152:A:H8	1.53	0.56
22:BA:866:A:N7	22:BA:914:G:C6	2.73	0.56
42:BU:5:ARG:HG2	42:BU:5:ARG:NH2	2.20	0.56
51:B3:56:LEU:N	51:B3:56:LEU:HD22	2.20	0.56
53:CA:204:G:H2'	53:CA:205:A:C8	2.41	0.56
7:AG:68:VAL:HG21	7:AG:103:ILE:CG1	2.35	0.56
22:DA:1183:U:H2'	22:DA:1184:U:C6	2.41	0.56
1:AA:914:A:N3	1:AA:915:A:C8	2.74	0.56
22:DA:1954:G:O2'	22:DA:1955:U:P	2.63	0.56
57:DB:81:G:C4	57:DB:82:U:C6	2.94	0.56
22:BA:2472:G:H2'	22:BA:2475:C:H42	1.70	0.56
4:CD:94:GLU:HA	4:CD:99:ASN:ND2	2.21	0.56
1:AA:669:G:O2'	1:AA:670:G:H5'	2.05	0.56
26:BE:32:VAL:HG23	26:BE:33:VAL:H	1.70	0.56
7:AG:144:ALA:C	7:AG:146:ALA:H	2.06	0.56
19:CS:45:GLY:H	19:CS:61:VAL:HB	1.70	0.56
53:CA:1009:U:H2'	53:CA:1010:U:C6	2.40	0.56
44:DW:70:VAL:O	44:DW:70:VAL:HG22	2.06	0.56
1:AA:802:A:H5''	1:AA:803:G:OP2	2.05	0.56

Continued on next page...

Continued from previous page...

Atom-1	Atom-2	Distance(Å)	Clash(Å)
22:DA:1036:G:C6	22:DA:1120:G:C6	2.93	0.56
12:CL:61:GLU:HG3	12:CL:61:GLU:O	2.05	0.56
53:CA:1057:G:H4'	3:CC:196:GLY:H	1.71	0.56
22:BA:1078:U:H5''	22:BA:1079:C:O5'	2.05	0.56
31:BJ:6:ALA:HB2	31:BJ:45:THR:HG21	1.83	0.56
22:DA:2330:G:N1	22:DA:2386:A:C6	2.73	0.56
20:AT:80:ALA:O	20:AT:84:LYS:HB2	2.05	0.56
1:AA:567:G:H5'	1:AA:567:G:C8	2.34	0.56
6:CF:11:HIS:CD2	6:CF:12:PRO:HD2	2.39	0.56
56:CP:19:VAL:HG13	56:CP:37:GLY:HA3	1.87	0.56
21:CU:16:ARG:NE	21:CU:16:ARG:HA	2.21	0.56
53:CA:1047:G:O6	53:CA:1211:U:C2	2.59	0.56
1:AA:1138:G:O2'	1:AA:1139:G:H4'	2.05	0.56
42:DU:95:PHE:O	42:DU:97:SER:N	2.38	0.56
53:CA:765:G:C5	53:CA:812:G:C6	2.93	0.56
22:BA:2446:G:C3'	22:BA:2447:G:H5''	2.36	0.56
22:DA:1734:G:C2'	22:DA:1735:A:C8	2.84	0.56
37:BP:85:VAL:O	37:BP:86:LYS:HB2	2.04	0.56
22:DA:1439:A:N7	22:DA:1440:U:H1'	2.20	0.56
22:DA:2307:G:H1'	22:DA:2308:G:C5	2.40	0.56
22:BA:1131:G:OP1	31:BJ:82:GLY:HA2	2.05	0.56
1:AA:265:G:H2'	1:AA:266:G:H5'	1.88	0.56
2:AB:20:ARG:O	2:AB:22:TRP:N	2.38	0.56
2:CB:119:GLN:HG3	2:CB:124:THR:CG2	2.35	0.56
40:BS:18:ARG:O	40:BS:19:LEU:CB	2.53	0.56
22:DA:143:C:C2'	22:DA:144:A:C8	2.88	0.56
53:CA:782:A:C2'	53:CA:783:C:H5'	2.36	0.56
10:AJ:53:ILE:HD11	14:AN:84:ARG:CZ	2.35	0.56
22:DA:1717:A:N6	22:DA:1744:A:C8	2.73	0.56
36:DO:89:ASP:O	36:DO:90:VAL:HG13	2.06	0.56
28:DG:100:ASN:O	28:DG:115:GLN:HB2	2.05	0.56
28:DG:148:ARG:HB2	28:DG:152:ARG:HH21	1.71	0.56
53:CA:1004:A:H2'	53:CA:1005:A:O4'	2.06	0.56
22:DA:2259:U:C4	22:DA:2427:C:N4	2.74	0.56
22:BA:1559:U:H4'	22:BA:1560:G:OP2	2.05	0.56
47:BZ:24:LEU:C	47:BZ:24:LEU:CD2	2.73	0.56
22:BA:2226:C:O2'	22:BA:2227:A:C5'	2.52	0.56
17:CQ:4:ILE:HG22	17:CQ:5:ARG:N	2.20	0.56
9:AI:129:ARG:HA	9:AI:129:ARG:NH1	2.21	0.56
29:DH:49:ALA:HB3	29:DH:50:ARG:NH2	2.21	0.56
10:CJ:90:LEU:O	10:CJ:90:LEU:HD23	2.06	0.56
10:CJ:92:LEU:N	10:CJ:92:LEU:HD13	2.21	0.56

Continued on next page...

Continued from previous page...

Atom-1	Atom-2	Distance(Å)	Clash(Å)
25:BD:139:SER:HA	25:BD:142:VAL:CG1	2.35	0.56
22:BA:191:A:H2'	22:BA:192:C:C6	2.40	0.56
1:AA:1533:C:H3'	1:AA:1534:A:C5'	2.34	0.56
54:CG:42:VAL:HG12	54:CG:43:TYR:CD2	2.40	0.56
42:DU:85:ARG:NE	42:DU:85:ARG:HA	2.20	0.56
4:CD:72:ARG:HD2	4:CD:203:TYR:CE1	2.40	0.56
22:BA:309:A:N3	22:BA:329:G:O2'	2.39	0.56
22:DA:1765:U:O2'	22:DA:1766:G:H5'	2.05	0.56
22:DA:289:G:C2	22:DA:352:A:C2	2.94	0.56
22:BA:1115:G:O2'	22:BA:1116:G:O5'	2.24	0.56
22:BA:1033:U:H4'	22:BA:1034:G:OP1	2.04	0.56
53:CA:579:A:H2'	53:CA:580:C:C6	2.40	0.56
54:CG:79:VAL:HG23	54:CG:79:VAL:O	2.06	0.56
22:BA:1107:G:H2'	22:BA:1108:U:C6	2.41	0.56
53:CA:69:G:H2'	53:CA:70:U:C6	2.41	0.56
22:DA:1536:C:H4'	22:DA:1537:G:H5'	1.87	0.56
53:CA:1225:A:H4'	19:CS:77:ARG:HH12	1.68	0.56
31:DJ:44:TYR:CD1	38:DQ:63:ARG:NH2	2.74	0.56
22:DA:1287:A:OP1	35:DN:103:ARG:HG3	2.06	0.56
22:DA:677:A:C2	22:DA:678:C:C4	2.94	0.56
22:DA:2060:A:H62	26:DE:69:ARG:NH1	2.03	0.56
24:BC:16:VAL:N	24:BC:203:VAL:HG11	2.21	0.56
4:AD:57:LYS:CB	4:AD:199:ILE:HG13	2.36	0.56
25:BD:101:PHE:CD1	25:BD:101:PHE:N	2.74	0.56
43:BV:80:HIS:HD2	43:BV:83:LYS:HB2	1.66	0.56
10:CJ:6:ILE:HG23	10:CJ:100:ILE:CG2	2.36	0.56
32:DK:77:ILE:HD11	32:DK:105:ARG:NH2	2.21	0.56
1:AA:1129:C:H2'	1:AA:1139:G:N7	2.20	0.56
2:AB:66:ILE:HG22	2:AB:67:LEU:N	2.21	0.56
22:DA:92:U:H2'	22:DA:93:G:H8	1.71	0.56
41:BT:87:LEU:O	41:BT:89:GLU:N	2.38	0.56
22:DA:370:G:C6	22:DA:424:G:N7	2.74	0.56
58:DF:111:ARG:HG3	58:DF:135:ILE:HG12	1.87	0.56
5:CE:114:LEU:HD13	5:CE:122:VAL:HG11	1.87	0.56
22:BA:1023:U:H6	22:BA:1023:U:C5'	2.14	0.56
22:DA:1116:G:C2	22:DA:1117:C:C2	2.94	0.56
31:BJ:17:VAL:HG13	31:BJ:55:ILE:HG13	1.86	0.56
30:BI:23:VAL:HG23	30:BI:24:GLY:H	1.71	0.56
22:DA:1364:G:H1'	22:DA:1368:G:N2	2.20	0.56
10:AJ:14:ASP:HB2	10:AJ:17:LEU:HB3	1.85	0.56
1:AA:6:G:HO2'	1:AA:7:A:H8	1.52	0.56
32:BK:92:GLU:O	32:BK:93:GLN:O	2.23	0.56

Continued on next page...

Continued from previous page...

Atom-1	Atom-2	Distance(Å)	Clash(Å)
23:BB:56:G:H5''	23:BB:57:A:OP1	2.06	0.56
1:AA:1183:U:H3'	1:AA:1184:G:H5''	1.87	0.56
22:BA:936:A:C5	22:BA:937:C:C5	2.94	0.56
22:DA:1525:A:C2'	22:DA:1526:C:H5'	2.36	0.56
24:BC:102:TYR:O	24:BC:103:ILE:HD12	2.06	0.56
22:DA:2766:A:N3	22:DA:2766:A:H2'	2.20	0.56
42:BU:3:LYS:O	42:BU:82:VAL:HG21	2.06	0.56
22:BA:311:A:C8	22:BA:332:A:C5	2.94	0.56
1:AA:1053:G:O6	1:AA:1199:U:H2'	2.06	0.56
29:BH:49:ALA:O	29:BH:53:GLU:N	2.33	0.56
22:BA:1360:G:C6	22:BA:1372:U:C2	2.94	0.56
40:BS:31:GLN:O	40:BS:35:ILE:HG12	2.05	0.56
31:BJ:72:LYS:HB2	31:BJ:89:PHE:HB2	1.87	0.56
34:DM:15:GLY:O	34:DM:16:ARG:HB3	2.06	0.56
53:CA:110:C:H2'	53:CA:111:G:C8	2.40	0.56
24:BC:245:THR:OG1	24:BC:249:VAL:HB	2.06	0.56
53:CA:92:U:O2'	53:CA:93:U:C6	2.53	0.56
22:DA:2263:C:H4'	22:DA:2329:U:H4'	1.88	0.56
44:DW:37:VAL:HG13	44:DW:55:ASP:OD2	2.06	0.56
22:BA:1071:G:C1'	22:BA:1089:A:N7	2.51	0.56
53:CA:1182:G:C3'	53:CA:1183:U:H5'	2.35	0.56
11:AK:124:LYS:HE3	21:AU:34:ARG:HG2	1.86	0.56
32:BK:2:ILE:O	32:BK:6:THR:HG21	2.05	0.56
22:DA:1265:A:C8	22:DA:1267:U:N3	2.73	0.56
38:DQ:23:TYR:HB2	38:DQ:28:SER:HB3	1.88	0.56
6:CF:43:GLY:O	6:CF:44:ARG:C	2.43	0.56
38:BQ:81:GLY:HA2	38:BQ:116:LEU:HD13	1.88	0.56
22:DA:446:G:H4'	22:DA:447:A:OP1	2.06	0.56
22:DA:449:A:O2'	22:DA:450:G:C5'	2.43	0.56
22:DA:1420:A:N3	22:DA:2211:A:N7	2.52	0.56
1:AA:466:A:H4'	1:AA:467:U:OP2	2.03	0.56
26:BE:172:ALA:O	26:BE:175:ILE:CG2	2.53	0.56
53:CA:1048:G:H21	53:CA:1214:C:H5	1.54	0.56
22:DA:321:U:H1'	26:DE:159:LEU:HD11	1.87	0.56
53:CA:32:A:C2'	53:CA:33:A:H8	2.17	0.56
32:DK:1:MET:HB2	32:DK:32:TYR:HB3	1.87	0.56
41:BT:30:ILE:HG12	41:BT:32:LEU:CD2	2.36	0.56
35:DN:1:MET:O	35:DN:2:ARG:HB2	2.06	0.56
11:CK:126:ARG:O	21:CU:33:ARG:NH2	2.39	0.56
17:AQ:60:ILE:HG22	17:AQ:72:TRP:CE3	2.41	0.56
22:DA:919:U:C2	22:DA:920:A:N7	2.74	0.56
31:BJ:99:ARG:O	31:BJ:103:ILE:CG2	2.46	0.56

Continued on next page...

Continued from previous page...

Atom-1	Atom-2	Distance(Å)	Clash(Å)
42:DU:52:ASN:CG	42:DU:54:PRO:HD3	2.26	0.56
22:DA:377:G:C6	22:DA:378:C:N3	2.73	0.56
11:CK:27:ASN:HA	11:CK:57:SER:HB3	1.86	0.56
2:AB:20:ARG:O	2:AB:22:TRP:HB3	2.06	0.56
12:CL:66:ILE:HA	12:CL:96:THR:OG1	2.06	0.56
35:BN:70:THR:CG2	35:BN:75:ILE:HD11	2.36	0.56
22:DA:53:A:H2'	22:DA:54:G:O4'	2.06	0.56
22:DA:2348:U:HO2'	22:DA:2349:G:H8	0.70	0.56
22:DA:1179:G:N2	22:DA:1180:U:C2	2.74	0.56
22:DA:727:A:O2'	22:DA:728:G:C8	2.58	0.56
43:DV:4:ILE:HD12	43:DV:63:ILE:CG1	2.35	0.56
22:DA:1049:C:C2'	22:DA:1050:A:H5'	2.34	0.56
22:BA:1188:U:H2'	22:BA:1189:A:C5'	2.36	0.56
22:BA:1560:G:H2'	22:BA:1561:C:C6	2.41	0.56
47:BZ:24:LEU:HD23	47:BZ:24:LEU:O	2.04	0.56
22:DA:1649:G:H2'	22:DA:1650:A:C8	2.40	0.56
17:CQ:68:LYS:O	17:CQ:69:THR:CG2	2.52	0.56
22:DA:347:A:H2'	22:DA:348:A:H8	1.70	0.56
22:DA:699:A:N6	22:DA:733:G:O2'	2.38	0.56
3:AC:21:TRP:HB3	3:AC:58:ARG:H	1.71	0.56
42:BU:94:PHE:O	42:BU:94:PHE:CD1	2.59	0.56
1:AA:738:C:O2'	1:AA:739:C:H5'	2.06	0.56
1:AA:1097:C:H2'	1:AA:1098:C:H6	1.71	0.56
1:AA:858:G:O2'	1:AA:859:G:C5'	2.53	0.56
7:AG:129:ASN:HA	7:AG:134:VAL:HG11	1.88	0.56
22:DA:1107:G:H2'	22:DA:1108:U:H5'	1.87	0.56
53:CA:355:C:N4	53:CA:356:A:N6	2.54	0.56
20:AT:3:ILE:O	20:AT:4:LYS:HB2	2.04	0.56
22:BA:52:A:O2'	22:BA:53:A:H5'	2.06	0.56
22:DA:2106:U:C4	22:DA:2107:G:N7	2.74	0.56
45:DX:69:GLU:HA	45:DX:72:ALA:HB3	1.86	0.56
22:BA:1061:U:H6	22:BA:1070:A:C1'	2.19	0.56
22:DA:1913:A:C4'	22:DA:1914:C:OP1	2.50	0.56
53:CA:199:A:O2'	53:CA:200:G:O4'	2.24	0.56
37:BP:58:PHE:CD2	37:BP:58:PHE:N	2.74	0.56
5:AE:140:ILE:HG22	5:AE:141:ASP:N	2.21	0.56
38:DQ:89:ILE:HG22	38:DQ:91:ARG:H	1.70	0.56
44:BW:28:GLU:N	44:BW:31:LEU:HG	2.21	0.56
32:BK:21:CYS:CB	32:BK:39:ILE:HD11	2.17	0.56
22:DA:2038:G:H2'	22:DA:2039:U:O4'	2.06	0.56
22:DA:750:A:H2'	22:DA:750:A:N3	2.21	0.56
22:DA:238:C:H4'	22:DA:608:A:O2'	2.06	0.56

Continued on next page...

Continued from previous page...

Atom-1	Atom-2	Distance(Å)	Clash(Å)
1:AA:673:A:H1'	18:AR:63:TYR:CE1	2.40	0.56
1:AA:559:A:H4'	1:AA:560:A:O5'	2.06	0.56
4:CD:187:ARG:NH2	4:CD:191:SER:CB	2.68	0.56
22:DA:217:A:O2'	22:DA:218:A:C5'	2.54	0.56
20:CT:61:ALA:O	20:CT:67:HIS:HA	2.05	0.56
40:BS:95:ARG:O	40:BS:96:ILE:HG12	2.06	0.56
56:CP:17:TYR:CD1	56:CP:39:PHE:HD2	2.24	0.56
33:BL:127:VAL:HG11	33:BL:142:ILE:HG21	1.87	0.56
33:BL:110:VAL:CG1	33:BL:131:ALA:HB1	2.35	0.56
27:BF:84:ILE:HG13	27:BF:84:ILE:O	2.05	0.56
53:CA:120:A:C5	53:CA:122:G:C6	2.94	0.56
22:DA:665:U:H2'	22:DA:666:A:H8	1.71	0.56
1:AA:1240:U:N3	7:AG:29:LEU:HD21	2.21	0.56
53:CA:260:G:OP1	20:CT:74:HIS:HE1	1.89	0.56
1:AA:1322:C:O2'	1:AA:1323:G:H5'	2.06	0.56
12:AL:83:GLY:H	12:AL:94:TYR:HB3	1.71	0.56
22:BA:1818:U:OP2	24:BC:155:ARG:NH1	2.39	0.56
22:DA:412:A:N6	22:DA:2412:A:O4'	2.39	0.56
53:CA:1446:A:C2'	53:CA:1447:A:H5'	2.36	0.56
53:CA:1189:U:O2'	3:CC:175:HIS:CD2	2.58	0.56
22:BA:1509:A:N3	22:BA:1510:G:C8	2.74	0.56
22:DA:49:A:N6	22:DA:177:G:C5	2.73	0.56
22:BA:509:C:H5''	22:BA:509:C:C6	2.38	0.56
34:DM:34:LYS:HD3	34:DM:131:VAL:HG21	1.86	0.56
3:CC:83:VAL:HA	3:CC:86:LEU:HD12	1.88	0.56
22:BA:1585:C:H2'	22:BA:1586:A:C5'	2.36	0.56
43:DV:21:ARG:HD3	43:DV:87:GLN:HG2	1.87	0.56
3:AC:150:VAL:HG12	3:AC:199:VAL:HB	1.88	0.56
53:CA:17:U:H2'	53:CA:18:C:H6	1.70	0.56
41:DT:5:GLU:HA	41:DT:8:LEU:HD12	1.88	0.56
24:DC:73:ILE:N	24:DC:116:GLN:HE21	2.04	0.56
22:BA:2065:C:H1'	22:BA:2449:U:N3	2.19	0.56
31:DJ:23:LYS:CB	31:DJ:28:LEU:HD13	2.35	0.56
22:DA:685:A:H1'	22:DA:688:U:O4	2.06	0.56
25:DD:202:ILE:N	25:DD:202:ILE:CD1	2.69	0.56
53:CA:801:U:O2'	53:CA:802:A:H5'	2.06	0.56
22:BA:2214:C:H2'	22:BA:2215:C:H6	1.67	0.56
2:AB:58:LYS:HZ2	2:AB:62:ARG:HG3	1.70	0.56
13:AM:15:VAL:HG13	13:AM:40:GLU:O	2.06	0.56
47:DZ:51:SER:HA	47:DZ:54:VAL:HG22	1.88	0.56
5:CE:131:ASN:HD22	5:CE:132:PRO:HD2	1.70	0.56
9:AI:26:LYS:C	9:AI:27:ILE:HD12	2.26	0.56

Continued on next page...

Continued from previous page...

Atom-1	Atom-2	Distance(Å)	Clash(Å)
22:DA:2102:G:C2'	22:DA:2103:C:H5'	2.36	0.56
3:CC:104:GLU:HG2	3:CC:105:VAL:H	1.71	0.56
22:DA:1317:G:H2'	22:DA:1318:U:O4'	2.05	0.56
7:AG:49:LEU:CD1	7:AG:60:ALA:HB1	2.36	0.56
22:DA:39:G:N2	22:DA:441:U:C2	2.73	0.56
22:DA:2769:U:C2'	22:DA:2770:G:H5'	2.36	0.56
3:AC:113:LYS:HB2	3:AC:184:ASN:OD1	2.06	0.56
23:BB:61:G:H2'	23:BB:62:C:H6	1.70	0.56
22:BA:2249:U:N3	22:BA:2253:G:OP2	2.38	0.56
22:BA:235:U:H2'	22:BA:236:C:H6	1.70	0.56
22:BA:948:C:H6	22:BA:948:C:O5'	1.89	0.56
17:CQ:82:VAL:OXT	17:CQ:82:VAL:HG13	2.05	0.56
22:DA:57:C:O2'	41:DT:36:LYS:HE2	2.06	0.56
28:BG:132:LEU:HD23	28:BG:132:LEU:N	2.21	0.56
28:BG:83:THR:C	28:BG:84:LYS:CD	2.75	0.56
22:DA:2331:G:H4'	44:DW:41:GLY:N	2.21	0.56
44:DW:18:LYS:H	44:DW:36:ILE:HG13	1.71	0.56
44:DW:28:GLU:HG3	44:DW:29:SER:H	1.71	0.56
53:CA:937:A:C2	53:CA:1379:G:C6	2.93	0.56
53:CA:974:A:HO2'	53:CA:975:A:P	2.29	0.56
9:CI:59:LYS:HE3	9:CI:60:LEU:CG	2.35	0.56
11:AK:124:LYS:HZ3	21:AU:33:ARG:NH2	2.03	0.56
22:DA:70:G:O2'	22:DA:71:A:H5''	2.04	0.56
22:DA:192:C:H2'	22:DA:193:U:C5'	2.31	0.56
39:BR:39:LEU:HB3	39:BR:49:ILE:HD13	1.87	0.56
22:DA:2891:U:C2'	22:DA:2892:G:H5'	2.36	0.56
27:BF:129:MET:CG	27:BF:153:ILE:CD1	2.77	0.56
25:BD:190:LYS:O	25:BD:191:GLY:O	2.24	0.56
1:AA:1004:A:H2'	1:AA:1005:A:O4'	2.05	0.56
36:BO:48:LEU:HD12	36:BO:87:ILE:HD12	1.86	0.56
57:DB:5:U:H2'	57:DB:6:G:H8	1.70	0.56
22:DA:1816:C:O2'	22:DA:1817:G:P	2.63	0.56
22:DA:2093:G:C5	22:DA:2225:A:C5	2.94	0.56
53:CA:1139:G:H4'	53:CA:1140:C:H5'	1.88	0.56
22:DA:1056:G:N2	22:DA:1102:C:C5	2.70	0.56
22:DA:811:U:C5'	22:DA:812:C:OP2	2.52	0.56
22:DA:1965:C:H2'	22:DA:1966:A:H8	1.71	0.56
22:DA:477:A:C2'	22:DA:478:A:C8	2.88	0.56
32:DK:2:ILE:O	32:DK:3:GLN:CG	2.53	0.56
53:CA:242:G:N2	53:CA:285:C:C2	2.74	0.56
22:DA:404:A:C2	22:DA:421:C:N3	2.74	0.56
22:DA:1731:G:N3	22:DA:1733:G:C8	2.74	0.56

Continued on next page...

Continued from previous page...

Atom-1	Atom-2	Distance(Å)	Clash(Å)
1:AA:658:C:O2'	1:AA:659:U:H5'	2.06	0.56
22:DA:2308:G:C8	22:DA:2310:C:N4	2.74	0.56
53:CA:147:G:H2'	53:CA:148:G:H8	1.69	0.56
22:DA:2663:G:H2'	22:DA:2664:G:C8	2.41	0.56
58:DF:36:ASN:O	58:DF:37:MET:CB	2.54	0.56
22:DA:2868:A:O2'	22:DA:2869:G:C5'	2.54	0.56
22:DA:28:A:HO2'	22:DA:29:U:H5'	1.71	0.56
34:DM:72:PRO:O	34:DM:73:ILE:CB	2.54	0.56
2:AB:13:VAL:CG2	2:AB:207:ARG:NH2	2.68	0.56
6:AF:97:THR:O	6:AF:98:GLU:CG	2.49	0.56
22:BA:1654:A:C1'	25:BD:118:PHE:CD1	2.85	0.56
37:DP:28:LYS:NZ	37:DP:28:LYS:H	2.04	0.56
22:DA:2638:G:O2'	22:DA:2639:A:H8	1.87	0.56
3:CC:180:ASP:OD2	3:CC:203:LYS:HB2	2.05	0.56
24:DC:9:SER:O	24:DC:12:ARG:HB2	2.05	0.56
22:DA:659:G:C5	22:DA:660:C:C4	2.93	0.56
28:DG:1:SER:C	28:DG:3:VAL:H	2.09	0.56
20:AT:29:THR:HA	20:AT:32:LYS:HG2	1.88	0.56
53:CA:785:G:H2'	53:CA:785:G:N3	2.21	0.56
22:DA:1467:U:C2'	22:DA:1468:U:H5'	2.34	0.56
53:CA:106:C:C2'	53:CA:107:G:H5'	2.36	0.56
22:BA:2418:A:H2'	22:BA:2419:U:O4'	2.05	0.56
22:BA:1762:A:H8	22:BA:1762:A:O5'	1.89	0.56
22:BA:1184:U:C3'	22:BA:1184:U:C6	2.89	0.56
22:BA:2389:G:H5'	22:BA:2390:U:O4'	2.06	0.56
39:BR:20:VAL:HG21	39:BR:22:LEU:HD21	1.88	0.56
1:AA:736:C:H2'	1:AA:737:C:C6	2.41	0.56
1:AA:290:C:C2'	1:AA:291:U:H5'	2.36	0.56
22:BA:313:G:O2'	22:BA:314:C:H5'	2.06	0.56
22:DA:1316:U:O2'	22:DA:1317:G:H5'	2.05	0.56
1:AA:859:G:H2'	1:AA:860:A:C8	2.41	0.56
10:CJ:17:LEU:HD23	10:CJ:96:VAL:HG13	1.88	0.56
1:AA:1473:G:C2'	1:AA:1474:U:H5'	2.36	0.56
3:CC:25:THR:HG23	14:CN:75:LYS:HD2	1.88	0.56
1:AA:131:A:O2'	1:AA:132:C:O4'	2.24	0.56
1:AA:334:C:O2'	1:AA:335:C:H5'	2.06	0.56
1:AA:335:C:H2'	1:AA:336:A:H8	1.71	0.56
19:AS:17:LYS:HB3	19:AS:30:LEU:HD23	1.87	0.56
31:BJ:44:TYR:HD2	38:BQ:63:ARG:CG	2.19	0.55
44:DW:36:ILE:CG2	44:DW:39:GLN:HB2	2.35	0.55
22:BA:2847:U:C2'	22:BA:2848:G:H5'	2.36	0.55
53:CA:1014:A:C4'	19:CS:13:HIS:CD2	2.71	0.55

Continued on next page...

Continued from previous page...

Atom-1	Atom-2	Distance(Å)	Clash(Å)
5:AE:113:VAL:O	5:AE:117:ALA:HB2	2.06	0.55
22:DA:1331:G:C4	22:DA:1333:G:N7	2.73	0.55
22:DA:972:A:H3'	22:DA:973:A:H5''	1.87	0.55
33:DL:93:ASN:O	33:DL:95:LEU:N	2.38	0.55
6:AF:4:TYR:O	6:AF:63:ASN:HA	2.06	0.55
1:AA:284:C:H2'	1:AA:285:C:H6	1.71	0.55
35:DN:28:LEU:O	35:DN:32:GLU:N	2.36	0.55
53:CA:373:A:H2'	53:CA:374:A:C8	2.40	0.55
56:CP:6:LEU:HD13	56:CP:17:TYR:CD2	2.40	0.55
12:AL:85:ARG:HG3	12:AL:86:VAL:N	2.20	0.55
2:CB:82:ALA:HB1	2:CB:217:ALA:HB1	1.89	0.55
1:AA:373:A:H2'	1:AA:374:A:H8	1.70	0.55
2:AB:86:CYS:HB2	2:AB:88:GLN:CG	2.33	0.55
22:DA:297:G:C2	22:DA:342:A:C2	2.94	0.55
22:DA:491:G:O2'	22:DA:492:A:C5'	2.54	0.55
22:DA:492:A:N1	40:DS:49:LYS:CE	2.68	0.55
53:CA:34:C:H2'	53:CA:34:C:O2	2.05	0.55
41:BT:29:THR:H	41:BT:86:THR:HA	1.69	0.55
25:DD:114:LYS:HD2	25:DD:116:LYS:HZ1	1.67	0.55
58:DF:113:PHE:CZ	58:DF:116:LEU:HD22	2.41	0.55
1:AA:978:A:O2'	1:AA:1322:C:H5	1.88	0.55
10:AJ:32:THR:HG23	10:AJ:33:GLY:N	2.22	0.55
22:BA:670:A:H4'	22:BA:671:C:O5'	2.05	0.55
45:DX:31:ASN:ND2	45:DX:31:ASN:N	2.42	0.55
3:AC:142:ARG:HB3	3:AC:143:LEU:HD13	1.87	0.55
22:DA:2748:A:C2	22:DA:2757:A:C5	2.94	0.55
58:DF:67:THR:O	58:DF:84:ILE:HG22	2.06	0.55
22:BA:726:G:O2'	22:BA:727:A:OP2	2.24	0.55
22:DA:2822:G:C5'	25:DD:164:GLN:HE22	2.18	0.55
35:DN:7:GLY:O	35:DN:8:ARG:HB2	2.04	0.55
22:BA:1157:G:HO2'	22:BA:1158:C:H5'	1.69	0.55
22:BA:1872:A:C2'	22:BA:1873:G:O4'	2.53	0.55
2:AB:138:ARG:HG3	2:AB:139:GLU:N	2.20	0.55
53:CA:406:G:N7	53:CA:495:A:H2'	2.21	0.55
2:AB:161:PHE:HA	2:AB:183:PHE:O	2.06	0.55
9:AI:60:LEU:H	9:AI:60:LEU:HD23	1.71	0.55
22:BA:1396:U:H5''	22:BA:1397:U:OP2	2.06	0.55
1:AA:1507:A:C2	1:AA:1508:A:C5	2.94	0.55
43:BV:29:ILE:O	43:BV:91:PHE:HB2	2.07	0.55
20:AT:20:ASN:O	20:AT:24:ARG:HB2	2.05	0.55
19:CS:52:ASN:C	19:CS:52:ASN:HD22	2.09	0.55
53:CA:439:U:H2'	53:CA:440:C:H6	1.71	0.55

Continued on next page...

Continued from previous page...

Atom-1	Atom-2	Distance(Å)	Clash(Å)
55:CM:106:ARG:CZ	55:CM:112:ARG:HB3	2.36	0.55
47:DZ:53:MET:O	47:DZ:54:VAL:HG13	2.06	0.55
36:BO:88:LYS:HE2	36:BO:116:GLN:HE22	1.72	0.55
22:BA:78:U:H2'	22:BA:79:C:C6	2.41	0.55
53:CA:608:A:H2'	53:CA:609:A:O4'	2.07	0.55
1:AA:737:C:H2'	1:AA:738:C:C6	2.40	0.55
53:CA:168:G:C2'	53:CA:169:C:H5'	2.36	0.55
53:CA:131:A:C2	53:CA:132:C:N3	2.73	0.55
7:AG:49:LEU:HD12	7:AG:60:ALA:HB1	1.88	0.55
5:AE:62:ALA:O	5:AE:65:LYS:HB2	2.06	0.55
25:DD:1:MET:SD	25:DD:100:LEU:HD11	2.46	0.55
22:DA:2367:G:O2'	22:DA:2368:C:H5'	2.06	0.55
9:AI:113:LYS:HG2	9:AI:114:LYS:N	2.21	0.55
5:CE:89:THR:OG1	5:CE:90:GLY:N	2.35	0.55
7:AG:37:THR:O	7:AG:41:ILE:HG13	2.06	0.55
1:AA:418:C:N4	62:AA:1717:HOH:O	2.39	0.55
38:DQ:69:ARG:HH21	38:DQ:69:ARG:HB2	1.70	0.55
53:CA:393:A:OP2	56:CP:12:LYS:HD2	2.06	0.55
1:AA:807:A:H2'	1:AA:808:C:C6	2.40	0.55
28:BG:84:LYS:CD	28:BG:133:LYS:HG2	2.34	0.55
53:CA:67:C:OP1	53:CA:199:A:H5'	2.07	0.55
1:AA:184:G:HO2'	1:AA:185:U:H6	1.49	0.55
22:DA:2414:G:C2'	22:DA:2415:G:H5'	2.35	0.55
5:AE:104:ILE:O	5:AE:104:ILE:HG23	2.06	0.55
5:AE:135:VAL:HG22	5:AE:136:VAL:N	2.19	0.55
53:CA:1365:G:O2'	53:CA:1366:C:H5'	2.06	0.55
22:DA:1153:C:H2'	22:DA:1154:G:H8	1.70	0.55
46:DY:25:GLN:HB2	46:DY:46:VAL:HG11	1.87	0.55
25:DD:151:THR:HG22	25:DD:152:PRO:N	2.21	0.55
33:DL:93:ASN:CG	33:DL:94:THR:H	2.08	0.55
2:AB:41:ASN:OD1	2:AB:44:LYS:HB2	2.06	0.55
22:BA:2730:C:O3'	25:BD:174:SER:HB3	2.07	0.55
22:DA:2216:G:O2'	22:DA:2217:G:H5'	2.06	0.55
57:DB:55:U:H1'	58:DF:25:MET:SD	2.45	0.55
33:BL:95:LEU:CD2	33:BL:100:ILE:HG12	2.31	0.55
34:DM:29:GLY:CA	34:DM:64:TRP:HZ3	2.19	0.55
29:DH:132:PHE:CZ	29:DH:134:VAL:CB	2.83	0.55
29:DH:115:VAL:CG1	29:DH:132:PHE:HB2	2.24	0.55
17:CQ:45:VAL:HG11	17:CQ:60:ILE:HG22	1.85	0.55
1:AA:425:G:H2'	1:AA:426:U:H5'	1.88	0.55
1:AA:430:A:C4	1:AA:431:A:C8	2.95	0.55
22:DA:223:A:C4	22:DA:408:G:H1'	2.41	0.55

Continued on next page...

Continued from previous page...

Atom-1	Atom-2	Distance(Å)	Clash(Å)
22:DA:224:U:C4	22:DA:225:C:C5	2.94	0.55
55:CM:13:HIS:HB3	55:CM:16:ILE:CG1	2.37	0.55
22:BA:2145:C:H3'	22:BA:2146:C:H5''	1.87	0.55
24:DC:93:VAL:HG12	24:DC:101:ARG:N	2.21	0.55
25:DD:106:LYS:O	25:DD:107:VAL:HB	2.07	0.55
22:DA:2303:G:C6	22:DA:2314:A:N6	2.74	0.55
27:BF:134:GLN:HG2	27:BF:135:ILE:N	2.22	0.55
22:DA:2344:U:OP1	49:D1:36:LYS:HD2	2.06	0.55
53:CA:158:G:H2'	53:CA:159:G:H8	1.70	0.55
24:BC:33:LEU:CD2	24:BC:62:ARG:CD	2.81	0.55
22:DA:2461:A:C2	22:DA:2490:G:N2	2.74	0.55
28:DG:95:ALA:HB3	28:DG:127:GLN:HA	1.87	0.55
22:BA:480:A:H2	22:BA:499:U:O2	1.89	0.55
22:DA:2148:G:N2	22:DA:2149:U:O4	2.36	0.55
42:DU:10:VAL:O	42:DU:21:ARG:HA	2.06	0.55
42:DU:22:GLY:HA3	42:DU:36:GLU:HB3	1.88	0.55
1:AA:16:A:C2'	1:AA:17:U:H5'	2.36	0.55
53:CA:15:G:C2	53:CA:16:A:C4	2.94	0.55
1:AA:1250:A:N3	1:AA:1370:G:O2'	2.31	0.55
22:BA:973:A:O4'	22:BA:1188:U:C6	2.59	0.55
2:CB:9:LEU:C	2:CB:11:ALA:H	2.09	0.55
1:AA:1112:C:C4	3:AC:177:LEU:HD22	2.41	0.55
22:DA:2677:G:C4	22:DA:2731:G:N2	2.74	0.55
22:BA:2439:A:H4'	22:BA:2440:C:O5'	2.06	0.55
22:DA:7:G:H4'	31:DJ:15:TRP:CH2	2.41	0.55
22:DA:841:G:C2'	22:DA:842:U:H5'	2.36	0.55
22:BA:2026:U:C2	22:BA:2027:G:C8	2.94	0.55
4:CD:97:LEU:HB2	4:CD:134:TYR:HB3	1.88	0.55
22:DA:1303:G:O2'	22:DA:1304:A:H8	1.88	0.55
43:BV:70:ILE:HD12	43:BV:93:ARG:HH21	1.70	0.55
22:DA:1499:C:C2'	22:DA:1500:G:H5'	2.35	0.55
34:DM:74:THR:HB	34:DM:87:GLY:O	2.06	0.55
22:DA:597:G:C2	22:DA:661:A:C2	2.95	0.55
24:BC:71:ASP:HA	24:BC:117:SER:O	2.07	0.55
22:BA:2823:A:C5	22:BA:2824:C:C5	2.93	0.55
41:DT:14:PRO:HG2	41:DT:15:HIS:H	1.71	0.55
5:AE:131:ASN:O	5:AE:135:VAL:HG12	2.06	0.55
46:DY:6:LEU:HD21	46:DY:56:LEU:HD12	1.88	0.55
22:DA:1278:C:O2'	35:DN:27:SER:HB3	2.06	0.55
57:DB:12:C:N3	44:DW:73:PRO:HA	2.22	0.55
53:CA:453:G:H2'	53:CA:454:G:C8	2.41	0.55
53:CA:1150:A:N6	53:CA:1151:A:N6	2.53	0.55

Continued on next page...

Continued from previous page...

Atom-1	Atom-2	Distance(Å)	Clash(Å)
53:CA:1279:G:H2'	10:CJ:45:ARG:HH21	1.72	0.55
22:DA:1069:A:O2'	22:DA:1070:A:C5'	2.46	0.55
32:DK:20:MET:O	32:DK:41:ILE:HG13	2.06	0.55
22:BA:947:A:O2'	22:BA:984:A:C2	2.53	0.55
22:DA:1667:G:P	32:DK:6:THR:HA	2.47	0.55
37:DP:51:ASN:O	37:DP:52:ARG:HD3	2.07	0.55
53:CA:1053:G:OP1	53:CA:1054:C:H3'	2.07	0.55
53:CA:796:C:H4'	11:CK:126:ARG:NH2	2.21	0.55
22:BA:1138:G:H5''	22:BA:1139:G:OP2	2.05	0.55
44:DW:23:LYS:HD2	44:DW:24:ARG:CA	2.36	0.55
37:BP:4:ILE:HA	37:BP:7:LEU:HB2	1.87	0.55
58:DF:74:ALA:HB1	58:DF:76:PHE:CD2	2.41	0.55
4:CD:77:GLU:OE1	4:CD:81:LEU:HD21	2.07	0.55
22:DA:1116:G:C2	22:DA:1117:C:N1	2.73	0.55
12:CL:51:VAL:HG12	12:CL:52:CYS:N	2.21	0.55
44:BW:76:ARG:CG	44:BW:76:ARG:NH2	2.52	0.55
1:AA:513:C:H2'	1:AA:514:C:H6	1.71	0.55
24:BC:33:LEU:HD21	24:BC:62:ARG:HD3	1.87	0.55
22:DA:511:U:H5''	22:DA:1235:G:H4'	1.89	0.55
34:DM:71:LYS:HG3	34:DM:72:PRO:HD2	1.87	0.55
47:DZ:40:THR:HG22	47:DZ:42:ALA:H	1.72	0.55
10:AJ:53:ILE:HD11	14:AN:84:ARG:NH2	2.21	0.55
3:CC:130:ARG:O	3:CC:133:MET:HG2	2.06	0.55
3:CC:152:VAL:CG2	3:CC:156:LEU:HD21	2.32	0.55
3:AC:119:ILE:HD11	3:AC:133:MET:HA	1.88	0.55
37:DP:62:LYS:O	37:DP:63:ILE:HB	2.06	0.55
22:BA:1378:A:HO2'	22:BA:1379:U:H3'	1.71	0.55
1:AA:946:A:C2	1:AA:1236:A:C2	2.94	0.55
17:CQ:27:PHE:HD1	17:CQ:36:PHE:HB3	1.71	0.55
22:BA:782:A:H4'	22:BA:783:A:O5'	2.06	0.55
53:CA:266:G:O2'	53:CA:267:C:H3'	2.06	0.55
37:DP:105:LYS:HA	37:DP:108:ARG:CZ	2.36	0.55
22:DA:64:A:H2'	22:DA:65:U:O4'	2.06	0.55
1:AA:701:U:H5''	1:AA:703:G:O4'	2.05	0.55
7:AG:69:ARG:CD	7:AG:95:ARG:HG2	2.37	0.55
32:BK:59:LYS:HG3	32:BK:89:ASN:HD22	1.70	0.55
53:CA:1421:G:H1	53:CA:1479:C:H42	1.55	0.55
1:AA:600:A:H2'	1:AA:601:G:H8	1.70	0.55
14:AN:11:LYS:HB2	14:AN:11:LYS:HZ3	1.71	0.55
15:CO:69:LEU:O	15:CO:69:LEU:HD22	2.06	0.55
22:BA:1381:G:H1'	22:BA:1571:A:N1	2.22	0.55
22:DA:2812:G:C6	22:DA:2813:A:C6	2.95	0.55

Continued on next page...

Continued from previous page...

Atom-1	Atom-2	Distance(Å)	Clash(Å)
22:BA:1767:G:C2	22:BA:1986:C:C2	2.94	0.55
53:CA:649:A:H2'	53:CA:650:G:O4'	2.07	0.55
52:B4:15:LYS:O	52:B4:16:ILE:O	2.24	0.55
22:DA:2473:U:OP2	22:DA:2473:U:H6	1.89	0.55
22:BA:2832:U:HO2'	22:BA:2833:U:P	2.29	0.55
22:BA:876:C:C2'	22:BA:877:A:O4'	2.53	0.55
53:CA:1409:C:H6	53:CA:1409:C:O5'	1.90	0.55
22:DA:2800:A:H2'	22:DA:2801:G:C4'	2.37	0.55
1:AA:66:A:C8	1:AA:66:A:O5'	2.59	0.55
1:AA:66:A:O4'	1:AA:173:U:C4	2.60	0.55
1:AA:74:A:C2	1:AA:75:G:C4	2.94	0.55
54:CG:100:MET:HA	54:CG:103:ILE:HG13	1.87	0.55
9:CI:45:MET:CE	9:CI:48:ARG:HG3	2.35	0.55
22:DA:2615:U:O2'	22:DA:2616:C:C5'	2.54	0.55
22:DA:2881:U:O2'	22:DA:2882:A:H5'	2.07	0.55
27:BF:129:MET:HE1	27:BF:153:ILE:HD11	1.84	0.55
22:BA:1045:C:H5'	22:BA:1047:G:O4'	2.07	0.55
5:AE:152:VAL:C	5:AE:155:LYS:HZ2	2.09	0.55
56:CP:6:LEU:HB2	56:CP:17:TYR:HB3	1.88	0.55
22:DA:2094:A:HO2'	22:DA:2095:A:H8	1.55	0.55
53:CA:1129:C:O2'	53:CA:1130:A:H8	1.89	0.55
53:CA:1278:G:O2'	53:CA:1279:G:C2	2.60	0.55
26:DE:112:LEU:HD11	26:DE:186:VAL:HG11	1.88	0.55
52:D4:8:LYS:HA	52:D4:16:ILE:HD11	1.89	0.55
3:AC:6:PRO:HG2	3:AC:183:TYR:CD2	2.41	0.55
2:AB:162:VAL:CG2	2:AB:184:ALA:HB2	2.37	0.55
26:DE:131:THR:HG22	26:DE:161:ALA:H	1.71	0.55
17:CQ:46:HIS:HB2	17:CQ:70:LYS:HZ1	1.70	0.55
25:DD:124:ARG:HD3	25:DD:125:TRP:HE1	1.68	0.55
22:DA:2408:U:HO2'	22:DA:2409:G:H8	1.53	0.55
5:CE:104:ILE:N	5:CE:122:VAL:H	1.96	0.55
22:DA:1435:G:C2	22:DA:1558:C:N4	2.74	0.55
22:BA:1247:A:C4	22:BA:1249:U:C5	2.94	0.55
31:DJ:103:ILE:HD12	31:DJ:103:ILE:C	2.27	0.55
22:DA:2440:C:H2'	22:DA:2441:U:O4'	2.05	0.55
31:BJ:2:LYS:CD	31:BJ:2:LYS:N	2.65	0.55
22:BA:2747:G:O2'	28:BG:66:THR:HG22	2.06	0.55
22:BA:581:C:OP1	38:BQ:32:ARG:HB2	2.06	0.55
23:BB:34:A:C2	23:BB:49:C:O2	2.59	0.55
22:DA:1179:G:O2'	22:DA:1180:U:H5'	2.06	0.55
22:DA:1431:A:O2'	22:DA:1432:G:H5'	2.06	0.55
1:AA:14:U:H2'	1:AA:16:A:OP2	2.06	0.55

Continued on next page...

Continued from previous page...

Atom-1	Atom-2	Distance(Å)	Clash(Å)
24:BC:156:SER:O	24:BC:194:VAL:HG11	2.07	0.55
22:BA:226:A:N6	22:BA:227:A:N1	2.53	0.55
25:DD:40:LEU:HD12	25:DD:40:LEU:N	2.20	0.55
29:DH:61:VAL:CG1	29:DH:62:LEU:H	2.20	0.55
22:DA:2422:C:H2'	22:DA:2423:U:H5''	1.89	0.55
22:DA:845:A:C2	22:DA:847:U:H1'	2.41	0.55
30:BI:104:GLN:O	30:BI:105:LEU:CB	2.54	0.55
53:CA:204:G:H2'	53:CA:205:A:H8	1.71	0.55
3:CC:53:ARG:HB2	3:CC:53:ARG:HH11	1.71	0.55
53:CA:658:C:H1'	15:CO:21:THR:HG21	1.88	0.55
23:BB:46:A:C5	23:BB:47:C:C5	2.94	0.55
22:BA:38:A:O2'	26:BE:43:THR:HA	2.06	0.55
1:AA:21:G:N2	1:AA:22:G:C6	2.74	0.55
22:DA:547:A:H8	22:DA:548:G:H5'	1.71	0.55
53:CA:1480:A:C4	53:CA:1481:U:C6	2.95	0.55
26:DE:5:LEU:HD23	26:DE:120:VAL:HG22	1.87	0.55
25:DD:193:VAL:HB	25:DD:194:PRO:HD2	1.88	0.55
22:BA:455:C:N3	22:BA:472:A:H2'	2.21	0.55
3:AC:89:VAL:O	3:AC:93:ILE:HG13	2.05	0.55
1:AA:1358:U:C5	1:AA:1359:C:C4	2.95	0.55
47:BZ:48:ASN:O	47:BZ:51:SER:HB3	2.06	0.55
22:BA:50:U:H4'	22:BA:51:G:OP2	2.06	0.55
58:DF:71:LYS:O	58:DF:72:SER:HB3	2.06	0.55
32:BK:88:ASN:ND2	32:BK:90:ASN:H	2.03	0.55
54:CG:9:ARG:HD3	54:CG:24:LYS:HZ1	1.72	0.55
44:BW:29:SER:N	44:BW:63:ASP:HB3	2.21	0.55
22:DA:1278:C:O2'	22:DA:1279:G:H5'	2.05	0.55
35:DN:103:ARG:HG3	35:DN:104:ALA:N	2.22	0.55
35:DN:56:LYS:HE2	35:DN:87:PHE:O	2.05	0.55
55:CM:94:LEU:HD23	55:CM:101:THR:HG22	1.89	0.55
45:BX:46:VAL:HG21	45:BX:67:LEU:HD11	1.88	0.55
22:BA:2430:A:H5'	22:BA:2431:U:OP2	2.06	0.55
24:DC:140:VAL:HG21	24:DC:161:VAL:HB	1.87	0.55
22:DA:37:C:H1'	26:DE:45:ALA:HB2	1.89	0.55
22:DA:457:A:N1	22:DA:470:A:H5''	2.21	0.55
9:AI:98:ARG:HG2	9:AI:98:ARG:HH11	1.72	0.55
10:AJ:26:VAL:HG12	10:AJ:30:LYS:HE2	1.87	0.55
20:CT:73:ARG:HG2	20:CT:73:ARG:NH1	2.14	0.55
22:DA:1721:G:H1'	22:DA:1739:A:N6	2.21	0.55
22:DA:1931:U:OP2	22:DA:1968:G:N2	2.38	0.55
13:AM:2:ARG:HG3	13:AM:3:ILE:H	1.70	0.55
37:DP:16:VAL:CG1	37:DP:19:PHE:HE2	2.19	0.55

Continued on next page...

Continued from previous page...

Atom-1	Atom-2	Distance(Å)	Clash(Å)
36:BO:102:ARG:O	36:BO:105:ALA:HB3	2.06	0.55
58:DF:35:LEU:HA	58:DF:152:ASP:O	2.07	0.55
58:DF:90:LEU:HB3	58:DF:95:MET:HG3	1.88	0.55
22:DA:1792:G:H5''	24:DC:203:VAL:CG2	2.37	0.55
47:BZ:8:GLN:O	47:BZ:9:THR:HG22	2.07	0.55
22:DA:513:A:H2'	22:DA:514:A:H8	1.72	0.55
1:AA:633:G:C2'	1:AA:634:C:H5'	2.36	0.55
1:AA:877:G:N3	8:AH:1:SER:N	2.54	0.55
1:AA:49:U:C5	1:AA:364:A:C6	2.95	0.55
22:BA:1588:G:C2	22:BA:1589:U:C5	2.93	0.55
25:DD:12:THR:CG2	25:DD:13:ARG:N	2.69	0.55
32:DK:80:ASP:HB2	37:DP:67:GLU:OE1	2.07	0.55
26:BE:46:GLN:HB2	26:BE:83:VAL:HG11	1.88	0.55
22:DA:870:U:H2'	22:DA:871:U:C5'	2.35	0.55
15:AO:39:GLN:OE1	22:BA:716:A:H1'	2.07	0.55
22:DA:1695:G:H8	24:DC:7:PRO:O	1.89	0.55
22:DA:64:A:H8	22:DA:64:A:O5'	1.89	0.55
22:BA:1343:G:O2'	22:BA:1344:U:H5'	2.06	0.55
30:BI:58:ILE:O	30:BI:60:VAL:HG23	2.06	0.55
41:BT:51:PHE:C	41:BT:52:GLU:HG2	2.27	0.55
44:DW:44:PHE:HE2	44:DW:76:ARG:NE	2.04	0.55
1:AA:923:A:H2'	1:AA:924:C:C6	2.41	0.55
24:BC:259:ASN:O	24:BC:260:LYS:HB2	2.07	0.55
9:CI:125:GLN:NE2	9:CI:125:GLN:H	2.04	0.55
4:AD:190:LEU:O	4:AD:191:SER:CB	2.55	0.55
22:BA:2525:G:C2	22:BA:2539:C:C2	2.95	0.55
29:BH:61:VAL:O	29:BH:61:VAL:HG12	2.07	0.55
53:CA:386:C:C5	53:CA:387:U:C5	2.95	0.55
26:DE:175:ILE:O	26:DE:175:ILE:HG23	2.07	0.55
53:CA:1350:A:O2'	53:CA:1351:U:H5'	2.06	0.55
53:CA:977:A:H8	53:CA:1223:C:N3	2.04	0.55
22:DA:2834:G:N9	22:DA:2879:A:N6	2.54	0.55
1:AA:563:A:H1'	1:AA:566:G:O2'	2.06	0.55
53:CA:1280:A:H5''	10:CJ:43:PRO:HG2	1.89	0.55
53:CA:119:A:C4'	53:CA:120:A:O5'	2.54	0.55
25:BD:169:ARG:C	25:BD:170:VAL:HG13	2.26	0.55
22:DA:827:U:H6	62:DA:3354:HOH:O	1.90	0.55
1:AA:1239:A:H4'	1:AA:1240:U:O5'	2.05	0.55
53:CA:265:G:O3'	17:CQ:67:SER:HA	2.06	0.55
53:CA:765:G:C4	53:CA:812:G:C6	2.95	0.55
22:DA:230:G:C2	22:DA:231:A:N7	2.74	0.55
22:DA:919:U:H2'	22:DA:920:A:H8	1.71	0.55

Continued on next page...

Continued from previous page...

Atom-1	Atom-2	Distance(Å)	Clash(Å)
37:DP:7:LEU:O	37:DP:7:LEU:HD12	2.06	0.55
4:CD:78:ALA:HA	4:CD:81:LEU:HD12	1.88	0.55
22:DA:2531:A:H5''	28:DG:156:TYR:CZ	2.40	0.55
1:AA:109:A:H4'	1:AA:110:C:OP2	2.07	0.55
53:CA:1283:U:H2'	53:CA:1284:C:C6	2.41	0.55
37:DP:32:VAL:HA	37:DP:37:LYS:HA	1.88	0.55
22:DA:126:A:H2'	50:D2:46:LYS:HE2	1.88	0.55
4:CD:70:GLN:HE22	4:CD:133:SER:HB3	1.72	0.55
22:DA:1655:A:H5'	25:DD:118:PHE:CE1	2.42	0.55
34:DM:73:ILE:HG13	34:DM:93:VAL:HG11	1.88	0.55
22:DA:2147:A:N3	22:DA:2147:A:H5''	2.21	0.55
36:DO:11:ALA:O	36:DO:15:ARG:HG3	2.06	0.55
22:DA:152:A:C2'	22:DA:153:U:H5'	2.37	0.55
22:BA:817:C:H2'	22:BA:818:G:H5'	1.87	0.55
34:BM:5:LYS:HZ2	34:BM:5:LYS:HB3	1.71	0.55
23:BB:58:A:H2'	23:BB:59:A:C8	2.42	0.55
24:DC:196:ASN:OD1	24:DC:199:HIS:HB2	2.06	0.55
15:CO:23:SER:HB3	15:CO:26:VAL:HG23	1.87	0.55
22:DA:1183:U:H2'	22:DA:1184:U:H6	1.71	0.55
53:CA:1072:G:C5	53:CA:1073:U:C4	2.95	0.55
55:CM:106:ARG:HH21	55:CM:112:ARG:NE	2.04	0.55
22:DA:1769:U:H1'	22:DA:1984:G:N2	2.21	0.55
22:BA:163:C:O2'	22:BA:164:C:O5'	2.23	0.55
26:BE:132:LYS:HB3	26:BE:132:LYS:HZ2	1.70	0.55
1:AA:71:A:H3'	1:AA:71:A:OP2	2.06	0.55
49:D1:47:ILE:H	49:D1:47:ILE:HD12	1.68	0.55
22:BA:1668:A:N3	22:BA:1674:G:C8	2.75	0.55
36:BO:36:TYR:HD2	36:BO:36:TYR:N	2.03	0.55
22:BA:395:U:O2'	22:BA:396:G:C8	2.60	0.55
22:BA:309:A:O3'	42:BU:15:GLY:HA2	2.05	0.55
18:CR:41:SER:HA	18:CR:46:THR:HG22	1.89	0.55
22:DA:352:A:C4	22:DA:353:C:H1'	2.41	0.55
19:AS:40:PHE:HB2	19:AS:42:ASN:ND2	2.21	0.55
23:BB:112:G:H2'	23:BB:113:C:C6	2.42	0.55
27:BF:16:MET:O	27:BF:20:ASN:HA	2.07	0.55
19:AS:19:GLU:HA	19:AS:19:GLU:OE2	2.06	0.55
22:BA:792:A:H5''	22:BA:793:A:H5'	1.89	0.55
1:AA:804:U:H5''	1:AA:805:C:OP2	2.06	0.55
22:DA:2527:C:C2'	22:DA:2528:U:H5'	2.36	0.55
22:BA:2197:U:OP1	4:CD:150:LYS:HE3	2.07	0.55
22:DA:1314:C:OP1	22:DA:1332:G:H5''	2.07	0.55
1:AA:197:A:H1'	1:AA:198:G:O4'	2.06	0.55

Continued on next page...

Continued from previous page...

Atom-1	Atom-2	Distance(Å)	Clash(Å)
22:DA:202:U:C3'	22:DA:203:A:C8	2.89	0.55
22:DA:2331:G:H2'	22:DA:2332:C:O4'	2.07	0.55
53:CA:1014:A:C2	19:CS:33:TRP:HB2	2.41	0.55
53:CA:978:A:C6	53:CA:1318:A:C6	2.94	0.55
54:CG:11:ILE:CD1	54:CG:24:LYS:HB2	2.36	0.55
14:CN:79:SER:CB	14:CN:81:ILE:HD11	2.37	0.55
41:DT:39:THR:OG1	41:DT:42:GLU:HG3	2.07	0.55
22:DA:1287:A:O2'	22:DA:1288:G:H5'	2.07	0.55
57:DB:15:A:H1'	57:DB:109:A:N7	2.21	0.55
25:BD:101:PHE:HD1	25:BD:101:PHE:N	2.05	0.55
5:AE:153:ALA:O	5:AE:154:ALA:C	2.43	0.55
33:DL:116:VAL:HG13	33:DL:117:THR:H	1.70	0.55
22:DA:2217:G:O2'	22:DA:2218:G:C5'	2.54	0.55
53:CA:736:C:H2'	53:CA:737:C:C6	2.41	0.55
22:DA:827:U:H5''	62:DA:3354:HOH:O	2.06	0.55
26:DE:134:LEU:HA	26:DE:137:LYS:HB3	1.88	0.55
5:CE:80:LEU:H	5:CE:121:ASN:ND2	2.04	0.55
53:CA:1301:U:O2'	53:CA:1302:C:C6	2.60	0.55
37:DP:16:VAL:HG13	37:DP:19:PHE:HE2	1.72	0.55
24:DC:94:LEU:HD13	24:DC:100:ARG:CD	2.34	0.55
25:DD:187:LEU:O	25:DD:188:LEU:HD23	2.07	0.55
22:DA:2290:G:H2'	22:DA:2291:U:C6	2.42	0.55
53:CA:725:G:H2'	53:CA:726:C:H6	1.72	0.55
1:AA:1158:C:H2'	1:AA:1158:C:O2	2.07	0.55
53:CA:158:G:C5	53:CA:164:G:C6	2.95	0.55
53:CA:330:C:O2'	53:CA:331:G:C8	2.50	0.55
22:BA:2358:A:C4	22:BA:2359:C:C6	2.94	0.55
22:BA:1731:G:N1	22:BA:1733:G:C6	2.74	0.55
53:CA:1101:A:H1'	53:CA:1102:A:O4'	2.05	0.55
31:DJ:94:ALA:O	31:DJ:95:ARG:HB3	2.05	0.55
3:CC:116:ALA:HB2	3:CC:199:VAL:CG2	2.36	0.55
22:DA:1000:A:N1	22:DA:1001:A:C2	2.75	0.55
53:CA:15:G:H5'	53:CA:1396:A:O2'	2.06	0.55
12:AL:2:THR:HB	12:AL:5:GLN:H	1.71	0.55
1:AA:666:G:C5	1:AA:741:G:C6	2.95	0.55
26:DE:42:GLY:HA3	26:DE:90:GLN:O	2.07	0.55
5:CE:65:LYS:NZ	5:CE:68:ARG:HD3	2.22	0.55
39:BR:27:ILE:HG13	39:BR:33:VAL:CG1	2.35	0.55
34:BM:78:LEU:C	34:BM:80:VAL:H	2.10	0.55
22:BA:2682:A:C8	25:BD:11:MET:CG	2.90	0.55
22:DA:538:A:C2	22:DA:556:A:C4	2.94	0.55
22:DA:538:A:O2'	31:DJ:8:PRO:CG	2.54	0.55

Continued on next page...

Continued from previous page...

Atom-1	Atom-2	Distance(Å)	Clash(Å)
22:BA:1992:G:N2	22:BA:1996:C:O2'	2.40	0.55
53:CA:828:U:C5	53:CA:829:G:C8	2.95	0.55
29:DH:54:LEU:HA	29:DH:57:LYS:HG3	1.88	0.55
5:CE:110:MET:HG2	5:CE:139:THR:HG21	1.88	0.55
24:DC:19:VAL:O	24:DC:21:PRO:HD3	2.07	0.55
6:AF:66:ALA:HB1	6:AF:67:PRO:HD2	1.89	0.55
24:BC:70:LYS:NZ	24:BC:97:ASP:OD2	2.38	0.55
22:DA:1498:C:O2'	22:DA:1499:C:C5'	2.55	0.55
22:BA:2823:A:H2'	22:BA:2824:C:H6	1.72	0.55
28:DG:28:LYS:H	28:DG:79:THR:HG22	1.72	0.55
37:BP:64:SER:O	37:BP:65:ASN:C	2.44	0.55
1:AA:122:G:O2'	1:AA:123:U:H5'	2.06	0.55
25:BD:42:ASN:O	25:BD:42:ASN:ND2	2.39	0.55
55:CM:36:ALA:HB3	55:CM:55:LEU:HD11	1.89	0.55
35:BN:74:GLU:O	35:BN:77:ALA:HB3	2.06	0.55
53:CA:987:G:C2'	53:CA:988:G:C8	2.60	0.55
1:AA:184:G:O2'	1:AA:185:U:H6	1.90	0.55
5:AE:100:GLU:CB	5:AE:121:ASN:HA	2.35	0.55
53:CA:1348:U:O2'	53:CA:1349:A:H5'	2.06	0.55
53:CA:1345:U:C6	53:CA:1377:A:H2	2.25	0.55
22:DA:2060:A:H2'	26:DE:63:LYS:HZ1	1.65	0.55
22:DA:2030:A:N3	22:DA:2499:C:H5''	2.22	0.55
22:DA:532:A:N6	22:DA:2020:A:H1'	2.22	0.55
33:DL:23:ILE:HD12	33:DL:23:ILE:N	2.21	0.55
33:DL:33:ARG:HD3	33:DL:40:SER:HA	1.89	0.55
22:BA:1167:C:H2'	22:BA:1168:G:O5'	2.07	0.55
1:AA:501:C:O2'	1:AA:502:A:H5'	2.06	0.55
22:DA:627:A:O2'	22:DA:628:G:O4'	2.25	0.55
1:AA:673:A:H1'	18:AR:63:TYR:HE1	1.72	0.55
20:CT:62:ALA:HA	20:CT:67:HIS:CE1	2.41	0.55
53:CA:373:A:C8	53:CA:373:A:H5'	2.41	0.55
53:CA:410:G:OP1	4:CD:25:ARG:CD	2.54	0.55
53:CA:1151:A:N6	53:CA:1152:A:N6	2.55	0.55
53:CA:120:A:H2'	53:CA:121:U:H5''	1.83	0.55
22:DA:1056:G:H1'	22:DA:1103:A:C6	2.42	0.55
10:CJ:76:ILE:HG22	10:CJ:77:VAL:N	2.22	0.55
2:CB:89:PHE:HB3	2:CB:149:GLY:O	2.07	0.55
38:DQ:4:LYS:HE3	38:DQ:7:VAL:CG2	2.37	0.55
53:CA:1215:G:O2'	53:CA:1216:A:H5'	2.06	0.55
53:CA:994:A:C6	53:CA:1216:A:H5'	2.42	0.55
41:BT:29:THR:N	41:BT:86:THR:HA	2.22	0.55
22:DA:257:C:H2'	22:DA:258:G:O4'	2.06	0.55

Continued on next page...

Continued from previous page...

Atom-1	Atom-2	Distance(Å)	Clash(Å)
22:DA:2543:G:H2'	22:DA:2544:G:C8	2.41	0.55
22:DA:2734:A:H2'	22:DA:2735:G:C5'	2.37	0.55
21:AU:18:PHE:O	21:AU:21:SER:HB3	2.06	0.55
12:AL:24:GLU:O	12:AL:25:ALA:C	2.43	0.55
16:AP:20:VAL:HG21	16:AP:32:PHE:HB2	1.87	0.55
58:DF:45:ASP:C	58:DF:47:LYS:H	2.10	0.55
53:CA:666:G:C6	53:CA:741:G:C6	2.95	0.55
36:DO:111:ARG:HA	36:DO:115:LEU:O	2.06	0.55
1:AA:877:G:H21	8:AH:1:SER:CB	2.16	0.55
32:BK:70:ARG:CD	32:BK:76:VAL:HG22	2.37	0.55
43:DV:75:GLN:HB2	43:DV:90:ASP:O	2.06	0.55
22:DA:878:A:N3	22:DA:878:A:C3'	2.70	0.55
25:DD:32:ASN:HB3	25:DD:52:THR:OG1	2.07	0.55
22:BA:1716:U:O2'	22:BA:1717:A:H5'	2.07	0.55
41:DT:48:GLN:HA	41:DT:48:GLN:NE2	2.19	0.55
1:AA:1461:G:H2'	1:AA:1462:C:H6	1.71	0.55
14:AN:50:LEU:O	14:AN:52:ARG:N	2.39	0.55
17:AQ:46:HIS:HB2	17:AQ:66:LEU:HD12	1.88	0.55
22:BA:243:U:O2'	22:BA:244:A:H5'	2.05	0.55
40:DS:86:MET:HE2	40:DS:87:PRO:HD2	1.86	0.55
38:DQ:10:ARG:HB2	38:DQ:10:ARG:CZ	2.37	0.55
2:AB:74:ALA:O	2:AB:75:ALA:CB	2.55	0.55
20:AT:66:ILE:HG13	20:AT:70:LYS:HG2	1.89	0.55
3:CC:93:ILE:O	3:CC:93:ILE:HG13	2.06	0.55
22:BA:412:A:C2'	22:BA:413:C:H5'	2.37	0.55
53:CA:1481:U:H2'	53:CA:1482:G:H8	1.72	0.55
27:BF:52:ALA:HB2	27:BF:149:ARG:HD3	1.89	0.55
22:DA:1465:G:H2'	22:DA:1466:U:C6	2.42	0.55
22:DA:1034:G:H2'	22:DA:1035:U:C6	2.42	0.55
37:BP:24:THR:CG2	37:BP:87:ARG:HB3	2.37	0.55
1:AA:436:C:O2'	1:AA:437:U:H5'	2.06	0.55
19:CS:10:ILE:HG22	19:CS:14:LEU:HD21	1.89	0.55
53:CA:888:G:H4'	53:CA:1488:G:O2'	2.07	0.55
1:AA:101:A:C2'	1:AA:102:G:H5'	2.37	0.55
53:CA:1395:C:H5''	53:CA:1402:C:O2'	2.07	0.55
22:DA:1248:G:H2'	38:DQ:1:ALA:O	2.06	0.55
34:DM:133:LYS:NZ	34:DM:133:LYS:HB3	2.22	0.55
24:BC:36:ASN:O	24:BC:37:SER:HB3	2.07	0.55
29:BH:6:LEU:O	29:BH:15:LEU:HA	2.06	0.55
1:AA:1417:G:C6	1:AA:1482:G:C6	2.95	0.55
36:DO:28:VAL:O	36:DO:28:VAL:HG13	2.07	0.55
35:BN:95:THR:HG21	35:BN:113:ILE:HD11	1.88	0.55

Continued on next page...

Continued from previous page...

Atom-1	Atom-2	Distance(Å)	Clash(Å)
22:BA:877:A:C2	22:BA:899:A:C2	2.94	0.55
22:DA:1914:C:O2'	22:DA:1915:U:H5''	2.07	0.55
44:DW:18:LYS:CD	44:DW:19:ARG:HG2	2.37	0.55
22:DA:1492:G:C4	22:DA:1496:A:N6	2.75	0.55
53:CA:1366:C:O2'	53:CA:1367:C:H6	1.88	0.55
53:CA:974:A:O2'	53:CA:975:A:P	2.64	0.55
14:CN:63:CYS:HB3	14:CN:67:GLY:H	1.72	0.55
1:AA:797:C:O2'	1:AA:798:U:H5'	2.07	0.55
31:DJ:125:TYR:HE2	31:DJ:132:HIS:CD2	2.25	0.55
31:DJ:4:PHE:HB3	38:DQ:63:ARG:HH22	1.72	0.55
46:DY:57:LEU:HD13	46:DY:60:LYS:CE	2.33	0.55
22:DA:2054:A:C2	22:DA:2616:C:C2	2.95	0.55
22:DA:568:U:H2'	22:DA:570:G:OP2	2.07	0.55
22:DA:973:A:O5'	39:DR:81:LYS:HE3	2.07	0.55
22:DA:784:G:HO2'	22:DA:785:G:H8	1.54	0.55
1:AA:1367:C:C5'	10:AJ:62:ARG:NH1	2.70	0.55
22:DA:1565:C:HO2'	22:DA:1566:A:H2'	1.66	0.55
22:DA:2095:A:H2'	22:DA:2096:C:C6	2.42	0.55
6:CF:62:MET:O	6:CF:63:ASN:HB2	2.07	0.55
22:DA:663:G:O6	22:DA:664:G:C6	2.59	0.55
22:DA:962:G:O2'	22:DA:963:U:H5'	2.06	0.55
37:DP:9:GLN:HB3	37:DP:12:MET:HE3	1.83	0.55
20:CT:81:GLN:O	20:CT:82:ILE:HG23	2.07	0.55
58:DF:59:ILE:HG23	58:DF:137:PHE:HE1	1.72	0.55
22:DA:856:G:N2	22:DA:922:C:C2	2.75	0.55
52:B4:9:LYS:HB3	52:B4:14:CYS:HB2	1.87	0.55
49:D1:8:ILE:HG22	49:D1:9:LYS:N	2.21	0.55
22:DA:1553:A:N7	22:DA:1555:G:C5	2.75	0.55
30:DI:52:LEU:O	30:DI:54:ILE:HD12	2.07	0.55
2:AB:19:THR:HG23	2:AB:20:ARG:H	1.72	0.55
32:BK:108:ARG:HG3	32:BK:108:ARG:HH11	1.71	0.55
51:D3:41:ARG:HG3	51:D3:41:ARG:NH2	2.10	0.55
29:DH:2:GLN:O	29:DH:3:VAL:O	2.25	0.55
53:CA:566:G:C4'	53:CA:567:G:OP1	2.48	0.55
22:BA:2210:U:C2	22:BA:2212:A:C8	2.95	0.55
22:BA:1858:A:C8	22:BA:1858:A:OP2	2.60	0.55
22:BA:1886:U:H2'	22:BA:1887:C:C6	2.42	0.55
22:BA:1885:A:O2'	22:BA:1886:U:H5'	2.06	0.55
55:CM:77:LYS:C	55:CM:77:LYS:HD3	2.27	0.55
34:BM:109:PRO:O	34:BM:110:GLU:C	2.45	0.55
1:AA:357:G:H1'	1:AA:368:U:O2	2.07	0.55
22:BA:2886:A:C2	22:BA:2887:A:H1'	2.42	0.55

Continued on next page...

Continued from previous page...

Atom-1	Atom-2	Distance(Å)	Clash(Å)
29:DH:5:LEU:HD11	29:DH:13:GLY:HA3	1.87	0.55
26:DE:42:GLY:HA2	26:DE:92:HIS:HE1	1.71	0.55
2:AB:113:LEU:HB2	2:AB:143:LEU:HD12	1.89	0.55
1:AA:487:A:H2'	1:AA:488:C:C6	2.42	0.55
53:CA:687:A:C2	53:CA:704:A:C5	2.95	0.55
10:AJ:18:ILE:HG23	10:AJ:19:ASP:N	2.21	0.55
7:AG:68:VAL:HB	7:AG:99:ALA:HB1	1.88	0.55
15:AO:80:LEU:HD12	15:AO:80:LEU:O	2.07	0.55
22:BA:1997:C:OP2	25:BD:129:THR:OG1	2.24	0.55
1:AA:596:A:C6	1:AA:645:G:C2	2.95	0.55
22:DA:9:G:H1	22:DA:2629:U:H2'	1.71	0.55
22:BA:2024:G:C2'	22:BA:2025:C:H5'	2.37	0.55
41:DT:34:VAL:O	41:DT:35:ALA:HB3	2.06	0.55
7:AG:20:GLU:O	7:AG:24:LYS:HG3	2.07	0.55
19:AS:79:TYR:CG	19:AS:80:ARG:N	2.75	0.55
22:DA:586:A:O5'	22:DA:586:A:H8	1.89	0.55
22:BA:1009:A:O5'	22:BA:1009:A:H8	1.89	0.55
22:DA:1421:G:H8	22:DA:1421:G:OP2	1.90	0.55
11:CK:115:ILE:O	11:CK:115:ILE:HG23	2.07	0.55
58:DF:73:VAL:HG12	58:DF:73:VAL:O	2.07	0.55
2:CB:93:HIS:CD2	2:CB:145:ASN:O	2.54	0.55
5:AE:96:GLN:HB2	5:AE:123:LEU:HD13	1.89	0.55
53:CA:935:A:HO2'	53:CA:936:C:H6	1.43	0.55
22:DA:1014:A:C2	22:DA:1149:G:C2	2.95	0.55
22:DA:1130:U:O2'	22:DA:1131:G:H8	1.89	0.55
22:DA:1612:C:O2'	22:DA:1613:G:O5'	2.25	0.55
22:DA:2817:U:O2	22:DA:2836:U:H1'	2.07	0.55
22:DA:565:C:C2'	22:DA:566:U:H5'	2.36	0.55
53:CA:1230:C:H5''	53:CA:1230:C:H6	1.72	0.55
33:DL:127:VAL:CG1	33:DL:132:ARG:HB2	2.36	0.55
22:BA:2510:C:H2'	22:BA:2511:U:O5'	2.06	0.55
6:CF:54:LEU:CD1	6:CF:56:LYS:O	2.55	0.55
33:BL:94:THR:CG2	33:BL:95:LEU:N	2.70	0.55
10:CJ:10:LEU:O	10:CJ:18:ILE:HD11	2.07	0.55
25:BD:16:THR:HG22	25:BD:20:VAL:O	2.06	0.55
1:AA:1136:C:H4'	1:AA:1137:C:OP1	2.06	0.55
22:DA:1029:A:H5''	22:DA:1030:C:OP2	2.06	0.55
3:CC:26:LYS:HE3	3:CC:26:LYS:CA	2.23	0.55
22:DA:2313:C:O2'	22:DA:2314:A:C5'	2.55	0.55
53:CA:1449:C:O2'	53:CA:1450:U:O4'	2.24	0.55
24:BC:252:LYS:HZ2	24:BC:252:LYS:CA	2.19	0.55
28:BG:33:THR:CA	28:BG:34:ARG:HH11	2.20	0.55

Continued on next page...

Continued from previous page...

Atom-1	Atom-2	Distance(Å)	Clash(Å)
22:DA:1792:G:H5''	24:DC:203:VAL:HG23	1.89	0.55
25:DD:141:ARG:HH11	25:DD:141:ARG:CB	2.15	0.55
29:BH:137:GLU:HG3	29:BH:138:VAL:N	2.22	0.55
25:DD:12:THR:OG1	37:DP:4:ILE:HG23	2.07	0.55
27:BF:34:THR:HG22	27:BF:89:THR:HA	1.89	0.55
22:DA:2192:U:H2'	22:DA:2192:U:O2	2.05	0.55
27:BF:175:PRO:O	27:BF:176:PHE:HB2	2.07	0.55
22:DA:2261:C:H41	44:DW:10:ARG:HB3	1.72	0.55
23:BB:57:A:H2'	23:BB:58:A:H8	1.72	0.55
58:DF:11:VAL:HG13	58:DF:171:ALA:HB2	1.87	0.55
1:AA:687:A:N7	1:AA:701:U:H5	2.05	0.55
30:BI:126:ARG:HA	30:BI:129:GLU:CB	2.36	0.55
22:BA:936:A:N6	62:BA:3577:HOH:O	2.38	0.55
24:DC:29:PHE:CE2	24:DC:31:PRO:HG2	2.42	0.55
14:CN:2:LYS:HD3	14:CN:5:MET:HG3	1.87	0.55
24:BC:90:ILE:HG23	24:BC:102:TYR:CD1	2.42	0.55
1:AA:1387:G:H2'	1:AA:1388:C:H6	1.70	0.55
1:AA:601:G:O2'	1:AA:602:A:H5'	2.05	0.55
22:BA:2787:C:O2'	22:BA:2788:C:H5'	2.07	0.55
1:AA:259:G:C4	1:AA:260:G:C8	2.95	0.55
1:AA:528:C:H5'	1:AA:529:G:OP2	2.07	0.55
29:DH:136:SER:O	29:DH:137:GLU:HG3	2.07	0.55
29:DH:66:ASN:HD22	29:DH:137:GLU:HB3	1.72	0.55
47:BZ:43:ILE:HD12	47:BZ:43:ILE:C	2.28	0.55
22:BA:1090:A:O2'	22:BA:1091:G:H5'	2.06	0.55
22:DA:2185:U:H2'	22:DA:2186:G:H8	1.72	0.55
1:AA:927:G:N2	1:AA:1391:U:H1'	2.22	0.55
1:AA:1489:G:C2'	1:AA:1490:U:H5'	2.37	0.55
22:BA:80:G:C2	22:BA:107:G:C2	2.94	0.55
22:DA:540:C:O2'	22:DA:541:A:H5'	2.07	0.55
53:CA:102:G:H2'	53:CA:103:U:H6	1.71	0.55
1:AA:1418:A:C2	1:AA:1483:A:C2	2.95	0.55
17:AQ:74:LEU:H	17:AQ:74:LEU:HD12	1.71	0.55
22:BA:523:C:O2'	22:BA:524:G:H5'	2.07	0.55
53:CA:791:G:C2'	53:CA:792:A:H5'	2.36	0.55
1:AA:224:U:H2'	1:AA:225:C:H6	1.72	0.54
22:BA:997:G:O2'	22:BA:998:C:H5'	2.06	0.54
12:CL:42:LYS:HD3	12:CL:43:LYS:HZ2	1.71	0.54
53:CA:1160:G:O6	53:CA:1181:G:C6	2.60	0.54
22:DA:995:C:O2'	38:DQ:60:TRP:CZ2	2.56	0.54
22:DA:190:A:H2'	22:DA:191:A:O4'	2.07	0.54
22:DA:571:U:C4	22:DA:2030:A:C6	2.95	0.54

Continued on next page...

Continued from previous page...

Atom-1	Atom-2	Distance(Å)	Clash(Å)
22:DA:991:C:O5'	22:DA:991:C:H6	1.90	0.54
22:DA:675:A:OP1	26:DE:60:TRP:CZ2	2.60	0.54
38:DQ:44:TYR:H	38:DQ:44:TYR:HD2	1.55	0.54
22:DA:608:A:H2'	22:DA:609:A:C8	2.42	0.54
57:DB:11:C:H5'	44:DW:71:LYS:HD3	1.89	0.54
29:BH:25:TYR:O	29:BH:29:PHE:HB3	2.06	0.54
22:DA:2691:C:H5'	22:DA:2691:C:C6	2.42	0.54
22:BA:745:G:C2'	22:BA:746:U:H5'	2.37	0.54
22:DA:962:G:O2'	22:DA:963:U:C6	2.58	0.54
22:DA:197:A:N7	22:DA:2430:A:C8	2.75	0.54
22:DA:322:A:C2	22:DA:340:A:C6	2.95	0.54
22:DA:1998:A:O3'	22:DA:2724:U:H4'	2.05	0.54
41:BT:30:ILE:HG23	41:BT:85:VAL:CB	2.30	0.54
53:CA:261:U:OP2	20:CT:70:LYS:HE2	2.07	0.54
22:DA:224:U:O4	22:DA:420:C:H5'	2.08	0.54
21:CU:37:TYR:O	21:CU:38:GLU:HG2	2.07	0.54
22:DA:2732:G:H5''	22:DA:2733:A:O4'	2.06	0.54
22:BA:1140:C:P	31:BJ:68:LYS:NZ	2.80	0.54
22:DA:1512:C:H2'	22:DA:1513:U:O4'	2.07	0.54
22:DA:1738:G:O2'	22:DA:1739:A:C8	2.56	0.54
22:DA:2285:C:H5	49:D1:5:ARG:NH2	2.04	0.54
22:DA:1440:U:H2'	22:DA:1441:G:H8	1.72	0.54
53:CA:501:C:H2'	53:CA:502:A:H8	1.71	0.54
1:AA:251:G:O4'	1:AA:252:U:H5''	2.06	0.54
1:AA:514:C:O2'	1:AA:515:G:H5'	2.08	0.54
22:DA:128:C:H2'	22:DA:129:C:C5	2.42	0.54
22:BA:301:G:HO2'	22:BA:302:C:H5''	1.72	0.54
22:DA:763:G:C4	22:DA:765:C:C6	2.94	0.54
14:CN:76:PHE:CZ	14:CN:95:LEU:HD22	2.42	0.54
23:BB:34:A:H2'	23:BB:35:C:OP2	2.05	0.54
11:AK:76:TYR:HD1	11:AK:76:TYR:N	2.05	0.54
22:DA:151:C:H2'	22:DA:152:A:C8	2.42	0.54
22:DA:2191:A:H5''	22:DA:2192:U:OP2	2.07	0.54
1:AA:215:C:H2'	1:AA:216:U:C6	2.42	0.54
46:DY:18:LEU:HD13	46:DY:22:LEU:HD13	1.88	0.54
56:CP:8:ARG:CB	56:CP:28:ARG:NH1	2.68	0.54
22:DA:1355:G:C6	22:DA:1377:G:N2	2.75	0.54
8:AH:28:SER:CB	8:AH:58:LEU:HB2	2.34	0.54
32:BK:87:LEU:HD23	32:BK:94:PRO:HA	1.89	0.54
41:BT:69:ARG:NE	41:BT:70:HIS:H	2.05	0.54
22:DA:1956:U:H2'	22:DA:1957:C:C6	2.41	0.54
1:AA:918:A:H2'	1:AA:919:A:C8	2.42	0.54

Continued on next page...

Continued from previous page...

Atom-1	Atom-2	Distance(Å)	Clash(Å)
1:AA:954:G:H21	1:AA:1227:A:H2	1.54	0.54
12:AL:84:GLY:O	12:AL:95:HIS:CD2	2.58	0.54
40:DS:4:ILE:HG21	40:DS:106:VAL:HG22	1.87	0.54
1:AA:69:G:H2'	1:AA:69:G:N3	2.23	0.54
19:AS:79:TYR:CZ	19:AS:80:ARG:HB2	2.42	0.54
22:DA:924:G:C2'	22:DA:925:A:H5'	2.38	0.54
4:CD:52:VAL:HG12	4:CD:53:GLN:N	2.21	0.54
1:AA:1052:U:C5'	1:AA:1053:G:OP2	2.55	0.54
22:BA:719:C:O2'	22:BA:720:U:H5'	2.06	0.54
33:DL:85:VAL:O	33:DL:86:GLU:HB2	2.07	0.54
22:BA:1465:G:C6	22:BA:1466:U:N3	2.75	0.54
58:DF:4:HIS:CE1	58:DF:96:TRP:CH2	2.95	0.54
27:BF:142:TYR:O	27:BF:145:VAL:HG22	2.07	0.54
5:CE:105:ILE:O	5:CE:105:ILE:HG22	2.06	0.54
22:BA:2777:G:C8	22:BA:2777:G:O5'	2.59	0.54
53:CA:219:U:H2'	53:CA:220:G:C8	2.41	0.54
53:CA:65:A:C5	53:CA:200:G:O2'	2.60	0.54
53:CA:72:A:N6	53:CA:99:C:C1'	2.69	0.54
44:DW:18:LYS:CD	44:DW:19:ARG:N	2.62	0.54
53:CA:1319:A:N6	53:CA:1323:G:C2	2.76	0.54
53:CA:1343:G:H4'	9:CI:123:ARG:O	2.07	0.54
53:CA:960:U:C5	53:CA:1225:A:H1'	2.43	0.54
9:CI:40:ARG:H	9:CI:44:ARG:HD3	1.70	0.54
22:DA:1139:G:C2'	22:DA:1140:C:H5'	2.37	0.54
31:DJ:35:ARG:HA	31:DJ:40:HIS:HD2	1.73	0.54
44:BW:77:LYS:O	44:BW:78:PHE:CB	2.55	0.54
26:DE:59:PRO:CB	26:DE:67:ARG:NH2	2.65	0.54
35:DN:39:PRO:O	35:DN:43:GLU:HG2	2.07	0.54
4:AD:61:ARG:HG2	4:AD:71:PHE:CD2	2.42	0.54
33:DL:110:VAL:CG1	33:DL:127:VAL:HG23	2.36	0.54
2:CB:46:VAL:CG1	2:CB:47:PRO:CD	2.81	0.54
1:AA:244:U:H4'	1:AA:245:U:H5'	1.89	0.54
6:AF:16:GLU:CB	4:CD:191:SER:HB2	2.36	0.54
24:DC:180:MET:CE	24:DC:268:ARG:HE	2.20	0.54
22:DA:2691:C:H5'	22:DA:2691:C:H6	1.72	0.54
57:DB:25:U:O2'	57:DB:26:C:H5'	2.07	0.54
22:DA:2198:A:O2'	22:DA:2199:A:H5'	2.07	0.54
22:DA:1210:G:C6	22:DA:1237:A:N7	2.75	0.54
42:DU:92:VAL:CB	42:DU:101:THR:HG21	2.36	0.54
41:BT:40:LYS:N	41:BT:43:ILE:CG2	2.67	0.54
32:DK:73:ASP:OD2	32:DK:75:SER:HB3	2.07	0.54
53:CA:243:A:H4'	53:CA:244:U:C5'	2.28	0.54

Continued on next page...

Continued from previous page...

Atom-1	Atom-2	Distance(Å)	Clash(Å)
32:BK:72:PRO:O	32:BK:74:GLY:N	2.38	0.54
53:CA:1303:C:O2	53:CA:1303:C:H2'	2.07	0.54
22:BA:2150:C:H2'	22:BA:2151:U:C6	2.38	0.54
27:BF:131:VAL:HG22	27:BF:151:LEU:HG	1.89	0.54
22:BA:1965:C:H2'	22:BA:1966:A:H8	1.72	0.54
42:DU:54:PRO:HG2	42:DU:55:GLY:N	2.17	0.54
22:BA:1506:U:H2'	22:BA:1507:C:C6	2.42	0.54
2:CB:119:GLN:CG	2:CB:124:THR:CG2	2.84	0.54
14:AN:42:ASN:HD21	14:AN:46:LYS:NZ	2.05	0.54
22:BA:301:G:H1'	22:BA:302:C:C6	2.42	0.54
22:DA:1654:A:N3	22:DA:1655:A:C8	2.76	0.54
23:BB:34:A:O2'	23:BB:35:C:H5'	2.07	0.54
32:BK:70:ARG:HD3	32:BK:76:VAL:CG2	2.38	0.54
47:BZ:6:ILE:CD1	47:BZ:47:ILE:HD11	2.36	0.54
24:BC:106:PRO:O	24:BC:109:LEU:HD13	2.07	0.54
22:BA:65:U:C2	22:BA:66:C:C5	2.95	0.54
29:DH:32:PRO:HA	45:DX:38:TRP:CD1	2.42	0.54
22:DA:503:A:C4'	22:DA:504:A:O5'	2.53	0.54
24:BC:20:ASN:HB3	24:BC:23:LEU:CD2	2.34	0.54
2:AB:60:ALA:HB3	2:AB:223:GLY:HA3	1.88	0.54
1:AA:826:C:H5'	8:AH:12:ARG:NH2	2.22	0.54
15:AO:42:PHE:CE1	15:AO:55:LEU:HD22	2.43	0.54
6:AF:81:ASN:HB3	6:AF:84:VAL:CG1	2.37	0.54
53:CA:657:U:O2'	53:CA:658:C:H5'	2.07	0.54
1:AA:1055:A:N6	1:AA:1206:G:C5	2.76	0.54
22:BA:1248:G:OP1	38:BQ:1:ALA:N	2.34	0.54
22:DA:1757:A:N1	22:DA:1762:A:H2	2.04	0.54
22:DA:347:A:H2'	22:DA:348:A:C8	2.42	0.54
46:DY:48:ARG:O	46:DY:51:ALA:HB3	2.07	0.54
1:AA:57:G:C5	1:AA:58:C:C4	2.95	0.54
1:AA:920:U:H2'	1:AA:921:U:C6	2.43	0.54
36:BO:88:LYS:HE2	36:BO:116:GLN:NE2	2.22	0.54
22:DA:495:G:H4'	40:DS:4:ILE:O	2.07	0.54
22:BA:1184:U:H3'	22:BA:1184:U:C6	2.43	0.54
1:AA:1363:A:C5	1:AA:1365:G:C6	2.95	0.54
51:B3:9:ALA:CB	51:B3:61:LEU:HD21	2.37	0.54
22:BA:786:C:C2'	22:BA:787:C:H5'	2.36	0.54
22:DA:2812:G:C2	22:DA:2813:A:C4	2.95	0.54
53:CA:1029:U:H4'	53:CA:1032:G:H1	1.71	0.54
56:CP:12:LYS:O	56:CP:13:LYS:HB2	2.07	0.54
22:DA:2185:U:H2'	22:DA:2186:G:C8	2.42	0.54
22:DA:767:U:O2'	22:DA:768:G:H5'	2.06	0.54

Continued on next page...

Continued from previous page...

Atom-1	Atom-2	Distance(Å)	Clash(Å)
56:CP:7:ALA:HB1	56:CP:29:ASN:OD1	2.07	0.54
22:BA:2592:G:C6	22:BA:2593:U:C4	2.95	0.54
57:DB:29:A:OP2	36:DO:32:PRO:HD2	2.07	0.54
8:AH:30:LYS:HE3	8:AH:30:LYS:HA	1.90	0.54
22:BA:977:G:O6	62:BA:3579:HOH:O	2.18	0.54
22:BA:2902:C:O2'	22:BA:2903:U:H5'	2.07	0.54
6:CF:26:THR:HA	6:CF:36:ILE:HD11	1.89	0.54
53:CA:68:G:N2	53:CA:152:A:C1'	2.69	0.54
1:AA:198:G:N1	1:AA:220:G:C4	2.75	0.54
22:DA:2416:C:H6	22:DA:2416:C:O5'	1.90	0.54
33:DL:56:PRO:HB3	33:DL:58:TYR:CE2	2.43	0.54
5:AE:82:HIS:NE2	8:AH:95:MET:HE2	2.22	0.54
53:CA:1249:C:H2'	53:CA:1250:A:C5'	2.26	0.54
19:CS:39:ILE:HG12	19:CS:68:HIS:O	2.07	0.54
31:DJ:18:VAL:HG12	31:DJ:54:ILE:HD11	1.90	0.54
31:DJ:44:TYR:CD2	31:DJ:44:TYR:C	2.81	0.54
31:DJ:6:ALA:CB	31:DJ:45:THR:HB	2.36	0.54
39:DR:10:LYS:N	39:DR:10:LYS:HD2	2.22	0.54
22:DA:1157:G:H2'	22:DA:1158:C:C6	2.43	0.54
4:AD:52:VAL:CG2	4:AD:53:GLN:N	2.70	0.54
53:CA:1422:G:H5''	32:DK:48:PRO:CB	2.17	0.54
39:DR:38:VAL:HG21	39:DR:41:ILE:HD11	1.90	0.54
53:CA:374:A:H2'	53:CA:375:U:C6	2.43	0.54
1:AA:204:G:C3'	1:AA:205:A:C5'	2.77	0.54
10:CJ:44:THR:OG1	10:CJ:70:HIS:CE1	2.61	0.54
12:AL:49:ARG:CG	12:AL:49:ARG:NH1	2.53	0.54
53:CA:739:C:H2'	53:CA:739:C:O2	2.07	0.54
6:CF:3:HIS:HB2	6:CF:92:THR:HG23	1.88	0.54
1:AA:1124:G:H3'	1:AA:1145:A:N6	2.22	0.54
49:B1:16:THR:CB	49:B1:41:VAL:CG2	2.79	0.54
37:DP:57:ALA:HB1	37:DP:73:PHE:O	2.07	0.54
53:CA:250:A:H1'	53:CA:252:U:C4	2.42	0.54
25:DD:113:SER:HB3	25:DD:168:GLU:H	1.72	0.54
22:BA:2148:G:HO2'	22:BA:2149:U:P	2.31	0.54
29:DH:92:GLY:O	29:DH:121:VAL:HG11	2.07	0.54
57:DB:100:G:H2'	57:DB:101:A:O4'	2.08	0.54
1:AA:981:U:C2	1:AA:982:U:C5	2.95	0.54
25:DD:106:LYS:HB3	25:DD:206:ALA:H	1.72	0.54
31:DJ:103:ILE:HD12	31:DJ:103:ILE:O	2.07	0.54
53:CA:1190:G:HO2'	53:CA:1191:A:P	2.30	0.54
45:DX:6:VAL:HG22	45:DX:7:THR:CG2	2.31	0.54
58:DF:103:ILE:HG21	58:DF:173:ASP:O	2.07	0.54

Continued on next page...

Continued from previous page...

Atom-1	Atom-2	Distance(Å)	Clash(Å)
22:BA:1252:G:N1	38:BQ:36:GLN:OE1	2.33	0.54
42:BU:80:ASP:O	42:BU:81:ARG:HB2	2.07	0.54
30:BI:24:GLY:O	30:BI:27:LEU:HG	2.07	0.54
22:DA:2821:A:H2'	22:DA:2822:G:O4'	2.06	0.54
22:BA:1455:G:O2'	22:BA:1456:G:H5'	2.08	0.54
22:BA:1730:C:H1'	22:BA:1731:G:C2	2.43	0.54
33:DL:124:GLY:H	33:DL:143:GLU:CG	2.14	0.54
25:DD:88:GLU:O	25:DD:89:GLU:HG3	2.08	0.54
22:DA:272:A:N3	22:DA:273:G:N7	2.55	0.54
22:DA:1168:G:C6	22:DA:1182:G:C6	2.95	0.54
13:AM:113:LYS:N	13:AM:114:PRO:CD	2.58	0.54
25:DD:9:VAL:CG1	25:DD:26:VAL:HG12	2.37	0.54
10:AJ:15:HIS:CG	10:AJ:16:ARG:N	2.76	0.54
12:AL:2:THR:HG22	12:AL:4:ASN:H	1.71	0.54
53:CA:509:A:C2	53:CA:510:A:C2	2.95	0.54
22:BA:1343:G:H2'	22:BA:1344:U:C6	2.42	0.54
7:AG:68:VAL:HG21	7:AG:103:ILE:CD1	2.37	0.54
53:CA:439:U:H2'	53:CA:440:C:C6	2.43	0.54
1:AA:1094:G:O2'	1:AA:1095:U:P	2.64	0.54
22:DA:10:A:O2'	22:DA:11:C:H5'	2.06	0.54
11:AK:15:VAL:CG1	11:AK:78:ILE:HG23	2.38	0.54
37:BP:24:THR:HG22	37:BP:87:ARG:N	2.21	0.54
9:CI:9:GLY:CA	9:CI:16:ALA:HB3	2.38	0.54
25:DD:169:ARG:O	25:DD:170:VAL:CG2	2.55	0.54
12:AL:35:ARG:CB	12:AL:37:TYR:CE1	2.90	0.54
22:DA:1497:U:C5	22:DA:1578:U:O5'	2.61	0.54
11:CK:107:THR:HG22	11:CK:108:ASN:CB	2.37	0.54
7:AG:78:ARG:HA	7:AG:82:SER:O	2.06	0.54
22:BA:45:G:H5''	22:BA:46:G:H5'	1.88	0.54
22:BA:597:G:C2	22:BA:661:A:C2	2.95	0.54
22:BA:857:G:H2'	22:BA:858:G:O4'	2.07	0.54
55:CM:76:ILE:O	55:CM:76:ILE:HG22	2.07	0.54
1:AA:1444:U:H2'	1:AA:1445:U:C6	2.43	0.54
22:DA:1951:U:H2'	22:DA:1953:A:OP2	2.07	0.54
25:DD:47:ALA:HB2	25:DD:83:ARG:HD2	1.88	0.54
28:BG:85:LYS:HA	28:BG:130:ILE:O	2.07	0.54
1:AA:174:A:C2'	1:AA:175:C:H5'	2.36	0.54
31:BJ:43:GLU:O	31:BJ:44:TYR:C	2.46	0.54
31:BJ:44:TYR:O	31:BJ:45:THR:HG22	2.08	0.54
53:CA:1270:G:H2'	53:CA:1271:A:C8	2.42	0.54
11:AK:124:LYS:HD2	21:AU:34:ARG:CZ	2.37	0.54
46:DY:25:GLN:HA	46:DY:28:LEU:HB3	1.89	0.54

Continued on next page...

Continued from previous page...

Atom-1	Atom-2	Distance(Å)	Clash(Å)
35:DN:75:ILE:C	35:DN:75:ILE:HD12	2.27	0.54
39:DR:80:ARG:HB3	39:DR:81:LYS:HD3	1.89	0.54
22:DA:2298:A:H2'	22:DA:2299:U:C6	2.42	0.54
38:DQ:84:LYS:C	38:DQ:86:SER:H	2.11	0.54
22:DA:2690:U:H3'	22:DA:2691:C:C5'	2.37	0.54
57:DB:116:G:H4'	36:DO:54:VAL:HG22	1.90	0.54
22:DA:1817:G:H5''	24:DC:86:ARG:HH22	1.71	0.54
53:CA:122:G:H2'	53:CA:123:U:H6	1.71	0.54
6:CF:3:HIS:HB2	6:CF:92:THR:HA	1.88	0.54
1:AA:1064:G:O2'	1:AA:1190:G:N2	2.40	0.54
22:DA:492:A:H2	40:DS:7:HIS:CD2	2.26	0.54
22:BA:1394:U:P	62:BA:3404:HOH:O	2.65	0.54
41:BT:30:ILE:HG12	41:BT:32:LEU:HD22	1.89	0.54
29:BH:111:ALA:O	29:BH:112:LYS:HD3	2.07	0.54
22:DA:2408:U:O2'	22:DA:2409:G:H8	1.90	0.54
22:DA:920:A:H2'	22:DA:921:C:C6	2.42	0.54
53:CA:502:A:H2'	53:CA:503:C:O4'	2.07	0.54
22:BA:1130:U:O2'	22:BA:1131:G:H8	1.90	0.54
24:BC:252:LYS:CB	24:BC:252:LYS:NZ	2.71	0.54
1:AA:91:U:O2'	1:AA:92:U:O4'	2.24	0.54
16:AP:75:ILE:C	16:AP:77:GLU:H	2.11	0.54
14:AN:42:ASN:C	14:AN:44:VAL:H	2.10	0.54
30:BI:19:PRO:HG2	30:BI:23:VAL:CG2	2.37	0.54
22:BA:1859:U:H2'	22:BA:1860:G:H8	1.72	0.54
53:CA:134:G:H2'	53:CA:135:C:O4'	2.08	0.54
37:DP:28:LYS:HB3	37:DP:39:LEU:CD2	2.36	0.54
22:DA:2143:C:H3'	22:DA:2144:G:C8	2.43	0.54
43:DV:87:GLN:O	43:DV:88:HIS:HB2	2.07	0.54
22:DA:1700:A:C2'	22:DA:1701:A:C5'	2.86	0.54
10:AJ:44:THR:HG23	10:AJ:70:HIS:CA	2.37	0.54
12:CL:84:GLY:N	12:CL:94:TYR:HA	2.20	0.54
35:BN:23:ASN:H	35:BN:23:ASN:ND2	2.01	0.54
2:AB:183:PHE:CE1	2:AB:197:PHE:CD2	2.96	0.54
34:BM:46:ILE:C	34:BM:46:ILE:HD12	2.28	0.54
22:BA:869:G:C4	22:BA:870:U:C6	2.96	0.54
22:BA:1277:G:C5'	35:BN:20:MET:HE2	2.37	0.54
31:DJ:20:ALA:HA	31:DJ:23:LYS:HG3	1.89	0.54
49:B1:47:ILE:HD12	49:B1:47:ILE:N	2.22	0.54
22:BA:2214:C:C6	22:BA:2214:C:H5'	2.39	0.54
22:DA:2376:A:H1'	36:DO:99:TYR:CE1	2.42	0.54
39:DR:24:LYS:HA	39:DR:94:THR:HG23	1.89	0.54
22:BA:2476:A:H2'	22:BA:2477:U:H5'	1.90	0.54

Continued on next page...

Continued from previous page...

Atom-1	Atom-2	Distance(Å)	Clash(Å)
22:DA:2274:A:C5	22:DA:2276:G:C8	2.95	0.54
22:DA:1936:A:H4'	22:DA:1937:A:OP2	2.08	0.54
27:BF:68:LYS:CD	27:BF:68:LYS:H	2.20	0.54
1:AA:1032:G:N2	1:AA:1033:G:C8	2.76	0.54
22:DA:874:G:C2	22:DA:904:G:C2	2.96	0.54
7:AG:49:LEU:CD2	7:AG:124:SER:HB2	2.37	0.54
22:BA:451:U:C2	22:BA:453:A:N7	2.76	0.54
48:B0:24:VAL:C	48:B0:25:THR:HG23	2.28	0.54
22:DA:2786:U:O2'	22:DA:2787:C:H5'	2.07	0.54
8:CH:37:ASN:O	8:CH:41:GLU:HG2	2.07	0.54
1:AA:577:G:O2'	1:AA:578:C:H5'	2.06	0.54
22:DA:2744:G:N2	22:DA:2745:C:C2	2.76	0.54
6:AF:50:PRO:HD3	18:AR:73:HIS:HB3	1.88	0.54
26:DE:16:GLU:O	26:DE:16:GLU:HG3	2.08	0.54
3:CC:119:ILE:O	3:CC:123:LEU:HB2	2.08	0.54
14:CN:8:ARG:HD2	14:CN:12:ARG:CZ	2.38	0.54
41:DT:58:VAL:HG23	41:DT:84:TYR:O	2.06	0.54
38:BQ:60:TRP:O	38:BQ:63:ARG:HG3	2.07	0.54
22:DA:2324:U:HO2'	22:DA:2385:C:H5	1.56	0.54
5:AE:132:PRO:O	5:AE:134:ASN:N	2.40	0.54
39:BR:46:GLU:HG2	39:BR:47:VAL:N	2.22	0.54
9:CI:34:LEU:HG	9:CI:35:GLU:HG3	1.89	0.54
9:CI:49:GLN:HA	9:CI:52:GLU:HG2	1.87	0.54
38:DQ:91:ARG:NH2	38:DQ:93:ILE:HD13	2.23	0.54
38:DQ:96:ASP:C	38:DQ:98:ALA:H	2.11	0.54
44:BW:28:GLU:O	44:BW:30:VAL:N	2.40	0.54
44:BW:39:GLN:O	44:BW:40:ARG:C	2.45	0.54
22:DA:77:G:H4'	46:DY:56:LEU:HD21	1.89	0.54
22:DA:1331:G:C4	22:DA:1333:G:C8	2.95	0.54
22:DA:565:C:H2'	22:DA:566:U:C5'	2.37	0.54
22:DA:35:G:O4'	22:DA:454:A:H1'	2.08	0.54
33:BL:131:ALA:O	33:BL:135:ILE:HD12	2.07	0.54
10:CJ:10:LEU:CD2	10:CJ:98:VAL:HG22	2.37	0.54
22:DA:1935:G:N1	22:DA:1962:C:H2'	2.20	0.54
1:AA:481:G:O2'	1:AA:482:A:H8	1.89	0.54
22:DA:320:A:H5''	22:DA:321:U:OP1	2.08	0.54
2:AB:165:ALA:HB3	2:AB:190:SER:HB3	1.90	0.54
53:CA:1049:U:H2'	53:CA:1049:U:O2	2.08	0.54
53:CA:129:A:O2'	53:CA:130:A:C8	2.60	0.54
35:DN:2:ARG:HD2	35:DN:5:LYS:HB3	1.89	0.54
53:CA:696:A:H8	53:CA:696:A:O5'	1.90	0.54
1:AA:1322:C:O2'	1:AA:1323:G:C5'	2.56	0.54

Continued on next page...

Continued from previous page...

Atom-1	Atom-2	Distance(Å)	Clash(Å)
25:DD:187:LEU:HD12	25:DD:188:LEU:N	2.21	0.54
22:DA:1116:G:H2'	22:DA:1117:C:H6	1.72	0.54
54:CG:45:ALA:CB	54:CG:120:ALA:HB2	2.30	0.54
30:DI:49:GLU:OE2	30:DI:54:ILE:HG13	2.07	0.54
16:AP:77:GLU:C	16:AP:79:ASN:H	2.09	0.54
1:AA:1468:A:C3'	1:AA:1469:C:C5'	2.86	0.54
22:BA:2756:U:H1'	22:BA:2757:A:H5''	1.89	0.54
22:BA:581:C:H2'	22:BA:582:A:C8	2.42	0.54
34:BM:134:THR:HG23	34:BM:136:MET:O	2.08	0.54
22:BA:812:C:H4'	38:BQ:12:ARG:HH22	1.73	0.54
22:DA:1810:A:H3'	22:DA:1811:G:H8	1.72	0.54
3:CC:113:LYS:HE3	3:CC:184:ASN:HD21	1.71	0.54
24:DC:52:HIS:HB3	24:DC:216:ARG:O	2.08	0.54
24:DC:220:ARG:O	24:DC:223:ALA:HB3	2.06	0.54
55:CM:75:SER:HB2	55:CM:79:LEU:CD1	2.38	0.54
26:BE:5:LEU:HD13	26:BE:10:SER:HB3	1.89	0.54
53:CA:14:U:H2'	53:CA:16:A:OP2	2.07	0.54
3:CC:63:ILE:HG12	3:CC:65:VAL:CG2	2.35	0.54
3:AC:39:ARG:HD3	3:AC:54:ILE:CG1	2.36	0.54
31:BJ:25:LEU:CD2	31:BJ:25:LEU:C	2.75	0.54
24:DC:74:PRO:HA	24:DC:116:GLN:HG3	1.88	0.54
53:CA:223:A:C5	53:CA:224:U:C5	2.95	0.54
53:CA:703:G:H4'	53:CA:704:A:H5'	1.89	0.54
22:BA:2318:G:C6	22:BA:2319:G:N1	2.75	0.54
30:BI:64:ARG:HG3	30:BI:65:SER:N	2.22	0.54
14:AN:4:SER:O	14:AN:8:ARG:HG3	2.07	0.54
30:BI:60:VAL:HG22	30:BI:66:PHE:HB2	1.90	0.54
1:AA:693:G:H2'	1:AA:694:A:H5'	1.88	0.54
53:CA:1062:U:H2'	53:CA:1063:C:C5	2.43	0.54
1:AA:597:G:C2	1:AA:644:U:C2	2.96	0.54
45:DX:65:THR:O	45:DX:68:ALA:HB3	2.08	0.54
1:AA:1405:G:O4'	1:AA:1519:A:H4'	2.08	0.54
22:DA:1982:U:O2'	22:DA:1983:G:H5'	2.07	0.54
24:BC:30:ALA:HB3	24:BC:31:PRO:HD3	1.90	0.54
28:DG:71:LEU:O	28:DG:71:LEU:HD13	2.08	0.54
28:BG:82:PHE:CE2	28:BG:137:LYS:HB2	2.42	0.54
22:BA:1313:U:C2'	22:BA:1313:U:O2	2.55	0.54
22:BA:1906:G:C2'	22:BA:1907:G:O5'	2.55	0.54
37:BP:54:LEU:HA	37:BP:76:HIS:HD2	1.72	0.54
10:CJ:48:ARG:NH1	10:CJ:48:ARG:HB2	2.22	0.54
22:BA:2348:U:O2'	22:BA:2349:G:H5'	2.07	0.54
22:BA:1789:A:OP1	24:BC:220:ARG:HD3	2.07	0.54

Continued on next page...

Continued from previous page...

Atom-1	Atom-2	Distance(Å)	Clash(Å)
22:BA:2678:C:H2'	22:BA:2679:A:O4'	2.07	0.54
22:BA:2626:C:H2'	22:BA:2627:G:O4'	2.07	0.54
53:CA:1374:A:H2'	53:CA:1375:A:C8	2.43	0.54
32:DK:10:VAL:HG13	32:DK:12:ASP:OD1	2.06	0.54
42:BU:44:HIS:O	42:BU:45:GLN:C	2.45	0.54
24:DC:44:ASN:C	24:DC:46:GLY:H	2.08	0.54
28:DG:10:VAL:HB	28:DG:14:VAL:HG21	1.90	0.54
22:BA:528:A:C5'	31:BJ:116:ARG:HH22	2.11	0.54
38:BQ:91:ARG:HB3	38:BQ:93:ILE:CG2	2.34	0.54
54:CG:11:ILE:HD13	54:CG:24:LYS:HB2	1.88	0.54
11:AK:124:LYS:HE2	11:AK:125:LYS:N	2.23	0.54
22:DA:673:C:O2'	22:DA:674:G:C5'	2.52	0.54
35:DN:90:ARG:NH2	35:DN:116:VAL:CG1	2.67	0.54
53:CA:1234:C:H4'	53:CA:1364:U:O2'	2.07	0.54
1:AA:35:G:H2'	1:AA:36:C:H6	1.72	0.54
1:AA:548:G:H2'	1:AA:549:C:H6	1.69	0.54
4:AD:196:GLU:C	4:AD:198:LEU:N	2.61	0.54
3:AC:76:ILE:C	3:AC:82:ASP:HB2	2.28	0.54
6:AF:42:TRP:CD1	6:AF:42:TRP:N	2.73	0.54
22:DA:2298:A:H2'	22:DA:2299:U:C5	2.43	0.54
29:BH:29:PHE:HD2	29:BH:30:LEU:HD23	1.71	0.54
22:DA:33:C:N4	22:DA:446:G:O2'	2.40	0.54
22:DA:449:A:H4'	38:DQ:2:ARG:HH22	1.72	0.54
38:BQ:4:LYS:CG	38:BQ:5:ARG:H	1.97	0.54
10:CJ:41:PRO:O	10:CJ:42:LEU:HB2	2.08	0.54
53:CA:642:A:C2	53:CA:643:C:C2	2.95	0.54
32:DK:6:THR:O	32:DK:8:LEU:CD1	2.56	0.54
25:DD:159:LYS:HE2	25:DD:160:LYS:H	1.73	0.54
25:DD:113:SER:HB2	25:DD:168:GLU:OE1	2.07	0.54
22:BA:2499:C:C3'	22:BA:2500:U:H5''	2.37	0.54
55:CM:18:LEU:O	55:CM:24:VAL:HG23	2.08	0.54
22:DA:2282:G:H1'	22:DA:2390:U:H5	1.73	0.54
25:DD:179:ARG:NH1	37:DP:7:LEU:HD11	2.23	0.54
53:CA:501:C:H1'	53:CA:549:C:H1'	1.89	0.54
1:AA:268:U:O2'	1:AA:269:C:O4'	2.26	0.54
53:CA:174:A:O2'	53:CA:175:C:C5'	2.52	0.54
2:CB:185:ILE:CG2	2:CB:199:ILE:HG13	2.38	0.54
40:DS:36:LEU:HA	40:DS:39:THR:OG1	2.07	0.54
22:BA:572:A:H8	22:BA:572:A:H5'	1.72	0.54
14:AN:44:VAL:HG23	14:AN:45:LEU:N	2.18	0.54
14:AN:46:LYS:C	14:AN:48:GLN:H	2.11	0.54
58:DF:103:ILE:H	58:DF:107:VAL:CG1	2.20	0.54

Continued on next page...

Continued from previous page...

Atom-1	Atom-2	Distance(Å)	Clash(Å)
40:DS:103:ILE:HD12	40:DS:103:ILE:N	2.22	0.54
25:DD:118:PHE:CE1	25:DD:119:ALA:O	2.61	0.54
22:DA:765:C:C2	22:DA:766:U:C6	2.96	0.54
34:DM:73:ILE:CG1	34:DM:93:VAL:CG1	2.86	0.54
22:BA:1857:G:N2	22:BA:1884:G:O2'	2.41	0.54
22:DA:1430:G:O2'	22:DA:1431:A:O4'	2.19	0.54
22:DA:1713:A:H1'	22:DA:1716:U:H5'	1.90	0.54
39:BR:18:GLN:O	39:BR:98:ILE:HB	2.08	0.54
42:DU:20:LYS:HD3	42:DU:21:ARG:O	2.08	0.54
28:DG:163:TYR:N	28:DG:163:TYR:HD2	2.04	0.54
3:AC:116:ALA:HB2	3:AC:199:VAL:CG1	2.36	0.54
25:DD:5:VAL:H	25:DD:32:ASN:ND2	2.06	0.54
1:AA:1370:G:H5''	9:AI:110:VAL:HG21	1.89	0.54
22:BA:153:U:HO2'	22:BA:154:U:H5'	1.73	0.54
22:BA:155:A:O2'	22:BA:156:A:H5'	2.08	0.54
1:AA:212:G:H2'	1:AA:213:G:H8	1.72	0.54
2:AB:113:LEU:O	2:AB:117:GLU:HG3	2.07	0.54
33:BL:23:ILE:HG12	39:BR:82:HIS:ND1	2.23	0.54
53:CA:508:U:C4'	53:CA:509:A:OP1	2.54	0.54
54:CG:4:ARG:HG3	54:CG:5:VAL:N	2.22	0.54
32:BK:47:ILE:HG23	32:BK:48:PRO:N	2.23	0.54
34:BM:42:THR:O	34:BM:44:ARG:N	2.40	0.54
32:BK:8:LEU:N	32:BK:8:LEU:CD2	2.68	0.54
53:CA:704:A:O2'	53:CA:705:G:C5'	2.56	0.54
22:DA:2592:G:C5	22:DA:2593:U:C5	2.95	0.54
53:CA:204:G:H2'	53:CA:205:A:O4'	2.08	0.54
22:BA:933:A:C2'	22:BA:933:A:N3	2.68	0.54
22:BA:2333:A:H4'	22:BA:2334:U:O5'	2.08	0.54
53:CA:1416:G:H2'	53:CA:1417:G:H5'	1.88	0.54
22:BA:1402:U:C2'	22:BA:1403:A:O5'	2.56	0.54
22:DA:752:A:O2'	22:DA:753:A:OP2	2.16	0.54
40:BS:3:THR:HB	40:BS:62:ASP:OD2	2.08	0.54
39:BR:19:THR:HG22	39:BR:20:VAL:N	2.22	0.54
53:CA:542:G:C4	53:CA:543:U:C5	2.95	0.54
22:BA:2522:U:C2'	22:BA:2523:G:H5'	2.37	0.54
27:BF:47:LYS:HZ3	27:BF:47:LYS:HB3	1.72	0.54
11:CK:19:VAL:CG1	11:CK:34:THR:HG23	2.37	0.54
53:CA:1114:C:O2'	14:CN:99:SER:HB2	2.07	0.54
22:DA:2718:G:O3'	37:DP:95:LYS:HG3	2.07	0.54
4:AD:168:THR:HG22	4:AD:183:ARG:HH21	1.73	0.54
22:BA:2783:U:H2'	22:BA:2784:U:H6	1.73	0.54
22:DA:2494:G:O2'	34:DM:79:ALA:HA	2.07	0.54

Continued on next page...

Continued from previous page...

Atom-1	Atom-2	Distance(Å)	Clash(Å)
32:DK:25:LEU:HD23	32:DK:25:LEU:H	1.73	0.54
22:BA:918:A:H4'	23:BB:97:C:O2	2.08	0.54
22:BA:348:A:H2'	22:BA:349:U:O4'	2.08	0.54
22:DA:1916:A:H2'	22:DA:1917:U:C6	2.43	0.54
22:DA:1342:A:C6	22:DA:1397:U:C5	2.96	0.54
22:DA:2269:G:O2'	44:DW:18:LYS:HG2	2.07	0.54
14:CN:1:ALA:HA	14:CN:67:GLY:C	2.28	0.54
22:DA:15:G:O2'	22:DA:16:C:H5'	2.08	0.54
22:DA:532:A:H4'	22:DA:533:G:C8	2.43	0.54
22:DA:668:A:C5	22:DA:670:A:C8	2.96	0.54
22:DA:672:C:H5'	22:DA:672:C:C6	2.41	0.54
22:DA:608:A:C6	22:DA:621:A:C8	2.96	0.54
2:AB:103:TRP:HE1	2:AB:150:ILE:HD11	1.72	0.54
2:AB:89:PHE:CE2	2:AB:153:MET:HB2	2.42	0.54
22:DA:183:C:H6	22:DA:183:C:O5'	1.90	0.54
26:DE:85:PHE:O	26:DE:86:ALA:C	2.46	0.54
11:CK:111:ASP:N	21:CU:3:ILE:N	2.53	0.54
53:CA:120:A:O2'	53:CA:121:U:C5'	2.55	0.54
22:DA:663:G:OP1	33:DL:17:LYS:HG2	2.07	0.54
9:AI:98:ARG:HG2	9:AI:103:VAL:CG2	2.28	0.54
34:DM:62:LYS:HG2	34:DM:64:TRP:CZ2	2.43	0.54
22:DA:100:U:H3'	22:DA:100:U:OP1	2.08	0.54
53:CA:258:G:H5'	20:CT:81:GLN:NE2	2.22	0.54
53:CA:764:C:N4	53:CA:812:G:N1	2.55	0.54
1:AA:1324:A:O2'	1:AA:1325:C:O5'	2.26	0.54
1:AA:749:A:H2	15:AO:21:THR:HG21	1.72	0.54
22:BA:1250:G:N7	33:BL:18:ARG:NH1	2.50	0.54
22:DA:2290:G:H4'	22:DA:2381:A:O2'	2.08	0.54
20:CT:26:MET:CE	20:CT:30:PHE:HD1	2.19	0.54
22:DA:206:U:O2'	22:DA:207:A:C5'	2.55	0.54
1:AA:531:U:C4'	1:AA:532:A:O5'	2.53	0.54
22:DA:1431:A:H2'	22:DA:1432:G:O4'	2.07	0.54
13:AM:113:LYS:H	13:AM:114:PRO:HD3	1.71	0.54
37:BP:83:ILE:O	37:BP:83:ILE:HG23	2.08	0.54
5:AE:89:THR:CG2	5:AE:90:GLY:N	2.62	0.54
53:CA:115:G:H1'	53:CA:116:A:N7	2.23	0.54
31:BJ:25:LEU:HB2	31:BJ:62:VAL:HG21	1.90	0.54
22:BA:2485:G:C5'	34:BM:45:GLN:HE21	2.21	0.54
53:CA:327:A:N1	53:CA:329:A:C2	2.76	0.54
22:DA:1820:U:H3	24:DC:197:ALA:HA	1.71	0.54
22:DA:2677:G:H2'	22:DA:2678:C:C6	2.43	0.54
22:DA:2729:G:O2'	22:DA:2730:C:O4'	2.21	0.54

Continued on next page...

Continued from previous page...

Atom-1	Atom-2	Distance(Å)	Clash(Å)
25:BD:34:VAL:CG2	25:BD:91:THR:HA	2.38	0.54
3:CC:120:THR:O	3:CC:120:THR:CG2	2.54	0.54
34:DM:33:LEU:HD12	34:DM:117:PHE:CG	2.42	0.54
22:DA:634:C:H2'	22:DA:635:C:H6	1.67	0.54
1:AA:596:A:O2'	1:AA:597:G:H5'	2.08	0.54
38:DQ:111:LYS:HE3	39:DR:48:LYS:HD3	1.89	0.54
54:CG:12:LEU:O	54:CG:12:LEU:HD13	2.08	0.54
22:DA:1982:U:H6	22:DA:1982:U:O5'	1.90	0.54
22:DA:2235:G:H2'	22:DA:2236:U:C6	2.41	0.54
22:DA:2236:U:H2'	22:DA:2237:G:O4'	2.08	0.54
22:DA:1494:A:H3'	22:DA:1494:A:OP2	2.06	0.54
11:AK:15:VAL:HG13	11:AK:78:ILE:HG23	1.90	0.54
22:DA:563:A:N3	38:DQ:36:GLN:NE2	2.55	0.54
22:BA:1606:C:HO2'	22:BA:1607:C:P	2.31	0.54
1:AA:1032:G:C2'	1:AA:1033:G:H5'	2.38	0.54
19:AS:57:VAL:HG21	19:AS:74:ALA:HA	1.89	0.54
45:BX:14:GLY:O	45:BX:26:ARG:HG3	2.08	0.54
1:AA:1261:A:N1	1:AA:1274:A:C2	2.76	0.54
22:DA:1388:G:H2'	22:DA:1389:G:C8	2.39	0.54
1:AA:198:G:C6	1:AA:220:G:C2	2.96	0.54
38:BQ:63:ARG:NH2	38:BQ:96:ASP:N	2.56	0.54
53:CA:1160:G:O6	53:CA:1181:G:O6	2.26	0.54
22:DA:995:C:O2'	38:DQ:93:ILE:HD12	2.08	0.54
38:DQ:93:ILE:O	38:DQ:96:ASP:HB3	2.06	0.54
22:DA:976:G:C5'	22:DA:1156:A:N6	2.70	0.54
22:DA:2886:A:H62	48:D0:39:ARG:HD3	1.71	0.54
22:DA:746:U:H5'	22:DA:748:G:O4'	2.08	0.54
22:DA:749:A:C6	22:DA:1618:A:C2	2.96	0.54
22:DA:674:G:O2'	26:DE:69:ARG:CG	2.49	0.54
38:DQ:54:ARG:HH11	38:DQ:54:ARG:HB2	1.71	0.54
21:AU:10:PRO:O	21:AU:11:PHE:CB	2.52	0.54
22:DA:2788:C:H2'	22:DA:2789:C:H6	1.69	0.54
29:BH:3:VAL:HA	29:BH:37:VAL:O	2.08	0.54
39:DR:49:ILE:HG22	39:DR:54:VAL:H	1.71	0.54
10:AJ:56:HIS:CD2	10:AJ:57:VAL:HG12	2.37	0.54
22:BA:2013:A:OP1	40:BS:97:LEU:N	2.32	0.54
53:CA:1124:G:O2'	53:CA:1127:G:O6	2.24	0.54
53:CA:1140:C:O2'	53:CA:1141:C:C6	2.59	0.54
53:CA:1279:G:H5'	10:CJ:9:ARG:HH12	1.73	0.54
26:DE:105:LEU:HD13	26:DE:105:LEU:O	2.07	0.54
22:DA:1078:U:C4'	22:DA:1079:C:O5'	2.55	0.54
8:CH:102:VAL:CG2	8:CH:125:ILE:HB	2.38	0.54

Continued on next page...

Continued from previous page...

Atom-1	Atom-2	Distance(Å)	Clash(Å)
1:AA:1128:C:H4'	1:AA:1148:U:O2	2.08	0.54
1:AA:1141:C:HO2'	1:AA:1142:G:P	2.31	0.54
9:AI:80:HIS:CE1	9:AI:84:ARG:HD2	2.43	0.54
1:AA:1065:U:C5'	1:AA:1190:G:N2	2.58	0.54
35:DN:2:ARG:CD	35:DN:5:LYS:HB3	2.37	0.54
22:DA:265:A:C6	22:DA:428:A:O4'	2.61	0.54
11:CK:126:ARG:N	21:CU:33:ARG:HE	2.06	0.54
1:AA:1411:C:H2'	1:AA:1412:C:C5'	2.34	0.54
22:BA:2152:G:O2'	22:BA:2153:C:H5'	2.08	0.54
32:DK:17:ARG:HG2	32:DK:18:ARG:N	2.23	0.54
24:DC:99:GLU:HG2	24:DC:100:ARG:N	2.23	0.54
7:AG:108:ARG:HH21	7:AG:118:ARG:NH2	2.05	0.54
12:CL:113:ARG:HB3	12:CL:118:VAL:HB	1.89	0.54
22:DA:311:A:C2	22:DA:328:U:O4	2.61	0.54
22:DA:332:A:C4	22:DA:335:C:N4	2.76	0.54
53:CA:1108:G:OP1	3:CC:175:HIS:ND1	2.34	0.54
32:BK:85:VAL:HG21	32:BK:115:ILE:HD11	1.90	0.54
2:CB:119:GLN:HG2	2:CB:124:THR:HG23	1.88	0.54
58:DF:1:ALA:HA	58:DF:97:GLU:HB3	1.90	0.54
35:DN:14:SER:C	35:DN:16:HIS:N	2.59	0.54
34:DM:73:ILE:HG13	34:DM:93:VAL:CG1	2.38	0.54
2:CB:103:TRP:HZ2	2:CB:155:GLY:HA2	1.72	0.54
10:CJ:65:TYR:HD2	14:CN:96:LYS:O	1.91	0.54
31:DJ:95:ARG:NH1	31:DJ:99:ARG:HH21	2.06	0.54
43:DV:61:LEU:O	43:DV:72:VAL:HG22	2.07	0.54
28:DG:117:PRO:HG2	28:DG:143:VAL:CG1	2.38	0.54
14:AN:92:ILE:HG22	14:AN:95:LEU:CB	2.38	0.54
1:AA:1151:A:O2'	1:AA:1152:A:H8	1.91	0.54
25:DD:53:GLY:O	25:DD:76:GLY:HA2	2.07	0.54
54:CG:37:THR:HA	54:CG:40:SER:HB2	1.90	0.54
58:DF:13:LYS:N	58:DF:13:LYS:HD2	2.23	0.54
40:DS:27:LYS:O	40:DS:28:LYS:O	2.26	0.54
22:DA:538:A:HO2'	31:DJ:8:PRO:HG3	1.70	0.54
19:CS:54:ARG:HG2	19:CS:55:GLN:N	2.22	0.54
8:AH:85:TYR:CE2	8:AH:123:GLU:HB2	2.43	0.54
22:BA:2419:U:H5	62:BA:3660:HOH:O	1.90	0.54
46:BY:45:GLN:O	46:BY:46:VAL:CB	2.55	0.54
24:DC:251:THR:HG22	24:DC:252:LYS:N	2.21	0.54
55:CM:92:ARG:HD2	19:CS:79:TYR:OH	2.07	0.54
1:AA:101:A:H2'	1:AA:102:G:H5'	1.89	0.54
22:DA:1335:C:N4	62:DA:3409:HOH:O	2.41	0.54
11:CK:83:VAL:CG2	11:CK:109:ILE:HG12	2.38	0.54

Continued on next page...

Continued from previous page...

Atom-1	Atom-2	Distance(Å)	Clash(Å)
22:BA:2670:A:H2'	22:BA:2671:G:O5'	2.08	0.54
58:DF:131:VAL:C	58:DF:133:GLU:H	2.11	0.54
12:CL:75:GLU:C	12:CL:77:SER:H	2.11	0.54
29:BH:53:GLU:HG2	29:BH:53:GLU:O	2.06	0.54
22:DA:2184:A:H2'	22:DA:2185:U:O4'	2.08	0.54
22:BA:719:C:C2'	22:BA:720:U:H5'	2.38	0.54
22:DA:2455:G:N1	22:DA:2498:C:N4	2.55	0.54
32:BK:34:GLY:O	32:BK:35:VAL:C	2.45	0.54
35:BN:36:THR:HG23	35:BN:37:THR:O	2.07	0.54
29:DH:15:LEU:HD22	29:DH:15:LEU:N	2.23	0.54
12:CL:19:ASN:H	12:CL:19:ASN:ND2	2.06	0.54
42:BU:78:LYS:CG	42:BU:79:ALA:H	2.20	0.54
22:BA:2284:A:O2'	22:BA:2288:A:N1	2.39	0.54
2:AB:105:THR:HG22	2:AB:105:THR:O	2.08	0.54
2:AB:108:GLN:CG	2:AB:109:SER:N	2.69	0.54
22:BA:1064:C:OP1	30:BI:87:SER:O	2.26	0.54
22:DA:1912:A:N7	22:DA:1918:A:C2	2.76	0.54
22:DA:1386:C:O2'	22:DA:1387:A:H8	1.90	0.54
24:BC:230:PRO:HG2	24:BC:245:THR:O	2.08	0.54
1:AA:66:A:N6	1:AA:104:G:C2	2.75	0.54
44:DW:37:VAL:HG21	44:DW:38:ARG:NH1	2.22	0.54
22:DA:2578:G:H4'	22:DA:2578:G:OP2	2.07	0.54
22:DA:739:A:O2'	22:DA:740:C:C6	2.61	0.54
22:BA:2286:G:O6	49:B1:22:THR:CG2	2.56	0.54
50:D2:31:LEU:C	50:D2:34:ARG:HB2	2.27	0.54
26:BE:119:ILE:O	26:BE:119:ILE:HG12	2.08	0.54
26:DE:147:LEU:CB	26:DE:186:VAL:HG23	2.38	0.54
22:DA:1060:U:H5'	22:DA:1061:U:H2'	1.89	0.54
10:CJ:6:ILE:HD12	10:CJ:6:ILE:N	2.23	0.54
25:BD:16:THR:O	25:BD:19:GLY:N	2.40	0.54
6:CF:3:HIS:CG	6:CF:92:THR:HG23	2.43	0.54
1:AA:1066:C:H5''	1:AA:1066:C:H6	1.72	0.54
22:DA:1206:G:O2'	22:DA:1207:C:C5'	2.55	0.54
53:CA:764:C:N4	53:CA:812:G:C6	2.76	0.54
53:CA:814:A:C5'	53:CA:1511:G:H4'	2.38	0.54
22:DA:226:A:H2'	22:DA:227:A:C8	2.43	0.54
1:AA:1323:G:H4'	1:AA:1362:A:C2	2.42	0.54
22:BA:1141:U:H5	31:BJ:65:THR:HG23	1.73	0.54
52:B4:10:LEU:CD1	52:B4:33:HIS:HB3	2.37	0.54
24:BC:171:VAL:HG23	24:BC:185:ALA:HA	1.87	0.54
25:DD:179:ARG:HD2	25:DD:188:LEU:CD1	2.38	0.54
31:BJ:97:PRO:O	31:BJ:99:ARG:N	2.41	0.54

Continued on next page...

Continued from previous page...

Atom-1	Atom-2	Distance(Å)	Clash(Å)
22:DA:2314:A:HO2'	22:DA:2315:G:H8	1.50	0.54
22:DA:311:A:O2'	22:DA:332:A:H5'	2.07	0.54
22:DA:2666:C:H2'	22:DA:2667:C:O5'	2.08	0.54
37:BP:33:GLU:CB	37:BP:38:ARG:HH11	2.21	0.54
1:AA:1157:A:C2	1:AA:1181:G:C4	2.96	0.54
1:AA:330:C:C5'	1:AA:330:C:H6	2.20	0.54
22:DA:119:A:H4'	22:DA:120:U:OP1	2.07	0.54
22:BA:859:G:H8	22:BA:859:G:OP2	1.89	0.54
40:BS:17:VAL:CG1	40:BS:76:VAL:HG11	2.35	0.54
22:BA:1739:A:H2'	22:BA:1740:G:C8	2.43	0.54
14:CN:76:PHE:HE2	14:CN:92:ILE:HD13	1.72	0.54
22:DA:142:A:HO2'	22:DA:143:C:H5'	1.73	0.54
10:AJ:53:ILE:HD11	14:AN:84:ARG:NH1	2.23	0.54
22:DA:1446:C:N4	22:DA:1447:C:N4	2.55	0.54
3:CC:177:LEU:O	3:CC:178:ARG:HB3	2.07	0.54
43:DV:26:PHE:CD2	43:DV:42:LEU:HB2	2.43	0.54
28:DG:122:ALA:HB2	28:DG:132:LEU:HA	1.90	0.54
2:CB:26:MET:O	2:CB:30:ILE:HG13	2.08	0.54
11:AK:13:LYS:O	11:AK:14:GLN:CB	2.56	0.54
29:DH:94:ILE:HG13	29:DH:98:ASP:CB	2.37	0.54
26:BE:131:THR:HG22	26:BE:161:ALA:H	1.72	0.54
31:BJ:117:ALA:HA	31:BJ:120:ARG:HH21	1.72	0.54
1:AA:1088:G:H21	1:AA:1167:A:H62	1.55	0.54
22:DA:1112:G:O2'	22:DA:1113:U:C6	2.61	0.54
22:DA:2238:G:C5'	22:DA:2239:G:OP1	2.55	0.54
17:CQ:20:ILE:HD11	17:CQ:22:VAL:CG2	2.37	0.54
56:CP:48:GLU:CG	56:CP:51:ARG:HE	2.21	0.54
1:AA:914:A:H2'	1:AA:915:A:C8	2.40	0.54
22:BA:96:C:H4'	46:BY:41:HIS:CE1	2.43	0.54
53:CA:927:G:N1	53:CA:1391:U:C2	2.76	0.54
33:DL:108:ALA:HB3	33:DL:125:LEU:CD2	2.37	0.54
22:BA:295:G:C2	22:BA:296:U:C6	2.96	0.54
22:BA:2454:G:H2'	22:BA:2455:G:H5'	1.90	0.54
1:AA:895:G:H2'	1:AA:896:C:C6	2.42	0.54
22:DA:1120:G:O2'	22:DA:1121:C:H5'	2.07	0.54
22:DA:2769:U:H2'	22:DA:2770:G:H5'	1.90	0.54
35:BN:96:ARG:HD2	35:BN:114:GLU:OE1	2.08	0.54
8:AH:110:MET:HE2	8:AH:114:ALA:HB1	1.89	0.54
6:CF:80:PHE:CE2	24:DC:123:ILE:HG21	2.43	0.54
22:BA:108:G:C2'	22:BA:109:C:H5'	2.38	0.54
22:DA:2100:G:C6	22:DA:2101:A:C6	2.96	0.54
53:CA:125:U:O2'	53:CA:126:G:H5'	2.07	0.54

Continued on next page...

Continued from previous page...

Atom-1	Atom-2	Distance(Å)	Clash(Å)
22:DA:41:C:H2'	22:DA:42:A:C8	2.43	0.54
22:BA:2080:A:H5'	45:BX:18:SER:HB2	1.90	0.54
5:CE:33:THR:CG2	5:CE:33:THR:O	2.56	0.54
22:BA:995:C:OP2	38:BQ:53:LYS:HE2	2.07	0.54
53:CA:1272:G:H2'	53:CA:1273:C:C5'	2.37	0.54
22:DA:1619:G:O2'	22:DA:1620:G:H5'	2.08	0.54
22:DA:2836:U:HO2'	22:DA:2837:A:P	2.31	0.54
53:CA:954:G:N1	53:CA:1228:C:N4	2.55	0.54
25:BD:104:VAL:HA	25:BD:106:LYS:NZ	2.22	0.54
8:AH:63:LYS:C	8:AH:70:VAL:HG23	2.27	0.54
10:AJ:57:VAL:CG2	10:AJ:58:ASN:N	2.70	0.54
33:DL:81:ASP:O	33:DL:83:ALA:N	2.40	0.54
22:DA:468:G:H5''	26:DE:55:SER:CB	2.38	0.54
36:BO:41:ALA:HB2	36:BO:48:LEU:HD21	1.90	0.54
22:DA:2209:G:C5	22:DA:2210:U:C4	2.96	0.54
40:BS:83:LYS:O	40:BS:84:ARG:HD2	2.08	0.54
53:CA:372:C:H4'	53:CA:373:A:H5'	1.90	0.54
12:AL:87:LYS:O	12:AL:88:ASP:HB2	2.07	0.54
22:DA:1055:G:C2'	22:DA:1056:G:H5'	2.38	0.54
22:DA:1060:U:C5'	22:DA:1061:U:H2'	2.37	0.54
22:DA:1087:G:C6	22:DA:1089:A:C2	2.96	0.54
55:CM:95:PRO:CD	55:CM:108:ARG:HG2	2.24	0.54
22:DA:1993:U:O2'	22:DA:1994:C:C5'	2.56	0.54
41:BT:28:ASN:HA	41:BT:91:GLN:OE1	2.08	0.54
22:DA:2408:U:C2'	22:DA:2409:G:C8	2.90	0.54
58:DF:59:ILE:CD1	58:DF:137:PHE:HZ	2.14	0.54
5:CE:80:LEU:N	5:CE:121:ASN:ND2	2.53	0.54
24:BC:171:VAL:HG22	24:BC:185:ALA:HA	1.90	0.54
31:BJ:97:PRO:C	31:BJ:99:ARG:N	2.61	0.54
12:CL:97:VAL:CG2	12:CL:100:ALA:HB3	2.38	0.54
31:BJ:81:ILE:HG12	31:BJ:82:GLY:N	2.22	0.54
31:DJ:89:PHE:CE2	31:DJ:100:VAL:HG11	2.43	0.54
25:BD:74:GLU:O	25:BD:75:ALA:C	2.44	0.54
46:BY:57:LEU:HA	46:BY:60:LYS:HB3	1.89	0.54
11:CK:57:SER:C	11:CK:90:PRO:HG3	2.29	0.54
11:CK:90:PRO:O	11:CK:91:GLY:C	2.46	0.54
22:BA:1508:A:O2'	22:BA:1509:A:C5'	2.56	0.54
8:CH:1:SER:C	8:CH:3:GLN:N	2.61	0.54
1:AA:1162:C:O2'	1:AA:1163:A:O4'	2.19	0.54
22:DA:2868:A:O2'	22:DA:2869:G:H5'	2.07	0.54
34:DM:73:ILE:CG1	34:DM:93:VAL:HG12	2.38	0.54
34:DM:73:ILE:HG21	34:DM:91:TYR:CZ	2.42	0.54

Continued on next page...

Continued from previous page...

Atom-1	Atom-2	Distance(Å)	Clash(Å)
22:BA:2359:C:H2'	22:BA:2359:C:O2	2.07	0.54
1:AA:1349:A:O2'	1:AA:1350:A:C5'	2.56	0.54
1:AA:585:G:C6	1:AA:586:C:C4	2.96	0.54
43:DV:73:LYS:HB3	43:DV:92:VAL:CG2	2.38	0.54
18:AR:46:THR:HG21	18:AR:51:GLN:OE1	2.08	0.54
53:CA:510:A:H5''	53:CA:511:C:P	2.47	0.54
2:AB:56:LEU:HD11	2:AB:220:VAL:CG2	2.38	0.54
29:BH:134:VAL:HG21	29:BH:139:PHE:O	2.07	0.54
22:BA:1319:C:O2	22:BA:1334:G:C2	2.61	0.54
53:CA:367:U:C6	53:CA:394:G:N2	2.77	0.54
53:CA:1454:G:HO2'	53:CA:1455:G:H8	1.54	0.54
22:BA:962:G:H21	22:BA:2250:G:H1	1.56	0.54
53:CA:436:C:H2'	53:CA:437:U:H5'	1.90	0.54
4:CD:116:LEU:CD2	4:CD:153:ARG:HH11	2.21	0.54
30:DI:109:ALA:HB1	30:DI:125:THR:HA	1.90	0.54
22:DA:2552:U:N3	22:DA:2554:U:H5'	2.22	0.54
22:DA:67:U:H2'	22:DA:68:G:C8	2.41	0.54
53:CA:614:C:C4	53:CA:615:G:N7	2.75	0.54
6:CF:47:LEU:HD22	18:CR:65:SER:CB	2.38	0.54
49:D1:46:VAL:HG22	49:D1:47:ILE:H	1.73	0.54
22:BA:1283:G:N2	22:BA:1285:A:H3'	2.22	0.54
22:BA:310:A:O2'	22:BA:311:A:O5'	2.25	0.54
22:DA:21:A:H2'	22:DA:22:C:C6	2.43	0.54
1:AA:1473:G:O2'	1:AA:1474:U:H5'	2.08	0.54
9:CI:15:ALA:O	9:CI:66:VAL:HG23	2.07	0.54
22:BA:1352:U:C2'	22:BA:1353:A:H5'	2.38	0.54
42:DU:11:ILE:HG21	42:DU:79:ALA:HB2	1.90	0.54
28:BG:109:SER:O	28:BG:110:HIS:HB3	2.08	0.54
53:CA:153:C:H6	53:CA:153:C:O5'	1.91	0.54
7:AG:39:GLU:HB2	7:AG:43:TYR:CE2	2.42	0.54
12:AL:6:LEU:HD23	17:AQ:33:TYR:CE2	2.43	0.54
22:BA:223:A:C2	22:BA:407:G:N3	2.76	0.54
22:BA:2277:G:C3'	22:BA:2278:A:H5''	2.38	0.54
58:DF:14:LYS:HZ2	58:DF:14:LYS:HB3	1.73	0.54
1:AA:813:U:C2'	1:AA:814:A:H5''	2.37	0.54
14:CN:55:SER:C	14:CN:57:SER:H	2.10	0.54
28:BG:86:LEU:HD11	28:BG:132:LEU:HD21	1.90	0.53
22:DA:1339:G:H21	22:DA:1603:A:H1'	1.73	0.53
53:CA:198:G:O2'	53:CA:199:A:H8	1.92	0.53
53:CA:70:U:H2'	53:CA:94:G:N7	2.23	0.53
22:DA:201:C:C4	22:DA:202:U:C5	2.96	0.53
22:BA:2868:A:H2'	22:BA:2869:G:C8	2.42	0.53

Continued on next page...

Continued from previous page...

Atom-1	Atom-2	Distance(Å)	Clash(Å)
9:CI:117:LEU:CD2	9:CI:123:ARG:HD3	2.37	0.53
22:DA:995:C:HO2'	38:DQ:60:TRP:HZ2	1.45	0.53
22:BA:856:G:H1'	44:BW:23:LYS:CB	2.28	0.53
44:BW:18:LYS:CA	44:BW:36:ILE:CG1	2.79	0.53
44:BW:28:GLU:H	44:BW:31:LEU:HG	1.73	0.53
22:DA:831:G:O2'	22:DA:832:U:H5'	2.07	0.53
22:DA:973:A:P	39:DR:81:LYS:HE3	2.48	0.53
35:DN:21:PHE:N	35:DN:21:PHE:CD1	2.76	0.53
51:D3:18:LYS:HG3	51:D3:19:GLY:N	2.22	0.53
22:DA:638:G:C2'	22:DA:639:U:C6	2.90	0.53
39:BR:4:VAL:HA	39:BR:12:HIS:O	2.08	0.53
57:DB:16:G:O6	57:DB:69:G:C5	2.61	0.53
22:DA:2808:G:O2'	22:DA:2809:A:H8	1.92	0.53
20:AT:79:THR:HG22	20:AT:80:ALA:N	2.22	0.53
22:DA:2298:A:O2'	22:DA:2299:U:C5'	2.55	0.53
49:B1:8:ILE:CD1	49:B1:52:LYS:HB2	2.38	0.53
26:DE:46:GLN:HB3	26:DE:86:ALA:CB	2.38	0.53
29:BH:89:LYS:O	29:BH:90:LEU:HD12	2.08	0.53
22:DA:1090:A:H2'	22:DA:1091:G:H5''	1.88	0.53
53:CA:737:C:OP1	6:CF:91:ARG:HB3	2.08	0.53
32:DK:34:GLY:H	32:DK:37:ASP:HB2	1.73	0.53
53:CA:994:A:O2'	53:CA:995:C:H6	1.91	0.53
53:CA:598:U:H4'	8:CH:85:TYR:CD1	2.42	0.53
22:DA:2681:C:H4'	22:DA:2682:A:O5'	2.08	0.53
37:DP:75:THR:HG23	37:DP:76:HIS:CD2	2.43	0.53
53:CA:247:G:OP1	53:CA:247:G:H4'	2.07	0.53
53:CA:269:C:H2'	53:CA:270:A:H8	1.73	0.53
21:CU:33:ARG:NH2	21:CU:34:ARG:HD3	2.23	0.53
22:BA:2502:G:C5'	22:BA:2503:A:H5''	2.34	0.53
22:BA:2151:U:N3	22:BA:2152:G:C5	2.76	0.53
29:DH:120:GLY:O	29:DH:121:VAL:HB	2.08	0.53
22:DA:1438:U:O2'	22:DA:1439:A:H5'	2.08	0.53
22:DA:1551:A:H2'	22:DA:1552:A:O4'	2.07	0.53
2:CB:19:THR:OG1	2:CB:20:ARG:N	2.40	0.53
22:DA:307:G:N2	22:DA:310:A:C8	2.76	0.53
22:DA:2756:U:C1'	22:DA:2757:A:C5'	2.86	0.53
22:DA:2748:A:N1	22:DA:2757:A:N7	2.56	0.53
41:DT:28:ASN:O	41:DT:29:THR:CG2	2.56	0.53
42:DU:58:VAL:HG12	42:DU:59:GLU:N	2.22	0.53
4:AD:98:ASP:HB3	4:AD:114:ARG:HG2	1.91	0.53
22:BA:250:G:C6	22:BA:251:A:C6	2.96	0.53
35:BN:55:ALA:HB1	35:BN:80:PHE:N	2.23	0.53

Continued on next page...

Continued from previous page...

Atom-1	Atom-2	Distance(Å)	Clash(Å)
29:BH:9:VAL:HG12	29:BH:9:VAL:O	2.07	0.53
40:DS:50:VAL:O	40:DS:53:SER:HB3	2.07	0.53
25:DD:118:PHE:O	25:DD:119:ALA:CB	2.56	0.53
54:CG:112:ASP:HB3	54:CG:117:LEU:CB	2.38	0.53
53:CA:782:A:H2'	53:CA:783:C:H5'	1.90	0.53
22:DA:1794:A:H2'	22:DA:1795:C:C6	2.43	0.53
42:BU:51:LEU:O	42:BU:52:ASN:HB2	2.08	0.53
22:BA:1348:C:H2'	22:BA:1349:C:O5'	2.09	0.53
33:BL:38:GLN:O	33:BL:40:SER:O	2.26	0.53
22:DA:1519:G:N3	22:DA:1519:G:H2'	2.22	0.53
53:CA:496:A:C2'	53:CA:496:A:N3	2.68	0.53
1:AA:1305:G:H22	1:AA:1331:G:H2'	1.73	0.53
3:AC:38:VAL:O	3:AC:42:LEU:HB2	2.08	0.53
22:DA:2261:C:N4	44:DW:10:ARG:HB3	2.24	0.53
22:DA:684:G:C2	22:DA:794:A:C2	2.96	0.53
1:AA:1055:A:N7	1:AA:1206:G:C2	2.76	0.53
1:AA:922:G:H4'	5:AE:24:VAL:HA	1.88	0.53
22:DA:1426:G:H8	22:DA:1426:G:OP2	1.91	0.53
22:BA:1609:A:O2'	22:BA:1610:A:H5'	2.07	0.53
14:AN:86:ALA:O	14:AN:91:GLU:HB2	2.08	0.53
36:DO:4:LYS:HG3	36:DO:8:ILE:CD1	2.38	0.53
22:BA:459:U:O2'	22:BA:460:A:H5'	2.07	0.53
1:AA:1082:A:O2'	1:AA:1083:U:H5'	2.07	0.53
22:DA:2107:G:H2'	22:DA:2108:A:C8	2.43	0.53
55:CM:36:ALA:HB2	55:CM:55:LEU:HD21	1.89	0.53
22:BA:976:G:C2	22:BA:977:G:C8	2.96	0.53
50:D2:28:ARG:C	50:D2:30:VAL:H	2.11	0.53
22:BA:551:G:C6	22:BA:552:U:C4	2.96	0.53
22:BA:1409:U:O2'	22:BA:1410:G:H5'	2.07	0.53
32:BK:68:GLY:O	32:BK:69:VAL:HG23	2.08	0.53
25:DD:131:ASP:N	25:DD:131:ASP:OD2	2.42	0.53
22:BA:1690:A:C2'	22:BA:1691:C:H5'	2.38	0.53
11:AK:59:PRO:HD3	11:AK:90:PRO:HB3	1.90	0.53
22:DA:1387:A:N3	22:DA:1388:G:C8	2.77	0.53
41:DT:61:LEU:O	41:DT:61:LEU:HD12	2.07	0.53
22:BA:994:C:O3'	22:BA:995:C:H3'	2.08	0.53
22:DA:251:A:H4'	33:DL:47:ARG:NH2	2.24	0.53
1:AA:695:A:H2'	1:AA:696:A:C8	2.43	0.53
44:BW:22:VAL:O	44:BW:25:PHE:CD2	2.56	0.53
22:DA:576:U:H2'	22:DA:577:G:C8	2.43	0.53
22:DA:826:U:O2'	33:DL:53:GLY:HA3	2.08	0.53
22:DA:605:G:H2'	22:DA:606:U:H6	1.73	0.53

Continued on next page...

Continued from previous page...

Atom-1	Atom-2	Distance(Å)	Clash(Å)
22:DA:606:U:O2'	22:DA:607:U:C4'	2.57	0.53
45:BX:40:GLU:O	45:BX:43:LYS:HD2	2.08	0.53
33:BL:101:ILE:HG22	33:BL:102:GLY:H	1.73	0.53
26:DE:112:LEU:CD1	26:DE:118:LEU:HD13	2.33	0.53
26:DE:149:ILE:CG2	26:DE:188:MET:HB2	2.39	0.53
40:DS:7:HIS:CE1	40:DS:10:ALA:CA	2.91	0.53
53:CA:33:A:C4	53:CA:34:C:C5	2.97	0.53
25:DD:124:ARG:NH1	25:DD:125:TRP:CZ2	2.76	0.53
22:BA:2150:C:C2'	22:BA:2151:U:C5	2.82	0.53
12:AL:23:LEU:CB	12:AL:58:ASN:ND2	2.61	0.53
37:DP:91:VAL:HG22	37:DP:109:ILE:HD13	1.89	0.53
16:AP:20:VAL:CG2	16:AP:21:VAL:N	2.70	0.53
24:BC:182:LYS:O	24:BC:183:VAL:CG2	2.55	0.53
49:D1:24:LYS:HE2	49:D1:52:LYS:NZ	2.23	0.53
27:BF:134:GLN:N	27:BF:134:GLN:NE2	2.41	0.53
22:DA:2230:G:H2'	22:DA:2231:U:H6	1.72	0.53
1:AA:322:C:O2'	20:AT:17:ARG:HG2	2.07	0.53
53:CA:209:U:C5'	53:CA:210:C:OP2	2.51	0.53
22:BA:1733:G:O2'	22:BA:1734:G:C5'	2.57	0.53
6:AF:98:GLU:O	6:AF:99:ALA:HB3	2.08	0.53
45:DX:11:PRO:HB2	45:DX:27:ARG:HH21	1.71	0.53
22:DA:1773:A:H2'	22:DA:1774:C:O4'	2.08	0.53
1:AA:49:U:O2'	1:AA:50:A:H2'	2.08	0.53
1:AA:1152:A:H2'	1:AA:1153:G:H8	1.73	0.53
1:AA:1151:A:C6	1:AA:1152:A:N6	2.76	0.53
1:AA:666:G:C6	1:AA:741:G:C6	2.96	0.53
5:CE:68:ARG:O	5:CE:69:ASN:C	2.45	0.53
1:AA:116:A:H8	1:AA:116:A:O5'	1.91	0.53
1:AA:519:C:O2'	1:AA:520:A:H5'	2.08	0.53
53:CA:216:U:H4'	53:CA:464:U:H4'	1.89	0.53
2:AB:79:VAL:O	2:AB:83:ALA:HB3	2.08	0.53
22:DA:464:U:C6	22:DA:788:A:C2	2.97	0.53
22:DA:2353:G:H2'	22:DA:2354:C:O4'	2.07	0.53
22:BA:2425:A:C5'	22:BA:2427:C:H5'	2.37	0.53
26:BE:42:GLY:C	26:BE:43:THR:HG23	2.27	0.53
22:DA:74:A:H4'	22:DA:75:G:O5'	2.07	0.53
22:BA:164:C:O2'	22:BA:165:A:H5'	2.07	0.53
16:AP:2:VAL:HG23	16:AP:65:ALA:HA	1.89	0.53
22:BA:2188:U:H2'	22:BA:2189:U:C6	2.42	0.53
13:AM:39:ALA:HB3	13:AM:42:VAL:HG22	1.89	0.53
6:CF:98:GLU:O	6:CF:99:ALA:CB	2.56	0.53
11:CK:19:VAL:HG12	11:CK:34:THR:CG2	2.38	0.53

Continued on next page...

Continued from previous page...

Atom-1	Atom-2	Distance(Å)	Clash(Å)
4:AD:77:GLU:HA	4:AD:77:GLU:OE1	2.08	0.53
22:BA:1446:C:H2'	22:BA:1447:C:C6	2.43	0.53
22:BA:43:G:C2	22:BA:437:U:N3	2.77	0.53
22:DA:1107:G:C2'	22:DA:1108:U:H5'	2.38	0.53
43:DV:8:VAL:HG13	43:DV:66:ASP:OD2	2.08	0.53
40:BS:6:LYS:HB2	40:BS:103:ILE:O	2.07	0.53
22:DA:2204:G:C2	22:DA:2205:A:C8	2.95	0.53
3:AC:69:THR:O	3:AC:105:VAL:HG23	2.08	0.53
50:B2:12:ARG:HG3	50:B2:13:ASN:N	2.23	0.53
22:BA:2705:A:H2'	22:BA:2706:A:O4'	2.08	0.53
15:AO:45:HIS:C	15:AO:46:LYS:HG3	2.28	0.53
53:CA:989:U:C4	53:CA:990:C:C5	2.96	0.53
53:CA:66:A:C6	53:CA:67:C:C4	2.97	0.53
31:BJ:44:TYR:HA	38:BQ:59:LEU:CD2	2.38	0.53
53:CA:1117:A:C2	53:CA:1184:G:C6	2.95	0.53
31:DJ:30:THR:CG2	31:DJ:31:GLU:N	2.71	0.53
22:DA:1286:A:O2'	22:DA:1288:G:N2	2.42	0.53
22:DA:2882:A:H5'	35:DN:96:ARG:HD3	1.90	0.53
22:DA:2882:A:H5''	35:DN:96:ARG:HD3	1.88	0.53
22:BA:1182:G:C2'	22:BA:1183:U:H5'	2.38	0.53
53:CA:1234:C:C4'	53:CA:1364:U:O2'	2.55	0.53
1:AA:560:A:H5'	1:AA:566:G:H21	1.70	0.53
1:AA:972:C:P	10:AJ:59:LYS:HE3	2.48	0.53
22:BA:2307:G:N2	22:BA:2311:A:C8	2.76	0.53
22:DA:1802:A:C2	22:DA:1803:A:C6	2.97	0.53
9:CI:6:TYR:CE2	9:CI:17:ARG:HA	2.43	0.53
53:CA:1123:U:O3'	10:CJ:38:GLY:HA3	2.09	0.53
22:DA:301:G:O3'	42:DU:81:ARG:NH1	2.42	0.53
28:BG:96:ALA:CB	28:BG:103:ASN:HB3	2.38	0.53
22:BA:1142:A:C4	22:BA:1144:A:C8	2.96	0.53
22:DA:1739:A:O2'	22:DA:1740:G:C5'	2.57	0.53
55:CM:13:HIS:CB	55:CM:16:ILE:HB	2.37	0.53
1:AA:656:G:N2	15:AO:22:GLY:HA3	2.24	0.53
12:CL:113:ARG:HD2	12:CL:118:VAL:CG1	2.38	0.53
4:AD:35:GLN:O	4:AD:36:ALA:HB2	2.08	0.53
9:AI:25:GLY:N	9:AI:58:GLU:HA	2.23	0.53
22:DA:179:C:H2'	22:DA:180:G:O4'	2.08	0.53
22:BA:2749:A:OP1	28:BG:3:VAL:HG12	2.08	0.53
22:BA:302:C:H2'	22:BA:303:G:H8	1.73	0.53
34:DM:41:LEU:O	34:DM:93:VAL:HG23	2.09	0.53
23:BB:51:G:N2	23:BB:53:A:N6	2.56	0.53
22:DA:2143:C:H5''	22:DA:2144:G:N7	2.24	0.53

Continued on next page...

Continued from previous page...

Atom-1	Atom-2	Distance(Å)	Clash(Å)
1:AA:17:U:H2'	1:AA:18:C:C6	2.44	0.53
43:DV:56:PHE:C	43:DV:58:SER:H	2.10	0.53
3:CC:116:ALA:HB2	3:CC:199:VAL:HG21	1.89	0.53
22:DA:242:G:C8	51:D3:3:ILE:O	2.59	0.53
22:DA:244:A:H2'	22:DA:245:G:O4'	2.08	0.53
22:DA:497:A:H2'	22:DA:498:G:C1'	2.39	0.53
22:DA:2753:A:H2'	22:DA:2754:U:C6	2.43	0.53
2:AB:53:LEU:CA	2:AB:56:LEU:HB3	2.35	0.53
24:DC:71:ASP:CA	24:DC:117:SER:O	2.56	0.53
3:CC:126:ARG:HE	3:CC:126:ARG:CA	2.16	0.53
45:DX:58:ILE:CG1	45:DX:66:VAL:HG11	2.36	0.53
29:DH:62:LEU:C	29:DH:64:ALA:H	2.12	0.53
53:CA:652:U:HO2'	53:CA:653:U:P	2.31	0.53
22:BA:2726:A:O2'	22:BA:2727:A:H5'	2.08	0.53
22:DA:465:G:H4'	50:D2:16:HIS:HD2	1.72	0.53
25:BD:93:GLY:O	25:BD:94:GLN:C	2.46	0.53
20:AT:27:MET:O	20:AT:31:ILE:HG13	2.07	0.53
22:DA:1413:A:C6	22:DA:1414:C:N4	2.77	0.53
22:DA:75:G:O2'	22:DA:76:C:C6	2.61	0.53
5:AE:24:VAL:O	5:AE:25:LYS:C	2.47	0.53
22:BA:532:A:N7	22:BA:2021:C:H2'	2.23	0.53
1:AA:508:U:O2'	1:AA:509:A:C8	2.60	0.53
53:CA:338:A:N6	53:CA:351:G:H1	2.05	0.53
26:DE:5:LEU:CD2	26:DE:120:VAL:HG22	2.38	0.53
1:AA:821:G:H2'	1:AA:822:U:H6	1.72	0.53
24:BC:259:ASN:O	24:BC:261:ARG:N	2.38	0.53
22:BA:1605:C:C2'	22:BA:1606:C:H5'	2.38	0.53
53:CA:460:A:O2'	53:CA:462:G:H5'	2.08	0.53
22:DA:1945:G:H2'	22:DA:1946:U:C6	2.43	0.53
55:CM:85:TYR:HE2	55:CM:96:VAL:HG13	1.71	0.53
3:CC:100:ILE:HD12	3:CC:101:ASN:H	1.73	0.53
22:BA:34:U:H1'	22:BA:35:G:OP1	2.08	0.53
19:CS:12:LEU:C	19:CS:12:LEU:HD13	2.29	0.53
1:AA:1478:U:H2'	1:AA:1479:C:H6	1.73	0.53
22:BA:414:C:H2'	22:BA:415:A:C8	2.43	0.53
1:AA:1173:U:H2'	1:AA:1174:G:C8	2.43	0.53
22:BA:2648:G:H2'	22:BA:2649:C:C6	2.43	0.53
14:CN:12:ARG:HB3	14:CN:59:GLN:HG2	1.90	0.53
22:BA:1842:G:H2'	22:BA:1843:C:H6	1.72	0.53
53:CA:80:A:C6	53:CA:81:A:O2'	2.58	0.53
53:CA:93:U:C2	53:CA:95:C:N4	2.76	0.53
22:BA:923:G:H4'	44:BW:25:PHE:CE1	2.43	0.53

Continued on next page...

Continued from previous page...

Atom-1	Atom-2	Distance(Å)	Clash(Å)
22:DA:2836:U:O2'	22:DA:2837:A:H8	1.92	0.53
22:DA:2837:A:N6	22:DA:2882:A:N6	2.56	0.53
35:DN:35:LYS:HD3	35:DN:112:TYR:OH	2.07	0.53
22:BA:2507:C:O2	22:BA:2507:C:H2'	2.09	0.53
22:BA:2508:G:H2'	22:BA:2509:G:C5'	2.38	0.53
39:BR:3:ALA:CB	39:BR:59:ILE:HD11	2.39	0.53
1:AA:674:G:H4'	18:AR:69:TYR:CD1	2.44	0.53
6:AF:63:ASN:ND2	6:AF:96:VAL:HG22	2.23	0.53
36:BO:62:LEU:HD22	36:BO:70:ALA:HA	1.90	0.53
56:CP:66:THR:HG22	56:CP:67:ILE:N	2.24	0.53
53:CA:1138:G:N2	53:CA:1140:C:C4	2.77	0.53
53:CA:1151:A:H2'	53:CA:1152:A:C8	2.41	0.53
22:BA:945:A:O3'	22:BA:946:C:H4'	2.08	0.53
22:DA:1028:A:C2	22:DA:1029:A:C5	2.96	0.53
22:DA:1992:G:N2	22:DA:1995:U:C5	2.76	0.53
37:DP:50:ARG:O	37:DP:51:ASN:HB2	2.09	0.53
37:DP:52:ARG:NH1	37:DP:52:ARG:HG2	2.24	0.53
53:CA:279:A:H4'	53:CA:280:C:O5'	2.08	0.53
32:BK:71:ARG:HE	32:BK:71:ARG:HA	1.73	0.53
53:CA:1301:U:O2'	53:CA:1302:C:H5	1.91	0.53
44:DW:24:ARG:HH21	44:DW:65:LYS:HG2	1.72	0.53
7:AG:110:ARG:HB2	7:AG:110:ARG:NH1	2.22	0.53
12:CL:82:ARG:HG2	12:CL:82:ARG:HH11	1.72	0.53
53:CA:1446:A:C2'	53:CA:1447:A:C5'	2.86	0.53
22:DA:1132:U:H5''	31:DJ:84:ILE:CD1	2.37	0.53
45:BX:4:CYS:HB2	45:BX:51:SER:HB3	1.90	0.53
28:DG:88:LEU:N	28:DG:128:THR:O	2.41	0.53
9:AI:49:GLN:O	9:AI:52:GLU:HG3	2.07	0.53
22:DA:117:G:O4'	22:DA:126:A:H2	1.90	0.53
28:BG:33:THR:N	28:BG:34:ARG:NH1	2.56	0.53
39:BR:28:ALA:O	39:BR:63:VAL:CG2	2.52	0.53
8:CH:52:GLY:HA3	8:CH:56:PRO:HA	1.90	0.53
8:CH:58:LEU:CD2	8:CH:60:LEU:CD1	2.86	0.53
2:CB:103:TRP:O	2:CB:107:ARG:HB3	2.08	0.53
26:BE:189:THR:HG1	26:BE:191:ASP:HB3	1.72	0.53
53:CA:52:C:O2'	53:CA:53:A:H5'	2.07	0.53
1:AA:121:U:OP2	1:AA:121:U:H4'	2.07	0.53
57:DB:90:C:H6	57:DB:90:C:C5'	2.20	0.53
22:BA:2064:C:H2'	22:BA:2065:C:C6	2.43	0.53
22:BA:1274:A:N3	22:BA:1297:C:H1'	2.23	0.53
22:BA:1276:A:C5'	22:BA:1276:A:H8	2.21	0.53
22:BA:1343:G:H2'	22:BA:1344:U:H6	1.74	0.53

Continued on next page...

Continued from previous page...

Atom-1	Atom-2	Distance(Å)	Clash(Å)
15:CO:20:ASP:OD1	15:CO:23:SER:HB2	2.07	0.53
22:DA:1854:A:O4'	22:DA:2233:U:H4'	2.08	0.53
22:DA:792:A:H1'	22:DA:2072:C:O2'	2.08	0.53
23:BB:110:C:C4	23:BB:111:U:C5	2.96	0.53
22:BA:1490:A:C8	24:BC:73:ILE:HD13	2.42	0.53
11:CK:12:ARG:N	11:CK:12:ARG:CD	2.71	0.53
37:BP:30:TRP:CZ3	37:BP:39:LEU:CD1	2.92	0.53
55:CM:111:PRO:HG2	55:CM:113:LYS:HG3	1.89	0.53
22:BA:2672:U:C2'	22:BA:2673:G:O5'	2.57	0.53
18:CR:32:ILE:O	18:CR:32:ILE:HD12	2.07	0.53
17:AQ:58:VAL:HG22	17:AQ:59:GLU:N	2.24	0.53
53:CA:356:A:H2'	53:CA:357:G:O4'	2.09	0.53
32:BK:88:ASN:HD22	32:BK:90:ASN:H	1.57	0.53
22:BA:623:C:H2'	22:BA:624:C:C6	2.43	0.53
38:BQ:104:ALA:O	38:BQ:107:ALA:HB3	2.08	0.53
1:AA:1486:G:H2'	1:AA:1487:G:O4'	2.08	0.53
56:CP:77:GLU:C	56:CP:79:ASN:H	2.11	0.53
2:AB:14:HIS:O	2:AB:14:HIS:CG	2.62	0.53
48:B0:54:ILE:O	48:B0:54:ILE:HG22	2.07	0.53
22:DA:1941:C:H2'	22:DA:1942:C:C6	2.44	0.53
1:AA:1531:A:O2'	1:AA:1532:U:H5'	2.07	0.53
22:DA:1771:C:O2'	22:DA:1786:A:H1'	2.09	0.53
41:DT:14:PRO:O	41:DT:32:LEU:HA	2.08	0.53
1:AA:173:U:C2	1:AA:197:A:C2	2.97	0.53
10:CJ:52:LEU:HA	10:CJ:62:ARG:HG2	1.90	0.53
46:DY:25:GLN:O	46:DY:29:ARG:HD3	2.08	0.53
22:DA:2058:A:N6	22:DA:2059:A:N6	2.56	0.53
22:DA:830:G:N3	22:DA:2448:A:C6	2.77	0.53
22:DA:675:A:OP1	26:DE:60:TRP:HZ2	1.91	0.53
12:CL:47:ALA:C	12:CL:48:LEU:HD23	2.29	0.53
22:DA:605:G:O2'	22:DA:606:U:O4'	2.26	0.53
22:BA:2286:G:H4'	22:BA:2287:A:O4'	2.09	0.53
15:AO:17:ASP:O	15:AO:20:ASP:HB3	2.09	0.53
57:DB:30:C:O2	57:DB:30:C:H2'	2.08	0.53
54:CG:35:LYS:O	9:CI:42:THR:HG21	2.09	0.53
22:DA:1083:U:H1'	22:DA:1086:A:N1	2.23	0.53
2:AB:9:LEU:HD21	2:AB:11:ALA:O	2.09	0.53
53:CA:1046:A:N1	53:CA:1213:A:C6	2.77	0.53
53:CA:996:A:N6	53:CA:1046:A:O4'	2.41	0.53
34:DM:81:ARG:HH21	34:DM:84:LYS:NZ	2.07	0.53
22:DA:303:G:C6	22:DA:315:G:C6	2.97	0.53
29:BH:110:VAL:O	29:BH:111:ALA:HB2	2.08	0.53

Continued on next page...

Continued from previous page...

Atom-1	Atom-2	Distance(Å)	Clash(Å)
22:BA:2502:G:C5'	22:BA:2503:A:C5'	2.86	0.53
53:CA:1067:A:H1'	53:CA:1068:G:H8	1.69	0.53
2:CB:20:ARG:NE	2:CB:20:ARG:HA	2.24	0.53
2:CB:20:ARG:HA	2:CB:20:ARG:HE	1.73	0.53
22:BA:1962:C:H4'	22:BA:1963:U:OP1	2.08	0.53
1:AA:266:G:OP2	1:AA:267:C:C5	2.61	0.53
28:DG:90:GLY:HA3	28:DG:93:TYR:CZ	2.42	0.53
25:BD:159:LYS:NZ	25:BD:160:LYS:H	2.05	0.53
22:DA:121:G:N2	22:DA:131:A:C4	2.76	0.53
25:DD:119:ALA:CB	25:DD:163:GLY:C	2.77	0.53
35:DN:22:ARG:O	35:DN:22:ARG:CG	2.56	0.53
22:DA:2852:G:O2'	22:DA:2853:C:H5'	2.08	0.53
22:BA:1734:G:C4	22:BA:1735:A:C8	2.97	0.53
22:BA:1421:G:C2	22:BA:1422:G:C8	2.97	0.53
30:DI:57:VAL:CG1	30:DI:58:ILE:H	2.14	0.53
22:DA:1775:U:C2'	22:DA:1776:G:O5'	2.56	0.53
39:BR:61:ALA:CB	39:BR:98:ILE:HA	2.37	0.53
22:DA:2148:G:O2'	22:DA:2149:U:C5	2.62	0.53
11:AK:22:ILE:HG21	11:AK:95:THR:HG21	1.89	0.53
28:DG:162:ARG:HB2	28:DG:166:GLU:CB	2.39	0.53
3:AC:39:ARG:CD	3:AC:54:ILE:HD11	2.39	0.53
12:AL:72:ASN:HD22	12:AL:73:LEU:H	1.53	0.53
53:CA:182:A:C2	53:CA:184:G:C6	2.96	0.53
22:DA:1798:U:C5	24:DC:270:ARG:NH1	2.76	0.53
22:BA:1688:U:H1'	22:BA:1701:A:C6	2.43	0.53
15:CO:16:ARG:HB2	15:CO:23:SER:CB	2.37	0.53
22:BA:1746:A:C2	22:BA:1747:U:N3	2.76	0.53
46:BY:39:GLN:HB2	46:BY:41:HIS:CD2	2.44	0.53
4:CD:39:GLN:C	4:CD:41:GLY:N	2.61	0.53
53:CA:815:A:H4'	53:CA:817:C:C4	2.44	0.53
1:AA:1381:U:O2'	1:AA:1382:C:C5'	2.56	0.53
48:D0:30:ASP:OD1	48:D0:47:TYR:HB3	2.09	0.53
36:DO:74:VAL:HB	36:DO:106:LEU:CD1	2.39	0.53
22:DA:929:U:O2'	22:DA:930:G:H5'	2.08	0.53
24:BC:51:ARG:O	24:BC:52:HIS:HB2	2.09	0.53
12:AL:34:THR:HB	12:AL:35:ARG:HG2	1.90	0.53
22:BA:1820:U:O2	24:BC:199:HIS:HB3	2.08	0.53
22:DA:352:A:H3'	22:DA:353:C:C5'	2.39	0.53
22:BA:1983:G:O2'	22:BA:1984:G:H5'	2.08	0.53
58:DF:4:HIS:CE1	58:DF:96:TRP:CZ2	2.96	0.53
1:AA:382:A:H2'	1:AA:383:A:C8	2.44	0.53
1:AA:781:A:H2'	1:AA:782:A:H5'	1.90	0.53

Continued on next page...

Continued from previous page...

Atom-1	Atom-2	Distance(Å)	Clash(Å)
19:AS:14:LEU:O	19:AS:14:LEU:HD12	2.07	0.53
22:BA:1060:U:O4'	22:BA:1062:G:C5'	2.54	0.53
1:AA:182:A:C2	1:AA:184:G:C8	2.96	0.53
22:BA:1011:G:C2	22:BA:1151:A:C2	2.97	0.53
38:BQ:61:ILE:HG23	38:BQ:75:TYR:CE1	2.43	0.53
53:CA:936:C:O2'	53:CA:937:A:O5'	2.26	0.53
31:DJ:54:ILE:O	31:DJ:122:LEU:HD12	2.08	0.53
31:DJ:43:GLU:O	31:DJ:45:THR:HG22	2.09	0.53
17:AQ:14:ASP:O	17:AQ:16:MET:SD	2.67	0.53
22:DA:1130:U:HO2'	22:DA:1131:G:H8	1.53	0.53
22:DA:1607:C:N4	22:DA:1622:G:N7	2.56	0.53
22:DA:747:U:C2'	22:DA:2613:U:O4	2.56	0.53
22:DA:2817:U:H2'	22:DA:2818:U:O5'	2.09	0.53
22:DA:528:A:C2	22:DA:2043:C:C5'	2.92	0.53
22:DA:975:A:C2'	22:DA:976:G:H8	2.21	0.53
24:BC:12:ARG:HA	24:BC:15:VAL:HG23	1.90	0.53
2:AB:65:LYS:HG2	2:AB:153:MET:HG3	1.90	0.53
36:BO:55:GLU:OE1	36:BO:58:ILE:CD1	2.57	0.53
22:DA:455:C:H3'	22:DA:456:C:H5'	1.90	0.53
22:DA:459:U:HO2'	22:DA:460:A:H8	1.57	0.53
22:DA:1566:A:C2	24:DC:212:TRP:HB2	2.44	0.53
56:CP:52:LEU:O	56:CP:53:ASP:CB	2.57	0.53
53:CA:1147:C:O2'	53:CA:1148:U:H6	1.91	0.53
10:CJ:33:GLY:O	10:CJ:35:GLN:N	2.41	0.53
6:CF:92:THR:O	6:CF:93:LYS:CG	2.54	0.53
1:AA:1124:G:HO2'	1:AA:1125:U:H6	1.55	0.53
34:DM:76:LYS:O	34:DM:77:PRO:O	2.27	0.53
42:BU:73:ASN:C	42:BU:75:ALA:H	2.12	0.53
22:DA:324:A:N6	22:DA:338:G:O2'	2.41	0.53
22:DA:91:A:O2'	22:DA:92:U:C5'	2.52	0.53
22:DA:1993:U:H2'	22:DA:1994:C:C6	2.43	0.53
22:DA:2721:A:H2'	22:DA:2722:G:O4'	2.09	0.53
22:DA:227:A:HO2'	22:DA:228:C:P	2.32	0.53
53:CA:1239:A:H62	53:CA:1299:A:N6	2.07	0.53
16:AP:21:VAL:O	16:AP:33:ILE:N	2.41	0.53
3:CC:136:ALA:HA	3:CC:139:ASN:HD21	1.73	0.53
29:DH:90:LEU:CD2	29:DH:91:PHE:H	2.22	0.53
31:BJ:74:TYR:OH	31:BJ:100:VAL:HG13	2.08	0.53
27:BF:134:GLN:HE22	27:BF:150:GLY:H	1.57	0.53
22:DA:2267:A:H2'	62:DA:3535:HOH:O	2.07	0.53
53:CA:722:G:N3	53:CA:722:G:H2'	2.23	0.53
56:CP:22:ALA:HA	56:CP:33:ILE:CD1	2.38	0.53

Continued on next page...

Continued from previous page...

Atom-1	Atom-2	Distance(Å)	Clash(Å)
22:DA:2379:G:H2'	22:DA:2380:C:C6	2.43	0.53
53:CA:1457:G:O2'	20:CT:26:MET:HG2	2.09	0.53
1:AA:108:G:H2'	1:AA:109:A:OP1	2.08	0.53
41:DT:29:THR:CA	41:DT:87:LEU:HB2	2.39	0.53
28:BG:140:ILE:HD12	28:BG:141:GLY:H	1.67	0.53
22:DA:1430:G:O2'	22:DA:1431:A:C5'	2.57	0.53
1:AA:1279:G:C2'	1:AA:1279:G:N3	2.67	0.53
3:AC:39:ARG:CZ	3:AC:54:ILE:HD11	2.38	0.53
22:BA:2590:A:H2'	22:BA:2591:C:C6	2.44	0.53
22:DA:64:A:OP1	41:DT:77:ARG:HG2	2.08	0.53
1:AA:702:A:N9	22:BA:1847:A:H2	2.06	0.53
25:BD:34:VAL:HG22	25:BD:94:GLN:H	1.74	0.53
9:AI:128:LYS:HD2	9:AI:129:ARG:H	1.74	0.53
22:DA:538:A:O2'	31:DJ:8:PRO:CD	2.57	0.53
22:DA:287:G:N1	22:DA:354:A:C6	2.76	0.53
30:BI:123:ALA:C	30:BI:125:THR:H	2.10	0.53
53:CA:1370:G:H5''	9:CI:110:VAL:CG2	2.38	0.53
22:DA:1465:G:H2'	22:DA:1466:U:H6	1.74	0.53
1:AA:300:A:H1'	1:AA:565:U:O2	2.09	0.53
48:D0:32:THR:HG21	48:D0:47:TYR:CD2	2.44	0.53
37:DP:44:GLY:HA3	37:DP:60:VAL:HG12	1.90	0.53
35:DN:100:CYS:O	48:D0:41:HIS:HD2	1.91	0.53
22:BA:1300:G:H1'	22:BA:1626:A:C2	2.43	0.53
22:BA:2086:U:H2'	22:BA:2087:G:C8	2.44	0.53
40:BS:39:THR:O	40:BS:39:THR:HG22	2.08	0.53
3:CC:46:LEU:CD2	3:CC:75:VAL:HG22	2.39	0.53
22:DA:1225:G:C6	22:DA:1226:A:N6	2.76	0.53
37:BP:77:SER:HG	37:BP:79:VAL:HG13	1.74	0.53
22:BA:37:C:O2'	26:BE:45:ALA:HB2	2.09	0.53
45:DX:69:GLU:O	45:DX:70:LEU:HB2	2.08	0.53
1:AA:1273:C:H2'	1:AA:1274:A:O4'	2.08	0.53
22:BA:2323:G:C2'	22:BA:2324:U:H5'	2.39	0.53
48:D0:29:VAL:HG23	48:D0:35:GLU:O	2.08	0.53
22:DA:1833:C:C4	22:DA:1834:U:C5	2.97	0.53
3:AC:106:ARG:HG2	3:AC:106:ARG:O	2.08	0.53
3:AC:86:LEU:O	3:AC:90:VAL:HG23	2.07	0.53
53:CA:886:G:H2'	53:CA:887:G:O4'	2.09	0.53
34:DM:1:MET:O	34:DM:2:LEU:O	2.27	0.53
28:BG:153:PRO:HD3	28:BG:161:VAL:O	2.08	0.53
22:DA:1346:G:O2'	22:DA:1347:A:O5'	2.27	0.53
53:CA:96:U:O2'	53:CA:97:G:C5'	2.57	0.53
5:AE:136:VAL:O	5:AE:137:ARG:CB	2.56	0.53

Continued on next page...

Continued from previous page...

Atom-1	Atom-2	Distance(Å)	Clash(Å)
8:AH:9:MET:CE	8:AH:32:LYS:HG2	2.38	0.53
53:CA:977:A:H4'	53:CA:981:U:O2	2.09	0.53
9:CI:35:GLU:CA	9:CI:39:GLY:HA3	2.36	0.53
14:CN:68:ARG:HG3	14:CN:69:PRO:CD	2.38	0.53
11:AK:124:LYS:HZ3	21:AU:33:ARG:HH21	1.52	0.53
22:DA:1024:G:H3'	22:DA:1025:G:H5''	0.80	0.53
17:AQ:13:SER:HB3	17:AQ:16:MET:HE1	1.90	0.53
32:BK:18:ARG:HB2	32:BK:45:GLU:HG2	1.89	0.53
22:DA:587:C:H1'	22:DA:671:C:C5'	2.36	0.53
22:DA:679:C:H2'	22:DA:680:C:H6	1.73	0.53
53:CA:949:A:H4'	53:CA:1364:U:O4	2.08	0.53
39:BR:39:LEU:CA	39:BR:49:ILE:CG2	2.86	0.53
53:CA:371:A:C2'	53:CA:372:C:H5'	2.39	0.53
53:CA:373:A:HO2'	53:CA:374:A:H5'	1.72	0.53
29:DH:132:PHE:CE1	29:DH:134:VAL:HB	2.41	0.53
41:BT:87:LEU:HB2	41:BT:91:GLN:HE21	1.73	0.53
25:DD:14:ILE:HG22	25:DD:22:ILE:O	2.09	0.53
25:DD:113:SER:OG	25:DD:114:LYS:N	2.41	0.53
22:DA:424:G:O2'	22:DA:425:G:C5'	2.55	0.53
53:CA:692:U:H2'	53:CA:694:A:OP2	2.09	0.53
12:AL:23:LEU:O	12:AL:25:ALA:N	2.41	0.53
22:BA:264:C:O2'	22:BA:265:A:H3'	2.09	0.53
22:BA:1799:G:H2'	24:BC:179:GLU:OE2	2.09	0.53
58:DF:122:ASP:HB2	58:DF:126:ASN:CB	2.38	0.53
22:BA:587:C:H42	33:BL:33:ARG:HD3	1.74	0.53
1:AA:251:G:C4'	1:AA:252:U:C5'	2.87	0.53
22:DA:2290:G:C5	22:DA:2291:U:C4	2.97	0.53
1:AA:792:A:H4'	1:AA:793:U:C5'	2.39	0.53
22:DA:2823:A:C4	22:DA:2824:C:C6	2.96	0.53
47:BZ:9:THR:CG2	47:BZ:53:MET:C	2.77	0.53
22:DA:27:G:O2'	22:DA:28:A:C8	2.61	0.53
22:DA:1417:C:H2'	22:DA:1418:G:C8	2.44	0.53
22:BA:1670:C:H1'	22:BA:1993:U:O2	2.09	0.53
23:BB:50:A:C2'	23:BB:51:G:O5'	2.57	0.53
22:DA:274:C:H2'	22:DA:275:C:O4'	2.09	0.53
42:DU:43:LYS:HE3	42:DU:45:GLN:CG	2.38	0.53
22:BA:543:G:C2	22:BA:544:C:H1'	2.43	0.53
37:BP:83:ILE:HD13	37:BP:84:SER:N	2.23	0.53
26:BE:150:THR:CG2	26:BE:153:LEU:HA	2.39	0.53
26:BE:5:LEU:CD2	26:BE:122:GLU:HG2	2.38	0.53
2:AB:17:HIS:CD2	2:AB:202:ASN:ND2	2.72	0.53
29:DH:62:LEU:HD12	29:DH:63:ALA:N	2.24	0.53

Continued on next page...

Continued from previous page...

Atom-1	Atom-2	Distance(Å)	Clash(Å)
53:CA:652:U:O2'	53:CA:653:U:P	2.67	0.53
22:DA:64:A:P	41:DT:77:ARG:HG2	2.48	0.53
8:AH:58:LEU:HD11	8:AH:60:LEU:CD2	2.38	0.53
25:BD:34:VAL:HG23	25:BD:91:THR:HA	1.91	0.53
22:DA:195:A:C5	22:DA:198:C:C5	2.97	0.53
27:BF:30:VAL:HG12	27:BF:96:TRP:CH2	2.43	0.53
22:BA:2415:G:H4'	33:BL:66:PHE:HB2	1.90	0.53
1:AA:921:U:H2'	1:AA:922:G:O4'	2.08	0.53
1:AA:953:G:H2'	1:AA:954:G:O4'	2.09	0.53
1:AA:564:C:H2'	1:AA:565:U:C6	2.43	0.53
22:DA:1539:U:O2'	22:DA:1540:G:O4'	2.27	0.53
9:AI:90:ASP:CG	9:AI:92:SER:HB3	2.29	0.53
53:CA:618:C:H3'	53:CA:619:U:C5'	2.38	0.53
37:BP:30:TRP:CE2	37:BP:39:LEU:HD11	2.44	0.53
22:DA:536:G:H2'	22:DA:537:G:H5'	1.90	0.53
22:BA:43:G:C2	22:BA:437:U:C2	2.96	0.53
22:BA:1454:C:O2	35:BN:64:ARG:NE	2.39	0.53
22:BA:2:G:O2'	22:BA:3:U:H5'	2.08	0.53
50:B2:22:MET:CE	50:B2:28:ARG:HG2	2.38	0.53
5:AE:34:ALA:O	5:AE:49:TYR:O	2.27	0.53
1:AA:1057:G:O3'	3:AC:196:GLY:HA3	2.09	0.53
3:AC:125:ARG:O	3:AC:126:ARG:CB	2.56	0.53
53:CA:1460:C:H6	53:CA:1460:C:O5'	1.92	0.53
43:BV:65:VAL:O	43:BV:65:VAL:HG22	2.08	0.53
22:BA:1524:G:O2'	22:BA:1525:A:H5'	2.09	0.53
22:DA:1045:C:H4'	22:DA:1047:G:C4	2.43	0.53
53:CA:1423:G:O2'	53:CA:1424:U:H5'	2.07	0.53
22:BA:1063:G:C2'	22:BA:1064:C:O4'	2.57	0.53
24:BC:250:GLN:N	24:BC:250:GLN:HE21	2.07	0.53
53:CA:80:A:H3'	53:CA:81:A:H4'	1.89	0.53
22:DA:2332:C:H4'	44:DW:40:ARG:CZ	2.39	0.53
22:BA:2720:U:OP1	37:BP:52:ARG:NH2	2.42	0.53
53:CA:1349:A:O2'	53:CA:1350:A:C5'	2.57	0.53
31:DJ:64:VAL:HG21	31:DJ:68:LYS:HG3	1.90	0.53
22:BA:855:G:H1'	44:BW:23:LYS:CD	2.38	0.53
46:DY:28:LEU:CD2	46:DY:42:LEU:HD13	2.39	0.53
22:BA:1952:A:C5	32:BK:22:ILE:CG2	2.91	0.53
48:D0:54:ILE:O	48:D0:55:ALA:HB2	2.08	0.53
22:DA:1264:A:H1'	22:DA:2015:A:H61	1.73	0.53
22:DA:13:A:N3	22:DA:15:G:O6	2.42	0.53
22:DA:2053:G:H2'	22:DA:2054:A:H5'	1.88	0.53
22:DA:831:G:H5''	33:DL:37:GLY:HA2	1.90	0.53

Continued on next page...

Continued from previous page...

Atom-1	Atom-2	Distance(Å)	Clash(Å)
25:DD:148:GLN:OE1	25:DD:152:PRO:HG2	2.09	0.53
26:DE:60:TRP:O	26:DE:61:ARG:CB	2.57	0.53
57:DB:69:G:C5	57:DB:70:C:C5	2.96	0.53
29:BH:24:GLY:O	29:BH:28:ASN:HB2	2.09	0.53
22:DA:432:A:O5'	22:DA:432:A:H8	1.91	0.53
22:BA:746:U:O2'	22:BA:747:U:P	2.66	0.53
57:DB:55:U:H1'	58:DF:25:MET:CE	2.39	0.53
33:BL:132:ARG:HA	33:BL:142:ILE:CD1	2.39	0.53
1:AA:464:U:H2'	1:AA:466:A:OP2	2.08	0.53
53:CA:1172:C:C2'	53:CA:1173:U:H5'	2.38	0.53
30:DI:118:GLY:O	30:DI:123:ALA:HB3	2.09	0.53
33:DL:21:ARG:NH2	33:DL:21:ARG:HB3	2.23	0.53
22:DA:1239:G:C5	22:DA:1240:U:C5	2.96	0.53
22:DA:90:U:C4	22:DA:91:A:C5	2.96	0.53
22:DA:227:A:C4'	22:DA:229:C:H41	2.21	0.53
17:AQ:45:VAL:HG21	17:AQ:60:ILE:HD11	1.88	0.53
1:AA:1492:A:H2'	1:AA:1493:A:H5''	1.90	0.53
22:DA:2061:G:C2	22:DA:2063:C:C4	2.97	0.53
53:CA:515:G:N2	53:CA:537:G:C4	2.77	0.53
12:CL:80:LEU:HD23	12:CL:97:VAL:HG21	1.90	0.53
31:DJ:89:PHE:HE2	31:DJ:100:VAL:HG11	1.73	0.53
22:DA:2229:U:O2'	22:DA:2230:G:H5'	2.09	0.53
22:DA:397:U:O2'	22:DA:398:C:O5'	2.26	0.53
53:CA:740:U:O2'	53:CA:741:G:H5'	2.08	0.53
29:DH:38:PRO:HB2	29:DH:40:THR:HG23	1.91	0.53
1:AA:1161:C:O2'	1:AA:1162:C:H5'	2.08	0.53
41:DT:55:VAL:HG22	41:DT:56:GLU:N	2.23	0.53
58:DF:129:MET:O	58:DF:129:MET:HG3	2.09	0.53
26:BE:37:ALA:HA	26:BE:40:ARG:HG3	1.91	0.53
22:BA:301:G:O2'	22:BA:302:C:P	2.67	0.53
22:BA:1157:G:H1'	47:BZ:31:ILE:HD11	1.91	0.53
22:BA:1654:A:O4'	25:BD:118:PHE:CE1	2.62	0.53
4:AD:169:TRP:CD1	4:AD:170:LEU:HG	2.43	0.53
37:BP:105:LYS:O	37:BP:108:ARG:HD3	2.08	0.53
22:BA:2136:G:O2'	22:BA:2137:U:C5	2.60	0.53
31:BJ:140:LEU:CD1	31:BJ:140:LEU:C	2.77	0.53
22:BA:226:A:C6	22:BA:227:A:C6	2.97	0.53
22:BA:817:C:H2'	22:BA:818:G:C5'	2.39	0.53
22:BA:1469:A:H2'	22:BA:1470:A:H8	1.67	0.53
2:AB:49:PHE:HB2	2:AB:53:LEU:HD23	1.90	0.53
22:DA:1455:G:O2'	22:DA:1456:G:C8	2.50	0.53
24:BC:196:ASN:O	24:BC:197:ALA:HB3	2.09	0.53

Continued on next page...

Continued from previous page...

Atom-1	Atom-2	Distance(Å)	Clash(Å)
1:AA:723:U:H5'	21:AU:48:LYS:HE2	1.89	0.53
30:BI:126:ARG:HA	30:BI:129:GLU:CG	2.39	0.53
22:BA:533:G:H2'	22:BA:534:U:H6	1.71	0.53
22:BA:2724:U:P	25:BD:116:LYS:HZ2	2.32	0.53
22:DA:9:G:C6	22:DA:2895:G:O6	2.62	0.53
27:BF:60:SER:HB2	27:BF:90:LEU:HD21	1.90	0.53
22:DA:1525:A:C6	22:DA:1526:C:C2	2.97	0.53
3:AC:41:TYR:CZ	3:AC:89:VAL:HG21	2.44	0.53
29:DH:76:GLU:OE1	29:DH:102:ALA:HB2	2.09	0.53
17:AQ:74:LEU:HD12	17:AQ:74:LEU:N	2.24	0.53
31:DJ:142:ILE:HD12	31:DJ:142:ILE:N	2.23	0.53
6:CF:8:PHE:CZ	6:CF:60:VAL:HB	2.43	0.53
22:BA:2760:C:C2'	22:BA:2761:A:H5'	2.39	0.53
33:DL:35:HIS:HB2	62:DL:3603:HOH:O	2.09	0.53
6:AF:2:ARG:HH21	6:AF:68:GLN:HE21	1.57	0.53
22:BA:1041:G:O2'	22:BA:1042:G:H5'	2.08	0.53
24:DC:259:ASN:C	24:DC:261:ARG:H	2.12	0.53
30:DI:69:VAL:O	30:DI:69:VAL:HG13	2.09	0.53
35:BN:47:VAL:O	35:BN:50:PRO:HD2	2.09	0.53
25:BD:49:GLN:NE2	25:BD:79:LEU:HD22	2.24	0.53
22:BA:1804:C:C4	22:BA:1805:A:N7	2.77	0.53
22:BA:1084:A:C4	22:BA:1085:A:N7	2.77	0.53
22:DA:1914:C:O2'	22:DA:1915:U:C5'	2.57	0.53
1:AA:73:C:C2'	1:AA:74:A:H5''	2.38	0.53
54:CG:84:TYR:CD2	54:CG:150:PHE:HD2	2.27	0.53
9:CI:59:LYS:HG2	9:CI:60:LEU:HG	1.91	0.53
9:CI:51:LEU:CD1	9:CI:82:ILE:HG22	2.37	0.53
31:DJ:36:LEU:HD21	31:DJ:122:LEU:HD13	1.89	0.53
22:DA:1255:U:HO2'	22:DA:1256:G:P	2.32	0.53
22:DA:189:G:C2'	22:DA:190:A:O5'	2.56	0.53
22:DA:2837:A:H61	22:DA:2882:A:N6	2.06	0.53
4:AD:61:ARG:NH2	4:AD:67:LEU:HA	2.24	0.53
57:DB:111:U:O2'	57:DB:112:G:H8	1.90	0.53
45:BX:39:VAL:CG2	45:BX:42:GLU:HB2	2.36	0.53
22:BA:2014:A:H2'	22:BA:2015:A:C8	2.43	0.53
33:BL:77:ILE:N	33:BL:77:ILE:HD12	2.23	0.53
29:BH:89:LYS:CG	29:BH:90:LEU:H	1.98	0.53
53:CA:1125:U:C5	10:CJ:40:ILE:HG21	2.43	0.53
53:CA:1146:A:C2	53:CA:1147:C:C2	2.96	0.53
26:DE:117:ARG:NH2	33:DL:2:ARG:HB3	2.24	0.53
2:CB:151:LYS:HG3	2:CB:152:ASP:N	2.24	0.53
32:DK:115:ILE:HG22	32:DK:116:ILE:N	2.24	0.53

Continued on next page...

Continued from previous page...

Atom-1	Atom-2	Distance(Å)	Clash(Å)
22:DA:103:A:O2'	22:DA:104:A:C5'	2.56	0.53
22:DA:92:U:C2'	22:DA:93:G:O4'	2.56	0.53
22:DA:1666:G:C4'	32:DK:6:THR:HG23	2.39	0.53
53:CA:283:U:H2'	53:CA:284:C:C6	2.44	0.53
1:AA:414:A:N3	1:AA:415:A:C8	2.77	0.53
22:DA:1515:A:H2'	22:DA:1516:G:O4'	2.09	0.53
32:DK:16:ALA:HB1	32:DK:45:GLU:HG3	1.91	0.53
12:CL:109:ARG:NH2	12:CL:116:TYR:HE2	2.06	0.53
22:DA:1040:A:C2	22:DA:1041:G:N9	2.77	0.53
28:DG:93:TYR:OH	28:DG:159:LYS:HE2	2.08	0.53
53:CA:667:G:C2	53:CA:740:U:O2	2.62	0.53
53:CA:725:G:H2'	53:CA:726:C:C6	2.43	0.53
1:AA:532:A:H4'	1:AA:533:A:OP2	2.08	0.53
53:CA:348:G:H8	53:CA:348:G:H5''	1.74	0.53
22:DA:2849:U:OP1	37:DP:92:ARG:NH1	2.42	0.53
22:BA:478:A:N6	22:BA:480:A:N6	2.57	0.53
22:BA:2654:A:C4'	22:BA:2655:G:OP1	2.51	0.53
53:CA:135:C:C2	56:CP:1:MET:HB2	2.44	0.53
1:AA:33:A:O2'	1:AA:363:A:H1'	2.08	0.53
1:AA:1276:G:C5	1:AA:1277:C:C5	2.97	0.53
22:DA:1746:A:H2'	22:DA:1747:U:C6	2.44	0.53
1:AA:366:A:HO2'	1:AA:394:G:H22	1.50	0.53
26:BE:83:VAL:HG12	26:BE:83:VAL:O	2.08	0.53
1:AA:765:G:H2'	1:AA:812:G:N2	2.23	0.53
22:BA:1560:G:O2'	22:BA:1561:C:H5'	2.08	0.53
22:BA:273:G:N2	22:BA:365:U:C2	2.77	0.53
57:DB:90:C:C6	57:DB:90:C:H5''	2.35	0.53
22:BA:1936:A:H2	22:BA:1943:U:C4	2.27	0.53
18:AR:33:THR:CG2	18:AR:37:LYS:H	2.22	0.53
39:DR:19:THR:HA	39:DR:96:VAL:O	2.08	0.53
1:AA:596:A:N3	1:AA:597:G:C8	2.77	0.53
27:BF:128:SER:HA	27:BF:154:THR:HA	1.89	0.53
2:CB:59:ILE:C	2:CB:59:ILE:HD12	2.28	0.53
53:CA:992:U:O2'	53:CA:993:G:OP2	2.18	0.53
22:DA:930:G:C2	22:DA:933:A:C2	2.96	0.53
1:AA:1533:C:C3'	1:AA:1534:A:H5''	2.39	0.53
30:DI:132:ALA:HA	30:DI:137:LEU:HD12	1.90	0.53
12:CL:34:THR:HG22	12:CL:35:ARG:HE	1.74	0.53
9:AI:90:ASP:OD2	9:AI:93:LEU:HG	2.09	0.53
50:D2:24:THR:HG23	50:D2:24:THR:O	2.09	0.53
22:DA:2033:A:H4'	22:DA:2034:U:OP1	2.08	0.53
24:BC:219:VAL:HG12	24:BC:224:MET:CE	2.39	0.53

Continued on next page...

Continued from previous page...

Atom-1	Atom-2	Distance(Å)	Clash(Å)
50:D2:25:LYS:HG2	50:D2:25:LYS:O	2.09	0.53
22:BA:845:A:N3	22:BA:845:A:H3'	2.24	0.53
22:BA:1411:U:H2'	22:BA:1412:U:O4'	2.09	0.53
35:DN:120:GLU:OE1	35:DN:120:GLU:HA	2.09	0.53
35:BN:58:ASP:O	35:BN:59:SER:HB3	2.09	0.53
22:BA:2182:U:C2'	22:BA:2183:A:OP1	2.57	0.53
25:BD:53:GLY:HA3	25:BD:77:ARG:HB2	1.91	0.53
22:BA:1081:U:N3	22:BA:1082:U:C5	2.77	0.53
12:CL:42:LYS:HD2	12:CL:43:LYS:HZ3	1.74	0.53
53:CA:1092:A:H4'	54:CG:3:ARG:HH12	1.74	0.53
53:CA:1250:A:C6	53:CA:1251:A:C5	2.97	0.53
44:BW:50:VAL:O	44:BW:52:CYS:N	2.35	0.53
44:BW:51:GLY:CA	44:BW:59:PHE:CE2	2.85	0.53
32:BK:2:ILE:HG21	32:BK:39:ILE:CD1	2.36	0.53
32:BK:18:ARG:HB2	32:BK:45:GLU:CG	2.38	0.53
22:DA:2020:A:O2'	22:DA:2021:C:H3'	2.09	0.53
22:DA:574:A:C2	22:DA:2032:G:O2'	2.62	0.53
22:DA:945:A:C8	22:DA:2448:A:C2	2.97	0.53
35:DN:62:ASN:N	35:DN:62:ASN:OD1	2.43	0.53
53:CA:1231:G:C5	53:CA:1232:U:C5	2.97	0.53
1:AA:441:A:C2	1:AA:497:G:C6	2.97	0.53
4:AD:57:LYS:HB3	4:AD:199:ILE:HG13	1.90	0.53
24:DC:144:GLU:HG3	24:DC:151:GLY:N	2.24	0.53
22:DA:469:G:P	26:DE:55:SER:CB	2.96	0.53
54:CG:26:VAL:HG23	54:CG:27:ASN:OD1	2.09	0.53
2:CB:90:PHE:CE2	2:CB:149:GLY:HA3	2.44	0.53
33:DL:18:ARG:HB3	33:DL:21:ARG:HD2	1.91	0.53
54:CG:70:PRO:HD2	54:CG:95:ARG:O	2.09	0.53
22:DA:2686:G:C5	22:DA:2687:U:C4	2.97	0.53
37:DP:57:ALA:HA	37:DP:75:THR:HB	1.90	0.53
10:AJ:26:VAL:O	10:AJ:29:ALA:HB3	2.08	0.53
1:AA:1298:U:H4'	1:AA:1299:A:O5'	2.09	0.53
17:CQ:19:SER:CB	17:CQ:70:LYS:HZ2	2.22	0.53
20:CT:34:VAL:CG1	20:CT:78:LEU:HD21	2.38	0.53
53:CA:696:A:C4	53:CA:697:U:C5	2.96	0.53
5:CE:103:GLY:HA3	5:CE:121:ASN:CA	2.36	0.53
22:DA:1974:C:C2	22:DA:1975:G:C8	2.97	0.53
22:BA:2570:G:C2'	22:BA:2571:U:H5'	2.39	0.53
1:AA:269:C:H2'	1:AA:270:A:C8	2.44	0.53
45:BX:31:ASN:OD1	45:BX:33:HIS:NE2	2.42	0.53
22:BA:139:U:C5	41:BT:1:MET:HG2	2.43	0.53
14:AN:20:PHE:O	14:AN:21:ALA:HB3	2.08	0.53

Continued on next page...

Continued from previous page...

Atom-1	Atom-2	Distance(Å)	Clash(Å)
57:DB:40:U:N3	57:DB:43:C:OP2	2.42	0.53
58:DF:107:VAL:N	58:DF:108:PRO:HD2	2.23	0.53
36:DO:17:LYS:HE2	36:DO:21:LEU:HD11	1.90	0.53
22:DA:163:C:O2'	22:DA:164:C:C5'	2.56	0.53
22:DA:1754:A:N6	22:DA:1755:A:C6	2.77	0.53
34:DM:73:ILE:CG2	34:DM:91:TYR:CE1	2.92	0.53
34:DM:96:ILE:CD1	34:DM:102:LEU:HD11	2.38	0.53
4:CD:18:LEU:HD22	4:CD:63:ILE:HG12	1.90	0.53
27:BF:34:THR:CG2	27:BF:89:THR:HA	2.39	0.53
3:CC:12:GLY:C	3:CC:13:ILE:HD13	2.27	0.53
34:BM:78:LEU:O	34:BM:80:VAL:N	2.42	0.53
32:BK:64:ARG:NH1	32:BK:101:GLY:HA3	2.24	0.53
1:AA:1055:A:C8	1:AA:1206:G:N2	2.77	0.53
29:DH:50:ARG:HH12	29:DH:53:GLU:HG3	1.74	0.53
53:CA:506:G:C6	53:CA:507:C:C4	2.97	0.53
5:CE:15:ILE:HG21	5:CE:35:LEU:HD12	1.90	0.53
22:BA:165:A:H2'	22:BA:166:U:C6	2.44	0.53
22:BA:2019:A:H4'	38:BQ:33:VAL:HG21	1.90	0.53
25:BD:180:VAL:HG12	25:BD:181:ASP:N	2.23	0.53
1:AA:1073:U:O2'	1:AA:1074:G:H5'	2.08	0.53
22:DA:777:G:O2'	22:DA:778:G:H5'	2.09	0.53
1:AA:1363:A:C4	1:AA:1365:G:C6	2.97	0.53
24:DC:120:ASP:CG	24:DC:121:ALA:N	2.63	0.53
22:BA:1820:U:C2	24:BC:200:MET:HB2	2.44	0.53
7:AG:78:ARG:HD2	7:AG:83:THR:HA	1.91	0.53
22:BA:623:C:H2'	22:BA:624:C:H6	1.73	0.53
1:AA:152:A:N6	1:AA:170:U:C2	2.77	0.53
45:DX:36:ARG:HG2	45:DX:47:THR:HB	1.90	0.53
53:CA:1077:G:N2	53:CA:1080:A:OP2	2.42	0.53
38:BQ:15:LYS:O	38:BQ:19:GLN:HG3	2.09	0.53
1:AA:614:C:H2'	1:AA:615:G:O5'	2.09	0.53
22:BA:1063:G:H2'	22:BA:1064:C:O4'	2.09	0.52
28:BG:83:THR:O	28:BG:84:LYS:HD3	2.08	0.52
53:CA:71:A:N3	53:CA:72:A:C8	2.77	0.52
1:AA:186:C:O4'	20:AT:75:LYS:HD2	2.08	0.52
22:DA:2331:G:C2	22:DA:2385:C:N3	2.76	0.52
44:DW:37:VAL:O	44:DW:38:ARG:HB2	2.08	0.52
54:CG:78:ARG:HA	54:CG:84:TYR:HB2	1.92	0.52
22:BA:2365:G:O2'	22:BA:2366:A:C8	2.56	0.52
22:DA:672:C:O2'	22:DA:673:C:C5'	2.53	0.52
6:AF:92:THR:C	6:AF:93:LYS:HG2	2.30	0.52
1:AA:1203:C:H2'	1:AA:1204:A:H8	1.74	0.52

Continued on next page...

Continued from previous page...

Atom-1	Atom-2	Distance(Å)	Clash(Å)
20:CT:64:GLY:O	20:CT:67:HIS:HB2	2.09	0.52
56:CP:19:VAL:CG1	56:CP:37:GLY:HA3	2.39	0.52
53:CA:644:U:H2'	53:CA:645:G:C8	2.44	0.52
22:DA:323:C:H2'	26:DE:163:ASN:CG	2.29	0.52
42:DU:3:LYS:HD3	42:DU:82:VAL:CG2	2.39	0.52
22:DA:476:G:O2'	22:DA:477:A:H3'	2.09	0.52
22:DA:478:A:C6	22:DA:480:A:C5	2.97	0.52
22:DA:2516:A:H2'	22:DA:2517:C:O4'	2.09	0.52
55:CM:18:LEU:HA	55:CM:21:ILE:CD1	2.38	0.52
44:DW:49:ASN:OD1	44:DW:80:SER:HA	2.08	0.52
22:DA:2063:C:C2'	22:DA:2064:C:H5'	2.39	0.52
37:DP:19:PHE:HE1	37:DP:58:PHE:CE1	2.26	0.52
51:D3:33:THR:HG23	51:D3:34:LYS:N	2.23	0.52
25:DD:106:LYS:HB3	25:DD:206:ALA:HB2	1.85	0.52
53:CA:173:U:C5'	53:CA:174:A:OP2	2.57	0.52
24:BC:252:LYS:NZ	24:BC:252:LYS:CA	2.72	0.52
22:DA:310:A:O2'	22:DA:311:A:H5''	2.10	0.52
22:DA:2656:U:C5	22:DA:2664:G:N2	2.77	0.52
31:BJ:56:VAL:O	31:BJ:124:VAL:O	2.27	0.52
41:DT:29:THR:HB	41:DT:86:THR:CA	2.39	0.52
1:AA:619:U:N3	4:AD:130:ASN:HB3	2.11	0.52
58:DF:65:LEU:HD11	58:DF:67:THR:HG22	1.91	0.52
22:DA:1655:A:C4'	25:DD:118:PHE:CD1	2.92	0.52
22:BA:1499:C:H2'	22:BA:1500:G:H8	1.74	0.52
22:DA:2459:A:O2'	22:DA:2460:U:H5'	2.09	0.52
22:BA:2004:G:H2'	22:BA:2005:A:H5'	1.91	0.52
37:DP:26:GLU:OE1	37:DP:28:LYS:HE2	2.09	0.52
22:DA:1746:A:H2'	22:DA:1747:U:H6	1.74	0.52
22:BA:1347:A:C2'	22:BA:1348:C:C5'	2.86	0.52
22:BA:1348:C:H2'	22:BA:1349:C:C5'	2.39	0.52
24:BC:106:PRO:CB	24:BC:141:HIS:HE1	2.23	0.52
34:DM:61:GLY:CA	34:DM:107:GLY:HA3	2.33	0.52
53:CA:1504:G:C3'	53:CA:1505:G:C5'	2.84	0.52
22:DA:152:A:C2	22:DA:175:G:C2	2.97	0.52
53:CA:495:A:C2	53:CA:496:A:C6	2.97	0.52
35:BN:23:ASN:ND2	35:BN:23:ASN:N	2.55	0.52
22:DA:2259:U:O4'	22:DA:2427:C:H2'	2.09	0.52
2:AB:49:PHE:HB2	2:AB:53:LEU:CD2	2.39	0.52
39:BR:67:GLY:C	39:BR:93:PHE:CE2	2.82	0.52
22:BA:278:A:N3	22:BA:278:A:H2'	2.24	0.52
22:DA:1351:C:H2'	22:DA:1352:U:O4'	2.09	0.52
53:CA:1386:G:N2	53:CA:1387:G:C4	2.77	0.52

Continued on next page...

Continued from previous page...

Atom-1	Atom-2	Distance(Å)	Clash(Å)
22:BA:2726:A:HO2'	22:BA:2727:A:C5'	2.22	0.52
58:DF:11:VAL:HG12	58:DF:12:VAL:H	1.74	0.52
22:DA:688:U:C2'	22:DA:689:A:H5'	2.38	0.52
22:DA:775:G:C2	22:DA:794:A:C8	2.96	0.52
22:DA:1820:U:OP1	24:DC:176:ARG:HB3	2.09	0.52
22:BA:1996:C:OP1	32:BK:31:ARG:NE	2.41	0.52
53:CA:946:A:H2'	53:CA:947:G:C8	2.43	0.52
22:DA:2234:G:C5	22:DA:2235:G:N7	2.77	0.52
22:DA:2264:C:C2	22:DA:2277:G:N2	2.77	0.52
55:CM:81:ASP:CB	55:CM:82:LEU:HD12	2.38	0.52
1:AA:1386:G:H2'	1:AA:1387:G:C8	2.42	0.52
53:CA:404:G:C2'	53:CA:405:U:H5'	2.39	0.52
53:CA:861:G:C6	53:CA:862:C:C4	2.96	0.52
27:BF:47:LYS:NZ	27:BF:47:LYS:CB	2.72	0.52
11:CK:19:VAL:N	11:CK:34:THR:O	2.41	0.52
22:BA:42:A:C2'	22:BA:43:G:H5''	2.39	0.52
53:CA:790:A:N6	53:CA:791:G:C6	2.77	0.52
22:BA:1095:A:H2'	22:BA:1096:A:C8	2.44	0.52
22:DA:2371:G:C2	22:DA:2372:U:C6	2.97	0.52
53:CA:1439:G:C2	53:CA:1463:U:O2	2.62	0.52
22:DA:24:G:C2'	22:DA:25:U:H5'	2.38	0.52
22:DA:1914:C:O2'	22:DA:1915:U:O4'	2.26	0.52
53:CA:1217:C:HO2'	53:CA:1218:C:H6	0.75	0.52
22:DA:2361:G:OP1	51:D3:25:HIS:HA	2.08	0.52
44:DW:16:GLU:CA	44:DW:16:GLU:OE2	2.57	0.52
8:AH:74:ILE:HD13	8:AH:128:VAL:HG13	1.91	0.52
53:CA:976:G:C5'	53:CA:977:A:OP2	2.56	0.52
22:DA:1264:A:H1'	22:DA:2015:A:N6	2.24	0.52
22:DA:2616:C:O2'	22:DA:2617:U:O4'	2.27	0.52
33:DL:99:ASN:O	33:DL:100:ILE:HB	2.10	0.52
49:B1:49:LYS:HG2	49:B1:50:GLU:N	2.21	0.52
21:CU:20:ARG:HH12	21:CU:24:LYS:HD3	1.74	0.52
25:BD:191:GLY:O	25:BD:192:ALA:CB	2.57	0.52
24:DC:146:LYS:HB2	24:DC:149:LYS:CB	2.30	0.52
1:AA:654:G:O2'	1:AA:655:A:C5'	2.54	0.52
57:DB:26:C:H1'	57:DB:117:G:C1'	2.39	0.52
57:DB:57:A:C2'	57:DB:58:A:H8	2.23	0.52
33:BL:91:ASP:CB	33:BL:94:THR:HB	2.38	0.52
24:DC:86:ARG:NH1	24:DC:86:ARG:HB3	2.24	0.52
32:DK:60:ALA:CB	32:DK:86:LEU:HA	2.38	0.52
53:CA:1046:A:C2'	53:CA:1047:G:C5'	2.86	0.52
22:DA:508:A:H3'	22:DA:509:C:C5'	2.39	0.52

Continued on next page...

Continued from previous page...

Atom-1	Atom-2	Distance(Å)	Clash(Å)
41:BT:39:THR:O	41:BT:39:THR:HG22	2.09	0.52
22:DA:1032:A:H1'	52:D4:23:ILE:CD1	2.27	0.52
37:DP:47:ILE:HD13	37:DP:61:ARG:HB2	1.90	0.52
32:DK:18:ARG:HB2	32:DK:45:GLU:HB2	1.91	0.52
22:DA:2388:A:H5'	22:DA:2389:G:OP2	2.08	0.52
25:DD:105:LYS:HA	25:DD:177:VAL:CG2	2.39	0.52
22:BA:2573:C:H2'	62:BA:3704:HOH:O	2.09	0.52
53:CA:1453:G:C2'	53:CA:1453:G:N3	2.71	0.52
31:BJ:17:VAL:HG13	31:BJ:55:ILE:CG1	2.40	0.52
22:DA:204:A:O4'	22:DA:206:U:C6	2.62	0.52
22:DA:54:G:H2'	22:DA:55:G:O4'	2.09	0.52
57:DB:42:C:H2'	57:DB:43:C:C5	2.43	0.52
28:BG:26:LYS:HB3	28:BG:32:LEU:HG	1.90	0.52
34:BM:41:LEU:O	34:BM:93:VAL:CG2	2.57	0.52
22:DA:1275:A:O2'	22:DA:1275:A:N3	2.36	0.52
35:DN:19:ALA:HA	35:DN:22:ARG:HB3	1.90	0.52
22:DA:2489:U:H2'	22:DA:2490:G:O4'	2.08	0.52
22:DA:1865:U:O4	22:DA:1875:G:N3	2.42	0.52
22:DA:1429:G:N3	22:DA:1430:G:N7	2.56	0.52
22:BA:1744:A:H3'	22:BA:1745:A:H8	1.74	0.52
38:BQ:40:LYS:HA	38:BQ:43:GLN:HG3	1.91	0.52
1:AA:1305:G:O2'	1:AA:1306:A:H8	1.91	0.52
22:BA:1559:U:H3'	22:BA:1560:G:H5'	1.91	0.52
34:BM:46:ILE:CD1	34:BM:47:GLU:N	2.69	0.52
2:CB:9:LEU:HD12	2:CB:11:ALA:O	2.09	0.52
10:AJ:71:LEU:O	10:AJ:72:ARG:HD3	2.09	0.52
22:BA:869:G:H2'	22:BA:870:U:O4'	2.09	0.52
22:BA:907:G:C2'	22:BA:908:C:H5'	2.39	0.52
22:BA:1075:C:C4	22:BA:1076:C:N4	2.77	0.52
1:AA:1112:C:C4	3:AC:177:LEU:CD2	2.93	0.52
22:DA:1798:U:C4	22:DA:1819:A:C2	2.97	0.52
39:DR:19:THR:HG22	39:DR:20:VAL:H	1.74	0.52
22:DA:1681:G:O2'	22:DA:1762:A:O2'	2.26	0.52
22:DA:2353:G:H21	44:DW:30:VAL:CG2	2.22	0.52
11:AK:47:GLY:HA3	11:AK:52:ARG:HH11	1.73	0.52
1:AA:924:C:H2'	1:AA:925:G:H8	1.74	0.52
22:DA:1378:A:O2'	22:DA:1379:U:H3'	2.10	0.52
1:AA:1365:G:O2'	1:AA:1366:C:H5'	2.09	0.52
53:CA:676:A:H2'	53:CA:677:U:H6	1.73	0.52
1:AA:830:G:H2'	1:AA:831:A:C8	2.43	0.52
21:CU:10:PRO:O	21:CU:11:PHE:HB3	2.09	0.52
36:DO:8:ILE:HD12	36:DO:8:ILE:H	1.74	0.52

Continued on next page...

Continued from previous page...

Atom-1	Atom-2	Distance(Å)	Clash(Å)
57:DB:78:A:H2'	57:DB:79:G:H8	1.72	0.52
22:BA:1374:G:C4	22:BA:1375:U:C6	2.97	0.52
22:DA:1108:U:H2'	22:DA:1109:C:O4'	2.09	0.52
53:CA:557:G:C6	53:CA:558:G:N1	2.77	0.52
40:BS:68:ASP:O	40:BS:109:ASP:HB3	2.09	0.52
22:DA:1461:C:H2'	22:DA:1462:C:C6	2.44	0.52
54:CG:65:LEU:HD23	54:CG:65:LEU:O	2.08	0.52
8:CH:26:MET:HB2	8:CH:27:PRO:HD2	1.91	0.52
22:BA:1001:A:H2'	22:BA:1002:G:O4'	2.10	0.52
5:AE:103:GLY:O	5:AE:104:ILE:HG22	2.09	0.52
8:AH:74:ILE:O	8:AH:74:ILE:HG23	2.09	0.52
31:DJ:45:THR:HG23	31:DJ:45:THR:O	2.08	0.52
44:BW:22:VAL:HG13	44:BW:25:PHE:HE2	1.72	0.52
22:DA:58:G:N2	22:DA:59:U:H1'	2.24	0.52
22:DA:95:A:O2'	46:DY:41:HIS:HD2	1.93	0.52
22:DA:1612:C:C2'	22:DA:1613:G:O5'	2.57	0.52
22:DA:1613:G:H2'	22:DA:1617:C:H42	1.74	0.52
22:DA:196:A:H61	22:DA:831:G:N2	2.04	0.52
22:DA:2834:G:C4	22:DA:2879:A:N6	2.77	0.52
22:DA:527:C:N3	22:DA:2779:U:H2'	2.25	0.52
22:DA:604:G:O2'	22:DA:605:G:C8	2.58	0.52
22:DA:607:U:H5	22:DA:619:G:C4	2.28	0.52
22:DA:632:A:H4'	33:DL:68:SER:HA	1.91	0.52
57:DB:109:A:C5	57:DB:110:C:C4	2.96	0.52
57:DB:69:G:C2'	57:DB:70:C:H5'	2.39	0.52
2:AB:103:TRP:HE1	2:AB:150:ILE:CD1	2.22	0.52
26:DE:79:ARG:O	26:DE:80:SER:C	2.47	0.52
22:DA:2199:A:N6	22:DA:2225:A:C8	2.78	0.52
22:BA:27:G:N2	22:BA:512:G:O2'	2.37	0.52
54:CG:22:LEU:HD23	54:CG:22:LEU:O	2.09	0.52
22:DA:1059:G:N1	22:DA:1088:A:C2	2.78	0.52
10:CJ:5:ARG:HH21	10:CJ:77:VAL:HG13	1.73	0.52
22:DA:811:U:C4	33:DL:21:ARG:NH1	2.77	0.52
3:AC:5:HIS:O	3:AC:9:ILE:HG22	2.10	0.52
22:DA:1027:A:N7	22:DA:1126:A:C2	2.77	0.52
22:DA:1125:G:C6	22:DA:1126:A:N6	2.78	0.52
26:DE:135:ALA:C	26:DE:137:LYS:H	2.12	0.52
11:CK:124:LYS:O	21:CU:34:ARG:HB2	2.08	0.52
22:BA:1019:U:O4	22:BA:1020:A:N6	2.42	0.52
22:DA:1634:A:H4'	22:DA:1635:A:OP1	2.09	0.52
37:BP:85:VAL:HG13	37:BP:86:LYS:N	2.23	0.52
53:CA:1300:G:H22	53:CA:1334:G:H2'	1.73	0.52

Continued on next page...

Continued from previous page...

Atom-1	Atom-2	Distance(Å)	Clash(Å)
22:DA:860:U:O2'	22:DA:861:A:C5'	2.57	0.52
32:DK:16:ALA:HB3	32:DK:46:ALA:N	2.24	0.52
52:B4:10:LEU:HD12	52:B4:33:HIS:CB	2.39	0.52
24:BC:154:ALA:HB2	24:BC:161:VAL:HG23	1.92	0.52
22:BA:958:U:C5'	34:BM:14:LYS:NZ	2.73	0.52
22:DA:1555:G:C2	22:DA:1556:C:C2	2.97	0.52
29:DH:89:LYS:HD2	29:DH:124:THR:HA	1.91	0.52
24:DC:93:VAL:HG12	24:DC:101:ARG:H	1.73	0.52
22:DA:647:G:C5	22:DA:648:G:N7	2.77	0.52
27:BF:146:ASP:O	27:BF:147:ARG:HB2	2.09	0.52
22:DA:2271:G:O2'	22:DA:2272:U:H5'	2.08	0.52
58:DF:48:LEU:O	58:DF:52:ALA:CB	2.58	0.52
22:BA:2636:C:H2'	22:BA:2637:U:C6	2.44	0.52
31:DJ:74:TYR:OH	31:DJ:100:VAL:HG13	2.09	0.52
22:DA:379:G:C5	22:DA:396:G:C6	2.97	0.52
31:BJ:54:ILE:HD11	31:BJ:56:VAL:HG23	1.90	0.52
22:BA:1565:C:HO2'	22:BA:1566:A:P	2.33	0.52
57:DB:50:A:N3	57:DB:51:G:H1'	2.24	0.52
22:DA:1652:A:H3'	22:DA:1653:G:C8	2.44	0.52
12:CL:4:ASN:ND2	17:CQ:35:LYS:HE3	2.25	0.52
22:DA:1867:G:O6	22:DA:1875:G:N2	2.41	0.52
22:DA:822:G:H5''	62:DA:3360:HOH:O	2.08	0.52
42:BU:48:VAL:O	42:BU:53:GLN:HB3	2.09	0.52
22:BA:1869:G:OP2	22:BA:1869:G:H8	1.92	0.52
36:DO:24:THR:OG1	36:DO:90:VAL:HG11	2.10	0.52
3:CC:10:ARG:NH2	3:CC:181:ILE:HB	2.23	0.52
35:BN:32:GLU:HA	35:BN:115:LEU:HD12	1.90	0.52
1:AA:1167:A:N7	1:AA:1169:A:N6	2.58	0.52
22:BA:226:A:N6	22:BA:227:A:C6	2.77	0.52
39:BR:67:GLY:HA3	39:BR:93:PHE:CZ	2.44	0.52
8:AH:12:ARG:NH1	8:AH:26:MET:HB2	2.22	0.52
1:AA:1112:C:H1'	3:AC:178:ARG:HD3	1.90	0.52
30:BI:105:LEU:HD23	30:BI:108:ILE:HG21	1.91	0.52
22:DA:2726:A:O2'	22:DA:2727:A:C5'	2.57	0.52
16:AP:51:ARG:O	16:AP:52:LEU:HD12	2.09	0.52
53:CA:967:C:N3	53:CA:968:A:N6	2.57	0.52
6:AF:19:PRO:HG2	6:AF:20:GLY:H	1.74	0.52
12:CL:2:THR:CB	12:CL:5:GLN:HB2	2.38	0.52
23:BB:16:G:C5	23:BB:69:G:C2	2.97	0.52
22:BA:1434:A:OP1	22:BA:1434:A:H4'	2.09	0.52
22:BA:1541:C:C2'	22:BA:1542:U:H5'	2.38	0.52
1:AA:1453:G:H2'	1:AA:1453:G:N3	2.23	0.52

Continued on next page...

Continued from previous page...

Atom-1	Atom-2	Distance(Å)	Clash(Å)
6:CF:68:GLN:O	6:CF:71:ILE:HG22	2.08	0.52
52:B4:15:LYS:O	52:B4:16:ILE:C	2.47	0.52
22:BA:721:A:H2'	22:BA:722:A:C8	2.44	0.52
22:DA:2372:U:H1'	49:D1:45:HIS:CE1	2.44	0.52
22:DA:1862:G:C2	22:DA:1881:C:C2	2.97	0.52
48:B0:22:THR:HG22	48:B0:23:ALA:O	2.09	0.52
1:AA:582:C:C2	1:AA:583:A:C8	2.98	0.52
28:DG:59:ASP:O	28:DG:63:GLN:HB2	2.09	0.52
22:BA:2236:U:O2'	22:BA:2237:G:H5'	2.09	0.52
3:CC:35:ASP:OD1	3:CC:56:ILE:HG21	2.09	0.52
15:AO:2:LEU:HD22	15:AO:34:GLN:HG2	1.90	0.52
31:DJ:55:ILE:HG13	31:DJ:55:ILE:O	2.08	0.52
47:DZ:15:ARG:N	47:DZ:15:ARG:HD2	2.23	0.52
24:BC:54:GLY:O	24:BC:214:GLY:HA2	2.10	0.52
43:BV:68:LYS:O	43:BV:69:GLU:C	2.47	0.52
22:BA:2630:G:H2'	22:BA:2631:G:H8	1.74	0.52
22:BA:1057:A:C2	22:BA:1082:U:C2	2.97	0.52
53:CA:97:G:C5	53:CA:98:A:H1'	2.44	0.52
22:BA:1151:A:H8	22:BA:1151:A:H5''	1.74	0.52
62:BA:3772:HOH:O	31:BJ:39:LYS:HE2	2.09	0.52
19:CS:38:THR:N	19:CS:69:LYS:HD3	2.24	0.52
31:DJ:25:LEU:HD22	31:DJ:26:GLY:N	2.23	0.52
17:AQ:12:VAL:CG1	17:AQ:16:MET:HE1	2.37	0.52
22:BA:855:G:C1'	44:BW:23:LYS:HD3	2.38	0.52
22:BA:855:G:H21	44:BW:23:LYS:CG	2.08	0.52
44:BW:28:GLU:HB3	44:BW:31:LEU:CG	2.39	0.52
44:BW:37:VAL:HG13	44:BW:56:HIS:HB2	1.91	0.52
22:DA:749:A:H2'	22:DA:750:A:H8	1.74	0.52
57:DB:108:A:HO2'	57:DB:109:A:P	2.32	0.52
11:CK:104:PHE:H	11:CK:104:PHE:HD1	1.55	0.52
22:DA:453:A:N3	22:DA:457:A:O2'	2.42	0.52
36:DO:53:THR:HB	36:DO:65:THR:CG2	2.33	0.52
21:CU:16:ARG:HD2	21:CU:19:LYS:HE2	1.90	0.52
53:CA:1278:G:H5'	53:CA:1279:G:H5'	1.90	0.52
26:DE:196:VAL:HG12	26:DE:196:VAL:O	2.10	0.52
22:DA:1070:A:H61	30:DI:8:VAL:CG1	2.22	0.52
6:CF:92:THR:C	6:CF:93:LYS:HG2	2.28	0.52
55:CM:97:ARG:O	55:CM:97:ARG:HG2	2.09	0.52
22:DA:295:G:H2'	22:DA:295:G:N3	2.23	0.52
29:BH:97:ARG:HG2	29:BH:111:ALA:HB1	1.92	0.52
1:AA:1241:G:O2'	1:AA:1242:G:H8	1.92	0.52
53:CA:247:G:C6	53:CA:278:G:C2	2.97	0.52

Continued on next page...

Continued from previous page...

Atom-1	Atom-2	Distance(Å)	Clash(Å)
53:CA:764:C:C4	53:CA:812:G:O6	2.63	0.52
22:DA:425:G:H2'	22:DA:426:C:C6	2.43	0.52
22:DA:2733:A:O2'	22:DA:2734:A:H5'	2.08	0.52
22:DA:1906:G:OP2	22:DA:1929:G:O2'	2.26	0.52
22:DA:855:G:N3	44:DW:23:LYS:HG2	2.25	0.52
16:AP:20:VAL:HG23	16:AP:34:GLU:O	2.10	0.52
44:BW:47:GLY:C	44:BW:49:ASN:N	2.60	0.52
24:BC:170:TYR:CE2	24:BC:184:GLU:HA	2.44	0.52
1:AA:749:A:H2'	1:AA:750:C:H6	1.74	0.52
22:BA:1246:A:H2'	22:BA:1247:A:O5'	2.09	0.52
22:DA:1116:G:N2	22:DA:1117:C:C6	2.75	0.52
45:BX:30:PRO:CB	45:BX:32:LEU:HD11	2.39	0.52
1:AA:80:A:C2	1:AA:90:C:N3	2.77	0.52
9:AI:50:PRO:HB3	9:AI:83:THR:HG22	1.91	0.52
8:CH:93:LYS:N	8:CH:93:LYS:CD	2.59	0.52
22:DA:204:A:O2'	22:DA:205:G:O5'	2.24	0.52
53:CA:160:A:H1'	53:CA:344:A:C5	2.45	0.52
3:AC:166:TRP:N	3:AC:166:TRP:CE3	2.70	0.52
32:BK:76:VAL:HB	37:BP:72:VAL:HG21	1.89	0.52
53:CA:429:U:H1'	53:CA:430:A:C5'	2.39	0.52
28:DG:86:LEU:HA	28:DG:163:TYR:CB	2.35	0.52
10:AJ:65:TYR:HB2	14:AN:95:LEU:HD11	1.90	0.52
22:DA:154:U:H2'	22:DA:155:A:O4'	2.10	0.52
26:BE:52:VAL:O	26:BE:74:LYS:HE2	2.10	0.52
1:AA:214:C:H2'	1:AA:215:C:H6	1.74	0.52
29:DH:27:ARG:HH11	45:DX:59:ASP:HA	1.74	0.52
22:DA:2259:U:C5	22:DA:2427:C:N4	2.78	0.52
56:CP:44:SER:HB2	56:CP:46:LYS:CG	2.40	0.52
22:BA:1328:A:H2'	22:BA:1330:C:C4	2.44	0.52
53:CA:513:C:O2'	53:CA:514:C:P	2.67	0.52
3:CC:5:HIS:CD2	3:CC:183:TYR:HE2	2.27	0.52
17:CQ:22:VAL:HG21	17:CQ:58:VAL:HG21	1.91	0.52
22:BA:1296:G:O2'	22:BA:1297:C:H5'	2.08	0.52
34:BM:6:ARG:CB	34:BM:6:ARG:CZ	2.87	0.52
22:DA:2478:A:N7	22:DA:2529:G:C6	2.78	0.52
30:BI:78:LEU:HD23	30:BI:81:LYS:HE3	1.90	0.52
22:DA:2726:A:HO2'	32:DK:67:LYS:HZ3	1.57	0.52
58:DF:28:PRO:HB2	58:DF:168:LEU:CG	2.40	0.52
1:AA:785:G:O2'	1:AA:786:G:H5'	2.10	0.52
22:BA:1747:U:H2'	22:BA:1748:C:H6	1.74	0.52
22:DA:1954:G:O2'	22:DA:1956:U:C5	2.62	0.52
26:DE:5:LEU:HD13	26:DE:122:GLU:CB	2.40	0.52

Continued on next page...

Continued from previous page...

Atom-1	Atom-2	Distance(Å)	Clash(Å)
49:D1:34:GLU:C	49:D1:35:LEU:HD23	2.29	0.52
14:CN:30:ILE:O	14:CN:45:LEU:HD11	2.09	0.52
55:CM:47:LEU:C	55:CM:47:LEU:HD23	2.29	0.52
9:CI:80:HIS:O	9:CI:83:THR:HG23	2.09	0.52
53:CA:127:G:N2	53:CA:235:C:C2	2.77	0.52
37:BP:30:TRP:CZ3	37:BP:39:LEU:HD12	2.45	0.52
25:BD:70:LYS:O	25:BD:71:ALA:CB	2.57	0.52
22:BA:114:U:H2'	22:BA:115:C:H6	1.72	0.52
35:BN:77:ALA:O	35:BN:81:ASN:HB2	2.09	0.52
35:BN:36:THR:HG23	35:BN:37:THR:N	2.24	0.52
22:BA:421:C:O2'	22:BA:422:A:OP2	2.25	0.52
1:AA:612:C:O2'	1:AA:613:C:H5'	2.09	0.52
24:DC:56:GLY:HA3	24:DC:213:ARG:O	2.09	0.52
22:BA:2851:A:H2'	22:BA:2852:G:O4'	2.10	0.52
30:DI:28:GLY:O	30:DI:29:GLN:C	2.47	0.52
56:CP:73:ALA:HA	56:CP:76:LYS:HB2	1.92	0.52
22:BA:2694:G:H2'	22:BA:2695:U:O4'	2.10	0.52
22:BA:679:C:O2'	22:BA:680:C:H5'	2.10	0.52
30:BI:86:LYS:HD2	30:BI:86:LYS:H	1.74	0.52
1:AA:376:G:H2'	1:AA:377:G:H8	1.74	0.52
2:CB:83:ALA:O	2:CB:85:SER:N	2.42	0.52
4:CD:61:ARG:HH21	4:CD:67:LEU:HA	1.74	0.52
22:BA:900:A:O2'	22:BA:901:C:H5'	1.97	0.52
22:BA:1085:A:C2	22:BA:1086:A:C8	2.98	0.52
31:BJ:111:LYS:HD3	31:BJ:112:GLY:CA	2.35	0.52
22:DA:1390:U:C2'	22:DA:1391:U:H5'	2.39	0.52
22:DA:1139:G:N3	22:DA:1143:A:H2	2.08	0.52
22:BA:2353:G:H1'	44:BW:30:VAL:CG1	2.40	0.52
22:DA:1308:A:N6	22:DA:1309:G:C2	2.77	0.52
22:DA:2881:U:H2'	22:DA:2882:A:H8	1.74	0.52
22:DA:524:G:H2'	22:DA:525:U:C6	2.44	0.52
57:DB:69:G:N9	57:DB:70:C:C5	2.77	0.52
38:DQ:77:LYS:HE3	38:DQ:116:LEU:HD11	1.92	0.52
39:DR:38:VAL:HG21	39:DR:41:ILE:CD1	2.40	0.52
50:D2:41:ARG:HB3	50:D2:44:VAL:HG13	1.91	0.52
56:CP:78:VAL:O	56:CP:78:VAL:HG12	2.09	0.52
11:CK:44:ALA:HB3	11:CK:69:CYS:CB	2.24	0.52
53:CA:1255:G:N1	53:CA:1279:G:N7	2.57	0.52
22:DA:1090:A:C2'	22:DA:1091:G:H5''	2.40	0.52
9:AI:8:THR:N	9:AI:84:ARG:HH12	2.06	0.52
1:AA:373:A:C2	1:AA:374:A:C8	2.97	0.52
41:BT:31:VAL:CA	41:BT:83:ALA:HB3	2.38	0.52

Continued on next page...

Continued from previous page...

Atom-1	Atom-2	Distance(Å)	Clash(Å)
21:AU:49:ALA:O	21:AU:52:VAL:HG12	2.10	0.52
22:DA:1929:G:H5'	22:DA:1930:G:OP1	2.09	0.52
13:AM:22:TYR:CE2	13:AM:69:ARG:HG2	2.45	0.52
24:BC:161:VAL:HG11	24:BC:173:LEU:HG	1.92	0.52
58:DF:76:PHE:CD2	58:DF:76:PHE:N	2.74	0.52
58:DF:41:GLU:O	58:DF:43:ILE:N	2.42	0.52
16:AP:80:LYS:HB2	16:AP:80:LYS:NZ	2.25	0.52
22:DA:2757:A:O2'	22:DA:2758:A:H5'	2.10	0.52
28:BG:25:ILE:O	28:BG:78:VAL:HG11	2.10	0.52
53:CA:112:G:H2'	53:CA:113:G:H5'	1.92	0.52
22:BA:1450:G:C5	22:BA:1451:C:N4	2.78	0.52
22:DA:142:A:C4	22:DA:143:C:C5	2.98	0.52
22:DA:594:U:H2'	22:DA:595:C:H6	1.71	0.52
22:DA:272:A:C2	22:DA:273:G:C5	2.97	0.52
47:DZ:4:ILE:HG21	47:DZ:56:VAL:CG1	2.39	0.52
22:DA:704:G:O2'	22:DA:705:A:C8	2.62	0.52
22:DA:726:G:C8	22:DA:726:G:OP2	2.63	0.52
42:DU:12:VAL:O	42:DU:12:VAL:HG12	2.08	0.52
22:BA:1588:G:N3	22:BA:1589:U:C6	2.77	0.52
29:DH:68:ARG:CD	29:DH:68:ARG:O	2.58	0.52
22:DA:659:G:H4'	26:DE:95:LYS:HD3	1.92	0.52
34:BM:80:VAL:HG22	34:BM:81:ARG:O	2.09	0.52
22:BA:2315:G:H2'	22:BA:2316:G:H8	1.75	0.52
22:DA:1805:A:O2'	24:DC:49:THR:HA	2.09	0.52
34:BM:6:ARG:CZ	34:BM:6:ARG:HB2	2.39	0.52
22:BA:289:G:H2'	22:BA:290:U:C6	2.45	0.52
8:AH:88:LYS:CG	8:AH:89:ASP:H	2.23	0.52
22:BA:449:A:C2'	22:BA:450:G:H5'	2.39	0.52
1:AA:536:C:H2'	1:AA:537:G:H8	1.74	0.52
14:CN:16:ALA:HA	14:CN:20:PHE:HD1	1.73	0.52
37:BP:37:LYS:CD	37:BP:37:LYS:N	2.73	0.52
47:BZ:35:VAL:CG2	47:BZ:36:GLU:N	2.72	0.52
19:AS:80:ARG:HG3	19:AS:80:ARG:O	2.08	0.52
22:BA:1542:U:O2'	22:BA:1543:G:H5'	2.10	0.52
11:CK:19:VAL:HG12	11:CK:34:THR:HG23	1.92	0.52
11:AK:17:ASP:HA	11:AK:80:ASN:O	2.09	0.52
53:CA:529:G:O6	12:CL:45:ASN:HA	2.09	0.52
22:DA:1706:C:O2'	22:DA:1707:G:OP1	2.27	0.52
30:BI:107:GLU:O	30:BI:111:THR:HG23	2.10	0.52
22:BA:2874:C:O2'	22:BA:2875:C:H5'	2.10	0.52
53:CA:647:C:H2'	53:CA:648:A:H8	1.74	0.52
40:BS:82:MET:HB2	40:BS:98:LYS:HB2	1.91	0.52

Continued on next page...

Continued from previous page...

Atom-1	Atom-2	Distance(Å)	Clash(Å)
30:BI:75:ALA:HB3	30:BI:131:THR:HG21	1.91	0.52
22:DA:1197:G:H5'	22:DA:1227:G:O2'	2.08	0.52
28:BG:54:ARG:C	28:BG:54:ARG:HD3	2.30	0.52
53:CA:360:G:O5'	53:CA:360:G:H8	1.93	0.52
1:AA:1435:G:H2'	1:AA:1436:U:C6	2.45	0.52
22:DA:2523:G:C2'	22:DA:2524:G:H5'	2.40	0.52
22:BA:900:A:O2'	22:BA:901:C:H5''	2.09	0.52
22:BA:1062:G:HO2'	22:BA:1063:G:H8	1.56	0.52
24:BC:250:GLN:NE2	24:BC:250:GLN:N	2.57	0.52
53:CA:91:U:C4	53:CA:92:U:O4	2.63	0.52
38:BQ:63:ARG:NH2	38:BQ:93:ILE:O	2.43	0.52
37:BP:92:ARG:HH11	37:BP:92:ARG:CB	2.22	0.52
31:DJ:123:LYS:HG2	31:DJ:132:HIS:NE2	2.24	0.52
22:DA:1613:G:H3'	22:DA:1614:A:C5'	2.39	0.52
35:BN:103:ARG:HB2	35:BN:110:MET:HE2	1.91	0.52
24:BC:12:ARG:HG2	24:BC:12:ARG:NH1	2.09	0.52
4:AD:68:GLU:O	4:AD:72:ARG:HG2	2.10	0.52
22:DA:628:G:O2'	22:DA:629:G:H8	1.92	0.52
22:BA:2093:G:O2'	22:BA:2094:A:C5'	2.54	0.52
22:DA:466:A:P	50:D2:34:ARG:HH21	2.33	0.52
57:DB:27:C:H2'	57:DB:28:C:H6	1.74	0.52
53:CA:1086:U:O2'	53:CA:1087:G:C5'	2.53	0.52
10:CJ:45:ARG:O	10:CJ:46:LYS:C	2.46	0.52
53:CA:1172:C:HO2'	53:CA:1173:U:H5'	1.73	0.52
32:DK:34:GLY:O	32:DK:35:VAL:CG2	2.58	0.52
53:CA:595:A:C4'	53:CA:596:A:OP1	2.57	0.52
2:AB:218:ALA:HA	2:AB:221:ARG:NH2	2.20	0.52
22:DA:2068:U:C5'	22:DA:2068:U:H6	2.20	0.52
22:DA:1210:G:H5''	22:DA:1211:C:H3'	1.92	0.52
22:DA:84:A:C4	22:DA:99:U:H1'	2.45	0.52
22:DA:1663:G:C2	22:DA:1998:A:C5	2.98	0.52
41:BT:57:VAL:CG2	41:BT:58:VAL:N	2.73	0.52
22:DA:2874:C:O2'	22:DA:2875:C:H6	1.92	0.52
22:DA:2516:A:O2'	22:DA:2517:C:H5'	2.10	0.52
22:DA:1735:A:HO2'	22:DA:1736:U:H6	1.56	0.52
52:B4:30:GLU:HB3	52:B4:33:HIS:CE1	2.45	0.52
22:DA:1437:C:C2	22:DA:1438:U:C5	2.98	0.52
22:DA:966:G:H5'	22:DA:2272:U:O2	2.10	0.52
22:DA:332:A:C8	22:DA:335:C:N4	2.77	0.52
22:DA:2531:A:H5'	28:DG:156:TYR:CZ	2.44	0.52
1:AA:89:U:N3	1:AA:90:C:C5	2.78	0.52
22:BA:143:C:O2'	22:BA:144:A:H8	1.92	0.52

Continued on next page...

Continued from previous page...

Atom-1	Atom-2	Distance(Å)	Clash(Å)
20:AT:14:GLU:HA	20:AT:17:ARG:HB2	1.92	0.52
22:DA:118:A:O5'	22:DA:119:A:H5''	2.09	0.52
22:BA:580:U:N3	22:BA:581:C:C5	2.78	0.52
35:DN:14:SER:O	35:DN:16:HIS:N	2.42	0.52
22:BA:1157:G:O2'	47:BZ:31:ILE:CD1	2.50	0.52
22:BA:1735:A:C2	22:BA:1736:U:C2	2.98	0.52
1:AA:1314:C:C6	19:AS:5:LYS:HD3	2.45	0.52
25:BD:118:PHE:HD2	25:BD:119:ALA:H	1.55	0.52
23:BB:35:C:H2'	23:BB:36:C:O4'	2.10	0.52
22:DA:1717:A:C2'	22:DA:1718:G:O4'	2.56	0.52
42:BU:53:GLN:N	42:BU:54:PRO:HD2	2.22	0.52
26:BE:150:THR:HA	26:BE:189:THR:HG23	1.92	0.52
17:CQ:62:GLU:HB2	17:CQ:72:TRP:CH2	2.44	0.52
1:AA:1368:A:O2'	1:AA:1369:C:H5'	2.10	0.52
54:CG:41:ILE:HG22	54:CG:41:ILE:O	2.10	0.52
22:DA:2425:A:H1'	22:DA:2427:C:C4	2.45	0.52
53:CA:369:G:O2'	53:CA:370:C:C5'	2.57	0.52
22:DA:1649:G:H2'	22:DA:1650:A:H8	1.75	0.52
22:BA:1317:G:C2	22:BA:1336:A:C2	2.98	0.52
16:AP:37:GLY:HA2	16:AP:51:ARG:NH1	2.25	0.52
25:DD:16:THR:HG21	25:DD:20:VAL:HB	1.91	0.52
44:DW:77:LYS:O	44:DW:78:PHE:CB	2.58	0.52
22:BA:729:G:C4	22:BA:1775:U:O2	2.62	0.52
53:CA:1070:U:O2'	53:CA:1071:C:H5'	2.09	0.52
53:CA:1072:G:C5	53:CA:1073:U:C5	2.97	0.52
53:CA:505:G:C6	53:CA:535:A:C2	2.97	0.52
39:DR:23:GLU:O	39:DR:25:LEU:HD22	2.09	0.52
5:CE:131:ASN:O	5:CE:135:VAL:HG23	2.09	0.52
28:DG:25:ILE:CG2	28:DG:78:VAL:HG21	2.39	0.52
22:BA:2674:G:H4'	32:BK:30:ARG:HG3	1.92	0.52
45:DX:19:HIS:O	45:DX:20:ALA:HB3	2.09	0.52
22:BA:1725:U:H2'	22:BA:1726:C:O4'	2.10	0.52
53:CA:1406:U:C2'	53:CA:1407:C:H5'	2.39	0.52
17:AQ:28:VAL:O	17:AQ:36:PHE:HA	2.10	0.52
22:DA:927:A:C6	22:DA:928:A:C6	2.98	0.52
58:DF:58:ALA:HB1	58:DF:139:GLU:CG	2.40	0.52
22:DA:2305:U:OP1	58:DF:132:ARG:HG3	2.10	0.52
19:AS:62:THR:CG2	19:AS:63:ASP:N	2.73	0.52
7:AG:15:PRO:HG2	7:AG:43:TYR:OH	2.09	0.52
30:DI:30:GLN:HG3	30:DI:31:GLY:H	1.75	0.52
30:DI:61:TYR:HE2	30:DI:67:THR:H	1.57	0.52
52:B4:8:LYS:O	52:B4:35:GLN:NE2	2.43	0.52

Continued on next page...

Continued from previous page...

Atom-1	Atom-2	Distance(Å)	Clash(Å)
42:DU:32:LYS:HE2	42:DU:65:GLN:OE1	2.10	0.52
22:DA:2566:A:O2'	22:DA:2567:G:P	2.67	0.52
22:BA:2793:C:H2'	22:BA:2794:C:H6	1.74	0.52
9:AI:21:LYS:HD2	9:AI:21:LYS:C	2.30	0.52
13:AM:6:ILE:N	13:AM:6:ILE:HD12	2.25	0.52
31:DJ:37:ARG:HG3	31:DJ:118:MET:SD	2.49	0.52
22:BA:1615:C:C6	22:BA:1617:C:C5	2.98	0.52
22:DA:2080:A:H4'	45:DX:22:ASN:HD22	1.75	0.52
22:DA:1469:A:C2	22:DA:1470:A:C5	2.96	0.52
53:CA:72:A:H61	53:CA:99:C:C1'	2.22	0.52
1:AA:184:G:H2'	1:AA:185:U:H5	1.73	0.52
5:AE:121:ASN:ND2	5:AE:122:VAL:HG13	2.24	0.52
5:AE:96:GLN:HE21	5:AE:96:GLN:HA	1.75	0.52
53:CA:1269:A:H2'	53:CA:1270:G:H5'	1.91	0.52
53:CA:981:U:H2'	53:CA:982:U:C5	2.45	0.52
11:AK:124:LYS:HE2	21:AU:33:ARG:HH21	1.72	0.52
17:AQ:15:LYS:O	17:AQ:16:MET:SD	2.68	0.52
22:DA:2056:G:H2'	22:DA:2056:G:N3	2.23	0.52
22:DA:567:U:C4	22:DA:568:U:C4	2.97	0.52
38:BQ:78:PHE:CZ	38:BQ:82:LEU:HD11	2.45	0.52
21:AU:7:GLU:CB	21:AU:11:PHE:CE1	2.93	0.52
2:CB:47:PRO:HA	2:CB:50:ASN:HB2	1.92	0.52
5:AE:152:VAL:O	5:AE:155:LYS:HD2	2.09	0.52
1:AA:1049:U:H1'	1:AA:1201:A:N7	2.23	0.52
1:AA:974:A:C4'	1:AA:975:A:H5'	2.30	0.52
24:DC:141:HIS:HB2	24:DC:190:THR:O	2.10	0.52
33:BL:85:VAL:CG2	33:BL:94:THR:HG23	2.39	0.52
22:DA:1815:A:C2	22:DA:1817:G:O6	2.63	0.52
22:DA:2094:A:O2'	22:DA:2095:A:H8	1.92	0.52
22:BA:28:A:H2'	22:BA:29:U:H6	1.74	0.52
10:CJ:37:ARG:CG	10:CJ:75:ASP:HB3	2.39	0.52
22:DA:1070:A:H61	30:DI:8:VAL:HG12	1.74	0.52
32:DK:39:ILE:HB	32:DK:41:ILE:HD13	1.91	0.52
22:DA:959:A:H4'	22:DA:959:A:OP2	2.09	0.52
54:CG:91:ARG:NH2	54:CG:92:PRO:HB2	2.24	0.52
26:DE:158:PHE:HA	26:DE:169:VAL:HG11	1.90	0.52
53:CA:577:G:C4	53:CA:816:A:C2	2.98	0.52
22:DA:2875:C:O2'	22:DA:2876:G:C5'	2.57	0.52
22:DA:422:A:H2'	22:DA:423:A:H8	1.75	0.52
22:DA:422:A:H2'	22:DA:423:A:C8	2.44	0.52
5:CE:114:LEU:O	5:CE:119:VAL:HG23	2.10	0.52
5:CE:98:ALA:O	5:CE:121:ASN:HB2	2.10	0.52

Continued on next page...

Continued from previous page...

Atom-1	Atom-2	Distance(Å)	Clash(Å)
25:BD:62:LYS:N	25:BD:63:PRO:CD	2.73	0.52
55:CM:16:ILE:H	55:CM:16:ILE:HD12	1.75	0.52
22:DA:855:G:C2	44:DW:23:LYS:HG2	2.45	0.52
22:DA:1507:C:H3'	22:DA:1508:A:O4'	2.10	0.52
1:AA:749:A:H2	15:AO:21:THR:CG2	2.22	0.52
22:BA:2571:U:O2'	25:BD:151:THR:HG21	2.09	0.52
18:CR:62:ARG:HB3	18:CR:69:TYR:CE1	2.44	0.52
4:AD:25:ARG:O	4:AD:26:ALA:CB	2.58	0.52
58:DF:177:ARG:CZ	58:DF:178:LYS:H	2.21	0.52
32:BK:63:VAL:CG1	32:BK:103:VAL:HG12	2.39	0.52
14:AN:25:GLU:CG	14:AN:26:LEU:HD12	2.40	0.52
3:AC:156:LEU:HD13	3:AC:163:ARG:HB2	1.91	0.52
28:BG:30:GLY:CA	28:BG:78:VAL:HG12	2.38	0.52
4:CD:106:PHE:HA	4:CD:154:VAL:HG23	1.92	0.52
24:BC:61:TYR:HA	24:BC:85:ASN:HD21	1.75	0.52
35:DN:9:GLN:O	35:DN:17:ARG:CD	2.58	0.52
43:BV:44:HIS:CE1	43:BV:86:LEU:H	2.10	0.52
22:BA:825:A:H2'	22:BA:826:U:O5'	2.09	0.52
14:CN:76:PHE:CE2	14:CN:95:LEU:HD22	2.45	0.52
22:DA:1190:G:O2'	22:DA:1191:G:H5'	2.10	0.52
24:BC:141:HIS:N	24:BC:190:THR:O	2.34	0.52
24:BC:78:GLU:OE1	24:BC:100:ARG:NE	2.40	0.52
24:BC:94:LEU:HB2	24:BC:100:ARG:HD2	1.92	0.52
22:BA:1050:A:N1	22:BA:2751:G:C5	2.77	0.52
22:DA:845:A:N6	22:DA:932:U:N3	2.57	0.52
22:DA:1797:G:H4'	24:DC:254:LYS:O	2.09	0.52
22:DA:2725:A:C4	22:DA:2727:A:N7	2.78	0.52
39:DR:19:THR:HG22	39:DR:20:VAL:N	2.24	0.52
22:DA:2353:G:N3	44:DW:30:VAL:HG13	2.25	0.52
6:AF:20:GLY:O	6:AF:23:GLU:HB3	2.09	0.52
53:CA:193:C:H1'	20:CT:54:GLN:NE2	2.23	0.52
22:BA:2416:C:H2'	22:BA:2417:C:C6	2.41	0.52
53:CA:892:A:O2'	53:CA:1415:G:O2'	2.26	0.52
5:CE:56:PRO:O	5:CE:59:ILE:HG23	2.09	0.52
1:AA:1071:C:H2'	1:AA:1072:G:H8	1.72	0.52
37:BP:24:THR:HG23	37:BP:24:THR:O	2.08	0.52
1:AA:602:A:O2'	1:AA:603:U:H5'	2.10	0.52
22:DA:1378:A:H2'	22:DA:1380:G:N7	2.24	0.52
9:CI:5:TYR:CD2	9:CI:5:TYR:N	2.77	0.52
33:BL:92:LEU:CD2	33:BL:124:GLY:HA3	2.40	0.52
22:BA:1794:A:O2'	22:BA:1795:C:H5'	2.10	0.52
22:DA:813:U:C2	22:DA:814:C:C5	2.97	0.52

Continued on next page...

Continued from previous page...

Atom-1	Atom-2	Distance(Å)	Clash(Å)
53:CA:132:C:O2'	53:CA:133:U:O5'	2.27	0.52
53:CA:35:G:H2'	53:CA:36:C:C6	2.45	0.52
22:BA:459:U:H2'	22:BA:460:A:C8	2.44	0.52
22:BA:41:C:H2'	22:BA:42:A:O5'	2.10	0.52
1:AA:827:U:C4	1:AA:870:U:C2	2.98	0.52
1:AA:1113:C:H2'	1:AA:1114:C:H6	1.75	0.52
29:DH:45:GLU:C	29:DH:47:PHE:H	2.12	0.52
9:CI:98:ARG:HG2	9:CI:103:VAL:HG21	1.91	0.52
1:AA:420:U:O2'	1:AA:421:U:H5''	2.10	0.52
8:CH:97:GLY:O	8:CH:98:LEU:HB2	2.10	0.52
22:BA:986:C:O2'	22:BA:987:C:H5'	2.10	0.52
56:CP:35:ARG:HH12	56:CP:38:PHE:HB3	1.75	0.52
28:BG:164:ALA:C	28:BG:166:GLU:H	2.12	0.52
22:BA:528:A:H2	22:BA:2042:A:H2'	1.71	0.52
41:DT:13:ALA:HB1	41:DT:14:PRO:HD2	1.92	0.52
22:DA:2324:U:H5''	22:DA:2325:G:H5''	1.91	0.52
53:CA:1014:A:O3'	19:CS:13:HIS:CG	2.63	0.52
1:AA:74:A:C2	1:AA:75:G:C5	2.98	0.52
5:AE:100:GLU:HB2	5:AE:103:GLY:N	2.25	0.52
8:AH:14:ARG:HE	8:AH:74:ILE:HG23	1.74	0.52
53:CA:982:U:H4'	53:CA:983:A:C5'	2.40	0.52
9:CI:45:MET:HA	9:CI:48:ARG:HB2	1.92	0.52
48:D0:5:ASN:HD22	48:D0:6:LYS:H	1.54	0.52
22:DA:2040:G:C6	22:DA:2041:U:C4	2.97	0.52
22:DA:528:A:H2	22:DA:2043:C:C5'	2.23	0.52
53:CA:954:G:H1	53:CA:1228:C:H42	1.57	0.52
24:BC:12:ARG:HD2	24:BC:15:VAL:HG21	1.91	0.52
22:BA:2392:A:H4'	51:B3:27:ASN:ND2	2.24	0.52
39:DR:51:VAL:HB	39:DR:52:PRO:CD	2.40	0.52
22:DA:215:G:O2'	22:DA:216:A:O5'	2.25	0.52
22:DA:447:A:C4	22:DA:473:G:C8	2.97	0.52
57:DB:58:A:O2'	57:DB:59:A:O5'	2.28	0.52
57:DB:59:A:H2'	57:DB:60:C:O4'	2.09	0.52
57:DB:54:G:H21	58:DF:25:MET:HE3	1.74	0.52
22:DA:2093:G:O2'	22:DA:2094:A:P	2.66	0.52
53:CA:1152:A:C2'	53:CA:1153:G:H8	2.06	0.52
1:AA:372:C:C4'	1:AA:373:A:OP1	2.55	0.52
22:BA:946:C:H2'	22:BA:947:A:H8	1.75	0.52
1:AA:945:G:C6	1:AA:1337:G:C5	2.98	0.52
42:DU:94:PHE:O	42:DU:95:PHE:C	2.48	0.52
22:DA:2688:G:N1	22:DA:2720:U:OP2	2.33	0.52
1:AA:411:A:HO2'	1:AA:413:G:H5''	1.72	0.52

Continued on next page...

Continued from previous page...

Atom-1	Atom-2	Distance(Å)	Clash(Å)
22:DA:405:U:H3'	22:DA:406:G:C5'	2.40	0.52
5:CE:80:LEU:HD22	5:CE:146:MET:HE1	1.91	0.52
21:AU:16:ARG:NH1	21:AU:19:LYS:CG	2.58	0.52
37:BP:25:VAL:O	37:BP:25:VAL:HG22	2.10	0.52
37:DP:47:ILE:HD13	37:DP:61:ARG:CB	2.40	0.52
22:DA:2668:G:O2'	22:DA:2669:G:O5'	2.28	0.52
22:DA:2531:A:H5'	28:DG:156:TYR:CE2	2.45	0.52
1:AA:345:C:H4'	37:BP:33:GLU:CD	2.30	0.52
1:AA:327:A:H4'	1:AA:328:C:OP1	2.09	0.52
53:CA:158:G:H2'	53:CA:159:G:C8	2.45	0.52
37:DP:37:LYS:O	37:DP:38:ARG:HB3	2.10	0.52
22:BA:301:G:O2'	22:BA:302:C:O5'	2.20	0.52
22:DA:2623:G:C4'	22:DA:2825:G:H8	2.22	0.52
22:BA:1157:G:H2'	22:BA:1158:C:C6	2.45	0.52
22:BA:1419:A:C5	22:BA:1421:G:C4	2.98	0.52
12:CL:3:VAL:CG2	12:CL:4:ASN:N	2.70	0.52
31:DJ:95:ARG:NH1	31:DJ:99:ARG:NH2	2.58	0.52
22:DA:1179:G:C2	22:DA:1180:U:C2	2.97	0.52
22:DA:1717:A:O2'	22:DA:1718:G:H5'	2.10	0.52
22:DA:2144:G:O2'	22:DA:2147:A:OP2	2.23	0.52
22:BA:1347:A:H2'	22:BA:1348:C:C5'	2.40	0.52
11:AK:97:ARG:C	11:AK:99:LEU:H	2.13	0.52
28:BG:101:VAL:CG1	28:BG:115:GLN:HB3	2.40	0.52
48:B0:48:TYR:O	48:B0:49:ARG:HB2	2.10	0.52
53:CA:1004:A:C4	53:CA:1026:G:N7	2.78	0.52
41:DT:11:LEU:CD1	41:DT:11:LEU:H	2.22	0.52
34:DM:57:VAL:O	34:DM:58:LYS:HB2	2.09	0.52
22:DA:2077:A:OP1	22:DA:2238:G:N1	2.41	0.52
1:AA:115:G:H1'	1:AA:116:A:N7	2.25	0.52
31:BJ:14:ASP:O	31:BJ:52:ASP:HB3	2.10	0.52
22:BA:1832:C:N4	22:BA:1833:C:C4	2.78	0.52
22:BA:1248:G:O2'	38:BQ:2:ARG:HA	2.09	0.52
22:DA:1982:U:H6	22:DA:1982:U:C5'	2.23	0.52
22:DA:2235:G:C4	22:DA:2236:U:C6	2.97	0.52
5:CE:130:THR:HA	5:CE:135:VAL:HG22	1.91	0.52
29:DH:125:THR:CB	29:DH:146:VAL:HG11	2.40	0.52
6:AF:9:MET:HE3	18:AR:64:LEU:HD22	1.91	0.52
36:DO:74:VAL:HB	36:DO:106:LEU:HD11	1.92	0.52
19:CS:14:LEU:C	19:CS:14:LEU:HD12	2.29	0.52
22:DA:2432:A:N6	45:DX:20:ALA:HA	2.24	0.52
7:AG:96:ASN:N	7:AG:96:ASN:OD1	2.42	0.52
1:AA:1447:A:H5''	1:AA:1448:C:H5	1.74	0.52

Continued on next page...

Continued from previous page...

Atom-1	Atom-2	Distance(Å)	Clash(Å)
22:DA:2188:U:H2'	22:DA:2189:U:C6	2.45	0.52
22:DA:813:U:N1	22:DA:1195:G:N2	2.57	0.52
38:DQ:15:LYS:HE3	38:DQ:19:GLN:NE2	2.24	0.52
32:BK:107:LEU:O	32:BK:109:SER:N	2.37	0.52
22:BA:459:U:H2'	22:BA:460:A:H8	1.75	0.52
11:AK:57:SER:O	11:AK:90:PRO:HG3	2.10	0.52
22:BA:2182:U:H2'	22:BA:2183:A:OP1	2.09	0.52
53:CA:444:G:O2'	53:CA:445:G:H5'	2.09	0.52
11:AK:51:PHE:HZ	11:AK:64:VAL:HG11	1.74	0.52
22:BA:565:C:H2'	22:BA:566:U:O4'	2.10	0.52
48:B0:43:THR:HG23	48:B0:47:TYR:O	2.10	0.52
22:BA:2046:G:OP1	48:B0:11:LYS:HE3	2.10	0.52
53:CA:286:C:H2'	53:CA:287:U:O4'	2.10	0.52
27:BF:66:ILE:O	27:BF:66:ILE:HG13	2.09	0.52
22:BA:591:U:H1'	51:B3:1:PRO:H3	1.74	0.52
22:BA:1083:U:C5	22:BA:1085:A:OP2	2.63	0.52
44:DW:37:VAL:C	44:DW:39:GLN:H	2.12	0.52
37:BP:92:ARG:O	37:BP:93:LYS:CB	2.56	0.52
53:CA:914:A:O2'	53:CA:915:A:O5'	2.28	0.52
54:CG:10:LYS:HE3	54:CG:10:LYS:H	1.74	0.52
9:CI:119:LYS:HG2	9:CI:122:ARG:HB3	1.92	0.52
38:DQ:91:ARG:HD3	39:DR:11:GLN:HG3	1.92	0.52
46:DY:50:VAL:HA	46:DY:53:VAL:HG23	1.92	0.52
22:DA:2056:G:N2	22:DA:2057:G:C8	2.78	0.52
22:DA:2819:G:H5''	62:DA:3797:HOH:O	2.09	0.52
51:D3:18:LYS:HD2	51:D3:19:GLY:N	2.23	0.52
3:AC:102:ILE:H	3:AC:102:ILE:HD12	1.75	0.52
6:AF:85:ILE:O	6:AF:86:ARG:C	2.49	0.52
29:BH:31:VAL:CG2	29:BH:32:PRO:HD2	2.40	0.52
15:AO:74:VAL:O	15:AO:77:TYR:N	2.43	0.52
1:AA:466:A:C4'	1:AA:467:U:OP2	2.58	0.52
22:DA:2197:U:H2'	22:DA:2224:G:H1	1.75	0.52
22:BA:2773:C:OP1	25:BD:171:THR:HG23	2.10	0.52
22:DA:590:A:C5	22:DA:591:U:C5	2.98	0.52
42:DU:82:VAL:O	42:DU:96:LYS:HG3	2.10	0.52
41:BT:32:LEU:H	41:BT:83:ALA:HB2	1.72	0.52
53:CA:251:G:H4'	53:CA:252:U:H5''	1.84	0.52
22:DA:2876:G:HO2'	22:DA:2877:G:P	2.33	0.52
22:DA:225:C:N3	22:DA:231:A:N6	2.58	0.52
58:DF:147:ARG:HD3	58:DF:149:ARG:HH22	1.75	0.52
21:CU:36:PHE:CD1	21:CU:40:PRO:HB3	2.45	0.52
1:AA:1310:G:H2'	1:AA:1311:A:O4'	2.10	0.52

Continued on next page...

Continued from previous page...

Atom-1	Atom-2	Distance(Å)	Clash(Å)
25:BD:62:LYS:O	25:BD:65:ALA:HB3	2.10	0.52
13:AM:65:GLU:O	13:AM:69:ARG:HG3	2.10	0.52
22:BA:264:C:C3'	22:BA:265:A:H5''	2.38	0.52
44:BW:49:ASN:ND2	44:BW:49:ASN:C	2.62	0.52
29:DH:80:ILE:HD13	29:DH:101:ASP:OD2	2.09	0.52
58:DF:123:GLY:H	58:DF:126:ASN:HD22	1.58	0.52
53:CA:723:U:O4'	21:CU:48:LYS:CD	2.57	0.52
46:BY:16:THR:O	46:BY:20:ASN:N	2.37	0.52
53:CA:1434:A:H2'	53:CA:1435:G:O4'	2.10	0.52
51:D3:41:ARG:CG	51:D3:41:ARG:NH2	2.60	0.52
22:DA:129:C:HO2'	22:DA:130:C:H6	1.58	0.52
53:CA:112:G:C2	53:CA:330:C:C4	2.98	0.52
29:DH:83:LYS:CE	29:DH:149:GLU:HB3	2.32	0.52
22:DA:2865:U:C5	22:DA:2866:U:C2	2.98	0.52
22:BA:2358:A:H5''	22:BA:2359:C:OP2	2.10	0.52
1:AA:1349:A:O2'	1:AA:1350:A:H5'	2.08	0.52
20:CT:4:LYS:HE3	20:CT:5:SER:H	1.75	0.52
1:AA:1256:A:H1'	1:AA:1258:G:C6	2.44	0.52
34:BM:108:VAL:CG1	34:BM:112:LEU:HB3	2.40	0.52
25:DD:10:GLY:HA2	37:DP:4:ILE:HD11	1.90	0.52
22:DA:2482:A:H2'	22:DA:2483:C:H6	1.75	0.52
22:BA:731:C:O5'	22:BA:731:C:H6	1.91	0.52
22:DA:169:G:H2'	22:DA:170:U:C6	2.45	0.52
22:DA:1519:G:C6	22:DA:1520:U:N3	2.78	0.52
26:BE:117:ARG:HA	26:BE:185:LYS:CD	2.40	0.52
19:AS:45:GLY:N	19:AS:61:VAL:HG23	2.25	0.52
34:BM:80:VAL:CG2	34:BM:81:ARG:N	2.73	0.52
22:BA:271:G:C4	22:BA:272:A:N7	2.78	0.52
35:BN:8:ARG:HD2	35:BN:43:GLU:HG3	1.91	0.52
53:CA:214:C:C2	53:CA:215:C:C5	2.98	0.52
22:DA:686:U:N3	50:D2:12:ARG:HB2	2.24	0.52
31:DJ:1:MET:SD	31:DJ:2:LYS:HE3	2.50	0.52
22:BA:1700:A:O2'	22:BA:1766:G:OP1	2.27	0.52
4:CD:116:LEU:CD2	4:CD:153:ARG:NH1	2.72	0.52
31:DJ:58:ASN:HA	31:DJ:127:GLY:N	2.25	0.52
22:DA:2353:G:N3	44:DW:30:VAL:CG1	2.73	0.52
24:DC:67:LYS:CG	24:DC:150:GLY:HA2	2.40	0.52
53:CA:1072:G:C6	53:CA:1073:U:C4	2.97	0.52
53:CA:1072:G:H2'	53:CA:1073:U:O4'	2.10	0.52
1:AA:1095:U:H2'	1:AA:1096:C:C6	2.45	0.52
36:BO:76:LYS:O	36:BO:79:ALA:HB3	2.10	0.52
22:BA:340:A:H2'	22:BA:341:C:C5'	2.40	0.52

Continued on next page...

Continued from previous page...

Atom-1	Atom-2	Distance(Å)	Clash(Å)
22:BA:2789:C:N4	22:BA:2893:A:C2	2.78	0.52
22:BA:807:U:C2	22:BA:808:G:C8	2.98	0.52
1:AA:138:G:O2'	1:AA:139:A:H5'	2.10	0.52
53:CA:142:G:C2	53:CA:143:A:H1'	2.45	0.52
32:BK:111:LYS:HE2	32:BK:111:LYS:N	2.25	0.52
19:AS:62:THR:HG22	19:AS:63:ASP:N	2.23	0.52
1:AA:1272:G:O2'	1:AA:1273:C:H5'	2.10	0.52
22:BA:422:A:C2	22:BA:423:A:C4	2.98	0.52
53:CA:444:G:C2'	53:CA:445:G:H5'	2.40	0.52
28:DG:169:ARG:O	28:DG:170:THR:HB	2.10	0.52
53:CA:583:A:H2'	53:CA:584:G:O4'	2.09	0.52
31:BJ:33:ALA:HA	31:BJ:36:LEU:HB2	1.91	0.52
53:CA:443:C:H6	53:CA:443:C:O5'	1.93	0.52
5:CE:84:VAL:HG22	5:CE:85:LYS:H	1.74	0.52
22:DA:2555:U:H2'	22:DA:2556:C:H5'	1.92	0.52
2:AB:64:GLY:HA3	2:AB:158:ASP:OD2	2.09	0.52
22:BA:1661:G:H2'	22:BA:1662:U:H6	1.74	0.52
1:AA:306:A:H2'	1:AA:307:C:C6	2.45	0.52
1:AA:402:G:C5	1:AA:403:C:C5	2.98	0.52
25:DD:181:ASP:C	25:DD:183:GLU:H	2.12	0.52
54:CG:19:SER:O	54:CG:23:ALA:HB2	2.10	0.52
2:AB:101:THR:HG22	2:AB:174:GLU:CD	2.29	0.52
28:BG:122:ALA:HB2	28:BG:132:LEU:HB3	1.91	0.52
53:CA:1217:C:O2'	53:CA:1218:C:O4'	2.28	0.52
22:DA:1341:G:C2	41:DT:84:TYR:CE2	2.98	0.52
44:DW:18:LYS:N	44:DW:36:ILE:HG12	2.25	0.52
9:CI:56:MET:O	9:CI:58:GLU:HG2	2.10	0.52
17:AQ:11:VAL:HG12	17:AQ:12:VAL:HG12	1.91	0.52
17:AQ:13:SER:O	17:AQ:20:ILE:HD11	2.10	0.52
46:DY:47:ARG:O	46:DY:50:VAL:N	2.42	0.52
22:DA:191:A:C2	62:DA:3336:HOH:O	2.62	0.52
22:DA:2011:U:H2'	22:DA:2012:G:O4'	2.09	0.52
22:DA:2839:G:N2	22:DA:2880:C:C4	2.78	0.52
22:DA:566:U:C5	22:DA:567:U:C5	2.98	0.52
35:DN:73:ASN:C	35:DN:76:VAL:HG22	2.29	0.52
39:BR:38:VAL:HG23	39:BR:40:MET:H	1.75	0.52
22:BA:2287:A:C4	22:BA:2289:G:N7	2.78	0.52
45:BX:77:TYR:O	45:BX:77:TYR:CG	2.63	0.52
22:DA:216:A:N6	22:DA:432:A:C1'	2.73	0.52
22:DA:2212:A:N7	22:DA:2214:C:N4	2.58	0.52
15:AO:63:ARG:CG	15:AO:87:ARG:HH12	2.09	0.52
1:AA:468:A:C2	1:AA:469:C:C5	2.98	0.52

Continued on next page...

Continued from previous page...

Atom-1	Atom-2	Distance(Å)	Clash(Å)
34:BM:36:VAL:HG22	43:BV:82:TYR:HD1	1.74	0.52
53:CA:1130:A:N7	53:CA:1146:A:N6	2.58	0.52
53:CA:1145:A:O2'	53:CA:1146:A:C5'	2.53	0.52
22:DA:1076:C:O2'	22:DA:1077:A:C8	2.62	0.52
53:CA:1213:A:H2'	53:CA:1215:G:N7	2.25	0.52
1:AA:624:C:H4'	16:AP:10:GLY:O	2.09	0.52
24:BC:134:ILE:O	24:BC:166:ARG:NH1	2.42	0.52
2:AB:67:LEU:HD22	2:AB:69:VAL:CG2	2.39	0.52
22:DA:475:C:C2'	22:DA:476:G:C8	2.93	0.52
41:BT:43:ILE:CD1	41:BT:58:VAL:HG21	2.40	0.52
22:DA:2875:C:HO2'	22:DA:2876:G:H8	0.65	0.52
53:CA:787:A:C2	53:CA:796:C:N3	2.78	0.52
19:AS:33:TRP:O	19:AS:35:ARG:HG3	2.10	0.52
2:CB:19:THR:HG22	2:CB:37:VAL:CA	2.40	0.52
29:DH:84:ALA:CA	29:DH:148:ALA:HA	2.39	0.52
27:BF:147:ARG:HG3	27:BF:148:VAL:N	2.24	0.52
22:BA:1131:G:C4	31:BJ:77:HIS:ND1	2.78	0.52
22:DA:1038:G:C3'	22:DA:1039:A:C5'	2.88	0.52
45:BX:34:SER:HA	45:BX:48:LEU:O	2.10	0.52
45:BX:6:VAL:HG13	45:BX:7:THR:HG23	1.92	0.52
22:DA:2714:G:O2'	22:DA:2715:C:C5'	2.55	0.52
22:BA:137:U:O2'	22:BA:138:U:P	2.69	0.52
1:AA:1160:G:O6	1:AA:1181:G:O6	2.27	0.52
1:AA:642:A:N7	8:AH:106:SER:HA	2.25	0.52
44:BW:76:ARG:HH21	44:BW:76:ARG:HG2	1.72	0.52
53:CA:1283:U:H2'	53:CA:1284:C:H6	1.75	0.52
28:BG:29:ASN:HD22	28:BG:29:ASN:H	1.58	0.52
53:CA:563:A:OP2	12:CL:11:ARG:HG3	2.10	0.52
22:BA:1452:G:H2'	22:BA:1457:U:O4	2.10	0.52
43:DV:77:VAL:HG13	43:DV:77:VAL:O	2.10	0.52
22:DA:137:U:C4	22:DA:138:U:C2	2.98	0.52
45:DX:1:SER:O	45:DX:3:VAL:N	2.43	0.52
22:DA:365:U:H2'	22:DA:366:C:O4'	2.10	0.52
38:DQ:71:ASN:HD21	38:DQ:106:THR:CA	2.21	0.52
53:CA:16:A:N1	53:CA:919:A:H2	2.08	0.52
1:AA:367:U:C6	1:AA:394:G:N2	2.78	0.52
22:DA:1520:U:O4	22:DA:1521:G:C6	2.63	0.52
26:BE:164:LEU:HB3	26:BE:167:VAL:HG12	1.91	0.52
24:BC:156:SER:O	24:BC:157:ALA:C	2.48	0.52
53:CA:1004:A:N3	53:CA:1026:G:C5	2.78	0.52
1:AA:1086:U:C3'	1:AA:1087:G:H5'	2.40	0.52
22:DA:600:G:O4'	26:DE:100:MET:HE3	2.10	0.52

Continued on next page...

Continued from previous page...

Atom-1	Atom-2	Distance(Å)	Clash(Å)
1:AA:826:C:C5'	8:AH:12:ARG:HH21	2.21	0.52
33:BL:57:LEU:CD1	33:BL:61:LEU:HD21	2.40	0.52
22:BA:2319:G:O2'	22:BA:2320:U:C5	2.56	0.52
22:DA:786:C:H4'	22:DA:1780:A:N7	2.25	0.52
53:CA:803:G:H2'	53:CA:804:U:C6	2.44	0.52
53:CA:1508:A:H2'	53:CA:1509:C:C6	2.45	0.52
44:DW:30:VAL:O	44:DW:30:VAL:HG22	2.09	0.52
4:CD:120:LYS:O	4:CD:145:ARG:NH1	2.42	0.52
1:AA:922:G:H2'	1:AA:923:A:C8	2.45	0.52
53:CA:815:A:C2	53:CA:1529:G:C4	2.98	0.52
26:DE:5:LEU:HD12	26:DE:10:SER:HB2	1.92	0.52
53:CA:718:A:N7	11:CK:117:HIS:CD2	2.78	0.52
22:BA:568:U:O2	22:BA:570:G:C8	2.63	0.52
22:BA:1681:G:O2'	22:BA:1762:A:C1'	2.57	0.52
53:CA:1430:A:N6	53:CA:1431:A:C2	2.78	0.52
22:BA:2531:A:P	28:BG:174:LYS:HG3	2.50	0.52
22:BA:2837:A:C6	22:BA:2882:A:N1	2.78	0.52
42:DU:42:LYS:CB	42:DU:42:LYS:NZ	2.73	0.52
22:DA:2889:C:N4	22:DA:2890:G:C6	2.77	0.52
22:BA:1728:C:O2'	22:BA:1729:U:H6	1.92	0.52
22:DA:584:C:N4	22:DA:585:G:C6	2.78	0.52
53:CA:895:G:C6	53:CA:896:C:C4	2.97	0.52
23:BB:61:G:H2'	23:BB:62:C:C6	2.45	0.52
1:AA:742:G:O2'	1:AA:743:A:H5'	2.10	0.52
22:BA:1830:C:H6	22:BA:1830:C:O5'	1.93	0.52
53:CA:189:A:H3'	53:CA:190:A:C8	2.45	0.52
30:DI:121:ILE:HG22	30:DI:121:ILE:O	2.09	0.52
22:BA:328:U:O3'	42:BU:65:GLN:HG3	2.10	0.52
26:BE:115:GLN:O	26:BE:116:ASP:C	2.49	0.52
53:CA:1494:G:H5'	22:DA:1913:A:C5	2.45	0.51
53:CA:97:G:H2'	53:CA:98:A:O5'	2.09	0.51
5:AE:110:MET:HE3	5:AE:139:THR:CG2	2.40	0.51
22:DA:830:G:H4'	22:DA:831:G:OP2	2.09	0.51
1:AA:502:A:OP1	12:AL:114:SER:HB3	2.10	0.51
3:AC:76:ILE:CD1	3:AC:102:ILE:HG12	2.22	0.51
2:AB:40:ILE:HG21	2:AB:201:GLY:N	2.25	0.51
6:AF:3:HIS:H	6:AF:92:THR:HG21	1.68	0.51
38:BQ:23:TYR:HB3	38:BQ:27:ARG:HB3	1.92	0.51
22:BA:2092:U:O2'	22:BA:2093:G:P	2.69	0.51
24:DC:2:VAL:O	24:DC:3:VAL:CB	2.58	0.51
15:AO:23:SER:O	15:AO:24:THR:C	2.48	0.51
22:BA:31:C:O3'	22:BA:1238:G:H5'	2.10	0.51

Continued on next page...

Continued from previous page...

Atom-1	Atom-2	Distance(Å)	Clash(Å)
22:BA:26:G:C6	22:BA:27:G:N1	2.77	0.51
53:CA:1146:A:C6	53:CA:1147:C:C4	2.98	0.51
22:DA:1068:G:C8	22:DA:1069:A:N7	2.78	0.51
22:DA:31:C:O5'	22:DA:31:C:H6	1.93	0.51
22:DA:2250:G:N2	34:DM:82:MET:CB	2.73	0.51
22:BA:945:A:H5'	22:BA:946:C:OP2	2.10	0.51
22:DA:1026:G:H2'	22:DA:1027:A:C8	2.45	0.51
53:CA:250:A:O2'	53:CA:251:G:H5''	2.10	0.51
53:CA:282:A:O2'	53:CA:283:U:H5'	2.10	0.51
25:DD:116:LYS:HD3	35:DN:1:MET:HE2	1.92	0.51
58:DF:59:ILE:CD1	58:DF:137:PHE:CZ	2.92	0.51
22:BA:1019:U:C2	22:BA:1142:A:N6	2.78	0.51
53:CA:1298:U:C5	54:CG:113:LYS:HA	2.44	0.51
29:DH:80:ILE:CB	29:DH:101:ASP:CB	2.79	0.51
49:D1:8:ILE:CG2	49:D1:9:LYS:N	2.73	0.51
22:DA:648:G:H2'	22:DA:649:G:C8	2.45	0.51
10:AJ:33:GLY:O	10:AJ:34:ALA:HB2	2.09	0.51
22:BA:2231:U:H2'	22:BA:2232:C:C5'	2.40	0.51
28:DG:91:VAL:HG23	28:DG:92:GLY:N	2.26	0.51
40:DS:20:VAL:CG1	40:DS:43:ALA:HB1	2.40	0.51
45:DX:77:TYR:C	45:DX:77:TYR:CD1	2.83	0.51
4:AD:55:ARG:HH12	4:AD:58:GLN:CG	2.15	0.51
53:CA:560:A:H5'	53:CA:566:G:H21	1.74	0.51
22:DA:2151:U:C2	22:DA:2152:G:C8	2.98	0.51
22:DA:1281:G:N7	22:DA:1282:U:C5	2.79	0.51
22:BA:1867:G:H2'	22:BA:1868:C:C5'	2.39	0.51
43:DV:21:ARG:HE	43:DV:87:GLN:CB	2.22	0.51
22:BA:62:U:H5''	22:BA:63:A:OP1	2.11	0.51
22:DA:987:C:O2'	22:DA:1000:A:N3	2.34	0.51
53:CA:52:C:OP2	53:CA:52:C:H4'	2.10	0.51
25:DD:32:ASN:HA	25:DD:51:THR:O	2.10	0.51
22:BA:2888:C:H2'	22:BA:2889:C:C6	2.37	0.51
1:AA:211:G:H2'	1:AA:212:G:O5'	2.10	0.51
53:CA:807:A:H2'	53:CA:808:C:C6	2.45	0.51
26:DE:34:ALA:HA	26:DE:94:GLN:HG3	1.92	0.51
2:AB:49:PHE:CG	2:AB:212:TYR:OH	2.63	0.51
22:DA:845:A:C2	22:DA:847:U:N1	2.78	0.51
22:BA:1665:A:H5''	32:BK:66:LYS:HG3	1.92	0.51
1:AA:1216:A:C2	1:AA:1217:C:C4	2.99	0.51
1:AA:967:C:H6	1:AA:967:C:O5'	1.93	0.51
3:CC:7:ASN:HD22	14:CN:89:ARG:HA	1.75	0.51
1:AA:15:G:O4'	5:AE:28:ARG:NH1	2.43	0.51

Continued on next page...

Continued from previous page...

Atom-1	Atom-2	Distance(Å)	Clash(Å)
22:BA:919:U:C3'	22:BA:919:U:C6	2.93	0.51
9:CI:5:TYR:HD2	9:CI:5:TYR:N	2.07	0.51
40:BS:107:VAL:O	40:BS:107:VAL:HG12	2.09	0.51
40:BS:69:LEU:HG	40:BS:107:VAL:HG13	1.91	0.51
22:BA:161:A:OP2	22:BA:162:U:H3'	2.09	0.51
1:AA:858:G:O2'	1:AA:859:G:H5''	2.10	0.51
27:BF:27:VAL:O	27:BF:27:VAL:HG13	2.10	0.51
32:BK:77:ILE:N	32:BK:77:ILE:HD12	2.24	0.51
35:BN:52:ILE:HD12	35:BN:94:TYR:HB2	1.91	0.51
1:AA:195:A:O2'	1:AA:196:A:H5'	2.10	0.51
14:CN:63:CYS:HB3	14:CN:68:ARG:H	1.76	0.51
11:AK:125:LYS:O	11:AK:126:ARG:CB	2.57	0.51
11:AK:122:PRO:HG2	21:AU:33:ARG:O	2.10	0.51
17:AQ:11:VAL:HG12	17:AQ:12:VAL:H	1.74	0.51
22:DA:1285:A:N6	22:DA:1329:U:C5	2.78	0.51
49:B1:49:LYS:O	49:B1:50:GLU:HB3	2.10	0.51
22:BA:646:U:H5'	22:BA:647:G:H5''	1.92	0.51
8:AH:17:GLN:NE2	8:AH:71:VAL:H	2.09	0.51
22:BA:2431:U:C6	22:BA:2431:U:C5'	2.80	0.51
24:DC:144:GLU:HB3	24:DC:187:CYS:CB	2.29	0.51
33:DL:89:VAL:HG23	33:DL:121:THR:CG2	2.39	0.51
22:DA:459:U:O2'	22:DA:460:A:C5'	2.59	0.51
40:BS:95:ARG:O	40:BS:96:ILE:CG1	2.58	0.51
22:DA:1566:A:H2	24:DC:212:TRP:HB2	1.74	0.51
22:DA:2201:G:H2'	22:DA:2202:U:C6	2.42	0.51
53:CA:1086:U:HO2'	53:CA:1087:G:H5'	1.74	0.51
53:CA:1144:G:H21	53:CA:1146:A:N6	2.08	0.51
26:DE:147:LEU:CG	26:DE:186:VAL:HG23	2.39	0.51
22:DA:589:U:C2	22:DA:590:A:N7	2.79	0.51
58:DF:113:PHE:HE2	58:DF:116:LEU:HB2	1.75	0.51
22:DA:2544:G:H2'	22:DA:2545:G:C8	2.45	0.51
22:BA:1785:A:O2'	22:BA:1786:A:H2'	2.10	0.51
22:BA:958:U:H5''	34:BM:14:LYS:HE2	1.92	0.51
31:BJ:21:THR:O	31:BJ:23:LYS:N	2.43	0.51
18:CR:54:LEU:O	18:CR:58:ILE:HG13	2.10	0.51
40:DS:66:ILE:HA	40:DS:69:LEU:HD13	1.93	0.51
22:DA:2230:G:O3'	45:DX:29:LEU:HD12	2.10	0.51
22:BA:675:A:C4	22:BA:804:A:C2	2.98	0.51
37:BP:33:GLU:CG	37:BP:36:LYS:HD3	2.39	0.51
22:DA:121:G:C2	22:DA:131:A:C5	2.98	0.51
53:CA:330:C:O2'	53:CA:331:G:O5'	2.28	0.51
34:BM:40:ARG:HB2	34:BM:93:VAL:HG22	1.90	0.51

Continued on next page...

Continued from previous page...

Atom-1	Atom-2	Distance(Å)	Clash(Å)
22:BA:1494:A:O2'	22:BA:1495:A:H5'	2.11	0.51
10:CJ:65:TYR:HB3	14:CN:95:LEU:HD12	1.91	0.51
1:AA:1350:A:H2	7:AG:33:GLY:HA3	1.75	0.51
3:CC:86:LEU:O	3:CC:90:VAL:HG22	2.09	0.51
22:DA:1430:G:H2'	22:DA:1431:A:H8	1.74	0.51
1:AA:571:U:C5'	1:AA:572:A:OP2	2.55	0.51
28:DG:162:ARG:C	28:DG:163:TYR:HD2	2.13	0.51
33:BL:80:SER:HB3	33:BL:115:GLU:CD	2.31	0.51
10:AJ:12:ALA:HB2	10:AJ:96:VAL:HG13	1.91	0.51
42:BU:13:LEU:HD12	42:BU:69:VAL:N	2.26	0.51
22:DA:504:A:O2'	22:DA:505:A:P	2.69	0.51
2:AB:53:LEU:N	2:AB:53:LEU:HD22	2.25	0.51
1:AA:1111:A:N1	3:AC:176:THR:HG23	2.24	0.51
22:DA:2716:C:HO2'	22:DA:2717:C:H5'	1.73	0.51
1:AA:1508:A:H2'	1:AA:1509:C:C6	2.45	0.51
55:CM:69:ARG:HA	55:CM:72:ILE:CG2	2.41	0.51
22:DA:1683:U:O2'	22:DA:1684:G:C5'	2.59	0.51
29:BH:81:ALA:HB1	29:BH:146:VAL:HA	1.92	0.51
22:DA:109:C:H4'	22:DA:348:A:H4'	1.91	0.51
53:CA:533:A:O2'	53:CA:535:A:OP2	2.26	0.51
22:BA:2470:G:C2'	22:BA:2471:A:H5'	2.41	0.51
1:AA:602:A:C2'	1:AA:603:U:H5'	2.40	0.51
1:AA:604:G:C2	1:AA:635:A:C2	2.98	0.51
8:CH:39:LEU:HB2	8:CH:45:ILE:CD1	2.41	0.51
22:DA:560:C:O5'	22:DA:560:C:H6	1.93	0.51
22:DA:560:C:O2'	38:DQ:47:ARG:NH1	2.44	0.51
47:BZ:40:THR:HG23	47:BZ:43:ILE:HG23	1.91	0.51
24:DC:211:ARG:HD2	24:DC:215:VAL:O	2.11	0.51
11:AK:60:PHE:O	11:AK:63:GLN:HB3	2.10	0.51
53:CA:54:C:N4	53:CA:352:C:H2'	2.26	0.51
13:AM:47:LEU:HD23	13:AM:51:GLN:HB3	1.93	0.51
39:DR:55:ASP:CG	39:DR:56:GLY:H	2.13	0.51
22:DA:486:C:O5'	22:DA:486:C:H6	1.93	0.51
18:AR:24:ASP:O	18:AR:27:THR:N	2.31	0.51
22:BA:2196:C:O2'	22:BA:2197:U:H5'	2.10	0.51
1:AA:185:U:H2'	1:AA:186:C:H6	1.75	0.51
38:BQ:63:ARG:NH2	38:BQ:95:ALA:C	2.64	0.51
22:DA:200:U:O4	22:DA:248:G:C2	2.64	0.51
37:BP:57:ALA:HB2	37:BP:74:GLN:HA	1.92	0.51
19:CS:16:LYS:O	19:CS:17:LYS:HD3	2.10	0.51
53:CA:1343:G:H2'	53:CA:1344:C:H6	1.76	0.51
22:DA:1009:A:O2'	22:DA:1010:A:C8	2.49	0.51

Continued on next page...

Continued from previous page...

Atom-1	Atom-2	Distance(Å)	Clash(Å)
22:DA:1025:G:H1'	22:DA:1135:C:O4'	2.10	0.51
22:DA:95:A:H2'	22:DA:96:C:C4'	2.40	0.51
22:DA:2887:A:H1'	48:D0:39:ARG:HH22	1.76	0.51
22:DA:2575:C:H4'	25:DD:148:GLN:O	2.10	0.51
38:DQ:46:TYR:HD1	39:DR:74:ILE:HG21	1.75	0.51
1:AA:404:G:C2'	1:AA:405:U:H5'	2.40	0.51
22:DA:627:A:O2'	22:DA:628:G:P	2.69	0.51
6:AF:3:HIS:HB2	6:AF:92:THR:CG2	2.36	0.51
5:AE:152:VAL:O	5:AE:156:ARG:HB2	2.10	0.51
1:AA:974:A:H4'	1:AA:975:A:C5'	2.31	0.51
50:D2:34:ARG:HH11	50:D2:39:ARG:HG2	1.73	0.51
3:AC:6:PRO:HG3	3:AC:183:TYR:CG	2.45	0.51
22:DA:301:G:C5	22:DA:302:C:N4	2.79	0.51
26:DE:130:LYS:HB3	26:DE:133:LEU:CB	2.25	0.51
26:DE:134:LEU:O	26:DE:138:LEU:HG	2.10	0.51
22:DA:477:A:O2'	22:DA:478:A:C8	2.45	0.51
22:DA:478:A:C2	22:DA:480:A:C8	2.98	0.51
22:DA:2683:C:H5''	37:DP:55:HIS:HB3	1.92	0.51
1:AA:1239:A:H62	1:AA:1299:A:H61	1.51	0.51
22:DA:231:A:O2'	22:DA:232:G:H5'	2.11	0.51
22:DA:2409:G:O2'	22:DA:2410:G:O4'	2.14	0.51
22:DA:1905:C:O2'	22:DA:1929:G:H1'	2.10	0.51
55:CM:23:GLY:O	55:CM:24:VAL:HG13	2.10	0.51
22:BA:588:U:O4	22:BA:670:A:H1'	2.09	0.51
45:DX:30:PRO:CG	45:DX:32:LEU:HD21	2.40	0.51
22:BA:142:A:O2'	22:BA:143:C:O4'	2.28	0.51
29:DH:41:LYS:N	29:DH:44:ILE:HG23	2.22	0.51
1:AA:1160:G:HO2'	1:AA:1161:C:H6	1.58	0.51
14:AN:20:PHE:HA	14:AN:24:ALA:CB	2.40	0.51
11:AK:35:ASP:OD2	11:AK:39:ASN:HB2	2.10	0.51
8:CH:28:SER:HB3	8:CH:56:PRO:HB2	1.91	0.51
22:DA:2852:G:H2'	22:DA:2853:C:O4'	2.10	0.51
24:DC:231:HIS:O	24:DC:232:GLY:C	2.48	0.51
22:BA:1857:G:O2'	22:BA:1858:A:OP2	2.23	0.51
3:AC:116:ALA:HB1	3:AC:186:SER:HB2	1.92	0.51
29:DH:8:LYS:HD2	29:DH:8:LYS:C	2.30	0.51
53:CA:631:C:H5''	53:CA:632:U:O4'	2.09	0.51
22:BA:959:A:H2	22:BA:2494:G:H22	1.56	0.51
22:BA:2496:C:O2'	22:BA:2497:A:H5'	2.10	0.51
15:CO:63:ARG:NH2	22:DA:715:A:H5'	2.23	0.51
2:AB:61:SER:HA	2:AB:223:GLY:C	2.31	0.51
22:BA:627:A:C6	22:BA:637:A:C8	2.99	0.51

Continued on next page...

Continued from previous page...

Atom-1	Atom-2	Distance(Å)	Clash(Å)
29:BH:132:PHE:CG	29:BH:133:GLN:N	2.78	0.51
53:CA:457:G:OP2	53:CA:457:G:C8	2.63	0.51
22:DA:2725:A:C4	22:DA:2727:A:C8	2.99	0.51
1:AA:1508:A:H2'	1:AA:1509:C:H6	1.75	0.51
40:DS:22:ASP:HA	40:DS:25:ARG:HH12	1.75	0.51
47:BZ:15:ARG:O	47:BZ:20:LYS:HE2	2.10	0.51
13:AM:89:ARG:HH11	13:AM:94:LEU:HB3	1.76	0.51
53:CA:947:G:P	55:CM:106:ARG:HG3	2.51	0.51
22:DA:2893:A:O4'	22:DA:2894:G:C2	2.63	0.51
2:CB:212:TYR:CD2	2:CB:215:ALA:HB3	2.46	0.51
22:BA:320:A:O2'	22:BA:322:A:H8	1.93	0.51
22:BA:2476:A:C2'	22:BA:2477:U:H5'	2.40	0.51
13:AM:10:ASP:O	13:AM:11:HIS:HB2	2.10	0.51
55:CM:46:GLU:O	55:CM:47:LEU:HB2	2.10	0.51
1:AA:1429:A:H4'	22:BA:1703:G:O2'	2.09	0.51
5:CE:38:VAL:HG23	5:CE:66:ALA:HB1	1.93	0.51
30:DI:132:ALA:CB	30:DI:137:LEU:HD12	2.40	0.51
22:BA:1607:C:H4'	22:BA:1608:A:O5'	2.11	0.51
55:CM:8:ILE:N	55:CM:9:PRO:CD	2.73	0.51
22:BA:2817:U:H2'	22:BA:2818:U:O5'	2.10	0.51
22:DA:260:G:C6	22:DA:261:G:N7	2.78	0.51
47:DZ:32:GLY:C	47:DZ:34:THR:H	2.14	0.51
22:DA:691:C:H6	22:DA:691:C:O5'	1.94	0.51
1:AA:381:C:H2'	1:AA:382:A:O4'	2.10	0.51
53:CA:43:C:O2'	53:CA:44:A:H5'	2.10	0.51
22:DA:2660:A:C2	22:DA:2661:G:C5	2.98	0.51
22:BA:1774:C:H6	22:BA:1774:C:O5'	1.93	0.51
41:DT:64:LYS:HA	41:DT:79:ASP:OD1	2.09	0.51
22:BA:901:C:H2'	22:BA:902:C:H6	1.75	0.51
22:BA:1069:A:N1	22:BA:1074:G:N7	2.59	0.51
53:CA:1494:G:H2'	53:CA:1495:U:O5'	2.10	0.51
53:CA:71:A:O2'	53:CA:72:A:O4'	2.20	0.51
1:AA:179:A:O2'	1:AA:180:U:H5'	2.09	0.51
1:AA:184:G:O2'	1:AA:185:U:C6	2.64	0.51
31:BJ:43:GLU:O	31:BJ:45:THR:O	2.28	0.51
53:CA:1383:C:H2'	53:CA:1384:C:H5'	1.93	0.51
44:BW:39:GLN:HG2	44:BW:40:ARG:N	2.25	0.51
22:DA:1156:A:H5''	22:DA:1157:G:OP2	2.10	0.51
22:DA:2834:G:H1'	22:DA:2879:A:H61	1.73	0.51
22:DA:532:A:N1	22:DA:2020:A:H1'	2.25	0.51
35:DN:33:ILE:O	35:DN:34:ILE:HG13	2.10	0.51
38:DQ:40:LYS:CD	38:DQ:44:TYR:CE2	2.89	0.51

Continued on next page...

Continued from previous page...

Atom-1	Atom-2	Distance(Å)	Clash(Å)
53:CA:1226:C:OP2	55:CM:94:LEU:HD22	2.09	0.51
1:AA:404:G:H2'	1:AA:405:U:O4'	2.10	0.51
22:DA:657:U:H2'	22:DA:658:U:H6	1.75	0.51
1:AA:673:A:H2'	1:AA:674:G:C8	2.46	0.51
22:BA:2420:C:O2'	22:BA:2421:G:H5'	2.09	0.51
22:DA:2217:G:O2'	22:DA:2218:G:O4'	2.25	0.51
57:DB:27:C:O2'	57:DB:28:C:H5'	2.11	0.51
33:BL:75:ALA:O	33:BL:108:ALA:HA	2.10	0.51
53:CA:1084:G:OP1	53:CA:1086:U:C5	2.63	0.51
21:CU:16:ARG:HE	21:CU:16:ARG:HA	1.76	0.51
53:CA:1147:C:O2'	53:CA:1148:U:C6	2.64	0.51
10:CJ:10:LEU:HD23	10:CJ:98:VAL:HG22	1.93	0.51
22:DA:1060:U:O4'	22:DA:1061:U:C2'	2.59	0.51
32:DK:40:LYS:HZ1	32:DK:89:ASN:HD21	1.58	0.51
53:CA:597:G:N7	53:CA:598:U:C5	2.79	0.51
53:CA:1308:U:H5	55:CM:97:ARG:NH1	2.08	0.51
22:DA:340:A:H2'	22:DA:341:C:C5'	2.41	0.51
41:BT:39:THR:HB	41:BT:42:GLU:H	1.76	0.51
1:AA:1240:U:H3	7:AG:29:LEU:HD23	1.74	0.51
37:DP:19:PHE:HE1	37:DP:58:PHE:CZ	2.29	0.51
22:DA:1550:C:C2'	22:DA:1551:A:H5'	2.41	0.51
53:CA:733:G:O2'	53:CA:734:G:C5'	2.58	0.51
22:DA:2654:A:C4	22:DA:2656:U:N3	2.79	0.51
1:AA:1433:A:H2'	1:AA:1434:A:C8	2.46	0.51
22:BA:1682:G:H2'	22:BA:1683:U:C5	2.43	0.51
22:DA:2866:U:H4'	22:DA:2867:G:O5'	2.10	0.51
22:BA:1734:G:C4	22:BA:1735:A:N7	2.79	0.51
45:DX:3:VAL:O	45:DX:3:VAL:HG23	2.09	0.51
22:BA:1866:A:O2'	22:BA:1867:G:C5'	2.57	0.51
22:DA:1605:C:C4'	22:DA:1610:A:C6	2.87	0.51
34:BM:31:PHE:CZ	34:BM:110:GLU:HG2	2.46	0.51
22:BA:610:C:H2'	22:BA:611:C:H6	1.74	0.51
22:DA:484:C:O2'	22:DA:485:C:C6	2.55	0.51
28:DG:7:PRO:HB3	28:DG:48:THR:HB	1.92	0.51
53:CA:512:U:O2'	53:CA:513:C:C5'	2.58	0.51
40:BS:32:ALA:HB1	40:BS:51:LEU:HD22	1.92	0.51
22:DA:2074:U:H2'	22:DA:2075:U:C6	2.46	0.51
30:BI:33:ASN:HB3	30:BI:36:GLU:CB	2.38	0.51
22:BA:2726:A:N3	32:BK:67:LYS:NZ	2.59	0.51
14:AN:2:LYS:HD3	14:AN:5:MET:CG	2.37	0.51
22:DA:789:A:H5'	50:D2:4:THR:HG21	1.92	0.51
22:BA:1833:C:C4	22:BA:1834:U:C5	2.98	0.51

Continued on next page...

Continued from previous page...

Atom-1	Atom-2	Distance(Å)	Clash(Å)
22:BA:2109:U:O4	22:BA:2110:G:C5	2.63	0.51
9:CI:70:GLY:O	9:CI:73:GLY:N	2.43	0.51
19:CS:52:ASN:OD1	19:CS:57:VAL:HG13	2.11	0.51
22:DA:545:U:H3'	22:DA:545:U:H6	1.76	0.51
22:BA:163:C:O2'	22:BA:164:C:P	2.68	0.51
22:BA:536:G:C2'	22:BA:537:G:H5'	2.39	0.51
5:CE:38:VAL:HG12	5:CE:39:GLY:H	1.75	0.51
22:DA:1300:G:H5'	22:DA:1301:A:C2	2.45	0.51
22:BA:2531:A:C8	28:BG:174:LYS:NZ	2.79	0.51
22:DA:732:C:N4	22:DA:733:G:C6	2.79	0.51
24:BC:41:GLY:N	24:BC:53:ILE:CG2	2.74	0.51
20:AT:2:ASN:O	20:AT:3:ILE:C	2.48	0.51
1:AA:1478:U:H2'	1:AA:1479:C:C6	2.45	0.51
6:AF:2:ARG:HH21	6:AF:68:GLN:NE2	2.08	0.51
22:DA:2567:G:H2'	22:DA:2568:U:C6	2.46	0.51
1:AA:827:U:H2'	1:AA:870:U:O4	2.11	0.51
2:CB:164:ASP:CG	2:CB:203:ASP:HB2	2.31	0.51
22:BA:1196:C:O4'	22:BA:1226:A:C2	2.64	0.51
57:DB:21:G:C2'	57:DB:22:U:H5'	2.41	0.51
28:BG:31:GLU:O	28:BG:31:GLU:HG3	2.09	0.51
26:DE:9:GLN:O	26:DE:9:GLN:HG3	2.11	0.51
40:BS:1:MET:HA	40:BS:1:MET:HE3	1.93	0.51
11:CK:41:LEU:HD22	11:CK:76:TYR:CE2	2.46	0.51
6:CF:32:ALA:O	6:CF:33:GLU:HB2	2.09	0.51
1:AA:809:G:C6	1:AA:810:C:C5	2.99	0.51
30:BI:135:MET:HG2	30:BI:137:LEU:HG	1.92	0.51
1:AA:66:A:C2	1:AA:67:C:C6	2.98	0.51
25:BD:12:THR:HG23	25:BD:13:ARG:H	1.69	0.51
9:CI:114:LYS:HD2	9:CI:120:ALA:O	2.09	0.51
44:BW:24:ARG:CD	44:BW:24:ARG:C	2.77	0.51
22:DA:70:G:H4'	22:DA:71:A:OP1	2.10	0.51
22:DA:1324:G:H5''	22:DA:1325:U:H5''	1.93	0.51
22:DA:2011:U:C2'	22:DA:2012:G:H5'	2.41	0.51
22:DA:2511:U:H2'	22:DA:2512:C:H5'	1.92	0.51
22:DA:575:A:O2'	22:DA:576:U:H6	1.94	0.51
22:DA:749:A:C4	22:DA:750:A:C8	2.98	0.51
22:DA:821:A:N7	22:DA:946:C:C4	2.79	0.51
35:DN:35:LYS:NZ	35:DN:112:TYR:CE1	2.77	0.51
53:CA:518:C:H2'	53:CA:530:G:C8	2.45	0.51
1:AA:542:G:O2'	1:AA:543:U:H5'	2.09	0.51
22:DA:621:A:O2'	22:DA:622:G:O5'	2.28	0.51
22:BA:2508:G:C6	22:BA:2582:G:O6	2.64	0.51

Continued on next page...

Continued from previous page...

Atom-1	Atom-2	Distance(Å)	Clash(Å)
49:B1:8:ILE:H	49:B1:23:THR:HA	1.76	0.51
22:DA:2136:G:O6	22:DA:2156:G:C2	2.63	0.51
22:DA:455:C:N3	22:DA:473:G:H5'	2.25	0.51
33:BL:96:LYS:HG3	33:BL:101:ILE:HG22	1.92	0.51
53:CA:1279:G:H5''	10:CJ:9:ARG:NH2	2.12	0.51
22:DA:1062:G:C4	22:DA:1063:G:C8	2.98	0.51
32:DK:104:THR:OG1	32:DK:106:GLU:HB2	2.11	0.51
22:DA:1935:G:H1'	22:DA:1964:G:C2	2.41	0.51
16:AP:10:GLY:O	16:AP:11:ALA:CB	2.59	0.51
22:DA:2741:A:H2'	22:DA:2742:G:O4'	2.11	0.51
22:DA:301:G:C6	22:DA:317:G:C6	2.98	0.51
22:DA:298:G:HO2'	22:DA:322:A:H2	1.58	0.51
22:DA:325:G:HO2'	22:DA:326:G:H8	1.57	0.51
22:DA:477:A:O2'	22:DA:478:A:O5'	2.28	0.51
22:DA:478:A:C6	22:DA:480:A:C6	2.99	0.51
22:DA:492:A:O2'	22:DA:493:G:C5'	2.58	0.51
53:CA:255:G:H4'	17:CQ:17:GLU:O	2.11	0.51
17:CQ:19:SER:HB3	17:CQ:70:LYS:HZ1	1.74	0.51
55:CM:13:HIS:HA	55:CM:43:LYS:HG2	1.93	0.51
22:BA:2148:G:O2'	22:BA:2149:U:C4'	2.58	0.51
12:CL:82:ARG:HB2	12:CL:97:VAL:HG12	1.91	0.51
58:DF:39:VAL:CB	58:DF:49:LEU:HG	2.40	0.51
24:BC:252:LYS:NZ	24:BC:252:LYS:HB2	2.26	0.51
22:DA:335:C:O2'	22:DA:336:C:C6	2.34	0.51
22:DA:1782:U:O2'	22:DA:1783:A:C5'	2.58	0.51
31:BJ:17:VAL:HA	31:BJ:55:ILE:O	2.10	0.51
37:BP:33:GLU:HB3	37:BP:36:LYS:H	1.76	0.51
1:AA:1160:G:C6	1:AA:1181:G:O6	2.63	0.51
1:AA:322:C:O2'	20:AT:17:ARG:HG3	2.10	0.51
53:CA:166:U:OP2	53:CA:166:U:H6	1.92	0.51
24:BC:57:HIS:ND1	24:BC:58:LYS:N	2.56	0.51
17:CQ:3:LYS:HZ2	17:CQ:6:THR:CG2	2.22	0.51
3:CC:113:LYS:HA	3:CC:184:ASN:HB3	1.93	0.51
22:DA:2140:G:C6	22:DA:2152:G:C6	2.98	0.51
22:DA:2392:A:C8	22:DA:2429:G:N1	2.79	0.51
1:AA:725:G:H2'	1:AA:726:C:C6	2.43	0.51
46:DY:22:LEU:HG	46:DY:23:ARG:H	1.74	0.51
1:AA:488:C:HO2'	1:AA:489:C:H5'	1.76	0.51
22:DA:687:C:O2'	22:DA:688:U:H5'	2.11	0.51
22:DA:1819:A:OP1	24:DC:154:ALA:HA	2.11	0.51
22:BA:962:G:P	62:BA:3352:HOH:O	2.68	0.51
22:BA:1254:A:H5''	22:BA:1255:U:C5'	2.40	0.51

Continued on next page...

Continued from previous page...

Atom-1	Atom-2	Distance(Å)	Clash(Å)
58:DF:30:VAL:CG1	58:DF:168:LEU:HD23	2.39	0.51
1:AA:966:G:H2'	1:AA:967:C:C6	2.45	0.51
2:CB:56:LEU:HD22	2:CB:59:ILE:HD11	1.93	0.51
53:CA:1073:U:C2	53:CA:1074:G:C8	2.99	0.51
53:CA:624:C:O2'	56:CP:10:GLY:HA2	2.09	0.51
22:BA:919:U:H6	22:BA:919:U:C5'	2.23	0.51
53:CA:1416:G:H22	53:CA:1485:U:H1'	1.74	0.51
22:BA:2836:U:H2'	22:BA:2837:A:C8	2.45	0.51
45:BX:1:SER:O	45:BX:3:VAL:N	2.43	0.51
7:AG:13:PRO:HB2	7:AG:18:GLY:HA2	1.91	0.51
22:BA:310:A:O2'	22:BA:311:A:P	2.68	0.51
22:BA:2698:U:H2'	22:BA:2699:C:H6	1.73	0.51
8:AH:30:LYS:CE	8:AH:30:LYS:HA	2.40	0.51
41:DT:64:LYS:N	41:DT:64:LYS:HD2	2.25	0.51
8:CH:30:LYS:O	8:CH:33:VAL:N	2.43	0.51
22:DA:1383:A:C2	22:DA:1384:A:C5	2.99	0.51
39:DR:70:GLU:CD	39:DR:70:GLU:H	2.14	0.51
22:BA:1135:C:H2'	22:BA:1137:G:OP2	2.10	0.51
1:AA:1295:U:H6	1:AA:1295:U:O5'	1.94	0.51
36:BO:67:ASN:O	36:BO:68:LYS:C	2.49	0.51
22:BA:876:C:O2'	22:BA:877:A:H5'	2.10	0.51
30:BI:89:SER:OG	30:BI:135:MET:HA	2.11	0.51
2:CB:93:HIS:HB2	2:CB:146:SER:HA	1.93	0.51
53:CA:988:G:H2'	53:CA:989:U:H5'	1.91	0.51
53:CA:1014:A:H5'	19:CS:17:LYS:HE3	1.93	0.51
14:CN:62:ARG:HE	14:CN:69:PRO:HA	1.75	0.51
19:CS:50:VAL:CG2	19:CS:74:ALA:HB2	2.41	0.51
41:DT:39:THR:HG21	41:DT:42:GLU:CG	2.41	0.51
46:DY:28:LEU:HD13	46:DY:28:LEU:C	2.31	0.51
22:DA:1272:A:C2	22:DA:1618:A:C2	2.99	0.51
22:DA:188:G:C2'	22:DA:189:G:H5'	2.40	0.51
22:DA:2880:C:O2'	22:DA:2881:U:H5'	2.11	0.51
22:DA:14:A:C5	22:DA:526:A:C2	2.99	0.51
22:DA:533:G:O5'	38:DQ:23:TYR:CD2	2.64	0.51
33:DL:50:PHE:CE2	33:DL:53:GLY:N	2.79	0.51
3:AC:76:ILE:HD11	3:AC:102:ILE:CG1	2.22	0.51
22:BA:2508:G:H1'	22:BA:2554:U:HO2'	1.73	0.51
45:BX:71:ARG:HE	45:BX:77:TYR:HE2	1.59	0.51
8:AH:64:TYR:N	8:AH:64:TYR:CD1	2.78	0.51
39:DR:37:GLU:HB2	39:DR:53:PHE:CG	2.45	0.51
22:DA:460:A:N6	22:DA:470:A:C8	2.78	0.51
22:DA:1373:A:H2'	22:DA:1374:G:O4'	2.11	0.51

Continued on next page...

Continued from previous page...

Atom-1	Atom-2	Distance(Å)	Clash(Å)
53:CA:374:A:H2'	53:CA:375:U:H6	1.73	0.51
33:BL:110:VAL:O	33:BL:111:ILE:CB	2.43	0.51
1:AA:465:A:H2'	1:AA:466:A:O4'	2.10	0.51
53:CA:1097:C:H2'	53:CA:1098:C:H6	1.72	0.51
22:DA:1062:G:N2	22:DA:1077:A:H2	2.09	0.51
22:DA:1083:U:H1'	22:DA:1086:A:C2	2.46	0.51
8:CH:75:GLN:O	8:CH:126:CYS:CB	2.58	0.51
6:CF:2:ARG:HG2	6:CF:4:TYR:CZ	2.46	0.51
1:AA:374:A:H2'	1:AA:375:U:H6	1.76	0.51
3:AC:5:HIS:CD2	3:AC:7:ASN:HB3	2.46	0.51
53:CA:5:U:H4'	53:CA:6:G:H5''	1.93	0.51
22:DA:100:U:C6	22:DA:100:U:OP1	2.64	0.51
40:DS:49:LYS:NZ	40:DS:49:LYS:CB	2.70	0.51
41:BT:39:THR:HG22	41:BT:42:GLU:H	1.74	0.51
1:AA:1241:G:C2	1:AA:1242:G:C5	2.99	0.51
13:AM:2:ARG:HA	13:AM:7:ASN:O	2.11	0.51
55:CM:23:GLY:HA3	55:CM:64:VAL:HG13	1.93	0.51
22:BA:1613:G:C2	22:BA:1619:G:C5	2.99	0.51
29:DH:147:VAL:O	29:DH:148:ALA:HB3	2.10	0.51
24:DC:77:VAL:HA	24:DC:92:LEU:O	2.10	0.51
25:BD:151:THR:HB	25:BD:152:PRO:HD3	1.93	0.51
45:DX:32:LEU:HD22	45:DX:32:LEU:N	2.26	0.51
22:DA:2712:C:C2	22:DA:2715:C:OP1	2.64	0.51
30:DI:52:LEU:HD12	30:DI:53:PRO:CD	2.41	0.51
53:CA:1200:C:HO2'	53:CA:1201:A:P	2.32	0.51
32:BK:121:GLU:O	32:BK:122:VAL:C	2.49	0.51
29:DH:41:LYS:CA	29:DH:44:ILE:HG12	2.34	0.51
50:D2:46:LYS:N	50:D2:46:LYS:HD2	2.25	0.51
58:DF:31:GLU:O	58:DF:95:MET:HE2	2.09	0.51
58:DF:65:LEU:CD2	58:DF:65:LEU:H	2.21	0.51
42:DU:33:VAL:O	42:DU:34:ILE:CG1	2.49	0.51
36:DO:68:LYS:NZ	36:DO:68:LYS:HB2	2.26	0.51
22:BA:1858:A:H8	22:BA:1858:A:OP2	1.94	0.51
22:DA:782:A:C8	22:DA:782:A:OP1	2.64	0.51
53:CA:819:A:H4'	53:CA:820:U:OP2	2.10	0.51
43:DV:30:ILE:HA	43:DV:91:PHE:O	2.11	0.51
53:CA:918:A:H2'	53:CA:919:A:C8	2.46	0.51
53:CA:1026:G:H22	53:CA:1036:A:H61	1.58	0.51
41:DT:10:VAL:HG23	41:DT:11:LEU:N	2.24	0.51
34:BM:73:ILE:HG21	34:BM:91:TYR:CE1	2.46	0.51
27:BF:107:VAL:N	27:BF:108:PRO:HD2	2.25	0.51
53:CA:876:C:O2'	8:CH:11:THR:HG21	2.11	0.51

Continued on next page...

Continued from previous page...

Atom-1	Atom-2	Distance(Å)	Clash(Å)
22:DA:2751:G:H4'	28:DG:3:VAL:CG1	2.40	0.51
29:DH:99:ILE:HG22	29:DH:100:ALA:N	2.26	0.51
53:CA:705:G:H2'	53:CA:706:A:C8	2.46	0.51
53:CA:756:C:O2'	53:CA:757:U:H5'	2.10	0.51
53:CA:106:C:O2	53:CA:379:C:H4'	2.11	0.51
22:DA:1411:U:H2'	22:DA:1412:U:C6	2.45	0.51
33:BL:65:GLY:O	33:BL:66:PHE:CB	2.57	0.51
22:BA:12:U:H2'	22:BA:13:A:O5'	2.11	0.51
15:AO:86:LEU:C	15:AO:88:ARG:H	2.13	0.51
22:DA:1425:G:H2'	22:DA:1426:G:O4'	2.10	0.51
1:AA:52:C:H2'	1:AA:53:A:H8	1.74	0.51
1:AA:1526:G:OP2	21:AU:38:GLU:HB2	2.10	0.51
10:CJ:48:ARG:HB3	14:CN:100:TRP:HZ2	1.75	0.51
25:DD:78:GLY:C	25:DD:80:TRP:CZ3	2.83	0.51
19:CS:79:TYR:CD1	19:CS:80:ARG:HD2	2.46	0.51
53:CA:1114:C:O2	14:CN:99:SER:HB3	2.11	0.51
50:B2:12:ARG:HG3	50:B2:13:ASN:HD22	1.75	0.51
22:BA:1042:G:C2'	22:BA:1043:C:H5'	2.41	0.51
46:DY:49:ASP:O	46:DY:52:ARG:HB2	2.11	0.51
49:B1:25:ASN:ND2	49:B1:28:THR:HG23	2.26	0.51
32:BK:49:ARG:O	32:BK:50:GLY:O	2.29	0.51
1:AA:217:C:O2'	1:AA:218:U:H5'	2.09	0.51
43:BV:6:ALA:HB2	43:BV:42:LEU:CD2	2.41	0.51
36:BO:39:VAL:HG12	36:BO:39:VAL:O	2.10	0.51
1:AA:1080:A:OP1	5:AE:51:LYS:HE3	2.11	0.51
22:BA:1057:A:N7	22:BA:1086:A:H2'	2.25	0.51
22:BA:1103:A:H2'	22:BA:1104:C:H5'	1.92	0.51
22:DA:1312:U:O2'	22:DA:1314:C:N4	2.44	0.51
41:DT:20:ALA:CB	41:DT:31:VAL:HG21	2.35	0.51
53:CA:78:A:H2'	53:CA:79:G:H8	1.70	0.51
22:BA:994:C:H1'	39:BR:10:LYS:HZ3	1.73	0.51
53:CA:1348:U:O2'	53:CA:1349:A:C5'	2.58	0.51
10:CJ:52:LEU:CD2	10:CJ:59:LYS:HA	2.39	0.51
22:DA:111:A:N1	22:DA:112:U:C2	2.79	0.51
35:BN:103:ARG:CD	35:BN:110:MET:HE3	2.20	0.51
22:DA:785:G:O2'	22:DA:1779:U:C5'	2.59	0.51
22:DA:740:C:C5	22:DA:1981:A:N1	2.79	0.51
1:AA:35:G:H2'	1:AA:36:C:C6	2.46	0.51
6:AF:39:LEU:O	6:AF:40:GLU:HG2	2.11	0.51
18:AR:59:LYS:HA	18:AR:62:ARG:HD2	1.92	0.51
22:BA:1045:C:C3'	22:BA:1046:A:H5'	2.41	0.51
5:AE:152:VAL:O	5:AE:155:LYS:NZ	2.44	0.51

Continued on next page...

Continued from previous page...

Atom-1	Atom-2	Distance(Å)	Clash(Å)
24:DC:161:VAL:HG11	24:DC:173:LEU:HB2	1.92	0.51
50:D2:41:ARG:HB3	50:D2:44:VAL:CG1	2.40	0.51
26:DE:45:ALA:O	26:DE:46:GLN:HB2	2.10	0.51
22:DA:2690:U:H3'	22:DA:2691:C:H5'	1.93	0.51
29:BH:90:LEU:HD22	29:BH:123:ARG:HA	1.93	0.51
24:DC:86:ARG:HB3	24:DC:86:ARG:CZ	2.41	0.51
1:AA:433:G:H2'	1:AA:434:U:C5'	2.38	0.51
3:AC:6:PRO:CG	3:AC:183:TYR:CG	2.93	0.51
22:DA:86:G:O2'	22:DA:87:U:H5'	2.10	0.51
20:CT:73:ARG:CG	20:CT:73:ARG:NH1	2.43	0.51
22:DA:2875:C:O2'	22:DA:2876:G:C8	2.33	0.51
28:BG:96:ALA:O	28:BG:97:VAL:HB	2.10	0.51
22:DA:1476:U:O2'	22:DA:1477:A:H5'	2.11	0.51
22:DA:1734:G:N3	22:DA:1735:A:C8	2.79	0.51
22:DA:1735:A:C2	22:DA:1736:U:C2	2.98	0.51
22:DA:1739:A:C2	22:DA:1740:G:C4	2.99	0.51
11:AK:110:THR:HG22	21:AU:4:LYS:HB2	1.93	0.51
53:CA:1299:A:C2'	53:CA:1299:A:N3	2.56	0.51
37:BP:9:GLN:C	37:BP:11:GLN:H	2.14	0.51
24:BC:161:VAL:CG1	24:BC:173:LEU:HG	2.41	0.51
22:DA:2287:A:C6	22:DA:2289:G:C5	2.98	0.51
22:BA:958:U:C2	23:BB:89:U:H1'	2.46	0.51
22:DA:1440:U:O2'	22:DA:1441:G:C5'	2.54	0.51
22:DA:1439:A:H1'	22:DA:1553:A:H61	1.72	0.51
2:AB:130:LYS:NZ	2:AB:130:LYS:HA	2.25	0.51
33:BL:28:GLY:O	33:BL:29:LYS:O	2.28	0.51
53:CA:522:C:O2'	53:CA:523:A:H5'	2.11	0.51
22:DA:1038:G:N1	22:DA:1118:C:C4	2.79	0.51
22:BA:1568:G:OP1	24:BC:62:ARG:NH1	2.44	0.51
53:CA:413:G:C6	4:CD:32:LYS:HE3	2.46	0.51
22:DA:1445:G:C2'	22:DA:1446:C:H5'	2.41	0.51
4:AD:151:GLN:O	4:AD:152:SER:C	2.48	0.51
1:AA:579:A:H2'	1:AA:580:C:H6	1.76	0.51
25:DD:9:VAL:O	37:DP:4:ILE:HD11	2.10	0.51
26:BE:152:GLU:OE2	26:BE:152:GLU:HA	2.10	0.51
26:BE:143:LEU:HD13	26:BE:146:VAL:HG11	1.93	0.51
26:BE:160:ALA:O	26:BE:161:ALA:CB	2.59	0.51
35:BN:84:GLY:N	35:BN:85:PRO:HD2	2.25	0.51
32:BK:7:MET:C	32:BK:8:LEU:CD2	2.77	0.51
2:CB:9:LEU:O	2:CB:10:LYS:HB3	2.11	0.51
2:CB:150:ILE:HD11	2:CB:153:MET:HE2	1.93	0.51
40:DS:25:ARG:HH11	40:DS:25:ARG:CB	2.24	0.51

Continued on next page...

Continued from previous page...

Atom-1	Atom-2	Distance(Å)	Clash(Å)
12:CL:85:ARG:HA	12:CL:93:ARG:HA	1.93	0.51
22:BA:2689:U:C4'	22:BA:2690:U:OP2	2.58	0.51
53:CA:1484:C:H2'	53:CA:1485:U:O4'	2.11	0.51
22:BA:535:G:H2'	22:BA:536:G:H5'	1.92	0.51
21:AU:38:GLU:OE2	21:AU:41:THR:HG21	2.10	0.51
53:CA:543:U:C2'	53:CA:544:G:H5'	2.41	0.51
7:AG:96:ASN:O	7:AG:100:MET:HG3	2.10	0.51
33:BL:92:LEU:HD21	33:BL:124:GLY:CA	2.40	0.51
37:BP:30:TRP:CH2	37:BP:39:LEU:HD11	2.46	0.51
22:BA:1446:C:H2'	22:BA:1447:C:H6	1.76	0.51
1:AA:858:G:H2'	1:AA:859:G:H5'	1.92	0.51
6:CF:26:THR:HG22	6:CF:36:ILE:HD13	1.91	0.51
8:CH:41:GLU:OE2	8:CH:41:GLU:HA	2.10	0.51
22:DA:40:U:C4	22:DA:41:C:C4	2.98	0.51
53:CA:1165:U:H2'	53:CA:1166:G:H5'	1.93	0.51
22:BA:740:C:H6	22:BA:740:C:O5'	1.94	0.51
37:BP:95:LYS:HG2	37:BP:97:TYR:CE1	2.46	0.51
20:CT:32:LYS:O	20:CT:36:ALA:HB3	2.11	0.51
3:CC:24:ASN:O	3:CC:28:PHE:HB2	2.11	0.51
2:AB:123:GLY:O	2:AB:125:PHE:HD2	1.94	0.51
12:AL:74:GLN:O	12:AL:75:GLU:C	2.49	0.51
4:AD:75:TYR:CD1	4:AD:75:TYR:C	2.84	0.51
31:DJ:77:HIS:CE1	31:DJ:83:GLY:HA3	2.46	0.51
24:DC:38:LYS:HE2	24:DC:55:GLY:H	1.76	0.51
1:AA:184:G:H2'	1:AA:185:U:C6	2.46	0.51
22:BA:2848:G:O2'	22:BA:2867:G:N2	2.43	0.51
12:CL:42:LYS:HD2	12:CL:43:LYS:NZ	2.26	0.51
53:CA:1179:A:C2'	53:CA:1180:A:H5'	2.41	0.51
9:CI:27:ILE:O	9:CI:33:SER:HA	2.11	0.51
22:DA:1142:A:C8	22:DA:1144:A:C5	2.99	0.51
38:DQ:91:ARG:CZ	39:DR:11:GLN:H	2.23	0.51
22:DA:193:U:O2'	22:DA:194:G:H5'	2.10	0.51
22:DA:2502:G:H5'	22:DA:2503:A:H5''	1.93	0.51
35:DN:36:THR:HG23	35:DN:41:ALA:HB2	1.93	0.51
53:CA:520:A:OP1	12:CL:48:LEU:HG	2.11	0.51
22:DA:237:C:N3	22:DA:238:C:C5	2.79	0.51
22:DA:616:A:N3	22:DA:617:G:C8	2.79	0.51
57:DB:17:C:C2'	57:DB:18:G:H5'	2.40	0.51
22:DA:2808:G:O2'	22:DA:2809:A:C8	2.64	0.51
29:BH:29:PHE:CD2	29:BH:30:LEU:HD23	2.45	0.51
45:BX:46:VAL:HG11	45:BX:77:TYR:CD1	2.45	0.51
22:DA:432:A:O2'	22:DA:433:C:H5'	2.11	0.51

Continued on next page...

Continued from previous page...

Atom-1	Atom-2	Distance(Å)	Clash(Å)
33:DL:116:VAL:HG13	33:DL:117:THR:N	2.26	0.51
1:AA:1005:A:C2	1:AA:1006:G:H1'	2.46	0.51
22:DA:1567:G:H5''	24:DC:84:PRO:CG	2.40	0.51
4:CD:25:ARG:O	4:CD:26:ALA:C	2.48	0.51
22:DA:2093:G:H4'	29:DH:24:GLY:HA3	1.93	0.51
22:DA:2094:A:O2'	22:DA:2095:A:O4'	2.28	0.51
22:BA:29:U:H2'	22:BA:30:G:C8	2.46	0.51
12:AL:41:PRO:HA	12:AL:88:ASP:O	2.11	0.51
2:CB:209:VAL:CG2	2:CB:210:THR:N	2.74	0.51
32:DK:70:ARG:HB3	32:DK:76:VAL:CG2	2.21	0.51
22:BA:763:G:O2'	22:BA:764:A:H3'	2.11	0.51
22:DA:1206:G:O2'	22:DA:1207:C:H5'	2.11	0.51
22:DA:475:C:O2'	22:DA:476:G:C5'	2.59	0.51
22:DA:1673:G:O2'	22:DA:1674:G:H5'	2.11	0.51
53:CA:259:G:P	20:CT:35:TYR:HH	2.34	0.51
1:AA:1322:C:O2'	1:AA:1323:G:P	2.68	0.51
25:BD:61:THR:HG1	25:BD:63:PRO:HD2	1.70	0.51
22:BA:958:U:C5'	34:BM:14:LYS:HZ1	2.24	0.51
24:DC:75:ALA:HB1	24:DC:93:VAL:HG22	1.93	0.51
53:CA:499:A:H4'	53:CA:500:G:O5'	2.08	0.51
53:CA:104:G:O2'	53:CA:105:G:H5'	2.10	0.51
22:DA:2010:G:OP1	40:DS:41:LYS:HD3	2.11	0.51
1:AA:91:U:C2'	1:AA:92:U:O4'	2.59	0.51
2:CB:128:LEU:O	2:CB:129:THR:C	2.48	0.51
1:AA:532:A:N7	3:AC:192:TYR:HB3	2.26	0.51
4:AD:2:ARG:CZ	4:AD:114:ARG:CD	2.89	0.51
22:DA:1857:G:C1'	22:DA:1884:G:H22	2.15	0.51
58:DF:1:ALA:HB2	58:DF:93:GLU:O	2.10	0.51
22:DA:1654:A:O2'	22:DA:1655:A:H8	1.92	0.51
22:BA:508:A:H4'	22:BA:509:C:OP2	2.11	0.51
53:CA:920:U:H2'	53:CA:921:U:H6	1.74	0.51
22:DA:1519:G:N1	22:DA:1520:U:C2	2.78	0.51
22:DA:482:A:N6	22:DA:506:G:N9	2.58	0.51
39:BR:27:ILE:CD1	39:BR:27:ILE:N	2.73	0.51
3:CC:126:ARG:HA	3:CC:126:ARG:NE	2.20	0.51
22:BA:1850:G:C5	22:BA:1851:U:C5	2.98	0.51
22:BA:272:A:O2'	22:BA:273:G:O5'	2.29	0.51
53:CA:141:G:N2	53:CA:223:A:C4	2.79	0.51
2:CB:9:LEU:HG	2:CB:10:LYS:H	1.76	0.51
29:DH:61:VAL:CG1	29:DH:62:LEU:N	2.74	0.51
53:CA:437:U:H2'	53:CA:438:U:O5'	2.11	0.51
1:AA:461:A:C3'	1:AA:461:A:N3	2.73	0.51

Continued on next page...

Continued from previous page...

Atom-1	Atom-2	Distance(Å)	Clash(Å)
44:DW:44:PHE:CE2	44:DW:76:ARG:NE	2.78	0.51
22:DA:2234:G:C6	22:DA:2235:G:C5	2.98	0.51
5:CE:14:LEU:HD13	5:CE:36:THR:HG22	1.91	0.51
53:CA:771:G:O2'	53:CA:772:U:H5'	2.10	0.51
22:DA:2675:A:H2'	22:DA:2676:C:O4'	2.10	0.51
13:AM:24:VAL:O	13:AM:24:VAL:HG23	2.11	0.51
1:AA:778:G:C5	1:AA:779:C:C5	2.99	0.51
36:BO:3:LYS:HG3	36:BO:4:LYS:N	2.25	0.51
3:AC:21:TRP:CZ3	3:AC:23:ALA:HB3	2.46	0.51
22:BA:2217:G:C2'	22:BA:2218:G:H5'	2.40	0.51
1:AA:290:C:O2'	1:AA:291:U:H5'	2.11	0.51
53:CA:9:G:O2'	53:CA:10:A:H5'	2.11	0.51
22:BA:976:G:N3	22:BA:976:G:H2'	2.26	0.51
22:BA:2107:G:O6	22:BA:2183:A:C6	2.64	0.51
1:AA:614:C:C2'	1:AA:615:G:O5'	2.59	0.51
53:CA:286:C:H2'	53:CA:287:U:H6	1.76	0.51
36:BO:117:PHE:CD1	36:BO:117:PHE:O	2.64	0.51
33:BL:14:LYS:HG3	33:BL:15:ALA:N	2.25	0.51
53:CA:683:G:C6	53:CA:708:C:N3	2.79	0.51
28:BG:84:LYS:HG3	28:BG:132:LEU:CA	2.35	0.51
41:DT:32:LEU:HD23	41:DT:32:LEU:N	2.26	0.51
31:BJ:44:TYR:C	31:BJ:45:THR:HG22	2.31	0.51
22:DA:249:C:C2'	22:DA:249:C:O2	2.59	0.51
33:DL:62:PRO:O	51:D3:12:ARG:CB	2.56	0.51
22:BA:2870:C:C6	22:BA:2871:U:C5	2.98	0.51
37:BP:53:GLY:O	37:BP:55:HIS:N	2.43	0.51
22:DA:95:A:C2'	22:DA:96:C:H5''	2.39	0.51
35:DN:83:LEU:HD11	35:DN:86:ARG:HH21	1.75	0.51
39:BR:49:ILE:O	39:BR:51:VAL:O	2.27	0.51
57:DB:18:G:C2	57:DB:19:C:C2	2.99	0.51
22:DA:2632:A:O2'	22:DA:2633:G:H5'	2.10	0.51
8:AH:17:GLN:NE2	8:AH:69:ALA:HB1	2.26	0.51
22:DA:2209:G:C6	22:DA:2210:U:O4	2.63	0.51
57:DB:27:C:H2'	57:DB:28:C:C6	2.45	0.51
53:CA:1090:U:C2	53:CA:1091:U:C5	2.98	0.51
1:AA:375:U:C4'	16:AP:17:TYR:HE2	2.20	0.51
1:AA:483:C:O2	16:AP:13:LYS:NZ	2.44	0.51
16:AP:12:LYS:O	16:AP:13:LYS:CB	2.59	0.51
32:DK:2:ILE:HB	32:DK:33:ALA:HB3	1.93	0.51
25:DD:125:TRP:CG	25:DD:160:LYS:HB3	2.46	0.51
53:CA:765:G:O6	53:CA:811:C:C5	2.64	0.51
21:CU:33:ARG:HH22	21:CU:34:ARG:HH11	1.59	0.51

Continued on next page...

Continued from previous page...

Atom-1	Atom-2	Distance(Å)	Clash(Å)
31:BJ:65:THR:HG22	31:BJ:68:LYS:CE	2.38	0.51
55:CM:11:HIS:CE1	55:CM:43:LYS:HD2	2.45	0.51
22:DA:2283:C:C2'	22:DA:2284:A:H5'	2.41	0.51
4:AD:37:PRO:HD2	4:AD:41:GLY:CA	2.39	0.51
22:DA:2344:U:HO2'	22:DA:2345:G:C5'	2.23	0.51
36:BO:105:ALA:O	36:BO:107:ALA:N	2.44	0.51
2:AB:30:ILE:HD11	2:AB:38:HIS:CG	2.46	0.51
3:CC:149:LYS:CG	3:CC:168:ARG:HB2	2.39	0.51
53:CA:824:G:H1'	8:CH:1:SER:N	2.25	0.51
22:BA:301:G:O2'	22:BA:302:C:H5''	2.11	0.51
34:BM:133:LYS:NZ	34:BM:133:LYS:CB	2.74	0.51
22:DA:1181:U:O2'	22:DA:1182:G:H5'	2.11	0.51
53:CA:940:C:C5'	54:CG:101:ARG:NH2	2.69	0.51
4:CD:32:LYS:HB3	4:CD:35:GLN:OE1	2.11	0.51
36:DO:24:THR:HG22	36:DO:42:PRO:HD3	1.92	0.51
43:DV:29:ILE:HD12	43:DV:29:ILE:O	2.11	0.51
8:CH:24:VAL:HG22	8:CH:25:THR:N	2.26	0.51
27:BF:104:THR:CG2	27:BF:105:ILE:HG23	2.36	0.51
27:BF:105:ILE:HA	27:BF:108:PRO:HG2	1.92	0.51
22:DA:867:C:O2'	22:DA:868:U:O5'	2.28	0.51
54:CG:4:ARG:CG	54:CG:5:VAL:N	2.74	0.51
22:DA:1695:G:HO2'	22:DA:1696:G:P	2.32	0.51
37:DP:102:ARG:HD2	37:DP:106:ALA:O	2.11	0.51
53:CA:652:U:O2'	53:CA:653:U:O5'	2.29	0.51
22:BA:869:G:H4'	34:BM:8:LYS:HE2	1.93	0.51
35:BN:20:MET:CG	35:BN:21:PHE:N	2.74	0.51
22:BA:2180:U:C2'	22:BA:2181:U:H5	2.22	0.51
30:BI:32:VAL:HG13	30:BI:66:PHE:CE2	2.46	0.51
22:BA:1927:A:C6	22:BA:1928:A:C6	2.99	0.51
23:BB:41:G:H3'	23:BB:42:C:H5''	1.92	0.51
23:BB:46:A:C5	23:BB:47:C:C4	2.99	0.51
4:AD:160:LEU:HD22	4:AD:161:ALA:N	2.26	0.51
53:CA:615:G:H2'	53:CA:616:G:C8	2.45	0.51
22:DA:2674:G:H4'	32:DK:30:ARG:CD	2.41	0.51
28:BG:82:PHE:CZ	28:BG:137:LYS:HB2	2.46	0.51
13:AM:44:ILE:N	13:AM:44:ILE:HD12	2.26	0.51
28:BG:154:GLU:OE1	28:BG:157:LYS:HB2	2.11	0.51
22:BA:540:C:O2'	22:BA:541:A:H5'	2.11	0.51
15:AO:68:TYR:HA	15:AO:71:ARG:CZ	2.40	0.51
7:AG:144:ALA:C	7:AG:146:ALA:N	2.63	0.51
32:BK:109:SER:HB3	32:BK:111:LYS:HE3	1.93	0.51
3:AC:179:ALA:HB1	3:AC:202:PHE:HE1	1.76	0.51

Continued on next page...

Continued from previous page...

Atom-1	Atom-2	Distance(Å)	Clash(Å)
53:CA:355:C:C4	53:CA:356:A:N7	2.79	0.51
25:BD:53:GLY:HA3	25:BD:77:ARG:H	1.75	0.51
1:AA:613:C:O2'	1:AA:614:C:H5'	2.11	0.51
1:AA:613:C:H2'	1:AA:614:C:C6	2.46	0.51
22:BA:697:G:H2'	22:BA:698:C:C6	2.45	0.51
41:BT:19:LYS:O	41:BT:23:ALA:CB	2.59	0.51
26:DE:76:PRO:HA	26:DE:82:GLY:O	2.11	0.51
2:CB:31:PHE:HB2	2:CB:41:ASN:HB2	1.92	0.51
4:CD:84:ASN:OD1	5:CE:101:GLY:HA2	2.10	0.51
22:DA:980:A:C4	22:DA:1136:G:O4'	2.64	0.51
53:CA:68:G:C5'	53:CA:171:A:H1'	2.39	0.51
1:AA:143:A:N3	1:AA:143:A:H2'	2.25	0.51
37:BP:50:ARG:NH2	37:BP:51:ASN:OD1	2.44	0.51
1:AA:76:G:N1	1:AA:95:C:N4	2.58	0.51
1:AA:696:A:O2'	1:AA:697:U:H5'	2.11	0.51
11:AK:125:LYS:O	11:AK:126:ARG:HB2	2.11	0.51
31:DJ:35:ARG:HA	31:DJ:40:HIS:CD2	2.46	0.51
22:DA:95:A:HO2'	46:DY:39:GLN:HA	1.75	0.51
46:DY:1:MET:H3	46:DY:1:MET:HE2	1.76	0.51
22:DA:1613:G:C2	22:DA:1617:C:C2	2.99	0.51
22:DA:564:C:H2'	22:DA:565:C:H5'	1.93	0.51
22:DA:575:A:O2'	22:DA:576:U:C5'	2.57	0.51
22:DA:818:G:H4'	22:DA:838:C:O3'	2.11	0.51
22:DA:819:A:OP2	22:DA:1187:G:N2	2.44	0.51
22:DA:973:A:H8	22:DA:973:A:OP1	1.94	0.51
35:DN:67:PHE:HE2	35:DN:73:ASN:HD21	1.58	0.51
22:BA:2507:C:H3'	22:BA:2508:G:C5'	2.40	0.51
45:BX:70:LEU:O	45:BX:73:ARG:N	2.44	0.51
22:DA:185:G:H2'	22:DA:186:G:H8	1.74	0.51
20:CT:61:ALA:HA	20:CT:67:HIS:HA	1.91	0.51
53:CA:1082:A:O2'	53:CA:1083:U:H5'	2.11	0.51
26:BE:119:ILE:CG1	26:BE:119:ILE:O	2.59	0.51
53:CA:1167:A:C2'	53:CA:1168:U:OP1	2.59	0.51
22:DA:1075:C:O2'	22:DA:1076:C:C6	2.64	0.51
3:AC:8:GLY:HA3	14:AN:88:MET:SD	2.50	0.51
22:DA:321:U:H1'	26:DE:159:LEU:CD1	2.40	0.51
22:DA:223:A:O2'	22:DA:408:G:N3	2.43	0.51
22:DA:233:A:O2'	22:DA:234:U:C6	2.59	0.51
22:DA:415:A:N1	22:DA:2409:G:C6	2.79	0.51
22:DA:417:C:O2'	22:DA:418:C:H5'	2.11	0.51
21:CU:37:TYR:O	21:CU:37:TYR:HD2	1.94	0.51
22:DA:1735:A:O2'	22:DA:1736:U:H6	1.93	0.51

Continued on next page...

Continued from previous page...

Atom-1	Atom-2	Distance(Å)	Clash(Å)
44:DW:65:LYS:HE2	44:DW:84:GLU:HA	1.93	0.51
45:BX:5:GLN:HE21	45:BX:49:ARG:N	2.07	0.51
56:CP:20:VAL:HG21	56:CP:32:PHE:HB2	1.93	0.51
22:BA:1507:C:N3	22:BA:1508:A:C2	2.79	0.51
24:BC:33:LEU:HD21	24:BC:62:ARG:CD	2.39	0.51
22:DA:1654:A:H1'	25:DD:118:PHE:HB3	1.91	0.51
43:DV:41:GLU:HG2	43:DV:42:LEU:N	2.25	0.51
34:BM:108:VAL:HG13	34:BM:109:PRO:CD	2.35	0.51
53:CA:922:G:O2'	53:CA:1398:A:N1	2.43	0.51
43:DV:4:ILE:HD12	43:DV:63:ILE:HD11	1.93	0.51
43:DV:69:GLU:HG2	43:DV:70:ILE:N	2.26	0.51
53:CA:1504:G:H3'	53:CA:1505:G:C5'	2.40	0.51
1:AA:1171:A:H2'	1:AA:1172:C:C6	2.46	0.51
22:DA:2750:A:O2'	22:DA:2752:C:N4	2.40	0.51
2:AB:53:LEU:HD21	2:AB:212:TYR:OH	2.10	0.51
2:AB:53:LEU:CD2	2:AB:53:LEU:H	2.24	0.51
22:BA:1848:A:O2'	22:BA:1849:G:C5'	2.58	0.51
45:DX:57:VAL:CG1	45:DX:58:ILE:N	2.74	0.51
53:CA:757:U:O2'	53:CA:879:C:H1'	2.11	0.51
22:BA:2589:A:H2'	22:BA:2590:A:C8	2.45	0.51
20:AT:33:LYS:CE	20:AT:33:LYS:HA	2.41	0.51
12:CL:86:VAL:HG11	12:CL:89:LEU:HD23	1.93	0.51
11:AK:27:ASN:O	11:AK:56:LYS:HE3	2.10	0.51
34:BM:64:TRP:HZ3	34:BM:106:ASP:HB2	1.76	0.51
6:AF:9:MET:HE1	6:AF:59:TYR:CE2	2.45	0.51
1:AA:678:U:H2'	1:AA:679:C:O4'	2.11	0.51
11:CK:21:HIS:HD2	11:CK:34:THR:CG2	2.24	0.51
52:D4:9:LYS:HD3	52:D4:9:LYS:C	2.32	0.51
26:DE:175:ILE:HD11	26:DE:180:LEU:HD11	1.93	0.51
22:DA:40:U:C4	22:DA:41:C:N4	2.79	0.51
5:CE:33:THR:O	5:CE:33:THR:HG23	2.09	0.51
50:B2:22:MET:HE3	50:B2:28:ARG:HG2	1.93	0.51
22:BA:2794:C:O2'	22:BA:2795:C:H5'	2.11	0.51
36:DO:108:ASP:C	36:DO:110:ALA:H	2.14	0.51
22:BA:2780:G:H4'	22:BA:2781:A:OP2	2.11	0.51
19:CS:15:LEU:HD23	19:CS:15:LEU:C	2.32	0.51
28:BG:84:LYS:CB	28:BG:132:LEU:H	2.23	0.50
22:BA:2197:U:P	4:CD:150:LYS:HD2	2.50	0.50
41:DT:15:HIS:CE1	41:DT:80:TRP:CH2	2.99	0.50
1:AA:173:U:C2	1:AA:197:A:N1	2.79	0.50
22:BA:999:U:C5	22:BA:1154:G:C5	2.99	0.50
11:AK:124:LYS:O	21:AU:33:ARG:CZ	2.59	0.50

Continued on next page...

Continued from previous page...

Atom-1	Atom-2	Distance(Å)	Clash(Å)
22:DA:995:C:H5''	38:DQ:53:LYS:HG2	1.93	0.50
38:DQ:75:TYR:OH	38:DQ:92:LYS:HE3	2.10	0.50
38:DQ:96:ASP:C	38:DQ:98:ALA:N	2.64	0.50
22:DA:96:C:O2'	22:DA:97:C:H5'	2.10	0.50
48:D0:12:ARG:HG3	48:D0:15:ARG:HH11	1.75	0.50
22:DA:2611:C:H6	22:DA:2611:C:C5'	2.24	0.50
35:DN:21:PHE:N	35:DN:21:PHE:HD1	2.09	0.50
22:BA:1179:G:C3'	22:BA:1180:U:H4'	2.23	0.50
57:DB:70:C:O2'	57:DB:71:C:H5'	2.11	0.50
25:BD:106:LYS:N	25:BD:106:LYS:CD	2.67	0.50
20:CT:60:GLN:CB	20:CT:65:LEU:HD12	2.34	0.50
24:DC:181:ARG:HH11	24:DC:265:PHE:HD1	1.59	0.50
33:BL:110:VAL:CG1	33:BL:131:ALA:CB	2.89	0.50
22:DA:1803:A:O2'	22:DA:1804:C:C5'	2.59	0.50
2:AB:9:LEU:HB2	2:AB:42:LEU:HD13	1.93	0.50
53:CA:1215:G:O2'	53:CA:1216:A:C5'	2.60	0.50
22:DA:1206:G:C6	22:DA:1207:C:N4	2.80	0.50
22:DA:92:U:C6	22:DA:93:G:C8	2.99	0.50
2:AB:45:THR:HG23	2:AB:200:PRO:HG2	1.93	0.50
22:DA:1992:G:H4'	22:DA:1993:U:OP1	2.11	0.50
22:BA:1394:U:C5	22:BA:1395:A:C5	2.99	0.50
22:DA:224:U:C5	22:DA:420:C:H4'	2.44	0.50
22:DA:1722:A:H62	22:DA:1738:G:H1'	1.72	0.50
21:AU:3:ILE:HA	21:AU:19:LYS:HZ1	1.70	0.50
22:DA:1837:C:C2	22:DA:1904:G:C2	2.99	0.50
22:BA:2148:G:O2'	22:BA:2149:U:O4'	2.29	0.50
22:DA:2285:C:C2'	22:DA:2286:G:H5''	2.39	0.50
7:AG:23:ALA:O	7:AG:26:VAL:CG2	2.57	0.50
22:DA:876:C:O2'	22:DA:877:A:P	2.69	0.50
36:BO:104:GLN:C	36:BO:105:ALA:O	2.43	0.50
22:DA:309:A:C2	22:DA:329:G:O2'	2.60	0.50
45:BX:53:LYS:O	45:BX:57:VAL:HG23	2.11	0.50
30:DI:52:LEU:HD11	30:DI:78:LEU:CD2	2.41	0.50
28:BG:61:TRP:HA	28:BG:64:ALA:HB3	1.94	0.50
31:BJ:54:ILE:HD12	31:BJ:54:ILE:C	2.32	0.50
53:CA:1190:G:H5'	3:CC:175:HIS:NE2	2.27	0.50
14:AN:25:GLU:HG3	14:AN:26:LEU:HD12	1.93	0.50
26:DE:119:ILE:HD11	26:DE:143:LEU:HD21	1.87	0.50
22:DA:1654:A:H1'	25:DD:118:PHE:CB	2.41	0.50
8:CH:28:SER:HA	8:CH:58:LEU:CD1	2.34	0.50
22:DA:1429:G:C2	22:DA:1430:G:C5	2.99	0.50
1:AA:363:A:O2'	1:AA:364:A:H5'	2.11	0.50

Continued on next page...

Continued from previous page...

Atom-1	Atom-2	Distance(Å)	Clash(Å)
22:DA:2152:G:N3	22:DA:2152:G:H2'	2.26	0.50
28:DG:85:LYS:HD3	28:DG:164:ALA:O	2.11	0.50
25:DD:10:GLY:HA2	37:DP:4:ILE:HD13	1.93	0.50
46:DY:23:ARG:O	46:DY:27:ASN:HB2	2.11	0.50
53:CA:1018:G:H2'	53:CA:1019:A:O4'	2.10	0.50
34:DM:57:VAL:HG23	34:DM:58:LYS:O	2.10	0.50
34:BM:6:ARG:NH1	34:BM:6:ARG:HB2	2.26	0.50
35:BN:21:PHE:CE2	35:BN:24:MET:HE1	2.46	0.50
24:BC:238:ASN:O	24:BC:239:PHE:HB2	2.11	0.50
34:DM:33:LEU:HB2	34:DM:117:PHE:CD2	2.45	0.50
1:AA:56:U:H2'	1:AA:57:G:H8	1.71	0.50
1:AA:1398:A:C8	1:AA:1398:A:H5''	2.43	0.50
15:CO:79:GLN:NE2	15:CO:83:ARG:HH21	2.02	0.50
25:BD:139:SER:HA	25:BD:142:VAL:HG13	1.92	0.50
6:AF:10:VAL:CG1	6:AF:11:HIS:N	2.75	0.50
22:BA:536:G:H2'	22:BA:537:G:O5'	2.11	0.50
22:BA:2732:G:OP2	22:BA:2732:G:C8	2.62	0.50
22:BA:2532:G:C5	22:BA:2533:U:C4	2.98	0.50
30:DI:132:ALA:HB1	30:DI:137:LEU:HD12	1.92	0.50
9:CI:19:PHE:O	9:CI:63:TYR:HB3	2.11	0.50
4:AD:187:ARG:HH12	4:AD:190:LEU:HD12	1.76	0.50
4:AD:191:SER:HA	4:AD:194:ILE:HD11	1.93	0.50
21:CU:28:LEU:C	21:CU:28:LEU:CD2	2.80	0.50
1:AA:1453:G:H2'	1:AA:1454:G:O4'	2.11	0.50
33:DL:85:VAL:O	33:DL:85:VAL:HG22	2.10	0.50
50:B2:12:ARG:HB2	50:B2:12:ARG:CZ	2.40	0.50
22:DA:2785:C:O3'	25:DD:70:LYS:HD3	2.10	0.50
22:BA:1501:G:C2'	22:BA:1502:A:H5'	2.41	0.50
4:CD:11:SER:HB3	4:CD:16:THR:O	2.11	0.50
55:CM:49:GLU:HA	55:CM:49:GLU:OE1	2.11	0.50
49:D1:43:ARG:HB2	49:D1:43:ARG:NH2	2.26	0.50
1:AA:1168:U:C6	1:AA:1168:U:OP1	2.64	0.50
10:AJ:20:GLN:HA	10:AJ:20:GLN:NE2	2.26	0.50
39:DR:21:ARG:HB2	39:DR:93:PHE:HD1	1.76	0.50
1:AA:176:C:H2'	1:AA:177:G:N3	2.25	0.50
31:BJ:6:ALA:HB3	31:BJ:45:THR:CG2	2.26	0.50
22:DA:247:G:C4'	22:DA:386:G:C5	2.86	0.50
53:CA:1159:U:O4'	53:CA:1182:G:N2	2.44	0.50
22:DA:1264:A:H5'	48:D0:7:PRO:HG2	1.93	0.50
22:DA:526:A:C6	22:DA:2626:C:C4'	2.94	0.50
22:DA:604:G:C6	22:DA:625:G:N1	2.79	0.50
57:DB:109:A:C6	57:DB:110:C:C4	3.00	0.50

Continued on next page...

Continued from previous page...

Atom-1	Atom-2	Distance(Å)	Clash(Å)
22:BA:2392:A:H4'	51:B3:27:ASN:HD21	1.76	0.50
29:BH:31:VAL:HB	29:BH:32:PRO:HD3	1.86	0.50
36:BO:55:GLU:O	36:BO:56:LYS:C	2.49	0.50
5:AE:152:VAL:O	5:AE:155:LYS:CE	2.59	0.50
26:DE:147:LEU:C	26:DE:147:LEU:HD13	2.32	0.50
6:CF:92:THR:CG2	6:CF:94:HIS:H	2.06	0.50
22:DA:83:A:P	42:DU:91:LYS:HZ2	2.34	0.50
1:AA:428:G:C1'	1:AA:430:A:N7	2.74	0.50
22:DA:227:A:H5'	22:DA:229:C:N4	2.26	0.50
17:AQ:10:ARG:O	17:AQ:22:VAL:HG13	2.12	0.50
22:DA:1973:G:H2'	22:DA:1974:C:C6	2.45	0.50
32:DK:9:ASN:O	32:DK:83:ALA:HA	2.10	0.50
1:AA:656:G:O2'	1:AA:657:U:H5'	2.11	0.50
22:DA:2390:U:H2'	22:DA:2390:U:O2	2.12	0.50
2:CB:20:ARG:NH2	2:CB:38:HIS:CD2	2.79	0.50
12:CL:115:LYS:O	12:CL:116:TYR:CD2	2.64	0.50
22:DA:2533:U:C4	22:DA:2534:A:C4	2.99	0.50
22:BA:576:U:H2'	22:BA:577:G:C8	2.46	0.50
31:BJ:55:ILE:O	31:BJ:55:ILE:HG13	2.08	0.50
1:AA:1161:C:O2'	1:AA:1162:C:C5'	2.59	0.50
44:BW:75:ASN:O	44:BW:76:ARG:HB2	2.12	0.50
22:DA:2746:U:H5''	28:DG:137:LYS:HG2	1.91	0.50
3:AC:156:LEU:C	3:AC:158:GLY:H	2.13	0.50
53:CA:158:G:C4	53:CA:159:G:C8	2.99	0.50
4:AD:3:TYR:O	4:AD:4:LEU:HB2	2.09	0.50
57:DB:42:C:N4	58:DF:87:LYS:HZ2	2.09	0.50
22:BA:301:G:O2'	22:BA:302:C:C5'	2.58	0.50
34:DM:69:PRO:CA	34:DM:94:ALA:HB2	2.41	0.50
43:BV:51:GLN:NE2	43:BV:51:GLN:O	2.45	0.50
22:DA:279:A:C6	22:DA:361:G:O2'	2.64	0.50
17:AQ:80:LYS:HD3	17:AQ:80:LYS:N	2.25	0.50
1:AA:580:C:H2'	1:AA:581:G:O4'	2.11	0.50
25:DD:101:PHE:HD2	25:DD:104:VAL:HG11	1.75	0.50
22:DA:1522:A:H1'	22:DA:1524:G:C4	2.46	0.50
28:DG:167:VAL:CG2	28:DG:168:VAL:H	2.18	0.50
28:DG:168:VAL:O	28:DG:168:VAL:HG12	2.10	0.50
3:AC:33:ASP:O	3:AC:37:LYS:HB2	2.12	0.50
22:BA:1188:U:C2'	22:BA:1189:A:C5'	2.85	0.50
22:DA:2259:U:C5	22:DA:2427:C:C4	3.00	0.50
1:AA:519:C:O2'	1:AA:520:A:C5'	2.59	0.50
29:BH:81:ALA:O	29:BH:102:ALA:HB2	2.11	0.50
22:BA:979:A:H2'	22:BA:982:C:N4	2.25	0.50

Continued on next page...

Continued from previous page...

Atom-1	Atom-2	Distance(Å)	Clash(Å)
1:AA:853:C:H2'	1:AA:854:U:C5'	2.40	0.50
25:BD:121:THR:O	25:BD:122:VAL:CB	2.57	0.50
47:BZ:29:ARG:HH21	47:BZ:29:ARG:CG	2.22	0.50
10:CJ:90:LEU:HD23	10:CJ:92:LEU:HD11	1.93	0.50
22:BA:531:C:HO2'	22:BA:532:A:P	2.35	0.50
28:BG:174:LYS:C	28:BG:174:LYS:HD2	2.31	0.50
21:AU:45:LYS:HA	21:AU:45:LYS:CE	2.41	0.50
22:DA:2773:C:C2	22:DA:2774:C:C5	2.98	0.50
22:DA:2432:A:H61	45:DX:20:ALA:HA	1.77	0.50
7:AG:92:PRO:C	7:AG:93:VAL:HG22	2.31	0.50
11:CK:34:THR:OG1	11:CK:39:ASN:N	2.44	0.50
22:DA:522:A:H2'	22:DA:523:C:C6	2.46	0.50
22:BA:1479:G:O2'	22:BA:1480:C:H5'	2.11	0.50
26:BE:32:VAL:HG23	26:BE:33:VAL:N	2.26	0.50
41:DT:24:MET:HA	41:DT:24:MET:HE3	1.92	0.50
19:CS:43:MET:O	19:CS:61:VAL:HG11	2.11	0.50
33:DL:84:LYS:O	33:DL:85:VAL:HB	2.11	0.50
30:DI:29:GLN:O	30:DI:30:GLN:HB3	2.11	0.50
53:CA:190:A:O5'	53:CA:190:A:H8	1.94	0.50
12:AL:74:GLN:HG3	12:AL:75:GLU:HG2	1.92	0.50
22:DA:2537:U:H2'	22:DA:2538:C:C6	2.45	0.50
22:DA:682:G:H5'	50:D2:26:ASN:OD1	2.12	0.50
22:BA:553:G:H2'	22:BA:554:U:O4'	2.10	0.50
15:CO:73:ASP:OD2	15:CO:76:ARG:HD3	2.11	0.50
1:AA:772:U:C2'	1:AA:773:G:H5'	2.41	0.50
22:DA:562:U:H2'	22:DA:572:A:O4'	2.12	0.50
22:BA:2529:G:OP2	22:BA:2530:A:H5''	2.11	0.50
9:AI:33:SER:OG	9:AI:35:GLU:HG2	2.12	0.50
24:BC:234:GLY:O	24:BC:235:GLU:CB	2.59	0.50
31:BJ:109:LEU:HB3	31:BJ:110:PRO:HD2	1.93	0.50
22:DA:1385:A:O2'	22:DA:1386:C:C5'	2.59	0.50
5:AE:97:PRO:HA	5:AE:122:VAL:HG12	1.93	0.50
22:BA:1071:G:H1'	22:BA:1089:A:C5	2.42	0.50
19:CS:50:VAL:CG1	19:CS:70:LEU:HB3	2.41	0.50
22:DA:1020:A:C2	22:DA:1141:U:C2	3.00	0.50
44:BW:13:ARG:O	44:BW:14:ASP:C	2.50	0.50
44:BW:37:VAL:C	44:BW:38:ARG:CG	2.76	0.50
46:DY:28:LEU:HD11	46:DY:43:LEU:CD1	2.34	0.50
22:DA:1187:G:H8	22:DA:1187:G:O5'	1.94	0.50
22:DA:1286:A:C4	22:DA:1289:C:C4	2.99	0.50
22:DA:1308:A:C6	22:DA:1309:G:C2	3.00	0.50
22:DA:2616:C:O2'	22:DA:2617:U:C5'	2.59	0.50

Continued on next page...

Continued from previous page...

Atom-1	Atom-2	Distance(Å)	Clash(Å)
22:DA:976:G:O2'	22:DA:977:G:C5'	2.60	0.50
25:DD:149:ASN:OD1	25:DD:150:GLN:N	2.45	0.50
53:CA:519:C:C2'	53:CA:520:A:C8	2.74	0.50
22:DA:236:C:O2'	22:DA:237:C:H5'	2.11	0.50
57:DB:65:U:H3'	57:DB:108:A:H61	1.75	0.50
20:AT:43:LYS:HE2	20:AT:86:ALA:CB	2.40	0.50
45:BX:42:GLU:OE2	45:BX:44:ARG:NH2	2.45	0.50
38:DQ:78:PHE:CE2	38:DQ:109:VAL:HG22	2.47	0.50
15:AO:74:VAL:O	15:AO:75:ALA:C	2.49	0.50
53:CA:372:C:C4'	53:CA:373:A:OP2	2.59	0.50
22:DA:1817:G:H5''	24:DC:86:ARG:NH1	2.27	0.50
9:AI:44:ARG:HG3	9:AI:45:MET:HE3	1.90	0.50
53:CA:1151:A:C2'	53:CA:1152:A:O5'	2.58	0.50
8:CH:102:VAL:HG22	8:CH:125:ILE:HB	1.93	0.50
37:DP:72:VAL:O	37:DP:72:VAL:HG23	2.12	0.50
53:CA:596:A:C6	53:CA:645:G:C2	3.00	0.50
22:DA:303:G:C6	22:DA:315:G:O6	2.64	0.50
22:DA:477:A:H2'	22:DA:478:A:C8	2.47	0.50
25:DD:36:GLN:NE2	25:DD:38:LYS:HZ1	2.10	0.50
53:CA:275:G:O2'	53:CA:276:G:C5'	2.60	0.50
5:CE:82:HIS:CE1	8:CH:95:MET:CE	2.93	0.50
22:DA:2542:A:H4'	22:DA:2543:G:H5'	1.90	0.50
31:BJ:64:VAL:HG11	31:BJ:68:LYS:HB2	1.93	0.50
53:CA:1239:A:H62	53:CA:1299:A:H61	1.58	0.50
55:CM:18:LEU:H	55:CM:18:LEU:CD1	2.25	0.50
22:DA:2285:C:OP2	49:D1:5:ARG:HD3	2.12	0.50
22:BA:142:A:C5	22:BA:143:C:C4	2.99	0.50
1:AA:792:A:N3	1:AA:794:A:C6	2.79	0.50
22:DA:128:C:O2'	22:DA:129:C:H6	1.93	0.50
1:AA:705:G:H2'	1:AA:706:A:H5'	1.94	0.50
53:CA:562:U:H1'	12:CL:11:ARG:HD2	1.93	0.50
22:BA:1737:G:N1	22:BA:1738:G:N2	2.59	0.50
1:AA:1343:G:O3'	9:AI:123:ARG:HB3	2.11	0.50
32:DK:118:LEU:O	32:DK:120:PRO:CD	2.59	0.50
25:BD:118:PHE:O	25:BD:119:ALA:HB3	2.12	0.50
22:DA:1826:G:C5	22:DA:1827:U:C5	3.00	0.50
1:AA:1060:U:H4'	10:AJ:53:ILE:HG23	1.92	0.50
22:DA:1747:U:C2	22:DA:1748:C:C5	3.00	0.50
26:BE:5:LEU:HD23	26:BE:121:VAL:HA	1.92	0.50
22:BA:1717:A:H2'	22:BA:1718:G:O4'	2.11	0.50
1:AA:338:A:H2'	1:AA:339:C:O4'	2.11	0.50
17:CQ:59:GLU:HG2	17:CQ:76:ARG:CG	2.41	0.50

Continued on next page...

Continued from previous page...

Atom-1	Atom-2	Distance(Å)	Clash(Å)
3:AC:55:VAL:O	3:AC:65:VAL:HA	2.12	0.50
22:DA:2259:U:C6	22:DA:2427:C:C4	2.99	0.50
53:CA:369:G:C4	53:CA:370:C:C5	2.99	0.50
41:DT:74:ILE:HG13	41:DT:75:GLY:H	1.74	0.50
1:AA:1183:U:H3'	1:AA:1184:G:C5'	2.40	0.50
22:BA:1387:A:C4	22:BA:1401:G:N2	2.79	0.50
24:DC:42:ARG:HD2	24:DC:48:ILE:HG12	1.93	0.50
30:BI:6:ALA:HB3	30:BI:60:VAL:H	1.77	0.50
25:BD:90:PHE:HB2	25:BD:92:VAL:HG23	1.93	0.50
25:BD:92:VAL:O	25:BD:93:GLY:C	2.49	0.50
1:AA:1458:G:OP1	20:AT:29:THR:HG21	2.11	0.50
53:CA:770:C:C2'	53:CA:771:G:H5'	2.42	0.50
2:CB:212:TYR:O	2:CB:212:TYR:CD2	2.61	0.50
22:BA:1475:G:HO2'	22:BA:1476:U:P	2.35	0.50
22:DA:1034:G:O6	22:DA:1122:G:C6	2.65	0.50
5:CE:37:VAL:HG12	5:CE:38:VAL:H	1.76	0.50
47:BZ:36:GLU:O	47:BZ:37:ARG:NE	2.43	0.50
25:DD:49:GLN:NE2	25:DD:79:LEU:HB3	2.27	0.50
7:AG:28:ILE:HG13	7:AG:100:MET:HE3	1.92	0.50
12:CL:50:LYS:N	12:CL:50:LYS:CD	2.74	0.50
22:BA:170:U:C2	22:BA:171:U:C6	2.99	0.50
1:AA:154:U:H2'	1:AA:155:A:C8	2.47	0.50
53:CA:1399:C:C4	53:CA:1502:A:C2	3.00	0.50
22:DA:2550:G:C6	22:DA:2551:C:C4	3.00	0.50
1:AA:858:G:O2'	1:AA:859:G:H5'	2.11	0.50
37:BP:62:LYS:HD3	37:BP:64:SER:HB2	1.94	0.50
4:CD:84:ASN:OD1	5:CE:101:GLY:CA	2.59	0.50
57:DB:84:G:N2	57:DB:93:C:C2	2.79	0.50
11:CK:28:ASN:OD1	11:CK:46:ALA:HB3	2.12	0.50
1:AA:886:G:H2'	1:AA:887:G:O4'	2.12	0.50
3:CC:49:ALA:O	3:CC:50:SER:HB2	2.11	0.50
1:AA:1253:G:O2'	1:AA:1254:A:H5'	2.10	0.50
55:CM:53:ASP:HA	55:CM:56:ARG:CZ	2.42	0.50
2:CB:93:HIS:CE1	2:CB:145:ASN:O	2.61	0.50
53:CA:1494:G:C2'	53:CA:1495:U:O5'	2.59	0.50
22:DA:1912:A:N6	22:DA:1917:U:N3	2.51	0.50
8:AH:4:ASP:HB2	8:AH:80:PRO:HG3	1.92	0.50
9:CI:44:ARG:NH1	9:CI:44:ARG:HB3	2.26	0.50
22:DA:1142:A:N7	22:DA:1144:A:C5	2.79	0.50
46:DY:17:GLU:HG2	46:DY:50:VAL:HG13	1.93	0.50
22:DA:2881:U:O3'	35:DN:96:ARG:NE	2.44	0.50
22:DA:192:C:O2'	22:DA:802:A:N3	2.43	0.50

Continued on next page...

Continued from previous page...

Atom-1	Atom-2	Distance(Å)	Clash(Å)
35:DN:103:ARG:HB2	35:DN:110:MET:SD	2.52	0.50
38:DQ:73:ILE:HD11	38:DQ:77:LYS:HD3	1.93	0.50
1:AA:1003:G:C6	1:AA:1036:A:N6	2.80	0.50
33:BL:81:ASP:O	33:BL:82:LEU:HB3	2.11	0.50
34:BM:33:LEU:HD21	34:BM:128:THR:HB	1.93	0.50
34:BM:36:VAL:HG23	43:BV:82:TYR:HB2	1.93	0.50
22:DA:1056:G:OP2	22:DA:1056:G:H3'	2.11	0.50
22:DA:1081:U:O2'	22:DA:1082:U:H5'	2.11	0.50
22:DA:1087:G:C4	22:DA:1089:A:N3	2.80	0.50
30:DI:118:GLY:O	30:DI:119:ALA:HB3	2.11	0.50
8:CH:102:VAL:O	8:CH:103:VAL:HG13	2.10	0.50
6:CF:61:LEU:CD1	6:CF:62:MET:H	2.16	0.50
1:AA:372:C:H5'	1:AA:373:A:OP1	2.11	0.50
42:DU:81:ARG:CD	42:DU:81:ARG:N	2.72	0.50
22:DA:1667:G:O2'	22:DA:1668:A:P	2.70	0.50
53:CA:245:U:O2'	53:CA:246:A:C5'	2.48	0.50
14:AN:15:LEU:HA	14:AN:18:LYS:CD	2.41	0.50
53:CA:1297:G:C8	53:CA:1297:G:OP2	2.65	0.50
22:DA:2061:G:C4	22:DA:2063:C:N4	2.80	0.50
37:DP:19:PHE:O	37:DP:20:ARG:HB3	2.11	0.50
22:DA:2283:C:C4	22:DA:2389:G:C4	2.99	0.50
22:DA:1441:G:C2	22:DA:1551:A:C2	3.00	0.50
27:BF:133:GLU:N	27:BF:150:GLY:HA2	2.24	0.50
12:CL:97:VAL:O	12:CL:98:ARG:C	2.49	0.50
4:AD:33:ILE:O	4:AD:33:ILE:HG23	2.11	0.50
53:CA:1449:C:O2'	53:CA:1450:U:H5'	2.11	0.50
45:BX:30:PRO:O	45:BX:32:LEU:HD12	2.11	0.50
53:CA:320:A:C2	53:CA:334:C:N3	2.79	0.50
53:CA:1191:A:H8	53:CA:1191:A:OP2	1.93	0.50
1:AA:1160:G:O2'	1:AA:1161:C:O5'	2.28	0.50
22:DA:49:A:C6	22:DA:177:G:C6	2.99	0.50
24:BC:84:PRO:HD2	24:BC:85:ASN:OD1	2.12	0.50
35:DN:9:GLN:O	35:DN:17:ARG:NE	2.45	0.50
1:AA:942:G:C2	1:AA:1342:C:C2	2.99	0.50
53:CA:428:G:C5	53:CA:430:A:C6	2.99	0.50
28:DG:83:THR:O	28:DG:140:ILE:HD12	2.11	0.50
28:DG:85:LYS:HG3	28:DG:163:TYR:HB2	1.94	0.50
28:BG:88:LEU:HD23	28:BG:88:LEU:N	2.26	0.50
57:DB:94:A:OP1	43:DV:19:ARG:CD	2.54	0.50
53:CA:115:G:H5'	53:CA:116:A:OP1	2.11	0.50
42:BU:35:VAL:CG1	42:BU:38:ILE:HG13	2.41	0.50
40:BS:33:LEU:HD21	40:BS:55:ILE:CD1	2.40	0.50

Continued on next page...

Continued from previous page...

Atom-1	Atom-2	Distance(Å)	Clash(Å)
26:DE:136:GLN:OE1	26:DE:136:GLN:HA	2.11	0.50
29:BH:117:LEU:CD1	29:BH:130:VAL:HG11	2.37	0.50
30:BI:56:VAL:HG23	30:BI:69:VAL:O	2.10	0.50
41:BT:50:LEU:HD22	46:BY:26:PHE:CE2	2.46	0.50
1:AA:15:G:C4'	5:AE:28:ARG:HH11	2.24	0.50
22:BA:2714:G:H2'	22:BA:2715:C:C6	2.46	0.50
22:DA:1709:U:O2'	22:DA:1710:G:H5'	2.12	0.50
22:BA:324:A:N6	22:BA:339:U:O4'	2.42	0.50
53:CA:1421:G:N2	53:CA:1479:C:N3	2.55	0.50
44:BW:72:GLY:C	44:BW:74:LYS:H	2.14	0.50
28:BG:174:LYS:HE2	28:BG:176:LYS:OXT	2.11	0.50
25:DD:62:LYS:N	25:DD:63:PRO:CD	2.74	0.50
22:BA:2830:C:O2	22:BA:2883:A:H2	1.94	0.50
29:DH:75:LEU:O	29:DH:76:GLU:HB2	2.10	0.50
22:BA:2670:A:C2'	22:BA:2671:G:O5'	2.60	0.50
1:AA:1053:G:N7	1:AA:1199:U:C6	2.80	0.50
17:AQ:74:LEU:HD13	17:AQ:74:LEU:C	2.32	0.50
24:DC:44:ASN:C	24:DC:46:GLY:N	2.65	0.50
1:AA:1503:A:C8	1:AA:1531:A:H1'	2.47	0.50
33:BL:37:GLY:HA3	62:BL:303:HOH:O	2.12	0.50
36:DO:63:LYS:C	36:DO:63:LYS:HD3	2.32	0.50
22:BA:61:C:H6	22:BA:61:C:O5'	1.94	0.50
22:DA:2604:U:H2'	22:DA:2605:U:H6	1.76	0.50
22:DA:2706:A:N6	62:DA:3669:HOH:O	2.43	0.50
53:CA:85:U:O2	53:CA:85:U:O4'	2.26	0.50
1:AA:198:G:O6	1:AA:220:G:C6	2.64	0.50
22:BA:1151:A:C8	22:BA:1151:A:H5''	2.46	0.50
22:DA:2262:U:H5''	44:DW:38:ARG:HH21	1.76	0.50
12:CL:43:LYS:CB	12:CL:44:PRO:CD	2.51	0.50
53:CA:1343:G:H2'	53:CA:1344:C:C6	2.46	0.50
53:CA:1363:A:C5	53:CA:1365:G:O6	2.64	0.50
22:BA:923:G:C5'	44:BW:25:PHE:CZ	2.93	0.50
22:DA:833:A:H2'	22:DA:834:G:H8	1.76	0.50
22:DA:2574:G:H1'	25:DD:148:GLN:HB2	1.93	0.50
35:DN:80:PHE:O	35:DN:85:PRO:HD3	2.12	0.50
38:DQ:40:LYS:HD3	38:DQ:44:TYR:HE2	1.75	0.50
22:BA:1165:A:H2'	22:BA:1166:G:C8	2.45	0.50
12:CL:46:SER:O	12:CL:47:ALA:CB	2.58	0.50
55:CM:100:ARG:NH2	55:CM:102:LYS:HD3	2.26	0.50
6:CF:41:ASP:O	6:CF:42:TRP:C	2.49	0.50
51:D3:18:LYS:CD	51:D3:19:GLY:N	2.72	0.50
22:DA:616:A:O2'	22:DA:617:G:C5'	2.58	0.50

Continued on next page...

Continued from previous page...

Atom-1	Atom-2	Distance(Å)	Clash(Å)
22:DA:622:G:O2'	22:DA:623:C:C5'	2.58	0.50
22:DA:636:G:O6	33:DL:109:LYS:HG3	2.12	0.50
22:BA:2508:G:O2'	22:BA:2555:U:H5'	2.11	0.50
57:DB:13:G:H5''	57:DB:13:G:H8	1.76	0.50
29:BH:18:GLN:NE2	29:BH:18:GLN:HA	2.13	0.50
1:AA:1006:G:H2'	1:AA:1007:U:O4'	2.12	0.50
4:CD:29:THR:HG22	4:CD:30:LYS:HD2	1.90	0.50
10:CJ:8:ILE:HG22	10:CJ:100:ILE:HG12	1.94	0.50
2:AB:9:LEU:CD2	2:AB:11:ALA:N	2.72	0.50
15:CO:44:GLU:HG2	15:CO:45:HIS:CD2	2.47	0.50
22:DA:98:G:O2'	22:DA:103:A:C8	2.65	0.50
22:DA:91:A:HO2'	22:DA:92:U:H6	1.57	0.50
25:DD:196:ALA:O	25:DD:197:THR:C	2.50	0.50
37:DP:50:ARG:CA	37:DP:57:ALA:O	2.58	0.50
53:CA:273:U:H2'	53:CA:274:A:H5'	1.92	0.50
22:DA:922:C:H2'	22:DA:923:G:O4'	2.12	0.50
49:D1:5:ARG:NH2	49:D1:23:THR:HB	2.26	0.50
22:DA:60:G:O2'	22:DA:61:C:OP1	2.27	0.50
22:BA:955:U:OP1	34:BM:86:LYS:NZ	2.36	0.50
22:DA:1439:A:C3'	22:DA:1439:A:C8	2.94	0.50
19:AS:39:ILE:HD11	19:AS:70:LEU:CD2	2.37	0.50
53:CA:499:A:H1'	53:CA:500:G:C8	2.47	0.50
53:CA:733:G:O2'	53:CA:734:G:H5''	2.12	0.50
22:DA:2345:G:C8	22:DA:2347:C:C5	2.99	0.50
46:BY:12:GLU:O	46:BY:15:ASN:HB2	2.12	0.50
53:CA:826:C:H2'	53:CA:826:C:O2	2.11	0.50
4:AD:129:VAL:HG13	4:AD:131:ILE:HD13	1.88	0.50
22:DA:2748:A:C2	22:DA:2749:A:C4	3.00	0.50
53:CA:1281:C:H3'	53:CA:1282:C:C5'	2.41	0.50
42:DU:58:VAL:HG11	42:DU:60:LYS:HG2	1.91	0.50
53:CA:160:A:H1'	53:CA:344:A:N7	2.26	0.50
24:BC:61:TYR:HD2	24:BC:85:ASN:ND2	2.09	0.50
35:DN:9:GLN:C	35:DN:10:LEU:O	2.48	0.50
22:DA:2849:U:O4	22:DA:2867:G:C8	2.65	0.50
22:DA:2492:U:HO2'	22:DA:2493:U:H6	1.60	0.50
22:DA:781:A:N1	22:DA:1776:G:O2'	2.42	0.50
22:DA:1744:A:H3'	22:DA:1745:A:C8	2.46	0.50
1:AA:388:G:O2'	1:AA:389:A:P	2.69	0.50
22:BA:545:U:O4'	22:BA:545:U:O2	2.27	0.50
28:DG:116:LEU:CD1	28:DG:121:THR:HA	2.41	0.50
10:AJ:15:HIS:HB3	10:AJ:70:HIS:CE1	2.47	0.50
17:CQ:61:ARG:C	17:CQ:72:TRP:CE3	2.85	0.50

Continued on next page...

Continued from previous page...

Atom-1	Atom-2	Distance(Å)	Clash(Å)
40:DS:6:LYS:HB3	40:DS:6:LYS:HZ3	1.76	0.50
53:CA:1013:G:N2	53:CA:1015:G:H3'	2.27	0.50
2:AB:49:PHE:CD1	2:AB:49:PHE:C	2.85	0.50
20:AT:72:ALA:O	20:AT:73:ARG:C	2.50	0.50
25:BD:34:VAL:HG22	25:BD:94:GLN:N	2.26	0.50
1:AA:1055:A:C5	1:AA:1206:G:C2	3.00	0.50
22:DA:518:G:H2'	22:DA:519:U:C6	2.45	0.50
46:BY:26:PHE:HD1	46:BY:27:ASN:HD22	1.59	0.50
14:CN:89:ARG:HG3	14:CN:91:GLU:HG3	1.93	0.50
22:DA:9:G:C6	22:DA:2629:U:C6	3.00	0.50
26:BE:158:PHE:CD1	26:BE:159:LEU:HD12	2.46	0.50
22:BA:1882:U:C2'	22:BA:1883:U:H5'	2.42	0.50
22:BA:1667:G:O2'	22:BA:1991:U:O4	2.24	0.50
36:BO:3:LYS:CG	36:BO:4:LYS:N	2.75	0.50
1:AA:316:C:C2	1:AA:317:U:H5	2.29	0.50
25:DD:45:TYR:HE2	25:DD:47:ALA:HB3	1.77	0.50
45:BX:18:SER:H	45:BX:22:ASN:H	1.59	0.50
22:BA:1660:G:O2'	22:BA:1661:G:H5'	2.11	0.50
43:BV:26:PHE:CZ	43:BV:42:LEU:HD12	2.47	0.50
22:BA:172:A:O2'	22:BA:173:A:H5'	2.11	0.50
15:CO:59:VAL:O	15:CO:62:ARG:HB3	2.11	0.50
22:DA:2450:A:C2	22:DA:2451:A:C8	2.99	0.50
53:CA:304:U:H2'	53:CA:305:G:C8	2.46	0.50
53:CA:1195:C:H2'	53:CA:1197:A:O4'	2.12	0.50
4:AD:9:LYS:O	4:AD:12:ARG:HB2	2.11	0.50
25:DD:166:GLY:O	25:DD:167:ASN:CB	2.59	0.50
13:AM:80:MET:SD	13:AM:91:ARG:HB2	2.52	0.50
1:AA:1267:C:H2'	1:AA:1268:G:H5'	1.94	0.50
2:CB:66:ILE:H	2:CB:88:GLN:HB3	1.74	0.50
22:BA:1097:U:O2'	30:BI:8:VAL:HG12	2.12	0.50
22:DA:1388:G:N3	22:DA:1389:G:C8	2.79	0.50
41:DT:17:SER:C	41:DT:18:GLU:HG2	2.31	0.50
22:DA:2386:A:H2	44:DW:38:ARG:HG2	1.75	0.50
53:CA:1349:A:O2'	53:CA:1350:A:H5'	2.10	0.50
53:CA:1359:C:H4'	62:CA:1777:HOH:O	2.10	0.50
44:BW:30:VAL:HG23	44:BW:60:ALA:O	2.12	0.50
44:BW:40:ARG:HH11	44:BW:45:HIS:CE1	2.30	0.50
22:DA:2024:G:O2'	22:DA:2025:C:C5'	2.60	0.50
35:DN:21:PHE:HE2	35:DN:43:GLU:HB3	1.77	0.50
35:DN:98:LEU:O	35:DN:112:TYR:HB2	2.12	0.50
22:DA:627:A:N6	33:DL:112:LEU:HD23	2.27	0.50
6:AF:3:HIS:O	6:AF:4:TYR:CG	2.64	0.50

Continued on next page...

Continued from previous page...

Atom-1	Atom-2	Distance(Å)	Clash(Å)
18:AR:22:TYR:HA	18:AR:57:ALA:HB1	1.94	0.50
22:DA:2136:G:O2'	22:DA:2137:U:H6	1.91	0.50
33:DL:121:THR:OG1	33:DL:141:LYS:HE3	2.11	0.50
15:AO:20:ASP:OD1	15:AO:23:SER:HB2	2.11	0.50
53:CA:1279:G:H2'	53:CA:1279:G:N3	2.27	0.50
26:DE:147:LEU:HG	26:DE:186:VAL:HG23	1.94	0.50
22:DA:1079:C:O2'	22:DA:1080:A:C8	2.57	0.50
6:CF:2:ARG:CG	6:CF:4:TYR:CZ	2.95	0.50
6:CF:61:LEU:CD1	6:CF:62:MET:N	2.75	0.50
22:DA:1206:G:H2'	22:DA:1207:C:C5	2.47	0.50
22:DA:489:G:C6	22:DA:491:G:C4	3.00	0.50
22:DA:1670:C:C5	22:DA:1671:U:C5	2.99	0.50
1:AA:429:U:H1'	1:AA:430:A:C5'	2.40	0.50
22:DA:426:C:H2'	22:DA:427:U:C5'	2.41	0.50
22:DA:233:A:H61	22:DA:428:A:N6	2.10	0.50
11:CK:125:LYS:O	11:CK:126:ARG:O	2.28	0.50
22:BA:2447:G:C8	22:BA:2501:C:H5''	2.47	0.50
22:DA:2544:G:H2'	22:DA:2545:G:H8	1.76	0.50
29:DH:80:ILE:CB	29:DH:101:ASP:HB2	2.38	0.50
10:AJ:81:GLU:O	10:AJ:84:VAL:HG12	2.11	0.50
22:BA:1935:G:N1	22:BA:1962:C:H2'	2.27	0.50
1:AA:251:G:C4'	1:AA:252:U:H5''	2.41	0.50
1:AA:251:G:N1	1:AA:266:G:O6	2.45	0.50
22:DA:2344:U:O2'	22:DA:2345:G:H5''	2.11	0.50
22:BA:2232:C:H2'	22:BA:2233:U:O5'	2.11	0.50
46:BY:8:GLU:O	46:BY:12:GLU:HB2	2.12	0.50
22:DA:2712:C:H5''	22:DA:2713:U:OP2	2.11	0.50
22:DA:2657:A:O2'	22:DA:2658:C:H5'	2.11	0.50
1:AA:87:C:H2'	1:AA:88:U:C6	2.33	0.50
20:CT:26:MET:HE1	20:CT:56:ILE:HD13	1.93	0.50
45:DX:48:LEU:O	45:DX:50:VAL:HG13	2.11	0.50
53:CA:346:G:O2'	53:CA:347:G:O4'	2.29	0.50
22:BA:703:U:C2'	22:BA:704:G:H5'	2.42	0.50
22:DA:2622:U:O2'	22:DA:2825:G:N7	2.42	0.50
42:DU:14:THR:HB	42:DU:68:ASN:CB	2.32	0.50
22:DA:27:G:O2'	22:DA:28:A:H8	1.93	0.50
29:BH:68:ARG:NH2	29:BH:69:ALA:HA	2.27	0.50
22:DA:279:A:H61	22:DA:361:G:C1'	2.18	0.50
25:DD:55:LYS:HB3	25:DD:75:ALA:HB1	1.92	0.50
35:BN:33:ILE:CD1	35:BN:33:ILE:N	2.69	0.50
22:BA:1413:A:C6	22:BA:1414:C:N3	2.79	0.50
53:CA:116:A:H2'	53:CA:117:G:H8	1.74	0.50

Continued on next page...

Continued from previous page...

Atom-1	Atom-2	Distance(Å)	Clash(Å)
1:AA:1167:A:N7	1:AA:1169:A:C6	2.80	0.50
37:BP:103:THR:O	37:BP:104:GLY:O	2.30	0.50
22:DA:1650:A:H5'	35:DN:106:ASP:OD2	2.11	0.50
22:DA:2077:A:C5	22:DA:2078:C:C5	2.99	0.50
22:DA:2601:C:H4'	22:DA:2602:A:OP2	2.07	0.50
22:BA:1319:C:C2'	22:BA:1320:C:H5'	2.41	0.50
1:AA:702:A:C4	22:BA:1847:A:C2	2.97	0.50
22:BA:450:G:OP2	62:BA:3238:HOH:O	2.19	0.50
35:BN:116:VAL:O	35:BN:116:VAL:CG2	2.59	0.50
22:DA:7:G:H2'	22:DA:8:C:O4'	2.12	0.50
1:AA:538:G:OP2	12:AL:111:GLN:HB2	2.12	0.50
22:DA:2234:G:C4	22:DA:2235:G:C8	3.00	0.50
1:AA:821:G:O2'	1:AA:822:U:C5'	2.60	0.50
10:CJ:7:ARG:HH11	10:CJ:102:LEU:HG	1.74	0.50
53:CA:675:A:H1'	11:CK:117:HIS:CE1	2.47	0.50
22:DA:1381:G:C2'	22:DA:1382:G:H5''	2.42	0.50
51:D3:57:VAL:HA	51:D3:60:CYS:HB2	1.94	0.50
22:BA:2786:U:H2'	22:BA:2787:C:H6	1.77	0.50
19:CS:79:TYR:CE1	19:CS:80:ARG:HD2	2.47	0.50
23:BB:19:C:C2'	23:BB:20:G:H5'	2.41	0.50
22:BA:2515:C:C2'	22:BA:2516:A:H5'	2.41	0.50
1:AA:628:G:H2'	1:AA:629:A:C8	2.47	0.50
28:DG:28:LYS:HG3	28:DG:79:THR:HG22	1.94	0.50
22:BA:986:C:C2'	22:BA:987:C:H5'	2.42	0.50
1:AA:1253:G:H2'	1:AA:1254:A:H8	1.75	0.50
1:AA:191:G:H2'	1:AA:192:A:C8	2.47	0.50
1:AA:105:G:H2'	1:AA:106:C:C6	2.46	0.50
40:BS:45:VAL:CG2	40:BS:46:LEU:N	2.74	0.50
1:AA:238:A:C2'	1:AA:239:U:H5'	2.42	0.50
22:DA:581:C:P	38:DQ:32:ARG:HE	2.34	0.50
22:DA:2253:G:C5	22:DA:2254:C:C5	2.99	0.50
22:BA:709:U:H2'	22:BA:710:U:O4'	2.11	0.50
22:BA:1085:A:H2'	22:BA:1086:A:C2	2.46	0.50
22:DA:246:C:O2'	22:DA:385:C:H4'	2.11	0.50
1:AA:96:U:O2'	1:AA:97:G:H8	1.95	0.50
53:CA:1288:A:O2'	53:CA:1289:A:H8	1.93	0.50
53:CA:974:A:O2'	53:CA:975:A:OP2	2.30	0.50
1:AA:695:A:C6	1:AA:696:A:C6	3.00	0.50
48:D0:16:ARG:O	48:D0:17:SER:C	2.50	0.50
22:DA:566:U:H2'	22:DA:567:U:O4'	2.12	0.50
22:BA:1176:U:H2'	22:BA:1177:G:C4	2.46	0.50
55:CM:94:LEU:N	55:CM:94:LEU:HD12	2.26	0.50

Continued on next page...

Continued from previous page...

Atom-1	Atom-2	Distance(Å)	Clash(Å)
57:DB:17:C:H2'	57:DB:18:G:H8	1.77	0.50
57:DB:69:G:H2'	57:DB:70:C:H5'	1.93	0.50
38:BQ:20:ALA:HA	38:BQ:23:TYR:CE1	2.47	0.50
15:AO:24:THR:HG21	15:AO:69:LEU:HD12	1.94	0.50
53:CA:452:A:H2'	53:CA:453:G:O4'	2.11	0.50
22:DA:1817:G:H5''	24:DC:86:ARG:CZ	2.42	0.50
24:DC:62:ARG:NH2	24:DC:62:ARG:CG	2.65	0.50
21:CU:3:ILE:HG21	21:CU:18:PHE:HB3	1.94	0.50
22:BA:27:G:H1'	22:BA:513:A:N6	2.27	0.50
26:DE:35:TYR:CE2	26:DE:177:PRO:HD2	2.47	0.50
2:AB:9:LEU:HD23	2:AB:9:LEU:C	2.32	0.50
52:D4:7:VAL:CG2	52:D4:25:VAL:CG2	2.90	0.50
1:AA:374:A:H2'	1:AA:375:U:C6	2.47	0.50
3:AC:183:TYR:OH	3:AC:198:LYS:HD2	2.12	0.50
55:CM:95:PRO:HG3	55:CM:99:GLN:OE1	2.11	0.50
17:CQ:30:HIS:HE1	17:CQ:32:ILE:CG1	2.05	0.50
37:DP:51:ASN:H	37:DP:56:SER:HB3	1.75	0.50
41:BT:17:SER:O	41:BT:18:GLU:CB	2.59	0.50
22:BA:1338:G:O2'	41:BT:18:GLU:HG2	2.11	0.50
53:CA:276:G:O2'	53:CA:277:C:C5'	2.60	0.50
13:AM:3:ILE:H	13:AM:56:ARG:NH1	2.09	0.50
22:DA:858:G:C5	22:DA:2268:A:C2	3.00	0.50
25:BD:15:PHE:N	37:BP:11:GLN:HE22	2.09	0.50
1:AA:270:A:H2'	1:AA:271:C:C6	2.46	0.50
23:BB:28:C:H2'	23:BB:29:A:C5'	2.42	0.50
22:DA:2533:U:O4	22:DA:2534:A:C2	2.64	0.50
22:BA:1509:A:O2'	22:BA:1510:G:P	2.70	0.50
29:DH:40:THR:O	29:DH:41:LYS:HB2	2.12	0.50
22:DA:1275:A:O3'	22:DA:1276:A:O4'	2.30	0.50
22:DA:2868:A:O2'	22:DA:2869:G:O4'	2.29	0.50
22:DA:28:A:N6	22:DA:513:A:C8	2.79	0.50
22:BA:1419:A:N7	22:BA:1421:G:C6	2.80	0.50
22:BA:2210:U:O2	22:BA:2212:A:C8	2.65	0.50
22:DA:271:G:O2'	22:DA:272:A:H5''	2.11	0.50
22:BA:2262:U:H2'	22:BA:2263:C:H6	1.76	0.50
1:AA:363:A:C2	1:AA:364:A:C4	2.99	0.50
24:BC:140:VAL:HA	24:BC:190:THR:O	2.11	0.50
22:BA:548:G:H3'	22:BA:548:G:H8	1.76	0.50
21:CU:14:ALA:O	21:CU:15:LEU:O	2.30	0.50
22:DA:2581:G:H5''	22:DA:2582:G:OP1	2.12	0.50
43:DV:30:ILE:HG13	43:DV:40:ILE:HD11	1.94	0.50
1:AA:1151:A:H5'	10:AJ:42:LEU:O	2.10	0.50

Continued on next page...

Continued from previous page...

Atom-1	Atom-2	Distance(Å)	Clash(Å)
4:AD:21:LYS:CD	4:AD:21:LYS:O	2.56	0.50
1:AA:1086:U:O2'	1:AA:1087:G:H5'	2.12	0.50
22:BA:819:A:OP2	22:BA:1187:G:N2	2.32	0.50
28:DG:8:VAL:HA	28:DG:68:ARG:HH21	1.77	0.50
8:CH:5:PRO:O	8:CH:8:ASP:HB3	2.11	0.50
22:DA:2238:G:H5'	22:DA:2239:G:OP1	2.11	0.50
23:BB:24:G:C6	23:BB:56:G:C2	3.00	0.50
2:CB:8:MET:HB2	2:CB:9:LEU:HD23	1.94	0.50
50:D2:15:SER:O	50:D2:16:HIS:ND1	2.45	0.50
20:AT:73:ARG:O	20:AT:76:ALA:HB3	2.12	0.50
22:DA:2716:C:C2	22:DA:2717:C:C5	2.99	0.50
53:CA:408:A:C2	53:CA:435:A:C2	3.00	0.50
30:BI:58:ILE:HG22	30:BI:60:VAL:HG23	1.92	0.50
8:AH:58:LEU:HD13	8:AH:58:LEU:C	2.32	0.50
40:DS:74:ILE:HG23	40:DS:74:ILE:O	2.12	0.50
22:DA:1954:G:O2'	22:DA:1955:U:OP2	2.30	0.50
53:CA:616:G:C2	53:CA:625:U:O2	2.65	0.50
1:AA:15:G:H4'	5:AE:28:ARG:HH11	1.76	0.50
5:AE:23:THR:HA	5:AE:28:ARG:HA	1.93	0.50
22:BA:2547:A:H2'	22:BA:2548:U:C5	2.47	0.50
22:BA:346:A:C4	22:BA:347:A:C8	3.00	0.50
28:BG:154:GLU:OE2	28:BG:156:TYR:HB2	2.11	0.50
4:CD:94:GLU:OE1	4:CD:103:ARG:NE	2.40	0.50
22:BA:2282:G:H4'	22:BA:2389:G:O2'	2.11	0.50
22:BA:2539:C:O2'	22:BA:2540:C:H5'	2.11	0.50
22:BA:1206:G:C5	22:BA:1207:C:C5	2.99	0.50
1:AA:154:U:H2'	1:AA:155:A:H8	1.77	0.50
22:DA:1317:G:C2	22:DA:1336:A:C2	3.00	0.50
3:CC:161:ILE:CD1	3:CC:161:ILE:H	2.24	0.50
8:CH:38:VAL:O	8:CH:41:GLU:HB2	2.11	0.50
5:CE:17:VAL:HA	5:CE:33:THR:O	2.12	0.50
58:DF:14:LYS:NZ	58:DF:14:LYS:HB3	2.27	0.50
22:BA:2236:U:C2'	22:BA:2237:G:H5'	2.42	0.50
22:DA:2563:U:H2'	22:DA:2565:A:OP2	2.11	0.50
43:BV:5:ASN:HB3	43:BV:64:VAL:HB	1.94	0.50
1:AA:1430:A:C2	1:AA:1471:U:C2	2.99	0.50
22:BA:736:C:C2	22:BA:737:C:C5	2.99	0.50
22:BA:2040:G:O2'	22:BA:2041:U:H5'	2.12	0.50
53:CA:555:U:H2'	53:CA:556:C:C6	2.46	0.50
22:DA:2352:A:H8	22:DA:2352:A:O5'	1.95	0.50
1:AA:10:A:OP2	5:AE:130:THR:OG1	2.24	0.50
35:BN:6:SER:HB3	62:BN:202:HOH:O	2.11	0.50

Continued on next page...

Continued from previous page...

Atom-1	Atom-2	Distance(Å)	Clash(Å)
1:AA:1014:A:H4'	19:AS:13:HIS:CD2	2.47	0.50
52:B4:7:VAL:HG13	52:B4:38:GLY:HA2	1.94	0.50
22:DA:1603:A:C2	22:DA:1604:C:C2	2.99	0.50
38:BQ:63:ARG:NH2	38:BQ:96:ASP:HA	2.27	0.50
22:DA:2331:G:H1	22:DA:2385:C:N4	2.09	0.50
44:DW:18:LYS:HZ2	44:DW:18:LYS:HA	1.77	0.50
22:DA:1536:C:C2	22:DA:1536:C:OP2	2.65	0.50
5:AE:44:ARG:HA	5:AE:71:ILE:O	2.12	0.50
8:AH:95:MET:SD	8:AH:129:ALA:HB1	2.51	0.50
53:CA:1176:A:H2'	53:CA:1177:G:O4'	2.12	0.50
53:CA:1328:C:H2'	53:CA:1329:A:H8	1.77	0.50
14:CN:40:ARG:HH12	19:CS:6:LYS:HB2	1.74	0.50
22:DA:974:G:H1'	22:DA:975:A:H8	1.77	0.50
45:BX:70:LEU:O	45:BX:74:GLY:N	2.45	0.50
1:AA:973:G:H5'	10:AJ:57:VAL:HA	1.92	0.50
24:DC:173:LEU:N	24:DC:173:LEU:HD22	2.23	0.50
22:DA:452:G:OP1	26:DE:53:THR:CG2	2.59	0.50
1:AA:652:U:O2'	1:AA:653:U:O5'	2.30	0.50
22:DA:1802:A:N6	22:DA:1817:G:N2	2.60	0.50
10:CJ:64:GLN:CB	14:CN:98:ALA:CB	2.84	0.50
2:AB:9:LEU:HD21	2:AB:11:ALA:HB3	1.94	0.50
22:DA:1962:C:C4'	22:DA:1963:U:OP1	2.58	0.50
1:AA:1123:U:C4'	10:AJ:39:PRO:HD2	2.35	0.50
53:CA:596:A:O2'	53:CA:597:G:H5'	2.12	0.50
22:BA:569:U:H1'	22:BA:947:A:O4'	2.11	0.50
22:BA:833:A:H2'	22:BA:834:G:C8	2.47	0.50
40:DS:8:ARG:HB3	40:DS:102:HIS:CE1	2.46	0.50
41:BT:40:LYS:HG2	41:BT:58:VAL:O	2.12	0.50
53:CA:248:C:O2'	53:CA:249:U:O4'	2.29	0.50
5:CE:103:GLY:CA	5:CE:120:HIS:O	2.59	0.50
11:AK:109:ILE:CG2	11:AK:110:THR:N	2.75	0.50
54:CG:114:SER:O	54:CG:118:ARG:HG3	2.12	0.50
44:DW:65:LYS:O	44:DW:81:ILE:HA	2.12	0.50
24:BC:151:GLY:C	24:BC:152:GLN:HG3	2.32	0.50
24:BC:163:ILE:HG23	24:BC:171:VAL:CG1	2.42	0.50
22:DA:2286:G:N7	49:D1:33:LEU:HD23	2.26	0.50
49:D1:51:ALA:O	49:D1:52:LYS:CB	2.56	0.50
25:DD:98:VAL:HG23	25:DD:180:VAL:CG1	2.42	0.50
22:DA:2345:G:C5	22:DA:2381:A:C2	2.99	0.50
22:DA:1760:C:HO2'	22:DA:1761:C:H5'	1.76	0.50
22:DA:1760:C:C2'	22:DA:1761:C:H6	2.10	0.50
28:BG:59:ASP:O	28:BG:60:GLY:C	2.49	0.50

Continued on next page...

Continued from previous page...

Atom-1	Atom-2	Distance(Å)	Clash(Å)
54:CG:59:GLU:HB2	54:CG:62:GLU:HB2	1.94	0.50
22:BA:915:C:H6	22:BA:915:C:C5'	2.17	0.50
24:BC:7:PRO:HB3	24:BC:13:ARG:HB2	1.93	0.50
22:BA:1419:A:C5	22:BA:1421:G:C5	2.99	0.50
22:DA:2638:G:H2'	22:DA:2775:G:H22	1.76	0.50
28:DG:84:LYS:HB3	28:DG:132:LEU:O	2.12	0.50
3:AC:119:ILE:HA	3:AC:122:GLN:HG3	1.93	0.50
33:BL:40:SER:O	33:BL:41:ARG:CB	2.57	0.50
4:AD:19:PHE:HD1	4:AD:19:PHE:N	2.09	0.50
26:BE:48:THR:HG22	26:BE:86:ALA:HB3	1.94	0.50
22:DA:502:A:N6	22:DA:505:A:C6	2.79	0.50
19:AS:6:LYS:HE2	19:AS:6:LYS:CA	2.39	0.50
10:CJ:30:LYS:CE	10:CJ:36:VAL:HG22	2.42	0.50
22:BA:715:A:N6	22:BA:716:A:C6	2.80	0.50
22:BA:2314:A:O2'	22:BA:2315:G:H5'	2.12	0.50
22:DA:2751:G:H4'	28:DG:3:VAL:HG11	1.94	0.50
17:CQ:13:SER:CB	17:CQ:21:VAL:HB	2.41	0.50
22:BA:1644:C:H2'	22:BA:1645:G:C5'	2.40	0.50
2:CB:9:LEU:HB2	2:CB:11:ALA:H	1.77	0.50
23:BB:65:U:C4	23:BB:108:A:C4	2.99	0.50
22:DA:2899:A:C2	22:DA:2900:A:C5	3.00	0.50
26:DE:6:LYS:HG2	26:DE:7:ASP:CG	2.31	0.50
27:BF:10:GLU:O	27:BF:11:VAL:HB	2.11	0.50
10:CJ:92:LEU:HD22	10:CJ:93:ALA:N	2.27	0.50
33:BL:120:VAL:O	33:BL:140:GLY:HA2	2.11	0.50
25:BD:136:ASN:OD1	25:BD:140:HIS:CE1	2.65	0.50
22:BA:1669:A:OP2	62:BA:3714:HOH:O	2.19	0.50
3:AC:15:LYS:HG3	3:AC:16:PRO:HD2	1.94	0.50
22:BA:1159:U:H2'	22:BA:1160:G:H5'	1.92	0.50
12:AL:82:ARG:HG2	12:AL:82:ARG:NH1	2.27	0.50
30:BI:72:THR:HB	30:BI:112:LYS:NZ	2.26	0.50
1:AA:937:A:H2'	1:AA:938:A:H5'	1.93	0.50
32:BK:111:LYS:N	32:BK:111:LYS:CE	2.74	0.50
11:CK:115:ILE:HD12	21:CU:23:GLU:HG2	1.93	0.50
17:AQ:74:LEU:CD1	17:AQ:74:LEU:C	2.80	0.50
22:BA:687:C:O2'	22:BA:1780:A:N1	2.44	0.50
1:AA:901:A:N7	1:AA:902:G:H1'	2.26	0.50
22:DA:2085:U:C2'	22:DA:2086:U:H5'	2.42	0.50
41:BT:7:LEU:O	41:BT:10:VAL:HG13	2.10	0.50
22:BA:2344:U:H4'	22:BA:2345:G:OP1	2.07	0.50
22:DA:1895:C:H3'	22:DA:1895:C:C6	2.47	0.50
57:DB:8:C:O2'	36:DO:40:ILE:HD13	2.12	0.50

Continued on next page...

Continued from previous page...

Atom-1	Atom-2	Distance(Å)	Clash(Å)
1:AA:908:A:O2'	1:AA:909:A:H5'	2.12	0.50
2:AB:102:ASN:O	2:AB:106:VAL:HG23	2.12	0.50
22:DA:2800:A:N1	22:DA:2801:G:N3	2.60	0.50
22:DA:1345:C:O2'	22:DA:1346:G:O5'	2.30	0.50
53:CA:914:A:C2	53:CA:915:A:C4	3.00	0.50
53:CA:1316:G:N2	53:CA:1318:A:C8	2.80	0.50
53:CA:1365:G:N2	53:CA:1366:C:C2	2.79	0.50
22:DA:1330:C:HO2'	22:DA:1331:G:P	2.34	0.50
22:DA:991:C:O2'	22:DA:992:C:C5'	2.58	0.50
22:DA:2059:A:O3'	26:DE:64:GLY:HA2	2.11	0.50
4:AD:89:LEU:HD21	4:AD:199:ILE:HD13	1.93	0.50
38:BQ:85:ALA:O	38:BQ:87:VAL:C	2.50	0.50
22:DA:35:G:C2'	22:DA:36:G:O5'	2.60	0.50
53:CA:481:G:C4'	53:CA:482:A:OP1	2.51	0.50
27:BF:39:VAL:HG11	27:BF:49:LEU:HD13	1.92	0.50
22:DA:2226:C:O2'	22:DA:2227:A:C5'	2.60	0.50
10:CJ:44:THR:HG23	10:CJ:70:HIS:CG	2.46	0.50
22:DA:615:U:N3	26:DE:35:TYR:CE1	2.79	0.50
22:DA:1069:A:H4'	22:DA:1070:A:C5'	2.42	0.50
22:DA:1071:G:O6	22:DA:1089:A:C2	2.65	0.50
53:CA:1207:G:H2'	53:CA:1208:C:H6	1.75	0.50
22:DA:223:A:C5	22:DA:422:A:C8	3.00	0.50
22:DA:2311:A:H1'	58:DF:78:ILE:CD1	2.40	0.50
42:DU:47:PRO:HB3	42:DU:54:PRO:HG2	1.90	0.50
22:DA:2531:A:C4	22:DA:2532:G:C8	3.00	0.50
3:CC:149:LYS:CE	3:CC:200:TRP:CE3	2.94	0.50
22:DA:2746:U:C2'	22:DA:2747:G:H5'	2.42	0.50
14:AN:22:LYS:CG	14:AN:23:ARG:N	2.59	0.50
4:AD:114:ARG:O	4:AD:115:GLN:C	2.50	0.50
50:D2:45:SER:C	50:D2:46:LYS:HD2	2.32	0.50
30:BI:21:PRO:HB2	30:BI:22:PRO:HD3	1.94	0.50
22:DA:27:G:H1'	22:DA:513:A:H61	1.74	0.50
36:DO:115:LEU:H	36:DO:115:LEU:CD1	2.12	0.50
29:DH:1:MET:HE1	29:DH:23:ALA:HB2	1.94	0.50
4:CD:176:LYS:O	4:CD:176:LYS:HD2	2.12	0.50
53:CA:428:G:C1'	53:CA:430:A:C8	2.94	0.50
22:DA:46:G:C2	22:DA:47:C:C6	2.99	0.50
22:BA:2602:A:H5''	22:BA:2603:G:C5'	2.42	0.50
54:CG:64:ALA:HB2	54:CG:126:ALA:CB	2.36	0.50
1:AA:1152:A:O2'	1:AA:1153:G:C5'	2.60	0.50
1:AA:1250:A:H2	1:AA:1370:G:H1'	1.77	0.50
26:BE:113:VAL:CG1	26:BE:114:ARG:N	2.75	0.50

Continued on next page...

Continued from previous page...

Atom-1	Atom-2	Distance(Å)	Clash(Å)
4:AD:18:LEU:C	4:AD:19:PHE:HD1	2.15	0.50
35:BN:2:ARG:O	35:BN:3:HIS:C	2.50	0.50
53:CA:181:A:H4'	53:CA:182:A:OP1	2.12	0.50
22:BA:2065:C:H2'	22:BA:2066:C:C6	2.46	0.50
53:CA:755:G:C2	53:CA:756:C:C5	3.00	0.50
22:DA:465:G:C4'	50:D2:16:HIS:HD2	2.24	0.50
31:DJ:106:LYS:HD2	31:DJ:119:PHE:CD2	2.46	0.50
40:DS:21:ALA:O	40:DS:74:ILE:HD13	2.11	0.50
22:BA:178:G:H8	22:BA:178:G:O5'	1.94	0.50
53:CA:719:C:H3'	53:CA:720:C:C5	2.47	0.50
1:AA:22:G:C1'	1:AA:914:A:N6	2.75	0.50
22:DA:75:G:O2'	22:DA:76:C:H6	1.94	0.50
1:AA:57:G:H2'	1:AA:58:C:O4'	2.12	0.50
1:AA:1520:C:H2'	1:AA:1521:C:C6	2.43	0.50
17:CQ:26:ARG:NH2	17:CQ:39:ARG:HG2	2.27	0.50
18:AR:31:TYR:C	18:AR:39:VAL:HG23	2.32	0.50
53:CA:861:G:H2'	53:CA:862:C:H6	1.77	0.50
4:AD:94:GLU:HG2	4:AD:185:PRO:HG3	1.92	0.50
22:BA:483:A:C8	22:BA:484:C:C5	3.00	0.50
22:DA:3:U:H2'	22:DA:4:U:H6	1.77	0.50
29:BH:49:ALA:O	29:BH:52:ALA:N	2.34	0.50
1:AA:335:C:H2'	1:AA:336:A:C8	2.47	0.50
22:BA:2823:A:C4	22:BA:2824:C:C5	3.00	0.50
1:AA:1416:G:H2'	1:AA:1417:G:H5'	1.94	0.50
22:DA:2718:G:OP1	37:DP:97:TYR:HD1	1.95	0.50
11:CK:14:GLN:HA	11:CK:76:TYR:O	2.12	0.50
1:AA:772:U:O2'	1:AA:773:G:H5'	2.12	0.50
43:BV:5:ASN:H	43:BV:5:ASN:ND2	2.08	0.50
15:AO:81:ILE:O	15:AO:85:GLY:N	2.44	0.50
16:AP:67:ILE:CG2	16:AP:72:ALA:HB2	2.41	0.50
49:D1:38:PHE:CD2	49:D1:39:ASP:N	2.80	0.50
22:BA:279:A:H2'	22:BA:280:U:O4'	2.11	0.50
11:AK:81:LEU:HD22	11:AK:104:PHE:CD1	2.46	0.50
36:DO:79:ALA:HB1	36:DO:114:GLY:HA3	1.94	0.50
22:BA:685:A:C8	22:BA:773:U:C4	3.00	0.50
24:DC:20:ASN:HB2	24:DC:23:LEU:HD22	1.94	0.50
22:BA:2362:C:C2'	22:BA:2363:G:H5'	2.42	0.50
22:BA:1842:G:C4'	24:BC:242:HIS:CE1	2.94	0.49
53:CA:86:G:O2'	53:CA:87:C:OP2	2.30	0.49
53:CA:86:G:O2'	53:CA:87:C:P	2.70	0.49
5:AE:113:VAL:CG2	5:AE:140:ILE:CD1	2.88	0.49
1:AA:875:U:O2'	8:AH:14:ARG:NH1	2.45	0.49

Continued on next page...

Continued from previous page...

Atom-1	Atom-2	Distance(Å)	Clash(Å)
53:CA:1158:C:H2'	53:CA:1158:C:O2	2.11	0.49
53:CA:933:G:P	54:CG:3:ARG:HD3	2.51	0.49
10:CJ:51:VAL:HB	14:CN:80:ARG:CB	2.39	0.49
19:CS:38:THR:HA	19:CS:69:LYS:HA	1.94	0.49
1:AA:691:G:H2'	1:AA:692:U:H6	1.77	0.49
31:DJ:56:VAL:HG23	31:DJ:124:VAL:HA	1.92	0.49
38:DQ:91:ARG:NH2	39:DR:11:GLN:O	2.45	0.49
22:DA:2020:A:H5'	48:D0:8:THR:CG2	2.42	0.49
22:DA:946:C:H5'	22:DA:946:C:H6	1.77	0.49
35:DN:87:PHE:CD1	35:DN:90:ARG:HD2	2.47	0.49
39:DR:81:LYS:N	39:DR:81:LYS:CD	2.75	0.49
1:AA:36:C:OP1	12:AL:119:LYS:HE3	2.12	0.49
22:DA:637:A:O5'	33:DL:112:LEU:HD21	2.12	0.49
22:DA:627:A:N6	33:DL:111:ILE:HB	2.27	0.49
39:BR:49:ILE:C	39:BR:51:VAL:O	2.50	0.49
57:DB:109:A:O2'	57:DB:110:C:H6	1.93	0.49
2:AB:90:PHE:CE2	2:AB:148:GLY:HA3	2.47	0.49
27:BF:35:LEU:CD1	27:BF:88:VAL:HB	2.42	0.49
1:AA:247:G:OP1	1:AA:247:G:H4'	2.11	0.49
24:DC:143:VAL:HB	24:DC:153:LEU:HB3	1.94	0.49
56:CP:68:SER:O	56:CP:71:VAL:HG13	2.12	0.49
57:DB:52:A:O2'	57:DB:53:A:C8	2.58	0.49
9:AI:9:GLY:CA	9:AI:80:HIS:CD2	2.91	0.49
22:DA:301:G:O2'	22:DA:302:C:O5'	2.30	0.49
22:DA:303:G:O2'	22:DA:304:U:O5'	2.29	0.49
53:CA:765:G:C6	53:CA:812:G:C5	3.00	0.49
5:CE:79:THR:OG1	5:CE:121:ASN:ND2	2.45	0.49
11:AK:109:ILE:O	11:AK:110:THR:HG23	2.11	0.49
11:AK:111:ASP:CB	21:AU:19:LYS:HD3	2.42	0.49
22:DA:1904:G:C2'	22:DA:1905:C:H5'	2.42	0.49
1:AA:748:G:O6	1:AA:749:A:N6	2.45	0.49
22:DA:2314:A:N3	22:DA:2315:G:C8	2.80	0.49
7:AG:107:ALA:HA	7:AG:122:GLU:HG3	1.92	0.49
22:BA:2572:A:N7	25:BD:150:GLN:CB	2.74	0.49
22:DA:2345:G:C5	22:DA:2347:C:N4	2.80	0.49
54:CG:116:ALA:HA	54:CG:120:ALA:HB3	1.94	0.49
22:DA:2439:A:H1'	22:DA:2587:A:H5'	1.94	0.49
53:CA:1064:G:N2	53:CA:1190:G:O2'	2.44	0.49
3:CC:148:ILE:HD13	3:CC:201:ILE:HD11	1.92	0.49
22:BA:1508:A:O2'	22:BA:1509:A:O4'	2.30	0.49
1:AA:1162:C:H2'	1:AA:1163:A:H8	1.77	0.49
22:DA:122:G:O2'	22:DA:123:G:C5'	2.60	0.49

Continued on next page...

Continued from previous page...

Atom-1	Atom-2	Distance(Å)	Clash(Å)
22:BA:1568:G:H4'	24:BC:58:LYS:CG	2.42	0.49
25:BD:9:VAL:HG22	25:BD:26:VAL:CB	2.34	0.49
22:DA:1652:A:H2'	22:DA:1653:G:O4'	2.11	0.49
22:DA:2825:G:H2'	22:DA:2826:A:O4'	2.11	0.49
22:BA:1450:G:C6	22:BA:1451:C:C4	2.99	0.49
22:BA:2210:U:OP1	22:BA:2210:U:H6	1.95	0.49
22:BA:1654:A:C1'	25:BD:118:PHE:CE1	2.95	0.49
37:DP:26:GLU:HB2	37:DP:86:LYS:HD3	1.94	0.49
38:DQ:71:ASN:HD21	38:DQ:106:THR:HG23	1.77	0.49
22:DA:1794:A:H2'	22:DA:1795:C:H6	1.77	0.49
22:DA:1826:G:H2'	22:DA:1827:U:O5'	2.12	0.49
42:DU:20:LYS:HD2	42:DU:38:ILE:CD1	2.41	0.49
3:CC:10:ARG:O	3:CC:15:LYS:HB2	2.11	0.49
1:AA:394:G:C5	1:AA:395:C:C5	3.00	0.49
34:BM:70:ASP:C	34:BM:70:ASP:OD1	2.50	0.49
1:AA:1088:G:H21	1:AA:1167:A:N6	2.10	0.49
24:BC:20:ASN:C	24:BC:20:ASN:ND2	2.64	0.49
41:DT:8:LEU:CD2	41:DT:46:ALA:HA	2.41	0.49
22:BA:1556:C:O2'	22:BA:1557:C:H5'	2.12	0.49
47:BZ:24:LEU:O	47:BZ:27:GLY:N	2.44	0.49
17:CQ:20:ILE:HG21	17:CQ:52:CYS:HB3	1.93	0.49
22:BA:1943:U:O2	22:BA:1943:U:O4'	2.28	0.49
22:DA:685:A:H4'	22:DA:686:U:O5'	2.13	0.49
22:BA:2109:U:C4	22:BA:2181:U:O4	2.65	0.49
1:AA:1507:A:C2	1:AA:1508:A:C4	3.00	0.49
58:DF:157:THR:HG21	58:DF:168:LEU:HD22	1.93	0.49
22:BA:412:A:H2'	22:BA:413:C:C5'	2.42	0.49
22:BA:300:A:H2'	22:BA:334:C:H1'	1.93	0.49
53:CA:497:G:O2'	53:CA:498:A:C5'	2.60	0.49
41:BT:70:HIS:HB3	41:BT:73:ARG:HB2	1.93	0.49
53:CA:505:G:C2	53:CA:506:G:C5	3.00	0.49
14:CN:47:LEU:CD1	14:CN:50:LEU:HD21	2.41	0.49
1:AA:57:G:C2	1:AA:356:A:C2	3.00	0.49
25:BD:114:LYS:HZ2	25:BD:116:LYS:HE2	1.77	0.49
22:BA:919:U:H3'	22:BA:919:U:C6	2.47	0.49
28:DG:70:LEU:C	28:DG:70:LEU:HD12	2.32	0.49
29:DH:125:THR:HB	29:DH:146:VAL:HG11	1.94	0.49
1:AA:603:U:H2'	1:AA:604:G:C8	2.47	0.49
26:BE:7:ASP:CG	26:BE:8:ALA:H	2.16	0.49
22:DA:732:C:C4	22:DA:733:G:C5	3.00	0.49
22:BA:2519:U:H2'	22:BA:2541:A:H61	1.77	0.49
11:CK:17:ASP:HA	11:CK:80:ASN:O	2.12	0.49

Continued on next page...

Continued from previous page...

Atom-1	Atom-2	Distance(Å)	Clash(Å)
18:CR:44:THR:OG1	18:CR:46:THR:HG22	2.12	0.49
22:BA:1789:A:P	24:BC:220:ARG:HH11	2.35	0.49
22:DA:584:C:C4	22:DA:585:G:C5	3.00	0.49
22:DA:1462:C:C1'	22:DA:2702:G:H21	2.25	0.49
22:BA:2046:G:N2	22:BA:2623:G:H1'	2.27	0.49
38:DQ:9:ALA:C	38:DQ:11:ALA:H	2.14	0.49
4:CD:123:MET:CE	4:CD:126:GLY:O	2.60	0.49
42:BU:30:SER:HB2	42:BU:32:LYS:HD3	1.94	0.49
22:DA:1192:G:C2'	22:DA:1193:G:H5'	2.41	0.49
22:BA:125:A:OP2	50:B2:19:ARG:NH2	2.44	0.49
16:AP:42:ILE:O	16:AP:43:ALA:HB3	2.12	0.49
22:BA:2068:U:H5''	22:BA:2068:U:H6	1.78	0.49
22:DA:2641:G:H5''	31:DJ:78:THR:HB	1.94	0.49
22:BA:1801:A:H3'	22:BA:1802:A:H5'	1.94	0.49
2:AB:146:SER:O	2:AB:147:LEU:HD23	2.11	0.49
22:BA:1084:A:C2'	22:BA:1085:A:H8	2.11	0.49
53:CA:1219:A:C6	53:CA:1220:G:C5	3.00	0.49
53:CA:90:C:H2'	53:CA:91:U:C5	2.46	0.49
12:CL:42:LYS:CD	12:CL:43:LYS:NZ	2.75	0.49
53:CA:1181:G:H2'	53:CA:1182:G:N7	2.27	0.49
31:DJ:51:GLY:C	31:DJ:121:LYS:HE3	2.32	0.49
46:DY:57:LEU:O	46:DY:60:LYS:HE3	2.12	0.49
22:DA:1330:C:O2'	22:DA:1331:G:O5'	2.29	0.49
39:BR:49:ILE:HG22	39:BR:53:PHE:C	2.33	0.49
22:DA:2296:U:O2'	22:DA:2297:A:O5'	2.30	0.49
45:BX:39:VAL:CG1	45:BX:46:VAL:CG2	2.90	0.49
53:CA:238:A:H2'	53:CA:239:U:C4'	2.42	0.49
5:AE:154:ALA:HB1	8:AH:65:PHE:CE2	2.47	0.49
57:DB:6:G:H4'	57:DB:28:C:H4'	1.94	0.49
39:DR:33:VAL:O	39:DR:61:ALA:HB3	2.12	0.49
22:BA:1239:G:C2'	22:BA:1240:U:O5'	2.60	0.49
54:CG:30:MET:SD	54:CG:35:LYS:HB2	2.53	0.49
22:DA:325:G:O2'	22:DA:326:G:C5'	2.60	0.49
42:DU:82:VAL:HG23	42:DU:83:GLY:H	1.76	0.49
25:DD:120:GLY:O	25:DD:124:ARG:HB2	2.12	0.49
11:AK:109:ILE:HB	21:AU:5:VAL:HG22	1.89	0.49
22:BA:2152:G:C2'	22:BA:2153:C:H5'	2.42	0.49
12:AL:20:VAL:HG23	12:AL:20:VAL:O	2.11	0.49
53:CA:1094:G:O2'	53:CA:1095:U:OP2	2.28	0.49
12:CL:109:ARG:CB	12:CL:118:VAL:HG21	2.32	0.49
31:DJ:100:VAL:O	31:DJ:104:ALA:CB	2.60	0.49
45:BX:5:GLN:HG3	45:BX:49:ARG:O	2.13	0.49

Continued on next page...

Continued from previous page...

Atom-1	Atom-2	Distance(Å)	Clash(Å)
46:BY:18:LEU:CD1	46:BY:22:LEU:CD2	2.90	0.49
53:CA:665:A:N3	53:CA:732:C:H2'	2.28	0.49
53:CA:725:G:C4	53:CA:726:C:C5	3.00	0.49
22:DA:2585:U:HO2'	22:DA:2586:U:C5'	2.24	0.49
22:BA:1507:C:C5'	22:BA:1508:A:OP2	2.61	0.49
41:DT:21:SER:C	41:DT:25:GLU:HB3	2.32	0.49
35:BN:75:ILE:HD12	35:BN:79:LEU:CD1	2.42	0.49
22:DA:120:U:H1'	22:DA:149:A:C8	2.47	0.49
4:CD:148:ALA:HB1	4:CD:151:GLN:HE22	1.78	0.49
30:BI:27:LEU:HD12	30:BI:27:LEU:C	2.33	0.49
8:CH:58:LEU:CD2	8:CH:60:LEU:HD11	2.43	0.49
22:DA:1865:U:O4	22:DA:1875:G:C2	2.65	0.49
22:DA:1810:A:H2'	22:DA:1811:G:C8	2.46	0.49
22:BA:1417:C:O2'	22:BA:1418:G:C5'	2.55	0.49
22:BA:2136:G:O6	22:BA:2156:G:C2	2.65	0.49
10:AJ:17:LEU:C	10:AJ:17:LEU:HD23	2.33	0.49
43:DV:4:ILE:CB	43:DV:63:ILE:HG13	2.37	0.49
22:DA:155:A:C2'	22:DA:156:A:H5'	2.42	0.49
22:DA:157:C:C2	22:DA:158:U:C6	3.00	0.49
1:AA:764:C:C2'	1:AA:765:G:H5'	2.42	0.49
1:AA:1303:C:C2'	1:AA:1304:G:C8	2.93	0.49
29:DH:32:PRO:HA	45:DX:38:TRP:HD1	1.77	0.49
14:AN:50:LEU:CB	14:AN:51:PRO:HD2	2.38	0.49
53:CA:511:C:HO2'	53:CA:512:U:H6	1.57	0.49
1:AA:487:A:H2'	1:AA:488:C:O4'	2.11	0.49
5:AE:37:VAL:CG1	5:AE:116:VAL:CG2	2.86	0.49
2:CB:9:LEU:N	2:CB:9:LEU:HD23	2.25	0.49
22:BA:409:G:C2'	22:BA:410:G:H5'	2.42	0.49
22:BA:1276:A:O2'	22:BA:1277:G:H5'	2.13	0.49
58:DF:11:VAL:O	58:DF:13:LYS:HD2	2.12	0.49
22:BA:980:A:C6	22:BA:981:A:N1	2.80	0.49
25:BD:114:LYS:HE3	25:BD:114:LYS:C	2.31	0.49
5:CE:15:ILE:HB	5:CE:35:LEU:O	2.12	0.49
22:DA:2674:G:O3'	32:DK:30:ARG:HG2	2.11	0.49
22:BA:2309:A:O2'	22:BA:2310:C:C5'	2.60	0.49
53:CA:1040:U:H2'	53:CA:1041:G:H5'	1.93	0.49
30:DI:79:LEU:HD13	30:DI:100:ILE:HG13	1.93	0.49
53:CA:745:G:H2'	53:CA:746:A:H8	1.76	0.49
31:BJ:76:HIS:NE2	31:BJ:85:LYS:HB2	2.26	0.49
22:DA:1335:C:H2'	22:DA:1336:A:C1'	2.42	0.49
1:AA:529:G:O6	12:AL:45:ASN:HA	2.12	0.49
10:AJ:87:LEU:HD13	10:AJ:87:LEU:C	2.32	0.49

Continued on next page...

Continued from previous page...

Atom-1	Atom-2	Distance(Å)	Clash(Å)
43:BV:2:PHE:HD1	43:BV:50:MET:HE2	1.76	0.49
22:DA:352:A:N3	22:DA:353:C:H1'	2.28	0.49
6:CF:8:PHE:CE2	6:CF:60:VAL:CG1	2.95	0.49
22:BA:2795:C:H2'	22:BA:2796:U:C6	2.47	0.49
22:DA:2660:A:C2	22:DA:2661:G:N7	2.81	0.49
22:DA:2464:G:H2'	22:DA:2465:C:O4'	2.13	0.49
58:DF:27:VAL:O	58:DF:27:VAL:HG23	2.12	0.49
3:CC:74:ILE:O	3:CC:74:ILE:HG12	2.12	0.49
28:BG:84:LYS:O	28:BG:85:LYS:HB2	2.11	0.49
37:BP:50:ARG:CG	37:BP:57:ALA:C	2.81	0.49
53:CA:977:A:C8	53:CA:1223:C:N3	2.81	0.49
53:CA:971:G:H5''	53:CA:972:C:H5''	1.94	0.49
53:CA:973:G:C6	53:CA:974:A:C6	2.99	0.49
53:CA:977:A:O2'	53:CA:1223:C:N4	2.40	0.49
53:CA:981:U:OP2	53:CA:982:U:H3'	2.13	0.49
54:CG:28:ILE:HG21	54:CG:100:MET:CG	2.39	0.49
22:DA:1010:A:P	38:DQ:65:ASN:HD22	2.35	0.49
44:BW:16:GLU:OE2	44:BW:16:GLU:CA	2.61	0.49
22:DA:139:U:H2'	22:DA:139:U:O2	2.11	0.49
46:DY:31:GLN:OE1	46:DY:37:LEU:HB2	2.12	0.49
22:DA:95:A:C1'	46:DY:40:SER:HB2	2.34	0.49
22:DA:2014:A:H2	22:DA:2613:U:C2	2.30	0.49
22:DA:947:A:O2'	22:DA:948:C:O4'	2.28	0.49
26:DE:58:LYS:HB3	26:DE:60:TRP:NE1	2.24	0.49
22:DA:674:G:H5''	26:DE:71:GLY:CA	2.43	0.49
22:DA:2428:G:C2	33:DL:54:GLN:NE2	2.80	0.49
35:DN:45:ARG:C	35:DN:47:VAL:H	2.14	0.49
1:AA:404:G:O2'	1:AA:405:U:H5'	2.12	0.49
22:BA:2507:C:H2'	22:BA:2508:G:H5''	1.95	0.49
57:DB:109:A:C5	57:DB:110:C:N4	2.81	0.49
26:DE:47:LYS:HD3	26:DE:51:GLU:HB3	1.93	0.49
45:BX:38:TRP:HE3	45:BX:45:PHE:CD2	2.31	0.49
36:BO:55:GLU:OE1	36:BO:58:ILE:HD11	2.12	0.49
36:BO:40:ILE:HG22	36:BO:41:ALA:O	2.13	0.49
1:AA:751:U:H2'	1:AA:752:G:O4'	2.11	0.49
53:CA:451:A:C1'	53:CA:452:A:N7	2.73	0.49
56:CP:78:VAL:C	56:CP:80:LYS:N	2.64	0.49
53:CA:1098:C:H2'	53:CA:1099:G:O4'	2.12	0.49
53:CA:1138:G:H2'	53:CA:1139:G:OP1	2.11	0.49
22:DA:1127:A:N7	22:DA:2488:G:O2'	2.41	0.49
55:CM:41:ASP:O	55:CM:42:VAL:HB	2.12	0.49
22:BA:1247:A:C2	22:BA:1249:U:C6	3.00	0.49

Continued on next page...

Continued from previous page...

Atom-1	Atom-2	Distance(Å)	Clash(Å)
1:AA:109:A:C6	1:AA:327:A:C6	3.01	0.49
22:DA:120:U:H4'	22:DA:121:G:H5'	1.94	0.49
22:DA:163:C:O2'	22:DA:164:C:H5''	2.13	0.49
22:DA:2624:G:H1'	48:D0:18:HIS:HE1	1.78	0.49
25:DD:119:ALA:CB	25:DD:163:GLY:O	2.60	0.49
22:BA:1496:A:H2'	22:BA:1498:C:C4	2.47	0.49
30:DI:32:VAL:HG22	30:DI:58:ILE:HG21	1.95	0.49
22:BA:1859:U:H2'	22:BA:1860:G:C8	2.47	0.49
23:BB:34:A:C2'	23:BB:35:C:OP2	2.60	0.49
22:BA:2262:U:H2'	22:BA:2263:C:C6	2.47	0.49
22:BA:1872:A:O2'	22:BA:1873:G:O4'	2.30	0.49
34:DM:136:MET:OXT	34:DM:136:MET:HG2	2.12	0.49
43:DV:6:ALA:HB3	43:DV:65:VAL:HB	1.95	0.49
22:DA:152:A:H2'	22:DA:153:U:H5'	1.94	0.49
41:DT:11:LEU:HD12	41:DT:11:LEU:H	1.77	0.49
40:DS:6:LYS:HZ1	40:DS:104:THR:HG23	1.75	0.49
22:DA:1044:C:O2	22:DA:1044:C:H2'	2.11	0.49
22:DA:1112:G:O2'	22:DA:1113:U:C5'	2.60	0.49
10:CJ:30:LYS:HG2	10:CJ:36:VAL:CG2	2.41	0.49
58:DF:5:ASP:C	58:DF:7:TYR:N	2.65	0.49
40:DS:70:LYS:N	40:DS:70:LYS:HE3	2.25	0.49
22:BA:2109:U:N3	22:BA:2181:U:C4	2.80	0.49
23:BB:42:C:OP1	27:BF:63:LYS:HE2	2.13	0.49
22:DA:1878:G:H2'	22:DA:1879:C:O4'	2.12	0.49
57:DB:86:G:H2'	57:DB:87:U:C5'	2.41	0.49
1:AA:723:U:OP1	21:AU:48:LYS:HB2	2.13	0.49
22:DA:1683:U:O5'	22:DA:1683:U:H6	1.95	0.49
1:AA:596:A:O2'	1:AA:597:G:C5'	2.60	0.49
12:CL:88:ASP:HB3	12:CL:89:LEU:HD22	1.93	0.49
29:DH:54:LEU:HA	29:DH:57:LYS:CG	2.42	0.49
24:DC:66:PHE:HB3	24:DC:150:GLY:O	2.12	0.49
22:BA:1031:G:H4'	52:B4:6:SER:HB2	1.93	0.49
22:BA:2285:C:P	49:B1:5:ARG:HH21	2.35	0.49
22:DA:1526:C:N4	22:DA:1527:G:C6	2.80	0.49
22:BA:345:A:O2'	22:BA:347:A:N7	2.46	0.49
9:CI:64:ILE:HD12	9:CI:64:ILE:N	2.27	0.49
1:AA:1032:G:H2'	1:AA:1033:G:C5'	2.42	0.49
22:DA:917:A:H2	57:DB:79:G:H21	1.60	0.49
1:AA:1394:A:C6	1:AA:1501:C:H4'	2.47	0.49
4:CD:61:ARG:NH2	4:CD:67:LEU:HA	2.28	0.49
27:BF:27:VAL:O	27:BF:27:VAL:CG1	2.61	0.49
18:AR:27:THR:O	18:AR:30:ASN:HB2	2.12	0.49

Continued on next page...

Continued from previous page...

Atom-1	Atom-2	Distance(Å)	Clash(Å)
22:BA:2017:U:H4'	48:B0:4:GLN:O	2.13	0.49
22:BA:861:A:C2	22:BA:917:A:C4	3.00	0.49
2:CB:176:ASN:C	2:CB:178:LEU:H	2.16	0.49
22:DA:2293:G:H2'	22:DA:2294:G:O4'	2.13	0.49
22:BA:1398:C:H2'	22:BA:1399:C:C6	2.47	0.49
53:CA:1000:A:C2	53:CA:1001:C:C4	3.00	0.49
53:CA:599:C:H4'	8:CH:121:GLY:C	2.33	0.49
39:BR:76:LYS:O	39:BR:84:ARG:HA	2.12	0.49
12:AL:76:HIS:O	12:AL:77:SER:CB	2.61	0.49
25:BD:146:ILE:HG13	25:BD:146:ILE:O	2.12	0.49
2:AB:95:TRP:O	2:AB:95:TRP:HE3	1.95	0.49
53:CA:1408:A:N1	53:CA:1494:G:C6	2.79	0.49
14:CN:8:ARG:HH11	14:CN:12:ARG:NH2	2.10	0.49
22:DA:2269:G:O3'	44:DW:18:LYS:HE2	2.13	0.49
22:BA:2849:U:H1'	22:BA:2866:U:O2	2.11	0.49
53:CA:978:A:C4	53:CA:1319:A:C2	3.01	0.49
53:CA:961:U:O4	53:CA:983:A:N6	2.46	0.49
22:DA:1144:A:H2'	22:DA:1145:C:C6	2.47	0.49
22:DA:996:A:C6	22:DA:1160:G:C2	3.01	0.49
44:BW:17:ALA:O	44:BW:18:LYS:CB	2.59	0.49
46:DY:28:LEU:CG	46:DY:42:LEU:HD22	2.38	0.49
22:DA:1262:A:N3	48:D0:6:LYS:NZ	2.51	0.49
22:DA:2834:G:C2'	22:DA:2879:A:H61	2.25	0.49
22:DA:745:G:C5'	22:DA:746:U:OP2	2.60	0.49
21:AU:8:ASN:N	21:AU:8:ASN:HD22	2.10	0.49
1:AA:562:U:H4'	1:AA:563:A:O5'	2.11	0.49
49:B1:8:ILE:CG2	49:B1:9:LYS:H	2.24	0.49
29:BH:29:PHE:O	29:BH:33:GLN:HB3	2.13	0.49
45:BX:42:GLU:O	45:BX:43:LYS:C	2.49	0.49
22:DA:33:C:H4'	22:DA:34:U:OP1	2.08	0.49
15:AO:23:SER:O	15:AO:26:VAL:HG23	2.13	0.49
53:CA:373:A:C2	53:CA:374:A:C8	3.00	0.49
53:CA:1278:G:OP2	53:CA:1278:G:H8	1.95	0.49
54:CG:35:LYS:HB3	54:CG:35:LYS:NZ	2.26	0.49
2:CB:74:ALA:CB	2:CB:206:ILE:HD11	2.32	0.49
16:AP:11:ALA:O	16:AP:12:LYS:C	2.50	0.49
22:DA:477:A:O2'	22:DA:478:A:O4'	2.30	0.49
22:DA:479:A:O2'	22:DA:481:G:H5'	2.12	0.49
11:AK:107:THR:HG22	11:AK:108:ASN:HD21	1.78	0.49
37:DP:50:ARG:CB	37:DP:56:SER:HB3	2.42	0.49
41:BT:21:SER:HA	41:BT:31:VAL:HG11	1.93	0.49
1:AA:413:G:N2	1:AA:428:G:O2'	2.45	0.49

Continued on next page...

Continued from previous page...

Atom-1	Atom-2	Distance(Å)	Clash(Å)
28:BG:112:VAL:HG23	28:BG:113:ASP:N	2.25	0.49
22:DA:426:C:H2'	22:DA:427:U:H5'	1.94	0.49
22:DA:1735:A:O2'	22:DA:1736:U:C5'	2.60	0.49
22:BA:1778:U:C4	22:BA:1784:A:C4	3.00	0.49
22:DA:2316:G:H2'	22:DA:2317:A:C8	2.48	0.49
22:DA:2345:G:C4	22:DA:2347:C:H5	2.30	0.49
46:BY:23:ARG:O	46:BY:24:GLU:C	2.50	0.49
22:DA:2652:C:C4	22:DA:2653:U:C4	3.01	0.49
15:CO:2:LEU:HD13	15:CO:34:GLN:HE21	1.77	0.49
11:CK:57:SER:O	11:CK:90:PRO:HG3	2.12	0.49
1:AA:109:A:C6	1:AA:326:G:C6	3.01	0.49
22:BA:943:A:O2'	22:BA:944:C:H5'	2.12	0.49
24:BC:141:HIS:CD2	24:BC:192:GLY:O	2.65	0.49
53:CA:431:A:C2	53:CA:432:A:H1'	2.47	0.49
8:CH:62:LEU:N	8:CH:62:LEU:HD22	2.28	0.49
53:CA:16:A:O2'	53:CA:17:U:H5'	2.12	0.49
22:DA:2482:A:H2'	22:DA:2483:C:C6	2.46	0.49
22:DA:170:U:H6	22:DA:170:U:O5'	1.96	0.49
4:AD:63:ILE:HG12	4:AD:63:ILE:O	2.12	0.49
34:BM:4:PRO:CG	34:BM:70:ASP:HA	2.42	0.49
53:CA:705:G:O2'	53:CA:706:A:H5'	2.11	0.49
1:AA:994:A:O2'	1:AA:995:C:H5'	2.13	0.49
4:CD:116:LEU:HD21	4:CD:153:ARG:HH11	1.77	0.49
27:BF:72:SER:HB2	27:BF:80:GLN:H	1.77	0.49
20:AT:66:ILE:O	20:AT:70:LYS:HB3	2.12	0.49
3:CC:117:ASP:HA	3:CC:120:THR:HB	1.94	0.49
39:DR:48:LYS:N	39:DR:48:LYS:HD2	2.23	0.49
22:DA:76:C:OP1	46:DY:48:ARG:HG2	2.13	0.49
22:BA:990:A:H5'	22:BA:990:A:H8	1.77	0.49
22:BA:2019:A:H2'	22:BA:2020:A:O5'	2.13	0.49
22:BA:2525:G:N2	22:BA:2539:C:C2	2.80	0.49
22:DA:2889:C:O2'	22:DA:2890:G:H5'	2.12	0.49
4:CD:137:SER:HB2	4:CD:138:PRO:HD2	1.94	0.49
24:BC:181:ARG:NH2	24:BC:265:PHE:HB3	2.27	0.49
53:CA:295:C:H2'	53:CA:296:U:H6	1.77	0.49
22:BA:2819:G:H5''	62:BA:3799:HOH:O	2.11	0.49
10:CJ:17:LEU:CD2	10:CJ:96:VAL:HG13	2.42	0.49
22:BA:1409:U:C2'	22:BA:1410:G:H5'	2.42	0.49
50:B2:13:ASN:O	50:B2:17:GLY:HA3	2.13	0.49
1:AA:420:U:C2'	1:AA:421:U:H5''	2.42	0.49
53:CA:591:U:OP1	8:CH:30:LYS:HE3	2.12	0.49
38:BQ:16:ILE:HG22	38:BQ:17:LEU:N	2.28	0.49

Continued on next page...

Continued from previous page...

Atom-1	Atom-2	Distance(Å)	Clash(Å)
11:CK:86:LYS:HA	11:CK:113:THR:OG1	2.12	0.49
53:CA:476:U:C6	53:CA:476:U:OP2	2.65	0.49
22:BA:1056:G:HO2'	22:BA:1086:A:H1'	1.75	0.49
53:CA:987:G:C2	53:CA:988:G:N7	2.81	0.49
22:BA:2865:U:C4	22:BA:2866:U:C4	3.01	0.49
31:DJ:3:THR:CG2	38:DQ:60:TRP:HE1	2.24	0.49
22:DA:528:A:C2	22:DA:2043:C:O5'	2.65	0.49
22:DA:196:A:N6	22:DA:831:G:H21	2.07	0.49
22:DA:976:G:H2'	22:DA:977:G:H8	1.77	0.49
1:AA:404:G:N7	4:AD:1:ALA:CB	2.75	0.49
57:DB:68:C:O2'	57:DB:69:G:H5''	2.13	0.49
2:AB:80:LYS:HG3	2:AB:90:PHE:CE1	2.47	0.49
22:DA:2788:C:O2'	22:DA:2809:A:N3	2.33	0.49
1:AA:282:A:N3	1:AA:282:A:H2'	2.28	0.49
45:BX:39:VAL:HG22	45:BX:44:ARG:O	2.11	0.49
5:AE:152:VAL:HG12	5:AE:155:LYS:NZ	2.28	0.49
50:D2:34:ARG:HB3	50:D2:42:LEU:CD1	2.30	0.49
22:BA:1322:A:O3'	40:BS:84:ARG:NH1	2.45	0.49
53:CA:451:A:N6	53:CA:481:G:H5'	2.27	0.49
1:AA:464:U:C2	1:AA:466:A:C5'	2.95	0.49
22:DA:2092:U:C5'	22:DA:2093:G:OP1	2.60	0.49
10:CJ:49:PHE:CE2	14:CN:73:LEU:HD13	2.47	0.49
26:DE:105:LEU:HD23	26:DE:177:PRO:HG3	1.94	0.49
22:DA:1064:C:O2'	22:DA:1065:U:C5'	2.58	0.49
22:DA:1056:G:O5'	22:DA:1085:A:C2	2.65	0.49
32:DK:35:VAL:HG23	32:DK:36:GLY:N	2.16	0.49
53:CA:1213:A:C8	53:CA:1215:G:C5	3.00	0.49
1:AA:1124:G:H2'	1:AA:1145:A:H61	1.77	0.49
52:D4:7:VAL:HG21	52:D4:25:VAL:HG23	1.95	0.49
22:DA:319:G:C6	22:DA:333:G:C6	3.00	0.49
22:BA:1338:G:O2'	22:BA:1339:G:H5'	2.13	0.49
35:DN:5:LYS:O	35:DN:6:SER:HB2	2.12	0.49
58:DF:113:PHE:HE2	58:DF:116:LEU:HD22	1.76	0.49
22:BA:2500:U:C5'	22:BA:2500:U:H6	2.25	0.49
22:BA:1141:U:C5	31:BJ:65:THR:HG23	2.47	0.49
22:DA:1905:C:O5'	22:DA:1905:C:H6	1.95	0.49
22:BA:2149:U:O2'	22:BA:2150:C:O5'	2.29	0.49
37:BP:5:LYS:C	37:BP:7:LEU:N	2.64	0.49
49:D1:52:LYS:HB2	49:D1:52:LYS:NZ	2.26	0.49
58:DF:49:LEU:N	58:DF:49:LEU:HD13	2.28	0.49
22:BA:2231:U:OP1	45:BX:29:LEU:CD2	2.61	0.49
1:AA:77:A:N6	1:AA:90:C:C5	2.78	0.49

Continued on next page...

Continued from previous page...

Atom-1	Atom-2	Distance(Å)	Clash(Å)
28:BG:76:ILE:HG23	28:BG:77:GLY:N	2.26	0.49
9:AI:25:GLY:H	9:AI:58:GLU:HA	1.78	0.49
9:AI:57:VAL:HG12	9:AI:58:GLU:HG2	1.93	0.49
29:DH:37:VAL:CG2	29:DH:38:PRO:HD2	2.42	0.49
53:CA:159:G:C5'	53:CA:160:A:OP2	2.60	0.49
22:BA:1430:G:H2'	22:BA:1431:A:O4'	2.11	0.49
1:AA:1401:G:N2	1:AA:1402:C:H1'	2.27	0.49
22:BA:1696:G:H5''	22:BA:1696:G:C8	2.45	0.49
56:CP:1:MET:CA	56:CP:1:MET:CE	2.89	0.49
8:AH:1:SER:C	8:AH:3:GLN:H	2.15	0.49
22:BA:1416:G:O2'	22:BA:1417:C:H5''	2.12	0.49
22:BA:1416:G:O2'	22:BA:1417:C:P	2.71	0.49
2:AB:202:ASN:HD21	2:AB:205:ALA:HB2	1.73	0.49
1:AA:367:U:O2'	1:AA:368:U:H4'	2.12	0.49
9:AI:110:VAL:O	9:AI:110:VAL:HG23	2.12	0.49
1:AA:212:G:H2'	1:AA:213:G:C8	2.47	0.49
51:D3:23:HIS:O	51:D3:46:LYS:HE3	2.12	0.49
29:BH:99:ILE:CG2	29:BH:99:ILE:O	2.61	0.49
53:CA:289:G:C2	53:CA:290:C:C5	3.00	0.49
54:CG:4:ARG:CG	54:CG:6:ILE:HG22	2.42	0.49
10:AJ:49:PHE:HE1	10:AJ:67:ILE:HG13	1.77	0.49
53:CA:754:C:C2'	53:CA:754:C:O2	2.55	0.49
41:DT:69:ARG:NE	41:DT:70:HIS:CD2	2.81	0.49
22:BA:1385:A:C2	22:BA:1386:C:N3	2.81	0.49
22:DA:519:U:H5''	40:DS:25:ARG:HH21	1.76	0.49
58:DF:28:PRO:HB2	58:DF:168:LEU:CD2	2.43	0.49
53:CA:1074:G:H4'	2:CB:101:THR:O	2.12	0.49
22:BA:2681:C:C5	22:BA:2724:U:C5	3.00	0.49
22:BA:2414:G:H2'	22:BA:2415:G:H5'	1.94	0.49
28:DG:74:MET:O	28:DG:78:VAL:HG13	2.12	0.49
22:BA:2471:A:C2'	22:BA:2472:G:H5'	2.42	0.49
56:CP:54:LEU:HD23	56:CP:54:LEU:N	2.25	0.49
22:DA:1427:A:H4'	22:DA:1428:C:O5'	2.12	0.49
8:CH:100:ILE:HD12	8:CH:101:ALA:N	2.26	0.49
30:DI:132:ALA:CA	30:DI:137:LEU:HD12	2.42	0.49
14:AN:53:ASP:HA	14:AN:58:ARG:HH11	1.77	0.49
19:AS:64:GLU:H	19:AS:64:GLU:CD	2.15	0.49
58:DF:118:ALA:HB2	58:DF:176:PHE:CB	2.42	0.49
19:AS:30:LEU:O	19:AS:49:ALA:HB3	2.13	0.49
1:AA:1487:G:O2'	1:AA:1488:G:H5'	2.13	0.49
56:CP:18:GLN:HE21	56:CP:35:ARG:CZ	2.25	0.49
11:AK:51:PHE:HZ	11:AK:64:VAL:CG1	2.26	0.49

Continued on next page...

Continued from previous page...

Atom-1	Atom-2	Distance(Å)	Clash(Å)
22:DA:581:C:C2	22:DA:582:A:N7	2.81	0.49
22:BA:1483:G:C2	22:BA:1484:U:C2	3.00	0.49
3:AC:100:ILE:O	3:AC:100:ILE:HG23	2.12	0.49
22:DA:1451:C:H1'	22:DA:1452:G:N7	2.27	0.49
40:DS:64:ALA:O	40:DS:65:ASP:C	2.50	0.49
22:BA:2462:C:H2'	22:BA:2463:C:C6	2.47	0.49
30:BI:90:GLY:O	30:BI:92:PRO:HD3	2.12	0.49
22:DA:1914:C:C6	22:DA:1915:U:C6	3.01	0.49
22:DA:1337:G:N2	22:DA:1338:G:H1'	2.27	0.49
22:DA:1386:C:HO2'	22:DA:1387:A:H8	1.58	0.49
53:CA:91:U:C6	53:CA:92:U:C5	3.00	0.49
1:AA:198:G:O2'	1:AA:199:A:O5'	2.30	0.49
22:DA:2339:C:O2'	22:DA:2340:A:O5'	2.30	0.49
44:DW:25:PHE:O	44:DW:27:GLY:N	2.38	0.49
5:AE:82:HIS:CE1	8:AH:95:MET:CE	2.96	0.49
8:AH:10:LEU:HD22	8:AH:74:ILE:HG12	1.95	0.49
54:CG:7:GLY:O	54:CG:8:GLN:HB2	2.13	0.49
53:CA:1221:G:O3'	19:CS:76:THR:HB	2.13	0.49
22:BA:923:G:H21	44:BW:23:LYS:NZ	1.92	0.49
44:BW:23:LYS:HD2	44:BW:24:ARG:HB3	1.95	0.49
41:DT:9:LYS:CG	41:DT:9:LYS:O	2.58	0.49
22:DA:1269:A:H2'	22:DA:1270:C:C6	2.47	0.49
22:DA:1268:A:O2'	22:DA:1269:A:O4'	2.28	0.49
22:DA:834:G:H2'	22:DA:835:C:O4'	2.12	0.49
22:DA:975:A:O2'	22:DA:976:G:H5'	2.12	0.49
25:DD:151:THR:CG2	25:DD:152:PRO:HD3	2.37	0.49
22:DA:2619:C:OP1	25:DD:157:LYS:HE2	2.12	0.49
22:DA:628:G:O2'	22:DA:629:G:C5'	2.60	0.49
22:DA:2406:A:C2	33:DL:69:ARG:NH2	2.80	0.49
39:BR:54:VAL:O	39:BR:54:VAL:CG2	2.60	0.49
1:AA:654:G:HO2'	1:AA:655:A:H5'	1.77	0.49
57:DB:57:A:C5	58:DF:25:MET:HB2	2.47	0.49
22:DA:2093:G:C2	22:DA:2094:A:C4	2.98	0.49
9:AI:39:GLY:O	9:AI:40:ARG:HB2	2.12	0.49
26:BE:124:PHE:CE2	26:BE:148:ILE:CD1	2.95	0.49
2:CB:79:VAL:HG13	2:CB:80:LYS:N	2.28	0.49
22:BA:831:G:O2'	22:BA:832:U:H5'	2.13	0.49
22:DA:333:G:C2	22:DA:334:C:C5	3.01	0.49
22:DA:1671:U:O2	22:DA:1673:G:H3'	2.12	0.49
41:BT:39:THR:CB	41:BT:42:GLU:H	2.26	0.49
41:BT:88:LYS:O	41:BT:89:GLU:HG2	2.12	0.49
40:BS:73:LYS:C	40:BS:73:LYS:HE3	2.33	0.49

Continued on next page...

Continued from previous page...

Atom-1	Atom-2	Distance(Å)	Clash(Å)
22:DA:2875:C:O2'	22:DA:2876:G:H5'	2.11	0.49
14:AN:15:LEU:O	14:AN:17:ASP:N	2.46	0.49
13:AM:22:TYR:CD2	13:AM:22:TYR:O	2.66	0.49
22:BA:2150:C:C2'	22:BA:2151:U:C6	2.95	0.49
37:DP:112:ARG:O	37:DP:113:LEU:HB3	2.12	0.49
22:DA:2283:C:C5	22:DA:2389:G:C4	3.00	0.49
22:DA:61:C:O2'	22:DA:62:U:C5'	2.49	0.49
54:CG:88:VAL:CG2	54:CG:89:GLU:H	2.12	0.49
22:DA:307:G:N1	22:DA:310:A:OP2	2.45	0.49
28:BG:72:ASN:ND2	28:BG:72:ASN:C	2.65	0.49
53:CA:666:G:H5'	53:CA:726:C:H1'	1.94	0.49
41:DT:29:THR:CB	41:DT:86:THR:N	2.71	0.49
58:DF:103:ILE:H	58:DF:107:VAL:HG13	1.78	0.49
22:BA:316:C:H2'	22:BA:317:G:O5'	2.12	0.49
22:BA:1429:G:O2'	22:BA:1430:G:C5'	2.60	0.49
22:BA:1563:U:H2'	22:BA:1564:C:H6	1.73	0.49
22:DA:2869:G:C5	22:DA:2870:C:C4	3.00	0.49
22:DA:2458:G:H5''	22:DA:2459:A:OP1	2.13	0.49
22:DA:2461:A:N1	22:DA:2490:G:N2	2.60	0.49
1:AA:1343:G:C4'	9:AI:123:ARG:HB3	2.39	0.49
37:DP:85:VAL:C	37:DP:86:LYS:HZ3	2.16	0.49
39:BR:25:LEU:N	39:BR:94:THR:HG23	2.23	0.49
22:DA:729:G:H3'	22:DA:730:A:C5'	2.40	0.49
22:DA:1290:C:C2	22:DA:1291:C:C5	3.01	0.49
4:CD:33:ILE:O	4:CD:33:ILE:HG23	2.11	0.49
22:BA:1871:A:H8	22:BA:1872:A:C5	2.30	0.49
22:BA:216:A:C4	22:BA:217:A:C8	3.01	0.49
22:DA:2753:A:O2'	22:DA:2754:U:H5'	2.12	0.49
28:DG:8:VAL:O	28:DG:9:VAL:HB	2.13	0.49
53:CA:808:C:C2'	53:CA:809:G:H5'	2.42	0.49
33:DL:3:LEU:O	33:DL:4:ASN:C	2.50	0.49
22:BA:2485:G:H5'	34:BM:45:GLN:HE21	1.78	0.49
2:CB:9:LEU:HG	2:CB:10:LYS:N	2.28	0.49
22:BA:2297:A:C2	22:BA:2298:A:C8	3.01	0.49
53:CA:1386:G:C2	53:CA:1387:G:C8	3.00	0.49
1:AA:1184:G:HO2'	1:AA:1185:G:H5'	1.77	0.49
8:CH:74:ILE:O	8:CH:74:ILE:HG23	2.12	0.49
22:BA:181:A:H2'	22:BA:182:A:O4'	2.12	0.49
23:BB:42:C:O2'	23:BB:43:C:C5'	2.60	0.49
1:AA:1218:C:H2'	1:AA:1219:A:H8	1.72	0.49
22:BA:893:C:O2'	22:BA:894:U:H5'	2.12	0.49
29:BH:78:VAL:CB	29:BH:145:ASN:HB3	2.42	0.49

Continued on next page...

Continued from previous page...

Atom-1	Atom-2	Distance(Å)	Clash(Å)
24:BC:254:LYS:O	24:BC:255:LYS:HB2	2.12	0.49
3:AC:63:ILE:CG2	3:AC:98:ALA:HB2	2.43	0.49
22:BA:2599:G:H2'	22:BA:2600:A:H5'	1.94	0.49
22:DA:2103:C:H2'	22:DA:2104:C:O4'	2.12	0.49
4:AD:191:SER:O	4:AD:192:ALA:HB2	2.11	0.49
53:CA:676:A:H2'	53:CA:677:U:C6	2.47	0.49
22:DA:2634:A:H2'	22:DA:2635:A:C8	2.47	0.49
22:DA:3:U:C4	22:DA:4:U:C4	3.01	0.49
54:CG:34:LYS:NZ	54:CG:34:LYS:HB2	2.28	0.49
55:CM:96:VAL:HG12	55:CM:96:VAL:O	2.12	0.49
33:BL:9:ALA:O	33:BL:12:SER:HB3	2.12	0.49
1:AA:1098:C:C2	1:AA:1099:G:C8	2.99	0.49
22:BA:2671:G:C2'	22:BA:2672:U:H5'	2.43	0.49
22:BA:80:G:C2'	22:BA:81:G:H5'	2.43	0.49
22:BA:2593:U:O2'	22:BA:2594:C:H5'	2.12	0.49
40:BS:103:ILE:H	40:BS:103:ILE:HD12	1.78	0.49
22:DA:2206:C:O2'	22:DA:2207:C:H5'	2.12	0.49
53:CA:684:U:O2'	11:CK:40:ALA:HB3	2.12	0.49
22:DA:1895:C:H6	22:DA:1895:C:H3'	1.77	0.49
22:BA:21:A:O2'	22:BA:22:C:H5'	2.13	0.49
1:AA:43:C:H2'	1:AA:44:A:O4'	2.12	0.49
22:BA:644:A:H2'	22:BA:645:C:O4'	2.12	0.49
14:AN:32:ASP:O	14:AN:34:ASN:N	2.46	0.49
53:CA:1008:U:C4	53:CA:1022:A:C2	3.00	0.49
22:BA:1782:U:H6	22:BA:1782:U:O5'	1.94	0.49
22:DA:1200:C:H6	22:DA:1200:C:O5'	1.95	0.49
22:DA:268:C:O2	22:DA:268:C:H2'	2.12	0.49
22:BA:2272:U:H5''	22:BA:2273:A:OP1	2.12	0.49
22:BA:239:C:N4	22:BA:240:C:N3	2.61	0.49
13:AM:90:HIS:HA	13:AM:108:ARG:NH2	2.28	0.49
22:DA:1312:U:O2'	22:DA:1313:U:OP2	2.29	0.49
38:BQ:91:ARG:NE	39:BR:11:GLN:H	2.11	0.49
22:DA:251:A:H4'	33:DL:47:ARG:HH22	1.78	0.49
53:CA:1361:G:H2'	53:CA:1362:A:C5'	2.40	0.49
14:CN:68:ARG:NH1	14:CN:80:ARG:HH12	2.11	0.49
1:AA:255:G:H2'	1:AA:256:U:C6	2.48	0.49
44:BW:30:VAL:O	44:BW:30:VAL:CG2	2.58	0.49
22:DA:1130:U:O2'	22:DA:1131:G:C8	2.64	0.49
35:DN:97:ILE:HD11	35:DN:99:LYS:NZ	2.28	0.49
53:CA:519:C:C2'	53:CA:520:A:H8	2.16	0.49
33:DL:132:ARG:HA	33:DL:135:ILE:CG2	2.42	0.49
39:BR:51:VAL:CB	39:BR:52:PRO:CD	2.74	0.49

Continued on next page...

Continued from previous page...

Atom-1	Atom-2	Distance(Å)	Clash(Å)
22:DA:2891:U:O2'	22:DA:2892:G:H5'	2.12	0.49
6:AF:6:ILE:HB	6:AF:62:MET:HB3	1.95	0.49
29:BH:16:GLY:C	29:BH:51:ARG:HH21	2.16	0.49
45:BX:40:GLU:C	45:BX:42:GLU:H	2.16	0.49
25:BD:175:LEU:HD23	25:BD:190:LYS:HB3	1.94	0.49
22:DA:459:U:C5	22:DA:469:G:N2	2.81	0.49
40:BS:88:ARG:NH2	40:BS:88:ARG:CG	2.48	0.49
33:BL:111:ILE:HD12	33:BL:128:THR:CG2	2.42	0.49
53:CA:1086:U:C6	53:CA:1086:U:C5'	2.81	0.49
22:DA:1668:A:O4'	22:DA:1669:A:C2	2.66	0.49
22:DA:2845:U:H2'	22:DA:2846:G:O4'	2.13	0.49
22:DA:1737:G:H5'	22:DA:1738:G:OP2	2.12	0.49
53:CA:944:G:H3'	53:CA:945:G:H5'	1.95	0.49
22:BA:2149:U:C2'	22:BA:2150:C:O5'	2.61	0.49
22:DA:858:G:C5	22:DA:2268:A:N1	2.81	0.49
22:DA:1555:G:HO2'	22:DA:1556:C:H5'	1.70	0.49
22:BA:1246:A:C2'	22:BA:1247:A:O5'	2.61	0.49
33:BL:28:GLY:O	33:BL:29:LYS:HB3	2.11	0.49
12:CL:115:LYS:O	12:CL:116:TYR:CG	2.66	0.49
53:CA:174:A:HO2'	53:CA:175:C:H5'	1.75	0.49
25:BD:72:GLY:O	25:BD:73:VAL:O	2.30	0.49
46:BY:6:LEU:HD13	46:BY:56:LEU:HD11	1.93	0.49
28:BG:73:SER:C	28:BG:76:ILE:HG22	2.33	0.49
22:DA:120:U:O4	22:DA:177:G:C8	2.66	0.49
22:DA:1654:A:HO2'	22:DA:1655:A:H8	1.59	0.49
34:DM:69:PRO:O	34:DM:70:ASP:HB3	2.12	0.49
32:DK:11:ALA:CB	32:DK:64:ARG:NH1	2.76	0.49
29:BH:67:ALA:O	29:BH:69:ALA:N	2.43	0.49
42:BU:27:VAL:C	42:BU:28:LEU:HG	2.33	0.49
22:DA:271:G:O2'	22:DA:272:A:O4'	2.29	0.49
14:AN:65:GLN:HG3	14:AN:78:LEU:HD21	1.95	0.49
1:AA:368:U:O2'	1:AA:369:G:P	2.70	0.49
4:AD:11:SER:HA	4:AD:18:LEU:CD1	2.39	0.49
53:CA:115:G:C2	53:CA:289:G:N7	2.80	0.49
12:AL:72:ASN:CG	12:AL:73:LEU:H	2.15	0.49
42:BU:5:ARG:HH21	42:BU:5:ARG:CG	2.26	0.49
27:BF:167:ALA:O	27:BF:170:ALA:HB3	2.12	0.49
22:BA:592:A:N3	51:B3:3:ILE:HD11	2.28	0.49
22:DA:1813:G:C2	24:DC:49:THR:HB	2.48	0.49
22:DA:1649:G:O2'	22:DA:1650:A:H8	1.96	0.49
22:BA:640:C:H2'	22:BA:641:U:C6	2.48	0.49
37:DP:102:ARG:HB3	37:DP:107:ALA:N	2.28	0.49

Continued on next page...

Continued from previous page...

Atom-1	Atom-2	Distance(Å)	Clash(Å)
22:BA:68:G:N2	22:BA:74:A:C4	2.81	0.49
22:BA:603:A:C4'	22:BA:604:G:O5'	2.59	0.49
22:BA:1384:A:H1'	22:BA:1405:U:C1'	2.42	0.49
1:AA:1316:G:H5''	1:AA:1317:C:OP2	2.13	0.49
23:BB:43:C:C2'	23:BB:44:G:H5'	2.42	0.49
22:DA:712:G:C2	22:DA:720:U:O2	2.65	0.49
53:CA:448:A:C4	53:CA:487:A:C2	3.00	0.49
22:DA:8:C:H2'	22:DA:9:G:H5'	1.94	0.49
22:DA:1853:A:H1'	22:DA:2234:G:H5'	1.94	0.49
22:BA:919:U:H2'	22:BA:920:A:O4'	2.12	0.49
1:AA:1521:C:C2	1:AA:1522:U:C5	3.01	0.49
22:BA:579:G:H5''	22:BA:2018:G:OP2	2.13	0.49
37:DP:60:VAL:O	37:DP:60:VAL:HG12	2.12	0.49
8:AH:93:LYS:HB3	8:AH:116:ARG:HH22	1.76	0.49
22:BA:2393:U:O3'	33:BL:62:PRO:HA	2.12	0.49
55:CM:5:GLY:C	55:CM:6:ILE:HG13	2.33	0.49
22:DA:1594:U:H2'	22:DA:1595:C:O4'	2.12	0.49
9:CI:96:GLU:CA	9:CI:99:LYS:HE2	2.43	0.49
22:BA:1638:C:H4'	22:BA:2710:C:O2	2.13	0.49
25:DD:99:GLU:HG3	25:DD:100:LEU:N	2.27	0.49
47:BZ:39:ASP:CG	47:BZ:44:ARG:HH11	2.16	0.49
22:BA:223:A:H2	22:BA:407:G:N3	2.11	0.49
29:BH:76:GLU:HG2	29:BH:106:ALA:HB2	1.94	0.49
29:BH:108:VAL:HG12	29:BH:109:GLU:N	2.27	0.49
53:CA:604:G:C2	53:CA:635:A:C2	3.01	0.49
53:CA:1236:A:H2'	53:CA:1237:C:C6	2.48	0.49
1:AA:903:G:C5	1:AA:904:U:C5	3.00	0.49
14:CN:53:ASP:HA	14:CN:58:ARG:HD3	1.94	0.49
14:CN:8:ARG:HD2	14:CN:12:ARG:NH2	2.27	0.49
53:CA:218:U:H2'	53:CA:219:U:O4'	2.11	0.49
22:DA:2330:G:H1'	44:DW:38:ARG:HB3	1.94	0.49
22:DA:1492:G:H3'	22:DA:1493:C:H5''	1.82	0.49
53:CA:1249:C:C2'	53:CA:1250:A:H5''	2.28	0.49
53:CA:1269:A:H2	53:CA:1312:G:H21	1.61	0.49
53:CA:935:A:N6	54:CG:2:ARG:CZ	2.75	0.49
9:CI:118:ARG:HG3	9:CI:124:PRO:HG3	1.95	0.49
1:AA:697:U:O2	1:AA:798:U:H1'	2.13	0.49
22:BA:2332:C:OP1	44:BW:44:PHE:CZ	2.64	0.49
44:BW:51:GLY:O	44:BW:52:CYS:O	2.31	0.49
44:BW:67:LYS:HG3	44:BW:69:GLU:HG3	1.93	0.49
22:DA:191:A:N1	62:DA:3336:HOH:O	2.34	0.49
4:AD:53:GLN:HE21	4:AD:202:LEU:HA	1.77	0.49

Continued on next page...

Continued from previous page...

Atom-1	Atom-2	Distance(Å)	Clash(Å)
22:DA:627:A:C2	22:DA:637:A:C4	3.01	0.49
33:DL:94:THR:O	33:DL:98:ALA:N	2.46	0.49
6:AF:38:ARG:HG2	6:AF:38:ARG:NH1	2.26	0.49
1:AA:246:A:C5	1:AA:282:A:N6	2.80	0.49
5:AE:153:ALA:N	5:AE:156:ARG:HB2	2.26	0.49
10:AJ:52:LEU:HA	10:AJ:62:ARG:HA	1.95	0.49
22:BA:745:G:H2'	22:BA:746:U:H5'	1.94	0.49
15:AO:74:VAL:O	15:AO:77:TYR:HB3	2.13	0.49
1:AA:466:A:C5'	1:AA:467:U:OP2	2.61	0.49
53:CA:1138:G:C2'	53:CA:1139:G:OP1	2.61	0.49
19:CS:40:PHE:CB	19:CS:41:PRO:CD	2.78	0.49
32:DK:34:GLY:C	32:DK:35:VAL:HG22	2.33	0.49
22:DA:2250:G:C2	34:DM:82:MET:HB2	2.48	0.49
1:AA:1064:G:H1'	1:AA:1066:C:C6	2.48	0.49
24:BC:131:MET:HG2	24:BC:134:ILE:HD12	1.94	0.49
22:DA:299:A:C2	22:DA:319:G:N3	2.81	0.49
42:DU:86:PHE:CG	42:DU:87:GLU:N	2.81	0.49
22:DA:83:A:OP2	42:DU:91:LYS:HE3	2.12	0.49
1:AA:1241:G:N2	1:AA:1242:G:C4	2.80	0.49
53:CA:1525:G:H5''	21:CU:37:TYR:CD1	2.48	0.49
37:BP:5:LYS:O	37:BP:9:GLN:HG2	2.13	0.49
40:DS:32:ALA:HA	40:DS:35:ILE:HD11	1.94	0.49
22:DA:309:A:H1'	22:DA:329:G:C4	2.48	0.49
22:DA:2230:G:O4'	45:DX:31:ASN:HB3	2.12	0.49
30:DI:113:ALA:HB1	30:DI:124:MET:CG	2.41	0.49
1:AA:513:C:H2'	1:AA:514:C:C5	2.48	0.49
28:DG:102:ILE:HB	28:DG:114:HIS:O	2.13	0.49
28:BG:33:THR:H	28:BG:34:ARG:HD3	1.77	0.49
24:DC:16:VAL:HG23	24:DC:203:VAL:CG1	2.42	0.49
1:AA:275:G:C2'	1:AA:276:G:H5'	2.42	0.49
31:DJ:111:LYS:HB2	31:DJ:115:GLY:H	1.74	0.49
8:CH:54:THR:HG23	8:CH:55:LYS:N	2.27	0.49
22:BA:1266:G:H5''	40:BS:15:GLN:NE2	2.27	0.49
37:DP:86:LYS:HZ3	37:DP:86:LYS:CA	2.25	0.49
22:DA:1178:C:C2	22:DA:1179:G:C8	3.01	0.49
47:DZ:5:LYS:HE2	47:DZ:57:GLU:OE2	2.13	0.49
42:BU:52:ASN:C	42:BU:54:PRO:CD	2.74	0.49
53:CA:428:G:H1'	53:CA:430:A:N7	2.28	0.49
22:BA:1872:A:HO2'	22:BA:1873:G:C4'	2.26	0.49
22:BA:63:A:O2'	22:BA:64:A:H5'	2.12	0.49
34:BM:31:PHE:CE2	34:BM:110:GLU:HG2	2.47	0.49
10:AJ:17:LEU:HD21	10:AJ:96:VAL:CG2	2.42	0.49

Continued on next page...

Continued from previous page...

Atom-1	Atom-2	Distance(Å)	Clash(Å)
22:DA:156:A:H2'	22:DA:157:C:H6	1.77	0.49
26:BE:19:PHE:O	26:BE:113:VAL:HG11	2.12	0.49
22:BA:2799:A:C6	22:BA:2801:G:C5	3.01	0.49
22:BA:615:U:H4'	22:BA:616:A:OP2	2.13	0.49
22:BA:799:G:C6	22:BA:800:A:C6	3.01	0.49
22:DA:659:G:H4'	26:DE:95:LYS:CD	2.43	0.49
22:DA:1356:G:N2	22:DA:1357:C:H1'	2.27	0.49
22:DA:1695:G:H2'	22:DA:1695:G:N3	2.27	0.49
22:DA:845:A:N1	22:DA:932:U:O2	2.46	0.49
25:BD:34:VAL:HG23	25:BD:34:VAL:O	2.13	0.49
36:DO:26:LEU:HD23	36:DO:92:PHE:CD1	2.48	0.49
22:DA:1682:G:C2	22:DA:1757:A:O4'	2.66	0.49
2:AB:32:GLY:HA3	2:AB:39:ILE:CG1	2.38	0.49
24:DC:67:LYS:HB3	24:DC:150:GLY:HA2	1.94	0.49
24:DC:64:VAL:HG12	24:DC:64:VAL:O	2.13	0.49
22:DA:1982:U:C6	22:DA:1982:U:O5'	2.65	0.49
49:B1:3:GLY:C	49:B1:4:ILE:HG23	2.31	0.49
2:AB:119:GLN:HA	2:AB:122:ASP:HB2	1.93	0.49
22:DA:1598:A:O2'	22:DA:1599:U:H5'	2.13	0.49
8:AH:48:PHE:CD2	8:AH:49:LYS:N	2.81	0.49
1:AA:1033:G:H2'	1:AA:1034:G:H5''	1.95	0.49
22:DA:983:A:N6	22:DA:984:A:C2	2.81	0.49
53:CA:36:C:OP1	12:CL:119:LYS:HE3	2.13	0.49
2:CB:69:VAL:HG23	2:CB:161:PHE:O	2.13	0.49
22:BA:2516:A:O2'	22:BA:2517:C:H5'	2.13	0.49
22:BA:41:C:C2'	22:BA:42:A:O5'	2.61	0.49
53:CA:729:A:H2'	53:CA:730:G:O4'	2.13	0.49
20:AT:4:LYS:O	20:AT:5:SER:C	2.50	0.49
3:AC:125:ARG:O	3:AC:126:ARG:HB3	2.12	0.49
53:CA:1462:C:H2'	53:CA:1463:U:C6	2.47	0.49
1:AA:377:G:H5'	16:AP:5:ARG:NH1	2.27	0.49
1:AA:900:A:N1	1:AA:901:A:C2	2.81	0.49
22:BA:2628:C:O2'	22:BA:2781:A:H2'	2.13	0.49
10:CJ:63:ASP:OD2	14:CN:84:ARG:NH1	2.46	0.49
22:BA:753:A:H2'	22:BA:754:U:H6	1.78	0.49
4:CD:165:GLU:O	4:CD:166:LYS:HB3	2.12	0.49
22:BA:2076:U:O2	22:BA:2076:U:O5'	2.31	0.49
40:DS:68:ASP:N	40:DS:68:ASP:OD1	2.45	0.49
22:DA:2860:A:H8	22:DA:2860:A:O5'	1.96	0.49
2:AB:95:TRP:CH2	2:AB:100:LEU:HB2	2.48	0.49
2:AB:105:THR:HA	2:AB:108:GLN:HE22	1.78	0.49
22:DA:2360:G:C1'	33:DL:60:ARG:NH2	2.69	0.49

Continued on next page...

Continued from previous page...

Atom-1	Atom-2	Distance(Å)	Clash(Å)
5:AE:134:ASN:O	5:AE:137:ARG:HB3	2.13	0.49
5:AE:93:VAL:HG13	5:AE:94:PHE:N	2.27	0.49
53:CA:913:A:OP1	12:CL:43:LYS:HE3	2.13	0.49
19:CS:32:THR:O	19:CS:32:THR:HG23	2.13	0.49
31:DJ:140:LEU:C	31:DJ:140:LEU:HD13	2.33	0.49
31:DJ:45:THR:N	31:DJ:46:PRO:CD	2.76	0.49
44:BW:39:GLN:O	44:BW:41:GLY:N	2.46	0.49
46:DY:57:LEU:CD1	46:DY:60:LYS:CE	2.91	0.49
22:DA:533:G:C2	22:DA:534:U:C2	3.00	0.49
22:DA:818:G:H2'	22:DA:819:A:H5''	1.93	0.49
35:DN:75:ILE:O	35:DN:79:LEU:HB2	2.12	0.49
22:DA:2882:A:OP1	35:DN:96:ARG:CD	2.61	0.49
22:DA:620:G:H8	22:DA:622:G:O6	1.95	0.49
39:BR:48:LYS:HD2	39:BR:48:LYS:N	2.27	0.49
22:DA:2135:A:C2'	22:DA:2136:G:H5''	2.40	0.49
50:D2:34:ARG:CB	50:D2:42:LEU:HD11	2.31	0.49
22:DA:37:C:H2'	22:DA:38:A:O4'	2.13	0.49
22:DA:1565:C:O2'	22:DA:1566:A:C2'	2.44	0.49
33:BL:77:ILE:HG12	33:BL:95:LEU:CD1	2.42	0.49
27:BF:39:VAL:HG11	27:BF:42:ALA:CB	2.42	0.49
11:CK:44:ALA:CB	11:CK:69:CYS:HB2	2.25	0.49
1:AA:722:G:H5''	1:AA:722:G:N3	2.27	0.49
26:BE:119:ILE:HD13	26:BE:119:ILE:H	1.78	0.49
26:BE:118:LEU:HD23	26:BE:186:VAL:HG13	1.95	0.49
26:DE:149:ILE:O	26:DE:149:ILE:HG12	2.11	0.49
2:CB:80:LYS:O	2:CB:81:ASP:C	2.51	0.49
25:BD:110:THR:O	25:BD:201:LEU:HD12	2.12	0.49
6:CF:3:HIS:ND1	6:CF:92:THR:CG2	2.70	0.49
22:DA:664:G:H4'	22:DA:941:A:P	2.53	0.49
33:DL:17:LYS:HE2	33:DL:19:LEU:HD13	1.94	0.49
22:DA:1249:U:H4'	38:DQ:3:VAL:HB	1.94	0.49
1:AA:1134:G:O6	1:AA:1141:C:N4	2.46	0.49
1:AA:450:G:N7	1:AA:481:G:O6	2.46	0.49
22:DA:303:G:O2'	22:DA:304:U:C5'	2.61	0.49
22:DA:315:G:H2'	22:DA:316:C:O4'	2.13	0.49
22:DA:1205:A:N7	26:DE:165:HIS:ND1	2.61	0.49
53:CA:274:A:H4'	53:CA:275:G:O5'	2.12	0.49
5:CE:80:LEU:HD21	5:CE:143:LEU:CD2	2.42	0.49
22:DA:1512:C:C4	22:DA:1513:U:C4	3.01	0.49
45:DX:51:SER:OG	45:DX:54:GLY:HA3	2.13	0.49
55:CM:13:HIS:CB	55:CM:16:ILE:HD13	2.38	0.49
22:BA:1786:A:H1'	22:BA:1938:A:N6	2.28	0.49

Continued on next page...

Continued from previous page...

Atom-1	Atom-2	Distance(Å)	Clash(Å)
22:BA:1814:G:H2'	22:BA:1815:A:C8	2.47	0.49
24:BC:173:LEU:O	24:BC:180:MET:HA	2.13	0.49
22:DA:2321:U:O2	22:DA:2321:U:O5'	2.30	0.49
22:BA:1250:G:OP2	33:BL:21:ARG:NH2	2.45	0.49
4:AD:172:VAL:CG2	4:AD:173:ASP:H	2.08	0.49
53:CA:38:G:C2	53:CA:397:A:C2	3.01	0.49
31:DJ:100:VAL:O	31:DJ:104:ALA:HB2	2.12	0.49
22:DA:2714:G:C5	22:DA:2715:C:C5	3.00	0.49
53:CA:1200:C:O2'	53:CA:1201:A:P	2.71	0.49
22:DA:2747:G:O2'	28:DG:66:THR:HG22	2.13	0.49
1:AA:790:A:C6	1:AA:791:G:C6	3.01	0.49
22:DA:116:C:H5''	22:DA:128:C:N4	2.26	0.49
58:DF:104:THR:H	58:DF:107:VAL:HG22	1.77	0.49
22:BA:1567:G:H2'	24:BC:84:PRO:HG3	1.94	0.49
22:DA:2710:C:OP1	35:DN:15:SER:HB2	2.13	0.49
34:DM:69:PRO:HA	34:DM:94:ALA:HB2	1.94	0.49
22:DA:2461:A:H1'	22:DA:2492:U:O2	2.12	0.49
22:DA:1865:U:O4	22:DA:1875:G:C4	2.65	0.49
1:AA:1281:C:HO2'	1:AA:1282:C:H6	1.59	0.49
22:DA:2637:U:H2'	22:DA:2638:G:H5'	1.93	0.49
22:DA:2776:A:H1'	22:DA:2778:A:O2'	2.13	0.49
22:BA:2136:G:N3	22:BA:2137:U:C4	2.81	0.49
22:BA:1848:A:O2'	22:BA:1849:G:H5'	2.12	0.49
22:BA:665:U:H2'	22:BA:666:A:C8	2.48	0.49
22:BA:638:G:C8	22:BA:651:G:N2	2.81	0.49
24:BC:195:GLY:O	24:BC:196:ASN:HB3	2.13	0.49
1:AA:1507:A:H2'	1:AA:1508:A:C8	2.47	0.49
36:DO:7:ARG:HD2	36:DO:97:PHE:CZ	2.48	0.49
22:BA:418:C:H2'	22:BA:419:U:O4'	2.12	0.49
53:CA:624:C:C2'	53:CA:625:U:H5'	2.42	0.49
22:DA:2675:A:C2	22:DA:2676:C:C2	3.01	0.49
22:BA:594:U:H2'	22:BA:595:C:H6	1.76	0.49
26:BE:6:LYS:HG2	26:BE:7:ASP:N	2.26	0.49
22:BA:483:A:H2'	22:BA:484:C:H5'	1.95	0.49
22:DA:1936:A:H2	22:DA:1943:U:O4	1.96	0.49
22:BA:1724:G:C2'	22:BA:1725:U:H5'	2.43	0.49
13:AM:36:ALA:CB	13:AM:38:ILE:HG12	2.41	0.49
22:BA:1206:G:C6	22:BA:1207:C:C4	3.01	0.49
53:CA:211:G:N3	53:CA:211:G:H2'	2.27	0.49
37:DP:13:LYS:H	37:DP:13:LYS:HD2	1.78	0.49
7:AG:77:ARG:NE	7:AG:77:ARG:HA	2.28	0.49
26:DE:132:LYS:HG2	26:DE:132:LYS:O	2.13	0.49

Continued on next page...

Continued from previous page...

Atom-1	Atom-2	Distance(Å)	Clash(Å)
53:CA:220:G:C2	53:CA:221:C:C6	3.01	0.49
53:CA:98:A:H2'	53:CA:99:C:C6	2.48	0.49
37:BP:50:ARG:CG	37:BP:57:ALA:O	2.61	0.49
8:AH:94:VAL:HG12	8:AH:95:MET:HG3	1.95	0.49
53:CA:1270:G:H2'	53:CA:1271:A:H8	1.78	0.49
53:CA:1288:A:C2'	53:CA:1289:A:H8	2.26	0.49
53:CA:1343:G:H4'	9:CI:123:ARG:HB3	1.94	0.49
17:AQ:12:VAL:CG1	17:AQ:16:MET:CE	2.90	0.49
44:BW:41:GLY:HA2	44:BW:44:PHE:CZ	2.47	0.49
22:DA:2015:A:C2	48:D0:2:VAL:HG11	2.47	0.49
22:DA:2024:G:H2'	22:DA:2025:C:C6	2.47	0.49
22:DA:675:A:N6	22:DA:676:A:N6	2.61	0.49
38:BQ:111:LYS:NZ	39:BR:48:LYS:HD3	2.28	0.49
22:DA:1362:C:C4	22:DA:1363:C:C5	3.01	0.49
22:DA:2097:A:H2'	22:DA:2098:U:C6	2.48	0.49
26:DE:147:LEU:O	26:DE:148:ILE:CB	2.59	0.49
22:DA:1063:G:C6	22:DA:1064:C:N4	2.80	0.49
1:AA:1138:G:C2'	1:AA:1138:G:N3	2.55	0.49
34:DM:62:LYS:C	34:DM:63:ILE:HD12	2.33	0.49
22:DA:1028:A:C2	22:DA:1029:A:C6	3.01	0.49
22:DA:319:G:C6	22:DA:333:G:N1	2.81	0.49
22:DA:1996:C:H5	32:DK:32:TYR:HH	1.60	0.49
37:DP:5:LYS:HG2	37:DP:9:GLN:HE21	1.78	0.49
53:CA:247:G:C6	53:CA:278:G:C6	3.01	0.49
53:CA:246:A:C5	53:CA:282:A:N6	2.81	0.49
1:AA:428:G:C5	1:AA:430:A:C6	3.01	0.49
13:AM:3:ILE:H	13:AM:56:ARG:HH12	1.60	0.49
55:CM:16:ILE:O	55:CM:16:ILE:HG22	2.12	0.49
37:BP:4:ILE:CG2	37:BP:5:LYS:H	2.12	0.49
22:DA:2412:A:H3'	22:DA:2413:G:H8	1.76	0.49
22:DA:1553:A:C8	22:DA:1555:G:C6	3.01	0.49
2:CB:37:VAL:CG2	2:CB:38:HIS:N	2.76	0.49
10:AJ:81:GLU:C	10:AJ:84:VAL:HG12	2.33	0.49
7:AG:107:ALA:CA	7:AG:122:GLU:HG3	2.43	0.49
22:BA:2574:G:OP1	62:BA:3705:HOH:O	2.19	0.49
4:AD:30:LYS:N	4:AD:30:LYS:HD3	2.27	0.49
28:DG:88:LEU:CD1	28:DG:93:TYR:HB3	2.40	0.49
22:BA:571:U:O3'	39:BR:80:ARG:NH2	2.46	0.49
2:AB:20:ARG:HH12	2:AB:38:HIS:CE1	2.31	0.49
53:CA:1106:G:C2	53:CA:1107:C:C5	3.01	0.49
40:DS:20:VAL:HG11	40:DS:43:ALA:HB3	1.95	0.49
22:DA:1809:A:N3	22:DA:1810:A:C8	2.80	0.49

Continued on next page...

Continued from previous page...

Atom-1	Atom-2	Distance(Å)	Clash(Å)
4:CD:57:LYS:HB2	4:CD:199:ILE:HB	1.95	0.49
22:DA:1826:G:C2'	22:DA:1827:U:O5'	2.60	0.49
28:BG:115:GLN:NE2	28:BG:115:GLN:H	2.11	0.49
29:DH:94:ILE:HG13	29:DH:98:ASP:CG	2.33	0.49
43:DV:70:ILE:N	43:DV:70:ILE:CD1	2.70	0.49
27:BF:3:LEU:HD11	27:BF:172:PHE:CD2	2.46	0.49
1:AA:826:C:H5'	8:AH:12:ARG:HE	1.78	0.49
22:DA:2077:A:C5	22:DA:2435:A:C6	3.01	0.49
53:CA:704:A:O2'	53:CA:705:G:H8	1.96	0.49
22:BA:1652:A:OP1	35:BN:8:ARG:NH2	2.45	0.49
53:CA:652:U:O4	53:CA:752:G:H2'	2.12	0.49
53:CA:756:C:C2'	53:CA:757:U:H5'	2.43	0.49
38:BQ:73:ILE:CD1	38:BQ:77:LYS:HB2	2.43	0.49
7:AG:69:ARG:CG	7:AG:95:ARG:HG2	2.42	0.49
30:BI:32:VAL:HG22	30:BI:66:PHE:CG	2.47	0.49
43:BV:89:ILE:HG21	43:BV:91:PHE:CZ	2.48	0.49
1:AA:597:G:H2'	1:AA:598:U:H6	1.78	0.49
1:AA:644:U:C2'	1:AA:645:G:H5'	2.43	0.49
20:CT:54:GLN:N	20:CT:55:PRO:CD	2.75	0.49
1:AA:919:A:HO2'	1:AA:920:U:H5'	1.76	0.49
1:AA:507:C:C4	1:AA:508:U:C4	3.01	0.49
22:DA:1527:G:H1'	22:DA:1546:G:N2	2.27	0.49
22:DA:1596:A:C6	22:DA:1597:A:C6	3.00	0.49
22:BA:2471:A:H2'	22:BA:2472:G:C5'	2.42	0.49
1:AA:1026:G:C6	1:AA:1027:C:N4	2.81	0.49
22:BA:593:U:H2'	22:BA:594:U:C6	2.48	0.49
35:DN:100:CYS:O	48:D0:41:HIS:CD2	2.66	0.49
6:CF:97:THR:O	6:CF:98:GLU:HG3	2.13	0.49
24:BC:69:ASN:O	24:BC:70:LYS:C	2.49	0.49
22:DA:2811:G:H2'	22:DA:2812:G:O4'	2.13	0.49
33:BL:4:ASN:N	33:BL:4:ASN:HD22	2.06	0.49
3:CC:34:SER:O	3:CC:38:VAL:HG13	2.13	0.49
22:BA:308:G:O2'	22:BA:309:A:H5'	2.12	0.49
47:BZ:2:LYS:C	47:BZ:3:THR:CG2	2.81	0.49
19:CS:44:ILE:HA	19:CS:61:VAL:CG1	2.42	0.49
22:DA:2527:C:O2'	22:DA:2528:U:H5'	2.13	0.49
5:CE:33:THR:OG1	5:CE:49:TYR:CZ	2.65	0.49
22:BA:261:G:C2	22:BA:262:A:C8	3.01	0.49
1:AA:1009:U:O2'	1:AA:1010:U:H5'	2.12	0.49
22:BA:1854:A:H5''	22:BA:1855:U:OP2	2.13	0.49
11:AK:42:GLY:HA3	11:AK:73:VAL:HG12	1.95	0.49
22:BA:2060:A:O2'	22:BA:2061:G:OP2	2.28	0.49

Continued on next page...

Continued from previous page...

Atom-1	Atom-2	Distance(Å)	Clash(Å)
3:AC:151:GLU:HG2	3:AC:151:GLU:O	2.13	0.49
9:AI:53:LEU:HD12	9:AI:53:LEU:N	2.27	0.49
1:AA:955:U:O5'	1:AA:955:U:H6	1.96	0.49
22:BA:2373:G:H2'	22:BA:2374:C:C6	2.46	0.49
2:AB:95:TRP:HH2	2:AB:100:LEU:HB2	1.77	0.48
22:BA:1057:A:N3	22:BA:1082:U:C2	2.81	0.48
22:DA:1387:A:C4	22:DA:1388:G:N7	2.81	0.48
44:DW:27:GLY:HA3	44:DW:31:LEU:HD11	1.81	0.48
44:DW:42:THR:O	44:DW:43:LYS:HG2	2.13	0.48
5:AE:109:ALA:O	5:AE:110:MET:CB	2.61	0.48
8:AH:94:VAL:CG1	8:AH:95:MET:N	2.76	0.48
8:AH:10:LEU:HD11	8:AH:126:CYS:HB3	1.95	0.48
39:BR:42:ALA:CA	39:BR:46:GLU:HB2	2.19	0.48
53:CA:1271:A:H5'	53:CA:1314:C:H5''	1.95	0.48
9:CI:44:ARG:O	9:CI:48:ARG:HG2	2.13	0.48
50:D2:9:VAL:HG13	50:D2:10:LEU:N	2.27	0.48
4:AD:69:ARG:NE	4:AD:69:ARG:HA	2.20	0.48
22:BA:2511:U:H6	22:BA:2511:U:O5'	1.96	0.48
33:BL:95:LEU:CD1	33:BL:100:ILE:HD11	2.37	0.48
53:CA:1278:G:C5'	53:CA:1279:G:H5'	2.42	0.48
22:DA:1082:U:H2'	22:DA:1083:U:H5'	1.95	0.48
22:DA:1091:G:O2'	22:DA:1092:C:H5'	2.12	0.48
3:AC:4:VAL:HG22	3:AC:5:HIS:N	2.28	0.48
54:CG:91:ARG:CZ	54:CG:92:PRO:HD2	2.43	0.48
26:DE:134:LEU:CA	26:DE:137:LYS:HB2	2.43	0.48
22:DA:477:A:H2'	22:DA:478:A:H8	1.78	0.48
2:AB:185:ILE:CG1	2:AB:185:ILE:O	2.61	0.48
41:BT:49:LYS:HE3	41:BT:49:LYS:N	2.28	0.48
25:DD:14:ILE:HG23	25:DD:22:ILE:HB	1.95	0.48
1:AA:1299:A:O2'	1:AA:1300:G:H4'	2.13	0.48
22:DA:2873:A:C2	35:DN:5:LYS:HG3	2.48	0.48
1:AA:1323:G:H2'	1:AA:1324:A:H8	1.77	0.48
11:AK:111:ASP:HB3	21:AU:19:LYS:HD3	1.95	0.48
24:BC:139:THR:O	24:BC:161:VAL:O	2.31	0.48
25:DD:27:ILE:HD12	25:DD:189:VAL:CG2	2.42	0.48
22:BA:221:A:H1'	22:BA:233:A:H1'	1.95	0.48
2:AB:116:LEU:HB3	2:AB:140:LEU:HG	1.94	0.48
22:BA:2742:G:P	52:B4:24:ARG:HH12	2.35	0.48
53:CA:399:G:C6	53:CA:400:C:C4	3.01	0.48
4:CD:81:LEU:HB2	4:CD:88:ASN:ND2	2.28	0.48
22:BA:1903:G:O2'	22:BA:1904:G:H5'	2.12	0.48
22:DA:2230:G:C1'	45:DX:31:ASN:HB3	2.43	0.48

Continued on next page...

Continued from previous page...

Atom-1	Atom-2	Distance(Å)	Clash(Å)
45:BX:32:LEU:O	45:BX:33:HIS:CG	2.65	0.48
58:DF:87:LYS:O	58:DF:88:VAL:HB	2.13	0.48
26:DE:166:LYS:HE2	26:DE:166:LYS:CA	2.34	0.48
40:BS:15:GLN:NE2	48:B0:16:ARG:NH2	2.61	0.48
43:DV:77:VAL:HG23	43:DV:89:ILE:HG21	1.93	0.48
22:DA:27:G:H22	22:DA:512:G:H2'	1.78	0.48
34:BM:136:MET:CE	43:BV:57:TYR:CD2	2.96	0.48
43:BV:51:GLN:HG2	43:BV:86:LEU:HD11	1.95	0.48
22:DA:2458:G:O2'	22:DA:2460:U:C4	2.65	0.48
1:AA:1350:A:C6	1:AA:1351:U:N3	2.81	0.48
9:AI:119:LYS:O	9:AI:120:ALA:HB3	2.12	0.48
22:DA:1364:G:OP2	45:DX:1:SER:HA	2.13	0.48
39:BR:97:LYS:O	39:BR:98:ILE:HB	2.13	0.48
53:CA:411:A:N7	53:CA:413:G:C4	2.80	0.48
53:CA:917:G:C6	53:CA:918:A:C6	3.01	0.48
17:CQ:59:GLU:HG3	17:CQ:75:VAL:CG2	2.41	0.48
35:BN:32:GLU:OE1	35:BN:118:ARG:HA	2.13	0.48
2:AB:49:PHE:CB	2:AB:212:TYR:OH	2.61	0.48
22:DA:1490:A:H8	24:DC:73:ILE:CD1	2.21	0.48
22:BA:2303:G:C6	22:BA:2314:A:C6	3.01	0.48
22:BA:2591:C:P	24:BC:237:ARG:HG3	2.52	0.48
32:BK:1:MET:HE3	32:BK:32:TYR:CG	2.48	0.48
32:BK:64:ARG:HB3	32:BK:79:PHE:CG	2.48	0.48
58:DF:11:VAL:C	58:DF:13:LYS:H	2.16	0.48
22:DA:464:U:O2'	22:DA:465:G:H5'	2.13	0.48
1:AA:386:C:H2'	1:AA:387:U:C5'	2.41	0.48
22:DA:2376:A:H1'	36:DO:99:TYR:OH	2.13	0.48
22:DA:538:A:H5''	31:DJ:7:LYS:HZ3	1.78	0.48
3:AC:149:LYS:HG3	3:AC:200:TRP:CE3	2.47	0.48
53:CA:1336:C:H1'	53:CA:1337:G:N1	2.28	0.48
22:BA:2842:G:H2'	22:BA:2843:G:H5'	1.94	0.48
28:BG:154:GLU:OE1	28:BG:157:LYS:N	2.46	0.48
22:BA:2531:A:OP1	28:BG:174:LYS:HG3	2.13	0.48
22:BA:2786:U:O2'	25:BD:66:GLY:HA3	2.13	0.48
22:BA:806:C:H2'	22:BA:807:U:C6	2.44	0.48
22:DA:1532:A:N1	22:DA:1540:G:C6	2.81	0.48
1:AA:1451:U:O5'	1:AA:1452:C:H5	1.96	0.48
50:B2:42:LEU:HD22	50:B2:42:LEU:N	2.28	0.48
22:DA:270:A:C2	22:DA:369:U:H4'	2.48	0.48
19:AS:64:GLU:N	19:AS:64:GLU:CD	2.66	0.48
22:DA:910:A:C4	34:DM:13:HIS:ND1	2.81	0.48
22:BA:524:G:C2'	22:BA:525:U:H5'	2.43	0.48

Continued on next page...

Continued from previous page...

Atom-1	Atom-2	Distance(Å)	Clash(Å)
8:CH:34:ALA:O	8:CH:38:VAL:HG23	2.13	0.48
57:DB:8:C:H5'	36:DO:27:VAL:HG11	1.95	0.48
3:AC:153:SER:HB3	3:AC:164:THR:HG22	1.95	0.48
15:CO:55:LEU:HA	15:CO:58:MET:HG3	1.94	0.48
9:CI:87:MET:SD	9:CI:87:MET:N	2.84	0.48
4:AD:88:ASN:HA	4:AD:91:ALA:HB3	1.94	0.48
22:DA:2255:G:H2'	22:DA:2256:G:O4'	2.12	0.48
22:DA:1042:G:C5	22:DA:1043:C:C4	3.01	0.48
22:DA:1387:A:C4	22:DA:1388:G:C8	3.01	0.48
33:DL:64:PHE:HD2	51:D3:24:LYS:HG2	1.78	0.48
53:CA:1359:C:H2'	53:CA:1361:G:OP2	2.14	0.48
10:CJ:51:VAL:CB	14:CN:80:ARG:HB2	2.39	0.48
31:DJ:29:ALA:HB3	31:DJ:108:MET:HE3	1.95	0.48
44:BW:24:ARG:NE	44:BW:65:LYS:HE2	2.27	0.48
32:BK:43:ILE:HG12	32:BK:56:ASP:HB2	1.95	0.48
22:DA:2053:G:H5''	25:DD:150:GLN:H	1.76	0.48
22:DA:2502:G:C5'	22:DA:2503:A:H5''	2.42	0.48
22:DA:674:G:H5''	26:DE:71:GLY:HA3	1.95	0.48
53:CA:530:G:H5''	53:CA:531:U:OP1	2.13	0.48
22:DA:638:G:C6	22:DA:651:G:C5	3.01	0.48
38:BQ:114:ALA:C	38:BQ:116:LEU:N	2.67	0.48
39:BR:49:ILE:CG2	39:BR:53:PHE:N	2.75	0.48
6:AF:91:ARG:CG	6:AF:92:THR:H	2.23	0.48
18:AR:63:TYR:CD1	18:AR:69:TYR:OH	2.66	0.48
45:BX:69:GLU:O	45:BX:71:ARG:N	2.46	0.48
5:AE:152:VAL:C	5:AE:156:ARG:HB2	2.33	0.48
22:DA:1361:G:C4	22:DA:1362:C:C5	3.00	0.48
4:CD:29:THR:C	4:CD:31:CYS:H	2.17	0.48
53:CA:1151:A:C4	53:CA:1152:A:N7	2.81	0.48
51:D3:28:LEU:HA	51:D3:32:LEU:HD21	1.95	0.48
26:DE:105:LEU:HB3	26:DE:200:LEU:HD11	1.94	0.48
38:DQ:3:VAL:HG13	38:DQ:5:ARG:HG3	1.95	0.48
1:AA:450:G:H2'	1:AA:451:A:OP1	2.13	0.48
22:DA:1128:G:O6	22:DA:2491:U:C5	2.66	0.48
11:CK:126:ARG:O	11:CK:127:ARG:HB2	2.13	0.48
22:DA:855:G:N2	44:DW:23:LYS:HG2	2.27	0.48
33:BL:29:LYS:C	33:BL:30:THR:HG23	2.34	0.48
46:BY:17:GLU:HG3	46:BY:18:LEU:H	1.74	0.48
22:BA:142:A:C2'	22:BA:143:C:C6	2.96	0.48
2:AB:22:TRP:HA	2:AB:188:THR:O	2.12	0.48
28:BG:61:TRP:O	28:BG:62:ALA:C	2.51	0.48
53:CA:1107:C:N3	53:CA:1108:G:C8	2.82	0.48

Continued on next page...

Continued from previous page...

Atom-1	Atom-2	Distance(Å)	Clash(Å)
3:CC:149:LYS:HD2	3:CC:200:TRP:CE3	2.47	0.48
22:DA:53:A:C2	50:D2:35:ARG:NH1	2.81	0.48
53:CA:155:A:C4	53:CA:167:A:C2	3.01	0.48
41:DT:50:LEU:HD11	46:DY:26:PHE:CE1	2.48	0.48
22:DA:1273:U:H4'	22:DA:1275:A:P	2.54	0.48
34:BM:134:THR:CG2	34:BM:136:MET:O	2.61	0.48
22:BA:1733:G:O2'	22:BA:1734:G:H5'	2.13	0.48
22:BA:1886:U:H2'	22:BA:1887:C:H6	1.78	0.48
22:BA:63:A:C2	22:BA:64:A:C5	3.01	0.48
24:BC:94:LEU:CD1	24:BC:100:ARG:HD3	2.40	0.48
22:DA:2507:C:C2	22:DA:2508:G:C8	3.01	0.48
26:BE:82:GLY:O	26:BE:83:VAL:HB	2.14	0.48
1:AA:880:C:OP1	12:AL:4:ASN:ND2	2.46	0.48
24:BC:159:THR:N	24:BC:194:VAL:CG1	2.77	0.48
22:BA:1187:G:H5''	39:BR:83:TYR:CE2	2.48	0.48
2:AB:61:SER:C	2:AB:63:LYS:H	2.16	0.48
1:AA:279:A:H5''	1:AA:281:G:C4'	2.43	0.48
22:BA:434:U:C4'	22:BA:435:C:OP1	2.59	0.48
7:AG:3:ARG:HG3	7:AG:4:ARG:N	2.26	0.48
25:BD:114:LYS:HZ3	25:BD:116:LYS:HE2	1.76	0.48
22:BA:1289:C:H2'	22:BA:1290:C:H6	1.77	0.48
1:AA:1511:G:C4	1:AA:1512:U:C6	3.00	0.48
36:BO:79:ALA:HB1	36:BO:113:ALA:HB1	1.94	0.48
1:AA:71:A:H61	1:AA:99:C:H1'	1.77	0.48
26:DE:88:ARG:HB3	26:DE:89:PRO:CD	2.42	0.48
1:AA:51:A:H4'	1:AA:52:C:C5'	2.43	0.48
20:CT:42:ASP:O	20:CT:43:LYS:C	2.52	0.48
11:CK:17:ASP:OD2	11:CK:80:ASN:HB2	2.12	0.48
22:DA:661:A:H2'	22:DA:662:G:O4'	2.13	0.48
22:DA:2473:U:P	22:DA:2473:U:H6	2.36	0.48
34:DM:133:LYS:O	34:DM:134:THR:HB	2.12	0.48
22:DA:2363:G:O2'	22:DA:2364:C:H5'	2.13	0.48
13:AM:78:ARG:O	13:AM:82:LEU:HG	2.14	0.48
22:DA:349:U:H2'	22:DA:350:G:H8	1.78	0.48
53:CA:552:U:C4	53:CA:553:A:N7	2.81	0.48
22:BA:2140:G:OP2	22:BA:2140:G:H8	1.96	0.48
1:AA:524:G:C4	1:AA:525:C:C5	3.01	0.48
22:BA:1058:U:O2'	30:BI:117:THR:HG23	2.13	0.48
1:AA:224:U:C2	1:AA:225:C:C5	3.01	0.48
31:BJ:44:TYR:O	31:BJ:45:THR:CG2	2.61	0.48
44:DW:37:VAL:O	44:DW:38:ARG:CB	2.60	0.48
53:CA:1288:A:O2'	53:CA:1289:A:C8	2.63	0.48

Continued on next page...

Continued from previous page...

Atom-1	Atom-2	Distance(Å)	Clash(Å)
53:CA:976:G:N7	53:CA:1359:C:O4'	2.46	0.48
22:DA:72:U:O2'	22:DA:73:A:H5'	2.14	0.48
22:DA:2021:C:H4'	22:DA:2022:U:OP2	2.13	0.48
22:BA:1166:G:C2'	22:BA:1167:C:H5'	2.43	0.48
55:CM:94:LEU:CD2	55:CM:101:THR:HG22	2.43	0.48
22:DA:740:C:H5'	22:DA:1784:A:C3'	2.43	0.48
1:AA:502:A:OP1	12:AL:114:SER:CB	2.61	0.48
22:DA:628:G:O2'	22:DA:629:G:C8	2.66	0.48
33:DL:111:ILE:O	33:DL:131:ALA:HB1	2.13	0.48
24:DC:161:VAL:CG1	24:DC:173:LEU:HB2	2.44	0.48
22:DA:1091:G:C2	22:DA:1101:U:N3	2.81	0.48
1:AA:1336:C:HO2'	1:AA:1337:G:P	2.34	0.48
54:CG:91:ARG:CZ	54:CG:92:PRO:HG2	2.43	0.48
53:CA:264:C:H2'	53:CA:265:G:O4'	2.12	0.48
53:CA:270:A:H2'	53:CA:271:C:C6	2.49	0.48
53:CA:255:G:C4'	17:CQ:17:GLU:O	2.61	0.48
53:CA:1523:G:P	11:CK:124:LYS:NZ	2.86	0.48
22:DA:860:U:O4'	22:DA:2268:A:H5'	2.13	0.48
53:CA:722:G:O3'	53:CA:723:U:C5	2.66	0.48
45:DX:31:ASN:C	45:DX:32:LEU:HD22	2.33	0.48
30:DI:52:LEU:HD11	30:DI:78:LEU:HD21	1.94	0.48
32:BK:112:PHE:O	32:BK:115:ILE:HG22	2.14	0.48
32:BK:118:LEU:O	32:BK:119:ALA:O	2.30	0.48
8:CH:93:LYS:H	8:CH:93:LYS:CD	2.04	0.48
12:AL:43:LYS:N	12:AL:43:LYS:HD3	2.28	0.48
53:CA:1284:C:OP2	53:CA:1285:A:H3'	2.13	0.48
22:DA:128:C:C6	22:DA:128:C:H5''	2.41	0.48
22:BA:859:G:O2'	22:BA:916:G:O6	2.20	0.48
47:BZ:9:THR:HG21	47:BZ:53:MET:C	2.33	0.48
22:BA:1450:G:C5	22:BA:1451:C:C4	3.01	0.48
22:DA:2850:A:N6	22:DA:2869:G:H5'	2.28	0.48
14:CN:76:PHE:CD2	14:CN:92:ILE:HD13	2.48	0.48
1:AA:1346:A:H61	1:AA:1374:A:H3'	1.78	0.48
20:CT:3:ILE:H	20:CT:3:ILE:HD12	1.78	0.48
22:DA:2142:A:H2'	22:DA:2144:G:P	2.54	0.48
22:DA:1281:G:H2'	22:DA:1282:U:O4'	2.12	0.48
53:CA:1294:G:H2'	53:CA:1295:U:O5'	2.12	0.48
1:AA:765:G:N2	1:AA:812:G:HO2'	2.11	0.48
37:BP:102:ARG:C	37:BP:103:THR:HG22	2.34	0.48
27:BF:3:LEU:CD1	27:BF:172:PHE:CD2	2.97	0.48
25:DD:30:GLU:HG2	25:DD:185:ASN:HD22	1.73	0.48
53:CA:758:C:H4'	53:CA:880:C:O2'	2.13	0.48

Continued on next page...

Continued from previous page...

Atom-1	Atom-2	Distance(Å)	Clash(Å)
53:CA:802:A:C2'	53:CA:803:G:C5'	2.88	0.48
1:AA:1507:A:C6	1:AA:1530:G:C6	3.01	0.48
22:BA:201:C:H2'	22:BA:202:U:C5'	2.43	0.48
22:BA:416:U:C4	22:BA:417:C:C4	3.02	0.48
1:AA:919:A:H8	1:AA:919:A:O5'	1.96	0.48
22:BA:2645:G:H3'	22:BA:2646:C:H5'	1.95	0.48
1:AA:600:A:H2'	1:AA:601:G:C8	2.48	0.48
37:BP:13:LYS:HE3	37:BP:76:HIS:HA	1.95	0.48
4:CD:141:VAL:HG12	4:CD:142:VAL:N	2.27	0.48
1:AA:257:G:H2'	1:AA:258:G:H8	1.78	0.48
22:DA:1317:G:C6	22:DA:1318:U:C4	3.01	0.48
17:AQ:76:ARG:O	17:AQ:77:VAL:HG23	2.13	0.48
34:DM:74:THR:OG1	34:DM:86:LYS:NZ	2.47	0.48
22:DA:1833:C:C2	22:DA:1834:U:C6	3.01	0.48
53:CA:188:C:H42	53:CA:189:A:N6	2.11	0.48
53:CA:1154:G:H2'	53:CA:1155:A:H8	1.77	0.48
1:AA:1297:G:OP1	1:AA:1302:C:N4	2.46	0.48
22:BA:1388:G:O2'	22:BA:1389:G:H5'	2.14	0.48
1:AA:491:G:C6	1:AA:492:C:C4	3.01	0.48
53:CA:923:A:H2'	53:CA:924:C:O4'	2.13	0.48
22:BA:2083:G:H8	22:BA:2083:G:O5'	1.97	0.48
17:AQ:4:ILE:N	17:AQ:4:ILE:HD12	2.27	0.48
10:AJ:73:LEU:HA	10:AJ:73:LEU:HD22	1.57	0.48
8:CH:89:ASP:N	8:CH:89:ASP:OD1	2.46	0.48
31:BJ:16:TYR:HA	31:BJ:138:GLN:O	2.14	0.48
22:DA:1914:C:H2'	22:DA:1915:U:C6	2.47	0.48
53:CA:198:G:O6	53:CA:220:G:C5	2.67	0.48
31:BJ:38:GLY:C	31:BJ:40:HIS:H	2.16	0.48
37:BP:71:ARG:HB3	37:BP:73:PHE:CE2	2.49	0.48
53:CA:1349:A:H2'	53:CA:1350:A:H8	1.75	0.48
10:CJ:57:VAL:HG13	10:CJ:58:ASN:N	2.27	0.48
22:DA:1139:G:H2'	22:DA:1140:C:O5'	2.14	0.48
22:DA:1020:A:C2	22:DA:1141:U:H2'	2.48	0.48
31:DJ:29:ALA:HB3	31:DJ:108:MET:CE	2.44	0.48
46:DY:21:LEU:HA	46:DY:25:GLN:HB3	1.96	0.48
22:DA:1606:C:H4'	22:DA:1607:C:H5'	1.94	0.48
22:DA:668:A:C4	22:DA:670:A:N7	2.81	0.48
22:DA:976:G:C2'	22:DA:977:G:H8	2.25	0.48
26:DE:58:LYS:HD3	26:DE:58:LYS:N	2.28	0.48
39:DR:82:HIS:O	39:DR:82:HIS:CD2	2.66	0.48
24:BC:12:ARG:HA	24:BC:15:VAL:CG2	2.43	0.48
21:AU:8:ASN:O	21:AU:11:PHE:CE2	2.65	0.48

Continued on next page...

Continued from previous page...

Atom-1	Atom-2	Distance(Å)	Clash(Å)
29:BH:21:VAL:HG22	29:BH:22:LYS:N	2.27	0.48
29:BH:37:VAL:HG23	29:BH:38:PRO:HD2	1.96	0.48
22:DA:211:C:H2'	22:DA:212:G:O4'	2.13	0.48
24:DC:115:ILE:HB	24:DC:127:ASN:OD1	2.13	0.48
53:CA:1082:A:H2'	53:CA:1083:U:H5'	1.95	0.48
22:BA:511:U:C5	22:BA:512:G:C5	3.01	0.48
26:DE:115:GLN:O	26:DE:117:ARG:N	2.46	0.48
15:CO:44:GLU:O	15:CO:45:HIS:C	2.51	0.48
53:CA:1211:U:O2'	53:CA:1213:A:C2	2.65	0.48
1:AA:1143:G:O2'	1:AA:1144:G:H5'	2.13	0.48
9:AI:98:ARG:NH1	9:AI:98:ARG:HG2	2.27	0.48
22:DA:1026:G:O2'	22:DA:1027:A:C5'	2.51	0.48
22:DA:99:U:H5'	22:DA:100:U:OP1	2.14	0.48
22:DA:300:A:H1'	22:DA:333:G:N2	2.28	0.48
22:DA:82:U:H2'	22:DA:83:A:O4'	2.13	0.48
22:DA:88:G:C2	22:DA:89:A:C8	3.01	0.48
17:CQ:30:HIS:CE1	17:CQ:32:ILE:CG1	2.87	0.48
22:DA:2820:A:C6	25:DD:197:THR:HB	2.48	0.48
53:CA:811:C:H4'	53:CA:900:A:N6	2.28	0.48
1:AA:1325:C:H2'	1:AA:1326:U:H6	1.78	0.48
22:BA:2149:U:O2'	22:BA:2150:C:C4'	2.61	0.48
3:CC:109:GLU:HG3	3:CC:139:ASN:O	2.12	0.48
10:AJ:81:GLU:O	10:AJ:85:ASP:HB2	2.13	0.48
22:BA:1026:G:H2'	22:BA:1027:A:H8	1.72	0.48
22:DA:876:C:O2	22:DA:876:C:O4'	2.30	0.48
27:BF:134:GLN:C	27:BF:136:ILE:H	2.17	0.48
12:CL:115:LYS:O	12:CL:116:TYR:CB	2.62	0.48
34:DM:45:GLN:OE1	34:DM:125:PRO:HG3	2.12	0.48
53:CA:1452:C:H4'	53:CA:1453:G:C5'	2.40	0.48
36:BO:33:ARG:HG2	36:BO:34:HIS:CE1	2.49	0.48
31:BJ:98:GLU:HB3	31:BJ:124:VAL:CG2	2.40	0.48
2:CB:116:LEU:HD13	2:CB:140:LEU:HB2	1.95	0.48
1:AA:1158:C:O2	1:AA:1158:C:C2'	2.61	0.48
45:DX:6:VAL:HG12	45:DX:50:VAL:HG12	1.94	0.48
41:DT:55:VAL:HG21	41:DT:85:VAL:O	2.13	0.48
42:DU:64:ILE:HG23	42:DU:64:ILE:O	2.13	0.48
22:DA:1274:A:O2'	22:DA:1275:A:C5'	2.61	0.48
22:DA:2460:U:H2'	22:DA:2461:A:O4'	2.14	0.48
24:DC:224:MET:O	24:DC:232:GLY:HA2	2.13	0.48
24:DC:230:PRO:HA	62:DC:405:HOH:O	2.13	0.48
22:DA:1585:C:H2'	22:DA:1586:A:O5'	2.14	0.48
31:DJ:94:ALA:O	31:DJ:95:ARG:CG	2.62	0.48

Continued on next page...

Continued from previous page...

Atom-1	Atom-2	Distance(Å)	Clash(Å)
22:DA:2144:G:O2'	22:DA:2145:C:H5'	2.12	0.48
22:DA:45:G:C5'	22:DA:46:G:OP1	2.61	0.48
22:DA:1700:A:H2'	22:DA:1701:A:C5'	2.43	0.48
53:CA:17:U:C2	53:CA:18:C:C5	3.01	0.48
53:CA:1504:G:H4'	53:CA:1505:G:H5'	1.92	0.48
22:DA:2259:U:H4'	22:DA:2427:C:O2'	2.13	0.48
22:BA:276:U:O2	22:BA:276:U:H2'	2.12	0.48
22:BA:2063:C:O2	22:BA:2450:A:N1	2.47	0.48
22:DA:2077:A:C2	22:DA:2244:U:O2	2.65	0.48
17:CQ:49:ASN:O	17:CQ:50:ASN:HB2	2.13	0.48
22:DA:2478:A:C8	22:DA:2529:G:C5	3.02	0.48
23:BB:65:U:H3'	23:BB:108:A:N6	2.29	0.48
1:AA:1015:G:H1'	1:AA:1218:C:O2'	2.14	0.48
22:DA:711:G:C2	22:DA:721:A:C2	3.02	0.48
27:BF:52:ALA:CB	27:BF:149:ARG:HD3	2.43	0.48
22:BA:1476:U:C5	22:BA:1514:G:N2	2.81	0.48
39:BR:64:VAL:HG12	39:BR:64:VAL:O	2.12	0.48
22:DA:1545:A:H2'	22:DA:1546:G:H5'	1.94	0.48
22:BA:2733:A:H2'	22:BA:2734:A:C8	2.48	0.48
22:BA:1911:U:C4	22:BA:1918:A:C4	3.02	0.48
43:BV:93:ARG:O	43:BV:94:ALA:CB	2.61	0.48
22:BA:2538:C:O2'	22:BA:2539:C:H5'	2.13	0.48
12:CL:26:CYS:CB	12:CL:29:LYS:HE2	2.43	0.48
45:BX:12:VAL:HG22	45:BX:28:PHE:HB2	1.95	0.48
3:CC:111:ASP:HB3	3:CC:114:LEU:HB2	1.95	0.48
21:CU:10:PRO:O	21:CU:11:PHE:CB	2.61	0.48
12:CL:14:LYS:HE2	12:CL:15:VAL:C	2.33	0.48
1:AA:131:A:C2	1:AA:132:C:C4	3.02	0.48
53:CA:444:G:C4	53:CA:445:G:C8	3.01	0.48
22:DA:2628:C:O2'	22:DA:2781:A:H2'	2.13	0.48
53:CA:903:G:C5	53:CA:904:U:C5	3.01	0.48
22:BA:2459:A:H2'	22:BA:2459:A:N3	2.29	0.48
22:BA:985:C:H6	22:BA:985:C:O5'	1.97	0.48
22:BA:1074:G:N3	22:BA:1074:G:H2'	2.28	0.48
22:BA:1056:G:H21	22:BA:1103:A:H62	1.62	0.48
22:DA:1388:G:N1	22:DA:1400:U:N3	2.61	0.48
41:DT:14:PRO:HG2	41:DT:15:HIS:N	2.29	0.48
41:DT:19:LYS:HE2	41:DT:23:ALA:CB	2.39	0.48
38:BQ:63:ARG:HH22	38:BQ:96:ASP:HB3	1.77	0.48
22:DA:2330:G:C2'	22:DA:2331:G:H5'	2.44	0.48
22:DA:2365:G:OP1	44:DW:54:ARG:HG3	2.13	0.48
37:BP:50:ARG:HD3	37:BP:51:ASN:H	1.75	0.48

Continued on next page...

Continued from previous page...

Atom-1	Atom-2	Distance(Å)	Clash(Å)
1:AA:874:G:HO2'	1:AA:875:U:H5'	1.65	0.48
53:CA:978:A:C4	53:CA:1319:A:N3	2.82	0.48
22:DA:112:U:H5'	46:DY:58:ASN:HD21	1.78	0.48
41:DT:38:ALA:HB1	41:DT:81:LYS:HZ2	1.73	0.48
35:DN:103:ARG:CD	35:DN:110:MET:SD	3.00	0.48
29:BH:3:VAL:CA	29:BH:37:VAL:O	2.62	0.48
45:BX:67:LEU:O	45:BX:69:GLU:O	2.31	0.48
22:BA:1458:U:C4'	22:BA:1459:G:O5'	2.41	0.48
22:DA:216:A:N6	22:DA:432:A:H1'	2.28	0.48
24:DC:171:VAL:HG12	24:DC:173:LEU:CD1	2.44	0.48
24:DC:184:GLU:HB2	24:DC:187:CYS:SG	2.53	0.48
22:DA:445:C:O2'	22:DA:446:G:C8	2.65	0.48
1:AA:464:U:C4	1:AA:466:A:H5'	2.47	0.48
22:DA:2223:G:C2'	22:DA:2224:G:H5'	2.42	0.48
53:CA:1128:C:O2'	53:CA:1129:C:O4'	2.32	0.48
10:CJ:11:LYS:HE2	10:CJ:97:ASP:OD2	2.13	0.48
8:CH:78:SER:CB	8:CH:124:ILE:O	2.58	0.48
1:AA:1136:C:H5''	1:AA:1137:C:P	2.54	0.48
22:DA:197:A:N7	22:DA:2430:A:C5	2.82	0.48
26:DE:130:LYS:H	26:DE:160:ALA:HB2	1.78	0.48
22:DA:1670:C:N4	22:DA:1674:G:O5'	2.46	0.48
41:BT:37:ASP:O	41:BT:38:ALA:O	2.31	0.48
41:BT:40:LYS:H	41:BT:43:ILE:HG22	1.77	0.48
22:DA:231:A:O2'	22:DA:232:G:O4'	2.30	0.48
1:AA:1321:U:H5''	1:AA:1322:C:OP2	2.13	0.48
45:DX:52:ALA:C	45:DX:54:GLY:H	2.17	0.48
53:CA:1242:G:H4'	53:CA:1304:G:OP1	2.12	0.48
53:CA:1298:U:H5	54:CG:113:LYS:HA	1.76	0.48
22:DA:863:A:C2	22:DA:864:G:C4	3.01	0.48
32:DK:45:GLU:OE2	32:DK:45:GLU:HA	2.14	0.48
58:DF:43:ILE:HD13	58:DF:77:LYS:HG2	1.95	0.48
25:BD:68:PHE:HB3	25:BD:73:VAL:HG12	1.95	0.48
22:DA:1760:C:OP1	22:DA:2712:C:H5	1.96	0.48
53:CA:321:A:O2'	53:CA:1436:U:H5'	2.12	0.48
3:CC:148:ILE:HD12	3:CC:200:TRP:O	2.12	0.48
22:BA:1507:C:C5	22:BA:1508:A:H2	2.31	0.48
22:DA:204:A:C4	22:DA:206:U:O4	2.67	0.48
35:BN:76:VAL:O	35:BN:80:PHE:HD2	1.96	0.48
29:BH:9:VAL:O	29:BH:13:GLY:N	2.46	0.48
1:AA:792:A:C4	1:AA:794:A:N6	2.81	0.48
22:DA:163:C:O2'	22:DA:164:C:O4'	2.28	0.48
24:DC:203:VAL:O	24:DC:205:GLY:N	2.46	0.48

Continued on next page...

Continued from previous page...

Atom-1	Atom-2	Distance(Å)	Clash(Å)
22:DA:558:U:P	31:DJ:113:PRO:HG2	2.53	0.48
22:BA:1739:A:O2'	22:BA:1740:G:H5'	2.13	0.48
1:AA:1346:A:O4'	1:AA:1348:U:C6	2.66	0.48
23:BB:51:G:H21	23:BB:53:A:H62	1.60	0.48
20:CT:2:ASN:O	20:CT:3:ILE:C	2.52	0.48
22:DA:704:G:O2'	22:DA:705:A:H8	1.96	0.48
22:DA:728:G:C2	22:DA:730:A:C4	3.01	0.48
22:DA:2150:C:O2'	22:DA:2151:U:C5'	2.61	0.48
24:BC:109:LEU:HD23	24:BC:110:LYS:N	2.28	0.48
22:BA:2051:A:OP2	22:BA:2051:A:H8	1.96	0.48
37:DP:4:ILE:O	37:DP:4:ILE:HG22	2.13	0.48
8:CH:68:LYS:HA	8:CH:68:LYS:HE2	1.95	0.48
1:AA:1152:A:H2'	1:AA:1153:G:C8	2.48	0.48
53:CA:864:A:C6	53:CA:865:A:N1	2.82	0.48
22:BA:184:C:O2'	22:BA:217:A:N3	2.45	0.48
1:AA:1288:A:H1'	1:AA:1352:C:O2'	2.13	0.48
11:CK:55:ARG:H	11:CK:55:ARG:CD	2.20	0.48
22:DA:866:A:O2'	22:DA:867:C:C6	2.61	0.48
3:AC:24:ASN:HD22	3:AC:25:THR:H	1.61	0.48
7:AG:143:MET:HE3	7:AG:143:MET:HA	1.94	0.48
14:AN:2:LYS:N	62:AN:306:HOH:O	2.46	0.48
53:CA:437:U:C2'	53:CA:438:U:O5'	2.61	0.48
20:AT:57:VAL:HG12	20:AT:58:ASP:N	2.27	0.48
23:BB:43:C:H2'	23:BB:44:G:H5'	1.94	0.48
22:DA:1683:U:O2'	22:DA:1684:G:H5'	2.13	0.48
13:AM:15:VAL:HG12	13:AM:33:LEU:HD12	1.95	0.48
22:DA:1413:A:H2'	22:DA:1414:C:C5	2.49	0.48
22:DA:545:U:H2'	22:DA:547:A:OP1	2.12	0.48
47:DZ:26:LEU:HG	47:DZ:46:MET:HE1	1.94	0.48
22:DA:1465:G:H2'	22:DA:1466:U:O4'	2.13	0.48
30:DI:21:PRO:CD	30:DI:22:PRO:HD2	2.44	0.48
22:DA:1427:A:H4'	22:DA:1428:C:O4'	2.12	0.48
48:D0:38:LEU:O	48:D0:41:HIS:ND1	2.46	0.48
5:CE:45:VAL:CG2	5:CE:46:GLY:N	2.75	0.48
1:AA:138:G:H2'	1:AA:139:A:H5'	1.96	0.48
53:CA:676:A:C2	53:CA:677:U:C4	3.02	0.48
25:DD:78:GLY:O	25:DD:79:LEU:HD13	2.14	0.48
45:BX:12:VAL:CG2	45:BX:28:PHE:HB2	2.43	0.48
58:DF:127:TYR:O	58:DF:155:ILE:HD11	2.13	0.48
22:DA:262:A:C2	22:DA:430:A:H1'	2.49	0.48
22:BA:1444:G:C4	22:BA:1445:G:C8	3.01	0.48
22:DA:1408:G:H22	22:DA:1595:C:H1'	1.79	0.48

Continued on next page...

Continued from previous page...

Atom-1	Atom-2	Distance(Å)	Clash(Å)
40:DS:95:ARG:CG	40:DS:97:LEU:HD22	2.43	0.48
22:BA:188:G:C2'	22:BA:189:G:H5'	2.43	0.48
29:DH:66:ASN:ND2	29:DH:137:GLU:HB3	2.29	0.48
22:BA:1092:C:H2'	22:BA:1093:G:O4'	2.13	0.48
3:CC:35:ASP:CG	3:CC:56:ILE:HD12	2.33	0.48
15:AO:34:GLN:HA	15:AO:34:GLN:OE1	2.14	0.48
22:DA:2079:U:O2'	45:DX:22:ASN:ND2	2.45	0.48
2:CB:164:ASP:OD2	2:CB:203:ASP:HB2	2.14	0.48
22:BA:1271:G:H5''	22:BA:1272:A:OP1	2.13	0.48
3:AC:36:PHE:HZ	14:AN:89:ARG:HH12	1.61	0.48
26:BE:170:ARG:HH21	26:BE:170:ARG:HG2	1.78	0.48
39:DR:1:MET:HG3	39:DR:101:ILE:HD12	1.96	0.48
47:BZ:52:PHE:C	47:BZ:52:PHE:CD2	2.87	0.48
6:CF:20:GLY:O	6:CF:24:ARG:HB2	2.13	0.48
53:CA:874:G:O2'	53:CA:875:U:H5'	2.12	0.48
16:AP:57:ILE:O	16:AP:61:VAL:HG23	2.13	0.48
53:CA:93:U:O5'	53:CA:93:U:H6	1.97	0.48
53:CA:1314:C:H2'	53:CA:1315:U:O4'	2.14	0.48
19:CS:38:THR:HG1	19:CS:67:GLY:HA2	1.79	0.48
44:BW:40:ARG:HG3	44:BW:56:HIS:ND1	2.28	0.48
32:BK:19:VAL:HG22	32:BK:41:ILE:HG12	1.95	0.48
22:DA:1323:C:N4	22:DA:1324:G:N7	2.62	0.48
22:DA:193:U:O3'	22:DA:803:U:H4'	2.14	0.48
22:DA:575:A:C2	22:DA:576:U:C4	3.02	0.48
26:DE:58:LYS:O	26:DE:60:TRP:HD1	1.96	0.48
35:DN:35:LYS:HA	35:DN:111:ALA:O	2.13	0.48
35:DN:55:ALA:O	35:DN:80:PHE:HA	2.14	0.48
53:CA:1231:G:C4	53:CA:1232:U:C6	3.00	0.48
38:BQ:69:ARG:CG	38:BQ:69:ARG:NH2	2.74	0.48
57:DB:16:G:O6	57:DB:69:G:C6	2.66	0.48
8:AH:63:LYS:C	8:AH:64:TYR:CD1	2.86	0.48
24:DC:147:PRO:HD3	24:DC:184:GLU:CG	2.28	0.48
1:AA:1001:C:H2'	1:AA:1002:G:C8	2.48	0.48
22:DA:449:A:H2'	22:DA:450:G:H8	1.79	0.48
22:DA:2202:U:H5''	22:DA:2203:U:OP1	2.14	0.48
26:DE:105:LEU:O	26:DE:109:LEU:HB2	2.14	0.48
2:CB:80:LYS:O	2:CB:84:LEU:N	2.43	0.48
32:DK:19:VAL:HG12	32:DK:41:ILE:HG13	1.95	0.48
32:DK:76:VAL:O	37:DP:71:ARG:HG3	2.14	0.48
22:DA:298:G:H2'	22:DA:339:U:O4	2.13	0.48
53:CA:814:A:H2'	53:CA:816:A:O5'	2.13	0.48
1:AA:425:G:O2'	1:AA:426:U:H5'	2.14	0.48

Continued on next page...

Continued from previous page...

Atom-1	Atom-2	Distance(Å)	Clash(Å)
25:DD:116:LYS:HA	35:DN:1:MET:HE1	1.96	0.48
22:DA:2645:G:C3'	22:DA:2646:C:H5''	2.43	0.48
13:AM:68:LEU:O	13:AM:72:ILE:HG13	2.14	0.48
53:CA:1239:A:N6	53:CA:1299:A:N6	2.62	0.48
52:B4:9:LYS:H	52:B4:9:LYS:CE	2.23	0.48
22:BA:2742:G:H2'	22:BA:2743:U:H5'	1.95	0.48
45:DX:30:PRO:HG2	45:DX:32:LEU:HD23	1.92	0.48
28:DG:90:GLY:HA2	28:DG:159:LYS:HE3	1.96	0.48
30:DI:74:PRO:HB2	30:DI:77:VAL:CG2	2.32	0.48
22:BA:141:G:H3'	22:BA:142:A:O4'	2.13	0.48
22:BA:141:G:H5''	22:BA:142:A:C8	2.49	0.48
31:BJ:54:ILE:HD11	31:BJ:56:VAL:CG2	2.43	0.48
2:CB:128:LEU:HD22	2:CB:132:GLU:CG	2.44	0.48
40:DS:50:VAL:O	40:DS:53:SER:N	2.47	0.48
1:AA:684:U:H3	1:AA:706:A:H61	1.60	0.48
53:CA:322:C:O2	53:CA:332:G:N2	2.46	0.48
30:BI:16:MET:O	30:BI:19:PRO:HD3	2.12	0.48
34:BM:132:THR:CG2	34:BM:133:LYS:N	2.76	0.48
22:BA:2358:A:C5	22:BA:2359:C:C5	3.02	0.48
38:BQ:8:ILE:HD12	38:BQ:9:ALA:CA	2.44	0.48
30:DI:27:LEU:CD1	30:DI:32:VAL:HG11	2.44	0.48
25:DD:94:GLN:O	25:DD:94:GLN:CG	2.60	0.48
3:CC:84:GLU:C	3:CC:86:LEU:N	2.67	0.48
22:DA:705:A:H61	22:DA:726:G:H1'	1.79	0.48
22:DA:46:G:N2	22:DA:47:C:C2	2.81	0.48
24:BC:93:VAL:HG12	24:BC:101:ARG:H	1.78	0.48
26:BE:83:VAL:CG1	26:BE:86:ALA:HB2	2.43	0.48
29:DH:4:ILE:HG22	29:DH:5:LEU:N	2.29	0.48
54:CG:37:THR:HA	54:CG:40:SER:CB	2.44	0.48
1:AA:1306:A:H2'	1:AA:1307:U:C5'	2.43	0.48
3:AC:18:ASN:O	3:AC:39:ARG:NH2	2.45	0.48
1:AA:720:C:H5''	18:AR:40:PRO:HA	1.96	0.48
33:DL:6:LEU:HD23	33:DL:7:SER:N	2.28	0.48
53:CA:369:G:N3	53:CA:370:C:C6	2.82	0.48
3:CC:53:ARG:HB2	3:CC:53:ARG:NH1	2.28	0.48
22:BA:1839:G:C4	22:BA:1840:G:C8	3.02	0.48
20:AT:68:LYS:HB2	20:AT:68:LYS:HZ2	1.75	0.48
20:AT:27:MET:HG3	20:AT:28:ARG:N	2.27	0.48
22:DA:2234:G:C6	22:DA:2235:G:N7	2.81	0.48
36:BO:78:VAL:HG23	36:BO:79:ALA:N	2.29	0.48
1:AA:1072:G:C5	1:AA:1073:U:C4	3.02	0.48
22:BA:1539:U:H2'	22:BA:1540:G:H8	1.79	0.48

Continued on next page...

Continued from previous page...

Atom-1	Atom-2	Distance(Å)	Clash(Å)
24:BC:67:LYS:HG2	24:BC:150:GLY:HA2	1.96	0.48
12:CL:58:ASN:ND2	12:CL:60:PHE:CD1	2.82	0.48
27:BF:68:LYS:N	27:BF:68:LYS:CD	2.76	0.48
5:CE:151:MET:O	5:CE:154:ALA:HB3	2.12	0.48
22:BA:161:A:C3'	22:BA:162:U:H5''	2.44	0.48
1:AA:1451:U:O2	1:AA:1451:U:H2'	2.14	0.48
22:BA:2277:G:H3'	22:BA:2278:A:H5''	1.95	0.48
53:CA:604:G:H2'	53:CA:605:U:O4'	2.13	0.48
4:CD:166:LYS:HA	4:CD:167:PRO:HD2	1.68	0.48
1:AA:471:U:H2'	1:AA:472:U:O4'	2.14	0.48
22:BA:2862:G:H2'	22:BA:2863:C:C6	2.49	0.48
53:CA:45:G:O2'	53:CA:46:G:H5'	2.13	0.48
30:BI:61:TYR:CD2	30:BI:61:TYR:N	2.81	0.48
55:CM:107:THR:HG22	55:CM:107:THR:O	2.13	0.48
5:CE:52:ALA:HB2	5:CE:61:LYS:HE3	1.94	0.48
22:BA:558:U:OP1	31:BJ:111:LYS:CE	2.59	0.48
22:DA:1395:A:H4'	22:DA:1397:U:C4	2.49	0.48
20:AT:75:LYS:HZ2	20:AT:75:LYS:HB3	1.79	0.48
38:BQ:91:ARG:CD	39:BR:11:GLN:H	2.26	0.48
22:BA:2865:U:C4	22:BA:2866:U:C5	3.01	0.48
37:BP:92:ARG:O	37:BP:92:ARG:HG3	2.13	0.48
5:AE:121:ASN:HD21	5:AE:122:VAL:HG13	1.79	0.48
1:AA:872:A:C5	1:AA:874:G:C8	3.02	0.48
53:CA:1320:C:H41	19:CS:36:ARG:HG3	1.79	0.48
22:DA:58:G:N3	22:DA:73:A:H2	2.12	0.48
46:DY:1:MET:H1	46:DY:1:MET:HE1	1.76	0.48
22:DA:2614:A:C4'	22:DA:2615:U:OP1	2.60	0.48
35:DN:82:GLU:O	35:DN:86:ARG:HG3	2.14	0.48
57:DB:66:A:HO2'	57:DB:67:G:P	2.36	0.48
57:DB:69:G:C5	57:DB:70:C:C4	3.02	0.48
21:AU:11:PHE:O	21:AU:12:ASP:HB2	2.14	0.48
27:BF:35:LEU:HD12	27:BF:88:VAL:HB	1.95	0.48
22:DA:2297:A:C2	22:DA:2298:A:C8	3.02	0.48
29:BH:32:PRO:HB3	45:BX:38:TRP:CB	2.36	0.48
25:BD:187:LEU:HD12	25:BD:188:LEU:N	2.28	0.48
39:DR:41:ILE:HG22	39:DR:42:ALA:N	2.29	0.48
39:DR:49:ILE:HD13	39:DR:53:PHE:H	1.79	0.48
10:AJ:51:VAL:CB	14:AN:80:ARG:HB2	2.36	0.48
24:DC:140:VAL:HG22	24:DC:161:VAL:HB	1.95	0.48
22:DA:1567:G:H3'	24:DC:84:PRO:HG3	1.95	0.48
22:DA:2095:A:H5'	22:DA:2096:C:OP2	2.13	0.48
26:DE:196:VAL:HG13	26:DE:200:LEU:CD2	2.41	0.48

Continued on next page...

Continued from previous page...

Atom-1	Atom-2	Distance(Å)	Clash(Å)
6:CF:37:HIS:O	6:CF:38:ARG:HB3	2.13	0.48
22:DA:2463:C:C2	22:DA:2488:G:N2	2.82	0.48
22:DA:1997:C:OP2	25:DD:129:THR:N	2.47	0.48
22:BA:1341:G:OP1	22:BA:1602:U:H2'	2.13	0.48
1:AA:1240:U:H3	7:AG:29:LEU:HD21	1.77	0.48
22:DA:426:C:C2'	22:DA:427:U:C5'	2.91	0.48
21:CU:31:VAL:O	21:CU:32:ARG:C	2.52	0.48
14:AN:15:LEU:HD23	14:AN:18:LYS:CE	2.42	0.48
22:BA:2458:G:O2'	22:BA:2460:U:O4	2.31	0.48
4:AD:34:GLU:O	4:AD:36:ALA:N	2.39	0.48
22:DA:1116:G:H2'	22:DA:1117:C:C6	2.48	0.48
22:BA:1967:C:H2'	22:BA:1968:G:H8	1.76	0.48
22:DA:2345:G:C6	22:DA:2381:A:C6	3.02	0.48
35:DN:92:GLY:N	35:DN:94:TYR:HE1	1.92	0.48
22:DA:397:U:O2'	22:DA:398:C:P	2.72	0.48
45:BX:30:PRO:CB	45:BX:32:LEU:CD1	2.89	0.48
45:BX:7:THR:CG2	45:BX:54:GLY:HA2	2.43	0.48
30:DI:52:LEU:CD1	30:DI:53:PRO:HD2	2.41	0.48
22:BA:675:A:C6	22:BA:676:A:C6	3.02	0.48
32:BK:63:VAL:HG21	32:BK:85:VAL:CG2	2.43	0.48
2:CB:116:LEU:HD23	2:CB:119:GLN:OE1	2.14	0.48
58:DF:60:SER:OG	58:DF:88:VAL:HG11	2.14	0.48
22:DA:1808:A:N7	45:DX:27:ARG:NH1	2.61	0.48
22:DA:764:A:N3	22:DA:781:A:C6	2.82	0.48
21:AU:39:LYS:N	21:AU:40:PRO:CD	2.77	0.48
22:DA:2149:U:O2'	22:DA:2150:C:C6	2.53	0.48
22:DA:1291:C:O2'	22:DA:1292:G:C5'	2.62	0.48
22:BA:548:G:H3'	22:BA:548:G:C8	2.48	0.48
8:CH:17:GLN:OE1	8:CH:62:LEU:HB3	2.12	0.48
25:DD:33:ARG:NH2	25:DD:51:THR:HG22	2.27	0.48
43:DV:69:GLU:OE1	43:DV:71:LYS:HG3	2.14	0.48
1:AA:1462:C:H2'	1:AA:1463:U:O4'	2.14	0.48
28:DG:48:THR:O	28:DG:49:LEU:CB	2.56	0.48
28:DG:68:ARG:C	28:DG:68:ARG:HD3	2.34	0.48
22:BA:1559:U:C3'	22:BA:1560:G:H5'	2.44	0.48
1:AA:409:U:H2'	1:AA:410:G:C8	2.48	0.48
22:BA:1487:U:C2	22:BA:1503:A:C2	3.01	0.48
22:DA:2725:A:C5	22:DA:2727:A:N7	2.82	0.48
22:BA:49:A:C2	22:BA:118:A:N1	2.82	0.48
45:DX:65:THR:O	45:DX:68:ALA:CB	2.62	0.48
22:BA:1315:C:C2	22:BA:1316:U:C5	3.02	0.48
15:AO:57:ARG:CB	15:AO:57:ARG:HH11	2.25	0.48

Continued on next page...

Continued from previous page...

Atom-1	Atom-2	Distance(Å)	Clash(Å)
47:DZ:28:LEU:CD2	47:DZ:28:LEU:N	2.77	0.48
46:BY:39:GLN:HG3	46:BY:42:LEU:HD22	1.95	0.48
22:BA:14:A:H3'	22:BA:15:G:C5'	2.44	0.48
27:BF:60:SER:O	27:BF:61:GLY:C	2.52	0.48
1:AA:1381:U:O2'	1:AA:1382:C:H5'	2.14	0.48
56:CP:54:LEU:HG	56:CP:55:ASP:H	1.78	0.48
36:DO:75:GLY:N	36:DO:106:LEU:CD1	2.77	0.48
36:DO:67:ASN:H	36:DO:70:ALA:HB3	1.77	0.48
22:BA:2646:C:OP2	22:BA:2732:G:O2'	2.31	0.48
1:AA:779:C:H2'	1:AA:780:A:H5'	1.94	0.48
12:CL:58:ASN:CG	12:CL:60:PHE:CD1	2.85	0.48
6:CF:75:GLU:OE2	6:CF:89:VAL:HG11	2.12	0.48
5:CE:148:SER:O	5:CE:151:MET:N	2.30	0.48
53:CA:102:G:H2'	53:CA:103:U:C6	2.48	0.48
22:BA:521:U:H2'	22:BA:522:A:C8	2.48	0.48
24:DC:211:ARG:HD3	24:DC:217:PRO:HD3	1.96	0.48
53:CA:442:G:C6	53:CA:443:C:N4	2.82	0.48
31:DJ:77:HIS:HA	31:DJ:83:GLY:O	2.14	0.48
22:BA:2530:A:N6	28:BG:155:PRO:HG3	2.29	0.48
51:D3:50:SER:O	51:D3:52:GLY:N	2.47	0.48
24:DC:83:ASP:HB2	24:DC:90:ILE:HD12	1.95	0.48
33:BL:47:ARG:HG3	33:BL:50:PHE:HB2	1.95	0.48
5:CE:40:ASP:CG	5:CE:41:GLY:H	2.16	0.48
9:AI:67:LYS:HD3	9:AI:67:LYS:N	2.29	0.48
1:AA:1528:U:H4'	1:AA:1529:G:H5'	1.94	0.48
30:BI:12:VAL:HG23	30:BI:13:ALA:H	1.78	0.48
30:BI:85:ILE:HD13	30:BI:88:GLY:HA2	1.96	0.48
22:DA:1400:U:O2'	22:DA:1401:G:O4'	2.19	0.48
22:BA:1842:G:H4'	24:BC:242:HIS:CE1	2.49	0.48
22:BA:995:C:OP2	38:BQ:53:LYS:CE	2.62	0.48
22:BA:995:C:OP2	38:BQ:52:ARG:NH1	2.47	0.48
8:AH:78:SER:HB2	8:AH:84:ILE:HB	1.94	0.48
9:CI:20:ILE:HD11	9:CI:61:ASP:O	2.13	0.48
9:CI:47:VAL:C	9:CI:50:PRO:HD2	2.34	0.48
19:CS:5:LYS:HE3	19:CS:6:LYS:H	1.78	0.48
22:BA:2366:A:C2	22:BA:2367:G:H1'	2.48	0.48
22:DA:192:C:O4'	22:DA:678:C:O2	2.32	0.48
22:DA:1130:U:N3	22:DA:2025:C:OP1	2.44	0.48
22:DA:2571:U:N3	22:DA:2574:G:C8	2.82	0.48
22:DA:587:C:N3	33:DL:33:ARG:NH2	2.61	0.48
35:DN:73:ASN:HA	35:DN:76:VAL:HG13	1.96	0.48
22:DA:616:A:O2'	22:DA:617:G:O5'	2.32	0.48

Continued on next page...

Continued from previous page...

Atom-1	Atom-2	Distance(Å)	Clash(Å)
20:AT:43:LYS:HZ3	20:AT:86:ALA:HA	1.77	0.48
8:AH:63:LYS:C	8:AH:64:TYR:HD1	2.17	0.48
33:DL:79:LEU:HD23	33:DL:82:LEU:HD13	1.96	0.48
4:CD:2:ARG:CZ	4:CD:114:ARG:CD	2.92	0.48
22:DA:1361:G:C4	22:DA:1362:C:C6	3.02	0.48
24:DC:212:TRP:C	24:DC:212:TRP:CD1	2.87	0.48
1:AA:754:C:H3'	1:AA:755:G:H5'	1.95	0.48
56:CP:6:LEU:HD13	56:CP:17:TYR:CG	2.49	0.48
22:DA:1059:G:H1	22:DA:1088:A:H2	1.61	0.48
8:CH:103:VAL:HG11	8:CH:124:ILE:HD13	1.96	0.48
1:AA:1068:G:C2	1:AA:1069:C:C6	3.01	0.48
22:DA:295:G:C2	22:DA:296:U:C5	3.02	0.48
22:DA:301:G:O5'	42:DU:81:ARG:NH1	2.47	0.48
26:DE:146:VAL:HG12	26:DE:167:VAL:HG23	1.96	0.48
42:DU:94:PHE:CD2	42:DU:94:PHE:O	2.64	0.48
11:AK:107:THR:HG22	11:AK:108:ASN:CG	2.33	0.48
22:DA:1677:A:N6	22:DA:1678:A:C6	2.82	0.48
22:DA:424:G:C2	22:DA:425:G:C8	3.01	0.48
5:CE:104:ILE:H	5:CE:122:VAL:N	1.98	0.48
22:DA:2516:A:C2	22:DA:2569:G:N3	2.82	0.48
55:CM:61:LYS:O	55:CM:62:PHE:HB2	2.12	0.48
37:BP:1:SER:H2	37:BP:4:ILE:HG13	1.77	0.48
54:CG:116:ALA:CA	54:CG:120:ALA:HB3	2.44	0.48
22:DA:2714:G:O5'	22:DA:2714:G:H8	1.96	0.48
41:BT:1:MET:CB	41:BT:2:ILE:HD13	2.43	0.48
2:AB:36:LYS:O	2:AB:37:VAL:HB	2.13	0.48
9:AI:46:VAL:HA	9:AI:49:GLN:HG3	1.95	0.48
8:CH:1:SER:O	8:CH:3:GLN:N	2.47	0.48
53:CA:1253:G:H1	53:CA:1285:A:N6	2.11	0.48
35:BN:73:ASN:HA	35:BN:76:VAL:CG1	2.43	0.48
1:AA:791:G:C5	1:AA:792:A:N7	2.82	0.48
57:DB:40:U:O2	57:DB:43:C:C2'	2.55	0.48
58:DF:102:LEU:HD22	58:DF:102:LEU:N	2.28	0.48
22:DA:1273:U:O3'	22:DA:1274:A:H3'	2.12	0.48
31:DJ:110:PRO:HG2	31:DJ:111:LYS:CG	2.40	0.48
22:BA:372:G:P	45:BX:61:LYS:NZ	2.87	0.48
22:BA:1733:G:O2'	22:BA:1734:G:O5'	2.31	0.48
22:DA:2461:A:C1'	22:DA:2492:U:H3	2.18	0.48
22:DA:1416:G:C2	22:DA:1417:C:C5	3.02	0.48
22:DA:729:G:C6	24:DC:206:LYS:HB2	2.49	0.48
1:AA:32:A:C2'	1:AA:33:A:C8	2.91	0.48
4:AD:104:MET:SD	4:AD:179:GLY:HA3	2.53	0.48

Continued on next page...

Continued from previous page...

Atom-1	Atom-2	Distance(Å)	Clash(Å)
22:BA:2492:U:H2'	22:BA:2493:U:C6	2.48	0.48
22:DA:2508:G:N2	22:DA:2582:G:C6	2.82	0.48
2:CB:25:LYS:O	2:CB:26:MET:HE3	2.12	0.48
22:BA:733:G:C8	22:BA:761:A:N6	2.82	0.48
22:BA:2887:A:C5	22:BA:2888:C:C5	3.02	0.48
28:BG:10:VAL:O	28:BG:10:VAL:CG2	2.58	0.48
8:CH:11:THR:HG23	8:CH:14:ARG:HH22	1.79	0.48
22:BA:638:G:C6	22:BA:651:G:C2	3.01	0.48
1:AA:1234:C:H2'	1:AA:1235:U:C5'	2.44	0.48
37:BP:80:VAL:HG12	37:BP:81:ASP:H	1.75	0.48
1:AA:1102:A:O2'	1:AA:1103:C:H5'	2.13	0.48
2:CB:95:TRP:HZ2	2:CB:100:LEU:CD1	2.24	0.48
24:BC:257:ARG:NH1	24:BC:263:ASP:OD2	2.46	0.48
1:AA:1095:U:OP1	1:AA:1108:G:N2	2.44	0.48
22:DA:1854:A:H2	22:DA:2087:G:N3	2.12	0.48
22:BA:1113:U:C2	22:BA:1114:C:C5	3.02	0.48
22:BA:2027:G:H2'	22:BA:2028:U:H6	1.79	0.48
37:BP:111:GLU:CD	37:BP:111:GLU:H	2.17	0.48
22:BA:1673:G:H2'	22:BA:1674:G:H5'	1.96	0.48
55:CM:47:LEU:HD23	55:CM:48:SER:C	2.34	0.48
26:BE:4:VAL:O	26:BE:6:LYS:N	2.47	0.48
53:CA:296:U:C2	53:CA:297:G:C8	3.01	0.48
34:DM:13:HIS:O	34:DM:14:LYS:HB2	2.14	0.48
1:AA:133:U:H1'	1:AA:230:G:N2	2.29	0.48
1:AA:807:A:C8	1:AA:808:C:C5	3.01	0.48
22:BA:1008:A:H4'	22:BA:1009:A:OP1	2.14	0.48
45:BX:18:SER:OG	45:BX:22:ASN:HB2	2.14	0.48
22:BA:2795:C:O2'	22:BA:2796:U:H5'	2.14	0.48
1:AA:191:G:H2'	1:AA:192:A:H8	1.79	0.48
1:AA:557:G:C6	1:AA:558:G:N1	2.81	0.48
36:DO:49:VAL:HG11	36:DO:81:ARG:HB3	1.95	0.48
48:B0:50:GLY:O	48:B0:51:ARG:O	2.32	0.48
37:DP:64:SER:O	37:DP:66:GLY:N	2.46	0.48
22:DA:1835:G:H2'	22:DA:1836:C:H6	1.79	0.48
12:AL:120:ARG:C	12:AL:122:LYS:H	2.16	0.48
40:DS:1:MET:CE	40:DS:1:MET:N	2.77	0.48
11:CK:75:GLU:HA	11:CK:75:GLU:OE2	2.14	0.48
22:BA:1072:C:H2'	22:BA:1072:C:H6	1.31	0.48
53:CA:690:G:H2'	53:CA:691:G:O4'	2.12	0.48
22:BA:1062:G:C6	22:BA:1063:G:C6	3.02	0.48
53:CA:80:A:H3'	53:CA:81:A:C4'	2.43	0.48
1:AA:199:A:N3	1:AA:200:G:C8	2.82	0.48

Continued on next page...

Continued from previous page...

Atom-1	Atom-2	Distance(Å)	Clash(Å)
22:DA:1537:G:C3'	22:DA:1538:G:H4'	2.41	0.48
53:CA:1288:A:H2'	53:CA:1289:A:H8	1.77	0.48
9:CI:35:GLU:CB	9:CI:39:GLY:HA3	2.44	0.48
11:AK:126:ARG:N	21:AU:33:ARG:HH22	2.11	0.48
38:DQ:75:TYR:O	38:DQ:79:ILE:HG22	2.14	0.48
17:AQ:12:VAL:CG1	17:AQ:13:SER:N	2.76	0.48
44:BW:67:LYS:HB3	44:BW:80:SER:N	2.25	0.48
48:D0:53:VAL:HG23	48:D0:54:ILE:N	2.28	0.48
22:DA:1268:A:C6	22:DA:2013:A:C8	3.01	0.48
22:DA:2572:A:C8	25:DD:149:ASN:ND2	2.65	0.48
22:DA:2611:C:H2'	22:DA:2612:C:H6	1.79	0.48
22:DA:669:G:N2	22:DA:670:A:C2	2.80	0.48
1:AA:8:A:N6	4:AD:204:SER:HB2	2.14	0.48
33:DL:68:SER:O	33:DL:69:ARG:HB2	2.13	0.48
22:DA:2807:U:H2'	22:DA:2808:G:O4'	2.14	0.48
1:AA:563:A:C2'	1:AA:563:A:N3	2.72	0.48
22:BA:1046:A:H3'	22:BA:1047:G:C5'	2.42	0.48
8:AH:17:GLN:HE21	8:AH:71:VAL:CG2	2.27	0.48
56:CP:71:VAL:HG22	56:CP:72:ALA:N	2.29	0.48
22:DA:1801:A:C5	22:DA:2203:U:C5	3.02	0.48
26:BE:112:LEU:HD13	26:BE:186:VAL:CG1	2.36	0.48
32:DK:77:ILE:HG23	37:DP:71:ARG:HD2	1.95	0.48
42:DU:81:ARG:H	42:DU:81:ARG:CD	2.25	0.48
2:AB:164:ASP:O	2:AB:168:GLU:HG2	2.13	0.48
29:BH:110:VAL:HG23	29:BH:111:ALA:N	2.29	0.48
55:CM:22:TYR:HB2	55:CM:65:GLU:HG2	1.96	0.48
22:BA:1613:G:O2'	50:B2:3:ARG:HG3	2.14	0.48
22:DA:2283:C:C6	22:DA:2283:C:H5''	2.47	0.48
24:DC:78:GLU:HB2	24:DC:92:LEU:HB3	1.96	0.48
22:DA:1039:A:C6	22:DA:1040:A:N7	2.81	0.48
40:DS:36:LEU:C	40:DS:38:TYR:N	2.67	0.48
28:DG:92:GLY:O	28:DG:93:TYR:C	2.52	0.48
15:CO:38:LEU:HG	15:CO:42:PHE:HE1	1.78	0.48
53:CA:322:C:C2	53:CA:332:G:N2	2.82	0.48
30:BI:19:PRO:HG2	30:BI:23:VAL:HG22	1.96	0.48
47:BZ:8:GLN:HG3	47:BZ:28:LEU:HB3	1.96	0.48
40:BS:17:VAL:HG12	40:BS:18:ARG:N	2.28	0.48
23:BB:53:A:C2	23:BB:54:G:C8	3.02	0.48
8:AH:1:SER:C	8:AH:3:GLN:N	2.67	0.48
21:AU:36:PHE:HB3	21:AU:40:PRO:HD3	1.96	0.48
28:DG:84:LYS:HB2	28:DG:132:LEU:H	1.79	0.48
22:BA:269:C:O2'	22:BA:270:A:H5'	2.14	0.48

Continued on next page...

Continued from previous page...

Atom-1	Atom-2	Distance(Å)	Clash(Å)
19:AS:44:ILE:HA	19:AS:61:VAL:HB	1.96	0.48
29:DH:31:VAL:CB	29:DH:32:PRO:HD3	2.35	0.48
22:BA:616:A:H2'	22:BA:617:G:H8	1.77	0.48
53:CA:203:G:N2	53:CA:215:C:C2	2.81	0.48
11:CK:51:PHE:CE2	11:CK:64:VAL:HG21	2.49	0.48
22:DA:2829:A:H2'	22:DA:2830:C:C5'	2.42	0.48
49:B1:29:LYS:HD2	49:B1:31:GLU:CD	2.34	0.48
39:DR:97:LYS:CG	39:DR:97:LYS:O	2.62	0.48
13:AM:86:ARG:O	13:AM:89:ARG:HB2	2.14	0.48
38:DQ:39:ILE:O	38:DQ:42:GLY:N	2.47	0.48
1:AA:57:G:C6	1:AA:58:C:C4	3.02	0.48
3:AC:148:ILE:HG13	3:AC:200:TRP:O	2.14	0.48
24:DC:19:VAL:O	24:DC:19:VAL:CG1	2.61	0.48
53:CA:1480:A:H2'	53:CA:1481:U:H6	1.78	0.48
22:BA:1759:A:H2'	22:BA:1760:C:C6	2.49	0.48
26:DE:44:ARG:HB2	26:DE:88:ARG:O	2.13	0.48
24:BC:259:ASN:C	24:BC:261:ARG:N	2.64	0.48
4:AD:123:MET:CB	4:AD:128:VAL:HA	2.44	0.48
22:DA:2432:A:N1	45:DX:20:ALA:HA	2.29	0.48
1:AA:102:G:C4	1:AA:103:U:C5	3.02	0.48
22:BA:1427:A:H4'	22:BA:1428:C:O5'	2.14	0.48
4:CD:53:GLN:HB2	4:CD:202:LEU:HD12	1.96	0.48
22:DA:487:C:C2'	22:DA:488:G:H5'	2.44	0.48
20:AT:6:ALA:HB1	20:AT:9:ARG:HB2	1.96	0.48
22:DA:1419:A:H1'	22:DA:1579:A:H61	1.79	0.48
22:BA:1615:C:C5	22:BA:1617:C:C4	3.01	0.48
41:BT:11:LEU:HG	41:BT:46:ALA:HB1	1.95	0.48
38:DQ:9:ALA:C	38:DQ:11:ALA:N	2.68	0.48
38:DQ:26:ALA:HA	38:DQ:29:ARG:CG	2.44	0.48
53:CA:636:U:H2'	53:CA:637:C:C6	2.49	0.48
1:AA:303:A:H2'	1:AA:304:U:O4'	2.14	0.48
36:BO:23:ALA:O	36:BO:24:THR:C	2.52	0.48
44:DW:57:THR:HG22	44:DW:57:THR:O	2.13	0.48
41:BT:9:LYS:HG3	41:BT:9:LYS:O	2.13	0.48
1:AA:342:C:C2'	1:AA:343:U:H5'	2.43	0.48
22:DA:1341:G:C2	41:DT:84:TYR:HE2	2.32	0.48
53:CA:71:A:C6	53:CA:100:G:C5	3.02	0.48
53:CA:72:A:H2'	53:CA:73:C:C6	2.49	0.48
22:DA:2387:U:O2	44:DW:38:ARG:CZ	2.61	0.48
33:DL:57:LEU:HA	33:DL:60:ARG:CG	2.43	0.48
44:DW:35:ILE:HB	44:DW:36:ILE:H	1.45	0.48
37:BP:96:LEU:HB3	37:BP:99:LEU:HD22	1.95	0.48

Continued on next page...

Continued from previous page...

Atom-1	Atom-2	Distance(Å)	Clash(Å)
22:DA:1537:G:OP2	22:DA:1537:G:H3'	2.14	0.48
53:CA:1272:G:C2'	53:CA:1273:C:H5'	2.44	0.48
53:CA:1349:A:OP1	9:CI:121:ARG:HB2	2.14	0.48
54:CG:103:ILE:HG22	54:CG:103:ILE:O	2.14	0.48
54:CG:84:TYR:HD2	54:CG:150:PHE:HD2	1.60	0.48
22:BA:1952:A:C6	22:BA:1953:A:N1	2.81	0.48
22:DA:1252:G:N3	22:DA:1253:A:C2	2.82	0.48
53:CA:949:A:C4'	53:CA:1364:U:O4	2.62	0.48
53:CA:949:A:C2	53:CA:1233:G:C4	3.02	0.48
53:CA:953:G:C6	53:CA:954:G:C6	3.02	0.48
22:DA:657:U:H2'	22:DA:658:U:C6	2.49	0.48
2:AB:40:ILE:HG21	2:AB:201:GLY:H	1.78	0.48
6:AF:42:TRP:HZ2	6:AF:61:LEU:CD2	2.23	0.48
1:AA:674:G:OP1	6:AF:51:ILE:HG13	2.14	0.48
38:DQ:87:VAL:CG1	38:DQ:88:GLU:H	2.11	0.48
33:DL:142:ILE:CG2	33:DL:144:GLU:H	2.27	0.48
26:DE:187:VAL:HG12	26:DE:188:MET:N	2.29	0.48
53:CA:595:A:H5''	53:CA:596:A:OP1	2.14	0.48
10:AJ:63:ASP:OD2	14:AN:97:LYS:NZ	2.46	0.48
54:CG:91:ARG:CD	54:CG:92:PRO:HD2	2.42	0.48
22:DA:1674:G:N2	22:DA:1677:A:N1	2.62	0.48
41:BT:39:THR:O	41:BT:41:ALA:N	2.44	0.48
22:DA:224:U:OP2	22:DA:408:G:N2	2.44	0.48
21:CU:35:GLU:HA	21:CU:35:GLU:OE2	2.14	0.48
22:BA:2446:G:H3'	22:BA:2447:G:H5''	1.94	0.48
22:DA:2644:G:C6	22:DA:2645:G:C2	3.02	0.48
1:AA:1410:A:C2'	1:AA:1411:C:O5'	2.62	0.48
24:BC:184:GLU:O	24:BC:185:ALA:HB3	2.14	0.48
1:AA:657:U:O2'	1:AA:658:C:H5'	2.13	0.48
51:D3:31:ILE:HG21	51:D3:34:LYS:HZ3	1.78	0.48
25:DD:106:LYS:CB	25:DD:206:ALA:H	2.26	0.48
22:BA:1028:A:OP2	22:BA:1126:A:N6	2.42	0.48
53:CA:345:C:H3'	37:DP:38:ARG:NH1	2.28	0.48
58:DF:169:LEU:HB3	58:DF:174:PHE:HB2	1.96	0.48
22:DA:2850:A:C2'	22:DA:2851:A:H5'	2.42	0.48
1:AA:1349:A:OP1	9:AI:122:ARG:N	2.46	0.48
22:DA:1875:G:H8	22:DA:1875:G:OP2	1.97	0.48
22:DA:1808:A:C3'	22:DA:1809:A:C8	2.97	0.48
32:DK:118:LEU:N	32:DK:118:LEU:HD23	2.29	0.48
22:DA:822:G:H2'	22:DA:823:C:H6	1.79	0.48
37:DP:28:LYS:O	37:DP:80:VAL:O	2.32	0.48
22:DA:46:G:N1	22:DA:47:C:C4	2.82	0.48

Continued on next page...

Continued from previous page...

Atom-1	Atom-2	Distance(Å)	Clash(Å)
1:AA:579:A:H2'	1:AA:580:C:C6	2.48	0.48
22:DA:181:A:H2	22:DA:434:U:C1'	2.18	0.48
3:AC:55:VAL:HG12	3:AC:56:ILE:N	2.29	0.48
27:BF:118:ALA:HB1	27:BF:166:ARG:HD3	1.96	0.48
22:DA:2751:G:H2'	22:DA:2751:G:N3	2.29	0.48
22:DA:1649:G:C2'	22:DA:1650:A:H8	2.27	0.48
22:BA:60:G:C6	22:BA:74:A:N6	2.82	0.48
1:AA:1215:G:HO2'	1:AA:1216:A:H5'	1.75	0.48
22:DA:1819:A:C1'	22:DA:1821:A:C6	2.97	0.48
3:CC:120:THR:CG2	3:CC:187:GLU:O	2.58	0.48
23:BB:42:C:O2'	23:BB:43:C:H5'	2.14	0.48
1:AA:707:U:H2'	1:AA:708:C:C6	2.49	0.48
24:BC:257:ARG:HG3	24:BC:269:ARG:HH22	1.78	0.48
54:CG:12:LEU:HD22	54:CG:12:LEU:C	2.34	0.48
36:BO:17:LYS:HA	36:BO:17:LYS:HE3	1.95	0.48
1:AA:538:G:OP1	12:AL:109:ARG:HD3	2.14	0.48
3:AC:63:ILE:HG22	3:AC:97:PRO:O	2.14	0.48
22:BA:1513:U:C2'	22:BA:1514:G:H5'	2.44	0.48
22:DA:1527:G:C2	22:DA:1546:G:N1	2.81	0.48
1:AA:821:G:H2'	1:AA:822:U:C6	2.48	0.48
49:D1:46:VAL:HG22	49:D1:47:ILE:N	2.29	0.48
22:BA:2583:G:C6	22:BA:2584:U:N3	2.82	0.48
55:CM:28:ARG:HA	55:CM:31:ALA:HB3	1.95	0.48
22:DA:792:A:C5'	22:DA:793:A:H5'	2.42	0.48
22:BA:1159:U:O2'	22:BA:1160:G:H5'	2.14	0.48
26:BE:157:LEU:HG	26:BE:157:LEU:O	2.13	0.48
29:BH:100:ALA:O	29:BH:101:ASP:C	2.52	0.48
39:DR:43:ASN:HD22	39:DR:44:GLY:H	1.61	0.48
12:CL:31:GLY:HA3	12:CL:54:VAL:CG1	2.44	0.48
37:BP:64:SER:HB3	37:BP:69:VAL:CG1	2.44	0.48
22:DA:2185:U:H6	22:DA:2185:U:O5'	1.97	0.48
22:BA:80:G:C4	22:BA:107:G:N2	2.82	0.48
22:BA:2783:U:H2'	22:BA:2784:U:C6	2.48	0.48
41:BT:23:ALA:C	41:BT:25:GLU:H	2.17	0.48
1:AA:908:A:C2	1:AA:909:A:C4	3.01	0.48
5:CE:112:ALA:O	5:CE:113:VAL:C	2.53	0.48
7:AG:106:ALA:HB1	7:AG:132:THR:HB	1.96	0.48
22:BA:306:U:H2'	22:BA:307:G:O4'	2.14	0.48
31:BJ:114:LEU:HD23	31:BJ:114:LEU:O	2.13	0.48
22:DA:133:U:H2'	22:DA:134:G:O4'	2.14	0.48
28:BG:86:LEU:CB	28:BG:162:ARG:O	2.53	0.47
41:DT:62:VAL:CG1	41:DT:63:VAL:N	2.76	0.47

Continued on next page...

Continued from previous page...

Atom-1	Atom-2	Distance(Å)	Clash(Å)
31:BJ:38:GLY:O	31:BJ:40:HIS:N	2.47	0.47
44:DW:20:LEU:CD1	44:DW:35:ILE:HG13	2.41	0.47
37:BP:71:ARG:HD3	37:BP:73:PHE:CZ	2.49	0.47
1:AA:94:G:C4'	1:AA:95:C:O5'	2.47	0.47
53:CA:961:U:O4	53:CA:983:A:C6	2.67	0.47
53:CA:1320:C:O2'	19:CS:72:GLU:HA	2.14	0.47
44:BW:29:SER:HA	44:BW:63:ASP:HB3	1.96	0.47
22:DA:77:G:O2'	22:DA:78:U:C5'	2.62	0.47
22:DA:2015:A:C6	48:D0:2:VAL:HG11	2.49	0.47
22:DA:2039:U:H2'	22:DA:2040:G:C8	2.48	0.47
22:DA:836:G:C6	22:DA:837:C:C4	3.01	0.47
22:DA:976:G:O2'	22:DA:977:G:H8	1.97	0.47
35:DN:103:ARG:HG3	35:DN:104:ALA:H	1.79	0.47
22:BA:2555:U:H5	22:BA:2556:C:C6	2.27	0.47
57:DB:18:G:C6	57:DB:19:C:N3	2.82	0.47
4:CD:187:ARG:CZ	4:CD:191:SER:OG	2.62	0.47
8:AH:63:LYS:HB2	8:AH:70:VAL:CG2	2.38	0.47
22:BA:743:A:O3'	62:BA:3646:HOH:O	2.20	0.47
6:CF:11:HIS:NE2	6:CF:54:LEU:CD2	2.76	0.47
53:CA:451:A:H1'	53:CA:452:A:C8	2.49	0.47
57:DB:55:U:H5'	58:DF:24:VAL:CG2	2.44	0.47
22:DA:1803:A:C2	22:DA:1823:G:H1'	2.49	0.47
22:DA:2250:G:H5'	34:DM:84:LYS:NZ	2.29	0.47
22:BA:945:A:C4	22:BA:2448:A:C2	3.02	0.47
22:DA:197:A:N7	22:DA:2430:A:C4	2.82	0.47
58:DF:135:ILE:O	58:DF:137:PHE:N	2.41	0.47
53:CA:694:A:H3'	53:CA:695:A:C5'	2.33	0.47
19:AS:33:TRP:CD1	19:AS:51:HIS:CB	2.97	0.47
37:BP:21:PRO:CA	37:BP:46:VAL:HG12	2.31	0.47
53:CA:1297:G:O2'	54:CG:113:LYS:HE3	2.13	0.47
22:BA:1818:U:O2'	22:BA:1819:A:OP2	2.31	0.47
22:DA:2287:A:N7	22:DA:2289:G:C8	2.82	0.47
22:BA:2203:U:C5'	22:BA:2204:G:OP1	2.49	0.47
22:DA:2308:G:O6	22:DA:2311:A:N7	2.47	0.47
33:BL:29:LYS:C	33:BL:31:GLY:H	2.17	0.47
2:CB:49:PHE:HB3	2:CB:199:ILE:CG2	2.44	0.47
45:DX:30:PRO:HB2	45:DX:32:LEU:HD21	1.95	0.47
56:CP:36:VAL:O	56:CP:36:VAL:HG22	2.14	0.47
53:CA:320:A:HO2'	53:CA:1435:G:H1'	1.74	0.47
54:CG:59:GLU:C	54:CG:61:PHE:H	2.18	0.47
2:CB:115:ASP:O	2:CB:119:GLN:CB	2.62	0.47
4:AD:129:VAL:HG12	4:AD:129:VAL:O	2.14	0.47

Continued on next page...

Continued from previous page...

Atom-1	Atom-2	Distance(Å)	Clash(Å)
1:AA:1466:C:H2'	1:AA:1467:C:O4'	2.15	0.47
53:CA:112:G:C2	53:CA:330:C:N4	2.82	0.47
22:DA:2459:A:H2'	22:DA:2460:U:H6	1.78	0.47
53:CA:1102:A:H5''	53:CA:1102:A:H8	1.79	0.47
22:DA:1364:G:N3	22:DA:1368:G:C2	2.82	0.47
45:DX:13:THR:HA	45:DX:27:ARG:HA	1.95	0.47
1:AA:633:G:C5	1:AA:634:C:C5	3.02	0.47
3:CC:76:ILE:HD11	3:CC:102:ILE:CD1	2.36	0.47
47:DZ:4:ILE:CG2	47:DZ:56:VAL:HG13	2.43	0.47
22:DA:782:A:O2'	24:DC:223:ALA:O	2.26	0.47
22:DA:1717:A:O2'	22:DA:1718:G:O4'	2.32	0.47
22:DA:2145:C:H2'	22:DA:2146:C:H3'	1.96	0.47
26:BE:5:LEU:HD22	26:BE:122:GLU:HG2	1.95	0.47
22:BA:666:A:O2'	22:BA:667:U:H5'	2.14	0.47
40:BS:32:ALA:HB3	40:BS:51:LEU:HD21	1.97	0.47
22:DA:2077:A:C6	22:DA:2435:A:C6	3.02	0.47
22:BA:1644:C:C2'	22:BA:1645:G:C5'	2.88	0.47
22:BA:1333:G:OP2	62:BA:3389:HOH:O	2.20	0.47
22:BA:435:C:O2'	22:BA:436:C:H5'	2.14	0.47
1:AA:1216:A:OP1	14:AN:4:SER:CB	2.62	0.47
34:DM:32:GLY:HA2	34:DM:104:GLU:HA	1.96	0.47
29:BH:81:ALA:HB2	29:BH:145:ASN:O	2.15	0.47
2:CB:101:THR:HG23	2:CB:174:GLU:HB3	1.96	0.47
53:CA:615:G:C2	53:CA:616:G:C4	3.02	0.47
5:CE:110:MET:HG2	5:CE:139:THR:CG2	2.43	0.47
22:BA:2019:A:C2'	22:BA:2020:A:O5'	2.62	0.47
22:BA:1576:U:H2'	22:BA:1577:C:H5'	1.94	0.47
23:BB:12:C:C4'	23:BB:13:G:OP1	2.62	0.47
22:DA:1304:A:O2'	22:DA:1305:C:C6	2.58	0.47
27:BF:46:LYS:CD	27:BF:46:LYS:N	2.76	0.47
22:BA:1303:G:H2'	22:BA:1304:A:C8	2.46	0.47
1:AA:1029:U:N3	1:AA:1033:G:C6	2.82	0.47
22:BA:1569:A:C2	22:BA:1570:A:C4	3.01	0.47
58:DF:139:GLU:HB3	58:DF:142:TYR:HB3	1.96	0.47
57:DB:77:U:H2'	57:DB:78:A:H5'	1.95	0.47
3:CC:96:VAL:HB	3:CC:97:PRO:CD	2.45	0.47
22:BA:796:C:H2'	22:BA:797:G:H8	1.78	0.47
22:BA:81:G:C2	22:BA:106:C:C2	3.02	0.47
24:DC:20:ASN:CB	24:DC:23:LEU:HD22	2.44	0.47
53:CA:364:A:C2	53:CA:365:U:O4	2.67	0.47
22:BA:1958:C:P	62:BA:3724:HOH:O	2.72	0.47
22:BA:1243:C:C2	22:BA:1244:A:C8	3.02	0.47

Continued on next page...

Continued from previous page...

Atom-1	Atom-2	Distance(Å)	Clash(Å)
22:BA:404:A:C8	22:BA:406:G:C6	3.02	0.47
1:AA:993:G:N3	1:AA:993:G:H2'	2.29	0.47
22:BA:966:G:C6	22:BA:967:U:C4	3.02	0.47
43:DV:36:ALA:HB1	43:DV:37:PRO:HD2	1.96	0.47
22:DA:953:G:O2'	22:DA:954:G:H5'	2.14	0.47
22:DA:1603:A:N1	22:DA:1604:C:C2	2.82	0.47
31:BJ:38:GLY:O	31:BJ:43:GLU:HB2	2.13	0.47
22:DA:2387:U:H5	62:DA:3553:HOH:O	1.98	0.47
53:CA:1345:U:C2	53:CA:1377:A:C2	3.03	0.47
1:AA:692:U:H1'	1:AA:695:A:N7	2.29	0.47
1:AA:503:C:O2'	1:AA:504:C:H5'	2.14	0.47
22:DA:622:G:O2'	22:DA:623:C:H5'	2.14	0.47
22:BA:2555:U:C5	22:BA:2556:C:C2	3.02	0.47
39:BR:48:LYS:CD	39:BR:48:LYS:H	2.23	0.47
20:AT:84:LYS:HD2	20:AT:84:LYS:O	2.15	0.47
38:BQ:20:ALA:HA	38:BQ:23:TYR:CD1	2.49	0.47
51:B3:31:ILE:CD1	51:B3:34:LYS:HD2	2.30	0.47
4:CD:190:LEU:C	4:CD:190:LEU:HD23	2.34	0.47
39:DR:4:VAL:HG23	39:DR:39:LEU:HG	1.96	0.47
24:DC:140:VAL:HG22	24:DC:161:VAL:O	2.15	0.47
33:DL:83:ALA:HB1	33:DL:118:THR:HG22	1.96	0.47
22:DA:450:G:H2'	22:DA:451:U:H5''	1.96	0.47
22:DA:2209:G:C2	22:DA:2216:G:C2	3.02	0.47
36:DO:71:ALA:HB1	36:DO:102:ARG:O	2.13	0.47
33:BL:93:ASN:O	33:BL:94:THR:HG22	2.13	0.47
53:CA:1083:U:C5	53:CA:1084:G:C6	3.02	0.47
22:BA:511:U:H5	22:BA:512:G:C5	2.31	0.47
53:CA:1147:C:H4'	9:CI:6:TYR:HE1	1.71	0.47
12:AL:89:LEU:HD22	12:AL:89:LEU:N	2.29	0.47
22:DA:665:U:H2'	22:DA:666:A:C8	2.49	0.47
53:CA:1213:A:O2'	53:CA:1214:C:H5''	2.13	0.47
22:BA:946:C:H2'	22:BA:947:A:C8	2.49	0.47
22:DA:303:G:C2'	22:DA:304:U:C6	2.97	0.47
53:CA:265:G:H5'	17:CQ:65:PRO:O	2.13	0.47
53:CA:275:G:O2'	53:CA:276:G:H5'	2.14	0.47
20:CT:81:GLN:O	20:CT:82:ILE:HG12	2.14	0.47
53:CA:765:G:C8	53:CA:812:G:N3	2.82	0.47
22:DA:2875:C:O2'	22:DA:2876:G:O5'	2.32	0.47
28:BG:104:LEU:HB2	28:BG:112:VAL:HG22	1.89	0.47
22:DA:404:A:C2	22:DA:406:G:N1	2.83	0.47
22:BA:2500:U:O2	22:BA:2504:U:C4	2.67	0.47
19:AS:51:HIS:CD2	19:AS:53:GLY:N	2.79	0.47

Continued on next page...

Continued from previous page...

Atom-1	Atom-2	Distance(Å)	Clash(Å)
22:DA:411:G:C5'	22:DA:412:A:OP1	2.62	0.47
53:CA:1068:G:C2'	53:CA:1069:C:H5'	2.42	0.47
7:AG:110:ARG:HD3	7:AG:112:ASP:OD1	2.14	0.47
27:BF:134:GLN:HG3	27:BF:140:ILE:HG12	1.97	0.47
46:BY:22:LEU:O	46:BY:23:ARG:O	2.32	0.47
9:AI:57:VAL:O	9:AI:58:GLU:HG2	2.14	0.47
22:DA:176:A:H3'	22:DA:177:G:N2	2.29	0.47
2:CB:103:TRP:CZ2	2:CB:155:GLY:HA2	2.48	0.47
31:DJ:95:ARG:O	31:DJ:96:ARG:C	2.52	0.47
29:BH:72:ILE:O	29:BH:72:ILE:HG23	2.14	0.47
17:AQ:78:VAL:O	17:AQ:79:GLU:HB2	2.14	0.47
53:CA:1397:C:OP1	53:CA:1397:C:H6	1.97	0.47
2:AB:205:ALA:O	2:AB:209:VAL:HG22	2.14	0.47
1:AA:366:A:HO2'	1:AA:394:G:N2	2.08	0.47
26:BE:48:THR:O	26:BE:52:VAL:HG23	2.14	0.47
24:BC:211:ARG:HD2	24:BC:215:VAL:O	2.13	0.47
22:BA:1791:A:O2'	24:BC:205:GLY:CA	2.59	0.47
53:CA:391:G:H5''	56:CP:8:ARG:CD	2.44	0.47
5:AE:112:ALA:O	5:AE:116:VAL:HG13	2.15	0.47
53:CA:1387:G:C4	53:CA:1388:C:C5	3.02	0.47
31:DJ:20:ALA:HA	31:DJ:23:LYS:CG	2.43	0.47
53:CA:407:U:H2'	53:CA:408:A:C8	2.49	0.47
30:BI:56:VAL:HG22	30:BI:57:VAL:N	2.29	0.47
1:AA:1055:A:C2	1:AA:1056:U:H1'	2.48	0.47
1:AA:1210:C:H2'	1:AA:1211:U:C5'	2.44	0.47
22:DA:1877:A:H2'	22:DA:1878:G:C8	2.49	0.47
44:DW:76:ARG:C	44:DW:77:LYS:HZ2	2.17	0.47
30:BI:126:ARG:HA	30:BI:129:GLU:CD	2.35	0.47
50:B2:21:ARG:HG2	50:B2:31:LEU:HG	1.96	0.47
30:DI:95:ASP:CG	30:DI:96:LYS:H	2.17	0.47
22:DA:1944:U:C4	22:DA:1955:U:C5	3.02	0.47
1:AA:924:C:H2'	1:AA:925:G:C8	2.49	0.47
1:AA:1227:A:O2'	1:AA:1228:C:O5'	2.31	0.47
1:AA:820:U:H4'	1:AA:821:G:OP2	2.14	0.47
29:BH:75:LEU:HD22	29:BH:143:ILE:CG1	2.42	0.47
14:CN:31:SER:OG	14:CN:45:LEU:HD13	2.14	0.47
1:AA:1452:C:O4'	1:AA:1453:G:C2	2.66	0.47
42:DU:42:LYS:HB2	42:DU:42:LYS:HZ2	1.77	0.47
22:DA:1223:G:O6	39:DR:71:LYS:NZ	2.47	0.47
1:AA:959:A:H5''	1:AA:960:U:OP2	2.13	0.47
19:AS:78:THR:OG1	19:AS:78:THR:O	2.31	0.47
22:BA:1820:U:H3'	22:BA:1821:A:H5'	1.96	0.47

Continued on next page...

Continued from previous page...

Atom-1	Atom-2	Distance(Å)	Clash(Å)
22:BA:1788:C:C2'	22:BA:1789:A:H5'	2.44	0.47
22:BA:858:G:N3	22:BA:2268:A:H2'	2.29	0.47
22:BA:2267:A:H5''	22:BA:2268:A:H5'	1.96	0.47
22:BA:422:A:H2'	22:BA:423:A:C8	2.49	0.47
40:BS:103:ILE:HD12	40:BS:103:ILE:N	2.29	0.47
5:CE:84:VAL:HG22	5:CE:85:LYS:N	2.28	0.47
22:DA:2660:A:H2	22:DA:2661:G:N7	2.12	0.47
24:DC:38:LYS:HE2	24:DC:55:GLY:O	2.15	0.47
3:AC:164:THR:O	3:AC:165:GLU:C	2.52	0.47
25:BD:144:GLY:O	25:BD:145:SER:O	2.32	0.47
22:DA:1844:C:O2'	22:DA:1845:G:H5'	2.14	0.47
24:DC:135:PRO:HG2	24:DC:138:SER:OG	2.14	0.47
45:BX:21:LEU:HD23	45:BX:21:LEU:HA	1.55	0.47
54:CG:55:LYS:N	54:CG:55:LYS:HD2	2.28	0.47
42:DU:44:HIS:HD2	42:DU:57:ILE:HG21	1.79	0.47
22:BA:1085:A:C2	22:BA:1086:A:N7	2.82	0.47
22:BA:1097:U:H3'	22:BA:1098:A:H4'	1.96	0.47
44:DW:46:ALA:CA	44:DW:50:VAL:HG12	2.44	0.47
5:AE:100:GLU:HB3	5:AE:121:ASN:CB	2.44	0.47
5:AE:82:HIS:HB2	5:AE:83:PRO:CD	2.43	0.47
53:CA:962:C:O2'	53:CA:963:G:C8	2.51	0.47
22:DA:1021:A:HO2'	22:DA:1022:G:P	2.37	0.47
22:DA:1146:C:N4	22:DA:1147:A:N6	2.63	0.47
44:BW:40:ARG:HB2	44:BW:56:HIS:ND1	2.28	0.47
32:BK:17:ARG:HB3	32:BK:45:GLU:HB3	1.96	0.47
22:DA:1324:G:N2	22:DA:1328:A:N1	2.62	0.47
22:DA:2069:G:C2	22:DA:2443:C:C2	3.02	0.47
22:DA:677:A:O2'	22:DA:2071:A:C5'	2.59	0.47
35:DN:81:ASN:O	35:DN:82:GLU:HB2	2.14	0.47
35:DN:83:LEU:O	35:DN:87:PHE:HB2	2.14	0.47
53:CA:1229:A:O2'	53:CA:1230:C:H5''	2.14	0.47
53:CA:952:U:H5	55:CM:102:LYS:HZ1	1.62	0.47
1:AA:544:G:C6	1:AA:545:C:C5	3.03	0.47
51:D3:15:LYS:HG2	51:D3:16:THR:H	1.79	0.47
22:DA:637:A:P	33:DL:112:LEU:HD22	2.54	0.47
22:BA:2420:C:H5''	49:B1:7:LYS:HE2	1.95	0.47
57:DB:58:A:H2'	57:DB:59:A:N7	2.24	0.47
27:BF:84:ILE:CG1	27:BF:84:ILE:O	2.62	0.47
34:BM:35:ALA:O	34:BM:36:VAL:CB	2.39	0.47
53:CA:1167:A:O2'	53:CA:1168:U:OP1	2.31	0.47
54:CG:21:LEU:O	54:CG:25:PHE:N	2.47	0.47
53:CA:595:A:C5'	53:CA:596:A:OP1	2.62	0.47

Continued on next page...

Continued from previous page...

Atom-1	Atom-2	Distance(Å)	Clash(Å)
1:AA:373:A:N3	1:AA:374:A:C8	2.82	0.47
22:DA:295:G:C2	22:DA:296:U:C6	3.01	0.47
42:DU:3:LYS:O	42:DU:5:ARG:HD3	2.14	0.47
2:AB:165:ALA:CB	2:AB:186:VAL:HG12	2.41	0.47
32:DK:2:ILE:CG2	32:DK:3:GLN:N	2.66	0.47
53:CA:254:G:HO2'	53:CA:255:G:H5'	1.75	0.47
22:DA:2620:C:H2'	22:DA:2621:G:O4'	2.15	0.47
22:DA:2842:G:H2'	22:DA:2843:G:O4'	2.14	0.47
22:DA:2843:G:C2	22:DA:2875:C:N3	2.83	0.47
22:DA:1973:G:O2'	22:DA:1974:C:H5'	2.14	0.47
22:DA:1635:A:HO2'	22:DA:1636:U:H5'	1.75	0.47
37:DP:19:PHE:CE1	37:DP:58:PHE:CD2	3.03	0.47
25:DD:106:LYS:CG	25:DD:206:ALA:HB3	2.44	0.47
22:DA:876:C:O2	22:DA:876:C:C4'	2.62	0.47
12:AL:33:CYS:HB3	12:AL:54:VAL:HG22	1.96	0.47
22:DA:395:U:O2'	22:DA:396:G:O5'	2.31	0.47
22:BA:1508:A:O2'	22:BA:1509:A:O5'	2.32	0.47
2:CB:119:GLN:HE22	2:CB:136:ARG:HH12	1.62	0.47
14:AN:26:LEU:O	14:AN:27:LYS:HB3	2.12	0.47
53:CA:159:G:C2	53:CA:161:A:OP2	2.68	0.47
4:AD:2:ARG:NH2	4:AD:114:ARG:CD	2.77	0.47
58:DF:102:LEU:HB3	58:DF:103:ILE:HD12	1.95	0.47
28:BG:34:ARG:HD3	28:BG:34:ARG:N	2.27	0.47
40:DS:103:ILE:H	40:DS:103:ILE:HD12	1.79	0.47
22:BA:704:G:O2'	22:BA:705:A:P	2.72	0.47
22:BA:989:G:H5'	22:BA:1157:G:H4'	1.96	0.47
22:BA:1693:U:O2'	24:BC:13:ARG:NH2	2.47	0.47
29:DH:83:LYS:HG3	29:DH:149:GLU:H	1.78	0.47
22:BA:2004:G:C2'	22:BA:2005:A:H5'	2.44	0.47
10:AJ:53:ILE:CD1	14:AN:84:ARG:NH1	2.77	0.47
22:DA:1716:U:O2	22:DA:1717:A:C8	2.67	0.47
22:BA:1866:A:H2'	22:BA:1867:G:O4'	2.14	0.47
22:BA:545:U:H2'	22:BA:546:U:O3'	2.13	0.47
1:AA:1369:C:H2'	1:AA:1370:G:O4'	2.14	0.47
3:CC:62:SER:OG	3:CC:63:ILE:N	2.47	0.47
26:BE:83:VAL:HG12	26:BE:86:ALA:H	1.79	0.47
33:DL:29:LYS:HG2	33:DL:30:THR:HG23	1.96	0.47
22:BA:1324:G:H1'	22:BA:1616:A:N6	2.29	0.47
22:DA:714:U:H2'	22:DA:716:A:OP2	2.14	0.47
33:BL:57:LEU:O	33:BL:61:LEU:HD22	2.14	0.47
26:DE:139:LYS:HB2	26:DE:139:LYS:HZ2	1.73	0.47
22:BA:2318:G:C6	22:BA:2319:G:C6	3.02	0.47

Continued on next page...

Continued from previous page...

Atom-1	Atom-2	Distance(Å)	Clash(Å)
10:AJ:18:ILE:O	10:AJ:22:THR:N	2.47	0.47
22:BA:1279:G:C2'	22:BA:1280:G:H5'	2.44	0.47
7:AG:68:VAL:HG12	7:AG:102:TRP:HE3	1.78	0.47
22:DA:2598:A:H2'	22:DA:2599:G:O4'	2.13	0.47
53:CA:61:G:H2'	53:CA:62:U:C6	2.48	0.47
53:CA:892:A:H2'	53:CA:893:C:H6	1.80	0.47
24:BC:30:ALA:CB	24:BC:31:PRO:CD	2.89	0.47
22:BA:2018:G:O2'	22:BA:2019:A:H5'	2.15	0.47
22:DA:777:G:N7	22:DA:793:A:H2	2.12	0.47
53:CA:39:G:H2'	53:CA:40:C:C6	2.47	0.47
22:BA:2532:G:C5	22:BA:2533:U:C5	3.02	0.47
42:BU:94:PHE:HA	42:BU:102:ILE:HG22	1.97	0.47
4:CD:68:GLU:OE2	4:CD:203:TYR:OH	2.27	0.47
53:CA:542:G:N3	53:CA:543:U:C6	2.82	0.47
1:AA:1454:G:H2'	1:AA:1455:G:H8	1.78	0.47
30:DI:12:VAL:CG1	30:DI:13:ALA:N	2.77	0.47
22:BA:2347:C:H2'	22:BA:2348:U:H6	1.78	0.47
7:AG:145:GLU:CA	7:AG:148:LYS:HB2	2.44	0.47
1:AA:957:U:O2	1:AA:959:A:C8	2.66	0.47
4:AD:168:THR:HG22	4:AD:183:ARG:NH2	2.30	0.47
22:BA:2647:U:O2'	22:BA:2648:G:H5'	2.14	0.47
31:BJ:114:LEU:C	31:BJ:114:LEU:HD23	2.34	0.47
22:BA:556:A:C8	22:BA:557:C:C5	3.01	0.47
48:D0:11:LYS:HD2	48:D0:14:MET:HB2	1.95	0.47
53:CA:382:A:N7	53:CA:383:A:C6	2.83	0.47
1:AA:1514:G:O2'	1:AA:1515:G:H5'	2.14	0.47
6:AF:41:ASP:C	6:AF:43:GLY:H	2.18	0.47
8:AH:5:PRO:O	8:AH:8:ASP:HB3	2.14	0.47
34:BM:83:GLY:O	34:BM:85:GLY:N	2.48	0.47
22:DA:1312:U:O2'	22:DA:1314:C:C5	2.67	0.47
1:AA:198:G:C2'	1:AA:199:A:C8	2.95	0.47
22:BA:1015:U:O2'	22:BA:1016:G:H5'	2.13	0.47
22:BA:1153:C:H2'	22:BA:1154:G:O4'	2.15	0.47
44:DW:18:LYS:NZ	44:DW:18:LYS:HA	2.29	0.47
53:CA:1367:C:O2'	53:CA:1368:A:O5'	2.31	0.47
53:CA:964:A:C2	53:CA:972:C:N3	2.82	0.47
31:DJ:41:LYS:C	31:DJ:43:GLU:N	2.68	0.47
31:DJ:45:THR:OG1	31:DJ:48:VAL:HB	2.15	0.47
44:BW:23:LYS:CG	44:BW:24:ARG:N	2.77	0.47
22:DA:95:A:O2'	46:DY:40:SER:N	2.48	0.47
32:BK:4:GLU:O	32:BK:5:GLN:HB2	2.14	0.47
1:AA:844:G:H5''	1:AA:845:A:OP1	2.15	0.47

Continued on next page...

Continued from previous page...

Atom-1	Atom-2	Distance(Å)	Clash(Å)
1:AA:545:C:C3'	1:AA:546:A:H5'	2.44	0.47
38:BQ:111:LYS:HD3	39:BR:48:LYS:HD3	1.97	0.47
11:CK:74:LYS:CG	11:CK:78:ILE:HD11	2.44	0.47
6:AF:39:LEU:C	6:AF:40:GLU:HG2	2.34	0.47
22:DA:1565:C:O2'	22:DA:1566:A:O5'	2.30	0.47
15:AO:16:ARG:HD3	15:AO:20:ASP:OD2	2.14	0.47
57:DB:54:G:O2'	58:DF:24:VAL:HG21	2.14	0.47
36:DO:31:THR:HG21	36:DO:36:TYR:CE2	2.49	0.47
27:BF:39:VAL:HG13	27:BF:84:ILE:HD12	1.96	0.47
29:DH:24:GLY:O	29:DH:25:TYR:C	2.51	0.47
26:BE:187:VAL:CG1	26:BE:188:MET:N	2.76	0.47
53:CA:1147:C:O2	9:CI:17:ARG:NE	2.47	0.47
53:CA:1255:G:H2'	53:CA:1278:G:H21	1.79	0.47
26:DE:18:THR:HG22	26:DE:106:LYS:HE2	1.96	0.47
22:DA:1092:C:C2'	22:DA:1093:G:H5'	2.44	0.47
22:DA:1238:G:H2'	22:DA:1239:G:H8	1.79	0.47
26:DE:129:PRO:HG3	26:DE:159:LEU:HD23	1.95	0.47
42:DU:3:LYS:HE2	42:DU:84:PHE:CE1	2.46	0.47
22:DA:1671:U:O2	22:DA:1673:G:C8	2.68	0.47
37:DP:9:GLN:C	37:DP:11:GLN:H	2.18	0.47
53:CA:1053:G:C6	53:CA:1199:U:C2	3.03	0.47
53:CA:245:U:H6	53:CA:245:U:C5'	2.26	0.47
25:DD:112:THR:HG22	25:DD:113:SER:N	2.29	0.47
17:AQ:71:SER:C	17:AQ:72:TRP:CD1	2.88	0.47
45:DX:53:LYS:CA	45:DX:56:ARG:HB3	2.28	0.47
24:BC:182:LYS:C	24:BC:183:VAL:HG23	2.35	0.47
41:BT:67:VAL:CG1	41:BT:76:ARG:HG3	2.28	0.47
22:DA:1441:G:C4	22:DA:1551:A:C2	3.02	0.47
22:DA:1555:G:C2	22:DA:1556:C:N3	2.83	0.47
22:BA:1905:C:H2'	22:BA:1930:G:C8	2.49	0.47
22:DA:2290:G:C6	22:DA:2291:U:C4	3.02	0.47
22:DA:2439:A:H2'	22:DA:2439:A:N3	2.30	0.47
22:BA:1505:A:C6	22:BA:1506:U:N3	2.82	0.47
22:DA:125:A:H5''	50:D2:19:ARG:HB2	1.96	0.47
58:DF:37:MET:N	58:DF:151:LEU:HB3	2.29	0.47
1:AA:1498:U:H4'	1:AA:1499:A:OP1	2.15	0.47
22:BA:1456:G:C5	22:BA:1457:U:C5	3.02	0.47
22:BA:1731:G:H2'	22:BA:1732:C:H5''	1.95	0.47
22:BA:1734:G:C2'	22:BA:1735:A:H8	2.27	0.47
22:DA:782:A:H4'	22:DA:783:A:O5'	2.13	0.47
53:CA:429:U:H4'	53:CA:430:A:O5'	2.12	0.47
55:CM:75:SER:HB2	55:CM:79:LEU:HD11	1.96	0.47

Continued on next page...

Continued from previous page...

Atom-1	Atom-2	Distance(Å)	Clash(Å)
3:CC:181:ILE:HG12	3:CC:202:PHE:CA	2.44	0.47
3:CC:110:LEU:C	3:CC:110:LEU:HD23	2.33	0.47
22:BA:1959:G:H2'	22:BA:1960:A:O5'	2.14	0.47
40:DS:14:ALA:HB1	40:DS:18:ARG:NH2	2.30	0.47
1:AA:211:G:N1	1:AA:212:G:N3	2.62	0.47
22:BA:800:A:C4'	22:BA:801:G:O5'	2.59	0.47
32:BK:91:SER:O	32:BK:93:GLN:CB	2.58	0.47
53:CA:702:A:C8	53:CA:702:A:OP1	2.65	0.47
32:BK:1:MET:CE	32:BK:32:TYR:CE1	2.98	0.47
32:DK:13:ASN:H	32:DK:13:ASN:ND2	2.12	0.47
11:CK:64:VAL:O	11:CK:68:ARG:CB	2.61	0.47
20:AT:8:LYS:CA	20:AT:11:ILE:HG23	2.44	0.47
8:AH:87:ARG:O	8:AH:88:LYS:HB3	2.15	0.47
23:BB:40:U:HO2'	23:BB:43:C:H5	1.61	0.47
29:DH:49:ALA:O	29:DH:53:GLU:HB2	2.14	0.47
26:BE:12:LEU:HD22	26:BE:12:LEU:HA	1.59	0.47
5:CE:132:PRO:C	5:CE:134:ASN:H	2.17	0.47
5:CE:135:VAL:O	5:CE:139:THR:HG23	2.15	0.47
19:CS:11:ASP:H	19:CS:14:LEU:HD21	1.78	0.47
22:DA:2195:U:C2	22:DA:2196:C:C6	3.03	0.47
12:AL:82:ARG:HH11	12:AL:82:ARG:HG2	1.78	0.47
58:DF:66:ILE:HG13	58:DF:83:PRO:HB3	1.97	0.47
22:BA:2282:G:H5''	22:BA:2283:C:O4'	2.14	0.47
7:AG:53:SER:C	7:AG:55:LYS:N	2.68	0.47
1:AA:829:G:C2'	1:AA:830:G:H5'	2.44	0.47
53:CA:132:C:O2'	53:CA:133:U:H5'	2.13	0.47
2:CB:183:PHE:CE2	2:CB:197:PHE:CD2	3.03	0.47
33:DL:48:ARG:HG3	33:DL:48:ARG:NH1	2.28	0.47
18:CR:39:VAL:HG12	18:CR:40:PRO:HD2	1.97	0.47
35:DN:61:ALA:O	35:DN:65:LEU:HD13	2.13	0.47
13:AM:28:ARG:NH2	13:AM:62:PHE:HB2	2.30	0.47
22:DA:1120:G:C6	22:DA:1121:C:C4	3.02	0.47
22:BA:2823:A:C2'	22:BA:2824:C:H5'	2.45	0.47
1:AA:1417:G:N2	1:AA:1482:G:H2'	2.29	0.47
1:AA:1392:G:O5'	1:AA:1392:G:H8	1.98	0.47
7:AG:78:ARG:HH22	7:AG:81:GLY:HA2	1.78	0.47
22:BA:679:C:H2'	22:BA:680:C:H6	1.80	0.47
3:CC:28:PHE:HZ	14:CN:93:PRO:HD2	1.77	0.47
4:CD:165:GLU:O	4:CD:166:LYS:CB	2.62	0.47
22:BA:966:G:C5	22:BA:967:U:C4	3.03	0.47
2:AB:27:LYS:C	2:AB:29:PHE:H	2.17	0.47
38:BQ:39:ILE:O	38:BQ:42:GLY:N	2.47	0.47

Continued on next page...

Continued from previous page...

Atom-1	Atom-2	Distance(Å)	Clash(Å)
1:AA:1329:A:H5''	13:AM:25:GLY:H	1.78	0.47
29:DH:48:GLU:HG2	29:DH:51:ARG:HH21	1.80	0.47
22:DA:357:C:H2'	22:DA:358:U:H6	1.79	0.47
22:BA:1225:G:OP1	39:BR:71:LYS:HE3	2.14	0.47
22:DA:2179:C:H6	22:DA:2179:C:H5'	1.80	0.47
28:DG:36:LEU:N	28:DG:36:LEU:HD12	2.28	0.47
43:DV:49:ASN:O	43:DV:52:ALA:HB3	2.14	0.47
22:DA:2221:G:O2'	22:DA:2222:C:H5'	2.14	0.47
22:BA:1059:G:O2'	30:BI:128:ILE:HD13	2.15	0.47
28:BG:117:PRO:O	28:BG:118:ALA:O	2.33	0.47
53:CA:77:A:C2	53:CA:93:U:C2	3.02	0.47
1:AA:184:G:O4'	1:AA:224:U:H4'	2.14	0.47
37:BP:50:ARG:HG3	37:BP:57:ALA:O	2.15	0.47
28:BG:8:VAL:HG12	28:BG:9:VAL:H	1.79	0.47
53:CA:1350:A:C2'	53:CA:1351:U:H5'	2.44	0.47
9:CI:57:VAL:O	9:CI:57:VAL:HG12	2.15	0.47
22:DA:1014:A:C2'	22:DA:1015:U:H5'	2.45	0.47
31:DJ:25:LEU:HB2	31:DJ:62:VAL:CG2	2.43	0.47
22:DA:71:A:OP2	22:DA:71:A:H3'	2.15	0.47
46:DY:37:LEU:HD13	46:DY:42:LEU:HD11	1.95	0.47
22:DA:2025:C:OP1	25:DD:154:LYS:HE2	2.15	0.47
22:DA:2036:C:O2'	22:DA:2037:A:C5'	2.62	0.47
22:DA:2818:U:H2'	22:DA:2819:G:C8	2.49	0.47
22:DA:564:C:H3'	22:DA:564:C:C6	2.50	0.47
55:CM:100:ARG:CZ	55:CM:102:LYS:HD3	2.45	0.47
1:AA:546:A:H4'	1:AA:548:G:O3'	2.13	0.47
22:DA:616:A:H4'	26:DE:101:TYR:OH	2.14	0.47
51:B3:30:HIS:ND1	51:B3:31:ILE:HG22	2.29	0.47
1:AA:243:A:C2	1:AA:246:A:C8	3.02	0.47
8:AH:64:TYR:HD1	8:AH:64:TYR:N	2.13	0.47
1:AA:464:U:N3	1:AA:466:A:C5'	2.77	0.47
53:CA:1087:G:H2'	53:CA:1088:G:H8	1.79	0.47
4:AD:109:THR:CG2	4:AD:112:GLU:CB	2.92	0.47
8:CH:102:VAL:CG2	8:CH:125:ILE:HD12	2.45	0.47
32:DK:39:ILE:CD1	32:DK:62:VAL:HG23	2.38	0.47
3:AC:10:ARG:NH2	3:AC:181:ILE:HG13	2.29	0.47
22:BA:946:C:P	62:BA:3344:HOH:O	2.72	0.47
22:DA:2742:G:O2'	22:DA:2743:U:H5'	2.13	0.47
42:DU:95:PHE:N	42:DU:95:PHE:CD1	2.69	0.47
49:B1:43:ARG:O	49:B1:44:GLN:HG2	2.14	0.47
22:DA:476:G:O2'	22:DA:477:A:O5'	2.32	0.47
22:DA:1838:C:C4	22:DA:1899:A:N3	2.83	0.47

Continued on next page...

Continued from previous page...

Atom-1	Atom-2	Distance(Å)	Clash(Å)
22:BA:633:A:H2'	22:BA:634:C:H5'	1.96	0.47
37:DP:112:ARG:HD2	37:DP:114:ASN:HD21	1.79	0.47
22:BA:1941:C:C5	22:BA:1965:C:C6	3.02	0.47
46:BY:6:LEU:HD13	46:BY:56:LEU:CD1	2.45	0.47
58:DF:177:ARG:NE	58:DF:178:LYS:N	2.47	0.47
28:DG:154:GLU:O	28:DG:156:TYR:N	2.47	0.47
22:BA:562:U:H2'	22:BA:572:A:O4'	2.14	0.47
29:DH:41:LYS:HA	29:DH:44:ILE:CD1	2.44	0.47
14:AN:48:GLN:NE2	14:AN:48:GLN:HA	2.28	0.47
1:AA:511:C:O2'	1:AA:512:U:P	2.72	0.47
58:DF:57:ALA:HA	58:DF:60:SER:HB3	1.95	0.47
22:BA:372:G:P	45:BX:61:LYS:HZ1	2.36	0.47
43:DV:80:HIS:NE2	43:DV:83:LYS:HB2	2.29	0.47
22:DA:2144:G:C2	22:DA:2148:G:O6	2.68	0.47
22:BA:1589:U:N3	22:BA:1590:A:N7	2.63	0.47
43:DV:29:ILE:HD11	43:DV:90:ASP:CG	2.34	0.47
28:DG:82:PHE:HB3	28:DG:140:ILE:CD1	2.43	0.47
10:AJ:12:ALA:O	10:AJ:70:HIS:CD2	2.67	0.47
22:DA:2469:A:C6	22:DA:2482:A:C8	3.02	0.47
26:BE:72:SER:C	26:BE:74:LYS:N	2.68	0.47
53:CA:1026:G:N2	53:CA:1036:A:H61	2.11	0.47
27:BF:174:PHE:HD1	27:BF:176:PHE:CE1	2.32	0.47
28:DG:43:LYS:HB2	28:DG:50:THR:O	2.14	0.47
22:BA:271:G:C6	22:BA:272:A:N6	2.83	0.47
53:CA:652:U:H1'	53:CA:653:U:C5	2.49	0.47
22:BA:907:G:H2'	22:BA:908:C:H5'	1.96	0.47
22:BA:1075:C:N3	22:BA:1076:C:C4	2.82	0.47
47:DZ:22:THR:OG1	47:DZ:50:VAL:HG11	2.14	0.47
22:BA:1664:A:H1'	22:BA:2726:A:N1	2.29	0.47
22:BA:2682:A:C8	25:BD:11:MET:HG2	2.49	0.47
11:CK:51:PHE:C	11:CK:52:ARG:HD2	2.35	0.47
35:DN:51:LEU:HA	35:DN:54:LEU:HD21	1.96	0.47
8:AH:88:LYS:CG	8:AH:89:ASP:N	2.71	0.47
22:DA:2725:A:O2'	22:DA:2726:A:C8	2.64	0.47
22:DA:2376:A:C2	36:DO:99:TYR:CD2	3.02	0.47
19:CS:52:ASN:HD22	19:CS:54:ARG:H	1.61	0.47
19:CS:57:VAL:HG21	19:CS:75:PRO:HD2	1.96	0.47
1:AA:865:A:C2	1:AA:918:A:H4'	2.50	0.47
10:AJ:35:GLN:HA	10:AJ:35:GLN:HE21	1.80	0.47
29:DH:125:THR:HG22	29:DH:146:VAL:CG1	2.41	0.47
2:CB:169:HIS:HD2	2:CB:173:LYS:HZ2	1.63	0.47
30:DI:22:PRO:HB2	30:DI:23:VAL:H	1.57	0.47

Continued on next page...

Continued from previous page...

Atom-1	Atom-2	Distance(Å)	Clash(Å)
10:CJ:31:ARG:NH2	10:CJ:32:THR:HB	2.29	0.47
30:DI:105:LEU:HD21	30:DI:129:GLU:CD	2.35	0.47
54:CG:32:ASP:CB	54:CG:34:LYS:HD3	2.43	0.47
22:DA:642:U:H2'	22:DA:644:A:OP2	2.14	0.47
22:BA:2443:C:O2'	22:BA:2444:G:H5'	2.15	0.47
22:BA:939:G:N2	22:BA:940:G:H1'	2.29	0.47
1:AA:1505:G:H5''	62:AA:1803:HOH:O	2.14	0.47
3:AC:179:ALA:HB1	3:AC:202:PHE:CE1	2.50	0.47
22:BA:522:A:C6	22:BA:523:C:C4	3.01	0.47
1:AA:577:G:H2'	1:AA:578:C:C6	2.49	0.47
22:BA:1690:A:H2'	22:BA:1691:C:H5'	1.95	0.47
22:BA:686:U:H2'	22:BA:788:A:C2	2.50	0.47
48:B0:53:VAL:O	48:B0:54:ILE:O	2.31	0.47
43:BV:40:ILE:HG21	43:BV:42:LEU:HD21	1.97	0.47
53:CA:708:C:H4'	11:CK:38:GLY:HA3	1.95	0.47
53:CA:1061:G:C5	53:CA:1197:A:C2	3.03	0.47
22:BA:2663:G:C4	22:BA:2664:G:C8	3.03	0.47
3:AC:107:LYS:HZ2	3:AC:107:LYS:HB2	1.79	0.47
53:CA:833:G:O2'	53:CA:834:U:H5'	2.15	0.47
22:BA:1037:G:C2	22:BA:1119:U:O2	2.68	0.47
30:BI:91:LYS:O	30:BI:97:VAL:HG21	2.14	0.47
28:DG:139:VAL:HA	28:DG:142:GLN:HB3	1.96	0.47
24:BC:64:VAL:HG12	24:BC:64:VAL:O	2.15	0.47
57:DB:23:G:N2	57:DB:61:G:C2	2.82	0.47
1:AA:1176:A:H2'	1:AA:1177:G:C8	2.49	0.47
2:CB:216:VAL:O	2:CB:220:VAL:HG23	2.15	0.47
22:DA:1914:C:O2'	22:DA:1915:U:H6	1.97	0.47
22:BA:1014:A:H2'	22:BA:1015:U:C6	2.50	0.47
22:DA:2387:U:H1'	44:DW:38:ARG:HH12	1.78	0.47
22:DA:247:G:H4'	22:DA:386:G:C6	2.47	0.47
28:BG:8:VAL:O	28:BG:9:VAL:CG1	2.52	0.47
53:CA:1179:A:H2'	53:CA:1180:A:O4'	2.15	0.47
53:CA:1221:G:N2	53:CA:1222:G:H1'	2.30	0.47
9:CI:27:ILE:HB	9:CI:34:LEU:HB2	1.96	0.47
22:DA:1139:G:H2'	22:DA:1140:C:C5'	2.45	0.47
31:DJ:120:ARG:O	31:DJ:123:LYS:NZ	2.46	0.47
22:DA:2020:A:H5'	48:D0:8:THR:HG22	1.97	0.47
38:DQ:46:TYR:HB2	39:DR:74:ILE:HG23	1.96	0.47
39:DR:83:TYR:C	39:DR:83:TYR:CD2	2.87	0.47
22:DA:1187:G:H5''	39:DR:83:TYR:CE1	2.49	0.47
4:AD:196:GLU:O	4:AD:200:VAL:HG23	2.14	0.47
22:BA:2509:G:C2'	22:BA:2510:C:C5'	2.87	0.47

Continued on next page...

Continued from previous page...

Atom-1	Atom-2	Distance(Å)	Clash(Å)
18:AR:59:LYS:O	18:AR:62:ARG:N	2.47	0.47
22:BA:2289:G:O2'	22:BA:2290:G:H5'	2.15	0.47
5:AE:158:LYS:HE2	8:AH:63:LYS:HZ1	1.80	0.47
8:AH:17:GLN:CD	8:AH:69:ALA:HB1	2.35	0.47
22:DA:184:C:H2'	22:DA:185:G:C8	2.50	0.47
22:DA:1565:C:HO2'	22:DA:1566:A:P	2.37	0.47
53:CA:1146:A:H2'	53:CA:1147:C:C5	2.49	0.47
22:DA:2463:C:C2	22:DA:2488:G:C2	3.03	0.47
22:DA:321:U:C1'	26:DE:159:LEU:HG	2.43	0.47
22:DA:1667:G:C2'	22:DA:1991:U:O4	2.62	0.47
22:DA:1991:U:C2'	22:DA:1992:G:H5'	2.43	0.47
29:BH:95:GLY:C	29:BH:97:ARG:H	2.18	0.47
37:DP:5:LYS:O	37:DP:9:GLN:HG2	2.14	0.47
53:CA:254:G:H4'	17:CQ:70:LYS:HD2	1.96	0.47
21:CU:33:ARG:NH2	21:CU:34:ARG:CD	2.78	0.47
5:CE:81:GLN:OE1	5:CE:149:PRO:CD	2.63	0.47
22:DA:859:G:C2	22:DA:916:G:H2'	2.49	0.47
44:BW:46:ALA:HB3	44:BW:79:ILE:C	2.33	0.47
22:DA:389:G:C6	22:DA:2413:G:O2'	2.67	0.47
53:CA:1067:A:C4'	53:CA:1068:G:O5'	2.62	0.47
1:AA:981:U:N3	1:AA:982:U:C4	2.82	0.47
24:DC:24:HIS:N	24:DC:80:LEU:O	2.47	0.47
58:DF:39:VAL:HG13	58:DF:49:LEU:HD21	1.94	0.47
53:CA:164:G:C2'	53:CA:165:G:H5'	2.45	0.47
29:BH:9:VAL:HG12	29:BH:13:GLY:H	1.78	0.47
37:BP:88:ARG:HG2	37:BP:112:ARG:NH1	2.30	0.47
34:BM:41:LEU:N	34:BM:41:LEU:HD23	2.29	0.47
22:DA:1654:A:O2'	22:DA:1655:A:H5'	2.14	0.47
2:AB:206:ILE:HD13	2:AB:207:ARG:H	1.79	0.47
1:AA:1346:A:C4	1:AA:1348:U:C4	3.02	0.47
22:DA:1587:G:N2	22:DA:1588:G:C1'	2.75	0.47
39:BR:25:LEU:N	39:BR:94:THR:CG2	2.66	0.47
53:CA:433:G:C2'	53:CA:434:U:H5'	2.44	0.47
22:BA:2492:U:H2'	22:BA:2493:U:H6	1.78	0.47
28:DG:117:PRO:HG2	28:DG:143:VAL:HG11	1.96	0.47
26:BE:152:GLU:O	26:BE:153:LEU:O	2.33	0.47
43:DV:6:ALA:HB1	43:DV:40:ILE:HB	1.97	0.47
10:AJ:70:HIS:H	10:AJ:70:HIS:CD2	2.32	0.47
22:DA:157:C:O2	22:DA:157:C:H2'	2.15	0.47
22:DA:2401:U:H5''	22:DA:2402:U:OP2	2.14	0.47
35:BN:33:ILE:CG1	35:BN:118:ARG:NE	2.78	0.47
35:BN:33:ILE:HG12	35:BN:118:ARG:NE	2.28	0.47

Continued on next page...

Continued from previous page...

Atom-1	Atom-2	Distance(Å)	Clash(Å)
22:BA:2722:G:H4'	35:BN:3:HIS:O	2.15	0.47
22:BA:2396:G:C2'	22:BA:2397:G:H5'	2.43	0.47
49:D1:42:VAL:HG12	49:D1:42:VAL:O	2.13	0.47
22:DA:1489:C:C4'	22:DA:1490:A:OP1	2.58	0.47
22:BA:273:G:O2'	22:BA:274:C:C5'	2.63	0.47
22:BA:1333:G:O2'	22:BA:1334:G:H5'	2.14	0.47
22:BA:447:A:C2	22:BA:454:A:C8	3.03	0.47
58:DF:28:PRO:CB	58:DF:168:LEU:HD11	2.44	0.47
9:CI:71:ILE:HD13	9:CI:72:SER:H	1.78	0.47
1:AA:443:C:H2'	1:AA:444:G:C5'	2.44	0.47
1:AA:731:G:O2'	1:AA:732:C:H5'	2.15	0.47
53:CA:1071:C:H2'	53:CA:1072:G:C8	2.49	0.47
53:CA:505:G:N3	53:CA:506:G:C8	2.83	0.47
22:BA:1113:U:H2'	22:BA:1114:C:C6	2.45	0.47
19:CS:62:THR:CG2	19:CS:64:GLU:HG3	2.44	0.47
22:BA:245:G:H2'	22:BA:246:C:C6	2.48	0.47
22:BA:247:G:H4'	22:BA:386:G:C5	2.50	0.47
22:BA:6:A:C2'	22:BA:7:G:H5'	2.44	0.47
2:AB:187:ASP:HB2	2:AB:203:ASP:CB	2.43	0.47
22:DA:1380:G:C2	22:DA:1381:G:C8	3.03	0.47
23:BB:12:C:C5	44:BW:72:GLY:HA3	2.50	0.47
25:BD:85:ALA:O	25:BD:86:GLU:HB2	2.15	0.47
48:D0:38:LEU:N	48:D0:41:HIS:CE1	2.82	0.47
24:DC:172:THR:HG22	24:DC:182:LYS:HZ3	1.80	0.47
24:BC:73:ILE:HG12	24:BC:73:ILE:H	1.38	0.47
35:BN:18:GLN:NE2	35:BN:22:ARG:NH1	2.62	0.47
38:BQ:13:HIS:CD2	38:BQ:31:TYR:CD1	3.02	0.47
22:BA:2347:C:OP1	22:BA:2347:C:H4'	2.14	0.47
38:DQ:15:LYS:CD	38:DQ:19:GLN:HE21	2.28	0.47
9:CI:127:SER:O	9:CI:128:LYS:HB3	2.15	0.47
22:DA:2550:G:O6	22:DA:2551:C:N4	2.47	0.47
20:AT:60:GLN:NE2	20:AT:65:LEU:HD21	2.29	0.47
1:AA:1504:G:C3'	1:AA:1505:G:H5'	2.44	0.47
33:BL:68:SER:O	33:BL:69:ARG:HB2	2.14	0.47
22:BA:2266:A:H4'	22:BA:2267:A:O5'	2.15	0.47
3:AC:106:ARG:CG	3:AC:106:ARG:O	2.62	0.47
22:BA:2235:G:O2'	22:BA:2236:U:H5'	2.15	0.47
36:BO:68:LYS:O	36:BO:71:ALA:HB3	2.15	0.47
36:DO:77:ALA:O	36:DO:81:ARG:HG3	2.15	0.47
9:CI:4:GLN:HG2	9:CI:4:GLN:H	1.55	0.47
22:DA:1349:C:H2'	22:DA:1350:C:C5	2.49	0.47
24:BC:212:TRP:O	24:BC:212:TRP:HD1	1.97	0.47

Continued on next page...

Continued from previous page...

Atom-1	Atom-2	Distance(Å)	Clash(Å)
22:DA:1114:C:O2'	22:DA:1115:G:C8	2.61	0.47
25:BD:56:LYS:HD3	25:BD:58:ASN:HD21	1.79	0.47
41:DT:63:VAL:HG21	41:DT:80:TRP:CE2	2.50	0.47
1:AA:174:A:H2'	1:AA:175:C:H6	1.75	0.47
22:BA:1000:A:C6	22:BA:1001:A:C6	3.03	0.47
31:BJ:40:HIS:C	38:BQ:66:ALA:HB1	2.34	0.47
44:DW:43:LYS:HD3	44:DW:43:LYS:HA	1.58	0.47
22:BA:1071:G:C4	22:BA:1089:A:C5	3.03	0.47
53:CA:1225:A:H2'	53:CA:1225:A:N3	2.29	0.47
53:CA:1272:G:H5'	14:CN:33:VAL:HB	1.97	0.47
53:CA:1383:C:O2'	53:CA:1384:C:H5'	2.14	0.47
19:CS:35:ARG:NH2	19:CS:51:HIS:HD2	2.10	0.47
31:DJ:65:THR:O	31:DJ:68:LYS:NZ	2.43	0.47
22:DA:527:C:O2'	22:DA:528:A:P	2.72	0.47
22:DA:675:A:C6	22:DA:676:A:C6	3.02	0.47
39:DR:80:ARG:HB3	39:DR:81:LYS:CD	2.45	0.47
22:DA:579:G:N2	22:DA:1262:A:C4	2.83	0.47
22:DA:1286:A:C5	22:DA:1289:C:C4	3.02	0.47
22:DA:1608:A:C5	22:DA:1611:C:C4	3.02	0.47
22:DA:2571:U:C4	22:DA:2574:G:C8	3.02	0.47
22:DA:567:U:O4	22:DA:568:U:C4	2.67	0.47
22:DA:947:A:H2'	22:DA:948:C:C6	2.49	0.47
22:DA:533:G:OP1	38:DQ:23:TYR:HB3	2.15	0.47
12:CL:48:LEU:N	12:CL:48:LEU:CD2	2.69	0.47
6:CF:39:LEU:HD12	6:CF:39:LEU:C	2.35	0.47
1:AA:499:A:H1'	1:AA:500:G:C8	2.49	0.47
57:DB:66:A:OP2	57:DB:108:A:N6	2.47	0.47
11:CK:70:ALA:N	11:CK:73:VAL:HG13	2.30	0.47
1:AA:284:C:H2'	1:AA:285:C:C6	2.49	0.47
21:CU:25:ALA:O	21:CU:26:GLY:C	2.53	0.47
29:BH:30:LEU:O	29:BH:35:LYS:HB2	2.15	0.47
39:DR:2:TYR:CD2	39:DR:42:ALA:HB2	2.50	0.47
1:AA:161:A:N6	1:AA:162:A:C6	2.83	0.47
22:DA:468:G:H4'	26:DE:57:LYS:CG	2.44	0.47
22:DA:2217:G:C2	22:DA:2218:G:C4	3.03	0.47
15:AO:24:THR:HG22	15:AO:69:LEU:HD12	1.96	0.47
53:CA:376:G:H5''	56:CP:5:ARG:HB2	1.97	0.47
56:CP:39:PHE:CE2	56:CP:41:PRO:HG3	2.50	0.47
1:AA:201:G:H2'	1:AA:202:G:O4'	2.15	0.47
51:D3:28:LEU:O	51:D3:29:ARG:HB3	2.14	0.47
53:CA:1130:A:N7	53:CA:1146:A:C6	2.83	0.47
53:CA:1141:C:O2'	53:CA:1142:G:H8	1.97	0.47

Continued on next page...

Continued from previous page...

Atom-1	Atom-2	Distance(Å)	Clash(Å)
22:DA:1079:C:N4	22:DA:1088:A:C2	2.82	0.47
22:DA:1092:C:H2'	22:DA:1093:G:H5'	1.95	0.47
2:AB:42:LEU:HG	2:AB:43:GLU:CG	2.29	0.47
22:BA:2643:G:C2	22:BA:2772:C:C2	3.02	0.47
25:BD:110:THR:OG1	25:BD:171:THR:HB	2.15	0.47
32:DK:87:LEU:HD23	32:DK:87:LEU:N	2.29	0.47
1:AA:1134:G:N1	1:AA:1141:C:C4	2.83	0.47
9:AI:6:TYR:CE2	9:AI:17:ARG:HB2	2.48	0.47
53:CA:640:A:O2'	8:CH:106:SER:HB2	2.14	0.47
22:DA:63:A:N6	22:DA:91:A:N6	2.63	0.47
42:DU:81:ARG:O	42:DU:82:VAL:HG13	2.14	0.47
22:DA:87:U:O2'	22:DA:88:G:P	2.73	0.47
22:DA:489:G:C6	22:DA:491:G:C5	3.03	0.47
17:CQ:30:HIS:CG	17:CQ:31:PRO:HD2	2.49	0.47
53:CA:1053:G:C6	53:CA:1199:U:H2'	2.49	0.47
53:CA:248:C:O2'	53:CA:249:U:P	2.73	0.47
25:DD:159:LYS:O	25:DD:161:MET:HG2	2.15	0.47
22:DA:233:A:HO2'	22:DA:234:U:H6	1.53	0.47
22:DA:425:G:C2	22:DA:426:C:C4	3.03	0.47
1:AA:1320:C:N3	19:AS:35:ARG:NH1	2.61	0.47
17:AQ:60:ILE:CG2	17:AQ:61:ARG:N	2.77	0.47
37:BP:25:VAL:CG1	37:BP:46:VAL:HG23	2.44	0.47
22:DA:1506:U:O5'	22:DA:1506:U:H6	1.96	0.47
22:BA:1815:A:H1'	22:BA:1817:G:N7	2.30	0.47
22:DA:2286:G:N7	49:D1:33:LEU:CD2	2.78	0.47
22:DA:413:C:H4'	22:DA:1880:U:H4'	1.97	0.47
22:DA:62:U:H2'	22:DA:62:U:O2	2.14	0.47
24:DC:93:VAL:CG1	24:DC:94:LEU:N	2.78	0.47
24:DC:93:VAL:CG1	24:DC:101:ARG:N	2.72	0.47
31:BJ:97:PRO:C	31:BJ:99:ARG:H	2.17	0.47
22:BA:1249:U:H5'	22:BA:1249:U:C6	2.49	0.47
22:DA:2266:A:O2'	22:DA:2267:A:OP2	2.26	0.47
12:CL:109:ARG:NH2	12:CL:116:TYR:CE2	2.83	0.47
53:CA:502:A:H4'	53:CA:550:G:H4'	1.97	0.47
58:DF:48:LEU:HD23	58:DF:48:LEU:N	2.22	0.47
25:BD:157:LYS:HB3	31:BJ:80:HIS:CD2	2.50	0.47
4:AD:29:THR:CG2	4:AD:30:LYS:N	2.77	0.47
31:DJ:73:VAL:CG2	31:DJ:74:TYR:H	2.11	0.47
22:DA:2666:C:C2'	22:DA:2667:C:O5'	2.62	0.47
28:BG:59:ASP:CB	28:BG:63:GLN:HG2	2.32	0.47
53:CA:1106:G:C2	53:CA:1107:C:C6	3.03	0.47
53:CA:1458:G:C4'	20:CT:22:SER:HB2	2.41	0.47

Continued on next page...

Continued from previous page...

Atom-1	Atom-2	Distance(Å)	Clash(Å)
12:CL:79:ILE:CD1	12:CL:96:THR:HG21	2.32	0.47
1:AA:620:C:C2'	1:AA:621:A:H5'	2.44	0.47
41:DT:28:ASN:O	41:DT:29:THR:HG22	2.14	0.47
28:DG:104:LEU:H	28:DG:112:VAL:HG23	1.80	0.47
25:BD:159:LYS:NZ	25:BD:160:LYS:N	2.49	0.47
58:DF:60:SER:O	58:DF:62:GLN:N	2.46	0.47
11:AK:21:HIS:CD2	11:AK:34:THR:CG2	2.97	0.47
35:DN:12:ARG:HB3	35:DN:16:HIS:ND1	2.29	0.47
1:AA:275:G:C5	1:AA:276:G:N7	2.83	0.47
29:DH:82:SER:O	29:DH:83:LYS:HB3	2.14	0.47
9:AI:117:LEU:HD13	9:AI:120:ALA:O	2.14	0.47
1:AA:1374:A:H2'	1:AA:1375:A:H8	1.79	0.47
22:DA:1866:A:C4	22:DA:1876:A:N6	2.83	0.47
22:DA:1586:A:H2'	22:DA:1587:G:C8	2.44	0.47
29:BH:69:ALA:HB1	29:BH:72:ILE:CG2	2.44	0.47
39:BR:25:LEU:N	39:BR:94:THR:HG21	2.26	0.47
20:CT:3:ILE:O	20:CT:3:ILE:HG22	2.14	0.47
22:DA:783:A:H2	22:DA:1778:U:C4'	2.19	0.47
1:AA:1256:A:C6	1:AA:1278:G:C2	3.02	0.47
24:BC:141:HIS:HD2	24:BC:192:GLY:O	1.97	0.47
4:CD:18:LEU:HB2	4:CD:20:LEU:HG	1.97	0.47
22:BA:1867:G:C2'	22:BA:1868:C:C5'	2.90	0.47
22:BA:544:C:H3'	22:BA:545:U:C2	2.49	0.47
43:DV:26:PHE:HD2	43:DV:42:LEU:HB2	1.79	0.47
24:BC:94:LEU:HG	24:BC:94:LEU:O	2.12	0.47
22:BA:64:A:H2'	22:BA:65:U:C6	2.50	0.47
26:BE:121:VAL:O	26:BE:189:THR:HA	2.14	0.47
2:AB:209:VAL:O	2:AB:211:LEU:N	2.48	0.47
4:AD:18:LEU:HD22	4:AD:63:ILE:HB	1.97	0.47
53:CA:1240:U:OP1	54:CG:115:MET:HB2	2.15	0.47
26:DE:90:GLN:HG3	26:DE:92:HIS:NE2	2.29	0.47
53:CA:1004:A:O2'	53:CA:1005:A:H5'	2.14	0.47
1:AA:948:C:H5'	1:AA:1306:A:O2'	2.14	0.47
14:AN:63:CYS:HB2	14:AN:79:SER:OG	2.15	0.47
3:AC:35:ASP:C	3:AC:37:LYS:H	2.18	0.47
27:BF:161:SER:OG	27:BF:164:GLU:HG3	2.14	0.47
2:AB:56:LEU:CD1	2:AB:220:VAL:HG22	2.44	0.47
22:BA:276:U:O2'	22:BA:277:G:O5'	2.32	0.47
22:BA:364:C:H6	22:BA:364:C:O5'	1.97	0.47
45:DX:57:VAL:HG13	45:DX:58:ILE:N	2.28	0.47
53:CA:701:U:O2'	53:CA:702:A:P	2.73	0.47
22:BA:1333:G:H2'	22:BA:1334:G:H8	1.79	0.47

Continued on next page...

Continued from previous page...

Atom-1	Atom-2	Distance(Å)	Clash(Å)
22:DA:1456:G:O2'	22:DA:1457:U:C5'	2.63	0.47
1:AA:701:U:O2'	1:AA:702:A:P	2.73	0.47
53:CA:435:A:C6	53:CA:436:C:C5	3.03	0.47
30:BI:60:VAL:HG22	30:BI:66:PHE:CB	2.45	0.47
30:BI:40:ALA:HB3	30:BI:68:PHE:CE1	2.50	0.47
3:CC:93:ILE:CG1	3:CC:93:ILE:O	2.63	0.47
34:DM:32:GLY:C	34:DM:117:PHE:HE2	2.17	0.47
6:AF:15:SER:O	6:AF:18:VAL:HG23	2.15	0.47
32:BK:61:VAL:O	32:BK:84:CYS:HA	2.15	0.47
29:BH:80:ILE:CG2	29:BH:147:VAL:HG21	2.43	0.47
29:BH:80:ILE:O	29:BH:81:ALA:HB2	2.15	0.47
22:DA:347:A:O2'	22:DA:348:A:H5'	2.15	0.47
4:CD:23:GLY:CA	4:CD:160:LEU:HD12	2.45	0.47
22:BA:2291:U:C4	22:BA:2292:U:O4	2.67	0.47
1:AA:923:A:HO2'	1:AA:924:C:H5'	1.79	0.47
10:CJ:81:GLU:O	10:CJ:86:ALA:CB	2.62	0.47
22:DA:851:C:O4'	47:DZ:46:MET:HG2	2.14	0.47
22:DA:1426:G:C5'	22:DA:1427:A:OP2	2.63	0.47
44:BW:72:GLY:C	44:BW:74:LYS:N	2.68	0.47
43:BV:70:ILE:O	43:BV:71:LYS:CB	2.61	0.47
9:CI:5:TYR:O	9:CI:19:PHE:HA	2.15	0.47
22:BA:1725:U:O2'	22:BA:1726:C:H5'	2.15	0.47
22:DA:1539:U:O2'	22:DA:1540:G:C8	2.65	0.47
55:CM:85:TYR:CE2	55:CM:96:VAL:HG13	2.49	0.47
22:DA:2889:C:C4	22:DA:2890:G:C6	3.02	0.47
22:DA:1223:G:N2	22:DA:1225:G:H3'	2.30	0.47
33:BL:9:ALA:HB3	33:BL:12:SER:CB	2.45	0.47
4:AD:80:ARG:HH21	4:AD:81:LEU:HD21	1.80	0.47
1:AA:938:A:C6	1:AA:939:G:C5	3.03	0.47
22:DA:1626:A:O2'	22:DA:1627:G:OP2	2.30	0.47
22:DA:1627:G:C2	22:DA:1628:G:N7	2.82	0.47
22:BA:2305:U:H2'	22:BA:2306:C:O4'	2.15	0.47
22:BA:2454:G:H1'	62:BA:3527:HOH:O	2.15	0.47
22:DA:2564:A:OP1	22:DA:2648:G:H4'	2.15	0.47
22:BA:524:G:O2'	22:BA:525:U:H5'	2.15	0.47
8:CH:38:VAL:HA	8:CH:41:GLU:HG2	1.96	0.47
22:BA:686:U:O4	50:B2:12:ARG:HB2	2.15	0.47
22:DA:1771:C:H42	22:DA:1980:G:H1	1.63	0.47
53:CA:885:G:O2'	53:CA:886:G:H5'	2.14	0.47
22:DA:1045:C:H1'	22:DA:1047:G:C2	2.50	0.47
55:CM:52:ILE:HG13	55:CM:56:ARG:HH21	1.80	0.47
40:BS:46:LEU:HA	40:BS:46:LEU:HD23	1.57	0.47

Continued on next page...

Continued from previous page...

Atom-1	Atom-2	Distance(Å)	Clash(Å)
1:AA:191:G:H2'	1:AA:192:A:O4'	2.14	0.47
22:BA:734:A:C4	22:BA:735:A:C8	3.03	0.47
11:CK:87:GLY:H	11:CK:113:THR:CG2	2.27	0.47
22:DA:1451:C:H4'	22:DA:1452:G:O5'	2.15	0.47
22:BA:20:C:O2'	22:BA:21:A:H5'	2.15	0.47
22:BA:555:G:O2'	22:BA:556:A:P	2.73	0.47
1:AA:1328:C:H5''	13:AM:27:THR:HG21	1.96	0.47
22:BA:2663:G:H2'	22:BA:2664:G:H8	1.80	0.47
22:BA:2768:U:C4	22:BA:2769:U:C5	3.03	0.47
25:BD:193:VAL:HB	25:BD:194:PRO:HD2	1.96	0.47
22:BA:1594:U:H2'	22:BA:1595:C:C6	2.50	0.47
53:CA:1017:U:OP2	53:CA:1017:U:H6	1.98	0.47
1:AA:11:G:C6	1:AA:12:U:C4	3.02	0.47
26:DE:26:ALA:CB	33:DL:9:ALA:HB2	2.45	0.47
22:BA:905:A:C6	22:BA:906:U:C5	3.03	0.47
22:DA:1542:U:O2'	22:DA:1543:G:H5'	2.14	0.47
22:BA:928:A:H2'	22:BA:929:U:O4'	2.15	0.47
39:BR:37:GLU:O	39:BR:37:GLU:OE1	2.33	0.47
9:CI:126:PHE:O	9:CI:126:PHE:CG	2.67	0.47
22:DA:1220:G:H2'	22:DA:1221:C:C6	2.50	0.47
28:BG:117:PRO:O	28:BG:118:ALA:C	2.53	0.47
22:DA:1312:U:C2	22:DA:1603:A:C6	3.03	0.47
38:BQ:94:LEU:C	38:BQ:96:ASP:H	2.17	0.47
33:DL:58:TYR:O	51:D3:12:ARG:CZ	2.63	0.47
53:CA:1328:C:H2'	53:CA:1329:A:C8	2.50	0.47
53:CA:932:C:O3'	54:CG:3:ARG:HD3	2.14	0.47
31:DJ:6:ALA:HB3	31:DJ:45:THR:CB	2.38	0.47
22:DA:991:C:O5'	22:DA:991:C:C6	2.68	0.47
22:BA:1166:G:O2'	22:BA:1167:C:H5'	2.14	0.47
1:AA:842:U:H2'	1:AA:843:U:O3'	2.14	0.47
45:BX:40:GLU:C	45:BX:42:GLU:N	2.67	0.47
53:CA:239:U:C6	53:CA:239:U:C5'	2.81	0.47
5:AE:152:VAL:HA	5:AE:155:LYS:HZ1	1.79	0.47
5:AE:81:GLN:HG2	5:AE:149:PRO:HB3	1.96	0.47
1:AA:157:U:O2'	1:AA:158:G:H5'	2.15	0.47
22:DA:1373:A:H4'	22:DA:2212:A:H1'	1.96	0.47
1:AA:653:U:O2'	1:AA:654:G:H5'	2.15	0.47
21:AU:24:LYS:CG	21:AU:25:ALA:H	2.27	0.47
22:DA:2097:A:C5	22:DA:2098:U:C4	3.03	0.47
53:CA:119:A:C5'	53:CA:120:A:O5'	2.63	0.47
22:DA:1070:A:C5	22:DA:1097:U:H4'	2.48	0.47
33:DL:18:ARG:O	33:DL:19:LEU:HB3	2.15	0.47

Continued on next page...

Continued from previous page...

Atom-1	Atom-2	Distance(Å)	Clash(Å)
22:DA:301:G:C8	22:DA:334:C:C2	3.02	0.47
22:DA:298:G:OP1	42:DU:83:GLY:HA2	2.15	0.47
22:DA:480:A:H2'	22:DA:480:A:N3	2.27	0.47
53:CA:276:G:O2'	53:CA:277:C:P	2.73	0.47
40:BS:74:ILE:CD1	40:BS:105:VAL:HG22	2.44	0.47
53:CA:795:C:H1'	53:CA:1506:U:C5	2.49	0.47
22:DA:2517:C:O2'	22:DA:2518:A:C3'	2.53	0.47
22:DA:1837:C:H2'	22:DA:1899:A:H61	1.80	0.47
53:CA:1303:C:N4	53:CA:1304:G:C2	2.83	0.47
22:BA:1817:G:O2'	22:BA:1818:U:H5'	2.15	0.47
24:BC:170:TYR:HD2	24:BC:183:VAL:C	2.18	0.47
52:B4:24:ARG:HG2	52:B4:24:ARG:NH2	2.30	0.47
22:DA:310:A:O2'	22:DA:311:A:C8	2.43	0.47
22:DA:397:U:OP1	45:DX:30:PRO:CA	2.56	0.47
53:CA:725:G:C6	53:CA:726:C:C4	3.02	0.47
53:CA:1458:G:O3'	20:CT:22:SER:CA	2.53	0.47
1:AA:322:C:H41	1:AA:328:C:H6	1.62	0.47
22:DA:1857:G:H1'	22:DA:1884:G:N2	2.13	0.47
26:BE:37:ALA:C	26:BE:39:ALA:H	2.18	0.47
1:AA:683:G:O2'	1:AA:684:U:H5'	2.15	0.47
17:AQ:44:HIS:HD2	17:AQ:69:THR:HG22	1.79	0.47
22:BA:1456:G:H2'	22:BA:1457:U:H6	1.80	0.47
22:DA:1808:A:H3'	22:DA:1809:A:C8	2.50	0.47
17:AQ:40:THR:HG22	17:AQ:41:THR:N	2.29	0.47
22:BA:1654:A:H2'	22:BA:1655:A:H8	1.80	0.47
47:DZ:4:ILE:HG21	47:DZ:56:VAL:HG13	1.96	0.47
1:AA:423:G:O2'	1:AA:424:G:O4'	2.32	0.47
22:DA:1716:U:C4	22:DA:1745:A:N6	2.83	0.47
24:BC:109:LEU:HD23	24:BC:110:LYS:H	1.79	0.47
22:BA:1589:U:C2	22:BA:1590:A:C8	3.03	0.47
55:CM:75:SER:C	55:CM:77:LYS:H	2.17	0.47
24:BC:159:THR:H	24:BC:194:VAL:CG1	2.28	0.47
29:DH:68:ARG:HG2	29:DH:71:LYS:HZ2	1.80	0.47
28:DG:152:ARG:CD	28:DG:153:PRO:HD2	2.44	0.47
22:DA:243:U:O2'	22:DA:244:A:C5'	2.63	0.47
22:DA:244:A:O2'	22:DA:245:G:O4'	2.32	0.47
53:CA:116:A:HO2'	53:CA:117:G:H5'	1.77	0.47
32:BK:51:LYS:HG3	32:BK:95:ILE:CD1	2.37	0.47
28:BG:18:ILE:HG23	28:BG:18:ILE:O	2.14	0.47
34:DM:108:VAL:HA	34:DM:109:PRO:HD3	1.76	0.47
22:BA:592:A:C2	51:B3:3:ILE:HD11	2.50	0.47
22:BA:2063:C:H2'	22:BA:2064:C:H5'	1.96	0.47

Continued on next page...

Continued from previous page...

Atom-1	Atom-2	Distance(Å)	Clash(Å)
41:DT:68:LYS:HG3	62:DT:101:HOH:O	2.13	0.47
31:DJ:106:LYS:HE2	31:DJ:106:LYS:HA	1.96	0.47
43:BV:88:HIS:CG	43:BV:89:ILE:N	2.82	0.47
20:AT:26:MET:HE1	20:AT:56:ILE:HD11	1.93	0.47
22:DA:371:A:C4	22:DA:373:U:O4	2.68	0.47
22:BA:693:A:O2'	22:BA:694:U:H5'	2.15	0.47
6:CF:6:ILE:CD1	6:CF:6:ILE:H	2.26	0.47
24:BC:29:PHE:O	24:BC:30:ALA:C	2.53	0.47
22:BA:2714:G:OP1	62:BA:3541:HOH:O	2.20	0.47
1:AA:935:A:H61	7:AG:2:ARG:HB2	1.79	0.47
25:DD:193:VAL:CB	25:DD:194:PRO:HD2	2.44	0.47
22:DA:929:U:H4'	47:DZ:37:ARG:NH1	2.29	0.47
22:DA:1378:A:C8	22:DA:1380:G:C5	3.02	0.47
22:DA:968:C:O2'	22:DA:969:G:H5'	2.15	0.47
1:AA:991:U:C4'	1:AA:992:U:OP1	2.63	0.47
4:AD:80:ARG:NH2	4:AD:81:LEU:HD21	2.30	0.47
33:BL:68:SER:O	33:BL:70:LYS:N	2.42	0.47
32:DK:10:VAL:HG13	32:DK:12:ASP:H	1.80	0.47
1:AA:191:G:C4	1:AA:192:A:C8	3.03	0.47
22:DA:1529:G:H2'	22:DA:1530:G:O4'	2.15	0.47
1:AA:892:A:C2'	1:AA:893:C:H5'	2.45	0.47
22:BA:1824:G:C6	22:BA:1825:U:C4	3.02	0.47
1:AA:1480:A:C6	1:AA:1481:U:C4	3.02	0.47
30:DI:37:PHE:CE1	30:DI:56:VAL:HG21	2.50	0.47
22:BA:2897:U:H2'	22:BA:2898:U:C6	2.48	0.47
15:CO:87:ARG:HA	15:CO:87:ARG:HD2	1.68	0.47
22:BA:1305:C:O2	22:BA:1305:C:H2'	2.15	0.47
53:CA:1056:U:H5'	3:CC:162:ALA:HB3	1.96	0.47
28:DG:26:LYS:HD3	28:DG:27:GLY:N	2.30	0.47
2:AB:99:MET:HG3	2:AB:99:MET:O	2.15	0.47
14:CN:8:ARG:NH1	14:CN:12:ARG:HH22	2.13	0.47
22:DA:2330:G:H21	44:DW:38:ARG:HA	1.80	0.47
5:AE:104:ILE:O	5:AE:104:ILE:HG12	2.15	0.47
53:CA:914:A:C4	53:CA:915:A:C8	3.03	0.47
22:DA:1327:A:N3	22:DA:1328:A:H1'	2.30	0.47
22:DA:2015:A:H8	22:DA:2016:U:C6	2.33	0.47
22:DA:2443:C:H2'	22:DA:2444:G:O4'	2.15	0.47
26:DE:59:PRO:HB2	26:DE:67:ARG:HH22	1.75	0.47
35:DN:96:ARG:HB3	35:DN:114:GLU:OE1	2.15	0.47
35:DN:31:HIS:O	35:DN:33:ILE:HG13	2.15	0.47
22:BA:1167:C:C2'	22:BA:1168:G:O5'	2.63	0.47
4:AD:71:PHE:CZ	4:AD:199:ILE:HD11	2.50	0.47

Continued on next page...

Continued from previous page...

Atom-1	Atom-2	Distance(Å)	Clash(Å)
22:DA:602:A:H4'	22:DA:605:G:P	2.55	0.47
22:BA:2555:U:H5	22:BA:2556:C:C5	2.32	0.47
29:BH:25:TYR:CE2	29:BH:30:LEU:HD21	2.49	0.47
25:BD:103:ASP:O	25:BD:104:VAL:C	2.53	0.47
24:DC:163:ILE:HG23	24:DC:171:VAL:HG13	1.97	0.47
43:BV:80:HIS:HD2	43:BV:83:LYS:CA	2.27	0.47
43:BV:80:HIS:HD1	43:BV:81:PRO:HD2	1.72	0.47
10:CJ:38:GLY:O	10:CJ:40:ILE:CD1	2.63	0.47
53:CA:1046:A:H2'	53:CA:1047:G:H8	1.80	0.47
22:BA:830:G:H4'	22:BA:831:G:OP2	2.15	0.47
22:DA:2431:U:N3	22:DA:2434:A:OP2	2.45	0.47
22:DA:479:A:C1'	22:DA:480:A:H5''	2.43	0.47
22:DA:1991:U:H6	22:DA:1991:U:H5''	1.80	0.47
22:DA:2687:U:C2'	22:DA:2688:G:H5'	2.45	0.47
41:BT:44:LYS:O	41:BT:48:GLN:HG2	2.15	0.47
53:CA:245:U:HO2'	53:CA:246:A:H5'	1.76	0.47
22:DA:234:U:H2'	22:DA:235:U:C6	2.50	0.47
22:DA:370:G:N1	22:DA:424:G:C6	2.81	0.47
53:CA:695:A:H61	53:CA:797:C:H1'	1.80	0.47
53:CA:1304:G:C1'	53:CA:1333:A:H61	2.23	0.47
49:D1:5:ARG:HH21	49:D1:23:THR:HB	1.79	0.47
49:D1:24:LYS:HE2	49:D1:52:LYS:HZ1	1.80	0.47
22:DA:61:C:C4	22:DA:94:A:C2	3.03	0.47
22:DA:2314:A:C2	22:DA:2315:G:C4	3.03	0.47
4:AD:172:VAL:O	4:AD:173:ASP:HB2	2.14	0.47
2:CB:119:GLN:HG2	2:CB:124:THR:CG2	2.44	0.47
22:DA:2756:U:H4'	22:DA:2757:A:C5'	2.45	0.47
58:DF:169:LEU:N	58:DF:169:LEU:CD1	2.78	0.47
26:BE:79:ARG:O	26:BE:80:SER:C	2.54	0.47
24:DC:203:VAL:O	24:DC:204:LEU:HB2	2.15	0.47
40:BS:18:ARG:CG	40:BS:76:VAL:HG13	2.32	0.47
28:DG:94:ARG:HH21	28:DG:111:PRO:HB3	1.80	0.47
22:BA:1654:A:O3'	25:BD:118:PHE:CE2	2.68	0.47
22:DA:1179:G:H2'	22:DA:1180:U:C6	2.49	0.47
39:BR:25:LEU:O	39:BR:66:HIS:CE1	2.64	0.47
22:DA:2144:G:O2'	22:DA:2145:C:C5'	2.63	0.47
4:AD:147:LYS:N	4:AD:147:LYS:CD	2.78	0.47
22:BA:2136:G:C2	22:BA:2137:U:O4	2.68	0.47
22:BA:1471:G:C4	22:BA:1472:C:C6	3.03	0.47
22:BA:1471:G:O2'	22:BA:1472:C:H5'	2.15	0.47
9:AI:12:LYS:O	9:AI:12:LYS:HG2	2.15	0.47
27:BF:3:LEU:HD12	27:BF:172:PHE:HE2	1.77	0.47

Continued on next page...

Continued from previous page...

Atom-1	Atom-2	Distance(Å)	Clash(Å)
8:CH:11:THR:CG2	8:CH:14:ARG:HH22	2.27	0.47
22:DA:715:A:C6	22:DA:716:A:C6	3.02	0.47
22:BA:288:U:O2'	22:BA:289:G:H5'	2.13	0.47
22:DA:845:A:C2	22:DA:847:U:C6	3.03	0.47
20:AT:32:LYS:O	20:AT:35:TYR:HD2	1.98	0.47
15:AO:80:LEU:HD12	15:AO:80:LEU:C	2.36	0.47
9:CI:71:ILE:HD12	9:CI:72:SER:N	2.26	0.47
3:CC:91:ALA:CB	3:CC:98:ALA:HB3	2.40	0.47
22:BA:892:A:H2'	22:BA:893:C:C6	2.50	0.47
22:DA:287:G:C2	22:DA:354:A:C2	3.02	0.47
2:CB:58:LYS:O	2:CB:62:ARG:HG3	2.14	0.47
3:AC:148:ILE:HA	3:AC:200:TRP:O	2.14	0.47
18:AR:25:ILE:HG21	18:AR:66:LEU:HB3	1.97	0.47
28:DG:67:ALA:O	28:DG:71:LEU:HB2	2.14	0.47
22:BA:2714:G:H2'	22:BA:2715:C:H6	1.79	0.47
6:AF:11:HIS:CD2	6:AF:13:ASP:HB2	2.49	0.47
2:AB:115:ASP:O	2:AB:119:GLN:HB3	2.14	0.47
26:BE:141:MET:O	26:BE:142:ALA:CB	2.63	0.47
42:DU:6:ARG:CG	42:DU:7:ASP:N	2.73	0.47
22:BA:79:C:O2'	22:BA:346:A:H1'	2.15	0.47
22:DA:553:G:O2'	22:DA:554:U:H5'	2.14	0.47
53:CA:39:G:C4	53:CA:40:C:C5	3.03	0.47
34:DM:53:MET:HB2	34:DM:120:ALA:CB	2.44	0.47
5:AE:29:ILE:HD12	5:AE:30:PHE:H	1.79	0.47
53:CA:998:C:H2'	53:CA:999:C:C6	2.45	0.47
1:AA:1453:G:HO2'	1:AA:1454:G:P	2.37	0.47
45:BX:58:ILE:CD1	45:BX:66:VAL:HG11	2.44	0.47
29:BH:50:ARG:O	29:BH:54:LEU:HB2	2.15	0.47
4:CD:54:LEU:HA	4:CD:202:LEU:HD11	1.97	0.47
1:AA:628:G:C2	1:AA:629:A:C4	3.03	0.47
20:AT:9:ARG:HD2	20:AT:12:GLN:NE2	2.30	0.47
53:CA:378:G:C2	53:CA:386:C:O2	2.68	0.47
1:AA:1113:C:H2'	1:AA:1114:C:C6	2.49	0.47
56:CP:16:PHE:CZ	56:CP:38:PHE:HD1	2.33	0.47
36:DO:63:LYS:O	36:DO:63:LYS:HD3	2.15	0.47
2:AB:27:LYS:N	2:AB:28:PRO:CD	2.77	0.47
22:BA:1354:A:H2'	22:BA:1355:G:O4'	2.15	0.47
22:DA:1753:G:C2	22:DA:1756:G:C2	3.02	0.47
48:B0:27:LEU:H	48:B0:27:LEU:CD2	2.28	0.47
1:AA:1054:C:O2	1:AA:1054:C:O4'	2.32	0.47
22:DA:56:A:C2	22:DA:115:C:C2	3.03	0.47
27:BF:110:ILE:O	27:BF:111:ARG:C	2.53	0.47

Continued on next page...

Continued from previous page...

Atom-1	Atom-2	Distance(Å)	Clash(Å)
53:CA:1310:G:C6	53:CA:1311:A:C6	3.03	0.47
30:BI:18:ASN:ND2	30:BI:38:CYS:HB3	2.29	0.47
53:CA:325:A:N6	53:CA:326:G:C6	2.82	0.47
34:BM:32:GLY:HA3	34:BM:131:VAL:HG23	1.97	0.47
2:AB:106:VAL:O	2:AB:110:ILE:HD13	2.15	0.47
2:AB:110:ILE:CG1	2:AB:147:LEU:HD13	2.42	0.47
22:BA:1107:G:C4	22:BA:1108:U:C5	3.03	0.47
30:BI:79:LEU:HD11	30:BI:132:ALA:HA	1.96	0.47
22:BA:528:A:C8	22:BA:528:A:H5'	2.29	0.47
22:DA:2394:C:OP1	33:DL:63:LYS:HG2	2.15	0.47
22:DA:2331:G:O2'	44:DW:40:ARG:CB	2.62	0.47
44:DW:43:LYS:CG	44:DW:79:ILE:HD11	2.45	0.47
19:CS:32:THR:HG21	19:CS:48:ILE:CG2	2.45	0.47
44:BW:14:ASP:OD2	44:BW:16:GLU:OE1	2.33	0.47
22:DA:2449:U:H3'	62:DA:3671:HOH:O	2.15	0.47
26:DE:60:TRP:O	26:DE:61:ARG:HB2	2.15	0.47
35:DN:83:LEU:CD1	35:DN:86:ARG:HH21	2.28	0.47
1:AA:545:C:C2'	1:AA:545:C:O2	2.63	0.47
39:BR:54:VAL:O	39:BR:54:VAL:HG23	2.14	0.47
6:AF:89:VAL:O	6:AF:89:VAL:HG13	2.13	0.47
24:DC:128:THR:HG22	24:DC:188:ARG:HG2	1.97	0.47
22:BA:747:U:O2'	40:BS:88:ARG:NH2	2.48	0.47
57:DB:24:G:H1'	57:DB:27:C:H41	1.70	0.47
36:DO:30:ARG:HA	36:DO:35:ILE:CD1	2.44	0.47
27:BF:39:VAL:HG13	27:BF:40:GLY:N	2.29	0.47
4:CD:26:ALA:O	4:CD:28:ASP:O	2.33	0.47
9:AI:8:THR:O	9:AI:81:GLY:CA	2.63	0.47
22:DA:100:U:H3'	22:DA:100:U:P	2.54	0.47
26:DE:146:VAL:O	26:DE:167:VAL:HA	2.14	0.47
41:BT:39:THR:HG21	41:BT:41:ALA:HB3	1.93	0.47
17:CQ:19:SER:HB2	17:CQ:45:VAL:O	2.14	0.47
22:DA:227:A:H4'	22:DA:228:C:OP1	2.14	0.47
53:CA:335:C:O2	53:CA:1433:A:C2	2.60	0.47
22:DA:1738:G:O2'	22:DA:1739:A:P	2.73	0.47
53:CA:1332:A:C2'	53:CA:1333:A:H5'	2.45	0.47
55:CM:21:ILE:HB	55:CM:24:VAL:CG2	2.45	0.47
22:DA:919:U:C2	22:DA:920:A:C8	3.03	0.47
52:B4:33:HIS:ND1	52:B4:33:HIS:N	2.63	0.47
22:DA:2286:G:C8	49:D1:33:LEU:HD21	2.50	0.47
22:BA:954:G:OP2	34:BM:16:ARG:NH2	2.48	0.47
36:BO:31:THR:HG23	36:BO:33:ARG:H	1.80	0.47
45:BX:52:ALA:O	45:BX:53:LYS:HB3	2.15	0.47

Continued on next page...

Continued from previous page...

Atom-1	Atom-2	Distance(Å)	Clash(Å)
22:DA:2531:A:H5''	28:DG:156:TYR:OH	2.15	0.47
22:DA:2656:U:O2'	22:DA:2657:A:H8	1.98	0.47
56:CP:20:VAL:HG22	56:CP:21:VAL:N	2.30	0.47
3:CC:148:ILE:HD12	3:CC:149:LYS:H	1.80	0.47
1:AA:518:C:OP2	1:AA:530:G:H1'	2.15	0.47
25:BD:159:LYS:HZ2	25:BD:159:LYS:C	2.18	0.47
22:DA:52:A:C5	22:DA:118:A:C2	3.03	0.47
58:DF:103:ILE:HA	58:DF:107:VAL:CG2	2.35	0.47
22:BA:2756:U:H4'	22:BA:2757:A:O5'	2.15	0.47
4:CD:66:VAL:CG1	4:CD:70:GLN:HB3	2.45	0.47
42:DU:34:ILE:HG12	42:DU:63:ALA:HA	1.97	0.47
53:CA:568:G:O2'	53:CA:574:A:N1	2.45	0.47
1:AA:275:G:C2	1:AA:276:G:C8	3.02	0.47
29:DH:83:LYS:HG3	29:DH:149:GLU:CB	2.45	0.47
22:BA:1737:G:C6	22:BA:1738:G:C2	3.04	0.47
10:CJ:65:TYR:CB	14:CN:95:LEU:HD11	2.46	0.47
53:CA:414:A:O2'	53:CA:415:A:C4'	2.62	0.47
31:DJ:80:HIS:O	31:DJ:81:ILE:C	2.52	0.47
1:AA:580:C:O2'	1:AA:581:G:H5'	2.15	0.47
33:BL:80:SER:HB3	33:BL:115:GLU:OE1	2.15	0.47
22:DA:153:U:C2'	22:DA:154:U:H5'	2.45	0.47
1:AA:1303:C:H2'	1:AA:1304:G:H8	1.73	0.47
34:BM:73:ILE:HB	34:BM:91:TYR:O	2.15	0.47
26:DE:24:ASN:O	26:DE:28:VAL:HG13	2.15	0.47
34:BM:78:LEU:HD23	34:BM:78:LEU:C	2.35	0.47
15:CO:63:ARG:HH22	22:DA:715:A:H5''	1.80	0.47
2:AB:219:THR:HG23	2:AB:220:VAL:H	1.80	0.47
2:AB:53:LEU:N	2:AB:53:LEU:CD2	2.78	0.47
10:AJ:19:ASP:CA	10:AJ:22:THR:HB	2.41	0.47
1:AA:1111:A:C2	3:AC:176:THR:HG23	2.50	0.47
1:AA:1211:U:H1'	1:AA:1213:A:C2	2.50	0.47
22:DA:284:U:H2'	22:DA:285:G:C8	2.48	0.47
4:CD:22:SER:OG	4:CD:23:GLY:N	2.48	0.47
47:BZ:30:ARG:HE	47:BZ:30:ARG:HB2	1.53	0.47
22:BA:1112:G:O2'	22:BA:1113:U:H5'	2.15	0.47
27:BF:52:ALA:O	27:BF:55:ASP:HB2	2.15	0.47
25:BD:182:ALA:C	25:BD:184:ARG:H	2.19	0.47
11:AK:15:VAL:CG1	11:AK:78:ILE:CG2	2.93	0.47
24:DC:125:PRO:HA	24:DC:191:LEU:HB2	1.97	0.47
22:BA:971:G:H2'	22:BA:972:A:H5'	1.97	0.47
46:BY:47:ARG:HG3	46:BY:47:ARG:HH21	1.80	0.47
22:DA:2:G:H2'	22:DA:3:U:O4'	2.15	0.47

Continued on next page...

Continued from previous page...

Atom-1	Atom-2	Distance(Å)	Clash(Å)
22:BA:2517:C:C6	22:BA:2542:A:N7	2.83	0.47
22:DA:352:A:H2'	22:DA:353:C:C4'	2.44	0.47
22:BA:1136:G:N2	22:BA:1137:G:C4	2.83	0.47
10:AJ:20:GLN:HE21	10:AJ:20:GLN:HA	1.78	0.47
22:DA:1895:C:C3'	22:DA:1895:C:C6	2.98	0.47
49:B1:10:LEU:O	49:B1:19:PHE:HB2	2.15	0.47
22:BA:470:A:H61	41:BT:72:GLN:HE22	1.63	0.47
33:BL:73:ILE:HA	33:BL:105:ILE:HD13	1.97	0.47
53:CA:1204:A:H2'	53:CA:1205:U:C6	2.50	0.47
53:CA:760:G:H2'	53:CA:761:G:H5'	1.96	0.47
38:BQ:110:GLU:HA	38:BQ:110:GLU:OE2	2.15	0.47
36:BO:94:ARG:HG3	36:BO:94:ARG:H	1.45	0.47
8:AH:38:VAL:HG13	8:AH:111:THR:HG22	1.97	0.47
49:D1:37:LYS:O	49:D1:48:TYR:HD2	1.99	0.47
1:AA:1333:A:H2'	1:AA:1334:G:H5'	1.97	0.47
9:CI:85:ALA:HA	9:CI:88:GLU:OE1	2.14	0.47
22:BA:901:C:H2'	22:BA:902:C:C6	2.50	0.46
53:CA:1494:G:O2'	53:CA:1495:U:H5'	2.16	0.46
53:CA:986:U:O4	53:CA:987:G:O6	2.32	0.46
53:CA:988:G:O2'	53:CA:989:U:C5'	2.41	0.46
38:BQ:63:ARG:HH22	38:BQ:96:ASP:N	2.13	0.46
25:BD:13:ARG:HD2	37:BP:55:HIS:CE1	2.50	0.46
53:CA:960:U:HO2'	53:CA:1223:C:H4'	1.77	0.46
19:CS:50:VAL:HG21	19:CS:74:ALA:HB2	1.96	0.46
31:DJ:56:VAL:HG23	31:DJ:124:VAL:HG23	1.96	0.46
31:DJ:18:VAL:CG1	31:DJ:54:ILE:HD11	2.45	0.46
32:BK:15:GLY:O	32:BK:46:ALA:HA	2.15	0.46
22:DA:2023:C:O2'	22:DA:2024:G:O5'	2.33	0.46
53:CA:954:G:C2	53:CA:1228:C:N3	2.82	0.46
22:DA:740:C:C4	22:DA:1981:A:C2	3.03	0.46
6:CF:44:ARG:N	6:CF:58:HIS:ND1	2.60	0.46
22:DA:632:A:H2'	22:DA:633:A:C8	2.50	0.46
22:DA:638:G:O2'	22:DA:639:U:C5'	2.63	0.46
2:AB:40:ILE:O	2:AB:41:ASN:HB2	2.15	0.46
57:DB:109:A:O2'	57:DB:110:C:O5'	2.33	0.46
57:DB:69:G:C4	57:DB:70:C:C5	3.03	0.46
27:BF:64:PRO:HA	27:BF:88:VAL:HG23	1.97	0.46
22:BA:2287:A:C2	22:BA:2289:G:C5	3.03	0.46
22:DA:2135:A:H2'	22:DA:2136:G:C8	2.50	0.46
8:AH:20:ASN:HA	8:AH:64:TYR:CE2	2.50	0.46
33:DL:118:THR:HG23	33:DL:120:VAL:HG23	1.97	0.46
26:DE:55:SER:OG	26:DE:56:GLY:N	2.47	0.46

Continued on next page...

Continued from previous page...

Atom-1	Atom-2	Distance(Å)	Clash(Å)
22:DA:1373:A:C5'	22:DA:2212:A:H1'	2.44	0.46
53:CA:1076:U:C2	53:CA:1082:A:C2	3.03	0.46
53:CA:1129:C:C4	53:CA:1139:G:C5	3.04	0.46
54:CG:91:ARG:HG2	54:CG:92:PRO:HD3	1.90	0.46
22:DA:1203:U:C2	22:DA:1204:A:C6	3.02	0.46
22:DA:298:G:O5'	22:DA:298:G:H8	1.98	0.46
32:DK:2:ILE:CD1	32:DK:2:ILE:N	2.78	0.46
53:CA:1207:G:H2'	53:CA:1208:C:C6	2.51	0.46
22:DA:2876:G:C2	22:DA:2877:G:H1'	2.50	0.46
22:DA:417:C:H2'	22:DA:418:C:H6	1.79	0.46
22:DA:1721:G:H1'	22:DA:1739:A:H61	1.78	0.46
22:DA:862:G:O6	22:DA:916:G:C2	2.68	0.46
32:DK:9:ASN:ND2	32:DK:9:ASN:N	2.61	0.46
25:DD:179:ARG:HB2	25:DD:188:LEU:HD12	1.96	0.46
52:B4:1:MET:CE	52:B4:34:LYS:HG2	2.45	0.46
22:DA:1759:A:C4	22:DA:1760:C:C5	3.03	0.46
22:DA:2668:G:O2'	22:DA:2669:G:P	2.73	0.46
22:BA:1510:G:O2'	22:BA:1511:G:O4'	2.26	0.46
1:AA:344:A:O2'	37:BP:36:LYS:CE	2.63	0.46
35:BN:55:ALA:HB1	35:BN:80:PHE:HA	1.96	0.46
22:DA:119:A:C4'	22:DA:120:U:OP1	2.63	0.46
42:BU:80:ASP:O	42:BU:81:ARG:CB	2.62	0.46
22:DA:2852:G:H2'	22:DA:2853:C:C6	2.50	0.46
22:DA:513:A:N1	22:DA:514:A:C6	2.83	0.46
22:BA:1731:G:C4	22:BA:1733:G:C8	3.03	0.46
22:BA:1735:A:O2'	22:BA:1736:U:H5'	2.15	0.46
22:DA:1869:G:C2	22:DA:1873:G:C6	3.03	0.46
22:DA:136:G:O5'	22:DA:136:G:H8	1.98	0.46
37:DP:25:VAL:HG23	37:DP:25:VAL:O	2.15	0.46
22:DA:1717:A:O2'	22:DA:1718:G:C5'	2.63	0.46
22:DA:2145:C:C2'	22:DA:2146:C:H3'	2.45	0.46
24:BC:80:LEU:HD11	24:BC:109:LEU:CB	2.45	0.46
28:DG:115:GLN:CG	28:DG:116:LEU:H	2.23	0.46
1:AA:1370:G:C2	1:AA:1371:G:C8	3.03	0.46
4:AD:11:SER:CA	4:AD:18:LEU:HD12	2.38	0.46
53:CA:1004:A:H2'	53:CA:1005:A:H8	1.80	0.46
45:DX:39:VAL:O	45:DX:41:SER:N	2.44	0.46
17:AQ:67:SER:OG	17:AQ:70:LYS:HB3	2.14	0.46
53:CA:948:C:H5''	55:CM:104:ASN:CB	2.40	0.46
1:AA:1232:U:C4	1:AA:1233:G:N7	2.84	0.46
53:CA:366:A:H1'	53:CA:395:C:O2	2.16	0.46
40:DS:70:LYS:HD2	40:DS:110:ARG:O	2.16	0.46

Continued on next page...

Continued from previous page...

Atom-1	Atom-2	Distance(Å)	Clash(Å)
2:AB:76:SER:O	2:AB:79:VAL:HB	2.15	0.46
22:DA:2376:A:N9	36:DO:99:TYR:CE1	2.84	0.46
22:DA:374:A:C6	22:DA:401:A:C8	3.03	0.46
22:DA:372:G:P	45:DX:61:LYS:HZ3	2.38	0.46
12:CL:89:LEU:HA	12:CL:90:PRO:HD2	1.72	0.46
22:BA:2402:U:C2'	22:BA:2403:C:OP2	2.56	0.46
22:BA:790:U:O2'	22:BA:791:C:P	2.73	0.46
24:DC:191:LEU:CD2	24:DC:191:LEU:N	2.77	0.46
22:BA:1301:A:C4	22:BA:1303:G:N7	2.83	0.46
22:BA:2808:G:C2	22:BA:2891:U:C5	3.03	0.46
24:DC:35:LYS:HB3	24:DC:35:LYS:HZ3	1.80	0.46
22:BA:2394:C:P	51:B3:29:ARG:HH21	2.38	0.46
17:AQ:48:GLU:OE1	17:AQ:49:ASN:N	2.46	0.46
17:AQ:51:GLU:N	17:AQ:51:GLU:OE1	2.48	0.46
4:CD:50:TYR:O	4:CD:53:GLN:N	2.49	0.46
20:AT:3:ILE:HA	20:AT:7:LYS:NZ	2.29	0.46
3:AC:113:LYS:HD3	3:AC:184:ASN:ND2	2.30	0.46
25:BD:42:ASN:O	25:BD:43:ASP:O	2.32	0.46
7:AG:83:THR:O	7:AG:84:TYR:C	2.53	0.46
8:CH:38:VAL:HA	8:CH:41:GLU:CG	2.45	0.46
42:BU:78:LYS:HG2	42:BU:79:ALA:H	1.80	0.46
8:AH:110:MET:CE	8:AH:114:ALA:HB1	2.44	0.46
22:BA:2080:A:H5'	45:BX:18:SER:CB	2.46	0.46
22:BA:414:C:H1'	22:BA:1864:U:O2'	2.14	0.46
2:AB:14:HIS:HB2	2:AB:208:ALA:HB2	1.96	0.46
22:DA:2369:A:O2'	22:DA:2370:G:H5'	2.15	0.46
28:DG:58:ALA:O	28:DG:59:ASP:C	2.53	0.46
22:DA:2566:A:O2'	22:DA:2567:G:OP2	2.31	0.46
57:DB:21:G:H2'	57:DB:22:U:O4'	2.13	0.46
22:BA:709:U:H2'	22:BA:710:U:H6	1.79	0.46
22:BA:779:U:OP1	24:BC:48:ILE:HG13	2.14	0.46
27:BF:24:VAL:HG22	27:BF:25:MET:N	2.30	0.46
37:DP:10:GLU:HG2	37:DP:10:GLU:O	2.15	0.46
7:AG:138:GLU:OE1	7:AG:138:GLU:HA	2.16	0.46
53:CA:137:U:H1'	53:CA:227:G:N2	2.30	0.46
28:BG:83:THR:HA	28:BG:84:LYS:HE2	1.87	0.46
22:BA:2043:C:H2'	22:BA:2043:C:O2	2.14	0.46
1:AA:144:G:C4	1:AA:179:A:C2	3.04	0.46
22:BA:996:A:O2'	22:BA:997:G:H5'	2.16	0.46
31:BJ:41:LYS:N	38:BQ:66:ALA:CB	2.77	0.46
22:BA:2870:C:C4	22:BA:2871:U:C5	3.03	0.46
5:AE:123:LEU:H	5:AE:123:LEU:HD12	1.80	0.46

Continued on next page...

Continued from previous page...

Atom-1	Atom-2	Distance(Å)	Clash(Å)
5:AE:133:ILE:CD1	5:AE:133:ILE:H	2.12	0.46
53:CA:1363:A:C6	53:CA:1365:G:C6	3.03	0.46
22:DA:1013:C:O2'	22:DA:1014:A:C5'	2.60	0.46
22:DA:1014:A:N1	22:DA:1149:G:C6	2.82	0.46
44:BW:28:GLU:CG	44:BW:29:SER:N	2.68	0.46
44:BW:39:GLN:NE2	44:BW:43:LYS:HB2	2.30	0.46
22:DA:567:U:O4	39:DR:80:ARG:HG3	2.14	0.46
22:DA:975:A:O2'	22:DA:976:G:C5'	2.62	0.46
35:DN:33:ILE:CD1	35:DN:118:ARG:NH2	2.77	0.46
22:DA:785:G:O2'	22:DA:1779:U:H5''	2.15	0.46
22:DA:614:A:H4'	22:DA:616:A:N7	2.31	0.46
22:DA:2631:G:N2	22:DA:2788:C:C2	2.83	0.46
27:BF:129:MET:SD	27:BF:153:ILE:HD11	2.54	0.46
1:AA:247:G:C6	1:AA:278:G:C2	3.02	0.46
14:AN:68:ARG:HA	14:AN:69:PRO:HD3	1.71	0.46
22:DA:185:G:C4	22:DA:212:G:N2	2.83	0.46
24:DC:184:GLU:O	24:DC:185:ALA:C	2.54	0.46
22:DA:447:A:C8	22:DA:473:G:C6	3.03	0.46
4:CD:29:THR:HB	4:CD:30:LYS:HE3	1.96	0.46
32:DK:104:THR:C	32:DK:106:GLU:N	2.68	0.46
22:DA:1965:C:H5''	22:DA:1966:A:H2'	1.96	0.46
1:AA:623:C:O2'	1:AA:624:C:H5'	2.15	0.46
22:BA:765:C:O2'	22:BA:766:U:C5'	2.55	0.46
22:BA:833:A:H2'	22:BA:834:G:H8	1.80	0.46
22:DA:197:A:C5	22:DA:2430:A:C4	3.03	0.46
42:DU:82:VAL:HG23	42:DU:83:GLY:N	2.30	0.46
2:AB:168:GLU:HB3	2:AB:171:ALA:HB3	1.97	0.46
41:BT:18:GLU:C	41:BT:20:ALA:N	2.68	0.46
53:CA:283:U:C4	53:CA:284:C:C4	3.03	0.46
22:DA:404:A:C5'	22:DA:405:U:OP1	2.59	0.46
22:DA:406:G:HO2'	22:DA:407:G:H8	1.62	0.46
32:DK:17:ARG:H	32:DK:45:GLU:HG2	1.79	0.46
22:DA:1555:G:H2'	22:DA:1556:C:C5	2.50	0.46
2:CB:33:ALA:HA	2:CB:37:VAL:O	2.15	0.46
30:DI:113:ALA:HB2	30:DI:124:MET:HB3	1.95	0.46
41:BT:2:ILE:HG13	41:BT:3:ARG:NH2	2.31	0.46
2:AB:22:TRP:O	2:AB:22:TRP:CD2	2.68	0.46
2:CB:122:ASP:CB	2:CB:124:THR:HG22	2.45	0.46
9:AI:100:ALA:HB1	9:AI:102:PHE:CE2	2.50	0.46
1:AA:1157:A:N3	1:AA:1181:G:C4	2.83	0.46
42:DU:58:VAL:CG1	42:DU:59:GLU:N	2.77	0.46
22:DA:117:G:O4'	22:DA:126:A:C2	2.68	0.46

Continued on next page...

Continued from previous page...

Atom-1	Atom-2	Distance(Å)	Clash(Å)
22:DA:54:G:C5	22:DA:55:G:C8	3.03	0.46
28:BG:71:LEU:HD13	28:BG:74:MET:SD	2.55	0.46
22:BA:1494:A:O2'	22:BA:1495:A:C5'	2.64	0.46
1:AA:49:U:H5	1:AA:365:U:O4	1.98	0.46
22:DA:2141:G:H2'	22:DA:2142:A:H8	1.81	0.46
22:DA:2582:G:C2'	22:DA:2582:G:N3	2.78	0.46
53:CA:289:G:N1	53:CA:290:C:C4	2.82	0.46
3:AC:54:ILE:CD1	3:AC:54:ILE:C	2.77	0.46
1:AA:1087:G:O2'	1:AA:1088:G:H5'	2.14	0.46
5:CE:65:LYS:O	5:CE:69:ASN:OD1	2.33	0.46
31:BJ:25:LEU:HB2	31:BJ:62:VAL:HG22	1.96	0.46
53:CA:1012:A:C5	53:CA:1013:G:N7	2.83	0.46
53:CA:752:G:C1'	53:CA:754:C:N4	2.76	0.46
53:CA:755:G:OP2	15:CO:64:LYS:HD2	2.15	0.46
49:B1:27:ARG:HB2	49:B1:27:ARG:CZ	2.44	0.46
7:AG:119:LEU:O	7:AG:119:LEU:HD23	2.15	0.46
53:CA:440:C:C2'	53:CA:441:A:H5'	2.45	0.46
22:BA:1919:A:C2'	22:BA:1920:C:H5'	2.44	0.46
29:DH:53:GLU:C	29:DH:55:GLU:H	2.18	0.46
22:DA:1853:A:C6	22:DA:1854:A:N1	2.83	0.46
5:CE:14:LEU:CD1	5:CE:36:THR:HG22	2.44	0.46
22:BA:1668:A:C2	22:BA:1674:G:H1'	2.50	0.46
22:DA:1651:G:C2	22:DA:2007:U:N3	2.84	0.46
24:DC:245:THR:C	24:DC:247:TRP:H	2.18	0.46
1:AA:189:A:H2'	1:AA:190:A:C8	2.51	0.46
22:DA:732:C:N4	22:DA:733:G:C5	2.83	0.46
8:CH:46:GLU:N	8:CH:63:LYS:HG3	2.30	0.46
24:DC:34:GLU:HG3	24:DC:35:LYS:N	2.30	0.46
29:BH:101:ASP:C	29:BH:104:THR:HB	2.35	0.46
4:CD:138:PRO:O	4:CD:139:ASN:HB2	2.15	0.46
22:DA:263:G:H2'	22:DA:264:C:O4'	2.15	0.46
22:DA:269:C:N3	22:DA:270:A:N7	2.64	0.46
22:BA:796:C:H2'	22:BA:797:G:C8	2.50	0.46
35:BN:95:THR:HG22	35:BN:96:ARG:N	2.30	0.46
24:DC:43:ASN:ND2	24:DC:44:ASN:H	2.13	0.46
22:BA:1661:G:C5	22:BA:1662:U:C5	3.03	0.46
40:BS:1:MET:HA	40:BS:1:MET:CE	2.45	0.46
22:DA:981:A:H5''	62:DA:3623:HOH:O	2.14	0.46
53:CA:554:A:H2'	53:CA:555:U:C6	2.49	0.46
22:BA:1244:A:OP1	33:BL:7:SER:HB3	2.15	0.46
22:DA:2350:C:H2'	22:DA:2351:G:C5'	2.46	0.46
1:AA:929:G:C6	1:AA:930:C:C4	3.03	0.46

Continued on next page...

Continued from previous page...

Atom-1	Atom-2	Distance(Å)	Clash(Å)
58:DF:9:ASP:O	58:DF:10:GLU:HB3	2.14	0.46
53:CA:587:G:O2'	53:CA:588:G:H5'	2.16	0.46
24:BC:266:ILE:HG22	24:BC:266:ILE:O	2.15	0.46
2:AB:57:ASN:HD22	2:AB:57:ASN:C	2.19	0.46
1:AA:685:G:H8	1:AA:685:G:O5'	1.98	0.46
53:CA:855:U:H5	53:CA:871:U:O4	1.99	0.46
34:BM:50:ARG:O	34:BM:53:MET:HB3	2.16	0.46
26:DE:151:GLY:HA3	26:DE:191:ASP:OD1	2.14	0.46
22:BA:898:C:H2'	22:BA:899:A:H5'	1.97	0.46
4:CD:150:LYS:HA	4:CD:150:LYS:HD3	1.73	0.46
22:DA:2798:U:C5'	22:DA:2800:A:N7	2.74	0.46
53:CA:1268:G:C5	53:CA:1269:A:N6	2.84	0.46
53:CA:1380:U:C4	54:CG:2:ARG:HB2	2.49	0.46
53:CA:935:A:H61	54:CG:2:ARG:CZ	2.28	0.46
9:CI:14:SER:HA	9:CI:68:GLY:O	2.15	0.46
19:CS:35:ARG:HH21	19:CS:51:HIS:CD2	2.25	0.46
31:DJ:122:LEU:C	31:DJ:123:LYS:HD2	2.36	0.46
46:DY:17:GLU:HA	46:DY:20:ASN:HB2	1.97	0.46
46:DY:31:GLN:C	46:DY:33:ALA:N	2.68	0.46
22:DA:1261:C:H2'	22:DA:1262:A:H5''	1.97	0.46
35:DN:35:LYS:HG2	35:DN:112:TYR:CZ	2.47	0.46
33:DL:93:ASN:CG	33:DL:94:THR:N	2.69	0.46
29:BH:21:VAL:HG21	29:BH:25:TYR:HD2	1.80	0.46
22:BA:2731:G:OP1	25:BD:174:SER:HB2	2.15	0.46
25:BD:4:LEU:HD22	25:BD:101:PHE:CE1	2.51	0.46
4:CD:187:ARG:NH2	4:CD:191:SER:HA	2.28	0.46
4:CD:190:LEU:C	4:CD:190:LEU:CD2	2.83	0.46
56:CP:71:VAL:HA	56:CP:74:LEU:HB2	1.97	0.46
22:DA:1299:G:O6	22:DA:1639:C:H5''	2.15	0.46
57:DB:57:A:C4	58:DF:25:MET:HB2	2.51	0.46
33:BL:77:ILE:HG12	33:BL:95:LEU:HD13	1.95	0.46
18:CR:72:ARG:NH2	21:CU:3:ILE:HD13	2.31	0.46
10:CJ:11:LYS:HE2	10:CJ:97:ASP:CG	2.35	0.46
53:CA:120:A:O2'	53:CA:121:U:C4'	2.63	0.46
22:DA:1084:A:C2'	22:DA:1085:A:H5'	2.46	0.46
32:DK:108:ARG:CA	32:DK:116:ILE:HD13	2.41	0.46
32:DK:92:GLU:O	32:DK:93:GLN:C	2.54	0.46
2:AB:186:VAL:O	2:AB:186:VAL:HG23	2.15	0.46
37:DP:56:SER:O	37:DP:57:ALA:HB2	2.15	0.46
27:BF:43:ILE:HG22	27:BF:82:TYR:CD1	2.47	0.46
22:DA:223:A:C6	22:DA:422:A:N7	2.84	0.46
22:DA:1737:G:C5'	22:DA:1738:G:OP2	2.63	0.46

Continued on next page...

Continued from previous page...

Atom-1	Atom-2	Distance(Å)	Clash(Å)
13:AM:4:ALA:H	13:AM:56:ARG:HG3	1.81	0.46
53:CA:1243:C:N4	53:CA:1244:G:O6	2.48	0.46
22:BA:2149:U:O2'	22:BA:2150:C:O4'	2.33	0.46
22:DA:1506:U:H2'	22:DA:1507:C:O4'	2.14	0.46
37:DP:19:PHE:CD2	37:DP:19:PHE:N	2.83	0.46
49:D1:10:LEU:CD2	49:D1:20:TYR:HB3	2.45	0.46
22:DA:2312:U:C2'	22:DA:2312:U:O2	2.63	0.46
58:DF:41:GLU:CG	58:DF:42:ALA:H	2.22	0.46
18:CR:59:LYS:O	18:CR:63:TYR:HD1	1.98	0.46
34:DM:42:THR:HB	34:DM:45:GLN:CG	2.35	0.46
3:CC:149:LYS:O	3:CC:149:LYS:HD2	2.15	0.46
40:BS:65:ASP:C	40:BS:67:ASP:H	2.19	0.46
45:DX:75:GLU:O	45:DX:76:LYS:HG2	2.16	0.46
28:DG:112:VAL:O	28:DG:113:ASP:HB2	2.14	0.46
1:AA:1433:A:N6	1:AA:1468:A:C4	2.83	0.46
58:DF:129:MET:CE	58:DF:174:PHE:CE1	2.98	0.46
22:BA:1568:G:H4'	24:BC:58:LYS:HG2	1.96	0.46
42:DU:40:LEU:CA	42:DU:61:GLU:HA	2.44	0.46
22:DA:1653:G:H5''	22:DA:1654:A:OP1	2.15	0.46
22:DA:1655:A:C5'	25:DD:118:PHE:CD1	2.98	0.46
22:BA:478:A:C6	22:BA:480:A:N6	2.82	0.46
11:AK:91:GLY:O	11:AK:95:THR:HB	2.15	0.46
55:CM:77:LYS:HA	55:CM:80:MET:CE	2.44	0.46
22:DA:2638:G:H1'	22:DA:2778:A:H62	1.79	0.46
28:DG:122:ALA:O	28:DG:123:GLU:HB2	2.15	0.46
22:BA:62:U:C5'	22:BA:63:A:OP1	2.63	0.46
24:BC:94:LEU:HB2	24:BC:100:ARG:CD	2.45	0.46
22:BA:626:A:H2'	33:BL:78:ARG:NH1	2.30	0.46
22:BA:2750:A:H4'	22:BA:2751:G:OP1	2.13	0.46
1:AA:1440:U:H5'	1:AA:1441:A:OP1	2.15	0.46
1:AA:880:C:P	12:AL:4:ASN:HD22	2.38	0.46
1:AA:487:A:H2'	1:AA:488:C:H6	1.79	0.46
22:BA:1849:G:H2'	22:BA:1850:G:C8	2.49	0.46
28:DG:53:PRO:HB3	28:DG:61:TRP:N	2.29	0.46
22:DA:1572:A:H2'	22:DA:1573:G:H8	1.81	0.46
1:AA:1231:G:C6	1:AA:1232:U:C4	3.03	0.46
22:DA:2601:C:C2	22:DA:2603:G:N7	2.84	0.46
22:DA:2590:A:H5''	24:DC:237:ARG:HG3	1.98	0.46
30:BI:105:LEU:HA	30:BI:108:ILE:HD12	1.97	0.46
22:BA:960:A:N6	22:BA:962:G:N3	2.62	0.46
30:BI:56:VAL:HG11	30:BI:68:PHE:HD2	1.80	0.46
34:DM:103:TYR:O	34:DM:104:GLU:HG3	2.14	0.46

Continued on next page...

Continued from previous page...

Atom-1	Atom-2	Distance(Å)	Clash(Å)
12:CL:86:VAL:O	12:CL:88:ASP:N	2.43	0.46
22:BA:729:G:C4	22:BA:1775:U:C2	3.04	0.46
22:BA:38:A:C2'	22:BA:39:G:O5'	2.63	0.46
1:AA:919:A:C2'	1:AA:920:U:H5'	2.45	0.46
53:CA:1417:G:N2	53:CA:1484:C:C4	2.83	0.46
16:AP:2:VAL:HG23	16:AP:65:ALA:CA	2.45	0.46
51:B3:7:ARG:HD2	51:B3:7:ARG:HA	1.42	0.46
2:AB:118:THR:O	2:AB:119:GLN:CB	2.62	0.46
48:D0:42:ILE:HD13	48:D0:48:TYR:HD2	1.77	0.46
48:D0:42:ILE:CD1	48:D0:48:TYR:HB2	2.45	0.46
2:CB:112:ARG:O	2:CB:112:ARG:CG	2.64	0.46
14:CN:2:LYS:CD	14:CN:5:MET:HG2	2.45	0.46
24:BC:68:ARG:NH2	24:BC:126:GLY:O	2.49	0.46
55:CM:81:ASP:C	55:CM:82:LEU:HD12	2.35	0.46
22:BA:806:C:C5'	22:BA:806:C:H6	2.27	0.46
45:DX:19:HIS:C	45:DX:21:LEU:N	2.67	0.46
55:CM:3:ILE:O	55:CM:4:ALA:CB	2.62	0.46
22:DA:2456:C:H2'	22:DA:2457:U:H5'	1.98	0.46
22:BA:2523:G:O2'	22:BA:2524:G:H5'	2.16	0.46
22:BA:1204:A:H1'	22:BA:1206:G:C5	2.49	0.46
22:BA:2305:U:O2'	22:BA:2306:C:H5'	2.15	0.46
53:CA:1276:G:C2'	53:CA:1277:C:H5'	2.46	0.46
22:DA:352:A:C2	22:DA:353:C:H1'	2.50	0.46
5:CE:88:HIS:CE1	5:CE:89:THR:HG23	2.50	0.46
22:BA:223:A:O4'	22:BA:421:C:H4'	2.15	0.46
34:DM:2:LEU:O	34:DM:3:GLN:HB3	2.16	0.46
22:BA:2630:G:O2'	22:BA:2631:G:H5'	2.14	0.46
53:CA:1165:U:C2'	53:CA:1166:G:H5'	2.45	0.46
53:CA:1061:G:C6	53:CA:1197:A:C2	3.03	0.46
24:DC:110:LYS:HB3	24:DC:113:ASP:OD1	2.15	0.46
1:AA:1012:A:N6	1:AA:1013:G:C6	2.84	0.46
56:CP:60:TRP:O	56:CP:63:GLN:N	2.49	0.46
1:AA:135:C:H2'	1:AA:136:C:H5'	1.96	0.46
28:BG:175:LYS:HD3	28:BG:175:LYS:HA	1.78	0.46
2:AB:166:ASP:OD1	2:AB:167:HIS:N	2.48	0.46
22:BA:901:C:C6	22:BA:902:C:C5	3.04	0.46
22:BA:1063:G:P	30:BI:76:ALA:HB3	2.55	0.46
30:BI:79:LEU:HD22	30:BI:137:LEU:CD1	2.46	0.46
28:BG:148:ARG:HA	28:BG:161:VAL:CG1	2.45	0.46
53:CA:1217:C:O2'	53:CA:1218:C:C6	2.47	0.46
53:CA:989:U:N3	53:CA:990:C:C5	2.84	0.46
53:CA:91:U:O2'	53:CA:92:U:C5'	2.56	0.46

Continued on next page...

Continued from previous page...

Atom-1	Atom-2	Distance(Å)	Clash(Å)
22:BA:996:A:C4'	38:BQ:91:ARG:HG2	2.45	0.46
22:DA:2394:C:H41	51:D3:30:HIS:CE1	2.34	0.46
19:CS:69:LYS:O	19:CS:72:GLU:HB2	2.14	0.46
22:DA:1328:A:C3'	22:DA:1330:C:H41	2.28	0.46
22:DA:2626:C:H2'	22:DA:2627:G:H5'	1.96	0.46
22:DA:2837:A:C6	22:DA:2882:A:N1	2.83	0.46
22:DA:565:C:H2'	22:DA:566:U:H5'	1.96	0.46
22:DA:677:A:N1	22:DA:678:C:C4	2.83	0.46
22:DA:830:G:H5''	62:DA:3356:HOH:O	2.15	0.46
35:DN:72:ASP:O	35:DN:76:VAL:HG13	2.15	0.46
1:AA:543:U:C2'	1:AA:544:G:H5'	2.45	0.46
1:AA:404:G:N7	4:AD:1:ALA:HB2	2.31	0.46
22:DA:627:A:H3'	33:DL:78:ARG:NH1	2.31	0.46
57:DB:16:G:H2'	57:DB:17:C:H6	1.80	0.46
1:AA:562:U:H1'	12:AL:11:ARG:HB3	1.96	0.46
27:BF:129:MET:CG	27:BF:153:ILE:HD11	2.45	0.46
21:CU:25:ALA:O	21:CU:29:ALA:N	2.48	0.46
53:CA:1130:A:C6	53:CA:1131:G:N7	2.83	0.46
2:CB:84:LEU:HD12	2:CB:84:LEU:C	2.36	0.46
25:BD:110:THR:CG2	25:BD:111:GLY:N	2.78	0.46
25:BD:16:THR:CG2	25:BD:18:ASP:OD1	2.43	0.46
42:DU:101:THR:O	42:DU:102:ILE:HB	2.14	0.46
22:DA:1998:A:C5	22:DA:1999:C:C5	3.03	0.46
32:DK:2:ILE:O	32:DK:3:GLN:CB	2.62	0.46
53:CA:1207:G:C6	53:CA:1208:C:C4	3.02	0.46
53:CA:275:G:O2'	53:CA:276:G:O5'	2.34	0.46
53:CA:693:G:OP1	11:CK:126:ARG:NH1	2.48	0.46
44:DW:67:LYS:CB	44:DW:80:SER:HB2	2.43	0.46
52:B4:9:LYS:HB3	52:B4:14:CYS:CB	2.45	0.46
22:DA:1552:A:C2'	22:DA:1553:A:H5'	2.44	0.46
25:DD:27:ILE:HD12	25:DD:189:VAL:HG22	1.97	0.46
25:DD:29:VAL:HB	25:DD:98:VAL:HG12	1.97	0.46
22:DA:2303:G:N1	22:DA:2314:A:C5	2.83	0.46
27:BF:152:ASP:N	27:BF:152:ASP:OD2	2.48	0.46
53:CA:734:G:H2'	53:CA:735:C:H6	1.80	0.46
22:BA:1968:G:O2'	22:BA:1969:A:O4'	2.33	0.46
22:DA:336:C:O2'	22:DA:337:C:C5'	2.64	0.46
46:BY:9:LYS:HZ2	46:BY:9:LYS:HA	1.76	0.46
30:DI:75:ALA:HA	30:DI:78:LEU:HD12	1.96	0.46
1:AA:112:G:C6	1:AA:330:C:N4	2.83	0.46
22:DA:1884:G:N3	22:DA:1884:G:H2'	2.31	0.46
58:DF:105:ILE:HG22	58:DF:105:ILE:O	2.16	0.46

Continued on next page...

Continued from previous page...

Atom-1	Atom-2	Distance(Å)	Clash(Å)
22:BA:1566:A:O2'	22:BA:1567:G:H5'	2.15	0.46
36:DO:68:LYS:HB2	36:DO:68:LYS:HZ2	1.81	0.46
22:DA:1656:C:OP1	25:DD:141:ARG:NH1	2.49	0.46
38:BQ:7:VAL:CG2	38:BQ:8:ILE:N	2.79	0.46
22:DA:1776:G:C2	22:DA:1789:A:N3	2.83	0.46
2:AB:71:THR:HG23	2:AB:93:HIS:C	2.35	0.46
1:AA:1278:G:O5'	1:AA:1279:G:H5'	2.16	0.46
24:BC:141:HIS:HE2	24:BC:193:GLU:C	2.19	0.46
4:CD:8:LEU:HD13	4:CD:8:LEU:HA	1.75	0.46
1:AA:675:A:H1'	11:AK:117:HIS:CD2	2.50	0.46
34:BM:69:PRO:CA	34:BM:94:ALA:HB2	2.45	0.46
53:CA:1005:A:N7	53:CA:1006:G:H1'	2.29	0.46
17:CQ:68:LYS:O	17:CQ:69:THR:CB	2.63	0.46
17:CQ:58:VAL:CG1	17:CQ:74:LEU:HD11	2.45	0.46
35:BN:20:MET:HE3	35:BN:20:MET:HB2	1.60	0.46
18:AR:33:THR:OG1	18:AR:34:GLU:N	2.48	0.46
58:DF:12:VAL:O	58:DF:16:MET:HB2	2.14	0.46
53:CA:844:G:OP2	53:CA:844:G:H3'	2.16	0.46
25:BD:34:VAL:CG2	25:BD:94:GLN:H	2.28	0.46
23:BB:75:G:O4'	43:BV:29:ILE:HD12	2.14	0.46
43:BV:30:ILE:HG12	43:BV:91:PHE:HB2	1.97	0.46
53:CA:1509:C:O2'	53:CA:1510:C:H5'	2.15	0.46
30:BI:126:ARG:CA	30:BI:129:GLU:HB2	2.43	0.46
34:DM:119:LEU:O	34:DM:119:LEU:CD2	2.62	0.46
1:AA:22:G:C2'	1:AA:23:C:H5'	2.45	0.46
53:CA:946:A:H2'	53:CA:947:G:H8	1.81	0.46
22:BA:14:A:H8	22:BA:14:A:O5'	1.98	0.46
9:AI:26:LYS:O	9:AI:62:LEU:HD23	2.16	0.46
37:BP:87:ARG:HH21	37:BP:111:GLU:HG3	1.78	0.46
53:CA:1412:C:H2'	53:CA:1413:A:C8	2.51	0.46
7:AG:25:PHE:HE1	7:AG:104:VAL:HG23	1.80	0.46
11:CK:107:THR:HG22	11:CK:108:ASN:HB2	1.97	0.46
22:BA:2346:A:H3'	22:BA:2347:C:H5''	1.98	0.46
22:DA:26:G:H1'	22:DA:515:A:H61	1.80	0.46
22:DA:1627:G:N2	22:DA:1628:G:C8	2.83	0.46
1:AA:1082:A:H2'	1:AA:1083:U:O4'	2.15	0.46
18:CR:33:THR:C	18:CR:35:SER:H	2.19	0.46
57:DB:63:C:H2'	57:DB:63:C:O2	2.15	0.46
22:DA:2305:U:H4'	58:DF:132:ARG:HG2	1.97	0.46
12:CL:31:GLY:HA3	12:CL:54:VAL:HG12	1.98	0.46
29:BH:61:VAL:CG1	29:BH:61:VAL:O	2.64	0.46
22:BA:845:A:C6	22:BA:847:U:C6	3.04	0.46

Continued on next page...

Continued from previous page...

Atom-1	Atom-2	Distance(Å)	Clash(Å)
9:CI:98:ARG:HG2	9:CI:103:VAL:CG2	2.45	0.46
22:BA:1196:C:H2'	22:BA:1197:G:O4'	2.16	0.46
53:CA:590:U:O2'	53:CA:591:U:H5'	2.15	0.46
36:BO:24:THR:HG22	36:BO:42:PRO:HD3	1.97	0.46
6:CF:81:ASN:O	6:CF:82:ASP:C	2.53	0.46
20:CT:12:GLN:O	20:CT:12:GLN:HG2	2.15	0.46
26:BE:109:LEU:HD13	26:BE:109:LEU:HA	1.57	0.46
30:DI:63:ASP:O	30:DI:64:ARG:HB2	2.15	0.46
22:DA:2403:C:O2'	22:DA:2404:U:H5'	2.15	0.46
28:BG:116:LEU:N	28:BG:116:LEU:CD1	2.78	0.46
1:AA:220:G:C2	1:AA:221:C:C6	3.03	0.46
22:BA:2846:G:H2'	22:BA:2847:U:O4'	2.16	0.46
53:CA:1014:A:C6	19:CS:33:TRP:CE3	3.04	0.46
5:AE:110:MET:HA	5:AE:113:VAL:CG1	2.33	0.46
5:AE:137:ARG:O	5:AE:141:ASP:HB2	2.16	0.46
8:AH:124:ILE:O	8:AH:124:ILE:CG1	2.64	0.46
8:AH:4:ASP:OD2	8:AH:76:ARG:NH1	2.49	0.46
53:CA:1288:A:O2'	53:CA:1289:A:O4'	2.34	0.46
55:CM:19:THR:HA	55:CM:25:GLY:O	2.16	0.46
32:BK:2:ILE:HD12	32:BK:2:ILE:HA	1.57	0.46
22:DA:1287:A:H2'	22:DA:1288:G:C2	2.50	0.46
22:DA:976:G:H5''	22:DA:1156:A:N6	2.30	0.46
35:DN:38:LEU:HB3	35:DN:39:PRO:CD	2.36	0.46
2:AB:48:MET:HE2	2:AB:48:MET:HA	1.96	0.46
22:DA:455:C:N4	22:DA:473:G:H5'	2.29	0.46
36:DO:30:ARG:HG2	36:DO:31:THR:H	1.80	0.46
22:DA:2092:U:O4'	22:DA:2092:U:O2	2.33	0.46
22:DA:2199:A:HO2'	22:DA:2200:C:H5'	1.76	0.46
53:CA:1125:U:C2	53:CA:1127:G:N7	2.83	0.46
53:CA:1146:A:C6	53:CA:1147:C:N4	2.83	0.46
22:DA:1071:G:N2	22:DA:1090:A:OP2	2.48	0.46
22:DA:1059:G:C6	22:DA:1080:A:N1	2.83	0.46
22:DA:1056:G:H1'	22:DA:1103:A:N1	2.30	0.46
30:DI:76:ALA:O	30:DI:135:MET:HE1	2.16	0.46
32:DK:77:ILE:CD1	32:DK:105:ARG:HH22	2.27	0.46
1:AA:1136:C:H3'	1:AA:1136:C:O2	2.16	0.46
9:AI:84:ARG:HH11	9:AI:84:ARG:HB2	1.81	0.46
1:AA:411:A:H62	1:AA:413:G:H21	1.61	0.46
22:DA:1296:G:H1'	22:DA:1645:G:N2	2.29	0.46
22:DA:406:G:H2'	22:DA:407:G:H8	1.80	0.46
53:CA:794:A:H2'	53:CA:795:C:C5	2.51	0.46
5:CE:82:HIS:CE1	8:CH:95:MET:HE2	2.49	0.46

Continued on next page...

Continued from previous page...

Atom-1	Atom-2	Distance(Å)	Clash(Å)
14:AN:14:ALA:HB1	14:AN:18:LYS:NZ	2.30	0.46
22:DA:1435:G:N2	22:DA:1558:C:N4	2.63	0.46
22:DA:861:A:O2'	22:DA:862:G:O4'	2.27	0.46
23:BB:90:C:C6	23:BB:90:C:C5'	2.91	0.46
22:DA:1439:A:H2	22:DA:1553:A:N7	2.07	0.46
22:DA:1551:A:C4	22:DA:1552:A:C8	3.04	0.46
2:AB:130:LYS:NZ	2:AB:133:ALA:HB2	2.30	0.46
22:DA:2315:G:C2	22:DA:2316:G:C4	3.04	0.46
25:BD:150:GLN:O	25:BD:151:THR:O	2.33	0.46
2:CB:182:VAL:O	2:CB:195:VAL:HG13	2.16	0.46
22:DA:2651:C:C2'	22:DA:2652:C:H5'	2.46	0.46
22:DA:2654:A:C4'	22:DA:2655:G:OP1	2.63	0.46
32:BK:116:ILE:HD12	32:BK:116:ILE:C	2.36	0.46
9:AI:46:VAL:CG2	9:AI:75:ALA:HB1	2.45	0.46
20:AT:16:ALA:O	20:AT:17:ARG:C	2.54	0.46
41:DT:29:THR:OG1	41:DT:85:VAL:HB	2.15	0.46
4:AD:115:GLN:NE2	4:AD:119:HIS:CE1	2.84	0.46
1:AA:791:G:C6	1:AA:792:A:N7	2.84	0.46
11:AK:34:THR:OG1	11:AK:39:ASN:N	2.44	0.46
14:CN:94:GLY:O	14:CN:95:LEU:C	2.53	0.46
29:BH:66:ASN:C	29:BH:68:ARG:H	2.18	0.46
3:CC:76:ILE:HG12	3:CC:83:VAL:CG1	2.44	0.46
4:CD:20:LEU:O	4:CD:21:LYS:C	2.51	0.46
22:BA:1874:C:H2'	22:BA:1875:G:O4'	2.15	0.46
28:DG:120:ILE:O	28:DG:120:ILE:HD13	2.15	0.46
5:AE:89:THR:CG2	5:AE:90:GLY:H	2.15	0.46
22:BA:2722:G:H2'	22:BA:2723:C:C6	2.50	0.46
22:DA:498:G:C6	22:DA:499:U:C5	3.03	0.46
51:D3:6:VAL:O	51:D3:6:VAL:HG12	2.15	0.46
27:BF:164:GLU:O	27:BF:167:ALA:HB3	2.16	0.46
2:AB:49:PHE:CA	2:AB:52:ALA:HB3	2.45	0.46
34:DM:108:VAL:HG21	34:DM:112:LEU:HB3	1.97	0.46
10:AJ:91:ASP:OD1	10:AJ:91:ASP:N	2.47	0.46
53:CA:879:C:H2'	53:CA:880:C:O5'	2.15	0.46
22:DA:1821:A:C2'	22:DA:1822:C:O5'	2.63	0.46
1:AA:1507:A:N6	1:AA:1530:G:O6	2.48	0.46
23:BB:75:G:O2'	43:BV:88:HIS:HE1	1.98	0.46
40:DS:25:ARG:HG3	40:DS:74:ILE:CG2	2.40	0.46
39:DR:98:ILE:HD12	39:DR:98:ILE:H	1.81	0.46
14:CN:89:ARG:HG3	14:CN:91:GLU:CG	2.45	0.46
14:CN:16:ALA:HA	14:CN:20:PHE:CD1	2.50	0.46
25:BD:142:VAL:HB	25:BD:143:PRO:CD	2.46	0.46

Continued on next page...

Continued from previous page...

Atom-1	Atom-2	Distance(Å)	Clash(Å)
22:BA:322:A:H5'	22:BA:340:A:H1'	1.97	0.46
22:BA:1673:G:C2'	22:BA:1674:G:H5'	2.45	0.46
1:AA:600:A:C2	1:AA:639:G:N3	2.84	0.46
22:BA:2839:G:H2'	22:BA:2840:C:C6	2.51	0.46
22:BA:2808:G:N1	22:BA:2891:U:C5	2.84	0.46
39:BR:5:PHE:CE2	39:BR:7:SER:HB2	2.50	0.46
22:BA:2199:A:N3	22:BA:2199:A:H2'	2.29	0.46
22:DA:1532:A:C2	22:DA:1540:G:N1	2.83	0.46
22:BA:2217:G:H2'	22:BA:2218:G:C5'	2.45	0.46
1:AA:290:C:H2'	1:AA:291:U:H5'	1.98	0.46
19:AS:57:VAL:HG23	19:AS:57:VAL:O	2.15	0.46
24:BC:198:GLU:O	24:BC:199:HIS:C	2.54	0.46
22:DA:294:A:N1	22:DA:346:A:C6	2.83	0.46
22:DA:662:G:H4'	33:DL:15:ALA:O	2.15	0.46
22:BA:927:A:H2'	22:BA:928:A:C8	2.50	0.46
1:AA:834:U:OP1	18:AR:48:ALA:HB2	2.16	0.46
58:DF:3:LEU:HG	58:DF:100:GLU:CD	2.35	0.46
1:AA:788:U:O2'	1:AA:789:U:H5'	2.16	0.46
22:BA:1769:U:O2'	22:BA:1770:G:H5'	2.15	0.46
40:DS:58:ALA:O	40:DS:63:GLY:O	2.33	0.46
22:BA:1082:U:C2	22:BA:1083:U:O2	2.69	0.46
22:BA:1085:A:C2'	22:BA:1086:A:C2	2.99	0.46
22:DA:254:G:O2'	22:DA:384:A:H1'	2.16	0.46
53:CA:1184:G:O2'	53:CA:1185:G:C5'	2.64	0.46
10:CJ:56:HIS:O	10:CJ:57:VAL:HG12	2.16	0.46
19:CS:32:THR:HG21	19:CS:70:LEU:HD13	1.97	0.46
1:AA:690:G:H2'	1:AA:691:G:O4'	2.15	0.46
22:BA:2336:A:H62	44:BW:40:ARG:HD2	1.77	0.46
22:DA:668:A:C2	22:DA:670:A:C6	3.03	0.46
22:DA:807:U:OP2	33:DL:41:ARG:NH1	2.48	0.46
35:DN:96:ARG:NH1	35:DN:116:VAL:HG22	2.31	0.46
22:DA:604:G:C6	22:DA:625:G:C6	3.03	0.46
22:BA:2510:C:C4'	22:BA:2510:C:C6	2.96	0.46
57:DB:11:C:C5	57:DB:12:C:H5	2.33	0.46
45:BX:70:LEU:O	45:BX:71:ARG:C	2.53	0.46
25:BD:104:VAL:HG13	25:BD:106:LYS:H	1.79	0.46
24:DC:163:ILE:HG23	24:DC:171:VAL:CG1	2.46	0.46
22:DA:455:C:N3	22:DA:473:G:C4'	2.78	0.46
38:BQ:4:LYS:O	38:BQ:5:ARG:HB3	2.15	0.46
1:AA:468:A:C2	1:AA:469:C:C4	3.04	0.46
22:DA:2227:A:H5''	22:DA:2228:G:OP2	2.16	0.46
22:DA:1056:G:O5'	22:DA:1085:A:H2	1.99	0.46

Continued on next page...

Continued from previous page...

Atom-1	Atom-2	Distance(Å)	Clash(Å)
22:DA:1071:G:O4'	22:DA:1088:A:O2'	2.32	0.46
32:DK:92:GLU:O	32:DK:93:GLN:O	2.34	0.46
22:DA:1239:G:C5	22:DA:1240:U:C6	3.04	0.46
22:DA:82:U:H5''	22:DA:296:U:H5''	1.97	0.46
53:CA:33:A:C5	53:CA:34:C:C5	3.04	0.46
22:DA:1671:U:N3	22:DA:1674:G:OP2	2.41	0.46
22:DA:410:G:C2	22:DA:2407:A:C6	3.03	0.46
22:DA:1557:C:H2'	22:DA:1558:C:C6	2.51	0.46
11:AK:111:ASP:C	11:AK:111:ASP:OD1	2.54	0.46
27:BF:131:VAL:HG22	27:BF:151:LEU:N	2.24	0.46
35:DN:52:ILE:CG2	35:DN:94:TYR:CE2	2.99	0.46
40:DS:33:LEU:N	40:DS:36:LEU:HD23	2.30	0.46
40:DS:36:LEU:HD22	40:DS:36:LEU:N	2.30	0.46
22:BA:2231:U:C2'	22:BA:2232:C:C5'	2.91	0.46
45:BX:34:SER:H	45:BX:50:VAL:H	1.61	0.46
32:BK:114:LYS:HE2	32:BK:114:LYS:HA	1.97	0.46
32:BK:99:ILE:HG21	32:BK:119:ALA:HB2	1.98	0.46
1:AA:110:C:H2'	1:AA:111:G:H8	1.71	0.46
44:BW:71:LYS:CD	44:BW:71:LYS:N	2.79	0.46
45:DX:67:LEU:HD23	45:DX:77:TYR:CZ	2.51	0.46
28:DG:104:LEU:N	28:DG:112:VAL:HG23	2.31	0.46
22:DA:1259:G:H2'	22:DA:1260:A:O4'	2.16	0.46
22:DA:2348:U:O2'	22:DA:2349:G:O5'	2.34	0.46
22:DA:364:C:H2'	22:DA:365:U:O4'	2.16	0.46
22:DA:726:G:OP2	22:DA:726:G:H8	1.96	0.46
22:DA:764:A:N1	22:DA:1789:A:O2'	2.48	0.46
22:DA:2638:G:H2'	22:DA:2775:G:N2	2.31	0.46
28:DG:164:ALA:O	28:DG:165:ASP:CB	2.54	0.46
22:BA:731:C:H2'	22:BA:732:C:H6	1.80	0.46
1:AA:1371:G:OP1	9:AI:13:SER:HB3	2.16	0.46
35:BN:33:ILE:HD11	35:BN:118:ARG:NH2	2.31	0.46
3:AC:138:GLN:C	3:AC:140:ALA:H	2.19	0.46
22:BA:227:A:O2'	22:BA:228:C:OP2	2.30	0.46
40:BS:24:ILE:HG22	40:BS:71:VAL:HG21	1.98	0.46
2:CB:9:LEU:O	2:CB:10:LYS:CB	2.62	0.46
22:DA:2478:A:C8	22:DA:2529:G:C6	3.03	0.46
56:CP:48:GLU:HG3	56:CP:51:ARG:NH2	2.24	0.46
56:CP:48:GLU:CG	56:CP:51:ARG:HH21	2.23	0.46
22:DA:687:C:O2'	22:DA:688:U:O4'	2.25	0.46
22:BA:2275:C:HO2'	34:BM:84:LYS:HA	1.77	0.46
58:DF:28:PRO:HB2	58:DF:168:LEU:HD11	1.96	0.46
27:BF:11:VAL:HG22	27:BF:171:ALA:HB1	1.96	0.46

Continued on next page...

Continued from previous page...

Atom-1	Atom-2	Distance(Å)	Clash(Å)
53:CA:1073:U:H2'	53:CA:1074:G:H8	1.81	0.46
10:CJ:25:ILE:O	10:CJ:25:ILE:CG2	2.62	0.46
22:DA:9:G:H21	22:DA:10:A:N6	2.14	0.46
1:AA:1226:C:N4	13:AM:102:LYS:HG3	2.30	0.46
39:DR:66:HIS:CD2	39:DR:94:THR:CG2	2.97	0.46
5:CE:131:ASN:C	5:CE:135:VAL:HG23	2.36	0.46
15:AO:62:ARG:NH1	15:AO:86:LEU:HD12	2.31	0.46
22:BA:2716:C:O2	22:BA:2716:C:H2'	2.14	0.46
34:BM:117:PHE:HD2	34:BM:130:PHE:CE1	2.34	0.46
22:BA:2733:A:H2'	22:BA:2734:A:H8	1.81	0.46
22:BA:1627:G:C2	22:BA:1628:G:C8	3.04	0.46
29:BH:12:LEU:N	29:BH:12:LEU:CD2	2.79	0.46
22:BA:605:G:H1'	22:BA:657:U:H1'	1.98	0.46
40:BS:2:GLU:HA	40:BS:108:SER:HB3	1.97	0.46
19:AS:79:TYR:CD1	19:AS:80:ARG:N	2.84	0.46
22:DA:813:U:C2	22:DA:1195:G:N2	2.84	0.46
20:CT:11:ILE:C	20:CT:13:SER:N	2.69	0.46
17:AQ:51:GLU:O	17:AQ:52:CYS:O	2.33	0.46
1:AA:1394:A:C5	1:AA:1501:C:H4'	2.50	0.46
53:CA:579:A:H2'	53:CA:580:C:H6	1.79	0.46
22:BA:720:U:H2'	22:BA:721:A:C8	2.50	0.46
22:BA:598:U:H2'	22:BA:599:A:C8	2.51	0.46
22:DA:438:G:C6	22:DA:439:A:C6	3.04	0.46
22:DA:980:A:H5''	22:DA:981:A:OP2	2.15	0.46
41:BT:11:LEU:HD23	41:BT:11:LEU:N	2.30	0.46
22:DA:1451:C:H5'	22:DA:1452:G:OP1	2.15	0.46
53:CA:552:U:C2	53:CA:553:A:C8	3.04	0.46
22:BA:2862:G:H2'	22:BA:2863:C:H6	1.80	0.46
25:BD:109:VAL:HG11	25:BD:193:VAL:HB	1.97	0.46
1:AA:550:G:H2'	1:AA:551:U:C6	2.51	0.46
24:DC:236:GLY:O	24:DC:238:ASN:N	2.48	0.46
22:BA:2002:G:H5'	35:BN:12:ARG:O	2.15	0.46
27:BF:13:LYS:O	27:BF:17:THR:HG23	2.16	0.46
50:D2:22:MET:HG2	50:D2:22:MET:O	2.15	0.46
40:DS:57:ASN:O	40:DS:61:ASN:HB2	2.16	0.46
5:CE:107:GLY:O	5:CE:111:ARG:HB2	2.15	0.46
22:BA:1079:C:C4	22:BA:1080:A:N7	2.83	0.46
22:BA:1098:A:H5'	22:BA:1099:G:OP2	2.15	0.46
22:BA:1107:G:N3	22:BA:1108:U:C6	2.84	0.46
22:DA:1342:A:OP1	41:DT:59:ASN:HB3	2.15	0.46
22:DA:2415:G:C6	22:DA:2416:C:C4	3.03	0.46
53:CA:1320:C:N4	19:CS:36:ARG:HG3	2.31	0.46

Continued on next page...

Continued from previous page...

Atom-1	Atom-2	Distance(Å)	Clash(Å)
44:BW:26:GLY:O	44:BW:27:GLY:O	2.34	0.46
22:DA:532:A:C4	22:DA:2021:C:O2	2.69	0.46
22:DA:2834:G:HO2'	22:DA:2879:A:H61	1.60	0.46
26:DE:59:PRO:CB	26:DE:67:ARG:HH22	2.28	0.46
11:CK:81:LEU:O	11:CK:81:LEU:HD22	2.14	0.46
22:DA:2297:A:HO2'	22:DA:2298:A:H8	1.63	0.46
51:B3:30:HIS:O	51:B3:31:ILE:C	2.54	0.46
38:DQ:82:LEU:HD22	38:DQ:108:LEU:CD2	2.46	0.46
22:DA:455:C:N3	22:DA:473:G:H4'	2.30	0.46
6:CF:56:LYS:O	6:CF:57:ALA:HB2	2.15	0.46
56:CP:67:ILE:HG23	56:CP:67:ILE:O	2.15	0.46
57:DB:24:G:C8	57:DB:56:G:C5	3.03	0.46
22:DA:1817:G:H4'	24:DC:85:ASN:O	2.16	0.46
22:DA:1816:C:O2'	22:DA:1817:G:OP1	2.34	0.46
22:DA:1103:A:H8	22:DA:1103:A:O5'	1.99	0.46
2:CB:114:LYS:C	2:CB:117:GLU:HG2	2.35	0.46
2:AB:86:CYS:H	2:AB:88:GLN:NE2	2.14	0.46
54:CG:137:ARG:HD2	54:CG:137:ARG:C	2.36	0.46
22:DA:1027:A:C2	22:DA:2488:G:H5''	2.50	0.46
22:DA:324:A:C2	22:DA:325:G:C1'	2.99	0.46
22:DA:1666:G:O3'	32:DK:6:THR:HA	2.16	0.46
41:BT:29:THR:CA	41:BT:86:THR:H	2.28	0.46
53:CA:812:G:O2'	53:CA:813:U:C6	2.64	0.46
1:AA:425:G:H2'	1:AA:426:U:C5'	2.46	0.46
35:DN:2:ARG:HD2	35:DN:2:ARG:O	2.15	0.46
21:CU:35:GLU:O	21:CU:36:PHE:CD2	2.69	0.46
22:DA:1932:A:C2	22:DA:1933:G:H1'	2.50	0.46
55:CM:12:LYS:CE	55:CM:16:ILE:HG22	2.46	0.46
22:DA:856:G:C2	22:DA:922:C:C2	3.04	0.46
25:DD:98:VAL:HG23	25:DD:180:VAL:HG12	1.97	0.46
14:AN:60:ARG:HA	62:AN:302:HOH:O	2.15	0.46
40:DS:69:LEU:HB3	40:DS:107:VAL:CG2	2.46	0.46
22:BA:1509:A:C2	22:BA:1510:G:C8	3.04	0.46
9:AI:57:VAL:C	9:AI:58:GLU:HG2	2.36	0.46
14:AN:20:PHE:C	14:AN:22:LYS:H	2.19	0.46
53:CA:348:G:C8	53:CA:348:G:H5''	2.51	0.46
35:BN:73:ASN:C	35:BN:76:VAL:HG12	2.36	0.46
58:DF:107:VAL:H	58:DF:108:PRO:CD	2.28	0.46
42:DU:64:ILE:O	42:DU:64:ILE:HG12	2.15	0.46
22:DA:1792:G:C5'	24:DC:203:VAL:HG22	2.45	0.46
22:DA:2851:A:C2'	22:DA:2852:G:C8	2.98	0.46
23:BB:51:G:N2	23:BB:53:A:H62	2.13	0.46

Continued on next page...

Continued from previous page...

Atom-1	Atom-2	Distance(Å)	Clash(Å)
22:DA:272:A:C2	22:DA:273:G:C6	3.03	0.46
39:BR:24:LYS:HE2	39:BR:24:LYS:HB3	1.65	0.46
22:DA:1826:G:P	24:DC:220:ARG:HB3	2.56	0.46
1:AA:1279:G:H1'	1:AA:1282:C:H42	1.80	0.46
22:DA:2142:A:C5	22:DA:2143:C:O2'	2.68	0.46
34:DM:61:GLY:HA2	34:DM:107:GLY:CA	2.37	0.46
22:DA:1000:A:C6	22:DA:1001:A:C2	3.04	0.46
22:DA:484:C:O2'	22:DA:485:C:O5'	2.33	0.46
8:CH:8:ASP:HA	8:CH:11:THR:OG1	2.16	0.46
22:BA:275:C:H3'	22:BA:276:U:H5''	1.98	0.46
22:BA:2062:A:O2'	22:BA:2063:C:H5''	2.15	0.46
22:DA:1377:G:H8	22:DA:1377:G:O5'	1.98	0.46
53:CA:704:A:HO2'	53:CA:705:G:H8	1.61	0.46
53:CA:704:A:O2'	53:CA:705:G:O5'	2.34	0.46
22:BA:1276:A:C8	22:BA:1276:A:C5'	2.98	0.46
22:BA:286:U:H2'	22:BA:287:G:O4'	2.15	0.46
22:DA:687:C:O2'	22:DA:688:U:C5'	2.64	0.46
53:CA:749:A:H2'	53:CA:750:C:H6	1.80	0.46
40:DS:25:ARG:CB	40:DS:25:ARG:NH1	2.78	0.46
20:AT:33:LYS:CE	20:AT:33:LYS:CA	2.93	0.46
22:BA:177:G:OP2	22:BA:177:G:N2	2.37	0.46
31:DJ:8:PRO:CG	31:DJ:9:GLU:N	2.78	0.46
13:AM:13:HIS:HB3	13:AM:41:ASP:HA	1.98	0.46
29:BH:79:THR:HG22	29:BH:80:ILE:HG12	1.98	0.46
22:BA:1190:G:H5''	33:BL:32:GLY:HA2	1.96	0.46
25:BD:124:ARG:HG2	25:BD:125:TRP:NE1	2.30	0.46
46:BY:39:GLN:HB2	46:BY:41:HIS:NE2	2.29	0.46
36:BO:79:ALA:HB1	36:BO:113:ALA:CB	2.45	0.46
22:BA:1476:U:OP2	22:BA:1476:U:H6	1.98	0.46
22:DA:1343:G:N3	22:DA:1344:U:C5	2.84	0.46
22:BA:1668:A:O2'	22:BA:1674:G:N7	2.39	0.46
1:AA:436:C:H2'	1:AA:437:U:H6	1.81	0.46
22:DA:752:A:N1	22:DA:1781:U:H1'	2.31	0.46
30:DI:98:GLY:O	30:DI:99:LYS:HD2	2.16	0.46
53:CA:309:A:H1'	53:CA:608:A:C2	2.50	0.46
22:DA:1500:G:N1	22:DA:1501:G:C5	2.84	0.46
11:CK:19:VAL:HG22	11:CK:82:GLU:HG2	1.96	0.46
1:AA:290:C:H2'	1:AA:291:U:C5'	2.45	0.46
24:BC:165:ALA:HB3	24:BC:172:THR:HG21	1.97	0.46
42:BU:17:ASP:O	42:BU:18:LYS:C	2.54	0.46
7:AG:146:ALA:C	7:AG:148:LYS:N	2.67	0.46
22:DA:1593:A:C2	22:DA:1594:U:C2	3.04	0.46

Continued on next page...

Continued from previous page...

Atom-1	Atom-2	Distance(Å)	Clash(Å)
22:DA:2305:U:H4'	58:DF:132:ARG:CG	2.45	0.46
58:DF:131:VAL:O	58:DF:132:ARG:HB2	2.14	0.46
22:DA:352:A:C3'	22:DA:353:C:H4'	2.46	0.46
1:AA:629:A:C2'	1:AA:630:A:H5'	2.46	0.46
22:DA:21:A:C6	22:DA:520:G:C6	3.03	0.46
22:BA:2236:U:H2'	22:BA:2237:G:O4'	2.16	0.46
8:CH:33:VAL:C	8:CH:35:ILE:H	2.18	0.46
46:DY:49:ASP:HA	46:DY:52:ARG:HD2	1.98	0.46
24:DC:83:ASP:CB	24:DC:90:ILE:HD12	2.46	0.46
22:BA:712:G:C2	22:BA:713:G:H1'	2.51	0.46
3:AC:46:LEU:HB3	3:AC:49:ALA:HB3	1.98	0.46
12:CL:74:GLN:NE2	12:CL:74:GLN:HA	2.31	0.46
54:CG:46:LEU:O	54:CG:46:LEU:HD12	2.16	0.46
22:DA:219:A:N6	22:DA:220:G:N1	2.64	0.46
22:BA:2197:U:HO2'	22:BA:2198:A:C2'	2.13	0.46
22:DA:1385:A:O2'	22:DA:1386:C:C6	2.62	0.46
38:BQ:96:ASP:C	38:BQ:98:ALA:H	2.18	0.46
22:BA:2847:U:H2'	22:BA:2848:G:H5'	1.97	0.46
5:AE:45:VAL:HG21	5:AE:117:ALA:CA	2.36	0.46
53:CA:961:U:H5	53:CA:1223:C:H1'	1.81	0.46
53:CA:1262:C:H2'	53:CA:1263:C:C5'	2.44	0.46
53:CA:1368:A:C8	9:CI:113:LYS:HD3	2.51	0.46
53:CA:982:U:C6	53:CA:983:A:C6	3.04	0.46
53:CA:961:U:C4	53:CA:983:A:C6	3.04	0.46
19:CS:35:ARG:HA	19:CS:70:LEU:CB	2.43	0.46
22:DA:1011:G:C6	22:DA:1013:C:C4	3.03	0.46
31:DJ:44:TYR:HD1	38:DQ:63:ARG:HH21	1.61	0.46
44:BW:67:LYS:HB2	44:BW:80:SER:HB2	1.98	0.46
41:DT:38:ALA:O	41:DT:39:THR:CB	2.64	0.46
46:DY:59:GLU:C	46:DY:61:ALA:H	2.19	0.46
22:DA:1267:U:C5	22:DA:2012:G:N2	2.84	0.46
22:DA:621:A:C2'	22:DA:622:G:O5'	2.63	0.46
22:DA:627:A:O4'	22:DA:637:A:N6	2.48	0.46
49:B1:8:ILE:HD12	49:B1:51:ALA:C	2.37	0.46
5:AE:149:PRO:HG2	5:AE:150:GLU:H	1.81	0.46
24:DC:140:VAL:HG23	24:DC:141:HIS:N	2.30	0.46
22:DA:460:A:OP2	50:D2:41:ARG:NH1	2.45	0.46
22:BA:742:A:H2'	22:BA:743:A:H8	1.79	0.46
22:DA:2199:A:C6	22:DA:2225:A:C4	3.04	0.46
10:CJ:44:THR:CG2	10:CJ:70:HIS:CE1	2.98	0.46
1:AA:1022:A:H2'	1:AA:1023:U:O4'	2.16	0.46
2:CB:210:THR:O	2:CB:210:THR:HG22	2.16	0.46

Continued on next page...

Continued from previous page...

Atom-1	Atom-2	Distance(Å)	Clash(Å)
53:CA:1308:U:C5	55:CM:97:ARG:NH1	2.83	0.46
22:DA:827:U:C4	22:DA:2430:A:C6	3.04	0.46
41:BT:15:HIS:O	41:BT:17:SER:N	2.49	0.46
22:DA:406:G:O2'	22:DA:407:G:C5'	2.63	0.46
11:CK:123:PRO:HB2	11:CK:125:LYS:CG	2.46	0.46
21:CU:35:GLU:O	21:CU:36:PHE:CB	2.64	0.46
22:DA:2645:G:H4'	22:DA:2732:G:H2'	1.97	0.46
1:AA:1320:C:O2'	1:AA:1321:U:O4'	2.33	0.46
19:AS:33:TRP:O	19:AS:35:ARG:N	2.48	0.46
22:DA:1731:G:O2'	22:DA:1732:C:C5'	2.49	0.46
22:DA:1737:G:N7	22:DA:1738:G:C6	2.84	0.46
16:AP:20:VAL:HG22	16:AP:32:PHE:HB2	1.96	0.46
49:D1:24:LYS:HE3	49:D1:29:LYS:O	2.15	0.46
29:DH:90:LEU:HD22	29:DH:91:PHE:H	1.80	0.46
22:BA:2742:G:OP1	52:B4:36:ARG:HD3	2.15	0.46
12:AL:32:VAL:O	12:AL:33:CYS:O	2.32	0.46
22:BA:2458:G:C2'	22:BA:2490:G:H1	2.28	0.46
53:CA:522:C:O4'	53:CA:536:C:H4'	2.15	0.46
22:DA:1038:G:C3'	22:DA:1039:A:H5'	2.46	0.46
53:CA:177:G:H2'	53:CA:178:C:H5'	1.97	0.46
42:DU:52:ASN:HD21	42:DU:54:PRO:HG3	1.79	0.46
22:DA:397:U:O2'	22:DA:398:C:O4'	2.33	0.46
45:BX:4:CYS:SG	45:BX:6:VAL:HG13	2.55	0.46
46:BY:18:LEU:O	46:BY:22:LEU:HB2	2.16	0.46
58:DF:177:ARG:CZ	58:DF:178:LYS:HB3	2.46	0.46
28:DG:91:VAL:HG22	28:DG:93:TYR:HE2	1.81	0.46
29:DH:3:VAL:O	29:DH:3:VAL:HG23	2.16	0.46
4:CD:148:ALA:HB1	4:CD:151:GLN:NE2	2.31	0.46
40:BS:14:ALA:O	40:BS:18:ARG:N	2.48	0.46
22:BA:372:G:N2	22:BA:400:G:H2'	2.31	0.46
24:DC:229:HIS:ND1	24:DC:230:PRO:HD2	2.31	0.46
22:DA:1416:G:N3	22:DA:1417:C:C5	2.84	0.46
22:DA:271:G:O2'	22:DA:272:A:P	2.74	0.46
13:AM:113:LYS:N	13:AM:114:PRO:HD3	2.28	0.46
4:CD:8:LEU:HD21	4:CD:21:LYS:HD2	1.97	0.46
36:DO:23:ALA:O	36:DO:42:PRO:CG	2.56	0.46
36:DO:41:ALA:O	36:DO:43:ASN:N	2.49	0.46
22:DA:2468:A:N7	22:DA:2476:A:N1	2.64	0.46
53:CA:495:A:C6	53:CA:496:A:N6	2.84	0.46
22:BA:1535:A:H4'	22:BA:1536:C:OP2	2.14	0.46
53:CA:212:G:N2	53:CA:213:G:C5	2.84	0.46
32:DK:13:ASN:ND2	32:DK:97:THR:H	2.07	0.46

Continued on next page...

Continued from previous page...

Atom-1	Atom-2	Distance(Å)	Clash(Å)
22:BA:2275:C:O2	34:BM:84:LYS:HG2	2.16	0.46
4:CD:115:GLN:HG3	4:CD:119:HIS:CE1	2.50	0.46
22:DA:2679:A:C2	22:DA:2729:G:C6	3.04	0.46
41:BT:50:LEU:HD22	46:BY:26:PHE:CZ	2.51	0.46
23:BB:66:A:C2	23:BB:108:A:C2	3.04	0.46
15:AO:80:LEU:HD11	15:AO:84:LEU:CD2	2.44	0.46
22:BA:1912:A:C2	22:BA:1919:A:C6	3.04	0.46
24:DC:32:LEU:HD22	24:DC:63:ILE:CG1	2.46	0.46
58:DF:110:ILE:CD1	58:DF:110:ILE:H	2.25	0.46
5:CE:132:PRO:C	5:CE:134:ASN:N	2.70	0.46
22:BA:1537:G:HO2'	22:BA:1538:G:P	2.38	0.46
1:AA:68:G:H5'	1:AA:171:A:HO2'	1.80	0.46
22:DA:2432:A:H61	45:DX:20:ALA:CA	2.28	0.46
22:BA:1309:G:H4'	50:B2:7:PRO:HG2	1.98	0.46
35:DN:65:LEU:H	35:DN:65:LEU:CD1	2.28	0.46
1:AA:1501:C:N4	1:AA:1504:G:C2	2.84	0.46
20:AT:9:ARG:HD2	20:AT:12:GLN:HE21	1.81	0.46
1:AA:131:A:C2	1:AA:132:C:N3	2.84	0.46
22:BA:1091:G:O2'	22:BA:1092:C:C5'	2.64	0.46
22:BA:108:G:O2'	22:BA:109:C:H5'	2.15	0.46
22:BA:686:U:H4'	22:BA:687:C:OP2	2.15	0.46
22:BA:2649:C:O2'	22:BA:2650:U:H5'	2.16	0.46
22:BA:753:A:H2'	22:BA:754:U:C6	2.51	0.46
53:CA:1154:G:H2'	53:CA:1155:A:C8	2.50	0.46
22:DA:1845:G:N2	22:DA:1896:G:C4	2.84	0.46
26:DE:26:ALA:HB1	33:DL:9:ALA:HB2	1.97	0.46
22:BA:282:A:H2'	22:BA:283:G:C8	2.51	0.46
4:AD:142:VAL:HG13	4:AD:142:VAL:O	2.15	0.46
35:DN:46:ARG:HG3	35:DN:46:ARG:H	1.51	0.46
31:BJ:130:HIS:CD2	31:BJ:132:HIS:H	2.34	0.46
5:AE:106:ALA:HB2	5:AE:124:ALA:HB3	1.98	0.46
53:CA:68:G:H5'	53:CA:171:A:O2'	2.15	0.46
31:DJ:49:ASP:HB2	31:DJ:121:LYS:HZ2	1.80	0.46
22:DA:110:G:C4	22:DA:111:A:C8	3.04	0.46
22:DA:95:A:O2'	46:DY:41:HIS:CD2	2.69	0.46
22:DA:1307:A:HO2'	22:DA:1308:A:H5'	1.81	0.46
22:DA:1613:G:C6	22:DA:1617:C:C5	3.03	0.46
22:DA:2036:C:O2'	22:DA:2037:A:H5'	2.15	0.46
22:DA:2512:C:H2'	22:DA:2513:A:C4'	2.45	0.46
22:DA:948:C:H6	22:DA:948:C:O5'	1.98	0.46
35:DN:75:ILE:O	35:DN:75:ILE:HD12	2.16	0.46
4:AD:196:GLU:O	4:AD:198:LEU:N	2.49	0.46

Continued on next page...

Continued from previous page...

Atom-1	Atom-2	Distance(Å)	Clash(Å)
22:DA:628:G:HO2'	22:DA:629:G:H8	1.58	0.46
57:DB:109:A:C2	57:DB:110:C:C2	3.04	0.46
34:DM:66:ARG:NE	34:DM:101:VAL:HG11	2.30	0.46
22:DA:444:C:HO2'	22:DA:445:C:P	2.38	0.46
22:DA:449:A:C4'	38:DQ:2:ARG:HH22	2.29	0.46
22:DA:1566:A:C2	24:DC:212:TRP:CD2	3.04	0.46
21:CU:18:PHE:C	21:CU:19:LYS:NZ	2.69	0.46
53:CA:1146:A:H2'	53:CA:1147:C:C6	2.51	0.46
53:CA:642:A:N7	8:CH:106:SER:CA	2.70	0.46
1:AA:449:G:O2'	1:AA:450:G:H5'	2.14	0.46
22:DA:1203:U:C4	22:DA:1204:A:N7	2.83	0.46
42:DU:81:ARG:HB2	42:DU:96:LYS:CD	2.42	0.46
53:CA:32:A:C2'	53:CA:33:A:C8	2.88	0.46
22:DA:1998:A:C4	22:DA:1999:C:C6	3.04	0.46
32:DK:1:MET:HA	32:DK:33:ALA:O	2.16	0.46
53:CA:1050:G:C2	53:CA:1051:C:C4	3.03	0.46
53:CA:1207:G:C5	53:CA:1208:C:C5	3.04	0.46
53:CA:268:U:H2'	53:CA:269:C:H6	1.75	0.46
53:CA:264:C:O2'	17:CQ:64:ARG:HG3	2.16	0.46
25:DD:114:LYS:CD	25:DD:116:LYS:HZ1	2.26	0.46
22:DA:425:G:C4	22:DA:426:C:C5	3.04	0.46
19:AS:33:TRP:NE1	19:AS:51:HIS:ND1	2.64	0.46
22:DA:1723:G:C2'	22:DA:1724:G:H5'	2.45	0.46
22:DA:1736:U:H2'	22:DA:1737:G:O4'	2.16	0.46
55:CM:21:ILE:HG22	55:CM:22:TYR:N	2.31	0.46
22:BA:2148:G:O2'	22:BA:2149:U:O5'	2.33	0.46
24:BC:163:ILE:HG23	24:BC:171:VAL:HG11	1.98	0.46
58:DF:122:ASP:HB3	58:DF:123:GLY:H	1.55	0.46
58:DF:32:LYS:NZ	58:DF:32:LYS:HB2	2.31	0.46
22:BA:1964:G:O2'	22:BA:1967:C:P	2.74	0.46
42:DU:47:PRO:CB	42:DU:54:PRO:HG3	2.31	0.46
1:AA:77:A:H2'	1:AA:78:A:N7	2.31	0.46
30:DI:44:LYS:O	30:DI:48:ILE:HG23	2.16	0.46
22:DA:2586:U:O5'	22:DA:2586:U:H6	1.99	0.46
2:AB:30:ILE:HD11	2:AB:38:HIS:CD2	2.50	0.46
22:DA:2756:U:C4'	22:DA:2757:A:C5'	2.94	0.46
53:CA:1282:C:O2'	53:CA:1283:U:C6	2.67	0.46
53:CA:160:A:O2'	53:CA:344:A:N6	2.48	0.46
22:DA:1883:U:H2'	22:DA:1884:G:O4'	2.15	0.46
22:DA:165:A:H2'	22:DA:166:U:C6	2.50	0.46
22:BA:1696:G:C6	22:BA:1697:G:C4	3.04	0.46
22:DA:2418:A:C6	22:DA:2419:U:C4	3.04	0.46

Continued on next page...

Continued from previous page...

Atom-1	Atom-2	Distance(Å)	Clash(Å)
1:AA:60:A:C4'	1:AA:61:G:O5'	2.54	0.46
22:BA:1653:G:H4'	22:BA:1654:A:O5'	2.15	0.46
53:CA:940:C:H2'	53:CA:941:G:O4'	2.15	0.46
22:DA:2151:U:H2'	22:DA:2152:G:C8	2.49	0.46
22:DA:1291:C:O2'	22:DA:1292:G:O4'	2.33	0.46
53:CA:429:U:H3'	4:CD:8:LEU:HD23	1.97	0.46
22:DA:2507:C:N4	22:DA:2508:G:C6	2.84	0.46
2:CB:26:MET:CE	2:CB:29:PHE:CD2	2.91	0.46
12:AL:2:THR:O	12:AL:5:GLN:HB2	2.15	0.46
22:BA:2800:A:O2'	22:BA:2801:G:OP1	2.34	0.46
34:BM:2:LEU:HD23	34:BM:69:PRO:CD	2.37	0.46
22:BA:871:U:H2'	22:BA:872:U:C6	2.50	0.46
34:DM:108:VAL:CG2	34:DM:109:PRO:HD2	2.45	0.46
40:BS:24:ILE:HA	40:BS:24:ILE:HD13	1.73	0.46
53:CA:878:A:C6	53:CA:879:C:C5	3.03	0.46
1:AA:1075:U:H4'	1:AA:1101:A:N6	2.30	0.46
22:DA:789:A:H4'	22:DA:790:U:OP2	2.15	0.46
53:CA:750:C:O2'	15:CO:20:ASP:HB2	2.16	0.46
53:CA:775:G:O2'	53:CA:776:G:H5'	2.16	0.46
25:BD:90:PHE:C	25:BD:92:VAL:H	2.19	0.46
1:AA:1219:A:C6	1:AA:1220:G:C6	3.03	0.46
10:AJ:35:GLN:HE21	10:AJ:35:GLN:CA	2.29	0.46
1:AA:1039:G:C2'	1:AA:1040:U:H5'	2.45	0.46
53:CA:1530:G:O2'	53:CA:1531:A:H8	1.98	0.46
48:D0:42:ILE:CD1	48:D0:48:TYR:CD2	2.97	0.46
24:DC:245:THR:HB	24:DC:246:PRO:CD	2.46	0.46
22:BA:1300:G:H5''	22:BA:1301:A:H5''	1.98	0.46
22:BA:601:C:O2	22:BA:605:G:H4'	2.15	0.46
53:CA:544:G:C2'	53:CA:545:C:O5'	2.63	0.46
38:DQ:15:LYS:HD2	38:DQ:15:LYS:C	2.35	0.46
23:BB:37:C:C6	23:BB:38:C:C5	3.03	0.46
29:DH:104:THR:O	29:DH:104:THR:HG23	2.16	0.46
6:CF:67:PRO:O	6:CF:68:GLN:C	2.54	0.46
53:CA:354:G:N2	53:CA:355:C:C2	2.84	0.46
22:BA:1095:A:C6	22:BA:1096:A:N6	2.84	0.46
53:CA:1461:G:C5	53:CA:1462:C:C4	3.04	0.46
5:CE:11:GLN:CG	5:CE:40:ASP:O	2.64	0.46
12:AL:120:ARG:O	12:AL:122:LYS:N	2.47	0.46
28:DG:15:ASP:HB3	28:DG:26:LYS:H	1.81	0.46
15:CO:10:ILE:HA	15:CO:13:GLU:HB2	1.98	0.46
22:DA:708:G:H2'	22:DA:709:U:H6	1.81	0.46
4:AD:56:GLU:O	4:AD:59:LYS:HB3	2.16	0.46

Continued on next page...

Continued from previous page...

Atom-1	Atom-2	Distance(Å)	Clash(Å)
58:DF:144:LYS:HG3	58:DF:145:VAL:H	1.80	0.46
26:DE:30:GLN:HG2	26:DE:30:GLN:O	2.16	0.46
46:DY:11:VAL:HG12	46:DY:11:VAL:O	2.15	0.46
22:BA:1148:U:H2'	22:BA:1149:G:O4'	2.16	0.46
20:AT:38:ILE:HG12	20:AT:38:ILE:H	1.43	0.46
25:BD:57:ALA:O	25:BD:60:VAL:HG12	2.16	0.46
22:DA:2373:G:O2'	22:DA:2374:C:H5'	2.16	0.46
22:BA:1016:G:C2'	22:BA:1017:G:O5'	2.64	0.46
31:BJ:40:HIS:C	31:BJ:41:LYS:CG	2.84	0.46
22:DA:201:C:C6	22:DA:202:U:H5	2.34	0.46
8:AH:94:VAL:HG12	8:AH:95:MET:N	2.30	0.46
53:CA:1262:C:C5	53:CA:1263:C:C5	3.04	0.46
53:CA:935:A:O2'	53:CA:936:C:O5'	2.34	0.46
54:CG:100:MET:HE2	54:CG:100:MET:N	2.30	0.46
22:BA:2364:C:H2'	22:BA:2365:G:H5'	1.95	0.46
41:DT:38:ALA:C	41:DT:39:THR:HG22	2.34	0.46
48:D0:54:ILE:HG13	48:D0:55:ALA:H	1.80	0.46
22:DA:818:G:N7	22:DA:1187:G:C6	2.84	0.46
22:DA:14:A:H2'	22:DA:15:G:H8	1.81	0.46
22:DA:1607:C:H4'	22:DA:1608:A:O5'	2.15	0.46
22:DA:2880:C:O2'	22:DA:2881:U:C5'	2.64	0.46
22:DA:751:A:O5'	40:DS:90:LYS:HA	2.15	0.46
22:DA:799:G:OP2	22:DA:800:A:C3'	2.64	0.46
22:DA:832:U:P	33:DL:38:GLN:H	2.38	0.46
6:CF:19:PRO:HA	6:CF:22:ILE:CG1	2.46	0.46
57:DB:11:C:H2'	57:DB:15:A:H61	1.80	0.46
18:AR:22:TYR:CD1	18:AR:22:TYR:O	2.68	0.46
29:BH:2:GLN:HG2	29:BH:20:ASN:ND2	2.31	0.46
45:BX:39:VAL:HG11	45:BX:46:VAL:CG2	2.46	0.46
25:BD:4:LEU:HD23	25:BD:29:VAL:HG11	1.97	0.46
22:DA:2135:A:H2'	22:DA:2136:G:H8	1.80	0.46
35:DN:28:LEU:HD23	35:DN:29:VAL:N	2.30	0.46
24:DC:68:ARG:NH1	24:DC:115:ILE:CD1	2.78	0.46
22:DA:33:C:O2	22:DA:447:A:N6	2.49	0.46
26:DE:117:ARG:O	26:DE:186:VAL:HG12	2.16	0.46
53:CA:312:C:H2'	53:CA:313:A:O4'	2.16	0.46
22:DA:1082:U:H4'	30:DI:117:THR:O	2.16	0.46
25:BD:110:THR:HG22	25:BD:111:GLY:H	1.81	0.46
37:DP:59:THR:HG23	37:DP:72:VAL:HG12	1.96	0.46
53:CA:1046:A:H2'	53:CA:1047:G:C5'	2.46	0.46
1:AA:1144:G:C8	1:AA:1144:G:OP2	2.69	0.46
8:CH:85:TYR:HD2	8:CH:123:GLU:HB2	1.74	0.46

Continued on next page...

Continued from previous page...

Atom-1	Atom-2	Distance(Å)	Clash(Å)
42:BU:73:ASN:HD22	42:BU:76:THR:N	2.08	0.46
54:CG:91:ARG:NH1	54:CG:92:PRO:HG2	2.31	0.46
53:CA:5:U:H4'	53:CA:6:G:C5'	2.46	0.46
22:DA:1203:U:H2'	22:DA:1204:A:C2	2.51	0.46
26:DE:161:ALA:HB3	26:DE:169:VAL:HG13	1.98	0.46
22:DA:1991:U:C3'	22:DA:1991:U:C6	2.99	0.46
53:CA:279:A:H5''	53:CA:280:C:C3'	2.36	0.46
55:CM:64:VAL:O	55:CM:65:GLU:C	2.54	0.46
22:BA:2145:C:OP1	22:BA:2148:G:C5	2.69	0.46
37:DP:88:ARG:NE	37:DP:112:ARG:HH21	2.12	0.46
32:DK:9:ASN:HD21	32:DK:17:ARG:NH2	2.14	0.46
25:DD:107:VAL:CG1	25:DD:109:VAL:CG2	2.92	0.46
6:CF:85:ILE:HB	6:CF:86:ARG:H	1.56	0.46
31:BJ:80:HIS:HB3	31:BJ:81:ILE:HG22	1.98	0.46
42:DU:52:ASN:ND2	42:DU:54:PRO:HD3	2.30	0.46
22:DA:311:A:O2'	22:DA:332:A:O4'	2.29	0.46
1:AA:1181:G:C2	1:AA:1182:G:N2	2.84	0.46
14:AN:30:ILE:HG23	14:AN:44:VAL:HG12	1.98	0.46
41:DT:28:ASN:C	41:DT:29:THR:HG22	2.36	0.46
1:AA:515:G:O2'	1:AA:516:U:H5'	2.15	0.46
58:DF:103:ILE:CA	58:DF:107:VAL:HG21	2.37	0.46
22:BA:915:C:O2	23:BB:100:G:H4'	2.16	0.46
5:AE:14:LEU:HD13	5:AE:14:LEU:C	2.34	0.46
22:BA:1682:G:O2'	22:BA:1683:U:C5'	2.63	0.46
45:DX:26:ARG:O	45:DX:27:ARG:HB3	2.16	0.46
22:BA:481:G:H1'	22:BA:506:G:N2	2.31	0.46
22:DA:727:A:O2'	22:DA:728:G:O5'	2.34	0.46
24:BC:106:PRO:HA	24:BC:141:HIS:NE2	2.31	0.46
43:DV:56:PHE:CD1	43:DV:56:PHE:C	2.89	0.46
22:DA:987:C:O2	22:DA:1000:A:H2	1.98	0.46
1:AA:944:G:N1	1:AA:1338:G:OP2	2.49	0.46
35:BN:1:MET:O	35:BN:2:ARG:CB	2.54	0.46
53:CA:1004:A:H2'	53:CA:1005:A:C8	2.51	0.46
41:DT:7:LEU:O	41:DT:10:VAL:HG13	2.17	0.46
53:CA:1011:C:N3	53:CA:1019:A:C2	2.84	0.46
4:CD:195:ASN:O	4:CD:197:HIS:N	2.49	0.46
53:CA:686:U:O2'	53:CA:687:A:O5'	2.34	0.46
2:CB:8:MET:SD	2:CB:9:LEU:HD23	2.56	0.46
22:BA:1657:U:O2'	25:BD:138:LEU:HD22	2.16	0.46
22:BA:288:U:H2'	22:BA:289:G:H8	1.81	0.46
22:DA:931:U:H2'	22:DA:931:U:O2	2.15	0.46
22:DA:538:A:C5'	31:DJ:7:LYS:HZ3	2.29	0.46

Continued on next page...

Continued from previous page...

Atom-1	Atom-2	Distance(Å)	Clash(Å)
22:DA:1683:U:O2'	22:DA:1684:G:O4'	2.31	0.46
29:BH:78:VAL:HG21	29:BH:145:ASN:ND2	2.31	0.46
1:AA:854:U:C6	1:AA:871:U:O4	2.69	0.46
25:BD:114:LYS:HE3	25:BD:114:LYS:CA	2.45	0.46
25:BD:124:ARG:HG2	25:BD:125:TRP:CD1	2.50	0.46
22:DA:2506:U:H3'	22:DA:2506:U:H6	1.81	0.46
14:CN:15:LEU:O	14:CN:54:SER:HB2	2.16	0.46
53:CA:769:G:C2'	53:CA:770:C:H5'	2.45	0.46
1:AA:1073:U:C2'	1:AA:1074:G:H5'	2.45	0.46
30:DI:20:SER:H	30:DI:21:PRO:CD	2.28	0.46
1:AA:1312:G:N7	19:AS:2:ARG:HA	2.31	0.46
30:DI:98:GLY:HA3	30:DI:137:LEU:HA	1.98	0.46
53:CA:545:C:H2'	53:CA:546:A:H5'	1.98	0.46
5:AE:32:PHE:CD1	5:AE:55:VAL:HG22	2.51	0.46
22:BA:92:U:H5''	22:BA:92:U:C6	2.51	0.46
22:BA:188:G:H2'	22:BA:189:G:H5'	1.97	0.46
1:AA:120:A:C5	1:AA:122:G:C6	3.04	0.46
22:DA:2497:A:H4'	22:DA:2498:C:O5'	2.16	0.46
22:DA:1461:C:H2'	22:DA:1462:C:H6	1.81	0.46
53:CA:473:U:OP1	56:CP:76:LYS:HE2	2.15	0.46
22:BA:1501:G:O2'	22:BA:1502:A:H5'	2.16	0.46
22:BA:709:U:H2'	22:BA:710:U:C6	2.51	0.46
12:AL:76:HIS:O	12:AL:77:SER:HB2	2.16	0.46
22:DA:1753:G:N1	22:DA:1756:G:N1	2.64	0.46
22:BA:2667:C:H2'	22:BA:2668:G:O4'	2.16	0.46
22:BA:2512:C:H5''	22:BA:2513:A:OP2	2.17	0.46
1:AA:617:G:N1	1:AA:618:C:C5	2.84	0.46
22:DA:1969:A:H2'	22:DA:1972:G:H21	1.81	0.46
22:BA:2197:U:HO2'	22:BA:2198:A:P	2.39	0.45
44:DW:40:ARG:NH1	44:DW:40:ARG:CG	2.50	0.45
12:CL:42:LYS:CD	12:CL:43:LYS:HZ2	2.30	0.45
53:CA:1288:A:H2'	53:CA:1289:A:C8	2.50	0.45
53:CA:934:C:H5	53:CA:1344:C:C2	2.34	0.45
53:CA:1249:C:H4'	9:CI:74:GLN:HE22	1.81	0.45
31:DJ:44:TYR:CD1	38:DQ:59:LEU:HD11	2.51	0.45
41:DT:38:ALA:O	41:DT:39:THR:HB	2.16	0.45
32:BK:10:VAL:HG11	32:BK:16:ALA:CB	2.47	0.45
22:DA:1647:U:C5'	22:DA:1648:U:OP1	2.60	0.45
22:DA:2016:U:C4	22:DA:2017:U:C4	3.04	0.45
22:DA:2571:U:H2'	22:DA:2572:A:OP1	2.16	0.45
22:DA:803:U:O2'	22:DA:804:A:H5'	2.17	0.45
22:DA:830:G:P	22:DA:830:G:H8	2.39	0.45

Continued on next page...

Continued from previous page...

Atom-1	Atom-2	Distance(Å)	Clash(Å)
35:DN:31:HIS:C	35:DN:33:ILE:H	2.18	0.45
22:DA:617:G:N3	22:DA:618:G:C8	2.84	0.45
22:DA:618:G:O2'	22:DA:619:G:C5'	2.59	0.45
33:DL:70:LYS:O	33:DL:70:LYS:HG2	2.15	0.45
22:BA:2575:C:H2'	22:BA:2578:G:O6	2.15	0.45
45:BX:76:LYS:CG	45:BX:77:TYR:N	2.78	0.45
53:CA:1254:A:H2'	53:CA:1255:G:H8	1.80	0.45
53:CA:120:A:O2'	53:CA:121:U:H4'	2.16	0.45
54:CG:27:ASN:OD1	54:CG:35:LYS:HD2	2.16	0.45
53:CA:669:G:N2	53:CA:738:C:C2	2.83	0.45
38:DQ:4:LYS:O	38:DQ:5:ARG:HB2	2.16	0.45
32:DK:19:VAL:CG1	32:DK:41:ILE:HG12	2.44	0.45
54:CG:94:ARG:HB3	54:CG:98:LEU:HG	1.98	0.45
22:DA:1204:A:C4	22:DA:1206:G:C6	3.04	0.45
49:B1:42:VAL:CG1	49:B1:42:VAL:O	2.64	0.45
37:DP:52:ARG:HB3	37:DP:55:HIS:HB2	1.99	0.45
37:DP:50:ARG:HA	37:DP:57:ALA:H	1.80	0.45
53:CA:258:G:O3'	20:CT:35:TYR:OH	2.34	0.45
25:DD:112:THR:O	25:DD:113:SER:HB2	2.17	0.45
22:DA:1739:A:O2'	22:DA:1740:G:O5'	2.34	0.45
11:AK:111:ASP:HB3	21:AU:19:LYS:CD	2.45	0.45
55:CM:17:ALA:HB3	55:CM:18:LEU:HD12	1.98	0.45
22:DA:1551:A:C6	22:DA:1552:A:N7	2.85	0.45
22:DA:648:G:O2'	22:DA:649:G:H5'	2.16	0.45
31:BJ:93:ILE:O	31:BJ:97:PRO:HG3	2.16	0.45
53:CA:178:C:C2'	53:CA:179:A:H5'	2.46	0.45
53:CA:328:C:H4'	53:CA:328:C:OP1	2.15	0.45
22:DA:2749:A:H4'	28:DG:62:ALA:HB2	1.98	0.45
28:DG:104:LEU:HG	28:DG:112:VAL:HG21	1.97	0.45
35:BN:55:ALA:HB1	35:BN:80:PHE:CA	2.47	0.45
22:DA:120:U:C2	22:DA:149:A:C6	3.04	0.45
58:DF:60:SER:C	58:DF:62:GLN:N	2.69	0.45
28:BG:33:THR:CA	28:BG:34:ARG:HD3	2.45	0.45
30:BI:24:GLY:O	30:BI:34:ILE:HD12	2.17	0.45
31:DJ:110:PRO:CB	31:DJ:111:LYS:HG2	2.46	0.45
22:DA:2458:G:O2'	22:DA:2460:U:H5	1.97	0.45
28:DG:94:ARG:HG2	28:DG:105:SER:N	2.31	0.45
22:BA:1885:A:O2'	22:BA:1886:U:C5'	2.63	0.45
22:BA:84:A:N6	22:BA:101:A:C2	2.67	0.45
4:CD:89:LEU:CD2	4:CD:199:ILE:CD1	2.92	0.45
56:CP:1:MET:HG3	56:CP:1:MET:O	2.16	0.45
22:DA:1171:G:C4	22:DA:1179:G:N2	2.85	0.45

Continued on next page...

Continued from previous page...

Atom-1	Atom-2	Distance(Å)	Clash(Å)
1:AA:423:G:C2'	1:AA:423:G:N3	2.66	0.45
31:DJ:81:ILE:HB	31:DJ:82:GLY:H	1.45	0.45
28:DG:116:LEU:HA	28:DG:117:PRO:HD3	1.73	0.45
8:CH:23:ALA:HA	8:CH:62:LEU:HD22	1.96	0.45
22:BA:1744:A:H5''	22:BA:1745:A:OP2	2.15	0.45
1:AA:369:G:O2'	1:AA:370:C:H5'	2.16	0.45
1:AA:1372:U:C4	1:AA:1373:G:C5	3.03	0.45
43:BV:20:LEU:CD2	43:BV:25:LYS:HB2	2.39	0.45
53:CA:1007:U:H2'	53:CA:1007:U:O2	2.15	0.45
3:AC:18:ASN:HB3	3:AC:39:ARG:NH1	2.22	0.45
28:BG:18:ILE:CD1	28:BG:42:VAL:CG1	2.93	0.45
27:BF:107:VAL:HG11	27:BF:175:PRO:HG2	1.98	0.45
22:BA:2226:C:H2'	22:BA:2227:A:C8	2.51	0.45
22:DA:1848:A:H2'	22:DA:1849:G:H8	1.79	0.45
22:DA:843:G:C6	22:DA:844:A:N6	2.83	0.45
53:CA:776:G:N2	53:CA:802:A:OP2	2.48	0.45
1:AA:1508:A:H2'	1:AA:1509:C:O4'	2.16	0.45
16:AP:36:VAL:CG1	16:AP:36:VAL:O	2.62	0.45
30:BI:123:ALA:HA	30:BI:126:ARG:CZ	2.46	0.45
53:CA:59:A:H2'	53:CA:59:A:N3	2.31	0.45
6:CF:53:LYS:O	6:CF:55:HIS:CD2	2.68	0.45
10:AJ:35:GLN:HG2	10:AJ:77:VAL:CB	2.43	0.45
39:BR:72:VAL:HG13	39:BR:89:HIS:O	2.15	0.45
22:BA:1632:A:C6	22:BA:1633:G:C6	3.05	0.45
1:AA:298:A:H2'	1:AA:299:G:O4'	2.16	0.45
22:BA:2475:C:C3'	22:BA:2476:A:H5'	2.43	0.45
53:CA:461:A:O5'	53:CA:462:G:OP2	2.34	0.45
53:CA:542:G:H2'	53:CA:543:U:C6	2.47	0.45
19:AS:10:ILE:HG13	19:AS:10:ILE:O	2.15	0.45
22:DA:1497:U:H5''	22:DA:1498:C:OP2	2.16	0.45
4:CD:137:SER:CB	4:CD:138:PRO:HD2	2.46	0.45
2:AB:132:GLU:O	2:AB:136:ARG:HB2	2.16	0.45
18:CR:38:ILE:HG22	18:CR:39:VAL:N	2.31	0.45
22:BA:2267:A:N3	22:BA:2267:A:H2'	2.31	0.45
22:BA:1863:G:H2'	22:BA:1864:U:O4'	2.15	0.45
29:DH:42:LYS:HE2	29:DH:43:ASN:OD1	2.16	0.45
33:BL:14:LYS:O	33:BL:15:ALA:O	2.33	0.45
15:CO:55:LEU:O	15:CO:58:MET:HG3	2.16	0.45
1:AA:891:U:O2'	1:AA:892:A:H5'	2.16	0.45
49:D1:37:LYS:O	49:D1:48:TYR:CD2	2.69	0.45
15:CO:25:GLU:HG2	15:CO:80:LEU:HG	1.97	0.45
22:BA:2536:G:C5	22:BA:2537:U:C5	3.03	0.45

Continued on next page...

Continued from previous page...

Atom-1	Atom-2	Distance(Å)	Clash(Å)
22:BA:1845:G:O2'	22:BA:1846:G:H5'	2.16	0.45
53:CA:1469:C:C5	53:CA:1470:U:C5	3.04	0.45
1:AA:646:G:C2'	1:AA:647:C:H5'	2.45	0.45
3:AC:71:ARG:O	3:AC:74:ILE:HG22	2.15	0.45
1:AA:42:G:O5'	1:AA:42:G:H8	2.00	0.45
22:DA:145:C:H6	22:DA:145:C:O5'	1.98	0.45
19:AS:54:ARG:HG3	19:AS:54:ARG:H	1.61	0.45
22:BA:899:A:O2'	22:BA:900:A:C8	2.62	0.45
22:BA:1070:A:C6	22:BA:1097:U:H4'	2.51	0.45
28:BG:132:LEU:CD1	28:BG:143:VAL:HG12	2.46	0.45
22:DA:1345:C:O2'	22:DA:1346:G:P	2.74	0.45
22:BA:1152:C:H3'	62:BA:3357:HOH:O	2.17	0.45
22:DA:2415:G:H2'	22:DA:2416:C:C6	2.51	0.45
22:DA:248:G:H5'	22:DA:250:G:N7	2.30	0.45
22:DA:2270:A:H5'	44:DW:18:LYS:HG2	1.98	0.45
53:CA:1328:C:OP1	55:CM:27:THR:HG21	2.16	0.45
9:CI:45:MET:HA	9:CI:48:ARG:CG	2.46	0.45
19:CS:48:ILE:O	19:CS:50:VAL:HG13	2.16	0.45
22:DA:1326:U:O2'	22:DA:1327:A:O5'	2.34	0.45
22:DA:1272:A:N3	22:DA:1618:A:C4	2.84	0.45
26:DE:77:ILE:H	26:DE:77:ILE:HG12	1.50	0.45
22:DA:603:A:H4'	22:DA:604:G:H4'	1.98	0.45
22:DA:629:G:H2'	22:DA:630:G:C8	2.51	0.45
57:DB:16:G:H2'	57:DB:17:C:C6	2.51	0.45
6:AF:71:ILE:CG2	6:AF:72:ASP:N	2.80	0.45
29:BH:1:MET:SD	29:BH:27:ARG:NH2	2.89	0.45
22:DA:1297:C:N3	22:DA:1298:C:C5	2.84	0.45
24:DC:28:PRO:HB3	24:DC:62:ARG:NH2	2.24	0.45
22:BA:511:U:C5	22:BA:512:G:C4	3.03	0.45
26:DE:196:VAL:HA	26:DE:199:MET:HB3	1.97	0.45
22:DA:1056:G:H21	22:DA:1102:C:H41	1.64	0.45
32:DK:58:LEU:HD22	32:DK:89:ASN:HD22	1.81	0.45
1:AA:1069:C:H2'	1:AA:1070:U:O5'	2.16	0.45
3:AC:5:HIS:HD2	3:AC:8:GLY:H	1.64	0.45
53:CA:34:C:C2'	53:CA:34:C:O2	2.64	0.45
22:DA:1665:A:N7	62:DA:3439:HOH:O	2.36	0.45
41:BT:48:GLN:HE21	41:BT:48:GLN:CA	2.18	0.45
53:CA:1051:C:HO2'	53:CA:1052:U:P	2.38	0.45
1:AA:426:U:H2'	1:AA:427:U:C6	2.51	0.45
5:CE:43:GLY:O	5:CE:73:VAL:HB	2.16	0.45
5:CE:43:GLY:O	5:CE:73:VAL:N	2.44	0.45
1:AA:1323:G:O2'	1:AA:1324:A:C8	2.66	0.45

Continued on next page...

Continued from previous page...

Atom-1	Atom-2	Distance(Å)	Clash(Å)
22:DA:1735:A:O2'	22:DA:1736:U:O4'	2.34	0.45
1:AA:1410:A:C2	1:AA:1411:C:C2	3.05	0.45
22:DA:1904:G:O2'	22:DA:1905:C:H5'	2.17	0.45
22:DA:922:C:C4	22:DA:923:G:N7	2.83	0.45
22:BA:634:C:H2'	22:BA:635:C:H6	1.80	0.45
22:BA:1817:G:H2'	22:BA:1817:G:N3	2.32	0.45
58:DF:42:ALA:CB	58:DF:48:LEU:HD11	2.46	0.45
9:AI:49:GLN:C	9:AI:51:LEU:H	2.19	0.45
6:CF:90:MET:HE3	18:CR:60:ARG:NH1	2.31	0.45
35:DN:24:MET:HG2	35:DN:44:LEU:CD1	2.45	0.45
22:DA:2850:A:HO2'	22:DA:2851:A:H5'	1.78	0.45
22:BA:1421:G:C2	22:BA:1422:G:N7	2.84	0.45
42:BU:27:VAL:HA	42:BU:33:VAL:CG1	2.43	0.45
37:DP:85:VAL:O	37:DP:85:VAL:HG13	2.16	0.45
1:AA:1280:A:O2'	1:AA:1281:C:H5'	2.16	0.45
36:DO:14:ALA:O	36:DO:18:LEU:N	2.44	0.45
1:AA:579:A:O2'	15:AO:53:ARG:NH1	2.50	0.45
29:DH:96:THR:O	29:DH:97:ARG:CG	2.62	0.45
26:BE:153:LEU:C	26:BE:153:LEU:CD1	2.79	0.45
37:DP:67:GLU:OE1	37:DP:68:GLY:N	2.49	0.45
22:BA:154:U:H2'	22:BA:155:A:H8	1.82	0.45
9:CI:12:LYS:O	9:CI:13:SER:HB3	2.16	0.45
19:AS:48:ILE:HD12	19:AS:48:ILE:O	2.16	0.45
22:BA:560:C:H2'	22:BA:561:G:C5'	2.46	0.45
22:BA:1813:G:H1'	24:BC:49:THR:HG21	1.98	0.45
45:DX:38:TRP:CE3	45:DX:38:TRP:HA	2.50	0.45
17:CQ:29:LYS:NZ	17:CQ:36:PHE:CD2	2.78	0.45
40:BS:24:ILE:HG23	40:BS:71:VAL:HG11	1.97	0.45
22:DA:1352:U:H5	22:DA:1377:G:O6	1.95	0.45
8:CH:65:PHE:CG	8:CH:66:GLN:N	2.84	0.45
18:AR:33:THR:CG2	18:AR:37:LYS:N	2.79	0.45
32:BK:64:ARG:HB3	32:BK:79:PHE:CD1	2.52	0.45
25:DD:121:THR:O	25:DD:122:VAL:HB	2.17	0.45
22:DA:1790:C:O2'	24:DC:207:ALA:CB	2.61	0.45
43:BV:30:ILE:HA	43:BV:91:PHE:O	2.16	0.45
1:AA:443:C:H2'	1:AA:444:G:H5'	1.95	0.45
53:CA:62:U:O2'	53:CA:63:C:H5'	2.16	0.45
22:BA:38:A:C2	22:BA:442:G:C2	3.04	0.45
22:BA:2465:C:O2'	22:BA:2466:C:H5'	2.15	0.45
20:AT:74:HIS:O	20:AT:78:LEU:HB2	2.16	0.45
14:CN:20:PHE:CB	14:CN:24:ALA:HB2	2.46	0.45
53:CA:337:G:H2'	53:CA:338:A:H8	1.80	0.45

Continued on next page...

Continued from previous page...

Atom-1	Atom-2	Distance(Å)	Clash(Å)
22:BA:387:U:C5	22:BA:388:G:C6	3.03	0.45
22:BA:2471:A:N6	22:BA:2472:G:C2	2.84	0.45
22:BA:1533:C:H42	22:BA:1538:G:H1	1.64	0.45
54:CG:17:PHE:HB2	54:CG:43:TYR:OH	2.16	0.45
22:BA:806:C:H6	22:BA:806:C:O5'	1.99	0.45
43:BV:71:LYS:C	43:BV:72:VAL:HG13	2.36	0.45
22:BA:2817:U:C2'	22:BA:2818:U:O5'	2.64	0.45
3:AC:144:GLY:O	3:AC:145:ALA:CB	2.64	0.45
22:BA:1205:A:H4'	22:BA:1206:G:OP2	2.17	0.45
53:CA:707:U:H4'	11:CK:21:HIS:CD2	2.52	0.45
53:CA:131:A:C6	53:CA:232:G:C6	3.04	0.45
9:CI:129:ARG:CZ	9:CI:129:ARG:HA	2.46	0.45
23:BB:37:C:C5	23:BB:38:C:C5	3.04	0.45
22:BA:312:G:H2'	22:BA:313:G:C8	2.51	0.45
22:BA:2592:G:C5	22:BA:2593:U:C4	3.04	0.45
42:BU:78:LYS:CG	42:BU:79:ALA:N	2.79	0.45
22:DA:1786:A:P	62:DA:3459:HOH:O	2.74	0.45
22:BA:679:C:H2'	22:BA:680:C:C6	2.51	0.45
1:AA:321:A:H4'	1:AA:1435:G:O2'	2.15	0.45
53:CA:286:C:H2'	53:CA:287:U:C6	2.51	0.45
22:BA:1998:A:H2'	22:BA:1999:C:C6	2.51	0.45
53:CA:708:C:H2'	53:CA:709:U:H6	1.80	0.45
4:CD:164:ARG:HB3	4:CD:165:GLU:H	1.38	0.45
22:BA:778:G:C6	22:BA:779:U:N3	2.85	0.45
6:CF:81:ASN:O	6:CF:84:VAL:HG12	2.16	0.45
22:DA:219:A:C5	22:DA:220:G:C5	3.04	0.45
11:CK:26:PHE:CZ	11:CK:88:PRO:HG2	2.50	0.45
22:BA:5:A:C2	22:BA:2899:A:C2	3.04	0.45
22:BA:2081:U:H4'	45:BX:24:THR:HG21	1.98	0.45
22:BA:885:C:H6	22:BA:885:C:O5'	1.98	0.45
9:CI:91:GLU:HG3	9:CI:91:GLU:O	2.16	0.45
58:DF:63:LYS:HD3	58:DF:63:LYS:C	2.36	0.45
26:BE:176:ASP:C	26:BE:176:ASP:OD1	2.54	0.45
22:BA:2270:A:H2'	22:BA:2271:G:O4'	2.15	0.45
22:BA:969:G:H2'	22:BA:970:U:C6	2.51	0.45
19:AS:22:VAL:HG12	19:AS:23:GLU:N	2.30	0.45
22:BA:18:U:P	38:BQ:29:ARG:HH22	2.40	0.45
22:BA:1105:U:C2	22:BA:1106:G:N7	2.85	0.45
22:DA:1385:A:O2'	22:DA:1386:C:O5'	2.33	0.45
1:AA:198:G:C6	1:AA:220:G:C4	3.05	0.45
44:DW:39:GLN:CD	44:DW:39:GLN:O	2.55	0.45
39:BR:46:GLU:CG	39:BR:47:VAL:N	2.79	0.45

Continued on next page...

Continued from previous page...

Atom-1	Atom-2	Distance(Å)	Clash(Å)
53:CA:1343:G:H1'	9:CI:122:ARG:NH1	2.31	0.45
11:AK:124:LYS:NZ	11:AK:127:ARG:CD	2.79	0.45
31:DJ:38:GLY:C	31:DJ:40:HIS:H	2.20	0.45
38:DQ:60:TRP:O	38:DQ:64:ILE:HG12	2.16	0.45
22:DA:17:G:C6	22:DA:524:G:C6	3.04	0.45
22:DA:746:U:H5''	22:DA:748:G:H5'	1.98	0.45
22:DA:806:C:OP2	33:DL:37:GLY:N	2.49	0.45
33:DL:54:GLN:O	33:DL:55:MET:C	2.54	0.45
1:AA:36:C:O2'	1:AA:501:C:OP1	2.34	0.45
22:DA:602:A:H5'	22:DA:605:G:OP1	2.16	0.45
22:DA:614:A:OP2	22:DA:614:A:N3	2.49	0.45
38:BQ:87:VAL:O	38:BQ:88:GLU:CB	2.61	0.45
22:DA:2298:A:O2'	22:DA:2299:U:C6	2.66	0.45
29:BH:4:ILE:O	29:BH:37:VAL:HG12	2.15	0.45
4:CD:187:ARG:NH2	4:CD:191:SER:HB3	2.32	0.45
4:CD:187:ARG:O	4:CD:189:ASP:N	2.48	0.45
22:DA:2217:G:H2'	22:DA:2218:G:H8	1.82	0.45
57:DB:58:A:O2'	57:DB:59:A:O4'	2.27	0.45
36:DO:34:HIS:HD2	36:DO:53:THR:OG1	1.99	0.45
33:BL:110:VAL:HG12	33:BL:131:ALA:CB	2.46	0.45
11:AK:92:ARG:HD3	21:AU:24:LYS:HE2	1.98	0.45
24:DC:61:TYR:CE1	24:DC:62:ARG:O	2.69	0.45
22:BA:28:A:C4	22:BA:513:A:N7	2.85	0.45
32:DK:103:VAL:O	32:DK:104:THR:HB	2.16	0.45
1:AA:1126:U:O2'	1:AA:1127:G:H5'	2.16	0.45
1:AA:1144:G:H2'	1:AA:1145:A:O4'	2.17	0.45
22:DA:1204:A:N9	22:DA:1206:G:C6	2.84	0.45
22:DA:84:A:N1	22:DA:98:G:O2'	2.45	0.45
22:DA:323:C:C6	26:DE:165:HIS:NE2	2.85	0.45
26:DE:165:HIS:O	26:DE:167:VAL:N	2.50	0.45
22:DA:1998:A:H4'	22:DA:2724:U:O2'	2.15	0.45
22:DA:370:G:C6	22:DA:424:G:C5	3.04	0.45
11:CK:124:LYS:O	21:CU:33:ARG:CZ	2.65	0.45
55:CM:16:ILE:CD1	55:CM:16:ILE:H	2.29	0.45
37:DP:19:PHE:HE1	37:DP:58:PHE:CD1	2.35	0.45
7:AG:113:LYS:HB2	7:AG:117:LEU:HD12	1.98	0.45
53:CA:537:G:H5''	12:CL:109:ARG:HH11	1.80	0.45
28:DG:93:TYR:HD2	28:DG:93:TYR:N	2.01	0.45
32:BK:103:VAL:O	32:BK:122:VAL:HB	2.16	0.45
40:BS:59:GLU:CA	40:BS:64:ALA:HB2	2.34	0.45
22:DA:121:G:N3	22:DA:131:A:C2	2.85	0.45
1:AA:683:G:H2'	1:AA:684:U:H5'	1.98	0.45

Continued on next page...

Continued from previous page...

Atom-1	Atom-2	Distance(Å)	Clash(Å)
1:AA:1197:A:O2'	1:AA:1198:G:C5'	2.52	0.45
25:DD:118:PHE:HE1	25:DD:119:ALA:O	1.99	0.45
22:BA:1498:C:O2'	22:BA:1499:C:O5'	2.33	0.45
22:BA:548:G:O2'	22:BA:549:G:C5	2.69	0.45
22:BA:2751:G:O2'	22:BA:2752:C:H5'	2.16	0.45
22:DA:156:A:H3'	22:DA:156:A:OP2	2.17	0.45
22:DA:1518:C:H2'	22:DA:1519:G:O4'	2.15	0.45
22:DA:2752:C:O2'	22:DA:2753:A:C5'	2.65	0.45
17:CQ:27:PHE:CE1	17:CQ:36:PHE:HB3	2.51	0.45
22:BA:783:A:O2'	22:BA:785:G:OP1	2.34	0.45
22:DA:2238:G:C4'	22:DA:2239:G:OP1	2.64	0.45
22:BA:2682:A:H61	22:BA:2728:U:H1'	1.81	0.45
49:B1:31:GLU:O	49:B1:31:GLU:HG2	2.16	0.45
22:DA:402:A:H2'	22:DA:403:U:O4'	2.16	0.45
47:BZ:15:ARG:H	47:BZ:15:ARG:HD2	1.81	0.45
42:BU:100:GLU:O	42:BU:101:THR:CB	2.63	0.45
10:CJ:87:LEU:HD22	10:CJ:90:LEU:HD13	1.98	0.45
28:DG:25:ILE:HG22	28:DG:25:ILE:O	2.15	0.45
53:CA:992:U:O2'	53:CA:993:G:H5''	2.16	0.45
1:AA:1071:C:C2	1:AA:1105:A:C2	3.04	0.45
22:BA:1668:A:H4'	22:BA:1669:A:O5'	2.16	0.45
4:AD:87:GLU:O	4:AD:90:LEU:N	2.49	0.45
25:DD:173:GLN:OE1	25:DD:208:LYS:HE3	2.15	0.45
22:BA:1301:A:C2	22:BA:1303:G:C6	3.04	0.45
5:CE:157:GLY:HA3	8:CH:63:LYS:HZ2	1.80	0.45
53:CA:676:A:H1'	11:CK:116:PRO:HB3	1.98	0.45
34:DM:97:GLN:HB2	34:DM:98:PRO:CD	2.45	0.45
1:AA:729:A:C2'	1:AA:730:G:H5'	2.46	0.45
22:BA:1040:A:H2	22:BA:1115:G:H22	1.64	0.45
22:BA:1115:G:HO2'	22:BA:1116:G:P	2.39	0.45
22:DA:42:A:C2	22:DA:438:G:C2	3.05	0.45
43:BV:65:VAL:O	43:BV:66:ASP:OD1	2.34	0.45
22:DA:2372:U:H2'	22:DA:2372:U:O2	2.15	0.45
43:BV:39:ALA:O	43:BV:40:ILE:HD13	2.16	0.45
22:BA:2656:U:C5	22:BA:2664:G:N2	2.84	0.45
22:DA:1890:A:H2'	22:DA:1891:G:C5'	2.47	0.45
8:AH:15:ASN:O	8:AH:18:ALA:HB3	2.17	0.45
22:DA:580:U:H3'	22:DA:580:U:C6	2.51	0.45
22:DA:769:U:O5'	22:DA:769:U:H6	1.99	0.45
9:AI:4:GLN:CA	9:AI:4:GLN:HE21	2.29	0.45
42:DU:80:ASP:OD1	42:DU:80:ASP:N	2.47	0.45
14:AN:33:VAL:O	14:AN:33:VAL:HG12	2.16	0.45

Continued on next page...

Continued from previous page...

Atom-1	Atom-2	Distance(Å)	Clash(Å)
22:BA:1424:G:H2'	22:BA:1425:G:O4'	2.17	0.45
22:DA:1216:G:C2'	22:DA:1217:U:H5'	2.45	0.45
22:DA:2896:C:O2'	22:DA:2897:U:H5'	2.15	0.45
8:AH:44:PHE:HE2	8:AH:100:ILE:HG12	1.80	0.45
22:BA:1060:U:C5'	22:BA:1061:U:OP1	2.64	0.45
41:DT:62:VAL:HG12	41:DT:63:VAL:H	1.82	0.45
24:BC:229:HIS:CD2	24:BC:246:PRO:HA	2.51	0.45
53:CA:198:G:O2'	53:CA:199:A:O5'	2.35	0.45
53:CA:90:C:O2'	53:CA:91:U:H5'	2.16	0.45
1:AA:185:U:H2'	1:AA:186:C:C6	2.51	0.45
22:DA:857:G:O2'	44:DW:19:ARG:CZ	2.65	0.45
44:DW:37:VAL:CG1	44:DW:55:ASP:OD2	2.64	0.45
22:DA:1537:G:N3	22:DA:1537:G:H2'	2.31	0.45
53:CA:1327:C:C4	53:CA:1328:C:N4	2.85	0.45
53:CA:935:A:O2'	53:CA:936:C:H6	1.92	0.45
9:CI:55:ASP:O	9:CI:59:LYS:HE2	2.16	0.45
53:CA:973:G:O2'	14:CN:68:ARG:NH2	2.50	0.45
22:DA:1021:A:H2'	22:DA:1022:G:H4'	1.98	0.45
17:AQ:15:LYS:HD2	17:AQ:15:LYS:C	2.37	0.45
46:DY:56:LEU:HD22	46:DY:56:LEU:N	2.31	0.45
32:BK:15:GLY:O	32:BK:16:ALA:O	2.34	0.45
22:DA:1307:A:C2'	22:DA:1308:A:C5'	2.89	0.45
22:DA:2837:A:H2'	22:DA:2838:G:H8	1.74	0.45
22:DA:2881:U:O2'	22:DA:2882:A:C5'	2.64	0.45
21:AU:11:PHE:O	21:AU:12:ASP:CB	2.64	0.45
1:AA:1395:C:O2'	1:AA:1396:A:H5'	2.17	0.45
45:BX:38:TRP:CH2	45:BX:44:ARG:N	2.85	0.45
25:BD:101:PHE:O	25:BD:102:ALA:C	2.55	0.45
25:BD:99:GLU:CG	25:BD:100:LEU:N	2.48	0.45
8:AH:45:ILE:HA	8:AH:63:LYS:HG3	1.96	0.45
24:DC:131:MET:HG2	24:DC:134:ILE:HD11	1.99	0.45
22:DA:458:G:N2	22:DA:469:G:H2'	2.32	0.45
33:BL:131:ALA:O	33:BL:132:ARG:C	2.55	0.45
22:DA:2201:G:C5	22:DA:2202:U:C5	3.05	0.45
53:CA:1084:G:OP1	53:CA:1086:U:C6	2.70	0.45
22:BA:28:A:C5	22:BA:29:U:C5	3.04	0.45
22:DA:1085:A:H4'	22:DA:1105:U:O4'	2.17	0.45
1:AA:1124:G:OP1	10:AJ:37:ARG:C	2.55	0.45
1:AA:1062:U:H2'	1:AA:1063:C:C5	2.52	0.45
3:AC:6:PRO:HG2	3:AC:183:TYR:CG	2.51	0.45
22:DA:1661:G:C5	22:DA:1662:U:C5	3.05	0.45
41:BT:29:THR:N	41:BT:91:GLN:HE22	2.13	0.45

Continued on next page...

Continued from previous page...

Atom-1	Atom-2	Distance(Å)	Clash(Å)
22:DA:428:A:O2'	22:DA:429:A:H5'	2.17	0.45
22:BA:2501:C:H2'	22:BA:2501:C:H6	1.55	0.45
1:AA:1321:U:H3'	1:AA:1322:C:O2	2.16	0.45
22:DA:1436:G:N2	22:DA:1557:C:C2	2.84	0.45
53:CA:398:U:H2'	53:CA:399:G:H8	1.82	0.45
36:BO:33:ARG:HG2	36:BO:34:HIS:ND1	2.32	0.45
40:DS:29:VAL:HG13	40:DS:55:ILE:HD11	1.95	0.45
45:BX:30:PRO:C	45:BX:32:LEU:HD12	2.37	0.45
22:BA:572:A:H8	22:BA:572:A:C5'	2.30	0.45
53:CA:1108:G:H5''	3:CC:175:HIS:HE1	1.79	0.45
32:BK:113:MET:SD	32:BK:116:ILE:CD1	2.93	0.45
3:AC:190:THR:C	3:AC:192:TYR:H	2.20	0.45
53:CA:160:A:N1	53:CA:343:U:H1'	2.32	0.45
53:CA:343:U:O2'	53:CA:344:A:H8	1.95	0.45
58:DF:174:PHE:CG	58:DF:175:PRO:HD2	2.52	0.45
25:BD:9:VAL:O	25:BD:197:THR:CG2	2.64	0.45
22:DA:2869:G:C8	22:DA:2870:C:C5	3.04	0.45
22:DA:2869:G:H2'	22:DA:2870:C:C6	2.52	0.45
38:BQ:8:ILE:O	38:BQ:12:ARG:HG3	2.16	0.45
36:DO:82:ALA:HB3	36:DO:115:LEU:HD11	1.97	0.45
43:DV:21:ARG:NH2	43:DV:87:GLN:O	2.49	0.45
2:CB:26:MET:HE3	2:CB:192:PRO:HG3	1.97	0.45
25:DD:51:THR:HG21	25:DD:76:GLY:HA3	1.91	0.45
53:CA:1371:G:OP1	9:CI:12:LYS:HG2	2.16	0.45
22:BA:818:G:H2'	22:BA:819:A:OP2	2.16	0.45
34:DM:8:LYS:HA	34:DM:8:LYS:CE	2.38	0.45
53:CA:388:G:HO2'	53:CA:389:A:P	2.39	0.45
53:CA:751:U:C2'	53:CA:752:G:H5'	2.45	0.45
22:BA:1335:C:C2'	22:BA:1336:A:O5'	2.64	0.45
32:DK:13:ASN:HD21	32:DK:96:GLY:CA	2.29	0.45
55:CM:69:ARG:N	55:CM:69:ARG:HD2	2.30	0.45
1:AA:597:G:C2	1:AA:644:U:O2	2.69	0.45
29:BH:78:VAL:HB	29:BH:145:ASN:HB3	1.98	0.45
1:AA:22:G:C6	1:AA:23:C:C4	3.04	0.45
22:DA:1957:C:O2'	22:DA:1985:C:H1'	2.15	0.45
36:BO:79:ALA:CB	36:BO:113:ALA:HB1	2.46	0.45
22:BA:1476:U:C6	22:BA:1476:U:OP2	2.69	0.45
22:BA:2599:G:O2'	22:BA:2600:A:H5'	2.17	0.45
36:BO:3:LYS:CG	36:BO:4:LYS:H	2.30	0.45
53:CA:142:G:C5	53:CA:143:A:C8	3.04	0.45
1:AA:737:C:C2	1:AA:738:C:C5	3.04	0.45
22:DA:352:A:C3'	22:DA:353:C:C4'	2.95	0.45

Continued on next page...

Continued from previous page...

Atom-1	Atom-2	Distance(Å)	Clash(Å)
50:B2:12:ARG:HG3	50:B2:13:ASN:ND2	2.32	0.45
22:BA:687:C:H2'	22:BA:688:U:C6	2.51	0.45
22:BA:2650:U:H2'	22:BA:2651:C:H6	1.80	0.45
25:BD:53:GLY:HA3	25:BD:77:ARG:CB	2.47	0.45
53:CA:27:G:C5	53:CA:557:G:C2	3.03	0.45
11:AK:51:PHE:N	11:AK:51:PHE:CD2	2.81	0.45
2:AB:123:GLY:O	2:AB:125:PHE:CD2	2.69	0.45
16:AP:67:ILE:O	16:AP:67:ILE:CG2	2.64	0.45
11:CK:87:GLY:H	11:CK:113:THR:HG23	1.82	0.45
1:AA:903:G:H2'	1:AA:904:U:H6	1.82	0.45
22:BA:2002:G:C2	22:BA:2003:A:C8	3.04	0.45
18:AR:19:GLU:HG3	18:AR:54:LEU:HD22	1.98	0.45
22:DA:132:G:N2	22:DA:148:U:C2	2.84	0.45
23:BB:25:U:H2'	23:BB:26:C:C6	2.52	0.45
26:BE:145:ASP:HA	26:BE:166:LYS:O	2.17	0.45
54:CG:105:GLU:O	54:CG:109:LYS:HD3	2.15	0.45
22:DA:435:C:C5	22:DA:436:C:C5	3.03	0.45
22:DA:908:C:OP1	34:DM:22:GLN:HG3	2.16	0.45
22:BA:1709:U:C2	22:BA:1750:G:N2	2.84	0.45
29:BH:141:LYS:O	29:BH:142:VAL:HG13	2.17	0.45
22:BA:1776:G:C2	22:BA:1777:U:C6	3.04	0.45
22:BA:2527:C:C2'	22:BA:2528:U:H5'	2.47	0.45
53:CA:688:G:H8	53:CA:688:G:H5''	1.80	0.45
12:CL:111:GLN:O	12:CL:112:ALA:HB3	2.17	0.45
20:AT:75:LYS:HZ3	20:AT:75:LYS:HB3	1.80	0.45
39:BR:41:ILE:O	39:BR:46:GLU:HB2	2.17	0.45
53:CA:1250:A:N6	53:CA:1251:A:C6	2.84	0.45
53:CA:934:C:C5	53:CA:1344:C:C2	3.05	0.45
53:CA:937:A:N6	53:CA:1345:U:O4	2.46	0.45
53:CA:1382:C:O2'	53:CA:1383:C:C5'	2.62	0.45
31:DJ:41:LYS:C	31:DJ:43:GLU:H	2.19	0.45
48:D0:12:ARG:HD2	48:D0:16:ARG:NH2	2.31	0.45
22:DA:1327:A:C2	22:DA:1328:A:H1'	2.50	0.45
22:DA:2058:A:H5''	22:DA:2059:A:OP2	2.17	0.45
22:DA:574:A:H2	22:DA:2032:G:O2'	1.98	0.45
1:AA:501:C:H1'	1:AA:549:C:H1'	1.99	0.45
2:AB:15:PHE:CD1	2:AB:16:GLY:N	2.85	0.45
39:BR:39:LEU:N	39:BR:39:LEU:HD23	2.32	0.45
57:DB:16:G:C6	57:DB:69:G:C4	3.04	0.45
27:BF:35:LEU:O	27:BF:35:LEU:HD12	2.17	0.45
51:B3:27:ASN:O	51:B3:35:LYS:NZ	2.43	0.45
21:CU:24:LYS:CG	21:CU:25:ALA:N	2.52	0.45

Continued on next page...

Continued from previous page...

Atom-1	Atom-2	Distance(Å)	Clash(Å)
29:BH:27:ARG:O	29:BH:28:ASN:CB	2.65	0.45
45:BX:38:TRP:HB2	45:BX:45:PHE:CE2	2.44	0.45
10:AJ:52:LEU:HD23	10:AJ:62:ARG:HG3	1.94	0.45
22:DA:2214:C:C2	22:DA:2215:C:C5	3.05	0.45
57:DB:24:G:C1'	57:DB:27:C:N4	2.64	0.45
10:CJ:40:ILE:HB	10:CJ:73:LEU:HD12	1.99	0.45
30:DI:90:GLY:O	30:DI:92:PRO:HD3	2.17	0.45
22:DA:663:G:C6	22:DA:664:G:C5	3.04	0.45
22:DA:301:G:C8	22:DA:334:C:O2	2.69	0.45
42:DU:92:VAL:CG2	42:DU:101:THR:HG21	2.46	0.45
42:DU:86:PHE:HB2	42:DU:92:VAL:HG22	1.99	0.45
22:DA:1665:A:C2'	22:DA:1666:G:H5'	2.47	0.45
22:DA:1993:U:H4'	25:DD:133:THR:HG22	1.99	0.45
22:DA:2820:A:O2'	35:DN:3:HIS:CD2	2.69	0.45
1:AA:978:A:OP2	1:AA:1362:A:N7	2.50	0.45
22:DA:1512:C:O2'	22:DA:1513:U:H5'	2.16	0.45
22:DA:1515:A:H5'	22:DA:1557:C:C5'	2.46	0.45
22:DA:1731:G:C2	22:DA:1733:G:C5	3.04	0.45
22:BA:2144:G:H3'	22:BA:2144:G:N3	2.32	0.45
58:DF:122:ASP:CB	58:DF:126:ASN:ND2	2.79	0.45
33:BL:29:LYS:O	33:BL:30:THR:HG23	2.16	0.45
58:DF:52:ALA:HA	58:DF:55:ASP:HB2	1.99	0.45
2:CB:184:ALA:HB3	2:CB:195:VAL:HG21	1.98	0.45
36:BO:66:GLY:O	36:BO:102:ARG:NH2	2.49	0.45
40:DS:29:VAL:HG23	40:DS:69:LEU:O	2.17	0.45
46:BY:5:GLU:O	46:BY:8:GLU:CB	2.60	0.45
56:CP:32:PHE:CD1	56:CP:32:PHE:C	2.90	0.45
1:AA:1160:G:O2'	1:AA:1161:C:H6	2.00	0.45
14:AN:46:LYS:C	14:AN:48:GLN:N	2.69	0.45
22:DA:1857:G:N3	22:DA:1884:G:C2	2.84	0.45
47:BZ:8:GLN:O	47:BZ:10:ARG:N	2.49	0.45
34:DM:73:ILE:HG12	34:DM:93:VAL:CG1	2.46	0.45
24:DC:243:PRO:O	24:DC:244:VAL:HG13	2.16	0.45
51:D3:44:ARG:N	51:D3:45:PRO:HD2	2.32	0.45
29:BH:67:ALA:HA	29:BH:138:VAL:CG1	2.47	0.45
53:CA:428:G:C4	53:CA:430:A:C5	3.04	0.45
22:DA:999:U:C2'	22:DA:1000:A:C5'	2.90	0.45
53:CA:16:A:C6	53:CA:17:U:C5	3.05	0.45
35:BN:31:HIS:O	35:BN:33:ILE:HD12	2.17	0.45
12:AL:73:LEU:HD21	12:AL:103:CYS:SG	2.57	0.45
42:BU:10:VAL:HG13	42:BU:24:VAL:HG23	1.98	0.45
42:BU:12:VAL:CG1	42:BU:13:LEU:N	2.80	0.45

Continued on next page...

Continued from previous page...

Atom-1	Atom-2	Distance(Å)	Clash(Å)
22:DA:497:A:H2'	22:DA:498:G:O4'	2.16	0.45
22:BA:1189:A:OP1	39:BR:82:HIS:HD2	1.99	0.45
28:BG:10:VAL:HB	28:BG:14:VAL:HG21	1.99	0.45
26:DE:31:VAL:HG11	26:DE:100:MET:O	2.16	0.45
33:DL:3:LEU:O	33:DL:6:LEU:HB2	2.16	0.45
2:AB:59:ILE:CD1	2:AB:60:ALA:N	2.73	0.45
22:BA:360:U:C4	22:BA:361:G:C6	3.04	0.45
22:BA:2226:C:O5'	22:BA:2226:C:H6	1.99	0.45
22:DA:2073:C:O2'	22:DA:2074:U:H5'	2.16	0.45
34:BM:6:ARG:HG2	34:BM:7:THR:N	2.31	0.45
58:DF:11:VAL:HG22	58:DF:171:ALA:HA	1.99	0.45
22:BA:1487:U:N3	22:BA:1503:A:C2	2.84	0.45
22:BA:181:A:H2'	22:BA:182:A:C8	2.52	0.45
22:DA:774:G:O2'	22:DA:775:G:H8	1.97	0.45
22:BA:963:U:H2'	22:BA:964:C:C6	2.52	0.45
22:DA:2376:A:C2	36:DO:99:TYR:CE2	3.05	0.45
34:DM:33:LEU:HD12	34:DM:117:PHE:CD2	2.51	0.45
53:CA:858:G:N7	53:CA:869:G:N7	2.65	0.45
1:AA:644:U:O2'	1:AA:645:G:H5'	2.17	0.45
3:AC:149:LYS:HG3	3:AC:149:LYS:O	2.17	0.45
18:CR:19:GLU:CG	18:CR:20:ILE:N	2.80	0.45
53:CA:671:G:C6	53:CA:672:U:N3	2.84	0.45
22:BA:2838:G:H2'	22:BA:2839:G:O4'	2.17	0.45
22:BA:657:U:O2'	22:BA:658:U:H5'	2.16	0.45
19:CS:11:ASP:O	19:CS:14:LEU:HG	2.16	0.45
26:BE:75:SER:OG	26:BE:77:ILE:HG23	2.16	0.45
22:DA:2642:G:C2	22:DA:2773:C:C2	3.05	0.45
1:AA:715:A:H2'	1:AA:716:A:C8	2.52	0.45
15:CO:69:LEU:HD13	15:CO:69:LEU:C	2.36	0.45
53:CA:743:A:C6	53:CA:744:C:C4	3.05	0.45
1:AA:1449:C:C2'	1:AA:1450:U:H5'	2.46	0.45
14:AN:58:ARG:HH11	14:AN:58:ARG:HG2	1.80	0.45
22:BA:1445:G:H2'	22:BA:1446:C:C6	2.52	0.45
1:AA:1506:U:H3'	62:AA:1803:HOH:O	2.15	0.45
22:DA:559:G:C2'	22:DA:560:C:H5'	2.45	0.45
22:DA:1036:G:C5	22:DA:1120:G:C6	3.05	0.45
1:AA:1416:G:C2'	1:AA:1417:G:H5'	2.46	0.45
1:AA:377:G:C5'	16:AP:5:ARG:HH12	2.30	0.45
16:AP:42:ILE:HG22	16:AP:43:ALA:N	2.31	0.45
3:AC:99:GLN:O	3:AC:100:ILE:HB	2.16	0.45
36:DO:39:VAL:HB	36:DO:49:VAL:H	1.81	0.45
34:BM:32:GLY:HA3	34:BM:131:VAL:CG2	2.47	0.45

Continued on next page...

Continued from previous page...

Atom-1	Atom-2	Distance(Å)	Clash(Å)
22:DA:255:A:H2'	22:DA:256:A:O4'	2.17	0.45
22:BA:1294:U:C4	22:BA:1295:C:C5	3.04	0.45
25:DD:186:LEU:HD21	37:DP:3:ILE:HD11	1.98	0.45
31:BJ:7:LYS:HA	31:BJ:8:PRO:HD3	1.81	0.45
26:DE:144:GLU:O	26:DE:145:ASP:C	2.55	0.45
39:DR:22:LEU:N	39:DR:22:LEU:HD23	2.31	0.45
12:CL:32:VAL:HG12	12:CL:32:VAL:O	2.16	0.45
33:BL:112:LEU:HD12	33:BL:130:GLY:HA3	1.98	0.45
15:CO:11:VAL:O	15:CO:15:GLY:CA	2.65	0.45
14:CN:13:VAL:HG22	14:CN:59:GLN:CD	2.36	0.45
22:DA:1398:C:O2'	22:DA:1399:C:C6	2.70	0.45
53:CA:1343:G:C5	53:CA:1344:C:C5	3.05	0.45
31:DJ:27:ARG:O	31:DJ:30:THR:HG22	2.16	0.45
38:DQ:57:ARG:CZ	38:DQ:92:LYS:HE2	2.44	0.45
38:DQ:64:ILE:CD1	38:DQ:95:ALA:CB	2.93	0.45
44:BW:44:PHE:O	44:BW:78:PHE:HA	2.16	0.45
22:DA:1264:A:C6	22:DA:1265:A:N6	2.85	0.45
22:DA:2024:G:N2	22:DA:2040:G:H1'	2.32	0.45
22:DA:833:A:OP2	33:DL:39:LYS:NZ	2.50	0.45
22:DA:946:C:O2'	22:DA:947:A:H8	1.78	0.45
22:DA:2619:C:H5'	25:DD:157:LYS:CG	2.46	0.45
53:CA:517:G:C6	53:CA:531:U:H1'	2.52	0.45
22:DA:606:U:HO2'	22:DA:607:U:C4'	2.30	0.45
57:DB:110:C:H2'	57:DB:111:U:C6	2.52	0.45
57:DB:16:G:O2'	57:DB:17:C:C5'	2.62	0.45
6:AF:72:ASP:HA	6:AF:75:GLU:HG3	1.99	0.45
22:DA:2299:U:O2'	22:DA:2300:C:C6	2.64	0.45
49:B1:7:LYS:HE3	51:B3:33:THR:HG21	1.97	0.45
29:BH:31:VAL:HG12	29:BH:36:ALA:O	2.17	0.45
24:DC:128:THR:CG2	24:DC:188:ARG:CB	2.88	0.45
40:BS:86:MET:CG	40:BS:88:ARG:HD2	2.47	0.45
22:DA:2200:C:N4	22:DA:2224:G:N2	2.63	0.45
32:DK:34:GLY:O	32:DK:35:VAL:HG22	2.16	0.45
3:AC:5:HIS:CD2	3:AC:8:GLY:H	2.35	0.45
22:DA:1206:G:H2'	22:DA:1207:C:C6	2.52	0.45
29:DH:132:PHE:HZ	29:DH:134:VAL:CB	2.24	0.45
17:CQ:19:SER:CB	17:CQ:70:LYS:NZ	2.73	0.45
21:AU:4:LYS:C	21:AU:4:LYS:HD2	2.36	0.45
55:CM:11:HIS:HA	55:CM:44:ILE:HB	1.99	0.45
55:CM:12:LYS:HB3	55:CM:17:ALA:CB	2.44	0.45
12:AL:26:CYS:HB2	12:AL:27:PRO:CD	2.47	0.45
49:D1:3:GLY:C	49:D1:5:ARG:H	2.20	0.45

Continued on next page...

Continued from previous page...

Atom-1	Atom-2	Distance(Å)	Clash(Å)
22:DA:61:C:HO2'	22:DA:62:U:H5'	1.74	0.45
42:DU:51:LEU:O	42:DU:52:ASN:HB2	2.17	0.45
54:CG:116:ALA:HA	54:CG:120:ALA:CB	2.47	0.45
30:DI:54:ILE:HG23	30:DI:70:THR:HG21	1.98	0.45
22:BA:142:A:O2'	22:BA:143:C:O5'	2.35	0.45
12:AL:43:LYS:NZ	12:AL:44:PRO:CD	2.77	0.45
53:CA:1281:C:H5'	53:CA:1282:C:H5	1.81	0.45
42:DU:60:LYS:N	42:DU:60:LYS:HD2	2.31	0.45
4:AD:117:VAL:HA	4:AD:122:ILE:CD1	2.40	0.45
1:AA:792:A:N3	1:AA:794:A:C5	2.85	0.45
28:BG:25:ILE:HD12	28:BG:74:MET:HB2	1.98	0.45
41:DT:50:LEU:HD22	41:DT:51:PHE:HD1	1.81	0.45
22:DA:2865:U:C5	22:DA:2866:U:N3	2.84	0.45
34:BM:133:LYS:HB2	34:BM:133:LYS:HZ2	1.82	0.45
22:BA:2703:C:O5'	22:BA:2703:C:H6	1.99	0.45
22:DA:136:G:H2'	22:DA:137:U:C6	2.50	0.45
53:CA:491:G:HO2'	53:CA:492:C:H5'	1.78	0.45
22:DA:1168:G:C2	22:DA:1182:G:C2	3.04	0.45
1:AA:423:G:O2'	1:AA:424:G:C4'	2.65	0.45
24:BC:141:HIS:HB3	24:BC:142:ASN:H	1.21	0.45
28:DG:162:ARG:HG3	28:DG:166:GLU:HG3	1.99	0.45
22:BA:1947:C:C2	22:BA:1960:A:C2	3.05	0.45
22:BA:2812:G:H2'	22:BA:2813:A:O4'	2.17	0.45
53:CA:1026:G:H1	53:CA:1036:A:H61	1.62	0.45
34:BM:47:GLU:O	34:BM:48:ALA:C	2.55	0.45
37:DP:103:THR:HG22	37:DP:104:GLY:N	2.31	0.45
22:DA:2592:G:C6	22:DA:2593:U:C4	3.05	0.45
14:AN:5:MET:HA	14:AN:8:ARG:HD2	1.99	0.45
24:DC:159:THR:N	24:DC:194:VAL:CG1	2.80	0.45
25:BD:93:GLY:O	25:BD:95:SER:N	2.49	0.45
22:DA:195:A:H2'	22:DA:198:C:N4	2.32	0.45
34:BM:54:THR:O	34:BM:55:ARG:C	2.54	0.45
22:BA:729:G:C2'	22:BA:729:G:N3	2.76	0.45
1:AA:537:G:C5'	12:AL:109:ARG:HH12	2.25	0.45
22:BA:2714:G:P	62:BA:3541:HOH:O	2.74	0.45
26:DE:122:GLU:O	26:DE:123:LYS:HB3	2.17	0.45
22:BA:2548:U:C2'	22:BA:2549:G:O5'	2.64	0.45
37:DP:24:THR:HA	37:DP:44:GLY:O	2.16	0.45
53:CA:1467:C:H2'	53:CA:1468:A:H8	1.76	0.45
22:DA:777:G:C2	22:DA:778:G:C8	3.04	0.45
53:CA:1429:A:C2'	53:CA:1430:A:H5'	2.47	0.45
3:AC:22:PHE:CD2	3:AC:23:ALA:N	2.84	0.45

Continued on next page...

Continued from previous page...

Atom-1	Atom-2	Distance(Å)	Clash(Å)
15:CO:69:LEU:CD1	15:CO:77:TYR:CA	2.95	0.45
40:BS:2:GLU:O	40:BS:3:THR:O	2.35	0.45
22:BA:1490:A:C8	24:BC:73:ILE:CD1	3.00	0.45
15:AO:72:LYS:HA	15:AO:72:LYS:HE2	1.98	0.45
38:BQ:13:HIS:HD2	38:BQ:31:TYR:CZ	2.35	0.45
17:AQ:49:ASN:O	17:AQ:51:GLU:N	2.50	0.45
29:DH:66:ASN:O	29:DH:67:ALA:HB3	2.17	0.45
22:DA:352:A:C6	22:DA:353:C:C2	3.05	0.45
3:AC:113:LYS:HD3	3:AC:184:ASN:CG	2.37	0.45
22:BA:2832:U:O2'	22:BA:2833:U:P	2.75	0.45
19:AS:40:PHE:CB	19:AS:42:ASN:ND2	2.79	0.45
50:D2:28:ARG:C	50:D2:30:VAL:N	2.69	0.45
22:BA:2874:C:H2'	22:BA:2875:C:C6	2.51	0.45
25:DD:183:GLU:H	25:DD:183:GLU:CD	2.20	0.45
22:DA:561:G:H2'	22:DA:562:U:C5'	2.46	0.45
1:AA:556:C:C2'	1:AA:557:G:H5'	2.46	0.45
53:CA:853:C:C4	53:CA:854:U:C5	3.05	0.45
22:BA:2029:G:H2'	22:BA:2031:A:OP1	2.17	0.45
26:DE:124:PHE:HB3	26:DE:189:THR:HG22	1.99	0.45
23:BB:2:G:C2	23:BB:119:A:N3	2.85	0.45
23:BB:78:A:C2	23:BB:99:A:C4	3.04	0.45
31:BJ:139:VAL:HG22	31:BJ:139:VAL:O	2.16	0.45
2:CB:221:ARG:C	2:CB:223:GLY:H	2.20	0.45
22:BA:2194:U:C4	22:BA:2195:U:C4	3.05	0.45
22:DA:1346:G:O2'	22:DA:1347:A:P	2.75	0.45
53:CA:83:C:H2'	53:CA:83:C:O2	2.16	0.45
22:DA:2415:G:C5	22:DA:2416:C:C4	3.05	0.45
53:CA:976:G:O5'	53:CA:1358:U:O2'	2.35	0.45
54:CG:10:LYS:N	54:CG:10:LYS:CE	2.79	0.45
31:DJ:36:LEU:HA	31:DJ:36:LEU:HD13	1.88	0.45
31:DJ:51:GLY:CA	31:DJ:121:LYS:HE3	2.47	0.45
31:DJ:16:TYR:HB2	31:DJ:54:ILE:CD1	2.47	0.45
46:DY:28:LEU:HD22	46:DY:28:LEU:O	2.16	0.45
32:BK:20:MET:C	32:BK:41:ILE:CD1	2.85	0.45
22:DA:2886:A:N7	48:D0:39:ARG:NE	2.65	0.45
22:DA:1156:A:C8	38:DQ:50:ARG:HG2	2.51	0.45
22:DA:1613:G:C2	22:DA:1617:C:N3	2.84	0.45
22:DA:2023:C:O2'	22:DA:2024:G:C8	2.42	0.45
22:DA:2511:U:H2'	22:DA:2512:C:O4'	2.17	0.45
22:DA:977:G:C2	22:DA:978:G:C8	3.05	0.45
22:DA:992:C:H2'	22:DA:993:G:H8	1.82	0.45
2:AB:153:MET:SD	2:AB:155:GLY:O	2.75	0.45

Continued on next page...

Continued from previous page...

Atom-1	Atom-2	Distance(Å)	Clash(Å)
11:CK:70:ALA:HB1	11:CK:104:PHE:CZ	2.52	0.45
22:DA:2632:A:C2'	22:DA:2633:G:H5'	2.47	0.45
18:AR:59:LYS:O	18:AR:60:ARG:C	2.54	0.45
45:BX:70:LEU:HD23	45:BX:73:ARG:HH11	1.82	0.45
33:DL:83:ALA:CB	33:DL:117:THR:HB	2.47	0.45
22:DA:1370:C:H2'	22:DA:1371:G:C8	2.52	0.45
22:BA:747:U:C4	22:BA:2613:U:C4	3.05	0.45
1:AA:754:C:H3'	1:AA:755:G:C5'	2.46	0.45
11:CK:111:ASP:HB3	21:CU:3:ILE:N	2.31	0.45
22:DA:1060:U:C4'	22:DA:1061:U:C2'	2.88	0.45
38:DQ:6:GLY:C	38:DQ:8:ILE:N	2.69	0.45
34:DM:76:LYS:HZ1	34:DM:84:LYS:H	1.63	0.45
42:DU:93:ARG:H	42:DU:101:THR:HG23	1.82	0.45
49:B1:39:ASP:O	49:B1:43:ARG:N	2.50	0.45
53:CA:276:G:O2'	53:CA:277:C:H5'	2.15	0.45
1:AA:415:A:O2'	1:AA:416:G:H5'	2.17	0.45
1:AA:429:U:O4'	1:AA:430:A:H5''	2.17	0.45
22:DA:223:A:N6	22:DA:422:A:C6	2.84	0.45
22:DA:1925:C:H3'	22:DA:1925:C:H6	1.82	0.45
53:CA:1297:G:H5'	53:CA:1299:A:N7	2.32	0.45
22:BA:1778:U:H2'	22:BA:1784:A:H62	1.81	0.45
22:DA:859:G:HO2'	22:DA:860:U:P	2.35	0.45
37:DP:47:ILE:HA	37:DP:96:LEU:HB2	1.97	0.45
24:BC:163:ILE:HD13	24:BC:173:LEU:HD11	1.98	0.45
24:DC:77:VAL:HG23	24:DC:112:GLY:N	2.29	0.45
22:BA:2742:G:OP2	52:B4:24:ARG:NH1	2.50	0.45
1:AA:269:C:H2'	1:AA:270:A:H8	1.79	0.45
22:DA:335:C:O2'	22:DA:336:C:O5'	2.35	0.45
22:BA:137:U:HO2'	22:BA:138:U:P	2.39	0.45
22:BA:143:C:O2'	22:BA:144:A:P	2.75	0.45
2:AB:191:ASP:HA	2:AB:192:PRO:HD2	1.74	0.45
40:DS:23:LEU:HD23	40:DS:23:LEU:O	2.16	0.45
1:AA:1160:G:O6	1:AA:1181:G:C5	2.70	0.45
1:AA:511:C:HO2'	1:AA:512:U:H6	1.64	0.45
22:DA:117:G:C4'	22:DA:126:A:H2	2.28	0.45
28:BG:33:THR:HA	28:BG:34:ARG:HH11	1.81	0.45
22:BA:1684:G:H2'	22:BA:1685:C:H6	1.79	0.45
4:CD:109:THR:HG22	4:CD:110:ARG:N	2.31	0.45
22:BA:1419:A:N7	22:BA:1421:G:C5	2.85	0.45
22:DA:1809:A:H2'	22:DA:1810:A:H8	1.79	0.45
24:BC:80:LEU:HD11	24:BC:109:LEU:CG	2.44	0.45
22:DA:244:A:C2'	22:DA:245:G:O4'	2.64	0.45

Continued on next page...

Continued from previous page...

Atom-1	Atom-2	Distance(Å)	Clash(Å)
53:CA:1006:G:H2'	53:CA:1006:G:N3	2.32	0.45
22:BA:1048:A:OP2	22:BA:1110:G:N2	2.48	0.45
49:D1:16:THR:HG21	49:D1:41:VAL:HB	1.99	0.45
46:DY:19:LEU:HA	46:DY:22:LEU:CB	2.44	0.45
53:CA:369:G:H2'	53:CA:370:C:C6	2.51	0.45
17:CQ:20:ILE:HD11	17:CQ:22:VAL:HG23	1.97	0.45
22:DA:1455:G:N7	35:DN:64:ARG:NH1	2.64	0.45
40:DS:71:VAL:O	40:DS:71:VAL:CG1	2.61	0.45
23:BB:66:A:C4'	23:BB:67:G:OP1	2.60	0.45
9:CI:70:GLY:O	9:CI:71:ILE:C	2.55	0.45
22:BA:1797:G:C6	22:BA:1798:U:C4	3.04	0.45
2:CB:53:LEU:O	2:CB:57:ASN:HB2	2.17	0.45
22:DA:1957:C:H1'	22:DA:1985:C:O2'	2.16	0.45
53:CA:1186:G:C4'	9:CI:111:GLU:OE1	2.64	0.45
22:DA:1853:A:O2'	22:DA:2234:G:H5'	2.17	0.45
22:BA:919:U:C4'	22:BA:919:U:C6	2.99	0.45
33:BL:89:VAL:HA	33:BL:121:THR:HG23	1.99	0.45
21:CU:53:LYS:HB2	21:CU:53:LYS:HZ3	1.78	0.45
22:DA:1425:G:H8	22:DA:1425:G:O5'	2.00	0.45
22:BA:1301:A:N3	22:BA:1301:A:H2'	2.32	0.45
58:DF:46:LYS:HE2	58:DF:83:PRO:HG3	1.98	0.45
1:AA:1033:G:N3	1:AA:1033:G:H2'	2.32	0.45
53:CA:423:G:N3	53:CA:423:G:H2'	2.32	0.45
53:CA:1031:C:H5'	53:CA:1032:G:C5'	2.44	0.45
10:AJ:88:MET:HB3	10:AJ:89:ARG:HH12	1.81	0.45
1:AA:1053:G:C6	1:AA:1199:U:C2	3.05	0.45
40:BS:35:ILE:H	40:BS:35:ILE:HG12	1.62	0.45
22:DA:2106:U:H2'	22:DA:2107:G:O4'	2.16	0.45
7:AG:37:THR:O	7:AG:40:SER:HB2	2.16	0.45
29:BH:58:LEU:HA	29:BH:61:VAL:HB	1.99	0.45
19:AS:14:LEU:HD13	19:AS:32:THR:HG21	1.98	0.45
33:BL:14:LYS:CG	33:BL:15:ALA:N	2.78	0.45
53:CA:552:U:H2'	53:CA:553:A:H8	1.82	0.45
2:AB:27:LYS:HB3	2:AB:28:PRO:HD3	1.98	0.45
3:AC:71:ARG:HG2	3:AC:74:ILE:HB	1.99	0.45
22:BA:2576:G:C8	22:BA:2580:U:O4	2.70	0.45
22:BA:2486:C:C2'	22:BA:2487:G:O5'	2.65	0.45
7:AG:88:VAL:HG22	7:AG:89:GLU:N	2.32	0.45
22:BA:849:A:H2'	22:BA:850:U:C6	2.52	0.45
39:BR:79:ARG:NH1	62:BR:201:HOH:O	2.34	0.45
32:DK:28:SER:O	32:DK:29:HIS:CB	2.65	0.45
22:BA:528:A:C2	22:BA:2043:C:H4'	2.51	0.45

Continued on next page...

Continued from previous page...

Atom-1	Atom-2	Distance(Å)	Clash(Å)
41:DT:18:GLU:O	41:DT:22:THR:HG23	2.16	0.45
38:BQ:94:LEU:O	38:BQ:94:LEU:HD13	2.16	0.45
5:AE:132:PRO:O	5:AE:136:VAL:CG1	2.64	0.45
53:CA:962:C:O2'	53:CA:963:G:O5'	2.35	0.45
31:DJ:43:GLU:CG	31:DJ:43:GLU:O	2.64	0.45
38:DQ:60:TRP:CE2	38:DQ:93:ILE:HB	2.52	0.45
32:BK:19:VAL:HG13	32:BK:41:ILE:HG12	1.99	0.45
22:DA:2013:A:C6	22:DA:2014:A:C2	3.05	0.45
35:DN:49:GLU:N	35:DN:50:PRO:CD	2.80	0.45
22:BA:1176:U:H2'	22:BA:1177:G:N9	2.31	0.45
22:BA:1288:G:C5	22:BA:1327:A:C2	3.05	0.45
24:BC:15:VAL:HA	24:BC:203:VAL:CG1	2.47	0.45
1:AA:397:A:N3	1:AA:397:A:H3'	2.31	0.45
26:DE:98:LYS:O	26:DE:99:LYS:CB	2.64	0.45
22:BA:2555:U:C6	22:BA:2556:C:C6	3.05	0.45
57:DB:108:A:O2'	57:DB:109:A:P	2.75	0.45
22:DA:2298:A:O2'	22:DA:2299:U:O4'	2.35	0.45
22:DA:2296:U:C5	36:DO:9:ARG:NH2	2.77	0.45
29:BH:14:SER:O	29:BH:16:GLY:N	2.50	0.45
29:BH:3:VAL:HB	29:BH:37:VAL:C	2.37	0.45
38:DQ:108:LEU:O	38:DQ:108:LEU:HD23	2.17	0.45
24:DC:173:LEU:O	24:DC:180:MET:HA	2.16	0.45
40:BS:86:MET:HG3	40:BS:88:ARG:HD2	1.99	0.45
22:DA:1814:G:C6	22:DA:1815:A:C6	3.05	0.45
21:CU:19:LYS:C	21:CU:21:SER:H	2.20	0.45
53:CA:1133:G:C2	53:CA:1142:G:C5	3.04	0.45
2:CB:151:LYS:HG3	2:CB:152:ASP:OD1	2.16	0.45
16:AP:17:TYR:CD1	16:AP:17:TYR:N	2.84	0.45
42:BU:73:ASN:O	42:BU:75:ALA:N	2.47	0.45
42:BU:73:ASN:ND2	42:BU:75:ALA:HB3	2.31	0.45
22:DA:2722:G:C2	22:DA:2723:C:C2	3.04	0.45
22:DA:2721:A:H2'	22:DA:2722:G:H8	1.81	0.45
37:DP:49:ILE:O	37:DP:50:ARG:O	2.35	0.45
53:CA:1052:U:H3'	53:CA:1053:G:C5'	2.44	0.45
53:CA:254:G:C2	53:CA:273:U:C2	3.05	0.45
53:CA:764:C:N4	53:CA:812:G:H1	2.14	0.45
22:DA:410:G:N1	22:DA:2407:A:N6	2.64	0.45
53:CA:1244:G:C6	53:CA:1245:C:C4	3.04	0.45
53:CA:1296:C:H1'	53:CA:1302:C:C2	2.52	0.45
37:DP:87:ARG:HG2	37:DP:88:ARG:N	2.32	0.45
1:AA:983:A:C2'	1:AA:983:A:N3	2.79	0.45
12:CL:98:ARG:CB	12:CL:116:TYR:HA	2.47	0.45

Continued on next page...

Continued from previous page...

Atom-1	Atom-2	Distance(Å)	Clash(Å)
22:BA:1131:G:C8	31:BJ:77:HIS:CE1	3.05	0.45
40:DS:36:LEU:C	40:DS:38:TYR:H	2.19	0.45
1:AA:77:A:N6	1:AA:90:C:C4	2.84	0.45
28:BG:61:TRP:CE3	28:BG:61:TRP:HA	2.52	0.45
14:AN:40:ARG:NH1	14:AN:44:VAL:CG1	2.66	0.45
53:CA:158:G:C6	53:CA:164:G:C5	3.05	0.45
22:BA:335:C:O5'	22:BA:335:C:C6	2.65	0.45
53:CA:1102:A:H5''	53:CA:1102:A:C8	2.52	0.45
22:BA:1348:C:C2'	22:BA:1349:C:O5'	2.65	0.45
1:AA:389:A:C6	1:AA:390:U:H1'	2.52	0.45
22:BA:544:C:C3'	22:BA:545:U:O2	2.64	0.45
2:AB:202:ASN:ND2	2:AB:205:ALA:CB	2.75	0.45
22:BA:196:A:C2'	22:BA:805:G:O6	2.57	0.45
53:CA:632:U:H3'	53:CA:633:G:H5'	1.99	0.45
53:CA:117:G:HO2'	53:CA:118:U:H5'	1.77	0.45
27:BF:106:ALA:C	27:BF:108:PRO:CD	2.83	0.45
28:DG:7:PRO:O	28:DG:8:VAL:CB	2.64	0.45
53:CA:1013:G:H22	53:CA:1015:G:H3'	1.81	0.45
22:DA:599:A:C5	22:DA:600:G:N7	2.85	0.45
53:CA:948:C:C6	55:CM:104:ASN:ND2	2.84	0.45
22:BA:2316:G:H2'	22:BA:2317:A:H8	1.81	0.45
22:DA:1813:G:H21	24:DC:50:THR:HG23	1.82	0.45
53:CA:705:G:H2'	53:CA:706:A:H8	1.81	0.45
22:BA:1278:C:O2'	22:BA:1279:G:H5'	2.17	0.45
30:BI:52:LEU:HD12	30:BI:52:LEU:N	2.32	0.45
22:DA:64:A:O2'	41:DT:69:ARG:HG2	2.16	0.45
1:AA:687:A:N7	1:AA:701:U:C5	2.84	0.45
26:BE:44:ARG:HG3	26:BE:44:ARG:NH2	2.31	0.45
3:CC:85:LYS:O	3:CC:89:VAL:HG21	2.17	0.45
1:AA:723:U:H5''	21:AU:48:LYS:CG	2.41	0.45
22:BA:729:G:C6	24:BC:206:LYS:HB2	2.52	0.45
53:CA:1071:C:O2	53:CA:1072:G:C8	2.70	0.45
22:BA:2680:U:OP1	25:BD:114:LYS:HE2	2.16	0.45
25:BD:122:VAL:O	25:BD:126:ASN:HA	2.16	0.45
30:DI:50:LYS:HA	30:DI:50:LYS:CE	2.45	0.45
8:CH:100:ILE:CD1	8:CH:100:ILE:C	2.85	0.45
24:DC:239:PHE:HE1	24:DC:241:LYS:O	2.00	0.45
22:BA:1303:G:O2'	22:BA:1304:A:H5'	2.17	0.45
1:AA:961:U:OP2	1:AA:1223:C:H1'	2.17	0.45
22:DA:2642:G:N2	22:DA:2773:C:C2	2.85	0.45
19:CS:20:LYS:NZ	19:CS:27:LYS:HD3	2.32	0.45
53:CA:1406:U:H1'	53:CA:1518:A:H4'	1.98	0.45

Continued on next page...

Continued from previous page...

Atom-1	Atom-2	Distance(Å)	Clash(Å)
22:BA:2860:A:O5'	22:BA:2860:A:H8	1.99	0.45
34:BM:10:ARG:NH1	34:BM:89:VAL:H	2.14	0.45
6:CF:68:GLN:HG2	6:CF:69:GLU:H	1.80	0.45
1:AA:1501:C:C5	1:AA:1504:G:C5	3.04	0.45
38:BQ:51:GLN:HE21	38:BQ:55:GLN:HE21	1.65	0.45
1:AA:807:A:H2'	1:AA:808:C:H6	1.81	0.45
53:CA:790:A:C6	53:CA:791:G:C6	3.04	0.45
22:DA:696:G:N1	22:DA:767:U:C2	2.85	0.45
25:BD:52:THR:HG23	25:BD:53:GLY:N	2.32	0.45
22:BA:2373:G:H1	22:BA:2380:C:H42	1.64	0.45
1:AA:471:U:O2'	1:AA:472:U:H5'	2.17	0.45
6:CF:81:ASN:O	6:CF:83:ALA:N	2.50	0.45
4:CD:101:VAL:HG21	4:CD:122:ILE:HG13	1.98	0.45
35:BN:40:LYS:O	35:BN:41:ALA:C	2.53	0.45
1:AA:384:G:H2'	1:AA:385:C:C6	2.51	0.45
36:BO:11:ALA:HB2	36:BO:96:GLY:N	2.32	0.45
1:AA:1494:G:C6	1:AA:1495:U:C4	3.05	0.45
22:DA:1576:U:H2'	22:DA:1577:C:C6	2.52	0.45
57:DB:35:C:H3'	57:DB:36:C:H5''	1.97	0.45
22:DA:588:U:H6	22:DA:588:U:O5'	2.00	0.45
22:DA:1409:U:H6	22:DA:1409:U:O5'	1.99	0.45
4:CD:127:ARG:HG2	4:CD:127:ARG:HH11	1.81	0.45
34:DM:127:LYS:HG2	34:DM:127:LYS:H	1.57	0.45
2:CB:21:TYR:N	2:CB:21:TYR:CD1	2.85	0.45
53:CA:66:A:C2'	53:CA:66:A:N3	2.72	0.45
33:DL:62:PRO:HG2	51:D3:24:LYS:CB	2.47	0.45
22:BA:2870:C:H2'	22:BA:2871:U:O4'	2.16	0.45
53:CA:1184:G:HO2'	53:CA:1185:G:C5'	2.29	0.45
1:AA:691:G:H2'	1:AA:692:U:C6	2.51	0.45
21:AU:33:ARG:HE	21:AU:34:ARG:HG2	1.81	0.45
31:DJ:56:VAL:CG2	31:DJ:124:VAL:HA	2.47	0.45
22:BA:2331:G:N3	22:BA:2336:A:C2	2.85	0.45
22:DA:80:G:H2'	22:DA:80:G:N3	2.32	0.45
22:DA:2069:G:N2	22:DA:2443:C:C2	2.85	0.45
22:BA:1181:U:H2'	22:BA:1182:G:C8	2.52	0.45
22:DA:612:G:N2	22:DA:617:G:O6	2.50	0.45
22:BA:2510:C:C2'	22:BA:2511:U:O5'	2.65	0.45
11:CK:104:PHE:N	11:CK:104:PHE:CD1	2.85	0.45
38:DQ:74:SER:O	38:DQ:78:PHE:CB	2.63	0.45
1:AA:973:G:O2'	14:AN:68:ARG:NH2	2.50	0.45
22:DA:217:A:O2'	22:DA:218:A:H5'	2.16	0.45
1:AA:205:A:H2'	1:AA:206:C:H5'	1.99	0.45

Continued on next page...

Continued from previous page...

Atom-1	Atom-2	Distance(Å)	Clash(Å)
22:DA:1800:C:C2	22:DA:1802:A:N7	2.84	0.45
22:DA:1803:A:O2'	22:DA:1804:C:H5'	2.17	0.45
22:DA:1080:A:C4	22:DA:1081:U:C5	3.04	0.45
53:CA:642:A:O2'	53:CA:643:C:O5'	2.35	0.45
16:AP:10:GLY:HA3	16:AP:15:PRO:CA	2.46	0.45
1:AA:1192:C:C5	1:AA:1193:G:C8	3.05	0.45
22:BA:764:A:H3'	22:BA:765:C:H5'	1.98	0.45
2:AB:66:ILE:O	2:AB:67:LEU:CB	2.65	0.45
54:CG:70:PRO:CB	54:CG:98:LEU:HD12	2.47	0.45
22:DA:303:G:H2'	22:DA:304:U:C6	2.51	0.45
22:DA:1675:C:O2'	22:DA:1676:A:H5'	2.17	0.45
22:DA:2846:G:P	37:DP:51:ASN:HB3	2.57	0.45
53:CA:1206:G:H2'	53:CA:1207:G:O4'	2.17	0.45
53:CA:243:A:C2	53:CA:246:A:C8	3.05	0.45
27:BF:43:ILE:HA	27:BF:82:TYR:OH	2.17	0.45
22:DA:229:C:O2'	22:DA:230:G:O5'	2.34	0.45
22:DA:425:G:C2	22:DA:426:C:C5	3.04	0.45
5:CE:95:MET:HB3	5:CE:124:ALA:CB	2.42	0.45
44:DW:49:ASN:HD21	44:DW:80:SER:CA	2.30	0.45
37:DP:16:VAL:HA	37:DP:17:PRO:HD3	1.59	0.45
37:BP:7:LEU:HD12	37:BP:7:LEU:HA	1.62	0.45
22:DA:2286:G:H4'	22:DA:2287:A:N9	2.32	0.45
22:DA:2405:G:N2	22:DA:2411:A:N7	2.65	0.45
22:DA:2310:C:H42	58:DF:76:PHE:HE1	1.63	0.45
25:BD:149:ASN:CG	25:BD:150:GLN:H	2.20	0.45
25:BD:151:THR:CB	25:BD:152:PRO:CD	2.94	0.45
22:DA:311:A:N6	22:DA:330:A:H5''	2.30	0.45
22:DA:335:C:O2'	22:DA:336:C:P	2.74	0.45
22:DA:2440:C:C2'	22:DA:2441:U:O5'	2.64	0.45
11:CK:91:GLY:O	11:CK:92:ARG:C	2.56	0.45
32:BK:113:MET:O	32:BK:115:ILE:N	2.49	0.45
40:DS:20:VAL:CG1	40:DS:43:ALA:CB	2.94	0.45
53:CA:346:G:N3	53:CA:346:G:C2'	2.79	0.45
22:DA:118:A:OP2	22:DA:119:A:C3'	2.53	0.45
35:DN:9:GLN:O	35:DN:10:LEU:O	2.34	0.45
28:DG:94:ARG:HG2	28:DG:105:SER:H	1.81	0.45
28:DG:94:ARG:O	28:DG:95:ALA:HB2	2.17	0.45
22:DA:2348:U:O2'	22:DA:2349:G:C5'	2.65	0.45
22:BA:1587:G:C2	22:BA:1588:G:C8	3.05	0.45
22:BA:550:C:C2'	22:BA:550:C:O2	2.64	0.45
22:DA:2508:G:C2	22:DA:2582:G:O6	2.69	0.45
1:AA:579:A:C2	1:AA:763:G:C4	3.05	0.45

Continued on next page...

Continued from previous page...

Atom-1	Atom-2	Distance(Å)	Clash(Å)
22:DA:2477:U:O4	52:D4:10:LEU:HD22	2.17	0.45
12:AL:72:ASN:OD1	12:AL:104:SER:CB	2.65	0.45
12:AL:72:ASN:OD1	12:AL:104:SER:HB3	2.17	0.45
1:AA:1167:A:H8	1:AA:1169:A:N6	2.05	0.45
53:CA:369:G:C2	53:CA:370:C:C5	3.05	0.45
53:CA:206:C:C6	53:CA:206:C:H3'	2.52	0.45
1:AA:443:C:C2'	1:AA:444:G:C5'	2.94	0.45
27:BF:120:SER:O	27:BF:127:TYR:CD1	2.69	0.45
22:BA:300:A:N1	22:BA:333:G:O2'	2.46	0.45
39:DR:48:LYS:H	39:DR:48:LYS:CD	2.15	0.45
12:CL:85:ARG:HG2	12:CL:86:VAL:H	1.82	0.45
13:AM:89:ARG:NH1	13:AM:94:LEU:HB3	2.32	0.45
22:BA:1711:A:C2	22:BA:1748:C:C2	3.04	0.45
22:DA:1494:A:C2	22:DA:1495:A:C4	3.05	0.45
5:CE:130:THR:C	5:CE:135:VAL:CG2	2.85	0.45
5:CE:131:ASN:C	5:CE:131:ASN:HD22	2.20	0.45
22:DA:159:G:H1'	22:DA:167:A:N6	2.32	0.45
55:CM:82:LEU:HB2	19:CS:73:PHE:CE2	2.52	0.45
22:DA:1381:G:C3'	22:DA:1382:G:H5''	2.47	0.45
53:CA:671:G:C2	53:CA:672:U:C2	3.04	0.45
9:AI:37:TYR:CD2	9:AI:38:PHE:CD2	3.02	0.45
41:DT:34:VAL:CG1	41:DT:34:VAL:O	2.64	0.45
8:AH:93:LYS:CE	8:AH:116:ARG:HH12	2.29	0.45
10:AJ:8:ILE:HG23	10:AJ:100:ILE:HG23	1.98	0.45
22:BA:1371:G:O2'	22:BA:1372:U:H5'	2.16	0.45
1:AA:577:G:C8	1:AA:816:A:C6	3.04	0.45
22:DA:2455:G:C2	22:DA:2498:C:C4	3.05	0.45
22:BA:108:G:H2'	22:BA:109:C:H5'	1.98	0.45
22:BA:1352:U:O2'	22:BA:1353:A:H5'	2.17	0.45
22:BA:686:U:O4	50:B2:12:ARG:CB	2.64	0.45
22:BA:1524:G:H2'	22:BA:1525:A:H8	1.81	0.45
8:CH:97:GLY:O	8:CH:98:LEU:CB	2.65	0.45
4:CD:84:ASN:CG	5:CE:101:GLY:HA3	2.37	0.45
3:AC:153:SER:CB	3:AC:164:THR:HG22	2.47	0.45
12:AL:120:ARG:HA	12:AL:121:PRO:HD2	1.76	0.45
22:BA:822:G:H2'	22:BA:823:C:C6	2.52	0.45
27:BF:99:PHE:O	27:BF:103:ILE:HG12	2.17	0.45
1:AA:521:G:P	12:AL:50:LYS:HZ3	2.39	0.45
1:AA:775:G:C2'	1:AA:776:G:H5'	2.47	0.45
28:BG:38:ASP:OD1	28:BG:38:ASP:N	2.50	0.45
22:BA:1306:C:O2	22:BA:1306:C:H2'	2.17	0.45
22:BA:1078:U:H6	22:BA:1078:U:H3'	1.81	0.45

Continued on next page...

Continued from previous page...

Atom-1	Atom-2	Distance(Å)	Clash(Å)
22:DA:1919:A:H2'	22:DA:1920:C:C6	2.43	0.45
53:CA:989:U:C4	53:CA:990:C:C4	3.05	0.45
14:CN:78:LEU:N	14:CN:78:LEU:HD12	2.32	0.45
22:DA:2331:G:C2'	44:DW:40:ARG:HB3	2.46	0.45
22:BA:2864:G:H2'	22:BA:2865:U:C6	2.52	0.45
53:CA:1179:A:N6	53:CA:1180:A:C6	2.84	0.45
53:CA:1273:C:H2'	53:CA:1274:A:C8	2.52	0.45
9:CI:35:GLU:HA	9:CI:39:GLY:N	2.31	0.45
31:DJ:132:HIS:O	31:DJ:135:GLN:HB2	2.17	0.45
31:DJ:64:VAL:HG22	31:DJ:68:LYS:CG	2.45	0.45
22:DA:1133:A:C8	22:DA:2026:U:H4'	2.51	0.45
22:DA:803:U:H2'	22:DA:804:A:H5'	1.99	0.45
1:AA:35:G:O2'	12:AL:117:GLY:HA2	2.17	0.45
22:DA:614:A:C4'	22:DA:616:A:N6	2.74	0.45
45:BX:39:VAL:CG1	45:BX:46:VAL:HG22	2.47	0.45
5:AE:76:ASN:HB3	5:AE:81:GLN:HG3	1.99	0.45
22:DA:473:G:H2'	22:DA:473:G:N3	2.32	0.45
22:DA:2209:G:C6	22:DA:2216:G:C6	3.05	0.45
22:DA:2218:G:H2'	22:DA:2219:U:H6	1.82	0.45
53:CA:482:A:N3	53:CA:482:A:H2'	2.32	0.45
57:DB:24:G:C1'	57:DB:27:C:H42	2.15	0.45
33:BL:76:GLU:C	33:BL:77:ILE:HD12	2.38	0.45
18:CR:71:ASP:CB	18:CR:72:ARG:HH21	2.29	0.45
51:D3:29:ARG:HB3	51:D3:29:ARG:CZ	2.47	0.45
26:DE:147:LEU:CB	26:DE:186:VAL:HA	2.47	0.45
53:CA:1215:G:N3	53:CA:1216:A:C8	2.85	0.45
22:DA:957:C:N4	22:DA:959:A:C6	2.85	0.45
26:DE:153:LEU:HB2	26:DE:171:ASP:HB3	1.99	0.45
22:BA:1394:U:H4'	22:BA:1603:A:H4'	1.99	0.45
1:AA:411:A:N6	1:AA:413:G:H21	2.15	0.45
53:CA:1526:G:C6	53:CA:1527:U:C4	3.05	0.45
22:DA:2735:G:H2'	22:DA:2736:A:H8	1.80	0.45
19:AS:51:HIS:HA	19:AS:55:GLN:O	2.16	0.45
22:BA:1142:A:N3	22:BA:1144:A:C8	2.85	0.45
22:DA:1973:G:C5	22:DA:1974:C:C4	3.04	0.45
37:BP:25:VAL:HA	37:BP:85:VAL:O	2.16	0.45
22:BA:1778:U:C5	22:BA:1784:A:C4	3.05	0.45
29:DH:93:SER:HA	29:DH:121:VAL:HG11	1.98	0.45
22:BA:1816:C:O2'	22:BA:1817:G:P	2.75	0.45
22:DA:1440:U:H2'	22:DA:1441:G:C8	2.52	0.45
31:BJ:103:ILE:HD12	31:BJ:103:ILE:C	2.37	0.45
53:CA:149:A:H1'	53:CA:1446:A:C2	2.52	0.45

Continued on next page...

Continued from previous page...

Atom-1	Atom-2	Distance(Å)	Clash(Å)
35:DN:52:ILE:CG2	35:DN:94:TYR:CD2	2.98	0.45
2:CB:185:ILE:HG22	2:CB:199:ILE:CG1	2.44	0.45
53:CA:1202:U:O2'	53:CA:1203:C:O4'	2.34	0.45
53:CA:567:G:C2'	53:CA:568:G:O5'	2.64	0.45
1:AA:276:G:O3'	17:AQ:44:HIS:HE1	1.99	0.45
22:BA:1452:G:H3'	62:BA:3410:HOH:O	2.17	0.45
34:DM:41:LEU:HD13	34:DM:96:ILE:HG12	1.99	0.45
22:BA:1419:A:C6	22:BA:1421:G:C4	3.05	0.45
14:CN:87:ALA:HB2	14:CN:95:LEU:HD23	1.98	0.45
22:BA:478:A:N6	22:BA:480:A:C6	2.85	0.45
22:DA:822:G:C5'	62:DA:3360:HOH:O	2.64	0.45
24:BC:106:PRO:CD	24:BC:141:HIS:HE1	2.30	0.45
53:CA:412:A:H2	53:CA:413:G:N7	2.15	0.45
28:DG:85:LYS:O	28:DG:86:LEU:CG	2.64	0.45
26:BE:122:GLU:O	26:BE:123:LYS:O	2.34	0.45
22:BA:2887:A:C4	22:BA:2888:C:C6	3.04	0.45
24:BC:211:ARG:HD2	24:BC:211:ARG:HA	1.61	0.45
3:AC:35:ASP:O	3:AC:37:LYS:N	2.47	0.45
42:BU:6:ARG:O	42:BU:24:VAL:HB	2.16	0.45
34:BM:72:PRO:O	34:BM:73:ILE:HB	2.17	0.45
54:CG:4:ARG:HG2	54:CG:4:ARG:HH11	1.82	0.45
2:AB:49:PHE:HA	2:AB:52:ALA:CB	2.46	0.45
58:DF:19:PHE:O	58:DF:20:ASN:HB3	2.17	0.45
53:CA:455:G:C6	53:CA:456:A:C5	3.05	0.45
14:AN:55:SER:HA	14:AN:56:PRO:HD2	1.82	0.45
22:DA:689:A:N3	22:DA:779:U:H1'	2.32	0.45
24:DC:255:LYS:C	24:DC:256:THR:CG2	2.78	0.45
22:BA:411:G:H5''	22:BA:412:A:OP1	2.16	0.45
27:BF:128:SER:HA	27:BF:154:THR:HB	1.99	0.45
2:AB:32:GLY:HA3	2:AB:39:ILE:H	1.82	0.45
22:BA:1797:G:O3'	24:BC:255:LYS:O	2.34	0.45
29:DH:50:ARG:NH1	29:DH:53:GLU:CB	2.80	0.45
2:CB:57:ASN:O	2:CB:60:ALA:HB3	2.17	0.45
3:AC:137:VAL:HG11	3:AC:169:GLU:HB3	1.99	0.45
22:DA:1343:G:N7	22:DA:1597:A:N6	2.65	0.45
24:BC:89:ASN:O	24:BC:90:ILE:HD13	2.17	0.45
22:DA:1380:G:H1'	22:DA:1569:A:H61	1.82	0.45
53:CA:673:A:H2'	53:CA:674:G:C8	2.52	0.45
22:DA:777:G:O2'	22:DA:778:G:C5'	2.65	0.45
25:BD:86:GLU:OE1	25:BD:86:GLU:CA	2.61	0.45
22:DA:2104:C:H6	22:DA:2104:C:OP2	2.00	0.45
15:CO:24:THR:HG21	15:CO:69:LEU:HB2	1.99	0.45

Continued on next page...

Continued from previous page...

Atom-1	Atom-2	Distance(Å)	Clash(Å)
22:BA:2393:U:C2'	22:BA:2394:C:H5'	2.47	0.45
22:BA:2279:G:N2	22:BA:2280:G:H1'	2.31	0.45
12:AL:45:ASN:N	12:AL:45:ASN:ND2	2.64	0.45
22:DA:107:G:C5'	22:DA:294:A:OP1	2.65	0.45
22:DA:1419:A:H1'	22:DA:1579:A:N6	2.32	0.45
22:BA:2593:U:H2'	22:BA:2594:C:H6	1.81	0.45
8:AH:30:LYS:HE3	8:AH:30:LYS:CA	2.47	0.45
22:BA:1663:G:N1	22:BA:1998:A:C6	2.85	0.45
15:CO:62:ARG:NH2	15:CO:88:ARG:HH21	2.14	0.45
22:DA:1216:G:H2'	22:DA:1217:U:H5'	1.98	0.45
23:BB:78:A:H2'	23:BB:79:G:O4'	2.17	0.45
28:DG:39:ALA:O	28:DG:40:VAL:HG13	2.17	0.45
39:BR:58:VAL:HG13	39:BR:102:SER:HB2	1.99	0.45
11:AK:71:ASP:OD1	11:AK:72:ALA:N	2.49	0.45
22:DA:2878:U:O5'	22:DA:2878:U:H6	2.00	0.45
43:DV:79:ARG:CZ	43:DV:79:ARG:HB3	2.47	0.45
22:BA:2138:G:H2'	22:BA:2138:G:N3	2.32	0.45
22:BA:526:A:OP1	62:BA:3247:HOH:O	2.21	0.44
53:CA:89:U:O2'	53:CA:90:C:O5'	2.35	0.44
22:DA:1493:C:O2	22:DA:1493:C:H2'	2.16	0.44
53:CA:932:C:O2	53:CA:932:C:H2'	2.17	0.44
53:CA:981:U:C4	53:CA:982:U:C2	3.05	0.44
53:CA:1250:A:O3'	9:CI:68:GLY:HA2	2.17	0.44
22:DA:1024:G:H21	22:DA:1144:A:C4'	2.31	0.44
22:DA:996:A:C4	22:DA:997:G:C8	3.05	0.44
31:DJ:56:VAL:HG11	31:DJ:101:ILE:HG21	1.99	0.44
38:DQ:64:ILE:O	38:DQ:68:ALA:CB	2.66	0.44
22:DA:2011:U:H2'	22:DA:2012:G:H5'	1.99	0.44
22:DA:2577:A:H2	48:D0:1:ALA:H2	1.64	0.44
22:DA:674:G:C2'	26:DE:69:ARG:HG2	2.47	0.44
35:DN:36:THR:O	35:DN:110:MET:HA	2.17	0.44
53:CA:951:G:O2'	53:CA:952:U:H5'	2.17	0.44
22:DA:627:A:H3'	33:DL:78:ARG:HH12	1.82	0.44
6:AF:86:ARG:NH1	18:AR:63:TYR:CB	2.80	0.44
22:DA:444:C:O2'	22:DA:445:C:P	2.75	0.44
53:CA:1087:G:N2	53:CA:1099:G:H1'	2.32	0.44
10:CJ:44:THR:HG23	10:CJ:70:HIS:CD2	2.52	0.44
22:DA:960:A:O2'	22:DA:962:G:H5'	2.18	0.44
52:D4:36:ARG:CG	52:D4:37:GLN:N	2.78	0.44
22:DA:1204:A:N6	22:DA:1241:A:C2	2.85	0.44
22:DA:90:U:C4	22:DA:91:A:N7	2.85	0.44
25:DD:21:SER:HB2	32:DK:73:ASP:O	2.18	0.44

Continued on next page...

Continued from previous page...

Atom-1	Atom-2	Distance(Å)	Clash(Å)
5:CE:82:HIS:CE1	8:CH:95:MET:HE3	2.51	0.44
22:DA:2735:G:C4	22:DA:2736:A:C8	3.05	0.44
1:AA:1323:G:C2'	1:AA:1324:A:C8	3.00	0.44
22:DA:1731:G:C4'	22:DA:1732:C:OP1	2.45	0.44
1:AA:1411:C:C2'	1:AA:1412:C:C5'	2.79	0.44
22:DA:921:C:O2'	22:DA:922:C:C5'	2.65	0.44
12:AL:62:VAL:HG21	12:AL:94:TYR:HE2	1.70	0.44
27:BF:151:LEU:HD12	27:BF:152:ASP:CA	2.46	0.44
22:DA:2266:A:H4'	22:DA:2267:A:O5'	2.16	0.44
36:BO:103:VAL:O	36:BO:105:ALA:O	2.36	0.44
22:DA:2658:C:H5''	28:DG:157:LYS:CD	2.47	0.44
1:AA:87:C:O2'	1:AA:88:U:C4'	2.65	0.44
30:DI:44:LYS:HD3	30:DI:44:LYS:O	2.17	0.44
22:BA:142:A:C2	22:BA:143:C:C2	3.04	0.44
22:BA:572:A:C8	22:BA:572:A:C5'	3.00	0.44
9:AI:25:GLY:HA3	9:AI:57:VAL:O	2.18	0.44
22:DA:2748:A:C6	22:DA:2757:A:N7	2.85	0.44
4:AD:98:ASP:HB2	4:AD:114:ARG:HG3	1.99	0.44
22:DA:54:G:C6	22:DA:117:G:N2	2.85	0.44
25:DD:137:SER:C	25:DD:138:LEU:CD2	2.75	0.44
34:DM:73:ILE:HA	34:DM:73:ILE:HD13	1.83	0.44
22:BA:372:G:O4'	45:BX:60:LYS:CE	2.62	0.44
22:BA:2704:C:O2	22:BA:2704:C:H2'	2.17	0.44
22:DA:1873:G:O2'	22:DA:1874:C:H5'	2.17	0.44
1:AA:423:G:O2'	1:AA:424:G:C5'	2.65	0.44
22:DA:1429:G:N3	22:DA:1430:G:C8	2.85	0.44
4:CD:18:LEU:C	4:CD:20:LEU:H	2.21	0.44
28:DG:85:LYS:HD3	28:DG:164:ALA:HB3	1.99	0.44
22:BA:1716:U:O2'	22:BA:1717:A:C5'	2.65	0.44
22:BA:817:C:H2'	22:BA:818:G:O4'	2.16	0.44
22:DA:2260:C:H2'	22:DA:2261:C:C6	2.47	0.44
3:CC:5:HIS:HA	3:CC:6:PRO:HD2	1.83	0.44
22:DA:1023:U:C6	22:DA:1023:U:H5'	2.37	0.44
33:BL:61:LEU:HD13	33:BL:61:LEU:N	2.32	0.44
22:BA:592:A:O2'	51:B3:2:LYS:HA	2.16	0.44
28:DG:1:SER:C	28:DG:3:VAL:N	2.71	0.44
28:DG:1:SER:HB2	28:DG:61:TRP:CE3	2.53	0.44
22:BA:869:G:C6	22:BA:870:U:C4	3.05	0.44
56:CP:48:GLU:CD	56:CP:51:ARG:HB2	2.38	0.44
24:DC:159:THR:HG22	24:DC:176:ARG:HG3	1.99	0.44
1:AA:786:G:N2	1:AA:787:A:H1'	2.31	0.44
53:CA:869:G:H4'	53:CA:872:A:C8	2.52	0.44

Continued on next page...

Continued from previous page...

Atom-1	Atom-2	Distance(Å)	Clash(Å)
1:AA:1517:G:N3	22:BA:1919:A:O2'	2.49	0.44
24:BC:257:ARG:NE	24:BC:269:ARG:NH2	2.65	0.44
4:AD:160:LEU:HD22	4:AD:161:ALA:H	1.81	0.44
22:DA:9:G:N2	22:DA:10:A:H62	2.14	0.44
10:CJ:92:LEU:H	10:CJ:92:LEU:HD13	1.81	0.44
40:DS:96:ILE:O	40:DS:96:ILE:HG23	2.17	0.44
26:DE:5:LEU:CD1	26:DE:122:GLU:HB2	2.46	0.44
14:CN:27:LYS:HB2	14:CN:45:LEU:HD22	2.00	0.44
1:AA:601:G:C2	1:AA:602:A:C4	3.05	0.44
24:DC:245:THR:HB	24:DC:246:PRO:HD2	1.99	0.44
22:DA:2432:A:C6	45:DX:20:ALA:HA	2.52	0.44
22:BA:2881:U:C2'	22:BA:2882:A:H5'	2.47	0.44
40:BS:41:LYS:C	40:BS:43:ALA:N	2.71	0.44
22:DA:813:U:H1'	22:DA:1226:A:N3	2.32	0.44
26:BE:33:VAL:O	26:BE:34:ALA:C	2.55	0.44
53:CA:1400:C:H4'	53:CA:1401:G:OP2	2.18	0.44
1:AA:958:A:C5	1:AA:959:A:C6	3.05	0.44
57:DB:76:G:O2'	57:DB:77:U:H5'	2.18	0.44
12:CL:14:LYS:CE	12:CL:15:VAL:O	2.64	0.44
35:BN:95:THR:CG2	35:BN:113:ILE:CG1	2.95	0.44
31:DJ:141:ASP:C	31:DJ:142:ILE:HD12	2.37	0.44
45:DX:36:ARG:HA	45:DX:47:THR:HA	1.98	0.44
1:AA:1114:C:C2	1:AA:1115:U:C6	3.05	0.44
22:BA:2040:G:C2'	22:BA:2041:U:H5'	2.47	0.44
15:CO:52:ARG:O	15:CO:55:LEU:HB3	2.17	0.44
22:BA:404:A:H1'	22:BA:405:U:OP2	2.17	0.44
22:BA:1357:C:O2'	22:BA:1358:G:H5'	2.17	0.44
1:AA:734:G:H2'	1:AA:735:C:C6	2.52	0.44
24:BC:43:ASN:HB3	24:BC:45:ASN:H	1.82	0.44
12:CL:39:THR:OG1	12:CL:40:THR:N	2.50	0.44
22:BA:1030:C:OP2	34:BM:127:LYS:HE3	2.17	0.44
22:BA:1106:G:N3	22:BA:1107:G:C8	2.85	0.44
53:CA:1493:A:H2'	53:CA:1494:G:OP1	2.18	0.44
53:CA:1317:C:H1'	14:CN:52:ARG:NH1	2.32	0.44
41:DT:18:GLU:HB2	41:DT:19:LYS:H	1.52	0.44
22:DA:1391:U:C4'	41:DT:19:LYS:NZ	2.69	0.44
22:DA:2416:C:H2'	22:DA:2417:C:C6	2.52	0.44
44:DW:36:ILE:O	44:DW:39:GLN:HB3	2.17	0.44
39:BR:46:GLU:HG2	39:BR:47:VAL:H	1.82	0.44
53:CA:1157:A:C6	53:CA:1180:A:C5	3.04	0.44
22:DA:1020:A:H5''	22:DA:1021:A:OP1	2.16	0.44
31:DJ:48:VAL:HG12	31:DJ:49:ASP:H	1.81	0.44

Continued on next page...

Continued from previous page...

Atom-1	Atom-2	Distance(Å)	Clash(Å)
31:DJ:4:PHE:CG	31:DJ:5:THR:N	2.85	0.44
44:BW:24:ARG:NH1	44:BW:26:GLY:N	2.65	0.44
44:BW:65:LYS:O	44:BW:81:ILE:HA	2.18	0.44
31:BJ:53:TYR:CE1	31:BJ:121:LYS:HG2	2.52	0.44
35:BN:103:ARG:HB2	35:BN:110:MET:HE3	1.99	0.44
4:AD:49:ASP:O	4:AD:52:VAL:HG22	2.17	0.44
33:DL:112:LEU:O	33:DL:112:LEU:HD23	2.17	0.44
22:BA:2552:U:H2'	22:BA:2554:U:OP2	2.17	0.44
6:AF:93:LYS:O	6:AF:94:HIS:CB	2.66	0.44
22:BA:2392:A:O3'	51:B3:26:ALA:HB1	2.17	0.44
29:BH:2:GLN:HA	29:BH:20:ASN:HD22	1.82	0.44
25:BD:97:SER:H	25:BD:99:GLU:CD	2.21	0.44
20:CT:59:ARG:C	20:CT:61:ALA:N	2.71	0.44
22:BA:1268:A:H2	40:BS:88:ARG:NH1	2.16	0.44
53:CA:1089:G:H1'	53:CA:1167:A:N6	2.32	0.44
53:CA:1171:A:C2	53:CA:1172:C:C2	3.05	0.44
22:DA:1070:A:H5'	22:DA:1071:G:C5'	2.39	0.44
8:CH:102:VAL:HG22	8:CH:126:CYS:SG	2.58	0.44
22:DA:1473:G:O2'	22:DA:1474:U:H5'	2.16	0.44
1:AA:1138:G:N2	1:AA:1140:C:N4	2.66	0.44
22:DA:83:A:N6	22:DA:101:A:C5'	2.75	0.44
22:DA:508:A:N6	40:DS:9:HIS:CE1	2.79	0.44
2:AB:185:ILE:HA	2:AB:199:ILE:O	2.17	0.44
22:DA:2820:A:O2'	35:DN:3:HIS:HD2	1.99	0.44
41:BT:31:VAL:C	41:BT:32:LEU:CD2	2.80	0.44
41:BT:34:VAL:O	41:BT:34:VAL:CG2	2.65	0.44
22:DA:410:G:N2	22:DA:418:C:C2	2.85	0.44
22:BA:2446:G:C2	22:BA:2501:C:C5	3.05	0.44
1:AA:1323:G:C2'	1:AA:1324:A:H8	2.30	0.44
22:DA:1510:G:C2	22:DA:1511:G:C5	3.05	0.44
22:DA:1906:G:C2	22:DA:1907:G:C5	3.05	0.44
22:DA:1929:G:C5'	22:DA:1930:G:OP1	2.66	0.44
13:AM:3:ILE:CA	13:AM:56:ARG:NH1	2.77	0.44
37:BP:8:GLU:O	37:BP:11:GLN:HB2	2.17	0.44
29:DH:80:ILE:CG2	29:DH:101:ASP:HB2	2.47	0.44
22:DA:1441:G:C4	22:DA:1442:U:C5	3.06	0.44
1:AA:981:U:H2'	1:AA:982:U:H5	1.83	0.44
22:DA:2271:G:C2'	22:DA:2272:U:H5'	2.46	0.44
58:DF:42:ALA:CB	58:DF:49:LEU:CD2	2.94	0.44
22:BA:1835:G:C4	22:BA:1931:U:C4	3.05	0.44
22:DA:2657:A:O2'	22:DA:2658:C:O5'	2.35	0.44
32:BK:99:ILE:HG23	32:BK:100:PHE:H	1.79	0.44

Continued on next page...

Continued from previous page...

Atom-1	Atom-2	Distance(Å)	Clash(Å)
2:CB:124:THR:HG23	2:CB:125:PHE:H	1.81	0.44
14:AN:22:LYS:O	14:AN:25:GLU:HG2	2.18	0.44
22:DA:119:A:C5'	22:DA:120:U:OP1	2.65	0.44
28:BG:27:GLY:O	28:BG:28:LYS:C	2.56	0.44
47:BZ:9:THR:HG22	47:BZ:53:MET:C	2.38	0.44
8:CH:57:GLU:CG	8:CH:58:LEU:H	2.30	0.44
22:DA:2492:U:H6	22:DA:2492:U:O5'	2.00	0.44
22:BA:480:A:O3'	42:BU:43:LYS:HG2	2.17	0.44
53:CA:491:G:H2'	53:CA:492:C:H5'	1.99	0.44
21:CU:13:VAL:CG2	21:CU:15:LEU:HD23	2.47	0.44
53:CA:821:G:C4	53:CA:822:U:C5	3.05	0.44
43:DV:65:VAL:HG22	43:DV:65:VAL:O	2.16	0.44
22:DA:2476:A:C2'	22:DA:2477:U:H5'	2.47	0.44
1:AA:395:C:H2'	1:AA:396:C:C6	2.53	0.44
43:DV:44:HIS:NE2	43:DV:85:LYS:HD3	2.32	0.44
1:AA:208:U:H3	1:AA:212:G:H21	1.64	0.44
1:AA:1331:G:C2'	1:AA:1332:A:OP2	2.65	0.44
22:DA:498:G:C2	22:DA:499:U:C6	3.05	0.44
34:BM:43:ALA:C	34:BM:45:GLN:N	2.69	0.44
53:CA:267:C:P	17:CQ:68:LYS:HB2	2.57	0.44
34:BM:6:ARG:HD2	34:BM:8:LYS:HZ1	1.80	0.44
58:DF:16:MET:HA	58:DF:21:TYR:HB2	1.99	0.44
58:DF:8:LYS:HB2	58:DF:8:LYS:HZ3	1.79	0.44
53:CA:784:A:N6	53:CA:799:G:C6	2.85	0.44
39:DR:97:LYS:O	39:DR:98:ILE:C	2.56	0.44
22:DA:373:U:O2'	22:DA:374:A:H8	2.01	0.44
22:BA:1748:C:H2'	22:BA:1749:A:H8	1.83	0.44
22:BA:38:A:H2'	22:BA:39:G:O5'	2.18	0.44
1:AA:1108:G:C5	1:AA:1109:C:C6	3.06	0.44
22:DA:1954:G:O2'	22:DA:1956:U:H5	2.00	0.44
1:AA:953:G:C6	1:AA:954:G:C4	3.05	0.44
53:CA:1477:U:H2'	53:CA:1478:U:C6	2.52	0.44
25:DD:171:THR:O	25:DD:172:VAL:CG2	2.65	0.44
2:AB:118:THR:O	2:AB:119:GLN:HB2	2.16	0.44
30:DI:20:SER:N	30:DI:21:PRO:HD2	2.32	0.44
22:BA:2842:G:H2'	22:BA:2843:G:C5'	2.47	0.44
22:DA:755:U:H2'	22:DA:756:A:C8	2.52	0.44
53:CA:142:G:N3	53:CA:196:A:H2	2.15	0.44
22:BA:2661:G:H2'	22:BA:2662:A:C8	2.52	0.44
22:BA:1205:A:C6	26:BE:165:HIS:CG	3.05	0.44
22:DA:2559:C:H2'	22:DA:2560:A:H8	1.82	0.44
22:BA:43:G:C5'	22:BA:43:G:H8	2.30	0.44

Continued on next page...

Continued from previous page...

Atom-1	Atom-2	Distance(Å)	Clash(Å)
4:CD:49:ASP:O	4:CD:53:GLN:HG3	2.17	0.44
33:BL:67:THR:CG2	33:BL:68:SER:N	2.80	0.44
22:DA:1421:G:H2'	22:DA:1421:G:N3	2.32	0.44
32:DK:10:VAL:CG1	32:DK:12:ASP:OD1	2.65	0.44
22:BA:2078:C:O2'	22:BA:2079:U:H5'	2.17	0.44
22:BA:1690:A:H2'	22:BA:1691:C:O4'	2.18	0.44
22:BA:1661:G:C4	22:BA:1662:U:C5	3.06	0.44
22:DA:1383:A:C2	22:DA:1384:A:C4	3.05	0.44
1:AA:1254:A:OP1	10:AJ:47:GLU:HG2	2.17	0.44
30:BI:95:ASP:O	30:BI:97:VAL:N	2.46	0.44
1:AA:617:G:C2	1:AA:618:C:C5	3.05	0.44
22:BA:723:C:H2'	22:BA:724:U:O4'	2.18	0.44
22:DA:1601:G:H2'	22:DA:1602:U:O4'	2.17	0.44
1:AA:661:G:C2	1:AA:745:G:C2	3.05	0.44
53:CA:301:G:H2'	53:CA:302:G:H8	1.82	0.44
29:BH:86:ASP:O	29:BH:87:GLU:C	2.55	0.44
22:BA:495:G:H21	40:BS:61:ASN:HD21	1.64	0.44
42:BU:60:LYS:HA	42:BU:60:LYS:HD2	1.68	0.44
32:DK:100:PHE:N	32:DK:100:PHE:CD1	2.85	0.44
15:CO:32:THR:O	15:CO:33:ALA:C	2.55	0.44
4:CD:9:LYS:O	4:CD:12:ARG:HB3	2.17	0.44
22:DA:2154:A:H2'	22:DA:2155:U:H6	1.83	0.44
14:CN:72:PHE:CD1	14:CN:72:PHE:C	2.90	0.44
22:DA:1340:U:OP1	22:DA:1340:U:H4'	2.16	0.44
53:CA:71:A:C2'	53:CA:72:A:O5'	2.65	0.44
44:DW:31:LEU:C	44:DW:33:GLY:N	2.68	0.44
53:CA:956:U:O2	53:CA:1225:A:C2	2.71	0.44
53:CA:959:A:H2'	53:CA:960:U:O5'	2.18	0.44
1:AA:695:A:H61	1:AA:797:C:H1'	1.82	0.44
31:DJ:49:ASP:HB2	31:DJ:121:LYS:NZ	2.32	0.44
31:DJ:123:LYS:N	31:DJ:123:LYS:CD	2.80	0.44
46:DY:21:LEU:CD2	46:DY:25:GLN:NE2	2.80	0.44
22:DA:672:C:H6	22:DA:672:C:C5'	2.30	0.44
22:DA:988:A:C2	22:DA:989:G:C2	3.06	0.44
22:DA:638:G:N2	22:DA:651:G:H1'	2.32	0.44
2:AB:90:PHE:O	2:AB:149:GLY:N	2.50	0.44
1:AA:283:U:C5	1:AA:284:C:C4	3.06	0.44
22:DA:448:U:H4'	22:DA:449:A:OP2	2.17	0.44
22:DA:1359:A:N3	22:DA:1359:A:H2'	2.32	0.44
22:DA:1361:G:HO2'	22:DA:1362:C:H5'	1.79	0.44
53:CA:1087:G:N1	53:CA:1099:G:C2	2.85	0.44
22:DA:1087:G:H2'	22:DA:1089:A:C8	2.52	0.44

Continued on next page...

Continued from previous page...

Atom-1	Atom-2	Distance(Å)	Clash(Å)
22:DA:590:A:C4	22:DA:591:U:C6	3.05	0.44
33:DL:19:LEU:HD11	33:DL:31:GLY:CA	2.48	0.44
53:CA:1215:G:C4	53:CA:1216:A:N7	2.85	0.44
1:AA:1147:C:O2	9:AI:17:ARG:NH1	2.51	0.44
22:DA:479:A:O2'	22:DA:480:A:H5'	2.16	0.44
40:DS:49:LYS:HB3	40:DS:49:LYS:HZ2	1.79	0.44
22:DA:2724:U:H5''	25:DD:123:LYS:NZ	2.32	0.44
32:DK:73:ASP:OD1	32:DK:73:ASP:N	2.49	0.44
37:DP:5:LYS:CG	37:DP:9:GLN:HE21	2.31	0.44
25:DD:124:ARG:NH1	25:DD:125:TRP:CE2	2.85	0.44
53:CA:797:C:OP1	11:CK:125:LYS:HE3	2.18	0.44
22:DA:1721:G:HO2'	22:DA:1722:A:P	2.41	0.44
11:AK:110:THR:HG22	21:AU:4:LYS:CA	2.47	0.44
22:DA:1838:C:N4	22:DA:1898:U:H2'	2.32	0.44
1:AA:748:G:C6	1:AA:749:A:C6	3.05	0.44
22:DA:2282:G:O2'	22:DA:2283:C:OP2	2.35	0.44
22:DA:1555:G:C2	22:DA:1556:C:C4	3.05	0.44
22:DA:647:G:O2'	22:DA:648:G:C5'	2.65	0.44
27:BF:133:GLU:H	27:BF:150:GLY:CA	2.26	0.44
2:CB:130:LYS:HD3	2:CB:133:ALA:CB	2.46	0.44
14:AN:40:ARG:CZ	14:AN:44:VAL:HG21	2.47	0.44
4:AD:114:ARG:O	4:AD:117:VAL:N	2.49	0.44
22:BA:302:C:H2'	22:BA:303:G:C8	2.50	0.44
57:DB:32:U:C2	57:DB:51:G:N2	2.85	0.44
47:BZ:8:GLN:HB3	47:BZ:31:ILE:HA	1.99	0.44
22:BA:1495:A:C6	22:BA:1496:A:C6	3.06	0.44
22:DA:1874:C:H2'	22:DA:1875:G:O4'	2.17	0.44
47:DZ:4:ILE:HG23	47:DZ:57:GLU:O	2.17	0.44
42:DU:43:LYS:HE3	42:DU:45:GLN:OE1	2.16	0.44
43:DV:73:LYS:HB3	43:DV:92:VAL:HG23	1.99	0.44
52:D4:27:CYS:HG	52:D4:33:HIS:HB2	1.82	0.44
22:BA:1946:U:H2'	22:BA:1947:C:C6	2.52	0.44
22:DA:2429:G:H8	22:DA:2429:G:H2'	1.45	0.44
22:DA:503:A:H5'	22:DA:504:A:H3'	1.99	0.44
24:BC:20:ASN:CG	24:BC:23:LEU:HD23	2.38	0.44
34:BM:77:PRO:HB2	34:BM:80:VAL:CG1	2.47	0.44
54:CG:4:ARG:HG2	54:CG:6:ILE:HG22	1.99	0.44
40:BS:28:LYS:O	40:BS:29:VAL:C	2.56	0.44
22:DA:2751:G:N3	28:DG:2:ARG:NH2	2.64	0.44
22:BA:1658:C:H5'	25:BD:138:LEU:CD2	2.48	0.44
30:BI:30:GLN:NE2	30:BI:32:VAL:HB	2.32	0.44
27:BF:71:LYS:HD3	27:BF:80:GLN:HG3	1.99	0.44

Continued on next page...

Continued from previous page...

Atom-1	Atom-2	Distance(Å)	Clash(Å)
16:AP:19:VAL:CG2	16:AP:36:VAL:HG12	2.44	0.44
1:AA:596:A:C2'	1:AA:597:G:H8	2.27	0.44
22:DA:374:A:C6	22:DA:401:A:N7	2.84	0.44
27:BF:30:VAL:O	27:BF:30:VAL:CG1	2.65	0.44
24:BC:254:LYS:HB3	24:BC:254:LYS:HE3	1.74	0.44
22:DA:1413:A:C5	22:DA:1414:C:N4	2.86	0.44
53:CA:615:G:N3	53:CA:616:G:C8	2.86	0.44
22:DA:2893:A:C4'	22:DA:2894:G:O5'	2.62	0.44
22:BA:2716:C:C2'	22:BA:2717:C:H5'	2.48	0.44
6:AF:10:VAL:HG12	6:AF:11:HIS:H	1.82	0.44
22:DA:2561:U:H2'	22:DA:2562:U:O5'	2.16	0.44
37:BP:19:PHE:O	37:BP:20:ARG:CB	2.62	0.44
22:DA:167:A:C2	22:DA:168:G:H1'	2.52	0.44
22:BA:2475:C:H2'	22:BA:2476:A:H5'	1.98	0.44
55:CM:82:LEU:CD2	19:CS:60:PHE:HB3	2.46	0.44
22:BA:2788:C:H2'	22:BA:2789:C:C6	2.52	0.44
46:BY:46:VAL:O	46:BY:47:ARG:C	2.54	0.44
53:CA:998:C:C6	53:CA:999:C:H5	2.35	0.44
25:DD:61:THR:OG1	25:DD:64:GLU:HG3	2.18	0.44
7:AG:25:PHE:CE1	7:AG:104:VAL:HG23	2.53	0.44
2:CB:27:LYS:N	2:CB:28:PRO:HD2	2.33	0.44
22:BA:2347:C:H2'	22:BA:2348:U:C5	2.51	0.44
53:CA:36:C:O3'	12:CL:119:LYS:HA	2.18	0.44
45:BX:10:ARG:HB2	45:BX:11:PRO:HD2	1.99	0.44
57:DB:78:A:H2'	57:DB:79:G:C8	2.53	0.44
3:CC:161:ILE:HD13	3:CC:161:ILE:N	2.32	0.44
22:BA:1983:G:C2'	22:BA:1984:G:H5'	2.47	0.44
26:BE:200:LEU:HD22	26:BE:200:LEU:N	2.32	0.44
22:DA:2108:A:C8	22:DA:2108:A:OP2	2.71	0.44
22:BA:2594:C:N4	62:BA:3779:HOH:O	2.51	0.44
48:D0:29:VAL:HG21	48:D0:34:GLY:HA2	2.00	0.44
1:AA:583:A:C6	1:AA:759:A:N7	2.84	0.44
1:AA:771:G:H2'	1:AA:772:U:C6	2.52	0.44
22:BA:735:A:H3'	22:BA:736:C:H6	1.83	0.44
4:AD:88:ASN:O	4:AD:92:LEU:HD23	2.17	0.44
53:CA:903:G:C6	53:CA:904:U:C4	3.06	0.44
22:BA:1824:G:C5	22:BA:1825:U:C5	3.06	0.44
29:BH:129:GLU:HG2	29:BH:142:VAL:O	2.17	0.44
23:BB:14:U:OP2	23:BB:70:C:O2'	2.31	0.44
22:DA:1478:G:C6	22:DA:1514:G:C2	3.05	0.44
22:BA:2251:G:H2'	22:BA:2252:G:C8	2.52	0.44
22:DA:2138:G:OP2	22:DA:2138:G:H8	2.00	0.44

Continued on next page...

Continued from previous page...

Atom-1	Atom-2	Distance(Å)	Clash(Å)
51:B3:6:VAL:HG21	51:B3:60:CYS:SG	2.58	0.44
22:BA:1057:A:C8	22:BA:1086:A:C8	3.05	0.44
53:CA:989:U:C3'	53:CA:990:C:H5'	2.42	0.44
53:CA:96:U:O2'	53:CA:97:G:H5'	2.17	0.44
22:DA:203:A:H8	22:DA:203:A:O5'	2.01	0.44
33:DL:63:LYS:C	33:DL:65:GLY:H	2.20	0.44
53:CA:1221:G:H5'	19:CS:35:ARG:NE	2.32	0.44
53:CA:1288:A:C2'	53:CA:1289:A:C8	3.00	0.44
53:CA:1357:A:C8	53:CA:1358:U:C5	3.04	0.44
53:CA:1251:A:H2'	53:CA:1369:C:O2'	2.17	0.44
14:CN:79:SER:O	14:CN:83:VAL:HG23	2.17	0.44
31:DJ:45:THR:C	31:DJ:47:HIS:N	2.71	0.44
22:DA:524:G:C5	22:DA:525:U:C5	3.05	0.44
39:DR:81:LYS:O	39:DR:82:HIS:C	2.56	0.44
22:BA:1179:G:N7	22:BA:1180:U:C1'	2.79	0.44
22:BA:2557:G:H2'	22:BA:2558:C:H6	1.78	0.44
38:BQ:86:SER:HB3	39:BR:51:VAL:HG12	1.98	0.44
11:CK:104:PHE:N	11:CK:104:PHE:HD1	2.15	0.44
34:DM:66:ARG:HD2	34:DM:101:VAL:HG13	1.99	0.44
22:DA:215:G:H4'	22:DA:216:A:OP1	2.18	0.44
22:DA:34:U:HO2'	22:DA:35:G:P	2.39	0.44
22:DA:470:A:C2	22:DA:471:A:C4	3.05	0.44
22:DA:2692:G:H2'	22:DA:2693:G:C8	2.52	0.44
33:BL:93:ASN:ND2	33:BL:93:ASN:C	2.67	0.44
53:CA:1084:G:OP1	53:CA:1086:U:C4	2.71	0.44
53:CA:1134:G:C6	53:CA:1141:C:N4	2.85	0.44
1:AA:408:A:O5'	4:AD:109:THR:HG21	2.18	0.44
22:DA:1062:G:C4	22:DA:1063:G:N7	2.85	0.44
22:DA:1089:A:H2	22:DA:1090:A:H62	1.65	0.44
32:DK:105:ARG:HB2	32:DK:108:ARG:HD2	1.99	0.44
53:CA:994:A:O2'	53:CA:995:C:C6	2.66	0.44
1:AA:1138:G:C2	1:AA:1140:C:C4	3.06	0.44
22:DA:962:G:O2'	22:DA:963:U:O5'	2.35	0.44
22:DA:84:A:H2	22:DA:98:G:N3	2.16	0.44
32:DK:46:ALA:HB3	32:DK:54:LYS:HE3	2.00	0.44
44:BW:49:ASN:OD1	44:BW:79:ILE:O	2.34	0.44
1:AA:748:G:C6	1:AA:749:A:C5	3.06	0.44
1:AA:981:U:H2'	1:AA:982:U:C5	2.53	0.44
4:AD:172:VAL:HG13	4:AD:173:ASP:N	2.32	0.44
22:DA:1116:G:C5	22:DA:1117:C:C5	3.04	0.44
22:DA:378:C:O2'	22:DA:379:G:H5'	2.17	0.44
9:AI:56:MET:SD	9:AI:57:VAL:N	2.90	0.44

Continued on next page...

Continued from previous page...

Atom-1	Atom-2	Distance(Å)	Clash(Å)
1:AA:324:G:N2	1:AA:327:A:C8	2.85	0.44
1:AA:328:C:O2	1:AA:328:C:C2'	2.66	0.44
4:AD:58:GLN:HE21	4:AD:58:GLN:CA	2.30	0.44
41:DT:29:THR:OG1	41:DT:86:THR:N	2.45	0.44
1:AA:1465:A:O2'	1:AA:1466:C:H5'	2.17	0.44
22:BA:581:C:H2'	22:BA:582:A:H8	1.81	0.44
22:DA:1653:G:O6	35:DN:10:LEU:C	2.56	0.44
22:DA:2458:G:C5'	22:DA:2459:A:OP1	2.66	0.44
22:DA:1809:A:C4	22:DA:1810:A:N7	2.86	0.44
22:BA:482:A:N6	22:BA:506:G:O2'	2.38	0.44
23:BB:52:A:N7	36:BO:64:TYR:OH	2.44	0.44
22:DA:361:G:HO2'	22:DA:362:A:P	2.39	0.44
20:CT:4:LYS:HE3	20:CT:5:SER:N	2.31	0.44
2:AB:71:THR:CG2	2:AB:72:LYS:H	2.09	0.44
39:BR:18:GLN:O	39:BR:97:LYS:O	2.35	0.44
43:DV:41:GLU:C	43:DV:42:LEU:HG	2.37	0.44
22:DA:999:U:H2'	22:DA:1000:A:C5'	2.46	0.44
22:BA:1744:A:H2'	22:BA:1744:A:N3	2.32	0.44
22:DA:156:A:C4	22:DA:157:C:C6	3.05	0.44
22:BA:10:A:C5	22:BA:2800:A:C6	3.05	0.44
51:D3:22:LYS:HG2	51:D3:46:LYS:CE	2.48	0.44
42:BU:6:ARG:HG3	42:BU:6:ARG:HH21	1.82	0.44
22:BA:669:G:C5	22:BA:801:G:C6	3.05	0.44
28:DG:51:PHE:HE2	28:DG:68:ARG:HG2	1.82	0.44
22:BA:959:A:C2	22:BA:2494:G:N2	2.86	0.44
40:BS:36:LEU:HA	40:BS:36:LEU:HD12	1.55	0.44
53:CA:704:A:N3	53:CA:705:G:C8	2.86	0.44
1:AA:1234:C:N3	1:AA:1235:U:C5	2.86	0.44
53:CA:327:A:C2	53:CA:329:A:C4	3.06	0.44
53:CA:207:C:O2	53:CA:213:G:C6	2.70	0.44
22:BA:1688:U:C4	22:BA:1698:A:C2	3.05	0.44
1:AA:1317:C:C2'	1:AA:1318:A:H5'	2.41	0.44
1:AA:1457:G:O3'	20:AT:26:MET:HB3	2.17	0.44
22:BA:1290:C:C2	22:BA:1291:C:C5	3.06	0.44
53:CA:614:C:C2	53:CA:615:G:C8	3.06	0.44
4:CD:39:GLN:O	4:CD:41:GLY:N	2.50	0.44
22:BA:919:U:H6	22:BA:919:U:C4'	2.31	0.44
1:AA:1380:U:C5'	1:AA:1381:U:OP1	2.63	0.44
1:AA:934:C:H5'	1:AA:935:A:OP1	2.16	0.44
22:BA:536:G:O2'	22:BA:537:G:H5'	2.18	0.44
8:CH:94:VAL:CG2	8:CH:101:ALA:HB2	2.48	0.44
24:DC:239:PHE:HD1	24:DC:240:GLY:N	2.14	0.44

Continued on next page...

Continued from previous page...

Atom-1	Atom-2	Distance(Å)	Clash(Å)
8:CH:45:ILE:N	8:CH:63:LYS:HD3	2.33	0.44
1:AA:140:U:H2'	1:AA:141:G:O4'	2.17	0.44
4:CD:102:TYR:C	4:CD:104:MET:N	2.71	0.44
22:DA:935:C:H2'	22:DA:936:A:H8	1.82	0.44
35:BN:95:THR:HG21	35:BN:113:ILE:CG1	2.47	0.44
53:CA:789:U:N3	53:CA:792:A:OP2	2.51	0.44
22:BA:2593:U:H2'	22:BA:2594:C:C6	2.51	0.44
22:DA:2455:G:C2	22:DA:2498:C:N4	2.85	0.44
22:BA:77:G:C4	22:BA:110:G:C2	3.05	0.44
1:AA:811:C:H4'	1:AA:900:A:N6	2.32	0.44
38:BQ:17:LEU:HA	38:BQ:17:LEU:HD13	1.79	0.44
53:CA:604:G:C6	53:CA:605:U:N3	2.86	0.44
22:BA:260:G:H2'	22:BA:261:G:O5'	2.17	0.44
11:AK:69:CYS:O	11:AK:73:VAL:CG2	2.65	0.44
53:CA:833:G:C5	53:CA:834:U:C5	3.06	0.44
34:BM:50:ARG:HA	34:BM:53:MET:HE3	1.99	0.44
22:DA:2805:C:H2'	22:DA:2806:C:H6	1.83	0.44
5:CE:91:SER:HB2	5:CE:129:SER:O	2.16	0.44
25:DD:15:PHE:CE2	37:DP:77:SER:HA	2.53	0.44
28:BG:37:ASN:OD1	28:BG:37:ASN:N	2.51	0.44
16:AP:6:LEU:HA	16:AP:6:LEU:HD12	1.69	0.44
12:CL:87:LYS:HG2	12:CL:87:LYS:O	2.16	0.44
22:BA:1269:A:O5'	22:BA:1269:A:H8	1.99	0.44
8:AH:82:LEU:HD22	8:AH:82:LEU:C	2.38	0.44
42:BU:40:LEU:HA	42:BU:40:LEU:HD23	1.77	0.44
28:BG:159:LYS:HE2	28:BG:159:LYS:HB3	1.72	0.44
15:AO:60:SER:O	15:AO:64:LYS:HG3	2.17	0.44
43:BV:76:ASP:OD1	43:BV:77:VAL:N	2.49	0.44
22:BA:1611:C:O2'	22:BA:1612:C:H5'	2.17	0.44
51:D3:24:LYS:HB3	51:D3:25:HIS:H	1.57	0.44
37:BP:47:ILE:HA	37:BP:96:LEU:HB2	2.00	0.44
22:DA:1142:A:N7	22:DA:1144:A:C6	2.85	0.44
31:DJ:12:LYS:HB2	31:DJ:13:ARG:H	1.60	0.44
31:DJ:48:VAL:HG12	31:DJ:49:ASP:N	2.32	0.44
22:DA:1157:G:H2'	22:DA:1158:C:C5	2.52	0.44
22:DA:1287:A:O2'	22:DA:1288:G:C5'	2.65	0.44
22:DA:1613:G:C6	22:DA:1619:G:C6	3.05	0.44
22:DA:2023:C:H4'	22:DA:2617:U:O3'	2.17	0.44
22:DA:570:G:C5	22:DA:2030:A:C5	3.06	0.44
22:DA:2039:U:H2'	22:DA:2040:G:H8	1.83	0.44
22:DA:2056:G:N2	22:DA:2057:G:N9	2.65	0.44
22:DA:2571:U:C2'	22:DA:2572:A:OP1	2.66	0.44

Continued on next page...

Continued from previous page...

Atom-1	Atom-2	Distance(Å)	Clash(Å)
33:DL:128:THR:HG22	33:DL:129:LYS:N	2.33	0.44
11:CK:74:LYS:HD2	11:CK:104:PHE:CE1	2.51	0.44
6:AF:90:MET:HB3	6:AF:91:ARG:H	1.43	0.44
45:BX:38:TRP:CZ3	45:BX:44:ARG:N	2.86	0.44
24:DC:130:PRO:CD	24:DC:188:ARG:HG3	2.48	0.44
22:DA:455:C:H4'	22:DA:456:C:OP2	2.17	0.44
22:BA:2013:A:H2'	22:BA:2014:A:H5'	1.98	0.44
4:CD:26:ALA:HA	4:CD:31:CYS:SG	2.58	0.44
4:CD:25:ARG:HH12	4:CD:30:LYS:CE	2.30	0.44
21:AU:23:GLU:HB3	21:AU:24:LYS:H	1.52	0.44
21:AU:24:LYS:HG2	21:AU:25:ALA:N	2.33	0.44
22:DA:2199:A:C2'	22:DA:2200:C:H6	2.18	0.44
22:DA:1249:U:P	22:DA:1249:U:H3'	2.58	0.44
1:AA:1066:C:H2'	1:AA:1067:A:C8	2.53	0.44
22:DA:197:A:C8	22:DA:2430:A:N7	2.85	0.44
26:DE:126:VAL:HG13	26:DE:127:GLU:N	2.32	0.44
53:CA:694:A:C2'	53:CA:695:A:H5''	2.48	0.44
21:CU:31:VAL:O	21:CU:33:ARG:N	2.50	0.44
22:DA:1476:U:O2	22:DA:1516:G:C2	2.71	0.44
22:DA:1731:G:C2	22:DA:1733:G:N7	2.85	0.44
11:AK:109:ILE:N	21:AU:5:VAL:O	2.50	0.44
22:DA:1931:U:HO2'	22:DA:1932:A:H8	1.66	0.44
13:AM:22:TYR:O	13:AM:68:LEU:HD23	2.17	0.44
12:AL:20:VAL:N	12:AL:21:PRO:HD3	2.33	0.44
22:BA:633:A:C8	22:BA:633:A:H3'	2.53	0.44
22:DA:387:U:H4'	22:DA:388:G:O5'	2.18	0.44
22:DA:1438:U:C4	22:DA:1555:G:N1	2.86	0.44
10:AJ:28:THR:O	10:AJ:32:THR:HG22	2.17	0.44
3:CC:26:LYS:CE	3:CC:26:LYS:CA	2.90	0.44
27:BF:135:ILE:C	27:BF:137:PHE:N	2.71	0.44
22:BA:1941:C:C5'	22:BA:1941:C:H6	2.23	0.44
40:DS:29:VAL:O	40:DS:33:LEU:HB2	2.18	0.44
32:BK:116:ILE:HD12	32:BK:117:SER:H	1.78	0.44
2:CB:116:LEU:CB	2:CB:140:LEU:HD13	2.47	0.44
9:AI:50:PRO:HB3	9:AI:83:THR:CG2	2.47	0.44
53:CA:1283:U:O2'	53:CA:1284:C:O4'	2.33	0.44
27:BF:114:ARG:N	27:BF:114:ARG:CD	2.69	0.44
54:CG:110:ARG:HG2	54:CG:112:ASP:OD1	2.17	0.44
22:BA:1739:A:H2'	22:BA:1740:G:O4'	2.17	0.44
24:DC:250:GLN:HG2	24:DC:250:GLN:H	1.53	0.44
45:DX:1:SER:C	45:DX:3:VAL:N	2.71	0.44
22:BA:1858:A:O2'	22:BA:1859:U:C5'	2.66	0.44

Continued on next page...

Continued from previous page...

Atom-1	Atom-2	Distance(Å)	Clash(Å)
1:AA:586:C:O2'	8:AH:3:GLN:NE2	2.50	0.44
22:DA:271:G:C2	22:DA:367:G:C4	3.05	0.44
14:AN:78:LEU:HB2	14:AN:83:VAL:HG23	1.99	0.44
11:AK:62:ALA:CB	11:AK:91:GLY:HA3	2.47	0.44
43:DV:21:ARG:CD	43:DV:87:GLN:HG2	2.48	0.44
2:CB:30:ILE:HG23	2:CB:39:ILE:O	2.17	0.44
17:CQ:62:GLU:HB2	17:CQ:72:TRP:CZ3	2.52	0.44
26:BE:146:VAL:O	26:BE:167:VAL:HG23	2.18	0.44
22:BA:269:C:C2'	22:BA:270:A:C5'	2.91	0.44
22:BA:2800:A:HO2'	22:BA:2801:G:P	2.41	0.44
54:CG:41:ILE:CG2	54:CG:115:MET:HE3	2.47	0.44
22:DA:243:U:HO2'	22:DA:244:A:H8	1.65	0.44
12:AL:79:ILE:HD12	12:AL:96:THR:HG22	1.98	0.44
22:BA:2227:A:H2'	22:BA:2228:G:O4'	2.17	0.44
22:BA:638:G:C5	22:BA:651:G:N2	2.85	0.44
22:BA:2298:A:C2	22:BA:2321:U:N3	2.86	0.44
22:DA:1455:G:O2'	22:DA:1456:G:O5'	2.35	0.44
2:CB:150:ILE:O	2:CB:150:ILE:HG13	2.18	0.44
10:AJ:74:VAL:CG1	10:AJ:75:ASP:N	2.69	0.44
7:AG:69:ARG:HG3	7:AG:95:ARG:HD3	1.99	0.44
53:CA:659:U:O2	53:CA:747:A:C2	2.70	0.44
22:BA:49:A:C6	22:BA:177:G:C5	3.05	0.44
29:BH:78:VAL:HG21	29:BH:145:ASN:HD22	1.80	0.44
22:BA:1798:U:P	24:BC:255:LYS:HA	2.57	0.44
53:CA:881:G:C2	53:CA:882:C:C2	3.06	0.44
19:CS:28:LYS:HB3	19:CS:29:PRO:CD	2.44	0.44
22:DA:1465:G:C5	22:DA:1466:U:C4	3.06	0.44
22:DA:815:C:OP1	39:DR:85:LYS:CE	2.65	0.44
53:CA:142:G:C6	53:CA:143:A:C8	3.05	0.44
22:BA:1206:G:C4	22:BA:1207:C:C5	3.06	0.44
22:BA:2280:G:C6	22:BA:2281:A:N7	2.86	0.44
26:BE:29:HIS:O	26:BE:32:VAL:CG2	2.66	0.44
21:CU:9:GLU:OE1	21:CU:11:PHE:HE2	2.00	0.44
1:AA:937:A:C2'	1:AA:938:A:H5'	2.48	0.44
22:BA:1445:G:C6	22:BA:1446:C:C4	3.06	0.44
22:DA:910:A:H62	34:DM:12:MET:C	2.20	0.44
25:DD:1:MET:SD	25:DD:100:LEU:CD1	3.05	0.44
22:BA:976:G:H4'	22:BA:1156:A:N7	2.31	0.44
22:DA:2744:G:C4	22:DA:2761:A:C2	3.05	0.44
28:DG:11:PRO:O	28:DG:14:VAL:HG22	2.18	0.44
22:BA:2323:G:H2'	22:BA:2324:U:H5'	1.99	0.44
36:BO:90:VAL:O	36:BO:117:PHE:HB3	2.17	0.44

Continued on next page...

Continued from previous page...

Atom-1	Atom-2	Distance(Å)	Clash(Å)
22:BA:696:G:H2'	22:BA:697:G:H8	1.83	0.44
56:CP:61:VAL:C	56:CP:63:GLN:H	2.19	0.44
22:DA:2525:G:C2	22:DA:2539:C:C2	3.06	0.44
22:DA:1320:C:HO2'	22:DA:1321:A:H8	1.63	0.44
39:DR:30:GLY:HA2	39:DR:63:VAL:O	2.16	0.44
1:AA:311:C:C4	1:AA:312:C:C5	3.06	0.44
22:BA:212:G:O2'	22:BA:213:A:H5'	2.16	0.44
22:DA:1910:G:C6	22:DA:1911:U:C4	3.05	0.44
39:DR:72:VAL:HG23	39:DR:72:VAL:O	2.18	0.44
46:DY:30:MET:O	46:DY:30:MET:SD	2.75	0.44
15:AO:38:LEU:HD13	15:AO:38:LEU:HA	1.85	0.44
13:AM:84:CYS:O	13:AM:88:LEU:HD11	2.18	0.44
13:AM:84:CYS:HA	19:AS:73:PHE:CD2	2.53	0.44
26:DE:178:VAL:HG13	26:DE:179:SER:N	2.32	0.44
12:CL:122:LYS:O	12:CL:123:ALA:HB3	2.17	0.44
22:BA:897:C:H5''	22:BA:898:C:OP2	2.18	0.44
28:BG:148:ARG:HA	28:BG:161:VAL:HB	1.99	0.44
22:DA:1400:U:H2'	22:DA:1401:G:H8	1.83	0.44
1:AA:179:A:H2'	1:AA:180:U:C5'	2.47	0.44
22:BA:1016:G:H2'	22:BA:1017:G:O5'	2.18	0.44
22:DA:2335:A:C4	22:DA:2337:G:N7	2.86	0.44
22:DA:2415:G:C2	22:DA:2416:C:C2	3.06	0.44
44:DW:18:LYS:NZ	44:DW:18:LYS:HB2	2.32	0.44
53:CA:1382:C:H4'	54:CG:78:ARG:HH21	1.82	0.44
22:DA:1021:A:H2'	22:DA:1021:A:H8	1.61	0.44
31:DJ:125:TYR:CE2	31:DJ:132:HIS:CD2	3.04	0.44
31:DJ:44:TYR:O	31:DJ:45:THR:CB	2.65	0.44
31:DJ:25:LEU:CD1	31:DJ:64:VAL:HA	2.40	0.44
22:DA:1323:C:C4	22:DA:1324:G:N7	2.85	0.44
22:DA:2057:G:H2'	22:DA:2058:A:O4'	2.17	0.44
22:DA:570:G:O6	22:DA:2499:C:OP1	2.36	0.44
22:DA:821:A:C8	22:DA:946:C:C5	3.06	0.44
22:DA:975:A:H62	22:DA:989:G:H1'	1.82	0.44
53:CA:1232:U:C2	53:CA:1233:G:C8	3.06	0.44
6:CF:18:VAL:HG13	6:CF:22:ILE:HD11	1.99	0.44
22:BA:2556:C:H2'	22:BA:2557:G:O4'	2.17	0.44
57:DB:68:C:HO2'	57:DB:69:G:P	2.39	0.44
57:DB:69:G:H3'	57:DB:70:C:H6	1.78	0.44
2:AB:103:TRP:CZ3	2:AB:107:ARG:HD3	2.52	0.44
27:BF:64:PRO:HA	27:BF:88:VAL:CG2	2.47	0.44
1:AA:246:A:C6	1:AA:282:A:N7	2.86	0.44
22:BA:2729:G:C8	22:BA:2729:G:H5''	2.48	0.44

Continued on next page...

Continued from previous page...

Atom-1	Atom-2	Distance(Å)	Clash(Å)
57:DB:24:G:H4'	57:DB:26:C:H5	1.82	0.44
34:BM:34:LYS:HG2	34:BM:35:ALA:H	1.82	0.44
22:BA:28:A:C8	22:BA:513:A:N6	2.85	0.44
10:CJ:37:ARG:HB3	10:CJ:75:ASP:HB3	2.00	0.44
1:AA:522:C:H2'	1:AA:523:A:O4'	2.18	0.44
22:DA:1053:C:H42	22:DA:1054:A:N6	2.15	0.44
22:DA:1059:G:O2'	30:DI:131:THR:HG21	2.18	0.44
2:CB:214:GLY:HA2	2:CB:217:ALA:HB3	1.99	0.44
1:AA:1067:A:H1'	1:AA:1068:G:H8	1.82	0.44
22:DA:333:G:N3	22:DA:334:C:C6	2.85	0.44
26:DE:154:ASP:C	26:DE:156:ASN:H	2.20	0.44
42:DU:73:ASN:CB	42:DU:95:PHE:CE2	2.98	0.44
41:BT:43:ILE:CG1	41:BT:43:ILE:O	2.63	0.44
53:CA:1525:G:OP1	21:CU:37:TYR:HD1	2.00	0.44
22:DA:1516:G:C2'	22:DA:1517:G:H5'	2.48	0.44
22:DA:1734:G:C4	22:DA:1735:A:N7	2.85	0.44
53:CA:1296:C:C5	53:CA:1297:G:N2	2.85	0.44
12:AL:23:LEU:C	12:AL:25:ALA:H	2.20	0.44
22:DA:1553:A:C8	22:DA:1555:G:O6	2.71	0.44
24:DC:92:LEU:HD12	24:DC:92:LEU:HA	1.74	0.44
52:B4:1:MET:HE2	52:B4:34:LYS:HG2	1.98	0.44
12:CL:120:ARG:HG2	12:CL:121:PRO:O	2.17	0.44
22:BA:1941:C:C5'	22:BA:1941:C:C6	2.94	0.44
53:CA:1457:G:O2'	20:CT:26:MET:CG	2.66	0.44
45:DX:67:LEU:O	45:DX:77:TYR:OH	2.35	0.44
53:CA:160:A:C2	53:CA:343:U:H1'	2.53	0.44
58:DF:105:ILE:C	58:DF:108:PRO:HD2	2.37	0.44
22:BA:2757:A:N1	28:BG:66:THR:CG2	2.68	0.44
53:CA:315:A:C5	53:CA:330:C:H5''	2.51	0.44
25:BD:9:VAL:CG2	25:BD:26:VAL:HB	2.33	0.44
34:DM:43:ALA:HA	34:DM:46:ILE:HD11	1.99	0.44
22:BA:1420:A:H2'	22:BA:2211:A:H62	1.83	0.44
29:BH:68:ARG:HH21	29:BH:69:ALA:HA	1.83	0.44
22:DA:1688:U:O2	22:DA:1700:A:H5'	2.18	0.44
33:BL:39:LYS:C	33:BL:40:SER:O	2.55	0.44
26:BE:83:VAL:CG1	26:BE:86:ALA:CA	2.95	0.44
7:AG:86:VAL:HG13	7:AG:87:PRO:HD2	1.99	0.44
12:AL:2:THR:HB	12:AL:5:GLN:CG	2.41	0.44
53:CA:1026:G:H22	53:CA:1036:A:N6	2.15	0.44
22:DA:809:G:H2'	22:DA:810:U:O5'	2.17	0.44
22:DA:497:A:H2'	22:DA:498:G:H1'	1.99	0.44
22:BA:1790:C:H2'	22:BA:1791:A:C5	2.53	0.44

Continued on next page...

Continued from previous page...

Atom-1	Atom-2	Distance(Å)	Clash(Å)
39:BR:93:PHE:CD1	39:BR:93:PHE:C	2.90	0.44
17:CQ:22:VAL:HG12	17:CQ:23:ALA:N	2.32	0.44
37:DP:104:GLY:C	37:DP:106:ALA:H	2.21	0.44
22:DA:2590:A:O3'	24:DC:237:ARG:HD2	2.17	0.44
53:CA:752:G:C1'	53:CA:754:C:H41	2.28	0.44
41:DT:67:VAL:O	41:DT:68:LYS:CG	2.65	0.44
22:DA:1796:U:H2'	22:DA:1797:G:C8	2.53	0.44
12:CL:5:GLN:HG3	12:CL:9:LYS:HZ1	1.81	0.44
10:CJ:86:ALA:O	10:CJ:87:LEU:HB2	2.17	0.44
22:BA:2021:C:OP1	48:B0:8:THR:HG21	2.16	0.44
4:AD:84:ASN:HD22	4:AD:87:GLU:H	1.65	0.44
9:CI:29:ILE:O	9:CI:29:ILE:HG23	2.18	0.44
1:AA:291:U:C2'	1:AA:292:G:H5'	2.48	0.44
22:DA:1419:A:C2	22:DA:1579:A:C2	3.06	0.44
50:B2:8:SER:O	50:B2:12:ARG:HB3	2.18	0.44
1:AA:1531:A:H2'	1:AA:1532:U:C6	2.53	0.44
15:AO:3:SER:O	15:AO:6:ALA:N	2.51	0.44
53:CA:352:C:H5''	53:CA:352:C:H6	1.82	0.44
53:CA:683:G:H2'	53:CA:684:U:O4'	2.18	0.44
40:BS:46:LEU:O	40:BS:50:VAL:HG23	2.18	0.44
1:AA:471:U:C2'	1:AA:472:U:H5'	2.48	0.44
4:CD:127:ARG:CZ	4:CD:127:ARG:HB2	2.47	0.44
22:BA:822:G:H2'	22:BA:823:C:H6	1.82	0.44
39:BR:102:SER:O	39:BR:103:ALA:O	2.36	0.44
26:DE:179:SER:HA	26:DE:182:ALA:HB3	2.00	0.44
53:CA:1442:G:H2'	53:CA:1443:C:C6	2.52	0.44
22:DA:816:C:H2'	22:DA:817:C:H6	1.82	0.44
22:BA:58:G:C2'	22:BA:59:U:H5'	2.48	0.44
22:BA:1038:G:N2	22:BA:1118:C:C2	2.85	0.44
2:AB:145:ASN:OD1	2:AB:145:ASN:C	2.56	0.44
3:AC:2:GLN:N	3:AC:2:GLN:OE1	2.48	0.44
1:AA:19:A:O2'	1:AA:20:U:H5'	2.17	0.44
28:BG:45:ALA:O	28:BG:46:ASP:CB	2.65	0.44
53:CA:1426:G:O2'	53:CA:1427:C:H5'	2.18	0.44
22:DA:1339:G:C5'	22:DA:1393:A:N1	2.80	0.44
53:CA:68:G:H21	53:CA:152:A:C1'	2.27	0.44
53:CA:76:G:N2	53:CA:95:C:N3	2.65	0.44
53:CA:79:G:N2	53:CA:91:U:C2	2.86	0.44
37:BP:52:ARG:HH11	37:BP:52:ARG:CG	2.31	0.44
9:CI:113:LYS:HG2	9:CI:114:LYS:N	2.32	0.44
19:CS:38:THR:CA	19:CS:69:LYS:HD3	2.48	0.44
19:CS:4:LEU:HB3	19:CS:5:LYS:H	1.56	0.44

Continued on next page...

Continued from previous page...

Atom-1	Atom-2	Distance(Å)	Clash(Å)
44:BW:41:GLY:C	44:BW:43:LYS:H	2.19	0.44
46:DY:5:GLU:O	46:DY:6:LEU:HG	2.18	0.44
48:D0:53:VAL:O	48:D0:54:ILE:O	2.36	0.44
22:DA:564:C:C3'	22:DA:564:C:C6	3.01	0.44
22:DA:821:A:H2'	22:DA:946:C:H5''	2.00	0.44
32:DK:71:ARG:CB	32:DK:72:PRO:CD	2.63	0.44
6:CF:18:VAL:HB	6:CF:19:PRO:CD	2.47	0.44
22:DA:621:A:HO2'	22:DA:622:G:C4'	2.29	0.44
22:DA:604:G:O6	22:DA:625:G:C6	2.71	0.44
34:DM:66:ARG:HD2	34:DM:101:VAL:CG1	2.47	0.44
25:BD:187:LEU:HD12	25:BD:187:LEU:C	2.38	0.44
24:DC:105:ALA:HA	24:DC:106:PRO:HD3	1.67	0.44
33:BL:82:LEU:HG	33:BL:90:VAL:HG21	2.00	0.44
22:BA:1198:U:O2'	38:BQ:4:LYS:HE3	2.17	0.44
1:AA:469:C:H2'	1:AA:470:C:H6	1.82	0.44
54:CG:72:VAL:CG1	54:CG:144:ALA:HB1	2.48	0.44
53:CA:668:G:C2'	53:CA:669:G:H5'	2.48	0.44
1:AA:479:U:O2'	1:AA:480:U:H5'	2.18	0.44
22:DA:1210:G:H4'	22:DA:1211:C:O5'	2.17	0.44
22:DA:1997:C:O2'	22:DA:1998:A:O5'	2.34	0.44
25:DD:14:ILE:O	25:DD:14:ILE:HG23	2.18	0.44
22:DA:406:G:H2'	22:DA:407:G:C8	2.53	0.44
11:CK:126:ARG:HB2	21:CU:33:ARG:NE	2.32	0.44
25:BD:62:LYS:HB2	25:BD:63:PRO:HD3	2.00	0.44
22:DA:1906:G:N1	22:DA:1907:G:C5	2.86	0.44
37:DP:87:ARG:NH1	37:DP:111:GLU:HG3	2.33	0.44
1:AA:747:A:C6	1:AA:748:G:C6	3.05	0.44
53:CA:723:U:C4'	21:CU:48:LYS:HD2	2.48	0.44
2:CB:162:VAL:HG11	2:CB:172:ILE:HD11	1.98	0.44
22:DA:2439:A:C8	22:DA:2586:U:H4'	2.53	0.44
41:BT:2:ILE:HG13	41:BT:3:ARG:CZ	2.48	0.44
32:BK:108:ARG:HH11	32:BK:108:ARG:CG	2.30	0.44
9:AI:79:ARG:NH1	9:AI:102:PHE:CD1	2.86	0.44
9:AI:46:VAL:HG21	9:AI:75:ALA:HB1	2.00	0.44
3:AC:139:ASN:ND2	3:AC:139:ASN:C	2.71	0.44
1:AA:512:U:O2'	1:AA:513:C:H6	1.99	0.44
22:DA:1857:G:N3	22:DA:1884:G:N1	2.65	0.44
29:BH:9:VAL:HB	29:BH:13:GLY:HA3	2.00	0.44
58:DF:35:LEU:O	58:DF:87:LYS:HA	2.17	0.44
22:BA:1257:C:O2'	26:BE:79:ARG:N	2.51	0.44
11:AK:39:ASN:O	11:AK:40:ALA:HB3	2.17	0.44
26:DE:119:ILE:HD11	26:DE:143:LEU:CD2	2.47	0.44

Continued on next page...

Continued from previous page...

Atom-1	Atom-2	Distance(Å)	Clash(Å)
53:CA:331:G:C2'	53:CA:332:G:OP1	2.64	0.44
8:CH:58:LEU:HD21	8:CH:60:LEU:HD11	2.00	0.44
34:BM:133:LYS:NZ	34:BM:133:LYS:HB2	2.32	0.44
22:DA:1869:G:C2	22:DA:1873:G:N1	2.85	0.44
22:DA:1776:G:C5	22:DA:1777:U:C5	3.06	0.44
22:DA:780:G:C6	22:DA:782:A:C2	3.05	0.44
28:DG:83:THR:CA	28:DG:84:LYS:HD3	2.48	0.44
1:AA:579:A:C2	1:AA:763:G:C2	3.06	0.44
34:BM:108:VAL:HA	34:BM:109:PRO:HD3	1.82	0.44
1:AA:969:A:H2'	1:AA:970:C:C6	2.53	0.44
30:DI:104:GLN:HA	30:DI:107:GLU:HB3	1.99	0.44
1:AA:765:G:H2'	1:AA:812:G:H21	1.81	0.44
22:DA:241:A:C1'	22:DA:243:U:C5	2.98	0.44
53:CA:1005:A:C8	53:CA:1006:G:H1'	2.53	0.44
42:BU:10:VAL:CG2	42:BU:69:VAL:HB	2.48	0.44
22:BA:1936:A:H5''	22:BA:1937:A:H5'	2.00	0.44
34:BM:6:ARG:HD2	34:BM:8:LYS:HZ3	1.81	0.44
25:DD:121:THR:HG21	25:DD:127:PHE:CD1	2.53	0.44
22:DA:465:G:O4'	50:D2:16:HIS:CD2	2.71	0.44
24:DC:159:THR:N	24:DC:194:VAL:HG13	2.33	0.44
39:DR:96:VAL:HG23	39:DR:98:ILE:CD1	2.48	0.44
16:AP:46:LYS:NZ	16:AP:48:GLU:HB3	2.33	0.44
22:BA:936:A:C4	22:BA:937:C:C5	3.05	0.44
29:DH:57:LYS:HD2	29:DH:57:LYS:C	2.38	0.44
14:CN:47:LEU:HD11	14:CN:50:LEU:HD21	2.00	0.44
25:BD:114:LYS:CE	25:BD:114:LYS:N	2.80	0.44
1:AA:1227:A:O2'	1:AA:1228:C:C5'	2.66	0.44
22:BA:2715:C:C4	22:BA:2716:C:C5	3.06	0.44
1:AA:1380:U:C4	7:AG:2:ARG:HA	2.53	0.44
22:BA:322:A:H1'	22:BA:339:U:O2	2.17	0.44
22:BA:2477:U:H6	22:BA:2477:U:O5'	2.00	0.44
22:BA:1669:A:O3'	22:BA:2549:G:H5'	2.17	0.44
48:B0:33:SER:O	48:B0:34:GLY:C	2.55	0.44
53:CA:202:G:H21	53:CA:465:A:H61	1.65	0.44
42:DU:41:VAL:HB	42:DU:42:LYS:H	1.67	0.44
50:B2:42:LEU:CD2	50:B2:42:LEU:H	2.31	0.44
34:BM:97:GLN:HB2	34:BM:98:PRO:HD2	2.00	0.44
16:AP:59:HIS:CE1	16:AP:63:GLN:NE2	2.86	0.44
22:BA:2407:A:H2'	22:BA:2408:U:H6	1.80	0.44
5:AE:59:ILE:HD12	5:AE:60:GLN:N	2.32	0.44
22:BA:2699:C:H2'	22:BA:2700:A:O4'	2.18	0.44
20:AT:4:LYS:O	20:AT:6:ALA:N	2.51	0.44

Continued on next page...

Continued from previous page...

Atom-1	Atom-2	Distance(Å)	Clash(Å)
15:AO:2:LEU:HA	15:AO:2:LEU:HD12	1.85	0.44
22:BA:1662:U:C2'	22:BA:1663:G:H5'	2.48	0.44
53:CA:43:C:C2'	53:CA:44:A:H5'	2.47	0.44
41:BT:19:LYS:O	41:BT:23:ALA:N	2.43	0.44
24:BC:212:TRP:CD1	24:BC:212:TRP:O	2.71	0.44
53:CA:759:A:H2'	53:CA:760:G:H5'	2.00	0.44
53:CA:588:G:N2	53:CA:589:U:H1'	2.32	0.44
9:AI:11:ARG:O	9:AI:11:ARG:HG3	2.18	0.44
1:AA:293:G:C2'	1:AA:294:U:H5'	2.47	0.44
1:AA:294:U:H2'	1:AA:295:C:C6	2.53	0.44
22:DA:909:A:C6	22:DA:912:C:C2	3.06	0.44
22:BA:1213:A:O2'	22:BA:1214:A:H5'	2.18	0.44
1:AA:240:G:OP1	1:AA:240:G:H4'	2.18	0.44
27:BF:98:PHE:CD2	27:BF:98:PHE:C	2.90	0.44
22:DA:2760:C:O2	22:DA:2760:C:H2'	2.18	0.44
22:BA:1079:C:C2	22:BA:1080:A:C8	3.05	0.44
28:BG:116:LEU:N	28:BG:116:LEU:HD13	2.33	0.44
11:AK:126:ARG:C	21:AU:33:ARG:HH12	2.21	0.44
31:DJ:38:GLY:O	31:DJ:43:GLU:HB2	2.18	0.44
44:BW:19:ARG:HH12	44:BW:22:VAL:HG11	1.80	0.44
44:BW:23:LYS:HD2	44:BW:24:ARG:CB	2.47	0.44
46:DY:58:ASN:C	46:DY:60:LYS:N	2.70	0.44
22:DA:1286:A:C5	22:DA:1289:C:N4	2.86	0.44
22:DA:532:A:C6	22:DA:2020:A:H1'	2.53	0.44
22:DA:2815:C:H2'	22:DA:2816:G:O4'	2.18	0.44
22:DA:531:C:P	22:DA:532:A:H8	2.40	0.44
22:DA:2575:C:C5'	25:DD:148:GLN:O	2.66	0.44
35:DN:57:THR:O	35:DN:80:PHE:CD1	2.67	0.44
22:DA:739:A:C4'	22:DA:740:C:OP1	2.52	0.44
22:DA:605:G:O2'	22:DA:606:U:O5'	2.36	0.44
22:DA:654:A:C2'	22:DA:655:A:O5'	2.66	0.44
2:AB:89:PHE:CB	2:AB:149:GLY:CA	2.81	0.44
29:BH:18:GLN:HG3	29:BH:18:GLN:O	2.18	0.44
39:DR:38:VAL:HG22	39:DR:40:MET:H	1.82	0.44
24:DC:171:VAL:O	24:DC:171:VAL:HG12	2.17	0.44
6:CF:54:LEU:HD12	6:CF:56:LYS:H	1.83	0.44
22:DA:1079:C:N3	22:DA:1088:A:C2	2.84	0.44
2:CB:110:ILE:HD13	2:CB:151:LYS:CA	2.34	0.44
32:DK:41:ILE:HG22	32:DK:58:LEU:O	2.18	0.44
32:DK:88:ASN:O	32:DK:89:ASN:HB3	2.17	0.44
32:DK:93:GLN:HA	32:DK:94:PRO:HD2	1.75	0.44
53:CA:995:C:O2'	53:CA:996:A:C5'	2.66	0.44

Continued on next page...

Continued from previous page...

Atom-1	Atom-2	Distance(Å)	Clash(Å)
3:AC:9:ILE:CG2	3:AC:10:ARG:HH11	2.31	0.44
2:AB:88:GLN:O	2:AB:88:GLN:NE2	2.48	0.44
22:DA:827:U:H2'	22:DA:2068:U:C2	2.52	0.44
26:DE:129:PRO:O	26:DE:130:LYS:HD3	2.18	0.44
49:B1:16:THR:HG21	49:B1:41:VAL:CG2	2.46	0.44
53:CA:1052:U:O2'	53:CA:1055:A:P	2.76	0.44
20:CT:84:LYS:HB2	20:CT:84:LYS:NZ	2.32	0.44
22:DA:227:A:C5'	22:DA:229:C:N4	2.81	0.44
22:DA:407:G:O2'	22:DA:408:G:O5'	2.32	0.44
11:CK:125:LYS:C	21:CU:33:ARG:HE	2.21	0.44
22:DA:2645:G:O2'	22:DA:2646:C:OP1	2.32	0.44
53:CA:945:G:N2	53:CA:1334:G:H4'	2.33	0.44
37:DP:19:PHE:N	37:DP:19:PHE:HD2	2.16	0.44
22:DA:2285:C:C5	49:D1:5:ARG:NH2	2.85	0.44
36:BO:54:VAL:O	36:BO:54:VAL:CG2	2.65	0.44
58:DF:123:GLY:H	58:DF:126:ASN:ND2	2.16	0.44
12:CL:82:ARG:HG2	12:CL:82:ARG:NH1	2.32	0.44
4:AD:28:ASP:C	4:AD:29:THR:O	2.54	0.44
22:DA:1039:A:C5	22:DA:1040:A:N7	2.85	0.44
31:DJ:84:ILE:CG2	31:DJ:84:ILE:O	2.65	0.44
2:CB:157:PRO:O	2:CB:180:ILE:HD12	2.18	0.44
40:DS:36:LEU:O	40:DS:38:TYR:N	2.51	0.44
22:DA:2654:A:N3	22:DA:2656:U:C4	2.86	0.44
30:DI:54:ILE:HD12	30:DI:54:ILE:N	2.33	0.44
2:CB:130:LYS:HD3	2:CB:130:LYS:HA	1.80	0.44
20:CT:49:ALA:O	20:CT:52:GLU:HB3	2.17	0.44
58:DF:129:MET:HG3	58:DF:153:ILE:HD12	1.99	0.44
22:BA:1257:C:H5'	26:BE:78:TRP:CH2	2.53	0.44
22:BA:915:C:HO2'	22:BA:916:G:H5'	1.81	0.44
1:AA:1196:A:O2'	1:AA:1197:A:P	2.75	0.44
22:DA:1275:A:N6	35:DN:15:SER:O	2.51	0.44
35:DN:16:HIS:O	35:DN:20:MET:N	2.47	0.44
22:BA:988:A:H2'	22:BA:989:G:O5'	2.17	0.44
22:DA:2520:C:C2'	22:DA:2521:C:H6	2.29	0.44
22:DA:28:A:C2	22:DA:513:A:H1'	2.53	0.44
22:DA:1900:A:C6	22:DA:1970:A:N7	2.86	0.44
1:AA:1258:G:O2'	1:AA:1259:C:C6	2.58	0.44
4:AD:171:GLU:O	4:AD:179:GLY:HA2	2.18	0.44
36:DO:25:ARG:HB3	36:DO:93:ASP:CB	2.47	0.44
43:DV:41:GLU:O	43:DV:42:LEU:HD23	2.18	0.44
34:DM:136:MET:HE3	43:DV:75:GLN:O	2.17	0.44
22:BA:467:G:N7	50:B2:39:ARG:NH2	2.60	0.44

Continued on next page...

Continued from previous page...

Atom-1	Atom-2	Distance(Å)	Clash(Å)
22:DA:2466:C:O2'	22:DA:2467:C:H5'	2.17	0.44
22:DA:244:A:C2'	22:DA:245:G:O5'	2.65	0.44
35:BN:38:LEU:HD11	35:BN:42:LYS:HE3	2.00	0.44
2:AB:56:LEU:HB2	2:AB:183:PHE:CE1	2.53	0.44
34:DM:58:LYS:O	34:DM:60:GLN:N	2.49	0.44
53:CA:182:A:O2'	53:CA:183:C:H2'	2.18	0.44
22:BA:2063:C:O2'	22:BA:2064:C:H5'	2.18	0.44
22:BA:651:G:C6	22:BA:652:U:C4	3.06	0.44
53:CA:327:A:H1'	53:CA:329:A:O4'	2.18	0.44
22:DA:2529:G:C4'	28:DG:174:LYS:HD3	2.40	0.44
3:CC:89:VAL:O	3:CC:93:ILE:HG22	2.17	0.44
22:DA:195:A:C6	22:DA:198:C:C6	3.06	0.44
3:CC:9:ILE:HD12	14:CN:97:LYS:CD	2.42	0.44
27:BF:30:VAL:HG11	27:BF:96:TRP:CH2	2.52	0.44
13:AM:94:LEU:HB3	13:AM:95:PRO:HD2	1.99	0.44
47:DZ:51:SER:C	47:DZ:53:MET:H	2.20	0.44
54:CG:86:VAL:HA	54:CG:87:PRO:HD2	1.74	0.44
37:BP:37:LYS:HG2	37:BP:37:LYS:O	2.17	0.44
1:AA:935:A:N6	7:AG:2:ARG:HD2	2.33	0.44
22:BA:245:G:O6	51:B3:7:ARG:HG3	2.18	0.44
24:DC:191:LEU:HD22	24:DC:191:LEU:H	1.80	0.44
22:BA:1671:U:O2	22:BA:1673:G:C8	2.71	0.44
53:CA:404:G:C2	53:CA:405:U:C2	3.06	0.44
26:BE:8:ALA:O	26:BE:9:GLN:C	2.56	0.44
22:DA:754:U:H2'	22:DA:755:U:H6	1.82	0.44
1:AA:961:U:O2'	1:AA:962:C:H5'	2.17	0.44
28:BG:39:ALA:HB1	28:BG:57:TYR:CD1	2.53	0.44
22:DA:2812:G:N2	22:DA:2889:C:C2	2.85	0.44
31:BJ:76:HIS:CD2	31:BJ:85:LYS:HB2	2.53	0.44
22:DA:269:C:C2	22:DA:270:A:C8	3.05	0.44
32:BK:107:LEU:HD12	32:BK:107:LEU:HA	1.70	0.44
22:DA:352:A:H2'	22:DA:353:C:H4'	1.98	0.44
53:CA:386:C:N4	53:CA:387:U:C4	2.86	0.44
1:AA:813:U:O2'	1:AA:814:A:H5''	2.18	0.44
22:DA:2371:G:O3'	49:D1:44:GLN:NE2	2.51	0.44
30:BI:107:GLU:HA	30:BI:110:GLN:HB3	1.98	0.44
22:BA:173:A:H2'	22:BA:174:U:H6	1.83	0.44
53:CA:634:C:H2'	53:CA:635:A:O4'	2.16	0.44
27:BF:111:ARG:HB3	27:BF:112:ASP:H	1.40	0.44
22:DA:2350:C:C2'	22:DA:2351:G:H5'	2.47	0.44
12:AL:50:LYS:CD	12:AL:50:LYS:N	2.81	0.44
1:AA:1117:A:O3'	9:AI:105:ARG:NE	2.51	0.44

Continued on next page...

Continued from previous page...

Atom-1	Atom-2	Distance(Å)	Clash(Å)
22:DA:1229:C:H2'	22:DA:1230:A:C8	2.52	0.44
15:CO:81:ILE:O	15:CO:85:GLY:N	2.49	0.44
22:DA:1843:C:O2'	24:DC:253:GLY:HA3	2.18	0.44
32:DK:57:VAL:O	32:DK:57:VAL:HG22	2.18	0.44
15:AO:65:LEU:HD23	15:AO:65:LEU:N	2.33	0.44
36:DO:12:THR:O	36:DO:12:THR:HG22	2.18	0.44
36:DO:56:LYS:HD3	36:DO:56:LYS:O	2.18	0.44
22:DA:653:U:H2'	22:DA:653:U:O2	2.18	0.44
22:BA:1241:A:C2'	22:BA:1242:U:H5'	2.48	0.44
22:BA:2378:A:N7	22:BA:2379:G:H1'	2.33	0.44
31:BJ:11:VAL:HG11	31:BJ:50:THR:HA	2.00	0.44
22:BA:1062:G:C4	22:BA:1088:A:N7	2.86	0.44
22:DA:1340:U:O2'	22:DA:1341:G:P	2.73	0.44
22:DA:1394:U:H3'	22:DA:1394:U:H6	1.83	0.44
53:CA:98:A:H2'	53:CA:99:C:H6	1.82	0.44
22:BA:1013:C:H2'	22:BA:1014:A:H8	1.82	0.44
12:CL:42:LYS:CG	12:CL:43:LYS:H	2.13	0.44
9:CI:51:LEU:C	9:CI:53:LEU:N	2.71	0.44
19:CS:5:LYS:HB2	19:CS:6:LYS:H	1.56	0.44
38:DQ:64:ILE:O	38:DQ:68:ALA:HB2	2.17	0.44
44:BW:16:GLU:OE2	44:BW:16:GLU:HA	2.17	0.44
44:BW:37:VAL:O	44:BW:38:ARG:CB	2.66	0.44
46:DY:58:ASN:O	46:DY:61:ALA:HB2	2.17	0.44
22:DA:1288:G:N3	22:DA:1288:G:H2'	2.33	0.44
22:DA:804:A:H2'	22:DA:806:C:N4	2.32	0.44
22:DA:2053:G:C5'	25:DD:150:GLN:H	2.30	0.44
53:CA:1231:G:H2'	53:CA:1232:U:H6	1.82	0.44
53:CA:951:G:OP2	55:CM:100:ARG:NH2	2.51	0.44
22:DA:655:A:O2'	22:DA:656:G:N7	2.49	0.44
33:DL:111:ILE:O	33:DL:131:ALA:CB	2.66	0.44
38:BQ:111:LYS:NZ	39:BR:50:GLY:CA	2.78	0.44
1:AA:204:G:H1'	1:AA:465:A:H2	1.75	0.44
32:DK:121:GLU:HB3	32:DK:122:VAL:H	1.51	0.44
53:CA:1047:G:O2'	53:CA:1216:A:OP1	2.36	0.44
22:DA:303:G:N1	22:DA:315:G:C6	2.86	0.44
53:CA:32:A:C2	53:CA:33:A:C5	3.06	0.44
22:BA:1603:A:O2'	22:BA:1604:C:H5'	2.17	0.44
41:BT:48:GLN:NE2	41:BT:48:GLN:HA	2.21	0.44
10:AJ:26:VAL:O	10:AJ:30:LYS:HG2	2.17	0.44
1:AA:431:A:C2	1:AA:432:A:H1'	2.53	0.44
22:DA:233:A:H61	22:DA:428:A:H61	1.64	0.44
22:DA:422:A:C2	22:DA:423:A:C5	3.06	0.44

Continued on next page...

Continued from previous page...

Atom-1	Atom-2	Distance(Å)	Clash(Å)
21:CU:39:LYS:O	21:CU:43:GLU:HB2	2.18	0.44
5:CE:80:LEU:CD1	5:CE:80:LEU:O	2.63	0.44
22:BA:1141:U:OP2	31:BJ:65:THR:HG21	2.18	0.44
22:DA:1476:U:H2'	22:DA:1477:A:H8	1.82	0.44
22:DA:1925:C:C6	22:DA:1925:C:H3'	2.52	0.44
23:BB:89:U:H4'	23:BB:89:U:OP2	2.18	0.44
22:BA:1835:G:N3	22:BA:1931:U:C5	2.86	0.44
22:DA:310:A:C2'	22:DA:311:A:H8	2.31	0.44
1:AA:77:A:H8	1:AA:77:A:OP2	2.00	0.44
2:CB:133:ALA:HA	2:CB:137:THR:HG21	2.00	0.44
1:AA:1157:A:H1'	1:AA:1181:G:H22	1.78	0.44
53:CA:163:C:H2'	53:CA:164:G:O5'	2.17	0.44
28:DG:103:ASN:HA	28:DG:112:VAL:HB	2.00	0.44
22:DA:129:C:O2'	22:DA:130:C:O4'	2.35	0.44
1:AA:684:U:O2'	11:AK:39:ASN:O	2.35	0.44
22:DA:1273:U:H2'	22:DA:1273:U:H6	1.61	0.44
22:DA:1275:A:C2'	22:DA:1275:A:N3	2.81	0.44
22:DA:2822:G:H5''	25:DD:164:GLN:NE2	2.29	0.44
22:BA:1735:A:N3	22:BA:1736:U:C6	2.85	0.44
22:DA:1809:A:C6	22:DA:1810:A:C6	3.06	0.44
22:BA:100:U:C2	22:BA:101:A:N6	2.86	0.44
22:DA:366:C:H2'	22:DA:367:G:O5'	2.18	0.44
22:DA:726:G:O2'	22:DA:727:A:OP2	2.25	0.44
11:AK:22:ILE:HD11	11:AK:85:VAL:HG22	2.00	0.44
22:BA:1378:A:H2'	62:BA:3744:HOH:O	2.17	0.44
19:AS:47:THR:O	19:AS:48:ILE:C	2.56	0.44
37:BP:63:ILE:CA	37:BP:68:GLY:HA2	2.39	0.44
22:BA:226:A:C2'	22:BA:227:A:H5'	2.48	0.44
56:CP:43:ALA:HB1	56:CP:46:LYS:NZ	2.33	0.44
55:CM:103:THR:CG2	55:CM:104:ASN:N	2.80	0.44
2:AB:53:LEU:HA	2:AB:56:LEU:CB	2.44	0.44
22:DA:2591:C:H2'	22:DA:2592:G:C8	2.53	0.44
53:CA:755:G:C2	53:CA:756:C:C6	3.05	0.44
38:DQ:10:ARG:HB2	38:DQ:10:ARG:NH1	2.32	0.44
22:BA:1075:C:H2'	22:BA:1076:C:C6	2.53	0.44
22:DA:1213:A:H2'	22:DA:1214:A:C8	2.52	0.44
39:DR:62:GLU:OE1	39:DR:97:LYS:HD2	2.17	0.44
15:AO:84:LEU:HA	15:AO:84:LEU:HD12	1.85	0.44
22:DA:414:C:H4'	22:DA:1879:C:O2	2.18	0.44
9:CI:109:GLN:CG	9:CI:110:VAL:N	2.81	0.44
22:BA:94:A:H2'	22:BA:95:A:C8	2.53	0.44
28:DG:70:LEU:O	28:DG:74:MET:HB2	2.18	0.44

Continued on next page...

Continued from previous page...

Atom-1	Atom-2	Distance(Å)	Clash(Å)
53:CA:927:G:C2	53:CA:1391:U:O2	2.71	0.44
42:BU:82:VAL:HG12	42:BU:83:GLY:N	2.33	0.44
42:BU:25:LYS:HG2	42:BU:36:GLU:HB3	2.00	0.44
1:AA:103:U:H2'	1:AA:103:U:O2	2.18	0.44
22:BA:1542:U:C2'	22:BA:1543:G:H5'	2.48	0.44
11:CK:15:VAL:O	11:CK:16:SER:CB	2.66	0.44
15:AO:68:TYR:CE2	15:AO:72:LYS:HG3	2.53	0.44
24:BC:39:SER:C	24:BC:41:GLY:H	2.20	0.44
22:BA:2671:G:C6	22:BA:2672:U:C4	3.06	0.44
22:BA:1360:G:O6	22:BA:1372:U:C2	2.71	0.44
47:BZ:43:ILE:HG13	47:BZ:44:ARG:N	2.33	0.44
25:BD:33:ARG:NH1	25:BD:53:GLY:O	2.51	0.44
8:CH:12:ARG:HH12	8:CH:27:PRO:HD2	1.83	0.44
22:BA:591:U:H1'	51:B3:1:PRO:N	2.32	0.44
39:DR:55:ASP:CG	39:DR:56:GLY:N	2.71	0.44
43:BV:5:ASN:N	43:BV:5:ASN:ND2	2.64	0.44
22:BA:2140:G:H2'	22:BA:2141:G:C8	2.53	0.44
30:DI:64:ARG:HB2	30:DI:64:ARG:CZ	2.48	0.44
22:BA:2209:G:C2	22:BA:2216:G:C2	3.06	0.44
25:BD:163:GLY:O	25:BD:164:GLN:C	2.56	0.44
4:AD:138:PRO:HA	4:AD:181:PHE:HD2	1.82	0.44
35:BN:28:LEU:O	35:BN:29:VAL:C	2.55	0.44
31:BJ:113:PRO:HD3	31:BJ:116:ARG:HH12	1.83	0.43
41:DT:58:VAL:HG22	41:DT:59:ASN:N	2.33	0.43
53:CA:67:C:O2'	53:CA:68:G:OP2	2.33	0.43
5:AE:80:LEU:HD12	5:AE:146:MET:HE1	1.94	0.43
5:AE:83:PRO:HB3	5:AE:96:GLN:HE22	1.78	0.43
53:CA:1221:G:C2	53:CA:1222:G:H1'	2.53	0.43
10:CJ:52:LEU:CD2	10:CJ:62:ARG:CG	2.92	0.43
19:CS:37:SER:O	19:CS:69:LYS:HA	2.18	0.43
31:DJ:36:LEU:HD12	31:DJ:121:LYS:HB2	1.99	0.43
44:BW:24:ARG:HD3	44:BW:65:LYS:HD3	1.99	0.43
44:BW:28:GLU:O	44:BW:29:SER:C	2.56	0.43
22:DA:2036:C:O2'	22:DA:2037:A:H8	2.01	0.43
22:DA:804:A:C2'	22:DA:806:C:C4	3.00	0.43
35:DN:67:PHE:CD1	35:DN:67:PHE:C	2.91	0.43
1:AA:500:G:H2'	1:AA:501:C:H6	1.82	0.43
21:CU:20:ARG:NH1	21:CU:24:LYS:HD3	2.33	0.43
4:CD:187:ARG:C	4:CD:189:ASP:N	2.70	0.43
22:DA:447:A:C5'	22:DA:449:A:N7	2.75	0.43
22:DA:459:U:OP1	50:D2:39:ARG:HA	2.18	0.43
22:DA:2216:G:C4	22:DA:2217:G:N7	2.86	0.43

Continued on next page...

Continued from previous page...

Atom-1	Atom-2	Distance(Å)	Clash(Å)
22:DA:1297:C:C2	22:DA:1298:C:C6	3.07	0.43
27:BF:39:VAL:H	27:BF:85:GLY:HA2	1.82	0.43
4:CD:25:ARG:NH2	4:CD:30:LYS:HG2	2.32	0.43
24:DC:28:PRO:HG3	24:DC:62:ARG:CZ	2.48	0.43
26:DE:109:LEU:O	26:DE:112:LEU:CB	2.65	0.43
26:DE:148:ILE:HA	26:DE:187:VAL:CB	2.43	0.43
34:DM:76:LYS:HG2	34:DM:80:VAL:HG11	2.00	0.43
53:CA:596:A:O2'	53:CA:597:G:C5'	2.66	0.43
42:DU:73:ASN:C	42:DU:75:ALA:H	2.22	0.43
32:DK:2:ILE:HG22	32:DK:3:GLN:O	2.18	0.43
1:AA:425:G:H2'	1:AA:426:U:O4'	2.17	0.43
1:AA:1323:G:O2'	1:AA:1324:A:H8	2.01	0.43
22:DA:1512:C:C4	22:DA:1513:U:C5	3.05	0.43
11:AK:110:THR:HG22	21:AU:4:LYS:HA	1.99	0.43
22:DA:2064:C:H2'	22:DA:2065:C:H6	1.81	0.43
37:DP:19:PHE:CE1	37:DP:58:PHE:CE2	3.06	0.43
32:DK:9:ASN:HD22	32:DK:9:ASN:N	2.15	0.43
22:DA:2287:A:C5	22:DA:2289:G:C8	3.06	0.43
22:BA:958:U:H5''	34:BM:14:LYS:CE	2.48	0.43
31:BJ:20:ALA:O	31:BJ:21:THR:O	2.36	0.43
12:CL:98:ARG:HD3	12:CL:103:CYS:SG	2.58	0.43
58:DF:45:ASP:HB3	58:DF:48:LEU:CD2	2.48	0.43
40:DS:59:GLU:CD	40:DS:66:ILE:HG23	2.37	0.43
22:DA:311:A:HO2'	22:DA:332:A:C4'	2.30	0.43
22:BA:1507:C:C2	22:BA:1508:A:C2	3.06	0.43
1:AA:620:C:N3	4:AD:131:ILE:HG21	2.31	0.43
1:AA:517:G:H22	1:AA:533:A:P	2.41	0.43
1:AA:792:A:C4	1:AA:794:A:C6	3.06	0.43
22:DA:126:A:H3'	50:D2:46:LYS:HZ1	1.83	0.43
22:DA:2623:G:H21	48:D0:18:HIS:CE1	2.36	0.43
35:DN:20:MET:C	35:DN:22:ARG:H	2.21	0.43
22:DA:763:G:C5	22:DA:765:C:C5	3.06	0.43
40:BS:13:SER:OG	40:BS:16:LYS:HB2	2.18	0.43
29:BH:72:ILE:O	29:BH:72:ILE:HG12	2.16	0.43
28:DG:106:LEU:O	28:DG:108:PHE:CE1	2.71	0.43
22:BA:1869:G:N2	22:BA:1873:G:C6	2.86	0.43
11:AK:41:LEU:HD22	11:AK:76:TYR:CD2	2.53	0.43
43:DV:4:ILE:HD12	43:DV:63:ILE:HG13	2.00	0.43
43:DV:50:MET:O	43:DV:53:LYS:HB2	2.18	0.43
52:D4:27:CYS:SG	52:D4:33:HIS:HB2	2.58	0.43
22:DA:2467:C:N4	22:DA:2468:A:N1	2.65	0.43
30:DI:103:ALA:O	30:DI:107:GLU:HB2	2.18	0.43

Continued on next page...

Continued from previous page...

Atom-1	Atom-2	Distance(Å)	Clash(Å)
3:AC:136:ALA:O	3:AC:140:ALA:HB2	2.18	0.43
22:DA:503:A:N3	22:DA:505:A:H2'	2.33	0.43
53:CA:511:C:O2'	53:CA:512:U:C5'	2.62	0.43
22:DA:715:A:N6	22:DA:716:A:C6	2.86	0.43
22:DA:2009:A:N6	62:DA:3386:HOH:O	2.50	0.43
22:DA:1571:A:H3'	22:DA:1571:A:C8	2.52	0.43
30:BI:100:ILE:HG22	30:BI:101:SER:N	2.23	0.43
53:CA:206:C:H6	53:CA:206:C:O5'	2.02	0.43
8:CH:74:ILE:O	8:CH:74:ILE:CG2	2.65	0.43
23:BB:65:U:O4	23:BB:108:A:H1'	2.17	0.43
53:CA:1499:A:P	62:CA:1870:HOH:O	2.76	0.43
22:BA:2403:C:C4	22:BA:2404:U:C5	3.06	0.43
1:AA:923:A:C6	1:AA:924:C:C4	3.05	0.43
1:AA:815:A:C4'	1:AA:817:C:N4	2.81	0.43
23:BB:17:C:H2'	23:BB:18:G:O4'	2.18	0.43
22:BA:1681:G:O2'	22:BA:1762:A:O2'	2.30	0.43
53:CA:715:A:H8	53:CA:715:A:O5'	2.01	0.43
1:AA:1365:G:O2'	1:AA:1366:C:C5'	2.66	0.43
22:BA:2567:G:H2'	22:BA:2568:U:H6	1.77	0.43
11:CK:22:ILE:HG22	11:CK:22:ILE:O	2.17	0.43
22:BA:2480:C:O2	22:BA:2480:C:H2'	2.18	0.43
22:BA:2517:C:C5	22:BA:2542:A:C5	3.06	0.43
53:CA:28:A:H2'	53:CA:29:U:O4'	2.18	0.43
22:DA:1419:A:C4	22:DA:1579:A:C6	3.06	0.43
22:DA:695:G:N2	22:DA:696:G:H1'	2.33	0.43
50:D2:25:LYS:HA	50:D2:28:ARG:HE	1.83	0.43
15:AO:44:GLU:O	15:AO:45:HIS:HB2	2.17	0.43
11:AK:51:PHE:CZ	11:AK:64:VAL:HG11	2.51	0.43
25:DD:181:ASP:C	25:DD:183:GLU:N	2.70	0.43
1:AA:192:A:C5'	1:AA:193:C:OP2	2.66	0.43
22:DA:2221:G:C2'	22:DA:2222:C:H5'	2.48	0.43
53:CA:301:G:H2'	53:CA:302:G:C8	2.53	0.43
22:DA:1485:U:C2	22:DA:1505:A:C2	3.06	0.43
22:DA:266:G:H2'	22:DA:267:C:O5'	2.17	0.43
22:BA:2835:A:N6	22:BA:2878:U:H2'	2.33	0.43
53:CA:307:C:H5"	53:CA:308:C:OP2	2.18	0.43
45:DX:71:ARG:C	45:DX:73:ARG:H	2.22	0.43
1:AA:740:U:OP1	15:AO:37:HIS:HE1	2.00	0.43
39:DR:86:GLN:HE21	39:DR:86:GLN:HB2	1.70	0.43
3:CC:88:LYS:O	3:CC:88:LYS:HD3	2.17	0.43
24:BC:124:LYS:HG3	24:BC:125:PRO:HD2	1.99	0.43
50:D2:1:MET:CG	50:D2:2:LYS:N	2.81	0.43

Continued on next page...

Continued from previous page...

Atom-1	Atom-2	Distance(Å)	Clash(Å)
22:BA:902:C:H6	22:BA:902:C:O5'	2.01	0.43
22:DA:1398:C:O2'	22:DA:1399:C:O4'	2.36	0.43
41:DT:15:HIS:HD2	41:DT:17:SER:HB2	1.83	0.43
41:DT:19:LYS:O	41:DT:20:ALA:HB2	2.18	0.43
41:DT:61:LEU:C	41:DT:61:LEU:CD1	2.84	0.43
22:DA:382:A:H2'	22:DA:383:C:C4'	2.47	0.43
22:BA:2870:C:C2'	22:BA:2871:U:H5'	2.48	0.43
37:BP:91:VAL:HG11	37:BP:96:LEU:HD21	2.00	0.43
9:CI:59:LYS:HB3	9:CI:59:LYS:HE2	1.74	0.43
14:CN:81:ILE:HD12	14:CN:82:LYS:N	2.33	0.43
39:DR:9:GLY:H	39:DR:10:LYS:HD2	1.82	0.43
1:AA:255:G:H2'	1:AA:256:U:H6	1.83	0.43
22:DA:78:U:O2'	22:DA:79:C:C5'	2.59	0.43
35:DN:87:PHE:CD1	35:DN:90:ARG:CD	3.00	0.43
22:DA:239:C:HO2'	22:DA:621:A:H2	1.66	0.43
57:DB:66:A:N1	57:DB:107:G:H2'	2.33	0.43
24:DC:128:THR:HG22	24:DC:188:ARG:CB	2.44	0.43
33:DL:89:VAL:HG23	33:DL:121:THR:HG23	2.00	0.43
22:DA:447:A:H2'	22:DA:447:A:OP2	2.17	0.43
36:DO:34:HIS:O	36:DO:35:ILE:HG12	2.18	0.43
22:DA:2197:U:O2'	22:DA:2198:A:C8	2.70	0.43
22:DA:2201:G:C5	22:DA:2223:G:C2	3.06	0.43
53:CA:1084:G:C6	53:CA:1085:U:O4	2.71	0.43
26:BE:119:ILE:HD11	26:BE:187:VAL:HG23	1.92	0.43
43:BV:80:HIS:CG	43:BV:81:PRO:HD2	2.49	0.43
12:AL:87:LYS:HB2	12:AL:87:LYS:NZ	2.33	0.43
22:DA:1063:G:O2'	22:DA:1064:C:H6	1.91	0.43
22:DA:1076:C:O2	30:DI:92:PRO:CG	2.59	0.43
22:DA:301:G:C4	22:DA:302:C:C4	3.06	0.43
22:DA:1675:C:N3	25:DD:133:THR:HG21	2.33	0.43
22:DA:2683:C:H2'	22:DA:2684:U:H6	1.84	0.43
22:DA:1999:C:H5''	22:DA:2723:C:O2'	2.17	0.43
22:DA:2723:C:C5	22:DA:2724:U:C5	3.06	0.43
22:BA:1599:U:P	41:BT:40:LYS:HD2	2.58	0.43
1:AA:1239:A:C5	1:AA:1298:U:C5	3.06	0.43
53:CA:257:G:C2	53:CA:270:A:C6	3.06	0.43
58:DF:111:ARG:NH1	58:DF:113:PHE:CE1	2.85	0.43
22:DA:2314:A:O2'	22:DA:2315:G:O4'	2.36	0.43
31:DJ:89:PHE:O	31:DJ:92:MET:N	2.52	0.43
53:CA:1064:G:N2	53:CA:1190:G:HO2'	2.16	0.43
37:DP:32:VAL:HG22	37:DP:32:VAL:O	2.17	0.43
58:DF:37:MET:CA	58:DF:151:LEU:HB3	2.48	0.43

Continued on next page...

Continued from previous page...

Atom-1	Atom-2	Distance(Å)	Clash(Å)
34:BM:136:MET:HE1	43:BV:57:TYR:CD2	2.53	0.43
22:BA:825:A:C2'	22:BA:826:U:O5'	2.66	0.43
22:DA:1870:C:C5'	22:DA:1871:A:H2	2.16	0.43
22:DA:1587:G:H2'	22:DA:1587:G:N3	2.32	0.43
23:BB:52:A:C4'	23:BB:53:A:OP1	2.57	0.43
22:DA:728:G:N3	22:DA:730:A:C8	2.85	0.43
22:DA:730:A:HO2'	22:DA:731:C:H6	1.66	0.43
1:AA:1258:G:O2'	1:AA:1259:C:O5'	2.35	0.43
10:AJ:53:ILE:CD1	14:AN:84:ARG:CZ	2.96	0.43
3:AC:119:ILE:CG2	3:AC:197:VAL:HG21	2.48	0.43
53:CA:821:G:O2'	53:CA:822:U:O4'	2.26	0.43
22:BA:1713:A:C2	22:BA:1716:U:C6	3.06	0.43
22:DA:498:G:C6	22:DA:499:U:C4	3.05	0.43
57:DB:88:C:O2'	57:DB:89:U:OP2	2.29	0.43
53:CA:223:A:C4	53:CA:224:U:C5	3.06	0.43
22:DA:2076:U:H5''	22:DA:2238:G:H22	1.82	0.43
17:CQ:47:ASP:OD1	17:CQ:74:LEU:HD23	2.18	0.43
53:CA:754:C:C3'	53:CA:755:G:H5'	2.48	0.43
22:DA:931:U:C2'	22:DA:931:U:O2	2.65	0.43
53:CA:212:G:HO2'	53:CA:213:G:H5''	1.81	0.43
1:AA:263:A:P	20:AT:73:ARG:NH1	2.91	0.43
22:DA:2728:U:HO2'	22:DA:2729:G:H8	1.49	0.43
36:DO:7:ARG:NE	36:DO:97:PHE:CZ	2.86	0.43
1:AA:1016:A:H3'	1:AA:1017:U:O4'	2.18	0.43
34:DM:33:LEU:CD2	34:DM:128:THR:CB	2.94	0.43
53:CA:958:A:N6	19:CS:54:ARG:NH1	2.65	0.43
27:BF:120:SER:O	27:BF:127:TYR:HD1	2.01	0.43
27:BF:8:LYS:HB2	27:BF:9:ASP:H	1.60	0.43
13:AM:86:ARG:NH2	13:AM:96:VAL:HG12	2.32	0.43
1:AA:913:A:HO2'	1:AA:914:A:P	2.41	0.43
25:BD:122:VAL:HG12	25:BD:123:LYS:N	2.31	0.43
39:DR:25:LEU:H	39:DR:94:THR:HG21	1.83	0.43
33:BL:120:VAL:HG12	33:BL:121:THR:N	2.33	0.43
16:AP:2:VAL:HG23	16:AP:65:ALA:HB2	1.95	0.43
18:CR:22:TYR:HE1	18:CR:64:LEU:HD12	1.83	0.43
22:BA:1668:A:C4	22:BA:1674:G:C8	3.06	0.43
5:CE:37:VAL:HA	5:CE:47:PHE:HA	1.99	0.43
53:CA:405:U:O4	4:CD:1:ALA:HA	2.18	0.43
22:DA:1300:G:H5''	22:DA:1301:A:H5'	2.00	0.43
53:CA:861:G:C4	53:CA:862:C:C5	3.05	0.43
17:CQ:12:VAL:CG2	17:CQ:12:VAL:O	2.66	0.43
22:DA:563:A:C6	22:DA:2018:G:C4	3.07	0.43

Continued on next page...

Continued from previous page...

Atom-1	Atom-2	Distance(Å)	Clash(Å)
22:BA:1204:A:H4'	22:BA:1205:A:O5'	2.18	0.43
2:AB:132:GLU:O	2:AB:136:ARG:CB	2.66	0.43
35:DN:65:LEU:N	35:DN:65:LEU:HD12	2.32	0.43
4:CD:202:LEU:O	4:CD:202:LEU:HD23	2.19	0.43
19:AS:62:THR:HG22	19:AS:64:GLU:OE1	2.19	0.43
12:CL:75:GLU:O	12:CL:77:SER:N	2.51	0.43
22:BA:45:G:H5''	22:BA:46:G:OP1	2.18	0.43
50:D2:30:VAL:HG22	50:D2:33:ARG:HH22	1.83	0.43
22:BA:686:U:H2'	22:BA:788:A:N1	2.33	0.43
22:BA:2273:A:H2'	22:BA:2274:A:C8	2.52	0.43
22:BA:1549:A:C6	22:BA:1550:C:C4	3.05	0.43
22:DA:1563:U:H2'	22:DA:1564:C:C6	2.52	0.43
52:D4:15:LYS:HA	52:D4:15:LYS:HE3	2.00	0.43
22:BA:1173:U:O2	22:BA:1173:U:H2'	2.18	0.43
22:DA:1201:U:H2'	22:DA:1202:G:H8	1.82	0.43
23:BB:94:A:C5	23:BB:95:U:C4	3.05	0.43
24:DC:53:ILE:HA	24:DC:214:GLY:O	2.17	0.43
22:DA:2331:G:C6	22:DA:2385:C:N4	2.86	0.43
5:AE:43:GLY:O	5:AE:44:ARG:C	2.56	0.43
53:CA:1357:A:N7	53:CA:1358:U:C5	2.86	0.43
53:CA:973:G:H2'	53:CA:974:A:H5'	2.01	0.43
9:CI:27:ILE:HG21	9:CI:34:LEU:HA	2.00	0.43
22:DA:995:C:O2'	38:DQ:60:TRP:CH2	2.66	0.43
38:DQ:91:ARG:NH1	39:DR:10:LYS:CB	2.69	0.43
44:BW:80:SER:O	44:BW:81:ILE:HG13	2.18	0.43
22:DA:2060:A:O2'	62:DA:3514:HOH:O	2.21	0.43
22:DA:532:A:N1	22:DA:2020:A:O2'	2.38	0.43
22:DA:576:U:O2'	22:DA:577:G:H5'	2.17	0.43
1:AA:502:A:H2'	1:AA:503:C:H6	1.80	0.43
33:DL:135:ILE:HG23	33:DL:136:GLU:N	2.33	0.43
38:BQ:88:GLU:OE1	38:BQ:88:GLU:CA	2.67	0.43
57:DB:109:A:C4	57:DB:110:C:C5	3.06	0.43
57:DB:19:C:H2'	57:DB:20:G:H8	1.83	0.43
21:AU:7:GLU:HB2	21:AU:11:PHE:CZ	2.53	0.43
25:BD:101:PHE:CE2	25:BD:203:VAL:HG22	2.36	0.43
8:AH:45:ILE:HG22	8:AH:62:LEU:HD13	1.98	0.43
38:DQ:82:LEU:O	38:DQ:85:ALA:HB3	2.18	0.43
1:AA:975:A:H8	1:AA:1357:A:HO2'	1.63	0.43
32:DK:14:SER:HG	32:DK:51:LYS:H	1.64	0.43
32:DK:62:VAL:HG12	32:DK:63:VAL:N	2.34	0.43
22:DA:2463:C:H6	22:DA:2463:C:O5'	2.01	0.43
22:DA:1238:G:H2'	22:DA:1239:G:C8	2.53	0.43

Continued on next page...

Continued from previous page...

Atom-1	Atom-2	Distance(Å)	Clash(Å)
22:DA:91:A:O2'	22:DA:92:U:C6	2.70	0.43
22:DA:492:A:O2'	22:DA:493:G:O4'	2.31	0.43
22:DA:2722:G:H4'	35:DN:3:HIS:O	2.18	0.43
58:DF:113:PHE:CE2	58:DF:116:LEU:HB2	2.53	0.43
22:DA:2646:C:C6	22:DA:2646:C:C4'	3.01	0.43
1:AA:1325:C:O2'	1:AA:1326:U:H5'	2.18	0.43
22:BA:1024:G:N2	22:BA:1142:A:H2	2.16	0.43
21:AU:16:ARG:HG2	21:AU:19:LYS:HG2	2.01	0.43
45:DX:52:ALA:C	45:DX:54:GLY:N	2.72	0.43
13:AM:2:ARG:O	13:AM:3:ILE:CG1	2.50	0.43
55:CM:21:ILE:HD12	55:CM:24:VAL:HG21	2.00	0.43
44:DW:66:VAL:HG13	44:DW:80:SER:O	2.19	0.43
22:DA:858:G:C6	22:DA:2268:A:C6	3.07	0.43
22:BA:1799:G:N7	24:BC:177:SER:HB3	2.34	0.43
25:DD:109:VAL:HG21	25:DD:175:LEU:CD1	2.48	0.43
22:DA:379:G:N1	22:DA:380:G:C4	2.86	0.43
15:CO:38:LEU:HD12	15:CO:41:HIS:HB3	2.00	0.43
30:DI:48:ILE:HG13	30:DI:49:GLU:HG2	2.00	0.43
22:BA:1510:G:C4	22:BA:1511:G:C8	3.06	0.43
1:AA:344:A:O2'	37:BP:36:LYS:HE2	2.18	0.43
2:CB:115:ASP:O	2:CB:119:GLN:HB2	2.18	0.43
29:DH:41:LYS:O	29:DH:44:ILE:HG12	2.18	0.43
44:BW:70:VAL:C	44:BW:71:LYS:HD2	2.38	0.43
22:DA:2746:U:C5'	28:DG:137:LYS:HG2	2.48	0.43
57:DB:34:A:C6	57:DB:44:G:C8	3.05	0.43
22:BA:1257:C:H5'	26:BE:78:TRP:CE3	2.53	0.43
22:DA:763:G:N9	22:DA:765:C:C6	2.86	0.43
34:DM:72:PRO:HA	34:DM:92:TRP:CE3	2.54	0.43
33:BL:53:GLY:O	33:BL:54:GLN:C	2.57	0.43
6:AF:98:GLU:HG3	6:AF:99:ALA:N	2.33	0.43
22:DA:137:U:H6	22:DA:137:U:O5'	2.01	0.43
29:BH:67:ALA:C	29:BH:69:ALA:N	2.71	0.43
22:BA:1858:A:C5	22:BA:1885:A:C8	3.06	0.43
28:BG:139:VAL:O	28:BG:140:ILE:C	2.56	0.43
47:DZ:40:THR:C	47:DZ:42:ALA:N	2.70	0.43
11:AK:121:ARG:NH2	21:AU:35:GLU:HG3	2.34	0.43
43:DV:26:PHE:HA	43:DV:27:PRO:HD2	1.84	0.43
43:DV:29:ILE:HD12	43:DV:29:ILE:C	2.38	0.43
3:CC:133:MET:HB2	3:CC:150:VAL:CG2	2.47	0.43
3:CC:152:VAL:CG2	3:CC:156:LEU:CD2	2.96	0.43
3:AC:17:TRP:HD1	14:AN:90:GLY:HA2	1.79	0.43
53:CA:18:C:C2	53:CA:19:A:C8	3.06	0.43

Continued on next page...

Continued from previous page...

Atom-1	Atom-2	Distance(Å)	Clash(Å)
35:BN:33:ILE:CG1	35:BN:118:ARG:CZ	2.96	0.43
41:DT:5:GLU:HA	41:DT:8:LEU:HB2	1.99	0.43
54:CG:4:ARG:HD2	54:CG:5:VAL:N	2.26	0.43
22:BA:783:A:H8	22:BA:784:G:H4'	1.84	0.43
22:BA:277:G:H4'	22:BA:278:A:C8	2.52	0.43
17:CQ:24:ILE:N	17:CQ:24:ILE:HD12	2.32	0.43
38:BQ:73:ILE:HG23	38:BQ:73:ILE:O	2.16	0.43
22:DA:1819:A:H4'	22:DA:1820:U:H5'	2.00	0.43
22:BA:1833:C:H2'	22:BA:1834:U:C6	2.39	0.43
43:BV:30:ILE:HD11	43:BV:63:ILE:HD13	1.99	0.43
22:DA:1757:A:N1	22:DA:1762:A:C2	2.86	0.43
26:BE:101:TYR:CE2	26:BE:105:LEU:HD12	2.53	0.43
52:B4:4:ARG:HG3	52:B4:6:SER:O	2.18	0.43
42:BU:85:ARG:HG3	42:BU:86:PHE:N	2.31	0.43
22:BA:12:U:H2'	22:BA:12:U:O2	2.19	0.43
25:DD:111:GLY:HA3	25:DD:194:PRO:HG2	2.00	0.43
18:CR:61:ALA:HB1	18:CR:66:LEU:HB2	2.00	0.43
44:BW:72:GLY:H	44:BW:73:PRO:HD2	1.82	0.43
53:CA:715:A:O2'	53:CA:716:A:H5'	2.18	0.43
6:CF:96:VAL:HG12	6:CF:97:THR:N	2.33	0.43
22:DA:752:A:C6	22:DA:1781:U:C1'	2.99	0.43
4:AD:185:PRO:HB2	4:AD:190:LEU:HD23	1.99	0.43
33:DL:108:ALA:CB	33:DL:125:LEU:HD22	2.47	0.43
24:BC:39:SER:C	24:BC:41:GLY:N	2.70	0.43
18:CR:39:VAL:HG13	18:CR:40:PRO:HD2	1.98	0.43
22:DA:1686:C:C2	22:DA:1703:G:C2	3.06	0.43
22:DA:289:G:H2'	22:DA:290:U:O4'	2.19	0.43
22:BA:1984:G:C2	22:BA:1985:C:C6	3.06	0.43
47:BZ:2:LYS:O	47:BZ:3:THR:O	2.36	0.43
22:BA:1352:U:H2'	22:BA:1353:A:H5'	2.00	0.43
22:DA:2567:G:H2'	22:DA:2568:U:C5	2.53	0.43
1:AA:307:C:H5''	1:AA:308:C:OP2	2.18	0.43
8:CH:29:SER:O	8:CH:30:LYS:C	2.56	0.43
13:AM:82:LEU:N	13:AM:82:LEU:HD23	2.33	0.43
22:DA:283:G:N2	22:DA:358:U:C2	2.87	0.43
53:CA:611:C:H2'	53:CA:612:C:H6	1.82	0.43
2:CB:17:HIS:CG	2:CB:18:GLN:N	2.86	0.43
22:BA:649:G:H2'	22:BA:650:C:C6	2.53	0.43
22:BA:1978:A:C5	22:BA:1979:U:C5	3.06	0.43
53:CA:623:C:H6	53:CA:623:C:O5'	2.02	0.43
22:DA:2794:C:H2'	22:DA:2795:C:O4'	2.19	0.43
22:BA:2452:C:C4	22:BA:2453:A:C6	3.07	0.43

Continued on next page...

Continued from previous page...

Atom-1	Atom-2	Distance(Å)	Clash(Å)
22:BA:1061:U:H1'	22:BA:1070:A:O4'	2.18	0.43
22:BA:1059:G:OP2	22:BA:1061:U:P	2.76	0.43
28:BG:120:ILE:CD1	28:BG:121:THR:N	2.66	0.43
22:DA:1387:A:N6	22:DA:1401:G:N1	2.67	0.43
53:CA:76:G:OP2	53:CA:76:G:H8	2.02	0.43
53:CA:83:C:C4	53:CA:85:U:N3	2.86	0.43
1:AA:184:G:C2'	1:AA:185:U:C6	3.01	0.43
31:BJ:4:PHE:CD1	31:BJ:4:PHE:O	2.71	0.43
44:DW:17:ALA:HB1	44:DW:36:ILE:HG12	2.00	0.43
44:DW:37:VAL:HA	44:DW:55:ASP:O	2.19	0.43
22:BA:2850:A:N7	22:BA:2868:A:O2'	2.36	0.43
9:CI:44:ARG:HH21	9:CI:48:ARG:NH1	2.16	0.43
22:DA:1015:U:H2'	22:DA:1016:G:O4'	2.18	0.43
38:DQ:92:LYS:O	38:DQ:95:ALA:HB3	2.17	0.43
32:BK:10:VAL:HG11	32:BK:16:ALA:HB2	1.99	0.43
22:DA:529:A:C4	22:DA:2023:C:C5	3.06	0.43
22:DA:2032:G:H1'	25:DD:150:GLN:OE1	2.19	0.43
22:DA:2575:C:C4'	25:DD:148:GLN:O	2.67	0.43
22:DA:679:C:H2'	22:DA:680:C:C6	2.52	0.43
22:DA:972:A:C2	22:DA:973:A:N6	2.86	0.43
22:DA:992:C:O2'	22:DA:993:G:C5'	2.66	0.43
24:BC:203:VAL:CG1	24:BC:204:LEU:N	2.80	0.43
1:AA:502:A:H2'	1:AA:503:C:O4'	2.19	0.43
1:AA:501:C:O3'	12:AL:114:SER:HB2	2.18	0.43
6:AF:85:ILE:HG12	6:AF:85:ILE:H	1.68	0.43
38:BQ:23:TYR:O	38:BQ:28:SER:HB3	2.19	0.43
24:DC:145:MET:HB2	24:DC:152:GLN:HE22	1.83	0.43
1:AA:1004:A:C2	1:AA:1005:A:H1'	2.53	0.43
22:DA:453:A:H4'	22:DA:472:A:N6	2.32	0.43
22:DA:1361:G:C2'	22:DA:1362:C:C5'	2.96	0.43
22:BA:2013:A:N3	40:BS:88:ARG:NH1	2.67	0.43
57:DB:30:C:H1'	57:DB:58:A:N1	2.34	0.43
21:AU:20:ARG:HH12	21:AU:24:LYS:HD2	1.84	0.43
22:DA:2093:G:O6	22:DA:2225:A:H8	1.85	0.43
39:DR:27:ILE:HG13	39:DR:33:VAL:CG1	2.45	0.43
43:BV:80:HIS:CD2	43:BV:82:TYR:H	2.36	0.43
10:CJ:45:ARG:HB2	10:CJ:69:THR:HB	1.99	0.43
22:DA:1057:A:C6	22:DA:1058:U:C4	3.06	0.43
22:DA:1057:A:N3	22:DA:1082:U:C2	2.86	0.43
1:AA:373:A:O2'	1:AA:374:A:C5'	2.66	0.43
22:DA:1211:C:H4'	22:DA:1212:G:OP2	2.17	0.43
22:DA:81:G:H2'	22:DA:82:U:O4'	2.18	0.43

Continued on next page...

Continued from previous page...

Atom-1	Atom-2	Distance(Å)	Clash(Å)
22:DA:475:C:C6	22:DA:476:G:N7	2.87	0.43
22:DA:2682:A:O2'	22:DA:2683:C:O5'	2.37	0.43
22:DA:2846:G:P	37:DP:51:ASN:CB	3.07	0.43
22:DA:1996:C:H5	32:DK:32:TYR:OH	2.00	0.43
41:BT:54:GLU:HB3	41:BT:88:LYS:CG	2.48	0.43
22:DA:226:A:H2'	22:DA:227:A:H8	1.81	0.43
22:DA:404:A:H1'	22:DA:406:G:C5	2.53	0.43
1:AA:1311:A:C2	1:AA:1327:C:N3	2.86	0.43
53:CA:1245:C:H2'	53:CA:1246:A:C8	2.46	0.43
22:BA:633:A:H8	22:BA:633:A:O5'	2.00	0.43
37:DP:16:VAL:HG13	37:DP:19:PHE:CE2	2.53	0.43
49:D1:28:THR:C	49:D1:29:LYS:HG2	2.38	0.43
22:DA:2319:G:O2'	22:DA:2320:U:O5'	2.37	0.43
25:DD:175:LEU:HD23	25:DD:190:LYS:O	2.18	0.43
22:DA:2303:G:O6	22:DA:2314:A:N6	2.51	0.43
36:BO:49:VAL:CG1	36:BO:50:ALA:N	2.81	0.43
40:DS:20:VAL:HA	40:DS:23:LEU:HB2	2.00	0.43
1:AA:640:A:C2'	1:AA:641:U:H5'	2.48	0.43
53:CA:1281:C:C3'	53:CA:1282:C:C5'	2.94	0.43
22:BA:301:G:HO2'	22:BA:302:C:P	2.39	0.43
24:BC:83:ASP:HA	24:BC:84:PRO:HD3	1.85	0.43
42:DU:39:ASN:O	42:DU:40:LEU:C	2.57	0.43
22:DA:1654:A:O2'	22:DA:1655:A:O5'	2.36	0.43
22:DA:763:G:H8	22:DA:763:G:H2'	1.49	0.43
2:CB:103:TRP:HD1	2:CB:107:ARG:HB3	1.80	0.43
30:DI:27:LEU:HD12	30:DI:27:LEU:C	2.38	0.43
22:DA:1585:C:C2'	22:DA:1586:A:O5'	2.66	0.43
22:BA:1875:G:H2'	22:BA:1876:A:OP2	2.19	0.43
28:DG:163:TYR:O	28:DG:164:ALA:C	2.56	0.43
22:BA:154:U:H2'	22:BA:155:A:C8	2.54	0.43
22:BA:1413:A:H2'	22:BA:1414:C:O4'	2.18	0.43
12:AL:79:ILE:HD12	12:AL:96:THR:HG21	1.99	0.43
2:AB:56:LEU:O	2:AB:59:ILE:HG13	2.18	0.43
10:AJ:92:LEU:HD23	10:AJ:92:LEU:N	2.33	0.43
53:CA:701:U:O2'	53:CA:702:A:OP2	2.33	0.43
22:DA:2600:A:C6	22:DA:2601:C:N4	2.87	0.43
58:DF:12:VAL:CG1	58:DF:16:MET:HG3	2.43	0.43
22:BA:1688:U:H1'	22:BA:1701:A:C5	2.53	0.43
25:DD:66:GLY:C	25:DD:68:PHE:N	2.71	0.43
53:CA:564:C:H5'	53:CA:564:C:C6	2.41	0.43
24:BC:18:VAL:O	24:BC:18:VAL:CG1	2.60	0.43
27:BF:128:SER:OG	27:BF:154:THR:HB	2.18	0.43

Continued on next page...

Continued from previous page...

Atom-1	Atom-2	Distance(Å)	Clash(Å)
53:CA:61:G:C6	53:CA:107:G:C2	3.07	0.43
22:DA:68:G:N2	22:DA:74:A:OP2	2.51	0.43
1:AA:953:G:C2'	1:AA:954:G:H5'	2.48	0.43
5:CE:131:ASN:HA	5:CE:132:PRO:HD2	1.79	0.43
22:BA:341:C:C2	22:BA:342:A:C8	3.07	0.43
22:DA:1527:G:N2	22:DA:1546:G:C6	2.87	0.43
1:AA:821:G:H4'	62:AA:1741:HOH:O	2.16	0.43
22:DA:1596:A:N6	22:DA:1597:A:N6	2.66	0.43
53:CA:319:G:H4'	53:CA:1468:A:C4'	2.48	0.43
22:BA:1861:G:N2	22:BA:1882:U:H1'	2.33	0.43
1:AA:68:G:C6	1:AA:69:G:H1'	2.52	0.43
53:CA:1411:C:OP2	53:CA:1411:C:H6	2.00	0.43
9:AI:90:ASP:OD2	9:AI:92:SER:HB3	2.18	0.43
53:CA:131:A:N6	53:CA:232:G:O6	2.51	0.43
22:BA:312:G:H2'	22:BA:313:G:H8	1.82	0.43
29:DH:102:ALA:C	29:DH:104:THR:H	2.21	0.43
57:DB:96:G:C2'	57:DB:97:C:H5'	2.49	0.43
43:BV:4:ILE:HG12	43:BV:50:MET:SD	2.58	0.43
22:BA:1984:G:C6	22:BA:1985:C:C5	3.07	0.43
1:AA:334:C:C2'	1:AA:335:C:H5'	2.48	0.43
53:CA:1078:U:O4'	5:CE:88:HIS:HE1	2.01	0.43
27:BF:142:TYR:HA	27:BF:145:VAL:HG13	2.01	0.43
22:DA:2370:G:C6	22:DA:2371:G:C6	3.06	0.43
53:CA:1461:G:C6	53:CA:1462:C:C4	3.07	0.43
1:AA:376:G:H5''	16:AP:5:ARG:HB2	2.00	0.43
14:AN:29:ILE:HG23	14:AN:34:ASN:ND2	2.33	0.43
22:BA:1241:A:C8	22:BA:1242:U:C5	3.06	0.43
22:BA:2478:A:OP1	52:B4:32:LYS:HD3	2.18	0.43
53:CA:1437:A:H2'	53:CA:1438:G:H8	1.82	0.43
22:BA:1202:G:C6	22:BA:1203:U:N3	2.86	0.43
1:AA:609:A:H2'	1:AA:610:U:H5'	1.99	0.43
45:BX:63:ILE:HG13	45:BX:63:ILE:H	1.42	0.43
22:DA:2474:U:O4'	22:DA:2474:U:O2	2.36	0.43
1:AA:1135:U:O2	1:AA:1135:U:H2'	2.18	0.43
22:BA:1259:G:H2'	22:BA:1260:A:C8	2.53	0.43
30:BI:79:LEU:HD21	30:BI:132:ALA:HB1	2.00	0.43
1:AA:142:G:N3	1:AA:142:G:H2'	2.33	0.43
53:CA:1158:C:O2	53:CA:1158:C:C2'	2.66	0.43
53:CA:1268:G:H21	53:CA:1327:C:C1'	2.19	0.43
53:CA:1252:A:H4'	53:CA:1369:C:H4'	2.01	0.43
22:DA:1152:C:H5''	38:DQ:79:ILE:HD12	2.00	0.43
22:DA:996:A:C5	22:DA:1160:G:N2	2.87	0.43

Continued on next page...

Continued from previous page...

Atom-1	Atom-2	Distance(Å)	Clash(Å)
46:DY:1:MET:H2	46:DY:5:GLU:CG	2.31	0.43
22:DA:1286:A:C5	22:DA:1289:C:N3	2.87	0.43
22:DA:1331:G:N3	22:DA:1333:G:C8	2.87	0.43
22:DA:579:G:C8	22:DA:2017:U:O4	2.71	0.43
22:DA:2024:G:C5	22:DA:2040:G:C2	3.06	0.43
22:DA:2053:G:H2'	22:DA:2054:A:C5'	2.49	0.43
22:DA:527:C:O2'	22:DA:528:A:O5'	2.36	0.43
22:DA:807:U:H4'	22:DA:2445:G:O3'	2.18	0.43
35:DN:31:HIS:O	35:DN:33:ILE:N	2.43	0.43
22:DA:651:G:C6	22:DA:652:U:C4	3.07	0.43
22:BA:2286:G:H5''	22:BA:2287:A:O5'	2.18	0.43
1:AA:1202:U:O4'	14:AN:68:ARG:HD2	2.19	0.43
20:CT:60:GLN:CD	20:CT:65:LEU:HD12	2.38	0.43
24:DC:166:ARG:HA	24:DC:171:VAL:HA	2.00	0.43
22:DA:38:A:C2	22:DA:442:G:C2	3.06	0.43
22:DA:457:A:C2	22:DA:459:U:O4	2.71	0.43
53:CA:452:A:HO2'	53:CA:453:G:P	2.41	0.43
33:BL:95:LEU:HB3	33:BL:100:ILE:HD11	2.00	0.43
21:CU:3:ILE:O	21:CU:4:LYS:O	2.36	0.43
51:D3:32:LEU:HD23	51:D3:35:LYS:HG3	2.00	0.43
53:CA:994:A:C5	53:CA:1216:A:C4'	3.01	0.43
16:AP:15:PRO:HG2	16:AP:41:PRO:HG3	1.99	0.43
22:DA:91:A:O2'	22:DA:92:U:H6	2.02	0.43
2:AB:186:VAL:N	2:AB:199:ILE:O	2.51	0.43
25:DD:114:LYS:HD2	25:DD:116:LYS:CE	2.47	0.43
22:BA:1141:U:H4'	22:BA:1142:A:O4'	2.18	0.43
55:CM:11:HIS:O	55:CM:12:LYS:HG2	2.18	0.43
51:D3:33:THR:CG2	51:D3:34:LYS:N	2.81	0.43
22:DA:2283:C:O2'	22:DA:2284:A:C5'	2.50	0.43
53:CA:1069:C:H4'	53:CA:1192:C:O2	2.18	0.43
24:DC:79:ARG:HG2	24:DC:92:LEU:HB2	2.00	0.43
22:BA:2573:C:H5'	22:BA:2573:C:H6	1.84	0.43
22:DA:2345:G:C5	22:DA:2347:C:C5	3.06	0.43
22:BA:575:A:OP2	22:BA:2055:C:H5	2.02	0.43
22:DA:204:A:C4	22:DA:206:U:C4	3.06	0.43
1:AA:1157:A:C6	1:AA:1180:A:C6	3.07	0.43
1:AA:642:A:C4	8:AH:105:THR:O	2.71	0.43
1:AA:109:A:C2	1:AA:327:A:N1	2.86	0.43
1:AA:110:C:O2'	1:AA:111:G:C5'	2.66	0.43
4:AD:3:TYR:CZ	4:AD:5:GLY:HA3	2.53	0.43
58:DF:94:ARG:HA	58:DF:97:GLU:OE2	2.19	0.43
22:BA:303:G:C6	22:BA:315:G:C6	3.06	0.43

Continued on next page...

Continued from previous page...

Atom-1	Atom-2	Distance(Å)	Clash(Å)
22:DA:1275:A:C4	35:DN:16:HIS:HD2	2.35	0.43
34:BM:132:THR:CG2	34:BM:133:LYS:H	2.31	0.43
34:BM:134:THR:O	34:BM:134:THR:HG22	2.18	0.43
22:BA:826:U:O2'	33:BL:53:GLY:CA	2.55	0.43
45:DX:26:ARG:NH1	45:DX:28:PHE:CD2	2.86	0.43
22:BA:1655:A:H2'	22:BA:1656:C:O4'	2.19	0.43
22:DA:593:U:C2	22:DA:594:U:C5	3.06	0.43
23:BB:32:U:O2'	23:BB:33:G:H5'	2.18	0.43
22:DA:362:A:C5	22:DA:363:G:C8	3.06	0.43
1:AA:1060:U:H2'	1:AA:1061:G:H8	1.83	0.43
22:BA:1348:C:H2'	22:BA:1349:C:H5'	1.99	0.43
43:DV:29:ILE:HG22	43:DV:39:ALA:HA	1.99	0.43
43:DV:51:GLN:HE21	43:DV:51:GLN:HB2	1.59	0.43
22:DA:2466:C:OP1	52:D4:4:ARG:HD2	2.18	0.43
22:DA:152:A:O2'	22:DA:153:U:H5'	2.18	0.43
22:BA:866:A:C8	22:BA:914:G:N1	2.86	0.43
1:AA:208:U:H5	1:AA:210:C:C5	2.36	0.43
53:CA:117:G:C2'	53:CA:118:U:C5'	2.95	0.43
3:CC:11:LEU:C	3:CC:13:ILE:N	2.71	0.43
41:DT:11:LEU:HD12	41:DT:11:LEU:N	2.33	0.43
22:BA:610:C:O2'	22:BA:611:C:H5'	2.19	0.43
1:AA:1112:C:N4	3:AC:177:LEU:CD2	2.81	0.43
58:DF:11:VAL:CG1	58:DF:12:VAL:N	2.80	0.43
22:DA:1819:A:H1'	22:DA:1821:A:N6	2.33	0.43
22:DA:2729:G:C4'	25:DD:191:GLY:HA2	2.48	0.43
53:CA:774:G:C5	53:CA:775:G:C8	3.07	0.43
22:BA:1839:G:C6	22:BA:1927:A:C5	3.07	0.43
25:BD:90:PHE:C	25:BD:92:VAL:N	2.71	0.43
23:BB:75:G:H2'	23:BB:76:G:O4'	2.18	0.43
22:DA:2553:G:N1	22:DA:2554:U:O2	2.51	0.43
22:BA:412:A:C2'	22:BA:413:C:C5'	2.96	0.43
22:BA:1190:G:OP1	33:BL:32:GLY:CA	2.63	0.43
24:DC:29:PHE:C	24:DC:31:PRO:HD2	2.39	0.43
53:CA:1071:C:H2'	53:CA:1072:G:H8	1.84	0.43
22:DA:851:C:C4	22:DA:852:U:O4	2.72	0.43
22:BA:2019:A:H2	22:BA:2035:G:H22	1.66	0.43
26:DE:5:LEU:HA	26:DE:120:VAL:O	2.19	0.43
32:DK:27:GLY:CA	32:DK:30:ARG:HD3	2.46	0.43
22:BA:2310:C:C5	27:BF:76:PHE:CZ	3.06	0.43
30:DI:102:ARG:HD3	30:DI:140:GLU:O	2.19	0.43
22:BA:1911:U:C2	22:BA:1918:A:C2	3.06	0.43
22:DA:2635:A:C5'	25:DD:79:LEU:HB2	2.47	0.43

Continued on next page...

Continued from previous page...

Atom-1	Atom-2	Distance(Å)	Clash(Å)
24:DC:172:THR:HG22	24:DC:182:LYS:HZ2	1.83	0.43
4:CD:104:MET:SD	4:CD:142:VAL:CG1	3.06	0.43
22:BA:1724:G:C6	22:BA:1725:U:C4	3.07	0.43
22:DA:3:U:H2'	22:DA:4:U:C6	2.53	0.43
1:AA:1452:C:H4'	1:AA:1453:G:N3	2.34	0.43
7:AG:14:ASP:HB3	7:AG:18:GLY:H	1.83	0.43
37:BP:30:TRP:CE3	37:BP:39:LEU:CD1	3.02	0.43
21:CU:9:GLU:CB	21:CU:10:PRO:CD	2.96	0.43
9:CI:30:ASN:O	9:CI:31:GLN:CG	2.66	0.43
53:CA:1113:C:H2'	53:CA:1114:C:C6	2.50	0.43
22:BA:1803:A:H2	22:BA:1822:C:O2	2.00	0.43
34:BM:97:GLN:HB2	34:BM:98:PRO:CD	2.48	0.43
55:CM:86:ARG:HH11	55:CM:90:HIS:HD2	1.66	0.43
17:AQ:50:ASN:OD1	17:AQ:50:ASN:N	2.50	0.43
1:AA:628:G:N2	1:AA:629:A:N3	2.66	0.43
38:DQ:69:ARG:HB2	38:DQ:69:ARG:NH2	2.33	0.43
22:BA:1090:A:C2	22:BA:1091:G:C8	3.06	0.43
22:DA:1833:C:C4	22:DA:1834:U:C4	3.06	0.43
3:CC:28:PHE:CZ	14:CN:93:PRO:HD2	2.53	0.43
1:AA:909:A:C8	1:AA:910:C:C5	3.07	0.43
38:BQ:34:ALA:O	38:BQ:38:VAL:HG23	2.18	0.43
3:AC:108:PRO:C	3:AC:110:LEU:H	2.22	0.43
58:DF:100:GLU:O	58:DF:100:GLU:HG2	2.18	0.43
22:BA:1467:U:C4	22:BA:1546:G:C2	3.06	0.43
22:BA:377:G:C2'	22:BA:378:C:H5'	2.49	0.43
53:CA:866:C:C4	53:CA:867:G:H1'	2.53	0.43
22:DA:1561:C:O2'	22:DA:1562:U:H5'	2.18	0.43
5:CE:25:LYS:HB2	5:CE:25:LYS:NZ	2.33	0.43
4:CD:198:LEU:HD23	4:CD:198:LEU:HA	1.86	0.43
9:CI:112:ARG:HG3	9:CI:112:ARG:O	2.18	0.43
3:AC:79:LYS:HA	3:AC:79:LYS:HE3	2.00	0.43
43:DV:32:GLY:O	43:DV:33:GLY:C	2.56	0.43
1:AA:637:C:H2'	1:AA:638:U:O4'	2.17	0.43
22:BA:1073:A:H2'	22:BA:1074:G:C4'	2.46	0.43
22:DA:1402:U:C2'	22:DA:1403:A:O5'	2.64	0.43
22:BA:996:A:C3'	38:BQ:91:ARG:HG2	2.49	0.43
22:DA:2337:G:O2'	22:DA:2338:C:H5'	2.18	0.43
44:DW:20:LEU:HD11	44:DW:35:ILE:CD1	2.49	0.43
22:BA:2691:C:O3'	22:BA:2871:U:H4'	2.19	0.43
5:AE:110:MET:HE2	5:AE:110:MET:HB2	1.85	0.43
54:CG:9:ARG:O	54:CG:10:LYS:HG3	2.18	0.43
9:CI:45:MET:HB3	9:CI:49:GLN:HG3	1.99	0.43

Continued on next page...

Continued from previous page...

Atom-1	Atom-2	Distance(Å)	Clash(Å)
9:CI:49:GLN:HA	9:CI:52:GLU:CG	2.48	0.43
44:BW:19:ARG:CZ	44:BW:22:VAL:CB	2.97	0.43
44:BW:18:LYS:H	44:BW:36:ILE:HG13	1.81	0.43
22:BA:2331:G:H4'	44:BW:39:GLN:O	2.19	0.43
22:DA:1308:A:N6	22:DA:1309:G:N1	2.67	0.43
22:DA:2611:C:O2'	22:DA:2612:C:H5'	2.18	0.43
22:DA:2817:U:C2'	22:DA:2818:U:O5'	2.67	0.43
22:DA:671:C:O2'	22:DA:672:C:P	2.75	0.43
26:DE:58:LYS:HA	26:DE:59:PRO:HD3	1.82	0.43
33:DL:110:VAL:C	33:DL:111:ILE:CD1	2.85	0.43
57:DB:68:C:O2'	57:DB:69:G:O5'	2.33	0.43
34:DM:23:GLY:O	34:DM:101:VAL:HG12	2.18	0.43
51:B3:31:ILE:HG13	51:B3:31:ILE:O	2.19	0.43
8:AH:20:ASN:HA	8:AH:64:TYR:HE2	1.83	0.43
1:AA:1202:U:HO2'	1:AA:1203:C:C5'	2.32	0.43
1:AA:974:A:P	14:AN:68:ARG:HH22	2.42	0.43
22:DA:1361:G:H2'	22:DA:1362:C:H5'	1.99	0.43
27:BF:42:ALA:CB	27:BF:49:LEU:HB2	2.47	0.43
34:BM:34:LYS:HG2	34:BM:35:ALA:N	2.33	0.43
43:BV:82:TYR:CD2	43:BV:82:TYR:N	2.86	0.43
53:CA:1133:G:C6	53:CA:1134:G:N7	2.87	0.43
53:CA:1144:G:H5''	53:CA:1145:A:OP2	2.19	0.43
53:CA:1255:G:O2'	53:CA:1258:G:H1'	2.18	0.43
53:CA:120:A:C6	53:CA:122:G:C6	3.07	0.43
22:DA:1063:G:C5	22:DA:1064:C:N4	2.87	0.43
8:CH:103:VAL:O	8:CH:109:VAL:HA	2.19	0.43
6:CF:2:ARG:HG3	6:CF:4:TYR:CZ	2.54	0.43
32:DK:87:LEU:HD23	32:DK:87:LEU:H	1.84	0.43
3:AC:9:ILE:HG23	3:AC:10:ARG:HH11	1.84	0.43
3:AC:10:ARG:HH21	3:AC:181:ILE:HG13	1.83	0.43
22:DA:197:A:N3	22:DA:197:A:H2'	2.33	0.43
22:DA:333:G:O2'	22:DA:334:C:C5'	2.66	0.43
42:DU:82:VAL:O	42:DU:96:LYS:CG	2.67	0.43
41:BT:39:THR:HB	41:BT:42:GLU:HB3	1.90	0.43
25:DD:90:PHE:C	25:DD:92:VAL:H	2.22	0.43
53:CA:253:A:HO2'	53:CA:254:G:C5'	2.32	0.43
53:CA:255:G:C4	53:CA:256:U:C5	3.06	0.43
22:DA:2873:A:H5''	22:DA:2874:C:OP2	2.19	0.43
22:DA:428:A:H2'	22:DA:429:A:O4'	2.18	0.43
8:CH:6:ILE:HG21	8:CH:76:ARG:NH2	2.33	0.43
5:CE:76:ASN:HA	5:CE:76:ASN:HD22	1.58	0.43
1:AA:1326:U:H2'	1:AA:1327:C:C6	2.53	0.43

Continued on next page...

Continued from previous page...

Atom-1	Atom-2	Distance(Å)	Clash(Å)
22:BA:1023:U:C2'	22:BA:1024:G:H5'	2.49	0.43
22:DA:1735:A:O2'	22:DA:1736:U:O5'	2.37	0.43
22:DA:1735:A:H2'	22:DA:1736:U:C6	2.54	0.43
22:DA:1930:G:O2'	22:DA:1931:U:P	2.76	0.43
53:CA:1242:G:N2	53:CA:1302:C:O2	2.51	0.43
37:BP:9:GLN:HA	37:BP:12:MET:HG3	2.00	0.43
53:CA:1066:C:H2'	53:CA:1067:A:N7	2.33	0.43
31:BJ:21:THR:C	31:BJ:23:LYS:N	2.71	0.43
22:BA:1027:A:C6	22:BA:1126:A:N3	2.86	0.43
22:BA:811:U:HO2'	22:BA:1250:G:H2'	1.84	0.43
6:CF:86:ARG:HH12	18:CR:63:TYR:HB3	1.75	0.43
46:BY:18:LEU:HD13	46:BY:18:LEU:C	2.39	0.43
28:DG:157:LYS:C	28:DG:159:LYS:H	2.20	0.43
28:BG:76:ILE:CG2	28:BG:77:GLY:N	2.81	0.43
9:AI:49:GLN:C	9:AI:51:LEU:N	2.71	0.43
22:DA:2747:G:O6	22:DA:2755:C:H5''	2.18	0.43
14:AN:22:LYS:CG	14:AN:23:ARG:H	2.08	0.43
1:AA:1465:A:H2'	1:AA:1466:C:C6	2.53	0.43
22:BA:915:C:H2'	22:BA:916:G:H5'	2.00	0.43
40:DS:17:VAL:HG13	40:DS:47:VAL:HG11	1.99	0.43
11:AK:21:HIS:CD2	11:AK:34:THR:HG22	2.53	0.43
1:AA:1400:C:H4'	1:AA:1401:G:OP2	2.19	0.43
22:DA:1273:U:H4'	22:DA:1275:A:OP1	2.18	0.43
22:DA:2624:G:H2'	22:DA:2625:G:O4'	2.19	0.43
22:DA:2864:G:H2'	22:DA:2865:U:O4'	2.19	0.43
10:CJ:65:TYR:HB3	14:CN:95:LEU:HD11	2.00	0.43
24:DC:242:HIS:HA	24:DC:243:PRO:HD3	1.82	0.43
22:DA:1417:C:C4'	22:DA:1587:G:N2	2.82	0.43
22:DA:2418:A:C6	22:DA:2419:U:N3	2.87	0.43
22:DA:271:G:O2'	22:DA:272:A:O5'	2.36	0.43
22:DA:728:G:C4	22:DA:730:A:C8	3.06	0.43
43:DV:73:LYS:CB	43:DV:92:VAL:HG23	2.49	0.43
22:DA:1000:A:N6	22:DA:1001:A:N1	2.66	0.43
10:AJ:44:THR:CG2	10:AJ:69:THR:O	2.67	0.43
22:BA:466:A:H5''	22:BA:467:G:OP2	2.18	0.43
22:BA:153:U:C2'	22:BA:154:U:C5'	2.96	0.43
1:AA:1331:G:HO2'	1:AA:1332:A:P	2.41	0.43
12:CL:24:GLU:O	12:CL:25:ALA:HB3	2.19	0.43
22:DA:502:A:C6	22:DA:505:A:C5	3.06	0.43
18:AR:44:THR:OG1	18:AR:46:THR:CG2	2.65	0.43
27:BF:3:LEU:HD13	27:BF:3:LEU:HA	1.67	0.43
22:BA:1324:G:C4	22:BA:1328:A:N6	2.87	0.43

Continued on next page...

Continued from previous page...

Atom-1	Atom-2	Distance(Å)	Clash(Å)
22:DA:599:A:N3	22:DA:659:G:C2	2.86	0.43
22:BA:2315:G:H2'	22:BA:2316:G:O5'	2.18	0.43
22:BA:638:G:O6	22:BA:651:G:C6	2.72	0.43
31:BJ:12:LYS:O	31:BJ:13:ARG:HB2	2.18	0.43
22:BA:1277:G:C4'	35:BN:20:MET:HE2	2.48	0.43
53:CA:215:C:H2'	53:CA:216:U:O4'	2.19	0.43
41:DT:68:LYS:O	41:DT:74:ILE:HG13	2.18	0.43
22:DA:2726:A:O2'	22:DA:2727:A:O5'	2.36	0.43
20:AT:27:MET:HE2	20:AT:27:MET:C	2.38	0.43
39:DR:62:GLU:CD	39:DR:97:LYS:HD2	2.39	0.43
22:BA:391:A:C5	22:BA:411:G:C2	3.06	0.43
22:BA:2293:G:H2'	22:BA:2294:G:O4'	2.19	0.43
42:BU:86:PHE:CE1	42:BU:101:THR:HG21	2.54	0.43
47:DZ:54:VAL:O	47:DZ:54:VAL:HG23	2.18	0.43
22:BA:1636:U:H2'	22:BA:1637:A:C8	2.54	0.43
22:BA:1760:C:OP1	22:BA:2712:C:H5	2.02	0.43
49:B1:3:GLY:C	49:B1:5:ARG:H	2.20	0.43
26:BE:132:LYS:HB3	26:BE:132:LYS:HZ3	1.81	0.43
25:BD:180:VAL:CG1	25:BD:181:ASP:N	2.82	0.43
22:BA:2470:G:N2	22:BA:2471:A:C4	2.87	0.43
48:D0:27:LEU:HB3	48:D0:37:HIS:O	2.19	0.43
22:DA:1569:A:N1	22:DA:1570:A:C2	2.87	0.43
5:AE:75:LEU:HD21	5:AE:119:VAL:CG1	2.47	0.43
55:CM:2:ARG:HD2	55:CM:2:ARG:N	2.34	0.43
53:CA:545:C:C2'	53:CA:546:A:H5'	2.49	0.43
7:AG:25:PHE:CE1	7:AG:104:VAL:CG2	3.01	0.43
47:DZ:32:GLY:C	47:DZ:34:THR:N	2.71	0.43
26:BE:25:GLU:HA	26:BE:28:VAL:CG1	2.49	0.43
24:BC:199:HIS:O	24:BC:201:LEU:N	2.51	0.43
29:DH:65:ALA:O	29:DH:66:ASN:C	2.57	0.43
33:DL:86:GLU:HA	33:DL:86:GLU:OE2	2.18	0.43
15:AO:2:LEU:HB3	15:AO:7:THR:CG2	2.49	0.43
16:AP:5:ARG:HA	16:AP:68:SER:OG	2.18	0.43
22:DA:291:G:N1	22:DA:350:G:C5	2.87	0.43
53:CA:363:A:N6	53:CA:364:A:C6	2.86	0.43
45:BX:19:HIS:C	45:BX:21:LEU:H	2.22	0.43
22:DA:1220:G:H2'	22:DA:1221:C:H6	1.83	0.43
57:DB:35:C:H2'	57:DB:36:C:H4'	2.00	0.43
22:DA:2805:C:H2'	22:DA:2806:C:O4'	2.18	0.43
45:DX:37:PHE:HB2	45:DX:46:VAL:HG23	2.01	0.43
22:DA:2557:G:H2'	22:DA:2558:C:C6	2.54	0.43
35:DN:30:ARG:HD3	35:DN:74:GLU:OE2	2.18	0.43

Continued on next page...

Continued from previous page...

Atom-1	Atom-2	Distance(Å)	Clash(Å)
22:DA:718:A:H5'	22:DA:719:C:OP2	2.18	0.43
22:DA:462:C:H2'	22:DA:463:G:O4'	2.18	0.43
58:DF:140:ILE:O	58:DF:141:ASP:HB2	2.19	0.43
10:AJ:102:LEU:HD22	10:AJ:102:LEU:N	2.34	0.43
22:BA:146:A:H2'	22:BA:147:C:C6	2.54	0.43
20:CT:85:LEU:O	20:CT:86:ALA:HB2	2.18	0.43
1:AA:979:C:OP2	1:AA:980:C:H5	2.02	0.43
41:DT:83:ALA:O	41:DT:84:TYR:HB2	2.19	0.43
1:AA:184:G:H4'	1:AA:224:U:O3'	2.18	0.43
31:BJ:40:HIS:O	31:BJ:41:LYS:CB	2.67	0.43
31:BJ:45:THR:H	38:BQ:59:LEU:HD21	1.83	0.43
22:DA:2330:G:C2	22:DA:2386:A:C2	3.07	0.43
22:DA:2337:G:C2'	22:DA:2338:C:H5'	2.49	0.43
33:DL:57:LEU:CA	33:DL:60:ARG:HG3	2.47	0.43
22:DA:1534:U:H3'	22:DA:1534:U:O2	2.19	0.43
53:CA:913:A:O2'	53:CA:914:A:H5''	2.19	0.43
53:CA:1348:U:C2'	53:CA:1349:A:H8	2.32	0.43
53:CA:1380:U:C4'	53:CA:1381:U:OP1	2.62	0.43
9:CI:47:VAL:O	9:CI:50:PRO:HG2	2.18	0.43
31:DJ:43:GLU:C	31:DJ:45:THR:HG22	2.39	0.43
44:BW:40:ARG:N	44:BW:56:HIS:HB3	2.25	0.43
46:DY:4:LYS:HZ3	46:DY:4:LYS:HB2	1.82	0.43
22:DA:669:G:H2'	22:DA:669:G:N3	2.32	0.43
35:DN:79:LEU:O	35:DN:80:PHE:HB2	2.18	0.43
22:BA:1177:G:H2'	22:BA:1178:C:O4'	2.19	0.43
31:BJ:121:LYS:HB2	31:BJ:121:LYS:HE3	1.76	0.43
4:AD:57:LYS:HG2	4:AD:202:LEU:HD23	2.00	0.43
22:DA:628:G:O2'	22:DA:629:G:O5'	2.37	0.43
22:DA:186:G:N2	22:DA:211:C:O2	2.52	0.43
15:AO:25:GLU:HG3	15:AO:69:LEU:HD11	1.99	0.43
1:AA:466:A:O2'	1:AA:467:U:C5	2.59	0.43
22:DA:2200:C:O2	22:DA:2226:C:N4	2.52	0.43
10:CJ:37:ARG:CB	10:CJ:75:ASP:HB3	2.49	0.43
12:AL:49:ARG:HG2	12:AL:89:LEU:HD21	1.99	0.43
22:DA:1064:C:H6	22:DA:1064:C:H5''	1.84	0.43
22:DA:1079:C:C4	22:DA:1088:A:C2	3.07	0.43
53:CA:644:U:O2'	53:CA:645:G:H5'	2.17	0.43
22:BA:763:G:O2'	22:BA:765:C:H5'	2.19	0.43
22:DA:1240:U:O2'	22:DA:1241:A:H5''	2.19	0.43
22:DA:85:G:O2'	22:DA:86:G:H8	1.99	0.43
22:DA:1663:G:C6	22:DA:1998:A:N6	2.87	0.43
22:DA:1997:C:H6	22:DA:1997:C:C5'	2.31	0.43

Continued on next page...

Continued from previous page...

Atom-1	Atom-2	Distance(Å)	Clash(Å)
41:BT:20:ALA:O	41:BT:21:SER:C	2.57	0.43
1:AA:1239:A:H1'	1:AA:1241:G:C4	2.54	0.43
53:CA:254:G:O3'	17:CQ:70:LYS:HD3	2.19	0.43
53:CA:898:G:N2	53:CA:901:A:OP2	2.45	0.43
1:AA:411:A:C5	1:AA:429:U:C5	3.07	0.43
22:DA:228:C:H4'	22:DA:229:C:C6	2.54	0.43
58:DF:111:ARG:HH12	58:DF:113:PHE:HE1	1.65	0.43
21:CU:35:GLU:O	21:CU:36:PHE:HB2	2.19	0.43
5:CE:79:THR:CA	5:CE:121:ASN:ND2	2.81	0.43
55:CM:13:HIS:CD2	55:CM:14:ALA:H	2.36	0.43
55:CM:14:ALA:HB1	55:CM:33:LEU:CD1	2.48	0.43
22:DA:2062:A:O2'	22:DA:2063:C:H5'	2.18	0.43
22:DA:1438:U:C5	22:DA:1552:A:N1	2.86	0.43
53:CA:104:G:C2	53:CA:105:G:C8	3.06	0.43
45:BX:50:VAL:CG1	45:BX:51:SER:N	2.79	0.43
22:DA:2667:C:H2'	22:DA:2668:G:C8	2.54	0.43
1:AA:89:U:C2	1:AA:90:C:C5	3.07	0.43
31:BJ:55:ILE:HD12	31:BJ:56:VAL:O	2.17	0.43
58:DF:56:LEU:HD13	58:DF:56:LEU:C	2.38	0.43
53:CA:331:G:O2'	53:CA:332:G:P	2.76	0.43
22:BA:988:A:C2'	22:BA:989:G:O5'	2.67	0.43
22:DA:138:U:H2'	22:DA:140:C:C1'	2.46	0.43
34:DM:34:LYS:NZ	43:DV:82:TYR:HA	2.33	0.43
22:DA:273:G:O2'	22:DA:274:C:C5'	2.67	0.43
22:DA:1180:U:C4	22:DA:1181:U:C4	3.06	0.43
22:DA:706:A:H2'	22:DA:707:G:O4'	2.18	0.43
22:DA:764:A:C2	22:DA:781:A:C4	3.07	0.43
3:CC:181:ILE:CD1	3:CC:202:PHE:HB2	2.48	0.43
22:DA:898:C:C5	22:DA:899:A:C5	3.07	0.43
7:AG:74:VAL:CG2	7:AG:85:GLN:NE2	2.80	0.43
22:BA:2802:G:H2'	22:BA:2803:G:O4'	2.18	0.43
2:AB:138:ARG:HB2	2:AB:138:ARG:NH1	2.33	0.43
11:AK:82:GLU:CD	11:AK:82:GLU:H	2.20	0.43
22:BA:818:G:H4'	22:BA:838:C:O3'	2.19	0.43
54:CG:4:ARG:NH1	54:CG:4:ARG:HG2	2.33	0.43
22:BA:277:G:C8	22:BA:361:G:O6	2.72	0.43
22:DA:1355:G:C2	22:DA:1356:G:C8	3.06	0.43
22:BA:651:G:C5	22:BA:652:U:C5	3.06	0.43
53:CA:751:U:H1'	15:CO:22:GLY:O	2.19	0.43
22:BA:2682:A:C8	25:BD:11:MET:HG3	2.53	0.43
1:AA:996:A:O2'	1:AA:997:U:H5'	2.19	0.43
23:BB:44:G:H1'	23:BB:47:C:H42	1.83	0.43

Continued on next page...

Continued from previous page...

Atom-1	Atom-2	Distance(Å)	Clash(Å)
53:CA:564:C:H2'	53:CA:565:U:C6	2.53	0.43
22:DA:2700:A:N1	22:DA:2701:U:C4	2.86	0.43
22:DA:2898:U:C2	22:DA:2899:A:C8	3.06	0.43
22:BA:323:C:N4	22:BA:333:G:N7	2.67	0.43
53:CA:441:A:N6	53:CA:493:A:H62	2.16	0.43
1:AA:21:G:C2	1:AA:22:G:C5	3.07	0.43
22:DA:74:A:H5'	46:DY:48:ARG:HH22	1.83	0.43
1:AA:921:U:O2	5:AE:23:THR:HB	2.19	0.43
53:CA:892:A:C5	53:CA:893:C:C5	3.07	0.43
54:CG:75:LYS:HE2	54:CG:76:SER:H	1.84	0.43
22:DA:1343:G:C2	22:DA:1344:U:C4	3.07	0.43
13:AM:44:ILE:N	13:AM:44:ILE:CD1	2.82	0.43
22:DA:1303:G:O2'	22:DA:1304:A:O5'	2.37	0.43
22:BA:2532:G:H2'	22:BA:2533:U:C6	2.53	0.43
7:AG:28:ILE:HG13	7:AG:100:MET:CE	2.49	0.43
35:BN:14:SER:O	35:BN:18:GLN:HB3	2.18	0.43
1:AA:539:A:H2'	1:AA:540:G:H8	1.80	0.43
28:DG:151:ARG:HB3	28:DG:161:VAL:HG23	2.01	0.43
22:DA:917:A:C2	22:DA:918:A:H1'	2.54	0.43
29:DH:75:LEU:N	29:DH:75:LEU:HD12	2.34	0.43
17:AQ:48:GLU:O	17:AQ:49:ASN:C	2.56	0.43
53:CA:896:C:C2'	53:CA:897:C:H5'	2.48	0.43
22:BA:1638:C:H1'	22:BA:2698:U:O2'	2.19	0.43
35:BN:95:THR:CG2	35:BN:113:ILE:HG13	2.49	0.43
1:AA:152:A:C8	1:AA:153:C:C5	3.07	0.43
53:CA:442:G:C6	53:CA:443:C:C4	3.07	0.43
41:BT:10:VAL:HG23	41:BT:11:LEU:HD23	2.01	0.43
22:BA:1782:U:H1'	22:BA:2609:U:O4'	2.19	0.43
1:AA:1308:U:O3'	13:AM:90:HIS:CE1	2.71	0.43
58:DF:3:LEU:O	58:DF:6:TYR:HB3	2.19	0.43
15:CO:28:VAL:O	15:CO:32:THR:N	2.40	0.43
56:CP:40:ASN:HB3	56:CP:49:GLY:O	2.18	0.43
3:CC:155:ARG:NE	3:CC:159:ALA:O	2.52	0.43
3:CC:163:ARG:O	3:CC:164:THR:HB	2.18	0.43
22:DA:1443:U:C2	22:DA:1444:G:C8	3.07	0.43
6:AF:25:TYR:O	6:AF:28:ALA:HB3	2.19	0.43
22:BA:702:U:O2	22:BA:702:U:H2'	2.17	0.43
2:AB:170:ILE:HG12	2:AB:170:ILE:H	1.41	0.43
39:DR:6:GLN:HE21	39:DR:6:GLN:HA	1.83	0.43
2:AB:98:GLY:O	2:AB:102:ASN:HB3	2.19	0.43
41:DT:60:THR:O	41:DT:61:LEU:HB3	2.19	0.43
53:CA:68:G:H2'	53:CA:69:G:O4'	2.19	0.43

Continued on next page...

Continued from previous page...

Atom-1	Atom-2	Distance(Å)	Clash(Å)
22:BA:1005:C:H1'	22:BA:1012:U:C4	2.54	0.43
38:BQ:60:TRP:O	38:BQ:64:ILE:HG13	2.19	0.43
22:DA:2336:A:N1	44:DW:56:HIS:CE1	2.87	0.43
22:BA:2850:A:OP2	22:BA:2866:U:N3	2.47	0.43
5:AE:80:LEU:HB2	5:AE:97:PRO:HB3	2.01	0.43
8:AH:4:ASP:C	8:AH:4:ASP:OD2	2.57	0.43
8:AH:9:MET:O	8:AH:10:LEU:C	2.56	0.43
53:CA:970:C:H5''	53:CA:971:G:OP1	2.19	0.43
10:CJ:57:VAL:CG2	10:CJ:58:ASN:N	2.66	0.43
22:DA:1138:G:H2'	22:DA:1139:G:O4'	2.18	0.43
31:DJ:51:GLY:HA3	31:DJ:121:LYS:HE3	2.00	0.43
22:BA:2353:G:O2'	44:BW:31:LEU:CD2	2.67	0.43
22:DA:1255:U:H6	22:DA:1255:U:H2'	1.56	0.43
22:DA:528:A:O2'	22:DA:529:A:C5'	2.66	0.43
35:DN:38:LEU:HG	35:DN:42:LYS:HD2	2.01	0.43
35:DN:67:PHE:HE2	35:DN:73:ASN:ND2	2.17	0.43
47:DZ:11:SER:OG	47:DZ:13:ILE:HG13	2.18	0.43
4:AD:53:GLN:NE2	4:AD:201:GLU:HG2	2.33	0.43
22:DA:638:G:O2'	22:DA:639:U:C6	2.70	0.43
25:BD:103:ASP:C	25:BD:103:ASP:OD1	2.57	0.43
22:DA:216:A:C4	22:DA:217:A:N7	2.87	0.43
24:DC:141:HIS:HB3	24:DC:142:ASN:H	1.60	0.43
22:DA:444:C:H2'	22:DA:444:C:H6	1.57	0.43
22:DA:446:G:C4'	22:DA:447:A:OP1	2.66	0.43
22:DA:1565:C:C4	22:DA:1567:G:C2	3.07	0.43
1:AA:752:G:O2'	1:AA:753:A:P	2.77	0.43
57:DB:54:G:H21	58:DF:25:MET:CE	2.32	0.43
36:DO:30:ARG:NH2	36:DO:103:VAL:HG23	2.33	0.43
3:CC:22:PHE:CD2	10:CJ:97:ASP:HB2	2.54	0.43
53:CA:1089:G:H2'	53:CA:1090:U:O4'	2.19	0.43
54:CG:72:VAL:O	54:CG:140:VAL:CG1	2.67	0.43
32:DK:59:LYS:HG2	32:DK:89:ASN:HA	2.00	0.43
53:CA:1214:C:O2'	53:CA:1215:G:C5'	2.67	0.43
1:AA:1066:C:H5''	1:AA:1066:C:C6	2.52	0.43
2:AB:162:VAL:CG2	2:AB:184:ALA:CB	2.97	0.43
53:CA:1308:U:OP2	55:CM:97:ARG:HD3	2.19	0.43
22:DA:2686:G:H2'	22:DA:2687:U:C6	2.54	0.43
53:CA:261:U:O2'	53:CA:263:A:N7	2.42	0.43
53:CA:696:A:C5	53:CA:697:U:C5	3.06	0.43
53:CA:796:C:H4'	11:CK:126:ARG:HH21	1.83	0.43
21:CU:38:GLU:CA	21:CU:40:PRO:HD2	2.48	0.43
5:CE:95:MET:CE	5:CE:143:LEU:HD21	2.48	0.43

Continued on next page...

Continued from previous page...

Atom-1	Atom-2	Distance(Å)	Clash(Å)
22:BA:2504:U:C5	60:BA:3135:CLY:H151	2.54	0.43
22:BA:1022:G:C6	22:BA:1140:C:C4	3.07	0.43
44:DW:23:LYS:HD2	44:DW:24:ARG:HB2	2.00	0.43
22:DA:412:A:N6	22:DA:2411:A:H2'	2.34	0.43
10:AJ:80:THR:HG22	10:AJ:82:LYS:H	1.83	0.43
27:BF:134:GLN:C	27:BF:136:ILE:N	2.72	0.43
53:CA:1452:C:H5'	53:CA:1453:G:C5	2.53	0.43
53:CA:146:G:H2'	53:CA:147:G:H5'	2.01	0.43
40:DS:40:ASN:OD1	40:DS:41:LYS:N	2.52	0.43
22:DA:2656:U:O2'	22:DA:2657:A:H5'	2.19	0.43
22:DA:2658:C:H5''	28:DG:157:LYS:HD3	2.01	0.43
28:BG:59:ASP:O	28:BG:62:ALA:HB3	2.18	0.43
22:DA:2756:U:C2'	22:DA:2757:A:H5'	2.46	0.43
53:CA:159:G:H2'	53:CA:159:G:N3	2.34	0.43
25:BD:158:GLY:O	25:BD:159:LYS:C	2.57	0.43
22:DA:125:A:OP2	50:D2:19:ARG:NH2	2.52	0.43
22:DA:128:C:H2'	22:DA:129:C:C6	2.53	0.43
58:DF:35:LEU:O	58:DF:36:ASN:HB2	2.18	0.43
53:CA:25:C:H2'	53:CA:26:A:C8	2.54	0.43
1:AA:1498:U:C4'	1:AA:1499:A:OP1	2.65	0.43
35:DN:24:MET:CG	35:DN:44:LEU:HD22	2.44	0.43
34:BM:136:MET:HE2	34:BM:136:MET:HB3	1.84	0.43
22:DA:2458:G:H2'	22:DA:2490:G:N1	2.28	0.43
17:AQ:24:ILE:HB	17:AQ:41:THR:HB	2.01	0.43
34:DM:34:LYS:HD3	34:DM:131:VAL:CG2	2.49	0.43
22:BA:1858:A:N6	22:BA:1884:G:H1'	2.34	0.43
22:BA:1656:C:O5'	22:BA:1656:C:H6	2.01	0.43
19:AS:4:LEU:N	19:AS:4:LEU:HD12	2.33	0.43
22:DA:1794:A:C2	22:DA:1795:C:C2	3.07	0.43
4:AD:103:ARG:O	4:AD:167:PRO:HG2	2.18	0.43
22:DA:1717:A:HO2'	22:DA:1718:G:C4'	2.31	0.43
22:DA:2142:A:H3'	22:DA:2143:C:H4'	1.97	0.43
22:BA:1870:C:H3'	22:BA:1871:A:C2	2.53	0.43
22:DA:2636:C:H4'	25:DD:81:GLU:CD	2.39	0.43
22:BA:66:C:O2'	22:BA:67:U:H5'	2.18	0.43
25:DD:12:THR:HG22	25:DD:13:ARG:N	2.32	0.43
35:BN:2:ARG:HA	35:BN:5:LYS:HD2	2.00	0.43
22:BA:1415:U:O2	22:BA:1415:U:C2'	2.61	0.43
29:DH:71:LYS:HD2	29:DH:71:LYS:N	2.34	0.43
22:DA:243:U:OP2	51:D3:7:ARG:NH1	2.52	0.43
22:BA:619:G:C5'	22:BA:620:G:OP2	2.61	0.43
46:DY:22:LEU:CG	46:DY:23:ARG:NH1	2.82	0.43

Continued on next page...

Continued from previous page...

Atom-1	Atom-2	Distance(Å)	Clash(Å)
22:BA:783:A:C8	22:BA:784:G:H4'	2.54	0.43
39:BR:68:ARG:N	39:BR:93:PHE:CE2	2.87	0.43
22:BA:271:G:H4'	22:BA:272:A:OP1	2.18	0.43
40:BS:24:ILE:CG2	40:BS:71:VAL:HG11	2.49	0.43
10:AJ:92:LEU:O	10:AJ:93:ALA:HB3	2.19	0.43
34:BM:8:LYS:N	34:BM:8:LYS:CD	2.77	0.43
53:CA:203:G:H8	53:CA:203:G:O5'	2.02	0.43
1:AA:263:A:P	20:AT:73:ARG:HH11	2.41	0.43
30:BI:56:VAL:CG2	30:BI:68:PHE:HB2	2.49	0.43
1:AA:1055:A:N6	1:AA:1206:G:C6	2.87	0.43
22:BA:894:U:H2'	22:BA:895:U:H6	1.79	0.43
13:AM:30:LYS:O	13:AM:34:ALA:HB3	2.18	0.43
29:DH:53:GLU:C	29:DH:55:GLU:N	2.71	0.43
9:CI:109:GLN:CG	9:CI:110:VAL:H	2.31	0.43
22:BA:441:U:H2'	22:BA:442:G:C8	2.54	0.43
22:BA:2403:C:N3	22:BA:2415:G:C2	2.86	0.43
57:DB:81:G:O2'	57:DB:82:U:H5'	2.19	0.43
22:BA:164:C:H6	22:BA:164:C:H5''	1.83	0.43
48:B0:8:THR:OG1	48:B0:10:SER:HB3	2.18	0.43
25:BD:181:ASP:OD2	25:BD:184:ARG:HD2	2.19	0.43
22:DA:167:A:H3'	22:DA:168:G:H8	1.84	0.43
22:DA:1426:G:H5'	22:DA:1427:A:OP2	2.18	0.43
22:BA:2531:A:C6	22:BA:2532:G:C5	3.06	0.43
22:BA:1433:A:H2'	22:BA:1434:A:O4'	2.18	0.43
40:BS:20:VAL:HG11	40:BS:44:ALA:HA	2.01	0.43
14:CN:26:LEU:C	14:CN:26:LEU:HD23	2.38	0.43
1:AA:729:A:C5	1:AA:730:G:C8	3.07	0.43
4:CD:53:GLN:HB3	4:CD:202:LEU:HD12	2.01	0.43
22:DA:294:A:N1	22:DA:346:A:N1	2.67	0.43
12:CL:54:VAL:O	12:CL:61:GLU:HA	2.18	0.43
56:CP:12:LYS:HG2	56:CP:13:LYS:HG2	2.01	0.43
27:BF:20:ASN:OD1	27:BF:20:ASN:O	2.37	0.43
22:DA:2370:G:C6	22:DA:2371:G:C5	3.07	0.43
29:DH:43:ASN:O	29:DH:47:PHE:CD2	2.72	0.43
2:CB:202:ASN:HB3	2:CB:203:ASP:H	1.73	0.43
3:CC:71:ARG:HH12	3:CC:74:ILE:HB	1.83	0.43
22:BA:2374:C:C2'	22:BA:2375:G:H5'	2.48	0.43
39:BR:70:GLU:O	39:BR:71:LYS:C	2.57	0.43
53:CA:833:G:N2	53:CA:854:U:H1'	2.34	0.43
22:BA:1306:C:O2	22:BA:1306:C:C2'	2.66	0.43
28:DG:38:ASP:O	28:DG:39:ALA:HB2	2.18	0.43
22:DA:266:G:C2'	22:DA:267:C:O5'	2.66	0.43

Continued on next page...

Continued from previous page...

Atom-1	Atom-2	Distance(Å)	Clash(Å)
22:DA:718:A:C3'	22:DA:719:C:H5'	2.49	0.43
27:BF:125:GLY:HA3	27:BF:159:ALA:HB3	2.01	0.43
22:BA:2205:A:O2'	22:BA:2206:C:H5'	2.18	0.43
29:BH:120:GLY:O	29:BH:121:VAL:CG2	2.67	0.43
26:DE:12:LEU:O	26:DE:13:THR:HB	2.18	0.43
25:BD:24:VAL:HA	25:BD:189:VAL:O	2.19	0.43
1:AA:40:C:O2	1:AA:40:C:H2'	2.18	0.43
18:CR:23:LYS:H	18:CR:23:LYS:HG2	1.57	0.43
15:CO:27:GLN:O	15:CO:30:LEU:HB2	2.18	0.43
15:CO:30:LEU:HA	15:CO:30:LEU:HD23	1.90	0.43
24:BC:118:GLY:O	24:BC:129:LEU:HD23	2.18	0.43
1:AA:626:G:H2'	1:AA:627:G:C8	2.54	0.43
22:BA:258:G:H2'	22:BA:259:G:H8	1.84	0.43
53:CA:1409:C:H5'	22:DA:1916:A:C6	2.53	0.43
22:DA:1338:G:O6	41:DT:66:LYS:CE	2.66	0.43
22:DA:1345:C:H3'	22:DA:1345:C:P	2.58	0.43
38:BQ:60:TRP:O	38:BQ:61:ILE:C	2.57	0.43
44:DW:14:ASP:O	44:DW:15:SER:HB2	2.18	0.43
5:AE:83:PRO:CB	5:AE:96:GLN:NE2	2.73	0.43
53:CA:1315:U:C5	53:CA:1316:G:N7	2.87	0.43
53:CA:1319:A:N6	53:CA:1323:G:N3	2.67	0.43
31:DJ:43:GLU:HG2	31:DJ:43:GLU:O	2.19	0.43
38:DQ:96:ASP:C	38:DQ:96:ASP:OD1	2.56	0.43
22:BA:855:G:N3	44:BW:23:LYS:CG	2.81	0.43
41:DT:3:ARG:CD	41:DT:42:GLU:HG2	2.41	0.43
50:D2:10:LEU:C	50:D2:10:LEU:HD23	2.38	0.43
22:DA:14:A:H2'	22:DA:15:G:C8	2.53	0.43
22:DA:831:G:O3'	33:DL:38:GLN:N	2.52	0.43
35:DN:34:ILE:O	35:DN:112:TYR:HA	2.18	0.43
35:DN:84:GLY:N	35:DN:85:PRO:CD	2.82	0.43
3:AC:76:ILE:HG12	3:AC:83:VAL:CG2	2.49	0.43
6:AF:3:HIS:CD2	6:AF:94:HIS:H	2.36	0.43
1:AA:559:A:H1'	1:AA:561:U:H2'	2.00	0.43
5:AE:154:ALA:HB3	5:AE:155:LYS:HE3	2.00	0.43
24:DC:115:ILE:HB	24:DC:126:GLY:O	2.19	0.43
22:DA:1361:G:H2'	22:DA:1362:C:C5'	2.48	0.43
22:DA:1371:G:C2	22:DA:1372:U:C5	3.06	0.43
38:DQ:4:LYS:HD2	38:DQ:7:VAL:HG22	1.98	0.43
32:DK:121:GLU:O	32:DK:122:VAL:C	2.57	0.43
32:DK:21:CYS:SG	32:DK:39:ILE:HG22	2.59	0.43
1:AA:393:A:OP2	16:AP:12:LYS:HD2	2.18	0.43
9:AI:31:GLN:O	9:AI:32:ARG:HB2	2.18	0.43

Continued on next page...

Continued from previous page...

Atom-1	Atom-2	Distance(Å)	Clash(Å)
22:DA:303:G:O2'	22:DA:304:U:H6	1.97	0.43
22:DA:323:C:H6	26:DE:165:HIS:NE2	2.17	0.43
2:AB:199:ILE:HA	2:AB:200:PRO:HD2	1.86	0.43
32:DK:8:LEU:HD12	32:DK:8:LEU:N	2.33	0.43
10:AJ:36:VAL:HA	10:AJ:76:ILE:HA	2.01	0.43
53:CA:130:A:O2'	53:CA:263:A:O2'	2.18	0.43
58:DF:146:ASP:HB3	58:DF:147:ARG:H	1.61	0.43
1:AA:1361:G:C2'	1:AA:1362:A:C5'	2.93	0.43
14:AN:15:LEU:HA	14:AN:18:LYS:HD2	2.00	0.43
22:DA:1517:G:N2	22:DA:1732:C:C5	2.87	0.43
22:DA:1722:A:O2'	22:DA:1723:G:O4'	2.37	0.43
22:DA:855:G:O2'	44:DW:23:LYS:HD3	2.19	0.43
16:AP:3:THR:CG2	16:AP:4:ILE:N	2.80	0.43
22:DA:1555:G:O2'	22:DA:1556:C:C5'	2.51	0.43
2:CB:19:THR:CG2	2:CB:37:VAL:HG23	2.29	0.43
22:DA:647:G:C8	22:DA:648:G:N7	2.87	0.43
12:CL:113:ARG:CZ	12:CL:120:ARG:HA	2.49	0.43
58:DF:43:ILE:CG2	58:DF:44:ALA:H	2.09	0.43
22:BA:1904:G:C2'	22:BA:1905:C:H5'	2.49	0.43
1:AA:87:C:O2'	1:AA:88:U:O4'	2.36	0.43
31:BJ:54:ILE:O	31:BJ:54:ILE:CG1	2.67	0.43
53:CA:1059:C:O2'	53:CA:1060:U:H5'	2.19	0.43
22:BA:1511:G:N2	22:BA:1512:C:C2	2.87	0.43
1:AA:1157:A:C6	1:AA:1180:A:C5	3.07	0.43
12:CL:79:ILE:HD12	12:CL:96:THR:HG22	1.92	0.43
14:AN:30:ILE:HG22	14:AN:31:SER:N	2.33	0.43
41:DT:29:THR:CB	41:DT:87:LEU:H	2.16	0.43
4:AD:117:VAL:HG12	4:AD:130:ASN:O	2.19	0.43
1:AA:1467:C:H2'	1:AA:1468:A:C8	2.54	0.43
50:D2:18:PHE:O	50:D2:19:ARG:C	2.57	0.43
22:DA:119:A:H5'	22:DA:120:U:OP1	2.19	0.43
22:DA:117:G:C4'	22:DA:126:A:C2	3.02	0.43
58:DF:94:ARG:HD3	58:DF:97:GLU:OE2	2.19	0.43
1:AA:705:G:H2'	1:AA:706:A:C5'	2.49	0.43
53:CA:322:C:O2'	20:CT:17:ARG:HG3	2.19	0.43
22:BA:1437:C:H2'	22:BA:1438:U:C6	2.53	0.43
53:CA:560:A:H4'	53:CA:561:U:H5''	2.01	0.43
22:BA:1496:A:H2'	22:BA:1498:C:N4	2.34	0.43
30:DI:60:VAL:HG22	30:DI:66:PHE:HE2	1.84	0.43
17:AQ:40:THR:CG2	17:AQ:41:THR:N	2.82	0.43
47:BZ:33:HIS:O	47:BZ:34:THR:HB	2.19	0.43
22:DA:1281:G:C2	22:DA:1290:C:N3	2.87	0.43

Continued on next page...

Continued from previous page...

Atom-1	Atom-2	Distance(Å)	Clash(Å)
3:CC:179:ALA:HB1	3:CC:202:PHE:CD1	2.53	0.43
4:AD:149:LYS:O	4:AD:151:GLN:OE1	2.36	0.43
2:CB:26:MET:CE	2:CB:29:PHE:CE2	3.01	0.43
53:CA:1294:G:C2'	53:CA:1295:U:O5'	2.67	0.43
1:AA:1439:G:C6	1:AA:1440:U:C2	3.06	0.43
3:AC:33:ASP:O	3:AC:37:LYS:CB	2.67	0.43
45:DX:44:ARG:HH11	45:DX:44:ARG:HB3	1.84	0.43
24:BC:225:ASN:HB3	24:BC:226:PRO:HD2	2.01	0.43
22:BA:273:G:O2'	22:BA:274:C:O4'	2.36	0.43
53:CA:184:G:H2'	53:CA:185:U:C5	2.54	0.43
22:DA:64:A:H2'	22:DA:65:U:C6	2.54	0.43
25:DD:73:VAL:HG22	25:DD:74:GLU:N	2.34	0.43
22:BA:118:A:N3	22:BA:178:G:H1'	2.34	0.43
34:BM:54:THR:O	34:BM:56:ALA:HB3	2.19	0.43
24:DC:67:LYS:HG2	24:DC:150:GLY:HA2	2.00	0.43
17:CQ:25:GLU:HG3	17:CQ:40:THR:HG22	2.01	0.43
1:AA:882:C:O2'	1:AA:883:C:H5'	2.19	0.43
23:BB:109:A:H2'	23:BB:110:C:H6	1.82	0.43
22:BA:2817:U:H1'	22:BA:2836:U:O2	2.19	0.43
22:DA:3:U:C4	22:DA:4:U:C5	3.07	0.43
22:BA:161:A:P	22:BA:162:U:H3'	2.59	0.43
22:DA:522:A:H2'	22:DA:523:C:H6	1.81	0.43
22:DA:982:C:H3'	22:DA:982:C:O2	2.19	0.43
34:BM:21:ALA:HA	34:BM:97:GLN:HG2	2.01	0.43
44:BW:11:ASN:C	44:BW:12:GLY:O	2.57	0.43
22:DA:352:A:H3'	22:DA:353:C:C4'	2.49	0.43
1:AA:122:G:O5'	1:AA:122:G:H8	2.02	0.43
8:AH:110:MET:SD	8:AH:115:ALA:HA	2.58	0.43
22:DA:2563:U:O2	22:DA:2566:A:N7	2.52	0.43
8:AH:66:GLN:C	8:AH:68:LYS:H	2.21	0.43
22:BA:398:C:H2'	22:BA:399:U:O5'	2.19	0.43
18:AR:20:ILE:H	18:AR:20:ILE:HG13	1.67	0.43
50:B2:10:LEU:O	50:B2:10:LEU:HD12	2.19	0.43
28:DG:135:ALA:O	28:DG:136:ASP:HB2	2.17	0.43
22:BA:993:G:C6	22:BA:1162:G:C6	3.06	0.43
14:CN:61:ASN:CG	14:CN:72:PHE:CZ	2.93	0.43
22:BA:1015:U:C2'	22:BA:1016:G:H5'	2.49	0.43
44:DW:14:ASP:C	44:DW:16:GLU:H	2.23	0.43
37:BP:58:PHE:HE2	37:BP:75:THR:HG22	1.84	0.43
5:AE:131:ASN:HA	5:AE:132:PRO:HD2	1.74	0.43
5:AE:82:HIS:CE1	8:AH:95:MET:HE3	2.53	0.43
53:CA:974:A:H5"	14:CN:70:HIS:ND1	2.34	0.43

Continued on next page...

Continued from previous page...

Atom-1	Atom-2	Distance(Å)	Clash(Å)
44:BW:35:ILE:O	44:BW:37:VAL:HG23	2.19	0.43
44:BW:67:LYS:C	44:BW:67:LYS:HE2	2.40	0.43
32:BK:54:LYS:C	32:BK:56:ASP:H	2.22	0.43
22:DA:191:A:O2'	22:DA:192:C:H5'	2.18	0.43
22:DA:2819:G:H1'	22:DA:2828:G:N2	2.33	0.43
22:DA:527:C:C2'	22:DA:527:C:O2	2.56	0.43
22:DA:531:C:O5'	22:DA:532:A:C8	2.70	0.43
39:BR:39:LEU:O	39:BR:40:MET:HB2	2.18	0.43
57:DB:69:G:H2'	57:DB:70:C:H6	1.84	0.43
22:DA:2135:A:O2'	22:DA:2136:G:O4'	2.37	0.43
38:DQ:86:SER:O	38:DQ:87:VAL:C	2.57	0.43
24:DC:161:VAL:HG12	24:DC:162:GLN:N	2.33	0.43
22:DA:2218:G:C5	22:DA:2219:U:C5	3.07	0.43
22:BA:747:U:C6	22:BA:2613:U:C5	3.07	0.43
1:AA:752:G:H1'	1:AA:754:C:N4	2.34	0.43
57:DB:59:A:H2'	57:DB:60:C:C6	2.54	0.43
53:CA:1129:C:N3	53:CA:1139:G:C6	2.87	0.43
2:CB:206:ILE:C	2:CB:208:ALA:H	2.23	0.43
22:DA:663:G:H5''	22:DA:664:G:OP2	2.18	0.43
22:BA:945:A:C5'	22:BA:946:C:OP2	2.67	0.43
22:DA:82:U:H2'	22:DA:83:A:C4'	2.49	0.43
41:BT:17:SER:O	41:BT:18:GLU:HB3	2.19	0.43
3:CC:190:THR:HB	3:CC:193:GLY:O	2.18	0.43
3:CC:191:THR:HB	3:CC:192:TYR:CE1	2.54	0.43
27:BF:43:ILE:HA	27:BF:82:TYR:CZ	2.54	0.43
28:BG:102:ILE:N	28:BG:114:HIS:O	2.51	0.43
1:AA:749:A:H2'	1:AA:750:C:C6	2.54	0.43
49:D1:22:THR:HG23	49:D1:23:THR:N	2.33	0.43
25:DD:177:VAL:HA	25:DD:188:LEU:O	2.19	0.43
25:DD:180:VAL:HG22	25:DD:187:LEU:HD13	2.01	0.43
22:BA:2489:U:C4	22:BA:2490:G:C6	3.07	0.43
22:DA:2344:U:O2'	22:DA:2345:G:C5'	2.67	0.43
2:CB:163:ILE:HA	2:CB:185:ILE:HG12	2.01	0.43
54:CG:89:GLU:O	54:CG:90:VAL:HG13	2.18	0.43
22:DA:2533:U:H4'	22:DA:2664:G:H4'	2.01	0.43
22:DA:2532:G:O2'	22:DA:2657:A:N1	2.52	0.43
22:DA:1783:A:N1	22:DA:2587:A:H2'	2.34	0.43
28:BG:53:PRO:HD3	28:BG:61:TRP:CZ3	2.54	0.43
2:CB:132:GLU:C	2:CB:134:LEU:H	2.22	0.43
2:CB:137:THR:O	2:CB:140:LEU:HB3	2.19	0.43
9:AI:79:ARG:NH1	9:AI:102:PHE:HD1	2.17	0.43
12:AL:42:LYS:O	12:AL:43:LYS:C	2.58	0.43

Continued on next page...

Continued from previous page...

Atom-1	Atom-2	Distance(Å)	Clash(Å)
22:DA:120:U:H5''	62:DA:3222:HOH:O	2.18	0.43
58:DF:97:GLU:HG2	58:DF:97:GLU:O	2.16	0.43
22:BA:2748:A:H1'	28:BG:66:THR:HG23	2.00	0.43
1:AA:684:U:C1'	11:AK:39:ASN:O	2.62	0.43
22:DA:1275:A:O2'	22:DA:1276:A:H1'	2.18	0.43
24:BC:7:PRO:C	24:BC:9:SER:H	2.22	0.43
34:BM:136:MET:HE2	43:BV:57:TYR:CD2	2.54	0.43
32:BK:80:ASP:OD2	37:BP:61:ARG:NH1	2.51	0.43
1:AA:32:A:C2'	1:AA:33:A:H8	2.29	0.43
42:BU:48:VAL:O	42:BU:48:VAL:HG13	2.18	0.43
22:BA:1591:A:H2'	22:BA:1592:C:C6	2.53	0.43
29:DH:4:ILE:O	29:DH:36:ALA:HB1	2.19	0.43
1:AA:718:A:C8	11:AK:117:HIS:CB	2.94	0.43
53:CA:1036:A:O2'	53:CA:1037:C:H5'	2.18	0.43
22:BA:616:A:HO2'	22:BA:617:G:H5'	1.77	0.43
53:CA:183:C:C2'	53:CA:183:C:O2	2.67	0.43
29:DH:78:VAL:HG21	29:DH:144:VAL:HG12	1.99	0.43
22:BA:1335:C:H2'	22:BA:1336:A:O5'	2.18	0.43
22:DA:848:C:H2'	22:DA:849:A:H8	1.84	0.43
36:BO:7:ARG:HD2	36:BO:97:PHE:CZ	2.54	0.43
30:BI:3:LYS:HD2	30:BI:4:VAL:H	1.82	0.43
53:CA:455:G:N2	53:CA:478:A:C2	2.87	0.43
4:CD:116:LEU:HD21	4:CD:153:ARG:HD3	2.00	0.43
20:AT:27:MET:HE1	20:AT:57:VAL:CG2	2.45	0.43
29:BH:81:ALA:CB	29:BH:146:VAL:HA	2.48	0.43
22:DA:373:U:O2'	22:DA:374:A:C8	2.72	0.43
27:BF:7:TYR:O	27:BF:11:VAL:HB	2.19	0.43
53:CA:882:C:N4	12:CL:5:GLN:HE21	2.16	0.43
22:DA:66:C:C4	22:DA:67:U:C4	3.06	0.43
22:BA:96:C:O2'	22:BA:97:C:H5'	2.19	0.43
5:CE:56:PRO:HG2	5:CE:57:ALA:H	1.83	0.43
22:BA:532:A:N3	22:BA:532:A:H2'	2.34	0.43
27:BF:76:PHE:O	27:BF:77:LYS:HB2	2.18	0.43
24:BC:90:ILE:HG21	24:BC:102:TYR:CD1	2.53	0.43
5:CE:48:GLY:HA3	5:CE:66:ALA:HB2	2.00	0.43
22:BA:2531:A:H5'	28:BG:156:TYR:CZ	2.53	0.43
43:DV:14:LYS:HD3	43:DV:18:ARG:HH11	1.84	0.43
22:BA:2786:U:C2'	22:BA:2787:C:H5'	2.49	0.43
1:AA:961:U:OP2	1:AA:1223:C:C1'	2.67	0.43
4:AD:123:MET:CA	4:AD:128:VAL:HA	2.45	0.43
1:AA:1364:U:C3'	1:AA:1365:G:H5'	2.49	0.43
34:DM:21:ALA:HB2	34:DM:98:PRO:O	2.19	0.43

Continued on next page...

Continued from previous page...

Atom-1	Atom-2	Distance(Å)	Clash(Å)
53:CA:744:C:O2'	53:CA:745:G:H5'	2.18	0.43
26:BE:151:GLY:CA	26:BE:192:ALA:HB2	2.47	0.43
1:AA:126:G:H2'	1:AA:127:G:O4'	2.18	0.43
28:DG:146:ASP:O	28:DG:149:ALA:HB3	2.19	0.43
25:BD:40:LEU:O	25:BD:41:ALA:C	2.57	0.43
19:AS:52:ASN:HB3	19:AS:74:ALA:HB1	2.01	0.43
22:DA:352:A:C4	22:DA:353:C:C1'	3.02	0.43
22:BA:2080:A:C5'	45:BX:18:SER:CB	2.97	0.43
22:DA:2206:C:H2'	22:DA:2207:C:H6	1.84	0.43
22:DA:2206:C:C2	22:DA:2207:C:C5	3.07	0.43
53:CA:27:G:C4	53:CA:557:G:N2	2.87	0.43
1:AA:773:G:H2'	1:AA:774:G:O5'	2.19	0.43
27:BF:24:VAL:CG2	27:BF:25:MET:N	2.81	0.43
22:BA:2486:C:H2'	22:BA:2487:G:O5'	2.18	0.43
46:DY:9:LYS:HB3	46:DY:12:GLU:HG3	2.00	0.43
52:B4:13:ASN:HB3	52:B4:28:SER:OG	2.19	0.43
3:CC:188:ALA:O	3:CC:194:VAL:HA	2.19	0.43
37:BP:42:PHE:C	37:BP:42:PHE:CD1	2.92	0.43
22:DA:1788:C:O5'	22:DA:1788:C:H6	2.01	0.43
22:DA:253:C:O5'	22:DA:253:C:H6	2.02	0.43
41:DT:53:VAL:HG21	41:DT:92:ASN:HD22	1.83	0.43
42:DU:48:VAL:C	42:DU:50:ALA:H	2.23	0.43
22:BA:1064:C:O2'	30:BI:89:SER:HB2	2.18	0.42
28:BG:148:ARG:HA	28:BG:161:VAL:HG11	2.01	0.42
53:CA:1495:U:O2'	53:CA:1496:C:H5'	2.19	0.42
53:CA:82:G:C5	53:CA:89:U:C4	3.07	0.42
31:BJ:4:PHE:C	31:BJ:4:PHE:CD1	2.89	0.42
22:DA:384:A:N6	22:DA:385:C:C2	2.87	0.42
44:DW:16:GLU:O	44:DW:17:ALA:HB3	2.20	0.42
53:CA:1092:A:N6	53:CA:1093:A:N6	2.66	0.42
53:CA:961:U:O2'	53:CA:962:C:C5'	2.67	0.42
53:CA:981:U:O4	53:CA:1222:G:O6	2.37	0.42
31:DJ:42:ALA:C	31:DJ:44:TYR:H	2.23	0.42
38:DQ:64:ILE:CD1	38:DQ:95:ALA:HB3	2.49	0.42
17:AQ:16:MET:O	17:AQ:19:SER:HB3	2.19	0.42
44:BW:16:GLU:HB2	44:BW:17:ALA:H	1.53	0.42
44:BW:45:HIS:HB2	44:BW:50:VAL:HG13	2.01	0.42
22:DA:139:U:N3	41:DT:1:MET:N	2.62	0.42
22:DA:59:U:O2'	22:DA:73:A:H2'	2.19	0.42
50:D2:9:VAL:CG1	50:D2:10:LEU:N	2.82	0.42
22:DA:528:A:H2	22:DA:2043:C:H5'	1.83	0.42
22:DA:2577:A:H1'	22:DA:2612:C:N3	2.34	0.42

Continued on next page...

Continued from previous page...

Atom-1	Atom-2	Distance(Å)	Clash(Å)
38:DQ:50:ARG:H	38:DQ:50:ARG:HD2	1.82	0.42
39:DR:89:HIS:CE1	39:DR:91:GLN:HB2	2.54	0.42
1:AA:548:G:O2'	1:AA:549:C:H5'	2.19	0.42
33:DL:132:ARG:CA	33:DL:135:ILE:HG22	2.49	0.42
33:DL:77:ILE:HG22	33:DL:78:ARG:N	2.34	0.42
57:DB:69:G:C5	57:DB:70:C:C6	3.07	0.42
57:DB:69:G:N9	57:DB:70:C:C6	2.86	0.42
57:DB:113:C:H1'	36:DO:45:SER:O	2.19	0.42
6:AF:39:LEU:HD12	6:AF:40:GLU:N	2.34	0.42
25:BD:178:VAL:N	25:BD:188:LEU:O	2.50	0.42
38:DQ:77:LYS:CE	38:DQ:116:LEU:HD11	2.48	0.42
39:DR:4:VAL:HG22	39:DR:40:MET:HB3	2.00	0.42
24:DC:141:HIS:HB3	24:DC:190:THR:HB	2.00	0.42
26:BE:149:ILE:HD12	26:BE:175:ILE:HB	2.01	0.42
26:BE:147:LEU:O	26:BE:168:ASP:O	2.37	0.42
22:BA:1239:G:H2'	22:BA:1240:U:O5'	2.18	0.42
53:CA:1258:G:O2'	53:CA:1259:C:C5'	2.64	0.42
1:AA:408:A:OP1	4:AD:109:THR:HG21	2.18	0.42
53:CA:738:C:C2	53:CA:739:C:C5	3.07	0.42
32:DK:69:VAL:HG12	32:DK:70:ARG:H	1.83	0.42
1:AA:449:G:C2'	1:AA:450:G:H5'	2.49	0.42
22:DA:302:C:O2'	22:DA:303:G:O5'	2.37	0.42
26:DE:131:THR:HG22	26:DE:161:ALA:N	2.33	0.42
22:DA:1993:U:O2'	22:DA:1994:C:H5'	2.18	0.42
22:DA:2686:G:C6	22:DA:2687:U:C4	3.07	0.42
25:DD:21:SER:CB	32:DK:73:ASP:O	2.67	0.42
20:CT:66:ILE:HD12	20:CT:70:LYS:HG2	2.00	0.42
58:DF:113:PHE:O	58:DF:114:ARG:HB3	2.19	0.42
22:DA:1476:U:H1'	22:DA:1732:C:O2	2.18	0.42
22:DA:1735:A:N3	22:DA:1736:U:C6	2.87	0.42
4:CD:55:ARG:NH1	4:CD:55:ARG:HG3	2.33	0.42
22:DA:859:G:H22	22:DA:916:G:H2'	1.81	0.42
24:DC:93:VAL:HG13	24:DC:94:LEU:H	1.83	0.42
24:DC:94:LEU:CD1	24:DC:100:ARG:CD	2.96	0.42
22:BA:1125:G:H5'	52:B4:37:GLN:HG3	1.99	0.42
53:CA:522:C:H41	12:CL:49:ARG:NH2	2.06	0.42
2:CB:162:VAL:HG11	2:CB:172:ILE:CD1	2.49	0.42
9:AI:18:VAL:HG21	9:AI:82:ILE:N	2.34	0.42
12:CL:73:LEU:HD23	12:CL:73:LEU:HA	1.83	0.42
22:DA:2758:A:H2'	22:DA:2759:G:C5'	2.40	0.42
1:AA:1468:A:O2'	1:AA:1469:C:H5''	2.19	0.42
28:BG:1:SER:HA	28:BG:5:LYS:HG3	1.99	0.42

Continued on next page...

Continued from previous page...

Atom-1	Atom-2	Distance(Å)	Clash(Å)
22:BA:2747:G:HO2'	28:BG:66:THR:HG22	1.84	0.42
53:CA:154:U:C2'	53:CA:155:A:C5'	2.94	0.42
53:CA:155:A:C6	53:CA:156:C:C4	3.06	0.42
30:BI:19:PRO:HB2	30:BI:22:PRO:HD2	2.02	0.42
38:BQ:8:ILE:C	38:BQ:8:ILE:CD1	2.70	0.42
22:DA:1364:G:H1'	22:DA:1368:G:H21	1.84	0.42
22:DA:1190:G:OP1	33:DL:32:GLY:HA2	2.19	0.42
31:DJ:97:PRO:C	31:DJ:99:ARG:H	2.22	0.42
29:BH:66:ASN:C	29:BH:68:ARG:N	2.72	0.42
4:CD:176:LYS:CG	4:CD:178:GLU:HB2	2.37	0.42
22:DA:1179:G:H2'	22:DA:1180:U:H6	1.84	0.42
22:DA:704:G:C2'	22:DA:726:G:N2	2.78	0.42
22:BA:1866:A:N1	22:BA:1876:A:C8	2.87	0.42
34:DM:136:MET:CE	43:DV:57:TYR:CD2	3.02	0.42
25:DD:9:VAL:O	25:DD:9:VAL:HG22	2.19	0.42
29:DH:6:LEU:HD13	29:DH:36:ALA:CA	2.42	0.42
29:DH:9:VAL:HG11	29:DH:12:LEU:HD12	2.01	0.42
53:CA:1003:G:N3	53:CA:1005:A:OP1	2.52	0.42
42:BU:10:VAL:CG1	42:BU:24:VAL:HG23	2.48	0.42
12:CL:23:LEU:HD11	12:CL:94:TYR:CE1	2.54	0.42
22:DA:496:G:H2'	22:DA:497:A:O4'	2.19	0.42
53:CA:511:C:C2	53:CA:512:U:C5	3.07	0.42
22:BA:1223:G:P	39:BR:68:ARG:NH1	2.92	0.42
51:B3:21:PHE:O	51:B3:22:LYS:CB	2.66	0.42
22:DA:2077:A:C6	22:DA:2435:A:N6	2.87	0.42
22:BA:2296:U:H4'	22:BA:2297:A:OP1	2.19	0.42
53:CA:1386:G:O2'	53:CA:1387:G:H5'	2.18	0.42
1:AA:1183:U:HO2'	1:AA:1184:G:P	2.42	0.42
22:DA:1819:A:H5'	24:DC:159:THR:HG21	2.01	0.42
39:DR:98:ILE:HD12	39:DR:98:ILE:N	2.34	0.42
22:BA:49:A:C5	22:BA:177:G:C5	3.07	0.42
39:BR:43:ASN:HB3	39:BR:44:GLY:H	1.61	0.42
57:DB:38:C:C2'	57:DB:39:A:H5'	2.49	0.42
22:DA:1983:G:O2'	22:DA:1984:G:H5'	2.19	0.42
22:BA:2417:C:C2	22:BA:2418:A:C8	3.07	0.42
53:CA:1514:G:H2'	53:CA:1515:G:C8	2.54	0.42
22:BA:1637:A:H4'	22:BA:2711:A:O2'	2.19	0.42
1:AA:1039:G:C6	1:AA:1040:U:C4	3.06	0.42
22:DA:1525:A:H2'	22:DA:1526:C:H5'	2.01	0.42
22:BA:2841:C:H2'	22:BA:2842:G:C8	2.54	0.42
30:DI:132:ALA:HB1	30:DI:137:LEU:HB2	2.00	0.42
22:BA:541:A:C6	22:BA:542:C:C4	3.07	0.42

Continued on next page...

Continued from previous page...

Atom-1	Atom-2	Distance(Å)	Clash(Å)
25:DD:61:THR:O	25:DD:64:GLU:N	2.50	0.42
33:DL:76:GLU:O	33:DL:76:GLU:CG	2.66	0.42
22:BA:148:U:H5''	22:BA:149:A:OP2	2.19	0.42
24:BC:70:LYS:HE2	24:BC:73:ILE:HG13	2.01	0.42
3:CC:87:ARG:HH11	3:CC:100:ILE:HG22	1.84	0.42
22:BA:170:U:H2'	22:BA:171:U:C6	2.50	0.42
53:CA:35:G:C6	53:CA:36:C:C4	3.07	0.42
55:CM:113:LYS:HD3	55:CM:113:LYS:C	2.39	0.42
53:CA:9:G:H8	53:CA:9:G:O5'	2.02	0.42
1:AA:234:C:O2'	1:AA:235:C:H5'	2.18	0.42
47:BZ:3:THR:C	47:BZ:4:ILE:HG22	2.39	0.42
7:AG:128:GLU:O	7:AG:129:ASN:C	2.57	0.42
22:BA:2901:C:OP2	22:BA:2901:C:H6	2.02	0.42
22:DA:2744:G:C4	22:DA:2761:A:N1	2.87	0.42
50:B2:8:SER:OG	50:B2:11:LYS:HG3	2.19	0.42
35:BN:59:SER:O	35:BN:60:VAL:C	2.55	0.42
53:CA:187:G:N2	53:CA:190:A:OP2	2.52	0.42
43:BV:42:LEU:HD13	43:BV:47:VAL:HG21	2.01	0.42
22:DA:2085:U:H2'	22:DA:2086:U:H5'	1.99	0.42
53:CA:1022:A:H2'	53:CA:1023:U:H6	1.84	0.42
22:BA:2076:U:O2	22:BA:2076:U:O4'	2.37	0.42
30:BI:59:THR:HG22	30:BI:61:TYR:CE2	2.53	0.42
22:DA:2221:G:C6	22:DA:2222:C:C4	3.07	0.42
30:DI:64:ARG:HB2	30:DI:64:ARG:NH1	2.34	0.42
22:BA:1358:G:O2'	22:BA:1359:A:H5'	2.19	0.42
22:DA:2805:C:H2'	22:DA:2806:C:C6	2.54	0.42
22:BA:2478:A:H5'	52:B4:32:LYS:HD3	2.01	0.42
1:AA:118:U:O4	1:AA:289:G:H4'	2.19	0.42
28:BG:144:ALA:O	28:BG:145:ALA:C	2.57	0.42
53:CA:846:G:O2'	53:CA:847:G:H5'	2.19	0.42
28:BG:169:ARG:C	28:BG:170:THR:HG23	2.39	0.42
6:CF:30:THR:O	6:CF:30:THR:HG22	2.19	0.42
35:BN:30:ARG:HE	35:BN:30:ARG:HB2	1.57	0.42
34:DM:10:ARG:HG3	34:DM:10:ARG:HH21	1.84	0.42
12:AL:7:VAL:HG22	17:AQ:30:HIS:CD2	2.54	0.42
1:AA:272:C:H2'	1:AA:273:U:H6	1.83	0.42
22:BA:1060:U:H5''	22:BA:1061:U:H5'	2.00	0.42
22:BA:1062:G:O2'	22:BA:1063:G:O4'	2.36	0.42
22:BA:1080:A:H2'	22:BA:1081:U:H6	1.83	0.42
22:BA:1084:A:C4	22:BA:1085:A:C8	3.07	0.42
22:BA:1106:G:C4	22:BA:1107:G:C8	3.07	0.42
53:CA:1217:C:O2'	53:CA:1218:C:O5'	2.37	0.42

Continued on next page...

Continued from previous page...

Atom-1	Atom-2	Distance(Å)	Clash(Å)
31:BJ:113:PRO:HD3	31:BJ:116:ARG:NH1	2.34	0.42
22:DA:1394:U:C3'	22:DA:1394:U:C6	3.02	0.42
53:CA:80:A:C5	53:CA:81:A:H1'	2.53	0.42
1:AA:173:U:H5''	1:AA:174:A:OP2	2.19	0.42
22:BA:1004:U:C2'	22:BA:1005:C:OP2	2.67	0.42
22:BA:1000:A:C6	22:BA:1155:A:C8	3.07	0.42
22:DA:250:G:O6	22:DA:386:G:N1	2.50	0.42
44:DW:17:ALA:O	44:DW:18:LYS:CB	2.47	0.42
22:BA:2845:U:O2'	22:BA:2846:G:H5'	2.19	0.42
1:AA:75:G:N3	1:AA:76:G:H1'	2.35	0.42
1:AA:689:C:H2'	1:AA:690:G:H5'	2.01	0.42
38:DQ:61:ILE:HD12	38:DQ:61:ILE:N	2.34	0.42
46:DY:42:LEU:HD23	46:DY:42:LEU:O	2.18	0.42
22:DA:976:G:H5'	22:DA:1156:A:C6	2.54	0.42
22:DA:577:G:H2'	22:DA:578:G:C8	2.54	0.42
22:DA:671:C:O2'	22:DA:672:C:OP2	2.37	0.42
22:DA:976:G:O2'	22:DA:977:G:H5'	2.19	0.42
4:AD:195:ASN:HB3	4:AD:196:GLU:H	1.69	0.42
22:DA:605:G:O2'	22:DA:606:U:H5'	2.19	0.42
22:DA:617:G:O2'	22:DA:618:G:O5'	2.37	0.42
57:DB:11:C:C5	57:DB:12:C:C5	3.07	0.42
53:CA:237:G:C6	53:CA:238:A:C5	3.07	0.42
10:AJ:51:VAL:O	10:AJ:62:ARG:HA	2.19	0.42
22:DA:184:C:H2'	22:DA:185:G:H8	1.82	0.42
24:DC:149:LYS:HE3	24:DC:152:GLN:OE1	2.18	0.42
50:D2:34:ARG:NH1	50:D2:39:ARG:HG2	2.33	0.42
22:DA:1371:G:N3	22:DA:1372:U:C5	2.87	0.42
24:DC:2:VAL:HB	24:DC:3:VAL:H	1.59	0.42
1:AA:654:G:C5	1:AA:753:A:C5	3.07	0.42
43:BV:81:PRO:HB2	43:BV:82:TYR:CD2	2.55	0.42
30:DI:76:ALA:O	30:DI:135:MET:CE	2.66	0.42
38:DQ:4:LYS:HE3	38:DQ:7:VAL:H	1.80	0.42
32:DK:113:MET:O	32:DK:116:ILE:CG1	2.68	0.42
26:DE:153:LEU:HD23	26:DE:154:ASP:N	2.34	0.42
49:B1:38:PHE:CZ	49:B1:43:ARG:HA	2.53	0.42
53:CA:33:A:N3	53:CA:34:C:C6	2.88	0.42
41:BT:27:SER:O	41:BT:28:ASN:OD1	2.37	0.42
41:BT:61:LEU:HG	41:BT:82:LYS:HB3	2.01	0.42
1:AA:1240:U:N3	7:AG:29:LEU:CD2	2.80	0.42
1:AA:414:A:N6	1:AA:431:A:C4	2.87	0.42
1:AA:977:A:C2	1:AA:1362:A:N6	2.87	0.42
22:DA:1510:G:N2	22:DA:1511:G:N3	2.66	0.42

Continued on next page...

Continued from previous page...

Atom-1	Atom-2	Distance(Å)	Clash(Å)
22:DA:1512:C:C5	22:DA:1513:U:C5	3.07	0.42
22:DA:1439:A:N7	22:DA:1440:U:O4'	2.51	0.42
10:AJ:81:GLU:HA	10:AJ:84:VAL:HG12	2.01	0.42
27:BF:133:GLU:N	27:BF:150:GLY:CA	2.82	0.42
53:CA:501:C:H1'	53:CA:549:C:O2'	2.19	0.42
58:DF:41:GLU:HG2	58:DF:42:ALA:N	2.23	0.42
53:CA:734:G:N2	18:CR:63:TYR:CE2	2.87	0.42
22:DA:311:A:H61	22:DA:330:A:C5'	2.31	0.42
45:BX:29:LEU:HB2	45:BX:30:PRO:HD3	2.00	0.42
46:BY:7:ARG:HG3	46:BY:7:ARG:O	2.18	0.42
22:BA:572:A:H2'	22:BA:573:U:O4'	2.19	0.42
53:CA:1190:G:OP1	3:CC:3:LYS:HA	2.19	0.42
3:CC:149:LYS:O	3:CC:200:TRP:HE3	2.01	0.42
9:AI:82:ILE:O	9:AI:86:LEU:N	2.51	0.42
22:DA:55:G:C2	22:DA:116:C:N3	2.87	0.42
22:DA:117:G:C6	22:DA:119:A:N1	2.87	0.42
57:DB:47:C:H5''	57:DB:48:U:OP2	2.19	0.42
28:BG:27:GLY:O	28:BG:29:ASN:O	2.37	0.42
4:CD:106:PHE:HB3	4:CD:154:VAL:CG2	2.49	0.42
28:DG:94:ARG:CZ	28:DG:105:SER:HB2	2.49	0.42
1:AA:1343:G:O3'	9:AI:123:ARG:CB	2.66	0.42
22:DA:1867:G:C2	22:DA:1868:C:C2	3.07	0.42
22:DA:1364:G:N3	22:DA:1368:G:N2	2.67	0.42
33:DL:124:GLY:N	33:DL:143:GLU:HG3	2.20	0.42
22:BA:479:A:C2	22:BA:480:A:C2	3.07	0.42
53:CA:411:A:H4'	53:CA:412:A:OP1	2.15	0.42
3:CC:15:LYS:HG3	3:CC:16:PRO:HD2	1.99	0.42
28:DG:117:PRO:HD2	28:DG:120:ILE:CG2	2.50	0.42
22:DA:2582:G:N2	22:DA:2583:G:C8	2.88	0.42
53:CA:1397:C:H5''	53:CA:1398:A:C8	2.54	0.42
22:DA:443:A:H2'	26:DE:40:ARG:NE	2.34	0.42
19:AS:41:PRO:C	19:AS:43:MET:H	2.21	0.42
22:DA:1112:G:O2'	22:DA:1113:U:H5'	2.18	0.42
1:AA:489:C:O2'	1:AA:490:C:H5'	2.19	0.42
30:BI:53:PRO:HB2	30:BI:74:PRO:CG	2.49	0.42
29:BH:131:SER:CB	29:BH:139:PHE:HD2	2.30	0.42
24:BC:237:ARG:O	24:BC:238:ASN:HB2	2.19	0.42
53:CA:208:U:C4	53:CA:212:G:N1	2.87	0.42
58:DF:8:LYS:HG3	58:DF:12:VAL:HG21	2.00	0.42
35:DN:51:LEU:HD23	35:DN:51:LEU:HA	1.88	0.42
24:DC:177:SER:O	24:DC:270:ARG:HG3	2.19	0.42
20:AT:26:MET:HE3	20:AT:56:ILE:HD11	1.95	0.42

Continued on next page...

Continued from previous page...

Atom-1	Atom-2	Distance(Å)	Clash(Å)
30:DI:106:GLN:O	30:DI:106:GLN:HG3	2.19	0.42
45:DX:61:LYS:O	45:DX:65:THR:HB	2.20	0.42
22:BA:2805:C:C4	22:BA:2806:C:C4	3.07	0.42
6:CF:47:LEU:HD22	18:CR:65:SER:HB3	2.00	0.42
22:BA:12:U:C2'	22:BA:13:A:O5'	2.66	0.42
1:AA:935:A:O2'	1:AA:936:C:O4'	2.30	0.42
1:AA:564:C:O2'	1:AA:565:U:C5'	2.67	0.42
22:DA:1598:A:C2	22:DA:1599:U:C2	3.07	0.42
22:BA:1669:A:N3	22:BA:1669:A:C2'	2.82	0.42
22:DA:1353:A:C2	22:DA:1378:A:C2	3.07	0.42
1:AA:82:G:H2'	1:AA:83:C:H4'	2.01	0.42
55:CM:6:ILE:HD12	55:CM:7:ASN:OD1	2.19	0.42
22:BA:1853:A:C5	22:BA:1889:A:C6	3.07	0.42
22:DA:961:C:C5	22:DA:2456:C:O4'	2.66	0.42
4:CD:102:TYR:C	4:CD:104:MET:H	2.21	0.42
1:AA:1449:C:H2'	1:AA:1450:U:H5'	2.00	0.42
22:DA:1500:G:H2'	22:DA:1501:G:O5'	2.19	0.42
29:BH:104:THR:O	29:BH:104:THR:HG23	2.17	0.42
10:AJ:7:ARG:O	10:AJ:100:ILE:HA	2.19	0.42
18:CR:51:GLN:CA	18:CR:51:GLN:OE1	2.68	0.42
50:D2:23:ALA:O	50:D2:24:THR:CB	2.67	0.42
22:DA:1766:G:H2'	22:DA:1767:G:O5'	2.20	0.42
53:CA:580:C:H2'	53:CA:581:G:C8	2.54	0.42
9:AI:113:LYS:HG2	9:AI:114:LYS:H	1.83	0.42
53:CA:386:C:C4	53:CA:387:U:C5	3.07	0.42
22:DA:1419:A:N7	22:DA:1421:G:C6	2.88	0.42
22:BA:1522:A:H1'	22:BA:1524:G:C5	2.54	0.42
15:AO:2:LEU:O	15:AO:3:SER:C	2.57	0.42
22:BA:2794:C:H2'	22:BA:2795:C:C6	2.54	0.42
22:BA:2795:C:H2'	22:BA:2796:U:H6	1.84	0.42
1:AA:810:C:O2'	1:AA:811:C:H5'	2.19	0.42
22:DA:1835:G:C5	22:DA:1836:C:C5	3.06	0.42
22:DA:282:A:C6	22:DA:283:G:C5	3.07	0.42
22:BA:1148:U:C6	22:BA:1148:U:H3'	2.54	0.42
1:AA:647:C:O2'	1:AA:648:A:H5'	2.19	0.42
53:CA:1442:G:H2'	53:CA:1443:C:H6	1.84	0.42
28:BG:44:HIS:O	28:BG:45:ALA:O	2.37	0.42
50:D2:1:MET:HG3	50:D2:2:LYS:N	2.34	0.42
22:DA:2048:G:C6	22:DA:2049:G:C5	3.08	0.42
27:BF:56:LEU:HA	27:BF:56:LEU:HD23	1.78	0.42
53:CA:240:G:H5''	53:CA:240:G:H8	1.83	0.42
33:BL:3:LEU:HD23	33:BL:3:LEU:HA	1.81	0.42

Continued on next page...

Continued from previous page...

Atom-1	Atom-2	Distance(Å)	Clash(Å)
28:BG:83:THR:O	28:BG:84:LYS:HB3	2.18	0.42
22:BA:2197:U:O2'	22:BA:2198:A:C3'	2.64	0.42
22:DA:1398:C:O2'	22:DA:1399:C:H6	2.01	0.42
22:BA:1153:C:H2'	22:BA:1154:G:C8	2.54	0.42
22:BA:2846:G:OP1	37:BP:50:ARG:O	2.37	0.42
22:BA:2846:G:P	37:BP:51:ASN:HB2	2.59	0.42
53:CA:1092:A:N6	53:CA:1093:A:C6	2.88	0.42
53:CA:1269:A:C2'	53:CA:1270:G:H5'	2.50	0.42
31:DJ:44:TYR:O	31:DJ:44:TYR:HD2	2.02	0.42
44:BW:53:GLY:O	44:BW:56:HIS:N	2.51	0.42
44:BW:67:LYS:HE2	44:BW:67:LYS:HA	2.01	0.42
32:BK:3:GLN:O	32:BK:6:THR:HB	2.19	0.42
22:DA:1255:U:O2'	22:DA:1256:G:OP1	2.35	0.42
22:DA:1265:A:C4	22:DA:1267:U:C4	3.08	0.42
22:DA:1270:C:H5''	22:DA:1271:G:OP1	2.19	0.42
22:DA:2882:A:P	35:DN:96:ARG:HD3	2.59	0.42
22:DA:946:C:O2'	22:DA:947:A:O5'	2.38	0.42
22:DA:971:G:H2'	22:DA:972:A:C5'	2.46	0.42
22:BA:1180:U:H2'	22:BA:1181:U:C6	2.54	0.42
22:DA:617:G:O2'	22:DA:618:G:O4'	2.37	0.42
33:DL:112:LEU:HD23	33:DL:112:LEU:H	1.84	0.42
2:AB:44:LYS:HD2	2:AB:44:LYS:HA	1.92	0.42
57:DB:19:C:H2'	57:DB:20:G:C8	2.53	0.42
11:CK:74:LYS:HD2	11:CK:104:PHE:HE1	1.83	0.42
25:BD:97:SER:OG	25:BD:98:VAL:N	2.52	0.42
22:DA:37:C:O2'	26:DE:45:ALA:HB2	2.20	0.42
26:DE:46:GLN:CB	26:DE:86:ALA:HB1	2.48	0.42
22:BA:743:A:C2'	22:BA:744:U:H5'	2.49	0.42
15:AO:15:GLY:O	15:AO:17:ASP:N	2.52	0.42
53:CA:1278:G:C4'	53:CA:1279:G:H5'	2.45	0.42
22:DA:1062:G:O2'	22:DA:1063:G:H8	2.01	0.42
22:DA:1103:A:H3'	22:DA:1104:C:C6	2.54	0.42
32:DK:113:MET:HA	32:DK:116:ILE:HD11	2.01	0.42
3:AC:10:ARG:O	3:AC:11:LEU:C	2.58	0.42
22:DA:98:G:N3	22:DA:98:G:H2'	2.34	0.42
37:DP:54:LEU:HG	37:DP:54:LEU:O	2.18	0.42
53:CA:276:G:O2'	53:CA:277:C:O5'	2.37	0.42
22:DA:2841:C:H2'	22:DA:2842:G:C8	2.54	0.42
1:AA:1324:A:O2'	1:AA:1325:C:O4'	2.36	0.42
13:AM:5:GLY:HA3	13:AM:65:GLU:HG3	2.00	0.42
55:CM:65:GLU:H	55:CM:65:GLU:HG3	1.69	0.42
22:DA:2288:A:H4'	22:DA:2289:G:OP2	2.14	0.42

Continued on next page...

Continued from previous page...

Atom-1	Atom-2	Distance(Å)	Clash(Å)
2:CB:20:ARG:NE	2:CB:20:ARG:CA	2.82	0.42
25:DD:109:VAL:HB	25:DD:175:LEU:HD12	2.01	0.42
22:BA:2458:G:H2'	22:BA:2490:G:H1	1.84	0.42
22:BA:2489:U:O2	22:BA:2491:U:C4	2.73	0.42
22:BA:2032:G:N2	22:BA:2572:A:OP2	2.50	0.42
22:BA:2573:C:C5'	22:BA:2573:C:H6	2.32	0.42
14:AN:61:ASN:HA	14:AN:61:ASN:HD22	1.57	0.42
12:CL:113:ARG:NH2	12:CL:120:ARG:HA	2.34	0.42
53:CA:176:C:H2'	53:CA:177:G:O5'	2.19	0.42
53:CA:176:C:C2'	53:CA:177:G:O5'	2.67	0.42
22:DA:2714:G:C4	22:DA:2715:C:C6	3.06	0.42
22:DA:2652:C:N4	22:DA:2653:U:C4	2.87	0.42
22:DA:2654:A:N6	22:DA:2667:C:N4	2.67	0.42
1:AA:91:U:H2'	1:AA:92:U:C1'	2.49	0.42
53:CA:665:A:H2'	53:CA:725:G:H22	1.77	0.42
15:CO:34:GLN:OE1	15:CO:38:LEU:HD22	2.19	0.42
2:AB:24:PRO:C	2:AB:26:MET:H	2.21	0.42
31:BJ:57:LEU:HA	31:BJ:57:LEU:HD12	1.70	0.42
16:AP:79:ASN:O	16:AP:80:LYS:CB	2.60	0.42
44:BW:70:VAL:CG2	44:BW:75:ASN:HA	2.49	0.42
4:AD:58:GLN:HA	4:AD:58:GLN:HE21	1.84	0.42
41:DT:55:VAL:HG23	41:DT:86:THR:O	2.19	0.42
35:BN:73:ASN:CA	35:BN:76:VAL:HG12	2.48	0.42
1:AA:1469:C:H5'	1:AA:1469:C:H6	1.84	0.42
28:BG:33:THR:H	28:BG:34:ARG:NH1	2.17	0.42
11:AK:21:HIS:HD2	11:AK:34:THR:HG22	1.83	0.42
1:AA:684:U:O2	11:AK:40:ALA:HB3	2.19	0.42
22:BA:2359:C:O2	22:BA:2359:C:C2'	2.67	0.42
22:BA:812:C:O2'	22:BA:813:U:H5'	2.19	0.42
3:CC:32:LEU:HD12	14:CN:76:PHE:HA	2.02	0.42
22:BA:477:A:C6	22:BA:478:A:C6	3.07	0.42
22:DA:2349:G:OP1	51:D3:44:ARG:NH2	2.52	0.42
4:CD:176:LYS:O	4:CD:177:MET:HB2	2.20	0.42
22:DA:1167:C:C2'	22:DA:1168:G:H5'	2.49	0.42
22:DA:704:G:O2'	22:DA:705:A:P	2.77	0.42
53:CA:415:A:H3'	53:CA:416:G:H8	1.83	0.42
4:CD:34:GLU:HB3	4:CD:35:GLN:H	1.51	0.42
26:BE:5:LEU:CD1	26:BE:10:SER:HB3	2.49	0.42
43:DV:69:GLU:C	43:DV:70:ILE:HD13	2.39	0.42
3:AC:35:ASP:O	3:AC:38:VAL:HG22	2.19	0.42
22:DA:1050:A:HO2'	22:DA:1051:G:H8	1.68	0.42
22:BA:244:A:C2	22:BA:255:A:C4	3.07	0.42

Continued on next page...

Continued from previous page...

Atom-1	Atom-2	Distance(Å)	Clash(Å)
40:BS:29:VAL:HG13	40:BS:55:ILE:CD1	2.37	0.42
22:BA:408:G:O2'	22:BA:409:G:H5'	2.19	0.42
22:BA:289:G:C2	22:BA:290:U:C2	3.07	0.42
7:AG:68:VAL:O	7:AG:69:ARG:C	2.57	0.42
53:CA:750:C:H4'	15:CO:20:ASP:HB2	2.01	0.42
31:DJ:8:PRO:CG	31:DJ:9:GLU:H	2.25	0.42
7:AG:4:ARG:NE	7:AG:4:ARG:CA	2.81	0.42
22:BA:323:C:N4	22:BA:333:G:C5	2.87	0.42
22:DA:374:A:O2'	22:DA:375:G:O5'	2.38	0.42
4:CD:121:ALA:O	4:CD:145:ARG:CB	2.65	0.42
22:BA:1912:A:N1	22:BA:1919:A:N7	2.67	0.42
53:CA:1072:G:C4	53:CA:1073:U:C6	3.08	0.42
5:AE:24:VAL:O	5:AE:27:GLY:O	2.37	0.42
22:BA:2712:C:H2'	22:BA:2714:G:O3'	2.19	0.42
22:BA:789:A:H5''	62:BA:3748:HOH:O	2.19	0.42
48:D0:26:SER:C	48:D0:27:LEU:HD13	2.38	0.42
22:DA:1303:G:O2'	22:DA:1304:A:C5'	2.67	0.42
22:DA:1901:A:H4'	22:DA:1901:A:OP2	2.18	0.42
53:CA:909:A:H2'	53:CA:910:C:O4'	2.20	0.42
40:BS:39:THR:CG2	40:BS:44:ALA:HB2	2.46	0.42
22:BA:1381:G:H2'	22:BA:1382:G:C5'	2.48	0.42
38:BQ:31:TYR:HH	38:BQ:35:PHE:HD2	1.62	0.42
26:BE:29:HIS:HA	26:BE:32:VAL:HG22	2.01	0.42
24:BC:165:ALA:HB3	24:BC:172:THR:HG23	2.01	0.42
22:DA:927:A:N1	22:DA:928:A:C2	2.87	0.42
1:AA:958:A:C6	1:AA:959:A:N1	2.87	0.42
22:DA:695:G:C4	22:DA:768:G:C2	3.08	0.42
22:BA:597:G:C6	22:BA:598:U:N3	2.87	0.42
1:AA:577:G:C4'	1:AA:816:A:H2'	2.49	0.42
22:DA:2205:A:O2'	22:DA:2206:C:H5'	2.19	0.42
22:DA:2547:A:C8	22:DA:2566:A:C8	3.07	0.42
38:DQ:12:ARG:H	38:DQ:12:ARG:HD2	1.83	0.42
22:BA:754:U:H2'	22:BA:755:U:C6	2.54	0.42
22:BA:1825:U:H2'	22:BA:1826:G:O4'	2.19	0.42
22:BA:777:G:O2'	22:BA:778:G:H5'	2.19	0.42
22:DA:219:A:N7	22:DA:220:G:C5	2.87	0.42
22:BA:1845:G:C2'	22:BA:1846:G:H5'	2.49	0.42
1:AA:19:A:N3	1:AA:917:G:C2	2.87	0.42
22:BA:1260:A:C6	22:BA:1261:C:C4	3.07	0.42
22:DA:2557:G:C6	22:DA:2558:C:N4	2.87	0.42
34:DM:116:ALA:C	34:DM:118:LYS:H	2.22	0.42
22:BA:2587:A:N6	22:BA:2608:G:H1'	2.34	0.42

Continued on next page...

Continued from previous page...

Atom-1	Atom-2	Distance(Å)	Clash(Å)
22:BA:1910:G:N2	22:BA:1921:G:C4	2.87	0.42
1:AA:889:A:O3'	1:AA:890:G:H4'	2.19	0.42
22:BA:1220:G:H2'	22:BA:1221:C:C6	2.54	0.42
17:CQ:7:LEU:HD22	17:CQ:7:LEU:N	2.34	0.42
9:CI:7:GLY:HA3	9:CI:84:ARG:O	2.19	0.42
22:BA:1062:G:N9	22:BA:1088:A:N7	2.67	0.42
14:CN:61:ASN:HB2	14:CN:72:PHE:CZ	2.55	0.42
31:BJ:105:VAL:HG23	31:BJ:109:LEU:HD11	2.01	0.42
22:DA:1385:A:O2'	22:DA:1386:C:H5''	2.19	0.42
41:DT:19:LYS:CE	41:DT:23:ALA:HB3	2.45	0.42
1:AA:199:A:C2	1:AA:200:G:C8	3.08	0.42
22:BA:1151:A:H8	22:BA:1151:A:C5'	2.33	0.42
22:BA:2692:G:H4'	22:BA:2870:C:O2	2.19	0.42
53:CA:934:C:C5	53:CA:1344:C:N3	2.88	0.42
22:DA:1011:G:H4'	22:DA:1012:U:OP1	2.19	0.42
44:BW:67:LYS:HE2	44:BW:67:LYS:CA	2.49	0.42
22:DA:70:G:OP2	22:DA:70:G:H8	2.03	0.42
32:BK:18:ARG:CG	32:BK:18:ARG:NH1	2.63	0.42
22:DA:1262:A:C2	48:D0:6:LYS:HD2	2.51	0.42
22:DA:2024:G:N1	22:DA:2040:G:C4	2.87	0.42
22:DA:989:G:OP2	47:DZ:11:SER:HB2	2.18	0.42
22:BA:1179:G:N1	22:BA:1180:U:O2'	2.50	0.42
53:CA:1226:C:H5	55:CM:102:LYS:HA	1.84	0.42
22:BA:2092:U:C4'	22:BA:2093:G:O5'	2.66	0.42
22:DA:2136:G:HO2'	22:DA:2137:U:H6	1.55	0.42
22:DA:445:C:HO2'	22:DA:446:G:H8	1.59	0.42
53:CA:374:A:C5'	53:CA:452:A:N1	2.68	0.42
1:AA:466:A:C6	1:AA:468:A:N6	2.87	0.42
24:DC:175:LEU:HD12	24:DC:179:GLU:HB3	2.00	0.42
26:BE:119:ILE:O	26:BE:119:ILE:HD13	2.18	0.42
22:BA:1239:G:H2'	22:BA:1240:U:O4'	2.20	0.42
22:BA:28:A:C4	22:BA:29:U:C6	3.07	0.42
53:CA:1130:A:C5	53:CA:1146:A:C5	3.07	0.42
22:DA:1063:G:C2	22:DA:1064:C:N3	2.87	0.42
22:DA:664:G:C4'	22:DA:941:A:OP1	2.55	0.42
38:DQ:4:LYS:HZ2	38:DQ:6:GLY:CA	2.21	0.42
38:DQ:4:LYS:O	38:DQ:5:ARG:CB	2.66	0.42
22:DA:959:A:H2'	22:DA:960:A:H8	1.71	0.42
34:DM:81:ARG:NH2	34:DM:84:LYS:CE	2.81	0.42
1:AA:1336:C:H4'	1:AA:1337:G:H5'	2.01	0.42
22:DA:82:U:C2	22:DA:83:A:C8	3.07	0.42
22:DA:492:A:N6	40:DS:49:LYS:HD2	2.34	0.42

Continued on next page...

Continued from previous page...

Atom-1	Atom-2	Distance(Å)	Clash(Å)
37:DP:50:ARG:H	37:DP:50:ARG:HG3	1.47	0.42
20:CT:78:LEU:O	20:CT:82:ILE:HD11	2.19	0.42
22:BA:2572:A:O5'	22:BA:2574:G:H4'	2.19	0.42
31:BJ:78:THR:OG1	31:BJ:80:HIS:HB2	2.19	0.42
2:CB:49:PHE:HA	2:CB:52:ALA:CB	2.43	0.42
2:CB:67:LEU:HG	2:CB:157:PRO:HB3	2.02	0.42
22:DA:379:G:C6	22:DA:380:G:N7	2.87	0.42
45:BX:29:LEU:HB2	45:BX:30:PRO:CD	2.50	0.42
22:BA:137:U:OP2	22:BA:137:U:H5	2.01	0.42
22:BA:573:U:O3'	22:BA:574:A:H3'	2.19	0.42
2:AB:22:TRP:HA	2:AB:189:ASN:HA	2.01	0.42
3:CC:148:ILE:HD12	3:CC:149:LYS:N	2.35	0.42
50:D2:19:ARG:HH21	50:D2:19:ARG:CB	2.26	0.42
22:DA:126:A:OP2	50:D2:19:ARG:HB2	2.20	0.42
22:DA:50:U:H6	22:DA:50:U:OP1	2.02	0.42
2:AB:128:LEU:O	2:AB:129:THR:HG23	2.20	0.42
11:AK:21:HIS:CD2	11:AK:34:THR:HG21	2.55	0.42
34:DM:71:LYS:HA	34:DM:72:PRO:HD3	1.78	0.42
22:DA:1417:C:C4'	22:DA:1587:G:H21	2.25	0.42
42:DU:21:ARG:H	42:DU:21:ARG:HG2	1.61	0.42
3:CC:129:PHE:O	3:CC:130:ARG:C	2.57	0.42
33:BL:113:ALA:O	33:BL:114:GLY:O	2.37	0.42
35:BN:4:ARG:HD2	35:BN:4:ARG:HA	1.75	0.42
22:BA:866:A:C2'	22:BA:867:C:H5'	2.48	0.42
9:CI:11:ARG:O	9:CI:12:LYS:HB3	2.19	0.42
29:BH:62:LEU:HD12	29:BH:63:ALA:CA	2.49	0.42
22:BA:959:A:N6	34:BM:82:MET:CE	2.80	0.42
54:CG:4:ARG:CZ	54:CG:6:ILE:CG2	2.98	0.42
32:BK:47:ILE:HD12	32:BK:47:ILE:HA	1.73	0.42
53:CA:369:G:OP2	53:CA:388:G:C2	2.72	0.42
40:BS:24:ILE:HG13	40:BS:36:LEU:HD22	2.02	0.42
28:DG:60:GLY:O	28:DG:61:TRP:HB2	2.19	0.42
22:BA:2321:U:C6	22:BA:2321:U:H5''	2.42	0.42
1:AA:1111:A:H2'	1:AA:1112:C:H5'	2.01	0.42
22:BA:2726:A:O2'	22:BA:2727:A:C5'	2.68	0.42
22:BA:2727:A:O2'	22:BA:2728:U:H5'	2.20	0.42
41:DT:68:LYS:HB2	41:DT:68:LYS:NZ	2.35	0.42
22:DA:779:U:H5''	24:DC:42:ARG:HH21	1.84	0.42
43:BV:30:ILE:O	43:BV:37:PRO:HA	2.19	0.42
19:CS:52:ASN:C	19:CS:54:ARG:H	2.22	0.42
29:BH:78:VAL:HG23	29:BH:78:VAL:O	2.19	0.42
22:DA:373:U:C2	22:DA:374:A:N7	2.88	0.42

Continued on next page...

Continued from previous page...

Atom-1	Atom-2	Distance(Å)	Clash(Å)
22:DA:841:G:H2'	22:DA:842:U:O4'	2.20	0.42
6:CF:47:LEU:HB2	6:CF:55:HIS:O	2.20	0.42
25:BD:139:SER:HA	25:BD:142:VAL:HG11	2.00	0.42
5:CE:130:THR:C	5:CE:135:VAL:HG21	2.39	0.42
18:AR:67:LEU:HA	18:AR:68:PRO:HD3	1.88	0.42
28:DG:25:ILE:HG22	28:DG:78:VAL:HG11	2.00	0.42
19:CS:62:THR:HG21	19:CS:64:GLU:HG3	2.02	0.42
22:BA:672:C:H4'	26:BE:84:THR:CG2	2.50	0.42
22:DA:1034:G:C6	22:DA:1122:G:C6	3.07	0.42
44:DW:11:ASN:O	44:DW:11:ASN:OD1	2.37	0.42
25:BD:85:ALA:O	25:BD:86:GLU:CB	2.68	0.42
9:CI:29:ILE:HG13	9:CI:64:ILE:HG22	2.02	0.42
7:AG:21:LEU:HD23	7:AG:21:LEU:HA	1.74	0.42
5:CE:153:ALA:O	5:CE:156:ARG:HG2	2.20	0.42
22:DA:2:G:C5	22:DA:3:U:C4	3.07	0.42
38:BQ:13:HIS:CD2	38:BQ:31:TYR:CE1	3.05	0.42
22:BA:92:U:H2'	22:BA:93:G:C8	2.54	0.42
18:CR:32:ILE:C	18:CR:32:ILE:HD12	2.39	0.42
22:DA:2107:G:C2	22:DA:2108:A:C5	3.06	0.42
53:CA:1078:U:C5	53:CA:1079:G:C5	3.07	0.42
22:BA:2823:A:O2'	22:BA:2824:C:H5'	2.20	0.42
25:DD:45:TYR:CE2	25:DD:47:ALA:HB3	2.54	0.42
22:DA:1771:C:HO2'	22:DA:1786:A:H1'	1.84	0.42
53:CA:584:G:H2'	53:CA:585:G:C8	2.54	0.42
3:AC:107:LYS:HA	3:AC:108:PRO:HD2	1.75	0.42
53:CA:587:G:HO2'	53:CA:588:G:C5'	2.32	0.42
1:AA:1012:A:C6	1:AA:1013:G:C6	3.08	0.42
20:CT:9:ARG:HD3	20:CT:12:GLN:NE2	2.33	0.42
24:BC:147:PRO:HD3	24:BC:187:CYS:SG	2.60	0.42
11:CK:35:ASP:C	11:CK:37:GLN:H	2.22	0.42
53:CA:837:U:H2'	53:CA:838:G:H8	1.83	0.42
22:BA:2238:G:H5'	22:BA:2239:G:OP1	2.19	0.42
22:BA:2633:G:H2'	22:BA:2634:A:O4'	2.19	0.42
14:CN:41:TRP:HE3	14:CN:42:ASN:N	2.17	0.42
22:BA:876:C:O2'	22:BA:877:A:C5'	2.67	0.42
22:BA:1062:G:C5	22:BA:1063:G:C6	3.08	0.42
1:AA:198:G:H2'	1:AA:199:A:C8	2.54	0.42
22:DA:2331:G:C2	22:DA:2385:C:C4	3.07	0.42
5:AE:132:PRO:C	5:AE:134:ASN:N	2.72	0.42
5:AE:71:ILE:HG12	5:AE:72:ASN:H	1.85	0.42
10:CJ:59:LYS:H	10:CJ:59:LYS:HG3	1.67	0.42
19:CS:36:ARG:O	19:CS:36:ARG:HG2	2.18	0.42

Continued on next page...

Continued from previous page...

Atom-1	Atom-2	Distance(Å)	Clash(Å)
22:DA:996:A:C2	22:DA:997:G:C8	3.07	0.42
31:DJ:35:ARG:CG	31:DJ:40:HIS:CD2	2.91	0.42
46:DY:28:LEU:HG	46:DY:42:LEU:CD2	2.43	0.42
22:DA:1613:G:H2'	22:DA:1617:C:N4	2.34	0.42
22:DA:2836:U:O2'	22:DA:2837:A:C8	2.73	0.42
25:DD:19:GLY:O	32:DK:72:PRO:CB	2.67	0.42
22:DA:628:G:H8	22:DA:628:G:O5'	2.02	0.42
38:BQ:85:ALA:HA	38:BQ:115:ALA:CB	2.49	0.42
49:B1:6:GLU:OE1	49:B1:52:LYS:HD2	2.19	0.42
1:AA:242:G:C2	1:AA:245:U:C4	3.07	0.42
39:DR:38:VAL:O	39:DR:53:PHE:HA	2.20	0.42
39:DR:52:PRO:O	39:DR:53:PHE:CD2	2.72	0.42
22:DA:1420:A:C2	22:DA:2211:A:N7	2.88	0.42
22:DA:2210:U:O2	22:DA:2212:A:H5''	2.19	0.42
22:BA:747:U:C4	22:BA:2613:U:C6	3.08	0.42
1:AA:468:A:C2'	1:AA:469:C:H5'	2.49	0.42
3:AC:6:PRO:CG	3:AC:183:TYR:CD2	3.03	0.42
2:AB:67:LEU:O	2:AB:160:LEU:HD12	2.20	0.42
22:BA:1603:A:H2'	22:BA:1604:C:H6	1.83	0.42
41:BT:48:GLN:CB	41:BT:49:LYS:HE3	2.49	0.42
1:AA:1239:A:H5'	1:AA:1240:U:OP1	2.19	0.42
53:CA:248:C:O2'	53:CA:249:U:O5'	2.37	0.42
53:CA:252:U:O4	53:CA:253:A:N6	2.52	0.42
11:AK:109:ILE:C	11:AK:110:THR:HG23	2.39	0.42
11:AK:111:ASP:CB	21:AU:19:LYS:CD	2.98	0.42
22:DA:1968:G:H4'	22:DA:1973:G:H5''	2.01	0.42
37:DP:109:ILE:O	37:DP:110:LYS:CG	2.61	0.42
22:BA:954:G:C5	22:BA:955:U:C5	3.07	0.42
24:DC:94:LEU:HA	24:DC:100:ARG:CG	2.46	0.42
7:AG:108:ARG:HH21	7:AG:118:ARG:HH12	1.68	0.42
27:BF:134:GLN:HG2	27:BF:135:ILE:H	1.83	0.42
4:CD:78:ALA:HA	4:CD:88:ASN:HB3	2.00	0.42
53:CA:174:A:N3	53:CA:175:C:C6	2.87	0.42
22:DA:308:G:N1	22:DA:309:A:N1	2.68	0.42
22:DA:310:A:O2'	22:DA:311:A:C5'	2.67	0.42
22:BA:2091:C:O2	45:BX:33:HIS:CE1	2.73	0.42
2:CB:116:LEU:HB2	2:CB:140:LEU:HD13	2.01	0.42
4:AD:131:ILE:HD13	4:AD:134:TYR:HB2	2.02	0.42
1:AA:511:C:H2'	1:AA:534:U:O2	2.19	0.42
22:BA:1562:U:H2'	22:BA:1563:U:O4'	2.19	0.42
22:BA:1682:G:C4	22:BA:1683:U:C5	3.07	0.42
53:CA:563:A:N3	53:CA:563:A:C2'	2.79	0.42

Continued on next page...

Continued from previous page...

Atom-1	Atom-2	Distance(Å)	Clash(Å)
22:BA:1731:G:C5	22:BA:1733:G:N7	2.88	0.42
22:BA:1736:U:C2'	22:BA:1737:G:O5'	2.67	0.42
22:DA:141:G:C3'	22:DA:142:A:O4'	2.57	0.42
22:DA:1808:A:N6	45:DX:27:ARG:HD2	2.35	0.42
22:BA:480:A:C2'	22:BA:481:G:OP1	2.68	0.42
47:DZ:4:ILE:CG2	47:DZ:56:VAL:CG1	2.98	0.42
22:DA:730:A:O2'	22:DA:731:C:H5'	2.19	0.42
1:AA:1282:C:O2'	1:AA:1283:U:O5'	2.38	0.42
4:AD:145:ARG:C	4:AD:147:LYS:N	2.70	0.42
43:DV:2:PHE:HD1	43:DV:50:MET:HE3	1.85	0.42
1:AA:370:C:H2'	1:AA:371:A:H5'	2.00	0.42
22:DA:241:A:C4'	22:DA:242:G:OP1	2.60	0.42
22:BA:817:C:C2'	22:BA:818:G:C5'	2.92	0.42
24:BC:20:ASN:HD22	24:BC:21:PRO:N	2.17	0.42
26:DE:28:VAL:HG23	26:DE:29:HIS:N	2.35	0.42
34:BM:5:LYS:HB3	34:BM:5:LYS:HZ3	1.78	0.42
32:BK:47:ILE:CG1	32:BK:48:PRO:HD2	2.43	0.42
51:B3:49:VAL:HG23	51:B3:53:ASP:HB2	2.01	0.42
34:BM:46:ILE:CG1	34:BM:47:GLU:N	2.83	0.42
22:DA:2244:U:C5	22:DA:2245:U:C4	3.08	0.42
2:CB:9:LEU:C	2:CB:11:ALA:N	2.72	0.42
22:BA:1385:A:C2	22:BA:1386:C:C2	3.08	0.42
22:BA:960:A:C4'	22:BA:2457:U:H4'	2.49	0.42
42:BU:96:LYS:O	42:BU:97:SER:C	2.57	0.42
22:DA:2595:G:C6	22:DA:2599:G:C6	3.07	0.42
53:CA:58:C:O5'	53:CA:58:C:H6	2.01	0.42
26:BE:101:TYR:CE2	26:BE:105:LEU:CD1	3.02	0.42
22:BA:163:C:O2'	22:BA:164:C:C5'	2.67	0.42
22:BA:1633:G:C6	22:BA:1635:A:C5	3.08	0.42
44:BW:72:GLY:N	44:BW:73:PRO:CD	2.80	0.42
22:BA:971:G:C6	22:BA:972:A:C4	3.07	0.42
6:CF:72:ASP:HA	6:CF:75:GLU:HB2	2.00	0.42
4:CD:141:VAL:HA	4:CD:180:THR:HA	2.02	0.42
1:AA:188:C:O2	1:AA:188:C:C2'	2.65	0.42
57:DB:76:G:C6	57:DB:77:U:C4	3.08	0.42
22:BA:295:G:N1	22:BA:296:U:C5	2.88	0.42
31:BJ:58:ASN:N	31:BJ:127:GLY:O	2.49	0.42
57:DB:96:G:O2'	57:DB:97:C:H5'	2.20	0.42
33:BL:68:SER:HB3	33:BL:71:ALA:CB	2.49	0.42
22:DA:1161:C:H2'	22:DA:1162:G:H8	1.84	0.42
22:DA:20:C:H2'	22:DA:21:A:H8	1.83	0.42
22:DA:1018:U:H5''	22:DA:1036:G:O2'	2.19	0.42

Continued on next page...

Continued from previous page...

Atom-1	Atom-2	Distance(Å)	Clash(Å)
45:DX:69:GLU:O	45:DX:70:LEU:CB	2.67	0.42
22:BA:2901:C:H2'	22:BA:2902:C:H5'	2.02	0.42
22:BA:2080:A:C5'	45:BX:18:SER:HB2	2.49	0.42
58:DF:14:LYS:NZ	58:DF:18:GLU:HG3	2.34	0.42
22:BA:1042:G:H2'	22:BA:1043:C:H5'	2.01	0.42
53:CA:27:G:C5	53:CA:557:G:N2	2.88	0.42
49:D1:38:PHE:CG	49:D1:39:ASP:N	2.88	0.42
53:CA:1235:U:H2'	53:CA:1236:A:O4'	2.19	0.42
26:BE:169:VAL:O	26:BE:170:ARG:HD2	2.20	0.42
22:DA:1529:G:O6	22:DA:1543:G:C2	2.72	0.42
22:BA:2081:U:H2'	22:BA:2082:A:C8	2.54	0.42
29:BH:119:ASN:C	29:BH:121:VAL:H	2.22	0.42
53:CA:1444:U:H1'	53:CA:1459:G:N2	2.34	0.42
3:CC:17:TRP:CD1	14:CN:90:GLY:HA2	2.54	0.42
22:BA:2518:A:P	62:BA:3531:HOH:O	2.78	0.42
47:BZ:19:HIS:O	47:BZ:22:THR:HB	2.18	0.42
22:BA:73:A:H8	22:BA:73:A:O5'	2.03	0.42
25:BD:112:THR:O	25:BD:195:GLY:HA2	2.19	0.42
35:BN:98:LEU:HB2	35:BN:112:TYR:HB2	2.02	0.42
22:DA:2703:C:H2'	22:DA:2704:C:C6	2.54	0.42
28:BG:132:LEU:HD13	28:BG:143:VAL:HG12	2.02	0.42
31:BJ:111:LYS:HE2	31:BJ:115:GLY:N	2.21	0.42
22:BA:2195:U:H2'	22:BA:2196:C:C6	2.46	0.42
41:DT:14:PRO:O	41:DT:15:HIS:CB	2.54	0.42
37:BP:57:ALA:HA	37:BP:75:THR:HG23	2.01	0.42
53:CA:1357:A:C5	53:CA:1358:U:C4	3.08	0.42
46:DY:37:LEU:HD13	46:DY:42:LEU:HD12	2.01	0.42
22:DA:2036:C:O2'	22:DA:2037:A:C8	2.69	0.42
22:DA:2043:C:C2	22:DA:2044:C:C5	3.07	0.42
22:DA:564:C:H2'	22:DA:565:C:C5'	2.48	0.42
22:DA:573:U:N3	22:DA:2030:A:H3'	2.35	0.42
35:DN:79:LEU:O	35:DN:81:ASN:N	2.50	0.42
35:DN:87:PHE:HD1	35:DN:90:ARG:HD2	1.85	0.42
53:CA:517:G:H5'	53:CA:519:C:N3	2.33	0.42
1:AA:844:G:N2	1:AA:845:A:H62	2.17	0.42
22:DA:784:G:OP1	22:DA:2588:G:H5''	2.20	0.42
6:CF:15:SER:OG	6:CF:58:HIS:CD2	2.73	0.42
33:DL:112:LEU:N	33:DL:112:LEU:CD2	2.82	0.42
29:BH:14:SER:C	29:BH:16:GLY:H	2.23	0.42
25:BD:177:VAL:HG12	25:BD:187:LEU:HD11	2.01	0.42
33:DL:120:VAL:CG1	33:DL:121:THR:N	2.80	0.42
22:DA:2209:G:C6	22:DA:2210:U:C4	3.08	0.42

Continued on next page...

Continued from previous page...

Atom-1	Atom-2	Distance(Å)	Clash(Å)
53:CA:376:G:H5''	56:CP:5:ARG:HD2	2.00	0.42
57:DB:25:U:C2'	57:DB:26:C:H5'	2.50	0.42
33:BL:82:LEU:C	33:BL:84:LYS:H	2.21	0.42
1:AA:468:A:C2	1:AA:469:C:N4	2.87	0.42
9:AI:40:ARG:HA	9:AI:44:ARG:CB	2.24	0.42
26:DE:148:ILE:HB	26:DE:168:ASP:O	2.19	0.42
26:DE:195:GLN:O	26:DE:199:MET:HB2	2.20	0.42
22:DA:1102:C:H2'	22:DA:1103:A:C8	2.53	0.42
1:AA:1140:C:HO2'	1:AA:1141:C:H6	1.67	0.42
22:DA:1206:G:C6	22:DA:1207:C:C4	3.08	0.42
26:DE:170:ARG:CZ	26:DE:176:ASP:OD2	2.67	0.42
22:DA:1665:A:C6	22:DA:1666:G:C5	3.08	0.42
22:DA:410:G:C6	22:DA:2407:A:N6	2.87	0.42
22:DA:416:U:H2'	22:DA:417:C:C6	2.55	0.42
5:CE:118:GLY:O	5:CE:119:VAL:HG13	2.19	0.42
22:DA:1515:A:H5'	22:DA:1557:C:H5'	2.01	0.42
22:DA:1931:U:C2	22:DA:1932:A:C8	3.08	0.42
44:DW:49:ASN:HD21	44:DW:80:SER:C	2.22	0.42
19:AS:28:LYS:CB	19:AS:29:PRO:HD2	2.24	0.42
22:BA:955:U:OP2	34:BM:13:HIS:O	2.37	0.42
31:BJ:73:VAL:HB	31:BJ:75:TYR:CD2	2.54	0.42
53:CA:178:C:C4	53:CA:179:A:N7	2.88	0.42
23:BB:28:C:C2'	23:BB:29:A:C5'	2.89	0.42
22:DA:336:C:HO2'	22:DA:337:C:H6	1.67	0.42
22:BA:1507:C:H5'	22:BA:1508:A:OP2	2.19	0.42
16:AP:80:LYS:HB2	16:AP:80:LYS:HZ3	1.85	0.42
12:CL:51:VAL:CG1	12:CL:52:CYS:N	2.82	0.42
30:BI:49:GLU:HG2	30:BI:50:LYS:H	1.83	0.42
3:AC:143:LEU:N	3:AC:143:LEU:CD2	2.72	0.42
41:DT:29:THR:H	41:DT:87:LEU:HB3	1.79	0.42
53:CA:347:G:H2'	53:CA:348:G:H8	1.85	0.42
35:BN:79:LEU:O	35:BN:80:PHE:CB	2.61	0.42
29:BH:8:LYS:C	29:BH:13:GLY:HA3	2.37	0.42
28:BG:1:SER:O	28:BG:3:VAL:N	2.52	0.42
22:BA:1564:C:H2'	22:BA:1565:C:C6	2.55	0.42
4:CD:109:THR:CG2	4:CD:110:ARG:N	2.82	0.42
22:DA:1653:G:O6	35:DN:10:LEU:O	2.37	0.42
22:DA:2824:C:OP2	22:DA:2825:G:N2	2.51	0.42
43:BV:51:GLN:NE2	43:BV:57:TYR:OH	2.51	0.42
22:DA:142:A:H2'	22:DA:143:C:C5	2.52	0.42
33:DL:124:GLY:N	33:DL:143:GLU:OE2	2.52	0.42
22:DA:1793:C:H2'	22:DA:1794:A:O4'	2.19	0.42

Continued on next page...

Continued from previous page...

Atom-1	Atom-2	Distance(Å)	Clash(Å)
22:DA:730:A:O2'	22:DA:731:C:C5'	2.67	0.42
55:CM:78:ARG:HE	55:CM:79:LEU:HD23	1.84	0.42
22:BA:1050:A:C2	22:BA:2751:G:C8	3.08	0.42
53:CA:16:A:H2'	53:CA:17:U:H5'	2.02	0.42
43:DV:2:PHE:CD1	43:DV:50:MET:HE3	2.54	0.42
54:CG:37:THR:HA	54:CG:40:SER:OG	2.20	0.42
11:AK:117:HIS:O	11:AK:118:ASN:HB2	2.18	0.42
38:BQ:40:LYS:HZ2	38:BQ:40:LYS:HB2	1.77	0.42
22:DA:1050:A:O2'	22:DA:1051:G:O5'	2.37	0.42
22:DA:2258:C:O2'	22:DA:2427:C:OP2	2.38	0.42
1:AA:486:U:H6	1:AA:486:U:C5'	2.29	0.42
22:BA:715:A:N6	22:BA:716:A:N1	2.66	0.42
22:BA:665:U:O2'	22:BA:666:A:H5'	2.20	0.42
22:DA:1352:U:C6	22:DA:1377:G:O6	2.72	0.42
10:AJ:49:PHE:CZ	14:AN:75:LYS:HG2	2.55	0.42
2:CB:9:LEU:HB2	2:CB:11:ALA:HB3	2.01	0.42
22:BA:604:G:H5''	22:BA:604:G:H8	1.85	0.42
31:BJ:141:ASP:HB3	31:BJ:142:ILE:H	1.57	0.42
22:DA:848:C:H2'	22:DA:849:A:C8	2.54	0.42
18:AR:33:THR:HG23	18:AR:37:LYS:N	2.30	0.42
32:DK:13:ASN:ND2	32:DK:96:GLY:HA3	2.35	0.42
1:AA:1055:A:O3'	3:AC:160:GLU:O	2.38	0.42
16:AP:19:VAL:HG13	16:AP:37:GLY:O	2.17	0.42
25:DD:16:THR:HG22	25:DD:20:VAL:CB	2.44	0.42
41:BT:70:HIS:HB2	41:BT:73:ARG:C	2.40	0.42
40:BS:48:LYS:HD2	40:BS:52:GLU:CD	2.40	0.42
22:BA:935:C:O2'	22:BA:936:A:H5'	2.18	0.42
26:BE:96:VAL:O	26:BE:96:VAL:HG12	2.19	0.42
25:BD:114:LYS:HD2	25:BD:114:LYS:C	2.40	0.42
22:DA:1957:C:H5'	22:DA:1984:G:HO2'	1.83	0.42
53:CA:1391:U:H2'	53:CA:1392:G:C8	2.55	0.42
28:BG:174:LYS:HD2	28:BG:174:LYS:O	2.19	0.42
6:AF:46:GLN:HE21	6:AF:56:LYS:HG3	1.84	0.42
22:BA:1283:G:H1'	22:BA:1329:U:O2	2.20	0.42
22:BA:807:U:H2'	22:BA:808:G:H8	1.85	0.42
3:AC:21:TRP:CD1	3:AC:58:ARG:HD3	2.55	0.42
4:AD:93:LEU:HD23	4:AD:93:LEU:HA	1.76	0.42
53:CA:309:A:O2'	53:CA:607:A:N1	2.38	0.42
22:BA:1724:G:H2'	22:BA:1725:U:H5'	2.02	0.42
22:BA:2521:C:C2'	22:BA:2522:U:H5'	2.50	0.42
22:BA:2199:A:C5'	22:BA:2200:C:H5	2.31	0.42
22:BA:1795:C:H2'	22:BA:1796:U:C6	2.54	0.42

Continued on next page...

Continued from previous page...

Atom-1	Atom-2	Distance(Å)	Clash(Å)
22:DA:2694:G:H2'	22:DA:2695:U:C6	2.50	0.42
52:D4:9:LYS:CB	52:D4:14:CYS:HB2	2.50	0.42
1:AA:1377:A:O2'	7:AG:1:PRO:HB3	2.20	0.42
22:DA:1628:G:H2'	22:DA:1629:U:H6	1.84	0.42
22:DA:2526:G:C5	22:DA:2527:C:C5	3.08	0.42
35:BN:95:THR:CG2	35:BN:96:ARG:N	2.82	0.42
47:BZ:38:GLU:O	47:BZ:43:ILE:HG12	2.19	0.42
22:BA:80:G:N3	22:BA:107:G:C2	2.88	0.42
22:BA:1409:U:H2'	22:BA:1410:G:O4'	2.19	0.42
53:CA:444:G:C6	53:CA:445:G:N7	2.88	0.42
22:BA:1663:G:N2	22:BA:1998:A:C4	2.88	0.42
8:CH:31:LEU:O	8:CH:35:ILE:HG13	2.19	0.42
22:DA:2604:U:H2'	22:DA:2605:U:C6	2.54	0.42
53:CA:1195:C:H5''	53:CA:1196:A:OP2	2.19	0.42
57:DB:7:G:O2'	36:DO:27:VAL:HG11	2.19	0.42
5:CE:11:GLN:HG3	5:CE:40:ASP:O	2.19	0.42
22:BA:2536:G:C6	22:BA:2537:U:C4	3.08	0.42
1:AA:660:C:H2'	1:AA:661:G:O4'	2.19	0.42
23:BB:94:A:C2'	23:BB:95:U:H5'	2.49	0.42
35:DN:58:ASP:O	35:DN:59:SER:HB3	2.20	0.42
34:DM:31:PHE:CE2	34:DM:110:GLU:HB3	2.54	0.42
28:DG:56:GLY:C	28:DG:57:TYR:HD2	2.23	0.42
22:BA:2400:G:H2'	22:BA:2401:U:O4'	2.20	0.42
22:DA:743:A:OP1	25:DD:135:GLY:HA2	2.20	0.42
19:CS:19:GLU:HA	19:CS:19:GLU:OE2	2.19	0.42
1:AA:401:C:H3'	1:AA:401:C:C6	2.54	0.42
22:BA:2186:G:C6	22:BA:2187:U:C2	3.08	0.42
22:DA:2324:U:C5'	22:DA:2325:G:C5'	2.88	0.42
5:AE:96:GLN:HB2	5:AE:123:LEU:CD1	2.49	0.42
53:CA:1157:A:C5	53:CA:1180:A:C6	3.08	0.42
53:CA:1118:U:H5'	9:CI:10:ARG:HH21	1.85	0.42
22:DA:1009:A:N3	22:DA:1153:C:O2'	2.42	0.42
17:AQ:14:ASP:HA	17:AQ:20:ILE:HD11	2.01	0.42
22:DA:71:A:O4'	22:DA:73:A:C5	2.72	0.42
46:DY:17:GLU:HG3	46:DY:53:VAL:CG1	2.41	0.42
22:DA:1255:U:O2'	22:DA:1256:G:P	2.77	0.42
22:DA:1264:A:OP1	48:D0:15:ARG:NH1	2.43	0.42
22:DA:2060:A:O4'	22:DA:2502:G:H1'	2.20	0.42
22:DA:2619:C:H1'	25:DD:155:VAL:HB	2.01	0.42
22:DA:564:C:H6	22:DA:564:C:H3'	1.85	0.42
22:DA:972:A:C6	22:DA:973:A:C6	3.08	0.42
22:DA:975:A:N6	22:DA:989:G:H1'	2.34	0.42

Continued on next page...

Continued from previous page...

Atom-1	Atom-2	Distance(Å)	Clash(Å)
35:DN:37:THR:HA	35:DN:110:MET:HE1	2.02	0.42
35:DN:73:ASN:HA	35:DN:76:VAL:CG1	2.49	0.42
1:AA:842:U:HO2'	1:AA:846:G:H1	1.66	0.42
57:DB:65:U:H2'	57:DB:65:U:O2	2.20	0.42
6:AF:91:ARG:HG3	6:AF:92:THR:N	2.29	0.42
25:BD:100:LEU:HD23	25:BD:101:PHE:HE1	1.84	0.42
1:AA:1202:U:H2'	1:AA:1203:C:H6	1.77	0.42
15:AO:63:ARG:NH1	15:AO:67:ASP:OD1	2.41	0.42
57:DB:52:A:H2	57:DB:54:G:O6	2.02	0.42
57:DB:57:A:C2'	57:DB:58:A:C8	3.02	0.42
53:CA:1085:U:H4'	53:CA:1086:U:OP1	2.19	0.42
9:CI:17:ARG:NH1	9:CI:65:THR:HG21	2.35	0.42
54:CG:73:GLU:HA	54:CG:140:VAL:HG11	2.01	0.42
1:AA:408:A:C2	1:AA:435:A:C2	3.07	0.42
10:CJ:35:GLN:NE2	10:CJ:78:GLU:H	2.17	0.42
25:BD:110:THR:HA	25:BD:171:THR:HA	2.02	0.42
25:BD:17:GLU:C	25:BD:19:GLY:H	2.22	0.42
22:DA:1249:U:H4'	38:DQ:3:VAL:CB	2.48	0.42
22:DA:1241:A:O4'	22:DA:1241:A:N3	2.52	0.42
22:DA:88:G:C8	22:DA:88:G:O5'	2.73	0.42
22:DA:1666:G:H4'	32:DK:6:THR:CG2	2.43	0.42
22:DA:1991:U:C4'	22:DA:1991:U:C6	3.03	0.42
22:DA:1993:U:H2'	22:DA:1994:C:H6	1.82	0.42
22:DA:1997:C:C5'	25:DD:129:THR:HG1	2.32	0.42
53:CA:284:C:H2'	53:CA:285:C:C6	2.54	0.42
22:DA:233:A:N6	22:DA:428:A:H61	2.18	0.42
53:CA:794:A:O2'	53:CA:795:C:C5'	2.67	0.42
53:CA:787:A:C2	53:CA:796:C:C2	3.07	0.42
22:DA:1838:C:N3	22:DA:1899:A:C2	2.87	0.42
22:DA:859:G:O2'	22:DA:916:G:N1	2.53	0.42
31:BJ:80:HIS:O	31:BJ:81:ILE:C	2.57	0.42
22:BA:1932:A:C2	22:BA:1969:A:C5	3.08	0.42
22:DA:2345:G:H4'	22:DA:2346:A:O5'	2.19	0.42
31:DJ:75:TYR:HD1	31:DJ:84:ILE:HD11	1.81	0.42
42:DU:52:ASN:C	42:DU:54:PRO:HD3	2.40	0.42
36:BO:106:LEU:HD12	36:BO:106:LEU:C	2.40	0.42
36:BO:31:THR:O	36:BO:102:ARG:NH1	2.53	0.42
45:BX:51:SER:O	45:BX:52:ALA:C	2.56	0.42
53:CA:667:G:H4'	15:CO:50:HIS:CG	2.54	0.42
30:DI:77:VAL:HA	30:DI:80:LYS:HE3	2.00	0.42
2:AB:26:MET:HA	2:AB:26:MET:HE3	2.01	0.42
32:BK:118:LEU:HD12	32:BK:118:LEU:N	2.33	0.42

Continued on next page...

Continued from previous page...

Atom-1	Atom-2	Distance(Å)	Clash(Å)
12:CL:36:VAL:HA	12:CL:52:CYS:HA	2.00	0.42
1:AA:439:U:H1'	4:AD:118:SER:O	2.20	0.42
22:DA:128:C:C2'	22:DA:129:C:C6	3.02	0.42
22:DA:52:A:O2'	22:DA:53:A:H5'	2.20	0.42
58:DF:151:LEU:HD23	58:DF:152:ASP:O	2.20	0.42
58:DF:103:ILE:HG12	58:DF:175:PRO:HD3	2.02	0.42
28:BG:32:LEU:O	28:BG:33:THR:HG23	2.19	0.42
22:BA:580:U:O3'	38:BQ:30:VAL:HG11	2.18	0.42
42:DU:39:ASN:HD21	42:DU:64:ILE:HG22	1.85	0.42
24:DC:16:VAL:HG23	24:DC:203:VAL:HG11	2.02	0.42
38:BQ:8:ILE:CD1	38:BQ:9:ALA:N	2.69	0.42
22:DA:1866:A:H2'	22:DA:1867:G:O4'	2.20	0.42
24:DC:231:HIS:NE2	24:DC:243:PRO:HA	2.34	0.42
53:CA:414:A:N6	53:CA:431:A:N3	2.68	0.42
33:BL:78:ARG:HB2	33:BL:80:SER:OG	2.19	0.42
1:AA:1152:A:O2'	1:AA:1153:G:O4'	2.36	0.42
10:AJ:12:ALA:O	10:AJ:70:HIS:HD2	2.02	0.42
43:DV:3:THR:C	43:DV:4:ILE:HG13	2.39	0.42
22:DA:1520:U:C4	22:DA:1521:G:C5	3.08	0.42
1:AA:764:C:H2'	1:AA:765:G:C5'	2.50	0.42
38:BQ:40:LYS:CB	38:BQ:40:LYS:NZ	2.69	0.42
2:AB:138:ARG:HH11	2:AB:138:ARG:HB2	1.85	0.42
53:CA:115:G:H4'	53:CA:116:A:OP1	2.18	0.42
22:DA:1048:A:C2	22:DA:1049:C:N3	2.88	0.42
40:BS:24:ILE:HD12	40:BS:32:ALA:CB	2.50	0.42
53:CA:687:A:N1	53:CA:704:A:N7	2.68	0.42
2:CB:10:LYS:CE	2:CB:10:LYS:HA	2.49	0.42
41:DT:67:VAL:HB	41:DT:76:ARG:HG3	2.02	0.42
53:CA:799:G:C6	53:CA:800:G:C4	3.07	0.42
53:CA:1309:G:H1'	55:CM:72:ILE:CD1	2.50	0.42
22:BA:1798:U:P	24:BC:255:LYS:O	2.78	0.42
24:DC:30:ALA:C	24:DC:32:LEU:H	2.23	0.42
1:AA:57:G:N1	1:AA:356:A:C2	2.88	0.42
22:BA:2681:C:C2	22:BA:2724:U:O4	2.73	0.42
22:DA:851:C:H2'	22:DA:852:U:C5	2.54	0.42
22:BA:532:A:O2'	22:BA:2021:C:H5	2.02	0.42
22:DA:1464:G:O2'	22:DA:1465:G:H5'	2.20	0.42
22:BA:2024:G:H4'	25:BD:154:LYS:NZ	2.35	0.42
6:CF:9:MET:HE3	18:CR:64:LEU:CA	2.48	0.42
22:BA:245:G:C5	22:BA:246:C:C5	3.08	0.42
48:D0:42:ILE:HA	48:D0:42:ILE:HD13	1.69	0.42
22:BA:2583:G:C6	22:BA:2584:U:C2	3.07	0.42

Continued on next page...

Continued from previous page...

Atom-1	Atom-2	Distance(Å)	Clash(Å)
40:DS:4:ILE:HB	40:DS:105:VAL:O	2.20	0.42
6:AF:1:MET:SD	6:AF:67:PRO:HD3	2.59	0.42
22:DA:1304:A:O2'	22:DA:1305:C:P	2.78	0.42
10:CJ:66:GLU:HB2	14:CN:100:TRP:CZ3	2.55	0.42
4:AD:124:VAL:O	4:AD:126:GLY:N	2.44	0.42
7:AG:21:LEU:HD23	7:AG:24:LYS:HD2	2.01	0.42
1:AA:671:G:C2	1:AA:736:C:C2	3.07	0.42
22:BA:2405:G:O2'	22:BA:2411:A:N6	2.53	0.42
48:B0:35:GLU:OE1	48:B0:45:ASP:HB2	2.20	0.42
1:AA:830:G:O2'	1:AA:831:A:H5'	2.18	0.42
9:CI:102:PHE:C	9:CI:104:THR:H	2.23	0.42
37:BP:30:TRP:CH2	37:BP:39:LEU:CD1	3.03	0.42
22:DA:516:C:H2'	22:DA:517:C:C6	2.52	0.42
22:DA:1334:G:C6	22:DA:1335:C:N3	2.88	0.42
1:AA:1081:A:H2'	1:AA:1082:A:H5'	2.01	0.42
53:CA:1010:U:C2	53:CA:1020:G:N2	2.87	0.42
12:CL:55:ARG:HA	12:CL:61:GLU:HA	2.02	0.42
3:CC:25:THR:HG22	3:CC:25:THR:O	2.19	0.42
32:BK:88:ASN:HD22	32:BK:90:ASN:N	2.17	0.42
53:CA:1463:U:H2'	53:CA:1464:U:C6	2.55	0.42
1:AA:1080:A:OP1	5:AE:51:LYS:CE	2.67	0.42
1:AA:1080:A:O3'	5:AE:20:VAL:HG21	2.20	0.42
4:CD:84:ASN:HD22	4:CD:84:ASN:C	2.23	0.42
41:BT:7:LEU:O	41:BT:7:LEU:HG	2.19	0.42
16:AP:67:ILE:HG21	16:AP:72:ALA:HB2	2.02	0.42
38:DQ:9:ALA:O	38:DQ:12:ARG:HG2	2.19	0.42
4:AD:88:ASN:N	4:AD:88:ASN:OD1	2.53	0.42
2:CB:86:CYS:HB3	2:CB:220:VAL:HG12	2.01	0.42
22:BA:1593:A:H2'	22:BA:1594:U:O4'	2.19	0.42
22:BA:2536:G:C5	22:BA:2537:U:C4	3.07	0.42
53:CA:300:A:H2'	53:CA:301:G:C5'	2.50	0.42
13:AM:84:CYS:O	13:AM:88:LEU:CD1	2.68	0.42
32:DK:42:THR:HG22	32:DK:44:LYS:HG3	2.02	0.42
34:BM:27:SER:C	34:BM:28:PHE:CD2	2.93	0.42
22:BA:648:G:O2'	22:BA:2351:G:OP1	2.19	0.42
53:CA:1028:C:C2	53:CA:1034:G:N2	2.88	0.42
32:BK:42:THR:HG23	32:BK:42:THR:O	2.19	0.42
4:AD:193:ASP:OD1	4:AD:193:ASP:N	2.53	0.42
33:DL:74:THR:OG1	33:DL:107:PHE:HB2	2.20	0.42
14:CN:59:GLN:O	14:CN:60:ARG:HB2	2.20	0.42
22:DA:1394:U:H3'	22:DA:1394:U:C6	2.55	0.42
53:CA:97:G:C2'	53:CA:98:A:O5'	2.68	0.42

Continued on next page...

Continued from previous page...

Atom-1	Atom-2	Distance(Å)	Clash(Å)
51:D3:24:LYS:O	51:D3:25:HIS:CD2	2.73	0.42
53:CA:914:A:N3	53:CA:915:A:C8	2.87	0.42
53:CA:959:A:N6	53:CA:1222:G:H4'	2.34	0.42
53:CA:1319:A:P	19:CS:4:LEU:HD21	2.60	0.42
53:CA:933:G:OP1	54:CG:3:ARG:HD3	2.20	0.42
17:AQ:14:ASP:O	17:AQ:20:ILE:CD1	2.68	0.42
22:BA:2352:A:N1	44:BW:30:VAL:HG21	2.34	0.42
32:BK:19:VAL:CG2	32:BK:41:ILE:HG12	2.50	0.42
22:DA:2053:G:H2'	22:DA:2054:A:O4'	2.19	0.42
22:DA:2510:C:O2'	22:DA:2511:U:H5'	2.20	0.42
22:DA:2511:U:H2'	22:DA:2512:C:C5'	2.50	0.42
22:DA:2448:A:H61	33:DL:36:LYS:CE	2.33	0.42
22:DA:1279:G:H4'	35:DN:31:HIS:CD2	2.54	0.42
24:BC:15:VAL:C	24:BC:203:VAL:HG11	2.40	0.42
22:DA:628:G:C6	22:DA:636:G:C2	3.08	0.42
36:BO:58:ILE:HD11	36:BO:81:ARG:HH22	1.81	0.42
22:DA:186:G:N2	22:DA:211:C:C2	2.88	0.42
24:DC:171:VAL:HB	24:DC:185:ALA:HB2	2.01	0.42
22:DA:468:G:H4'	26:DE:57:LYS:HG3	2.00	0.42
22:DA:1361:G:C6	22:DA:1362:C:C5	3.08	0.42
22:BA:743:A:O2'	22:BA:744:U:H5'	2.20	0.42
22:DA:1815:A:H1'	22:DA:1817:G:C8	2.54	0.42
5:CE:22:LYS:H	5:CE:29:ILE:HG22	1.84	0.42
53:CA:1151:A:H5''	10:CJ:44:THR:OG1	2.19	0.42
12:AL:87:LYS:O	12:AL:88:ASP:CB	2.67	0.42
26:DE:117:ARG:NH1	26:DE:183:PHE:O	2.51	0.42
34:DM:81:ARG:HH21	34:DM:84:LYS:CE	2.33	0.42
53:CA:644:U:C2	53:CA:645:G:C8	3.08	0.42
22:BA:764:A:C2	22:BA:781:A:C6	3.08	0.42
22:DA:2683:C:OP1	37:DP:55:HIS:HB3	2.20	0.42
41:BT:88:LYS:HA	41:BT:88:LYS:HD3	1.71	0.42
25:DD:22:ILE:HA	25:DD:23:PRO:HD2	1.89	0.42
53:CA:260:G:C6	53:CA:261:U:C4	3.07	0.42
27:BF:43:ILE:HA	27:BF:82:TYR:CE1	2.55	0.42
22:BA:1138:G:N3	31:BJ:108:MET:HE2	2.35	0.42
53:CA:1302:C:H5''	55:CM:16:ILE:HG23	2.02	0.42
22:BA:2152:G:H2'	22:BA:2153:C:O4'	2.20	0.42
12:AL:24:GLU:CB	12:AL:26:CYS:SG	2.89	0.42
22:DA:1508:A:O3'	22:DA:1509:A:C2	2.72	0.42
22:DA:61:C:N3	22:DA:94:A:C2	2.88	0.42
10:AJ:33:GLY:N	10:AJ:83:THR:HB	2.35	0.42
31:BJ:81:ILE:HG12	31:BJ:82:GLY:H	1.85	0.42

Continued on next page...

Continued from previous page...

Atom-1	Atom-2	Distance(Å)	Clash(Å)
1:AA:269:C:C2'	1:AA:270:A:O5'	2.68	0.42
53:CA:174:A:C2	53:CA:175:C:C6	3.08	0.42
36:BO:35:ILE:HD11	36:BO:106:LEU:HD23	2.01	0.42
36:BO:66:GLY:C	36:BO:102:ARG:NH2	2.73	0.42
53:CA:321:A:N7	53:CA:328:C:C2	2.88	0.42
53:CA:663:A:C2'	53:CA:664:G:H5'	2.49	0.42
22:DA:2439:A:N7	22:DA:2586:U:H4'	2.34	0.42
53:CA:1108:G:H5''	3:CC:175:HIS:ND1	2.35	0.42
37:BP:33:GLU:HA	37:BP:38:ARG:HH11	1.84	0.42
3:AC:139:ASN:C	3:AC:139:ASN:HD22	2.21	0.42
57:DB:46:A:C5	57:DB:47:C:C5	3.07	0.42
22:DA:2850:A:C6	22:DA:2869:G:C4'	3.02	0.42
10:CJ:67:ILE:CG2	14:CN:95:LEU:H	2.32	0.42
32:DK:119:ALA:O	32:DK:120:PRO:C	2.57	0.42
22:DA:1828:G:O2'	22:DA:1829:A:H5'	2.20	0.42
22:DA:727:A:OP1	22:DA:1431:A:O2'	2.28	0.42
1:AA:363:A:C2'	1:AA:364:A:H5'	2.49	0.42
53:CA:433:G:O2'	53:CA:434:U:H5'	2.20	0.42
22:BA:2051:A:N6	22:BA:2614:A:C8	2.88	0.42
17:AQ:80:LYS:HZ2	17:AQ:80:LYS:N	2.18	0.42
21:CU:15:LEU:CD1	21:CU:15:LEU:O	2.59	0.42
43:DV:21:ARG:NE	43:DV:87:GLN:HG2	2.34	0.42
1:AA:1153:G:C2'	1:AA:1154:G:O5'	2.68	0.42
1:AA:368:U:H6	1:AA:368:U:H2'	1.41	0.42
1:AA:1347:G:N2	1:AA:1373:G:H2'	2.34	0.42
12:CL:83:GLY:CA	12:CL:94:TYR:HD1	2.26	0.42
29:DH:31:VAL:CB	29:DH:32:PRO:CD	2.98	0.42
22:BA:608:A:N1	22:BA:609:A:C2	2.87	0.42
22:DA:499:U:C4	22:DA:500:G:C6	3.07	0.42
27:BF:113:PHE:HE1	27:BF:116:LEU:HD22	1.84	0.42
24:BC:20:ASN:HA	24:BC:21:PRO:HD2	1.80	0.42
22:DA:2258:C:H4'	22:DA:2259:U:OP2	2.20	0.42
24:DC:73:ILE:CA	24:DC:116:GLN:HE21	2.33	0.42
50:B2:43:THR:O	50:B2:44:VAL:CG2	2.68	0.42
22:BA:2315:G:HO2'	22:BA:2316:G:H5'	1.84	0.42
22:DA:2077:A:C5	22:DA:2435:A:C5	3.08	0.42
17:CQ:68:LYS:HG2	17:CQ:68:LYS:O	2.20	0.42
10:AJ:49:PHE:CE1	14:AN:76:PHE:CZ	3.01	0.42
35:BN:8:ARG:HB3	35:BN:10:LEU:HD21	1.97	0.42
22:DA:1590:A:C6	22:DA:1591:A:N6	2.88	0.42
22:DA:847:U:H5'	22:DA:848:C:OP2	2.19	0.42
24:BC:239:PHE:CE1	24:BC:241:LYS:HB2	2.54	0.42

Continued on next page...

Continued from previous page...

Atom-1	Atom-2	Distance(Å)	Clash(Å)
56:CP:50:THR:O	56:CP:51:ARG:CZ	2.67	0.42
53:CA:654:G:O2'	53:CA:655:A:C5'	2.67	0.42
30:BI:56:VAL:CG2	30:BI:57:VAL:N	2.83	0.42
22:DA:2376:A:N6	36:DO:94:ARG:HH21	2.18	0.42
39:DR:62:GLU:HB2	39:DR:99:THR:CG2	2.50	0.42
34:DM:33:LEU:HD21	34:DM:128:THR:HB	1.98	0.42
57:DB:85:G:O2'	57:DB:86:G:H5'	2.19	0.42
22:DA:355:U:H2'	22:DA:356:G:H8	1.84	0.42
19:CS:54:ARG:CG	19:CS:55:GLN:N	2.81	0.42
30:BI:123:ALA:C	30:BI:125:THR:N	2.72	0.42
53:CA:497:G:O2'	53:CA:498:A:C8	2.68	0.42
27:BF:8:LYS:O	27:BF:12:VAL:CG1	2.68	0.42
1:AA:954:G:N2	1:AA:1228:C:C4	2.88	0.42
10:AJ:35:GLN:CG	10:AJ:77:VAL:HB	2.45	0.42
22:BA:2310:C:C5	27:BF:76:PHE:HZ	2.37	0.42
23:BB:16:G:O2'	23:BB:17:C:H5'	2.19	0.42
5:AE:67:ARG:HB2	5:AE:68:ARG:NE	2.33	0.42
22:BA:1671:U:O2	22:BA:1673:G:H8	2.03	0.42
22:BA:2548:U:H2'	22:BA:2549:G:O4'	2.19	0.42
22:BA:2544:G:O2'	22:BA:2545:G:H5'	2.20	0.42
1:AA:604:G:H2'	1:AA:605:U:O4'	2.18	0.42
10:CJ:48:ARG:CB	10:CJ:48:ARG:NH1	2.82	0.42
22:BA:1282:U:O2'	22:BA:1283:G:H5'	2.20	0.42
33:BL:62:PRO:HG2	51:B3:24:LYS:HD3	2.02	0.42
22:BA:2389:G:H5''	22:BA:2390:U:H5'	2.01	0.42
55:CM:2:ARG:O	55:CM:3:ILE:HB	2.19	0.42
22:BA:2260:C:O2'	22:BA:2261:C:H5'	2.19	0.42
29:BH:100:ALA:O	29:BH:104:THR:N	2.53	0.42
22:BA:170:U:C2'	22:BA:171:U:O5'	2.68	0.42
9:CI:30:ASN:C	9:CI:32:ARG:H	2.23	0.42
22:BA:34:U:O2'	22:BA:35:G:H5'	2.19	0.42
22:BA:2244:U:C2'	22:BA:2245:U:H5'	2.49	0.42
44:DW:70:VAL:CG2	44:DW:70:VAL:O	2.67	0.42
45:DX:70:LEU:O	45:DX:74:GLY:N	2.52	0.42
1:AA:1489:G:H2'	1:AA:1490:U:H5'	2.01	0.42
22:BA:597:G:C6	22:BA:598:U:C4	3.08	0.42
11:CK:33:ILE:O	11:CK:41:LEU:HB2	2.19	0.42
37:BP:95:LYS:HB3	37:BP:97:TYR:CE1	2.55	0.42
38:BQ:38:VAL:O	38:BQ:39:ILE:C	2.56	0.42
23:BB:2:G:C6	23:BB:119:A:C2	3.07	0.42
53:CA:418:C:H1'	53:CA:540:G:O2'	2.20	0.42
22:DA:2858:C:H2'	22:DA:2859:G:O4'	2.18	0.42

Continued on next page...

Continued from previous page...

Atom-1	Atom-2	Distance(Å)	Clash(Å)
58:DF:166:ARG:H	58:DF:166:ARG:HG2	1.67	0.42
22:BA:2395:C:H6	22:BA:2395:C:O5'	2.02	0.42
24:BC:175:LEU:HD12	24:BC:175:LEU:HA	1.80	0.42
22:BA:877:A:N6	22:BA:899:A:N6	2.67	0.42
22:BA:1059:G:C6	22:BA:1060:U:C4	3.08	0.42
22:BA:1083:U:C2'	22:BA:1084:A:O5'	2.66	0.42
22:BA:1002:G:H2'	22:BA:1003:G:O5'	2.20	0.42
22:BA:995:C:O2'	22:BA:996:A:OP2	2.37	0.42
44:DW:18:LYS:HE3	44:DW:19:ARG:NH2	2.35	0.42
5:AE:79:THR:HB	5:AE:121:ASN:CG	2.40	0.42
53:CA:913:A:OP1	12:CL:43:LYS:CE	2.68	0.42
11:AK:125:LYS:C	21:AU:33:ARG:HH22	2.21	0.42
44:BW:29:SER:CA	44:BW:63:ASP:HB3	2.50	0.42
32:BK:4:GLU:OE2	32:BK:23:LYS:CE	2.58	0.42
22:DA:800:A:N1	22:DA:802:A:C8	2.88	0.42
39:DR:78:ARG:HD2	39:DR:83:TYR:HD1	1.83	0.42
53:CA:949:A:C2	53:CA:1233:G:C2	3.07	0.42
22:DA:618:G:HO2'	22:DA:619:G:H5'	1.79	0.42
1:AA:283:U:C5	1:AA:284:C:C5	3.08	0.42
25:BD:2:ILE:HG13	25:BD:100:LEU:HD21	2.02	0.42
8:AH:17:GLN:O	8:AH:20:ASN:N	2.52	0.42
22:DA:447:A:C4	22:DA:473:G:N7	2.87	0.42
1:AA:652:U:O2'	1:AA:653:U:P	2.77	0.42
1:AA:754:C:C3'	1:AA:755:G:H5'	2.50	0.42
56:CP:78:VAL:O	56:CP:80:LYS:N	2.53	0.42
33:BL:90:VAL:HG13	33:BL:95:LEU:HG	2.01	0.42
22:DA:2197:U:O2	22:DA:2225:A:N7	2.53	0.42
53:CA:1081:A:H2'	53:CA:1082:A:O4'	2.20	0.42
53:CA:737:C:OP1	6:CF:91:ARG:HD2	2.19	0.42
22:DA:30:G:C6	22:DA:31:C:N3	2.87	0.42
32:DK:61:VAL:HG13	32:DK:87:LEU:CD2	2.49	0.42
2:AB:162:VAL:HG22	2:AB:184:ALA:CB	2.45	0.42
22:DA:265:A:N6	22:DA:428:A:O4'	2.53	0.42
22:DA:2543:G:C6	22:DA:2765:A:C5	3.08	0.42
55:CM:62:PHE:O	55:CM:64:VAL:HG23	2.19	0.42
22:DA:915:C:O2	57:DB:100:G:H4'	2.19	0.42
22:BA:635:C:P	33:BL:109:LYS:HZ2	2.43	0.42
37:DP:19:PHE:CE1	37:DP:58:PHE:CG	3.07	0.42
33:BL:20:GLY:O	33:BL:21:ARG:HD3	2.20	0.42
19:AS:50:VAL:CG2	19:AS:70:LEU:HB3	2.32	0.42
53:CA:398:U:H2'	53:CA:399:G:C8	2.54	0.42
18:CR:54:LEU:O	18:CR:55:ALA:C	2.57	0.42

Continued on next page...

Continued from previous page...

Atom-1	Atom-2	Distance(Å)	Clash(Å)
4:AD:34:GLU:C	4:AD:36:ALA:H	2.21	0.42
1:AA:267:C:H2'	1:AA:268:U:C5	2.55	0.42
45:BX:34:SER:CB	45:BX:49:ARG:HA	2.50	0.42
22:DA:2666:C:O2	22:DA:2666:C:O4'	2.36	0.42
53:CA:725:G:C5	53:CA:726:C:C5	3.08	0.42
22:BA:139:U:C5	41:BT:1:MET:SD	3.13	0.42
53:CA:155:A:C5	53:CA:156:C:C4	3.07	0.42
24:BC:33:LEU:HA	24:BC:61:TYR:O	2.19	0.42
4:CD:70:GLN:NE2	4:CD:133:SER:HB3	2.35	0.42
1:AA:1401:G:C2	1:AA:1402:C:H1'	2.54	0.42
22:DA:2863:C:O2'	22:DA:2864:G:H5'	2.20	0.42
37:DP:92:ARG:O	37:DP:93:LYS:HB2	2.20	0.42
22:DA:2848:G:OP2	37:DP:94:ALA:CB	2.68	0.42
53:CA:1102:A:HO2'	53:CA:1103:C:H5'	1.77	0.42
48:B0:38:LEU:O	48:B0:39:ARG:C	2.57	0.42
24:BC:108:GLY:O	24:BC:109:LEU:C	2.58	0.42
28:DG:117:PRO:CD	28:DG:143:VAL:HG11	2.50	0.42
3:AC:116:ALA:O	3:AC:119:ILE:HG22	2.20	0.42
25:DD:33:ARG:HB3	25:DD:95:SER:OG	2.19	0.42
22:BA:2886:A:H2'	22:BA:2887:A:O4'	2.20	0.42
9:CI:106:ASP:N	9:CI:106:ASP:OD1	2.50	0.42
1:AA:947:G:H2'	1:AA:948:C:C6	2.54	0.42
14:AN:63:CYS:O	14:AN:64:ARG:C	2.57	0.42
22:BA:609:A:H2'	22:BA:610:C:O4'	2.19	0.42
22:BA:609:A:H61	22:BA:619:G:C2'	2.32	0.42
22:DA:1048:A:C6	22:DA:1111:A:C2	3.08	0.42
27:BF:166:ARG:O	27:BF:167:ALA:C	2.58	0.42
27:BF:173:ASP:O	27:BF:174:PHE:C	2.58	0.42
17:CQ:29:LYS:CE	17:CQ:36:PHE:CZ	2.96	0.42
53:CA:948:C:OP2	55:CM:104:ASN:HB3	2.20	0.42
22:BA:2225:A:H4'	22:BA:2226:C:O5'	2.19	0.42
22:DA:2077:A:N6	22:DA:2435:A:N6	2.68	0.42
22:BA:1296:G:H2'	22:BA:1297:C:H6	1.84	0.42
53:CA:877:G:HO2'	53:CA:878:A:H5'	1.84	0.42
24:BC:196:ASN:OD1	24:BC:197:ALA:N	2.52	0.42
49:B1:27:ARG:C	49:B1:29:LYS:H	2.23	0.42
49:B1:31:GLU:N	49:B1:31:GLU:OE2	2.41	0.42
30:BI:58:ILE:HG22	30:BI:60:VAL:CG2	2.50	0.42
22:DA:2553:G:C2	22:DA:2554:U:H1'	2.55	0.42
22:BA:2258:C:H4'	22:BA:2259:U:OP2	2.19	0.42
22:BA:1315:C:OP2	62:BA:3753:HOH:O	2.21	0.42
53:CA:61:G:H8	53:CA:61:G:H5''	1.85	0.42

Continued on next page...

Continued from previous page...

Atom-1	Atom-2	Distance(Å)	Clash(Å)
22:DA:9:G:C5	22:DA:2629:U:C4	3.08	0.42
1:AA:923:A:C4	1:AA:924:C:C5	3.07	0.42
22:DA:545:U:C4	22:DA:547:A:H4'	2.55	0.42
22:BA:531:C:H5''	22:BA:532:A:C5	2.54	0.42
13:AM:14:ALA:O	13:AM:18:LEU:HD23	2.20	0.42
22:BA:2733:A:O5'	22:BA:2733:A:H8	2.03	0.42
37:BP:87:ARG:NH1	37:BP:87:ARG:HG2	2.34	0.42
22:DA:1570:A:O5'	22:DA:1570:A:H8	2.03	0.42
9:AI:42:THR:O	9:AI:43:ALA:CB	2.68	0.42
22:BA:820:A:H2'	22:BA:821:A:O4'	2.20	0.42
34:DM:53:MET:HB2	34:DM:120:ALA:HB2	2.00	0.42
22:DA:1123:C:H2'	22:DA:1124:G:C8	2.54	0.42
22:BA:2037:A:C6	22:BA:2038:G:C6	3.08	0.42
24:BC:181:ARG:HH21	24:BC:181:ARG:HG2	1.85	0.42
1:AA:316:C:N3	1:AA:317:U:C5	2.88	0.42
22:DA:1594:U:H2'	22:DA:1595:C:H6	1.83	0.42
1:AA:1118:U:OP1	9:AI:10:ARG:HD2	2.20	0.42
1:AA:235:C:O2'	1:AA:236:A:H5'	2.20	0.42
28:DG:10:VAL:HB	28:DG:14:VAL:HG11	2.01	0.42
1:AA:1173:U:H2'	1:AA:1174:G:H8	1.85	0.42
22:DA:1462:C:H1'	22:DA:2702:G:H21	1.84	0.42
30:BI:111:THR:O	30:BI:113:ALA:N	2.47	0.42
53:CA:1178:G:OP2	9:CI:98:ARG:NH2	2.53	0.42
22:BA:1829:A:O2'	22:BA:1830:C:H5'	2.20	0.42
22:BA:260:G:H8	22:BA:260:G:O5'	2.02	0.42
5:CE:40:ASP:OD1	5:CE:41:GLY:N	2.46	0.42
28:DG:36:LEU:CD1	28:DG:36:LEU:N	2.83	0.42
22:BA:2478:A:C2'	22:BA:2479:U:H5'	2.49	0.42
22:DA:1885:A:H3'	22:DA:1886:U:C6	2.55	0.42
22:DA:2301:C:C4	22:DA:2302:U:C5	3.08	0.42
22:DA:839:U:H2'	22:DA:840:C:C6	2.55	0.42
2:CB:198:VAL:O	2:CB:198:VAL:HG23	2.20	0.42
22:DA:1341:G:H4'	22:DA:1342:A:OP2	2.18	0.42
41:DT:14:PRO:HA	41:DT:32:LEU:HB3	2.02	0.42
1:AA:182:A:H1'	1:AA:183:C:H6	1.85	0.42
22:DA:2329:U:H6	22:DA:2329:U:O5'	2.03	0.42
28:BG:7:PRO:O	28:BG:8:VAL:CB	2.60	0.42
53:CA:1268:G:C6	53:CA:1269:A:N6	2.88	0.42
22:BA:2364:C:H2'	22:BA:2365:G:C5'	2.49	0.42
22:BA:2365:G:C2'	22:BA:2366:A:H8	2.33	0.42
22:DA:2035:G:H4'	22:DA:2036:C:OP2	2.20	0.42
22:DA:2051:A:C2	22:DA:2052:A:N6	2.87	0.42

Continued on next page...

Continued from previous page...

Atom-1	Atom-2	Distance(Å)	Clash(Å)
22:DA:1255:U:O4	22:DA:2060:A:H5'	2.20	0.42
22:DA:2839:G:H2'	22:DA:2840:C:O4'	2.20	0.42
22:DA:573:U:O2'	22:DA:574:A:H3'	2.20	0.42
33:DL:23:ILE:N	33:DL:23:ILE:CD1	2.82	0.42
22:BA:1326:U:O2'	22:BA:1327:A:H5'	2.20	0.42
22:DA:1784:A:H4'	22:DA:1785:A:C5'	2.43	0.42
25:DD:19:GLY:O	32:DK:72:PRO:HB2	2.19	0.42
1:AA:543:U:H2'	1:AA:544:G:O4'	2.20	0.42
22:DA:606:U:O2'	22:DA:607:U:H4'	2.20	0.42
22:DA:633:A:H5''	33:DL:70:LYS:HD3	2.02	0.42
57:DB:64:G:C6	57:DB:65:U:C4	3.08	0.42
2:AB:148:GLY:C	2:AB:150:ILE:H	2.23	0.42
22:DA:2298:A:O2'	22:DA:2299:U:H5'	2.19	0.42
25:BD:106:LYS:HB2	25:BD:206:ALA:H	1.85	0.42
25:BD:106:LYS:H	25:BD:106:LYS:CD	2.24	0.42
24:DC:129:LEU:CA	24:DC:188:ARG:HG3	2.49	0.42
24:DC:129:LEU:HG	24:DC:134:ILE:HG23	2.02	0.42
22:DA:35:G:O2'	22:DA:36:G:O4'	2.33	0.42
22:DA:1362:C:H5'	22:DA:2215:C:H4'	2.02	0.42
15:AO:15:GLY:C	15:AO:17:ASP:N	2.72	0.42
57:DB:30:C:C2'	57:DB:31:C:H5'	2.47	0.42
33:BL:111:ILE:HD12	33:BL:111:ILE:HA	1.77	0.42
22:BA:2313:C:H5''	27:BF:87:LYS:HD3	2.01	0.42
22:DA:2199:A:C2	22:DA:2200:C:H1'	2.55	0.42
53:CA:1137:C:H4'	53:CA:1138:G:C2	2.54	0.42
10:CJ:38:GLY:HA2	10:CJ:39:PRO:HD2	1.89	0.42
22:DA:1060:U:O4	30:DI:131:THR:HG22	2.19	0.42
22:DA:1102:C:OP2	22:DA:1102:C:H6	2.03	0.42
32:DK:87:LEU:O	32:DK:89:ASN:N	2.53	0.42
22:DA:1963:U:O2'	22:DA:1964:G:H5'	2.20	0.42
1:AA:1142:G:H3'	1:AA:1143:G:H8	1.85	0.42
24:BC:131:MET:HA	24:BC:134:ILE:CG1	2.50	0.42
22:DA:509:C:H2'	22:DA:509:C:H6	1.65	0.42
40:DS:8:ARG:CA	40:DS:102:HIS:ND1	2.79	0.42
2:AB:168:GLU:O	2:AB:169:HIS:C	2.58	0.42
53:CA:130:A:H1'	53:CA:264:C:H5'	2.02	0.42
17:CQ:17:GLU:O	17:CQ:18:LYS:HB2	2.20	0.42
22:BA:2447:G:H8	22:BA:2501:C:H5''	1.83	0.42
1:AA:1412:C:H2'	1:AA:1413:A:H8	1.85	0.42
22:DA:922:C:H2'	22:DA:923:G:H8	1.85	0.42
22:DA:2283:C:N4	22:DA:2389:G:C6	2.88	0.42
4:CD:80:ARG:HB2	4:CD:81:LEU:H	1.43	0.42

Continued on next page...

Continued from previous page...

Atom-1	Atom-2	Distance(Å)	Clash(Å)
53:CA:1452:C:H5'	53:CA:1453:G:C4	2.55	0.42
22:DA:311:A:O2'	22:DA:312:G:OP1	2.38	0.42
2:AB:18:GLN:HG2	2:AB:189:ASN:ND2	2.35	0.42
1:AA:109:A:C3'	1:AA:110:C:H5'	2.47	0.42
58:DF:84:ILE:HG13	58:DF:84:ILE:O	2.19	0.42
22:BA:582:A:H2'	22:BA:583:G:C8	2.55	0.42
2:CB:99:MET:O	2:CB:103:TRP:CB	2.67	0.42
22:DA:136:G:P	22:DA:136:G:H8	2.43	0.42
1:AA:633:G:C4	1:AA:634:C:C6	3.07	0.42
29:BH:68:ARG:HH21	29:BH:72:ILE:HG21	1.77	0.42
23:BB:53:A:O2'	23:BB:54:G:C5'	2.66	0.42
32:BK:76:VAL:N	37:BP:72:VAL:HG23	2.35	0.42
1:AA:1283:U:O2'	1:AA:1284:C:H5'	2.20	0.42
22:DA:1745:A:H2'	22:DA:1746:A:H8	1.85	0.42
22:BA:2602:A:H4'	22:BA:2603:G:H5'	2.01	0.42
22:BA:1590:A:C2'	22:BA:1591:A:H8	2.20	0.42
53:CA:1112:C:O2	3:CC:178:ARG:HG2	2.20	0.42
43:DV:57:TYR:N	43:DV:57:TYR:CD1	2.87	0.42
25:DD:204:LYS:HA	25:DD:205:PRO:HD2	1.84	0.42
22:BA:1378:A:O2'	22:BA:1379:U:P	2.78	0.42
54:CG:41:ILE:HD13	54:CG:115:MET:HB3	2.02	0.42
31:BJ:117:ALA:CA	31:BJ:120:ARG:NH2	2.73	0.42
29:BH:94:ILE:HD12	29:BH:98:ASP:O	2.19	0.42
45:DX:44:ARG:HH11	45:DX:44:ARG:CB	2.33	0.42
22:DA:482:A:O2'	22:DA:483:A:P	2.78	0.42
20:CT:57:VAL:HG11	20:CT:71:ALA:HA	2.01	0.42
22:BA:1557:C:H2'	22:BA:1558:C:C5	2.55	0.42
53:CA:1018:G:H2'	53:CA:1019:A:O5'	2.20	0.42
4:CD:195:ASN:O	4:CD:196:GLU:C	2.58	0.42
22:BA:2315:G:C2'	22:BA:2316:G:O5'	2.67	0.42
23:BB:57:A:HO2'	23:BB:58:A:H5'	1.80	0.42
22:BA:1298:C:C2	22:BA:1643:G:N2	2.88	0.42
53:CA:464:U:O4	53:CA:466:A:C4'	2.65	0.42
22:DA:2729:G:O4'	25:DD:191:GLY:HA2	2.20	0.42
20:AT:30:PHE:O	20:AT:33:LYS:HB2	2.20	0.42
53:CA:441:A:C2	53:CA:497:G:C5	3.08	0.42
24:DC:67:LYS:CB	24:DC:150:GLY:HA2	2.50	0.42
26:BE:96:VAL:CG1	26:BE:101:TYR:HB2	2.49	0.42
22:BA:2466:C:OP1	52:B4:4:ARG:HB2	2.20	0.42
53:CA:624:C:H4'	56:CP:10:GLY:C	2.39	0.42
22:DA:547:A:H3'	22:DA:548:G:C5'	2.50	0.42
22:DA:2087:G:H2'	22:DA:2088:A:H8	1.85	0.42

Continued on next page...

Continued from previous page...

Atom-1	Atom-2	Distance(Å)	Clash(Å)
1:AA:1511:G:H2'	1:AA:1512:U:H6	1.85	0.42
1:AA:1382:C:O2'	1:AA:1383:C:H5'	2.20	0.42
22:DA:1465:G:HO2'	22:DA:1545:A:H2	1.64	0.42
25:BD:180:VAL:O	25:BD:181:ASP:HB2	2.20	0.42
22:BA:1539:U:O2	22:BA:1540:G:C8	2.72	0.42
5:AE:64:GLU:HA	5:AE:67:ARG:CG	2.50	0.42
4:CD:3:TYR:CE2	4:CD:5:GLY:N	2.88	0.42
22:DA:1378:A:C8	22:DA:1380:G:C6	3.08	0.42
8:CH:63:LYS:O	8:CH:70:VAL:HG12	2.19	0.42
22:BA:2217:G:C2'	22:BA:2218:G:C5'	2.98	0.42
29:DH:73:ASN:C	29:DH:75:LEU:H	2.22	0.42
11:CK:96:ILE:HD13	11:CK:109:ILE:HD13	2.02	0.42
22:DA:1161:C:O2'	22:DA:1162:G:H5'	2.19	0.42
22:DA:2107:G:H2'	22:DA:2108:A:H8	1.82	0.42
23:BB:62:C:O2'	23:BB:63:C:H5'	2.20	0.42
22:BA:235:U:H2'	22:BA:236:C:C6	2.51	0.42
1:AA:228:A:H2'	1:AA:229:U:O4'	2.20	0.42
22:BA:2079:U:O2'	45:BX:22:ASN:ND2	2.50	0.42
22:BA:1521:G:C6	22:BA:1522:A:C6	3.07	0.42
1:AA:377:G:C5'	16:AP:5:ARG:NH1	2.83	0.42
56:CP:16:PHE:CZ	56:CP:38:PHE:CD1	3.08	0.42
53:CA:43:C:H2'	53:CA:44:A:C5'	2.50	0.42
53:CA:708:C:O2'	53:CA:709:U:H5'	2.20	0.42
53:CA:554:A:H2'	53:CA:555:U:H6	1.84	0.42
1:AA:903:G:C4	1:AA:904:U:C5	3.08	0.42
22:BA:1244:A:H5'	33:BL:8:PRO:HD3	2.01	0.42
9:CI:4:GLN:HB3	9:CI:21:LYS:CG	2.50	0.42
11:CK:26:PHE:CZ	11:CK:88:PRO:CG	3.02	0.42
22:BA:57:C:H2'	22:BA:58:G:O4'	2.20	0.42
57:DB:91:C:H2'	57:DB:92:C:C6	2.54	0.42
28:BG:124:CYS:HA	28:BG:125:PRO:HD2	1.75	0.42
9:AI:71:ILE:HG22	9:AI:72:SER:N	2.35	0.42
22:DA:901:C:H2'	22:DA:902:C:H6	1.85	0.42
13:AM:49:GLU:O	13:AM:52:ILE:HG22	2.20	0.42
24:BC:115:ILE:HD12	24:BC:115:ILE:HA	1.63	0.42
38:DQ:21:LYS:HD2	38:DQ:21:LYS:HA	1.91	0.42
53:CA:1111:A:H3'	53:CA:1111:A:C8	2.55	0.42
25:BD:3:GLY:O	25:BD:82:PHE:CZ	2.73	0.42
22:BA:1084:A:C5	22:BA:1085:A:N7	2.88	0.41
41:DT:22:THR:OG1	41:DT:23:ALA:N	2.50	0.41
1:AA:197:A:C4'	1:AA:198:G:O5'	2.66	0.41
22:BA:1011:G:H1'	22:BA:1013:C:O4'	2.20	0.41

Continued on next page...

Continued from previous page...

Atom-1	Atom-2	Distance(Å)	Clash(Å)
22:BA:1011:G:H5''	38:BQ:76:SER:OG	2.20	0.41
53:CA:1223:C:H5''	53:CA:1224:U:OP2	2.20	0.41
53:CA:1345:U:C6	53:CA:1377:A:C2	3.07	0.41
53:CA:1365:G:O2'	53:CA:1366:C:O5'	2.38	0.41
53:CA:1092:A:H5'	54:CG:3:ARG:NH2	2.34	0.41
53:CA:1381:U:N3	54:CG:77:ARG:CZ	2.82	0.41
54:CG:8:GLN:CD	54:CG:9:ARG:H	2.23	0.41
10:CJ:52:LEU:HB2	14:CN:80:ARG:NE	2.32	0.41
22:DA:1139:G:C2'	22:DA:1140:C:C5'	2.98	0.41
1:AA:255:G:O2'	1:AA:256:U:H5'	2.20	0.41
44:BW:28:GLU:C	44:BW:63:ASP:HB3	2.41	0.41
44:BW:40:ARG:O	44:BW:44:PHE:CE1	2.72	0.41
22:DA:1265:A:C8	22:DA:1267:U:C2	3.08	0.41
22:DA:1270:C:C5'	22:DA:1271:G:OP1	2.68	0.41
22:DA:2013:A:N6	22:DA:2014:A:N1	2.68	0.41
22:DA:672:C:O2'	26:DE:77:ILE:HD11	2.19	0.41
38:BQ:82:LEU:HD21	38:BQ:112:ALA:HB2	2.02	0.41
57:DB:110:C:H2'	57:DB:111:U:H6	1.85	0.41
57:DB:11:C:H3'	57:DB:12:C:C5'	2.50	0.41
22:BA:1046:A:H4'	22:BA:1046:A:OP2	2.19	0.41
25:BD:104:VAL:CG1	25:BD:106:LYS:H	2.33	0.41
22:DA:2216:G:O2'	22:DA:2217:G:C8	2.38	0.41
53:CA:375:U:C2	53:CA:376:G:C8	3.08	0.41
33:BL:75:ALA:HB3	33:BL:101:ILE:HD11	2.02	0.41
1:AA:207:C:H2'	1:AA:207:C:O2	2.20	0.41
53:CA:1084:G:C5	53:CA:1085:U:O4	2.72	0.41
39:DR:33:VAL:O	39:DR:33:VAL:HG23	2.19	0.41
22:DA:1251:C:C5	38:DQ:5:ARG:NH1	2.88	0.41
54:CG:68:VAL:O	54:CG:70:PRO:HD3	2.19	0.41
22:DA:1126:A:OP1	22:DA:1126:A:C8	2.67	0.41
22:DA:1206:G:C4	22:DA:1207:C:C5	3.07	0.41
22:DA:300:A:H2'	22:DA:301:G:C5'	2.50	0.41
3:CC:190:THR:OG1	3:CC:195:ILE:HG13	2.20	0.41
53:CA:274:A:O2'	53:CA:275:G:O5'	2.38	0.41
22:DA:224:U:O4	22:DA:232:G:N2	2.53	0.41
21:CU:34:ARG:HG3	21:CU:35:GLU:N	2.35	0.41
22:BA:1139:G:C2	22:BA:1140:C:C6	3.09	0.41
22:DA:1838:C:N4	22:DA:1899:A:O4'	2.53	0.41
13:AM:1:ALA:CB	13:AM:8:ILE:HG23	2.47	0.41
55:CM:13:HIS:NE2	55:CM:41:ASP:HA	2.34	0.41
44:BW:46:ALA:CB	44:BW:79:ILE:O	2.50	0.41
53:CA:1067:A:O3'	53:CA:1094:G:H5'	2.19	0.41

Continued on next page...

Continued from previous page...

Atom-1	Atom-2	Distance(Å)	Clash(Å)
10:AJ:81:GLU:CA	10:AJ:84:VAL:HG12	2.50	0.41
58:DF:47:LYS:HA	58:DF:50:ASP:CB	2.47	0.41
58:DF:49:LEU:CD2	58:DF:49:LEU:H	2.27	0.41
18:CR:54:LEU:HA	18:CR:54:LEU:HD12	1.91	0.41
4:AD:25:ARG:HH12	4:AD:30:LYS:HG2	1.84	0.41
12:AL:42:LYS:HE3	12:AL:43:LYS:HE3	2.02	0.41
14:AN:42:ASN:O	14:AN:44:VAL:N	2.53	0.41
57:DB:44:G:H5'	58:DF:91:ARG:NE	2.33	0.41
22:BA:2748:A:H1'	28:BG:66:THR:CG2	2.50	0.41
26:BE:79:ARG:CG	26:BE:80:SER:N	2.67	0.41
24:BC:83:ASP:OD1	24:BC:85:ASN:OD1	2.38	0.41
24:DC:16:VAL:N	24:DC:203:VAL:CG1	2.70	0.41
22:BA:1450:G:O6	22:BA:1451:C:N4	2.52	0.41
22:DA:1875:G:HO2'	22:DA:1876:A:H8	1.66	0.41
22:DA:1587:G:H21	22:DA:1588:G:H1'	1.82	0.41
19:AS:3:SER:O	19:AS:5:LYS:HG3	2.20	0.41
43:DV:83:LYS:HA	43:DV:84:PRO:HD3	1.91	0.41
47:DZ:40:THR:HB	47:DZ:43:ILE:HG13	2.01	0.41
11:AK:62:ALA:O	11:AK:65:ALA:HB3	2.19	0.41
4:CD:33:ILE:CG2	4:CD:33:ILE:O	2.68	0.41
53:CA:14:U:HO2'	53:CA:15:G:P	2.43	0.41
22:DA:2191:A:N7	22:DA:2192:U:C5	2.88	0.41
22:BA:1378:A:HO2'	22:BA:1379:U:P	2.38	0.41
12:AL:3:VAL:HG23	12:AL:4:ASN:H	1.85	0.41
45:DX:38:TRP:NE1	45:DX:40:GLU:HG2	2.35	0.41
22:DA:2772:C:O2	22:DA:2772:C:H2'	2.20	0.41
27:BF:174:PHE:HD1	27:BF:176:PHE:CD1	2.38	0.41
2:AB:219:THR:HG23	2:AB:220:VAL:N	2.34	0.41
22:BA:365:U:H2'	22:BA:366:C:C6	2.55	0.41
22:BA:1534:U:H5'	22:BA:1535:A:P	2.59	0.41
53:CA:654:G:O2'	53:CA:655:A:O4'	2.27	0.41
7:AG:69:ARG:HG3	7:AG:95:ARG:CD	2.49	0.41
22:DA:1821:A:O2'	22:DA:1822:C:O4'	2.37	0.41
24:DC:255:LYS:O	24:DC:256:THR:CG2	2.62	0.41
23:BB:42:C:P	27:BF:63:LYS:HE2	2.60	0.41
39:BR:44:GLY:O	39:BR:45:GLU:HG2	2.19	0.41
1:AA:708:C:O2'	1:AA:709:U:H5'	2.19	0.41
16:AP:46:LYS:HB2	16:AP:47:GLU:H	1.63	0.41
4:CD:156:ALA:O	4:CD:160:LEU:CD2	2.64	0.41
22:BA:186:G:N3	22:BA:187:G:C8	2.88	0.41
22:BA:659:G:H4'	26:BE:95:LYS:HD3	2.02	0.41
1:AA:922:G:C6	1:AA:923:A:C6	3.07	0.41

Continued on next page...

Continued from previous page...

Atom-1	Atom-2	Distance(Å)	Clash(Å)
1:AA:1228:C:O2'	1:AA:1229:A:H5'	2.20	0.41
13:AM:10:ASP:O	13:AM:11:HIS:CB	2.68	0.41
22:DA:2276:G:O2'	22:DA:2277:G:C5'	2.64	0.41
22:BA:2547:A:H2'	22:BA:2548:U:H6	1.77	0.41
31:DJ:86:GLN:HG2	31:DJ:87:ALA:H	1.85	0.41
26:BE:7:ASP:CG	26:BE:8:ALA:N	2.74	0.41
22:DA:2196:C:H2'	22:DA:2196:C:O2	2.19	0.41
4:CD:141:VAL:HG22	4:CD:180:THR:HG23	2.02	0.41
40:BS:41:LYS:O	40:BS:44:ALA:N	2.53	0.41
2:CB:34:ARG:HD3	2:CB:35:ASN:N	2.35	0.41
22:DA:2694:G:C5	22:DA:2695:U:C5	3.08	0.41
24:BC:41:GLY:N	24:BC:53:ILE:HG22	2.34	0.41
18:CR:25:ILE:HA	18:CR:28:LEU:HB2	2.01	0.41
53:CA:9:G:C2	53:CA:10:A:C8	3.08	0.41
53:CA:9:G:H2'	53:CA:10:A:C8	2.54	0.41
47:BZ:40:THR:CG2	47:BZ:43:ILE:HG23	2.50	0.41
53:CA:885:G:OP2	53:CA:885:G:H8	2.02	0.41
1:AA:1115:U:O2'	1:AA:1116:U:H5'	2.19	0.41
22:BA:1662:U:H2'	22:BA:1662:U:O2	2.19	0.41
24:BC:234:GLY:O	24:BC:235:GLU:HB3	2.20	0.41
26:BE:170:ARG:NH2	26:BE:170:ARG:HG2	2.34	0.41
40:DS:1:MET:H1	40:DS:1:MET:HE3	1.85	0.41
40:DS:1:MET:N	40:DS:1:MET:HE3	2.35	0.41
22:BA:404:A:O4'	22:BA:406:G:C8	2.73	0.41
35:BN:12:ARG:HB3	35:BN:13:ASN:H	1.67	0.41
1:AA:592:G:C6	1:AA:648:A:C6	3.07	0.41
22:BA:969:G:C6	22:BA:970:U:C4	3.07	0.41
22:DA:1576:U:C2	22:DA:1577:C:C5	3.08	0.41
1:AA:272:C:C2'	1:AA:273:U:O5'	2.68	0.41
22:BA:1720:U:H2'	22:BA:1721:G:O4'	2.20	0.41
22:BA:843:G:O2'	22:BA:844:A:H5'	2.20	0.41
1:AA:1414:U:H2'	1:AA:1415:G:H8	1.85	0.41
46:BY:25:GLN:O	46:BY:29:ARG:HB2	2.19	0.41
47:BZ:16:LEU:HB3	47:BZ:17:PRO:CD	2.49	0.41
31:DJ:34:ARG:HE	31:DJ:34:ARG:HB3	1.74	0.41
40:DS:37:THR:O	40:DS:37:THR:HG22	2.20	0.41
17:CQ:80:LYS:NZ	17:CQ:80:LYS:CB	2.83	0.41
22:DA:2798:U:C5'	22:DA:2799:A:OP1	2.67	0.41
1:AA:874:G:C6	1:AA:875:U:C4	3.08	0.41
53:CA:1366:C:O2'	53:CA:1367:C:C5'	2.68	0.41
53:CA:977:A:O2'	53:CA:978:A:H5''	2.19	0.41
17:AQ:19:SER:N	17:AQ:47:ASP:OD2	2.53	0.41

Continued on next page...

Continued from previous page...

Atom-1	Atom-2	Distance(Å)	Clash(Å)
41:DT:39:THR:C	41:DT:41:ALA:H	2.23	0.41
50:D2:6:GLN:HA	50:D2:7:PRO:HD2	1.78	0.41
22:DA:2024:G:O2'	22:DA:2025:C:H5'	2.19	0.41
22:DA:2040:G:C4	22:DA:2041:U:C6	3.08	0.41
22:DA:2454:G:C2	22:DA:2499:C:N3	2.88	0.41
6:CF:18:VAL:N	6:CF:19:PRO:HD2	2.34	0.41
6:CF:22:ILE:HG21	6:CF:39:LEU:HD21	2.02	0.41
34:DM:26:VAL:HA	34:DM:66:ARG:NH2	2.35	0.41
20:AT:47:GLN:HE21	20:AT:82:ILE:HD13	1.85	0.41
1:AA:672:U:O2'	1:AA:673:A:H5'	2.20	0.41
18:AR:56:ARG:NH2	18:AR:60:ARG:HH12	2.18	0.41
29:BH:24:GLY:O	29:BH:25:TYR:C	2.58	0.41
39:DR:39:LEU:HD22	39:DR:53:PHE:HE1	1.84	0.41
24:DC:145:MET:CE	24:DC:181:ARG:NH2	2.83	0.41
24:DC:264:LYS:HG3	24:DC:265:PHE:CD2	2.55	0.41
22:DA:37:C:O2'	26:DE:45:ALA:CB	2.68	0.41
22:DA:455:C:C3'	22:DA:456:C:H5'	2.50	0.41
22:DA:470:A:C6	22:DA:471:A:C6	3.08	0.41
53:CA:375:U:O3'	56:CP:6:LEU:HD12	2.19	0.41
33:BL:101:ILE:HA	33:BL:101:ILE:HD12	1.61	0.41
26:BE:175:ILE:HD11	26:BE:180:LEU:HD11	2.03	0.41
22:BA:28:A:C4	22:BA:513:A:C5	3.08	0.41
53:CA:1151:A:N6	53:CA:1152:A:H62	2.18	0.41
1:AA:407:U:H2'	1:AA:408:A:O4'	2.20	0.41
22:DA:1064:C:H2'	22:DA:1065:U:H6	1.85	0.41
25:BD:20:VAL:CG1	25:BD:21:SER:N	2.83	0.41
1:AA:481:G:O2'	1:AA:482:A:C8	2.64	0.41
14:AN:88:MET:HE2	14:AN:97:LYS:HD2	2.02	0.41
22:DA:299:A:N3	22:DA:319:G:O2'	2.40	0.41
22:DA:319:G:O6	22:DA:333:G:C6	2.73	0.41
53:CA:263:A:OP1	20:CT:73:ARG:NH1	2.53	0.41
22:DA:223:A:C5	22:DA:422:A:N7	2.88	0.41
11:CK:126:ARG:O	21:CU:33:ARG:CZ	2.69	0.41
22:DA:1735:A:C4	22:DA:1736:U:C5	3.08	0.41
1:AA:1492:A:N1	22:BA:1913:A:C4	2.88	0.41
22:BA:2149:U:HO2'	22:BA:2150:C:C4'	2.33	0.41
29:DH:93:SER:CA	29:DH:121:VAL:HG21	2.49	0.41
22:DA:859:G:H22	22:DA:916:G:C2'	2.31	0.41
10:AJ:81:GLU:HA	10:AJ:81:GLU:OE1	2.20	0.41
53:CA:179:A:H2'	53:CA:180:U:C6	2.55	0.41
40:DS:29:VAL:HG11	40:DS:55:ILE:CG1	2.50	0.41
22:BA:2231:U:P	45:BX:29:LEU:CD2	3.08	0.41

Continued on next page...

Continued from previous page...

Atom-1	Atom-2	Distance(Å)	Clash(Å)
3:CC:1:GLY:O	3:CC:2:GLN:C	2.59	0.41
14:AN:46:LYS:HD2	19:AS:12:LEU:CD2	2.46	0.41
28:BG:33:THR:H	28:BG:34:ARG:HH11	1.63	0.41
22:BA:705:A:C8	22:BA:727:A:C2	3.08	0.41
24:BC:61:TYR:HD2	24:BC:85:ASN:HD22	1.68	0.41
22:DA:1656:C:O2'	22:DA:1657:U:H5'	2.20	0.41
22:DA:2867:G:N3	22:DA:2867:G:C2'	2.83	0.41
28:DG:95:ALA:HB1	28:DG:124:CYS:SG	2.60	0.41
22:DA:1869:G:N1	22:DA:1873:G:C6	2.87	0.41
22:DA:1829:A:O2'	24:DC:14:HIS:CE1	2.73	0.41
22:DA:780:G:N1	22:DA:782:A:C2	2.88	0.41
24:BC:141:HIS:HB2	24:BC:190:THR:HB	2.01	0.41
22:BA:1588:G:C4	22:BA:1589:U:C5	3.08	0.41
28:DG:86:LEU:HD12	28:DG:132:LEU:CD1	2.50	0.41
53:CA:53:A:N1	53:CA:359:G:C6	2.88	0.41
1:AA:1152:A:OP1	10:AJ:70:HIS:ND1	2.53	0.41
26:BE:111:GLU:HG2	26:BE:114:ARG:HH11	1.76	0.41
22:DA:2391:G:O2'	22:DA:2392:A:O5'	2.38	0.41
29:DH:5:LEU:HD22	29:DH:9:VAL:HG21	2.00	0.41
12:AL:98:ARG:HD2	12:AL:103:CYS:SG	2.60	0.41
22:DA:2261:C:C2	22:DA:2280:G:C2	3.08	0.41
22:BA:274:C:H2'	22:BA:275:C:O4'	2.19	0.41
22:BA:664:G:H2'	22:BA:665:U:H6	1.85	0.41
22:DA:1805:A:N3	24:DC:49:THR:CG2	2.83	0.41
29:BH:117:LEU:HA	29:BH:118:PRO:HD2	1.91	0.41
29:BH:134:VAL:HG21	29:BH:139:PHE:CA	2.50	0.41
53:CA:878:A:C6	53:CA:879:C:C4	3.07	0.41
53:CA:879:C:C2'	53:CA:880:C:O5'	2.68	0.41
49:B1:29:LYS:HB3	49:B1:29:LYS:HZ3	1.81	0.41
46:BY:26:PHE:CE1	46:BY:30:MET:HG3	2.55	0.41
55:CM:68:LEU:HD23	55:CM:68:LEU:O	2.20	0.41
30:BI:115:ASP:C	30:BI:115:ASP:OD1	2.59	0.41
24:DC:66:PHE:CZ	24:DC:155:ARG:NH1	2.88	0.41
10:CJ:90:LEU:CD2	10:CJ:90:LEU:O	2.68	0.41
1:AA:1521:C:C2	1:AA:1522:U:C6	3.08	0.41
25:BD:142:VAL:CB	25:BD:143:PRO:CD	2.98	0.41
36:BO:115:LEU:HD12	36:BO:115:LEU:HA	1.65	0.41
9:AI:26:LYS:HG3	9:AI:61:ASP:OD1	2.21	0.41
22:BA:163:C:HO2'	22:BA:164:C:P	2.43	0.41
25:DD:172:VAL:CG2	25:DD:194:PRO:HD3	2.50	0.41
22:DA:159:G:O2'	22:DA:160:A:C5'	2.66	0.41
22:BA:1538:G:N2	22:BA:1539:U:C2	2.88	0.41

Continued on next page...

Continued from previous page...

Atom-1	Atom-2	Distance(Å)	Clash(Å)
22:BA:1538:G:H2'	22:BA:1539:U:C5	2.55	0.41
5:AE:68:ARG:O	5:AE:69:ASN:C	2.58	0.41
53:CA:319:G:H5'	53:CA:1468:A:H4'	2.02	0.41
8:CH:94:VAL:HG21	8:CH:101:ALA:HB2	2.02	0.41
5:CE:38:VAL:CG1	5:CE:39:GLY:H	2.33	0.41
53:CA:40:C:H2'	53:CA:41:G:O4'	2.20	0.41
53:CA:859:G:H2'	53:CA:860:A:H8	1.84	0.41
4:AD:124:VAL:HG23	4:AD:125:ASN:N	2.35	0.41
7:AG:91:ARG:HA	7:AG:92:PRO:HD3	1.86	0.41
22:BA:2348:U:C2'	22:BA:2349:G:H5'	2.50	0.41
17:AQ:28:VAL:HG23	17:AQ:29:LYS:O	2.21	0.41
7:AG:49:LEU:C	7:AG:49:LEU:HD13	2.40	0.41
32:DK:107:LEU:C	32:DK:109:SER:N	2.73	0.41
22:DA:585:G:H2'	22:DA:1254:A:N6	2.34	0.41
22:DA:107:G:H4'	22:DA:294:A:OP1	2.20	0.41
53:CA:579:A:C2	53:CA:763:G:C4	3.09	0.41
22:BA:2277:G:H2'	22:BA:2278:A:H5''	2.03	0.41
53:CA:885:G:O2'	53:CA:886:G:C5'	2.68	0.41
35:BN:49:GLU:N	35:BN:50:PRO:CD	2.84	0.41
48:B0:11:LYS:HD2	48:B0:11:LYS:HA	1.83	0.41
43:BV:40:ILE:CG2	43:BV:42:LEU:HD21	2.50	0.41
22:DA:2537:U:O5'	22:DA:2537:U:H6	2.03	0.41
2:CB:66:ILE:HG21	2:CB:68:PHE:CE1	2.55	0.41
4:CD:161:ALA:O	4:CD:164:ARG:HB2	2.21	0.41
7:AG:132:THR:O	7:AG:135:LYS:HB3	2.19	0.41
22:DA:2221:G:C5	22:DA:2222:C:C5	3.08	0.41
1:AA:833:G:C2	1:AA:834:U:C2	3.08	0.41
41:DT:53:VAL:CG2	41:DT:92:ASN:HD22	2.33	0.41
42:DU:48:VAL:HA	42:DU:49:PRO:HD3	1.89	0.41
1:AA:401:C:C3'	1:AA:401:C:C6	3.03	0.41
1:AA:985:C:C4	1:AA:986:U:O4	2.73	0.41
22:DA:965:C:H5''	62:DA:3347:HOH:O	2.20	0.41
5:AE:17:VAL:HA	5:AE:33:THR:O	2.21	0.41
22:BA:749:A:C6	22:BA:1618:A:C2	3.08	0.41
53:CA:1465:A:H2'	53:CA:1466:C:C6	2.54	0.41
22:DA:2470:G:C6	22:DA:2481:G:C2	3.09	0.41
30:BI:93:ASN:OD1	30:BI:136:GLY:HA2	2.20	0.41
42:DU:4:ILE:H	42:DU:4:ILE:HG13	1.63	0.41
1:AA:358:U:H2'	1:AA:359:G:H8	1.85	0.41
53:CA:144:G:C6	53:CA:145:G:C5	3.08	0.41
22:BA:1070:A:N1	22:BA:1097:U:H4'	2.35	0.41
22:BA:1061:U:H6	22:BA:1070:A:O4'	2.03	0.41

Continued on next page...

Continued from previous page...

Atom-1	Atom-2	Distance(Å)	Clash(Å)
53:CA:68:G:C2'	53:CA:69:G:O5'	2.68	0.41
22:DA:2338:C:O2'	22:DA:2339:C:P	2.79	0.41
37:BP:50:ARG:HG3	37:BP:50:ARG:H	1.61	0.41
5:AE:71:ILE:HG12	5:AE:72:ASN:N	2.36	0.41
53:CA:1184:G:O2'	53:CA:1185:G:H8	2.03	0.41
53:CA:1262:C:C4	53:CA:1263:C:C5	3.08	0.41
53:CA:1356:G:N2	53:CA:1367:C:C2	2.89	0.41
53:CA:1367:C:H5'	10:CJ:62:ARG:NH1	2.34	0.41
53:CA:1381:U:O2'	53:CA:1382:C:O5'	2.37	0.41
17:AQ:12:VAL:HG21	17:AQ:21:VAL:HG22	2.02	0.41
44:BW:23:LYS:CD	44:BW:24:ARG:H	2.19	0.41
22:DA:139:U:H3	41:DT:1:MET:HA	1.85	0.41
22:DA:69:C:H2'	22:DA:70:G:C8	2.55	0.41
22:DA:1255:U:H5'	22:DA:2502:G:H22	1.85	0.41
22:DA:1324:G:H1'	22:DA:1616:A:H61	1.81	0.41
22:DA:2626:C:H2'	22:DA:2627:G:O4'	2.21	0.41
22:DA:2574:G:N2	25:DD:147:GLY:O	2.50	0.41
39:DR:79:ARG:O	39:DR:80:ARG:CB	2.69	0.41
39:BR:39:LEU:CA	39:BR:49:ILE:HG23	2.50	0.41
57:DB:17:C:N3	57:DB:68:C:N3	2.69	0.41
57:DB:69:G:C2'	57:DB:70:C:H6	2.34	0.41
53:CA:239:U:OP1	53:CA:239:U:H4'	2.20	0.41
24:DC:152:GLN:H	24:DC:152:GLN:NE2	2.02	0.41
33:DL:120:VAL:CG1	33:DL:121:THR:H	2.33	0.41
22:DA:447:A:C5	22:DA:473:G:C5	3.08	0.41
4:CD:114:ARG:HB2	4:CD:114:ARG:HE	1.62	0.41
56:CP:5:ARG:O	56:CP:19:VAL:HA	2.21	0.41
57:DB:24:G:H5'	57:DB:25:U:C4	2.55	0.41
57:DB:54:G:N2	58:DF:25:MET:CE	2.83	0.41
57:DB:57:A:N6	58:DF:25:MET:HG2	2.35	0.41
1:AA:722:G:H1	1:AA:733:G:H1	1.67	0.41
21:CU:3:ILE:CG2	21:CU:18:PHE:HD1	2.34	0.41
9:AI:45:MET:O	9:AI:45:MET:HG2	2.21	0.41
43:BV:81:PRO:HB2	43:BV:82:TYR:HD2	1.85	0.41
22:DA:1077:A:O2'	22:DA:1078:U:C5'	2.68	0.41
22:DA:1091:G:H2'	22:DA:1092:C:C6	2.54	0.41
2:AB:9:LEU:HD12	2:AB:42:LEU:CD1	2.20	0.41
22:BA:2773:C:OP1	25:BD:169:ARG:NE	2.53	0.41
22:DA:962:G:P	22:DA:962:G:H3'	2.60	0.41
22:DA:1206:G:O2'	22:DA:1207:C:O5'	2.37	0.41
22:DA:87:U:C2'	22:DA:88:G:OP1	2.65	0.41
22:DA:89:A:C2	22:DA:90:U:C2	3.09	0.41

Continued on next page...

Continued from previous page...

Atom-1	Atom-2	Distance(Å)	Clash(Å)
22:BA:1340:U:C5	22:BA:1603:A:C8	3.08	0.41
53:CA:283:U:H2'	53:CA:284:C:H6	1.84	0.41
17:CQ:46:HIS:CG	17:CQ:70:LYS:HZ1	2.38	0.41
58:DF:135:ILE:HD12	58:DF:135:ILE:H	1.83	0.41
1:AA:978:A:H5'	1:AA:1224:U:O4	2.20	0.41
22:DA:1558:C:H1'	22:DA:1560:G:C8	2.54	0.41
1:AA:1410:A:C4	1:AA:1491:G:N2	2.88	0.41
13:AM:3:ILE:O	13:AM:5:GLY:N	2.53	0.41
53:CA:1333:A:H2'	53:CA:1334:G:O4'	2.20	0.41
44:DW:23:LYS:CD	44:DW:24:ARG:H	2.26	0.41
22:BA:2741:A:H2'	22:BA:2742:G:O4'	2.19	0.41
58:DF:49:LEU:N	58:DF:49:LEU:HD22	2.25	0.41
22:BA:2635:A:H2'	22:BA:2636:C:O5'	2.20	0.41
53:CA:1447:A:P	53:CA:1448:C:H5	2.43	0.41
51:D3:41:ARG:CB	51:D3:41:ARG:NH2	2.83	0.41
12:CL:71:HIS:ND1	12:CL:73:LEU:N	2.68	0.41
1:AA:111:G:C6	1:AA:330:C:N4	2.88	0.41
22:DA:2756:U:O4'	22:DA:2757:A:H5''	2.19	0.41
14:AN:40:ARG:HH12	14:AN:44:VAL:CB	2.32	0.41
25:BD:155:VAL:HG13	25:BD:159:LYS:HG3	2.01	0.41
22:DA:50:U:C6	22:DA:50:U:OP1	2.74	0.41
22:BA:581:C:O2	22:BA:582:A:C8	2.74	0.41
26:BE:36:ALA:O	26:BE:39:ALA:HB3	2.20	0.41
22:BA:915:C:C5'	22:BA:915:C:C6	2.99	0.41
22:DA:1275:A:C8	35:DN:16:HIS:CD2	3.08	0.41
34:DM:41:LEU:C	34:DM:93:VAL:HG23	2.41	0.41
31:DJ:99:ARG:CB	31:DJ:99:ARG:CZ	2.99	0.41
22:BA:1858:A:C6	22:BA:1885:A:C8	3.08	0.41
53:CA:939:G:C6	53:CA:940:C:N4	2.88	0.41
4:AD:104:MET:HE2	4:AD:170:LEU:HB2	2.03	0.41
4:AD:99:ASN:C	4:AD:99:ASN:ND2	2.73	0.41
22:DA:1281:G:H2'	22:DA:1282:U:H5'	2.02	0.41
36:DO:11:ALA:HB2	36:DO:96:GLY:H	1.82	0.41
53:CA:411:A:C6	53:CA:429:U:C5	3.08	0.41
22:DA:1446:C:C4	22:DA:1447:C:C4	3.08	0.41
2:CB:191:ASP:HA	2:CB:192:PRO:HD2	1.82	0.41
26:BE:150:THR:HA	26:BE:189:THR:CG2	2.50	0.41
1:AA:1154:G:N1	1:AA:1155:A:C5	2.89	0.41
1:AA:1250:A:O3'	9:AI:68:GLY:HA2	2.21	0.41
28:DG:152:ARG:HA	28:DG:153:PRO:HD3	1.84	0.41
22:DA:240:C:OP2	22:DA:241:A:H3'	2.20	0.41
2:AB:138:ARG:HA	2:AB:141:GLU:OE2	2.20	0.41

Continued on next page...

Continued from previous page...

Atom-1	Atom-2	Distance(Å)	Clash(Å)
1:AA:1306:A:H61	1:AA:1331:G:H1'	1.84	0.41
42:BU:38:ILE:CG2	42:BU:39:ASN:N	2.64	0.41
22:BA:784:G:H5''	24:BC:225:ASN:HD21	1.85	0.41
34:BM:46:ILE:HD12	34:BM:47:GLU:CA	2.50	0.41
22:BA:2297:A:O2'	22:BA:2298:A:H5'	2.20	0.41
29:BH:131:SER:O	29:BH:132:PHE:HB3	2.20	0.41
22:BA:287:G:H2'	22:BA:288:U:C6	2.55	0.41
53:CA:1385:G:C4	53:CA:1386:G:C8	3.08	0.41
31:BJ:141:ASP:O	31:BJ:142:ILE:HB	2.20	0.41
22:BA:1343:G:O4'	22:BA:1597:A:H2'	2.19	0.41
1:AA:1216:A:C6	1:AA:1217:C:N4	2.89	0.41
3:CC:18:ASN:ND2	3:CC:53:ARG:NH1	2.59	0.41
1:AA:1046:A:H2'	1:AA:1047:G:H8	1.84	0.41
29:BH:125:THR:HG23	29:BH:126:GLY:N	2.29	0.41
1:AA:596:A:N6	1:AA:645:G:C2	2.88	0.41
1:AA:914:A:HO2'	1:AA:915:A:H8	1.67	0.41
22:DA:67:U:C2	22:DA:68:G:C8	3.08	0.41
22:DA:75:G:O2'	22:DA:76:C:O5'	2.38	0.41
22:BA:2403:C:C2	22:BA:2404:U:C6	3.08	0.41
46:BY:39:GLN:O	46:BY:42:LEU:HB2	2.20	0.41
22:DA:1545:A:O2'	22:DA:1546:G:H5'	2.21	0.41
10:CJ:102:LEU:HD13	10:CJ:102:LEU:C	2.40	0.41
30:DI:139:VAL:O	30:DI:140:GLU:HB2	2.19	0.41
43:BV:62:THR:HA	43:BV:71:LYS:HA	2.01	0.41
54:CG:34:LYS:CB	54:CG:34:LYS:NZ	2.84	0.41
22:BA:2280:G:C2'	22:BA:2281:A:H5'	2.50	0.41
22:DA:1317:G:N2	22:DA:1336:A:N3	2.68	0.41
22:BA:43:G:C5'	22:BA:43:G:C8	3.03	0.41
1:AA:868:C:N4	1:AA:869:G:C2	2.89	0.41
22:BA:2383:G:H2'	22:BA:2384:U:C6	2.55	0.41
53:CA:355:C:N4	53:CA:356:A:H62	2.18	0.41
34:DM:133:LYS:NZ	34:DM:133:LYS:CB	2.84	0.41
25:BD:52:THR:CG2	25:BD:53:GLY:N	2.84	0.41
53:CA:1001:C:H2'	53:CA:1002:G:O4'	2.20	0.41
22:BA:17:G:H2'	22:BA:18:U:C6	2.55	0.41
15:AO:65:LEU:N	15:AO:65:LEU:CD2	2.84	0.41
11:CK:35:ASP:CG	11:CK:37:GLN:HB2	2.40	0.41
1:AA:137:U:H1'	1:AA:227:G:N2	2.35	0.41
30:DI:72:THR:HA	30:DI:73:PRO:HD2	1.87	0.41
24:BC:79:ARG:NH2	24:BC:81:GLU:OE2	2.53	0.41
2:CB:156:LEU:HD23	2:CB:156:LEU:H	1.85	0.41
22:BA:2766:A:N3	22:BA:2766:A:H2'	2.36	0.41

Continued on next page...

Continued from previous page...

Atom-1	Atom-2	Distance(Å)	Clash(Å)
29:DH:133:GLN:NE2	29:DH:139:PHE:CE2	2.87	0.41
22:BA:706:A:H2'	22:BA:707:G:O4'	2.19	0.41
22:BA:1105:U:C2'	22:BA:1106:G:H8	2.28	0.41
14:CN:52:ARG:HH21	14:CN:58:ARG:NE	2.18	0.41
22:DA:1312:U:O2'	22:DA:1313:U:P	2.78	0.41
53:CA:77:A:H8	53:CA:77:A:OP2	2.03	0.41
22:DA:2361:G:H2'	22:DA:2362:C:C6	2.52	0.41
22:DA:2386:A:C2	44:DW:38:ARG:HG2	2.53	0.41
5:AE:96:GLN:HA	5:AE:97:PRO:HD2	1.94	0.41
23:BB:30:C:C3'	23:BB:31:C:C5'	2.98	0.41
9:CI:117:LEU:HD23	9:CI:123:ARG:HD3	2.01	0.41
11:AK:125:LYS:O	11:AK:126:ARG:CG	2.68	0.41
22:DA:1020:A:H2	22:DA:1141:U:H2'	1.84	0.41
22:DA:996:A:O2'	22:DA:997:G:H5'	2.20	0.41
46:DY:45:GLN:C	46:DY:46:VAL:HG23	2.41	0.41
46:DY:55:THR:HG22	46:DY:56:LEU:HD22	2.03	0.41
22:DA:976:G:H5'	22:DA:1156:A:N6	2.35	0.41
22:DA:1287:A:H5'	35:DN:103:ARG:NH1	2.35	0.41
35:DN:96:ARG:HB2	35:DN:96:ARG:CZ	2.49	0.41
31:BJ:37:ARG:HG3	31:BJ:118:MET:HE1	2.03	0.41
53:CA:951:G:N1	53:CA:1231:G:C6	2.89	0.41
22:DA:2891:U:H2'	22:DA:2892:G:H5'	2.01	0.41
6:AF:62:MET:HG3	6:AF:64:VAL:HG23	2.02	0.41
18:AR:22:TYR:CZ	18:AR:23:LYS:HE3	2.55	0.41
1:AA:244:U:O4	1:AA:906:A:H1'	2.20	0.41
22:DA:2136:G:C2'	22:DA:2137:U:H6	2.28	0.41
22:DA:467:G:O3'	22:DA:797:G:H5'	2.20	0.41
22:DA:1566:A:C2	24:DC:212:TRP:CG	3.08	0.41
22:DA:1298:C:H2'	22:DA:1299:G:O4'	2.20	0.41
57:DB:57:A:C6	58:DF:25:MET:CG	2.97	0.41
1:AA:201:G:N3	1:AA:202:G:H1'	2.35	0.41
22:DA:1803:A:H2	22:DA:1823:G:H1'	1.83	0.41
26:BE:174:GLY:O	26:BE:175:ILE:C	2.58	0.41
54:CG:72:VAL:O	54:CG:140:VAL:HG12	2.20	0.41
4:AD:109:THR:HG22	4:AD:112:GLU:CB	2.47	0.41
22:DA:1071:G:C5	22:DA:1089:A:C5	3.09	0.41
10:CJ:5:ARG:HG3	10:CJ:79:PRO:HG3	1.99	0.41
32:DK:35:VAL:HA	32:DK:62:VAL:HG12	2.01	0.41
53:CA:995:C:O2'	53:CA:996:A:H5''	2.21	0.41
1:AA:1125:U:HO2'	1:AA:1126:U:P	2.43	0.41
1:AA:450:G:C2'	1:AA:451:A:OP1	2.69	0.41
1:AA:1190:G:OP1	3:AC:4:VAL:HG12	2.20	0.41

Continued on next page...

Continued from previous page...

Atom-1	Atom-2	Distance(Å)	Clash(Å)
3:AC:5:HIS:HA	3:AC:6:PRO:HD2	1.81	0.41
22:DA:1027:A:N3	22:DA:2488:G:H5''	2.35	0.41
22:DA:302:C:O2'	22:DA:303:G:C5'	2.68	0.41
53:CA:1051:C:O2'	53:CA:1052:U:C6	2.74	0.41
22:DA:230:G:O2'	22:DA:231:A:O5'	2.38	0.41
53:CA:778:G:O2'	11:CK:121:ARG:O	2.38	0.41
21:AU:18:PHE:C	21:AU:19:LYS:HE2	2.39	0.41
22:DA:1838:C:C4	22:DA:1899:A:C2	3.08	0.41
53:CA:1238:A:N6	53:CA:1302:C:N4	2.69	0.41
12:CL:113:ARG:HD2	12:CL:118:VAL:HG12	2.02	0.41
22:DA:2230:G:H1'	45:DX:31:ASN:HB3	2.01	0.41
22:DA:1759:A:O2'	22:DA:1760:C:C5'	2.65	0.41
22:BA:2055:C:H5'	22:BA:2056:G:O5'	2.20	0.41
32:BK:113:MET:O	32:BK:116:ILE:N	2.51	0.41
37:BP:32:VAL:O	37:BP:33:GLU:O	2.37	0.41
53:CA:158:G:C5	53:CA:159:G:N7	2.89	0.41
1:AA:706:A:H4'	11:AK:30:ILE:HG12	2.02	0.41
22:DA:1792:G:H5'	24:DC:203:VAL:HG22	2.01	0.41
22:DA:1792:G:C5'	24:DC:203:VAL:CG2	2.99	0.41
22:DA:2822:G:C2'	22:DA:2823:A:H5''	2.50	0.41
22:DA:2850:A:N7	22:DA:2868:A:O2'	2.51	0.41
22:DA:2869:G:N7	22:DA:2870:C:C5	2.89	0.41
30:DI:27:LEU:HD13	30:DI:32:VAL:HG11	2.02	0.41
2:AB:206:ILE:HD13	2:AB:207:ARG:N	2.35	0.41
22:DA:1415:U:H5'	22:DA:1416:G:OP1	2.20	0.41
22:BA:1858:A:O2'	22:BA:1859:U:O4'	2.33	0.41
1:AA:585:G:N3	1:AA:879:C:H4'	2.34	0.41
24:DC:216:ARG:HH11	24:DC:216:ARG:HG3	1.84	0.41
22:BA:1585:C:H2'	22:BA:1586:A:C4'	2.50	0.41
53:CA:16:A:C5	53:CA:17:U:C5	3.09	0.41
24:BC:159:THR:N	24:BC:194:VAL:HG12	2.36	0.41
2:AB:141:GLU:CA	2:AB:144:GLU:HB2	2.47	0.41
22:BA:1812:U:H2'	22:BA:1813:G:C8	2.55	0.41
34:BM:73:ILE:CG2	34:BM:91:TYR:CE1	3.03	0.41
24:DC:73:ILE:O	24:DC:116:GLN:HG2	2.20	0.41
22:BA:1274:A:OP1	22:BA:1646:C:N4	2.46	0.41
22:BA:1535:A:O2'	22:BA:1536:C:OP1	2.32	0.41
22:BA:794:A:H2'	22:BA:795:C:H6	1.77	0.41
58:DF:11:VAL:O	58:DF:12:VAL:HB	2.20	0.41
24:BC:105:ALA:O	24:BC:195:GLY:HA3	2.19	0.41
2:CB:91:VAL:HG11	2:CB:95:TRP:HD1	1.85	0.41
22:BA:1387:A:C6	22:BA:1401:G:N1	2.88	0.41

Continued on next page...

Continued from previous page...

Atom-1	Atom-2	Distance(Å)	Clash(Å)
22:BA:1383:A:H2	22:BA:1405:U:O2	2.02	0.41
22:BA:1833:C:C5	22:BA:1834:U:C5	3.08	0.41
22:BA:962:G:H2'	22:BA:963:U:C6	2.55	0.41
22:DA:2677:G:H2'	22:DA:2678:C:H6	1.85	0.41
1:AA:1316:G:C5'	1:AA:1317:C:OP2	2.69	0.41
1:AA:1507:A:C6	1:AA:1530:G:C5	3.08	0.41
43:BV:29:ILE:CG1	43:BV:30:ILE:N	2.79	0.41
13:AM:15:VAL:HA	13:AM:33:LEU:HD11	2.02	0.41
6:AF:20:GLY:O	6:AF:24:ARG:HD3	2.20	0.41
22:DA:1984:G:C6	22:DA:1985:C:C4	3.08	0.41
53:CA:1480:A:H2'	53:CA:1481:U:O4'	2.21	0.41
1:AA:568:G:C2	1:AA:883:C:C2	3.08	0.41
37:DP:24:THR:O	37:DP:44:GLY:O	2.39	0.41
55:CM:82:LEU:HB2	19:CS:73:PHE:HE2	1.85	0.41
2:AB:187:ASP:HB2	2:AB:203:ASP:CG	2.41	0.41
22:BA:1184:U:H6	22:BA:1184:U:O5'	2.04	0.41
48:D0:41:HIS:C	48:D0:41:HIS:ND1	2.74	0.41
42:BU:41:VAL:C	42:BU:42:LYS:HD3	2.40	0.41
22:DA:1123:C:H2'	22:DA:1124:G:H8	1.85	0.41
5:CE:154:ALA:C	5:CE:156:ARG:H	2.23	0.41
12:CL:35:ARG:HA	12:CL:35:ARG:HD3	1.84	0.41
11:CK:21:HIS:C	11:CK:22:ILE:HD12	2.41	0.41
32:BK:105:ARG:NE	32:BK:106:GLU:OE2	2.54	0.41
22:DA:1317:G:C5	22:DA:1318:U:C4	3.08	0.41
22:DA:936:A:C6	22:DA:937:C:C4	3.08	0.41
38:BQ:51:GLN:NE2	38:BQ:55:GLN:HE21	2.19	0.41
27:BF:100:GLU:C	27:BF:102:LEU:N	2.73	0.41
22:DA:352:A:H2'	22:DA:353:C:O4'	2.20	0.41
1:AA:229:U:H2'	1:AA:230:G:O4'	2.20	0.41
53:CA:650:G:N3	53:CA:650:G:H2'	2.36	0.41
8:AH:110:MET:HG3	8:AH:110:MET:H	1.75	0.41
22:BA:109:C:C2'	22:BA:110:G:O5'	2.69	0.41
5:CE:18:ASN:OD1	5:CE:33:THR:CG2	2.68	0.41
53:CA:557:G:C6	53:CA:558:G:C2	3.08	0.41
4:CD:67:LEU:HD12	4:CD:67:LEU:HA	1.76	0.41
54:CG:20:GLU:O	54:CG:23:ALA:HB3	2.20	0.41
53:CA:186:C:O2'	53:CA:187:G:H5'	2.20	0.41
53:CA:685:G:O4'	11:CK:40:ALA:HB3	2.20	0.41
53:CA:603:U:H2'	53:CA:604:G:C8	2.56	0.41
15:CO:54:GLY:O	15:CO:58:MET:HG3	2.20	0.41
22:BA:2140:G:C2	22:BA:2141:G:C4	3.08	0.41
53:CA:46:G:O2'	53:CA:365:U:H1'	2.20	0.41

Continued on next page...

Continued from previous page...

Atom-1	Atom-2	Distance(Å)	Clash(Å)
53:CA:587:G:OP1	8:CH:80:PRO:HB3	2.20	0.41
22:DA:965:C:H4'	22:DA:2273:A:H1'	2.03	0.41
5:AE:15:ILE:HG22	5:AE:16:ALA:N	2.36	0.41
53:CA:731:G:OP1	53:CA:766:A:H1'	2.20	0.41
22:BA:1228:G:H2'	22:BA:1229:C:C6	2.55	0.41
36:DO:80:GLU:O	36:DO:84:GLU:N	2.53	0.41
22:BA:2242:G:H2'	22:BA:2243:U:O4'	2.20	0.41
53:CA:680:C:C4	53:CA:681:A:N7	2.89	0.41
22:BA:1067:A:H8	22:BA:1067:A:OP2	2.03	0.41
42:BU:11:ILE:O	42:BU:11:ILE:HG23	2.20	0.41
53:CA:1266:G:H3'	53:CA:1266:G:C8	2.56	0.41
1:AA:1485:U:O5'	1:AA:1485:U:H6	2.03	0.41
27:BF:162:ASP:OD1	27:BF:162:ASP:N	2.43	0.41
22:DA:911:A:H8	22:DA:911:A:O5'	2.03	0.41
22:BA:1065:U:H5	22:BA:1074:G:H21	1.68	0.41
22:BA:1054:A:C6	22:BA:1106:G:O6	2.74	0.41
22:DA:1918:A:C4'	22:DA:1919:A:OP1	2.62	0.41
22:BA:527:C:H2'	22:BA:2779:U:O2'	2.20	0.41
22:DA:2798:U:H5'	22:DA:2800:A:N6	2.35	0.41
11:AK:124:LYS:O	11:AK:125:LYS:O	2.39	0.41
31:DJ:42:ALA:O	31:DJ:44:TYR:N	2.54	0.41
22:DA:1612:C:C5'	50:D2:7:PRO:HG3	2.50	0.41
22:DA:2619:C:O2'	25:DD:155:VAL:HG12	2.21	0.41
22:DA:825:A:C2	22:DA:826:U:C2	3.08	0.41
22:DA:971:G:OP2	22:DA:974:G:N2	2.53	0.41
53:CA:952:U:C5	55:CM:102:LYS:NZ	2.87	0.41
1:AA:397:A:C6	1:AA:548:G:N7	2.89	0.41
1:AA:544:G:C6	1:AA:545:C:C4	3.09	0.41
22:DA:617:G:O2'	22:DA:618:G:C8	2.51	0.41
6:AF:47:LEU:CD1	6:AF:51:ILE:HG22	2.51	0.41
22:BA:2421:G:N7	51:B3:30:HIS:CD2	2.89	0.41
4:CD:191:SER:O	4:CD:192:ALA:CB	2.69	0.41
1:AA:1356:G:C2	1:AA:1367:C:O2	2.73	0.41
22:DA:183:C:C5	22:DA:184:C:C5	3.08	0.41
24:DC:140:VAL:HG23	24:DC:141:HIS:H	1.85	0.41
22:BA:745:G:C3'	22:BA:746:U:H5'	2.50	0.41
11:AK:113:THR:HA	11:AK:114:PRO:HD3	1.89	0.41
11:CK:67:GLU:C	11:CK:69:CYS:N	2.74	0.41
11:CK:84:MET:HG2	11:CK:110:THR:OG1	2.20	0.41
26:BE:124:PHE:CZ	26:BE:148:ILE:CD1	2.97	0.41
53:CA:1135:U:H2'	53:CA:1135:U:O2	2.19	0.41
53:CA:1137:C:O2'	53:CA:1138:G:N2	2.54	0.41

Continued on next page...

Continued from previous page...

Atom-1	Atom-2	Distance(Å)	Clash(Å)
54:CG:22:LEU:CA	54:CG:25:PHE:HB3	2.17	0.41
22:DA:1055:G:C5	22:DA:1056:G:C8	3.09	0.41
22:DA:1054:A:N3	22:DA:1055:G:H1'	2.35	0.41
22:BA:983:A:N6	22:BA:984:A:C2	2.88	0.41
22:DA:873:C:N3	22:DA:905:A:C2	2.88	0.41
22:DA:827:U:C5	22:DA:2430:A:C5	3.08	0.41
22:DA:1028:A:N6	22:DA:1125:G:H2'	2.35	0.41
22:DA:2687:U:O2'	22:DA:2688:G:H5'	2.20	0.41
53:CA:254:G:H1'	17:CQ:16:MET:HB3	2.02	0.41
53:CA:277:C:O2'	53:CA:278:G:O4'	2.34	0.41
53:CA:812:G:H2'	53:CA:812:G:N3	2.35	0.41
53:CA:900:A:O2'	53:CA:901:A:H5'	2.21	0.41
22:DA:227:A:C5'	22:DA:229:C:H41	2.32	0.41
22:DA:2516:A:C4	22:DA:2569:G:N2	2.88	0.41
22:BA:1022:G:C5	22:BA:1140:C:C4	3.09	0.41
22:DA:1967:C:C5'	22:DA:1967:C:H6	2.20	0.41
37:BP:9:GLN:C	37:BP:11:GLN:N	2.73	0.41
52:B4:24:ARG:HG2	52:B4:24:ARG:HH21	1.86	0.41
27:BF:151:LEU:CD1	27:BF:152:ASP:N	2.76	0.41
12:CL:115:LYS:C	12:CL:116:TYR:CG	2.92	0.41
1:AA:267:C:H2'	1:AA:268:U:C6	2.56	0.41
22:DA:2290:G:O2'	22:DA:2381:A:H1'	2.19	0.41
22:DA:311:A:H61	22:DA:330:A:H5'	1.85	0.41
22:DA:336:C:O2'	22:DA:337:C:H5'	2.21	0.41
1:AA:81:A:O2'	1:AA:89:U:O2	2.35	0.41
4:AD:2:ARG:HB2	4:AD:4:LEU:CD1	2.50	0.41
22:DA:129:C:O2'	22:DA:130:C:H6	2.04	0.41
58:DF:104:THR:N	58:DF:107:VAL:HG22	2.34	0.41
28:BG:32:LEU:HB2	28:BG:34:ARG:CZ	2.50	0.41
4:CD:151:GLN:O	4:CD:152:SER:C	2.58	0.41
42:DU:39:ASN:HB2	42:DU:62:ALA:H	1.86	0.41
1:AA:1402:C:O2	1:AA:1500:A:N1	2.53	0.41
22:BA:1455:G:C5'	22:BA:1455:G:C8	2.96	0.41
22:DA:1364:G:C4	22:DA:1368:G:N2	2.88	0.41
22:BA:478:A:N6	22:BA:502:A:H62	2.17	0.41
22:BA:1858:A:O2'	22:BA:1859:U:O5'	2.38	0.41
42:BU:27:VAL:CG2	42:BU:28:LEU:N	2.83	0.41
47:DZ:4:ILE:HG13	47:DZ:44:ARG:HH12	1.85	0.41
1:AA:1277:C:O2'	1:AA:1279:G:C8	2.53	0.41
1:AA:1060:U:O2'	10:AJ:54:SER:HB2	2.21	0.41
24:BC:141:HIS:NE2	24:BC:193:GLU:C	2.74	0.41
22:BA:547:A:N7	22:BA:548:G:N3	2.68	0.41

Continued on next page...

Continued from previous page...

Atom-1	Atom-2	Distance(Å)	Clash(Å)
28:DG:86:LEU:HD12	28:DG:132:LEU:HD11	2.01	0.41
2:CB:26:MET:SD	2:CB:192:PRO:HD3	2.60	0.41
52:D4:10:LEU:HD12	52:D4:33:HIS:CD2	2.54	0.41
22:DA:150:U:H2'	22:DA:151:C:C6	2.55	0.41
22:DA:155:A:C6	22:DA:172:A:N6	2.89	0.41
22:BA:2889:C:C2'	22:BA:2890:G:H5'	2.50	0.41
43:DV:16:ALA:HB2	43:DV:19:ARG:NH2	2.35	0.41
38:BQ:40:LYS:HA	38:BQ:43:GLN:CG	2.50	0.41
26:DE:40:ARG:CZ	26:DE:92:HIS:CD2	3.04	0.41
54:CG:4:ARG:CD	54:CG:5:VAL:H	2.26	0.41
15:AO:55:LEU:HA	15:AO:58:MET:HG3	2.02	0.41
22:BA:242:G:H5''	51:B3:63:TYR:CE2	2.55	0.41
28:DG:1:SER:HB2	28:DG:61:TRP:HE3	1.85	0.41
22:DA:1813:G:N2	24:DC:49:THR:HB	2.35	0.41
53:CA:704:A:C2	53:CA:705:G:C4	3.09	0.41
30:BI:78:LEU:HD13	30:BI:108:ILE:CG2	2.46	0.41
25:DD:127:PHE:O	25:DD:128:ARG:C	2.59	0.41
31:DJ:1:MET:SD	31:DJ:2:LYS:NZ	2.87	0.41
22:DA:2725:A:C5	22:DA:2727:A:C5	3.09	0.41
26:BE:44:ARG:CG	26:BE:44:ARG:HH21	2.33	0.41
22:DA:2376:A:N3	36:DO:99:TYR:CZ	2.89	0.41
53:CA:106:C:O2'	53:CA:107:G:H5'	2.20	0.41
1:AA:865:A:H2	1:AA:918:A:H4'	1.85	0.41
19:CS:46:LEU:N	19:CS:46:LEU:HD23	2.30	0.41
22:BA:570:G:H2'	22:BA:2030:A:C8	2.55	0.41
1:AA:1269:A:C2	1:AA:1312:G:N3	2.81	0.41
5:CE:157:GLY:HA3	8:CH:63:LYS:NZ	2.35	0.41
24:DC:120:ASP:O	24:DC:121:ALA:O	2.38	0.41
22:DA:259:G:C6	22:DA:260:G:C8	3.08	0.41
1:AA:1031:C:C2'	1:AA:1032:G:OP2	2.68	0.41
22:DA:1499:C:H2'	22:DA:1500:G:C5'	2.49	0.41
11:CK:82:GLU:HB3	11:CK:108:ASN:HB3	2.02	0.41
7:AG:145:GLU:HA	7:AG:148:LYS:HB2	2.02	0.41
22:BA:863:A:H2'	22:BA:864:G:O4'	2.20	0.41
22:BA:863:A:C2	22:BA:864:G:C4	3.09	0.41
17:AQ:49:ASN:O	17:AQ:50:ASN:C	2.57	0.41
1:AA:859:G:OP2	1:AA:869:G:N1	2.50	0.41
22:BA:2264:C:H41	44:BW:11:ASN:HD21	1.67	0.41
33:BL:67:THR:HG22	33:BL:68:SER:N	2.35	0.41
22:DA:696:G:C2	22:DA:767:U:O2	2.73	0.41
22:DA:2744:G:C6	22:DA:2761:A:C6	3.08	0.41
17:AQ:33:TYR:O	17:AQ:35:LYS:N	2.52	0.41

Continued on next page...

Continued from previous page...

Atom-1	Atom-2	Distance(Å)	Clash(Å)
22:BA:687:C:H5'	50:B2:4:THR:O	2.20	0.41
1:AA:1164:G:N2	1:AA:1173:U:C2	2.89	0.41
31:DJ:141:ASP:HB2	31:DJ:142:ILE:HD12	2.01	0.41
22:BA:1804:C:H6	22:BA:1804:C:O5'	2.03	0.41
34:BM:53:MET:HE2	34:BM:120:ALA:CB	2.50	0.41
22:BA:2243:U:O2	22:BA:2434:A:C2	2.74	0.41
3:AC:81:GLU:O	3:AC:84:GLU:HB3	2.20	0.41
22:BA:2142:A:H2'	22:BA:2143:C:OP2	2.21	0.41
22:BA:207:A:H2'	22:BA:208:C:O4'	2.21	0.41
23:BB:73:A:C4	23:BB:104:A:C2	3.08	0.41
4:AD:150:LYS:HG3	4:AD:150:LYS:O	2.20	0.41
22:BA:2665:A:N3	22:BA:2665:A:H2'	2.35	0.41
34:BM:25:ASP:N	34:BM:25:ASP:OD2	2.53	0.41
22:BA:2071:A:H2'	22:BA:2072:C:C6	2.55	0.41
27:BF:97:GLU:O	27:BF:101:ARG:HG2	2.20	0.41
22:BA:1163:G:C2	22:BA:1164:C:C5	3.09	0.41
2:AB:101:THR:N	2:AB:174:GLU:OE1	2.50	0.41
53:CA:1408:A:C2	53:CA:1494:G:C4	3.09	0.41
14:CN:60:ARG:CG	14:CN:61:ASN:H	2.21	0.41
22:BA:526:A:O2'	22:BA:2043:C:O2	2.39	0.41
22:DA:1388:G:C2	22:DA:1389:G:C8	3.08	0.41
53:CA:200:G:C2	53:CA:218:U:C2	3.09	0.41
53:CA:70:U:C2	53:CA:94:G:N7	2.88	0.41
1:AA:184:G:C4	1:AA:185:U:C5	3.08	0.41
22:BA:996:A:P	38:BQ:91:ARG:HH12	2.44	0.41
22:DA:2393:U:C2'	22:DA:2394:C:H5'	2.50	0.41
33:DL:65:GLY:O	33:DL:66:PHE:CB	2.68	0.41
44:DW:18:LYS:NZ	44:DW:18:LYS:CB	2.83	0.41
44:DW:56:HIS:O	44:DW:58:LEU:N	2.54	0.41
44:DW:43:LYS:CD	44:DW:79:ILE:HD11	2.50	0.41
37:BP:50:ARG:HG2	37:BP:56:SER:C	2.31	0.41
22:BA:2849:U:P	37:BP:92:ARG:HH12	2.44	0.41
5:AE:110:MET:H	5:AE:113:VAL:HG12	1.86	0.41
5:AE:43:GLY:O	5:AE:45:VAL:HG23	2.20	0.41
22:DA:58:G:N3	22:DA:73:A:C2	2.88	0.41
22:DA:579:G:C8	22:DA:2017:U:C4	3.09	0.41
22:DA:2511:U:O5'	22:DA:2511:U:H6	2.03	0.41
22:DA:2879:A:HO2'	22:DA:2880:C:P	2.43	0.41
22:DA:835:C:C4	22:DA:836:G:N7	2.89	0.41
22:DA:992:C:O2'	22:DA:993:G:H5'	2.20	0.41
25:DD:146:ILE:HG13	25:DD:155:VAL:HG22	2.03	0.41
33:DL:98:ALA:O	33:DL:99:ASN:C	2.59	0.41

Continued on next page...

Continued from previous page...

Atom-1	Atom-2	Distance(Å)	Clash(Å)
38:BQ:114:ALA:O	38:BQ:116:LEU:N	2.54	0.41
11:CK:74:LYS:CB	11:CK:78:ILE:HD11	2.49	0.41
6:AF:51:ILE:CD1	6:AF:86:ARG:HG3	2.51	0.41
29:BH:21:VAL:CG2	29:BH:22:LYS:N	2.83	0.41
5:AE:152:VAL:CG1	5:AE:155:LYS:HZ1	2.29	0.41
1:AA:975:A:C4'	1:AA:976:G:C5'	2.86	0.41
33:DL:144:GLU:HG3	33:DL:144:GLU:O	2.21	0.41
22:DA:2691:C:O2'	22:DA:2692:G:C5'	2.67	0.41
56:CP:78:VAL:HG11	56:CP:80:LYS:HE3	2.03	0.41
57:DB:54:G:N2	58:DF:25:MET:HE2	2.36	0.41
21:AU:24:LYS:HG2	21:AU:25:ALA:H	1.85	0.41
10:CJ:49:PHE:O	10:CJ:50:THR:HG22	2.21	0.41
53:CA:1081:A:C2'	53:CA:1082:A:H5'	2.51	0.41
10:CJ:11:LYS:HA	10:CJ:18:ILE:HD11	2.03	0.41
22:DA:1071:G:O6	22:DA:1091:G:N7	2.53	0.41
2:CB:72:LYS:O	2:CB:73:ARG:C	2.59	0.41
6:CF:38:ARG:HG3	6:CF:63:ASN:CB	2.48	0.41
1:AA:482:A:H2'	1:AA:483:C:O4'	2.20	0.41
2:AB:67:LEU:CD2	2:AB:91:VAL:HG23	2.42	0.41
22:DA:300:A:H1'	22:DA:333:G:H21	1.86	0.41
22:DA:323:C:C4	22:DA:333:G:N7	2.88	0.41
40:DS:8:ARG:HB3	40:DS:102:HIS:ND1	2.36	0.41
22:BA:1603:A:C2'	22:BA:1604:C:H5'	2.51	0.41
53:CA:1055:A:C6	53:CA:1206:G:C5	3.08	0.41
27:BF:82:TYR:HA	27:BF:83:PRO:HD2	1.76	0.41
35:DN:2:ARG:HG2	35:DN:5:LYS:HD3	2.03	0.41
5:CE:114:LEU:HD23	5:CE:119:VAL:HG21	2.02	0.41
5:CE:81:GLN:CD	5:CE:149:PRO:HD3	2.41	0.41
5:CE:74:ALA:O	5:CE:75:LEU:CB	2.55	0.41
22:DA:1479:G:HO2'	22:DA:1560:G:HO2'	1.63	0.41
12:AL:81:ILE:HD11	12:AL:94:TYR:CB	2.50	0.41
22:BA:958:U:H5''	34:BM:14:LYS:NZ	2.35	0.41
22:BA:587:C:C3'	22:BA:588:U:H5'	2.51	0.41
7:AG:117:LEU:N	7:AG:117:LEU:HD23	2.35	0.41
53:CA:734:G:N2	53:CA:735:C:C2	2.88	0.41
4:CD:87:GLU:O	4:CD:88:ASN:C	2.58	0.41
53:CA:722:G:N3	53:CA:722:G:C2'	2.84	0.41
35:DN:92:GLY:N	35:DN:94:TYR:CE1	2.77	0.41
56:CP:20:VAL:CG2	56:CP:32:PHE:HB2	2.49	0.41
30:DI:54:ILE:HA	30:DI:55:PRO:HD2	1.87	0.41
14:AN:20:PHE:C	14:AN:22:LYS:N	2.74	0.41
14:AN:27:LYS:C	14:AN:27:LYS:CD	2.88	0.41

Continued on next page...

Continued from previous page...

Atom-1	Atom-2	Distance(Å)	Clash(Å)
53:CA:155:A:H2'	53:CA:156:C:O4'	2.20	0.41
53:CA:155:A:C6	53:CA:167:A:C6	3.08	0.41
22:BA:727:A:H2'	22:BA:728:G:C8	2.55	0.41
35:DN:13:ASN:O	35:DN:17:ARG:NH1	2.53	0.41
1:AA:274:A:H4'	1:AA:275:G:O5'	2.18	0.41
22:BA:1422:G:H1'	22:BA:1496:A:N1	2.36	0.41
30:DI:27:LEU:HD13	30:DI:32:VAL:HG21	2.00	0.41
37:DP:28:LYS:NZ	37:DP:82:SER:HB2	2.35	0.41
24:DC:52:HIS:HA	24:DC:216:ARG:CB	2.40	0.41
22:DA:1712:U:C4	22:DA:1713:A:C6	3.09	0.41
22:BA:89:A:C6	22:BA:90:U:C4	3.08	0.41
22:DA:1689:A:C4	22:DA:1700:A:C6	3.09	0.41
53:CA:920:U:C2	53:CA:921:U:C5	3.08	0.41
22:BA:700:G:C6	22:BA:733:G:C2	3.08	0.41
1:AA:370:C:C2	1:AA:371:A:C8	3.08	0.41
17:CQ:62:GLU:N	17:CQ:72:TRP:CE3	2.89	0.41
34:BM:69:PRO:HB2	34:BM:70:ASP:H	1.65	0.41
53:CA:289:G:C6	53:CA:290:C:N4	2.88	0.41
27:BF:172:PHE:O	27:BF:173:ASP:C	2.59	0.41
2:AB:56:LEU:HD13	2:AB:56:LEU:C	2.40	0.41
1:AA:826:C:C5'	8:AH:12:ARG:HE	2.33	0.41
34:BM:45:GLN:O	34:BM:46:ILE:C	2.58	0.41
22:DA:1813:G:N3	24:DC:49:THR:CB	2.83	0.41
22:BA:1936:A:H4'	22:BA:1937:A:OP2	2.20	0.41
53:CA:878:A:C2'	53:CA:879:C:H5'	2.50	0.41
22:BA:1277:G:H2'	22:BA:1278:C:C6	2.55	0.41
22:BA:289:G:C5	22:BA:290:U:C4	3.09	0.41
53:CA:1386:G:N3	53:CA:1387:G:C8	2.89	0.41
1:AA:1111:A:C2'	1:AA:1112:C:C5'	2.98	0.41
53:CA:212:G:N2	53:CA:213:G:C8	2.88	0.41
30:BI:57:VAL:HG12	30:BI:58:ILE:N	2.35	0.41
20:AT:67:HIS:C	20:AT:68:LYS:HZ2	2.24	0.41
1:AA:967:C:H1'	9:AI:129:ARG:HH22	1.85	0.41
22:BA:118:A:H1'	22:BA:178:G:O4'	2.19	0.41
53:CA:1500:A:OP1	53:CA:1508:A:OP1	2.39	0.41
1:AA:694:A:N1	1:AA:787:A:O2'	2.54	0.41
22:BA:323:C:C4	22:BA:333:G:C8	3.08	0.41
22:DA:373:U:H2'	22:DA:400:G:H22	1.85	0.41
4:CD:145:ARG:HG3	4:CD:146:GLU:N	2.35	0.41
12:CL:72:ASN:HD22	12:CL:72:ASN:N	2.12	0.41
53:CA:615:G:N2	53:CA:616:G:C4	2.89	0.41
10:CJ:87:LEU:O	10:CJ:87:LEU:HD13	2.21	0.41

Continued on next page...

Continued from previous page...

Atom-1	Atom-2	Distance(Å)	Clash(Å)
53:CA:892:A:O2'	53:CA:1415:G:H4'	2.21	0.41
22:BA:96:C:H4'	46:BY:41:HIS:ND1	2.35	0.41
37:BP:111:GLU:N	37:BP:111:GLU:CD	2.74	0.41
26:DE:88:ARG:CB	26:DE:89:PRO:CD	2.99	0.41
22:DA:1353:A:O2'	22:DA:1354:A:H5'	2.21	0.41
27:BF:46:LYS:CE	27:BF:46:LYS:H	2.33	0.41
53:CA:8:A:C5	4:CD:205:LYS:HG3	2.56	0.41
22:BA:1853:A:C6	22:BA:1889:A:C5	3.08	0.41
1:AA:670:G:C2'	1:AA:671:G:O5'	2.69	0.41
1:AA:671:G:N2	1:AA:736:C:C2	2.89	0.41
22:DA:2:G:C5	22:DA:3:U:C5	3.09	0.41
22:BA:1795:C:H2'	22:BA:1796:U:H6	1.86	0.41
55:CM:85:TYR:HE2	55:CM:96:VAL:HG11	1.83	0.41
9:CI:79:ARG:CZ	9:CI:102:PHE:HD1	2.33	0.41
3:CC:87:ARG:HH11	3:CC:100:ILE:CG2	2.34	0.41
22:BA:170:U:H2'	22:BA:171:U:O5'	2.19	0.41
22:BA:329:G:H4'	22:BA:330:A:OP1	2.20	0.41
24:BC:41:GLY:CA	24:BC:53:ILE:HG21	2.51	0.41
17:AQ:51:GLU:O	17:AQ:52:CYS:SG	2.78	0.41
1:AA:859:G:O2'	1:AA:860:A:H5'	2.20	0.41
1:AA:528:C:O2'	1:AA:535:A:H2'	2.20	0.41
12:CL:15:VAL:O	12:CL:16:ALA:O	2.39	0.41
19:AS:42:ASN:ND2	19:AS:42:ASN:C	2.73	0.41
11:AK:51:PHE:HB2	11:AK:55:ARG:HB3	2.02	0.41
22:DA:2252:G:H2'	22:DA:2253:G:O4'	2.21	0.41
22:DA:358:U:N3	22:DA:359:G:N7	2.68	0.41
36:BO:11:ALA:HB2	36:BO:96:GLY:CA	2.50	0.41
35:BN:28:LEU:HD12	35:BN:28:LEU:HA	1.81	0.41
22:BA:263:G:H1'	22:BA:430:A:N3	2.36	0.41
26:BE:198:GLU:O	26:BE:199:MET:C	2.58	0.41
22:BA:2534:A:C2	22:BA:2535:G:H1'	2.56	0.41
12:AL:101:LEU:HB3	12:AL:102:ASP:H	1.55	0.41
23:BB:8:C:C2'	23:BB:9:G:O5'	2.69	0.41
12:CL:7:VAL:HG22	17:CQ:33:TYR:HD1	1.83	0.41
31:BJ:123:LYS:HD2	31:BJ:123:LYS:N	2.36	0.41
34:DM:11:LYS:HG2	34:DM:89:VAL:HG13	2.02	0.41
22:DA:2157:G:OP2	22:DA:2157:G:N2	2.53	0.41
2:AB:110:ILE:HD12	2:AB:147:LEU:HD11	1.98	0.41
22:BA:1061:U:H6	22:BA:1070:A:N9	2.18	0.41
22:DA:1340:U:C4	22:DA:1603:A:C8	3.08	0.41
41:DT:15:HIS:CD2	41:DT:17:SER:HB2	2.55	0.41
1:AA:182:A:H1'	1:AA:183:C:C6	2.56	0.41

Continued on next page...

Continued from previous page...

Atom-1	Atom-2	Distance(Å)	Clash(Å)
22:DA:249:C:O3'	22:DA:2394:C:H4'	2.21	0.41
44:DW:25:PHE:CD1	44:DW:25:PHE:C	2.92	0.41
53:CA:1351:U:O2'	53:CA:1352:C:H5'	2.21	0.41
53:CA:972:C:H4'	10:CJ:59:LYS:HG2	2.03	0.41
9:CI:25:GLY:HA2	9:CI:60:LEU:O	2.20	0.41
38:DQ:57:ARG:C	38:DQ:59:LEU:N	2.73	0.41
38:DQ:89:ILE:O	38:DQ:91:ARG:N	2.53	0.41
35:DN:56:LYS:CD	35:DN:88:ALA:HA	2.48	0.41
35:DN:98:LEU:HA	35:DN:98:LEU:HD12	1.89	0.41
53:CA:1226:C:C2	53:CA:1228:C:N4	2.89	0.41
53:CA:1229:A:O2'	53:CA:1230:C:P	2.79	0.41
6:CF:18:VAL:CG1	6:CF:22:ILE:HD11	2.50	0.41
1:AA:35:G:N2	12:AL:114:SER:OG	2.49	0.41
33:DL:128:THR:HB	33:DL:131:ALA:H	1.86	0.41
22:BA:2511:U:O4	22:BA:2575:C:N3	2.53	0.41
38:BQ:85:ALA:O	38:BQ:87:VAL:O	2.38	0.41
57:DB:67:G:O2'	57:DB:68:C:O5'	2.38	0.41
26:DE:47:LYS:O	26:DE:83:VAL:HB	2.20	0.41
22:BA:1045:C:C5'	22:BA:1047:G:H5'	2.51	0.41
1:AA:973:G:H2'	1:AA:974:A:OP1	2.19	0.41
10:AJ:56:HIS:O	10:AJ:57:VAL:O	2.38	0.41
22:DA:1358:G:N2	22:DA:1374:G:C6	2.88	0.41
22:BA:2013:A:C2'	22:BA:2014:A:H5'	2.51	0.41
24:DC:2:VAL:O	24:DC:17:LYS:O	2.37	0.41
15:AO:69:LEU:HD22	15:AO:77:TYR:HA	2.02	0.41
56:CP:69:ASP:O	56:CP:70:ARG:C	2.58	0.41
56:CP:74:LEU:HA	56:CP:74:LEU:HD23	1.89	0.41
57:DB:28:C:OP1	36:DO:31:THR:HG21	2.21	0.41
1:AA:204:G:N3	1:AA:465:A:C4	2.89	0.41
22:DA:1801:A:C3'	22:DA:1802:A:H5'	2.50	0.41
22:BA:30:G:H2'	22:BA:31:C:C6	2.56	0.41
53:CA:1149:C:H2'	53:CA:1150:A:O4'	2.21	0.41
8:CH:78:SER:HA	8:CH:84:ILE:HG12	2.03	0.41
53:CA:1047:G:C2'	53:CA:1048:G:H5'	2.51	0.41
1:AA:1143:G:N3	1:AA:1144:G:C8	2.88	0.41
1:AA:373:A:H2'	1:AA:374:A:C8	2.54	0.41
14:AN:88:MET:CE	14:AN:97:LYS:HD2	2.51	0.41
22:DA:333:G:O2'	22:DA:334:C:H5'	2.21	0.41
42:DU:100:GLU:O	42:DU:101:THR:C	2.59	0.41
42:DU:73:ASN:O	42:DU:74:ALA:HB3	2.21	0.41
29:DH:132:PHE:CZ	29:DH:134:VAL:CG1	3.03	0.41
22:DA:1668:A:N6	22:DA:1993:U:C5	2.89	0.41

Continued on next page...

Continued from previous page...

Atom-1	Atom-2	Distance(Å)	Clash(Å)
41:BT:37:ASP:O	41:BT:38:ALA:C	2.59	0.41
53:CA:275:G:O2'	53:CA:276:G:H8	2.04	0.41
20:CT:82:ILE:C	20:CT:84:LYS:N	2.74	0.41
22:DA:225:C:H2'	22:DA:225:C:O2	2.20	0.41
22:DA:2517:C:C5	22:DA:2542:A:C5	3.08	0.41
22:DA:1733:G:C2'	22:DA:1734:G:O5'	2.68	0.41
32:DK:15:GLY:O	32:DK:16:ALA:O	2.38	0.41
24:BC:169:ALA:O	24:BC:185:ALA:CB	2.68	0.41
22:DA:2285:C:H2'	22:DA:2286:G:C5'	2.45	0.41
24:DC:75:ALA:HB2	24:DC:95:TYR:CE1	2.49	0.41
10:AJ:80:THR:O	10:AJ:81:GLU:C	2.59	0.41
33:BL:21:ARG:HA	33:BL:21:ARG:HD3	1.28	0.41
22:DA:2267:A:H8	22:DA:2267:A:H2'	1.40	0.41
18:CR:55:ALA:HA	18:CR:58:ILE:HD12	2.03	0.41
46:BY:7:ARG:CA	46:BY:60:LYS:HZ3	2.33	0.41
1:AA:88:U:O2'	1:AA:89:U:O5'	2.39	0.41
22:BA:675:A:N6	22:BA:676:A:N6	2.67	0.41
53:CA:1060:U:O2'	10:CJ:54:SER:HB2	2.21	0.41
30:BI:49:GLU:HG2	30:BI:50:LYS:N	2.35	0.41
22:DA:1858:A:C2	22:DA:1859:U:C2	3.09	0.41
22:BA:1694:C:H4'	22:BA:1695:G:O5'	2.19	0.41
22:BA:2340:A:H2'	22:BA:2341:G:C8	2.56	0.41
1:AA:1342:C:H2'	1:AA:1343:G:H8	1.85	0.41
22:BA:477:A:OP1	22:BA:477:A:H8	2.03	0.41
23:BB:51:G:H21	23:BB:53:A:N6	2.18	0.41
22:DA:272:A:C4	22:DA:273:G:N7	2.89	0.41
32:BK:76:VAL:HB	37:BP:72:VAL:HG22	1.98	0.41
53:CA:414:A:O2'	53:CA:415:A:O4'	2.38	0.41
29:DH:140:ALA:O	29:DH:141:LYS:HG3	2.20	0.41
3:CC:179:ALA:HA	3:CC:205:GLU:O	2.20	0.41
28:DG:82:PHE:HB3	28:DG:140:ILE:HD11	2.03	0.41
53:CA:864:A:C5	53:CA:865:A:C6	3.09	0.41
22:DA:155:A:H2'	22:DA:156:A:C8	2.56	0.41
22:DA:1471:G:O6	22:DA:1521:G:C2	2.74	0.41
22:BA:153:U:H2'	22:BA:154:U:C5'	2.50	0.41
53:CA:1004:A:N3	53:CA:1026:G:C6	2.88	0.41
39:BR:26:ASP:O	39:BR:27:ILE:C	2.59	0.41
28:DG:6:ALA:HA	28:DG:7:PRO:HD3	1.74	0.41
53:CA:182:A:H2	53:CA:194:C:H42	1.62	0.41
23:BB:55:U:H2'	23:BB:56:G:O4'	2.20	0.41
9:AI:60:LEU:HD23	9:AI:60:LEU:N	2.35	0.41
10:AJ:10:LEU:HB2	10:AJ:72:ARG:HB2	2.03	0.41

Continued on next page...

Continued from previous page...

Atom-1	Atom-2	Distance(Å)	Clash(Å)
22:BA:289:G:C4	22:BA:290:U:C6	3.08	0.41
56:CP:51:ARG:HD3	56:CP:51:ARG:HA	1.88	0.41
53:CA:438:U:H4'	4:CD:119:HIS:CD2	2.56	0.41
30:BI:41:PHE:CE2	30:BI:45:THR:HG21	2.56	0.41
22:DA:1877:A:C6	22:DA:1878:G:C6	3.09	0.41
26:BE:96:VAL:HG11	26:BE:101:TYR:HB2	2.03	0.41
47:DZ:53:MET:O	47:DZ:54:VAL:CG1	2.69	0.41
1:AA:462:G:C5'	1:AA:463:U:OP2	2.69	0.41
33:BL:89:VAL:O	33:BL:89:VAL:HG13	2.20	0.41
43:BV:75:GLN:OE1	43:BV:75:GLN:CA	2.64	0.41
53:CA:1416:G:N2	53:CA:1485:U:O2	2.54	0.41
1:AA:1380:U:C4'	1:AA:1381:U:OP1	2.69	0.41
1:AA:507:C:C3'	1:AA:508:U:H5''	2.49	0.41
22:BA:246:C:C2'	22:BA:247:G:H5'	2.50	0.41
13:AM:11:HIS:C	13:AM:12:LYS:HG3	2.39	0.41
13:AM:44:ILE:HG22	13:AM:44:ILE:O	2.19	0.41
22:BA:2732:G:C3'	22:BA:2733:A:H5'	2.51	0.41
53:CA:1430:A:C6	53:CA:1431:A:C2	3.08	0.41
47:BZ:35:VAL:HG22	47:BZ:36:GLU:N	2.36	0.41
29:DH:33:GLN:O	29:DH:34:GLY:C	2.59	0.41
30:DI:79:LEU:HD13	30:DI:100:ILE:CD1	2.51	0.41
22:BA:797:G:C4	22:BA:798:G:C8	3.09	0.41
4:CD:47:LEU:HD23	4:CD:52:VAL:HA	2.02	0.41
1:AA:233:C:H2'	1:AA:234:C:H6	1.86	0.41
12:CL:75:GLU:C	12:CL:77:SER:N	2.73	0.41
3:AC:113:LYS:HE3	3:AC:117:ASP:OD2	2.21	0.41
53:CA:377:G:H2'	53:CA:378:G:H8	1.85	0.41
53:CA:377:G:O2'	53:CA:378:G:H5'	2.20	0.41
22:BA:2648:G:H2'	22:BA:2649:C:H6	1.86	0.41
1:AA:218:U:C5	1:AA:219:U:C4	3.09	0.41
22:DA:1451:C:O2	22:DA:1451:C:C2'	2.69	0.41
53:CA:551:U:O2'	53:CA:552:U:H5'	2.20	0.41
5:AE:106:ALA:CB	5:AE:124:ALA:HB3	2.51	0.41
25:BD:60:VAL:O	25:BD:60:VAL:HG13	2.20	0.41
22:DA:2342:C:O2'	22:DA:2374:C:H5''	2.21	0.41
22:DA:2373:G:C6	22:DA:2374:C:C4	3.08	0.41
22:DA:1910:G:C2	22:DA:1921:G:C2	3.08	0.41
9:AI:11:ARG:HA	9:AI:105:ARG:NH1	2.35	0.41
35:BN:78:LYS:HG2	35:BN:83:LEU:HD22	2.01	0.41
22:BA:9:G:C6	22:BA:2629:U:C6	3.09	0.41
36:DO:112:GLU:HG3	36:DO:113:ALA:H	1.84	0.41
58:DF:119:LYS:O	58:DF:120:SER:HB2	2.20	0.41

Continued on next page...

Continued from previous page...

Atom-1	Atom-2	Distance(Å)	Clash(Å)
22:BA:104:A:H2'	22:BA:105:C:O4'	2.21	0.41
8:CH:111:THR:HG22	8:CH:112:ASP:N	2.36	0.41
29:DH:103:VAL:C	29:DH:105:ALA:H	2.24	0.41
30:BI:130:GLY:HA2	30:BI:133:ARG:HB3	2.01	0.41
30:DI:2:LYS:HB3	30:DI:3:LYS:H	1.65	0.41
22:BA:1310:G:C2'	22:BA:1311:G:H5'	2.51	0.41
22:BA:1085:A:C2	22:BA:1086:A:C5	3.09	0.41
53:CA:987:G:N2	53:CA:1218:C:C2	2.85	0.41
41:DT:19:LYS:HA	41:DT:19:LYS:HD3	1.76	0.41
41:DT:20:ALA:HB1	41:DT:31:VAL:HG11	2.03	0.41
1:AA:180:U:C2'	1:AA:181:A:O5'	2.69	0.41
38:BQ:91:ARG:NH2	38:BQ:93:ILE:CD1	2.78	0.41
38:BQ:63:ARG:CZ	38:BQ:95:ALA:O	2.69	0.41
22:DA:2262:U:H1'	22:DA:2328:A:H1'	2.03	0.41
22:DA:2262:U:O2'	22:DA:2263:C:H5'	2.21	0.41
22:DA:2356:U:H2'	22:DA:2357:G:O4'	2.20	0.41
44:DW:33:GLY:O	44:DW:34:SER:HB3	2.21	0.41
53:CA:1326:U:N3	53:CA:1327:C:C4	2.89	0.41
53:CA:1346:A:N6	54:CG:9:ARG:HH12	2.19	0.41
22:DA:1016:G:C2	22:DA:1147:A:C2	3.08	0.41
39:DR:9:GLY:C	39:DR:10:LYS:HG3	2.40	0.41
22:BA:2353:G:O2'	44:BW:31:LEU:HD23	2.20	0.41
41:DT:3:ARG:O	41:DT:4:GLU:C	2.59	0.41
32:BK:18:ARG:HD2	32:BK:18:ARG:HA	1.69	0.41
32:BK:22:ILE:O	32:BK:23:LYS:HB2	2.21	0.41
22:DA:1252:G:C2	22:DA:1253:A:C2	3.08	0.41
22:DA:1252:G:C2	22:DA:1253:A:H2	2.39	0.41
22:DA:2054:A:H2'	48:D0:4:GLN:OE1	2.21	0.41
22:DA:2056:G:C2	22:DA:2057:G:N7	2.89	0.41
22:DA:573:U:C4'	22:DA:574:A:OP1	2.45	0.41
22:DA:830:G:OP2	22:DA:830:G:H8	2.02	0.41
26:DE:65:THR:HG23	26:DE:67:ARG:HG3	2.03	0.41
6:CF:41:ASP:OD2	6:CF:58:HIS:CE1	2.74	0.41
1:AA:499:A:O4'	1:AA:547:A:N6	2.54	0.41
4:AD:57:LYS:HB2	4:AD:199:ILE:HG13	2.01	0.41
2:AB:77:GLU:HA	2:AB:80:LYS:HB3	2.02	0.41
6:AF:47:LEU:HB3	18:AR:65:SER:OG	2.20	0.41
22:BA:2307:G:O6	27:BF:40:GLY:HA3	2.21	0.41
27:BF:40:GLY:N	27:BF:84:ILE:CD1	2.84	0.41
4:CD:29:THR:C	4:CD:31:CYS:N	2.74	0.41
22:DA:2093:G:C5	22:DA:2225:A:N7	2.88	0.41
26:BE:124:PHE:O	26:BE:124:PHE:HD1	2.04	0.41

Continued on next page...

Continued from previous page...

Atom-1	Atom-2	Distance(Å)	Clash(Å)
53:CA:1134:G:C2	53:CA:1141:C:N3	2.88	0.41
54:CG:22:LEU:O	54:CG:26:VAL:HG22	2.19	0.41
25:BD:18:ASP:OD1	25:BD:20:VAL:HB	2.21	0.41
53:CA:994:A:N3	53:CA:995:C:H6	2.16	0.41
1:AA:1064:G:O6	1:AA:1193:G:C6	2.73	0.41
22:DA:1029:A:N7	22:DA:1030:C:C2	2.89	0.41
22:DA:1206:G:C2	22:DA:1207:C:C2	3.08	0.41
22:DA:296:U:H2'	22:DA:297:G:O4'	2.20	0.41
22:DA:2841:C:C2	22:DA:2877:G:N2	2.89	0.41
22:DA:2873:A:H2	35:DN:5:LYS:HG3	1.84	0.41
58:DF:134:GLN:HB2	58:DF:137:PHE:CE2	2.50	0.41
1:AA:977:A:H3'	1:AA:1362:A:H62	1.86	0.41
55:CM:13:HIS:CG	55:CM:16:ILE:HD13	2.56	0.41
22:BA:633:A:C3'	22:BA:633:A:C8	3.04	0.41
37:DP:47:ILE:HD11	37:DP:70:GLU:HG2	2.02	0.41
37:BP:5:LYS:O	37:BP:6:GLN:C	2.59	0.41
22:DA:2389:G:O5'	22:DA:2390:U:H5'	2.19	0.41
23:BB:89:U:O4'	23:BB:89:U:O2	2.39	0.41
24:DC:94:LEU:CB	24:DC:100:ARG:HD2	2.46	0.41
4:AD:25:ARG:H	4:AD:25:ARG:HG3	1.71	0.41
1:AA:269:C:H2'	1:AA:270:A:O5'	2.21	0.41
53:CA:104:G:H4'	53:CA:174:A:O4'	2.19	0.41
22:DA:2654:A:N3	22:DA:2656:U:O4	2.54	0.41
22:DA:2657:A:O2'	22:DA:2658:C:O4'	2.28	0.41
53:CA:320:A:C2	53:CA:334:C:C2	3.09	0.41
22:DA:2586:U:O2'	22:DA:2587:A:C5'	2.63	0.41
22:BA:571:U:O2'	22:BA:573:U:O5'	2.39	0.41
22:DA:2378:A:H2'	22:DA:2379:G:C4'	2.51	0.41
40:BS:64:ALA:O	40:BS:65:ASP:HB3	2.21	0.41
1:AA:1467:C:H2'	1:AA:1468:A:H8	1.85	0.41
58:DF:91:ARG:CA	58:DF:95:MET:SD	2.97	0.41
22:BA:580:U:O2'	38:BQ:30:VAL:HG22	2.21	0.41
53:CA:209:U:C2'	53:CA:209:U:O2	2.67	0.41
22:DA:2823:A:H2'	22:DA:2824:C:H5'	2.03	0.41
22:BA:1266:G:N7	40:BS:16:LYS:HE3	2.35	0.41
22:BA:825:A:H1'	33:BL:54:GLN:NE2	2.35	0.41
22:BA:1734:G:O2'	22:BA:1735:A:O5'	2.38	0.41
22:BA:1420:A:C8	22:BA:2211:A:N6	2.89	0.41
1:AA:1350:A:C5	1:AA:1351:U:C4	3.09	0.41
23:BB:49:C:C2'	23:BB:50:A:H5'	2.51	0.41
32:BK:76:VAL:H	37:BP:72:VAL:HG23	1.86	0.41
55:CM:75:SER:HB2	55:CM:79:LEU:HG	2.02	0.41

Continued on next page...

Continued from previous page...

Atom-1	Atom-2	Distance(Å)	Clash(Å)
48:B0:9:ARG:HB3	48:B0:9:ARG:CZ	2.51	0.41
3:CC:181:ILE:HG12	3:CC:202:PHE:HA	2.01	0.41
43:DV:21:ARG:HE	43:DV:87:GLN:HG2	1.85	0.41
4:AD:144:ILE:O	4:AD:145:ARG:C	2.58	0.41
26:BE:103:GLY:O	26:BE:104:ALA:C	2.58	0.41
53:CA:821:G:H4'	62:CA:1740:HOH:O	2.20	0.41
1:AA:1371:G:C6	1:AA:1372:U:C4	3.09	0.41
26:DE:90:GLN:OE1	26:DE:90:GLN:CA	2.66	0.41
34:BM:96:ILE:HD11	34:BM:126:ILE:HD13	2.02	0.41
14:AN:64:ARG:HB2	14:AN:77:GLY:O	2.21	0.41
42:BU:5:ARG:O	42:BU:6:ARG:O	2.38	0.41
22:DA:2771:C:H5''	25:DD:207:VAL:HG11	2.03	0.41
27:BF:106:ALA:CA	27:BF:108:PRO:HD2	2.51	0.41
40:BS:51:LEU:O	40:BS:55:ILE:HG13	2.21	0.41
22:DA:845:A:N6	22:DA:932:U:H3	2.19	0.41
22:DA:931:U:H4'	22:DA:932:U:OP1	2.18	0.41
32:BK:1:MET:CE	32:BK:32:TYR:CD1	3.04	0.41
14:AN:59:GLN:HE21	14:AN:59:GLN:H	1.69	0.41
3:CC:39:ARG:HG2	3:CC:54:ILE:HG21	2.03	0.41
1:AA:913:A:O2'	1:AA:914:A:OP2	2.35	0.41
1:AA:923:A:C5	1:AA:924:C:C5	3.08	0.41
3:AC:148:ILE:CG1	3:AC:149:LYS:N	2.79	0.41
17:CQ:37:ILE:HD11	17:CQ:39:ARG:CZ	2.50	0.41
22:BA:1635:A:C4	22:BA:1636:U:C6	3.09	0.41
22:DA:1527:G:H1'	22:DA:1546:G:H22	1.85	0.41
1:AA:574:A:H1'	1:AA:883:C:O4'	2.20	0.41
26:BE:129:PRO:HG3	26:BE:156:ASN:CG	2.40	0.41
22:BA:1668:A:C2	22:BA:1674:G:C1'	3.04	0.41
9:AI:41:GLU:HB3	9:AI:42:THR:H	1.60	0.41
1:AA:68:G:O4'	1:AA:171:A:H1'	2.21	0.41
22:BA:2808:G:O2'	22:BA:2809:A:OP2	2.38	0.41
19:CS:20:LYS:HZ3	19:CS:27:LYS:HD3	1.85	0.41
22:BA:2540:C:H2'	22:BA:2541:A:C5'	2.50	0.41
47:DZ:6:ILE:HD12	47:DZ:47:ILE:CD1	2.50	0.41
15:AO:68:TYR:CZ	15:AO:72:LYS:HG3	2.56	0.41
22:BA:445:C:N4	22:BA:446:G:C6	2.89	0.41
53:CA:230:G:H2'	53:CA:231:U:O4'	2.20	0.41
4:AD:166:LYS:HB3	4:AD:166:LYS:HZ2	1.84	0.41
22:DA:983:A:C6	22:DA:984:A:C2	3.09	0.41
53:CA:35:G:C4	53:CA:36:C:C5	3.09	0.41
9:CI:37:TYR:CD2	9:CI:37:TYR:N	2.88	0.41
4:CD:54:LEU:HA	4:CD:202:LEU:CD1	2.50	0.41

Continued on next page...

Continued from previous page...

Atom-1	Atom-2	Distance(Å)	Clash(Å)
12:CL:101:LEU:HB3	12:CL:102:ASP:H	1.71	0.41
12:CL:33:CYS:HB3	12:CL:77:SER:O	2.21	0.41
20:AT:2:ASN:C	20:AT:2:ASN:OD1	2.58	0.41
7:AG:41:ILE:HG21	7:AG:115:MET:HB3	2.03	0.41
37:DP:95:LYS:HE3	37:DP:95:LYS:HA	2.02	0.41
1:AA:782:A:H2'	1:AA:783:C:C5'	2.51	0.41
22:BA:2852:G:C6	22:BA:2853:C:C4	3.09	0.41
22:DA:2566:A:HO2'	22:DA:2567:G:P	2.42	0.41
1:AA:1267:C:C2'	1:AA:1268:G:H5'	2.51	0.41
22:DA:2464:G:N2	22:DA:2465:C:H1'	2.36	0.41
3:AC:107:LYS:HB2	3:AC:107:LYS:NZ	2.36	0.41
57:DB:23:G:C2	57:DB:61:G:C2	3.09	0.41
19:AS:23:GLU:HG3	19:AS:23:GLU:O	2.21	0.41
22:DA:580:U:C3'	22:DA:580:U:C6	3.04	0.41
18:AR:19:GLU:OE1	18:AR:50:TYR:HD1	2.04	0.41
53:CA:240:G:H5''	53:CA:240:G:C8	2.56	0.41
22:DA:900:A:C6	22:DA:901:C:N3	2.88	0.41
12:AL:107:LYS:O	12:AL:108:ASP:HB2	2.20	0.41
3:CC:124:GLU:CD	3:CC:124:GLU:N	2.74	0.41
11:AK:43:TRP:C	11:AK:43:TRP:CE3	2.94	0.41
22:BA:1377:G:H8	22:BA:1377:G:O5'	2.03	0.41
22:BA:486:C:C3'	22:BA:486:C:C6	3.04	0.41
22:DA:2248:C:H3'	22:DA:2249:U:C6	2.56	0.41
2:AB:98:GLY:C	2:AB:100:LEU:H	2.24	0.41
22:BA:1059:G:C6	22:BA:1080:A:C6	3.08	0.41
22:DA:1387:A:O2'	22:DA:1388:G:OP2	2.35	0.41
22:DA:1342:A:H5'	22:DA:1398:C:OP1	2.20	0.41
22:BA:1842:G:H4'	24:BC:242:HIS:ND1	2.36	0.41
53:CA:66:A:C6	53:CA:67:C:C5	3.09	0.41
53:CA:198:G:N3	53:CA:199:A:C8	2.89	0.41
53:CA:70:U:C2	53:CA:94:G:C5	3.08	0.41
53:CA:79:G:N1	53:CA:80:A:N6	2.68	0.41
53:CA:86:G:C2	53:CA:87:C:C5	3.09	0.41
1:AA:142:G:O2'	1:AA:196:A:N1	2.48	0.41
1:AA:147:G:N2	1:AA:176:C:C2	2.89	0.41
22:BA:1012:U:C2	31:BJ:27:ARG:NH1	2.88	0.41
22:DA:2323:G:C6	22:DA:2324:U:C4	3.09	0.41
22:DA:2333:A:N1	22:DA:2335:A:N6	2.69	0.41
22:DA:2416:C:H2'	22:DA:2417:C:H6	1.85	0.41
44:DW:45:HIS:O	44:DW:46:ALA:CB	2.66	0.41
5:AE:104:ILE:HA	5:AE:122:VAL:O	2.21	0.41
53:CA:978:A:C8	53:CA:1319:A:C2	3.09	0.41

Continued on next page...

Continued from previous page...

Atom-1	Atom-2	Distance(Å)	Clash(Å)
9:CI:14:SER:OG	9:CI:69:GLY:HA3	2.21	0.41
53:CA:957:U:C5	53:CA:959:A:OP2	2.74	0.41
31:DJ:101:ILE:O	31:DJ:105:VAL:HG12	2.21	0.41
38:DQ:61:ILE:CD1	38:DQ:61:ILE:H	2.34	0.41
31:DJ:44:TYR:HD2	31:DJ:44:TYR:C	2.24	0.41
22:BA:2364:C:H4'	44:BW:55:ASP:OD1	2.20	0.41
48:D0:55:ALA:HB3	48:D0:56:LYS:NZ	2.35	0.41
22:DA:2014:A:H2	22:DA:2613:U:O2	2.04	0.41
22:DA:947:A:H2'	22:DA:948:C:C5	2.56	0.41
22:DA:976:G:C2	22:DA:977:G:C8	3.09	0.41
32:BK:2:ILE:HG22	32:BK:3:GLN:N	2.34	0.41
22:DA:1288:G:C5	22:DA:1327:A:C6	3.08	0.41
22:DA:1608:A:C5	22:DA:1611:C:N4	2.89	0.41
22:DA:17:G:H2'	22:DA:18:U:H6	1.85	0.41
22:DA:579:G:C2	22:DA:1262:A:C5	3.09	0.41
1:AA:496:A:O2'	1:AA:497:G:C8	2.65	0.41
4:AD:68:GLU:HA	4:AD:68:GLU:OE1	2.21	0.41
1:AA:404:G:N7	4:AD:1:ALA:HB3	2.36	0.41
22:DA:606:U:OP1	26:DE:99:LYS:HD3	2.21	0.41
22:DA:625:G:C6	22:DA:626:A:N7	2.89	0.41
33:DL:96:LYS:C	33:DL:98:ALA:N	2.74	0.41
57:DB:11:C:H3'	57:DB:12:C:H5'	2.01	0.41
57:DB:18:G:C2	57:DB:67:G:C6	3.08	0.41
38:BQ:78:PHE:CE2	38:BQ:109:VAL:HA	2.56	0.41
38:BQ:81:GLY:O	38:BQ:85:ALA:N	2.49	0.41
39:BR:3:ALA:CA	39:BR:40:MET:O	2.68	0.41
57:DB:18:G:C6	57:DB:19:C:C4	3.09	0.41
57:DB:66:A:C2'	57:DB:67:G:OP2	2.69	0.41
57:DB:67:G:C4	57:DB:68:C:C5	3.09	0.41
22:DA:2298:A:C2'	22:DA:2299:U:C6	3.03	0.41
1:AA:243:A:H2	1:AA:245:U:H2'	1.80	0.41
53:CA:237:G:C2'	53:CA:238:A:H5'	2.51	0.41
5:AE:152:VAL:O	5:AE:155:LYS:CD	2.69	0.41
5:AE:152:VAL:CG1	5:AE:155:LYS:NZ	2.84	0.41
38:DQ:87:VAL:HG11	39:DR:52:PRO:CD	2.51	0.41
1:AA:159:G:N2	1:AA:162:A:OP2	2.52	0.41
20:CT:64:GLY:O	20:CT:65:LEU:C	2.59	0.41
24:DC:68:ARG:NH1	24:DC:115:ILE:HD12	2.28	0.41
33:DL:79:LEU:HD23	33:DL:82:LEU:CD1	2.50	0.41
1:AA:1002:G:C2	1:AA:1003:G:H1'	2.56	0.41
22:DA:459:U:O2'	22:DA:460:A:H8	2.02	0.41
22:BA:744:U:H2'	22:BA:745:G:O4'	2.20	0.41

Continued on next page...

Continued from previous page...

Atom-1	Atom-2	Distance(Å)	Clash(Å)
24:DC:82:TYR:O	24:DC:84:PRO:CD	2.65	0.41
15:AO:18:ALA:C	15:AO:20:ASP:H	2.24	0.41
15:AO:69:LEU:HD22	15:AO:77:TYR:CA	2.51	0.41
15:AO:73:ASP:O	15:AO:74:VAL:C	2.59	0.41
56:CP:19:VAL:HG13	56:CP:37:GLY:CA	2.49	0.41
33:BL:96:LYS:CA	33:BL:101:ILE:HG22	2.42	0.41
22:BA:2311:A:H4'	22:BA:2312:U:OP1	2.19	0.41
53:CA:1083:U:C5	53:CA:1084:G:C5	3.08	0.41
51:D3:28:LEU:O	51:D3:29:ARG:CB	2.68	0.41
53:CA:1140:C:O2'	53:CA:1141:C:H6	2.01	0.41
53:CA:311:C:HO2'	53:CA:312:C:H5'	1.84	0.41
22:DA:1062:G:OP1	22:DA:1070:A:C4'	2.65	0.41
22:DA:1070:A:H4'	22:DA:1071:G:H5'	2.03	0.41
30:DI:92:PRO:O	30:DI:93:ASN:CB	2.69	0.41
22:DA:1249:U:O2'	22:DA:1250:G:OP2	2.28	0.41
32:DK:69:VAL:HG12	32:DK:70:ARG:N	2.35	0.41
1:AA:1068:G:H2'	1:AA:1068:G:N3	2.34	0.41
22:BA:766:U:H2'	22:BA:767:U:C6	2.55	0.41
22:BA:832:U:O2'	22:BA:833:A:H5'	2.21	0.41
54:CG:91:ARG:CG	54:CG:92:PRO:CD	2.75	0.41
22:DA:104:A:HO2'	22:DA:105:C:C4'	2.32	0.41
22:DA:83:A:C6	22:DA:101:A:OP1	2.74	0.41
22:DA:1203:U:N3	22:DA:1204:A:N6	2.68	0.41
22:DA:333:G:C2	22:DA:334:C:C6	3.08	0.41
22:DA:82:U:C2'	22:DA:83:A:C5'	2.93	0.41
22:DA:89:A:C6	22:DA:90:U:C4	3.09	0.41
22:BA:1392:A:C6	22:BA:1393:A:C6	3.09	0.41
41:BT:13:ALA:O	41:BT:32:LEU:CB	2.68	0.41
41:BT:40:LYS:O	41:BT:44:LYS:HB2	2.21	0.41
10:AJ:29:ALA:C	10:AJ:31:ARG:H	2.25	0.41
22:DA:234:U:C5'	22:DA:234:U:H6	2.33	0.41
53:CA:794:A:O2'	53:CA:795:C:O4'	2.35	0.41
11:CK:124:LYS:O	21:CU:33:ARG:NE	2.54	0.41
22:BA:1144:A:H2'	22:BA:1145:C:C6	2.56	0.41
22:DA:1925:C:C6	22:DA:1925:C:C3'	3.04	0.41
22:BA:2144:G:N2	22:BA:2148:G:C8	2.88	0.41
22:DA:855:G:H21	44:DW:23:LYS:CG	2.33	0.41
55:CM:16:ILE:CD1	55:CM:16:ILE:N	2.82	0.41
37:DP:87:ARG:NH2	37:DP:110:LYS:O	2.54	0.41
37:BP:4:ILE:O	37:BP:5:LYS:HB3	2.21	0.41
24:BC:144:GLU:CA	24:BC:151:GLY:HA2	2.44	0.41
29:DH:80:ILE:CB	29:DH:101:ASP:OD2	2.65	0.41

Continued on next page...

Continued from previous page...

Atom-1	Atom-2	Distance(Å)	Clash(Å)
24:DC:78:GLU:OE2	24:DC:94:LEU:HD22	2.21	0.41
7:AG:108:ARG:HH21	7:AG:118:ARG:NH1	2.19	0.41
27:BF:131:VAL:CG2	27:BF:151:LEU:H	2.24	0.41
22:BA:1903:G:C2'	22:BA:1904:G:H5'	2.51	0.41
53:CA:1447:A:O3'	53:CA:1448:C:H6	2.03	0.41
53:CA:148:G:C2	53:CA:149:A:C4	3.08	0.41
53:CA:179:A:O2'	53:CA:180:U:H5'	2.21	0.41
22:DA:2345:G:C4	22:DA:2347:C:C5	3.09	0.41
22:DA:2345:G:C4	22:DA:2381:A:C2	3.09	0.41
40:DS:59:GLU:OE1	40:DS:66:ILE:HG23	2.21	0.41
45:BX:33:HIS:N	45:BX:50:VAL:O	2.53	0.41
46:BY:15:ASN:O	46:BY:16:THR:C	2.57	0.41
46:BY:14:LEU:HD13	46:BY:17:GLU:HG2	2.03	0.41
22:DA:2667:C:H2'	22:DA:2668:G:H8	1.85	0.41
28:DG:157:LYS:C	28:DG:159:LYS:N	2.75	0.41
53:CA:665:A:C2	53:CA:732:C:C6	3.09	0.41
22:BA:141:G:C2	41:BT:2:ILE:CG2	3.03	0.41
32:BK:13:ASN:N	32:BK:100:PHE:HE1	2.19	0.41
53:CA:1060:U:C5	3:CC:1:GLY:N	2.77	0.41
3:CC:149:LYS:HD2	3:CC:200:TRP:HE3	1.86	0.41
29:DH:2:GLN:O	29:DH:19:VAL:O	2.38	0.41
1:AA:1157:A:N6	1:AA:1178:G:H1'	2.36	0.41
1:AA:1157:A:C1'	1:AA:1181:G:N1	2.82	0.41
3:AC:143:LEU:H	3:AC:143:LEU:CD2	2.14	0.41
1:AA:109:A:C4	1:AA:327:A:C2	3.08	0.41
41:DT:87:LEU:HD23	41:DT:88:LYS:H	1.80	0.41
1:AA:1433:A:N6	1:AA:1468:A:C8	2.88	0.41
22:DA:122:G:O2'	22:DA:123:G:H5'	2.21	0.41
57:DB:44:G:OP1	58:DF:91:ARG:NH1	2.54	0.41
4:CD:106:PHE:HB3	4:CD:144:ILE:HD11	2.03	0.41
11:AK:34:THR:HG1	11:AK:39:ASN:N	2.19	0.41
22:BA:1707:G:C5	22:BA:1756:G:C6	3.09	0.41
22:DA:1655:A:C4'	25:DD:118:PHE:CE1	3.03	0.41
1:AA:1499:A:H2'	1:AA:1500:A:H8	1.85	0.41
35:DN:10:LEU:HA	35:DN:10:LEU:HD13	1.92	0.41
22:DA:2520:C:H2'	22:DA:2521:C:C6	2.56	0.41
22:DA:557:C:H2'	22:DA:558:U:H6	1.86	0.41
22:DA:2867:G:O2'	22:DA:2867:G:N3	2.44	0.41
34:DM:69:PRO:O	34:DM:70:ASP:CB	2.68	0.41
22:BA:1419:A:C3'	22:BA:1420:A:H5''	2.47	0.41
30:DI:57:VAL:O	30:DI:58:ILE:CG1	2.67	0.41
1:AA:1375:A:C5	1:AA:1376:U:C5	3.09	0.41

Continued on next page...

Continued from previous page...

Atom-1	Atom-2	Distance(Å)	Clash(Å)
22:DA:1869:G:H5'	22:DA:1870:C:OP2	2.21	0.41
53:CA:782:A:H2'	53:CA:783:C:C5'	2.50	0.41
1:AA:632:U:H2'	1:AA:633:G:OP1	2.21	0.41
22:DA:1826:G:C5	22:DA:1827:U:C4	3.09	0.41
22:DA:1773:A:C2'	22:DA:1774:C:H5'	2.51	0.41
1:AA:389:A:H2'	1:AA:389:A:N3	2.35	0.41
24:BC:141:HIS:CG	24:BC:190:THR:HG22	2.56	0.41
53:CA:428:G:C4	53:CA:430:A:C6	3.09	0.41
22:BA:1587:G:C4	22:BA:1588:G:C8	3.08	0.41
55:CM:80:MET:HE2	55:CM:80:MET:HB2	1.96	0.41
43:DV:29:ILE:HG13	43:DV:88:HIS:CE1	2.55	0.41
3:CC:133:MET:O	3:CC:137:VAL:HG23	2.21	0.41
22:DA:2583:G:C2'	22:DA:2584:U:H5'	2.51	0.41
26:BE:153:LEU:HD12	26:BE:153:LEU:O	2.19	0.41
26:BE:5:LEU:HD21	26:BE:122:GLU:HG2	2.03	0.41
43:DV:40:ILE:HD13	43:DV:40:ILE:H	1.86	0.41
43:DV:4:ILE:HD12	43:DV:63:ILE:CD1	2.51	0.41
22:BA:2887:A:C4	22:BA:2888:C:C5	3.09	0.41
35:BN:33:ILE:HD11	35:BN:118:ARG:HH21	1.86	0.41
26:BE:48:THR:C	26:BE:50:ALA:H	2.23	0.41
7:AG:74:VAL:HA	7:AG:87:PRO:HA	2.03	0.41
1:AA:211:G:C2'	1:AA:212:G:O5'	2.68	0.41
1:AA:213:G:C8	1:AA:214:C:C5	3.09	0.41
34:BM:4:PRO:HG3	34:BM:70:ASP:HA	2.03	0.41
12:CL:83:GLY:HA2	12:CL:94:TYR:HA	2.03	0.41
22:DA:1048:A:C5	22:DA:1111:A:C2	3.09	0.41
22:DA:2425:A:H4'	22:DA:2426:A:C5'	2.49	0.41
46:DY:15:ASN:O	46:DY:19:LEU:HD13	2.21	0.41
53:CA:369:G:C2	53:CA:370:C:C6	3.08	0.41
51:B3:23:HIS:N	51:B3:47:ALA:O	2.53	0.41
50:B2:44:VAL:HG12	50:B2:44:VAL:O	2.20	0.41
22:BA:2485:G:H5"	34:BM:45:GLN:HE21	1.85	0.41
40:BS:32:ALA:HB1	40:BS:51:LEU:CD2	2.51	0.41
53:CA:182:A:C4	53:CA:184:G:C8	3.09	0.41
22:DA:1572:A:H2'	22:DA:1573:G:C8	2.55	0.41
29:BH:134:VAL:HG21	29:BH:139:PHE:C	2.42	0.41
6:AF:81:ASN:OD1	6:AF:83:ALA:CB	2.63	0.41
53:CA:206:C:C6	53:CA:206:C:C3'	3.04	0.41
53:CA:206:C:O5'	53:CA:207:C:OP2	2.38	0.41
53:CA:212:G:C2	53:CA:213:G:C8	3.09	0.41
2:AB:68:PHE:CD2	2:AB:83:ALA:HB1	2.56	0.41
22:BA:1344:U:H1'	22:BA:1384:A:H2'	2.01	0.41

Continued on next page...

Continued from previous page...

Atom-1	Atom-2	Distance(Å)	Clash(Å)
22:BA:1386:C:H5''	22:BA:1396:U:O2	2.20	0.41
22:DA:684:G:H5'	50:D2:16:HIS:NE2	2.35	0.41
22:DA:1797:G:H2'	22:DA:1798:U:H5'	2.03	0.41
22:BA:2250:G:OP1	22:BA:2275:C:H2'	2.20	0.41
53:CA:658:C:O2'	53:CA:659:U:H5'	2.21	0.41
22:BA:195:A:H61	22:BA:198:C:H3'	1.86	0.41
20:AT:23:ARG:O	20:AT:26:MET:HG3	2.21	0.41
46:BY:26:PHE:C	46:BY:26:PHE:CD1	2.94	0.41
22:BA:447:A:H4'	22:BA:449:A:N7	2.36	0.41
22:DA:2700:A:C2	22:DA:2708:G:C2	3.09	0.41
22:BA:412:A:H2'	22:BA:413:C:H5'	2.00	0.41
53:CA:829:G:C6	53:CA:858:G:N2	2.89	0.41
1:AA:1405:G:C2'	1:AA:1406:U:O5'	2.69	0.41
22:BA:1797:G:C5	22:BA:1798:U:C5	3.09	0.41
22:BA:186:G:N2	22:BA:211:C:C2	2.89	0.41
22:DA:1982:U:O2'	22:DA:1983:G:C5'	2.68	0.41
22:BA:2415:G:C5	22:BA:2416:C:C4	3.09	0.41
1:AA:1228:C:O2'	1:AA:1229:A:C5'	2.69	0.41
19:CS:46:LEU:H	19:CS:46:LEU:CD2	2.27	0.41
10:AJ:48:ARG:NH2	14:AN:100:TRP:CD2	2.89	0.41
46:BY:42:LEU:HD12	46:BY:42:LEU:HA	1.63	0.41
53:CA:1416:G:C2	53:CA:1485:U:O2	2.74	0.41
22:BA:990:A:N6	22:BA:1186:G:H1'	2.35	0.41
17:CQ:28:VAL:HG11	17:CQ:39:ARG:HD3	2.03	0.41
1:AA:1381:U:O2'	1:AA:1382:C:H6	2.03	0.41
22:BA:320:A:H4'	22:BA:322:A:C8	2.56	0.41
18:CR:64:LEU:HB2	18:CR:66:LEU:HG	2.03	0.41
22:DA:2673:G:H2'	22:DA:2674:G:H8	1.86	0.41
22:BA:387:U:C4	22:BA:388:G:O6	2.74	0.41
26:BE:156:ASN:O	26:BE:159:LEU:N	2.54	0.41
1:AA:437:U:H4'	4:AD:153:ARG:HH21	1.84	0.41
4:CD:3:TYR:CE2	4:CD:5:GLY:CA	3.04	0.41
22:DA:1569:A:OP1	22:DA:1569:A:H4'	2.21	0.41
40:DS:4:ILE:HD12	40:DS:4:ILE:C	2.41	0.41
22:BA:384:A:H2'	22:BA:384:A:N3	2.36	0.41
53:CA:1429:A:O2'	53:CA:1430:A:H5'	2.20	0.41
53:CA:860:A:H2'	53:CA:861:G:O4'	2.21	0.41
22:BA:1300:G:H4'	22:BA:1301:A:H5'	2.03	0.41
22:DA:2773:C:C2	22:DA:2774:C:C6	3.08	0.41
1:AA:1363:A:O2'	1:AA:1365:G:N7	2.36	0.41
15:CO:69:LEU:HD11	15:CO:77:TYR:CA	2.51	0.41
22:DA:1945:G:O5'	22:DA:1945:G:H8	2.04	0.41

Continued on next page...

Continued from previous page...

Atom-1	Atom-2	Distance(Å)	Clash(Å)
4:CD:203:TYR:C	4:CD:205:LYS:H	2.24	0.41
1:AA:669:G:H2'	1:AA:670:G:H5'	2.02	0.41
1:AA:1358:U:C6	1:AA:1359:C:C6	3.08	0.41
22:BA:1205:A:H3'	22:BA:1206:G:H5'	2.03	0.41
22:DA:813:U:H2'	22:DA:814:C:H6	1.86	0.41
22:DA:982:C:C5'	22:DA:983:A:OP1	2.69	0.41
22:DA:430:A:OP2	22:DA:431:U:H5	2.04	0.41
4:AD:77:GLU:O	4:AD:81:LEU:HG	2.21	0.41
18:CR:41:SER:HB3	18:CR:51:GLN:HG2	2.03	0.41
22:BA:2515:C:O2'	22:BA:2516:A:H5'	2.21	0.41
22:BA:1820:U:H3'	22:BA:1821:A:C5'	2.49	0.41
22:BA:797:G:O6	62:BA:3317:HOH:O	2.21	0.41
1:AA:1077:G:C6	1:AA:1081:A:C6	3.09	0.41
11:CK:96:ILE:O	11:CK:97:ARG:C	2.58	0.41
4:CD:46:ARG:O	4:CD:47:LEU:O	2.39	0.41
22:BA:2671:G:C5	22:BA:2672:U:C5	3.09	0.41
12:CL:33:CYS:HA	12:CL:54:VAL:HG13	2.01	0.41
47:BZ:40:THR:C	47:BZ:42:ALA:N	2.74	0.41
22:DA:2184:A:O5'	22:DA:2184:A:H8	2.03	0.41
24:DC:123:ILE:HD12	24:DC:123:ILE:HA	1.87	0.41
22:BA:551:G:C5	22:BA:552:U:C5	3.09	0.41
22:DA:2204:G:N3	22:DA:2205:A:C8	2.89	0.41
6:AF:68:GLN:H	6:AF:68:GLN:CD	2.25	0.41
45:DX:35:HIS:O	45:DX:47:THR:HA	2.21	0.41
22:DA:24:G:H2'	22:DA:25:U:H5'	2.01	0.41
31:DJ:55:ILE:CG1	31:DJ:55:ILE:O	2.68	0.41
1:AA:377:G:H5'	16:AP:5:ARG:HH12	1.85	0.41
4:CD:61:ARG:HG2	4:CD:71:PHE:CD2	2.55	0.41
24:DC:211:ARG:C	24:DC:213:ARG:H	2.24	0.41
22:BA:2793:C:H2'	22:BA:2794:C:C6	2.54	0.41
22:DA:2784:U:H2'	22:DA:2785:C:H6	1.85	0.41
25:DD:166:GLY:O	25:DD:167:ASN:HB3	2.19	0.41
22:BA:735:A:H3'	22:BA:736:C:C6	2.56	0.41
42:BU:30:SER:CB	42:BU:32:LYS:HD3	2.49	0.41
22:DA:1042:G:C6	22:DA:1043:C:C4	3.09	0.41
26:BE:169:VAL:HG23	26:BE:169:VAL:O	2.20	0.41
36:DO:49:VAL:CG1	36:DO:81:ARG:HB3	2.51	0.41
22:BA:403:U:O2'	22:BA:404:A:OP2	2.31	0.41
22:DA:2046:G:OP1	48:D0:11:LYS:HE3	2.20	0.41
13:AM:25:GLY:O	13:AM:27:THR:N	2.54	0.41
22:DA:1528:A:H2'	22:DA:1529:G:O4'	2.21	0.41
1:AA:892:A:O2'	1:AA:893:C:H5'	2.21	0.41

Continued on next page...

Continued from previous page...

Atom-1	Atom-2	Distance(Å)	Clash(Å)
1:AA:832:G:C2	1:AA:833:G:C8	3.09	0.41
58:DF:144:LYS:HG3	58:DF:145:VAL:N	2.36	0.41
22:BA:1357:C:C2'	22:BA:1358:G:H5'	2.51	0.41
22:DA:2154:A:C8	22:DA:2155:U:C5	3.09	0.41
36:BO:21:LEU:HD23	36:BO:21:LEU:HA	1.93	0.41
23:BB:93:C:O2'	23:BB:94:A:H5'	2.20	0.41
57:DB:91:C:O2'	57:DB:92:C:H5'	2.21	0.41
12:AL:108:ASP:O	12:AL:110:LYS:HG3	2.21	0.41
1:AA:999:C:H2'	1:AA:1000:A:H8	1.85	0.41
24:DC:225:ASN:HB3	24:DC:226:PRO:HD2	2.02	0.41
22:BA:1939:U:OP1	22:BA:2604:U:O2'	2.34	0.41
22:BA:2606:C:C2'	22:BA:2607:G:H5'	2.51	0.41
40:DS:44:ALA:O	40:DS:48:LYS:HB2	2.21	0.41
43:BV:55:GLU:HG3	43:BV:55:GLU:H	1.54	0.41
24:BC:44:ASN:C	24:BC:44:ASN:OD1	2.58	0.41
53:CA:1227:A:O5'	55:CM:109:LYS:HE3	2.20	0.41
14:CN:25:GLU:HA	14:CN:28:ALA:HB2	2.02	0.41
22:BA:2192:U:O2'	22:BA:2193:G:H5'	2.21	0.41
26:BE:60:TRP:CZ2	26:BE:70:SER:HB3	2.56	0.41
2:CB:64:GLY:HA2	2:CB:158:ASP:OD2	2.21	0.41
34:DM:114:ARG:HA	34:DM:130:PHE:CE1	2.55	0.41
51:D3:14:LYS:O	51:D3:21:PHE:O	2.38	0.41
21:CU:52:VAL:O	21:CU:52:VAL:HG22	2.20	0.41
31:BJ:5:THR:O	31:BJ:5:THR:HG22	2.16	0.41
31:DJ:39:LYS:HE2	31:DJ:39:LYS:HB2	1.83	0.41
22:BA:1056:G:H5''	22:BA:1057:A:C5'	2.33	0.41
28:BG:153:PRO:HB3	28:BG:168:VAL:HG12	2.03	0.41
22:DA:1912:A:C2	22:DA:1919:A:N6	2.89	0.41
22:DA:2798:U:H5'	22:DA:2800:A:C6	2.56	0.41
53:CA:96:U:O2'	53:CA:97:G:O5'	2.37	0.41
1:AA:221:C:C2	1:AA:222:C:C5	3.09	0.41
22:BA:1000:A:C6	22:BA:1155:A:N7	2.89	0.41
22:DA:383:C:H2'	22:DA:384:A:OP1	2.21	0.41
37:BP:50:ARG:O	37:BP:51:ASN:CB	2.66	0.41
37:BP:73:PHE:CD2	37:BP:73:PHE:N	2.89	0.41
37:BP:96:LEU:HD12	37:BP:96:LEU:HA	1.65	0.41
53:CA:1315:U:C6	53:CA:1316:G:N7	2.88	0.41
53:CA:934:C:N3	53:CA:1345:U:C4	2.89	0.41
11:AK:124:LYS:HD2	21:AU:34:ARG:NH2	2.36	0.41
44:BW:37:VAL:HG11	44:BW:55:ASP:HB2	2.03	0.41
46:DY:21:LEU:HD23	46:DY:25:GLN:NE2	2.36	0.41
22:DA:677:A:C6	22:DA:678:C:N4	2.88	0.41

Continued on next page...

Continued from previous page...

Atom-1	Atom-2	Distance(Å)	Clash(Å)
6:AF:90:MET:CE	18:AR:22:TYR:CE2	3.04	0.41
29:BH:25:TYR:CD2	29:BH:30:LEU:HD11	2.56	0.41
22:BA:2729:G:H2'	22:BA:2730:C:C6	2.56	0.41
25:BD:105:LYS:HA	25:BD:177:VAL:CG2	2.51	0.41
24:DC:129:LEU:HD23	24:DC:129:LEU:N	2.36	0.41
24:DC:152:GLN:N	24:DC:152:GLN:HE21	2.01	0.41
53:CA:451:A:HO2'	53:CA:452:A:P	2.43	0.41
53:CA:1146:A:C4	53:CA:1147:C:C5	3.09	0.41
53:CA:1146:A:N1	53:CA:1147:C:N3	2.69	0.41
53:CA:1151:A:O2'	53:CA:1152:A:P	2.79	0.41
53:CA:737:C:H2'	53:CA:738:C:C6	2.56	0.41
32:DK:51:LYS:HD2	32:DK:95:ILE:CG2	2.51	0.41
32:DK:60:ALA:HB2	32:DK:86:LEU:HD23	2.02	0.41
1:AA:1063:C:H2'	1:AA:1064:G:H8	1.76	0.41
22:DA:2491:U:H5''	22:DA:2570:G:H5''	2.03	0.41
22:DA:493:G:H4'	40:DS:8:ARG:O	2.21	0.41
22:BA:1604:C:H5''	62:BA:3403:HOH:O	2.21	0.41
25:DD:14:ILE:HG13	37:DP:11:GLN:HE22	1.86	0.41
53:CA:251:G:C4'	53:CA:252:U:H5'	2.49	0.41
1:AA:414:A:N6	1:AA:431:A:N3	2.69	0.41
1:AA:430:A:C2	1:AA:431:A:C8	3.09	0.41
22:DA:2407:A:HO2'	22:DA:2408:U:C5'	2.34	0.41
53:CA:794:A:C5	53:CA:795:C:C4	3.09	0.41
22:DA:2516:A:C2	22:DA:2569:G:C2	3.08	0.41
22:DA:2061:G:N3	22:DA:2063:C:C5	2.89	0.41
37:DP:19:PHE:O	37:DP:20:ARG:CB	2.69	0.41
22:BA:265:A:N6	22:BA:428:A:C1'	2.84	0.41
22:DA:2287:A:C6	22:DA:2289:G:C4	3.09	0.41
4:AD:26:ALA:O	4:AD:27:ILE:C	2.59	0.41
22:DA:379:G:C5	22:DA:396:G:O6	2.74	0.41
46:BY:18:LEU:HD13	46:BY:18:LEU:O	2.20	0.41
1:AA:92:U:O2'	1:AA:93:U:C5'	2.69	0.41
2:AB:20:ARG:HB3	2:AB:21:TYR:H	1.66	0.41
20:CT:26:MET:CE	20:CT:56:ILE:HD13	2.51	0.41
1:AA:1157:A:N7	1:AA:1180:A:N6	2.68	0.41
1:AA:640:A:H2'	1:AA:641:U:H5'	2.02	0.41
1:AA:110:C:O2'	1:AA:111:G:O5'	2.39	0.41
41:DT:55:VAL:CG2	41:DT:56:GLU:N	2.83	0.41
3:AC:190:THR:O	3:AC:192:TYR:N	2.54	0.41
58:DF:128:SER:HA	58:DF:153:ILE:O	2.21	0.41
22:BA:2748:A:C2	22:BA:2757:A:C5	3.09	0.41
40:DS:17:VAL:HG11	40:DS:103:ILE:CG1	2.46	0.41

Continued on next page...

Continued from previous page...

Atom-1	Atom-2	Distance(Å)	Clash(Å)
1:AA:705:G:C2'	1:AA:706:A:H5'	2.51	0.41
34:DM:46:ILE:HD11	34:DM:69:PRO:HG3	2.02	0.41
53:CA:1075:U:H4'	53:CA:1101:A:N6	2.36	0.41
22:DA:1868:C:N4	22:DA:1869:G:O6	2.54	0.41
32:DK:64:ARG:O	32:DK:82:ASN:HA	2.21	0.41
37:BP:44:GLY:HA3	37:BP:61:ARG:O	2.21	0.41
22:BA:100:U:HO2'	22:BA:101:A:P	2.42	0.41
1:AA:586:C:O2'	1:AA:587:G:H5'	2.21	0.41
37:DP:82:SER:O	37:DP:83:ILE:HB	2.21	0.41
1:AA:32:A:C2	1:AA:33:A:C5	3.09	0.41
28:DG:120:ILE:C	28:DG:120:ILE:HD13	2.40	0.41
22:DA:1605:C:H5'	22:DA:1610:A:N6	2.35	0.41
22:DA:2507:C:H2'	22:DA:2507:C:O2	2.20	0.41
53:CA:865:A:C2	53:CA:918:A:H4'	2.56	0.41
1:AA:339:C:N3	1:AA:351:G:O6	2.54	0.41
7:AG:85:GLN:CG	7:AG:85:GLN:O	2.69	0.41
34:BM:94:ALA:O	34:BM:96:ILE:HG23	2.21	0.41
46:DY:19:LEU:HA	46:DY:22:LEU:HD22	2.03	0.41
22:DA:660:C:H5"	26:DE:94:GLN:OE1	2.21	0.41
34:BM:76:LYS:HA	34:BM:77:PRO:HD3	1.96	0.41
53:CA:511:C:O2'	53:CA:512:U:H6	2.03	0.41
9:CI:90:ASP:HB3	9:CI:93:LEU:CD2	2.40	0.41
17:CQ:50:ASN:O	17:CQ:52:CYS:SG	2.78	0.41
1:AA:115:G:HO2'	1:AA:116:A:P	2.43	0.41
58:DF:12:VAL:O	58:DF:16:MET:CB	2.69	0.41
22:BA:1344:U:N3	22:BA:1385:A:C8	2.89	0.41
22:BA:1405:U:N3	22:BA:1406:U:C4	2.89	0.41
22:BA:182:A:C5	22:BA:183:C:C4	3.09	0.41
22:BA:960:A:N6	22:BA:962:G:C2	2.89	0.41
20:AT:27:MET:SD	20:AT:66:ILE:HD13	2.61	0.41
22:DA:518:G:C4	22:DA:519:U:C5	3.09	0.41
22:DA:2700:A:C6	22:DA:2701:U:O4	2.74	0.41
22:DA:1681:G:O2'	22:DA:1762:A:C2'	2.69	0.41
30:DI:5:GLN:OE1	30:DI:59:THR:CG2	2.64	0.41
22:DA:374:A:C6	22:DA:401:A:C5	3.09	0.41
22:BA:1912:A:N1	22:BA:1919:A:C5	2.89	0.41
22:BA:1748:C:H2'	22:BA:1749:A:C8	2.55	0.41
22:BA:38:A:N1	22:BA:442:G:C6	2.89	0.41
47:BZ:29:ARG:CG	47:BZ:29:ARG:NH2	2.82	0.41
22:BA:322:A:H2	22:BA:339:U:O4	2.03	0.41
2:CB:169:HIS:HD2	2:CB:173:LYS:HZ1	1.67	0.41
22:BA:2531:A:N7	28:BG:174:LYS:NZ	2.66	0.41

Continued on next page...

Continued from previous page...

Atom-1	Atom-2	Distance(Å)	Clash(Å)
8:CH:45:ILE:C	8:CH:63:LYS:HD2	2.41	0.41
4:AD:123:MET:CE	4:AD:126:GLY:O	2.69	0.41
24:DC:35:LYS:O	24:DC:36:ASN:CB	2.68	0.41
1:AA:1452:C:H5'	1:AA:1453:G:C6	2.56	0.41
34:BM:10:ARG:HB3	34:BM:11:LYS:HG3	2.02	0.41
22:BA:43:G:C8	22:BA:43:G:H5'	2.56	0.41
22:DA:1765:U:H2'	22:DA:1766:G:C5'	2.50	0.41
22:BA:2819:G:H2'	22:BA:2821:A:N7	2.36	0.41
26:BE:200:LEU:N	26:BE:200:LEU:CD2	2.84	0.41
1:AA:807:A:C5	1:AA:808:C:C5	3.09	0.41
15:AO:45:HIS:C	15:AO:47:LYS:H	2.24	0.41
22:BA:2564:A:OP1	22:BA:2648:G:H4'	2.21	0.41
1:AA:613:C:H2'	1:AA:614:C:H6	1.86	0.41
37:BP:95:LYS:HG2	37:BP:97:TYR:CZ	2.56	0.41
1:AA:773:G:C2'	1:AA:774:G:O5'	2.69	0.41
22:DA:2450:A:N1	22:DA:2451:A:C5	2.90	0.41
38:DQ:26:ALA:HB1	38:DQ:30:VAL:HB	2.03	0.41
22:DA:219:A:C8	22:DA:220:G:N7	2.89	0.41
22:BA:58:G:N2	22:BA:70:G:C4	2.89	0.41
22:BA:2835:A:H61	22:BA:2878:U:H2'	1.86	0.41
22:DA:718:A:C2	22:DA:719:C:C2	3.09	0.41
1:AA:137:U:O2	1:AA:137:U:H2'	2.19	0.41
31:BJ:123:LYS:CD	31:BJ:123:LYS:N	2.84	0.41
22:DA:2579:C:H2'	22:DA:2580:U:O4'	2.20	0.41
8:CH:88:LYS:HA	8:CH:91:LEU:HD11	2.02	0.41
24:DC:96:LYS:HD3	24:DC:96:LYS:HA	1.93	0.41
24:BC:35:LYS:HB3	24:BC:35:LYS:HE3	1.20	0.41
8:CH:127:TYR:N	8:CH:127:TYR:CD1	2.88	0.41
24:DC:45:ASN:C	24:DC:47:ARG:H	2.23	0.41
22:BA:877:A:N6	22:BA:899:A:C6	2.89	0.40
53:CA:989:U:C2	53:CA:990:C:C5	3.09	0.40
22:BA:2778:A:H4'	22:BA:2779:U:OP2	2.22	0.40
22:BA:558:U:H5''	31:BJ:111:LYS:HZ1	1.86	0.40
22:BA:2197:U:H2'	22:BA:2224:G:H1	1.86	0.40
22:DA:1385:A:HO2'	22:DA:1386:C:H6	1.57	0.40
53:CA:83:C:C2'	53:CA:83:C:O2	2.69	0.40
22:DA:2331:G:O2'	44:DW:40:ARG:HG2	2.21	0.40
44:DW:54:ARG:C	44:DW:56:HIS:H	2.24	0.40
8:AH:78:SER:OG	8:AH:84:ILE:N	2.51	0.40
28:BG:8:VAL:HG12	28:BG:49:LEU:N	2.35	0.40
38:DQ:63:ARG:O	38:DQ:64:ILE:C	2.59	0.40
38:DQ:63:ARG:O	38:DQ:66:ALA:N	2.53	0.40

Continued on next page...

Continued from previous page...

Atom-1	Atom-2	Distance(Å)	Clash(Å)
44:BW:28:GLU:CA	44:BW:28:GLU:OE2	2.68	0.40
22:DA:2815:C:O2	48:D0:40:HIS:CE1	2.74	0.40
22:DA:16:C:H2'	22:DA:17:G:H8	1.86	0.40
22:DA:2024:G:C6	22:DA:2040:G:C2	3.10	0.40
22:DA:2836:U:C2	22:DA:2837:A:N7	2.89	0.40
22:DA:819:A:O2'	22:DA:820:A:H5'	2.22	0.40
22:DA:973:A:H4'	22:DA:974:G:OP2	2.20	0.40
4:AD:68:GLU:O	4:AD:69:ARG:C	2.59	0.40
22:DA:623:C:H2'	22:DA:624:C:O4'	2.21	0.40
38:BQ:78:PHE:HE2	38:BQ:109:VAL:HA	1.86	0.40
20:AT:47:GLN:HE21	20:AT:82:ILE:CD1	2.33	0.40
18:AR:21:ASP:OD2	18:AR:23:LYS:HD2	2.21	0.40
1:AA:243:A:C5'	1:AA:244:U:H5''	2.51	0.40
38:DQ:82:LEU:HB3	38:DQ:88:GLU:OE2	2.21	0.40
39:DR:49:ILE:CG1	39:DR:49:ILE:O	2.68	0.40
24:DC:143:VAL:HG12	24:DC:144:GLU:O	2.21	0.40
21:CU:3:ILE:HG23	21:CU:3:ILE:O	2.22	0.40
53:CA:1135:U:H3'	53:CA:1137:C:O2	2.20	0.40
53:CA:1258:G:H2'	53:CA:1259:C:C6	2.56	0.40
12:AL:38:THR:HA	12:AL:49:ARG:O	2.21	0.40
33:DL:17:LYS:CE	33:DL:19:LEU:HD13	2.51	0.40
32:DK:113:MET:O	32:DK:116:ILE:HG13	2.21	0.40
22:DA:1961:C:C5	22:DA:1962:C:C4	3.09	0.40
1:AA:393:A:H5'	1:AA:483:C:O2'	2.21	0.40
1:AA:622:A:H2'	1:AA:623:C:H5'	2.03	0.40
22:BA:830:G:C4	22:BA:2448:A:C5	3.09	0.40
22:DA:1206:G:O2'	22:DA:1207:C:C6	2.73	0.40
22:DA:477:A:O2'	22:DA:478:A:C5'	2.69	0.40
37:DP:29:VAL:HG11	37:DP:73:PHE:HE1	1.86	0.40
25:DD:34:VAL:HG22	25:DD:92:VAL:O	2.20	0.40
53:CA:275:G:H4'	17:CQ:15:LYS:HB3	2.03	0.40
22:DA:225:C:C4	22:DA:231:A:N6	2.90	0.40
5:CE:98:ALA:HB2	5:CE:123:LEU:HG	2.03	0.40
5:CE:81:GLN:HB3	5:CE:82:HIS:H	1.54	0.40
21:AU:18:PHE:O	21:AU:18:PHE:HD2	2.04	0.40
22:BA:2149:U:O2'	22:BA:2150:C:P	2.79	0.40
22:BA:2151:U:N3	22:BA:2152:G:N7	2.69	0.40
37:BP:4:ILE:O	37:BP:5:LYS:CB	2.68	0.40
22:BA:265:A:N6	22:BA:428:A:N9	2.70	0.40
16:AP:4:ILE:HA	16:AP:20:VAL:O	2.21	0.40
31:BJ:75:TYR:CD1	31:BJ:86:GLN:HB3	2.56	0.40
22:BA:2570:G:H2'	22:BA:2571:U:H5'	2.03	0.40

Continued on next page...

Continued from previous page...

Atom-1	Atom-2	Distance(Å)	Clash(Å)
53:CA:503:C:OP1	12:CL:115:LYS:NZ	2.39	0.40
34:DM:125:PRO:O	34:DM:126:ILE:HG23	2.21	0.40
22:BA:2637:U:C2	22:BA:2782:G:N2	2.89	0.40
53:CA:149:A:H2'	53:CA:150:U:C6	2.56	0.40
46:BY:5:GLU:O	46:BY:6:LEU:C	2.60	0.40
28:DG:88:LEU:HG	28:DG:128:THR:O	2.20	0.40
28:BG:72:ASN:O	28:BG:76:ILE:HG22	2.21	0.40
32:BK:12:ASP:C	32:BK:100:PHE:HE1	2.24	0.40
32:BK:98:ARG:O	32:BK:99:ILE:HD12	2.21	0.40
37:BP:33:GLU:OE2	37:BP:38:ARG:NH1	2.54	0.40
1:AA:1157:A:N7	1:AA:1180:A:C6	2.89	0.40
22:DA:2748:A:H2'	22:DA:2749:A:O4'	2.21	0.40
35:BN:75:ILE:HG13	35:BN:76:VAL:N	2.35	0.40
58:DF:93:GLU:HA	58:DF:93:GLU:OE2	2.20	0.40
53:CA:563:A:C8	53:CA:567:G:O4'	2.75	0.40
22:DA:2520:C:C2	22:DA:2521:C:C5	3.10	0.40
34:BM:132:THR:HG22	34:BM:133:LYS:H	1.85	0.40
22:BA:1737:G:C6	22:BA:1738:G:N2	2.90	0.40
22:BA:475:C:C6	22:BA:509:C:C4	3.09	0.40
22:BA:1655:A:C6	22:BA:1656:C:C2	3.09	0.40
22:BA:1656:C:OP1	25:BD:141:ARG:NH1	2.47	0.40
22:DA:363:G:C2	22:DA:364:C:C5	3.09	0.40
47:BZ:7:THR:CG2	47:BZ:34:THR:OG1	2.69	0.40
4:CD:34:GLU:HA	4:CD:34:GLU:OE1	2.21	0.40
22:DA:46:G:C2	22:DA:47:C:C4	3.09	0.40
22:BA:2052:A:C2	22:BA:2053:G:C8	3.09	0.40
22:BA:548:G:C8	22:BA:548:G:C3'	3.03	0.40
28:DG:117:PRO:O	28:DG:118:ALA:C	2.60	0.40
28:BG:115:GLN:O	28:BG:115:GLN:NE2	2.53	0.40
22:BA:88:G:C2'	22:BA:89:A:H5'	2.50	0.40
14:AN:81:ILE:O	14:AN:85:GLU:HG2	2.20	0.40
42:BU:35:VAL:HG12	42:BU:38:ILE:HG13	2.02	0.40
12:CL:23:LEU:O	12:CL:24:GLU:C	2.59	0.40
22:DA:483:A:OP2	22:DA:484:C:C5	2.74	0.40
5:AE:13:LYS:HD3	5:AE:116:VAL:CG1	2.51	0.40
34:BM:42:THR:OG1	34:BM:45:GLN:HG3	2.22	0.40
22:DA:1572:A:O5'	22:DA:1572:A:H8	2.04	0.40
4:AD:22:SER:O	4:AD:23:GLY:C	2.59	0.40
22:BA:2320:U:H4'	22:BA:2321:U:C5'	2.49	0.40
37:DP:105:LYS:HD3	37:DP:105:LYS:HA	1.91	0.40
29:BH:133:GLN:CA	29:BH:133:GLN:OE1	2.68	0.40
22:DA:2591:C:H2'	22:DA:2592:G:H8	1.86	0.40

Continued on next page...

Continued from previous page...

Atom-1	Atom-2	Distance(Å)	Clash(Å)
56:CP:4:ILE:HG21	56:CP:57:ILE:CD1	2.51	0.40
41:DT:74:ILE:HG23	41:DT:75:GLY:N	2.36	0.40
22:BA:2180:U:C2'	22:BA:2181:U:C5	2.98	0.40
1:AA:475:C:O2'	1:AA:476:U:H5'	2.21	0.40
22:BA:49:A:C5	22:BA:177:G:C6	3.08	0.40
22:BA:49:A:N6	22:BA:177:G:C4	2.89	0.40
22:DA:2353:G:N3	44:DW:30:VAL:HG11	2.36	0.40
22:BA:319:G:N9	22:BA:333:G:N2	2.69	0.40
46:BY:40:SER:C	46:BY:42:LEU:N	2.74	0.40
39:BR:89:HIS:NE2	39:BR:91:GLN:HB2	2.36	0.40
22:BA:920:A:C5	22:BA:921:C:C5	3.10	0.40
22:BA:503:A:C4'	22:BA:504:A:O5'	2.65	0.40
53:CA:925:G:C4	53:CA:1392:G:N2	2.89	0.40
8:CH:100:ILE:CD1	8:CH:101:ALA:N	2.84	0.40
14:CN:100:TRP:CD1	14:CN:100:TRP:C	2.94	0.40
22:DA:2642:G:C2'	22:DA:2643:G:H5'	2.51	0.40
1:AA:1084:G:C6	1:AA:1085:U:O4	2.74	0.40
39:BR:20:VAL:CG2	39:BR:22:LEU:HD21	2.50	0.40
22:DA:1540:G:C2'	22:DA:1541:C:O5'	2.69	0.40
1:AA:1452:C:O4'	1:AA:1453:G:N1	2.54	0.40
22:BA:2261:C:C2	22:BA:2280:G:C2	3.09	0.40
5:AE:56:PRO:HG2	5:AE:57:ALA:H	1.85	0.40
1:AA:1504:G:H3'	1:AA:1505:G:H5'	2.03	0.40
58:DF:131:VAL:C	58:DF:133:GLU:N	2.74	0.40
1:AA:807:A:N7	1:AA:808:C:C5	2.88	0.40
4:AD:168:THR:CG2	4:AD:183:ARG:NH2	2.84	0.40
1:AA:742:G:C2'	1:AA:743:A:H5'	2.51	0.40
53:CA:54:C:H2'	53:CA:352:C:N4	2.35	0.40
16:AP:67:ILE:HG22	16:AP:67:ILE:O	2.22	0.40
1:AA:342:C:H2'	1:AA:343:U:H5'	2.03	0.40
54:CG:55:LYS:H	54:CG:55:LYS:HD2	1.85	0.40
22:DA:2350:C:H2'	22:DA:2351:G:O4'	2.21	0.40
22:DA:908:C:OP1	34:DM:22:GLN:CG	2.69	0.40
27:BF:103:ILE:H	27:BF:103:ILE:HG12	1.56	0.40
14:CN:41:TRP:CE3	14:CN:42:ASN:N	2.89	0.40
31:BJ:122:LEU:C	31:BJ:123:LYS:HD2	2.41	0.40
9:AI:54:VAL:O	9:AI:55:ASP:O	2.39	0.40
1:AA:849:G:C6	1:AA:850:U:C2	3.10	0.40
22:BA:2409:G:C5	22:BA:2410:G:C8	3.09	0.40
22:BA:1233:C:C4	22:BA:1234:U:C5	3.08	0.40
22:BA:2701:U:H2'	22:BA:2702:G:OP1	2.21	0.40
22:BA:464:U:H5'	50:B2:5:PHE:CD2	2.56	0.40

Continued on next page...

Continued from previous page...

Atom-1	Atom-2	Distance(Å)	Clash(Å)
4:CD:10:LEU:N	4:CD:10:LEU:CD1	2.85	0.40
22:BA:254:G:N7	51:B3:4:LYS:HE2	2.36	0.40
1:AA:446:G:O2'	1:AA:447:G:H5'	2.21	0.40
22:DA:1914:C:O4'	22:DA:1914:C:O2	2.40	0.40
24:BC:230:PRO:HB2	24:BC:244:VAL:HG23	2.02	0.40
24:BC:244:VAL:HB	24:BC:249:VAL:O	2.22	0.40
53:CA:76:G:N2	53:CA:95:C:C2	2.89	0.40
22:BA:1004:U:O4'	22:BA:1010:A:C5	2.74	0.40
22:DA:2385:C:O2'	22:DA:2386:A:O5'	2.39	0.40
22:BA:2849:U:H6	22:BA:2849:U:H2'	1.74	0.40
22:DA:1534:U:C2'	22:DA:1536:C:O2	2.65	0.40
5:AE:104:ILE:HD11	5:AE:111:ARG:HA	2.03	0.40
9:CI:52:GLU:HA	9:CI:52:GLU:OE2	2.21	0.40
22:DA:996:A:C5	22:DA:1160:G:C2	3.09	0.40
17:AQ:20:ILE:HG22	17:AQ:47:ASP:OD1	2.20	0.40
46:DY:45:GLN:C	46:DY:47:ARG:H	2.24	0.40
46:DY:4:LYS:HB2	46:DY:4:LYS:HZ2	1.86	0.40
46:DY:4:LYS:HD3	46:DY:4:LYS:N	2.29	0.40
22:DA:1328:A:C2'	22:DA:1330:C:N4	2.83	0.40
35:DN:103:ARG:CG	35:DN:104:ALA:N	2.83	0.40
22:BA:1287:A:O2'	22:BA:1288:G:H5'	2.21	0.40
4:AD:200:VAL:HG11	5:AE:102:THR:HG23	2.04	0.40
22:DA:636:G:H5'	22:DA:639:U:OP1	2.21	0.40
39:BR:49:ILE:HG22	39:BR:54:VAL:N	2.36	0.40
5:AE:81:GLN:N	5:AE:81:GLN:NE2	2.69	0.40
24:DC:181:ARG:NH1	24:DC:265:PHE:CD1	2.88	0.40
15:AO:20:ASP:CG	15:AO:23:SER:HB2	2.41	0.40
1:AA:202:G:H21	1:AA:466:A:N6	2.00	0.40
26:BE:147:LEU:O	26:BE:148:ILE:C	2.59	0.40
53:CA:1256:A:C4	53:CA:1278:G:C6	3.09	0.40
26:DE:109:LEU:HA	26:DE:109:LEU:HD12	1.72	0.40
26:DE:147:LEU:HB2	26:DE:186:VAL:HA	2.04	0.40
6:CF:3:HIS:CB	6:CF:92:THR:HG23	2.50	0.40
32:DK:88:ASN:OD1	32:DK:95:ILE:HG12	2.21	0.40
53:CA:1215:G:C2	53:CA:1216:A:N7	2.90	0.40
22:DA:1127:A:H2'	22:DA:1127:A:H8	1.75	0.40
42:DU:102:ILE:HD12	42:DU:102:ILE:HA	1.95	0.40
2:AB:70:GLY:HA2	2:AB:163:ILE:HG22	2.04	0.40
22:DA:1663:G:C6	22:DA:1992:G:N7	2.89	0.40
1:AA:427:U:C4	1:AA:428:G:C6	3.10	0.40
21:AU:3:ILE:HD13	21:AU:19:LYS:NZ	2.37	0.40
1:AA:1411:C:N3	1:AA:1412:C:C5	2.89	0.40

Continued on next page...

Continued from previous page...

Atom-1	Atom-2	Distance(Å)	Clash(Å)
44:DW:24:ARG:HA	44:DW:66:VAL:H	1.86	0.40
52:B4:10:LEU:HD12	52:B4:33:HIS:CG	2.56	0.40
24:BC:170:TYR:CE2	24:BC:184:GLU:HG2	2.56	0.40
29:DH:89:LYS:HB2	29:DH:90:LEU:H	1.78	0.40
7:AG:110:ARG:HD3	7:AG:112:ASP:CG	2.41	0.40
1:AA:251:G:C4'	1:AA:252:U:O5'	2.53	0.40
22:DA:2290:G:H2'	22:DA:2291:U:H6	1.83	0.40
45:DX:4:CYS:HB3	45:DX:9:LYS:H	1.87	0.40
1:AA:112:G:N1	1:AA:330:C:C4	2.89	0.40
22:BA:1252:G:N3	38:BQ:32:ARG:CG	2.80	0.40
22:BA:727:A:OP1	22:BA:1431:A:O2'	2.31	0.40
22:DA:1656:C:C2'	22:DA:1657:U:H5'	2.51	0.40
29:DH:83:LYS:CG	29:DH:149:GLU:HB2	2.50	0.40
22:DA:2851:A:O2'	22:DA:2852:G:O4'	2.36	0.40
22:DA:2868:A:C2	22:DA:2869:G:C4	3.09	0.40
22:DA:142:A:C5	22:DA:143:C:C4	3.09	0.40
22:BA:1654:A:O2'	22:BA:1655:A:C5'	2.70	0.40
4:CD:8:LEU:HD22	4:CD:21:LYS:HD2	2.01	0.40
35:BN:67:PHE:HE2	35:BN:71:ARG:NH1	2.20	0.40
24:BC:94:LEU:HA	24:BC:100:ARG:HA	2.03	0.40
22:BA:1471:G:C6	22:BA:1472:C:C4	3.09	0.40
1:AA:579:A:C2	1:AA:763:G:N3	2.89	0.40
22:BA:1713:A:O2'	22:BA:1715:G:H5'	2.20	0.40
26:BE:83:VAL:HG11	26:BE:86:ALA:HA	2.03	0.40
1:AA:213:G:H2'	1:AA:214:C:H5'	2.02	0.40
33:DL:29:LYS:O	33:DL:30:THR:CB	2.68	0.40
22:DA:503:A:C5	22:DA:506:G:C5	3.09	0.40
22:DA:1048:A:C5	22:DA:1049:C:N4	2.89	0.40
33:DL:4:ASN:HD22	33:DL:4:ASN:HA	1.58	0.40
34:DM:108:VAL:HG23	34:DM:109:PRO:CD	2.48	0.40
22:BA:665:U:H2'	22:BA:666:A:H8	1.86	0.40
29:DH:78:VAL:CG1	29:DH:144:VAL:HG12	2.49	0.40
22:DA:1695:G:C2'	22:DA:1695:G:N3	2.84	0.40
37:DP:105:LYS:CD	37:DP:108:ARG:NH2	2.84	0.40
31:BJ:13:ARG:HD3	31:BJ:13:ARG:HA	1.95	0.40
30:BI:52:LEU:HD11	30:BI:81:LYS:HE2	2.03	0.40
53:CA:477:C:H3'	53:CA:478:A:C8	2.56	0.40
22:BA:1383:A:C2	22:BA:1405:U:O2	2.75	0.40
1:AA:1216:A:OP1	14:AN:4:SER:HB3	2.21	0.40
22:DA:690:G:H1'	22:DA:779:U:O3'	2.21	0.40
22:DA:786:C:O2'	22:DA:787:C:H5'	2.21	0.40
30:BI:41:PHE:N	30:BI:68:PHE:HZ	2.19	0.40

Continued on next page...

Continued from previous page...

Atom-1	Atom-2	Distance(Å)	Clash(Å)
3:AC:154:GLY:O	3:AC:155:ARG:C	2.60	0.40
23:BB:43:C:O2	27:BF:91:ARG:NH2	2.52	0.40
32:BK:40:LYS:NZ	32:BK:89:ASN:HD21	2.19	0.40
22:DA:285:G:C6	22:DA:356:G:C6	3.09	0.40
30:BI:126:ARG:HD3	30:BI:126:ARG:H	1.86	0.40
22:BA:186:G:H2'	22:BA:187:G:C8	2.44	0.40
22:BA:2422:C:C4	22:BA:2424:C:N4	2.89	0.40
22:DA:1956:U:O2'	22:DA:1957:C:H5'	2.21	0.40
5:AE:21:SER:OG	5:AE:28:ARG:HB2	2.21	0.40
22:BA:2711:A:N6	22:BA:2714:G:C5	2.89	0.40
22:DA:1710:G:H2'	22:DA:1711:A:C8	2.57	0.40
22:BA:388:G:O2'	22:BA:389:G:C8	2.72	0.40
22:BA:2474:U:H5''	22:BA:2475:C:OP2	2.20	0.40
22:BA:2674:G:H2'	22:BA:2675:A:C8	2.56	0.40
22:DA:770:G:H1'	22:DA:1379:U:C4	2.56	0.40
43:DV:14:LYS:CG	43:DV:18:ARG:HD2	2.47	0.40
27:BF:46:LYS:HE3	27:BF:46:LYS:H	1.86	0.40
22:DA:732:C:H2'	22:DA:733:G:O4'	2.22	0.40
53:CA:461:A:C2'	53:CA:461:A:N3	2.83	0.40
22:BA:2816:G:O3'	35:BN:99:LYS:HE2	2.21	0.40
11:CK:15:VAL:HG12	11:CK:17:ASP:O	2.20	0.40
9:AI:88:GLU:HG3	9:AI:89:TYR:H	1.86	0.40
53:CA:232:G:H2'	53:CA:233:C:O4'	2.21	0.40
5:AE:60:GLN:C	5:AE:62:ALA:N	2.73	0.40
22:BA:1983:G:C6	22:BA:1984:G:N7	2.89	0.40
53:CA:1009:U:H2'	53:CA:1010:U:H6	1.84	0.40
53:CA:110:C:H2'	53:CA:111:G:O4'	2.22	0.40
22:DA:1109:C:N4	22:DA:1110:G:N1	2.68	0.40
22:BA:1773:A:H2'	22:BA:1774:C:C5'	2.52	0.40
8:CH:33:VAL:O	8:CH:35:ILE:N	2.54	0.40
1:AA:105:G:H2'	1:AA:106:C:H6	1.86	0.40
14:AN:29:ILE:HG23	14:AN:34:ASN:HD21	1.86	0.40
53:CA:1236:A:H2'	53:CA:1237:C:H6	1.86	0.40
36:DO:39:VAL:HB	36:DO:49:VAL:O	2.20	0.40
22:BA:928:A:H2	47:BZ:46:MET:HE1	1.86	0.40
22:DA:1910:G:N2	22:DA:1921:G:C4	2.88	0.40
22:BA:2379:G:H4'	36:BO:21:LEU:HD11	2.04	0.40
18:CR:27:THR:O	18:CR:30:ASN:HB3	2.21	0.40
22:BA:912:C:C4	22:BA:913:U:O4	2.74	0.40
1:AA:9:G:OP2	5:AE:125:LYS:HG3	2.21	0.40
28:BG:90:GLY:O	28:BG:91:VAL:C	2.59	0.40
53:CA:56:U:H2'	53:CA:57:G:C8	2.56	0.40

Continued on next page...

Continued from previous page...

Atom-1	Atom-2	Distance(Å)	Clash(Å)
22:DA:199:A:N6	22:DA:2433:A:H2'	2.36	0.40
22:BA:1973:G:C6	22:BA:1974:C:C4	3.10	0.40
3:AC:28:PHE:O	3:AC:28:PHE:CD2	2.75	0.40
22:DA:343:C:O2	22:DA:343:C:H2'	2.21	0.40
22:BA:654:A:H3'	22:BA:654:A:N3	2.36	0.40
53:CA:1487:G:O5'	53:CA:1487:G:H8	2.04	0.40
1:AA:180:U:H2'	1:AA:181:A:O5'	2.22	0.40
1:AA:66:A:O4'	1:AA:173:U:C5	2.75	0.40
22:BA:1011:G:HO2'	22:BA:1013:C:H5''	1.83	0.40
31:BJ:44:TYR:HD2	38:BQ:63:ARG:CB	2.34	0.40
22:BA:2846:G:N2	22:BA:2871:U:H1'	2.36	0.40
53:CA:1014:A:OP2	19:CS:17:LYS:NZ	2.40	0.40
5:AE:121:ASN:ND2	5:AE:122:VAL:N	2.69	0.40
39:BR:46:GLU:C	39:BR:46:GLU:CD	2.78	0.40
53:CA:1250:A:C2	53:CA:1287:A:C6	3.08	0.40
53:CA:1287:A:O2'	53:CA:1288:A:O5'	2.39	0.40
31:DJ:25:LEU:C	31:DJ:27:ARG:H	2.24	0.40
39:DR:9:GLY:C	39:DR:10:LYS:CG	2.89	0.40
22:DA:1285:A:C6	22:DA:1329:U:C5	3.09	0.40
22:DA:671:C:H2'	22:DA:671:C:H6	1.42	0.40
22:DA:993:G:O2'	39:DR:91:GLN:HG2	2.21	0.40
35:DN:33:ILE:HA	35:DN:114:GLU:HB2	2.04	0.40
35:DN:56:LYS:HA	35:DN:84:GLY:HA3	2.00	0.40
1:AA:404:G:N3	1:AA:498:A:C2	2.89	0.40
4:AD:57:LYS:HG2	4:AD:202:LEU:CD2	2.51	0.40
6:AF:3:HIS:HD2	6:AF:92:THR:HG22	1.85	0.40
33:BL:96:LYS:HA	33:BL:101:ILE:CG2	2.43	0.40
53:CA:1096:C:N3	53:CA:1097:C:C5	2.89	0.40
22:BA:513:A:C2	22:BA:514:A:C4	3.10	0.40
53:CA:1129:C:C5	53:CA:1139:G:C5	3.10	0.40
10:CJ:44:THR:HG23	10:CJ:70:HIS:ND1	2.36	0.40
2:AB:42:LEU:CD2	2:AB:43:GLU:HG3	2.50	0.40
22:DA:30:G:C5	22:DA:31:C:C4	3.10	0.40
22:DA:197:A:N6	22:DA:2430:A:N3	2.69	0.40
22:DA:197:A:N6	22:DA:2430:A:C2'	2.57	0.40
22:DA:319:G:C6	22:DA:320:A:C4	3.09	0.40
42:DU:82:VAL:CG2	42:DU:83:GLY:H	2.33	0.40
11:AK:108:ASN:ND2	21:AU:6:ARG:HB3	2.36	0.40
32:DK:1:MET:O	32:DK:1:MET:HG3	2.21	0.40
22:BA:1392:A:H2'	22:BA:1393:A:C8	2.56	0.40
41:BT:39:THR:C	41:BT:41:ALA:N	2.74	0.40
53:CA:278:G:H21	53:CA:279:A:H62	1.68	0.40

Continued on next page...

Continued from previous page...

Atom-1	Atom-2	Distance(Å)	Clash(Å)
22:DA:405:U:C3'	22:DA:406:G:H5'	2.50	0.40
1:AA:1319:A:C5	1:AA:1323:G:C4	3.09	0.40
37:DP:47:ILE:HD11	37:DP:70:GLU:CG	2.51	0.40
49:D1:9:LYS:HA	49:D1:20:TYR:O	2.21	0.40
1:AA:983:A:H2'	1:AA:983:A:N3	2.36	0.40
58:DF:121:PHE:O	58:DF:122:ASP:CG	2.59	0.40
22:BA:1930:G:HO2'	22:BA:1931:U:P	2.44	0.40
53:CA:175:C:O2	53:CA:1447:A:C2	2.74	0.40
45:BX:5:GLN:NE2	45:BX:49:ARG:N	2.57	0.40
22:DA:2667:C:O2'	22:DA:2668:G:O4'	2.39	0.40
53:CA:1106:G:O2'	3:CC:168:ARG:NH1	2.55	0.40
3:AC:158:GLY:HA2	3:AC:192:TYR:CE1	2.56	0.40
58:DF:151:LEU:N	58:DF:151:LEU:HD13	2.37	0.40
58:DF:33:ILE:HB	58:DF:90:LEU:HD23	2.02	0.40
22:BA:304:U:H2'	22:BA:305:C:C6	2.56	0.40
53:CA:330:C:O2'	53:CA:331:G:C5'	2.69	0.40
22:BA:1429:G:N3	22:BA:1568:G:C2	2.90	0.40
1:AA:1498:U:C5'	1:AA:1499:A:OP1	2.70	0.40
45:DX:1:SER:O	45:DX:2:ARG:C	2.60	0.40
4:CD:143:SER:CB	4:CD:178:GLU:HG3	2.40	0.40
42:DU:12:VAL:HG21	42:DU:38:ILE:HG12	2.03	0.40
28:DG:117:PRO:CG	28:DG:143:VAL:HG11	2.51	0.40
3:AC:185:THR:CG2	3:AC:186:SER:N	2.83	0.40
1:AA:1153:G:H2'	1:AA:1154:G:O5'	2.21	0.40
1:AA:339:C:C4	1:AA:340:U:C5	3.10	0.40
53:CA:495:A:N1	53:CA:496:A:N6	2.69	0.40
19:AS:46:LEU:HB3	19:AS:47:THR:H	1.76	0.40
14:AN:79:SER:O	14:AN:81:ILE:N	2.54	0.40
1:AA:1169:A:H2'	1:AA:1170:A:C8	2.56	0.40
22:DA:1044:C:C4	22:DA:1112:G:O6	2.74	0.40
33:DL:119:PRO:HB3	33:DL:139:GLY:C	2.41	0.40
10:CJ:30:LYS:C	10:CJ:30:LYS:HD3	2.42	0.40
57:DB:89:U:H5''	57:DB:90:C:C5	2.57	0.40
22:BA:2314:A:C2'	22:BA:2315:G:H5'	2.51	0.40
22:BA:242:G:O2'	51:B3:5:THR:HG23	2.22	0.40
22:DA:2238:G:H4'	22:DA:2239:G:OP1	2.22	0.40
32:BK:1:MET:HE3	32:BK:32:TYR:CD1	2.56	0.40
30:BI:56:VAL:HG22	30:BI:68:PHE:HB2	2.03	0.40
39:DR:19:THR:O	39:DR:20:VAL:HG23	2.21	0.40
53:CA:1507:A:H2'	53:CA:1508:A:C8	2.55	0.40
53:CA:441:A:H61	53:CA:493:A:N6	2.16	0.40
53:CA:881:G:H2'	53:CA:882:C:O4'	2.21	0.40

Continued on next page...

Continued from previous page...

Atom-1	Atom-2	Distance(Å)	Clash(Å)
22:DA:2235:G:C6	22:DA:2236:U:C4	3.10	0.40
3:AC:137:VAL:CG1	3:AC:169:GLU:HB3	2.50	0.40
9:AI:62:LEU:HD23	9:AI:62:LEU:N	2.36	0.40
22:BA:672:C:H4'	26:BE:84:THR:HG21	2.03	0.40
22:BA:387:U:H4'	22:BA:388:G:C5'	2.51	0.40
48:D0:32:THR:HG21	48:D0:47:TYR:HE2	1.85	0.40
22:DA:160:A:N6	22:DA:167:A:H1'	2.36	0.40
13:AM:44:ILE:O	13:AM:44:ILE:CG2	2.70	0.40
23:BB:16:G:C6	23:BB:69:G:C2	3.09	0.40
26:BE:61:ARG:HG2	26:BE:61:ARG:H	1.54	0.40
22:BA:802:A:C2	22:BA:803:U:C2	3.09	0.40
25:DD:169:ARG:C	25:DD:170:VAL:HG22	2.42	0.40
3:AC:58:ARG:HA	3:AC:62:SER:O	2.21	0.40
15:CO:70:LYS:HA	15:CO:77:TYR:HB2	2.03	0.40
33:BL:62:PRO:HD2	51:B3:24:LYS:HB3	2.03	0.40
22:DA:1936:A:H2	22:DA:1943:U:C4	2.39	0.40
53:CA:543:U:C2	53:CA:544:G:C8	3.09	0.40
1:AA:1030:U:H5'	1:AA:1031:C:O2	2.21	0.40
1:AA:1032:G:H2'	1:AA:1033:G:C4'	2.52	0.40
22:BA:2480:C:O2	22:BA:2480:C:C2'	2.68	0.40
26:BE:23:PHE:CE1	26:BE:28:VAL:HG11	2.56	0.40
22:BA:2515:C:H6	22:BA:2515:C:O5'	2.05	0.40
22:BA:1821:A:H2'	22:BA:1822:C:H6	1.82	0.40
40:DS:95:ARG:HG2	40:DS:97:LEU:CD2	2.52	0.40
26:BE:73:ILE:CG1	26:BE:73:ILE:O	2.69	0.40
53:CA:580:C:C4	53:CA:581:G:C6	3.09	0.40
23:BB:112:G:H2'	23:BB:113:C:H6	1.85	0.40
2:AB:14:HIS:CD2	2:AB:14:HIS:O	2.74	0.40
6:CF:33:GLU:N	6:CF:33:GLU:OE1	2.54	0.40
22:BA:1135:C:H6	22:BA:1135:C:H5''	1.86	0.40
22:BA:239:C:C4	22:BA:240:C:N3	2.90	0.40
1:AA:524:G:C5	1:AA:525:C:C5	3.09	0.40
22:BA:1243:C:H2'	22:BA:1244:A:O4'	2.21	0.40
22:BA:1148:U:C6	22:BA:1148:U:C3'	3.05	0.40
1:AA:592:G:H2'	1:AA:593:U:C6	2.57	0.40
53:CA:688:G:C5	53:CA:700:G:C2	3.09	0.40
1:AA:734:G:H2'	1:AA:735:C:H6	1.85	0.40
15:CO:28:VAL:O	15:CO:29:ALA:C	2.58	0.40
22:BA:1265:A:O4'	22:BA:1267:U:C6	2.73	0.40
43:DV:64:VAL:HG13	43:DV:68:LYS:O	2.22	0.40
51:D3:63:TYR:O	51:D3:64:ALA:O	2.39	0.40
4:CD:107:GLY:N	4:CD:157:ALA:CB	2.84	0.40

Continued on next page...

Continued from previous page...

Atom-1	Atom-2	Distance(Å)	Clash(Å)
15:AO:27:GLN:O	15:AO:31:LEU:HG	2.21	0.40
53:CA:928:G:C2	53:CA:1390:U:O2	2.74	0.40
40:DS:62:ASP:N	40:DS:62:ASP:OD1	2.54	0.40
46:BY:44:LYS:HB2	46:BY:44:LYS:HE3	1.90	0.40
36:DO:48:LEU:HA	36:DO:48:LEU:HD23	1.98	0.40
37:BP:15:ASP:N	37:BP:15:ASP:OD1	2.55	0.40
20:AT:10:ALA:O	20:AT:13:SER:N	2.54	0.40
22:BA:898:C:C2'	22:BA:899:A:H5'	2.52	0.40
53:CA:197:A:N6	53:CA:221:C:C4'	2.74	0.40
53:CA:92:U:O2'	53:CA:93:U:O5'	2.39	0.40
22:BA:1154:G:OP1	38:BQ:57:ARG:HD3	2.21	0.40
22:DA:2338:C:H6	22:DA:2338:C:H2'	1.60	0.40
1:AA:75:G:C4	1:AA:76:G:C8	3.09	0.40
53:CA:1222:G:H5'	19:CS:77:ARG:HH21	1.86	0.40
31:DJ:30:THR:CG2	31:DJ:31:GLU:H	2.35	0.40
44:BW:23:LYS:HD2	44:BW:24:ARG:CA	2.51	0.40
22:DA:1264:A:P	48:D0:15:ARG:HH12	2.44	0.40
22:DA:188:G:H2'	22:DA:189:G:C5'	2.50	0.40
22:DA:674:G:C1'	26:DE:69:ARG:HG2	2.51	0.40
22:BA:1177:G:C5	22:BA:1178:C:C5	3.09	0.40
55:CM:100:ARG:NH1	55:CM:102:LYS:HE3	2.37	0.40
57:DB:69:G:C3'	57:DB:70:C:H6	2.34	0.40
22:DA:2808:G:N2	22:DA:2891:U:C6	2.89	0.40
18:AR:62:ARG:HB3	18:AR:69:TYR:CE2	2.56	0.40
15:AO:63:ARG:HD3	15:AO:87:ARG:CZ	2.46	0.40
53:CA:123:U:H2'	53:CA:124:C:H6	1.86	0.40
30:DI:87:SER:HB3	30:DI:88:GLY:H	1.73	0.40
22:BA:2772:C:H2'	22:BA:2773:C:C6	2.56	0.40
1:AA:1148:U:H5''	9:AI:8:THR:HG21	2.04	0.40
53:CA:642:A:O2'	53:CA:643:C:P	2.80	0.40
1:AA:1337:G:H2'	1:AA:1337:G:H8	1.77	0.40
42:BU:73:ASN:ND2	42:BU:76:THR:H	2.08	0.40
22:DA:492:A:H2'	22:DA:493:G:H8	1.86	0.40
17:CQ:30:HIS:HA	17:CQ:31:PRO:HD3	1.86	0.40
22:DA:1666:G:C3'	32:DK:6:THR:HG23	2.51	0.40
29:BH:96:THR:CG2	29:BH:96:THR:O	2.68	0.40
53:CA:277:C:C2'	53:CA:278:G:H8	2.30	0.40
17:AQ:22:VAL:O	17:AQ:42:LYS:HA	2.21	0.40
11:AK:110:THR:HA	21:AU:4:LYS:HA	2.04	0.40
22:DA:1837:C:H2'	22:DA:1899:A:N6	2.36	0.40
22:DA:1967:C:O2'	22:DA:1968:G:H5'	2.22	0.40
13:AM:1:ALA:CA	13:AM:8:ILE:HG23	2.51	0.40

Continued on next page...

Continued from previous page...

Atom-1	Atom-2	Distance(Å)	Clash(Å)
22:BA:266:G:C2'	22:BA:267:C:O5'	2.70	0.40
23:BB:116:G:H4'	36:BO:54:VAL:O	2.21	0.40
24:DC:77:VAL:HG21	24:DC:111:ALA:HA	2.03	0.40
24:DC:69:ASN:O	24:DC:70:LYS:C	2.59	0.40
24:DC:75:ALA:HA	24:DC:95:TYR:HA	2.02	0.40
22:DA:1038:G:C2	22:DA:1118:C:N3	2.90	0.40
53:CA:177:G:C3'	53:CA:178:C:H5'	2.51	0.40
42:DU:47:PRO:CB	42:DU:54:PRO:CG	2.86	0.40
45:BX:31:ASN:O	45:BX:51:SER:HA	2.22	0.40
22:BA:141:G:H3'	22:BA:142:A:C5'	2.51	0.40
37:DP:31:VAL:O	37:DP:32:VAL:CG1	2.70	0.40
58:DF:93:GLU:O	58:DF:95:MET:N	2.46	0.40
22:BA:1439:A:C2	22:BA:1553:A:C4	3.10	0.40
31:DJ:111:LYS:CB	31:DJ:115:GLY:N	2.80	0.40
22:BA:1733:G:O2'	22:BA:1734:G:P	2.80	0.40
22:DA:940:G:N3	22:DA:1191:G:H4'	2.37	0.40
22:DA:278:A:N1	22:DA:362:A:C8	2.90	0.40
22:BA:2326:C:HO2'	22:BA:2327:A:P	2.45	0.40
1:AA:1282:C:O2'	1:AA:1283:U:C5'	2.69	0.40
1:AA:1060:U:C5	3:AC:1:GLY:HA3	2.57	0.40
4:AD:99:ASN:C	4:AD:101:VAL:H	2.25	0.40
42:DU:20:LYS:C	42:DU:20:LYS:HD3	2.42	0.40
42:DU:35:VAL:CG1	42:DU:36:GLU:N	2.71	0.40
22:BA:2135:A:O2'	22:BA:2136:G:C8	2.47	0.40
22:BA:214:G:H1'	22:BA:217:A:H5'	2.02	0.40
22:DA:171:U:H2'	22:DA:172:A:C8	2.56	0.40
22:DA:1519:G:C5'	22:DA:1520:U:OP2	2.62	0.40
1:AA:1370:G:H3'	9:AI:110:VAL:HG11	2.02	0.40
22:BA:1380:G:N7	62:BA:3744:HOH:O	2.37	0.40
29:DH:9:VAL:HG12	29:DH:10:ALA:N	2.34	0.40
7:AG:74:VAL:HG21	7:AG:85:GLN:HE21	1.82	0.40
11:AK:116:PRO:C	11:AK:118:ASN:H	2.25	0.40
3:AC:33:ASP:CG	14:AN:64:ARG:HG2	2.42	0.40
42:BU:2:ALA:O	42:BU:5:ARG:NH2	2.54	0.40
22:BA:608:A:N6	22:BA:609:A:C6	2.90	0.40
22:BA:1110:G:O2'	22:BA:1111:A:P	2.80	0.40
22:DA:2075:U:C4	22:DA:2238:G:C5	3.10	0.40
23:BB:24:G:N1	23:BB:56:G:N2	2.69	0.40
22:DA:844:A:H2'	22:DA:845:A:O4'	2.21	0.40
22:BA:1405:U:H2'	22:BA:1406:U:C6	2.57	0.40
1:AA:1216:A:OP1	14:AN:4:SER:HB2	2.22	0.40
22:DA:465:G:C4'	50:D2:16:HIS:CD2	3.04	0.40

Continued on next page...

Continued from previous page...

Atom-1	Atom-2	Distance(Å)	Clash(Å)
10:AJ:74:VAL:O	10:AJ:75:ASP:CB	2.69	0.40
22:DA:1797:G:H2'	22:DA:1798:U:C5'	2.51	0.40
30:BI:5:GLN:O	30:BI:6:ALA:HB2	2.21	0.40
22:DA:2376:A:H2	36:DO:92:PHE:HD2	1.70	0.40
22:DA:2899:A:N1	22:DA:2900:A:C6	2.89	0.40
22:DA:373:U:HO2'	22:DA:374:A:H8	1.60	0.40
22:DA:2595:G:N1	22:DA:2599:G:C6	2.89	0.40
22:BA:1315:C:H2'	22:BA:1316:U:H6	1.87	0.40
54:CG:125:ASP:HA	54:CG:128:GLU:HG2	2.02	0.40
1:AA:1229:A:O2'	1:AA:1230:C:C5'	2.69	0.40
53:CA:770:C:H1'	53:CA:899:C:H42	1.86	0.40
1:AA:1380:U:H4'	1:AA:1381:U:OP1	2.21	0.40
1:AA:1037:C:N4	1:AA:1038:C:N4	2.70	0.40
18:CR:22:TYR:HE1	18:CR:64:LEU:CD1	2.35	0.40
18:CR:22:TYR:CE1	18:CR:64:LEU:HD12	2.56	0.40
53:CA:458:U:H6	53:CA:458:U:OP2	2.03	0.40
22:BA:2560:A:C6	22:BA:2561:U:C4	3.09	0.40
1:AA:678:U:H4'	1:AA:778:G:OP1	2.21	0.40
24:BC:89:ASN:HD22	24:BC:89:ASN:HA	1.58	0.40
22:BA:1680:U:H2'	22:BA:1681:G:O4'	2.21	0.40
22:BA:971:G:C2'	22:BA:972:A:H5'	2.51	0.40
22:BA:1282:U:C2'	22:BA:1283:G:H5'	2.52	0.40
12:AL:106:VAL:CG2	12:AL:116:TYR:HB3	2.52	0.40
4:CD:125:ASN:HB2	4:CD:141:VAL:H	1.86	0.40
22:BA:1542:U:H2'	22:BA:1543:G:C5'	2.52	0.40
22:BA:2856:A:O2'	22:BA:2857:G:H5'	2.21	0.40
28:DG:19:ASN:N	28:DG:19:ASN:ND2	2.69	0.40
53:CA:1401:G:H2'	53:CA:1402:C:H6	1.87	0.40
1:AA:937:A:C2	1:AA:1379:G:O6	2.74	0.40
22:DA:515:A:H2'	22:DA:516:C:H5'	2.04	0.40
1:AA:957:U:H4'	19:AS:78:THR:OG1	2.20	0.40
22:BA:1728:C:O2'	22:BA:1729:U:C5	2.74	0.40
53:CA:29:U:H4'	53:CA:295:C:O3'	2.20	0.40
53:CA:9:G:N3	53:CA:10:A:C8	2.89	0.40
26:BE:200:LEU:O	26:BE:201:ALA:HB3	2.21	0.40
47:BZ:2:LYS:C	47:BZ:3:THR:HG23	2.42	0.40
22:DA:661:A:O2'	33:DL:13:LYS:HA	2.21	0.40
8:CH:38:VAL:O	8:CH:38:VAL:HG12	2.22	0.40
23:BB:97:C:H2'	23:BB:98:G:H5'	2.02	0.40
8:AH:114:ALA:O	8:AH:117:GLN:N	2.55	0.40
14:CN:55:SER:HA	14:CN:56:PRO:HD2	1.87	0.40
1:AA:783:C:O2'	1:AA:784:A:H5'	2.21	0.40

Continued on next page...

Continued from previous page...

Atom-1	Atom-2	Distance(Å)	Clash(Å)
35:BN:50:PRO:O	35:BN:51:LEU:C	2.60	0.40
22:BA:846:U:C2'	22:BA:847:U:OP2	2.68	0.40
42:DU:32:LYS:HE2	42:DU:65:GLN:CD	2.41	0.40
29:DH:43:ASN:O	29:DH:47:PHE:HD2	2.04	0.40
1:AA:238:A:H2'	1:AA:239:U:H5'	2.04	0.40
1:AA:304:U:O2'	1:AA:305:G:H5'	2.21	0.40
48:B0:27:LEU:HD23	48:B0:27:LEU:H	1.86	0.40
13:AM:81:ASP:OD2	27:BF:111:ARG:HD2	2.21	0.40
2:CB:221:ARG:O	2:CB:224:ARG:HG2	2.21	0.40
13:AM:84:CYS:SG	13:AM:85:TYR:N	2.94	0.40
9:AI:55:ASP:O	9:AI:59:LYS:HE3	2.21	0.40
2:CB:14:HIS:CD2	2:CB:16:GLY:HA3	2.56	0.40
3:AC:53:ARG:O	3:AC:68:HIS:HB2	2.22	0.40
4:AD:66:VAL:HG13	4:AD:70:GLN:HE21	1.85	0.40
2:CB:104:LYS:N	2:CB:104:LYS:HD2	2.37	0.40
37:DP:99:LEU:HD23	37:DP:99:LEU:HA	1.95	0.40
45:DX:12:VAL:O	45:DX:12:VAL:HG23	2.21	0.40
22:DA:1787:A:O5'	22:DA:1787:A:C8	2.75	0.40
18:CR:43:ILE:HA	18:CR:43:ILE:HD13	1.90	0.40
48:D0:25:THR:HG22	48:D0:25:THR:O	2.21	0.40
22:BA:2195:U:O2'	22:BA:2196:C:H5'	2.22	0.40
24:BC:245:THR:O	24:BC:248:GLY:N	2.55	0.40
53:CA:198:G:O2'	53:CA:199:A:P	2.80	0.40
1:AA:224:U:C2'	1:AA:225:C:H5'	2.52	0.40
22:DA:2323:G:N2	22:DA:2335:A:H2	2.20	0.40
22:DA:2339:C:O2'	22:DA:2340:A:P	2.80	0.40
33:DL:57:LEU:HA	33:DL:60:ARG:CD	2.50	0.40
37:BP:58:PHE:HD2	37:BP:75:THR:HG22	1.83	0.40
1:AA:872:A:C2	1:AA:874:G:C6	3.10	0.40
8:AH:10:LEU:HD12	8:AH:76:ARG:HB2	2.03	0.40
53:CA:1359:C:C2'	53:CA:1361:G:OP2	2.69	0.40
53:CA:1361:G:C2'	53:CA:1362:A:H5'	2.45	0.40
53:CA:935:A:H61	54:CG:2:ARG:NE	2.18	0.40
9:CI:18:VAL:HG21	9:CI:81:GLY:HA3	2.03	0.40
44:BW:22:VAL:O	44:BW:23:LYS:O	2.39	0.40
22:DA:1286:A:C6	22:DA:1289:C:C2	3.09	0.40
22:DA:675:A:N6	22:DA:676:A:H61	2.20	0.40
22:DA:992:C:O2'	22:DA:993:G:O4'	2.36	0.40
22:DA:784:G:C2	24:DC:227:VAL:CG2	3.04	0.40
22:DA:603:A:H4'	22:DA:604:G:C5'	2.50	0.40
22:DA:626:A:H2'	33:DL:78:ARG:NH2	2.37	0.40
22:BA:2094:A:P	29:BH:22:LYS:HD2	2.62	0.40

Continued on next page...

Continued from previous page...

Atom-1	Atom-2	Distance(Å)	Clash(Å)
39:DR:41:ILE:HG22	39:DR:42:ALA:H	1.85	0.40
20:CT:67:HIS:HB3	20:CT:68:LYS:HD2	2.02	0.40
53:CA:374:A:N3	53:CA:375:U:C6	2.90	0.40
24:DC:60:ALA:O	24:DC:62:ARG:HD2	2.22	0.40
10:CJ:42:LEU:HD12	10:CJ:42:LEU:N	2.36	0.40
10:CJ:74:VAL:HG12	10:CJ:75:ASP:N	2.37	0.40
26:DE:106:LYS:HG3	26:DE:200:LEU:HD12	2.03	0.40
1:AA:434:U:H2'	1:AA:435:A:O4'	2.21	0.40
2:CB:72:LYS:O	2:CB:74:ALA:N	2.55	0.40
1:AA:1141:C:C2	1:AA:1142:G:C8	3.10	0.40
2:AB:69:VAL:HG23	2:AB:160:LEU:HD11	2.04	0.40
22:DA:321:U:C2	26:DE:159:LEU:HD21	2.57	0.40
41:BT:29:THR:HB	41:BT:86:THR:HG23	2.04	0.40
53:CA:1053:G:N7	53:CA:1199:U:H3'	2.36	0.40
22:DA:222:A:H61	22:DA:232:G:H1'	1.80	0.40
22:DA:426:C:HO2'	22:DA:427:U:H5'	1.80	0.40
22:DA:2518:A:H4'	22:DA:2519:U:OP2	2.21	0.40
22:DA:1479:G:N2	22:DA:1513:U:H1'	2.36	0.40
22:DA:389:G:N7	22:DA:2413:G:H4'	2.36	0.40
31:BJ:73:VAL:HB	31:BJ:75:TYR:CE2	2.57	0.40
28:DG:18:ILE:CD1	28:DG:42:VAL:CG1	2.94	0.40
46:BY:7:ARG:HA	46:BY:60:LYS:HZ3	1.87	0.40
53:CA:321:A:O4'	53:CA:1435:G:O2'	2.37	0.40
53:CA:334:C:C3'	53:CA:334:C:C6	3.05	0.40
37:BP:3:ILE:CD1	37:BP:3:ILE:C	2.87	0.40
32:BK:113:MET:C	32:BK:115:ILE:N	2.74	0.40
53:CA:826:C:C2'	53:CA:826:C:O2	2.70	0.40
4:AD:65:GLY:HA3	4:AD:114:ARG:HH22	1.87	0.40
22:DA:123:G:O3'	22:DA:1376:C:H4'	2.21	0.40
22:BA:316:C:C2'	22:BA:317:G:O5'	2.70	0.40
53:CA:315:A:H5''	53:CA:317:U:OP2	2.22	0.40
22:DA:1275:A:O3'	22:DA:1276:A:C4'	2.70	0.40
22:DA:1277:G:O2'	35:DN:24:MET:HB2	2.22	0.40
22:DA:2492:U:H2'	22:DA:2493:U:C5	2.56	0.40
45:DX:2:ARG:CB	45:DX:11:PRO:HD3	2.51	0.40
22:BA:478:A:N1	22:BA:500:G:H4'	2.36	0.40
47:BZ:7:THR:HG22	47:BZ:32:GLY:HA2	2.04	0.40
21:AU:13:VAL:HG22	21:AU:14:ALA:H	1.86	0.40
11:AK:96:ILE:CG1	11:AK:97:ARG:N	2.80	0.40
22:DA:45:G:C4'	22:DA:46:G:H5'	2.52	0.40
8:CH:68:LYS:HA	8:CH:68:LYS:CE	2.51	0.40
22:DA:2191:A:C5'	22:DA:2192:U:OP2	2.69	0.40

Continued on next page...

Continued from previous page...

Atom-1	Atom-2	Distance(Å)	Clash(Å)
4:AD:60:VAL:C	4:AD:63:ILE:HG22	2.42	0.40
24:BC:211:ARG:C	24:BC:213:ARG:H	2.25	0.40
53:CA:289:G:C2	53:CA:290:C:C4	3.09	0.40
53:CA:118:U:O4	53:CA:289:G:H4'	2.21	0.40
29:DH:26:ALA:O	29:DH:27:ARG:CB	2.69	0.40
33:DL:29:LYS:O	33:DL:30:THR:OG1	2.35	0.40
25:DD:43:ASP:HB3	25:DD:44:GLY:H	1.68	0.40
26:DE:34:ALA:HB1	26:DE:94:GLN:CB	2.47	0.40
53:CA:513:C:O2'	53:CA:514:C:C6	2.51	0.40
3:CC:6:PRO:HG2	3:CC:183:TYR:CD2	2.57	0.40
15:AO:55:LEU:HD21	22:BA:715:A:C2	2.57	0.40
17:CQ:47:ASP:O	17:CQ:50:ASN:N	2.55	0.40
17:CQ:58:VAL:HG12	17:CQ:74:LEU:HD11	2.03	0.40
53:CA:754:C:H3'	53:CA:755:G:C5'	2.51	0.40
56:CP:48:GLU:OE2	56:CP:51:ARG:NE	2.53	0.40
22:BA:1384:A:H1'	22:BA:1405:U:O4'	2.22	0.40
22:DA:772:C:N3	22:DA:773:U:C5	2.90	0.40
8:AH:88:LYS:O	8:AH:91:LEU:HB2	2.22	0.40
22:BA:960:A:H4'	22:BA:2457:U:H4'	2.04	0.40
4:CD:116:LEU:HD21	4:CD:153:ARG:CD	2.52	0.40
9:AI:128:LYS:HD2	9:AI:129:ARG:N	2.34	0.40
22:BA:2425:A:H5'	22:BA:2427:C:O4'	2.21	0.40
22:DA:1412:U:H2'	22:DA:1413:A:O4'	2.21	0.40
53:CA:1480:A:N7	53:CA:1481:U:C5	2.90	0.40
1:AA:508:U:O2'	1:AA:509:A:H8	2.02	0.40
22:BA:2024:G:H4'	25:BD:154:LYS:HZ2	1.86	0.40
49:D1:49:LYS:O	49:D1:50:GLU:HB3	2.21	0.40
42:DU:8:ASP:OD1	42:DU:8:ASP:C	2.60	0.40
14:CN:27:LYS:HB2	14:CN:45:LEU:HD23	2.02	0.40
22:DA:1301:A:C5	22:DA:1303:G:C5	3.09	0.40
8:CH:46:GLU:OE2	8:CH:46:GLU:HA	2.21	0.40
20:CT:20:ASN:O	20:CT:24:ARG:HB2	2.21	0.40
22:BA:2829:A:H2'	22:BA:2830:C:O4'	2.21	0.40
22:BA:2836:U:H2'	22:BA:2837:A:H8	1.86	0.40
7:AG:6:ILE:HB	7:AG:7:GLY:H	1.67	0.40
22:BA:2856:A:N6	22:BA:2857:G:C6	2.89	0.40
22:DA:979:A:H2'	22:DA:982:C:H41	1.87	0.40
4:AD:80:ARG:HH21	4:AD:81:LEU:HD23	1.84	0.40
22:DA:2559:C:C6	22:DA:2559:C:C3'	3.05	0.40
57:DB:77:U:O2'	57:DB:78:A:H5'	2.21	0.40
53:CA:729:A:C4	53:CA:730:G:C8	3.09	0.40
22:DA:1120:G:C2'	22:DA:1121:C:H5'	2.52	0.40

Continued on next page...

Continued from previous page...

Atom-1	Atom-2	Distance(Å)	Clash(Å)
22:BA:235:U:C5	22:BA:236:C:C5	3.10	0.40
1:AA:132:C:C4	1:AA:133:U:C5	3.09	0.40
47:BZ:40:THR:OG1	47:BZ:41:PRO:HD2	2.22	0.40
1:AA:1391:U:H2'	1:AA:1392:G:C8	2.57	0.40
1:AA:1272:G:C5	1:AA:1273:C:C4	3.10	0.40
1:AA:1114:C:C4	1:AA:1115:U:C5	3.10	0.40
53:CA:834:U:H2'	53:CA:835:U:C6	2.56	0.40
22:DA:2403:C:H2'	22:DA:2404:U:H6	1.86	0.40
1:AA:591:U:H2'	1:AA:592:G:H8	1.86	0.40
36:BO:8:ILE:O	36:BO:11:ALA:N	2.42	0.40
24:BC:124:LYS:CG	24:BC:125:PRO:HD2	2.51	0.40
1:AA:626:G:H2'	1:AA:627:G:O4'	2.22	0.40
53:CA:680:C:C3'	53:CA:680:C:C6	3.04	0.40
12:CL:7:VAL:O	12:CL:7:VAL:HG12	2.21	0.40
22:BA:1234:U:H2'	22:BA:1235:G:O4'	2.21	0.40
51:D3:61:LEU:HB2	51:D3:64:ALA:HB3	2.02	0.40
3:CC:52:SER:HB2	3:CC:68:HIS:O	2.20	0.40
46:BY:19:LEU:HA	46:BY:19:LEU:HD12	1.91	0.40
22:DA:2066:C:H2'	22:DA:2067:G:H8	1.87	0.40

There are no symmetry-related clashes.

5.3 Torsion angles

5.3.1 Protein backbone ⓘ

In the following table, the Percentiles column shows the percent Ramachandran outliers of the chain as a percentile score with respect to all X-ray entries followed by that with respect to entries of similar resolution.

The Analysed column shows the number of residues for which the backbone conformation was analysed, and the total number of residues.

Mol	Chain	Analysed	Favoured	Allowed	Outliers	Percentiles	
2	AB	216/218 (99%)	121 (56%)	65 (30%)	30 (14%)	0	2
2	CB	216/218 (99%)	145 (67%)	54 (25%)	17 (8%)	1	13
3	AC	204/206 (99%)	154 (76%)	33 (16%)	17 (8%)	1	12
3	CC	204/206 (99%)	147 (72%)	40 (20%)	17 (8%)	1	12
4	AD	203/205 (99%)	134 (66%)	42 (21%)	27 (13%)	0	3
4	CD	203/205 (99%)	139 (68%)	38 (19%)	26 (13%)	0	3

Continued on next page...

Continued from previous page...

Mol	Chain	Analysed	Favoured	Allowed	Outliers	Percentiles	
5	AE	148/150 (99%)	105 (71%)	26 (18%)	17 (12%)	1	5
5	CE	148/150 (99%)	110 (74%)	23 (16%)	15 (10%)	1	8
6	AF	98/100 (98%)	71 (72%)	19 (19%)	8 (8%)	1	12
6	CF	98/100 (98%)	62 (63%)	27 (28%)	9 (9%)	1	10
7	AG	149/151 (99%)	107 (72%)	34 (23%)	8 (5%)	3	26
8	AH	127/129 (98%)	92 (72%)	27 (21%)	8 (6%)	2	20
8	CH	127/129 (98%)	87 (68%)	30 (24%)	10 (8%)	1	13
9	AI	125/127 (98%)	83 (66%)	31 (25%)	11 (9%)	1	11
9	CI	125/127 (98%)	87 (70%)	29 (23%)	9 (7%)	2	16
10	AJ	96/98 (98%)	64 (67%)	19 (20%)	13 (14%)	0	3
10	CJ	96/98 (98%)	58 (60%)	24 (25%)	14 (15%)	0	2
11	AK	115/117 (98%)	85 (74%)	18 (16%)	12 (10%)	1	7
11	CK	115/117 (98%)	89 (77%)	17 (15%)	9 (8%)	1	13
12	AL	121/123 (98%)	84 (69%)	21 (17%)	16 (13%)	0	3
12	CL	121/123 (98%)	84 (69%)	25 (21%)	12 (10%)	1	8
13	AM	112/114 (98%)	87 (78%)	17 (15%)	8 (7%)	2	17
14	AN	92/100 (92%)	54 (59%)	23 (25%)	15 (16%)	0	1
14	CN	91/100 (91%)	58 (64%)	27 (30%)	6 (7%)	2	19
15	AO	86/88 (98%)	58 (67%)	22 (26%)	6 (7%)	2	17
15	CO	86/88 (98%)	68 (79%)	15 (17%)	3 (4%)	6	41
16	AP	80/82 (98%)	58 (72%)	13 (16%)	9 (11%)	1	5
17	AQ	78/80 (98%)	46 (59%)	20 (26%)	12 (15%)	0	2
17	CQ	78/80 (98%)	60 (77%)	8 (10%)	10 (13%)	0	3
18	AR	53/55 (96%)	39 (74%)	13 (24%)	1 (2%)	12	60
18	CR	53/55 (96%)	40 (76%)	11 (21%)	2 (4%)	5	37
19	AS	77/79 (98%)	56 (73%)	14 (18%)	7 (9%)	1	10
19	CS	77/79 (98%)	46 (60%)	24 (31%)	7 (9%)	1	10
20	AT	83/85 (98%)	54 (65%)	20 (24%)	9 (11%)	1	6
20	CT	83/85 (98%)	55 (66%)	21 (25%)	7 (8%)	1	12
21	AU	49/51 (96%)	25 (51%)	17 (35%)	7 (14%)	0	2
21	CU	49/51 (96%)	24 (49%)	11 (22%)	14 (29%)	0	0

Continued on next page...

Continued from previous page...

Mol	Chain	Analysed	Favoured	Allowed	Outliers	Percentiles	
24	BC	269/271 (99%)	197 (73%)	53 (20%)	19 (7%)	2	17
24	DC	269/271 (99%)	177 (66%)	55 (20%)	37 (14%)	0	3
25	BD	207/209 (99%)	140 (68%)	38 (18%)	29 (14%)	0	2
25	DD	207/209 (99%)	134 (65%)	39 (19%)	34 (16%)	0	1
26	BE	199/201 (99%)	143 (72%)	35 (18%)	21 (11%)	1	6
26	DE	199/201 (99%)	122 (61%)	51 (26%)	26 (13%)	0	3
27	BF	175/177 (99%)	127 (73%)	33 (19%)	15 (9%)	1	11
28	BG	174/176 (99%)	115 (66%)	32 (18%)	27 (16%)	0	2
28	DG	174/176 (99%)	100 (58%)	43 (25%)	31 (18%)	0	1
29	BH	147/149 (99%)	67 (46%)	46 (31%)	34 (23%)	0	0
29	DH	147/149 (99%)	71 (48%)	58 (40%)	18 (12%)	1	4
30	BI	139/141 (99%)	84 (60%)	41 (30%)	14 (10%)	1	8
30	DI	139/141 (99%)	78 (56%)	43 (31%)	18 (13%)	0	3
31	BJ	140/142 (99%)	101 (72%)	23 (16%)	16 (11%)	1	5
31	DJ	140/142 (99%)	90 (64%)	30 (21%)	20 (14%)	0	2
32	BK	120/122 (98%)	83 (69%)	15 (12%)	22 (18%)	0	1
32	DK	120/122 (98%)	83 (69%)	13 (11%)	24 (20%)	0	1
33	BL	141/143 (99%)	104 (74%)	28 (20%)	9 (6%)	2	20
33	DL	141/143 (99%)	81 (57%)	42 (30%)	18 (13%)	0	3
34	BM	134/136 (98%)	91 (68%)	25 (19%)	18 (13%)	0	3
34	DM	134/136 (98%)	93 (69%)	24 (18%)	17 (13%)	0	3
35	BN	118/120 (98%)	87 (74%)	21 (18%)	10 (8%)	1	11
35	DN	118/120 (98%)	72 (61%)	30 (25%)	16 (14%)	0	3
36	BO	114/116 (98%)	87 (76%)	20 (18%)	7 (6%)	2	22
36	DO	114/116 (98%)	76 (67%)	26 (23%)	12 (10%)	1	7
37	BP	112/114 (98%)	75 (67%)	21 (19%)	16 (14%)	0	2
37	DP	112/114 (98%)	65 (58%)	27 (24%)	20 (18%)	0	1
38	BQ	115/117 (98%)	91 (79%)	17 (15%)	7 (6%)	2	22
38	DQ	115/117 (98%)	78 (68%)	24 (21%)	13 (11%)	1	5
39	BR	101/103 (98%)	76 (75%)	16 (16%)	9 (9%)	1	10
39	DR	101/103 (98%)	67 (66%)	25 (25%)	9 (9%)	1	10

Continued on next page...

Continued from previous page...

Mol	Chain	Analysed	Favoured	Allowed	Outliers	Percentiles	
40	BS	108/110 (98%)	77 (71%)	25 (23%)	6 (6%)	3	25
40	DS	108/110 (98%)	75 (69%)	21 (19%)	12 (11%)	1	6
41	BT	91/93 (98%)	55 (60%)	19 (21%)	17 (19%)	0	1
41	DT	91/93 (98%)	47 (52%)	28 (31%)	16 (18%)	0	1
42	BU	100/102 (98%)	63 (63%)	22 (22%)	15 (15%)	0	2
42	DU	100/102 (98%)	50 (50%)	23 (23%)	27 (27%)	0	0
43	BV	92/94 (98%)	80 (87%)	10 (11%)	2 (2%)	10	56
43	DV	92/94 (98%)	61 (66%)	24 (26%)	7 (8%)	2	15
44	BW	77/79 (98%)	27 (35%)	25 (32%)	25 (32%)	0	0
44	DW	77/79 (98%)	34 (44%)	22 (29%)	21 (27%)	0	0
45	BX	75/77 (97%)	54 (72%)	15 (20%)	6 (8%)	1	13
45	DX	75/77 (97%)	46 (61%)	24 (32%)	5 (7%)	2	18
46	BY	61/63 (97%)	37 (61%)	16 (26%)	8 (13%)	0	3
46	DY	61/63 (97%)	40 (66%)	16 (26%)	5 (8%)	1	12
47	BZ	56/58 (97%)	44 (79%)	10 (18%)	2 (4%)	5	40
47	DZ	56/58 (97%)	35 (62%)	15 (27%)	6 (11%)	1	6
48	B0	54/56 (96%)	42 (78%)	8 (15%)	4 (7%)	2	15
48	D0	54/56 (96%)	37 (68%)	12 (22%)	5 (9%)	1	9
49	B1	48/50 (96%)	37 (77%)	6 (12%)	5 (10%)	1	7
49	D1	48/50 (96%)	33 (69%)	10 (21%)	5 (10%)	1	7
50	B2	44/46 (96%)	37 (84%)	6 (14%)	1 (2%)	10	54
50	D2	44/46 (96%)	32 (73%)	6 (14%)	6 (14%)	0	3
51	B3	62/64 (97%)	50 (81%)	8 (13%)	4 (6%)	2	19
51	D3	62/64 (97%)	40 (64%)	17 (27%)	5 (8%)	1	13
52	B4	36/38 (95%)	28 (78%)	4 (11%)	4 (11%)	1	6
52	D4	36/38 (95%)	24 (67%)	6 (17%)	6 (17%)	0	1
54	CG	148/150 (99%)	103 (70%)	34 (23%)	11 (7%)	2	15
55	CM	111/113 (98%)	63 (57%)	36 (32%)	12 (11%)	1	6
56	CP	78/80 (98%)	50 (64%)	19 (24%)	9 (12%)	1	5
58	DF	176/178 (99%)	98 (56%)	46 (26%)	32 (18%)	0	1
All	All	11238/11447 (98%)	7490 (67%)	2445 (22%)	1303 (12%)	1	5

All (1303) Ramachandran outliers are listed below:

Mol	Chain	Res	Type
2	AB	20	ARG
2	AB	21	TYR
2	AB	37	VAL
2	AB	40	ILE
2	AB	75	ALA
2	AB	109	SER
2	AB	119	GLN
2	AB	133	ALA
2	AB	200	PRO
3	AC	14	VAL
3	AC	16	PRO
3	AC	60	ALA
3	AC	100	ILE
3	AC	126	ARG
3	AC	165	GLU
3	AC	205	GLU
4	AD	26	ALA
4	AD	28	ASP
4	AD	31	CYS
4	AD	34	GLU
4	AD	148	ALA
4	AD	167	PRO
4	AD	173	ASP
4	AD	191	SER
4	AD	192	ALA
5	AE	44	ARG
5	AE	97	PRO
5	AE	156	ARG
5	AE	157	GLY
7	AG	93	VAL
7	AG	129	ASN
8	AH	49	LYS
9	AI	8	THR
9	AI	40	ARG
9	AI	43	ALA
9	AI	55	ASP
9	AI	128	LYS
10	AJ	57	VAL
10	AJ	61	ALA
10	AJ	92	LEU
11	AK	51	PHE
11	AK	125	LYS

Continued on next page...

Continued from previous page...

Mol	Chain	Res	Type
11	AK	126	ARG
12	AL	23	LEU
12	AL	24	GLU
12	AL	33	CYS
12	AL	43	LYS
12	AL	73	LEU
12	AL	75	GLU
12	AL	88	ASP
12	AL	97	VAL
13	AM	46	GLU
13	AM	113	LYS
14	AN	22	LYS
14	AN	27	LYS
14	AN	33	VAL
14	AN	51	PRO
14	AN	52	ARG
14	AN	61	ASN
15	AO	17	ASP
15	AO	24	THR
16	AP	11	ALA
16	AP	80	LYS
17	AQ	12	VAL
17	AQ	16	MET
20	AT	3	ILE
20	AT	4	LYS
20	AT	5	SER
20	AT	67	HIS
21	AU	11	PHE
21	AU	12	ASP
21	AU	23	GLU
24	BC	104	LEU
24	BC	105	ALA
24	BC	140	VAL
24	BC	239	PHE
25	BD	43	ASP
25	BD	73	VAL
25	BD	92	VAL
25	BD	99	GLU
25	BD	100	LEU
25	BD	104	VAL
25	BD	122	VAL
25	BD	145	SER

Continued on next page...

Continued from previous page...

Mol	Chain	Res	Type
25	BD	151	THR
25	BD	169	ARG
25	BD	183	GLU
25	BD	184	ARG
25	BD	191	GLY
25	BD	192	ALA
26	BE	4	VAL
26	BE	8	ALA
26	BE	46	GLN
26	BE	123	LYS
26	BE	153	LEU
26	BE	175	ILE
27	BF	127	TYR
27	BF	133	GLU
27	BF	134	GLN
27	BF	174	PHE
27	BF	175	PRO
28	BG	7	PRO
28	BG	8	VAL
28	BG	31	GLU
28	BG	33	THR
28	BG	45	ALA
28	BG	53	PRO
28	BG	61	TRP
28	BG	84	LYS
28	BG	91	VAL
28	BG	94	ARG
28	BG	118	ALA
29	BH	3	VAL
29	BH	8	LYS
29	BH	9	VAL
29	BH	10	ALA
29	BH	14	SER
29	BH	28	ASN
29	BH	31	VAL
29	BH	32	PRO
29	BH	33	GLN
29	BH	54	LEU
29	BH	81	ALA
29	BH	83	LYS
29	BH	111	ALA
30	BI	65	SER

Continued on next page...

Continued from previous page...

Mol	Chain	Res	Type
30	BI	92	PRO
31	BJ	21	THR
31	BJ	41	LYS
31	BJ	45	THR
32	BK	13	ASN
32	BK	16	ALA
32	BK	17	ARG
32	BK	35	VAL
32	BK	49	ARG
32	BK	71	ARG
32	BK	72	PRO
32	BK	93	GLN
32	BK	108	ARG
33	BL	15	ALA
33	BL	66	PHE
33	BL	88	GLY
34	BM	36	VAL
34	BM	54	THR
34	BM	55	ARG
34	BM	60	GLN
34	BM	69	PRO
34	BM	77	PRO
34	BM	84	LYS
35	BN	117	ASP
36	BO	3	LYS
36	BO	112	GLU
37	BP	25	VAL
37	BP	33	GLU
37	BP	50	ARG
37	BP	93	LYS
38	BQ	86	SER
39	BR	55	ASP
40	BS	3	THR
40	BS	14	ALA
40	BS	19	LEU
40	BS	64	ALA
41	BT	27	SER
41	BT	29	THR
41	BT	38	ALA
41	BT	69	ARG
41	BT	86	THR
41	BT	88	LYS

Continued on next page...

Continued from previous page...

Mol	Chain	Res	Type
42	BU	6	ARG
42	BU	18	LYS
42	BU	63	ALA
42	BU	88	ASP
42	BU	98	ASN
44	BW	9	THR
44	BW	14	ASP
44	BW	30	VAL
44	BW	50	VAL
45	BX	53	LYS
46	BY	22	LEU
46	BY	23	ARG
47	BZ	3	THR
48	B0	35	GLU
48	B0	54	ILE
50	B2	44	VAL
51	B3	6	VAL
52	B4	4	ARG
52	B4	16	ILE
2	CB	81	ASP
2	CB	84	LEU
2	CB	102	ASN
2	CB	129	THR
2	CB	150	ILE
3	CC	24	ASN
3	CC	59	PRO
3	CC	63	ILE
3	CC	178	ARG
4	CD	24	VAL
4	CD	26	ALA
4	CD	29	THR
4	CD	35	GLN
4	CD	47	LEU
4	CD	80	ARG
4	CD	82	LYS
4	CD	187	ARG
4	CD	191	SER
4	CD	192	ALA
5	CE	31	SER
5	CE	69	ASN
5	CE	75	LEU
6	CF	68	GLN

Continued on next page...

Continued from previous page...

Mol	Chain	Res	Type
6	CF	98	GLU
6	CF	99	ALA
54	CG	29	LEU
54	CG	30	MET
54	CG	31	VAL
54	CG	52	ARG
8	CH	58	LEU
9	CI	54	VAL
9	CI	71	ILE
10	CJ	87	LEU
11	CK	14	GLN
11	CK	88	PRO
11	CK	90	PRO
11	CK	126	ARG
11	CK	127	ARG
12	CL	16	ALA
12	CL	34	THR
12	CL	47	ALA
55	CM	4	ALA
14	CN	21	ALA
14	CN	53	ASP
14	CN	95	LEU
56	CP	63	GLN
17	CQ	52	CYS
20	CT	3	ILE
20	CT	43	LYS
20	CT	65	LEU
20	CT	82	ILE
21	CU	4	LYS
21	CU	15	LEU
21	CU	23	GLU
21	CU	32	ARG
21	CU	35	GLU
21	CU	36	PHE
24	DC	9	SER
24	DC	28	PRO
24	DC	186	ASP
24	DC	232	GLY
24	DC	239	PHE
24	DC	269	ARG
25	DD	11	MET
25	DD	14	ILE

Continued on next page...

Continued from previous page...

Mol	Chain	Res	Type
25	DD	74	GLU
25	DD	102	ALA
25	DD	118	PHE
25	DD	119	ALA
25	DD	136	ASN
25	DD	150	GLN
25	DD	162	ALA
25	DD	170	VAL
25	DD	194	PRO
26	DE	41	GLN
26	DE	62	GLN
26	DE	99	LYS
26	DE	116	ASP
26	DE	153	LEU
58	DF	10	GLU
58	DF	12	VAL
58	DF	32	LYS
58	DF	36	ASN
58	DF	42	ALA
58	DF	76	PHE
58	DF	112	ASP
58	DF	114	ARG
58	DF	120	SER
58	DF	122	ASP
58	DF	137	PHE
28	DG	49	LEU
28	DG	59	ASP
28	DG	85	LYS
28	DG	86	LEU
28	DG	95	ALA
28	DG	149	ALA
28	DG	165	ASP
29	DH	3	VAL
29	DH	9	VAL
29	DH	10	ALA
29	DH	61	VAL
29	DH	76	GLU
29	DH	98	ASP
29	DH	102	ALA
30	DI	22	PRO
30	DI	23	VAL
30	DI	29	GLN

Continued on next page...

Continued from previous page...

Mol	Chain	Res	Type
30	DI	52	LEU
30	DI	58	ILE
30	DI	69	VAL
31	DJ	45	THR
31	DJ	81	ILE
31	DJ	87	ALA
31	DJ	95	ARG
32	DK	16	ALA
32	DK	49	ARG
32	DK	71	ARG
32	DK	120	PRO
33	DL	4	ASN
33	DL	41	ARG
33	DL	82	LEU
33	DL	85	VAL
33	DL	89	VAL
33	DL	100	ILE
33	DL	101	ILE
33	DL	111	ILE
34	DM	2	LEU
34	DM	72	PRO
34	DM	73	ILE
34	DM	77	PRO
34	DM	135	VAL
35	DN	8	ARG
35	DN	10	LEU
35	DN	104	ALA
36	DO	90	VAL
37	DP	25	VAL
37	DP	50	ARG
37	DP	83	ILE
37	DP	94	ALA
37	DP	112	ARG
40	DS	28	LYS
40	DS	33	LEU
40	DS	40	ASN
40	DS	72	THR
41	DT	14	PRO
41	DT	15	HIS
41	DT	20	ALA
41	DT	29	THR
41	DT	39	THR

Continued on next page...

Continued from previous page...

Mol	Chain	Res	Type
41	DT	88	LYS
42	DU	8	ASP
42	DU	65	GLN
42	DU	82	VAL
42	DU	92	VAL
42	DU	96	LYS
42	DU	97	SER
43	DV	56	PHE
44	DW	9	THR
44	DW	34	SER
44	DW	35	ILE
44	DW	46	ALA
44	DW	71	LYS
45	DX	2	ARG
46	DY	22	LEU
47	DZ	4	ILE
47	DZ	13	ILE
48	D0	54	ILE
50	D2	24	THR
51	D3	29	ARG
51	D3	51	LYS
52	D4	20	ASP
2	AB	17	HIS
2	AB	18	GLN
2	AB	33	ALA
2	AB	63	LYS
2	AB	72	LYS
2	AB	125	PHE
2	AB	140	LEU
2	AB	163	ILE
2	AB	189	ASN
2	AB	210	THR
2	AB	219	THR
3	AC	17	TRP
3	AC	148	ILE
3	AC	191	THR
4	AD	23	GLY
4	AD	29	THR
4	AD	35	GLN
4	AD	147	LYS
4	AD	152	SER
4	AD	159	GLU

Continued on next page...

Continued from previous page...

Mol	Chain	Res	Type
4	AD	174	ALA
5	AE	98	ALA
5	AE	121	ASN
5	AE	133	ILE
5	AE	137	ARG
6	AF	54	LEU
6	AF	86	ARG
6	AF	91	ARG
7	AG	6	ILE
8	AH	48	PHE
8	AH	88	LYS
8	AH	95	MET
9	AI	71	ILE
9	AI	119	LYS
10	AJ	33	GLY
10	AJ	74	VAL
10	AJ	101	SER
11	AK	97	ARG
12	AL	22	ALA
12	AL	117	GLY
13	AM	4	ALA
13	AM	84	CYS
14	AN	14	ALA
14	AN	81	ILE
14	AN	91	GLU
15	AO	72	LYS
15	AO	74	VAL
16	AP	10	GLY
17	AQ	11	VAL
17	AQ	14	ASP
17	AQ	49	ASN
17	AQ	50	ASN
17	AQ	52	CYS
17	AQ	70	LYS
17	AQ	75	VAL
18	AR	47	ARG
19	AS	27	LYS
21	AU	8	ASN
24	BC	35	LYS
24	BC	59	GLN
24	BC	68	ARG
25	BD	71	ALA

Continued on next page...

Continued from previous page...

Mol	Chain	Res	Type
25	BD	107	VAL
25	BD	144	GLY
25	BD	173	GLN
25	BD	182	ALA
26	BE	5	LEU
26	BE	6	LYS
26	BE	79	ARG
26	BE	80	SER
26	BE	116	ASP
27	BF	147	ARG
28	BG	9	VAL
28	BG	44	HIS
28	BG	54	ARG
28	BG	60	GLY
28	BG	164	ALA
28	BG	168	VAL
28	BG	170	THR
29	BH	13	GLY
29	BH	34	GLY
29	BH	101	ASP
29	BH	107	GLY
29	BH	121	VAL
29	BH	131	SER
30	BI	30	GLN
30	BI	105	LEU
31	BJ	2	LYS
31	BJ	14	ASP
31	BJ	44	TYR
31	BJ	81	ILE
31	BJ	111	LYS
31	BJ	124	VAL
32	BK	48	PRO
32	BK	50	GLY
32	BK	118	LEU
33	BL	29	LYS
33	BL	81	ASP
33	BL	111	ILE
33	BL	114	GLY
34	BM	2	LEU
34	BM	14	LYS
34	BM	56	ALA
34	BM	110	GLU

Continued on next page...

Continued from previous page...

Mol	Chain	Res	Type
35	BN	59	SER
35	BN	101	GLY
35	BN	102	PHE
36	BO	22	GLY
36	BO	113	ALA
37	BP	2	ASN
37	BP	51	ASN
37	BP	92	ARG
37	BP	104	GLY
37	BP	105	LYS
38	BQ	4	LYS
38	BQ	87	VAL
38	BQ	91	ARG
38	BQ	97	ILE
39	BR	27	ILE
40	BS	96	ILE
41	BT	16	VAL
41	BT	19	LYS
41	BT	39	THR
41	BT	70	HIS
41	BT	83	ALA
42	BU	38	ILE
42	BU	51	LEU
42	BU	83	GLY
42	BU	92	VAL
43	BV	69	GLU
44	BW	18	LYS
44	BW	27	GLY
44	BW	29	SER
44	BW	33	GLY
44	BW	34	SER
44	BW	36	ILE
44	BW	40	ARG
44	BW	48	ALA
44	BW	51	GLY
44	BW	52	CYS
45	BX	2	ARG
45	BX	17	ARG
46	BY	17	GLU
46	BY	24	GLU
48	B0	51	ARG
49	B1	4	ILE

Continued on next page...

Continued from previous page...

Mol	Chain	Res	Type
49	B1	51	ALA
51	B3	27	ASN
51	B3	31	ILE
52	B4	8	LYS
52	B4	29	ALA
2	CB	26	MET
2	CB	163	ILE
3	CC	130	ARG
3	CC	140	ALA
3	CC	164	THR
4	CD	25	ARG
4	CD	40	HIS
4	CD	107	GLY
4	CD	188	SER
5	CE	68	ARG
5	CE	113	VAL
5	CE	133	ILE
6	CF	44	ARG
6	CF	82	ASP
6	CF	85	ILE
6	CF	92	THR
54	CG	10	LYS
54	CG	113	LYS
8	CH	2	MET
8	CH	29	SER
8	CH	30	LYS
8	CH	119	GLY
9	CI	11	ARG
9	CI	44	ARG
9	CI	58	GLU
10	CJ	34	ALA
10	CJ	44	THR
10	CJ	46	LYS
10	CJ	57	VAL
10	CJ	93	ALA
11	CK	70	ALA
11	CK	91	GLY
12	CL	8	ARG
12	CL	43	LYS
12	CL	88	ASP
55	CM	11	HIS
55	CM	14	ALA

Continued on next page...

Continued from previous page...

Mol	Chain	Res	Type
55	CM	45	SER
55	CM	49	GLU
55	CM	65	GLU
14	CN	99	SER
56	CP	31	ARG
56	CP	42	ILE
56	CP	53	ASP
56	CP	78	VAL
17	CQ	12	VAL
17	CQ	68	LYS
17	CQ	69	THR
17	CQ	78	VAL
18	CR	70	THR
19	CS	4	LEU
19	CS	46	LEU
21	CU	8	ASN
21	CU	9	GLU
21	CU	11	PHE
21	CU	34	ARG
21	CU	38	GLU
24	DC	3	VAL
24	DC	15	VAL
24	DC	37	SER
24	DC	69	ASN
24	DC	94	LEU
24	DC	121	ALA
24	DC	140	VAL
24	DC	141	HIS
25	DD	31	ALA
25	DD	77	ARG
25	DD	93	GLY
25	DD	95	SER
25	DD	143	PRO
25	DD	164	GLN
25	DD	176	ASP
25	DD	197	THR
26	DE	24	ASN
26	DE	55	SER
26	DE	80	SER
26	DE	127	GLU
26	DE	148	ILE
26	DE	166	LYS

Continued on next page...

Continued from previous page...

Mol	Chain	Res	Type
26	DE	187	VAL
58	DF	8	LYS
58	DF	41	GLU
58	DF	43	ILE
58	DF	67	THR
58	DF	113	PHE
58	DF	133	GLU
58	DF	138	PRO
58	DF	145	VAL
58	DF	148	VAL
28	DG	80	GLU
28	DG	83	THR
28	DG	93	TYR
28	DG	123	GLU
28	DG	125	PRO
28	DG	150	TYR
28	DG	164	ALA
29	DH	66	ASN
29	DH	72	ILE
29	DH	86	ASP
29	DH	143	ILE
29	DH	144	VAL
30	DI	9	LYS
30	DI	19	PRO
30	DI	30	GLN
30	DI	62	ALA
30	DI	140	GLU
31	DJ	44	TYR
31	DJ	112	GLY
31	DJ	113	PRO
32	DK	2	ILE
32	DK	18	ARG
32	DK	35	VAL
32	DK	46	ALA
32	DK	72	PRO
32	DK	88	ASN
32	DK	104	THR
32	DK	110	GLU
33	DL	48	ARG
33	DL	66	PHE
33	DL	88	GLY
33	DL	99	ASN

Continued on next page...

Continued from previous page...

Mol	Chain	Res	Type
34	DM	14	LYS
34	DM	35	ALA
34	DM	95	LEU
34	DM	111	GLU
35	DN	2	ARG
35	DN	13	ASN
35	DN	30	ARG
35	DN	63	ARG
35	DN	82	GLU
35	DN	91	ALA
35	DN	105	GLY
36	DO	27	VAL
36	DO	43	ASN
36	DO	72	ALA
37	DP	33	GLU
37	DP	51	ASN
37	DP	85	VAL
37	DP	108	ARG
38	DQ	88	GLU
39	DR	3	ALA
39	DR	40	MET
39	DR	98	ILE
40	DS	3	THR
41	DT	33	LYS
41	DT	56	GLU
41	DT	68	LYS
42	DU	17	ASP
42	DU	34	ILE
42	DU	52	ASN
42	DU	87	GLU
42	DU	88	ASP
42	DU	95	PHE
43	DV	58	SER
44	DW	18	LYS
44	DW	33	GLY
44	DW	36	ILE
44	DW	53	GLY
44	DW	57	THR
44	DW	83	ALA
45	DX	41	SER
46	DY	9	LYS
46	DY	37	LEU

Continued on next page...

Continued from previous page...

Mol	Chain	Res	Type
46	DY	46	VAL
48	D0	32	THR
48	D0	55	ALA
49	D1	4	ILE
49	D1	35	LEU
49	D1	36	LYS
50	D2	40	ALA
51	D3	22	LYS
52	D4	4	ARG
2	AB	22	TRP
2	AB	171	ALA
3	AC	88	LYS
3	AC	192	TYR
4	AD	33	ILE
4	AD	150	LYS
4	AD	196	GLU
5	AE	11	GLN
5	AE	23	THR
5	AE	149	PRO
5	AE	154	ALA
6	AF	63	ASN
7	AG	8	GLN
8	AH	66	GLN
8	AH	82	LEU
9	AI	90	ASP
9	AI	120	ALA
10	AJ	30	LYS
10	AJ	58	ASN
11	AK	13	LYS
11	AK	88	PRO
11	AK	98	ALA
13	AM	26	LYS
14	AN	16	ALA
14	AN	63	CYS
15	AO	16	ARG
16	AP	12	LYS
17	AQ	15	LYS
19	AS	5	LYS
19	AS	63	ASP
20	AT	72	ALA
20	AT	74	HIS
24	BC	109	LEU

Continued on next page...

Continued from previous page...

Mol	Chain	Res	Type
24	BC	157	ALA
24	BC	184	GLU
24	BC	196	ASN
24	BC	204	LEU
25	BD	91	THR
25	BD	118	PHE
25	BD	170	VAL
25	BD	175	LEU
26	BE	11	ALA
26	BE	142	ALA
27	BF	11	VAL
27	BF	111	ARG
27	BF	128	SER
28	BG	30	GLY
29	BH	15	LEU
29	BH	29	PHE
29	BH	106	ALA
29	BH	125	THR
30	BI	59	THR
31	BJ	39	LYS
31	BJ	73	VAL
32	BK	73	ASP
32	BK	92	GLU
32	BK	119	ALA
34	BM	35	ALA
34	BM	43	ALA
35	BN	2	ARG
35	BN	118	ARG
37	BP	103	THR
37	BP	113	LEU
38	BQ	88	GLU
39	BR	51	VAL
42	BU	45	GLN
42	BU	85	ARG
42	BU	87	GLU
42	BU	96	LYS
44	BW	23	LYS
44	BW	42	THR
44	BW	74	LYS
45	BX	34	SER
46	BY	57	LEU
48	B0	34	GLY

Continued on next page...

Continued from previous page...

Mol	Chain	Res	Type
49	B1	28	THR
2	CB	128	LEU
2	CB	177	ASN
2	CB	205	ALA
2	CB	208	ALA
3	CC	145	ALA
3	CC	173	PRO
3	CC	180	ASP
3	CC	190	THR
4	CD	4	LEU
4	CD	33	ILE
4	CD	39	GLN
5	CE	43	GLY
5	CE	100	GLU
5	CE	144	GLU
6	CF	94	HIS
54	CG	36	SER
54	CG	62	GLU
54	CG	133	ALA
54	CG	134	VAL
8	CH	34	ALA
8	CH	117	GLN
9	CI	52	GLU
9	CI	55	ASP
10	CJ	61	ALA
10	CJ	74	VAL
11	CK	118	ASN
12	CL	76	HIS
12	CL	98	ARG
55	CM	46	GLU
55	CM	76	ILE
55	CM	93	GLY
14	CN	69	PRO
15	CO	45	HIS
15	CO	87	ARG
56	CP	47	GLU
17	CQ	56	ASP
17	CQ	76	ARG
20	CT	12	GLN
20	CT	72	ALA
21	CU	7	GLU
24	DC	13	ARG

Continued on next page...

Continued from previous page...

Mol	Chain	Res	Type
24	DC	36	ASN
24	DC	38	LYS
24	DC	43	ASN
24	DC	98	GLY
24	DC	122	ALA
24	DC	196	ASN
24	DC	237	ARG
25	DD	43	ASP
25	DD	44	GLY
25	DD	48	ILE
25	DD	112	THR
25	DD	122	VAL
25	DD	167	ASN
25	DD	175	LEU
26	DE	45	ALA
26	DE	86	ALA
26	DE	165	HIS
26	DE	188	MET
58	DF	37	MET
58	DF	116	LEU
28	DG	9	VAL
28	DG	11	PRO
28	DG	39	ALA
28	DG	40	VAL
28	DG	45	ALA
28	DG	136	ASP
28	DG	169	ARG
29	DH	97	ARG
30	DI	51	GLY
30	DI	83	ALA
30	DI	87	SER
30	DI	119	ALA
31	DJ	5	THR
31	DJ	6	ALA
31	DJ	43	GLU
32	DK	14	SER
32	DK	93	GLN
32	DK	103	VAL
33	DL	15	ALA
33	DL	93	ASN
34	DM	16	ARG
34	DM	69	PRO

Continued on next page...

Continued from previous page...

Mol	Chain	Res	Type
34	DM	70	ASP
35	DN	15	SER
35	DN	71	ARG
35	DN	102	PHE
36	DO	3	LYS
36	DO	42	PRO
37	DP	42	PHE
37	DP	93	LYS
38	DQ	5	ARG
38	DQ	32	ARG
38	DQ	45	ALA
38	DQ	58	GLN
38	DQ	86	SER
38	DQ	87	VAL
38	DQ	91	ARG
39	DR	29	THR
39	DR	89	HIS
40	DS	32	ALA
41	DT	19	LYS
42	DU	40	LEU
42	DU	54	PRO
42	DU	89	GLY
42	DU	101	THR
43	DV	33	GLY
43	DV	88	HIS
44	DW	25	PHE
44	DW	39	GLN
45	DX	34	SER
45	DX	63	ILE
46	DY	2	LYS
47	DZ	30	ARG
47	DZ	32	GLY
50	D2	43	THR
52	D4	3	VAL
52	D4	23	ILE
2	AB	128	LEU
2	AB	141	GLU
2	AB	169	HIS
4	AD	22	SER
4	AD	124	VAL
4	AD	172	VAL
4	AD	197	HIS

Continued on next page...

Continued from previous page...

Mol	Chain	Res	Type
5	AE	50	GLY
5	AE	77	ASN
6	AF	99	ALA
9	AI	37	TYR
9	AI	56	MET
10	AJ	35	GLN
10	AJ	36	VAL
11	AK	40	ALA
11	AK	63	GLN
11	AK	118	ASN
12	AL	86	VAL
12	AL	121	PRO
13	AM	3	ILE
14	AN	43	ALA
14	AN	44	VAL
14	AN	80	ARG
15	AO	45	HIS
17	AQ	13	SER
19	AS	22	VAL
19	AS	34	SER
19	AS	48	ILE
20	AT	19	HIS
24	BC	30	ALA
24	BC	37	SER
24	BC	200	MET
25	BD	148	GLN
26	BE	69	ARG
26	BE	86	ALA
28	BG	144	ALA
28	BG	153	PRO
29	BH	16	GLY
29	BH	68	ARG
29	BH	97	ARG
30	BI	6	ALA
30	BI	83	ALA
30	BI	89	SER
31	BJ	65	THR
31	BJ	98	GLU
32	BK	3	GLN
32	BK	5	GLN
32	BK	46	ALA
32	BK	75	SER

Continued on next page...

Continued from previous page...

Mol	Chain	Res	Type
33	BL	54	GLN
34	BM	79	ALA
35	BN	3	HIS
36	BO	56	LYS
36	BO	105	ALA
37	BP	15	ASP
38	BQ	39	ILE
39	BR	91	GLN
41	BT	36	LYS
41	BT	68	LYS
41	BT	84	TYR
44	BW	10	ARG
44	BW	15	SER
44	BW	25	PHE
44	BW	76	ARG
45	BX	70	LEU
46	BY	9	LYS
46	BY	44	LYS
51	B3	22	LYS
2	CB	18	GLN
2	CB	73	ARG
2	CB	203	ASP
2	CB	222	GLU
3	CC	128	MET
3	CC	167	TYR
3	CC	188	ALA
4	CD	37	PRO
4	CD	50	TYR
4	CD	83	GLY
4	CD	119	HIS
4	CD	166	LYS
5	CE	38	VAL
5	CE	111	ARG
5	CE	112	ALA
8	CH	57	GLU
8	CH	66	GLN
9	CI	119	LYS
10	CJ	36	VAL
10	CJ	82	LYS
10	CJ	83	THR
11	CK	92	ARG
55	CM	42	VAL

Continued on next page...

Continued from previous page...

Mol	Chain	Res	Type
55	CM	77	LYS
15	CO	13	GLU
56	CP	46	LYS
56	CP	49	GLY
56	CP	54	LEU
17	CQ	4	ILE
18	CR	56	ARG
19	CS	3	SER
19	CS	7	GLY
19	CS	79	TYR
20	CT	68	LYS
24	DC	34	GLU
24	DC	45	ASN
24	DC	59	GLN
24	DC	190	THR
25	DD	99	GLU
25	DD	107	VAL
25	DD	173	GLN
26	DE	22	ASP
26	DE	63	LYS
26	DE	69	ARG
26	DE	126	VAL
58	DF	94	ARG
28	DG	46	ASP
28	DG	91	VAL
28	DG	117	PRO
28	DG	118	ALA
28	DG	126	THR
29	DH	46	PHE
30	DI	35	MET
31	DJ	25	LEU
31	DJ	39	LYS
31	DJ	65	THR
31	DJ	72	LYS
32	DK	3	GLN
32	DK	5	GLN
32	DK	17	ARG
32	DK	89	ASN
32	DK	98	ARG
33	DL	19	LEU
34	DM	106	ASP
34	DM	110	GLU

Continued on next page...

Continued from previous page...

Mol	Chain	Res	Type
35	DN	5	LYS
36	DO	37	ALA
37	DP	20	ARG
37	DP	103	THR
40	DS	65	ASP
41	DT	11	LEU
41	DT	61	LEU
42	DU	6	ARG
42	DU	64	ILE
42	DU	99	SER
44	DW	78	PHE
45	DX	27	ARG
48	D0	53	VAL
49	D1	24	LYS
50	D2	29	GLN
51	D3	3	ILE
52	D4	8	LYS
2	AB	67	LEU
2	AB	209	VAL
3	AC	35	ASP
3	AC	36	PHE
3	AC	65	VAL
3	AC	107	LYS
4	AD	100	VAL
4	AD	166	LYS
5	AE	25	LYS
6	AF	53	LYS
6	AF	56	LYS
6	AF	92	THR
7	AG	95	ARG
8	AH	77	VAL
10	AJ	41	PRO
12	AL	72	ASN
12	AL	77	SER
14	AN	41	TRP
16	AP	42	ILE
16	AP	76	LYS
17	AQ	34	GLY
20	AT	76	ALA
21	AU	36	PHE
24	BC	64	VAL
24	BC	77	VAL

Continued on next page...

Continued from previous page...

Mol	Chain	Res	Type
24	BC	256	THR
25	BD	11	MET
25	BD	109	VAL
25	BD	114	LYS
26	BE	45	ALA
26	BE	96	VAL
27	BF	8	LYS
27	BF	9	ASP
27	BF	38	GLY
27	BF	113	PHE
28	BG	2	ARG
28	BG	97	VAL
29	BH	26	ALA
30	BI	3	LYS
30	BI	20	SER
31	BJ	113	PRO
32	BK	6	THR
32	BK	54	LYS
32	BK	114	LYS
33	BL	64	PHE
34	BM	134	THR
35	BN	32	GLU
35	BN	80	PHE
36	BO	77	ALA
37	BP	20	ARG
37	BP	86	LYS
39	BR	28	ALA
39	BR	98	ILE
41	BT	18	GLU
41	BT	55	VAL
41	BT	89	GLU
42	BU	53	GLN
44	BW	47	GLY
44	BW	77	LYS
44	BW	78	PHE
46	BY	46	VAL
47	BZ	34	THR
49	B1	22	THR
49	B1	50	GLU
4	CD	196	GLU
5	CE	29	ILE
5	CE	104	ILE

Continued on next page...

Continued from previous page...

Mol	Chain	Res	Type
8	CH	98	LEU
10	CJ	75	ASP
12	CL	33	CYS
17	CQ	81	ALA
19	CS	49	ALA
19	CS	54	ARG
24	DC	106	PRO
24	DC	195	GLY
24	DC	238	ASN
25	DD	106	LYS
25	DD	172	VAL
26	DE	96	VAL
26	DE	129	PRO
58	DF	68	LYS
58	DF	70	ARG
58	DF	82	TYR
58	DF	87	LYS
58	DF	88	VAL
28	DG	53	PRO
28	DG	152	ARG
29	DH	121	VAL
31	DJ	23	LYS
32	DK	6	THR
32	DK	108	ARG
34	DM	20	LEU
35	DN	85	PRO
36	DO	65	THR
37	DP	63	ILE
37	DP	65	ASN
37	DP	113	LEU
38	DQ	90	ASP
39	DR	53	PHE
39	DR	65	ALA
40	DS	37	THR
40	DS	61	ASN
42	DU	33	VAL
43	DV	84	PRO
44	DW	16	GLU
44	DW	23	LYS
44	DW	26	GLY
44	DW	32	ALA
44	DW	41	GLY

Continued on next page...

Continued from previous page...

Mol	Chain	Res	Type
49	D1	50	GLU
51	D3	6	VAL
52	D4	16	ILE
2	AB	73	ARG
3	AC	173	PRO
4	AD	36	ALA
5	AE	109	ALA
7	AG	7	GLY
8	AH	26	MET
10	AJ	38	GLY
13	AM	23	GLY
16	AP	78	VAL
21	AU	37	TYR
21	AU	52	VAL
24	BC	167	ASP
25	BD	95	SER
25	BD	181	ASP
26	BE	67	ARG
26	BE	83	VAL
26	BE	188	MET
27	BF	83	PRO
28	BG	16	VAL
28	BG	28	LYS
29	BH	75	LEU
29	BH	82	SER
30	BI	7	TYR
31	BJ	13	ARG
34	BM	26	VAL
34	BM	73	ILE
37	BP	5	LYS
39	BR	53	PHE
39	BR	65	ALA
42	BU	39	ASN
43	BV	15	GLY
44	BW	41	GLY
45	BX	76	LYS
2	CB	101	THR
3	CC	65	VAL
4	CD	27	ILE
9	CI	103	VAL
10	CJ	38	GLY
12	CL	87	LYS

Continued on next page...

Continued from previous page...

Mol	Chain	Res	Type
14	CN	56	PRO
17	CQ	31	PRO
24	DC	64	VAL
24	DC	96	LYS
24	DC	204	LEU
25	DD	109	VAL
25	DD	161	MET
26	DE	13	THR
26	DE	60	TRP
58	DF	31	GLU
58	DF	83	PRO
58	DF	175	PRO
28	DG	155	PRO
28	DG	166	GLU
29	DH	124	THR
30	DI	31	GLY
31	DJ	13	ARG
33	DL	62	PRO
33	DL	92	LEU
35	DN	46	ARG
36	DO	8	ILE
36	DO	89	ASP
36	DO	107	ALA
37	DP	109	ILE
38	DQ	23	TYR
39	DR	8	GLY
39	DR	52	PRO
41	DT	53	VAL
41	DT	74	ILE
42	DU	4	ILE
42	DU	12	VAL
42	DU	67	SER
47	DZ	2	LYS
48	D0	17	SER
50	D2	39	ARG
7	AG	79	VAL
11	AK	15	VAL
13	AM	9	PRO
27	BF	61	GLY
28	BG	25	ILE
29	BH	146	VAL
30	BI	97	VAL

Continued on next page...

Continued from previous page...

Mol	Chain	Res	Type
34	BM	72	PRO
39	BR	64	VAL
2	CB	200	PRO
4	CD	5	GLY
12	CL	7	VAL
21	CU	26	GLY
24	DC	123	ILE
25	DD	2	ILE
26	DE	73	ILE
29	DH	99	ILE
30	DI	138	VAL
32	DK	119	ALA
38	DQ	6	GLY
38	DQ	39	ILE
40	DS	29	VAL
42	DU	35	VAL
42	DU	49	PRO
2	AB	148	GLY
7	AG	13	PRO
10	AJ	42	LEU
11	AK	73	VAL
12	AL	44	PRO
16	AP	36	VAL
16	AP	49	GLY
20	AT	55	PRO
26	BE	148	ILE
29	BH	80	ILE
29	BH	103	VAL
29	BH	138	VAL
3	CC	77	GLY
3	CC	100	ILE
5	CE	132	PRO
10	CJ	33	GLY
55	CM	50	GLY
21	CU	10	PRO
24	DC	2	VAL
24	DC	246	PRO
31	DJ	96	ARG
37	DP	31	VAL
37	DP	104	GLY
41	DT	16	VAL
42	DU	41	VAL

Continued on next page...

Continued from previous page...

Mol	Chain	Res	Type
42	DU	47	PRO
44	DW	30	VAL
5	AE	103	GLY
19	AS	25	GLY
28	BG	110	HIS
29	BH	142	VAL
30	BI	23	VAL
31	BJ	8	PRO
35	BN	60	VAL
40	BS	35	ILE
4	CD	38	GLY
54	CG	13	PRO
31	DJ	56	VAL
32	DK	48	PRO
33	DL	114	GLY
34	DM	36	VAL
37	DP	32	VAL
40	DS	103	ILE
47	DZ	54	VAL
50	D2	38	GLY
2	AB	28	PRO
4	AD	44	LYS
12	AL	41	PRO
30	BI	31	GLY
6	CF	64	VAL
24	DC	72	GLY
24	DC	84	PRO
26	DE	174	GLY
58	DF	125	GLY
31	DJ	73	VAL
31	DJ	83	GLY
34	DM	19	GLY
40	DS	96	ILE
41	DT	47	VAL
43	DV	26	PHE
37	BP	4	ILE
12	CL	117	GLY
28	DG	16	VAL
29	DH	126	GLY
36	DO	58	ILE
38	DQ	7	VAL
43	DV	15	GLY

Continued on next page...

Continued from previous page...

Mol	Chain	Res	Type
44	DW	22	VAL

5.3.2 Protein sidechains ⓘ

In the following table, the Percentiles column shows the percent sidechain outliers of the chain as a percentile score with respect to all X-ray entries followed by that with respect to entries of similar resolution. The Analysed column shows the number of residues for which the sidechain conformation was analysed, and the total number of residues.

Mol	Chain	Analysed	Rotameric	Outliers	Percentiles	
2	AB	180/180 (100%)	147 (82%)	33 (18%)	2	12
2	CB	180/180 (100%)	152 (84%)	28 (16%)	4	19
3	AC	170/170 (100%)	140 (82%)	30 (18%)	3	14
3	CC	170/170 (100%)	153 (90%)	17 (10%)	11	43
4	AD	172/172 (100%)	142 (83%)	30 (17%)	3	14
4	CD	172/172 (100%)	140 (81%)	32 (19%)	2	12
5	AE	113/113 (100%)	87 (77%)	26 (23%)	1	5
5	CE	113/113 (100%)	92 (81%)	21 (19%)	2	12
6	AF	87/87 (100%)	74 (85%)	13 (15%)	4	22
6	CF	87/87 (100%)	73 (84%)	14 (16%)	3	18
7	AG	124/124 (100%)	109 (88%)	15 (12%)	7	34
8	AH	104/104 (100%)	90 (86%)	14 (14%)	6	28
8	CH	104/104 (100%)	91 (88%)	13 (12%)	7	32
9	AI	105/105 (100%)	87 (83%)	18 (17%)	3	15
9	CI	105/105 (100%)	92 (88%)	13 (12%)	7	32
10	AJ	86/86 (100%)	74 (86%)	12 (14%)	5	25
10	CJ	86/86 (100%)	77 (90%)	9 (10%)	10	41
11	AK	90/90 (100%)	72 (80%)	18 (20%)	2	9
11	CK	90/90 (100%)	77 (86%)	13 (14%)	5	24
12	AL	103/103 (100%)	85 (82%)	18 (18%)	3	14
12	CL	103/103 (100%)	86 (84%)	17 (16%)	3	17
13	AM	92/92 (100%)	88 (96%)	4 (4%)	40	82
14	AN	79/83 (95%)	72 (91%)	7 (9%)	14	51
14	CN	79/83 (95%)	68 (86%)	11 (14%)	5	26

Continued on next page...

Continued from previous page...

Mol	Chain	Analysed	Rotameric	Outliers	Percentiles	
15	AO	76/76 (100%)	67 (88%)	9 (12%)	8	35
15	CO	76/76 (100%)	68 (90%)	8 (10%)	10	41
16	AP	65/65 (100%)	58 (89%)	7 (11%)	9	39
17	AQ	74/74 (100%)	60 (81%)	14 (19%)	2	11
17	CQ	74/74 (100%)	62 (84%)	12 (16%)	3	18
18	AR	48/48 (100%)	46 (96%)	2 (4%)	40	82
18	CR	48/48 (100%)	44 (92%)	4 (8%)	16	56
19	AS	70/70 (100%)	63 (90%)	7 (10%)	11	43
19	CS	70/70 (100%)	63 (90%)	7 (10%)	11	43
20	AT	65/65 (100%)	50 (77%)	15 (23%)	1	5
20	CT	65/65 (100%)	55 (85%)	10 (15%)	4	20
21	AU	44/44 (100%)	37 (84%)	7 (16%)	4	18
21	CU	44/44 (100%)	36 (82%)	8 (18%)	2	12
24	BC	216/216 (100%)	166 (77%)	50 (23%)	1	5
24	DC	216/216 (100%)	189 (88%)	27 (12%)	7	32
25	BD	164/164 (100%)	131 (80%)	33 (20%)	2	9
25	DD	164/164 (100%)	139 (85%)	25 (15%)	4	21
26	BE	165/165 (100%)	126 (76%)	39 (24%)	1	4
26	DE	165/165 (100%)	148 (90%)	17 (10%)	10	42
27	BF	148/148 (100%)	124 (84%)	24 (16%)	3	18
28	BG	137/137 (100%)	107 (78%)	30 (22%)	1	7
28	DG	137/137 (100%)	121 (88%)	16 (12%)	8	36
29	BH	114/114 (100%)	96 (84%)	18 (16%)	4	19
29	DH	114/114 (100%)	98 (86%)	16 (14%)	5	25
30	BI	109/109 (100%)	91 (84%)	18 (16%)	3	17
30	DI	109/109 (100%)	103 (94%)	6 (6%)	30	75
31	BJ	116/116 (100%)	84 (72%)	32 (28%)	0	2
31	DJ	116/116 (100%)	103 (89%)	13 (11%)	9	38
32	BK	103/103 (100%)	78 (76%)	25 (24%)	1	3
32	DK	103/103 (100%)	82 (80%)	21 (20%)	2	8
33	BL	102/102 (100%)	71 (70%)	31 (30%)	0	1

Continued on next page...

Continued from previous page...

Mol	Chain	Analysed	Rotameric	Outliers	Percentiles	
33	DL	102/102 (100%)	89 (87%)	13 (13%)	6	31
34	BM	109/109 (100%)	87 (80%)	22 (20%)	2	9
34	DM	109/109 (100%)	103 (94%)	6 (6%)	30	75
35	BN	100/100 (100%)	83 (83%)	17 (17%)	3	15
35	DN	100/100 (100%)	80 (80%)	20 (20%)	2	9
36	BO	86/86 (100%)	71 (83%)	15 (17%)	3	14
36	DO	86/86 (100%)	78 (91%)	8 (9%)	13	48
37	BP	99/99 (100%)	72 (73%)	27 (27%)	0	2
37	DP	99/99 (100%)	89 (90%)	10 (10%)	11	42
38	BQ	89/89 (100%)	72 (81%)	17 (19%)	2	10
38	DQ	89/89 (100%)	75 (84%)	14 (16%)	4	19
39	BR	84/84 (100%)	66 (79%)	18 (21%)	1	7
39	DR	84/84 (100%)	71 (84%)	13 (16%)	4	20
40	BS	93/93 (100%)	74 (80%)	19 (20%)	2	8
40	DS	93/93 (100%)	79 (85%)	14 (15%)	4	21
41	BT	80/80 (100%)	59 (74%)	21 (26%)	1	2
41	DT	80/80 (100%)	74 (92%)	6 (8%)	19	62
42	BU	83/83 (100%)	66 (80%)	17 (20%)	2	8
42	DU	83/83 (100%)	73 (88%)	10 (12%)	7	34
43	BV	78/78 (100%)	61 (78%)	17 (22%)	1	7
43	DV	78/78 (100%)	70 (90%)	8 (10%)	10	42
44	BW	59/59 (100%)	41 (70%)	18 (30%)	0	1
44	DW	59/59 (100%)	44 (75%)	15 (25%)	1	3
45	BX	67/67 (100%)	51 (76%)	16 (24%)	1	4
45	DX	67/67 (100%)	57 (85%)	10 (15%)	4	22
46	BY	55/55 (100%)	45 (82%)	10 (18%)	2	12
46	DY	55/55 (100%)	52 (94%)	3 (6%)	30	75
47	BZ	48/48 (100%)	32 (67%)	16 (33%)	0	1
47	DZ	48/48 (100%)	40 (83%)	8 (17%)	3	16
48	B0	47/47 (100%)	34 (72%)	13 (28%)	0	2
48	D0	47/47 (100%)	40 (85%)	7 (15%)	4	22

Continued on next page...

Continued from previous page...

Mol	Chain	Analysed	Rotameric	Outliers	Percentiles	
49	B1	45/45 (100%)	38 (84%)	7 (16%)	4	19
49	D1	45/45 (100%)	41 (91%)	4 (9%)	14	51
50	B2	38/38 (100%)	31 (82%)	7 (18%)	2	12
50	D2	38/38 (100%)	35 (92%)	3 (8%)	18	59
51	B3	51/51 (100%)	45 (88%)	6 (12%)	8	35
51	D3	51/51 (100%)	40 (78%)	11 (22%)	1	7
52	B4	34/34 (100%)	29 (85%)	5 (15%)	4	23
52	D4	34/34 (100%)	29 (85%)	5 (15%)	4	23
54	CG	123/123 (100%)	104 (85%)	19 (15%)	4	20
55	CM	91/91 (100%)	81 (89%)	10 (11%)	9	39
56	CP	65/65 (100%)	54 (83%)	11 (17%)	3	16
58	DF	149/149 (100%)	127 (85%)	22 (15%)	4	22
All	All	9331/9339 (100%)	7816 (84%)	1515 (16%)	3	18

All (1515) residues with a non-rotameric sidechain are listed below:

Mol	Chain	Res	Type
2	AB	10	LYS
2	AB	13	VAL
2	AB	15	PHE
2	AB	19	THR
2	AB	20	ARG
2	AB	26	MET
2	AB	30	ILE
2	AB	31	PHE
2	AB	36	LYS
2	AB	38	HIS
2	AB	42	LEU
2	AB	53	LEU
2	AB	57	ASN
2	AB	88	GLN
2	AB	90	PHE
2	AB	94	ARG
2	AB	100	LEU
2	AB	102	ASN
2	AB	108	GLN
2	AB	112	ARG
2	AB	117	GLU

Continued on next page...

Continued from previous page...

Mol	Chain	Res	Type
2	AB	119	GLN
2	AB	125	PHE
2	AB	128	LEU
2	AB	130	LYS
2	AB	136	ARG
2	AB	143	LEU
2	AB	156	LEU
2	AB	158	ASP
2	AB	170	ILE
2	AB	206	ILE
2	AB	207	ARG
2	AB	221	ARG
3	AC	2	GLN
3	AC	13	ILE
3	AC	17	TRP
3	AC	24	ASN
3	AC	25	THR
3	AC	26	LYS
3	AC	32	LEU
3	AC	35	ASP
3	AC	36	PHE
3	AC	42	LEU
3	AC	50	SER
3	AC	54	ILE
3	AC	58	ARG
3	AC	69	THR
3	AC	79	LYS
3	AC	89	VAL
3	AC	102	ILE
3	AC	106	ARG
3	AC	119	ILE
3	AC	127	VAL
3	AC	139	ASN
3	AC	143	LEU
3	AC	148	ILE
3	AC	156	LEU
3	AC	161	ILE
3	AC	164	THR
3	AC	165	GLU
3	AC	166	TRP
3	AC	184	ASN
3	AC	199	VAL

Continued on next page...

Continued from previous page...

Mol	Chain	Res	Type
4	AD	2	ARG
4	AD	11	SER
4	AD	19	PHE
4	AD	25	ARG
4	AD	30	LYS
4	AD	31	CYS
4	AD	43	ARG
4	AD	47	LEU
4	AD	52	VAL
4	AD	54	LEU
4	AD	55	ARG
4	AD	57	LYS
4	AD	58	GLN
4	AD	69	ARG
4	AD	88	ASN
4	AD	99	ASN
4	AD	115	GLN
4	AD	122	ILE
4	AD	127	ARG
4	AD	128	VAL
4	AD	131	ILE
4	AD	137	SER
4	AD	141	VAL
4	AD	147	LYS
4	AD	160	LEU
4	AD	166	LYS
4	AD	170	LEU
4	AD	178	GLU
4	AD	193	ASP
4	AD	205	LYS
5	AE	9	GLU
5	AE	11	GLN
5	AE	14	LEU
5	AE	18	ASN
5	AE	20	VAL
5	AE	24	VAL
5	AE	29	ILE
5	AE	68	ARG
5	AE	75	LEU
5	AE	79	THR
5	AE	81	GLN
5	AE	94	PHE

Continued on next page...

Continued from previous page...

Mol	Chain	Res	Type
5	AE	95	MET
5	AE	96	GLN
5	AE	113	VAL
5	AE	115	GLU
5	AE	116	VAL
5	AE	119	VAL
5	AE	121	ASN
5	AE	123	LEU
5	AE	135	VAL
5	AE	136	VAL
5	AE	139	THR
5	AE	141	ASP
5	AE	155	LYS
5	AE	156	ARG
6	AF	7	VAL
6	AF	14	GLN
6	AF	17	GLN
6	AF	24	ARG
6	AF	39	LEU
6	AF	46	GLN
6	AF	54	LEU
6	AF	55	HIS
6	AF	68	GLN
6	AF	69	GLU
6	AF	77	THR
6	AF	84	VAL
6	AF	86	ARG
7	AG	3	ARG
7	AG	6	ILE
7	AG	8	GLN
7	AG	12	LEU
7	AG	22	LEU
7	AG	37	THR
7	AG	47	GLU
7	AG	62	GLU
7	AG	83	THR
7	AG	85	GLN
7	AG	93	VAL
7	AG	105	GLU
7	AG	117	LEU
7	AG	123	LEU
7	AG	143	MET

Continued on next page...

Continued from previous page...

Mol	Chain	Res	Type
8	AH	20	ASN
8	AH	21	LYS
8	AH	64	TYR
8	AH	66	GLN
8	AH	72	GLU
8	AH	76	ARG
8	AH	79	ARG
8	AH	82	LEU
8	AH	86	LYS
8	AH	89	ASP
8	AH	98	LEU
8	AH	110	MET
8	AH	120	LEU
8	AH	124	ILE
9	AI	4	GLN
9	AI	21	LYS
9	AI	35	GLU
9	AI	37	TYR
9	AI	44	ARG
9	AI	47	VAL
9	AI	48	ARG
9	AI	54	VAL
9	AI	56	MET
9	AI	67	LYS
9	AI	86	LEU
9	AI	87	MET
9	AI	88	GLU
9	AI	105	ARG
9	AI	115	VAL
9	AI	125	GLN
9	AI	126	PHE
9	AI	128	LYS
10	AJ	5	ARG
10	AJ	22	THR
10	AJ	32	THR
10	AJ	35	GLN
10	AJ	44	THR
10	AJ	48	ARG
10	AJ	50	THR
10	AJ	59	LYS
10	AJ	70	HIS
10	AJ	73	LEU

Continued on next page...

Continued from previous page...

Mol	Chain	Res	Type
10	AJ	89	ARG
10	AJ	96	VAL
11	AK	17	ASP
11	AK	27	ASN
11	AK	30	ILE
11	AK	51	PHE
11	AK	55	ARG
11	AK	64	VAL
11	AK	76	TYR
11	AK	78	ILE
11	AK	82	GLU
11	AK	96	ILE
11	AK	100	ASN
11	AK	106	ILE
11	AK	111	ASP
11	AK	118	ASN
11	AK	124	LYS
11	AK	125	LYS
11	AK	127	ARG
11	AK	128	VAL
12	AL	3	VAL
12	AL	17	LYS
12	AL	18	SER
12	AL	26	CYS
12	AL	34	THR
12	AL	35	ARG
12	AL	43	LYS
12	AL	49	ARG
12	AL	51	VAL
12	AL	63	THR
12	AL	73	LEU
12	AL	74	GLN
12	AL	82	ARG
12	AL	87	LYS
12	AL	88	ASP
12	AL	94	TYR
12	AL	101	LEU
12	AL	109	ARG
13	AM	6	ILE
13	AM	7	ASN
13	AM	53	ASP
13	AM	106	ARG

Continued on next page...

Continued from previous page...

Mol	Chain	Res	Type
14	AN	3	GLN
14	AN	27	LYS
14	AN	58	ARG
14	AN	59	GLN
14	AN	61	ASN
14	AN	83	VAL
14	AN	96	LYS
15	AO	16	ARG
15	AO	34	GLN
15	AO	57	ARG
15	AO	63	ARG
15	AO	65	LEU
15	AO	66	LEU
15	AO	67	ASP
15	AO	84	LEU
15	AO	86	LEU
16	AP	6	LEU
16	AP	19	VAL
16	AP	28	ARG
16	AP	35	ARG
16	AP	36	VAL
16	AP	46	LYS
16	AP	55	ASP
17	AQ	3	LYS
17	AQ	16	MET
17	AQ	20	ILE
17	AQ	21	VAL
17	AQ	28	VAL
17	AQ	29	LYS
17	AQ	37	ILE
17	AQ	49	ASN
17	AQ	51	GLU
17	AQ	54	ILE
17	AQ	64	ARG
17	AQ	74	LEU
17	AQ	75	VAL
17	AQ	80	LYS
18	AR	33	THR
18	AR	54	LEU
19	AS	42	ASN
19	AS	54	ARG
19	AS	55	GLN

Continued on next page...

Continued from previous page...

Mol	Chain	Res	Type
19	AS	60	PHE
19	AS	61	VAL
19	AS	64	GLU
19	AS	79	TYR
20	AT	2	ASN
20	AT	4	LYS
20	AT	11	ILE
20	AT	26	MET
20	AT	27	MET
20	AT	33	LYS
20	AT	35	TYR
20	AT	38	ILE
20	AT	42	ASP
20	AT	48	LYS
20	AT	53	MET
20	AT	67	HIS
20	AT	75	LYS
20	AT	77	ASN
20	AT	84	LYS
21	AU	4	LYS
21	AU	12	ASP
21	AU	15	LEU
21	AU	18	PHE
21	AU	33	ARG
21	AU	37	TYR
21	AU	42	THR
24	BC	12	ARG
24	BC	20	ASN
24	BC	27	LYS
24	BC	35	LYS
24	BC	38	LYS
24	BC	43	ASN
24	BC	49	THR
24	BC	53	ILE
24	BC	71	ASP
24	BC	73	ILE
24	BC	77	VAL
24	BC	85	ASN
24	BC	90	ILE
24	BC	93	VAL
24	BC	103	ILE
24	BC	104	LEU

Continued on next page...

Continued from previous page...

Mol	Chain	Res	Type
24	BC	109	LEU
24	BC	110	LYS
24	BC	114	GLN
24	BC	115	ILE
24	BC	120	ASP
24	BC	123	ILE
24	BC	133	ASN
24	BC	142	ASN
24	BC	155	ARG
24	BC	163	ILE
24	BC	164	VAL
24	BC	166	ARG
24	BC	171	VAL
24	BC	172	THR
24	BC	173	LEU
24	BC	175	LEU
24	BC	176	ARG
24	BC	190	THR
24	BC	193	GLU
24	BC	202	ARG
24	BC	203	VAL
24	BC	213	ARG
24	BC	215	VAL
24	BC	216	ARG
24	BC	222	THR
24	BC	224	MET
24	BC	225	ASN
24	BC	227	VAL
24	BC	250	GLN
24	BC	252	LYS
24	BC	254	LYS
24	BC	261	ARG
24	BC	262	THR
24	BC	268	ARG
25	BD	4	LEU
25	BD	14	ILE
25	BD	38	LYS
25	BD	43	ASP
25	BD	45	TYR
25	BD	49	GLN
25	BD	51	THR
25	BD	61	THR

Continued on next page...

Continued from previous page...

Mol	Chain	Res	Type
25	BD	73	VAL
25	BD	89	GLU
25	BD	90	PHE
25	BD	91	THR
25	BD	95	SER
25	BD	98	VAL
25	BD	101	PHE
25	BD	114	LYS
25	BD	118	PHE
25	BD	124	ARG
25	BD	131	ASP
25	BD	141	ARG
25	BD	142	VAL
25	BD	146	ILE
25	BD	150	GLN
25	BD	151	THR
25	BD	159	LYS
25	BD	170	VAL
25	BD	171	THR
25	BD	176	ASP
25	BD	177	VAL
25	BD	183	GLU
25	BD	197	THR
25	BD	201	LEU
25	BD	207	VAL
26	BE	5	LEU
26	BE	12	LEU
26	BE	14	VAL
26	BE	18	THR
26	BE	21	ARG
26	BE	43	THR
26	BE	44	ARG
26	BE	48	THR
26	BE	61	ARG
26	BE	65	THR
26	BE	69	ARG
26	BE	72	SER
26	BE	77	ILE
26	BE	78	TRP
26	BE	80	SER
26	BE	84	THR
26	BE	90	GLN

Continued on next page...

Continued from previous page...

Mol	Chain	Res	Type
26	BE	91	ASP
26	BE	108	ILE
26	BE	109	LEU
26	BE	113	VAL
26	BE	116	ASP
26	BE	118	LEU
26	BE	119	ILE
26	BE	121	VAL
26	BE	123	LYS
26	BE	124	PHE
26	BE	127	GLU
26	BE	132	LYS
26	BE	136	GLN
26	BE	146	VAL
26	BE	147	LEU
26	BE	153	LEU
26	BE	170	ARG
26	BE	171	ASP
26	BE	176	ASP
26	BE	189	THR
26	BE	198	GLU
26	BE	200	LEU
27	BF	3	LEU
27	BF	8	LYS
27	BF	9	ASP
27	BF	12	VAL
27	BF	34	THR
27	BF	35	LEU
27	BF	36	ASN
27	BF	43	ILE
27	BF	46	LYS
27	BF	65	LEU
27	BF	80	GLN
27	BF	90	LEU
27	BF	93	GLU
27	BF	103	ILE
27	BF	109	ARG
27	BF	114	ARG
27	BF	132	ARG
27	BF	134	GLN
27	BF	146	ASP
27	BF	154	THR

Continued on next page...

Continued from previous page...

Mol	Chain	Res	Type
27	BF	157	THR
27	BF	163	GLU
27	BF	166	ARG
27	BF	168	LEU
28	BG	2	ARG
28	BG	3	VAL
28	BG	8	VAL
28	BG	23	ILE
28	BG	29	ASN
28	BG	32	LEU
28	BG	34	ARG
28	BG	35	THR
28	BG	37	ASN
28	BG	40	VAL
28	BG	50	THR
28	BG	55	ASP
28	BG	59	ASP
28	BG	68	ARG
28	BG	72	ASN
28	BG	80	GLU
28	BG	84	LYS
28	BG	86	LEU
28	BG	88	LEU
28	BG	101	VAL
28	BG	112	VAL
28	BG	115	GLN
28	BG	116	LEU
28	BG	120	ILE
28	BG	123	GLU
28	BG	131	VAL
28	BG	132	LEU
28	BG	165	ASP
28	BG	170	THR
28	BG	174	LYS
29	BH	3	VAL
29	BH	6	LEU
29	BH	12	LEU
29	BH	14	SER
29	BH	17	ASP
29	BH	18	GLN
29	BH	28	ASN
29	BH	31	VAL

Continued on next page...

Continued from previous page...

Mol	Chain	Res	Type
29	BH	43	ASN
29	BH	46	PHE
29	BH	50	ARG
29	BH	54	LEU
29	BH	68	ARG
29	BH	75	LEU
29	BH	83	LYS
29	BH	96	THR
29	BH	104	THR
29	BH	135	HIS
30	BI	2	LYS
30	BI	10	LEU
30	BI	11	GLN
30	BI	12	VAL
30	BI	23	VAL
30	BI	30	GLN
30	BI	37	PHE
30	BI	39	LYS
30	BI	49	GLU
30	BI	61	TYR
30	BI	71	LYS
30	BI	81	LYS
30	BI	86	LYS
30	BI	95	ASP
30	BI	107	GLU
30	BI	124	MET
30	BI	126	ARG
30	BI	135	MET
31	BJ	1	MET
31	BJ	2	LYS
31	BJ	3	THR
31	BJ	4	PHE
31	BJ	5	THR
31	BJ	7	LYS
31	BJ	17	VAL
31	BJ	24	THR
31	BJ	25	LEU
31	BJ	30	THR
31	BJ	34	ARG
31	BJ	36	LEU
31	BJ	40	HIS
31	BJ	44	TYR

Continued on next page...

Continued from previous page...

Mol	Chain	Res	Type
31	BJ	54	ILE
31	BJ	55	ILE
31	BJ	57	LEU
31	BJ	64	VAL
31	BJ	65	THR
31	BJ	67	ASN
31	BJ	69	ARG
31	BJ	72	LYS
31	BJ	84	ILE
31	BJ	86	GLN
31	BJ	88	THR
31	BJ	103	ILE
31	BJ	109	LEU
31	BJ	111	LYS
31	BJ	129	GLU
31	BJ	138	GLN
31	BJ	139	VAL
31	BJ	140	LEU
32	BK	2	ILE
32	BK	8	LEU
32	BK	10	VAL
32	BK	13	ASN
32	BK	18	ARG
32	BK	21	CYS
32	BK	23	LYS
32	BK	25	LEU
32	BK	30	ARG
32	BK	47	ILE
32	BK	51	LYS
32	BK	52	VAL
32	BK	58	LEU
32	BK	69	VAL
32	BK	73	ASP
32	BK	88	ASN
32	BK	89	ASN
32	BK	91	SER
32	BK	93	GLN
32	BK	95	ILE
32	BK	99	ILE
32	BK	105	ARG
32	BK	111	LYS
32	BK	114	LYS

Continued on next page...

Continued from previous page...

Mol	Chain	Res	Type
32	BK	115	ILE
33	BL	3	LEU
33	BL	4	ASN
33	BL	6	LEU
33	BL	7	SER
33	BL	12	SER
33	BL	14	LYS
33	BL	19	LEU
33	BL	21	ARG
33	BL	27	LEU
33	BL	30	THR
33	BL	33	ARG
33	BL	35	HIS
33	BL	46	VAL
33	BL	47	ARG
33	BL	55	MET
33	BL	61	LEU
33	BL	66	PHE
33	BL	74	THR
33	BL	80	SER
33	BL	82	LEU
33	BL	93	ASN
33	BL	94	THR
33	BL	99	ASN
33	BL	101	ILE
33	BL	103	ILE
33	BL	104	GLN
33	BL	111	ILE
33	BL	112	LEU
33	BL	115	GLU
33	BL	118	THR
33	BL	122	VAL
34	BM	2	LEU
34	BM	3	GLN
34	BM	5	LYS
34	BM	6	ARG
34	BM	8	LYS
34	BM	10	ARG
34	BM	13	HIS
34	BM	24	THR
34	BM	25	ASP
34	BM	27	SER

Continued on next page...

Continued from previous page...

Mol	Chain	Res	Type
34	BM	33	LEU
34	BM	36	VAL
34	BM	70	ASP
34	BM	75	GLU
34	BM	80	VAL
34	BM	90	GLU
34	BM	96	ILE
34	BM	97	GLN
34	BM	101	VAL
34	BM	110	GLU
34	BM	115	GLU
34	BM	134	THR
35	BN	2	ARG
35	BN	4	ARG
35	BN	8	ARG
35	BN	15	SER
35	BN	23	ASN
35	BN	33	ILE
35	BN	35	LYS
35	BN	38	LEU
35	BN	69	ARG
35	BN	71	ARG
35	BN	72	ASP
35	BN	75	ILE
35	BN	83	LEU
35	BN	97	ILE
35	BN	116	VAL
35	BN	118	ARG
35	BN	120	GLU
36	BO	8	ILE
36	BO	9	ARG
36	BO	17	LYS
36	BO	31	THR
36	BO	36	TYR
36	BO	39	VAL
36	BO	48	LEU
36	BO	65	THR
36	BO	80	GLU
36	BO	83	LEU
36	BO	84	GLU
36	BO	94	ARG
36	BO	111	ARG

Continued on next page...

Continued from previous page...

Mol	Chain	Res	Type
36	BO	112	GLU
36	BO	116	GLN
37	BP	3	ILE
37	BP	6	GLN
37	BP	14	GLN
37	BP	16	VAL
37	BP	18	SER
37	BP	19	PHE
37	BP	20	ARG
37	BP	24	THR
37	BP	25	VAL
37	BP	28	LYS
37	BP	35	SER
37	BP	36	LYS
37	BP	37	LYS
37	BP	38	ARG
37	BP	46	VAL
37	BP	58	PHE
37	BP	61	ARG
37	BP	65	ASN
37	BP	69	VAL
37	BP	72	VAL
37	BP	75	THR
37	BP	79	VAL
37	BP	80	VAL
37	BP	83	ILE
37	BP	92	ARG
37	BP	93	LYS
37	BP	96	LEU
38	BQ	2	ARG
38	BQ	7	VAL
38	BQ	10	ARG
38	BQ	17	LEU
38	BQ	27	ARG
38	BQ	40	LYS
38	BQ	49	ARG
38	BQ	50	ARG
38	BQ	53	LYS
38	BQ	59	LEU
38	BQ	63	ARG
38	BQ	65	ASN
38	BQ	69	ARG

Continued on next page...

Continued from previous page...

Mol	Chain	Res	Type
38	BQ	88	GLU
38	BQ	94	LEU
38	BQ	96	ASP
38	BQ	97	ILE
39	BR	1	MET
39	BR	10	LYS
39	BR	13	ARG
39	BR	14	VAL
39	BR	25	LEU
39	BR	37	GLU
39	BR	39	LEU
39	BR	45	GLU
39	BR	46	GLU
39	BR	48	LYS
39	BR	55	ASP
39	BR	63	VAL
39	BR	72	VAL
39	BR	85	LYS
39	BR	86	GLN
39	BR	94	THR
39	BR	97	LYS
39	BR	102	SER
40	BS	1	MET
40	BS	3	THR
40	BS	4	ILE
40	BS	7	HIS
40	BS	30	SER
40	BS	33	LEU
40	BS	36	LEU
40	BS	39	THR
40	BS	45	VAL
40	BS	48	LYS
40	BS	66	ILE
40	BS	68	ASP
40	BS	71	VAL
40	BS	73	LYS
40	BS	76	VAL
40	BS	84	ARG
40	BS	88	ARG
40	BS	101	SER
40	BS	107	VAL
41	BT	2	ILE

Continued on next page...

Continued from previous page...

Mol	Chain	Res	Type
41	BT	3	ARG
41	BT	4	GLU
41	BT	8	LEU
41	BT	17	SER
41	BT	18	GLU
41	BT	19	LYS
41	BT	29	THR
41	BT	31	VAL
41	BT	32	LEU
41	BT	37	ASP
41	BT	43	ILE
41	BT	48	GLN
41	BT	49	LYS
41	BT	50	LEU
41	BT	58	VAL
41	BT	61	LEU
41	BT	67	VAL
41	BT	68	LYS
41	BT	69	ARG
41	BT	73	ARG
42	BU	5	ARG
42	BU	6	ARG
42	BU	8	ASP
42	BU	10	VAL
42	BU	20	LYS
42	BU	23	LYS
42	BU	33	VAL
42	BU	34	ILE
42	BU	42	LYS
42	BU	43	LYS
42	BU	61	GLU
42	BU	64	ILE
42	BU	67	SER
42	BU	82	VAL
42	BU	86	PHE
42	BU	99	SER
42	BU	102	ILE
43	BV	5	ASN
43	BV	8	VAL
43	BV	10	LYS
43	BV	12	GLN
43	BV	17	SER

Continued on next page...

Continued from previous page...

Mol	Chain	Res	Type
43	BV	20	LEU
43	BV	35	GLU
43	BV	41	GLU
43	BV	43	ASP
43	BV	46	LYS
43	BV	51	GLN
43	BV	55	GLU
43	BV	61	LEU
43	BV	65	VAL
43	BV	66	ASP
43	BV	77	VAL
43	BV	93	ARG
44	BW	14	ASP
44	BW	15	SER
44	BW	16	GLU
44	BW	22	VAL
44	BW	23	LYS
44	BW	24	ARG
44	BW	25	PHE
44	BW	38	ARG
44	BW	40	ARG
44	BW	45	HIS
44	BW	49	ASN
44	BW	54	ARG
44	BW	58	LEU
44	BW	67	LYS
44	BW	71	LYS
44	BW	76	ARG
44	BW	77	LYS
44	BW	80	SER
45	BX	10	ARG
45	BX	19	HIS
45	BX	24	THR
45	BX	26	ARG
45	BX	27	ARG
45	BX	29	LEU
45	BX	36	ARG
45	BX	41	SER
45	BX	46	VAL
45	BX	47	THR
45	BX	53	LYS
45	BX	58	ILE

Continued on next page...

Continued from previous page...

Mol	Chain	Res	Type
45	BX	63	ILE
45	BX	65	THR
45	BX	71	ARG
45	BX	77	TYR
46	BY	9	LYS
46	BY	10	SER
46	BY	14	LEU
46	BY	19	LEU
46	BY	22	LEU
46	BY	37	LEU
46	BY	39	GLN
46	BY	42	LEU
46	BY	56	LEU
46	BY	59	GLU
47	BZ	2	LYS
47	BZ	3	THR
47	BZ	4	ILE
47	BZ	5	LYS
47	BZ	8	GLN
47	BZ	9	THR
47	BZ	15	ARG
47	BZ	23	LEU
47	BZ	29	ARG
47	BZ	30	ARG
47	BZ	35	VAL
47	BZ	37	ARG
47	BZ	38	GLU
47	BZ	40	THR
47	BZ	54	VAL
47	BZ	56	VAL
48	B0	3	GLN
48	B0	5	ASN
48	B0	8	THR
48	B0	9	ARG
48	B0	10	SER
48	B0	19	ASP
48	B0	21	LEU
48	B0	25	THR
48	B0	26	SER
48	B0	27	LEU
48	B0	28	SER
48	B0	39	ARG

Continued on next page...

Continued from previous page...

Mol	Chain	Res	Type
48	B0	42	ILE
49	B1	4	ILE
49	B1	9	LYS
49	B1	16	THR
49	B1	29	LYS
49	B1	33	LEU
49	B1	35	LEU
49	B1	46	VAL
50	B2	1	MET
50	B2	3	ARG
50	B2	4	THR
50	B2	9	VAL
50	B2	12	ARG
50	B2	25	LYS
50	B2	39	ARG
51	B3	5	THR
51	B3	7	ARG
51	B3	22	LYS
51	B3	31	ILE
51	B3	49	VAL
51	B3	56	LEU
52	B4	3	VAL
52	B4	4	ARG
52	B4	9	LYS
52	B4	13	ASN
52	B4	33	HIS
2	CB	8	MET
2	CB	9	LEU
2	CB	14	HIS
2	CB	21	TYR
2	CB	22	TRP
2	CB	26	MET
2	CB	34	ARG
2	CB	36	LYS
2	CB	39	ILE
2	CB	42	LEU
2	CB	46	VAL
2	CB	69	VAL
2	CB	84	LEU
2	CB	88	GLN
2	CB	103	TRP
2	CB	108	GLN

Continued on next page...

Continued from previous page...

Mol	Chain	Res	Type
2	CB	109	SER
2	CB	124	THR
2	CB	125	PHE
2	CB	131	LYS
2	CB	146	SER
2	CB	147	LEU
2	CB	182	VAL
2	CB	187	ASP
2	CB	191	ASP
2	CB	196	ASP
2	CB	199	ILE
2	CB	212	TYR
3	CC	15	LYS
3	CC	26	LYS
3	CC	30	ASP
3	CC	35	ASP
3	CC	41	TYR
3	CC	53	ARG
3	CC	106	ARG
3	CC	126	ARG
3	CC	134	LYS
3	CC	139	ASN
3	CC	152	VAL
3	CC	160	GLU
3	CC	161	ILE
3	CC	166	TRP
3	CC	177	LEU
3	CC	178	ARG
3	CC	183	TYR
4	CD	2	ARG
4	CD	10	LEU
4	CD	24	VAL
4	CD	25	ARG
4	CD	30	LYS
4	CD	31	CYS
4	CD	34	GLU
4	CD	47	LEU
4	CD	52	VAL
4	CD	55	ARG
4	CD	57	LYS
4	CD	58	GLN
4	CD	67	LEU

Continued on next page...

Continued from previous page...

Mol	Chain	Res	Type
4	CD	80	ARG
4	CD	84	ASN
4	CD	106	PHE
4	CD	116	LEU
4	CD	125	ASN
4	CD	127	ARG
4	CD	137	SER
4	CD	140	ASP
4	CD	142	VAL
4	CD	147	LYS
4	CD	151	GLN
4	CD	168	THR
4	CD	170	LEU
4	CD	182	LYS
4	CD	183	ARG
4	CD	184	LYS
4	CD	190	LEU
4	CD	194	ILE
4	CD	199	ILE
5	CE	11	GLN
5	CE	13	LYS
5	CE	18	ASN
5	CE	24	VAL
5	CE	25	LYS
5	CE	29	ILE
5	CE	59	ILE
5	CE	75	LEU
5	CE	76	ASN
5	CE	80	LEU
5	CE	87	VAL
5	CE	92	ARG
5	CE	95	MET
5	CE	99	SER
5	CE	119	VAL
5	CE	131	ASN
5	CE	133	ILE
5	CE	136	VAL
5	CE	139	THR
5	CE	144	GLU
5	CE	151	MET
6	CF	7	VAL
6	CF	33	GLU

Continued on next page...

Continued from previous page...

Mol	Chain	Res	Type
6	CF	38	ARG
6	CF	44	ARG
6	CF	54	LEU
6	CF	56	LYS
6	CF	58	HIS
6	CF	61	LEU
6	CF	72	ASP
6	CF	81	ASN
6	CF	85	ILE
6	CF	86	ARG
6	CF	89	VAL
6	CF	98	GLU
54	CG	3	ARG
54	CG	5	VAL
54	CG	6	ILE
54	CG	10	LYS
54	CG	12	LEU
54	CG	16	LYS
54	CG	55	LYS
54	CG	58	LEU
54	CG	66	GLU
54	CG	75	LYS
54	CG	78	ARG
54	CG	85	GLN
54	CG	100	MET
54	CG	102	TRP
54	CG	112	ASP
54	CG	115	MET
54	CG	119	LEU
54	CG	139	ASP
54	CG	148	LYS
8	CH	2	MET
8	CH	37	ASN
8	CH	42	GLU
8	CH	46	GLU
8	CH	50	VAL
8	CH	59	GLU
8	CH	76	ARG
8	CH	82	LEU
8	CH	89	ASP
8	CH	93	LYS
8	CH	102	VAL

Continued on next page...

Continued from previous page...

Mol	Chain	Res	Type
8	CH	110	MET
8	CH	128	VAL
9	CI	3	ASN
9	CI	4	GLN
9	CI	5	TYR
9	CI	37	TYR
9	CI	45	MET
9	CI	47	VAL
9	CI	53	LEU
9	CI	54	VAL
9	CI	60	LEU
9	CI	83	THR
9	CI	87	MET
9	CI	125	GLN
9	CI	129	ARG
10	CJ	11	LYS
10	CJ	15	HIS
10	CJ	48	ARG
10	CJ	59	LYS
10	CJ	67	ILE
10	CJ	69	THR
10	CJ	82	LYS
10	CJ	87	LEU
10	CJ	92	LEU
11	CK	12	ARG
11	CK	19	VAL
11	CK	25	SER
11	CK	27	ASN
11	CK	33	ILE
11	CK	73	VAL
11	CK	78	ILE
11	CK	81	LEU
11	CK	83	VAL
11	CK	95	THR
11	CK	105	ARG
11	CK	126	ARG
11	CK	128	VAL
12	CL	5	GLN
12	CL	9	LYS
12	CL	14	LYS
12	CL	19	ASN
12	CL	20	VAL

Continued on next page...

Continued from previous page...

Mol	Chain	Res	Type
12	CL	28	GLN
12	CL	39	THR
12	CL	48	LEU
12	CL	49	ARG
12	CL	57	THR
12	CL	72	ASN
12	CL	88	ASP
12	CL	96	THR
12	CL	97	VAL
12	CL	102	ASP
12	CL	107	LYS
12	CL	120	ARG
55	CM	12	LYS
55	CM	24	VAL
55	CM	28	ARG
55	CM	32	ILE
55	CM	53	ASP
55	CM	77	LYS
55	CM	91	ARG
55	CM	92	ARG
55	CM	100	ARG
55	CM	113	LYS
14	CN	3	GLN
14	CN	27	LYS
14	CN	41	TRP
14	CN	52	ARG
14	CN	53	ASP
14	CN	58	ARG
14	CN	61	ASN
14	CN	65	GLN
14	CN	72	PHE
14	CN	81	ILE
14	CN	96	LYS
15	CO	13	GLU
15	CO	16	ARG
15	CO	34	GLN
15	CO	38	LEU
15	CO	39	GLN
15	CO	45	HIS
15	CO	79	GLN
15	CO	80	LEU
56	CP	1	MET

Continued on next page...

Continued from previous page...

Mol	Chain	Res	Type
56	CP	3	THR
56	CP	4	ILE
56	CP	26	ASN
56	CP	32	PHE
56	CP	35	ARG
56	CP	46	LYS
56	CP	54	LEU
56	CP	56	ARG
56	CP	69	ASP
56	CP	71	VAL
17	CQ	3	LYS
17	CQ	6	THR
17	CQ	20	ILE
17	CQ	27	PHE
17	CQ	32	ILE
17	CQ	37	ILE
17	CQ	39	ARG
17	CQ	51	GLU
17	CQ	52	CYS
17	CQ	56	ASP
17	CQ	60	ILE
17	CQ	80	LYS
18	CR	25	ILE
18	CR	44	THR
18	CR	65	SER
18	CR	72	ARG
19	CS	5	LYS
19	CS	10	ILE
19	CS	11	ASP
19	CS	52	ASN
19	CS	54	ARG
19	CS	55	GLN
19	CS	73	PHE
20	CT	11	ILE
20	CT	26	MET
20	CT	30	PHE
20	CT	35	TYR
20	CT	47	GLN
20	CT	53	MET
20	CT	68	LYS
20	CT	69	ASN
20	CT	73	ARG

Continued on next page...

Continued from previous page...

Mol	Chain	Res	Type
20	CT	82	ILE
21	CU	4	LYS
21	CU	9	GLU
21	CU	18	PHE
21	CU	19	LYS
21	CU	32	ARG
21	CU	36	PHE
21	CU	37	TYR
21	CU	53	LYS
24	DC	23	LEU
24	DC	35	LYS
24	DC	43	ASN
24	DC	51	ARG
24	DC	57	HIS
24	DC	62	ARG
24	DC	80	LEU
24	DC	90	ILE
24	DC	102	TYR
24	DC	124	LYS
24	DC	136	VAL
24	DC	152	GLN
24	DC	172	THR
24	DC	173	LEU
24	DC	183	VAL
24	DC	187	CYS
24	DC	188	ARG
24	DC	190	THR
24	DC	191	LEU
24	DC	206	LYS
24	DC	212	TRP
24	DC	220	ARG
24	DC	227	VAL
24	DC	228	ASP
24	DC	235	GLU
24	DC	256	THR
24	DC	269	ARG
25	DD	24	VAL
25	DD	28	GLU
25	DD	32	ASN
25	DD	33	ARG
25	DD	35	THR
25	DD	38	LYS

Continued on next page...

Continued from previous page...

Mol	Chain	Res	Type
25	DD	48	ILE
25	DD	55	LYS
25	DD	56	LYS
25	DD	58	ASN
25	DD	62	LYS
25	DD	79	LEU
25	DD	106	LYS
25	DD	121	THR
25	DD	136	ASN
25	DD	138	LEU
25	DD	140	HIS
25	DD	141	ARG
25	DD	148	GLN
25	DD	150	GLN
25	DD	151	THR
25	DD	159	LYS
25	DD	168	GLU
25	DD	189	VAL
25	DD	193	VAL
26	DE	53	THR
26	DE	57	LYS
26	DE	61	ARG
26	DE	67	ARG
26	DE	69	ARG
26	DE	77	ILE
26	DE	78	TRP
26	DE	108	ILE
26	DE	112	LEU
26	DE	117	ARG
26	DE	126	VAL
26	DE	139	LYS
26	DE	149	ILE
26	DE	157	LEU
26	DE	163	ASN
26	DE	164	LEU
26	DE	166	LYS
58	DF	47	LYS
58	DF	48	LEU
58	DF	49	LEU
58	DF	76	PHE
58	DF	94	ARG
58	DF	97	GLU

Continued on next page...

Continued from previous page...

Mol	Chain	Res	Type
58	DF	110	ILE
58	DF	111	ARG
58	DF	113	PHE
58	DF	119	LYS
58	DF	133	GLU
58	DF	134	GLN
58	DF	135	ILE
58	DF	139	GLU
58	DF	142	TYR
58	DF	147	ARG
58	DF	151	LEU
58	DF	160	LYS
58	DF	166	ARG
58	DF	169	LEU
58	DF	172	PHE
58	DF	177	ARG
28	DG	2	ARG
28	DG	18	ILE
28	DG	19	ASN
28	DG	34	ARG
28	DG	35	THR
28	DG	40	VAL
28	DG	51	PHE
28	DG	72	ASN
28	DG	84	LYS
28	DG	93	TYR
28	DG	120	ILE
28	DG	132	LEU
28	DG	162	ARG
28	DG	163	TYR
28	DG	166	GLU
28	DG	176	LYS
29	DH	8	LYS
29	DH	22	LYS
29	DH	25	TYR
29	DH	27	ARG
29	DH	28	ASN
29	DH	50	ARG
29	DH	57	LYS
29	DH	66	ASN
29	DH	68	ARG
29	DH	76	GLU

Continued on next page...

Continued from previous page...

Mol	Chain	Res	Type
29	DH	86	ASP
29	DH	91	PHE
29	DH	104	THR
29	DH	109	GLU
29	DH	132	PHE
29	DH	144	VAL
30	DI	7	TYR
30	DI	16	MET
30	DI	30	GLN
30	DI	58	ILE
30	DI	72	THR
30	DI	93	ASN
31	DJ	25	LEU
31	DJ	36	LEU
31	DJ	47	HIS
31	DJ	52	ASP
31	DJ	57	LEU
31	DJ	81	ILE
31	DJ	92	MET
31	DJ	95	ARG
31	DJ	99	ARG
31	DJ	101	ILE
31	DJ	106	LYS
31	DJ	129	GLU
31	DJ	139	VAL
32	DK	3	GLN
32	DK	6	THR
32	DK	7	MET
32	DK	9	ASN
32	DK	13	ASN
32	DK	21	CYS
32	DK	25	LEU
32	DK	39	ILE
32	DK	41	ILE
32	DK	47	ILE
32	DK	49	ARG
32	DK	54	LYS
32	DK	65	THR
32	DK	77	ILE
32	DK	79	PHE
32	DK	100	PHE
32	DK	105	ARG

Continued on next page...

Continued from previous page...

Mol	Chain	Res	Type
32	DK	106	GLU
32	DK	107	LEU
32	DK	111	LYS
32	DK	114	LYS
33	DL	3	LEU
33	DL	4	ASN
33	DL	6	LEU
33	DL	47	ARG
33	DL	69	ARG
33	DL	79	LEU
33	DL	82	LEU
33	DL	99	ASN
33	DL	103	ILE
33	DL	111	ILE
33	DL	112	LEU
33	DL	141	LYS
33	DL	143	GLU
34	DM	8	LYS
34	DM	38	ARG
34	DM	78	LEU
34	DM	97	GLN
34	DM	105	MET
34	DM	115	GLU
35	DN	14	SER
35	DN	18	GLN
35	DN	21	PHE
35	DN	29	VAL
35	DN	33	ILE
35	DN	40	LYS
35	DN	46	ARG
35	DN	53	THR
35	DN	62	ASN
35	DN	63	ARG
35	DN	67	PHE
35	DN	69	ARG
35	DN	75	ILE
35	DN	90	ARG
35	DN	94	TYR
35	DN	95	THR
35	DN	97	ILE
35	DN	98	LEU
35	DN	107	ASN

Continued on next page...

Continued from previous page...

Mol	Chain	Res	Type
35	DN	114	GLU
36	DO	17	LYS
36	DO	31	THR
36	DO	63	LYS
36	DO	65	THR
36	DO	68	LYS
36	DO	90	VAL
36	DO	115	LEU
36	DO	117	PHE
37	DP	6	GLN
37	DP	7	LEU
37	DP	13	LYS
37	DP	19	PHE
37	DP	28	LYS
37	DP	31	VAL
37	DP	83	ILE
37	DP	86	LYS
37	DP	95	LYS
37	DP	101	GLU
38	DQ	3	VAL
38	DQ	10	ARG
38	DQ	12	ARG
38	DQ	15	LYS
38	DQ	18	LYS
38	DQ	35	PHE
38	DQ	47	ARG
38	DQ	50	ARG
38	DQ	54	ARG
38	DQ	57	ARG
38	DQ	63	ARG
38	DQ	69	ARG
38	DQ	79	ILE
38	DQ	93	ILE
39	DR	6	GLN
39	DR	10	LYS
39	DR	13	ARG
39	DR	22	LEU
39	DR	37	GLU
39	DR	39	LEU
39	DR	48	LYS
39	DR	58	VAL
39	DR	80	ARG

Continued on next page...

Continued from previous page...

Mol	Chain	Res	Type
39	DR	83	TYR
39	DR	86	GLN
39	DR	90	ARG
39	DR	93	PHE
40	DS	6	LYS
40	DS	9	HIS
40	DS	22	ASP
40	DS	23	LEU
40	DS	31	GLN
40	DS	45	VAL
40	DS	46	LEU
40	DS	66	ILE
40	DS	70	LYS
40	DS	74	ILE
40	DS	76	VAL
40	DS	84	ARG
40	DS	86	MET
40	DS	88	ARG
41	DT	9	LYS
41	DT	12	ARG
41	DT	18	GLU
41	DT	48	GLN
41	DT	54	GLU
41	DT	64	LYS
42	DU	13	LEU
42	DU	20	LYS
42	DU	21	ARG
42	DU	40	LEU
42	DU	41	VAL
42	DU	45	GLN
42	DU	71	ILE
42	DU	85	ARG
42	DU	94	PHE
42	DU	95	PHE
43	DV	26	PHE
43	DV	40	ILE
43	DV	51	GLN
43	DV	61	LEU
43	DV	65	VAL
43	DV	69	GLU
43	DV	70	ILE
43	DV	76	ASP

Continued on next page...

Continued from previous page...

Mol	Chain	Res	Type
44	DW	18	LYS
44	DW	20	LEU
44	DW	22	VAL
44	DW	25	PHE
44	DW	30	VAL
44	DW	35	ILE
44	DW	37	VAL
44	DW	39	GLN
44	DW	40	ARG
44	DW	58	LEU
44	DW	68	PHE
44	DW	76	ARG
44	DW	77	LYS
44	DW	80	SER
44	DW	81	ILE
45	DX	5	GLN
45	DX	6	VAL
45	DX	26	ARG
45	DX	31	ASN
45	DX	46	VAL
45	DX	47	THR
45	DX	53	LYS
45	DX	63	ILE
45	DX	73	ARG
45	DX	77	TYR
46	DY	1	MET
46	DY	4	LYS
46	DY	28	LEU
47	DZ	15	ARG
47	DZ	16	LEU
47	DZ	23	LEU
47	DZ	24	LEU
47	DZ	28	LEU
47	DZ	29	ARG
47	DZ	30	ARG
47	DZ	53	MET
48	D0	5	ASN
48	D0	9	ARG
48	D0	22	THR
48	D0	27	LEU
48	D0	41	HIS
48	D0	42	ILE

Continued on next page...

Continued from previous page...

Mol	Chain	Res	Type
48	D0	49	ARG
49	D1	10	LEU
49	D1	20	TYR
49	D1	35	LEU
49	D1	44	GLN
50	D2	26	ASN
50	D2	33	ARG
50	D2	45	SER
51	D3	12	ARG
51	D3	14	LYS
51	D3	27	ASN
51	D3	28	LEU
51	D3	29	ARG
51	D3	41	ARG
51	D3	46	LYS
51	D3	48	MET
51	D3	49	VAL
51	D3	51	LYS
51	D3	61	LEU
52	D4	2	LYS
52	D4	9	LYS
52	D4	13	ASN
52	D4	15	LYS
52	D4	17	VAL

Some sidechains can be flipped to improve hydrogen bonding and reduce clashes. All (355) such sidechains are listed below:

Mol	Chain	Res	Type
2	AB	38	HIS
2	AB	57	ASN
2	AB	102	ASN
2	AB	108	GLN
2	AB	119	GLN
2	AB	167	HIS
2	AB	169	HIS
3	AC	5	HIS
3	AC	24	ASN
3	AC	68	HIS
3	AC	138	GLN
3	AC	139	ASN
4	AD	40	HIS
4	AD	53	GLN

Continued on next page...

Continued from previous page...

Mol	Chain	Res	Type
4	AD	58	GLN
4	AD	70	GLN
4	AD	73	ASN
4	AD	84	ASN
4	AD	99	ASN
4	AD	119	HIS
4	AD	163	GLN
5	AE	11	GLN
5	AE	42	ASN
5	AE	69	ASN
5	AE	72	ASN
5	AE	77	ASN
5	AE	121	ASN
6	AF	3	HIS
6	AF	11	HIS
6	AF	46	GLN
6	AF	52	ASN
6	AF	68	GLN
7	AG	67	ASN
7	AG	85	GLN
7	AG	121	ASN
7	AG	147	ASN
8	AH	3	GLN
8	AH	17	GLN
8	AH	20	ASN
8	AH	117	GLN
9	AI	3	ASN
9	AI	4	GLN
9	AI	74	GLN
9	AI	80	HIS
9	AI	125	GLN
10	AJ	20	GLN
10	AJ	35	GLN
10	AJ	56	HIS
10	AJ	64	GLN
11	AK	21	HIS
11	AK	23	HIS
11	AK	108	ASN
11	AK	118	ASN
12	AL	4	ASN
12	AL	45	ASN
12	AL	58	ASN

Continued on next page...

Continued from previous page...

Mol	Chain	Res	Type
13	AM	7	ASN
14	AN	42	ASN
14	AN	48	GLN
14	AN	61	ASN
15	AO	19	ASN
15	AO	36	ASN
15	AO	37	HIS
15	AO	45	HIS
15	AO	61	GLN
16	AP	9	HIS
16	AP	29	ASN
16	AP	59	HIS
17	AQ	44	HIS
17	AQ	46	HIS
17	AQ	49	ASN
18	AR	30	ASN
18	AR	73	HIS
19	AS	13	HIS
19	AS	42	ASN
20	AT	12	GLN
20	AT	47	GLN
20	AT	54	GLN
20	AT	60	GLN
20	AT	74	HIS
20	AT	77	ASN
21	AU	8	ASN
24	BC	20	ASN
24	BC	43	ASN
24	BC	59	GLN
24	BC	89	ASN
24	BC	114	GLN
24	BC	141	HIS
24	BC	152	GLN
24	BC	199	HIS
24	BC	225	ASN
24	BC	242	HIS
24	BC	250	GLN
24	BC	259	ASN
25	BD	32	ASN
25	BD	42	ASN
25	BD	58	ASN
25	BD	126	ASN

Continued on next page...

Continued from previous page...

Mol	Chain	Res	Type
25	BD	130	GLN
25	BD	150	GLN
26	BE	29	HIS
26	BE	30	GLN
26	BE	62	GLN
26	BE	90	GLN
26	BE	97	ASN
26	BE	136	GLN
27	BF	4	HIS
27	BF	22	ASN
27	BF	26	GLN
27	BF	134	GLN
28	BG	72	ASN
28	BG	100	ASN
28	BG	103	ASN
29	BH	18	GLN
29	BH	20	ASN
29	BH	28	ASN
29	BH	33	GLN
29	BH	43	ASN
29	BH	145	ASN
30	BI	5	GLN
30	BI	30	GLN
30	BI	110	GLN
31	BJ	40	HIS
31	BJ	58	ASN
31	BJ	76	HIS
31	BJ	77	HIS
31	BJ	80	HIS
31	BJ	128	ASN
31	BJ	130	HIS
32	BK	88	ASN
32	BK	89	ASN
33	BL	4	ASN
33	BL	54	GLN
33	BL	93	ASN
33	BL	104	GLN
34	BM	17	ASN
34	BM	88	ASN
34	BM	97	GLN
35	BN	9	GLN
35	BN	11	ASN

Continued on next page...

Continued from previous page...

Mol	Chain	Res	Type
35	BN	18	GLN
35	BN	23	ASN
35	BN	62	ASN
35	BN	107	ASN
36	BO	19	GLN
36	BO	34	HIS
36	BO	38	GLN
36	BO	100	HIS
37	BP	9	GLN
37	BP	11	GLN
37	BP	74	GLN
38	BQ	13	HIS
38	BQ	51	GLN
38	BQ	65	ASN
39	BR	12	HIS
39	BR	18	GLN
39	BR	43	ASN
39	BR	66	HIS
40	BS	15	GLN
40	BS	57	ASN
40	BS	61	ASN
41	BT	48	GLN
41	BT	70	HIS
41	BT	72	GLN
41	BT	91	GLN
42	BU	52	ASN
42	BU	65	GLN
42	BU	73	ASN
43	BV	5	ASN
43	BV	44	HIS
43	BV	51	GLN
43	BV	80	HIS
43	BV	88	HIS
44	BW	11	ASN
44	BW	39	GLN
44	BW	49	ASN
45	BX	5	GLN
45	BX	22	ASN
46	BY	15	ASN
46	BY	27	ASN
46	BY	41	HIS
47	BZ	8	GLN

Continued on next page...

Continued from previous page...

Mol	Chain	Res	Type
48	B0	3	GLN
48	B0	4	GLN
48	B0	41	HIS
50	B2	13	ASN
50	B2	16	HIS
51	B3	25	HIS
51	B3	27	ASN
52	B4	13	ASN
52	B4	33	HIS
52	B4	35	GLN
2	CB	18	GLN
2	CB	38	HIS
2	CB	169	HIS
2	CB	176	ASN
3	CC	2	GLN
3	CC	7	ASN
3	CC	18	ASN
3	CC	31	ASN
3	CC	68	HIS
3	CC	139	ASN
3	CC	175	HIS
3	CC	184	ASN
4	CD	70	GLN
4	CD	84	ASN
4	CD	115	GLN
4	CD	119	HIS
4	CD	125	ASN
4	CD	151	GLN
4	CD	163	GLN
5	CE	11	GLN
5	CE	69	ASN
5	CE	76	ASN
5	CE	121	ASN
5	CE	131	ASN
6	CF	11	HIS
6	CF	55	HIS
6	CF	58	HIS
6	CF	81	ASN
54	CG	67	ASN
54	CG	85	GLN
8	CH	3	GLN
8	CH	17	GLN

Continued on next page...

Continued from previous page...

Mol	Chain	Res	Type
8	CH	75	GLN
9	CI	3	ASN
9	CI	4	GLN
9	CI	49	GLN
9	CI	74	GLN
9	CI	109	GLN
9	CI	125	GLN
10	CJ	70	HIS
11	CK	21	HIS
11	CK	27	ASN
11	CK	117	HIS
12	CL	4	ASN
12	CL	5	GLN
12	CL	19	ASN
12	CL	72	ASN
12	CL	74	GLN
12	CL	111	GLN
55	CM	90	HIS
14	CN	65	GLN
15	CO	27	GLN
15	CO	36	ASN
15	CO	45	HIS
15	CO	79	GLN
56	CP	18	GLN
56	CP	26	ASN
17	CQ	44	HIS
17	CQ	49	ASN
19	CS	51	HIS
19	CS	52	ASN
19	CS	56	HIS
20	CT	12	GLN
20	CT	54	GLN
20	CT	60	GLN
20	CT	81	GLN
24	DC	43	ASN
24	DC	57	HIS
24	DC	59	GLN
24	DC	89	ASN
24	DC	116	GLN
24	DC	133	ASN
24	DC	141	HIS
24	DC	162	GLN

Continued on next page...

Continued from previous page...

Mol	Chain	Res	Type
24	DC	242	HIS
25	DD	32	ASN
25	DD	36	GLN
25	DD	49	GLN
25	DD	58	ASN
25	DD	136	ASN
25	DD	185	ASN
26	DE	29	HIS
26	DE	30	GLN
26	DE	62	GLN
58	DF	126	ASN
28	DG	19	ASN
28	DG	37	ASN
28	DG	44	HIS
28	DG	138	GLN
29	DH	2	GLN
29	DH	28	ASN
29	DH	66	ASN
30	DI	42	ASN
30	DI	93	ASN
30	DI	106	GLN
31	DJ	40	HIS
31	DJ	136	GLN
31	DJ	138	GLN
32	DK	3	GLN
32	DK	9	ASN
32	DK	13	ASN
32	DK	89	ASN
33	DL	4	ASN
33	DL	54	GLN
34	DM	3	GLN
34	DM	13	HIS
35	DN	3	HIS
35	DN	16	HIS
35	DN	31	HIS
35	DN	73	ASN
36	DO	29	HIS
36	DO	34	HIS
36	DO	38	GLN
37	DP	2	ASN
37	DP	6	GLN
37	DP	9	GLN

Continued on next page...

Continued from previous page...

Mol	Chain	Res	Type
37	DP	65	ASN
37	DP	114	ASN
38	DQ	19	GLN
38	DQ	71	ASN
38	DQ	80	ASN
39	DR	6	GLN
39	DR	12	HIS
39	DR	43	ASN
39	DR	66	HIS
39	DR	82	HIS
39	DR	86	GLN
39	DR	87	GLN
40	DS	31	GLN
40	DS	57	ASN
41	DT	15	HIS
41	DT	48	GLN
41	DT	70	HIS
41	DT	92	ASN
42	DU	44	HIS
42	DU	45	GLN
42	DU	52	ASN
42	DU	53	GLN
42	DU	68	ASN
43	DV	24	ASN
43	DV	51	GLN
43	DV	80	HIS
43	DV	88	HIS
44	DW	11	ASN
44	DW	56	HIS
45	DX	15	ASN
45	DX	22	ASN
45	DX	31	ASN
46	DY	15	ASN
46	DY	20	ASN
46	DY	41	HIS
46	DY	58	ASN
47	DZ	19	HIS
48	D0	5	ASN
48	D0	41	HIS
50	D2	6	GLN
50	D2	16	HIS
50	D2	26	ASN

Continued on next page...

Continued from previous page...

Mol	Chain	Res	Type
51	D3	25	HIS
51	D3	27	ASN
51	D3	30	HIS
51	D3	42	HIS
52	D4	37	GLN

5.3.3 RNA ⓘ

Mol	Chain	Analysed	Backbone Outliers	Pucker Outliers
1	AA	1532/1533 (99%)	482 (31%)	233 (15%)
22	BA	2850/2903 (98%)	900 (31%)	473 (16%)
22	DA	2839/2903 (97%)	1062 (37%)	506 (17%)
23	BB	117/118 (99%)	32 (27%)	18 (15%)
53	CA	1529/1530 (99%)	548 (35%)	236 (15%)
57	DB	116/117 (99%)	38 (32%)	15 (12%)
All	All	8983/9104 (98%)	3062 (34%)	1481 (16%)

All (3062) RNA backbone outliers are listed below:

Mol	Chain	Res	Type
1	AA	5	U
1	AA	6	G
1	AA	7	A
1	AA	8	A
1	AA	9	G
1	AA	13	U
1	AA	14	U
1	AA	22	G
1	AA	31	G
1	AA	32	A
1	AA	33	A
1	AA	39	G
1	AA	47	C
1	AA	48	C
1	AA	50	A
1	AA	51	A
1	AA	52	C
1	AA	61	G
1	AA	62	U
1	AA	65	A
1	AA	66	A

Continued on next page...

Continued from previous page...

Mol	Chain	Res	Type
1	AA	67	C
1	AA	70	U
1	AA	71	A
1	AA	73	C
1	AA	74	A
1	AA	75	G
1	AA	76	G
1	AA	77	A
1	AA	79	G
1	AA	82	G
1	AA	83	C
1	AA	85	U
1	AA	86	G
1	AA	87	C
1	AA	88	U
1	AA	89	U
1	AA	90	C
1	AA	91	U
1	AA	92	U
1	AA	93	U
1	AA	94	G
1	AA	95	C
1	AA	97	G
1	AA	98	A
1	AA	109	A
1	AA	110	C
1	AA	111	G
1	AA	116	A
1	AA	117	G
1	AA	119	A
1	AA	120	A
1	AA	121	U
1	AA	122	G
1	AA	127	G
1	AA	129	A
1	AA	130	A
1	AA	131	A
1	AA	132	C
1	AA	141	G
1	AA	143	A
1	AA	156	C
1	AA	159	G

Continued on next page...

Continued from previous page...

Mol	Chain	Res	Type
1	AA	163	C
1	AA	164	G
1	AA	174	A
1	AA	175	C
1	AA	176	C
1	AA	177	G
1	AA	181	A
1	AA	182	A
1	AA	183	C
1	AA	184	G
1	AA	185	U
1	AA	198	G
1	AA	199	A
1	AA	200	G
1	AA	202	G
1	AA	205	A
1	AA	207	C
1	AA	209	U
1	AA	210	C
1	AA	211	G
1	AA	212	G
1	AA	214	C
1	AA	219	U
1	AA	232	G
1	AA	240	G
1	AA	243	A
1	AA	244	U
1	AA	245	U
1	AA	247	G
1	AA	250	A
1	AA	251	G
1	AA	252	U
1	AA	253	A
1	AA	258	G
1	AA	266	G
1	AA	267	C
1	AA	268	U
1	AA	269	C
1	AA	273	U
1	AA	274	A
1	AA	275	G
1	AA	276	G

Continued on next page...

Continued from previous page...

Mol	Chain	Res	Type
1	AA	279	A
1	AA	280	C
1	AA	285	C
1	AA	289	G
1	AA	294	U
1	AA	305	G
1	AA	306	A
1	AA	316	C
1	AA	320	A
1	AA	321	A
1	AA	328	C
1	AA	329	A
1	AA	330	C
1	AA	331	G
1	AA	332	G
1	AA	344	A
1	AA	345	C
1	AA	346	G
1	AA	347	G
1	AA	352	C
1	AA	353	A
1	AA	354	G
1	AA	356	A
1	AA	367	U
1	AA	368	U
1	AA	369	G
1	AA	370	C
1	AA	373	A
1	AA	384	G
1	AA	389	A
1	AA	392	C
1	AA	398	U
1	AA	406	G
1	AA	411	A
1	AA	412	A
1	AA	413	G
1	AA	414	A
1	AA	415	A
1	AA	421	U
1	AA	422	C
1	AA	423	G
1	AA	424	G

Continued on next page...

Continued from previous page...

Mol	Chain	Res	Type
1	AA	428	G
1	AA	429	U
1	AA	430	A
1	AA	431	A
1	AA	438	U
1	AA	439	U
1	AA	451	A
1	AA	452	A
1	AA	453	G
1	AA	458	U
1	AA	459	A
1	AA	461	A
1	AA	462	G
1	AA	463	U
1	AA	466	A
1	AA	467	U
1	AA	468	A
1	AA	469	C
1	AA	478	A
1	AA	481	G
1	AA	482	A
1	AA	484	G
1	AA	485	U
1	AA	486	U
1	AA	487	A
1	AA	488	C
1	AA	496	A
1	AA	497	G
1	AA	498	A
1	AA	499	A
1	AA	500	G
1	AA	501	C
1	AA	508	U
1	AA	509	A
1	AA	511	C
1	AA	512	U
1	AA	513	C
1	AA	517	G
1	AA	518	C
1	AA	519	C
1	AA	520	A
1	AA	527	G

Continued on next page...

Continued from previous page...

Mol	Chain	Res	Type
1	AA	532	A
1	AA	533	A
1	AA	534	U
1	AA	535	A
1	AA	536	C
1	AA	537	G
1	AA	546	A
1	AA	548	G
1	AA	549	C
1	AA	556	C
1	AA	559	A
1	AA	560	A
1	AA	562	U
1	AA	563	A
1	AA	564	C
1	AA	565	U
1	AA	566	G
1	AA	567	G
1	AA	568	G
1	AA	572	A
1	AA	573	A
1	AA	575	G
1	AA	576	C
1	AA	577	G
1	AA	579	A
1	AA	588	G
1	AA	595	A
1	AA	596	A
1	AA	597	G
1	AA	642	A
1	AA	643	C
1	AA	650	G
1	AA	653	U
1	AA	654	G
1	AA	655	A
1	AA	665	A
1	AA	682	G
1	AA	688	G
1	AA	689	C
1	AA	698	G
1	AA	701	U
1	AA	702	A

Continued on next page...

Continued from previous page...

Mol	Chain	Res	Type
1	AA	703	G
1	AA	717	U
1	AA	718	A
1	AA	719	C
1	AA	721	G
1	AA	722	G
1	AA	723	U
1	AA	724	G
1	AA	725	G
1	AA	731	G
1	AA	748	G
1	AA	753	A
1	AA	754	C
1	AA	755	G
1	AA	756	C
1	AA	776	G
1	AA	777	A
1	AA	787	A
1	AA	792	A
1	AA	793	U
1	AA	794	A
1	AA	795	C
1	AA	798	U
1	AA	802	A
1	AA	812	G
1	AA	813	U
1	AA	814	A
1	AA	815	A
1	AA	816	A
1	AA	817	C
1	AA	818	G
1	AA	828	U
1	AA	829	G
1	AA	832	G
1	AA	841	C
1	AA	843	U
1	AA	845	A
1	AA	846	G
1	AA	849	G
1	AA	859	G
1	AA	861	G
1	AA	870	U

Continued on next page...

Continued from previous page...

Mol	Chain	Res	Type
1	AA	871	U
1	AA	874	G
1	AA	875	U
1	AA	885	G
1	AA	889	A
1	AA	890	G
1	AA	910	C
1	AA	914	A
1	AA	915	A
1	AA	926	G
1	AA	927	G
1	AA	934	C
1	AA	935	A
1	AA	936	C
1	AA	960	U
1	AA	961	U
1	AA	962	C
1	AA	966	G
1	AA	967	C
1	AA	968	A
1	AA	969	A
1	AA	971	G
1	AA	972	C
1	AA	973	G
1	AA	974	A
1	AA	975	A
1	AA	976	G
1	AA	977	A
1	AA	982	U
1	AA	983	A
1	AA	984	C
1	AA	985	C
1	AA	987	G
1	AA	989	U
1	AA	992	U
1	AA	993	G
1	AA	994	A
1	AA	995	C
1	AA	1003	G
1	AA	1004	A
1	AA	1008	U
1	AA	1017	U

Continued on next page...

Continued from previous page...

Mol	Chain	Res	Type
1	AA	1018	G
1	AA	1022	A
1	AA	1029	U
1	AA	1030	U
1	AA	1031	C
1	AA	1032	G
1	AA	1033	G
1	AA	1034	G
1	AA	1037	C
1	AA	1050	G
1	AA	1051	C
1	AA	1052	U
1	AA	1053	G
1	AA	1054	C
1	AA	1064	G
1	AA	1065	U
1	AA	1066	C
1	AA	1068	G
1	AA	1069	C
1	AA	1085	U
1	AA	1086	U
1	AA	1087	G
1	AA	1088	G
1	AA	1094	G
1	AA	1101	A
1	AA	1102	A
1	AA	1103	C
1	AA	1104	G
1	AA	1113	C
1	AA	1124	G
1	AA	1125	U
1	AA	1126	U
1	AA	1127	G
1	AA	1128	C
1	AA	1130	A
1	AA	1131	G
1	AA	1133	G
1	AA	1135	U
1	AA	1137	C
1	AA	1138	G
1	AA	1140	C
1	AA	1141	C

Continued on next page...

Continued from previous page...

Mol	Chain	Res	Type
1	AA	1142	G
1	AA	1144	G
1	AA	1145	A
1	AA	1146	A
1	AA	1152	A
1	AA	1153	G
1	AA	1158	C
1	AA	1159	U
1	AA	1160	G
1	AA	1161	C
1	AA	1162	C
1	AA	1167	A
1	AA	1168	U
1	AA	1169	A
1	AA	1170	A
1	AA	1181	G
1	AA	1182	G
1	AA	1183	U
1	AA	1184	G
1	AA	1191	A
1	AA	1192	C
1	AA	1193	G
1	AA	1196	A
1	AA	1197	A
1	AA	1198	G
1	AA	1200	C
1	AA	1201	A
1	AA	1202	U
1	AA	1203	C
1	AA	1212	U
1	AA	1213	A
1	AA	1215	G
1	AA	1216	A
1	AA	1224	U
1	AA	1225	A
1	AA	1226	C
1	AA	1227	A
1	AA	1228	C
1	AA	1229	A
1	AA	1230	C
1	AA	1238	A
1	AA	1239	A

Continued on next page...

Continued from previous page...

Mol	Chain	Res	Type
1	AA	1240	U
1	AA	1241	G
1	AA	1242	G
1	AA	1256	A
1	AA	1257	A
1	AA	1258	G
1	AA	1259	C
1	AA	1275	A
1	AA	1278	G
1	AA	1279	G
1	AA	1280	A
1	AA	1282	C
1	AA	1283	U
1	AA	1285	A
1	AA	1286	U
1	AA	1287	A
1	AA	1293	C
1	AA	1299	A
1	AA	1303	C
1	AA	1304	G
1	AA	1305	G
1	AA	1308	U
1	AA	1317	C
1	AA	1318	A
1	AA	1320	C
1	AA	1321	U
1	AA	1322	C
1	AA	1323	G
1	AA	1324	A
1	AA	1325	C
1	AA	1332	A
1	AA	1333	A
1	AA	1337	G
1	AA	1338	G
1	AA	1346	A
1	AA	1348	U
1	AA	1349	A
1	AA	1350	A
1	AA	1353	G
1	AA	1362	A
1	AA	1364	U
1	AA	1365	G

Continued on next page...

Continued from previous page...

Mol	Chain	Res	Type
1	AA	1366	C
1	AA	1370	G
1	AA	1380	U
1	AA	1381	U
1	AA	1382	C
1	AA	1395	C
1	AA	1398	A
1	AA	1399	C
1	AA	1400	C
1	AA	1406	U
1	AA	1411	C
1	AA	1433	A
1	AA	1434	A
1	AA	1441	A
1	AA	1446	A
1	AA	1448	C
1	AA	1452	C
1	AA	1453	G
1	AA	1454	G
1	AA	1455	G
1	AA	1469	C
1	AA	1470	U
1	AA	1476	A
1	AA	1480	A
1	AA	1492	A
1	AA	1493	A
1	AA	1494	G
1	AA	1497	G
1	AA	1499	A
1	AA	1502	A
1	AA	1503	A
1	AA	1505	G
1	AA	1506	U
1	AA	1507	A
1	AA	1508	A
1	AA	1517	G
1	AA	1528	U
1	AA	1529	G
1	AA	1530	G
1	AA	1531	A
1	AA	1532	U
22	BA	10	A

Continued on next page...

Continued from previous page...

Mol	Chain	Res	Type
22	BA	12	U
22	BA	13	A
22	BA	14	A
22	BA	15	G
22	BA	27	G
22	BA	28	A
22	BA	33	C
22	BA	34	U
22	BA	35	G
22	BA	42	A
22	BA	43	G
22	BA	46	G
22	BA	49	A
22	BA	50	U
22	BA	52	A
22	BA	53	A
22	BA	61	C
22	BA	63	A
22	BA	64	A
22	BA	70	G
22	BA	71	A
22	BA	74	A
22	BA	75	G
22	BA	76	C
22	BA	80	G
22	BA	82	U
22	BA	84	A
22	BA	85	G
22	BA	92	U
22	BA	93	G
22	BA	98	G
22	BA	101	A
22	BA	116	C
22	BA	118	A
22	BA	119	A
22	BA	120	U
22	BA	126	A
22	BA	127	A
22	BA	131	A
22	BA	135	U
22	BA	136	G
22	BA	137	U

Continued on next page...

Continued from previous page...

Mol	Chain	Res	Type
22	BA	138	U
22	BA	139	U
22	BA	140	C
22	BA	141	G
22	BA	142	A
22	BA	143	C
22	BA	144	A
22	BA	149	A
22	BA	162	U
22	BA	163	C
22	BA	164	C
22	BA	165	A
22	BA	166	U
22	BA	177	G
22	BA	178	G
22	BA	188	G
22	BA	193	U
22	BA	196	A
22	BA	197	A
22	BA	199	A
22	BA	200	U
22	BA	201	C
22	BA	204	A
22	BA	205	G
22	BA	206	U
22	BA	207	A
22	BA	216	A
22	BA	221	A
22	BA	222	A
22	BA	223	A
22	BA	227	A
22	BA	228	C
22	BA	229	C
22	BA	230	G
22	BA	231	A
22	BA	233	A
22	BA	242	G
22	BA	243	U
22	BA	244	A
22	BA	248	G
22	BA	249	C
22	BA	250	G

Continued on next page...

Continued from previous page...

Mol	Chain	Res	Type
22	BA	255	A
22	BA	264	C
22	BA	265	A
22	BA	266	G
22	BA	267	C
22	BA	268	C
22	BA	271	G
22	BA	272	A
22	BA	273	G
22	BA	274	C
22	BA	276	U
22	BA	278	A
22	BA	281	C
22	BA	285	G
22	BA	291	G
22	BA	301	G
22	BA	302	C
22	BA	303	G
22	BA	310	A
22	BA	311	A
22	BA	312	G
22	BA	313	G
22	BA	322	A
22	BA	329	G
22	BA	330	A
22	BA	345	A
22	BA	346	A
22	BA	347	A
22	BA	349	U
22	BA	353	C
22	BA	359	G
22	BA	361	G
22	BA	362	A
22	BA	371	A
22	BA	372	G
22	BA	373	U
22	BA	383	C
22	BA	386	G
22	BA	387	U
22	BA	388	G
22	BA	389	G
22	BA	391	A

Continued on next page...

Continued from previous page...

Mol	Chain	Res	Type
22	BA	392	U
22	BA	395	U
22	BA	396	G
22	BA	404	A
22	BA	405	U
22	BA	411	G
22	BA	412	A
22	BA	413	C
22	BA	422	A
22	BA	423	A
22	BA	424	G
22	BA	435	C
22	BA	436	C
22	BA	443	A
22	BA	449	A
22	BA	451	U
22	BA	455	C
22	BA	457	A
22	BA	460	A
22	BA	467	G
22	BA	475	C
22	BA	476	G
22	BA	477	A
22	BA	479	A
22	BA	480	A
22	BA	481	G
22	BA	482	A
22	BA	489	G
22	BA	490	C
22	BA	491	G
22	BA	504	A
22	BA	505	A
22	BA	506	G
22	BA	507	A
22	BA	508	A
22	BA	509	C
22	BA	510	C
22	BA	512	G
22	BA	513	A
22	BA	514	A
22	BA	528	A
22	BA	529	A

Continued on next page...

Continued from previous page...

Mol	Chain	Res	Type
22	BA	530	G
22	BA	531	C
22	BA	532	A
22	BA	533	G
22	BA	537	G
22	BA	538	A
22	BA	544	C
22	BA	546	U
22	BA	547	A
22	BA	548	G
22	BA	549	G
22	BA	550	C
22	BA	556	A
22	BA	560	C
22	BA	563	A
22	BA	572	A
22	BA	573	U
22	BA	575	A
22	BA	576	U
22	BA	586	A
22	BA	587	C
22	BA	588	U
22	BA	603	A
22	BA	604	G
22	BA	605	G
22	BA	613	A
22	BA	614	A
22	BA	615	U
22	BA	616	A
22	BA	617	G
22	BA	618	G
22	BA	621	A
22	BA	622	G
22	BA	627	A
22	BA	628	G
22	BA	631	A
22	BA	634	C
22	BA	637	A
22	BA	638	G
22	BA	639	U
22	BA	645	C
22	BA	646	U

Continued on next page...

Continued from previous page...

Mol	Chain	Res	Type
22	BA	647	G
22	BA	648	G
22	BA	653	U
22	BA	654	A
22	BA	655	A
22	BA	656	G
22	BA	666	A
22	BA	669	G
22	BA	670	A
22	BA	671	C
22	BA	685	A
22	BA	686	U
22	BA	687	C
22	BA	688	U
22	BA	705	A
22	BA	706	A
22	BA	714	U
22	BA	717	C
22	BA	726	G
22	BA	727	A
22	BA	728	G
22	BA	729	G
22	BA	730	A
22	BA	738	G
22	BA	740	C
22	BA	746	U
22	BA	747	U
22	BA	748	G
22	BA	752	A
22	BA	753	A
22	BA	763	G
22	BA	764	A
22	BA	765	C
22	BA	766	U
22	BA	775	G
22	BA	776	G
22	BA	777	G
22	BA	782	A
22	BA	783	A
22	BA	784	G
22	BA	785	G
22	BA	788	A

Continued on next page...

Continued from previous page...

Mol	Chain	Res	Type
22	BA	789	A
22	BA	791	C
22	BA	792	A
22	BA	801	G
22	BA	805	G
22	BA	806	C
22	BA	807	U
22	BA	811	U
22	BA	812	C
22	BA	819	A
22	BA	827	U
22	BA	828	U
22	BA	829	A
22	BA	830	G
22	BA	845	A
22	BA	846	U
22	BA	847	U
22	BA	858	G
22	BA	859	G
22	BA	860	U
22	BA	861	A
22	BA	865	C
22	BA	866	A
22	BA	868	U
22	BA	876	C
22	BA	878	A
22	BA	896	A
22	BA	897	C
22	BA	901	C
22	BA	910	A
22	BA	913	U
22	BA	914	G
22	BA	915	C
22	BA	916	G
22	BA	919	U
22	BA	932	U
22	BA	933	A
22	BA	934	U
22	BA	941	A
22	BA	945	A
22	BA	946	C
22	BA	947	A

Continued on next page...

Continued from previous page...

Mol	Chain	Res	Type
22	BA	958	U
22	BA	959	A
22	BA	961	C
22	BA	962	G
22	BA	968	C
22	BA	973	A
22	BA	974	G
22	BA	983	A
22	BA	984	A
22	BA	985	C
22	BA	989	G
22	BA	990	A
22	BA	995	C
22	BA	996	A
22	BA	997	G
22	BA	1004	U
22	BA	1005	C
22	BA	1008	A
22	BA	1009	A
22	BA	1011	G
22	BA	1012	U
22	BA	1013	C
22	BA	1021	A
22	BA	1022	G
22	BA	1023	U
22	BA	1024	G
22	BA	1025	G
22	BA	1026	G
22	BA	1027	A
22	BA	1033	U
22	BA	1034	G
22	BA	1040	A
22	BA	1044	C
22	BA	1046	A
22	BA	1047	G
22	BA	1057	A
22	BA	1060	U
22	BA	1061	U
22	BA	1062	G
22	BA	1063	G
22	BA	1064	C
22	BA	1065	U

Continued on next page...

Continued from previous page...

Mol	Chain	Res	Type
22	BA	1066	U
22	BA	1070	A
22	BA	1071	G
22	BA	1072	C
22	BA	1073	A
22	BA	1074	G
22	BA	1078	U
22	BA	1083	U
22	BA	1084	A
22	BA	1088	A
22	BA	1098	A
22	BA	1104	C
22	BA	1111	A
22	BA	1112	G
22	BA	1113	U
22	BA	1115	G
22	BA	1127	A
22	BA	1129	A
22	BA	1130	U
22	BA	1132	U
22	BA	1133	A
22	BA	1135	C
22	BA	1136	G
22	BA	1139	G
22	BA	1142	A
22	BA	1151	A
22	BA	1154	G
22	BA	1155	A
22	BA	1156	A
22	BA	1157	G
22	BA	1167	C
22	BA	1168	G
22	BA	1170	C
22	BA	1172	C
22	BA	1175	A
22	BA	1176	U
22	BA	1180	U
22	BA	1181	U
22	BA	1182	G
22	BA	1185	G
22	BA	1186	G
22	BA	1204	A

Continued on next page...

Continued from previous page...

Mol	Chain	Res	Type
22	BA	1205	A
22	BA	1206	G
22	BA	1210	G
22	BA	1211	C
22	BA	1213	A
22	BA	1218	G
22	BA	1236	G
22	BA	1237	A
22	BA	1238	G
22	BA	1247	A
22	BA	1248	G
22	BA	1249	U
22	BA	1250	G
22	BA	1251	C
22	BA	1253	A
22	BA	1255	U
22	BA	1256	G
22	BA	1266	G
22	BA	1268	A
22	BA	1271	G
22	BA	1272	A
22	BA	1273	U
22	BA	1275	A
22	BA	1276	A
22	BA	1277	G
22	BA	1287	A
22	BA	1288	G
22	BA	1289	C
22	BA	1290	C
22	BA	1293	C
22	BA	1300	G
22	BA	1301	A
22	BA	1303	G
22	BA	1305	C
22	BA	1320	C
22	BA	1321	A
22	BA	1322	A
22	BA	1324	G
22	BA	1325	U
22	BA	1326	U
22	BA	1327	A
22	BA	1329	U

Continued on next page...

Continued from previous page...

Mol	Chain	Res	Type
22	BA	1330	C
22	BA	1331	G
22	BA	1332	G
22	BA	1333	G
22	BA	1336	A
22	BA	1341	G
22	BA	1343	G
22	BA	1344	U
22	BA	1349	C
22	BA	1352	U
22	BA	1359	A
22	BA	1363	C
22	BA	1365	A
22	BA	1368	G
22	BA	1379	U
22	BA	1380	G
22	BA	1383	A
22	BA	1385	A
22	BA	1386	C
22	BA	1395	A
22	BA	1397	U
22	BA	1398	C
22	BA	1399	C
22	BA	1403	A
22	BA	1415	U
22	BA	1416	G
22	BA	1417	C
22	BA	1418	G
22	BA	1419	A
22	BA	1420	A
22	BA	1427	A
22	BA	1428	C
22	BA	1429	G
22	BA	1430	G
22	BA	1434	A
22	BA	1437	C
22	BA	1440	U
22	BA	1451	C
22	BA	1452	G
22	BA	1453	A
22	BA	1455	G
22	BA	1456	G

Continued on next page...

Continued from previous page...

Mol	Chain	Res	Type
22	BA	1458	U
22	BA	1459	G
22	BA	1460	U
22	BA	1461	C
22	BA	1467	U
22	BA	1475	G
22	BA	1476	U
22	BA	1477	A
22	BA	1482	G
22	BA	1483	G
22	BA	1490	A
22	BA	1491	G
22	BA	1492	G
22	BA	1494	A
22	BA	1495	A
22	BA	1497	U
22	BA	1498	C
22	BA	1499	C
22	BA	1500	G
22	BA	1504	A
22	BA	1508	A
22	BA	1509	A
22	BA	1510	G
22	BA	1511	G
22	BA	1515	A
22	BA	1522	A
22	BA	1523	U
22	BA	1533	C
22	BA	1534	U
22	BA	1535	A
22	BA	1536	C
22	BA	1537	G
22	BA	1538	G
22	BA	1539	U
22	BA	1555	G
22	BA	1558	C
22	BA	1559	U
22	BA	1560	G
22	BA	1561	C
22	BA	1565	C
22	BA	1566	A
22	BA	1569	A

Continued on next page...

Continued from previous page...

Mol	Chain	Res	Type
22	BA	1578	U
22	BA	1581	G
22	BA	1583	A
22	BA	1584	U
22	BA	1585	C
22	BA	1602	U
22	BA	1603	A
22	BA	1606	C
22	BA	1607	C
22	BA	1608	A
22	BA	1610	A
22	BA	1612	C
22	BA	1615	C
22	BA	1616	A
22	BA	1627	G
22	BA	1635	A
22	BA	1647	U
22	BA	1648	U
22	BA	1649	G
22	BA	1652	A
22	BA	1653	G
22	BA	1654	A
22	BA	1655	A
22	BA	1674	G
22	BA	1675	C
22	BA	1682	G
22	BA	1683	U
22	BA	1693	U
22	BA	1694	C
22	BA	1695	G
22	BA	1696	G
22	BA	1697	G
22	BA	1698	A
22	BA	1699	G
22	BA	1700	A
22	BA	1701	A
22	BA	1703	G
22	BA	1707	G
22	BA	1713	A
22	BA	1714	U
22	BA	1715	G
22	BA	1716	U

Continued on next page...

Continued from previous page...

Mol	Chain	Res	Type
22	BA	1717	A
22	BA	1723	G
22	BA	1729	U
22	BA	1730	C
22	BA	1732	C
22	BA	1733	G
22	BA	1734	G
22	BA	1735	A
22	BA	1736	U
22	BA	1737	G
22	BA	1738	G
22	BA	1744	A
22	BA	1758	U
22	BA	1759	A
22	BA	1760	C
22	BA	1764	C
22	BA	1773	A
22	BA	1776	G
22	BA	1780	A
22	BA	1782	U
22	BA	1783	A
22	BA	1784	A
22	BA	1785	A
22	BA	1786	A
22	BA	1787	A
22	BA	1788	C
22	BA	1800	C
22	BA	1801	A
22	BA	1802	A
22	BA	1808	A
22	BA	1809	A
22	BA	1815	A
22	BA	1816	C
22	BA	1818	U
22	BA	1819	A
22	BA	1821	A
22	BA	1822	C
22	BA	1827	U
22	BA	1829	A
22	BA	1839	G
22	BA	1840	G
22	BA	1848	A

Continued on next page...

Continued from previous page...

Mol	Chain	Res	Type
22	BA	1849	G
22	BA	1857	G
22	BA	1858	A
22	BA	1859	U
22	BA	1865	U
22	BA	1866	A
22	BA	1867	G
22	BA	1869	G
22	BA	1871	A
22	BA	1872	A
22	BA	1873	G
22	BA	1876	A
22	BA	1884	G
22	BA	1885	A
22	BA	1886	U
22	BA	1900	A
22	BA	1906	G
22	BA	1913	A
22	BA	1914	C
22	BA	1918	A
22	BA	1919	A
22	BA	1920	C
22	BA	1927	A
22	BA	1930	G
22	BA	1931	U
22	BA	1932	A
22	BA	1937	A
22	BA	1938	A
22	BA	1940	U
22	BA	1941	C
22	BA	1942	C
22	BA	1943	U
22	BA	1944	U
22	BA	1945	G
22	BA	1946	U
22	BA	1951	U
22	BA	1955	U
22	BA	1963	U
22	BA	1964	G
22	BA	1965	C
22	BA	1966	A
22	BA	1967	C

Continued on next page...

Continued from previous page...

Mol	Chain	Res	Type
22	BA	1968	G
22	BA	1970	A
22	BA	1971	U
22	BA	1972	G
22	BA	1979	U
22	BA	1991	U
22	BA	1992	G
22	BA	1993	U
22	BA	1994	C
22	BA	1996	C
22	BA	1997	C
22	BA	1998	A
22	BA	2006	C
22	BA	2018	G
22	BA	2022	U
22	BA	2023	C
22	BA	2030	A
22	BA	2031	A
22	BA	2032	G
22	BA	2033	A
22	BA	2035	G
22	BA	2036	C
22	BA	2043	C
22	BA	2049	G
22	BA	2051	A
22	BA	2052	A
22	BA	2055	C
22	BA	2056	G
22	BA	2060	A
22	BA	2061	G
22	BA	2062	A
22	BA	2063	C
22	BA	2064	C
22	BA	2066	C
22	BA	2068	U
22	BA	2069	G
22	BA	2072	C
22	BA	2078	C
22	BA	2093	G
22	BA	2096	C
22	BA	2104	C
22	BA	2106	U

Continued on next page...

Continued from previous page...

Mol	Chain	Res	Type
22	BA	2107	G
22	BA	2109	U
22	BA	2110	G
22	BA	2134	A
22	BA	2135	A
22	BA	2136	G
22	BA	2137	U
22	BA	2138	G
22	BA	2140	G
22	BA	2143	C
22	BA	2144	G
22	BA	2145	C
22	BA	2146	C
22	BA	2147	A
22	BA	2148	G
22	BA	2149	U
22	BA	2150	C
22	BA	2151	U
22	BA	2155	U
22	BA	2156	G
22	BA	2180	U
22	BA	2181	U
22	BA	2183	A
22	BA	2184	A
22	BA	2185	U
22	BA	2187	U
22	BA	2194	U
22	BA	2197	U
22	BA	2198	A
22	BA	2199	A
22	BA	2200	C
22	BA	2203	U
22	BA	2204	G
22	BA	2210	U
22	BA	2211	A
22	BA	2212	A
22	BA	2214	C
22	BA	2215	C
22	BA	2225	A
22	BA	2226	C
22	BA	2233	U
22	BA	2238	G

Continued on next page...

Continued from previous page...

Mol	Chain	Res	Type
22	BA	2239	G
22	BA	2240	U
22	BA	2243	U
22	BA	2249	U
22	BA	2250	G
22	BA	2258	C
22	BA	2259	U
22	BA	2266	A
22	BA	2267	A
22	BA	2268	A
22	BA	2269	G
22	BA	2275	C
22	BA	2276	G
22	BA	2278	A
22	BA	2283	C
22	BA	2284	A
22	BA	2287	A
22	BA	2288	A
22	BA	2297	A
22	BA	2305	U
22	BA	2307	G
22	BA	2308	G
22	BA	2309	A
22	BA	2310	C
22	BA	2312	U
22	BA	2320	U
22	BA	2321	U
22	BA	2322	A
22	BA	2325	G
22	BA	2326	C
22	BA	2327	A
22	BA	2333	A
22	BA	2334	U
22	BA	2335	A
22	BA	2336	A
22	BA	2337	G
22	BA	2345	G
22	BA	2347	C
22	BA	2348	U
22	BA	2350	C
22	BA	2358	A
22	BA	2361	G

Continued on next page...

Continued from previous page...

Mol	Chain	Res	Type
22	BA	2382	G
22	BA	2383	G
22	BA	2384	U
22	BA	2385	C
22	BA	2391	G
22	BA	2392	A
22	BA	2393	U
22	BA	2402	U
22	BA	2403	C
22	BA	2406	A
22	BA	2407	A
22	BA	2408	U
22	BA	2423	U
22	BA	2424	C
22	BA	2425	A
22	BA	2426	A
22	BA	2427	C
22	BA	2428	G
22	BA	2429	G
22	BA	2430	A
22	BA	2431	U
22	BA	2432	A
22	BA	2435	A
22	BA	2439	A
22	BA	2440	C
22	BA	2441	U
22	BA	2447	G
22	BA	2448	A
22	BA	2450	A
22	BA	2458	G
22	BA	2459	A
22	BA	2469	A
22	BA	2470	G
22	BA	2476	A
22	BA	2478	A
22	BA	2491	U
22	BA	2492	U
22	BA	2500	U
22	BA	2501	C
22	BA	2502	G
22	BA	2503	A
22	BA	2504	U

Continued on next page...

Continued from previous page...

Mol	Chain	Res	Type
22	BA	2505	G
22	BA	2507	C
22	BA	2508	G
22	BA	2509	G
22	BA	2510	C
22	BA	2511	U
22	BA	2512	C
22	BA	2518	A
22	BA	2529	G
22	BA	2542	A
22	BA	2543	G
22	BA	2554	U
22	BA	2555	U
22	BA	2566	A
22	BA	2567	G
22	BA	2573	C
22	BA	2574	G
22	BA	2585	U
22	BA	2586	U
22	BA	2603	G
22	BA	2609	U
22	BA	2610	C
22	BA	2611	C
22	BA	2612	C
22	BA	2613	U
22	BA	2614	A
22	BA	2615	U
22	BA	2616	C
22	BA	2630	G
22	BA	2638	G
22	BA	2645	G
22	BA	2646	C
22	BA	2654	A
22	BA	2655	G
22	BA	2661	G
22	BA	2663	G
22	BA	2673	G
22	BA	2681	C
22	BA	2682	A
22	BA	2684	U
22	BA	2690	U
22	BA	2691	C

Continued on next page...

Continued from previous page...

Mol	Chain	Res	Type
22	BA	2712	C
22	BA	2713	U
22	BA	2714	G
22	BA	2716	C
22	BA	2717	C
22	BA	2724	U
22	BA	2725	A
22	BA	2726	A
22	BA	2727	A
22	BA	2728	U
22	BA	2729	G
22	BA	2730	C
22	BA	2732	G
22	BA	2733	A
22	BA	2748	A
22	BA	2750	A
22	BA	2751	G
22	BA	2752	C
22	BA	2753	A
22	BA	2756	U
22	BA	2757	A
22	BA	2758	A
22	BA	2762	C
22	BA	2769	U
22	BA	2776	A
22	BA	2777	G
22	BA	2778	A
22	BA	2779	U
22	BA	2781	A
22	BA	2791	G
22	BA	2792	A
22	BA	2798	U
22	BA	2799	A
22	BA	2800	A
22	BA	2801	G
22	BA	2808	G
22	BA	2809	A
22	BA	2812	G
22	BA	2817	U
22	BA	2820	A
22	BA	2821	A
22	BA	2833	U

Continued on next page...

Continued from previous page...

Mol	Chain	Res	Type
22	BA	2835	A
22	BA	2836	U
22	BA	2837	A
22	BA	2849	U
22	BA	2861	U
22	BA	2866	U
22	BA	2867	G
22	BA	2868	A
22	BA	2869	G
22	BA	2874	C
22	BA	2879	A
22	BA	2880	C
22	BA	2883	A
22	BA	2884	U
22	BA	2886	A
22	BA	2894	G
22	BA	2895	G
23	BB	12	C
23	BB	13	G
23	BB	14	U
23	BB	15	A
23	BB	16	G
23	BB	24	G
23	BB	25	U
23	BB	30	C
23	BB	35	C
23	BB	37	C
23	BB	41	G
23	BB	42	C
23	BB	43	C
23	BB	44	G
23	BB	45	A
23	BB	52	A
23	BB	53	A
23	BB	56	G
23	BB	57	A
23	BB	58	A
23	BB	66	A
23	BB	67	G
23	BB	68	C
23	BB	87	U
23	BB	88	C

Continued on next page...

Continued from previous page...

Mol	Chain	Res	Type
23	BB	89	U
23	BB	90	C
23	BB	91	C
23	BB	99	A
23	BB	108	A
23	BB	109	A
23	BB	110	C
53	CA	6	G
53	CA	7	A
53	CA	8	A
53	CA	9	G
53	CA	10	A
53	CA	13	U
53	CA	14	U
53	CA	15	G
53	CA	16	A
53	CA	22	G
53	CA	31	G
53	CA	32	A
53	CA	33	A
53	CA	39	G
53	CA	40	C
53	CA	47	C
53	CA	48	C
53	CA	51	A
53	CA	52	C
53	CA	53	A
53	CA	61	G
53	CA	65	A
53	CA	66	A
53	CA	68	G
53	CA	69	G
53	CA	70	U
53	CA	71	A
53	CA	72	A
53	CA	73	C
53	CA	74	A
53	CA	76	G
53	CA	77	A
53	CA	80	A
53	CA	81	A
53	CA	82	G

Continued on next page...

Continued from previous page...

Mol	Chain	Res	Type
53	CA	83	C
53	CA	85	U
53	CA	86	G
53	CA	87	C
53	CA	88	U
53	CA	89	U
53	CA	90	C
53	CA	91	U
53	CA	92	U
53	CA	93	U
53	CA	94	G
53	CA	95	C
53	CA	96	U
53	CA	97	G
53	CA	98	A
53	CA	101	A
53	CA	110	C
53	CA	115	G
53	CA	116	A
53	CA	117	G
53	CA	119	A
53	CA	120	A
53	CA	121	U
53	CA	122	G
53	CA	130	A
53	CA	131	A
53	CA	132	C
53	CA	133	U
53	CA	141	G
53	CA	143	A
53	CA	144	G
53	CA	154	U
53	CA	155	A
53	CA	160	A
53	CA	164	G
53	CA	166	U
53	CA	174	A
53	CA	175	C
53	CA	177	G
53	CA	178	C
53	CA	181	A
53	CA	182	A

Continued on next page...

Continued from previous page...

Mol	Chain	Res	Type
53	CA	184	G
53	CA	185	U
53	CA	195	A
53	CA	198	G
53	CA	199	A
53	CA	200	G
53	CA	201	G
53	CA	207	C
53	CA	208	U
53	CA	209	U
53	CA	210	C
53	CA	211	G
53	CA	212	G
53	CA	213	G
53	CA	214	C
53	CA	239	U
53	CA	240	G
53	CA	241	G
53	CA	243	A
53	CA	244	U
53	CA	245	U
53	CA	247	G
53	CA	248	C
53	CA	249	U
53	CA	250	A
53	CA	251	G
53	CA	252	U
53	CA	253	A
53	CA	258	G
53	CA	266	G
53	CA	267	C
53	CA	268	U
53	CA	275	G
53	CA	276	G
53	CA	277	C
53	CA	278	G
53	CA	280	C
53	CA	282	A
53	CA	283	U
53	CA	289	G
53	CA	298	A
53	CA	301	G

Continued on next page...

Continued from previous page...

Mol	Chain	Res	Type
53	CA	305	G
53	CA	306	A
53	CA	316	C
53	CA	317	U
53	CA	321	A
53	CA	328	C
53	CA	329	A
53	CA	330	C
53	CA	331	G
53	CA	332	G
53	CA	338	A
53	CA	344	A
53	CA	345	C
53	CA	346	G
53	CA	347	G
53	CA	348	G
53	CA	349	A
53	CA	350	G
53	CA	351	G
53	CA	352	C
53	CA	353	A
53	CA	354	G
53	CA	365	U
53	CA	367	U
53	CA	369	G
53	CA	370	C
53	CA	372	C
53	CA	373	A
53	CA	374	A
53	CA	375	U
53	CA	381	C
53	CA	382	A
53	CA	384	G
53	CA	389	A
53	CA	390	U
53	CA	397	A
53	CA	398	U
53	CA	406	G
53	CA	411	A
53	CA	412	A
53	CA	413	G
53	CA	414	A

Continued on next page...

Continued from previous page...

Mol	Chain	Res	Type
53	CA	415	A
53	CA	417	G
53	CA	421	U
53	CA	422	C
53	CA	423	G
53	CA	424	G
53	CA	425	G
53	CA	428	G
53	CA	429	U
53	CA	430	A
53	CA	431	A
53	CA	437	U
53	CA	438	U
53	CA	439	U
53	CA	440	C
53	CA	452	A
53	CA	453	G
53	CA	454	G
53	CA	456	A
53	CA	457	G
53	CA	458	U
53	CA	461	A
53	CA	463	U
53	CA	464	U
53	CA	465	A
53	CA	466	A
53	CA	467	U
53	CA	468	A
53	CA	469	C
53	CA	474	G
53	CA	476	U
53	CA	478	A
53	CA	479	U
53	CA	481	G
53	CA	482	A
53	CA	483	C
53	CA	484	G
53	CA	485	U
53	CA	486	U
53	CA	487	A
53	CA	496	A
53	CA	497	G

Continued on next page...

Continued from previous page...

Mol	Chain	Res	Type
53	CA	498	A
53	CA	499	A
53	CA	500	G
53	CA	501	C
53	CA	508	U
53	CA	509	A
53	CA	510	A
53	CA	511	C
53	CA	512	U
53	CA	513	C
53	CA	514	C
53	CA	517	G
53	CA	518	C
53	CA	519	C
53	CA	520	A
53	CA	521	G
53	CA	522	C
53	CA	527	G
53	CA	528	C
53	CA	531	U
53	CA	532	A
53	CA	533	A
53	CA	534	U
53	CA	536	C
53	CA	548	G
53	CA	549	C
53	CA	559	A
53	CA	560	A
53	CA	562	U
53	CA	563	A
53	CA	564	C
53	CA	565	U
53	CA	566	G
53	CA	567	G
53	CA	568	G
53	CA	572	A
53	CA	573	A
53	CA	575	G
53	CA	576	C
53	CA	577	G
53	CA	578	C
53	CA	596	A

Continued on next page...

Continued from previous page...

Mol	Chain	Res	Type
53	CA	597	G
53	CA	610	U
53	CA	631	C
53	CA	642	A
53	CA	643	C
53	CA	644	U
53	CA	653	U
53	CA	654	G
53	CA	655	A
53	CA	665	A
53	CA	688	G
53	CA	689	C
53	CA	694	A
53	CA	695	A
53	CA	700	G
53	CA	701	U
53	CA	702	A
53	CA	703	G
53	CA	704	A
53	CA	705	G
53	CA	718	A
53	CA	719	C
53	CA	721	G
53	CA	722	G
53	CA	723	U
53	CA	724	G
53	CA	731	G
53	CA	733	G
53	CA	734	G
53	CA	735	C
53	CA	748	G
53	CA	752	G
53	CA	753	A
53	CA	754	C
53	CA	755	G
53	CA	756	C
53	CA	760	G
53	CA	777	A
53	CA	781	A
53	CA	782	A
53	CA	785	G
53	CA	787	A

Continued on next page...

Continued from previous page...

Mol	Chain	Res	Type
53	CA	793	U
53	CA	794	A
53	CA	795	C
53	CA	799	G
53	CA	803	G
53	CA	804	U
53	CA	810	C
53	CA	812	G
53	CA	815	A
53	CA	816	A
53	CA	817	C
53	CA	818	G
53	CA	819	A
53	CA	821	G
53	CA	822	U
53	CA	828	U
53	CA	829	G
53	CA	841	C
53	CA	842	U
53	CA	843	U
53	CA	844	G
53	CA	845	A
53	CA	846	G
53	CA	847	G
53	CA	849	G
53	CA	874	G
53	CA	875	U
53	CA	880	C
53	CA	885	G
53	CA	889	A
53	CA	890	G
53	CA	891	U
53	CA	892	A
53	CA	914	A
53	CA	915	A
53	CA	926	G
53	CA	927	G
53	CA	934	C
53	CA	935	A
53	CA	936	C
53	CA	937	A
53	CA	942	G

Continued on next page...

Continued from previous page...

Mol	Chain	Res	Type
53	CA	945	G
53	CA	960	U
53	CA	961	U
53	CA	962	C
53	CA	963	G
53	CA	966	G
53	CA	968	A
53	CA	969	A
53	CA	970	C
53	CA	972	C
53	CA	974	A
53	CA	975	A
53	CA	976	G
53	CA	977	A
53	CA	979	C
53	CA	980	C
53	CA	982	U
53	CA	983	A
53	CA	985	C
53	CA	987	G
53	CA	989	U
53	CA	990	C
53	CA	991	U
53	CA	992	U
53	CA	993	G
53	CA	995	C
53	CA	996	A
53	CA	997	U
53	CA	1000	A
53	CA	1004	A
53	CA	1006	G
53	CA	1016	A
53	CA	1019	A
53	CA	1020	G
53	CA	1022	A
53	CA	1024	G
53	CA	1026	G
53	CA	1029	U
53	CA	1031	C
53	CA	1032	G
53	CA	1036	A
53	CA	1037	C

Continued on next page...

Continued from previous page...

Mol	Chain	Res	Type
53	CA	1046	A
53	CA	1047	G
53	CA	1049	U
53	CA	1050	G
53	CA	1051	C
53	CA	1052	U
53	CA	1053	G
53	CA	1054	C
53	CA	1064	G
53	CA	1065	U
53	CA	1066	C
53	CA	1067	A
53	CA	1068	G
53	CA	1069	C
53	CA	1085	U
53	CA	1086	U
53	CA	1087	G
53	CA	1088	G
53	CA	1094	G
53	CA	1095	U
53	CA	1101	A
53	CA	1102	A
53	CA	1103	C
53	CA	1113	C
53	CA	1125	U
53	CA	1127	G
53	CA	1128	C
53	CA	1129	C
53	CA	1130	A
53	CA	1136	C
53	CA	1137	C
53	CA	1138	G
53	CA	1139	G
53	CA	1140	C
53	CA	1141	C
53	CA	1142	G
53	CA	1143	G
53	CA	1144	G
53	CA	1145	A
53	CA	1146	A
53	CA	1147	C
53	CA	1148	U

Continued on next page...

Continued from previous page...

Mol	Chain	Res	Type
53	CA	1149	C
53	CA	1152	A
53	CA	1153	G
53	CA	1158	C
53	CA	1159	U
53	CA	1160	G
53	CA	1161	C
53	CA	1162	C
53	CA	1168	U
53	CA	1169	A
53	CA	1178	G
53	CA	1181	G
53	CA	1183	U
53	CA	1184	G
53	CA	1185	G
53	CA	1190	G
53	CA	1191	A
53	CA	1192	C
53	CA	1193	G
53	CA	1196	A
53	CA	1197	A
53	CA	1200	C
53	CA	1201	A
53	CA	1202	U
53	CA	1203	C
53	CA	1211	U
53	CA	1212	U
53	CA	1213	A
53	CA	1214	C
53	CA	1215	G
53	CA	1217	C
53	CA	1218	C
53	CA	1222	G
53	CA	1224	U
53	CA	1225	A
53	CA	1226	C
53	CA	1227	A
53	CA	1228	C
53	CA	1229	A
53	CA	1230	C
53	CA	1231	G
53	CA	1238	A

Continued on next page...

Continued from previous page...

Mol	Chain	Res	Type
53	CA	1239	A
53	CA	1240	U
53	CA	1241	G
53	CA	1243	C
53	CA	1250	A
53	CA	1251	A
53	CA	1256	A
53	CA	1257	A
53	CA	1263	C
53	CA	1266	G
53	CA	1278	G
53	CA	1279	G
53	CA	1280	A
53	CA	1281	C
53	CA	1282	C
53	CA	1283	U
53	CA	1284	C
53	CA	1285	A
53	CA	1286	U
53	CA	1287	A
53	CA	1288	A
53	CA	1289	A
53	CA	1294	G
53	CA	1295	U
53	CA	1297	G
53	CA	1299	A
53	CA	1300	G
53	CA	1301	U
53	CA	1302	C
53	CA	1303	C
53	CA	1305	G
53	CA	1312	G
53	CA	1316	G
53	CA	1317	C
53	CA	1320	C
53	CA	1322	C
53	CA	1323	G
53	CA	1324	A
53	CA	1332	A
53	CA	1337	G
53	CA	1338	G
53	CA	1346	A

Continued on next page...

Continued from previous page...

Mol	Chain	Res	Type
53	CA	1348	U
53	CA	1349	A
53	CA	1350	A
53	CA	1359	C
53	CA	1362	A
53	CA	1364	U
53	CA	1365	G
53	CA	1366	C
53	CA	1367	C
53	CA	1368	A
53	CA	1379	G
53	CA	1381	U
53	CA	1382	C
53	CA	1394	A
53	CA	1395	C
53	CA	1396	A
53	CA	1397	C
53	CA	1398	A
53	CA	1399	C
53	CA	1402	C
53	CA	1406	U
53	CA	1411	C
53	CA	1429	A
53	CA	1432	G
53	CA	1441	A
53	CA	1446	A
53	CA	1447	A
53	CA	1448	C
53	CA	1449	C
53	CA	1450	U
53	CA	1452	C
53	CA	1453	G
53	CA	1454	G
53	CA	1455	G
53	CA	1456	A
53	CA	1491	G
53	CA	1493	A
53	CA	1494	G
53	CA	1497	G
53	CA	1499	A
53	CA	1500	A
53	CA	1502	A

Continued on next page...

Continued from previous page...

Mol	Chain	Res	Type
53	CA	1503	A
53	CA	1505	G
53	CA	1507	A
53	CA	1517	G
53	CA	1519	A
53	CA	1520	C
53	CA	1529	G
53	CA	1530	G
53	CA	1531	A
22	DA	13	A
22	DA	14	A
22	DA	15	G
22	DA	16	C
22	DA	28	A
22	DA	29	U
22	DA	34	U
22	DA	35	G
22	DA	36	G
22	DA	37	C
22	DA	39	G
22	DA	46	G
22	DA	49	A
22	DA	50	U
22	DA	52	A
22	DA	53	A
22	DA	55	G
22	DA	61	C
22	DA	62	U
22	DA	64	A
22	DA	70	G
22	DA	71	A
22	DA	73	A
22	DA	74	A
22	DA	75	G
22	DA	76	C
22	DA	77	G
22	DA	78	U
22	DA	79	C
22	DA	83	A
22	DA	84	A
22	DA	85	G
22	DA	86	G

Continued on next page...

Continued from previous page...

Mol	Chain	Res	Type
22	DA	87	U
22	DA	88	G
22	DA	91	A
22	DA	92	U
22	DA	93	G
22	DA	96	C
22	DA	100	U
22	DA	101	A
22	DA	102	U
22	DA	103	A
22	DA	104	A
22	DA	105	C
22	DA	118	A
22	DA	119	A
22	DA	120	U
22	DA	121	G
22	DA	122	G
22	DA	123	G
22	DA	126	A
22	DA	128	C
22	DA	129	C
22	DA	130	C
22	DA	134	G
22	DA	139	U
22	DA	140	C
22	DA	141	G
22	DA	142	A
22	DA	143	C
22	DA	155	A
22	DA	156	A
22	DA	160	A
22	DA	162	U
22	DA	163	C
22	DA	164	C
22	DA	165	A
22	DA	166	U
22	DA	180	G
22	DA	181	A
22	DA	196	A
22	DA	197	A
22	DA	199	A
22	DA	204	A

Continued on next page...

Continued from previous page...

Mol	Chain	Res	Type
22	DA	205	G
22	DA	206	U
22	DA	207	A
22	DA	208	C
22	DA	216	A
22	DA	217	A
22	DA	218	A
22	DA	222	A
22	DA	223	A
22	DA	224	U
22	DA	225	C
22	DA	227	A
22	DA	228	C
22	DA	229	C
22	DA	230	G
22	DA	231	A
22	DA	232	G
22	DA	233	A
22	DA	234	U
22	DA	235	U
22	DA	241	A
22	DA	242	G
22	DA	244	A
22	DA	245	G
22	DA	248	G
22	DA	249	C
22	DA	250	G
22	DA	251	A
22	DA	255	A
22	DA	258	G
22	DA	264	C
22	DA	265	A
22	DA	266	G
22	DA	271	G
22	DA	272	A
22	DA	273	G
22	DA	274	C
22	DA	277	G
22	DA	280	U
22	DA	281	C
22	DA	284	U
22	DA	285	G

Continued on next page...

Continued from previous page...

Mol	Chain	Res	Type
22	DA	294	A
22	DA	295	G
22	DA	299	A
22	DA	301	G
22	DA	302	C
22	DA	303	G
22	DA	304	U
22	DA	311	A
22	DA	312	G
22	DA	314	C
22	DA	315	G
22	DA	322	A
22	DA	323	C
22	DA	324	A
22	DA	325	G
22	DA	326	G
22	DA	329	G
22	DA	330	A
22	DA	334	C
22	DA	335	C
22	DA	336	C
22	DA	337	C
22	DA	343	C
22	DA	351	C
22	DA	353	C
22	DA	354	A
22	DA	362	A
22	DA	367	G
22	DA	371	A
22	DA	372	G
22	DA	373	U
22	DA	374	A
22	DA	375	G
22	DA	383	C
22	DA	386	G
22	DA	387	U
22	DA	388	G
22	DA	390	U
22	DA	392	U
22	DA	396	G
22	DA	397	U
22	DA	398	C

Continued on next page...

Continued from previous page...

Mol	Chain	Res	Type
22	DA	399	U
22	DA	404	A
22	DA	405	U
22	DA	406	G
22	DA	407	G
22	DA	408	G
22	DA	411	G
22	DA	412	A
22	DA	413	C
22	DA	414	C
22	DA	424	G
22	DA	425	G
22	DA	430	A
22	DA	436	C
22	DA	442	G
22	DA	443	A
22	DA	444	C
22	DA	445	C
22	DA	446	G
22	DA	447	A
22	DA	449	A
22	DA	450	G
22	DA	451	U
22	DA	455	C
22	DA	457	A
22	DA	459	U
22	DA	460	A
22	DA	461	C
22	DA	462	C
22	DA	475	C
22	DA	476	G
22	DA	477	A
22	DA	478	A
22	DA	479	A
22	DA	480	A
22	DA	481	G
22	DA	482	A
22	DA	485	C
22	DA	490	C
22	DA	491	G
22	DA	492	A
22	DA	498	G

Continued on next page...

Continued from previous page...

Mol	Chain	Res	Type
22	DA	502	A
22	DA	504	A
22	DA	505	A
22	DA	507	A
22	DA	510	C
22	DA	511	U
22	DA	512	G
22	DA	527	C
22	DA	528	A
22	DA	529	A
22	DA	530	G
22	DA	531	C
22	DA	532	A
22	DA	533	G
22	DA	534	U
22	DA	544	C
22	DA	545	U
22	DA	546	U
22	DA	547	A
22	DA	548	G
22	DA	549	G
22	DA	562	U
22	DA	563	A
22	DA	571	U
22	DA	572	A
22	DA	573	U
22	DA	574	A
22	DA	575	A
22	DA	576	U
22	DA	577	G
22	DA	586	A
22	DA	587	C
22	DA	588	U
22	DA	589	U
22	DA	590	A
22	DA	603	A
22	DA	604	G
22	DA	605	G
22	DA	606	U
22	DA	607	U
22	DA	613	A
22	DA	614	A

Continued on next page...

Continued from previous page...

Mol	Chain	Res	Type
22	DA	616	A
22	DA	617	G
22	DA	618	G
22	DA	621	A
22	DA	622	G
22	DA	623	C
22	DA	627	A
22	DA	628	G
22	DA	629	G
22	DA	637	A
22	DA	638	G
22	DA	639	U
22	DA	645	C
22	DA	646	U
22	DA	654	A
22	DA	655	A
22	DA	656	G
22	DA	657	U
22	DA	662	G
22	DA	669	G
22	DA	671	C
22	DA	672	C
22	DA	673	C
22	DA	686	U
22	DA	687	C
22	DA	688	U
22	DA	699	A
22	DA	702	U
22	DA	705	A
22	DA	717	C
22	DA	726	G
22	DA	727	A
22	DA	728	G
22	DA	729	G
22	DA	730	A
22	DA	731	C
22	DA	739	A
22	DA	740	C
22	DA	741	U
22	DA	745	G
22	DA	746	U
22	DA	747	U

Continued on next page...

Continued from previous page...

Mol	Chain	Res	Type
22	DA	748	G
22	DA	751	A
22	DA	753	A
22	DA	756	A
22	DA	757	G
22	DA	763	G
22	DA	764	A
22	DA	765	C
22	DA	766	U
22	DA	775	G
22	DA	776	G
22	DA	777	G
22	DA	778	G
22	DA	782	A
22	DA	783	A
22	DA	784	G
22	DA	785	G
22	DA	789	A
22	DA	790	U
22	DA	791	C
22	DA	792	A
22	DA	794	A
22	DA	798	G
22	DA	800	A
22	DA	801	G
22	DA	802	A
22	DA	803	U
22	DA	805	G
22	DA	806	C
22	DA	812	C
22	DA	819	A
22	DA	827	U
22	DA	828	U
22	DA	830	G
22	DA	831	G
22	DA	832	U
22	DA	846	U
22	DA	847	U
22	DA	858	G
22	DA	859	G
22	DA	860	U
22	DA	861	A

Continued on next page...

Continued from previous page...

Mol	Chain	Res	Type
22	DA	862	G
22	DA	866	A
22	DA	867	C
22	DA	868	U
22	DA	869	G
22	DA	875	G
22	DA	877	A
22	DA	878	A
22	DA	902	C
22	DA	910	A
22	DA	912	C
22	DA	914	G
22	DA	915	C
22	DA	916	G
22	DA	917	A
22	DA	919	U
22	DA	922	C
22	DA	932	U
22	DA	933	A
22	DA	934	U
22	DA	941	A
22	DA	944	C
22	DA	946	C
22	DA	947	A
22	DA	948	C
22	DA	953	G
22	DA	958	U
22	DA	959	A
22	DA	960	A
22	DA	961	C
22	DA	962	G
22	DA	963	U
22	DA	964	C
22	DA	965	C
22	DA	973	A
22	DA	974	G
22	DA	976	G
22	DA	977	G
22	DA	983	A
22	DA	985	C
22	DA	990	A
22	DA	991	C

Continued on next page...

Continued from previous page...

Mol	Chain	Res	Type
22	DA	992	C
22	DA	996	A
22	DA	1005	C
22	DA	1008	A
22	DA	1009	A
22	DA	1010	A
22	DA	1011	G
22	DA	1012	U
22	DA	1013	C
22	DA	1014	A
22	DA	1020	A
22	DA	1021	A
22	DA	1022	G
22	DA	1023	U
22	DA	1024	G
22	DA	1025	G
22	DA	1026	G
22	DA	1027	A
22	DA	1028	A
22	DA	1033	U
22	DA	1034	G
22	DA	1035	U
22	DA	1039	A
22	DA	1040	A
22	DA	1044	C
22	DA	1045	C
22	DA	1046	A
22	DA	1047	G
22	DA	1048	A
22	DA	1050	A
22	DA	1051	G
22	DA	1055	G
22	DA	1056	G
22	DA	1057	A
22	DA	1060	U
22	DA	1061	U
22	DA	1063	G
22	DA	1064	C
22	DA	1065	U
22	DA	1066	U
22	DA	1068	G
22	DA	1070	A

Continued on next page...

Continued from previous page...

Mol	Chain	Res	Type
22	DA	1071	G
22	DA	1072	C
22	DA	1073	A
22	DA	1074	G
22	DA	1075	C
22	DA	1076	C
22	DA	1077	A
22	DA	1078	U
22	DA	1079	C
22	DA	1080	A
22	DA	1081	U
22	DA	1083	U
22	DA	1088	A
22	DA	1089	A
22	DA	1091	G
22	DA	1097	U
22	DA	1100	C
22	DA	1103	A
22	DA	1111	A
22	DA	1112	G
22	DA	1113	U
22	DA	1114	C
22	DA	1115	G
22	DA	1126	A
22	DA	1127	A
22	DA	1128	G
22	DA	1129	A
22	DA	1130	U
22	DA	1132	U
22	DA	1133	A
22	DA	1134	A
22	DA	1135	C
22	DA	1136	G
22	DA	1137	G
22	DA	1139	G
22	DA	1142	A
22	DA	1144	A
22	DA	1145	C
22	DA	1155	A
22	DA	1156	A
22	DA	1157	G
22	DA	1158	C

Continued on next page...

Continued from previous page...

Mol	Chain	Res	Type
22	DA	1169	A
22	DA	1172	C
22	DA	1174	U
22	DA	1176	U
22	DA	1204	A
22	DA	1205	A
22	DA	1206	G
22	DA	1207	C
22	DA	1208	C
22	DA	1211	C
22	DA	1213	A
22	DA	1227	G
22	DA	1231	U
22	DA	1237	A
22	DA	1240	U
22	DA	1241	A
22	DA	1242	U
22	DA	1246	A
22	DA	1247	A
22	DA	1248	G
22	DA	1249	U
22	DA	1250	G
22	DA	1253	A
22	DA	1255	U
22	DA	1256	G
22	DA	1257	C
22	DA	1262	A
22	DA	1265	A
22	DA	1266	G
22	DA	1267	U
22	DA	1268	A
22	DA	1269	A
22	DA	1271	G
22	DA	1272	A
22	DA	1273	U
22	DA	1274	A
22	DA	1275	A
22	DA	1276	A
22	DA	1277	G
22	DA	1286	A
22	DA	1287	A
22	DA	1288	G

Continued on next page...

Continued from previous page...

Mol	Chain	Res	Type
22	DA	1290	C
22	DA	1291	C
22	DA	1292	G
22	DA	1300	G
22	DA	1301	A
22	DA	1304	A
22	DA	1305	C
22	DA	1311	G
22	DA	1313	U
22	DA	1314	C
22	DA	1315	C
22	DA	1321	A
22	DA	1324	G
22	DA	1325	U
22	DA	1326	U
22	DA	1327	A
22	DA	1328	A
22	DA	1329	U
22	DA	1330	C
22	DA	1331	G
22	DA	1332	G
22	DA	1333	G
22	DA	1334	G
22	DA	1336	A
22	DA	1337	G
22	DA	1340	U
22	DA	1341	G
22	DA	1342	A
22	DA	1343	G
22	DA	1345	C
22	DA	1346	G
22	DA	1347	A
22	DA	1352	U
22	DA	1365	A
22	DA	1374	G
22	DA	1379	U
22	DA	1382	G
22	DA	1383	A
22	DA	1385	A
22	DA	1386	C
22	DA	1387	A
22	DA	1388	G

Continued on next page...

Continued from previous page...

Mol	Chain	Res	Type
22	DA	1389	G
22	DA	1397	U
22	DA	1398	C
22	DA	1399	C
22	DA	1400	U
22	DA	1401	G
22	DA	1403	A
22	DA	1404	C
22	DA	1416	G
22	DA	1417	C
22	DA	1418	G
22	DA	1419	A
22	DA	1421	G
22	DA	1426	G
22	DA	1427	A
22	DA	1428	C
22	DA	1430	G
22	DA	1431	A
22	DA	1434	A
22	DA	1440	U
22	DA	1452	G
22	DA	1453	A
22	DA	1455	G
22	DA	1456	G
22	DA	1457	U
22	DA	1458	U
22	DA	1459	G
22	DA	1460	U
22	DA	1461	C
22	DA	1470	A
22	DA	1476	U
22	DA	1478	G
22	DA	1482	G
22	DA	1483	G
22	DA	1490	A
22	DA	1491	G
22	DA	1492	G
22	DA	1493	C
22	DA	1494	A
22	DA	1497	U
22	DA	1498	C
22	DA	1499	C

Continued on next page...

Continued from previous page...

Mol	Chain	Res	Type
22	DA	1503	A
22	DA	1504	A
22	DA	1507	C
22	DA	1508	A
22	DA	1509	A
22	DA	1510	G
22	DA	1511	G
22	DA	1512	C
22	DA	1520	U
22	DA	1522	A
22	DA	1524	G
22	DA	1531	C
22	DA	1532	A
22	DA	1534	U
22	DA	1535	A
22	DA	1536	C
22	DA	1537	G
22	DA	1538	G
22	DA	1539	U
22	DA	1540	G
22	DA	1541	C
22	DA	1554	U
22	DA	1555	G
22	DA	1556	C
22	DA	1557	C
22	DA	1558	C
22	DA	1559	U
22	DA	1560	G
22	DA	1561	C
22	DA	1565	C
22	DA	1566	A
22	DA	1567	G
22	DA	1568	G
22	DA	1569	A
22	DA	1570	A
22	DA	1583	A
22	DA	1584	U
22	DA	1585	C
22	DA	1586	A
22	DA	1600	C
22	DA	1603	A
22	DA	1604	C

Continued on next page...

Continued from previous page...

Mol	Chain	Res	Type
22	DA	1606	C
22	DA	1607	C
22	DA	1608	A
22	DA	1610	A
22	DA	1612	C
22	DA	1613	G
22	DA	1615	C
22	DA	1616	A
22	DA	1618	A
22	DA	1626	A
22	DA	1627	G
22	DA	1635	A
22	DA	1636	U
22	DA	1637	A
22	DA	1640	A
22	DA	1646	C
22	DA	1647	U
22	DA	1648	U
22	DA	1649	G
22	DA	1650	A
22	DA	1654	A
22	DA	1655	A
22	DA	1663	G
22	DA	1668	A
22	DA	1669	A
22	DA	1670	C
22	DA	1674	G
22	DA	1675	C
22	DA	1676	A
22	DA	1682	G
22	DA	1683	U
22	DA	1684	G
22	DA	1694	C
22	DA	1695	G
22	DA	1696	G
22	DA	1697	G
22	DA	1698	A
22	DA	1699	G
22	DA	1700	A
22	DA	1701	A
22	DA	1707	G
22	DA	1713	A

Continued on next page...

Continued from previous page...

Mol	Chain	Res	Type
22	DA	1714	U
22	DA	1715	G
22	DA	1717	A
22	DA	1718	G
22	DA	1722	A
22	DA	1723	G
22	DA	1728	C
22	DA	1729	U
22	DA	1730	C
22	DA	1731	G
22	DA	1732	C
22	DA	1733	G
22	DA	1734	G
22	DA	1735	A
22	DA	1736	U
22	DA	1739	A
22	DA	1740	G
22	DA	1756	G
22	DA	1758	U
22	DA	1759	A
22	DA	1760	C
22	DA	1764	C
22	DA	1773	A
22	DA	1776	G
22	DA	1777	U
22	DA	1780	A
22	DA	1781	U
22	DA	1782	U
22	DA	1783	A
22	DA	1784	A
22	DA	1785	A
22	DA	1786	A
22	DA	1787	A
22	DA	1788	C
22	DA	1800	C
22	DA	1802	A
22	DA	1803	A
22	DA	1804	C
22	DA	1808	A
22	DA	1809	A
22	DA	1810	A
22	DA	1811	G

Continued on next page...

Continued from previous page...

Mol	Chain	Res	Type
22	DA	1812	U
22	DA	1815	A
22	DA	1816	C
22	DA	1817	G
22	DA	1818	U
22	DA	1820	U
22	DA	1821	A
22	DA	1822	C
22	DA	1823	G
22	DA	1824	G
22	DA	1828	G
22	DA	1829	A
22	DA	1838	C
22	DA	1839	G
22	DA	1840	G
22	DA	1847	A
22	DA	1848	A
22	DA	1857	G
22	DA	1865	U
22	DA	1870	C
22	DA	1873	G
22	DA	1875	G
22	DA	1877	A
22	DA	1884	G
22	DA	1889	A
22	DA	1900	A
22	DA	1901	A
22	DA	1902	C
22	DA	1903	G
22	DA	1906	G
22	DA	1913	A
22	DA	1914	C
22	DA	1915	U
22	DA	1916	A
22	DA	1919	A
22	DA	1920	C
22	DA	1927	A
22	DA	1929	G
22	DA	1930	G
22	DA	1931	U
22	DA	1932	A
22	DA	1937	A

Continued on next page...

Continued from previous page...

Mol	Chain	Res	Type
22	DA	1938	A
22	DA	1939	U
22	DA	1941	C
22	DA	1942	C
22	DA	1943	U
22	DA	1944	U
22	DA	1945	G
22	DA	1946	U
22	DA	1955	U
22	DA	1956	U
22	DA	1963	U
22	DA	1964	G
22	DA	1966	A
22	DA	1967	C
22	DA	1968	G
22	DA	1970	A
22	DA	1971	U
22	DA	1972	G
22	DA	1973	G
22	DA	1975	G
22	DA	1981	A
22	DA	1982	U
22	DA	1983	G
22	DA	1991	U
22	DA	1993	U
22	DA	1994	C
22	DA	1996	C
22	DA	1997	C
22	DA	1998	A
22	DA	2015	A
22	DA	2018	G
22	DA	2020	A
22	DA	2021	C
22	DA	2022	U
22	DA	2023	C
22	DA	2024	G
22	DA	2025	C
22	DA	2030	A
22	DA	2031	A
22	DA	2032	G
22	DA	2033	A
22	DA	2034	U

Continued on next page...

Continued from previous page...

Mol	Chain	Res	Type
22	DA	2035	G
22	DA	2036	C
22	DA	2037	A
22	DA	2043	C
22	DA	2052	A
22	DA	2055	C
22	DA	2056	G
22	DA	2060	A
22	DA	2061	G
22	DA	2062	A
22	DA	2063	C
22	DA	2064	C
22	DA	2065	C
22	DA	2068	U
22	DA	2069	G
22	DA	2079	U
22	DA	2092	U
22	DA	2093	G
22	DA	2094	A
22	DA	2095	A
22	DA	2104	C
22	DA	2108	A
22	DA	2109	U
22	DA	2110	G
22	DA	2134	A
22	DA	2135	A
22	DA	2136	G
22	DA	2137	U
22	DA	2138	G
22	DA	2139	U
22	DA	2143	C
22	DA	2144	G
22	DA	2145	C
22	DA	2147	A
22	DA	2148	G
22	DA	2150	C
22	DA	2151	U
22	DA	2152	G
22	DA	2153	C
22	DA	2154	A
22	DA	2156	G
22	DA	2157	G

Continued on next page...

Continued from previous page...

Mol	Chain	Res	Type
22	DA	2180	U
22	DA	2181	U
22	DA	2183	A
22	DA	2187	U
22	DA	2191	A
22	DA	2192	U
22	DA	2198	A
22	DA	2199	A
22	DA	2200	C
22	DA	2204	G
22	DA	2210	U
22	DA	2211	A
22	DA	2212	A
22	DA	2213	U
22	DA	2214	C
22	DA	2215	C
22	DA	2216	G
22	DA	2217	G
22	DA	2225	A
22	DA	2226	C
22	DA	2227	A
22	DA	2238	G
22	DA	2239	G
22	DA	2240	U
22	DA	2249	U
22	DA	2250	G
22	DA	2259	U
22	DA	2260	C
22	DA	2266	A
22	DA	2267	A
22	DA	2268	A
22	DA	2275	C
22	DA	2276	G
22	DA	2277	G
22	DA	2279	G
22	DA	2283	C
22	DA	2284	A
22	DA	2286	G
22	DA	2287	A
22	DA	2289	G
22	DA	2290	G
22	DA	2296	U

Continued on next page...

Continued from previous page...

Mol	Chain	Res	Type
22	DA	2297	A
22	DA	2298	A
22	DA	2299	U
22	DA	2300	C
22	DA	2305	U
22	DA	2306	C
22	DA	2308	G
22	DA	2309	A
22	DA	2310	C
22	DA	2311	A
22	DA	2312	U
22	DA	2313	C
22	DA	2314	A
22	DA	2315	G
22	DA	2320	U
22	DA	2325	G
22	DA	2332	C
22	DA	2334	U
22	DA	2335	A
22	DA	2337	G
22	DA	2338	C
22	DA	2339	C
22	DA	2340	A
22	DA	2345	G
22	DA	2347	C
22	DA	2348	U
22	DA	2349	G
22	DA	2350	C
22	DA	2357	G
22	DA	2358	A
22	DA	2361	G
22	DA	2382	G
22	DA	2383	G
22	DA	2384	U
22	DA	2385	C
22	DA	2386	A
22	DA	2387	U
22	DA	2390	U
22	DA	2392	A
22	DA	2393	U
22	DA	2394	C
22	DA	2402	U

Continued on next page...

Continued from previous page...

Mol	Chain	Res	Type
22	DA	2403	C
22	DA	2404	U
22	DA	2405	G
22	DA	2406	A
22	DA	2407	A
22	DA	2409	G
22	DA	2410	G
22	DA	2423	U
22	DA	2424	C
22	DA	2426	A
22	DA	2427	C
22	DA	2428	G
22	DA	2429	G
22	DA	2430	A
22	DA	2431	U
22	DA	2435	A
22	DA	2439	A
22	DA	2440	C
22	DA	2441	U
22	DA	2447	G
22	DA	2448	A
22	DA	2450	A
22	DA	2451	A
22	DA	2457	U
22	DA	2459	A
22	DA	2460	U
22	DA	2475	C
22	DA	2476	A
22	DA	2490	G
22	DA	2491	U
22	DA	2493	U
22	DA	2494	G
22	DA	2498	C
22	DA	2499	C
22	DA	2502	G
22	DA	2503	A
22	DA	2504	U
22	DA	2505	G
22	DA	2506	U
22	DA	2513	A
22	DA	2518	A
22	DA	2520	C

Continued on next page...

Continued from previous page...

Mol	Chain	Res	Type
22	DA	2521	C
22	DA	2529	G
22	DA	2534	A
22	DA	2543	G
22	DA	2544	G
22	DA	2547	A
22	DA	2554	U
22	DA	2567	G
22	DA	2573	C
22	DA	2574	G
22	DA	2576	G
22	DA	2578	G
22	DA	2581	G
22	DA	2582	G
22	DA	2583	G
22	DA	2585	U
22	DA	2602	A
22	DA	2603	G
22	DA	2604	U
22	DA	2609	U
22	DA	2610	C
22	DA	2611	C
22	DA	2612	C
22	DA	2613	U
22	DA	2614	A
22	DA	2615	U
22	DA	2616	C
22	DA	2617	U
22	DA	2629	U
22	DA	2630	G
22	DA	2632	A
22	DA	2646	C
22	DA	2647	U
22	DA	2654	A
22	DA	2655	G
22	DA	2656	U
22	DA	2657	A
22	DA	2658	C
22	DA	2667	C
22	DA	2668	G
22	DA	2669	G
22	DA	2682	A

Continued on next page...

Continued from previous page...

Mol	Chain	Res	Type
22	DA	2683	C
22	DA	2690	U
22	DA	2691	C
22	DA	2692	G
22	DA	2713	U
22	DA	2714	G
22	DA	2718	G
22	DA	2726	A
22	DA	2727	A
22	DA	2728	U
22	DA	2729	G
22	DA	2730	C
22	DA	2732	G
22	DA	2736	A
22	DA	2748	A
22	DA	2750	A
22	DA	2751	G
22	DA	2752	C
22	DA	2753	A
22	DA	2756	U
22	DA	2757	A
22	DA	2758	A
22	DA	2765	A
22	DA	2777	G
22	DA	2778	A
22	DA	2791	G
22	DA	2792	A
22	DA	2799	A
22	DA	2800	A
22	DA	2801	G
22	DA	2808	G
22	DA	2820	A
22	DA	2822	G
22	DA	2823	A
22	DA	2833	U
22	DA	2834	G
22	DA	2835	A
22	DA	2836	U
22	DA	2837	A
22	DA	2838	G
22	DA	2848	G
22	DA	2850	A

Continued on next page...

Continued from previous page...

Mol	Chain	Res	Type
22	DA	2851	A
22	DA	2852	G
22	DA	2861	U
22	DA	2866	U
22	DA	2867	G
22	DA	2868	A
22	DA	2869	G
22	DA	2872	A
22	DA	2873	A
22	DA	2874	C
22	DA	2875	C
22	DA	2876	G
22	DA	2877	G
22	DA	2879	A
22	DA	2880	C
22	DA	2881	U
22	DA	2883	A
22	DA	2894	G
22	DA	2895	G
22	DA	2896	C
22	DA	2902	C
57	DB	9	G
57	DB	12	C
57	DB	13	G
57	DB	15	A
57	DB	16	G
57	DB	24	G
57	DB	25	U
57	DB	30	C
57	DB	35	C
57	DB	36	C
57	DB	41	G
57	DB	42	C
57	DB	43	C
57	DB	44	G
57	DB	45	A
57	DB	46	A
57	DB	48	U
57	DB	57	A
57	DB	58	A
57	DB	59	A
57	DB	63	C

Continued on next page...

Continued from previous page...

Mol	Chain	Res	Type
57	DB	64	G
57	DB	65	U
57	DB	66	A
57	DB	67	G
57	DB	68	C
57	DB	69	G
57	DB	70	C
57	DB	87	U
57	DB	88	C
57	DB	89	U
57	DB	90	C
57	DB	91	C
57	DB	99	A
57	DB	109	A
57	DB	110	C
57	DB	111	U
57	DB	112	G

All (1481) RNA pucker outliers are listed below:

Mol	Chain	Res	Type
1	AA	7	A
1	AA	9	G
1	AA	13	U
1	AA	14	U
1	AA	30	U
1	AA	32	A
1	AA	47	C
1	AA	51	A
1	AA	52	C
1	AA	60	A
1	AA	61	G
1	AA	64	G
1	AA	66	A
1	AA	73	C
1	AA	74	A
1	AA	85	U
1	AA	87	C
1	AA	91	U
1	AA	92	U
1	AA	94	G
1	AA	95	C

Continued on next page...

Continued from previous page...

Mol	Chain	Res	Type
1	AA	97	G
1	AA	109	A
1	AA	110	C
1	AA	115	G
1	AA	116	A
1	AA	119	A
1	AA	129	A
1	AA	131	A
1	AA	173	U
1	AA	174	A
1	AA	175	C
1	AA	181	A
1	AA	184	G
1	AA	197	A
1	AA	198	G
1	AA	199	A
1	AA	243	A
1	AA	245	U
1	AA	246	A
1	AA	247	G
1	AA	250	A
1	AA	251	G
1	AA	252	U
1	AA	266	G
1	AA	267	C
1	AA	268	U
1	AA	274	A
1	AA	275	G
1	AA	279	A
1	AA	305	G
1	AA	306	A
1	AA	315	A
1	AA	316	C
1	AA	327	A
1	AA	330	C
1	AA	344	A
1	AA	346	G
1	AA	351	G
1	AA	352	C
1	AA	366	A
1	AA	368	U
1	AA	369	G

Continued on next page...

Continued from previous page...

Mol	Chain	Res	Type
1	AA	372	C
1	AA	373	A
1	AA	388	G
1	AA	411	A
1	AA	414	A
1	AA	421	U
1	AA	423	G
1	AA	428	G
1	AA	429	U
1	AA	430	A
1	AA	451	A
1	AA	452	A
1	AA	466	A
1	AA	468	A
1	AA	484	G
1	AA	486	U
1	AA	487	A
1	AA	495	A
1	AA	497	G
1	AA	498	A
1	AA	499	A
1	AA	500	G
1	AA	508	U
1	AA	509	A
1	AA	511	C
1	AA	512	U
1	AA	517	G
1	AA	519	C
1	AA	531	U
1	AA	534	U
1	AA	535	A
1	AA	536	C
1	AA	547	A
1	AA	548	G
1	AA	559	A
1	AA	563	A
1	AA	564	C
1	AA	566	G
1	AA	567	G
1	AA	575	G
1	AA	577	G
1	AA	595	A

Continued on next page...

Continued from previous page...

Mol	Chain	Res	Type
1	AA	596	A
1	AA	641	U
1	AA	642	A
1	AA	652	U
1	AA	654	G
1	AA	688	G
1	AA	701	U
1	AA	717	U
1	AA	718	A
1	AA	721	G
1	AA	722	G
1	AA	724	G
1	AA	754	C
1	AA	755	G
1	AA	792	A
1	AA	794	A
1	AA	812	G
1	AA	813	U
1	AA	815	A
1	AA	816	A
1	AA	817	C
1	AA	821	G
1	AA	870	U
1	AA	874	G
1	AA	875	U
1	AA	884	U
1	AA	885	G
1	AA	889	A
1	AA	891	U
1	AA	913	A
1	AA	914	A
1	AA	934	C
1	AA	935	A
1	AA	960	U
1	AA	961	U
1	AA	965	U
1	AA	966	G
1	AA	968	A
1	AA	969	A
1	AA	971	G
1	AA	972	C
1	AA	974	A

Continued on next page...

Continued from previous page...

Mol	Chain	Res	Type
1	AA	976	G
1	AA	982	U
1	AA	984	C
1	AA	991	U
1	AA	994	A
1	AA	1049	U
1	AA	1050	G
1	AA	1051	C
1	AA	1055	A
1	AA	1064	G
1	AA	1066	C
1	AA	1068	G
1	AA	1085	U
1	AA	1087	G
1	AA	1094	G
1	AA	1101	A
1	AA	1102	A
1	AA	1125	U
1	AA	1127	G
1	AA	1129	C
1	AA	1130	A
1	AA	1136	C
1	AA	1141	C
1	AA	1145	A
1	AA	1152	A
1	AA	1157	A
1	AA	1158	C
1	AA	1161	C
1	AA	1162	C
1	AA	1168	U
1	AA	1169	A
1	AA	1181	G
1	AA	1184	G
1	AA	1190	G
1	AA	1191	A
1	AA	1192	C
1	AA	1196	A
1	AA	1197	A
1	AA	1200	C
1	AA	1201	A
1	AA	1202	U
1	AA	1215	G

Continued on next page...

Continued from previous page...

Mol	Chain	Res	Type
1	AA	1224	U
1	AA	1226	C
1	AA	1228	C
1	AA	1229	A
1	AA	1239	A
1	AA	1241	G
1	AA	1256	A
1	AA	1258	G
1	AA	1282	C
1	AA	1297	G
1	AA	1303	C
1	AA	1304	G
1	AA	1319	A
1	AA	1320	C
1	AA	1322	C
1	AA	1323	G
1	AA	1324	A
1	AA	1331	G
1	AA	1332	A
1	AA	1336	C
1	AA	1337	G
1	AA	1345	U
1	AA	1348	U
1	AA	1349	A
1	AA	1362	A
1	AA	1365	G
1	AA	1380	U
1	AA	1381	U
1	AA	1394	A
1	AA	1395	C
1	AA	1398	A
1	AA	1399	C
1	AA	1432	G
1	AA	1433	A
1	AA	1453	G
1	AA	1454	G
1	AA	1498	U
1	AA	1499	A
1	AA	1502	A
1	AA	1505	G
1	AA	1507	A
1	AA	1528	U

Continued on next page...

Continued from previous page...

Mol	Chain	Res	Type
1	AA	1530	G
1	AA	1531	A
22	BA	13	A
22	BA	14	A
22	BA	27	G
22	BA	33	C
22	BA	34	U
22	BA	35	G
22	BA	49	A
22	BA	52	A
22	BA	60	G
22	BA	62	U
22	BA	63	A
22	BA	70	G
22	BA	73	A
22	BA	74	A
22	BA	75	G
22	BA	84	A
22	BA	85	G
22	BA	91	A
22	BA	92	U
22	BA	100	U
22	BA	119	A
22	BA	121	G
22	BA	125	A
22	BA	126	A
22	BA	127	A
22	BA	137	U
22	BA	138	U
22	BA	142	A
22	BA	143	C
22	BA	162	U
22	BA	164	C
22	BA	177	G
22	BA	196	A
22	BA	199	A
22	BA	200	U
22	BA	204	A
22	BA	206	U
22	BA	215	G
22	BA	216	A
22	BA	221	A

Continued on next page...

Continued from previous page...

Mol	Chain	Res	Type
22	BA	223	A
22	BA	227	A
22	BA	229	C
22	BA	230	G
22	BA	232	G
22	BA	241	A
22	BA	243	U
22	BA	249	C
22	BA	265	A
22	BA	266	G
22	BA	271	G
22	BA	273	G
22	BA	301	G
22	BA	302	C
22	BA	310	A
22	BA	312	G
22	BA	321	U
22	BA	324	A
22	BA	329	G
22	BA	333	G
22	BA	345	A
22	BA	346	A
22	BA	373	U
22	BA	386	G
22	BA	388	G
22	BA	390	U
22	BA	391	A
22	BA	395	U
22	BA	403	U
22	BA	404	A
22	BA	411	G
22	BA	412	A
22	BA	421	C
22	BA	422	A
22	BA	434	U
22	BA	435	C
22	BA	442	G
22	BA	446	G
22	BA	454	A
22	BA	459	U
22	BA	474	G
22	BA	475	C

Continued on next page...

Continued from previous page...

Mol	Chain	Res	Type
22	BA	479	A
22	BA	480	A
22	BA	481	G
22	BA	482	A
22	BA	489	G
22	BA	491	G
22	BA	503	A
22	BA	505	A
22	BA	506	G
22	BA	507	A
22	BA	509	C
22	BA	512	G
22	BA	513	A
22	BA	527	C
22	BA	528	A
22	BA	529	A
22	BA	531	C
22	BA	533	G
22	BA	571	U
22	BA	572	A
22	BA	575	A
22	BA	587	C
22	BA	588	U
22	BA	603	A
22	BA	604	G
22	BA	613	A
22	BA	614	A
22	BA	616	A
22	BA	620	G
22	BA	621	A
22	BA	627	A
22	BA	637	A
22	BA	638	G
22	BA	645	C
22	BA	655	A
22	BA	669	G
22	BA	685	A
22	BA	687	C
22	BA	704	G
22	BA	705	A
22	BA	726	G
22	BA	727	A

Continued on next page...

Continued from previous page...

Mol	Chain	Res	Type
22	BA	728	G
22	BA	729	G
22	BA	739	A
22	BA	746	U
22	BA	747	U
22	BA	752	A
22	BA	753	A
22	BA	762	U
22	BA	763	G
22	BA	764	A
22	BA	765	C
22	BA	774	G
22	BA	782	A
22	BA	788	A
22	BA	800	A
22	BA	802	A
22	BA	805	G
22	BA	806	C
22	BA	811	U
22	BA	829	A
22	BA	858	G
22	BA	860	U
22	BA	865	C
22	BA	913	U
22	BA	914	G
22	BA	915	C
22	BA	931	U
22	BA	933	A
22	BA	945	A
22	BA	946	C
22	BA	957	C
22	BA	958	U
22	BA	961	C
22	BA	962	G
22	BA	972	A
22	BA	984	A
22	BA	985	C
22	BA	988	A
22	BA	989	G
22	BA	990	A
22	BA	995	C
22	BA	996	A

Continued on next page...

Continued from previous page...

Mol	Chain	Res	Type
22	BA	1008	A
22	BA	1009	A
22	BA	1011	G
22	BA	1013	C
22	BA	1020	A
22	BA	1021	A
22	BA	1022	G
22	BA	1023	U
22	BA	1025	G
22	BA	1026	G
22	BA	1033	U
22	BA	1045	C
22	BA	1060	U
22	BA	1062	G
22	BA	1063	G
22	BA	1073	A
22	BA	1110	G
22	BA	1111	A
22	BA	1112	G
22	BA	1126	A
22	BA	1128	G
22	BA	1129	A
22	BA	1135	C
22	BA	1141	U
22	BA	1144	A
22	BA	1150	C
22	BA	1151	A
22	BA	1156	A
22	BA	1157	G
22	BA	1204	A
22	BA	1206	G
22	BA	1210	G
22	BA	1213	A
22	BA	1236	G
22	BA	1247	A
22	BA	1249	U
22	BA	1254	A
22	BA	1265	A
22	BA	1267	U
22	BA	1272	A
22	BA	1273	U
22	BA	1275	A

Continued on next page...

Continued from previous page...

Mol	Chain	Res	Type
22	BA	1276	A
22	BA	1286	A
22	BA	1287	A
22	BA	1289	C
22	BA	1300	G
22	BA	1303	G
22	BA	1311	G
22	BA	1320	C
22	BA	1321	A
22	BA	1324	G
22	BA	1326	U
22	BA	1329	U
22	BA	1330	C
22	BA	1332	G
22	BA	1340	U
22	BA	1343	G
22	BA	1378	A
22	BA	1379	U
22	BA	1385	A
22	BA	1386	C
22	BA	1396	U
22	BA	1398	C
22	BA	1416	G
22	BA	1417	C
22	BA	1420	A
22	BA	1427	A
22	BA	1429	G
22	BA	1451	C
22	BA	1455	G
22	BA	1458	U
22	BA	1459	G
22	BA	1461	C
22	BA	1475	G
22	BA	1476	U
22	BA	1490	A
22	BA	1491	G
22	BA	1493	C
22	BA	1494	A
22	BA	1497	U
22	BA	1498	C
22	BA	1499	C
22	BA	1508	A

Continued on next page...

Continued from previous page...

Mol	Chain	Res	Type
22	BA	1510	G
22	BA	1522	A
22	BA	1535	A
22	BA	1537	G
22	BA	1538	G
22	BA	1554	U
22	BA	1555	G
22	BA	1558	C
22	BA	1560	G
22	BA	1565	C
22	BA	1568	G
22	BA	1602	U
22	BA	1606	C
22	BA	1611	C
22	BA	1615	C
22	BA	1619	G
22	BA	1626	A
22	BA	1634	A
22	BA	1647	U
22	BA	1648	U
22	BA	1653	G
22	BA	1654	A
22	BA	1674	G
22	BA	1681	G
22	BA	1682	G
22	BA	1693	U
22	BA	1695	G
22	BA	1696	G
22	BA	1698	A
22	BA	1700	A
22	BA	1706	C
22	BA	1707	G
22	BA	1713	A
22	BA	1714	U
22	BA	1716	U
22	BA	1732	C
22	BA	1733	G
22	BA	1734	G
22	BA	1739	A
22	BA	1758	U
22	BA	1759	A
22	BA	1780	A

Continued on next page...

Continued from previous page...

Mol	Chain	Res	Type
22	BA	1782	U
22	BA	1784	A
22	BA	1785	A
22	BA	1786	A
22	BA	1787	A
22	BA	1799	G
22	BA	1802	A
22	BA	1808	A
22	BA	1809	A
22	BA	1815	A
22	BA	1816	C
22	BA	1817	G
22	BA	1818	U
22	BA	1821	A
22	BA	1828	G
22	BA	1838	C
22	BA	1839	G
22	BA	1847	A
22	BA	1848	A
22	BA	1857	G
22	BA	1858	A
22	BA	1865	U
22	BA	1866	A
22	BA	1870	C
22	BA	1871	A
22	BA	1872	A
22	BA	1884	G
22	BA	1885	A
22	BA	1900	A
22	BA	1918	A
22	BA	1919	A
22	BA	1929	G
22	BA	1931	U
22	BA	1936	A
22	BA	1941	C
22	BA	1942	C
22	BA	1943	U
22	BA	1945	G
22	BA	1954	G
22	BA	1956	U
22	BA	1962	C
22	BA	1963	U

Continued on next page...

Continued from previous page...

Mol	Chain	Res	Type
22	BA	1964	G
22	BA	1965	C
22	BA	1966	A
22	BA	1967	C
22	BA	1970	A
22	BA	1971	U
22	BA	1992	G
22	BA	1993	U
22	BA	1996	C
22	BA	1997	C
22	BA	2021	C
22	BA	2023	C
22	BA	2030	A
22	BA	2034	U
22	BA	2035	G
22	BA	2036	C
22	BA	2051	A
22	BA	2060	A
22	BA	2063	C
22	BA	2067	G
22	BA	2068	U
22	BA	2092	U
22	BA	2093	G
22	BA	2136	G
22	BA	2137	U
22	BA	2146	C
22	BA	2148	G
22	BA	2149	U
22	BA	2150	C
22	BA	2197	U
22	BA	2199	A
22	BA	2210	U
22	BA	2214	C
22	BA	2225	A
22	BA	2226	C
22	BA	2238	G
22	BA	2239	G
22	BA	2249	U
22	BA	2258	C
22	BA	2266	A
22	BA	2267	A
22	BA	2275	C

Continued on next page...

Continued from previous page...

Mol	Chain	Res	Type
22	BA	2276	G
22	BA	2282	G
22	BA	2283	C
22	BA	2287	A
22	BA	2296	U
22	BA	2297	A
22	BA	2307	G
22	BA	2309	A
22	BA	2311	A
22	BA	2319	G
22	BA	2321	U
22	BA	2324	U
22	BA	2325	G
22	BA	2326	C
22	BA	2333	A
22	BA	2335	A
22	BA	2336	A
22	BA	2337	G
22	BA	2344	U
22	BA	2347	C
22	BA	2383	G
22	BA	2391	G
22	BA	2392	A
22	BA	2405	G
22	BA	2407	A
22	BA	2423	U
22	BA	2425	A
22	BA	2427	C
22	BA	2428	G
22	BA	2430	A
22	BA	2431	U
22	BA	2439	A
22	BA	2440	C
22	BA	2447	G
22	BA	2450	A
22	BA	2458	G
22	BA	2459	A
22	BA	2468	A
22	BA	2469	A
22	BA	2490	G
22	BA	2492	U
22	BA	2501	C

Continued on next page...

Continued from previous page...

Mol	Chain	Res	Type
22	BA	2503	A
22	BA	2517	C
22	BA	2520	C
22	BA	2542	A
22	BA	2566	A
22	BA	2572	A
22	BA	2573	C
22	BA	2581	G
22	BA	2602	A
22	BA	2603	G
22	BA	2609	U
22	BA	2611	C
22	BA	2613	U
22	BA	2615	U
22	BA	2629	U
22	BA	2630	G
22	BA	2638	G
22	BA	2645	G
22	BA	2654	A
22	BA	2656	U
22	BA	2681	C
22	BA	2682	A
22	BA	2689	U
22	BA	2691	C
22	BA	2712	C
22	BA	2714	G
22	BA	2725	A
22	BA	2727	A
22	BA	2729	G
22	BA	2732	G
22	BA	2750	A
22	BA	2752	C
22	BA	2756	U
22	BA	2757	A
22	BA	2777	G
22	BA	2778	A
22	BA	2781	A
22	BA	2790	U
22	BA	2791	G
22	BA	2797	U
22	BA	2800	A
22	BA	2801	G

Continued on next page...

Continued from previous page...

Mol	Chain	Res	Type
22	BA	2808	G
22	BA	2809	A
22	BA	2820	A
22	BA	2832	U
22	BA	2835	A
22	BA	2848	G
22	BA	2866	U
22	BA	2868	A
22	BA	2873	A
22	BA	2874	C
22	BA	2879	A
22	BA	2893	A
22	BA	2894	G
23	BB	12	C
23	BB	14	U
23	BB	16	G
23	BB	24	G
23	BB	25	U
23	BB	40	U
23	BB	42	C
23	BB	44	G
23	BB	45	A
23	BB	52	A
23	BB	53	A
23	BB	56	G
23	BB	57	A
23	BB	66	A
23	BB	67	G
23	BB	87	U
23	BB	90	C
23	BB	108	A
53	CA	6	G
53	CA	9	G
53	CA	13	U
53	CA	14	U
53	CA	15	G
53	CA	30	U
53	CA	32	A
53	CA	47	C
53	CA	52	C
53	CA	60	A
53	CA	61	G

Continued on next page...

Continued from previous page...

Mol	Chain	Res	Type
53	CA	66	A
53	CA	68	G
53	CA	70	U
53	CA	71	A
53	CA	72	A
53	CA	73	C
53	CA	82	G
53	CA	85	U
53	CA	86	G
53	CA	87	C
53	CA	89	U
53	CA	92	U
53	CA	94	G
53	CA	95	C
53	CA	96	U
53	CA	109	A
53	CA	115	G
53	CA	116	A
53	CA	119	A
53	CA	122	G
53	CA	131	A
53	CA	132	C
53	CA	173	U
53	CA	174	A
53	CA	181	A
53	CA	184	G
53	CA	197	A
53	CA	199	A
53	CA	213	G
53	CA	239	U
53	CA	240	G
53	CA	243	A
53	CA	245	U
53	CA	247	G
53	CA	248	C
53	CA	251	G
53	CA	252	U
53	CA	253	A
53	CA	274	A
53	CA	276	G
53	CA	277	C
53	CA	279	A

Continued on next page...

Continued from previous page...

Mol	Chain	Res	Type
53	CA	282	A
53	CA	305	G
53	CA	315	A
53	CA	316	C
53	CA	327	A
53	CA	328	C
53	CA	330	C
53	CA	331	G
53	CA	347	G
53	CA	348	G
53	CA	349	A
53	CA	351	G
53	CA	352	C
53	CA	366	A
53	CA	368	U
53	CA	369	G
53	CA	372	C
53	CA	373	A
53	CA	374	A
53	CA	388	G
53	CA	389	A
53	CA	411	A
53	CA	414	A
53	CA	421	U
53	CA	423	G
53	CA	424	G
53	CA	428	G
53	CA	429	U
53	CA	430	A
53	CA	439	U
53	CA	451	A
53	CA	452	A
53	CA	453	G
53	CA	481	G
53	CA	482	A
53	CA	484	G
53	CA	486	U
53	CA	495	A
53	CA	496	A
53	CA	497	G
53	CA	498	A
53	CA	499	A

Continued on next page...

Continued from previous page...

Mol	Chain	Res	Type
53	CA	500	G
53	CA	508	U
53	CA	509	A
53	CA	511	C
53	CA	512	U
53	CA	513	C
53	CA	517	G
53	CA	519	C
53	CA	520	A
53	CA	527	G
53	CA	531	U
53	CA	534	U
53	CA	536	C
53	CA	547	A
53	CA	548	G
53	CA	559	A
53	CA	563	A
53	CA	564	C
53	CA	566	G
53	CA	567	G
53	CA	575	G
53	CA	577	G
53	CA	595	A
53	CA	596	A
53	CA	641	U
53	CA	643	C
53	CA	652	U
53	CA	654	G
53	CA	686	U
53	CA	688	G
53	CA	701	U
53	CA	704	A
53	CA	705	G
53	CA	717	U
53	CA	718	A
53	CA	721	G
53	CA	722	G
53	CA	733	G
53	CA	734	G
53	CA	755	G
53	CA	792	A
53	CA	794	A

Continued on next page...

Continued from previous page...

Mol	Chain	Res	Type
53	CA	802	A
53	CA	803	G
53	CA	815	A
53	CA	816	A
53	CA	817	C
53	CA	819	A
53	CA	820	U
53	CA	821	G
53	CA	870	U
53	CA	874	G
53	CA	884	U
53	CA	885	G
53	CA	889	A
53	CA	891	U
53	CA	913	A
53	CA	914	A
53	CA	934	C
53	CA	936	C
53	CA	960	U
53	CA	962	C
53	CA	969	A
53	CA	974	A
53	CA	979	C
53	CA	982	U
53	CA	992	U
53	CA	996	A
53	CA	1049	U
53	CA	1051	C
53	CA	1052	U
53	CA	1064	G
53	CA	1066	C
53	CA	1067	A
53	CA	1068	G
53	CA	1085	U
53	CA	1086	U
53	CA	1087	G
53	CA	1101	A
53	CA	1102	A
53	CA	1124	G
53	CA	1127	G
53	CA	1128	C
53	CA	1138	G

Continued on next page...

Continued from previous page...

Mol	Chain	Res	Type
53	CA	1139	G
53	CA	1141	C
53	CA	1142	G
53	CA	1143	G
53	CA	1145	A
53	CA	1146	A
53	CA	1147	C
53	CA	1148	U
53	CA	1151	A
53	CA	1152	A
53	CA	1157	A
53	CA	1158	C
53	CA	1160	G
53	CA	1161	C
53	CA	1167	A
53	CA	1184	G
53	CA	1190	G
53	CA	1191	A
53	CA	1200	C
53	CA	1201	A
53	CA	1202	U
53	CA	1217	C
53	CA	1224	U
53	CA	1227	A
53	CA	1230	C
53	CA	1278	G
53	CA	1282	C
53	CA	1283	U
53	CA	1285	A
53	CA	1288	A
53	CA	1298	U
53	CA	1301	U
53	CA	1331	G
53	CA	1345	U
53	CA	1348	U
53	CA	1349	A
53	CA	1366	C
53	CA	1367	C
53	CA	1380	U
53	CA	1381	U
53	CA	1394	A
53	CA	1395	C

Continued on next page...

Continued from previous page...

Mol	Chain	Res	Type
53	CA	1396	A
53	CA	1398	A
53	CA	1399	C
53	CA	1447	A
53	CA	1449	C
53	CA	1452	C
53	CA	1453	G
53	CA	1455	G
53	CA	1498	U
53	CA	1499	A
53	CA	1502	A
53	CA	1505	G
53	CA	1507	A
53	CA	1528	U
53	CA	1530	G
22	DA	13	A
22	DA	14	A
22	DA	15	G
22	DA	28	A
22	DA	33	C
22	DA	35	G
22	DA	36	G
22	DA	49	A
22	DA	52	A
22	DA	60	G
22	DA	61	C
22	DA	70	G
22	DA	73	A
22	DA	77	G
22	DA	84	A
22	DA	86	G
22	DA	87	U
22	DA	91	A
22	DA	92	U
22	DA	103	A
22	DA	104	A
22	DA	119	A
22	DA	121	G
22	DA	122	G
22	DA	125	A
22	DA	128	C
22	DA	129	C

Continued on next page...

Continued from previous page...

Mol	Chain	Res	Type
22	DA	141	G
22	DA	143	C
22	DA	163	C
22	DA	164	C
22	DA	196	A
22	DA	197	A
22	DA	204	A
22	DA	206	U
22	DA	207	A
22	DA	215	G
22	DA	217	A
22	DA	222	A
22	DA	223	A
22	DA	224	U
22	DA	227	A
22	DA	229	C
22	DA	230	G
22	DA	231	A
22	DA	232	G
22	DA	234	U
22	DA	235	U
22	DA	241	A
22	DA	243	U
22	DA	244	A
22	DA	249	C
22	DA	250	G
22	DA	271	G
22	DA	273	G
22	DA	301	G
22	DA	303	G
22	DA	304	U
22	DA	311	A
22	DA	321	U
22	DA	324	A
22	DA	325	G
22	DA	329	G
22	DA	335	C
22	DA	336	C
22	DA	370	G
22	DA	374	A
22	DA	386	G
22	DA	388	G

Continued on next page...

Continued from previous page...

Mol	Chain	Res	Type
22	DA	389	G
22	DA	391	A
22	DA	395	U
22	DA	396	G
22	DA	397	U
22	DA	404	A
22	DA	406	G
22	DA	407	G
22	DA	411	G
22	DA	412	A
22	DA	413	C
22	DA	424	G
22	DA	442	G
22	DA	443	A
22	DA	445	C
22	DA	446	G
22	DA	449	A
22	DA	454	A
22	DA	459	U
22	DA	460	A
22	DA	474	G
22	DA	476	G
22	DA	477	A
22	DA	479	A
22	DA	480	A
22	DA	484	C
22	DA	489	G
22	DA	491	G
22	DA	492	A
22	DA	503	A
22	DA	505	A
22	DA	510	C
22	DA	527	C
22	DA	530	G
22	DA	533	G
22	DA	571	U
22	DA	572	A
22	DA	573	U
22	DA	575	A
22	DA	576	U
22	DA	588	U
22	DA	603	A

Continued on next page...

Continued from previous page...

Mol	Chain	Res	Type
22	DA	604	G
22	DA	605	G
22	DA	606	U
22	DA	615	U
22	DA	617	G
22	DA	618	G
22	DA	620	G
22	DA	621	A
22	DA	622	G
22	DA	627	A
22	DA	628	G
22	DA	629	G
22	DA	637	A
22	DA	638	G
22	DA	655	A
22	DA	656	G
22	DA	670	A
22	DA	672	C
22	DA	673	C
22	DA	685	A
22	DA	687	C
22	DA	704	G
22	DA	705	A
22	DA	726	G
22	DA	727	A
22	DA	730	A
22	DA	739	A
22	DA	740	C
22	DA	762	U
22	DA	763	G
22	DA	765	C
22	DA	777	G
22	DA	782	A
22	DA	783	A
22	DA	794	A
22	DA	800	A
22	DA	802	A
22	DA	811	U
22	DA	829	A
22	DA	831	G
22	DA	859	G
22	DA	860	U

Continued on next page...

Continued from previous page...

Mol	Chain	Res	Type
22	DA	861	A
22	DA	865	C
22	DA	867	C
22	DA	868	U
22	DA	876	C
22	DA	913	U
22	DA	915	C
22	DA	916	G
22	DA	931	U
22	DA	933	A
22	DA	945	A
22	DA	946	C
22	DA	947	A
22	DA	957	C
22	DA	958	U
22	DA	959	A
22	DA	961	C
22	DA	964	C
22	DA	973	A
22	DA	976	G
22	DA	989	G
22	DA	990	A
22	DA	991	C
22	DA	992	C
22	DA	1008	A
22	DA	1009	A
22	DA	1010	A
22	DA	1011	G
22	DA	1013	C
22	DA	1020	A
22	DA	1021	A
22	DA	1023	U
22	DA	1024	G
22	DA	1025	G
22	DA	1026	G
22	DA	1027	A
22	DA	1033	U
22	DA	1034	G
22	DA	1047	G
22	DA	1050	A
22	DA	1060	U
22	DA	1063	G

Continued on next page...

Continued from previous page...

Mol	Chain	Res	Type
22	DA	1064	C
22	DA	1069	A
22	DA	1077	A
22	DA	1078	U
22	DA	1079	C
22	DA	1080	A
22	DA	1110	G
22	DA	1114	C
22	DA	1126	A
22	DA	1129	A
22	DA	1135	C
22	DA	1136	G
22	DA	1141	U
22	DA	1144	A
22	DA	1156	A
22	DA	1157	G
22	DA	1204	A
22	DA	1206	G
22	DA	1207	C
22	DA	1210	G
22	DA	1213	A
22	DA	1247	A
22	DA	1249	U
22	DA	1256	G
22	DA	1265	A
22	DA	1267	U
22	DA	1268	A
22	DA	1272	A
22	DA	1274	A
22	DA	1276	A
22	DA	1289	C
22	DA	1291	C
22	DA	1300	G
22	DA	1303	G
22	DA	1304	A
22	DA	1312	U
22	DA	1313	U
22	DA	1314	C
22	DA	1325	U
22	DA	1327	A
22	DA	1329	U
22	DA	1333	G

Continued on next page...

Continued from previous page...

Mol	Chain	Res	Type
22	DA	1340	U
22	DA	1346	G
22	DA	1347	A
22	DA	1385	A
22	DA	1386	C
22	DA	1388	G
22	DA	1389	G
22	DA	1397	U
22	DA	1398	C
22	DA	1399	C
22	DA	1400	U
22	DA	1401	G
22	DA	1415	U
22	DA	1417	C
22	DA	1418	G
22	DA	1427	A
22	DA	1430	G
22	DA	1451	C
22	DA	1455	G
22	DA	1456	G
22	DA	1475	G
22	DA	1482	G
22	DA	1489	C
22	DA	1491	G
22	DA	1492	G
22	DA	1497	U
22	DA	1498	C
22	DA	1508	A
22	DA	1510	G
22	DA	1536	C
22	DA	1539	U
22	DA	1554	U
22	DA	1555	G
22	DA	1556	C
22	DA	1557	C
22	DA	1558	C
22	DA	1560	G
22	DA	1565	C
22	DA	1568	G
22	DA	1569	A
22	DA	1603	A
22	DA	1606	C

Continued on next page...

Continued from previous page...

Mol	Chain	Res	Type
22	DA	1612	C
22	DA	1613	G
22	DA	1615	C
22	DA	1619	G
22	DA	1626	A
22	DA	1634	A
22	DA	1635	A
22	DA	1636	U
22	DA	1647	U
22	DA	1648	U
22	DA	1649	G
22	DA	1653	G
22	DA	1654	A
22	DA	1655	A
22	DA	1667	G
22	DA	1669	A
22	DA	1674	G
22	DA	1675	C
22	DA	1681	G
22	DA	1682	G
22	DA	1683	U
22	DA	1693	U
22	DA	1695	G
22	DA	1696	G
22	DA	1698	A
22	DA	1700	A
22	DA	1706	C
22	DA	1713	A
22	DA	1717	A
22	DA	1722	A
22	DA	1731	G
22	DA	1733	G
22	DA	1734	G
22	DA	1735	A
22	DA	1738	G
22	DA	1739	A
22	DA	1758	U
22	DA	1759	A
22	DA	1760	C
22	DA	1776	G
22	DA	1780	A
22	DA	1782	U

Continued on next page...

Continued from previous page...

Mol	Chain	Res	Type
22	DA	1784	A
22	DA	1785	A
22	DA	1786	A
22	DA	1787	A
22	DA	1799	G
22	DA	1802	A
22	DA	1803	A
22	DA	1808	A
22	DA	1810	A
22	DA	1811	G
22	DA	1815	A
22	DA	1816	C
22	DA	1817	G
22	DA	1821	A
22	DA	1828	G
22	DA	1838	C
22	DA	1839	G
22	DA	1848	A
22	DA	1900	A
22	DA	1901	A
22	DA	1913	A
22	DA	1915	U
22	DA	1916	A
22	DA	1918	A
22	DA	1919	A
22	DA	1929	G
22	DA	1931	U
22	DA	1932	A
22	DA	1936	A
22	DA	1941	C
22	DA	1943	U
22	DA	1945	G
22	DA	1954	G
22	DA	1956	U
22	DA	1962	C
22	DA	1963	U
22	DA	1965	C
22	DA	1967	C
22	DA	1970	A
22	DA	1972	G
22	DA	1980	G
22	DA	1981	A

Continued on next page...

Continued from previous page...

Mol	Chain	Res	Type
22	DA	1982	U
22	DA	1992	G
22	DA	1993	U
22	DA	1996	C
22	DA	1997	C
22	DA	2021	C
22	DA	2023	C
22	DA	2024	G
22	DA	2030	A
22	DA	2034	U
22	DA	2036	C
22	DA	2051	A
22	DA	2052	A
22	DA	2063	C
22	DA	2064	C
22	DA	2067	G
22	DA	2068	U
22	DA	2092	U
22	DA	2094	A
22	DA	2133	G
22	DA	2135	A
22	DA	2136	G
22	DA	2143	C
22	DA	2148	G
22	DA	2150	C
22	DA	2179	C
22	DA	2197	U
22	DA	2199	A
22	DA	2210	U
22	DA	2214	C
22	DA	2216	G
22	DA	2217	G
22	DA	2225	A
22	DA	2226	C
22	DA	2238	G
22	DA	2239	G
22	DA	2249	U
22	DA	2258	C
22	DA	2259	U
22	DA	2266	A
22	DA	2267	A
22	DA	2275	C

Continued on next page...

Continued from previous page...

Mol	Chain	Res	Type
22	DA	2276	G
22	DA	2282	G
22	DA	2283	C
22	DA	2286	G
22	DA	2288	A
22	DA	2289	G
22	DA	2296	U
22	DA	2299	U
22	DA	2311	A
22	DA	2314	A
22	DA	2334	U
22	DA	2337	G
22	DA	2339	C
22	DA	2344	U
22	DA	2347	C
22	DA	2348	U
22	DA	2349	G
22	DA	2384	U
22	DA	2386	A
22	DA	2391	G
22	DA	2392	A
22	DA	2404	U
22	DA	2406	A
22	DA	2407	A
22	DA	2409	G
22	DA	2425	A
22	DA	2428	G
22	DA	2429	G
22	DA	2439	A
22	DA	2440	C
22	DA	2447	G
22	DA	2450	A
22	DA	2458	G
22	DA	2459	A
22	DA	2490	G
22	DA	2492	U
22	DA	2493	U
22	DA	2497	A
22	DA	2498	C
22	DA	2503	A
22	DA	2504	U
22	DA	2505	G

Continued on next page...

Continued from previous page...

Mol	Chain	Res	Type
22	DA	2520	C
22	DA	2542	A
22	DA	2543	G
22	DA	2566	A
22	DA	2567	G
22	DA	2572	A
22	DA	2573	C
22	DA	2581	G
22	DA	2582	G
22	DA	2601	C
22	DA	2603	G
22	DA	2609	U
22	DA	2611	C
22	DA	2613	U
22	DA	2615	U
22	DA	2616	C
22	DA	2639	A
22	DA	2645	G
22	DA	2646	C
22	DA	2654	A
22	DA	2656	U
22	DA	2657	A
22	DA	2666	C
22	DA	2667	C
22	DA	2668	G
22	DA	2681	C
22	DA	2682	A
22	DA	2689	U
22	DA	2691	C
22	DA	2712	C
22	DA	2714	G
22	DA	2726	A
22	DA	2729	G
22	DA	2750	A
22	DA	2752	C
22	DA	2756	U
22	DA	2757	A
22	DA	2776	A
22	DA	2777	G
22	DA	2781	A
22	DA	2798	U
22	DA	2800	A

Continued on next page...

Continued from previous page...

Mol	Chain	Res	Type
22	DA	2832	U
22	DA	2836	U
22	DA	2837	A
22	DA	2848	G
22	DA	2850	A
22	DA	2851	A
22	DA	2866	U
22	DA	2868	A
22	DA	2873	A
22	DA	2874	C
22	DA	2875	C
22	DA	2876	G
22	DA	2879	A
22	DA	2880	C
22	DA	2881	U
22	DA	2893	A
22	DA	2895	G
57	DB	12	C
57	DB	13	G
57	DB	16	G
57	DB	40	U
57	DB	45	A
57	DB	56	G
57	DB	58	A
57	DB	66	A
57	DB	68	C
57	DB	87	U
57	DB	88	C
57	DB	90	C
57	DB	108	A
57	DB	110	C
57	DB	111	U

5.4 Non-standard residues in protein, DNA, RNA chains ⓘ

There are no non-standard protein/DNA/RNA residues in this entry.

5.5 Carbohydrates ⓘ

There are no carbohydrates in this entry.

5.6 Ligand geometry ⓘ

Of 364 ligands modelled in this entry, 363 are monoatomic - leaving 1 for Mogul analysis.

In the following table, the Counts columns list the number of bonds (or angles) for which Mogul statistics could be retrieved, the number of bonds (or angles) that are observed in the model and the number of bonds (or angles) that are defined in the chemical component dictionary. The Link column lists molecule types, if any, to which the group is linked. The Z score for a bond length (or angle) is the number of standard deviations the observed value is removed from the expected value. A bond length (or angle) with $|Z| > 2$ is considered an outlier worth inspection. RMSZ is the root-mean-square of all Z scores of the bond lengths (or angles).

Mol	Type	Chain	Res	Link	Bond lengths			Bond angles		
					Counts	RMSZ	# Z > 2	Counts	RMSZ	# Z > 2
60	CLY	BA	3135	-	28,28,28	1.57	6 (21%)	40,40,40	1.64	9 (22%)

In the following table, the Chirals column lists the number of chiral outliers, the number of chiral centers analysed, the number of these observed in the model and the number defined in the chemical component dictionary. Similar counts are reported in the Torsion and Rings columns. '-' means no outliers of that kind were identified.

Mol	Type	Chain	Res	Link	Chirals	Torsions	Rings
60	CLY	BA	3135	-	-	0/21/53/53	0/2/2/2

All (6) bond length outliers are listed below:

Mol	Chain	Res	Type	Atoms	Z	Observed(Å)	Ideal(Å)
60	BA	3135	CLY	C14-N2	3.23	1.51	1.47
60	BA	3135	CLY	C15-N2	2.95	1.52	1.46
60	BA	3135	CLY	C5-S1	2.88	1.85	1.81
60	BA	3135	CLY	O5-C4	2.59	1.48	1.43
60	BA	3135	CLY	C11-N2	2.45	1.51	1.48
60	BA	3135	CLY	C6-S1	2.20	1.84	1.79

All (9) bond angle outliers are listed below:

Mol	Chain	Res	Type	Atoms	Z	Observed(°)	Ideal(°)
60	BA	3135	CLY	C8-C7-N1	-5.57	104.32	111.60
60	BA	3135	CLY	C11-C10-N1	-3.38	109.28	116.70
60	BA	3135	CLY	O4-C1-C2	-2.47	104.84	110.36
60	BA	3135	CLY	C10-C11-N2	-2.35	107.53	112.34
60	BA	3135	CLY	C5-O5-C4	-2.28	111.29	114.21
60	BA	3135	CLY	C12-C13-C16	-2.21	112.01	114.72
60	BA	3135	CLY	O8-C10-C11	2.09	125.04	120.44
60	BA	3135	CLY	C4-C7-N1	-2.08	103.19	110.79

Continued on next page...

Continued from previous page...

Mol	Chain	Res	Type	Atoms	Z	Observed(°)	Ideal(°)
60	BA	3135	CLY	C15-N2-C14	2.08	115.39	112.41

There are no chirality outliers.

There are no torsion outliers.

There are no ring outliers.

5.7 Other polymers ⓘ

There are no such residues in this entry.

5.8 Polymer linkage issues

There are no chain breaks in this entry.

6 Fit of model and data ⓘ

6.1 Protein, DNA and RNA chains ⓘ

In the following table, the column labelled ‘#RSRZ> 2’ contains the number (and percentage) of RSRZ outliers, followed by percent RSRZ outliers for the chain as percentile scores relative to all X-ray entries and entries of similar resolution. The OWAB column contains the minimum, median, 95th percentile and maximum values of the occupancy-weighted average B-factor per residue. The column labelled ‘Q< 0.9’ lists the number of (and percentage) of residues with an average occupancy less than 0.9.

Mol	Chain	Analysed	<RSRZ>	#RSRZ>2	OWAB(Å ²)	Q<0.9
1	AA	1533/1533 (100%)	-0.63	16 (1%) 79 32	26, 75, 180, 427	0
2	AB	218/218 (100%)	0.62	14 (6%) 19 4	111, 151, 210, 294	0
2	CB	218/218 (100%)	0.94	24 (11%) 6 2	125, 161, 248, 300	0
3	AC	206/206 (100%)	0.15	3 (1%) 70 23	51, 97, 147, 208	0
3	CC	206/206 (100%)	0.48	5 (2%) 56 14	74, 144, 225, 261	0
4	AD	205/205 (100%)	-0.13	2 (0%) 79 32	43, 83, 164, 311	0
4	CD	205/205 (100%)	-0.23	0 100 100	31, 59, 113, 227	0
5	AE	150/150 (100%)	0.06	1 (0%) 84 41	55, 78, 148, 255	0
5	CE	150/150 (100%)	0.06	0 100 100	55, 85, 149, 258	0
6	AF	100/100 (100%)	-0.05	0 100 100	53, 90, 143, 171	0
6	CF	100/100 (100%)	0.21	1 (1%) 79 32	72, 107, 167, 226	0
7	AG	151/151 (100%)	0.18	3 (1%) 62 18	67, 129, 199, 248	0
8	AH	129/129 (100%)	0.05	0 100 100	38, 71, 123, 214	0
8	CH	129/129 (100%)	0.25	0 100 100	53, 100, 161, 214	0
9	AI	127/127 (100%)	0.54	9 (7%) 16 4	66, 125, 243, 279	0
9	CI	127/127 (100%)	1.13	21 (16%) 2 1	111, 184, 282, 308	0
10	AJ	98/98 (100%)	0.43	6 (6%) 21 5	60, 114, 210, 262	0
10	CJ	98/98 (100%)	1.32	22 (22%) 1 1	103, 188, 266, 292	0
11	AK	117/117 (100%)	0.18	1 (0%) 81 36	36, 98, 174, 203	0
11	CK	117/117 (100%)	0.24	1 (0%) 81 36	55, 104, 165, 196	0
12	AL	123/123 (100%)	-0.21	1 (0%) 83 38	15, 54, 116, 167	0
12	CL	123/123 (100%)	0.09	1 (0%) 83 38	36, 73, 121, 188	0
13	AM	114/114 (100%)	0.17	1 (0%) 81 36	76, 125, 196, 274	0
14	AN	96/100 (96%)	0.18	2 (2%) 60 17	59, 102, 195, 267	0

Continued on next page...

Continued from previous page...

Mol	Chain	Analysed	<RSRZ>	#RSRZ>2	OWAB(Å ²)	Q<0.9
14	CN	95/100 (95%)	1.31	21 (22%) 1 1	109, 221, 327, 373	0
15	AO	88/88 (100%)	-0.32	0 100 100	36, 70, 123, 182	0
15	CO	88/88 (100%)	-0.10	0 100 100	59, 103, 158, 277	0
16	AP	82/82 (100%)	0.32	4 (4%) 28 6	44, 74, 148, 243	0
17	AQ	80/80 (100%)	0.19	2 (2%) 54 13	29, 78, 141, 267	0
17	CQ	80/80 (100%)	0.39	3 (3%) 38 8	48, 106, 161, 199	0
18	AR	55/55 (100%)	-0.04	2 (3%) 41 9	60, 86, 161, 196	0
18	CR	55/55 (100%)	0.21	1 (1%) 65 20	47, 92, 186, 230	0
19	AS	79/79 (100%)	0.84	6 (7%) 14 4	79, 127, 199, 277	0
19	CS	79/79 (100%)	1.58	23 (29%) 1 1	181, 371, 451, 469	0
20	AT	85/85 (100%)	-0.01	0 100 100	43, 76, 116, 143	0
20	CT	85/85 (100%)	0.68	5 (5%) 22 5	58, 117, 197, 268	0
21	AU	51/51 (100%)	1.33	13 (25%) 1 1	88, 157, 204, 230	0
21	CU	51/51 (100%)	0.57	3 (5%) 22 5	58, 111, 182, 320	0
22	BA	2854/2903 (98%)	-0.60	32 (1%) 77 30	4, 28, 155, 403	0
22	DA	2841/2903 (97%)	0.11	69 (2%) 56 14	49, 122, 252, 460	0
23	BB	118/118 (100%)	-0.68	0 100 100	13, 43, 77, 106	0
24	BC	271/271 (100%)	-0.27	1 (0%) 90 55	5, 39, 81, 171	0
24	DC	271/271 (100%)	0.22	3 (1%) 77 30	51, 96, 147, 192	0
25	BD	209/209 (100%)	-0.30	0 100 100	3, 23, 72, 171	0
25	DD	209/209 (100%)	0.28	3 (1%) 72 25	50, 111, 176, 290	0
26	BE	201/201 (100%)	-0.23	0 100 100	2, 37, 98, 185	0
26	DE	201/201 (100%)	0.98	28 (13%) 4 2	62, 197, 395, 486	0
27	BF	177/177 (100%)	-0.01	1 (0%) 86 44	27, 70, 127, 197	0
28	BG	176/176 (100%)	-0.09	0 100 100	23, 60, 119, 205	0
28	DG	176/176 (100%)	0.92	27 (15%) 3 1	95, 195, 279, 335	0
29	BH	149/149 (100%)	1.43	46 (30%) 1 1	40, 177, 291, 362	0
29	DH	149/149 (100%)	1.73	46 (30%) 1 1	82, 181, 277, 319	0
30	BI	141/141 (100%)	1.75	38 (26%) 1 1	162, 269, 338, 374	0
30	DI	141/141 (100%)	1.73	43 (30%) 1 1	210, 324, 369, 408	0
31	BJ	142/142 (100%)	-0.36	0 100 100	6, 21, 60, 138	0

Continued on next page...

Continued from previous page...

Mol	Chain	Analysed	<RSRZ>	#RSRZ>2	OWAB(Å ²)	Q<0.9
31	DJ	142/142 (100%)	0.49	5 (3%) 42 9	63, 102, 163, 184	0
32	BK	122/122 (100%)	-0.32	0 100 100	7, 26, 74, 263	0
32	DK	122/122 (100%)	0.54	4 (3%) 44 10	52, 95, 164, 236	0
33	BL	143/143 (100%)	-0.30	0 100 100	3, 35, 77, 103	0
33	DL	143/143 (100%)	0.77	14 (9%) 8 2	58, 159, 278, 348	0
34	BM	136/136 (100%)	-0.34	0 100 100	4, 26, 66, 135	0
34	DM	136/136 (100%)	0.38	4 (2%) 49 11	44, 105, 164, 196	0
35	BN	120/120 (100%)	-0.37	0 100 100	6, 20, 43, 151	0
35	DN	120/120 (100%)	0.79	10 (8%) 11 3	79, 127, 200, 268	0
36	BO	116/116 (100%)	-0.20	0 100 100	26, 43, 77, 126	0
36	DO	116/116 (100%)	1.17	24 (20%) 1 1	124, 169, 240, 292	0
37	BP	114/114 (100%)	-0.21	0 100 100	9, 35, 83, 148	0
37	DP	114/114 (100%)	0.54	6 (5%) 25 5	62, 114, 174, 238	0
38	BQ	117/117 (100%)	-0.39	0 100 100	3, 16, 43, 199	0
38	DQ	117/117 (100%)	0.65	5 (4%) 34 7	66, 103, 194, 288	0
39	BR	103/103 (100%)	-0.32	0 100 100	4, 31, 80, 180	0
39	DR	103/103 (100%)	0.93	11 (10%) 6 2	67, 130, 227, 316	0
40	BS	110/110 (100%)	-0.35	0 100 100	4, 17, 52, 175	0
40	DS	110/110 (100%)	1.03	13 (11%) 5 2	59, 130, 231, 279	0
41	BT	93/93 (100%)	-0.04	1 (1%) 77 30	19, 43, 128, 185	0
41	DT	93/93 (100%)	1.48	26 (27%) 1 1	123, 205, 306, 347	0
42	BU	102/102 (100%)	-0.02	0 100 100	18, 49, 120, 241	0
42	DU	102/102 (100%)	1.90	38 (37%) 1 0	123, 285, 434, 557	0
43	BV	94/94 (100%)	-0.13	0 100 100	15, 43, 86, 142	0
43	DV	94/94 (100%)	0.49	3 (3%) 45 10	97, 143, 194, 233	0
44	BW	79/79 (100%)	-0.02	0 100 100	10, 30, 105, 223	0
44	DW	79/79 (100%)	1.38	22 (27%) 1 1	82, 140, 238, 284	0
45	BX	77/77 (100%)	-0.24	0 100 100	11, 42, 84, 117	0
45	DX	77/77 (100%)	0.66	4 (5%) 26 6	78, 117, 171, 236	0
46	BY	63/63 (100%)	0.16	2 (3%) 45 10	30, 66, 136, 222	0
46	DY	63/63 (100%)	1.11	14 (22%) 1 1	143, 309, 433, 440	0

Continued on next page...

Continued from previous page...

Mol	Chain	Analysed	<RSRZ>	#RSRZ>2	OWAB(Å ²)	Q<0.9
47	BZ	58/58 (100%)	-0.30	0 100 100	8, 22, 56, 111	0
47	DZ	58/58 (100%)	0.15	0 100 100	78, 119, 208, 217	0
48	B0	56/56 (100%)	-0.42	0 100 100	3, 24, 70, 159	0
48	D0	56/56 (100%)	0.71	2 (3%) 41 9	63, 139, 242, 298	0
49	B1	50/50 (100%)	0.04	0 100 100	22, 48, 99, 165	0
49	D1	50/50 (100%)	1.29	8 (16%) 3 1	99, 170, 210, 236	0
50	B2	46/46 (100%)	-0.36	0 100 100	7, 26, 52, 155	0
50	D2	46/46 (100%)	0.62	1 (2%) 59 16	81, 118, 175, 233	0
51	B3	64/64 (100%)	-0.41	0 100 100	5, 23, 44, 70	0
51	D3	64/64 (100%)	1.08	14 (21%) 1 1	65, 128, 183, 257	0
52	B4	38/38 (100%)	0.09	0 100 100	21, 45, 86, 124	0
52	D4	38/38 (100%)	1.69	15 (39%) 1 0	79, 137, 187, 227	0
53	CA	1530/1530 (100%)	-0.15	31 (2%) 62 18	34, 102, 281, 444	0
54	CG	150/150 (100%)	1.35	42 (28%) 1 1	107, 224, 298, 322	0
55	CM	113/113 (100%)	1.73	42 (37%) 1 0	182, 402, 494, 538	0
56	CP	80/80 (100%)	0.57	4 (5%) 28 6	51, 94, 155, 236	0
57	DB	117/117 (100%)	-0.13	1 (0%) 81 36	95, 169, 224, 274	0
58	DF	178/178 (100%)	1.04	24 (13%) 4 2	183, 225, 286, 338	0
All	All	20431/20551 (99%)	0.09	944 (4%) 31 7	2, 94, 269, 557	0

All (944) RSRZ outliers are listed below:

Mol	Chain	Res	Type	RSRZ
29	DH	92	GLY	15.4
22	BA	2179	C	12.7
29	DH	105	ALA	11.6
29	DH	124	THR	11.4
30	BI	2	LYS	10.1
22	BA	2147	A	9.8
29	DH	91	PHE	9.7
29	DH	123	ARG	9.7
30	BI	3	LYS	9.4
19	CS	28	LYS	9.0
29	DH	112	LYS	8.4
22	BA	2146	C	8.0
30	BI	67	THR	7.9

Continued on next page...

Continued from previous page...

Mol	Chain	Res	Type	RSRZ
42	DU	35	VAL	7.9
46	DY	63	ALA	7.8
22	BA	2154	A	7.7
22	DA	139	U	7.4
55	CM	94	LEU	7.4
29	BH	118	PRO	7.3
53	CA	209	U	7.0
29	DH	90	LEU	7.0
29	BH	123	ARG	6.9
29	DH	120	GLY	6.9
29	BH	122	LEU	6.8
30	DI	51	GLY	6.7
22	BA	2143	C	6.7
29	DH	133	GLN	6.7
30	BI	86	LYS	6.7
30	BI	1	ALA	6.7
22	DA	2157	G	6.6
29	BH	117	LEU	6.6
30	BI	11	GLN	6.5
10	CJ	8	ILE	6.3
30	DI	2	LYS	6.3
19	CS	23	GLU	6.3
46	DY	24	GLU	6.3
9	CI	42	THR	6.2
35	DN	63	ARG	6.2
19	CS	73	PHE	6.2
42	DU	75	ALA	6.2
26	DE	144	GLU	6.1
22	BA	2180	U	6.1
58	DF	129	MET	6.1
14	CN	33	VAL	6.1
46	DY	62	GLY	6.0
54	CG	16	LYS	6.0
22	DA	1172	C	6.0
30	DI	4	VAL	6.0
42	DU	59	GLU	6.0
17	AQ	82	VAL	5.9
29	DH	93	SER	5.9
29	DH	119	ASN	5.9
29	BH	84	ALA	5.8
42	DU	85	ARG	5.7
29	BH	148	ALA	5.7

Continued on next page...

Continued from previous page...

Mol	Chain	Res	Type	RSRZ
19	CS	60	PHE	5.7
22	BA	2110	G	5.7
53	CA	461	A	5.7
30	BI	46	ASP	5.6
29	BH	147	VAL	5.6
29	BH	105	ALA	5.6
30	DI	58	ILE	5.6
29	DH	131	SER	5.4
55	CM	108	ARG	5.4
19	CS	29	PRO	5.3
9	CI	56	MET	5.3
44	DW	51	GLY	5.3
41	DT	55	VAL	5.2
30	BI	68	PHE	5.2
30	DI	119	ALA	5.2
22	DA	2799	A	5.2
49	D1	52	LYS	5.2
29	BH	149	GLU	5.2
29	BH	89	LYS	5.2
40	DS	5	ALA	5.2
30	DI	15	GLY	5.2
10	AJ	35	GLN	5.2
30	BI	52	LEU	5.1
54	CG	58	LEU	5.0
36	DO	61	GLN	5.0
16	AP	81	ALA	5.0
39	DR	50	GLY	5.0
29	BH	85	GLY	5.0
54	CG	15	PRO	5.0
26	DE	127	GLU	5.0
22	BA	2138	G	4.9
29	BH	90	LEU	4.9
12	CL	123	ALA	4.9
42	DU	34	ILE	4.9
22	DA	2181	U	4.9
53	CA	1224	U	4.9
41	DT	15	HIS	4.8
55	CM	112	ARG	4.8
55	CM	93	GLY	4.8
1	AA	1030	U	4.8
36	DO	60	GLU	4.8
42	DU	87	GLU	4.8

Continued on next page...

Continued from previous page...

Mol	Chain	Res	Type	RSRZ
29	DH	121	VAL	4.8
40	DS	110	ARG	4.8
29	DH	128	HIS	4.8
29	DH	127	GLU	4.8
16	AP	80	LYS	4.7
22	BA	138	U	4.7
22	DA	228	C	4.7
42	DU	36	GLU	4.7
49	D1	35	LEU	4.7
42	DU	86	PHE	4.6
30	DI	50	LYS	4.6
22	DA	2402	U	4.6
33	DL	144	GLU	4.6
53	CA	210	C	4.6
54	CG	65	LEU	4.6
22	DA	645	C	4.6
53	CA	1534	A	4.6
29	BH	92	GLY	4.6
28	DG	166	GLU	4.5
19	AS	38	THR	4.5
22	DA	1067	A	4.5
29	BH	98	ASP	4.5
51	D3	20	GLY	4.5
52	D4	33	HIS	4.5
29	DH	89	LYS	4.5
30	BI	4	VAL	4.5
22	DA	1116	G	4.4
29	DH	106	ALA	4.4
55	CM	39	ALA	4.4
55	CM	111	PRO	4.4
30	BI	78	LEU	4.4
55	CM	84	CYS	4.4
26	DE	104	ALA	4.4
22	BA	2145	C	4.4
55	CM	109	LYS	4.3
38	DQ	36	GLN	4.3
30	BI	16	MET	4.3
43	DV	94	ALA	4.3
30	BI	13	ALA	4.3
46	DY	36	GLN	4.3
1	AA	412	A	4.3
22	DA	1173	U	4.3

Continued on next page...

Continued from previous page...

Mol	Chain	Res	Type	RSRZ
30	BI	66	PHE	4.3
29	BH	91	PHE	4.3
41	DT	42	GLU	4.3
58	DF	41	GLU	4.2
41	DT	35	ALA	4.2
54	CG	59	GLU	4.2
41	DT	34	VAL	4.2
30	DI	17	ALA	4.2
22	DA	613	A	4.2
29	BH	71	LYS	4.2
41	DT	3	ARG	4.2
29	DH	122	LEU	4.2
29	DH	87	GLU	4.2
14	CN	52	ARG	4.2
29	BH	80	ILE	4.2
37	DP	109	ILE	4.2
33	DL	92	LEU	4.2
10	CJ	10	LEU	4.1
44	DW	52	CYS	4.1
26	DE	103	GLY	4.1
9	CI	57	VAL	4.1
19	CS	65	MET	4.1
22	DA	2602	A	4.1
30	DI	3	LYS	4.1
29	BH	87	GLU	4.1
10	CJ	11	LYS	4.1
29	BH	88	GLY	4.1
22	DA	2146	C	4.0
55	CM	67	ASP	4.0
14	CN	51	PRO	4.0
30	BI	58	ILE	4.0
46	DY	35	GLY	4.0
30	BI	77	VAL	4.0
30	DI	118	GLY	4.0
9	CI	66	VAL	3.9
19	CS	22	VAL	3.9
55	CM	54	THR	3.9
30	DI	66	PHE	3.9
22	BA	139	U	3.9
29	DH	116	ARG	3.9
29	DH	143	ILE	3.9
30	DI	120	ASP	3.9

Continued on next page...

Continued from previous page...

Mol	Chain	Res	Type	RSRZ
9	AI	129	ARG	3.9
40	DS	70	LYS	3.9
54	CG	7	GLY	3.9
29	DH	141	LYS	3.9
54	CG	64	ALA	3.8
51	D3	21	PHE	3.8
29	DH	86	ASP	3.8
29	BH	116	ARG	3.8
42	DU	19	GLY	3.8
54	CG	43	TYR	3.8
9	AI	89	TYR	3.8
29	DH	113	SER	3.8
28	DG	104	LEU	3.8
55	CM	46	GLU	3.7
22	BA	2139	U	3.7
30	BI	12	VAL	3.7
58	DF	39	VAL	3.7
51	D3	22	LYS	3.7
28	DG	83	THR	3.7
52	D4	1	MET	3.7
19	CS	64	GLU	3.7
19	CS	47	THR	3.7
30	BI	54	ILE	3.7
10	CJ	75	ASP	3.7
30	DI	55	PRO	3.7
9	CI	40	ARG	3.7
48	D0	56	LYS	3.7
2	AB	73	ARG	3.7
29	BH	128	HIS	3.6
9	CI	41	GLU	3.6
37	DP	37	LYS	3.6
54	CG	38	ALA	3.6
29	BH	79	THR	3.6
19	AS	14	LEU	3.6
54	CG	55	LYS	3.6
2	AB	135	MET	3.6
41	DT	83	ALA	3.6
30	DI	121	ILE	3.6
53	CA	1209	C	3.6
33	DL	101	ILE	3.6
54	CG	17	PHE	3.6
22	DA	345	A	3.6

Continued on next page...

Continued from previous page...

Mol	Chain	Res	Type	RSRZ
29	BH	124	THR	3.6
22	BA	2885	G	3.6
54	CG	75	LYS	3.6
22	DA	2184	A	3.6
42	DU	76	THR	3.5
19	CS	58	PRO	3.5
53	CA	1271	A	3.5
1	AA	86	G	3.5
29	DH	118	PRO	3.5
2	CB	147	LEU	3.5
9	AI	128	LYS	3.5
55	CM	88	LEU	3.5
53	CA	211	G	3.5
35	DN	29	VAL	3.5
9	AI	42	THR	3.5
22	DA	2152	G	3.5
22	BA	1175	A	3.5
42	DU	5	ARG	3.5
41	DT	36	LYS	3.4
55	CM	38	ILE	3.4
1	AA	1534	A	3.4
10	CJ	7	ARG	3.4
29	BH	126	GLY	3.4
29	DH	82	SER	3.4
55	CM	70	ARG	3.4
2	CB	129	THR	3.4
14	CN	32	ASP	3.4
55	CM	89	ARG	3.4
58	DF	171	ALA	3.4
26	DE	193	VAL	3.4
30	BI	7	TYR	3.4
9	CI	67	LYS	3.4
30	DI	56	VAL	3.4
36	DO	46	GLU	3.4
54	CG	18	GLY	3.4
28	DG	85	LYS	3.4
26	DE	201	ALA	3.4
39	DR	103	ALA	3.4
46	DY	29	ARG	3.4
30	BI	38	CYS	3.4
10	CJ	6	ILE	3.4
10	CJ	76	ILE	3.4

Continued on next page...

Continued from previous page...

Mol	Chain	Res	Type	RSRZ
14	CN	19	TYR	3.4
22	BA	2106	U	3.4
29	BH	86	ASP	3.4
19	CS	30	LEU	3.3
22	DA	1175	A	3.3
29	BH	74	ALA	3.3
22	DA	1094	U	3.3
42	DU	24	VAL	3.3
42	DU	30	SER	3.3
10	CJ	34	ALA	3.3
10	CJ	73	LEU	3.3
36	DO	25	ARG	3.3
19	CS	27	LYS	3.3
14	CN	22	LYS	3.3
29	DH	129	GLU	3.3
30	BI	99	LYS	3.3
22	DA	1095	A	3.3
30	DI	123	ALA	3.3
12	AL	123	ALA	3.3
41	DT	43	ILE	3.3
29	BH	94	ILE	3.3
30	DI	22	PRO	3.3
56	CP	47	GLU	3.3
41	DT	76	ARG	3.2
22	DA	1066	U	3.2
29	BH	73	ASN	3.2
30	BI	132	ALA	3.2
54	CG	83	THR	3.2
54	CG	85	GLN	3.2
54	CG	69	ARG	3.2
30	BI	10	LEU	3.2
28	DG	162	ARG	3.2
55	CM	91	ARG	3.2
42	DU	11	ILE	3.2
55	CM	62	PHE	3.2
14	CN	62	ARG	3.2
58	DF	94	ARG	3.2
29	BH	93	SER	3.2
26	DE	198	GLU	3.2
53	CA	954	G	3.2
29	DH	125	THR	3.2
22	DA	1535	A	3.2

Continued on next page...

Continued from previous page...

Mol	Chain	Res	Type	RSRZ
21	AU	4	LYS	3.2
51	D3	23	HIS	3.2
3	CC	42	LEU	3.2
40	DS	31	GLN	3.2
19	CS	66	VAL	3.2
29	BH	81	ALA	3.2
19	CS	39	ILE	3.2
35	DN	113	ILE	3.2
39	DR	27	ILE	3.2
58	DF	110	ILE	3.2
10	CJ	12	ALA	3.2
21	CU	23	GLU	3.2
2	AB	26	MET	3.2
10	CJ	74	VAL	3.2
22	DA	1171	G	3.2
55	CM	81	ASP	3.2
30	DI	122	GLU	3.1
30	DI	5	GLN	3.1
40	DS	4	ILE	3.1
54	CG	106	ALA	3.1
19	CS	41	PRO	3.1
22	DA	93	G	3.1
22	BA	2149	U	3.1
43	DV	42	LEU	3.1
1	AA	78	A	3.1
58	DF	10	GLU	3.1
29	DH	140	ALA	3.1
42	DU	31	GLY	3.1
19	AS	2	ARG	3.1
26	DE	102	ARG	3.1
41	DT	2	ILE	3.1
53	CA	950	U	3.1
26	DE	119	ILE	3.1
54	CG	14	ASP	3.1
29	DH	95	GLY	3.1
14	CN	1	ALA	3.1
45	DX	49	ARG	3.1
30	DI	81	LYS	3.1
46	BY	63	ALA	3.1
54	CG	71	THR	3.1
41	DT	72	GLN	3.1
5	AE	150	GLU	3.1

Continued on next page...

Continued from previous page...

Mol	Chain	Res	Type	RSRZ
30	BI	53	PRO	3.1
33	DL	70	LYS	3.1
54	CG	136	LYS	3.1
22	BA	2148	G	3.1
42	DU	26	ASN	3.1
44	DW	45	HIS	3.1
30	DI	43	ALA	3.0
30	DI	21	PRO	3.0
10	CJ	72	ARG	3.0
33	DL	89	VAL	3.0
53	CA	1235	U	3.0
22	DA	2142	A	3.0
54	CG	143	MET	3.0
1	AA	80	A	3.0
22	BA	2150	C	3.0
36	DO	62	LEU	3.0
55	CM	61	LYS	3.0
29	BH	121	VAL	3.0
30	DI	117	THR	3.0
26	DE	197	GLU	3.0
29	BH	134	VAL	3.0
2	AB	66	ILE	3.0
22	DA	1536	C	3.0
42	DU	4	ILE	3.0
24	DC	241	LYS	3.0
10	CJ	71	LEU	3.0
10	CJ	63	ASP	3.0
14	CN	11	LYS	3.0
54	CG	150	PHE	3.0
30	DI	12	VAL	3.0
29	BH	143	ILE	3.0
42	DU	77	GLY	3.0
58	DF	141	ASP	2.9
22	BA	546	U	2.9
22	BA	2105	U	2.9
42	DU	78	LYS	2.9
54	CG	70	PRO	2.9
29	DH	88	GLY	2.9
49	D1	49	LYS	2.9
54	CG	78	ARG	2.9
55	CM	113	LYS	2.9
30	BI	139	VAL	2.9

Continued on next page...

Continued from previous page...

Mol	Chain	Res	Type	RSRZ
29	DH	117	LEU	2.9
33	DL	82	LEU	2.9
37	DP	111	GLU	2.9
28	DG	84	LYS	2.9
41	DT	69	ARG	2.9
49	D1	20	TYR	2.9
29	BH	119	ASN	2.9
26	DE	180	LEU	2.9
54	CG	13	PRO	2.9
9	CI	65	THR	2.9
42	DU	94	PHE	2.9
30	BI	114	ALA	2.9
19	AS	15	LEU	2.9
2	CB	87	ASP	2.9
54	CG	60	ALA	2.9
21	AU	51	ALA	2.9
54	CG	61	PHE	2.9
52	D4	37	GLN	2.9
55	CM	95	PRO	2.9
29	DH	139	PHE	2.9
2	CB	128	LEU	2.9
49	D1	46	VAL	2.9
14	CN	78	LEU	2.9
14	AN	29	ILE	2.9
21	CU	8	ASN	2.9
40	DS	48	LYS	2.9
9	CI	4	GLN	2.9
39	DR	26	ASP	2.9
22	BA	2144	G	2.9
1	AA	88	U	2.9
44	DW	35	ILE	2.9
42	DU	2	ALA	2.9
17	CQ	7	LEU	2.9
52	D4	10	LEU	2.9
9	CI	15	ALA	2.9
28	DG	56	GLY	2.8
36	DO	26	LEU	2.8
7	AG	4	ARG	2.8
20	CT	43	LYS	2.8
42	DU	70	ALA	2.8
22	BA	2181	U	2.8
22	DA	2797	U	2.8

Continued on next page...

Continued from previous page...

Mol	Chain	Res	Type	RSRZ
22	DA	138	U	2.8
26	DE	147	LEU	2.8
58	DF	155	ILE	2.8
9	CI	31	GLN	2.8
29	BH	145	ASN	2.8
29	DH	130	VAL	2.8
41	DT	12	ARG	2.8
58	DF	127	TYR	2.8
22	BA	2182	U	2.8
30	DI	1	ALA	2.8
54	CG	84	TYR	2.8
30	BI	40	ALA	2.8
21	AU	22	CYS	2.8
21	AU	34	ARG	2.8
22	DA	846	U	2.8
22	DA	1078	U	2.8
22	DA	1075	C	2.8
51	D3	13	PHE	2.8
22	DA	2585	U	2.8
42	DU	28	LEU	2.8
30	DI	48	ILE	2.8
46	DY	56	LEU	2.8
55	CM	68	LEU	2.8
30	DI	13	ALA	2.8
40	DS	27	LYS	2.8
41	DT	56	GLU	2.8
56	CP	52	LEU	2.8
26	DE	175	ILE	2.8
29	BH	125	THR	2.8
2	CB	148	GLY	2.8
2	AB	150	ILE	2.8
1	AA	79	G	2.8
30	BI	37	PHE	2.8
30	DI	83	ALA	2.7
39	DR	20	VAL	2.7
41	DT	14	PRO	2.7
54	CG	12	LEU	2.7
36	DO	13	ARG	2.7
42	DU	50	ALA	2.7
42	DU	74	ALA	2.7
21	AU	23	GLU	2.7
22	DA	2062	A	2.7

Continued on next page...

Continued from previous page...

Mol	Chain	Res	Type	RSRZ
9	CI	38	PHE	2.7
22	DA	2145	C	2.7
41	DT	68	LYS	2.7
42	DU	38	ILE	2.7
58	DF	153	ILE	2.7
53	CA	202	G	2.7
53	CA	1138	G	2.7
53	CA	1310	G	2.7
26	DE	12	LEU	2.7
29	DH	15	LEU	2.7
54	CG	8	GLN	2.7
29	DH	84	ALA	2.7
33	DL	106	GLU	2.7
53	CA	1314	C	2.7
56	CP	57	ILE	2.7
53	CA	86	G	2.7
18	CR	19	GLU	2.7
46	DY	14	LEU	2.7
53	CA	1302	C	2.7
56	CP	48	GLU	2.7
55	CM	97	ARG	2.7
54	CG	87	PRO	2.7
30	DI	40	ALA	2.7
36	DO	50	ALA	2.7
49	D1	43	ARG	2.7
52	D4	36	ARG	2.7
40	DS	3	THR	2.7
36	DO	56	LYS	2.7
11	CK	125	LYS	2.7
22	DA	1459	G	2.7
3	CC	154	GLY	2.7
1	AA	87	C	2.6
51	D3	46	LYS	2.6
31	DJ	118	MET	2.6
54	CG	52	ARG	2.6
22	DA	1077	A	2.6
44	DW	60	ALA	2.6
42	DU	51	LEU	2.6
28	DG	57	TYR	2.6
49	D1	6	GLU	2.6
17	CQ	6	THR	2.6
18	AR	19	GLU	2.6

Continued on next page...

Continued from previous page...

Mol	Chain	Res	Type	RSRZ
44	DW	19	ARG	2.6
55	CM	37	GLY	2.6
1	AA	85	U	2.6
2	CB	109	SER	2.6
51	D3	35	LYS	2.6
30	DI	11	GLN	2.6
28	DG	7	PRO	2.6
44	DW	34	SER	2.6
26	DE	24	ASN	2.6
52	D4	24	ARG	2.6
2	CB	127	LYS	2.6
19	CS	79	TYR	2.6
55	CM	51	GLN	2.6
58	DF	105	ILE	2.6
14	CN	60	ARG	2.6
40	DS	34	ASP	2.6
10	AJ	102	LEU	2.6
29	BH	83	LYS	2.6
42	DU	13	LEU	2.6
29	BH	146	VAL	2.6
9	AI	88	GLU	2.6
9	CI	129	ARG	2.6
22	DA	62	U	2.6
52	D4	8	LYS	2.6
40	DS	68	ASP	2.6
53	CA	1226	C	2.6
55	CM	42	VAL	2.6
13	AM	113	LYS	2.6
36	DO	88	LYS	2.6
3	CC	205	GLU	2.6
30	BI	51	GLY	2.6
44	DW	50	VAL	2.6
22	DA	914	G	2.6
41	DT	1	MET	2.6
30	DI	57	VAL	2.6
44	DW	56	HIS	2.6
32	DK	38	ILE	2.6
41	DT	33	LYS	2.6
51	D3	14	LYS	2.6
46	DY	37	LEU	2.6
53	CA	1270	G	2.5
22	DA	2147	A	2.5

Continued on next page...

Continued from previous page...

Mol	Chain	Res	Type	RSRZ
14	AN	30	ILE	2.5
31	DJ	142	ILE	2.5
55	CM	92	ARG	2.5
21	AU	35	GLU	2.5
3	AC	64	ARG	2.5
21	AU	20	ARG	2.5
58	DF	77	LYS	2.5
46	DY	59	GLU	2.5
54	CG	44	SER	2.5
10	AJ	76	ILE	2.5
14	CN	34	ASN	2.5
21	CU	32	ARG	2.5
44	DW	38	ARG	2.5
52	D4	9	LYS	2.5
22	DA	1537	G	2.5
42	DU	97	SER	2.5
44	DW	18	LYS	2.5
53	CA	998	C	2.5
22	DA	137	U	2.5
22	DA	546	U	2.5
44	DW	62	ALA	2.5
6	CF	8	PHE	2.5
19	CS	62	THR	2.5
22	DA	2150	C	2.5
57	DB	118	C	2.5
51	D3	19	GLY	2.5
25	DD	186	LEU	2.5
36	DO	24	THR	2.5
28	DG	61	TRP	2.5
14	CN	53	ASP	2.5
2	CB	82	ALA	2.5
22	BA	2153	C	2.5
58	DF	178	LYS	2.5
29	BH	70	GLU	2.5
55	CM	100	ARG	2.5
22	BA	2155	U	2.5
46	DY	21	LEU	2.5
26	DE	188	MET	2.5
28	DG	87	GLN	2.5
42	DU	37	GLY	2.5
30	DI	98	GLY	2.5
19	CS	40	PHE	2.5

Continued on next page...

Continued from previous page...

Mol	Chain	Res	Type	RSRZ
48	D0	36	LYS	2.5
9	AI	40	ARG	2.5
2	AB	51	GLU	2.5
22	DA	1083	U	2.5
32	DK	110	GLU	2.5
55	CM	80	MET	2.5
2	CB	106	VAL	2.5
45	DX	17	ARG	2.5
33	DL	104	GLN	2.5
14	CN	18	LYS	2.5
36	DO	64	TYR	2.5
52	D4	15	LYS	2.5
36	DO	7	ARG	2.5
33	DL	5	THR	2.4
44	DW	28	GLU	2.4
54	CG	151	ALA	2.4
28	DG	165	ASP	2.4
2	AB	89	PHE	2.4
16	AP	82	ALA	2.4
22	DA	2140	G	2.4
20	CT	66	ILE	2.4
30	BI	57	VAL	2.4
50	D2	33	ARG	2.4
30	DI	24	GLY	2.4
4	AD	35	GLN	2.4
14	CN	26	LEU	2.4
30	DI	52	LEU	2.4
41	DT	75	GLY	2.4
52	D4	34	LYS	2.4
17	AQ	6	THR	2.4
17	CQ	5	ARG	2.4
39	DR	22	LEU	2.4
51	D3	60	CYS	2.4
30	BI	39	LYS	2.4
42	DU	46	LYS	2.4
55	CM	30	LYS	2.4
26	DE	121	VAL	2.4
2	CB	99	MET	2.4
2	CB	110	ILE	2.4
18	AR	73	HIS	2.4
9	CI	43	ALA	2.4
2	CB	66	ILE	2.4

Continued on next page...

Continued from previous page...

Mol	Chain	Res	Type	RSRZ
21	AU	30	GLU	2.4
2	CB	103	TRP	2.4
1	AA	1493	A	2.4
22	BA	2142	A	2.4
22	DA	1174	U	2.4
52	D4	26	ILE	2.4
22	DA	795	C	2.4
30	BI	60	VAL	2.4
41	DT	16	VAL	2.4
14	CN	40	ARG	2.4
51	D3	47	ALA	2.4
1	AA	1031	C	2.4
22	DA	318	C	2.4
30	DI	64	ARG	2.4
9	AI	31	GLN	2.4
29	DH	115	VAL	2.4
35	DN	78	LYS	2.4
26	DE	122	GLU	2.4
55	CM	87	GLY	2.4
2	AB	151	LYS	2.4
30	BI	33	ASN	2.4
30	DI	16	MET	2.4
28	DG	110	HIS	2.4
55	CM	63	VAL	2.4
53	CA	999	C	2.4
53	CA	1031	C	2.4
53	CA	1312	G	2.4
28	DG	168	VAL	2.4
39	DR	96	VAL	2.4
20	CT	35	TYR	2.4
55	CM	103	THR	2.4
2	CB	15	PHE	2.4
28	DG	102	ILE	2.4
29	DH	138	VAL	2.4
30	DI	49	GLU	2.4
22	DA	2141	G	2.4
54	CG	48	THR	2.4
10	CJ	9	ARG	2.4
29	DH	126	GLY	2.4
36	DO	40	ILE	2.4
39	DR	21	ARG	2.4
42	DU	12	VAL	2.4

Continued on next page...

Continued from previous page...

Mol	Chain	Res	Type	RSRZ
55	CM	71	GLU	2.4
21	AU	37	TYR	2.3
55	CM	82	LEU	2.3
36	DO	51	ALA	2.3
37	DP	110	LYS	2.3
7	AG	77	ARG	2.3
29	DH	94	ILE	2.3
26	DE	23	PHE	2.3
26	DE	118	LEU	2.3
28	DG	51	PHE	2.3
22	DA	12	U	2.3
22	DA	92	U	2.3
44	DW	73	PRO	2.3
42	DU	17	ASP	2.3
53	CA	208	U	2.3
54	CG	11	ILE	2.3
21	AU	31	VAL	2.3
9	CI	128	LYS	2.3
28	DG	101	VAL	2.3
22	DA	1278	C	2.3
19	AS	48	ILE	2.3
22	DA	810	U	2.3
14	CN	23	ARG	2.3
54	CG	54	GLY	2.3
30	BI	42	ASN	2.3
31	DJ	53	TYR	2.3
42	DU	25	LYS	2.3
2	CB	35	ASN	2.3
2	CB	117	GLU	2.3
29	BH	112	LYS	2.3
46	DY	13	GLU	2.3
54	CG	19	SER	2.3
10	AJ	89	ARG	2.3
44	DW	54	ARG	2.3
46	BY	7	ARG	2.3
9	AI	16	ALA	2.3
33	DL	143	GLU	2.3
29	DH	145	ASN	2.3
46	DY	5	GLU	2.3
58	DF	24	VAL	2.3
52	D4	38	GLY	2.3
9	CI	63	TYR	2.3

Continued on next page...

Continued from previous page...

Mol	Chain	Res	Type	RSRZ
10	CJ	65	TYR	2.3
22	DA	1046	A	2.3
29	DH	81	ALA	2.3
22	BA	885	C	2.3
22	DA	2153	C	2.3
30	BI	100	ILE	2.3
37	DP	96	LEU	2.3
41	DT	20	ALA	2.3
34	DM	8	LYS	2.3
58	DF	114	ARG	2.3
9	CI	58	GLU	2.3
22	DA	1090	A	2.3
42	DU	82	VAL	2.3
30	BI	35	MET	2.3
30	DI	53	PRO	2.3
1	AA	841	C	2.3
19	CS	21	ALA	2.3
22	DA	1870	C	2.3
32	DK	69	VAL	2.3
41	BT	16	VAL	2.3
29	DH	104	THR	2.3
49	D1	36	LYS	2.2
39	DR	88	GLY	2.2
54	CG	81	GLY	2.2
22	DA	2306	C	2.2
54	CG	146	ALA	2.2
58	DF	83	PRO	2.2
19	AS	39	ILE	2.2
3	AC	167	TYR	2.2
19	CS	63	ASP	2.2
2	AB	27	LYS	2.2
22	BA	140	C	2.2
22	DA	1211	C	2.2
9	CI	64	ILE	2.2
2	CB	141	GLU	2.2
38	DQ	82	LEU	2.2
19	CS	59	VAL	2.2
1	AA	1362	A	2.2
53	CA	958	A	2.2
14	CN	25	GLU	2.2
2	AB	72	LYS	2.2
22	DA	2107	G	2.2

Continued on next page...

Continued from previous page...

Mol	Chain	Res	Type	RSRZ
30	BI	47	SER	2.2
35	DN	30	ARG	2.2
22	BA	2109	U	2.2
26	DE	143	LEU	2.2
33	DL	75	ALA	2.2
42	DU	42	LYS	2.2
44	DW	63	ASP	2.2
36	DO	117	PHE	2.2
2	CB	144	GLU	2.2
10	AJ	78	GLU	2.2
10	CJ	91	ASP	2.2
14	CN	61	ASN	2.2
28	DG	55	ASP	2.2
44	DW	58	LEU	2.2
55	CM	69	ARG	2.2
3	CC	41	TYR	2.2
9	CI	8	THR	2.2
55	CM	57	ASP	2.2
2	AB	220	VAL	2.2
22	DA	88	G	2.2
33	DL	142	ILE	2.2
22	BA	2402	U	2.2
33	DL	107	PHE	2.2
36	DO	28	VAL	2.2
44	DW	59	PHE	2.2
58	DF	44	ALA	2.2
27	BF	79	ARG	2.2
58	DF	168	LEU	2.2
28	DG	129	GLU	2.2
36	DO	112	GLU	2.2
2	AB	159	ALA	2.2
22	DA	2151	U	2.2
28	DG	161	VAL	2.2
36	DO	92	PHE	2.2
19	CS	26	ASP	2.2
25	DD	10	GLY	2.2
51	D3	9	ALA	2.2
52	D4	35	GLN	2.2
40	DS	84	ARG	2.2
3	AC	205	GLU	2.2
22	DA	786	C	2.2
14	CN	15	LEU	2.2

Continued on next page...

Continued from previous page...

Mol	Chain	Res	Type	RSRZ
52	D4	32	LYS	2.2
41	DT	77	ARG	2.2
21	AU	40	PRO	2.2
22	BA	1065	U	2.2
24	BC	235	GLU	2.2
53	CA	955	U	2.2
55	CM	45	SER	2.2
31	DJ	35	ARG	2.2
40	DS	32	ALA	2.1
44	DW	53	GLY	2.1
2	CB	17	HIS	2.1
26	DE	200	LEU	2.1
36	DO	52	SER	2.1
16	AP	45	GLU	2.1
28	DG	170	THR	2.1
35	DN	98	LEU	2.1
3	CC	171	ARG	2.1
28	DG	8	VAL	2.1
14	CN	3	GLN	2.1
30	DI	86	LYS	2.1
30	DI	124	MET	2.1
51	D3	48	MET	2.1
22	BA	2108	A	2.1
2	AB	65	LYS	2.1
2	CB	30	ILE	2.1
11	AK	125	LYS	2.1
58	DF	131	VAL	2.1
21	AU	32	ARG	2.1
24	DC	26	GLY	2.1
34	DM	1	MET	2.1
35	DN	118	ARG	2.1
51	D3	39	ARG	2.1
55	CM	85	TYR	2.1
53	CA	1036	A	2.1
53	CA	1362	A	2.1
58	DF	115	GLY	2.1
29	BH	135	HIS	2.1
26	DE	164	LEU	2.1
54	CG	47	GLU	2.1
1	AA	209	U	2.1
34	DM	16	ARG	2.1
2	CB	32	GLY	2.1

Continued on next page...

Continued from previous page...

Mol	Chain	Res	Type	RSRZ
22	DA	1073	A	2.1
28	DG	147	LEU	2.1
29	DH	83	LYS	2.1
44	DW	74	LYS	2.1
46	DY	28	LEU	2.1
2	CB	158	ASP	2.1
26	DE	172	ALA	2.1
9	AI	62	LEU	2.1
44	DW	36	ILE	2.1
55	CM	98	GLY	2.1
34	DM	40	ARG	2.1
45	DX	10	ARG	2.1
28	DG	160	GLY	2.1
19	CS	38	THR	2.1
29	DH	142	VAL	2.1
45	DX	9	LYS	2.1
10	CJ	16	ARG	2.1
26	DE	190	ALA	2.1
28	DG	151	ARG	2.1
35	DN	38	LEU	2.1
2	AB	224	ARG	2.1
29	BH	106	ALA	2.1
41	DT	5	GLU	2.1
58	DF	51	ASN	2.1
21	AU	24	LYS	2.1
30	DI	44	LYS	2.1
9	CI	39	GLY	2.1
31	DJ	119	PHE	2.1
38	DQ	42	GLY	2.1
2	CB	163	ILE	2.1
53	CA	212	G	2.1
55	CM	40	GLU	2.1
55	CM	44	ILE	2.1
10	CJ	90	LEU	2.1
41	DT	32	LEU	2.1
53	CA	1308	U	2.1
28	DG	169	ARG	2.1
29	BH	113	SER	2.1
29	BH	76	GLU	2.1
35	DN	43	GLU	2.1
36	DO	63	LYS	2.1
4	AD	26	ALA	2.1

Continued on next page...

Continued from previous page...

Mol	Chain	Res	Type	RSRZ
7	AG	78	ARG	2.1
22	DA	2133	G	2.1
30	DI	23	VAL	2.1
43	DV	69	GLU	2.1
22	DA	1044	C	2.1
36	DO	41	ALA	2.1
35	DN	74	GLU	2.1
20	CT	70	LYS	2.0
58	DF	140	ILE	2.0
24	DC	47	ARG	2.0
26	DE	21	ARG	2.0
29	DH	85	GLY	2.0
2	CB	27	LYS	2.0
10	CJ	99	GLN	2.0
38	DQ	73	ILE	2.0
10	AJ	75	ASP	2.0
26	DE	88	ARG	2.0
30	DI	18	ASN	2.0
1	AA	461	A	2.0
44	DW	39	GLN	2.0
9	CI	127	SER	2.0
22	DA	1407	G	2.0
20	CT	15	LYS	2.0
40	DS	47	VAL	2.0
54	CG	62	GLU	2.0
37	DP	108	ARG	2.0
52	D4	27	CYS	2.0
36	DO	80	GLU	2.0
22	DA	1420	A	2.0
22	DA	2183	A	2.0
32	DK	39	ILE	2.0
36	DO	58	ILE	2.0
28	DG	82	PHE	2.0
25	DD	26	VAL	2.0
42	DU	93	ARG	2.0
53	CA	94	G	2.0
10	CJ	102	LEU	2.0
38	DQ	28	SER	2.0
39	DR	25	LEU	2.0
58	DF	150	GLY	2.0
29	BH	102	ALA	2.0
30	BI	71	LYS	2.0

Continued on next page...

Continued from previous page...

Mol	Chain	Res	Type	RSRZ
26	DE	48	THR	2.0
42	DU	69	VAL	2.0
41	DT	10	VAL	2.0
10	CJ	50	THR	2.0
29	BH	139	PHE	2.0
33	DL	108	ALA	2.0
39	DR	87	GLN	2.0

6.2 Non-standard residues in protein, DNA, RNA chains ⓘ

There are no non-standard protein/DNA/RNA residues in this entry.

6.3 Carbohydrates ⓘ

There are no carbohydrates in this entry.

6.4 Ligands ⓘ

In the following table, the Atoms column lists the number of modelled atoms in the group and the number defined in the chemical component dictionary. LLDF column lists the quality of electron density of the group with respect to its neighbouring residues in protein, DNA or RNA chains. The B-factors column lists the minimum, median, 95th percentile and maximum values of B factors of atoms in the group. The column labelled 'Q < 0.9' lists the number of atoms with occupancy less than 0.9.

Mol	Type	Chain	Res	Atoms	RSR	LLDF	B-factors(Å ²)	Q<0.9
59	MG	DA	3062	1/1	1.56	386.71	211,211,211,211	0
59	MG	DA	3019	1/1	2.15	106.35	247,247,247,247	0
59	MG	DA	3073	1/1	2.09	100.97	274,274,274,274	0
59	MG	BA	3024	1/1	0.51	76.83	166,166,166,166	0
59	MG	DA	3057	1/1	0.55	69.46	227,227,227,227	0
59	MG	DJ	201	1/1	2.33	68.94	230,230,230,230	0
59	MG	DA	3108	1/1	0.54	49.76	185,185,185,185	0
59	MG	DA	3005	1/1	1.33	47.32	309,309,309,309	0
59	MG	BA	3117	1/1	0.24	42.60	157,157,157,157	0
59	MG	BA	3033	1/1	0.30	31.74	162,162,162,162	0
59	MG	DA	3059	1/1	0.84	31.65	200,200,200,200	0
59	MG	BA	3054	1/1	0.40	28.99	189,189,189,189	0
59	MG	BA	3035	1/1	0.47	28.12	171,171,171,171	0
59	MG	DA	3061	1/1	1.01	25.05	229,229,229,229	0

Continued on next page...

Continued from previous page...

Mol	Type	Chain	Res	Atoms	RSR	LLDF	B-factors(Å ²)	Q<0.9
59	MG	DA	3003	1/1	0.82	23.78	236,236,236,236	0
59	MG	BA	3129	1/1	0.92	23.08	214,214,214,214	0
59	MG	CA	1627	1/1	0.38	22.00	181,181,181,181	0
59	MG	AA	1618	1/1	0.59	20.85	197,197,197,197	0
59	MG	BA	3074	1/1	0.23	19.51	93,93,93,93	0
59	MG	CA	1628	1/1	1.51	19.13	260,260,260,260	0
59	MG	AA	1626	1/1	0.28	18.12	117,117,117,117	0
59	MG	DA	3021	1/1	0.36	17.79	199,199,199,199	0
59	MG	CA	1624	1/1	0.67	17.09	165,165,165,165	0
59	MG	DA	3077	1/1	0.48	16.98	222,222,222,222	0
59	MG	CA	1619	1/1	0.32	16.68	214,214,214,214	0
59	MG	DA	3131	1/1	0.32	16.25	212,212,212,212	0
59	MG	DA	3126	1/1	0.58	15.69	200,200,200,200	0
59	MG	BB	201	1/1	0.24	15.40	222,222,222,222	0
59	MG	BA	3069	1/1	0.32	14.08	151,151,151,151	0
59	MG	BA	3055	1/1	0.26	13.65	205,205,205,205	0
59	MG	BA	3026	1/1	0.29	13.24	133,133,133,133	0
59	MG	AA	1608	1/1	0.26	12.85	68,68,68,68	0
59	MG	BA	3085	1/1	0.22	12.44	100,100,100,100	0
59	MG	DA	3075	1/1	0.62	12.31	174,174,174,174	0
59	MG	BA	3096	1/1	0.17	12.14	102,102,102,102	0
59	MG	CA	1603	1/1	0.24	11.38	162,162,162,162	0
59	MG	DA	3025	1/1	1.41	11.33	278,278,278,278	0
59	MG	BA	3060	1/1	0.29	10.53	210,210,210,210	0
59	MG	BA	3018	1/1	0.28	10.47	6,6,6,6	0
59	MG	BA	3110	1/1	0.25	9.94	92,92,92,92	0
59	MG	CA	1612	1/1	0.32	9.87	136,136,136,136	0
59	MG	BA	3081	1/1	0.16	9.85	86,86,86,86	0
59	MG	CA	1626	1/1	0.23	9.58	23,23,23,23	0
59	MG	DA	3107	1/1	0.49	9.39	161,161,161,161	0
59	MG	BA	3100	1/1	0.25	8.92	89,89,89,89	0
59	MG	DE	301	1/1	0.50	8.62	131,131,131,131	0
59	MG	BA	3039	1/1	0.21	8.44	6,6,6,6	0
59	MG	DA	3035	1/1	0.42	7.78	194,194,194,194	0
59	MG	BA	3056	1/1	0.17	7.61	169,169,169,169	0
59	MG	CA	1614	1/1	0.38	7.51	210,210,210,210	0
59	MG	DA	3078	1/1	0.35	7.49	180,180,180,180	0
59	MG	DA	3129	1/1	1.64	6.88	233,233,233,233	0
59	MG	BA	3032	1/1	0.19	5.86	3,3,3,3	0
59	MG	DA	3002	1/1	0.36	5.81	180,180,180,180	0
59	MG	DA	3074	1/1	0.28	5.77	190,190,190,190	0

Continued on next page...

Continued from previous page...

Mol	Type	Chain	Res	Atoms	RSR	LLDF	B-factors(\AA^2)	Q<0.9
59	MG	DA	3114	1/1	0.31	5.68	167,167,167,167	0
59	MG	CA	1611	1/1	0.23	5.09	112,112,112,112	0
59	MG	AA	1614	1/1	0.27	5.04	194,194,194,194	0
59	MG	DA	3128	1/1	0.74	4.89	214,214,214,214	0
59	MG	DA	3084	1/1	0.42	4.79	144,144,144,144	0
59	MG	DA	3063	1/1	0.39	4.79	278,278,278,278	0
59	MG	BA	3027	1/1	0.17	4.57	46,46,46,46	0
59	MG	BA	3082	1/1	0.15	4.57	114,114,114,114	0
59	MG	AA	1625	1/1	0.23	4.42	30,30,30,30	0
59	MG	CA	1641	1/1	0.20	4.10	79,79,79,79	0
59	MG	DA	3090	1/1	0.42	4.07	165,165,165,165	0
59	MG	DA	3087	1/1	0.27	3.98	179,179,179,179	0
59	MG	DA	3027	1/1	0.70	3.94	253,253,253,253	0
59	MG	BA	3043	1/1	0.17	3.91	11,11,11,11	0
59	MG	DA	3122	1/1	0.33	3.87	153,153,153,153	0
59	MG	BA	3102	1/1	0.17	3.69	3,3,3,3	0
60	CLY	BA	3135	27/27	0.19	3.56	11,17,22,22	0
59	MG	DA	3044	1/1	0.25	3.49	156,156,156,156	0
59	MG	CA	1607	1/1	0.22	3.43	121,121,121,121	0
59	MG	BA	3107	1/1	0.17	3.39	5,5,5,5	0
59	MG	BA	3131	1/1	0.29	3.38	154,154,154,154	0
59	MG	DC	302	1/1	0.27	3.35	129,129,129,129	0
59	MG	BA	3111	1/1	0.20	3.31	77,77,77,77	0
59	MG	DA	3007	1/1	0.37	3.27	254,254,254,254	0
59	MG	AA	1635	1/1	0.14	3.26	194,194,194,194	0
59	MG	AA	1612	1/1	0.20	3.19	105,105,105,105	0
59	MG	DA	3015	1/1	0.22	3.18	183,183,183,183	0
59	MG	CA	1608	1/1	0.22	3.16	41,41,41,41	0
59	MG	AA	1630	1/1	0.18	2.95	189,189,189,189	0
59	MG	DA	3034	1/1	0.32	2.92	125,125,125,125	0
59	MG	DA	3014	1/1	0.30	2.90	172,172,172,172	0
59	MG	DA	3068	1/1	0.47	2.78	209,209,209,209	0
59	MG	DA	3124	1/1	0.65	2.71	176,176,176,176	0
59	MG	BA	3073	1/1	0.16	2.65	8,8,8,8	0
59	MG	BA	3029	1/1	0.17	2.62	3,3,3,3	0
59	MG	BA	3002	1/1	0.15	2.50	85,85,85,85	0
59	MG	CA	1625	1/1	0.21	2.27	100,100,100,100	0
59	MG	DA	3048	1/1	0.28	2.17	218,218,218,218	0
59	MG	CA	1640	1/1	0.15	1.96	157,157,157,157	0
59	MG	AA	1641	1/1	0.16	1.91	22,22,22,22	0
59	MG	BA	3114	1/1	0.15	1.90	4,4,4,4	0

Continued on next page...

Continued from previous page...

Mol	Type	Chain	Res	Atoms	RSR	LLDF	B-factors(\AA^2)	Q<0.9
59	MG	BA	3105	1/1	0.17	1.84	42,42,42,42	0
59	MG	DA	3056	1/1	0.52	1.79	197,197,197,197	0
59	MG	CA	1615	1/1	0.17	1.76	172,172,172,172	0
59	MG	BA	3090	1/1	0.15	1.72	128,128,128,128	0
59	MG	DA	3110	1/1	0.28	1.72	153,153,153,153	0
59	MG	BA	3134	1/1	0.18	1.64	219,219,219,219	0
59	MG	DA	3020	1/1	0.20	1.51	49,49,49,49	0
59	MG	DA	3092	1/1	0.27	1.51	229,229,229,229	0
59	MG	DA	3013	1/1	0.24	1.51	126,126,126,126	0
59	MG	AA	1627	1/1	0.18	1.50	132,132,132,132	0
59	MG	BA	3047	1/1	0.16	1.48	111,111,111,111	0
59	MG	DA	3105	1/1	0.22	1.38	262,262,262,262	0
59	MG	DA	3132	1/1	0.29	1.32	174,174,174,174	0
59	MG	CA	1621	1/1	0.22	1.29	46,46,46,46	0
59	MG	BA	3038	1/1	0.15	1.19	31,31,31,31	0
59	MG	DA	3028	1/1	0.36	1.18	143,143,143,143	0
59	MG	BA	3109	1/1	0.16	1.17	124,124,124,124	0
59	MG	DA	3103	1/1	0.20	1.07	44,44,44,44	0
59	MG	DA	3052	1/1	0.15	1.02	89,89,89,89	0
59	MG	BA	3011	1/1	0.22	0.99	102,102,102,102	0
59	MG	AA	1605	1/1	0.14	0.95	39,39,39,39	0
59	MG	AA	1621	1/1	0.15	0.94	25,25,25,25	0
59	MG	CA	1637	1/1	0.22	0.86	74,74,74,74	0
59	MG	AN	201	1/1	0.25	0.84	159,159,159,159	0
59	MG	BA	3123	1/1	0.15	0.83	11,11,11,11	0
59	MG	BA	3097	1/1	0.15	0.81	45,45,45,45	0
59	MG	DA	3102	1/1	0.18	0.78	86,86,86,86	0
59	MG	BA	3118	1/1	0.16	0.73	11,11,11,11	0
59	MG	BA	3041	1/1	0.14	0.70	13,13,13,13	0
59	MG	CA	1618	1/1	0.22	0.70	113,113,113,113	0
59	MG	DC	301	1/1	0.22	0.68	145,145,145,145	0
59	MG	AA	1617	1/1	0.16	0.65	115,115,115,115	0
59	MG	DA	3045	1/1	0.20	0.64	78,78,78,78	0
59	MG	BA	3058	1/1	0.16	0.62	107,107,107,107	0
59	MG	DA	3086	1/1	0.18	0.58	139,139,139,139	0
59	MG	CA	1633	1/1	0.15	0.53	63,63,63,63	0
59	MG	CA	1631	1/1	0.22	0.51	93,93,93,93	0
59	MG	BA	3040	1/1	0.15	0.44	11,11,11,11	0
59	MG	BA	3001	1/1	0.14	0.44	116,116,116,116	0
59	MG	BA	3130	1/1	0.24	0.38	97,97,97,97	0
59	MG	DA	3116	1/1	0.23	0.32	77,77,77,77	0
59	MG	AA	1629	1/1	0.18	0.31	180,180,180,180	0

Continued on next page...

Continued from previous page...

Mol	Type	Chain	Res	Atoms	RSR	LLDF	B-factors(\AA^2)	Q<0.9
59	MG	DA	3106	1/1	0.22	0.31	92,92,92,92	0
59	MG	CA	1636	1/1	0.29	0.31	181,181,181,181	0
59	MG	DA	3117	1/1	0.20	0.22	71,71,71,71	0
59	MG	BA	3120	1/1	0.15	0.22	4,4,4,4	0
59	MG	DA	3046	1/1	0.17	0.18	151,151,151,151	0
59	MG	DA	3058	1/1	0.16	0.18	204,204,204,204	0
59	MG	BA	3132	1/1	0.15	0.18	1,1,1,1	0
59	MG	DA	3119	1/1	0.20	0.15	93,93,93,93	0
59	MG	BL	201	1/1	0.13	0.06	53,53,53,53	0
59	MG	DA	3036	1/1	0.17	-0.06	82,82,82,82	0
59	MG	CA	1632	1/1	0.28	-0.08	156,156,156,156	0
59	MG	BA	3049	1/1	0.13	-0.09	66,66,66,66	0
59	MG	AA	1616	1/1	0.17	-0.10	98,98,98,98	0
59	MG	CA	1616	1/1	0.31	-0.16	254,254,254,254	0
59	MG	DA	3127	1/1	0.24	-0.17	142,142,142,142	0
59	MG	BA	3068	1/1	0.13	-0.22	117,117,117,117	0
59	MG	DA	3047	1/1	0.18	-0.23	95,95,95,95	0
59	MG	CA	1617	1/1	0.27	-0.24	199,199,199,199	0
59	MG	DA	3080	1/1	0.22	-0.26	108,108,108,108	0
59	MG	BA	3122	1/1	0.14	-0.27	137,137,137,137	0
59	MG	CA	1601	1/1	0.17	-0.28	156,156,156,156	0
59	MG	DA	3049	1/1	0.23	-0.29	172,172,172,172	0
59	MG	BA	3099	1/1	0.14	-0.32	1,1,1,1	0
59	MG	AA	1607	1/1	0.15	-0.32	103,103,103,103	0
59	MG	DA	3076	1/1	0.17	-0.37	93,93,93,93	0
59	MG	AA	1632	1/1	0.11	-0.37	76,76,76,76	0
59	MG	BA	3072	1/1	0.16	-0.38	139,139,139,139	0
59	MG	DA	3088	1/1	0.21	-0.42	87,87,87,87	0
59	MG	AA	1636	1/1	0.16	-0.44	124,124,124,124	0
59	MG	CA	1610	1/1	0.10	-0.45	152,152,152,152	0
59	MG	DA	3042	1/1	0.27	-0.46	161,161,161,161	0
59	MG	AA	1619	1/1	0.11	-0.47	156,156,156,156	0
59	MG	BA	3062	1/1	0.13	-0.47	11,11,11,11	0
59	MG	DA	3104	1/1	0.17	-0.49	47,47,47,47	0
59	MG	BA	3103	1/1	0.14	-0.51	4,4,4,4	0
59	MG	CA	1602	1/1	0.15	-0.55	175,175,175,175	0
59	MG	AA	1604	1/1	0.10	-0.55	124,124,124,124	0
59	MG	DA	3081	1/1	0.19	-0.58	142,142,142,142	0
59	MG	DA	3125	1/1	0.17	-0.61	82,82,82,82	0
59	MG	DA	3094	1/1	0.21	-0.63	107,107,107,107	0
59	MG	BA	3061	1/1	0.15	-0.64	20,20,20,20	0
59	MG	DA	3017	1/1	0.17	-0.65	204,204,204,204	0

Continued on next page...

Continued from previous page...

Mol	Type	Chain	Res	Atoms	RSR	LLDF	B-factors(Å ²)	Q<0.9
59	MG	DA	3109	1/1	0.23	-0.70	174,174,174,174	0
59	MG	DA	3001	1/1	0.17	-0.74	151,151,151,151	0
59	MG	AA	1637	1/1	0.14	-0.76	27,27,27,27	0
59	MG	DA	3029	1/1	0.18	-0.76	112,112,112,112	0
59	MG	BA	3021	1/1	0.14	-0.78	7,7,7,7	0
59	MG	AA	1610	1/1	0.08	-0.78	190,190,190,190	0
59	MG	DA	3115	1/1	0.17	-0.80	65,65,65,65	0
59	MG	DA	3039	1/1	0.21	-0.83	65,65,65,65	0
59	MG	DA	3091	1/1	0.21	-0.89	116,116,116,116	0
59	MG	DA	3083	1/1	0.15	-0.89	204,204,204,204	0
59	MG	DA	3043	1/1	0.19	-0.91	100,100,100,100	0
59	MG	DA	3120	1/1	0.19	-0.91	109,109,109,109	0
59	MG	DA	3111	1/1	0.14	-0.94	109,109,109,109	0
59	MG	AA	1628	1/1	0.12	-0.95	69,69,69,69	0
59	MG	BA	3007	1/1	0.09	-0.96	80,80,80,80	0
59	MG	BA	3036	1/1	0.13	-1.01	4,4,4,4	0
59	MG	DA	3018	1/1	0.17	-1.01	226,226,226,226	0
59	MG	BA	3003	1/1	0.12	-1.01	69,69,69,69	0
59	MG	BA	3119	1/1	0.06	-1.02	51,51,51,51	0
59	MG	BA	3076	1/1	0.11	-1.03	114,114,114,114	0
59	MG	DA	3006	1/1	0.11	-1.04	211,211,211,211	0
59	MG	AA	1603	1/1	0.10	-1.05	111,111,111,111	0
59	MG	CA	1605	1/1	0.14	-1.07	37,37,37,37	0
59	MG	CA	1623	1/1	0.14	-1.09	124,124,124,124	0
59	MG	DA	3082	1/1	0.09	-1.10	197,197,197,197	0
59	MG	AA	1601	1/1	0.10	-1.10	70,70,70,70	0
59	MG	BA	3066	1/1	0.13	-1.14	10,10,10,10	0
59	MG	BA	3004	1/1	0.12	-1.16	138,138,138,138	0
59	MG	CA	1622	1/1	0.10	-1.18	226,226,226,226	0
59	MG	CA	1638	1/1	0.11	-1.21	130,130,130,130	0
59	MG	BA	3014	1/1	0.12	-1.27	68,68,68,68	0
59	MG	DA	3079	1/1	0.12	-1.28	142,142,142,142	0
59	MG	BA	3059	1/1	0.13	-1.29	190,190,190,190	0
59	MG	CA	1620	1/1	0.13	-1.31	168,168,168,168	0
59	MG	DA	3112	1/1	0.12	-1.42	131,131,131,131	0
59	MG	DA	3032	1/1	0.18	-1.42	121,121,121,121	0
59	MG	AA	1609	1/1	0.12	-1.45	46,46,46,46	0
59	MG	DA	3130	1/1	0.16	-1.46	85,85,85,85	0
59	MG	BA	3125	1/1	0.12	-1.49	27,27,27,27	0
59	MG	BB	204	1/1	0.12	-1.51	41,41,41,41	0
59	MG	DA	3031	1/1	0.16	-1.62	105,105,105,105	0
59	MG	DA	3041	1/1	0.16	-1.64	82,82,82,82	0

Continued on next page...

Continued from previous page...

Mol	Type	Chain	Res	Atoms	RSR	LLDF	B-factors(\AA^2)	Q<0.9
59	MG	DA	3012	1/1	0.13	-1.67	64,64,64,64	0
59	MG	AA	1602	1/1	0.12	-1.67	152,152,152,152	0
59	MG	DA	3069	1/1	0.13	-1.69	69,69,69,69	0
59	MG	AA	1634	1/1	0.06	-1.73	72,72,72,72	0
59	MG	BA	3008	1/1	0.13	-1.73	7,7,7,7	0
59	MG	DA	3050	1/1	0.15	-1.75	106,106,106,106	0
59	MG	DA	3033	1/1	0.14	-1.75	95,95,95,95	0
59	MG	DB	201	1/1	0.09	-1.79	104,104,104,104	0
59	MG	DA	3024	1/1	0.15	-1.80	89,89,89,89	0
59	MG	DA	3097	1/1	0.20	-1.84	144,144,144,144	0
59	MG	AA	1639	1/1	0.08	-1.85	108,108,108,108	0
59	MG	BB	202	1/1	0.10	-1.87	50,50,50,50	0
59	MG	BA	3089	1/1	0.10	-1.88	80,80,80,80	0
59	MG	CA	1629	1/1	0.13	-1.95	197,197,197,197	0
59	MG	DA	3099	1/1	0.14	-2.03	68,68,68,68	0
59	MG	AA	1631	1/1	0.12	-2.05	91,91,91,91	0
59	MG	AA	1606	1/1	0.10	-2.07	62,62,62,62	0
59	MG	BA	3044	1/1	0.13	-2.14	12,12,12,12	0
59	MG	AA	1640	1/1	0.09	-2.15	154,154,154,154	0
59	MG	CA	1634	1/1	0.15	-2.15	131,131,131,131	0
59	MG	DA	3067	1/1	0.11	-2.16	83,83,83,83	0
59	MG	DA	3096	1/1	0.16	-2.16	102,102,102,102	0
59	MG	BA	3098	1/1	0.07	-2.21	15,15,15,15	0
59	MG	BA	3124	1/1	0.11	-2.21	25,25,25,25	0
59	MG	DA	3118	1/1	0.10	-2.21	76,76,76,76	0
59	MG	BA	3092	1/1	0.09	-2.22	56,56,56,56	0
59	MG	DA	3064	1/1	0.14	-2.24	70,70,70,70	0
59	MG	DA	3121	1/1	0.12	-2.25	84,84,84,84	0
59	MG	BA	3013	1/1	0.12	-2.25	1,1,1,1	0
59	MG	BA	3045	1/1	0.12	-2.25	17,17,17,17	0
59	MG	DA	3060	1/1	0.11	-2.26	105,105,105,105	0
59	MG	BA	3078	1/1	0.12	-2.27	20,20,20,20	0
59	MG	AA	1638	1/1	0.09	-2.28	116,116,116,116	0
59	MG	BA	3063	1/1	0.11	-2.28	1,1,1,1	0
59	MG	DA	3066	1/1	0.11	-2.28	61,61,61,61	0
61	ZN	D4	101	1/1	0.07	-2.36	161,161,161,161	0
59	MG	BA	3112	1/1	0.10	-2.37	47,47,47,47	0
59	MG	CA	1639	1/1	0.12	-2.38	165,165,165,165	0
59	MG	DA	3009	1/1	0.08	-2.39	69,69,69,69	0
59	MG	BA	3079	1/1	0.12	-2.39	13,13,13,13	0
59	MG	DA	3070	1/1	0.13	-2.40	56,56,56,56	0
59	MG	DA	3026	1/1	0.12	-2.46	109,109,109,109	0

Continued on next page...

Continued from previous page...

Mol	Type	Chain	Res	Atoms	RSR	LLDF	B-factors(\AA^2)	Q<0.9
59	MG	BA	3048	1/1	0.10	-2.57	6,6,6,6	0
59	MG	BA	3020	1/1	0.10	-2.59	22,22,22,22	0
59	MG	BA	3086	1/1	0.15	-2.60	131,131,131,131	0
59	MG	BA	3115	1/1	0.10	-2.62	11,11,11,11	0
59	MG	DA	3016	1/1	0.14	-2.67	87,87,87,87	0
59	MG	BA	3023	1/1	0.09	-2.68	5,5,5,5	0
59	MG	BA	3017	1/1	0.10	-2.69	24,24,24,24	0
59	MG	AA	1633	1/1	0.10	-2.70	51,51,51,51	0
59	MG	AA	1624	1/1	0.11	-2.76	82,82,82,82	0
59	MG	BA	3108	1/1	0.10	-2.79	48,48,48,48	0
59	MG	DA	3123	1/1	0.14	-2.84	61,61,61,61	0
59	MG	DA	3071	1/1	0.07	-2.84	133,133,133,133	0
59	MG	BA	3031	1/1	0.13	-2.86	12,12,12,12	0
59	MG	AA	1611	1/1	0.07	-2.89	62,62,62,62	0
59	MG	CA	1642	1/1	0.08	-2.91	82,82,82,82	0
59	MG	DA	3030	1/1	0.14	-2.92	68,68,68,68	0
59	MG	CA	1606	1/1	0.10	-2.94	64,64,64,64	0
59	MG	BA	3095	1/1	0.10	-2.95	77,77,77,77	0
59	MG	BA	3106	1/1	0.12	-2.96	13,13,13,13	0
59	MG	DA	3072	1/1	0.06	-3.00	187,187,187,187	0
59	MG	BA	3065	1/1	0.11	-3.03	17,17,17,17	0
59	MG	DA	3051	1/1	0.11	-3.10	57,57,57,57	0
59	MG	DA	3065	1/1	0.08	-3.11	49,49,49,49	0
61	ZN	B4	101	1/1	0.07	-3.14	80,80,80,80	0
59	MG	BA	3070	1/1	0.13	-3.15	53,53,53,53	0
59	MG	BA	3025	1/1	0.12	-3.21	26,26,26,26	0
59	MG	DA	3113	1/1	0.07	-3.22	148,148,148,148	0
59	MG	BA	3028	1/1	0.11	-3.23	77,77,77,77	0
59	MG	DA	3011	1/1	0.18	-3.24	127,127,127,127	0
59	MG	DA	3055	1/1	0.12	-3.45	120,120,120,120	0
59	MG	DA	3098	1/1	0.15	-3.47	172,172,172,172	0
59	MG	DA	3053	1/1	0.07	-3.48	67,67,67,67	0
59	MG	BA	3133	1/1	0.12	-3.65	139,139,139,139	0
59	MG	CA	1635	1/1	0.13	-3.70	95,95,95,95	0
59	MG	BA	3077	1/1	0.09	-3.71	30,30,30,30	0
59	MG	DA	3089	1/1	0.10	-3.71	99,99,99,99	0
59	MG	DA	3008	1/1	0.16	-3.85	148,148,148,148	0
59	MG	BA	3022	1/1	0.07	-3.99	8,8,8,8	0
59	MG	DA	3023	1/1	0.08	-4.14	87,87,87,87	0
59	MG	DA	3004	1/1	0.12	-4.28	114,114,114,114	0
59	MG	BA	3121	1/1	0.11	-4.42	15,15,15,15	0
59	MG	BA	3104	1/1	0.12	-4.51	3,3,3,3	0

Continued on next page...

Continued from previous page...

Mol	Type	Chain	Res	Atoms	RSR	LLDF	B-factors(\AA^2)	Q<0.9
59	MG	BA	3009	1/1	0.12	-4.54	6,6,6,6	0
59	MG	BA	3016	1/1	0.08	-4.66	2,2,2,2	0
59	MG	DA	3101	1/1	0.12	-4.66	67,67,67,67	0
59	MG	CA	1630	1/1	0.06	-4.73	131,131,131,131	0
59	MG	DA	3093	1/1	0.13	-4.75	114,114,114,114	0
59	MG	BA	3113	1/1	0.07	-4.77	114,114,114,114	0
59	MG	DA	3085	1/1	0.12	-4.78	87,87,87,87	0
59	MG	BA	3127	1/1	0.09	-4.81	3,3,3,3	0
59	MG	DA	3040	1/1	0.12	-4.83	70,70,70,70	0
59	MG	BA	3046	1/1	0.07	-4.90	149,149,149,149	0
59	MG	DA	3095	1/1	0.09	-4.93	95,95,95,95	0
59	MG	AA	1642	1/1	0.10	-4.96	37,37,37,37	0
59	MG	AA	1622	1/1	0.06	-4.97	76,76,76,76	0
59	MG	DA	3022	1/1	0.13	-5.02	69,69,69,69	0
59	MG	DA	3037	1/1	0.14	-5.04	197,197,197,197	0
59	MG	BA	3005	1/1	0.09	-5.11	87,87,87,87	0
59	MG	BA	3037	1/1	0.10	-5.16	5,5,5,5	0
59	MG	BA	3075	1/1	0.06	-5.28	29,29,29,29	0
59	MG	BA	3091	1/1	0.08	-5.31	32,32,32,32	0
59	MG	BA	3084	1/1	0.11	-5.32	13,13,13,13	0
59	MG	BA	3128	1/1	0.10	-5.38	19,19,19,19	0
59	MG	AA	1623	1/1	0.06	-5.46	102,102,102,102	0
59	MG	DA	3054	1/1	0.10	-5.51	96,96,96,96	0
59	MG	BA	3080	1/1	0.06	-5.54	34,34,34,34	0
59	MG	BA	3051	1/1	0.10	-5.60	58,58,58,58	0
59	MG	CA	1604	1/1	0.06	-5.65	74,74,74,74	0
59	MG	BA	3064	1/1	0.08	-5.66	18,18,18,18	0
59	MG	DA	3100	1/1	0.11	-5.69	78,78,78,78	0
59	MG	AA	1613	1/1	0.07	-5.70	56,56,56,56	0
59	MG	BB	203	1/1	0.06	-5.85	17,17,17,17	0
59	MG	BA	3034	1/1	0.10	-5.90	5,5,5,5	0
59	MG	BA	3010	1/1	0.08	-5.90	29,29,29,29	0
59	MG	BA	3012	1/1	0.09	-6.09	1,1,1,1	0
59	MG	BA	3057	1/1	0.06	-6.10	48,48,48,48	0
59	MG	CA	1609	1/1	0.12	-6.43	83,83,83,83	0
59	MG	BA	3116	1/1	0.08	-6.47	76,76,76,76	0
59	MG	CA	1613	1/1	0.09	-6.48	105,105,105,105	0
59	MG	BA	3015	1/1	0.07	-6.48	55,55,55,55	0
59	MG	BA	3030	1/1	0.09	-6.60	21,21,21,21	0
59	MG	BA	3052	1/1	0.07	-7.27	5,5,5,5	0
59	MG	BA	3050	1/1	0.10	-7.50	10,10,10,10	0
59	MG	DA	3038	1/1	0.12	-7.61	102,102,102,102	0

Continued on next page...

Continued from previous page...

Mol	Type	Chain	Res	Atoms	RSR	LLDF	B-factors(\AA^2)	Q<0.9
59	MG	BA	3071	1/1	0.10	-7.62	7,7,7,7	0
59	MG	BA	3088	1/1	0.09	-7.64	50,50,50,50	0
59	MG	BA	3126	1/1	0.09	-7.93	9,9,9,9	0
59	MG	BA	3093	1/1	0.09	-7.99	36,36,36,36	0
59	MG	AA	1615	1/1	0.05	-8.18	120,120,120,120	0
59	MG	BA	3067	1/1	0.06	-8.76	18,18,18,18	0
59	MG	BA	3083	1/1	0.08	-9.85	28,28,28,28	0
59	MG	BA	3094	1/1	0.07	-9.95	9,9,9,9	0
59	MG	BA	3087	1/1	0.10	-10.12	35,35,35,35	0
59	MG	BA	3006	1/1	0.05	-10.57	39,39,39,39	0
59	MG	BA	3019	1/1	0.05	-11.78	15,15,15,15	0
59	MG	BA	3042	1/1	0.05	-12.31	41,41,41,41	0
59	MG	AA	1620	1/1	0.08	-24.00	117,117,117,117	0
59	MG	BA	3101	1/1	0.06	-28.70	11,11,11,11	0
59	MG	BA	3053	1/1	0.09	-31.97	31,31,31,31	0
59	MG	DA	3010	1/1	0.70	-	218,218,218,218	0

6.5 Other polymers ⓘ

There are no such residues in this entry.