



Full wwPDB X-ray Structure Validation Report

Jun 16, 2014 – 07:22 PM BST

PDB ID : 4V7X
Title : Structure of the *Thermus thermophilus* ribosome complexed with erythromycin.
Authors : Bulkley, D.P.; Innis, C.A.; Blaha, G.; Steitz, T.A.
Deposited on : 2010-08-17
Resolution : 3.00 Å(reported)

This is a full wwPDB validation report for a publicly released PDB entry.
We welcome your comments at validation@mail.wwpdb.org
A user guide is available at <http://wwpdb.org/ValidationPDFNotes.html>

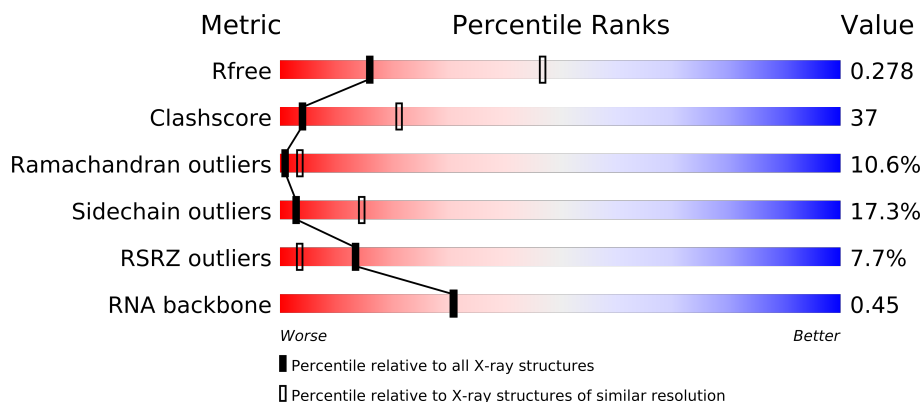
The following versions of software and data (see [references](#)) were used in the production of this report:

MolProbity : 4.02b-467
Mogul : 1.16 November 2013
Xtriage (Phenix) : dev-1323
EDS : stable23397
Percentile statistics : 21963
Refmac : 5.8.0049
CCP4 : 6.3.0 (Settle)
Ideal geometry (proteins) : Engh & Huber (2001)
Ideal geometry (DNA, RNA) : Parkinson et. al. (1996)
Validation Pipeline (wwPDB-VP) : stable23397

1 Overall quality at a glance

The reported resolution of this entry is 3.00 Å.

Percentile scores (ranging between 0-100) for global validation metrics of the entry are shown in the following graphic. The table shows the number of entries on which the scores are based.



Metric	Whole archive (#Entries)	Similar resolution (#Entries, resolution range(Å))
R_{free}	66092	1216 (3.00-3.00)
Clashscore	79885	1594 (3.00-3.00)
Ramachandran outliers	78287	1537 (3.00-3.00)
Sidechain outliers	78261	1540 (3.00-3.00)
RSRZ outliers	66119	1217 (3.00-3.00)
RNA backbone	1838	1070 (3.50-2.50)

The table below summarises the geometric issues observed across the polymeric chains and their fit to the electron density. The red, orange, yellow and green segments on the lower bar indicate the fraction of residues that contain outliers for ≥ 3 , 2, 1 and 0 types of geometric quality criteria. The upper red bar (where present) indicates the fraction of residues that have poor fit to the electron density.

Mol	Chain	Length	Quality of chain
1	AA	1522	
1	CA	1522	
2	AB	256	
2	CB	256	
3	AC	239	
3	CC	239	
4	AD	209	
4	CD	209	
5	AE	160	
5	CE	160	
6	AF	101	
6	CF	101	

Continued on next page...

Continued from previous page...

Mol	Chain	Length	Quality of chain
7	AG	156	
7	CG	156	
8	AH	138	
8	CH	138	
9	AI	128	
9	CI	128	
10	AJ	105	
10	CJ	105	
11	AK	129	
11	CK	129	
12	AL	135	
12	CL	135	
13	AM	126	
13	CM	126	
14	AN	61	
14	CN	61	
15	AO	89	
15	CO	89	
16	AP	88	
16	CP	88	
17	AQ	105	
17	CQ	105	
18	AR	88	
18	CR	88	
19	AS	93	
19	CS	93	
20	AT	106	
20	CT	106	
21	AU	27	
21	CU	27	
22	B0	85	
22	D0	85	
23	B1	98	
23	D1	98	
24	B2	72	
24	D2	72	
25	B3	60	
25	D3	60	
26	B4	71	
26	D4	71	
27	B5	60	
27	D5	60	

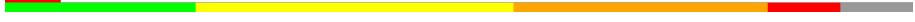


Continued on next page...

Continued from previous page...

Mol	Chain	Length	Quality of chain
28	B6	54	
28	D6	54	
29	B7	49	
29	D7	49	
30	B8	65	
30	D8	65	
31	BA	2787	
31	DA	2787	
32	BB	122	
32	DB	122	
33	BD	276	
33	DD	276	
34	BE	206	
34	DE	206	
35	BF	210	
35	DF	210	
36	BG	182	
36	DG	182	
37	BH	180	
37	DH	180	
38	BI	148	
38	DI	148	
39	BN	140	
39	DN	140	
40	BO	122	
40	DO	122	
41	BP	150	
41	DP	150	
42	BQ	141	
42	DQ	141	
43	BR	118	
43	DR	118	
44	BS	112	
44	DS	112	
45	BT	146	
45	DT	146	
46	BU	118	
46	DU	118	
47	BV	101	
47	DV	101	
48	BW	113	
48	DW	113	

Continued on next page...

Continued from previous page...

Mol	Chain	Length	Quality of chain
49	BX	96	
49	DX	96	
50	BY	110	
50	DY	110	
51	BZ	206	
51	DZ	206	

2 Entry composition

There are 55 unique types of molecules in this entry. The entry contains 278034 atoms, of which 0 are hydrogen and 0 are deuterium.

In the tables below, the ZeroOcc column contains the number of atoms modelled with zero occupancy, the AltConf column contains the number of residues with at least one atom in alternate conformation and the Trace column contains the number of residues modelled with at most 2 atoms.

- Molecule 1 is a RNA chain called 16S rRNA.

Mol	Chain	Residues	Atoms					ZeroOcc	AltConf	Trace
1	AA	1504	Total	C	N	O	P	0	0	0
			32329	14390	5992	10444	1503			
1	CA	1504	Total	C	N	O	P	0	0	0
			32329	14390	5992	10444	1503			

- Molecule 2 is a protein called 30S ribosomal protein S2.

Mol	Chain	Residues	Atoms					ZeroOcc	AltConf	Trace
2	AB	235	Total	C	N	O	S	0	0	1
			1901	1213	342	341	5			
2	CB	235	Total	C	N	O	S	0	0	1
			1901	1213	342	341	5			

- Molecule 3 is a protein called 30S ribosomal protein S3.

Mol	Chain	Residues	Atoms					ZeroOcc	AltConf	Trace
3	AC	207	Total	C	N	O	S	0	0	1
			1613	1016	315	281	1			
3	CC	207	Total	C	N	O	S	0	0	1
			1613	1016	315	281	1			

- Molecule 4 is a protein called 30S ribosomal protein S4.

Mol	Chain	Residues	Atoms					ZeroOcc	AltConf	Trace
4	AD	208	Total	C	N	O	S	0	0	0
			1703	1066	339	291	7			
4	CD	208	Total	C	N	O	S	0	0	0
			1703	1066	339	291	7			

- Molecule 5 is a protein called 30S ribosomal protein S5.

Mol	Chain	Residues	Atoms					ZeroOcc	AltConf	Trace
5	AE	151	Total	C	N	O	S	0	0	1
			1147	724	218	201	4			
5	CE	151	Total	C	N	O	S	0	0	1
			1147	724	218	201	4			

- Molecule 6 is a protein called 30S ribosomal protein S6.

Mol	Chain	Residues	Atoms					ZeroOcc	AltConf	Trace
6	AF	101	Total	C	N	O	S	0	0	0
			843	531	155	154	3			
6	CF	101	Total	C	N	O	S	0	0	0
			843	531	155	154	3			

- Molecule 7 is a protein called 30S ribosomal protein S7.

Mol	Chain	Residues	Atoms					ZeroOcc	AltConf	Trace
7	AG	155	Total	C	N	O	S	0	0	0
			1257	781	252	218	6			
7	CG	155	Total	C	N	O	S	0	0	0
			1257	781	252	218	6			

- Molecule 8 is a protein called 30S ribosomal protein S8.

Mol	Chain	Residues	Atoms					ZeroOcc	AltConf	Trace
8	AH	138	Total	C	N	O	S	0	0	0
			1116	705	215	193	3			
8	CH	138	Total	C	N	O	S	0	0	0
			1116	705	215	193	3			

- Molecule 9 is a protein called 30S ribosomal protein S9.

Mol	Chain	Residues	Atoms				ZeroOcc	AltConf	Trace
9	AI	127	Total	C	N	O	0	0	0
			1011	639	198	174			
9	CI	127	Total	C	N	O	0	0	0
			1011	639	198	174			

There are 2 discrepancies between the modelled and reference sequences:

Chain	Residue	Modelled	Actual	Comment	Reference
AI	58	ARG	HIS	CONFLICT	UNP P80374
CI	58	ARG	HIS	CONFLICT	UNP P80374

- Molecule 10 is a protein called 30S ribosomal protein S10.

Mol	Chain	Residues	Atoms					ZeroOcc	AltConf	Trace
10	AJ	99	Total	C	N	O	S	0	0	1
			795	499	157	138	1			
10	CJ	99	Total	C	N	O	S	0	0	1
			795	499	157	138	1			

- Molecule 11 is a protein called 30S ribosomal protein S11.

Mol	Chain	Residues	Atoms					ZeroOcc	AltConf	Trace
11	AK	119	Total	C	N	O	S	0	0	0
			885	549	168	165	3			
11	CK	119	Total	C	N	O	S	0	0	0
			885	549	168	165	3			

- Molecule 12 is a protein called 30S ribosomal protein S12.

Mol	Chain	Residues	Atoms					ZeroOcc	AltConf	Trace
12	AL	125	Total	C	N	O	S	0	0	1
			971	611	196	163	1			
12	CL	125	Total	C	N	O	S	0	0	1
			971	611	196	163	1			

There are 6 discrepancies between the modelled and reference sequences:

Chain	Residue	Modelled	Actual	Comment	Reference
AL	2	VAL	-	INSERTION	UNP Q5SHN3
AL	3	ALA	-	INSERTION	UNP Q5SHN3
AL	4	LEU	-	INSERTION	UNP Q5SHN3
CL	2	VAL	-	INSERTION	UNP Q5SHN3
CL	3	ALA	-	INSERTION	UNP Q5SHN3
CL	4	LEU	-	INSERTION	UNP Q5SHN3

- Molecule 13 is a protein called 30S ribosomal protein S13.

Mol	Chain	Residues	Atoms					ZeroOcc	AltConf	Trace
13	AM	115	Total	C	N	O	S	0	0	0
			921	569	190	160	2			
13	CM	115	Total	C	N	O	S	0	0	0
			921	569	190	160	2			

- Molecule 14 is a protein called 30S ribosomal protein S14.

Mol	Chain	Residues	Atoms					ZeroOcc	AltConf	Trace
14	AN	60	Total	C	N	O	S	0	0	0
			492	312	104	72	4			
14	CN	60	Total	C	N	O	S	0	0	0
			492	312	104	72	4			

- Molecule 15 is a protein called 30S ribosomal protein S15.

Mol	Chain	Residues	Atoms					ZeroOcc	AltConf	Trace
15	AO	88	Total	C	N	O	S	0	0	0
			734	459	147	126	2			
15	CO	88	Total	C	N	O	S	0	0	0
			734	459	147	126	2			

- Molecule 16 is a protein called 30S ribosomal protein S16.

Mol	Chain	Residues	Atoms					ZeroOcc	AltConf	Trace
16	AP	84	Total	C	N	O	S	0	0	1
			701	443	140	117	1			
16	CP	84	Total	C	N	O	S	0	0	1
			701	443	140	117	1			

- Molecule 17 is a protein called 30S ribosomal protein S17.

Mol	Chain	Residues	Atoms					ZeroOcc	AltConf	Trace
17	AQ	100	Total	C	N	O	S	0	0	1
			824	528	152	142	2			
17	CQ	100	Total	C	N	O	S	0	0	1
			824	528	152	142	2			

- Molecule 18 is a protein called 30S ribosomal protein S18.

Mol	Chain	Residues	Atoms				ZeroOcc	AltConf	Trace
18	AR	70	Total	C	N	O	0	0	0
			574	367	112	95			
18	CR	70	Total	C	N	O	0	0	0
			574	367	112	95			

- Molecule 19 is a protein called 30S ribosomal protein S19.

Mol	Chain	Residues	Atoms					ZeroOcc	AltConf	Trace
19	AS	79	Total	C	N	O	S	0	0	1
			630	403	115	110	2			

Continued on next page...

Continued from previous page...

Mol	Chain	Residues	Atoms					ZeroOcc	AltConf	Trace
19	CS	79	Total	C	N	O	S	0	0	1
			630	403	115	110	2			

- Molecule 20 is a protein called 30S ribosomal protein S20.

Mol	Chain	Residues	Atoms					ZeroOcc	AltConf	Trace
20	AT	99	Total	C	N	O	S	0	0	0
			763	470	162	129	2			
20	CT	99	Total	C	N	O	S	0	0	0
			763	470	162	129	2			

- Molecule 21 is a protein called 30S ribosomal protein Thx.

Mol	Chain	Residues	Atoms				ZeroOcc	AltConf	Trace
21	AU	25	Total	C	N	O	0	0	1
			209	128	51	30			
21	CU	25	Total	C	N	O	0	0	1
			209	128	51	30			

- Molecule 22 is a protein called 50S ribosomal protein L27.

Mol	Chain	Residues	Atoms					ZeroOcc	AltConf	Trace
22	B0	85	Total	C	N	O	S	0	0	0
			650	401	137	111	1			
22	D0	85	Total	C	N	O	S	0	0	0
			650	401	137	111	1			

- Molecule 23 is a protein called 50S ribosomal protein L28.

Mol	Chain	Residues	Atoms				ZeroOcc	AltConf	Trace
23	B1	89	Total	C	N	O	0	0	1
			693	435	140	118			
23	D1	89	Total	C	N	O	0	0	1
			693	435	140	118			

- Molecule 24 is a protein called 50S ribosomal protein L29.

Mol	Chain	Residues	Atoms					ZeroOcc	AltConf	Trace
24	B2	51	Total	C	N	O	S	0	0	1
			421	263	85	72	1			
24	D2	51	Total	C	N	O	S	0	0	1
			421	263	85	72	1			

- Molecule 25 is a protein called 50S ribosomal protein L30.

Mol	Chain	Residues	Atoms					ZeroOcc	AltConf	Trace
25	B3	60	Total	C	N	O	S	0	0	1
			468	298	91	78	1			
25	D3	60	Total	C	N	O	S	0	0	1
			468	298	91	78	1			

- Molecule 26 is a protein called 50S ribosomal protein L31.

Mol	Chain	Residues	Atoms					ZeroOcc	AltConf	Trace
26	B4	32	Total	C	N	O		0	0	0
			157	93	32	32				
26	D4	32	Total	C	N	O		0	0	0
			157	93	32	32				

- Molecule 27 is a protein called 50S ribosomal protein L32.

Mol	Chain	Residues	Atoms					ZeroOcc	AltConf	Trace
27	B5	59	Total	C	N	O	S	9	0	0
			459	288	90	76	5			
27	D5	59	Total	C	N	O	S	9	0	0
			459	288	90	76	5			

- Molecule 28 is a protein called 50S ribosomal protein L33.

Mol	Chain	Residues	Atoms					ZeroOcc	AltConf	Trace
28	B6	45	Total	C	N	O	S	0	0	1
			381	235	78	64	4			
28	D6	45	Total	C	N	O	S	0	0	1
			381	235	78	64	4			

- Molecule 29 is a protein called 50S ribosomal protein L34.

Mol	Chain	Residues	Atoms					ZeroOcc	AltConf	Trace
29	B7	49	Total	C	N	O	S	0	0	1
			419	257	105	55	2			
29	D7	49	Total	C	N	O	S	0	0	1
			419	257	105	55	2			

- Molecule 30 is a protein called 50S ribosomal protein L35.

Mol	Chain	Residues	Atoms					ZeroOcc	AltConf	Trace
30	B8	64	Total	C	N	O	S	0	0	1
			508	326	102	78	2			
30	D8	64	Total	C	N	O	S	0	0	1
			508	326	102	78	2			

- Molecule 31 is a RNA chain called 23S ribosomal RNA.

Mol	Chain	Residues	Atoms					ZeroOcc	AltConf	Trace
31	BA	2725	Total	C	N	O	P	0	0	0
			58698	26124	10986	18864	2724			
31	DA	2725	Total	C	N	O	P	0	0	0
			58698	26124	10986	18864	2724			

- Molecule 32 is a RNA chain called 5S ribosomal RNA.

Mol	Chain	Residues	Atoms					ZeroOcc	AltConf	Trace
32	BB	119	Total	C	N	O	P	0	0	0
			2551	1136	471	826	118			
32	DB	119	Total	C	N	O	P	0	0	0
			2551	1136	471	826	118			

- Molecule 33 is a protein called 50S ribosomal protein L2.

Mol	Chain	Residues	Atoms					ZeroOcc	AltConf	Trace
33	BD	272	Total	C	N	O	S	0	0	1
			2105	1329	417	356	3			
33	DD	272	Total	C	N	O	S	0	0	1
			2105	1329	417	356	3			

- Molecule 34 is a protein called 50S ribosomal protein L3.

Mol	Chain	Residues	Atoms					ZeroOcc	AltConf	Trace
34	BE	205	Total	C	N	O	S	0	0	1
			1564	988	300	270	6			
34	DE	205	Total	C	N	O	S	0	0	1
			1564	988	300	270	6			

- Molecule 35 is a protein called 50S ribosomal protein L4.

Mol	Chain	Residues	Atoms					ZeroOcc	AltConf	Trace
35	BF	208	Total	C	N	O	S	0	0	1
			1624	1035	304	282	3			

Continued on next page...

Continued from previous page...

Mol	Chain	Residues	Atoms					ZeroOcc	AltConf	Trace
35	DF	208	Total	C	N	O	S	0	0	1
			1624	1035	304	282	3			

- Molecule 36 is a protein called 50S ribosomal protein L5.

Mol	Chain	Residues	Atoms					ZeroOcc	AltConf	Trace
36	BG	181	Total	C	N	O	S	0	0	0
			1474	942	268	260	4			
36	DG	181	Total	C	N	O	S	0	0	0
			1474	942	268	260	4			

- Molecule 37 is a protein called 50S ribosomal protein L6.

Mol	Chain	Residues	Atoms					ZeroOcc	AltConf	Trace
37	BH	160	Total	C	N	O	S	0	0	1
			1223	773	229	220	1			
37	DH	160	Total	C	N	O	S	0	0	1
			1223	773	229	220	1			

- Molecule 38 is a protein called 50S ribosomal protein L9.

Mol	Chain	Residues	Atoms					ZeroOcc	AltConf	Trace
38	BI	146	Total	C	N	O	S	0	0	1
			1132	723	201	207	1			
38	DI	146	Total	C	N	O	S	0	0	1
			1132	723	201	207	1			

- Molecule 39 is a protein called 50S ribosomal protein L13.

Mol	Chain	Residues	Atoms					ZeroOcc	AltConf	Trace
39	BN	139	Total	C	N	O	S	0	0	1
			1105	712	207	182	4			
39	DN	139	Total	C	N	O	S	0	0	1
			1105	712	207	182	4			

- Molecule 40 is a protein called 50S ribosomal protein L14.

Mol	Chain	Residues	Atoms					ZeroOcc	AltConf	Trace
40	BO	122	Total	C	N	O	S	0	0	0
			933	588	171	170	4			
40	DO	122	Total	C	N	O	S	0	0	0
			933	588	171	170	4			

- Molecule 41 is a protein called 50S ribosomal protein L15.

Mol	Chain	Residues	Atoms					ZeroOcc	AltConf	Trace
41	BP	146	Total	C	N	O	S	0	0	0
			1114	692	227	193	2			
41	DP	146	Total	C	N	O	S	0	0	0
			1114	692	227	193	2			

- Molecule 42 is a protein called 50S ribosomal protein L16.

Mol	Chain	Residues	Atoms					ZeroOcc	AltConf	Trace
42	BQ	136	Total	C	N	O	S	0	0	0
			1080	688	204	183	5			
42	DQ	136	Total	C	N	O	S	0	0	0
			1080	688	204	183	5			

- Molecule 43 is a protein called 50S ribosomal protein L17.

Mol	Chain	Residues	Atoms				ZeroOcc	AltConf	Trace
43	BR	117	Total	C	N	O	0	0	0
			960	599	202	159			
43	DR	117	Total	C	N	O	0	0	0
			960	599	202	159			

- Molecule 44 is a protein called 50S ribosomal protein L18.

Mol	Chain	Residues	Atoms				ZeroOcc	AltConf	Trace
44	BS	99	Total	C	N	O	0	0	1
			771	486	155	130			
44	DS	99	Total	C	N	O	0	0	1
			771	486	155	130			

- Molecule 45 is a protein called 50S ribosomal protein L19.

Mol	Chain	Residues	Atoms					ZeroOcc	AltConf	Trace
45	BT	132	Total	C	N	O	S	0	0	0
			1100	686	227	186	1			
45	DT	132	Total	C	N	O	S	0	0	0
			1100	686	227	186	1			

- Molecule 46 is a protein called 50S ribosomal protein L20.

Mol	Chain	Residues	Atoms					ZeroOcc	AltConf	Trace
46	BU	117	Total	C	N	O	S	0	0	0
			958	604	202	151	1			
46	DU	117	Total	C	N	O	S	0	0	0
			958	604	202	151	1			

- Molecule 47 is a protein called 50S ribosomal protein L21.

Mol	Chain	Residues	Atoms					ZeroOcc	AltConf	Trace
47	BV	101	Total	C	N	O	S	0	0	0
			779	501	142	135	1			
47	DV	101	Total	C	N	O	S	0	0	0
			779	501	142	135	1			

- Molecule 48 is a protein called 50S ribosomal protein L22.

Mol	Chain	Residues	Atoms					ZeroOcc	AltConf	Trace
48	BW	113	Total	C	N	O	S	0	0	0
			896	563	176	155	2			
48	DW	113	Total	C	N	O	S	0	0	0
			896	563	176	155	2			

- Molecule 49 is a protein called 50S ribosomal protein L23.

Mol	Chain	Residues	Atoms					ZeroOcc	AltConf	Trace
49	BX	93	Total	C	N	O		0	0	1
			726	471	132	123				
49	DX	93	Total	C	N	O		0	0	1
			726	471	132	123				

- Molecule 50 is a protein called 50S ribosomal protein L24.

Mol	Chain	Residues	Atoms					ZeroOcc	AltConf	Trace
50	BY	101	Total	C	N	O	S	0	0	1
			776	500	149	123	4			
50	DY	101	Total	C	N	O	S	0	0	1
			776	500	149	123	4			

- Molecule 51 is a protein called 50S ribosomal protein L25.

Mol	Chain	Residues	Atoms					ZeroOcc	AltConf	Trace
51	BZ	177	Total	C	N	O	S	0	0	1
			1404	897	253	252	2			

Continued on next page...

Continued from previous page...

Mol	Chain	Residues	Atoms					ZeroOcc	AltConf	Trace
51	DZ	177	Total	C	N	O	S	0	0	1
			1404	897	253	252	2			

- Molecule 52 is MAGNESIUM ION (three-letter code: MG) (formula: Mg).

Mol	Chain	Residues	Atoms		ZeroOcc	AltConf
52	BA	362	Total	Mg	0	0
			362	362		
52	CA	50	Total	Mg	0	0
			50	50		
52	DQ	1	Total	Mg	0	0
			1	1		
52	DF	1	Total	Mg	0	0
			1	1		
52	BE	1	Total	Mg	0	0
			1	1		
52	DU	1	Total	Mg	0	0
			1	1		
52	B1	1	Total	Mg	0	0
			1	1		
52	BP	3	Total	Mg	0	0
			3	3		
52	DR	1	Total	Mg	0	0
			1	1		
52	B5	2	Total	Mg	0	0
			2	2		
52	BB	7	Total	Mg	0	0
			7	7		
52	D3	1	Total	Mg	0	0
			1	1		
52	BF	1	Total	Mg	0	0
			1	1		
52	BX	1	Total	Mg	0	0
			1	1		
52	AA	54	Total	Mg	0	0
			54	54		
52	BQ	2	Total	Mg	0	0
			2	2		
52	D7	1	Total	Mg	0	0
			1	1		
52	BU	1	Total	Mg	0	0
			1	1		

Continued on next page...

Continued from previous page...

Mol	Chain	Residues	Atoms		ZeroOcc	AltConf
52	D0	1	Total 1	Mg 1	0	0
52	BR	1	Total 1	Mg 1	0	0
52	DA	328	Total 328	Mg 328	0	0
52	DE	1	Total 1	Mg 1	0	0
52	DX	1	Total 1	Mg 1	0	0
52	DP	1	Total 1	Mg 1	0	0
52	D5	1	Total 1	Mg 1	0	0
52	BD	1	Total 1	Mg 1	0	0
52	B0	1	Total 1	Mg 1	0	0
52	DB	3	Total 3	Mg 3	0	0

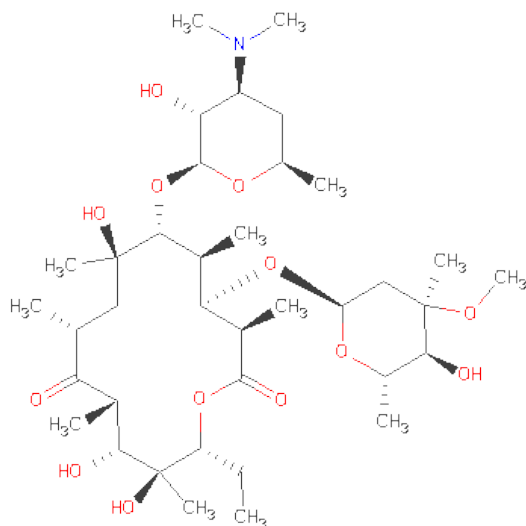
- Molecule 53 is ZINC ION (three-letter code: ZN) (formula: Zn).

Mol	Chain	Residues	Atoms		ZeroOcc	AltConf
53	CN	1	Total 1	Zn 1	0	0
53	AD	1	Total 1	Zn 1	0	0
53	CD	1	Total 1	Zn 1	0	0
53	AN	1	Total 1	Zn 1	0	0

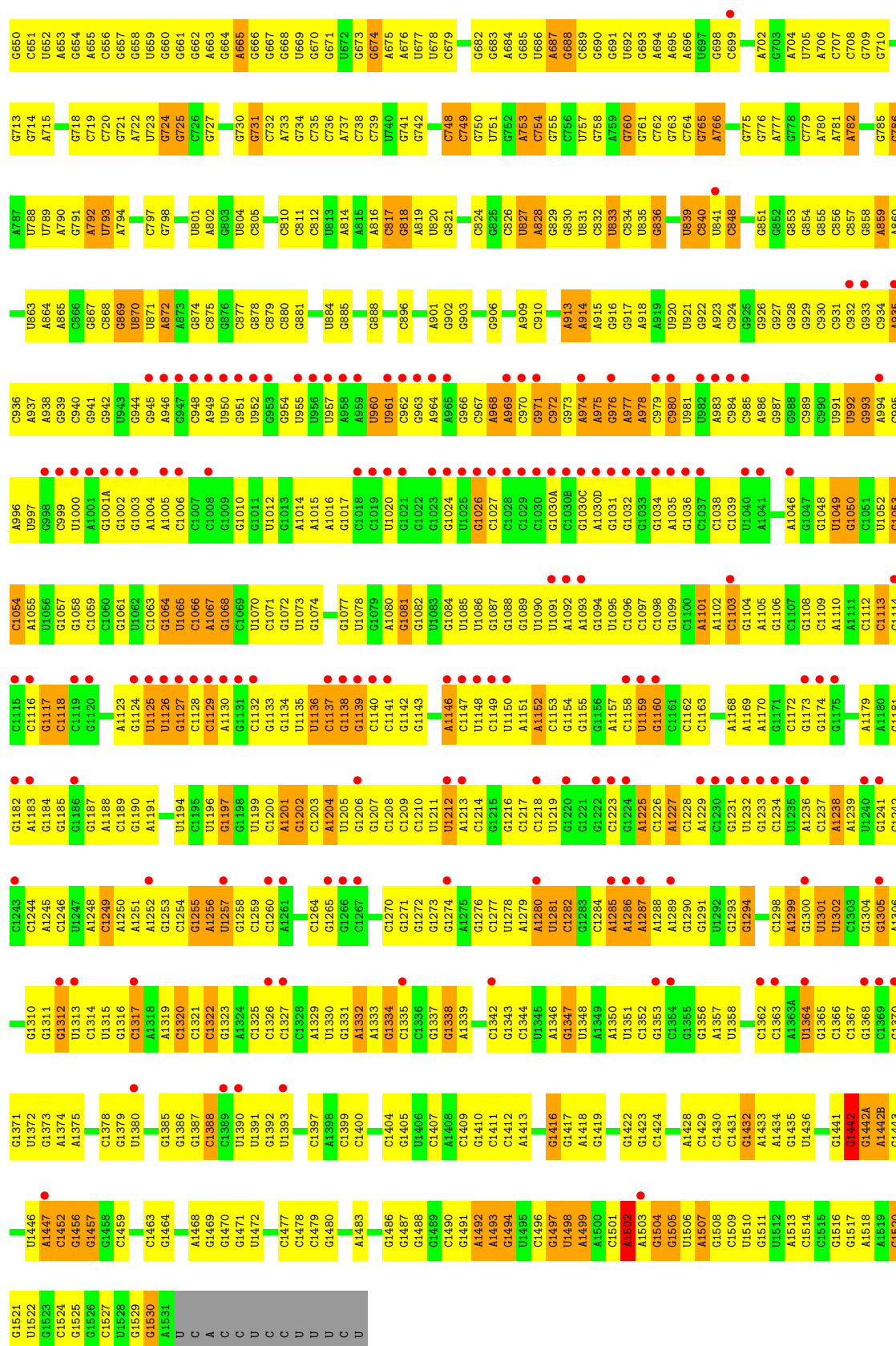
- Molecule 54 is POTASSIUM ION (three-letter code: K) (formula: K).

Mol	Chain	Residues	Atoms		ZeroOcc	AltConf
54	BA	1	Total 1	K 1	0	0
54	DA	1	Total 1	K 1	0	0

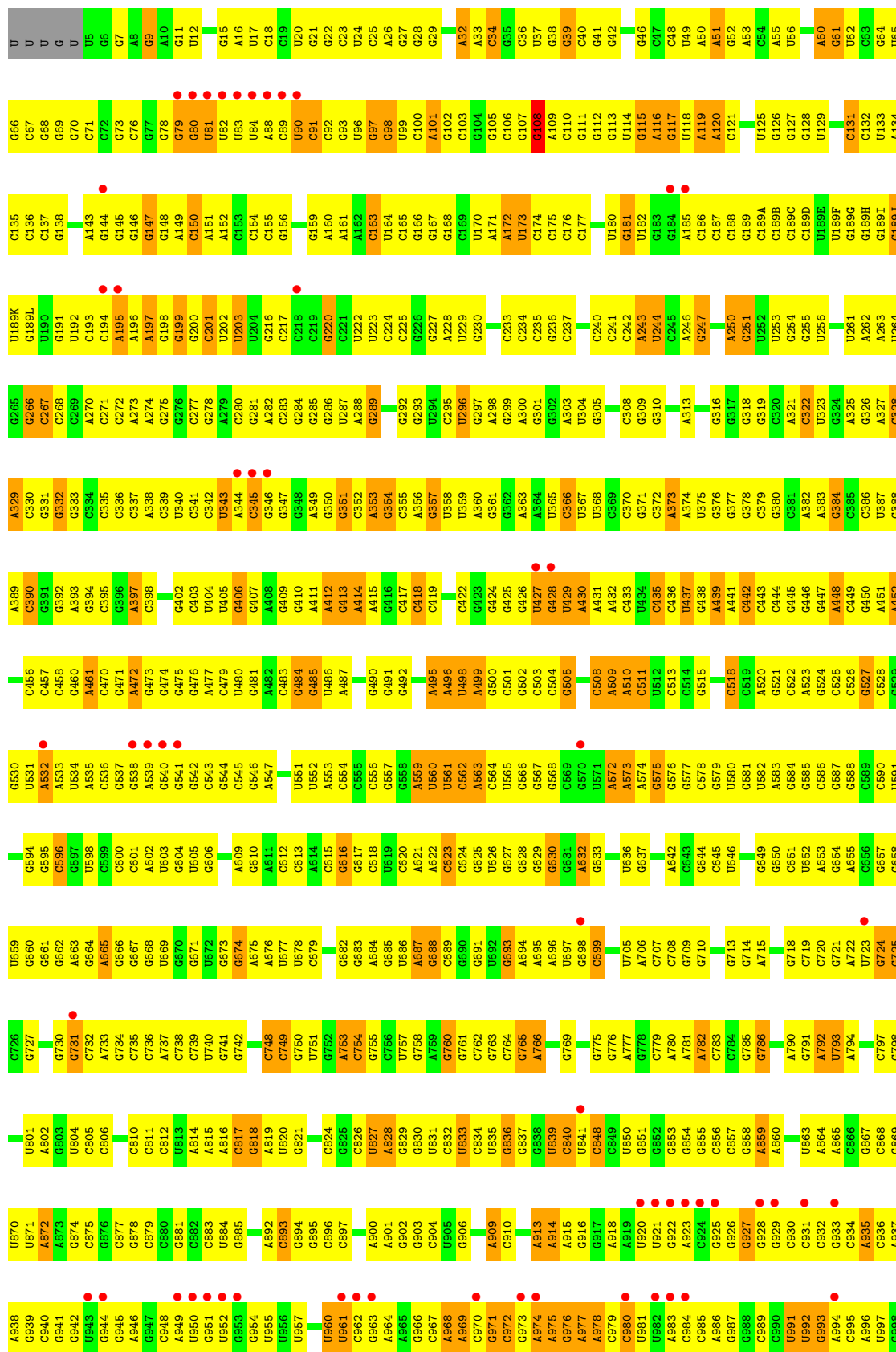
- Molecule 55 is ERYTHROMYCIN A (three-letter code: ERY) (formula: C₃₇H₆₇NO₁₃).

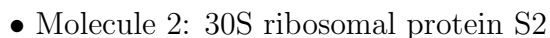


Mol	Chain	Residues	Atoms				ZeroOcc	AltConf
55	BA	1	Total	C	N	O	0	0
			51	37	1	13		
55	DA	1	Total	C	N	O	0	0
			51	37	1	13		

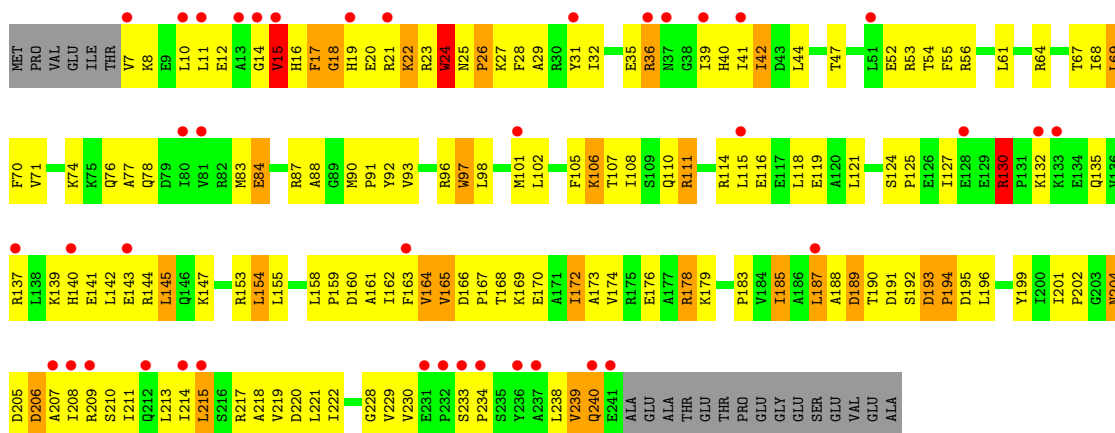


Chain CA:



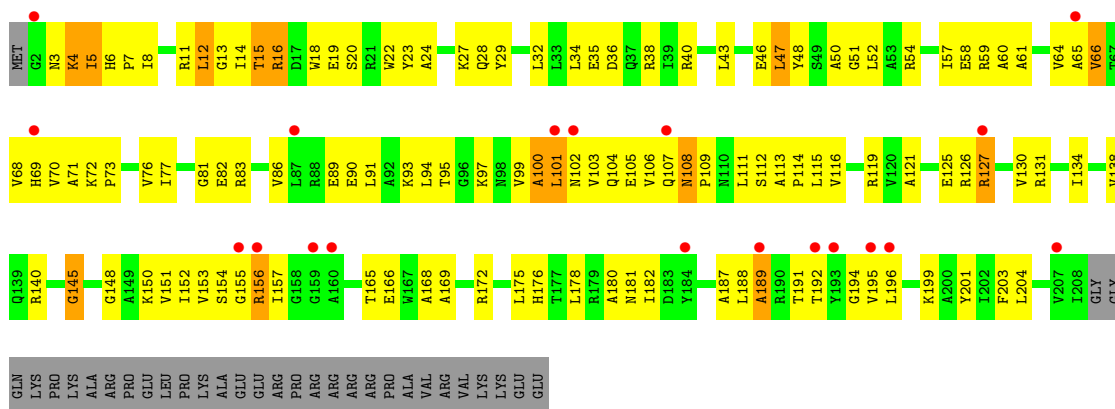


Chain CB:



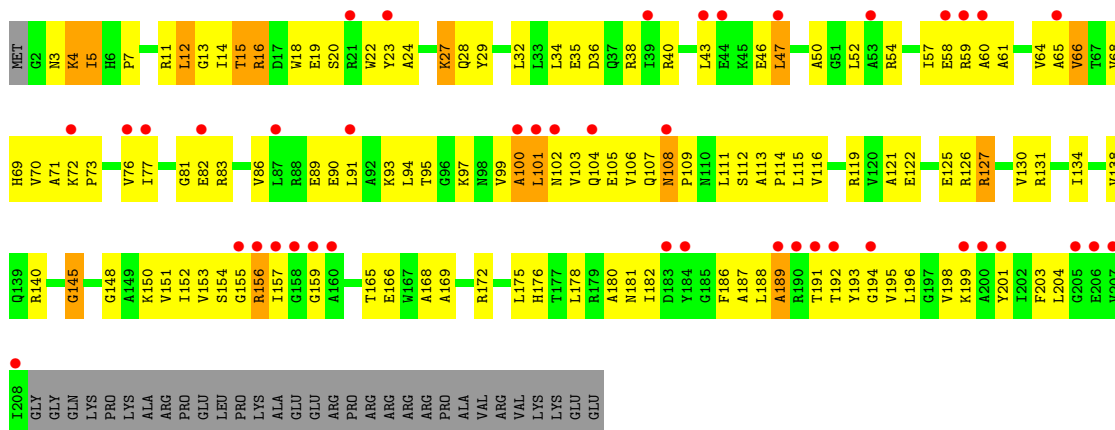
- Molecule 3: 30S ribosomal protein S3

Chain AC:



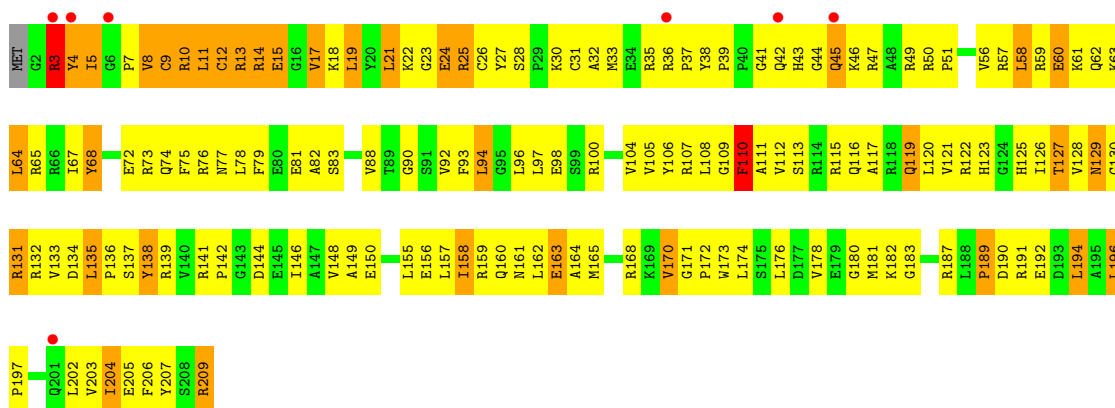
- Molecule 3: 30S ribosomal protein S3

Chain CC:



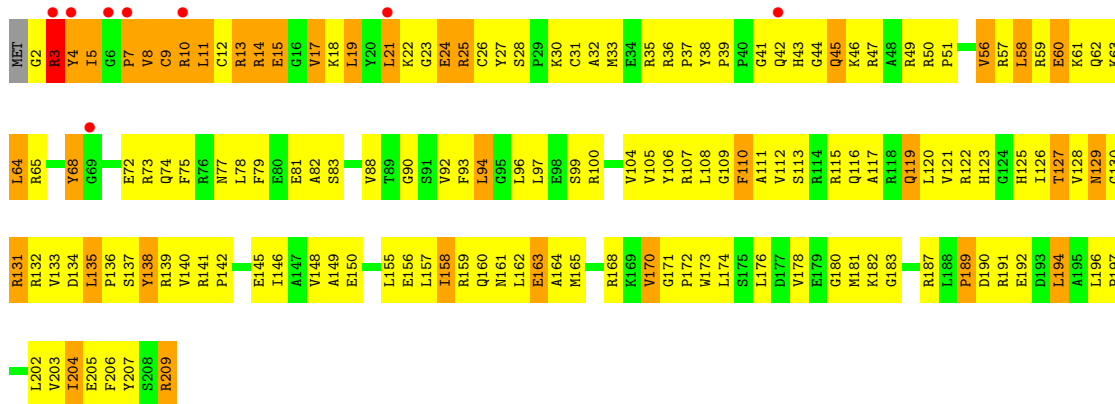
- Molecule 4: 30S ribosomal protein S4

Chain AD:



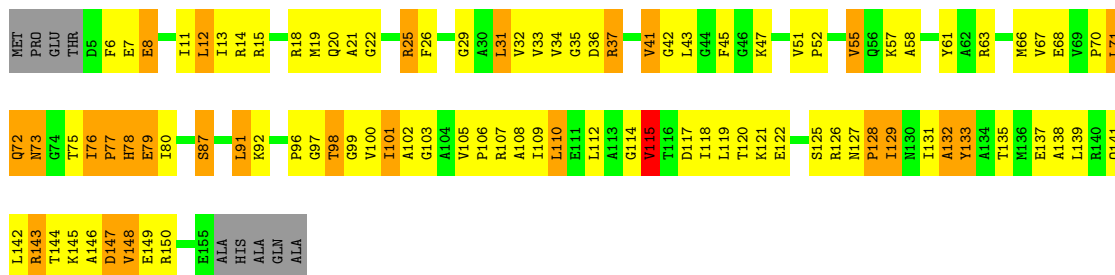
• Molecule 4: 30S ribosomal protein S4

Chain CD:



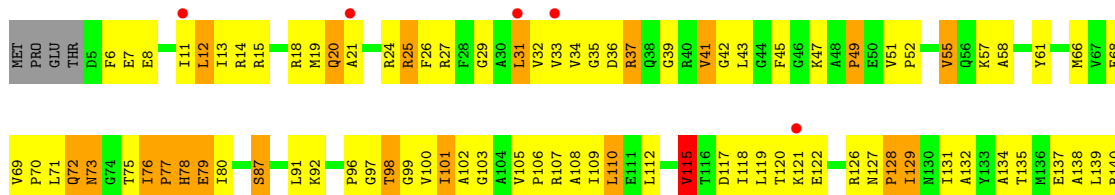
• Molecule 5: 30S ribosomal protein S5

Chain AE:

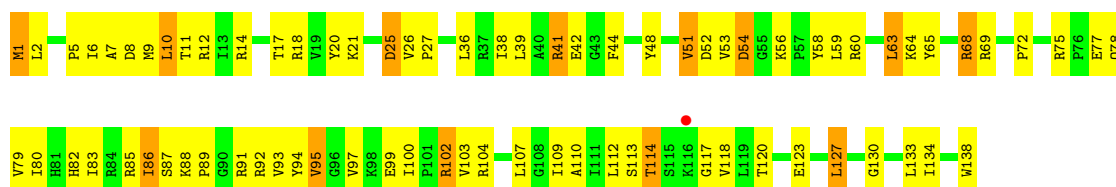


• Molecule 5: 30S ribosomal protein S5

Chain CE:

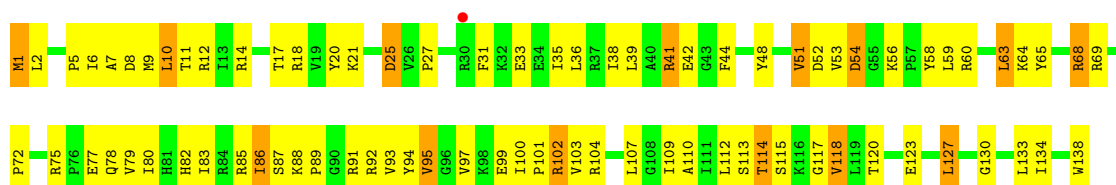






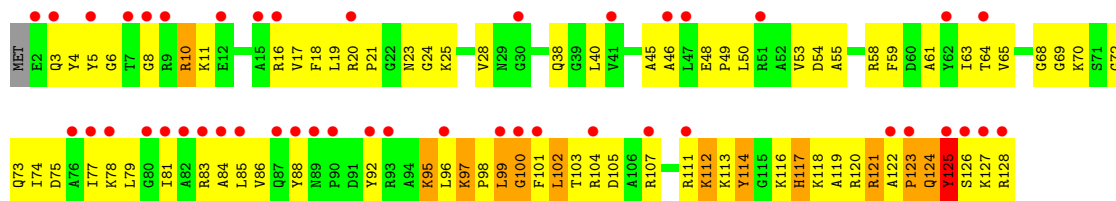
• Molecule 8: 30S ribosomal protein S8

Chain CH:



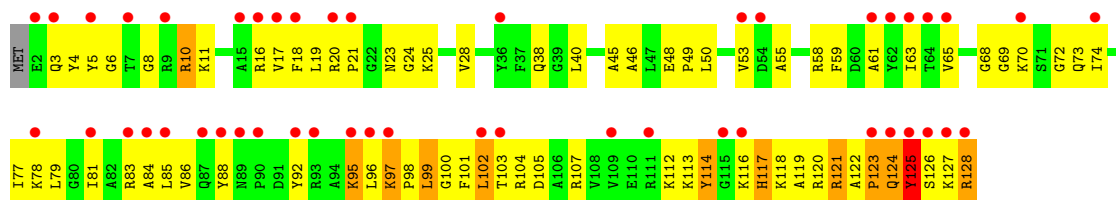
• Molecule 9: 30S ribosomal protein S9

Chain AI:



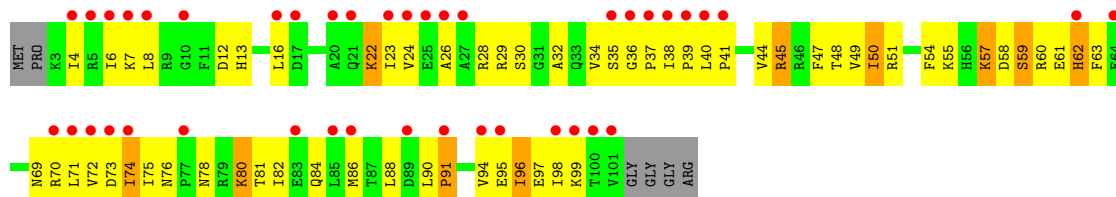
• Molecule 9: 30S ribosomal protein S9

Chain CI:



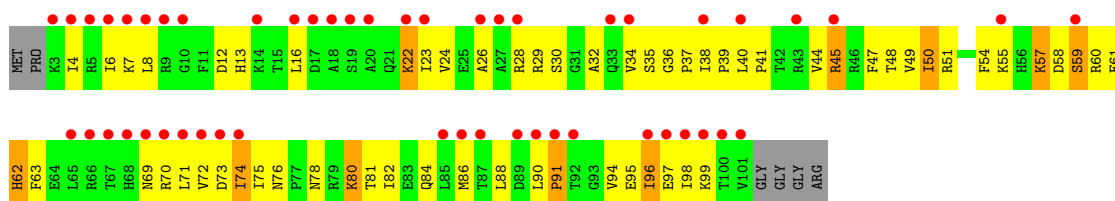
• Molecule 10: 30S ribosomal protein S10

Chain AJ:



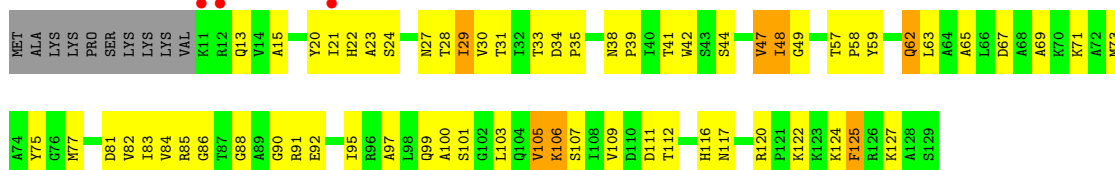
• Molecule 10: 30S ribosomal protein S10

Chain CJ:



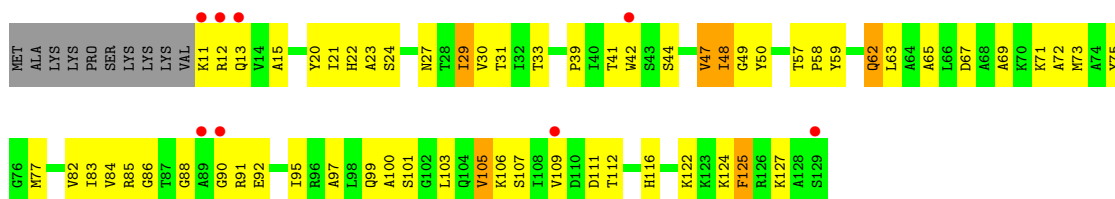
- Molecule 11: 30S ribosomal protein S11

Chain AK:



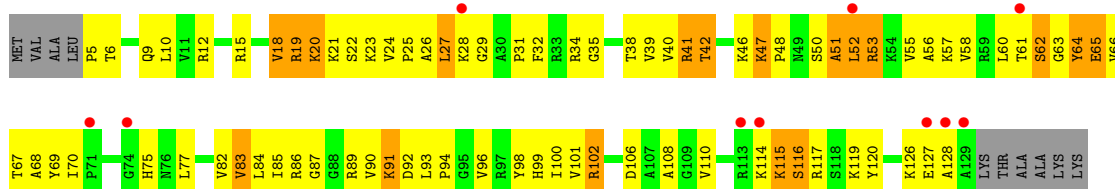
- Molecule 11: 30S ribosomal protein S11

Chain CK:



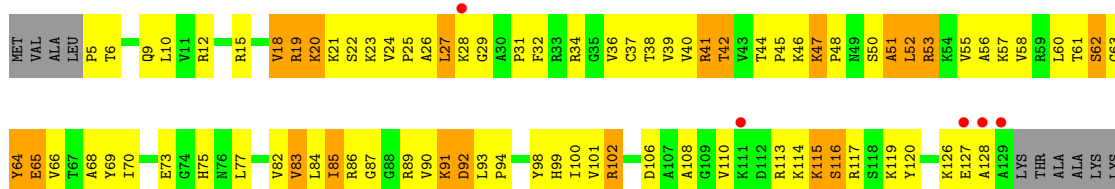
- Molecule 12: 30S ribosomal protein S12

Chain AL:



- Molecule 12: 30S ribosomal protein S12

Chain CL:

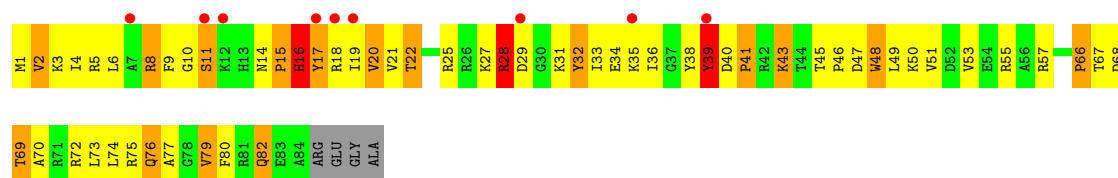


- Molecule 13: 30S ribosomal protein S13

Chain AM:

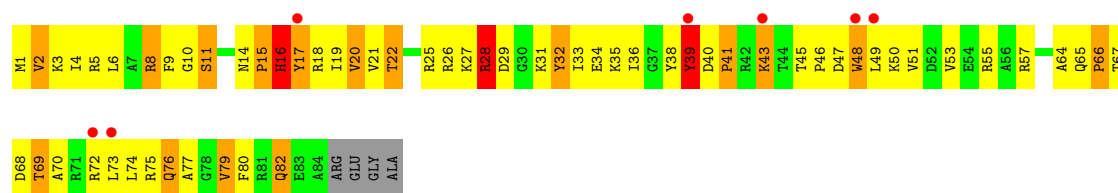
- Molecule 16: 30S ribosomal protein S16

Chain AP:



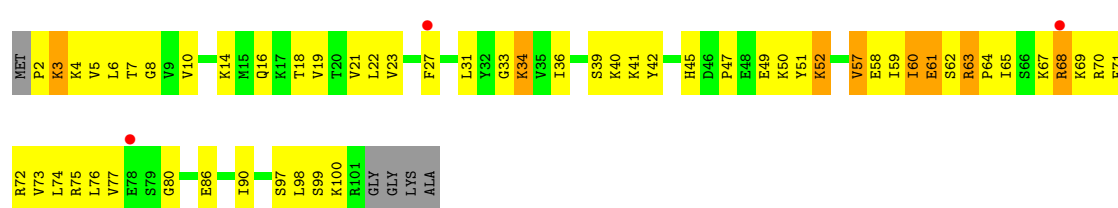
- Molecule 16: 30S ribosomal protein S16

Chain CP:



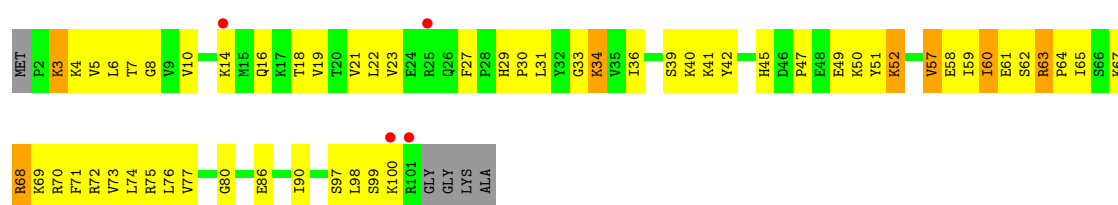
- Molecule 17: 30S ribosomal protein S17

Chain AQ:



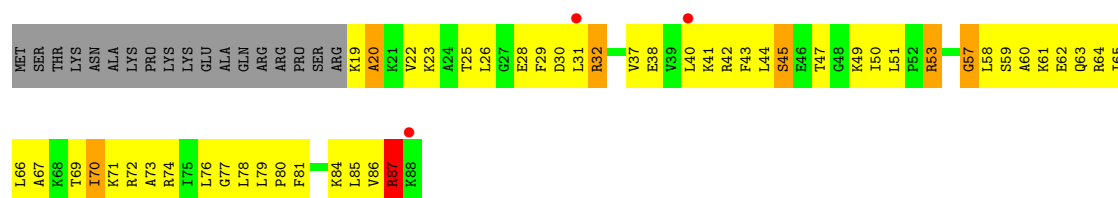
- Molecule 17: 30S ribosomal protein S17

Chain CQ:



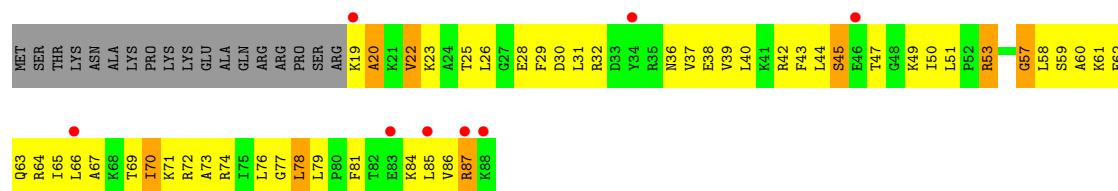
- Molecule 18: 30S ribosomal protein S18

Chain AR:



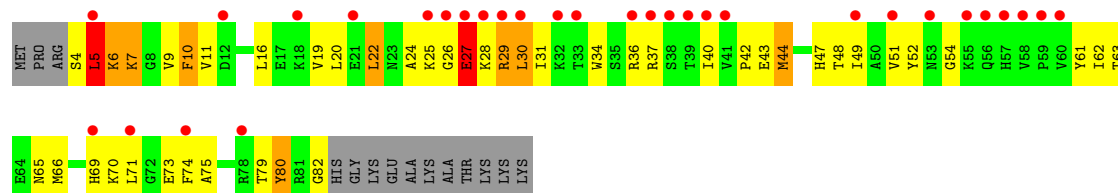
- Molecule 18: 30S ribosomal protein S18

Chain CR:



- Molecule 19: 30S ribosomal protein S19

Chain AS:



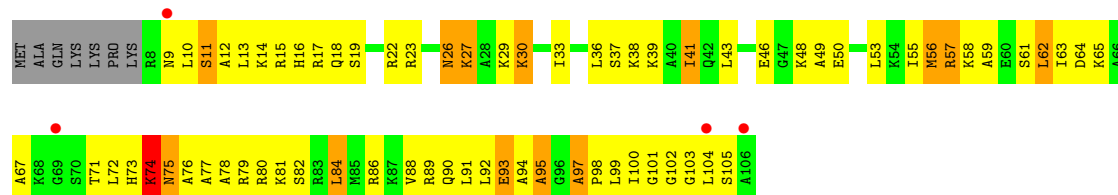
- Molecule 19: 30S ribosomal protein S19

Chain CS:



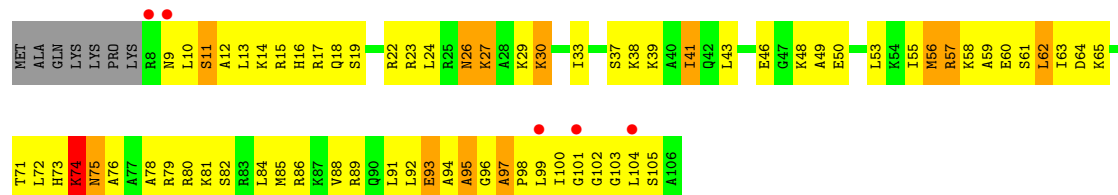
- Molecule 20: 30S ribosomal protein S20

Chain AT:



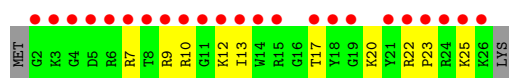
- Molecule 20: 30S ribosomal protein S20

Chain CT:



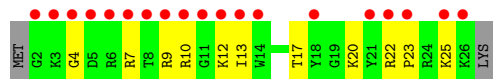
- Molecule 21: 30S ribosomal protein Thx

Chain AU:



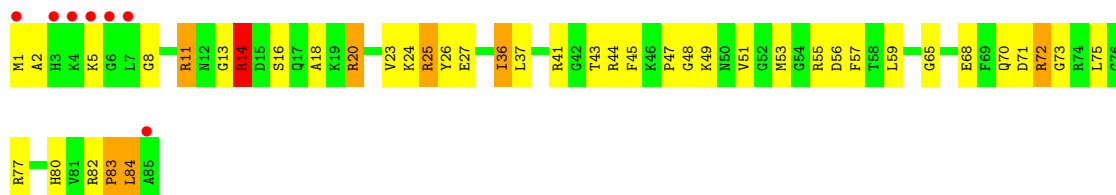
- Molecule 21: 30S ribosomal protein Thx

Chain CU:



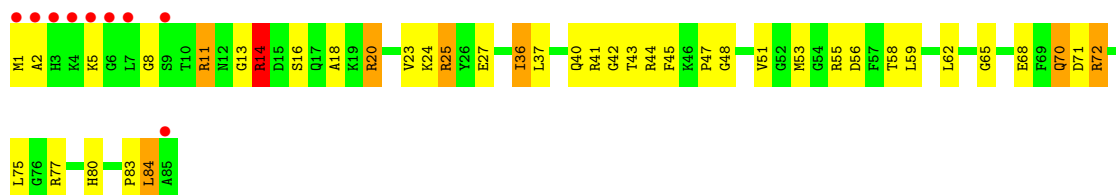
- Molecule 22: 50S ribosomal protein L27

Chain B0:



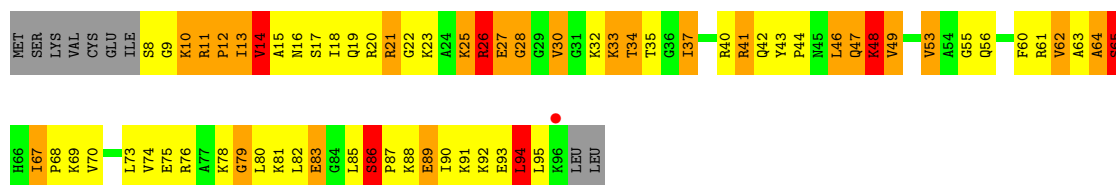
- Molecule 22: 50S ribosomal protein L27

Chain D0:



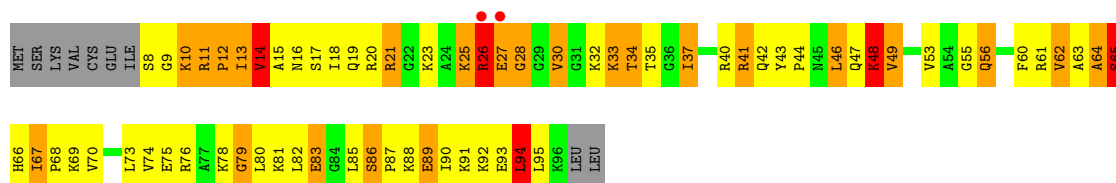
- Molecule 23: 50S ribosomal protein L28

Chain B1:



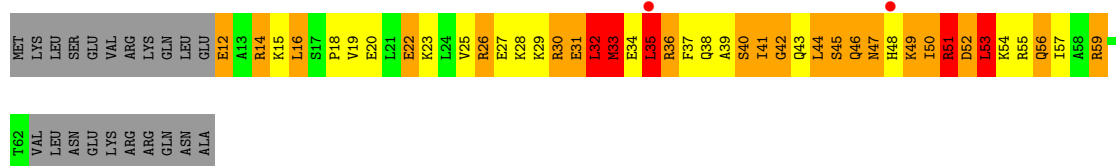
- Molecule 23: 50S ribosomal protein L28

Chain D1:



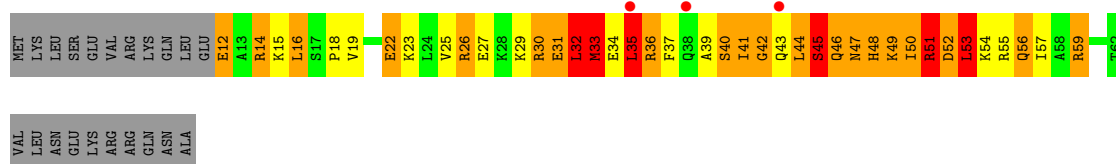
- Molecule 24: 50S ribosomal protein L29

Chain B2:



- Molecule 24: 50S ribosomal protein L29

Chain D2:



- Molecule 25: 50S ribosomal protein L30

Chain B3:



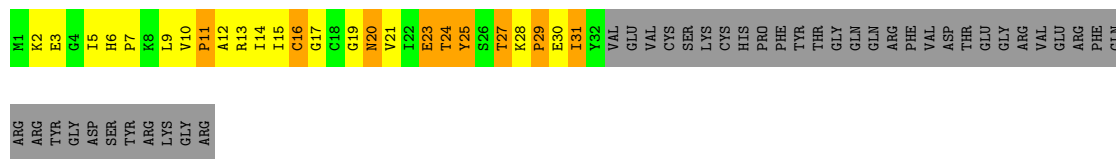
- Molecule 25: 50S ribosomal protein L30

Chain D3:



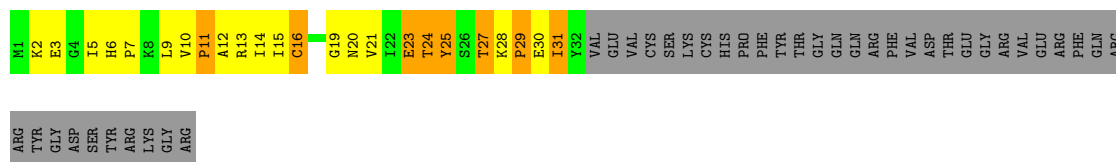
- Molecule 26: 50S ribosomal protein L31

Chain B4:



- Molecule 26: 50S ribosomal protein L31

Chain D4:




- Molecule 27: 50S ribosomal protein L32

Chain B5:




- Molecule 27: 50S ribosomal protein L32

Chain D5:



- Molecule 28: 50S ribosomal protein L33

Chain B6:



- Molecule 28: 50S ribosomal protein L33

Chain D6:



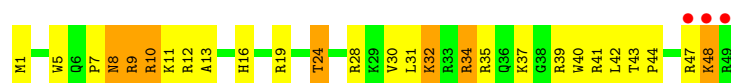
- Molecule 29: 50S ribosomal protein L34

Chain B7:



- Molecule 29: 50S ribosomal protein L34

Chain D7:



- Molecule 30: 50S ribosomal protein L35

Chain B8:



- Molecule 30: 50S ribosomal protein L35

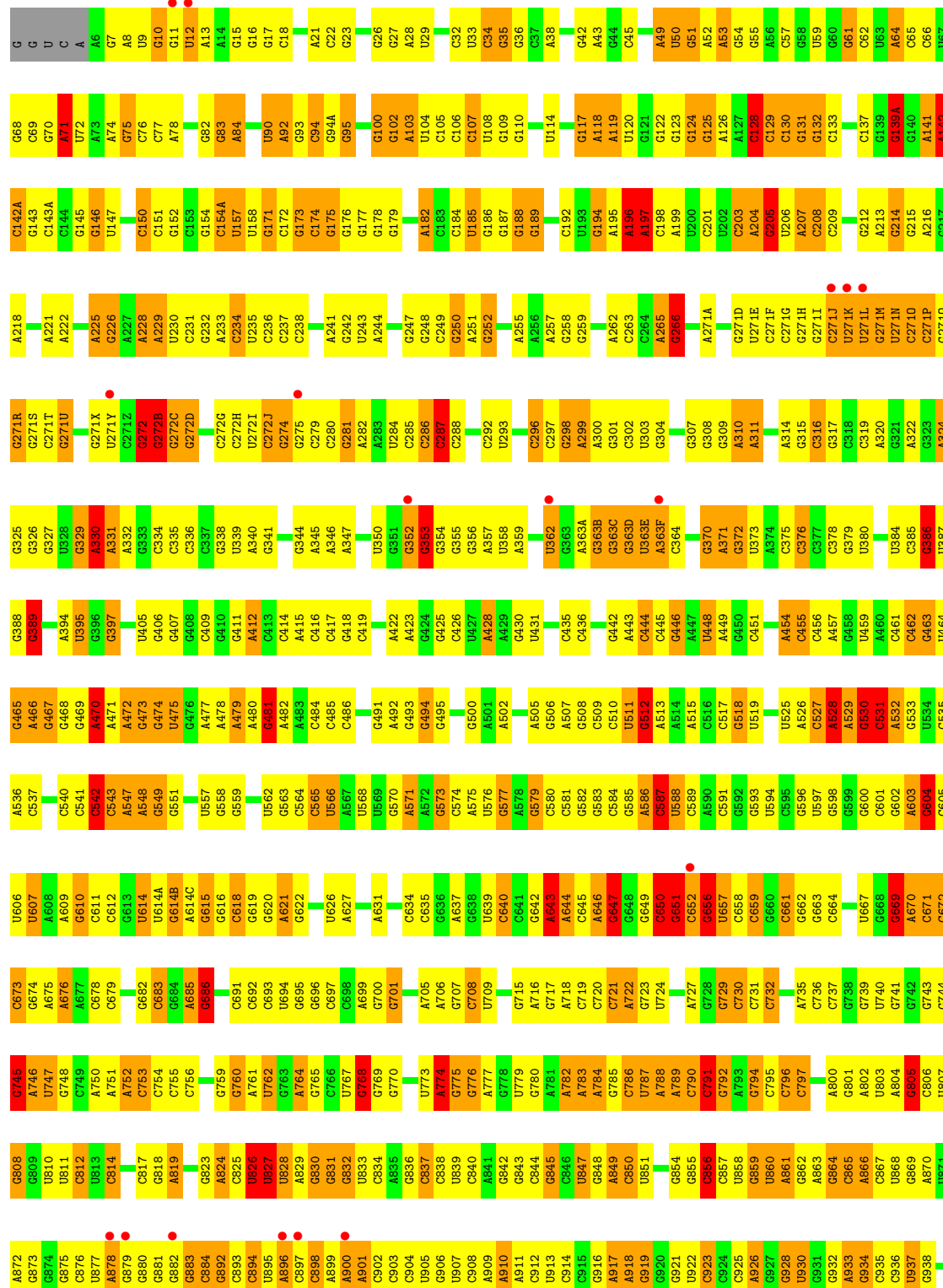
Chain D8:



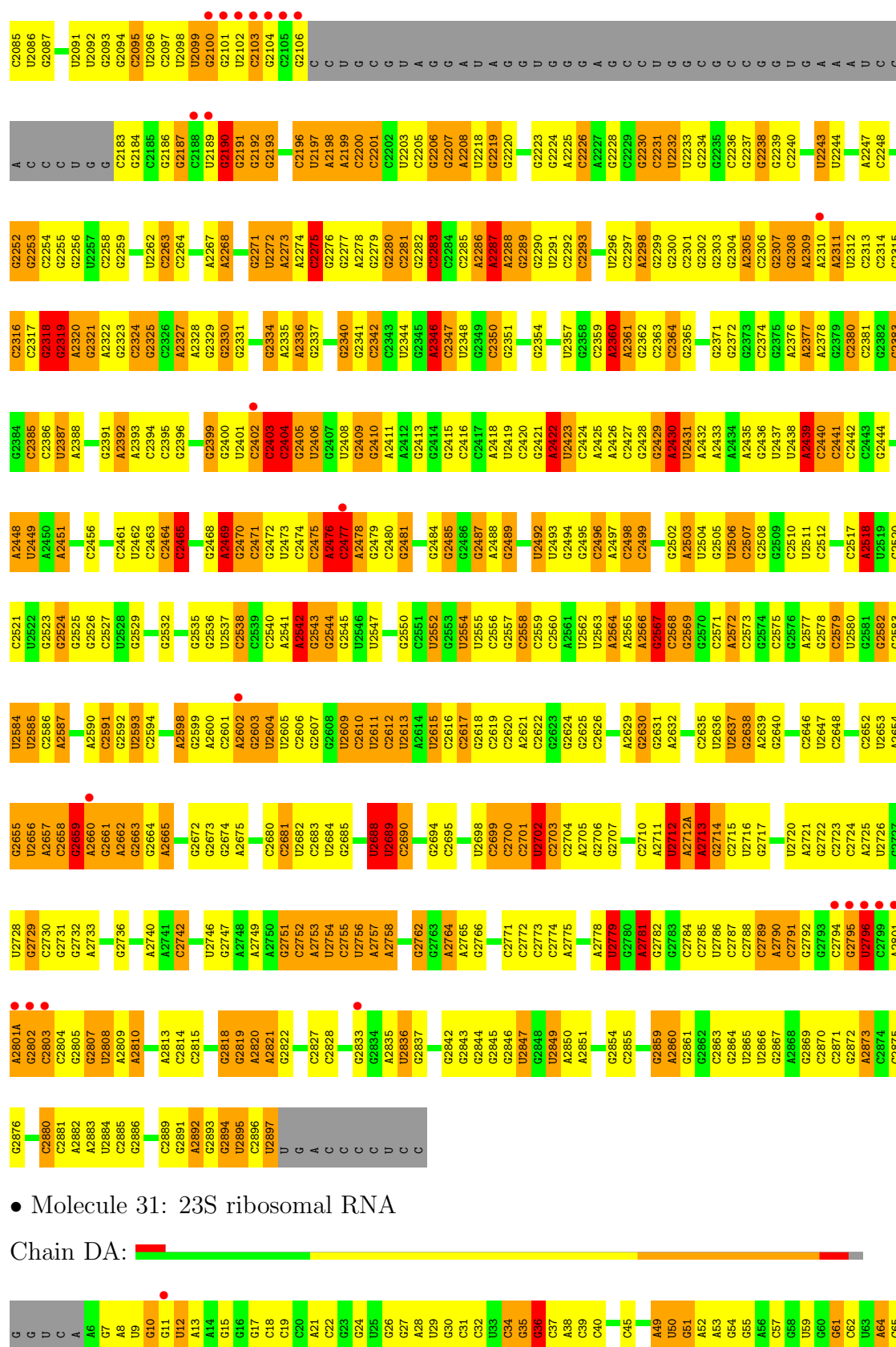


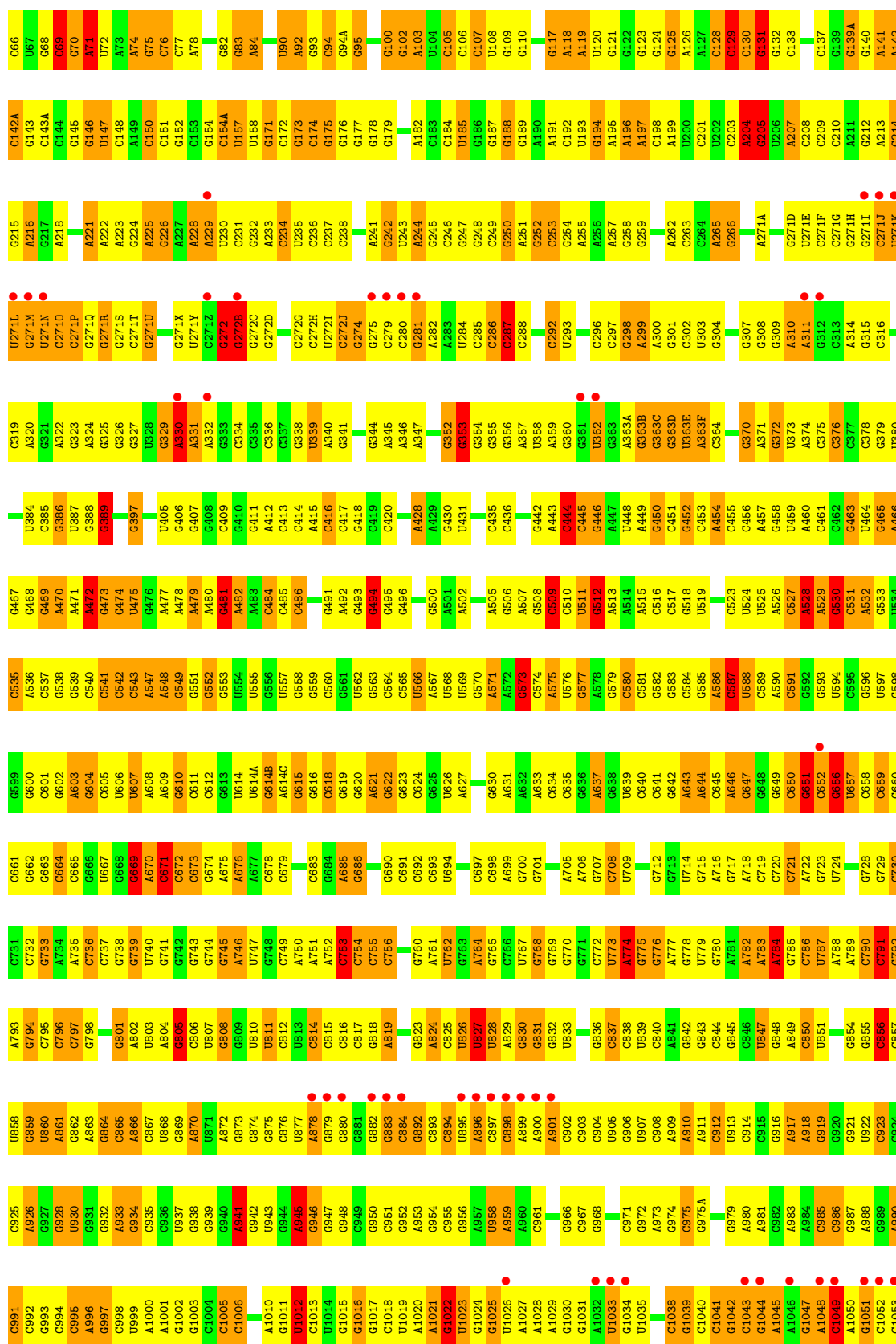
• Molecule 31: 23S ribosomal RNA

Chain BA:

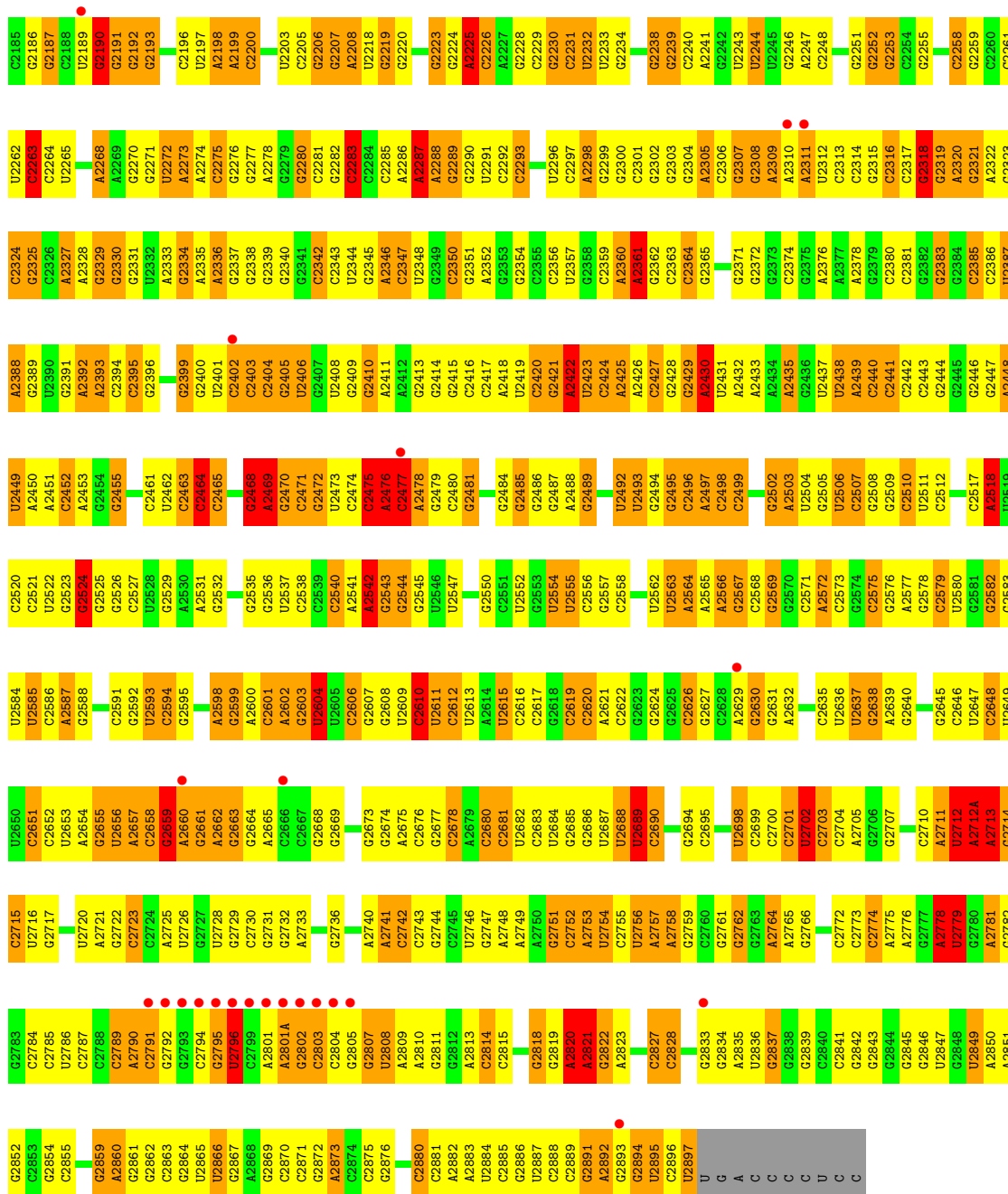


U2017	G1945	A1877	G1696	G1626	G1552	G1482	C1417	U1340	G1271	G1197	A1126	C1006	A941
G2018	U1946	G1878	G1697	G1627	A1553	G1484	G1418	U1341	A1272	U1198	A1127	C1006	G942
A2019	C1947	C1879	A1698	G1628	C1557	G1485	A1419	A1342	U1273	C1201	A1128	A1010	U943
A2020	G1948	G1880	G1699	U1629	C1557	A1486	U1420	G1343	G1343	G1201	A1129	G1011	G944
C2021	G1949	C1881	A1700	A1632	A1558	G1487	G1421	G1344	A1276	A1204	U1130	U1012	A945
U2022	G1950	G1882	A1701	A1632	G1559	G1488	C1421	C1345	A1276	U1205	G1131	C1013	G946
G2023	U1951	G1883	G1702	A1632	G1563	U1489	G1425	G1348	G1277	U1206	C1135	U1014	C949
G2024	A1952	A1884	G1703	G1635	C1563	A1490	G1426	G1348	G1278	C1206	C1136	G1015	G950
C2025	A1953	C1797	G1704	C1636	C1564	G1491	A1427	A1349	G1279	C1207	C1136	G1016	G951
G2026	G1954	G1886	A1637	C1637	C1565	G1492	G1428	C1350	G1208	G1208	G1137	U1019	G952
C2027	U1955	G1887	U1706	C1638	A1566	C1493	G1429	G1351	G1209	G1209	G1138	G1024	A953
U2028	G1956	G1888	U1707	C1639	A1567	A1494	G1430	A1353	U1282	A1210	C1139	A1020	G954
G2029	C1957	A1889	U1709	U1640	G1568	A1495	C1431	A1354	G1283	U1211	C1140	A1021	C955
A2030	C1958	A1890	U1710	A1641	A1569	A1496	U1431	G1355	A1284	G1212	U1141	G1022	G956
G2031	G1959	G1891	U1713	G1642	A1570	U1497	A1434	G1356	A1287	A1213	C1142	U1023	G957
G2032	C1962	C1804	G1714	G1643	A1571	G1498	G1435	U1357	U1288	A1214	A1142A	G1024	A958
A2033	U1963	G1894	G1717	C1644	A1572	C1499	G1436	G1358	G1289	G1216	G1144	U1026	A959
C2036	G1964	U1810	G1718	U1645	G1573	G1500	C1437	A1359	G1290	G1220	C1153	A1027	A960
C2039	C1967	A1811	G1719	G1647	C1574	C1501	U1438	A1360	G1291	A1220	C1153	A1028	G961
C2040	G1968	A1812	U1720	G1648	C1577	U1503	G1440	G1364	U1292	C1221	G1154	A1029	G962
U2041	G1969	G1813	U1722	G1649	U1578	C1504	G1441	A1365	C1293	C1221A	A1155	G1030	G966
A2042	A1970	G1814	U1739	A1652	U1579	C1505	G1442	G1368	C1298	C1224	A1156	U1033	C967
C2043	A1971	G1815	G1740	G1653	A1580	C1506	G1443	G1369	G1299	G1225	G1157	G1034	C971
C2044	A1972	G1816	A1741	A1654	G1581	A1507	G1444	G1370	U1300	A1226	C1158	U1035	G972
G2048	G1973	A1819	C1743	C1656	A1583	C1509	A1445	G1371	A1301	G1227	U1159	C1038	G975
G2049	C1974	A1820	C1744	C1657	A1584	A1509A	C1446	U1371	G1303	U1234	G1160	A1041	G975A
A1977	U1975	A1821	C1745	C1658	A1586	A1509B	G1447	G1381	G1302	G1235	G1161	C1040	C976
C2053	A1978	G1822	C1746	U1659	A1587	G1510	G1448	G1383	U1313	A1242	G1169	A1045	G979
A2054	C1979	G1826	G1747	G1661	C1588	C1511	A1449	A1384	G1314	G1245	G1170	A1046	A980
C2055	G1980	C1827	G1747A	C1662	C1589	U1512	G1450	A1379	G1309	U1239	G1171	G1047	A981
G2056	A1981	G1828	G1748	C1663	U1590	U1513	C1450A	A1378	G1310	U1240	G1173	A1048	A982
A2057	C1982	A1829	A1749	C1663	C1591	U1514	C1451	A1379	G1311	G1239	G1174	A1049	A983
A2058	G1983	C1830	G1750	G1667	C1592	G1515	C1455	A1386	G1312	U1241	G1175	C1050	A984
A2059	C1984	U1833	C1751	A1668	G1593	C1516	G1455	C1387	U1313	A1242	G1176	C1051	C986
A2060	G1988	U1834	C1754	A1669	G1594	G1517	C1458	G1385	G1314	G1245	G1177	C1052	C987
G2061	C1989	U1835	A1755	C1670	A1596	U1518	A1460	C1386	G1317	A1246	G1178	C1053	C988
U1991	C1836	C1837	G1756	C1670	A1597	G1519	G1459	G1387	G1318	A1247	G1179	A1106	C989
G1992	G1992	C1837	A1762	G1674	C1598	G1525	C1461	G1388	G1319	G1250	C1180	G1107	A990
C1993	U1925	A1763	G1763	A1676	A1602	G1526	C1463	A1395	C1320	G1251	C1181	U1108	C991
C1994	U1926	G1764	G1764	A1677	C1604	G1527	C1464	U1396	G1321	G1252	G1183	G1110	C992
U1995	A1927	G1764	G1764	A1678	C1605	A1528	G1465	U1397	U1322	A1253	C1178	G1111	G993
C1996	A1928	C1771	C1771	G1678	C1606	A1528A	G1466	C1398	U1323	A1254	C1179	A1106	C994
G1997	G1929	A1773	G1772	G1681	G1607	C1530	C1467	C1403	G1324	G1255	C1180	U1107	C995
A2001	U1930	G1844	A1773	G1682	A1608	C1531	G1471	U1405	G1325	G1256	C1181	G1110	A996
G2002	A1932	G1846	C1774	C1685	A1609	C1532	A1471	U1406	G1326	C1257	G1183	A1111	A997
C2006	C1934	A1847	U1777	C1686	A1610	G1533	A1472	U1407	G1328	C1258	G1184	U1113	C998
G2009	G1935	G1856	U1778	C1687	A1614	C1543	G1473	U1408	U1329	C1261	C1185	G1114	U999
A1937	A1936	G1857	U1779	U1688	C1615	A1544	C1474	C1409	G1330	A1262	G1186	G1115	C998
A1938	G1858	A1859	A1780	A1689	C1616	A1545	G1475	C1408	A1331	U1263	G1187	C1116	U999
U1939	C1781	A1859	C1781	A1699	C1617	C1546	C1476	G1410	G1332	G1264	U1188	G1117	A1000
A2013	C1782	A1859	C1782	U1692	A1618	C1547	A1477	C1411	C1333	A1265	A1189	G1117	A1001
A2014	A1783	G1865	A1783	U1693	A1618	C1548	G1478	A1412	A1336	U1267	G1190	G1122	G1002
A2015	A1784	C1694	C1694	C1694	G1624	C1549	G1480	G1413	G1337	A1268	G1191	C1123	G1003
U2016	A1876	G1695	C1695	C1695	C1625	C1551	U1481	G1416	G1339	C1270	C1196	C1124	G1004



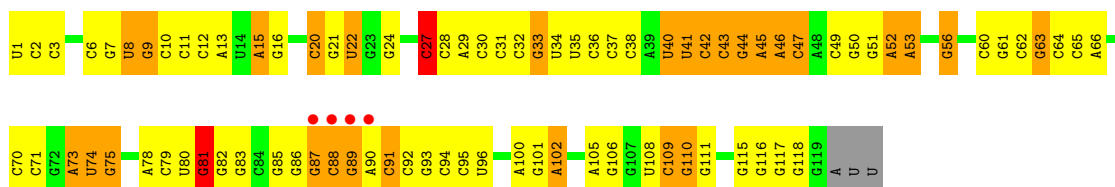


U2096	G2029	G1959	C1800	G1717	A1641	G1577	C1505	G1441	C1370	A1308	G1243	U1175	A1106
C2097	A2030	A1960	G1801	G1718	G1642	U1578	C1506	G1442	G1371	G1309	G1244	G1176	G1107
U2098	C1961	C1981	A1802	U1720	G1643	A1579	A1508	G1443	U1372	G1310	G1245	A1177	U1108
U2099	C1962	A1889	A1803	G1719		A1580	C1507	G1444	G1373	G1311	A1246	C1178	C1109
G2100	U1963	G1890	U1804	G1721	G1643	G1581	C1509	A1445A	G1374	U1313	A1247	C1179	G1110
G2101	G1964	G1891	U1805	A1722	G1649	C1582	A1509B	C1445A	C1375	U1314	G1250	C1180	A1111
U2102		C1892		U1739		A1583	G1510	C1446		C1315	G1251	C1181	G1112
C2103	C1967	C1893	A1809	G1740	A1632	C1584	G1511	G1447	A1376	U1316	C1252	A1182	U1113
G2104	G1968	C1894	A1810	A1741	G1653	A1586	C1512	G1448	A1379	G1317	G1253	A1183	G1114
C2105	A1969	A1811	A1802	G1742	A1654	A1587	C1513	A1449	G1380	A1253	G1184	C1185	G1115
G2106	C2040	G1896	A1812	C1743	A1655	C1588	U1514	G1450	G1381	C1318	A1254	G1186	C1116
C	U2041	C1897	G1813	G1744	C1656	C1589	G1514	C1450A	G1382	C1320	U1255	G1187	G1117
C	A1972	U1898	G1814	C1745	C1657	U1590	C1516	C1451	G1383	A1321	G1257	U1188	
U	C1973	G1899	A1815	C1745A	C1658	G1591	C1517		A1384	A1322	C1258	U1189	
C	C1974	A1900	G1816	G1747	U1659	C1592	U1518	G1455	G1385	A1323	G1259	A1190	
C	C2045	A1901		G1747	C1660	G1593	G1519		G1386	G1324	G1260	G1191	G1125
G	G1980	C1902	A1819	G1747A	G1661	G1594	G1520	G1458	G1387	G1326	C1261	G1192	A1126
U	A1981	G1903	U1820	G1748	C1662	G1595		G1459	G1388	U1327	A1262	G1193	A1127
A	G1982	C1904	A1821	A1749	C1663	A1596	G1525	A1460		C1327	U1263	A1194	A1128
G	C1983	C1905	G1822	G1750	A1664	A1597	G1526	G1461	A1395	G1328	G1264	G1195	A1129
G	G1984	G1906		C1751	A1665	C1598	G1527	G1462	U1396	U1329	A1265	G1196	U1130
A	G1985		G1826	C1754	G1667	C1600	A1528	C1463	U1397	C1330	G1266	G1197	G1131
U		C1909	C1827	A1755	G1668	U1601	G1529	G1465	G1398	A1331	U1267	U1198	A1132
A	G1910	G1910	G1828	G1756	A1669	G1602	G1530	G1466	G1403	G1332	U1268	U1199	U1133
C	U1991	A1913	A1829	U1757	C1670	A1803	C1531	C1467	C1404	C1333	A1269	G1200	G1135
G	G1992	C1914	C1830	G1758		C1604	C1532		U1405		C1270	C1201	G1136
U	U1993	U1915	U1833	A1759	G1674	C1605	G1533	A1471	A1406	A1336	G1271		G1137
G	A1994	A1916	U1834		C1675	G1606	G1534	A1472	A1407	G1337	A1272	A1204	U1205
G	C1995	U1917	G1835	A1762	A1676	C1607	C1543	G1473	C1408	G1338	A1273	G1139	G1138
A	G1996	A1918	C1836	G1763	A1677	A1608	A1544	C1474	C1409	G1339	A1274	C1206	C1140
C	C1997		G1837	G1764	G1678	A1609	A1545	G1475	G1410	U1340	A1275	C1207	U1141
C	G1998		C1838			A1610	A1546	C1476	C1411	U1341	A1276	G1208	U1142
U	C1999	U1926	G1839	C1771	G1681	C1611	C1547	A1477	A1412	A1342	G1277	U1209	A1142A
C	G2000	A1927	G1840	G1772	G1682	C1612	C1548	G1478	G1413	G1343	A1278	A1210	A1143
G	A2001	A1928		A1773		G1613	C1549	G1479	G1414	G1344	G1279	U1211	G1144
C	G2002	G1929	G1844	C1774	C1685	A1614	C1550	G1480	U1415	G1345	G1280	G1212	C1145
C		G1930		U1775	C1686	G1615	C1551	U1481	G1416	G1346	G1281	A1213	
C		U1931	A1847	G1776	G1687	A1616	G1552	G1482	C1417	G1347	U1282	A1214	G1152
C		C1932		U1777	U1688	C1617	A1553	G1484	G1418	G1348	G1283	G1215	C1153
C		G1933	G1850	U1778	A1689	A1618	A1554	G1485	A1349	A1350	A1284	G1216	G1154
C	G2010	C1934	U1851	U1779		G1619	G1555	A1486	U1420	C1351	G1285	A1155	A1156
U	U2011	G1935		A1780	U1692			G1487	A1421	U1352	A1286	C1220	A1157
G	G2012	A1936	G1856	C1781	U1693	G1622	A1558	G1488	G1422	A1353	A1287	C1221	G1158
G	A2013	A1937	G1857	C1782	C1694	G1623	G1559	U1489		A1354	U1288	C1221A	U1159
A	A2014	A1938	G1858	A1783	G1695	C1624		A1490	G1425	G1355	U1289		G1160
A	A2015		A1859	A1784	G1696	C1625	G1563	G1491	A1426	G1356	C1290	C1224	C1161
A	U2016	G1945		A1785	G1697	C1626	C1564	G1492	A1427	U1357	C1291	A1226	G1162
U	A2082	U1946	G1865	A1786	A1698	G1627	C1565	C1493	C1428	G1358	U1292	G1227	G1163
C	G2018	C1947	C1866		G1699	G1628	A1566	A1494	G1429	A1359	C1293	G1228	U1164
C	A2019	G1948	A1876	C1790	U1700	U1629	A1567	A1495	C1430	A1360	C1297	G1229	U1165
A	A2020	C1949	A1877	A1791	A1701	U1629	A1568	A1496	U1431		C1298	G1230	G1166
C	C2021		G1878	G1792	G1702	G1630	A1569	U1497		C1363	C1299	G1231	U1167
C	U2022	A1952	G1879	C1793	G1703	A1634	A1571	C1498	A1434	G1364	U1300	U1234	G1168
C	G2023	G1954	U1794	C1794	C1704	G1635	A1572	G1499	G1435	A1365	A1301	G1235	G1169
U	G2024	C1881	C1795	U1796	C1708	C1636	A1573	G1500	G1436	A1366	U1302		G1170
C	C2025	C1882	U1797	U1796	U1709	A1637	G1573	C1501	C1437		A1302		
G	U1956	G1883	U1798	U1796	U1709	C1638	C1574	C1502	U1438	A1367	G1303	U1240	G1171
G	G2027	A1884	U1798	U1798	U1713	U1639	C1575	C1503	A1439	G1368	C1304	A1241	A1173
		A1885	G1799		G1714	C1640	U1576	C1504	G1440	G1369		A1242	A1174



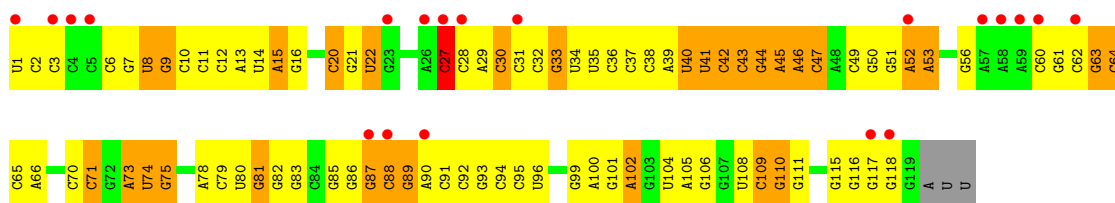
• Molecule 32: 5S ribosomal RNA

Chain BB:



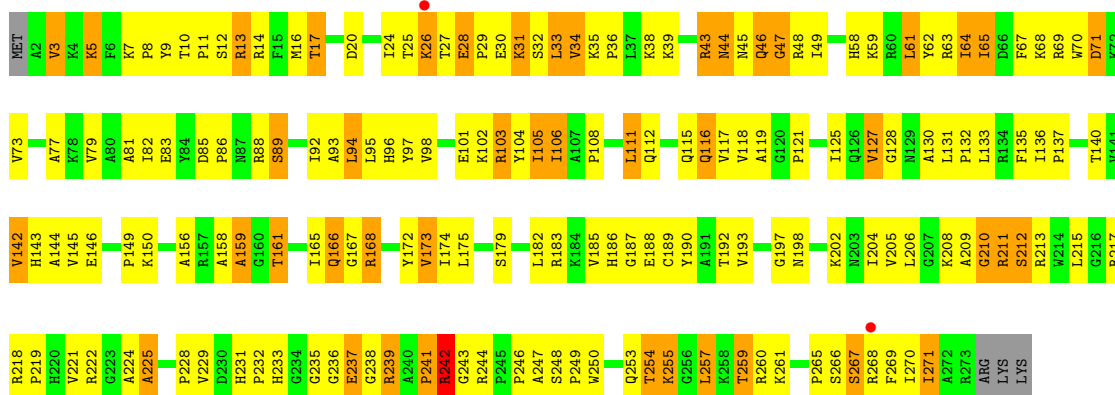
• Molecule 32: 5S ribosomal RNA

Chain DB:



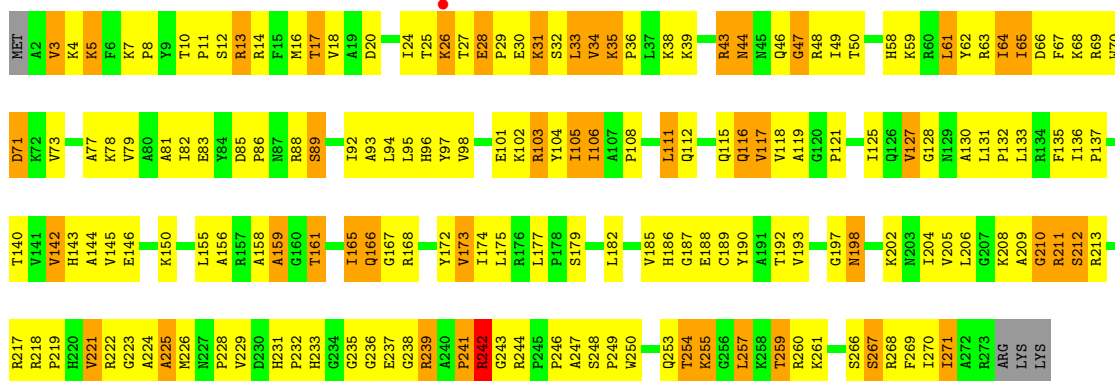
• Molecule 33: 50S ribosomal protein L2

Chain BD:



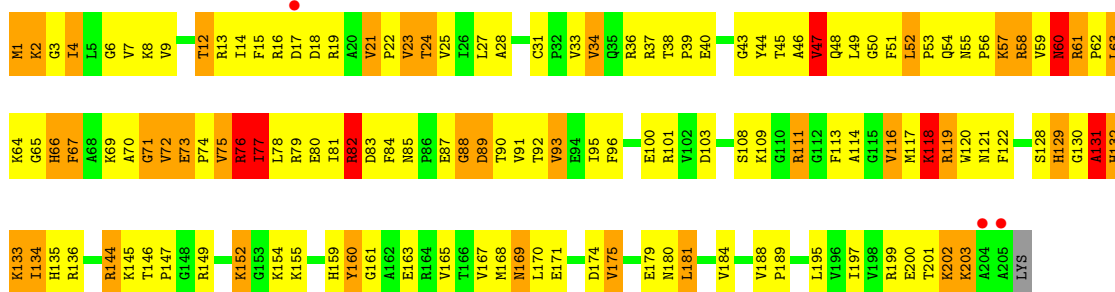
• Molecule 33: 50S ribosomal protein L2

Chain DD:



• Molecule 34: 50S ribosomal protein L3

Chain BE:



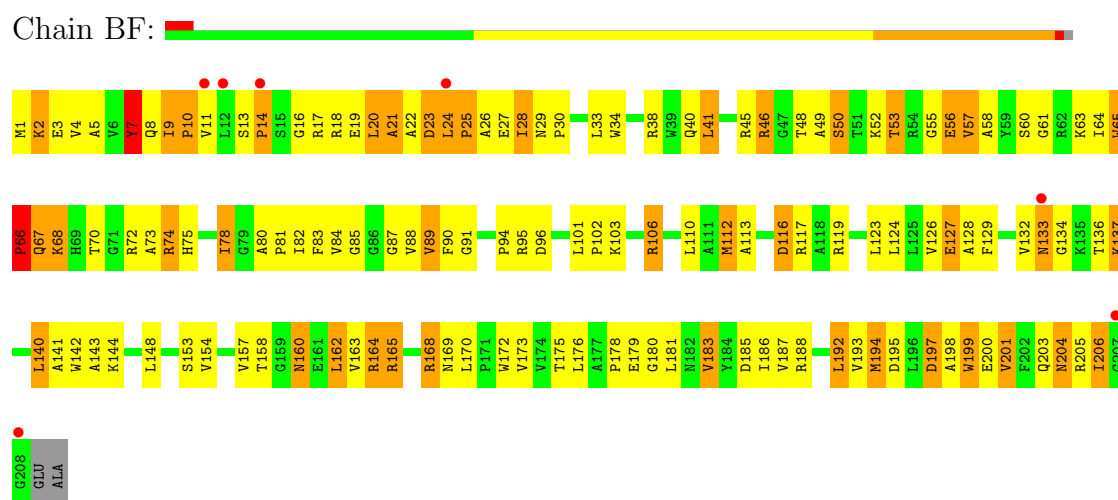
- Molecule 34: 50S ribosomal protein L3

Chain DE:



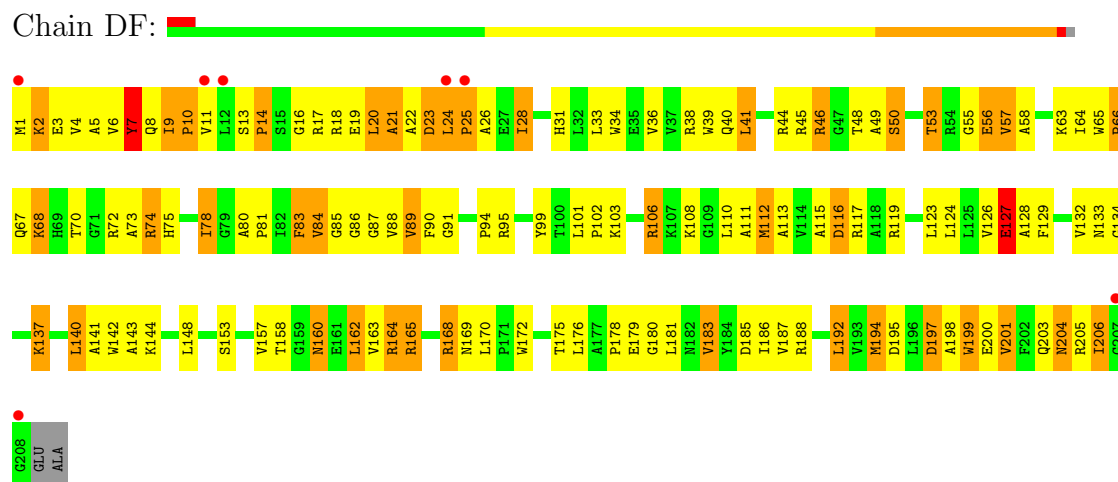
- Molecule 35: 50S ribosomal protein L4

Chain BF:



- Molecule 35: 50S ribosomal protein L4

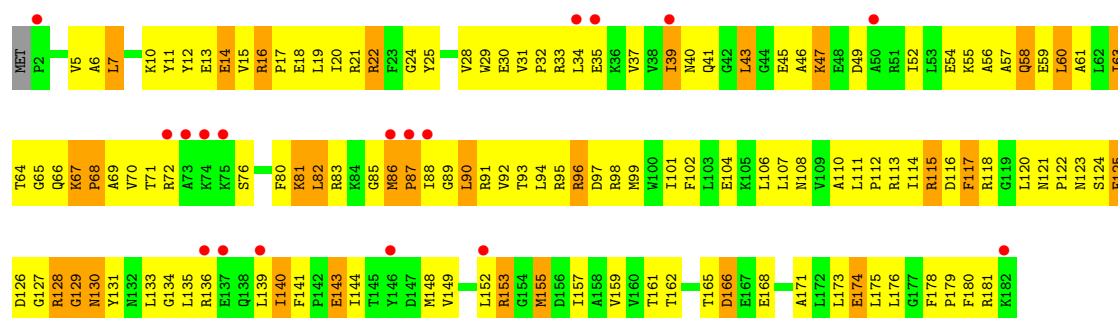
Chain DF:



- Molecule 36: 50S ribosomal protein L5

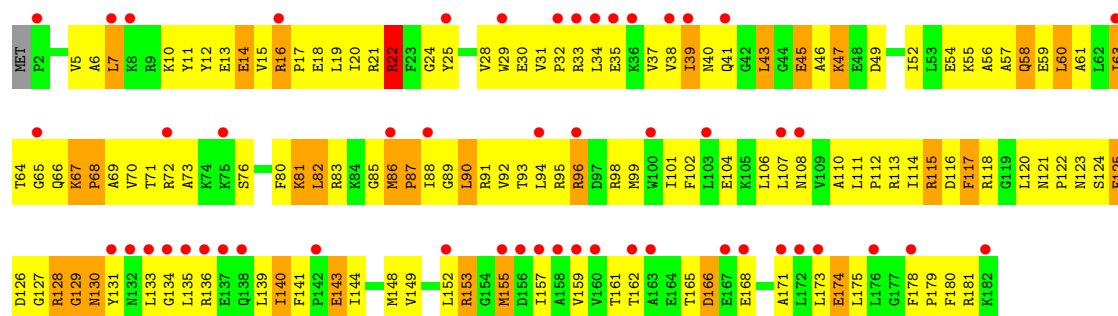
Chain BG:





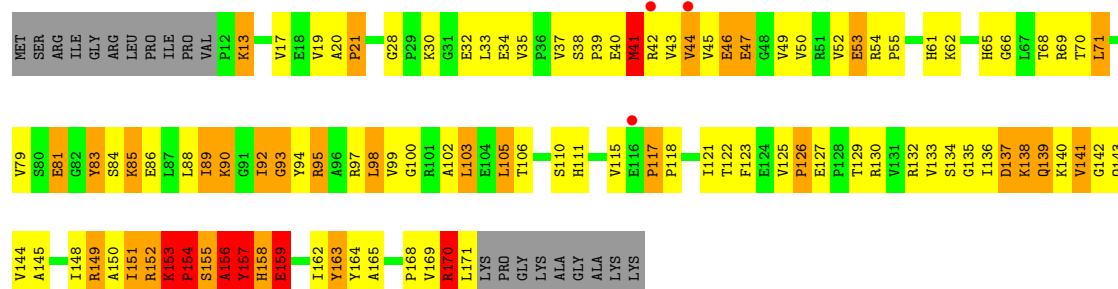
• Molecule 36: 50S ribosomal protein L5

Chain DG:



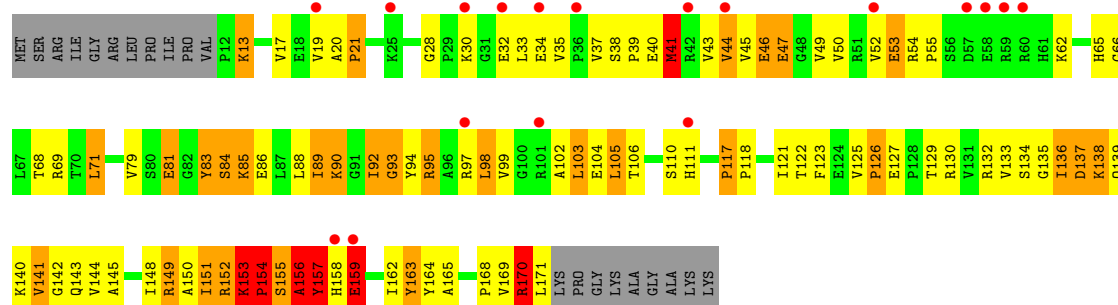
• Molecule 37: 50S ribosomal protein L6

Chain BH:



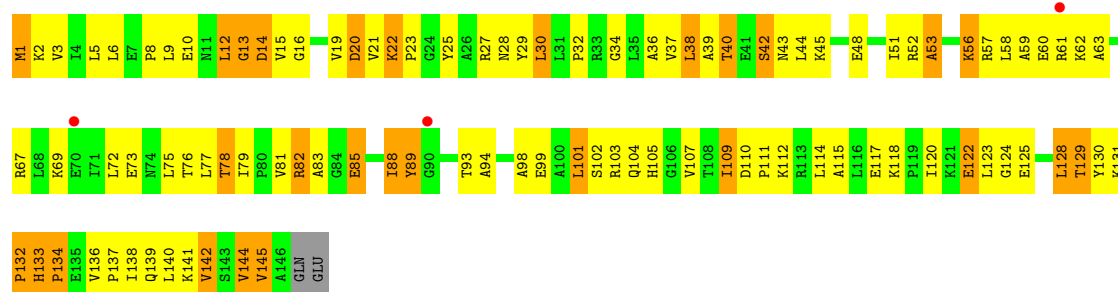
• Molecule 37: 50S ribosomal protein L6

Chain DH:



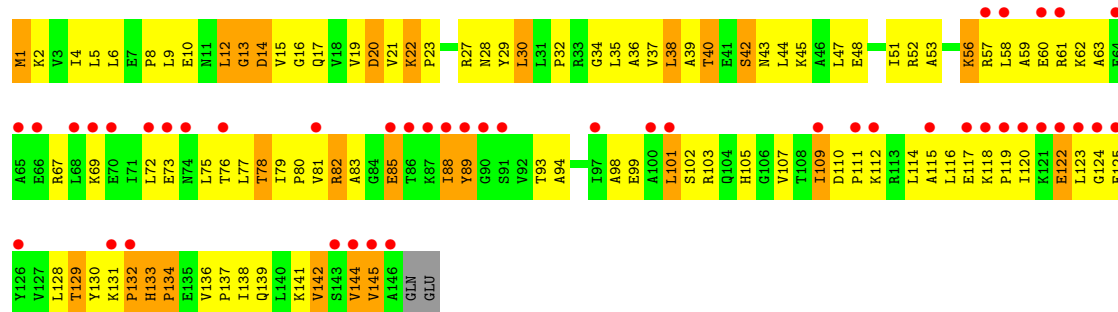
• Molecule 38: 50S ribosomal protein L9

Chain BI: 



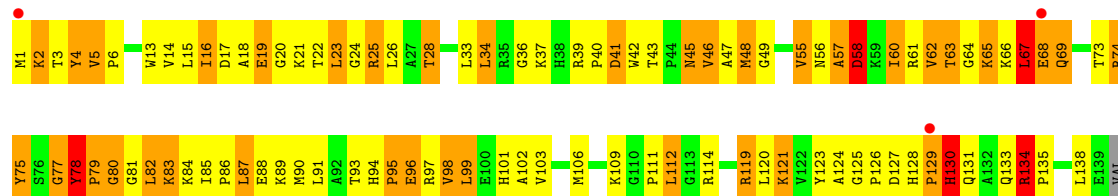
- Molecule 38: 50S ribosomal protein L9

Chain DI: 



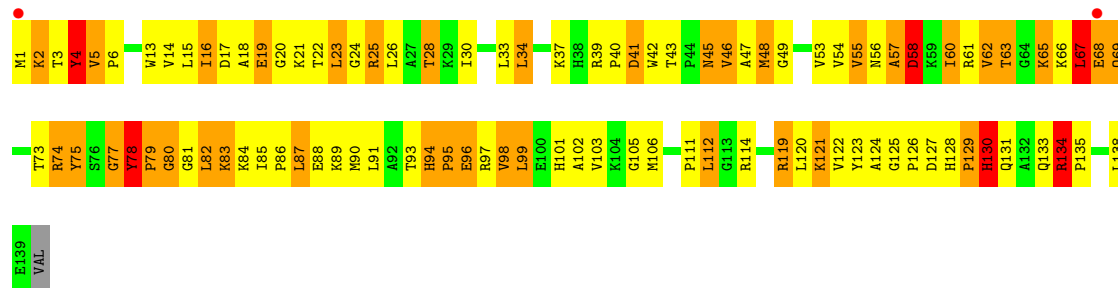
- Molecule 39: 50S ribosomal protein L13

Chain BN: 



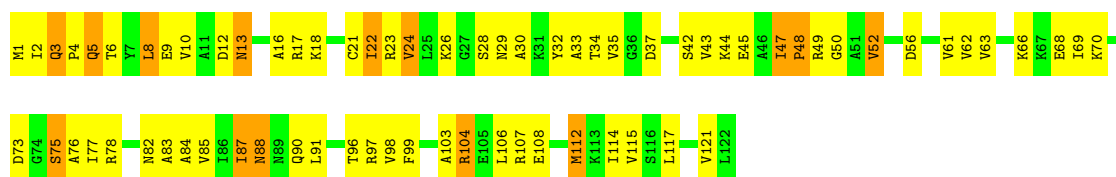
- Molecule 39: 50S ribosomal protein L13

Chain DN: 



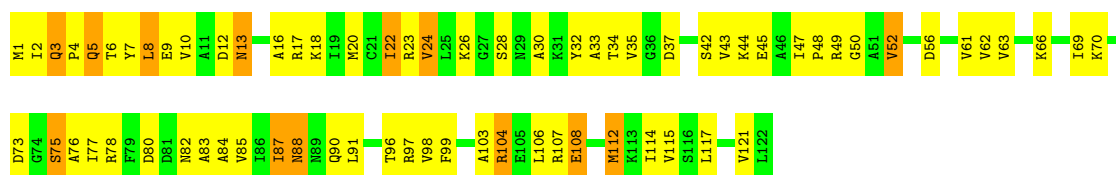
- Molecule 40: 50S ribosomal protein L14

Chain BO: 



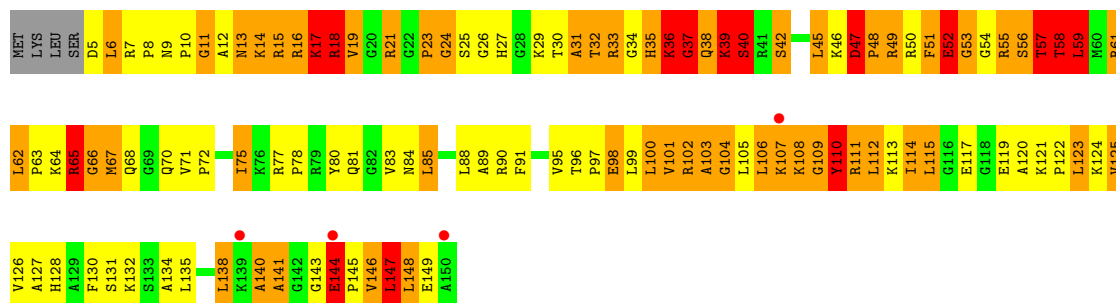
• Molecule 40: 50S ribosomal protein L14

Chain DO:



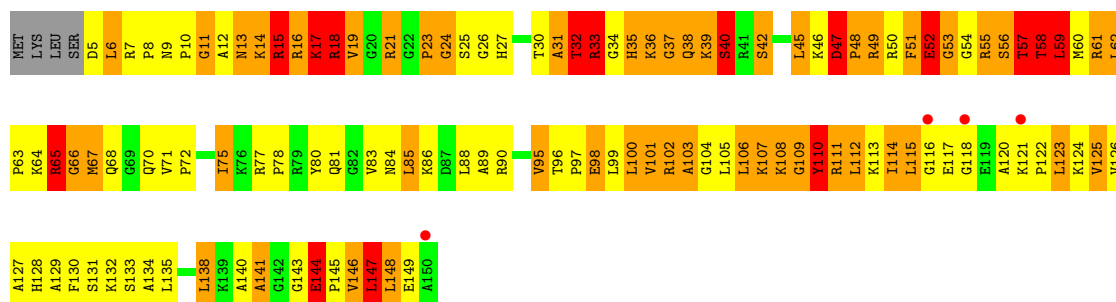
• Molecule 41: 50S ribosomal protein L15

Chain BP:



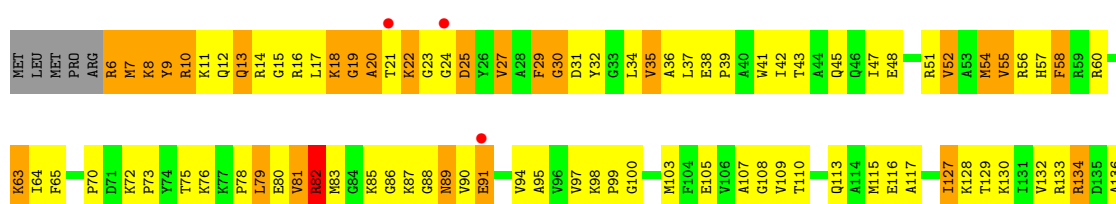
• Molecule 41: 50S ribosomal protein L15

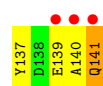
Chain DP:



• Molecule 42: 50S ribosomal protein L16

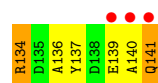
Chain BQ:





- Molecule 42: 50S ribosomal protein L16

Chain DQ:



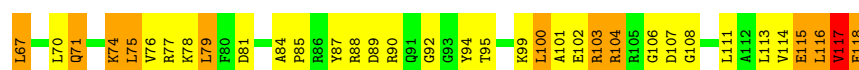
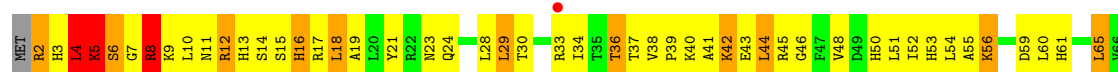
- Molecule 43: 50S ribosomal protein L17

Chain BR:



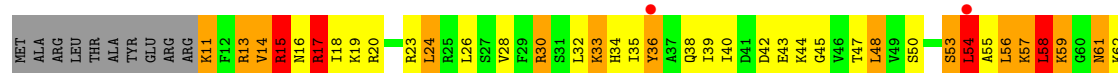
- Molecule 43: 50S ribosomal protein L17

Chain DR:



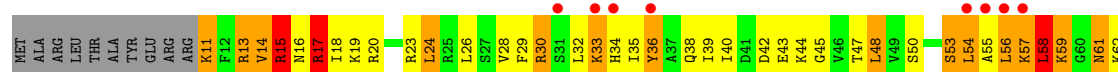
- Molecule 44: 50S ribosomal protein L18

Chain BS:



- Molecule 44: 50S ribosomal protein L18

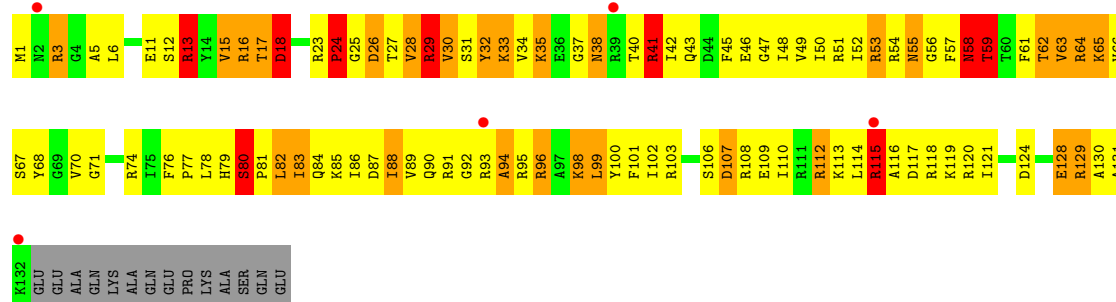
Chain DS:





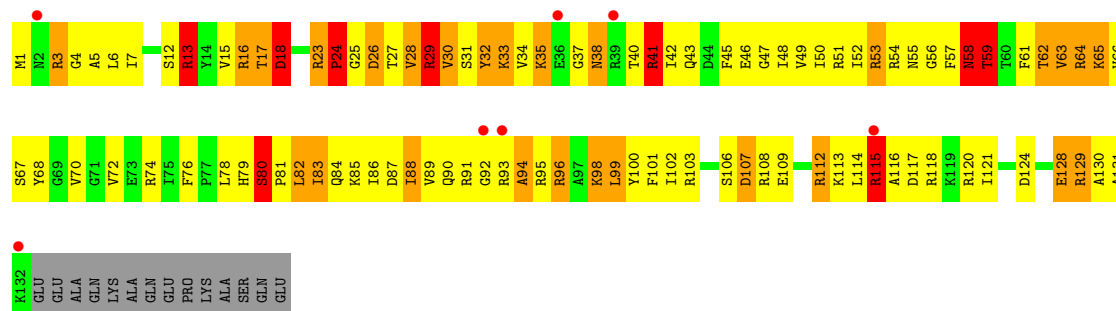
• Molecule 45: 50S ribosomal protein L19

Chain BT:



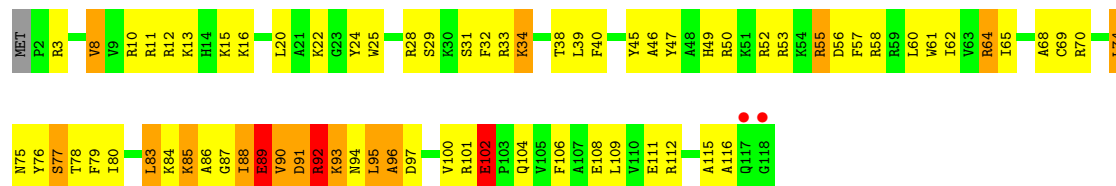
• Molecule 45: 50S ribosomal protein L19

Chain DT:



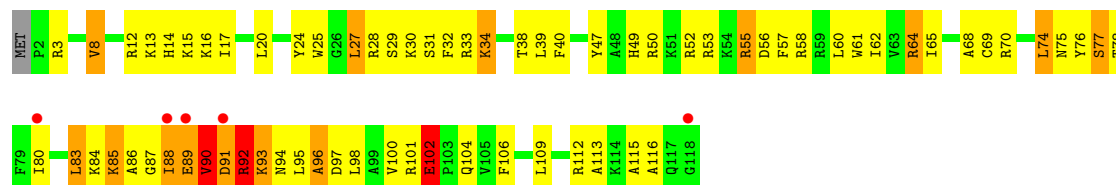
• Molecule 46: 50S ribosomal protein L20

Chain BU:



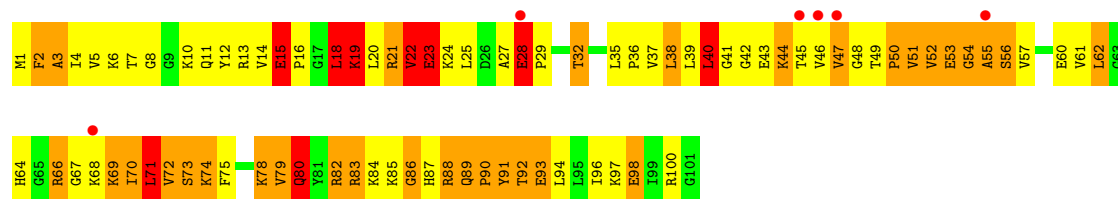
• Molecule 46: 50S ribosomal protein L20

Chain DU:



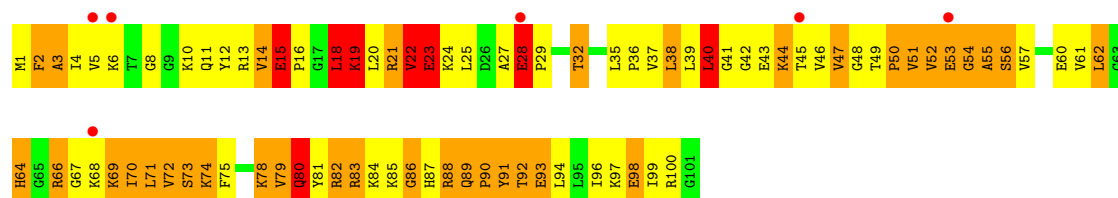
• Molecule 47: 50S ribosomal protein L21

Chain BV:



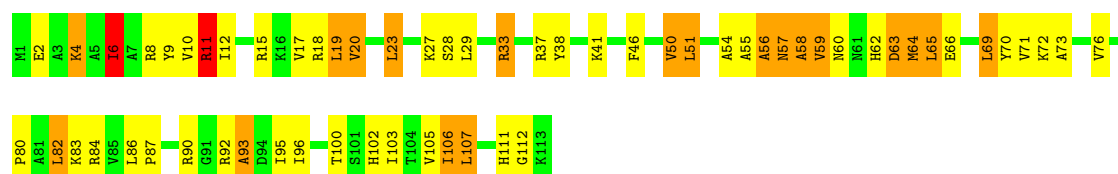
• Molecule 47: 50S ribosomal protein L21

Chain DV:



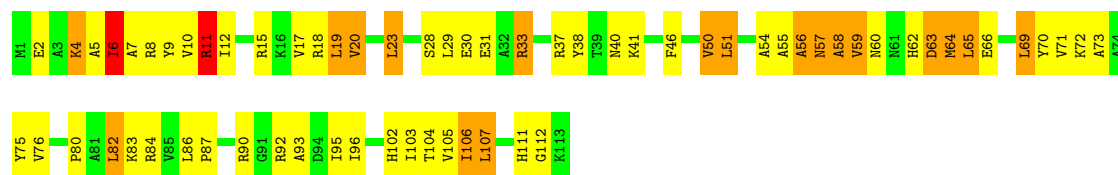
• Molecule 48: 50S ribosomal protein L22

Chain BW:



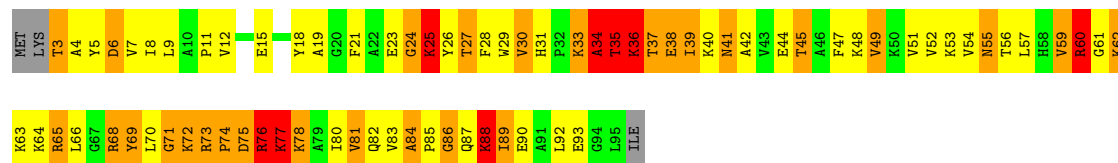
• Molecule 48: 50S ribosomal protein L22

Chain DW:




• Molecule 49: 50S ribosomal protein L23

Chain BX:



• Molecule 49: 50S ribosomal protein L23

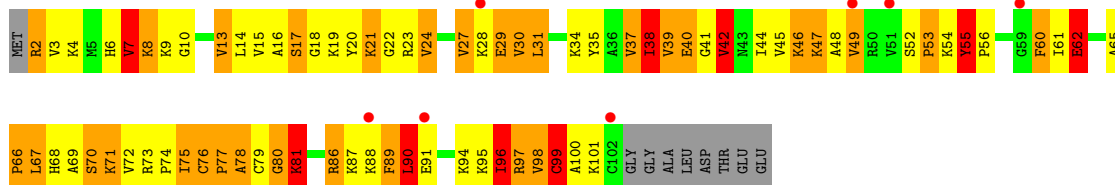
Chain DX:





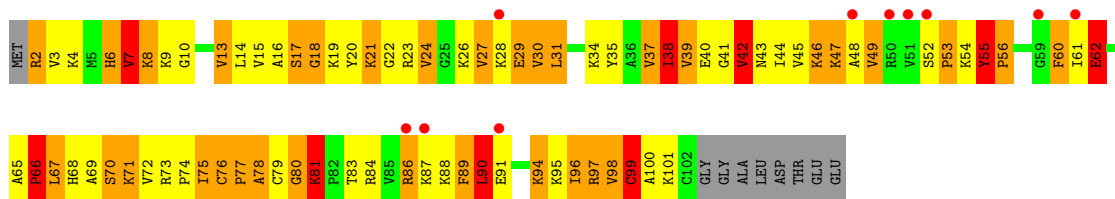
- Molecule 50: 50S ribosomal protein L24

Chain BY:




- Molecule 50: 50S ribosomal protein L24

Chain DY:



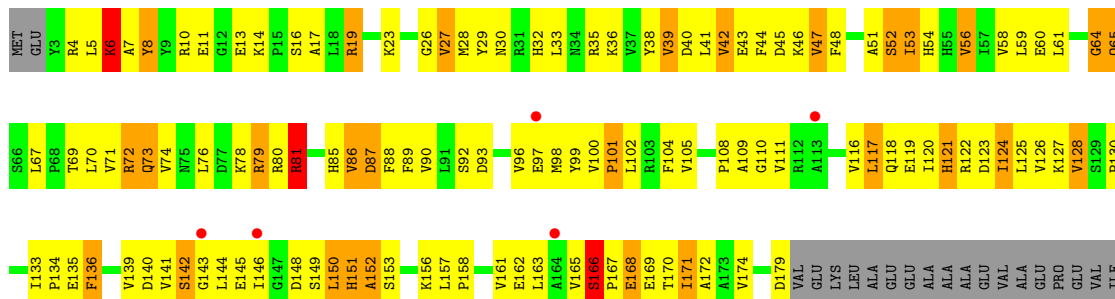
- Molecule 51: 50S ribosomal protein L25

Chain BZ:



- Molecule 51: 50S ribosomal protein L25

Chain DZ:



LYS
LYS
GLY
LYS
GLU
GLU
GLU
GLU

4 Data and refinement statistics

Property	Value	Source
Space group	P 21 21 21	Depositor
Cell constants a, b, c, α , β , γ	210.47Å 447.96Å 620.17Å 90.00° 90.00° 90.00°	Depositor
Resolution (Å)	49.61 – 3.00 49.88 – 3.00	Depositor EDS
% Data completeness (in resolution range)	(Not available) (49.61-3.00) 99.8 (49.88-3.00)	Depositor EDS
R_{merge}	0.27	Depositor
R_{sym}	(Not available)	Depositor
$\langle I/\sigma(I) \rangle$ ¹	1.22 (at 3.01Å)	Xtriage
Refinement program	Phenix	Depositor
R, R_{free}	0.243 , 0.278 0.247 , 0.278	Depositor DCC
R_{free} test set	57768 reflections (5.28%)	DCC
Wilson B-factor (Å ²)	66.5	Xtriage
Anisotropy	0.273	Xtriage
Bulk solvent k_{sol} (e/Å ³), B_{sol} (Å ²)	0.29 , 58.1	EDS
Estimated twinning fraction	No twinning to report.	Xtriage
L-test for twinning	$\langle L \rangle = 0.45$, $\langle L^2 \rangle = 0.27$	Xtriage
Outliers	0 of 1152759 reflections	Xtriage
F_o, F_c correlation	0.88	EDS
Total number of atoms	278034	wwPDB-VP
Average B, all atoms (Å ²)	93.0	wwPDB-VP

Xtriage's analysis on translational NCS is as follows: *The largest off-origin peak in the Patterson function is 1.59% of the height of the origin peak. No significant pseudotranslation is detected.*

¹Intensities estimated from amplitudes.

5 Model quality ⓘ

5.1 Standard geometry ⓘ

Bond lengths and bond angles in the following residue types are not validated in this section: K, MG, ZN, ERY

The Z score for a bond length (or angle) is the number of standard deviations the observed value is removed from the expected value. A bond length (or angle) with $|Z| > 5$ is considered an outlier worth inspection. RMSZ is the root-mean-square of all Z scores of the bond lengths (or angles).

Mol	Chain	Bond lengths		Bond angles	
		RMSZ	$\# Z > 5$	RMSZ	$\# Z > 5$
1	AA	0.49	0/36190	0.86	24/56486 (0.0%)
1	CA	0.49	0/36190	0.87	35/56486 (0.1%)
2	AB	0.28	0/1936	0.49	0/2611
2	CB	0.28	0/1936	0.49	0/2611
3	AC	0.26	0/1637	0.46	0/2207
3	CC	0.26	0/1637	0.45	0/2207
4	AD	0.34	0/1733	0.52	0/2318
4	CD	0.35	0/1733	0.53	0/2318
5	AE	0.32	0/1163	0.52	0/1566
5	CE	0.33	0/1163	0.54	0/1566
6	AF	0.33	0/856	0.53	0/1154
6	CF	0.33	0/856	0.53	0/1154
7	AG	0.24	0/1276	0.43	0/1709
7	CG	0.24	0/1276	0.43	0/1709
8	AH	0.33	0/1136	0.54	0/1527
8	CH	0.31	0/1136	0.53	0/1527
9	AI	0.26	0/1028	0.42	0/1375
9	CI	0.26	0/1028	0.42	0/1375
10	AJ	0.27	0/808	0.46	0/1087
10	CJ	0.27	0/808	0.47	0/1087
11	AK	0.31	0/900	0.52	0/1213
11	CK	0.32	0/900	0.53	0/1213
12	AL	0.39	0/987	0.61	0/1322
12	CL	0.41	0/987	0.61	0/1322
13	AM	0.24	0/928	0.45	0/1238
13	CM	0.25	0/928	0.45	0/1238
14	AN	0.28	0/501	0.43	0/664
14	CN	0.27	0/501	0.43	0/664
15	AO	0.34	0/745	0.53	0/992
15	CO	0.33	0/745	0.52	0/992
16	AP	0.32	0/717	0.54	0/965
16	CP	0.31	0/717	0.55	0/965

Mol	Chain	Bond lengths		Bond angles	
		RMSZ	# Z >5	RMSZ	# Z >5
17	AQ	0.34	0/837	0.53	0/1119
17	CQ	0.33	0/837	0.53	0/1119
18	AR	0.33	0/579	0.57	0/768
18	CR	0.32	0/579	0.56	0/768
19	AS	0.25	0/643	0.42	0/867
19	CS	0.25	0/643	0.42	0/867
20	AT	0.35	0/765	0.55	0/1007
20	CT	0.34	0/765	0.55	0/1007
21	AU	0.26	0/213	0.42	0/279
21	CU	0.26	0/213	0.42	0/279
22	B0	0.52	0/658	0.70	0/878
22	D0	0.52	0/658	0.70	0/878
23	B1	0.76	0/700	1.02	2/931 (0.2%)
23	D1	0.73	0/700	0.99	2/931 (0.2%)
24	B2	0.65	0/423	0.99	1/560 (0.2%)
24	D2	0.57	0/423	0.92	1/560 (0.2%)
25	B3	0.61	0/473	0.71	0/636
25	D3	0.48	0/473	0.68	0/636
26	B4	0.28	0/156	0.57	0/215
26	D4	0.27	0/156	0.55	0/215
27	B5	0.85	0/473	1.06	3/639 (0.5%)
27	D5	0.78	0/473	1.01	3/639 (0.5%)
28	B6	0.80	0/387	1.04	2/517 (0.4%)
28	D6	0.67	0/387	0.94	0/517
29	B7	0.63	0/427	0.84	0/563
29	D7	0.64	0/427	0.83	1/563 (0.2%)
30	B8	0.73	0/516	1.07	3/681 (0.4%)
30	D8	0.65	0/516	1.03	3/681 (0.4%)
31	BA	1.06	67/65745 (0.1%)	1.40	967/102639 (0.9%)
31	DA	0.87	39/65745 (0.1%)	1.40	970/102639 (0.9%)
32	BB	0.80	0/2853	1.13	12/4451 (0.3%)
32	DB	0.69	0/2853	1.13	20/4451 (0.4%)
33	BD	0.63	0/2155	0.84	1/2907 (0.0%)
33	DD	0.60	0/2155	0.83	0/2907
34	BE	0.62	0/1597	0.83	2/2155 (0.1%)
34	DE	0.55	0/1597	0.81	0/2155
35	BF	0.61	1/1659 (0.1%)	0.76	1/2246 (0.0%)
35	DF	0.52	0/1659	0.76	2/2246 (0.1%)
36	BG	0.31	0/1498	0.53	0/2013
36	DG	0.29	0/1498	0.52	0/2013
37	BH	0.60	0/1246	0.73	0/1684
37	DH	0.42	0/1246	0.68	0/1684
38	BI	0.35	0/1147	0.59	0/1553

Mol	Chain	Bond lengths		Bond angles	
		RMSZ	# Z >5	RMSZ	# Z >5
38	DI	0.38	0/1147	0.59	0/1553
39	BN	0.72	0/1132	0.90	1/1527 (0.1%)
39	DN	0.57	0/1132	0.86	1/1527 (0.1%)
40	BO	0.59	1/943 (0.1%)	0.70	0/1269
40	DO	0.51	0/943	0.69	0/1269
41	BP	0.73	0/1131	1.07	9/1504 (0.6%)
41	DP	0.64	0/1131	1.00	5/1504 (0.3%)
42	BQ	0.69	0/1100	0.85	2/1470 (0.1%)
42	DQ	0.61	0/1100	0.85	2/1470 (0.1%)
43	BR	0.63	0/974	0.85	2/1302 (0.2%)
43	DR	0.57	0/974	0.84	2/1302 (0.2%)
44	BS	0.51	0/779	0.79	0/1038
44	DS	0.45	0/779	0.76	0/1038
45	BT	0.58	0/1114	0.86	1/1488 (0.1%)
45	DT	0.55	0/1114	0.85	2/1488 (0.1%)
46	BU	0.69	0/975	0.79	0/1297
46	DU	0.55	0/975	0.79	0/1297
47	BV	0.75	0/790	0.97	1/1057 (0.1%)
47	DV	0.60	0/790	0.92	1/1057 (0.1%)
48	BW	0.69	0/907	0.85	2/1216 (0.2%)
48	DW	0.60	0/907	0.82	2/1216 (0.2%)
49	BX	0.74	0/740	0.97	2/995 (0.2%)
49	DX	0.65	0/740	0.96	1/995 (0.1%)
50	BY	0.67	0/789	0.86	0/1053
50	DY	0.56	0/789	0.81	0/1053
51	BZ	0.45	0/1436	0.64	1/1951 (0.1%)
51	DZ	0.40	0/1436	0.63	1/1951 (0.1%)
All	All	0.74	108/301002 (0.0%)	1.11	2093/449818 (0.5%)

Chiral center outliers are detected by calculating the chiral volume of a chiral center and verifying if the center is modelled as a planar moiety or with the opposite hand. A planarity outlier is detected by checking planarity of atoms in a peptide group, atoms in a mainchain group or atoms of a sidechain that are expected to be planar.

Mol	Chain	#Chirality outliers	#Planarity outliers
23	B1	0	1
23	D1	0	1
27	B5	0	1
27	D5	0	1
30	B8	0	1
30	D8	0	1
31	BA	21	0

Continued on next page...

Continued from previous page...

Mol	Chain	#Chirality outliers	#Planarity outliers
31	DA	21	0
33	BD	0	2
33	DD	0	2
34	BE	0	2
34	DE	0	2
37	BH	0	2
37	DH	0	2
41	BP	0	5
41	DP	0	3
42	BQ	0	1
42	DQ	0	1
43	BR	0	2
43	DR	0	2
44	BS	0	1
44	DS	0	1
45	BT	0	1
45	DT	0	1
46	BU	0	1
46	DU	0	1
47	BV	0	1
47	DV	0	1
49	BX	0	5
49	DX	0	5
All	All	42	50

All (108) bond length outliers are listed below:

Mol	Chain	Res	Type	Atoms	Z	Observed(Å)	Ideal(Å)
31	BA	783	A	N9-C4	-14.89	1.28	1.37
31	BA	783	A	N3-C4	-11.41	1.28	1.34
31	BA	669	G	C4'-C3'	-11.35	1.40	1.53
31	BA	1300	U	C4'-C3'	-10.54	1.41	1.53
31	DA	783	A	N9-C4	-10.54	1.31	1.37
31	BA	2346	A	N3-C4	-10.28	1.28	1.34
31	DA	669	G	C4'-C3'	-10.22	1.42	1.53
31	DA	1300	U	C4'-C3'	-9.59	1.42	1.53
31	BA	1142(A)	A	N9-C4	-9.49	1.32	1.37
31	BA	1332	G	N9-C4	-9.28	1.30	1.38
31	BA	1694	C	C4'-C3'	-9.14	1.43	1.53
31	BA	1021	A	N9-C4	-8.87	1.32	1.37
31	DA	1694	C	C4'-C3'	-8.81	1.43	1.53
31	BA	2346	A	N9-C4	-8.70	1.32	1.37

Continued on next page...

Continued from previous page...

Mol	Chain	Res	Type	Atoms	Z	Observed(Å)	Ideal(Å)
31	DA	1142(A)	A	N9-C4	-8.70	1.32	1.37
31	BA	774	A	N9-C4	-8.33	1.32	1.37
31	BA	330	A	N9-C4	-8.19	1.32	1.37
31	DA	2346	A	N3-C4	-7.91	1.30	1.34
31	DA	2346	A	N9-C4	-7.85	1.33	1.37
31	DA	1332	G	N9-C4	-7.82	1.31	1.38
31	BA	676	A	N9-C4	-7.75	1.33	1.37
31	BA	1786	A	N9-C4	-7.68	1.33	1.37
31	BA	933	A	N9-C4	-7.66	1.33	1.37
31	DA	2430	A	N9-C4	-7.58	1.33	1.37
31	DA	1021	A	N9-C4	-7.37	1.33	1.37
31	BA	2430	A	N9-C4	-7.34	1.33	1.37
31	BA	2713	A	N9-C4	-7.31	1.33	1.37
31	BA	1674	G	N7-C5	-7.28	1.34	1.39
31	BA	783	A	N7-C5	-7.26	1.34	1.39
31	BA	2518	A	N9-C4	-7.05	1.33	1.37
31	DA	528	A	N9-C4	-6.91	1.33	1.37
31	DA	774	A	N9-C4	-6.85	1.33	1.37
31	BA	652	C	O3'-P	6.61	1.69	1.61
31	BA	945	A	N9-C4	-6.56	1.33	1.37
31	BA	1332	G	N9-C8	6.53	1.42	1.37
31	BA	528	A	N9-C4	-6.49	1.33	1.37
31	DA	652	C	O3'-P	6.41	1.68	1.61
31	DA	2518	A	N9-C4	-6.39	1.34	1.37
31	BA	1829	A	N9-C4	-6.39	1.34	1.37
31	DA	1786	A	C5-C6	-6.33	1.35	1.41
31	BA	945	A	N3-C4	-6.30	1.31	1.34
31	DA	2287	A	N9-C4	-6.27	1.34	1.37
31	BA	2392	A	N9-C4	-6.26	1.34	1.37
31	BA	1204	A	C5-C6	-6.26	1.35	1.41
31	BA	1616	A	N9-C4	-6.19	1.34	1.37
31	DA	2587	A	N7-C5	-6.16	1.35	1.39
31	BA	1762	A	N9-C4	6.09	1.41	1.37
31	DA	1786	A	N9-C4	-6.07	1.34	1.37
31	DA	783	A	N3-C4	-6.07	1.31	1.34
31	BA	1021	A	N7-C5	-6.05	1.35	1.39
31	BA	2287	A	N9-C4	-6.01	1.34	1.37
31	DA	2821	A	N9-C4	-5.93	1.34	1.37
31	DA	1021	A	N7-C5	-5.92	1.35	1.39
31	BA	652	C	C3'-O3'	5.92	1.50	1.42
31	BA	933	A	N3-C4	-5.87	1.31	1.34
31	DA	1899	G	N9-C4	-5.84	1.33	1.38

Continued on next page...

Continued from previous page...

Mol	Chain	Res	Type	Atoms	Z	Observed(Å)	Ideal(Å)
31	BA	2430	A	C5-C6	-5.75	1.35	1.41
31	BA	1332	G	N3-C4	-5.74	1.31	1.35
31	BA	783	A	C5-C6	-5.74	1.35	1.41
31	BA	2346	A	N7-C5	-5.73	1.35	1.39
31	DA	2014	A	N9-C4	-5.63	1.34	1.37
31	DA	652	C	C3'-O3'	5.61	1.50	1.42
31	BA	527	C	N3-C4	-5.53	1.30	1.33
31	BA	585	G	N7-C5	-5.52	1.35	1.39
31	DA	652	C	P-O5'	5.50	1.65	1.59
31	BA	652	C	P-O5'	5.49	1.65	1.59
31	BA	2061	G	N1-C2	-5.42	1.33	1.37
31	BA	330	A	N3-C4	-5.41	1.31	1.34
31	BA	579	G	C2-N3	-5.41	1.28	1.32
31	BA	1802	A	N7-C5	-5.39	1.36	1.39
31	BA	1142(A)	A	N3-C4	-5.37	1.31	1.34
40	BO	21	CYS	CB-SG	-5.36	1.73	1.81
31	DA	2252	G	N3-C4	-5.34	1.31	1.35
31	DA	1681	G	N9-C4	-5.33	1.33	1.38
31	DA	1786	A	N7-C5	-5.30	1.36	1.39
31	DA	272	G	N9-C4	5.30	1.42	1.38
31	DA	1829	A	N9-C4	-5.30	1.34	1.37
31	BA	2542	A	C5-C6	-5.29	1.36	1.41
31	BA	71	A	N9-C4	-5.28	1.34	1.37
31	BA	1332	G	C5-C6	-5.27	1.37	1.42
31	BA	788	A	N7-C5	-5.26	1.36	1.39
31	BA	1139	G	N7-C5	-5.25	1.36	1.39
31	BA	2432	A	C5-C6	-5.23	1.36	1.41
31	BA	2711	A	N9-C4	-5.22	1.34	1.37
31	DA	1269	A	N9-C4	-5.20	1.34	1.37
31	BA	2430	A	N7-C5	-5.20	1.36	1.39
31	DA	656	G	P-O5'	5.19	1.65	1.59
31	DA	2476	A	N9-C4	5.18	1.41	1.37
31	DA	783	A	C5-C6	-5.17	1.36	1.41
31	BA	470	A	N9-C4	-5.16	1.34	1.37
35	BF	65	TRP	CB-CG	-5.16	1.41	1.50
31	BA	197	A	N9-C4	-5.14	1.34	1.37
31	BA	950	G	C6-N1	-5.13	1.35	1.39
31	BA	2014	A	C5-C6	-5.13	1.36	1.41
31	BA	1899	G	N9-C4	-5.11	1.33	1.38
31	BA	774	A	N3-C4	-5.11	1.31	1.34
31	DA	1762	A	N9-C4	5.11	1.41	1.37
31	BA	971	C	N1-C6	-5.07	1.34	1.37

Continued on next page...

Continued from previous page...

Mol	Chain	Res	Type	Atoms	Z	Observed(Å)	Ideal(Å)
31	BA	651	G	N9-C4	5.07	1.42	1.38
31	DA	330	A	N9-C4	-5.06	1.34	1.37
31	BA	71	A	C5-C6	-5.06	1.36	1.41
31	BA	2436	G	N3-C4	-5.06	1.31	1.35
31	BA	1624	G	C5-C4	-5.04	1.34	1.38
31	BA	1162	G	N9-C8	-5.04	1.34	1.37
31	DA	528	A	N3-C4	-5.03	1.31	1.34
31	DA	945	A	C5-C6	-5.03	1.36	1.41
31	BA	1786	A	N3-C4	-5.01	1.31	1.34
31	DA	945	A	N7-C5	-5.01	1.36	1.39

All (2093) bond angle outliers are listed below:

Mol	Chain	Res	Type	Atoms	Z	Observed(°)	Ideal(°)
31	BA	1332	G	N3-C4-C5	21.05	139.12	128.60
31	BA	1332	G	N3-C4-N9	-19.19	114.49	126.00
31	DA	1779	U	C5-C6-N1	-16.63	114.39	122.70
31	BA	1332	G	C2-N3-C4	-16.06	103.87	111.90
31	BA	1779	U	C5-C6-N1	-15.89	114.75	122.70
31	DA	1332	G	N3-C4-C5	15.36	136.28	128.60
31	DA	1332	G	N3-C4-N9	-15.10	116.94	126.00
31	DA	1899	G	N3-C4-N9	-14.36	117.38	126.00
31	BA	2346	A	C2-N3-C4	-14.16	103.52	110.60
31	BA	1142(A)	A	C2-N3-C4	-13.17	104.02	110.60
31	BA	1678	G	C4-C5-N7	13.17	116.07	110.80
31	BA	1899	G	N3-C4-N9	-13.15	118.11	126.00
31	BA	945	A	N1-C6-N6	13.15	126.49	118.60
31	BA	2518	A	C5-N7-C8	-12.98	97.41	103.90
31	BA	1204	A	C2-N3-C4	-12.66	104.27	110.60
31	BA	783	A	C2-N3-C4	-12.47	104.36	110.60
31	BA	1616	A	C5-N7-C8	-12.43	97.69	103.90
32	BB	81	G	C4-C5-N7	12.31	115.72	110.80
31	BA	676	A	C2-N3-C4	-12.21	104.49	110.60
31	BA	1678	G	C5-N7-C8	-12.19	98.20	104.30
31	DA	1786	A	C5-N7-C8	-12.15	97.82	103.90
31	DA	2430	A	C2-N3-C4	-12.11	104.54	110.60
31	DA	2346	A	C2-N3-C4	-12.10	104.55	110.60
31	BA	1022	G	C8-N9-C4	-12.03	101.59	106.40
31	DA	2828	C	C6-N1-C2	11.88	125.05	120.30
31	DA	1899	G	C8-N9-C1'	11.61	142.09	127.00
31	BA	1899	G	C8-N9-C1'	11.59	142.07	127.00
31	BA	1616	A	N7-C8-N9	11.53	119.57	113.80

Continued on next page...

Continued from previous page...

Mol	Chain	Res	Type	Atoms	Z	Observed(°)	Ideal(°)
31	DA	783	A	C5-N7-C8	-11.53	98.14	103.90
31	BA	1678	G	C6-C5-N7	-11.48	123.51	130.40
32	BB	81	G	C6-C5-N7	-11.46	123.52	130.40
31	DA	1678	G	C6-C5-N7	-11.46	123.52	130.40
31	BA	2346	A	N1-C2-N3	11.39	135.00	129.30
31	DA	1786	A	N1-C6-N6	11.35	125.41	118.60
31	DA	1207	C	C6-N1-C2	11.28	124.81	120.30
31	BA	141	A	N1-C6-N6	11.26	125.36	118.60
31	DA	945	A	N1-C6-N6	11.15	125.29	118.60
31	BA	2713	A	C5-N7-C8	-11.12	98.34	103.90
31	BA	2287	A	C2-N3-C4	-11.11	105.04	110.60
31	DA	783	A	C2-N3-C4	-11.11	105.04	110.60
31	BA	330	A	C2-N3-C4	-11.10	105.05	110.60
31	BA	1332	G	C5-N7-C8	-11.09	98.76	104.30
31	BA	1022	G	N9-C4-C5	11.06	109.83	105.40
32	DB	81	G	C4-N9-C1'	10.96	140.75	126.50
31	DA	1678	G	C5-N7-C8	-10.94	98.83	104.30
31	BA	409	C	C6-N1-C2	10.93	124.67	120.30
31	BA	1899	G	C4-N9-C1'	-10.92	112.30	126.50
31	BA	1786	A	C2-N3-C4	-10.88	105.16	110.60
32	DB	81	G	C6-C5-N7	-10.87	123.88	130.40
31	DA	1899	G	C4-N9-C1'	-10.79	112.48	126.50
32	BB	81	G	C4-N9-C1'	10.78	140.51	126.50
31	DA	1779	U	C2-N1-C1'	-10.74	104.81	117.70
31	DA	1021	A	C2-N3-C4	-10.69	105.25	110.60
31	BA	1779	U	C2-N1-C1'	-10.69	104.88	117.70
31	DA	1786	A	C4-C5-N7	10.68	116.04	110.70
31	DA	1678	G	C4-C5-N7	10.64	115.06	110.80
31	BA	1204	A	C6-C5-N7	-10.56	124.91	132.30
31	BA	530	G	N3-C4-N9	-10.54	119.68	126.00
31	DA	1022	G	C8-N9-C4	-10.51	102.20	106.40
31	BA	2346	A	C5-C6-N1	-10.48	112.46	117.70
31	BA	783	A	N1-C6-N6	10.44	124.87	118.60
31	BA	2430	A	N1-C6-N6	10.44	124.86	118.60
31	BA	1021	A	C2-N3-C4	-10.40	105.40	110.60
31	BA	945	A	C2-N3-C4	-10.35	105.43	110.60
31	BA	1786	A	C5-N7-C8	-10.32	98.74	103.90
31	BA	2518	A	C4-C5-N7	10.27	115.83	110.70
31	DA	2542	A	N1-C6-N6	10.22	124.73	118.60
31	DA	130	C	C6-N1-C2	10.21	124.39	120.30
31	BA	2544	G	N1-C6-O6	10.19	126.01	119.90
32	DB	81	G	C4-C5-N7	10.18	114.87	110.80

Continued on next page...

Continued from previous page...

Mol	Chain	Res	Type	Atoms	Z	Observed(°)	Ideal(°)
31	BA	528	A	C2-N3-C4	-10.17	105.51	110.60
31	DA	1142(A)	A	C2-N3-C4	-10.14	105.53	110.60
31	BA	783	A	C5-N7-C8	-10.09	98.86	103.90
31	BA	1678	G	C2-N3-C4	-10.08	106.86	111.90
31	BA	1241	A	C2-N3-C4	-10.07	105.57	110.60
31	BA	2430	A	C2-N3-C4	-10.06	105.57	110.60
31	DA	676	A	C5-N7-C8	-10.05	98.87	103.90
31	DA	2742	C	C6-N1-C2	10.01	124.31	120.30
31	BA	1678	G	N7-C8-N9	10.01	118.10	113.10
31	DA	1899	G	N3-C4-C5	10.00	133.60	128.60
31	DA	783	A	N1-C6-N6	9.99	124.59	118.60
32	DB	81	G	C8-N9-C1'	-9.96	114.05	127.00
31	DA	566	U	C5-C6-N1	-9.89	117.75	122.70
31	BA	272	G	N3-C4-C5	-9.88	123.66	128.60
31	DA	2231	C	C5-C6-N1	-9.81	116.10	121.00
31	BA	1397	U	N3-C2-O2	-9.79	115.35	122.20
31	BA	1779	U	C5-C4-O4	9.78	131.77	125.90
31	BA	2392	A	C2-N3-C4	-9.75	105.73	110.60
31	DA	1332	G	C2-N3-C4	-9.73	107.03	111.90
31	BA	1543	C	C5-C6-N1	9.72	125.86	121.00
31	BA	676	A	C5-N7-C8	-9.69	99.06	103.90
31	DA	1698	A	N1-C6-N6	9.68	124.41	118.60
31	BA	933	A	C5-N7-C8	-9.66	99.07	103.90
32	BB	81	G	C8-N9-C1'	-9.65	114.45	127.00
31	DA	678	C	C6-N1-C2	9.65	124.16	120.30
31	DA	1678	G	N7-C8-N9	9.64	117.92	113.10
31	DA	1698	A	C2-N3-C4	-9.63	105.79	110.60
31	BA	130	C	C6-N1-C2	9.62	124.15	120.30
31	DA	2346	A	C5-C6-N1	-9.58	112.91	117.70
31	DA	1962	C	O4'-C1'-N1	9.56	115.85	108.20
31	BA	621	A	C5-N7-C8	-9.50	99.15	103.90
31	DA	783	A	C4-C5-N7	9.47	115.44	110.70
31	DA	1204	A	C2-N3-C4	-9.47	105.87	110.60
31	BA	2713	A	C2-N3-C4	-9.45	105.87	110.60
31	DA	2518	A	N1-C6-N6	9.44	124.27	118.60
31	DA	1204	A	C6-C5-N7	-9.40	125.72	132.30
31	DA	774	A	C5-N7-C8	-9.39	99.21	103.90
31	DA	2287	A	C2-N3-C4	-9.37	105.92	110.60
31	BA	446	G	C5-C6-O6	-9.36	122.98	128.60
31	BA	201	C	N3-C4-C5	9.36	125.64	121.90
31	DA	1786	A	C6-C5-N7	-9.35	125.75	132.30
31	BA	1698	A	C2-N3-C4	-9.30	105.95	110.60

Continued on next page...

Continued from previous page...

Mol	Chain	Res	Type	Atoms	Z	Observed(°)	Ideal(°)
31	BA	71	A	C5-N7-C8	-9.29	99.25	103.90
31	BA	1616	A	C8-N9-C4	-9.26	102.10	105.80
31	DA	2231	C	C6-N1-C2	9.24	124.00	120.30
31	BA	1899	G	N3-C4-C5	9.19	133.20	128.60
31	BA	678	C	C6-N1-C2	9.16	123.97	120.30
31	DA	2518	A	C5-N7-C8	-9.15	99.32	103.90
31	BA	2346	A	C6-C5-N7	-9.15	125.89	132.30
31	DA	141	A	N1-C6-N6	9.15	124.09	118.60
31	BA	2713	A	N1-C6-N6	9.13	124.08	118.60
31	BA	1142(A)	A	C5-C6-N1	-9.12	113.14	117.70
31	DA	1786	A	N7-C8-N9	9.11	118.36	113.80
32	BB	81	G	C5-N7-C8	-9.11	99.75	104.30
31	DA	1204	A	N1-C6-N6	9.11	124.06	118.60
31	DA	1332	G	C5-N7-C8	-9.11	99.75	104.30
31	BA	945	A	N1-C2-N3	9.10	133.85	129.30
31	BA	774	A	C5-N7-C8	-9.07	99.36	103.90
31	DA	2512	C	C6-N1-C2	9.06	123.92	120.30
31	DA	1698	A	C4-C5-N7	9.05	115.22	110.70
31	DA	1899	G	N9-C4-C5	9.04	109.01	105.40
31	BA	1204	A	N1-C6-N6	9.02	124.01	118.60
31	DA	330	A	N9-C4-C5	-9.00	102.20	105.80
31	BA	528	A	C5-N7-C8	-8.97	99.42	103.90
31	DA	179	G	C8-N9-C4	8.95	109.98	106.40
31	DA	1829	A	C8-N9-C4	8.92	109.37	105.80
31	DA	451	C	C6-N1-C2	8.89	123.86	120.30
31	BA	1207	C	C6-N1-C2	8.89	123.86	120.30
1	CA	117	G	N1-C6-O6	8.87	125.22	119.90
31	BA	2392	A	C5-N7-C8	-8.85	99.47	103.90
31	DA	409	C	C6-N1-C2	8.84	123.83	120.30
31	DA	2544	G	N1-C6-O6	8.82	125.19	119.90
31	BA	1021	A	C5-N7-C8	-8.81	99.50	103.90
31	DA	1241	A	C2-N3-C4	-8.79	106.21	110.60
31	DA	1022	G	N9-C4-C5	8.78	108.91	105.40
31	BA	856	C	C6-N1-C2	-8.76	116.80	120.30
31	BA	1962	C	O4'-C1'-N1	8.75	115.20	108.20
31	DA	133	C	C5-C6-N1	-8.75	116.62	121.00
31	DA	330	A	C4-C5-N7	8.75	115.08	110.70
31	DA	530	G	N3-C4-N9	-8.73	120.76	126.00
31	BA	446	G	N1-C6-O6	8.73	125.14	119.90
31	BA	2346	A	C5-N7-C8	-8.70	99.55	103.90
31	BA	2422	A	C8-N9-C4	-8.68	102.33	105.80
31	DA	1786	A	C2-N3-C4	-8.68	106.26	110.60

Continued on next page...

Continued from previous page...

Mol	Chain	Res	Type	Atoms	Z	Observed(°)	Ideal(°)
31	DA	1204	A	C5-N7-C8	-8.66	99.57	103.90
31	BA	141	A	C6-C5-N7	-8.66	126.24	132.30
31	BA	856	C	C2-N1-C1'	8.65	128.31	118.80
31	DA	1373	A	C8-N9-C4	8.64	109.26	105.80
31	BA	786	C	C5-C6-N1	-8.64	116.68	121.00
31	DA	71	A	C5-N7-C8	-8.63	99.59	103.90
31	BA	1786	A	C6-C5-N7	-8.60	126.28	132.30
31	DA	1698	A	C5-N7-C8	-8.60	99.60	103.90
31	DA	1663	C	C2-N3-C4	-8.58	115.61	119.90
31	BA	1332	G	C4-C5-N7	8.58	114.23	110.80
31	DA	676	A	N1-C6-N6	8.57	123.74	118.60
31	DA	1123	C	C6-N1-C2	8.57	123.73	120.30
31	BA	845	G	N7-C8-N9	8.56	117.38	113.10
31	DA	1698	A	C6-C5-N7	-8.54	126.32	132.30
31	BA	1332	G	C5-C6-N1	-8.54	107.23	111.50
31	DA	928	G	N1-C6-O6	8.54	125.02	119.90
31	BA	2230	G	N1-C6-O6	8.52	125.01	119.90
31	DA	2346	A	N1-C2-N3	8.51	133.56	129.30
31	BA	1204	A	C5-N7-C8	-8.51	99.65	103.90
31	DA	376	C	C6-N1-C2	8.51	123.70	120.30
31	DA	2463	C	C6-N1-C2	8.50	123.70	120.30
31	BA	1022	G	N3-C4-C5	-8.50	124.35	128.60
31	DA	566	U	C6-N1-C2	8.50	126.10	121.00
31	DA	1779	U	C2-N3-C4	-8.48	121.91	127.00
31	DA	2330	G	C8-N9-C4	8.47	109.79	106.40
31	BA	2518	A	N7-C8-N9	8.46	118.03	113.80
31	BA	2287	A	N1-C2-N3	8.46	133.53	129.30
31	BA	828	U	C5-C4-O4	8.46	130.98	125.90
31	DA	933	A	C5-N7-C8	-8.43	99.69	103.90
31	BA	2542	A	N1-C6-N6	8.42	123.65	118.60
31	BA	142	A	N1-C6-N6	8.42	123.65	118.60
31	BA	1779	U	N3-C4-O4	-8.42	113.51	119.40
31	DA	528	A	C2-N3-C4	-8.41	106.39	110.60
31	DA	2742	C	C5-C6-N1	-8.41	116.80	121.00
31	BA	1332	G	C6-N1-C2	8.39	130.14	125.10
31	BA	100	G	O4'-C1'-N9	8.38	114.91	108.20
31	BA	1694	C	C2-N1-C1'	8.38	128.02	118.80
31	DA	1616	A	C5-N7-C8	-8.38	99.71	103.90
31	DA	676	A	C2-N3-C4	-8.37	106.42	110.60
31	DA	933	A	C2-N3-C4	-8.37	106.41	110.60
31	BA	945	A	C6-C5-N7	-8.37	126.44	132.30
31	BA	1786	A	N1-C6-N6	8.37	123.62	118.60

Continued on next page...

Continued from previous page...

Mol	Chain	Res	Type	Atoms	Z	Observed(°)	Ideal(°)
31	BA	621	A	N7-C8-N9	8.36	117.98	113.80
31	BA	2392	A	N1-C6-N6	8.35	123.61	118.60
31	DA	1543	C	C5-C6-N1	8.34	125.17	121.00
31	DA	577	G	C8-N9-C4	8.32	109.73	106.40
31	DA	100	G	O4'-C1'-N9	8.31	114.85	108.20
31	DA	2346	A	N7-C8-N9	8.30	117.95	113.80
31	BA	2518	A	N1-C6-N6	8.30	123.58	118.60
32	DB	115	G	C8-N9-C4	8.27	109.71	106.40
31	BA	1616	A	C4-C5-N7	8.27	114.83	110.70
31	DA	71	A	N1-C6-N6	8.27	123.56	118.60
31	DA	1261	C	N3-C4-C5	8.27	125.21	121.90
31	DA	2544	G	C5-C6-O6	-8.27	123.64	128.60
31	BA	62	C	C6-N1-C2	8.26	123.61	120.30
31	BA	564	C	N1-C2-O2	-8.26	113.94	118.90
31	DA	1333	C	N3-C4-C5	8.25	125.20	121.90
31	BA	1899	G	N9-C4-C5	8.24	108.70	105.40
31	BA	774	A	N7-C8-N9	8.23	117.92	113.80
31	DA	133	C	C2-N3-C4	-8.23	115.78	119.90
31	DA	945	A	C2-N3-C4	-8.23	106.49	110.60
31	DA	272	G	N3-C4-C5	-8.22	124.49	128.60
31	BA	1204	A	N1-C2-N3	8.21	133.41	129.30
31	DA	1694	C	C2-N1-C1'	8.21	127.83	118.80
31	BA	1786	A	N7-C8-N9	8.21	117.90	113.80
31	DA	1123	C	C2-N3-C4	-8.19	115.80	119.90
31	DA	1204	A	N7-C8-N9	8.18	117.89	113.80
31	DA	272(B)	G	N1-C6-O6	-8.17	115.00	119.90
31	BA	2084	C	C5-C6-N1	-8.16	116.92	121.00
31	DA	1678	G	C4-N9-C1'	8.16	137.11	126.50
32	BB	81	G	N7-C8-N9	8.16	117.18	113.10
31	BA	1694	C	C5-C6-N1	8.15	125.08	121.00
31	BA	945	A	C4-C5-C6	8.15	121.07	117.00
31	DA	2522	U	C5-C6-N1	-8.14	118.63	122.70
31	BA	1142(A)	A	N3-C4-C5	8.13	132.49	126.80
31	BA	330	A	C5-N7-C8	-8.12	99.84	103.90
31	DA	465	G	C8-N9-C4	-8.11	103.16	106.40
31	DA	2713	A	C5-N7-C8	-8.11	99.85	103.90
31	DA	133	C	C6-N1-C2	8.10	123.54	120.30
31	BA	1495	A	N7-C8-N9	8.10	117.85	113.80
31	BA	2404	C	C6-N1-C2	8.09	123.54	120.30
31	BA	1653	G	N3-C4-C5	-8.08	124.56	128.60
31	BA	2542	A	C2-N3-C4	-8.08	106.56	110.60
31	BA	814	C	C6-N1-C2	8.07	123.53	120.30

Continued on next page...

Continued from previous page...

Mol	Chain	Res	Type	Atoms	Z	Observed(°)	Ideal(°)
41	BP	37	GLY	N-CA-C	8.07	133.28	113.10
31	DA	2512	C	C5-C6-N1	-8.07	116.97	121.00
31	DA	330	A	N1-C6-N6	8.06	123.44	118.60
31	BA	845	G	C5-N7-C8	-8.06	100.27	104.30
31	BA	1495	A	C8-N9-C4	-8.05	102.58	105.80
31	DA	330	A	C2-N3-C4	-8.05	106.58	110.60
31	BA	226	G	N1-C6-O6	8.04	124.72	119.90
31	BA	2346	A	N7-C8-N9	8.02	117.81	113.80
31	DA	933	A	N1-C6-N6	8.01	123.41	118.60
31	BA	676	A	C4-C5-N7	8.01	114.70	110.70
31	BA	933	A	C2-N3-C4	-8.00	106.60	110.60
31	BA	141	A	C5-N7-C8	-7.99	99.90	103.90
31	DA	2346	A	C5-N7-C8	-7.98	99.91	103.90
31	DA	1616	A	N7-C8-N9	7.98	117.79	113.80
31	DA	783	A	N3-C4-C5	7.96	132.38	126.80
31	DA	2713	A	N1-C6-N6	7.96	123.38	118.60
31	BA	676	A	N3-C4-C5	7.96	132.37	126.80
31	DA	2622	C	C6-N1-C2	7.95	123.48	120.30
31	DA	529	A	N1-C6-N6	7.95	123.37	118.60
31	DA	2364	C	C6-N1-C2	7.93	123.47	120.30
31	BA	1698	A	N1-C6-N6	7.93	123.36	118.60
31	BA	1698	A	C6-C5-N7	-7.92	126.75	132.30
31	BA	2346	A	C4-C5-C6	7.92	120.96	117.00
31	DA	201	C	C6-N1-C2	7.91	123.46	120.30
31	BA	1762	A	C8-N9-C4	-7.90	102.64	105.80
31	BA	208	C	C6-N1-C2	7.90	123.46	120.30
31	DA	856	C	C2-N1-C1'	7.89	127.48	118.80
31	BA	2476	A	C2-N3-C4	7.89	114.55	110.60
31	BA	71	A	C2-N3-C4	-7.86	106.67	110.60
32	DB	81	G	N3-C4-N9	7.86	130.71	126.00
31	DA	2542	A	C5-N7-C8	-7.84	99.98	103.90
31	BA	1204	A	C4-C5-N7	7.84	114.62	110.70
31	BA	201	C	C2-N3-C4	-7.84	115.98	119.90
31	DA	945	A	C6-C5-N7	-7.83	126.82	132.30
31	DA	1653	G	N3-C4-C5	-7.83	124.69	128.60
31	DA	2518	A	C4-C5-N7	7.82	114.61	110.70
31	BA	1829	A	C8-N9-C4	7.81	108.92	105.80
31	DA	2392	A	C2-N3-C4	-7.81	106.69	110.60
31	DA	774	A	C2-N3-C4	-7.81	106.70	110.60
31	BA	2430	A	C5-N7-C8	-7.80	100.00	103.90
31	BA	71	A	N1-C6-N6	7.80	123.28	118.60
31	BA	774	A	C8-N9-C4	-7.79	102.68	105.80

Continued on next page...

Continued from previous page...

Mol	Chain	Res	Type	Atoms	Z	Observed(°)	Ideal(°)
31	BA	71	A	C4-C5-N7	7.79	114.59	110.70
1	AA	322	C	C6-N1-C2	7.78	123.41	120.30
31	BA	2713	A	C4-C5-N7	7.78	114.59	110.70
31	BA	1409	C	C6-N1-C2	7.77	123.41	120.30
31	DA	1614	A	N7-C8-N9	7.77	117.68	113.80
31	BA	2713	A	N7-C8-N9	7.75	117.68	113.80
31	BA	783	A	N3-C4-C5	7.72	132.21	126.80
31	DA	2741	A	C8-N9-C4	7.72	108.89	105.80
31	BA	2711	A	C8-N9-C4	7.71	108.89	105.80
31	BA	1774	C	N1-C2-O2	-7.71	114.27	118.90
31	BA	2552	U	N1-C2-O2	-7.71	117.41	122.80
31	DA	2042	A	C8-N9-C4	7.68	108.87	105.80
31	DA	1558	A	C2-N3-C4	-7.67	106.77	110.60
31	DA	837	C	C6-N1-C2	-7.66	117.23	120.30
31	BA	1784	A	C8-N9-C4	7.66	108.86	105.80
31	DA	676	A	N7-C8-N9	7.66	117.63	113.80
31	BA	130	C	C5-C6-N1	-7.65	117.18	121.00
31	BA	2512	C	C6-N1-C2	7.62	123.35	120.30
31	DA	2827	C	C6-N1-C2	7.62	123.35	120.30
31	BA	528	A	N3-C4-C5	7.62	132.13	126.80
31	BA	451	C	C6-N1-C2	7.60	123.34	120.30
31	BA	1786	A	C4-C5-N7	7.59	114.50	110.70
31	BA	847	U	C2-N1-C1'	-7.58	108.61	117.70
31	DA	330	A	C5-N7-C8	-7.57	100.12	103.90
31	DA	1123	C	C5-C6-N1	-7.56	117.22	121.00
31	DA	2346	A	C6-C5-N7	-7.56	127.01	132.30
31	DA	1820	U	C6-N1-C2	7.55	125.53	121.00
31	DA	1261	C	C6-N1-C2	7.55	123.32	120.30
31	DA	207	A	C8-N9-C4	7.55	108.82	105.80
31	BA	265	A	C5-N7-C8	-7.55	100.13	103.90
31	DA	1962	C	N1-C1'-C2'	7.55	123.81	114.00
31	BA	330	A	N3-C4-C5	7.54	132.08	126.80
31	BA	1543	C	N3-C2-O2	7.54	127.18	121.90
31	BA	1614	A	C5-N7-C8	-7.54	100.13	103.90
31	DA	1820	U	C5-C6-N1	-7.54	118.93	122.70
31	BA	1698	A	C4-C5-N7	7.53	114.47	110.70
31	DA	2253	G	C5-C6-O6	-7.53	124.08	128.60
31	DA	2258	C	C5-C4-N4	-7.52	114.93	120.20
31	DA	2016	U	C5-C6-N1	-7.52	118.94	122.70
31	DA	141	A	C6-C5-N7	-7.51	127.04	132.30
31	DA	2006	C	C6-N1-C2	7.50	123.30	120.30
32	BB	81	G	N9-C4-C5	-7.49	102.40	105.40

Continued on next page...

Continued from previous page...

Mol	Chain	Res	Type	Atoms	Z	Observed(°)	Ideal(°)
31	DA	1359	A	C8-N9-C4	7.49	108.80	105.80
31	BA	1543	C	C2-N3-C4	7.49	123.64	119.90
31	DA	2463	C	C2-N3-C4	-7.49	116.16	119.90
31	BA	659	C	C6-N1-C2	7.48	123.29	120.30
31	DA	330	A	N3-C4-C5	7.47	132.03	126.80
31	DA	2441	C	C2-N3-C4	-7.47	116.16	119.90
32	DB	64	C	C6-N1-C2	7.47	123.29	120.30
31	BA	1543	C	N3-C4-C5	-7.46	118.92	121.90
31	BA	1204	A	C5-C6-N1	-7.45	113.97	117.70
31	DA	193	U	N3-C4-O4	7.45	124.61	119.40
31	DA	1126	A	C8-N9-C4	7.45	108.78	105.80
31	BA	141	A	C5-C6-N6	-7.44	117.75	123.70
31	DA	1258	C	C6-N1-C2	7.44	123.28	120.30
31	DA	1678	G	C2-N3-C4	-7.44	108.18	111.90
31	BA	2432	A	N1-C6-N6	7.43	123.06	118.60
31	DA	2828	C	C5-C6-N1	-7.42	117.29	121.00
31	DA	2463	C	C5-C6-N1	-7.42	117.29	121.00
31	BA	272	G	N3-C4-N9	7.42	130.45	126.00
31	DA	1762	A	C8-N9-C4	-7.42	102.83	105.80
31	BA	1616	A	C6-C5-N7	-7.41	127.11	132.30
31	DA	774	A	N7-C8-N9	7.41	117.50	113.80
42	DQ	82	ARG	NE-CZ-NH2	-7.40	116.60	120.30
31	DA	484	C	C2-N3-C4	-7.40	116.20	119.90
31	DA	621	A	C2-N3-C4	-7.39	106.90	110.60
31	DA	1269	A	C8-N9-C4	7.39	108.76	105.80
31	BA	2688	U	C5-C4-O4	7.39	130.33	125.90
31	DA	2287	A	N1-C2-N3	7.38	132.99	129.30
31	BA	62	C	C5-C6-N1	-7.38	117.31	121.00
31	BA	1658	C	N1-C2-O2	-7.37	114.48	118.90
31	DA	621	A	C5-N7-C8	-7.37	100.22	103.90
31	DA	1350	C	N1-C2-O2	-7.37	114.48	118.90
31	BA	1698	A	C5-N7-C8	-7.37	100.22	103.90
31	DA	2293	C	C6-N1-C2	7.36	123.24	120.30
31	DA	2346	A	C8-N9-C4	-7.36	102.86	105.80
31	DA	560	C	C6-N1-C2	7.35	123.24	120.30
31	BA	265	A	N7-C8-N9	7.34	117.47	113.80
31	BA	272(D)	G	C8-N9-C4	7.34	109.34	106.40
31	BA	774	A	C2-N3-C4	-7.34	106.93	110.60
31	BA	1779	U	C4-C5-C6	7.34	124.10	119.70
32	BB	81	G	N3-C4-N9	7.33	130.40	126.00
31	DA	847	U	C5-C4-O4	7.33	130.30	125.90
31	BA	2616	C	N1-C2-O2	-7.31	114.51	118.90

Continued on next page...

Continued from previous page...

Mol	Chain	Res	Type	Atoms	Z	Observed(°)	Ideal(°)
31	BA	2392	A	C5-C6-N1	-7.31	114.04	117.70
31	DA	1826	G	N1-C6-O6	-7.31	115.51	119.90
31	BA	676	A	N1-C6-N6	7.30	122.98	118.60
31	BA	950	G	C5-C6-O6	7.30	132.98	128.60
31	BA	139(A)	G	N7-C8-N9	7.30	116.75	113.10
31	BA	2779	U	N3-C4-O4	-7.30	114.29	119.40
31	BA	1326	U	C6-N1-C2	7.30	125.38	121.00
31	BA	205	G	C8-N9-C4	7.29	109.32	106.40
1	CA	117	G	C5-C6-O6	-7.29	124.22	128.60
31	BA	530	G	N3-C4-C5	7.29	132.24	128.60
31	DA	1349	A	C5-N7-C8	-7.29	100.25	103.90
39	BN	67	LEU	CA-CB-CG	7.28	132.04	115.30
31	DA	528	A	C5-N7-C8	-7.28	100.26	103.90
31	BA	949	C	C6-N1-C2	7.27	123.21	120.30
31	BA	1021	A	C5-C6-N1	-7.27	114.07	117.70
31	DA	2084	C	C5-C6-N1	-7.26	117.37	121.00
31	BA	845	G	C8-N9-C4	-7.25	103.50	106.40
31	BA	1962	C	C5-C6-N1	7.25	124.63	121.00
31	DA	1544	A	O4'-C1'-N9	7.25	114.00	108.20
31	DA	1204	A	C4-C5-N7	7.24	114.32	110.70
31	BA	2073	C	N1-C2-O2	-7.24	114.56	118.90
31	BA	1332	G	C8-N9-C1'	7.23	136.40	127.00
31	DA	584	C	C6-N1-C2	7.21	123.19	120.30
31	DA	1204	A	N1-C2-N3	7.21	132.91	129.30
31	DA	2253	G	N1-C6-O6	7.21	124.23	119.90
31	BA	1962	C	N1-C1'-C2'	7.20	123.36	114.00
1	CA	1524	C	C6-N1-C2	7.20	123.18	120.30
31	BA	783	A	C6-C5-N7	-7.20	127.26	132.30
31	DA	796	C	C6-N1-C2	7.18	123.17	120.30
31	BA	2518	A	C2-N3-C4	-7.18	107.01	110.60
31	DA	1313	U	C5-C4-O4	-7.18	121.59	125.90
31	DA	1779	U	N3-C4-O4	-7.18	114.38	119.40
31	BA	1558	A	C2-N3-C4	-7.17	107.01	110.60
31	BA	1544	A	O4'-C1'-N9	7.16	113.93	108.20
31	BA	1617	C	C5-C6-N1	-7.16	117.42	121.00
31	DA	678	C	N3-C4-C5	7.15	124.76	121.90
31	DA	2579	C	C6-N1-C2	7.15	123.16	120.30
31	DA	1899	G	C6-C5-N7	7.13	134.68	130.40
31	BA	845	G	C4-C5-N7	7.13	113.65	110.80
31	BA	1349	A	C5-N7-C8	-7.12	100.34	103.90
31	BA	828	U	N3-C4-O4	-7.12	114.42	119.40
31	DA	1126	A	N7-C8-N9	-7.12	110.24	113.80

Continued on next page...

Continued from previous page...

Mol	Chain	Res	Type	Atoms	Z	Observed(°)	Ideal(°)
31	BA	1493	C	C2-N1-C1'	7.11	126.62	118.80
31	DA	1328	G	N3-C4-N9	7.11	130.27	126.00
31	DA	1207	C	C5-C6-N1	-7.11	117.44	121.00
31	DA	1313	U	N3-C4-O4	7.11	124.38	119.40
32	DB	81	G	N7-C8-N9	7.10	116.65	113.10
31	BA	1021	A	N7-C8-N9	7.10	117.35	113.80
31	BA	142	A	C5-N7-C8	-7.10	100.35	103.90
31	DA	1829	A	N7-C8-N9	-7.10	110.25	113.80
31	DA	1021	A	C5-C6-N1	-7.10	114.15	117.70
31	BA	1300	U	O4'-C1'-N1	7.09	113.88	108.20
31	DA	1397	U	C5-C4-O4	7.09	130.16	125.90
31	BA	2430	A	C4-C5-N7	7.09	114.25	110.70
31	BA	686	G	C5-C6-O6	-7.09	124.34	128.60
31	BA	783	A	N3-C4-N9	-7.09	121.73	127.40
31	BA	1373	A	C8-N9-C4	7.09	108.64	105.80
31	DA	1830	C	C6-N1-C2	7.08	123.13	120.30
31	BA	759	G	C8-N9-C4	7.08	109.23	106.40
31	DA	2346	A	C4-C5-C6	7.07	120.54	117.00
31	BA	1820	U	C5-C6-N1	-7.07	119.16	122.70
31	DA	1779	U	C4-C5-C6	7.07	123.94	119.70
31	DA	2891	G	C8-N9-C4	7.07	109.23	106.40
31	DA	652	C	C6-N1-C2	-7.06	117.47	120.30
31	BA	139(A)	G	C8-N9-C4	-7.06	103.58	106.40
31	BA	679	C	C6-N1-C2	7.05	123.12	120.30
31	DA	1959	G	N1-C6-O6	-7.05	115.67	119.90
31	BA	1241	A	N1-C2-N3	7.04	132.82	129.30
31	DA	1315	C	N1-C2-O2	-7.04	114.67	118.90
43	DR	4	LEU	CB-CG-CD1	7.04	122.97	111.00
31	BA	2230	G	C5-C6-O6	-7.04	124.38	128.60
31	BA	1678	G	N1-C2-N2	-7.03	109.87	116.20
31	DA	484	C	C5-C6-N1	-7.03	117.48	121.00
32	DB	81	G	C5-N7-C8	-7.03	100.78	104.30
31	DA	272	G	N3-C4-N9	7.03	130.22	126.00
31	DA	585	G	C5-C6-O6	-7.02	124.39	128.60
31	DA	2542	A	C2-N3-C4	-7.02	107.09	110.60
31	BA	652	C	C6-N1-C2	-7.01	117.50	120.30
31	DA	1328	G	C5-C6-N1	7.01	115.01	111.50
31	BA	2392	A	C4-C5-N7	7.01	114.21	110.70
31	BA	528	A	N3-C4-N9	-7.00	121.80	127.40
31	BA	856	C	C5-C6-N1	7.00	124.50	121.00
31	BA	2346	A	C8-N9-C4	-6.99	103.00	105.80
31	DA	1332	G	C8-N9-C1'	6.99	136.09	127.00

Continued on next page...

Continued from previous page...

Mol	Chain	Res	Type	Atoms	Z	Observed(°)	Ideal(°)
31	BA	2508	G	N3-C2-N2	-6.99	115.01	119.90
31	DA	2258	C	N3-C4-N4	6.99	122.89	118.00
31	BA	2318	G	N7-C8-N9	6.97	116.58	113.10
31	BA	1158	C	C6-N1-C1'	-6.97	112.44	120.80
31	DA	1930	G	C8-N9-C4	6.97	109.19	106.40
31	BA	2319	G	N3-C4-C5	-6.96	125.12	128.60
31	DA	244	A	N1-C6-N6	6.96	122.77	118.60
31	BA	2014	A	N1-C6-N6	6.95	122.77	118.60
31	DA	847	U	C2-N1-C1'	-6.95	109.36	117.70
31	DA	2430	A	N1-C2-N3	6.95	132.78	129.30
39	DN	67	LEU	CA-CB-CG	6.95	131.29	115.30
31	BA	2512	C	C2-N3-C4	-6.95	116.43	119.90
31	BA	1204	A	C4-C5-C6	6.95	120.47	117.00
31	DA	1698	A	N9-C4-C5	-6.94	103.02	105.80
31	DA	2828	C	N3-C4-C5	6.94	124.67	121.90
31	BA	1830	C	N1-C2-O2	-6.93	114.74	118.90
31	BA	2433	A	N1-C6-N6	6.93	122.76	118.60
31	BA	1899	G	C2-N3-C4	-6.93	108.44	111.90
31	DA	1158	C	C6-N1-C1'	-6.93	112.49	120.80
31	DA	2575	C	C6-N1-C2	6.92	123.07	120.30
31	DA	2435	A	C8-N9-C4	-6.91	103.03	105.80
31	BA	2713	A	C6-C5-N7	-6.91	127.46	132.30
1	CA	893	C	C6-N1-C2	6.90	123.06	120.30
31	BA	1204	A	N7-C8-N9	6.90	117.25	113.80
31	BA	141	A	N7-C8-N9	6.89	117.25	113.80
31	BA	1899	G	C6-C5-N7	6.89	134.53	130.40
31	BA	57	C	C6-N1-C2	6.88	123.05	120.30
31	BA	201	C	C6-N1-C2	6.88	123.05	120.30
31	BA	330	A	C4-C5-N7	6.88	114.14	110.70
31	BA	1142(A)	A	N3-C4-N9	-6.87	121.90	127.40
31	DA	1529	G	C4-N9-C1'	6.87	135.43	126.50
31	DA	1326	U	C5-C6-N1	-6.87	119.27	122.70
1	AA	896	C	C6-N1-C2	6.86	123.05	120.30
31	BA	2430	A	N3-C4-C5	6.86	131.60	126.80
31	BA	1497	U	N1-C2-N3	-6.86	110.78	114.90
31	DA	2232	U	C5-C6-N1	-6.86	119.27	122.70
32	DB	81	G	N9-C4-C5	-6.86	102.66	105.40
31	BA	1142(A)	A	C5-N7-C8	-6.85	100.47	103.90
31	DA	69	C	C6-N1-C2	6.85	123.04	120.30
31	DA	621	A	N7-C8-N9	6.85	117.23	113.80
31	BA	847	U	C5-C6-N1	-6.85	119.28	122.70
31	DA	584	C	C5-C6-N1	-6.84	117.58	121.00

Continued on next page...

Continued from previous page...

Mol	Chain	Res	Type	Atoms	Z	Observed(°)	Ideal(°)
31	DA	2681	C	N3-C4-N4	-6.84	113.21	118.00
31	BA	2689	U	N3-C4-O4	-6.84	114.61	119.40
31	DA	141	A	C4-C5-N7	6.84	114.12	110.70
31	DA	528	A	N3-C4-N9	-6.84	121.93	127.40
31	DA	265	A	N7-C8-N9	6.84	117.22	113.80
31	DA	2504	U	C6-N1-C2	6.83	125.10	121.00
31	DA	837	C	N3-C2-O2	-6.83	117.12	121.90
31	BA	847	U	C5-C4-O4	6.83	130.00	125.90
31	DA	1614	A	C5-N7-C8	-6.83	100.49	103.90
31	BA	621	A	C8-N9-C4	-6.83	103.07	105.80
31	BA	788	A	N1-C6-N6	6.82	122.69	118.60
31	DA	1962	C	C5-C6-N1	6.82	124.41	121.00
31	DA	2651	C	C6-N1-C2	6.81	123.03	120.30
31	DA	586	A	N1-C2-N3	-6.81	125.89	129.30
31	DA	185	U	C5-C6-N1	-6.81	119.30	122.70
31	DA	484	C	N3-C4-C5	6.81	124.62	121.90
31	DA	1397	U	N3-C2-O2	-6.81	117.43	122.20
31	BA	945	A	C5-C6-N6	-6.81	118.25	123.70
31	DA	2606	C	C6-N1-C2	6.81	123.02	120.30
31	DA	1493	C	C2-N1-C1'	6.80	126.28	118.80
31	BA	933	A	C4-C5-N7	6.79	114.10	110.70
31	BA	2201	C	C6-N1-C2	6.79	123.02	120.30
31	DA	2017	U	N1-C2-N3	6.79	118.97	114.90
31	BA	1373	A	N7-C8-N9	-6.79	110.41	113.80
31	DA	62	C	C5-C6-N1	-6.79	117.61	121.00
31	DA	1657	C	C5-C6-N1	-6.79	117.61	121.00
24	B2	53	LEU	CA-CB-CG	6.78	130.90	115.30
31	BA	2061	G	N3-C2-N2	6.78	124.65	119.90
31	BA	2318	G	C8-N9-C4	-6.78	103.69	106.40
31	BA	735	A	C8-N9-C4	6.78	108.51	105.80
31	BA	2024	G	C8-N9-C4	6.78	109.11	106.40
31	DA	1497	U	N1-C2-N3	-6.78	110.83	114.90
41	DP	37	GLY	N-CA-C	6.78	130.05	113.10
31	DA	71	A	C4-C5-N7	6.78	114.09	110.70
31	BA	1049	C	C6-N1-C2	-6.78	117.59	120.30
31	DA	207	A	N7-C8-N9	-6.78	110.41	113.80
31	DA	1617	C	N1-C2-O2	-6.78	114.83	118.90
31	BA	2451	A	N9-C4-C5	6.77	108.51	105.80
31	DA	679	C	C6-N1-C2	6.77	123.01	120.30
31	BA	995	C	N1-C2-O2	-6.77	114.84	118.90
31	BA	1495	A	C5-N7-C8	-6.77	100.51	103.90
31	DA	676	A	C4-C5-N7	6.77	114.08	110.70

Continued on next page...

Continued from previous page...

Mol	Chain	Res	Type	Atoms	Z	Observed(°)	Ideal(°)
1	AA	1459	C	C6-N1-C2	6.77	123.01	120.30
31	BA	2689	U	C5-C4-O4	6.76	129.96	125.90
31	DA	577	G	N7-C8-N9	-6.76	109.72	113.10
31	BA	1779	U	C6-N1-C2	6.76	125.06	121.00
31	DA	1962	C	C2-N1-C1'	6.76	126.23	118.80
1	CA	810	C	C6-N1-C2	6.75	123.00	120.30
31	DA	1573	G	C8-N9-C4	6.75	109.10	106.40
31	DA	2681	C	C5-C4-N4	6.75	124.93	120.20
31	BA	2053	G	N1-C6-O6	6.75	123.95	119.90
31	DA	1349	A	N7-C8-N9	6.74	117.17	113.80
31	DA	1142(A)	A	C5-C6-N1	-6.74	114.33	117.70
31	DA	1653	G	C4-N9-C1'	6.74	135.26	126.50
31	BA	1158	C	C2-N1-C1'	6.74	126.21	118.80
31	DA	591	C	C5-C6-N1	-6.74	117.63	121.00
31	DA	828	U	C5-C4-O4	6.74	129.94	125.90
31	DA	1799	G	C8-N9-C4	6.73	109.09	106.40
31	BA	2796	U	O4'-C1'-N1	6.73	113.58	108.20
31	BA	446	G	N9-C4-C5	-6.72	102.71	105.40
31	DA	2044	C	C6-N1-C2	6.72	122.99	120.30
31	DA	2364	C	C5-C6-N1	-6.72	117.64	121.00
31	DA	2014	A	N1-C6-N6	6.72	122.63	118.60
31	DA	783	A	C6-C5-N7	-6.72	127.59	132.30
31	DA	1300	U	O4'-C1'-N1	6.72	113.57	108.20
31	BA	1382	G	N3-C4-C5	6.71	131.96	128.60
31	DA	1304	C	N3-C4-C5	6.71	124.58	121.90
31	BA	194	G	N1-C6-O6	6.71	123.92	119.90
31	BA	2688	U	C5-C6-N1	-6.71	119.35	122.70
31	DA	2594	C	N1-C2-O2	-6.71	114.88	118.90
31	DA	567	A	C5-N7-C8	-6.70	100.55	103.90
31	DA	2432	A	N1-C6-N6	6.70	122.62	118.60
31	BA	1674	G	C6-C5-N7	-6.70	126.38	130.40
31	BA	786	C	C6-N1-C2	6.69	122.98	120.30
31	BA	1617	C	N1-C2-O2	-6.69	114.89	118.90
31	BA	141	A	C4-C5-N7	6.69	114.05	110.70
31	BA	676	A	N7-C8-N9	6.69	117.14	113.80
31	DA	1021	A	N1-C6-N6	6.69	122.61	118.60
31	DA	1609	A	C3'-C2'-C1'	6.68	106.85	101.50
31	BA	530	G	N9-C4-C5	6.68	108.07	105.40
31	BA	2043	C	N1-C2-O2	-6.68	114.89	118.90
31	DA	2017	U	C5-C6-N1	-6.68	119.36	122.70
31	BA	2084	C	C4-C5-C6	6.68	120.74	117.40
31	BA	1326	U	C5-C6-N1	-6.67	119.36	122.70

Continued on next page...

Continued from previous page...

Mol	Chain	Res	Type	Atoms	Z	Observed(°)	Ideal(°)
31	DA	2427	C	N1-C2-O2	-6.67	114.89	118.90
31	BA	1653	G	C4-N9-C1'	6.67	135.17	126.50
31	BA	2591	C	C2-N3-C4	-6.67	116.57	119.90
31	BA	2512	C	C5-C6-N1	-6.67	117.67	121.00
31	BA	2363	C	C5-C6-N1	-6.66	117.67	121.00
31	DA	1999	C	C6-N1-C2	6.66	122.97	120.30
31	DA	2796	U	O4'-C1'-N1	6.66	113.53	108.20
31	BA	837	C	C6-N1-C2	-6.66	117.64	120.30
31	DA	2433	A	N1-C6-N6	6.66	122.59	118.60
31	DA	265	A	C5-N7-C8	-6.65	100.57	103.90
31	DA	659	C	C6-N1-C2	6.65	122.96	120.30
31	DA	486	C	N1-C2-O2	-6.65	114.91	118.90
1	AA	1524	C	N1-C2-O2	-6.65	114.91	118.90
31	DA	2464	C	C6-N1-C2	6.65	122.96	120.30
31	BA	142	A	C6-C5-N7	-6.65	127.65	132.30
31	BA	2498	C	C6-N1-C2	6.64	122.96	120.30
31	BA	1198	U	C5-C6-N1	-6.64	119.38	122.70
31	BA	142	A	N7-C8-N9	6.64	117.12	113.80
31	DA	1930	G	N7-C8-N9	-6.64	109.78	113.10
32	BB	81	G	C5-C6-O6	-6.63	124.62	128.60
31	BA	736	C	N1-C2-O2	-6.63	114.92	118.90
31	BA	768	G	N1-C6-O6	6.63	123.88	119.90
31	DA	945	A	C5-C6-N6	-6.63	118.40	123.70
31	DA	2475	C	C6-N1-C1'	-6.63	112.84	120.80
31	DA	2774	C	C6-N1-C2	6.63	122.95	120.30
31	DA	968	G	C8-N9-C4	6.62	109.05	106.40
31	DA	1678	G	N1-C2-N2	-6.62	110.24	116.20
42	DQ	82	ARG	NE-CZ-NH1	6.62	123.61	120.30
31	BA	206	U	C5-C6-N1	-6.61	119.39	122.70
31	BA	1614	A	N7-C8-N9	6.61	117.11	113.80
31	BA	2672	G	C5-C6-O6	-6.61	124.63	128.60
31	DA	201	C	C5-C6-N1	-6.61	117.70	121.00
31	BA	107	C	N1-C2-O2	-6.61	114.94	118.90
31	BA	933	A	N7-C8-N9	6.61	117.10	113.80
31	DA	2253	G	N9-C4-C5	-6.61	102.76	105.40
31	DA	2680	C	C6-N1-C2	6.61	122.94	120.30
31	DA	2475	C	C2-N1-C1'	6.60	126.06	118.80
31	DA	1021	A	C5-N7-C8	-6.60	100.60	103.90
31	BA	737	C	C5-C6-N1	-6.60	117.70	121.00
31	BA	2701	C	C6-N1-C2	-6.60	117.66	120.30
31	DA	179	G	N3-C4-C5	6.60	131.90	128.60
31	DA	1779	U	N1-C2-N3	6.60	118.86	114.90

Continued on next page...

Continued from previous page...

Mol	Chain	Res	Type	Atoms	Z	Observed(°)	Ideal(°)
31	DA	2084	C	C6-N1-C2	6.59	122.94	120.30
1	AA	117	G	N1-C6-O6	6.59	123.85	119.90
31	DA	2441	C	N3-C4-C5	6.58	124.53	121.90
31	BA	1653	G	C4-C5-C6	6.58	122.75	118.80
31	BA	2363	C	C2-N3-C4	-6.58	116.61	119.90
31	BA	1543	C	N1-C2-O2	-6.58	114.95	118.90
31	DA	444	C	N1-C2-O2	-6.57	114.96	118.90
31	BA	604	G	C8-N9-C4	6.57	109.03	106.40
31	DA	2361	A	N1-C6-N6	6.57	122.54	118.60
31	BA	735	A	N7-C8-N9	-6.57	110.52	113.80
31	DA	774	A	C4-C5-N7	6.57	113.98	110.70
31	BA	1021	A	N1-C6-N6	6.57	122.54	118.60
42	BQ	82	ARG	NE-CZ-NH1	6.57	123.58	120.30
31	BA	124	G	C5-C6-O6	-6.56	124.66	128.60
31	BA	584	C	N1-C2-O2	-6.56	114.96	118.90
31	DA	2598	A	C8-N9-C4	6.56	108.42	105.80
31	BA	1663	C	C2-N3-C4	-6.56	116.62	119.90
31	BA	2392	A	N3-C4-C5	6.56	131.39	126.80
31	BA	2781	A	N1-C6-N6	-6.55	114.67	118.60
31	DA	205	G	C8-N9-C4	6.55	109.02	106.40
31	DA	226	G	N1-C6-O6	6.54	123.83	119.90
31	BA	1529	G	C4-N9-C1'	6.54	135.00	126.50
31	BA	1962	C	C2-N1-C1'	6.54	125.99	118.80
31	DA	1022	G	N7-C8-N9	6.54	116.37	113.10
31	DA	1543	C	N3-C4-C5	-6.53	119.29	121.90
31	DA	210	C	C5-C6-N1	-6.53	117.73	121.00
31	DA	2030	A	C5-C6-N6	-6.53	118.47	123.70
31	BA	2648	C	C6-N1-C2	6.53	122.91	120.30
31	BA	179	G	C8-N9-C4	6.52	109.01	106.40
31	DA	1659	U	C5-C6-N1	-6.52	119.44	122.70
31	BA	1799	G	C8-N9-C4	6.51	109.01	106.40
31	BA	2481	G	N9-C4-C5	-6.51	102.80	105.40
31	DA	1779	U	C6-N1-C2	6.51	124.91	121.00
31	BA	201	C	C5-C6-N1	-6.51	117.75	121.00
31	DA	2711	A	C8-N9-C4	6.50	108.40	105.80
31	DA	945	A	C4-C5-N7	6.50	113.95	110.70
31	DA	2346	A	C4-N9-C1'	6.50	137.99	126.30
31	DA	2715	C	C5-C6-N1	-6.50	117.75	121.00
31	BA	16	G	C2-N3-C4	-6.49	108.65	111.90
31	BA	1158	C	C5-C6-N1	6.49	124.25	121.00
31	BA	975	C	C5-C4-N4	6.49	124.74	120.20
51	BZ	110	GLY	N-CA-C	-6.49	96.88	113.10

Continued on next page...

Continued from previous page...

Mol	Chain	Res	Type	Atoms	Z	Observed(°)	Ideal(°)
31	BA	1261	C	N3-C2-O2	6.49	126.44	121.90
31	BA	2571	C	N3-C2-O2	-6.48	117.36	121.90
31	DA	774	A	N3-C4-C5	6.48	131.34	126.80
31	DA	847	U	N3-C4-O4	-6.48	114.87	119.40
31	DA	560	C	C5-C6-N1	-6.47	117.76	121.00
31	DA	621	A	C8-N9-C4	-6.47	103.21	105.80
31	BA	2779	U	C5-C4-O4	6.46	129.78	125.90
31	DA	2498	C	N1-C2-O2	-6.46	115.02	118.90
31	BA	207	A	C2-N3-C4	-6.46	107.37	110.60
31	BA	1811	G	N3-C2-N2	-6.46	115.38	119.90
31	DA	1496	A	N7-C8-N9	6.46	117.03	113.80
31	BA	2346	A	C4-N9-C1'	6.45	137.91	126.30
43	BR	8	ARG	N-CA-C	6.45	128.42	111.00
31	DA	573	G	N1-C6-O6	-6.45	116.03	119.90
31	BA	1350	C	N1-C2-O2	-6.45	115.03	118.90
31	BA	1241	A	C5-C6-N1	-6.45	114.48	117.70
31	BA	2622	C	C6-N1-C2	6.45	122.88	120.30
31	BA	2081	C	N1-C2-O2	-6.44	115.03	118.90
31	DA	2014	A	C5-C6-N6	-6.44	118.55	123.70
31	DA	2422	A	C8-N9-C4	-6.44	103.22	105.80
31	BA	1786	A	C5-C6-N1	-6.44	114.48	117.70
31	BA	2518	A	C5-C6-N6	-6.44	118.55	123.70
31	DA	569	U	C5-C6-N1	-6.44	119.48	122.70
31	DA	2363	C	C2-N1-C1'	-6.44	111.72	118.80
31	BA	527	C	N3-C4-N4	-6.44	113.49	118.00
31	DA	1678	G	C8-N9-C4	-6.44	103.82	106.40
31	BA	1210	A	C6-C5-N7	-6.44	127.79	132.30
31	BA	1678	G	C4-N9-C1'	6.44	134.87	126.50
31	BA	2681	C	C5-C4-N4	6.43	124.70	120.20
32	DB	81	G	C5-C6-O6	-6.43	124.74	128.60
31	BA	783	A	C4-C5-N7	6.42	113.91	110.70
31	BA	71	A	C6-C5-N7	-6.42	127.81	132.30
31	DA	2542	A	C6-C5-N7	-6.42	127.81	132.30
31	BA	1258	C	C6-N1-C2	6.42	122.87	120.30
31	DA	1614	A	C6-C5-N7	-6.42	127.81	132.30
31	DA	2050	C	C2-N3-C4	-6.42	116.69	119.90
31	BA	1543	C	C6-N1-C2	-6.41	117.73	120.30
31	BA	465	G	C8-N9-C4	-6.41	103.84	106.40
31	BA	1609	A	C3'-C2'-C1'	6.41	106.62	101.50
31	DA	287	C	C6-N1-C2	6.41	122.86	120.30
31	BA	1543	C	N3-C4-N4	6.40	122.48	118.00
31	BA	621	A	C4-C5-N7	6.40	113.90	110.70

Continued on next page...

Continued from previous page...

Mol	Chain	Res	Type	Atoms	Z	Observed(°)	Ideal(°)
31	DA	1779	U	C5-C4-O4	6.40	129.74	125.90
31	BA	797	C	C2-N3-C4	-6.39	116.70	119.90
31	DA	2814	C	C6-N1-C2	6.39	122.86	120.30
31	BA	265	A	C8-N9-C4	-6.39	103.24	105.80
31	DA	798	G	N1-C6-O6	-6.39	116.06	119.90
31	BA	1328	G	N3-C4-N9	6.39	129.83	126.00
31	DA	580	C	N1-C2-O2	-6.39	115.07	118.90
31	DA	130	C	C5-C6-N1	-6.38	117.81	121.00
31	DA	791	C	C5-C6-N1	-6.38	117.81	121.00
31	BA	2648	C	N3-C4-C5	6.38	124.45	121.90
31	BA	446	G	C4-C5-N7	6.38	113.35	110.80
31	DA	397	G	N1-C6-O6	6.38	123.72	119.90
31	BA	2587	A	N1-C2-N3	6.37	132.49	129.30
31	DA	62	C	C6-N1-C2	6.37	122.85	120.30
31	DA	1142(A)	A	N3-C4-N9	-6.36	122.31	127.40
31	BA	1624	G	C8-N9-C4	6.36	108.94	106.40
31	BA	2413	G	C8-N9-C4	6.36	108.94	106.40
31	BA	2477	C	N3-C4-C5	-6.36	119.36	121.90
31	DA	530	G	N9-C4-C5	6.36	107.94	105.40
31	DA	796	C	C5-C6-N1	-6.36	117.82	121.00
31	DA	1528	A	N1-C6-N6	6.36	122.41	118.60
31	DA	1367	A	N1-C6-N6	-6.35	114.79	118.60
31	DA	529	A	C4-C5-N7	6.35	113.87	110.70
1	CA	34	C	C6-N1-C2	6.34	122.84	120.30
31	DA	2362	G	C8-N9-C4	6.34	108.94	106.40
31	BA	1991	U	N1-C2-O2	-6.34	118.36	122.80
31	DA	516	C	C6-N1-C2	6.34	122.84	120.30
31	BA	1021	A	C6-C5-N7	-6.34	127.86	132.30
31	DA	409	C	N3-C4-C5	6.34	124.43	121.90
31	DA	528	A	N3-C4-C5	6.34	131.24	126.80
31	BA	1784	A	N7-C8-N9	-6.33	110.63	113.80
31	BA	2552	U	N3-C2-O2	6.33	126.63	122.20
31	BA	529	A	C5-N7-C8	-6.33	100.73	103.90
31	BA	1977	A	C8-N9-C4	6.33	108.33	105.80
24	D2	53	LEU	CA-CB-CG	6.33	129.86	115.30
31	DA	2079	U	C4-C5-C6	6.32	123.49	119.70
31	DA	933	A	C4-C5-N7	6.32	113.86	110.70
31	DA	1543	C	C2-N3-C4	6.32	123.06	119.90
31	BA	130	C	N3-C4-C5	6.32	124.43	121.90
31	DA	1899	G	C2-N3-C4	-6.32	108.74	111.90
31	DA	2392	A	N1-C6-N6	6.32	122.39	118.60
31	DA	2420	C	C6-N1-C2	6.32	122.83	120.30

Continued on next page...

Continued from previous page...

Mol	Chain	Res	Type	Atoms	Z	Observed(°)	Ideal(°)
31	BA	1397	U	C6-N1-C2	-6.31	117.21	121.00
31	DA	934	G	C8-N9-C4	6.31	108.92	106.40
31	DA	2241	A	C8-N9-C4	6.31	108.33	105.80
31	BA	2485	G	C6-C5-N7	-6.31	126.61	130.40
31	DA	1496	A	N1-C6-N6	6.31	122.39	118.60
31	DA	2361	A	C2-N3-C4	-6.31	107.45	110.60
31	BA	1349	A	N1-C6-N6	6.30	122.38	118.60
31	DA	1006	C	C6-N1-C2	6.30	122.82	120.30
31	DA	2680	C	N3-C4-C5	6.30	124.42	121.90
32	DB	104	U	C6-N1-C2	6.30	124.78	121.00
31	BA	205	G	N3-C2-N2	6.30	124.31	119.90
31	DA	1614	A	C8-N9-C4	-6.30	103.28	105.80
31	BA	669	G	N1-C6-O6	-6.30	116.12	119.90
31	DA	2481	G	N9-C4-C5	-6.30	102.88	105.40
31	BA	1207	C	C5-C6-N1	-6.30	117.85	121.00
31	BA	1343	G	C4-N9-C1'	6.30	134.69	126.50
31	DA	1694	C	C6-N1-C1'	-6.30	113.25	120.80
31	DA	2713	A	C2-N3-C4	-6.30	107.45	110.60
31	BA	2258	C	C5-C4-N4	-6.29	115.79	120.20
31	DA	2017	U	C4-C5-C6	6.29	123.48	119.70
31	BA	133	C	C6-N1-C2	6.29	122.81	120.30
31	BA	783	A	N1-C2-N3	6.28	132.44	129.30
31	BA	2593	U	N3-C4-C5	-6.28	110.83	114.60
1	CA	1509	C	C6-N1-C2	6.28	122.81	120.30
31	BA	179	G	N1-C6-O6	6.28	123.67	119.90
31	BA	1049	C	C2-N1-C1'	6.28	125.71	118.80
31	DA	2476	A	C2-N3-C4	6.28	113.74	110.60
31	DA	856	C	C5-C6-N1	6.28	124.14	121.00
31	DA	1328	G	N3-C4-C5	-6.27	125.47	128.60
31	BA	847	U	N3-C4-O4	-6.26	115.02	119.40
31	BA	2498	C	N1-C2-O2	-6.26	115.14	118.90
31	BA	2547	U	C5-C6-N1	-6.26	119.57	122.70
31	DA	1049	C	C2-N1-C1'	6.26	125.69	118.80
31	DA	2542	A	N7-C8-N9	6.25	116.93	113.80
31	DA	986	C	C2-N3-C4	-6.25	116.78	119.90
31	DA	805	G	N3-C4-N9	6.25	129.75	126.00
31	BA	463	G	N1-C6-O6	-6.25	116.15	119.90
31	BA	956	G	C5-C6-N1	-6.25	108.38	111.50
31	DA	2438	U	C5-C6-N1	-6.25	119.58	122.70
31	DA	141	A	C5-N7-C8	-6.25	100.78	103.90
31	DA	2624	G	C5-C6-O6	-6.24	124.85	128.60
31	BA	1675	C	C2-N1-C1'	-6.24	111.94	118.80

Continued on next page...

Continued from previous page...

Mol	Chain	Res	Type	Atoms	Z	Observed(°)	Ideal(°)
31	BA	731	C	N1-C2-O2	-6.24	115.16	118.90
31	BA	1279	G	N1-C6-O6	-6.24	116.16	119.90
31	BA	1328	G	C6-N1-C2	-6.24	121.36	125.10
31	BA	2073	C	N3-C2-O2	6.24	126.26	121.90
31	BA	71	A	N7-C8-N9	6.23	116.92	113.80
31	BA	189	G	C2-N3-C4	-6.23	108.78	111.90
31	DA	1496	A	C4-N9-C1'	6.23	137.51	126.30
31	BA	205	G	N9-C4-C5	-6.22	102.91	105.40
31	DA	1622	G	N1-C6-O6	-6.22	116.17	119.90
31	DA	2542	A	C5-C6-N1	-6.22	114.59	117.70
31	BA	1261	C	N1-C2-O2	-6.22	115.17	118.90
43	DR	8	ARG	N-CA-C	6.22	127.78	111.00
31	BA	2084	C	C6-N1-C2	6.21	122.78	120.30
31	DA	2441	C	N3-C4-N4	-6.21	113.65	118.00
31	DA	1123	C	N3-C4-C5	6.21	124.38	121.90
31	DA	2362	G	C2-N3-C4	-6.21	108.79	111.90
31	DA	71	A	N7-C8-N9	6.21	116.91	113.80
31	DA	847	U	C5-C6-N1	-6.21	119.59	122.70
31	DA	1543	C	N3-C2-O2	6.21	126.25	121.90
31	BA	2579	C	C6-N1-C2	6.21	122.78	120.30
31	BA	647	G	C4-N9-C1'	6.20	134.56	126.50
31	DA	2079	U	C5-C6-N1	-6.20	119.60	122.70
31	BA	847	U	C6-N1-C1'	6.20	129.88	121.20
31	BA	1279	G	C5-C6-O6	6.20	132.32	128.60
31	DA	1021	A	C6-C5-N7	-6.20	127.96	132.30
31	DA	2659	G	C4-N9-C1'	6.20	134.56	126.50
31	BA	2659	G	C4-N9-C1'	6.20	134.55	126.50
31	DA	1142(A)	A	N3-C4-C5	6.20	131.14	126.80
31	BA	528	A	C4-C5-N7	6.19	113.80	110.70
31	DA	481	G	C8-N9-C4	-6.19	103.92	106.40
31	BA	1349	A	C4-C5-N7	6.19	113.79	110.70
31	BA	805	G	C5-C6-O6	-6.18	124.89	128.60
31	DA	2363	C	N1-C2-O2	-6.18	115.19	118.90
31	BA	774	A	N3-C4-N9	-6.18	122.45	127.40
31	DA	1634	A	N9-C4-C5	6.18	108.27	105.80
31	BA	2475	C	C2-N1-C1'	6.18	125.59	118.80
31	DA	1681	G	N3-C4-C5	6.18	131.69	128.60
31	DA	1694	C	C5-C6-N1	6.17	124.09	121.00
31	BA	1678	G	N9-C4-C5	-6.17	102.93	105.40
31	BA	1990	C	N3-C2-O2	-6.17	117.58	121.90
31	DA	1349	A	N1-C6-N6	6.17	122.30	118.60
31	DA	2421	G	N1-C6-O6	6.16	123.60	119.90

Continued on next page...

Continued from previous page...

Mol	Chain	Res	Type	Atoms	Z	Observed(°)	Ideal(°)
31	DA	669	G	N7-C8-N9	-6.16	110.02	113.10
31	BA	1609	A	C6-N1-C2	-6.16	114.91	118.60
31	DA	105	C	C6-N1-C2	6.16	122.76	120.30
31	DA	378	C	N3-C4-C5	6.16	124.36	121.90
31	BA	2544	G	C5-C6-O6	-6.15	124.91	128.60
31	DA	1326	U	C6-N1-C2	6.15	124.69	121.00
31	DA	1902	C	N1-C2-O2	6.15	122.59	118.90
31	DA	2253	G	C4-C5-N7	6.15	113.26	110.80
31	DA	2593	U	N3-C4-C5	-6.15	110.91	114.60
31	DA	141	A	C5-C6-N6	-6.15	118.78	123.70
31	DA	1784	A	C2-N3-C4	-6.14	107.53	110.60
31	BA	1624	G	N7-C8-N9	-6.14	110.03	113.10
31	BA	1397	U	N1-C2-N3	6.14	118.58	114.90
31	DA	1204	A	C4-N9-C1'	6.14	137.35	126.30
31	DA	1678	G	C8-N9-C1'	-6.14	119.02	127.00
31	BA	2362	G	C8-N9-C4	6.14	108.86	106.40
31	DA	933	A	N7-C8-N9	6.14	116.87	113.80
31	BA	1332	G	C4-N9-C1'	-6.14	118.52	126.50
31	DA	941	A	C8-N9-C4	-6.14	103.34	105.80
31	DA	378	C	C6-N1-C2	6.14	122.75	120.30
31	DA	529	A	C5-C6-N6	-6.14	118.79	123.70
1	CA	1519	A	N1-C6-N6	-6.13	114.92	118.60
31	DA	24	G	N1-C6-O6	6.13	123.58	119.90
31	DA	192	C	C6-N1-C2	6.13	122.75	120.30
31	BA	2711	A	C2-N3-C4	-6.13	107.53	110.60
31	DA	207	A	C2-N3-C4	-6.13	107.53	110.60
31	DA	2011	U	N3-C2-O2	6.13	126.49	122.20
31	DA	2033	A	N1-C6-N6	-6.12	114.92	118.60
31	BA	2027	G	C8-N9-C4	-6.12	103.95	106.40
31	DA	2626	C	C4-C5-C6	6.12	120.46	117.40
31	BA	1204	A	C4-N9-C1'	6.12	137.31	126.30
31	DA	1829	A	C2-N3-C4	-6.12	107.54	110.60
31	BA	1210	A	C5-N7-C8	-6.12	100.84	103.90
31	BA	2827	C	C5-C4-N4	-6.12	115.92	120.20
31	DA	664	C	C6-N1-C2	6.11	122.75	120.30
27	B5	51	TYR	CA-CB-CG	6.11	125.01	113.40
31	BA	150	C	C6-N1-C2	6.11	122.74	120.30
31	BA	2014	A	C5-C6-N6	-6.11	118.81	123.70
31	DA	1269	A	C2-N3-C4	-6.11	107.55	110.60
31	DA	1496	A	C6-C5-N7	-6.11	128.02	132.30
31	DA	558	G	N7-C8-N9	-6.11	110.05	113.10
31	DA	612	C	C6-N1-C2	6.11	122.74	120.30

Continued on next page...

Continued from previous page...

Mol	Chain	Res	Type	Atoms	Z	Observed(°)	Ideal(°)
31	BA	1279	G	C8-N9-C4	-6.11	103.96	106.40
31	BA	2499	C	C2-N1-C1'	6.11	125.52	118.80
31	DA	2648	C	C6-N1-C2	6.11	122.74	120.30
31	BA	2385	C	N1-C2-O2	-6.10	115.24	118.90
31	DA	827	U	N3-C2-O2	6.10	126.47	122.20
41	BP	59	LEU	N-CA-C	-6.10	94.53	111.00
31	DA	1382	G	N3-C4-C5	6.10	131.65	128.60
31	DA	2010	G	C8-N9-C4	-6.10	103.96	106.40
31	BA	2477	C	C6-N1-C2	-6.10	117.86	120.30
31	DA	850	C	C6-N1-C2	6.09	122.74	120.30
31	DA	2441	C	C5-C6-N1	-6.09	117.95	121.00
31	BA	2544	G	C6-C5-N7	-6.09	126.75	130.40
41	DP	59	LEU	N-CA-C	-6.09	94.56	111.00
48	BW	12	ILE	N-CA-C	-6.09	94.57	111.00
31	BA	805	G	N3-C4-N9	6.08	129.65	126.00
31	DA	2432	A	C5-C6-N6	-6.08	118.84	123.70
31	BA	2080	G	N1-C6-O6	6.08	123.55	119.90
31	DA	934	G	N7-C8-N9	-6.08	110.06	113.10
31	DA	2531	A	C8-N9-C4	6.08	108.23	105.80
31	BA	2258	C	N1-C2-O2	-6.07	115.26	118.90
31	BA	529	A	N1-C6-N6	6.07	122.24	118.60
31	DA	690	G	C8-N9-C4	6.07	108.83	106.40
31	BA	1022	G	C6-N1-C2	-6.07	121.46	125.10
31	BA	2485	G	N1-C6-O6	6.07	123.54	119.90
31	BA	995	C	C6-N1-C1'	6.07	128.08	120.80
31	DA	928	G	C6-C5-N7	-6.07	126.76	130.40
31	BA	139(A)	G	C5-N7-C8	-6.06	101.27	104.30
31	DA	2013	A	C8-N9-C4	6.06	108.22	105.80
31	BA	463	G	C5-C6-O6	6.06	132.23	128.60
1	AA	123	C	C6-N1-C2	6.05	122.72	120.30
31	BA	1670	C	N1-C2-O2	-6.05	115.27	118.90
1	AA	917	G	C8-N9-C4	-6.05	103.98	106.40
31	DA	148	C	C6-N1-C2	6.05	122.72	120.30
31	DA	389	G	C8-N9-C4	6.05	108.82	106.40
31	BA	2002	G	C5-C6-O6	-6.05	124.97	128.60
31	BA	2568	C	C6-N1-C2	6.05	122.72	120.30
31	DA	672	C	C5-C6-N1	-6.05	117.97	121.00
31	DA	2421	G	C5-C6-O6	-6.05	124.97	128.60
1	CA	699	C	N1-C2-O2	-6.05	115.27	118.90
31	DA	2681	C	C5-C6-N1	-6.05	117.98	121.00
31	DA	2742	C	C2-N1-C1'	-6.05	112.15	118.80
31	DA	450	G	C8-N9-C4	-6.04	103.98	106.40

Continued on next page...

Continued from previous page...

Mol	Chain	Res	Type	Atoms	Z	Observed(°)	Ideal(°)
31	BA	265	A	C6-C5-N7	-6.04	128.07	132.30
31	BA	1049	C	C5-C6-N1	6.04	124.02	121.00
31	BA	139(A)	G	C5-C6-O6	-6.04	124.98	128.60
31	DA	205	G	N9-C4-C5	-6.04	102.98	105.40
31	DA	1997	G	C6-N1-C2	-6.04	121.48	125.10
31	DA	1779	U	C6-N1-C1'	6.04	129.65	121.20
31	DA	1343	G	N3-C4-C5	-6.04	125.58	128.60
31	DA	2399	G	C4-N9-C1'	6.04	134.35	126.50
31	DA	995	C	C6-N1-C1'	6.03	128.04	120.80
31	BA	1559	G	C4-C5-N7	6.03	113.21	110.80
31	DA	2542	A	C4-C5-N7	6.03	113.72	110.70
31	DA	728	G	C8-N9-C4	6.03	108.81	106.40
31	DA	671	C	N1-C2-O2	-6.03	115.28	118.90
31	DA	2571	C	N3-C2-O2	-6.03	117.68	121.90
31	DA	2698	U	N1-C2-O2	-6.03	118.58	122.80
31	DA	445	C	C5-C6-N1	-6.02	117.99	121.00
31	BA	2399	G	C4-N9-C1'	6.02	134.33	126.50
31	BA	827	U	C6-N1-C2	6.02	124.61	121.00
31	BA	656	G	N3-C4-C5	-6.02	125.59	128.60
31	BA	2439	A	N7-C8-N9	6.02	116.81	113.80
31	DA	586	A	C8-N9-C4	6.02	108.21	105.80
31	DA	2263	C	N1-C2-O2	-6.02	115.29	118.90
31	DA	647	G	C4-N9-C1'	6.02	134.32	126.50
31	BA	1977	A	C2-N3-C4	-6.01	107.59	110.60
31	DA	71	A	C6-C5-N7	-6.01	128.09	132.30
31	DA	530	G	C8-N9-C1'	6.01	134.82	127.00
31	DA	794	G	C4-C5-N7	-6.01	108.39	110.80
31	BA	928	G	C6-C5-N7	-6.01	126.79	130.40
31	DA	1332	G	C4-N9-C1'	-6.01	118.69	126.50
31	BA	139(A)	G	C5-C6-N1	6.00	114.50	111.50
31	DA	669	G	C4-C5-N7	-6.00	108.40	110.80
31	DA	2713	A	C4-C5-N7	6.00	113.70	110.70
31	BA	2275	C	C6-N1-C2	-6.00	117.90	120.30
31	DA	1351	C	C6-N1-C2	5.99	122.70	120.30
31	BA	1830	C	N3-C2-O2	5.99	126.09	121.90
31	BA	2465	C	C2-N3-C4	-5.99	116.91	119.90
31	DA	1948	G	C8-N9-C4	-5.99	104.01	106.40
31	DA	2680	C	C2-N3-C4	-5.99	116.91	119.90
31	BA	128	C	C6-N1-C2	-5.98	117.91	120.30
31	BA	2033	A	N1-C6-N6	-5.98	115.01	118.60
31	BA	673	C	C5-C4-N4	-5.98	116.01	120.20
31	BA	928	G	N1-C6-O6	5.98	123.49	119.90

Continued on next page...

Continued from previous page...

Mol	Chain	Res	Type	Atoms	Z	Observed(°)	Ideal(°)
43	BR	4	LEU	CB-CG-CD1	5.98	121.16	111.00
31	BA	474	G	C8-N9-C4	-5.97	104.01	106.40
31	DA	2503	A	C5-C6-N1	5.97	120.69	117.70
31	DA	2070	G	C6-N1-C2	-5.97	121.52	125.10
31	DA	774	A	C8-N9-C4	-5.96	103.41	105.80
31	DA	1268	A	C2-N3-C4	-5.96	107.62	110.60
31	DA	2604	U	C5-C6-N1	-5.96	119.72	122.70
31	DA	1617	C	C6-N1-C2	5.96	122.69	120.30
31	DA	2283	C	N1-C2-O2	-5.96	115.32	118.90
31	DA	59	U	C5-C4-O4	5.96	129.48	125.90
31	BA	2422	A	N7-C8-N9	5.96	116.78	113.80
31	BA	2017	U	N1-C2-N3	5.96	118.47	114.90
31	BA	2293	C	N1-C2-O2	-5.96	115.33	118.90
31	DA	2435	A	N7-C8-N9	5.96	116.78	113.80
31	BA	768	G	C5-C6-O6	-5.95	125.03	128.60
31	DA	2713	A	N7-C8-N9	5.95	116.78	113.80
31	BA	1573	G	C8-N9-C4	5.95	108.78	106.40
27	D5	4	HIS	C-N-CD	5.95	140.90	128.40
31	DA	1558	A	N1-C2-N3	5.95	132.28	129.30
31	DA	272(B)	G	C4-C5-N7	-5.95	108.42	110.80
31	DA	1252	G	C8-N9-C4	5.95	108.78	106.40
31	BA	1694	C	C4-C5-C6	-5.95	114.43	117.40
31	BA	800	A	N1-C6-N6	-5.95	115.03	118.60
31	BA	530	G	C8-N9-C1'	5.94	134.73	127.00
31	BA	1162	G	C4-C5-N7	-5.94	108.42	110.80
31	BA	686	G	C4-C5-N7	5.94	113.18	110.80
31	DA	995	C	C2-N1-C1'	-5.94	112.27	118.80
31	DA	1373	A	N7-C8-N9	-5.94	110.83	113.80
31	BA	2518	A	N3-C4-C5	5.94	130.96	126.80
31	BA	2518	A	C6-C5-N7	-5.94	128.14	132.30
1	CA	904	C	C6-N1-C2	5.94	122.67	120.30
1	CA	117	G	N9-C4-C5	-5.93	103.03	105.40
31	BA	614	U	C5-C4-O4	5.93	129.46	125.90
31	BA	676	A	C6-C5-N7	-5.93	128.15	132.30
31	BA	1261	C	C6-N1-C2	5.93	122.67	120.30
31	BA	2053	G	C5-C6-O6	-5.93	125.04	128.60
31	BA	2681	C	N3-C4-N4	-5.93	113.85	118.00
28	B6	11	LEU	CA-CB-CG	5.93	128.94	115.30
31	BA	1607	C	N3-C4-N4	5.93	122.15	118.00
31	DA	2079	U	N1-C2-N3	5.92	118.45	114.90
31	DA	2043	C	C2-N3-C4	-5.92	116.94	119.90
31	BA	178	G	N1-C6-O6	-5.92	116.35	119.90

Continued on next page...

Continued from previous page...

Mol	Chain	Res	Type	Atoms	Z	Observed(°)	Ideal(°)
31	DA	1821	A	N7-C8-N9	-5.92	110.84	113.80
31	BA	139(A)	G	C4-N9-C1'	5.92	134.20	126.50
31	DA	754	C	C5-C6-N1	-5.92	118.04	121.00
31	BA	1324	G	N1-C6-O6	5.91	123.45	119.90
31	BA	1992	G	N3-C4-C5	-5.91	125.64	128.60
31	DA	1204	A	C4-C5-C6	5.91	119.96	117.00
31	BA	2041	U	N1-C2-O2	-5.91	118.66	122.80
41	BP	53	GLY	N-CA-C	-5.91	98.33	113.10
31	DA	1558	A	C5-C6-N1	-5.91	114.74	117.70
31	DA	1616	A	C4-C5-N7	5.91	113.66	110.70
31	BA	1310	G	N3-C4-C5	-5.91	125.65	128.60
1	CA	1429	C	C5-C6-N1	-5.91	118.05	121.00
31	DA	847	U	C6-N1-C1'	5.91	129.47	121.20
31	BA	1653	G	P-O3'-C3'	5.91	126.79	119.70
31	BA	686	G	N1-C6-O6	5.91	123.44	119.90
31	DA	1049	C	C6-N1-C2	-5.90	117.94	120.30
31	DA	2648	C	C5-C6-N1	-5.90	118.05	121.00
31	BA	142	A	C4-C5-N7	5.90	113.65	110.70
31	DA	131	G	C8-N9-C4	5.90	108.76	106.40
31	DA	1708	C	C6-N1-C2	5.90	122.66	120.30
31	BA	412	A	C2-N3-C4	-5.90	107.65	110.60
31	BA	1496	A	C4-N9-C1'	5.90	136.91	126.30
31	DA	272(B)	G	C5-C6-O6	5.90	132.14	128.60
31	DA	2866	U	C4-C5-C6	5.89	123.24	119.70
31	BA	1782	C	C4-C5-C6	5.89	120.35	117.40
31	BA	1994	C	C5-C6-N1	-5.89	118.05	121.00
1	CA	322	C	C6-N1-C2	5.89	122.66	120.30
31	BA	976	C	N1-C2-O2	5.89	122.43	118.90
31	BA	2779	U	C5-C6-N1	-5.89	119.76	122.70
31	DA	1771	C	N1-C2-O2	-5.89	115.37	118.90
31	DA	121	G	C8-N9-C4	5.89	108.75	106.40
31	DA	253	C	N1-C2-O2	-5.89	115.37	118.90
31	DA	1800	C	C2-N1-C1'	-5.89	112.32	118.80
31	BA	1332	G	N1-C6-O6	5.88	123.43	119.90
31	BA	1333	C	N3-C4-C5	5.88	124.25	121.90
31	DA	584	C	C2-N1-C1'	-5.88	112.33	118.80
31	DA	2493	U	C5-C6-N1	-5.88	119.76	122.70
31	BA	579	G	N1-C6-O6	5.88	123.43	119.90
31	DA	178	G	N1-C6-O6	-5.88	116.37	119.90
1	CA	108	G	C4-C5-N7	5.88	113.15	110.80
31	BA	194	G	C5-C6-O6	-5.87	125.08	128.60
31	BA	209	C	C6-N1-C2	5.87	122.65	120.30

Continued on next page...

Continued from previous page...

Mol	Chain	Res	Type	Atoms	Z	Observed(°)	Ideal(°)
31	BA	594	U	C5-C6-N1	-5.87	119.76	122.70
31	BA	762	U	C2-N1-C1'	5.87	124.74	117.70
31	BA	1256	G	C8-N9-C1'	-5.87	119.37	127.00
31	BA	2681	C	C5-C6-N1	-5.87	118.07	121.00
31	DA	2779	U	N3-C2-O2	-5.87	118.09	122.20
31	BA	2475	C	C6-N1-C1'	-5.86	113.77	120.80
31	BA	2598	A	C8-N9-C4	5.86	108.14	105.80
31	DA	1031	G	C6-N1-C2	-5.86	121.58	125.10
31	DA	2778	A	C2-N3-C4	-5.86	107.67	110.60
31	BA	982	C	C6-N1-C2	-5.86	117.96	120.30
31	BA	1268	A	C5-C6-N1	-5.86	114.77	117.70
31	BA	2032	G	C5-C6-O6	-5.86	125.09	128.60
31	DA	1207	C	N3-C2-O2	5.86	126.00	121.90
31	DA	814	C	C5-C6-N1	-5.85	118.07	121.00
31	DA	2651	C	C5-C6-N1	-5.85	118.07	121.00
31	DA	194	G	N1-C6-O6	5.85	123.41	119.90
31	BA	1802	A	N1-C6-N6	5.85	122.11	118.60
31	BA	2626	C	C2-N3-C4	-5.85	116.98	119.90
31	DA	1678	G	N3-C2-N2	5.85	123.99	119.90
31	DA	2496	C	C6-N1-C2	5.85	122.64	120.30
31	DA	2011	U	N1-C2-O2	-5.84	118.71	122.80
31	BA	208	C	C5-C4-N4	-5.84	116.11	120.20
31	BA	2363	C	N1-C2-O2	-5.84	115.39	118.90
31	DA	1012	U	N3-C4-O4	-5.84	115.31	119.40
31	BA	2430	A	C5-C6-N1	-5.84	114.78	117.70
31	DA	737	C	C6-N1-C2	5.84	122.64	120.30
31	BA	1800	C	C2-N1-C1'	-5.84	112.38	118.80
32	DB	115	G	N7-C8-N9	-5.84	110.18	113.10
31	BA	1559	G	N1-C6-O6	5.83	123.40	119.90
31	BA	1779	U	C6-N1-C1'	5.83	129.37	121.20
31	DA	803	U	C5-C6-N1	-5.83	119.78	122.70
31	BA	1959	G	N1-C6-O6	-5.83	116.40	119.90
31	BA	1972	A	N1-C6-N6	5.83	122.10	118.60
31	DA	2610	C	N1-C2-O2	5.83	122.40	118.90
31	BA	122	G	C8-N9-C4	5.83	108.73	106.40
31	DA	185	U	C2-N3-C4	-5.83	123.50	127.00
31	BA	2403	C	N1-C2-O2	-5.83	115.40	118.90
31	DA	2044	C	N3-C2-O2	5.83	125.98	121.90
31	BA	774	A	C5-C6-N1	-5.83	114.79	117.70
31	DA	933	A	C6-C5-N7	-5.83	128.22	132.30
23	D1	43	TYR	N-CA-C	-5.82	95.28	111.00
32	DB	104	U	C5-C6-N1	-5.82	119.79	122.70

Continued on next page...

Continued from previous page...

Mol	Chain	Res	Type	Atoms	Z	Observed(°)	Ideal(°)
31	BA	1256	G	C4-N9-C1'	5.82	134.07	126.50
31	BA	1029	A	N1-C6-N6	5.82	122.09	118.60
31	DA	74	A	N1-C6-N6	-5.82	115.11	118.60
31	DA	1648	C	N3-C4-C5	5.82	124.23	121.90
31	DA	2712(A)	A	C8-N9-C4	-5.82	103.47	105.80
31	BA	472	A	C4'-C3'-C2'	5.82	108.42	102.60
31	BA	739	G	C8-N9-C4	5.82	108.73	106.40
31	BA	1694	C	C6-N1-C1'	-5.82	113.82	120.80
31	DA	733	G	C4-C5-N7	5.81	113.12	110.80
31	DA	2689	U	C5-C6-N1	-5.81	119.79	122.70
31	BA	805	G	C4-C5-N7	5.81	113.12	110.80
31	BA	936	C	N1-C2-O2	-5.81	115.41	118.90
31	BA	481	G	C8-N9-C4	-5.81	104.08	106.40
31	BA	2190	G	C4-N9-C1'	5.81	134.05	126.50
1	CA	906	G	N9-C4-C5	-5.81	103.08	105.40
31	BA	528	A	N7-C8-N9	5.81	116.70	113.80
31	BA	760	G	N1-C6-O6	5.80	123.38	119.90
31	DA	444	C	C5-C6-N1	-5.80	118.10	121.00
31	DA	2430	A	N1-C6-N6	5.80	122.08	118.60
31	BA	783	A	N7-C8-N9	5.80	116.70	113.80
31	BA	2430	A	C6-C5-N7	-5.80	128.24	132.30
31	BA	2485	G	C5-C6-O6	-5.80	125.12	128.60
31	DA	558	G	C8-N9-C4	5.80	108.72	106.40
31	DA	1790	C	C2-N3-C4	-5.80	117.00	119.90
31	DA	591	C	C2-N3-C4	-5.79	117.00	119.90
31	DA	2827	C	C2-N3-C4	-5.79	117.00	119.90
31	BA	950	G	N1-C6-O6	-5.79	116.42	119.90
31	DA	1544	A	N9-C1'-C2'	5.79	121.53	114.00
31	DA	1641	A	N1-C2-N3	5.79	132.19	129.30
31	DA	2588	G	C8-N9-C4	5.79	108.72	106.40
31	DA	584	C	C4-C5-C6	5.79	120.30	117.40
31	DA	2190	G	C4-N9-C1'	5.79	134.03	126.50
31	DA	2837	G	C5-C6-O6	-5.79	125.13	128.60
48	BW	6	ILE	CB-CA-C	-5.79	100.03	111.60
31	BA	59	U	N3-C2-O2	-5.79	118.15	122.20
31	BA	2584	U	C5-C4-O4	5.78	129.37	125.90
31	DA	566	U	C2-N1-C1'	-5.78	110.76	117.70
31	DA	774	A	N3-C4-N9	-5.78	122.77	127.40
31	DA	1012	U	C5-C4-O4	5.78	129.37	125.90
31	DA	2626	C	C5-C6-N1	-5.78	118.11	121.00
31	BA	621	A	N1-C6-N6	5.78	122.07	118.60
31	BA	1291	C	C5-C6-N1	-5.78	118.11	121.00

Continued on next page...

Continued from previous page...

Mol	Chain	Res	Type	Atoms	Z	Observed(°)	Ideal(°)
31	BA	600	G	C2-N3-C4	-5.78	109.01	111.90
31	DA	669	G	C5-N7-C8	5.78	107.19	104.30
31	DA	150	C	C6-N1-C2	5.78	122.61	120.30
31	DA	541	C	N3-C4-C5	5.78	124.21	121.90
31	DA	671	C	N3-C4-C5	-5.78	119.59	121.90
32	BB	101	G	C8-N9-C4	5.77	108.71	106.40
31	BA	419	C	C6-N1-C2	5.77	122.61	120.30
31	DA	1502	C	C2-N1-C1'	5.77	125.15	118.80
31	BA	2243	U	N1-C2-O2	-5.77	118.76	122.80
27	D5	51	TYR	CA-CB-CG	5.77	124.36	113.40
31	BA	1022	G	C4-C5-N7	-5.77	108.49	110.80
31	BA	265	A	C2-N3-C4	-5.77	107.72	110.60
31	BA	2771	C	N3-C4-C5	5.77	124.21	121.90
31	DA	141	A	C2-N3-C4	-5.77	107.72	110.60
31	BA	207	A	C8-N9-C4	5.77	108.11	105.80
31	BA	826	U	N3-C2-O2	5.77	126.24	122.20
31	DA	1665	A	N1-C6-N6	-5.76	115.14	118.60
30	B8	33	ASN	N-CA-C	-5.76	95.44	111.00
31	BA	1157	G	C4-N9-C1'	5.76	133.99	126.50
31	DA	1409	C	C5-C6-N1	-5.76	118.12	121.00
31	DA	2555	U	N1-C2-O2	-5.76	118.77	122.80
31	BA	672	C	C5-C6-N1	-5.76	118.12	121.00
31	DA	1312	U	C5-C6-N1	-5.76	119.82	122.70
31	DA	472	A	C4'-C3'-C2'	5.76	108.36	102.60
31	DA	2518	A	C6-C5-N7	-5.76	128.27	132.30
31	BA	730	C	N3-C4-C5	5.76	124.20	121.90
31	BA	1496	A	C6-C5-N7	-5.76	128.27	132.30
49	DX	62	LYS	N-CA-C	5.75	126.54	111.00
31	BA	2689	U	C5-C6-N1	-5.75	119.82	122.70
31	DA	2231	C	C2-N3-C4	-5.75	117.02	119.90
31	DA	2318	G	N7-C8-N9	5.75	115.97	113.10
31	DA	2814	C	N1-C2-O2	-5.75	115.45	118.90
31	BA	2613	U	N3-C4-C5	5.75	118.05	114.60
31	BA	130	C	C2-N3-C4	-5.75	117.03	119.90
31	BA	397	G	C8-N9-C4	5.75	108.70	106.40
1	CA	572	A	C8-N9-C4	5.75	108.10	105.80
31	BA	1370	C	C2-N1-C1'	-5.75	112.48	118.80
31	DA	187	G	C4-C5-N7	5.75	113.10	110.80
31	DA	794	G	C5-N7-C8	5.75	107.17	104.30
31	DA	1210	A	N1-C6-N6	5.75	122.05	118.60
31	DA	1758	G	N3-C4-N9	-5.75	122.55	126.00
31	DA	1948	G	N9-C4-C5	5.75	107.70	105.40

Continued on next page...

Continued from previous page...

Mol	Chain	Res	Type	Atoms	Z	Observed(°)	Ideal(°)
31	DA	2022	U	C5-C4-O4	-5.74	122.45	125.90
31	BA	2318	G	C6-C5-N7	-5.74	126.96	130.40
31	BA	1565	C	C6-N1-C2	5.74	122.59	120.30
31	DA	2477	C	C6-N1-C2	-5.73	118.01	120.30
31	BA	139(A)	G	C2-N3-C4	5.73	114.77	111.90
31	BA	647	G	N3-C4-C5	-5.73	125.73	128.60
31	DA	179	G	C2-N3-C4	-5.73	109.03	111.90
31	DA	1210	A	C5-N7-C8	-5.73	101.03	103.90
31	BA	2364	C	C6-N1-C2	5.73	122.59	120.30
31	DA	928	G	C5-C6-O6	-5.73	125.16	128.60
1	CA	1524	C	N3-C2-O2	5.73	125.91	121.90
31	DA	1652	A	C4'-C3'-C2'	5.73	108.33	102.60
31	BA	1021	A	N3-C4-C5	5.73	130.81	126.80
31	DA	2247	A	C2-N3-C4	-5.73	107.74	110.60
31	BA	1698	A	N1-C2-N3	5.72	132.16	129.30
31	BA	1800	C	N1-C2-O2	-5.72	115.47	118.90
31	DA	594	U	C5-C6-N1	-5.72	119.84	122.70
31	BA	530	G	C5-C6-O6	5.72	132.03	128.60
31	DA	660	G	C5-C6-N1	-5.72	108.64	111.50
31	DA	2464	C	N3-C4-C5	5.72	124.19	121.90
31	DA	2711	A	C2-N3-C4	-5.72	107.74	110.60
31	DA	2688	U	C5-C6-N1	-5.72	119.84	122.70
31	DA	1278	A	N1-C2-N3	5.71	132.16	129.30
31	BA	2243	U	N3-C2-O2	5.71	126.20	122.20
31	BA	2441	C	N3-C4-C5	5.71	124.18	121.90
31	DA	57	C	C6-N1-C2	5.71	122.58	120.30
31	BA	2828	C	N3-C4-C5	5.71	124.18	121.90
31	DA	2430	A	C5-C6-N1	-5.71	114.84	117.70
31	BA	107	C	N3-C2-O2	5.71	125.89	121.90
31	BA	683	C	N3-C4-C5	5.71	124.18	121.90
31	DA	1343	G	N3-C4-N9	5.71	129.42	126.00
31	BA	1742	G	C5-C6-O6	-5.71	125.18	128.60
31	DA	1972	A	N1-C6-N6	5.71	122.02	118.60
31	BA	272	G	N3-C2-N2	5.70	123.89	119.90
31	BA	1033	U	C2-N1-C1'	5.70	124.55	117.70
1	CA	1484	C	C6-N1-C2	5.70	122.58	120.30
31	DA	2569	G	C5-C6-O6	-5.70	125.18	128.60
31	BA	1359	A	C8-N9-C4	5.70	108.08	105.80
31	BA	1381	G	C8-N9-C4	-5.70	104.12	106.40
31	DA	805	G	C5-C6-O6	-5.70	125.18	128.60
31	BA	265	A	C4-C5-N7	5.70	113.55	110.70
31	DA	2524	G	C5-C6-O6	-5.70	125.18	128.60

Continued on next page...

Continued from previous page...

Mol	Chain	Res	Type	Atoms	Z	Observed(°)	Ideal(°)
31	DA	2723	C	C6-N1-C2	5.70	122.58	120.30
1	AA	1524	C	C6-N1-C2	5.69	122.58	120.30
23	B1	43	TYR	N-CA-C	-5.69	95.63	111.00
31	BA	2538	C	C6-N1-C2	5.69	122.58	120.30
41	BP	36	LYS	CD-CE-NZ	5.69	124.79	111.70
31	DA	1287	A	N1-C6-N6	-5.69	115.19	118.60
31	DA	2427	C	N3-C2-O2	5.69	125.88	121.90
31	DA	2522	U	C4-C5-C6	5.69	123.11	119.70
31	DA	2702	U	C5-C4-O4	5.69	129.31	125.90
31	DA	2702	U	N3-C2-O2	-5.69	118.22	122.20
31	BA	1336	A	C5-C6-N1	5.69	120.54	117.70
31	DA	129	C	C5-C6-N1	-5.69	118.16	121.00
31	DA	1142(A)	A	C5-N7-C8	-5.69	101.06	103.90
32	DB	101	G	C8-N9-C4	5.69	108.67	106.40
31	BA	272	G	N1-C2-N2	-5.68	111.08	116.20
31	DA	1948	G	N3-C2-N2	-5.68	115.92	119.90
31	BA	849	A	C8-N9-C4	5.68	108.07	105.80
31	BA	2672	G	C6-C5-N7	-5.68	126.99	130.40
31	DA	656	G	N3-C4-C5	-5.68	125.76	128.60
31	DA	2778	A	N1-C2-N3	5.68	132.14	129.30
31	BA	796	C	C6-N1-C2	5.68	122.57	120.30
31	BA	53	A	N1-C2-N3	5.68	132.14	129.30
31	BA	1652	A	C4'-C3'-C2'	5.68	108.28	102.60
31	DA	129	C	C6-N1-C2	5.68	122.57	120.30
31	DA	1332	G	C4-C5-N7	5.68	113.07	110.80
31	DA	2822	G	C8-N9-C4	5.67	108.67	106.40
1	AA	810	C	C6-N1-C2	5.67	122.57	120.30
31	BA	2256	G	C4-C5-N7	5.67	113.07	110.80
31	DA	242	G	C4-N9-C1'	-5.67	119.13	126.50
31	DA	494	G	C2-N3-C4	-5.67	109.07	111.90
31	DA	690	G	N7-C8-N9	-5.67	110.27	113.10
31	DA	1256	G	C4-N9-C1'	5.67	133.87	126.50
31	DA	1991	U	C5-C6-N1	-5.67	119.87	122.70
31	DA	463	G	C5-C6-O6	5.67	132.00	128.60
31	DA	2253	G	C6-C5-N7	-5.66	127.00	130.40
32	DB	30	C	C6-N1-C2	-5.66	118.03	120.30
31	DA	1299	G	N1-C6-O6	5.66	123.30	119.90
27	B5	4	HIS	C-N-CD	5.66	140.29	128.40
31	BA	2247	A	C2-N3-C4	-5.66	107.77	110.60
31	DA	193	U	C5-C4-O4	-5.66	122.50	125.90
31	DA	2485	G	N9-C4-C5	-5.66	103.14	105.40
31	BA	945	A	C5-N7-C8	-5.66	101.07	103.90

Continued on next page...

Continued from previous page...

Mol	Chain	Res	Type	Atoms	Z	Observed(°)	Ideal(°)
31	DA	1241	A	N1-C2-N3	5.66	132.13	129.30
31	DA	2712	U	N1-C2-N3	5.66	118.30	114.90
31	BA	1213	A	C8-N9-C4	-5.66	103.54	105.80
31	DA	353	G	N3-C4-N9	5.66	129.39	126.00
31	BA	803	U	C5-C6-N1	-5.65	119.87	122.70
31	DA	739	G	C8-N9-C4	5.65	108.66	106.40
31	DA	912	C	C6-N1-C2	-5.65	118.04	120.30
31	BA	132	G	C5-C6-N1	-5.65	108.67	111.50
31	BA	265	A	N1-C6-N6	5.65	121.99	118.60
31	DA	2823	A	N1-C6-N6	5.65	121.99	118.60
31	BA	1314	C	C6-N1-C1'	-5.64	114.03	120.80
31	DA	2230	G	N1-C6-O6	5.64	123.29	119.90
31	DA	465	G	N7-C8-N9	5.64	115.92	113.10
31	BA	378	C	N3-C4-C5	5.64	124.16	121.90
31	DA	2441	C	C2-N1-C1'	-5.64	112.60	118.80
31	BA	1544	A	N9-C1'-C2'	5.63	121.32	114.00
31	DA	71	A	C2-N3-C4	-5.63	107.78	110.60
31	DA	1409	C	C6-N1-C2	5.63	122.55	120.30
31	BA	2230	G	N3-C2-N2	-5.63	115.96	119.90
31	BA	2346	A	C1'-O4'-C4'	-5.63	105.40	109.90
31	BA	673	C	N3-C4-N4	5.63	121.94	118.00
41	BP	58	THR	N-CA-C	-5.63	95.81	111.00
31	DA	1327	C	N1-C2-O2	-5.63	115.52	118.90
31	DA	2620	C	N3-C4-C5	5.63	124.15	121.90
31	DA	762	U	N3-C4-O4	5.62	123.34	119.40
31	DA	2009	G	N9-C4-C5	5.62	107.65	105.40
31	DA	2009	G	C8-N9-C4	-5.62	104.15	106.40
31	DA	1775	U	C5-C6-N1	-5.62	119.89	122.70
31	DA	2430	A	N3-C4-C5	5.62	130.73	126.80
31	BA	1574	C	C6-N1-C2	5.62	122.55	120.30
31	DA	1653	G	C8-N9-C1'	-5.62	119.70	127.00
31	DA	2414	G	N1-C6-O6	5.62	123.27	119.90
31	DA	945	A	O4'-C1'-N9	5.61	112.69	108.20
31	DA	784	A	C2-N3-C4	-5.61	107.79	110.60
31	BA	783	A	C5-C6-N1	-5.61	114.89	117.70
31	BA	1605	C	N3-C2-O2	-5.61	117.97	121.90
31	DA	1247	A	N1-C6-N6	5.61	121.97	118.60
31	DA	2497	A	C8-N9-C4	5.61	108.04	105.80
31	DA	2678	C	C5-C6-N1	-5.61	118.19	121.00
31	BA	330	A	N1-C6-N6	5.61	121.96	118.60
31	DA	1201	C	C6-N1-C2	5.61	122.54	120.30
30	B8	44	LYS	CD-CE-NZ	5.61	124.59	111.70

Continued on next page...

Continued from previous page...

Mol	Chain	Res	Type	Atoms	Z	Observed(°)	Ideal(°)
31	BA	1204	A	C3'-C2'-C1'	-5.61	97.02	101.50
31	BA	1675	C	N1-C2-O2	-5.60	115.54	118.90
31	DA	2814	C	C2-N3-C4	-5.60	117.10	119.90
31	DA	669	G	C4-N9-C1'	-5.60	119.22	126.50
31	BA	2579	C	C5-C6-N1	-5.60	118.20	121.00
31	DA	83	G	N3-C2-N2	-5.60	115.98	119.90
47	DV	40	LEU	CA-CB-CG	5.60	128.18	115.30
48	DW	12	ILE	N-CA-C	-5.60	95.88	111.00
31	BA	1314	C	C2-N1-C1'	5.60	124.96	118.80
31	BA	1607	C	N3-C4-C5	-5.60	119.66	121.90
31	BA	139(A)	G	C4-C5-N7	5.60	113.04	110.80
31	BA	1333	C	C2-N3-C4	-5.59	117.10	119.90
31	DA	209	C	C6-N1-C2	5.59	122.54	120.30
31	BA	794	G	C5-C6-O6	5.59	131.96	128.60
31	BA	1991	U	N3-C2-O2	5.59	126.11	122.20
31	DA	1158	C	C2-N1-C1'	5.59	124.95	118.80
31	DA	509	C	C2-N3-C4	-5.59	117.11	119.90
31	DA	1614	A	C5-C6-N1	-5.59	114.91	117.70
31	BA	2702	U	C5-C4-O4	5.59	129.25	125.90
31	BA	1782	C	C5-C6-N1	-5.58	118.21	121.00
31	BA	2699	C	C6-N1-C2	5.58	122.53	120.30
31	BA	2073	C	C6-N1-C2	5.58	122.53	120.30
31	DA	2468	G	C8-N9-C1'	5.58	134.26	127.00
31	DA	2599	G	N1-C6-O6	-5.58	116.55	119.90
31	BA	1742	G	N1-C6-O6	5.58	123.25	119.90
31	DA	2518	A	C2-N3-C4	-5.58	107.81	110.60
31	BA	378	C	C6-N1-C2	5.58	122.53	120.30
31	BA	2036	C	N1-C2-O2	-5.58	115.56	118.90
31	BA	2607	G	N3-C4-N9	5.58	129.35	126.00
31	BA	353	G	N3-C4-N9	5.57	129.34	126.00
31	BA	2702	U	N3-C4-O4	-5.57	115.50	119.40
31	DA	870	A	C8-N9-C4	5.57	108.03	105.80
31	DA	945	A	C5-N7-C8	-5.57	101.11	103.90
31	DA	1304	C	N3-C4-N4	-5.57	114.10	118.00
31	DA	1784	A	N1-C2-N3	5.57	132.09	129.30
31	DA	2502	G	N3-C2-N2	5.57	123.80	119.90
31	DA	2413	G	C2-N3-C4	-5.57	109.11	111.90
31	BA	133	C	C5-C6-N1	-5.57	118.22	121.00
31	BA	1502	C	C2-N1-C1'	5.57	124.93	118.80
31	DA	2036	C	N1-C2-O2	-5.57	115.56	118.90
31	BA	196	A	N9-C4-C5	-5.57	103.57	105.80
31	BA	812	C	N1-C2-O2	-5.57	115.56	118.90

Continued on next page...

Continued from previous page...

Mol	Chain	Res	Type	Atoms	Z	Observed(°)	Ideal(°)
31	DA	1997	G	N1-C2-N2	-5.57	111.19	116.20
31	BA	2542	A	C4-C5-N7	5.57	113.48	110.70
31	BA	2590	A	C2-N3-C4	-5.57	107.82	110.60
31	DA	756	C	C5-C6-N1	-5.57	118.22	121.00
31	DA	2499	C	C6-N1-C1'	-5.56	114.12	120.80
1	AA	108	G	N9-C4-C5	-5.56	103.18	105.40
1	AA	117	G	C5-C6-O6	-5.56	125.26	128.60
31	DA	1314	C	C5-C4-N4	-5.56	116.31	120.20
31	DA	2084	C	C4-C5-C6	5.56	120.18	117.40
31	DA	1675	C	C2-N1-C1'	-5.56	112.69	118.80
31	BA	1021	A	C4-C5-N7	5.56	113.48	110.70
31	BA	2711	A	N3-C4-C5	5.55	130.69	126.80
31	BA	1333	C	C6-N1-C2	5.55	122.52	120.30
31	DA	1529	G	C8-N9-C1'	-5.55	119.79	127.00
31	BA	2014	A	N9-C4-C5	-5.54	103.58	105.80
31	DA	1674	G	N3-C4-C5	-5.54	125.83	128.60
31	BA	124	G	N1-C6-O6	5.54	123.22	119.90
47	BV	40	LEU	CA-CB-CG	5.54	128.05	115.30
31	DA	535	C	C5-C6-N1	-5.54	118.23	121.00
31	DA	2447	G	N7-C8-N9	-5.54	110.33	113.10
31	DA	389	G	N9-C4-C5	-5.54	103.18	105.40
31	BA	2024	G	N7-C8-N9	-5.53	110.33	113.10
31	BA	2283	C	N1-C2-O2	-5.53	115.58	118.90
31	DA	2607	G	N1-C2-N2	-5.53	111.22	116.20
31	BA	179	G	C2-N3-C4	-5.53	109.14	111.90
31	BA	1790	C	N1-C2-O2	-5.53	115.58	118.90
31	DA	2231	C	C2-N1-C1'	-5.53	112.72	118.80
31	DA	2318	G	C8-N9-C4	-5.53	104.19	106.40
31	BA	1496	A	C4-C5-N7	5.53	113.47	110.70
31	DA	1918	A	C8-N9-C4	5.53	108.01	105.80
31	BA	2779	U	N3-C2-O2	-5.53	118.33	122.20
31	DA	1281	G	N1-C6-O6	5.53	123.22	119.90
31	DA	2239	G	N1-C2-N2	-5.52	111.23	116.20
31	BA	676	A	C5-C6-N1	-5.52	114.94	117.70
31	DA	1565	C	C6-N1-C2	5.52	122.51	120.30
31	DA	2481	G	N1-C6-O6	5.52	123.21	119.90
31	BA	296	C	C6-N1-C2	5.52	122.51	120.30
31	BA	566	U	C2-N1-C1'	-5.52	111.08	117.70
31	BA	1397	U	P-O3'-C3'	5.52	126.32	119.70
31	BA	1496	A	N1-C6-N6	5.52	121.91	118.60
31	BA	150	C	C5-C6-N1	-5.51	118.24	121.00
31	DA	1614	A	N1-C6-N6	5.51	121.91	118.60

Continued on next page...

Continued from previous page...

Mol	Chain	Res	Type	Atoms	Z	Observed(°)	Ideal(°)
31	DA	2468	G	C4-N9-C1'	-5.51	119.33	126.50
31	BA	1267	U	N1-C2-O2	5.51	126.66	122.80
31	BA	2392	A	N7-C8-N9	5.51	116.56	113.80
31	DA	1336	A	C5-C6-N1	5.51	120.46	117.70
31	BA	1162	G	N1-C6-O6	-5.51	116.59	119.90
31	BA	2432	A	C5-C6-N6	-5.51	119.29	123.70
31	DA	1786	A	C5-C6-N1	-5.51	114.94	117.70
31	BA	234	C	N1-C2-O2	5.51	122.20	118.90
31	DA	930	U	C5-C6-N1	-5.51	119.95	122.70
31	DA	1012	U	N3-C2-O2	-5.51	118.35	122.20
31	BA	788	A	N9-C4-C5	-5.50	103.60	105.80
31	DA	2741	A	N7-C8-N9	-5.50	111.05	113.80
31	BA	621	A	C2-N3-C4	-5.50	107.85	110.60
31	BA	1343	G	C8-N9-C1'	-5.50	119.85	127.00
31	BA	2426	A	N1-C6-N6	5.50	121.90	118.60
31	BA	2429	G	C8-N9-C4	-5.50	104.20	106.40
31	BA	2572	A	C8-N9-C4	5.50	108.00	105.80
31	DA	2040	C	C6-N1-C2	5.50	122.50	120.30
31	BA	287	C	C6-N1-C2	5.50	122.50	120.30
31	BA	2432	A	C4-C5-N7	5.50	113.45	110.70
31	BA	1934	C	C4'-C3'-C2'	5.49	108.09	102.60
31	DA	2385	C	N1-C2-O2	-5.49	115.60	118.90
31	DA	2563	U	C5-C6-N1	-5.49	119.95	122.70
31	BA	189	G	N1-C6-O6	5.49	123.19	119.90
31	BA	455	C	N3-C4-C5	5.49	124.10	121.90
31	BA	527	C	C2-N3-C4	-5.49	117.16	119.90
42	BQ	82	ARG	NE-CZ-NH2	-5.49	117.55	120.30
31	DA	2027	G	C8-N9-C4	-5.49	104.20	106.40
31	BA	1201	C	C5-C4-N4	-5.49	116.36	120.20
31	BA	1340	U	C2-N3-C4	-5.49	123.71	127.00
31	BA	2080	G	C5-C6-O6	-5.49	125.31	128.60
35	BF	68	LYS	N-CA-C	5.49	125.82	111.00
31	BA	2392	A	C6-C5-N7	-5.49	128.46	132.30
31	BA	467	G	C8-N9-C4	5.49	108.59	106.40
31	BA	1609	A	N1-C2-N3	5.49	132.04	129.30
31	BA	2281	C	N1-C2-O2	-5.49	115.61	118.90
31	BA	2665	A	C6-C5-N7	-5.49	128.46	132.30
31	DA	783	A	N7-C8-N9	5.49	116.54	113.80
31	BA	226	G	C5-C6-O6	-5.48	125.31	128.60
31	DA	933	A	C5-C6-N1	-5.48	114.96	117.70
31	BA	395	U	N3-C2-O2	-5.48	118.36	122.20
31	BA	748	G	N7-C8-N9	-5.48	110.36	113.10

Continued on next page...

Continued from previous page...

Mol	Chain	Res	Type	Atoms	Z	Observed(°)	Ideal(°)
31	DA	2433	A	C2-N3-C4	-5.48	107.86	110.60
31	DA	651	G	C4-N9-C1'	5.48	133.62	126.50
31	BA	1774	C	N3-C2-O2	5.48	125.73	121.90
31	DA	774	A	C3'-C2'-C1'	5.48	105.88	101.50
31	DA	2587	A	C4-C5-C6	5.47	119.74	117.00
1	AA	1442	G	C4-N9-C1'	5.47	133.62	126.50
31	DA	1833	U	N1-C2-O2	-5.47	118.97	122.80
31	DA	2820	A	C2-N3-C4	-5.47	107.86	110.60
41	DP	53	GLY	N-CA-C	-5.47	99.42	113.10
31	BA	1846	G	N1-C6-O6	5.47	123.18	119.90
31	DA	2522	U	C6-N1-C2	5.47	124.28	121.00
31	BA	16	G	N1-C6-O6	5.47	123.18	119.90
31	BA	1291	C	C6-N1-C2	5.47	122.49	120.30
31	BA	1904	G	C8-N9-C4	5.47	108.59	106.40
31	BA	2061	G	N1-C6-O6	-5.47	116.62	119.90
31	BA	2715	C	C5-C6-N1	-5.47	118.27	121.00
31	BA	2441	C	C2-N3-C4	-5.46	117.17	119.90
31	BA	451	C	N3-C2-O2	5.46	125.72	121.90
31	DA	801	G	C5-C6-O6	5.46	131.88	128.60
31	BA	128	C	C5-C4-N4	-5.46	116.38	120.20
31	BA	1189	A	N1-C6-N6	5.46	121.88	118.60
31	BA	1653	G	C8-N9-C1'	-5.46	119.90	127.00
31	DA	1616	A	C8-N9-C4	-5.46	103.62	105.80
31	DA	2678	C	C6-N1-C2	5.46	122.48	120.30
31	BA	114	U	C2-N1-C1'	5.45	124.24	117.70
31	BA	805	G	C6-C5-N7	-5.45	127.13	130.40
31	BA	976	C	N3-C2-O2	-5.45	118.08	121.90
31	DA	594	U	C2-N3-C4	-5.45	123.73	127.00
31	DA	2318	G	C4-N9-C1'	5.45	133.59	126.50
31	DA	2544	G	C6-C5-N7	-5.45	127.13	130.40
31	DA	2030	A	N1-C6-N6	5.45	121.87	118.60
31	BA	2422	A	N9-C4-C5	5.45	107.98	105.80
31	DA	600	G	C2-N3-C4	-5.45	109.18	111.90
51	DZ	110	GLY	N-CA-C	-5.45	99.48	113.10
31	BA	1020	A	C8-N9-C4	-5.45	103.62	105.80
31	DA	2619	C	C5-C6-N1	-5.45	118.28	121.00
31	DA	2244	U	C5-C6-N1	-5.44	119.98	122.70
31	DA	2595	G	C8-N9-C4	5.44	108.58	106.40
31	BA	512	G	O4'-C1'-N9	5.44	112.55	108.20
31	BA	669	G	C6-C5-N7	5.44	133.66	130.40
31	BA	1204	A	C1'-O4'-C4'	-5.44	105.55	109.90
31	BA	1970	A	N1-C6-N6	5.44	121.86	118.60

Continued on next page...

Continued from previous page...

Mol	Chain	Res	Type	Atoms	Z	Observed(°)	Ideal(°)
31	DA	330	A	C8-N9-C4	5.44	107.98	105.80
31	DA	1371	G	N1-C6-O6	5.44	123.16	119.90
31	DA	1682	G	C8-N9-C4	5.44	108.58	106.40
31	DA	2352	A	C2-N3-C4	-5.44	107.88	110.60
31	DA	2607	G	C6-C5-N7	-5.44	127.14	130.40
32	DB	81	G	N1-C6-O6	5.44	123.16	119.90
31	BA	789	A	N1-C6-N6	-5.44	115.34	118.60
31	BA	1207	C	N3-C2-O2	5.44	125.70	121.90
31	DA	133	C	N3-C4-C5	5.44	124.07	121.90
31	DA	762	U	C2-N1-C1'	5.43	124.22	117.70
31	BA	141	A	C4-C5-C6	5.43	119.72	117.00
31	DA	461	C	N1-C2-O2	-5.43	115.64	118.90
31	DA	2346	A	C1'-O4'-C4'	-5.43	105.55	109.90
31	BA	1336	A	C6-N1-C2	-5.43	115.34	118.60
31	BA	1755	A	N1-C6-N6	-5.43	115.34	118.60
31	DA	2463	C	N3-C4-C5	5.43	124.07	121.90
31	BA	2085	C	C5-C6-N1	-5.43	118.29	121.00
31	BA	2715	C	C2-N3-C4	-5.43	117.19	119.90
31	DA	1797	C	C5-C6-N1	-5.42	118.29	121.00
31	DA	2814	C	C5-C6-N1	-5.42	118.29	121.00
31	BA	2201	C	C5-C6-N1	-5.42	118.29	121.00
31	BA	2374	C	C5-C6-N1	-5.42	118.29	121.00
31	BA	2736	G	C4-N9-C1'	-5.42	119.45	126.50
31	BA	531	C	C5-C6-N1	-5.42	118.29	121.00
31	BA	2232	U	C5-C6-N1	-5.42	119.99	122.70
31	DA	856	C	C6-N1-C2	-5.42	118.13	120.30
31	DA	1833	U	N3-C2-O2	5.42	125.99	122.20
31	DA	1270	C	N1-C2-O2	-5.41	115.65	118.90
31	BA	527	C	N1-C2-N3	5.41	122.99	119.20
32	BB	27	C	C2-N1-C1'	5.41	124.75	118.80
31	DA	445	C	C2-N3-C4	-5.41	117.19	119.90
31	DA	2774	C	N3-C4-C5	5.41	124.06	121.90
31	BA	1614	A	C4-C5-N7	5.41	113.41	110.70
31	BA	2518	A	C8-N9-C4	-5.41	103.64	105.80
31	BA	542	C	C6-N1-C2	-5.41	118.14	120.30
31	DA	2579	C	N3-C2-O2	5.41	125.69	121.90
31	BA	2346	A	N1-C6-N6	5.41	121.84	118.60
31	DA	1674	G	C4-N9-C1'	5.41	133.53	126.50
31	BA	1674	G	N3-C4-N9	5.40	129.24	126.00
31	BA	2319	G	C8-N9-C4	-5.40	104.24	106.40
31	BA	2399	G	C6-C5-N7	-5.40	127.16	130.40
31	DA	2399	G	N3-C4-C5	-5.40	125.90	128.60

Continued on next page...

Continued from previous page...

Mol	Chain	Res	Type	Atoms	Z	Observed(°)	Ideal(°)
31	BA	192	C	N1-C2-O2	-5.40	115.66	118.90
31	BA	386	G	C5-C6-O6	-5.40	125.36	128.60
34	BE	136	ARG	NE-CZ-NH1	-5.40	117.60	120.30
1	CA	1519	A	C5-C6-N6	5.40	128.02	123.70
30	B8	49	VAL	N-CA-C	-5.40	96.42	111.00
31	BA	475	U	C2-N1-C1'	5.40	124.18	117.70
31	BA	1349	A	N7-C8-N9	5.40	116.50	113.80
31	BA	2253	G	N9-C4-C5	-5.40	103.24	105.40
31	BA	529	A	C4-C5-N7	5.40	113.40	110.70
1	AA	108	G	C4-C5-N7	5.39	112.96	110.80
31	BA	577	G	C8-N9-C4	5.39	108.56	106.40
31	BA	1681	G	N3-C4-C5	5.39	131.30	128.60
31	DA	2055	C	N3-C4-C5	5.39	124.06	121.90
31	DA	2293	C	N3-C4-C5	5.39	124.06	121.90
31	BA	640	C	N3-C4-C5	-5.39	119.74	121.90
31	BA	2399	G	N3-C4-C5	-5.39	125.90	128.60
31	DA	1786	A	C8-N9-C4	-5.39	103.64	105.80
32	DB	27	C	N1-C2-O2	5.39	122.14	118.90
31	BA	2196	C	C6-N1-C2	5.39	122.46	120.30
31	DA	530	G	N3-C4-C5	5.39	131.29	128.60
31	BA	1694	C	C5-C4-N4	-5.39	116.43	120.20
31	BA	2240	C	C5-C4-N4	-5.39	116.43	120.20
31	DA	1210	A	N7-C8-N9	5.39	116.50	113.80
31	BA	1674	G	C8-N9-C4	-5.39	104.25	106.40
31	BA	2600	A	C5-N7-C8	5.39	106.59	103.90
49	BX	62	LYS	N-CA-C	5.39	125.55	111.00
31	DA	446	G	C8-N9-C4	5.38	108.55	106.40
31	DA	1340	U	C2-N3-C4	-5.38	123.77	127.00
31	BA	682	G	N3-C2-N2	5.38	123.67	119.90
31	BA	930	U	C5-C4-O4	5.38	129.13	125.90
31	DA	265	A	C6-C5-N7	-5.38	128.53	132.30
31	BA	1918	A	C8-N9-C4	5.38	107.95	105.80
31	DA	859	G	C4-N9-C1'	-5.38	119.51	126.50
31	DA	948	G	N3-C4-C5	5.38	131.29	128.60
31	DA	2455	G	N1-C6-O6	5.38	123.12	119.90
31	BA	527	C	C5-C4-N4	5.37	123.96	120.20
31	DA	584	C	N1-C2-O2	-5.37	115.67	118.90
31	DA	2485	G	N3-C4-N9	5.37	129.22	126.00
1	AA	1502	A	N1-C6-N6	5.37	121.82	118.60
31	BA	1617	C	C4-C5-C6	5.37	120.09	117.40
31	BA	2363	C	C2-N1-C1'	-5.37	112.89	118.80
31	DA	2330	G	N7-C8-N9	-5.37	110.42	113.10

Continued on next page...

Continued from previous page...

Mol	Chain	Res	Type	Atoms	Z	Observed(°)	Ideal(°)
31	DA	783	A	N3-C4-N9	-5.37	123.10	127.40
31	BA	791	C	C6-N1-C2	5.37	122.45	120.30
31	BA	1694	C	C6-N1-C2	-5.37	118.15	120.30
35	DF	68	LYS	N-CA-C	5.37	125.49	111.00
31	DA	1559	G	N1-C6-O6	5.37	123.12	119.90
31	DA	2495	G	C8-N9-C4	5.37	108.55	106.40
31	BA	481	G	N3-C4-C5	-5.37	125.92	128.60
31	BA	1558	A	N1-C2-N3	5.37	131.98	129.30
31	BA	1653	G	C5-N7-C8	5.37	106.98	104.30
31	DA	444	C	C2-N3-C4	-5.37	117.22	119.90
45	DT	23	ARG	NE-CZ-NH2	-5.37	117.62	120.30
31	BA	2433	A	N1-C2-N3	5.36	131.98	129.30
31	BA	2538	C	C5-C6-N1	-5.36	118.32	121.00
31	DA	773	U	C5-C6-N1	-5.36	120.02	122.70
31	DA	1256	G	N3-C4-C5	-5.36	125.92	128.60
31	DA	1349	A	C6-C5-N7	-5.36	128.55	132.30
31	DA	1340	U	C5-C6-N1	-5.36	120.02	122.70
31	BA	1529	G	C8-N9-C1'	-5.36	120.03	127.00
48	DW	6	ILE	CB-CA-C	-5.36	100.88	111.60
31	BA	2014	A	C8-N9-C4	5.36	107.94	105.80
31	BA	2724	C	N1-C2-O2	-5.36	115.68	118.90
31	DA	1934	C	C4'-C3'-C2'	5.36	107.96	102.60
31	DA	2037	G	C6-N1-C2	-5.36	121.89	125.10
31	BA	1674	G	C4-N9-C1'	5.36	133.47	126.50
31	BA	843	G	C8-N9-C4	5.36	108.54	106.40
31	BA	2688	U	C4-C5-C6	5.36	122.91	119.70
31	DA	2686	G	C8-N9-C4	-5.36	104.26	106.40
23	D1	55	GLY	N-CA-C	-5.35	99.72	113.10
31	DA	1397	U	P-O3'-C3'	5.35	126.12	119.70
31	DA	1771	C	C2-N3-C4	-5.35	117.22	119.90
31	BA	272(C)	G	C8-N9-C4	5.35	108.54	106.40
31	BA	729	G	C5-C6-O6	-5.35	125.39	128.60
31	BA	2439	A	C5-N7-C8	-5.35	101.22	103.90
31	DA	791	C	C6-N1-C2	5.35	122.44	120.30
1	AA	43	C	C6-N1-C2	5.35	122.44	120.30
31	BA	104	U	N1-C2-O2	-5.35	119.06	122.80
31	BA	2751	G	C4-N9-C1'	5.35	133.46	126.50
29	D7	34	ARG	NE-CZ-NH1	-5.35	117.63	120.30
31	DA	856	C	C6-N1-C1'	-5.35	114.38	120.80
31	DA	1328	G	C5-C6-O6	-5.35	125.39	128.60
23	B1	55	GLY	N-CA-C	-5.35	99.73	113.10
31	BA	612	C	C6-N1-C2	5.35	122.44	120.30

Continued on next page...

Continued from previous page...

Mol	Chain	Res	Type	Atoms	Z	Observed(°)	Ideal(°)
31	BA	1616	A	C4-N9-C1'	5.35	135.92	126.30
31	BA	2318	G	C5-N7-C8	-5.35	101.63	104.30
31	DA	1962	C	C6-N1-C1'	-5.35	114.38	120.80
31	DA	2383	G	N1-C6-O6	-5.35	116.69	119.90
31	BA	686	G	C6-C5-N7	-5.35	127.19	130.40
31	DA	676	A	N3-C4-C5	5.35	130.54	126.80
31	DA	755	C	C6-N1-C2	5.35	122.44	120.30
31	BA	1310	G	C4-C5-N7	-5.34	108.66	110.80
31	BA	1349	A	C6-C5-N7	-5.34	128.56	132.30
31	BA	2059	A	C8-N9-C4	5.34	107.94	105.80
31	DA	2225	A	C8-N9-C4	-5.34	103.66	105.80
31	BA	2618	G	C8-N9-C4	-5.34	104.26	106.40
31	DA	452	G	C5-C6-O6	-5.34	125.39	128.60
31	DA	2736	G	C4-N9-C1'	-5.34	119.56	126.50
31	DA	1397	U	N1-C2-N3	5.34	118.10	114.90
30	D8	49	VAL	N-CA-C	-5.34	96.59	111.00
31	BA	128	C	C2-N3-C4	-5.34	117.23	119.90
32	DB	99	G	C8-N9-C4	5.34	108.53	106.40
1	CA	1442	G	C4-N9-C1'	5.33	133.44	126.50
31	DA	591	C	C4-C5-C6	5.33	120.07	117.40
31	BA	2431	U	C5-C6-N1	-5.33	120.03	122.70
31	DA	1244	G	N3-C4-C5	5.33	131.27	128.60
31	DA	2779	U	C5-C6-N1	-5.33	120.03	122.70
31	BA	2542	A	C6-C5-N7	-5.33	128.57	132.30
31	DA	2827	C	C5-C6-N1	-5.33	118.33	121.00
31	BA	1279	G	N9-C4-C5	5.33	107.53	105.40
31	BA	2031	A	C8-N9-C4	-5.33	103.67	105.80
31	DA	2607	G	C8-N9-C1'	-5.33	120.08	127.00
31	DA	580	C	N3-C2-O2	5.32	125.63	121.90
31	DA	1985	G	N1-C2-N3	5.32	127.09	123.90
31	DA	2447	G	C6-N1-C2	-5.32	121.91	125.10
31	BA	585	G	N1-C6-O6	5.32	123.09	119.90
31	BA	2048	G	N9-C4-C5	5.32	107.53	105.40
27	B5	46	CYS	N-CA-C	5.32	125.37	111.00
31	BA	272(B)	G	N1-C6-O6	-5.32	116.71	119.90
31	BA	676	A	N3-C4-N9	-5.32	123.14	127.40
45	BT	80	SER	N-CA-C	5.32	125.37	111.00
31	DA	1611	C	C5-C4-N4	-5.32	116.48	120.20
31	DA	1653	G	N3-C4-N9	5.32	129.19	126.00
31	BA	83	G	N3-C2-N2	-5.32	116.18	119.90
27	D5	46	CYS	N-CA-C	5.32	125.36	111.00
31	DA	523	C	N1-C2-O2	-5.32	115.71	118.90

Continued on next page...

Continued from previous page...

Mol	Chain	Res	Type	Atoms	Z	Observed(°)	Ideal(°)
31	DA	587	C	N3-C2-O2	-5.31	118.18	121.90
31	BA	1602	U	C4-C5-C6	5.31	122.89	119.70
31	DA	1332	G	C4-C5-C6	-5.31	115.61	118.80
31	DA	1485	G	N3-C4-N9	5.31	129.19	126.00
31	DA	1762	A	N7-C8-N9	5.31	116.46	113.80
31	BA	1328	G	C5-C6-O6	-5.31	125.41	128.60
31	DA	2050	C	C5-C6-N1	-5.31	118.34	121.00
31	BA	669	G	C4-N9-C1'	-5.31	119.60	126.50
31	BA	945	A	O4'-C1'-N9	5.31	112.45	108.20
31	BA	2436	G	N9-C4-C5	5.31	107.52	105.40
31	BA	2571	C	C2-N1-C1'	5.31	124.64	118.80
31	DA	24	G	C5-C6-N1	-5.31	108.84	111.50
31	BA	389	G	C8-N9-C4	5.31	108.52	106.40
31	BA	2713	A	N3-C4-C5	5.31	130.51	126.80
41	BP	47	ASP	CB-CG-OD1	5.31	123.08	118.30
31	DA	1681	G	N1-C6-O6	5.31	123.08	119.90
31	DA	2424	C	C5-C6-N1	-5.31	118.35	121.00
31	DA	2547	U	C5-C6-N1	-5.31	120.05	122.70
31	BA	495	G	C4-C5-N7	-5.30	108.68	110.80
31	BA	1213	A	N7-C8-N9	5.30	116.45	113.80
31	BA	2700	C	C6-N1-C2	5.30	122.42	120.30
31	DA	1328	G	C6-N1-C2	-5.30	121.92	125.10
31	DA	2043	C	N3-C4-C5	5.30	124.02	121.90
31	BA	1939	U	N3-C4-C5	5.30	117.78	114.60
31	BA	2729	G	N1-C6-O6	5.30	123.08	119.90
31	DA	2841	C	N3-C4-C5	5.30	124.02	121.90
41	DP	52	GLU	N-CA-C	5.30	125.31	111.00
31	BA	949	C	C5-C6-N1	-5.30	118.35	121.00
31	BA	860	U	N3-C2-O2	-5.30	118.49	122.20
31	DA	1378	A	N1-C6-N6	-5.29	115.42	118.60
31	BA	962	G	N1-C6-O6	5.29	123.08	119.90
1	CA	495	A	N1-C6-N6	-5.29	115.42	118.60
31	BA	1674	G	C5-C6-O6	-5.29	125.42	128.60
31	BA	2383	G	C4-N9-C1'	5.29	133.38	126.50
31	DA	736	C	N1-C2-O2	-5.29	115.73	118.90
31	DA	272	G	C8-N9-C4	-5.29	104.28	106.40
31	DA	1033	U	C2-N1-C1'	5.29	124.05	117.70
31	DA	2363	C	C6-N1-C2	5.29	122.42	120.30
31	BA	1495	A	C4-C5-N7	5.29	113.34	110.70
31	DA	673	C	C6-N1-C2	5.29	122.41	120.30
31	DA	1962	C	N1-C2-O2	5.29	122.07	118.90
31	DA	2452	C	C5-C4-N4	-5.29	116.50	120.20

Continued on next page...

Continued from previous page...

Mol	Chain	Res	Type	Atoms	Z	Observed(°)	Ideal(°)
31	DA	2429	G	C8-N9-C4	-5.28	104.29	106.40
31	DA	2607	G	N3-C4-N9	5.28	129.17	126.00
1	AA	139	G	N1-C6-O6	5.28	123.07	119.90
31	BA	330	A	N3-C4-N9	-5.28	123.17	127.40
31	DA	791	C	C2-N3-C4	-5.28	117.26	119.90
31	BA	864	G	C2-N3-C4	5.28	114.54	111.90
31	BA	2688	U	N1-C2-N3	5.28	118.07	114.90
31	DA	864	G	C2-N3-C4	5.28	114.54	111.90
31	DA	1301	A	N1-C6-N6	5.28	121.77	118.60
1	CA	1429	C	C6-N1-C2	5.28	122.41	120.30
31	BA	2059	A	C2-N3-C4	-5.28	107.96	110.60
31	DA	2440	C	C2-N1-C1'	-5.28	112.99	118.80
31	DA	2518	A	C5-C6-N6	-5.28	119.48	123.70
41	DP	58	THR	N-CA-C	-5.28	96.75	111.00
31	BA	2475	C	C5-C6-N1	5.28	123.64	121.00
31	BA	1559	G	N3-C4-C5	5.27	131.24	128.60
31	DA	985	C	C5-C6-N1	-5.27	118.36	121.00
31	DA	1363	C	C2-N1-C1'	-5.27	113.00	118.80
31	DA	1653	G	C4-C5-C6	5.27	121.97	118.80
31	BA	1989	G	N1-C6-O6	5.27	123.06	119.90
31	BA	673	C	C6-N1-C2	5.27	122.41	120.30
31	BA	2433	A	C2-N3-C4	-5.27	107.97	110.60
31	BA	2819	G	C5-C6-O6	-5.27	125.44	128.60
31	DA	1674	G	C8-N9-C1'	-5.27	120.15	127.00
31	BA	827	U	N3-C2-O2	5.26	125.89	122.20
31	DA	1543	C	N3-C4-N4	5.26	121.69	118.00
31	DA	2477	C	N3-C4-C5	-5.26	119.79	121.90
31	DA	814	C	C6-N1-C2	5.26	122.41	120.30
31	BA	1829	A	C2-N3-C4	-5.26	107.97	110.60
31	BA	1833	U	N1-C2-O2	-5.26	119.12	122.80
31	DA	843	G	C8-N9-C4	5.26	108.50	106.40
31	BA	678	C	C2-N3-C4	-5.26	117.27	119.90
31	BA	1142(A)	A	N1-C2-N3	5.26	131.93	129.30
31	BA	2231	C	C6-N1-C2	5.26	122.40	120.30
31	BA	2612	C	C6-N1-C2	5.26	122.40	120.30
31	BA	2278	A	N9-C4-C5	5.26	107.90	105.80
31	DA	1827	C	C2-N3-C4	-5.25	117.27	119.90
31	DA	2779	U	N1-C2-N3	5.25	118.05	114.90
31	BA	587	C	N3-C2-O2	-5.25	118.22	121.90
31	BA	1496	A	C8-N9-C1'	-5.25	118.25	127.70
31	BA	2346	A	O4'-C1'-N9	5.25	112.40	108.20
31	DA	1286	A	N9-C4-C5	5.25	107.90	105.80

Continued on next page...

Continued from previous page...

Mol	Chain	Res	Type	Atoms	Z	Observed(°)	Ideal(°)
31	DA	1698	A	N7-C8-N9	5.25	116.43	113.80
31	DA	2329	G	C8-N9-C4	5.25	108.50	106.40
31	DA	2443	C	N3-C4-N4	5.25	121.68	118.00
31	BA	1942	C	N1-C2-O2	-5.25	115.75	118.90
31	BA	933	A	N1-C6-N6	5.25	121.75	118.60
31	DA	1797	C	C6-N1-C2	5.25	122.40	120.30
31	DA	2037	G	N1-C2-N3	5.25	127.05	123.90
31	DA	2711	A	N3-C4-C5	5.25	130.47	126.80
31	BA	518	G	N3-C4-C5	-5.25	125.98	128.60
31	BA	1678	G	N1-C6-O6	5.25	123.05	119.90
31	DA	1332	G	C6-N1-C2	5.25	128.25	125.10
31	DA	2395	C	C6-N1-C2	5.25	122.40	120.30
31	BA	1238	G	C8-N9-C4	-5.25	104.30	106.40
31	DA	843	G	N7-C8-N9	-5.24	110.48	113.10
31	DA	1343	G	C4-N9-C1'	5.24	133.31	126.50
31	DA	1662	C	N3-C4-C5	5.24	124.00	121.90
31	DA	1193	G	N1-C6-O6	5.24	123.05	119.90
31	DA	1349	A	C2-N3-C4	-5.24	107.98	110.60
1	AA	34	C	C6-N1-C2	5.24	122.39	120.30
31	BA	1698	A	C3'-C2'-C1'	-5.24	97.31	101.50
1	CA	909	A	C8-N9-C4	5.24	107.89	105.80
31	DA	192	C	N1-C2-O2	-5.24	115.76	118.90
31	BA	2085	C	C4-C5-C6	5.24	120.02	117.40
31	BA	565	C	N3-C4-C5	5.23	123.99	121.90
31	BA	2070	G	C5-C6-O6	-5.23	125.46	128.60
31	BA	2201	C	N3-C4-N4	-5.23	114.34	118.00
31	DA	1674	G	N3-C4-N9	5.23	129.14	126.00
31	DA	1682	G	N9-C4-C5	-5.23	103.31	105.40
31	BA	1338	G	C5-C6-O6	-5.23	125.46	128.60
31	BA	774	A	C3'-C2'-C1'	5.23	105.68	101.50
31	BA	2685	G	N1-C6-O6	5.23	123.04	119.90
31	BA	2258	C	N3-C2-O2	5.23	125.56	121.90
31	DA	1163	G	C8-N9-C4	5.23	108.49	106.40
31	BA	209	C	C5-C6-N1	-5.23	118.39	121.00
31	BA	2512	C	N3-C4-C5	5.23	123.99	121.90
31	DA	2065	C	C6-N1-C2	5.23	122.39	120.30
31	DA	2599	G	C5-C6-O6	5.23	131.74	128.60
31	BA	643	A	C4-C5-C6	5.23	119.61	117.00
31	BA	661	C	N3-C4-C5	5.23	123.99	121.90
31	BA	1658	C	N3-C4-C5	-5.23	119.81	121.90
31	DA	1281	G	C5-C6-O6	-5.23	125.46	128.60
31	BA	990	A	C2-N3-C4	-5.22	107.99	110.60

Continued on next page...

Continued from previous page...

Mol	Chain	Res	Type	Atoms	Z	Observed(°)	Ideal(°)
31	BA	2558	C	N3-C4-C5	5.22	123.99	121.90
1	CA	117	G	C6-C5-N7	-5.22	127.27	130.40
31	BA	933	A	C6-C5-N7	-5.22	128.64	132.30
31	DA	2383	G	N3-C4-C5	-5.22	125.99	128.60
31	BA	196	A	C4-C5-N7	5.22	113.31	110.70
31	BA	2318	G	C4-N9-C1'	5.22	133.29	126.50
31	BA	2607	G	C6-C5-N7	-5.22	127.27	130.40
31	DA	527	C	N3-C4-N4	-5.22	114.34	118.00
1	AA	906	G	N9-C4-C5	-5.22	103.31	105.40
31	BA	748	G	C4-C5-N7	-5.22	108.71	110.80
31	BA	1251	C	C6-N1-C2	-5.22	118.21	120.30
34	BE	47	VAL	CB-CA-C	-5.22	101.48	111.40
31	DA	2469	A	C4-C5-C6	5.22	119.61	117.00
31	BA	2252	G	C2-N3-C4	-5.22	109.29	111.90
31	DA	376	C	C2-N1-C1'	-5.22	113.06	118.80
31	DA	948	G	N3-C4-N9	-5.21	122.87	126.00
31	DA	797	C	C4-C5-C6	5.21	120.01	117.40
31	DA	2430	A	C5-N7-C8	-5.21	101.29	103.90
31	BA	1201	C	N3-C4-C5	5.21	123.98	121.90
31	BA	272	G	C8-N9-C4	-5.21	104.32	106.40
31	DA	1698	A	C3'-C2'-C1'	-5.21	97.33	101.50
31	DA	1819	A	N1-C2-N3	5.21	131.90	129.30
31	DA	2676	C	C5-C6-N1	-5.21	118.40	121.00
31	DA	397	G	C2-N3-C4	-5.21	109.30	111.90
31	DA	529	A	N9-C4-C5	-5.21	103.72	105.80
31	DA	2572	A	C8-N9-C4	5.21	107.88	105.80
31	BA	530	G	C2-N3-C4	-5.20	109.30	111.90
31	DA	2383	G	C4-N9-C1'	5.20	133.26	126.50
31	BA	2024	G	C5-N7-C8	5.20	106.90	104.30
31	BA	2070	G	N9-C4-C5	-5.20	103.32	105.40
31	BA	2254	C	N1-C2-O2	-5.20	115.78	118.90
31	DA	205	G	N3-C2-N2	5.20	123.54	119.90
31	DA	2399	G	C8-N9-C1'	-5.20	120.24	127.00
31	BA	2712	U	N3-C4-O4	-5.20	115.76	119.40
31	BA	2828	C	C6-N1-C2	5.20	122.38	120.30
41	BP	29	LYS	CD-CE-NZ	5.20	123.66	111.70
31	BA	185	U	C2-N3-C4	-5.20	123.88	127.00
31	BA	1660	C	N3-C4-C5	5.20	123.98	121.90
31	BA	2258	C	N3-C4-N4	5.20	121.64	118.00
31	DA	1349	A	C4-C5-N7	5.20	113.30	110.70
31	BA	678	C	N3-C4-C5	5.20	123.98	121.90
49	BX	75	ASP	N-CA-C	-5.20	96.97	111.00

Continued on next page...

Continued from previous page...

Mol	Chain	Res	Type	Atoms	Z	Observed(°)	Ideal(°)
31	DA	786	C	C5-C6-N1	-5.20	118.40	121.00
35	DF	83	PHE	N-CA-C	5.19	125.02	111.00
31	BA	23	G	C8-N9-C4	5.19	108.48	106.40
31	BA	651	G	C4-N9-C1'	5.19	133.25	126.50
1	CA	1524	C	N1-C2-O2	-5.19	115.78	118.90
31	DA	179	G	N7-C8-N9	-5.19	110.50	113.10
31	DA	2612	C	C6-N1-C2	5.19	122.38	120.30
31	BA	1762	A	N7-C8-N9	5.19	116.39	113.80
31	DA	292	C	N3-C4-C5	5.19	123.97	121.90
31	DA	1317	A	C6-N1-C2	-5.19	115.49	118.60
31	DA	1960	A	C8-N9-C4	5.19	107.88	105.80
31	BA	1131	G	N3-C2-N2	5.19	123.53	119.90
31	BA	2672	G	N1-C6-O6	5.19	123.01	119.90
31	BA	650	C	C6-N1-C2	-5.18	118.23	120.30
31	BA	1204	A	O4'-C1'-N9	5.18	112.35	108.20
31	BA	1614	A	C6-C5-N7	-5.18	128.67	132.30
41	BP	39	LYS	CD-CE-NZ	-5.18	99.78	111.70
31	DA	621	A	C5-C6-N1	-5.18	115.11	117.70
31	DA	2512	C	C2-N3-C4	-5.18	117.31	119.90
31	DA	1573	G	N7-C8-N9	-5.18	110.51	113.10
31	DA	1983	C	N1-C2-O2	-5.18	115.79	118.90
1	CA	1432	G	C8-N9-C4	-5.18	104.33	106.40
31	DA	564	C	N1-C2-O2	-5.18	115.79	118.90
31	DA	730	C	C6-N1-C2	5.18	122.37	120.30
31	DA	1794	U	N1-C2-O2	5.18	126.42	122.80
31	DA	754	C	C2-N3-C4	-5.18	117.31	119.90
31	DA	1574	C	C6-N1-C2	5.18	122.37	120.30
31	DA	2469	A	N1-C2-N3	5.18	131.89	129.30
31	BA	1678	G	C8-N9-C1'	-5.17	120.27	127.00
31	BA	2607	G	C4-N9-C1'	5.17	133.23	126.50
31	DA	1658	C	N1-C2-O2	-5.17	115.80	118.90
1	CA	894	G	C5-C6-O6	-5.17	125.50	128.60
31	DA	192	C	N3-C2-O2	5.17	125.52	121.90
31	DA	2045	C	C6-N1-C2	5.17	122.37	120.30
31	DA	2087	G	N1-C6-O6	5.17	123.00	119.90
31	BA	38	A	C8-N9-C4	-5.17	103.73	105.80
31	BA	2771	C	N3-C4-N4	-5.17	114.38	118.00
31	DA	1790	C	C2-N1-C1'	-5.17	113.11	118.80
31	BA	774	A	N3-C4-C5	5.17	130.42	126.80
31	BA	669	G	C5-C6-O6	5.17	131.70	128.60
31	DA	2685	G	C5-C6-N1	-5.17	108.92	111.50
31	BA	316	C	C6-N1-C2	5.16	122.36	120.30

Continued on next page...

Continued from previous page...

Mol	Chain	Res	Type	Atoms	Z	Observed(°)	Ideal(°)
31	BA	2469	A	C8-N9-C4	-5.16	103.73	105.80
31	DA	1617	C	N3-C2-O2	5.16	125.51	121.90
31	DA	2443	C	C5-C4-N4	-5.16	116.59	120.20
31	BA	1204	A	C8-N9-C1'	-5.16	118.41	127.70
31	BA	1210	A	N7-C8-N9	5.16	116.38	113.80
31	DA	2475	C	C5-C4-N4	-5.16	116.59	120.20
31	BA	814	C	C5-C6-N1	-5.16	118.42	121.00
31	BA	2503	A	C2-N3-C4	5.16	113.18	110.60
31	BA	1782	C	C2-N3-C4	-5.16	117.32	119.90
31	BA	2027	G	N7-C8-N9	5.16	115.68	113.10
31	DA	555	U	C2-N1-C1'	-5.16	111.51	117.70
31	DA	1204	A	C8-N9-C1'	-5.16	118.42	127.70
1	AA	569	C	N3-C2-O2	-5.15	118.29	121.90
31	DA	569	U	C6-N1-C2	5.15	124.09	121.00
31	DA	671	C	C4-C5-C6	5.15	119.98	117.40
31	BA	2409	G	N3-C4-N9	5.15	129.09	126.00
31	DA	1821	A	C8-N9-C4	5.15	107.86	105.80
31	DA	2713	A	C6-C5-N7	-5.15	128.69	132.30
1	AA	123	C	C5-C6-N1	-5.15	118.42	121.00
31	DA	486	C	N3-C2-O2	5.15	125.50	121.90
31	BA	1238	G	N9-C4-C5	5.15	107.46	105.40
31	DA	1333	C	C6-N1-C2	5.15	122.36	120.30
1	AA	1432	G	C5-C6-N1	-5.15	108.93	111.50
31	BA	737	C	C2-N3-C4	-5.14	117.33	119.90
31	BA	1241	A	C6-C5-N7	-5.14	128.70	132.30
31	BA	1659	U	N1-C2-O2	-5.14	119.20	122.80
31	BA	266	G	N1-C6-O6	5.14	122.99	119.90
1	CA	897	C	C5-C6-N1	-5.14	118.43	121.00
31	DA	484	C	C6-N1-C2	5.14	122.36	120.30
31	BA	2499	C	N3-C4-N4	5.14	121.60	118.00
31	BA	683	C	C2-N3-C4	-5.14	117.33	119.90
31	DA	107	C	C5-C6-N1	-5.14	118.43	121.00
31	DA	1780	A	C5-C6-N1	-5.14	115.13	117.70
31	BA	1253	A	C2-N3-C4	5.14	113.17	110.60
31	DA	1992	G	N1-C6-O6	-5.14	116.82	119.90
31	BA	2672	G	N3-C4-N9	5.14	129.08	126.00
31	DA	847	U	N1-C2-N3	5.13	117.98	114.90
31	BA	272(B)	G	C4-C5-N7	-5.13	108.75	110.80
31	BA	587	C	C3'-C2'-C1'	5.13	105.61	101.50
31	DA	1792	G	C8-N9-C4	5.13	108.45	106.40
31	DA	2503	A	C2-N3-C4	5.13	113.17	110.60
30	D8	44	LYS	CD-CE-NZ	5.13	123.50	111.70

Continued on next page...

Continued from previous page...

Mol	Chain	Res	Type	Atoms	Z	Observed(°)	Ideal(°)
31	DA	474	G	P-O3'-C3'	5.13	125.86	119.70
31	DA	1543	C	C6-N1-C2	-5.13	118.25	120.30
1	AA	1524	C	N3-C2-O2	5.13	125.49	121.90
31	BA	2286	A	C8-N9-C4	-5.13	103.75	105.80
31	BA	2481	G	C8-N9-C4	5.13	108.45	106.40
31	DA	179	G	N1-C6-O6	5.13	122.98	119.90
31	DA	2048	G	C8-N9-C4	-5.13	104.35	106.40
1	AA	888	G	C8-N9-C4	5.13	108.45	106.40
31	BA	1674	G	N3-C4-C5	-5.13	126.04	128.60
31	BA	2451	A	C8-N9-C4	-5.13	103.75	105.80
31	DA	1694	C	C1'-O4'-C4'	-5.13	105.80	109.90
31	BA	1022	G	N1-C2-N3	5.12	126.97	123.90
31	BA	2030	A	N1-C6-N6	5.12	121.67	118.60
31	BA	2240	C	C6-N1-C2	5.12	122.35	120.30
31	BA	2567	G	N1-C6-O6	5.12	122.97	119.90
31	DA	2293	C	C5-C6-N1	-5.12	118.44	121.00
31	BA	133	C	C2-N3-C4	-5.12	117.34	119.90
31	BA	847	U	N1-C2-N3	5.12	117.97	114.90
31	BA	1123	C	C2-N3-C4	-5.12	117.34	119.90
1	CA	1502	A	N1-C6-N6	5.12	121.67	118.60
31	DA	1777	U	C5-C6-N1	-5.12	120.14	122.70
31	BA	737	C	C6-N1-C2	5.12	122.35	120.30
31	DA	811	U	C5-C4-O4	5.12	128.97	125.90
1	CA	1502	A	C2-N3-C4	-5.12	108.04	110.60
31	DA	739	G	N7-C8-N9	-5.12	110.54	113.10
31	DA	2067	G	C5-C6-N1	5.12	114.06	111.50
1	CA	697	U	C5-C6-N1	-5.12	120.14	122.70
31	BA	697	C	N1-C2-O2	-5.12	115.83	118.90
31	BA	1196	C	C6-N1-C2	5.12	122.35	120.30
41	BP	59	LEU	CB-CG-CD1	5.12	119.69	111.00
31	DA	1333	C	C2-N3-C4	-5.12	117.34	119.90
31	DA	1828	G	N1-C6-O6	5.12	122.97	119.90
31	DA	463	G	N1-C6-O6	-5.11	116.83	119.90
31	DA	1397	U	N3-C4-O4	-5.11	115.82	119.40
31	BA	1573	G	N1-C6-O6	5.11	122.97	119.90
31	BA	1210	A	N1-C6-N6	5.11	121.67	118.60
31	BA	186	G	C5-C6-N1	-5.11	108.95	111.50
31	BA	2267	A	C2-N3-C4	-5.11	108.05	110.60
31	BA	2609	U	C2-N1-C1'	-5.11	111.57	117.70
31	DA	679	C	N1-C2-O2	-5.11	115.84	118.90
31	DA	753	C	C6-N1-C2	5.11	122.34	120.30
31	DA	234	C	N1-C2-O2	5.11	121.96	118.90

Continued on next page...

Continued from previous page...

Mol	Chain	Res	Type	Atoms	Z	Observed(°)	Ideal(°)
31	BA	800	A	N9-C4-C5	5.10	107.84	105.80
31	BA	1786	A	N1-C2-N3	5.10	131.85	129.30
31	BA	2380	C	C2-N3-C4	-5.10	117.35	119.90
31	DA	204	A	C8-N9-C4	-5.10	103.76	105.80
31	DA	1021	A	C4-C5-N7	5.10	113.25	110.70
31	DA	2518	A	N7-C8-N9	5.10	116.35	113.80
31	BA	651	G	C2-N3-C4	5.10	114.45	111.90
31	BA	1644	C	C6-N1-C2	5.10	122.34	120.30
31	DA	242	G	C8-N9-C4	5.10	108.44	106.40
31	DA	482	A	C8-N9-C4	5.10	107.84	105.80
31	DA	1314	C	C2-N1-C1'	5.10	124.41	118.80
31	DA	1819	A	C5-C6-N6	5.10	127.78	123.70
31	BA	1820	U	C6-N1-C2	5.10	124.06	121.00
31	BA	2253	G	C5-C6-O6	-5.10	125.54	128.60
31	DA	453	C	C5-C6-N1	-5.10	118.45	121.00
31	BA	187	G	C4-C5-N7	5.10	112.84	110.80
31	BA	586	A	N1-C6-N6	5.10	121.66	118.60
31	BA	2827	C	N1-C2-O2	-5.10	115.84	118.90
1	CA	1499	A	C8-N9-C4	5.10	107.84	105.80
31	DA	1204	A	C3'-C2'-C1'	-5.10	97.42	101.50
31	DA	1600	C	C2-N3-C4	-5.10	117.35	119.90
31	DA	2240	C	C6-N1-C2	5.10	122.34	120.30
31	DA	2547	U	C6-N1-C2	5.10	124.06	121.00
31	DA	1021	A	N3-C4-C5	5.10	130.37	126.80
31	DA	2563	U	C5-C4-O4	5.10	128.96	125.90
31	BA	1616	A	C2-N3-C4	-5.09	108.05	110.60
31	DA	2540	C	C6-N1-C2	5.09	122.34	120.30
31	BA	859	G	N3-C4-N9	-5.09	122.94	126.00
31	BA	745	G	C6-N1-C2	-5.09	122.05	125.10
31	DA	1308	A	C2-N3-C4	-5.09	108.05	110.60
31	DA	2085	C	C5-C6-N1	-5.09	118.45	121.00
31	DA	2680	C	C5-C6-N1	-5.09	118.45	121.00
31	DA	253	C	N3-C2-O2	5.09	125.46	121.90
31	DA	1496	A	C8-N9-C4	-5.09	103.76	105.80
31	DA	2607	G	C4-C5-C6	5.09	121.85	118.80
31	DA	808	G	N1-C6-O6	-5.09	116.85	119.90
31	BA	1656	C	C6-N1-C2	5.09	122.33	120.30
31	BA	2758	A	C8-N9-C4	5.09	107.83	105.80
31	DA	2472	G	N1-C6-O6	-5.09	116.85	119.90
31	BA	2456	C	C6-N1-C2	5.08	122.33	120.30
31	DA	2823	A	C2-N3-C4	-5.08	108.06	110.60
31	BA	1210	A	C2-N3-C4	-5.08	108.06	110.60

Continued on next page...

Continued from previous page...

Mol	Chain	Res	Type	Atoms	Z	Observed(°)	Ideal(°)
31	BA	1493	C	C6-N1-C1'	-5.08	114.70	120.80
31	BA	2810	A	N1-C6-N6	5.08	121.65	118.60
32	BB	81	G	N3-C2-N2	5.08	123.46	119.90
31	DA	32	C	C6-N1-C2	-5.08	118.27	120.30
31	DA	1663	C	C5-C6-N1	-5.08	118.46	121.00
31	DA	1827	C	N3-C4-C5	5.08	123.93	121.90
31	BA	2487	G	N1-C6-O6	5.08	122.95	119.90
31	BA	2569	G	N1-C6-O6	5.08	122.95	119.90
31	BA	2618	G	N9-C4-C5	5.08	107.43	105.40
31	BA	409	C	N3-C2-O2	5.08	125.46	121.90
31	BA	995	C	C6-N1-C2	-5.08	118.27	120.30
31	BA	2330	G	C5-C6-O6	-5.08	125.55	128.60
31	DA	141	A	N7-C8-N9	5.08	116.34	113.80
31	DA	995	C	N1-C2-O2	-5.08	115.85	118.90
31	BA	409	C	N3-C4-C5	5.08	123.93	121.90
31	DA	1786	A	N3-C4-C5	5.08	130.35	126.80
31	BA	1250	G	N3-C4-C5	-5.08	126.06	128.60
31	BA	2243	U	C5-C4-O4	-5.08	122.86	125.90
31	DA	36	G	N9-C4-C5	5.08	107.43	105.40
31	DA	2070	G	N1-C2-N3	5.08	126.95	123.90
31	BA	2497	A	N1-C6-N6	5.07	121.64	118.60
31	BA	2681	C	N1-C2-O2	-5.07	115.86	118.90
45	DT	80	SER	N-CA-C	5.07	124.69	111.00
31	BA	527	C	N1-C2-O2	-5.07	115.86	118.90
31	BA	843	G	N3-C4-C5	5.07	131.13	128.60
31	DA	1786	A	C5-C6-N6	-5.07	119.64	123.70
31	DA	2741	A	N9-C4-C5	-5.07	103.77	105.80
31	BA	1001	A	C8-N9-C4	5.07	107.83	105.80
30	D8	33	ASN	N-CA-C	-5.07	97.31	111.00
31	BA	859	G	C4-N9-C1'	-5.07	119.91	126.50
31	BA	2503	A	N1-C2-N3	-5.07	126.77	129.30
31	DA	2346	A	N1-C6-N6	5.07	121.64	118.60
31	BA	2360	A	C8-N9-C1'	-5.07	118.58	127.70
31	DA	1370	C	C2-N1-C1'	-5.07	113.23	118.80
31	BA	2383	G	N3-C4-C5	-5.06	126.07	128.60
31	DA	339	U	C6-N1-C2	5.06	124.04	121.00
31	BA	1158	C	C4-C5-C6	-5.06	114.87	117.40
31	BA	678	C	N3-C2-O2	5.06	125.44	121.90
31	DA	1948	G	N1-C2-N2	5.06	120.75	116.20
31	DA	2524	G	N1-C6-O6	5.06	122.94	119.90
31	BA	584	C	C6-N1-C2	5.06	122.32	120.30
31	BA	2377	A	C2-N3-C4	-5.06	108.07	110.60

Continued on next page...

Continued from previous page...

Mol	Chain	Res	Type	Atoms	Z	Observed(°)	Ideal(°)
31	DA	676	A	C6-C5-N7	-5.06	128.76	132.30
31	BA	850	C	C5-C6-N1	-5.06	118.47	121.00
31	DA	2822	G	C5-C6-O6	-5.06	125.56	128.60
31	BA	732	C	N1-C2-O2	-5.05	115.87	118.90
31	DA	148	C	C5-C6-N1	-5.05	118.47	121.00
31	DA	1191	G	C5-C6-N1	5.05	114.03	111.50
31	DA	2751	G	C4-N9-C1'	5.05	133.07	126.50
31	BA	678	C	N1-C2-O2	-5.05	115.87	118.90
31	BA	2496	C	C6-N1-C2	5.05	122.32	120.30
31	DA	2422	A	N1-C6-N6	-5.05	115.57	118.60
31	BA	203	C	N1-C2-O2	-5.05	115.87	118.90
31	BA	2517	C	N3-C4-C5	5.05	123.92	121.90
31	BA	2542	A	C5-N7-C8	-5.05	101.37	103.90
1	CA	1432	G	N7-C8-N9	5.05	115.62	113.10
31	BA	2469	A	C4-C5-C6	5.05	119.53	117.00
31	BA	2542	A	C5-C6-N1	-5.05	115.17	117.70
31	DA	516	C	N3-C4-C5	5.05	123.92	121.90
31	DA	621	A	C6-C5-N7	-5.05	128.76	132.30
31	DA	1801	G	N1-C6-O6	5.05	122.93	119.90
31	DA	2058	A	N1-C2-N3	5.05	131.82	129.30
31	BA	1972	A	C5-C6-N6	-5.05	119.66	123.70
31	BA	2013	A	N1-C6-N6	5.05	121.63	118.60
33	BD	237	GLU	N-CA-C	5.05	124.63	111.00
31	DA	1654	A	C4-C5-C6	-5.05	114.48	117.00
31	DA	210	C	C4-C5-C6	5.04	119.92	117.40
31	DA	805	G	C6-C5-N7	-5.04	127.37	130.40
32	DB	71	C	C6-N1-C2	5.04	122.32	120.30
1	CA	895	G	C5-C6-O6	-5.04	125.58	128.60
31	BA	371	A	N1-C6-N6	5.04	121.62	118.60
31	BA	451	C	N1-C2-O2	-5.04	115.88	118.90
1	CA	896	C	C6-N1-C2	5.04	122.31	120.30
31	DA	1313	U	C5-C6-N1	5.04	125.22	122.70
31	BA	1332	G	N7-C8-N9	5.03	115.62	113.10
31	BA	1955	U	N1-C2-O2	-5.03	119.28	122.80
31	DA	939	G	C5-C6-O6	-5.03	125.58	128.60
31	DA	1006	C	C5-C6-N1	-5.03	118.48	121.00
31	DA	671	C	C6-N1-C2	-5.03	118.29	120.30
31	DA	2502	G	C4-C5-N7	5.03	112.81	110.80
31	BA	2617	C	C6-N1-C2	5.03	122.31	120.30
31	BA	2059	A	N9-C4-C5	-5.03	103.79	105.80
31	BA	937	U	C5-C6-N1	-5.03	120.19	122.70
31	DA	772	C	N3-C4-C5	-5.03	119.89	121.90

Continued on next page...

Continued from previous page...

Mol	Chain	Res	Type	Atoms	Z	Observed(°)	Ideal(°)
31	BA	2440	C	C6-N1-C2	5.03	122.31	120.30
31	BA	2508	G	N1-C6-O6	5.03	122.92	119.90
31	DA	1157	G	C8-N9-C4	-5.03	104.39	106.40
31	BA	1332	G	C4-C5-C6	-5.02	115.78	118.80
31	BA	182	A	N1-C6-N6	5.02	121.61	118.60
31	BA	1021	A	N3-C4-N9	-5.02	123.38	127.40
31	DA	630	G	C8-N9-C4	5.02	108.41	106.40
31	DA	2612	C	N3-C2-O2	5.02	125.42	121.90
31	DA	1496	A	C8-N9-C1'	-5.02	118.66	127.70
31	BA	1682	G	N9-C4-C5	-5.02	103.39	105.40
31	BA	2040	C	N3-C4-C5	5.02	123.91	121.90
31	DA	860	U	N3-C2-O2	-5.02	118.69	122.20
31	DA	1992	G	C2-N3-C4	5.02	114.41	111.90
31	BA	2399	G	C4-C5-C6	5.02	121.81	118.80
31	DA	76	C	C2-N3-C4	-5.02	117.39	119.90
31	BA	944	G	N7-C8-N9	5.02	115.61	113.10
31	DA	552	G	C5-C6-N1	5.02	114.01	111.50
31	DA	1543	C	N1-C2-O2	-5.02	115.89	118.90
31	BA	1306	C	N3-C4-C5	5.01	123.91	121.90
31	BA	1632	A	N1-C6-N6	5.01	121.61	118.60
31	BA	2271	G	C4-N9-C1'	5.01	133.02	126.50
31	DA	672	C	C6-N1-C2	5.01	122.31	120.30
31	DA	2712(A)	A	N7-C8-N9	5.01	116.31	113.80
31	BA	672	C	N1-C2-O2	-5.01	115.89	118.90
31	BA	1350	C	N3-C2-O2	5.01	125.41	121.90
31	BA	1485	G	N3-C4-N9	5.01	129.00	126.00
31	BA	1681	G	N1-C6-O6	5.01	122.91	119.90
31	BA	1951	U	N3-C4-C5	-5.01	111.59	114.60
31	BA	2374	C	C6-N1-C2	5.01	122.30	120.30
31	BA	2742	C	C2-N1-C1'	-5.01	113.29	118.80
31	DA	451	C	C5-C6-N1	-5.01	118.50	121.00
31	DA	928	G	N9-C4-C5	-5.01	103.40	105.40
31	DA	1029	A	N1-C6-N6	5.01	121.61	118.60
28	B6	10	LEU	CA-CB-CG	5.01	126.81	115.30
31	BA	376	C	N1-C2-O2	-5.01	115.90	118.90
31	DA	107	C	C6-N1-C2	5.01	122.30	120.30
31	DA	191	A	C5-N7-C8	5.01	106.40	103.90
31	DA	512	G	O4'-C1'-N9	5.01	112.20	108.20
31	DA	1250	G	N3-C4-C5	-5.00	126.10	128.60
31	DA	2027	G	N3-C4-C5	-5.00	126.10	128.60
31	DA	2569	G	C8-N9-C4	5.00	108.40	106.40
1	AA	569	C	N1-C2-O2	5.00	121.90	118.90

Continued on next page...

Continued from previous page...

Mol	Chain	Res	Type	Atoms	Z	Observed(°)	Ideal(°)
31	BA	1157	G	C8-N9-C1'	-5.00	120.50	127.00
31	BA	1675	C	N3-C4-C5	5.00	123.90	121.90
31	DA	1605	C	C6-N1-C2	-5.00	118.30	120.30
31	DA	2223	G	C8-N9-C4	5.00	108.40	106.40
31	DA	1261	C	C2-N1-C1'	-5.00	113.30	118.80
31	DA	1771	C	C4-C5-C6	5.00	119.90	117.40
31	DA	2010	G	C6-C5-N7	-5.00	127.40	130.40

All (42) chirality outliers are listed below:

Mol	Chain	Res	Type	Atom
31	BA	100	G	C1'
31	BA	472	A	C3'
31	BA	669	G	C4',C3',C1'
31	BA	945	A	C1'
31	BA	1300	U	C4',C3',C1'
31	BA	1379	A	C1'
31	BA	1544	A	C1'
31	BA	1609	A	C2'
31	BA	1652	A	C3'
31	BA	1694	C	C4',C3'
31	BA	1934	C	C3'
31	BA	1962	C	C4',C1'
31	BA	2286	A	C1'
31	BA	2662	A	C1'
31	BA	2796	U	C1'
31	DA	100	G	C1'
31	DA	472	A	C3'
31	DA	669	G	C4',C3',C1'
31	DA	945	A	C1'
31	DA	1300	U	C4',C3',C1'
31	DA	1379	A	C1'
31	DA	1544	A	C1'
31	DA	1609	A	C2'
31	DA	1652	A	C3'
31	DA	1694	C	C4',C3'
31	DA	1934	C	C3'
31	DA	1962	C	C4',C1'
31	DA	2286	A	C1'
31	DA	2662	A	C1'
31	DA	2796	U	C1'

All (50) planarity outliers are listed below:

Mol	Chain	Res	Type	Group
23	B1	30	VAL	Peptide
27	B5	51	TYR	Peptide
30	B8	51	ALA	Peptide
33	BD	197	GLY	Peptide
33	BD	47	GLY	Peptide
34	BE	131	ALA	Peptide
34	BE	76	ARG	Peptide
37	BH	154	PRO	Peptide
37	BH	156	ALA	Peptide
41	BP	37	GLY	Peptide
41	BP	39	LYS	Peptide
41	BP	51	PHE	Peptide
41	BP	57	THR	Peptide
41	BP	9	ASN	Peptide
42	BQ	10	ARG	Peptide
43	BR	117	VAL	Peptide
43	BR	7	GLY	Peptide
44	BS	88	ASP	Peptide
45	BT	29	ARG	Peptide
46	BU	96	ALA	Peptide
47	BV	18	LEU	Peptide
49	BX	34	ALA	Peptide
49	BX	61	GLY	Peptide
49	BX	64	LYS	Peptide
49	BX	76	ARG	Peptide
49	BX	77	LYS	Peptide
23	D1	30	VAL	Peptide
27	D5	51	TYR	Peptide
30	D8	51	ALA	Peptide
33	DD	197	GLY	Peptide
33	DD	47	GLY	Peptide
34	DE	131	ALA	Peptide
34	DE	76	ARG	Peptide
37	DH	154	PRO	Peptide
37	DH	156	ALA	Peptide
41	DP	51	PHE	Peptide
41	DP	57	THR	Peptide
41	DP	9	ASN	Peptide
42	DQ	10	ARG	Peptide
43	DR	117	VAL	Peptide
43	DR	7	GLY	Peptide
44	DS	88	ASP	Peptide

Continued on next page...

Continued from previous page...

Mol	Chain	Res	Type	Group
45	DT	29	ARG	Peptide
46	DU	96	ALA	Peptide
47	DV	18	LEU	Peptide
49	DX	34	ALA	Peptide
49	DX	61	GLY	Peptide
49	DX	64	LYS	Peptide
49	DX	76	ARG	Peptide
49	DX	77	LYS	Peptide

5.2 Close contacts ⓘ

In the following table, the Non-H and H(model) columns list the number of non-hydrogen atoms and hydrogen atoms in the chain respectively. The H(added) column lists the number of hydrogens added by MolProbity. The Clashes column lists the number of clashes within the asymmetric unit, and the number in parentheses is this value normalized per 1000 atoms of the molecule in the chain. The Symm-Clashes column gives symmetry related clashes, in the same way as for the Clashes column.

Mol	Chain	Non-H	H(model)	H(added)	Clashes	Symm-Clashes
1	AA	32329	0	16318	1467	0
1	CA	32329	0	16318	1441	0
2	AB	1901	0	1951	186	0
2	CB	1901	0	1951	185	0
3	AC	1613	0	1677	120	0
3	CC	1613	0	1677	126	0
4	AD	1703	0	1763	184	0
4	CD	1703	0	1764	184	0
5	AE	1147	0	1207	99	0
5	CE	1147	0	1207	103	0
6	AF	843	0	857	92	0
6	CF	843	0	857	92	0
7	AG	1257	0	1296	72	0
7	CG	1257	0	1296	77	0
8	AH	1116	0	1177	91	0
8	CH	1116	0	1177	95	0
9	AI	1011	0	1042	99	0
9	CI	1011	0	1042	96	0
10	AJ	795	0	840	88	0
10	CJ	795	0	840	85	0
11	AK	885	0	904	59	0
11	CK	885	0	904	65	0
12	AL	971	0	1057	102	0

Continued on next page...

Continued from previous page...

Mol	Chain	Non-H	H(model)	H(added)	Clashes	Symm-Clashes
12	CL	971	0	1057	103	0
13	AM	921	0	976	81	0
13	CM	921	0	976	81	0
14	AN	492	0	530	44	0
14	CN	492	0	530	43	0
15	AO	734	0	771	49	0
15	CO	734	0	771	47	0
16	AP	701	0	720	78	0
16	CP	701	0	720	81	0
17	AQ	824	0	891	60	0
17	CQ	824	0	891	55	0
18	AR	574	0	644	61	0
18	CR	574	0	644	60	0
19	AS	630	0	652	38	0
19	CS	630	0	652	39	0
20	AT	763	0	861	84	0
20	CT	763	0	861	87	0
21	AU	209	0	221	9	0
21	CU	209	0	221	10	0
22	B0	650	0	654	55	0
22	D0	650	0	654	57	0
23	B1	693	0	764	139	0
23	D1	693	0	764	140	0
24	B2	421	0	461	118	0
24	D2	421	0	461	123	0
25	B3	468	0	523	30	0
25	D3	468	0	523	51	0
26	B4	157	0	69	17	0
26	D4	157	0	69	14	0
27	B5	459	0	480	83	0
27	D5	459	0	480	82	0
28	B6	381	0	390	85	0
28	D6	381	0	390	87	0
29	B7	419	0	467	28	0
29	D7	419	0	467	31	0
30	B8	508	0	576	137	0
30	D8	508	0	576	134	0
31	BA	58698	0	29591	2319	0
31	DA	58698	0	29590	2541	0
32	BB	2551	0	1295	128	0
32	DB	2551	0	1295	142	0
33	BD	2105	0	2182	298	0

Continued on next page...

Continued from previous page...

Mol	Chain	Non-H	H(model)	H(added)	Clashes	Symm-Clashes
33	DD	2105	0	2182	308	0
34	BE	1564	0	1629	206	0
34	DE	1564	0	1629	213	0
35	BF	1624	0	1677	165	0
35	DF	1624	0	1677	173	0
36	BG	1474	0	1534	150	0
36	DG	1474	0	1534	149	0
37	BH	1223	0	1282	149	0
37	DH	1223	0	1282	141	0
38	BI	1132	0	1218	121	0
38	DI	1132	0	1218	118	0
39	BN	1105	0	1180	181	0
39	DN	1105	0	1180	188	0
40	BO	933	0	996	74	0
40	DO	933	0	996	69	0
41	BP	1114	0	1187	259	0
41	DP	1114	0	1187	245	0
42	BQ	1080	0	1127	142	0
42	DQ	1080	0	1127	151	0
43	BR	960	0	1021	106	0
43	DR	960	0	1021	116	0
44	BS	771	0	832	138	0
44	DS	771	0	832	143	0
45	BT	1100	0	1164	188	0
45	DT	1100	0	1164	182	0
46	BU	958	0	1015	128	0
46	DU	958	0	1015	123	0
47	BV	779	0	852	219	0
47	DV	779	0	852	215	0
48	BW	896	0	953	60	0
48	DW	896	0	953	69	0
49	BX	726	0	778	173	0
49	DX	726	0	778	176	0
50	BY	776	0	870	195	0
50	DY	776	0	870	194	0
51	BZ	1404	0	1432	152	0
51	DZ	1404	0	1432	154	0
52	AA	54	0	0	0	0
52	B0	1	0	0	0	0
52	B1	1	0	0	0	0
52	B5	2	0	0	0	0
52	BA	362	0	0	0	0

Continued on next page...

Continued from previous page...

Mol	Chain	Non-H	H(model)	H(added)	Clashes	Symm-Clashes
52	BB	7	0	0	0	0
52	BD	1	0	0	0	0
52	BE	1	0	0	0	0
52	BF	1	0	0	0	0
52	BP	3	0	0	0	0
52	BQ	2	0	0	0	0
52	BR	1	0	0	0	0
52	BU	1	0	0	0	0
52	BX	1	0	0	0	0
52	CA	50	0	0	0	0
52	D0	1	0	0	0	0
52	D3	1	0	0	0	0
52	D5	1	0	0	0	0
52	D7	1	0	0	0	0
52	DA	328	0	0	0	0
52	DB	3	0	0	0	0
52	DE	1	0	0	0	0
52	DF	1	0	0	0	0
52	DP	1	0	0	0	0
52	DQ	1	0	0	0	0
52	DR	1	0	0	0	0
52	DU	1	0	0	0	0
52	DX	1	0	0	0	0
53	AD	1	0	0	0	0
53	AN	1	0	0	0	0
53	CD	1	0	0	0	0
53	CN	1	0	0	0	0
54	BA	1	0	0	0	0
54	DA	1	0	0	0	0
55	BA	51	0	67	1	0
55	DA	51	0	67	2	0
All	All	278034	0	189242	17303	0

Clashscore is defined as the number of clashes calculated for the entry per 1000 atoms (including hydrogens) of the entry. The overall clashscore for this entry is 37.

All (17303) close contacts within the same asymmetric unit are listed below.

Atom-1	Atom-2	Distance(Å)	Clash(Å)
42:BQ:81:VAL:O	42:BQ:82:ARG:HD2	1.36	1.26
42:DQ:81:VAL:O	42:DQ:82:ARG:HD2	1.37	1.22
33:BD:35:LYS:HD2	33:BD:104:TYR:CD1	1.78	1.19
50:BY:95:LYS:HD3	50:BY:100:ALA:HB1	1.21	1.19

Continued on next page...

Continued from previous page...

Atom-1	Atom-2	Distance(Å)	Clash(Å)
16:AP:28:ARG:HG2	16:AP:28:ARG:HH11	1.06	1.18
31:DA:285:C:H2'	31:DA:286:C:H5''	1.26	1.17
31:DA:102:G:C8	31:DA:102:G:H5''	1.79	1.17
51:DZ:53:ILE:HG22	51:DZ:71:VAL:HB	1.27	1.17
33:DD:35:LYS:HD2	33:DD:104:TYR:CD1	1.80	1.17
34:DE:119:ARG:HG3	34:DE:119:ARG:HH11	1.07	1.16
39:BN:28:THR:HG22	39:BN:106:MET:HE1	1.22	1.16
31:BA:102:G:H5''	31:BA:102:G:C8	1.77	1.16
34:BE:119:ARG:HH11	34:BE:119:ARG:HG3	1.06	1.16
31:DA:2206:G:H21	31:DA:2207:G:H5'	1.00	1.15
33:BD:65:ILE:HD11	33:BD:67:PHE:CE1	1.80	1.15
50:DY:95:LYS:HD3	50:DY:100:ALA:HB1	1.19	1.15
39:DN:28:THR:HG22	39:DN:106:MET:HE1	1.24	1.14
31:DA:2206:G:N2	31:DA:2207:G:H5'	1.63	1.14
44:BS:34:HIS:HB3	44:BS:53:SER:HB3	1.29	1.14
23:B1:15:ALA:HA	23:B1:46:LEU:HD21	1.26	1.14
39:BN:18:ALA:HB1	39:BN:21:LYS:HB2	1.28	1.13
50:DY:10:GLY:HA2	50:DY:27:VAL:HG13	1.31	1.13
31:BA:2317:C:C2'	31:BA:2318:G:H5'	1.78	1.13
51:BZ:53:ILE:HG22	51:BZ:71:VAL:HB	1.26	1.12
33:DD:65:ILE:HD11	33:DD:67:PHE:CE1	1.84	1.12
44:DS:34:HIS:HB3	44:DS:53:SER:HB3	1.28	1.12
39:DN:18:ALA:HB1	39:DN:21:LYS:HB2	1.32	1.12
31:DA:2317:C:C2'	31:DA:2318:G:H5'	1.80	1.12
39:DN:18:ALA:HB3	39:DN:26:LEU:HD22	1.32	1.12
39:DN:42:TRP:HB3	46:DU:64:ARG:HH11	1.11	1.12
2:AB:111:ARG:HG2	2:AB:111:ARG:HH11	0.99	1.12
46:BU:64:ARG:CZ	46:BU:64:ARG:HA	1.80	1.12
50:BY:28:LYS:HB2	50:BY:37:VAL:HB	1.29	1.11
31:BA:2206:G:N2	31:BA:2207:G:H5'	1.63	1.11
45:DT:65:LYS:HE3	45:DT:66:VAL:H	1.07	1.11
39:BN:42:TRP:HB3	46:BU:64:ARG:HH11	1.11	1.11
23:D1:47:GLN:HG2	31:DA:2230:G:H1'	1.31	1.11
31:DA:2317:C:H2'	31:DA:2318:G:H5'	1.13	1.11
27:D5:55:ARG:HD3	27:D5:56:LYS:H	1.13	1.11
35:BF:22:ALA:O	35:BF:26:ALA:HB2	1.51	1.11
23:B1:41:ARG:HG3	23:B1:41:ARG:HH11	0.94	1.10
35:DF:53:THR:HG22	35:DF:55:GLY:H	1.15	1.10
28:D6:46:HIS:HB2	28:D6:47:THR:N	1.63	1.10
31:BA:285:C:H2'	31:BA:286:C:H5''	1.27	1.10
35:DF:101:LEU:HD12	35:DF:102:PRO:HD2	1.32	1.10
6:AF:18:GLN:HA	6:AF:21:LEU:HD23	1.33	1.10

Continued on next page...

Continued from previous page...

Atom-1	Atom-2	Distance(Å)	Clash(Å)
41:DP:59:LEU:HA	41:DP:61:ARG:NH1	1.67	1.10
28:B6:46:HIS:HB2	28:B6:47:THR:N	1.65	1.10
37:BH:85:LYS:HD2	37:BH:141:VAL:HG13	1.30	1.10
23:D1:15:ALA:HA	23:D1:46:LEU:HD21	1.27	1.10
31:BA:2317:C:H2'	31:BA:2318:G:H5'	1.11	1.09
47:DV:82:ARG:HG3	47:DV:82:ARG:HH11	1.06	1.09
50:BY:10:GLY:HA2	50:BY:27:VAL:HG13	1.21	1.09
47:BV:82:ARG:HG3	47:BV:82:ARG:HH11	1.08	1.09
24:D2:49:LYS:HD2	24:D2:53:LEU:HD13	1.11	1.09
41:BP:16:ARG:HD3	41:BP:18:ARG:HB2	1.12	1.09
34:BE:73:GLU:HG3	34:BE:74:PRO:HD2	1.27	1.09
45:BT:65:LYS:HE3	45:BT:66:VAL:H	1.03	1.09
46:DU:64:ARG:HA	46:DU:64:ARG:CZ	1.82	1.09
31:BA:2206:G:H21	31:BA:2207:G:H5'	1.00	1.09
2:CB:111:ARG:HG2	2:CB:111:ARG:HH11	1.00	1.09
41:DP:16:ARG:HD3	41:DP:18:ARG:HB2	1.13	1.09
49:BX:25:LYS:HG3	49:BX:26:TYR:H	1.08	1.09
41:BP:59:LEU:HA	41:BP:61:ARG:NH1	1.67	1.08
31:BA:1798:U:H5'	33:BD:259:THR:HG22	1.10	1.08
22:D0:13:GLY:O	22:D0:14:ARG:HB2	1.51	1.08
47:DV:19:LYS:HG3	47:DV:20:LEU:H	1.15	1.08
25:D3:8:LEU:HD13	25:D3:31:LEU:HD23	1.36	1.08
37:DH:85:LYS:HD2	37:DH:141:VAL:HG13	1.35	1.08
50:DY:28:LYS:HB2	50:DY:37:VAL:HB	1.31	1.07
44:BS:85:VAL:HG23	44:BS:106:ARG:HB2	1.34	1.07
27:B5:2:ALA:HA	31:BA:2015:A:H1'	1.35	1.07
31:DA:870:A:H5''	42:DQ:7:MET:HB2	1.34	1.07
31:DA:1798:U:H5'	33:DD:259:THR:HG22	1.09	1.07
47:BV:19:LYS:HG3	47:BV:20:LEU:H	1.07	1.07
12:AL:47:LYS:HB3	12:AL:48:PRO:HD3	1.36	1.07
33:BD:32:SER:O	33:BD:33:LEU:HB2	1.53	1.06
47:DV:90:PRO:HG2	47:DV:91:TYR:H	1.17	1.06
49:DX:25:LYS:HG3	49:DX:26:TYR:H	1.05	1.06
2:AB:185:ILE:HG22	2:AB:199:TYR:HB2	1.34	1.06
31:DA:1654:A:OP1	43:DR:3:HIS:HB2	1.53	1.06
31:BA:1696:G:H2'	31:BA:1697:G:H5''	1.38	1.06
4:AD:128:VAL:HG13	4:AD:129:ASN:HD22	1.20	1.06
31:DA:1899:G:H22	31:DA:1902:C:N4	1.51	1.06
31:DA:1696:G:H2'	31:DA:1697:G:H5''	1.36	1.06
23:D1:41:ARG:HH11	23:D1:41:ARG:HG3	0.91	1.06
47:BV:19:LYS:CG	47:BV:20:LEU:H	1.68	1.06
23:B1:17:SER:O	23:B1:44:PRO:HD2	1.54	1.06

Continued on next page...

Continued from previous page...

Atom-1	Atom-2	Distance(Å)	Clash(Å)
43:DR:33:ARG:HG2	43:DR:115:GLU:HG3	1.38	1.06
33:DD:17:THR:HG22	33:DD:205:VAL:H	0.95	1.05
6:CF:18:GLN:HA	6:CF:21:LEU:HD23	1.33	1.05
34:DE:73:GLU:HG3	34:DE:74:PRO:HD2	1.31	1.05
31:BA:1654:A:OP1	43:BR:3:HIS:HB2	1.56	1.05
24:B2:49:LYS:HD2	24:B2:53:LEU:HD13	1.07	1.05
48:DW:4:LYS:HB2	48:DW:106:ILE:HG22	1.38	1.05
44:DS:85:VAL:HG23	44:DS:106:ARG:HB2	1.39	1.05
24:B2:46:GLN:HE21	24:B2:47:ASN:N	1.51	1.05
35:BF:101:LEU:HD12	35:BF:102:PRO:HD2	1.38	1.05
39:DN:3:THR:HA	39:DN:4:TYR:CE1	1.90	1.05
31:BA:102:G:H5''	31:BA:102:G:H8	0.88	1.05
47:BV:90:PRO:HG2	47:BV:91:TYR:H	1.18	1.05
39:BN:3:THR:HA	39:BN:4:TYR:CE1	1.92	1.05
49:BX:82:GLN:O	49:BX:85:PRO:HD2	1.57	1.05
31:DA:145:G:H2'	31:DA:146:G:H5''	1.39	1.04
31:BA:1899:G:H22	31:BA:1902:C:N4	1.55	1.04
15:CO:17:ARG:HG3	15:CO:17:ARG:HH11	1.19	1.04
31:BA:2287:A:N6	31:BA:2344:U:H3	1.54	1.04
31:DA:102:G:H8	31:DA:102:G:H5''	0.90	1.04
47:BV:82:ARG:CG	47:BV:82:ARG:HH11	1.71	1.04
27:D5:2:ALA:HA	31:DA:2015:A:H1'	1.38	1.04
43:BR:33:ARG:HG2	43:BR:115:GLU:HG3	1.38	1.04
33:BD:17:THR:HG22	33:BD:205:VAL:N	1.72	1.04
39:BN:18:ALA:HB3	39:BN:26:LEU:HD22	1.37	1.04
39:BN:1:MET:HB3	47:BV:20:LEU:HD22	1.39	1.04
32:BB:74:U:H2'	32:BB:75:G:H5''	1.40	1.04
31:BA:870:A:H5''	42:BQ:7:MET:HB2	1.39	1.04
35:DF:22:ALA:O	35:DF:26:ALA:HB2	1.56	1.04
12:CL:47:LYS:HB3	12:CL:48:PRO:HD3	1.35	1.04
33:BD:25:THR:HG21	33:BD:81:ALA:HB1	1.39	1.04
39:DN:65:LYS:HE2	39:DN:65:LYS:HA	1.40	1.04
22:B0:13:GLY:O	22:B0:14:ARG:HB2	1.53	1.03
31:BA:1592:C:C2'	31:BA:1593:G:H5''	1.86	1.03
35:BF:24:LEU:HB3	35:BF:25:PRO:HD2	1.40	1.03
24:D2:46:GLN:HE21	24:D2:47:ASN:N	1.56	1.03
4:CD:128:VAL:HG13	4:CD:129:ASN:HD22	1.16	1.03
41:BP:140:ALA:HB1	25:D3:38:GLU:HG2	1.38	1.03
39:BN:65:LYS:HA	39:BN:65:LYS:HE2	1.40	1.03
33:DD:32:SER:O	33:DD:33:LEU:HB2	1.56	1.03
33:DD:17:THR:HG22	33:DD:205:VAL:N	1.72	1.03
43:BR:4:LEU:HD13	43:BR:4:LEU:O	1.57	1.03

Continued on next page...

Continued from previous page...

Atom-1	Atom-2	Distance(Å)	Clash(Å)
39:BN:119:ARG:HH11	39:BN:119:ARG:HG3	1.23	1.03
5:AE:101:ILE:HD11	5:AE:119:LEU:HD23	1.39	1.03
33:BD:35:LYS:NZ	33:BD:104:TYR:HB2	1.73	1.03
23:B1:46:LEU:H	23:B1:46:LEU:HD12	1.23	1.03
31:BA:2068:U:H3	31:BA:2430:A:H2	1.06	1.03
27:B5:16:ARG:HG2	27:B5:16:ARG:HH11	1.23	1.03
31:DA:330:A:H2	31:DA:1210:A:H2'	1.24	1.03
47:BV:85:LYS:O	47:BV:87:HIS:N	1.90	1.03
41:DP:85:LEU:HD23	41:DP:85:LEU:H	1.20	1.03
35:BF:46:ARG:HH11	35:BF:46:ARG:HG2	1.17	1.03
13:CM:3:ARG:HH22	36:DG:139:LEU:HD13	1.22	1.03
41:BP:141:ALA:HB3	25:D3:1:MET:SD	1.99	1.02
32:DB:74:U:H2'	32:DB:75:G:H5''	1.38	1.02
38:BI:130:TYR:HB3	38:BI:136:VAL:HG13	1.41	1.02
15:AO:17:ARG:HH11	15:AO:17:ARG:HG3	1.22	1.02
49:BX:77:LYS:HG2	49:BX:78:LYS:HG3	1.40	1.02
47:DV:62:LEU:HD22	47:DV:98:GLU:HB2	1.40	1.02
28:B6:15:GLU:HG2	28:B6:18:ARG:HE	1.20	1.02
5:CE:101:ILE:HD11	5:CE:119:LEU:HD23	1.41	1.02
33:DD:27:THR:HG21	33:DD:83:GLU:HG2	1.40	1.02
41:BP:47:ASP:HB3	41:BP:48:PRO:O	1.60	1.02
1:CA:626:U:H2'	1:CA:627:G:H8	1.23	1.02
2:CB:185:ILE:HG22	2:CB:199:TYR:HB2	1.35	1.02
2:AB:91:PRO:HG3	2:AB:154:LEU:HB2	1.41	1.02
46:BU:83:LEU:HG	46:BU:88:ILE:HG12	1.38	1.02
31:BA:1592:C:H2'	31:BA:1593:G:H5''	1.38	1.02
31:DA:1210:A:H5'	31:DA:1210:A:H8	1.20	1.02
35:BF:53:THR:HG22	35:BF:55:GLY:H	1.18	1.02
16:CP:28:ARG:HH11	16:CP:28:ARG:HG2	1.14	1.02
33:BD:17:THR:HG22	33:BD:205:VAL:H	0.91	1.01
31:BA:145:G:H2'	31:BA:146:G:H5''	1.40	1.01
31:DA:1798:U:H5'	33:DD:259:THR:CG2	1.91	1.01
31:DA:2334:G:H21	44:DS:18:ILE:HD11	1.20	1.01
28:D6:15:GLU:HG2	28:D6:18:ARG:HE	1.24	1.01
31:BA:1019:U:H3	31:BA:1142(A):A:H62	1.03	1.01
39:DN:119:ARG:HH11	39:DN:119:ARG:HG3	1.25	1.01
27:B5:55:ARG:HD3	27:B5:56:LYS:H	1.19	1.01
47:BV:19:LYS:HG3	47:BV:20:LEU:N	1.73	1.01
50:BY:28:LYS:HE2	50:BY:30:VAL:HG22	1.43	1.01
49:BX:36:LYS:NZ	49:BX:38:GLU:O	1.94	1.01
47:DV:2:PHE:HB2	47:DV:42:GLY:HA2	1.42	1.01
33:DD:25:THR:HG21	33:DD:81:ALA:HB1	1.41	1.01

Continued on next page...

Continued from previous page...

Atom-1	Atom-2	Distance(Å)	Clash(Å)
1:CA:1442:G:O2'	1:CA:1442(A):G:H5''	1.61	1.01
35:DF:46:ARG:HG2	35:DF:46:ARG:HH11	1.19	1.00
49:DX:82:GLN:O	49:DX:85:PRO:HD2	1.61	1.00
25:B3:8:LEU:HD13	25:B3:31:LEU:HD23	1.39	1.00
41:BP:30:THR:HG22	41:BP:31:ALA:H	1.26	1.00
29:D7:8:ASN:ND2	29:D7:11:LYS:H	1.59	1.00
31:BA:2334:G:H21	44:BS:18:ILE:HD11	1.22	1.00
31:BA:676:A:H8	31:BA:2069:G:H21	1.02	1.00
42:DQ:9:TYR:O	42:DQ:9:TYR:HD2	1.45	1.00
46:DU:83:LEU:HG	46:DU:88:ILE:HG12	1.40	1.00
1:AA:626:U:H2'	1:AA:627:G:H8	1.26	1.00
27:D5:16:ARG:HG2	27:D5:16:ARG:HH11	1.19	1.00
34:BE:38:THR:HG22	34:BE:40:GLU:H	1.27	1.00
42:BQ:22:LYS:HE2	42:BQ:22:LYS:HA	1.42	1.00
38:DI:130:TYR:HB3	38:DI:136:VAL:HG13	1.41	1.00
39:DN:1:MET:HB3	47:DV:20:LEU:HD22	1.39	1.00
2:CB:91:PRO:HG3	2:CB:154:LEU:HB2	1.41	1.00
23:D1:46:LEU:H	23:D1:46:LEU:HD12	1.23	1.00
23:B1:47:GLN:HG2	31:BA:2230:G:H1'	1.41	1.00
30:B8:32:LEU:O	30:B8:33:ASN:HB3	1.60	0.99
30:B8:32:LEU:HB3	30:B8:34:TRP:HB3	1.42	0.99
35:BF:18:ARG:HG2	35:BF:19:GLU:H	1.27	0.99
49:DX:76:ARG:HG2	49:DX:76:ARG:HH11	1.19	0.99
30:D8:32:LEU:O	30:D8:33:ASN:HB3	1.62	0.99
50:DY:28:LYS:HE2	50:DY:30:VAL:HG22	1.43	0.99
31:DA:2287:A:N6	31:DA:2344:U:H3	1.58	0.99
40:DO:10:VAL:HG21	40:DO:16:ALA:O	1.61	0.99
31:DA:1592:C:C2'	31:DA:1593:G:H5''	1.92	0.99
23:D1:17:SER:O	23:D1:44:PRO:HD2	1.63	0.99
23:B1:10:LYS:HD3	23:B1:14:VAL:HA	1.44	0.99
39:BN:47:ALA:HB2	39:BN:112:LEU:HD11	1.45	0.99
31:BA:1798:U:H5'	33:BD:259:THR:CG2	1.92	0.99
35:DF:24:LEU:HB3	35:DF:25:PRO:HD2	1.41	0.99
30:B8:46:ARG:HH22	41:BP:65:ARG:NH2	1.60	0.99
50:BY:96:ILE:HD12	50:BY:99:CYS:SG	2.03	0.99
47:DV:75:PHE:CE1	47:DV:89:GLN:HB3	1.97	0.98
30:D8:32:LEU:HB3	30:D8:34:TRP:HB3	1.45	0.98
23:D1:41:ARG:NH1	23:D1:41:ARG:HG3	1.70	0.98
31:DA:1494:A:H4'	31:DA:1495:A:OP1	1.62	0.98
34:BE:36:ARG:NH2	34:BE:88:GLY:HA2	1.78	0.98
48:BW:64:MET:O	48:BW:65:LEU:HB2	1.61	0.98
2:CB:84:GLU:HB3	2:CB:219:VAL:HG21	1.43	0.98

Continued on next page...

Continued from previous page...

Atom-1	Atom-2	Distance(Å)	Clash(Å)
50:DY:96:ILE:HD12	50:DY:99:CYS:SG	2.04	0.98
47:BV:75:PHE:CE1	47:BV:89:GLN:HB3	1.98	0.98
33:DD:35:LYS:HB3	33:DD:63:ARG:HA	1.43	0.98
31:BA:1494:A:H4'	31:BA:1495:A:OP1	1.62	0.98
43:BR:118:GLU:HA	43:BR:118:GLU:OE1	1.61	0.98
31:DA:71:A:C2	49:DX:31:HIS:HE1	1.82	0.98
34:DE:152:LYS:HG2	39:DN:78:TYR:CD2	1.99	0.98
35:DF:18:ARG:HG2	35:DF:19:GLU:H	1.27	0.97
1:CA:1090:U:H2'	1:CA:1091:U:H6	1.28	0.97
43:BR:67:LEU:HD13	43:BR:76:VAL:HG21	1.46	0.97
45:DT:53:ARG:HG3	45:DT:53:ARG:HH11	1.26	0.97
47:DV:19:LYS:CG	47:DV:20:LEU:H	1.75	0.97
31:BA:2681:C:H5	31:BA:2725:A:H62	0.99	0.97
43:DR:118:GLU:HA	43:DR:118:GLU:OE1	1.63	0.97
33:BD:35:LYS:HB3	33:BD:63:ARG:HA	1.43	0.97
31:BA:102:G:O2'	31:BA:103:A:OP2	1.81	0.97
8:CH:86:ILE:HG21	8:CH:133:LEU:HD13	1.40	0.97
31:BA:71:A:H2	49:BX:31:HIS:HE1	1.12	0.97
31:BA:2359:C:H2'	31:BA:2360:A:H5'	1.45	0.97
31:DA:2787:C:H1'	34:DE:61:ARG:HB2	1.45	0.97
1:AA:1442:G:O2'	1:AA:1442(A):G:H5''	1.65	0.97
33:DD:186:HIS:CD2	33:DD:188:GLU:H	1.82	0.97
42:BQ:8:LYS:HG3	42:BQ:9:TYR:H	1.28	0.97
30:B8:46:ARG:HH22	41:BP:65:ARG:HH22	1.10	0.97
43:DR:67:LEU:HD13	43:DR:76:VAL:HG21	1.47	0.97
47:BV:15:GLU:HB3	47:BV:16:PRO:HD2	1.45	0.97
49:DX:77:LYS:HG2	49:DX:78:LYS:HG3	1.44	0.97
16:CP:4:ILE:HG13	16:CP:21:VAL:HG12	1.46	0.97
31:BA:154:G:H1	31:BA:172:C:N4	1.62	0.97
33:BD:235:GLY:O	33:BD:237:GLU:HG2	1.64	0.97
23:B1:19:GLN:HE21	31:BA:379:G:H21	1.02	0.97
42:DQ:140:ALA:HB3	51:DZ:53:ILE:HG13	1.47	0.97
23:B1:41:ARG:HG3	23:B1:41:ARG:NH1	1.74	0.97
30:B8:32:LEU:H	30:B8:32:LEU:HD13	1.27	0.97
31:DA:2359:C:H2'	31:DA:2360:A:H5'	1.45	0.97
44:BS:30:ARG:HH22	44:BS:62:LYS:HD2	1.26	0.97
31:BA:1210:A:H8	31:BA:1210:A:H5'	1.24	0.97
41:BP:64:LYS:C	41:BP:66:GLY:H	1.69	0.96
31:DA:2475:C:H5'	31:DA:2476:A:OP2	1.65	0.96
31:DA:676:A:H8	31:DA:2069:G:H21	0.98	0.96
31:DA:102:G:O2'	31:DA:103:A:OP2	1.82	0.96
33:DD:35:LYS:NZ	33:DD:104:TYR:HB2	1.78	0.96

Continued on next page...

Continued from previous page...

Atom-1	Atom-2	Distance(Å)	Clash(Å)
42:BQ:140:ALA:HB3	51:BZ:53:ILE:HG13	1.47	0.96
49:DX:36:LYS:O	49:DX:36:LYS:HD2	1.65	0.96
31:BA:2523:G:H2'	31:BA:2524:G:H5''	1.44	0.96
31:BA:2475:C:H5'	31:BA:2476:A:OP2	1.65	0.96
31:DA:1019:U:H3	31:DA:1142(A):A:H62	1.02	0.96
47:BV:2:PHE:HB2	47:BV:42:GLY:HA2	1.47	0.96
36:DG:82:LEU:HB3	36:DG:87:PRO:HG3	1.47	0.96
44:DS:30:ARG:HH22	44:DS:62:LYS:HD2	1.26	0.96
41:BP:85:LEU:HD23	41:BP:85:LEU:H	1.28	0.96
31:DA:1592:C:H2'	31:DA:1593:G:H5''	1.48	0.96
31:DA:1021:A:H62	31:DA:1141:U:H3	1.13	0.96
41:DP:47:ASP:HB3	41:DP:48:PRO:O	1.65	0.96
31:DA:607:U:H3	31:DA:621:A:H2	1.11	0.96
33:BD:108:PRO:HB3	33:BD:143:HIS:HE1	1.29	0.96
45:DT:83:ILE:HG13	45:DT:84:GLN:H	1.30	0.96
30:D8:62:LEU:HD13	31:DA:242:G:H5''	1.47	0.96
23:B1:34:THR:HG23	31:BA:388:G:OP1	1.66	0.96
36:BG:82:LEU:HB3	36:BG:87:PRO:HG3	1.46	0.96
34:DE:38:THR:HG22	34:DE:40:GLU:H	1.27	0.96
31:DA:911:A:H2'	42:DQ:9:TYR:OH	1.64	0.96
35:DF:178:PRO:HB2	35:DF:201:VAL:HG11	1.47	0.96
31:DA:2523:G:H2'	31:DA:2524:G:H5''	1.43	0.96
39:BN:17:ASP:OD2	39:BN:19:GLU:HB3	1.65	0.96
30:B8:31:HIS:CG	31:BA:2419:U:O4	2.19	0.96
23:D1:34:THR:HG23	31:DA:388:G:OP1	1.66	0.96
31:DA:171:G:H2'	31:DA:172:C:O4'	1.66	0.96
34:DE:36:ARG:NH2	34:DE:88:GLY:HA2	1.80	0.95
41:BP:59:LEU:HA	41:BP:61:ARG:HH11	1.21	0.95
30:D8:32:LEU:HD13	30:D8:32:LEU:H	1.27	0.95
45:BT:17:THR:O	45:BT:18:ASP:HB3	1.66	0.95
30:D8:46:ARG:HH22	41:DP:65:ARG:NH2	1.61	0.95
1:AA:1090:U:H2'	1:AA:1091:U:H6	1.28	0.95
16:AP:4:ILE:HG13	16:AP:21:VAL:HG12	1.46	0.95
39:DN:17:ASP:OD2	39:DN:19:GLU:HB3	1.66	0.95
50:DY:27:VAL:HG12	50:DY:29:GLU:H	1.28	0.95
27:D5:55:ARG:HD3	27:D5:56:LYS:N	1.81	0.95
31:BA:607:U:H3	31:BA:621:A:H2	1.12	0.95
31:DA:2469:A:H2	31:DA:2481:G:H21	1.09	0.95
46:DU:87:GLY:HA3	47:DV:52:VAL:HG13	1.47	0.95
47:DV:15:GLU:HB3	47:DV:16:PRO:HD2	1.46	0.95
1:AA:386:C:C2'	1:AA:387:U:H5'	1.97	0.95
39:BN:42:TRP:HA	39:BN:48:MET:HE1	1.47	0.95

Continued on next page...

Continued from previous page...

Atom-1	Atom-2	Distance(Å)	Clash(Å)
41:DP:97:PRO:O	41:DP:98:GLU:HB3	1.63	0.95
49:BX:76:ARG:HH11	49:BX:76:ARG:HG2	1.29	0.95
47:DV:69:LYS:HG3	47:DV:70:ILE:H	1.31	0.95
49:DX:25:LYS:HG3	49:DX:26:TYR:N	1.81	0.94
30:B8:32:LEU:CB	30:B8:35:GLN:H	1.80	0.94
31:DA:154:G:H1	31:DA:172:C:N4	1.63	0.94
31:DA:2681:C:H5	31:DA:2725:A:N6	1.63	0.94
44:BS:92:TYR:HD1	44:BS:93:LYS:H	0.99	0.94
47:DV:75:PHE:HE1	47:DV:89:GLN:HB3	1.31	0.94
41:BP:62:LEU:HD22	41:BP:62:LEU:H	1.29	0.94
31:DA:1300:U:H3'	31:DA:1301:A:H5''	1.49	0.94
47:DV:19:LYS:HG3	47:DV:20:LEU:N	1.81	0.94
49:DX:36:LYS:NZ	49:DX:38:GLU:O	2.00	0.94
31:BA:1822:G:H5'	31:BA:1822:G:H8	1.29	0.94
47:DV:72:VAL:HG13	47:DV:88:ARG:HH22	1.32	0.94
31:BA:620:G:H4'	31:BA:621:A:H5''	1.48	0.94
31:DA:145:G:C2'	31:DA:146:G:H5''	1.96	0.94
30:D8:32:LEU:HB2	30:D8:35:GLN:H	1.31	0.94
31:BA:330:A:H2	31:BA:1210:A:H2'	1.30	0.94
50:BY:27:VAL:HG12	50:BY:29:GLU:H	1.31	0.94
31:DA:1822:G:H5'	31:DA:1822:G:H8	1.32	0.94
48:BW:4:LYS:HB2	48:BW:106:ILE:HG22	1.49	0.94
45:BT:29:ARG:HG3	45:BT:30:VAL:HG13	1.50	0.94
31:BA:2787:C:H1'	34:BE:61:ARG:HB2	1.47	0.94
27:B5:55:ARG:HD3	27:B5:56:LYS:N	1.81	0.94
47:BV:62:LEU:HD22	47:BV:98:GLU:HB2	1.47	0.94
36:DG:63:ILE:HA	36:DG:143:GLU:HG3	1.50	0.94
31:BA:1300:U:H3'	31:BA:1301:A:H5''	1.50	0.94
1:AA:445:G:H2'	1:AA:446:G:H8	1.30	0.94
31:DA:2415:G:H4'	41:DP:67:MET:N	1.83	0.94
31:BA:171:G:H2'	31:BA:172:C:O4'	1.66	0.94
24:B2:49:LYS:HD2	24:B2:53:LEU:CD1	1.98	0.94
47:BV:90:PRO:CG	47:BV:91:TYR:H	1.80	0.94
31:DA:587:C:H4'	31:DA:588:U:OP2	1.67	0.94
31:BA:542:C:N4	31:BA:543:C:N4	2.16	0.94
29:B7:8:ASN:ND2	29:B7:11:LYS:H	1.64	0.94
30:B8:62:LEU:HD13	31:BA:242:G:H5''	1.48	0.94
49:DX:25:LYS:CG	49:DX:26:TYR:H	1.80	0.93
42:BQ:9:TYR:HD2	42:BQ:9:TYR:O	1.50	0.93
35:BF:178:PRO:HB2	35:BF:201:VAL:HG11	1.50	0.93
30:D8:32:LEU:CB	30:D8:35:GLN:H	1.81	0.93
31:DA:1024:G:H3'	31:DA:1025:G:H5''	1.50	0.93

Continued on next page...

Continued from previous page...

Atom-1	Atom-2	Distance(Å)	Clash(Å)
31:DA:1779:U:H5	31:DA:1784:A:N7	1.64	0.93
1:CA:626:U:H2'	1:CA:627:G:C8	2.03	0.93
31:BA:911:A:H2'	42:BQ:9:TYR:OH	1.68	0.93
45:BT:83:ILE:HG13	45:BT:84:GLN:H	1.31	0.93
41:DP:59:LEU:HA	41:DP:61:ARG:HH11	1.23	0.93
47:DV:82:ARG:CG	47:DV:82:ARG:HH11	1.79	0.93
4:AD:12:CYS:HA	4:AD:19:LEU:HD12	1.49	0.93
41:DP:75:ILE:H	41:DP:75:ILE:HD13	1.31	0.93
31:BA:1779:U:H5	31:BA:1784:A:N7	1.67	0.93
34:DE:111:ARG:NH1	43:DR:2:ARG:HH21	1.66	0.93
39:BN:3:THR:HG22	39:BN:4:TYR:H	1.33	0.93
41:BP:115:LEU:HA	41:BP:134:ALA:HB2	1.51	0.93
23:B1:49:VAL:HG11	31:BA:2091:U:O2'	1.68	0.93
31:BA:571:A:H5'	31:BA:2030:A:H62	1.31	0.93
1:CA:386:C:C2'	1:CA:387:U:H5'	1.98	0.93
33:BD:35:LYS:CD	33:BD:104:TYR:CD1	2.52	0.93
31:BA:993:G:H5"	47:BV:75:PHE:CE2	2.03	0.93
41:DP:24:GLY:HA3	41:DP:33:ARG:HH21	1.34	0.93
41:DP:30:THR:HG22	41:DP:31:ALA:H	1.34	0.93
8:CH:102:ARG:H	8:CH:102:ARG:HE	1.16	0.93
23:D1:10:LYS:HD3	23:D1:14:VAL:HA	1.48	0.93
4:AD:8:VAL:HB	4:AD:21:LEU:HD12	1.51	0.93
28:D6:10:LEU:HD12	30:D8:35:GLN:HE22	1.33	0.93
30:D8:46:ARG:HH22	41:DP:65:ARG:HH22	1.12	0.93
1:CA:445:G:H2'	1:CA:446:G:H8	1.31	0.93
10:CJ:29:ARG:HH22	10:CJ:84:GLN:HG2	1.31	0.93
28:B6:15:GLU:OE2	28:B6:43:CYS:SG	2.27	0.92
1:AA:626:U:H2'	1:AA:627:G:C8	2.05	0.92
42:DQ:22:LYS:HA	42:DQ:22:LYS:HE2	1.50	0.92
41:BP:97:PRO:O	41:BP:98:GLU:HB3	1.66	0.92
10:AJ:29:ARG:HH22	10:AJ:84:GLN:HG2	1.32	0.92
2:AB:84:GLU:HB3	2:AB:219:VAL:HG21	1.48	0.92
24:B2:41:ILE:O	24:B2:42:GLY:C	2.06	0.92
8:AH:86:ILE:HG21	8:AH:133:LEU:HD13	1.47	0.92
33:BD:186:HIS:CD2	33:BD:188:GLU:H	1.87	0.92
24:D2:56:GLN:H	24:D2:56:GLN:NE2	1.68	0.92
4:CD:12:CYS:HA	4:CD:19:LEU:HD12	1.50	0.92
36:BG:63:ILE:HA	36:BG:143:GLU:HG3	1.50	0.92
33:DD:235:GLY:O	33:DD:237:GLU:HG2	1.68	0.92
31:DA:2068:U:H3	31:DA:2430:A:H2	1.08	0.92
49:BX:25:LYS:CG	49:BX:26:TYR:H	1.82	0.92
43:DR:4:LEU:O	43:DR:4:LEU:HD13	1.69	0.92

Continued on next page...

Continued from previous page...

Atom-1	Atom-2	Distance(Å)	Clash(Å)
31:DA:1899:G:N2	31:DA:1902:C:H41	1.65	0.92
31:BA:71:A:C2	49:BX:31:HIS:HE1	1.86	0.92
49:BX:36:LYS:HD2	49:BX:36:LYS:O	1.69	0.92
31:DA:997:G:OP1	46:DU:93:LYS:HD3	1.70	0.92
35:BF:66:PRO:O	35:BF:67:GLN:HB3	1.69	0.92
39:DN:47:ALA:HB2	39:DN:112:LEU:HD11	1.52	0.92
47:DV:72:VAL:HA	47:DV:88:ARG:HH12	1.34	0.92
41:DP:115:LEU:HA	41:DP:134:ALA:HB2	1.51	0.92
31:BA:145:G:C2'	31:BA:146:G:H5''	2.00	0.92
44:BS:92:TYR:CD1	44:BS:93:LYS:N	2.38	0.92
42:DQ:35:VAL:HG13	42:DQ:130:LYS:HB3	1.52	0.92
49:BX:60:ARG:HE	49:BX:74:PRO:HG2	1.33	0.92
33:BD:35:LYS:CD	33:BD:104:TYR:HD1	1.81	0.92
31:BA:84:A:H61	31:BA:102:G:H1'	1.34	0.92
31:DA:71:A:H2	49:DX:31:HIS:HE1	1.07	0.92
42:BQ:24:GLY:HA3	51:BZ:78:LYS:HB3	1.50	0.92
31:BA:2317:C:H2'	31:BA:2318:G:C5'	1.99	0.92
31:DA:993:G:H5''	47:DV:75:PHE:CE2	2.04	0.92
41:BP:62:LEU:N	41:BP:62:LEU:HD22	1.83	0.92
23:D1:19:GLN:HE21	31:DA:379:G:H21	1.11	0.92
50:BY:76:CYS:SG	50:BY:77:PRO:HD2	2.09	0.92
31:BA:1169:G:H1	31:BA:1180:C:H42	1.12	0.92
47:DV:85:LYS:O	47:DV:87:HIS:N	2.01	0.92
35:DF:66:PRO:O	35:DF:67:GLN:HB3	1.67	0.92
33:DD:35:LYS:CD	33:DD:104:TYR:HD1	1.83	0.92
44:DS:92:TYR:CD1	44:DS:93:LYS:N	2.37	0.92
41:DP:64:LYS:C	41:DP:66:GLY:H	1.71	0.92
4:CD:18:LYS:HE3	4:CD:31:CYS:SG	2.09	0.92
31:BA:2020:A:O2'	31:BA:2021:C:H5'	1.70	0.92
36:DG:47:LYS:HD3	36:DG:81:LYS:HD2	1.50	0.92
39:DN:42:TRP:HB3	46:DU:64:ARG:NH1	1.85	0.91
31:BA:286:C:C2'	31:BA:287:C:H5'	2.01	0.91
49:BX:25:LYS:HG3	49:BX:26:TYR:N	1.83	0.91
47:DV:15:GLU:HB3	47:DV:16:PRO:CD	2.00	0.91
39:DN:24:GLY:O	39:DN:28:THR:HG23	1.69	0.91
34:DE:132:HIS:CD2	34:DE:135:HIS:NE2	2.39	0.91
35:DF:53:THR:HG22	35:DF:55:GLY:N	1.84	0.91
47:DV:90:PRO:CG	47:DV:91:TYR:H	1.79	0.91
37:DH:41:MET:HA	37:DH:41:MET:CE	2.00	0.91
45:DT:17:THR:O	45:DT:18:ASP:HB3	1.68	0.91
41:DP:112:LEU:HD22	41:DP:113:LYS:H	1.36	0.91
40:BO:10:VAL:HG21	40:BO:16:ALA:O	1.71	0.91

Continued on next page...

Continued from previous page...

Atom-1	Atom-2	Distance(Å)	Clash(Å)
38:DI:72:LEU:HD12	38:DI:138:ILE:HG23	1.51	0.91
47:BV:72:VAL:HG13	47:BV:88:ARG:HH22	1.34	0.91
1:CA:266:G:H5''	1:CA:268:C:H41	1.35	0.91
31:DA:811:U:O2	31:DA:1250:G:H3'	1.70	0.91
34:BE:152:LYS:HG2	39:BN:78:TYR:CD2	2.05	0.91
1:CA:1030(A):G:H1'	1:CA:1031:G:H22	1.35	0.91
31:DA:2206:G:H21	31:DA:2207:G:C5'	1.84	0.91
36:BG:47:LYS:HD3	36:BG:81:LYS:HD2	1.49	0.91
19:AS:40:ILE:HD13	19:AS:62:ILE:HD11	1.52	0.91
41:BP:24:GLY:HA3	41:BP:33:ARG:HH21	1.32	0.91
1:AA:250:A:H4'	1:AA:251:G:O5'	1.68	0.91
45:DT:53:ARG:HG3	45:DT:53:ARG:NH1	1.83	0.91
46:BU:87:GLY:HA3	47:BV:52:VAL:HG13	1.50	0.91
24:B2:56:GLN:NE2	24:B2:56:GLN:H	1.68	0.91
44:DS:92:TYR:HD1	44:DS:93:LYS:H	0.99	0.91
30:D8:32:LEU:C	30:D8:34:TRP:H	1.73	0.91
1:AA:353:A:H5'	1:AA:353:A:H8	1.34	0.91
31:DA:2020:A:O2'	31:DA:2021:C:H5'	1.71	0.91
47:BV:19:LYS:HB3	47:BV:96:ILE:O	1.71	0.91
47:BV:72:VAL:HA	47:BV:88:ARG:HH12	1.33	0.91
41:BP:64:LYS:O	41:BP:66:GLY:N	2.03	0.91
31:DA:2463:C:C2'	31:DA:2464:C:H5'	2.02	0.91
31:BA:529:A:H62	31:BA:2041:U:H3	1.14	0.91
46:BU:64:ARG:NH2	46:BU:64:ARG:HA	1.86	0.90
24:B2:26:ARG:CZ	24:B2:29:LYS:HE2	2.01	0.90
2:AB:87:ARG:HE	2:AB:233:SER:HB3	1.36	0.90
48:DW:9:TYR:H	48:DW:102:HIS:HD2	1.19	0.90
22:D0:72:ARG:HB2	22:D0:75:LEU:HB2	1.52	0.90
31:BA:1899:G:N2	31:BA:1902:C:H41	1.69	0.90
4:CD:8:VAL:HB	4:CD:21:LEU:HD12	1.53	0.90
31:BA:2394:C:OP1	41:BP:63:PRO:HD2	1.70	0.90
33:DD:93:ALA:HB3	33:DD:105:ILE:HG22	1.53	0.90
47:DV:22:VAL:O	47:DV:23:GLU:HB2	1.70	0.90
47:BV:22:VAL:O	47:BV:23:GLU:HB2	1.69	0.90
28:B6:43:CYS:SG	28:B6:43:CYS:O	2.29	0.90
42:BQ:23:GLY:O	42:BQ:100:GLY:HA3	1.71	0.90
31:DA:2463:C:H2'	31:DA:2464:C:H5'	1.53	0.90
38:BI:38:LEU:HD12	38:BI:38:LEU:H	1.36	0.90
31:DA:542:C:N4	31:DA:543:C:N4	2.19	0.90
13:CM:10:PRO:HB2	13:CM:18:ALA:HB1	1.53	0.90
23:D1:41:ARG:HH11	23:D1:41:ARG:CG	1.84	0.90
28:B6:15:GLU:CD	28:B6:43:CYS:SG	2.50	0.90

Continued on next page...

Continued from previous page...

Atom-1	Atom-2	Distance(Å)	Clash(Å)
41:DP:62:LEU:H	41:DP:62:LEU:HD22	1.36	0.90
31:DA:71:A:H2	49:DX:31:HIS:CE1	1.88	0.90
31:DA:286:C:C2'	31:DA:287:C:H5'	2.00	0.90
8:AH:102:ARG:H	8:AH:102:ARG:HE	1.19	0.90
33:DD:35:LYS:CD	33:DD:104:TYR:CD1	2.54	0.90
41:BP:75:ILE:HD13	41:BP:75:ILE:H	1.35	0.90
50:BY:10:GLY:HA2	50:BY:27:VAL:CG1	2.01	0.90
41:BP:16:ARG:HD3	41:BP:18:ARG:CB	2.00	0.90
42:DQ:8:LYS:HG3	42:DQ:9:TYR:H	1.35	0.90
30:B8:32:LEU:C	30:B8:34:TRP:H	1.70	0.90
31:DA:2524:G:H8	31:DA:2524:G:H5'	1.35	0.90
50:BY:17:SER:HB2	50:BY:71:LYS:HD2	1.53	0.90
31:BA:2712:U:O2	31:BA:2712:U:H5''	1.72	0.90
42:DQ:24:GLY:HA3	51:DZ:78:LYS:HB3	1.50	0.90
1:AA:1030(A):G:H1'	1:AA:1031:G:H22	1.35	0.90
31:BA:1024:G:H3'	31:BA:1025:G:H5''	1.54	0.90
41:BP:16:ARG:CD	41:BP:18:ARG:HB2	2.01	0.90
30:D8:31:HIS:CG	31:DA:2419:U:O4	2.25	0.90
1:CA:1412:C:H2'	1:CA:1413:A:C8	2.07	0.90
33:BD:35:LYS:CE	33:BD:104:TYR:HB2	2.02	0.90
31:BA:1697:G:H5'	31:BA:1697:G:H8	1.36	0.90
28:B6:10:LEU:HD12	30:B8:35:GLN:HE22	1.35	0.90
37:BH:41:MET:CE	37:BH:41:MET:HA	1.99	0.90
31:DA:1652:A:H2'	31:DA:1653:G:H5'	1.53	0.90
23:D1:10:LYS:HB2	23:D1:14:VAL:H	1.34	0.89
2:CB:87:ARG:HE	2:CB:233:SER:HB3	1.37	0.89
32:BB:20:C:H2'	32:BB:21:G:H5'	1.54	0.89
33:BD:27:THR:HG21	33:BD:83:GLU:HG2	1.50	0.89
46:DU:64:ARG:HA	46:DU:64:ARG:NH2	1.87	0.89
2:AB:111:ARG:NH1	2:AB:111:ARG:HG2	1.79	0.89
31:DA:1821:A:H2'	31:DA:1822:G:H5''	1.55	0.89
31:BA:1658:C:OP1	34:BE:132:HIS:CE1	2.24	0.89
31:DA:1430:C:H2'	31:DA:1431:U:C6	2.08	0.89
49:DX:60:ARG:HE	49:DX:74:PRO:HG2	1.36	0.89
31:DA:1771:C:HO2'	31:DA:1786:A:H8	0.97	0.89
44:DS:34:HIS:HB3	44:DS:53:SER:CB	2.02	0.89
27:B5:40:LYS:HD3	27:B5:46:CYS:HB3	1.53	0.89
41:DP:64:LYS:O	41:DP:66:GLY:N	2.05	0.89
31:BA:875:G:H4'	51:BZ:170:THR:HG21	1.54	0.89
33:DD:186:HIS:HD2	33:DD:188:GLU:H	1.15	0.89
34:BE:132:HIS:CD2	34:BE:135:HIS:NE2	2.40	0.89
13:AM:10:PRO:HB2	13:AM:18:ALA:HB1	1.54	0.89

Continued on next page...

Continued from previous page...

Atom-1	Atom-2	Distance(Å)	Clash(Å)
31:DA:875:G:H4'	51:DZ:170:THR:HG21	1.52	0.89
31:DA:620:G:H4'	31:DA:621:A:H5''	1.52	0.89
45:BT:65:LYS:HE3	45:BT:66:VAL:N	1.87	0.89
31:BA:2415:G:H4'	41:BP:67:MET:N	1.87	0.89
1:AA:503:C:OP2	12:AL:116:SER:HB3	1.73	0.89
1:CA:503:C:OP2	12:CL:116:SER:HB3	1.73	0.89
49:BX:72:LYS:HG3	49:BX:73:ARG:H	1.38	0.89
31:BA:1379:A:O2'	31:BA:1380:G:OP1	1.90	0.89
31:BA:2307:G:N2	31:BA:2308:G:H5'	1.87	0.89
31:DA:786:C:C2'	31:DA:787:U:H5'	2.02	0.89
23:B1:10:LYS:HB2	23:B1:14:VAL:H	1.34	0.89
41:DP:16:ARG:HD3	41:DP:18:ARG:CB	2.02	0.89
35:BF:53:THR:HG22	35:BF:55:GLY:N	1.87	0.89
31:BA:1652:A:H2'	31:BA:1653:G:H5'	1.52	0.89
34:BE:119:ARG:NH1	34:BE:119:ARG:HG3	1.86	0.89
31:DA:2688:U:H5	31:DA:2720:U:OP2	1.56	0.89
31:DA:1169:G:H1	31:DA:1180:C:H42	1.11	0.89
41:BP:120:ALA:HB1	41:BP:138:LEU:HB3	1.55	0.89
1:AA:624:C:H4'	16:AP:10:GLY:HA2	1.54	0.89
1:CA:1412:C:H2'	1:CA:1413:A:H8	1.36	0.89
31:DA:529:A:H62	31:DA:2041:U:H3	1.13	0.89
34:DE:116:VAL:O	34:DE:117:MET:HB3	1.71	0.89
5:CE:51:VAL:HB	5:CE:52:PRO:HD3	1.55	0.89
31:BA:2206:G:H21	31:BA:2207:G:C5'	1.83	0.89
32:DB:44:G:H5''	32:DB:45:A:OP1	1.73	0.89
47:BV:69:LYS:HG3	47:BV:70:ILE:H	1.36	0.89
43:DR:10:LEU:HB3	43:DR:17:ARG:NE	1.87	0.89
31:DA:796:C:H2'	31:DA:797:C:C6	2.08	0.89
41:BP:21:ARG:HG2	41:BP:21:ARG:O	1.71	0.89
1:AA:266:G:H5''	1:AA:268:C:H41	1.35	0.89
31:BA:1464:C:HO2'	31:BA:1528:A:H8	0.90	0.89
23:B1:13:ILE:HG12	23:B1:14:VAL:N	1.88	0.88
39:BN:42:TRP:HB3	46:BU:64:ARG:NH1	1.86	0.88
28:D6:43:CYS:O	28:D6:43:CYS:SG	2.30	0.88
30:B8:32:LEU:HB2	30:B8:35:GLN:H	1.35	0.88
50:BY:96:ILE:HG13	50:BY:99:CYS:O	1.72	0.88
31:BA:811:U:O2	31:BA:1250:G:H3'	1.71	0.88
1:CA:1256:A:H61	1:CA:1278:U:H1'	1.37	0.88
15:AO:39:LEU:HD12	15:AO:56:LEU:HB2	1.55	0.88
31:BA:1430:C:H2'	31:BA:1431:U:C6	2.08	0.88
39:DN:16:ILE:HD11	39:DN:26:LEU:HD11	1.54	0.88
23:D1:47:GLN:HB2	31:DA:397:G:H5''	1.55	0.88

Continued on next page...

Continued from previous page...

Atom-1	Atom-2	Distance(Å)	Clash(Å)
23:D1:13:ILE:HG12	23:D1:14:VAL:N	1.87	0.88
31:BA:786:C:C2'	31:BA:787:U:H5'	2.03	0.88
24:D2:26:ARG:CZ	24:D2:29:LYS:HE2	2.02	0.88
50:DY:76:CYS:SG	50:DY:77:PRO:HD2	2.13	0.88
31:DA:669:G:H4'	31:DA:670:A:OP2	1.71	0.88
1:AA:1432:G:OP1	45:BT:107:ASP:HB2	1.73	0.88
33:DD:35:LYS:HD3	33:DD:63:ARG:HB3	1.55	0.88
29:D7:8:ASN:C	29:D7:8:ASN:HD22	1.76	0.88
31:BA:2524:G:H8	31:BA:2524:G:H5'	1.34	0.88
33:BD:108:PRO:HB3	33:BD:143:HIS:CE1	2.07	0.88
1:CA:386:C:H2'	1:CA:387:U:H5'	1.55	0.88
51:DZ:7:ALA:HB3	51:DZ:61:LEU:HD23	1.55	0.88
45:DT:3:ARG:HB2	45:DT:6:LEU:HB3	1.56	0.88
31:DA:84:A:H61	31:DA:102:G:H1'	1.36	0.88
37:BH:41:MET:HA	37:BH:41:MET:HE2	1.53	0.88
1:CA:1003:G:H2'	1:CA:1004:A:H4'	1.55	0.88
50:BY:8:LYS:HZ1	50:BY:73:ARG:HA	1.38	0.88
31:BA:1697:G:H5'	31:BA:1697:G:C8	2.09	0.88
49:BX:72:LYS:HG3	49:BX:74:PRO:HD3	1.54	0.88
31:DA:751:A:H5'	48:DW:90:ARG:HA	1.54	0.88
38:BI:1:MET:HG3	38:BI:23:PRO:HA	1.56	0.88
38:DI:38:LEU:H	38:DI:38:LEU:HD12	1.38	0.88
32:DB:20:C:H2'	32:DB:21:G:H5'	1.53	0.88
31:DA:285:C:C2'	31:DA:286:C:H5''	2.04	0.88
47:BV:15:GLU:HB3	47:BV:16:PRO:CD	2.01	0.88
28:B6:9:LEU:HD22	28:B6:10:LEU:H	1.38	0.88
50:BY:75:ILE:HD11	50:BY:79:CYS:CA	2.04	0.88
31:DA:2523:G:C2'	31:DA:2524:G:H5''	2.02	0.88
10:AJ:40:LEU:HB2	10:AJ:41:PRO:HD2	1.54	0.88
38:DI:1:MET:HG3	38:DI:23:PRO:HA	1.56	0.88
45:BT:53:ARG:HH11	45:BT:53:ARG:HG3	1.38	0.88
31:DA:271(L):U:H4'	31:DA:271(M):G:C5	2.08	0.88
40:DO:115:VAL:HG13	40:DO:121:VAL:HG21	1.56	0.88
31:BA:1882:C:H5'	31:BA:1883:G:OP2	1.73	0.88
31:DA:1821:A:C2'	31:DA:1822:G:H5''	2.03	0.88
47:BV:75:PHE:HE1	47:BV:89:GLN:HB3	1.35	0.88
31:BA:2036:C:H6	31:BA:2036:C:H5'	1.38	0.88
10:CJ:40:LEU:HB2	10:CJ:41:PRO:HD2	1.53	0.88
38:DI:133:HIS:ND1	38:DI:134:PRO:HD2	1.87	0.88
6:CF:11:ASN:HB3	6:CF:14:LEU:HG	1.55	0.88
31:DA:1022:G:H22	31:DA:1142(A):A:H2	1.21	0.88
31:BA:271(L):U:H4'	31:BA:271(M):G:C5	2.09	0.88

Continued on next page...

Continued from previous page...

Atom-1	Atom-2	Distance(Å)	Clash(Å)
1:AA:1003:G:H2'	1:AA:1004:A:H4'	1.55	0.88
1:AA:200:G:H1	1:AA:217:C:H42	1.20	0.88
19:CS:40:ILE:HD13	19:CS:62:ILE:HD11	1.54	0.88
33:BD:63:ARG:HG3	33:BD:63:ARG:HH11	1.39	0.88
34:DE:119:ARG:HG3	34:DE:119:ARG:NH1	1.87	0.88
31:DA:1006:C:H1'	39:DN:106:MET:HE3	1.53	0.88
50:DY:75:ILE:HD11	50:DY:79:CYS:C	1.93	0.88
31:DA:1278:A:OP1	43:DR:36:THR:HG22	1.74	0.88
14:CN:4:LYS:O	14:CN:7:ILE:HG12	1.74	0.88
51:DZ:101:PRO:O	51:DZ:102:LEU:HD23	1.74	0.87
24:D2:41:ILE:O	24:D2:42:GLY:C	2.12	0.87
46:DU:55:ARG:HA	46:DU:58:ARG:HD2	1.55	0.87
50:DY:96:ILE:HG21	50:DY:99:CYS:SG	2.14	0.87
31:BA:2523:G:C2'	31:BA:2524:G:H5''	2.04	0.87
31:DA:542:C:C4	31:DA:543:C:N4	2.42	0.87
14:AN:4:LYS:O	14:AN:7:ILE:HG12	1.74	0.87
31:BA:2850:A:OP2	31:BA:2866:U:H5	1.57	0.87
1:CA:954:G:H21	1:CA:1227:A:H62	1.22	0.87
31:DA:2850:A:OP2	31:DA:2866:U:H5	1.55	0.87
31:DA:1697:G:H5'	31:DA:1697:G:C8	2.08	0.87
31:DA:1697:G:H5'	31:DA:1697:G:H8	1.36	0.87
42:BQ:8:LYS:CG	42:BQ:9:TYR:H	1.87	0.87
1:AA:1412:C:H2'	1:AA:1413:A:H8	1.37	0.87
1:CA:735:C:H2'	1:CA:736:C:H6	1.40	0.87
41:DP:21:ARG:HG2	41:DP:21:ARG:O	1.73	0.87
44:BS:34:HIS:HB3	44:BS:53:SER:CB	2.03	0.87
41:DP:120:ALA:HB1	41:DP:138:LEU:HB3	1.55	0.87
28:D6:15:GLU:OE2	28:D6:41:PRO:HG3	1.74	0.87
30:D8:25:MET:HB2	41:DP:62:LEU:HD23	1.55	0.87
43:BR:10:LEU:HB3	43:BR:17:ARG:NE	1.90	0.87
1:AA:1256:A:H61	1:AA:1278:U:H1'	1.38	0.87
39:BN:18:ALA:HB1	39:BN:21:LYS:CB	2.05	0.87
39:DN:42:TRP:HA	39:DN:48:MET:HE1	1.55	0.87
28:B6:46:HIS:CB	28:B6:47:THR:N	2.36	0.87
45:DT:29:ARG:HG3	45:DT:30:VAL:HG13	1.55	0.87
39:BN:24:GLY:O	39:BN:28:THR:HG23	1.74	0.87
31:BA:1021:A:H62	31:BA:1141:U:H3	1.14	0.87
28:B6:28:ARG:HA	28:B6:32:ASN:HD22	1.37	0.87
45:BT:3:ARG:HB2	45:BT:6:LEU:HB3	1.56	0.87
31:DA:1379:A:O2'	31:DA:1380:G:OP1	1.92	0.87
33:DD:35:LYS:CE	33:DD:104:TYR:HB2	2.04	0.87
31:BA:1821:A:H2'	31:BA:1822:G:H5''	1.57	0.87

Continued on next page...

Continued from previous page...

Atom-1	Atom-2	Distance(Å)	Clash(Å)
1:CA:624:C:H4'	16:CP:10:GLY:HA2	1.55	0.87
31:DA:2476:A:N3	31:DA:2477:C:H5''	1.90	0.87
31:BA:542:C:C4	31:BA:543:C:N4	2.42	0.87
50:DY:45:VAL:HG13	50:DY:62:GLU:HB2	1.55	0.87
31:BA:146:G:H5'	31:BA:146:G:H8	1.39	0.87
10:AJ:51:ARG:HE	10:AJ:61:GLU:HB2	1.40	0.87
31:DA:146:G:H5'	31:DA:146:G:H8	1.37	0.87
31:BA:1899:G:H22	31:BA:1902:C:H41	0.91	0.87
30:B8:6:THR:HG22	30:B8:63:PRO:HD3	1.55	0.87
38:BI:72:LEU:HD12	38:BI:138:ILE:HG23	1.54	0.87
43:BR:11:ASN:OD1	43:BR:12:ARG:N	2.08	0.87
33:BD:35:LYS:HE3	33:BD:64:ILE:C	1.96	0.87
1:AA:445:G:H2'	1:AA:446:G:C8	2.10	0.87
49:DX:63:LYS:HE3	49:DX:70:LEU:HD22	1.57	0.87
3:AC:20:SER:HB2	3:AC:40:ARG:HH22	1.39	0.87
27:D5:40:LYS:HD3	27:D5:46:CYS:HB3	1.57	0.86
28:B6:15:GLU:OE2	28:B6:41:PRO:HG3	1.74	0.86
31:BA:2688:U:H5	31:BA:2720:U:OP2	1.58	0.86
29:D7:16:HIS:HB2	29:D7:44:PRO:HG2	1.54	0.86
1:CA:200:G:H1	1:CA:217:C:H42	1.22	0.86
31:BA:2068:U:N3	31:BA:2430:A:H2	1.72	0.86
4:CD:126:ILE:HG22	4:CD:127:THR:H	1.40	0.86
50:BY:96:ILE:HG21	50:BY:99:CYS:SG	2.14	0.86
1:AA:386:C:H2'	1:AA:387:U:H5'	1.55	0.86
29:B7:8:ASN:HD22	29:B7:8:ASN:C	1.77	0.86
12:CL:82:VAL:HG12	12:CL:83:VAL:H	1.39	0.86
39:BN:45:ASN:HD22	39:BN:45:ASN:H	1.22	0.86
48:DW:64:MET:O	48:DW:65:LEU:HB2	1.74	0.86
51:DZ:53:ILE:CG2	51:DZ:71:VAL:HB	2.05	0.86
31:BA:1821:A:C2'	31:BA:1822:G:H5''	2.05	0.86
50:DY:71:LYS:HB2	50:DY:71:LYS:NZ	1.88	0.86
50:DY:75:ILE:HD11	50:DY:79:CYS:CA	2.05	0.86
50:DY:96:ILE:HG13	50:DY:99:CYS:O	1.76	0.86
31:BA:587:C:C5	41:BP:33:ARG:HG2	2.09	0.86
1:CA:250:A:H4'	1:CA:251:G:O5'	1.72	0.86
1:CA:532:A:H61	3:CC:193:TYR:HB3	1.40	0.86
1:CA:353:A:H5'	1:CA:353:A:H8	1.36	0.86
47:BV:47:VAL:HG13	47:BV:48:GLY:H	1.39	0.86
50:DY:28:LYS:O	50:DY:38:ILE:HB	1.75	0.86
24:D2:33:MET:HG2	49:DX:11:PRO:HD2	1.57	0.86
31:BA:71:A:H2	49:BX:31:HIS:CE1	1.91	0.86
1:AA:1065:U:H1'	1:AA:1066:C:OP2	1.75	0.86

Continued on next page...

Continued from previous page...

Atom-1	Atom-2	Distance(Å)	Clash(Å)
31:DA:1882:C:H5'	31:DA:1883:G:OP2	1.76	0.86
31:BA:2577:A:H5''	31:BA:2578:G:H5'	1.57	0.86
33:DD:30:GLU:HG3	33:DD:63:ARG:CZ	2.05	0.86
2:CB:111:ARG:NH1	2:CB:111:ARG:HG2	1.80	0.86
31:DA:2394:C:OP1	41:DP:63:PRO:HD2	1.74	0.86
50:DY:8:LYS:HZ1	50:DY:73:ARG:HA	1.39	0.86
51:BZ:101:PRO:O	51:BZ:102:LEU:HD23	1.76	0.86
29:B7:8:ASN:HD21	29:B7:11:LYS:H	1.24	0.86
31:DA:571:A:H5'	31:DA:2030:A:H62	1.39	0.86
31:BA:2463:C:C2'	31:BA:2464:C:H5'	2.06	0.86
51:BZ:53:ILE:CG2	51:BZ:71:VAL:HB	2.06	0.86
10:CJ:51:ARG:HE	10:CJ:61:GLU:HB2	1.41	0.86
1:CA:975:A:H4'	1:CA:976:G:H5''	1.57	0.86
39:DN:40:PRO:HA	46:DU:64:ARG:HH22	1.41	0.86
31:BA:285:C:C2'	31:BA:286:C:H5''	2.05	0.86
33:DD:228:PRO:HD3	33:DD:235:GLY:HA3	1.55	0.86
49:DX:72:LYS:HG3	49:DX:73:ARG:H	1.41	0.86
49:DX:72:LYS:HG3	49:DX:74:PRO:HD3	1.56	0.86
34:BE:116:VAL:O	34:BE:117:MET:HB3	1.73	0.86
11:CK:22:HIS:HB3	11:CK:29:ILE:HG23	1.54	0.86
45:DT:25:GLY:O	45:DT:26:ASP:HB2	1.74	0.86
38:BI:133:HIS:ND1	38:BI:134:PRO:HD2	1.90	0.86
31:DA:2317:C:H2'	31:DA:2318:G:C5'	2.02	0.86
39:DN:45:ASN:HD22	39:DN:45:ASN:H	1.24	0.86
41:BP:47:ASP:HB3	41:BP:48:PRO:C	1.95	0.86
24:B2:25:VAL:HG13	24:B2:26:ARG:HD2	1.58	0.86
31:BA:1970:A:H5'	31:BA:1972:A:H1'	1.58	0.86
12:AL:82:VAL:HG12	12:AL:83:VAL:H	1.41	0.86
33:BD:8:PRO:HB3	33:BD:14:ARG:HB2	1.57	0.86
36:DG:85:GLY:O	36:DG:87:PRO:HD2	1.76	0.86
1:AA:975:A:H4'	1:AA:976:G:H5''	1.57	0.86
31:BA:1697:G:C5'	31:BA:1697:G:H8	1.89	0.85
39:DN:3:THR:HG22	39:DN:4:TYR:H	1.39	0.85
45:DT:29:ARG:HD3	45:DT:86:ILE:HG22	1.58	0.85
42:DQ:23:GLY:O	42:DQ:100:GLY:HA3	1.76	0.85
3:AC:70:VAL:HG12	3:AC:72:LYS:H	1.40	0.85
31:DA:286:C:H42	31:DA:355:G:H1	1.22	0.85
33:BD:186:HIS:HD2	33:BD:188:GLU:H	1.21	0.85
31:DA:2712:U:O2	31:DA:2712:U:H5''	1.75	0.85
1:AA:954:G:H21	1:AA:1227:A:H62	1.24	0.85
31:DA:1116:C:H2'	31:DA:1117:G:H5'	1.58	0.85
13:CM:49:THR:HG22	13:CM:51:ALA:H	1.39	0.85

Continued on next page...

Continued from previous page...

Atom-1	Atom-2	Distance(Å)	Clash(Å)
23:D1:40:ARG:HD3	23:D1:41:ARG:H	1.42	0.85
30:B8:32:LEU:HD23	30:B8:35:GLN:HA	1.58	0.85
31:BA:587:C:H4'	31:BA:588:U:OP2	1.75	0.85
11:AK:22:HIS:HB3	11:AK:29:ILE:HG23	1.56	0.85
31:DA:1464:C:HO2'	31:DA:1528:A:H8	0.86	0.85
35:DF:53:THR:CG2	35:DF:55:GLY:H	1.88	0.85
31:BA:2469:A:H2	31:BA:2481:G:H21	1.18	0.85
41:DP:47:ASP:HB3	41:DP:48:PRO:C	1.96	0.85
31:DA:1448:G:H1'	31:DA:1528:A:N6	1.91	0.85
1:CA:1065:U:H1'	1:CA:1066:C:OP2	1.75	0.85
36:DG:41:GLN:HG2	36:DG:155:MET:HB3	1.57	0.85
24:D2:49:LYS:HD2	24:D2:53:LEU:CD1	2.03	0.85
41:BP:64:LYS:C	41:BP:66:GLY:N	2.28	0.85
31:BA:2463:C:H2'	31:BA:2464:C:H5'	1.56	0.85
31:BA:1497:U:H5'	31:BA:1498:C:H5	1.41	0.85
20:CT:50:GLU:HB3	20:CT:100:ILE:HG12	1.58	0.85
6:AF:69:GLU:O	6:AF:72:VAL:HG12	1.76	0.85
28:D6:46:HIS:CB	28:D6:47:THR:N	2.39	0.85
30:B8:25:MET:HB2	41:BP:62:LEU:HD23	1.58	0.85
31:BA:1494:A:C4'	31:BA:1495:A:OP1	2.24	0.85
31:DA:2068:U:N3	31:DA:2430:A:H2	1.74	0.85
1:CA:1281:U:H4'	1:CA:1282:C:OP2	1.76	0.85
1:AA:1281:U:H4'	1:AA:1282:C:OP2	1.76	0.85
47:DV:47:VAL:HG13	47:DV:48:GLY:H	1.38	0.85
33:BD:35:LYS:HD3	33:BD:63:ARG:C	1.96	0.85
31:DA:1696:G:C2'	31:DA:1697:G:H5''	2.07	0.85
44:DS:17:ARG:HA	44:DS:20:ARG:HG2	1.57	0.85
45:DT:53:ARG:CG	45:DT:53:ARG:HH11	1.90	0.85
37:BH:89:ILE:O	37:BH:90:LYS:HG2	1.76	0.85
45:DT:65:LYS:HE3	45:DT:66:VAL:N	1.90	0.85
24:B2:49:LYS:CD	24:B2:53:LEU:HD13	2.01	0.85
34:DE:59:VAL:HG22	34:DE:63:LEU:HA	1.58	0.85
31:DA:2307:G:N2	31:DA:2308:G:H5'	1.91	0.85
31:DA:102:G:C5'	31:DA:102:G:H8	1.84	0.85
50:DY:17:SER:HB2	50:DY:71:LYS:HD2	1.55	0.85
31:DA:2287:A:C2	31:DA:2346:A:H2	1.95	0.85
31:BA:2030:A:H5''	31:BA:2031:A:OP1	1.76	0.85
27:B5:4:HIS:HB3	27:B5:5:PRO:HD3	1.59	0.85
1:CA:240:C:H2'	1:CA:241:C:H6	1.42	0.85
32:DB:82:G:C2'	32:DB:83:G:H5'	2.07	0.85
43:BR:71:GLN:HE21	43:BR:71:GLN:HA	1.42	0.85
31:BA:1006:C:H1'	39:BN:106:MET:HE3	1.58	0.84

Continued on next page...

Continued from previous page...

Atom-1	Atom-2	Distance(Å)	Clash(Å)
39:BN:16:ILE:HD11	39:BN:26:LEU:HD11	1.57	0.84
47:DV:18:LEU:HD22	47:DV:19:LYS:HA	1.57	0.84
41:DP:62:LEU:N	41:DP:62:LEU:HD22	1.92	0.84
1:AA:1412:C:H2'	1:AA:1413:A:C8	2.11	0.84
37:DH:44:VAL:HG12	37:DH:45:VAL:H	1.42	0.84
51:DZ:126:VAL:HG12	51:DZ:163:LEU:HA	1.59	0.84
41:BP:143:GLY:C	41:BP:145:PRO:HD3	1.97	0.84
30:D8:6:THR:HG22	30:D8:63:PRO:HD3	1.59	0.84
4:AD:18:LYS:HE3	4:AD:31:CYS:SG	2.17	0.84
31:DA:141:A:C8	31:DA:1408:C:O2'	2.30	0.84
44:DS:34:HIS:CE1	44:DS:54:LEU:HB3	2.12	0.84
50:BY:75:ILE:HD11	50:BY:79:CYS:HA	1.59	0.84
31:DA:1019:U:HO2'	31:DA:1021:A:H2	0.85	0.84
34:BE:59:VAL:HG22	34:BE:63:LEU:HA	1.59	0.84
13:AM:49:THR:HG22	13:AM:51:ALA:H	1.41	0.84
36:BG:41:GLN:HG2	36:BG:155:MET:HB3	1.57	0.84
31:DA:1678:G:N2	31:DA:1989:G:H22	1.75	0.84
23:D1:49:VAL:HG11	31:DA:2091:U:O2'	1.76	0.84
31:BA:286:C:H42	31:BA:355:G:H1	1.23	0.84
31:DA:1970:A:H5'	31:DA:1972:A:H1'	1.58	0.84
1:AA:627:G:H2'	1:AA:628:G:H8	1.41	0.84
29:B7:16:HIS:HB2	29:B7:44:PRO:HG2	1.59	0.84
8:CH:7:ALA:HB2	8:CH:85:ARG:HD3	1.60	0.84
3:CC:20:SER:HB2	3:CC:40:ARG:HH22	1.39	0.84
16:AP:28:ARG:HH11	16:AP:28:ARG:CG	1.88	0.84
31:BA:2476:A:N3	31:BA:2477:C:H5''	1.93	0.84
43:DR:55:ALA:HB2	43:DR:79:LEU:HD13	1.57	0.84
1:CA:1502:A:H2	1:CA:1505:G:N1	1.75	0.84
1:CA:627:G:H2'	1:CA:628:G:H8	1.42	0.84
31:DA:1884:A:C2'	31:DA:1885:A:H5''	2.07	0.84
31:DA:65:C:H2'	31:DA:66:C:H6	1.40	0.84
24:B2:46:GLN:NE2	24:B2:47:ASN:N	2.25	0.84
46:DU:102:GLU:HG3	47:DV:2:PHE:CZ	2.12	0.84
31:DA:2287:A:H2	31:DA:2346:A:C2	1.94	0.84
31:BA:2681:C:H5	31:BA:2725:A:N6	1.75	0.84
49:DX:62:LYS:HB2	49:DX:69:TYR:H	1.39	0.84
20:AT:50:GLU:HB3	20:AT:100:ILE:HG12	1.59	0.84
1:AA:598:U:H4'	8:AH:94:TYR:CD2	2.13	0.84
3:CC:47:LEU:HD21	3:CC:68:VAL:HG11	1.59	0.84
44:BS:34:HIS:CE1	44:BS:54:LEU:HB3	2.13	0.84
24:D2:45:SER:O	24:D2:48:HIS:HB3	1.76	0.84
24:B2:45:SER:O	24:B2:48:HIS:HB3	1.78	0.84

Continued on next page...

Continued from previous page...

Atom-1	Atom-2	Distance(Å)	Clash(Å)
31:BA:154:G:H1	31:BA:172:C:H42	0.88	0.84
31:BA:671:C:H5'	31:BA:671:C:H6	1.40	0.84
50:BY:45:VAL:HG13	50:BY:62:GLU:HB2	1.57	0.84
31:BA:1116:C:H2'	31:BA:1117:G:H5'	1.58	0.84
5:AE:78:HIS:HE1	5:AE:142:LEU:HA	1.43	0.84
33:DD:35:LYS:HE3	33:DD:64:ILE:C	1.97	0.84
50:DY:10:GLY:HA2	50:DY:27:VAL:CG1	2.07	0.84
44:BS:17:ARG:HA	44:BS:20:ARG:HG2	1.56	0.84
31:DA:1899:G:H22	31:DA:1902:C:H41	0.86	0.84
3:AC:47:LEU:HD21	3:AC:68:VAL:HG11	1.60	0.84
31:DA:1497:U:H5'	31:DA:1498:C:H5	1.42	0.84
31:BA:1019:U:HO2'	31:BA:1021:A:H2	0.86	0.84
39:BN:40:PRO:HA	46:BU:64:ARG:HH22	1.43	0.83
24:D2:46:GLN:NE2	24:D2:47:ASN:N	2.26	0.83
41:DP:16:ARG:CD	41:DP:18:ARG:HB2	2.04	0.83
48:DW:9:TYR:H	48:DW:102:HIS:CD2	1.96	0.83
51:BZ:126:VAL:HG12	51:BZ:163:LEU:HA	1.59	0.83
47:DV:19:LYS:HB3	47:DV:96:ILE:O	1.78	0.83
31:DA:1210:A:C8	31:DA:1210:A:H5'	2.11	0.83
28:B6:9:LEU:HD22	28:B6:10:LEU:N	1.92	0.83
31:DA:2393:A:H5'	41:DP:62:LEU:HB3	1.60	0.83
1:AA:1442(A):G:H3'	1:AA:1442(B):A:C5'	2.08	0.83
29:D7:19:ARG:HD3	31:DA:125:G:H5''	1.61	0.83
31:DA:142:A:H8	31:DA:1595:G:H21	1.23	0.83
33:BD:93:ALA:HB3	33:BD:105:ILE:HG22	1.58	0.83
41:BP:58:THR:O	41:BP:61:ARG:CZ	2.27	0.83
24:B2:33:MET:HG2	49:BX:11:PRO:HD2	1.59	0.83
31:BA:2393:A:H5'	41:BP:62:LEU:HB3	1.58	0.83
31:DA:154:G:H1	31:DA:172:C:H42	0.89	0.83
1:AA:748:C:H4'	1:AA:749:C:O5'	1.77	0.83
50:DY:8:LYS:HZ1	50:DY:74:PRO:HD3	1.42	0.83
47:DV:82:ARG:HG3	47:DV:82:ARG:NH1	1.88	0.83
31:DA:2334:G:N2	44:DS:18:ILE:HD11	1.94	0.83
35:DF:20:LEU:HD22	35:DF:203:GLN:HE22	1.42	0.83
50:BY:75:ILE:HD11	50:BY:79:CYS:C	1.97	0.83
49:BX:62:LYS:HB2	49:BX:69:TYR:H	1.42	0.83
31:BA:997:G:OP1	46:BU:93:LYS:HD3	1.77	0.83
41:DP:58:THR:O	41:DP:61:ARG:CZ	2.26	0.83
41:DP:64:LYS:C	41:DP:66:GLY:N	2.30	0.83
31:BA:669:G:H4'	31:BA:670:A:OP2	1.78	0.83
31:DA:719:C:H2'	31:DA:720:C:H6	1.43	0.83
31:BA:1158:C:O2'	31:BA:1159:U:P	2.36	0.83

Continued on next page...

Continued from previous page...

Atom-1	Atom-2	Distance(Å)	Clash(Å)
2:AB:115:LEU:HD13	2:AB:145:LEU:HB3	1.61	0.83
2:CB:115:LEU:HD13	2:CB:145:LEU:HB3	1.61	0.83
28:D6:16:CYS:O	28:D6:17:LYS:HB2	1.76	0.83
28:D6:28:ARG:HA	28:D6:32:ASN:HD22	1.41	0.83
1:CA:445:G:H2'	1:CA:446:G:C8	2.12	0.83
1:AA:735:C:H2'	1:AA:736:C:H6	1.42	0.83
8:CH:58:TYR:O	8:CH:59:LEU:HD23	1.77	0.83
1:AA:992:U:H1'	1:AA:993:G:OP2	1.78	0.83
31:DA:84:A:N6	31:DA:102:G:H1'	1.94	0.83
31:DA:1902:C:H1'	33:DD:244:ARG:HD3	1.60	0.83
5:CE:78:HIS:HE1	5:CE:142:LEU:HA	1.44	0.83
31:DA:2580:U:H5'	34:DE:131:ALA:CB	2.08	0.83
35:BF:78:ILE:H	35:BF:78:ILE:HD13	1.43	0.83
45:BT:50:ILE:HD11	45:BT:102:ILE:HD11	1.59	0.83
31:BA:1771:C:HO2'	31:BA:1786:A:H8	0.84	0.83
37:BH:30:LYS:NZ	37:BH:81:GLU:HA	1.94	0.83
31:DA:993:G:H5''	47:DV:75:PHE:CZ	2.14	0.83
28:D6:15:GLU:OE2	28:D6:43:CYS:SG	2.37	0.83
31:DA:2287:A:H62	31:DA:2344:U:H3	1.26	0.83
33:BD:222:ARG:O	33:BD:225:ALA:HB3	1.79	0.83
33:DD:8:PRO:HB3	33:DD:14:ARG:HB2	1.61	0.83
51:BZ:7:ALA:HB3	51:BZ:61:LEU:HD23	1.60	0.83
42:DQ:75:THR:HA	42:DQ:88:GLY:HA2	1.60	0.83
31:BA:141:A:C8	31:BA:1408:C:O2'	2.31	0.83
48:BW:9:TYR:H	48:BW:102:HIS:HD2	1.23	0.83
24:D2:30:ARG:HH11	24:D2:30:ARG:HG3	1.43	0.83
1:AA:1281:U:H5'	1:AA:1282:C:H5	1.43	0.83
31:BA:1947:C:H2'	31:BA:1948:G:H5'	1.61	0.83
33:BD:34:VAL:HG21	33:BD:103:ARG:HA	1.60	0.83
50:DY:7:VAL:HB	50:DY:8:LYS:HZ2	1.44	0.83
34:BE:111:ARG:NH1	43:BR:2:ARG:HH21	1.77	0.83
49:DX:76:ARG:HG2	49:DX:76:ARG:NH1	1.88	0.83
23:B1:19:GLN:NE2	31:BA:379:G:H21	1.76	0.83
46:DU:31:SER:O	46:DU:33:ARG:N	2.10	0.83
42:BQ:110:THR:OG1	42:BQ:113:GLN:HG3	1.79	0.83
33:BD:35:LYS:HD3	33:BD:63:ARG:HB3	1.59	0.82
31:BA:2287:A:H62	31:BA:2344:U:H3	1.22	0.82
31:DA:587:C:C5	41:DP:33:ARG:HG2	2.14	0.82
31:BA:1448:G:H1'	31:BA:1528:A:N6	1.94	0.82
37:DH:30:LYS:NZ	37:DH:81:GLU:HA	1.94	0.82
35:DF:158:THR:HG23	35:DF:160:ASN:H	1.44	0.82
8:AH:7:ALA:HB2	8:AH:85:ARG:HD3	1.60	0.82

Continued on next page...

Continued from previous page...

Atom-1	Atom-2	Distance(Å)	Clash(Å)
39:DN:82:LEU:H	39:DN:82:LEU:HD12	1.42	0.82
35:BF:53:THR:CG2	35:BF:55:GLY:H	1.91	0.82
31:DA:954:G:H5''	42:DQ:13:GLN:HG2	1.59	0.82
23:D1:85:LEU:C	23:D1:87:PRO:HD3	1.98	0.82
18:CR:73:ALA:HB3	18:CR:79:LEU:HD12	1.61	0.82
27:D5:46:CYS:SG	27:D5:47:PRO:HD2	2.18	0.82
37:BH:137:ASP:O	37:BH:138:LYS:HB2	1.77	0.82
31:DA:1494:A:C4'	31:DA:1495:A:OP1	2.26	0.82
45:BT:25:GLY:O	45:BT:26:ASP:HB2	1.77	0.82
5:AE:51:VAL:HB	5:AE:52:PRO:HD3	1.60	0.82
31:DA:1403:C:H5''	31:DA:1471:A:H1'	1.59	0.82
38:DI:81:VAL:HG11	38:DI:88:ILE:HG23	1.60	0.82
30:D8:52:LYS:H	30:D8:54:GLU:HG2	1.43	0.82
46:DU:92:ARG:HD3	46:DU:94:ASN:HB3	1.60	0.82
30:B8:30:ARG:O	30:B8:31:HIS:C	2.18	0.82
1:CA:1281:U:H5'	1:CA:1282:C:H5	1.42	0.82
37:DH:153:LYS:H	37:DH:153:LYS:HD3	1.42	0.82
31:DA:1158:C:O2'	31:DA:1159:U:O5'	1.98	0.82
2:AB:54:THR:HG21	2:AB:201:ILE:HD11	1.59	0.82
22:D0:41:ARG:HD2	22:D0:41:ARG:H	1.44	0.82
31:BA:1678:G:N2	31:BA:1989:G:H22	1.76	0.82
39:BN:73:THR:O	39:BN:75:TYR:N	2.12	0.82
33:DD:186:HIS:HD2	33:DD:188:GLU:N	1.77	0.82
45:BT:29:ARG:HD3	45:BT:86:ILE:HG22	1.59	0.82
31:BA:786:C:H2'	31:BA:787:U:H5'	1.62	0.82
1:CA:1502:A:H2	1:CA:1505:G:H1	1.26	0.82
35:DF:78:ILE:H	35:DF:78:ILE:HD13	1.43	0.82
44:BS:33:LYS:HB3	44:BS:34:HIS:CD2	2.15	0.82
35:BF:20:LEU:HD23	35:BF:23:ASP:OD2	1.80	0.82
35:DF:101:LEU:HD12	35:DF:102:PRO:CD	2.08	0.82
6:CF:69:GLU:O	6:CF:72:VAL:HG12	1.79	0.82
33:DD:108:PRO:HB3	33:DD:143:HIS:HE1	1.42	0.82
43:BR:55:ALA:HB2	43:BR:79:LEU:HD13	1.59	0.82
42:BQ:35:VAL:HG13	42:BQ:130:LYS:HB3	1.60	0.82
47:DV:66:ARG:HG2	47:DV:94:LEU:HG	1.60	0.82
31:DA:309:G:O3'	50:DY:18:GLY:HA2	1.80	0.82
49:BX:33:LYS:O	49:BX:35:THR:N	2.13	0.82
42:DQ:20:ALA:HB2	42:DQ:99:PRO:HD2	1.61	0.82
40:BO:115:VAL:HG13	40:BO:121:VAL:HG21	1.62	0.82
41:DP:105:LEU:O	41:DP:106:LEU:HB2	1.79	0.82
31:BA:287:C:H42	31:BA:354:G:H1	1.28	0.82
46:BU:55:ARG:HA	46:BU:58:ARG:HD2	1.61	0.82

Continued on next page...

Continued from previous page...

Atom-1	Atom-2	Distance(Å)	Clash(Å)
31:BA:2845:G:O2'	31:BA:2846:G:H5'	1.80	0.82
1:CA:992:U:H1'	1:CA:993:G:OP2	1.79	0.82
31:BA:2580:U:H5'	34:BE:131:ALA:CB	2.09	0.82
6:AF:11:ASN:HB3	6:AF:14:LEU:HG	1.61	0.82
1:CA:748:C:H4'	1:CA:749:C:O5'	1.78	0.82
33:DD:34:VAL:HG21	33:DD:103:ARG:HA	1.60	0.82
39:DN:18:ALA:HB1	39:DN:21:LYS:CB	2.10	0.82
49:BX:76:ARG:NH1	49:BX:76:ARG:HG2	1.94	0.82
31:DA:1697:G:C5'	31:DA:1697:G:H8	1.91	0.82
15:CO:17:ARG:HH11	15:CO:17:ARG:CG	1.93	0.82
1:CA:1442(A):G:H3'	1:CA:1442(B):A:C5'	2.09	0.82
23:B1:85:LEU:C	23:B1:87:PRO:HD3	2.00	0.82
25:D3:19:GLN:NE2	25:D3:52:HIS:HE1	1.78	0.82
31:DA:2562:U:H1'	40:DO:23:ARG:HH11	1.45	0.82
31:DA:287:C:H42	31:DA:354:G:H1	1.28	0.82
31:BA:84:A:N6	31:BA:102:G:H1'	1.95	0.82
32:DB:52:A:N7	44:DS:33:LYS:HE3	1.94	0.82
31:BA:1696:G:C2'	31:BA:1697:G:H5''	2.10	0.82
31:DA:330:A:C2	31:DA:1210:A:H2'	2.14	0.82
31:DA:2287:A:C2	31:DA:2346:A:C2	2.67	0.82
50:BY:71:LYS:NZ	50:BY:71:LYS:HB2	1.93	0.82
1:CA:1201:A:H1'	1:CA:1202:G:OP2	1.80	0.82
1:AA:1106:G:H5''	3:AC:172:ARG:HG2	1.62	0.82
1:CA:1169:A:H2'	1:CA:1170:A:C8	2.15	0.82
31:DA:2036:C:H6	31:DA:2036:C:H5'	1.44	0.82
37:BH:20:ALA:HB1	37:BH:21:PRO:HD2	1.62	0.82
3:CC:70:VAL:HG12	3:CC:72:LYS:H	1.42	0.82
12:CL:47:LYS:HB3	12:CL:48:PRO:CD	2.10	0.81
31:DA:2262:U:C2'	31:DA:2263:C:H5''	2.10	0.81
31:DA:2030:A:H5''	31:DA:2031:A:OP1	1.80	0.81
1:CA:976:G:H5'	1:CA:1358:U:O2'	1.80	0.81
1:AA:976:G:H5'	1:AA:1358:U:O2'	1.79	0.81
31:DA:1884:A:H2'	31:DA:1885:A:C5'	2.10	0.81
41:BP:112:LEU:HD22	41:BP:113:LYS:H	1.41	0.81
1:AA:240:C:H2'	1:AA:241:C:H6	1.45	0.81
32:BB:52:A:N7	44:BS:33:LYS:HE3	1.95	0.81
27:D5:57:VAL:HG23	27:D5:58:LEU:H	1.44	0.81
47:DV:5:VAL:HG23	47:DV:36:PRO:HB2	1.59	0.81
31:DA:2327:A:H2'	31:DA:2328:A:C8	2.15	0.81
31:BA:2562:U:H1'	40:BO:23:ARG:HH11	1.43	0.81
44:DS:33:LYS:HB3	44:DS:34:HIS:CD2	2.15	0.81
31:BA:2287:A:H2	31:BA:2346:A:C2	1.97	0.81

Continued on next page...

Continued from previous page...

Atom-1	Atom-2	Distance(Å)	Clash(Å)
35:BF:46:ARG:HH11	35:BF:46:ARG:CG	1.94	0.81
42:DQ:9:TYR:CD2	42:DQ:9:TYR:O	2.31	0.81
31:BA:2469:A:O2'	42:BQ:56:ARG:HG2	1.80	0.81
36:BG:76:SER:HB2	36:BG:83:ARG:HB3	1.61	0.81
31:DA:1778:U:H2'	31:DA:1784:A:N6	1.95	0.81
31:DA:2688:U:C5	31:DA:2720:U:OP2	2.33	0.81
1:AA:685:G:O2'	1:AA:686:U:H5'	1.80	0.81
1:CA:450:G:H5''	16:CP:41:PRO:O	1.80	0.81
1:CA:1435:G:H2'	1:CA:1436:U:C6	2.15	0.81
31:BA:814:C:C5	41:BP:27:HIS:NE2	2.48	0.81
31:BA:674:G:O2'	35:BF:74:ARG:HG3	1.81	0.81
31:BA:1884:A:C2'	31:BA:1885:A:H5''	2.10	0.81
50:DY:75:ILE:HD11	50:DY:79:CYS:HA	1.62	0.81
1:AA:955:U:H1'	1:AA:1227:A:H61	1.44	0.81
31:BA:2660:A:H5''	31:BA:2661:G:N3	1.95	0.81
42:BQ:75:THR:HA	42:BQ:88:GLY:HA2	1.61	0.81
1:AA:1169:A:H2'	1:AA:1170:A:C8	2.16	0.81
33:DD:71:ASP:HB3	33:DD:103:ARG:HH22	1.46	0.81
47:DV:2:PHE:CB	47:DV:42:GLY:HA2	2.10	0.81
42:DQ:8:LYS:CG	42:DQ:9:TYR:H	1.93	0.81
31:DA:2469:A:O2'	42:DQ:56:ARG:HG2	1.79	0.81
35:DF:183:VAL:O	35:DF:187:VAL:HG23	1.81	0.81
1:CA:1106:G:H5''	3:CC:172:ARG:HG2	1.62	0.81
31:BA:90:U:H2'	31:BA:90:U:O2	1.78	0.81
18:AR:73:ALA:HB3	18:AR:79:LEU:HD12	1.63	0.81
39:DN:130:HIS:O	39:DN:130:HIS:CG	2.33	0.81
37:DH:148:ILE:O	37:DH:151:ILE:HG12	1.79	0.81
31:DA:2199:A:H3'	31:DA:2200:C:H6	1.45	0.81
31:BA:780:G:H21	31:BA:783:A:H62	1.28	0.81
32:DB:66:A:H61	32:DB:108:U:H2'	1.44	0.81
39:BN:82:LEU:H	39:BN:82:LEU:HD12	1.44	0.81
40:BO:2:ILE:HG13	40:BO:8:LEU:HD11	1.62	0.81
33:BD:30:GLU:HG3	33:BD:63:ARG:CZ	2.10	0.81
50:BY:8:LYS:CE	50:BY:72:VAL:HG23	2.11	0.81
24:D2:25:VAL:HG13	24:D2:26:ARG:HD2	1.62	0.81
47:BV:18:LEU:HD22	47:BV:19:LYS:HA	1.61	0.81
30:D8:25:MET:HB2	41:DP:62:LEU:CD2	2.11	0.81
33:BD:228:PRO:HD3	33:BD:235:GLY:HA3	1.62	0.81
45:BT:29:ARG:CB	45:BT:85:LYS:HA	2.11	0.81
22:B0:72:ARG:HB2	22:B0:75:LEU:HB2	1.62	0.81
37:BH:157:TYR:CE1	37:BH:171:LEU:N	2.49	0.81
33:DD:35:LYS:HD3	33:DD:63:ARG:C	2.00	0.81

Continued on next page...

Continued from previous page...

Atom-1	Atom-2	Distance(Å)	Clash(Å)
35:BF:101:LEU:HD12	35:BF:102:PRO:CD	2.10	0.81
36:DG:76:SER:HB2	36:DG:83:ARG:HB3	1.61	0.81
31:DA:1779:U:C5	31:DA:1784:A:N7	2.47	0.81
31:DA:1658:C:OP1	34:DE:132:HIS:CE1	2.34	0.81
2:AB:29:ALA:O	2:AB:32:ILE:HG22	1.81	0.81
33:DD:222:ARG:O	33:DD:225:ALA:HB3	1.80	0.81
13:CM:34:LEU:HD13	13:CM:41:PRO:HG3	1.60	0.81
1:CA:598:U:H4'	8:CH:94:TYR:CD2	2.15	0.81
27:B5:46:CYS:SG	27:B5:47:PRO:HD2	2.21	0.81
24:B2:15:LYS:O	24:B2:16:LEU:HB3	1.81	0.81
37:BH:43:VAL:HG23	37:BH:43:VAL:O	1.81	0.81
31:BA:142:A:H8	31:BA:1595:G:H21	1.27	0.81
48:BW:9:TYR:H	48:BW:102:HIS:CD2	1.97	0.81
9:CI:4:TYR:HB2	9:CI:19:LEU:HB2	1.61	0.81
47:DV:62:LEU:HB3	47:DV:98:GLU:HA	1.62	0.81
31:BA:1022:G:O2'	31:BA:1023:U:OP2	1.99	0.81
32:DB:15:A:H5'	32:DB:16:G:C8	2.17	0.81
31:DA:2577:A:H5''	31:DA:2578:G:H5'	1.62	0.81
31:BA:993:G:H5''	47:BV:75:PHE:CZ	2.15	0.80
2:CB:69:LEU:HB3	2:CB:162:ILE:HG22	1.64	0.80
31:DA:90:U:H2'	31:DA:90:U:O2	1.79	0.80
31:BA:1278:A:OP1	43:BR:36:THR:HG22	1.81	0.80
15:CO:39:LEU:HD12	15:CO:56:LEU:HB2	1.63	0.80
31:DA:2660:A:H5''	31:DA:2661:G:N3	1.95	0.80
1:AA:1423:G:C5'	40:BO:49:ARG:HH22	1.93	0.80
1:AA:1423:G:H5'	40:BO:49:ARG:HH22	1.44	0.80
33:DD:44:ASN:HB3	33:DD:49:ILE:HA	1.61	0.80
33:BD:71:ASP:HB3	33:BD:103:ARG:HH22	1.44	0.80
31:DA:1798:U:C5'	33:DD:259:THR:HG22	2.04	0.80
49:BX:63:LYS:HE3	49:BX:70:LEU:HD22	1.61	0.80
31:DA:863:A:O2'	31:DA:864:G:H5'	1.81	0.80
1:AA:662:G:H2'	1:AA:663:A:C8	2.16	0.80
31:BA:7:G:H2'	31:BA:8:A:O4'	1.80	0.80
47:BV:82:ARG:HG3	47:BV:82:ARG:NH1	1.90	0.80
31:DA:2681:C:H5	31:DA:2725:A:H62	0.86	0.80
31:DA:2712:U:H1'	31:DA:2712(A):A:C8	2.16	0.80
37:BH:153:LYS:H	37:BH:153:LYS:HD3	1.44	0.80
13:AM:34:LEU:HD13	13:AM:41:PRO:HG3	1.61	0.80
32:BB:82:G:C2'	32:BB:83:G:H5'	2.11	0.80
50:DY:8:LYS:CE	50:DY:72:VAL:HG23	2.11	0.80
37:DH:89:ILE:O	37:DH:90:LYS:HG2	1.82	0.80
12:AL:47:LYS:HB3	12:AL:48:PRO:CD	2.10	0.80

Continued on next page...

Continued from previous page...

Atom-1	Atom-2	Distance(Å)	Clash(Å)
49:DX:35:THR:HB	49:DX:75:ASP:OD2	1.81	0.80
41:DP:38:GLN:HG3	41:DP:39:LYS:H	1.45	0.80
31:BA:2307:G:H21	31:BA:2308:G:H5'	1.47	0.80
31:DA:1464:C:O2'	31:DA:1528:A:H8	1.64	0.80
9:AI:4:TYR:HB2	9:AI:19:LEU:HB2	1.62	0.80
46:BU:31:SER:O	46:BU:33:ARG:N	2.14	0.80
33:BD:44:ASN:HB3	33:BD:49:ILE:HA	1.63	0.80
31:DA:1341:U:C2	49:DX:77:LYS:HE2	2.16	0.80
31:BA:2287:A:C2	31:BA:2346:A:H2	1.98	0.80
12:CL:90:VAL:O	12:CL:92:ASP:N	2.14	0.80
41:DP:85:LEU:HD12	41:DP:120:ALA:HB2	1.64	0.80
31:BA:1884:A:H2'	31:BA:1885:A:C5'	2.12	0.80
13:AM:81:LEU:HB3	13:AM:89:GLY:HA2	1.63	0.80
34:BE:203:LYS:O	34:BE:203:LYS:HD2	1.81	0.80
1:CA:973:G:H3'	1:CA:974:A:H5''	1.64	0.80
41:BP:51:PHE:HB3	41:BP:52:GLU:OE2	1.82	0.80
37:DH:149:ARG:HA	37:DH:162:ILE:HG13	1.63	0.80
32:BB:44:G:H5''	32:BB:45:A:OP1	1.82	0.80
4:AD:126:ILE:HG22	4:AD:127:THR:H	1.46	0.80
45:BT:53:ARG:NH1	45:BT:53:ARG:HG3	1.94	0.80
25:D3:6:VAL:CG1	25:D3:54:VAL:HG11	2.11	0.80
2:CB:54:THR:HG21	2:CB:201:ILE:HD11	1.62	0.80
10:CJ:30:SER:OG	10:CJ:81:THR:HG22	1.82	0.80
1:AA:1435:G:H2'	1:AA:1436:U:C6	2.17	0.80
47:BV:5:VAL:HG23	47:BV:36:PRO:HB2	1.63	0.80
31:DA:1434:A:O2'	31:DA:1435:G:H5'	1.80	0.80
1:AA:1201:A:H1'	1:AA:1202:G:OP2	1.80	0.80
31:BA:2334:G:N2	44:BS:18:ILE:HD11	1.96	0.80
31:DA:145:G:H2'	31:DA:146:G:C5'	2.11	0.80
31:BA:2287:A:C2	31:BA:2346:A:C2	2.70	0.80
23:B1:47:GLN:HB2	31:BA:397:G:H5''	1.64	0.80
31:DA:1430:C:H2'	31:DA:1431:U:H6	1.44	0.80
31:DA:2656:U:H3	31:DA:2665:A:H2	1.28	0.80
13:CM:81:LEU:HB3	13:CM:89:GLY:HA2	1.63	0.80
27:D5:4:HIS:HB3	27:D5:5:PRO:HD3	1.61	0.80
38:DI:2:LYS:HB2	38:DI:39:ALA:HB3	1.64	0.80
10:AJ:30:SER:OG	10:AJ:81:THR:HG22	1.80	0.80
41:DP:143:GLY:C	41:DP:145:PRO:HD3	2.01	0.80
31:DA:7:G:H2'	31:DA:8:A:O4'	1.82	0.80
33:BD:35:LYS:HE2	33:BD:104:TYR:HB2	1.62	0.80
28:D6:15:GLU:CD	28:D6:43:CYS:SG	2.61	0.80
28:D6:9:LEU:HD22	28:D6:10:LEU:H	1.45	0.80

Continued on next page...

Continued from previous page...

Atom-1	Atom-2	Distance(Å)	Clash(Å)
31:DA:806:C:OP2	41:DP:39:LYS:CD	2.30	0.80
36:BG:85:GLY:O	36:BG:87:PRO:HD2	1.81	0.80
31:DA:2845:G:O2'	31:DA:2846:G:H5'	1.82	0.80
31:BA:2199:A:H3'	31:BA:2200:C:H6	1.47	0.80
31:DA:2415:G:H4'	41:DP:67:MET:H	1.44	0.80
31:DA:1396:U:H2'	31:DA:1396:U:O2	1.82	0.80
39:BN:47:ALA:HB2	39:BN:112:LEU:CD1	2.12	0.79
31:BA:863:A:O2'	31:BA:864:G:H5'	1.82	0.79
49:DX:33:LYS:C	49:DX:35:THR:H	1.86	0.79
46:BU:102:GLU:HG3	47:BV:2:PHE:CZ	2.18	0.79
33:BD:137:PRO:HB2	33:BD:140:THR:CG2	2.13	0.79
33:BD:137:PRO:HB2	33:BD:140:THR:HG23	1.61	0.79
1:AA:450:G:H5''	16:AP:41:PRO:O	1.82	0.79
31:BA:1902:C:H1'	33:BD:244:ARG:HD3	1.61	0.79
33:DD:172:TYR:CE1	33:DD:186:HIS:HB2	2.18	0.79
40:DO:13:ASN:HD21	40:DO:96:THR:H	1.28	0.79
42:DQ:89:ASN:O	42:DQ:91:GLU:N	2.14	0.79
37:BH:44:VAL:HG12	37:BH:45:VAL:H	1.47	0.79
50:BY:8:LYS:HZ1	50:BY:74:PRO:HD3	1.47	0.79
35:BF:20:LEU:HD22	35:BF:203:GLN:HE22	1.46	0.79
24:D2:49:LYS:CD	24:D2:53:LEU:HD13	2.04	0.79
41:DP:84:ASN:OD1	41:DP:117:GLU:HB2	1.82	0.79
32:DB:74:U:C2'	32:DB:75:G:H5''	2.11	0.79
35:BF:53:THR:HB	35:BF:56:GLU:OE1	1.83	0.79
30:D8:32:LEU:HD23	30:D8:35:GLN:HA	1.63	0.79
31:BA:1210:A:H8	31:BA:1210:A:C5'	1.94	0.79
31:DA:1022:G:N2	31:DA:1142(A):A:C2	2.50	0.79
31:DA:588:U:H6	31:DA:588:U:OP2	1.64	0.79
31:DA:1300:U:H3'	31:DA:1301:A:C5'	2.12	0.79
37:DH:41:MET:SD	37:DH:55:PRO:HD3	2.22	0.79
31:DA:925:C:H2'	31:DA:926:A:H5''	1.64	0.79
16:CP:28:ARG:HH11	16:CP:28:ARG:CG	1.95	0.79
31:DA:142:A:C8	31:DA:1408:C:H1'	2.17	0.79
31:DA:1158:C:O2'	31:DA:1159:U:P	2.40	0.79
41:BP:105:LEU:O	41:BP:106:LEU:HB2	1.83	0.79
8:AH:58:TYR:O	8:AH:59:LEU:HD23	1.82	0.79
50:BY:7:VAL:HB	50:BY:8:LYS:HZ2	1.47	0.79
41:BP:16:ARG:HG3	41:BP:17:LYS:N	1.95	0.79
42:BQ:9:TYR:CD2	42:BQ:9:TYR:O	2.33	0.79
1:CA:1279:A:H5''	1:CA:1280:A:OP1	1.81	0.79
1:AA:1502:A:H2	1:AA:1505:G:N1	1.79	0.79
35:DF:89:VAL:HG12	35:DF:90:PHE:N	1.96	0.79

Continued on next page...

Continued from previous page...

Atom-1	Atom-2	Distance(Å)	Clash(Å)
31:DA:2808:U:H5'	31:DA:2891:G:O6	1.83	0.79
1:CA:322:C:H5	1:CA:328:C:H5	1.30	0.79
37:DH:137:ASP:O	37:DH:138:LYS:HB2	1.82	0.79
12:AL:90:VAL:O	12:AL:92:ASP:N	2.15	0.79
44:DS:87:PHE:HE2	44:DS:97:ARG:HH21	1.29	0.79
35:DF:46:ARG:HH11	35:DF:46:ARG:CG	1.95	0.79
49:DX:33:LYS:O	49:DX:35:THR:N	2.16	0.79
31:BA:1779:U:C5	31:BA:1784:A:N7	2.51	0.79
50:BY:60:PHE:HA	50:BY:62:GLU:OE2	1.83	0.79
33:DD:108:PRO:HB3	33:DD:143:HIS:CE1	2.16	0.79
36:DG:33:ARG:H	36:DG:162:THR:HB	1.48	0.79
2:CB:29:ALA:O	2:CB:32:ILE:HG22	1.83	0.79
1:CA:685:G:O2'	1:CA:686:U:H5'	1.82	0.79
33:DD:35:LYS:HE2	33:DD:104:TYR:HB2	1.62	0.79
1:CA:1063:C:H3'	1:CA:1064:G:H2'	1.64	0.79
51:DZ:109:ALA:HB1	51:DZ:145:GLU:OE2	1.83	0.79
23:D1:12:PRO:HD2	23:D1:62:VAL:HG23	1.65	0.79
38:BI:1:MET:HB2	38:BI:21:VAL:O	1.81	0.79
42:BQ:89:ASN:O	42:BQ:91:GLU:N	2.15	0.79
31:BA:2808:U:H5'	31:BA:2891:G:O6	1.83	0.79
42:DQ:110:THR:OG1	42:DQ:113:GLN:HG3	1.83	0.79
31:BA:615:G:OP1	35:BF:40:GLN:NE2	2.16	0.79
5:AE:102:ALA:HB1	5:AE:106:PRO:HG2	1.65	0.79
50:BY:28:LYS:CB	50:BY:37:VAL:HB	2.12	0.79
44:BS:36:TYR:HD1	44:BS:36:TYR:N	1.80	0.79
30:B8:4:MET:SD	30:B8:61:LEU:HD12	2.22	0.79
31:BA:139(A):G:N2	49:BX:44:GLU:OE1	2.15	0.79
31:DA:1210:A:C5'	31:DA:1210:A:H8	1.94	0.79
49:BX:33:LYS:C	49:BX:35:THR:H	1.86	0.79
33:DD:172:TYR:CD1	33:DD:186:HIS:HA	2.18	0.79
33:BD:186:HIS:HD2	33:BD:188:GLU:N	1.80	0.79
31:DA:786:C:H2'	31:DA:787:U:H5'	1.64	0.79
50:DY:60:PHE:HA	50:DY:62:GLU:OE2	1.82	0.79
37:DH:157:TYR:CE1	37:DH:171:LEU:N	2.50	0.79
1:AA:382:A:H2'	1:AA:383:A:H8	1.47	0.79
30:B8:52:LYS:N	30:B8:53:PRO:HD2	1.98	0.79
31:BA:1798:U:C5'	33:BD:259:THR:HG22	2.04	0.79
31:DA:1163:G:H5'	47:DV:92:THR:HG21	1.64	0.79
31:BA:142:A:C8	31:BA:1408:C:H1'	2.18	0.79
31:BA:751:A:H5'	48:BW:90:ARG:HA	1.63	0.79
16:AP:76:GLN:HG2	16:AP:76:GLN:O	1.83	0.79
31:DA:662:G:OP1	41:DP:18:ARG:HD2	1.83	0.78

Continued on next page...

Continued from previous page...

Atom-1	Atom-2	Distance(Å)	Clash(Å)
24:B2:14:ARG:O	24:B2:18:PRO:HD3	1.83	0.78
39:DN:3:THR:C	39:DN:4:TYR:CD1	2.57	0.78
41:BP:84:ASN:OD1	41:BP:117:GLU:HB2	1.83	0.78
15:AO:17:ARG:CG	15:AO:17:ARG:HH11	1.95	0.78
49:BX:35:THR:HB	49:BX:75:ASP:OD2	1.81	0.78
41:DP:30:THR:HG22	41:DP:31:ALA:N	1.97	0.78
43:DR:11:ASN:OD1	43:DR:12:ARG:N	2.14	0.78
44:BS:87:PHE:HE2	44:BS:97:ARG:HH21	1.29	0.78
31:BA:1592:C:H2'	31:BA:1593:G:C5'	2.13	0.78
4:CD:128:VAL:HG13	4:CD:129:ASN:ND2	1.97	0.78
28:B6:44:ARG:O	28:B6:45:LYS:HG2	1.82	0.78
28:D6:9:LEU:HD22	28:D6:10:LEU:N	1.98	0.78
31:DA:1019:U:O2'	31:DA:1021:A:H2	1.66	0.78
38:DI:82:ARG:HG2	38:DI:89:TYR:CD2	2.18	0.78
41:DP:71:VAL:HG12	41:DP:72:PRO:HD3	1.65	0.78
1:CA:929:G:H1	1:CA:1388:C:H42	1.29	0.78
44:BS:101:LEU:HD13	44:BS:102:ALA:O	1.83	0.78
31:DA:128:C:H6	31:DA:128:C:H5''	1.45	0.78
23:B1:16:ASN:HB3	23:B1:46:LEU:CD1	2.13	0.78
31:DA:1654:A:OP1	43:DR:3:HIS:CB	2.30	0.78
31:DA:1899:G:N2	31:DA:1902:C:C5	2.52	0.78
8:CH:102:ARG:N	8:CH:102:ARG:HE	1.80	0.78
30:B8:52:LYS:H	30:B8:54:GLU:HG2	1.47	0.78
40:BO:66:LYS:H	40:BO:82:ASN:ND2	1.81	0.78
34:DE:203:LYS:HD2	34:DE:203:LYS:O	1.83	0.78
1:AA:194:C:H2'	1:AA:195:A:H5''	1.65	0.78
36:DG:127:GLY:HA2	36:DG:166:ASP:HB3	1.66	0.78
1:AA:322:C:H5	1:AA:328:C:H5	1.31	0.78
31:BA:1204:A:H2	31:BA:1241:A:N1	1.80	0.78
47:BV:83:ARG:CG	47:BV:83:ARG:HH11	1.96	0.78
31:BA:1341:U:C2	49:BX:77:LYS:HE2	2.19	0.78
49:DX:23:GLU:HG3	49:DX:24:GLY:H	1.48	0.78
39:BN:3:THR:C	39:BN:4:TYR:CD1	2.57	0.78
31:BA:1899:G:N2	31:BA:1902:C:C5	2.51	0.78
45:DT:29:ARG:CB	45:DT:85:LYS:HA	2.12	0.78
31:BA:2688:U:C5	31:BA:2720:U:OP2	2.37	0.78
1:AA:1063:C:H3'	1:AA:1064:G:H2'	1.64	0.78
31:DA:615:G:OP1	35:DF:40:GLN:NE2	2.16	0.78
33:BD:267:SER:C	33:BD:269:PHE:H	1.83	0.78
39:DN:73:THR:O	39:DN:75:TYR:N	2.16	0.78
50:BY:28:LYS:HB2	50:BY:37:VAL:CB	2.12	0.78
41:BP:17:LYS:O	41:BP:19:VAL:N	2.16	0.78

Continued on next page...

Continued from previous page...

Atom-1	Atom-2	Distance(Å)	Clash(Å)
45:BT:23:ARG:HB2	45:BT:24:PRO:HD2	1.66	0.78
31:DA:2781:A:H5''	31:DA:2782:G:H5'	1.64	0.78
31:DA:1973:G:H2'	31:DA:1974:C:H6	1.49	0.78
6:AF:99:ALA:HB1	18:AR:23:LYS:HZ2	1.47	0.78
37:DH:20:ALA:HB1	37:DH:21:PRO:HD2	1.65	0.78
22:B0:41:ARG:H	22:B0:41:ARG:HD2	1.48	0.78
31:BA:796:C:H2'	31:BA:797:C:C6	2.18	0.78
23:B1:15:ALA:CA	23:B1:46:LEU:HD21	2.13	0.78
24:D2:15:LYS:O	24:D2:16:LEU:HB3	1.81	0.78
51:BZ:151:HIS:CD2	51:BZ:151:HIS:N	2.50	0.78
1:CA:1285:A:H1'	1:CA:1286:A:OP2	1.84	0.78
24:D2:41:ILE:HG21	31:DA:95:G:H21	1.49	0.78
31:DA:308:G:O2'	50:DY:19:LYS:HE3	1.84	0.78
1:CA:955:U:H1'	1:CA:1227:A:H61	1.45	0.78
16:CP:39:TYR:HA	16:CP:48:TRP:O	1.84	0.78
17:CQ:45:HIS:CD2	17:CQ:47:PRO:HD3	2.18	0.78
1:CA:102:G:H2'	1:CA:103:C:H6	1.49	0.78
33:DD:137:PRO:HB2	33:DD:140:THR:HG23	1.65	0.78
50:DY:42:VAL:HB	50:DY:65:ALA:HB3	1.63	0.78
31:DA:661:C:H4'	41:DP:16:ARG:NH1	1.99	0.78
2:AB:69:LEU:HB3	2:AB:162:ILE:HG22	1.63	0.78
31:DA:676:A:H8	31:DA:2069:G:N2	1.81	0.78
31:BA:1300:U:H3'	31:BA:1301:A:C5'	2.13	0.78
41:DP:112:LEU:HD22	41:DP:113:LYS:N	1.99	0.78
23:D1:37:ILE:HD11	31:DA:2079:U:H4'	1.66	0.78
31:BA:1744:C:H2'	31:BA:1745:C:H5'	1.64	0.78
1:CA:382:A:H2'	1:CA:383:A:H8	1.49	0.78
32:BB:66:A:H61	32:BB:108:U:H2'	1.49	0.78
35:DF:164:ARG:HG2	35:DF:164:ARG:HH11	1.49	0.78
42:DQ:141:GLN:HG3	51:DZ:72:ARG:HD3	1.65	0.78
33:DD:71:ASP:CB	33:DD:103:ARG:HH22	1.97	0.78
44:DS:36:TYR:HD1	44:DS:36:TYR:N	1.81	0.78
47:DV:69:LYS:HG3	47:DV:70:ILE:N	1.99	0.78
46:DU:83:LEU:HB3	46:DU:88:ILE:HD11	1.66	0.78
31:DA:2631:G:N2	34:DE:61:ARG:HH12	1.80	0.78
51:DZ:151:HIS:N	51:DZ:151:HIS:CD2	2.52	0.78
1:CA:1392:G:N2	1:CA:1502:A:H8	1.82	0.78
32:DB:88:C:H2'	32:DB:89:G:C8	2.19	0.78
31:DA:1744:C:H2'	31:DA:1745:C:H5'	1.66	0.78
50:DY:37:VAL:HG13	50:DY:69:ALA:HA	1.66	0.78
27:B5:57:VAL:HG23	27:B5:58:LEU:H	1.49	0.78
31:BA:719:C:H2'	31:BA:720:C:H6	1.48	0.78

Continued on next page...

Continued from previous page...

Atom-1	Atom-2	Distance(Å)	Clash(Å)
1:CA:38:G:C2	1:CA:397:A:C2	2.72	0.78
38:BI:81:VAL:HG11	38:BI:88:ILE:HG23	1.66	0.78
22:D0:43:THR:H	31:DA:2331:G:H4'	1.48	0.78
23:B1:40:ARG:HD3	23:B1:41:ARG:H	1.46	0.77
49:BX:23:GLU:HG3	49:BX:24:GLY:H	1.47	0.77
46:DU:93:LYS:HD3	46:DU:93:LYS:H	1.47	0.77
33:BD:25:THR:HG23	33:BD:27:THR:HB	1.66	0.77
50:DY:28:LYS:HB2	50:DY:37:VAL:CB	2.14	0.77
50:DY:8:LYS:HE2	50:DY:72:VAL:HG23	1.65	0.77
49:DX:26:TYR:OH	49:DX:89:ILE:HG21	1.85	0.77
31:BA:1778:U:H2'	31:BA:1784:A:N6	1.99	0.77
39:BN:78:TYR:HD1	39:BN:79:PRO:CD	1.98	0.77
1:AA:667:G:H4'	15:AO:51:HIS:CE1	2.20	0.77
31:DA:2850:A:OP2	31:DA:2866:U:C5	2.36	0.77
31:BA:2305:A:H5''	36:BG:134:GLY:HA3	1.66	0.77
31:BA:1108:U:H2'	31:BA:1109:C:H5'	1.66	0.77
45:DT:50:ILE:HD11	45:DT:102:ILE:HD11	1.65	0.77
36:BG:43:LEU:HD12	36:BG:153:ARG:HD2	1.67	0.77
23:D1:19:GLN:OE1	23:D1:44:PRO:HB3	1.84	0.77
31:BA:1332:G:C8	31:BA:1332:G:H5'	2.18	0.77
31:DA:2580:U:C5'	34:DE:131:ALA:H	1.97	0.77
39:BN:130:HIS:O	39:BN:130:HIS:CG	2.35	0.77
28:D6:13:CYS:HB3	28:D6:49:HIS:HB3	1.66	0.77
7:AG:146:GLU:HA	7:AG:149:ARG:HB2	1.66	0.77
4:CD:49:ARG:HE	4:CD:49:ARG:HA	1.49	0.77
4:CD:18:LYS:HD2	4:CD:33:MET:HG2	1.66	0.77
1:AA:1279:A:H5''	1:AA:1280:A:OP1	1.83	0.77
20:CT:16:HIS:O	20:CT:19:SER:HB3	1.84	0.77
33:DD:131:LEU:HB2	33:DD:136:ILE:HD11	1.64	0.77
42:BQ:141:GLN:HG3	51:BZ:72:ARG:HD3	1.65	0.77
31:DA:588:U:H2'	31:DA:589:C:C6	2.20	0.77
50:BY:17:SER:OG	50:BY:18:GLY:N	2.18	0.77
14:AN:29:ARG:HD3	14:AN:40:CYS:SG	2.24	0.77
31:DA:1884:A:H2'	31:DA:1885:A:H5''	1.64	0.77
31:DA:510:C:C2'	31:DA:511:U:H5'	2.15	0.77
31:DA:1204:A:N1	31:DA:1241:A:H2	1.82	0.77
31:BA:1163:G:H5'	47:BV:92:THR:HG21	1.67	0.77
35:DF:20:LEU:HD23	35:DF:23:ASP:OD2	1.82	0.77
31:DA:2810:A:H2'	34:DE:61:ARG:NH2	2.00	0.77
1:AA:353:A:H5'	1:AA:353:A:C8	2.19	0.77
31:BA:1047:G:H21	31:BA:1111:A:H62	1.30	0.77
33:BD:131:LEU:HB2	33:BD:136:ILE:HD11	1.67	0.77

Continued on next page...

Continued from previous page...

Atom-1	Atom-2	Distance(Å)	Clash(Å)
1:CA:17:U:H2'	1:CA:18:C:C6	2.20	0.77
32:BB:88:C:H2'	32:BB:89:G:C8	2.20	0.77
50:BY:28:LYS:O	50:BY:38:ILE:HB	1.82	0.77
31:BA:71:A:H3'	31:BA:71:A:OP2	1.84	0.77
31:BA:954:G:H5''	42:BQ:13:GLN:HG2	1.67	0.77
31:DA:806:C:OP2	41:DP:39:LYS:HD2	1.85	0.77
8:AH:102:ARG:N	8:AH:102:ARG:HE	1.83	0.77
31:DA:1108:U:H2'	31:DA:1109:C:H5'	1.66	0.77
1:CA:1226:C:C4	13:CM:104:ARG:HB2	2.20	0.77
2:CB:44:LEU:H	2:CB:44:LEU:HD12	1.48	0.77
33:DD:255:LYS:HZ1	33:DD:255:LYS:H	1.33	0.77
4:AD:49:ARG:HE	4:AD:49:ARG:HA	1.47	0.77
31:DA:1405:U:H2'	31:DA:1406:U:C6	2.20	0.77
50:BY:7:VAL:HB	50:BY:8:LYS:NZ	1.99	0.77
41:DP:58:THR:O	41:DP:61:ARG:NE	2.17	0.77
32:BB:74:U:C2'	32:BB:75:G:H5''	2.14	0.77
31:DA:2287:A:H2	31:DA:2346:A:H2	1.30	0.77
31:DA:2359:C:C2'	31:DA:2360:A:H5'	2.13	0.77
49:BX:59:VAL:HG23	49:BX:60:ARG:H	1.48	0.77
49:BX:60:ARG:NE	49:BX:74:PRO:HG2	1.99	0.77
1:AA:353:A:H8	1:AA:353:A:C5'	1.98	0.77
38:BI:133:HIS:HB2	38:BI:134:PRO:CD	2.14	0.77
31:DA:2567:G:H2'	31:DA:2568:C:C6	2.19	0.77
35:BF:158:THR:HG23	35:BF:160:ASN:H	1.50	0.77
1:AA:973:G:H3'	1:AA:974:A:H5''	1.66	0.77
50:BY:8:LYS:HE2	50:BY:72:VAL:HG23	1.65	0.77
23:D1:16:ASN:HB3	23:D1:46:LEU:CD1	2.14	0.77
31:BA:94:C:H5'	31:BA:94(A):G:OP2	1.85	0.77
31:DA:1495:A:N3	31:DA:1496:A:C2	2.53	0.77
35:DF:65:TRP:CZ3	35:DF:75:HIS:HD2	2.03	0.77
1:AA:38:G:C2	1:AA:397:A:C2	2.72	0.77
31:DA:847:U:H5	31:DA:933:A:H62	1.33	0.77
1:CA:472:A:H4'	16:CP:82:GLN:HE22	1.50	0.77
43:DR:71:GLN:HE21	43:DR:71:GLN:HA	1.49	0.77
1:AA:339:C:OP2	40:BO:97:ARG:NH1	2.17	0.77
31:DA:674:G:O2'	35:DF:74:ARG:HG3	1.84	0.77
2:AB:17:PHE:HD1	2:AB:44:LEU:HD11	1.50	0.77
2:AB:44:LEU:HD12	2:AB:44:LEU:H	1.48	0.77
20:CT:89:ARG:HB2	20:CT:104:LEU:HD11	1.67	0.77
33:DD:35:LYS:HZ1	33:DD:104:TYR:HB2	1.48	0.77
2:AB:111:ARG:HH11	2:AB:111:ARG:CG	1.91	0.77
34:DE:34:VAL:HG22	34:DE:48:GLN:HE21	1.50	0.77

Continued on next page...

Continued from previous page...

Atom-1	Atom-2	Distance(Å)	Clash(Å)
31:DA:1607:C:H4'	31:DA:1608:A:O5'	1.85	0.77
1:AA:1502:A:H2	1:AA:1505:G:H1	1.30	0.77
31:BA:1396:U:H2'	31:BA:1396:U:O2	1.84	0.77
42:BQ:81:VAL:O	42:BQ:82:ARG:CD	2.29	0.76
50:DY:7:VAL:HB	50:DY:8:LYS:NZ	2.00	0.76
39:BN:3:THR:C	39:BN:4:TYR:CG	2.59	0.76
31:BA:2287:A:H2	31:BA:2346:A:H2	1.33	0.76
41:BP:85:LEU:HD12	41:BP:120:ALA:HB2	1.67	0.76
16:CP:28:ARG:NH1	16:CP:28:ARG:HG2	1.94	0.76
28:D6:10:LEU:HD12	30:D8:35:GLN:NE2	2.00	0.76
47:BV:2:PHE:CB	47:BV:42:GLY:HA2	2.14	0.76
34:BE:61:ARG:H	34:BE:62:PRO:HD2	1.50	0.76
4:CD:31:CYS:C	4:CD:33:MET:H	1.87	0.76
31:BA:2712:U:H1'	31:BA:2712(A):A:C8	2.19	0.76
5:CE:102:ALA:HB1	5:CE:106:PRO:HG2	1.66	0.76
1:CA:662:G:H2'	1:CA:663:A:C8	2.20	0.76
31:BA:1590:U:H2'	31:BA:1591:G:H5''	1.67	0.76
36:BG:33:ARG:H	36:BG:162:THR:HB	1.51	0.76
23:D1:15:ALA:CA	23:D1:46:LEU:HD21	2.12	0.76
47:DV:72:VAL:HG13	47:DV:88:ARG:NH2	1.99	0.76
28:D6:10:LEU:CD1	30:D8:35:GLN:HE22	1.98	0.76
31:DA:1022:G:O2'	31:DA:1023:U:OP2	2.02	0.76
1:CA:1096:C:H2'	1:CA:1097:C:H6	1.49	0.76
1:CA:194:C:H2'	1:CA:195:A:H5''	1.65	0.76
48:BW:18:ARG:HG2	48:BW:18:ARG:HH11	1.49	0.76
31:BA:102:G:H8	31:BA:102:G:C5'	1.83	0.76
50:BY:39:VAL:HG12	50:BY:40:GLU:N	2.00	0.76
47:BV:64:HIS:O	47:BV:64:HIS:CG	2.36	0.76
31:BA:1899:G:N2	31:BA:1902:C:H5	1.82	0.76
46:BU:83:LEU:HB3	46:BU:88:ILE:HD11	1.67	0.76
4:AD:18:LYS:HD2	4:AD:33:MET:HG2	1.67	0.76
35:BF:65:TRP:CZ3	35:BF:75:HIS:HD2	2.02	0.76
38:DI:133:HIS:HB2	38:DI:134:PRO:CD	2.14	0.76
37:BH:148:ILE:O	37:BH:151:ILE:HG12	1.84	0.76
41:DP:71:VAL:CG1	41:DP:72:PRO:HD3	2.15	0.76
31:DA:1204:A:H2	31:DA:1241:A:N1	1.83	0.76
17:AQ:45:HIS:CD2	17:AQ:47:PRO:HD3	2.20	0.76
51:DZ:149:SER:HB2	51:DZ:172:ALA:O	1.84	0.76
41:DP:6:LEU:HG	41:DP:8:PRO:O	1.85	0.76
18:CR:50:ILE:HD11	18:CR:70:ILE:HG21	1.66	0.76
31:BA:1973:G:H2'	31:BA:1974:C:H6	1.50	0.76
49:BX:53:LYS:H	49:BX:80:ILE:HG22	1.49	0.76

Continued on next page...

Continued from previous page...

Atom-1	Atom-2	Distance(Å)	Clash(Å)
41:BP:51:PHE:O	41:BP:52:GLU:HB2	1.84	0.76
34:DE:3:GLY:HA3	34:DE:81:ILE:HG13	1.67	0.76
41:BP:30:THR:HG22	41:BP:31:ALA:N	1.98	0.76
1:AA:1442(A):G:H3'	1:AA:1442(B):A:H5''	1.66	0.76
31:BA:2850:A:OP2	31:BA:2866:U:C5	2.38	0.76
36:BG:127:GLY:HA2	36:BG:166:ASP:HB3	1.67	0.76
31:DA:1484:G:H22	31:DA:1505:C:H5	1.33	0.76
23:B1:37:ILE:HD11	31:BA:2079:U:H4'	1.67	0.76
1:AA:17:U:H2'	1:AA:18:C:C6	2.21	0.76
1:CA:949:A:H61	1:CA:1232:U:H3	1.33	0.76
33:BD:32:SER:O	33:BD:33:LEU:CB	2.32	0.76
27:B5:54:GLY:O	27:B5:56:LYS:NZ	2.18	0.76
46:BU:92:ARG:HD3	46:BU:94:ASN:HB3	1.66	0.76
30:D8:59:LYS:HD3	41:DP:50:ARG:HB3	1.67	0.76
31:BA:588:U:OP2	31:BA:588:U:H6	1.68	0.76
37:BH:41:MET:SD	37:BH:55:PRO:HD3	2.26	0.76
31:DA:1332:G:N2	31:DA:1610:A:H8	1.84	0.76
31:BA:1204:A:N1	31:BA:1241:A:H2	1.83	0.76
31:DA:1639:U:H2'	31:DA:1640:C:H5''	1.66	0.76
3:CC:150:LYS:HB3	3:CC:201:TYR:HB2	1.68	0.76
1:AA:247:G:OP2	17:AQ:100:LYS:HG2	1.84	0.76
31:BA:2262:U:C2'	31:BA:2263:C:H5''	2.16	0.76
29:B7:19:ARG:HD3	31:BA:125:G:H5''	1.66	0.76
31:BA:2068:U:N3	31:BA:2430:A:C2	2.50	0.76
47:BV:72:VAL:HG13	47:BV:88:ARG:NH2	1.99	0.76
42:BQ:6:ARG:O	42:BQ:7:MET:HG2	1.85	0.76
30:D8:52:LYS:N	30:D8:53:PRO:HD2	2.00	0.76
1:CA:328:C:H2'	1:CA:328:C:O2	1.86	0.76
1:AA:1285:A:H1'	1:AA:1286:A:OP2	1.85	0.76
31:DA:2572:A:N7	34:DE:144:ARG:HD2	2.01	0.76
33:BD:71:ASP:CB	33:BD:103:ARG:HH22	1.97	0.76
35:BF:22:ALA:HB1	35:BF:26:ALA:HB1	1.67	0.76
35:DF:53:THR:HB	35:DF:56:GLU:OE1	1.86	0.76
41:BP:58:THR:O	41:BP:61:ARG:NE	2.18	0.76
50:DY:15:VAL:HG12	50:DY:17:SER:H	1.51	0.76
22:D0:71:ASP:C	22:D0:72:ARG:HG2	2.05	0.76
31:BA:2660:A:C5'	31:BA:2661:G:H21	1.99	0.76
7:CG:146:GLU:HA	7:CG:149:ARG:HB2	1.66	0.76
33:BD:35:LYS:HZ1	33:BD:104:TYR:HB2	1.47	0.76
47:DV:82:ARG:CG	47:DV:82:ARG:NH1	2.45	0.76
39:DN:3:THR:C	39:DN:4:TYR:CG	2.59	0.76
31:BA:157:U:H5'	31:BA:171:G:H22	1.50	0.76

Continued on next page...

Continued from previous page...

Atom-1	Atom-2	Distance(Å)	Clash(Å)
34:BE:95:ILE:HD12	34:BE:95:ILE:H	1.49	0.76
2:AB:217:ARG:HA	2:AB:220:ASP:HB2	1.68	0.76
31:BA:2094:G:C2'	31:BA:2095:C:H5'	2.15	0.76
1:AA:594:G:H1	1:AA:645:C:H42	1.34	0.76
42:BQ:134:ARG:HH21	51:BZ:122:ARG:HD2	1.50	0.76
13:AM:61:GLU:HA	13:AM:66:LEU:HD11	1.66	0.76
36:DG:43:LEU:HD12	36:DG:153:ARG:HD2	1.67	0.76
28:B6:36:LEU:HD13	28:B6:50:ARG:CZ	2.16	0.76
42:BQ:140:ALA:HA	51:BZ:99:TYR:CD2	2.21	0.76
1:CA:1442(A):G:H3'	1:CA:1442(B):A:H5''	1.66	0.76
28:B6:10:LEU:CD1	30:B8:35:GLN:HE22	1.99	0.76
31:BA:2359:C:C2'	31:BA:2360:A:H5'	2.15	0.76
34:BE:34:VAL:HG22	34:BE:48:GLN:HE21	1.50	0.76
25:D3:19:GLN:HE22	25:D3:52:HIS:HE1	1.32	0.76
16:CP:72:ARG:HH21	16:CP:73:LEU:HD21	1.51	0.76
44:DS:101:LEU:HD13	44:DS:102:ALA:O	1.86	0.76
1:AA:1226:C:C4	13:AM:104:ARG:HB2	2.20	0.76
32:DB:75:G:H5'	32:DB:75:G:H8	1.50	0.76
31:BA:145:G:H2'	31:BA:146:G:C5'	2.16	0.76
31:DA:2223:G:H2'	31:DA:2224:G:H5'	1.68	0.76
49:DX:60:ARG:NE	49:DX:74:PRO:HG2	2.01	0.76
45:DT:23:ARG:HB2	45:DT:24:PRO:HD2	1.68	0.76
3:CC:52:LEU:HD23	3:CC:52:LEU:H	1.50	0.76
46:BU:93:LYS:H	46:BU:93:LYS:HD3	1.50	0.76
11:CK:111:ASP:HA	18:CR:84:LYS:HG3	1.67	0.76
47:BV:62:LEU:HB3	47:BV:98:GLU:HA	1.67	0.75
1:AA:929:G:H1	1:AA:1388:C:H42	1.29	0.75
31:DA:322:A:H5'	31:DA:340:A:H1'	1.68	0.75
33:DD:32:SER:O	33:DD:33:LEU:CB	2.34	0.75
47:BV:73:SER:OG	47:BV:74:LYS:N	2.19	0.75
45:BT:53:ARG:HH11	45:BT:53:ARG:CG	1.97	0.75
38:DI:133:HIS:CG	38:DI:134:PRO:HD2	2.19	0.75
1:AA:737:A:H2'	1:AA:738:C:C6	2.22	0.75
31:BA:1884:A:H2'	31:BA:1885:A:H5''	1.69	0.75
1:CA:920:U:H1'	1:CA:1080:A:C2	2.20	0.75
2:CB:17:PHE:HD1	2:CB:44:LEU:HD11	1.51	0.75
47:DV:83:ARG:HH11	47:DV:83:ARG:CG	1.99	0.75
9:CI:112:LYS:HE3	9:CI:116:LYS:O	1.86	0.75
51:BZ:109:ALA:HB1	51:BZ:145:GLU:OE2	1.86	0.75
45:DT:51:ARG:HG3	45:DT:98:LYS:HE2	1.66	0.75
27:B5:55:ARG:CD	27:B5:56:LYS:H	1.98	0.75
31:BA:661:C:H4'	41:BP:18:ARG:HG2	1.68	0.75

Continued on next page...

Continued from previous page...

Atom-1	Atom-2	Distance(Å)	Clash(Å)
30:B8:4:MET:HE1	31:BA:593:G:H1'	1.68	0.75
47:DV:64:HIS:O	47:DV:64:HIS:CG	2.38	0.75
46:BU:88:ILE:C	46:BU:90:VAL:H	1.88	0.75
47:DV:2:PHE:HB2	47:DV:42:GLY:CA	2.17	0.75
31:DA:910:A:H62	42:DQ:12:GLN:HA	1.51	0.75
31:DA:71:A:OP2	31:DA:71:A:H3'	1.87	0.75
31:DA:671:C:H5'	31:DA:671:C:H6	1.49	0.75
41:DP:48:PRO:HG2	41:DP:49:ARG:H	1.52	0.75
41:DP:75:ILE:N	41:DP:75:ILE:HD13	2.00	0.75
1:CA:409:G:H2'	1:CA:410:G:H5'	1.66	0.75
41:BP:38:GLN:HG3	41:BP:39:LYS:H	1.50	0.75
16:AP:39:TYR:HA	16:AP:48:TRP:O	1.85	0.75
48:DW:86:LEU:HD12	48:DW:87:PRO:HD2	1.68	0.75
31:DA:1948:G:H5'	31:DA:1948:G:H8	1.51	0.75
1:AA:545:C:O2'	1:AA:546:G:H5'	1.87	0.75
23:D1:10:LYS:HB2	23:D1:14:VAL:N	2.02	0.75
39:DN:119:ARG:HG3	39:DN:119:ARG:NH1	1.96	0.75
28:B6:10:LEU:HD12	30:B8:35:GLN:NE2	2.02	0.75
31:BA:1495:A:N3	31:BA:1496:A:C2	2.54	0.75
20:CT:50:GLU:HB3	20:CT:100:ILE:CG1	2.16	0.75
32:BB:82:G:H2'	32:BB:83:G:H5'	1.68	0.75
31:DA:780:G:H21	31:DA:783:A:H62	1.32	0.75
31:DA:2818:G:O2'	31:DA:2819:G:H5'	1.86	0.75
31:DA:212:G:O2'	31:DA:213:A:H5'	1.86	0.75
39:DN:28:THR:CG2	39:DN:106:MET:HE1	2.13	0.75
2:AB:185:ILE:CG2	2:AB:199:TYR:HB2	2.15	0.75
50:DY:17:SER:OG	50:DY:18:GLY:N	2.17	0.75
31:BA:1019:U:O2'	31:BA:1021:A:H2	1.66	0.75
31:DA:2263:C:H6	31:DA:2263:C:H5'	1.50	0.75
30:B8:32:LEU:C	30:B8:34:TRP:N	2.39	0.75
28:D6:12:GLU:HB3	28:D6:23:THR:HG22	1.67	0.75
45:DT:31:SER:C	45:DT:32:TYR:HD2	1.90	0.75
31:BA:65:C:H2'	31:BA:66:C:H6	1.50	0.75
34:DE:132:HIS:CD2	34:DE:135:HIS:CE1	2.74	0.75
50:BY:44:ILE:H	50:BY:44:ILE:HD12	1.50	0.75
40:BO:2:ILE:HD12	40:BO:6:THR:HG21	1.67	0.75
28:B6:13:CYS:HB3	28:B6:49:HIS:HB3	1.69	0.75
13:CM:61:GLU:HA	13:CM:66:LEU:HD11	1.67	0.75
44:BS:89:ARG:O	44:BS:92:TYR:HB3	1.87	0.75
36:BG:86:MET:HB2	36:BG:87:PRO:CD	2.17	0.75
39:BN:19:GLU:HG3	39:BN:20:GLY:N	1.99	0.75
1:AA:949:A:H61	1:AA:1232:U:H3	1.34	0.75

Continued on next page...

Continued from previous page...

Atom-1	Atom-2	Distance(Å)	Clash(Å)
1:CA:939:G:H5''	7:CG:102:ARG:NH1	2.02	0.75
1:AA:148:G:O2'	1:AA:149:A:H5'	1.87	0.75
31:BA:1405:U:H2'	31:BA:1406:U:C6	2.22	0.75
38:DI:102:SER:HA	38:DI:107:VAL:O	1.86	0.75
51:BZ:166:SER:OG	51:BZ:167:PRO:HA	1.86	0.75
39:DN:40:PRO:HB3	46:DU:68:ALA:HB2	1.69	0.75
23:B1:19:GLN:OE1	23:B1:44:PRO:HB3	1.86	0.75
2:AB:88:ALA:HB2	2:AB:219:VAL:HG13	1.67	0.75
33:BD:172:TYR:CD1	33:BD:186:HIS:HA	2.21	0.75
34:DE:132:HIS:CG	34:DE:135:HIS:NE2	2.54	0.75
31:DA:794:G:H2'	31:DA:795:C:C6	2.22	0.75
33:DD:137:PRO:HB2	33:DD:140:THR:CG2	2.17	0.75
1:AA:559:A:H4'	1:AA:560:U:H3'	1.67	0.75
38:DI:9:LEU:H	38:DI:13:GLY:HA2	1.50	0.75
2:AB:166:ASP:HB3	2:AB:169:LYS:HB2	1.69	0.75
39:BN:57:ALA:C	39:BN:58:ASP:O	2.17	0.75
27:D5:55:ARG:CD	27:D5:56:LYS:H	1.95	0.75
41:DP:16:ARG:HG3	41:DP:17:LYS:N	2.02	0.75
31:DA:747:U:O2	31:DA:2014:A:H1'	1.86	0.75
12:CL:47:LYS:CB	12:CL:48:PRO:HD3	2.15	0.75
29:D7:8:ASN:HD21	29:D7:11:LYS:H	1.30	0.75
33:BD:267:SER:C	33:BD:269:PHE:N	2.39	0.75
31:DA:1794:U:H2'	31:DA:1795:C:H6	1.50	0.75
40:DO:66:LYS:H	40:DO:82:ASN:ND2	1.83	0.75
41:DP:122:PRO:HA	41:DP:141:ALA:O	1.87	0.75
31:DA:286:C:H2'	31:DA:287:C:H5'	1.68	0.75
24:D2:54:LYS:N	24:D2:56:GLN:NE2	2.35	0.75
47:BV:69:LYS:HG3	47:BV:70:ILE:N	2.00	0.75
47:BV:69:LYS:HB3	47:BV:93:GLU:OE1	1.87	0.75
15:AO:17:ARG:NH1	15:AO:17:ARG:HG3	2.01	0.75
28:B6:16:CYS:O	28:B6:17:LYS:HB2	1.85	0.75
46:DU:91:ASP:O	46:DU:95:LEU:HB2	1.86	0.75
28:B6:12:GLU:HB3	28:B6:23:THR:HG22	1.68	0.75
36:DG:47:LYS:HE2	36:DG:81:LYS:HB2	1.69	0.75
31:BA:2810:A:H2'	34:BE:61:ARG:NH2	2.01	0.75
30:B8:6:THR:CG2	30:B8:63:PRO:HD3	2.17	0.75
31:DA:543:C:H42	31:DA:551:G:H1	1.35	0.75
42:BQ:63:LYS:HG2	42:BQ:65:PHE:CE2	2.22	0.75
51:DZ:163:LEU:HD11	51:DZ:167:PRO:HB3	1.68	0.74
31:BA:2723:C:H5''	43:BR:2:ARG:HD2	1.67	0.74
39:DN:58:ASP:O	39:DN:60:ILE:N	2.19	0.74
31:BA:286:C:H2'	31:BA:287:C:H5'	1.68	0.74

Continued on next page...

Continued from previous page...

Atom-1	Atom-2	Distance(Å)	Clash(Å)
31:DA:94:C:H5'	31:DA:94(A):G:OP2	1.86	0.74
46:DU:65:ILE:HG12	46:DU:96:ALA:HB3	1.69	0.74
1:AA:913:A:H4'	1:AA:914:A:O5'	1.87	0.74
32:BB:15:A:H5'	32:BB:16:G:C8	2.22	0.74
31:DA:1339:G:N2	31:DA:1603:A:H1'	2.02	0.74
1:AA:392:G:H2'	1:AA:393:A:H8	1.52	0.74
38:BI:82:ARG:HG2	38:BI:89:TYR:CD2	2.21	0.74
6:AF:30:LEU:HB3	6:AF:35:ALA:HB3	1.69	0.74
27:D5:2:ALA:HA	31:DA:2015:A:C1'	2.16	0.74
2:CB:88:ALA:HB2	2:CB:219:VAL:HG13	1.68	0.74
4:AD:31:CYS:C	4:AD:33:MET:H	1.88	0.74
31:DA:1181:C:O2'	31:DA:1182:A:H5'	1.88	0.74
28:D6:13:CYS:O	28:D6:21:TYR:HA	1.87	0.74
31:BA:1639:U:H2'	31:BA:1640:C:H5''	1.69	0.74
41:BP:146:VAL:HG22	41:BP:147:LEU:N	2.01	0.74
13:AM:3:ARG:HA	13:AM:9:ILE:HG13	1.70	0.74
35:BF:164:ARG:HH11	35:BF:164:ARG:HG2	1.51	0.74
16:AP:28:ARG:HG2	16:AP:28:ARG:NH1	1.87	0.74
24:D2:26:ARG:HG2	49:DX:5:TYR:HB3	1.69	0.74
12:AL:47:LYS:CB	12:AL:48:PRO:HD3	2.15	0.74
41:BP:120:ALA:O	25:D3:1:MET:HA	1.87	0.74
50:BY:97:ARG:O	50:BY:97:ARG:HG3	1.83	0.74
29:B7:8:ASN:C	29:B7:8:ASN:ND2	2.40	0.74
34:BE:132:HIS:CG	34:BE:135:HIS:NE2	2.55	0.74
49:DX:59:VAL:HG23	49:DX:60:ARG:H	1.52	0.74
31:BA:1158:C:O2'	31:BA:1159:U:O5'	2.03	0.74
37:BH:153:LYS:N	37:BH:153:LYS:HD3	2.02	0.74
39:BN:121:LYS:HD2	39:BN:123:TYR:CZ	2.22	0.74
33:DD:270:ILE:O	33:DD:270:ILE:HD12	1.86	0.74
11:AK:111:ASP:HA	18:AR:84:LYS:HG3	1.69	0.74
31:DA:370:G:H4'	31:DA:371:A:OP2	1.85	0.74
1:AA:518:C:H2'	1:AA:530:G:C2	2.22	0.74
31:DA:288:C:H42	31:DA:353:G:H1	1.35	0.74
50:DY:39:VAL:HG12	50:DY:40:GLU:N	2.00	0.74
34:DE:119:ARG:CG	34:DE:119:ARG:HH11	1.94	0.74
37:BH:137:ASP:CB	37:BH:140:LYS:HB2	2.17	0.74
48:DW:4:LYS:HE3	48:DW:6:ILE:HD11	1.69	0.74
30:B8:25:MET:HB2	41:BP:62:LEU:CD2	2.16	0.74
30:B8:34:TRP:O	30:B8:35:GLN:HB2	1.85	0.74
31:DA:157:U:H5'	31:DA:171:G:H22	1.51	0.74
4:AD:12:CYS:HA	4:AD:19:LEU:CD1	2.17	0.74
32:DB:82:G:H2'	32:DB:83:G:H5'	1.67	0.74

Continued on next page...

Continued from previous page...

Atom-1	Atom-2	Distance(Å)	Clash(Å)
37:DH:153:LYS:HD3	37:DH:153:LYS:N	2.01	0.74
33:DD:267:SER:C	33:DD:269:PHE:H	1.91	0.74
12:AL:18:VAL:HG23	12:AL:19:ARG:H	1.51	0.74
4:AD:161:ASN:O	4:AD:165:MET:HG2	1.88	0.74
20:AT:13:LEU:HD12	20:AT:13:LEU:H	1.52	0.74
44:BS:14:VAL:HG12	44:BS:15:ARG:N	2.03	0.74
33:DD:31:LYS:HG2	33:DD:34:VAL:HG13	1.69	0.74
50:DY:97:ARG:O	50:DY:97:ARG:HG3	1.86	0.74
4:CD:12:CYS:HA	4:CD:19:LEU:CD1	2.17	0.74
31:BA:92:A:H2'	31:BA:93:G:O4'	1.87	0.74
51:BZ:5:LEU:HD13	51:BZ:43:GLU:HB3	1.69	0.74
1:AA:102:G:H2'	1:AA:103:C:H6	1.53	0.74
15:CO:82:ILE:HG12	15:CO:87:ILE:HB	1.67	0.74
20:AT:89:ARG:HB2	20:AT:104:LEU:HD11	1.68	0.74
42:DQ:134:ARG:HH21	51:DZ:122:ARG:HD2	1.51	0.74
31:DA:1582:C:O2'	31:DA:1586:A:C8	2.40	0.74
31:DA:2801(A):A:H4'	31:DA:2802:G:H5'	1.70	0.74
31:DA:1590:U:H2'	31:DA:1591:G:H5''	1.70	0.74
46:BU:88:ILE:C	46:BU:90:VAL:N	2.39	0.74
46:BU:92:ARG:HD2	47:BV:11:GLN:HG3	1.69	0.74
23:D1:19:GLN:NE2	31:DA:379:G:H21	1.86	0.74
31:DA:143(A):C:H5'	49:DX:36:LYS:HG2	1.69	0.74
39:DN:78:TYR:HD1	39:DN:79:PRO:CD	2.00	0.74
45:BT:109:GLU:O	45:BT:112:ARG:HG3	1.88	0.74
10:CJ:34:VAL:HG22	10:CJ:74:ILE:HG22	1.68	0.74
48:DW:18:ARG:HG2	48:DW:18:ARG:HH11	1.51	0.74
12:CL:24:VAL:HG13	12:CL:98:TYR:HE2	1.52	0.74
45:DT:109:GLU:O	45:DT:112:ARG:HG3	1.88	0.74
1:AA:355:C:C2'	1:AA:356:A:H5'	2.18	0.74
39:DN:47:ALA:HB2	39:DN:112:LEU:CD1	2.18	0.74
39:BN:42:TRP:CB	46:BU:64:ARG:HH11	1.97	0.74
34:DE:95:ILE:H	34:DE:95:ILE:HD12	1.50	0.74
47:BV:66:ARG:HG2	47:BV:94:LEU:HG	1.70	0.74
47:DV:51:VAL:HG12	47:DV:52:VAL:H	1.53	0.74
31:BA:2631:G:N2	34:BE:61:ARG:HH12	1.85	0.74
14:CN:29:ARG:HD3	14:CN:40:CYS:SG	2.27	0.74
38:BI:133:HIS:CG	38:BI:134:PRO:HD2	2.22	0.74
34:DE:201:THR:HG22	34:DE:202:LYS:N	2.03	0.74
47:BV:83:ARG:HH11	47:BV:83:ARG:HG3	1.52	0.74
17:AQ:59:ILE:CG2	17:AQ:71:PHE:HB3	2.17	0.74
4:CD:119:GLN:HG3	4:CD:123:HIS:HD2	1.53	0.74
1:AA:568:G:O6	12:AL:5:PRO:HD3	1.87	0.74

Continued on next page...

Continued from previous page...

Atom-1	Atom-2	Distance(Å)	Clash(Å)
31:DA:814:C:C5	41:DP:27:HIS:NE2	2.55	0.74
1:CA:559:A:H4'	1:CA:560:U:H3'	1.69	0.74
1:AA:409:G:H2'	1:AA:410:G:H5'	1.68	0.74
9:AI:112:LYS:HE3	9:AI:116:LYS:O	1.87	0.74
33:BD:27:THR:HG23	33:BD:28:GLU:N	2.03	0.74
51:DZ:166:SER:OG	51:DZ:167:PRO:HA	1.86	0.74
44:BS:95:HIS:CG	44:BS:96:GLY:H	2.06	0.74
46:BU:83:LEU:CG	46:BU:88:ILE:HG12	2.17	0.74
46:BU:100:VAL:HG12	46:BU:101:ARG:N	2.03	0.74
50:BY:15:VAL:HG12	50:BY:17:SER:H	1.53	0.74
31:DA:65:C:H2'	31:DA:66:C:C6	2.22	0.74
31:DA:2572:A:C8	34:DE:144:ARG:HD2	2.23	0.74
2:AB:172:ILE:HD12	2:AB:172:ILE:H	1.53	0.74
28:B6:27:LYS:HE3	31:BA:2285:C:H5	1.52	0.74
34:BE:119:ARG:CG	34:BE:119:ARG:HH11	1.95	0.74
35:BF:24:LEU:HB3	35:BF:25:PRO:CD	2.16	0.74
23:D1:14:VAL:O	23:D1:46:LEU:HD23	1.88	0.74
47:BV:70:ILE:HB	47:BV:90:PRO:HB2	1.69	0.74
47:BV:90:PRO:CG	47:BV:91:TYR:N	2.51	0.74
39:BN:67:LEU:HA	39:BN:88:GLU:HG3	1.69	0.74
39:BN:119:ARG:NH1	39:BN:119:ARG:HG3	1.96	0.74
50:DY:71:LYS:HB2	50:DY:71:LYS:HZ2	1.53	0.74
41:DP:120:ALA:CB	41:DP:138:LEU:HB3	2.18	0.74
49:BX:38:GLU:N	49:BX:38:GLU:OE1	2.21	0.74
30:D8:34:TRP:O	30:D8:35:GLN:HB2	1.85	0.74
31:DA:2094:G:C2'	31:DA:2095:C:H5'	2.17	0.74
2:AB:22:LYS:HA	2:AB:22:LYS:NZ	2.03	0.74
1:AA:1096:C:H2'	1:AA:1097:C:H6	1.50	0.74
1:CA:102:G:C5	1:CA:103:C:C5	2.76	0.74
40:BO:13:ASN:HD21	40:BO:97:ARG:H	1.36	0.74
36:BG:123:ASN:O	36:BG:126:ASP:HB2	1.88	0.74
31:BA:1836:C:O2'	31:BA:1837:C:H5'	1.88	0.74
17:AQ:67:LYS:HA	17:AQ:70:ARG:HH12	1.52	0.74
1:CA:148:G:O2'	1:CA:149:A:H5'	1.87	0.74
1:AA:186:C:H2'	1:AA:187:C:H6	1.52	0.74
27:D5:40:LYS:NZ	27:D5:49:CYS:SG	2.61	0.74
31:BA:661:C:H4'	41:BP:16:ARG:NH1	2.03	0.74
42:BQ:20:ALA:HB2	42:BQ:99:PRO:HD2	1.69	0.74
31:BA:1652:A:C2'	31:BA:1653:G:H5'	2.18	0.74
31:DA:8:A:H2'	31:DA:9:U:C5	2.22	0.74
1:AA:472:A:H4'	16:AP:82:GLN:HE22	1.51	0.74
51:DZ:5:LEU:HD13	51:DZ:43:GLU:HB3	1.68	0.74

Continued on next page...

Continued from previous page...

Atom-1	Atom-2	Distance(Å)	Clash(Å)
31:BA:1794:U:H2'	31:BA:1795:C:H6	1.50	0.74
1:AA:390:C:O3'	16:AP:28:ARG:NH2	2.21	0.73
33:DD:35:LYS:CD	33:DD:63:ARG:HB3	2.17	0.73
31:BA:83:G:N2	31:BA:102:G:O2'	2.21	0.73
34:BE:111:ARG:HA	43:BR:2:ARG:HG3	1.69	0.73
43:BR:4:LEU:O	43:BR:4:LEU:CD1	2.35	0.73
24:B2:30:ARG:HG3	24:B2:30:ARG:HH11	1.52	0.73
39:BN:62:VAL:CG2	39:BN:66:LYS:HD2	2.18	0.73
31:BA:2656:U:H3	31:BA:2665:A:H2	1.32	0.73
31:DA:1047:G:H21	31:DA:1111:A:H62	1.34	0.73
47:DV:83:ARG:HH11	47:DV:83:ARG:HG3	1.52	0.73
6:CF:20:ALA:HA	6:CF:23:LYS:HB2	1.70	0.73
1:CA:163:C:H2'	1:CA:164:U:H6	1.52	0.73
1:AA:859:A:H2'	1:AA:860:A:O4'	1.87	0.73
1:CA:594:G:H1	1:CA:645:C:H42	1.34	0.73
31:DA:2492:U:H2'	31:DA:2493:U:H6	1.53	0.73
47:DV:1:MET:HE3	47:DV:44:LYS:HB3	1.70	0.73
33:BD:25:THR:HG22	33:BD:82:ILE:O	1.88	0.73
51:BZ:163:LEU:HD11	51:BZ:167:PRO:HB3	1.68	0.73
24:B2:41:ILE:HG21	31:BA:95:G:H21	1.52	0.73
50:BY:96:ILE:HG21	50:BY:99:CYS:HB3	1.68	0.73
50:DY:81:LYS:HG2	50:DY:96:ILE:HG22	1.69	0.73
41:BP:71:VAL:HG12	41:BP:72:PRO:HD3	1.71	0.73
32:DB:20:C:H2'	32:DB:21:G:C5'	2.18	0.73
1:CA:954:G:N2	1:CA:1227:A:H62	1.85	0.73
31:DA:1288:U:C2	31:DA:1327:C:O2	2.41	0.73
1:AA:192:U:O4'	20:AT:103:GLY:HA2	1.88	0.73
32:BB:87:G:H8	32:BB:87:G:OP2	1.71	0.73
5:CE:110:LEU:O	5:CE:115:VAL:HG23	1.89	0.73
19:CS:36:ARG:HH12	19:CS:75:ALA:HB3	1.53	0.73
4:AD:119:GLN:HG3	4:AD:123:HIS:HD2	1.53	0.73
39:DN:57:ALA:C	39:DN:58:ASP:O	2.24	0.73
39:BN:119:ARG:CG	39:BN:119:ARG:HH11	1.99	0.73
31:DA:330:A:H2	31:DA:1210:A:C2'	2.01	0.73
31:BA:1022:G:N2	31:BA:1142(A):A:C2	2.56	0.73
31:DA:139(A):G:N2	49:DX:44:GLU:OE1	2.20	0.73
31:DA:2262:U:O2'	31:DA:2263:C:H5''	1.87	0.73
31:BA:1047:G:N2	31:BA:1111:A:H62	1.86	0.73
2:CB:166:ASP:HB3	2:CB:169:LYS:HB2	1.71	0.73
1:AA:939:G:H5''	7:AG:102:ARG:NH1	2.03	0.73
1:CA:1123:A:O2'	10:CJ:38:ILE:HG22	1.89	0.73
17:CQ:59:ILE:CG2	17:CQ:71:PHE:HB3	2.19	0.73

Continued on next page...

Continued from previous page...

Atom-1	Atom-2	Distance(Å)	Clash(Å)
51:BZ:149:SER:HB2	51:BZ:172:ALA:O	1.86	0.73
33:DD:25:THR:HG22	33:DD:82:ILE:O	1.87	0.73
30:B8:59:LYS:HD3	41:BP:50:ARG:HB3	1.69	0.73
31:BA:259:G:H21	31:BA:621:A:H8	1.36	0.73
13:CM:3:ARG:NH2	36:DG:139:LEU:HD13	2.01	0.73
30:D8:43:GLN:C	30:D8:44:LYS:HD2	2.09	0.73
30:D8:27:THR:HA	41:DP:62:LEU:HD11	1.70	0.73
45:BT:31:SER:C	45:BT:32:TYR:HD2	1.91	0.73
1:CA:428:G:H4'	1:CA:429:U:O5'	1.88	0.73
31:BA:309:G:O3'	50:BY:18:GLY:HA2	1.88	0.73
10:CJ:63:PHE:HB3	14:CN:57:ARG:O	1.87	0.73
1:AA:954:G:N2	1:AA:1227:A:H62	1.86	0.73
31:DA:1678:G:H21	31:DA:1989:G:H22	1.36	0.73
31:BA:142:A:H5'	31:BA:142(A):C:OP2	1.88	0.73
33:DD:130:ALA:C	33:DD:131:LEU:HD12	2.09	0.73
31:BA:2801(A):A:H4'	31:BA:2802:G:H2'	1.70	0.73
31:BA:2801(A):A:H4'	31:BA:2802:G:H5'	1.70	0.73
1:CA:913:A:H4'	1:CA:914:A:O5'	1.87	0.73
39:BN:68:GLU:HA	39:BN:86:PRO:HB3	1.70	0.73
1:CA:859:A:H2'	1:CA:860:A:O4'	1.88	0.73
1:AA:376:G:OP2	16:AP:67:THR:HG21	1.88	0.73
23:B1:10:LYS:HB2	23:B1:14:VAL:N	2.03	0.73
35:BF:5:ALA:HB2	35:BF:24:LEU:HD11	1.69	0.73
49:BX:26:TYR:OH	49:BX:89:ILE:HG21	1.86	0.73
31:BA:995:C:C2	39:BN:4:TYR:OH	2.36	0.73
13:CM:3:ARG:HA	13:CM:9:ILE:HG13	1.70	0.73
46:BU:92:ARG:NH2	47:BV:10:LYS:HA	2.04	0.73
31:BA:543:C:H42	31:BA:551:G:H1	1.36	0.73
20:AT:50:GLU:HB3	20:AT:100:ILE:CG1	2.18	0.73
33:BD:77:ALA:HB2	33:BD:97:TYR:CD2	2.23	0.73
35:DF:57:VAL:HG13	35:DF:58:ALA:N	2.02	0.73
32:BB:32:C:C2	32:BB:51:G:N2	2.57	0.73
9:AI:103:THR:HG22	9:AI:105:ASP:H	1.54	0.73
31:DA:271(F):C:H2'	31:DA:271(G):C:H6	1.53	0.73
1:AA:1128:C:H5'	9:AI:16:ARG:NH1	2.03	0.73
31:BA:128:C:H5''	31:BA:128:C:H6	1.54	0.73
37:DH:13:LYS:HA	37:DH:13:LYS:HE2	1.68	0.73
9:AI:124:GLN:O	9:AI:125:TYR:HB2	1.88	0.73
35:BF:3:GLU:O	35:BF:19:GLU:HA	1.88	0.73
24:B2:26:ARG:HG2	49:BX:5:TYR:HB3	1.70	0.73
31:DA:1188:U:C2'	31:DA:1189:A:H5'	2.19	0.73
31:BA:271(K):U:H3'	31:BA:271(L):U:H5'	1.69	0.73

Continued on next page...

Continued from previous page...

Atom-1	Atom-2	Distance(Å)	Clash(Å)
31:DA:528:A:H2	31:DA:2043:C:H5'	1.54	0.73
31:DA:142:A:H5'	31:DA:142(A):C:OP2	1.88	0.73
1:CA:1502:A:C2	1:CA:1505:G:N1	2.54	0.73
3:AC:52:LEU:HD23	3:AC:52:LEU:H	1.52	0.73
31:BA:8:A:H2'	31:BA:9:U:C5	2.22	0.73
17:CQ:67:LYS:HA	17:CQ:70:ARG:HH12	1.52	0.73
3:AC:34:LEU:O	3:AC:38:ARG:HG2	1.89	0.73
31:BA:1403:C:H5''	31:BA:1471:A:H1'	1.69	0.73
31:DA:2305:A:H5''	36:DG:134:GLY:HA3	1.71	0.73
1:AA:163:C:H2'	1:AA:164:U:H6	1.52	0.73
33:DD:25:THR:HG23	33:DD:27:THR:HB	1.70	0.73
33:DD:35:LYS:HD3	33:DD:63:ARG:CB	2.19	0.73
49:BX:23:GLU:CG	49:BX:24:GLY:H	2.01	0.73
37:DH:137:ASP:CB	37:DH:140:LYS:HB2	2.19	0.73
28:B6:12:GLU:HA	28:B6:23:THR:HA	1.70	0.73
36:DG:86:MET:HB2	36:DG:87:PRO:CD	2.18	0.73
41:DP:47:ASP:HB3	41:DP:48:PRO:CA	2.18	0.73
45:BT:32:TYR:HB3	45:BT:81:PRO:HB3	1.71	0.73
1:CA:353:A:H5'	1:CA:353:A:C8	2.22	0.73
31:DA:142:A:C8	31:DA:1595:G:N2	2.54	0.73
31:BA:141:A:H8	31:BA:1408:C:O2'	1.69	0.73
37:DH:157:TYR:HE1	37:DH:171:LEU:N	1.86	0.73
36:BG:18:GLU:O	36:BG:22:ARG:HB2	1.87	0.73
31:BA:1484:G:H22	31:BA:1505:C:H5	1.36	0.73
37:DH:17:VAL:HG21	37:DH:50:VAL:HG21	1.70	0.73
41:BP:47:ASP:HB3	41:BP:48:PRO:CA	2.18	0.73
31:DA:1899:G:N2	31:DA:1902:C:H5	1.85	0.73
31:BA:2029:G:H2'	31:BA:2031:A:OP2	1.88	0.73
31:DA:2660:A:C5'	31:DA:2661:G:H21	2.01	0.73
25:B3:19:GLN:NE2	25:B3:52:HIS:HE1	1.86	0.73
31:BA:925:C:H2'	31:BA:926:A:H5''	1.71	0.73
2:CB:172:ILE:H	2:CB:172:ILE:HD12	1.54	0.73
1:CA:224:C:H2'	1:CA:225:C:H6	1.53	0.73
6:CF:30:LEU:HB3	6:CF:35:ALA:HB3	1.69	0.73
33:BD:35:LYS:HE3	33:BD:65:ILE:N	2.02	0.73
39:DN:18:ALA:HB3	39:DN:26:LEU:CD2	2.15	0.73
39:DN:56:ASN:H	39:DN:125:GLY:HA3	1.54	0.73
24:D2:30:ARG:H	24:D2:30:ARG:HD2	1.53	0.73
47:DV:19:LYS:CG	47:DV:20:LEU:N	2.46	0.73
1:CA:355:C:C2'	1:CA:356:A:H5'	2.18	0.73
1:CA:240:C:H2'	1:CA:241:C:C6	2.22	0.73
31:DA:92:A:H2'	31:DA:93:G:O4'	1.89	0.73

Continued on next page...

Continued from previous page...

Atom-1	Atom-2	Distance(Å)	Clash(Å)
33:DD:255:LYS:HZ1	33:DD:255:LYS:N	1.86	0.73
36:DG:18:GLU:O	36:DG:22:ARG:HB2	1.87	0.73
31:DA:1509(A):A:H2'	31:DA:1509(B):A:H8	1.53	0.73
1:AA:66:G:H4'	1:AA:173:U:C5	2.23	0.73
10:AJ:34:VAL:HG22	10:AJ:74:ILE:HG22	1.69	0.73
42:BQ:29:PHE:O	42:BQ:30:GLY:O	2.05	0.73
31:DA:2206:G:C2	31:DA:2207:G:H5'	2.24	0.73
41:DP:85:LEU:CD2	41:DP:85:LEU:H	2.01	0.73
34:BE:38:THR:HG22	34:BE:40:GLU:N	2.02	0.73
30:D8:30:ARG:O	30:D8:31:HIS:C	2.26	0.73
32:BB:20:C:H2'	32:BB:21:G:C5'	2.18	0.73
49:DX:60:ARG:HG2	49:DX:71:GLY:HA3	1.70	0.73
32:BB:87:G:C3'	32:BB:88:C:H5''	2.19	0.73
16:CP:45:THR:HG22	16:CP:47:ASP:H	1.54	0.73
28:D6:36:LEU:HD13	28:D6:50:ARG:CZ	2.19	0.73
12:CL:26:ALA:O	12:CL:27:LEU:HB2	1.88	0.73
23:B1:12:PRO:HD2	23:B1:62:VAL:HG23	1.69	0.72
39:BN:56:ASN:H	39:BN:125:GLY:HA3	1.53	0.72
47:DV:90:PRO:HG2	47:DV:91:TYR:N	1.99	0.72
46:DU:88:ILE:C	46:DU:90:VAL:H	1.89	0.72
31:BA:2360:A:O2'	31:BA:2361:A:P	2.47	0.72
31:BA:1771:C:O2'	31:BA:1786:A:H8	1.67	0.72
16:AP:72:ARG:HH21	16:AP:73:LEU:HD21	1.52	0.72
33:BD:270:ILE:HD12	33:BD:270:ILE:O	1.89	0.72
20:AT:16:HIS:O	20:AT:19:SER:HB3	1.88	0.72
31:DA:2801:A:O2'	31:DA:2895:U:H4'	1.89	0.72
5:CE:42:GLY:HA3	5:CE:66:MET:HG2	1.69	0.72
1:CA:186:C:H2'	1:CA:187:C:H6	1.54	0.72
29:D7:9:ARG:NH1	31:DA:1310:G:OP2	2.21	0.72
2:CB:217:ARG:HA	2:CB:220:ASP:HB2	1.69	0.72
35:DF:3:GLU:O	35:DF:19:GLU:HA	1.89	0.72
41:BP:140:ALA:O	25:D3:1:MET:SD	2.47	0.72
36:BG:55:LYS:HG2	36:BG:58:GLN:HE21	1.54	0.72
35:DF:67:GLN:O	35:DF:67:GLN:HG3	1.89	0.72
15:AO:39:LEU:CD1	15:AO:56:LEU:HB2	2.19	0.72
51:DZ:7:ALA:HB3	51:DZ:61:LEU:CD2	2.19	0.72
31:DA:271(R):G:O2'	31:DA:271(S):G:H5'	1.88	0.72
1:AA:240:C:H2'	1:AA:241:C:C6	2.23	0.72
1:CA:667:G:H4'	15:CO:51:HIS:CE1	2.23	0.72
1:AA:1502:A:C2	1:AA:1505:G:N1	2.56	0.72
31:BA:2263:C:H6	31:BA:2263:C:H5'	1.53	0.72
31:BA:2598:A:P	33:BD:236:GLY:HA3	2.29	0.72

Continued on next page...

Continued from previous page...

Atom-1	Atom-2	Distance(Å)	Clash(Å)
20:CT:71:THR:HG22	20:CT:72:LEU:N	2.04	0.72
33:DD:27:THR:O	33:DD:29:PRO:HD2	1.90	0.72
31:DA:1821:A:H2'	31:DA:1822:G:C5'	2.19	0.72
39:DN:119:ARG:CG	39:DN:119:ARG:HH11	1.99	0.72
46:DU:100:VAL:HG12	46:DU:101:ARG:N	2.04	0.72
1:AA:622:A:C8	1:AA:623:C:C6	2.77	0.72
1:AA:627:G:H2'	1:AA:628:G:C8	2.23	0.72
43:DR:67:LEU:CD1	43:DR:76:VAL:HG21	2.19	0.72
31:BA:330:A:C2	31:BA:1210:A:H2'	2.22	0.72
41:BP:71:VAL:CG1	41:BP:72:PRO:HD3	2.19	0.72
32:BB:87:G:C8	32:BB:87:G:OP2	2.42	0.72
40:BO:13:ASN:HD21	40:BO:96:THR:H	1.37	0.72
31:DA:1484:G:N2	31:DA:1505:C:H41	1.86	0.72
31:BA:1639:U:C2'	31:BA:1640:C:H5''	2.19	0.72
31:DA:518:G:H4'	48:DW:18:ARG:NH1	2.04	0.72
1:CA:568:G:O6	12:CL:5:PRO:HD3	1.89	0.72
31:BA:271(F):C:H2'	31:BA:271(G):C:H6	1.52	0.72
3:CC:34:LEU:O	3:CC:38:ARG:HG2	1.90	0.72
42:DQ:140:ALA:HA	51:DZ:99:TYR:CD2	2.24	0.72
27:D5:46:CYS:SG	27:D5:47:PRO:CD	2.78	0.72
42:DQ:6:ARG:O	42:DQ:7:MET:HG2	1.90	0.72
31:DA:1822:G:H5'	31:DA:1822:G:C8	2.21	0.72
4:AD:128:VAL:HG13	4:AD:129:ASN:ND2	2.02	0.72
44:DS:28:VAL:O	44:DS:89:ARG:HD2	1.89	0.72
44:DS:92:TYR:HD1	44:DS:93:LYS:N	1.79	0.72
42:BQ:8:LYS:HG3	42:BQ:9:TYR:N	2.02	0.72
31:BA:271(R):G:O2'	31:BA:271(S):G:H5'	1.89	0.72
31:DA:2660:A:H5'	31:DA:2661:G:H21	1.55	0.72
1:CA:552:U:H4'	12:CL:86:ARG:HG2	1.71	0.72
45:DT:128:GLU:O	45:DT:130:ALA:N	2.23	0.72
1:AA:552:U:H4'	12:AL:86:ARG:HG2	1.71	0.72
35:DF:28:ILE:HG21	35:DF:116:ASP:HB2	1.70	0.72
43:BR:87:TYR:O	43:BR:89:ASP:N	2.21	0.72
1:CA:1117:G:H4'	9:CI:104:ARG:NH2	2.04	0.72
12:CL:91:LYS:HG3	12:CL:91:LYS:O	1.88	0.72
11:CK:125:PHE:HD1	11:CK:125:PHE:N	1.88	0.72
27:D5:54:GLY:O	27:D5:56:LYS:NZ	2.19	0.72
24:D2:14:ARG:O	24:D2:18:PRO:HD3	1.88	0.72
27:B5:2:ALA:HA	31:BA:2015:A:C1'	2.16	0.72
49:DX:23:GLU:CG	49:DX:24:GLY:H	2.02	0.72
47:BV:24:LYS:HB2	47:BV:92:THR:OG1	1.89	0.72
35:DF:5:ALA:HB2	35:DF:24:LEU:HD11	1.71	0.72

Continued on next page...

Continued from previous page...

Atom-1	Atom-2	Distance(Å)	Clash(Å)
1:CA:390:C:O3'	16:CP:28:ARG:NH2	2.23	0.72
31:DA:2418:A:H2'	31:DA:2419:U:C6	2.24	0.72
34:DE:48:GLN:NE2	34:DE:78:LEU:HD13	2.05	0.72
31:DA:2029:G:H2'	31:DA:2031:A:OP2	1.89	0.72
38:BI:133:HIS:HB2	38:BI:134:PRO:HD2	1.72	0.72
31:DA:2801(A):A:H4'	31:DA:2802:G:H2'	1.70	0.72
17:CQ:5:VAL:O	17:CQ:6:LEU:HD23	1.90	0.72
32:DB:32:C:C2	32:DB:51:G:N2	2.58	0.72
39:DN:112:LEU:O	39:DN:112:LEU:HD12	1.90	0.72
23:D1:16:ASN:HB3	23:D1:46:LEU:HD12	1.71	0.72
31:BA:607:U:N3	31:BA:621:A:C2	2.54	0.72
39:DN:67:LEU:HA	39:DN:88:GLU:HG3	1.69	0.72
2:CB:185:ILE:CG2	2:CB:199:TYR:HB2	2.17	0.72
31:DA:2523:G:H2'	31:DA:2524:G:C5'	2.19	0.72
50:BY:45:VAL:HG11	50:BY:60:PHE:O	1.89	0.72
37:BH:157:TYR:HE1	37:BH:171:LEU:N	1.85	0.72
19:AS:36:ARG:HH12	19:AS:75:ALA:HB3	1.53	0.72
5:AE:33:VAL:HG11	5:AE:109:ILE:HA	1.70	0.72
9:CI:53:VAL:HG12	9:CI:95:LYS:HG2	1.72	0.72
42:DQ:63:LYS:HG2	42:DQ:65:PHE:CE2	2.23	0.72
31:DA:247:G:H4'	31:DA:386:G:C5	2.25	0.72
45:DT:55:ASN:H	45:DT:59:THR:HB	1.54	0.72
1:CA:247:G:OP2	17:CQ:100:LYS:HG2	1.89	0.72
33:BD:25:THR:O	33:BD:27:THR:N	2.22	0.72
33:DD:35:LYS:HA	33:DD:64:ILE:HG22	1.72	0.72
44:DS:26:LEU:HD22	44:DS:87:PHE:CE1	2.25	0.72
44:DS:89:ARG:O	44:DS:92:TYR:HB3	1.90	0.72
47:BV:72:VAL:HG12	47:BV:73:SER:N	2.04	0.72
36:DG:55:LYS:HG2	36:DG:58:GLN:HE21	1.54	0.72
28:B6:15:GLU:HG2	28:B6:18:ARG:NE	2.02	0.72
31:DA:2723:C:H5''	43:DR:2:ARG:HD2	1.70	0.72
31:BA:1181:C:O2'	31:BA:1182:A:H5'	1.89	0.72
31:BA:528:A:H2	31:BA:2043:C:H5'	1.55	0.72
31:DA:467:G:C2'	31:DA:468:G:H5'	2.20	0.72
34:BE:201:THR:HG22	34:BE:202:LYS:N	2.03	0.72
48:BW:86:LEU:HD12	48:BW:87:PRO:HD2	1.71	0.72
1:CA:950:U:H3'	13:CM:102:ARG:HH12	1.54	0.72
37:BH:13:LYS:HA	37:BH:13:LYS:HE2	1.71	0.72
15:AO:82:ILE:HG12	15:AO:87:ILE:HB	1.70	0.72
31:DA:83:G:N2	31:DA:102:G:O2'	2.22	0.72
33:DD:25:THR:O	33:DD:25:THR:HG23	1.88	0.72
39:DN:42:TRP:CB	46:DU:64:ARG:HH11	1.98	0.72

Continued on next page...

Continued from previous page...

Atom-1	Atom-2	Distance(Å)	Clash(Å)
32:DB:44:G:H1'	32:DB:47:C:N4	2.05	0.72
47:BV:2:PHE:HE1	47:BV:13:ARG:NH2	1.88	0.72
30:D8:4:MET:SD	30:D8:61:LEU:HD12	2.29	0.72
37:DH:19:VAL:HB	37:DH:44:VAL:HG13	1.71	0.72
31:DA:626:U:C2	41:DP:105:LEU:HG	2.25	0.72
31:DA:1484:G:H21	31:DA:1505:C:H41	1.38	0.72
11:AK:125:PHE:N	11:AK:125:PHE:HD1	1.88	0.72
31:DA:598:G:H5'	41:DP:15:ARG:HD2	1.70	0.72
27:B5:40:LYS:HD3	27:B5:46:CYS:CB	2.20	0.72
24:D2:53:LEU:HD12	31:DA:77:C:OP1	1.90	0.72
31:BA:1654:A:OP1	43:BR:3:HIS:CB	2.35	0.72
31:BA:2415:G:H4'	41:BP:67:MET:H	1.53	0.72
41:DP:51:PHE:HB3	41:DP:52:GLU:OE2	1.90	0.72
34:DE:111:ARG:HA	43:DR:2:ARG:HG3	1.72	0.72
31:BA:1464:C:O2'	31:BA:1528:A:H8	1.69	0.72
1:AA:1004:A:H2'	1:AA:1038:C:O2	1.90	0.72
31:DA:1497:U:C5'	31:DA:1498:C:H5	2.02	0.72
35:DF:158:THR:HG23	35:DF:160:ASN:N	2.04	0.72
2:CB:22:LYS:NZ	2:CB:22:LYS:HA	2.04	0.72
23:D1:37:ILE:HD12	31:DA:2079:U:O2'	1.89	0.72
23:D1:37:ILE:HG21	31:DA:2080:G:OP1	1.90	0.72
23:B1:37:ILE:HG21	31:BA:2080:G:OP1	1.90	0.72
13:AM:15:VAL:O	13:AM:19:LEU:HD23	1.89	0.72
31:BA:370:G:H4'	31:BA:371:A:OP2	1.87	0.72
18:CR:62:GLU:HA	18:CR:65:ILE:HD11	1.72	0.72
20:AT:82:SER:O	20:AT:86:ARG:HB2	1.89	0.72
27:D5:40:LYS:HD3	27:D5:46:CYS:CB	2.20	0.72
41:BP:120:ALA:O	25:D3:1:MET:HG2	1.88	0.72
45:DT:32:TYR:HB3	45:DT:81:PRO:HB3	1.71	0.72
34:DE:38:THR:HG22	34:DE:40:GLU:N	2.04	0.72
39:BN:19:GLU:HG3	39:BN:20:GLY:H	1.55	0.72
1:CA:1004:A:H2'	1:CA:1038:C:O2	1.90	0.72
1:CA:737:A:H2'	1:CA:738:C:C6	2.25	0.72
41:BP:112:LEU:HD22	41:BP:113:LYS:N	2.05	0.72
18:AR:62:GLU:HA	18:AR:65:ILE:HD11	1.71	0.72
12:CL:18:VAL:HG23	12:CL:19:ARG:H	1.52	0.72
11:AK:21:ILE:HG13	11:AK:30:VAL:HG12	1.72	0.72
16:CP:76:GLN:HG2	16:CP:76:GLN:O	1.89	0.72
31:BA:527:C:OP2	31:BA:2779:U:H5	1.71	0.72
42:BQ:141:GLN:HG2	51:BZ:71:VAL:O	1.90	0.71
28:D6:44:ARG:O	28:D6:45:LYS:HG2	1.90	0.71
31:BA:1822:G:H5'	31:BA:1822:G:C8	2.19	0.71

Continued on next page...

Continued from previous page...

Atom-1	Atom-2	Distance(Å)	Clash(Å)
48:DW:4:LYS:HB2	48:DW:106:ILE:CG2	2.19	0.71
29:D7:8:ASN:C	29:D7:8:ASN:ND2	2.41	0.71
49:DX:38:GLU:OE1	49:DX:38:GLU:N	2.22	0.71
31:BA:1210:A:C8	31:BA:1210:A:H5'	2.15	0.71
2:CB:233:SER:HB2	2:CB:234:PRO:HD2	1.71	0.71
38:DI:133:HIS:HB2	38:DI:134:PRO:HD2	1.72	0.71
50:DY:44:ILE:HD12	50:DY:44:ILE:H	1.54	0.71
10:AJ:63:PHE:HB3	14:AN:57:ARG:O	1.90	0.71
1:AA:662:G:H2'	1:AA:663:A:H8	1.53	0.71
1:AA:559:A:H5''	1:AA:560:U:H3'	1.70	0.71
31:BA:2781:A:H5''	31:BA:2782:G:H5'	1.71	0.71
36:DG:123:ASN:O	36:DG:126:ASP:HB2	1.89	0.71
25:B3:6:VAL:CG1	25:B3:54:VAL:HG11	2.19	0.71
31:BA:1419:A:O2'	31:BA:1420:U:H5''	1.88	0.71
33:DD:63:ARG:HG3	33:DD:63:ARG:HH11	1.54	0.71
31:BA:2206:G:C2	31:BA:2207:G:H5'	2.24	0.71
39:DN:3:THR:HA	39:DN:4:TYR:CD1	2.24	0.71
47:BV:90:PRO:HG2	47:BV:91:TYR:N	1.99	0.71
31:BA:143(A):C:H5'	49:BX:36:LYS:HG2	1.71	0.71
31:DA:951:C:O2'	31:DA:952:G:H5'	1.89	0.71
46:DU:92:ARG:NH2	47:DV:10:LYS:HA	2.05	0.71
23:D1:26:ARG:CG	23:D1:34:THR:HB	2.20	0.71
37:DH:41:MET:HA	37:DH:41:MET:HE2	1.70	0.71
38:BI:2:LYS:HB2	38:BI:39:ALA:HB3	1.70	0.71
32:DB:62:C:H2'	32:DB:63:G:H5''	1.72	0.71
31:DA:1332:G:N2	31:DA:1610:A:C8	2.58	0.71
18:AR:50:ILE:HD11	18:AR:70:ILE:HG21	1.71	0.71
31:DA:1434:A:H61	31:DA:1558:A:N6	1.89	0.71
31:BA:1484:G:N2	31:BA:1505:C:H41	1.89	0.71
1:CA:22:G:H2'	1:CA:23:C:C6	2.25	0.71
4:CD:161:ASN:O	4:CD:165:MET:HG2	1.89	0.71
41:DP:17:LYS:O	41:DP:19:VAL:N	2.22	0.71
31:DA:993:G:H1'	47:DV:91:TYR:CD1	2.25	0.71
34:DE:47:VAL:HG22	34:DE:84:PHE:O	1.88	0.71
30:B8:40:GLU:OE1	30:B8:44:LYS:HE3	1.90	0.71
30:B8:43:GLN:C	30:B8:44:LYS:HD2	2.10	0.71
50:BY:81:LYS:HG2	50:BY:96:ILE:HG22	1.71	0.71
34:DE:61:ARG:H	34:DE:62:PRO:HD2	1.55	0.71
31:DA:2223:G:C2'	31:DA:2224:G:H5'	2.18	0.71
36:BG:47:LYS:HE2	36:BG:81:LYS:HB2	1.70	0.71
41:BP:6:LEU:HG	41:BP:8:PRO:O	1.89	0.71
31:DA:527:C:OP2	31:DA:2779:U:H5	1.72	0.71

Continued on next page...

Continued from previous page...

Atom-1	Atom-2	Distance(Å)	Clash(Å)
44:DS:14:VAL:HG12	44:DS:15:ARG:N	2.05	0.71
31:DA:2598:A:P	33:DD:236:GLY:HA3	2.30	0.71
4:CD:189:PRO:HB3	4:CD:194:LEU:HD21	1.72	0.71
39:DN:18:ALA:CB	39:DN:26:LEU:HD22	2.17	0.71
31:BA:2206:G:N2	31:BA:2207:G:C5'	2.48	0.71
12:AL:46:LYS:HG2	12:AL:47:LYS:H	1.56	0.71
47:DV:25:LEU:HB2	47:DV:94:LEU:HD13	1.72	0.71
31:DA:2360:A:O2'	31:DA:2361:A:P	2.48	0.71
31:BA:671:C:C6	31:BA:671:C:H5'	2.25	0.71
1:CA:673:G:H2'	1:CA:674:G:C8	2.24	0.71
31:BA:1332:G:N2	31:BA:1610:A:H8	1.88	0.71
31:BA:2327:A:H2'	31:BA:2328:A:C8	2.25	0.71
28:B6:13:CYS:O	28:B6:21:TYR:HA	1.91	0.71
1:AA:1123:A:O2'	10:AJ:38:ILE:HG22	1.91	0.71
18:CR:25:THR:HG22	18:CR:42:ARG:HH11	1.55	0.71
1:CA:1446:U:H4'	1:CA:1447:A:N7	2.06	0.71
38:BI:102:SER:HA	38:BI:107:VAL:O	1.90	0.71
47:BV:82:ARG:CG	47:BV:82:ARG:NH1	2.39	0.71
30:D8:34:TRP:HZ3	30:D8:41:ILE:HG23	1.53	0.71
50:DY:96:ILE:HG22	50:DY:97:ARG:H	1.54	0.71
1:AA:386:C:O2'	1:AA:387:U:H5'	1.91	0.71
38:DI:1:MET:HB2	38:DI:21:VAL:O	1.89	0.71
12:CL:82:VAL:HG12	12:CL:83:VAL:N	2.05	0.71
31:BA:2660:A:H5'	31:BA:2661:G:H21	1.55	0.71
47:DV:1:MET:HE3	47:DV:44:LYS:CB	2.20	0.71
31:BA:1434:A:O2'	31:BA:1435:G:H5'	1.90	0.71
31:BA:1582:C:O2'	31:BA:1586:A:C8	2.43	0.71
31:BA:322:A:H5'	31:BA:340:A:H1'	1.71	0.71
31:BA:2801:A:O2'	31:BA:2895:U:H4'	1.90	0.71
1:CA:687:A:N3	1:CA:688:G:H1'	2.04	0.71
3:CC:73:PRO:O	3:CC:76:VAL:HG22	1.90	0.71
1:CA:1128:C:H5'	9:CI:16:ARG:NH1	2.05	0.71
31:DA:298:G:H5'	31:DA:299:A:OP1	1.90	0.71
50:DY:8:LYS:NZ	50:DY:74:PRO:HD3	2.04	0.71
42:BQ:140:ALA:HB1	51:BZ:99:TYR:HB2	1.71	0.71
31:DA:661:C:H4'	41:DP:18:ARG:HG2	1.70	0.71
49:BX:24:GLY:HA3	49:BX:80:ILE:HG13	1.72	0.71
31:BA:1697:G:C5'	31:BA:1697:G:C8	2.71	0.71
16:CP:22:THR:HA	16:CP:33:ILE:HG12	1.73	0.71
31:DA:996:A:H4'	46:DU:92:ARG:NE	2.06	0.71
47:DV:38:LEU:HG	47:DV:39:LEU:N	2.04	0.71
31:BA:2523:G:H2'	31:BA:2524:G:C5'	2.19	0.71

Continued on next page...

Continued from previous page...

Atom-1	Atom-2	Distance(Å)	Clash(Å)
31:DA:794:G:H2'	31:DA:795:C:H6	1.55	0.71
40:BO:13:ASN:ND2	40:BO:97:ARG:H	1.89	0.71
31:BA:2565:A:H5''	31:BA:2566:A:OP2	1.91	0.71
37:BH:103:LEU:HD21	37:BH:105:LEU:HD11	1.72	0.71
20:CT:13:LEU:H	20:CT:13:LEU:HD12	1.54	0.71
33:DD:77:ALA:HB2	33:DD:97:TYR:CD2	2.25	0.71
51:DZ:4:ARG:HG2	51:DZ:58:VAL:HB	1.73	0.71
31:BA:916:G:C2'	31:BA:917:A:H5''	2.21	0.71
1:CA:108:G:H5''	1:CA:109:A:H5''	1.72	0.71
1:CA:392:G:H2'	1:CA:393:A:H8	1.55	0.71
31:BA:510:C:C2'	31:BA:511:U:H5'	2.21	0.71
1:AA:1446:U:H4'	1:AA:1447:A:N7	2.06	0.71
45:DT:61:PHE:CE2	45:DT:76:PHE:HB2	2.25	0.71
39:BN:65:LYS:CE	39:BN:65:LYS:HA	2.11	0.71
50:BY:96:ILE:CD1	50:BY:99:CYS:SG	2.78	0.71
31:BA:910:A:H62	42:BQ:12:GLN:HA	1.55	0.71
50:BY:17:SER:CB	50:BY:71:LYS:HD2	2.21	0.71
31:DA:271(K):U:H3'	31:DA:271(L):U:H5'	1.70	0.71
25:D3:19:GLN:NE2	25:D3:52:HIS:CE1	2.58	0.71
1:AA:1418:A:N3	31:BA:1959:G:H1'	2.05	0.71
1:CA:321:A:H62	1:CA:328:C:H1'	1.55	0.71
1:AA:382:A:H2'	1:AA:383:A:C8	2.25	0.71
1:AA:827:U:H2'	1:AA:859:A:H61	1.55	0.71
5:CE:33:VAL:HG11	5:CE:109:ILE:HA	1.71	0.71
49:DX:40:LYS:HG3	49:DX:51:VAL:HB	1.71	0.71
42:DQ:29:PHE:O	42:DQ:30:GLY:O	2.08	0.71
35:DF:34:TRP:HB2	41:DP:10:PRO:O	1.90	0.71
47:BV:1:MET:HE3	47:BV:44:LYS:HB3	1.72	0.71
31:DA:286:C:N4	31:DA:355:G:H1	1.89	0.71
51:DZ:152:ALA:HB2	51:DZ:168:GLU:HA	1.73	0.71
49:DX:24:GLY:HA3	49:DX:80:ILE:CG1	2.21	0.71
39:DN:66:LYS:HA	39:DN:69:GLN:HB2	1.73	0.71
1:CA:622:A:C8	1:CA:623:C:C6	2.79	0.71
1:CA:1090:U:H2'	1:CA:1091:U:C6	2.19	0.71
45:DT:31:SER:C	45:DT:32:TYR:CD2	2.64	0.71
23:B1:26:ARG:CG	23:B1:34:THR:HB	2.21	0.71
31:BA:2713:A:H3'	31:BA:2714:G:C5'	2.21	0.71
1:CA:353:A:C5'	1:CA:353:A:H8	2.03	0.71
37:BH:149:ARG:HA	37:BH:162:ILE:HG13	1.71	0.71
1:AA:1418:A:H2	31:BA:1948:G:N3	1.89	0.71
2:CB:22:LYS:HZ3	2:CB:22:LYS:HA	1.55	0.71
9:CI:18:PHE:HB3	9:CI:20:ARG:HH11	1.56	0.71

Continued on next page...

Continued from previous page...

Atom-1	Atom-2	Distance(Å)	Clash(Å)
50:BY:2:ARG:O	50:BY:4:LYS:N	2.24	0.71
1:CA:441:A:H3'	1:CA:442:C:H6	1.56	0.71
31:BA:49:A:H4'	31:BA:50:U:H5'	1.73	0.71
10:CJ:39:PRO:HB3	10:CJ:70:ARG:HH12	1.56	0.71
6:AF:20:ALA:HA	6:AF:23:LYS:HB2	1.72	0.71
42:DQ:78:PRO:O	42:DQ:79:LEU:HG	1.90	0.71
31:BA:1607:C:H4'	31:BA:1608:A:O5'	1.89	0.71
45:BT:51:ARG:HG3	45:BT:98:LYS:HE2	1.72	0.71
33:BD:35:LYS:HD2	33:BD:104:TYR:CE1	2.25	0.71
39:BN:18:ALA:CB	39:BN:21:LYS:HB2	2.16	0.71
47:BV:19:LYS:HG3	47:BV:20:LEU:O	1.91	0.71
31:DA:1348:G:H2'	31:DA:1349:A:H5'	1.73	0.71
1:CA:627:G:H2'	1:CA:628:G:C8	2.24	0.71
46:BU:90:VAL:O	46:BU:92:ARG:N	2.23	0.71
31:DA:1019:U:H3	31:DA:1142(A):A:N6	1.85	0.71
30:D8:6:THR:CG2	30:D8:63:PRO:HD3	2.21	0.71
33:BD:172:TYR:CE1	33:BD:186:HIS:HB2	2.24	0.71
47:BV:52:VAL:O	47:BV:53:GLU:HB3	1.91	0.71
34:BE:132:HIS:CD2	34:BE:135:HIS:CE1	2.79	0.71
45:BT:23:ARG:O	45:BT:25:GLY:N	2.23	0.71
31:BA:2580:U:C5'	34:BE:131:ALA:H	2.04	0.71
37:BH:19:VAL:HB	37:BH:44:VAL:HG13	1.72	0.71
31:BA:467:G:C2'	31:BA:468:G:H5'	2.20	0.71
3:CC:105:GLU:HG2	3:CC:106:VAL:H	1.55	0.71
3:AC:73:PRO:O	3:AC:76:VAL:HG22	1.91	0.71
40:DO:18:LYS:HB2	40:DO:45:GLU:HG2	1.73	0.71
40:DO:4:PRO:O	40:DO:5:GLN:HB2	1.91	0.71
31:BA:2223:G:C2'	31:BA:2224:G:H5'	2.21	0.71
11:AK:13:GLN:HB3	11:AK:75:TYR:O	1.91	0.71
31:DA:1836:C:O2'	31:DA:1837:C:H5'	1.90	0.71
35:BF:28:ILE:HG21	35:BF:116:ASP:HB2	1.72	0.71
45:BT:128:GLU:O	45:BT:130:ALA:N	2.24	0.71
33:DD:25:THR:O	33:DD:27:THR:N	2.24	0.71
32:BB:44:G:H1'	32:BB:47:C:N4	2.06	0.71
49:DX:53:LYS:H	49:DX:80:ILE:HG22	1.56	0.71
44:DS:95:HIS:CG	44:DS:96:GLY:H	2.08	0.71
49:BX:35:THR:O	49:BX:36:LYS:O	2.08	0.71
41:BP:30:THR:CG2	41:BP:31:ALA:H	2.03	0.71
50:DY:96:ILE:CD1	50:DY:99:CYS:SG	2.79	0.71
31:BA:2787:C:C1'	34:BE:61:ARG:HB2	2.21	0.71
31:BA:1430:C:H2'	31:BA:1431:U:H6	1.52	0.71
37:BH:89:ILE:HD11	37:BH:129:THR:HB	1.73	0.71

Continued on next page...

Continued from previous page...

Atom-1	Atom-2	Distance(Å)	Clash(Å)
31:BA:626:U:C2	41:BP:105:LEU:HG	2.26	0.71
1:CA:163:C:H2'	1:CA:164:U:C6	2.25	0.71
31:BA:1484:G:H21	31:BA:1505:C:H41	1.39	0.71
1:CA:224:C:H2'	1:CA:225:C:C6	2.26	0.71
31:BA:2223:G:H2'	31:BA:2224:G:H5'	1.73	0.71
35:BF:183:VAL:O	35:BF:187:VAL:HG23	1.91	0.71
31:BA:2492:U:H2'	31:BA:2493:U:H6	1.54	0.71
5:AE:18:ARG:HH21	5:AE:25:ARG:HG2	1.56	0.71
31:BA:1510:G:C2'	31:BA:1511:C:H5'	2.21	0.71
5:AE:42:GLY:HA3	5:AE:66:MET:HG2	1.72	0.71
1:CA:80:G:H1	1:CA:89:C:H41	1.38	0.71
20:CT:82:SER:O	20:CT:86:ARG:HB2	1.89	0.71
4:CD:68:TYR:CE2	4:CD:97:LEU:HB3	2.25	0.71
33:BD:58:HIS:HD2	33:BD:59:LYS:O	1.73	0.70
23:B1:9:GLY:O	23:B1:10:LYS:HE2	1.89	0.70
41:BP:122:PRO:HA	41:BP:141:ALA:O	1.90	0.70
31:BA:1019:U:H3	31:BA:1142(A):A:N6	1.86	0.70
36:BG:64:THR:HG23	36:BG:66:GLN:H	1.56	0.70
4:AD:119:GLN:HG3	4:AD:123:HIS:CD2	2.26	0.70
1:AA:163:C:H2'	1:AA:164:U:C6	2.26	0.70
31:DA:1833:U:H2'	31:DA:1834:U:H6	1.55	0.70
31:DA:2537:U:H2'	31:DA:2538:C:C6	2.26	0.70
1:AA:877:C:H5''	8:AH:88:LYS:HD3	1.72	0.70
5:AE:68:GLU:O	5:AE:68:GLU:HG3	1.91	0.70
1:AA:950:U:H3'	13:AM:102:ARG:HH12	1.54	0.70
31:DA:184:C:H2'	31:DA:185:U:C6	2.26	0.70
1:CA:475:G:H2'	1:CA:476:G:H8	1.54	0.70
37:DH:103:LEU:HD21	37:DH:105:LEU:HD11	1.73	0.70
36:BG:124:SER:HB2	36:BG:131:TYR:CE1	2.26	0.70
1:AA:108:G:H5''	1:AA:109:A:H5''	1.72	0.70
1:AA:262:A:H2'	1:AA:263:A:C8	2.26	0.70
39:DN:62:VAL:CG2	39:DN:66:LYS:HD2	2.21	0.70
29:D7:5:TRP:CD1	29:D7:7:PRO:HG3	2.26	0.70
41:BP:75:ILE:N	41:BP:75:ILE:HD13	2.06	0.70
31:DA:1429:G:H2'	31:DA:1430:C:C6	2.26	0.70
49:DX:70:LEU:HG	49:DX:71:GLY:H	1.56	0.70
1:CA:194:C:C2'	1:CA:195:A:H5''	2.21	0.70
42:BQ:30:GLY:HA2	42:BQ:107:ALA:HB2	1.73	0.70
1:CA:518:C:H2'	1:CA:530:G:C2	2.25	0.70
12:AL:24:VAL:HG13	12:AL:98:TYR:HE2	1.56	0.70
31:DA:1510:G:C2'	31:DA:1511:C:H5'	2.21	0.70
8:CH:120:THR:H	8:CH:123:GLU:HB2	1.56	0.70

Continued on next page...

Continued from previous page...

Atom-1	Atom-2	Distance(Å)	Clash(Å)
42:DQ:16:ARG:HB2	42:DQ:16:ARG:HH11	1.55	0.70
16:AP:45:THR:HG22	16:AP:47:ASP:H	1.56	0.70
23:B1:16:ASN:HB3	23:B1:46:LEU:HD12	1.73	0.70
44:DS:33:LYS:HB3	44:DS:34:HIS:HD2	1.55	0.70
31:DA:259:G:H21	31:DA:621:A:H8	1.39	0.70
31:DA:1697:G:C5'	31:DA:1697:G:C8	2.72	0.70
5:AE:101:ILE:CD1	5:AE:119:LEU:HD23	2.19	0.70
31:DA:464:U:O2'	31:DA:465:G:H5'	1.91	0.70
48:DW:2:GLU:HA	48:DW:64:MET:HE1	1.71	0.70
31:DA:2849:U:OP2	45:DT:95:ARG:NH1	2.25	0.70
33:DD:260:ARG:HH22	33:DD:266:SER:HB2	1.54	0.70
9:AI:18:PHE:HB3	9:AI:20:ARG:HH11	1.56	0.70
12:AL:26:ALA:O	12:AL:27:LEU:HB2	1.89	0.70
1:AA:600:C:H2'	1:AA:601:C:H6	1.56	0.70
39:DN:89:LYS:O	39:DN:93:THR:HG22	1.91	0.70
31:DA:830:G:H4'	31:DA:831:G:OP2	1.91	0.70
31:BA:2190:G:H2'	31:BA:2191:G:H5'	1.72	0.70
49:BX:40:LYS:HG3	49:BX:51:VAL:HB	1.71	0.70
33:BD:35:LYS:CD	33:BD:63:ARG:HB3	2.20	0.70
44:DS:36:TYR:N	44:DS:36:TYR:CD1	2.55	0.70
39:BN:42:TRP:CA	39:BN:48:MET:HE1	2.21	0.70
27:B5:57:VAL:O	27:B5:58:LEU:HG	1.91	0.70
31:BA:1348:G:H2'	31:BA:1349:A:H5'	1.73	0.70
47:DV:72:VAL:HG12	47:DV:73:SER:N	2.05	0.70
31:DA:2335:A:O2'	31:DA:2336:A:H5''	1.91	0.70
35:DF:46:ARG:HG2	35:DF:46:ARG:NH1	2.00	0.70
46:DU:88:ILE:C	46:DU:90:VAL:N	2.41	0.70
30:B8:32:LEU:HB2	30:B8:35:GLN:N	2.06	0.70
31:DA:819:A:C4	31:DA:1189:A:C2	2.80	0.70
45:BT:38:ASN:HD22	45:BT:40:THR:H	1.38	0.70
31:BA:806:C:OP2	41:BP:39:LYS:CD	2.40	0.70
31:BA:308:G:O2'	50:BY:19:LYS:HE3	1.92	0.70
31:BA:2036:C:H5'	31:BA:2036:C:C6	2.26	0.70
45:DT:23:ARG:O	45:DT:25:GLY:N	2.24	0.70
31:BA:1332:G:N2	31:BA:1610:A:C8	2.60	0.70
1:AA:194:C:C2'	1:AA:195:A:H5''	2.20	0.70
31:DA:1406:U:H2'	31:DA:1407:C:C6	2.27	0.70
1:CA:66:G:H4'	1:CA:173:U:C5	2.26	0.70
1:AA:1337:G:H5''	1:AA:1338:G:OP1	1.91	0.70
31:BA:598:G:H5'	41:BP:15:ARG:HD2	1.72	0.70
34:BE:4:ILE:HD13	34:BE:91:VAL:HG12	1.73	0.70
24:B2:41:ILE:HG22	24:B2:42:GLY:N	2.06	0.70

Continued on next page...

Continued from previous page...

Atom-1	Atom-2	Distance(Å)	Clash(Å)
39:BN:3:THR:HA	39:BN:4:TYR:CD1	2.26	0.70
49:DX:34:ALA:O	49:DX:36:LYS:HG3	1.90	0.70
42:BQ:8:LYS:CG	42:BQ:9:TYR:N	2.55	0.70
37:DH:43:VAL:HG23	37:DH:43:VAL:O	1.90	0.70
31:DA:2661:G:O2'	31:DA:2662:A:OP1	2.09	0.70
1:AA:102:G:C5	1:AA:103:C:C5	2.80	0.70
1:AA:475:G:H2'	1:AA:476:G:H8	1.55	0.70
35:BF:89:VAL:HG12	35:BF:90:PHE:N	2.06	0.70
3:CC:157:ILE:HD11	3:CC:166:GLU:HB2	1.73	0.70
1:AA:1117:G:H4'	9:AI:104:ARG:NH2	2.04	0.70
1:AA:80:G:H1	1:AA:89:C:H41	1.39	0.70
18:AR:25:THR:HG22	18:AR:42:ARG:HH11	1.56	0.70
33:DD:35:LYS:HE3	33:DD:65:ILE:N	2.06	0.70
33:DD:58:HIS:HD2	33:DD:59:LYS:O	1.74	0.70
31:BA:662:G:OP1	41:BP:18:ARG:HD2	1.91	0.70
47:BV:25:LEU:HB2	47:BV:94:LEU:HD13	1.73	0.70
1:CA:376:G:OP2	16:CP:67:THR:HG21	1.92	0.70
47:BV:2:PHE:HB2	47:BV:42:GLY:CA	2.22	0.70
45:DT:28:VAL:O	45:DT:28:VAL:HG12	1.91	0.70
31:BA:542:C:H2'	31:BA:543:C:OP1	1.92	0.70
31:DA:542:C:N4	31:DA:543:C:H41	1.89	0.70
1:AA:1423:G:C5'	40:BO:49:ARG:NH2	2.54	0.70
13:CM:66:LEU:HD12	13:CM:66:LEU:H	1.56	0.70
4:CD:119:GLN:HG3	4:CD:123:HIS:CD2	2.26	0.70
31:BA:825:C:H2'	31:BA:826:U:O5'	1.92	0.70
42:BQ:78:PRO:O	42:BQ:79:LEU:HG	1.91	0.70
1:AA:1152:A:H5''	10:AJ:13:HIS:CD2	2.27	0.70
33:BD:27:THR:O	33:BD:29:PRO:HD2	1.91	0.70
33:BD:35:LYS:HD3	33:BD:63:ARG:CB	2.22	0.70
31:BA:2317:C:C3'	31:BA:2318:G:H5'	2.21	0.70
49:BX:53:LYS:HE3	49:BX:55:ASN:HD21	1.56	0.70
37:DH:90:LYS:HB2	37:DH:159:GLU:O	1.91	0.70
47:DV:24:LYS:HB2	47:DV:92:THR:OG1	1.91	0.70
47:DV:70:ILE:HB	47:DV:90:PRO:HB2	1.73	0.70
32:DB:37:C:C5	32:DB:38:C:C4	2.80	0.70
46:DU:83:LEU:CG	46:DU:88:ILE:HG12	2.18	0.70
48:BW:2:GLU:HA	48:BW:64:MET:HE1	1.74	0.70
1:AA:509:A:H2'	1:AA:510:A:C8	2.26	0.70
31:DA:2307:G:H21	31:DA:2308:G:H5'	1.52	0.70
31:BA:1678:G:H21	31:BA:1989:G:H22	1.38	0.70
1:CA:939:G:H5''	7:CG:102:ARG:HH12	1.57	0.70
39:BN:89:LYS:O	39:BN:93:THR:HG22	1.92	0.70

Continued on next page...

Continued from previous page...

Atom-1	Atom-2	Distance(Å)	Clash(Å)
40:DO:2:ILE:HD12	40:DO:6:THR:HG21	1.72	0.70
2:AB:101:MET:HA	2:AB:108:ILE:HG13	1.74	0.70
31:DA:1171:G:C8	31:DA:1173:G:H1'	2.27	0.70
1:CA:853:G:H2'	1:CA:854:G:H8	1.56	0.70
1:CA:877:C:H5''	8:CH:88:LYS:HD3	1.72	0.70
18:AR:43:PHE:C	18:AR:44:LEU:HD12	2.12	0.70
43:DR:87:TYR:O	43:DR:89:ASP:N	2.23	0.70
6:CF:62:TRP:CH2	6:CF:64:GLN:HB2	2.26	0.70
33:BD:31:LYS:HG2	33:BD:34:VAL:HG13	1.72	0.70
27:B5:46:CYS:SG	27:B5:47:PRO:CD	2.80	0.70
27:B5:2:ALA:CA	31:BA:2015:A:H1'	2.18	0.70
41:BP:120:ALA:CB	41:BP:138:LEU:HB3	2.21	0.70
39:DN:19:GLU:HG3	39:DN:20:GLY:N	2.05	0.70
49:BX:70:LEU:HG	49:BX:71:GLY:H	1.56	0.70
1:CA:827:U:H2'	1:CA:859:A:H61	1.55	0.70
31:BA:1509(A):A:H2'	31:BA:1509(B):A:H8	1.55	0.70
31:BA:1719:G:C2'	31:BA:1720:U:H5'	2.21	0.70
31:BA:1171:G:C8	31:BA:1173:G:H1'	2.27	0.70
8:AH:120:THR:H	8:AH:123:GLU:HB2	1.55	0.70
9:CI:124:GLN:O	9:CI:125:TYR:HB2	1.90	0.70
31:BA:1188:U:C2'	31:BA:1189:A:H5'	2.22	0.70
9:CI:103:THR:HG22	9:CI:105:ASP:H	1.56	0.70
31:BA:286:C:N4	31:BA:355:G:H1	1.89	0.70
30:B8:58:ILE:HG22	41:BP:49:ARG:HD2	1.72	0.70
49:BX:34:ALA:O	49:BX:36:LYS:HG3	1.91	0.70
31:DA:542:C:H2'	31:DA:543:C:OP1	1.91	0.70
1:AA:955:U:H1'	1:AA:1227:A:N6	2.06	0.70
31:DA:1947:C:H2'	31:DA:1948:G:H5'	1.74	0.70
1:CA:828:A:H2'	1:CA:829:G:O4'	1.92	0.70
25:D3:43:ILE:O	25:D3:47:VAL:HG23	1.91	0.70
25:D3:11:SER:OG	25:D3:13:ILE:HG12	1.92	0.70
50:DY:2:ARG:O	50:DY:4:LYS:N	2.25	0.70
7:AG:15:ASP:HB3	7:AG:19:GLY:H	1.56	0.70
7:CG:15:ASP:HB3	7:CG:19:GLY:H	1.55	0.70
39:BN:40:PRO:HB3	46:BU:68:ALA:HB2	1.73	0.70
46:DU:92:ARG:HD2	47:DV:11:GLN:HG3	1.74	0.70
30:B8:32:LEU:HD23	30:B8:35:GLN:CA	2.20	0.70
50:BY:96:ILE:HG21	50:BY:99:CYS:CB	2.21	0.70
49:BX:60:ARG:HG2	49:BX:71:GLY:HA3	1.72	0.70
31:BA:588:U:H2'	31:BA:589:C:C6	2.26	0.70
43:BR:11:ASN:CG	43:BR:12:ARG:H	1.94	0.70
32:DB:87:G:C3'	32:DB:88:C:H5''	2.20	0.70

Continued on next page...

Continued from previous page...

Atom-1	Atom-2	Distance(Å)	Clash(Å)
31:BA:34:C:C2'	31:BA:35:G:OP1	2.40	0.70
31:BA:1722:A:C6	31:BA:1741:A:N1	2.59	0.70
31:DA:639:U:H2'	31:DA:640:C:C6	2.26	0.70
22:B0:20:ARG:NH1	31:BA:2357:U:OP1	2.25	0.70
20:AT:71:THR:HG22	20:AT:72:LEU:N	2.07	0.70
29:B7:9:ARG:NH1	31:BA:1310:G:OP2	2.19	0.70
1:CA:1239:A:H62	1:CA:1299:A:H62	1.40	0.70
1:AA:632:A:C8	1:AA:633:G:C8	2.80	0.70
42:BQ:81:VAL:C	42:BQ:82:ARG:HD2	2.13	0.69
50:DY:28:LYS:CB	50:DY:37:VAL:HB	2.15	0.69
24:B2:30:ARG:H	24:B2:30:ARG:HD2	1.55	0.69
16:CP:20:VAL:HG21	16:CP:32:TYR:CG	2.27	0.69
30:D8:32:LEU:HB2	30:D8:35:GLN:N	2.06	0.69
1:AA:1409:C:H42	1:AA:1491:G:H1	1.39	0.69
1:AA:735:C:H2'	1:AA:736:C:C6	2.27	0.69
35:DF:160:ASN:HD22	35:DF:162:LEU:H	1.40	0.69
31:DA:2199:A:H3'	31:DA:2200:C:C6	2.26	0.69
25:D3:6:VAL:HG13	25:D3:54:VAL:HG11	1.72	0.69
2:CB:187:LEU:HA	2:CB:201:ILE:HB	1.73	0.69
31:DA:1973:G:H2'	31:DA:1974:C:C6	2.27	0.69
22:D0:43:THR:HG22	31:DA:2331:G:O2'	1.92	0.69
1:CA:559:A:H5''	1:CA:560:U:H3'	1.73	0.69
28:B6:27:LYS:HE3	31:BA:2285:C:C5	2.26	0.69
1:CA:878:G:H5'	8:CH:89:PRO:HG2	1.74	0.69
1:CA:632:A:C8	1:CA:633:G:C8	2.80	0.69
31:DA:1720:U:H2'	31:DA:1721:G:O4'	1.92	0.69
1:CA:650:G:O2'	1:CA:651:C:H5'	1.92	0.69
6:AF:62:TRP:CH2	6:AF:64:GLN:HB2	2.26	0.69
39:DN:15:LEU:HD21	39:DN:55:VAL:HG22	1.73	0.69
31:DA:2317:C:C3'	31:DA:2318:G:H5'	2.22	0.69
27:D5:57:VAL:HG23	27:D5:58:LEU:N	2.06	0.69
31:DA:1162:G:H1'	47:DV:91:TYR:OH	1.92	0.69
49:DX:77:LYS:CG	49:DX:78:LYS:HG3	2.22	0.69
34:DE:76:ARG:HG3	34:DE:195:LEU:HD22	1.74	0.69
47:DV:52:VAL:O	47:DV:53:GLU:HB3	1.92	0.69
49:DX:60:ARG:HE	49:DX:74:PRO:CG	2.05	0.69
1:CA:437:U:H5''	4:CD:155:LEU:HD13	1.73	0.69
4:CD:57:ARG:HH22	5:CE:107:ARG:HD3	1.57	0.69
3:AC:157:ILE:HD11	3:AC:166:GLU:HB2	1.74	0.69
34:DE:8:LYS:HD2	34:DE:188:VAL:HG13	1.74	0.69
39:BN:95:PRO:O	39:BN:97:ARG:N	2.23	0.69
31:DA:1688:U:H1'	31:DA:1701:A:C6	2.26	0.69

Continued on next page...

Continued from previous page...

Atom-1	Atom-2	Distance(Å)	Clash(Å)
39:DN:68:GLU:HA	39:DN:86:PRO:HB3	1.72	0.69
9:AI:53:VAL:HG12	9:AI:95:LYS:HG2	1.73	0.69
31:DA:2208:A:H1'	31:DA:2219:G:C4	2.27	0.69
42:BQ:16:ARG:HH11	42:BQ:16:ARG:HB2	1.57	0.69
31:DA:1291:C:H2'	31:DA:1292:U:H6	1.57	0.69
46:BU:74:LEU:HD12	46:BU:74:LEU:N	2.07	0.69
22:D0:2:ALA:H	31:DA:2602:A:N6	1.89	0.69
23:D1:64:ALA:HA	23:D1:67:ILE:HG13	1.74	0.69
41:BP:17:LYS:HG3	41:BP:19:VAL:HG23	1.73	0.69
47:BV:69:LYS:CG	47:BV:70:ILE:H	2.04	0.69
45:BT:29:ARG:HB3	45:BT:85:LYS:HA	1.73	0.69
1:AA:428:G:H4'	1:AA:429:U:O5'	1.92	0.69
35:DF:63:LYS:CE	35:DF:67:GLN:HB2	2.22	0.69
38:DI:82:ARG:O	38:DI:89:TYR:HB2	1.92	0.69
2:CB:204:ASN:ND2	2:CB:206:ASP:H	1.90	0.69
33:BD:260:ARG:HH22	33:BD:266:SER:HB2	1.56	0.69
35:BF:160:ASN:HD22	35:BF:160:ASN:C	1.95	0.69
25:B3:54:VAL:HG12	25:B3:55:ARG:N	2.07	0.69
15:AO:33:THR:HG21	15:AO:85:LEU:HD22	1.75	0.69
4:AD:189:PRO:HB3	4:AD:194:LEU:HD21	1.73	0.69
1:CA:659:U:C2'	1:CA:660:G:H5'	2.22	0.69
46:DU:69:CYS:HB3	46:DU:106:PHE:CZ	2.28	0.69
23:D1:9:GLY:O	23:D1:10:LYS:HB3	1.93	0.69
39:DN:95:PRO:O	39:DN:97:ARG:N	2.26	0.69
39:DN:77:GLY:O	39:DN:78:TYR:HB3	1.91	0.69
30:D8:58:ILE:HG22	41:DP:49:ARG:HD2	1.72	0.69
45:BT:31:SER:C	45:BT:32:TYR:CD2	2.64	0.69
31:BA:2310:A:O2'	31:BA:2311:A:H5''	1.93	0.69
2:AB:187:LEU:HA	2:AB:201:ILE:HB	1.75	0.69
2:AB:204:ASN:ND2	2:AB:206:ASP:H	1.90	0.69
33:BD:130:ALA:C	33:BD:131:LEU:HD12	2.12	0.69
13:AM:66:LEU:H	13:AM:66:LEU:HD12	1.58	0.69
42:DQ:30:GLY:HA2	42:DQ:107:ALA:HB2	1.73	0.69
12:AL:27:LEU:O	12:AL:29:GLY:N	2.26	0.69
31:DA:1790:C:H5''	31:DA:1791:A:OP1	1.92	0.69
31:BA:184:C:H2'	31:BA:185:U:C6	2.26	0.69
22:B0:43:THR:H	31:BA:2331:G:H4'	1.57	0.69
1:CA:922:G:H4'	5:CE:20:GLN:HA	1.74	0.69
33:BD:25:THR:HG21	33:BD:81:ALA:CB	2.18	0.69
33:BD:25:THR:HG23	33:BD:25:THR:O	1.92	0.69
50:BY:35:TYR:CE2	50:BY:69:ALA:HB3	2.27	0.69
23:B1:41:ARG:CG	23:B1:41:ARG:HH11	1.86	0.69

Continued on next page...

Continued from previous page...

Atom-1	Atom-2	Distance(Å)	Clash(Å)
49:BX:77:LYS:CG	49:BX:78:LYS:HG3	2.18	0.69
44:BS:28:VAL:HB	44:BS:89:ARG:HB2	1.74	0.69
47:BV:64:HIS:CD2	47:BV:64:HIS:O	2.46	0.69
40:BO:104:ARG:CZ	45:BT:33:LYS:HD2	2.22	0.69
1:CA:509:A:H2'	1:CA:510:A:C8	2.27	0.69
33:DD:228:PRO:HD3	33:DD:235:GLY:CA	2.22	0.69
1:AA:192:U:H2'	1:AA:193:C:H6	1.56	0.69
1:AA:328:C:O2	1:AA:328:C:H2'	1.91	0.69
33:DD:137:PRO:O	33:DD:140:THR:HG23	1.93	0.69
13:CM:15:VAL:O	13:CM:19:LEU:HD23	1.92	0.69
3:CC:14:ILE:HG12	3:CC:15:THR:H	1.58	0.69
33:BD:255:LYS:H	33:BD:255:LYS:NZ	1.90	0.69
1:CA:545:C:O2'	1:CA:546:G:H5'	1.93	0.69
31:DA:2652:C:C2'	31:DA:2653:U:H5'	2.22	0.69
31:BA:2701:C:H3'	31:BA:2702:U:H5''	1.73	0.69
31:DA:484:C:H2'	31:DA:485:C:C6	2.26	0.69
31:DA:1722:A:C6	31:DA:1741:A:N1	2.60	0.69
41:DP:17:LYS:C	41:DP:19:VAL:H	1.95	0.69
34:DE:92:THR:H	34:DE:95:ILE:HD11	1.58	0.69
24:B2:54:LYS:N	24:B2:56:GLN:NE2	2.39	0.69
31:BA:1162:G:H1'	47:BV:91:TYR:OH	1.92	0.69
27:B5:16:ARG:NH1	27:B5:17:ASP:OD1	2.25	0.69
28:B6:15:GLU:OE1	28:B6:43:CYS:SG	2.51	0.69
31:BA:1022:G:H22	31:BA:1142(A):A:H2	1.35	0.69
31:BA:71:A:H8	31:BA:71:A:H5'	1.56	0.69
45:DT:29:ARG:HB3	45:DT:85:LYS:HA	1.74	0.69
2:AB:233:SER:HB2	2:AB:234:PRO:HD2	1.74	0.69
31:DA:1652:A:C2'	31:DA:1653:G:H5'	2.21	0.69
31:DA:1116:C:C2'	31:DA:1117:G:H5'	2.21	0.69
1:CA:382:A:H2'	1:CA:383:A:C8	2.26	0.69
32:DB:87:G:OP2	32:DB:87:G:H8	1.74	0.69
31:DA:2106:G:H1'	31:DA:2184:G:N2	2.08	0.69
31:BA:2859:G:C8	31:BA:2859:G:H3'	2.28	0.69
1:AA:616:G:C2	1:AA:617:G:C8	2.81	0.69
1:AA:437:U:H5''	4:AD:155:LEU:HD13	1.73	0.69
51:DZ:39:VAL:HG21	51:DZ:44:PHE:HB2	1.75	0.69
39:DN:42:TRP:CA	39:DN:48:MET:HE1	2.23	0.69
47:DV:5:VAL:CG2	47:DV:36:PRO:HB2	2.22	0.69
34:DE:93:VAL:H	34:DE:95:ILE:CD1	2.06	0.69
33:BD:17:THR:CG2	33:BD:205:VAL:H	1.86	0.69
39:BN:66:LYS:HA	39:BN:69:GLN:HB2	1.75	0.69
30:B8:27:THR:HA	41:BP:62:LEU:HD11	1.75	0.69

Continued on next page...

Continued from previous page...

Atom-1	Atom-2	Distance(Å)	Clash(Å)
45:BT:106:SER:O	45:BT:107:ASP:OD1	2.11	0.69
45:DT:24:PRO:HA	45:DT:49:VAL:HG13	1.74	0.69
31:DA:916:G:C2'	31:DA:917:A:H5''	2.23	0.69
32:DB:87:G:OP2	32:DB:87:G:C8	2.45	0.69
31:DA:1047:G:N2	31:DA:1111:A:H62	1.91	0.69
31:BA:1794:U:H2'	31:BA:1795:C:C6	2.28	0.69
1:CA:1154:G:H2'	1:CA:1155:G:H8	1.58	0.69
20:AT:37:SER:O	20:AT:41:ILE:HG12	1.93	0.69
31:BA:2208:A:H1'	31:BA:2219:G:C4	2.27	0.69
34:DE:9:VAL:HG13	34:DE:25:VAL:O	1.93	0.69
38:BI:9:LEU:H	38:BI:13:GLY:HA2	1.56	0.69
33:BD:35:LYS:HA	33:BD:64:ILE:HG22	1.74	0.69
42:DQ:141:GLN:HG3	51:DZ:72:ARG:HH11	1.58	0.69
39:BN:18:ALA:HB3	39:BN:26:LEU:CD2	2.20	0.69
42:BQ:141:GLN:HG3	51:BZ:72:ARG:HH11	1.58	0.69
37:BH:141:VAL:HG12	37:BH:142:GLY:N	2.07	0.69
47:DV:19:LYS:CE	47:DV:20:LEU:H	2.06	0.69
44:BS:28:VAL:O	44:BS:89:ARG:HD2	1.92	0.69
31:BA:747:U:O2	31:BA:2014:A:H1'	1.91	0.69
44:DS:28:VAL:HB	44:DS:89:ARG:HB2	1.75	0.69
36:DG:64:THR:HG23	36:DG:66:GLN:H	1.57	0.69
49:DX:35:THR:O	49:DX:36:LYS:O	2.11	0.69
23:B1:26:ARG:HB2	23:B1:34:THR:HA	1.75	0.69
1:CA:417:C:O2'	1:CA:418:C:H5'	1.92	0.69
31:DA:2023:G:H5'	31:DA:2617:C:H4'	1.75	0.69
31:DA:1169:G:H1	31:DA:1180:C:N4	1.89	0.69
5:CE:55:VAL:O	5:CE:58:ALA:HB3	1.93	0.69
31:DA:1157:G:C6	31:DA:1158:C:N4	2.60	0.69
1:AA:1057:G:H5''	3:AC:154:SER:HB2	1.75	0.69
2:CB:17:PHE:CD1	2:CB:44:LEU:HD11	2.28	0.69
1:CA:662:G:H2'	1:CA:663:A:H8	1.58	0.69
1:CA:192:U:O4'	20:CT:103:GLY:HA2	1.92	0.69
36:DG:7:LEU:HB2	36:DG:104:GLU:OE2	1.93	0.69
1:CA:1422:G:O2'	1:CA:1423:G:H5'	1.92	0.69
1:CA:616:G:C2	1:CA:617:G:C8	2.80	0.69
1:AA:224:C:H2'	1:AA:225:C:H6	1.56	0.69
5:CE:18:ARG:HH21	5:CE:25:ARG:HG2	1.57	0.69
3:AC:150:LYS:HB3	3:AC:201:TYR:HB2	1.73	0.69
37:BH:32:GLU:O	37:BH:33:LEU:HD23	1.92	0.69
1:AA:659:U:C2'	1:AA:660:G:H5'	2.22	0.69
31:DA:107:C:H2'	31:DA:108:U:H6	1.57	0.69
12:AL:91:LYS:HG3	12:AL:91:LYS:O	1.91	0.69

Continued on next page...

Continued from previous page...

Atom-1	Atom-2	Distance(Å)	Clash(Å)
50:DY:35:TYR:CE2	50:DY:69:ALA:HB3	2.27	0.69
44:BS:36:TYR:N	44:BS:36:TYR:CD1	2.55	0.69
42:BQ:141:GLN:HE21	51:BZ:72:ARG:N	1.91	0.69
35:BF:22:ALA:HB1	35:BF:26:ALA:CB	2.23	0.69
44:BS:89:ARG:HA	44:BS:89:ARG:NE	2.08	0.69
28:D6:12:GLU:HA	28:D6:23:THR:HA	1.75	0.69
31:DA:588:U:C6	31:DA:588:U:OP2	2.44	0.69
31:BA:2849:U:O4	45:BT:23:ARG:NH2	2.26	0.69
1:AA:321:A:H62	1:AA:328:C:H1'	1.56	0.69
48:DW:86:LEU:HD12	48:DW:87:PRO:CD	2.23	0.69
40:DO:2:ILE:HG13	40:DO:8:LEU:HD11	1.75	0.69
31:DA:1719:G:C2'	31:DA:1720:U:H5'	2.22	0.69
35:DF:110:LEU:HD21	35:DF:181:LEU:HD23	1.75	0.69
1:CA:600:C:H2'	1:CA:601:C:H6	1.58	0.69
43:BR:53:HIS:HD2	43:BR:94:TYR:OH	1.76	0.69
40:BO:18:LYS:HB2	40:BO:45:GLU:HG2	1.75	0.69
31:BA:1339:G:N2	31:BA:1603:A:H1'	2.08	0.69
34:BE:47:VAL:HG22	34:BE:84:PHE:O	1.92	0.69
31:DA:661:C:H4'	41:DP:16:ARG:HH12	1.57	0.69
34:DE:4:ILE:HD13	34:DE:91:VAL:HG12	1.74	0.69
27:D5:2:ALA:CA	31:DA:2015:A:H1'	2.20	0.69
32:BB:75:G:H5'	32:BB:75:G:H8	1.58	0.69
49:BX:60:ARG:HE	49:BX:74:PRO:CG	2.05	0.69
31:BA:1429:G:H2'	31:BA:1430:C:C6	2.28	0.69
38:DI:61:ARG:O	38:DI:133:HIS:HE1	1.76	0.69
35:DF:160:ASN:ND2	35:DF:162:LEU:H	1.90	0.69
1:AA:673:G:H2'	1:AA:674:G:C8	2.27	0.69
33:BD:133:LEU:HA	33:BD:136:ILE:HD13	1.73	0.69
32:BB:87:G:P	32:BB:87:G:H8	2.16	0.69
31:BA:1472:A:C2'	31:BA:1473:G:H5'	2.23	0.69
31:BA:1688:U:H1'	31:BA:1701:A:C6	2.28	0.69
5:AE:110:LEU:O	5:AE:115:VAL:HG23	1.92	0.69
31:BA:896:A:C2	31:BA:898:C:H5''	2.28	0.69
1:AA:1154:G:H2'	1:AA:1155:G:H8	1.58	0.69
50:BY:38:ILE:HG22	50:BY:39:VAL:N	2.07	0.68
27:B5:50:GLY:O	27:B5:51:TYR:HD1	1.76	0.68
24:D2:41:ILE:HG22	24:D2:42:GLY:N	2.07	0.68
24:D2:54:LYS:H	24:D2:56:GLN:NE2	1.90	0.68
44:BS:95:HIS:ND1	44:BS:96:GLY:N	2.41	0.68
31:DA:1592:C:H2'	31:DA:1593:G:C5'	2.21	0.68
1:CA:736:C:H2'	1:CA:737:A:C8	2.28	0.68
47:DV:47:VAL:HG13	47:DV:48:GLY:N	2.07	0.68

Continued on next page...

Continued from previous page...

Atom-1	Atom-2	Distance(Å)	Clash(Å)
35:BF:160:ASN:ND2	35:BF:162:LEU:H	1.91	0.68
2:AB:17:PHE:CD1	2:AB:44:LEU:HD11	2.28	0.68
27:D5:25:LEU:HD12	48:DW:19:LEU:O	1.93	0.68
31:DA:2190:G:H2'	31:DA:2191:G:H5'	1.74	0.68
22:B0:2:ALA:H	31:BA:2602:A:N6	1.91	0.68
42:DQ:140:ALA:HB1	51:DZ:99:TYR:HB2	1.75	0.68
33:DD:35:LYS:HD3	33:DD:63:ARG:CA	2.23	0.68
31:BA:288:C:H42	31:BA:353:G:H1	1.40	0.68
34:DE:93:VAL:H	34:DE:95:ILE:HD13	1.58	0.68
24:B2:14:ARG:NH1	24:B2:57:ILE:HG22	2.08	0.68
39:DN:65:LYS:HA	39:DN:65:LYS:CE	2.11	0.68
27:D5:16:ARG:HG2	27:D5:16:ARG:NH1	1.95	0.68
51:DZ:61:LEU:HB2	51:DZ:65:GLN:HB2	1.75	0.68
31:BA:2464:C:O2'	31:BA:2465:C:O5'	2.10	0.68
31:BA:1116:C:C2'	31:BA:1117:G:H5'	2.22	0.68
1:CA:1097:C:H1'	1:CA:1170:A:H1'	1.75	0.68
3:AC:105:GLU:HG2	3:AC:106:VAL:H	1.56	0.68
31:DA:896:A:C2	31:DA:898:C:H5''	2.28	0.68
4:CD:138:TYR:C	4:CD:138:TYR:HD2	1.96	0.68
11:CK:13:GLN:HB3	11:CK:75:TYR:O	1.94	0.68
45:BT:54:ARG:HA	45:BT:59:THR:HB	1.74	0.68
31:BA:2610:C:H4'	31:BA:2611:U:OP2	1.94	0.68
3:CC:125:GLU:HA	3:CC:191:THR:HG22	1.75	0.68
1:CA:1337:G:H5''	1:CA:1338:G:OP1	1.94	0.68
50:BY:8:LYS:NZ	50:BY:74:PRO:HD3	2.08	0.68
30:D8:32:LEU:C	30:D8:34:TRP:N	2.43	0.68
30:D8:61:LEU:HB3	31:DA:593:G:H4'	1.75	0.68
31:BA:542:C:N4	31:BA:543:C:H41	1.91	0.68
40:BO:10:VAL:HG23	40:BO:10:VAL:O	1.93	0.68
31:BA:1658:C:OP1	34:BE:132:HIS:ND1	2.25	0.68
1:AA:266:G:H5''	1:AA:268:C:N4	2.08	0.68
29:D7:43:THR:HG23	29:D7:44:PRO:HD2	1.75	0.68
35:DF:160:ASN:HD21	35:DF:162:LEU:HB2	1.59	0.68
39:DN:128:HIS:CD2	39:DN:131:GLN:HB2	2.28	0.68
33:DD:255:LYS:NZ	33:DD:255:LYS:H	1.91	0.68
1:CA:949:A:H1'	1:CA:1364:U:N3	2.09	0.68
1:CA:559:A:C5'	1:CA:560:U:H3'	2.24	0.68
31:BA:1721:G:C2	31:BA:1739:U:OP2	2.46	0.68
31:BA:2652:C:C2'	31:BA:2653:U:H5'	2.23	0.68
1:CA:1184:G:H2'	1:CA:1185:G:H8	1.58	0.68
31:BA:296:C:O2'	31:BA:297:C:H5'	1.93	0.68
1:AA:1158:C:O2'	2:AB:132:LYS:HD3	1.94	0.68

Continued on next page...

Continued from previous page...

Atom-1	Atom-2	Distance(Å)	Clash(Å)
1:AA:1242:C:P	21:AU:10:ARG:HH22	2.16	0.68
33:DD:35:LYS:HD2	33:DD:104:TYR:CE1	2.27	0.68
23:B1:8:SER:N	23:B1:46:LEU:HD13	2.08	0.68
39:BN:58:ASP:O	39:BN:60:ILE:N	2.25	0.68
31:DA:2300:G:N2	31:DA:2317:C:C2	2.62	0.68
27:B5:48:GLU:O	27:B5:50:GLY:N	2.26	0.68
31:DA:607:U:N3	31:DA:621:A:C2	2.57	0.68
49:DX:56:THR:C	49:DX:57:LEU:HD12	2.14	0.68
4:CD:128:VAL:CG1	4:CD:129:ASN:HD22	2.01	0.68
27:B5:16:ARG:HG2	27:B5:16:ARG:NH1	1.98	0.68
31:DA:310:A:P	50:DY:18:GLY:HA2	2.34	0.68
41:DP:85:LEU:HD23	41:DP:85:LEU:N	2.01	0.68
31:BA:71:A:C8	31:BA:71:A:H5'	2.29	0.68
50:BY:96:ILE:HG22	50:BY:97:ARG:H	1.57	0.68
31:BA:307:G:H22	31:BA:310:A:C5'	2.06	0.68
22:B0:71:ASP:C	22:B0:72:ARG:HG2	2.12	0.68
1:AA:192:U:C4'	20:AT:103:GLY:HA2	2.24	0.68
31:BA:1109:C:H5	31:BA:1110:G:C5	2.11	0.68
31:BA:2801(A):A:O3'	31:BA:2802:G:H3'	1.92	0.68
22:B0:23:VAL:HG21	31:BA:857:C:H4'	1.76	0.68
1:AA:1239:A:H62	1:AA:1299:A:H62	1.41	0.68
1:AA:176:C:H2'	1:AA:177:C:C6	2.28	0.68
22:D0:23:VAL:HG21	31:DA:857:C:H4'	1.74	0.68
31:DA:34:C:C2'	31:DA:35:G:OP1	2.41	0.68
38:DI:56:LYS:HA	38:DI:59:ALA:HB3	1.75	0.68
51:BZ:11:GLU:H	51:BZ:11:GLU:CD	1.96	0.68
1:CA:1228:C:H2'	1:CA:1229:A:H8	1.56	0.68
45:DT:106:SER:O	45:DT:107:ASP:OD1	2.10	0.68
1:AA:22:G:H2'	1:AA:23:C:C6	2.27	0.68
4:AD:68:TYR:CE2	4:AD:97:LEU:HB3	2.29	0.68
31:DA:2787:C:C1'	34:DE:61:ARG:HB2	2.20	0.68
31:DA:2469:A:H2	31:DA:2481:G:N2	1.88	0.68
51:BZ:7:ALA:HB3	51:BZ:61:LEU:CD2	2.23	0.68
1:AA:1128:C:H5'	9:AI:16:ARG:HH12	1.59	0.68
1:CA:1239:A:H62	1:CA:1299:A:N6	1.92	0.68
45:BT:12:SER:O	45:BT:13:ARG:HG2	1.93	0.68
35:BF:34:TRP:HB2	41:BP:10:PRO:O	1.93	0.68
31:DA:1205:U:H4'	31:DA:1206:G:OP2	1.94	0.68
33:DD:25:THR:HG21	33:DD:81:ALA:CB	2.21	0.68
33:DD:30:GLU:HG3	33:DD:63:ARG:NE	2.07	0.68
44:DS:89:ARG:HA	44:DS:89:ARG:NE	2.09	0.68
35:DF:24:LEU:HB3	35:DF:25:PRO:CD	2.17	0.68

Continued on next page...

Continued from previous page...

Atom-1	Atom-2	Distance(Å)	Clash(Å)
41:BP:62:LEU:CD2	41:BP:62:LEU:H	1.92	0.68
48:BW:4:LYS:HE3	48:BW:6:ILE:HD11	1.76	0.68
31:DA:2068:U:N3	31:DA:2430:A:C2	2.51	0.68
42:DQ:24:GLY:HA3	51:DZ:78:LYS:CB	2.23	0.68
12:AL:82:VAL:HG12	12:AL:83:VAL:N	2.08	0.68
31:DA:919:G:H5'	32:DB:81:G:H1'	1.75	0.68
37:BH:19:VAL:HG21	37:BH:44:VAL:HA	1.76	0.68
1:AA:191:G:C4	20:AT:105:SER:HB3	2.29	0.68
31:DA:1639:U:C2'	31:DA:1640:C:H5''	2.23	0.68
31:DA:2801(A):A:O3'	31:DA:2802:G:H3'	1.93	0.68
42:DQ:14:ARG:HG2	42:DQ:41:TRP:HH2	1.59	0.68
37:BH:17:VAL:HG21	37:BH:50:VAL:HG21	1.75	0.68
3:AC:125:GLU:HA	3:AC:191:THR:HG22	1.76	0.68
15:CO:33:THR:HG21	15:CO:85:LEU:HD22	1.74	0.68
42:DQ:52:VAL:HA	42:DQ:55:VAL:HG13	1.75	0.68
18:CR:53:ARG:HH21	18:CR:60:ALA:N	1.91	0.68
31:BA:212:G:O2'	31:BA:213:A:H5'	1.92	0.68
51:DZ:74:VAL:HG22	51:DZ:86:VAL:HG13	1.74	0.68
31:DA:1006:C:H1'	39:DN:106:MET:CE	2.24	0.68
35:BF:22:ALA:C	35:BF:26:ALA:HB2	2.13	0.68
23:D1:9:GLY:O	23:D1:10:LYS:HE2	1.92	0.68
24:D2:47:ASN:C	24:D2:49:LYS:H	1.97	0.68
24:D2:54:LYS:N	24:D2:56:GLN:HE22	1.91	0.68
34:DE:52:LEU:O	34:DE:74:PRO:HA	1.93	0.68
31:DA:2418:A:H2'	31:DA:2419:U:H6	1.58	0.68
31:DA:719:C:H2'	31:DA:720:C:C6	2.27	0.68
1:CA:102:G:C4	1:CA:103:C:C5	2.82	0.68
34:BE:92:THR:H	34:BE:95:ILE:HD11	1.58	0.68
31:DA:1794:U:H2'	31:DA:1795:C:C6	2.27	0.68
31:BA:2208:A:H1'	31:BA:2219:G:C5	2.29	0.68
36:BG:7:LEU:HB2	36:BG:104:GLU:OE2	1.94	0.68
31:BA:272:G:H4'	31:BA:272(B):G:OP1	1.94	0.68
34:BE:8:LYS:HD2	34:BE:188:VAL:HG13	1.75	0.68
33:BD:70:TRP:CH2	33:BD:150:LYS:HA	2.29	0.68
42:DQ:141:GLN:HA	51:DZ:53:ILE:HB	1.76	0.68
39:BN:28:THR:CG2	39:BN:106:MET:HE1	2.14	0.68
36:BG:16:ARG:HH11	36:BG:31:VAL:HG11	1.58	0.68
41:BP:17:LYS:C	41:BP:19:VAL:H	1.95	0.68
31:BA:1821:A:H2'	31:BA:1822:G:C5'	2.24	0.68
47:DV:69:LYS:HB3	47:DV:93:GLU:OE1	1.93	0.68
39:BN:4:TYR:CD1	39:BN:4:TYR:N	2.61	0.68
41:BP:62:LEU:N	41:BP:62:LEU:CD2	2.53	0.68

Continued on next page...

Continued from previous page...

Atom-1	Atom-2	Distance(Å)	Clash(Å)
31:DA:2787:C:H1'	34:DE:61:ARG:CB	2.22	0.68
39:DN:19:GLU:HG3	39:DN:20:GLY:H	1.57	0.68
1:CA:266:G:H5''	1:CA:268:C:N4	2.08	0.68
23:D1:73:LEU:HB3	23:D1:90:ILE:HG23	1.76	0.68
31:BA:467:G:O2'	31:BA:468:G:H5'	1.94	0.68
1:AA:914:A:O2'	1:AA:915:A:H5'	1.93	0.68
1:AA:828:A:H2'	1:AA:829:G:O4'	1.92	0.68
31:BA:1434:A:H61	31:BA:1558:A:N6	1.90	0.68
35:DF:34:TRP:CZ2	41:DP:12:ALA:HB2	2.29	0.68
3:AC:14:ILE:HG12	3:AC:15:THR:H	1.57	0.68
4:CD:68:TYR:HE2	4:CD:97:LEU:HB3	1.58	0.68
31:DA:1721:G:C2	31:DA:1739:U:OP2	2.47	0.68
18:AR:53:ARG:HH21	18:AR:60:ALA:N	1.91	0.68
1:CA:9:G:OP1	5:CE:122:GLU:HB2	1.93	0.68
8:CH:53:VAL:O	8:CH:54:ASP:HB2	1.94	0.68
14:AN:25:VAL:HG23	14:AN:38:GLY:O	1.94	0.68
1:AA:425:G:C2'	1:AA:426:G:H5'	2.23	0.68
50:DY:38:ILE:HG22	50:DY:39:VAL:H	1.58	0.68
47:BV:72:VAL:HG12	47:BV:73:SER:H	1.58	0.68
50:DY:17:SER:CB	50:DY:71:LYS:HD2	2.24	0.68
31:DA:943:U:OP2	41:DP:38:GLN:CD	2.32	0.68
31:DA:2524:G:C8	31:DA:2524:G:H5'	2.25	0.68
1:AA:1090:U:H2'	1:AA:1091:U:C6	2.20	0.68
31:DA:1403:C:C5'	31:DA:1471:A:H1'	2.24	0.68
2:AB:19:HIS:CD2	2:AB:20:GLU:HG2	2.27	0.68
2:CB:19:HIS:CD2	2:CB:20:GLU:HG2	2.28	0.68
31:BA:2199:A:OP2	31:BA:2200:C:H5	1.77	0.68
39:BN:128:HIS:CD2	39:BN:131:GLN:HB2	2.28	0.68
28:B6:27:LYS:HD3	31:BA:2285:C:OP2	1.94	0.68
5:AE:12:LEU:O	5:AE:13:ILE:HD12	1.94	0.68
31:DA:1689:A:H62	31:DA:1698:A:H2	1.42	0.68
1:AA:1239:A:H62	1:AA:1299:A:N6	1.92	0.68
22:D0:20:ARG:NH1	31:DA:2357:U:OP1	2.26	0.68
38:BI:129:THR:HA	38:BI:137:PRO:HA	1.75	0.68
31:DA:2859:G:C8	31:DA:2859:G:H3'	2.28	0.68
14:CN:25:VAL:HG23	14:CN:38:GLY:O	1.94	0.68
1:AA:441:A:H3'	1:AA:442:C:H6	1.59	0.68
1:AA:1184:G:H2'	1:AA:1185:G:H8	1.59	0.68
27:D5:57:VAL:O	27:D5:58:LEU:HG	1.94	0.68
31:DA:620:G:H4'	31:DA:621:A:C5'	2.24	0.68
2:AB:185:ILE:HG22	2:AB:199:TYR:CB	2.20	0.68
31:BA:1902:C:O2'	33:BD:244:ARG:HB2	1.93	0.68

Continued on next page...

Continued from previous page...

Atom-1	Atom-2	Distance(Å)	Clash(Å)
23:D1:26:ARG:HB2	23:D1:34:THR:HA	1.74	0.68
35:BF:63:LYS:CE	35:BF:67:GLN:HB2	2.24	0.68
31:BA:2199:A:H3'	31:BA:2200:C:C6	2.28	0.68
1:AA:186:C:H2'	1:AA:187:C:C6	2.29	0.68
35:BF:28:ILE:HA	35:BF:112:MET:HG2	1.74	0.68
1:AA:55:A:C5	1:AA:56:U:C5	2.82	0.68
11:AK:41:THR:HG22	11:AK:42:TRP:N	2.09	0.68
39:DN:121:LYS:HD2	39:DN:123:TYR:CZ	2.29	0.68
1:CA:1073:U:H2'	1:CA:1074:G:H8	1.58	0.68
23:B1:64:ALA:HA	23:B1:67:ILE:HG13	1.75	0.68
41:DP:146:VAL:HG22	41:DP:147:LEU:N	2.08	0.68
36:DG:124:SER:HB2	36:DG:131:TYR:CE1	2.28	0.68
33:DD:27:THR:HG23	33:DD:28:GLU:N	2.09	0.67
50:BY:37:VAL:HG13	50:BY:69:ALA:HA	1.74	0.67
47:DV:19:LYS:HG2	47:DV:96:ILE:HB	1.75	0.67
47:BV:19:LYS:CE	47:BV:20:LEU:H	2.08	0.67
28:B6:15:GLU:CG	28:B6:18:ARG:HE	2.02	0.67
1:CA:386:C:O2'	1:CA:387:U:H5'	1.94	0.67
41:DP:112:LEU:H	41:DP:128:HIS:HD2	1.42	0.67
31:DA:528:A:C2	31:DA:2043:C:H4'	2.28	0.67
38:DI:133:HIS:CB	38:DI:134:PRO:HD2	2.23	0.67
1:CA:955:U:H1'	1:CA:1227:A:N6	2.09	0.67
34:BE:117:MET:O	34:BE:118:LYS:HB2	1.93	0.67
31:DA:2713:A:H3'	31:DA:2714:G:C5'	2.23	0.67
31:DA:141:A:H8	31:DA:1408:C:O2'	1.73	0.67
31:BA:2849:U:OP2	45:BT:95:ARG:NH1	2.27	0.67
31:DA:2599:G:OP2	33:DD:236:GLY:N	2.27	0.67
1:CA:1152:A:H5''	10:CJ:13:HIS:CD2	2.28	0.67
31:BA:708:C:H5'	31:BA:709:U:OP2	1.94	0.67
49:DX:65:ARG:CZ	49:DX:66:LEU:N	2.58	0.67
31:DA:272:G:H4'	31:DA:272(B):G:OP1	1.93	0.67
1:AA:134:A:H61	16:AP:25:ARG:HH12	1.40	0.67
4:AD:57:ARG:HH22	5:AE:107:ARG:HD3	1.58	0.67
31:DA:1963:U:H4'	31:DA:1964:G:OP1	1.94	0.67
33:BD:71:ASP:HB3	33:BD:103:ARG:NH2	2.09	0.67
33:DD:31:LYS:HG2	33:DD:34:VAL:CG1	2.24	0.67
42:BQ:141:GLN:CG	51:BZ:72:ARG:HA	2.25	0.67
24:D2:49:LYS:O	24:D2:52:ASP:HB3	1.94	0.67
31:BA:827:U:O2'	31:BA:2068:U:C2	2.42	0.67
39:BN:3:THR:HG22	39:BN:4:TYR:N	2.07	0.67
49:BX:31:HIS:HD2	49:BX:33:LYS:H	1.42	0.67
50:DY:96:ILE:HG21	50:DY:99:CYS:HB3	1.75	0.67

Continued on next page...

Continued from previous page...

Atom-1	Atom-2	Distance(Å)	Clash(Å)
40:DO:104:ARG:CZ	45:DT:33:LYS:HD2	2.25	0.67
31:BA:271(Q):G:O2'	31:BA:271(R):G:OP2	2.12	0.67
3:AC:20:SER:HB2	3:AC:40:ARG:NH2	2.08	0.67
30:D8:52:LYS:N	30:D8:54:GLU:HG2	2.08	0.67
1:CA:448:A:OP2	1:CA:485:G:N2	2.23	0.67
31:BA:2655:G:H2'	31:BA:2655:G:N3	2.09	0.67
12:CL:24:VAL:HG13	12:CL:98:TYR:CE2	2.30	0.67
1:AA:254:G:OP1	17:AQ:67:LYS:O	2.11	0.67
1:AA:939:G:H5''	7:AG:102:ARG:HH12	1.58	0.67
1:CA:254:G:OP1	17:CQ:67:LYS:O	2.12	0.67
11:AK:125:PHE:N	11:AK:125:PHE:CD1	2.61	0.67
1:AA:600:C:H2'	1:AA:601:C:C6	2.29	0.67
8:CH:36:LEU:HA	8:CH:39:LEU:HD23	1.77	0.67
1:AA:1497:G:H2'	1:AA:1498:U:H5'	1.76	0.67
31:DA:1713:U:O2'	31:DA:1714:G:H5'	1.94	0.67
2:CB:167:PRO:HG3	2:CB:188:ALA:HB2	1.76	0.67
25:B3:43:ILE:O	25:B3:47:VAL:HG23	1.95	0.67
42:DQ:81:VAL:C	42:DQ:82:ARG:HD2	2.15	0.67
2:AB:114:ARG:HD3	2:AB:114:ARG:O	1.95	0.67
24:D2:14:ARG:NH1	24:D2:57:ILE:HG22	2.09	0.67
47:BV:5:VAL:CG2	47:BV:36:PRO:HB2	2.23	0.67
47:DV:25:LEU:H	47:DV:94:LEU:HD13	1.60	0.67
47:DV:25:LEU:H	47:DV:94:LEU:CD1	2.07	0.67
47:BV:72:VAL:O	47:BV:73:SER:OG	2.12	0.67
30:D8:32:LEU:O	30:D8:33:ASN:CB	2.41	0.67
50:BY:96:ILE:CG2	50:BY:99:CYS:HB3	2.24	0.67
34:DE:60:ASN:N	34:DE:60:ASN:ND2	2.43	0.67
50:BY:68:HIS:H	50:BY:71:LYS:HZ1	1.42	0.67
34:DE:117:MET:O	34:DE:118:LYS:HB2	1.94	0.67
38:BI:133:HIS:CB	38:BI:134:PRO:HD2	2.25	0.67
35:DF:89:VAL:HG12	35:DF:90:PHE:H	1.58	0.67
1:CA:914:A:O2'	1:CA:915:A:H5'	1.95	0.67
31:DA:1309:G:C2'	31:DA:1310:G:H5'	2.24	0.67
31:DA:2208:A:H1'	31:DA:2219:G:C5	2.29	0.67
4:AD:94:LEU:HA	4:AD:97:LEU:HB2	1.75	0.67
51:DZ:11:GLU:H	51:DZ:11:GLU:CD	1.95	0.67
33:DD:70:TRP:CH2	33:DD:150:LYS:HA	2.29	0.67
26:D4:19:GLY:C	26:D4:21:VAL:H	1.97	0.67
1:CA:501:C:H2'	1:CA:502:G:H8	1.59	0.67
33:DD:35:LYS:HG2	33:DD:64:ILE:HG23	1.76	0.67
41:DP:17:LYS:HG3	41:DP:19:VAL:HG23	1.76	0.67
47:BV:72:VAL:HA	47:BV:88:ARG:NH1	2.09	0.67

Continued on next page...

Continued from previous page...

Atom-1	Atom-2	Distance(Å)	Clash(Å)
31:BA:2287:A:N6	31:BA:2344:U:N3	2.37	0.67
16:CP:34:GLU:OE2	16:CP:55:ARG:HD3	1.95	0.67
46:DU:65:ILE:HG12	46:DU:96:ALA:CB	2.24	0.67
28:D6:12:GLU:OE1	28:D6:23:THR:HG22	1.94	0.67
31:BA:2787:C:H1'	34:BE:61:ARG:CB	2.23	0.67
42:DQ:23:GLY:HA3	42:DQ:99:PRO:O	1.94	0.67
1:CA:1003:G:H2'	1:CA:1004:A:C4'	2.24	0.67
31:DA:2580:U:H5'	34:DE:131:ALA:HB3	1.75	0.67
39:DN:128:HIS:O	39:DN:130:HIS:N	2.27	0.67
31:BA:9:U:C4	31:BA:2629:A:N6	2.62	0.67
1:CA:192:U:C4'	20:CT:103:GLY:HA2	2.25	0.67
1:AA:949:A:H1'	1:AA:1364:U:N3	2.09	0.67
31:BA:1434:A:H61	31:BA:1558:A:H62	1.42	0.67
31:BA:2658:C:H3'	31:BA:2659:G:H5''	1.76	0.67
51:BZ:4:ARG:HG2	51:BZ:58:VAL:HB	1.75	0.67
31:DA:1419:A:O2'	31:DA:1420:U:H5''	1.94	0.67
35:BF:83:PHE:O	35:BF:84:VAL:HB	1.94	0.67
31:BA:107:C:H2'	31:BA:108:U:H6	1.58	0.67
1:AA:1228:C:H2'	1:AA:1229:A:H8	1.58	0.67
1:AA:524:G:H2'	1:AA:525:C:C6	2.30	0.67
31:BA:2818:G:O2'	31:BA:2819:G:H5'	1.95	0.67
16:AP:20:VAL:HG21	16:AP:32:TYR:CG	2.29	0.67
49:DX:53:LYS:HE3	49:DX:55:ASN:HD21	1.58	0.67
41:BP:144:GLU:N	41:BP:145:PRO:HD3	2.10	0.67
35:BF:46:ARG:NH1	35:BF:46:ARG:HG2	1.99	0.67
47:BV:38:LEU:HG	47:BV:39:LEU:N	2.08	0.67
49:BX:33:LYS:C	49:BX:35:THR:N	2.48	0.67
31:BA:1528(A):A:N7	31:BA:1529:G:C8	2.63	0.67
1:AA:1003:G:H2'	1:AA:1004:A:C4'	2.23	0.67
2:AB:187:LEU:HD13	2:AB:187:LEU:O	1.95	0.67
23:B1:37:ILE:HD12	31:BA:2079:U:O2'	1.94	0.67
31:DA:2701:C:H3'	31:DA:2702:U:H5''	1.76	0.67
31:BA:1488:G:C6	31:BA:1489:U:N3	2.63	0.67
10:AJ:39:PRO:HB3	10:AJ:70:ARG:HH12	1.59	0.67
5:CE:68:GLU:O	5:CE:68:GLU:HG3	1.94	0.67
31:BA:1418:G:OP1	31:BA:1588:C:O2'	2.11	0.67
4:AD:112:VAL:HG12	4:AD:116:GLN:OE1	1.95	0.67
50:DY:38:ILE:HG22	50:DY:39:VAL:N	2.08	0.67
23:B1:13:ILE:O	23:B1:14:VAL:HB	1.95	0.67
31:BA:1598:C:H5'	49:BX:37:THR:HB	1.76	0.67
30:D8:43:GLN:O	30:D8:44:LYS:HD2	1.95	0.67
41:DP:65:ARG:O	41:DP:68:GLN:HB3	1.95	0.67

Continued on next page...

Continued from previous page...

Atom-1	Atom-2	Distance(Å)	Clash(Å)
50:DY:81:LYS:HG2	50:DY:96:ILE:CG2	2.24	0.67
23:B1:75:GLU:O	23:B1:76:ARG:HD3	1.95	0.67
32:BB:62:C:H2'	32:BB:63:G:H5''	1.76	0.67
32:DB:21:G:O6	32:DB:63:G:C5	2.47	0.67
10:AJ:51:ARG:NE	10:AJ:61:GLU:HB2	2.09	0.67
31:DA:1528(A):A:N7	31:DA:1529:G:C8	2.62	0.67
42:BQ:75:THR:CA	42:BQ:88:GLY:HA2	2.24	0.67
1:AA:663:A:O2'	1:AA:664:G:H5'	1.95	0.67
1:CA:659:U:H2'	1:CA:660:G:H5'	1.76	0.67
1:AA:224:C:H2'	1:AA:225:C:C6	2.29	0.67
1:CA:600:C:H2'	1:CA:601:C:C6	2.29	0.67
4:AD:68:TYR:N	4:AD:68:TYR:HD1	1.93	0.67
31:BA:1713:U:O2'	31:BA:1714:G:H5'	1.94	0.67
31:BA:1292:U:H2'	31:BA:1293:C:C6	2.29	0.67
1:CA:55:A:C5	1:CA:56:U:C5	2.81	0.67
41:DP:149:GLU:O	41:DP:149:GLU:HG3	1.94	0.67
42:BQ:60:ARG:HA	51:BZ:179:ASP:N	2.08	0.67
35:BF:9:ILE:HG23	35:BF:13:SER:O	1.94	0.67
42:DQ:141:GLN:HG2	51:DZ:71:VAL:O	1.95	0.67
42:BQ:141:GLN:HA	51:BZ:53:ILE:HB	1.75	0.67
23:B1:19:GLN:HE21	31:BA:379:G:N2	1.85	0.67
23:B1:25:LYS:O	23:B1:26:ARG:CB	2.41	0.67
31:DA:542:C:N3	31:DA:543:C:N4	2.42	0.67
31:DA:467:G:O2'	31:DA:468:G:H5'	1.93	0.67
1:CA:1227:A:OP2	13:CM:111:LYS:HE2	1.94	0.67
1:CA:735:C:H2'	1:CA:736:C:C6	2.25	0.67
42:DQ:75:THR:CA	42:DQ:88:GLY:HA2	2.24	0.67
31:DA:2036:C:C6	31:DA:2036:C:H5'	2.29	0.67
31:DA:1434:A:H61	31:DA:1558:A:H62	1.43	0.67
1:CA:16:A:O2'	1:CA:17:U:H5'	1.94	0.67
1:CA:191:G:C4	20:CT:105:SER:HB3	2.30	0.67
9:AI:17:VAL:HG11	9:AI:81:ILE:HD13	1.77	0.67
1:CA:22:G:H2'	1:CA:23:C:H6	1.60	0.67
2:CB:101:MET:HA	2:CB:108:ILE:HG13	1.75	0.67
1:AA:650:G:O2'	1:AA:651:C:H5'	1.94	0.67
51:BZ:69:THR:HG22	51:BZ:90:VAL:HA	1.77	0.67
51:BZ:74:VAL:HG22	51:BZ:86:VAL:HG13	1.77	0.67
31:DA:531:C:H4'	31:DA:532:A:H5''	1.77	0.67
7:CG:26:PHE:O	7:CG:30:ILE:HG12	1.94	0.67
1:AA:687:A:N3	1:AA:688:G:H1'	2.08	0.67
41:BP:149:GLU:HG3	41:BP:149:GLU:O	1.94	0.67
20:CT:75:ASN:HA	20:CT:78:ALA:HB3	1.77	0.67

Continued on next page...

Continued from previous page...

Atom-1	Atom-2	Distance(Å)	Clash(Å)
2:CB:124:SER:OG	2:CB:125:PRO:HD2	1.94	0.67
31:DA:867:C:C5	31:DA:868:U:C5	2.83	0.67
33:BD:35:LYS:HD3	33:BD:63:ARG:CA	2.24	0.67
32:DB:30:C:OP2	44:DS:32:LEU:HD11	1.94	0.67
39:BN:112:LEU:HD12	39:BN:112:LEU:O	1.95	0.67
23:D1:48:LYS:O	23:D1:49:VAL:HB	1.94	0.67
37:DH:89:ILE:HD11	37:DH:129:THR:HB	1.76	0.67
49:DX:89:ILE:HA	49:DX:92:LEU:HD12	1.76	0.67
44:DS:95:HIS:ND1	44:DS:96:GLY:N	2.43	0.67
39:DN:4:TYR:CD1	39:DN:4:TYR:N	2.61	0.67
40:DO:10:VAL:O	40:DO:10:VAL:HG23	1.93	0.67
31:BA:2524:G:C8	31:BA:2524:G:H5'	2.25	0.67
31:DA:1021:A:C8	31:DA:1021:A:H3'	2.30	0.67
1:CA:1409:C:H42	1:CA:1491:G:H1	1.41	0.67
1:CA:963:G:H21	10:CJ:55:LYS:HE2	1.60	0.67
31:BA:464:U:O2'	31:BA:465:G:H5'	1.95	0.67
23:D1:23:LYS:HB2	23:D1:37:ILE:HG22	1.77	0.67
31:DA:1405:U:H2'	31:DA:1406:U:H6	1.58	0.67
38:BI:82:ARG:O	38:BI:89:TYR:HB2	1.94	0.67
31:DA:2801(A):A:C4'	31:DA:2802:G:H5'	2.25	0.67
31:BA:1171:G:OP2	31:BA:1171:G:H8	1.77	0.67
24:B2:34:GLU:O	24:B2:36:ARG:N	2.28	0.67
1:AA:853:G:H2'	1:AA:854:G:H8	1.60	0.67
31:DA:2584:U:O2	31:DA:2584:U:O4'	2.11	0.67
31:BA:494:G:H21	48:BW:57:ASN:HD21	1.42	0.67
50:BY:95:LYS:HD3	50:BY:100:ALA:CB	2.14	0.67
16:AP:20:VAL:HG21	16:AP:32:TYR:CD1	2.30	0.67
23:B1:10:LYS:O	23:B1:13:ILE:HG23	1.95	0.67
23:D1:46:LEU:N	23:D1:46:LEU:HD12	2.05	0.67
24:D2:46:GLN:HE21	24:D2:47:ASN:CA	2.08	0.67
49:BX:24:GLY:HA3	49:BX:80:ILE:CG1	2.25	0.67
47:DV:64:HIS:CD2	47:DV:64:HIS:O	2.48	0.67
6:CF:18:GLN:HA	6:CF:21:LEU:CD2	2.19	0.67
31:BA:1899:G:H21	31:BA:1902:C:H5	1.40	0.67
46:BU:95:LEU:HD22	47:BV:4:ILE:HD13	1.76	0.67
31:BA:2475:C:H6	31:BA:2475:C:H5''	1.60	0.67
30:D8:6:THR:HG21	31:DA:243:U:OP1	1.94	0.67
37:BH:43:VAL:HG21	37:BH:52:VAL:HG22	1.75	0.67
1:AA:963:G:H21	10:AJ:55:LYS:HE2	1.60	0.67
35:DF:160:ASN:C	35:DF:160:ASN:HD22	1.97	0.67
23:D1:75:GLU:O	23:D1:76:ARG:HD3	1.95	0.67
31:BA:794:G:H2'	31:BA:795:C:C6	2.30	0.67

Continued on next page...

Continued from previous page...

Atom-1	Atom-2	Distance(Å)	Clash(Å)
35:BF:160:ASN:HD22	35:BF:162:LEU:H	1.42	0.67
51:DZ:5:LEU:CD1	51:DZ:43:GLU:HB3	2.25	0.67
9:AI:18:PHE:HB3	9:AI:20:ARG:NH1	2.09	0.67
1:CA:1238:A:H62	1:CA:1299:A:H62	1.43	0.67
31:BA:2567:G:H2'	31:BA:2568:C:C6	2.30	0.67
22:D0:24:LYS:O	22:D0:25:ARG:HD2	1.94	0.67
31:BA:2106:G:H1'	31:BA:2184:G:N2	2.09	0.67
8:AH:1:MET:H3	8:AH:1:MET:HE2	1.58	0.67
4:CD:112:VAL:HG12	4:CD:116:GLN:OE1	1.95	0.67
33:BD:35:LYS:HG2	33:BD:64:ILE:N	2.09	0.67
16:AP:22:THR:HA	16:AP:33:ILE:HG12	1.77	0.67
31:DA:354:G:H8	31:DA:354:G:O5'	1.78	0.67
27:B5:40:LYS:CD	27:B5:46:CYS:HB3	2.25	0.67
35:BF:18:ARG:CG	35:BF:19:GLU:H	2.06	0.67
37:BH:137:ASP:O	37:BH:138:LYS:CB	2.42	0.67
34:BE:52:LEU:O	34:BE:74:PRO:HA	1.95	0.67
31:DA:1598:C:H5'	49:DX:37:THR:HB	1.76	0.67
24:B2:49:LYS:O	24:B2:52:ASP:HB3	1.95	0.67
31:BA:1592:C:O2'	31:BA:1593:G:H5''	1.95	0.67
50:DY:15:VAL:O	50:DY:22:GLY:HA2	1.94	0.67
16:CP:20:VAL:HG21	16:CP:32:TYR:CD1	2.30	0.67
31:BA:1021:A:C8	31:BA:1021:A:H3'	2.29	0.67
31:DA:953:A:O2'	31:DA:954:G:H5'	1.95	0.67
31:BA:631:A:O2'	41:BP:67:MET:HB3	1.95	0.67
47:DV:51:VAL:CG1	47:DV:52:VAL:H	2.08	0.67
1:CA:425:G:C2'	1:CA:426:G:H5'	2.24	0.67
37:BH:40:GLU:O	37:BH:41:MET:SD	2.53	0.67
47:BV:46:VAL:O	47:BV:47:VAL:HB	1.94	0.67
2:AB:187:LEU:HD23	2:AB:201:ILE:HG22	1.77	0.67
25:B3:19:GLN:HE22	25:B3:52:HIS:HE1	1.41	0.67
25:D3:54:VAL:HG12	25:D3:55:ARG:N	2.10	0.67
1:CA:192:U:H2'	1:CA:193:C:H6	1.59	0.67
38:BI:12:LEU:HG	38:BI:12:LEU:O	1.94	0.67
1:CA:1242:C:P	21:CU:10:ARG:HH22	2.17	0.67
42:BQ:54:MET:HG3	42:BQ:117:ALA:HB1	1.77	0.67
9:AI:97:LYS:HB3	9:AI:98:PRO:HD3	1.77	0.67
15:AO:3:ILE:H	15:AO:3:ILE:HD13	1.60	0.67
2:CB:130:ARG:HE	2:CB:130:ARG:HA	1.60	0.67
31:BA:614(A):U:H4'	31:BA:614(B):G:H5''	1.77	0.67
50:BY:28:LYS:HA	50:BY:39:VAL:H	1.60	0.66
39:DN:40:PRO:CA	46:DU:64:ARG:HH22	2.07	0.66
49:BX:83:VAL:O	49:BX:84:ALA:HB3	1.94	0.66

Continued on next page...

Continued from previous page...

Atom-1	Atom-2	Distance(Å)	Clash(Å)
12:CL:46:LYS:HG2	12:CL:47:LYS:H	1.59	0.66
2:CB:97:TRP:CH2	2:CB:173:ALA:HA	2.30	0.66
46:BU:92:ARG:CZ	47:BV:11:GLN:H	2.08	0.66
46:BU:91:ASP:O	46:BU:95:LEU:HB2	1.95	0.66
31:BA:588:U:OP2	31:BA:588:U:C6	2.48	0.66
31:BA:1448:G:H1'	31:BA:1528:A:H62	1.58	0.66
31:DA:1448:G:H1'	31:DA:1528:A:H62	1.60	0.66
37:BH:90:LYS:HB2	37:BH:159:GLU:O	1.94	0.66
29:B7:16:HIS:CB	29:B7:44:PRO:HG2	2.24	0.66
45:BT:24:PRO:HA	45:BT:49:VAL:HG13	1.76	0.66
1:AA:1422:G:O2'	1:AA:1423:G:H5'	1.95	0.66
41:DP:144:GLU:N	41:DP:145:PRO:HD3	2.09	0.66
31:DA:1109:C:H5	31:DA:1110:G:C5	2.12	0.66
9:CI:18:PHE:HB3	9:CI:20:ARG:NH1	2.09	0.66
4:CD:68:TYR:HD1	4:CD:68:TYR:N	1.92	0.66
31:BA:1720:U:H2'	31:BA:1721:G:O4'	1.95	0.66
1:CA:1342:C:H1'	9:CI:124:GLN:HE22	1.60	0.66
10:CJ:32:ALA:CB	10:CJ:76:ASN:HB3	2.25	0.66
1:AA:1291:G:H4'	9:AI:38:GLN:O	1.94	0.66
31:DA:2292:C:O2'	31:DA:2293:C:H5'	1.95	0.66
1:CA:1289:A:H3'	1:CA:1290:G:H8	1.60	0.66
2:AB:124:SER:OG	2:AB:125:PRO:HD2	1.95	0.66
4:AD:138:TYR:HD2	4:AD:138:TYR:C	1.98	0.66
1:AA:373:A:H2'	1:AA:374:A:H8	1.60	0.66
50:BY:42:VAL:HB	50:BY:65:ALA:HB3	1.76	0.66
23:B1:9:GLY:O	23:B1:10:LYS:HB3	1.94	0.66
27:B5:57:VAL:HG23	27:B5:58:LEU:N	2.09	0.66
49:BX:76:ARG:HH11	49:BX:76:ARG:CG	2.06	0.66
49:BX:89:ILE:HD12	49:BX:92:LEU:HD12	1.76	0.66
41:BP:48:PRO:HG2	41:BP:49:ARG:H	1.59	0.66
5:CE:101:ILE:CD1	5:CE:119:LEU:HD23	2.21	0.66
37:DH:43:VAL:HG21	37:DH:52:VAL:HG22	1.77	0.66
31:DA:767:U:O2'	31:DA:768:G:H5'	1.96	0.66
47:BV:47:VAL:HG13	47:BV:48:GLY:N	2.10	0.66
25:D3:19:GLN:HE22	25:D3:52:HIS:CE1	2.10	0.66
31:BA:1948:G:H8	31:BA:1948:G:H5'	1.59	0.66
4:CD:94:LEU:HA	4:CD:97:LEU:HB2	1.76	0.66
31:DA:1171:G:H8	31:DA:1171:G:OP2	1.78	0.66
3:CC:86:VAL:O	3:CC:90:GLU:HG2	1.94	0.66
35:DF:103:LYS:HA	35:DF:106:ARG:HG3	1.76	0.66
45:DT:78:LEU:O	45:DT:78:LEU:HD23	1.95	0.66
13:AM:12:ASN:OD1	13:AM:46:LYS:HE2	1.96	0.66

Continued on next page...

Continued from previous page...

Atom-1	Atom-2	Distance(Å)	Clash(Å)
31:BA:1205:U:H4'	31:BA:1206:G:OP2	1.94	0.66
7:CG:73:MET:HA	7:CG:91:VAL:HG23	1.77	0.66
1:AA:501:C:H2'	1:AA:502:G:H8	1.60	0.66
13:CM:46:LYS:HG3	13:CM:47:ASP:N	2.10	0.66
33:BD:35:LYS:HG2	33:BD:64:ILE:HG23	1.76	0.66
24:D2:30:ARG:N	24:D2:30:ARG:HD2	2.10	0.66
47:DV:2:PHE:HE1	47:DV:13:ARG:NH2	1.93	0.66
28:B6:12:GLU:OE1	28:B6:23:THR:HG22	1.95	0.66
41:DP:30:THR:CG2	41:DP:31:ALA:H	2.08	0.66
49:BX:72:LYS:CG	49:BX:74:PRO:HD3	2.26	0.66
31:BA:943:U:OP2	41:BP:38:GLN:CD	2.33	0.66
29:B7:43:THR:HG23	29:B7:44:PRO:HD2	1.78	0.66
31:DA:1497:U:H2'	31:DA:1497:U:O2	1.96	0.66
32:BB:87:G:H3'	32:BB:88:C:H5''	1.75	0.66
33:DD:253:GLN:HB3	33:DD:255:LYS:CE	2.25	0.66
1:CA:186:C:H2'	1:CA:187:C:C6	2.31	0.66
31:DA:1719:G:H2'	31:DA:1720:U:H5'	1.77	0.66
31:DA:1418:G:OP1	31:DA:1588:C:O2'	2.12	0.66
45:DT:12:SER:O	45:DT:13:ARG:HG2	1.95	0.66
11:CK:21:ILE:HG13	11:CK:30:VAL:HG12	1.77	0.66
31:DA:1472:A:O2'	31:DA:1473:G:H5'	1.96	0.66
34:DE:27:LEU:HD22	45:DT:1:MET:CE	2.26	0.66
35:DF:16:GLY:O	35:DF:17:ARG:HG3	1.95	0.66
1:CA:1057:G:H5''	3:CC:154:SER:HB2	1.76	0.66
1:AA:814:A:N7	1:AA:816:A:C4	2.63	0.66
39:BN:40:PRO:CA	46:BU:64:ARG:HH22	2.09	0.66
31:BA:2335:A:O2'	31:BA:2336:A:H5''	1.94	0.66
24:B2:32:LEU:O	24:B2:33:MET:C	2.33	0.66
1:AA:625:G:H4'	16:AP:16:HIS:CD2	2.30	0.66
31:DA:587:C:C4'	31:DA:588:U:OP2	2.42	0.66
41:DP:51:PHE:O	41:DP:52:GLU:HB2	1.92	0.66
1:CA:346:G:H5''	45:DT:41:ARG:CZ	2.24	0.66
1:AA:1190:G:H3'	3:AC:3:ASN:ND2	2.10	0.66
31:DA:271(Q):G:O2'	31:DA:271(R):G:OP2	2.13	0.66
31:BA:1109:C:H5	31:BA:1110:G:C4	2.13	0.66
1:AA:833:U:H2'	1:AA:834:C:H6	1.61	0.66
37:DH:105:LEU:HD22	37:DH:105:LEU:H	1.61	0.66
39:DN:68:GLU:HA	39:DN:86:PRO:CB	2.25	0.66
1:AA:417:C:O2'	1:AA:418:C:H5'	1.94	0.66
31:BA:639:U:H2'	31:BA:640:C:C6	2.30	0.66
33:DD:10:THR:OG1	33:DD:13:ARG:HB2	1.96	0.66
9:CI:46:ALA:HB2	9:CI:74:ILE:HG23	1.77	0.66

Continued on next page...

Continued from previous page...

Atom-1	Atom-2	Distance(Å)	Clash(Å)
20:AT:75:ASN:HA	20:AT:78:ALA:HB3	1.77	0.66
42:DQ:81:VAL:O	42:DQ:82:ARG:CD	2.30	0.66
36:DG:61:ALA:HA	36:DG:64:THR:HG22	1.77	0.66
41:BP:25:SER:O	41:BP:30:THR:HG23	1.95	0.66
42:BQ:23:GLY:O	42:BQ:100:GLY:CA	2.44	0.66
50:BY:81:LYS:HG2	50:BY:97:ARG:H	1.60	0.66
31:BA:910:A:C5	42:BQ:13:GLN:OE1	2.48	0.66
30:D8:4:MET:HE1	31:DA:593:G:H1'	1.75	0.66
45:DT:27:THR:O	45:DT:28:VAL:HG23	1.96	0.66
51:BZ:150:LEU:HD23	51:BZ:171:ILE:HD11	1.78	0.66
32:DB:66:A:N6	32:DB:108:U:H2'	2.10	0.66
1:AA:561:U:O2'	1:AA:562:C:P	2.53	0.66
1:CA:1238:A:H62	1:CA:1299:A:N6	1.93	0.66
31:BA:1472:A:O2'	31:BA:1473:G:H5'	1.96	0.66
7:AG:73:MET:HA	7:AG:91:VAL:HG23	1.76	0.66
7:CG:108:ALA:O	7:CG:119:ARG:HD2	1.96	0.66
8:CH:6:ILE:H	8:CH:6:ILE:HD12	1.59	0.66
1:AA:1225:A:N3	1:AA:1225:A:H2'	2.11	0.66
6:AF:60:PHE:C	6:AF:61:LEU:HD12	2.16	0.66
35:BF:57:VAL:HG13	35:BF:58:ALA:N	2.11	0.66
50:BY:39:VAL:HG12	50:BY:40:GLU:H	1.61	0.66
24:D2:37:PHE:HZ	24:D2:43:GLN:HB2	1.60	0.66
24:B2:37:PHE:HZ	24:B2:43:GLN:HB2	1.60	0.66
50:DY:96:ILE:HG22	50:DY:97:ARG:N	2.10	0.66
37:DH:19:VAL:HG21	37:DH:44:VAL:HA	1.78	0.66
51:BZ:64:GLY:O	51:BZ:65:GLN:O	2.12	0.66
31:DA:626:U:N3	41:DP:105:LEU:HG	2.11	0.66
41:BP:112:LEU:H	41:BP:128:HIS:HD2	1.42	0.66
31:DA:2536:G:C6	31:DA:2537:U:C4	2.84	0.66
41:BP:10:PRO:CD	41:BP:11:GLY:H	2.08	0.66
33:BD:145:VAL:HG12	33:BD:146:GLU:O	1.96	0.66
13:AM:46:LYS:HG3	13:AM:47:ASP:N	2.10	0.66
31:DA:1472:A:C2'	31:DA:1473:G:H5'	2.25	0.66
28:D6:27:LYS:HD3	31:DA:2285:C:OP2	1.95	0.66
37:BH:99:VAL:O	37:BH:99:VAL:HG12	1.96	0.66
8:AH:53:VAL:O	8:AH:54:ASP:HB2	1.96	0.66
33:DD:65:ILE:HD11	33:DD:67:PHE:CD1	2.30	0.66
39:BN:15:LEU:HD21	39:BN:55:VAL:HG22	1.78	0.66
31:BA:661:C:H4'	41:BP:16:ARG:HH12	1.61	0.66
49:DX:89:ILE:HA	49:DX:92:LEU:HB2	1.78	0.66
2:AB:97:TRP:CH2	2:AB:173:ALA:HA	2.30	0.66
43:DR:4:LEU:O	43:DR:6:SER:N	2.27	0.66

Continued on next page...

Continued from previous page...

Atom-1	Atom-2	Distance(Å)	Clash(Å)
47:BV:25:LEU:H	47:BV:94:LEU:HD13	1.60	0.66
1:CA:355:C:H2'	1:CA:356:A:H5'	1.78	0.66
28:D6:15:GLU:CG	28:D6:18:ARG:HE	2.04	0.66
39:BN:25:ARG:HH11	39:BN:25:ARG:HG3	1.60	0.66
28:D6:10:LEU:H	28:D6:10:LEU:CD2	2.09	0.66
45:DT:83:ILE:HG13	45:DT:84:GLN:N	2.06	0.66
2:AB:87:ARG:NE	2:AB:233:SER:HB3	2.09	0.66
1:CA:972:C:H4'	10:CJ:57:LYS:HG3	1.78	0.66
11:AK:29:ILE:HB	11:AK:44:SER:HB3	1.76	0.66
31:DA:1528(A):A:C5	31:DA:1529:G:H8	2.14	0.66
15:CO:39:LEU:CD1	15:CO:56:LEU:HB2	2.24	0.66
32:DB:87:G:P	32:DB:87:G:H8	2.19	0.66
1:CA:950:U:H2'	1:CA:951:G:H8	1.61	0.66
1:AA:1238:A:H62	1:AA:1299:A:H62	1.43	0.66
31:DA:2789:C:OP1	31:DA:2789:C:H4'	1.95	0.66
22:B0:24:LYS:O	22:B0:25:ARG:HD2	1.95	0.66
10:AJ:32:ALA:CB	10:AJ:76:ASN:HB3	2.24	0.66
51:BZ:105:VAL:HG12	51:BZ:139:VAL:O	1.96	0.66
31:BA:1790:C:H5"	31:BA:1791:A:OP1	1.95	0.66
33:DD:106:ILE:O	33:DD:106:ILE:HD13	1.95	0.66
17:AQ:5:VAL:O	17:AQ:6:LEU:HD23	1.96	0.66
2:CB:114:ARG:HD3	2:CB:114:ARG:O	1.96	0.66
47:DV:72:VAL:HG12	47:DV:73:SER:H	1.61	0.66
47:DV:90:PRO:CG	47:DV:91:TYR:N	2.50	0.66
43:DR:33:ARG:CG	43:DR:115:GLU:HG3	2.20	0.66
34:DE:51:PHE:O	34:DE:74:PRO:HB3	1.95	0.66
24:B2:46:GLN:HE21	24:B2:47:ASN:CA	2.08	0.66
31:BA:912:C:C2	31:BA:913:U:C5	2.84	0.66
36:DG:139:LEU:HA	36:DG:144:ILE:HG23	1.78	0.66
31:DA:1592:C:O2'	31:DA:1593:G:H5"	1.95	0.66
41:DP:48:PRO:O	41:DP:50:ARG:N	2.29	0.66
36:BG:76:SER:CB	36:BG:83:ARG:HB3	2.26	0.66
10:CJ:26:ALA:HB1	10:CJ:29:ARG:HH21	1.60	0.66
49:BX:60:ARG:HB2	49:BX:74:PRO:HD2	1.78	0.66
1:CA:1003:G:C2	1:CA:1004:A:H1'	2.30	0.66
11:CK:29:ILE:HB	11:CK:44:SER:HB3	1.77	0.66
31:DA:2849:U:O4	45:DT:23:ARG:NH2	2.28	0.66
5:CE:76:ILE:HG12	5:CE:77:PRO:HD2	1.76	0.66
37:BH:30:LYS:HZ3	37:BH:81:GLU:HA	1.61	0.66
2:CB:19:HIS:CE1	2:CB:206:ASP:HB2	2.31	0.66
43:DR:11:ASN:CG	43:DR:12:ARG:H	1.99	0.66
31:DA:322:A:H5'	31:DA:340:A:C1'	2.26	0.66

Continued on next page...

Continued from previous page...

Atom-1	Atom-2	Distance(Å)	Clash(Å)
31:BA:2801(A):A:C4'	31:BA:2802:G:H5'	2.25	0.66
35:DF:28:ILE:HA	35:DF:112:MET:HG2	1.77	0.66
39:BN:95:PRO:C	39:BN:97:ARG:H	1.98	0.66
42:DQ:37:LEU:HB2	42:DQ:128:LYS:O	1.96	0.66
8:AH:51:VAL:HG11	8:AH:60:ARG:HG3	1.77	0.66
31:BA:196:A:O4'	41:BP:46:LYS:HE2	1.96	0.66
31:BA:2404:C:H2'	31:BA:2405:G:H5'	1.78	0.66
20:CT:37:SER:O	20:CT:41:ILE:HG12	1.96	0.66
44:DS:66:ALA:HA	44:DS:69:VAL:CG1	2.26	0.66
2:CB:77:ALA:HB2	2:CB:211:ILE:HD13	1.76	0.66
1:AA:1288:A:H2	1:AA:1352:C:O2	1.79	0.66
1:AA:189:G:C6	1:AA:189(L):G:C6	2.84	0.66
33:BD:65:ILE:HD11	33:BD:67:PHE:CD1	2.29	0.66
31:DA:2314:C:O2'	31:DA:2315:G:H5'	1.95	0.66
24:D2:51:ARG:HD3	24:D2:51:ARG:O	1.94	0.66
28:D6:15:GLU:OE2	28:D6:41:PRO:CG	2.44	0.66
30:B8:34:TRP:HZ3	30:B8:41:ILE:HG23	1.60	0.66
1:AA:1442:G:C8	1:AA:1442(B):A:C2	2.84	0.66
31:BA:953:A:O2'	31:BA:954:G:H5'	1.96	0.66
31:BA:1528(A):A:C5	31:BA:1529:G:H8	2.13	0.66
2:AB:19:HIS:CE1	2:AB:206:ASP:HB2	2.31	0.66
1:AA:1097:C:H1'	1:AA:1170:A:H1'	1.76	0.66
2:CB:201:ILE:HG21	2:CB:214:ILE:HG21	1.78	0.66
39:BN:128:HIS:O	39:BN:130:HIS:N	2.28	0.66
45:BT:57:PHE:O	45:BT:59:THR:N	2.28	0.66
44:DS:66:ALA:O	44:DS:67:ARG:CB	2.43	0.66
8:CH:51:VAL:HG11	8:CH:60:ARG:HG3	1.76	0.66
1:CA:1291:G:H4'	9:CI:38:GLN:O	1.95	0.66
30:D8:26:LYS:HE2	30:D8:47:LYS:HZ2	1.60	0.66
45:DT:82:LEU:HD12	45:DT:82:LEU:N	2.11	0.66
31:DA:52:A:O2'	31:DA:53:A:H5'	1.96	0.66
35:DF:9:ILE:HG23	35:DF:13:SER:O	1.96	0.66
1:AA:1333:A:H2'	1:AA:1334:G:O4'	1.96	0.66
1:AA:349:A:O2'	1:AA:350:G:H5'	1.95	0.66
50:BY:95:LYS:HE2	50:BY:101:LYS:HA	1.77	0.66
35:DF:18:ARG:HG2	35:DF:19:GLU:N	2.08	0.66
39:DN:95:PRO:C	39:DN:97:ARG:H	1.97	0.66
31:BA:146:G:H5'	31:BA:146:G:C8	2.27	0.66
31:DA:631:A:O2'	41:DP:67:MET:HB3	1.94	0.66
10:AJ:26:ALA:HB1	10:AJ:29:ARG:HH21	1.61	0.66
31:DA:2591:C:P	33:DD:239:ARG:HG3	2.36	0.66
37:BH:155:SER:O	37:BH:157:TYR:N	2.29	0.66

Continued on next page...

Continued from previous page...

Atom-1	Atom-2	Distance(Å)	Clash(Å)
32:DB:87:G:H3'	32:DB:88:C:H5''	1.76	0.66
33:DD:173:VAL:HG23	33:DD:174:ILE:N	2.11	0.66
1:CA:949:A:H1'	1:CA:1364:U:H3	1.61	0.66
47:BV:1:MET:HE2	47:BV:1:MET:HA	1.78	0.66
1:CA:441:A:H3'	1:CA:442:C:C6	2.30	0.66
6:CF:99:ALA:HB1	18:CR:23:LYS:HZ2	1.61	0.66
31:DA:614(A):U:H4'	31:DA:614(B):G:H5''	1.78	0.66
1:AA:1321:C:C5'	1:AA:1322:C:H5''	2.25	0.66
41:BP:13:ASN:HD22	41:BP:13:ASN:C	1.99	0.66
3:AC:86:VAL:O	3:AC:90:GLU:HG2	1.96	0.66
9:CI:97:LYS:HB3	9:CI:98:PRO:HD3	1.78	0.66
1:CA:134:A:H61	16:CP:25:ARG:HH12	1.42	0.66
31:DA:1028:A:N6	31:DA:1125:G:H2'	2.11	0.66
31:BA:2301:C:H2'	31:BA:2302:G:O4'	1.96	0.65
27:D5:50:GLY:O	27:D5:51:TYR:HD1	1.79	0.65
49:BX:24:GLY:O	49:BX:25:LYS:O	2.12	0.65
47:DV:72:VAL:HA	47:DV:88:ARG:NH1	2.09	0.65
1:CA:625:G:H4'	16:CP:16:HIS:CD2	2.32	0.65
46:BU:88:ILE:HD13	46:BU:88:ILE:O	1.96	0.65
31:DA:1022:G:N2	31:DA:1142(A):A:H2	1.89	0.65
42:DQ:20:ALA:HB2	42:DQ:99:PRO:CD	2.25	0.65
32:BB:21:G:O2'	32:BB:22:U:P	2.53	0.65
47:DV:46:VAL:O	47:DV:47:VAL:HB	1.96	0.65
31:DA:1109:C:H5	31:DA:1110:G:C4	2.14	0.65
39:BN:68:GLU:HA	39:BN:86:PRO:CB	2.27	0.65
1:AA:552:U:C2'	1:AA:553:A:H5'	2.26	0.65
31:BA:1531:C:H3'	31:BA:1532:C:C5'	2.26	0.65
15:CO:3:ILE:H	15:CO:3:ILE:HD13	1.61	0.65
27:B5:25:LEU:HD12	48:BW:19:LEU:O	1.96	0.65
8:AH:10:LEU:N	8:AH:10:LEU:HD23	2.10	0.65
31:BA:2789:C:OP1	31:BA:2789:C:H4'	1.96	0.65
42:BQ:58:PHE:O	42:BQ:58:PHE:HD1	1.79	0.65
22:D0:8:GLY:HA3	31:DA:2255:G:H21	1.61	0.65
31:DA:287:C:C2	31:DA:288:C:C6	2.84	0.65
31:DA:2206:G:N2	31:DA:2207:G:C5'	2.48	0.65
30:B8:13:ARG:NH2	31:BA:250:G:OP2	2.29	0.65
47:DV:19:LYS:HG3	47:DV:20:LEU:O	1.95	0.65
47:BV:25:LEU:H	47:BV:94:LEU:CD1	2.09	0.65
16:CP:22:THR:CG2	16:CP:32:TYR:HA	2.26	0.65
50:BY:99:CYS:SG	50:BY:99:CYS:O	2.55	0.65
49:DX:33:LYS:C	49:DX:35:THR:N	2.50	0.65
31:BA:951:C:O2'	31:BA:952:G:H5'	1.96	0.65

Continued on next page...

Continued from previous page...

Atom-1	Atom-2	Distance(Å)	Clash(Å)
31:DA:2022:U:O2'	31:DA:2617:C:H5'	1.96	0.65
23:B1:73:LEU:HB3	23:B1:90:ILE:HG23	1.79	0.65
1:AA:972:C:H4'	10:AJ:57:LYS:HG3	1.78	0.65
3:CC:20:SER:HB2	3:CC:40:ARG:NH2	2.09	0.65
1:CA:1530:G:OP1	1:CA:1530:G:H4'	1.96	0.65
2:AB:201:ILE:HG21	2:AB:214:ILE:HG21	1.79	0.65
1:CA:1169:A:H2'	1:CA:1170:A:H8	1.61	0.65
2:CB:22:LYS:NZ	2:CB:40:HIS:HE1	1.94	0.65
31:DA:26:G:OP1	48:DW:80:PRO:HB3	1.96	0.65
1:AA:559:A:C5'	1:AA:560:U:H3'	2.25	0.65
51:BZ:5:LEU:CD1	51:BZ:43:GLU:HB3	2.24	0.65
1:CA:1128:C:H5'	9:CI:16:ARG:HH12	1.61	0.65
1:CA:922:G:O2'	1:CA:1398:A:N1	2.29	0.65
1:AA:659:U:H2'	1:AA:660:G:H5'	1.77	0.65
31:BA:807:U:H2'	31:BA:808:G:O5'	1.96	0.65
36:BG:106:LEU:O	36:BG:111:LEU:HG	1.96	0.65
31:DA:2564:A:C2	31:DA:2647:U:H4'	2.29	0.65
31:BA:2870:C:C2'	31:BA:2871:C:H5'	2.25	0.65
1:AA:335:C:O2'	1:AA:336:C:H5'	1.95	0.65
38:DI:129:THR:HA	38:DI:137:PRO:HA	1.78	0.65
42:DQ:141:GLN:HE21	51:DZ:72:ARG:N	1.95	0.65
44:BS:33:LYS:HB3	44:BS:34:HIS:HD2	1.57	0.65
39:BN:40:PRO:O	46:BU:64:ARG:NH2	2.30	0.65
24:D2:55:ARG:H	24:D2:56:GLN:NE2	1.93	0.65
41:BP:17:LYS:CG	41:BP:17:LYS:O	2.43	0.65
4:CD:105:VAL:HG21	4:CD:126:ILE:HG21	1.78	0.65
34:DE:36:ARG:HH11	34:DE:85:ASN:HD21	1.43	0.65
36:BG:61:ALA:HA	36:BG:64:THR:HG22	1.77	0.65
37:BH:89:ILE:O	37:BH:90:LYS:CG	2.44	0.65
31:BA:2580:U:H5'	34:BE:131:ALA:H	1.61	0.65
31:DA:1478:G:O2'	31:DA:1479:G:H5'	1.97	0.65
22:B0:41:ARG:HB2	31:BA:2330:G:O2'	1.96	0.65
1:AA:949:A:H1'	1:AA:1364:U:H3	1.62	0.65
31:BA:340:A:H2'	31:BA:341:G:H5'	1.79	0.65
31:BA:2564:A:C2	31:BA:2647:U:H4'	2.30	0.65
19:AS:19:VAL:HG11	19:AS:44:MET:HG3	1.77	0.65
46:BU:16:LYS:O	46:BU:20:LEU:HD23	1.97	0.65
44:BS:66:ALA:O	44:BS:67:ARG:CB	2.45	0.65
31:BA:1509:C:OP1	31:BA:1509:C:H4'	1.95	0.65
31:DA:958:U:O2'	31:DA:959:A:P	2.55	0.65
4:CD:117:ALA:O	4:CD:121:VAL:HG23	1.96	0.65
42:DQ:141:GLN:CG	51:DZ:72:ARG:HA	2.26	0.65

Continued on next page...

Continued from previous page...

Atom-1	Atom-2	Distance(Å)	Clash(Å)
39:DN:125:GLY:HA2	39:DN:126:PRO:O	1.97	0.65
24:B2:15:LYS:O	24:B2:16:LEU:CB	2.44	0.65
1:CA:503:C:H2'	1:CA:504:C:H6	1.61	0.65
31:BA:1169:G:H1	31:BA:1180:C:N4	1.89	0.65
13:AM:10:PRO:CB	13:AM:18:ALA:HB1	2.25	0.65
51:DZ:151:HIS:HD2	51:DZ:151:HIS:N	1.94	0.65
31:DA:1464:C:O2'	31:DA:1528:A:C8	2.44	0.65
37:DH:30:LYS:HG2	37:DH:79:VAL:O	1.96	0.65
1:AA:706:A:N7	1:AA:707:C:H5	1.95	0.65
33:BD:137:PRO:O	33:BD:140:THR:HG23	1.97	0.65
3:CC:71:ALA:HA	3:CC:106:VAL:HB	1.79	0.65
6:CF:5:GLU:HG3	6:CF:93:SER:OG	1.96	0.65
31:DA:49:A:H4'	31:DA:50:U:H5'	1.78	0.65
1:CA:1333:A:H2'	1:CA:1334:G:O4'	1.96	0.65
1:AA:1289:A:H3'	1:AA:1290:G:H8	1.61	0.65
10:AJ:6:ILE:HG13	10:AJ:72:VAL:O	1.97	0.65
14:AN:23:ARG:NH1	14:AN:30:ALA:HB2	2.11	0.65
2:AB:130:ARG:HA	2:AB:130:ARG:HE	1.61	0.65
1:AA:448:A:H62	1:AA:486:U:H3	1.45	0.65
50:DY:39:VAL:HG12	50:DY:40:GLU:H	1.62	0.65
49:BX:57:LEU:HD11	49:BX:77:LYS:HD2	1.78	0.65
31:DA:307:G:H22	31:DA:310:A:C5'	2.08	0.65
31:DA:2328:A:H2'	31:DA:2329:G:C8	2.31	0.65
23:D1:19:GLN:HG3	23:D1:44:PRO:HG3	1.77	0.65
1:CA:539:A:H2'	1:CA:540:G:C8	2.32	0.65
4:CD:9:CYS:SG	4:CD:22:LYS:HD2	2.36	0.65
1:CA:1190:G:H3'	3:CC:3:ASN:ND2	2.11	0.65
1:AA:736:C:H2'	1:AA:737:A:C8	2.31	0.65
1:AA:663:A:C2'	1:AA:664:G:H5'	2.26	0.65
31:DA:579:G:H2'	31:DA:580:C:C6	2.31	0.65
35:BF:158:THR:HG23	35:BF:160:ASN:N	2.10	0.65
1:AA:333:G:H4'	20:AT:16:HIS:CE1	2.32	0.65
31:DA:1531:C:H3'	31:DA:1532:C:C5'	2.26	0.65
50:DY:86:ARG:HG2	50:DY:87:LYS:H	1.62	0.65
14:CN:23:ARG:NH1	14:CN:30:ALA:HB2	2.11	0.65
1:AA:818:G:HO2'	1:AA:820:U:H6	1.44	0.65
33:BD:27:THR:CG2	33:BD:28:GLU:N	2.60	0.65
51:DZ:152:ALA:HB2	51:DZ:168:GLU:CA	2.26	0.65
51:BZ:152:ALA:HB2	51:BZ:168:GLU:HA	1.77	0.65
24:D2:30:ARG:HH11	24:D2:30:ARG:CG	2.09	0.65
49:BX:89:ILE:HA	49:BX:92:LEU:HD12	1.79	0.65
31:BA:620:G:H4'	31:BA:621:A:C5'	2.24	0.65

Continued on next page...

Continued from previous page...

Atom-1	Atom-2	Distance(Å)	Clash(Å)
30:B8:32:LEU:CB	30:B8:34:TRP:H	2.10	0.65
50:DY:96:ILE:HG21	50:DY:99:CYS:CB	2.27	0.65
8:CH:86:ILE:HB	8:CH:133:LEU:HD22	1.79	0.65
40:DO:13:ASN:HD21	40:DO:97:ARG:H	1.45	0.65
47:DV:51:VAL:HG12	47:DV:52:VAL:N	2.11	0.65
45:BT:28:VAL:CG2	45:BT:46:GLU:HG3	2.27	0.65
45:BT:28:VAL:HG13	45:BT:46:GLU:HB2	1.78	0.65
1:AA:707:C:O2'	1:AA:708:C:H5'	1.97	0.65
31:DA:1204:A:C2	31:DA:1241:A:C2	2.85	0.65
31:DA:1945:G:H2'	31:DA:1946:U:C6	2.31	0.65
28:B6:20:ASN:O	28:B6:21:TYR:CG	2.48	0.65
48:BW:86:LEU:HD12	48:BW:87:PRO:CD	2.26	0.65
18:AR:45:SER:H	18:AR:51:LEU:HD11	1.62	0.65
14:CN:23:ARG:HH11	14:CN:30:ALA:HB2	1.61	0.65
31:BA:830:G:H4'	31:BA:831:G:OP2	1.96	0.65
1:AA:113:G:H2'	1:AA:114:U:C6	2.32	0.65
36:DG:52:ILE:HG22	36:DG:54:GLU:HG2	1.78	0.65
1:AA:1301:U:H3'	1:AA:1302:U:H5''	1.79	0.65
26:B4:25:TYR:C	26:B4:27:THR:H	2.00	0.65
51:DZ:51:ALA:O	51:DZ:52:SER:HB3	1.97	0.65
33:DD:71:ASP:HB3	33:DD:103:ARG:NH2	2.12	0.65
50:DY:95:LYS:HE2	50:DY:101:LYS:HA	1.79	0.65
34:BE:76:ARG:HG3	34:BE:195:LEU:HD22	1.79	0.65
31:DA:1899:G:H21	31:DA:1902:C:H5	1.43	0.65
32:DB:44:G:H1'	32:DB:47:C:H42	1.62	0.65
30:B8:32:LEU:HG	30:B8:34:TRP:HE3	1.62	0.65
30:D8:13:ARG:NH2	31:DA:250:G:OP2	2.29	0.65
37:BH:41:MET:CE	37:BH:55:PRO:HD3	2.26	0.65
51:DZ:64:GLY:O	51:DZ:65:GLN:O	2.13	0.65
31:BA:1580:A:H8	31:BA:1580:A:OP2	1.80	0.65
31:DA:2309:A:N3	31:DA:2310:A:H2	1.95	0.65
31:BA:814:C:H5	41:BP:27:HIS:NE2	1.93	0.65
1:CA:706:A:N7	1:CA:707:C:H5	1.94	0.65
33:DD:173:VAL:HG23	33:DD:174:ILE:H	1.62	0.65
1:AA:410:G:H1'	1:AA:432:A:N6	2.12	0.65
5:CE:12:LEU:O	5:CE:13:ILE:HD12	1.97	0.65
11:CK:125:PHE:CD1	11:CK:125:PHE:N	2.61	0.65
31:DA:823:G:O2'	31:DA:824:A:H5'	1.95	0.65
6:AF:97:PHE:O	18:AR:31:LEU:HD23	1.97	0.65
1:CA:176:C:H2'	1:CA:177:C:C6	2.32	0.65
1:AA:1530:G:OP1	1:AA:1530:G:H4'	1.94	0.65
31:DA:1509:C:OP1	31:DA:1509:C:H4'	1.95	0.65

Continued on next page...

Continued from previous page...

Atom-1	Atom-2	Distance(Å)	Clash(Å)
31:BA:151:C:O2'	31:BA:152:G:H5'	1.97	0.65
33:BD:31:LYS:HG2	33:BD:34:VAL:CG1	2.26	0.65
36:DG:16:ARG:HH11	36:DG:31:VAL:HG11	1.61	0.65
23:D1:67:ILE:N	23:D1:68:PRO:HD2	2.11	0.65
24:D2:15:LYS:O	24:D2:16:LEU:CB	2.45	0.65
30:B8:61:LEU:HD13	31:BA:593:G:O2'	1.97	0.65
47:DV:18:LEU:HD13	47:DV:98:GLU:OE1	1.97	0.65
49:DX:24:GLY:O	49:DX:25:LYS:O	2.14	0.65
35:DF:22:ALA:HB1	35:DF:26:ALA:HB1	1.79	0.65
30:D8:32:LEU:HD23	30:D8:35:GLN:CA	2.27	0.65
31:BA:244:A:C2	31:BA:255:A:C4	2.84	0.65
5:CE:51:VAL:O	5:CE:55:VAL:HG23	1.97	0.65
1:AA:1003:G:C2	1:AA:1004:A:H1'	2.32	0.65
31:DA:1884:A:C2'	31:DA:1885:A:C5'	2.74	0.65
50:BY:46:LYS:C	50:BY:47:LYS:HD2	2.17	0.65
45:BT:50:ILE:HA	45:BT:99:LEU:HD11	1.78	0.65
51:BZ:61:LEU:HB2	51:BZ:65:GLN:HB2	1.78	0.65
1:AA:1169:A:H2'	1:AA:1170:A:H8	1.62	0.65
31:DA:9:U:C4	31:DA:2629:A:N6	2.65	0.65
18:CR:67:ALA:HA	18:CR:70:ILE:HG13	1.76	0.65
9:CI:17:VAL:HG11	9:CI:81:ILE:HD13	1.78	0.65
1:AA:950:U:H2'	1:AA:951:G:H8	1.60	0.65
31:BA:34:C:O2'	31:BA:35:G:OP1	2.13	0.65
2:CB:211:ILE:O	2:CB:215:LEU:HB2	1.97	0.65
31:BA:2836:U:H2'	31:BA:2837:G:C8	2.32	0.65
1:CA:677:U:H3	1:CA:713:G:H22	1.45	0.65
18:AR:32:ARG:HA	18:AR:69:THR:HG21	1.78	0.65
4:CD:164:ALA:HB1	4:CD:168:ARG:NH1	2.11	0.65
36:DG:106:LEU:O	36:DG:111:LEU:HG	1.96	0.65
1:CA:1497:G:H2'	1:CA:1498:U:H5'	1.79	0.65
37:DH:97:ARG:O	37:DH:99:VAL:HG23	1.97	0.65
33:DD:83:GLU:HB2	33:DD:92:ILE:CD1	2.25	0.65
50:DY:10:GLY:O	50:DY:27:VAL:HG22	1.97	0.65
30:B8:61:LEU:HB3	31:BA:593:G:H4'	1.78	0.65
31:DA:146:G:H5'	31:DA:146:G:C8	2.26	0.65
50:BY:96:ILE:HG22	50:BY:97:ARG:N	2.11	0.65
45:BT:17:THR:O	45:BT:18:ASP:CB	2.44	0.65
45:BT:42:ILE:HD13	45:BT:83:ILE:HD11	1.79	0.65
31:DA:2464:C:O2'	31:DA:2465:C:O5'	2.13	0.65
31:BA:1288:U:C2	31:BA:1327:C:O2	2.50	0.65
31:BA:1884:A:C2'	31:BA:1885:A:C5'	2.75	0.65
31:DA:779:U:OP1	33:DD:49:ILE:HG13	1.97	0.65

Continued on next page...

Continued from previous page...

Atom-1	Atom-2	Distance(Å)	Clash(Å)
31:DA:912:C:C2	31:DA:913:U:C5	2.85	0.65
31:BA:719:C:H2'	31:BA:720:C:C6	2.32	0.65
16:CP:45:THR:HG23	16:CP:46:PRO:HD2	1.78	0.65
1:CA:983:A:H2	1:CA:984:C:C6	2.15	0.65
26:B4:12:ALA:O	36:BG:101:ILE:HD11	1.96	0.65
38:DI:117:GLU:HG3	38:DI:118:LYS:H	1.62	0.65
31:DA:1844:C:OP1	33:DD:257:LEU:HD23	1.97	0.65
6:CF:60:PHE:C	6:CF:61:LEU:HD12	2.16	0.65
31:BA:2584:U:O4'	31:BA:2584:U:O2	2.11	0.65
37:DH:32:GLU:O	37:DH:33:LEU:HD23	1.97	0.65
1:CA:814:A:N7	1:CA:816:A:C4	2.65	0.65
8:CH:112:LEU:HD12	8:CH:112:LEU:O	1.97	0.65
24:D2:34:GLU:O	24:D2:36:ARG:N	2.29	0.65
31:BA:919:G:H5'	32:BB:81:G:H1'	1.78	0.65
1:CA:499:A:H4'	1:CA:500:G:OP1	1.96	0.65
1:CA:1321:C:C5'	1:CA:1322:C:H5''	2.26	0.65
31:DA:286:C:O2'	31:DA:287:C:H5'	1.97	0.65
31:BA:2314:C:O2'	31:BA:2315:G:H5'	1.96	0.65
31:BA:1693:U:OP2	31:BA:1694:C:H5	1.80	0.65
41:BP:120:ALA:O	25:D3:1:MET:CA	2.45	0.65
46:BU:88:ILE:O	46:BU:88:ILE:CD1	2.44	0.65
31:DA:910:A:C5	42:DQ:13:GLN:OE1	2.50	0.65
28:B6:11:LEU:CD1	28:B6:51:GLU:HB2	2.27	0.65
41:BP:62:LEU:HD13	41:BP:62:LEU:H	1.62	0.65
50:BY:81:LYS:HG2	50:BY:96:ILE:CG2	2.26	0.65
47:BV:51:VAL:HG12	47:BV:52:VAL:H	1.62	0.65
31:DA:2199:A:OP2	31:DA:2200:C:H5	1.80	0.65
33:DD:224:ALA:HB2	33:DD:233:HIS:HB3	1.77	0.65
10:AJ:78:ASN:HB2	10:AJ:81:THR:HG23	1.78	0.65
33:DD:140:THR:O	33:DD:165:ILE:HG12	1.97	0.65
31:DA:1292:U:H2'	31:DA:1293:C:C6	2.31	0.65
35:BF:34:TRP:CZ2	41:BP:12:ALA:HB2	2.32	0.65
1:CA:1057:G:C5	1:CA:1204:A:C2	2.85	0.65
36:BG:115:ARG:NH1	36:BG:136:ARG:HG3	2.12	0.65
14:AN:23:ARG:HH11	14:AN:30:ALA:HB2	1.61	0.65
1:CA:1159:U:H4'	1:CA:1160:G:OP1	1.96	0.65
6:CF:50:TYR:HE2	6:CF:52:ILE:HD11	1.62	0.65
1:CA:1301:U:H3'	1:CA:1302:U:H5''	1.79	0.65
48:DW:66:GLU:HA	48:DW:69:LEU:HD11	1.77	0.65
50:BY:86:ARG:HG2	50:BY:87:LYS:H	1.62	0.65
8:AH:6:ILE:H	8:AH:6:ILE:HD12	1.62	0.65
1:AA:1172:C:H2'	1:AA:1173:G:C8	2.32	0.65

Continued on next page...

Continued from previous page...

Atom-1	Atom-2	Distance(Å)	Clash(Å)
35:BF:117:ARG:HG2	35:BF:192:LEU:HB2	1.79	0.65
8:CH:14:ARG:O	8:CH:18:ARG:HD3	1.97	0.65
33:BD:30:GLU:HG3	33:BD:63:ARG:NE	2.12	0.64
41:DP:23:PRO:O	41:DP:33:ARG:NE	2.29	0.64
45:BT:28:VAL:O	45:BT:28:VAL:HG12	1.96	0.64
29:B7:11:LYS:HE2	31:BA:686:G:H5''	1.78	0.64
1:CA:417:C:C2'	1:CA:418:C:H5'	2.25	0.64
37:BH:43:VAL:HG11	37:BH:53:GLU:H	1.62	0.64
38:DI:77:LEU:HD11	38:DI:101:LEU:HD22	1.79	0.64
31:DA:128:C:H3'	31:DA:128:C:C6	2.33	0.64
1:AA:102:G:C4	1:AA:103:C:C5	2.85	0.64
1:AA:878:G:H5'	8:AH:89:PRO:HG2	1.77	0.64
34:BE:3:GLY:HA3	34:BE:81:ILE:HG13	1.78	0.64
1:AA:22:G:H2'	1:AA:23:C:H6	1.62	0.64
20:CT:97:ALA:O	20:CT:99:LEU:N	2.29	0.64
48:DW:51:LEU:HD23	48:DW:105:VAL:HG11	1.80	0.64
1:CA:1288:A:H2	1:CA:1352:C:O2	1.80	0.64
1:CA:1371:G:O3'	9:CI:69:GLY:HA3	1.98	0.64
22:B0:55:ARG:HG3	31:BA:2365:G:OP1	1.97	0.64
26:B4:19:GLY:C	26:B4:21:VAL:H	1.97	0.64
42:DQ:58:PHE:HD1	42:DQ:58:PHE:O	1.80	0.64
16:AP:22:THR:CG2	16:AP:32:TYR:HA	2.27	0.64
33:DD:35:LYS:HG2	33:DD:64:ILE:N	2.12	0.64
27:D5:40:LYS:CD	27:D5:46:CYS:HB3	2.26	0.64
34:BE:73:GLU:HG3	34:BE:74:PRO:CD	2.17	0.64
49:DX:89:ILE:HD12	49:DX:92:LEU:HD12	1.77	0.64
31:DA:1694:C:O2'	31:DA:1695:G:C2	2.48	0.64
47:BV:66:ARG:CD	47:BV:67:GLY:N	2.60	0.64
31:BA:2286:A:O2'	31:BA:2286:A:C8	2.50	0.64
35:DF:18:ARG:CG	35:DF:19:GLU:H	2.06	0.64
31:BA:996:A:H4'	46:BU:92:ARG:NE	2.10	0.64
31:BA:1021:A:N6	31:BA:1141:U:H3	1.93	0.64
30:B8:32:LEU:HG	30:B8:34:TRP:CE3	2.32	0.64
47:BV:2:PHE:HE1	47:BV:13:ARG:CZ	2.10	0.64
31:BA:65:C:H2'	31:BA:66:C:C6	2.30	0.64
31:BA:528:A:C2	31:BA:2043:C:H4'	2.32	0.64
31:BA:2713:A:H3'	31:BA:2714:G:H5'	1.79	0.64
51:BZ:151:HIS:N	51:BZ:151:HIS:HD2	1.93	0.64
9:CI:114:TYR:CD2	9:CI:114:TYR:N	2.65	0.64
37:BH:158:HIS:CE1	37:BH:168:PRO:HB2	2.31	0.64
1:AA:1501:C:H5''	1:AA:1502:A:OP2	1.97	0.64
1:CA:663:A:C2'	1:CA:664:G:H5'	2.27	0.64

Continued on next page...

Continued from previous page...

Atom-1	Atom-2	Distance(Å)	Clash(Å)
11:AK:125:PHE:H	11:AK:125:PHE:HD1	1.45	0.64
31:DA:1833:U:H2'	31:DA:1834:U:C6	2.31	0.64
31:BA:1719:G:H2'	31:BA:1720:U:H5'	1.78	0.64
1:CA:1346:A:H5''	9:CI:120:ARG:HH12	1.61	0.64
31:DA:1291:C:H2'	31:DA:1292:U:C6	2.32	0.64
1:AA:1238:A:H62	1:AA:1299:A:N6	1.94	0.64
1:AA:175:C:H2'	1:AA:176:C:H6	1.61	0.64
6:CF:48:LEU:HD13	6:CF:52:ILE:HG12	1.79	0.64
20:AT:97:ALA:O	20:AT:99:LEU:N	2.30	0.64
49:BX:65:ARG:CZ	49:BX:66:LEU:N	2.60	0.64
31:BA:174:C:C3'	31:BA:175:G:H5''	2.27	0.64
1:AA:9:G:OP1	5:AE:122:GLU:HB2	1.97	0.64
1:AA:60:A:H8	1:AA:60:A:P	2.20	0.64
45:BT:61:PHE:CE2	45:BT:76:PHE:HB2	2.32	0.64
31:DA:1839:G:C8	31:DA:1839:G:H5'	2.31	0.64
34:BE:101:ARG:HB3	34:BE:169:ASN:HD22	1.61	0.64
2:AB:167:PRO:HG3	2:AB:188:ALA:HB2	1.77	0.64
7:AG:108:ALA:O	7:AG:119:ARG:HD2	1.97	0.64
47:DV:73:SER:OG	47:DV:75:PHE:CE1	2.50	0.64
31:DA:2262:U:H2'	31:DA:2263:C:C5'	2.26	0.64
1:CA:542:G:H2'	1:CA:543:C:H6	1.61	0.64
31:BA:2309:A:N3	31:BA:2310:A:H2	1.96	0.64
23:D1:94:LEU:HD22	23:D1:95:LEU:N	2.13	0.64
2:CB:187:LEU:HD23	2:CB:201:ILE:HG22	1.78	0.64
6:CF:23:LYS:O	6:CF:27:GLN:HG2	1.96	0.64
3:AC:108:ASN:HB3	3:AC:111:LEU:HB2	1.79	0.64
4:CD:68:TYR:N	4:CD:68:TYR:CD1	2.65	0.64
1:AA:448:A:H2'	1:AA:449:C:C6	2.32	0.64
45:DT:129:ARG:NH1	45:DT:131:ALA:HB3	2.12	0.64
30:B8:26:LYS:HE2	30:B8:47:LYS:HZ2	1.63	0.64
31:DA:2836:U:H2'	31:DA:2837:G:C8	2.32	0.64
1:CA:818:G:O2'	1:CA:819:A:H5'	1.97	0.64
31:BA:847:U:H5	31:BA:933:A:H62	1.42	0.64
2:AB:77:ALA:HB2	2:AB:211:ILE:HD13	1.79	0.64
31:BA:1833:U:H2'	31:BA:1834:U:H6	1.62	0.64
33:BD:118:VAL:HG22	33:BD:119:ALA:N	2.13	0.64
50:BY:8:LYS:HD2	50:BY:8:LYS:N	2.12	0.64
31:BA:195:A:H4'	31:BA:251:A:O2'	1.97	0.64
32:BB:44:G:H1'	32:BB:47:C:H42	1.62	0.64
47:DV:69:LYS:HB3	47:DV:93:GLU:CD	2.18	0.64
43:BR:33:ARG:CG	43:BR:115:GLU:HG3	2.21	0.64
42:DQ:8:LYS:HG3	42:DQ:9:TYR:N	2.10	0.64

Continued on next page...

Continued from previous page...

Atom-1	Atom-2	Distance(Å)	Clash(Å)
45:DT:32:TYR:CD2	45:DT:32:TYR:N	2.64	0.64
41:DP:25:SER:O	41:DP:30:THR:HG23	1.98	0.64
22:D0:72:ARG:HH21	22:D0:75:LEU:CD1	2.10	0.64
38:BI:61:ARG:O	38:BI:133:HIS:HE1	1.80	0.64
31:DA:142:A:H8	31:DA:1595:G:N2	1.93	0.64
25:D3:49:LYS:HE2	31:DA:850:C:O3'	1.98	0.64
31:DA:2404:C:H2'	31:DA:2405:G:H5'	1.80	0.64
33:BD:266:SER:O	33:BD:267:SER:CB	2.44	0.64
48:BW:18:ARG:CG	48:BW:18:ARG:HH11	2.10	0.64
20:AT:11:SER:HA	20:AT:13:LEU:HD13	1.80	0.64
1:AA:1159:U:H4'	1:AA:1160:G:OP1	1.96	0.64
41:BP:10:PRO:HD2	41:BP:11:GLY:H	1.62	0.64
11:AK:24:SER:HB3	11:AK:27:ASN:O	1.97	0.64
1:AA:1287:A:C2	1:AA:1353:G:H1'	2.33	0.64
37:DH:35:VAL:O	37:DH:37:VAL:HG23	1.97	0.64
33:BD:10:THR:OG1	33:BD:13:ARG:HB2	1.97	0.64
33:DD:249:PRO:HD2	33:DD:250:TRP:CE3	2.32	0.64
15:AO:8:LYS:O	15:AO:12:ILE:HG13	1.98	0.64
1:AA:977:A:H2'	1:AA:978:A:H5'	1.79	0.64
2:AB:162:ILE:O	2:AB:185:ILE:HG12	1.98	0.64
24:B2:54:LYS:H	24:B2:56:GLN:NE2	1.96	0.64
48:DW:4:LYS:CB	48:DW:106:ILE:HG22	2.20	0.64
1:AA:1442(A):G:H8	45:BT:118:ARG:HH11	1.40	0.64
31:DA:2655:G:H2'	31:DA:2655:G:N3	2.12	0.64
31:BA:1973:G:H2'	31:BA:1974:C:C6	2.32	0.64
45:DT:54:ARG:HA	45:DT:59:THR:HB	1.80	0.64
47:BV:1:MET:HE3	47:BV:44:LYS:CB	2.27	0.64
4:AD:68:TYR:HE2	4:AD:97:LEU:HB3	1.62	0.64
31:DA:1531:C:H5''	31:DA:1532:C:H6	1.63	0.64
2:AB:211:ILE:O	2:AB:215:LEU:HB2	1.96	0.64
1:AA:983:A:H2	1:AA:984:C:C6	2.16	0.64
22:D0:55:ARG:HG3	31:DA:2365:G:OP1	1.98	0.64
18:CR:45:SER:HB3	18:CR:51:LEU:HD21	1.80	0.64
46:BU:40:PHE:HB3	47:BV:78:LYS:HD2	1.79	0.64
1:AA:874:G:O2'	1:AA:875:C:H5'	1.97	0.64
33:BD:106:ILE:O	33:BD:106:ILE:HD13	1.98	0.64
39:BN:125:GLY:HA2	39:BN:126:PRO:O	1.96	0.64
23:D1:47:GLN:CG	31:DA:2230:G:H1'	2.20	0.64
41:DP:16:ARG:CZ	41:DP:16:ARG:HB2	2.27	0.64
49:BX:56:THR:C	49:BX:57:LEU:HD12	2.18	0.64
47:BV:18:LEU:HD13	47:BV:98:GLU:OE1	1.96	0.64
47:DV:72:VAL:O	47:DV:73:SER:OG	2.14	0.64

Continued on next page...

Continued from previous page...

Atom-1	Atom-2	Distance(Å)	Clash(Å)
46:DU:90:VAL:O	46:DU:92:ARG:N	2.30	0.64
45:DT:38:ASN:HD22	45:DT:40:THR:H	1.43	0.64
31:DA:244:A:C2	31:DA:255:A:C4	2.85	0.64
23:D1:32:LYS:HG2	31:DA:2396:G:O2'	1.98	0.64
45:BT:30:VAL:HG23	45:BT:31:SER:N	2.13	0.64
41:DP:80:TYR:CD1	41:DP:111:ARG:HB3	2.32	0.64
31:DA:2310:A:O2'	31:DA:2311:A:H5''	1.98	0.64
30:D8:14:VAL:HG13	30:D8:22:VAL:HG13	1.80	0.64
2:CB:187:LEU:HD13	2:CB:187:LEU:O	1.98	0.64
31:DA:1204:A:C2	31:DA:1241:A:N1	2.66	0.64
45:DT:57:PHE:O	45:DT:59:THR:N	2.30	0.64
31:DA:234:C:H2'	31:DA:235:U:C6	2.33	0.64
1:CA:921:U:O2	5:CE:19:MET:HB2	1.96	0.64
18:CR:45:SER:H	18:CR:51:LEU:HD11	1.62	0.64
31:DA:708:C:H5'	31:DA:709:U:OP2	1.97	0.64
1:CA:833:U:H2'	1:CA:834:C:H6	1.62	0.64
31:BA:2422:A:H4'	31:BA:2423:U:OP1	1.97	0.64
23:D1:47:GLN:HG2	31:DA:2230:G:C1'	2.18	0.64
31:DA:1187:G:H5''	47:DV:82:ARG:NH1	2.13	0.64
24:D2:48:HIS:NE2	31:DA:75:G:H4'	2.13	0.64
24:B2:51:ARG:HD3	24:B2:51:ARG:O	1.97	0.64
1:CA:355:C:C4	1:CA:356:A:N7	2.66	0.64
30:B8:32:LEU:HB3	30:B8:34:TRP:CB	2.23	0.64
37:DH:43:VAL:HG11	37:DH:53:GLU:H	1.62	0.64
46:BU:87:GLY:O	47:BV:52:VAL:HA	1.98	0.64
50:BY:15:VAL:O	50:BY:22:GLY:HA2	1.98	0.64
10:CJ:51:ARG:NE	10:CJ:61:GLU:HB2	2.10	0.64
1:CA:1501:C:H5''	1:CA:1502:A:OP2	1.98	0.64
18:AR:67:ALA:HA	18:AR:70:ILE:HG13	1.80	0.64
46:BU:31:SER:C	46:BU:33:ARG:H	2.01	0.64
22:D0:43:THR:O	22:D0:45:PHE:N	2.30	0.64
31:BA:1405:U:H2'	31:BA:1406:U:H6	1.59	0.64
31:DA:1173:G:H3'	31:DA:1174:A:C5'	2.28	0.64
47:BV:54:GLY:O	47:BV:56:SER:N	2.30	0.64
1:CA:863:U:H2'	1:CA:865:A:OP2	1.98	0.64
18:CR:32:ARG:HA	18:CR:69:THR:HG21	1.79	0.64
35:BF:16:GLY:O	35:BF:17:ARG:HG3	1.97	0.64
7:AG:26:PHE:O	7:AG:30:ILE:HG12	1.96	0.64
31:DA:760:G:H2'	31:DA:761:A:O4'	1.97	0.64
31:DA:2610:C:H4'	31:DA:2611:U:OP2	1.97	0.64
17:AQ:40:LYS:HG2	17:AQ:41:LYS:N	2.13	0.64
50:DY:28:LYS:HA	50:DY:39:VAL:H	1.62	0.64

Continued on next page...

Continued from previous page...

Atom-1	Atom-2	Distance(Å)	Clash(Å)
51:BZ:152:ALA:HB2	51:BZ:168:GLU:N	2.12	0.64
30:B8:4:MET:HE1	31:BA:593:G:C1'	2.27	0.64
32:BB:37:C:C5	32:BB:38:C:C4	2.85	0.64
47:DV:69:LYS:CG	47:DV:70:ILE:H	2.02	0.64
24:B2:54:LYS:N	24:B2:56:GLN:HE22	1.96	0.64
32:DB:47:C:O2'	44:DS:93:LYS:HG2	1.98	0.64
30:D8:40:GLU:OE1	30:D8:44:LYS:HE3	1.98	0.64
39:DN:25:ARG:HG3	39:DN:25:ARG:HH11	1.63	0.64
46:DU:87:GLY:O	47:DV:52:VAL:HA	1.97	0.64
34:BE:60:ASN:ND2	34:BE:60:ASN:N	2.46	0.64
31:DA:542:C:H42	31:DA:543:C:N4	1.94	0.64
31:BA:1884:A:H2'	31:BA:1885:A:H5'	1.77	0.64
33:DD:44:ASN:HB3	33:DD:49:ILE:CA	2.28	0.64
10:CJ:78:ASN:HB2	10:CJ:81:THR:HG23	1.79	0.64
1:AA:16:A:O2'	1:AA:17:U:H5'	1.98	0.64
6:AF:23:LYS:O	6:AF:27:GLN:HG2	1.97	0.64
31:DA:828:U:H3'	31:DA:828:U:O2	1.96	0.64
1:CA:1152:A:O2'	1:CA:1153:C:H5'	1.98	0.64
7:AG:91:VAL:HG13	7:AG:95:ARG:HD3	1.80	0.64
37:BH:97:ARG:O	37:BH:98:LEU:C	2.36	0.64
1:AA:447:G:H2'	1:AA:485:G:N2	2.13	0.64
34:DE:37:ARG:HD3	34:DE:44:TYR:OH	1.98	0.64
1:AA:166:G:H2'	1:AA:167:G:H8	1.63	0.64
1:CA:524:G:H2'	1:CA:525:C:C6	2.33	0.64
38:BI:56:LYS:HA	38:BI:59:ALA:HB3	1.80	0.64
25:B3:11:SER:OG	25:B3:13:ILE:HG12	1.97	0.64
19:CS:19:VAL:HG11	19:CS:44:MET:HG3	1.79	0.64
34:BE:128:SER:O	34:BE:130:GLY:N	2.31	0.64
33:DD:158:ALA:O	33:DD:159:ALA:CB	2.46	0.64
6:CF:91:VAL:HG11	18:CR:72:ARG:NH1	2.12	0.64
33:BD:25:THR:O	33:BD:27:THR:HB	1.98	0.64
31:BA:1568:G:H21	33:BD:58:HIS:CE1	2.14	0.64
33:BD:35:LYS:HE3	33:BD:65:ILE:CA	2.28	0.64
39:BN:56:ASN:H	39:BN:125:GLY:CA	2.11	0.64
44:BS:26:LEU:O	44:BS:88:ASP:HB3	1.98	0.64
24:B2:47:ASN:C	24:B2:49:LYS:H	2.01	0.64
47:BV:69:LYS:HB3	47:BV:93:GLU:CD	2.18	0.64
49:BX:82:GLN:C	49:BX:85:PRO:HD2	2.17	0.64
41:BP:85:LEU:HD23	41:BP:85:LEU:N	2.09	0.64
41:BP:140:ALA:CB	25:D3:38:GLU:HG2	2.23	0.64
46:BU:90:VAL:HG13	47:BV:39:LEU:HG	1.79	0.64
1:AA:504:C:H1'	1:AA:510:A:C4	2.33	0.64

Continued on next page...

Continued from previous page...

Atom-1	Atom-2	Distance(Å)	Clash(Å)
31:BA:1784:A:H4'	31:BA:1785:A:O5'	1.96	0.64
36:BG:139:LEU:HA	36:BG:144:ILE:HG23	1.79	0.64
36:BG:55:LYS:HG2	36:BG:58:GLN:NE2	2.11	0.64
31:DA:827:U:O2'	31:DA:2068:U:C2	2.45	0.64
31:BA:2689:U:H4'	31:BA:2690:C:OP2	1.95	0.64
3:CC:36:ASP:HB3	3:CC:40:ARG:NH1	2.13	0.64
37:DH:30:LYS:HZ3	37:DH:81:GLU:HA	1.61	0.64
31:BA:1478:G:O2'	31:BA:1479:G:H5'	1.97	0.64
1:AA:134:A:H61	16:AP:25:ARG:NH1	1.96	0.64
1:AA:448:A:OP2	1:AA:485:G:N2	2.25	0.64
1:CA:1287:A:C2	1:CA:1353:G:H1'	2.33	0.64
18:CR:43:PHE:C	18:CR:44:LEU:HD12	2.17	0.64
31:DA:1916:A:H2'	31:DA:1917:U:O4'	1.98	0.64
3:AC:155:GLY:O	3:AC:156:ARG:HB2	1.98	0.64
33:BD:210:GLY:O	33:BD:211:ARG:HB3	1.95	0.64
2:AB:141:GLU:O	2:AB:145:LEU:HB2	1.97	0.64
4:AD:105:VAL:HG21	4:AD:126:ILE:HG21	1.79	0.64
39:DN:3:THR:CA	39:DN:4:TYR:CD1	2.81	0.64
31:BA:993:G:H1'	47:BV:91:TYR:CD1	2.32	0.64
39:DN:67:LEU:O	39:DN:69:GLN:N	2.31	0.64
46:BU:65:ILE:HG12	46:BU:96:ALA:HB3	1.80	0.64
31:DA:2475:C:H6	31:DA:2475:C:H5''	1.63	0.64
36:DG:76:SER:CB	36:DG:83:ARG:HB3	2.27	0.64
31:BA:767:U:O2'	31:BA:768:G:H5'	1.98	0.64
31:DA:1278:A:OP1	43:DR:36:THR:CG2	2.45	0.64
31:BA:1497:U:C5'	31:BA:1498:C:H5	2.08	0.64
45:BT:91:ARG:CB	45:BT:116:ALA:HA	2.28	0.64
44:BS:77:ALA:O	44:BS:80:LEU:HD12	1.97	0.64
44:DS:77:ALA:O	44:DS:80:LEU:HD12	1.98	0.64
50:DY:2:ARG:C	50:DY:4:LYS:H	2.01	0.64
1:AA:417:C:C2'	1:AA:418:C:H5'	2.27	0.64
44:BS:66:ALA:HA	44:BS:69:VAL:CG1	2.29	0.64
31:BA:272(J):C:H42	31:BA:363(A):A:N6	1.95	0.64
48:DW:59:VAL:HG12	48:DW:60:ASN:N	2.13	0.64
40:BO:85:VAL:HG11	40:BO:114:ILE:CD1	2.28	0.64
22:B0:68:GLU:HG3	22:B0:80:HIS:HB2	1.79	0.64
31:BA:2205:C:O2	31:BA:2220:G:C2	2.51	0.64
34:DE:87:GLU:O	34:DE:89:ASP:N	2.31	0.64
31:DA:1763:G:OP1	31:DA:1763:G:H4'	1.98	0.64
4:CD:64:LEU:HD12	4:CD:64:LEU:C	2.17	0.64
1:AA:355:C:H2'	1:AA:356:A:H5'	1.80	0.63
35:BF:18:ARG:HG2	35:BF:19:GLU:N	2.08	0.63

Continued on next page...

Continued from previous page...

Atom-1	Atom-2	Distance(Å)	Clash(Å)
24:B2:26:ARG:HA	24:B2:29:LYS:HE3	1.79	0.63
32:DB:37:C:C5	32:DB:38:C:C5	2.86	0.63
47:BV:72:VAL:O	47:BV:73:SER:CB	2.46	0.63
49:DX:83:VAL:O	49:DX:84:ALA:HB3	1.98	0.63
31:DA:2475:C:C5'	31:DA:2476:A:OP2	2.43	0.63
45:DT:28:VAL:CG2	45:DT:46:GLU:HG3	2.27	0.63
1:AA:539:A:H2'	1:AA:540:G:C8	2.32	0.63
31:BA:2712:U:O2'	31:BA:2712(A):A:OP2	2.13	0.63
31:BA:2307:G:H3'	31:BA:2307:G:N3	2.13	0.63
31:DA:1884:A:H2'	31:DA:1885:A:H5'	1.79	0.63
5:AE:51:VAL:O	5:AE:55:VAL:HG23	1.98	0.63
38:DI:9:LEU:H	38:DI:13:GLY:CA	2.10	0.63
17:CQ:40:LYS:HD2	17:CQ:42:TYR:CZ	2.33	0.63
38:BI:29:TYR:HD2	38:BI:30:LEU:HD23	1.64	0.63
8:AH:20:TYR:HA	8:AH:65:TYR:CZ	2.33	0.63
5:CE:144:THR:O	5:CE:148:VAL:HG23	1.97	0.63
1:AA:677:U:H3	1:AA:713:G:H22	1.45	0.63
31:DA:358:U:H3'	31:DA:358:U:H6	1.63	0.63
31:BA:1980:G:O2'	31:BA:1982:C:OP2	2.16	0.63
31:BA:443:A:H1'	31:BA:1201:C:O4'	1.98	0.63
33:DD:71:ASP:CB	33:DD:103:ARG:NH2	2.61	0.63
27:B5:57:VAL:HB	27:B5:58:LEU:HD12	1.80	0.63
39:DN:62:VAL:HG21	39:DN:66:LYS:HD2	1.80	0.63
41:DP:95:VAL:HG22	41:DP:125:VAL:HB	1.80	0.63
2:CB:71:VAL:HB	2:CB:164:VAL:CG2	2.28	0.63
42:BQ:24:GLY:HA3	51:BZ:78:LYS:CB	2.25	0.63
31:BA:530:G:O4'	31:BA:530:G:N3	2.31	0.63
23:B1:85:LEU:CA	23:B1:87:PRO:HD3	2.28	0.63
32:DB:21:G:O2'	32:DB:22:U:P	2.55	0.63
1:CA:1392:G:C2'	1:CA:1393:U:H5'	2.29	0.63
45:BT:50:ILE:HD13	45:BT:64:ARG:HB3	1.79	0.63
2:AB:22:LYS:NZ	2:AB:40:HIS:HE1	1.95	0.63
16:CP:17:TYR:HE1	16:CP:41:PRO:HG3	1.63	0.63
31:BA:626:U:N3	41:BP:105:LEU:HG	2.13	0.63
31:BA:2328:A:H2'	31:BA:2329:G:C8	2.33	0.63
33:DD:267:SER:C	33:DD:269:PHE:N	2.48	0.63
1:AA:830:G:H2'	1:AA:831:U:H6	1.63	0.63
1:AA:1446:U:O2'	1:AA:1447:A:C8	2.50	0.63
33:BD:253:GLN:HB3	33:BD:255:LYS:CE	2.28	0.63
23:B1:67:ILE:N	23:B1:68:PRO:HD2	2.13	0.63
2:CB:188:ALA:HB1	2:CB:192:SER:HB2	1.81	0.63
35:BF:10:PRO:HG2	35:BF:13:SER:OG	1.98	0.63

Continued on next page...

Continued from previous page...

Atom-1	Atom-2	Distance(Å)	Clash(Å)
1:CA:793:U:O2	1:CA:1516:G:H4'	1.98	0.63
3:CC:91:LEU:HB3	3:CC:99:VAL:HG21	1.79	0.63
31:DA:150:C:H2'	31:DA:151:C:H6	1.63	0.63
31:DA:1499:C:C2'	31:DA:1500:G:H5'	2.28	0.63
40:BO:4:PRO:O	40:BO:5:GLN:CB	2.46	0.63
1:CA:977:A:H2'	1:CA:978:A:H5'	1.79	0.63
34:BE:51:PHE:O	34:BE:74:PRO:HB3	1.98	0.63
2:CB:111:ARG:HH11	2:CB:111:ARG:CG	1.92	0.63
48:DW:73:ALA:HB3	48:DW:106:ILE:HD11	1.80	0.63
31:DA:2335:A:C8	31:DA:2337:G:C5	2.86	0.63
15:CO:17:ARG:HG3	15:CO:17:ARG:NH1	1.99	0.63
31:BA:1593:G:H8	31:BA:1593:G:H5'	1.63	0.63
46:BU:83:LEU:HG	46:BU:88:ILE:CG1	2.23	0.63
1:CA:373:A:H2'	1:CA:374:A:H8	1.64	0.63
31:DA:2327:A:H2'	31:DA:2328:A:H8	1.62	0.63
2:CB:87:ARG:NE	2:CB:233:SER:HB3	2.10	0.63
31:DA:2580:U:H5'	34:DE:131:ALA:H	1.62	0.63
31:DA:1434:A:H2'	31:DA:1435:G:C8	2.33	0.63
16:AP:17:TYR:HE1	16:AP:41:PRO:HG3	1.63	0.63
31:BA:518:G:H4'	48:BW:18:ARG:NH1	2.13	0.63
31:DA:340:A:H2'	31:DA:341:G:H5'	1.79	0.63
3:AC:71:ALA:HA	3:AC:106:VAL:HB	1.78	0.63
33:BD:255:LYS:H	33:BD:255:LYS:HZ1	1.44	0.63
4:AD:138:TYR:CD2	4:AD:138:TYR:C	2.70	0.63
31:DA:2364:C:H2'	31:DA:2365:G:O4'	1.99	0.63
41:BP:107:LYS:C	41:BP:109:GLY:H	1.98	0.63
31:DA:2637:U:O2'	31:DA:2638:G:H5'	1.98	0.63
35:DF:117:ARG:HG2	35:DF:192:LEU:HB2	1.80	0.63
34:BE:37:ARG:HD3	34:BE:44:TYR:OH	1.98	0.63
46:BU:64:ARG:NH2	46:BU:64:ARG:CA	2.60	0.63
44:BS:26:LEU:HD22	44:BS:87:PHE:CE1	2.34	0.63
34:DE:73:GLU:HG3	34:DE:74:PRO:CD	2.20	0.63
34:DE:95:ILE:N	34:DE:95:ILE:HD12	2.14	0.63
39:DN:67:LEU:C	39:DN:69:GLN:H	2.02	0.63
36:DG:55:LYS:HG2	36:DG:58:GLN:NE2	2.13	0.63
28:B6:16:CYS:O	28:B6:18:ARG:NH2	2.31	0.63
31:DA:676:A:H2	31:DA:802:A:H61	1.42	0.63
40:DO:13:ASN:ND2	40:DO:97:ARG:H	1.96	0.63
45:BT:32:TYR:CG	45:BT:81:PRO:HB2	2.34	0.63
4:AD:9:CYS:SG	4:AD:22:LYS:HD2	2.38	0.63
5:AE:78:HIS:CE1	5:AE:142:LEU:HD23	2.34	0.63
2:AB:21:ARG:HB3	2:AB:39:ILE:HA	1.80	0.63

Continued on next page...

Continued from previous page...

Atom-1	Atom-2	Distance(Å)	Clash(Å)
25:B3:19:GLN:NE2	25:B3:52:HIS:CE1	2.66	0.63
31:BA:466:A:H5''	31:BA:467:G:OP2	1.99	0.63
31:BA:1503:U:C4	31:BA:1504:C:N4	2.67	0.63
36:BG:52:ILE:HG22	36:BG:54:GLU:HG2	1.78	0.63
16:CP:53:VAL:O	16:CP:57:ARG:HG2	1.98	0.63
1:CA:1172:C:H2'	1:CA:1173:G:C8	2.33	0.63
6:CF:76:ALA:HB1	6:CF:80:ARG:HH21	1.64	0.63
1:AA:499:A:H4'	1:AA:500:G:OP1	1.97	0.63
26:D4:12:ALA:O	36:DG:101:ILE:HD11	1.99	0.63
34:DE:167:VAL:HG23	34:DE:170:LEU:HD11	1.80	0.63
31:DA:2238:G:H4'	31:DA:2239:G:OP1	1.98	0.63
16:AP:34:GLU:OE2	16:AP:55:ARG:HD3	1.98	0.63
33:DD:28:GLU:HB2	33:DD:29:PRO:HD3	1.80	0.63
6:AF:18:GLN:HA	6:AF:21:LEU:CD2	2.19	0.63
49:BX:57:LEU:CD1	49:BX:77:LYS:HD2	2.28	0.63
49:BX:89:ILE:HA	49:BX:92:LEU:HB2	1.81	0.63
35:DF:20:LEU:HD22	35:DF:203:GLN:NE2	2.12	0.63
41:BP:95:VAL:HG22	41:BP:125:VAL:HB	1.80	0.63
50:DY:17:SER:HA	50:DY:71:LYS:HG2	1.80	0.63
31:DA:911:A:C2'	42:DQ:9:TYR:OH	2.43	0.63
30:B8:46:ARG:NH2	41:BP:65:ARG:NH2	2.40	0.63
31:BA:1210:A:C8	31:BA:1210:A:C5'	2.79	0.63
1:CA:335:C:O2'	1:CA:336:C:H5'	1.98	0.63
45:DT:32:TYR:CG	45:DT:81:PRO:HB2	2.33	0.63
23:B1:25:LYS:O	23:B1:26:ARG:HB3	1.96	0.63
42:DQ:20:ALA:O	42:DQ:22:LYS:N	2.31	0.63
23:B1:87:PRO:CD	23:B1:88:LYS:H	2.12	0.63
13:CM:10:PRO:CB	13:CM:18:ALA:HB1	2.24	0.63
31:DA:1882:C:H2'	31:DA:1882:C:O2	1.98	0.63
38:BI:133:HIS:CB	38:BI:134:PRO:CD	2.77	0.63
31:DA:2712(A):A:H5''	31:DA:2713:A:OP2	1.98	0.63
31:BA:1157:G:C6	31:BA:1158:C:N4	2.66	0.63
33:BD:224:ALA:HB2	33:BD:233:HIS:HB3	1.79	0.63
22:D0:41:ARG:HB2	31:DA:2330:G:O2'	1.99	0.63
30:B8:52:LYS:N	30:B8:54:GLU:HG2	2.11	0.63
12:AL:24:VAL:HG13	12:AL:98:TYR:CE2	2.34	0.63
4:CD:138:TYR:CD2	4:CD:138:TYR:C	2.69	0.63
1:CA:175:C:H2'	1:CA:176:C:H6	1.63	0.63
45:BT:129:ARG:NH1	45:BT:131:ALA:HB3	2.13	0.63
31:DA:296:C:O2'	31:DA:297:C:H5'	1.98	0.63
1:AA:1080:A:H5'	5:AE:14:ARG:NH2	2.12	0.63
12:CL:51:ALA:O	12:CL:52:LEU:HD23	1.98	0.63

Continued on next page...

Continued from previous page...

Atom-1	Atom-2	Distance(Å)	Clash(Å)
31:DA:1670:C:O2	34:DE:129:HIS:HE1	1.81	0.63
23:B1:32:LYS:HG2	31:BA:2396:G:O2'	1.98	0.63
7:AG:13:GLN:O	7:AG:24:THR:HG21	1.98	0.63
40:DO:85:VAL:HG11	40:DO:114:ILE:CD1	2.29	0.63
4:AD:61:LYS:HD3	4:AD:62:GLN:N	2.14	0.63
35:BF:103:LYS:HA	35:BF:106:ARG:HG3	1.80	0.63
33:DD:25:THR:O	33:DD:27:THR:HB	1.99	0.63
34:DE:120:TRP:CE3	34:DE:155:LYS:HD3	2.33	0.63
39:DN:45:ASN:HD22	39:DN:45:ASN:N	1.91	0.63
39:DN:40:PRO:HA	46:DU:64:ARG:NH2	2.14	0.63
35:BF:3:GLU:HA	35:BF:24:LEU:CB	2.29	0.63
41:DP:17:LYS:O	41:DP:17:LYS:CG	2.45	0.63
47:BV:36:PRO:HG2	47:BV:62:LEU:HD11	1.81	0.63
31:DA:1694:C:O2'	31:DA:1695:G:C4	2.51	0.63
29:D7:11:LYS:HE2	31:DA:686:G:H5''	1.80	0.63
31:DA:2262:U:C2'	31:DA:2263:C:C5'	2.77	0.63
41:BP:65:ARG:O	41:BP:68:GLN:HB3	1.98	0.63
31:DA:2360:A:O2'	31:DA:2361:A:C5'	2.47	0.63
31:BA:542:C:H42	31:BA:543:C:H42	1.46	0.63
1:CA:539:A:OP2	12:CL:115:LYS:HE3	1.99	0.63
23:B1:94:LEU:HD22	23:B1:95:LEU:N	2.14	0.63
23:D1:85:LEU:CA	23:D1:87:PRO:HD3	2.28	0.63
23:D1:87:PRO:CD	23:D1:88:LYS:H	2.12	0.63
32:BB:86:G:C3'	32:BB:87:G:C8	2.81	0.63
31:DA:1947:C:H2'	31:DA:1948:G:C5'	2.29	0.63
31:DA:1339:G:H21	31:DA:1603:A:H1'	1.64	0.63
31:BA:1504:C:O2'	31:BA:1505:C:O5'	2.16	0.63
12:AL:86:ARG:HB2	12:AL:101:VAL:HG22	1.81	0.63
8:CH:88:LYS:HB3	8:CH:89:PRO:HD2	1.81	0.63
46:BU:69:CYS:HB3	46:BU:106:PHE:CZ	2.33	0.63
33:DD:210:GLY:O	33:DD:211:ARG:HB3	1.97	0.63
1:CA:262:A:H2'	1:CA:263:A:C8	2.34	0.63
31:DA:2478:A:H2'	31:DA:2479:G:H5'	1.79	0.63
34:DE:14:ILE:HG12	34:DE:21:VAL:HG22	1.80	0.63
12:AL:51:ALA:O	12:AL:52:LEU:HD23	1.97	0.63
1:CA:693:G:H1'	7:CG:82:GLY:HA3	1.79	0.63
1:AA:952:U:H4'	1:AA:964:A:H61	1.63	0.63
1:CA:113:G:H2'	1:CA:114:U:C6	2.34	0.63
1:AA:1371:G:O3'	9:AI:69:GLY:HA3	1.99	0.63
1:CA:604:G:C5	1:CA:605:U:C5	2.87	0.63
33:BD:35:LYS:CE	33:BD:104:TYR:HD1	2.11	0.63
44:BS:53:SER:OG	44:BS:54:LEU:N	2.30	0.63

Continued on next page...

Continued from previous page...

Atom-1	Atom-2	Distance(Å)	Clash(Å)
23:B1:14:VAL:O	23:B1:46:LEU:HD23	1.99	0.63
27:D5:48:GLU:O	27:D5:50:GLY:N	2.32	0.63
31:DA:662:G:P	41:DP:18:ARG:HD2	2.38	0.63
39:BN:62:VAL:HG21	39:BN:66:LYS:HD2	1.79	0.63
42:DQ:8:LYS:CG	42:DQ:9:TYR:N	2.62	0.63
31:DA:2591:C:OP2	33:DD:239:ARG:HB2	1.99	0.63
31:BA:2023:G:H5'	31:BA:2617:C:H4'	1.80	0.63
49:DX:70:LEU:HG	49:DX:71:GLY:N	2.13	0.63
31:DA:2307:G:N3	31:DA:2307:G:H3'	2.13	0.63
31:BA:8:A:H2'	31:BA:9:U:C6	2.34	0.63
38:DI:6:LEU:O	38:DI:15:VAL:HB	1.98	0.63
1:AA:255:G:H1'	17:AQ:16:GLN:NE2	2.14	0.63
31:BA:322:A:OP2	35:BF:169:ASN:HB2	1.98	0.63
12:AL:87:GLY:HA2	12:AL:98:TYR:HA	1.80	0.63
31:BA:1173:G:H3'	31:BA:1174:A:C5'	2.28	0.63
44:BS:66:ALA:O	44:BS:67:ARG:HB2	1.99	0.63
1:CA:693:G:O2'	7:CG:82:GLY:HA3	1.98	0.63
42:DQ:60:ARG:HA	51:DZ:179:ASP:N	2.13	0.63
31:BA:17:G:H4'	46:BU:25:TRP:CH2	2.32	0.63
9:AI:45:ALA:O	9:AI:48:GLU:HB2	1.98	0.63
31:BA:2496:C:OP1	42:BQ:82:ARG:HD3	1.99	0.63
33:BD:27:THR:CG2	33:BD:28:GLU:H	2.11	0.63
33:DD:35:LYS:CE	33:DD:104:TYR:HD1	2.11	0.63
33:DD:35:LYS:NZ	33:DD:64:ILE:O	2.30	0.63
51:BZ:152:ALA:HB2	51:BZ:168:GLU:CA	2.29	0.63
31:DA:2301:C:H2'	31:DA:2302:G:O4'	1.98	0.63
41:BP:48:PRO:O	41:BP:50:ARG:N	2.32	0.63
2:AB:71:VAL:HB	2:AB:164:VAL:CG2	2.29	0.63
31:BA:676:A:H8	31:BA:2069:G:N2	1.86	0.63
31:BA:2360:A:O2'	31:BA:2361:A:C5'	2.47	0.63
31:DA:2286:A:O2'	31:DA:2286:A:C8	2.48	0.63
31:DA:195:A:H4'	31:DA:251:A:O2'	1.97	0.63
23:D1:26:ARG:CB	23:D1:34:THR:HA	2.29	0.63
45:BT:32:TYR:CD2	45:BT:81:PRO:O	2.52	0.63
49:DX:72:LYS:CG	49:DX:74:PRO:HD3	2.29	0.63
31:BA:1204:A:C2	31:BA:1241:A:C2	2.86	0.63
31:BA:1744:C:C2'	31:BA:1745:C:H5'	2.28	0.63
31:DA:34:C:O2'	31:DA:35:G:OP1	2.15	0.63
4:AD:68:TYR:N	4:AD:68:TYR:CD1	2.66	0.63
1:CA:1072:G:H2'	1:CA:1073:U:C6	2.34	0.63
31:BA:2364:C:H2'	31:BA:2365:G:O4'	1.99	0.63
38:BI:117:GLU:HG3	38:BI:118:LYS:H	1.64	0.63

Continued on next page...

Continued from previous page...

Atom-1	Atom-2	Distance(Å)	Clash(Å)
31:BA:760:G:H2'	31:BA:761:A:O4'	1.99	0.63
12:CL:110:VAL:HG21	12:CL:120:TYR:HB3	1.80	0.63
33:BD:63:ARG:HG3	33:BD:63:ARG:NH1	2.04	0.63
50:BY:10:GLY:O	50:BY:27:VAL:HG22	1.98	0.63
31:BA:354:G:H8	31:BA:354:G:O5'	1.81	0.63
24:D2:56:GLN:CD	24:D2:56:GLN:H	2.01	0.63
49:DX:57:LEU:HD11	49:DX:77:LYS:HD2	1.80	0.63
24:B2:31:GLU:HG2	24:B2:37:PHE:HD1	1.64	0.63
39:DN:67:LEU:HB3	39:DN:88:GLU:OE2	1.99	0.63
30:B8:6:THR:HG21	31:BA:243:U:OP1	1.99	0.63
31:DA:1658:C:OP1	34:DE:132:HIS:ND1	2.30	0.63
1:AA:1057:G:C5	1:AA:1204:A:C2	2.87	0.63
12:CL:86:ARG:HB2	12:CL:101:VAL:HG22	1.80	0.63
16:AP:45:THR:HG23	16:AP:46:PRO:HD2	1.80	0.63
18:AR:43:PHE:O	18:AR:44:LEU:HD12	1.99	0.63
8:CH:20:TYR:HA	8:CH:65:TYR:CZ	2.34	0.63
31:BA:1030:G:OP2	42:BQ:128:LYS:HE2	1.99	0.63
10:CJ:6:ILE:HG13	10:CJ:72:VAL:O	1.98	0.63
4:CD:61:LYS:HD3	4:CD:62:GLN:N	2.14	0.63
31:DA:314:A:O2'	31:DA:315:G:H5'	1.99	0.63
33:BD:35:LYS:NZ	33:BD:64:ILE:O	2.32	0.62
31:BA:2317:C:C2'	31:BA:2318:G:C5'	2.65	0.62
30:B8:61:LEU:HD22	31:BA:593:G:O3'	1.99	0.62
45:DT:91:ARG:CB	45:DT:116:ALA:HA	2.30	0.62
23:D1:25:LYS:O	23:D1:26:ARG:CB	2.46	0.62
49:BX:70:LEU:HG	49:BX:71:GLY:N	2.14	0.62
3:AC:50:ALA:HB1	3:AC:70:VAL:HG11	1.81	0.62
23:D1:92:LYS:C	23:D1:94:LEU:N	2.52	0.62
31:DA:8:A:H2'	31:DA:9:U:C6	2.33	0.62
33:DD:133:LEU:HB3	33:DD:173:VAL:HG11	1.80	0.62
12:CL:27:LEU:O	12:CL:29:GLY:N	2.29	0.62
1:CA:1073:U:H2'	1:CA:1074:G:C8	2.34	0.62
31:DA:2565:A:H5''	31:DA:2566:A:OP2	1.99	0.62
34:BE:46:ALA:HA	34:BE:82:ARG:O	1.98	0.62
41:BP:80:TYR:CD1	41:BP:111:ARG:HB3	2.34	0.62
31:DA:2192:G:H2'	31:DA:2193:G:H5'	1.81	0.62
1:CA:1225:A:H2'	1:CA:1225:A:N3	2.13	0.62
31:DA:2058:A:H5''	31:DA:2059:A:OP2	2.00	0.62
1:AA:793:U:O2	1:AA:1516:G:H4'	1.99	0.62
16:AP:53:VAL:O	16:AP:57:ARG:HG2	1.99	0.62
27:B5:51:TYR:CD2	27:B5:52:TYR:CZ	2.87	0.62
2:CB:114:ARG:HD2	2:CB:141:GLU:OE1	1.99	0.62

Continued on next page...

Continued from previous page...

Atom-1	Atom-2	Distance(Å)	Clash(Å)
33:BD:143:HIS:HD2	33:BD:144:ALA:CB	2.12	0.62
1:CA:344:A:O2'	1:CA:346:G:N7	2.32	0.62
31:DA:2681:C:C5	31:DA:2725:A:N6	2.48	0.62
1:AA:543:C:C2	1:AA:544:G:C8	2.87	0.62
31:DA:530:G:O4'	31:DA:530:G:N3	2.32	0.62
31:BA:2712(A):A:H5''	31:BA:2713:A:OP2	1.98	0.62
8:CH:17:THR:HB	8:CH:78:GLN:OE1	1.99	0.62
23:B1:23:LYS:HB2	23:B1:37:ILE:HG22	1.79	0.62
1:CA:797:C:OP1	11:CK:124:LYS:HE2	1.99	0.62
31:BA:184:C:H2'	31:BA:185:U:H6	1.63	0.62
38:DI:117:GLU:HG3	38:DI:118:LYS:N	2.13	0.62
31:DA:1839:G:H8	31:DA:1839:G:H5'	1.64	0.62
2:AB:188:ALA:HB1	2:AB:192:SER:HB2	1.81	0.62
17:CQ:40:LYS:HG2	17:CQ:41:LYS:N	2.14	0.62
22:D0:68:GLU:HG3	22:D0:80:HIS:HB2	1.81	0.62
1:CA:166:G:H2'	1:CA:167:G:H8	1.64	0.62
42:BQ:52:VAL:HA	42:BQ:55:VAL:HG13	1.81	0.62
31:BA:2537:U:H2'	31:BA:2538:C:C6	2.34	0.62
31:DA:2897:U:H2'	31:DA:2897:U:O2	1.99	0.62
36:BG:10:LYS:O	36:BG:15:VAL:HG23	2.00	0.62
26:D4:25:TYR:C	26:D4:27:THR:H	2.01	0.62
33:BD:35:LYS:CG	33:BD:64:ILE:N	2.62	0.62
33:BD:83:GLU:HB2	33:BD:92:ILE:CD1	2.28	0.62
1:AA:355:C:C4	1:AA:356:A:N7	2.67	0.62
50:BY:38:ILE:HG22	50:BY:39:VAL:H	1.64	0.62
27:B5:51:TYR:CD2	27:B5:52:TYR:CE2	2.87	0.62
23:D1:8:SER:N	23:D1:46:LEU:HD13	2.14	0.62
37:DH:149:ARG:HD3	37:DH:164:TYR:HE1	1.65	0.62
31:DA:1796:U:H2'	31:DA:1797:C:C6	2.34	0.62
31:BA:1694:C:O2'	31:BA:1695:G:C4	2.52	0.62
44:DS:87:PHE:HB2	44:DS:106:ARG:HD3	1.81	0.62
2:CB:162:ILE:O	2:CB:185:ILE:HG12	1.99	0.62
46:DU:102:GLU:HG3	47:DV:2:PHE:HZ	1.64	0.62
31:DA:71:A:C8	31:DA:71:A:H5'	2.35	0.62
31:DA:195:A:C8	31:DA:197:A:OP1	2.53	0.62
1:AA:503:C:H2'	1:AA:504:C:H6	1.64	0.62
1:AA:542:G:H2'	1:AA:543:C:H6	1.63	0.62
31:BA:2307:G:C2	31:BA:2308:G:H5'	2.35	0.62
31:BA:1916:A:H2'	31:BA:1917:U:O4'	1.99	0.62
1:AA:1199:U:H4'	10:AJ:54:PHE:CZ	2.34	0.62
1:CA:1199:U:H4'	10:CJ:54:PHE:CZ	2.34	0.62
1:AA:1227:A:OP2	13:AM:111:LYS:HE2	1.98	0.62

Continued on next page...

Continued from previous page...

Atom-1	Atom-2	Distance(Å)	Clash(Å)
31:DA:1332:G:C8	31:DA:1332:G:H5'	2.35	0.62
37:BH:30:LYS:HG2	37:BH:79:VAL:O	1.99	0.62
1:CA:448:A:H62	1:CA:486:U:H3	1.46	0.62
1:CA:684:A:H2'	1:CA:685:G:C8	2.34	0.62
31:BA:2262:U:H2'	31:BA:2263:C:C5'	2.29	0.62
38:DI:12:LEU:O	38:DI:12:LEU:HG	1.99	0.62
31:BA:1478:G:C2'	31:BA:1479:G:H5'	2.29	0.62
3:CC:108:ASN:HB3	3:CC:111:LEU:HB2	1.81	0.62
43:DR:53:HIS:HD2	43:DR:94:TYR:OH	1.82	0.62
6:AF:5:GLU:HG3	6:AF:93:SER:OG	1.99	0.62
33:BD:247:ALA:HA	33:BD:254:THR:HG22	1.80	0.62
33:DD:13:ARG:HD2	33:DD:16:MET:HE3	1.82	0.62
6:CF:99:ALA:HB1	18:CR:23:LYS:NZ	2.13	0.62
34:BE:39:PRO:HA	34:BE:43:GLY:HA2	1.79	0.62
1:AA:1073:U:H2'	1:AA:1074:G:H8	1.64	0.62
33:BD:158:ALA:O	33:BD:159:ALA:CB	2.47	0.62
8:CH:1:MET:HE2	8:CH:1:MET:H3	1.64	0.62
33:BD:71:ASP:CB	33:BD:103:ARG:NH2	2.61	0.62
50:BY:10:GLY:CA	50:BY:27:VAL:HG13	2.14	0.62
37:BH:85:LYS:HZ2	37:BH:133:VAL:HB	1.64	0.62
49:DX:57:LEU:CD1	49:DX:77:LYS:HD2	2.29	0.62
23:B1:19:GLN:HG3	23:B1:44:PRO:HG3	1.80	0.62
24:B2:48:HIS:NE2	31:BA:75:G:H4'	2.14	0.62
49:BX:85:PRO:O	49:BX:86:GLY:C	2.37	0.62
47:DV:2:PHE:HE1	47:DV:13:ARG:CZ	2.13	0.62
28:D6:9:LEU:HD13	28:D6:9:LEU:C	2.19	0.62
50:DY:81:LYS:HG2	50:DY:97:ARG:H	1.64	0.62
36:BG:64:THR:HG23	36:BG:65:GLY:N	2.14	0.62
37:BH:41:MET:HE1	37:BH:54:ARG:HA	1.82	0.62
31:DA:528:A:C2	31:DA:2043:C:H5'	2.35	0.62
1:AA:684:A:H2'	1:AA:685:G:C8	2.34	0.62
1:AA:1392:G:O2'	1:AA:1393:U:H5'	2.00	0.62
44:DS:74:ALA:O	44:DS:77:ALA:HB3	1.99	0.62
31:BA:1531:C:H5"	31:BA:1532:C:H6	1.64	0.62
31:BA:2392:A:H2	31:BA:2424:C:H42	1.46	0.62
12:AL:41:ARG:CG	12:AL:42:THR:H	2.12	0.62
7:CG:116:ALA:O	7:CG:120:ILE:HG12	2.00	0.62
34:BE:167:VAL:HG23	34:BE:170:LEU:HD11	1.80	0.62
16:AP:19:ILE:HG22	16:AP:36:ILE:HG13	1.82	0.62
31:BA:1265:A:OP1	31:BA:1265:A:H8	1.82	0.62
45:BT:82:LEU:N	45:BT:82:LEU:HD12	2.15	0.62
31:BA:2101:G:C6	31:BA:2102:U:C5	2.88	0.62

Continued on next page...

Continued from previous page...

Atom-1	Atom-2	Distance(Å)	Clash(Å)
31:BA:195:A:C8	31:BA:197:A:OP1	2.53	0.62
37:DH:85:LYS:HZ2	37:DH:133:VAL:HB	1.65	0.62
44:BS:97:ARG:C	44:BS:97:ARG:HD2	2.20	0.62
24:B2:15:LYS:HA	24:B2:18:PRO:HD2	1.80	0.62
31:BA:2287:A:H61	31:BA:2344:U:H3	1.45	0.62
35:DF:3:GLU:HA	35:DF:24:LEU:CB	2.30	0.62
1:CA:626:U:C2	1:CA:627:G:N7	2.67	0.62
23:B1:48:LYS:O	23:B1:49:VAL:HB	2.00	0.62
50:BY:79:CYS:O	50:BY:80:GLY:C	2.37	0.62
31:BA:389:G:H1	41:BP:71:VAL:H	1.48	0.62
31:BA:1497:U:H2'	31:BA:1497:U:O2	2.00	0.62
2:AB:22:LYS:HZ3	2:AB:22:LYS:HA	1.62	0.62
1:AA:1096:C:O2'	1:AA:1097:C:H5'	2.00	0.62
1:CA:333:G:H4'	20:CT:16:HIS:CE1	2.35	0.62
1:CA:1446:U:O2'	1:CA:1447:A:C8	2.51	0.62
1:CA:1321:C:C3'	1:CA:1322:C:H5''	2.30	0.62
4:AD:64:LEU:HD12	4:AD:64:LEU:C	2.20	0.62
5:AE:144:THR:O	5:AE:148:VAL:HG23	2.00	0.62
34:BE:87:GLU:O	34:BE:89:ASP:N	2.32	0.62
31:DA:494:G:H21	48:DW:57:ASN:HD21	1.45	0.62
31:DA:196:A:O4'	41:DP:46:LYS:HE2	1.99	0.62
6:CF:97:PHE:O	18:CR:31:LEU:HD23	2.00	0.62
11:CK:41:THR:HG22	11:CK:42:TRP:N	2.14	0.62
3:AC:138:VAL:HG22	3:AC:151:VAL:HG23	1.80	0.62
33:BD:35:LYS:CE	33:BD:104:TYR:CD1	2.82	0.62
33:DD:35:LYS:HE3	33:DD:65:ILE:CA	2.30	0.62
51:BZ:125:LEU:HD23	51:BZ:126:VAL:N	2.15	0.62
32:DB:28:C:C2	32:DB:29:A:C8	2.87	0.62
27:D5:36:CYS:C	27:D5:38:ALA:H	2.02	0.62
49:DX:54:VAL:C	49:DX:55:ASN:HD22	2.02	0.62
46:DU:92:ARG:CZ	47:DV:11:GLN:H	2.13	0.62
45:DT:32:TYR:CD2	45:DT:81:PRO:O	2.53	0.62
1:CA:410:G:H1'	1:CA:432:A:N6	2.14	0.62
38:DI:133:HIS:CB	38:DI:134:PRO:CD	2.76	0.62
1:AA:1064:G:H5'	1:AA:1066:C:H1'	1.82	0.62
10:AJ:49:VAL:HG13	14:AN:41:ARG:HB2	1.80	0.62
1:AA:1281:U:H5'	1:AA:1282:C:C5	2.31	0.62
31:BA:2661:G:O2'	31:BA:2662:A:OP1	2.12	0.62
13:AM:16:ASP:HB3	13:AM:41:PRO:HB3	1.82	0.62
1:CA:561:U:O2'	1:CA:562:C:P	2.57	0.62
10:AJ:34:VAL:CG2	10:AJ:74:ILE:HG22	2.30	0.62
35:DF:10:PRO:HG2	35:DF:13:SER:OG	2.00	0.62

Continued on next page...

Continued from previous page...

Atom-1	Atom-2	Distance(Å)	Clash(Å)
31:BA:828:U:O2	31:BA:828:U:H3'	1.98	0.62
31:DA:2074:U:H2'	31:DA:2075:U:C6	2.34	0.62
31:BA:1481:U:H5'	31:BA:1482:G:OP2	2.00	0.62
4:AD:107:ARG:HD2	4:AD:173:TRP:HZ2	1.65	0.62
16:AP:20:VAL:HG22	16:AP:34:GLU:O	1.98	0.62
31:DA:1568:G:H21	33:DD:58:HIS:CE1	2.18	0.62
31:BA:102:G:C8	31:BA:102:G:C5'	2.69	0.62
31:BA:287:C:C2	31:BA:288:C:C6	2.88	0.62
2:CB:141:GLU:O	2:CB:145:LEU:HB2	1.99	0.62
27:B5:2:ALA:N	31:BA:747:U:N3	2.48	0.62
48:DW:6:ILE:HA	48:DW:103:ILE:O	1.99	0.62
4:CD:133:VAL:HG12	4:CD:135:LEU:H	1.63	0.62
1:CA:1442:G:C8	1:CA:1442(B):A:C2	2.87	0.62
28:D6:11:LEU:CD1	28:D6:51:GLU:HB2	2.29	0.62
36:BG:46:ALA:H	36:BG:82:LEU:HD11	1.63	0.62
45:BT:33:LYS:NZ	45:BT:33:LYS:N	2.47	0.62
31:BA:587:C:C4'	31:BA:588:U:OP2	2.48	0.62
41:BP:23:PRO:O	41:BP:33:ARG:NE	2.32	0.62
47:BV:52:VAL:O	47:BV:53:GLU:CB	2.47	0.62
31:BA:528:A:N1	31:BA:2042:A:H2'	2.15	0.62
50:BY:17:SER:HA	50:BY:71:LYS:HG2	1.80	0.62
3:CC:43:LEU:O	3:CC:47:LEU:HB3	1.99	0.62
2:CB:21:ARG:HB3	2:CB:39:ILE:HA	1.81	0.62
31:DA:1385:G:H4'	31:DA:1386:C:OP1	1.99	0.62
35:BF:160:ASN:HD21	35:BF:162:LEU:HB2	1.62	0.62
1:AA:441:A:H3'	1:AA:442:C:C6	2.34	0.62
34:BE:101:ARG:HB3	34:BE:169:ASN:ND2	2.15	0.62
31:DA:2749:A:H4'	37:DH:62:LYS:HB3	1.81	0.62
2:AB:213:LEU:HD23	2:AB:213:LEU:O	2.00	0.62
38:BI:77:LEU:HD11	38:BI:101:LEU:HD22	1.80	0.62
1:CA:1477:C:H2'	1:CA:1478:C:C6	2.35	0.62
31:DA:2032:G:H21	34:DE:146:THR:HG23	1.64	0.62
31:DA:68:G:H2'	31:DA:69:C:H6	1.64	0.62
24:D2:15:LYS:HA	24:D2:18:PRO:HD2	1.80	0.62
44:BS:92:TYR:HD1	44:BS:93:LYS:N	1.82	0.62
24:B2:55:ARG:H	24:B2:56:GLN:NE2	1.98	0.62
32:DB:75:G:C5'	32:DB:75:G:H8	2.12	0.62
1:CA:1442(A):G:C3'	1:CA:1442(B):A:H5''	2.30	0.62
31:DA:71:A:H5'	31:DA:71:A:H8	1.64	0.62
45:DT:28:VAL:HG13	45:DT:46:GLU:HB2	1.82	0.62
31:BA:542:C:N3	31:BA:543:C:N4	2.47	0.62
31:DA:794:G:O2'	31:DA:795:C:H5'	2.00	0.62

Continued on next page...

Continued from previous page...

Atom-1	Atom-2	Distance(Å)	Clash(Å)
1:CA:1392:G:O2'	1:CA:1393:U:H5'	2.00	0.62
50:BY:46:LYS:HG2	50:BY:47:LYS:HD2	1.82	0.62
1:CA:685:G:N2	1:CA:686:U:C4	2.68	0.62
31:DA:1488:G:C6	31:DA:1489:U:N3	2.68	0.62
20:CT:23:ARG:HA	20:CT:26:ASN:HD21	1.65	0.62
1:CA:687:A:H1'	1:CA:688:G:OP2	1.99	0.62
31:BA:27:G:N2	31:BA:512:G:H1'	2.15	0.62
9:AI:46:ALA:HB2	9:AI:74:ILE:HG23	1.80	0.62
3:AC:130:VAL:O	3:AC:134:ILE:HG12	1.99	0.62
11:AK:57:THR:HG22	11:AK:59:TYR:H	1.65	0.62
5:CE:98:THR:HG22	5:CE:99:GLY:N	2.13	0.62
32:DB:10:C:C4	32:DB:11:C:C5	2.88	0.62
23:D1:21:ARG:NH1	31:DA:380:U:OP1	2.33	0.62
31:DA:2252:G:H2'	31:DA:2253:G:H8	1.64	0.62
50:BY:28:LYS:CD	50:BY:37:VAL:HG12	2.30	0.62
44:DS:53:SER:OG	44:DS:54:LEU:N	2.33	0.62
41:DP:56:SER:O	41:DP:58:THR:N	2.33	0.62
23:D1:10:LYS:O	23:D1:13:ILE:HG23	2.00	0.62
42:BQ:23:GLY:HA3	42:BQ:99:PRO:O	1.99	0.62
1:AA:1442(A):G:C3'	1:AA:1442(B):A:H5''	2.30	0.62
31:BA:911:A:C2'	42:BQ:9:TYR:OH	2.46	0.62
31:DA:671:C:H5'	31:DA:671:C:C6	2.33	0.62
1:CA:410:G:H1'	1:CA:432:A:H61	1.65	0.62
10:CJ:63:PHE:HD1	14:CN:58:LYS:HA	1.64	0.62
31:DA:2713:A:H3'	31:DA:2714:G:H5'	1.82	0.62
47:DV:43:GLU:H	47:DV:48:GLY:HA2	1.65	0.62
5:AE:55:VAL:O	5:AE:58:ALA:HB3	2.00	0.62
31:BA:9:U:N3	31:BA:2629:A:N6	2.48	0.62
1:AA:322:C:H5	1:AA:328:C:C5	2.16	0.62
9:CI:112:LYS:HA	9:CI:119:ALA:HB2	1.81	0.62
10:CJ:34:VAL:CG2	10:CJ:74:ILE:HG22	2.29	0.62
1:AA:1366:C:OP1	9:AI:117:HIS:HE1	1.82	0.62
1:AA:1342:C:H4'	9:AI:125:TYR:HB3	1.82	0.62
36:DG:10:LYS:O	36:DG:15:VAL:HG23	1.99	0.62
1:CA:1342:C:H4'	9:CI:125:TYR:HB3	1.82	0.62
31:DA:2582:G:C2	31:DA:2583:G:C8	2.87	0.62
31:BA:635:C:O2'	31:BA:639:U:OP1	2.18	0.62
37:BH:97:ARG:O	37:BH:99:VAL:HG23	1.98	0.62
1:CA:134:A:H61	16:CP:25:ARG:NH1	1.98	0.62
31:DA:1499:C:O2'	31:DA:1500:G:H5'	2.00	0.62
31:DA:2192:G:C2'	31:DA:2193:G:H5'	2.30	0.62
51:BZ:39:VAL:HG21	51:BZ:44:PHE:HB2	1.81	0.62

Continued on next page...

Continued from previous page...

Atom-1	Atom-2	Distance(Å)	Clash(Å)
31:DA:1515:G:H2'	31:DA:1516:C:H6	1.65	0.62
31:DA:754:C:H2'	31:DA:755:C:H6	1.64	0.62
1:CA:1306:A:H1'	1:CA:1332:A:C2	2.34	0.62
1:CA:180:U:H2'	1:CA:181:G:H5'	1.82	0.62
34:BE:27:LEU:HD22	45:BT:1:MET:CE	2.30	0.62
3:CC:182:ILE:HG12	3:CC:203:PHE:HA	1.82	0.62
51:BZ:165:VAL:HG12	51:BZ:166:SER:OG	2.00	0.62
47:BV:19:LYS:HG2	47:BV:96:ILE:HB	1.82	0.62
49:DX:24:GLY:HA3	49:DX:80:ILE:HG12	1.81	0.62
10:AJ:63:PHE:HD1	14:AN:58:LYS:HA	1.65	0.62
37:DH:158:HIS:CE1	37:DH:168:PRO:HB2	2.35	0.62
1:CA:1096:C:O2'	1:CA:1097:C:H5'	2.00	0.62
32:DB:13:A:H2'	32:DB:70:C:O2'	2.00	0.62
33:DD:43:ARG:HH11	33:DD:44:ASN:CG	2.03	0.62
1:CA:322:C:H5	1:CA:328:C:C5	2.14	0.62
31:DA:1503:U:C4	31:DA:1504:C:N4	2.67	0.62
31:BA:2094:G:H2'	31:BA:2095:C:H5'	1.81	0.62
31:DA:322:A:OP2	35:DF:169:ASN:HB2	1.99	0.62
1:CA:1366:C:OP1	9:CI:117:HIS:HE1	1.82	0.62
1:CA:1117:G:H4'	9:CI:104:ARG:CZ	2.30	0.62
1:AA:1116:C:H3'	1:AA:1117:G:H5''	1.82	0.62
35:BF:83:PHE:O	35:BF:84:VAL:CB	2.48	0.62
9:CI:45:ALA:O	9:CI:48:GLU:HB2	2.00	0.62
31:DA:2790:A:H2'	31:DA:2791:C:C5'	2.30	0.62
34:DE:39:PRO:HA	34:DE:43:GLY:HA2	1.82	0.62
1:CA:1477:C:H2'	1:CA:1478:C:H6	1.65	0.62
31:DA:1268:A:C2	31:DA:2013:A:C4	2.88	0.62
31:DA:2392:A:H2	31:DA:2424:C:H42	1.48	0.62
31:BA:958:U:HO2'	31:BA:959:A:P	2.23	0.62
31:BA:2897:U:O2	31:BA:2897:U:H2'	1.99	0.62
3:AC:91:LEU:HB3	3:AC:99:VAL:HG21	1.80	0.62
1:AA:1306:A:H1'	1:AA:1332:A:C2	2.34	0.62
51:DZ:152:ALA:HB2	51:DZ:168:GLU:N	2.15	0.61
37:DH:89:ILE:O	37:DH:90:LYS:CG	2.48	0.61
28:B6:15:GLU:OE2	28:B6:41:PRO:CG	2.46	0.61
31:BA:2475:C:C5'	31:BA:2476:A:OP2	2.44	0.61
36:DG:46:ALA:H	36:DG:82:LEU:HD11	1.65	0.61
45:BT:32:TYR:CD2	45:BT:32:TYR:N	2.68	0.61
41:DP:26:GLY:HA2	41:DP:30:THR:HG21	1.80	0.61
51:BZ:151:HIS:HB3	51:BZ:170:THR:HA	1.82	0.61
5:AE:76:ILE:HG12	5:AE:77:PRO:HD2	1.82	0.61
46:DU:31:SER:C	46:DU:33:ARG:H	2.03	0.61

Continued on next page...

Continued from previous page...

Atom-1	Atom-2	Distance(Å)	Clash(Å)
31:BA:794:G:H2'	31:BA:795:C:H6	1.65	0.61
31:DA:1744:C:C2'	31:DA:1745:C:H5'	2.30	0.61
31:DA:1486:A:O2'	31:DA:1487:G:H5'	2.00	0.61
1:AA:1342:C:H1'	9:AI:124:GLN:HE22	1.64	0.61
31:BA:1309:G:C2'	31:BA:1310:G:H5'	2.30	0.61
13:AM:46:LYS:HG3	13:AM:47:ASP:H	1.64	0.61
3:CC:138:VAL:HG22	3:CC:151:VAL:HG23	1.81	0.61
36:BG:71:THR:HG22	36:BG:72:ARG:N	2.14	0.61
9:AI:96:LEU:HG	9:AI:102:LEU:HB2	1.81	0.61
35:DF:80:ALA:O	35:DF:83:PHE:HB2	2.00	0.61
1:CA:857:C:H2'	1:CA:858:G:O4'	1.99	0.61
1:AA:604:G:C5	1:AA:605:U:C5	2.88	0.61
1:CA:874:G:O2'	1:CA:875:C:H5'	1.99	0.61
48:BW:66:GLU:HA	48:BW:69:LEU:HD11	1.80	0.61
1:AA:376:G:OP1	16:AP:5:ARG:HB2	2.00	0.61
50:BY:28:LYS:HD2	50:BY:37:VAL:HG12	1.80	0.61
24:D2:31:GLU:HG2	24:D2:37:PHE:HD1	1.64	0.61
41:BP:16:ARG:CZ	41:BP:16:ARG:HB2	2.29	0.61
49:BX:54:VAL:C	49:BX:55:ASN:HD22	2.03	0.61
31:BA:1021:A:H8	31:BA:1021:A:H3'	1.63	0.61
49:DX:82:GLN:C	49:DX:85:PRO:HD2	2.20	0.61
50:DY:96:ILE:CG2	50:DY:99:CYS:HB3	2.30	0.61
45:DT:31:SER:HA	45:DT:32:TYR:CD2	2.35	0.61
35:DF:178:PRO:HB2	35:DF:201:VAL:CG1	2.26	0.61
23:D1:27:GLU:OE2	23:D1:32:LYS:HB2	1.99	0.61
49:BX:60:ARG:CB	49:BX:72:LYS:H	2.13	0.61
33:BD:44:ASN:N	33:BD:44:ASN:OD1	2.33	0.61
33:DD:125:ILE:HG21	33:DD:137:PRO:HG2	1.82	0.61
1:CA:37:U:O2'	1:CA:38:G:H5'	2.00	0.61
33:DD:166:GLN:HB3	33:DD:174:ILE:HG22	1.82	0.61
31:DA:2492:U:H2'	31:DA:2493:U:C6	2.34	0.61
18:AR:45:SER:HB3	18:AR:51:LEU:HD21	1.81	0.61
22:B0:43:THR:HG22	31:BA:2331:G:O2'	2.00	0.61
49:DX:65:ARG:CZ	49:DX:66:LEU:H	2.13	0.61
1:AA:687:A:H1'	1:AA:688:G:OP2	2.00	0.61
31:BA:494:G:H8	31:BA:494:G:H5''	1.63	0.61
13:CM:12:ASN:OD1	13:CM:46:LYS:HE2	1.99	0.61
31:DA:1030:G:OP2	42:DQ:128:LYS:HE2	1.99	0.61
7:AG:62:PHE:HA	7:AG:124:LEU:HD22	1.82	0.61
1:AA:166:G:O2'	1:AA:167:G:H5'	2.00	0.61
31:DA:174:C:C3'	31:DA:175:G:H5''	2.28	0.61
31:DA:2252:G:H2'	31:DA:2253:G:C8	2.34	0.61

Continued on next page...

Continued from previous page...

Atom-1	Atom-2	Distance(Å)	Clash(Å)
23:B1:30:VAL:O	23:B1:30:VAL:HG12	1.98	0.61
34:BE:16:ARG:O	34:BE:18:ASP:N	2.34	0.61
35:DF:128:ALA:O	35:DF:142:TRP:NE1	2.33	0.61
51:BZ:130:PRO:HA	51:BZ:133:ILE:HD11	1.82	0.61
33:DD:167:GLY:O	33:DD:168:ARG:HG2	2.00	0.61
32:DB:60:C:C2	32:DB:61:G:C8	2.88	0.61
1:CA:93:G:H2'	1:CA:96:U:H5'	1.82	0.61
51:DZ:102:LEU:HD11	51:DZ:124:ILE:HG22	1.82	0.61
33:DD:35:LYS:CE	33:DD:104:TYR:CD1	2.84	0.61
27:B5:40:LYS:NZ	27:B5:49:CYS:SG	2.69	0.61
49:DX:76:ARG:CG	49:DX:76:ARG:HH11	2.02	0.61
41:BP:121:LYS:HB3	41:BP:123:LEU:HD23	1.82	0.61
5:AE:101:ILE:O	5:AE:101:ILE:HG12	2.01	0.61
36:DG:64:THR:HG23	36:DG:65:GLY:N	2.16	0.61
16:CP:4:ILE:HB	16:CP:66:PRO:HB3	1.83	0.61
31:DA:671:C:C5'	31:DA:671:C:H6	2.13	0.61
1:CA:341:C:O2'	1:CA:342:C:H5'	2.01	0.61
31:DA:1279:G:H5'	43:DR:34:ILE:HD11	1.81	0.61
50:DY:44:ILE:HG22	50:DY:45:VAL:H	1.65	0.61
50:BY:44:ILE:HG22	50:BY:45:VAL:H	1.65	0.61
31:DA:1580:A:OP2	31:DA:1580:A:H8	1.83	0.61
1:AA:1418:A:C2	31:BA:1948:G:N3	2.68	0.61
38:DI:85:GLU:O	38:DI:123:LEU:HD12	2.00	0.61
33:DD:143:HIS:HD2	33:DD:144:ALA:CB	2.13	0.61
31:DA:2657:A:H2	31:DA:2664:G:H21	1.45	0.61
31:DA:864:G:C6	31:DA:865:C:N4	2.68	0.61
1:CA:327:A:C4	1:CA:329:A:C8	2.88	0.61
31:BA:1204:A:C2	31:BA:1241:A:N1	2.66	0.61
31:DA:1484:G:N2	31:DA:1505:C:H5	1.97	0.61
1:CA:923:A:H5'	5:CE:21:ALA:HB2	1.82	0.61
31:DA:901:A:H5'	31:DA:902:C:OP2	2.00	0.61
7:CG:91:VAL:HG13	7:CG:95:ARG:HD3	1.83	0.61
44:DS:66:ALA:O	44:DS:67:ARG:HB2	2.01	0.61
31:BA:2894:G:H2'	31:BA:2894:G:N3	2.15	0.61
1:AA:1162:C:H2'	1:AA:1163:C:C6	2.35	0.61
17:CQ:40:LYS:HG2	17:CQ:41:LYS:H	1.65	0.61
4:CD:104:VAL:O	4:CD:108:LEU:HB2	2.01	0.61
1:CA:60:A:P	1:CA:60:A:H8	2.23	0.61
31:DA:2870:C:H5''	43:DR:65:LEU:HD21	1.81	0.61
8:AH:36:LEU:HA	8:AH:39:LEU:HD23	1.82	0.61
1:AA:152:A:N6	1:AA:170:U:C2	2.69	0.61
31:BA:1006:C:H1'	39:BN:106:MET:CE	2.31	0.61

Continued on next page...

Continued from previous page...

Atom-1	Atom-2	Distance(Å)	Clash(Å)
31:DA:2317:C:C2'	31:DA:2318:G:C5'	2.67	0.61
41:DP:88:LEU:HD11	41:DP:95:VAL:HG21	1.83	0.61
28:B6:32:ASN:O	28:B6:33:LYS:HB2	2.00	0.61
28:D6:10:LEU:HD22	28:D6:10:LEU:H	1.65	0.61
31:BA:1301:A:C8	31:BA:1303:G:C8	2.88	0.61
1:CA:504:C:H1'	1:CA:510:A:C4	2.34	0.61
37:DH:40:GLU:O	37:DH:41:MET:SD	2.59	0.61
49:DX:73:ARG:O	49:DX:74:PRO:C	2.39	0.61
5:CE:78:HIS:CE1	5:CE:142:LEU:HD23	2.36	0.61
31:BA:2580:U:H5'	34:BE:131:ALA:HB3	1.82	0.61
34:BE:95:ILE:N	34:BE:95:ILE:HD12	2.14	0.61
31:DA:1945:G:H2'	31:DA:1946:U:H6	1.64	0.61
31:BA:1486:A:O2'	31:BA:1487:G:H5'	1.99	0.61
31:DA:825:C:H2'	31:DA:826:U:O5'	2.00	0.61
1:AA:1152:A:O2'	1:AA:1153:C:H5'	1.99	0.61
31:BA:2870:C:H2'	31:BA:2871:C:H5'	1.83	0.61
35:BF:8:GLN:HB3	35:BF:126:VAL:HA	1.82	0.61
31:DA:236:C:H2'	31:DA:237:C:C6	2.34	0.61
11:CK:24:SER:HB3	11:CK:27:ASN:O	2.00	0.61
48:DW:83:LYS:O	48:DW:84:ARG:HD3	2.01	0.61
22:B0:53:MET:HB2	22:B0:59:LEU:HD23	1.82	0.61
36:DG:115:ARG:NH1	36:DG:136:ARG:HG3	2.15	0.61
6:AF:67:MET:HB2	6:AF:68:PRO:HD2	1.81	0.61
9:CI:96:LEU:HG	9:CI:102:LEU:HB2	1.80	0.61
51:DZ:71:VAL:HG22	51:DZ:88:PHE:CE2	2.34	0.61
46:DU:64:ARG:NH2	46:DU:64:ARG:CA	2.62	0.61
27:D5:57:VAL:CG2	27:D5:58:LEU:H	2.12	0.61
31:BA:286:C:O2'	31:BA:287:C:H5'	2.00	0.61
24:D2:57:ILE:HG21	24:D2:59:ARG:HH11	1.66	0.61
30:B8:30:ARG:O	30:B8:31:HIS:O	2.18	0.61
44:DS:30:ARG:NH2	44:DS:62:LYS:HD2	2.08	0.61
45:BT:31:SER:HA	45:BT:32:TYR:CD2	2.36	0.61
37:DH:41:MET:CE	37:DH:55:PRO:HD3	2.30	0.61
51:DZ:151:HIS:HB3	51:DZ:170:THR:HA	1.82	0.61
31:BA:1882:C:O2	31:BA:1882:C:H2'	1.99	0.61
6:CF:45:LEU:HD11	6:CF:57:GLN:OE1	2.00	0.61
37:BH:88:LEU:O	37:BH:89:ILE:HG23	2.00	0.61
5:AE:32:VAL:HB	5:AE:58:ALA:HB1	1.82	0.61
31:BA:814:C:C5	41:BP:27:HIS:CE1	2.89	0.61
1:AA:327:A:C4	1:AA:329:A:C8	2.89	0.61
1:CA:663:A:O2'	1:CA:664:G:H5'	2.00	0.61
22:B0:16:SER:HB3	31:BA:2262:U:OP2	2.00	0.61

Continued on next page...

Continued from previous page...

Atom-1	Atom-2	Distance(Å)	Clash(Å)
1:CA:552:U:C2'	1:CA:553:A:H5'	2.30	0.61
31:BA:2492:U:H2'	31:BA:2493:U:C6	2.34	0.61
6:CF:5:GLU:HB3	6:CF:62:TRP:HE1	1.64	0.61
38:BI:9:LEU:H	38:BI:13:GLY:CA	2.13	0.61
2:AB:194:PRO:O	2:AB:196:LEU:N	2.33	0.61
31:BA:536:A:H2'	31:BA:537:C:C6	2.36	0.61
1:AA:1109:C:P	3:AC:176:HIS:HD1	2.24	0.61
31:BA:1844:C:OP1	33:BD:257:LEU:HD23	2.00	0.61
3:AC:182:ILE:HG12	3:AC:203:PHE:HA	1.82	0.61
31:BA:867:C:C5	31:BA:868:U:C5	2.88	0.61
42:DQ:54:MET:HG3	42:DQ:117:ALA:HB1	1.81	0.61
45:BT:78:LEU:O	45:BT:78:LEU:HD23	2.00	0.61
1:AA:1264:C:H2'	1:AA:1265:G:H8	1.65	0.61
39:DN:18:ALA:CB	39:DN:21:LYS:HB2	2.21	0.61
37:DH:141:VAL:HG12	37:DH:142:GLY:N	2.13	0.61
44:BS:95:HIS:O	44:BS:98:VAL:HG23	2.01	0.61
49:DX:55:ASN:HD22	49:DX:55:ASN:N	1.99	0.61
24:B2:30:ARG:HD2	24:B2:30:ARG:N	2.15	0.61
24:B2:56:GLN:H	24:B2:56:GLN:CD	2.04	0.61
39:DN:3:THR:HG22	39:DN:4:TYR:N	2.12	0.61
41:BP:122:PRO:HB3	25:D3:1:MET:CE	2.30	0.61
30:D8:27:THR:HA	41:DP:62:LEU:CD1	2.31	0.61
4:AD:19:LEU:HB2	4:AD:21:LEU:CD2	2.29	0.61
4:AD:19:LEU:HB2	4:AD:21:LEU:HD21	1.82	0.61
31:DA:528:A:C2	31:DA:2043:C:C5'	2.84	0.61
31:BA:1527:G:H5''	31:BA:1528:A:OP1	2.01	0.61
31:BA:715:G:O2'	31:BA:716:A:H5'	2.01	0.61
37:DH:155:SER:O	37:DH:155:SER:OG	2.18	0.61
1:CA:447:G:H2'	1:CA:485:G:N2	2.15	0.61
38:BI:88:ILE:HD11	38:BI:123:LEU:HD23	1.82	0.61
31:DA:1946:U:H2'	31:DA:1947:C:C6	2.35	0.61
13:CM:15:VAL:HG12	13:CM:45:VAL:HG22	1.81	0.61
33:DD:266:SER:O	33:DD:267:SER:CB	2.49	0.61
9:AI:112:LYS:HA	9:AI:119:ALA:HB2	1.81	0.61
1:AA:1346:A:H5''	9:AI:120:ARG:HH12	1.64	0.61
31:BA:128:C:C6	31:BA:128:C:H3'	2.35	0.61
43:BR:116:LEU:O	43:BR:117:VAL:HB	1.99	0.61
45:BT:100:TYR:HD2	45:BT:103:ARG:HH21	1.46	0.61
4:AD:112:VAL:HG13	4:AD:113:SER:H	1.66	0.61
4:CD:79:PHE:CZ	4:CD:204:ILE:HD13	2.36	0.61
31:BA:2292:C:O2'	31:BA:2293:C:H5'	1.99	0.61
44:BS:42:ASP:C	44:BS:44:LYS:H	2.04	0.61

Continued on next page...

Continued from previous page...

Atom-1	Atom-2	Distance(Å)	Clash(Å)
8:CH:5:PRO:O	8:CH:8:ASP:HB3	2.01	0.61
42:BQ:43:THR:HG22	42:BQ:94:VAL:HG12	1.81	0.61
1:AA:760:G:H2'	1:AA:761:G:H5'	1.82	0.61
40:DO:35:VAL:HG11	40:DO:103:ALA:HB3	1.82	0.61
31:BA:484:C:H2'	31:BA:485:C:C6	2.35	0.61
4:AD:117:ALA:O	4:AD:121:VAL:HG23	1.98	0.61
48:BW:51:LEU:HD23	48:BW:105:VAL:HG11	1.83	0.61
50:DY:8:LYS:HD2	50:DY:8:LYS:N	2.16	0.61
42:BQ:141:GLN:CG	51:BZ:72:ARG:HH11	2.14	0.61
39:DN:40:PRO:O	46:DU:64:ARG:NH2	2.33	0.61
31:BA:833:U:O2	41:BP:55:ARG:NH1	2.33	0.61
31:DA:1693:U:H4'	31:DA:1694:C:OP2	2.00	0.61
44:DS:90:GLY:O	44:DS:92:TYR:N	2.33	0.61
39:BN:3:THR:CA	39:BN:4:TYR:CD1	2.82	0.61
27:D5:16:ARG:NH1	27:D5:17:ASP:OD1	2.34	0.61
41:DP:62:LEU:N	41:DP:62:LEU:CD2	2.61	0.61
30:D8:4:MET:HE1	31:DA:593:G:C1'	2.31	0.61
1:CA:318:G:H1	1:CA:335:C:H42	1.49	0.61
45:BT:83:ILE:HG13	45:BT:84:GLN:N	2.07	0.61
31:BA:542:C:H42	31:BA:543:C:N4	1.94	0.61
29:B7:5:TRP:CD1	29:B7:7:PRO:HG3	2.36	0.61
31:BA:1528:A:O2'	31:BA:1528(A):A:O5'	2.18	0.61
1:CA:1399:C:C2	1:CA:1502:A:N6	2.69	0.61
6:AF:100:ASN:O	18:AR:28:GLU:HG2	2.00	0.61
31:DA:2699:C:H2'	31:DA:2700:C:O4'	2.00	0.61
41:BP:146:VAL:HG22	41:BP:147:LEU:H	1.65	0.61
45:DT:55:ASN:N	45:DT:59:THR:HB	2.15	0.61
36:BG:131:TYR:HB3	36:BG:159:VAL:CG1	2.31	0.61
31:BA:2190:G:C2'	31:BA:2191:G:H5'	2.31	0.61
31:BA:234:C:H2'	31:BA:235:U:C6	2.36	0.61
34:DE:27:LEU:HD22	45:DT:1:MET:HE3	1.81	0.61
31:DA:2544:G:H8	31:DA:2544:G:O5'	1.84	0.61
1:CA:1321:C:H3'	1:CA:1322:C:H5''	1.82	0.61
1:CA:819:A:H4'	1:CA:820:U:OP2	2.01	0.61
41:BP:107:LYS:O	41:BP:109:GLY:N	2.34	0.61
35:DF:83:PHE:O	35:DF:84:VAL:HB	2.01	0.61
5:AE:98:THR:HG22	5:AE:99:GLY:N	2.14	0.61
6:AF:82:ARG:HH11	6:AF:82:ARG:HA	1.66	0.61
1:AA:836:G:C6	1:AA:851:G:C6	2.88	0.61
1:CA:1109:C:H2'	1:CA:1110:A:O4'	2.00	0.61
6:AF:50:TYR:HE2	6:AF:52:ILE:HD11	1.66	0.61
7:CG:13:GLN:O	7:CG:24:THR:HG21	1.99	0.61

Continued on next page...

Continued from previous page...

Atom-1	Atom-2	Distance(Å)	Clash(Å)
1:CA:952:U:H4'	1:CA:964:A:H61	1.65	0.61
31:BA:1427:A:H4'	31:BA:1428:C:O5'	2.01	0.61
31:BA:2192:G:C2'	31:BA:2193:G:H5'	2.29	0.61
31:BA:2192:G:H2'	31:BA:2193:G:H5'	1.81	0.61
37:BH:85:LYS:HD3	37:BH:133:VAL:HB	1.82	0.61
41:BP:56:SER:O	41:BP:58:THR:N	2.33	0.61
44:BS:87:PHE:HB2	44:BS:106:ARG:HD3	1.83	0.61
31:BA:952:G:C6	31:BA:953:A:N7	2.68	0.61
31:DA:1188:U:O2'	31:DA:1189:A:H5'	2.00	0.61
31:DA:194:G:H2'	31:DA:195:A:O4'	2.01	0.61
45:DT:42:ILE:HD13	45:DT:83:ILE:HD11	1.81	0.61
31:DA:1497:U:C5'	31:DA:1498:C:C5	2.84	0.61
31:BA:92:A:O2'	31:BA:93:G:H5'	2.01	0.61
13:CM:16:ASP:HB3	13:CM:41:PRO:HB3	1.82	0.61
1:AA:192:U:H2'	1:AA:193:C:C6	2.34	0.61
45:DT:50:ILE:HA	45:DT:99:LEU:HD11	1.81	0.61
2:AB:44:LEU:O	2:AB:47:THR:HB	2.01	0.61
44:DS:74:ALA:HB1	44:DS:103:GLU:CB	2.31	0.61
47:DV:1:MET:N	47:DV:44:LYS:HD2	2.16	0.61
8:AH:88:LYS:HB3	8:AH:89:PRO:HD2	1.83	0.61
31:DA:184:C:H2'	31:DA:185:U:H6	1.66	0.61
31:BA:708:C:O2	31:BA:708:C:H2'	2.00	0.61
31:BA:828:U:H4'	31:BA:831:G:N1	2.16	0.61
1:AA:977:A:C8	1:AA:1223:C:C4	2.89	0.61
31:DA:196:A:C4	31:DA:805:G:C6	2.88	0.61
31:DA:2753:A:O2'	31:DA:2754:U:O5'	2.18	0.61
31:DA:236:C:H2'	31:DA:237:C:H6	1.66	0.61
1:AA:243:A:H4'	1:AA:244:U:O5'	2.01	0.61
48:DW:70:TYR:O	48:DW:107:LEU:HD12	2.00	0.61
43:BR:50:HIS:CE1	43:BR:54:LEU:HD21	2.36	0.61
1:CA:189:G:C6	1:CA:189(L):G:C6	2.89	0.61
31:BA:1751:C:HO2'	31:BA:2861:G:HO2'	1.45	0.61
2:CB:194:PRO:O	2:CB:196:LEU:N	2.34	0.61
31:BA:1887:C:H2'	31:BA:1888:G:H5'	1.82	0.61
48:BW:111:HIS:CD2	48:BW:112:GLY:N	2.69	0.61
33:DD:63:ARG:HG3	33:DD:63:ARG:NH1	2.15	0.61
44:DS:35:ILE:C	44:DS:36:TYR:HD1	2.04	0.61
2:AB:114:ARG:HD2	2:AB:141:GLU:OE1	2.00	0.61
27:D5:57:VAL:HB	27:D5:58:LEU:HD12	1.81	0.61
31:DA:2884:U:H2'	31:DA:2885:C:H5'	1.82	0.61
2:CB:111:ARG:O	2:CB:145:LEU:HD11	2.01	0.61
37:DH:137:ASP:O	37:DH:138:LYS:CB	2.47	0.61

Continued on next page...

Continued from previous page...

Atom-1	Atom-2	Distance(Å)	Clash(Å)
31:DA:1803:A:H4'	33:DD:259:THR:HG23	1.83	0.61
31:DA:1348:G:C2'	31:DA:1349:A:H5'	2.31	0.61
34:DE:6:GLY:O	34:DE:195:LEU:HD12	2.01	0.61
24:B2:53:LEU:HD12	31:BA:77:C:OP1	2.00	0.61
41:BP:122:PRO:HB3	25:D3:1:MET:HE1	1.83	0.61
1:CA:622:A:C8	1:CA:623:C:C5	2.89	0.61
1:CA:360:A:O2'	1:CA:361:G:H5'	2.00	0.61
12:AL:115:LYS:O	12:AL:117:ARG:HG3	2.00	0.61
31:BA:2030:A:H5''	31:BA:2031:A:P	2.41	0.61
49:BX:72:LYS:HG3	49:BX:74:PRO:CD	2.29	0.61
31:DA:769:G:O2'	31:DA:770:G:H5'	2.00	0.61
3:CC:54:ARG:HD3	3:CC:69:HIS:CE1	2.35	0.61
31:BA:779:U:OP1	33:BD:49:ILE:HG13	2.00	0.61
2:CB:213:LEU:O	2:CB:213:LEU:HD23	2.00	0.61
9:CI:53:VAL:HB	9:CI:92:TYR:CE2	2.36	0.61
50:BY:2:ARG:C	50:BY:4:LYS:H	2.02	0.61
31:BA:1418:G:H8	31:BA:1418:G:O5'	1.84	0.61
6:CF:100:ASN:O	18:CR:28:GLU:HG2	2.01	0.61
1:AA:318:G:H1	1:AA:335:C:H42	1.48	0.61
4:CD:117:ALA:O	4:CD:120:LEU:HB2	2.01	0.61
4:AD:104:VAL:O	4:AD:108:LEU:HB2	2.00	0.61
1:AA:170:U:O2'	1:AA:171:A:H5'	2.01	0.61
15:CO:8:LYS:O	15:CO:12:ILE:HG13	2.00	0.61
31:BA:1839:G:C8	31:BA:1839:G:H5'	2.36	0.61
43:DR:50:HIS:CE1	43:DR:54:LEU:HD21	2.35	0.61
31:DA:1042:G:N3	31:DA:1042:G:H2'	2.15	0.61
3:CC:155:GLY:O	3:CC:156:ARG:HB2	2.01	0.61
31:DA:1265:A:OP1	31:DA:1265:A:H8	1.84	0.61
31:BA:257:A:H2'	31:BA:258:G:H5'	1.82	0.61
33:DD:30:GLU:CD	33:DD:63:ARG:HE	2.03	0.61
44:BS:53:SER:O	44:BS:56:LEU:N	2.34	0.61
27:D5:33:CYS:SG	27:D5:49:CYS:CB	2.89	0.61
24:D2:32:LEU:O	24:D2:33:MET:C	2.38	0.61
46:BU:50:ARG:CZ	47:BV:75:PHE:CE2	2.84	0.61
1:CA:629:G:H2'	1:CA:630:G:O4'	2.01	0.61
23:B1:47:GLN:HG2	31:BA:2230:G:C1'	2.26	0.61
31:BA:2418:A:H2'	31:BA:2419:U:C6	2.36	0.61
43:DR:51:LEU:HD13	43:DR:70:LEU:HD21	1.82	0.61
1:CA:543:C:C2	1:CA:544:G:C8	2.89	0.61
4:CD:43:HIS:O	4:CD:45:GLN:N	2.34	0.61
39:BN:77:GLY:O	39:BN:78:TYR:HB3	2.01	0.61
31:DA:528:A:H2	31:DA:2043:C:C5'	2.14	0.61

Continued on next page...

Continued from previous page...

Atom-1	Atom-2	Distance(Å)	Clash(Å)
31:DA:271(Q):G:O2'	31:DA:271(R):G:P	2.59	0.61
50:DY:45:VAL:HG13	50:DY:62:GLU:CB	2.27	0.61
47:BV:43:GLU:H	47:BV:48:GLY:HA2	1.66	0.61
33:DD:44:ASN:OD1	33:DD:44:ASN:N	2.34	0.61
33:DD:125:ILE:HG22	33:DD:125:ILE:O	1.99	0.61
45:DT:50:ILE:HA	45:DT:99:LEU:CD1	2.31	0.61
1:AA:392:G:H2'	1:AA:393:A:C8	2.34	0.61
51:DZ:19:ARG:HA	51:DZ:23:LYS:O	2.00	0.61
15:AO:67:LEU:HD22	15:AO:78:TYR:HE1	1.65	0.61
31:BA:819:A:C4	31:BA:1189:A:C2	2.88	0.61
31:BA:901:A:H5'	31:BA:902:C:OP2	2.00	0.61
1:CA:1109:C:P	3:CC:176:HIS:HD1	2.24	0.61
40:BO:35:VAL:HG11	40:BO:103:ALA:HB3	1.83	0.61
6:CF:67:MET:HB2	6:CF:68:PRO:HD2	1.83	0.61
38:DI:52:ARG:O	38:DI:53:ALA:C	2.38	0.61
31:BA:568:U:H5'	31:BA:945:A:C2	2.36	0.61
37:DH:66:GLY:HA2	37:DH:69:ARG:HB2	1.82	0.61
31:BA:1763:G:H4'	31:BA:1763:G:OP1	2.01	0.61
5:CE:57:LYS:O	5:CE:61:TYR:HD2	1.84	0.61
8:AH:5:PRO:O	8:AH:8:ASP:HB3	2.01	0.61
44:DS:53:SER:O	44:DS:56:LEU:N	2.34	0.60
35:BF:3:GLU:HA	35:BF:24:LEU:HB3	1.81	0.60
30:B8:58:ILE:HG22	41:BP:49:ARG:CD	2.31	0.60
31:DA:2360:A:HO2'	31:DA:2361:A:H8	1.49	0.60
1:CA:342:C:O2'	1:CA:343:U:H5'	2.01	0.60
1:CA:509:A:O2'	1:CA:510:A:P	2.59	0.60
51:DZ:150:LEU:HD23	51:DZ:171:ILE:HD11	1.82	0.60
50:BY:45:VAL:HG13	50:BY:62:GLU:CB	2.29	0.60
5:CE:78:HIS:CE1	5:CE:143:ARG:H	2.19	0.60
31:DA:626:U:H3	41:DP:105:LEU:HG	1.66	0.60
1:CA:448:A:H2'	1:CA:449:C:C6	2.35	0.60
37:BH:156:ALA:C	37:BH:158:HIS:N	2.54	0.60
31:DA:1484:G:N2	31:DA:1505:C:C5	2.69	0.60
38:DI:5:LEU:C	38:DI:6:LEU:HD23	2.21	0.60
1:CA:1116:C:H3'	1:CA:1117:G:H5''	1.82	0.60
31:DA:298:G:C5'	31:DA:299:A:OP1	2.49	0.60
31:DA:823:G:C2'	31:DA:824:A:H5'	2.31	0.60
20:AT:23:ARG:HA	20:AT:26:ASN:HD21	1.65	0.60
31:BA:1291:C:H2'	31:BA:1292:U:H6	1.66	0.60
13:CM:46:LYS:HG3	13:CM:47:ASP:H	1.63	0.60
31:BA:2753:A:O2'	31:BA:2754:U:O5'	2.19	0.60
1:AA:921:U:O2	5:AE:19:MET:HB2	2.01	0.60

Continued on next page...

Continued from previous page...

Atom-1	Atom-2	Distance(Å)	Clash(Å)
3:AC:35:GLU:CD	3:AC:59:ARG:HH22	2.05	0.60
31:DA:443:A:H1'	31:DA:1201:C:O4'	2.01	0.60
31:BA:2572:A:N7	34:BE:144:ARG:HD2	2.16	0.60
46:BU:49:HIS:HA	46:BU:52:ARG:HB2	1.83	0.60
1:AA:93:G:H2'	1:AA:96:U:H5'	1.82	0.60
31:BA:1028:A:N6	31:BA:1125:G:H2'	2.16	0.60
8:AH:14:ARG:O	8:AH:18:ARG:HD3	2.00	0.60
25:B3:44:ARG:O	25:B3:48:GLU:HG2	2.00	0.60
46:DU:16:LYS:O	46:DU:20:LEU:HD23	2.01	0.60
5:AE:7:GLU:HG2	5:AE:112:LEU:HD22	1.83	0.60
2:CB:76:GLN:O	2:CB:208:ILE:HG12	2.01	0.60
51:DZ:130:PRO:HA	51:DZ:133:ILE:HD11	1.82	0.60
33:DD:142:VAL:HG23	33:DD:193:VAL:HA	1.83	0.60
51:DZ:165:VAL:HG12	51:DZ:166:SER:OG	1.99	0.60
44:BS:85:VAL:CG2	44:BS:106:ARG:HB2	2.23	0.60
47:DV:72:VAL:O	47:DV:73:SER:CB	2.49	0.60
44:DS:26:LEU:O	44:DS:88:ASP:HB3	2.01	0.60
4:CD:127:THR:OG1	4:CD:128:VAL:N	2.32	0.60
46:DU:83:LEU:HG	46:DU:88:ILE:CG1	2.25	0.60
48:BW:64:MET:O	48:BW:65:LEU:CB	2.39	0.60
31:BA:157:U:H5'	31:BA:171:G:N2	2.16	0.60
31:DA:673:C:H5''	35:DF:81:PRO:HD2	1.82	0.60
8:AH:86:ILE:HB	8:AH:133:LEU:HD22	1.82	0.60
50:DY:45:VAL:HG11	50:DY:60:PHE:O	2.00	0.60
29:D7:16:HIS:CB	29:D7:44:PRO:HG2	2.27	0.60
5:AE:78:HIS:CE1	5:AE:143:ARG:H	2.18	0.60
37:BH:28:GLY:HA3	37:BH:79:VAL:HB	1.83	0.60
1:CA:437:U:O2'	1:CA:438:G:H5'	2.01	0.60
47:DV:1:MET:HA	47:DV:1:MET:HE2	1.82	0.60
9:AI:73:GLN:O	9:AI:77:ILE:HG13	2.01	0.60
38:BI:5:LEU:C	38:BI:6:LEU:HD23	2.21	0.60
31:BA:150:C:H2'	31:BA:151:C:H6	1.65	0.60
31:DA:151:C:O2'	31:DA:152:G:H5'	2.01	0.60
16:CP:19:ILE:HG22	16:CP:36:ILE:HG13	1.82	0.60
31:DA:971:C:H2'	31:DA:972:G:H5'	1.82	0.60
31:DA:2376:A:OP1	31:DA:2376:A:H8	1.84	0.60
8:CH:10:LEU:HD23	8:CH:10:LEU:N	2.15	0.60
1:AA:960:U:O2	1:AA:960:U:H2'	2.01	0.60
1:AA:421:U:C4	3:AC:127:ARG:NH1	2.67	0.60
45:BT:93:ARG:O	45:BT:94:ALA:C	2.40	0.60
1:AA:1244:C:H2'	1:AA:1245:A:C8	2.36	0.60
16:AP:4:ILE:HB	16:AP:66:PRO:HB3	1.82	0.60

Continued on next page...

Continued from previous page...

Atom-1	Atom-2	Distance(Å)	Clash(Å)
33:DD:27:THR:CG2	33:DD:28:GLU:N	2.64	0.60
35:DF:3:GLU:O	35:DF:24:LEU:HG	2.01	0.60
16:CP:20:VAL:HG22	16:CP:34:GLU:O	2.01	0.60
4:AD:133:VAL:HG12	4:AD:135:LEU:H	1.66	0.60
50:DY:76:CYS:O	50:DY:99:CYS:SG	2.60	0.60
31:DA:1021:A:H3'	31:DA:1021:A:H8	1.65	0.60
23:B1:26:ARG:CB	23:B1:34:THR:HA	2.31	0.60
41:DP:107:LYS:O	41:DP:109:GLY:N	2.34	0.60
41:DP:107:LYS:C	41:DP:109:GLY:H	2.01	0.60
34:BE:48:GLN:NE2	34:BE:78:LEU:HD13	2.16	0.60
1:CA:963:G:H21	10:CJ:55:LYS:CE	2.14	0.60
31:DA:1528:A:O2'	31:DA:1528(A):A:O5'	2.19	0.60
3:CC:50:ALA:HB1	3:CC:70:VAL:HG11	1.83	0.60
31:BA:626:U:O2	41:BP:105:LEU:HG	2.01	0.60
6:AF:99:ALA:HB1	18:AR:23:LYS:NZ	2.15	0.60
6:CF:42:GLU:OE1	6:CF:59:TYR:HE2	1.84	0.60
1:CA:392:G:H2'	1:CA:393:A:C8	2.36	0.60
31:BA:2699:C:H2'	31:BA:2700:C:O4'	2.01	0.60
31:DA:2790:A:H2'	31:DA:2791:C:H5''	1.83	0.60
31:BA:2536:G:C6	31:BA:2537:U:C4	2.89	0.60
31:BA:1441:G:O2'	31:BA:1442:G:H5'	2.01	0.60
16:AP:74:LEU:O	16:AP:79:VAL:HB	2.01	0.60
31:DA:2101:G:C6	31:DA:2102:U:C5	2.89	0.60
1:CA:349:A:O2'	1:CA:350:G:H5'	2.00	0.60
3:CC:35:GLU:CD	3:CC:59:ARG:HH22	2.04	0.60
1:AA:857:C:H2'	1:AA:858:G:O4'	2.01	0.60
6:AF:7:ASN:HD22	6:AF:7:ASN:N	1.98	0.60
38:DI:63:ALA:O	38:DI:67:ARG:HD2	2.00	0.60
34:BE:9:VAL:HG13	34:BE:25:VAL:O	2.01	0.60
1:CA:1049:U:H4'	1:CA:1050:G:C5'	2.31	0.60
1:CA:1049:U:H4'	1:CA:1050:G:O5'	2.00	0.60
32:BB:37:C:C5	32:BB:38:C:C5	2.89	0.60
4:AD:127:THR:OG1	4:AD:128:VAL:N	2.33	0.60
24:B2:41:ILE:O	24:B2:42:GLY:O	2.19	0.60
35:DF:3:GLU:HA	35:DF:24:LEU:HB3	1.82	0.60
31:DA:310:A:OP1	50:DY:18:GLY:HA2	2.00	0.60
41:DP:121:LYS:HB3	41:DP:123:LEU:HD23	1.82	0.60
22:D0:16:SER:HB3	31:DA:2262:U:OP2	2.00	0.60
1:AA:622:A:C8	1:AA:623:C:C5	2.88	0.60
44:BS:30:ARG:NH2	44:BS:62:LYS:HD2	2.09	0.60
1:CA:343:U:C2	1:CA:347:G:N1	2.70	0.60
48:BW:6:ILE:HA	48:BW:103:ILE:O	2.02	0.60

Continued on next page...

Continued from previous page...

Atom-1	Atom-2	Distance(Å)	Clash(Å)
31:BA:307:G:N2	31:BA:310:A:H5''	2.16	0.60
32:BB:21:G:O6	32:BB:63:G:C5	2.54	0.60
1:CA:192:U:H2'	1:CA:193:C:C6	2.36	0.60
18:CR:50:ILE:CD1	18:CR:70:ILE:HG21	2.32	0.60
38:BI:83:ALA:HA	38:BI:89:TYR:CD1	2.37	0.60
43:BR:116:LEU:O	43:BR:117:VAL:CB	2.50	0.60
31:BA:322:A:H5'	31:BA:340:A:C1'	2.32	0.60
6:AF:42:GLU:OE1	6:AF:59:TYR:HE2	1.83	0.60
1:AA:1117:G:H4'	9:AI:104:ARG:CZ	2.31	0.60
31:BA:1722:A:N6	31:BA:1741:A:C2	2.70	0.60
9:AI:53:VAL:HB	9:AI:92:TYR:CE2	2.35	0.60
41:BP:7:ARG:O	41:BP:10:PRO:HD3	2.01	0.60
4:AD:138:TYR:HD2	4:AD:139:ARG:N	2.00	0.60
1:AA:1321:C:C3'	1:AA:1322:C:H5''	2.31	0.60
1:CA:1157:A:H4'	1:CA:1158:C:O5'	2.00	0.60
4:AD:79:PHE:CZ	4:AD:204:ILE:HD13	2.36	0.60
38:BI:117:GLU:HG3	38:BI:118:LYS:N	2.15	0.60
36:BG:57:ALA:HB2	36:BG:90:LEU:HD21	1.83	0.60
4:CD:107:ARG:HD2	4:CD:173:TRP:HZ2	1.66	0.60
1:AA:1109:C:H2'	1:AA:1110:A:O4'	2.01	0.60
4:AD:164:ALA:HB1	4:AD:168:ARG:NH1	2.16	0.60
31:DA:1427:A:H4'	31:DA:1428:C:O5'	2.01	0.60
31:DA:17:G:H4'	46:DU:25:TRP:CH2	2.36	0.60
4:AD:43:HIS:O	4:AD:45:GLN:N	2.33	0.60
1:AA:967:C:H5''	1:AA:968:A:OP2	2.02	0.60
1:CA:960:U:O2	1:CA:960:U:H2'	2.00	0.60
1:AA:1026:G:N3	1:AA:1026:G:H2'	2.16	0.60
2:CB:121:LEU:HD23	2:CB:127:ILE:HD11	1.83	0.60
31:BA:1893:C:C5	31:BA:1894:C:C5	2.89	0.60
39:DN:39:ARG:CD	39:DN:41:ASP:HB2	2.32	0.60
34:BE:51:PHE:CD1	34:BE:52:LEU:N	2.69	0.60
37:DH:144:VAL:O	37:DH:148:ILE:HG12	2.02	0.60
24:B2:45:SER:O	24:B2:48:HIS:CB	2.49	0.60
27:D5:2:ALA:N	31:DA:747:U:N3	2.49	0.60
1:CA:612:C:O2'	1:CA:613:C:H5'	2.01	0.60
50:BY:76:CYS:O	50:BY:99:CYS:SG	2.59	0.60
30:D8:62:LEU:CD1	31:DA:242:G:H5''	2.29	0.60
23:B1:34:THR:HG23	31:BA:388:G:P	2.41	0.60
23:D1:25:LYS:O	23:D1:26:ARG:HB3	2.01	0.60
48:BW:73:ALA:HB3	48:BW:106:ILE:HD11	1.83	0.60
45:BT:30:VAL:HG21	45:BT:83:ILE:H	1.66	0.60
50:DY:46:LYS:HG2	50:DY:47:LYS:HD2	1.84	0.60

Continued on next page...

Continued from previous page...

Atom-1	Atom-2	Distance(Å)	Clash(Å)
38:DI:88:ILE:HD11	38:DI:123:LEU:HD23	1.83	0.60
37:BH:154:PRO:O	37:BH:156:ALA:N	2.31	0.60
37:BH:155:SER:OG	37:BH:155:SER:O	2.11	0.60
33:BD:44:ASN:HB3	33:BD:49:ILE:CA	2.32	0.60
33:BD:125:ILE:HG21	33:BD:137:PRO:HG2	1.83	0.60
44:BS:74:ALA:HB1	44:BS:103:GLU:CB	2.31	0.60
33:DD:133:LEU:HA	33:DD:136:ILE:HD13	1.82	0.60
31:BA:1484:G:N2	31:BA:1505:C:H5	1.98	0.60
12:CL:32:PHE:HE1	12:CL:86:ARG:HG3	1.65	0.60
31:BA:26:G:OP1	48:BW:80:PRO:HB3	2.02	0.60
22:D0:2:ALA:H	31:DA:2602:A:H61	1.49	0.60
1:AA:1158:C:N3	1:AA:1181:G:N2	2.49	0.60
49:DX:66:LEU:O	49:DX:66:LEU:HD23	2.02	0.60
49:BX:65:ARG:CZ	49:BX:66:LEU:H	2.14	0.60
40:BO:4:PRO:O	40:BO:5:GLN:HB2	2.00	0.60
41:DP:45:LEU:HD22	41:DP:46:LYS:H	1.65	0.60
3:CC:130:VAL:O	3:CC:134:ILE:HG12	2.01	0.60
43:DR:13:HIS:HE1	43:DR:15:SER:OG	1.84	0.60
35:BF:128:ALA:O	35:BF:142:TRP:NE1	2.35	0.60
22:B0:8:GLY:HA3	31:BA:2255:G:H21	1.67	0.60
31:DA:272(J):C:H42	31:DA:363(A):A:N6	2.00	0.60
8:CH:69:ARG:HD3	8:CH:75:ARG:O	2.01	0.60
51:DZ:69:THR:HG22	51:DZ:90:VAL:HA	1.83	0.60
1:AA:360:A:O2'	1:AA:361:G:H5'	2.02	0.60
50:BY:38:ILE:CG2	50:BY:39:VAL:N	2.64	0.60
2:AB:111:ARG:O	2:AB:145:LEU:HD11	2.01	0.60
35:BF:3:GLU:O	35:BF:24:LEU:HG	2.01	0.60
32:BB:47:C:O2'	44:BS:93:LYS:HG2	2.01	0.60
28:B6:16:CYS:O	28:B6:18:ARG:CZ	2.50	0.60
30:B8:32:LEU:O	30:B8:33:ASN:CB	2.39	0.60
41:DP:26:GLY:HA2	41:DP:30:THR:CG2	2.32	0.60
50:BY:68:HIS:N	50:BY:71:LYS:HZ1	2.00	0.60
49:DX:60:ARG:HH21	49:DX:74:PRO:HG2	1.67	0.60
10:AJ:57:LYS:HD3	10:AJ:60:ARG:NH2	2.16	0.60
3:AC:43:LEU:O	3:AC:47:LEU:HB3	2.02	0.60
31:BA:2661:G:C8	31:BA:2662:A:C2	2.90	0.60
13:CM:31:LYS:HA	13:CM:34:LEU:HD12	1.83	0.60
31:DA:863:A:C2'	31:DA:864:G:H5'	2.30	0.60
2:CB:187:LEU:HD11	2:CB:204:ASN:O	2.00	0.60
31:DA:1434:A:H2'	31:DA:1435:G:H8	1.65	0.60
1:AA:343:U:C2	1:AA:347:G:N1	2.69	0.60
47:BV:1:MET:N	47:BV:44:LYS:HD2	2.16	0.60

Continued on next page...

Continued from previous page...

Atom-1	Atom-2	Distance(Å)	Clash(Å)
31:DA:956:G:OP2	42:DQ:14:ARG:NH2	2.35	0.60
45:BT:55:ASN:H	45:BT:59:THR:HB	1.66	0.60
33:BD:68:LYS:HB3	33:BD:70:TRP:CH2	2.37	0.60
20:AT:75:ASN:O	20:AT:79:ARG:HB2	2.01	0.60
1:CA:1162:C:H2'	1:CA:1163:C:C6	2.36	0.60
4:CD:73:ARG:HD2	4:CD:77:ASN:HD21	1.66	0.60
32:BB:10:C:C4	32:BB:11:C:C5	2.89	0.60
19:AS:29:ARG:HD3	19:AS:48:THR:OG1	2.01	0.60
31:DA:2658:C:H3'	31:DA:2659:G:H5''	1.83	0.60
1:CA:1250:A:H4'	9:CI:68:GLY:H	1.66	0.60
42:BQ:14:ARG:HG2	42:BQ:41:TRP:HH2	1.67	0.60
1:AA:1070:U:H2'	1:AA:1071:C:H6	1.66	0.60
34:BE:65:GLY:C	34:BE:67:PHE:H	2.04	0.60
31:BA:102:G:HO2'	31:BA:103:A:P	2.20	0.60
50:DY:27:VAL:HB	50:DY:29:GLU:OE1	2.01	0.60
27:B5:33:CYS:SG	27:B5:49:CYS:CB	2.89	0.60
49:BX:80:ILE:O	49:BX:81:VAL:HB	2.00	0.60
41:DP:62:LEU:H	41:DP:62:LEU:CD2	1.99	0.60
41:DP:62:LEU:H	41:DP:62:LEU:HD13	1.67	0.60
31:DA:833:U:O2	41:DP:55:ARG:NH1	2.34	0.60
31:DA:832:G:OP1	41:DP:40:SER:HB3	2.02	0.60
31:BA:673:C:H5''	35:BF:81:PRO:HD2	1.83	0.60
31:BA:271(Q):G:O2'	31:BA:271(R):G:P	2.59	0.60
1:AA:1065:U:C1'	1:AA:1066:C:OP2	2.50	0.60
10:CJ:57:LYS:HD3	10:CJ:60:ARG:NH2	2.17	0.60
1:CA:1065:U:C1'	1:CA:1066:C:OP2	2.50	0.60
1:AA:709:G:H2'	1:AA:710:G:H8	1.66	0.60
31:DA:1478:G:C2'	31:DA:1479:G:H5'	2.32	0.60
2:CB:8:LYS:NZ	2:CB:217:ARG:HH11	1.99	0.60
11:CK:125:PHE:H	11:CK:125:PHE:HD1	1.49	0.60
3:AC:73:PRO:HG3	3:AC:105:GLU:HG3	1.82	0.60
1:AA:1157:A:H4'	1:AA:1158:C:O5'	2.01	0.60
28:D6:27:LYS:HE3	31:DA:2285:C:H5	1.67	0.60
3:AC:83:ARG:O	3:AC:86:VAL:HG22	2.02	0.60
1:AA:1172:C:H2'	1:AA:1173:G:H8	1.67	0.60
1:AA:872:A:C4	1:AA:874:G:N7	2.69	0.60
4:CD:62:GLN:HE22	4:CD:65:ARG:HE	1.49	0.60
31:DA:568:U:H5'	31:DA:945:A:C2	2.36	0.60
31:DA:1252:G:C2	31:DA:1253:A:C2	2.90	0.60
31:DA:642:G:H21	31:DA:646:A:H2	1.50	0.60
23:D1:30:VAL:O	23:D1:30:VAL:HG12	2.01	0.60
31:DA:2881:C:H2'	31:DA:2882:A:O4'	2.02	0.60

Continued on next page...

Continued from previous page...

Atom-1	Atom-2	Distance(Å)	Clash(Å)
25:D3:28:LEU:HA	25:D3:33:GLN:OE1	2.02	0.60
31:DA:2422:A:H4'	31:DA:2423:U:OP1	2.00	0.60
5:CE:7:GLU:HG2	5:CE:112:LEU:HD22	1.82	0.60
33:DD:31:LYS:O	33:DD:35:LYS:O	2.20	0.60
31:BA:288:C:O2	31:BA:288:C:H2'	2.01	0.60
37:DH:85:LYS:HD3	37:DH:133:VAL:HB	1.83	0.60
47:BV:96:ILE:CG2	47:BV:97:LYS:N	2.65	0.60
49:DX:21:PHE:N	49:DX:21:PHE:CD1	2.69	0.60
31:BA:607:U:O2	31:BA:621:A:N1	2.34	0.60
49:BX:83:VAL:O	49:BX:84:ALA:CB	2.49	0.60
39:BN:67:LEU:HB3	39:BN:88:GLU:OE2	2.01	0.60
31:BA:2681:C:C5	31:BA:2725:A:N6	2.58	0.60
33:BD:228:PRO:HD3	33:BD:235:GLY:CA	2.31	0.60
45:BT:27:THR:O	45:BT:28:VAL:HG23	2.01	0.60
45:BT:33:LYS:NZ	45:BT:33:LYS:CA	2.65	0.60
31:BA:2656:U:H2'	31:BA:2657:A:H5''	1.84	0.60
31:DA:1204:A:N1	31:DA:1241:A:C2	2.67	0.60
31:BA:823:G:O2'	31:BA:824:A:H5'	2.01	0.60
31:BA:1188:U:H2'	31:BA:1189:A:H5'	1.83	0.60
5:CE:68:GLU:O	5:CE:70:PRO:HD3	2.01	0.60
37:DH:97:ARG:O	37:DH:98:LEU:C	2.40	0.60
38:BI:56:LYS:C	38:BI:56:LYS:HZ3	2.05	0.60
33:BD:158:ALA:O	33:BD:159:ALA:HB2	2.01	0.60
1:AA:473:G:H2'	1:AA:474:G:H8	1.65	0.60
7:CG:138:LYS:HE2	7:CG:142:GLU:OE2	2.00	0.60
7:CG:69:VAL:HA	7:CG:138:LYS:HD2	1.84	0.60
31:DA:1481:U:H5'	31:DA:1482:G:OP2	2.00	0.60
1:AA:491:G:H2'	1:AA:492:G:H8	1.65	0.60
25:B3:28:LEU:HA	25:B3:33:GLN:OE1	2.02	0.60
1:CA:403:C:O2'	1:CA:404:U:H5'	2.02	0.60
33:BD:28:GLU:HB2	33:BD:29:PRO:HD3	1.82	0.60
35:BF:205:ARG:C	35:BF:206:ILE:HG13	2.22	0.60
37:BH:138:LYS:H	37:BH:141:VAL:H	1.50	0.60
2:AB:71:VAL:O	2:AB:164:VAL:HG22	2.01	0.60
35:DF:22:ALA:HB1	35:DF:26:ALA:CB	2.32	0.60
28:B6:11:LEU:CD2	28:B6:26:ASN:H	2.15	0.60
1:AA:1090:U:C2	1:AA:1091:U:C5	2.90	0.60
31:BA:943:U:OP2	41:BP:38:GLN:OE1	2.20	0.60
23:B1:92:LYS:C	23:B1:94:LEU:N	2.55	0.60
49:DX:72:LYS:HG3	49:DX:74:PRO:CD	2.31	0.60
38:DI:61:ARG:O	38:DI:133:HIS:CE1	2.55	0.60
31:BA:1497:U:C2'	31:BA:1498:C:OP1	2.50	0.60

Continued on next page...

Continued from previous page...

Atom-1	Atom-2	Distance(Å)	Clash(Å)
31:DA:626:U:O2	41:DP:105:LEU:HG	2.01	0.60
16:AP:39:TYR:C	16:AP:39:TYR:CD1	2.73	0.60
32:BB:66:A:N6	32:BB:108:U:H2'	2.16	0.60
1:CA:594:G:H1	1:CA:645:C:N4	2.00	0.60
12:AL:32:PHE:HE1	12:AL:86:ARG:HG3	1.66	0.60
3:CC:7:PRO:O	3:CC:11:ARG:HG2	2.02	0.60
6:AF:5:GLU:HB3	6:AF:62:TRP:HE1	1.66	0.60
48:DW:56:ALA:O	48:DW:57:ASN:C	2.38	0.60
31:BA:2749:A:H4'	37:BH:62:LYS:HB3	1.84	0.60
1:AA:1070:U:H2'	1:AA:1071:C:C6	2.37	0.60
1:AA:1250:A:H4'	9:AI:68:GLY:H	1.66	0.60
37:BH:66:GLY:HA2	37:BH:69:ARG:HB2	1.82	0.60
17:AQ:97:SER:O	17:AQ:98:LEU:HD23	2.01	0.60
1:CA:1325:C:H4'	21:CU:17:THR:HG21	1.84	0.60
1:CA:7:G:H21	5:CE:121:LYS:HG2	1.65	0.60
37:BH:35:VAL:O	37:BH:37:VAL:HG23	2.01	0.60
23:D1:13:ILE:O	23:D1:14:VAL:HB	2.00	0.60
31:BA:1348:G:C2'	31:BA:1349:A:H5'	2.32	0.60
47:DV:72:VAL:CG1	47:DV:88:ARG:HH22	2.11	0.60
31:DA:1692:U:H2'	31:DA:1694:C:C5	2.37	0.60
46:BU:50:ARG:NH2	47:BV:75:PHE:CD2	2.70	0.60
31:BA:1225:G:OP1	47:BV:88:ARG:HD2	2.02	0.60
49:BX:35:THR:O	49:BX:36:LYS:C	2.41	0.60
49:BX:36:LYS:NZ	49:BX:38:GLU:C	2.56	0.60
31:DA:2094:G:N2	31:DA:2196:C:H1'	2.17	0.60
47:DV:52:VAL:O	47:DV:53:GLU:CB	2.49	0.60
47:BV:51:VAL:HG12	47:BV:52:VAL:N	2.17	0.60
31:BA:1378:A:H4'	31:BA:1379:A:OP1	2.02	0.60
37:BH:149:ARG:HD3	37:BH:164:TYR:HE1	1.67	0.60
1:CA:1392:G:N2	1:CA:1502:A:C8	2.67	0.60
22:B0:72:ARG:HH21	22:B0:75:LEU:CD1	2.15	0.60
32:DB:15:A:H5'	32:DB:16:G:H8	1.67	0.60
38:DI:2:LYS:HB2	38:DI:39:ALA:CB	2.32	0.60
31:DA:128:C:H2'	31:DA:129:C:O4'	2.01	0.60
4:AD:119:GLN:O	4:AD:123:HIS:CD2	2.55	0.60
1:CA:80:G:H1	1:CA:89:C:N4	1.99	0.60
34:BE:3:GLY:CA	34:BE:81:ILE:HG21	2.32	0.60
33:BD:255:LYS:N	33:BD:255:LYS:HZ1	2.00	0.60
4:AD:62:GLN:HE22	4:AD:65:ARG:HE	1.48	0.60
31:BA:1963:U:H2'	31:BA:1963:U:O2	2.02	0.60
1:CA:1070:U:H2'	1:CA:1071:C:H6	1.67	0.60
31:DA:1451:C:N3	31:DA:1459:G:O6	2.35	0.60

Continued on next page...

Continued from previous page...

Atom-1	Atom-2	Distance(Å)	Clash(Å)
35:DF:88:VAL:HG11	35:DF:91:GLY:HA3	1.84	0.60
43:DR:74:LYS:HD2	43:DR:77:ARG:HH21	1.66	0.60
31:DA:829:A:N7	31:DA:2248:C:H5'	2.17	0.60
7:AG:116:ALA:O	7:AG:120:ILE:HG12	2.02	0.60
50:DY:38:ILE:CG2	50:DY:39:VAL:N	2.64	0.59
35:BF:20:LEU:HD22	35:BF:203:GLN:NE2	2.17	0.59
37:BH:121:ILE:HD11	37:BH:140:LYS:HB3	1.83	0.59
31:DA:1902:C:O2'	33:DD:244:ARG:HB2	2.02	0.59
31:BA:995:C:N3	39:BN:4:TYR:CE1	2.69	0.59
36:DG:60:LEU:O	36:DG:64:THR:HG22	2.02	0.59
30:D8:35:GLN:NE2	30:D8:36:LYS:HZ2	1.99	0.59
31:BA:528:A:C2	31:BA:2043:C:H5'	2.36	0.59
23:B1:87:PRO:HD2	23:B1:88:LYS:H	1.67	0.59
31:DA:796:C:H2'	31:DA:797:C:H6	1.61	0.59
31:BA:774:A:C2	31:BA:787:U:O2'	2.53	0.59
10:AJ:40:LEU:HD23	10:AJ:40:LEU:H	1.66	0.59
3:AC:36:ASP:HB3	3:AC:40:ARG:NH1	2.17	0.59
11:CK:29:ILE:HB	11:CK:44:SER:CB	2.32	0.59
31:DA:2307:G:C2	31:DA:2308:G:H5'	2.37	0.59
27:B5:4:HIS:HB3	27:B5:5:PRO:CD	2.28	0.59
31:DA:1497:U:C2'	31:DA:1498:C:OP1	2.50	0.59
31:BA:1947:C:H2'	31:BA:1948:G:C5'	2.31	0.59
32:DB:15:A:H1'	32:DB:110:G:N9	2.17	0.59
31:DA:1359:A:C8	31:DA:1372:U:O4	2.55	0.59
47:BV:83:ARG:O	47:BV:84:LYS:HD2	2.02	0.59
36:DG:43:LEU:CD1	36:DG:153:ARG:HD2	2.32	0.59
1:CA:255:G:H1'	17:CQ:16:GLN:NE2	2.16	0.59
38:BI:99:GLU:HG3	38:BI:103:ARG:CZ	2.32	0.59
31:BA:2790:A:H2'	31:BA:2791:C:C5'	2.31	0.59
45:DT:129:ARG:CZ	45:DT:131:ALA:HB3	2.32	0.59
1:AA:604:G:C6	1:AA:605:U:C4	2.90	0.59
6:AF:91:VAL:HG11	18:AR:72:ARG:NH1	2.17	0.59
9:AI:122:ALA:HB1	9:AI:123:PRO:HD2	1.83	0.59
31:DA:1441:G:O2'	31:DA:1442:G:H5'	2.01	0.59
31:DA:873:G:N2	31:DA:905:U:C2	2.70	0.59
31:BA:2058:A:H5''	31:BA:2059:A:OP2	2.02	0.59
31:DA:2762:G:H8	31:DA:2762:G:C5'	2.14	0.59
31:BA:1042:G:N3	31:BA:1042:G:H2'	2.17	0.59
1:CA:760:G:H2'	1:CA:761:G:H5'	1.84	0.59
31:BA:2544:G:O5'	31:BA:2544:G:H8	1.84	0.59
43:DR:84:ALA:HB3	43:DR:85:PRO:HD3	1.82	0.59
1:AA:25:C:H2'	1:AA:26:A:C8	2.37	0.59

Continued on next page...

Continued from previous page...

Atom-1	Atom-2	Distance(Å)	Clash(Å)
6:CF:49:ALA:HB2	18:CR:78:LEU:O	2.02	0.59
16:AP:3:LYS:O	16:AP:21:VAL:HA	2.03	0.59
50:DY:37:VAL:CG2	50:DY:67:LEU:HB3	2.32	0.59
50:BY:27:VAL:HB	50:BY:29:GLU:OE1	2.02	0.59
44:BS:35:ILE:C	44:BS:36:TYR:HD1	2.05	0.59
44:BS:57:LYS:HG2	44:BS:58:LEU:H	1.67	0.59
39:DN:56:ASN:H	39:DN:125:GLY:CA	2.13	0.59
35:BF:101:LEU:CD1	35:BF:102:PRO:HD2	2.25	0.59
31:DA:2262:U:H2'	31:DA:2263:C:H5'	1.84	0.59
33:BD:79:VAL:HG21	33:BD:111:LEU:HD11	1.84	0.59
31:DA:1784:A:H4'	31:DA:1785:A:O5'	2.02	0.59
31:BA:1025:G:C4	31:BA:1135:C:H1'	2.37	0.59
31:BA:2308:G:H2'	31:BA:2309:A:C8	2.37	0.59
32:DB:20:C:C2'	32:DB:21:G:C5'	2.80	0.59
1:AA:738:C:H2'	1:AA:739:C:H6	1.67	0.59
2:AB:204:ASN:HD21	2:AB:207:ALA:H	1.48	0.59
27:D5:4:HIS:O	31:DA:2056:G:N2	2.35	0.59
31:DA:389:G:H22	41:DP:71:VAL:HG12	1.67	0.59
32:DB:86:G:C3'	32:DB:87:G:C8	2.84	0.59
1:CA:195:A:C6	1:CA:196:A:N1	2.70	0.59
34:BE:95:ILE:CD1	34:BE:95:ILE:H	2.16	0.59
31:BA:1403:C:C5'	31:BA:1471:A:H1'	2.32	0.59
10:CJ:39:PRO:HB3	10:CJ:70:ARG:NH1	2.17	0.59
46:DU:69:CYS:HB3	46:DU:106:PHE:HZ	1.66	0.59
31:DA:2190:G:C2'	31:DA:2191:G:H5'	2.32	0.59
1:CA:1228:C:H2'	1:CA:1229:A:C8	2.36	0.59
1:CA:818:G:HO2'	1:CA:820:U:H6	1.49	0.59
1:CA:977:A:C8	1:CA:1223:C:C4	2.90	0.59
31:BA:2186:G:C3'	31:BA:2187:G:H5''	2.32	0.59
1:CA:273:A:O2'	1:CA:274:A:H5'	2.02	0.59
22:D0:18:ALA:HB1	31:DA:2271:G:OP1	2.01	0.59
34:DE:46:ALA:HA	34:DE:82:ARG:O	2.01	0.59
1:CA:1244:C:H2'	1:CA:1245:A:C8	2.37	0.59
35:DF:132:VAL:HG22	35:DF:133:ASN:N	2.16	0.59
31:BA:1762:A:H8	31:BA:1762:A:O5'	1.85	0.59
34:BE:56:PRO:O	34:BE:58:ARG:N	2.34	0.59
27:B5:36:CYS:C	27:B5:38:ALA:H	2.04	0.59
24:D2:52:ASP:O	24:D2:56:GLN:NE2	2.34	0.59
31:DA:2281:C:O2'	31:DA:2282:G:H5'	2.03	0.59
31:BA:2334:G:H21	44:BS:18:ILE:CD1	2.07	0.59
31:DA:1803:A:O2'	33:DD:259:THR:HG21	2.02	0.59
50:DY:71:LYS:CB	50:DY:71:LYS:NZ	2.64	0.59

Continued on next page...

Continued from previous page...

Atom-1	Atom-2	Distance(Å)	Clash(Å)
42:BQ:20:ALA:O	42:BQ:22:LYS:N	2.35	0.59
30:B8:43:GLN:O	30:B8:44:LYS:HD2	2.03	0.59
31:BA:953:A:C2'	31:BA:954:G:H5'	2.32	0.59
23:B1:25:LYS:C	23:B1:26:ARG:HG3	2.23	0.59
31:BA:543:C:C6	31:BA:547:A:N7	2.70	0.59
41:BP:98:GLU:HG3	41:BP:99:LEU:N	2.16	0.59
32:BB:20:C:C2'	32:BB:21:G:C5'	2.80	0.59
1:AA:963:G:H21	10:AJ:55:LYS:CE	2.15	0.59
16:CP:39:TYR:CD1	16:CP:39:TYR:C	2.74	0.59
36:BG:43:LEU:CD1	36:BG:153:ARG:HD2	2.33	0.59
36:BG:127:GLY:CA	36:BG:166:ASP:HB3	2.33	0.59
3:AC:111:LEU:HD22	3:AC:204:LEU:HD21	1.85	0.59
22:B0:43:THR:O	22:B0:45:PHE:N	2.35	0.59
1:CA:546:G:P	4:CD:72:GLU:HB3	2.42	0.59
9:CI:48:GLU:N	9:CI:49:PRO:HD2	2.17	0.59
1:CA:604:G:C6	1:CA:605:U:C4	2.90	0.59
12:CL:110:VAL:CG2	12:CL:120:TYR:HB3	2.33	0.59
1:CA:180:U:C2'	1:CA:181:G:H5'	2.32	0.59
13:CM:86:CYS:HB2	19:CS:73:GLU:HB3	1.83	0.59
35:BF:132:VAL:HG22	35:BF:133:ASN:N	2.16	0.59
46:DU:49:HIS:HA	46:DU:52:ARG:HB2	1.84	0.59
37:BH:127:GLU:OE1	37:BH:127:GLU:HA	2.02	0.59
7:AG:138:LYS:HE2	7:AG:142:GLU:OE2	2.01	0.59
31:BA:2313:C:H2'	31:BA:2314:C:H6	1.67	0.59
42:BQ:141:GLN:HE21	51:BZ:71:VAL:C	2.05	0.59
39:DN:58:ASP:OD1	39:DN:124:ALA:HB1	2.03	0.59
31:BA:2335:A:C8	31:BA:2337:G:C5	2.90	0.59
49:DX:24:GLY:HA3	49:DX:80:ILE:HG13	1.85	0.59
4:AD:28:SER:HB3	4:AD:30:LYS:HG2	1.83	0.59
8:AH:86:ILE:HG22	8:AH:87:SER:N	2.17	0.59
35:DF:70:THR:HG22	35:DF:72:ARG:H	1.66	0.59
31:DA:500:G:N2	31:DA:502:A:H3'	2.17	0.59
31:DA:2030:A:H5''	31:DA:2031:A:P	2.42	0.59
23:D1:92:LYS:C	23:D1:94:LEU:H	2.04	0.59
31:DA:1504:C:O2'	31:DA:1505:C:O5'	2.20	0.59
1:CA:594:G:H2'	1:CA:595:G:O4'	2.01	0.59
31:BA:2790:A:H2'	31:BA:2791:C:H5''	1.84	0.59
1:AA:923:A:H5''	5:AE:21:ALA:HB2	1.83	0.59
31:DA:971:C:C2'	31:DA:972:G:H5'	2.33	0.59
48:DW:111:HIS:CD2	48:DW:112:GLY:N	2.71	0.59
1:CA:473:G:H2'	1:CA:474:G:H8	1.67	0.59
31:DA:995:C:N3	39:DN:4:TYR:CE1	2.71	0.59

Continued on next page...

Continued from previous page...

Atom-1	Atom-2	Distance(Å)	Clash(Å)
35:DF:2:LYS:HG3	35:DF:25:PRO:HB2	1.85	0.59
41:BP:85:LEU:CD2	41:BP:85:LEU:H	2.07	0.59
39:BN:67:LEU:O	39:BN:69:GLN:N	2.36	0.59
31:BA:676:A:H2	31:BA:802:A:H61	1.50	0.59
30:D8:32:LEU:HG	30:D8:34:TRP:HE3	1.68	0.59
31:DA:2287:A:N6	31:DA:2344:U:N3	2.41	0.59
1:CA:1090:U:C2	1:CA:1091:U:C5	2.90	0.59
34:DE:75:VAL:O	34:DE:77:ILE:N	2.35	0.59
36:DG:47:LYS:HG3	36:DG:82:LEU:HD11	1.83	0.59
31:DA:1188:U:H2'	31:DA:1189:A:H5'	1.84	0.59
31:DA:587:C:H5	41:DP:33:ARG:HH11	1.51	0.59
34:DE:36:ARG:HH21	34:DE:88:GLY:HA2	1.66	0.59
45:BT:31:SER:HB3	45:BT:43:GLN:O	2.03	0.59
49:BX:73:ARG:O	49:BX:74:PRO:O	2.20	0.59
32:DB:82:G:O2'	32:DB:83:G:H5'	2.03	0.59
37:DH:28:GLY:HA3	37:DH:79:VAL:HB	1.83	0.59
31:DA:1158:C:HO2'	31:DA:1159:U:P	2.21	0.59
2:CB:20:GLU:O	2:CB:40:HIS:HB2	2.03	0.59
33:DD:132:PRO:O	33:DD:136:ILE:HD12	2.03	0.59
31:DA:510:C:O2'	31:DA:511:U:H5'	2.02	0.59
32:BB:86:G:H3'	32:BB:87:G:C8	2.38	0.59
31:DA:212:G:C2'	31:DA:213:A:H5'	2.32	0.59
4:CD:189:PRO:CB	4:CD:194:LEU:HD21	2.32	0.59
9:CI:73:GLN:O	9:CI:77:ILE:HG13	2.02	0.59
40:DO:4:PRO:O	40:DO:5:GLN:CB	2.50	0.59
31:BA:823:G:C2'	31:BA:824:A:H5'	2.31	0.59
34:DE:167:VAL:CG2	34:DE:170:LEU:HD11	2.32	0.59
23:B1:27:GLU:OE2	23:B1:32:LYS:HB2	2.01	0.59
34:BE:27:LEU:HD22	45:BT:1:MET:HE3	1.83	0.59
4:AD:117:ALA:O	4:AD:120:LEU:HB2	2.03	0.59
38:DI:29:TYR:HD2	38:DI:30:LEU:HD23	1.67	0.59
4:CD:4:TYR:O	4:CD:5:ILE:HB	2.03	0.59
42:DQ:39:PRO:HA	42:DQ:97:VAL:O	2.03	0.59
44:BS:59:LYS:HE3	44:BS:68:GLN:HE22	1.67	0.59
41:BP:141:ALA:HB3	25:D3:1:MET:CE	2.32	0.59
31:DA:310:A:OP1	50:DY:17:SER:O	2.19	0.59
46:DU:93:LYS:CD	46:DU:93:LYS:H	2.15	0.59
50:BY:96:ILE:HG13	50:BY:99:CYS:C	2.22	0.59
50:DY:79:CYS:O	50:DY:80:GLY:C	2.39	0.59
34:DE:34:VAL:CG2	34:DE:48:GLN:HE21	2.15	0.59
31:DA:2632:A:H1'	34:DE:61:ARG:NH1	2.18	0.59
31:DA:2472:G:N1	31:DA:2477:C:OP1	2.21	0.59

Continued on next page...

Continued from previous page...

Atom-1	Atom-2	Distance(Å)	Clash(Å)
1:AA:1058:G:H2'	1:AA:1059:C:O4'	2.03	0.59
11:AK:29:ILE:HB	11:AK:44:SER:CB	2.32	0.59
36:DG:71:THR:HB	36:DG:89:GLY:HA3	1.83	0.59
44:BS:74:ALA:O	44:BS:77:ALA:HB3	2.02	0.59
28:D6:20:ASN:O	28:D6:21:TYR:CG	2.55	0.59
42:DQ:32:TYR:HE2	42:DQ:133:ARG:HG2	1.67	0.59
4:AD:189:PRO:CB	4:AD:194:LEU:HD21	2.31	0.59
1:CA:1072:G:C6	1:CA:1073:U:C4	2.91	0.59
35:DF:8:GLN:HB3	35:DF:126:VAL:HA	1.84	0.59
6:CF:50:TYR:CE2	6:CF:52:ILE:HD11	2.37	0.59
33:DD:167:GLY:C	33:DD:168:ARG:HG2	2.22	0.59
19:CS:29:ARG:HD3	19:CS:48:THR:OG1	2.02	0.59
2:AB:121:LEU:HD23	2:AB:127:ILE:HD11	1.85	0.59
31:BA:231:C:C2'	31:BA:232:G:H5'	2.33	0.59
23:D1:56:GLN:OE1	23:D1:56:GLN:HA	2.02	0.59
6:CF:7:ASN:HD22	6:CF:7:ASN:N	2.00	0.59
33:DD:30:GLU:HG3	33:DD:63:ARG:NH2	2.18	0.59
31:BA:2300:G:N2	31:BA:2317:C:C2	2.71	0.59
44:BS:87:PHE:CE2	44:BS:97:ARG:NH2	2.71	0.59
34:DE:95:ILE:CD1	34:DE:95:ILE:H	2.15	0.59
2:CB:185:ILE:HG22	2:CB:199:TYR:CB	2.22	0.59
1:AA:629:G:H2'	1:AA:630:G:O4'	2.01	0.59
42:BQ:20:ALA:HB2	42:BQ:99:PRO:CD	2.32	0.59
39:DN:78:TYR:CE1	39:DN:79:PRO:HB3	2.38	0.59
31:DA:1021:A:N6	31:DA:1141:U:H3	1.92	0.59
46:BU:102:GLU:HG3	47:BV:2:PHE:HZ	1.67	0.59
36:BG:47:LYS:HG3	36:BG:82:LEU:HD11	1.85	0.59
48:BW:4:LYS:HB2	48:BW:106:ILE:CG2	2.30	0.59
4:CD:33:MET:CE	4:CD:37:PRO:HA	2.33	0.59
31:DA:2463:C:O2'	31:DA:2464:C:H5'	2.03	0.59
6:CF:11:ASN:O	6:CF:14:LEU:HB2	2.02	0.59
1:AA:1048:G:OP1	14:AN:4:LYS:HB2	2.03	0.59
31:DA:2312:U:O3'	36:DG:71:THR:HG21	2.02	0.59
43:DR:55:ALA:CB	43:DR:79:LEU:HD13	2.32	0.59
36:DG:127:GLY:CA	36:DG:166:ASP:HB3	2.32	0.59
42:BQ:32:TYR:HE2	42:BQ:133:ARG:HG2	1.67	0.59
20:AT:89:ARG:HH21	20:AT:104:LEU:HD21	1.68	0.59
31:BA:2599:G:OP2	33:BD:236:GLY:N	2.36	0.59
1:AA:80:G:H1	1:AA:89:C:N4	2.00	0.59
31:DA:491:G:H2'	31:DA:492:A:C8	2.38	0.59
4:CD:110:PHE:HD1	4:CD:110:PHE:H	1.51	0.59
1:CA:1150:U:O4	1:CA:1151:A:N6	2.36	0.59

Continued on next page...

Continued from previous page...

Atom-1	Atom-2	Distance(Å)	Clash(Å)
31:BA:358:U:H6	31:BA:358:U:H3'	1.68	0.59
35:BF:123:LEU:HD12	35:BF:124:LEU:H	1.67	0.59
1:AA:957:U:H4'	19:AS:79:THR:HB	1.84	0.59
2:AB:76:GLN:O	2:AB:208:ILE:HG12	2.03	0.59
43:BR:84:ALA:HB3	43:BR:85:PRO:HD3	1.84	0.59
1:AA:757:U:H2'	1:AA:758:G:O4'	2.02	0.59
31:DA:2342:C:OP2	31:DA:2342:C:H6	1.86	0.59
50:BY:37:VAL:HG23	50:BY:38:ILE:N	2.18	0.59
37:DH:137:ASP:HB3	37:DH:140:LYS:HB2	1.83	0.59
44:DS:93:LYS:HE3	44:DS:93:LYS:O	2.02	0.59
39:DN:65:LYS:CD	39:DN:67:LEU:HG	2.33	0.59
46:BU:92:ARG:HD2	47:BV:11:GLN:CG	2.32	0.59
30:D8:35:GLN:HA	31:DA:2420:C:OP2	2.02	0.59
34:BE:36:ARG:HH11	34:BE:85:ASN:HD21	1.50	0.59
50:DY:99:CYS:SG	50:DY:99:CYS:O	2.60	0.59
23:D1:26:ARG:HG2	23:D1:34:THR:HB	1.84	0.59
34:BE:61:ARG:N	34:BE:62:PRO:HD2	2.16	0.59
47:BV:51:VAL:CG1	47:BV:52:VAL:H	2.16	0.59
31:BA:528:A:C2	31:BA:2043:C:C5'	2.86	0.59
50:BY:71:LYS:HZ3	50:BY:71:LYS:HB2	1.68	0.59
3:AC:54:ARG:HD3	3:AC:69:HIS:CE1	2.38	0.59
34:BE:116:VAL:HG13	34:BE:122:PHE:CG	2.38	0.59
6:AF:45:LEU:HD11	6:AF:57:GLN:OE1	2.03	0.59
2:CB:204:ASN:HD21	2:CB:207:ALA:H	1.50	0.59
2:AB:8:LYS:NZ	2:AB:217:ARG:HH11	2.01	0.59
31:DA:2536:G:C5	31:DA:2537:U:C5	2.91	0.59
20:AT:26:ASN:O	20:AT:30:LYS:HB2	2.02	0.59
31:DA:2894:G:H2'	31:DA:2894:G:N3	2.17	0.59
31:BA:1833:U:H2'	31:BA:1834:U:C6	2.37	0.59
9:AI:46:ALA:O	9:AI:49:PRO:HD2	2.03	0.59
44:BS:42:ASP:O	44:BS:43:GLU:HB2	2.03	0.59
31:DA:2186:G:C3'	31:DA:2187:G:H5''	2.33	0.59
31:DA:2350:C:H2'	31:DA:2351:G:O4'	2.03	0.59
1:CA:170:U:O2'	1:CA:171:A:H5'	2.02	0.59
8:CH:113:SER:H	8:CH:134:ILE:HG12	1.66	0.59
3:CC:23:TYR:CG	3:CC:24:ALA:N	2.70	0.59
1:AA:403:C:O2'	1:AA:404:U:H5'	2.03	0.59
1:AA:1049:U:H4'	1:AA:1050:G:C5'	2.32	0.59
44:BS:76:LYS:O	44:BS:79:ALA:HB3	2.02	0.59
22:D0:53:MET:HB2	22:D0:59:LEU:HD23	1.83	0.59
4:CD:109:GLY:O	4:CD:111:ALA:N	2.36	0.59
1:AA:273:A:O2'	1:AA:274:A:H5'	2.03	0.59

Continued on next page...

Continued from previous page...

Atom-1	Atom-2	Distance(Å)	Clash(Å)
50:DY:37:VAL:HG11	50:DY:72:VAL:CG2	2.33	0.59
31:DA:607:U:OP1	35:DF:102:PRO:HA	2.03	0.59
47:DV:96:ILE:CG2	47:DV:97:LYS:N	2.65	0.59
44:BS:90:GLY:O	44:BS:92:TYR:N	2.36	0.59
46:BU:90:VAL:HG12	46:BU:91:ASP:H	1.68	0.59
31:DA:953:A:C2	31:DA:954:G:C8	2.91	0.59
1:AA:626:U:C2	1:AA:627:G:N7	2.71	0.59
31:DA:71:A:C2	49:DX:31:HIS:CE1	2.72	0.59
50:BY:68:HIS:ND1	50:BY:70:SER:HB3	2.18	0.59
31:BA:1158:C:O2'	31:BA:1159:U:OP2	2.20	0.59
31:DA:848:G:H2'	31:DA:849:A:C8	2.38	0.59
31:BA:2262:U:O2'	31:BA:2263:C:H5''	2.03	0.59
38:DI:99:GLU:HG3	38:DI:103:ARG:CZ	2.33	0.59
1:AA:186:C:C2	1:AA:187:C:C5	2.91	0.59
5:CE:36:ASP:OD1	5:CE:37:ARG:N	2.36	0.59
1:AA:797:C:OP1	11:AK:124:LYS:HE2	2.03	0.59
3:CC:73:PRO:HG3	3:CC:105:GLU:HG3	1.84	0.59
41:DP:7:ARG:O	41:DP:10:PRO:HD3	2.03	0.59
4:AD:90:GLY:O	4:AD:94:LEU:HD12	2.02	0.59
1:CA:501:C:H2'	1:CA:502:G:C8	2.38	0.59
31:BA:1417:C:C2'	31:BA:1418:G:H5'	2.33	0.59
17:AQ:40:LYS:HG2	17:AQ:41:LYS:H	1.64	0.59
1:CA:166:G:O2'	1:CA:167:G:H5'	2.02	0.59
31:DA:1270:C:H5''	31:DA:1271:G:O5'	2.02	0.59
7:AG:47:CYS:O	7:AG:50:ILE:HB	2.03	0.59
3:AC:95:THR:HG22	3:AC:97:LYS:H	1.68	0.59
6:AF:76:ALA:HB1	6:AF:80:ARG:HH21	1.67	0.59
1:AA:180:U:H2'	1:AA:181:G:H5'	1.84	0.59
23:B1:46:LEU:N	23:B1:46:LEU:HD12	2.05	0.59
49:BX:55:ASN:HD22	49:BX:55:ASN:N	1.99	0.59
49:DX:21:PHE:N	49:DX:21:PHE:HD1	2.00	0.59
31:BA:61:G:H1	31:BA:94:C:H42	1.50	0.59
47:BV:73:SER:OG	47:BV:75:PHE:CE1	2.56	0.59
31:DA:954:G:C5	31:DA:955:C:C5	2.90	0.59
38:DI:98:ALA:HA	38:DI:109:ILE:HD11	1.83	0.59
45:DT:30:VAL:HG23	45:DT:31:SER:N	2.18	0.59
45:DT:33:LYS:N	45:DT:33:LYS:NZ	2.51	0.59
45:BT:33:LYS:NZ	45:BT:33:LYS:HA	2.17	0.59
45:BT:80:SER:HB3	45:BT:81:PRO:HD3	1.85	0.59
4:CD:19:LEU:HB2	4:CD:21:LEU:CD2	2.31	0.59
31:BA:671:C:C5'	31:BA:671:C:H6	2.12	0.59
1:AA:250:A:H1'	1:AA:251:G:OP2	2.03	0.59

Continued on next page...

Continued from previous page...

Atom-1	Atom-2	Distance(Å)	Clash(Å)
5:CE:32:VAL:HB	5:CE:58:ALA:HB1	1.85	0.59
31:BA:1497:U:H3	31:BA:1578:U:P	2.26	0.59
37:DH:155:SER:O	37:DH:157:TYR:N	2.36	0.59
2:AB:20:GLU:O	2:AB:40:HIS:HB2	2.03	0.59
1:AA:341:C:O2'	1:AA:342:C:H5'	2.03	0.59
1:AA:594:G:H2'	1:AA:595:G:O4'	2.02	0.59
4:CD:119:GLN:O	4:CD:123:HIS:CD2	2.56	0.59
31:BA:2895:U:H5	31:BA:2896:C:C5	2.20	0.59
1:AA:175:C:H2'	1:AA:176:C:C6	2.37	0.59
44:BS:67:ARG:H	44:BS:69:VAL:HG13	1.68	0.59
36:DG:106:LEU:O	36:DG:110:ALA:HB3	2.02	0.59
36:BG:71:THR:HB	36:BG:89:GLY:HA3	1.84	0.59
4:AD:109:GLY:O	4:AD:111:ALA:N	2.36	0.59
6:AF:48:LEU:HD13	6:AF:52:ILE:HG12	1.84	0.59
1:AA:1049:U:H4'	1:AA:1050:G:O5'	2.01	0.59
7:CG:47:CYS:O	7:CG:50:ILE:HB	2.02	0.59
4:CD:88:VAL:O	4:CD:92:VAL:HG23	2.02	0.59
1:CA:836:G:C6	1:CA:851:G:C6	2.91	0.59
33:BD:175:LEU:HD12	33:BD:185:VAL:HG21	1.85	0.59
44:DS:42:ASP:C	44:DS:44:LYS:H	2.05	0.59
28:B6:35:GLU:O	28:B6:35:GLU:HG3	2.00	0.59
44:DS:83:LYS:CE	44:DS:105:ALA:HB2	2.33	0.59
50:DY:37:VAL:HG11	50:DY:72:VAL:HG21	1.85	0.58
31:DA:1138:G:H21	39:DN:106:MET:HE3	1.68	0.58
35:DF:101:LEU:CD1	35:DF:102:PRO:HD2	2.19	0.58
47:DV:36:PRO:HG2	47:DV:62:LEU:HD11	1.85	0.58
27:B5:2:ALA:N	31:BA:747:U:C4	2.71	0.58
43:DR:4:LEU:CD1	43:DR:4:LEU:O	2.45	0.58
28:B6:30:THR:O	28:B6:31:PRO:C	2.40	0.58
31:BA:2591:C:P	33:BD:239:ARG:HG3	2.43	0.58
45:BT:42:ILE:O	45:BT:42:ILE:HG13	2.01	0.58
31:DA:547:A:H8	31:DA:549:G:C6	2.20	0.58
49:DX:60:ARG:HB2	49:DX:74:PRO:HD2	1.85	0.58
31:DA:27:G:N2	31:DA:512:G:H1'	2.17	0.58
31:DA:1406:U:H2'	31:DA:1407:C:H6	1.67	0.58
31:DA:2700:C:C2'	31:DA:2701:C:H5'	2.33	0.58
13:AM:25:ILE:HD11	13:AM:66:LEU:HD23	1.85	0.58
5:AE:11:ILE:HD11	5:AE:108:ALA:HB3	1.85	0.58
25:B3:54:VAL:CG1	25:B3:55:ARG:N	2.65	0.58
4:CD:138:TYR:HD2	4:CD:139:ARG:N	2.01	0.58
8:AH:6:ILE:N	8:AH:6:ILE:HD12	2.18	0.58
1:AA:1054:C:O2'	1:AA:1055:A:H5''	2.03	0.58

Continued on next page...

Continued from previous page...

Atom-1	Atom-2	Distance(Å)	Clash(Å)
31:DA:754:C:H2'	31:DA:755:C:C6	2.38	0.58
41:BP:101:VAL:C	41:BP:103:ALA:H	2.07	0.58
8:AH:113:SER:H	8:AH:134:ILE:HG12	1.67	0.58
1:CA:937:A:H1'	1:CA:1379:G:N2	2.18	0.58
31:DA:1027:A:C6	31:DA:1126:A:C4	2.91	0.58
20:CT:39:LYS:O	20:CT:43:LEU:HG	2.03	0.58
33:BD:142:VAL:HG23	33:BD:193:VAL:HA	1.84	0.58
31:BA:776:G:H4'	31:BA:777:A:O5'	2.02	0.58
31:DA:743:G:C2'	31:DA:744:G:H5'	2.33	0.58
31:BA:247:G:H4'	31:BA:386:G:C5	2.38	0.58
25:D3:44:ARG:O	25:D3:48:GLU:HG2	2.03	0.58
31:DA:2703:C:H2'	31:DA:2704:C:H6	1.68	0.58
47:DV:73:SER:OG	47:DV:74:LYS:N	2.36	0.58
24:B2:57:ILE:HG21	24:B2:59:ARG:HH11	1.67	0.58
31:DA:309:G:O3'	50:DY:18:GLY:CA	2.50	0.58
39:DN:2:LYS:HZ3	46:DU:94:ASN:ND2	2.00	0.58
31:BA:551:G:O2'	31:BA:1220:A:N3	2.27	0.58
31:DA:543:C:C6	31:DA:547:A:N7	2.71	0.58
1:AA:1278:U:O4	10:AJ:99:LYS:HE3	2.03	0.58
37:DH:158:HIS:CE1	37:DH:169:VAL:C	2.77	0.58
42:BQ:75:THR:HA	42:BQ:88:GLY:CA	2.33	0.58
31:BA:1278:A:OP1	43:BR:36:THR:CG2	2.50	0.58
31:DA:2055:C:H5'	31:DA:2056:G:O5'	2.03	0.58
31:BA:626:U:H3	41:BP:105:LEU:HG	1.68	0.58
31:BA:1108:U:C2'	31:BA:1109:C:H5'	2.33	0.58
7:CG:150:ALA:O	11:CK:57:THR:HG21	2.03	0.58
31:BA:2197:U:H1'	31:BA:2198:A:C8	2.38	0.58
13:AM:15:VAL:HG12	13:AM:45:VAL:HG22	1.85	0.58
1:AA:410:G:H1'	1:AA:432:A:H61	1.66	0.58
3:AC:7:PRO:O	3:AC:11:ARG:HG2	2.02	0.58
41:BP:14:LYS:O	41:BP:15:ARG:HB2	2.03	0.58
1:AA:819:A:H4'	1:AA:820:U:OP2	2.01	0.58
1:CA:713:G:H2'	1:CA:714:G:C8	2.37	0.58
37:DH:99:VAL:HG12	37:DH:99:VAL:O	2.03	0.58
1:AA:857:C:O2	1:AA:858:G:H1'	2.02	0.58
2:AB:228:GLY:O	2:AB:230:VAL:HG13	2.02	0.58
31:BA:1451:C:N3	31:BA:1459:G:O6	2.36	0.58
23:B1:21:ARG:NH1	31:BA:380:U:OP1	2.35	0.58
31:DA:649:G:H2'	31:DA:650:C:C6	2.38	0.58
33:DD:35:LYS:CG	33:DD:64:ILE:N	2.66	0.58
39:DN:28:THR:HA	39:DN:106:MET:HE2	1.85	0.58
31:DA:1225:G:OP1	47:DV:88:ARG:HD2	2.03	0.58

Continued on next page...

Continued from previous page...

Atom-1	Atom-2	Distance(Å)	Clash(Å)
44:DS:97:ARG:HD2	44:DS:97:ARG:C	2.24	0.58
35:DF:22:ALA:C	35:DF:26:ALA:HB2	2.23	0.58
38:BI:109:ILE:HG22	38:BI:130:TYR:OH	2.03	0.58
28:B6:10:LEU:CD2	28:B6:10:LEU:H	2.15	0.58
31:DA:2197:U:H1'	31:DA:2198:A:C8	2.38	0.58
40:DO:13:ASN:ND2	40:DO:96:THR:H	2.00	0.58
1:AA:539:A:OP2	12:AL:115:LYS:HE3	2.03	0.58
48:DW:9:TYR:N	48:DW:102:HIS:HD2	1.94	0.58
31:DA:528:A:N1	31:DA:2042:A:H2'	2.18	0.58
31:DA:528:A:H2'	31:DA:529:A:H5'	1.84	0.58
2:AB:187:LEU:HD11	2:AB:204:ASN:O	2.02	0.58
31:BA:2660:A:H5''	31:BA:2661:G:C2	2.39	0.58
1:AA:187:C:H2'	1:AA:188:C:H6	1.67	0.58
8:CH:6:ILE:HD12	8:CH:6:ILE:N	2.17	0.58
17:AQ:40:LYS:HD2	17:AQ:42:TYR:CZ	2.38	0.58
45:BT:129:ARG:CZ	45:BT:131:ALA:HB3	2.33	0.58
45:BT:78:LEU:C	45:BT:79:HIS:ND1	2.56	0.58
31:DA:1112:G:H1'	31:DA:1113:U:OP1	2.03	0.58
8:AH:114:THR:HG23	8:AH:117:GLY:O	2.02	0.58
4:AD:17:VAL:HG11	4:AD:197:PRO:CB	2.33	0.58
31:BA:642:G:H21	31:BA:646:A:H2	1.51	0.58
1:AA:721:G:H4'	1:AA:722:A:O4'	2.03	0.58
1:CA:957:U:H4'	19:CS:79:THR:HB	1.85	0.58
48:BW:10:VAL:O	48:BW:11:ARG:CB	2.51	0.58
44:BS:83:LYS:CE	44:BS:105:ALA:HB2	2.33	0.58
1:CA:1026:G:N3	1:CA:1026:G:H2'	2.18	0.58
1:CA:967:C:H5''	1:CA:968:A:OP2	2.03	0.58
31:DA:2205:C:O2	31:DA:2220:G:C2	2.56	0.58
31:DA:83:G:H1	31:DA:102:G:H2'	1.68	0.58
32:DB:28:C:H2'	32:DB:29:A:H8	1.69	0.58
37:BH:137:ASP:HB3	37:BH:140:LYS:HB2	1.83	0.58
44:BS:97:ARG:O	44:BS:98:VAL:HG23	2.04	0.58
31:DA:992:C:O2'	31:DA:993:G:H5'	2.03	0.58
31:DA:1693:U:OP2	31:DA:1694:C:H5	1.87	0.58
2:CB:61:LEU:HA	2:CB:64:ARG:HG2	1.85	0.58
30:B8:35:GLN:OE1	31:BA:2421:G:OP2	2.21	0.58
30:D8:32:LEU:HG	30:D8:34:TRP:CE3	2.38	0.58
30:D8:34:TRP:HZ3	30:D8:41:ILE:CG2	2.16	0.58
4:AD:33:MET:CE	4:AD:37:PRO:HA	2.34	0.58
31:BA:271(K):U:H3'	31:BA:271(L):U:C5'	2.32	0.58
31:DA:542:C:C2'	31:DA:543:C:OP1	2.51	0.58
49:DX:60:ARG:CB	49:DX:72:LYS:H	2.16	0.58

Continued on next page...

Continued from previous page...

Atom-1	Atom-2	Distance(Å)	Clash(Å)
31:DA:2309:A:C2	31:DA:2310:A:H2	2.20	0.58
50:BY:45:VAL:CG2	50:BY:62:GLU:H	2.16	0.58
8:AH:17:THR:HB	8:AH:78:GLN:OE1	2.03	0.58
1:CA:709:G:H2'	1:CA:710:G:H8	1.67	0.58
31:BA:1204:A:N1	31:BA:1241:A:C2	2.68	0.58
20:CT:89:ARG:HH21	20:CT:104:LEU:HD21	1.68	0.58
48:DW:18:ARG:CG	48:DW:18:ARG:HH11	2.17	0.58
31:DA:814:C:H5	41:DP:27:HIS:NE2	2.02	0.58
1:CA:564:C:C2	17:CQ:31:LEU:HD11	2.39	0.58
1:AA:938:A:N6	1:AA:939:G:C6	2.72	0.58
33:BD:255:LYS:N	33:BD:255:LYS:NZ	2.51	0.58
31:DA:1722:A:N6	31:DA:1741:A:C2	2.72	0.58
9:CI:46:ALA:O	9:CI:49:PRO:HD2	2.02	0.58
1:AA:1321:C:H5''	1:AA:1322:C:H5''	1.85	0.58
31:DA:150:C:H2'	31:DA:151:C:C6	2.38	0.58
9:AI:48:GLU:N	9:AI:49:PRO:HD2	2.17	0.58
11:CK:31:THR:HA	11:CK:42:TRP:HA	1.86	0.58
1:CA:1250:A:H4'	9:CI:68:GLY:N	2.18	0.58
28:D6:42:TRP:CZ2	31:DA:642:G:O3'	2.57	0.58
31:BA:1963:U:H4'	31:BA:1964:G:OP1	2.02	0.58
31:BA:1112:G:H1'	31:BA:1113:U:OP1	2.03	0.58
4:AD:73:ARG:HD2	4:AD:77:ASN:HD21	1.69	0.58
31:DA:2092:U:H4'	31:DA:2093:G:O5'	2.04	0.58
20:AT:39:LYS:O	20:AT:43:LEU:HG	2.02	0.58
34:DE:101:ARG:HB3	34:DE:169:ASN:HD22	1.69	0.58
1:CA:757:U:H2'	1:CA:758:G:O4'	2.03	0.58
24:D2:26:ARG:HA	24:D2:29:LYS:HE3	1.85	0.58
43:BR:33:ARG:HG2	43:BR:115:GLU:CG	2.24	0.58
1:CA:624:C:H2'	1:CA:625:G:H8	1.68	0.58
46:DU:90:VAL:HG13	47:DV:39:LEU:HG	1.83	0.58
30:D8:32:LEU:HB3	30:D8:34:TRP:CB	2.28	0.58
49:DX:36:LYS:NZ	49:DX:38:GLU:C	2.56	0.58
34:DE:59:VAL:CG2	34:DE:63:LEU:HA	2.31	0.58
23:B1:26:ARG:HB3	23:B1:35:THR:H	1.69	0.58
31:DA:157:U:H5'	31:DA:171:G:N2	2.17	0.58
31:BA:542:C:C2'	31:BA:543:C:OP1	2.51	0.58
39:BN:78:TYR:CE1	39:BN:79:PRO:HB3	2.38	0.58
1:AA:1256:A:N6	1:AA:1278:U:H1'	2.15	0.58
1:CA:927:G:OP2	1:CA:1503:A:C4	2.56	0.58
23:D1:70:VAL:O	23:D1:73:LEU:HB2	2.03	0.58
31:BA:1885:A:H5'	31:BA:1885:A:H8	1.69	0.58
31:BA:2532:G:O2'	31:BA:2657:A:N6	2.37	0.58

Continued on next page...

Continued from previous page...

Atom-1	Atom-2	Distance(Å)	Clash(Å)
33:DD:173:VAL:CG2	33:DD:174:ILE:N	2.65	0.58
33:BD:166:GLN:HB3	33:BD:174:ILE:HG22	1.85	0.58
31:DA:1488:G:C2	31:DA:1489:U:O2	2.56	0.58
1:CA:949:A:N6	1:CA:1232:U:H3	2.01	0.58
31:BA:2262:U:H2'	31:BA:2263:C:H5''	1.86	0.58
4:CD:156:GLU:O	4:CD:159:ARG:HB2	2.04	0.58
1:AA:833:U:H2'	1:AA:834:C:C6	2.37	0.58
31:BA:1484:G:N2	31:BA:1505:C:C5	2.70	0.58
41:DP:10:PRO:CD	41:DP:11:GLY:H	2.15	0.58
31:DA:2652:C:H2'	31:DA:2653:U:H5'	1.85	0.58
33:DD:68:LYS:HB3	33:DD:70:TRP:CH2	2.37	0.58
11:CK:84:VAL:O	11:CK:85:ARG:HG3	2.03	0.58
6:CF:89:MET:SD	18:CR:76:LEU:HD21	2.44	0.58
1:CA:1478:C:H2'	1:CA:1479:C:H6	1.68	0.58
35:DF:83:PHE:O	35:DF:84:VAL:CB	2.51	0.58
4:CD:108:LEU:HD13	4:CD:174:LEU:HD13	1.86	0.58
1:AA:1315:U:H2'	1:AA:1316:G:O4'	2.03	0.58
4:CD:141:ARG:HB3	4:CD:142:PRO:CD	2.34	0.58
45:BT:45:PHE:HE2	45:BT:63:VAL:HG22	1.68	0.58
22:B0:36:ILE:HD13	22:B0:36:ILE:C	2.24	0.58
14:CN:44:LEU:O	14:CN:44:LEU:HD12	2.04	0.58
31:BA:430:G:H5''	31:BA:431:U:OP2	2.03	0.58
47:BV:69:LYS:O	47:BV:70:ILE:CG2	2.51	0.58
29:D7:5:TRP:NE1	29:D7:7:PRO:HG3	2.17	0.58
23:B1:26:ARG:HG2	23:B1:34:THR:HB	1.86	0.58
31:DA:1777:U:O2'	31:DA:1778:U:H5'	2.04	0.58
34:DE:111:ARG:HB2	34:DE:160:TYR:O	2.04	0.58
34:DE:111:ARG:CZ	43:DR:2:ARG:HH21	2.17	0.58
41:DP:83:VAL:CG1	41:DP:112:LEU:HD21	2.34	0.58
31:DA:542:C:H42	31:DA:543:C:H42	1.50	0.58
31:BA:2577:A:H5''	31:BA:2578:G:C5'	2.31	0.58
31:DA:1332:G:H22	31:DA:1609:A:H2'	1.67	0.58
23:D1:85:LEU:C	23:D1:87:PRO:CD	2.71	0.58
39:BN:75:TYR:CD1	39:BN:75:TYR:N	2.71	0.58
31:BA:2580:U:H5'	34:BE:131:ALA:HB2	1.83	0.58
25:D3:54:VAL:CG1	25:D3:55:ARG:N	2.66	0.58
10:AJ:78:ASN:O	10:AJ:82:ILE:HG12	2.04	0.58
33:BD:140:THR:O	33:BD:165:ILE:HG12	2.04	0.58
31:DA:389:G:H1	41:DP:71:VAL:H	1.50	0.58
1:CA:101:A:C2'	1:CA:102:G:H5'	2.34	0.58
1:AA:344:A:O2'	1:AA:346:G:N7	2.33	0.58
5:CE:11:ILE:HD11	5:CE:108:ALA:HB3	1.85	0.58

Continued on next page...

Continued from previous page...

Atom-1	Atom-2	Distance(Å)	Clash(Å)
20:CT:26:ASN:O	20:CT:30:LYS:HB2	2.04	0.58
46:DU:74:LEU:N	46:DU:74:LEU:HD12	2.19	0.58
1:AA:437:U:O2'	1:AA:438:G:H5'	2.03	0.58
3:CC:83:ARG:O	3:CC:86:VAL:HG22	2.02	0.58
1:AA:1073:U:H2'	1:AA:1074:G:C8	2.38	0.58
31:BA:2312:U:O3'	36:BG:71:THR:HG21	2.04	0.58
31:BA:1839:G:N7	31:BA:1927:A:H1'	2.19	0.58
1:AA:1325:C:H4'	21:AU:17:THR:HG21	1.84	0.58
31:BA:52:A:O2'	31:BA:53:A:H5'	2.04	0.58
34:BE:14:ILE:HG12	34:BE:21:VAL:HG22	1.86	0.58
31:BA:2619:C:O2'	31:BA:2620:C:H5'	2.04	0.58
6:AF:49:ALA:HB2	18:AR:78:LEU:O	2.02	0.58
6:CF:82:ARG:HA	6:CF:82:ARG:HH11	1.68	0.58
14:AN:44:LEU:HD12	14:AN:44:LEU:O	2.03	0.58
1:AA:357:G:C2	1:AA:358:U:C6	2.92	0.58
34:BE:120:TRP:CE3	34:BE:155:LYS:HD3	2.38	0.58
39:BN:57:ALA:O	39:BN:58:ASP:O	2.22	0.58
24:D2:18:PRO:O	24:D2:22:GLU:HB2	2.04	0.58
44:BS:88:ASP:O	44:BS:89:ARG:O	2.22	0.58
44:BS:97:ARG:C	44:BS:97:ARG:CD	2.72	0.58
12:AL:46:LYS:HG2	12:AL:47:LYS:N	2.19	0.58
49:DX:23:GLU:HG3	49:DX:24:GLY:N	2.19	0.58
44:DS:95:HIS:O	44:DS:98:VAL:HG23	2.04	0.58
39:DN:67:LEU:HB3	39:DN:88:GLU:CD	2.24	0.58
50:DY:68:HIS:ND1	50:DY:70:SER:HB3	2.19	0.58
47:DV:38:LEU:HG	47:DV:39:LEU:H	1.68	0.58
28:B6:9:LEU:C	28:B6:9:LEU:HD13	2.23	0.58
1:AA:1191:A:P	3:AC:3:ASN:HD21	2.27	0.58
1:CA:1278:U:O4	10:CJ:99:LYS:HE3	2.04	0.58
31:DA:271(K):U:H3'	31:DA:271(L):U:C5'	2.34	0.58
43:BR:9:LYS:C	43:BR:10:LEU:HG	2.23	0.58
31:DA:479:A:N3	31:DA:481:G:H5''	2.17	0.58
16:CP:48:TRP:HD1	16:CP:48:TRP:H	1.46	0.58
37:BH:158:HIS:CE1	37:BH:169:VAL:C	2.76	0.58
31:DA:2661:G:C8	31:DA:2662:A:C2	2.91	0.58
31:DA:9:U:N3	31:DA:2629:A:N6	2.51	0.58
41:BP:105:LEU:O	41:BP:106:LEU:CB	2.51	0.58
17:CQ:45:HIS:HD2	17:CQ:47:PRO:HD3	1.68	0.58
31:DA:848:G:N9	31:DA:933:A:H8	2.02	0.58
3:CC:150:LYS:HE2	3:CC:152:ILE:HD11	1.85	0.58
44:DS:74:ALA:HB2	44:DS:101:LEU:HD11	1.84	0.58
1:AA:546:G:P	4:AD:72:GLU:HB3	2.43	0.58

Continued on next page...

Continued from previous page...

Atom-1	Atom-2	Distance(Å)	Clash(Å)
9:CI:3:GLN:HB3	9:CI:20:ARG:CZ	2.33	0.58
12:AL:24:VAL:O	12:AL:24:VAL:HG12	2.02	0.58
1:AA:750:G:C2	1:AA:751:U:C6	2.91	0.58
7:CG:62:PHE:HA	7:CG:124:LEU:HD22	1.86	0.58
31:DA:1839:G:N7	31:DA:1927:A:H1'	2.19	0.58
33:BD:118:VAL:HG22	33:BD:119:ALA:H	1.67	0.58
31:BA:958:U:O2'	31:BA:959:A:P	2.61	0.58
42:DQ:38:GLU:HB2	42:DQ:127:ILE:HG22	1.85	0.58
31:DA:1893:C:C5	31:DA:1894:C:C5	2.91	0.58
1:CA:1264:C:H2'	1:CA:1265:G:H8	1.68	0.58
31:BA:500:G:N2	31:BA:502:A:H3'	2.19	0.58
43:BR:74:LYS:HD2	43:BR:77:ARG:HH21	1.68	0.58
48:DW:10:VAL:O	48:DW:11:ARG:CB	2.51	0.58
34:DE:200:GLU:N	34:DE:200:GLU:OE2	2.36	0.58
1:CA:505:G:C6	1:CA:535:A:C2	2.91	0.58
50:DY:28:LYS:HD2	50:DY:37:VAL:HG12	1.84	0.58
50:DY:8:LYS:NZ	50:DY:73:ARG:HA	2.16	0.58
33:DD:83:GLU:HB2	33:DD:92:ILE:HD11	1.84	0.58
31:BA:1138:G:H21	39:BN:106:MET:HE3	1.69	0.58
42:BQ:140:ALA:CB	51:BZ:99:TYR:HB2	2.33	0.58
49:DX:82:GLN:HB3	49:DX:85:PRO:HG2	1.84	0.58
39:DN:78:TYR:CD1	39:DN:79:PRO:HB3	2.39	0.58
34:DE:61:ARG:N	34:DE:62:PRO:HD2	2.17	0.58
31:DA:2094:G:H2'	31:DA:2095:C:H5'	1.85	0.58
41:DP:36:LYS:O	41:DP:38:GLN:HG2	2.02	0.58
4:CD:31:CYS:C	4:CD:33:MET:N	2.57	0.58
35:BF:66:PRO:O	35:BF:67:GLN:CB	2.48	0.58
31:DA:542:C:N4	31:DA:543:C:H42	2.02	0.58
49:DX:63:LYS:O	49:DX:68:ARG:HA	2.04	0.58
31:BA:2309:A:C2	31:BA:2310:A:H2	2.21	0.58
31:DA:466:A:H5''	31:DA:467:G:OP2	2.03	0.58
1:CA:1281:U:H5'	1:CA:1282:C:C5	2.30	0.58
1:CA:1058:G:H2'	1:CA:1059:C:O4'	2.04	0.58
31:DA:2308:G:H2'	31:DA:2309:A:C8	2.38	0.58
31:BA:1040:C:O2'	31:BA:1041:C:P	2.61	0.58
23:D1:88:LYS:O	23:D1:92:LYS:HB2	2.04	0.58
38:DI:83:ALA:HA	38:DI:89:TYR:CD1	2.39	0.58
31:DA:128:C:C6	31:DA:128:C:C3'	2.87	0.58
38:BI:85:GLU:O	38:BI:123:LEU:HD12	2.03	0.58
31:DA:1108:U:C2'	31:DA:1109:C:H5'	2.33	0.58
1:AA:101:A:C2'	1:AA:102:G:H5'	2.34	0.58
3:CC:181:ASN:O	3:CC:204:LEU:HB2	2.04	0.58

Continued on next page...

Continued from previous page...

Atom-1	Atom-2	Distance(Å)	Clash(Å)
1:CA:659:U:O2'	1:CA:660:G:H5'	2.04	0.58
3:AC:152:ILE:HB	3:AC:199:LYS:HB2	1.86	0.58
33:BD:70:TRP:HZ3	33:BD:146:GLU:OE2	1.87	0.58
31:DA:1963:U:O2	31:DA:1963:U:H2'	2.03	0.58
28:D6:27:LYS:HE3	31:DA:2285:C:C5	2.38	0.58
1:AA:1072:G:H2'	1:AA:1073:U:C6	2.38	0.58
4:AD:108:LEU:HB3	4:AD:110:PHE:CE1	2.38	0.58
1:CA:152:A:N6	1:CA:170:U:C2	2.72	0.58
1:CA:937:A:H1'	1:CA:1379:G:H22	1.68	0.58
46:DU:112:ARG:O	46:DU:115:ALA:HB3	2.04	0.58
8:AH:69:ARG:HD3	8:AH:75:ARG:O	2.03	0.58
1:CA:765:G:H5''	1:CA:766:A:OP1	2.04	0.58
31:BA:2875:C:O2'	45:BT:5:ALA:HB3	2.03	0.58
4:CD:17:VAL:HG11	4:CD:197:PRO:CB	2.34	0.58
8:AH:112:LEU:HD12	8:AH:112:LEU:O	2.03	0.58
32:BB:29:A:C2	32:BB:30:C:C2	2.92	0.58
36:DG:16:ARG:O	36:DG:20:ILE:HG13	2.03	0.58
39:BN:39:ARG:CD	39:BN:41:ASP:HB2	2.34	0.58
37:DH:149:ARG:HD3	37:DH:164:TYR:CE1	2.39	0.58
47:BV:61:VAL:C	47:BV:62:LEU:HD23	2.24	0.58
24:B2:49:LYS:O	24:B2:50:ILE:C	2.42	0.58
44:DS:89:ARG:HE	44:DS:90:GLY:H	1.52	0.58
38:BI:98:ALA:HA	38:BI:109:ILE:HD11	1.84	0.58
23:D1:19:GLN:HE21	31:DA:379:G:N2	1.93	0.58
31:DA:2683:C:OP1	45:DT:53:ARG:NH2	2.37	0.58
41:DP:38:GLN:CG	41:DP:39:LYS:H	2.14	0.58
30:D8:58:ILE:HG22	41:DP:49:ARG:CD	2.32	0.58
35:DF:198:ALA:O	35:DF:201:VAL:HG12	2.03	0.58
1:AA:1190:G:H3'	3:AC:3:ASN:HD21	1.69	0.58
1:CA:509:A:H4'	1:CA:510:A:OP1	2.02	0.58
31:BA:806:C:OP2	41:BP:39:LYS:HD2	2.04	0.58
31:BA:1528(A):A:C5	31:BA:1529:G:C8	2.92	0.58
31:DA:2657:A:C2	31:DA:2664:G:N2	2.71	0.58
31:DA:1407:C:O2	31:DA:1407:C:H2'	2.02	0.58
1:AA:594:G:H1	1:AA:645:C:N4	2.00	0.58
31:DA:2801(A):A:C4'	31:DA:2802:G:H2'	2.33	0.58
31:BA:1486:A:H2'	31:BA:1487:G:H8	1.69	0.58
31:BA:1291:C:H2'	31:BA:1292:U:C6	2.39	0.58
31:DA:2478:A:C2'	31:DA:2479:G:H5'	2.34	0.58
32:DB:49:C:H2'	32:DB:50:G:C8	2.39	0.58
1:CA:25:C:H2'	1:CA:26:A:C8	2.39	0.58
38:BI:63:ALA:O	38:BI:67:ARG:HD2	2.04	0.58

Continued on next page...

Continued from previous page...

Atom-1	Atom-2	Distance(Å)	Clash(Å)
1:CA:1468:A:H2'	1:CA:1469:G:O4'	2.03	0.58
5:AE:36:ASP:OD1	5:AE:37:ARG:N	2.36	0.58
36:DG:120:LEU:HB2	36:DG:179:PRO:O	2.04	0.58
31:BA:236:C:H2'	31:BA:237:C:C6	2.38	0.58
13:AM:86:CYS:HB2	19:AS:73:GLU:HB3	1.85	0.58
31:DA:2065:C:H2'	31:DA:2066:C:C6	2.38	0.58
1:AA:356:A:H2'	1:AA:357:G:H8	1.67	0.58
24:D2:45:SER:O	24:D2:48:HIS:CB	2.49	0.58
24:B2:14:ARG:O	24:B2:18:PRO:CD	2.52	0.58
49:BX:82:GLN:HB3	49:BX:85:PRO:HG2	1.86	0.58
39:BN:65:LYS:CD	39:BN:67:LEU:HG	2.33	0.58
28:D6:15:GLU:OE1	28:D6:43:CYS:SG	2.62	0.58
42:DQ:12:GLN:HG2	42:DQ:73:PRO:HD2	1.86	0.58
38:DI:130:TYR:CB	38:DI:136:VAL:HG13	2.27	0.58
49:DX:35:THR:O	49:DX:36:LYS:C	2.41	0.58
43:BR:67:LEU:CD1	43:BR:76:VAL:HG21	2.28	0.58
41:DP:50:ARG:O	41:DP:57:THR:HG23	2.04	0.58
45:DT:28:VAL:HG22	45:DT:46:GLU:HG3	1.85	0.58
31:DA:1025:G:C4	31:DA:1135:C:H1'	2.39	0.58
1:CA:1256:A:H5'	1:CA:1257:U:OP1	2.04	0.58
1:CA:738:C:H2'	1:CA:739:C:H6	1.69	0.58
31:DA:1378:A:H4'	31:DA:1379:A:OP1	2.04	0.58
9:AI:114:TYR:N	9:AI:114:TYR:CD2	2.67	0.58
36:DG:71:THR:HG22	36:DG:72:ARG:N	2.18	0.58
23:D1:76:ARG:HB3	23:D1:78:LYS:HE3	1.86	0.58
13:AM:66:LEU:HD12	13:AM:66:LEU:N	2.18	0.58
28:B6:14:THR:O	28:B6:49:HIS:HA	2.04	0.58
13:CM:25:ILE:HD11	13:CM:66:LEU:HD23	1.86	0.58
41:DP:14:LYS:O	41:DP:15:ARG:HB2	2.03	0.58
31:BA:340:A:C2'	31:BA:341:G:H5'	2.34	0.58
1:AA:501:C:H2'	1:AA:502:G:C8	2.38	0.58
44:DS:67:ARG:H	44:DS:69:VAL:HG13	1.68	0.58
1:CA:868:C:H2'	1:CA:869:G:O4'	2.03	0.58
1:AA:1250:A:H4'	9:AI:68:GLY:N	2.19	0.58
38:DI:29:TYR:C	38:DI:32:PRO:HD2	2.23	0.58
1:AA:180:U:C2'	1:AA:181:G:H5'	2.33	0.58
3:AC:23:TYR:CG	3:AC:24:ALA:N	2.71	0.58
1:AA:937:A:H1'	1:AA:1379:G:N2	2.18	0.58
31:DA:430:G:H5''	31:DA:431:U:OP2	2.04	0.58
31:DA:363(E):U:H2'	31:DA:363(F):A:O4'	2.03	0.58
12:CL:41:ARG:CG	12:CL:42:THR:H	2.16	0.58
2:AB:158:LEU:H	2:AB:158:LEU:HD12	1.68	0.58

Continued on next page...

Continued from previous page...

Atom-1	Atom-2	Distance(Å)	Clash(Å)
12:CL:102:ARG:CG	12:CL:102:ARG:HH11	2.17	0.58
7:AG:32:ARG:O	7:AG:33:ASP:HB2	2.04	0.58
38:DI:131:LYS:CG	38:DI:132:PRO:HA	2.34	0.58
31:BA:576:U:H2'	31:BA:577:G:C8	2.39	0.58
31:DA:352:G:O2'	31:DA:353:G:O5'	2.22	0.57
42:DQ:141:GLN:CG	51:DZ:72:ARG:HH11	2.16	0.57
44:DS:35:ILE:H	44:DS:53:SER:HB3	1.69	0.57
31:BA:662:G:P	41:BP:18:ARG:HD2	2.44	0.57
44:BS:89:ARG:HE	44:BS:90:GLY:H	1.52	0.57
24:B2:26:ARG:NH1	24:B2:29:LYS:HE2	2.19	0.57
2:CB:71:VAL:O	2:CB:164:VAL:HG22	2.03	0.57
46:DU:90:VAL:HG12	46:DU:91:ASP:H	1.69	0.57
34:BE:36:ARG:HH21	34:BE:88:GLY:HA2	1.65	0.57
34:BE:59:VAL:CG2	34:BE:63:LEU:HA	2.31	0.57
2:AB:67:THR:HG22	2:AB:90:MET:HE1	1.85	0.57
1:AA:963:G:N3	10:AJ:55:LYS:NZ	2.49	0.57
31:DA:2309:A:C2	31:DA:2310:A:C2	2.92	0.57
31:BA:2562:U:H1'	40:BO:23:ARG:NH1	2.17	0.57
13:AM:31:LYS:HA	13:AM:34:LEU:HD12	1.84	0.57
31:BA:794:G:O2'	31:BA:795:C:H5'	2.04	0.57
28:B6:20:ASN:O	28:B6:21:TYR:CD1	2.57	0.57
13:CM:66:LEU:HD12	13:CM:66:LEU:N	2.17	0.57
25:B3:6:VAL:HG12	25:B3:54:VAL:HG11	1.86	0.57
31:BA:2646:C:H6	31:BA:2646:C:O5'	1.87	0.57
3:AC:181:ASN:O	3:AC:204:LEU:HB2	2.03	0.57
41:BP:45:LEU:HD22	41:BP:46:LYS:H	1.68	0.57
36:DG:57:ALA:HB2	36:DG:90:LEU:HD21	1.86	0.57
33:BD:16:MET:HG3	33:BD:206:LEU:O	2.04	0.57
31:DA:280:C:H2'	31:DA:281:G:O5'	2.04	0.57
3:AC:32:LEU:HD22	3:AC:59:ARG:NH1	2.19	0.57
31:DA:2488:A:H2'	31:DA:2489:G:O4'	2.03	0.57
34:DE:101:ARG:HB3	34:DE:169:ASN:ND2	2.18	0.57
1:CA:721:G:H4'	1:CA:722:A:O4'	2.04	0.57
1:AA:863:U:H2'	1:AA:865:A:OP2	2.03	0.57
1:AA:69:G:C2	1:AA:70:G:N7	2.72	0.57
15:AO:37:ASN:HD22	15:AO:37:ASN:N	2.00	0.57
5:AE:57:LYS:O	5:AE:61:TYR:HD2	1.87	0.57
1:AA:1150:U:O4	1:AA:1151:A:N6	2.35	0.57
33:BD:35:LYS:N	33:BD:64:ILE:HG23	2.19	0.57
1:AA:375:U:C2	1:AA:376:G:C8	2.92	0.57
31:DA:288:C:O2	31:DA:288:C:H2'	2.03	0.57
51:DZ:71:VAL:HG22	51:DZ:88:PHE:HE2	1.68	0.57

Continued on next page...

Continued from previous page...

Atom-1	Atom-2	Distance(Å)	Clash(Å)
32:DB:28:C:H2'	32:DB:29:A:C8	2.39	0.57
31:BA:352:G:O2'	31:BA:353:G:O5'	2.22	0.57
24:B2:46:GLN:C	24:B2:46:GLN:HE21	2.07	0.57
31:DA:2334:G:H21	44:DS:18:ILE:CD1	2.04	0.57
4:CD:126:ILE:HG22	4:CD:127:THR:N	2.15	0.57
5:CE:101:ILE:HG12	5:CE:101:ILE:O	2.02	0.57
2:CB:163:PHE:HD2	2:CB:185:ILE:HG13	1.68	0.57
28:D6:15:GLU:HG2	28:D6:18:ARG:NE	2.06	0.57
45:DT:91:ARG:HB2	45:DT:115:ARG:O	2.05	0.57
28:B6:51:GLU:O	28:B6:52:VAL:HB	2.03	0.57
30:D8:35:GLN:CB	31:DA:2420:C:OP1	2.52	0.57
28:D6:30:THR:O	28:D6:31:PRO:C	2.41	0.57
44:BS:61:ASN:HD22	44:BS:62:LYS:N	2.02	0.57
31:BA:548:A:O2'	31:BA:549:G:OP1	2.20	0.57
45:DT:17:THR:O	45:DT:18:ASP:CB	2.46	0.57
23:B1:92:LYS:C	23:B1:94:LEU:H	2.08	0.57
31:DA:528:A:C2'	31:DA:529:A:H5'	2.34	0.57
1:AA:748:C:H1'	1:AA:749:C:OP2	2.04	0.57
31:DA:2562:U:H1'	40:DO:23:ARG:NH1	2.15	0.57
31:DA:860:U:C5	31:DA:2268:A:C8	2.92	0.57
32:BB:15:A:H1'	32:BB:110:G:N9	2.18	0.57
9:AI:3:GLN:HB3	9:AI:20:ARG:CZ	2.33	0.57
1:AA:1452:C:H5'	1:AA:1456:G:C4	2.39	0.57
31:BA:212:G:C2'	31:BA:213:A:H5'	2.33	0.57
1:CA:1101:A:H4'	1:CA:1102:A:O5'	2.04	0.57
18:CR:43:PHE:O	18:CR:44:LEU:HD12	2.04	0.57
1:CA:832:C:N4	1:CA:855:G:C6	2.73	0.57
4:CD:58:LEU:HD23	4:CD:206:PHE:CE1	2.39	0.57
1:CA:1479:C:O2'	1:CA:1480:G:H5'	2.04	0.57
31:DA:1515:G:H2'	31:DA:1516:C:C6	2.39	0.57
40:BO:34:THR:OG1	40:BO:35:VAL:N	2.36	0.57
3:CC:32:LEU:HD22	3:CC:59:ARG:NH1	2.19	0.57
15:CO:74:ASP:OD2	15:CO:76:GLU:HB3	2.05	0.57
43:DR:59:ASP:OD1	43:DR:61:HIS:HB3	2.03	0.57
32:BB:6:C:C2	32:BB:116:G:N2	2.71	0.57
1:CA:1315:U:H2'	1:CA:1316:G:O4'	2.05	0.57
33:BD:58:HIS:CD2	33:BD:59:LYS:N	2.73	0.57
31:DA:2313:C:H2'	31:DA:2314:C:H6	1.67	0.57
47:DV:19:LYS:CE	47:DV:20:LEU:N	2.67	0.57
24:B2:14:ARG:CZ	24:B2:57:ILE:CG2	2.82	0.57
39:BN:3:THR:CA	39:BN:4:TYR:CE1	2.79	0.57
2:CB:61:LEU:HD23	2:CB:68:ILE:HD11	1.87	0.57

Continued on next page...

Continued from previous page...

Atom-1	Atom-2	Distance(Å)	Clash(Å)
49:BX:35:THR:CB	49:BX:75:ASP:OD2	2.50	0.57
46:DU:102:GLU:HG3	47:DV:2:PHE:CE2	2.39	0.57
41:BP:26:GLY:HA2	41:BP:30:THR:HG21	1.84	0.57
41:DP:24:GLY:HA3	41:DP:33:ARG:NH2	2.13	0.57
35:BF:198:ALA:O	35:BF:201:VAL:HG12	2.04	0.57
12:CL:115:LYS:O	12:CL:117:ARG:HG3	2.04	0.57
41:BP:23:PRO:O	41:BP:33:ARG:HG3	2.04	0.57
31:BA:528:A:H2	31:BA:2043:C:C5'	2.17	0.57
34:DE:116:VAL:HG13	34:DE:122:PHE:CG	2.39	0.57
31:BA:2690:C:OP1	43:BR:17:ARG:NH1	2.37	0.57
43:DR:38:VAL:HB	43:DR:39:PRO:HD3	1.85	0.57
45:BT:50:ILE:HA	45:BT:99:LEU:CD1	2.34	0.57
10:CJ:78:ASN:O	10:CJ:82:ILE:HG12	2.04	0.57
1:CA:706:A:C5	1:CA:707:C:H5	2.22	0.57
30:B8:52:LYS:N	30:B8:53:PRO:CD	2.63	0.57
32:BB:13:A:H2'	32:BB:70:C:O2'	2.04	0.57
39:DN:90:MET:O	39:DN:93:THR:O	2.22	0.57
22:B0:2:ALA:H	31:BA:2602:A:H61	1.51	0.57
13:CM:44:ARG:HB2	13:CM:46:LYS:HG2	1.86	0.57
31:BA:848:G:N9	31:BA:933:A:H8	2.01	0.57
31:DA:196:A:C4	31:DA:805:G:O6	2.57	0.57
7:AG:69:VAL:HA	7:AG:138:LYS:HD2	1.86	0.57
4:AD:17:VAL:HG11	4:AD:197:PRO:HB2	1.85	0.57
1:AA:937:A:H1'	1:AA:1379:G:H22	1.70	0.57
2:CB:228:GLY:O	2:CB:230:VAL:HG13	2.04	0.57
16:CP:50:LYS:C	16:CP:50:LYS:HD3	2.25	0.57
31:DA:2875:C:O2'	45:DT:5:ALA:HB3	2.04	0.57
31:BA:314:A:O2'	31:BA:315:G:H5'	2.04	0.57
31:BA:2881:C:H2'	31:BA:2882:A:O4'	2.04	0.57
31:BA:579:G:H2'	31:BA:580:C:C6	2.40	0.57
6:AF:37:VAL:HG12	6:AF:38:GLU:N	2.19	0.57
12:AL:110:VAL:HG21	12:AL:120:TYR:HB3	1.86	0.57
1:AA:1470:G:O2'	1:AA:1471:G:H5'	2.03	0.57
1:AA:1471:G:O2'	1:AA:1472:U:H5'	2.04	0.57
41:DP:16:ARG:O	41:DP:16:ARG:NH1	2.37	0.57
41:BP:121:LYS:HB3	41:BP:123:LEU:CD2	2.34	0.57
39:BN:67:LEU:C	39:BN:69:GLN:H	2.07	0.57
2:CB:97:TRP:HH2	2:CB:176:GLU:HG3	1.68	0.57
49:BX:31:HIS:CD2	49:BX:33:LYS:H	2.23	0.57
1:AA:612:C:O2'	1:AA:613:C:H5'	2.04	0.57
40:DO:50:GLY:C	40:DO:52:VAL:H	2.08	0.57
40:DO:73:ASP:OD2	45:DT:32:TYR:CE1	2.57	0.57

Continued on next page...

Continued from previous page...

Atom-1	Atom-2	Distance(Å)	Clash(Å)
1:AA:509:A:O2'	1:AA:510:A:P	2.62	0.57
49:BX:73:ARG:N	49:BX:74:PRO:CD	2.65	0.57
23:B1:85:LEU:C	23:B1:87:PRO:CD	2.71	0.57
49:DX:73:ARG:O	49:DX:74:PRO:O	2.22	0.57
1:AA:1256:A:H5'	1:AA:1257:U:OP1	2.05	0.57
1:CA:1068:G:N3	1:CA:1191:A:C2	2.72	0.57
42:DQ:75:THR:HA	42:DQ:88:GLY:CA	2.32	0.57
31:DA:2656:U:H2'	31:DA:2657:A:H5''	1.86	0.57
34:BE:93:VAL:H	34:BE:95:ILE:CD1	2.16	0.57
31:DA:2895:U:H5	31:DA:2896:C:C5	2.22	0.57
1:AA:254:G:O2'	1:AA:255:G:H5'	2.04	0.57
20:CT:11:SER:HA	20:CT:13:LEU:HD13	1.85	0.57
1:CA:1422:G:H4'	40:DO:49:ARG:HH12	1.69	0.57
8:CH:51:VAL:HG11	8:CH:60:ARG:CG	2.34	0.57
31:BA:2074:U:H2'	31:BA:2075:U:C6	2.39	0.57
45:DT:90:GLN:HG2	45:DT:120:ARG:NH2	2.20	0.57
1:CA:159:G:O2'	1:CA:160:A:C8	2.57	0.57
8:AH:21:LYS:O	8:AH:63:LEU:HD23	2.04	0.57
13:AM:69:GLU:HB3	13:AM:72:ALA:HB3	1.85	0.57
43:BR:100:LEU:HD11	43:BR:113:LEU:HD13	1.86	0.57
31:BA:649:G:H2'	31:BA:650:C:C6	2.39	0.57
31:DA:715:G:O2'	31:DA:716:A:H5'	2.05	0.57
31:DA:271(A):A:H2	31:DA:272(D):G:N3	2.02	0.57
23:D1:53:VAL:HG21	23:D1:74:VAL:HG21	1.86	0.57
13:CM:69:GLU:HB3	13:CM:72:ALA:HB3	1.86	0.57
4:AD:126:ILE:HG22	4:AD:127:THR:N	2.19	0.57
50:DY:96:ILE:HG13	50:DY:99:CYS:C	2.25	0.57
31:DA:671:C:H2'	31:DA:672:C:C6	2.39	0.57
23:B1:26:ARG:HG2	23:B1:34:THR:CB	2.34	0.57
30:B8:62:LEU:O	30:B8:64:TYR:N	2.37	0.57
4:CD:19:LEU:HB2	4:CD:21:LEU:HD21	1.85	0.57
39:BN:78:TYR:CD1	39:BN:79:PRO:HB3	2.39	0.57
23:B1:76:ARG:HB3	23:B1:78:LYS:HE3	1.85	0.57
1:CA:1256:A:O3'	1:CA:1257:U:H4'	2.05	0.57
10:AJ:61:GLU:OE1	14:AN:58:LYS:HE2	2.05	0.57
1:CA:748:C:H1'	1:CA:749:C:OP2	2.04	0.57
31:BA:2657:A:H2	31:BA:2664:G:H21	1.50	0.57
1:AA:1423:G:H5''	40:BO:49:ARG:NH2	2.18	0.57
1:CA:707:C:O2'	1:CA:708:C:H5'	2.04	0.57
1:AA:342:C:O2'	1:AA:343:U:H5'	2.05	0.57
20:AT:11:SER:HA	20:AT:13:LEU:CD1	2.35	0.57
3:AC:34:LEU:HD23	3:AC:34:LEU:O	2.04	0.57

Continued on next page...

Continued from previous page...

Atom-1	Atom-2	Distance(Å)	Clash(Å)
36:DG:19:LEU:HD13	36:DG:32:PRO:HG2	1.87	0.57
31:DA:1309:G:O2'	31:DA:1310:G:H5'	2.04	0.57
3:CC:111:LEU:HD22	3:CC:204:LEU:HD21	1.85	0.57
6:AF:19:LEU:HD23	6:AF:19:LEU:O	2.04	0.57
8:AH:88:LYS:O	8:AH:92:ARG:HD2	2.04	0.57
1:AA:659:U:O2'	1:AA:660:G:H5'	2.04	0.57
31:BA:2652:C:H2'	31:BA:2653:U:H5'	1.84	0.57
1:CA:980:C:H5'	1:CA:981:U:C5	2.40	0.57
2:AB:74:LYS:NZ	2:AB:76:GLN:HB2	2.20	0.57
1:CA:159:G:N2	1:CA:161:A:H3'	2.19	0.57
31:BA:2478:A:H2'	31:BA:2479:G:H5'	1.86	0.57
42:BQ:39:PRO:HA	42:BQ:97:VAL:O	2.05	0.57
40:BO:98:VAL:HG13	40:BO:117:LEU:HB3	1.84	0.57
31:DA:1412:A:H2'	31:DA:1413:G:C8	2.39	0.57
1:CA:1084:G:C5	1:CA:1085:U:C4	2.93	0.57
42:DQ:34:LEU:HD11	42:DQ:129:THR:HB	1.86	0.57
32:BB:60:C:C2	32:BB:61:G:C8	2.93	0.57
31:DA:1762:A:H8	31:DA:1762:A:O5'	1.87	0.57
12:CL:75:HIS:HD2	12:CL:77:LEU:H	1.53	0.57
31:DA:661:C:C4'	41:DP:16:ARG:HH12	2.18	0.57
2:AB:97:TRP:HH2	2:AB:176:GLU:HG3	1.69	0.57
43:DR:33:ARG:HG2	43:DR:115:GLU:CG	2.23	0.57
39:DN:3:THR:CA	39:DN:4:TYR:CE1	2.77	0.57
38:BI:130:TYR:CB	38:BI:136:VAL:HG13	2.27	0.57
42:BQ:12:GLN:HG2	42:BQ:73:PRO:HD2	1.87	0.57
23:D1:26:ARG:HG2	23:D1:34:THR:CB	2.34	0.57
41:DP:101:VAL:C	41:DP:103:ALA:H	2.07	0.57
1:AA:509:A:H4'	1:AA:510:A:OP1	2.04	0.57
49:BX:73:ARG:O	49:BX:74:PRO:C	2.42	0.57
23:B1:70:VAL:O	23:B1:73:LEU:HB2	2.04	0.57
1:CA:1190:G:H3'	3:CC:3:ASN:HD21	1.70	0.57
36:DG:71:THR:HB	36:DG:89:GLY:CA	2.34	0.57
31:DA:2580:U:H4'	34:DE:131:ALA:H	1.68	0.57
2:AB:19:HIS:O	2:AB:39:ILE:HG23	2.04	0.57
31:DA:2532:G:O2'	31:DA:2657:A:N6	2.37	0.57
33:BD:43:ARG:HH11	33:BD:44:ASN:CG	2.07	0.57
31:DA:1204:A:H61	31:DA:1240:U:H2'	1.69	0.57
31:BA:1372:U:H2'	31:BA:1373:A:O4'	2.05	0.57
1:CA:938:A:N6	1:CA:939:G:C6	2.73	0.57
1:CA:186:C:C2	1:CA:187:C:C5	2.92	0.57
4:CD:194:LEU:N	4:CD:194:LEU:HD22	2.20	0.57
43:DR:95:THR:HA	43:DR:116:LEU:O	2.05	0.57

Continued on next page...

Continued from previous page...

Atom-1	Atom-2	Distance(Å)	Clash(Å)
1:CA:1346:A:N1	1:CA:1374:A:H5''	2.19	0.57
3:AC:150:LYS:HE2	3:AC:152:ILE:HD11	1.85	0.57
31:DA:1418:G:H8	31:DA:1418:G:O5'	1.87	0.57
1:CA:833:U:H2'	1:CA:834:C:C6	2.39	0.57
1:CA:979:C:H3'	1:CA:980:C:H5''	1.87	0.57
42:BQ:42:ILE:HD13	42:BQ:97:VAL:HG21	1.87	0.57
1:CA:1248:A:C2'	1:CA:1249:C:H5'	2.35	0.57
7:AG:70:LYS:HB3	7:AG:96:GLN:OE1	2.04	0.57
46:DU:85:LYS:O	46:DU:116:ALA:HB1	2.04	0.57
37:DH:163:TYR:N	37:DH:163:TYR:CD1	2.72	0.57
31:BA:1252:G:C2	31:BA:1253:A:C2	2.93	0.57
33:BD:35:LYS:CE	33:BD:64:ILE:C	2.71	0.57
16:AP:22:THR:HG22	16:AP:32:TYR:HA	1.86	0.57
27:B5:51:TYR:HB3	27:B5:52:TYR:CD2	2.40	0.57
37:BH:138:LYS:O	37:BH:139:GLN:C	2.42	0.57
37:DH:88:LEU:O	37:DH:89:ILE:HG23	2.05	0.57
31:BA:993:G:C5'	47:BV:75:PHE:CZ	2.85	0.57
45:DT:93:ARG:O	45:DT:94:ALA:C	2.41	0.57
41:BP:62:LEU:N	41:BP:62:LEU:HD13	2.19	0.57
30:D8:32:LEU:CB	30:D8:34:TRP:H	2.17	0.57
33:DD:186:HIS:CD2	33:DD:187:GLY:N	2.73	0.57
31:BA:2476:A:C2	31:BA:2477:C:C6	2.92	0.57
31:DA:543:C:N3	31:DA:551:G:C2	2.73	0.57
49:DX:73:ARG:N	49:DX:74:PRO:CD	2.66	0.57
31:BA:2309:A:C2	31:BA:2310:A:C2	2.93	0.57
10:CJ:40:LEU:HD23	10:CJ:40:LEU:H	1.68	0.57
1:CA:675:A:H61	1:CA:715:A:H61	1.53	0.57
12:AL:82:VAL:O	12:AL:83:VAL:HB	2.05	0.57
6:AF:69:GLU:HG2	6:AF:70:ASP:H	1.70	0.57
50:BY:44:ILE:HG22	50:BY:45:VAL:N	2.20	0.57
1:AA:706:A:C5	1:AA:707:C:H5	2.22	0.57
31:DA:2656:U:N3	31:DA:2665:A:H2	2.01	0.57
31:DA:389:G:N2	41:DP:71:VAL:HG12	2.20	0.57
44:BS:74:ALA:HB2	44:BS:101:LEU:HD11	1.85	0.57
31:BA:1359:A:C8	31:BA:1372:U:O4	2.57	0.57
43:BR:95:THR:HA	43:BR:116:LEU:O	2.04	0.57
31:BA:825:C:C2'	31:BA:826:U:O5'	2.52	0.57
8:CH:88:LYS:O	8:CH:92:ARG:HD2	2.05	0.57
1:CA:1072:G:C5	1:CA:1073:U:C4	2.92	0.57
36:DG:131:TYR:HB3	36:DG:159:VAL:CG1	2.34	0.57
38:BI:29:TYR:C	38:BI:32:PRO:HD2	2.25	0.57
4:CD:108:LEU:HB3	4:CD:110:PHE:CE1	2.40	0.57

Continued on next page...

Continued from previous page...

Atom-1	Atom-2	Distance(Å)	Clash(Å)
1:AA:68:G:H5'	1:AA:171:A:H1'	1.87	0.57
7:CG:69:VAL:HG13	7:CG:134:ALA:O	2.05	0.57
1:CA:1070:U:H2'	1:CA:1071:C:C6	2.40	0.57
31:DA:985:C:H2'	31:DA:986:C:H6	1.70	0.57
31:BA:280:C:H2'	31:BA:281:G:O5'	2.05	0.57
15:CO:25:THR:HG21	15:CO:70:LEU:HB2	1.87	0.57
35:BF:88:VAL:HG11	35:BF:91:GLY:HA3	1.87	0.57
31:DA:11:G:C2'	31:DA:12:U:H5'	2.34	0.57
31:BA:1952:A:C5	40:BO:22:ILE:HD11	2.40	0.57
1:AA:505:G:C6	1:AA:535:A:C2	2.93	0.57
2:CB:158:LEU:HD12	2:CB:158:LEU:H	1.70	0.57
36:BG:39:ILE:HB	36:BG:157:ILE:HG22	1.87	0.57
1:AA:1084:G:C5	1:AA:1085:U:C4	2.92	0.57
7:CG:32:ARG:O	7:CG:33:ASP:HB2	2.04	0.57
33:BD:35:LYS:HE2	33:BD:104:TYR:CB	2.33	0.57
34:BE:111:ARG:CZ	43:BR:2:ARG:HH21	2.17	0.57
27:B5:36:CYS:CB	27:B5:49:CYS:SG	2.93	0.57
27:B5:40:LYS:NZ	27:B5:46:CYS:O	2.30	0.57
27:B5:57:VAL:CG2	27:B5:58:LEU:H	2.16	0.57
31:BA:1803:A:H4'	33:BD:259:THR:HG23	1.87	0.57
24:B2:41:ILE:O	24:B2:43:GLN:N	2.37	0.57
31:DA:995:C:C2	39:DN:4:TYR:OH	2.42	0.57
27:D5:2:ALA:N	31:DA:747:U:C4	2.73	0.57
31:DA:1210:A:C5'	31:DA:1210:A:C8	2.79	0.57
30:B8:27:THR:HA	41:BP:62:LEU:CD1	2.35	0.57
30:D8:46:ARG:NH2	41:DP:65:ARG:NH2	2.41	0.57
30:D8:61:LEU:HD13	31:DA:593:G:O2'	2.05	0.57
40:DO:107:ARG:NH2	45:DT:35:LYS:HD2	2.18	0.57
23:D1:25:LYS:C	23:D1:26:ARG:HG3	2.24	0.57
45:BT:29:ARG:HB2	45:BT:86:ILE:H	1.70	0.57
37:DH:156:ALA:C	37:DH:158:HIS:N	2.58	0.57
31:BA:1279:G:H5'	43:BR:34:ILE:HD11	1.87	0.57
31:DA:2655:G:N3	31:DA:2664:G:O6	2.38	0.57
17:AQ:45:HIS:HD2	17:AQ:47:PRO:HD3	1.69	0.57
3:CC:152:ILE:HB	3:CC:199:LYS:HB2	1.87	0.57
1:CA:79:G:C4'	1:CA:80:G:OP1	2.52	0.57
1:CA:854:G:H3'	1:CA:871:U:O4	2.05	0.57
1:AA:1228:C:H2'	1:AA:1229:A:C8	2.38	0.57
1:AA:1321:C:H3'	1:AA:1322:C:H5''	1.84	0.57
1:AA:1101:A:H4'	1:AA:1102:A:O5'	2.04	0.57
31:BA:1717:G:C2	31:BA:1718:G:C8	2.93	0.57
2:CB:27:LYS:HD2	2:CB:193:ASP:HB2	1.87	0.57

Continued on next page...

Continued from previous page...

Atom-1	Atom-2	Distance(Å)	Clash(Å)
40:DO:77:ILE:HB	45:DT:74:ARG:HD3	1.87	0.57
12:AL:102:ARG:CG	12:AL:102:ARG:HH11	2.18	0.57
33:BD:31:LYS:O	33:BD:35:LYS:O	2.23	0.57
50:DY:37:VAL:HG23	50:DY:38:ILE:N	2.20	0.57
31:BA:1820:U:C2	33:BD:202:LYS:HB3	2.40	0.57
31:DA:2386:C:H2'	31:DA:2387:U:C6	2.40	0.57
4:AD:128:VAL:CG1	4:AD:129:ASN:HD22	2.06	0.57
44:DS:87:PHE:CE2	44:DS:97:ARG:NH2	2.71	0.57
35:DF:205:ARG:C	35:DF:206:ILE:HG13	2.25	0.57
28:B6:40:CYS:SG	28:B6:45:LYS:HD3	2.45	0.57
50:BY:75:ILE:O	50:BY:76:CYS:HB2	2.05	0.57
31:BA:2591:C:OP2	33:BD:239:ARG:HB2	2.05	0.57
45:DT:80:SER:HB3	45:DT:81:PRO:HD3	1.86	0.57
49:BX:60:ARG:CG	49:BX:71:GLY:HA3	2.35	0.57
23:B1:88:LYS:O	23:B1:92:LYS:HB2	2.05	0.57
31:DA:1786:A:H1'	31:DA:1938:A:N6	2.19	0.57
38:DI:62:LYS:HE2	38:DI:134:PRO:CG	2.35	0.57
50:DY:46:LYS:C	50:DY:47:LYS:HD2	2.25	0.57
23:D1:85:LEU:HB3	23:D1:87:PRO:CD	2.35	0.57
31:DA:2657:A:H2	31:DA:2664:G:N2	2.02	0.57
31:BA:518:G:H2'	31:BA:519:U:C6	2.39	0.57
51:BZ:23:LYS:HE3	51:BZ:40:ASP:OD2	2.05	0.57
31:BA:2801(A):A:C4'	31:BA:2802:G:H2'	2.33	0.57
31:DA:52:A:C2'	31:DA:53:A:H5'	2.35	0.57
2:AB:168:THR:HG21	2:AB:192:SER:HA	1.86	0.57
2:AB:28:PHE:CD1	2:AB:190:THR:HA	2.39	0.57
1:CA:1172:C:H2'	1:CA:1173:G:H8	1.68	0.57
7:AG:32:ARG:O	7:AG:33:ASP:CB	2.53	0.57
1:CA:1248:A:H2'	1:CA:1249:C:H5'	1.87	0.57
36:BG:39:ILE:HA	36:BG:157:ILE:HA	1.86	0.57
3:CC:89:GLU:O	3:CC:93:LYS:HB2	2.05	0.57
4:AD:156:GLU:O	4:AD:159:ARG:HB2	2.05	0.57
31:DA:1980:G:O2'	31:DA:1982:C:OP2	2.15	0.57
1:AA:1206:G:O4'	3:AC:194:GLY:HA2	2.05	0.57
33:BD:35:LYS:CE	33:BD:65:ILE:HA	2.35	0.57
31:DA:2300:G:H1	31:DA:2316:C:H42	1.52	0.57
37:DH:85:LYS:CE	37:DH:133:VAL:HB	2.35	0.57
44:DS:28:VAL:O	44:DS:89:ARG:CD	2.52	0.57
1:CA:356:A:H2'	1:CA:357:G:H8	1.69	0.57
1:CA:376:G:OP1	16:CP:5:ARG:HB2	2.05	0.57
28:B6:32:ASN:OD1	28:B6:33:LYS:N	2.38	0.57
23:B1:33:LYS:HZ1	23:B1:35:THR:HG21	1.70	0.57

Continued on next page...

Continued from previous page...

Atom-1	Atom-2	Distance(Å)	Clash(Å)
39:BN:78:TYR:HD1	39:BN:79:PRO:HD3	1.70	0.57
12:CL:82:VAL:O	12:CL:83:VAL:HB	2.04	0.57
31:BA:142:A:H8	31:BA:1595:G:N2	2.00	0.57
22:D0:41:ARG:CD	22:D0:41:ARG:H	2.16	0.57
39:BN:131:GLN:NE2	39:BN:134:ARG:HA	2.19	0.57
28:D6:19:ARG:NH1	31:DA:2400:G:H4'	2.20	0.57
13:AM:91:ARG:HB2	13:AM:98:VAL:HG21	1.87	0.57
9:CI:10:ARG:HG2	9:CI:104:ARG:O	2.05	0.57
1:CA:1154:G:H2'	1:CA:1155:G:C8	2.40	0.57
1:AA:979:C:H3'	1:AA:980:C:H5''	1.86	0.57
1:AA:1072:G:C5	1:AA:1073:U:C4	2.93	0.57
43:DR:50:HIS:O	43:DR:54:LEU:HD22	2.04	0.57
35:BF:141:ALA:O	35:BF:144:LYS:HB3	2.05	0.57
41:DP:13:ASN:C	41:DP:13:ASN:HD22	2.07	0.57
31:DA:773:U:H5'	33:DD:47:GLY:HA2	1.86	0.57
42:BQ:34:LEU:HD11	42:BQ:129:THR:HB	1.86	0.57
1:CA:69:G:C2	1:CA:70:G:N7	2.73	0.57
17:AQ:68:ARG:O	17:AQ:68:ARG:HG3	2.04	0.57
1:AA:32:A:H2'	1:AA:33:A:C8	2.40	0.57
50:DY:28:LYS:CD	50:DY:37:VAL:HG12	2.35	0.56
24:D2:47:ASN:HA	24:D2:50:ILE:O	2.05	0.56
2:AB:163:PHE:HD2	2:AB:185:ILE:HG13	1.69	0.56
47:BV:72:VAL:CG1	47:BV:88:ARG:HH22	2.12	0.56
31:BA:154(A):C:H5	31:BA:171:G:N1	2.03	0.56
31:DA:2360:A:O2'	31:DA:2361:A:O5'	2.23	0.56
31:BA:307:G:H22	31:BA:310:A:H5''	1.69	0.56
1:AA:1256:A:O3'	1:AA:1257:U:H4'	2.05	0.56
50:DY:45:VAL:HG22	50:DY:62:GLU:HB2	1.87	0.56
31:BA:1497:U:C5'	31:BA:1498:C:C5	2.88	0.56
1:CA:1096:C:H2'	1:CA:1097:C:C6	2.37	0.56
42:BQ:75:THR:HG22	42:BQ:88:GLY:HA3	1.86	0.56
1:AA:1097:C:O2'	1:AA:1098:C:H5'	2.05	0.56
31:DA:1372:U:H2'	31:DA:1373:A:O4'	2.04	0.56
1:AA:193:C:H2'	1:AA:194:C:H6	1.70	0.56
31:BA:1590:U:C2'	31:BA:1591:G:H5''	2.34	0.56
1:AA:939:G:H5''	7:AG:102:ARG:CZ	2.34	0.56
1:CA:830:G:H2'	1:CA:831:U:H6	1.70	0.56
36:DG:121:ASN:OD1	36:DG:123:ASN:HB2	2.05	0.56
25:B3:6:VAL:HG13	25:B3:54:VAL:HG11	1.86	0.56
1:AA:657:G:C2	1:AA:658:G:C8	2.93	0.56
35:BF:9:ILE:HG12	35:BF:14:PRO:C	2.25	0.56
4:CD:112:VAL:HG13	4:CD:113:SER:H	1.69	0.56

Continued on next page...

Continued from previous page...

Atom-1	Atom-2	Distance(Å)	Clash(Å)
31:DA:2646:C:O5'	31:DA:2646:C:H6	1.87	0.56
1:CA:175:C:H2'	1:CA:176:C:C6	2.39	0.56
2:AB:7:VAL:O	2:AB:11:LEU:HG	2.05	0.56
31:BA:559:G:H22	46:BU:49:HIS:CD2	2.22	0.56
31:DA:272(D):G:H1	31:DA:364:C:H42	1.53	0.56
32:DB:94:C:H2'	32:DB:95:C:H6	1.70	0.56
34:DE:128:SER:O	34:DE:130:GLY:N	2.38	0.56
31:BA:754:C:H2'	31:BA:755:C:H6	1.70	0.56
1:CA:1471:G:O2'	1:CA:1472:U:H5'	2.04	0.56
4:AD:4:TYR:O	4:AD:5:ILE:HB	2.05	0.56
1:AA:227:G:O2'	1:AA:228:A:H5'	2.05	0.56
44:DS:38:GLN:HG2	44:DS:47:THR:HG21	1.86	0.56
31:DA:1563:G:H2'	31:DA:1564:C:H6	1.68	0.56
37:BH:163:TYR:CD1	37:BH:163:TYR:N	2.73	0.56
1:AA:1343:G:H2'	1:AA:1344:C:C6	2.40	0.56
31:DA:2233:U:H2'	31:DA:2234:G:C8	2.39	0.56
39:BN:74:ARG:NH2	39:BN:101:HIS:HB3	2.19	0.56
33:DD:35:LYS:CE	33:DD:65:ILE:HA	2.34	0.56
32:BB:30:C:OP2	44:BS:32:LEU:HD11	2.05	0.56
42:BQ:141:GLN:CA	51:BZ:53:ILE:HB	2.36	0.56
39:BN:40:PRO:HA	46:BU:64:ARG:NH2	2.15	0.56
41:DP:17:LYS:O	41:DP:17:LYS:HG2	2.04	0.56
23:D1:40:ARG:CD	23:D1:41:ARG:H	2.17	0.56
43:BR:4:LEU:O	43:BR:6:SER:N	2.33	0.56
24:B2:47:ASN:HA	24:B2:50:ILE:O	2.05	0.56
49:BX:33:LYS:C	49:BX:35:THR:HG22	2.24	0.56
49:DX:88:LYS:HD2	49:DX:88:LYS:N	2.20	0.56
31:DA:952:G:C6	31:DA:953:A:N7	2.74	0.56
31:BA:2360:A:O2'	31:BA:2361:A:OP2	2.21	0.56
36:DG:47:LYS:CD	36:DG:81:LYS:HD2	2.29	0.56
45:BT:32:TYR:HB3	45:BT:81:PRO:CB	2.35	0.56
31:BA:547:A:H8	31:BA:549:G:C6	2.23	0.56
35:BF:178:PRO:HB2	35:BF:201:VAL:CG1	2.29	0.56
31:BA:2713:A:C3'	31:BA:2714:G:C5'	2.83	0.56
50:DY:45:VAL:CG1	50:DY:62:GLU:HB2	2.30	0.56
32:DB:82:G:H2'	32:DB:83:G:C5'	2.33	0.56
5:CE:78:HIS:CE1	5:CE:142:LEU:HA	2.34	0.56
31:BA:2580:U:H4'	34:BE:131:ALA:H	1.70	0.56
6:AF:86:ARG:O	6:AF:87:ARG:HG2	2.05	0.56
1:AA:1392:G:N2	1:AA:1502:A:H8	2.02	0.56
30:B8:14:VAL:HG13	30:B8:22:VAL:HG13	1.86	0.56
1:CA:920:U:C1'	1:CA:1080:A:C2	2.88	0.56

Continued on next page...

Continued from previous page...

Atom-1	Atom-2	Distance(Å)	Clash(Å)
2:CB:44:LEU:O	2:CB:47:THR:HB	2.06	0.56
12:CL:24:VAL:HG12	12:CL:24:VAL:O	2.05	0.56
1:CA:187:C:H2'	1:CA:188:C:H6	1.69	0.56
45:BT:57:PHE:O	45:BT:58:ASN:ND2	2.38	0.56
1:CA:1074:G:C4	1:CA:1102:A:C2	2.94	0.56
36:BG:114:ILE:HB	36:BG:117:PHE:HB2	1.87	0.56
1:AA:818:G:O2'	1:AA:819:A:H5'	2.05	0.56
36:DG:106:LEU:HD12	36:DG:110:ALA:CB	2.35	0.56
45:BT:93:ARG:O	45:BT:94:ALA:O	2.23	0.56
28:D6:42:TRP:HA	28:D6:42:TRP:CE3	2.39	0.56
31:BA:479:A:N3	31:BA:481:G:H5''	2.20	0.56
31:BA:301:G:C4	31:BA:302:C:C5	2.93	0.56
1:CA:159:G:H21	1:CA:161:A:H3'	1.70	0.56
31:BA:1952:A:C6	31:BA:1953:A:N1	2.72	0.56
1:AA:52:G:O2'	1:AA:53:A:H5'	2.05	0.56
1:CA:32:A:H2'	1:CA:33:A:C8	2.41	0.56
31:BA:298:G:H5'	31:BA:299:A:OP1	2.05	0.56
26:D4:5:ILE:CB	36:DG:67:LYS:HG2	2.35	0.56
31:BA:68:G:H2'	31:BA:69:C:H6	1.69	0.56
31:DA:454:A:H4'	31:DA:455:C:OP2	2.05	0.56
34:DE:15:PHE:HA	34:DE:19:ARG:O	2.05	0.56
4:AD:58:LEU:HD23	4:AD:206:PHE:CE1	2.40	0.56
31:BA:2703:C:H2'	31:BA:2704:C:H6	1.69	0.56
31:BA:2252:G:H2'	31:BA:2253:G:C8	2.40	0.56
43:DR:75:LEU:HD13	43:DR:75:LEU:O	2.04	0.56
1:CA:227:G:O2'	1:CA:228:A:H5'	2.04	0.56
51:BZ:30:ASN:ND2	51:BZ:32:HIS:H	2.02	0.56
33:BD:28:GLU:HB2	33:BD:29:PRO:CD	2.34	0.56
51:DZ:101:PRO:O	51:DZ:102:LEU:CD2	2.52	0.56
51:BZ:124:ILE:HG13	51:BZ:125:LEU:N	2.20	0.56
51:BZ:165:VAL:HG12	51:BZ:166:SER:N	2.18	0.56
32:DB:29:A:C2	32:DB:30:C:C2	2.92	0.56
44:DS:57:LYS:HG2	44:DS:58:LEU:H	1.70	0.56
39:DN:42:TRP:HA	39:DN:48:MET:CE	2.31	0.56
41:BP:17:LYS:HG2	41:BP:17:LYS:O	2.05	0.56
34:BE:6:GLY:O	34:BE:195:LEU:HD12	2.05	0.56
31:BA:1796:U:H2'	31:BA:1797:C:C6	2.40	0.56
27:B5:16:ARG:NH2	31:BA:517:C:OP1	2.38	0.56
1:CA:621:A:C2'	1:CA:622:A:H5'	2.35	0.56
49:DX:83:VAL:O	49:DX:84:ALA:CB	2.54	0.56
46:DU:88:ILE:HD13	46:DU:88:ILE:O	2.05	0.56
46:DU:88:ILE:CD1	46:DU:88:ILE:O	2.53	0.56

Continued on next page...

Continued from previous page...

Atom-1	Atom-2	Distance(Å)	Clash(Å)
46:DU:65:ILE:CG1	46:DU:96:ALA:HB3	2.35	0.56
30:B8:32:LEU:CD1	30:B8:32:LEU:H	2.12	0.56
31:BA:2418:A:H2'	31:BA:2419:U:H6	1.70	0.56
31:BA:171:G:H2'	31:BA:172:C:C1'	2.35	0.56
31:DA:1022:G:C6	31:DA:1140:C:C4	2.93	0.56
31:DA:1141:U:OP2	39:DN:63:THR:OG1	2.18	0.56
44:DS:61:ASN:HD22	44:DS:62:LYS:N	2.03	0.56
4:CD:28:SER:HB3	4:CD:30:LYS:HG2	1.86	0.56
38:DI:76:THR:HG22	38:DI:139:GLN:HB3	1.87	0.56
32:DB:21:G:O2'	32:DB:22:U:H6	1.88	0.56
1:CA:1048:G:OP1	14:CN:4:LYS:HB2	2.05	0.56
43:BR:9:LYS:O	43:BR:10:LEU:HG	2.05	0.56
1:CA:52:G:O2'	1:CA:53:A:H5'	2.06	0.56
10:CJ:49:VAL:HG13	14:CN:41:ARG:HB2	1.86	0.56
1:CA:1064:G:H5'	1:CA:1066:C:H1'	1.87	0.56
31:DA:1885:A:H8	31:DA:1885:A:H5'	1.70	0.56
8:CH:25:ASP:HB3	8:CH:58:TYR:HB3	1.86	0.56
16:AP:48:TRP:HD1	16:AP:48:TRP:H	1.47	0.56
33:BD:125:ILE:O	33:BD:125:ILE:HG22	2.04	0.56
32:DB:86:G:H3'	32:DB:87:G:C8	2.41	0.56
1:AA:564:C:C2	17:AQ:31:LEU:HD11	2.41	0.56
31:DA:1590:U:C2'	31:DA:1591:G:H5''	2.36	0.56
1:AA:234:C:H2'	1:AA:235:C:H6	1.70	0.56
51:DZ:23:LYS:HE3	51:DZ:40:ASP:OD2	2.05	0.56
36:DG:171:ALA:O	36:DG:175:LEU:HG	2.05	0.56
31:BA:916:G:H2'	31:BA:917:A:H5''	1.88	0.56
31:BA:1510:G:O2'	31:BA:1511:C:H5'	2.04	0.56
31:DA:218:A:C2	31:DA:235:U:H4'	2.39	0.56
20:AT:61:SER:O	20:AT:65:LYS:HG3	2.05	0.56
2:CB:168:THR:HG21	2:CB:192:SER:HA	1.87	0.56
10:AJ:39:PRO:HB3	10:AJ:70:ARG:NH1	2.21	0.56
31:DA:2584:U:O5'	31:DA:2584:U:O2	2.23	0.56
35:DF:129:PHE:CD2	35:DF:163:VAL:HG21	2.40	0.56
35:DF:9:ILE:HG12	35:DF:14:PRO:C	2.25	0.56
20:CT:61:SER:O	20:CT:65:LYS:HG3	2.05	0.56
1:CA:1321:C:H5''	1:CA:1322:C:H5''	1.86	0.56
1:AA:713:G:H2'	1:AA:714:G:C8	2.40	0.56
1:AA:1072:G:C6	1:AA:1073:U:C4	2.94	0.56
4:AD:110:PHE:H	4:AD:110:PHE:HD1	1.52	0.56
1:CA:857:C:O2	1:CA:858:G:H1'	2.04	0.56
4:CD:108:LEU:O	4:CD:110:PHE:CD1	2.57	0.56
1:CA:189(C):C:H2'	1:CA:189(D):C:O4'	2.05	0.56

Continued on next page...

Continued from previous page...

Atom-1	Atom-2	Distance(Å)	Clash(Å)
31:BA:257:A:C2'	31:BA:258:G:H5'	2.35	0.56
2:CB:74:LYS:O	2:CB:78:GLN:HG3	2.05	0.56
4:CD:88:VAL:HG13	5:CE:97:GLY:HA3	1.86	0.56
4:CD:17:VAL:HG11	4:CD:197:PRO:HB2	1.86	0.56
1:AA:135:C:H2'	1:AA:136:C:H5'	1.86	0.56
34:DE:56:PRO:O	34:DE:58:ARG:N	2.38	0.56
46:DU:76:TYR:CZ	46:DU:80:ILE:HG13	2.41	0.56
31:DA:536:A:H2'	31:DA:537:C:C6	2.40	0.56
31:BA:675:A:C8	31:BA:804:A:C6	2.92	0.56
48:BW:20:VAL:O	48:BW:23:LEU:HB2	2.05	0.56
31:DA:838:C:O2'	31:DA:839:U:H5'	2.04	0.56
34:BE:200:GLU:OE2	34:BE:200:GLU:N	2.38	0.56
3:AC:16:ARG:NH1	3:AC:16:ARG:HB2	2.20	0.56
1:CA:308:C:H2'	1:CA:309:G:H8	1.68	0.56
1:AA:1510:U:H2'	1:AA:1511:G:C8	2.40	0.56
37:DH:127:GLU:OE1	37:DH:127:GLU:HA	2.05	0.56
46:DU:40:PHE:HB3	47:DV:78:LYS:HD2	1.86	0.56
15:CO:37:ASN:HD22	15:CO:37:ASN:N	2.01	0.56
33:BD:25:THR:CG2	33:BD:82:ILE:H	2.19	0.56
31:DA:1568:G:H5''	33:DD:61:LEU:HD22	1.87	0.56
39:BN:18:ALA:CB	39:BN:26:LEU:HD22	2.24	0.56
35:BF:2:LYS:HG3	35:BF:25:PRO:HB2	1.85	0.56
24:D2:14:ARG:CZ	24:D2:57:ILE:CG2	2.84	0.56
44:DS:97:ARG:O	44:DS:98:VAL:HG23	2.04	0.56
47:BV:66:ARG:HD3	47:BV:67:GLY:N	2.21	0.56
41:BP:121:LYS:HD2	25:D3:2:PRO:HD3	1.87	0.56
28:D6:32:ASN:OD1	28:D6:33:LYS:N	2.39	0.56
45:DT:29:ARG:HB2	45:DT:86:ILE:H	1.70	0.56
45:DT:32:TYR:CD2	45:DT:81:PRO:HB2	2.40	0.56
2:AB:88:ALA:HB2	2:AB:219:VAL:CG1	2.35	0.56
41:BP:24:GLY:HA3	41:BP:33:ARG:NH2	2.12	0.56
39:BN:45:ASN:N	39:BN:45:ASN:HD22	1.91	0.56
6:AF:12:PRO:HG2	6:AF:55:ASP:OD1	2.06	0.56
2:CB:7:VAL:O	2:CB:11:LEU:HG	2.04	0.56
1:CA:328:C:C2'	1:CA:328:C:O2	2.52	0.56
1:AA:195:A:C6	1:AA:196:A:N1	2.73	0.56
47:BV:83:ARG:CG	47:BV:83:ARG:NH1	2.63	0.56
31:DA:635:C:O2'	31:DA:639:U:OP1	2.24	0.56
46:BU:69:CYS:HB3	46:BU:106:PHE:HZ	1.70	0.56
42:DQ:137:TYR:HB2	51:DZ:76:LEU:HD11	1.87	0.56
1:AA:425:G:N2	1:AA:426:G:H1'	2.20	0.56
4:CD:106:TYR:HE1	4:CD:113:SER:HA	1.70	0.56

Continued on next page...

Continued from previous page...

Atom-1	Atom-2	Distance(Å)	Clash(Å)
31:DA:494:G:H5''	31:DA:494:G:H8	1.70	0.56
4:AD:108:LEU:HD13	4:AD:174:LEU:HD13	1.86	0.56
51:DZ:92:SER:O	51:DZ:130:PRO:HG2	2.06	0.56
3:AC:89:GLU:O	3:AC:93:LYS:HB2	2.05	0.56
31:DA:231:C:C2'	31:DA:232:G:H5'	2.35	0.56
31:DA:1887:C:H2'	31:DA:1888:G:H5'	1.85	0.56
31:DA:1512:U:C2'	31:DA:1513:C:H5'	2.35	0.56
31:DA:603:A:O2'	31:DA:604:G:OP2	2.16	0.56
42:DQ:43:THR:HG22	42:DQ:94:VAL:HG12	1.88	0.56
26:B4:5:ILE:CB	36:BG:67:LYS:HG2	2.34	0.56
17:CQ:10:VAL:HG13	17:CQ:19:VAL:HB	1.87	0.56
42:DQ:141:GLN:O	51:DZ:70:LEU:HD22	2.05	0.56
42:DQ:141:GLN:HE22	51:DZ:89:PHE:HB3	1.70	0.56
31:BA:102:G:O2'	31:BA:103:A:P	2.63	0.56
50:BY:8:LYS:NZ	50:BY:73:ARG:HA	2.15	0.56
31:BA:2300:G:H1	31:BA:2316:C:H42	1.52	0.56
24:D2:41:ILE:O	24:D2:43:GLN:N	2.39	0.56
37:DH:121:ILE:HD11	37:DH:140:LYS:HB3	1.88	0.56
47:BV:19:LYS:CE	47:BV:20:LEU:N	2.68	0.56
16:CP:28:ARG:NH1	16:CP:29:ASP:OD2	2.38	0.56
1:CA:1391:U:H2'	1:CA:1392:G:C8	2.41	0.56
6:CF:69:GLU:H	6:CF:69:GLU:CD	2.09	0.56
1:AA:683:G:C2	1:AA:708:C:N3	2.74	0.56
42:BQ:76:LYS:H	42:BQ:88:GLY:HA2	1.70	0.56
1:AA:1096:C:H2'	1:AA:1097:C:C6	2.37	0.56
45:DT:50:ILE:HD13	45:DT:64:ARG:HB3	1.87	0.56
31:BA:1385:G:H4'	31:BA:1386:C:OP1	2.06	0.56
12:CL:87:GLY:HA2	12:CL:98:TYR:HA	1.86	0.56
1:AA:1346:A:N1	1:AA:1374:A:H5''	2.20	0.56
18:AR:58:LEU:HB3	18:AR:62:GLU:HB2	1.88	0.56
43:DR:116:LEU:O	43:DR:117:VAL:HB	2.05	0.56
38:BI:6:LEU:O	38:BI:15:VAL:HB	2.05	0.56
42:BQ:137:TYR:HB2	51:BZ:76:LEU:HD11	1.86	0.56
49:BX:66:LEU:HD23	49:BX:66:LEU:O	2.06	0.56
33:BD:210:GLY:O	33:BD:212:SER:N	2.39	0.56
36:BG:171:ALA:O	36:BG:175:LEU:HG	2.05	0.56
7:CG:40:ALA:O	7:CG:44:TYR:CD1	2.59	0.56
47:DV:6:LYS:HG3	47:DV:6:LYS:O	2.04	0.56
51:DZ:165:VAL:HG12	51:DZ:166:SER:N	2.21	0.56
51:BZ:152:ALA:HB1	51:BZ:167:PRO:HB2	1.86	0.56
46:DU:60:LEU:O	46:DU:64:ARG:HG2	2.05	0.56
27:D5:46:CYS:O	27:D5:48:GLU:N	2.38	0.56

Continued on next page...

Continued from previous page...

Atom-1	Atom-2	Distance(Å)	Clash(Å)
24:D2:26:ARG:NH1	24:D2:29:LYS:HE2	2.20	0.56
31:DA:171:G:H2'	31:DA:172:C:C1'	2.35	0.56
40:BO:107:ARG:NH2	45:BT:35:LYS:HD2	2.20	0.56
42:DQ:20:ALA:C	42:DQ:22:LYS:H	2.08	0.56
36:BG:58:GLN:HA	36:BG:61:ALA:HB3	1.88	0.56
31:BA:1179:C:C3'	31:BA:1180:C:H5''	2.36	0.56
34:DE:132:HIS:HA	34:DE:135:HIS:CE1	2.41	0.56
40:BO:50:GLY:C	40:BO:52:VAL:H	2.08	0.56
31:DA:774:A:C2	31:DA:787:U:O2'	2.53	0.56
31:DA:1312:U:H4'	31:DA:1313:U:O5'	2.06	0.56
1:AA:675:A:H61	1:AA:715:A:H61	1.53	0.56
31:DA:92:A:O2'	31:DA:93:G:H5'	2.05	0.56
31:DA:861:A:C2	31:DA:917:A:C4	2.94	0.56
31:BA:1406:U:H2'	31:BA:1407:C:C6	2.41	0.56
31:BA:218:A:C2	31:BA:235:U:H4'	2.40	0.56
1:AA:189(C):C:H2'	1:AA:189(D):C:O4'	2.05	0.56
3:AC:180:ALA:HB1	3:AC:182:ILE:HG13	1.88	0.56
1:CA:1054:C:O2'	1:CA:1055:A:H5''	2.06	0.56
27:D5:11:THR:HG23	31:DA:1263:U:O2'	2.05	0.56
31:DA:1783:A:C2	31:DA:2587:A:C5	2.93	0.56
31:DA:2619:C:H2'	31:DA:2620:C:H6	1.70	0.56
31:DA:2716:U:O2'	31:DA:2717:G:H5'	2.05	0.56
31:BA:2756:U:H4'	31:BA:2757:A:OP1	2.05	0.56
10:CJ:7:LYS:HD3	10:CJ:71:LEU:CD1	2.35	0.56
31:BA:363(E):U:H2'	31:BA:363(F):A:O4'	2.05	0.56
2:CB:67:THR:HG22	2:CB:90:MET:HE1	1.87	0.56
51:DZ:6:LYS:HB3	51:DZ:8:TYR:CE1	2.41	0.56
49:BX:41:ASN:O	49:BX:45:THR:HG23	2.05	0.56
25:B3:49:LYS:HE2	31:BA:850:C:O3'	2.06	0.56
39:BN:28:THR:HA	39:BN:106:MET:HE2	1.86	0.56
44:BS:35:ILE:H	44:BS:53:SER:HB3	1.71	0.56
32:DB:45:A:C2	32:DB:46:A:C1'	2.88	0.56
32:BB:75:G:C5'	32:BB:75:G:H8	2.19	0.56
31:DA:953:A:C2'	31:DA:954:G:H5'	2.36	0.56
2:CB:88:ALA:HB2	2:CB:219:VAL:CG1	2.35	0.56
31:BA:1496:A:C8	31:BA:1577:C:O2'	2.59	0.56
45:BT:33:LYS:N	45:BT:33:LYS:HZ3	2.02	0.56
6:CF:8:ILE:HG22	6:CF:9:VAL:N	2.20	0.56
45:BT:3:ARG:HB2	45:BT:6:LEU:CB	2.33	0.56
31:DA:1527:G:H5''	31:DA:1528:A:OP1	2.05	0.56
31:DA:1528(A):A:C5	31:DA:1529:G:C8	2.93	0.56
1:CA:1191:A:P	3:CC:3:ASN:HD21	2.29	0.56

Continued on next page...

Continued from previous page...

Atom-1	Atom-2	Distance(Å)	Clash(Å)
43:DR:52:ILE:O	43:DR:55:ALA:N	2.39	0.56
31:DA:1884:A:O2'	31:DA:1885:A:H5''	2.05	0.56
2:AB:204:ASN:HD21	2:AB:207:ALA:N	2.04	0.56
1:AA:685:G:N2	1:AA:686:U:C4	2.74	0.56
31:BA:1884:A:O2'	31:BA:1885:A:H5''	2.05	0.56
37:BH:44:VAL:O	37:BH:46:GLU:OE2	2.24	0.56
1:CA:1252:A:H2'	1:CA:1253:G:O4'	2.06	0.56
39:BN:131:GLN:HG2	39:BN:133:GLN:O	2.05	0.56
18:CR:58:LEU:HB3	18:CR:62:GLU:HB2	1.87	0.56
31:BA:1742:G:H8	31:BA:1742:G:H3'	1.71	0.56
31:BA:1750:G:O2'	31:BA:2860:A:N1	2.37	0.56
1:AA:1154:G:H2'	1:AA:1155:G:C8	2.40	0.56
20:AT:10:LEU:O	20:AT:12:ALA:N	2.39	0.56
17:AQ:23:VAL:O	17:AQ:39:SER:HB2	2.06	0.56
1:AA:1074:G:C4	1:AA:1102:A:C2	2.94	0.56
31:DA:2870:C:C2'	31:DA:2871:C:H5'	2.35	0.56
8:CH:10:LEU:HD13	8:CH:83:ILE:HD11	1.87	0.56
48:BW:10:VAL:O	48:BW:11:ARG:HB2	2.04	0.56
4:AD:88:VAL:O	4:AD:92:VAL:HG23	2.06	0.56
31:BA:1444:G:N2	31:BA:1548:C:C2	2.74	0.56
31:DA:2461:C:H2'	31:DA:2462:U:C6	2.40	0.56
31:DA:1164:G:H2'	31:DA:1165:U:C6	2.41	0.56
1:AA:110:C:H2'	1:AA:111:G:O4'	2.05	0.56
17:CQ:68:ARG:HG3	17:CQ:68:ARG:O	2.04	0.56
6:CF:6:VAL:HG13	6:CF:90:VAL:HG22	1.88	0.56
1:CA:145:G:C2	1:CA:146:G:H1'	2.40	0.56
31:BA:344:G:O2'	31:BA:345:A:H5'	2.04	0.56
31:DA:287:C:C4	31:DA:288:C:C5	2.94	0.56
31:DA:2206:G:N3	31:DA:2206:G:H3'	2.21	0.56
31:DA:2315:G:H2'	31:DA:2316:C:C6	2.41	0.56
31:DA:661:C:H2'	31:DA:662:G:H8	1.71	0.56
37:DH:85:LYS:NZ	37:DH:133:VAL:HB	2.21	0.56
44:BS:87:PHE:HE2	44:BS:97:ARG:NH2	2.03	0.56
47:BV:61:VAL:O	47:BV:62:LEU:HD23	2.06	0.56
31:BA:995:C:N3	46:BU:57:PHE:CE2	2.74	0.56
1:CA:626:U:C2	1:CA:627:G:C8	2.94	0.56
47:DV:2:PHE:CE1	47:DV:13:ARG:NE	2.74	0.56
46:DU:88:ILE:O	46:DU:90:VAL:N	2.39	0.56
1:AA:624:C:H2'	1:AA:625:G:H8	1.70	0.56
30:B8:35:GLN:HE21	30:B8:36:LYS:HG3	1.70	0.56
31:BA:2469:A:H2	31:BA:2481:G:N2	1.96	0.56
45:DT:33:LYS:NZ	45:DT:33:LYS:HA	2.21	0.56

Continued on next page...

Continued from previous page...

Atom-1	Atom-2	Distance(Å)	Clash(Å)
40:BO:73:ASP:OD2	45:BT:32:TYR:CE1	2.59	0.56
45:BT:28:VAL:HG22	45:BT:46:GLU:HG3	1.87	0.56
34:BE:75:VAL:O	34:BE:77:ILE:N	2.39	0.56
2:CB:87:ARG:HD2	2:CB:87:ARG:O	2.06	0.56
6:AF:69:GLU:H	6:AF:69:GLU:CD	2.09	0.56
37:BH:89:ILE:O	37:BH:90:LYS:CB	2.53	0.56
1:AA:1391:U:H2'	1:AA:1392:G:C8	2.41	0.56
1:AA:1399:C:C2	1:AA:1502:A:N6	2.74	0.56
51:DZ:145:GLU:HG3	51:DZ:146:ILE:H	1.71	0.56
1:AA:322:C:C5	1:AA:328:C:H5	2.20	0.56
28:D6:19:ARG:HH11	31:DA:2400:G:H4'	1.71	0.56
33:BD:133:LEU:HB3	33:BD:173:VAL:HG11	1.86	0.56
1:AA:949:A:N6	1:AA:1232:U:H3	2.02	0.56
31:BA:1488:G:C2	31:BA:1489:U:O2	2.59	0.56
1:CA:551:U:O2'	12:CL:86:ARG:HD2	2.06	0.56
31:DA:1510:G:O2'	31:DA:1511:C:H5'	2.05	0.56
38:BI:5:LEU:N	38:BI:5:LEU:HD23	2.19	0.56
35:BF:80:ALA:O	35:BF:83:PHE:HB2	2.06	0.56
31:BA:150:C:H2'	31:BA:151:C:C6	2.41	0.56
31:DA:708:C:O2	31:DA:708:C:H2'	2.06	0.56
34:BE:39:PRO:HD3	34:BE:45:THR:OG1	2.06	0.56
28:B6:42:TRP:CE3	28:B6:42:TRP:HA	2.40	0.56
4:AD:88:VAL:HG13	5:AE:97:GLY:HA3	1.87	0.56
31:BA:271(A):A:H2	31:BA:272(D):G:N3	2.03	0.56
4:AD:131:ARG:HD3	4:AD:131:ARG:H	1.71	0.56
31:DA:1317:A:H2'	31:DA:1318:C:H6	1.70	0.56
1:CA:1510:U:H2'	1:CA:1511:G:C8	2.40	0.56
27:D5:51:TYR:CD2	27:D5:52:TYR:CZ	2.94	0.56
35:BF:21:ALA:C	35:BF:23:ASP:H	2.09	0.56
49:BX:23:GLU:HG3	49:BX:24:GLY:N	2.19	0.56
46:DU:47:TYR:HA	46:DU:50:ARG:NH2	2.20	0.56
24:B2:30:ARG:CG	24:B2:30:ARG:HH11	2.17	0.56
44:DS:26:LEU:HA	44:DS:39:ILE:HD13	1.88	0.56
44:DS:89:ARG:O	44:DS:90:GLY:O	2.23	0.56
1:CA:623:C:C4	1:CA:624:C:C4	2.94	0.56
1:CA:1442(B):A:OP1	1:CA:1442(B):A:H4'	2.06	0.56
31:DA:2360:A:O2'	31:DA:2361:A:OP2	2.24	0.56
46:BU:101:ARG:O	46:BU:102:GLU:C	2.44	0.56
41:DP:33:ARG:O	41:DP:35:HIS:N	2.39	0.56
41:BP:36:LYS:O	41:BP:38:GLN:HG2	2.05	0.56
1:CA:1256:A:N6	1:CA:1278:U:H1'	2.15	0.56
1:AA:1216:G:OP1	14:AN:2:ALA:HA	2.06	0.56

Continued on next page...

Continued from previous page...

Atom-1	Atom-2	Distance(Å)	Clash(Å)
45:BT:26:ASP:HB3	45:BT:89:VAL:O	2.06	0.56
31:BA:1945:G:H2'	31:BA:1946:U:C6	2.40	0.56
1:CA:685:G:C2	1:CA:686:U:C4	2.94	0.56
1:AA:472:A:C4'	16:AP:82:GLN:HE22	2.19	0.56
9:AI:105:ASP:OD1	9:AI:107:ARG:HD3	2.06	0.56
3:AC:11:ARG:O	3:AC:14:ILE:O	2.24	0.56
1:AA:262:A:C6	1:AA:263:A:C6	2.94	0.56
1:AA:660:G:H2'	1:AA:661:G:O4'	2.06	0.56
31:DA:2859:G:C8	31:DA:2859:G:C3'	2.89	0.56
48:BW:56:ALA:O	48:BW:57:ASN:C	2.44	0.56
31:BA:2584:U:O5'	31:BA:2584:U:O2	2.24	0.56
31:BA:272(J):C:C2'	31:BA:274:G:OP1	2.53	0.56
1:CA:872:A:C4	1:CA:874:G:N7	2.74	0.56
31:DA:17:G:H2'	31:DA:18:C:C6	2.41	0.56
31:DA:272(J):C:C2'	31:DA:274:G:OP1	2.54	0.56
31:DA:1459:G:H2'	31:DA:1459:G:N3	2.20	0.56
1:AA:763:G:H2'	1:AA:764:C:H6	1.71	0.56
2:CB:67:THR:HG21	2:CB:155:LEU:CD2	2.36	0.56
8:CH:21:LYS:O	8:CH:63:LEU:HD23	2.06	0.56
5:AE:96:PRO:HA	5:AE:117:ASP:OD2	2.06	0.56
33:BD:249:PRO:HD2	33:BD:250:TRP:CE3	2.40	0.56
37:BH:92:ILE:O	37:BH:94:TYR:N	2.39	0.56
7:AG:40:ALA:O	7:AG:44:TYR:CD1	2.59	0.56
1:CA:110:C:H2'	1:CA:111:G:O4'	2.05	0.56
16:AP:28:ARG:NH1	16:AP:29:ASP:OD2	2.39	0.56
51:DZ:125:LEU:HD23	51:DZ:126:VAL:N	2.20	0.56
27:D5:40:LYS:NZ	27:D5:46:CYS:O	2.36	0.56
24:D2:14:ARG:CZ	24:D2:57:ILE:HB	2.37	0.56
31:BA:259:G:N2	31:BA:621:A:H8	2.02	0.56
12:CL:46:LYS:HD3	12:CL:94:PRO:CG	2.36	0.56
1:AA:1441:G:H5''	1:AA:1442:G:H5'	1.88	0.56
33:DD:172:TYR:CD1	33:DD:186:HIS:CA	2.88	0.56
45:BT:33:LYS:NZ	45:BT:33:LYS:H	2.03	0.56
30:B8:6:THR:CG2	31:BA:243:U:OP1	2.54	0.56
4:AD:9:CYS:HA	4:AD:12:CYS:HB2	1.87	0.56
1:CA:1201:A:C1'	1:CA:1202:G:OP2	2.52	0.56
3:CC:20:SER:CB	3:CC:40:ARG:HH22	2.17	0.56
50:BY:45:VAL:CG2	50:BY:62:GLU:N	2.69	0.56
31:DA:2660:A:H3'	31:DA:2661:G:O4'	2.06	0.56
32:DB:81:G:O6	32:DB:96:U:O2	2.23	0.56
2:CB:204:ASN:HD21	2:CB:207:ALA:N	2.04	0.56
33:DD:246:PRO:HB2	33:DD:255:LYS:HG3	1.87	0.56

Continued on next page...

Continued from previous page...

Atom-1	Atom-2	Distance(Å)	Clash(Å)
1:AA:559:A:C4'	1:AA:560:U:H3'	2.36	0.56
42:DQ:29:PHE:CD1	42:DQ:29:PHE:N	2.74	0.56
31:BA:234:C:H2'	31:BA:235:U:H6	1.71	0.56
31:BA:2859:G:C8	31:BA:2859:G:C3'	2.89	0.56
2:CB:28:PHE:CD1	2:CB:190:THR:HA	2.41	0.56
1:CA:1158:C:N3	1:CA:1181:G:N2	2.52	0.56
42:BQ:37:LEU:HB2	42:BQ:128:LYS:O	2.05	0.56
36:BG:71:THR:HB	36:BG:89:GLY:CA	2.35	0.56
1:CA:189(B):C:H42	1:CA:189(I):G:H1	1.53	0.56
22:D0:53:MET:HB2	22:D0:59:LEU:CD2	2.36	0.56
1:CA:1470:G:O2'	1:CA:1471:G:H5'	2.06	0.56
47:DV:54:GLY:O	47:DV:56:SER:N	2.39	0.56
22:B0:18:ALA:HB1	31:BA:2271:G:OP1	2.06	0.56
44:BS:38:GLN:HG2	44:BS:47:THR:HG21	1.88	0.56
39:DN:111:PRO:HA	39:DN:114:ARG:NH1	2.21	0.56
31:DA:2511:U:O4	31:DA:2575:C:N3	2.39	0.56
1:AA:131:C:H2'	1:AA:132:C:C6	2.41	0.56
33:DD:247:ALA:HA	33:DD:254:THR:HG22	1.86	0.56
31:BA:829:A:N7	31:BA:2248:C:H5'	2.20	0.56
31:DA:836:G:H2'	31:DA:837:C:C6	2.41	0.56
31:BA:2272:U:H5''	31:BA:2273:A:OP1	2.07	0.56
31:DA:288:C:N4	31:DA:353:G:H1	2.04	0.55
34:BE:111:ARG:HB2	34:BE:160:TYR:O	2.06	0.55
42:BQ:141:GLN:HE22	51:BZ:89:PHE:HB3	1.71	0.55
27:B5:47:PRO:O	27:B5:48:GLU:HG3	2.06	0.55
24:D2:25:VAL:C	24:D2:27:GLU:H	2.10	0.55
47:DV:61:VAL:C	47:DV:62:LEU:HD23	2.25	0.55
28:B6:25:LYS:O	31:BA:2286:A:H2	1.89	0.55
36:DG:60:LEU:O	36:DG:60:LEU:HD22	2.06	0.55
1:CA:339:C:OP2	40:DO:97:ARG:NH1	2.38	0.55
31:BA:543:C:N3	31:BA:551:G:C2	2.73	0.55
31:BA:271(M):G:H4'	38:BI:53:ALA:HB1	1.88	0.55
31:DA:271(P):C:H2'	31:DA:271(Q):G:H5'	1.88	0.55
47:DV:47:VAL:HG22	47:DV:48:GLY:N	2.21	0.55
31:DA:2580:U:H5'	34:DE:131:ALA:HB2	1.87	0.55
1:AA:1483:A:H1'	31:BA:1948:G:O4'	2.06	0.55
23:D1:86:SER:N	23:D1:87:PRO:CD	2.69	0.55
23:D1:87:PRO:HD2	23:D1:88:LYS:H	1.70	0.55
41:BP:27:HIS:C	41:BP:27:HIS:CD2	2.79	0.55
31:BA:2655:G:N3	31:BA:2664:G:O6	2.39	0.55
2:CB:11:LEU:HB3	2:CB:213:LEU:HD11	1.88	0.55
1:CA:929:G:C6	1:CA:930:C:N4	2.74	0.55

Continued on next page...

Continued from previous page...

Atom-1	Atom-2	Distance(Å)	Clash(Å)
31:BA:1109:C:C5	31:BA:1110:G:C4	2.95	0.55
45:DT:48:ILE:HG22	45:DT:50:ILE:HD12	1.88	0.55
1:CA:559:A:C4'	1:CA:560:U:H3'	2.36	0.55
1:CA:951:G:H1'	1:CA:970:C:O2'	2.05	0.55
1:CA:109:A:C6	1:CA:326:G:C6	2.94	0.55
31:DA:2652:C:O2'	31:DA:2653:U:H5'	2.06	0.55
31:BA:2702:U:OP1	31:BA:2702:U:O2	2.24	0.55
11:AK:31:THR:HA	11:AK:42:TRP:HA	1.86	0.55
45:DT:16:ARG:H	45:DT:79:HIS:CD2	2.22	0.55
11:CK:21:ILE:HD12	11:CK:21:ILE:N	2.21	0.55
37:BH:98:LEU:HD13	37:BH:125:VAL:HG23	1.88	0.55
31:BA:2404:C:C2'	31:BA:2405:G:H5'	2.35	0.55
36:DG:114:ILE:HB	36:DG:117:PHE:HB2	1.88	0.55
37:DH:98:LEU:HD13	37:DH:125:VAL:HG23	1.87	0.55
3:CC:180:ALA:HB1	3:CC:182:ILE:HG13	1.87	0.55
45:BT:78:LEU:O	45:BT:79:HIS:ND1	2.38	0.55
31:BA:956:G:OP2	42:BQ:14:ARG:NH2	2.38	0.55
7:CG:85:TYR:CD1	7:CG:154:TYR:HE1	2.24	0.55
19:AS:51:VAL:HG21	19:AS:71:LEU:HB3	1.88	0.55
35:DF:123:LEU:HD12	35:DF:124:LEU:H	1.71	0.55
19:CS:69:HIS:HB2	19:CS:74:PHE:HE2	1.71	0.55
14:AN:51:GLY:C	14:AN:53:LEU:H	2.10	0.55
43:BR:13:HIS:HE1	43:BR:15:SER:OG	1.89	0.55
14:CN:51:GLY:C	14:CN:53:LEU:H	2.08	0.55
31:BA:2376:A:OP1	31:BA:2376:A:H8	1.89	0.55
33:DD:35:LYS:CE	33:DD:64:ILE:O	2.54	0.55
39:DN:56:ASN:C	39:DN:57:ALA:O	2.43	0.55
27:D5:51:TYR:CD2	27:D5:52:TYR:CE2	2.94	0.55
31:BA:203:C:H3'	31:BA:204:A:H5''	1.89	0.55
31:BA:1187:G:H5''	47:BV:82:ARG:NH1	2.21	0.55
24:D2:50:ILE:O	24:D2:51:ARG:HB3	2.06	0.55
47:DV:19:LYS:HG2	47:DV:96:ILE:CB	2.35	0.55
35:DF:24:LEU:O	35:DF:26:ALA:N	2.39	0.55
12:CL:92:ASP:C	12:CL:93:LEU:HD23	2.26	0.55
31:DA:307:G:N2	31:DA:310:A:H5''	2.21	0.55
31:DA:910:A:C4	42:DQ:13:GLN:OE1	2.60	0.55
31:DA:2810:A:C2'	34:DE:61:ARG:NH2	2.69	0.55
1:AA:386:C:H2'	1:AA:387:U:C5'	2.33	0.55
31:DA:1657:C:H2'	31:DA:1658:C:C6	2.42	0.55
40:BO:10:VAL:HG22	40:BO:17:ARG:O	2.06	0.55
41:DP:5:ASP:O	41:DP:6:LEU:HB3	2.06	0.55
15:CO:82:ILE:HD11	15:CO:87:ILE:O	2.07	0.55

Continued on next page...

Continued from previous page...

Atom-1	Atom-2	Distance(Å)	Clash(Å)
28:D6:36:LEU:O	28:D6:36:LEU:HG	2.06	0.55
33:DD:210:GLY:O	33:DD:212:SER:N	2.39	0.55
32:BB:81:G:O6	32:BB:96:U:O2	2.24	0.55
34:DE:39:PRO:HD3	34:DE:45:THR:OG1	2.05	0.55
22:D0:48:GLY:HA3	22:D0:80:HIS:CE1	2.40	0.55
7:CG:69:VAL:O	7:CG:71:PRO:HD3	2.06	0.55
7:CG:46:ALA:O	7:CG:50:ILE:HG12	2.06	0.55
10:CJ:7:LYS:O	10:CJ:96:ILE:HA	2.06	0.55
20:CT:56:MET:CG	20:CT:88:VAL:HG21	2.36	0.55
31:BA:446:G:OP1	46:BU:3:ARG:NH1	2.40	0.55
31:BA:2684:U:H1'	40:BO:70:LYS:HD2	1.88	0.55
36:DG:39:ILE:HA	36:DG:157:ILE:HA	1.88	0.55
19:CS:42:PRO:O	19:CS:43:GLU:HB3	2.06	0.55
1:CA:1330:U:H4'	13:CM:23:TYR:CE2	2.41	0.55
1:AA:948:C:OP1	13:AM:107:ALA:HA	2.07	0.55
33:DD:28:GLU:HB2	33:DD:29:PRO:CD	2.35	0.55
33:DD:35:LYS:HE3	33:DD:65:ILE:HA	1.88	0.55
50:BY:37:VAL:HG11	50:BY:72:VAL:HG21	1.89	0.55
51:BZ:71:VAL:HG22	51:BZ:88:PHE:CE2	2.42	0.55
37:DH:138:LYS:H	37:DH:141:VAL:H	1.52	0.55
49:DX:30:VAL:HG23	49:DX:76:ARG:HA	1.87	0.55
2:AB:61:LEU:HA	2:AB:64:ARG:HG2	1.87	0.55
2:AB:61:LEU:HD23	2:AB:68:ILE:HD11	1.88	0.55
33:DD:17:THR:CG2	33:DD:204:ILE:HA	2.36	0.55
31:DA:2335:A:C8	31:DA:2337:G:N7	2.74	0.55
39:DN:67:LEU:C	39:DN:69:GLN:N	2.59	0.55
41:BP:120:ALA:O	25:D3:1:MET:CG	2.53	0.55
28:B6:40:CYS:SG	28:B6:45:LYS:NZ	2.60	0.55
46:BU:65:ILE:HG12	46:BU:96:ALA:CB	2.36	0.55
31:BA:1021:A:C3'	31:BA:1021:A:C8	2.89	0.55
48:BW:54:ALA:HB1	48:BW:107:LEU:HD22	1.88	0.55
46:DU:87:GLY:CA	47:DV:52:VAL:HG13	2.28	0.55
47:DV:53:GLU:O	47:DV:55:ALA:N	2.40	0.55
1:AA:542:G:H5'	4:AD:41:GLY:HA3	1.89	0.55
50:BY:71:LYS:HZ2	50:BY:71:LYS:HB2	1.66	0.55
45:DT:3:ARG:HB2	45:DT:6:LEU:CB	2.32	0.55
1:CA:1216:G:OP1	14:CN:2:ALA:HA	2.06	0.55
31:DA:2498:C:O2'	31:DA:2499:C:H5'	2.05	0.55
37:BH:149:ARG:HD3	37:BH:164:TYR:CE1	2.41	0.55
37:DH:154:PRO:O	37:DH:156:ALA:N	2.37	0.55
31:DA:27:G:C2	31:DA:512:G:N3	2.75	0.55
31:DA:580:C:H2'	31:DA:581:C:C6	2.42	0.55

Continued on next page...

Continued from previous page...

Atom-1	Atom-2	Distance(Å)	Clash(Å)
13:CM:91:ARG:HB2	13:CM:98:VAL:HG21	1.88	0.55
4:AD:49:ARG:HA	4:AD:49:ARG:NE	2.18	0.55
31:DA:340:A:C2'	31:DA:341:G:H5'	2.36	0.55
31:BA:128:C:C3'	31:BA:128:C:C6	2.89	0.55
49:BX:40:LYS:O	49:BX:42:ALA:N	2.40	0.55
31:BA:1741:A:N7	31:BA:1742:G:C2	2.74	0.55
31:DA:634:C:H2'	31:DA:635:C:C6	2.41	0.55
36:BG:5:VAL:HB	36:BG:104:GLU:OE2	2.07	0.55
31:DA:1588:C:O2	31:DA:1588:C:H2'	2.04	0.55
1:AA:1074:G:N3	1:AA:1102:A:C2	2.74	0.55
31:BA:1839:G:H5'	31:BA:1839:G:H8	1.71	0.55
7:CG:32:ARG:O	7:CG:33:ASP:CB	2.54	0.55
31:BA:298:G:C5'	31:BA:299:A:OP1	2.55	0.55
1:CA:243:A:H4'	1:CA:244:U:O5'	2.05	0.55
5:AE:145:LYS:O	5:AE:149:GLU:HG2	2.07	0.55
5:CE:96:PRO:HA	5:CE:117:ASP:OD2	2.07	0.55
1:CA:1258:G:O2'	1:CA:1259:C:H5'	2.06	0.55
1:AA:1479:C:O2'	1:AA:1480:G:H5'	2.05	0.55
31:DA:883:G:H1	31:DA:893:C:H41	1.54	0.55
51:BZ:73:GLN:HG2	51:BZ:87:ASP:OD2	2.07	0.55
31:BA:1499:C:C2'	31:BA:1500:G:H5'	2.36	0.55
10:AJ:7:LYS:HD3	10:AJ:71:LEU:CD1	2.36	0.55
1:CA:971:G:H3'	1:CA:971:G:OP1	2.07	0.55
7:AG:97:GLN:HE21	7:AG:101:LEU:HD11	1.71	0.55
1:CA:791:G:C6	1:CA:792:A:N7	2.74	0.55
39:DN:43:THR:HG22	39:DN:45:ASN:ND2	2.21	0.55
27:B5:33:CYS:SG	27:B5:40:LYS:HE3	2.46	0.55
27:B5:55:ARG:C	27:B5:56:LYS:HG3	2.26	0.55
27:D5:52:TYR:O	27:D5:52:TYR:CD1	2.60	0.55
31:DA:870:A:C5'	42:DQ:7:MET:HB2	2.22	0.55
23:D1:20:ARG:HD3	23:D1:41:ARG:HD3	1.88	0.55
34:DE:3:GLY:CA	34:DE:81:ILE:HG21	2.37	0.55
48:DW:4:LYS:CE	48:DW:6:ILE:HD11	2.37	0.55
28:B6:29:ASN:O	28:B6:30:THR:C	2.44	0.55
28:B6:15:GLU:OE2	28:B6:43:CYS:HB3	2.07	0.55
31:BA:71:A:C2	49:BX:31:HIS:CE1	2.75	0.55
45:DT:93:ARG:O	45:DT:94:ALA:O	2.25	0.55
30:B8:35:GLN:CB	31:BA:2420:C:OP1	2.54	0.55
31:BA:1495:A:H5''	31:BA:1496:A:OP2	2.05	0.55
45:DT:53:ARG:O	45:DT:53:ARG:HG3	2.07	0.55
23:D1:26:ARG:HB3	23:D1:35:THR:H	1.70	0.55
1:AA:1068:G:N3	1:AA:1191:A:C2	2.74	0.55

Continued on next page...

Continued from previous page...

Atom-1	Atom-2	Distance(Å)	Clash(Å)
1:CA:386:C:H2'	1:CA:387:U:C5'	2.33	0.55
1:CA:503:C:H2'	1:CA:504:C:C6	2.40	0.55
31:DA:271(J):C:H5'	31:DA:271(K):U:OP2	2.06	0.55
38:BI:131:LYS:CG	38:BI:132:PRO:HA	2.37	0.55
31:DA:142:A:H1'	31:DA:1408:C:O4'	2.06	0.55
3:CC:52:LEU:CD2	3:CC:52:LEU:H	2.18	0.55
31:BA:1332:G:H22	31:BA:1609:A:H2'	1.71	0.55
1:AA:1201:A:C1'	1:AA:1202:G:OP2	2.53	0.55
33:DD:255:LYS:NZ	33:DD:255:LYS:N	2.52	0.55
1:CA:437:U:OP1	4:CD:155:LEU:HD22	2.07	0.55
1:AA:1366:C:OP1	9:AI:117:HIS:CE1	2.59	0.55
41:BP:5:ASP:O	41:BP:6:LEU:HB3	2.06	0.55
43:BR:53:HIS:CD2	43:BR:94:TYR:OH	2.58	0.55
38:DI:56:LYS:HZ3	38:DI:56:LYS:C	2.09	0.55
31:BA:1833:U:O2'	31:BA:1969:A:N1	2.36	0.55
1:CA:97:G:O2'	1:CA:98:G:O5'	2.24	0.55
14:AN:48:ALA:HB2	14:AN:53:LEU:HD12	1.89	0.55
1:CA:1343:G:H2'	1:CA:1344:C:C6	2.41	0.55
36:BG:120:LEU:HB2	36:BG:179:PRO:O	2.05	0.55
31:BA:2350:C:H2'	31:BA:2351:G:O4'	2.06	0.55
31:BA:2444:G:OP2	35:BF:68:LYS:HE2	2.06	0.55
31:DA:271(X):G:C2'	31:DA:271(Y):U:H5''	2.37	0.55
15:CO:23:GLY:O	15:CO:27:VAL:HB	2.06	0.55
31:DA:207:A:H2'	31:DA:208:C:O4'	2.07	0.55
5:CE:45:PHE:CE2	5:CE:47:LYS:HD2	2.42	0.55
1:AA:1248:A:C2'	1:AA:1249:C:H5'	2.36	0.55
36:BG:16:ARG:O	36:BG:20:ILE:HG13	2.06	0.55
44:BS:56:LEU:HD23	44:BS:56:LEU:C	2.27	0.55
42:BQ:141:GLN:HG2	51:BZ:72:ARG:HA	1.88	0.55
31:BA:2206:G:N3	31:BA:2206:G:H3'	2.22	0.55
24:D2:46:GLN:C	24:D2:46:GLN:HE21	2.09	0.55
41:DP:121:LYS:HB3	41:DP:123:LEU:CD2	2.36	0.55
41:DP:84:ASN:HA	41:DP:115:LEU:O	2.06	0.55
16:CP:22:THR:HG22	16:CP:32:TYR:HA	1.89	0.55
42:BQ:22:LYS:NZ	42:BQ:25:ASP:OD1	2.39	0.55
30:B8:35:GLN:NE2	30:B8:36:LYS:NZ	2.55	0.55
30:B8:34:TRP:HZ3	30:B8:41:ILE:CG2	2.20	0.55
28:D6:11:LEU:CD2	28:D6:26:ASN:H	2.19	0.55
49:DX:33:LYS:C	49:DX:35:THR:HG22	2.27	0.55
30:D8:61:LEU:HD22	31:DA:593:G:O3'	2.06	0.55
41:DP:23:PRO:O	41:DP:33:ARG:HG3	2.07	0.55
4:AD:13:ARG:O	4:AD:15:GLU:N	2.39	0.55

Continued on next page...

Continued from previous page...

Atom-1	Atom-2	Distance(Å)	Clash(Å)
4:AD:19:LEU:HD13	4:AD:21:LEU:HD21	1.88	0.55
1:CA:445:G:C4	1:CA:446:G:C8	2.94	0.55
2:AB:67:THR:HG21	2:AB:155:LEU:CD2	2.36	0.55
49:BX:72:LYS:HG3	49:BX:73:ARG:N	2.17	0.55
31:BA:2022:U:O2'	31:BA:2617:C:H5'	2.06	0.55
41:BP:33:ARG:O	41:BP:35:HIS:N	2.40	0.55
32:BB:21:G:O2'	32:BB:22:U:H6	1.90	0.55
31:DA:875:G:C4'	51:DZ:170:THR:HG21	2.33	0.55
31:DA:271(P):C:H2'	31:DA:271(Q):G:C5'	2.37	0.55
6:CF:12:PRO:CB	6:CF:57:GLN:HB2	2.35	0.55
29:D7:48:LYS:N	29:D7:48:LYS:HD3	2.22	0.55
45:BT:91:ARG:HB2	45:BT:115:ARG:O	2.06	0.55
31:BA:1947:C:C2'	31:BA:1948:G:H5'	2.36	0.55
31:BA:814:C:H5	41:BP:27:HIS:CD2	2.24	0.55
31:DA:90:U:H1'	31:DA:92:A:H5''	1.88	0.55
1:AA:192:U:O2'	1:AA:193:C:H5'	2.06	0.55
7:CG:75:VAL:HG21	7:CG:144:MET:HB3	1.89	0.55
41:DP:27:HIS:CD2	41:DP:27:HIS:C	2.80	0.55
47:BV:44:LYS:HG2	47:BV:45:THR:H	1.72	0.55
5:AE:18:ARG:NH2	5:AE:25:ARG:HG2	2.21	0.55
1:AA:79:G:C4'	1:AA:80:G:OP1	2.53	0.55
6:CF:39:LYS:HB2	6:CF:62:TRP:CZ3	2.42	0.55
31:DA:106:C:H1'	50:DY:2:ARG:HE	1.72	0.55
1:CA:658:G:C4	1:CA:659:U:C5	2.94	0.55
1:CA:659:U:H2'	1:CA:660:G:C5'	2.37	0.55
33:BD:146:GLU:HB2	33:BD:189:CYS:HB3	1.88	0.55
33:DD:145:VAL:HG12	33:DD:146:GLU:O	2.07	0.55
31:BA:173:G:C6	31:BA:174:C:C4	2.95	0.55
22:B0:68:GLU:CG	22:B0:80:HIS:HB2	2.36	0.55
31:BA:2478:A:C2'	31:BA:2479:G:H5'	2.37	0.55
10:AJ:7:LYS:O	10:AJ:96:ILE:HA	2.06	0.55
1:AA:1248:A:H2'	1:AA:1249:C:H5'	1.88	0.55
50:BY:52:SER:O	50:BY:54:LYS:N	2.39	0.55
7:AG:85:TYR:CD1	7:AG:154:TYR:HE1	2.25	0.55
43:BR:38:VAL:HB	43:BR:39:PRO:HD3	1.86	0.55
31:DA:1266:G:O5'	48:DW:15:ARG:NH2	2.40	0.55
42:DQ:57:HIS:CE1	42:DQ:116:GLU:HB3	2.41	0.55
1:AA:145:G:C2	1:AA:146:G:H1'	2.42	0.55
1:CA:1113:C:H2'	1:CA:1114:C:C6	2.42	0.55
34:BE:134:ILE:H	34:BE:134:ILE:HD13	1.71	0.55
31:BA:930:U:O4'	31:BA:930:U:O2	2.24	0.55
48:DW:95:ILE:O	48:DW:95:ILE:HG13	2.07	0.55

Continued on next page...

Continued from previous page...

Atom-1	Atom-2	Distance(Å)	Clash(Å)
31:BA:884:C:O2'	31:BA:892:G:C8	2.51	0.55
13:CM:106:ASN:O	13:CM:107:ALA:HB3	2.07	0.55
4:AD:141:ARG:HB3	4:AD:142:PRO:CD	2.36	0.55
42:DQ:141:GLN:HG2	51:DZ:72:ARG:HA	1.88	0.55
24:D2:26:ARG:HG2	49:DX:5:TYR:CB	2.37	0.55
49:DX:76:ARG:O	49:DX:77:LYS:HB2	2.07	0.55
24:B2:26:ARG:HG3	24:B2:29:LYS:NZ	2.22	0.55
24:B2:52:ASP:O	24:B2:56:GLN:NE2	2.39	0.55
49:BX:85:PRO:O	49:BX:87:GLN:N	2.40	0.55
35:BF:53:THR:HG22	35:BF:55:GLY:CA	2.37	0.55
1:CA:375:U:C2	1:CA:376:G:C8	2.95	0.55
28:D6:16:CYS:O	28:D6:18:ARG:NH2	2.39	0.55
30:D8:32:LEU:N	30:D8:32:LEU:HD13	2.05	0.55
31:BA:389:G:H22	41:BP:71:VAL:HG12	1.71	0.55
1:CA:428:G:C4'	1:CA:429:U:O5'	2.55	0.55
43:DR:9:LYS:C	43:DR:10:LEU:HG	2.26	0.55
50:DY:45:VAL:CG2	50:DY:62:GLU:H	2.20	0.55
37:BH:144:VAL:O	37:BH:148:ILE:HG12	2.06	0.55
42:DQ:75:THR:HG22	42:DQ:88:GLY:HA3	1.89	0.55
25:B3:19:GLN:HE22	25:B3:52:HIS:CE1	2.21	0.55
2:CB:19:HIS:O	2:CB:39:ILE:HG23	2.06	0.55
51:DZ:105:VAL:HG12	51:DZ:139:VAL:O	2.06	0.55
1:AA:1252:A:H2'	1:AA:1253:G:O4'	2.07	0.55
13:AM:25:ILE:CD1	13:AM:66:LEU:HD23	2.36	0.55
31:DA:271(E):U:H2'	31:DA:271(F):C:C6	2.41	0.55
31:BA:1505:C:H2'	31:BA:1506:C:O4'	2.06	0.55
31:DA:828:U:C3'	31:DA:828:U:O2	2.54	0.55
38:DI:56:LYS:C	38:DI:56:LYS:NZ	2.59	0.55
1:CA:961:U:OP2	1:CA:1223:C:H4'	2.06	0.55
31:BA:2186:G:H2'	31:BA:2187:G:H5''	1.88	0.55
9:AI:8:GLY:HA2	9:AI:79:LEU:HD12	1.89	0.55
2:CB:74:LYS:NZ	2:CB:76:GLN:HB2	2.21	0.55
44:BS:83:LYS:HE2	44:BS:105:ALA:HB2	1.89	0.55
1:AA:370:C:H2'	1:AA:371:G:H8	1.71	0.55
19:AS:42:PRO:O	19:AS:43:GLU:HB3	2.05	0.55
31:BA:855:G:C4	31:BA:856:C:C5	2.94	0.55
1:AA:1492:A:H5'	1:AA:1493:A:OP2	2.06	0.55
31:DA:2854:G:H2'	31:DA:2855:C:C6	2.41	0.55
51:BZ:144:LEU:N	51:BZ:144:LEU:HD22	2.21	0.55
31:BA:790:C:O2'	31:BA:791:C:H5'	2.07	0.55
31:BA:1247:A:OP1	35:BF:95:ARG:NH2	2.37	0.55
31:DA:776:G:H4'	31:DA:777:A:O5'	2.06	0.55

Continued on next page...

Continued from previous page...

Atom-1	Atom-2	Distance(Å)	Clash(Å)
40:DO:24:VAL:HB	40:DO:33:ALA:HB2	1.88	0.55
31:BA:1164:G:H2'	31:BA:1165:U:C6	2.42	0.55
31:BA:11:G:C2'	31:BA:12:U:H5'	2.36	0.55
33:DD:27:THR:CG2	33:DD:28:GLU:H	2.19	0.55
50:BY:39:VAL:O	50:BY:40:GLU:CD	2.45	0.55
50:BY:20:TYR:CD2	50:BY:41:GLY:HA2	2.42	0.55
51:BZ:166:SER:OG	51:BZ:167:PRO:CA	2.54	0.55
44:DS:56:LEU:O	44:DS:57:LYS:HB2	2.06	0.55
46:DU:64:ARG:CA	46:DU:64:ARG:CZ	2.73	0.55
34:BE:50:GLY:HA3	34:BE:74:PRO:HG3	1.89	0.55
31:DA:1224:C:O3'	47:DV:88:ARG:HB3	2.07	0.55
41:BP:88:LEU:C	41:BP:90:ARG:H	2.09	0.55
41:BP:26:GLY:HA2	41:BP:30:THR:CG2	2.37	0.55
31:BA:2359:C:H2'	31:BA:2360:A:C5'	2.27	0.55
30:D8:6:THR:HB	30:D8:63:PRO:HG3	1.88	0.55
1:AA:1190:G:OP1	3:AC:4:LYS:HA	2.06	0.55
45:BT:28:VAL:HG11	45:BT:46:GLU:OE1	2.05	0.55
1:AA:445:G:C4	1:AA:446:G:C8	2.94	0.55
49:BX:63:LYS:HD2	49:BX:70:LEU:HD13	1.87	0.55
31:DA:2020:A:HO2'	31:DA:2021:C:H5'	1.67	0.55
5:AE:78:HIS:CE1	5:AE:142:LEU:HA	2.33	0.55
6:AF:11:ASN:O	6:AF:14:LEU:HB2	2.06	0.55
31:DA:1106:A:C2'	31:DA:1107:G:O5'	2.55	0.55
1:CA:192:U:O2'	1:CA:193:C:H5'	2.06	0.55
17:AQ:65:ILE:H	17:AQ:65:ILE:HD12	1.72	0.55
28:B6:36:LEU:HG	28:B6:36:LEU:O	2.06	0.55
15:CO:63:ARG:HG2	15:CO:67:LEU:HD12	1.89	0.55
1:AA:1348:U:H4'	9:AI:120:ARG:HD2	1.87	0.55
12:CL:32:PHE:HD1	12:CL:86:ARG:HA	1.72	0.55
1:AA:552:U:O2'	1:AA:553:A:H5'	2.06	0.55
31:BA:1434:A:H2'	31:BA:1435:G:C8	2.42	0.55
31:BA:322:A:H3'	35:BF:169:ASN:ND2	2.22	0.55
1:CA:878:G:C5'	8:CH:89:PRO:HG2	2.37	0.55
6:AF:39:LYS:CB	6:AF:62:TRP:HZ3	2.20	0.55
11:AK:41:THR:CG2	11:AK:42:TRP:N	2.69	0.55
31:BA:2582:G:C2	31:BA:2583:G:C8	2.94	0.55
31:BA:2364:C:C2'	31:BA:2365:G:H5'	2.37	0.55
31:BA:573:G:O2'	31:BA:574:C:H3'	2.07	0.55
1:AA:868:C:H2'	1:AA:869:G:O4'	2.06	0.55
31:BA:2252:G:H2'	31:BA:2253:G:H8	1.71	0.55
31:BA:883:G:H1	31:BA:893:C:H41	1.55	0.55
31:BA:2473:U:N3	31:BA:2474:C:C6	2.75	0.55

Continued on next page...

Continued from previous page...

Atom-1	Atom-2	Distance(Å)	Clash(Å)
51:BZ:45:ASP:O	51:BZ:46:LYS:C	2.43	0.55
31:BA:1027:A:C6	31:BA:1126:A:C4	2.94	0.55
31:BA:1276:A:O2'	43:BR:16:HIS:HE1	1.89	0.55
19:AS:69:HIS:HB2	19:AS:74:PHE:HE2	1.71	0.55
1:AA:308:C:H2'	1:AA:309:G:H8	1.70	0.55
4:CD:131:ARG:HD3	4:CD:131:ARG:H	1.71	0.55
31:BA:706:A:OP1	33:BD:7:LYS:HE3	2.07	0.55
40:DO:26:LYS:HB2	40:DO:30:ALA:HB2	1.88	0.55
33:BD:35:LYS:HE3	33:BD:65:ILE:HA	1.89	0.55
42:DQ:140:ALA:CB	51:DZ:99:TYR:HB2	2.36	0.55
42:DQ:141:GLN:CA	51:DZ:53:ILE:HB	2.36	0.55
39:BN:56:ASN:C	39:BN:57:ALA:O	2.42	0.55
44:DS:59:LYS:HE3	44:DS:68:GLN:HE22	1.72	0.55
27:D5:51:TYR:HB3	27:D5:52:TYR:CD2	2.42	0.55
44:BS:28:VAL:O	44:BS:89:ARG:HB2	2.06	0.55
49:DX:80:ILE:O	49:DX:81:VAL:HB	2.06	0.55
28:D6:16:CYS:O	28:D6:18:ARG:CZ	2.55	0.55
31:DA:1141:U:OP1	39:DN:25:ARG:NH1	2.40	0.55
30:D8:62:LEU:O	30:D8:64:TYR:N	2.40	0.55
23:B1:33:LYS:NZ	23:B1:35:THR:HG21	2.22	0.55
4:AD:10:ARG:HA	4:AD:13:ARG:HG3	1.87	0.55
10:CJ:29:ARG:HG2	10:CJ:29:ARG:O	2.07	0.55
1:CA:510:A:H5''	1:CA:511:C:OP2	2.06	0.55
1:AA:353:A:C5'	1:AA:353:A:C8	2.83	0.55
31:BA:271(H):G:O2'	31:BA:271(I):G:H5''	2.07	0.55
31:DA:1288:U:C2	31:DA:1327:C:C2	2.95	0.55
41:DP:105:LEU:O	41:DP:106:LEU:CB	2.52	0.55
1:CA:1097:C:O2'	1:CA:1098:C:H5'	2.06	0.55
39:DN:131:GLN:HG2	39:DN:133:GLN:O	2.07	0.55
31:DA:2660:A:H5''	31:DA:2661:G:C2	2.41	0.55
1:AA:1422:G:H4'	40:BO:49:ARG:NH1	2.22	0.55
1:AA:328:C:O2	1:AA:328:C:C2'	2.55	0.55
31:BA:1204:A:H61	31:BA:1240:U:H2'	1.72	0.55
22:B0:41:ARG:H	22:B0:41:ARG:CD	2.19	0.55
32:DB:86:G:H2'	32:DB:87:G:C8	2.42	0.55
7:CG:146:GLU:OE2	7:CG:149:ARG:HD2	2.07	0.55
28:B6:19:ARG:NH1	31:BA:2400:G:H4'	2.22	0.55
17:CQ:21:VAL:HG21	17:CQ:59:ILE:HD11	1.89	0.55
12:AL:32:PHE:HD1	12:AL:86:ARG:HA	1.72	0.55
42:DQ:78:PRO:O	42:DQ:79:LEU:CG	2.54	0.55
5:AE:68:GLU:O	5:AE:70:PRO:HD3	2.06	0.55
4:AD:106:TYR:HE1	4:AD:113:SER:HA	1.72	0.55

Continued on next page...

Continued from previous page...

Atom-1	Atom-2	Distance(Å)	Clash(Å)
36:BG:106:LEU:O	36:BG:110:ALA:HB3	2.07	0.55
31:BA:828:U:C3'	31:BA:828:U:O2	2.55	0.55
12:AL:41:ARG:HG2	12:AL:42:THR:H	1.71	0.55
23:D1:21:ARG:HD3	23:D1:21:ARG:O	2.06	0.55
31:BA:2572:A:C8	34:BE:144:ARG:HD2	2.42	0.55
2:AB:121:LEU:O	2:AB:121:LEU:HD23	2.07	0.55
45:BT:45:PHE:CE2	45:BT:63:VAL:HG22	2.42	0.55
31:BA:479:A:H4'	31:BA:480:A:OP1	2.07	0.55
1:AA:1494:G:N2	31:BA:1912:A:N3	2.54	0.55
31:BA:2488:A:H2'	31:BA:2489:G:O4'	2.07	0.55
42:BQ:108:GLY:HA3	51:BZ:116:VAL:HG21	1.89	0.55
1:CA:1103:C:H2'	1:CA:1104:G:O4'	2.07	0.55
26:D4:29:PRO:C	26:D4:31:ILE:H	2.10	0.55
44:BS:53:SER:O	44:BS:55:ALA:N	2.40	0.55
32:DB:27:C:C4	32:DB:28:C:C4	2.95	0.55
24:D2:26:ARG:HG3	24:D2:29:LYS:NZ	2.22	0.55
2:AB:163:PHE:O	2:AB:164:VAL:HG23	2.07	0.55
31:DA:1209:G:H21	31:DA:1210:A:N6	2.04	0.55
1:AA:620:C:H2'	1:AA:621:A:O4'	2.07	0.55
50:DY:77:PRO:O	50:DY:78:ALA:HB2	2.07	0.55
36:BG:60:LEU:O	36:BG:60:LEU:HD22	2.07	0.55
49:BX:60:ARG:HH21	49:BX:74:PRO:HG2	1.72	0.55
31:DA:1179:C:C3'	31:DA:1180:C:H5''	2.36	0.55
12:AL:82:VAL:CG1	12:AL:83:VAL:H	2.15	0.55
31:DA:1040:C:O2'	31:DA:1041:C:P	2.64	0.55
31:BA:1946:U:H2'	31:BA:1947:C:C6	2.42	0.55
23:D1:87:PRO:HB2	23:D1:91:LYS:CE	2.37	0.55
39:DN:128:HIS:NE2	39:DN:131:GLN:OE1	2.40	0.55
31:DA:2661:G:N7	31:DA:2662:A:C2	2.75	0.55
31:BA:2262:U:C2'	31:BA:2263:C:C5'	2.84	0.55
1:AA:187:C:H2'	1:AA:188:C:C6	2.41	0.55
31:BA:2801(A):A:C3'	31:BA:2802:G:H5'	2.37	0.55
31:BA:128:C:H2'	31:BA:129:C:O4'	2.06	0.55
31:DA:234:C:H2'	31:DA:235:U:H6	1.71	0.55
12:AL:62:SER:C	12:AL:64:TYR:H	2.10	0.55
31:BA:174:C:H3'	31:BA:175:G:H5''	1.89	0.55
1:AA:961:U:OP2	1:AA:1223:C:H4'	2.07	0.55
31:DA:196:A:H2'	31:DA:196:A:N3	2.22	0.55
31:BA:2376:A:O2'	44:BS:108:GLY:HA2	2.07	0.55
1:AA:1477:C:H2'	1:AA:1478:C:C6	2.41	0.55
1:AA:380:G:C2	1:AA:384:G:C6	2.95	0.55
1:AA:1330:U:H4'	13:AM:23:TYR:CE2	2.42	0.55

Continued on next page...

Continued from previous page...

Atom-1	Atom-2	Distance(Å)	Clash(Å)
31:BA:2032:G:H21	34:BE:146:THR:HG23	1.71	0.55
22:B0:65:GLY:HA2	22:B0:84:LEU:HD21	1.89	0.55
7:CG:115:ARG:HB2	7:CG:118:VAL:HG22	1.89	0.55
12:AL:6:THR:OG1	12:AL:9:GLN:HG3	2.07	0.55
31:BA:229:A:H3'	31:BA:230:U:H5'	1.89	0.55
1:CA:380:G:C2	1:CA:384:G:C6	2.94	0.55
34:BE:174:ASP:OD2	34:BE:175:VAL:N	2.40	0.55
1:CA:491:G:H2'	1:CA:492:G:H8	1.71	0.55
17:CQ:97:SER:O	17:CQ:98:LEU:HD23	2.07	0.55
33:BD:39:LYS:HB2	33:BD:62:TYR:HB2	1.89	0.55
31:DA:102:G:C8	31:DA:102:G:C5'	2.70	0.55
39:BN:57:ALA:O	39:BN:58:ASP:C	2.44	0.55
50:DY:10:GLY:CA	50:DY:27:VAL:HG13	2.22	0.55
49:BX:23:GLU:CG	49:BX:24:GLY:N	2.69	0.55
31:DA:1210:A:H5''	31:DA:1212:G:O4'	2.07	0.55
47:BV:85:LYS:C	47:BV:87:HIS:H	2.05	0.55
1:CA:620:C:H2'	1:CA:621:A:O4'	2.07	0.55
45:DT:31:SER:CA	45:DT:32:TYR:CD2	2.90	0.55
30:B8:6:THR:HB	30:B8:63:PRO:HG3	1.89	0.55
42:DQ:35:VAL:CG1	42:DQ:130:LYS:HB3	2.32	0.55
4:CD:19:LEU:HD13	4:CD:21:LEU:HD21	1.89	0.55
38:BI:38:LEU:H	38:BI:38:LEU:CD1	2.12	0.55
31:DA:573:G:O2'	31:DA:574:C:H3'	2.07	0.55
31:DA:142:A:H5''	31:DA:142(A):C:C5	2.41	0.55
5:AE:77:PRO:HG2	5:AE:142:LEU:HD22	1.89	0.55
31:BA:142:A:N6	31:BA:1595:G:O2'	2.40	0.55
2:CB:32:ILE:HD12	2:CB:42:ILE:HA	1.87	0.55
32:BB:86:G:H2'	32:BB:87:G:C8	2.42	0.55
1:CA:939:G:H5''	7:CG:102:ARG:CZ	2.36	0.55
31:DA:484:C:H2'	31:DA:485:C:H6	1.68	0.55
42:DQ:137:TYR:HE2	51:DZ:74:VAL:O	1.89	0.55
13:AM:44:ARG:HB2	13:AM:46:LYS:HG2	1.88	0.55
33:DD:158:ALA:O	33:DD:159:ALA:HB2	2.06	0.55
31:DA:2376:A:O2'	44:DS:108:GLY:HA2	2.07	0.55
7:AG:46:ALA:O	7:AG:50:ILE:HG12	2.07	0.55
1:CA:135:C:H2'	1:CA:136:C:H5'	1.87	0.55
31:DA:836:G:C5	31:DA:837:C:C4	2.94	0.55
3:CC:95:THR:HG22	3:CC:97:LYS:H	1.71	0.55
51:BZ:6:LYS:HB3	51:BZ:8:TYR:CE1	2.42	0.55
33:DD:175:LEU:HD12	33:DD:185:VAL:HG21	1.89	0.55
1:AA:1112:C:N3	3:AC:178:LEU:HD23	2.22	0.55
5:CE:147:ASP:HA	5:CE:150:ARG:HB3	1.89	0.55

Continued on next page...

Continued from previous page...

Atom-1	Atom-2	Distance(Å)	Clash(Å)
31:DA:1925:C:C2'	31:DA:1926:U:H5'	2.37	0.55
1:CA:1206:G:O4'	3:CC:194:GLY:HA2	2.06	0.55
33:DD:24:ILE:O	33:DD:24:ILE:HG22	2.06	0.55
1:AA:1356:G:H2'	1:AA:1357:A:C8	2.42	0.55
27:D5:7:PRO:HA	31:DA:2615:U:C2	2.42	0.55
33:BD:31:LYS:O	33:BD:32:SER:C	2.45	0.54
31:BA:2315:G:H2'	31:BA:2316:C:C6	2.42	0.54
51:BZ:51:ALA:O	51:BZ:52:SER:HB3	2.07	0.54
35:BF:21:ALA:HB3	35:BF:23:ASP:OD2	2.06	0.54
31:BA:993:G:C5'	47:BV:75:PHE:CE2	2.84	0.54
31:BA:1022:G:N2	31:BA:1142(A):A:H2	1.99	0.54
28:B6:10:LEU:HD22	28:B6:10:LEU:H	1.73	0.54
30:D8:34:TRP:CZ3	30:D8:41:ILE:HG23	2.38	0.54
23:D1:19:GLN:CG	23:D1:44:PRO:HG3	2.37	0.54
1:CA:427:U:P	4:CD:13:ARG:HH22	2.31	0.54
38:DI:72:LEU:HD12	38:DI:138:ILE:CG2	2.32	0.54
38:BI:38:LEU:HB2	38:BI:40:THR:HG22	1.89	0.54
49:DX:60:ARG:NH2	49:DX:74:PRO:HG2	2.21	0.54
5:CE:51:VAL:HB	5:CE:52:PRO:CD	2.35	0.54
38:DI:38:LEU:HB2	38:DI:40:THR:HG22	1.89	0.54
43:BR:71:GLN:CA	43:BR:71:GLN:HE21	2.14	0.54
18:AR:50:ILE:CD1	18:AR:70:ILE:HG21	2.37	0.54
8:AH:25:ASP:HB3	8:AH:58:TYR:HB3	1.89	0.54
1:AA:343:U:C2	1:AA:347:G:C2	2.96	0.54
31:DA:2818:G:C2'	31:DA:2819:G:H5'	2.38	0.54
6:CF:19:LEU:HD23	6:CF:19:LEU:O	2.07	0.54
5:AE:105:VAL:O	5:AE:109:ILE:HG13	2.06	0.54
37:BH:105:LEU:HD22	37:BH:105:LEU:H	1.72	0.54
31:BA:860:U:C5	31:BA:2268:A:C8	2.95	0.54
31:DA:185:U:H4'	31:DA:218:A:H4'	1.88	0.54
42:BQ:16:ARG:NH1	42:BQ:16:ARG:HB2	2.22	0.54
1:AA:437:U:OP1	4:AD:155:LEU:HD22	2.06	0.54
1:CA:1422:G:H4'	40:DO:49:ARG:NH1	2.22	0.54
31:BA:1339:G:H21	31:BA:1603:A:H1'	1.71	0.54
31:DA:175:G:H5'	31:DA:175:G:H8	1.72	0.54
22:B0:53:MET:HB2	22:B0:59:LEU:CD2	2.36	0.54
42:DQ:54:MET:HB3	42:DQ:64:ILE:CD1	2.37	0.54
28:B6:42:TRP:CZ2	31:BA:642:G:O3'	2.60	0.54
1:AA:1147:C:C5	1:AA:1148:U:C4	2.95	0.54
2:CB:144:ARG:HA	2:CB:147:LYS:HB2	1.90	0.54
31:DA:1502:C:H2'	31:DA:1502:C:O2	2.06	0.54
29:B7:48:LYS:HD3	29:B7:48:LYS:N	2.22	0.54

Continued on next page...

Continued from previous page...

Atom-1	Atom-2	Distance(Å)	Clash(Å)
30:B8:39:LYS:HD3	30:B8:39:LYS:C	2.28	0.54
31:DA:807:U:H2'	31:DA:808:G:O5'	2.06	0.54
51:DZ:45:ASP:O	51:DZ:46:LYS:C	2.44	0.54
48:BW:59:VAL:HG12	48:BW:60:ASN:N	2.20	0.54
51:BZ:27:VAL:HG23	51:BZ:36:LYS:HA	1.89	0.54
31:BA:1568:G:H5''	33:BD:61:LEU:HD22	1.88	0.54
33:DD:35:LYS:CE	33:DD:64:ILE:C	2.73	0.54
36:DG:12:TYR:HA	36:DG:16:ARG:HG3	1.89	0.54
24:D2:49:LYS:O	24:D2:50:ILE:C	2.46	0.54
31:BA:1692:U:H2'	31:BA:1694:C:C5	2.43	0.54
49:DX:85:PRO:O	49:DX:86:GLY:C	2.44	0.54
46:DU:92:ARG:HD2	47:DV:11:GLN:CG	2.37	0.54
31:BA:2360:A:O2'	31:BA:2361:A:O5'	2.26	0.54
47:BV:2:PHE:CE1	47:BV:13:ARG:NE	2.74	0.54
31:BA:389:G:N2	41:BP:71:VAL:HG12	2.22	0.54
45:BT:38:ASN:HD22	45:BT:40:THR:N	2.03	0.54
31:BA:2632:A:H1'	34:BE:61:ARG:NH1	2.22	0.54
34:BE:61:ARG:H	34:BE:62:PRO:CD	2.19	0.54
45:BT:53:ARG:O	45:BT:53:ARG:HG3	2.06	0.54
9:AI:114:TYR:HE1	10:AJ:60:ARG:O	1.90	0.54
31:DA:2394:C:P	41:DP:63:PRO:HD2	2.47	0.54
45:DT:26:ASP:HB3	45:DT:89:VAL:O	2.07	0.54
1:CA:1190:G:OP1	3:CC:4:LYS:HA	2.07	0.54
1:CA:1392:G:H21	1:CA:1502:A:H8	1.55	0.54
48:BW:9:TYR:N	48:BW:102:HIS:HD2	1.99	0.54
31:DA:1106:A:H2'	31:DA:1107:G:O5'	2.08	0.54
1:CA:664:G:H22	1:CA:741:G:H1	1.55	0.54
13:CM:25:ILE:CD1	13:CM:66:LEU:HD23	2.37	0.54
15:AO:67:LEU:HD22	15:AO:78:TYR:CE1	2.42	0.54
31:BA:527:C:O2	31:BA:527:C:O4'	2.18	0.54
31:DA:828:U:H4'	31:DA:831:G:N1	2.23	0.54
34:BE:3:GLY:HA3	34:BE:81:ILE:HG21	1.89	0.54
31:BA:824:A:O2'	31:BA:825:C:H5'	2.07	0.54
5:CE:18:ARG:NH2	5:CE:25:ARG:HG2	2.22	0.54
22:D0:36:ILE:HD13	22:D0:36:ILE:C	2.27	0.54
17:CQ:23:VAL:O	17:CQ:39:SER:HB2	2.06	0.54
4:AD:62:GLN:NE2	4:AD:65:ARG:HE	2.05	0.54
9:CI:8:GLY:HA2	9:CI:79:LEU:HD12	1.90	0.54
5:CE:57:LYS:HB3	5:CE:61:TYR:HE2	1.72	0.54
28:D6:42:TRP:HA	28:D6:42:TRP:HE3	1.72	0.54
1:AA:491:G:H2'	1:AA:492:G:C8	2.41	0.54
7:AG:69:VAL:HG13	7:AG:134:ALA:O	2.07	0.54

Continued on next page...

Continued from previous page...

Atom-1	Atom-2	Distance(Å)	Clash(Å)
23:B1:21:ARG:HD3	23:B1:21:ARG:O	2.08	0.54
1:CA:1147:C:C5	1:CA:1148:U:C4	2.96	0.54
1:AA:370:C:H2'	1:AA:371:G:C8	2.42	0.54
35:BF:110:LEU:HD21	35:BF:181:LEU:HD23	1.88	0.54
2:CB:135:GLN:O	2:CB:139:LYS:HB2	2.07	0.54
31:DA:344:G:O2'	31:DA:345:A:H5'	2.07	0.54
51:DZ:27:VAL:HG23	51:DZ:36:LYS:HA	1.89	0.54
31:BA:362:U:H3'	31:BA:362:U:H6	1.72	0.54
40:DO:112:MET:HA	40:DO:112:MET:HE3	1.89	0.54
17:CQ:86:GLU:O	17:CQ:90:ILE:HG12	2.07	0.54
8:CH:95:VAL:HG12	8:CH:99:GLU:HB2	1.88	0.54
31:BA:614:U:O2	31:BA:614:U:O5'	2.25	0.54
31:BA:1161:C:O2'	47:BV:8:GLY:HA2	2.08	0.54
51:BZ:165:VAL:HG12	51:BZ:166:SER:HG	1.73	0.54
31:BA:2884:U:H2'	31:BA:2885:C:H5'	1.88	0.54
31:BA:1803:A:O2'	33:BD:259:THR:HG21	2.07	0.54
44:DS:97:ARG:CD	44:DS:97:ARG:C	2.75	0.54
39:DN:65:LYS:HD2	39:DN:67:LEU:HG	1.89	0.54
46:BU:92:ARG:CZ	47:BV:11:GLN:HG2	2.38	0.54
28:D6:32:ASN:O	28:D6:33:LYS:HB2	2.07	0.54
2:CB:84:GLU:OE1	2:CB:219:VAL:HB	2.07	0.54
4:AD:31:CYS:C	4:AD:33:MET:N	2.58	0.54
1:CA:425:G:H2'	1:CA:426:G:H5'	1.89	0.54
4:CD:9:CYS:HA	4:CD:12:CYS:HB2	1.89	0.54
35:DF:65:TRP:CZ3	35:DF:72:ARG:HB3	2.42	0.54
31:DA:1288:U:H4'	31:DA:1289:C:OP2	2.08	0.54
31:DA:1578:U:OP2	31:DA:1578:U:H6	1.91	0.54
16:CP:17:TYR:CE1	16:CP:41:PRO:HG3	2.42	0.54
31:BA:2660:A:H5''	31:BA:2661:G:H21	1.73	0.54
1:AA:191:G:H1'	20:AT:105:SER:HA	1.89	0.54
1:CA:1366:C:OP1	9:CI:117:HIS:CE1	2.60	0.54
42:DQ:16:ARG:NH1	42:DQ:16:ARG:HB2	2.20	0.54
6:CF:39:LYS:CB	6:CF:62:TRP:HZ3	2.20	0.54
1:CA:1348:U:H4'	9:CI:120:ARG:HD2	1.89	0.54
39:DN:68:GLU:HG2	39:DN:86:PRO:HG3	1.90	0.54
31:DA:1417:C:C2'	31:DA:1418:G:H5'	2.38	0.54
1:CA:832:C:O2'	1:CA:833:U:P	2.65	0.54
4:AD:108:LEU:O	4:AD:110:PHE:CD1	2.60	0.54
2:AB:14:GLY:O	2:AB:15:VAL:HG13	2.08	0.54
1:CA:92:C:H2'	1:CA:93:G:C8	2.43	0.54
31:DA:559:G:H22	46:DU:49:HIS:CD2	2.26	0.54
7:CG:50:ILE:HD12	7:CG:61:VAL:HG11	1.90	0.54

Continued on next page...

Continued from previous page...

Atom-1	Atom-2	Distance(Å)	Clash(Å)
1:CA:1492:A:H5'	1:CA:1493:A:OP2	2.06	0.54
43:BR:103:ARG:NH1	43:BR:108:GLY:O	2.40	0.54
20:AT:56:MET:CG	20:AT:88:VAL:HG21	2.37	0.54
38:BI:110:ASP:C	38:BI:112:LYS:H	2.11	0.54
3:AC:102:ASN:O	3:AC:103:VAL:HG23	2.08	0.54
31:BA:2795:G:N2	31:BA:2796:U:O2'	2.40	0.54
34:BE:103:ASP:OD2	34:BE:168:MET:HE1	2.08	0.54
48:DW:20:VAL:O	48:DW:23:LEU:HB2	2.07	0.54
31:BA:985:C:H2'	31:BA:986:C:H6	1.72	0.54
44:DS:76:LYS:O	44:DS:79:ALA:HB3	2.08	0.54
1:CA:412:A:C8	4:CD:35:ARG:NH2	2.75	0.54
50:DY:13:VAL:HG12	50:DY:73:ARG:C	2.28	0.54
51:BZ:102:LEU:HD11	51:BZ:124:ILE:HG22	1.89	0.54
36:DG:20:ILE:O	36:DG:24:GLY:HA2	2.07	0.54
27:B5:50:GLY:O	27:B5:51:TYR:CD1	2.60	0.54
35:DF:53:THR:HG22	35:DF:55:GLY:CA	2.37	0.54
41:BP:16:ARG:O	41:BP:16:ARG:NH1	2.41	0.54
44:BS:28:VAL:O	44:BS:89:ARG:CD	2.55	0.54
47:BV:19:LYS:CD	47:BV:20:LEU:H	2.21	0.54
47:DV:72:VAL:CA	47:DV:88:ARG:HH12	2.15	0.54
44:DS:95:HIS:CG	44:DS:96:GLY:N	2.76	0.54
31:BA:607:U:OP1	35:BF:102:PRO:HA	2.06	0.54
31:DA:146:G:H2'	31:DA:147:U:O4'	2.07	0.54
31:BA:863:A:C2'	31:BA:864:G:H5'	2.36	0.54
2:CB:71:VAL:HG22	2:CB:93:VAL:HB	1.90	0.54
46:BU:88:ILE:O	46:BU:90:VAL:N	2.40	0.54
16:CP:21:VAL:HG22	16:CP:34:GLU:O	2.08	0.54
1:CA:1442(B):A:N1	45:DT:118:ARG:NH2	2.54	0.54
23:B1:47:GLN:CG	31:BA:2230:G:H1'	2.28	0.54
30:D8:35:GLN:HA	31:DA:2420:C:P	2.48	0.54
31:BA:910:A:C4	42:BQ:13:GLN:OE1	2.61	0.54
41:DP:112:LEU:H	41:DP:128:HIS:CD2	2.23	0.54
31:BA:271(T):C:H2'	31:BA:271(T):C:O2	2.07	0.54
49:DX:60:ARG:CG	49:DX:71:GLY:HA3	2.36	0.54
31:BA:1526:G:C6	31:BA:1527:G:C2	2.95	0.54
38:BI:61:ARG:O	38:BI:133:HIS:CE1	2.60	0.54
47:DV:47:VAL:HG21	47:DV:49:THR:HB	1.88	0.54
33:DD:8:PRO:HB3	33:DD:14:ARG:CB	2.34	0.54
23:D1:89:GLU:O	23:D1:93:GLU:N	2.39	0.54
31:BA:1858:G:O2'	31:BA:1884:A:N6	2.40	0.54
31:BA:2661:G:N7	31:BA:2662:A:C2	2.75	0.54
31:BA:90:U:H1'	31:BA:92:A:H5''	1.89	0.54

Continued on next page...

Continued from previous page...

Atom-1	Atom-2	Distance(Å)	Clash(Å)
37:BH:153:LYS:HG2	37:BH:154:PRO:N	2.23	0.54
1:CA:683:G:C6	1:CA:684:A:C5	2.95	0.54
41:DP:71:VAL:CG1	41:DP:72:PRO:CD	2.86	0.54
39:BN:128:HIS:NE2	39:BN:131:GLN:OE1	2.40	0.54
7:AG:75:VAL:HG21	7:AG:144:MET:HB3	1.88	0.54
33:BD:132:PRO:O	33:BD:136:ILE:HD12	2.07	0.54
40:BO:13:ASN:HD21	40:BO:97:ARG:N	2.02	0.54
51:BZ:145:GLU:HG3	51:BZ:146:ILE:H	1.73	0.54
31:DA:2801(A):A:C3'	31:DA:2802:G:H5'	2.37	0.54
39:BN:68:GLU:HG2	39:BN:86:PRO:HG3	1.89	0.54
12:CL:62:SER:C	12:CL:64:TYR:H	2.10	0.54
15:AO:82:ILE:HD11	15:AO:87:ILE:O	2.08	0.54
1:CA:1452:C:H5'	1:CA:1456:G:C4	2.41	0.54
9:CI:17:VAL:HG22	9:CI:63:ILE:HG12	1.90	0.54
4:CD:90:GLY:O	4:CD:94:LEU:HD12	2.07	0.54
1:AA:951:G:H1'	1:AA:970:C:O2'	2.07	0.54
42:BQ:78:PRO:O	42:BQ:79:LEU:CG	2.55	0.54
6:AF:39:LYS:HB2	6:AF:62:TRP:HZ3	1.73	0.54
1:CA:660:G:H2'	1:CA:661:G:O4'	2.06	0.54
33:DD:209:ALA:C	33:DD:210:GLY:O	2.42	0.54
8:AH:51:VAL:HG11	8:AH:60:ARG:CG	2.37	0.54
31:DA:708:C:H42	31:DA:723:G:H1	1.55	0.54
1:AA:165:C:H2'	1:AA:166:G:C8	2.42	0.54
31:DA:1051:G:H5'	31:DA:2752:C:O2'	2.07	0.54
1:AA:242:C:H2'	1:AA:243:A:H5'	1.88	0.54
27:D5:11:THR:CG2	31:DA:1264:G:H5'	2.38	0.54
5:AE:79:GLU:HB3	5:AE:92:LYS:HG3	1.89	0.54
31:BA:531:C:H4'	31:BA:532:A:H5''	1.90	0.54
1:AA:159:G:H2'	1:AA:161:A:OP2	2.08	0.54
1:AA:159:G:N2	1:AA:161:A:H3'	2.21	0.54
31:DA:2557:G:H2'	31:DA:2558:C:C6	2.43	0.54
41:DP:108:LYS:C	41:DP:110:TYR:H	2.10	0.54
1:AA:986:A:H2'	1:AA:987:G:O4'	2.08	0.54
1:AA:590:C:H2'	1:AA:591:U:H6	1.73	0.54
50:DY:61:ILE:N	50:DY:61:ILE:HD12	2.23	0.54
31:BA:2342:C:H6	31:BA:2342:C:OP2	1.90	0.54
3:CC:126:ARG:O	3:CC:127:ARG:HB2	2.08	0.54
33:DD:35:LYS:N	33:DD:64:ILE:HG23	2.22	0.54
44:BS:34:HIS:N	44:BS:34:HIS:CD2	2.73	0.54
51:BZ:101:PRO:O	51:BZ:102:LEU:CD2	2.52	0.54
35:DF:53:THR:H	35:DF:56:GLU:HB2	1.73	0.54
24:D2:30:ARG:H	24:D2:30:ARG:CD	2.15	0.54

Continued on next page...

Continued from previous page...

Atom-1	Atom-2	Distance(Å)	Clash(Å)
49:BX:53:LYS:N	49:BX:80:ILE:HG22	2.21	0.54
34:DE:51:PHE:CD1	34:DE:52:LEU:N	2.75	0.54
28:B6:28:ARG:CA	28:B6:32:ASN:HB3	2.36	0.54
23:D1:19:GLN:CD	23:D1:44:PRO:HB3	2.27	0.54
45:DT:33:LYS:NZ	45:DT:33:LYS:CA	2.71	0.54
45:DT:33:LYS:NZ	45:DT:33:LYS:H	2.05	0.54
45:BT:32:TYR:HD2	45:BT:81:PRO:O	1.90	0.54
31:BA:587:C:H5	41:BP:33:ARG:HH11	1.55	0.54
31:BA:2394:C:P	41:BP:63:PRO:HD2	2.47	0.54
31:BA:1657:C:H2'	31:BA:1658:C:C6	2.42	0.54
39:BN:45:ASN:ND2	39:BN:45:ASN:H	1.98	0.54
31:BA:2464:C:O2'	31:BA:2465:C:P	2.65	0.54
31:BA:142:A:C8	31:BA:1595:G:N2	2.61	0.54
37:BH:158:HIS:CE1	37:BH:168:PRO:C	2.81	0.54
1:AA:37:U:O2'	1:AA:38:G:H5'	2.06	0.54
31:DA:1486:A:H2'	31:DA:1487:G:H8	1.72	0.54
28:B6:19:ARG:HH11	31:BA:2400:G:H4'	1.73	0.54
42:DQ:29:PHE:HD1	42:DQ:29:PHE:N	2.06	0.54
1:AA:719:C:H5	1:AA:720:C:C4	2.25	0.54
1:AA:425:G:H2'	1:AA:426:G:H5'	1.88	0.54
3:AC:138:VAL:HG22	3:AC:151:VAL:CG2	2.36	0.54
45:BT:16:ARG:H	45:BT:79:HIS:CD2	2.25	0.54
1:CA:189:G:C6	1:CA:189(A):C:N4	2.76	0.54
2:CB:121:LEU:O	2:CB:121:LEU:HD23	2.07	0.54
1:CA:159:G:H2'	1:CA:161:A:OP2	2.08	0.54
8:CH:44:PHE:HA	8:CH:79:VAL:HG11	1.89	0.54
31:DA:2756:U:H4'	31:DA:2757:A:OP1	2.07	0.54
42:DQ:108:GLY:HA3	51:DZ:116:VAL:HG21	1.89	0.54
26:B4:29:PRO:C	26:B4:31:ILE:H	2.10	0.54
9:CI:122:ALA:HB1	9:CI:123:PRO:HD2	1.88	0.54
35:BF:119:ARG:HG2	35:BF:119:ARG:O	2.06	0.54
50:DY:20:TYR:CD2	50:DY:41:GLY:HA2	2.43	0.54
31:DA:1568:G:OP2	33:DD:63:ARG:NH2	2.41	0.54
50:BY:37:VAL:HG11	50:BY:72:VAL:CG2	2.38	0.54
24:D2:55:ARG:HH22	49:DX:3:THR:CG2	2.21	0.54
49:BX:80:ILE:HG23	49:BX:81:VAL:N	2.22	0.54
31:BA:864:G:C6	31:BA:865:C:N4	2.76	0.54
12:CL:92:ASP:O	12:CL:93:LEU:HD23	2.08	0.54
39:BN:65:LYS:HD2	39:BN:67:LEU:HG	1.90	0.54
30:B8:35:GLN:NE2	30:B8:36:LYS:HZ2	2.05	0.54
31:DA:2286:A:H5''	31:DA:2287:A:O4'	2.07	0.54
31:DA:833:U:H5''	41:DP:48:PRO:HB3	1.89	0.54

Continued on next page...

Continued from previous page...

Atom-1	Atom-2	Distance(Å)	Clash(Å)
45:DT:42:ILE:HG13	45:DT:42:ILE:O	2.07	0.54
36:BG:81:LYS:O	36:BG:82:LEU:O	2.26	0.54
4:AD:31:CYS:O	4:AD:31:CYS:SG	2.65	0.54
1:CA:542:G:P	4:CD:10:ARG:HH21	2.30	0.54
31:DA:548:A:O2'	31:DA:549:G:OP1	2.22	0.54
31:DA:1179:C:H3'	31:DA:1180:C:H5''	1.90	0.54
43:DR:10:LEU:HD22	43:DR:17:ARG:HD2	1.89	0.54
10:AJ:40:LEU:HD21	10:AJ:69:ASN:HB3	1.90	0.54
31:DA:271(H):G:O2'	31:DA:271(I):G:H5''	2.07	0.54
10:CJ:40:LEU:HD21	10:CJ:69:ASN:HB3	1.90	0.54
39:DN:13:TRP:O	39:DN:135:PRO:HG2	2.08	0.54
1:CA:707:C:O2	1:CA:708:C:C6	2.61	0.54
38:DI:15:VAL:HG23	38:DI:16:GLY:N	2.22	0.54
51:DZ:40:ASP:HB3	51:DZ:43:GLU:HB2	1.89	0.54
9:AI:17:VAL:HG22	9:AI:63:ILE:HG12	1.88	0.54
36:DG:5:VAL:HB	36:DG:104:GLU:OE2	2.08	0.54
9:CI:53:VAL:CG1	9:CI:95:LYS:HE3	2.38	0.54
31:BA:1309:G:O2'	31:BA:1310:G:H5'	2.08	0.54
33:BD:255:LYS:HZ2	33:BD:255:LYS:C	2.11	0.54
31:DA:1742:G:H8	31:DA:1742:G:H3'	1.73	0.54
6:CF:89:MET:HG2	6:CF:91:VAL:HG23	1.87	0.54
6:AF:50:TYR:CE2	6:AF:52:ILE:HD11	2.42	0.54
7:AG:69:VAL:O	7:AG:71:PRO:HD3	2.07	0.54
13:CM:68:GLY:O	13:CM:69:GLU:HB2	2.07	0.54
31:BA:320:A:OP2	35:BF:137:LYS:HE2	2.08	0.54
1:CA:811:C:O2'	1:CA:901:A:N1	2.39	0.54
7:CG:70:LYS:HB3	7:CG:96:GLN:OE1	2.08	0.54
1:AA:1113:C:H2'	1:AA:1114:C:C6	2.42	0.54
39:DN:74:ARG:NH2	39:DN:101:HIS:HB3	2.22	0.54
5:CE:145:LYS:O	5:CE:149:GLU:HG2	2.07	0.54
1:CA:1386:G:C2	1:CA:1387:G:C8	2.95	0.54
31:DA:2025:C:H2'	31:DA:2026:C:C6	2.43	0.54
31:BA:773:U:H5'	33:BD:47:GLY:HA2	1.90	0.54
1:CA:1112:C:N3	3:CC:178:LEU:HD23	2.23	0.54
31:DA:855:G:C4	31:DA:856:C:C5	2.96	0.54
1:CA:310:G:H5''	16:CP:31:LYS:HB2	1.89	0.54
37:DH:92:ILE:O	37:DH:94:TYR:N	2.40	0.54
31:DA:870:A:C2	31:DA:908:C:C2	2.96	0.54
12:AL:46:LYS:HD3	12:AL:94:PRO:CG	2.38	0.54
12:CL:46:LYS:HG2	12:CL:47:LYS:N	2.22	0.54
41:BP:88:LEU:HD11	41:BP:95:VAL:HG21	1.88	0.54
31:DA:2272:U:H5''	31:DA:2273:A:OP1	2.06	0.54

Continued on next page...

Continued from previous page...

Atom-1	Atom-2	Distance(Å)	Clash(Å)
46:DU:83:LEU:CB	46:DU:88:ILE:HD11	2.36	0.54
40:DO:104:ARG:O	40:DO:107:ARG:HB3	2.08	0.54
45:DT:40:THR:O	45:DT:41:ARG:HB2	2.08	0.54
1:AA:542:G:P	4:AD:10:ARG:HH21	2.30	0.54
1:CA:673:G:O3'	6:CF:87:ARG:NH2	2.41	0.54
1:AA:200:G:H1	1:AA:217:C:N4	1.99	0.54
1:AA:1410:G:O2'	1:AA:1411:C:H5'	2.08	0.54
45:DT:23:ARG:HB2	45:DT:24:PRO:CD	2.37	0.54
31:DA:1328:G:H2'	31:DA:1330:C:C5	2.43	0.54
31:BA:2660:A:H3'	31:BA:2661:G:O4'	2.07	0.54
39:DN:130:HIS:O	39:DN:130:HIS:CD2	2.61	0.54
32:DB:66:A:C5	32:DB:109:C:C5	2.96	0.54
1:AA:1422:G:O3'	40:BO:49:ARG:NH2	2.40	0.54
2:CB:14:GLY:O	2:CB:15:VAL:HG13	2.07	0.54
31:DA:2404:C:C2'	31:DA:2405:G:H5'	2.37	0.54
1:CA:1079:G:O3'	5:CE:14:ARG:NH2	2.41	0.54
31:BA:1396:U:C2'	31:BA:1396:U:O2	2.56	0.54
1:CA:235:C:H5'	17:CQ:70:ARG:HG2	1.88	0.54
3:CC:11:ARG:O	3:CC:14:ILE:O	2.25	0.54
31:BA:106:C:H1'	50:BY:2:ARG:HE	1.72	0.54
43:DR:116:LEU:O	43:DR:117:VAL:CB	2.55	0.54
31:BA:876:C:C4	31:BA:877:U:C5	2.96	0.54
4:AD:79:PHE:CG	4:AD:207:TYR:HD1	2.25	0.54
31:DA:301:G:C4	31:DA:302:C:C5	2.96	0.54
36:BG:19:LEU:HD13	36:BG:32:PRO:HG2	1.89	0.54
31:DA:68:G:H2'	31:DA:69:C:C6	2.42	0.54
1:CA:189:G:C6	1:CA:189(A):C:C4	2.95	0.54
12:AL:110:VAL:CG2	12:AL:120:TYR:HB3	2.37	0.54
31:BA:2075:U:H2'	31:BA:2238:G:N2	2.22	0.54
49:DX:41:ASN:O	49:DX:45:THR:HG23	2.06	0.54
2:AB:144:ARG:HA	2:AB:147:LYS:HB2	1.89	0.54
43:DR:18:LEU:O	43:DR:19:ALA:C	2.43	0.54
31:BA:836:G:C5	31:BA:837:C:C4	2.96	0.54
8:AH:95:VAL:HG12	8:AH:99:GLU:HB2	1.88	0.54
31:DA:577:G:O2'	31:DA:1254:A:OP1	2.26	0.54
1:AA:1312:G:N2	1:AA:1326:C:C2	2.75	0.54
1:AA:310:G:H5''	16:AP:31:LYS:HB2	1.88	0.54
36:BG:91:ARG:C	36:BG:91:ARG:HD2	2.28	0.54
31:BA:1515:G:H2'	31:BA:1516:C:H6	1.72	0.54
1:CA:1312:G:N2	1:CA:1326:C:C2	2.76	0.54
31:DA:2496:C:OP1	42:DQ:82:ARG:HD3	2.08	0.54
33:BD:35:LYS:CE	33:BD:64:ILE:O	2.56	0.54

Continued on next page...

Continued from previous page...

Atom-1	Atom-2	Distance(Å)	Clash(Å)
50:DY:8:LYS:H	50:DY:8:LYS:HD2	1.73	0.54
32:DB:117:G:H4'	44:DS:55:ALA:HB1	1.90	0.54
37:BH:85:LYS:CE	37:BH:133:VAL:HB	2.37	0.54
37:BH:85:LYS:HE2	37:BH:145:ALA:HB2	1.89	0.54
31:DA:2000:G:OP2	43:DR:3:HIS:CE1	2.61	0.54
31:DA:307:G:H22	31:DA:310:A:H5''	1.73	0.54
31:DA:329:G:OP2	50:DY:71:LYS:HE2	2.07	0.54
31:DA:966:G:H2'	31:DA:967:C:H6	1.72	0.54
31:DA:1142(A):A:C4	31:DA:1144:G:C8	2.96	0.54
34:BE:34:VAL:CG2	34:BE:48:GLN:HE21	2.20	0.54
30:B8:60:LEU:C	30:B8:63:PRO:HD2	2.28	0.54
34:DE:160:TYR:CD2	34:DE:161:GLY:N	2.76	0.54
4:CD:13:ARG:O	4:CD:15:GLU:N	2.41	0.54
23:B1:94:LEU:HD22	23:B1:95:LEU:HB2	1.90	0.54
31:BA:271(P):C:H2'	31:BA:271(Q):G:H5'	1.90	0.54
51:DZ:65:GLN:OE1	51:DZ:67:LEU:HD11	2.08	0.54
31:BA:562:U:C4	31:BA:2036:C:O4'	2.61	0.54
31:DA:2579:C:O3'	34:DE:131:ALA:HB3	2.08	0.54
45:BT:91:ARG:HB2	45:BT:116:ALA:HA	1.89	0.54
30:D8:14:VAL:CG1	30:D8:22:VAL:HG13	2.37	0.54
41:DP:105:LEU:HD12	41:DP:105:LEU:N	2.22	0.54
6:AF:12:PRO:CB	6:AF:57:GLN:HB2	2.36	0.54
2:AB:32:ILE:HD12	2:AB:42:ILE:HA	1.89	0.54
31:DA:90:U:O2	31:DA:90:U:C2'	2.51	0.54
2:CB:20:GLU:HG3	2:CB:189:ASP:OD2	2.08	0.54
1:AA:327:A:O2'	1:AA:329:A:H8	1.91	0.54
31:DA:1109:C:C5	31:DA:1110:G:C4	2.96	0.54
9:AI:53:VAL:CG1	9:AI:95:LYS:HE3	2.38	0.54
45:DT:78:LEU:C	45:DT:79:HIS:ND1	2.61	0.54
1:CA:189(J):G:O2'	1:CA:189(K):U:H5'	2.07	0.54
6:AF:89:MET:SD	18:AR:76:LEU:HD21	2.48	0.54
2:AB:74:LYS:O	2:AB:78:GLN:HG3	2.08	0.54
31:BA:52:A:C2'	31:BA:53:A:H5'	2.38	0.54
42:DQ:38:GLU:OE2	42:DQ:127:ILE:HG22	2.08	0.54
1:CA:1428:A:H2'	1:CA:1429:C:C6	2.42	0.54
35:BF:185:ASP:HA	35:BF:188:ARG:HG2	1.89	0.54
31:BA:1270:C:H5''	31:BA:1271:G:O5'	2.08	0.54
4:AD:14:ARG:HA	4:AD:39:PRO:HG3	1.89	0.54
31:DA:1001:A:H2'	31:DA:1002:G:O4'	2.06	0.54
43:DR:101:ALA:O	43:DR:102:GLU:HB2	2.08	0.54
45:BT:68:TYR:N	45:BT:68:TYR:CD2	2.75	0.54
44:BS:54:LEU:HA	44:BS:57:LYS:O	2.07	0.54

Continued on next page...

Continued from previous page...

Atom-1	Atom-2	Distance(Å)	Clash(Å)
44:DS:34:HIS:CD2	44:DS:34:HIS:N	2.76	0.54
31:BA:287:C:C4	31:BA:288:C:C5	2.96	0.54
31:DA:661:C:H2'	31:DA:662:G:C8	2.43	0.54
37:DH:89:ILE:O	37:DH:90:LYS:CB	2.56	0.54
49:DX:23:GLU:CG	49:DX:24:GLY:N	2.70	0.54
34:DE:93:VAL:N	34:DE:95:ILE:HD13	2.22	0.54
47:BV:67:GLY:O	47:BV:69:LYS:N	2.41	0.54
36:DG:58:GLN:HA	36:DG:61:ALA:HB3	1.89	0.54
32:DB:43:C:H4'	36:DG:66:GLN:NE2	2.23	0.54
31:BA:2359:C:C2'	31:BA:2360:A:C5'	2.84	0.54
34:BE:48:GLN:CG	34:BE:78:LEU:HB3	2.38	0.54
1:CA:510:A:H5''	1:CA:511:C:P	2.48	0.54
41:DP:83:VAL:HG12	41:DP:112:LEU:HD21	1.89	0.54
38:DI:1:MET:O	38:DI:20:ASP:HA	2.08	0.54
31:DA:477:A:H2'	31:DA:478:A:C8	2.43	0.54
10:CJ:61:GLU:OE1	14:CN:58:LYS:HE2	2.08	0.54
3:AC:52:LEU:CD2	3:AC:52:LEU:H	2.19	0.54
31:DA:1579:A:H2'	31:DA:1580:A:C8	2.43	0.54
6:AF:8:ILE:HG22	6:AF:9:VAL:N	2.22	0.54
31:BA:2660:A:C2'	31:BA:2661:G:O5'	2.55	0.54
4:CD:49:ARG:NE	4:CD:49:ARG:HA	2.20	0.54
41:BP:146:VAL:HG13	41:BP:147:LEU:H	1.73	0.54
20:AT:14:LYS:O	20:AT:18:GLN:HG3	2.07	0.54
17:AQ:21:VAL:HG21	17:AQ:59:ILE:HD11	1.89	0.54
1:AA:832:C:O2'	1:AA:833:U:P	2.65	0.54
47:DV:44:LYS:HG2	47:DV:45:THR:H	1.72	0.54
1:AA:551:U:O2'	12:AL:86:ARG:HD2	2.08	0.54
18:AR:57:GLY:C	18:AR:58:LEU:HD12	2.29	0.54
31:BA:322:A:H3'	35:BF:169:ASN:HD21	1.73	0.54
1:CA:173:U:O4'	1:CA:197:A:C4	2.61	0.54
38:BI:13:GLY:O	38:BI:14:ASP:C	2.46	0.54
1:AA:658:G:C4	1:AA:659:U:C5	2.95	0.54
1:CA:1184:G:H2'	1:CA:1185:G:C8	2.42	0.54
33:DD:16:MET:HG3	33:DD:206:LEU:O	2.08	0.54
1:AA:189(B):C:H42	1:AA:189(I):G:H1	1.56	0.54
6:CF:61:LEU:HD23	6:CF:63:TYR:OH	2.07	0.54
31:DA:2762:G:H8	31:DA:2762:G:H5'	1.73	0.54
31:BA:1459:G:N3	31:BA:1459:G:H2'	2.21	0.54
1:AA:69:G:C2	1:AA:70:G:C5	2.96	0.54
1:CA:986:A:H2'	1:CA:987:G:O4'	2.08	0.54
1:AA:1385:G:C2	1:AA:1386:G:C8	2.96	0.54
20:CT:93:GLU:O	20:CT:93:GLU:HG2	2.06	0.54

Continued on next page...

Continued from previous page...

Atom-1	Atom-2	Distance(Å)	Clash(Å)
1:AA:1258:G:O2'	1:AA:1259:C:H5'	2.07	0.54
31:DA:2795:G:N2	31:DA:2796:U:O2'	2.41	0.54
1:AA:7:G:H21	5:AE:121:LYS:HG2	1.72	0.54
31:DA:229:A:H3'	31:DA:230:U:H5'	1.89	0.54
33:BD:35:LYS:HA	33:BD:64:ILE:CG2	2.38	0.54
51:DZ:124:ILE:HG13	51:DZ:125:LEU:N	2.23	0.54
33:DD:39:LYS:HB2	33:DD:62:TYR:HB2	1.90	0.54
50:BY:13:VAL:HG12	50:BY:73:ARG:C	2.28	0.54
32:BB:31:C:H4'	36:BG:29:TRP:CH2	2.44	0.54
39:DN:15:LEU:HD22	39:DN:16:ILE:H	1.73	0.54
24:D2:43:GLN:O	24:D2:46:GLN:HB3	2.08	0.54
24:D2:49:LYS:HE2	31:DA:76:C:OP1	2.07	0.54
31:BA:661:C:C4'	41:BP:16:ARG:HH12	2.21	0.54
31:BA:661:C:O3'	41:BP:18:ARG:HD2	2.08	0.54
24:B2:26:ARG:HG2	49:BX:5:TYR:CB	2.36	0.54
31:BA:146:G:H2'	31:BA:147:U:O4'	2.08	0.54
30:D8:35:GLN:HE21	30:D8:36:LYS:HG3	1.73	0.54
48:BW:2:GLU:OE1	48:BW:72:LYS:NZ	2.41	0.54
8:CH:86:ILE:HG22	8:CH:87:SER:N	2.21	0.54
41:DP:23:PRO:HB2	41:DP:33:ARG:HG3	1.90	0.54
45:DT:32:TYR:HB3	45:DT:81:PRO:CB	2.38	0.54
30:D8:6:THR:CG2	31:DA:243:U:OP1	2.55	0.54
23:D1:34:THR:HG23	31:DA:388:G:P	2.47	0.54
36:BG:56:ALA:HA	36:BG:59:GLU:OE1	2.07	0.54
23:B1:94:LEU:O	23:B1:95:LEU:HG	2.07	0.54
31:BA:271(J):C:H5'	31:BA:271(K):U:OP2	2.07	0.54
31:DA:547:A:C8	31:DA:549:G:C6	2.96	0.54
49:DX:63:LYS:HE3	49:DX:70:LEU:CD2	2.34	0.54
37:DH:153:LYS:CD	37:DH:153:LYS:N	2.71	0.54
1:CA:450:G:H1	1:CA:483:C:H42	1.55	0.54
31:BA:1859:A:C2	31:BA:1884:A:H1'	2.43	0.54
13:CM:81:LEU:HD21	13:CM:88:ARG:HH22	1.73	0.54
38:BI:125:GLU:OE1	38:BI:141:LYS:HG2	2.07	0.54
1:CA:472:A:C4'	16:CP:82:GLN:HE22	2.19	0.54
17:AQ:99:SER:O	17:AQ:100:LYS:HD3	2.08	0.54
31:DA:1947:C:C2'	31:DA:1948:G:H5''	2.38	0.54
1:AA:950:U:H2'	1:AA:951:G:C8	2.41	0.54
9:CI:105:ASP:OD1	9:CI:107:ARG:HD3	2.08	0.54
6:AF:39:LYS:HB2	6:AF:62:TRP:CZ3	2.42	0.54
24:B2:34:GLU:N	24:B2:34:GLU:OE2	2.39	0.54
44:DS:63:THR:O	44:DS:66:ALA:O	2.26	0.54
31:BA:1670:C:O2	34:BE:129:HIS:HE1	1.91	0.54

Continued on next page...

Continued from previous page...

Atom-1	Atom-2	Distance(Å)	Clash(Å)
1:AA:1371:G:C6	1:AA:1372:U:C4	2.96	0.54
31:DA:2186:G:H2'	31:DA:2187:G:H5''	1.90	0.54
31:BA:1043:C:O2'	31:BA:1044:G:C8	2.58	0.54
5:AE:57:LYS:HB3	5:AE:61:TYR:HE2	1.73	0.54
1:AA:129:U:O2	1:AA:131:C:C5	2.60	0.54
13:AM:106:ASN:O	13:AM:107:ALA:HB3	2.08	0.54
5:AE:147:ASP:HA	5:AE:150:ARG:HB3	1.89	0.54
33:DD:118:VAL:HG22	33:DD:119:ALA:H	1.73	0.54
27:D5:41:PRO:HG2	27:D5:44:THR:OG1	2.08	0.54
31:DA:257:A:H2'	31:DA:258:G:H5'	1.90	0.54
42:BQ:18:LYS:O	42:BQ:19:GLY:C	2.45	0.54
23:B1:56:GLN:HA	23:B1:56:GLN:OE1	2.06	0.54
6:CF:37:VAL:HG12	6:CF:38:GLU:N	2.23	0.54
51:DZ:144:LEU:HD22	51:DZ:144:LEU:N	2.23	0.54
15:AO:74:ASP:OD2	15:AO:76:GLU:HB3	2.08	0.54
42:BQ:38:GLU:HB2	42:BQ:127:ILE:HG22	1.88	0.54
1:AA:377:G:OP1	16:AP:3:LYS:HD2	2.08	0.53
50:BY:29:GLU:N	50:BY:29:GLU:OE1	2.41	0.53
27:D5:55:ARG:C	27:D5:56:LYS:HG3	2.28	0.53
31:DA:259:G:N2	31:DA:621:A:H8	2.04	0.53
31:BA:662:G:OP1	41:BP:18:ARG:NH1	2.42	0.53
31:DA:662:G:OP1	41:DP:18:ARG:NH1	2.41	0.53
31:BA:1822:G:C5'	31:BA:1822:G:H8	2.12	0.53
44:DS:17:ARG:O	44:DS:18:ILE:HB	2.07	0.53
31:BA:993:G:OP1	47:BV:75:PHE:CE2	2.61	0.53
41:BP:96:THR:HG22	41:BP:126:VAL:CG2	2.38	0.53
49:DX:85:PRO:O	49:DX:87:GLN:N	2.41	0.53
36:DG:45:GLU:HB2	36:DG:47:LYS:HG3	1.90	0.53
45:DT:31:SER:HB3	45:DT:43:GLN:O	2.08	0.53
45:DT:34:VAL:O	45:DT:35:LYS:HB3	2.08	0.53
36:BG:47:LYS:CD	36:BG:81:LYS:HD2	2.29	0.53
34:DE:36:ARG:NH1	34:DE:85:ASN:ND2	2.56	0.53
45:BT:28:VAL:HG21	45:BT:46:GLU:HG3	1.89	0.53
36:BG:60:LEU:O	36:BG:64:THR:HG22	2.08	0.53
31:DA:2690:C:OP1	43:DR:17:ARG:NH1	2.41	0.53
1:CA:450:G:C5'	16:CP:41:PRO:O	2.54	0.53
33:DD:43:ARG:HD2	33:DD:44:ASN:OD1	2.08	0.53
13:AM:78:ILE:HA	13:AM:81:LEU:HD12	1.90	0.53
1:AA:1399:C:H4'	1:AA:1400:C:H5''	1.90	0.53
1:CA:321:A:N6	1:CA:328:C:H1'	2.22	0.53
31:BA:1106:A:C2'	31:BA:1107:G:O5'	2.56	0.53
31:DA:1505:C:H2'	31:DA:1506:C:O4'	2.07	0.53

Continued on next page...

Continued from previous page...

Atom-1	Atom-2	Distance(Å)	Clash(Å)
31:DA:271(D):G:H2'	31:DA:271(E):U:O4'	2.08	0.53
42:BQ:29:PHE:CD1	42:BQ:29:PHE:N	2.76	0.53
12:AL:32:PHE:HB3	12:AL:85:ILE:O	2.08	0.53
11:AK:84:VAL:O	11:AK:85:ARG:HG3	2.08	0.53
3:CC:73:PRO:HA	3:CC:76:VAL:HG13	1.89	0.53
20:CT:11:SER:HA	20:CT:13:LEU:CD1	2.37	0.53
49:DX:40:LYS:O	49:DX:42:ALA:N	2.41	0.53
43:DR:87:TYR:HE1	43:DR:117:VAL:HG12	1.72	0.53
33:BD:255:LYS:O	33:BD:255:LYS:HD2	2.07	0.53
38:BI:10:GLU:O	38:BI:12:LEU:HD23	2.06	0.53
31:DA:107:C:N3	31:DA:108:U:C5	2.76	0.53
1:CA:636:U:H2'	1:CA:637:G:C8	2.42	0.53
31:BA:1472:A:H2'	31:BA:1473:G:H5'	1.91	0.53
1:AA:854:G:H3'	1:AA:871:U:O4	2.08	0.53
31:BA:175:G:H5'	31:BA:175:G:H8	1.73	0.53
4:CD:62:GLN:NE2	4:CD:65:ARG:HE	2.06	0.53
7:AG:50:ILE:HD12	7:AG:61:VAL:HG11	1.89	0.53
6:AF:73:ASN:O	6:AF:76:ALA:HB3	2.09	0.53
44:BS:38:GLN:HG2	44:BS:47:THR:CG2	2.39	0.53
31:DA:999:U:O2'	31:DA:1000:A:H5'	2.08	0.53
31:BA:1268:A:C2	31:BA:2013:A:C4	2.97	0.53
34:DE:65:GLY:C	34:DE:67:PHE:H	2.11	0.53
34:DE:70:ALA:O	34:DE:72:VAL:O	2.25	0.53
50:DY:52:SER:C	50:DY:54:LYS:H	2.12	0.53
31:BA:535:C:O3'	46:BU:53:ARG:NH1	2.41	0.53
8:AH:44:PHE:HA	8:AH:79:VAL:HG11	1.90	0.53
6:AF:96:PRO:HB3	18:AR:30:ASP:OD2	2.08	0.53
31:BA:2461:C:H2'	31:BA:2462:U:C6	2.43	0.53
50:BY:49:VAL:HG12	50:BY:53:PRO:HG3	1.90	0.53
51:DZ:166:SER:OG	51:DZ:168:GLU:N	2.41	0.53
31:DA:993:G:C5'	47:DV:75:PHE:CZ	2.90	0.53
31:DA:993:G:N3	47:DV:91:TYR:CE1	2.76	0.53
24:B2:43:GLN:O	24:B2:46:GLN:HB3	2.09	0.53
47:BV:69:LYS:O	47:BV:70:ILE:HG23	2.08	0.53
35:DF:21:ALA:C	35:DF:23:ASP:H	2.10	0.53
28:B6:28:ARG:HA	28:B6:32:ASN:ND2	2.16	0.53
31:DA:1496:A:C8	31:DA:1577:C:O2'	2.58	0.53
45:BT:40:THR:O	45:BT:41:ARG:HB2	2.06	0.53
45:BT:30:VAL:HG21	45:BT:83:ILE:N	2.23	0.53
49:BX:63:LYS:HE3	49:BX:70:LEU:CD2	2.37	0.53
31:DA:1657:C:H2'	31:DA:1658:C:H6	1.72	0.53
23:B1:86:SER:N	23:B1:87:PRO:CD	2.71	0.53

Continued on next page...

Continued from previous page...

Atom-1	Atom-2	Distance(Å)	Clash(Å)
23:B1:85:LEU:HB3	23:B1:87:PRO:CD	2.38	0.53
37:BH:41:MET:HB3	37:BH:43:VAL:HG13	1.91	0.53
42:DQ:76:LYS:H	42:DQ:88:GLY:HA2	1.73	0.53
31:BA:1278:A:O2'	43:BR:34:ILE:HD11	2.08	0.53
31:DA:1396:U:C2'	31:DA:1396:U:O2	2.53	0.53
20:CT:14:LYS:O	20:CT:18:GLN:HG3	2.08	0.53
48:BW:18:ARG:NH1	48:BW:18:ARG:CG	2.69	0.53
41:DP:140:ALA:O	41:DP:141:ALA:CB	2.56	0.53
31:DA:518:G:H2'	31:DA:519:U:C6	2.43	0.53
47:DV:1:MET:CE	47:DV:1:MET:HA	2.37	0.53
1:CA:254:G:O2'	1:CA:255:G:H5'	2.08	0.53
31:BA:27:G:C2	31:BA:512:G:N3	2.76	0.53
31:BA:510:C:H2'	31:BA:511:U:H5'	1.89	0.53
12:AL:58:VAL:O	12:AL:65:GLU:HA	2.08	0.53
8:AH:103:VAL:CG2	8:AH:110:ALA:HB2	2.39	0.53
1:CA:1347:G:C8	9:CI:107:ARG:HB3	2.43	0.53
1:AA:177:C:OP1	20:AT:65:LYS:HD3	2.08	0.53
10:CJ:32:ALA:HB2	10:CJ:76:ASN:HB3	1.89	0.53
1:AA:189(J):G:O2'	1:AA:189(K):U:H5'	2.08	0.53
4:CD:79:PHE:CG	4:CD:207:TYR:HD1	2.26	0.53
1:AA:1468:A:H2'	1:AA:1469:G:O4'	2.08	0.53
14:CN:6:LEU:HD23	14:CN:9:LYS:HD3	1.89	0.53
31:DA:1895:C:C2	31:DA:1896:G:C8	2.95	0.53
1:AA:62:U:O2'	1:AA:379:C:H1'	2.08	0.53
31:DA:2473:U:N3	31:DA:2474:C:C6	2.77	0.53
1:CA:370:C:H2'	1:CA:371:G:H8	1.73	0.53
31:BA:1662:C:O2'	31:BA:1663:C:H5'	2.08	0.53
31:BA:2503:A:C8	55:BA:3364:ERY:H293	2.43	0.53
31:BA:2086:U:H2'	31:BA:2087:G:C8	2.43	0.53
41:DP:148:LEU:HD22	41:DP:148:LEU:O	2.08	0.53
34:DE:134:ILE:H	34:DE:134:ILE:HD13	1.72	0.53
1:CA:585:G:N3	1:CA:879:C:H4'	2.23	0.53
51:DZ:99:TYR:HB3	51:DZ:123:ASP:OD1	2.08	0.53
33:DD:58:HIS:CD2	33:DD:59:LYS:N	2.76	0.53
50:BY:37:VAL:CG2	50:BY:67:LEU:HB3	2.38	0.53
31:BA:252:G:P	41:BP:50:ARG:HH11	2.31	0.53
47:DV:19:LYS:HE2	47:DV:20:LEU:H	1.73	0.53
34:DE:50:GLY:HA3	34:DE:74:PRO:HG3	1.90	0.53
28:B6:15:GLU:OE2	28:B6:43:CYS:CB	2.57	0.53
16:CP:3:LYS:O	16:CP:21:VAL:HA	2.08	0.53
31:DA:997:G:O2'	31:DA:998:C:H5'	2.08	0.53
31:DA:1410:G:H1	31:DA:1592:C:H42	1.56	0.53

Continued on next page...

Continued from previous page...

Atom-1	Atom-2	Distance(Å)	Clash(Å)
45:DT:33:LYS:HA	45:DT:33:LYS:HZ2	1.73	0.53
35:BF:178:PRO:HG2	35:BF:179:GLU:OE1	2.09	0.53
33:BD:172:TYR:CD1	33:BD:186:HIS:CA	2.90	0.53
31:BA:2055:C:H5'	31:BA:2056:G:O5'	2.08	0.53
31:DA:1677:A:H2'	31:DA:1678:G:C8	2.44	0.53
31:BA:1040:C:O2'	31:BA:1041:C:OP2	2.24	0.53
31:BA:1771:C:O2'	31:BA:1786:A:C8	2.51	0.53
2:CB:189:ASP:N	2:CB:189:ASP:OD1	2.41	0.53
16:AP:17:TYR:CE1	16:AP:41:PRO:HG3	2.43	0.53
42:BQ:32:TYR:CE2	42:BQ:133:ARG:HG2	2.43	0.53
28:B6:34:LEU:HD22	28:B6:50:ARG:NH1	2.24	0.53
31:DA:1948:G:H5'	31:DA:1948:G:C8	2.39	0.53
15:CO:87:ILE:CG2	15:CO:88:ARG:N	2.71	0.53
31:DA:2801(A):A:H4'	31:DA:2802:G:C2'	2.38	0.53
31:DA:271(D):G:C6	31:DA:271(E):U:C4	2.97	0.53
45:BT:51:ARG:HG2	45:BT:52:ILE:N	2.23	0.53
45:BT:55:ASN:N	45:BT:59:THR:HB	2.23	0.53
20:CT:75:ASN:O	20:CT:79:ARG:HB2	2.07	0.53
31:DA:2784:C:O2'	31:DA:2785:C:H5'	2.09	0.53
38:BI:56:LYS:C	38:BI:56:LYS:NZ	2.62	0.53
34:BE:128:SER:OG	34:BE:129:HIS:N	2.36	0.53
34:BE:167:VAL:CG2	34:BE:170:LEU:HD11	2.37	0.53
6:AF:91:VAL:HG12	6:AF:92:LYS:N	2.24	0.53
1:AA:765:G:H5''	1:AA:766:A:OP1	2.08	0.53
44:DS:38:GLN:HG2	44:DS:47:THR:CG2	2.39	0.53
31:DA:706:A:OP1	33:DD:7:LYS:HE3	2.08	0.53
31:DA:1161:C:O2'	47:DV:8:GLY:HA2	2.08	0.53
31:DA:1804:C:O2'	31:DA:1805:U:H5'	2.08	0.53
29:D7:40:TRP:CD2	31:DA:459:U:H5''	2.43	0.53
12:CL:6:THR:OG1	12:CL:9:GLN:HG3	2.08	0.53
1:AA:376:G:O2'	1:AA:377:G:H5'	2.08	0.53
51:DZ:102:LEU:HG	51:DZ:123:ASP:HA	1.90	0.53
33:DD:35:LYS:NZ	33:DD:104:TYR:CB	2.65	0.53
50:BY:8:LYS:H	50:BY:8:LYS:HD2	1.73	0.53
36:BG:12:TYR:HA	36:BG:16:ARG:HG3	1.91	0.53
35:BF:24:LEU:O	35:BF:26:ALA:N	2.41	0.53
23:B1:20:ARG:HD3	23:B1:41:ARG:HD3	1.89	0.53
24:D2:14:ARG:O	24:D2:18:PRO:CD	2.56	0.53
31:BA:607:U:C2	31:BA:621:A:N1	2.77	0.53
46:BU:57:PHE:O	46:BU:58:ARG:C	2.47	0.53
4:CD:128:VAL:O	4:CD:130:GLY:N	2.41	0.53
15:AO:17:ARG:CG	15:AO:17:ARG:NH1	2.64	0.53

Continued on next page...

Continued from previous page...

Atom-1	Atom-2	Distance(Å)	Clash(Å)
42:BQ:20:ALA:C	42:BQ:22:LYS:H	2.10	0.53
38:DI:98:ALA:HA	38:DI:109:ILE:CD1	2.39	0.53
31:DA:2359:C:C2'	31:DA:2360:A:C5'	2.86	0.53
31:BA:2475:C:H5''	31:BA:2475:C:C6	2.43	0.53
33:BD:143:HIS:HD2	33:BD:144:ALA:HB2	1.73	0.53
1:CA:346:G:H5''	45:DT:41:ARG:NH2	2.24	0.53
36:BG:45:GLU:HB2	36:BG:47:LYS:HG3	1.89	0.53
41:DP:98:GLU:HG3	41:DP:99:LEU:N	2.21	0.53
31:BA:2810:A:C2'	34:BE:61:ARG:NH2	2.68	0.53
1:AA:427:U:P	4:AD:13:ARG:HH22	2.32	0.53
31:BA:875:G:C4'	51:BZ:170:THR:HG21	2.34	0.53
51:DZ:150:LEU:N	51:DZ:150:LEU:HD13	2.23	0.53
6:CF:55:ASP:HB2	6:CF:86:ARG:HH12	1.73	0.53
38:BI:76:THR:HG22	38:BI:139:GLN:HB3	1.89	0.53
1:CA:250:A:H1'	1:CA:251:G:OP2	2.09	0.53
23:D1:60:PHE:HZ	23:D1:90:ILE:HG21	1.73	0.53
38:DI:78:THR:HA	38:DI:141:LYS:HB2	1.90	0.53
38:DI:82:ARG:HG2	38:DI:89:TYR:HD2	1.69	0.53
27:D5:4:HIS:HB3	27:D5:5:PRO:CD	2.30	0.53
31:DA:128:C:H6	31:DA:128:C:C5'	2.20	0.53
1:AA:321:A:N6	1:AA:328:C:H1'	2.23	0.53
31:BA:775:G:C4	31:BA:794:G:C8	2.95	0.53
31:BA:2801(A):A:H4'	31:BA:2802:G:C2'	2.38	0.53
11:AK:21:ILE:N	11:AK:21:ILE:HD12	2.23	0.53
1:CA:495:A:H4'	1:CA:496:A:OP1	2.08	0.53
15:AO:81:LEU:HD11	15:AO:85:LEU:HD12	1.89	0.53
1:AA:658:G:H2'	1:AA:659:U:H6	1.73	0.53
31:DA:107:C:C2	31:DA:108:U:C5	2.96	0.53
31:BA:196:A:H2'	31:BA:196:A:N3	2.23	0.53
1:CA:1320:C:H5'	19:CS:70:LYS:HG2	1.90	0.53
1:CA:1052:U:H2'	1:CA:1055:A:OP1	2.08	0.53
31:BA:675:A:C4	31:BA:804:A:C2	2.96	0.53
9:CI:40:LEU:HD11	9:CI:70:LYS:HG2	1.91	0.53
35:DF:185:ASP:HA	35:DF:188:ARG:HG2	1.89	0.53
31:BA:271(X):G:C2'	31:BA:271(Y):U:H5''	2.39	0.53
35:DF:200:GLU:O	35:DF:204:ASN:HB2	2.09	0.53
7:AG:152:ALA:O	7:AG:155:ARG:HG3	2.07	0.53
1:CA:125:U:H2'	1:CA:126:G:C8	2.43	0.53
34:DE:16:ARG:O	34:DE:18:ASP:N	2.42	0.53
15:AO:25:THR:HG21	15:AO:70:LEU:HB2	1.89	0.53
31:BA:2243:U:H2'	31:BA:2244:U:C6	2.43	0.53
51:BZ:166:SER:OG	51:BZ:168:GLU:N	2.41	0.53

Continued on next page...

Continued from previous page...

Atom-1	Atom-2	Distance(Å)	Clash(Å)
44:DS:34:HIS:CE1	44:DS:54:LEU:CB	2.89	0.53
23:B1:40:ARG:HD3	23:B1:41:ARG:N	2.21	0.53
28:D6:40:CYS:SG	28:D6:45:LYS:NZ	2.62	0.53
31:DA:661:C:O3'	41:DP:18:ARG:HD2	2.08	0.53
44:DS:16:ASN:C	44:DS:17:ARG:O	2.46	0.53
41:DP:88:LEU:C	41:DP:90:ARG:H	2.11	0.53
31:DA:966:G:C4	31:DA:967:C:C5	2.96	0.53
31:DA:1495:A:H5''	31:DA:1496:A:OP2	2.09	0.53
31:DA:943:U:OP2	41:DP:38:GLN:OE1	2.25	0.53
31:DA:154(A):C:H5	31:DA:171:G:N1	2.07	0.53
48:BW:4:LYS:CE	48:BW:6:ILE:HD11	2.38	0.53
30:B8:62:LEU:CD1	31:BA:242:G:H5''	2.30	0.53
31:BA:310:A:P	50:BY:18:GLY:HA2	2.47	0.53
1:CA:1410:G:C4	1:CA:1491:G:N2	2.76	0.53
31:BA:2306:C:H5''	31:BA:2307:G:O4'	2.08	0.53
38:BI:2:LYS:HB2	38:BI:39:ALA:CB	2.38	0.53
43:BR:55:ALA:CB	43:BR:79:LEU:HD13	2.35	0.53
1:AA:1423:G:P	40:BO:49:ARG:NH2	2.82	0.53
1:AA:235:C:H5'	17:AQ:70:ARG:HG2	1.90	0.53
1:AA:939:G:H5''	7:AG:102:ARG:NH2	2.23	0.53
31:BA:1486:A:H2'	31:BA:1487:G:C8	2.43	0.53
12:CL:32:PHE:HB3	12:CL:85:ILE:O	2.09	0.53
8:CH:103:VAL:CG2	8:CH:110:ALA:HB2	2.38	0.53
42:BQ:17:LEU:HD23	42:BQ:17:LEU:N	2.22	0.53
1:AA:1497:G:C2'	1:AA:1498:U:H5'	2.39	0.53
4:CD:64:LEU:HD12	4:CD:64:LEU:O	2.08	0.53
1:AA:52:G:C2'	1:AA:53:A:H5'	2.39	0.53
1:AA:1478:C:H2'	1:AA:1479:C:H6	1.73	0.53
40:BO:77:ILE:HB	45:BT:74:ARG:HD3	1.91	0.53
31:DA:2001:A:H2'	31:DA:2002:G:C8	2.44	0.53
45:DT:47:GLY:HA3	45:DT:63:VAL:HG23	1.89	0.53
32:DB:6:C:C2	32:DB:116:G:N2	2.76	0.53
31:DA:614:U:O2	31:DA:614:U:O5'	2.26	0.53
31:DA:2437:U:H2'	31:DA:2438:U:C6	2.44	0.53
51:BZ:102:LEU:HG	51:BZ:123:ASP:HA	1.91	0.53
31:DA:2884:U:C2'	31:DA:2885:C:H5'	2.38	0.53
49:BX:21:PHE:CD1	49:BX:21:PHE:N	2.76	0.53
37:DH:138:LYS:O	37:DH:139:GLN:C	2.47	0.53
44:BS:17:ARG:NE	44:BS:89:ARG:HH21	2.06	0.53
31:DA:1341:U:H3'	31:DA:1397:U:O2	2.09	0.53
31:DA:189:G:H2'	31:DA:205:G:N2	2.23	0.53
23:B1:17:SER:O	23:B1:44:PRO:CD	2.43	0.53

Continued on next page...

Continued from previous page...

Atom-1	Atom-2	Distance(Å)	Clash(Å)
6:CF:18:GLN:O	6:CF:21:LEU:HB2	2.09	0.53
24:B2:25:VAL:C	24:B2:27:GLU:H	2.12	0.53
39:BN:67:LEU:HB3	39:BN:88:GLU:CD	2.29	0.53
30:B8:31:HIS:O	30:B8:32:LEU:C	2.46	0.53
30:D8:30:ARG:O	30:D8:31:HIS:O	2.25	0.53
50:BY:77:PRO:O	50:BY:78:ALA:HB2	2.09	0.53
50:DY:75:ILE:HD11	50:DY:80:GLY:N	2.24	0.53
49:DX:35:THR:CB	49:DX:75:ASP:OD2	2.53	0.53
36:DG:81:LYS:O	36:DG:82:LEU:O	2.26	0.53
45:DT:31:SER:HA	45:DT:32:TYR:CE2	2.44	0.53
41:BP:23:PRO:HB2	41:BP:33:ARG:HG3	1.91	0.53
31:BA:271(P):C:H2'	31:BA:271(Q):G:C5'	2.39	0.53
1:AA:1199:U:H4'	10:AJ:54:PHE:CE1	2.44	0.53
47:BV:47:VAL:HG21	47:BV:49:THR:HB	1.89	0.53
31:BA:2463:C:O2'	31:BA:2464:C:H5'	2.09	0.53
33:BD:8:PRO:HB3	33:BD:14:ARG:CB	2.34	0.53
31:DA:64:A:C2'	31:DA:65:C:H5'	2.39	0.53
36:DG:33:ARG:HB2	36:DG:162:THR:OG1	2.09	0.53
33:DD:255:LYS:HD2	33:DD:255:LYS:O	2.09	0.53
5:CE:103:GLY:C	5:CE:106:PRO:HD2	2.29	0.53
31:BA:1407:C:O2	31:BA:1407:C:H2'	2.07	0.53
1:AA:409:G:C2'	1:AA:410:G:H5'	2.38	0.53
8:CH:92:ARG:HD2	8:CH:92:ARG:N	2.23	0.53
31:BA:1176:G:C4'	31:BA:1177:A:OP1	2.57	0.53
31:DA:109:G:C4	31:DA:110:G:C8	2.97	0.53
33:DD:70:TRP:HZ3	33:DD:146:GLU:OE2	1.92	0.53
7:CG:113:GLU:HB2	7:CG:119:ARG:CG	2.39	0.53
8:AH:10:LEU:HD23	8:AH:10:LEU:H	1.72	0.53
31:BA:151:C:C2'	31:BA:152:G:H5'	2.39	0.53
1:CA:1371:G:C6	1:CA:1372:U:C4	2.97	0.53
7:AG:113:GLU:HB2	7:AG:119:ARG:CG	2.38	0.53
9:AI:79:LEU:HD22	9:AI:79:LEU:O	2.08	0.53
35:DF:84:VAL:O	35:DF:85:GLY:C	2.46	0.53
31:BA:1887:C:C2'	31:BA:1888:G:H5'	2.38	0.53
1:AA:460:G:O6	1:AA:470:C:H5''	2.09	0.53
20:CT:56:MET:HG2	20:CT:84:LEU:HD11	1.90	0.53
1:CA:278:G:O4'	1:CA:282:A:H1'	2.08	0.53
6:CF:78:GLU:O	6:CF:81:ILE:HG13	2.08	0.53
33:BD:167:GLY:C	33:BD:168:ARG:HG2	2.29	0.53
31:BA:838:C:O2'	31:BA:839:U:H5'	2.08	0.53
51:BZ:128:VAL:CG2	51:BZ:161:VAL:HG22	2.39	0.53
31:DA:643:A:O2'	31:DA:644:A:H5'	2.08	0.53

Continued on next page...

Continued from previous page...

Atom-1	Atom-2	Distance(Å)	Clash(Å)
7:CG:92:SER:OG	7:CG:93:PRO:HD2	2.08	0.53
31:BA:866:A:C6	31:BA:914:C:C5	2.97	0.53
43:DR:104:ARG:HD2	43:DR:111:LEU:HD11	1.91	0.53
46:BU:75:ASN:HB2	46:BU:78:THR:H	1.73	0.53
17:AQ:33:GLY:O	17:AQ:34:LYS:C	2.47	0.53
14:CN:45:ARG:HG2	14:CN:49:HIS:CD2	2.43	0.53
51:DZ:128:VAL:CG2	51:DZ:161:VAL:HG22	2.38	0.53
7:AG:115:ARG:HB2	7:AG:118:VAL:HG22	1.90	0.53
31:DA:102:G:O2'	31:DA:103:A:P	2.65	0.53
42:BQ:140:ALA:CB	51:BZ:53:ILE:HG13	2.30	0.53
37:DH:118:PRO:HG2	37:DH:121:ILE:HD12	1.91	0.53
24:B2:50:ILE:O	24:B2:51:ARG:HB3	2.08	0.53
24:B2:14:ARG:CZ	24:B2:57:ILE:HB	2.38	0.53
39:BN:67:LEU:C	39:BN:69:GLN:N	2.63	0.53
30:B8:35:GLN:HA	31:BA:2420:C:OP2	2.08	0.53
30:B8:35:GLN:HE21	30:B8:36:LYS:NZ	2.07	0.53
31:DA:154:G:H2'	31:DA:154(A):C:O2	2.09	0.53
31:DA:2820:A:H1'	43:DR:5:LYS:HZ3	1.74	0.53
35:BF:63:LYS:HE2	35:BF:67:GLN:HB2	1.89	0.53
2:AB:87:ARG:HD2	2:AB:87:ARG:O	2.09	0.53
50:BY:68:HIS:N	50:BY:71:LYS:NZ	2.57	0.53
43:DR:9:LYS:O	43:DR:10:LEU:HG	2.09	0.53
1:AA:1410:G:C4	1:AA:1491:G:N2	2.77	0.53
1:CA:1399:C:H4'	1:CA:1400:C:H5''	1.91	0.53
31:DA:1859:A:C2	31:DA:1884:A:H1'	2.44	0.53
31:BA:1947:C:C2'	31:BA:1948:G:C5'	2.87	0.53
2:AB:22:LYS:HZ3	2:AB:40:HIS:HE1	1.55	0.53
31:BA:2845:G:C2'	31:BA:2846:G:H5'	2.39	0.53
6:AF:55:ASP:HB2	6:AF:86:ARG:HH12	1.74	0.53
31:BA:92:A:C2'	31:BA:93:G:O4'	2.56	0.53
33:DD:43:ARG:NH1	33:DD:44:ASN:ND2	2.57	0.53
31:DA:1359:A:H2'	31:DA:1360:A:H5'	1.90	0.53
39:DN:75:TYR:N	39:DN:75:TYR:CD1	2.76	0.53
11:CK:57:THR:HG22	11:CK:59:TYR:H	1.73	0.53
12:CL:58:VAL:O	12:CL:65:GLU:HA	2.09	0.53
31:DA:824:A:O2'	31:DA:825:C:H5'	2.09	0.53
22:D0:1:MET:CB	31:DA:2602:A:H62	2.21	0.53
1:AA:659:U:H2'	1:AA:660:G:C5'	2.38	0.53
1:CA:945:G:H2'	1:CA:945:G:N3	2.24	0.53
1:AA:1157:A:C1'	1:AA:1181:G:H21	2.21	0.53
31:DA:1935:G:C6	31:DA:1962:C:C6	2.96	0.53
42:BQ:137:TYR:HE2	51:BZ:74:VAL:O	1.91	0.53

Continued on next page...

Continued from previous page...

Atom-1	Atom-2	Distance(Å)	Clash(Å)
31:DA:1587:A:H3'	31:DA:1588:C:H6	1.73	0.53
31:BA:196:A:C4	31:BA:805:G:C6	2.96	0.53
1:CA:1157:A:C1'	1:CA:1181:G:H21	2.21	0.53
31:BA:848:G:H2'	31:BA:849:A:C8	2.44	0.53
2:AB:11:LEU:HB3	2:AB:213:LEU:HD11	1.89	0.53
31:BA:2291:U:H5''	31:BA:2380:C:O2'	2.09	0.53
15:CO:9:GLN:HA	15:CO:12:ILE:HD12	1.91	0.53
1:CA:457:C:H2'	1:CA:458:C:H6	1.74	0.53
45:BT:47:GLY:HA3	45:BT:63:VAL:HG23	1.91	0.53
20:AT:55:ILE:O	20:AT:58:LYS:N	2.41	0.53
1:CA:1385:G:C2	1:CA:1386:G:C8	2.97	0.53
20:AT:46:GLU:HG2	20:AT:48:LYS:HE2	1.90	0.53
43:BR:101:ALA:O	43:BR:102:GLU:HB2	2.09	0.53
13:AM:32:GLU:OE2	13:AM:64:TRP:HH2	1.92	0.53
4:CD:176:LEU:HG	4:CD:178:VAL:HG22	1.90	0.53
17:AQ:10:VAL:HG13	17:AQ:19:VAL:HB	1.91	0.53
31:DA:1952:A:C6	31:DA:1953:A:N1	2.76	0.53
31:BA:435:C:C5	31:BA:436:C:C5	2.97	0.53
33:BD:83:GLU:HB2	33:BD:92:ILE:HD11	1.90	0.53
39:DN:47:ALA:CB	39:DN:112:LEU:HD11	2.34	0.53
31:DA:1802:A:N1	31:DA:1822:G:H1'	2.24	0.53
46:DU:50:ARG:CZ	47:DV:75:PHE:CE2	2.92	0.53
47:DV:67:GLY:O	47:DV:69:LYS:N	2.42	0.53
24:B2:44:LEU:O	24:B2:44:LEU:HD12	2.09	0.53
31:DA:2378:A:C2	44:DS:20:ARG:NH1	2.77	0.53
32:DB:73:A:H3'	32:DB:74:U:H6	1.74	0.53
46:BU:91:ASP:O	46:BU:92:ARG:HB3	2.08	0.53
31:BA:2360:A:O2'	31:BA:2361:A:H5''	2.08	0.53
30:B8:30:ARG:HB2	31:BA:2393:A:OP1	2.08	0.53
50:DY:96:ILE:CG1	50:DY:99:CYS:SG	2.97	0.53
1:CA:343:U:O2'	1:CA:346:G:O6	2.25	0.53
36:BG:46:ALA:H	36:BG:82:LEU:CD1	2.22	0.53
42:DQ:20:ALA:HA	42:DQ:98:LYS:HD3	1.90	0.53
42:DQ:23:GLY:O	42:DQ:100:GLY:CA	2.51	0.53
10:AJ:29:ARG:O	10:AJ:29:ARG:HG2	2.07	0.53
1:CA:1201:A:H4'	1:CA:1202:G:O5'	2.09	0.53
29:D7:47:ARG:C	29:D7:48:LYS:HD3	2.29	0.53
1:CA:963:G:N3	10:CJ:55:LYS:NZ	2.50	0.53
23:D1:94:LEU:HD22	23:D1:95:LEU:HB2	1.89	0.53
33:DD:108:PRO:HD2	33:DD:111:LEU:HG	1.90	0.53
33:BD:267:SER:O	33:BD:268:ARG:HB2	2.08	0.53
39:BN:13:TRP:O	39:BN:135:PRO:HG2	2.09	0.53

Continued on next page...

Continued from previous page...

Atom-1	Atom-2	Distance(Å)	Clash(Å)
7:CG:153:HIS:CE1	11:CK:58:PRO:HD2	2.42	0.53
1:AA:173:U:O4'	1:AA:197:A:C4	2.62	0.53
42:BQ:16:ARG:CG	42:BQ:17:LEU:N	2.72	0.53
42:BQ:16:ARG:CG	42:BQ:17:LEU:H	2.21	0.53
33:BD:70:TRP:CD1	33:BD:70:TRP:C	2.82	0.53
10:AJ:32:ALA:HB2	10:AJ:76:ASN:HB3	1.90	0.53
50:BY:88:LYS:O	50:BY:89:PHE:HB2	2.07	0.53
12:CL:110:VAL:HG23	12:CL:120:TYR:O	2.08	0.53
1:CA:460:G:O6	1:CA:470:C:H5''	2.09	0.53
1:AA:731:G:H5'	1:AA:766:A:H4'	1.91	0.53
1:CA:69:G:C2	1:CA:70:G:C5	2.97	0.53
14:CN:48:ALA:HB2	14:CN:53:LEU:HD12	1.91	0.53
50:BY:52:SER:C	50:BY:54:LYS:H	2.12	0.53
1:CA:380:G:N2	1:CA:384:G:C5	2.77	0.53
1:CA:380:G:N2	1:CA:384:G:C6	2.77	0.53
20:AT:94:ALA:O	20:AT:95:ALA:HB3	2.09	0.53
31:BA:1515:G:H2'	31:BA:1516:C:C6	2.44	0.53
34:DE:70:ALA:O	34:DE:71:GLY:C	2.47	0.53
45:DT:45:PHE:HE2	45:DT:63:VAL:HG22	1.74	0.53
1:AA:41:G:H2'	1:AA:42:G:C8	2.43	0.53
1:CA:994:A:N6	1:CA:1046:A:C2	2.76	0.53
31:BA:2854:G:H2'	31:BA:2855:C:C6	2.43	0.53
1:AA:994:A:N6	1:AA:1046:A:C2	2.77	0.53
4:CD:170:VAL:HG13	4:CD:171:GLY:N	2.22	0.53
1:AA:412:A:C8	4:AD:35:ARG:NH2	2.76	0.53
40:DO:98:VAL:HG13	40:DO:117:LEU:HB3	1.90	0.53
1:AA:520:A:H2	1:AA:536:C:O2	1.91	0.53
3:CC:16:ARG:NH1	3:CC:16:ARG:HB2	2.24	0.53
1:AA:971:G:H3'	1:AA:971:G:OP1	2.08	0.53
31:BA:1438:U:O2'	31:BA:1439:A:H5'	2.08	0.53
50:DY:35:TYR:CD2	50:DY:69:ALA:HB3	2.43	0.53
34:DE:120:TRP:O	34:DE:121:ASN:HB2	2.09	0.53
50:BY:28:LYS:HD2	50:BY:37:VAL:CG1	2.38	0.53
44:DS:56:LEU:O	44:DS:57:LYS:CB	2.56	0.53
39:DN:57:ALA:O	39:DN:58:ASP:C	2.48	0.53
34:BE:51:PHE:CE1	34:BE:52:LEU:HG	2.43	0.53
31:BA:1693:U:H4'	31:BA:1694:C:OP2	2.09	0.53
31:BA:993:G:N2	47:BV:91:TYR:OH	2.42	0.53
31:BA:1410:G:H1	31:BA:1592:C:H42	1.55	0.53
45:DT:91:ARG:HB2	45:DT:116:ALA:HA	1.91	0.53
31:BA:2069:G:C2'	31:BA:2070:G:H5'	2.38	0.53
1:AA:623:C:C4	1:AA:624:C:C4	2.97	0.53

Continued on next page...

Continued from previous page...

Atom-1	Atom-2	Distance(Å)	Clash(Å)
41:BP:62:LEU:CD1	41:BP:62:LEU:H	2.14	0.53
30:D8:31:HIS:CD2	31:DA:2419:U:O4	2.62	0.53
41:DP:62:LEU:N	41:DP:62:LEU:HD13	2.24	0.53
48:BW:71:VAL:HA	48:BW:107:LEU:HD12	1.91	0.53
34:DE:60:ASN:N	34:DE:60:ASN:HD22	2.06	0.53
34:DE:77:ILE:HG23	34:DE:78:LEU:N	2.24	0.53
31:DA:2069:G:C2'	31:DA:2070:G:H5'	2.39	0.53
45:DT:32:TYR:HD2	45:DT:81:PRO:O	1.91	0.53
41:DP:30:THR:CG2	41:DP:31:ALA:N	2.69	0.53
31:DA:2689:U:H4'	31:DA:2690:C:OP2	2.09	0.53
43:BR:11:ASN:CG	43:BR:12:ARG:N	2.61	0.53
27:B5:4:HIS:O	31:BA:2056:G:N2	2.42	0.53
31:DA:1885:A:H2'	31:DA:1886:C:O4'	2.09	0.53
50:BY:45:VAL:HG11	50:BY:60:PHE:C	2.28	0.53
31:BA:1312:U:H4'	31:BA:1313:U:O5'	2.08	0.53
5:CE:77:PRO:HG2	5:CE:142:LEU:HD22	1.90	0.53
31:BA:2657:A:H2	31:BA:2664:G:N2	2.07	0.53
42:BQ:75:THR:HA	42:BQ:89:ASN:H	1.74	0.53
25:D3:6:VAL:HG12	25:D3:54:VAL:HG11	1.89	0.53
7:AG:146:GLU:OE2	7:AG:149:ARG:HD2	2.09	0.53
31:DA:28:A:C2	31:DA:513:A:C8	2.97	0.53
1:AA:343:U:N3	1:AA:347:G:C6	2.76	0.53
31:BA:2646:C:OP2	31:BA:2732:G:O2'	2.18	0.53
42:BQ:78:PRO:O	42:BQ:79:LEU:CB	2.57	0.53
18:AR:44:LEU:HA	18:AR:49:LYS:O	2.09	0.53
31:DA:1741:A:N7	31:DA:1742:G:C2	2.77	0.53
31:DA:2543:G:H2'	31:DA:2544:G:C8	2.44	0.53
1:AA:980:C:H5'	1:AA:981:U:C5	2.43	0.53
47:BV:56:SER:O	47:BV:57:VAL:HB	2.09	0.53
42:DQ:54:MET:HB3	42:DQ:64:ILE:HD13	1.91	0.53
6:CF:7:ASN:ND2	6:CF:7:ASN:N	2.56	0.53
1:CA:936:C:H2'	1:CA:937:A:O4'	2.08	0.53
1:CA:242:C:H2'	1:CA:243:A:H5'	1.90	0.53
1:AA:1477:C:H2'	1:AA:1478:C:H6	1.72	0.53
31:BA:1282:U:H2'	31:BA:1283:G:O4'	2.09	0.53
16:CP:75:ARG:C	16:CP:77:ALA:H	2.12	0.53
43:DR:37:THR:OG1	43:DR:40:LYS:HG3	2.08	0.53
6:AF:24:GLU:HG2	6:AF:28:ARG:CZ	2.39	0.53
36:DG:125:PHE:CE2	36:DG:173:LEU:HD12	2.44	0.53
31:DA:2518:A:H5'	31:DA:2518:A:C8	2.44	0.53
2:CB:239:VAL:O	2:CB:239:VAL:HG12	2.09	0.53
16:AP:50:LYS:HD3	16:AP:50:LYS:C	2.29	0.53

Continued on next page...

Continued from previous page...

Atom-1	Atom-2	Distance(Å)	Clash(Å)
31:BA:873:G:N2	31:BA:905:U:C2	2.77	0.53
20:AT:93:GLU:O	20:AT:93:GLU:HG2	2.09	0.53
31:DA:1227:G:OP1	46:DU:13:LYS:HG2	2.09	0.53
1:AA:355:C:C2	1:AA:356:A:C8	2.96	0.53
44:BS:35:ILE:H	44:BS:53:SER:CB	2.22	0.53
32:DB:31:C:H4'	36:DG:29:TRP:CH2	2.44	0.53
27:D5:52:TYR:CG	27:D5:52:TYR:O	2.62	0.53
49:BX:76:ARG:O	49:BX:77:LYS:HB2	2.08	0.53
31:DA:995:C:N3	46:DU:57:PHE:CE2	2.77	0.53
31:BA:1225:G:OP1	47:BV:88:ARG:HB3	2.09	0.53
31:BA:2286:A:H8	31:BA:2286:A:HO2'	1.53	0.53
39:DN:2:LYS:NZ	46:DU:94:ASN:HD21	2.07	0.53
50:BY:96:ILE:CG1	50:BY:99:CYS:SG	2.97	0.53
50:DY:75:ILE:O	50:DY:76:CYS:HB2	2.09	0.53
1:CA:343:U:N3	1:CA:347:G:C6	2.77	0.53
4:AD:22:LYS:HB2	4:AD:26:CYS:SG	2.49	0.53
31:BA:528:A:C2'	31:BA:529:A:H5'	2.39	0.53
31:BA:1332:G:N2	31:BA:1609:A:H2'	2.24	0.53
1:AA:664:G:H22	1:AA:741:G:H1	1.57	0.53
31:DA:2845:G:C2'	31:DA:2846:G:H5'	2.39	0.53
31:BA:1109:C:C5	31:BA:1110:G:C5	2.96	0.53
31:DA:1109:C:C5	31:DA:1110:G:C5	2.97	0.53
1:CA:193:C:H2'	1:CA:194:C:H6	1.74	0.53
12:CL:32:PHE:CB	12:CL:84:LEU:HD21	2.39	0.53
36:BG:131:TYR:O	36:BG:159:VAL:HG12	2.09	0.53
35:BF:89:VAL:HG12	35:BF:90:PHE:H	1.72	0.53
9:AI:10:ARG:HG2	9:AI:104:ARG:O	2.09	0.53
31:DA:1176:G:C4'	31:DA:1177:A:OP1	2.57	0.53
1:CA:853:G:H2'	1:CA:854:G:C8	2.43	0.53
9:AI:53:VAL:HB	9:AI:92:TYR:HE2	1.74	0.53
38:BI:15:VAL:HG23	38:BI:16:GLY:N	2.23	0.53
3:CC:153:VAL:HG12	3:CC:154:SER:H	1.74	0.53
15:AO:9:GLN:HA	15:AO:12:ILE:HD12	1.91	0.53
47:BV:54:GLY:O	47:BV:56:SER:OG	2.17	0.53
36:DG:98:ARG:O	36:DG:101:ILE:HG22	2.09	0.53
34:DE:12:THR:O	34:DE:23:VAL:HG23	2.09	0.53
1:CA:68:G:H5'	1:CA:171:A:H1'	1.90	0.53
28:B6:42:TRP:HA	28:B6:42:TRP:HE3	1.73	0.53
1:CA:723:U:H5''	1:CA:724:G:OP2	2.09	0.53
1:CA:763:G:H2'	1:CA:764:C:H6	1.74	0.53
13:AM:68:GLY:O	13:AM:69:GLU:HB2	2.07	0.53
20:AT:56:MET:HG2	20:AT:84:LEU:HD11	1.91	0.53

Continued on next page...

Continued from previous page...

Atom-1	Atom-2	Distance(Å)	Clash(Å)
35:DF:113:ALA:HB1	35:DF:186:ILE:HG21	1.89	0.53
31:DA:790:C:O2'	31:DA:791:C:H5'	2.09	0.53
4:AD:176:LEU:HG	4:AD:178:VAL:HG22	1.91	0.53
31:DA:2639:A:C2'	31:DA:2640:G:H5'	2.39	0.53
7:AG:92:SER:OG	7:AG:93:PRO:HD2	2.09	0.53
31:DA:2552:U:H2'	31:DA:2554:U:OP2	2.09	0.53
1:AA:116:A:H61	1:AA:313:A:H1'	1.73	0.53
21:CU:9:ARG:O	21:CU:13:ILE:HG13	2.09	0.53
20:AT:73:HIS:O	20:AT:76:ALA:HB3	2.09	0.53
31:BA:207:A:H2'	31:BA:208:C:O4'	2.07	0.53
14:AN:45:ARG:HG2	14:AN:49:HIS:CD2	2.44	0.53
31:DA:1282:U:H2'	31:DA:1283:G:O4'	2.08	0.53
35:DF:141:ALA:O	35:DF:144:LYS:HB3	2.09	0.53
31:DA:721:C:O2	31:DA:721:C:H2'	2.09	0.53
41:BP:148:LEU:O	41:BP:148:LEU:HD22	2.09	0.53
33:BD:35:LYS:NZ	33:BD:65:ILE:HA	2.24	0.52
32:BB:28:C:C2	32:BB:29:A:C8	2.97	0.52
44:DS:56:LEU:C	44:DS:56:LEU:HD23	2.30	0.52
31:DA:1820:U:C2	33:DD:202:LYS:HB3	2.43	0.52
31:DA:1162:G:O2'	47:DV:92:THR:HG23	2.07	0.52
31:DA:1826:G:H2'	31:DA:1827:C:H6	1.74	0.52
23:D1:40:ARG:HD3	23:D1:41:ARG:N	2.19	0.52
24:B2:18:PRO:O	24:B2:22:GLU:HB2	2.09	0.52
44:DS:17:ARG:C	44:DS:19:LYS:H	2.12	0.52
50:DY:71:LYS:HZ3	50:DY:71:LYS:HB2	1.72	0.52
46:BU:92:ARG:NE	47:BV:11:GLN:HG2	2.23	0.52
49:DX:83:VAL:O	49:DX:83:VAL:HG23	2.09	0.52
49:DX:31:HIS:HD2	49:DX:33:LYS:H	1.57	0.52
31:DA:2476:A:C2	31:DA:2477:C:H5''	2.44	0.52
31:DA:387:U:H4'	31:DA:388:G:O5'	2.09	0.52
34:DE:36:ARG:HH11	34:DE:85:ASN:ND2	2.07	0.52
31:BA:2017:U:H5''	31:BA:2018:G:P	2.49	0.52
1:CA:1255:G:H5'	1:CA:1256:A:OP1	2.09	0.52
31:DA:271(T):C:C2	31:DA:271(U):G:C8	2.97	0.52
43:BR:10:LEU:HD22	43:BR:17:ARG:HD2	1.91	0.52
31:DA:1526:G:C6	31:DA:1527:G:C2	2.97	0.52
1:CA:322:C:C5	1:CA:328:C:H5	2.20	0.52
28:D6:19:ARG:O	28:D6:20:ASN:O	2.27	0.52
31:BA:2092:U:H4'	31:BA:2093:G:O5'	2.09	0.52
15:CO:67:LEU:HD22	15:CO:78:TYR:HE1	1.74	0.52
42:DQ:32:TYR:CE2	42:DQ:133:ARG:HG2	2.43	0.52
1:AA:1452:C:O4'	1:AA:1456:G:C2	2.61	0.52

Continued on next page...

Continued from previous page...

Atom-1	Atom-2	Distance(Å)	Clash(Å)
33:BD:246:PRO:HB2	33:BD:255:LYS:HG3	1.90	0.52
22:B0:1:MET:CB	31:BA:2602:A:H62	2.22	0.52
31:BA:2652:C:O2'	31:BA:2653:U:H5'	2.08	0.52
7:CG:113:GLU:HB2	7:CG:119:ARG:HG2	1.90	0.52
6:AF:61:LEU:HD23	6:AF:63:TYR:OH	2.10	0.52
40:BO:35:VAL:HA	40:BO:62:VAL:HG12	1.91	0.52
1:AA:92:C:H2'	1:AA:93:G:C8	2.43	0.52
1:AA:457:C:H2'	1:AA:458:C:H6	1.74	0.52
44:DS:42:ASP:O	44:DS:43:GLU:HB2	2.08	0.52
1:AA:136:C:H42	1:AA:227:G:H1	1.56	0.52
31:DA:706:A:H2'	31:DA:707:G:O4'	2.09	0.52
13:AM:32:GLU:OE2	13:AM:64:TRP:CH2	2.63	0.52
31:DA:693:C:H2'	31:DA:694:U:C6	2.44	0.52
51:DZ:10:ARG:HH21	51:DZ:26:GLY:H	1.55	0.52
31:DA:2086:U:H2'	31:DA:2087:G:C8	2.44	0.52
31:DA:2728:U:O2'	31:DA:2729:G:H5'	2.07	0.52
41:BP:108:LYS:C	41:BP:110:TYR:H	2.11	0.52
1:CA:1356:G:H2'	1:CA:1357:A:C8	2.44	0.52
1:CA:1236:A:O2'	1:CA:1304:G:H4'	2.10	0.52
31:BA:1925:C:C2'	31:BA:1926:U:H5'	2.38	0.52
19:AS:63:THR:O	19:AS:66:MET:HG2	2.09	0.52
1:AA:495:A:H4'	1:AA:496:A:OP1	2.09	0.52
31:DA:2494:G:C4	31:DA:2495:G:C8	2.97	0.52
40:BO:112:MET:HA	40:BO:112:MET:HE3	1.91	0.52
38:DI:144:VAL:HG12	38:DI:145:VAL:H	1.74	0.52
33:BD:64:ILE:HG12	33:BD:64:ILE:O	2.08	0.52
1:AA:377:G:O2'	1:AA:378:G:H5'	2.09	0.52
6:AF:18:GLN:O	6:AF:21:LEU:HB2	2.09	0.52
37:BH:85:LYS:NZ	37:BH:133:VAL:HB	2.24	0.52
47:DV:61:VAL:O	47:DV:62:LEU:HD23	2.08	0.52
37:DH:148:ILE:O	37:DH:162:ILE:HD11	2.08	0.52
34:DE:31:CYS:HB3	34:DE:49:LEU:HD12	1.90	0.52
24:B2:26:ARG:NE	24:B2:29:LYS:HE2	2.24	0.52
44:DS:28:VAL:O	44:DS:89:ARG:HB2	2.08	0.52
49:BX:88:LYS:HD2	49:BX:88:LYS:N	2.23	0.52
1:AA:621:A:C2'	1:AA:622:A:H5'	2.39	0.52
30:D8:32:LEU:H	30:D8:32:LEU:CD1	2.11	0.52
45:DT:33:LYS:H	45:DT:33:LYS:HZ2	1.56	0.52
45:BT:35:LYS:O	45:BT:37:GLY:N	2.43	0.52
47:BV:53:GLU:O	47:BV:55:ALA:N	2.43	0.52
1:AA:353:A:C2'	1:AA:354:G:OP2	2.56	0.52
1:CA:1410:G:O2'	1:CA:1411:C:H5'	2.09	0.52

Continued on next page...

Continued from previous page...

Atom-1	Atom-2	Distance(Å)	Clash(Å)
45:BT:109:GLU:HB3	45:BT:113:LYS:HE3	1.90	0.52
31:DA:271(P):C:C2'	31:DA:271(Q):G:H5'	2.38	0.52
1:AA:1255:G:H5'	1:AA:1256:A:OP1	2.09	0.52
31:DA:2713:A:C3'	31:DA:2714:G:C5'	2.86	0.52
38:DI:125:GLU:OE1	38:DI:141:LYS:HG2	2.09	0.52
31:DA:2199:A:H5''	31:DA:2200:C:OP2	2.09	0.52
31:DA:2660:A:C2'	31:DA:2661:G:O5'	2.57	0.52
41:BP:105:LEU:HD12	41:BP:105:LEU:N	2.24	0.52
30:B8:22:VAL:O	30:B8:49:VAL:HG23	2.08	0.52
1:AA:343:U:O2	1:AA:347:G:C2	2.62	0.52
31:DA:1947:C:C2'	31:DA:1948:G:C5'	2.88	0.52
9:AI:65:VAL:HG21	9:AI:73:GLN:HB3	1.92	0.52
1:CA:234:C:H2'	1:CA:235:C:H6	1.74	0.52
28:D6:34:LEU:HD22	28:D6:50:ARG:NH1	2.24	0.52
18:AR:59:SER:OG	18:AR:62:GLU:HG3	2.09	0.52
18:AR:61:LYS:O	18:AR:65:ILE:HG13	2.09	0.52
42:DQ:16:ARG:CG	42:DQ:17:LEU:H	2.23	0.52
2:AB:98:LEU:HB2	2:AB:101:MET:CE	2.39	0.52
38:BI:6:LEU:N	38:BI:6:LEU:HD23	2.25	0.52
31:DA:1420:U:O2'	31:DA:1421:G:OP1	2.26	0.52
11:CK:20:TYR:C	11:CK:21:ILE:HD12	2.30	0.52
6:CF:50:TYR:CZ	18:CR:77:GLY:HA2	2.43	0.52
5:AE:126:ARG:HA	5:AE:131:ILE:HD11	1.90	0.52
31:DA:151:C:C2'	31:DA:152:G:H5'	2.40	0.52
31:DA:315:G:H2'	31:DA:316:C:C6	2.43	0.52
1:AA:1074:G:C2	1:AA:1102:A:C2	2.97	0.52
32:DB:60:C:O2	32:DB:61:G:C8	2.63	0.52
31:BA:536:A:H2'	31:BA:537:C:H6	1.74	0.52
31:BA:2863:C:OP1	45:BT:93:ARG:NH1	2.43	0.52
16:AP:79:VAL:HG12	16:AP:80:PHE:CG	2.44	0.52
1:AA:858:G:O6	1:AA:869:G:H3'	2.08	0.52
31:DA:2762:G:H5'	31:DA:2762:G:C8	2.45	0.52
31:BA:481:G:O2'	31:BA:482:A:P	2.67	0.52
31:DA:2065:C:H2'	31:DA:2066:C:H6	1.72	0.52
51:BZ:73:GLN:HG2	51:BZ:87:ASP:OD1	2.10	0.52
1:AA:380:G:N2	1:AA:384:G:C6	2.77	0.52
31:DA:643:A:C2'	31:DA:644:A:O5'	2.58	0.52
40:DO:42:SER:OG	40:DO:44:LYS:HE2	2.09	0.52
46:BU:85:LYS:O	46:BU:116:ALA:HB1	2.09	0.52
1:CA:590:C:H2'	1:CA:591:U:H6	1.74	0.52
51:DZ:73:GLN:HG2	51:DZ:87:ASP:OD2	2.09	0.52
45:BT:90:GLN:HG2	45:BT:120:ARG:NH2	2.24	0.52

Continued on next page...

Continued from previous page...

Atom-1	Atom-2	Distance(Å)	Clash(Å)
1:AA:804:U:H5''	1:AA:805:C:OP2	2.09	0.52
41:BP:17:LYS:O	41:BP:19:VAL:HG23	2.09	0.52
2:AB:71:VAL:HG22	2:AB:93:VAL:HB	1.90	0.52
31:BA:143:G:H1'	49:BX:38:GLU:HG3	1.91	0.52
1:AA:626:U:C2	1:AA:627:G:C8	2.98	0.52
28:D6:28:ARG:CA	28:D6:32:ASN:HB3	2.39	0.52
31:DA:2287:A:H61	31:DA:2344:U:H3	1.49	0.52
45:DT:30:VAL:HG21	45:DT:83:ILE:H	1.73	0.52
31:BA:1179:C:H3'	31:BA:1180:C:H5''	1.90	0.52
31:DA:2865:U:C4	31:DA:2866:U:C4	2.97	0.52
50:DY:44:ILE:HG22	50:DY:45:VAL:N	2.23	0.52
34:BE:116:VAL:HG13	34:BE:122:PHE:HB2	1.91	0.52
50:BY:45:VAL:CG1	50:BY:62:GLU:HB2	2.33	0.52
31:DA:1497:U:H5''	31:DA:1498:C:C5	2.45	0.52
45:BT:91:ARG:HB3	45:BT:116:ALA:HA	1.90	0.52
37:DH:153:LYS:HG2	37:DH:154:PRO:N	2.25	0.52
2:AB:20:GLU:HG3	2:AB:189:ASP:OD2	2.09	0.52
31:BA:2660:A:C5'	31:BA:2661:G:N2	2.71	0.52
34:BE:201:THR:CG2	34:BE:202:LYS:N	2.71	0.52
31:BA:1047:G:H21	31:BA:1111:A:N6	2.04	0.52
45:DT:51:ARG:CG	45:DT:98:LYS:HE2	2.37	0.52
31:DA:814:C:H5	41:DP:27:HIS:CD2	2.27	0.52
1:AA:1452:C:H4'	1:AA:1456:G:N3	2.24	0.52
1:CA:475:G:H2'	1:CA:476:G:C8	2.41	0.52
1:AA:262:A:C6	1:AA:263:A:N6	2.77	0.52
8:AH:123:GLU:O	8:AH:127:LEU:HB2	2.10	0.52
1:CA:657:G:C2	1:CA:658:G:C8	2.97	0.52
33:DD:70:TRP:CD1	33:DD:70:TRP:C	2.82	0.52
31:BA:1587:A:H3'	31:BA:1588:C:H6	1.74	0.52
7:AG:113:GLU:HB2	7:AG:119:ARG:HG2	1.91	0.52
31:DA:495:G:H1'	48:DW:57:ASN:ND2	2.23	0.52
3:CC:138:VAL:HG22	3:CC:151:VAL:CG2	2.38	0.52
19:AS:29:ARG:HB3	19:AS:47:HIS:HA	1.91	0.52
8:CH:114:THR:HG23	8:CH:117:GLY:O	2.08	0.52
1:AA:1084:G:OP1	1:AA:1086:U:C2	2.62	0.52
15:CO:36:ILE:HG22	15:CO:37:ASN:HD22	1.74	0.52
31:DA:991:C:O2	31:DA:1164:G:C2	2.62	0.52
20:CT:94:ALA:O	20:CT:95:ALA:HB3	2.09	0.52
36:DG:39:ILE:HB	36:DG:157:ILE:HG22	1.90	0.52
14:AN:6:LEU:HD23	14:AN:9:LYS:HD3	1.90	0.52
22:D0:27:GLU:HB3	31:DA:856:C:H1'	1.92	0.52
33:DD:118:VAL:HG22	33:DD:119:ALA:N	2.24	0.52

Continued on next page...

Continued from previous page...

Atom-1	Atom-2	Distance(Å)	Clash(Å)
31:DA:1751:C:HO2'	31:DA:2861:G:HO2'	1.55	0.52
31:BA:866:A:C6	31:BA:914:C:C6	2.98	0.52
35:BF:200:GLU:O	35:BF:204:ASN:HB2	2.09	0.52
38:BI:144:VAL:HG12	38:BI:145:VAL:H	1.74	0.52
1:CA:300:A:H8	1:CA:300:A:O5'	1.91	0.52
31:DA:2291:U:H5''	31:DA:2380:C:O2'	2.09	0.52
20:CT:63:ILE:HD13	20:CT:80:ARG:HB2	1.90	0.52
1:CA:1125:U:H2'	1:CA:1126:U:OP2	2.10	0.52
9:CI:55:ALA:CB	9:CI:58:ARG:HD2	2.40	0.52
39:DN:34:LEU:O	39:DN:49:GLY:HA3	2.08	0.52
31:DA:1642:G:C2'	31:DA:1643:G:H5'	2.40	0.52
40:BO:24:VAL:HB	40:BO:33:ALA:HB2	1.90	0.52
31:DA:2410:G:C2	31:DA:2411:A:H1'	2.45	0.52
22:D0:65:GLY:HA2	22:D0:84:LEU:HD21	1.90	0.52
33:BD:35:LYS:NZ	33:BD:104:TYR:CB	2.61	0.52
51:DZ:39:VAL:CG2	51:DZ:44:PHE:HB2	2.39	0.52
42:DQ:141:GLN:HE21	51:DZ:71:VAL:C	2.11	0.52
23:B1:10:LYS:O	23:B1:13:ILE:CG2	2.58	0.52
35:BF:22:ALA:O	35:BF:26:ALA:CB	2.43	0.52
34:BE:31:CYS:HB3	34:BE:49:LEU:HD12	1.89	0.52
31:DA:1245:G:OP1	41:DP:16:ARG:HD2	2.09	0.52
49:BX:87:GLN:HB2	49:BX:88:LYS:HD2	1.92	0.52
1:CA:375:U:O3'	16:CP:6:LEU:HB2	2.09	0.52
1:CA:1441:G:H5''	1:CA:1442:G:H5'	1.90	0.52
45:DT:91:ARG:HB3	45:DT:116:ALA:HA	1.91	0.52
45:DT:91:ARG:HA	45:DT:117:ASP:H	1.73	0.52
45:DT:92:GLY:C	45:DT:94:ALA:H	2.13	0.52
31:BA:2069:G:H2'	31:BA:2070:G:H5'	1.91	0.52
31:BA:2476:A:C6	31:BA:2477:C:C5	2.97	0.52
31:BA:570:G:H2'	31:BA:2030:A:C5	2.44	0.52
1:AA:250:A:C4'	1:AA:251:G:O5'	2.52	0.52
32:BB:21:G:O2'	32:BB:22:U:OP2	2.27	0.52
31:DA:528:A:C8	31:DA:528:A:H3'	2.45	0.52
31:DA:271(P):C:O2'	31:DA:271(Q):G:H5'	2.09	0.52
31:DA:271(R):G:C2'	31:DA:271(S):G:H5'	2.39	0.52
31:DA:271(T):C:H2'	31:DA:271(T):C:O2	2.09	0.52
31:BA:2036:C:H6	31:BA:2036:C:C5'	2.18	0.52
31:DA:1448:G:H1'	31:DA:1528:A:H61	1.71	0.52
37:BH:89:ILE:HG22	37:BH:162:ILE:HG22	1.91	0.52
31:BA:142:A:H5''	31:BA:142(A):C:C5	2.45	0.52
13:CM:78:ILE:HA	13:CM:81:LEU:HD12	1.92	0.52
1:AA:1392:G:C2'	1:AA:1393:U:H5'	2.39	0.52

Continued on next page...

Continued from previous page...

Atom-1	Atom-2	Distance(Å)	Clash(Å)
1:CA:327:A:O2'	1:CA:329:A:H8	1.92	0.52
31:DA:510:C:H2'	31:DA:511:U:H5'	1.91	0.52
38:DI:8:PRO:HA	38:DI:13:GLY:O	2.10	0.52
38:BI:82:ARG:HG2	38:BI:89:TYR:HD2	1.71	0.52
45:DT:109:GLU:HB3	45:DT:113:LYS:HE3	1.90	0.52
1:AA:1103:C:H2'	1:AA:1104:G:O4'	2.10	0.52
41:DP:146:VAL:HG13	41:DP:147:LEU:H	1.74	0.52
49:DX:65:ARG:HA	49:DX:65:ARG:HE	1.74	0.52
31:DA:53:A:H61	31:DA:117:G:C2'	2.23	0.52
6:CF:100:ASN:H	18:CR:23:LYS:HZ2	1.58	0.52
1:AA:1530:G:OP1	1:AA:1530:G:C4'	2.56	0.52
33:BD:209:ALA:C	33:BD:210:GLY:O	2.44	0.52
31:BA:2102:U:C6	31:BA:2187:G:O6	2.63	0.52
5:AE:148:VAL:HG21	8:AH:107:LEU:HD22	1.91	0.52
16:AP:74:LEU:HB3	16:AP:79:VAL:HG11	1.91	0.52
1:AA:865:A:C2	1:AA:918:A:H4'	2.45	0.52
31:DA:2639:A:H2'	31:DA:2640:G:H5'	1.92	0.52
1:CA:804:U:H5''	1:CA:805:C:OP2	2.09	0.52
31:BA:643:A:C2'	31:BA:644:A:O5'	2.58	0.52
7:CG:97:GLN:HE21	7:CG:101:LEU:HD11	1.73	0.52
43:BR:59:ASP:OD1	43:BR:61:HIS:HB3	2.09	0.52
17:AQ:86:GLU:O	17:AQ:90:ILE:HG12	2.09	0.52
31:BA:1502:C:H2'	31:BA:1502:C:O2	2.09	0.52
42:BQ:85:LYS:HG3	42:BQ:86:GLY:N	2.24	0.52
15:AO:23:GLY:O	15:AO:27:VAL:HB	2.09	0.52
31:BA:1865:G:H2'	31:BA:1876:A:N7	2.25	0.52
50:BY:61:ILE:N	50:BY:61:ILE:HD12	2.24	0.52
14:CN:22:THR:HB	14:CN:33:VAL:HG11	1.90	0.52
31:DA:2324:C:H5''	31:DA:2325:G:H5'	1.91	0.52
12:CL:34:ARG:O	12:CL:61:THR:HG23	2.10	0.52
31:BA:1512:U:C2'	31:BA:1513:C:H5'	2.40	0.52
19:AS:24:ALA:O	19:AS:25:LYS:HB2	2.10	0.52
33:BD:96:HIS:CE1	33:BD:102:LYS:HD3	2.44	0.52
1:AA:356:A:H2	1:AA:368:U:O2	1.93	0.52
31:DA:1006:C:C1'	39:DN:106:MET:HE3	2.35	0.52
23:B1:10:LYS:CG	23:B1:11:ARG:H	2.22	0.52
39:DN:45:ASN:H	39:DN:45:ASN:ND2	2.00	0.52
27:B5:36:CYS:HB2	27:B5:49:CYS:SG	2.50	0.52
27:B5:57:VAL:CB	27:B5:58:LEU:HD12	2.39	0.52
47:DV:70:ILE:CB	47:DV:90:PRO:HB2	2.38	0.52
24:B2:47:ASN:ND2	24:B2:48:HIS:N	2.57	0.52
1:CA:523:A:H61	12:CL:53:ARG:HH12	1.57	0.52

Continued on next page...

Continued from previous page...

Atom-1	Atom-2	Distance(Å)	Clash(Å)
50:DY:68:HIS:N	50:DY:71:LYS:HZ1	2.08	0.52
2:CB:163:PHE:O	2:CB:164:VAL:HG23	2.10	0.52
2:CB:97:TRP:HH2	2:CB:176:GLU:CG	2.22	0.52
47:BV:38:LEU:HG	47:BV:39:LEU:H	1.74	0.52
1:CA:356:A:H2	1:CA:368:U:O2	1.91	0.52
30:B8:32:LEU:N	30:B8:32:LEU:HD13	2.05	0.52
30:B8:31:HIS:CD2	31:BA:2419:U:O4	2.60	0.52
28:D6:28:ARG:HA	28:D6:32:ASN:HB3	1.91	0.52
1:CA:336:C:O2'	1:CA:337:C:H5'	2.09	0.52
45:BT:31:SER:CA	45:BT:32:TYR:CD2	2.92	0.52
31:DA:2820:A:O4'	43:DR:5:LYS:HG3	2.08	0.52
39:BN:78:TYR:CD1	39:BN:79:PRO:HD3	2.44	0.52
31:BA:1191:G:OP1	41:BP:35:HIS:ND1	2.42	0.52
38:BI:1:MET:O	38:BI:20:ASP:HA	2.09	0.52
31:DA:1332:G:N2	31:DA:1609:A:H2'	2.24	0.52
42:DQ:75:THR:HA	42:DQ:89:ASN:H	1.74	0.52
33:DD:131:LEU:N	33:DD:131:LEU:HD12	2.25	0.52
13:AM:97:PRO:O	13:AM:98:VAL:HA	2.10	0.52
9:CI:65:VAL:HG21	9:CI:73:GLN:HB3	1.92	0.52
41:DP:10:PRO:HD2	41:DP:11:GLY:H	1.74	0.52
31:DA:1833:U:O2'	31:DA:1969:A:N1	2.37	0.52
1:AA:636:U:H2'	1:AA:637:G:C8	2.44	0.52
39:BN:90:MET:O	39:BN:93:THR:O	2.28	0.52
33:DD:146:GLU:HB2	33:DD:189:CYS:HB3	1.90	0.52
33:DD:89:SER:HB2	33:DD:159:ALA:HB2	1.92	0.52
31:BA:643:A:O2'	31:BA:644:A:H5'	2.09	0.52
16:AP:75:ARG:C	16:AP:77:ALA:H	2.13	0.52
31:BA:582:G:H2'	31:BA:583:G:C8	2.45	0.52
42:DQ:18:LYS:O	42:DQ:19:GLY:C	2.47	0.52
1:CA:304:U:H2'	1:CA:305:G:C8	2.45	0.52
5:CE:79:GLU:HB3	5:CE:92:LYS:HG3	1.91	0.52
7:CG:121:ALA:O	7:CG:125:MET:HG3	2.10	0.52
5:CE:80:ILE:HG22	8:CH:104:ARG:CZ	2.40	0.52
31:BA:1045:A:H3'	31:BA:1045:A:N3	2.25	0.52
38:BI:69:LYS:O	38:BI:69:LYS:HG2	2.10	0.52
1:CA:1135:U:H4'	1:CA:1136:U:H5	1.74	0.52
9:AI:40:LEU:HD11	9:AI:70:LYS:HG2	1.90	0.52
51:DZ:152:ALA:HB1	51:DZ:167:PRO:HB2	1.91	0.52
33:DD:35:LYS:NZ	33:DD:65:ILE:HA	2.25	0.52
31:BA:1138:G:H21	39:BN:106:MET:CE	2.21	0.52
31:DA:1138:G:H21	39:DN:106:MET:CE	2.22	0.52
44:DS:35:ILE:C	44:DS:36:TYR:CD1	2.83	0.52

Continued on next page...

Continued from previous page...

Atom-1	Atom-2	Distance(Å)	Clash(Å)
27:D5:40:LYS:CE	27:D5:46:CYS:HB3	2.39	0.52
47:DV:69:LYS:O	47:DV:70:ILE:CG2	2.57	0.52
24:B2:55:ARG:HH22	49:BX:3:THR:CG2	2.23	0.52
32:DB:41:U:C2'	32:DB:42:C:OP1	2.58	0.52
44:DS:26:LEU:HD22	44:DS:87:PHE:CD1	2.44	0.52
47:BV:70:ILE:HB	47:BV:90:PRO:CB	2.40	0.52
39:DN:95:PRO:HG2	39:DN:96:GLU:OE2	2.09	0.52
39:DN:2:LYS:NZ	46:DU:94:ASN:ND2	2.57	0.52
46:DU:91:ASP:OD2	46:DU:96:ALA:N	2.42	0.52
30:B8:32:LEU:CB	30:B8:35:GLN:N	2.62	0.52
30:B8:35:GLN:HE21	30:B8:36:LYS:HZ3	1.57	0.52
30:D8:35:GLN:NE2	30:D8:36:LYS:NZ	2.58	0.52
31:DA:2632:A:N3	34:DE:61:ARG:NH1	2.58	0.52
31:DA:2632:A:H1'	34:DE:61:ARG:CZ	2.40	0.52
31:BA:330:A:H2	31:BA:1210:A:C2'	2.11	0.52
47:DV:51:VAL:CG1	47:DV:52:VAL:N	2.72	0.52
34:BE:60:ASN:OD1	34:BE:62:PRO:HD2	2.10	0.52
34:DE:111:ARG:HD2	34:DE:160:TYR:CE1	2.43	0.52
37:DH:54:ARG:CG	37:DH:65:HIS:HD2	2.22	0.52
31:BA:2712:U:O2'	31:BA:2713:A:H5'	2.10	0.52
31:DA:1169:G:N2	31:DA:1181:C:C2	2.78	0.52
6:CF:12:PRO:HG2	6:CF:55:ASP:OD1	2.09	0.52
6:CF:69:GLU:HG2	6:CF:70:ASP:H	1.73	0.52
33:DD:79:VAL:HG21	33:DD:111:LEU:HD11	1.91	0.52
28:D6:20:ASN:O	28:D6:21:TYR:CD1	2.63	0.52
1:AA:1347:G:C8	9:AI:107:ARG:HB3	2.44	0.52
1:CA:187:C:H2'	1:CA:188:C:C6	2.44	0.52
6:CF:39:LYS:HB2	6:CF:62:TRP:HZ3	1.72	0.52
33:BD:255:LYS:CE	33:BD:255:LYS:H	2.23	0.52
31:DA:1839:G:C8	31:DA:1927:A:H1'	2.44	0.52
31:DA:173:G:C6	31:DA:174:C:C4	2.98	0.52
3:AC:126:ARG:O	3:AC:127:ARG:HB2	2.08	0.52
44:DS:83:LYS:HE2	44:DS:105:ALA:HB2	1.92	0.52
1:CA:665:A:C5	1:CA:733:A:C5	2.98	0.52
1:CA:763:G:O2'	1:CA:764:C:H5'	2.09	0.52
50:DY:49:VAL:HG12	50:DY:53:PRO:HG3	1.92	0.52
7:AG:121:ALA:O	7:AG:125:MET:HG3	2.09	0.52
31:DA:784:A:C8	31:DA:792:G:C5	2.97	0.52
19:CS:24:ALA:O	19:CS:25:LYS:HB2	2.10	0.52
40:BO:90:GLN:O	40:BO:91:LEU:HB2	2.10	0.52
51:BZ:118:GLN:O	51:BZ:120:ILE:N	2.40	0.52
2:AB:239:VAL:HG12	2:AB:239:VAL:O	2.09	0.52

Continued on next page...

Continued from previous page...

Atom-1	Atom-2	Distance(Å)	Clash(Å)
1:CA:579:G:H2'	1:CA:580:U:C6	2.44	0.52
34:DE:174:ASP:OD2	34:DE:175:VAL:N	2.40	0.52
31:DA:1865:G:H2'	31:DA:1876:A:N7	2.24	0.52
43:BR:2:ARG:HB2	43:BR:5:LYS:HE3	1.92	0.52
39:BN:47:ALA:CB	39:BN:112:LEU:HD11	2.31	0.52
24:D2:57:ILE:HG21	24:D2:59:ARG:NH1	2.24	0.52
47:BV:15:GLU:O	47:BV:98:GLU:OE2	2.28	0.52
38:DI:109:ILE:HG22	38:DI:130:TYR:OH	2.09	0.52
1:CA:343:U:C2	1:CA:347:G:C2	2.97	0.52
1:CA:342:C:C2'	1:CA:343:U:H5'	2.39	0.52
23:B1:25:LYS:O	23:B1:26:ARG:HG3	2.10	0.52
31:BA:2030:A:C5'	31:BA:2031:A:OP1	2.54	0.52
31:DA:2306:C:H5''	31:DA:2307:G:O4'	2.09	0.52
31:BA:1288:U:H4'	31:BA:1289:C:OP2	2.09	0.52
31:BA:2807:G:H3'	31:BA:2808:U:H5''	1.92	0.52
9:CI:116:LYS:O	9:CI:118:LYS:N	2.42	0.52
1:AA:545:C:H5''	4:AD:72:GLU:HG2	1.92	0.52
28:B6:19:ARG:O	28:B6:20:ASN:O	2.28	0.52
31:BA:271(D):G:H2'	31:BA:271(E):U:O4'	2.10	0.52
1:CA:553:A:H2'	1:CA:554:C:C6	2.45	0.52
9:CI:53:VAL:HB	9:CI:92:TYR:HE2	1.75	0.52
3:CC:157:ILE:CD1	3:CC:166:GLU:HB2	2.39	0.52
3:AC:157:ILE:CD1	3:AC:166:GLU:HB2	2.39	0.52
31:BA:185:U:H4'	31:BA:218:A:H4'	1.92	0.52
1:CA:1290:G:N3	1:CA:1290:G:H2'	2.25	0.52
1:AA:1320:C:H5'	19:AS:70:LYS:HG2	1.90	0.52
31:BA:2536:G:C5	31:BA:2537:U:C5	2.98	0.52
45:BT:92:GLY:C	45:BT:94:ALA:H	2.12	0.52
19:CS:29:ARG:HB3	19:CS:47:HIS:HA	1.92	0.52
31:DA:1027:A:N6	31:DA:1126:A:C4	2.78	0.52
1:AA:936:C:H2'	1:AA:937:A:O4'	2.10	0.52
1:AA:70:G:H2'	1:AA:71:C:C6	2.45	0.52
1:CA:1316:G:H2'	1:CA:1317:C:H5''	1.91	0.52
1:CA:1470:G:C2'	1:CA:1471:G:H5'	2.39	0.52
31:BA:790:C:O2'	31:BA:791:C:C5'	2.57	0.52
50:DY:52:SER:O	50:DY:54:LYS:N	2.41	0.52
1:CA:20:U:H2'	1:CA:21:G:O4'	2.09	0.52
4:CD:148:VAL:HG12	4:CD:149:ALA:N	2.25	0.52
11:AK:15:ALA:HA	11:AK:77:MET:HA	1.91	0.52
1:AA:376:G:H2'	1:AA:377:G:H8	1.74	0.52
50:BY:9:LYS:HA	50:BY:30:VAL:HG21	1.92	0.52
31:BA:2302:G:C6	31:BA:2315:G:C6	2.98	0.52

Continued on next page...

Continued from previous page...

Atom-1	Atom-2	Distance(Å)	Clash(Å)
44:DS:35:ILE:H	44:DS:53:SER:CB	2.23	0.52
39:DN:39:ARG:HD3	39:DN:41:ASP:HB2	1.91	0.52
41:DP:17:LYS:C	41:DP:19:VAL:N	2.62	0.52
24:B2:22:GLU:O	24:B2:25:VAL:HG12	2.10	0.52
31:DA:2335:A:N7	31:DA:2337:G:C5	2.78	0.52
32:DB:42:C:O4'	36:DG:69:ALA:HB2	2.10	0.52
1:CA:377:G:O2'	1:CA:378:G:H5'	2.10	0.52
30:D8:31:HIS:O	30:D8:32:LEU:C	2.47	0.52
45:DT:35:LYS:O	45:DT:37:GLY:N	2.43	0.52
45:DT:38:ASN:HD22	45:DT:40:THR:N	2.07	0.52
1:CA:542:G:H5'	4:CD:41:GLY:HA3	1.91	0.52
35:DF:63:LYS:HE2	35:DF:67:GLN:HB2	1.91	0.52
35:DF:65:TRP:O	35:DF:67:GLN:N	2.43	0.52
37:DH:54:ARG:HB3	37:DH:65:HIS:CD2	2.45	0.52
31:DA:2016:U:H2'	31:DA:2017:U:C6	2.44	0.52
31:BA:309:G:N3	31:BA:329:G:O2'	2.41	0.52
31:BA:1527:G:C5'	31:BA:1528:A:OP1	2.58	0.52
1:AA:989:C:N4	1:AA:1216:G:H1	2.07	0.52
1:CA:52:G:C2'	1:CA:53:A:H5'	2.39	0.52
1:CA:1199:U:H4'	10:CJ:54:PHE:CE1	2.44	0.52
31:DA:1497:U:H3	31:DA:1578:U:P	2.32	0.52
31:BA:1330:C:O2'	31:BA:1331:A:H5'	2.10	0.52
31:BA:1786:A:H2	31:BA:2606:C:H1'	1.75	0.52
1:AA:707:C:O2	1:AA:708:C:C6	2.63	0.52
31:BA:2660:A:H5''	31:BA:2661:G:N2	2.24	0.52
31:BA:2656:U:N3	31:BA:2665:A:H2	2.05	0.52
39:DN:131:GLN:NE2	39:DN:134:ARG:HA	2.24	0.52
22:D0:43:THR:HG22	31:DA:2331:G:O3'	2.09	0.52
33:DD:131:LEU:HB2	33:DD:136:ILE:CD1	2.38	0.52
33:DD:255:LYS:CE	33:DD:255:LYS:H	2.21	0.52
1:AA:929:G:C6	1:AA:930:C:N4	2.78	0.52
47:DV:83:ARG:CG	47:DV:83:ARG:NH1	2.64	0.52
18:CR:57:GLY:C	18:CR:58:LEU:HD12	2.29	0.52
31:BA:2779:U:O2	31:BA:2779:U:O4'	2.28	0.52
1:CA:1452:C:O4'	1:CA:1456:G:C2	2.63	0.52
3:AC:108:ASN:ND2	3:AC:111:LEU:HD12	2.24	0.52
31:DA:639:U:H2'	31:DA:640:C:H6	1.73	0.52
20:AT:75:ASN:ND2	20:AT:75:ASN:H	2.07	0.52
7:CG:111:ARG:HB3	7:CG:113:GLU:HG2	1.92	0.52
31:DA:2646:C:H2'	31:DA:2647:U:O4'	2.09	0.52
36:DG:52:ILE:HG22	36:DG:54:GLU:CG	2.39	0.52
20:AT:12:ALA:O	20:AT:15:ARG:HB2	2.10	0.52

Continued on next page...

Continued from previous page...

Atom-1	Atom-2	Distance(Å)	Clash(Å)
7:AG:111:ARG:HB3	7:AG:113:GLU:HG2	1.92	0.52
1:CA:719:C:H5	1:CA:720:C:C4	2.27	0.52
9:CI:79:LEU:O	9:CI:79:LEU:HD22	2.09	0.52
15:CO:8:LYS:HG2	15:CO:12:ILE:HD11	1.92	0.52
31:DA:2102:U:C6	31:DA:2187:G:O6	2.62	0.52
31:BA:357:A:C2	31:BA:358:U:O2	2.63	0.52
41:DP:108:LYS:O	41:DP:110:TYR:N	2.41	0.52
2:AB:135:GLN:O	2:AB:139:LYS:HB2	2.09	0.52
17:AQ:74:LEU:HD12	17:AQ:75:ARG:HG2	1.92	0.52
5:AE:135:THR:O	5:AE:138:ALA:HB3	2.10	0.52
31:BA:971:C:H2'	31:BA:972:G:H5'	1.91	0.52
31:BA:693:C:O2'	31:BA:694:U:H5'	2.09	0.52
27:D5:50:GLY:O	27:D5:51:TYR:CD1	2.62	0.52
41:BP:47:ASP:CB	41:BP:48:PRO:O	2.46	0.52
31:BA:995:C:O2	39:BN:4:TYR:OH	2.25	0.52
22:B0:11:ARG:O	22:B0:14:ARG:NH2	2.43	0.52
1:CA:621:A:O2'	1:CA:622:A:H5'	2.10	0.52
1:CA:624:C:H2'	1:CA:625:G:C8	2.44	0.52
2:CB:71:VAL:HB	2:CB:164:VAL:HG22	1.92	0.52
1:CA:376:G:O2'	1:CA:377:G:H5'	2.10	0.52
27:D5:16:ARG:NH2	31:DA:517:C:OP1	2.42	0.52
23:B1:26:ARG:CD	23:B1:34:THR:HB	2.40	0.52
23:B1:33:LYS:HB3	31:BA:2395:C:O2'	2.10	0.52
45:BT:33:LYS:H	45:BT:33:LYS:HZ2	1.58	0.52
31:BA:2632:A:N3	34:BE:61:ARG:NH1	2.58	0.52
31:DA:2017:U:H5''	31:DA:2018:G:P	2.49	0.52
31:BA:2394:C:OP1	41:BP:63:PRO:CD	2.50	0.52
1:CA:1410:G:C2	1:CA:1411:C:C2	2.98	0.52
49:DX:72:LYS:HG3	49:DX:73:ARG:N	2.19	0.52
31:BA:768:G:O2'	31:BA:1379:A:N6	2.42	0.52
31:DA:768:G:O2'	31:DA:1379:A:N6	2.43	0.52
39:BN:43:THR:HG22	39:BN:45:ASN:ND2	2.24	0.52
31:DA:1856:G:H2'	31:DA:1857:G:H5'	1.92	0.52
49:DX:62:LYS:CB	49:DX:69:TYR:H	2.18	0.52
31:DA:1578:U:O2	31:DA:1578:U:H2'	2.09	0.52
1:AA:683:G:C6	1:AA:684:A:C5	2.98	0.52
31:DA:562:U:C4	31:DA:2036:C:O4'	2.63	0.52
33:BD:43:ARG:HD2	33:BD:44:ASN:OD1	2.10	0.52
31:BA:1047:G:N2	31:BA:1111:A:N6	2.54	0.52
31:DA:582:G:H2'	31:DA:583:G:C8	2.45	0.52
31:DA:2567:G:H2'	31:DA:2568:C:H6	1.70	0.52
1:AA:38:G:N1	1:AA:397:A:C2	2.78	0.52

Continued on next page...

Continued from previous page...

Atom-1	Atom-2	Distance(Å)	Clash(Å)
1:CA:192:U:H4'	20:CT:103:GLY:HA2	1.92	0.52
1:CA:560:U:H5'	1:CA:566:G:N2	2.24	0.52
1:CA:826:C:H2'	1:CA:827:U:C6	2.44	0.52
31:DA:1836:C:H2'	31:DA:1837:C:H6	1.75	0.52
50:DY:2:ARG:C	50:DY:4:LYS:N	2.62	0.52
1:AA:657:G:C2	1:AA:750:G:C5	2.98	0.52
45:DT:106:SER:O	45:DT:107:ASP:CB	2.58	0.52
1:AA:1184:G:H2'	1:AA:1185:G:C8	2.42	0.52
31:BA:2870:C:H5''	43:BR:65:LEU:HD21	1.91	0.52
8:AH:6:ILE:CD1	8:AH:6:ILE:H	2.23	0.52
42:DQ:58:PHE:CD1	42:DQ:58:PHE:O	2.62	0.52
25:B3:13:ILE:HD13	25:B3:13:ILE:N	2.25	0.52
1:AA:1052:U:H2'	1:AA:1055:A:OP1	2.10	0.52
5:CE:148:VAL:HG21	8:CH:107:LEU:HD22	1.92	0.52
6:AF:7:ASN:ND2	6:AF:7:ASN:N	2.56	0.52
34:BE:70:ALA:O	34:BE:71:GLY:C	2.48	0.52
25:D3:45:GLY:O	25:D3:48:GLU:HB2	2.10	0.52
1:CA:70:G:H2'	1:CA:71:C:C6	2.45	0.52
7:CG:66:VAL:O	7:CG:70:LYS:HG3	2.09	0.52
40:BO:69:ILE:O	40:BO:76:ALA:HA	2.10	0.52
39:BN:98:VAL:HG23	39:BN:99:LEU:H	1.74	0.52
10:AJ:48:THR:HA	10:AJ:62:HIS:HB3	1.91	0.52
31:DA:664:C:H4'	31:DA:941:A:OP1	2.10	0.52
31:BA:1015:G:C2'	31:BA:1016:G:H5'	2.40	0.52
2:CB:170:GLU:O	2:CB:174:VAL:HG23	2.10	0.52
19:CS:51:VAL:HG21	19:CS:71:LEU:HB3	1.91	0.52
31:BA:300:A:H2'	31:BA:334:C:H1'	1.92	0.52
1:AA:355:C:O2'	1:AA:356:A:H5'	2.10	0.52
34:DE:119:ARG:HB3	34:DE:120:TRP:CD1	2.45	0.52
44:BS:56:LEU:O	44:BS:57:LYS:CB	2.58	0.52
51:BZ:54:HIS:HE1	51:BZ:123:ASP:CG	2.14	0.52
35:BF:199:TRP:CH2	35:BF:203:GLN:NE2	2.77	0.52
24:D2:22:GLU:O	24:D2:25:VAL:HG12	2.10	0.52
31:BA:1820:U:H4'	31:BA:1821:A:OP2	2.10	0.52
49:DX:37:THR:HG23	49:DX:54:VAL:HB	1.91	0.52
49:DX:55:ASN:HB2	49:DX:78:LYS:CD	2.40	0.52
31:BA:2000:G:OP2	43:BR:3:HIS:CE1	2.63	0.52
31:BA:1141:U:OP1	39:BN:25:ARG:NH1	2.43	0.52
31:DA:1495:A:N3	31:DA:1495:A:H2'	2.24	0.52
31:BA:1495:A:H2'	31:BA:1495:A:N3	2.25	0.52
23:D1:26:ARG:CD	23:D1:34:THR:HB	2.39	0.52
31:DA:1300:U:C3'	31:DA:1301:A:C5'	2.88	0.52

Continued on next page...

Continued from previous page...

Atom-1	Atom-2	Distance(Å)	Clash(Å)
45:BT:28:VAL:O	45:BT:29:ARG:HD2	2.09	0.52
45:BT:32:TYR:CD2	45:BT:81:PRO:HB2	2.45	0.52
31:BA:2810:A:H2'	34:BE:61:ARG:HH21	1.75	0.52
31:DA:2021:C:H4'	31:DA:2022:U:OP2	2.09	0.52
34:DE:116:VAL:HG13	34:DE:122:PHE:HB2	1.92	0.52
31:DA:142:A:N6	31:DA:1595:G:O2'	2.42	0.52
3:CC:46:GLU:O	3:CC:47:LEU:HB2	2.10	0.52
3:AC:46:GLU:O	3:AC:47:LEU:HB2	2.10	0.52
1:AA:450:G:H1	1:AA:483:C:H42	1.58	0.52
45:DT:100:TYR:HD2	45:DT:103:ARG:HH21	1.53	0.52
33:BD:173:VAL:HG23	33:BD:174:ILE:N	2.25	0.52
17:CQ:65:ILE:HD12	17:CQ:69:LYS:O	2.10	0.52
1:CA:552:U:O2'	1:CA:553:A:H5'	2.09	0.52
1:CA:1128:C:H1'	1:CA:1146:A:H61	1.75	0.52
1:AA:1103:C:H5''	2:AB:98:LEU:HD13	1.92	0.52
31:BA:449:A:OP1	35:BF:84:VAL:O	2.28	0.52
4:CD:106:TYR:CE1	4:CD:112:VAL:O	2.63	0.52
9:CI:99:LEU:HD12	9:CI:101:PHE:CE1	2.44	0.52
1:CA:134:A:H1'	1:CA:325:A:C5	2.45	0.52
8:AH:10:LEU:HD13	8:AH:83:ILE:HD11	1.92	0.52
50:DY:88:LYS:O	50:DY:89:PHE:HB2	2.09	0.52
1:CA:577:G:C8	1:CA:816:A:C6	2.98	0.52
36:BG:52:ILE:HG22	36:BG:54:GLU:CG	2.39	0.52
31:DA:1670:C:O2	34:DE:129:HIS:CE1	2.62	0.52
9:AI:99:LEU:HD12	9:AI:101:PHE:CE1	2.44	0.52
34:BE:87:GLU:O	34:BE:87:GLU:HG3	2.10	0.52
1:CA:96:U:O2'	1:CA:97:G:P	2.68	0.52
31:BA:1839:G:C8	31:BA:1927:A:H1'	2.45	0.52
31:BA:1051:G:H5'	31:BA:2752:C:O2'	2.10	0.52
6:AF:89:MET:HG2	6:AF:91:VAL:HG23	1.92	0.52
42:DQ:42:ILE:HD13	42:DQ:97:VAL:CG2	2.40	0.52
5:AE:36:ASP:O	5:AE:37:ARG:HB2	2.09	0.52
31:BA:1446:C:O2	31:BA:1447:G:C8	2.63	0.52
31:BA:272(D):G:H1	31:BA:364:C:H42	1.56	0.52
31:DA:271(X):G:H2'	31:DA:271(Y):U:H5''	1.92	0.52
16:AP:49:LEU:HG	16:AP:50:LYS:N	2.25	0.52
5:AE:80:ILE:HG22	8:AH:104:ARG:CZ	2.39	0.52
1:AA:1001(A):G:H2'	1:AA:1002:G:O4'	2.10	0.52
36:DG:37:VAL:HG23	36:DG:99:MET:HG3	1.92	0.52
27:D5:34:PRO:HG3	31:DA:2885:C:O2'	2.10	0.51
41:BP:17:LYS:C	41:BP:19:VAL:N	2.60	0.51
31:DA:993:G:N2	47:DV:91:TYR:OH	2.43	0.51

Continued on next page...

Continued from previous page...

Atom-1	Atom-2	Distance(Å)	Clash(Å)
1:CA:522:C:H41	12:CL:53:ARG:HH22	1.58	0.51
46:BU:92:ARG:HH22	47:BV:10:LYS:CB	2.23	0.51
28:D6:15:GLU:OE2	28:D6:43:CYS:HB3	2.10	0.51
28:B6:32:ASN:O	28:B6:33:LYS:CB	2.59	0.51
31:BA:547:A:C8	31:BA:549:G:C6	2.98	0.51
49:BX:60:ARG:NH2	49:BX:74:PRO:HG2	2.25	0.51
31:BA:1657:C:H2'	31:BA:1658:C:H6	1.74	0.51
1:CA:1003:G:C2'	1:CA:1004:A:H4'	2.33	0.51
31:DA:506:G:O3'	31:DA:507:A:H8	1.93	0.51
1:CA:353:A:C2'	1:CA:354:G:OP2	2.58	0.51
1:CA:1189:C:H5''	3:CC:5:ILE:HG21	1.91	0.51
1:CA:327:A:H3'	1:CA:328:C:H5''	1.92	0.51
1:CA:710:G:OP1	6:CF:54:LYS:HE3	2.09	0.51
31:BA:1109:C:H5	31:BA:1110:G:C8	2.28	0.51
31:DA:1486:A:H2'	31:DA:1487:G:C8	2.45	0.51
38:DI:5:LEU:N	38:DI:5:LEU:HD23	2.25	0.51
51:BZ:40:ASP:HB3	51:BZ:43:GLU:HB2	1.90	0.51
5:CE:12:LEU:C	5:CE:12:LEU:HD22	2.30	0.51
3:AC:111:LEU:HD21	3:AC:145:GLY:O	2.10	0.51
31:BA:2700:C:C2'	31:BA:2701:C:H5'	2.40	0.51
31:DA:1935:G:H1'	31:DA:1964:G:N2	2.26	0.51
42:BQ:54:MET:HB3	42:BQ:64:ILE:CD1	2.40	0.51
1:AA:189:G:C6	1:AA:189(A):C:C4	2.98	0.51
1:AA:1372:U:OP1	9:AI:72:GLY:N	2.43	0.51
1:CA:858:G:O6	1:CA:869:G:H3'	2.09	0.51
6:AF:6:VAL:HG13	6:AF:90:VAL:HG22	1.92	0.51
31:BA:236:C:H2'	31:BA:237:C:H6	1.75	0.51
10:AJ:96:ILE:N	10:AJ:96:ILE:HD13	2.25	0.51
31:BA:892:G:H3'	31:BA:892:G:N3	2.26	0.51
1:AA:1386:G:C2	1:AA:1387:G:C8	2.98	0.51
31:DA:228:A:H2'	31:DA:230:U:O4'	2.10	0.51
1:CA:370:C:H2'	1:CA:371:G:C8	2.44	0.51
19:AS:65:ASN:HB2	19:AS:66:MET:HE3	1.91	0.51
2:CB:178:ARG:HH21	8:CH:68:ARG:HH22	1.57	0.51
21:AU:9:ARG:O	21:AU:13:ILE:HG13	2.10	0.51
2:AB:170:GLU:O	2:AB:174:VAL:HG23	2.09	0.51
17:AQ:76:LEU:HD12	17:AQ:77:VAL:H	1.75	0.51
19:CS:22:LEU:HD13	19:CS:27:GLU:HB2	1.92	0.51
1:AA:304:U:H2'	1:AA:305:G:C8	2.45	0.51
31:BA:1323:U:H2'	31:BA:1324:G:H5'	1.91	0.51
13:CM:32:GLU:OE2	13:CM:64:TRP:HH2	1.93	0.51
1:CA:696:A:H8	1:CA:696:A:O5'	1.93	0.51

Continued on next page...

Continued from previous page...

Atom-1	Atom-2	Distance(Å)	Clash(Å)
1:CA:1416:G:H2'	1:CA:1417:G:O4'	2.10	0.51
1:AA:375:U:O3'	16:AP:6:LEU:HB2	2.10	0.51
44:BS:16:ASN:C	44:BS:17:ARG:O	2.46	0.51
23:B1:19:GLN:CD	23:B1:44:PRO:HB3	2.30	0.51
2:CB:84:GLU:HB3	2:CB:219:VAL:CG2	2.29	0.51
49:DX:35:THR:O	49:DX:39:ILE:CG2	2.58	0.51
31:BA:542:C:N4	31:BA:543:C:H42	1.96	0.51
4:AD:30:LYS:C	4:AD:32:ALA:H	2.14	0.51
37:DH:41:MET:HE1	37:DH:54:ARG:HA	1.91	0.51
31:DA:2019:A:H2'	31:DA:2020:A:O5'	2.10	0.51
31:DA:2484:G:C2	31:DA:2485:G:C8	2.98	0.51
51:BZ:150:LEU:N	51:BZ:150:LEU:HD13	2.25	0.51
31:DA:786:C:O2'	31:DA:787:U:H5'	2.09	0.51
1:CA:1216:G:H5''	14:CN:5:ALA:CB	2.40	0.51
1:AA:1409:C:N4	1:AA:1491:G:H1	2.07	0.51
46:BU:104:GLN:HB2	47:BV:43:GLU:OE2	2.10	0.51
14:CN:40:CYS:SG	14:CN:42:ILE:HG12	2.50	0.51
38:BI:62:LYS:HE2	38:BI:134:PRO:CG	2.40	0.51
50:BY:45:VAL:HG22	50:BY:62:GLU:HB2	1.91	0.51
16:CP:39:TYR:CD2	16:CP:73:LEU:HD13	2.46	0.51
34:BE:201:THR:HG22	34:BE:203:LYS:N	2.25	0.51
31:DA:782:A:H5'	31:DA:783:A:C2	2.45	0.51
1:AA:1233:G:H2'	1:AA:1234:C:C6	2.45	0.51
5:CE:34:VAL:O	5:CE:41:VAL:HG12	2.10	0.51
31:BA:1420:U:O2'	31:BA:1421:G:OP1	2.27	0.51
31:DA:527:C:O4'	31:DA:527:C:O2	2.27	0.51
45:BT:100:TYR:HB3	45:BT:103:ARG:HE	1.76	0.51
3:AC:73:PRO:HA	3:AC:76:VAL:HG13	1.91	0.51
31:DA:1171:G:N7	31:DA:1173:G:H1'	2.25	0.51
1:AA:816:A:OP2	1:AA:1527:C:H5'	2.10	0.51
31:BA:1531:C:H3'	31:BA:1532:C:C4'	2.40	0.51
31:DA:1531:C:H3'	31:DA:1532:C:C4'	2.41	0.51
7:AG:22:LEU:HG	7:AG:62:PHE:HE2	1.75	0.51
22:B0:48:GLY:HA3	22:B0:80:HIS:CE1	2.45	0.51
1:AA:278:G:O4'	1:AA:282:A:H1'	2.10	0.51
38:DI:45:LYS:O	38:DI:48:GLU:N	2.44	0.51
1:AA:1316:G:H2'	1:AA:1317:C:H5''	1.92	0.51
12:CL:102:ARG:HD2	12:CL:108:ALA:O	2.10	0.51
10:CJ:7:LYS:HB2	10:CJ:97:GLU:HB2	1.92	0.51
31:BA:228:A:H2'	31:BA:230:U:O4'	2.10	0.51
41:DP:108:LYS:C	41:DP:110:TYR:N	2.64	0.51
31:BA:1439:A:C2	31:BA:1553:A:C4	2.98	0.51

Continued on next page...

Continued from previous page...

Atom-1	Atom-2	Distance(Å)	Clash(Å)
38:DI:110:ASP:C	38:DI:112:LYS:H	2.13	0.51
36:BG:125:PHE:CE2	36:BG:173:LEU:HD12	2.45	0.51
34:DE:108:SER:HB3	34:DE:165:VAL:HG21	1.92	0.51
1:AA:781:A:C3'	1:AA:782:A:H5'	2.39	0.51
5:AE:45:PHE:CE2	5:AE:47:LYS:HD2	2.44	0.51
31:DA:1198:U:H2'	31:DA:1199:U:C6	2.46	0.51
49:BX:8:ILE:H	49:BX:8:ILE:HD12	1.75	0.51
3:CC:102:ASN:O	3:CC:103:VAL:HG23	2.11	0.51
37:DH:126:PRO:HB2	37:DH:130:ARG:NH1	2.25	0.51
1:CA:81:U:C4	1:CA:83:U:C5	2.99	0.51
1:AA:811:C:O2'	1:AA:901:A:N1	2.42	0.51
50:BY:28:LYS:CE	50:BY:30:VAL:HG22	2.28	0.51
51:BZ:99:TYR:HB3	51:BZ:123:ASP:OD1	2.11	0.51
32:DB:52:A:O2'	32:DB:53:A:C8	2.58	0.51
46:BU:64:ARG:CA	46:BU:64:ARG:CZ	2.70	0.51
27:D5:32:PRO:HD2	31:DA:2886:G:O2'	2.10	0.51
35:BF:1:MET:O	35:BF:2:LYS:C	2.48	0.51
35:BF:2:LYS:O	35:BF:25:PRO:HG2	2.11	0.51
44:BS:26:LEU:HA	44:BS:39:ILE:HD13	1.92	0.51
31:BA:995:C:N3	39:BN:4:TYR:HE1	2.08	0.51
35:DF:1:MET:O	35:DF:2:LYS:C	2.48	0.51
45:BT:33:LYS:HZ2	45:BT:33:LYS:HA	1.75	0.51
2:AB:84:GLU:OE1	2:AB:219:VAL:HB	2.10	0.51
31:DA:2023:G:C2	31:DA:2024:G:C8	2.98	0.51
31:BA:271(P):C:H2'	31:BA:271(Q):G:O5'	2.10	0.51
31:BA:271(R):G:C2'	31:BA:271(S):G:H5'	2.40	0.51
31:BA:310:A:OP1	50:BY:18:GLY:HA2	2.11	0.51
37:BH:54:ARG:CG	37:BH:65:HIS:HD2	2.22	0.51
31:BA:2308:G:H2'	31:BA:2309:A:N7	2.26	0.51
31:DA:466:A:H1'	31:DA:683:C:O4'	2.10	0.51
31:DA:467:G:H2'	31:DA:468:G:H5'	1.92	0.51
45:BT:106:SER:O	45:BT:107:ASP:CB	2.58	0.51
1:AA:1003:G:N3	1:AA:1004:A:H1'	2.26	0.51
47:BV:43:GLU:N	47:BV:48:GLY:HA2	2.25	0.51
3:CC:36:ASP:HB3	3:CC:40:ARG:HH12	1.75	0.51
31:DA:1859:A:C6	31:DA:1884:A:C8	2.98	0.51
45:BT:91:ARG:HA	45:BT:117:ASP:H	1.76	0.51
31:BA:1786:A:C2	31:BA:2606:C:H1'	2.44	0.51
13:AM:81:LEU:HD21	13:AM:88:ARG:HH22	1.75	0.51
16:AP:39:TYR:CE1	16:AP:41:PRO:HA	2.46	0.51
1:CA:1233:G:H2'	1:CA:1234:C:C6	2.45	0.51
34:BE:93:VAL:H	34:BE:95:ILE:HD13	1.75	0.51

Continued on next page...

Continued from previous page...

Atom-1	Atom-2	Distance(Å)	Clash(Å)
15:CO:87:ILE:HG22	15:CO:88:ARG:HG3	1.92	0.51
1:AA:66:G:C4'	1:AA:173:U:C4	2.94	0.51
12:AL:32:PHE:CB	12:AL:84:LEU:HD21	2.40	0.51
5:AE:34:VAL:O	5:AE:41:VAL:HG12	2.11	0.51
12:CL:18:VAL:O	12:CL:19:ARG:HB3	2.10	0.51
31:BA:2646:C:H2'	31:BA:2647:U:O4'	2.10	0.51
49:DX:40:LYS:C	49:DX:42:ALA:H	2.13	0.51
31:BA:106:C:H1'	50:BY:2:ARG:NE	2.25	0.51
1:CA:80:G:N1	1:CA:89:C:N4	2.57	0.51
1:AA:79:G:H4'	1:AA:80:G:OP1	2.10	0.51
45:BT:56:GLY:O	45:BT:59:THR:CG2	2.58	0.51
1:AA:22:G:O2'	1:AA:23:C:H5'	2.11	0.51
1:CA:1074:G:N3	1:CA:1102:A:C2	2.78	0.51
1:CA:55:A:C4	1:CA:56:U:C6	2.99	0.51
1:AA:1290:G:N3	1:AA:1290:G:H2'	2.24	0.51
2:AB:27:LYS:HD2	2:AB:193:ASP:HB2	1.90	0.51
34:BE:179:GLU:HB3	34:BE:181:LEU:CD2	2.40	0.51
40:DO:35:VAL:HA	40:DO:62:VAL:HG12	1.92	0.51
6:AF:50:TYR:CZ	18:AR:77:GLY:HA2	2.45	0.51
1:AA:246:A:C4	1:AA:282:A:N6	2.78	0.51
27:D5:11:THR:HG23	31:DA:1264:G:H5'	1.92	0.51
1:AA:97:G:O2'	1:AA:98:G:O5'	2.28	0.51
31:BA:1935:G:C6	31:BA:1962:C:C6	2.97	0.51
1:AA:723:U:H5''	1:AA:724:G:OP2	2.08	0.51
31:BA:117:G:H5''	31:BA:118:A:OP2	2.10	0.51
31:DA:363(C):G:H2'	31:DA:363(D):G:O4'	2.11	0.51
16:CP:49:LEU:HG	16:CP:50:LYS:N	2.25	0.51
31:BA:1499:C:O2'	31:BA:1500:G:H5'	2.09	0.51
1:AA:1148:U:H2'	1:AA:1149:C:O4'	2.11	0.51
29:B7:47:ARG:C	29:B7:48:LYS:HD3	2.30	0.51
2:CB:178:ARG:NH2	8:CH:68:ARG:HH22	2.08	0.51
31:BA:2386:C:H2'	31:BA:2387:U:C6	2.45	0.51
1:AA:585:G:N3	1:AA:879:C:H4'	2.25	0.51
31:BA:2065:C:H2'	31:BA:2066:C:C6	2.45	0.51
10:CJ:48:THR:HA	10:CJ:62:HIS:HB3	1.91	0.51
36:BG:133:LEU:HD12	36:BG:133:LEU:C	2.30	0.51
1:AA:27:G:O2'	1:AA:28:G:H5'	2.10	0.51
19:AS:22:LEU:HD13	19:AS:27:GLU:HB2	1.92	0.51
50:DY:95:LYS:HD3	50:DY:100:ALA:CB	2.14	0.51
24:D2:23:LYS:HB2	49:DX:5:TYR:CE1	2.46	0.51
2:CB:115:LEU:HB2	2:CB:145:LEU:HD12	1.92	0.51
47:DV:75:PHE:CE1	47:DV:89:GLN:CB	2.84	0.51

Continued on next page...

Continued from previous page...

Atom-1	Atom-2	Distance(Å)	Clash(Å)
42:BQ:7:MET:O	42:BQ:10:ARG:NH2	2.43	0.51
49:BX:38:GLU:OE1	49:BX:38:GLU:CA	2.58	0.51
28:D6:29:ASN:O	28:D6:30:THR:C	2.49	0.51
31:DA:1495:A:H2'	31:DA:1496:A:N3	2.25	0.51
49:DX:38:GLU:OE1	49:DX:38:GLU:CA	2.58	0.51
39:DN:78:TYR:HD1	39:DN:79:PRO:HD3	1.75	0.51
39:DN:78:TYR:CD1	39:DN:79:PRO:CD	2.89	0.51
31:DA:676:A:C2	31:DA:802:A:N6	2.69	0.51
45:DT:28:VAL:HB	45:DT:88:ILE:HG13	1.91	0.51
1:AA:428:G:C4'	1:AA:429:U:O5'	2.58	0.51
1:AA:503:C:H2'	1:AA:504:C:C6	2.43	0.51
10:CJ:84:GLN:O	10:CJ:88:LEU:HB2	2.09	0.51
49:BX:73:ARG:N	49:BX:74:PRO:HD3	2.25	0.51
31:DA:1786:A:H2	31:DA:2606:C:H1'	1.76	0.51
31:DA:1786:A:C2	31:DA:2606:C:H1'	2.44	0.51
1:CA:1003:G:N3	1:CA:1004:A:H1'	2.25	0.51
1:CA:989:C:N4	1:CA:1216:G:H1	2.08	0.51
1:AA:1410:G:C2	1:AA:1411:C:C2	2.99	0.51
31:BA:2689:U:C4'	31:BA:2690:C:OP2	2.59	0.51
12:CL:82:VAL:CG1	12:CL:83:VAL:H	2.16	0.51
1:CA:532:A:H61	3:CC:193:TYR:CB	2.19	0.51
31:DA:2394:C:OP1	41:DP:63:PRO:CD	2.52	0.51
31:DA:1040:C:O2'	31:DA:1041:C:OP2	2.26	0.51
30:D8:22:VAL:O	30:D8:49:VAL:HG23	2.09	0.51
41:BP:112:LEU:H	41:BP:128:HIS:CD2	2.25	0.51
37:BH:153:LYS:N	37:BH:153:LYS:CD	2.73	0.51
1:AA:342:C:C2'	1:AA:343:U:H5'	2.40	0.51
31:DA:780:G:C2	31:DA:782:A:C2	2.98	0.51
1:AA:564:C:C4	17:AQ:31:LEU:HD11	2.46	0.51
38:DI:13:GLY:O	38:DI:14:ASP:C	2.49	0.51
1:CA:561:U:O2'	1:CA:562:C:OP2	2.26	0.51
9:AI:116:LYS:O	9:AI:118:LYS:N	2.43	0.51
1:AA:832:C:N4	1:AA:855:G:C6	2.79	0.51
5:CE:34:VAL:O	5:CE:41:VAL:HA	2.11	0.51
15:AO:87:ILE:CG2	15:AO:88:ARG:N	2.73	0.51
50:BY:2:ARG:C	50:BY:4:LYS:N	2.62	0.51
1:AA:945:G:N3	1:AA:945:G:H2'	2.24	0.51
31:DA:2880:C:O2'	43:DR:90:ARG:HD3	2.10	0.51
22:B0:43:THR:HG22	31:BA:2331:G:O3'	2.09	0.51
1:AA:1238:A:N6	1:AA:1299:A:H62	2.07	0.51
1:AA:649:G:H2'	1:AA:650:G:H8	1.75	0.51
1:AA:189:G:C6	1:AA:189(A):C:N4	2.79	0.51

Continued on next page...

Continued from previous page...

Atom-1	Atom-2	Distance(Å)	Clash(Å)
15:AO:8:LYS:HG2	15:AO:12:ILE:HD11	1.91	0.51
18:CR:44:LEU:HA	18:CR:49:LYS:O	2.11	0.51
3:CC:64:VAL:HB	3:CC:99:VAL:HG12	1.93	0.51
31:DA:175:G:C5'	31:DA:175:G:H8	2.23	0.51
51:DZ:30:ASN:ND2	51:DZ:32:HIS:H	2.07	0.51
13:AM:68:GLY:HA2	13:AM:71:ARG:HB3	1.93	0.51
1:CA:229:U:C2'	1:CA:230:G:H5'	2.40	0.51
51:DZ:27:VAL:HG13	51:DZ:29:TYR:HD2	1.75	0.51
31:DA:2557:G:H2'	31:DA:2558:C:H6	1.76	0.51
31:BA:271(X):G:H2'	31:BA:271(Y):U:H5''	1.92	0.51
1:AA:264:U:O2'	17:AQ:64:PRO:HB2	2.10	0.51
31:BA:1001:A:H2'	31:BA:1002:G:O4'	2.10	0.51
1:CA:1001(A):G:H2'	1:CA:1002:G:O4'	2.09	0.51
12:AL:55:VAL:HG13	12:AL:68:ALA:O	2.10	0.51
36:DG:91:ARG:C	36:DG:91:ARG:HD2	2.31	0.51
31:DA:975:C:H2'	31:DA:975:C:O2	2.10	0.51
51:DZ:166:SER:OG	51:DZ:167:PRO:CA	2.56	0.51
50:BY:28:LYS:HE3	50:BY:37:VAL:HG12	1.92	0.51
36:BG:20:ILE:O	36:BG:24:GLY:HA2	2.10	0.51
49:BX:21:PHE:HB3	49:BX:90:GLU:HG3	1.91	0.51
31:BA:2335:A:C8	31:BA:2337:G:N7	2.79	0.51
23:B1:19:GLN:CG	23:B1:44:PRO:HG3	2.40	0.51
24:B2:57:ILE:HG21	24:B2:59:ARG:NH1	2.26	0.51
41:BP:95:VAL:HG13	41:BP:123:LEU:HD11	1.91	0.51
36:DG:56:ALA:HA	36:DG:59:GLU:OE1	2.10	0.51
34:DE:60:ASN:OD1	34:DE:62:PRO:HD2	2.11	0.51
31:BA:953:A:C2	31:BA:954:G:C8	2.98	0.51
46:DU:75:ASN:HB2	46:DU:78:THR:H	1.74	0.51
41:DP:48:PRO:O	41:DP:49:ARG:C	2.47	0.51
31:DA:548:A:HO2'	31:DA:549:G:P	2.32	0.51
31:BA:2683:C:OP1	45:BT:53:ARG:NH2	2.43	0.51
31:DA:271(K):U:H2'	31:DA:271(M):G:N2	2.24	0.51
31:DA:271(P):C:H2'	31:DA:271(Q):G:O5'	2.10	0.51
9:CI:114:TYR:HE1	10:CJ:60:ARG:O	1.93	0.51
25:D3:52:HIS:CD2	32:DB:83:G:H4'	2.45	0.51
5:CE:75:THR:HG23	5:CE:76:ILE:H	1.75	0.51
31:DA:2199:A:C5'	31:DA:2200:C:OP2	2.58	0.51
31:BA:1973:G:C4	31:BA:1974:C:C5	2.98	0.51
1:AA:930:C:O2'	1:AA:931:C:H5'	2.10	0.51
31:DA:213:A:H2'	31:DA:214:G:O4'	2.11	0.51
51:BZ:19:ARG:HA	51:BZ:23:LYS:O	2.10	0.51
1:CA:1452:C:H4'	1:CA:1456:G:N3	2.25	0.51

Continued on next page...

Continued from previous page...

Atom-1	Atom-2	Distance(Å)	Clash(Å)
45:BT:100:TYR:HD2	45:BT:103:ARG:NH2	2.08	0.51
31:DA:824:A:C2'	31:DA:825:C:H5'	2.40	0.51
31:DA:825:C:C2'	31:DA:826:U:O5'	2.58	0.51
31:DA:1750:G:O2'	31:DA:2860:A:N1	2.40	0.51
49:DX:65:ARG:HA	49:DX:65:ARG:NE	2.25	0.51
31:BA:1588:C:O2	31:BA:1588:C:H2'	2.10	0.51
4:AD:23:GLY:HA3	4:AD:112:VAL:HG22	1.91	0.51
34:DE:87:GLU:HG3	34:DE:87:GLU:O	2.09	0.51
34:BE:70:ALA:O	34:BE:72:VAL:O	2.28	0.51
31:BA:2521:C:H42	31:BA:2544:G:H1	1.58	0.51
48:DW:10:VAL:O	48:DW:11:ARG:HB2	2.09	0.51
13:CM:71:ARG:HG3	13:CM:71:ARG:O	2.10	0.51
36:DG:39:ILE:HD12	36:DG:40:ASN:N	2.25	0.51
1:AA:590:C:H2'	1:AA:591:U:C6	2.46	0.51
13:CM:32:GLU:OE2	13:CM:64:TRP:CH2	2.63	0.51
3:AC:121:ALA:HB2	3:AC:187:ALA:HB1	1.93	0.51
31:DA:1256:G:H5'	31:DA:1257:C:OP2	2.11	0.51
1:CA:678:U:H2'	1:CA:679:C:C6	2.45	0.51
31:BA:2321:G:H5''	31:BA:2322:A:OP2	2.10	0.51
1:CA:1006:C:H42	1:CA:1024:G:H21	1.58	0.51
2:CB:116:GLU:HA	2:CB:119:GLU:HB2	1.92	0.51
38:BI:124:GLY:H	38:BI:142:VAL:HG23	1.76	0.51
38:DI:73:GLU:O	38:DI:73:GLU:HG3	2.11	0.51
31:DA:1045:A:H3'	31:DA:1045:A:N3	2.25	0.51
4:AD:74:GLN:O	4:AD:78:LEU:HG	2.10	0.51
31:BA:1895:C:C2	31:BA:1896:G:C8	2.99	0.51
31:BA:1568:G:OP2	33:BD:63:ARG:NH2	2.43	0.51
31:DA:84:A:H5''	50:DY:9:LYS:HD3	1.92	0.51
31:DA:1490:A:H5'	31:DA:1491:G:OP2	2.10	0.51
23:B1:40:ARG:CD	23:B1:41:ARG:H	2.21	0.51
23:D1:9:GLY:O	23:D1:10:LYS:CB	2.59	0.51
31:BA:194:G:H2'	31:BA:195:A:O4'	2.11	0.51
32:BB:41:U:C2'	32:BB:42:C:OP1	2.58	0.51
47:DV:73:SER:OG	47:DV:75:PHE:HE1	1.91	0.51
2:AB:71:VAL:HB	2:AB:164:VAL:HG22	1.92	0.51
24:B2:18:PRO:O	24:B2:19:VAL:C	2.47	0.51
33:BD:17:THR:CG2	33:BD:204:ILE:HA	2.40	0.51
2:CB:97:TRP:CH2	2:CB:176:GLU:OE2	2.64	0.51
1:CA:377:G:OP1	16:CP:3:LYS:HD2	2.11	0.51
1:CA:1442:G:O2'	1:CA:1442(A):G:C5'	2.48	0.51
1:CA:343:U:O2	1:CA:347:G:C2	2.64	0.51
45:DT:28:VAL:HG21	45:DT:46:GLU:HG3	1.92	0.51

Continued on next page...

Continued from previous page...

Atom-1	Atom-2	Distance(Å)	Clash(Å)
31:BA:2787:C:O2	34:BE:61:ARG:NH1	2.44	0.51
30:B8:62:LEU:N	30:B8:63:PRO:HD2	2.25	0.51
31:BA:1784:A:H4'	31:BA:1785:A:C5'	2.41	0.51
31:DA:2723:C:H5''	43:DR:2:ARG:CD	2.40	0.51
10:CJ:24:VAL:HG21	10:CJ:37:PRO:HD3	1.92	0.51
33:BD:186:HIS:CD2	33:BD:187:GLY:N	2.79	0.51
31:DA:1659:U:C4	31:DA:1660:C:C5	2.99	0.51
23:B1:87:PRO:HB2	23:B1:91:LYS:CE	2.40	0.51
31:DA:547:A:C8	31:DA:549:G:O6	2.63	0.51
1:AA:1003:G:C2'	1:AA:1004:A:H4'	2.32	0.51
5:AE:139:LEU:HA	5:AE:142:LEU:HD12	1.92	0.51
1:AA:705:U:C5	1:AA:706:A:C5	2.99	0.51
31:BA:1856:G:H2'	31:BA:1857:G:H5'	1.92	0.51
31:BA:1858:G:H1'	31:BA:1884:A:N6	2.26	0.51
1:AA:192:U:C1'	20:AT:103:GLY:HA2	2.41	0.51
31:BA:796:C:H2'	31:BA:797:C:H6	1.71	0.51
38:BI:78:THR:HA	38:BI:141:LYS:HB2	1.92	0.51
33:DD:132:PRO:HG3	33:DD:190:TYR:CE1	2.45	0.51
5:CE:33:VAL:HG12	5:CE:34:VAL:N	2.26	0.51
31:BA:2565:A:C5'	31:BA:2566:A:OP2	2.58	0.51
1:CA:475:G:O2'	1:CA:476:G:H5'	2.10	0.51
1:AA:475:G:O2'	1:AA:476:G:H5'	2.11	0.51
1:AA:80:G:N1	1:AA:89:C:N4	2.58	0.51
4:CD:23:GLY:HA3	4:CD:112:VAL:HG22	1.91	0.51
50:DY:86:ARG:HG2	50:DY:87:LYS:N	2.24	0.51
22:D0:68:GLU:CG	22:D0:80:HIS:HB2	2.40	0.51
1:CA:166:G:C4	1:CA:167:G:C8	2.99	0.51
36:DG:120:LEU:O	36:DG:122:PRO:HD3	2.11	0.51
31:BA:649:G:H2'	31:BA:650:C:H6	1.75	0.51
10:AJ:7:LYS:HB2	10:AJ:97:GLU:HB2	1.92	0.51
1:CA:987:G:N2	1:CA:1219:U:C2	2.79	0.51
41:BP:108:LYS:O	41:BP:110:TYR:N	2.44	0.51
31:DA:934:G:H2'	31:DA:935:C:C6	2.46	0.51
32:BB:50:G:O5'	32:BB:50:G:H8	1.93	0.51
40:BO:26:LYS:HB2	40:BO:30:ALA:HB2	1.92	0.51
1:CA:365:U:H5''	1:CA:366:C:OP1	2.11	0.51
31:DA:729:G:O5'	33:DD:208:LYS:NZ	2.38	0.51
16:AP:1:MET:HG2	16:AP:2:VAL:O	2.10	0.51
31:DA:596:G:C5	31:DA:597:U:C5	2.99	0.51
31:BA:83:G:H1	31:BA:102:G:H2'	1.76	0.51
31:BA:2722:G:H2'	31:BA:2723:C:C6	2.45	0.51
44:BS:57:LYS:CG	44:BS:58:LEU:H	2.24	0.51

Continued on next page...

Continued from previous page...

Atom-1	Atom-2	Distance(Å)	Clash(Å)
42:BQ:141:GLN:O	51:BZ:70:LEU:HD22	2.11	0.51
44:DS:54:LEU:HA	44:DS:57:LYS:O	2.09	0.51
31:DA:607:U:O2	31:DA:621:A:N1	2.43	0.51
24:D2:26:ARG:NE	24:D2:29:LYS:HE2	2.24	0.51
31:BA:1341:U:H3'	31:BA:1397:U:O2	2.11	0.51
31:DA:1902:C:H2'	31:DA:1903:G:O5'	2.11	0.51
6:CF:17:SER:O	6:CF:21:LEU:HD22	2.11	0.51
34:DE:52:LEU:O	34:DE:74:PRO:CA	2.59	0.51
31:BA:2286:A:H5''	31:BA:2287:A:O4'	2.10	0.51
35:DF:21:ALA:HB3	35:DF:23:ASP:OD2	2.10	0.51
39:BN:2:LYS:NZ	46:BU:94:ASN:ND2	2.59	0.51
1:CA:376:G:O3'	16:CP:5:ARG:HD2	2.10	0.51
31:DA:686:G:N2	31:DA:788:A:H61	2.08	0.51
50:BY:81:LYS:HD3	50:BY:97:ARG:HG3	1.93	0.51
39:DN:78:TYR:HD1	39:DN:79:PRO:N	2.08	0.51
39:BN:17:ASP:CG	39:BN:17:ASP:O	2.44	0.51
31:DA:1301:A:C8	31:DA:1303:G:C8	2.99	0.51
39:BN:78:TYR:HD1	39:BN:79:PRO:CG	2.23	0.51
31:BA:271(K):U:H2'	31:BA:271(M):G:N2	2.26	0.51
1:CA:1504:G:OP1	1:CA:1507:A:H4'	2.11	0.51
1:CA:1508:G:H2'	1:CA:1509:C:C6	2.45	0.51
33:BD:224:ALA:O	33:BD:225:ALA:HB2	2.10	0.51
32:BB:82:G:H2'	32:BB:83:G:C5'	2.37	0.51
31:BA:2199:A:OP2	31:BA:2200:C:C5	2.61	0.51
2:AB:17:PHE:O	2:AB:18:GLY:O	2.28	0.51
1:AA:1252:A:H61	1:AA:1285:A:H61	1.58	0.51
36:DG:152:LEU:O	36:DG:153:ARG:HB2	2.09	0.51
31:DA:1946:U:H2'	31:DA:1947:C:H6	1.75	0.51
1:AA:552:U:H2'	1:AA:553:A:H5'	1.92	0.51
1:CA:22:G:O2'	1:CA:23:C:H5'	2.11	0.51
31:BA:917:A:H5'	31:BA:917:A:H8	1.75	0.51
1:AA:878:G:C5'	8:AH:89:PRO:HG2	2.41	0.51
1:AA:109:A:C6	1:AA:326:G:C6	2.99	0.51
31:DA:826:U:OP1	31:DA:2428:G:H3'	2.10	0.51
1:AA:323:U:OP1	20:AT:26:ASN:ND2	2.44	0.51
31:BA:2791:C:H4'	31:BA:2792:G:O5'	2.11	0.51
31:BA:807:U:C2'	31:BA:808:G:O5'	2.57	0.51
36:BG:98:ARG:O	36:BG:101:ILE:HG22	2.10	0.51
24:D2:34:GLU:O	24:D2:36:ARG:HB2	2.11	0.51
1:AA:1054:C:H3'	1:AA:1054:C:O2	2.11	0.51
1:CA:1478:C:O2'	1:CA:1479:C:H5'	2.11	0.51
31:DA:2870:C:H2'	31:DA:2871:C:H5'	1.93	0.51

Continued on next page...

Continued from previous page...

Atom-1	Atom-2	Distance(Å)	Clash(Å)
48:DW:54:ALA:HB1	48:DW:107:LEU:HD22	1.92	0.51
1:AA:458:C:H2'	1:AA:460:G:H8	1.76	0.51
42:DQ:42:ILE:HD13	42:DQ:97:VAL:HG21	1.92	0.51
1:AA:665:A:C5	1:AA:733:A:C5	2.99	0.51
1:CA:1084:G:OP1	1:CA:1086:U:C2	2.64	0.51
31:DA:455:C:N3	31:DA:473:G:H5'	2.26	0.51
30:B8:39:LYS:CD	30:B8:39:LYS:C	2.79	0.51
9:AI:55:ALA:CB	9:AI:58:ARG:HD2	2.40	0.51
13:CM:83:ASP:CG	13:CM:84:ILE:H	2.14	0.51
31:DA:753:C:O5'	31:DA:753:C:H6	1.92	0.51
3:CC:121:ALA:HB2	3:CC:187:ALA:HB1	1.92	0.51
12:AL:75:HIS:HD2	12:AL:77:LEU:H	1.57	0.51
1:AA:791:G:C6	1:AA:792:A:N7	2.79	0.51
31:DA:740:U:H2'	31:DA:741:G:C8	2.46	0.51
31:BA:2639:A:C2'	31:BA:2640:G:H5'	2.41	0.51
31:BA:2639:A:H2'	31:BA:2640:G:H5'	1.92	0.51
50:BY:7:VAL:CB	50:BY:8:LYS:NZ	2.72	0.51
27:B5:52:TYR:CD1	27:B5:52:TYR:O	2.63	0.51
27:D5:36:CYS:C	27:D5:38:ALA:N	2.64	0.51
27:D5:47:PRO:O	27:D5:48:GLU:HG3	2.11	0.51
35:BF:203:GLN:O	35:BF:206:ILE:C	2.49	0.51
41:BP:16:ARG:O	41:BP:18:ARG:N	2.44	0.51
49:BX:21:PHE:N	49:BX:21:PHE:HD1	2.09	0.51
31:DA:993:G:H1'	47:DV:91:TYR:CE1	2.45	0.51
24:B2:37:PHE:CD2	24:B2:37:PHE:O	2.64	0.51
46:BU:83:LEU:CB	46:BU:88:ILE:HD11	2.39	0.51
30:B8:35:GLN:CG	31:BA:2420:C:OP1	2.59	0.51
31:DA:2476:A:C2	31:DA:2477:C:C6	2.98	0.51
1:CA:542:G:H2'	1:CA:543:C:C6	2.44	0.51
4:CD:30:LYS:C	4:CD:32:ALA:H	2.14	0.51
35:DF:70:THR:HG21	35:DF:72:ARG:HB2	1.92	0.51
15:AO:51:HIS:O	15:AO:54:ARG:HB3	2.11	0.51
31:DA:479:A:H4'	31:DA:480:A:OP1	2.09	0.51
5:AE:139:LEU:HA	5:AE:142:LEU:CD1	2.41	0.51
31:DA:1131:G:H4'	39:DN:82:LEU:HG	1.93	0.51
31:BA:92:A:H2'	31:BA:93:G:H8	1.75	0.51
31:DA:27:G:C4	31:DA:512:G:N2	2.78	0.51
1:CA:147:G:N2	1:CA:148:G:H1'	2.26	0.51
31:BA:271(E):U:H2'	31:BA:271(F):C:C6	2.46	0.51
31:BA:340:A:H2'	31:BA:341:G:C5'	2.41	0.51
6:CF:3:ARG:HB3	6:CF:93:SER:HB2	1.93	0.51
31:BA:1171:G:N7	31:BA:1173:G:H1'	2.25	0.51

Continued on next page...

Continued from previous page...

Atom-1	Atom-2	Distance(Å)	Clash(Å)
6:AF:5:GLU:HB3	6:AF:62:TRP:NE1	2.25	0.51
1:CA:545:C:H5''	4:CD:72:GLU:HG2	1.92	0.51
43:BR:53:HIS:O	43:BR:56:LYS:HB3	2.11	0.51
22:B0:1:MET:HA	31:BA:2451:A:H4'	1.93	0.51
1:CA:944:G:H5''	1:CA:945:G:OP2	2.11	0.51
31:DA:272(B):G:O2'	31:DA:272(C):G:O4'	2.29	0.51
31:BA:494:G:C8	31:BA:494:G:H5''	2.45	0.51
1:CA:1497:G:C2'	1:CA:1498:U:H5'	2.41	0.51
11:CK:41:THR:CG2	11:CK:42:TRP:N	2.73	0.51
9:AI:83:ARG:O	9:AI:86:VAL:HG12	2.11	0.51
31:DA:363(C):G:C4	31:DA:363(D):G:C8	2.98	0.51
42:DQ:70:PRO:HA	42:DQ:95:ALA:HB2	1.92	0.51
2:CB:139:LYS:O	2:CB:143:GLU:HG2	2.10	0.51
31:DA:693:C:O2'	31:DA:694:U:H5'	2.11	0.51
5:CE:80:ILE:HD11	5:CE:138:ALA:HB1	1.91	0.51
1:CA:1211:U:H5'	1:CA:1212:U:OP1	2.11	0.51
1:AA:394:G:H2'	1:AA:395:C:H6	1.76	0.51
31:BA:743:G:C2'	31:BA:744:G:H5'	2.41	0.51
1:AA:1211:U:H5'	1:AA:1212:U:OP1	2.11	0.51
35:DF:4:VAL:O	35:DF:4:VAL:HG12	2.11	0.51
31:BA:2320:A:H2'	31:BA:2320:A:N3	2.25	0.51
34:BE:96:PHE:HA	34:BE:100:GLU:OE1	2.11	0.51
42:BQ:27:VAL:HA	42:BQ:105:GLU:OE1	2.11	0.51
14:CN:24:CYS:HB3	14:CN:27:CYS:O	2.11	0.51
27:B5:42:PRO:HB2	27:B5:43:HIS:HD2	1.75	0.51
50:DY:7:VAL:CB	50:DY:8:LYS:NZ	2.73	0.51
33:DD:64:ILE:O	33:DD:64:ILE:HG12	2.11	0.51
44:BS:56:LEU:O	44:BS:57:LYS:HB2	2.09	0.51
31:BA:288:C:N4	31:BA:353:G:H1	2.08	0.51
30:B8:10:ALA:HB2	30:B8:59:LYS:HZ2	1.76	0.51
47:DV:18:LEU:O	47:DV:19:LYS:HB2	2.11	0.51
47:DV:62:LEU:CB	47:DV:98:GLU:HA	2.38	0.51
42:DQ:7:MET:O	42:DQ:10:ARG:NH2	2.41	0.51
31:DA:1796:U:H2'	31:DA:1797:C:H6	1.72	0.51
2:AB:97:TRP:HH2	2:AB:176:GLU:CG	2.24	0.51
24:B2:41:ILE:O	24:B2:44:LEU:N	2.41	0.51
24:B2:47:ASN:HD22	24:B2:47:ASN:N	2.09	0.51
46:BU:92:ARG:NH2	47:BV:10:LYS:CA	2.74	0.51
28:B6:23:THR:HG21	31:BA:2419:U:H4'	1.93	0.51
28:B6:28:ARG:HA	28:B6:32:ASN:HB3	1.91	0.51
30:D8:31:HIS:HB3	31:DA:2420:C:H41	1.76	0.51
31:DA:588:U:O4	31:DA:670:A:H1'	2.10	0.51

Continued on next page...

Continued from previous page...

Atom-1	Atom-2	Distance(Å)	Clash(Å)
31:DA:1191:G:OP1	41:DP:35:HIS:ND1	2.43	0.51
45:DT:41:ARG:CZ	45:DT:43:GLN:HB2	2.41	0.51
31:DA:241:A:O4'	31:DA:243:U:C6	2.63	0.51
45:BT:28:VAL:HG22	45:BT:46:GLU:HA	1.92	0.51
31:DA:1024:G:C3'	31:DA:1025:G:H5''	2.33	0.51
34:BE:132:HIS:HA	34:BE:135:HIS:CE1	2.46	0.51
31:BA:1578:U:O2	31:BA:1578:U:H2'	2.10	0.51
31:DA:1330:C:O2'	31:DA:1331:A:H5'	2.10	0.51
31:DA:2656:U:C2'	31:DA:2657:A:H5''	2.40	0.51
10:CJ:82:ILE:O	10:CJ:86:MET:HB3	2.11	0.51
1:AA:1201:A:H4'	1:AA:1202:G:O5'	2.11	0.51
10:AJ:82:ILE:O	10:AJ:86:MET:HB3	2.11	0.51
38:BI:79:ILE:HG22	38:BI:81:VAL:HG23	1.93	0.51
1:CA:195:A:C5	1:CA:196:A:N1	2.78	0.51
17:AQ:65:ILE:HD12	17:AQ:69:LYS:O	2.10	0.51
31:DA:1487:G:C2	31:DA:1488:G:C4	2.99	0.51
29:B7:19:ARG:HH11	29:B7:19:ARG:HG2	1.76	0.51
1:AA:149:A:HO2'	1:AA:150:C:H6	1.52	0.51
38:DI:6:LEU:HD23	38:DI:6:LEU:N	2.25	0.51
13:AM:3:ARG:HG2	13:AM:9:ILE:CG1	2.41	0.51
1:CA:950:U:H2'	1:CA:951:G:C8	2.43	0.51
31:BA:1171:G:H3'	31:BA:1173:G:O4'	2.11	0.51
31:BA:1416:G:O2'	31:BA:1417:C:P	2.69	0.51
50:BY:90:LEU:HD12	50:BY:91:GLU:HG2	1.92	0.51
1:CA:165:C:H2'	1:CA:166:G:C8	2.46	0.51
31:BA:2753:A:O2'	31:BA:2754:U:P	2.69	0.51
1:AA:132:C:O2'	1:AA:133:U:H5'	2.10	0.51
1:AA:1478:C:O2'	1:AA:1479:C:H5'	2.11	0.51
1:AA:1218:C:H2'	1:AA:1219:U:C6	2.45	0.51
31:DA:576:U:H2'	31:DA:577:G:C8	2.46	0.51
1:AA:310:G:C5'	16:AP:31:LYS:HB2	2.41	0.51
1:AA:299:G:C6	1:AA:300:A:C6	2.99	0.51
33:BD:24:ILE:HG22	33:BD:24:ILE:O	2.11	0.51
31:BA:1256:G:H5'	31:BA:1257:C:OP2	2.11	0.51
39:BN:56:ASN:N	39:BN:125:GLY:H	2.08	0.51
31:DA:2302:G:C6	31:DA:2315:G:C6	2.98	0.51
6:AF:17:SER:O	6:AF:21:LEU:HD22	2.11	0.51
24:D2:29:LYS:O	24:D2:33:MET:SD	2.69	0.51
24:D2:41:ILE:O	24:D2:44:LEU:N	2.41	0.51
44:BS:97:ARG:HD2	44:BS:98:VAL:N	2.26	0.51
47:BV:18:LEU:CD1	47:BV:98:GLU:OE1	2.57	0.51
31:DA:1970:A:C5'	31:DA:1972:A:H1'	2.36	0.51

Continued on next page...

Continued from previous page...

Atom-1	Atom-2	Distance(Å)	Clash(Å)
32:DB:38:C:O4'	44:DS:95:HIS:NE2	2.37	0.51
47:BV:70:ILE:CB	47:BV:90:PRO:HB2	2.38	0.51
31:BA:870:A:C5'	42:BQ:7:MET:HB2	2.26	0.51
39:DN:87:LEU:O	39:DN:88:GLU:C	2.49	0.51
41:BP:115:LEU:HA	41:BP:134:ALA:CB	2.33	0.51
41:BP:88:LEU:O	41:BP:90:ARG:N	2.41	0.51
50:DY:68:HIS:H	50:DY:71:LYS:HZ1	1.58	0.51
35:BF:46:ARG:NH1	35:BF:46:ARG:CG	2.61	0.51
1:CA:356:A:H1'	1:CA:368:U:O2'	2.11	0.51
46:DU:92:ARG:HH22	47:DV:10:LYS:CB	2.24	0.51
30:D8:35:GLN:OE1	31:DA:2421:G:OP2	2.28	0.51
1:CA:343:U:H2'	1:CA:346:G:O6	2.10	0.51
31:BA:1300:U:C3'	31:BA:1301:A:C5'	2.89	0.51
10:AJ:84:GLN:O	10:AJ:88:LEU:HB2	2.11	0.51
4:CD:14:ARG:HA	4:CD:39:PRO:HB3	1.92	0.51
31:BA:1168:G:C2'	31:BA:1169:G:H5'	2.41	0.51
23:B1:60:PHE:HZ	23:B1:90:ILE:HG21	1.74	0.51
31:BA:271(L):U:H4'	31:BA:271(M):G:N7	2.26	0.51
51:BZ:151:HIS:HA	51:BZ:171:ILE:HD13	1.93	0.51
38:DI:40:THR:CG2	38:DI:43:ASN:HD22	2.24	0.51
31:DA:2864:G:H2'	31:DA:2865:U:O4'	2.09	0.51
1:CA:736:C:H2'	1:CA:737:A:H8	1.74	0.51
43:BR:10:LEU:HB3	43:BR:17:ARG:CZ	2.40	0.51
3:AC:20:SER:CB	3:AC:40:ARG:HH22	2.15	0.51
10:CJ:51:ARG:HG3	10:CJ:61:GLU:N	2.26	0.51
1:CA:1068:G:OP2	1:CA:1068:G:H8	1.94	0.51
46:DU:104:GLN:HB2	47:DV:43:GLU:OE2	2.11	0.51
31:DA:64:A:O2'	31:DA:65:C:H5'	2.11	0.51
31:BA:1786:A:H1'	31:BA:1938:A:N6	2.26	0.51
51:BZ:65:GLN:OE1	51:BZ:67:LEU:HD11	2.11	0.51
1:AA:1418:A:C2	1:AA:1483:A:C2	2.99	0.51
23:D1:73:LEU:HD13	23:D1:90:ILE:HG22	1.92	0.51
1:AA:685:G:C2	1:AA:686:U:C4	2.99	0.51
41:DP:71:VAL:HG13	41:DP:72:PRO:HD3	1.91	0.51
44:BS:74:ALA:HB1	44:BS:103:GLU:HB2	1.93	0.51
1:AA:327:A:H3'	1:AA:328:C:H5''	1.92	0.51
13:CM:97:PRO:O	13:CM:98:VAL:HA	2.11	0.51
5:CE:105:VAL:O	5:CE:109:ILE:HG13	2.10	0.51
31:DA:271(G):C:H2'	31:DA:271(G):C:O2	2.11	0.51
31:BA:1505:C:C2'	31:BA:1506:C:O5'	2.59	0.51
42:BQ:29:PHE:HD1	42:BQ:29:PHE:N	2.09	0.51
18:CR:61:LYS:O	18:CR:65:ILE:HG13	2.11	0.51

Continued on next page...

Continued from previous page...

Atom-1	Atom-2	Distance(Å)	Clash(Å)
18:CR:59:SER:OG	18:CR:62:GLU:HG3	2.10	0.51
4:CD:93:PHE:O	4:CD:97:LEU:HG	2.11	0.51
1:AA:877:C:H5''	8:AH:88:LYS:CD	2.41	0.51
31:BA:900:A:H5''	31:BA:901:A:OP2	2.11	0.51
45:BT:57:PHE:C	45:BT:59:THR:H	2.13	0.51
31:BA:109:G:C4	31:BA:110:G:C8	2.99	0.51
31:DA:2364:C:C2'	31:DA:2365:G:H5'	2.41	0.51
31:DA:174:C:H3'	31:DA:175:G:H5''	1.90	0.51
4:AD:108:LEU:HB3	4:AD:110:PHE:CD1	2.45	0.51
31:DA:1112:G:C1'	31:DA:1113:U:OP1	2.59	0.51
31:BA:2619:C:H2'	31:BA:2620:C:H6	1.76	0.51
31:BA:2238:G:H4'	31:BA:2239:G:OP1	2.10	0.51
1:CA:1148:U:H2'	1:CA:1149:C:O4'	2.11	0.51
20:CT:56:MET:HG3	20:CT:88:VAL:HG21	1.93	0.51
4:AD:14:ARG:HA	4:AD:39:PRO:HB3	1.92	0.51
7:CG:152:ALA:O	7:CG:155:ARG:HG3	2.10	0.51
36:DG:174:GLU:HG3	36:DG:180:PHE:CD1	2.46	0.51
18:AR:19:LYS:O	18:AR:20:ALA:HB2	2.10	0.51
48:BW:92:ARG:O	48:BW:93:ALA:HB3	2.10	0.51
31:BA:2774:C:H2'	31:BA:2775:A:O4'	2.10	0.51
33:DD:241:PRO:O	33:DD:243:GLY:N	2.43	0.51
30:D8:39:LYS:HE2	30:D8:42:ARG:NH1	2.27	0.51
1:AA:1508:G:H2'	1:AA:1509:C:C6	2.46	0.51
1:AA:20:U:H2'	1:AA:21:G:O4'	2.11	0.51
39:BN:111:PRO:HA	39:BN:114:ARG:NH1	2.25	0.51
33:BD:27:THR:HG23	33:BD:28:GLU:H	1.70	0.50
33:BD:30:GLU:CD	33:BD:63:ARG:HE	2.14	0.50
33:DD:31:LYS:O	33:DD:32:SER:C	2.49	0.50
50:BY:7:VAL:HB	50:BY:8:LYS:HD2	1.92	0.50
39:DN:112:LEU:C	39:DN:112:LEU:HD12	2.27	0.50
27:B5:36:CYS:O	27:B5:38:ALA:N	2.43	0.50
27:B5:51:TYR:HD2	27:B5:52:TYR:CZ	2.28	0.50
31:DA:620:G:H5'	31:DA:620:G:N3	2.26	0.50
30:B8:10:ALA:HB2	30:B8:59:LYS:NZ	2.26	0.50
47:DV:18:LEU:CD1	47:DV:98:GLU:OE1	2.59	0.50
37:DH:85:LYS:HE2	37:DH:145:ALA:HB2	1.92	0.50
43:DR:4:LEU:C	43:DR:6:SER:H	2.12	0.50
24:B2:14:ARG:NE	24:B2:57:ILE:HB	2.27	0.50
39:DN:87:LEU:HD22	39:DN:91:LEU:HD11	1.92	0.50
41:BP:124:LYS:HG2	41:BP:143:GLY:HA3	1.93	0.50
2:AB:153:ARG:O	2:AB:154:LEU:C	2.50	0.50
31:DA:2863:C:OP1	45:DT:93:ARG:NH1	2.44	0.50

Continued on next page...

Continued from previous page...

Atom-1	Atom-2	Distance(Å)	Clash(Å)
31:DA:2480:C:N4	31:DA:2481:G:C6	2.79	0.50
23:D1:33:LYS:HB3	31:DA:2395:C:O2'	2.11	0.50
1:AA:510:A:H5''	1:AA:511:C:OP2	2.11	0.50
49:BX:63:LYS:O	49:BX:68:ARG:HA	2.11	0.50
23:B1:89:GLU:O	23:B1:93:GLU:N	2.42	0.50
1:CA:738:C:C2	1:CA:739:C:C5	2.99	0.50
1:CA:1530:G:OP1	1:CA:1530:G:C4'	2.58	0.50
5:CE:139:LEU:HA	5:CE:142:LEU:CD1	2.41	0.50
51:BZ:67:LEU:N	51:BZ:67:LEU:HD12	2.26	0.50
2:AB:189:ASP:OD1	2:AB:189:ASP:N	2.43	0.50
31:BA:2579:C:O3'	34:BE:131:ALA:HB3	2.11	0.50
31:BA:2656:U:C2'	31:BA:2657:A:H5''	2.41	0.50
37:BH:170:ARG:H	37:BH:170:ARG:HD2	1.75	0.50
31:DA:916:G:H2'	31:DA:917:A:H5''	1.93	0.50
13:CM:81:LEU:CD1	13:CM:88:ARG:HH12	2.24	0.50
31:BA:2262:U:H2'	31:BA:2263:C:H5'	1.92	0.50
31:DA:1948:G:H2'	31:DA:1949:G:O5'	2.11	0.50
31:DA:814:C:C5	41:DP:27:HIS:CE1	2.99	0.50
31:BA:271(D):G:C6	31:BA:271(E):U:C4	2.99	0.50
1:CA:363:A:C2	12:CL:31:PRO:HG2	2.45	0.50
47:BV:1:MET:H2	47:BV:44:LYS:HD2	1.76	0.50
1:AA:944:G:H5''	1:AA:945:G:OP2	2.10	0.50
25:D3:11:SER:HB3	31:DA:988:A:P	2.51	0.50
1:AA:55:A:C4	1:AA:56:U:C6	2.99	0.50
31:BA:363(A):A:C2	31:BA:363(B):G:C8	2.99	0.50
31:DA:2870:C:C5'	43:DR:65:LEU:HD21	2.40	0.50
31:BA:1112:G:C1'	31:BA:1113:U:OP1	2.59	0.50
1:CA:458:C:H2'	1:CA:460:G:H8	1.76	0.50
1:CA:473:G:N3	1:CA:474:G:C8	2.79	0.50
1:AA:1470:G:C2'	1:AA:1471:G:H5'	2.41	0.50
36:BG:39:ILE:HD12	36:BG:40:ASN:N	2.26	0.50
31:DA:2461:C:H2'	31:DA:2462:U:H6	1.76	0.50
1:CA:491:G:H2'	1:CA:492:G:C8	2.46	0.50
1:AA:987:G:N2	1:AA:1219:U:C2	2.80	0.50
31:BA:836:G:H2'	31:BA:837:C:C6	2.46	0.50
1:CA:1218:C:H2'	1:CA:1219:U:C6	2.46	0.50
31:DA:790:C:O2'	31:DA:791:C:C5'	2.59	0.50
2:AB:178:ARG:HH21	8:AH:68:ARG:HH22	1.58	0.50
30:D8:39:LYS:HD3	30:D8:39:LYS:C	2.31	0.50
31:BA:1449:A:H5''	31:BA:1449:A:H8	1.75	0.50
31:BA:454:A:H4'	31:BA:455:C:OP2	2.11	0.50
40:DO:43:VAL:HG23	40:DO:56:ASP:O	2.11	0.50

Continued on next page...

Continued from previous page...

Atom-1	Atom-2	Distance(Å)	Clash(Å)
31:BA:1412:A:H2'	31:BA:1413:G:C8	2.46	0.50
1:CA:839:U:OP2	1:CA:840:C:H5	1.94	0.50
23:D1:69:LYS:NZ	31:DA:372:G:OP2	2.33	0.50
31:BA:2762:G:H8	31:BA:2762:G:C5'	2.23	0.50
34:DE:66:HIS:CG	34:DE:66:HIS:O	2.64	0.50
13:AM:83:ASP:CG	13:AM:84:ILE:H	2.14	0.50
46:BU:61:TRP:O	46:BU:62:ILE:C	2.49	0.50
1:AA:1189:C:H5''	3:AC:5:ILE:HG21	1.92	0.50
42:DQ:141:GLN:HB3	51:DZ:70:LEU:HD13	1.93	0.50
33:DD:35:LYS:HA	33:DD:64:ILE:CG2	2.41	0.50
36:DG:29:TRP:C	36:DG:31:VAL:N	2.64	0.50
27:D5:45:VAL:HA	27:D5:51:TYR:HE1	1.75	0.50
37:DH:89:ILE:HG22	37:DH:162:ILE:HG22	1.93	0.50
47:DV:66:ARG:CD	47:DV:67:GLY:N	2.74	0.50
31:DA:1826:G:H4'	33:DD:242:ARG:CZ	2.41	0.50
46:DU:91:ASP:O	46:DU:92:ARG:HB3	2.10	0.50
28:D6:51:GLU:O	28:D6:52:VAL:HB	2.09	0.50
31:BA:1495:A:C2	31:BA:1496:A:C2	3.00	0.50
1:CA:1089:G:C6	1:CA:1090:U:C4	2.99	0.50
31:DA:2360:A:O2'	31:DA:2361:A:H5''	2.11	0.50
30:D8:60:LEU:C	30:D8:63:PRO:HD2	2.32	0.50
23:B1:85:LEU:HD23	23:B1:85:LEU:N	2.26	0.50
49:DX:73:ARG:N	49:DX:74:PRO:HD3	2.27	0.50
31:DA:271(L):U:H5''	31:DA:271(M):G:C4	2.46	0.50
1:AA:1216:G:H5''	14:AN:5:ALA:CB	2.41	0.50
31:BA:2689:U:H5''	31:BA:2690:C:H5'	1.92	0.50
1:AA:1058:G:C6	1:AA:1059:C:N3	2.80	0.50
31:DA:2308:G:H2'	31:DA:2309:A:N7	2.26	0.50
45:BT:23:ARG:HB2	45:BT:24:PRO:CD	2.39	0.50
30:D8:53:PRO:HA	30:D8:56:GLU:HB2	1.94	0.50
1:AA:674:G:O2'	1:AA:675:A:H5'	2.11	0.50
31:BA:466:A:H1'	31:BA:683:C:O4'	2.11	0.50
31:DA:2702:U:O2	31:DA:2702:U:OP1	2.28	0.50
31:DA:322:A:H3'	35:DF:169:ASN:HD21	1.75	0.50
9:AI:28:VAL:HA	9:AI:63:ILE:O	2.10	0.50
15:AO:63:ARG:HG2	15:AO:67:LEU:HD12	1.92	0.50
49:BX:40:LYS:C	49:BX:42:ALA:H	2.15	0.50
31:BA:1173:G:H3'	31:BA:1174:A:H5'	1.92	0.50
35:DF:110:LEU:HD21	35:DF:181:LEU:CD2	2.42	0.50
1:AA:1159:U:C4	1:AA:1182:G:C4	2.99	0.50
31:BA:196:A:C4	31:BA:805:G:O6	2.64	0.50
6:CF:73:ASN:O	6:CF:76:ALA:HB3	2.11	0.50

Continued on next page...

Continued from previous page...

Atom-1	Atom-2	Distance(Å)	Clash(Å)
31:BA:2186:G:C2'	31:BA:2187:G:H5''	2.42	0.50
31:DA:675:A:C8	31:DA:804:A:C6	2.98	0.50
31:BA:1935:G:H1'	31:BA:1964:G:N2	2.26	0.50
3:CC:18:TRP:HD1	14:CN:51:GLY:O	1.94	0.50
40:DO:26:LYS:HE3	40:DO:37:ASP:OD1	2.11	0.50
1:AA:159:G:H21	1:AA:161:A:H3'	1.73	0.50
31:DA:1642:G:H2'	31:DA:1643:G:O4'	2.12	0.50
31:DA:414:C:H2'	31:DA:415:A:C8	2.45	0.50
1:CA:264:U:O2'	17:CQ:64:PRO:HB2	2.11	0.50
31:BA:2624:G:C2'	31:BA:2625:G:H5'	2.41	0.50
33:DD:221:VAL:HG22	33:DD:226:MET:HE2	1.93	0.50
34:DE:137:HIS:HB3	34:DE:138:PRO:HD2	1.93	0.50
31:BA:2511:U:O4	31:BA:2575:C:N3	2.45	0.50
1:CA:1108:G:OP1	3:CC:175:LEU:HD12	2.11	0.50
38:BI:27:ARG:CG	38:BI:27:ARG:HH11	2.24	0.50
20:CT:73:HIS:O	20:CT:76:ALA:HB3	2.11	0.50
13:AM:94:ARG:HG2	19:AS:82:GLY:N	2.26	0.50
33:BD:35:LYS:HB3	33:BD:63:ARG:CA	2.30	0.50
50:BY:42:VAL:CG2	50:BY:67:LEU:HD13	2.41	0.50
43:BR:5:LYS:HD2	43:BR:5:LYS:N	2.27	0.50
32:DB:29:A:H2'	32:DB:30:C:C6	2.47	0.50
39:BN:39:ARG:HD3	39:BN:41:ASP:HB2	1.92	0.50
23:D1:8:SER:HB3	31:DA:1364:G:OP1	2.12	0.50
24:D2:14:ARG:NE	24:D2:57:ILE:HB	2.27	0.50
41:DP:16:ARG:O	41:DP:18:ARG:N	2.45	0.50
41:BP:50:ARG:O	41:BP:57:THR:HG23	2.11	0.50
31:DA:1902:C:OP1	33:DD:242:ARG:HD2	2.10	0.50
35:DF:199:TRP:CH2	35:DF:203:GLN:NE2	2.80	0.50
31:DA:1209:G:H21	31:DA:1210:A:H62	1.58	0.50
31:DA:996:A:H4'	46:DU:92:ARG:CZ	2.41	0.50
39:DN:79:PRO:HD2	39:DN:81:GLY:H	1.76	0.50
1:AA:1442(B):A:OP1	1:AA:1442(B):A:H4'	2.10	0.50
31:BA:548:A:HO2'	31:BA:549:G:P	2.35	0.50
31:BA:543:C:N3	31:BA:551:G:N1	2.58	0.50
31:DA:2820:A:H2'	31:DA:2820:A:N3	2.26	0.50
1:CA:425:G:N2	1:CA:426:G:H1'	2.26	0.50
32:BB:43:C:H4'	36:BG:66:GLN:NE2	2.26	0.50
37:DH:41:MET:HB3	37:DH:43:VAL:HG13	1.94	0.50
39:BN:78:TYR:H	39:BN:79:PRO:CD	2.25	0.50
31:BA:1190:G:O3'	41:BP:35:HIS:HB3	2.12	0.50
31:BA:588:U:O4	31:BA:670:A:H1'	2.11	0.50
22:D0:71:ASP:O	22:D0:72:ARG:HG2	2.11	0.50

Continued on next page...

Continued from previous page...

Atom-1	Atom-2	Distance(Å)	Clash(Å)
22:D0:72:ARG:HH21	22:D0:75:LEU:HD12	1.75	0.50
31:BA:2712:U:O2'	31:BA:2712(A):A:P	2.70	0.50
1:AA:1030(A):G:H1'	1:AA:1031:G:N2	2.17	0.50
1:CA:673:G:H2'	1:CA:674:G:H8	1.73	0.50
10:AJ:51:ARG:HG3	10:AJ:61:GLU:N	2.26	0.50
1:CA:963:G:N2	10:CJ:55:LYS:HE2	2.27	0.50
31:BA:1328:G:H2'	31:BA:1330:C:C5	2.46	0.50
37:BH:158:HIS:HE1	37:BH:168:PRO:O	1.94	0.50
31:DA:92:A:H2'	31:DA:93:G:H8	1.76	0.50
3:AC:153:VAL:HG12	3:AC:154:SER:H	1.76	0.50
1:AA:450:G:OP1	1:AA:452:A:OP1	2.29	0.50
1:CA:1252:A:H61	1:CA:1285:A:H61	1.57	0.50
31:DA:28:A:C5	31:DA:29:U:C5	2.99	0.50
4:CD:160:GLN:HA	4:CD:163:GLU:HB2	1.92	0.50
5:AE:33:VAL:HG12	5:AE:34:VAL:N	2.26	0.50
6:AF:3:ARG:HB3	6:AF:93:SER:HB2	1.93	0.50
1:CA:657:G:C2	1:CA:750:G:C5	3.00	0.50
41:DP:146:VAL:HG22	41:DP:147:LEU:H	1.75	0.50
1:AA:687:A:H4'	11:AK:47:VAL:HG13	1.94	0.50
1:AA:189(K):U:H2'	1:AA:189(L):G:C8	2.46	0.50
1:AA:820:U:H4'	1:AA:821:G:OP2	2.12	0.50
13:AM:17:VAL:O	13:AM:20:THR:HB	2.12	0.50
1:AA:1053:G:C3'	1:AA:1054:C:H5'	2.41	0.50
1:CA:171:A:H2'	1:CA:172:A:C8	2.45	0.50
16:CP:50:LYS:HD3	16:CP:51:VAL:N	2.26	0.50
47:DV:56:SER:O	47:DV:57:VAL:HB	2.12	0.50
7:CG:85:TYR:HD1	7:CG:154:TYR:HE1	1.60	0.50
1:AA:1494:G:N2	31:BA:1912:A:C2	2.79	0.50
1:AA:380:G:N2	1:AA:384:G:C5	2.78	0.50
13:AM:14:ARG:NH1	13:AM:42:ALA:HA	2.26	0.50
1:AA:654:G:C2	1:AA:753:A:C4	2.99	0.50
32:BB:35:U:O2'	32:BB:36:C:H5'	2.11	0.50
1:AA:125:U:H2'	1:AA:126:G:C8	2.47	0.50
1:CA:105:G:H2'	1:CA:106:C:C6	2.47	0.50
1:CA:1329:A:N7	21:CU:7:ARG:NH2	2.56	0.50
30:D8:18:ALA:HB3	31:DA:651:G:H4'	1.93	0.50
10:AJ:16:LEU:O	10:AJ:16:LEU:HD13	2.11	0.50
1:AA:1350:A:H2'	1:AA:1351:U:C6	2.47	0.50
4:AD:148:VAL:HG12	4:AD:149:ALA:N	2.26	0.50
1:AA:357:G:C2'	1:AA:358:U:H5'	2.42	0.50
33:DD:35:LYS:HE2	33:DD:104:TYR:CB	2.36	0.50
34:BE:160:TYR:CD2	34:BE:161:GLY:N	2.79	0.50

Continued on next page...

Continued from previous page...

Atom-1	Atom-2	Distance(Å)	Clash(Å)
31:BA:2723:C:H5''	43:BR:2:ARG:CD	2.38	0.50
27:B5:36:CYS:C	27:B5:38:ALA:N	2.65	0.50
31:BA:352:G:O2'	31:BA:353:G:H3'	2.11	0.50
24:D2:57:ILE:HG23	24:D2:57:ILE:O	2.11	0.50
31:BA:1245:G:OP1	41:BP:16:ARG:HD2	2.11	0.50
31:BA:833:U:H5''	41:BP:48:PRO:HB3	1.93	0.50
44:BS:16:ASN:C	44:BS:20:ARG:HH21	2.15	0.50
47:BV:18:LEU:O	47:BV:19:LYS:HB2	2.11	0.50
2:AB:163:PHE:HA	2:AB:185:ILE:O	2.11	0.50
24:B2:49:LYS:HE2	31:BA:76:C:OP1	2.12	0.50
24:B2:26:ARG:CG	49:BX:5:TYR:HB3	2.41	0.50
47:BV:72:VAL:CA	47:BV:88:ARG:HH12	2.15	0.50
35:DF:203:GLN:HA	35:DF:206:ILE:O	2.11	0.50
31:BA:1592:C:C2'	31:BA:1593:G:C5'	2.75	0.50
30:B8:25:MET:HG3	41:BP:64:LYS:HB2	1.93	0.50
31:DA:631:A:OP1	41:DP:64:LYS:CE	2.59	0.50
31:DA:1593:G:H5'	31:DA:1593:G:H8	1.76	0.50
1:AA:1441:G:H5''	1:AA:1442:G:C5'	2.42	0.50
31:DA:1140:C:OP1	39:DN:23:LEU:O	2.29	0.50
41:DP:47:ASP:CB	41:DP:48:PRO:O	2.51	0.50
45:BT:28:VAL:HB	45:BT:88:ILE:HG13	1.94	0.50
45:BT:34:VAL:O	45:BT:35:LYS:HB3	2.10	0.50
34:BE:63:LEU:O	34:BE:64:LYS:C	2.50	0.50
1:CA:411:A:C6	1:CA:429:U:C4	2.99	0.50
38:BI:1:MET:CG	38:BI:23:PRO:HA	2.35	0.50
50:DY:45:VAL:CG2	50:DY:62:GLU:N	2.74	0.50
43:BR:12:ARG:HG3	43:BR:12:ARG:HH11	1.76	0.50
1:CA:353:A:C5'	1:CA:353:A:C8	2.88	0.50
31:DA:570:G:H2'	31:DA:2030:A:C5	2.46	0.50
1:CA:1189:C:O3'	3:CC:5:ILE:HD12	2.10	0.50
30:D8:50:LEU:HD12	30:D8:51:ALA:N	2.26	0.50
31:BA:1886:C:O5'	31:BA:1886:C:H6	1.94	0.50
31:DA:2846:G:H2'	31:DA:2847:U:O4'	2.11	0.50
33:BD:125:ILE:HG13	33:BD:137:PRO:CD	2.41	0.50
1:CA:710:G:H5''	6:CF:54:LYS:HE3	1.94	0.50
12:AL:18:VAL:O	12:AL:19:ARG:HB3	2.10	0.50
1:CA:750:G:C2	1:CA:751:U:C6	3.00	0.50
33:DD:13:ARG:HD2	33:DD:16:MET:CE	2.41	0.50
8:CH:6:ILE:H	8:CH:6:ILE:CD1	2.22	0.50
25:B3:11:SER:HB3	31:BA:988:A:P	2.52	0.50
6:CF:91:VAL:HG12	6:CF:92:LYS:N	2.27	0.50
1:CA:977:A:H8	1:CA:1223:C:N3	2.10	0.50

Continued on next page...

Continued from previous page...

Atom-1	Atom-2	Distance(Å)	Clash(Å)
31:BA:17:G:H2'	31:BA:18:C:C6	2.46	0.50
31:DA:2192:G:O2'	31:DA:2193:G:H5'	2.11	0.50
3:AC:64:VAL:HB	3:AC:99:VAL:HG12	1.94	0.50
1:AA:90:U:O2'	1:AA:91:C:C5	2.62	0.50
1:AA:96:U:O2'	1:AA:97:G:P	2.70	0.50
7:AG:69:VAL:HG12	7:AG:69:VAL:O	2.12	0.50
1:CA:1206:G:C6	1:CA:1207:G:C6	2.99	0.50
1:CA:1429:C:H2'	1:CA:1430:C:H6	1.77	0.50
27:D5:29:THR:HG21	31:DA:2815:C:H5'	1.93	0.50
1:AA:1205:U:O2'	3:AC:195:VAL:HG23	2.12	0.50
31:DA:1446:C:O2	31:DA:1447:G:C8	2.64	0.50
1:CA:41:G:H2'	1:CA:42:G:C8	2.46	0.50
1:AA:81:U:C4	1:AA:83:U:C5	3.00	0.50
39:BN:34:LEU:O	39:BN:49:GLY:HA3	2.11	0.50
31:DA:1005:C:C2	31:DA:1143:A:C5	2.99	0.50
2:CB:106:LYS:O	2:CB:106:LYS:HG2	2.11	0.50
35:DF:119:ARG:HG2	35:DF:119:ARG:O	2.12	0.50
11:CK:15:ALA:HA	11:CK:77:MET:HA	1.93	0.50
1:AA:515:G:N2	1:AA:537:G:C4	2.79	0.50
1:AA:373:A:C2	1:AA:374:A:C8	3.00	0.50
51:DZ:165:VAL:HG12	51:DZ:166:SER:HG	1.76	0.50
23:B1:10:LYS:HB2	23:B1:14:VAL:CA	2.41	0.50
23:D1:46:LEU:H	23:D1:46:LEU:CD1	2.03	0.50
24:D2:44:LEU:O	24:D2:44:LEU:HD12	2.12	0.50
24:D2:46:GLN:NE2	24:D2:47:ASN:CA	2.74	0.50
24:D2:47:ASN:HD22	24:D2:47:ASN:N	2.09	0.50
24:D2:53:LEU:CA	24:D2:56:GLN:HE22	2.23	0.50
32:BB:42:C:O4'	36:BG:69:ALA:HB2	2.12	0.50
44:BS:39:ILE:O	44:BS:48:LEU:HD12	2.12	0.50
34:DE:28:ALA:HB3	34:DE:93:VAL:HG22	1.92	0.50
24:B2:40:SER:OG	24:B2:41:ILE:N	2.44	0.50
31:BA:1902:C:H2'	31:BA:1903:G:O5'	2.12	0.50
35:DF:205:ARG:O	35:DF:206:ILE:HG13	2.12	0.50
31:BA:1593:G:H5'	31:BA:1593:G:C8	2.46	0.50
31:DA:442:G:O4'	35:DF:46:ARG:HD3	2.12	0.50
31:DA:2471:C:C4	31:DA:2472:G:C5	2.99	0.50
31:DA:1300:U:H2'	31:DA:1626:G:C2	2.46	0.50
34:BE:61:ARG:N	34:BE:62:PRO:CD	2.75	0.50
1:CA:509:A:O2'	1:CA:510:A:O5'	2.29	0.50
50:BY:14:LEU:HD11	50:BY:22:GLY:HA2	1.93	0.50
32:DB:21:G:O2'	32:DB:22:U:OP2	2.30	0.50
6:CF:12:PRO:HB2	6:CF:57:GLN:HB2	1.93	0.50

Continued on next page...

Continued from previous page...

Atom-1	Atom-2	Distance(Å)	Clash(Å)
1:CA:532:A:N6	3:CC:193:TYR:HB3	2.17	0.50
31:BA:1332:G:H8	31:BA:1332:G:H5'	1.74	0.50
1:AA:738:C:C2	1:AA:739:C:C5	2.99	0.50
5:CE:75:THR:HG23	5:CE:76:ILE:N	2.26	0.50
23:D1:90:ILE:O	23:D1:94:LEU:HB2	2.11	0.50
31:BA:2664:G:C2'	31:BA:2665:A:O5'	2.60	0.50
2:CB:12:GLU:HA	2:CB:16:HIS:HB2	1.93	0.50
1:CA:682:G:C6	1:CA:683:G:N7	2.80	0.50
1:AA:192:U:H4'	20:AT:103:GLY:HA2	1.93	0.50
51:BZ:146:ILE:HA	51:BZ:174:VAL:HG12	1.93	0.50
38:DI:10:GLU:O	38:DI:12:LEU:HD23	2.10	0.50
3:CC:34:LEU:HD23	3:CC:34:LEU:O	2.12	0.50
45:DT:58:ASN:C	45:DT:58:ASN:HD22	2.14	0.50
11:AK:124:LYS:HB3	11:AK:125:PHE:HD1	1.75	0.50
31:DA:1932:A:C2	31:DA:1969:A:C2	3.00	0.50
31:DA:2537:U:H2'	31:DA:2538:C:H6	1.76	0.50
8:CH:123:GLU:O	8:CH:127:LEU:HB2	2.11	0.50
34:BE:3:GLY:O	34:BE:4:ILE:HB	2.12	0.50
24:D2:34:GLU:OE2	24:D2:34:GLU:N	2.44	0.50
31:BA:363(B):G:N3	31:BA:363(B):G:H2'	2.26	0.50
16:AP:36:ILE:HG13	16:AP:36:ILE:O	2.11	0.50
1:CA:73:G:N1	1:CA:97:G:C6	2.80	0.50
25:B3:45:GLY:O	25:B3:48:GLU:HB2	2.12	0.50
31:DA:2762:G:C8	31:DA:2762:G:C5'	2.94	0.50
31:DA:1783:A:C2	31:DA:2587:A:C4	2.99	0.50
31:DA:1165:U:O2'	31:DA:1166:C:H5'	2.10	0.50
1:AA:131:C:H2'	1:AA:132:C:H6	1.77	0.50
31:BA:706:A:H2'	31:BA:707:G:O4'	2.12	0.50
39:DN:30:ILE:HG22	39:DN:34:LEU:CD2	2.42	0.50
31:BA:1563:G:H2'	31:BA:1564:C:H6	1.76	0.50
14:AN:24:CYS:HB3	14:AN:27:CYS:O	2.12	0.50
31:DA:1628:G:H2'	31:DA:1629:U:C6	2.47	0.50
17:CQ:74:LEU:HD12	17:CQ:75:ARG:HG2	1.94	0.50
31:BA:414:C:H2'	31:BA:415:A:C8	2.46	0.50
1:CA:1205:U:O2'	3:CC:195:VAL:HG23	2.12	0.50
36:DG:133:LEU:C	36:DG:133:LEU:HD12	2.32	0.50
1:CA:668:G:O2'	1:CA:669:U:H5'	2.11	0.50
31:BA:2001:A:H2'	31:BA:2002:G:C8	2.46	0.50
23:B1:11:ARG:HG3	23:B1:61:ARG:O	2.11	0.50
24:D2:26:ARG:O	24:D2:30:ARG:HD3	2.11	0.50
37:DH:85:LYS:CD	37:DH:133:VAL:HB	2.41	0.50
31:BA:1970:A:C5'	31:BA:1972:A:H1'	2.37	0.50

Continued on next page...

Continued from previous page...

Atom-1	Atom-2	Distance(Å)	Clash(Å)
39:DN:95:PRO:C	39:DN:97:ARG:N	2.65	0.50
39:BN:87:LEU:HD22	39:BN:91:LEU:HD11	1.94	0.50
16:CP:20:VAL:HG23	16:CP:35:LYS:HA	1.94	0.50
49:BX:31:HIS:HD2	49:BX:33:LYS:N	2.09	0.50
1:CA:1441:G:H5''	1:CA:1442:G:C5'	2.42	0.50
1:AA:624:C:H2'	1:AA:625:G:C8	2.46	0.50
31:BA:1210:A:H5''	31:BA:1212:G:O4'	2.11	0.50
31:DA:543:C:N3	31:DA:551:G:N1	2.60	0.50
37:BH:43:VAL:O	37:BH:43:VAL:CG2	2.55	0.50
31:DA:1278:A:O2'	43:DR:34:ILE:HD11	2.12	0.50
31:DA:1858:G:O2'	31:DA:1884:A:N6	2.44	0.50
23:D1:89:GLU:O	23:D1:90:ILE:C	2.50	0.50
51:DZ:108:PRO:HA	51:DZ:142:SER:HA	1.93	0.50
34:DE:201:THR:CG2	34:DE:202:LYS:N	2.71	0.50
39:BN:133:GLN:HG2	39:BN:135:PRO:HD3	1.93	0.50
28:D6:14:THR:O	28:D6:49:HIS:HA	2.12	0.50
31:DA:2400:G:N3	31:DA:2400:G:H2'	2.26	0.50
7:AG:75:VAL:CG2	7:AG:144:MET:HB3	2.42	0.50
31:DA:1109:C:H5	31:DA:1110:G:C8	2.29	0.50
36:BG:33:ARG:HB2	36:BG:162:THR:OG1	2.12	0.50
31:BA:2092:U:C5	31:BA:2226:C:OP2	2.64	0.50
13:AM:24:GLY:C	13:AM:25:ILE:HD12	2.32	0.50
13:CM:24:GLY:C	13:CM:25:ILE:HD12	2.31	0.50
36:BG:121:ASN:OD1	36:BG:123:ASN:HB2	2.11	0.50
5:AE:34:VAL:O	5:AE:41:VAL:HA	2.12	0.50
11:AK:21:ILE:HB	11:AK:84:VAL:HG12	1.94	0.50
12:AL:22:SER:C	12:AL:24:VAL:H	2.15	0.50
31:BA:1719:G:H2'	31:BA:1720:U:C5'	2.42	0.50
25:D3:13:ILE:N	25:D3:13:ILE:HD13	2.26	0.50
31:BA:1742:G:C8	31:BA:1742:G:H3'	2.46	0.50
4:AD:194:LEU:N	4:AD:194:LEU:HD22	2.26	0.50
1:CA:658:G:H2'	1:CA:659:U:H6	1.75	0.50
8:AH:54:ASP:O	8:AH:56:LYS:HG3	2.10	0.50
31:DA:1839:G:H8	31:DA:1839:G:C5'	2.25	0.50
1:CA:1053:G:C3'	1:CA:1054:C:H5'	2.42	0.50
34:DE:82:ARG:HG3	34:DE:83:ASP:N	2.27	0.50
13:AM:71:ARG:HG3	13:AM:71:ARG:O	2.12	0.50
1:CA:229:U:O2'	1:CA:230:G:H5'	2.10	0.50
31:DA:854:G:H2'	31:DA:855:G:H8	1.76	0.50
8:AH:82:HIS:CD2	8:AH:138:TRP:NE1	2.80	0.50
32:BB:49:C:H2'	32:BB:50:G:C8	2.47	0.50
29:D7:35:ARG:HG3	29:D7:42:LEU:HD11	1.94	0.50

Continued on next page...

Continued from previous page...

Atom-1	Atom-2	Distance(Å)	Clash(Å)
1:AA:1236:A:O2'	1:AA:1304:G:H4'	2.11	0.50
1:CA:654:G:C2	1:CA:753:A:C4	3.00	0.50
19:CS:63:THR:O	19:CS:66:MET:HG2	2.11	0.50
24:B2:35:LEU:HD23	24:B2:35:LEU:H	1.76	0.50
32:BB:94:C:H2'	32:BB:95:C:H6	1.77	0.50
11:AK:65:ALA:HB3	11:AK:97:ALA:HB3	1.93	0.50
39:BN:40:PRO:C	46:BU:64:ARG:NH2	2.65	0.50
41:BP:48:PRO:O	41:BP:49:ARG:C	2.50	0.50
49:DX:21:PHE:HB3	49:DX:90:GLU:HG3	1.94	0.50
44:DS:28:VAL:HB	44:DS:89:ARG:CB	2.40	0.50
41:BP:84:ASN:HA	41:BP:115:LEU:O	2.12	0.50
16:CP:4:ILE:HG13	16:CP:21:VAL:CG1	2.30	0.50
31:BA:1142(A):A:C4	31:BA:1144:G:C8	3.00	0.50
30:D8:35:GLN:CG	31:DA:2420:C:OP1	2.60	0.50
40:DO:13:ASN:HD21	40:DO:97:ARG:N	2.08	0.50
30:B8:60:LEU:HB3	30:B8:63:PRO:HG2	1.93	0.50
31:BA:671:C:H2'	31:BA:672:C:C6	2.47	0.50
46:BU:87:GLY:CA	47:BV:52:VAL:HG13	2.32	0.50
31:BA:271(P):C:O2'	31:BA:271(Q):G:H5'	2.12	0.50
1:CA:1409:C:N4	1:CA:1491:G:H1	2.09	0.50
31:DA:2850:A:C2	31:DA:2851:A:C4	3.00	0.50
31:DA:1527:G:C5'	31:DA:1528:A:OP1	2.60	0.50
31:DA:2580:U:C4'	34:DE:131:ALA:H	2.24	0.50
23:D1:85:LEU:HB3	23:D1:87:PRO:HD3	1.92	0.50
22:B0:72:ARG:HH21	22:B0:75:LEU:HD12	1.77	0.50
33:DD:224:ALA:O	33:DD:225:ALA:HB2	2.11	0.50
1:CA:682:G:N1	1:CA:683:G:C5	2.80	0.50
33:BD:266:SER:O	33:BD:267:SER:OG	2.26	0.50
22:D0:40:GLN:NE2	22:D0:43:THR:HA	2.26	0.50
36:BG:152:LEU:O	36:BG:153:ARG:HB2	2.12	0.50
42:BQ:133:ARG:O	42:BQ:134:ARG:HB2	2.11	0.50
31:BA:271(G):C:O2	31:BA:271(G):C:H2'	2.11	0.50
1:AA:363:A:C5	12:AL:31:PRO:HD2	2.47	0.50
5:AE:31:LEU:HD22	5:AE:43:LEU:HD11	1.94	0.50
31:DA:876:C:C4	31:DA:877:U:C5	2.99	0.50
31:BA:213:A:H2'	31:BA:214:G:O4'	2.12	0.50
11:CK:65:ALA:HB3	11:CK:97:ALA:HB3	1.92	0.50
1:AA:189(B):C:O2'	1:AA:189(C):C:H5'	2.11	0.50
50:BY:86:ARG:HG2	50:BY:87:LYS:N	2.25	0.50
31:BA:175:G:H8	31:BA:175:G:C5'	2.24	0.50
1:AA:166:G:C4	1:AA:167:G:C8	3.00	0.50
4:CD:108:LEU:O	4:CD:110:PHE:HD1	1.93	0.50

Continued on next page...

Continued from previous page...

Atom-1	Atom-2	Distance(Å)	Clash(Å)
9:CI:83:ARG:O	9:CI:86:VAL:HG12	2.11	0.50
31:BA:2192:G:O2'	31:BA:2193:G:H5'	2.11	0.50
3:AC:94:LEU:HD12	3:AC:95:THR:N	2.26	0.50
31:BA:118:A:C8	31:BA:119:A:C8	3.00	0.50
4:AD:160:GLN:HA	4:AD:163:GLU:HB2	1.93	0.50
31:DA:892:G:N3	31:DA:892:G:H3'	2.26	0.50
36:BG:120:LEU:O	36:BG:122:PRO:HD3	2.10	0.50
1:CA:310:G:C5'	16:CP:31:LYS:HB2	2.41	0.50
31:DA:693:C:H2'	31:DA:694:U:H6	1.77	0.50
1:AA:299:G:C6	1:AA:300:A:N1	2.80	0.50
31:DA:2694:G:C6	31:DA:2695:C:C4	3.00	0.50
31:DA:2821:A:H2'	31:DA:2822:G:C8	2.46	0.50
1:AA:1006:C:H42	1:AA:1024:G:H21	1.60	0.50
31:DA:2740:A:C6	31:DA:2764:A:C8	3.00	0.50
1:AA:119:A:H4'	1:AA:120:A:O5'	2.11	0.50
31:DA:1449:A:H5''	31:DA:1449:A:H8	1.77	0.50
31:DA:1353:A:H5''	33:DD:38:LYS:HZ1	1.77	0.50
39:BN:102:ALA:O	39:BN:106:MET:HG3	2.12	0.50
27:D5:57:VAL:CB	27:D5:58:LEU:HD12	2.41	0.50
35:BF:203:GLN:HA	35:BF:206:ILE:O	2.12	0.50
23:D1:67:ILE:HD12	23:D1:68:PRO:HD2	1.93	0.50
49:BX:37:THR:HG23	49:BX:54:VAL:HB	1.93	0.50
1:CA:355:C:C2	1:CA:356:A:C8	2.99	0.50
16:CP:22:THR:HG23	16:CP:32:TYR:HA	1.94	0.50
49:BX:34:ALA:O	49:BX:35:THR:C	2.51	0.50
30:D8:25:MET:HG3	41:DP:64:LYS:HB2	1.92	0.50
47:BV:2:PHE:CE1	47:BV:13:ARG:CZ	2.93	0.50
41:DP:32:THR:O	41:DP:36:LYS:HB2	2.12	0.50
23:B1:85:LEU:HB3	23:B1:87:PRO:HD3	1.94	0.50
31:DA:683:C:O5'	31:DA:683:C:H6	1.95	0.50
38:DI:1:MET:CG	38:DI:23:PRO:HA	2.33	0.50
6:CF:8:ILE:HG22	6:CF:9:VAL:H	1.77	0.50
46:BU:104:GLN:HB2	47:BV:43:GLU:OE1	2.12	0.50
1:AA:1064:G:O5'	1:AA:1064:G:H8	1.95	0.50
1:CA:1058:G:C6	1:CA:1059:C:N3	2.80	0.50
14:AN:40:CYS:SG	14:AN:42:ILE:HG12	2.52	0.50
1:CA:382:A:C2	1:CA:383:A:C4	2.99	0.50
38:BI:78:THR:O	38:BI:79:ILE:HD13	2.12	0.50
1:CA:191:G:H1'	20:CT:105:SER:HA	1.92	0.50
19:CS:36:ARG:HD2	19:CS:52:TYR:O	2.12	0.50
9:CI:16:ARG:O	9:CI:63:ILE:HA	2.12	0.50
31:DA:1173:G:H3'	31:DA:1174:A:H5'	1.93	0.50

Continued on next page...

Continued from previous page...

Atom-1	Atom-2	Distance(Å)	Clash(Å)
1:AA:657:G:N2	1:AA:750:G:C8	2.80	0.50
2:CB:98:LEU:HB2	2:CB:101:MET:CE	2.42	0.50
1:CA:1372:U:OP1	9:CI:72:GLY:N	2.44	0.50
1:AA:977:A:H8	1:AA:1223:C:N3	2.09	0.50
31:DA:2680:C:H5'	34:DE:189:PRO:HA	1.94	0.50
31:BA:485:C:O2'	31:BA:486:C:H5'	2.12	0.50
34:BE:70:ALA:O	34:BE:72:VAL:N	2.45	0.50
1:AA:277:C:P	17:AQ:68:ARG:HH12	2.35	0.50
31:DA:1887:C:C2'	31:DA:1888:G:H5'	2.42	0.50
1:AA:1125:U:H2'	1:AA:1126:U:OP2	2.10	0.50
22:B0:27:GLU:HB3	31:BA:856:C:H1'	1.93	0.50
17:AQ:33:GLY:O	17:AQ:34:LYS:O	2.30	0.50
1:AA:41:G:H2'	1:AA:42:G:H8	1.77	0.50
31:DA:2494:G:C5	31:DA:2495:G:N7	2.80	0.50
13:CM:94:ARG:HG2	19:CS:82:GLY:N	2.26	0.50
31:BA:832:G:OP1	41:BP:40:SER:HB3	2.11	0.50
1:CA:39:G:C6	1:CA:40:C:C5	3.00	0.50
31:DA:1717:G:C2	31:DA:1718:G:C8	3.00	0.50
31:BA:2233:U:H2'	31:BA:2234:G:C8	2.47	0.50
40:DO:9:GLU:O	40:DO:83:ALA:HA	2.11	0.50
23:B1:53:VAL:HG21	23:B1:74:VAL:HG21	1.93	0.50
46:BU:8:VAL:HG11	46:BU:12:ARG:CZ	2.42	0.50
6:CF:24:GLU:HG2	6:CF:28:ARG:CZ	2.42	0.50
33:BD:69:ARG:NH2	33:BD:128:GLY:O	2.40	0.50
16:AP:20:VAL:HG23	16:AP:35:LYS:HA	1.93	0.50
31:BA:2820:A:H2'	31:BA:2820:A:N3	2.27	0.50
36:DG:29:TRP:C	36:DG:31:VAL:H	2.15	0.50
23:D1:14:VAL:O	23:D1:46:LEU:CD2	2.58	0.50
31:DA:61:G:H1	31:DA:94:C:H42	1.58	0.50
44:BS:93:LYS:O	44:BS:93:LYS:HE3	2.12	0.50
47:BV:19:LYS:HE2	47:BV:20:LEU:H	1.77	0.50
31:DA:203:C:H3'	31:DA:204:A:H5''	1.94	0.50
24:B2:45:SER:HA	24:B2:47:ASN:HD21	1.76	0.50
39:BN:23:LEU:O	39:BN:23:LEU:HD23	2.12	0.50
46:DU:101:ARG:O	46:DU:102:GLU:C	2.50	0.50
49:DX:44:GLU:HB2	49:DX:49:VAL:O	2.12	0.50
31:DA:966:G:C6	31:DA:967:C:N4	2.80	0.50
28:D6:23:THR:HG21	31:DA:2419:U:H4'	1.94	0.50
34:DE:75:VAL:C	34:DE:77:ILE:N	2.65	0.50
34:DE:48:GLN:CG	34:DE:78:LEU:HB3	2.41	0.50
41:BP:71:VAL:HG13	41:BP:72:PRO:HD3	1.92	0.50
45:BT:31:SER:HA	45:BT:32:TYR:CE2	2.47	0.50

Continued on next page...

Continued from previous page...

Atom-1	Atom-2	Distance(Å)	Clash(Å)
31:BA:2019:A:H2'	31:BA:2020:A:O5'	2.12	0.50
31:BA:2020:A:C2'	31:BA:2021:C:H5'	2.41	0.50
31:BA:271(P):C:C2'	31:BA:271(Q):G:H5'	2.41	0.50
50:DY:45:VAL:CG1	50:DY:46:LYS:H	2.25	0.50
31:DA:142:A:H8	31:DA:1408:C:H1'	1.72	0.50
31:BA:2849:U:H5'	31:BA:2867:G:H21	1.77	0.50
45:BT:50:ILE:CD1	45:BT:64:ARG:HB3	2.42	0.50
1:CA:450:G:OP1	1:CA:452:A:OP1	2.30	0.50
31:BA:1131:G:H4'	39:BN:82:LEU:HG	1.94	0.50
15:CO:56:LEU:O	15:CO:60:VAL:HG23	2.12	0.50
31:DA:2664:G:C2'	31:DA:2665:A:O5'	2.60	0.50
10:CJ:30:SER:HG	10:CJ:81:THR:HG22	1.76	0.50
1:AA:1203:C:OP1	14:AN:3:ARG:HD3	2.12	0.50
43:DR:71:GLN:HE21	43:DR:71:GLN:CA	2.19	0.50
13:AM:97:PRO:HB2	13:AM:101:GLN:NE2	2.27	0.50
31:DA:340:A:H2'	31:DA:341:G:C5'	2.41	0.50
1:AA:561:U:O2'	1:AA:562:C:OP2	2.22	0.50
19:AS:36:ARG:HD2	19:AS:52:TYR:O	2.11	0.50
42:DQ:16:ARG:CG	42:DQ:17:LEU:N	2.75	0.50
31:DA:1688:U:H5'	31:DA:1689:A:OP1	2.12	0.50
7:CG:22:LEU:HG	7:CG:62:PHE:HE2	1.77	0.50
1:CA:1242:C:H5''	21:CU:10:ARG:NH1	2.27	0.50
34:DE:179:GLU:O	34:DE:180:ASN:HB2	2.12	0.50
34:DE:27:LEU:HD12	34:DE:181:LEU:HD13	1.94	0.50
31:DA:2646:C:OP2	31:DA:2732:G:O2'	2.21	0.50
22:B0:56:ASP:OD1	31:BA:2364:C:H5'	2.12	0.50
31:DA:357:A:C2	31:DA:358:U:O2	2.65	0.50
1:CA:1478:C:H2'	1:CA:1479:C:C6	2.46	0.50
1:CA:93:G:C2'	1:CA:96:U:H5'	2.42	0.50
31:BA:1050:A:C2	31:BA:2751:G:C5	3.00	0.50
31:DA:1269:A:H2'	31:DA:1270:C:C6	2.46	0.50
4:CD:92:VAL:O	4:CD:96:LEU:HD23	2.12	0.50
5:AE:36:ASP:O	5:AE:37:ARG:CB	2.60	0.50
38:DI:131:LYS:HG2	38:DI:132:PRO:HA	1.92	0.50
1:AA:1206:G:C6	1:AA:1207:G:C6	3.00	0.50
32:DB:93:G:H2'	32:DB:94:C:C6	2.46	0.50
32:DB:93:G:H2'	32:DB:94:C:H6	1.76	0.50
31:BA:68:G:H2'	31:BA:69:C:C6	2.47	0.50
1:AA:609:A:C2'	1:AA:610:G:H5'	2.42	0.50
31:DA:1161:C:H1'	47:DV:8:GLY:O	2.12	0.50
2:AB:178:ARG:NH2	8:AH:68:ARG:HH22	2.09	0.50
18:CR:19:LYS:O	18:CR:20:ALA:HB2	2.11	0.50

Continued on next page...

Continued from previous page...

Atom-1	Atom-2	Distance(Å)	Clash(Å)
31:DA:435:C:C5	31:DA:436:C:C5	3.00	0.50
31:BA:922:U:H2'	31:BA:923:C:C6	2.46	0.50
1:AA:414:A:H2'	1:AA:415:A:H8	1.77	0.50
31:BA:2518:A:C8	31:BA:2518:A:H5'	2.47	0.50
32:DB:8:U:H5'	32:DB:9:G:OP2	2.11	0.50
31:BA:2728:U:O2'	31:BA:2729:G:H5'	2.12	0.50
31:BA:2637:U:O2'	31:BA:2638:G:H5'	2.12	0.50
1:CA:1142:G:H3'	1:CA:1143:G:H8	1.77	0.50
51:DZ:54:HIS:HE1	51:DZ:123:ASP:CG	2.14	0.49
31:BA:84:A:H5''	50:BY:9:LYS:HD3	1.94	0.49
44:BS:34:HIS:CE1	44:BS:54:LEU:CB	2.89	0.49
44:DS:35:ILE:HG22	44:DS:53:SER:HB2	1.93	0.49
31:DA:607:U:C2	31:DA:621:A:N1	2.80	0.49
41:BP:52:GLU:C	41:BP:54:GLY:H	2.15	0.49
41:BP:55:ARG:O	41:BP:56:SER:OG	2.21	0.49
44:BS:97:ARG:HG3	44:BS:97:ARG:O	2.12	0.49
49:DX:25:LYS:CG	49:DX:26:TYR:N	2.55	0.49
24:B2:53:LEU:CA	24:B2:56:GLN:HE22	2.24	0.49
44:DS:98:VAL:CG1	44:DS:100:ALA:H	2.24	0.49
38:BI:98:ALA:HA	38:BI:109:ILE:CD1	2.42	0.49
1:CA:376:G:H2'	1:CA:377:G:H8	1.77	0.49
42:BQ:23:GLY:O	42:BQ:99:PRO:O	2.30	0.49
30:B8:32:LEU:CG	30:B8:35:GLN:H	2.24	0.49
28:D6:10:LEU:N	28:D6:10:LEU:CD2	2.74	0.49
48:BW:70:TYR:O	48:BW:107:LEU:HD12	2.12	0.49
31:DA:143:G:H1'	49:DX:38:GLU:HG3	1.93	0.49
1:AA:1442(A):G:C3'	1:AA:1442(B):A:C5'	2.87	0.49
31:BA:154:G:H2'	31:BA:154(A):C:O2	2.11	0.49
31:DA:1168:G:C2'	31:DA:1169:G:H5'	2.42	0.49
31:BA:716:A:H2'	31:BA:717:G:O5'	2.12	0.49
31:DA:2712:U:O2'	31:DA:2712(A):A:OP2	2.27	0.49
31:BA:1331:A:HO2'	31:BA:1332:G:H8	1.60	0.49
23:D1:87:PRO:O	23:D1:91:LYS:N	2.28	0.49
31:BA:1884:A:N1	31:BA:1885:A:C5	2.80	0.49
31:DA:2660:A:C5'	31:DA:2661:G:N2	2.72	0.49
41:DP:144:GLU:N	41:DP:145:PRO:CD	2.75	0.49
31:DA:389:G:H22	41:DP:72:PRO:HD3	1.77	0.49
2:CB:44:LEU:HD12	2:CB:44:LEU:N	2.24	0.49
1:AA:343:U:O2'	1:AA:346:G:O6	2.24	0.49
15:AO:87:ILE:HG22	15:AO:88:ARG:HG3	1.94	0.49
1:CA:79:G:H4'	1:CA:80:G:OP1	2.11	0.49
31:BA:876:C:C2	31:BA:877:U:C6	2.99	0.49

Continued on next page...

Continued from previous page...

Atom-1	Atom-2	Distance(Å)	Clash(Å)
3:CC:125:GLU:OE2	3:CC:189:ALA:HA	2.12	0.49
30:D8:47:LYS:HD2	30:D8:48:PHE:O	2.11	0.49
4:AD:172:PRO:O	4:AD:187:ARG:NH1	2.43	0.49
9:CI:79:LEU:HD11	9:CI:83:ARG:NH2	2.27	0.49
4:CD:3:ARG:HD3	4:CD:5:ILE:HG13	1.94	0.49
31:BA:754:C:H2'	31:BA:755:C:C6	2.47	0.49
31:DA:601:C:O2	31:DA:605:C:H4'	2.12	0.49
31:BA:2756:U:H1'	31:BA:2757:A:H5''	1.94	0.49
10:CJ:16:LEU:O	10:CJ:16:LEU:HD13	2.12	0.49
1:CA:948:C:OP1	13:CM:107:ALA:HA	2.11	0.49
31:DA:1804:C:H2'	31:DA:1805:U:H6	1.77	0.49
51:DZ:156:LYS:O	51:DZ:158:PRO:HD3	2.12	0.49
31:BA:643:A:H2'	31:BA:644:A:O5'	2.12	0.49
1:AA:1189:C:O3'	3:AC:5:ILE:HD12	2.12	0.49
31:BA:1357:U:H2'	31:BA:1358:G:O4'	2.12	0.49
33:BD:231:HIS:ND1	33:BD:232:PRO:HD2	2.27	0.49
34:DE:103:ASP:OD2	34:DE:168:MET:HE1	2.12	0.49
1:AA:1135:U:H4'	1:AA:1136:U:H5	1.76	0.49
31:DA:2503:A:C8	55:DA:3330:ERY:H293	2.47	0.49
1:CA:62:U:O2'	1:CA:379:C:H1'	2.12	0.49
4:CD:50:ARG:HD2	4:CD:51:PRO:O	2.12	0.49
31:DA:866:A:C6	31:DA:914:C:C5	3.00	0.49
49:DX:18:TYR:O	49:DX:19:ALA:C	2.50	0.49
33:BD:25:THR:CG2	33:BD:82:ILE:N	2.75	0.49
50:DY:39:VAL:O	50:DY:40:GLU:CD	2.51	0.49
50:BY:8:LYS:HE3	50:BY:72:VAL:HG23	1.94	0.49
31:BA:2820:A:H1'	43:BR:5:LYS:HZ3	1.78	0.49
37:BH:137:ASP:HB3	37:BH:140:LYS:H	1.77	0.49
24:D2:37:PHE:CD2	24:D2:37:PHE:O	2.65	0.49
24:D2:53:LEU:C	24:D2:56:GLN:HE22	2.15	0.49
49:BX:21:PHE:CE1	49:BX:26:TYR:CG	3.00	0.49
24:B2:23:LYS:HB2	49:BX:5:TYR:CE1	2.47	0.49
39:BN:25:ARG:CG	39:BN:25:ARG:HH11	2.22	0.49
31:DA:252:G:P	41:DP:50:ARG:HH11	2.35	0.49
45:DT:40:THR:O	45:DT:41:ARG:CB	2.60	0.49
23:D1:33:LYS:HZ1	23:D1:35:THR:HG21	1.77	0.49
31:BA:530:G:C5	31:BA:2022:U:H5''	2.48	0.49
23:B1:73:LEU:HD13	23:B1:90:ILE:HG22	1.93	0.49
32:DB:20:C:O2'	32:DB:21:G:H5''	2.12	0.49
1:CA:1202:G:H2'	1:CA:1203:C:O4'	2.12	0.49
47:DV:43:GLU:N	47:DV:48:GLY:HA2	2.26	0.49
37:BH:149:ARG:O	37:BH:152:ARG:O	2.30	0.49

Continued on next page...

Continued from previous page...

Atom-1	Atom-2	Distance(Å)	Clash(Å)
31:BA:1859:A:C6	31:BA:1884:A:C8	2.99	0.49
2:AB:42:ILE:HD11	2:AB:202:PRO:HB2	1.93	0.49
5:AE:103:GLY:C	5:AE:106:PRO:HD2	2.32	0.49
1:AA:195:A:C5	1:AA:196:A:N1	2.80	0.49
31:BA:1106:A:H2'	31:BA:1107:G:O5'	2.10	0.49
1:AA:343:U:H2'	1:AA:346:G:O6	2.12	0.49
17:AQ:99:SER:C	17:AQ:100:LYS:HD3	2.32	0.49
12:CL:32:PHE:CE1	12:CL:86:ARG:HG3	2.45	0.49
18:CR:25:THR:CG2	18:CR:42:ARG:HH11	2.25	0.49
31:DA:106:C:H1'	50:DY:2:ARG:NE	2.27	0.49
31:BA:877:U:O2'	31:BA:878:A:H5''	2.11	0.49
1:AA:1228:C:P	13:AM:108:ARG:HH22	2.35	0.49
1:AA:688:G:H2'	1:AA:689:C:C6	2.47	0.49
7:CG:73:MET:HG2	7:CG:90:GLU:HA	1.94	0.49
1:AA:814:A:N7	1:AA:816:A:C5	2.80	0.49
6:AF:63:TYR:N	6:AF:63:TYR:CD2	2.80	0.49
20:CT:97:ALA:O	20:CT:99:LEU:HG	2.13	0.49
1:AA:872:A:C2	1:AA:874:G:C6	3.00	0.49
31:DA:2075:U:H2'	31:DA:2238:G:N2	2.27	0.49
9:AI:11:LYS:HG2	9:AI:11:LYS:O	2.12	0.49
31:DA:491:G:O2'	31:DA:492:A:H5'	2.12	0.49
51:BZ:92:SER:O	51:BZ:130:PRO:HG2	2.12	0.49
6:AF:78:GLU:O	6:AF:81:ILE:HG13	2.11	0.49
31:DA:565:C:H4'	31:DA:1253:A:C6	2.47	0.49
31:BA:53:A:H61	31:BA:117:G:C2'	2.25	0.49
12:CL:41:ARG:HG2	12:CL:42:THR:H	1.77	0.49
10:CJ:96:ILE:HD13	10:CJ:96:ILE:N	2.27	0.49
31:DA:1952:A:C6	31:DA:1953:A:C6	3.00	0.49
41:BP:108:LYS:C	41:BP:110:TYR:N	2.66	0.49
34:DE:96:PHE:HA	34:DE:100:GLU:OE1	2.12	0.49
1:CA:119:A:H4'	1:CA:120:A:O5'	2.12	0.49
2:AB:116:GLU:HA	2:AB:119:GLU:HB2	1.93	0.49
31:BA:2880:C:O2'	43:BR:90:ARG:HD3	2.12	0.49
20:AT:63:ILE:HD13	20:AT:80:ARG:HB2	1.93	0.49
45:DT:4:GLY:O	45:DT:7:ILE:HB	2.11	0.49
1:CA:1404:C:H2'	1:CA:1405:G:C8	2.48	0.49
10:CJ:90:LEU:N	10:CJ:91:PRO:HD3	2.28	0.49
33:BD:30:GLU:HG3	33:BD:63:ARG:NH2	2.27	0.49
50:DY:9:LYS:HA	50:DY:30:VAL:HG21	1.95	0.49
33:DD:36:PRO:HA	33:DD:62:TYR:O	2.12	0.49
34:BE:111:ARG:HG3	43:BR:2:ARG:HG3	1.93	0.49
24:D2:51:ARG:O	24:D2:52:ASP:HB2	2.11	0.49

Continued on next page...

Continued from previous page...

Atom-1	Atom-2	Distance(Å)	Clash(Å)
24:D2:26:ARG:CG	49:DX:5:TYR:HB3	2.40	0.49
31:BA:2287:A:C4	31:BA:2289:G:C8	2.99	0.49
35:DF:24:LEU:CB	35:DF:25:PRO:HD2	2.29	0.49
5:CE:101:ILE:HD11	5:CE:119:LEU:HA	1.93	0.49
2:CB:185:ILE:HA	2:CB:199:TYR:O	2.12	0.49
31:DA:2196:C:O2'	31:DA:2197:U:H5'	2.12	0.49
31:BA:1300:U:H2'	31:BA:1626:G:C2	2.47	0.49
1:AA:352:C:O2'	1:AA:354:G:OP1	2.25	0.49
31:DA:2018:G:H2'	31:DA:2019:A:C8	2.48	0.49
31:BA:271(L):U:H5''	31:BA:271(M):G:C4	2.46	0.49
43:DR:10:LEU:HB3	43:DR:17:ARG:CD	2.41	0.49
31:BA:2864:G:H2'	31:BA:2865:U:O4'	2.11	0.49
31:BA:2689:U:C4'	31:BA:2690:C:H5'	2.42	0.49
48:DW:64:MET:O	48:DW:65:LEU:CB	2.50	0.49
5:AE:72:GLN:O	5:AE:75:THR:HG22	2.11	0.49
45:BT:48:ILE:HG22	45:BT:50:ILE:HD12	1.92	0.49
31:BA:2663:G:C5	31:BA:2664:G:C5	3.00	0.49
41:BP:81:GLN:NE2	41:BP:106:LEU:HA	2.27	0.49
51:DZ:146:ILE:HA	51:DZ:174:VAL:HG12	1.93	0.49
1:CA:102:G:C6	1:CA:103:C:C4	3.01	0.49
2:CB:17:PHE:O	2:CB:18:GLY:O	2.30	0.49
31:BA:2196:C:O2'	31:BA:2197:U:H5'	2.12	0.49
47:DV:83:ARG:O	47:DV:84:LYS:HD2	2.12	0.49
45:DT:51:ARG:HG2	45:DT:52:ILE:N	2.26	0.49
17:CQ:65:ILE:H	17:CQ:65:ILE:HD12	1.77	0.49
12:CL:86:ARG:HB2	12:CL:101:VAL:CG2	2.42	0.49
31:DA:485:C:O2'	31:DA:486:C:H5'	2.12	0.49
1:CA:1423:G:H2'	1:CA:1424:C:H6	1.77	0.49
49:DX:65:ARG:NH2	49:DX:66:LEU:H	2.10	0.49
1:AA:688:G:H2'	1:AA:689:C:H6	1.77	0.49
31:BA:2869:G:H2'	31:BA:2870:C:O4'	2.12	0.49
4:AD:79:PHE:HZ	4:AD:204:ILE:HD13	1.77	0.49
27:B5:11:THR:HG23	31:BA:1263:U:O2'	2.12	0.49
7:AG:66:VAL:O	7:AG:70:LYS:HG3	2.12	0.49
31:DA:1317:A:H2'	31:DA:1318:C:C6	2.46	0.49
3:AC:18:TRP:HD1	14:AN:51:GLY:O	1.95	0.49
1:CA:791:G:C5	1:CA:792:A:N7	2.81	0.49
7:AG:85:TYR:HD1	7:AG:154:TYR:HE1	1.60	0.49
20:AT:56:MET:HG3	20:AT:88:VAL:HG21	1.93	0.49
31:DA:446:G:OP1	46:DU:3:ARG:NH1	2.45	0.49
12:AL:38:THR:CG2	12:AL:57:LYS:HB2	2.42	0.49
13:CM:14:ARG:NH1	13:CM:42:ALA:HA	2.27	0.49

Continued on next page...

Continued from previous page...

Atom-1	Atom-2	Distance(Å)	Clash(Å)
1:CA:116:A:H61	1:CA:313:A:H1'	1.78	0.49
32:DB:102:A:H8	32:DB:102:A:OP2	1.95	0.49
31:BA:428:A:H8	31:BA:428:A:OP2	1.95	0.49
31:BA:966:G:H2'	31:BA:967:C:H6	1.76	0.49
31:BA:2282:G:OP1	31:BA:2283:C:H1'	2.13	0.49
50:DY:42:VAL:CG2	50:DY:67:LEU:HD13	2.43	0.49
50:DY:8:LYS:HE3	50:DY:72:VAL:HG23	1.93	0.49
50:BY:8:LYS:H	50:BY:28:LYS:NZ	2.09	0.49
32:BB:30:C:H2'	32:BB:31:C:H5'	1.95	0.49
36:BG:11:TYR:HD2	36:BG:12:TYR:CD1	2.31	0.49
44:DS:57:LYS:CG	44:DS:58:LEU:H	2.26	0.49
27:D5:36:CYS:HG	27:D5:49:CYS:HG	0.50	0.49
24:D2:40:SER:OG	24:D2:41:ILE:N	2.45	0.49
44:BS:89:ARG:O	44:BS:90:GLY:O	2.30	0.49
31:BA:993:G:N3	47:BV:91:TYR:CE1	2.80	0.49
35:DF:2:LYS:O	35:DF:25:PRO:HG2	2.13	0.49
13:CM:3:ARG:HG2	13:CM:9:ILE:CG1	2.42	0.49
30:B8:32:LEU:CA	30:B8:34:TRP:H	2.25	0.49
30:B8:34:TRP:HD1	31:BA:2391:G:OP1	1.95	0.49
40:DO:10:VAL:HG22	40:DO:17:ARG:O	2.13	0.49
31:DA:1495:A:C2	31:DA:1496:A:C2	3.00	0.49
31:BA:1494:A:N3	31:BA:1494:A:H2'	2.28	0.49
31:BA:1495:A:H2'	31:BA:1496:A:N3	2.27	0.49
31:DA:2469:A:C5	31:DA:2470:G:H1'	2.48	0.49
34:DE:111:ARG:HG3	43:DR:2:ARG:HG3	1.95	0.49
1:CA:409:G:C2'	1:CA:410:G:H5'	2.38	0.49
1:CA:538:G:OP2	12:CL:115:LYS:HG3	2.12	0.49
36:BG:55:LYS:O	36:BG:59:GLU:HB2	2.12	0.49
1:CA:1030(A):G:H1'	1:CA:1031:G:N2	2.16	0.49
51:DZ:151:HIS:HA	51:DZ:171:ILE:HD13	1.93	0.49
31:BA:1578:U:OP2	31:BA:1578:U:H6	1.96	0.49
43:DR:41:ALA:O	43:DR:44:LEU:N	2.45	0.49
31:DA:1884:A:N1	31:DA:1885:A:C5	2.80	0.49
31:BA:142:A:H8	31:BA:1408:C:H1'	1.71	0.49
30:B8:53:PRO:HA	30:B8:56:GLU:HB2	1.94	0.49
31:DA:26:G:C6	31:DA:27:G:N1	2.81	0.49
31:DA:27:G:O2'	31:DA:28:A:OP2	2.27	0.49
31:DA:515:A:H1'	31:DA:581:C:H1'	1.93	0.49
5:CE:103:GLY:O	5:CE:106:PRO:HD2	2.13	0.49
1:CA:939:G:H5''	7:CG:102:ARG:NH2	2.28	0.49
20:AT:89:ARG:HD2	20:AT:104:LEU:HD21	1.93	0.49
31:BA:1836:C:H2'	31:BA:1837:C:H6	1.76	0.49

Continued on next page...

Continued from previous page...

Atom-1	Atom-2	Distance(Å)	Clash(Å)
31:BA:1836:C:C2'	31:BA:1837:C:H5'	2.42	0.49
51:DZ:16:SER:HA	51:DZ:19:ARG:HD2	1.93	0.49
5:CE:13:ILE:HG13	5:CE:29:GLY:O	2.12	0.49
41:DP:14:LYS:O	41:DP:15:ARG:CB	2.59	0.49
9:CI:28:VAL:HG22	9:CI:63:ILE:HB	1.94	0.49
33:DD:77:ALA:HB2	33:DD:97:TYR:CG	2.46	0.49
31:DA:1719:G:H2'	31:DA:1720:U:C5'	2.42	0.49
1:CA:1228:C:P	13:CM:108:ARG:HH22	2.35	0.49
31:BA:1417:C:H2'	31:BA:1418:G:H5'	1.94	0.49
1:AA:577:G:C8	1:AA:816:A:C6	3.01	0.49
31:DA:2544:G:H1'	31:DA:2646:C:H4'	1.92	0.49
1:AA:336:C:O2'	1:AA:337:C:H5'	2.13	0.49
1:CA:1158:C:H2'	1:CA:1158:C:O2	2.10	0.49
8:AH:20:TYR:HD1	8:AH:65:TYR:CD2	2.30	0.49
4:CD:108:LEU:HB3	4:CD:110:PHE:CD1	2.46	0.49
31:BA:1893:C:C6	31:BA:1894:C:C5	3.00	0.49
1:AA:1316:G:H1	19:AS:5:LEU:HD21	1.78	0.49
1:AA:229:U:O2'	1:AA:230:G:H5'	2.12	0.49
31:BA:1027:A:N6	31:BA:1126:A:C4	2.81	0.49
42:BQ:38:GLU:OE2	42:BQ:127:ILE:HG22	2.12	0.49
31:BA:1227:G:OP1	46:BU:13:LYS:HG2	2.12	0.49
6:CF:96:PRO:HB3	18:CR:30:ASP:OD2	2.13	0.49
51:DZ:118:GLN:O	51:DZ:120:ILE:N	2.44	0.49
38:BI:73:GLU:O	38:BI:73:GLU:HG3	2.12	0.49
26:D4:11:PRO:C	26:D4:13:ARG:H	2.16	0.49
1:AA:365:U:H5''	1:AA:366:C:OP1	2.12	0.49
31:DA:352:G:O2'	31:DA:353:G:H3'	2.12	0.49
32:DB:30:C:H2'	32:DB:31:C:H5'	1.93	0.49
36:DG:11:TYR:HD2	36:DG:12:TYR:CD1	2.30	0.49
49:BX:25:LYS:CG	49:BX:26:TYR:N	2.57	0.49
31:BA:1802:A:N1	31:BA:1822:G:H1'	2.28	0.49
44:BS:16:ASN:O	44:BS:20:ARG:NH2	2.46	0.49
44:BS:98:VAL:HG12	44:BS:100:ALA:H	1.78	0.49
2:AB:185:ILE:HA	2:AB:199:TYR:O	2.11	0.49
34:DE:51:PHE:HB3	34:DE:76:ARG:HB3	1.94	0.49
31:BA:1654:A:H2'	31:BA:1655:A:H8	1.77	0.49
24:B2:12:GLU:C	24:B2:12:GLU:CD	2.72	0.49
41:BP:141:ALA:HB3	25:D3:1:MET:HE1	1.94	0.49
31:BA:910:A:N7	42:BQ:13:GLN:HB2	2.27	0.49
45:DT:28:VAL:HG11	45:DT:46:GLU:OE1	2.12	0.49
39:DN:17:ASP:O	39:DN:17:ASP:CG	2.49	0.49
49:BX:60:ARG:CZ	49:BX:74:PRO:HG2	2.42	0.49

Continued on next page...

Continued from previous page...

Atom-1	Atom-2	Distance(Å)	Clash(Å)
48:DW:9:TYR:N	48:DW:102:HIS:CD2	2.72	0.49
50:BY:71:LYS:CB	50:BY:71:LYS:NZ	2.70	0.49
32:BB:20:C:O2'	32:BB:21:G:H5''	2.13	0.49
43:DR:10:LEU:HB3	43:DR:17:ARG:CZ	2.41	0.49
1:CA:200:G:H1	1:CA:217:C:N4	2.02	0.49
41:DP:96:THR:HG22	41:DP:126:VAL:CG2	2.42	0.49
1:CA:38:G:N1	1:CA:397:A:C2	2.79	0.49
2:AB:44:LEU:HD12	2:AB:44:LEU:N	2.22	0.49
20:CT:89:ARG:HD2	20:CT:104:LEU:HD21	1.93	0.49
31:DA:2700:C:O2'	31:DA:2701:C:H5'	2.12	0.49
1:AA:147:G:N2	1:AA:148:G:H1'	2.27	0.49
1:AA:1365:G:C5	1:AA:1366:C:C5	3.01	0.49
1:AA:1128:C:H1'	1:AA:1146:A:H61	1.76	0.49
9:AI:28:VAL:HG22	9:AI:63:ILE:HB	1.95	0.49
3:CC:108:ASN:ND2	3:CC:111:LEU:HD12	2.26	0.49
31:BA:2223:G:H2'	31:BA:2224:G:C5'	2.41	0.49
31:DA:1510:G:H2'	31:DA:1511:C:H5'	1.93	0.49
8:AH:109:ILE:HG12	8:AH:110:ALA:N	2.27	0.49
3:AC:188:LEU:O	3:AC:189:ALA:CB	2.60	0.49
3:AC:125:GLU:OE2	3:AC:189:ALA:HA	2.12	0.49
1:AA:189(B):C:N4	1:AA:189(J):G:C6	2.81	0.49
31:DA:2563:U:O2	31:DA:2565:A:H8	1.95	0.49
1:CA:1160:G:H5'	2:CB:132:LYS:HE3	1.95	0.49
20:AT:97:ALA:O	20:AT:99:LEU:HG	2.11	0.49
31:DA:2753:A:HO2'	31:DA:2754:U:H6	1.58	0.49
1:AA:605:U:H2'	1:AA:606:G:C8	2.48	0.49
31:DA:2869:G:H2'	31:DA:2870:C:O4'	2.12	0.49
35:BF:132:VAL:CG2	35:BF:133:ASN:N	2.76	0.49
31:DA:743:G:H2'	31:DA:744:G:H5'	1.94	0.49
1:AA:69:G:N3	1:AA:70:G:C8	2.81	0.49
31:DA:717:G:H2'	31:DA:718:A:O4'	2.12	0.49
31:DA:866:A:C6	31:DA:914:C:C6	3.00	0.49
31:BA:1185:C:H5''	31:BA:1186:G:OP1	2.13	0.49
31:DA:1015:G:C2'	31:DA:1016:G:H5'	2.43	0.49
3:CC:29:TYR:OH	14:CN:54:PRO:HD2	2.13	0.49
40:DO:90:GLN:O	40:DO:91:LEU:HB2	2.12	0.49
36:BG:165:THR:OG1	36:BG:168:GLU:HG3	2.12	0.49
38:DI:69:LYS:HG2	38:DI:69:LYS:O	2.13	0.49
34:BE:66:HIS:CG	34:BE:66:HIS:O	2.64	0.49
2:AB:106:LYS:HG2	2:AB:106:LYS:O	2.13	0.49
31:DA:362:U:H6	31:DA:362:U:H3'	1.77	0.49
23:D1:10:LYS:CG	23:D1:11:ARG:H	2.25	0.49

Continued on next page...

Continued from previous page...

Atom-1	Atom-2	Distance(Å)	Clash(Å)
44:BS:98:VAL:CG1	44:BS:100:ALA:H	2.26	0.49
31:DA:1827:C:C2'	31:DA:1828:G:H5'	2.42	0.49
24:B2:29:LYS:O	24:B2:33:MET:SD	2.70	0.49
44:DS:98:VAL:HG12	44:DS:100:ALA:H	1.77	0.49
36:DG:61:ALA:HA	36:DG:64:THR:CG2	2.41	0.49
46:BU:91:ASP:OD2	46:BU:96:ALA:N	2.46	0.49
50:DY:81:LYS:HD3	50:DY:97:ARG:HG3	1.93	0.49
34:DE:48:GLN:HE22	34:DE:64:LYS:HE2	1.78	0.49
1:AA:427:U:C4	1:AA:428:G:C6	3.01	0.49
35:BF:70:THR:HG22	35:BF:72:ARG:H	1.76	0.49
31:BA:810:U:O2'	41:BP:33:ARG:CZ	2.60	0.49
31:BA:309:G:O3'	50:BY:18:GLY:CA	2.60	0.49
6:CF:86:ARG:O	6:CF:87:ARG:HG2	2.13	0.49
10:AJ:51:ARG:HE	10:AJ:61:GLU:CB	2.21	0.49
1:CA:963:G:H21	10:CJ:55:LYS:HD3	1.76	0.49
5:CE:72:GLN:O	5:CE:75:THR:HG22	2.12	0.49
42:DQ:85:LYS:HG3	42:DQ:86:GLY:N	2.28	0.49
31:BA:1945:G:H2'	31:BA:1946:U:H6	1.76	0.49
30:D8:51:ALA:N	30:D8:53:PRO:HD2	2.27	0.49
31:DA:2660:A:H5''	31:DA:2661:G:H21	1.77	0.49
34:BE:201:THR:HG22	34:BE:202:LYS:H	1.73	0.49
31:DA:1505:C:C2'	31:DA:1506:C:O5'	2.61	0.49
31:BA:1359:A:H2'	31:BA:1360:A:H5'	1.93	0.49
31:DA:814:C:H5''	47:DV:86:GLY:HA3	1.93	0.49
31:DA:271(F):C:C2	31:DA:271(G):C:C6	3.00	0.49
5:AE:12:LEU:HD22	5:AE:12:LEU:C	2.32	0.49
1:CA:177:C:OP1	20:CT:65:LYS:HD3	2.12	0.49
1:AA:1053:G:N7	1:AA:1200:C:H5'	2.28	0.49
31:DA:358:U:C6	31:DA:358:U:H3'	2.46	0.49
12:CL:119:LYS:O	12:CL:120:TYR:HB2	2.12	0.49
31:DA:804:A:H5''	31:DA:805:G:OP1	2.13	0.49
35:DF:132:VAL:CG2	35:DF:133:ASN:N	2.75	0.49
31:BA:477:A:H2'	31:BA:478:A:C8	2.47	0.49
15:AO:36:ILE:HG22	15:AO:37:ASN:HD22	1.77	0.49
1:CA:69:G:N3	1:CA:70:G:C8	2.81	0.49
1:CA:136:C:H42	1:CA:227:G:H1	1.60	0.49
31:BA:892:G:H2'	31:BA:893:C:O4'	2.13	0.49
51:BZ:27:VAL:HG13	51:BZ:29:TYR:HD2	1.77	0.49
31:DA:1130:U:O2	31:DA:2025:C:H5''	2.13	0.49
51:DZ:128:VAL:HG21	51:DZ:161:VAL:HG22	1.94	0.49
36:DG:173:LEU:HB3	36:DG:178:PHE:CG	2.47	0.49
1:AA:586:C:C2'	1:AA:587:G:H5'	2.42	0.49

Continued on next page...

Continued from previous page...

Atom-1	Atom-2	Distance(Å)	Clash(Å)
12:CL:55:VAL:HG13	12:CL:68:ALA:O	2.13	0.49
40:DO:69:ILE:O	40:DO:76:ALA:HA	2.13	0.49
31:DA:373:U:H2'	31:DA:374:A:H8	1.78	0.49
31:DA:2774:C:H2'	31:DA:2775:A:O4'	2.13	0.49
31:DA:300:A:H2'	31:DA:334:C:H1'	1.95	0.49
37:DH:93:GLY:O	37:DH:95:ARG:HG2	2.12	0.49
31:BA:1425:G:H2'	31:BA:1426:G:O4'	2.13	0.49
48:DW:29:LEU:O	48:DW:33:ARG:HD2	2.13	0.49
31:BA:2557:G:H2'	31:BA:2558:C:C6	2.48	0.49
1:AA:356:A:H1'	1:AA:368:U:O2'	2.13	0.49
50:DY:28:LYS:HD2	50:DY:37:VAL:CG1	2.43	0.49
51:DZ:56:VAL:HA	51:DZ:70:LEU:HD23	1.93	0.49
36:BG:29:TRP:C	36:BG:31:VAL:N	2.66	0.49
31:DA:557:U:O2	39:DN:45:ASN:HB2	2.13	0.49
37:BH:85:LYS:CE	37:BH:145:ALA:HB2	2.42	0.49
24:D2:37:PHE:CE2	24:D2:39:ALA:O	2.66	0.49
49:BX:30:VAL:HG23	49:BX:76:ARG:HA	1.94	0.49
47:BV:36:PRO:CD	47:BV:60:GLU:O	2.61	0.49
33:DD:17:THR:CG2	33:DD:205:VAL:N	2.62	0.49
32:DB:45:A:H2'	32:DB:46:A:H5'	1.95	0.49
44:DS:16:ASN:C	44:DS:20:ARG:HH21	2.15	0.49
31:BA:1827:C:C2'	31:BA:1828:G:H5'	2.43	0.49
31:DA:910:A:C8	42:DQ:13:GLN:HB2	2.48	0.49
40:DO:16:ALA:HB2	40:DO:52:VAL:HG11	1.95	0.49
1:AA:542:G:C2	1:AA:543:C:C5	3.01	0.49
31:DA:2722:G:H2'	31:DA:2723:C:C6	2.47	0.49
31:BA:2498:C:O2'	31:BA:2499:C:H5'	2.13	0.49
35:BF:65:TRP:CZ3	35:BF:72:ARG:HB3	2.48	0.49
1:CA:674:G:H2'	1:CA:675:A:H8	1.77	0.49
1:CA:1203:C:OP1	14:CN:3:ARG:HD3	2.13	0.49
1:AA:963:G:H1	1:AA:972:C:H42	1.60	0.49
12:CL:82:VAL:CG1	12:CL:83:VAL:N	2.76	0.49
31:DA:2031:A:OP1	31:DA:2031:A:O4'	2.31	0.49
31:BA:142:A:H1'	31:BA:1408:C:O4'	2.12	0.49
2:AB:21:ARG:CB	2:AB:39:ILE:HA	2.43	0.49
1:AA:682:G:N1	1:AA:683:G:C5	2.81	0.49
33:BD:43:ARG:NH1	33:BD:44:ASN:ND2	2.60	0.49
1:CA:930:C:O2'	1:CA:931:C:H5'	2.12	0.49
39:BN:131:GLN:CD	39:BN:134:ARG:HB3	2.33	0.49
44:DS:74:ALA:HB1	44:DS:103:GLU:HB2	1.94	0.49
1:AA:560:U:H5'	1:AA:566:G:N2	2.27	0.49
12:CL:27:LEU:HD11	12:CL:64:TYR:CE1	2.47	0.49

Continued on next page...

Continued from previous page...

Atom-1	Atom-2	Distance(Å)	Clash(Å)
31:DA:1309:G:H2'	31:DA:1310:G:H5'	1.93	0.49
12:AL:32:PHE:CE1	12:AL:86:ARG:HG3	2.46	0.49
11:CK:124:LYS:HB3	11:CK:125:PHE:HD1	1.77	0.49
31:BA:1688:U:H5'	31:BA:1689:A:OP1	2.13	0.49
45:BT:58:ASN:C	45:BT:58:ASN:HD22	2.16	0.49
1:AA:425:G:O2'	1:AA:426:G:H5'	2.13	0.49
31:BA:2658:C:C3'	31:BA:2659:G:H5''	2.41	0.49
36:BG:114:ILE:O	36:BG:116:ASP:N	2.45	0.49
1:AA:448:A:C2	1:AA:449:C:C4	3.00	0.49
34:BE:39:PRO:HA	34:BE:43:GLY:CA	2.42	0.49
4:AD:61:LYS:NZ	4:AD:62:GLN:NE2	2.61	0.49
9:CI:79:LEU:HD11	9:CI:83:ARG:CZ	2.42	0.49
1:CA:189(K):U:H2'	1:CA:189(L):G:C8	2.47	0.49
2:CB:74:LYS:C	2:CB:78:GLN:HG3	2.33	0.49
31:DA:363(A):A:C2	31:DA:363(B):G:C8	3.01	0.49
10:AJ:8:LEU:HG	10:AJ:96:ILE:HG22	1.94	0.49
3:CC:94:LEU:HD12	3:CC:95:THR:N	2.28	0.49
1:AA:159:G:O2'	1:AA:160:A:C8	2.60	0.49
31:DA:2518:A:H5'	31:DA:2518:A:H8	1.77	0.49
39:DN:98:VAL:HG23	39:DN:99:LEU:H	1.77	0.49
31:DA:1445(A):C:H2'	31:DA:1446:C:H6	1.78	0.49
1:CA:1133:G:N3	1:CA:1142:G:N2	2.60	0.49
31:BA:966:G:C4	31:BA:967:C:C5	3.01	0.49
51:DZ:14:LYS:HB2	51:DZ:17:ALA:CB	2.42	0.49
51:BZ:28:MET:CE	51:BZ:59:LEU:HD12	2.42	0.49
1:CA:932:C:H4'	7:CG:4:ARG:NH2	2.28	0.49
14:AN:22:THR:HB	14:AN:33:VAL:HG11	1.95	0.49
16:CP:74:LEU:O	16:CP:79:VAL:HB	2.12	0.49
37:BH:93:GLY:O	37:BH:95:ARG:HG2	2.13	0.49
46:DU:14:HIS:O	46:DU:15:LYS:C	2.51	0.49
10:AJ:90:LEU:N	10:AJ:91:PRO:HD3	2.27	0.49
1:AA:1329:A:N7	21:AU:7:ARG:NH2	2.56	0.49
31:DA:292:C:O2'	31:DA:293:U:H5'	2.12	0.49
32:BB:71:C:H2'	32:BB:71:C:O2	2.11	0.49
32:DB:2:C:H2'	32:DB:3:C:C6	2.48	0.49
43:BR:18:LEU:O	43:BR:19:ALA:C	2.49	0.49
36:DG:165:THR:OG1	36:DG:168:GLU:HG3	2.13	0.49
31:BA:1568:G:P	33:BD:63:ARG:HH22	2.36	0.49
1:AA:355:C:N3	1:AA:356:A:N7	2.61	0.49
31:DA:336:C:H5''	50:DY:7:VAL:HG13	1.95	0.49
44:BS:35:ILE:C	44:BS:36:TYR:CD1	2.84	0.49
51:BZ:56:VAL:HA	51:BZ:70:LEU:HD23	1.95	0.49

Continued on next page...

Continued from previous page...

Atom-1	Atom-2	Distance(Å)	Clash(Å)
47:DV:80:GLN:HA	47:DV:82:ARG:H	1.77	0.49
49:DX:21:PHE:CE1	49:DX:26:TYR:CG	3.00	0.49
31:BA:801:G:N7	35:BF:53:THR:HG23	2.28	0.49
46:DU:92:ARG:CZ	47:DV:11:GLN:HG2	2.43	0.49
31:DA:2069:G:H2'	31:DA:2070:G:H5'	1.94	0.49
36:DG:45:GLU:HB2	36:DG:47:LYS:CD	2.42	0.49
31:DA:1189:A:N7	31:DA:1190:G:C8	2.81	0.49
41:DP:47:ASP:HB2	41:DP:51:PHE:HB2	1.95	0.49
34:BE:60:ASN:HD22	34:BE:60:ASN:N	2.09	0.49
31:BA:241:A:O4'	31:BA:243:U:C6	2.66	0.49
31:DA:2020:A:C2'	31:DA:2021:C:H5'	2.43	0.49
31:BA:1024:G:C3'	31:BA:1025:G:H5''	2.35	0.49
32:DB:21:G:O2'	32:DB:22:U:O5'	2.31	0.49
1:CA:976:G:C5'	1:CA:1358:U:O2'	2.58	0.49
31:DA:1858:G:H1'	31:DA:1884:A:N6	2.28	0.49
38:DI:79:ILE:HG22	38:DI:81:VAL:HG23	1.95	0.49
1:AA:682:G:C6	1:AA:683:G:N7	2.80	0.49
1:CA:684:A:C6	1:CA:685:G:C6	3.01	0.49
31:BA:2327:A:H2'	31:BA:2328:A:H8	1.74	0.49
31:BA:125:G:H4'	31:BA:126:A:OP2	2.13	0.49
4:CD:119:GLN:O	4:CD:123:HIS:HD2	1.95	0.49
17:CQ:59:ILE:HG22	17:CQ:60:ILE:N	2.28	0.49
1:AA:363:A:C2	12:AL:31:PRO:HG2	2.47	0.49
9:CI:28:VAL:HA	9:CI:63:ILE:O	2.13	0.49
42:DQ:17:LEU:HD23	42:DQ:17:LEU:N	2.28	0.49
31:DA:1171:G:H3'	31:DA:1173:G:O4'	2.12	0.49
6:AF:40:VAL:HA	6:AF:62:TRP:O	2.12	0.49
22:D0:1:MET:HA	31:DA:2451:A:H4'	1.95	0.49
5:CE:126:ARG:HA	5:CE:131:ILE:HD11	1.94	0.49
34:DE:179:GLU:HB3	34:DE:181:LEU:CD2	2.43	0.49
27:B5:25:LEU:HD21	48:BW:41:LYS:HE3	1.95	0.49
36:BG:106:LEU:HD12	36:BG:110:ALA:CB	2.42	0.49
1:CA:865:A:C2	1:CA:918:A:H4'	2.47	0.49
17:AQ:22:LEU:HD12	17:AQ:23:VAL:H	1.77	0.49
31:DA:1049:C:H1'	31:DA:1113:U:O2'	2.13	0.49
1:AA:1293:G:O2'	1:AA:1294:G:H8	1.95	0.49
1:CA:402:G:C6	1:CA:403:C:C4	3.01	0.49
31:DA:1893:C:C6	31:DA:1894:C:C5	3.01	0.49
1:AA:1084:G:OP1	1:AA:1086:U:C4	2.66	0.49
10:CJ:8:LEU:HG	10:CJ:96:ILE:HG22	1.94	0.49
31:BA:693:C:H2'	31:BA:694:U:C6	2.48	0.49
31:BA:2880:C:H1'	43:BR:92:GLY:O	2.13	0.49

Continued on next page...

Continued from previous page...

Atom-1	Atom-2	Distance(Å)	Clash(Å)
31:DA:2228:G:C6	31:DA:2229:C:C4	3.00	0.49
31:DA:338:G:H2'	31:DA:339:U:H6	1.77	0.49
51:DZ:28:MET:CE	51:DZ:59:LEU:HD12	2.43	0.49
1:AA:201:C:H42	1:AA:203:U:H1'	1.78	0.49
8:CH:91:ARG:HG2	8:CH:91:ARG:HH11	1.77	0.49
40:BO:42:SER:OG	40:BO:44:LYS:HE2	2.13	0.49
50:DY:7:VAL:HB	50:DY:8:LYS:HD2	1.94	0.49
37:BH:85:LYS:CD	37:BH:133:VAL:HB	2.42	0.49
24:D2:12:GLU:C	24:D2:14:ARG:N	2.66	0.49
32:BB:41:U:C4	36:BG:70:VAL:O	2.66	0.49
47:BV:15:GLU:O	47:BV:98:GLU:CD	2.51	0.49
31:BA:1162:G:O2'	47:BV:92:THR:HG23	2.12	0.49
31:DA:307:G:H22	31:DA:310:A:H5'	1.75	0.49
2:CB:97:TRP:CH2	2:CB:176:GLU:HG3	2.48	0.49
39:BN:2:LYS:NZ	46:BU:94:ASN:HD21	2.11	0.49
16:CP:20:VAL:HG13	16:CP:21:VAL:N	2.28	0.49
2:CB:153:ARG:O	2:CB:154:LEU:C	2.51	0.49
31:BA:631:A:OP1	41:BP:64:LYS:CE	2.61	0.49
31:DA:2287:A:C4	31:DA:2289:G:C8	3.00	0.49
33:DD:186:HIS:C	33:DD:186:HIS:CD2	2.87	0.49
31:DA:2359:C:H2'	31:DA:2360:A:C5'	2.30	0.49
44:BS:61:ASN:ND2	44:BS:64:GLU:OE2	2.46	0.49
31:BA:2476:A:C2	31:BA:2477:C:H5''	2.47	0.49
31:BA:2472:G:N1	31:BA:2477:C:OP1	2.25	0.49
36:BG:45:GLU:HB2	36:BG:47:LYS:CD	2.43	0.49
34:BE:57:LYS:HG3	34:BE:57:LYS:O	2.13	0.49
1:AA:538:G:OP2	12:AL:115:LYS:HG3	2.13	0.49
1:CA:541:G:H2'	1:CA:542:G:H8	1.78	0.49
35:BF:67:GLN:HG3	35:BF:67:GLN:O	2.12	0.49
31:BA:329:G:OP2	50:BY:71:LYS:HE2	2.13	0.49
31:DA:271(L):U:H4'	31:DA:271(M):G:N7	2.26	0.49
10:AJ:54:PHE:CZ	10:AJ:55:LYS:NZ	2.80	0.49
47:BV:47:VAL:HG22	47:BV:48:GLY:N	2.28	0.49
10:CJ:54:PHE:CZ	10:CJ:55:LYS:NZ	2.81	0.49
37:DH:44:VAL:HG12	37:DH:45:VAL:N	2.19	0.49
5:CE:139:LEU:HA	5:CE:142:LEU:HD12	1.95	0.49
1:AA:710:G:H5''	6:AF:54:LYS:HE3	1.95	0.49
1:CA:447:G:C6	1:CA:485:G:H1'	2.47	0.49
31:DA:2199:A:OP2	31:DA:2200:C:C5	2.63	0.49
31:DA:2660:A:H5''	31:DA:2661:G:N2	2.28	0.49
13:CM:81:LEU:HB3	13:CM:89:GLY:CA	2.39	0.49
31:DA:1359:A:N7	31:DA:1372:U:C4	2.80	0.49

Continued on next page...

Continued from previous page...

Atom-1	Atom-2	Distance(Å)	Clash(Å)
2:CB:42:ILE:HD11	2:CB:202:PRO:HB2	1.94	0.49
1:CA:920:U:H1'	1:CA:1080:A:N3	2.27	0.49
31:DA:1107:G:H2'	31:DA:1108:U:O4'	2.13	0.49
7:CG:75:VAL:CG2	7:CG:144:MET:HB3	2.42	0.49
1:CA:363:A:C5	12:CL:31:PRO:HD2	2.47	0.49
43:BR:117:VAL:O	43:BR:117:VAL:HG12	2.12	0.49
12:AL:62:SER:O	12:AL:64:TYR:N	2.46	0.49
31:DA:877:U:O2'	31:DA:878:A:H5''	2.12	0.49
36:BG:6:ALA:HB3	36:BG:104:GLU:OE1	2.13	0.49
1:AA:60:A:C8	1:AA:60:A:P	3.05	0.49
30:B8:47:LYS:HD2	30:B8:48:PHE:O	2.12	0.49
1:AA:920:U:H1'	1:AA:1080:A:C2	2.48	0.49
1:CA:605:U:H2'	1:CA:606:G:C8	2.46	0.49
1:CA:189(B):C:O2'	1:CA:189(C):C:H5'	2.13	0.49
31:DA:443:A:H3'	35:DF:45:ARG:HH21	1.78	0.49
8:AH:11:THR:HG23	8:AH:14:ARG:NH1	2.28	0.49
12:AL:110:VAL:HG23	12:AL:120:TYR:O	2.13	0.49
31:DA:1512:U:O2'	31:DA:1513:C:H5'	2.13	0.49
2:CB:67:THR:HG21	2:CB:155:LEU:HG	1.95	0.49
31:BA:2275:C:H5'	31:BA:2275:C:H6	1.78	0.49
31:DA:854:G:H2'	31:DA:855:G:C8	2.47	0.49
31:DA:643:A:H2'	31:DA:644:A:O5'	2.13	0.49
1:CA:994:A:N6	1:CA:1046:A:H2	2.10	0.49
1:CA:590:C:H2'	1:CA:591:U:C6	2.48	0.49
31:DA:300:A:P	50:DY:84:ARG:NH2	2.86	0.49
27:B5:7:PRO:HA	31:BA:2615:U:C2	2.48	0.49
31:BA:1354:A:H2'	31:BA:1355:G:O4'	2.13	0.49
31:BA:721:C:O2	31:BA:721:C:H2'	2.11	0.49
43:BR:51:LEU:HD13	43:BR:70:LEU:HD21	1.93	0.49
31:DA:444:C:H4'	35:DF:49:ALA:HB2	1.95	0.49
31:DA:1185:C:H5''	31:DA:1186:G:OP1	2.13	0.49
11:CK:48:ILE:HG21	11:CK:63:LEU:HD13	1.94	0.49
1:CA:586:C:C2'	1:CA:587:G:H5'	2.43	0.49
35:BF:195:ASP:CG	35:BF:197:ASP:HB3	2.33	0.49
16:AP:8:ARG:O	16:AP:9:PHE:CG	2.66	0.49
33:DD:35:LYS:HB3	33:DD:63:ARG:CA	2.31	0.49
50:BY:28:LYS:CE	50:BY:37:VAL:HG12	2.42	0.49
50:DY:29:GLU:N	50:DY:29:GLU:OE1	2.46	0.49
32:DB:27:C:H5''	32:DB:27:C:H6	1.76	0.49
2:AB:115:LEU:HB2	2:AB:145:LEU:HD12	1.95	0.49
46:BU:60:LEU:O	46:BU:64:ARG:HG2	2.13	0.49
47:BV:79:VAL:HG23	47:BV:82:ARG:CD	2.43	0.49

Continued on next page...

Continued from previous page...

Atom-1	Atom-2	Distance(Å)	Clash(Å)
24:D2:16:LEU:N	24:D2:18:PRO:HD2	2.27	0.49
49:BX:77:LYS:HD3	49:BX:78:LYS:HD2	1.95	0.49
44:BS:16:ASN:HB3	44:BS:20:ARG:NH2	2.28	0.49
31:DA:995:C:N3	39:DN:4:TYR:HE1	2.11	0.49
31:BA:1494:A:N3	31:BA:1494:A:C2'	2.75	0.49
31:DA:70:G:H21	31:DA:71:A:H62	1.61	0.49
31:BA:2480:C:N4	31:BA:2481:G:C6	2.81	0.49
46:BU:102:GLU:HG3	47:BV:2:PHE:CE2	2.47	0.49
36:DG:46:ALA:H	36:DG:82:LEU:CD1	2.24	0.49
45:DT:84:GLN:OE1	45:DT:86:ILE:HD12	2.13	0.49
45:BT:41:ARG:CZ	45:BT:43:GLN:HB2	2.42	0.49
31:BA:2632:A:H1'	34:BE:61:ARG:CZ	2.43	0.49
1:AA:411:A:C6	1:AA:429:U:C4	3.00	0.49
4:AD:10:ARG:O	4:AD:13:ARG:HB2	2.12	0.49
1:CA:410:G:OP2	4:CD:25:ARG:HG3	2.13	0.49
32:BB:21:G:O2'	32:BB:22:U:O5'	2.29	0.49
49:DX:60:ARG:CZ	49:DX:74:PRO:HG2	2.42	0.49
43:DR:8:ARG:HA	43:DR:8:ARG:NE	2.28	0.49
31:BA:1525:G:H2'	31:BA:1526:G:C8	2.48	0.49
1:CA:963:G:H1	1:CA:972:C:H42	1.60	0.49
9:CI:114:TYR:HD2	9:CI:114:TYR:N	2.11	0.49
1:CA:1068:G:N3	1:CA:1191:A:H2	2.09	0.49
43:DR:41:ALA:O	43:DR:42:LYS:C	2.51	0.49
31:DA:1327:C:C2'	31:DA:1328:G:H5'	2.43	0.49
23:D1:85:LEU:N	23:D1:85:LEU:HD23	2.26	0.49
31:DA:1158:C:O2'	31:DA:1159:U:OP2	2.31	0.49
31:BA:2661:G:HO2'	31:BA:2662:A:P	2.33	0.49
2:CB:204:ASN:HD21	2:CB:206:ASP:H	1.61	0.49
1:AA:1202:G:H2'	1:AA:1203:C:O4'	2.13	0.49
30:B8:51:ALA:N	30:B8:53:PRO:HD2	2.28	0.49
33:BD:267:SER:O	33:BD:268:ARG:CB	2.61	0.49
31:BA:1048:A:OP2	31:BA:1110:G:N1	2.46	0.49
33:BD:173:VAL:HG23	33:BD:174:ILE:H	1.78	0.49
12:AL:18:VAL:HG23	12:AL:19:ARG:N	2.26	0.49
15:CO:67:LEU:HD22	15:CO:78:TYR:CE1	2.47	0.49
1:CA:435:C:N4	1:CA:436:C:H41	2.11	0.49
31:BA:271(F):C:C2	31:BA:271(G):C:C6	3.00	0.49
31:DA:526:A:H5''	31:DA:527:C:OP1	2.12	0.49
3:AC:14:ILE:HG23	3:AC:15:THR:N	2.28	0.49
31:BA:1510:G:H2'	31:BA:1511:C:H5'	1.94	0.49
1:AA:475:G:H2'	1:AA:476:G:C8	2.42	0.49
31:BA:824:A:C2'	31:BA:825:C:H5'	2.42	0.49

Continued on next page...

Continued from previous page...

Atom-1	Atom-2	Distance(Å)	Clash(Å)
1:CA:1238:A:N6	1:CA:1299:A:H62	2.08	0.49
42:BQ:16:ARG:C	42:BQ:17:LEU:HD23	2.33	0.49
4:AD:112:VAL:HG13	4:AD:113:SER:N	2.28	0.49
31:DA:1472:A:H2'	31:DA:1473:G:H5'	1.93	0.49
50:DY:87:LYS:O	50:DY:88:LYS:HB2	2.13	0.49
1:CA:834:C:H2'	1:CA:835:U:C6	2.47	0.49
31:DA:2753:A:O2'	31:DA:2754:U:P	2.71	0.49
1:CA:1054:C:O2	1:CA:1054:C:H3'	2.12	0.49
31:BA:2752:C:H2'	31:BA:2753:A:H5'	1.94	0.49
1:AA:922:G:C2	1:AA:923:A:C4	3.00	0.49
1:AA:78:G:H22	1:AA:91:C:N4	2.11	0.49
1:CA:731:G:H5'	1:CA:766:A:H4'	1.95	0.49
1:CA:1086:U:H2'	1:CA:1087:G:H8	1.78	0.49
31:DA:990:A:OP2	31:DA:991:C:OP2	2.30	0.49
31:DA:2756:U:H1'	31:DA:2757:A:H5''	1.94	0.49
31:BA:1439:A:C2	31:BA:1553:A:C5	3.01	0.49
1:CA:20:U:O2'	1:CA:21:G:H5'	2.13	0.49
12:AL:55:VAL:CG1	12:AL:56:ALA:N	2.75	0.49
35:DF:157:VAL:HB	35:DF:194:MET:HB3	1.94	0.49
2:AB:36:ARG:HB2	2:AB:41:ILE:HD13	1.95	0.49
31:DA:1276:A:O2'	43:DR:16:HIS:HE1	1.96	0.49
1:AA:1313:U:P	19:AS:6:LYS:HG3	2.52	0.49
1:AA:1108:G:OP1	3:AC:175:LEU:HD12	2.12	0.49
20:CT:46:GLU:HG2	20:CT:48:LYS:HE2	1.95	0.49
12:AL:20:LYS:H	12:AL:20:LYS:HD3	1.78	0.49
27:B5:40:LYS:CE	27:B5:46:CYS:HB3	2.43	0.48
47:BV:22:VAL:O	47:BV:23:GLU:CB	2.51	0.48
36:DG:55:LYS:O	36:DG:59:GLU:HB2	2.13	0.48
39:DN:78:TYR:H	39:DN:79:PRO:CD	2.26	0.48
34:DE:63:LEU:O	34:DE:64:LYS:C	2.51	0.48
36:BG:64:THR:CG2	36:BG:65:GLY:N	2.77	0.48
1:CA:1004:A:C2'	1:CA:1038:C:O2	2.60	0.48
1:AA:1004:A:C2'	1:AA:1038:C:O2	2.61	0.48
1:AA:1058:G:O5'	1:AA:1058:G:H8	1.96	0.48
10:AJ:54:PHE:CE2	10:AJ:55:LYS:HD2	2.48	0.48
47:BV:47:VAL:CG1	47:BV:48:GLY:H	2.13	0.48
31:BA:997:G:O2'	31:BA:998:C:H5'	2.13	0.48
1:AA:1418:A:H1'	31:BA:1959:G:O4'	2.13	0.48
13:CM:81:LEU:HD11	13:CM:88:ARG:HH12	1.78	0.48
1:AA:1504:G:OP1	1:AA:1507:A:H4'	2.13	0.48
31:DA:2807:G:H22	31:DA:2892:A:N6	2.11	0.48
31:DA:2807:G:H3'	31:DA:2808:U:H5''	1.94	0.48

Continued on next page...

Continued from previous page...

Atom-1	Atom-2	Distance(Å)	Clash(Å)
1:CA:706:A:C5	1:CA:707:C:C5	3.02	0.48
1:CA:1226:C:OP1	13:CM:91:ARG:NH1	2.46	0.48
17:AQ:45:HIS:O	17:AQ:73:VAL:HG23	2.13	0.48
5:CE:36:ASP:O	5:CE:37:ARG:CB	2.61	0.48
12:CL:62:SER:HB2	12:CL:64:TYR:HD1	1.78	0.48
31:BA:2598:A:O5'	33:BD:236:GLY:HA3	2.11	0.48
47:BV:1:MET:HA	47:BV:1:MET:CE	2.43	0.48
1:AA:262:A:N6	1:AA:263:A:N6	2.60	0.48
31:DA:2602:A:H4'	31:DA:2603:G:O5'	2.13	0.48
1:CA:1423:G:H2'	1:CA:1424:C:C6	2.48	0.48
37:BH:32:GLU:C	37:BH:33:LEU:HD23	2.33	0.48
24:B2:34:GLU:O	24:B2:36:ARG:HB2	2.13	0.48
35:BF:7:TYR:HD2	35:BF:16:GLY:HA3	1.77	0.48
1:CA:693:G:H1'	7:CG:82:GLY:CA	2.43	0.48
6:AF:67:MET:CE	6:AF:75:LEU:HD12	2.43	0.48
1:CA:189(B):C:N4	1:CA:189(J):G:C6	2.80	0.48
1:AA:731:G:OP1	1:AA:766:A:H1'	2.13	0.48
19:CS:79:THR:O	19:CS:80:TYR:HB3	2.13	0.48
1:CA:731:G:OP1	1:CA:766:A:H1'	2.13	0.48
31:BA:1952:A:C6	31:BA:1953:A:C6	3.00	0.48
1:CA:277:C:P	17:CQ:68:ARG:HH12	2.36	0.48
43:BR:44:LEU:HD22	43:BR:48:VAL:HG23	1.94	0.48
51:DZ:73:GLN:HG2	51:DZ:87:ASP:OD1	2.13	0.48
22:D0:84:LEU:N	22:D0:84:LEU:HD12	2.27	0.48
31:DA:1865:G:H8	31:DA:1865:G:H5''	1.78	0.48
11:AK:48:ILE:HG22	11:AK:49:GLY:H	1.78	0.48
1:CA:477:A:O2'	1:CA:479:C:H5'	2.12	0.48
1:AA:1271:G:H5'	1:AA:1314:C:H5'	1.95	0.48
1:AA:1142:G:H3'	1:AA:1143:G:H8	1.77	0.48
3:AC:58:GLU:H	3:AC:65:ALA:HB3	1.78	0.48
1:AA:1416:G:H2'	1:AA:1417:G:O4'	2.13	0.48
28:B6:24:GLU:OE1	28:B6:24:GLU:CA	2.58	0.48
42:DQ:45:GLN:H	42:DQ:45:GLN:CD	2.15	0.48
25:B3:1:MET:O	25:B3:3:ARG:N	2.46	0.48
1:CA:1313:U:P	19:CS:6:LYS:HG3	2.53	0.48
4:CD:60:GLU:HG2	4:CD:202:LEU:HB2	1.95	0.48
36:DG:13:GLU:O	36:DG:14:GLU:HB2	2.13	0.48
33:BD:101:GLU:OE1	33:BD:103:ARG:HD3	2.13	0.48
31:DA:284:U:H2'	31:DA:285:C:C6	2.48	0.48
27:B5:52:TYR:CG	27:B5:52:TYR:O	2.66	0.48
24:D2:32:LEU:HD21	31:DA:61:G:O2'	2.13	0.48
31:DA:1803:A:H2	31:DA:1822:G:N3	2.11	0.48

Continued on next page...

Continued from previous page...

Atom-1	Atom-2	Distance(Å)	Clash(Å)
47:BV:32:THR:HB	47:BV:64:HIS:HE1	1.79	0.48
31:DA:1225:G:O5'	31:DA:1225:G:H8	1.96	0.48
31:DA:1902:C:C4'	33:DD:244:ARG:HB2	2.42	0.48
31:BA:1827:C:O2'	31:BA:1970:A:N3	2.37	0.48
49:BX:34:ALA:C	49:BX:36:LYS:N	2.65	0.48
29:D7:5:TRP:CH2	31:DA:686:G:N7	2.81	0.48
46:DU:95:LEU:HD12	47:DV:11:GLN:HG3	1.95	0.48
39:DN:78:TYR:CD1	39:DN:79:PRO:HD3	2.47	0.48
8:CH:87:SER:HB3	8:CH:133:LEU:O	2.12	0.48
31:BA:954:G:C5	31:BA:955:C:C5	3.01	0.48
33:BD:79:VAL:HG21	33:BD:111:LEU:CD1	2.42	0.48
1:AA:1068:G:N3	1:AA:1191:A:H2	2.11	0.48
1:AA:1088:G:C6	1:AA:1089:G:C6	3.01	0.48
31:BA:547:A:C8	31:BA:549:G:O6	2.66	0.48
2:AB:67:THR:HG21	2:AB:155:LEU:HG	1.96	0.48
38:BI:37:VAL:HG12	38:BI:38:LEU:N	2.28	0.48
37:BH:54:ARG:HB3	37:BH:65:HIS:CD2	2.48	0.48
15:AO:56:LEU:O	15:AO:60:VAL:HG23	2.13	0.48
45:BT:109:GLU:HA	45:BT:112:ARG:CG	2.43	0.48
6:AF:69:GLU:HG2	6:AF:70:ASP:N	2.28	0.48
49:BX:62:LYS:CB	49:BX:69:TYR:H	2.19	0.48
38:DI:78:THR:O	38:DI:79:ILE:HD13	2.13	0.48
6:AF:9:VAL:HB	6:AF:87:ARG:HB2	1.94	0.48
31:DA:28:A:O2'	31:DA:583:G:H5'	2.13	0.48
51:BZ:108:PRO:HA	51:BZ:142:SER:HA	1.95	0.48
35:BF:164:ARG:HG2	35:BF:164:ARG:NH1	2.24	0.48
12:CL:22:SER:C	12:CL:24:VAL:H	2.16	0.48
1:CA:561:U:HO2'	1:CA:562:C:P	2.33	0.48
1:AA:826:C:H2'	1:AA:827:U:C6	2.48	0.48
31:BA:2802:G:H3'	31:BA:2802:G:P	2.53	0.48
11:AK:20:TYR:C	11:AK:21:ILE:HD12	2.34	0.48
1:CA:687:A:H4'	11:CK:47:VAL:HG13	1.95	0.48
8:AH:92:ARG:HD2	8:AH:92:ARG:N	2.28	0.48
43:DR:53:HIS:O	43:DR:56:LYS:HB3	2.13	0.48
31:BA:1174:A:OP1	31:BA:1175:U:H5''	2.13	0.48
42:BQ:16:ARG:HG3	42:BQ:17:LEU:H	1.78	0.48
2:CB:188:ALA:HB1	2:CB:192:SER:CB	2.42	0.48
3:AC:82:GLU:O	3:AC:86:VAL:HG13	2.13	0.48
1:AA:983:A:H3'	1:AA:983:A:N3	2.28	0.48
48:DW:71:VAL:HA	48:DW:107:LEU:HD12	1.94	0.48
1:CA:189(B):C:N4	1:CA:189(I):G:H1	2.11	0.48
31:DA:2186:G:C2'	31:DA:2187:G:H5''	2.43	0.48

Continued on next page...

Continued from previous page...

Atom-1	Atom-2	Distance(Å)	Clash(Å)
31:BA:1050:A:C2	31:BA:2751:G:C4	3.01	0.48
1:AA:763:G:O2'	1:AA:764:C:H5'	2.13	0.48
12:AL:102:ARG:HD2	12:AL:108:ALA:O	2.13	0.48
31:DA:1563:G:C5	31:DA:1564:C:C5	3.02	0.48
34:DE:70:ALA:O	34:DE:72:VAL:N	2.45	0.48
31:DA:1799:G:N7	33:DD:179:SER:OG	2.44	0.48
31:DA:1667:G:H22	31:DA:1992:G:H5''	1.78	0.48
31:BA:2228:G:OP1	33:BD:261:LYS:NZ	2.46	0.48
20:AT:64:ASP:OD2	20:AT:81:LYS:NZ	2.46	0.48
31:DA:1444:G:N2	31:DA:1548:C:C2	2.81	0.48
3:CC:113:ALA:HB3	3:CC:114:PRO:HD3	1.95	0.48
31:DA:1685:C:H2'	31:DA:1686:C:H6	1.78	0.48
1:AA:359:U:H2'	1:AA:360:A:C8	2.48	0.48
44:BS:57:LYS:HG2	44:BS:58:LEU:N	2.28	0.48
39:BN:58:ASP:OD1	39:BN:124:ALA:HB1	2.13	0.48
27:B5:57:VAL:CG2	27:B5:58:LEU:N	2.76	0.48
31:BA:662:G:O2'	31:BA:663:G:H5'	2.13	0.48
32:BB:45:A:C2	32:BB:46:A:C1'	2.96	0.48
44:BS:17:ARG:O	44:BS:18:ILE:HB	2.12	0.48
47:DV:70:ILE:HB	47:DV:90:PRO:CB	2.40	0.48
44:DS:95:HIS:O	44:DS:96:GLY:C	2.52	0.48
38:BI:109:ILE:HG22	38:BI:130:TYR:CZ	2.48	0.48
46:DU:92:ARG:NH2	47:DV:10:LYS:CA	2.76	0.48
30:D8:30:ARG:NH2	41:DP:62:LEU:HB2	2.29	0.48
41:DP:35:HIS:O	41:DP:36:LYS:HG3	2.13	0.48
31:BA:547:A:O2'	31:BA:548:A:OP2	2.28	0.48
37:BH:54:ARG:HG2	37:BH:65:HIS:HD2	1.79	0.48
31:DA:795:C:H2'	31:DA:796:C:H6	1.78	0.48
1:CA:738:C:N3	1:CA:739:C:C5	2.82	0.48
29:D7:19:ARG:HG2	29:D7:19:ARG:HH11	1.78	0.48
1:CA:1058:G:O5'	1:CA:1058:G:H8	1.97	0.48
31:DA:2311:A:O2'	31:DA:2312:U:O4'	2.27	0.48
31:DA:1497:U:H2'	31:DA:1498:C:OP1	2.13	0.48
37:DH:170:ARG:H	37:DH:170:ARG:HD2	1.77	0.48
1:AA:706:A:C5	1:AA:707:C:C5	3.01	0.48
41:BP:83:VAL:CG1	41:BP:112:LEU:HD21	2.44	0.48
39:DN:133:GLN:HG2	39:DN:135:PRO:HD3	1.95	0.48
31:DA:1478:G:O2'	31:DA:1558:A:H2	1.97	0.48
22:D0:43:THR:N	31:DA:2331:G:H4'	2.24	0.48
28:D6:48:VAL:O	28:D6:49:HIS:O	2.31	0.48
31:DA:1047:G:N2	31:DA:1111:A:N6	2.59	0.48
32:BB:13:A:O2'	32:BB:15:A:O5'	2.32	0.48

Continued on next page...

Continued from previous page...

Atom-1	Atom-2	Distance(Å)	Clash(Å)
1:AA:1368:G:OP2	9:AI:112:LYS:HD3	2.14	0.48
9:AI:105:ASP:CG	9:AI:107:ARG:HD3	2.33	0.48
45:DT:56:GLY:O	45:DT:59:THR:CG2	2.61	0.48
3:CC:111:LEU:HD21	3:CC:145:GLY:O	2.12	0.48
31:DA:107:C:C4	31:DA:108:U:C5	3.01	0.48
22:D0:36:ILE:HG23	31:DA:2354:G:O2'	2.13	0.48
31:DA:1416:G:O2'	31:DA:1417:C:P	2.71	0.48
49:BX:65:ARG:NE	49:BX:65:ARG:HA	2.28	0.48
5:AE:122:GLU:OE1	5:AE:131:ILE:HG13	2.13	0.48
2:AB:188:ALA:HB1	2:AB:192:SER:CB	2.43	0.48
31:DA:363(B):G:N3	31:DA:363(B):G:H2'	2.29	0.48
31:DA:2619:C:O2'	31:DA:2620:C:H5'	2.13	0.48
31:BA:272(G):C:H42	31:BA:363(C):G:H1	1.61	0.48
31:BA:855:G:C5	31:BA:856:C:C5	3.00	0.48
1:AA:1407:C:O5'	1:AA:1407:C:H6	1.96	0.48
31:DA:1925:C:O2'	31:DA:1926:U:H5'	2.13	0.48
7:CG:66:VAL:HG12	7:CG:70:LYS:HE3	1.94	0.48
27:D5:41:PRO:O	27:D5:44:THR:OG1	2.31	0.48
7:AG:37:ASN:HD21	9:AI:40:LEU:CD2	2.26	0.48
13:AM:94:ARG:O	13:AM:96:LEU:HG	2.13	0.48
1:CA:106:C:H2'	1:CA:107:G:H8	1.79	0.48
19:CS:65:ASN:HB2	19:CS:66:MET:HE3	1.94	0.48
51:BZ:156:LYS:O	51:BZ:158:PRO:HD3	2.13	0.48
31:BA:1642:G:C2'	31:BA:1643:G:H5'	2.44	0.48
4:AD:170:VAL:HG13	4:AD:171:GLY:N	2.27	0.48
31:DA:524:U:H2'	31:DA:525:U:C6	2.49	0.48
8:AH:97:VAL:O	8:AH:100:ILE:HG13	2.13	0.48
31:DA:1195:G:C2'	31:DA:1196:C:H5'	2.43	0.48
12:CL:38:THR:CG2	12:CL:57:LYS:HB2	2.44	0.48
4:AD:60:GLU:HG2	4:AD:202:LEU:HB2	1.96	0.48
36:BG:13:GLU:O	36:BG:14:GLU:HB2	2.12	0.48
1:CA:84:U:C5	1:CA:88:A:C8	3.01	0.48
1:CA:781:A:C3'	1:CA:782:A:H5'	2.43	0.48
31:BA:610:G:H2'	31:BA:611:C:C6	2.49	0.48
33:DD:101:GLU:OE1	33:DD:103:ARG:HD3	2.13	0.48
31:DA:1568:G:P	33:DD:63:ARG:HH22	2.36	0.48
31:DA:2313:C:H2'	31:DA:2314:C:C6	2.47	0.48
35:BF:22:ALA:CA	35:BF:26:ALA:HB2	2.43	0.48
24:D2:41:ILE:CG1	31:DA:94(A):G:H22	2.26	0.48
34:BE:47:VAL:HB	34:BE:49:LEU:HD22	1.96	0.48
47:DV:19:LYS:CD	47:DV:20:LEU:H	2.24	0.48
32:BB:41:U:O4	36:BG:70:VAL:O	2.31	0.48

Continued on next page...

Continued from previous page...

Atom-1	Atom-2	Distance(Å)	Clash(Å)
44:BS:16:ASN:HB3	44:BS:20:ARG:HH21	1.78	0.48
44:BS:28:VAL:HB	44:BS:89:ARG:CB	2.41	0.48
32:DB:41:U:C4	36:DG:70:VAL:O	2.67	0.48
44:DS:17:ARG:C	44:DS:19:LYS:N	2.67	0.48
1:CA:523:A:N6	12:CL:53:ARG:HH12	2.11	0.48
5:AE:101:ILE:HD11	5:AE:119:LEU:HA	1.94	0.48
31:DA:2276:G:O2'	31:DA:2277:G:H5'	2.12	0.48
30:B8:29:LYS:O	30:B8:31:HIS:N	2.46	0.48
30:D8:29:LYS:O	30:D8:32:LEU:N	2.47	0.48
30:D8:59:LYS:CD	41:DP:50:ARG:HB3	2.41	0.48
1:CA:339:C:H2'	1:CA:340:U:C6	2.48	0.48
45:DT:28:VAL:O	45:DT:29:ARG:HD2	2.13	0.48
30:B8:62:LEU:N	30:B8:63:PRO:CD	2.76	0.48
1:AA:542:G:H2'	1:AA:543:C:C6	2.46	0.48
10:CJ:22:LYS:NZ	10:CJ:88:LEU:HD23	2.28	0.48
38:DI:76:THR:CG2	38:DI:139:GLN:HB3	2.43	0.48
31:BA:310:A:OP1	50:BY:17:SER:O	2.31	0.48
15:AO:56:LEU:HD21	31:BA:715:G:C2	2.48	0.48
31:DA:2580:U:C5'	34:DE:131:ALA:HB2	2.43	0.48
6:AF:12:PRO:HB2	6:AF:57:GLN:HB2	1.94	0.48
33:DD:231:HIS:HB3	33:DD:233:HIS:O	2.14	0.48
9:AI:4:TYR:CD1	9:AI:4:TYR:N	2.81	0.48
37:BH:44:VAL:HG12	37:BH:45:VAL:N	2.22	0.48
31:BA:795:C:H2'	31:BA:796:C:H6	1.79	0.48
13:CM:97:PRO:HB2	13:CM:101:GLN:NE2	2.28	0.48
31:DA:848:G:C4	31:DA:933:A:H8	2.32	0.48
17:CQ:99:SER:O	17:CQ:100:LYS:HD3	2.14	0.48
18:AR:62:GLU:O	18:AR:65:ILE:HD12	2.13	0.48
1:CA:109:A:H2'	1:CA:326:G:N2	2.28	0.48
6:CF:5:GLU:HB3	6:CF:62:TRP:NE1	2.27	0.48
31:DA:78:A:C6	31:DA:109:G:C6	3.00	0.48
49:DX:65:ARG:NE	49:DX:66:LEU:N	2.61	0.48
4:AD:106:TYR:CE1	4:AD:112:VAL:O	2.67	0.48
34:DE:179:GLU:HB3	34:DE:181:LEU:HD22	1.95	0.48
6:CF:63:TYR:N	6:CF:63:TYR:CD2	2.81	0.48
1:CA:820:U:H4'	1:CA:821:G:OP2	2.13	0.48
4:CD:62:GLN:HA	4:CD:62:GLN:HE21	1.78	0.48
31:BA:478:A:N1	31:BA:500:G:H4'	2.28	0.48
34:BE:134:ILE:H	34:BE:134:ILE:CD1	2.26	0.48
50:DY:54:LYS:O	50:DY:55:TYR:O	2.30	0.48
1:AA:439:A:C4	1:AA:496:A:C2	3.01	0.48
2:AB:139:LYS:O	2:AB:143:GLU:HG2	2.13	0.48

Continued on next page...

Continued from previous page...

Atom-1	Atom-2	Distance(Å)	Clash(Å)
31:BA:691:C:O2'	31:BA:692:C:H5'	2.13	0.48
1:AA:300:A:O5'	1:AA:300:A:H8	1.96	0.48
31:BA:832:G:H21	41:BP:53:GLY:HA3	1.78	0.48
1:AA:46:G:O2'	1:AA:365:U:H1'	2.13	0.48
1:AA:1133:G:N3	1:AA:1142:G:N2	2.60	0.48
28:B6:24:GLU:HA	28:B6:24:GLU:OE1	2.13	0.48
19:CS:6:LYS:HG2	19:CS:7:LYS:HD3	1.95	0.48
31:BA:1266:G:O5'	48:BW:15:ARG:NH2	2.47	0.48
18:AR:85:LEU:HD12	18:AR:86:VAL:H	1.78	0.48
31:DA:817:C:C2	31:DA:818:G:C8	3.01	0.48
10:AJ:94:VAL:HG12	10:AJ:95:GLU:N	2.29	0.48
38:BI:94:ALA:HB1	38:BI:114:LEU:HD12	1.94	0.48
31:DA:2593:U:H2'	31:DA:2594:C:C6	2.48	0.48
32:BB:79:C:H2'	32:BB:80:U:O4'	2.13	0.48
45:BT:87:ASP:OD1	45:BT:87:ASP:N	2.45	0.48
51:BZ:10:ARG:HH21	51:BZ:26:GLY:H	1.60	0.48
3:CC:119:ARG:HH21	3:CC:140:ARG:CZ	2.26	0.48
20:CT:64:ASP:OD2	20:CT:81:LYS:NZ	2.46	0.48
31:BA:1436:G:H3'	31:BA:1437:C:H5''	1.96	0.48
4:AD:146:ILE:HD12	4:AD:146:ILE:H	1.79	0.48
33:DD:25:THR:O	33:DD:25:THR:CG2	2.59	0.48
33:DD:34:VAL:C	33:DD:35:LYS:O	2.50	0.48
23:B1:8:SER:HB3	31:BA:1364:G:OP1	2.14	0.48
37:BH:138:LYS:C	37:BH:140:LYS:N	2.66	0.48
47:BV:64:HIS:HB3	47:BV:96:ILE:HG12	1.95	0.48
49:DX:53:LYS:N	49:DX:80:ILE:HG22	2.25	0.48
34:DE:2:LYS:NZ	34:DE:95:ILE:O	2.47	0.48
24:B2:51:ARG:O	24:B2:52:ASP:HB2	2.14	0.48
24:B2:57:ILE:O	24:B2:57:ILE:HG23	2.12	0.48
44:DS:16:ASN:ND2	44:DS:92:TYR:CZ	2.82	0.48
32:BB:73:A:H3'	32:BB:74:U:H6	1.77	0.48
35:DF:203:GLN:O	35:DF:206:ILE:C	2.51	0.48
41:DP:95:VAL:HG13	41:DP:123:LEU:HD11	1.94	0.48
36:DG:64:THR:HG23	36:DG:66:GLN:N	2.27	0.48
38:BI:136:VAL:O	38:BI:136:VAL:HG22	2.13	0.48
2:CB:161:ALA:HB1	2:CB:185:ILE:CD1	2.44	0.48
39:BN:2:LYS:HZ2	46:BU:94:ASN:HD21	1.62	0.48
30:D8:10:ALA:HB2	30:D8:59:LYS:NZ	2.28	0.48
31:DA:810:U:O2'	41:DP:33:ARG:CZ	2.61	0.48
41:DP:52:GLU:C	41:DP:54:GLY:H	2.15	0.48
45:DT:27:THR:O	45:DT:28:VAL:CG2	2.61	0.48
41:BP:71:VAL:CG1	41:BP:72:PRO:CD	2.90	0.48

Continued on next page...

Continued from previous page...

Atom-1	Atom-2	Distance(Å)	Clash(Å)
31:DA:1279:G:H5'	43:DR:34:ILE:CD1	2.44	0.48
31:BA:2865:U:C4	31:BA:2866:U:C4	3.01	0.48
1:AA:963:G:H21	10:AJ:55:LYS:HD3	1.77	0.48
14:AN:41:ARG:HG3	14:AN:42:ILE:HD13	1.95	0.48
39:DN:128:HIS:O	39:DN:128:HIS:CD2	2.66	0.48
32:BB:82:G:O2'	32:BB:83:G:H5'	2.12	0.48
16:AP:39:TYR:CD2	16:AP:73:LEU:HD13	2.49	0.48
34:DE:201:THR:HG22	34:DE:202:LYS:H	1.76	0.48
11:CK:111:ASP:HA	18:CR:84:LYS:HE2	1.95	0.48
28:B6:39:TYR:HB3	28:B6:49:HIS:ND1	2.28	0.48
5:CE:36:ASP:O	5:CE:37:ARG:HB2	2.13	0.48
31:DA:1509(A):A:C5	31:DA:1509(B):A:N7	2.82	0.48
31:DA:247:G:H4'	31:DA:386:G:C6	2.49	0.48
9:CI:61:ALA:HB1	9:CI:63:ILE:HD11	1.96	0.48
31:DA:1836:C:C2'	31:DA:1837:C:H5'	2.44	0.48
31:DA:825:C:C6	31:DA:825:C:H3'	2.48	0.48
31:BA:1188:U:O2'	31:BA:1189:A:H5'	2.14	0.48
38:BI:8:PRO:HA	38:BI:13:GLY:O	2.14	0.48
3:CC:188:LEU:O	3:CC:189:ALA:CB	2.61	0.48
11:CK:21:ILE:HB	11:CK:84:VAL:HG12	1.95	0.48
31:BA:634:C:H2'	31:BA:635:C:C6	2.48	0.48
8:AH:48:TYR:HA	8:AH:60:ARG:O	2.13	0.48
31:DA:118:A:C8	31:DA:119:A:C8	3.02	0.48
42:BQ:58:PHE:CD1	42:BQ:58:PHE:O	2.62	0.48
14:AN:21:TYR:OH	14:AN:23:ARG:NH2	2.47	0.48
1:CA:814:A:N7	1:CA:816:A:C5	2.81	0.48
31:BA:2364:C:O2'	31:BA:2365:G:H5'	2.14	0.48
31:BA:848:G:N3	31:BA:933:A:H1'	2.28	0.48
1:CA:719:C:C5	1:CA:720:C:C4	3.02	0.48
31:DA:175:G:H5'	31:DA:175:G:C8	2.48	0.48
31:BA:2680:C:H5'	34:BE:189:PRO:HA	1.96	0.48
34:BE:167:VAL:CG1	34:BE:189:PRO:HD3	2.43	0.48
36:BG:57:ALA:CB	36:BG:90:LEU:HD21	2.43	0.48
4:CD:107:ARG:CD	4:CD:173:TRP:HZ2	2.27	0.48
7:CG:69:VAL:O	7:CG:69:VAL:HG12	2.13	0.48
42:DQ:72:LYS:HB3	42:DQ:94:VAL:HG23	1.96	0.48
31:BA:614:U:H5'	31:BA:614(C):A:N6	2.27	0.48
31:DA:257:A:C2'	31:DA:258:G:H5'	2.43	0.48
31:BA:971:C:C2'	31:BA:972:G:H5'	2.44	0.48
31:DA:2694:G:C5	31:DA:2695:C:C5	3.02	0.48
31:DA:2773:C:O2'	31:DA:2774:C:H5'	2.14	0.48
31:BA:1628:G:H2'	31:BA:1629:U:C6	2.48	0.48

Continued on next page...

Continued from previous page...

Atom-1	Atom-2	Distance(Å)	Clash(Å)
35:DF:41:LEU:O	35:DF:44:ARG:HG2	2.14	0.48
1:AA:678:U:H2'	1:AA:679:C:C6	2.48	0.48
1:CA:131:C:H2'	1:CA:132:C:C6	2.48	0.48
1:CA:394:G:H2'	1:CA:395:C:H6	1.78	0.48
31:DA:1572:A:O5'	31:DA:1572:A:H8	1.96	0.48
31:DA:2321:G:H5''	31:DA:2322:A:OP2	2.13	0.48
31:DA:2887:U:H2'	31:DA:2888:C:C6	2.48	0.48
50:BY:95:LYS:CD	50:BY:100:ALA:HB1	2.15	0.48
50:DY:28:LYS:HE3	50:DY:37:VAL:HG12	1.96	0.48
51:DZ:52:SER:OG	51:DZ:53:ILE:N	2.45	0.48
37:BH:85:LYS:NZ	37:BH:145:ALA:HA	2.29	0.48
34:BE:52:LEU:O	34:BE:74:PRO:CA	2.62	0.48
22:D0:13:GLY:O	22:D0:14:ARG:CB	2.38	0.48
33:DD:17:THR:O	33:DD:17:THR:CG2	2.61	0.48
49:BX:3:THR:HA	49:BX:6:ASP:OD2	2.14	0.48
32:DB:44:G:C5'	32:DB:45:A:OP1	2.55	0.48
44:DS:39:ILE:O	44:DS:48:LEU:HD12	2.14	0.48
47:BV:73:SER:HG	47:BV:74:LYS:N	2.12	0.48
25:D3:1:MET:O	25:D3:3:ARG:N	2.47	0.48
1:CA:1442(A):G:C6	31:DA:2863:C:H4'	2.49	0.48
30:B8:35:GLN:HA	31:BA:2420:C:P	2.54	0.48
34:DE:61:ARG:N	34:DE:62:PRO:CD	2.76	0.48
35:DF:178:PRO:HG2	35:DF:179:GLU:OE1	2.14	0.48
1:AA:510:A:H5''	1:AA:511:C:P	2.53	0.48
10:AJ:24:VAL:HG21	10:AJ:37:PRO:HD3	1.94	0.48
31:BA:528:A:H2'	31:BA:529:A:H5'	1.95	0.48
31:BA:271(O):C:O2'	31:BA:271(P):C:C5	2.67	0.48
37:BH:41:MET:CA	37:BH:41:MET:HE2	2.37	0.48
32:BB:20:C:C2'	32:BB:21:G:H5''	2.43	0.48
49:DX:59:VAL:O	49:DX:60:ARG:O	2.31	0.48
43:DR:24:GLN:HE22	43:DR:36:THR:HG21	1.78	0.48
1:AA:963:G:N2	10:AJ:55:LYS:HE2	2.28	0.48
31:BA:1579:A:H2'	31:BA:1580:A:C8	2.49	0.48
43:BR:71:GLN:NE2	43:BR:71:GLN:HA	2.19	0.48
29:B7:15:THR:HG22	29:B7:16:HIS:ND1	2.26	0.48
1:CA:1504:G:H4'	1:CA:1505:G:O4'	2.13	0.48
31:DA:1331:A:O2'	31:DA:1332:G:H8	1.96	0.48
31:BA:1040:C:N4	31:BA:1115:G:H1	2.12	0.48
31:BA:2846:G:H2'	31:BA:2847:U:O4'	2.14	0.48
31:BA:2580:U:C5'	34:BE:131:ALA:HB2	2.44	0.48
1:AA:674:G:H2'	1:AA:675:A:H8	1.78	0.48
37:BH:153:LYS:HB2	37:BH:154:PRO:HD3	1.95	0.48

Continued on next page...

Continued from previous page...

Atom-1	Atom-2	Distance(Å)	Clash(Å)
9:CI:4:TYR:CD1	9:CI:4:TYR:N	2.82	0.48
22:B0:41:ARG:HB3	31:BA:2330:G:H1'	1.95	0.48
31:BA:1106:A:C2'	31:BA:1107:G:C8	2.96	0.48
1:CA:192:U:C1'	20:CT:103:GLY:HA2	2.43	0.48
31:DA:2702:U:OP1	31:DA:2702:U:O4'	2.31	0.48
1:AA:1226:C:C5	13:AM:104:ARG:HB2	2.49	0.48
51:BZ:16:SER:HA	51:BZ:19:ARG:HD2	1.95	0.48
1:CA:645:C:O2'	1:CA:646:U:H5'	2.14	0.48
4:AD:119:GLN:O	4:AD:123:HIS:HD2	1.94	0.48
9:AI:16:ARG:O	9:AI:63:ILE:HA	2.13	0.48
1:CA:233:C:H2'	1:CA:234:C:H6	1.79	0.48
1:AA:66:G:C6	1:AA:67:C:C5	3.01	0.48
42:DQ:78:PRO:O	42:DQ:79:LEU:CB	2.62	0.48
34:BE:4:ILE:O	34:BE:4:ILE:HG23	2.13	0.48
31:DA:2184:G:O5'	31:DA:2184:G:H8	1.97	0.48
11:AK:41:THR:CG2	11:AK:42:TRP:H	2.25	0.48
5:AE:100:VAL:O	5:AE:107:ARG:NH2	2.47	0.48
31:BA:2659:G:C5'	31:BA:2659:G:H8	2.27	0.48
31:DA:51:G:N3	31:DA:119:A:C2	2.81	0.48
34:DE:39:PRO:HA	34:DE:43:GLY:CA	2.44	0.48
1:AA:1372:U:H2'	1:AA:1373:G:O4'	2.13	0.48
4:CD:79:PHE:HZ	4:CD:204:ILE:HD13	1.78	0.48
7:CG:12:LEU:HD13	7:CG:24:THR:OG1	2.14	0.48
48:BW:111:HIS:CD2	48:BW:112:GLY:H	2.30	0.48
33:DD:127:VAL:HA	33:DD:193:VAL:HG22	1.94	0.48
3:CC:24:ALA:HB1	3:CC:28:GLN:O	2.14	0.48
25:D3:39:ASP:OD1	25:D3:44:ARG:HG3	2.14	0.48
1:CA:1316:G:H1	19:CS:5:LEU:HD21	1.78	0.48
31:DA:892:G:H2'	31:DA:893:C:O4'	2.13	0.48
8:AH:91:ARG:HG2	8:AH:91:ARG:HH11	1.77	0.48
1:AA:994:A:N6	1:AA:1046:A:H2	2.10	0.48
48:DW:28:SER:OG	48:DW:31:GLU:HB2	2.14	0.48
1:AA:1132:C:H2'	1:AA:1133:G:O4'	2.13	0.48
1:CA:520:A:H2	1:CA:536:C:O2	1.96	0.48
42:DQ:27:VAL:HA	42:DQ:105:GLU:OE1	2.14	0.48
1:AA:779:C:H2'	1:AA:780:A:O4'	2.14	0.48
3:AC:119:ARG:HH21	3:AC:140:ARG:CZ	2.26	0.48
24:D2:35:LEU:HD23	24:D2:35:LEU:H	1.79	0.48
35:BF:4:VAL:HG12	35:BF:4:VAL:O	2.13	0.48
31:DA:2006:C:O5'	31:DA:2006:C:H6	1.97	0.48
43:BR:75:LEU:O	43:BR:75:LEU:HD13	2.14	0.48
31:BA:2416:C:H6	31:BA:2416:C:O5'	1.97	0.48

Continued on next page...

Continued from previous page...

Atom-1	Atom-2	Distance(Å)	Clash(Å)
10:CJ:94:VAL:HG12	10:CJ:95:GLU:N	2.28	0.48
1:AA:1092:A:C2	1:AA:1183:A:C2	3.02	0.48
33:BD:35:LYS:CA	33:BD:64:ILE:CG2	2.91	0.48
32:DB:28:C:H2'	32:DB:29:A:O4'	2.14	0.48
39:BN:39:ARG:O	46:BU:64:ARG:NH1	2.47	0.48
27:B5:32:PRO:O	27:B5:33:CYS:CB	2.60	0.48
27:D5:32:PRO:O	27:D5:33:CYS:CB	2.61	0.48
35:BF:205:ARG:O	35:BF:206:ILE:HG13	2.13	0.48
24:D2:41:ILE:O	24:D2:42:GLY:O	2.32	0.48
30:B8:58:ILE:O	30:B8:61:LEU:HG	2.14	0.48
47:BV:6:LYS:HG3	47:BV:6:LYS:O	2.14	0.48
31:DA:1696:G:C6	31:DA:1697:G:C5	3.02	0.48
43:BR:4:LEU:C	43:BR:6:SER:H	2.15	0.48
24:B2:16:LEU:N	24:B2:18:PRO:HD2	2.29	0.48
31:BA:61:G:H1	31:BA:94:C:N4	2.11	0.48
32:DB:45:A:H2'	32:DB:45:A:N3	2.28	0.48
46:BU:50:ARG:NH2	47:BV:75:PHE:CE2	2.81	0.48
47:BV:73:SER:O	47:BV:74:LYS:HB2	2.13	0.48
4:CD:126:ILE:CG2	4:CD:127:THR:H	2.20	0.48
2:CB:163:PHE:HA	2:CB:185:ILE:O	2.13	0.48
2:CB:97:TRP:HH2	2:CB:176:GLU:CD	2.17	0.48
1:CA:373:A:C2	1:CA:374:A:C8	3.01	0.48
46:DU:75:ASN:HB3	46:DU:77:SER:OG	2.14	0.48
45:DT:30:VAL:HG21	45:DT:83:ILE:HG12	1.96	0.48
1:AA:541:G:H2'	1:AA:542:G:H8	1.79	0.48
37:DH:41:MET:HE1	37:DH:55:PRO:HD3	1.95	0.48
47:BV:51:VAL:CG1	47:BV:52:VAL:N	2.77	0.48
6:CF:45:LEU:HG	6:CF:46:ARG:N	2.29	0.48
1:AA:1410:G:N2	1:AA:1411:C:C2	2.81	0.48
31:DA:478:A:C6	31:DA:480:A:C6	3.01	0.48
29:B7:15:THR:HG22	29:B7:16:HIS:CE1	2.49	0.48
31:BA:2849:U:H5'	31:BA:2867:G:N2	2.27	0.48
31:BA:1885:A:H2'	31:BA:1886:C:O4'	2.13	0.48
1:AA:1098:C:C4	1:AA:1099:G:C8	3.02	0.48
31:BA:92:A:H2'	31:BA:93:G:C8	2.49	0.48
39:BN:130:HIS:CD2	39:BN:130:HIS:O	2.66	0.48
34:BE:28:ALA:HB3	34:BE:93:VAL:HG22	1.93	0.48
1:CA:1365:G:C5	1:CA:1366:C:C5	3.02	0.48
5:AE:13:ILE:HG13	5:AE:29:GLY:O	2.14	0.48
15:AO:78:TYR:O	15:AO:82:ILE:HG22	2.14	0.48
1:AA:1446:U:HO2'	1:AA:1447:A:H8	1.50	0.48
18:AR:25:THR:CG2	18:AR:42:ARG:HH11	2.26	0.48

Continued on next page...

Continued from previous page...

Atom-1	Atom-2	Distance(Å)	Clash(Å)
31:DA:1174:A:OP1	31:DA:1175:U:H5''	2.14	0.48
31:DA:1742:G:H3'	31:DA:1742:G:C8	2.49	0.48
31:BA:2602:A:H4'	31:BA:2603:G:O5'	2.14	0.48
26:D4:19:GLY:C	26:D4:21:VAL:N	2.66	0.48
35:DF:7:TYR:HD1	35:DF:8:GLN:H	1.58	0.48
8:AH:53:VAL:O	8:AH:54:ASP:CB	2.62	0.48
44:DS:66:ALA:HA	44:DS:69:VAL:HG12	1.96	0.48
31:BA:1932:A:C2	31:BA:1969:A:C2	3.02	0.48
8:AH:20:TYR:HA	8:AH:65:TYR:CE2	2.49	0.48
8:CH:20:TYR:HD1	8:CH:65:TYR:CD2	2.31	0.48
31:DA:303:U:H2'	31:DA:304:G:C8	2.49	0.48
1:AA:1332:A:O5'	1:AA:1332:A:H8	1.97	0.48
1:CA:90:U:O2'	1:CA:91:C:C5	2.63	0.48
1:AA:243:A:C2	1:AA:246:A:C8	3.02	0.48
1:AA:93:G:C2'	1:AA:96:U:H5'	2.42	0.48
1:AA:273:A:C2'	1:AA:274:A:H5'	2.44	0.48
13:AM:86:CYS:HB2	19:AS:73:GLU:OE1	2.14	0.48
1:AA:1086:U:H2'	1:AA:1087:G:H8	1.79	0.48
20:CT:56:MET:O	20:CT:59:ALA:HB3	2.13	0.48
30:B8:39:LYS:HE2	30:B8:39:LYS:O	2.14	0.48
33:BD:167:GLY:O	33:BD:168:ARG:HG2	2.14	0.48
31:BA:1925:C:O2'	31:BA:1926:U:H5'	2.13	0.48
30:D8:39:LYS:CD	30:D8:39:LYS:C	2.81	0.48
18:CR:85:LEU:HD12	18:CR:86:VAL:H	1.78	0.48
1:CA:1081:G:N2	1:CA:1082:G:H1'	2.29	0.48
1:AA:105:G:H2'	1:AA:106:C:C6	2.48	0.48
27:B5:29:THR:HG21	31:BA:2815:C:H5'	1.95	0.48
31:BA:740:U:H2'	31:BA:741:G:C8	2.49	0.48
31:DA:1669:A:H5''	31:DA:2550:G:OP1	2.14	0.48
31:BA:664:C:H4'	31:BA:941:A:OP1	2.13	0.48
31:BA:2448:A:H4'	31:BA:2449:U:OP2	2.13	0.48
31:DA:1342:A:H5'	31:DA:1398:C:OP1	2.14	0.48
2:CB:36:ARG:HB2	2:CB:41:ILE:HD13	1.95	0.48
1:AA:1081:G:N2	1:AA:1082:G:H1'	2.27	0.48
32:DB:79:C:H2'	32:DB:80:U:O4'	2.13	0.48
33:DD:33:LEU:HB3	33:DD:34:VAL:H	1.35	0.48
31:BA:2820:A:O4'	43:BR:5:LYS:HG3	2.13	0.48
47:DV:79:VAL:HG23	47:DV:82:ARG:CD	2.43	0.48
41:BP:59:LEU:CA	41:BP:61:ARG:NH1	2.59	0.48
44:BS:95:HIS:CG	44:BS:96:GLY:N	2.74	0.48
31:DA:1341:U:N3	49:DX:77:LYS:HE2	2.28	0.48
2:AB:68:ILE:HG22	2:AB:70:PHE:CE1	2.49	0.48

Continued on next page...

Continued from previous page...

Atom-1	Atom-2	Distance(Å)	Clash(Å)
41:DP:85:LEU:HA	41:DP:88:LEU:HB2	1.95	0.48
2:CB:61:LEU:CD2	2:CB:68:ILE:HD11	2.44	0.48
31:DA:2273:A:O2'	31:DA:2274:A:H5'	2.13	0.48
42:BQ:20:ALA:CB	42:BQ:99:PRO:HG2	2.43	0.48
30:B8:35:GLN:HB3	30:B8:36:LYS:H	1.40	0.48
34:BE:36:ARG:NH1	34:BE:85:ASN:ND2	2.62	0.48
31:DA:2476:A:C6	31:DA:2477:C:C5	3.02	0.48
45:DT:30:VAL:HG21	45:DT:83:ILE:N	2.28	0.48
45:BT:40:THR:O	45:BT:41:ARG:CB	2.62	0.48
4:CD:13:ARG:HD2	4:CD:38:TYR:O	2.14	0.48
4:CD:14:ARG:HA	4:CD:39:PRO:HG3	1.94	0.48
40:BO:50:GLY:C	40:BO:52:VAL:N	2.67	0.48
1:CA:1410:G:N2	1:CA:1411:C:C2	2.82	0.48
31:DA:481:G:O2'	31:DA:482:A:P	2.71	0.48
50:BY:45:VAL:HG22	50:BY:62:GLU:CA	2.43	0.48
50:BY:45:VAL:HG21	50:BY:62:GLU:H	1.79	0.48
1:AA:738:C:N3	1:AA:739:C:C5	2.82	0.48
31:DA:1158:C:H6	31:DA:1158:C:O5'	1.96	0.48
2:CB:20:GLU:HG3	2:CB:191:ASP:HB2	1.96	0.48
27:D5:5:PRO:O	27:D5:6:VAL:HG23	2.14	0.48
31:DA:1386:C:OP2	31:DA:1396:U:H5	1.97	0.48
40:BO:13:ASN:HD22	40:BO:13:ASN:H	1.60	0.48
31:BA:2092:U:C4	31:BA:2226:C:OP2	2.67	0.48
1:CA:563:A:N7	1:CA:567:G:H1'	2.28	0.48
41:DP:10:PRO:CD	41:DP:11:GLY:N	2.75	0.48
12:AL:22:SER:O	12:AL:24:VAL:N	2.47	0.48
31:BA:1722:A:N6	31:BA:1741:A:H2	2.11	0.48
1:AA:175:C:C2	1:AA:176:C:C5	3.02	0.48
4:AD:93:PHE:O	4:AD:97:LEU:HG	2.13	0.48
31:BA:2184:G:H8	31:BA:2184:G:O5'	1.96	0.48
31:DA:2521:C:H42	31:DA:2544:G:H1	1.61	0.48
22:B0:55:ARG:HB3	22:B0:55:ARG:HE	1.27	0.48
22:D0:56:ASP:OD1	31:DA:2364:C:H5'	2.14	0.48
35:BF:129:PHE:CD2	35:BF:163:VAL:HG21	2.48	0.48
31:DA:494:G:O2'	48:DW:5:ALA:O	2.27	0.48
31:BA:1481:U:H5'	31:BA:1482:G:P	2.54	0.48
9:AI:79:LEU:HD11	9:AI:83:ARG:CZ	2.44	0.48
31:BA:1044:G:C2	31:BA:1112:G:O6	2.67	0.48
1:CA:582:U:C2	1:CA:760:G:C6	3.02	0.48
34:DE:101:ARG:HG3	34:DE:169:ASN:HD21	1.78	0.48
1:CA:1085:U:C6	1:CA:1094:G:N1	2.82	0.48
51:DZ:96:VAL:N	51:DZ:128:VAL:O	2.47	0.48

Continued on next page...

Continued from previous page...

Atom-1	Atom-2	Distance(Å)	Clash(Å)
20:AT:46:GLU:CG	20:AT:48:LYS:HE2	2.44	0.48
31:BA:1563:G:C5	31:BA:1564:C:C5	3.01	0.48
31:BA:2518:A:H8	31:BA:2518:A:H5'	1.79	0.48
16:CP:79:VAL:HG12	16:CP:80:PHE:CG	2.49	0.48
31:DA:1550:C:O2'	31:DA:1551:C:H5'	2.13	0.48
7:CG:27:ILE:HD11	7:CG:43:PHE:CD2	2.49	0.48
1:AA:295:C:H2'	1:AA:296:U:O4'	2.13	0.48
31:BA:960:A:H5''	31:BA:961:C:OP2	2.13	0.48
51:BZ:14:LYS:HB2	51:BZ:17:ALA:CB	2.44	0.48
31:DA:2319:G:H4'	31:DA:2319:G:OP2	2.13	0.48
1:AA:985:C:H6	1:AA:985:C:O5'	1.96	0.48
1:CA:985:C:H6	1:CA:985:C:O5'	1.97	0.48
31:DA:2243:U:H2'	31:DA:2244:U:C6	2.49	0.48
31:BA:1668:A:H4'	31:BA:1669:A:O5'	2.13	0.48
1:AA:357:G:H2'	1:AA:358:U:H5'	1.95	0.48
34:BE:120:TRP:O	34:BE:121:ASN:HB2	2.14	0.48
32:BB:29:A:H2'	32:BB:30:C:C6	2.48	0.48
23:B1:9:GLY:O	23:B1:10:LYS:CB	2.60	0.48
39:DN:57:ALA:O	39:DN:58:ASP:O	2.31	0.48
39:DN:43:THR:N	39:DN:48:MET:HE3	2.29	0.48
24:D2:43:GLN:O	24:D2:46:GLN:CB	2.62	0.48
24:D2:40:SER:HB2	31:DA:61:G:H1'	1.96	0.48
31:BA:2335:A:N7	31:BA:2337:G:C5	2.82	0.48
44:BS:95:HIS:O	44:BS:97:ARG:O	2.32	0.48
39:BN:1:MET:HB3	47:BV:20:LEU:CD2	2.27	0.48
1:AA:522:C:H41	12:AL:53:ARG:HH22	1.61	0.48
2:AB:97:TRP:CH2	2:AB:176:GLU:HG3	2.49	0.48
4:AD:128:VAL:O	4:AD:130:GLY:N	2.46	0.48
24:B2:46:GLN:NE2	24:B2:47:ASN:CA	2.75	0.48
44:DS:24:LEU:HB3	44:DS:85:VAL:HG12	1.95	0.48
49:DX:87:GLN:HB2	49:DX:88:LYS:HD2	1.96	0.48
29:D7:8:ASN:HD21	29:D7:11:LYS:N	2.07	0.48
31:BA:2070:G:H2'	31:BA:2071:A:H8	1.79	0.48
30:D8:36:LYS:O	30:D8:37:SER:O	2.32	0.48
31:DA:588:U:H2'	31:DA:589:C:H6	1.72	0.48
29:B7:5:TRP:CH2	31:BA:686:G:N7	2.81	0.48
10:AJ:22:LYS:NZ	10:AJ:88:LEU:HD23	2.29	0.48
31:BA:271(P):C:O3'	38:BI:42:SER:OG	2.31	0.48
31:DA:751:A:C5'	48:DW:90:ARG:HA	2.35	0.48
32:DB:20:C:C2'	32:DB:21:G:H5''	2.43	0.48
31:DA:2030:A:C5'	31:DA:2031:A:OP1	2.58	0.48
1:CA:1064:G:H8	1:CA:1064:G:O5'	1.97	0.48

Continued on next page...

Continued from previous page...

Atom-1	Atom-2	Distance(Å)	Clash(Å)
5:AE:75:THR:HG23	5:AE:76:ILE:N	2.28	0.48
31:BA:1327:C:C2'	31:BA:1328:G:H5'	2.44	0.48
51:BZ:7:ALA:O	51:BZ:38:TYR:O	2.31	0.48
31:BA:1948:G:H2'	31:BA:1949:G:O5'	2.14	0.48
1:AA:684:A:C6	1:AA:685:G:C6	3.02	0.48
1:AA:710:G:OP1	6:AF:54:LYS:HE3	2.14	0.48
3:CC:148:GLY:HA3	3:CC:172:ARG:O	2.14	0.48
31:DA:92:A:C2'	31:DA:93:G:O4'	2.59	0.48
2:CB:21:ARG:CB	2:CB:39:ILE:HA	2.44	0.48
32:BB:66:A:C5	32:BB:109:C:C5	3.02	0.48
39:BN:128:HIS:O	39:BN:128:HIS:CD2	2.66	0.48
1:AA:930:C:C2'	1:AA:931:C:H5'	2.44	0.48
1:AA:1456:G:H2'	1:AA:1457:G:O4'	2.14	0.48
31:BA:49:A:H5''	31:BA:51:G:O4'	2.14	0.48
45:BT:51:ARG:HD2	45:BT:62:THR:HG23	1.95	0.48
1:AA:719:C:C5	1:AA:720:C:C4	3.01	0.48
31:BA:708:C:H42	31:BA:723:G:H1	1.60	0.48
11:CK:20:TYR:O	11:CK:30:VAL:HA	2.14	0.48
20:AT:75:ASN:HD22	20:AT:75:ASN:H	1.62	0.48
31:DA:51:G:H4'	31:DA:52:A:H5'	1.96	0.48
1:CA:983:A:H3'	1:CA:983:A:N3	2.29	0.48
50:BY:89:PHE:O	50:BY:90:LEU:HB3	2.14	0.48
18:CR:44:LEU:O	18:CR:45:SER:O	2.32	0.48
34:DE:14:ILE:HG23	34:DE:23:VAL:HG21	1.96	0.48
34:BE:27:LEU:HD12	34:BE:181:LEU:HD13	1.96	0.48
1:CA:764:C:C2	1:CA:765:G:C8	3.02	0.48
31:BA:363(C):G:C4	31:BA:363(D):G:C8	3.02	0.48
50:BY:54:LYS:O	50:BY:55:TYR:O	2.32	0.48
30:B8:39:LYS:HE2	30:B8:42:ARG:NH1	2.29	0.48
20:AT:53:LEU:HA	20:AT:56:MET:HB2	1.96	0.48
31:DA:1000:A:C6	31:DA:1001:A:C6	3.02	0.48
51:BZ:128:VAL:HG21	51:BZ:161:VAL:HG22	1.96	0.48
9:CI:55:ALA:HB1	9:CI:58:ARG:HD2	1.96	0.48
31:DA:1642:G:O2'	31:DA:1643:G:H5'	2.14	0.48
8:AH:82:HIS:HD2	8:AH:138:TRP:NE1	2.11	0.48
46:DU:12:ARG:O	46:DU:15:LYS:HG3	2.14	0.48
31:DA:1992:G:O2'	31:DA:1993:U:OP2	2.25	0.48
1:CA:129:U:H5'	17:CQ:3:LYS:NZ	2.28	0.48
31:DA:319:C:H2'	31:DA:320:A:O4'	2.14	0.48
31:DA:2063:C:O2	31:DA:2450:A:N1	2.47	0.48
1:CA:27:G:O2'	1:CA:28:G:H5'	2.13	0.48
31:DA:1436:G:H3'	31:DA:1437:C:H5''	1.96	0.48

Continued on next page...

Continued from previous page...

Atom-1	Atom-2	Distance(Å)	Clash(Å)
31:BA:1353:A:H5''	33:BD:38:LYS:HZ1	1.79	0.48
13:CM:17:VAL:O	13:CM:20:THR:HB	2.13	0.48
13:CM:20:THR:C	13:CM:22:ILE:H	2.18	0.48
31:DA:1747(A):G:O2'	31:DA:1748:G:H5'	2.14	0.48
2:AB:142:LEU:C	2:AB:142:LEU:HD23	2.35	0.48
31:BA:1783:A:C2	31:BA:2587:A:C5	3.02	0.48
50:BY:35:TYR:CD2	50:BY:69:ALA:HB3	2.48	0.48
50:DY:27:VAL:C	50:DY:29:GLU:OE1	2.52	0.48
31:BA:2313:C:H2'	31:BA:2314:C:C6	2.46	0.48
27:D5:51:TYR:HB2	27:D5:54:GLY:HA3	1.95	0.48
31:DA:801:G:N7	35:DF:53:THR:HG23	2.28	0.48
24:D2:12:GLU:C	24:D2:12:GLU:CD	2.72	0.48
31:DA:662:G:O2'	31:DA:663:G:H5'	2.14	0.48
37:DH:149:ARG:O	37:DH:152:ARG:O	2.32	0.48
44:DS:97:ARG:HG3	44:DS:97:ARG:O	2.14	0.48
31:BA:1225:G:H8	31:BA:1225:G:O5'	1.97	0.48
31:BA:996:A:H4'	46:BU:92:ARG:CZ	2.43	0.48
31:BA:1022:G:C6	31:BA:1140:C:C4	3.02	0.48
31:DA:2328:A:H2'	31:DA:2329:G:H8	1.79	0.48
50:BY:76:CYS:O	50:BY:96:ILE:HD12	2.14	0.48
31:DA:1494:A:N3	31:DA:1494:A:C2'	2.77	0.48
39:DN:23:LEU:O	39:DN:23:LEU:HD23	2.13	0.48
23:B1:25:LYS:O	23:B1:26:ARG:CG	2.61	0.48
1:AA:1089:G:C6	1:AA:1090:U:C4	3.02	0.48
42:DQ:20:ALA:C	42:DQ:22:LYS:N	2.68	0.48
1:CA:425:G:O2'	1:CA:426:G:H5'	2.14	0.48
4:CD:10:ARG:O	4:CD:13:ARG:HB2	2.14	0.48
41:BP:38:GLN:CG	41:BP:39:LYS:H	2.16	0.48
23:B1:89:GLU:O	23:B1:90:ILE:C	2.51	0.48
50:BY:15:VAL:HG12	50:BY:16:ALA:N	2.29	0.48
1:CA:927:G:OP2	1:CA:1503:A:C5	2.67	0.48
38:DI:124:GLY:H	38:DI:142:VAL:HG23	1.78	0.48
33:DD:143:HIS:HD2	33:DD:144:ALA:HB2	1.77	0.48
39:DN:128:HIS:NE2	39:DN:131:GLN:HB2	2.28	0.48
1:AA:1423:G:H2'	1:AA:1424:C:O4'	2.13	0.48
33:DD:43:ARG:HH11	33:DD:44:ASN:ND2	2.12	0.48
31:BA:1107:G:H2'	31:BA:1108:U:O4'	2.14	0.48
31:DA:848:G:N3	31:DA:933:A:H1'	2.29	0.48
31:BA:1386:C:OP2	31:BA:1396:U:H5	1.95	0.48
1:AA:16:A:C2'	1:AA:17:U:H5'	2.44	0.48
42:BQ:133:ARG:O	42:BQ:134:ARG:CB	2.62	0.48
31:DA:322:A:H3'	35:DF:169:ASN:ND2	2.28	0.48

Continued on next page...

Continued from previous page...

Atom-1	Atom-2	Distance(Å)	Clash(Å)
33:DD:267:SER:O	33:DD:268:ARG:HB2	2.14	0.48
31:DA:1589:C:H2'	31:DA:1590:U:C6	2.49	0.48
12:CL:10:LEU:HD21	12:CL:15:ARG:HE	1.78	0.48
12:CL:62:SER:O	12:CL:64:TYR:N	2.47	0.48
31:BA:1434:A:H2'	31:BA:1435:G:H8	1.77	0.48
1:AA:1452:C:H5'	1:AA:1456:G:C5	2.49	0.48
12:AL:64:TYR:HB3	12:AL:65:GLU:H	1.47	0.48
1:AA:323:U:O3'	20:AT:22:ARG:HD3	2.14	0.48
1:CA:649:G:H2'	1:CA:650:G:H8	1.78	0.48
31:DA:1688:U:O2	31:DA:1700:A:H8	1.97	0.48
46:DU:69:CYS:HB3	46:DU:106:PHE:CE2	2.48	0.48
1:AA:1158:C:H2'	1:AA:1158:C:O2	2.12	0.48
36:DG:131:TYR:O	36:DG:159:VAL:HG12	2.13	0.48
31:BA:107:C:C2	31:BA:108:U:C5	3.02	0.48
1:CA:407:G:O2'	4:CD:116:GLN:HG3	2.14	0.48
13:CM:44:ARG:CB	13:CM:46:LYS:HG2	2.44	0.48
44:DS:67:ARG:H	44:DS:69:VAL:CG1	2.27	0.48
1:CA:1159:U:C4	1:CA:1182:G:C4	3.02	0.48
1:AA:977:A:H8	1:AA:1223:C:C4	2.31	0.48
48:DW:57:ASN:O	48:DW:58:ALA:C	2.52	0.48
1:CA:1332:A:O5'	1:CA:1332:A:H8	1.97	0.48
31:BA:1049:C:O2	31:BA:1049:C:H2'	2.14	0.48
35:BF:123:LEU:HD12	35:BF:124:LEU:N	2.29	0.48
19:AS:79:THR:O	19:AS:80:TYR:HB3	2.13	0.48
13:CM:68:GLY:HA2	13:CM:71:ARG:HB3	1.95	0.48
31:BA:754:C:O4'	31:BA:1618:A:H2	1.97	0.48
1:AA:308:C:H2'	1:AA:309:G:C8	2.49	0.48
31:BA:1865:G:H5'	31:BA:1866:C:OP2	2.14	0.48
31:DA:2323:G:H2'	31:DA:2324:C:O4'	2.14	0.48
1:CA:1513:A:H2'	1:CA:1514:C:C6	2.49	0.48
21:AU:12:LYS:HB3	21:AU:22:ARG:HD2	1.96	0.48
31:DA:2097:C:H2'	31:DA:2098:U:O4'	2.13	0.48
30:D8:8:LYS:HB3	30:D8:12:LYS:HE3	1.96	0.48
31:DA:1357:U:H2'	31:DA:1358:G:O4'	2.14	0.48
36:BG:37:VAL:HG23	36:BG:99:MET:HG3	1.96	0.48
34:BE:108:SER:HB3	34:BE:165:VAL:HG21	1.96	0.48
31:DA:1812:A:C2	31:DA:1813:G:C4	3.02	0.48
31:DA:922:U:H2'	31:DA:923:C:C6	2.48	0.48
7:AG:36:LYS:NZ	7:AG:36:LYS:HB2	2.29	0.48
1:AA:498:U:O2	1:AA:498:U:H2'	2.14	0.48
32:BB:28:C:H2'	32:BB:29:A:C8	2.48	0.47
39:DN:40:PRO:C	46:DU:64:ARG:NH2	2.67	0.47

Continued on next page...

Continued from previous page...

Atom-1	Atom-2	Distance(Å)	Clash(Å)
39:BN:46:VAL:O	39:BN:47:ALA:HB3	2.14	0.47
31:DA:1820:U:H4'	31:DA:1821:A:OP2	2.14	0.47
50:BY:79:CYS:SG	50:BY:80:GLY:N	2.87	0.47
1:AA:1442(A):G:N7	45:BT:118:ARG:HD2	2.29	0.47
31:DA:2475:C:H5''	31:DA:2475:C:C6	2.46	0.47
31:DA:1021:A:C8	31:DA:1021:A:C3'	2.90	0.47
33:BD:79:VAL:CG2	33:BD:111:LEU:HD11	2.44	0.47
23:D1:33:LYS:NZ	23:D1:35:THR:HG21	2.28	0.47
31:DA:1300:U:H2'	31:DA:1626:G:N2	2.29	0.47
45:BT:28:VAL:O	45:BT:29:ARG:CD	2.62	0.47
42:DQ:20:ALA:CB	42:DQ:99:PRO:HG2	2.44	0.47
31:DA:2464:C:O2'	31:DA:2465:C:P	2.72	0.47
49:DX:70:LEU:O	49:DX:71:GLY:C	2.51	0.47
38:BI:131:LYS:HG2	38:BI:132:PRO:HA	1.94	0.47
31:BA:1497:U:H2'	31:BA:1498:C:OP1	2.12	0.47
36:DG:88:ILE:CG2	36:DG:89:GLY:N	2.77	0.47
23:D1:87:PRO:CD	23:D1:88:LYS:N	2.77	0.47
38:DI:77:LEU:CD1	38:DI:101:LEU:HD22	2.43	0.47
3:AC:148:GLY:HA3	3:AC:172:ARG:O	2.13	0.47
31:BA:814:C:H5''	47:BV:86:GLY:HA3	1.94	0.47
37:BH:156:ALA:O	37:BH:157:TYR:C	2.53	0.47
2:AB:42:ILE:CD1	2:AB:202:PRO:HB2	2.43	0.47
15:CO:51:HIS:O	15:CO:54:ARG:HB3	2.13	0.47
31:DA:2663:G:C5	31:DA:2664:G:C5	3.02	0.47
31:DA:917:A:H8	31:DA:917:A:H5'	1.79	0.47
31:BA:2199:A:H5''	31:BA:2200:C:OP2	2.14	0.47
1:CA:684:A:H2'	1:CA:685:G:H8	1.79	0.47
1:CA:705:U:C5	1:CA:706:A:C5	3.01	0.47
31:BA:467:G:H2'	31:BA:468:G:H5'	1.93	0.47
1:CA:382:A:C2	1:CA:383:A:C5	3.02	0.47
28:D6:20:ASN:CG	28:D6:21:TYR:N	2.68	0.47
1:CA:1226:C:C5	13:CM:104:ARG:HB2	2.49	0.47
2:AB:44:LEU:CD1	2:AB:44:LEU:H	2.23	0.47
31:DA:2698:U:H2'	31:DA:2699:C:C6	2.48	0.47
1:AA:101:A:H2'	1:AA:102:G:H5'	1.95	0.47
48:DW:18:ARG:NH1	48:DW:18:ARG:CG	2.74	0.47
42:DQ:16:ARG:C	42:DQ:17:LEU:HD23	2.34	0.47
1:CA:1423:G:H2'	1:CA:1424:C:O4'	2.14	0.47
34:DE:27:LEU:HD22	45:DT:1:MET:HE2	1.95	0.47
33:DD:12:SER:O	33:DD:16:MET:HB2	2.14	0.47
1:AA:817:C:H4'	1:AA:818:G:OP1	2.13	0.47
50:BY:87:LYS:HG3	50:BY:88:LYS:N	2.28	0.47

Continued on next page...

Continued from previous page...

Atom-1	Atom-2	Distance(Å)	Clash(Å)
4:AD:108:LEU:O	4:AD:110:PHE:HD1	1.96	0.47
45:BT:92:GLY:HA2	45:BT:114:LEU:HB3	1.95	0.47
1:CA:457:C:C2	1:CA:458:C:C5	3.01	0.47
1:AA:1085:U:C6	1:AA:1094:G:N1	2.81	0.47
31:BA:2273:A:O2'	31:BA:2274:A:H5'	2.14	0.47
31:BA:2473:U:C2	31:BA:2474:C:C6	3.02	0.47
1:CA:1217:C:H2'	1:CA:1218:C:O4'	2.14	0.47
41:BP:148:LEU:N	41:BP:148:LEU:HD13	2.29	0.47
1:CA:46:G:O2'	1:CA:365:U:H1'	2.14	0.47
31:BA:1411:C:O2'	31:BA:1412:A:H5'	2.13	0.47
31:BA:2281:C:O2'	31:BA:2282:G:H5'	2.14	0.47
1:CA:84:U:H5	1:CA:88:A:N7	2.12	0.47
1:AA:39:G:C6	1:AA:40:C:C5	3.02	0.47
29:B7:35:ARG:HD3	31:BA:54:G:O2'	2.13	0.47
31:BA:2507:C:H5''	31:BA:2573:C:N4	2.29	0.47
1:CA:999:C:H2'	1:CA:1000:U:C6	2.49	0.47
34:BE:15:PHE:HA	34:BE:19:ARG:O	2.13	0.47
26:B4:11:PRO:C	26:B4:13:ARG:H	2.16	0.47
31:DA:1439:A:C2	31:DA:1553:A:C4	3.02	0.47
3:AC:113:ALA:HB3	3:AC:114:PRO:HD3	1.95	0.47
31:BA:1685:C:H2'	31:BA:1686:C:H6	1.79	0.47
1:AA:932:C:H4'	7:AG:4:ARG:NH2	2.29	0.47
7:AG:106:GLN:O	7:AG:110:GLN:HG3	2.14	0.47
31:DA:1319:G:C6	31:DA:1320:C:N4	2.82	0.47
33:BD:83:GLU:OE1	33:BD:104:TYR:OH	2.27	0.47
1:AA:376:G:O3'	16:AP:5:ARG:HD2	2.13	0.47
16:AP:21:VAL:HG22	16:AP:34:GLU:O	2.13	0.47
31:DA:82:G:O2'	31:DA:83:G:H5'	2.14	0.47
31:BA:661:C:H2'	31:BA:662:G:H8	1.79	0.47
47:DV:72:VAL:O	47:DV:89:GLN:O	2.32	0.47
31:BA:992:C:O2'	31:BA:993:G:H5'	2.15	0.47
31:BA:1902:C:C4'	33:BD:244:ARG:HB2	2.44	0.47
41:BP:121:LYS:CE	25:D3:2:PRO:HD3	2.44	0.47
41:BP:85:LEU:HB3	41:BP:114:ILE:HD12	1.95	0.47
49:BX:35:THR:O	49:BX:39:ILE:CG2	2.62	0.47
31:DA:966:G:H2'	31:DA:967:C:C6	2.48	0.47
46:DU:92:ARG:NE	47:DV:11:GLN:HG2	2.28	0.47
31:DA:2810:A:H2'	34:DE:61:ARG:HH21	1.75	0.47
31:BA:154:G:N1	31:BA:154(A):C:N4	2.62	0.47
31:DA:2070:G:C2	31:DA:2442:C:C2	3.02	0.47
45:DT:33:LYS:N	45:DT:33:LYS:HZ3	2.12	0.47
34:BE:75:VAL:C	34:BE:77:ILE:N	2.67	0.47

Continued on next page...

Continued from previous page...

Atom-1	Atom-2	Distance(Å)	Clash(Å)
31:BA:2031:A:C6	31:BA:2498:C:H1'	2.49	0.47
8:AH:87:SER:HB3	8:AH:133:LEU:O	2.13	0.47
4:CD:33:MET:HE2	4:CD:37:PRO:HA	1.95	0.47
23:B1:90:ILE:O	23:B1:94:LEU:HB2	2.14	0.47
31:DA:774:A:H2	31:DA:787:U:HO2'	1.53	0.47
29:D7:39:ARG:NH2	31:DA:468:G:N7	2.59	0.47
31:BA:717:G:H2'	31:BA:718:A:O4'	2.13	0.47
38:DI:62:LYS:HE2	38:DI:134:PRO:HG3	1.95	0.47
10:CJ:54:PHE:CE2	10:CJ:55:LYS:HD2	2.49	0.47
37:DH:44:VAL:O	37:DH:46:GLU:OE2	2.32	0.47
31:DA:1497:U:O2	31:DA:1497:U:C2'	2.61	0.47
2:AB:204:ASN:HD21	2:AB:206:ASP:H	1.61	0.47
31:BA:8:A:H2'	31:BA:9:U:H5	1.76	0.47
13:CM:82:MET:HB2	13:CM:93:ARG:NH1	2.29	0.47
51:DZ:108:PRO:HG3	51:DZ:141:VAL:HG22	1.96	0.47
1:CA:101:A:H2'	1:CA:102:G:H5'	1.95	0.47
20:CT:14:LYS:HA	20:CT:17:ARG:HE	1.79	0.47
31:DA:1106:A:C2'	31:DA:1107:G:C8	2.97	0.47
40:BO:13:ASN:ND2	40:BO:96:THR:H	2.07	0.47
1:AA:1226:C:OP1	13:AM:91:ARG:NH1	2.46	0.47
48:DW:18:ARG:HG2	48:DW:18:ARG:NH1	2.24	0.47
45:DT:109:GLU:HA	45:DT:112:ARG:CG	2.43	0.47
5:CE:31:LEU:HD22	5:CE:43:LEU:HD11	1.95	0.47
1:CA:829:G:O2'	1:CA:830:G:H5'	2.14	0.47
1:AA:66:G:C2	1:AA:67:C:C6	3.02	0.47
42:DQ:30:GLY:CA	42:DQ:107:ALA:HB2	2.43	0.47
31:BA:1173:G:H5'	31:BA:1174:A:OP2	2.14	0.47
1:CA:651:C:O2'	1:CA:652:U:H5'	2.14	0.47
31:DA:34:C:H2'	31:DA:35:G:OP1	2.14	0.47
15:CO:81:LEU:HD11	15:CO:85:LEU:HD12	1.94	0.47
1:CA:1074:G:C2	1:CA:1102:A:C2	3.02	0.47
1:AA:651:C:O2'	1:AA:652:U:H5'	2.13	0.47
9:CI:45:ALA:O	9:CI:78:LYS:HE3	2.14	0.47
31:DA:117:G:H5''	31:DA:118:A:OP2	2.14	0.47
31:BA:2789:C:H2'	31:BA:2790:A:OP2	2.13	0.47
24:D2:34:GLU:O	24:D2:34:GLU:HG2	2.14	0.47
4:AD:64:LEU:HD12	4:AD:64:LEU:O	2.14	0.47
9:AI:45:ALA:O	9:AI:78:LYS:HE3	2.14	0.47
44:BS:42:ASP:C	44:BS:44:LYS:N	2.68	0.47
1:CA:316:G:OP2	1:CA:351:G:O2'	2.32	0.47
35:DF:123:LEU:HD12	35:DF:124:LEU:N	2.28	0.47
1:CA:246:A:C4	1:CA:282:A:N6	2.82	0.47

Continued on next page...

Continued from previous page...

Atom-1	Atom-2	Distance(Å)	Clash(Å)
7:CG:92:SER:HB3	7:CG:94:ARG:HH21	1.78	0.47
5:AE:80:ILE:HG22	8:AH:104:ARG:NH2	2.29	0.47
34:DE:137:HIS:HB3	34:DE:138:PRO:CD	2.44	0.47
1:CA:1132:C:H2'	1:CA:1133:G:O4'	2.14	0.47
11:CK:48:ILE:HG22	11:CK:49:GLY:H	1.79	0.47
27:B5:10:LYS:HE3	31:BA:1262:A:N3	2.29	0.47
31:DA:1425:G:H2'	31:DA:1426:G:O4'	2.15	0.47
31:BA:1649:G:C6	31:BA:2009:G:C6	3.02	0.47
31:BA:292:C:O2'	31:BA:293:U:H5'	2.15	0.47
1:AA:966:G:H21	9:AI:127:LYS:HE3	1.79	0.47
44:BS:11:LYS:N	44:BS:11:LYS:HD2	2.29	0.47
49:BX:93:GLU:O	49:BX:93:GLU:HG3	2.15	0.47
31:DA:535:C:O3'	46:DU:53:ARG:NH1	2.47	0.47
1:AA:373:A:N3	1:AA:374:A:C8	2.82	0.47
1:AA:375:U:N3	1:AA:376:G:N7	2.62	0.47
31:DA:1138:G:O2'	39:DN:105:GLY:HA3	2.14	0.47
31:BA:287:C:N4	31:BA:354:G:H1	2.05	0.47
47:DV:32:THR:HB	47:DV:64:HIS:HE1	1.78	0.47
32:BB:38:C:O4'	44:BS:95:HIS:NE2	2.37	0.47
49:DX:12:VAL:HG13	49:DX:27:THR:O	2.15	0.47
44:DS:17:ARG:NE	44:DS:89:ARG:HH21	2.12	0.47
47:BV:66:ARG:HG3	47:BV:66:ARG:HH11	1.79	0.47
35:DF:3:GLU:HB2	35:DF:20:LEU:H	1.78	0.47
1:CA:626:U:H4'	16:CP:38:TYR:CZ	2.49	0.47
1:CA:357:G:C2	1:CA:358:U:C6	3.02	0.47
47:DV:2:PHE:CE1	47:DV:13:ARG:CZ	2.97	0.47
30:B8:29:LYS:O	30:B8:30:ARG:C	2.51	0.47
31:DA:2393:A:OP1	41:DP:62:LEU:HD12	2.14	0.47
31:DA:241:A:H5'	31:DA:243:U:O4'	2.14	0.47
49:DX:63:LYS:HD2	49:DX:70:LEU:HD13	1.95	0.47
1:AA:1431:C:H2'	1:AA:1432:G:O4'	2.14	0.47
31:DA:271(O):C:O2'	31:DA:271(P):C:C5	2.67	0.47
31:DA:1040:C:N4	31:DA:1115:G:H1	2.12	0.47
5:AE:75:THR:HG23	5:AE:76:ILE:H	1.78	0.47
1:CA:484:G:H4'	1:CA:485:G:OP1	2.15	0.47
3:AC:154:SER:O	3:AC:165:THR:HA	2.14	0.47
2:CB:42:ILE:CD1	2:CB:202:PRO:HB2	2.45	0.47
35:DF:164:ARG:HG2	35:DF:164:ARG:NH1	2.23	0.47
28:D6:39:TYR:HB3	28:D6:49:HIS:ND1	2.29	0.47
40:BO:13:ASN:ND2	40:BO:97:ARG:N	2.60	0.47
9:AI:61:ALA:HB1	9:AI:63:ILE:HD11	1.95	0.47
31:BA:861:A:C2	31:BA:917:A:C4	3.01	0.47

Continued on next page...

Continued from previous page...

Atom-1	Atom-2	Distance(Å)	Clash(Å)
31:DA:900:A:H5''	31:DA:901:A:OP2	2.14	0.47
1:AA:1242:C:H5''	21:AU:10:ARG:NH1	2.29	0.47
35:BF:84:VAL:O	35:BF:85:GLY:C	2.51	0.47
1:CA:577:G:H2'	1:CA:578:C:H6	1.79	0.47
50:BY:90:LEU:CD1	50:BY:91:GLU:HG2	2.43	0.47
31:DA:723:G:H2'	31:DA:724:U:O4'	2.15	0.47
31:DA:491:G:H2'	31:DA:492:A:H8	1.79	0.47
2:AB:16:HIS:HA	2:AB:210:SER:HB2	1.96	0.47
9:AI:79:LEU:HD11	9:AI:83:ARG:NH2	2.29	0.47
1:AA:171:A:H2'	1:AA:172:A:C8	2.49	0.47
48:DW:111:HIS:CD2	48:DW:112:GLY:H	2.32	0.47
31:DA:884:C:O2'	31:DA:892:G:C8	2.51	0.47
31:BA:985:C:H2'	31:BA:986:C:C6	2.50	0.47
46:BU:75:ASN:HB3	46:BU:77:SER:OG	2.14	0.47
33:DD:221:VAL:HG22	33:DD:226:MET:CE	2.43	0.47
31:DA:1635:G:H2'	31:DA:1636:C:H6	1.79	0.47
12:CL:70:ILE:N	12:CL:70:ILE:HD12	2.29	0.47
1:CA:84:U:H5	1:CA:88:A:C8	2.32	0.47
29:B7:40:TRP:CD2	31:BA:459:U:H5''	2.49	0.47
35:DF:195:ASP:CG	35:DF:197:ASP:HB3	2.35	0.47
1:AA:839:U:OP2	1:AA:840:C:H5	1.97	0.47
29:D7:24:THR:O	29:D7:28:ARG:HG3	2.14	0.47
11:CK:105:VAL:HG23	11:CK:105:VAL:O	2.14	0.47
46:BU:76:TYR:CZ	46:BU:80:ILE:HG13	2.49	0.47
16:CP:8:ARG:O	16:CP:9:PHE:CG	2.68	0.47
31:BA:2097:C:H2'	31:BA:2098:U:O4'	2.15	0.47
33:BD:35:LYS:HG2	33:BD:64:ILE:H	1.79	0.47
31:DA:287:C:N4	31:DA:354:G:H1	2.05	0.47
33:DD:35:LYS:CA	33:DD:64:ILE:CG2	2.93	0.47
31:BA:84:A:H5''	50:BY:9:LYS:CD	2.44	0.47
32:BB:28:C:H2'	32:BB:29:A:H8	1.80	0.47
31:DA:2299:G:N1	31:DA:2318:G:C8	2.83	0.47
39:DN:39:ARG:O	46:DU:64:ARG:NH1	2.47	0.47
23:D1:10:LYS:HB2	23:D1:14:VAL:CA	2.43	0.47
47:BV:80:GLN:HA	47:BV:82:ARG:H	1.79	0.47
31:DA:1803:A:H4'	33:DD:259:THR:CG2	2.45	0.47
31:DA:1225:G:OP1	47:DV:88:ARG:HB3	2.14	0.47
32:DB:42:C:O2	36:DG:93:THR:N	2.48	0.47
44:DS:88:ASP:O	44:DS:89:ARG:O	2.31	0.47
27:D5:2:ALA:N	31:DA:2015:A:N3	2.63	0.47
31:DA:329:G:H22	50:DY:19:LYS:NZ	2.12	0.47
1:CA:355:C:O2'	1:CA:356:A:H5'	2.14	0.47

Continued on next page...

Continued from previous page...

Atom-1	Atom-2	Distance(Å)	Clash(Å)
31:DA:2274:A:O5'	31:DA:2275:C:OP2	2.32	0.47
30:D8:29:LYS:O	30:D8:31:HIS:N	2.48	0.47
39:DN:78:TYR:HD1	39:DN:79:PRO:CG	2.27	0.47
31:BA:157:U:H6	31:BA:157:U:OP2	1.97	0.47
31:DA:670:A:H4'	31:DA:671:C:O5'	2.14	0.47
23:B1:26:ARG:HB2	23:B1:34:THR:HB	1.97	0.47
23:B1:33:LYS:NZ	23:B1:35:THR:CG2	2.77	0.47
1:AA:1068:G:H8	1:AA:1068:G:OP2	1.97	0.47
31:BA:543:C:H5	31:BA:547:A:H62	1.62	0.47
1:AA:542:G:H5'	4:AD:41:GLY:CA	2.43	0.47
36:BG:61:ALA:HA	36:BG:64:THR:CG2	2.44	0.47
49:BX:59:VAL:O	49:BX:60:ARG:O	2.32	0.47
37:DH:54:ARG:HG2	37:DH:65:HIS:HD2	1.80	0.47
31:BA:329:G:H22	50:BY:19:LYS:NZ	2.13	0.47
32:DB:21:G:O6	32:DB:63:G:C4	2.68	0.47
1:CA:963:G:H21	10:CJ:55:LYS:CD	2.27	0.47
10:AJ:49:VAL:HG11	14:AN:41:ARG:O	2.15	0.47
37:DH:158:HIS:CE1	37:DH:168:PRO:C	2.87	0.47
6:AF:45:LEU:HG	6:AF:46:ARG:N	2.28	0.47
31:BA:2199:A:N3	31:BA:2199:A:H2'	2.29	0.47
33:DD:125:ILE:HG13	33:DD:137:PRO:CD	2.45	0.47
31:DA:1241:A:C2'	31:DA:1242:A:O5'	2.62	0.47
33:BD:131:LEU:HB2	33:BD:136:ILE:CD1	2.42	0.47
31:DA:1384:A:H1'	31:DA:1405:U:O4'	2.14	0.47
1:AA:914:A:C2'	1:AA:915:A:H5'	2.44	0.47
32:BB:110:G:N1	32:BB:111:G:C5	2.83	0.47
31:BA:27:G:C4	31:BA:512:G:N2	2.83	0.47
6:AF:19:LEU:HD11	6:AF:59:TYR:CG	2.50	0.47
31:DA:1173:G:H5'	31:DA:1174:A:OP2	2.14	0.47
9:CI:105:ASP:CG	9:CI:107:ARG:HD3	2.35	0.47
31:DA:1689:A:N6	31:DA:1698:A:H2	2.09	0.47
3:CC:154:SER:O	3:CC:165:THR:HA	2.14	0.47
31:BA:2836:U:C4	31:BA:2883:A:N6	2.82	0.47
31:DA:280:C:C2'	31:DA:281:G:O5'	2.62	0.47
38:BI:77:LEU:CD1	38:BI:101:LEU:HD22	2.44	0.47
1:CA:78:G:H22	1:CA:91:C:N4	2.12	0.47
4:AD:121:VAL:O	4:AD:134:ASP:HA	2.15	0.47
3:CC:155:GLY:O	3:CC:156:ARG:CB	2.63	0.47
13:CM:86:CYS:HB2	19:CS:73:GLU:OE1	2.15	0.47
34:DE:101:ARG:CG	34:DE:169:ASN:ND2	2.77	0.47
12:AL:119:LYS:HB2	12:AL:120:TYR:CD1	2.49	0.47
13:AM:75:ALA:O	13:AM:79:LYS:HG3	2.14	0.47

Continued on next page...

Continued from previous page...

Atom-1	Atom-2	Distance(Å)	Clash(Å)
7:AG:66:VAL:HG12	7:AG:70:LYS:HE3	1.96	0.47
31:BA:280:C:C2'	31:BA:281:G:O5'	2.63	0.47
1:CA:308:C:H2'	1:CA:309:G:C8	2.48	0.47
31:DA:1783:A:N1	31:DA:2587:A:C4	2.83	0.47
37:BH:94:TYR:HA	37:BH:106:THR:O	2.15	0.47
37:BH:94:TYR:CD1	37:BH:94:TYR:N	2.83	0.47
20:CT:84:LEU:O	20:CT:88:VAL:HG23	2.14	0.47
51:BZ:73:GLN:HG2	51:BZ:87:ASP:CG	2.34	0.47
35:BF:68:LYS:O	35:BF:68:LYS:HG2	2.15	0.47
1:AA:116:A:OP2	1:AA:116:A:C8	2.67	0.47
1:CA:1125:U:O4	10:CJ:73:ASP:OD2	2.32	0.47
9:CI:21:PRO:HA	9:CI:58:ARG:O	2.14	0.47
4:CD:148:VAL:CG1	4:CD:149:ALA:N	2.77	0.47
1:AA:781:A:H5'	1:AA:782:A:OP2	2.14	0.47
1:AA:1313:U:OP2	19:AS:6:LYS:HB3	2.14	0.47
1:AA:106:C:H2'	1:AA:107:G:H8	1.80	0.47
7:CG:106:GLN:O	7:CG:110:GLN:HG3	2.14	0.47
51:BZ:135:GLU:O	51:BZ:136:PHE:HB3	2.14	0.47
38:DI:44:LEU:O	38:DI:47:LEU:HB3	2.14	0.47
1:CA:451:A:N7	1:CA:481:G:C6	2.82	0.47
31:BA:784:A:C8	31:BA:792:G:C5	3.03	0.47
31:DA:2416:C:H6	31:DA:2416:C:O5'	1.98	0.47
19:AS:16:LEU:O	19:AS:20:LEU:HB2	2.15	0.47
31:BA:1490:A:H5'	31:BA:1491:G:OP2	2.15	0.47
31:BA:83:G:H22	31:BA:102:G:HO2'	1.61	0.47
51:BZ:167:PRO:O	51:BZ:168:GLU:HB2	2.15	0.47
31:DA:2298:A:H2'	31:DA:2299:G:O4'	2.14	0.47
31:BA:2884:U:C2'	31:BA:2885:C:H5'	2.45	0.47
44:BS:16:ASN:ND2	44:BS:92:TYR:CZ	2.82	0.47
22:B0:13:GLY:O	22:B0:14:ARG:CB	2.40	0.47
32:DB:73:A:C4	32:DB:105:A:C2	3.02	0.47
35:DF:46:ARG:CG	35:DF:46:ARG:NH1	2.63	0.47
30:D8:35:GLN:HE21	30:D8:36:LYS:NZ	2.12	0.47
34:DE:61:ARG:H	34:DE:62:PRO:CD	2.24	0.47
31:DA:1022:G:C5	31:DA:1140:C:N4	2.82	0.47
1:AA:411:A:OP1	4:AD:30:LYS:NZ	2.45	0.47
4:AD:12:CYS:SG	4:AD:19:LEU:O	2.72	0.47
31:BA:1777:U:O2'	31:BA:1778:U:H5'	2.15	0.47
31:BA:528:A:O2'	31:BA:529:A:H5'	2.15	0.47
43:BR:10:LEU:HB3	43:BR:17:ARG:CD	2.45	0.47
31:DA:1525:G:H2'	31:DA:1526:G:C8	2.49	0.47
37:BH:90:LYS:CB	37:BH:159:GLU:O	2.63	0.47

Continued on next page...

Continued from previous page...

Atom-1	Atom-2	Distance(Å)	Clash(Å)
8:AH:77:GLU:HG2	8:AH:78:GLN:H	1.79	0.47
8:CH:77:GLU:HG2	8:CH:78:GLN:H	1.79	0.47
1:CA:1098:C:C4	1:CA:1099:G:C8	3.02	0.47
1:CA:448:A:C2	1:CA:449:C:C4	3.02	0.47
18:AR:66:LEU:HD11	18:AR:70:ILE:HD11	1.96	0.47
31:BA:2199:A:C5'	31:BA:2200:C:OP2	2.63	0.47
1:AA:450:G:C5'	16:AP:41:PRO:O	2.57	0.47
31:DA:1948:G:H2'	31:DA:1949:G:C5'	2.45	0.47
41:BP:146:VAL:CG2	41:BP:147:LEU:N	2.71	0.47
31:DA:2802:G:H3'	31:DA:2802:G:P	2.54	0.47
1:CA:255:G:H2'	1:CA:256:U:C6	2.50	0.47
31:DA:2598:A:O5'	33:DD:236:GLY:HA3	2.13	0.47
12:AL:62:SER:HB2	12:AL:64:TYR:HD1	1.80	0.47
41:BP:14:LYS:O	41:BP:15:ARG:CB	2.62	0.47
31:BA:900:A:C5'	31:BA:901:A:OP2	2.62	0.47
1:CA:1338:G:O2'	1:CA:1339:A:H5'	2.14	0.47
45:DT:106:SER:O	45:DT:107:ASP:HB3	2.15	0.47
8:CH:53:VAL:O	8:CH:54:ASP:CB	2.60	0.47
31:DA:2859:G:H4'	31:DA:2860:A:OP1	2.15	0.47
11:CK:91:ARG:O	11:CK:95:ILE:HG12	2.14	0.47
44:BS:63:THR:O	44:BS:66:ALA:O	2.32	0.47
50:BY:87:LYS:O	50:BY:88:LYS:HB2	2.15	0.47
1:CA:524:G:O5'	1:CA:524:G:H8	1.97	0.47
33:BD:89:SER:HB2	33:BD:159:ALA:HB2	1.95	0.47
2:AB:15:VAL:HG23	2:AB:16:HIS:CE1	2.49	0.47
43:BR:50:HIS:O	43:BR:54:LEU:HD22	2.14	0.47
1:AA:96:U:O2'	1:AA:97:G:H8	1.97	0.47
43:DR:77:ARG:O	43:DR:78:LYS:C	2.52	0.47
31:BA:303:U:H2'	31:BA:304:G:C8	2.49	0.47
31:BA:753:C:O5'	31:BA:753:C:H6	1.97	0.47
20:CT:53:LEU:HA	20:CT:56:MET:HB2	1.96	0.47
27:D5:7:PRO:HA	31:DA:2615:U:N1	2.29	0.47
37:DH:94:TYR:HA	37:DH:106:THR:O	2.15	0.47
5:CE:80:ILE:HG22	8:CH:104:ARG:NH2	2.29	0.47
48:DW:29:LEU:HG	48:DW:33:ARG:HD2	1.96	0.47
31:DA:2228:G:OP1	33:DD:261:LYS:NZ	2.47	0.47
38:BI:114:LEU:HD23	38:BI:114:LEU:HA	1.69	0.47
32:BB:78:A:C2	32:BB:100:A:C4	3.02	0.47
31:BA:2526:G:H5'	31:BA:2742:C:O2'	2.15	0.47
12:AL:10:LEU:HD21	12:AL:15:ARG:HE	1.80	0.47
31:DA:1662:C:O2'	31:DA:1663:C:H5'	2.15	0.47
31:BA:1659:U:C4	31:BA:1660:C:C5	3.03	0.47

Continued on next page...

Continued from previous page...

Atom-1	Atom-2	Distance(Å)	Clash(Å)
37:BH:117:PRO:HA	37:BH:123:PHE:HE1	1.79	0.47
31:BA:1507:A:C2	31:BA:1508:A:H1'	2.50	0.47
31:BA:1321:A:H2'	31:BA:1322:A:O4'	2.15	0.47
2:CB:53:ARG:HA	2:CB:56:ARG:HB2	1.96	0.47
36:BG:174:GLU:HG3	36:BG:180:PHE:CD1	2.49	0.47
33:BD:35:LYS:HD3	33:BD:64:ILE:N	2.29	0.47
33:BD:34:VAL:C	33:BD:35:LYS:O	2.52	0.47
16:AP:20:VAL:HG13	16:AP:21:VAL:N	2.28	0.47
31:DA:352:G:HO2'	31:DA:353:G:P	2.38	0.47
34:DE:120:TRP:CD2	34:DE:155:LYS:HD3	2.50	0.47
50:BY:27:VAL:C	50:BY:29:GLU:OE1	2.53	0.47
44:DS:53:SER:O	44:DS:55:ALA:N	2.48	0.47
37:BH:137:ASP:HB2	37:BH:140:LYS:HB2	1.94	0.47
47:DV:79:VAL:O	47:DV:80:GLN:CG	2.62	0.47
37:DH:85:LYS:NZ	37:DH:145:ALA:HA	2.29	0.47
47:BV:36:PRO:HD2	47:BV:60:GLU:O	2.14	0.47
47:DV:73:SER:O	47:DV:74:LYS:HB2	2.14	0.47
47:DV:25:LEU:HD12	47:DV:94:LEU:HD22	1.97	0.47
49:DX:55:ASN:HB2	49:DX:78:LYS:HD2	1.96	0.47
31:DA:1900:A:N1	31:DA:1970:A:C6	2.83	0.47
15:CO:17:ARG:HG2	15:CO:26:GLU:HG3	1.97	0.47
31:DA:910:A:N7	42:DQ:13:GLN:HB2	2.30	0.47
30:B8:35:GLN:O	30:B8:37:SER:N	2.48	0.47
31:DA:2287:A:O2'	31:DA:2288:A:H3'	2.14	0.47
1:CA:343:U:C2'	1:CA:346:G:O6	2.63	0.47
1:AA:1067:A:O2'	1:AA:1093:A:O2'	2.27	0.47
41:DP:78:PRO:HB2	41:DP:111:ARG:HE	1.80	0.47
31:DA:543:C:H5	31:DA:547:A:H62	1.62	0.47
31:BA:1025:G:OP1	31:BA:1025:G:H8	1.97	0.47
43:BR:8:ARG:NE	43:BR:8:ARG:HA	2.29	0.47
31:BA:1040:C:H42	31:BA:1115:G:H1	1.62	0.47
46:BU:93:LYS:H	46:BU:93:LYS:CD	2.23	0.47
16:CP:48:TRP:CD1	16:CP:48:TRP:N	2.75	0.47
31:DA:92:A:H2'	31:DA:93:G:C8	2.50	0.47
1:AA:451:A:N7	1:AA:481:G:C6	2.83	0.47
51:DZ:117:LEU:HA	51:DZ:174:VAL:HA	1.95	0.47
39:BN:128:HIS:NE2	39:BN:131:GLN:HB2	2.29	0.47
1:AA:338:A:C6	1:AA:339:C:C4	3.02	0.47
34:BE:2:LYS:NZ	34:BE:95:ILE:O	2.46	0.47
45:DT:51:ARG:HD2	45:DT:62:THR:HG23	1.96	0.47
26:D4:14:ILE:CB	36:DG:5:VAL:HG13	2.45	0.47
12:CL:25:PRO:O	12:CL:27:LEU:HD22	2.14	0.47

Continued on next page...

Continued from previous page...

Atom-1	Atom-2	Distance(Å)	Clash(Å)
2:CB:8:LYS:HZ2	2:CB:217:ARG:HH11	1.61	0.47
3:CC:107:GLN:O	3:CC:108:ASN:HB2	2.14	0.47
31:BA:2564:A:C6	31:BA:2565:A:C6	3.03	0.47
31:BA:825:C:C6	31:BA:825:C:H3'	2.50	0.47
31:BA:1719:G:O2'	31:BA:1720:U:H5'	2.15	0.47
1:CA:1238:A:N6	1:CA:1299:A:N6	2.61	0.47
1:CA:750:G:H21	15:CO:24:SER:H	1.61	0.47
10:CJ:75:ILE:HG13	10:CJ:76:ASN:N	2.29	0.47
45:DT:16:ARG:HD3	45:DT:16:ARG:HA	1.54	0.47
1:AA:189(B):C:N4	1:AA:189(I):G:H1	2.13	0.47
31:DA:2645:G:H3'	31:DA:2646:C:H5'	1.95	0.47
1:AA:154:C:H2'	1:AA:155:C:H6	1.80	0.47
3:AC:155:GLY:O	3:AC:156:ARG:CB	2.60	0.47
38:BI:29:TYR:O	38:BI:32:PRO:HD2	2.14	0.47
1:CA:977:A:H8	1:CA:1223:C:C4	2.33	0.47
41:BP:107:LYS:C	41:BP:109:GLY:N	2.66	0.47
1:CA:154:C:H2'	1:CA:155:C:H6	1.80	0.47
2:AB:12:GLU:HA	2:AB:16:HIS:HB2	1.96	0.47
36:BG:88:ILE:CG2	36:BG:89:GLY:N	2.78	0.47
1:CA:1053:G:N7	1:CA:1200:C:H5'	2.29	0.47
1:AA:473:G:N3	1:AA:474:G:C8	2.81	0.47
43:DR:74:LYS:O	43:DR:77:ARG:HB2	2.15	0.47
31:DA:2703:C:H2'	31:DA:2704:C:C6	2.48	0.47
42:BQ:42:ILE:HD13	42:BQ:97:VAL:CG2	2.43	0.47
4:AD:92:VAL:O	4:AD:96:LEU:HD23	2.14	0.47
31:BA:1015:G:H2'	31:BA:1016:G:H5'	1.97	0.47
38:BI:27:ARG:HG2	38:BI:27:ARG:HH11	1.80	0.47
1:AA:1270:C:H2'	1:AA:1271:G:O4'	2.14	0.47
1:AA:999:C:H2'	1:AA:1000:U:C6	2.50	0.47
4:CD:74:GLN:O	4:CD:78:LEU:HG	2.14	0.47
4:CD:82:ALA:O	4:CD:83:SER:C	2.53	0.47
3:AC:29:TYR:OH	14:AN:54:PRO:HD2	2.15	0.47
40:BO:87:ILE:CG2	40:BO:88:ASN:N	2.77	0.47
39:DN:22:THR:HA	39:DN:61:ARG:O	2.15	0.47
1:AA:84:U:C5	1:AA:88:A:C8	3.02	0.47
1:AA:696:A:O5'	1:AA:696:A:H8	1.98	0.47
49:BX:18:TYR:O	49:BX:19:ALA:C	2.52	0.47
31:BA:616:G:H2'	31:BA:618:C:O4'	2.15	0.47
33:BD:85:ASP:OD1	33:BD:86:PRO:HD2	2.14	0.47
42:DQ:141:GLN:C	51:DZ:70:LEU:HD13	2.35	0.47
33:DD:30:GLU:CG	33:DD:63:ARG:NE	2.77	0.47
33:DD:62:TYR:CE1	33:DD:64:ILE:HA	2.50	0.47

Continued on next page...

Continued from previous page...

Atom-1	Atom-2	Distance(Å)	Clash(Å)
36:BG:29:TRP:C	36:BG:31:VAL:H	2.17	0.47
31:DA:2299:G:C6	31:DA:2318:G:C8	3.02	0.47
39:BN:36:GLY:H	39:BN:42:TRP:HZ3	1.60	0.47
28:D6:40:CYS:SG	28:D6:45:LYS:HD3	2.55	0.47
37:BH:85:LYS:HZ3	37:BH:145:ALA:HB2	1.80	0.47
31:BA:661:C:H2'	31:BA:662:G:C8	2.49	0.47
24:D2:56:GLN:CD	24:D2:56:GLN:N	2.68	0.47
31:BA:1803:A:H4'	33:BD:259:THR:CG2	2.45	0.47
47:DV:19:LYS:HE2	47:DV:20:LEU:N	2.28	0.47
47:DV:64:HIS:HB3	47:DV:96:ILE:HG12	1.96	0.47
31:BA:2378:A:C2	44:BS:20:ARG:NH1	2.82	0.47
49:DX:80:ILE:HG23	49:DX:81:VAL:N	2.28	0.47
2:AB:107:THR:O	2:AB:110:GLN:HB2	2.15	0.47
23:D1:41:ARG:NH1	23:D1:41:ARG:CG	2.53	0.47
34:DE:47:VAL:O	34:DE:80:GLU:HA	2.15	0.47
24:B2:26:ARG:O	24:B2:30:ARG:HD3	2.15	0.47
24:B2:43:GLN:O	24:B2:46:GLN:CB	2.62	0.47
31:BA:2287:A:C5	31:BA:2289:G:C5	3.02	0.47
41:BP:85:LEU:HD13	41:BP:114:ILE:HD11	1.97	0.47
13:CM:3:ARG:HG2	13:CM:9:ILE:HD11	1.97	0.47
46:BU:83:LEU:C	46:BU:88:ILE:HD11	2.35	0.47
1:CA:1442(A):G:C3'	1:CA:1442(B):A:C5'	2.87	0.47
31:DA:996:A:O4'	46:DU:92:ARG:NH2	2.46	0.47
46:DU:92:ARG:HH22	47:DV:10:LYS:HG2	1.79	0.47
1:AA:625:G:C4	1:AA:626:U:C5	3.03	0.47
28:D6:32:ASN:O	28:D6:33:LYS:CB	2.62	0.47
31:DA:2287:A:C2	31:DA:2346:A:N1	2.83	0.47
31:DA:1494:A:H2'	31:DA:1494:A:N3	2.29	0.47
31:BA:911:A:C4	42:BQ:9:TYR:OH	2.66	0.47
31:BA:2524:G:H8	31:BA:2524:G:C5'	2.17	0.47
47:BV:2:PHE:O	47:BV:3:ALA:HB3	2.14	0.47
31:BA:2469:A:C5	31:BA:2470:G:H1'	2.49	0.47
31:DA:1012:U:OP1	46:DU:75:ASN:OD1	2.33	0.47
45:DT:29:ARG:HD2	45:DT:29:ARG:HA	1.51	0.47
30:D8:62:LEU:N	30:D8:63:PRO:HD2	2.29	0.47
36:BG:86:MET:HB2	36:BG:87:PRO:HD2	1.97	0.47
34:BE:77:ILE:HG23	34:BE:78:LEU:N	2.29	0.47
10:CJ:22:LYS:HZ2	10:CJ:88:LEU:HD23	1.79	0.47
8:AH:87:SER:HB2	8:AH:93:VAL:HB	1.95	0.47
4:CD:31:CYS:SG	4:CD:31:CYS:O	2.73	0.47
33:DD:228:PRO:CD	33:DD:235:GLY:HA3	2.38	0.47
1:CA:540:G:H2'	1:CA:541:G:O4'	2.14	0.47

Continued on next page...

Continued from previous page...

Atom-1	Atom-2	Distance(Å)	Clash(Å)
49:BX:70:LEU:O	49:BX:71:GLY:C	2.53	0.47
47:BV:50:PRO:C	47:BV:51:VAL:HG23	2.35	0.47
1:AA:51:A:C4	1:AA:353:A:C6	3.03	0.47
38:BI:3:VAL:HG12	38:BI:38:LEU:HA	1.95	0.47
38:BI:40:THR:CG2	38:BI:43:ASN:HD22	2.27	0.47
31:DA:1181:C:C2'	31:DA:1182:A:H5'	2.45	0.47
31:DA:528:A:H8	31:DA:528:A:H3'	1.79	0.47
31:DA:2876:G:H4'	45:DT:3:ARG:HD3	1.96	0.47
32:DB:21:G:N3	32:DB:21:G:H2'	2.30	0.47
6:CF:11:ASN:HB3	6:CF:14:LEU:CG	2.38	0.47
1:AA:1016:A:H2'	1:AA:1017:G:O4'	2.15	0.47
31:DA:125:G:H4'	31:DA:126:A:OP2	2.15	0.47
31:DA:1380:G:N2	31:DA:1570:A:C2	2.83	0.47
31:DA:481:G:C4	31:DA:507:A:C2	3.03	0.47
31:BA:557:U:O2	39:BN:45:ASN:HB2	2.15	0.47
1:AA:976:G:C5'	1:AA:1358:U:O2'	2.56	0.47
31:DA:1464:C:O2'	31:DA:1528:A:H1'	2.14	0.47
46:DU:104:GLN:HB2	47:DV:43:GLU:OE1	2.14	0.47
37:BH:89:ILE:HG13	37:BH:129:THR:O	2.15	0.47
3:CC:47:LEU:HD23	3:CC:52:LEU:HD13	1.95	0.47
50:BY:45:VAL:HG22	50:BY:62:GLU:N	2.29	0.47
23:D1:94:LEU:O	23:D1:95:LEU:HG	2.14	0.47
31:DA:2199:A:N3	31:DA:2199:A:H2'	2.30	0.47
32:DB:110:G:N1	32:DB:111:G:C5	2.83	0.47
43:BR:37:THR:OG1	43:BR:40:LYS:HG3	2.15	0.47
31:DA:2655:G:O2'	31:DA:2656:U:H5	1.97	0.47
31:BA:9:U:HO2'	31:BA:10:G:P	2.38	0.47
13:AM:78:ILE:HG22	13:AM:93:ARG:HH22	1.79	0.47
31:DA:2629:A:N3	31:DA:2629:A:H2'	2.30	0.47
31:DA:2406:U:C2	41:DP:72:PRO:HG2	2.50	0.47
33:BD:267:SER:HA	33:BD:270:ILE:HG13	1.96	0.47
31:BA:795:C:H2'	31:BA:796:C:C6	2.49	0.47
38:BI:88:ILE:HG13	38:BI:122:GLU:N	2.30	0.47
45:DT:100:TYR:HD2	45:DT:103:ARG:NH2	2.12	0.47
31:DA:1108:U:H2'	31:DA:1109:C:C5'	2.41	0.47
1:AA:343:U:C2'	1:AA:346:G:O6	2.63	0.47
31:BA:1359:A:N7	31:BA:1372:U:C4	2.81	0.47
13:AM:91:ARG:HB2	13:AM:98:VAL:CG2	2.45	0.47
51:BZ:117:LEU:HA	51:BZ:174:VAL:HA	1.96	0.47
42:BQ:63:LYS:HG2	42:BQ:65:PHE:CZ	2.50	0.47
31:DA:271(F):C:H2'	31:DA:271(G):C:C6	2.42	0.47
31:BA:1487:G:C2	31:BA:1488:G:C4	3.03	0.47

Continued on next page...

Continued from previous page...

Atom-1	Atom-2	Distance(Å)	Clash(Å)
1:CA:950:U:H6	13:CM:102:ARG:NH1	2.12	0.47
11:AK:20:TYR:O	11:AK:30:VAL:HA	2.15	0.47
1:CA:1456:G:H2'	1:CA:1457:G:O4'	2.15	0.47
31:BA:1509(A):A:C5	31:BA:1509(B):A:N7	2.82	0.47
1:AA:109:A:H2'	1:AA:326:G:N2	2.29	0.47
31:DA:878:A:C6	31:DA:900:A:C8	3.02	0.47
38:DI:56:LYS:HZ2	38:DI:57:ARG:N	2.13	0.47
41:BP:10:PRO:CD	41:BP:11:GLY:N	2.70	0.47
5:CE:122:GLU:OE1	5:CE:131:ILE:HG13	2.14	0.47
1:AA:134:A:H1'	1:AA:325:A:C5	2.49	0.47
49:DX:65:ARG:O	49:DX:66:LEU:HB3	2.15	0.47
1:AA:407:G:H4'	4:AD:115:ARG:O	2.14	0.47
3:CC:82:GLU:O	3:CC:86:VAL:HG13	2.15	0.47
31:DA:2789:C:H2'	31:DA:2790:A:OP2	2.14	0.47
31:DA:49:A:H5''	31:DA:51:G:O4'	2.15	0.47
31:DA:2543:G:H5'	31:DA:2543:G:H8	1.80	0.47
1:AA:484:G:H4'	1:AA:485:G:OP1	2.15	0.47
1:AA:1301:U:H3'	1:AA:1302:U:C5'	2.45	0.47
6:CF:50:TYR:CE1	18:CR:77:GLY:HA2	2.50	0.47
22:B0:56:ASP:O	22:B0:57:PHE:HB2	2.15	0.47
31:DA:2635:C:H2'	31:DA:2636:U:O5'	2.14	0.47
36:DG:101:ILE:HG23	36:DG:102:PHE:N	2.30	0.47
4:CD:79:PHE:CD1	4:CD:207:TYR:HD1	2.32	0.47
1:CA:73:G:H2'	1:CA:76:C:O5'	2.15	0.47
31:DA:1264:G:H3'	31:DA:1265:A:H5''	1.97	0.47
31:DA:971:C:H2'	31:DA:972:G:C5'	2.44	0.47
43:DR:13:HIS:CE1	43:DR:15:SER:OG	2.68	0.47
1:CA:273:A:C2'	1:CA:274:A:H5'	2.45	0.47
1:CA:1293:G:O2'	1:CA:1294:G:H8	1.97	0.47
1:AA:721:G:N1	1:AA:733:A:C2	2.82	0.47
1:AA:1316:G:O3'	14:AN:18:VAL:HG22	2.14	0.47
1:CA:764:C:H2'	1:CA:765:G:O5'	2.14	0.47
3:AC:24:ALA:HB1	3:AC:28:GLN:O	2.14	0.47
31:BA:302:C:O2'	31:BA:303:U:H5'	2.14	0.47
1:CA:1084:G:OP1	1:CA:1086:U:C4	2.67	0.47
4:AD:3:ARG:HD3	4:AD:5:ILE:HG13	1.95	0.47
31:DA:839:U:H2'	31:DA:840:C:C6	2.49	0.47
36:BG:67:LYS:H	36:BG:67:LYS:HD2	1.78	0.47
49:BX:41:ASN:O	49:BX:45:THR:CG2	2.63	0.47
31:BA:855:G:C6	31:BA:856:C:C4	3.02	0.47
1:CA:1206:G:O6	1:CA:1207:G:C6	2.68	0.47
20:AT:94:ALA:O	20:AT:95:ALA:CB	2.63	0.47

Continued on next page...

Continued from previous page...

Atom-1	Atom-2	Distance(Å)	Clash(Å)
1:CA:1429:C:H2'	1:CA:1430:C:C6	2.50	0.47
45:BT:68:TYR:O	45:BT:70:VAL:N	2.47	0.47
15:AO:25:THR:O	15:AO:29:VAL:HG23	2.15	0.47
40:DO:22:ILE:HA	40:DO:22:ILE:HD13	1.54	0.47
16:AP:51:VAL:O	16:AP:51:VAL:HG12	2.14	0.47
8:CH:82:HIS:CD2	8:CH:138:TRP:NE1	2.82	0.47
36:BG:125:PHE:HE2	36:BG:173:LEU:HD12	1.80	0.47
19:AS:22:LEU:O	19:AS:26:GLY:HA2	2.15	0.47
1:AA:20:U:O2'	1:AA:21:G:H5'	2.15	0.47
31:BA:455:C:N3	31:BA:473:G:H5'	2.29	0.47
31:BA:2232:U:O2'	31:BA:2233:U:H5'	2.15	0.47
1:CA:115:G:H4'	1:CA:116:A:O5'	2.14	0.47
31:DA:2772:C:H2'	31:DA:2773:C:C6	2.49	0.47
32:DB:1:U:C5	32:DB:2:C:C5	3.02	0.47
1:AA:1077:G:C6	1:AA:1081:G:O6	2.68	0.47
20:AT:29:LYS:O	20:AT:33:ILE:HG12	2.14	0.47
4:CD:100:ARG:NH1	4:CD:137:SER:HA	2.29	0.47
46:BU:112:ARG:HH11	46:BU:112:ARG:HG2	1.80	0.47
31:BA:2674:G:H2'	31:BA:2675:A:O4'	2.14	0.47
16:AP:14:ASN:N	16:AP:15:PRO:HD3	2.29	0.47
36:DG:135:LEU:HD23	36:DG:140:ILE:HD11	1.95	0.47
31:BA:975:C:O2	31:BA:975:C:H2'	2.15	0.47
16:CP:14:ASN:N	16:CP:15:PRO:HD3	2.30	0.47
33:BD:115:GLN:HG2	33:BD:116:GLN:O	2.14	0.47
15:AO:66:LEU:O	15:AO:69:TYR:HB3	2.15	0.47
31:DA:1507:A:C2	31:DA:1508:A:H1'	2.49	0.47
35:BF:113:ALA:HB1	35:BF:186:ILE:HG21	1.97	0.47
1:AA:668:G:O2'	1:AA:669:U:H5'	2.15	0.47
1:CA:1271:G:H5'	1:CA:1314:C:H5'	1.96	0.47
38:DI:75:LEU:HD11	38:DI:105:HIS:CE1	2.50	0.47
4:AD:150:GLU:H	4:AD:150:GLU:CD	2.17	0.47
1:AA:1254:C:OP1	10:AJ:45:ARG:HG2	2.15	0.47
40:BO:43:VAL:HG23	40:BO:56:ASP:O	2.14	0.47
1:AA:376:G:C4	1:AA:389:A:C2	3.03	0.47
31:BA:2722:G:O2'	43:BR:5:LYS:HB2	2.13	0.47
44:BS:35:ILE:HG22	44:BS:53:SER:HB2	1.97	0.47
39:DN:15:LEU:HD21	39:DN:55:VAL:CG2	2.44	0.47
27:B5:40:LYS:CE	27:B5:49:CYS:SG	3.03	0.47
44:BS:24:LEU:HB3	44:BS:85:VAL:HG12	1.96	0.47
2:AB:161:ALA:HB1	2:AB:185:ILE:CD1	2.45	0.47
31:DA:1655:A:C8	31:DA:1656:C:C5	3.02	0.47
44:DS:16:ASN:O	44:DS:20:ARG:NH2	2.48	0.47

Continued on next page...

Continued from previous page...

Atom-1	Atom-2	Distance(Å)	Clash(Å)
41:BP:119:GLU:HB3	25:D3:1:MET:H2	1.80	0.47
50:DY:14:LEU:HD11	50:DY:22:GLY:HA2	1.97	0.47
36:DG:139:LEU:C	36:DG:141:PHE:H	2.17	0.47
2:CB:68:ILE:HG22	2:CB:70:PHE:CE1	2.50	0.47
47:BV:40:LEU:HD12	47:BV:40:LEU:C	2.35	0.47
1:AA:626:U:H4'	16:AP:38:TYR:CZ	2.50	0.47
38:DI:109:ILE:HG22	38:DI:130:TYR:CZ	2.50	0.47
30:B8:31:HIS:HB3	31:BA:2420:C:H41	1.80	0.47
23:D1:19:GLN:CD	23:D1:44:PRO:HG3	2.35	0.47
31:BA:1209:G:H21	31:BA:1210:A:N6	2.12	0.47
31:DA:2471:C:O2	31:DA:2471:C:H2'	2.14	0.47
31:DA:2471:C:N4	31:DA:2472:G:C6	2.82	0.47
40:DO:73:ASP:OD2	45:DT:32:TYR:HE1	1.97	0.47
43:DR:5:LYS:HD2	43:DR:5:LYS:N	2.30	0.47
1:CA:411:A:C4	1:CA:413:G:O4'	2.68	0.47
1:CA:417:C:H2'	1:CA:418:C:H5'	1.95	0.47
31:BA:1528:A:O2'	31:BA:1528(A):A:P	2.73	0.47
31:DA:1312:U:OP2	49:DX:62:LYS:HE3	2.14	0.47
1:AA:1483:A:H2	31:BA:1959:G:N3	2.13	0.47
30:B8:50:LEU:HD12	30:B8:51:ALA:N	2.30	0.47
1:CA:102:G:C4	1:CA:103:C:C6	3.03	0.47
31:DA:26:G:H1'	31:DA:515:A:H61	1.80	0.47
31:DA:847:U:OP2	31:DA:928:G:O6	2.31	0.47
29:B7:19:ARG:NH1	29:B7:19:ARG:HG2	2.30	0.47
1:CA:940:C:H2'	1:CA:941:G:H8	1.80	0.47
41:DP:140:ALA:O	41:DP:141:ALA:HB3	2.14	0.47
17:AQ:59:ILE:HG22	17:AQ:60:ILE:N	2.30	0.47
1:AA:834:C:H2'	1:AA:835:U:C6	2.50	0.47
3:CC:14:ILE:HG23	3:CC:15:THR:N	2.29	0.47
3:CC:15:THR:HG21	3:CC:181:ASN:HA	1.97	0.47
3:AC:108:ASN:HD22	3:AC:111:LEU:HD12	1.80	0.47
3:AC:15:THR:HG21	3:AC:181:ASN:HA	1.97	0.47
1:AA:1338:G:O2'	1:AA:1339:A:H5'	2.15	0.47
18:AR:22:VAL:HG12	18:AR:22:VAL:O	2.15	0.47
1:AA:719:C:H1'	18:AR:49:LYS:HB3	1.97	0.47
1:AA:407:G:O2'	4:AD:116:GLN:HG3	2.14	0.47
31:DA:2804:C:C2'	31:DA:2805:G:H5'	2.45	0.47
30:D8:48:PHE:CD1	30:D8:48:PHE:N	2.81	0.47
14:CN:21:TYR:OH	14:CN:23:ARG:NH2	2.48	0.47
1:CA:1160:G:H2'	1:CA:1160:G:N3	2.29	0.47
50:BY:90:LEU:HG	50:BY:91:GLU:N	2.29	0.47
9:CI:11:LYS:O	9:CI:11:LYS:HG2	2.15	0.47

Continued on next page...

Continued from previous page...

Atom-1	Atom-2	Distance(Å)	Clash(Å)
26:B4:19:GLY:C	26:B4:21:VAL:N	2.67	0.47
6:CF:76:ALA:HB1	6:CF:80:ARG:NH2	2.30	0.47
4:AD:107:ARG:CD	4:AD:173:TRP:HZ2	2.25	0.47
1:AA:1245:A:N1	1:AA:1293:G:C6	2.83	0.47
31:DA:904:C:H2'	31:DA:904:C:O2	2.15	0.47
33:BD:127:VAL:HA	33:BD:193:VAL:HG22	1.97	0.47
31:DA:745:G:OP2	34:DE:133:LYS:HE3	2.15	0.47
1:AA:1206:G:H4'	3:AC:192:THR:O	2.14	0.47
31:BA:363(C):G:H2'	31:BA:363(D):G:O4'	2.15	0.47
1:AA:1478:C:H2'	1:AA:1479:C:C6	2.50	0.47
31:BA:226:G:H21	31:BA:228:A:H62	1.62	0.47
31:BA:362:U:H3'	31:BA:362:U:C6	2.49	0.47
41:DP:148:LEU:HD13	41:DP:148:LEU:N	2.29	0.47
1:CA:994:A:H62	1:CA:1046:A:H2	1.63	0.47
1:CA:785:G:C2'	1:CA:786:G:H5'	2.45	0.47
1:AA:284:G:H2'	1:AA:285:G:H8	1.80	0.47
19:CS:16:LEU:O	19:CS:20:LEU:HB2	2.15	0.47
1:CA:295:C:H2'	1:CA:296:U:O4'	2.14	0.47
1:AA:1525:G:OP1	11:AK:120:ARG:NH2	2.48	0.47
31:DA:606:U:H4'	31:DA:658:C:H4'	1.96	0.47
1:AA:1428:A:H2'	1:AA:1429:C:C6	2.50	0.47
44:DS:11:LYS:N	44:DS:11:LYS:HD2	2.30	0.47
25:B3:36:VAL:HG23	25:B3:36:VAL:O	2.13	0.47
36:BG:118:ARG:HB2	36:BG:181:ARG:CZ	2.45	0.47
23:B1:79:GLY:O	23:B1:80:LEU:HG	2.14	0.47
1:CA:414:A:H2'	1:CA:415:A:H8	1.80	0.47
38:DI:94:ALA:HB1	38:DI:114:LEU:HD12	1.96	0.47
27:B5:51:TYR:HB2	27:B5:54:GLY:HA3	1.96	0.47
27:B5:57:VAL:C	27:B5:58:LEU:HD12	2.35	0.47
24:D2:26:ARG:HG3	24:D2:29:LYS:HZ1	1.80	0.47
49:BX:76:ARG:HD2	49:BX:77:LYS:HB2	1.97	0.47
49:BX:52:VAL:HB	49:BX:80:ILE:CG2	2.45	0.47
32:BB:40:U:H3'	32:BB:41:U:H5''	1.96	0.47
44:BS:95:HIS:O	44:BS:98:VAL:CG2	2.63	0.47
31:DA:1803:A:C2	31:DA:1822:G:N3	2.83	0.47
44:DS:89:ARG:CA	44:DS:89:ARG:NE	2.76	0.47
31:BA:2287:A:O2'	31:BA:2288:A:H3'	2.15	0.47
41:BP:144:GLU:N	41:BP:145:PRO:CD	2.76	0.47
1:CA:373:A:N3	1:CA:374:A:C8	2.82	0.47
31:BA:132:G:H1	31:BA:147:U:H3	1.61	0.47
31:BA:2070:G:H2'	31:BA:2071:A:C8	2.50	0.47
28:D6:24:GLU:OE1	28:D6:24:GLU:CA	2.62	0.47

Continued on next page...

Continued from previous page...

Atom-1	Atom-2	Distance(Å)	Clash(Å)
28:D6:25:LYS:O	31:DA:2286:A:H2	1.98	0.47
31:DA:1592:C:C2'	31:DA:1593:G:C5'	2.80	0.47
50:DY:97:ARG:O	50:DY:98:VAL:C	2.53	0.47
34:DE:57:LYS:O	34:DE:57:LYS:HG3	2.15	0.47
1:AA:1442(A):G:C8	45:BT:118:ARG:HD2	2.49	0.47
31:DA:676:A:H2	31:DA:802:A:N6	2.11	0.47
31:DA:832:G:H21	41:DP:53:GLY:HA3	1.80	0.47
45:DT:33:LYS:N	45:DT:33:LYS:HZ2	2.12	0.47
23:D1:25:LYS:O	23:D1:26:ARG:HG3	2.14	0.47
40:BO:104:ARG:O	40:BO:107:ARG:HB3	2.15	0.47
1:CA:444:C:H2'	1:CA:445:G:H8	1.80	0.47
1:CA:427:U:C4	1:CA:428:G:C6	3.03	0.47
36:BG:139:LEU:C	36:BG:141:PHE:H	2.18	0.47
41:DP:112:LEU:O	41:DP:128:HIS:HB2	2.15	0.47
31:BA:528:A:C8	31:BA:528:A:H3'	2.49	0.47
31:DA:540:C:H2'	31:DA:541:C:C6	2.50	0.47
51:BZ:151:HIS:ND1	51:BZ:170:THR:HG22	2.30	0.47
3:AC:19:GLU:O	3:AC:19:GLU:HG2	2.14	0.47
50:BY:45:VAL:HG13	50:BY:62:GLU:OE2	2.14	0.47
31:BA:1331:A:O2'	31:BA:1332:G:H8	1.98	0.47
30:D8:52:LYS:N	30:D8:53:PRO:CD	2.63	0.47
37:DH:153:LYS:HB2	37:DH:154:PRO:HD3	1.97	0.47
41:DP:81:GLN:NE2	41:DP:106:LEU:HA	2.29	0.47
31:DA:864:G:N2	31:DA:913:U:C2	2.83	0.47
13:CM:75:ALA:O	13:CM:79:LYS:HG3	2.15	0.47
34:DE:201:THR:HG22	34:DE:203:LYS:N	2.30	0.47
1:AA:193:C:H2'	1:AA:194:C:C6	2.49	0.47
1:AA:339:C:H2'	1:AA:340:U:C6	2.50	0.47
51:BZ:117:LEU:CB	51:BZ:174:VAL:HG22	2.45	0.47
38:DI:5:LEU:HD21	38:DI:19:VAL:CG1	2.45	0.47
42:DQ:134:ARG:NH2	51:DZ:122:ARG:HD2	2.25	0.47
1:CA:149:A:O2'	1:CA:150:C:P	2.73	0.47
17:CQ:18:THR:OG1	17:CQ:69:LYS:NZ	2.43	0.47
36:DG:19:LEU:HG	36:DG:175:LEU:CD1	2.45	0.47
12:CL:64:TYR:HB3	12:CL:65:GLU:H	1.48	0.47
31:BA:322:A:C5	31:BA:340:A:C2	3.03	0.47
12:AL:87:GLY:H	12:AL:99:HIS:H	1.63	0.47
43:DR:53:HIS:CD2	43:DR:94:TYR:OH	2.64	0.47
31:DA:876:C:C2	31:DA:877:U:C6	3.02	0.47
11:AK:41:THR:HG22	11:AK:42:TRP:H	1.80	0.47
31:BA:2659:G:H8	31:BA:2659:G:H5''	1.80	0.47
1:CA:407:G:H4'	4:CD:115:ARG:O	2.14	0.47

Continued on next page...

Continued from previous page...

Atom-1	Atom-2	Distance(Å)	Clash(Å)
31:DA:2292:C:C2'	31:DA:2293:C:H5'	2.45	0.47
31:BA:639:U:H2'	31:BA:640:C:H6	1.79	0.47
44:BS:67:ARG:H	44:BS:69:VAL:CG1	2.27	0.47
50:DY:87:LYS:HG3	50:DY:88:LYS:N	2.30	0.47
36:DG:114:ILE:O	36:DG:116:ASP:N	2.48	0.47
31:BA:484:C:H2'	31:BA:485:C:H6	1.77	0.47
38:DI:29:TYR:O	38:DI:32:PRO:HD2	2.15	0.47
8:AH:113:SER:H	8:AH:134:ILE:CG1	2.27	0.47
15:AO:37:ASN:ND2	15:AO:37:ASN:N	2.62	0.47
31:DA:773:U:C5'	33:DD:47:GLY:HA2	2.45	0.47
1:CA:790:A:C6	1:CA:791:G:C6	3.03	0.47
31:BA:892:G:C5	31:BA:893:C:C5	3.02	0.47
51:BZ:143:GLY:C	51:BZ:144:LEU:HD22	2.36	0.47
1:AA:292:G:N7	1:AA:293:G:H1'	2.30	0.47
31:DA:1865:G:N2	31:DA:1877:A:C8	2.83	0.47
31:DA:1353:A:H5''	33:DD:38:LYS:NZ	2.30	0.47
12:AL:38:THR:HG23	12:AL:39:VAL:N	2.30	0.47
13:CM:14:ARG:CZ	13:CM:42:ALA:HA	2.45	0.47
1:AA:586:C:H2'	1:AA:587:G:H5'	1.96	0.47
43:BR:75:LEU:C	43:BR:75:LEU:CD1	2.83	0.47
1:AA:785:G:C2'	1:AA:786:G:H5'	2.44	0.47
1:AA:881:G:P	12:AL:12:ARG:HH22	2.38	0.47
2:CB:238:LEU:O	2:CB:240:GLN:N	2.47	0.47
31:BA:2593:U:H2'	31:BA:2594:C:C6	2.50	0.47
32:DB:71:C:H2'	32:DB:71:C:O2	2.15	0.47
1:AA:405:U:H5''	1:AA:406:G:O4'	2.14	0.47
7:AG:27:ILE:HD11	7:AG:43:PHE:CD2	2.50	0.47
1:CA:137:C:H2'	1:CA:137:C:O2	2.14	0.47
31:DA:2439:A:C5'	31:DA:2439:A:C8	2.98	0.47
31:BA:2821:A:H2'	31:BA:2822:G:C8	2.50	0.47
33:BD:34:VAL:O	33:BD:34:VAL:HG13	2.15	0.47
33:BD:35:LYS:HG2	33:BD:64:ILE:CA	2.45	0.47
33:DD:35:LYS:HG2	33:DD:64:ILE:CG2	2.42	0.47
32:BB:27:C:H5''	32:BB:27:C:H6	1.79	0.47
32:BB:52:A:O2'	32:BB:53:A:C8	2.61	0.47
39:BN:15:LEU:HD22	39:BN:16:ILE:H	1.80	0.47
28:D6:45:LYS:HB3	31:DA:2371:G:H4'	1.96	0.47
37:BH:85:LYS:NZ	37:BH:145:ALA:CA	2.78	0.47
31:DA:1901:A:H2'	31:DA:1902:C:H5'	1.97	0.47
23:B1:19:GLN:CD	23:B1:44:PRO:HG3	2.35	0.47
34:DE:3:GLY:O	34:DE:4:ILE:HB	2.15	0.47
31:BA:1224:C:O3'	47:BV:88:ARG:HB3	2.15	0.47

Continued on next page...

Continued from previous page...

Atom-1	Atom-2	Distance(Å)	Clash(Å)
2:AB:91:PRO:N	2:AB:154:LEU:HD12	2.30	0.47
39:BN:2:LYS:HZ3	46:BU:94:ASN:ND2	2.12	0.47
1:CA:375:U:N3	1:CA:376:G:N7	2.63	0.47
31:DA:910:A:H2'	31:DA:2264:C:O2'	2.15	0.47
42:BQ:20:ALA:HA	42:BQ:98:LYS:HD3	1.97	0.47
31:DA:2287:A:C5	31:DA:2289:G:C5	3.03	0.47
31:DA:2524:G:C5'	31:DA:2524:G:H8	2.17	0.47
29:B7:5:TRP:NE1	29:B7:7:PRO:HG3	2.30	0.47
1:AA:411:A:C4	1:AA:413:G:O4'	2.68	0.47
1:AA:539:A:OP1	12:AL:114:LYS:HE2	2.15	0.47
35:BF:64:ILE:HD12	35:BF:65:TRP:CE2	2.50	0.47
31:BA:670:A:H4'	31:BA:671:C:O5'	2.14	0.47
31:DA:2017:U:H5''	31:DA:2018:G:OP2	2.14	0.47
45:BT:109:GLU:HA	45:BT:112:ARG:HG2	1.97	0.47
32:DB:20:C:C2'	32:DB:21:G:H5'	2.34	0.47
1:CA:734:G:C5	1:CA:735:C:C4	3.03	0.47
50:DY:45:VAL:CG1	50:DY:46:LYS:N	2.78	0.47
38:BI:76:THR:CG2	38:BI:139:GLN:HB3	2.45	0.47
31:DA:2712:U:O2'	31:DA:2713:A:H5'	2.14	0.47
39:DN:82:LEU:H	39:DN:82:LEU:CD1	2.22	0.47
13:AM:81:LEU:CD1	13:AM:88:ARG:HH12	2.28	0.47
31:DA:9:U:HO2'	31:DA:10:G:P	2.38	0.47
1:AA:1504:G:H4'	1:AA:1505:G:O4'	2.15	0.47
31:DA:1591:G:C5'	31:DA:1591:G:H8	2.27	0.47
1:AA:563:A:N7	1:AA:567:G:H1'	2.30	0.47
5:CE:100:VAL:O	5:CE:107:ARG:NH2	2.48	0.47
31:BA:128:C:O2'	31:BA:129:C:O5'	2.33	0.47
20:CT:30:LYS:HD2	20:CT:30:LYS:O	2.15	0.47
11:AK:85:ARG:HA	11:AK:112:THR:OG1	2.15	0.47
42:DQ:16:ARG:NH1	42:DQ:16:ARG:CB	2.78	0.47
1:CA:66:G:C2	1:CA:67:C:C6	3.03	0.47
43:DR:117:VAL:HG12	43:DR:117:VAL:O	2.15	0.47
31:BA:878:A:H2'	31:BA:879:G:H5'	1.96	0.47
22:D0:77:ARG:NH2	31:DA:857:C:OP1	2.42	0.47
20:CT:75:ASN:ND2	20:CT:75:ASN:H	2.13	0.47
31:DA:2791:C:H4'	31:DA:2792:G:O5'	2.13	0.47
36:DG:57:ALA:CB	36:DG:90:LEU:HD21	2.45	0.47
49:BX:65:ARG:NH2	49:BX:66:LEU:H	2.13	0.47
4:AD:61:LYS:HA	4:AD:203:VAL:HG22	1.97	0.47
4:AD:65:ARG:HG3	4:AD:75:PHE:CD1	2.48	0.47
31:DA:2392:A:C8	41:DP:60:MET:HG2	2.50	0.47
31:DA:1481:U:H5'	31:DA:1482:G:P	2.55	0.47

Continued on next page...

Continued from previous page...

Atom-1	Atom-2	Distance(Å)	Clash(Å)
1:AA:402:G:C6	1:AA:403:C:C4	3.03	0.47
1:AA:665:A:C2	1:AA:732:C:C2	3.03	0.47
34:BE:12:THR:O	34:BE:23:VAL:HG23	2.14	0.47
31:DA:1003:G:N2	31:DA:1153:C:C2	2.83	0.47
22:B0:65:GLY:HA2	22:B0:84:LEU:CD2	2.45	0.47
31:DA:2473:U:C2	31:DA:2474:C:C6	3.03	0.47
7:CG:37:ASN:HD21	9:CI:40:LEU:CD2	2.28	0.47
31:BA:1866:C:H2'	31:BA:1876:A:O4'	2.14	0.47
17:AQ:63:ARG:HG2	17:AQ:64:PRO:HD2	1.97	0.47
9:AI:55:ALA:HB1	9:AI:58:ARG:HD2	1.96	0.47
1:AA:946:A:C2	1:AA:1236:A:C2	3.03	0.47
32:DB:1:U:C6	32:DB:2:C:C5	3.03	0.47
31:BA:1992:G:O2'	31:BA:1993:U:OP2	2.28	0.47
1:AA:1429:C:H2'	1:AA:1430:C:H6	1.80	0.47
4:AD:158:ILE:HG23	4:AD:162:LEU:HD12	1.97	0.47
1:AA:477:A:O2'	1:AA:479:C:H5'	2.14	0.47
30:B8:18:ALA:HB3	31:BA:651:G:H4'	1.97	0.47
31:BA:1475:G:H5'	31:BA:1476:C:OP2	2.15	0.47
30:B8:8:LYS:O	30:B8:12:LYS:HG3	2.15	0.47
47:BV:27:ALA:O	47:BV:28:GLU:C	2.52	0.47
31:DA:1050:A:C2	31:DA:2751:G:C5	3.03	0.47
38:BI:75:LEU:HD11	38:BI:105:HIS:CE1	2.49	0.47
4:AD:50:ARG:HD2	4:AD:51:PRO:O	2.15	0.47
41:BP:100:LEU:HD12	41:BP:100:LEU:HA	1.77	0.47
1:AA:137:C:H2'	1:AA:137:C:O2	2.14	0.47
3:CC:112:SER:HB3	3:CC:115:LEU:HD12	1.97	0.47
51:DZ:48:PHE:HE2	51:DZ:71:VAL:HG11	1.79	0.46
27:B5:45:VAL:HA	27:B5:51:TYR:HE1	1.80	0.46
47:DV:21:ARG:HB3	47:DV:93:GLU:HB2	1.96	0.46
32:DB:40:U:H3'	32:DB:41:U:H5''	1.98	0.46
49:BX:83:VAL:O	49:BX:83:VAL:HG23	2.15	0.46
41:DP:85:LEU:HD21	41:DP:116:GLY:O	2.14	0.46
2:CB:107:THR:O	2:CB:110:GLN:HB2	2.15	0.46
1:CA:355:C:N3	1:CA:356:A:N7	2.64	0.46
1:AA:621:A:O2'	1:AA:622:A:H5'	2.15	0.46
4:AD:135:LEU:O	4:AD:136:PRO:C	2.53	0.46
23:B1:48:LYS:HA	23:B1:48:LYS:HD3	1.35	0.46
34:BE:36:ARG:HH11	34:BE:85:ASN:ND2	2.12	0.46
36:DG:82:LEU:C	36:DG:83:ARG:HG3	2.36	0.46
30:D8:10:ALA:HB2	30:D8:59:LYS:HZ2	1.79	0.46
31:BA:389:G:H22	41:BP:72:PRO:HD3	1.80	0.46
47:DV:50:PRO:C	47:DV:51:VAL:HG23	2.34	0.46

Continued on next page...

Continued from previous page...

Atom-1	Atom-2	Distance(Å)	Clash(Å)
36:BG:64:THR:HG23	36:BG:66:GLN:N	2.26	0.46
33:DD:237:GLU:HB3	33:DD:238:GLY:H	1.58	0.46
47:BV:52:VAL:HG12	47:BV:52:VAL:O	2.15	0.46
15:AO:55:GLY:O	15:AO:58:MET:N	2.48	0.46
6:CF:9:VAL:HB	6:CF:87:ARG:HB2	1.96	0.46
31:BA:2876:G:H4'	45:BT:3:ARG:HE	1.80	0.46
46:BU:104:GLN:HB2	47:BV:43:GLU:CD	2.35	0.46
1:AA:736:C:H2'	1:AA:737:A:H8	1.77	0.46
31:BA:780:G:C2	31:BA:782:A:C2	3.03	0.46
37:BH:157:TYR:CD1	37:BH:171:LEU:N	2.82	0.46
13:AM:82:MET:HB2	13:AM:93:ARG:NH1	2.29	0.46
1:CA:322:C:C5	1:CA:328:C:C5	2.98	0.46
31:DA:1048:A:OP2	31:DA:1110:G:N1	2.46	0.46
35:BF:160:ASN:ND2	35:BF:160:ASN:C	2.66	0.46
13:AM:3:ARG:HG2	13:AM:9:ILE:HD11	1.98	0.46
31:DA:518:G:H4'	48:DW:18:ARG:CZ	2.44	0.46
1:AA:553:A:H2'	1:AA:554:C:C6	2.49	0.46
31:BA:26:G:C6	31:BA:27:G:N1	2.83	0.46
1:CA:1422:G:O3'	40:DO:49:ARG:NH2	2.48	0.46
31:DA:900:A:C5'	31:DA:901:A:OP2	2.63	0.46
2:CB:168:THR:CG2	2:CB:192:SER:HA	2.46	0.46
31:BA:1417:C:O2'	31:BA:1418:G:H5'	2.15	0.46
1:CA:175:C:C2	1:CA:176:C:C5	3.03	0.46
31:BA:175:G:H5'	31:BA:175:G:C8	2.50	0.46
31:DA:2364:C:O2'	31:DA:2365:G:H5'	2.15	0.46
1:AA:872:A:C5	1:AA:874:G:C8	3.03	0.46
1:AA:1054:C:C2'	1:AA:1055:A:H5''	2.45	0.46
4:AD:79:PHE:CD1	4:AD:207:TYR:HD1	2.33	0.46
20:CT:12:ALA:O	20:CT:15:ARG:HB2	2.15	0.46
1:AA:73:G:H2'	1:AA:76:C:O5'	2.15	0.46
2:CB:24:TRP:CZ3	2:CB:26:PRO:HA	2.50	0.46
1:AA:129:U:H5'	17:AQ:3:LYS:NZ	2.30	0.46
20:CT:94:ALA:O	20:CT:95:ALA:CB	2.62	0.46
51:BZ:33:LEU:HA	51:BZ:33:LEU:HD12	1.71	0.46
51:BZ:96:VAL:N	51:BZ:128:VAL:O	2.45	0.46
13:AM:14:ARG:CZ	13:AM:42:ALA:HA	2.45	0.46
31:DA:1465:G:N1	31:DA:1466:G:C5	2.83	0.46
31:DA:921:G:C5	31:DA:922:U:C4	3.03	0.46
46:BU:112:ARG:O	46:BU:115:ALA:HB3	2.16	0.46
6:CF:2:ARG:HB2	6:CF:4:TYR:CE2	2.49	0.46
31:DA:1321:A:H2'	31:DA:1322:A:O4'	2.15	0.46
31:DA:1234:U:O2'	31:DA:1235:G:H5'	2.15	0.46

Continued on next page...

Continued from previous page...

Atom-1	Atom-2	Distance(Å)	Clash(Å)
25:D3:12:PRO:HA	25:D3:15:TYR:HD1	1.80	0.46
29:D7:30:VAL:O	29:D7:34:ARG:HG3	2.14	0.46
4:CD:158:ILE:HG23	4:CD:162:LEU:HD12	1.97	0.46
31:DA:2684:U:H1'	40:DO:70:LYS:HD2	1.96	0.46
1:CA:127:G:C2	1:CA:128:G:C8	3.04	0.46
21:CU:12:LYS:HB3	21:CU:22:ARG:HD2	1.96	0.46
1:AA:1404:C:H2'	1:AA:1405:G:C8	2.50	0.46
31:DA:1649:G:C6	31:DA:2009:G:C6	3.03	0.46
1:CA:575:G:OP1	1:CA:575:G:H4'	2.15	0.46
1:AA:1521:G:H2'	1:AA:1522:U:C6	2.50	0.46
12:AL:126:LYS:HE2	12:AL:128:ALA:H	1.80	0.46
31:BA:882:G:H8	31:BA:882:G:O5'	1.98	0.46
31:DA:2320:A:N3	31:DA:2320:A:H2'	2.29	0.46
28:D6:35:GLU:HG3	28:D6:35:GLU:O	2.10	0.46
31:BA:603:A:O2'	31:BA:604:G:OP2	2.17	0.46
33:BD:35:LYS:H	33:BD:64:ILE:HG23	1.80	0.46
39:DN:102:ALA:O	39:DN:106:MET:HG3	2.14	0.46
24:D2:47:ASN:ND2	24:D2:48:HIS:N	2.63	0.46
41:BP:47:ASP:HB2	41:BP:51:PHE:HB2	1.96	0.46
44:BS:106:ARG:HB3	44:BS:106:ARG:HE	1.34	0.46
47:BV:19:LYS:HG2	47:BV:96:ILE:CB	2.43	0.46
34:DE:47:VAL:HB	34:DE:49:LEU:HD22	1.96	0.46
32:DB:41:U:O4	36:DG:70:VAL:O	2.32	0.46
44:DS:85:VAL:CG2	44:DS:106:ARG:HB2	2.26	0.46
31:BA:1902:C:O2'	33:BD:244:ARG:CB	2.60	0.46
15:CO:17:ARG:CG	15:CO:26:GLU:HG3	2.45	0.46
41:BP:85:LEU:HA	41:BP:88:LEU:HB2	1.96	0.46
28:D6:15:GLU:OE2	28:D6:43:CYS:CB	2.63	0.46
36:BG:82:LEU:C	36:BG:83:ARG:HG3	2.35	0.46
45:BT:84:GLN:OE1	45:BT:86:ILE:HD12	2.14	0.46
36:BG:60:LEU:C	36:BG:60:LEU:HD13	2.35	0.46
31:BA:64:A:C2'	31:BA:65:C:H5'	2.45	0.46
31:DA:1658:C:H2'	31:DA:1659:U:C6	2.50	0.46
23:B1:76:ARG:CB	23:B1:78:LYS:HE3	2.46	0.46
31:BA:307:G:H22	31:BA:310:A:H5'	1.78	0.46
45:BT:106:SER:O	45:BT:107:ASP:HB3	2.15	0.46
31:DA:1354:A:H2'	31:DA:1355:G:O4'	2.15	0.46
3:AC:19:GLU:HA	3:AC:54:ARG:NH2	2.30	0.46
1:CA:51:A:C4	1:CA:353:A:C6	3.04	0.46
43:DR:41:ALA:O	43:DR:43:GLU:N	2.48	0.46
1:CA:926:G:C6	1:CA:1505:G:C6	3.03	0.46
35:DF:158:THR:HG21	35:DF:160:ASN:HB3	1.96	0.46

Continued on next page...

Continued from previous page...

Atom-1	Atom-2	Distance(Å)	Clash(Å)
1:CA:992:U:C1'	1:CA:993:G:OP2	2.57	0.46
1:AA:1098:C:N3	1:AA:1099:G:C8	2.83	0.46
37:BH:158:HIS:NE2	37:BH:169:VAL:O	2.48	0.46
32:DB:15:A:O2'	32:DB:110:G:C8	2.65	0.46
31:DA:1558:A:H1'	31:DA:1559:G:OP2	2.14	0.46
13:CM:78:ILE:HG22	13:CM:93:ARG:HH22	1.81	0.46
31:BA:1241:A:C2'	31:BA:1242:A:O5'	2.63	0.46
7:AG:75:VAL:HG13	7:AG:145:ALA:HB2	1.98	0.46
36:BG:129:GLY:O	36:BG:130:ASN:CB	2.63	0.46
7:CG:153:HIS:HE1	11:CK:57:THR:HG23	1.80	0.46
31:BA:2400:G:N3	31:BA:2400:G:H2'	2.28	0.46
1:AA:565:U:H3'	1:AA:566:G:H2'	1.96	0.46
1:AA:939:G:C6	1:AA:940:C:N4	2.83	0.46
12:CL:18:VAL:HG23	12:CL:19:ARG:N	2.27	0.46
18:CR:22:VAL:O	18:CR:22:VAL:HG12	2.15	0.46
18:CR:25:THR:HG22	18:CR:42:ARG:NH1	2.28	0.46
39:BN:95:PRO:C	39:BN:97:ARG:N	2.65	0.46
42:BQ:16:ARG:CB	42:BQ:16:ARG:NH1	2.79	0.46
31:BA:900:A:C5	31:BA:901:A:C8	3.04	0.46
8:CH:54:ASP:O	8:CH:56:LYS:HG3	2.15	0.46
31:BA:2818:G:C2'	31:BA:2819:G:H5'	2.44	0.46
2:CB:98:LEU:HB2	2:CB:101:MET:HE2	1.96	0.46
35:DF:7:TYR:HD2	35:DF:16:GLY:HA3	1.80	0.46
33:DD:206:LEU:HD23	33:DD:206:LEU:HA	1.51	0.46
1:AA:189:G:N1	1:AA:189(L):G:C6	2.83	0.46
31:BA:1531:C:H5'	31:BA:1532:C:OP2	2.15	0.46
31:DA:2544:G:O2'	31:DA:2545:G:H5'	2.16	0.46
35:BF:7:TYR:HD1	35:BF:8:GLN:H	1.58	0.46
34:DE:167:VAL:CG1	34:DE:189:PRO:HD3	2.45	0.46
4:AD:62:GLN:HE21	4:AD:62:GLN:HA	1.81	0.46
31:BA:2103:C:N3	31:BA:2187:G:C6	2.83	0.46
31:DA:1044:G:C2	31:DA:1112:G:O6	2.69	0.46
1:CA:760:G:C2'	1:CA:761:G:H5'	2.45	0.46
1:CA:1245:A:N1	1:CA:1293:G:C6	2.84	0.46
1:AA:69:G:H2'	1:AA:70:G:H8	1.79	0.46
43:DR:75:LEU:HD13	43:DR:75:LEU:C	2.35	0.46
51:BZ:29:TYR:HA	51:BZ:33:LEU:O	2.14	0.46
20:AT:92:LEU:C	20:AT:94:ALA:H	2.19	0.46
1:CA:1386:G:C2	1:CA:1387:G:N7	2.83	0.46
20:CT:73:HIS:O	20:CT:74:LYS:O	2.33	0.46
48:DW:28:SER:C	48:DW:30:GLU:N	2.68	0.46
1:AA:966:G:H5''	1:AA:969:A:N7	2.31	0.46

Continued on next page...

Continued from previous page...

Atom-1	Atom-2	Distance(Å)	Clash(Å)
1:CA:1270:C:H2'	1:CA:1271:G:O4'	2.16	0.46
31:DA:1050:A:C2	31:DA:2751:G:C4	3.04	0.46
23:D1:79:GLY:O	23:D1:80:LEU:HG	2.15	0.46
46:DU:28:ARG:HG2	46:DU:38:THR:OG1	2.15	0.46
31:DA:1545:A:C2'	31:DA:1546:C:O5'	2.64	0.46
32:BB:1:U:C5	32:BB:2:C:C5	3.03	0.46
43:DR:103:ARG:NH1	43:DR:108:GLY:O	2.45	0.46
39:BN:109:LYS:H	39:BN:109:LYS:HG2	1.59	0.46
31:DA:2506:U:H4'	31:DA:2507:C:OP1	2.15	0.46
1:CA:966:G:H21	9:CI:127:LYS:HE3	1.80	0.46
31:DA:284:U:H2'	31:DA:285:C:H6	1.78	0.46
51:DZ:167:PRO:O	51:DZ:168:GLU:HB2	2.15	0.46
51:BZ:71:VAL:HG22	51:BZ:88:PHE:HE2	1.79	0.46
39:DN:56:ASN:N	39:DN:125:GLY:H	2.13	0.46
37:BH:85:LYS:HE2	37:BH:145:ALA:H	1.80	0.46
47:BV:79:VAL:O	47:BV:80:GLN:CG	2.63	0.46
24:D2:30:ARG:NH1	24:D2:30:ARG:CG	2.72	0.46
30:B8:61:LEU:CD1	31:BA:593:G:O2'	2.63	0.46
31:DA:2280:G:C2'	31:DA:2281:C:H5'	2.45	0.46
31:DA:993:G:N3	47:DV:91:TYR:HE1	2.13	0.46
47:DV:69:LYS:HB2	47:DV:93:GLU:OE2	2.16	0.46
31:DA:1826:G:C2'	31:DA:1827:C:O5'	2.63	0.46
24:B2:53:LEU:C	24:B2:56:GLN:HE22	2.18	0.46
1:CA:612:C:O2	1:CA:629:G:N2	2.48	0.46
1:CA:376:G:C4	1:CA:389:A:C2	3.03	0.46
42:BQ:20:ALA:HB2	42:BQ:99:PRO:HG2	1.98	0.46
30:B8:34:TRP:CZ3	30:B8:41:ILE:HG23	2.45	0.46
28:D6:10:LEU:HD22	28:D6:10:LEU:N	2.27	0.46
31:DA:1012:U:O4	39:DN:25:ARG:HA	2.15	0.46
31:BA:1178:C:H2'	31:BA:1179:C:H6	1.81	0.46
1:CA:674:G:O2'	1:CA:675:A:H5'	2.16	0.46
31:DA:574:C:N3	34:DE:145:LYS:HE2	2.30	0.46
1:AA:992:U:C1'	1:AA:993:G:OP2	2.56	0.46
1:AA:708:C:O2'	1:AA:709:G:H5'	2.15	0.46
6:AF:12:PRO:C	6:AF:14:LEU:H	2.19	0.46
40:BO:2:ILE:N	40:BO:2:ILE:HD13	2.31	0.46
1:CA:327:A:C5	1:CA:329:A:C5	3.03	0.46
31:BA:2808:U:H2'	31:BA:2809:A:O5'	2.14	0.46
45:DT:50:ILE:HD11	45:DT:102:ILE:CD1	2.43	0.46
13:CM:91:ARG:HB2	13:CM:98:VAL:CG2	2.45	0.46
31:BA:2094:G:N2	31:BA:2196:C:H1'	2.30	0.46
1:AA:233:C:H2'	1:AA:234:C:H6	1.81	0.46

Continued on next page...

Continued from previous page...

Atom-1	Atom-2	Distance(Å)	Clash(Å)
6:AF:19:LEU:O	6:AF:23:LYS:HG3	2.16	0.46
45:BT:51:ARG:CG	45:BT:98:LYS:HE2	2.42	0.46
3:AC:107:GLN:O	3:AC:108:ASN:HB2	2.14	0.46
6:CF:40:VAL:HA	6:CF:62:TRP:O	2.15	0.46
31:BA:2698:U:H2'	31:BA:2699:C:C6	2.50	0.46
31:DA:877:U:C2'	31:DA:878:A:H5''	2.45	0.46
1:AA:1241:G:H2'	1:AA:1242:C:C6	2.50	0.46
31:BA:272(B):G:O2'	31:BA:272(C):G:O4'	2.32	0.46
22:D0:25:ARG:HB2	22:D0:37:LEU:HD23	1.98	0.46
1:CA:1242:C:H5''	21:CU:10:ARG:HH12	1.80	0.46
13:AM:20:THR:C	13:AM:22:ILE:H	2.19	0.46
1:CA:1158:C:O2	1:CA:1158:C:C2'	2.63	0.46
1:CA:1372:U:H2'	1:CA:1373:G:O4'	2.14	0.46
31:DA:2636:U:C2'	31:DA:2637:U:H5'	2.46	0.46
31:DA:303:U:H2'	31:DA:304:G:H8	1.80	0.46
31:BA:1839:G:C5'	31:BA:1839:G:H8	2.29	0.46
1:AA:73:G:N1	1:AA:97:G:C6	2.84	0.46
35:BF:132:VAL:CG2	35:BF:133:ASN:H	2.28	0.46
31:BA:237:C:C2'	31:BA:238:C:H5'	2.45	0.46
1:AA:33:A:H2'	1:AA:34:C:C6	2.50	0.46
4:AD:14:ARG:HA	4:AD:39:PRO:CB	2.45	0.46
34:DE:70:ALA:O	34:DE:72:VAL:C	2.54	0.46
8:AH:64:LYS:HG2	8:AH:79:VAL:HG21	1.98	0.46
4:AD:148:VAL:CG1	4:AD:149:ALA:N	2.78	0.46
11:AK:62:GLN:O	11:AK:63:LEU:C	2.53	0.46
43:BR:75:LEU:C	43:BR:75:LEU:HD13	2.36	0.46
1:AA:691:G:H1'	1:AA:696:A:N6	2.30	0.46
38:DI:114:LEU:HA	38:DI:114:LEU:HD23	1.71	0.46
31:DA:1648:C:H2'	31:DA:1649:G:O5'	2.16	0.46
1:CA:12:U:H4'	1:CA:526:C:O2'	2.15	0.46
1:AA:579:G:H2'	1:AA:580:U:C6	2.50	0.46
12:CL:36:VAL:HG12	12:CL:37:CYS:N	2.30	0.46
50:BY:31:LEU:HD22	50:BY:31:LEU:N	2.30	0.46
31:BA:2319:G:OP2	31:BA:2319:G:H4'	2.15	0.46
3:CC:58:GLU:H	3:CC:65:ALA:HB3	1.80	0.46
50:DY:28:LYS:CE	50:DY:37:VAL:HG12	2.46	0.46
34:BE:47:VAL:O	34:BE:80:GLU:HA	2.15	0.46
34:BE:51:PHE:CG	34:BE:52:LEU:N	2.83	0.46
39:DN:1:MET:HB3	47:DV:20:LEU:CD2	2.27	0.46
47:DV:36:PRO:HD2	47:DV:60:GLU:O	2.14	0.46
32:BB:40:U:C2'	32:BB:41:U:OP1	2.64	0.46
1:AA:523:A:H61	12:AL:53:ARG:HH12	1.63	0.46

Continued on next page...

Continued from previous page...

Atom-1	Atom-2	Distance(Å)	Clash(Å)
49:DX:81:VAL:HG12	49:DX:81:VAL:O	2.14	0.46
2:AB:61:LEU:CD2	2:AB:68:ILE:HD11	2.45	0.46
32:DB:45:A:H1'	36:DG:95:ARG:NH2	2.30	0.46
41:DP:85:LEU:CD2	41:DP:85:LEU:N	2.70	0.46
1:CA:625:G:H2'	1:CA:626:U:H6	1.81	0.46
28:B6:11:LEU:HD23	28:B6:26:ASN:H	1.80	0.46
30:B8:29:LYS:O	30:B8:32:LEU:N	2.48	0.46
28:D6:11:LEU:HD11	28:D6:51:GLU:HB2	1.97	0.46
50:BY:97:ARG:O	50:BY:98:VAL:C	2.53	0.46
31:BA:1209:G:H21	31:BA:1210:A:H62	1.64	0.46
29:B7:8:ASN:ND2	29:B7:11:LYS:N	2.47	0.46
1:AA:509:A:O2'	1:AA:510:A:O5'	2.34	0.46
1:CA:539:A:H2'	1:CA:540:G:H8	1.79	0.46
35:DF:70:THR:HG22	35:DF:72:ARG:N	2.29	0.46
31:BA:2021:C:H4'	31:BA:2022:U:OP2	2.16	0.46
39:BN:78:TYR:HD1	39:BN:79:PRO:N	2.13	0.46
39:BN:79:PRO:HD2	39:BN:81:GLY:H	1.80	0.46
38:DI:37:VAL:HG12	38:DI:38:LEU:N	2.30	0.46
38:DI:38:LEU:O	38:DI:40:THR:HG23	2.16	0.46
6:CF:12:PRO:C	6:CF:14:LEU:H	2.19	0.46
31:DA:1464:C:C2'	31:DA:1528:A:H8	2.27	0.46
1:AA:735:C:H6	1:AA:735:C:O5'	1.98	0.46
39:DN:131:GLN:CD	39:DN:134:ARG:HB3	2.36	0.46
37:BH:156:ALA:C	37:BH:158:HIS:H	2.19	0.46
34:BE:201:THR:HG22	34:BE:203:LYS:H	1.79	0.46
2:CB:15:VAL:HG23	2:CB:16:HIS:CE1	2.51	0.46
16:AP:39:TYR:OH	16:AP:41:PRO:HB3	2.16	0.46
36:DG:129:GLY:O	36:DG:130:ASN:CB	2.63	0.46
45:DT:50:ILE:CD1	45:DT:64:ARG:HB3	2.45	0.46
25:D3:24:LYS:HB3	31:DA:849:A:H2	1.81	0.46
13:AM:19:LEU:HB3	13:AM:25:ILE:HG21	1.98	0.46
47:DV:1:MET:H2	47:DV:44:LYS:HD2	1.78	0.46
1:CA:830:G:C5	1:CA:831:U:C5	3.04	0.46
1:AA:1129:C:H4'	1:AA:1130:A:H5'	1.97	0.46
1:AA:66:G:O4'	1:AA:173:U:C4	2.69	0.46
8:CH:109:ILE:HG12	8:CH:110:ALA:N	2.30	0.46
35:BF:89:VAL:CG1	35:BF:90:PHE:N	2.78	0.46
31:BA:34:C:H2'	31:BA:35:G:OP1	2.14	0.46
31:BA:1741:A:C8	31:BA:1742:G:C2	3.03	0.46
42:BQ:54:MET:HB3	42:BQ:64:ILE:HD13	1.97	0.46
1:AA:582:U:C2	1:AA:760:G:C6	3.04	0.46
1:AA:760:G:C2'	1:AA:761:G:H5'	2.44	0.46

Continued on next page...

Continued from previous page...

Atom-1	Atom-2	Distance(Å)	Clash(Å)
23:D1:28:GLY:C	23:D1:30:VAL:H	2.18	0.46
43:DR:74:LYS:CD	43:DR:77:ARG:HH21	2.28	0.46
22:D0:53:MET:HA	22:D0:58:THR:O	2.16	0.46
8:AH:114:THR:HB	8:AH:130:GLY:O	2.15	0.46
31:DA:649:G:H2'	31:DA:650:C:H6	1.77	0.46
31:BA:303:U:H2'	31:BA:304:G:H8	1.80	0.46
1:CA:609:A:C2'	1:CA:610:G:H5'	2.45	0.46
31:BA:1444:G:C2	31:BA:1548:C:N3	2.84	0.46
1:CA:1206:G:H4'	3:CC:192:THR:O	2.14	0.46
31:BA:1502:C:C6	31:BA:1502:C:H5''	2.51	0.46
36:BG:173:LEU:HB3	36:BG:178:PHE:CG	2.50	0.46
1:AA:1513:A:H2'	1:AA:1514:C:C6	2.50	0.46
49:BX:8:ILE:HD12	49:BX:8:ILE:N	2.29	0.46
31:DA:416:C:C2	31:DA:417:C:C6	3.04	0.46
1:CA:574:A:H5''	1:CA:575:G:OP2	2.16	0.46
51:DZ:127:LYS:HB3	51:DZ:162:GLU:HG3	1.97	0.46
37:BH:86:GLU:HA	37:BH:132:ARG:HA	1.98	0.46
1:AA:143:A:N1	1:AA:220:G:O6	2.48	0.46
12:AL:34:ARG:O	12:AL:61:THR:HG23	2.16	0.46
34:BE:24:THR:HG23	34:BE:184:VAL:CG2	2.45	0.46
31:BA:2082:A:H2'	31:BA:2083:G:O4'	2.15	0.46
32:DB:35:U:O2'	32:DB:36:C:H5'	2.16	0.46
31:BA:729:G:O5'	33:BD:208:LYS:NZ	2.41	0.46
31:BA:1319:G:C6	31:BA:1320:C:N4	2.84	0.46
31:BA:338:G:H2'	31:BA:339:U:H6	1.80	0.46
12:CL:126:LYS:HD2	12:CL:127:GLU:H	1.80	0.46
33:BD:35:LYS:CG	33:BD:64:ILE:H	2.28	0.46
32:BB:27:C:C4	32:BB:28:C:C4	3.04	0.46
27:B5:32:PRO:HD2	31:BA:2886:G:O2'	2.16	0.46
27:B5:56:LYS:O	27:B5:57:VAL:C	2.50	0.46
23:D1:48:LYS:HD3	23:D1:48:LYS:HA	1.41	0.46
49:DX:5:TYR:O	49:DX:8:ILE:N	2.48	0.46
31:DA:2282:G:OP1	31:DA:2283:C:H1'	2.15	0.46
2:AB:105:PHE:C	2:AB:107:THR:H	2.19	0.46
31:BA:94:C:O2	31:BA:94:C:H2'	2.14	0.46
46:DU:57:PHE:O	46:DU:58:ARG:C	2.53	0.46
39:BN:3:THR:CG2	39:BN:4:TYR:N	2.78	0.46
31:BA:2287:A:C2	31:BA:2346:A:N1	2.84	0.46
1:CA:625:G:C4	1:CA:626:U:C5	3.03	0.46
1:CA:359:U:H2'	1:CA:360:A:C8	2.49	0.46
50:BY:80:GLY:O	50:BY:81:LYS:CB	2.64	0.46
4:CD:8:VAL:O	4:CD:10:ARG:N	2.49	0.46

Continued on next page...

Continued from previous page...

Atom-1	Atom-2	Distance(Å)	Clash(Å)
31:BA:1169:G:N2	31:BA:1181:C:C2	2.84	0.46
39:BN:78:TYR:N	39:BN:79:PRO:HD3	2.30	0.46
31:DA:2876:G:H4'	45:DT:3:ARG:HE	1.80	0.46
31:DA:2031:A:OP1	31:DA:2031:A:H8	1.99	0.46
1:AA:955:U:C1'	1:AA:1227:A:H61	2.21	0.46
31:DA:1525:G:H2'	31:DA:1526:G:H8	1.80	0.46
3:CC:19:GLU:HA	3:CC:54:ARG:NH2	2.30	0.46
31:BA:1288:U:C2	31:BA:1327:C:C2	3.03	0.46
1:AA:735:C:O2'	1:AA:736:C:H5'	2.15	0.46
1:AA:673:G:O3'	6:AF:87:ARG:NH2	2.49	0.46
31:BA:783:A:H3'	31:BA:783:A:C8	2.51	0.46
37:BH:153:LYS:CG	37:BH:154:PRO:N	2.77	0.46
31:DA:2662:A:H5'	31:DA:2663:G:H1'	1.98	0.46
5:AE:103:GLY:O	5:AE:106:PRO:HD2	2.16	0.46
1:AA:329:A:C2	1:AA:332:G:C4	3.03	0.46
1:AA:518:C:H2'	1:AA:530:G:N3	2.30	0.46
15:CO:82:ILE:HG12	15:CO:87:ILE:CB	2.43	0.46
1:CA:565:U:H3'	1:CA:566:G:H2'	1.98	0.46
1:AA:829:G:O2'	1:AA:830:G:H5'	2.15	0.46
1:CA:66:G:C4'	1:CA:173:U:C4	2.98	0.46
31:DA:900:A:C5	31:DA:901:A:C8	3.02	0.46
7:AG:73:MET:HG2	7:AG:90:GLU:HA	1.97	0.46
2:AB:168:THR:CG2	2:AB:192:SER:HA	2.44	0.46
12:CL:119:LYS:HB2	12:CL:120:TYR:CD1	2.51	0.46
2:AB:7:VAL:HG12	2:AB:11:LEU:HD11	1.98	0.46
43:BR:50:HIS:NE2	43:BR:54:LEU:HD21	2.30	0.46
31:DA:2103:C:N3	31:DA:2187:G:C6	2.83	0.46
31:DA:272(J):C:H2'	31:DA:274:G:OP1	2.15	0.46
1:AA:457:C:C2	1:AA:458:C:C5	3.03	0.46
31:DA:2761:G:C3'	31:DA:2762:G:H5''	2.46	0.46
35:BF:132:VAL:HG22	35:BF:133:ASN:H	1.79	0.46
12:AL:119:LYS:O	12:AL:120:TYR:HB2	2.15	0.46
31:BA:363(D):G:C6	31:BA:363(E):U:O4	2.69	0.46
1:CA:1387:G:N3	1:CA:1387:G:H2'	2.31	0.46
7:AG:92:SER:HB3	7:AG:94:ARG:HH21	1.80	0.46
20:AT:73:HIS:O	20:AT:74:LYS:O	2.34	0.46
31:DA:414:C:H2'	31:DA:415:A:H8	1.81	0.46
1:AA:119:A:N7	1:AA:288:A:C2	2.83	0.46
31:BA:2635:C:H2'	31:BA:2636:U:O5'	2.15	0.46
31:BA:2636:U:C2'	31:BA:2637:U:H5'	2.45	0.46
17:CQ:33:GLY:O	17:CQ:34:LYS:C	2.54	0.46
19:AS:6:LYS:HG2	19:AS:7:LYS:HD3	1.97	0.46

Continued on next page...

Continued from previous page...

Atom-1	Atom-2	Distance(Å)	Clash(Å)
1:CA:132:C:O2'	1:CA:133:U:H5'	2.16	0.46
31:BA:1648:C:H2'	31:BA:1649:G:O5'	2.16	0.46
1:AA:84:U:H5	1:AA:88:A:C8	2.33	0.46
31:BA:265:A:H1'	31:BA:266:G:O4'	2.16	0.46
31:DA:2082:A:H2'	31:DA:2083:G:O4'	2.15	0.46
1:CA:1521:G:H2'	1:CA:1522:U:C6	2.51	0.46
16:CP:68:ASP:C	16:CP:70:ALA:H	2.19	0.46
31:DA:2526:G:H5'	31:DA:2742:C:O2'	2.15	0.46
43:BR:104:ARG:HD2	43:BR:111:LEU:HD11	1.96	0.46
48:BW:62:HIS:O	48:BW:63:ASP:C	2.53	0.46
31:DA:311:A:N3	31:DA:331:A:H3'	2.30	0.46
35:BF:20:LEU:O	35:BF:23:ASP:HB2	2.16	0.46
23:D1:10:LYS:O	23:D1:13:ILE:CG2	2.63	0.46
37:DH:85:LYS:CE	37:DH:145:ALA:HB2	2.46	0.46
2:AB:97:TRP:HZ2	2:AB:102:LEU:HD13	1.80	0.46
36:DG:64:THR:CG2	36:DG:65:GLY:N	2.78	0.46
31:BA:1140:C:OP1	39:BN:23:LEU:O	2.33	0.46
1:AA:1442(A):G:C8	45:BT:118:ARG:NH1	2.71	0.46
45:BT:30:VAL:CG2	45:BT:31:SER:H	2.28	0.46
45:BT:33:LYS:HB3	45:BT:41:ARG:HB3	1.97	0.46
1:AA:429:U:H4'	1:AA:430:A:O5'	2.15	0.46
42:DQ:20:ALA:HB2	42:DQ:99:PRO:HG2	1.98	0.46
31:BA:1181:C:C2'	31:BA:1182:A:H5'	2.46	0.46
23:B1:76:ARG:NH1	31:BA:271(R):G:OP1	2.49	0.46
31:BA:271(T):C:C2	31:BA:271(U):G:C8	3.03	0.46
32:BB:21:G:N3	32:BB:21:G:H2'	2.31	0.46
31:BA:1525:G:H2'	31:BA:1526:G:H8	1.80	0.46
3:CC:19:GLU:HG2	3:CC:19:GLU:O	2.16	0.46
43:DR:48:VAL:O	43:DR:52:ILE:HG12	2.16	0.46
1:AA:748:C:C4'	1:AA:749:C:O5'	2.57	0.46
37:DH:158:HIS:NE2	37:DH:169:VAL:O	2.49	0.46
31:BA:2657:A:C2	31:BA:2664:G:N2	2.77	0.46
31:BA:780:G:N2	31:BA:783:A:H62	2.05	0.46
37:BH:158:HIS:HE1	37:BH:168:PRO:C	2.19	0.46
2:CB:22:LYS:HZ3	2:CB:40:HIS:HE1	1.62	0.46
1:AA:222:U:H2'	1:AA:223:U:C6	2.50	0.46
33:DD:253:GLN:HB3	33:DD:255:LYS:HE2	1.98	0.46
51:BZ:19:ARG:HH11	51:BZ:19:ARG:HG2	1.81	0.46
51:BZ:5:LEU:HD23	51:BZ:5:LEU:HA	1.65	0.46
31:DA:518:G:H2'	31:DA:519:U:H6	1.81	0.46
48:DW:18:ARG:HG3	48:DW:76:VAL:HG22	1.96	0.46
4:CD:57:ARG:NH2	4:CD:205:GLU:OE2	2.49	0.46

Continued on next page...

Continued from previous page...

Atom-1	Atom-2	Distance(Å)	Clash(Å)
36:DG:15:VAL:HG22	36:DG:175:LEU:HB3	1.98	0.46
12:AL:27:LEU:HD11	12:AL:64:TYR:CE1	2.50	0.46
1:CA:942:G:C2	1:CA:1342:C:C2	3.03	0.46
31:BA:1688:U:O2	31:BA:1700:A:H8	1.97	0.46
4:AD:67:ILE:HG22	4:AD:68:TYR:CD1	2.51	0.46
33:DD:11:PRO:C	33:DD:13:ARG:H	2.19	0.46
1:AA:575:G:OP1	1:AA:575:G:H4'	2.16	0.46
1:CA:1320:C:H5'	19:CS:70:LYS:CG	2.46	0.46
1:CA:1301:U:H3'	1:CA:1302:U:C5'	2.45	0.46
31:BA:847:U:OP2	31:BA:928:G:O6	2.34	0.46
31:BA:443:A:H3'	35:BF:45:ARG:HH21	1.78	0.46
31:DA:1514:U:C2'	31:DA:1515:G:H5'	2.46	0.46
45:BT:78:LEU:O	45:BT:79:HIS:CG	2.68	0.46
31:DA:18:C:O2'	31:DA:19:C:H5'	2.16	0.46
31:DA:565:C:H4'	31:DA:1253:A:N6	2.31	0.46
31:BA:1042:G:C5'	31:BA:1043:C:OP2	2.64	0.46
43:DR:81:ASP:O	43:DR:85:PRO:HG2	2.16	0.46
19:CS:48:THR:HG22	19:CS:61:TYR:CD1	2.51	0.46
32:DB:50:G:O5'	32:DB:50:G:H8	1.97	0.46
1:CA:1316:G:O3'	14:CN:18:VAL:HG22	2.16	0.46
1:AA:1217:C:H2'	1:AA:1218:C:O4'	2.15	0.46
39:DN:99:LEU:O	39:DN:103:VAL:HG23	2.16	0.46
1:CA:129:U:O2	1:CA:131:C:C5	2.69	0.46
31:DA:1668:A:H4'	31:DA:1669:A:O5'	2.16	0.46
11:CK:99:GLN:C	11:CK:101:SER:H	2.19	0.46
11:CK:23:ALA:HB1	11:CK:88:GLY:HA3	1.98	0.46
31:BA:2408:U:H2'	31:BA:2409:G:C8	2.50	0.46
27:D5:10:LYS:HE3	31:DA:1262:A:N3	2.31	0.46
1:AA:702:A:H2	31:BA:1846:G:HO2'	1.63	0.46
4:AD:190:ASP:O	4:AD:191:ARG:C	2.54	0.46
31:DA:656:G:H2'	31:DA:657:U:O5'	2.16	0.46
31:BA:999:U:O2'	31:BA:1000:A:H5'	2.15	0.46
16:AP:32:TYR:CD2	16:AP:32:TYR:O	2.69	0.46
31:DA:1491:G:O2'	33:DD:101:GLU:HB2	2.16	0.46
31:BA:84:A:H5'	50:BY:9:LYS:HB3	1.97	0.46
34:BE:119:ARG:HG2	34:BE:160:TYR:HB2	1.98	0.46
23:B1:8:SER:N	23:B1:46:LEU:CD1	2.78	0.46
31:BA:2298:A:H2'	31:BA:2299:G:O4'	2.15	0.46
31:BA:2317:C:C3'	31:BA:2318:G:C5'	2.92	0.46
51:BZ:100:VAL:O	51:BZ:101:PRO:O	2.33	0.46
27:D5:33:CYS:SG	27:D5:40:LYS:HE3	2.56	0.46
27:D5:56:LYS:O	27:D5:57:VAL:C	2.53	0.46

Continued on next page...

Continued from previous page...

Atom-1	Atom-2	Distance(Å)	Clash(Å)
27:D5:57:VAL:CG2	27:D5:58:LEU:N	2.73	0.46
23:D1:11:ARG:HB3	23:D1:12:PRO:CD	2.45	0.46
34:BE:51:PHE:HD1	34:BE:52:LEU:H	1.57	0.46
49:BX:81:VAL:HG12	49:BX:81:VAL:O	2.15	0.46
32:BB:45:A:N3	32:BB:45:A:H2'	2.31	0.46
27:B5:2:ALA:N	31:BA:2015:A:N3	2.64	0.46
34:DE:31:CYS:SG	34:DE:51:PHE:HD2	2.39	0.46
24:B2:30:ARG:HA	24:B2:33:MET:SD	2.56	0.46
47:BV:90:PRO:CD	47:BV:91:TYR:H	2.29	0.46
15:CO:17:ARG:NH1	15:CO:17:ARG:CG	2.62	0.46
31:DA:952:G:C6	31:DA:966:G:C6	3.04	0.46
31:DA:2287:A:N3	31:DA:2289:G:C8	2.83	0.46
44:DS:61:ASN:ND2	44:DS:64:GLU:OE2	2.49	0.46
31:DA:587:C:C4	41:DP:33:ARG:HG2	2.51	0.46
47:DV:85:LYS:C	47:DV:87:HIS:H	2.13	0.46
48:DW:8:ARG:HA	48:DW:102:HIS:CD2	2.50	0.46
31:DA:541:C:H2'	31:DA:542:C:C6	2.50	0.46
49:DX:59:VAL:HG22	49:DX:74:PRO:O	2.16	0.46
51:BZ:150:LEU:C	51:BZ:151:HIS:CD2	2.89	0.46
31:DA:465:G:H2'	31:DA:466:A:C8	2.50	0.46
45:BT:107:ASP:H	45:BT:110:ILE:HG13	1.80	0.46
51:DZ:67:LEU:N	51:DZ:67:LEU:HD12	2.31	0.46
1:CA:1016:A:H2'	1:CA:1017:G:O4'	2.15	0.46
1:AA:963:G:H21	10:AJ:55:LYS:CD	2.28	0.46
47:BV:43:GLU:HA	47:BV:48:GLY:CA	2.46	0.46
31:DA:1528:A:O2'	31:DA:1528(A):A:P	2.74	0.46
31:DA:1324:G:C4	31:DA:1328:G:O6	2.69	0.46
5:AE:72:GLN:O	5:AE:73:ASN:HB2	2.15	0.46
1:AA:674:G:H2'	1:AA:675:A:C8	2.51	0.46
2:CB:16:HIS:HA	2:CB:210:SER:HB2	1.97	0.46
41:DP:71:VAL:HG13	41:DP:72:PRO:CD	2.46	0.46
45:DT:100:TYR:HB3	45:DT:103:ARG:HE	1.80	0.46
32:BB:87:G:H3'	32:BB:88:C:C5'	2.43	0.46
7:CG:75:VAL:HG13	7:CG:145:ALA:HB2	1.98	0.46
33:DD:267:SER:HA	33:DD:270:ILE:HG13	1.98	0.46
1:AA:103:C:OP2	20:AT:14:LYS:HD3	2.16	0.46
4:CD:159:ARG:O	4:CD:163:GLU:N	2.48	0.46
1:AA:1128:C:H5'	9:AI:16:ARG:CZ	2.45	0.46
36:DG:25:TYR:CZ	36:DG:32:PRO:HD3	2.51	0.46
1:CA:951:G:C6	1:CA:1231:G:C6	3.04	0.46
1:CA:66:G:C6	1:CA:67:C:C5	3.03	0.46
31:BA:1742:G:N7	31:BA:1743:C:C2	2.84	0.46

Continued on next page...

Continued from previous page...

Atom-1	Atom-2	Distance(Å)	Clash(Å)
12:AL:91:LYS:CG	12:AL:91:LYS:O	2.63	0.46
8:CH:48:TYR:HA	8:CH:60:ARG:O	2.16	0.46
31:DA:2565:A:C5'	31:DA:2566:A:OP2	2.62	0.46
50:DY:89:PHE:O	50:DY:90:LEU:HB3	2.15	0.46
31:BA:2584:U:H6	31:BA:2585:U:C5	2.33	0.46
1:CA:817:C:H4'	1:CA:818:G:OP1	2.16	0.46
31:DA:358:U:C6	31:DA:358:U:C3'	2.99	0.46
40:BO:3:GLN:HG3	40:BO:4:PRO:HD2	1.98	0.46
37:DH:68:THR:O	37:DH:69:ARG:C	2.53	0.46
31:BA:315:G:H2'	31:BA:316:C:C6	2.50	0.46
45:DT:90:GLN:HG2	45:DT:120:ARG:CZ	2.46	0.46
31:DA:1412:A:H2'	31:DA:1413:G:H8	1.79	0.46
31:BA:755:C:H2'	31:BA:756:C:C6	2.51	0.46
1:AA:229:U:C2'	1:AA:230:G:H5'	2.45	0.46
31:BA:28:A:C2	31:BA:513:A:C8	3.04	0.46
8:CH:82:HIS:HD2	8:CH:138:TRP:NE1	2.14	0.46
31:DA:1005:C:O2	31:DA:1143:A:C6	2.69	0.46
1:CA:781:A:H5'	1:CA:782:A:OP2	2.15	0.46
16:CP:9:PHE:CE2	16:CP:18:ARG:HB2	2.51	0.46
3:CC:109:PRO:HA	3:CC:115:LEU:HD12	1.98	0.46
48:BW:83:LYS:O	48:BW:84:ARG:HD3	2.16	0.46
49:DX:47:PHE:O	49:DX:48:LYS:C	2.54	0.46
31:BA:470:A:C2	31:BA:471:A:C4	3.04	0.46
17:CQ:76:LEU:HD12	17:CQ:77:VAL:H	1.81	0.46
33:BD:101:GLU:HG3	33:BD:102:LYS:N	2.31	0.46
50:DY:37:VAL:HG22	50:DY:67:LEU:HB3	1.98	0.46
23:B1:10:LYS:CG	23:B1:11:ARG:N	2.79	0.46
31:DA:2317:C:C3'	31:DA:2318:G:C5'	2.92	0.46
47:DV:15:GLU:O	47:DV:98:GLU:OE2	2.33	0.46
44:BS:26:LEU:HD22	44:BS:87:PHE:CD1	2.50	0.46
31:DA:1341:U:O2	49:DX:77:LYS:HE2	2.14	0.46
24:B2:41:ILE:CG1	31:BA:94(A):G:H22	2.28	0.46
47:BV:21:ARG:HB3	47:BV:93:GLU:HB2	1.98	0.46
31:BA:1902:C:OP1	33:BD:242:ARG:HD2	2.15	0.46
39:BN:65:LYS:NZ	39:BN:66:LYS:H	2.12	0.46
41:DP:85:LEU:HD12	41:DP:120:ALA:CB	2.42	0.46
49:DX:49:VAL:CG1	49:DX:87:GLN:HG2	2.46	0.46
2:CB:91:PRO:N	2:CB:154:LEU:HD12	2.30	0.46
28:D6:24:GLU:OE1	28:D6:24:GLU:HA	2.15	0.46
45:DT:28:VAL:HG22	45:DT:46:GLU:HA	1.98	0.46
39:DN:17:ASP:C	39:DN:19:GLU:H	2.17	0.46
29:B7:12:ARG:HG3	31:BA:686:G:O6	2.15	0.46

Continued on next page...

Continued from previous page...

Atom-1	Atom-2	Distance(Å)	Clash(Å)
1:CA:539:A:OP1	12:CL:114:LYS:HE2	2.16	0.46
35:BF:70:THR:HG21	35:BF:72:ARG:HB2	1.98	0.46
1:CA:1411:C:O2'	1:CA:1412:C:H5'	2.16	0.46
34:DE:116:VAL:CG1	34:DE:122:PHE:CD2	2.98	0.46
1:CA:675:A:N6	1:CA:715:A:H61	2.14	0.46
1:AA:1255:G:H2'	1:AA:1255:G:N3	2.31	0.46
31:DA:1040:C:H42	31:DA:1115:G:H1	1.62	0.46
22:D0:41:ARG:HB3	31:DA:2330:G:H1'	1.97	0.46
6:CF:69:GLU:HG2	6:CF:70:ASP:N	2.30	0.46
13:AM:81:LEU:HB3	13:AM:89:GLY:CA	2.39	0.46
31:DA:1478:G:HO2'	31:DA:1479:G:H5'	1.80	0.46
31:BA:2200:C:O2	31:BA:2200:C:H2'	2.14	0.46
1:AA:452:A:N7	1:AA:480:U:O4	2.48	0.46
25:D3:46:ASN:O	25:D3:49:LYS:N	2.49	0.46
1:CA:102:G:H2'	1:CA:103:C:C6	2.39	0.46
28:D6:19:ARG:CG	28:D6:20:ASN:H	2.26	0.46
2:CB:17:PHE:H	2:CB:17:PHE:HD2	1.64	0.46
48:BW:18:ARG:HG3	48:BW:76:VAL:HG22	1.97	0.46
31:DA:2700:C:H2'	31:DA:2701:C:H5'	1.98	0.46
11:CK:57:THR:CG2	11:CK:58:PRO:HD2	2.46	0.46
1:AA:645:C:O2'	1:AA:646:U:H5'	2.15	0.46
13:CM:52:GLU:O	13:CM:56:LEU:HB2	2.15	0.46
2:AB:166:ASP:CB	2:AB:169:LYS:HB2	2.44	0.46
1:CA:149:A:HO2'	1:CA:150:C:H5	1.59	0.46
31:BA:2700:C:O2'	31:BA:2701:C:H5'	2.15	0.46
1:AA:1160:G:N3	1:AA:1160:G:H2'	2.29	0.46
1:AA:417:C:H2'	1:AA:418:C:H5'	1.96	0.46
31:BA:2804:C:C2'	31:BA:2805:G:H5'	2.45	0.46
36:DG:68:PRO:HB2	36:DG:90:LEU:HG	1.98	0.46
26:B4:25:TYR:C	26:B4:27:THR:N	2.68	0.46
1:CA:577:G:H1'	1:CA:816:A:C4	2.51	0.46
31:BA:2784:C:O2'	31:BA:2785:C:H5'	2.16	0.46
31:DA:1675:C:O2	34:DE:129:HIS:HA	2.16	0.46
31:DA:755:C:H2'	31:DA:756:C:C6	2.51	0.46
5:CE:57:LYS:O	5:CE:61:TYR:CD2	2.66	0.46
16:AP:79:VAL:HG12	16:AP:80:PHE:CD1	2.50	0.46
34:BE:65:GLY:HA2	34:BE:70:ALA:HB2	1.96	0.46
31:BA:231:C:O2'	31:BA:232:G:H5'	2.15	0.46
19:AS:4:SER:O	19:AS:5:LEU:HB2	2.16	0.46
31:DA:363(C):G:H2'	31:DA:363(D):G:H8	1.81	0.46
1:AA:865:A:H5'	1:AA:1078:U:O4	2.16	0.46
32:BB:60:C:O2	32:BB:61:G:C8	2.69	0.46

Continued on next page...

Continued from previous page...

Atom-1	Atom-2	Distance(Å)	Clash(Å)
1:CA:69:G:H2'	1:CA:70:G:H8	1.80	0.46
4:AD:58:LEU:HD23	4:AD:206:PHE:CZ	2.50	0.46
43:BR:41:ALA:O	43:BR:42:LYS:C	2.54	0.46
31:BA:319:C:H2'	31:BA:320:A:O4'	2.16	0.46
31:BA:773:U:C5'	33:BD:47:GLY:HA2	2.45	0.46
12:CL:55:VAL:CG1	12:CL:56:ALA:N	2.78	0.46
17:CQ:7:THR:HA	17:CQ:57:VAL:O	2.16	0.46
31:DA:282:A:C4	31:DA:359:A:C2	3.04	0.46
3:AC:109:PRO:HA	3:AC:115:LEU:HD12	1.97	0.46
31:BA:335:C:O5'	31:BA:335:C:H6	1.99	0.46
33:BD:35:LYS:CD	33:BD:64:ILE:N	2.79	0.46
33:BD:35:LYS:HG2	33:BD:64:ILE:CG2	2.43	0.46
1:AA:359:U:H2'	1:AA:360:A:H8	1.81	0.46
50:DY:8:LYS:H	50:DY:28:LYS:NZ	2.14	0.46
33:DD:101:GLU:HG3	33:DD:102:LYS:N	2.31	0.46
27:D5:57:VAL:C	27:D5:58:LEU:HG	2.36	0.46
31:BA:354:G:H3'	31:BA:354:G:C8	2.51	0.46
24:D2:45:SER:HA	24:D2:47:ASN:HD21	1.80	0.46
44:BS:17:ARG:HE	44:BS:89:ARG:HH21	1.64	0.46
31:DA:1902:C:C2'	31:DA:1903:G:O5'	2.63	0.46
31:BA:1826:G:C2'	31:BA:1827:C:O5'	2.64	0.46
36:DG:60:LEU:HD13	36:DG:60:LEU:C	2.36	0.46
28:B6:45:LYS:HB3	31:BA:2371:G:H4'	1.97	0.46
2:CB:97:TRP:HZ2	2:CB:102:LEU:HD13	1.80	0.46
47:BV:40:LEU:CD1	47:BV:40:LEU:C	2.84	0.46
31:BA:70:G:H21	31:BA:71:A:H62	1.64	0.46
31:DA:2275:C:H5'	31:DA:2275:C:H6	1.80	0.46
30:D8:31:HIS:O	30:D8:33:ASN:N	2.48	0.46
28:D6:30:THR:HB	31:DA:2286:A:OP1	2.16	0.46
2:CB:88:ALA:HB1	2:CB:222:ILE:HG21	1.98	0.46
50:DY:75:ILE:CD1	50:DY:79:CYS:C	2.77	0.46
1:CA:445:G:C6	1:CA:490:G:C6	3.03	0.46
1:CA:542:G:C2	1:CA:543:C:C5	3.03	0.46
36:BG:55:LYS:NZ	36:BG:148:MET:O	2.49	0.46
31:BA:2018:G:H2'	31:BA:2019:A:C8	2.50	0.46
31:BA:2306:C:OP2	31:BA:2307:G:H8	1.99	0.46
1:CA:1255:G:H2'	1:CA:1255:G:N3	2.31	0.46
1:CA:675:A:H2'	1:CA:676:A:H8	1.79	0.46
34:BE:116:VAL:CG1	34:BE:122:PHE:CD2	2.99	0.46
20:CT:100:ILE:HG22	20:CT:100:ILE:O	2.16	0.46
35:DF:160:ASN:ND2	35:DF:160:ASN:C	2.68	0.46
2:AB:20:GLU:HG3	2:AB:191:ASP:HB2	1.98	0.46

Continued on next page...

Continued from previous page...

Atom-1	Atom-2	Distance(Å)	Clash(Å)
1:AA:1169:A:C2'	1:AA:1170:A:H8	2.29	0.46
31:DA:90:U:O2'	31:DA:92:A:H5''	2.16	0.46
31:BA:9:U:C4	31:BA:2629:A:C6	3.04	0.46
31:DA:1434:A:C2'	31:DA:1435:G:H5'	2.45	0.46
6:AF:99:ALA:HB3	18:AR:29:PHE:CE2	2.50	0.46
31:BA:1110:G:OP1	31:BA:1110:G:H4'	2.16	0.46
1:CA:16:A:C2'	1:CA:17:U:H5'	2.44	0.46
32:BB:87:G:C2'	32:BB:88:C:H5''	2.46	0.46
31:DA:1108:U:C4	31:DA:1109:C:O2	2.69	0.46
34:BE:93:VAL:N	34:BE:95:ILE:HD13	2.31	0.46
1:AA:149:A:O2'	1:AA:150:C:P	2.73	0.46
1:AA:564:C:C2'	1:AA:565:U:H5'	2.45	0.46
1:CA:560:U:H4'	1:CA:561:U:O5'	2.15	0.46
17:AQ:67:LYS:CA	17:AQ:70:ARG:HH12	2.27	0.46
17:CQ:6:LEU:O	17:CQ:58:GLU:HA	2.15	0.46
45:DT:56:GLY:C	45:DT:59:THR:CG2	2.85	0.46
31:DA:2779:U:O4'	31:DA:2779:U:O2	2.34	0.46
1:CA:1446:U:O2	1:CA:1456:G:O6	2.34	0.46
3:CC:11:ARG:HB3	3:CC:15:THR:HB	1.98	0.46
1:CA:1128:C:H5'	9:CI:16:ARG:CZ	2.45	0.46
31:BA:2564:A:N6	31:BA:2565:A:N6	2.64	0.46
1:CA:1241:G:H2'	1:CA:1242:C:C6	2.50	0.46
19:AS:10:PHE:HE2	19:AS:37:ARG:O	1.98	0.46
1:CA:577:G:N3	1:CA:578:C:C6	2.84	0.46
8:CH:11:THR:HG23	8:CH:14:ARG:NH1	2.30	0.46
31:DA:708:C:N4	31:DA:723:G:H1	2.13	0.46
1:CA:262:A:C6	1:CA:263:A:C6	3.04	0.46
8:CH:20:TYR:HA	8:CH:65:TYR:CE2	2.51	0.46
36:BG:15:VAL:HG22	36:BG:175:LEU:HB3	1.97	0.46
43:DR:50:HIS:NE2	43:DR:54:LEU:HD21	2.30	0.46
1:AA:858:G:O6	1:AA:869:G:C8	2.69	0.46
1:AA:458:C:N4	1:AA:474:G:H1	2.14	0.46
31:BA:1112:G:N2	31:BA:1113:U:O2	2.49	0.46
35:BF:132:VAL:O	35:BF:134:GLY:N	2.49	0.46
1:CA:458:C:N4	1:CA:474:G:H1	2.14	0.46
1:AA:1125:U:O4	10:AJ:73:ASP:OD2	2.33	0.46
31:BA:1165:U:O2'	31:BA:1166:C:H5'	2.15	0.46
1:CA:805:C:O2'	1:CA:806:C:H5'	2.15	0.46
1:CA:1313:U:OP2	19:CS:6:LYS:HB3	2.16	0.46
32:DB:78:A:C2	32:DB:100:A:C4	3.04	0.46
1:AA:39:G:C2	1:AA:40:C:C6	3.04	0.46
31:BA:729:G:C5	33:BD:208:LYS:HB2	2.51	0.46

Continued on next page...

Continued from previous page...

Atom-1	Atom-2	Distance(Å)	Clash(Å)
31:DA:2048:G:C6	31:DA:2049:G:C5	3.04	0.46
1:CA:881:G:P	12:CL:12:ARG:HH22	2.38	0.46
31:BA:842:G:N2	31:BA:937:U:C2	2.84	0.46
6:AF:2:ARG:HB2	6:AF:4:TYR:CE2	2.51	0.46
31:BA:1572:A:H8	31:BA:1572:A:O5'	1.99	0.46
1:AA:374:A:C4	1:AA:375:U:C5	3.04	0.46
31:DA:327:G:C2	31:DA:336:C:C2	3.04	0.46
50:DY:28:LYS:CE	50:DY:30:VAL:HG22	2.29	0.46
50:DY:41:GLY:O	50:DY:42:VAL:C	2.55	0.46
33:DD:35:LYS:H	33:DD:64:ILE:HG23	1.81	0.46
31:BA:82:G:O2'	31:BA:83:G:H5'	2.15	0.46
50:BY:28:LYS:C	50:BY:30:VAL:H	2.19	0.46
50:BY:72:VAL:C	50:BY:73:ARG:HG3	2.36	0.46
39:BN:56:ASN:H	39:BN:125:GLY:N	2.14	0.46
44:DS:58:LEU:O	44:DS:59:LYS:O	2.33	0.46
27:B5:57:VAL:C	27:B5:58:LEU:HG	2.36	0.46
24:D2:30:ARG:N	24:D2:30:ARG:CD	2.76	0.46
37:DH:85:LYS:HE2	37:DH:145:ALA:N	2.31	0.46
23:B1:44:PRO:HA	31:BA:2231:C:OP1	2.16	0.46
44:DS:106:ARG:HB3	44:DS:106:ARG:HE	1.36	0.46
31:BA:139(A):G:C2	49:BX:44:GLU:OE1	2.69	0.46
42:BQ:22:LYS:CE	42:BQ:22:LYS:HA	2.29	0.46
30:D8:25:MET:HB2	41:DP:62:LEU:HD21	1.94	0.46
40:DO:17:ARG:HA	40:DO:17:ARG:HD3	1.63	0.46
48:BW:70:TYR:OH	48:BW:72:LYS:HD2	2.16	0.46
31:DA:1142(A):A:C5	31:DA:1144:G:C5	3.04	0.46
1:CA:338:A:C6	1:CA:339:C:C4	3.03	0.46
39:BN:17:ASP:C	39:BN:19:GLU:H	2.18	0.46
23:D1:33:LYS:NZ	23:D1:35:THR:CG2	2.79	0.46
4:AD:33:MET:HE2	4:AD:37:PRO:HA	1.95	0.46
31:DA:2722:G:O2'	43:DR:5:LYS:HB2	2.15	0.46
10:AJ:22:LYS:HZ2	10:AJ:88:LEU:HD23	1.80	0.46
4:CD:14:ARG:HA	4:CD:39:PRO:CB	2.46	0.46
1:AA:1031:G:H2'	1:AA:1032:G:C8	2.50	0.46
31:DA:1886:C:O5'	31:DA:1886:C:H6	1.99	0.46
50:BY:45:VAL:CG1	50:BY:62:GLU:OE2	2.64	0.46
48:BW:9:TYR:N	48:BW:102:HIS:CD2	2.76	0.46
30:D8:50:LEU:HD12	30:D8:51:ALA:H	1.81	0.46
37:DH:153:LYS:HB2	37:DH:154:PRO:CD	2.46	0.46
32:DB:13:A:O2'	32:DB:15:A:O5'	2.33	0.46
31:BA:2629:A:N3	31:BA:2629:A:H2'	2.30	0.46
51:DZ:117:LEU:CB	51:DZ:174:VAL:HG22	2.46	0.46

Continued on next page...

Continued from previous page...

Atom-1	Atom-2	Distance(Å)	Clash(Å)
35:DF:36:VAL:O	35:DF:40:GLN:HG3	2.15	0.46
31:DA:1241:A:H2'	31:DA:1242:A:O5'	2.16	0.46
31:BA:1591:G:H8	31:BA:1591:G:C5'	2.29	0.46
1:CA:1368:G:OP2	9:CI:112:LYS:HD3	2.16	0.46
18:CR:62:GLU:O	18:CR:65:ILE:HD12	2.16	0.46
1:CA:923:A:C5'	5:CE:21:ALA:HB2	2.46	0.46
30:D8:26:LYS:HE2	30:D8:47:LYS:NZ	2.30	0.46
30:D8:48:PHE:H	30:D8:48:PHE:HD1	1.61	0.46
3:AC:134:ILE:O	3:AC:138:VAL:HG23	2.16	0.46
1:CA:1476:G:C6	1:CA:1477:C:N4	2.84	0.46
31:DA:1042:G:C5'	31:DA:1043:C:OP2	2.63	0.46
31:DA:1043:C:OP2	31:DA:1043:C:C6	2.69	0.46
31:DA:873:G:H1	31:DA:904:C:H42	1.64	0.46
31:BA:1450(A):C:N4	31:BA:1451:C:H41	2.13	0.46
31:DA:2092:U:C4	31:DA:2226:C:OP2	2.69	0.46
31:DA:373:U:H2'	31:DA:374:A:C8	2.51	0.46
1:AA:1271:G:OP1	1:AA:1314:C:H4'	2.15	0.46
1:AA:928:G:C2	1:AA:1390:U:O2	2.68	0.46
2:AB:53:ARG:HA	2:AB:56:ARG:HB2	1.97	0.46
37:BH:126:PRO:HB2	37:BH:130:ARG:NH1	2.30	0.46
1:CA:779:C:H2'	1:CA:780:A:O4'	2.15	0.46
1:CA:754:C:H3'	1:CA:754:C:O2	2.16	0.46
34:DE:176:ILE:N	34:DE:176:ILE:HD12	2.31	0.46
8:AH:41:ARG:O	8:AH:41:ARG:HG2	2.16	0.46
1:AA:1012:U:H6	1:AA:1012:U:O5'	1.99	0.46
8:CH:97:VAL:O	8:CH:100:ILE:HG13	2.16	0.46
33:DD:96:HIS:CE1	33:DD:102:LYS:HD3	2.51	0.45
44:BS:56:LEU:O	44:BS:56:LEU:HD23	2.16	0.45
44:DS:57:LYS:HG2	44:DS:58:LEU:N	2.30	0.45
31:DA:2314:C:C2	31:DA:2315:G:C8	3.04	0.45
47:BV:16:PRO:C	47:BV:98:GLU:OE2	2.54	0.45
31:DA:995:C:O2	46:DU:57:PHE:CD2	2.69	0.45
31:BA:2287:A:N3	31:BA:2289:G:C8	2.84	0.45
35:DF:20:LEU:HD13	35:DF:203:GLN:NE2	2.31	0.45
16:CP:4:ILE:HD12	16:CP:4:ILE:N	2.31	0.45
30:D8:34:TRP:HD1	31:DA:2391:G:OP1	1.99	0.45
39:DN:78:TYR:CD1	39:DN:79:PRO:CB	2.99	0.45
31:BA:910:A:H2'	31:BA:2264:C:O2'	2.16	0.45
31:BA:910:A:C8	42:BQ:13:GLN:HB2	2.50	0.45
31:DA:195:A:H61	31:DA:198:C:H3'	1.81	0.45
45:BT:31:SER:OG	45:BT:43:GLN:N	2.49	0.45
45:BT:28:VAL:CG1	45:BT:46:GLU:HB2	2.45	0.45

Continued on next page...

Continued from previous page...

Atom-1	Atom-2	Distance(Å)	Clash(Å)
1:AA:444:C:H2'	1:AA:445:G:H8	1.81	0.45
41:DP:75:ILE:N	41:DP:75:ILE:CD1	2.70	0.45
38:DI:138:ILE:HG22	38:DI:139:GLN:H	1.81	0.45
15:AO:54:ARG:HG2	15:AO:58:MET:HE1	1.97	0.45
1:CA:674:G:H2'	1:CA:675:A:C8	2.51	0.45
31:BA:2876:G:H4'	45:BT:3:ARG:HD3	1.96	0.45
31:DA:719:C:O2'	31:DA:720:C:H5'	2.16	0.45
8:CH:25:ASP:HB3	8:CH:58:TYR:CB	2.46	0.45
35:DF:162:LEU:HD12	35:DF:162:LEU:HA	1.78	0.45
9:CI:19:LEU:HB3	9:CI:59:PHE:HD2	1.81	0.45
43:BR:24:GLN:HE22	43:BR:36:THR:HG21	1.80	0.45
2:CB:7:VAL:HG12	2:CB:11:LEU:HD11	1.98	0.45
2:CB:16:HIS:CG	2:CB:213:LEU:HD13	2.51	0.45
43:DR:11:ASN:CG	43:DR:12:ARG:N	2.67	0.45
1:CA:930:C:C2'	1:CA:931:C:H5'	2.46	0.45
1:AA:322:C:C5	1:AA:328:C:C5	2.99	0.45
33:BD:173:VAL:CG2	33:BD:174:ILE:N	2.78	0.45
32:BB:86:G:C2'	32:BB:87:G:C8	2.99	0.45
31:DA:1639:U:H4'	31:DA:2699:C:H4'	1.97	0.45
34:BE:28:ALA:O	34:BE:93:VAL:HG23	2.16	0.45
38:DI:5:LEU:HD21	38:DI:19:VAL:HG12	1.97	0.45
20:AT:89:ARG:C	20:AT:91:LEU:H	2.19	0.45
6:CF:19:LEU:O	6:CF:23:LYS:HG3	2.16	0.45
31:BA:926:A:H8	31:BA:926:A:H5''	1.81	0.45
20:CT:71:THR:HG22	20:CT:72:LEU:H	1.80	0.45
46:DU:69:CYS:O	46:DU:74:LEU:HD12	2.17	0.45
31:DA:1722:A:N6	31:DA:1741:A:H2	2.13	0.45
31:DA:878:A:N6	31:DA:900:A:C8	2.85	0.45
1:CA:261:U:C5	20:CT:79:ARG:CZ	2.99	0.45
13:AM:44:ARG:CB	13:AM:46:LYS:HG2	2.45	0.45
11:CK:21:ILE:HB	11:CK:84:VAL:HA	1.98	0.45
10:AJ:75:ILE:HG13	10:AJ:76:ASN:N	2.31	0.45
6:CF:99:ALA:HB3	18:CR:29:PHE:CE2	2.50	0.45
1:CA:1498:U:H1'	1:CA:1499:A:OP2	2.17	0.45
31:DA:2784:C:H1'	34:DE:37:ARG:NH2	2.31	0.45
34:BE:37:ARG:HD3	34:BE:44:TYR:CZ	2.51	0.45
31:DA:675:A:C4	31:DA:804:A:C2	3.04	0.45
23:D1:21:ARG:HD3	23:D1:21:ARG:C	2.36	0.45
4:CD:172:PRO:O	4:CD:187:ARG:NH1	2.44	0.45
20:CT:10:LEU:O	20:CT:12:ALA:N	2.43	0.45
40:DO:34:THR:OG1	40:DO:35:VAL:N	2.48	0.45
6:CF:67:MET:CE	6:CF:75:LEU:HD12	2.46	0.45

Continued on next page...

Continued from previous page...

Atom-1	Atom-2	Distance(Å)	Clash(Å)
31:BA:481:G:HO2'	31:BA:482:A:P	2.39	0.45
31:DA:272(G):C:H42	31:DA:363(C):G:H1	1.63	0.45
32:DB:94:C:H2'	32:DB:95:C:C6	2.50	0.45
1:CA:1014:A:H2	1:CA:1219:U:O2	1.98	0.45
31:DA:1275:A:C8	43:DR:16:HIS:CD2	3.04	0.45
11:AK:48:ILE:HG22	11:AK:49:GLY:N	2.32	0.45
36:DG:13:GLU:HG3	36:DG:13:GLU:O	2.16	0.45
31:BA:2410:G:C2	31:BA:2411:A:H1'	2.51	0.45
3:AC:112:SER:O	3:AC:116:VAL:HG23	2.16	0.45
1:AA:1061:G:H5''	10:AJ:59:SER:OG	2.16	0.45
1:CA:286:G:C5	1:CA:287:U:C5	3.04	0.45
50:DY:31:LEU:HD13	50:DY:31:LEU:HA	1.53	0.45
46:BU:39:LEU:HA	46:BU:39:LEU:HD23	1.56	0.45
48:BW:46:PHE:O	48:BW:50:VAL:HG12	2.15	0.45
1:AA:389:A:H2'	1:AA:390:C:C5'	2.46	0.45
16:AP:22:THR:HG23	16:AP:32:TYR:HA	1.98	0.45
31:BA:1364:G:H5''	31:BA:1365:A:OP2	2.17	0.45
31:BA:2299:G:N1	31:BA:2318:G:C8	2.84	0.45
35:BF:3:GLU:HB2	35:BF:20:LEU:H	1.81	0.45
45:BT:66:VAL:HA	45:BT:71:GLY:HA2	1.99	0.45
30:B8:58:ILE:CG2	41:BP:49:ARG:CD	2.94	0.45
37:DH:90:LYS:CB	37:DH:159:GLU:O	2.61	0.45
44:BS:88:ASP:CG	44:BS:89:ARG:N	2.68	0.45
31:DA:993:G:C5'	47:DV:75:PHE:CE2	2.89	0.45
34:DE:28:ALA:O	34:DE:93:VAL:HG23	2.15	0.45
31:BA:1902:C:C2'	31:BA:1903:G:O5'	2.64	0.45
36:DG:139:LEU:HD23	36:DG:149:VAL:HG21	1.98	0.45
28:D6:15:GLU:OE1	28:D6:18:ARG:CG	2.65	0.45
43:DR:51:LEU:CD1	43:DR:70:LEU:HD21	2.46	0.45
41:DP:33:ARG:O	41:DP:35:HIS:O	2.34	0.45
31:DA:1190:G:O3'	41:DP:35:HIS:HB3	2.16	0.45
1:CA:336:C:H2'	1:CA:337:C:H6	1.80	0.45
45:DT:33:LYS:HB3	45:DT:41:ARG:HB3	1.97	0.45
31:BA:387:U:H4'	31:BA:388:G:O5'	2.16	0.45
40:BO:73:ASP:OD2	45:BT:32:TYR:HE1	1.98	0.45
42:DQ:22:LYS:NZ	42:DQ:25:ASP:OD1	2.49	0.45
1:CA:429:U:H4'	1:CA:430:A:O5'	2.15	0.45
35:DF:65:TRP:HZ3	35:DF:73:ALA:O	1.99	0.45
40:BO:16:ALA:HB2	40:BO:52:VAL:HG11	1.98	0.45
31:DA:2023:G:H4'	31:DA:2617:C:O3'	2.16	0.45
31:BA:271(H):G:O6	31:BA:271(Q):G:O6	2.33	0.45
37:BH:43:VAL:CG1	37:BH:53:GLU:H	2.28	0.45

Continued on next page...

Continued from previous page...

Atom-1	Atom-2	Distance(Å)	Clash(Å)
51:BZ:150:LEU:C	51:BZ:151:HIS:HD2	2.19	0.45
31:DA:529:A:N6	31:DA:2041:U:C2	2.85	0.45
31:DA:795:C:H2'	31:DA:796:C:C6	2.51	0.45
1:CA:738:C:C4	1:CA:739:C:C5	3.05	0.45
37:BH:89:ILE:HD12	37:BH:89:ILE:C	2.36	0.45
31:DA:2306:C:OP2	31:DA:2307:G:C8	2.69	0.45
31:DA:1131:G:OP1	39:DN:80:GLY:HA2	2.14	0.45
16:CP:39:TYR:CE1	16:CP:41:PRO:HA	2.51	0.45
32:DB:65:C:N4	32:DB:109:C:C2	2.84	0.45
1:AA:382:A:C2	1:AA:383:A:C4	3.04	0.45
41:DP:71:VAL:HG13	41:DP:72:PRO:N	2.31	0.45
31:BA:518:G:H2'	31:BA:519:U:H6	1.80	0.45
51:BZ:108:PRO:O	51:BZ:109:ALA:C	2.55	0.45
28:B6:20:ASN:CG	28:B6:21:TYR:N	2.70	0.45
20:AT:14:LYS:HA	20:AT:17:ARG:HE	1.81	0.45
1:AA:826:C:H4'	8:AH:12:ARG:HD3	1.98	0.45
33:BD:77:ALA:HB2	33:BD:97:TYR:CG	2.50	0.45
42:BQ:30:GLY:CA	42:BQ:107:ALA:HB2	2.44	0.45
1:AA:950:U:H6	13:AM:102:ARG:NH1	2.13	0.45
1:AA:600:C:O2'	1:AA:601:C:H5'	2.17	0.45
1:CA:1346:A:C5'	9:CI:120:ARG:HH12	2.29	0.45
31:BA:34:C:H3'	31:BA:34:C:H6	1.81	0.45
31:BA:2859:G:H4'	31:BA:2860:A:OP1	2.16	0.45
38:BI:5:LEU:HD21	38:BI:19:VAL:HG12	1.97	0.45
45:BT:56:GLY:C	45:BT:59:THR:CG2	2.84	0.45
31:DA:34:C:H3'	31:DA:34:C:H6	1.81	0.45
31:BA:109:G:H2'	31:BA:110:G:O4'	2.16	0.45
31:BA:1416:G:O2'	31:BA:1417:C:C6	2.70	0.45
1:AA:577:G:H1'	1:AA:816:A:C4	2.50	0.45
4:AD:203:VAL:O	4:AD:204:ILE:C	2.55	0.45
31:BA:2186:G:H3'	31:BA:2187:G:H5''	1.98	0.45
34:BE:179:GLU:HB3	34:BE:181:LEU:HD22	1.97	0.45
1:AA:457:C:H2'	1:AA:458:C:C6	2.51	0.45
1:AA:730:G:O2'	1:AA:766:A:H5'	2.16	0.45
15:CO:74:ASP:HA	15:CO:75:PRO:HD2	1.78	0.45
31:DA:716:A:H2'	31:DA:717:G:O5'	2.16	0.45
31:BA:2705:A:H2'	31:BA:2706:G:O4'	2.17	0.45
31:DA:838:C:C4	31:DA:839:U:C5	3.05	0.45
51:DZ:33:LEU:HD12	51:DZ:33:LEU:HA	1.74	0.45
31:DA:614:U:H5'	31:DA:614(C):A:N6	2.31	0.45
20:AT:73:HIS:HB3	20:AT:74:LYS:H	1.60	0.45
11:AK:48:ILE:HG21	11:AK:63:LEU:HD13	1.98	0.45

Continued on next page...

Continued from previous page...

Atom-1	Atom-2	Distance(Å)	Clash(Å)
32:DB:14:U:H5'	32:DB:71:C:O4'	2.16	0.45
30:B8:2:PRO:O	30:B8:3:LYS:C	2.53	0.45
1:AA:527:G:O2'	1:AA:528:C:H5'	2.16	0.45
31:DA:2402:C:C3'	31:DA:2403:C:H5'	2.45	0.45
1:CA:694:A:C2	1:CA:695:A:H1'	2.50	0.45
40:BO:9:GLU:O	40:BO:83:ALA:HA	2.17	0.45
31:DA:94:C:O2	31:DA:94:C:H2'	2.15	0.45
49:BX:55:ASN:HB2	49:BX:78:LYS:CD	2.46	0.45
31:BA:197:A:H5'	31:BA:197:A:H8	1.81	0.45
32:BB:45:A:H1'	36:BG:95:ARG:NH2	2.31	0.45
47:DV:69:LYS:O	47:DV:70:ILE:HG23	2.15	0.45
24:B2:48:HIS:ND1	24:B2:48:HIS:O	2.50	0.45
31:BA:1225:G:OP1	47:BV:88:ARG:CB	2.64	0.45
35:DF:20:LEU:O	35:DF:23:ASP:HB2	2.16	0.45
41:BP:140:ALA:O	41:BP:141:ALA:CB	2.64	0.45
31:DA:954:G:C4	31:DA:955:C:C6	3.03	0.45
47:DV:40:LEU:HD12	47:DV:40:LEU:C	2.37	0.45
28:B6:11:LEU:HD11	28:B6:51:GLU:HB2	1.97	0.45
31:BA:2470:G:C6	31:BA:2471:C:C5	3.05	0.45
30:D8:58:ILE:CG2	41:DP:49:ARG:CD	2.95	0.45
30:D8:59:LYS:HB3	30:D8:59:LYS:HE3	1.65	0.45
41:DP:35:HIS:O	41:DP:36:LYS:CB	2.64	0.45
41:DP:38:GLN:HG3	41:DP:39:LYS:N	2.24	0.45
45:BT:28:VAL:HG13	45:BT:46:GLU:CB	2.44	0.45
31:BA:2017:U:H5''	31:BA:2018:G:OP2	2.15	0.45
31:BA:1528:A:O2'	31:BA:1528(A):A:C8	2.62	0.45
31:DA:480:A:OP2	50:DY:46:LYS:HD3	2.17	0.45
38:BI:138:ILE:HG22	38:BI:139:GLN:N	2.31	0.45
10:CJ:49:VAL:HG11	14:CN:41:ARG:O	2.16	0.45
37:DH:157:TYR:O	37:DH:158:HIS:HB2	2.17	0.45
10:CJ:30:SER:HB2	10:CJ:80:LYS:HG3	1.98	0.45
31:DA:1478:G:O2'	31:DA:1558:A:C2	2.70	0.45
25:D3:46:ASN:ND2	31:DA:851:U:C4'	2.79	0.45
11:CK:58:PRO:HA	11:CK:90:GLY:HA2	1.99	0.45
13:AM:45:VAL:HA	13:AM:48:LEU:HD13	1.97	0.45
31:DA:2803:C:OP2	31:DA:2803:C:H3'	2.17	0.45
1:CA:826:C:H4'	8:CH:12:ARG:HD3	1.98	0.45
6:AF:19:LEU:HD11	6:AF:59:TYR:CD2	2.51	0.45
1:CA:657:G:N2	1:CA:750:G:C8	2.84	0.45
1:CA:602:A:C2	1:CA:637:G:C2	3.04	0.45
3:CC:125:GLU:HA	3:CC:191:THR:CG2	2.45	0.45
22:B0:77:ARG:NH2	31:BA:857:C:OP1	2.43	0.45

Continued on next page...

Continued from previous page...

Atom-1	Atom-2	Distance(Å)	Clash(Å)
33:BD:70:TRP:CZ3	33:BD:146:GLU:OE2	2.69	0.45
31:DA:2584:U:H6	31:DA:2585:U:C5	2.34	0.45
1:AA:577:G:C1'	1:AA:816:A:C4	3.00	0.45
1:CA:981:U:O5'	1:CA:981:U:H6	1.99	0.45
4:CD:58:LEU:HD23	4:CD:206:PHE:CZ	2.51	0.45
11:CK:41:THR:CG2	11:CK:42:TRP:H	2.29	0.45
32:DB:60:C:N3	32:DB:61:G:N7	2.63	0.45
1:CA:96:U:O2'	1:CA:97:G:H8	2.00	0.45
31:DA:2186:G:H3'	31:DA:2187:G:H5''	1.98	0.45
1:CA:1250:A:N6	1:CA:1251:A:C6	2.85	0.45
37:BH:68:THR:O	37:BH:69:ARG:C	2.54	0.45
4:CD:96:LEU:HD22	4:CD:96:LEU:N	2.30	0.45
2:CB:25:ASN:HA	2:CB:26:PRO:HD2	1.70	0.45
43:DR:75:LEU:CD1	43:DR:75:LEU:C	2.84	0.45
51:DZ:29:TYR:HA	51:DZ:33:LEU:O	2.16	0.45
1:AA:994:A:H62	1:AA:1046:A:H2	1.64	0.45
31:BA:1865:G:N2	31:BA:1877:A:C8	2.85	0.45
5:CE:135:THR:O	5:CE:138:ALA:HB3	2.16	0.45
31:DA:1866:C:H2'	31:DA:1876:A:O4'	2.17	0.45
19:CS:22:LEU:O	19:CS:26:GLY:HA2	2.17	0.45
1:AA:299:G:C5	1:AA:300:A:C6	3.05	0.45
31:BA:2773:C:O2'	31:BA:2774:C:H5'	2.17	0.45
1:CA:41:G:H2'	1:CA:42:G:H8	1.80	0.45
51:DZ:14:LYS:HB2	51:DZ:17:ALA:HB3	1.98	0.45
32:BB:71:C:O2	32:BB:71:C:C2'	2.62	0.45
1:CA:586:C:H2'	1:CA:587:G:H5'	1.98	0.45
1:AA:84:U:H5	1:AA:88:A:N7	2.14	0.45
3:AC:112:SER:HB3	3:AC:115:LEU:HD12	1.99	0.45
1:CA:1433:A:N1	1:CA:1434:A:C2	2.85	0.45
31:BA:745:G:H5''	31:BA:746:A:OP2	2.17	0.45
4:AD:82:ALA:O	4:AD:83:SER:C	2.55	0.45
31:BA:601:C:O2	31:BA:605:C:H4'	2.15	0.45
1:AA:909:A:H2'	1:AA:910:C:O4'	2.16	0.45
51:DZ:100:VAL:O	51:DZ:101:PRO:O	2.35	0.45
44:DS:58:LEU:HA	44:DS:58:LEU:HD12	1.81	0.45
24:D2:25:VAL:HG13	24:D2:26:ARG:CD	2.41	0.45
37:DH:137:ASP:HB3	37:DH:140:LYS:H	1.81	0.45
37:DH:138:LYS:C	37:DH:140:LYS:N	2.70	0.45
34:DE:51:PHE:CE1	34:DE:52:LEU:HG	2.50	0.45
44:DS:87:PHE:HE2	44:DS:97:ARG:NH2	2.05	0.45
47:BV:25:LEU:HD12	47:BV:94:LEU:HD22	1.99	0.45
31:BA:1225:G:P	47:BV:88:ARG:HB3	2.57	0.45

Continued on next page...

Continued from previous page...

Atom-1	Atom-2	Distance(Å)	Clash(Å)
31:BA:1020:A:N1	31:BA:1141:U:O2'	2.42	0.45
31:BA:2393:A:OP1	41:BP:62:LEU:HD12	2.17	0.45
50:BY:75:ILE:HD11	50:BY:80:GLY:N	2.30	0.45
31:DA:2223:G:H2'	31:DA:2224:G:C5'	2.40	0.45
36:DG:86:MET:HB2	36:DG:87:PRO:HD2	1.98	0.45
30:D8:58:ILE:O	30:D8:61:LEU:HG	2.16	0.45
31:DA:197:A:H8	31:DA:197:A:H5'	1.81	0.45
31:DA:251:A:C5'	41:DP:51:PHE:HZ	2.29	0.45
45:DT:33:LYS:HD3	45:DT:33:LYS:HA	1.44	0.45
30:D8:2:PRO:N	31:DA:591:C:O2	2.49	0.45
45:BT:27:THR:OG1	45:BT:28:VAL:N	2.49	0.45
45:BT:38:ASN:ND2	45:BT:38:ASN:C	2.69	0.45
31:BA:1300:U:H5''	31:BA:1300:U:O2'	2.17	0.45
42:DQ:20:ALA:CB	42:DQ:98:LYS:HB3	2.47	0.45
4:CD:18:LYS:C	4:CD:19:LEU:HG	2.37	0.45
33:DD:238:GLY:O	33:DD:239:ARG:HB2	2.16	0.45
1:CA:1031:G:H2'	1:CA:1032:G:C8	2.51	0.45
1:AA:250:A:C1'	1:AA:251:G:OP2	2.64	0.45
50:DY:45:VAL:HG22	50:DY:62:GLU:CB	2.46	0.45
31:DA:2031:A:N3	31:DA:2455:G:O2'	2.42	0.45
14:CN:41:ARG:HG3	14:CN:42:ILE:HD13	1.97	0.45
31:DA:2306:C:OP2	31:DA:2307:G:H8	2.00	0.45
31:DA:1323:U:H2'	31:DA:1324:G:H5'	1.98	0.45
31:BA:2580:U:C4'	34:BE:131:ALA:H	2.28	0.45
9:AI:19:LEU:HB3	9:AI:59:PHE:HD2	1.82	0.45
43:DR:71:GLN:NE2	43:DR:71:GLN:HA	2.26	0.45
13:AM:19:LEU:HD11	13:AM:56:LEU:HD11	1.98	0.45
38:DI:9:LEU:N	38:DI:13:GLY:HA2	2.27	0.45
1:AA:940:C:H2'	1:AA:941:G:H8	1.81	0.45
1:AA:1128:C:O2'	1:AA:1130:A:C8	2.51	0.45
1:CA:1452:C:H5'	1:CA:1456:G:C5	2.51	0.45
1:CA:688:G:H2'	1:CA:689:C:C6	2.51	0.45
1:CA:688:G:H2'	1:CA:689:C:H6	1.82	0.45
1:CA:1129:C:H4'	1:CA:1130:A:H5'	1.98	0.45
1:AA:951:G:C6	1:AA:1231:G:C6	3.04	0.45
31:BA:877:U:C2'	31:BA:878:A:H5''	2.46	0.45
4:CD:112:VAL:HG13	4:CD:113:SER:N	2.31	0.45
10:AJ:32:ALA:HB3	10:AJ:76:ASN:HB3	1.97	0.45
1:CA:577:G:H1'	1:CA:816:A:N3	2.32	0.45
31:BA:272(J):C:H2'	31:BA:274:G:OP1	2.15	0.45
1:CA:112:G:N3	1:CA:112:G:H2'	2.31	0.45
36:BG:25:TYR:CZ	36:BG:32:PRO:HD3	2.51	0.45

Continued on next page...

Continued from previous page...

Atom-1	Atom-2	Distance(Å)	Clash(Å)
27:B5:11:THR:CG2	31:BA:1264:G:H5'	2.46	0.45
27:B5:11:THR:HG23	31:BA:1264:G:H5'	1.99	0.45
1:AA:867:G:N2	1:AA:868:C:C2	2.85	0.45
1:AA:1250:A:N6	1:AA:1251:A:C6	2.84	0.45
38:DI:28:ASN:C	38:DI:32:PRO:HG2	2.37	0.45
31:DA:641:C:O2'	31:DA:2350:C:OP1	2.29	0.45
31:DA:2704:C:H2'	31:DA:2705:A:O4'	2.16	0.45
31:DA:985:C:H2'	31:DA:986:C:C6	2.48	0.45
1:AA:1085:U:C2	1:AA:1094:G:O6	2.70	0.45
1:AA:1206:G:O6	1:AA:1207:G:C6	2.69	0.45
31:BA:2703:C:H2'	31:BA:2704:C:C6	2.51	0.45
2:CB:144:ARG:HA	2:CB:147:LYS:CB	2.46	0.45
1:CA:299:G:C6	1:CA:300:A:C6	3.04	0.45
31:DA:753:C:O5'	31:DA:753:C:C6	2.70	0.45
13:CM:94:ARG:O	13:CM:96:LEU:HG	2.16	0.45
40:DO:87:ILE:CG2	40:DO:88:ASN:N	2.79	0.45
48:DW:28:SER:O	48:DW:29:LEU:C	2.55	0.45
32:DB:78:A:H2'	32:DB:79:C:O4'	2.16	0.45
12:CL:126:LYS:HE2	12:CL:128:ALA:H	1.80	0.45
31:DA:1956:U:H2'	31:DA:1957:C:H5'	1.98	0.45
31:BA:1804:C:O2'	31:BA:1805:U:H5'	2.17	0.45
1:CA:1272:G:C6	1:CA:1273:G:N7	2.85	0.45
31:BA:1747(A):G:O2'	31:BA:1748:G:H5'	2.16	0.45
19:CS:10:PHE:HE2	19:CS:37:ARG:O	1.99	0.45
44:BS:19:LYS:CG	44:BS:19:LYS:O	2.64	0.45
4:CD:146:ILE:HD12	4:CD:146:ILE:H	1.80	0.45
4:CD:150:GLU:H	4:CD:150:GLU:CD	2.20	0.45
31:DA:130:C:H2'	31:DA:131:G:H5''	1.98	0.45
33:BD:33:LEU:O	33:BD:35:LYS:N	2.50	0.45
16:AP:4:ILE:HG13	16:AP:21:VAL:CG1	2.30	0.45
51:BZ:48:PHE:HE2	51:BZ:71:VAL:HG11	1.82	0.45
37:BH:85:LYS:HE2	37:BH:145:ALA:N	2.31	0.45
24:D2:14:ARG:HE	24:D2:14:ARG:HB3	1.64	0.45
49:BX:25:LYS:HG3	49:BX:26:TYR:CD1	2.51	0.45
31:BA:251:A:C5'	41:BP:51:PHE:HZ	2.29	0.45
31:DA:1341:U:H2'	31:DA:1397:U:O2	2.17	0.45
31:DA:1341:U:C2'	31:DA:1397:U:O2	2.64	0.45
31:DA:2333:A:C2'	31:DA:2334:G:OP2	2.65	0.45
31:BA:1826:G:H2'	31:BA:1827:C:H6	1.82	0.45
39:BN:87:LEU:O	39:BN:88:GLU:C	2.54	0.45
28:B6:40:CYS:SG	28:B6:45:LYS:CD	3.04	0.45
1:CA:49:U:C2	1:CA:361:G:N2	2.85	0.45

Continued on next page...

Continued from previous page...

Atom-1	Atom-2	Distance(Å)	Clash(Å)
31:DA:2327:A:C6	31:DA:2328:A:C6	3.04	0.45
46:DU:61:TRP:O	46:DU:62:ILE:C	2.53	0.45
50:BY:80:GLY:O	50:BY:81:LYS:HB2	2.17	0.45
49:DX:34:ALA:C	49:DX:36:LYS:N	2.69	0.45
34:BE:57:LYS:O	34:BE:59:VAL:N	2.47	0.45
31:DA:1025:G:H8	31:DA:1025:G:OP1	1.99	0.45
10:CJ:84:GLN:O	10:CJ:88:LEU:CB	2.64	0.45
1:CA:509:A:H2'	1:CA:510:A:N7	2.31	0.45
1:CA:542:G:H5'	4:CD:41:GLY:CA	2.46	0.45
1:CA:1216:G:H5''	14:CN:5:ALA:HB2	1.99	0.45
29:D7:13:ALA:HB1	31:DA:125:G:H1'	1.98	0.45
50:DY:45:VAL:HG11	50:DY:60:PHE:C	2.36	0.45
3:AC:36:ASP:HB3	3:AC:40:ARG:HH12	1.80	0.45
1:AA:1065:U:H4'	1:AA:1066:C:O5'	2.17	0.45
31:DA:1327:C:O2'	31:DA:1328:G:H5'	2.17	0.45
50:BY:46:LYS:C	50:BY:47:LYS:CD	2.85	0.45
39:BN:75:TYR:CE2	39:BN:83:LYS:NZ	2.85	0.45
1:CA:1098:C:N3	1:CA:1099:G:C8	2.84	0.45
41:BP:83:VAL:HG12	41:BP:112:LEU:HD21	1.98	0.45
22:B0:72:ARG:O	22:B0:73:GLY:C	2.52	0.45
31:DA:916:G:O2'	31:DA:917:A:H5''	2.16	0.45
25:D3:9:VAL:HG11	25:D3:55:ARG:HG3	1.96	0.45
2:CB:19:HIS:CG	2:CB:20:GLU:N	2.84	0.45
41:DP:124:LYS:HG2	41:DP:143:GLY:HA3	1.98	0.45
31:DA:848:G:C4	31:DA:933:A:C8	3.04	0.45
13:CM:19:LEU:HD11	13:CM:56:LEU:HD11	1.98	0.45
32:BB:15:A:H5'	32:BB:16:G:H8	1.75	0.45
1:AA:830:G:C5	1:AA:831:U:C5	3.05	0.45
1:CA:827:U:H6	1:CA:827:U:O5'	1.98	0.45
45:DT:57:PHE:O	45:DT:58:ASN:ND2	2.49	0.45
31:BA:2100:G:O6	31:BA:2189:U:O4	2.35	0.45
9:CI:124:GLN:HB3	9:CI:125:TYR:H	1.45	0.45
20:AT:61:SER:OG	20:AT:65:LYS:HE3	2.17	0.45
31:BA:448:U:H3'	31:BA:449:A:H5'	1.98	0.45
24:B2:34:GLU:O	24:B2:34:GLU:HG2	2.16	0.45
37:DH:99:VAL:O	37:DH:102:ALA:HB3	2.16	0.45
31:DA:2836:U:C4	31:DA:2883:A:N6	2.85	0.45
1:AA:1054:C:OP1	1:AA:1197:G:OP2	2.35	0.45
31:DA:174:C:H2'	31:DA:175:G:H5''	1.98	0.45
31:BA:2784:C:H1'	34:BE:37:ARG:NH2	2.32	0.45
4:CD:61:LYS:HA	4:CD:203:VAL:HG22	1.98	0.45
31:DA:493:G:H2'	31:DA:494:G:H5''	1.99	0.45

Continued on next page...

Continued from previous page...

Atom-1	Atom-2	Distance(Å)	Clash(Å)
19:AS:48:THR:HG22	19:AS:61:TYR:CD1	2.52	0.45
31:BA:2543:G:H8	31:BA:2543:G:H5'	1.81	0.45
1:CA:69:G:C2	1:CA:70:G:C8	3.05	0.45
7:AG:101:LEU:O	7:AG:105:VAL:HG23	2.16	0.45
31:BA:362:U:C3'	31:BA:362:U:C6	3.00	0.45
36:BG:91:ARG:O	36:BG:91:ARG:HD2	2.16	0.45
31:DA:226:G:H21	31:DA:228:A:H62	1.65	0.45
31:BA:873:G:H1	31:BA:904:C:H42	1.63	0.45
36:DG:37:VAL:O	36:DG:94:LEU:HG	2.16	0.45
1:CA:189(F):U:O4	17:CQ:63:ARG:N	2.39	0.45
31:DA:2228:G:C5	31:DA:2229:C:C4	3.04	0.45
31:DA:1465:G:C2	31:DA:1466:G:C4	3.05	0.45
31:DA:13:A:N1	31:DA:525:U:H2'	2.32	0.45
31:BA:1669:A:H5''	31:BA:2550:G:OP1	2.17	0.45
31:BA:2592:G:H2'	31:BA:2593:U:O4'	2.17	0.45
1:CA:655:A:C2	1:CA:754:C:N4	2.85	0.45
31:BA:699:A:H2'	31:BA:700:G:O4'	2.17	0.45
1:CA:1350:A:H2'	1:CA:1351:U:C6	2.51	0.45
31:BA:1461:G:C2'	31:BA:1462:C:H5'	2.47	0.45
2:CB:160:ASP:O	2:CB:183:PRO:HD2	2.16	0.45
35:DF:108:LYS:O	35:DF:111:ALA:HB3	2.16	0.45
46:DU:17:ILE:HG23	46:DU:39:LEU:HD12	1.98	0.45
31:DA:21:A:O2'	31:DA:22:C:H5'	2.16	0.45
31:DA:2776:A:N1	31:DA:2778:A:C2	2.85	0.45
11:AK:105:VAL:HG23	11:AK:105:VAL:O	2.15	0.45
31:BA:990:A:OP2	31:BA:991:C:OP2	2.35	0.45
16:AP:4:ILE:N	16:AP:4:ILE:HD12	2.32	0.45
32:DB:31:C:O2	32:DB:52:A:H2	2.00	0.45
39:BN:112:LEU:HD12	39:BN:112:LEU:C	2.35	0.45
27:B5:31:VAL:HB	27:B5:32:PRO:HD2	1.98	0.45
37:DH:117:PRO:HA	37:DH:123:PHE:HE1	1.82	0.45
32:BB:42:C:O2	36:BG:93:THR:N	2.49	0.45
31:DA:1797:C:O2'	33:DD:259:THR:HB	2.16	0.45
47:BV:62:LEU:CB	47:BV:98:GLU:HA	2.43	0.45
31:DA:1225:G:P	47:DV:88:ARG:HB3	2.57	0.45
49:DX:29:TRP:CE3	49:DX:76:ARG:HB3	2.51	0.45
49:DX:77:LYS:HD3	49:DX:78:LYS:HD2	1.97	0.45
44:DS:95:HIS:O	44:DS:98:VAL:CG2	2.65	0.45
12:CL:93:LEU:O	12:CL:94:PRO:C	2.54	0.45
31:DA:309:G:N3	31:DA:329:G:O2'	2.45	0.45
46:BU:92:ARG:NH1	47:BV:11:GLN:O	2.50	0.45
31:BA:2469:A:O2'	42:BQ:56:ARG:CG	2.60	0.45

Continued on next page...

Continued from previous page...

Atom-1	Atom-2	Distance(Å)	Clash(Å)
31:BA:686:G:N2	31:BA:788:A:H61	2.15	0.45
34:DE:111:ARG:HD2	34:DE:160:TYR:CD1	2.52	0.45
36:BG:63:ILE:HD13	36:BG:141:PHE:CE2	2.51	0.45
31:BA:2023:G:H4'	31:BA:2617:C:O3'	2.16	0.45
35:BF:81:PRO:HB3	35:BF:87:GLY:O	2.17	0.45
31:DA:547:A:O2'	31:DA:548:A:OP2	2.30	0.45
50:BY:68:HIS:H	50:BY:71:LYS:NZ	2.11	0.45
1:CA:1190:G:OP1	3:CC:5:ILE:N	2.42	0.45
1:AA:675:A:H2'	1:AA:676:A:H8	1.82	0.45
31:DA:858:U:O2	31:DA:2268:A:H2'	2.17	0.45
37:BH:45:VAL:CG1	37:BH:46:GLU:N	2.76	0.45
8:AH:25:ASP:HB3	8:AH:58:TYR:CB	2.47	0.45
35:DF:89:VAL:CG1	35:DF:90:PHE:N	2.70	0.45
31:DA:2808:U:O2'	31:DA:2809:A:H5'	2.16	0.45
1:CA:683:G:C6	1:CA:684:A:C6	3.05	0.45
51:DZ:104:PHE:HA	51:DZ:139:VAL:HB	1.99	0.45
1:AA:561:U:HO2'	1:AA:562:C:P	2.31	0.45
31:DA:2801:A:O2'	31:DA:2895:U:C4'	2.61	0.45
1:AA:1130:A:H1'	1:AA:1146:A:C2	2.52	0.45
1:AA:942:G:C2	1:AA:1342:C:C2	3.05	0.45
31:BA:916:G:O2'	31:BA:917:A:H5''	2.16	0.45
1:AA:945:G:N1	1:AA:1337:G:C2	2.84	0.45
31:DA:2100:G:O6	31:DA:2189:U:O4	2.34	0.45
1:AA:336:C:H2'	1:AA:337:C:H6	1.82	0.45
31:DA:1531:C:H5'	31:DA:1532:C:OP2	2.16	0.45
50:DY:90:LEU:HD12	50:DY:91:GLU:HG2	1.97	0.45
31:BA:2392:A:O4'	31:BA:2392:A:N3	2.48	0.45
31:BA:2102:U:C4	31:BA:2103:C:N4	2.85	0.45
1:CA:33:A:H2'	1:CA:34:C:C6	2.52	0.45
36:DG:67:LYS:HD2	36:DG:67:LYS:H	1.80	0.45
13:AM:29:ARG:HA	13:AM:32:GLU:HB3	1.99	0.45
39:DN:99:LEU:HD22	39:DN:99:LEU:HA	1.61	0.45
32:DB:2:C:H2'	32:DB:3:C:H6	1.81	0.45
31:DA:2592:G:H2'	31:DA:2593:U:O4'	2.16	0.45
1:CA:11:G:C6	1:CA:12:U:C4	3.05	0.45
31:BA:282:A:C4	31:BA:359:A:C2	3.05	0.45
43:DR:100:LEU:HD11	43:DR:113:LEU:HD13	1.98	0.45
31:DA:616:G:H2'	31:DA:618:C:O4'	2.17	0.45
1:CA:1061:G:H5''	10:CJ:59:SER:OG	2.17	0.45
40:BO:12:ASP:C	40:BO:99:PHE:HE2	2.19	0.45
25:D3:36:VAL:HG23	25:D3:36:VAL:O	2.16	0.45
2:CB:142:LEU:C	2:CB:142:LEU:HD23	2.37	0.45

Continued on next page...

Continued from previous page...

Atom-1	Atom-2	Distance(Å)	Clash(Å)
45:DT:87:ASP:OD1	45:DT:87:ASP:N	2.49	0.45
5:CE:39:GLY:O	5:CE:69:VAL:N	2.40	0.45
1:CA:99:U:O2'	1:CA:100:C:H5'	2.17	0.45
33:BD:25:THR:CG2	33:BD:25:THR:O	2.62	0.45
1:AA:374:A:C6	1:AA:375:U:C4	3.05	0.45
50:DY:28:LYS:C	50:DY:30:VAL:H	2.20	0.45
31:BA:2820:A:C8	34:BE:109:LYS:HE3	2.52	0.45
34:BE:111:ARG:HD2	34:BE:160:TYR:CE1	2.52	0.45
34:BE:114:ALA:HB3	34:BE:160:TYR:HB3	1.98	0.45
43:BR:5:LYS:N	43:BR:5:LYS:CD	2.79	0.45
32:BB:28:C:H2'	32:BB:29:A:O4'	2.17	0.45
39:BN:55:VAL:HG12	39:BN:125:GLY:HA3	1.98	0.45
31:BA:2885:C:H2'	31:BA:2886:G:O5'	2.17	0.45
37:BH:118:PRO:HG2	37:BH:121:ILE:HD12	1.98	0.45
34:BE:51:PHE:HB3	34:BE:76:ARG:HB3	1.98	0.45
47:DV:22:VAL:O	47:DV:23:GLU:CB	2.53	0.45
47:DV:66:ARG:HD3	47:DV:67:GLY:N	2.32	0.45
24:B2:14:ARG:CD	24:B2:57:ILE:HB	2.47	0.45
44:DS:16:ASN:HB3	44:DS:20:ARG:NH2	2.32	0.45
44:DS:95:HIS:O	44:DS:97:ARG:O	2.33	0.45
32:DB:75:G:N3	51:DZ:85:HIS:CE1	2.85	0.45
46:BU:92:ARG:HH22	47:BV:10:LYS:HG2	1.81	0.45
49:BX:31:HIS:C	49:BX:31:HIS:CD2	2.90	0.45
28:B6:10:LEU:CD2	28:B6:10:LEU:N	2.80	0.45
30:B8:32:LEU:HB2	30:B8:34:TRP:H	1.82	0.45
30:D8:30:ARG:HB2	31:DA:2393:A:OP1	2.17	0.45
40:DO:50:GLY:C	40:DO:52:VAL:N	2.70	0.45
50:DY:75:ILE:HA	50:DY:75:ILE:HD13	1.50	0.45
49:DX:31:HIS:CD2	49:DX:31:HIS:C	2.90	0.45
31:DA:1141:U:P	39:DN:25:ARG:HH12	2.40	0.45
32:DB:7:G:O5'	44:DS:29:PHE:CE1	2.70	0.45
1:AA:509:A:H2'	1:AA:510:A:N7	2.32	0.45
2:AB:67:THR:HG21	2:AB:155:LEU:HD21	1.99	0.45
2:AB:84:GLU:HB3	2:AB:219:VAL:CG2	2.34	0.45
1:CA:1507:A:C8	1:CA:1530:G:N2	2.84	0.45
48:BW:8:ARG:HA	48:BW:102:HIS:CD2	2.52	0.45
1:AA:673:G:H2'	1:AA:674:G:H8	1.79	0.45
31:BA:2655:G:O2'	31:BA:2656:U:H5	1.99	0.45
2:CB:15:VAL:HG21	2:CB:209:ARG:HH21	1.82	0.45
25:D3:46:ASN:O	25:D3:50:VAL:HG22	2.17	0.45
31:BA:2807:G:H22	31:BA:2892:A:N6	2.15	0.45
1:CA:939:G:C6	1:CA:940:C:N4	2.85	0.45

Continued on next page...

Continued from previous page...

Atom-1	Atom-2	Distance(Å)	Clash(Å)
1:CA:1128:C:N3	1:CA:1139:G:C6	2.85	0.45
31:DA:878:A:H2'	31:DA:879:G:H5'	1.97	0.45
33:BD:12:SER:O	33:BD:16:MET:HB2	2.17	0.45
33:BD:13:ARG:HA	33:BD:16:MET:HE3	1.97	0.45
6:CF:76:ALA:O	6:CF:80:ARG:HG3	2.17	0.45
3:CC:155:GLY:O	3:CC:196:LEU:HD13	2.16	0.45
34:BE:70:ALA:O	34:BE:72:VAL:C	2.55	0.45
1:AA:1250:A:C6	1:AA:1251:A:C6	3.05	0.45
1:AA:764:C:C2	1:AA:765:G:C8	3.05	0.45
46:DU:112:ARG:HG2	46:DU:112:ARG:HH11	1.82	0.45
5:AE:6:PHE:HD2	5:AE:36:ASP:HB3	1.81	0.45
35:BF:136:THR:HG22	35:BF:140:LEU:CD2	2.47	0.45
31:DA:231:C:O2'	31:DA:232:G:H5'	2.17	0.45
2:CB:67:THR:HG21	2:CB:155:LEU:HD21	1.99	0.45
31:DA:1316:U:H2'	31:DA:1317:A:C8	2.52	0.45
1:AA:948:C:C5	13:AM:106:ASN:ND2	2.84	0.45
5:CE:147:ASP:N	5:CE:147:ASP:OD2	2.50	0.45
8:CH:44:PHE:HA	8:CH:79:VAL:CG1	2.46	0.45
2:AB:144:ARG:HA	2:AB:147:LYS:CB	2.46	0.45
31:BA:2461:C:H2'	31:BA:2462:U:H6	1.81	0.45
5:AE:80:ILE:HD11	5:AE:138:ALA:HB1	1.98	0.45
9:AI:50:LEU:HD22	9:AI:55:ALA:O	2.16	0.45
1:CA:28:G:C6	1:CA:29:G:C5	3.05	0.45
31:BA:1353:A:H5''	33:BD:38:LYS:NZ	2.32	0.45
33:DD:3:VAL:H	33:DD:20:ASP:HB2	1.82	0.45
2:AB:24:TRP:CZ3	2:AB:26:PRO:HA	2.52	0.45
1:CA:1254:C:OP1	10:CJ:45:ARG:HG2	2.16	0.45
31:DA:1518:U:H2'	31:DA:1519:G:O4'	2.17	0.45
31:DA:1517:G:H2'	31:DA:1518:U:O4'	2.16	0.45
51:BZ:127:LYS:HB3	51:BZ:162:GLU:HG3	1.99	0.45
31:DA:375:C:H2'	31:DA:376:C:C6	2.52	0.45
31:DA:930:U:O4'	31:DA:930:U:O2	2.32	0.45
34:BE:120:TRP:CD2	34:BE:155:LYS:HD3	2.52	0.45
23:B1:13:ILE:HG21	23:B1:63:ALA:HB3	1.99	0.45
31:BA:2314:C:C2	31:BA:2315:G:C8	3.05	0.45
42:BQ:141:GLN:HB3	51:BZ:70:LEU:HD13	1.99	0.45
27:D5:49:CYS:O	27:D5:50:GLY:C	2.55	0.45
24:D2:41:ILE:HG13	31:DA:94(A):G:H22	1.82	0.45
31:BA:1803:A:H2	31:BA:1822:G:N3	2.14	0.45
44:BS:95:HIS:O	44:BS:96:GLY:C	2.54	0.45
44:DS:90:GLY:C	44:DS:92:TYR:H	2.19	0.45
31:BA:1593:G:H2'	31:BA:1594:G:C8	2.52	0.45

Continued on next page...

Continued from previous page...

Atom-1	Atom-2	Distance(Å)	Clash(Å)
36:DG:63:ILE:HD13	36:DG:141:PHE:CE2	2.51	0.45
28:B6:43:CYS:O	28:B6:44:ARG:CB	2.65	0.45
22:D0:16:SER:CB	31:DA:2262:U:OP2	2.65	0.45
1:AA:612:C:O2	1:AA:629:G:N2	2.50	0.45
39:DN:78:TYR:N	39:DN:79:PRO:HD3	2.31	0.45
31:DA:973:A:O4'	31:DA:1188:U:C6	2.70	0.45
45:BT:35:LYS:C	45:BT:37:GLY:N	2.71	0.45
4:CD:10:ARG:HA	4:CD:13:ARG:HG3	1.98	0.45
15:AO:55:GLY:O	15:AO:56:LEU:C	2.55	0.45
31:DA:271(P):C:O3'	38:DI:42:SER:OG	2.34	0.45
31:BA:2850:A:C2	31:BA:2851:A:C4	3.05	0.45
43:BR:9:LYS:O	43:BR:10:LEU:CG	2.64	0.45
31:DA:2849:U:H5'	31:DA:2867:G:H21	1.82	0.45
46:DU:104:GLN:HB2	47:DV:43:GLU:CD	2.37	0.45
31:DA:142:A:C5'	31:DA:142(A):C:H5	2.30	0.45
50:BY:45:VAL:HG21	50:BY:62:GLU:N	2.31	0.45
31:BA:997:G:C2'	31:BA:998:C:H5'	2.47	0.45
13:AM:81:LEU:HD11	13:AM:88:ARG:HH12	1.82	0.45
25:D3:6:VAL:HG12	25:D3:54:VAL:CG1	2.47	0.45
2:CB:35:GLU:HA	2:CB:39:ILE:O	2.17	0.45
1:CA:683:G:C2	1:CA:708:C:N3	2.84	0.45
1:AA:192:U:H4'	20:AT:57:ARG:HD2	1.98	0.45
1:CA:1226:C:N4	13:CM:104:ARG:HD2	2.32	0.45
28:B6:48:VAL:O	28:B6:49:HIS:O	2.35	0.45
1:AA:410:G:OP2	4:AD:25:ARG:HG3	2.17	0.45
1:AA:185:A:C6	1:AA:186:C:N4	2.85	0.45
5:CE:6:PHE:HD2	5:CE:36:ASP:HB3	1.81	0.45
36:DG:18:GLU:HG2	36:DG:175:LEU:HD21	1.98	0.45
3:AC:11:ARG:HB3	3:AC:15:THR:HB	1.98	0.45
40:DO:3:GLN:HG3	40:DO:4:PRO:HD2	1.99	0.45
8:CH:103:VAL:HG21	8:CH:109:ILE:C	2.36	0.45
1:AA:1237:C:H42	1:AA:1337:G:H1	1.65	0.45
33:BD:246:PRO:HG2	33:BD:255:LYS:HG2	1.99	0.45
31:DA:1722:A:C2	31:DA:1740:G:H2'	2.52	0.45
31:DA:109:G:H2'	31:DA:110:G:O4'	2.17	0.45
7:CG:111:ARG:CZ	7:CG:122:HIS:HB3	2.47	0.45
31:BA:2630:G:C8	31:BA:2894:G:C2	3.04	0.45
1:AA:447:G:C6	1:AA:485:G:H1'	2.51	0.45
1:CA:1496:C:H2'	1:CA:1497:G:O4'	2.17	0.45
1:CA:1499:A:H1'	1:CA:1520:G:H5'	1.99	0.45
1:CA:577:G:C4	1:CA:578:C:C5	3.05	0.45
1:CA:1054:C:C2'	1:CA:1055:A:H5''	2.46	0.45

Continued on next page...

Continued from previous page...

Atom-1	Atom-2	Distance(Å)	Clash(Å)
34:BE:65:GLY:C	34:BE:67:PHE:N	2.70	0.45
1:AA:665:A:H1'	1:AA:733:A:O4'	2.17	0.45
1:AA:1433:A:C6	1:AA:1468:A:C4	3.05	0.45
31:BA:1952:A:C6	40:BO:22:ILE:HD12	2.52	0.45
15:CO:37:ASN:N	15:CO:37:ASN:ND2	2.62	0.45
20:CT:92:LEU:C	20:CT:94:ALA:H	2.19	0.45
31:BA:854:G:H2'	31:BA:855:G:H8	1.81	0.45
16:AP:50:LYS:HD3	16:AP:51:VAL:N	2.31	0.45
1:AA:115:G:H4'	1:AA:116:A:O5'	2.16	0.45
1:CA:946:A:C2	1:CA:1236:A:C2	3.05	0.45
1:AA:303:A:C5	1:AA:304:U:C5	3.05	0.45
37:DH:126:PRO:HB2	37:DH:130:ARG:HH12	1.81	0.45
1:CA:1142:G:H3'	1:CA:1143:G:C8	2.51	0.45
31:BA:1545:A:C2'	31:BA:1546:C:O5'	2.64	0.45
31:DA:2540:C:C2'	31:DA:2541:A:H5'	2.47	0.45
15:CO:66:LEU:O	15:CO:69:TYR:HB3	2.17	0.45
31:BA:1272:A:OP2	31:BA:1647:G:OP1	2.35	0.45
1:CA:1210:C:H4'	1:CA:1214:C:C4	2.52	0.45
31:DA:608:A:C6	31:DA:609:A:C6	3.04	0.45
29:D7:31:LEU:O	29:D7:32:LYS:C	2.54	0.45
11:CK:33:THR:HG22	11:CK:39:PRO:HA	1.99	0.45
48:BW:29:LEU:HG	48:BW:33:ARG:HD2	1.99	0.45
1:CA:201:C:H42	1:CA:203:U:H1'	1.82	0.45
31:DA:1475:G:H5'	31:DA:1476:C:OP2	2.17	0.45
1:CA:498:U:H2'	1:CA:498:U:O2	2.15	0.45
1:CA:1137:C:H6	1:CA:1137:C:H3'	1.82	0.45
33:BD:213:ARG:HD2	33:BD:213:ARG:HA	1.72	0.45
7:CG:36:LYS:HB2	7:CG:36:LYS:NZ	2.32	0.45
31:DA:1221:C:H2'	31:DA:1221(A):C:H6	1.82	0.45
45:DT:68:TYR:CD2	45:DT:68:TYR:N	2.84	0.45
31:BA:1491:G:O2'	33:BD:101:GLU:HB2	2.17	0.45
33:BD:33:LEU:HB3	33:BD:34:VAL:H	1.34	0.45
31:DA:287:C:H2'	31:DA:288:C:H6	1.82	0.45
32:DB:27:C:N4	32:DB:28:C:C4	2.85	0.45
39:BN:46:VAL:HG13	39:BN:48:MET:HG3	1.99	0.45
31:BA:287:C:H2'	31:BA:288:C:H6	1.82	0.45
23:D1:11:ARG:HG3	23:D1:61:ARG:O	2.17	0.45
24:D2:30:ARG:CZ	24:D2:30:ARG:HB3	2.47	0.45
31:DA:1822:G:H8	31:DA:1822:G:C5'	2.16	0.45
12:AL:92:ASP:C	12:AL:93:LEU:HD23	2.38	0.45
49:DX:80:ILE:O	49:DX:81:VAL:CB	2.65	0.45
43:DR:3:HIS:O	43:DR:4:LEU:CB	2.65	0.45

Continued on next page...

Continued from previous page...

Atom-1	Atom-2	Distance(Å)	Clash(Å)
24:B2:12:GLU:C	24:B2:14:ARG:N	2.69	0.45
31:BA:993:G:H1'	47:BV:91:TYR:CE1	2.52	0.45
31:DA:132:G:H1	31:DA:147:U:H3	1.65	0.45
31:BA:1826:G:H4'	33:BD:242:ARG:CZ	2.47	0.45
28:B6:30:THR:HB	31:BA:2286:A:OP1	2.17	0.45
31:DA:2273:A:H2'	31:DA:2274:A:C8	2.52	0.45
42:BQ:20:ALA:C	42:BQ:22:LYS:N	2.70	0.45
30:D8:29:LYS:O	30:D8:30:ARG:C	2.55	0.45
34:DE:152:LYS:HG2	39:DN:78:TYR:CE2	2.49	0.45
31:DA:154:G:N1	31:DA:154(A):C:N4	2.62	0.45
31:DA:157:U:H6	31:DA:157:U:OP2	2.00	0.45
49:BX:73:ARG:H	49:BX:74:PRO:HD3	1.81	0.45
31:DA:530:G:C5	31:DA:2022:U:H5''	2.52	0.45
51:DZ:150:LEU:C	51:DZ:151:HIS:HD2	2.20	0.45
5:AE:78:HIS:HE1	5:AE:142:LEU:HD23	1.81	0.45
45:BT:50:ILE:HD11	45:BT:102:ILE:CD1	2.40	0.45
1:AA:675:A:N6	1:AA:715:A:H61	2.15	0.45
6:AF:54:LYS:O	6:AF:56:PRO:HD3	2.17	0.45
37:BH:153:LYS:HB2	37:BH:154:PRO:CD	2.47	0.45
2:CB:19:HIS:CG	2:CB:20:GLU:H	2.35	0.45
51:DZ:108:PRO:O	51:DZ:109:ALA:C	2.56	0.45
1:AA:195:A:H1'	1:AA:222:U:O2'	2.16	0.45
33:BD:267:SER:HA	33:BD:270:ILE:CD1	2.47	0.45
1:CA:741:G:H2'	1:CA:742:G:O4'	2.17	0.45
1:CA:195:A:H1'	1:CA:222:U:O2'	2.17	0.45
22:B0:16:SER:CB	31:BA:2262:U:OP2	2.64	0.45
7:CG:150:ALA:HB2	11:CK:50:TYR:CE1	2.51	0.45
1:AA:601:C:H2'	1:AA:602:A:C8	2.52	0.45
31:DA:1174:A:OP1	31:DA:1175:U:OP1	2.35	0.45
20:AT:26:ASN:HB3	20:AT:71:THR:OG1	2.17	0.45
39:DN:68:GLU:HA	39:DN:86:PRO:HB2	1.98	0.45
31:BA:878:A:C6	31:BA:900:A:C8	3.05	0.45
3:CC:153:VAL:HG12	3:CC:154:SER:N	2.32	0.45
31:DA:2630:G:C8	31:DA:2894:G:C2	3.05	0.45
31:BA:2870:C:C5'	43:BR:65:LEU:HD21	2.47	0.45
31:BA:2870:C:H2'	31:BA:2871:C:C5'	2.47	0.45
1:AA:981:U:H6	1:AA:981:U:O5'	2.00	0.45
4:CD:62:GLN:NE2	4:CD:62:GLN:HA	2.32	0.45
6:AF:50:TYR:CE1	18:AR:77:GLY:HA2	2.52	0.45
31:BA:2753:A:HO2'	31:BA:2754:U:H6	1.59	0.45
31:DA:455:C:HO2'	31:DA:472:A:H2	1.64	0.45
3:AC:16:ARG:CZ	3:AC:16:ARG:HB2	2.46	0.45

Continued on next page...

Continued from previous page...

Atom-1	Atom-2	Distance(Å)	Clash(Å)
31:BA:363(C):G:H2'	31:BA:363(D):G:H8	1.81	0.45
20:CT:55:ILE:O	20:CT:58:LYS:N	2.50	0.45
30:B8:39:LYS:HG2	30:B8:39:LYS:O	2.17	0.45
8:CH:64:LYS:HG2	8:CH:79:VAL:HG21	1.98	0.45
31:DA:855:G:C5	31:DA:856:C:C5	3.05	0.45
7:CG:101:LEU:O	7:CG:105:VAL:HG23	2.16	0.45
1:AA:28:G:C6	1:AA:29:G:C5	3.05	0.45
17:CQ:74:LEU:HD22	17:CQ:74:LEU:HA	1.74	0.45
15:CO:18:PHE:O	15:CO:19:PRO:C	2.55	0.45
42:BQ:57:HIS:CE1	42:BQ:116:GLU:HB3	2.52	0.45
31:DA:2517:C:O2'	31:DA:2542:A:N1	2.40	0.45
1:CA:1092:A:C2	1:CA:1183:A:C2	3.05	0.45
31:BA:384:U:H2'	31:BA:385:C:H6	1.82	0.45
31:DA:1368:G:C2	31:DA:1369:G:C8	3.05	0.45
10:AJ:4:ILE:HG23	10:AJ:98:ILE:HG23	1.99	0.45
31:DA:384:U:H2'	31:DA:385:C:H6	1.80	0.45
8:AH:80:ILE:HG22	8:AH:80:ILE:O	2.17	0.45
12:CL:20:LYS:H	12:CL:20:LYS:HD3	1.81	0.45
49:DX:93:GLU:O	49:DX:93:GLU:HG3	2.16	0.45
31:BA:1517:G:O2'	31:BA:1518:U:H5'	2.17	0.45
31:DA:123:G:H2'	31:DA:124:G:O4'	2.17	0.45
17:AQ:7:THR:HA	17:AQ:57:VAL:O	2.17	0.45
33:BD:25:THR:HB	33:BD:82:ILE:H	1.82	0.45
33:DD:34:VAL:O	33:DD:34:VAL:HG13	2.17	0.45
34:DE:119:ARG:HD2	34:DE:120:TRP:CE2	2.51	0.45
23:B1:11:ARG:HB3	23:B1:12:PRO:CD	2.47	0.45
24:D2:18:PRO:O	24:D2:19:VAL:C	2.56	0.45
49:BX:80:ILE:O	49:BX:81:VAL:CB	2.61	0.45
31:DA:2258:C:H4'	31:DA:2259:G:OP2	2.17	0.45
31:DA:2746:U:H4'	37:DH:138:LYS:HB3	1.98	0.45
1:AA:521:G:O2'	1:AA:522:C:H5'	2.17	0.45
47:DV:72:VAL:CG1	47:DV:73:SER:N	2.74	0.45
31:DA:1695:G:N2	31:DA:1696:G:C8	2.84	0.45
24:B2:32:LEU:C	24:B2:32:LEU:HD12	2.37	0.45
44:DS:89:ARG:HE	44:DS:90:GLY:N	2.15	0.45
31:BA:607:U:N3	31:BA:621:A:H2	1.95	0.45
12:CL:46:LYS:O	12:CL:47:LYS:C	2.55	0.45
15:AO:17:ARG:CG	15:AO:26:GLU:HG3	2.47	0.45
1:CA:355:C:H5'	1:CA:389:A:OP2	2.17	0.45
50:DY:76:CYS:O	50:DY:96:ILE:HD12	2.17	0.45
31:DA:143:G:H2'	31:DA:143(A):C:C6	2.52	0.45
1:CA:1088:G:C6	1:CA:1089:G:C6	3.04	0.45

Continued on next page...

Continued from previous page...

Atom-1	Atom-2	Distance(Å)	Clash(Å)
30:D8:4:MET:HE1	31:DA:593:G:O4'	2.17	0.45
31:DA:671:C:H2'	31:DA:672:C:H6	1.80	0.45
1:CA:342:C:H2'	1:CA:343:U:O4'	2.17	0.45
42:DQ:23:GLY:O	42:DQ:99:PRO:O	2.35	0.45
4:CD:41:GLY:O	4:CD:43:HIS:N	2.51	0.45
39:BN:78:TYR:N	39:BN:79:PRO:CD	2.80	0.45
31:BA:1448:G:H1'	31:BA:1528:A:H61	1.79	0.45
1:AA:989:C:H1'	1:AA:1016:A:H2	1.82	0.45
50:DY:45:VAL:HG22	50:DY:62:GLU:CA	2.46	0.45
31:DA:142:A:N6	31:DA:1596:A:H5'	2.33	0.45
1:CA:1392:G:H22	1:CA:1502:A:H8	1.63	0.45
31:DA:1605:C:O4'	31:DA:1610:A:C6	2.70	0.45
31:DA:1313:U:H2'	31:DA:1610:A:C2	2.52	0.45
31:DA:1608:A:H1'	31:DA:1610:A:OP2	2.17	0.45
8:CH:33:GLU:HG2	8:CH:59:LEU:HD11	1.99	0.45
38:DI:79:ILE:HA	38:DI:80:PRO:HD3	1.67	0.45
35:DF:78:ILE:H	35:DF:78:ILE:CD1	2.21	0.45
31:BA:814:C:C4	41:BP:27:HIS:NE2	2.85	0.45
33:BD:43:ARG:HH11	33:BD:44:ASN:ND2	2.15	0.45
1:AA:1503:A:O2'	1:AA:1504:G:C5'	2.64	0.45
28:D6:48:VAL:CG2	28:D6:48:VAL:O	2.65	0.45
31:DA:1110:G:H4'	31:DA:1110:G:OP1	2.17	0.45
1:CA:664:G:N2	1:CA:741:G:H1	2.14	0.45
13:CM:19:LEU:HB3	13:CM:25:ILE:HG21	1.99	0.45
1:AA:432:A:N7	1:AA:433:C:C4	2.85	0.45
6:CF:19:LEU:HD11	6:CF:59:TYR:CD2	2.52	0.45
6:CF:19:LEU:HD11	6:CF:59:TYR:CG	2.51	0.45
31:BA:2895:U:C5	31:BA:2896:C:C5	3.04	0.45
1:CA:877:C:H5''	8:CH:88:LYS:CD	2.45	0.45
31:BA:1174:A:OP1	31:BA:1175:U:OP1	2.35	0.45
31:BA:1742:G:C3'	31:BA:1742:G:C8	2.99	0.45
33:BD:70:TRP:CZ2	33:BD:150:LYS:HD3	2.52	0.45
31:BA:108:U:O2	31:BA:109:G:C8	2.70	0.45
31:BA:491:G:H2'	31:BA:492:A:C8	2.51	0.45
31:DA:1417:C:H2'	31:DA:1418:G:H5'	1.98	0.45
11:CK:21:ILE:CD1	11:CK:82:VAL:HG13	2.46	0.45
4:AD:173:TRP:CD1	4:AD:174:LEU:HG	2.51	0.45
51:BZ:39:VAL:CG2	51:BZ:44:PHE:HB2	2.46	0.45
31:BA:1891:G:C6	31:BA:1892:C:N3	2.85	0.45
31:BA:1042:G:H3'	31:BA:1043:C:O4'	2.17	0.45
19:CS:29:ARG:O	19:CS:31:ILE:HG22	2.17	0.45
44:DS:42:ASP:C	44:DS:44:LYS:N	2.70	0.45

Continued on next page...

Continued from previous page...

Atom-1	Atom-2	Distance(Å)	Clash(Å)
31:BA:1450(A):C:C4	31:BA:1451:C:N4	2.84	0.45
16:CP:51:VAL:O	16:CP:51:VAL:HG12	2.15	0.45
31:BA:580:C:H2'	31:BA:581:C:C6	2.52	0.45
1:CA:292:G:N2	1:CA:309:G:C4	2.85	0.45
1:AA:292:G:N2	1:AA:309:G:C4	2.85	0.45
22:B0:84:LEU:N	22:B0:84:LEU:HD12	2.31	0.45
1:AA:1217:C:OP1	14:AN:9:LYS:HD2	2.17	0.45
45:DT:45:PHE:CE2	45:DT:63:VAL:HG22	2.52	0.45
51:DZ:73:GLN:HG2	51:DZ:87:ASP:CG	2.37	0.45
45:BT:121:ILE:O	45:BT:124:ASP:HB2	2.17	0.45
17:CQ:63:ARG:HG2	17:CQ:64:PRO:HD2	1.99	0.45
31:DA:1005:C:C2	31:DA:1143:A:C6	3.05	0.45
1:CA:39:G:C2	1:CA:40:C:C6	3.05	0.45
31:DA:2228:G:C5	31:DA:2229:C:C5	3.04	0.45
31:BA:1642:G:H2'	31:BA:1643:G:O4'	2.17	0.45
36:BG:13:GLU:O	36:BG:13:GLU:HG3	2.16	0.45
48:DW:46:PHE:O	48:DW:50:VAL:HG12	2.17	0.45
11:AK:33:THR:HG22	11:AK:39:PRO:HA	1.99	0.45
31:BA:2494:G:C4	31:BA:2495:G:C8	3.04	0.45
1:CA:1187:G:C6	1:CA:1188:A:C6	3.05	0.45
31:BA:2621:A:O2'	34:BE:159:HIS:HB2	2.17	0.45
31:DA:176:G:O2'	31:DA:177:G:H5'	2.16	0.45
31:BA:934:G:H2'	31:BA:935:C:C6	2.52	0.45
47:DV:27:ALA:O	47:DV:28:GLU:C	2.56	0.45
48:BW:37:ARG:HG2	48:BW:38:TYR:CE2	2.51	0.45
3:CC:66:VAL:O	3:CC:66:VAL:HG12	2.17	0.45
31:BA:1815:A:OP1	31:BA:1815:A:H8	2.00	0.45
51:DZ:135:GLU:O	51:DZ:136:PHE:HB3	2.16	0.45
15:AO:62:GLN:O	15:AO:65:ARG:HB2	2.17	0.45
40:DO:12:ASP:C	40:DO:99:PHE:HE2	2.21	0.45
43:BR:2:ARG:CB	43:BR:5:LYS:HE3	2.46	0.44
51:BZ:124:ILE:CG1	51:BZ:125:LEU:N	2.80	0.44
47:DV:79:VAL:HG23	47:DV:82:ARG:HD3	1.99	0.44
24:D2:47:ASN:C	24:D2:49:LYS:N	2.69	0.44
31:BA:251:A:C5	31:BA:252:G:H1'	2.52	0.44
31:DA:1696:G:C3'	31:DA:1697:G:H5''	2.47	0.44
34:DE:4:ILE:HG23	34:DE:4:ILE:O	2.17	0.44
24:B2:56:GLN:N	24:B2:56:GLN:CD	2.70	0.44
44:DS:20:ARG:HA	44:DS:20:ARG:HD3	1.64	0.44
44:DS:97:ARG:HD2	44:DS:98:VAL:N	2.32	0.44
49:BX:44:GLU:HB2	49:BX:49:VAL:O	2.17	0.44
35:DF:24:LEU:O	35:DF:25:PRO:C	2.56	0.44

Continued on next page...

Continued from previous page...

Atom-1	Atom-2	Distance(Å)	Clash(Å)
1:CA:376:G:N3	1:CA:389:A:C2	2.84	0.44
1:AA:620:C:C2	4:AD:135:LEU:HG	2.51	0.44
31:DA:2287:A:N1	31:DA:2346:A:H2	2.15	0.44
42:BQ:8:LYS:CD	42:BQ:9:TYR:H	2.29	0.44
31:DA:810:U:O2	41:DP:33:ARG:HD3	2.16	0.44
33:BD:108:PRO:HD2	33:BD:111:LEU:HG	2.00	0.44
10:CJ:22:LYS:C	10:CJ:24:VAL:H	2.20	0.44
1:CA:509:A:C2	1:CA:510:A:C2	3.05	0.44
31:BA:2023:G:C2	31:BA:2024:G:C8	3.05	0.44
31:DA:2019:A:C2'	31:DA:2020:A:O5'	2.64	0.44
50:BY:16:ALA:HA	50:BY:21:LYS:HD2	1.99	0.44
31:DA:1178:C:H2'	31:DA:1179:C:H6	1.81	0.44
1:CA:735:C:H6	1:CA:735:C:O5'	2.00	0.44
29:D7:19:ARG:HG2	29:D7:19:ARG:NH1	2.33	0.44
31:DA:768:G:C6	31:DA:769:G:C5	3.05	0.44
38:BI:138:ILE:HG22	38:BI:139:GLN:H	1.82	0.44
43:DR:41:ALA:HB1	43:DR:114:VAL:CG2	2.46	0.44
23:D1:76:ARG:CB	23:D1:78:LYS:HE3	2.46	0.44
25:B3:52:HIS:CD2	32:BB:83:G:H4'	2.51	0.44
31:BA:2889:C:H2'	31:BA:2891:G:O4'	2.17	0.44
31:BA:1107:G:C6	31:BA:1108:U:N3	2.85	0.44
33:BD:132:PRO:HG3	33:BD:190:TYR:CE1	2.53	0.44
17:AQ:18:THR:OG1	17:AQ:69:LYS:NZ	2.46	0.44
1:AA:929:G:H1	1:AA:1388:C:N4	2.07	0.44
1:AA:102:G:H2'	1:AA:103:C:C6	2.42	0.44
1:AA:234:C:C2	1:AA:235:C:C5	3.06	0.44
1:CA:323:U:OP1	20:CT:26:ASN:ND2	2.49	0.44
1:CA:552:U:H2'	1:CA:553:A:H5'	1.97	0.44
11:AK:21:ILE:CD1	11:AK:82:VAL:HG13	2.48	0.44
18:CR:25:THR:O	18:CR:26:LEU:HD23	2.17	0.44
31:BA:1478:G:O2'	31:BA:1558:A:H2	2.00	0.44
31:DA:825:C:C3'	31:DA:825:C:C6	3.00	0.44
31:BA:1741:A:N7	31:BA:1742:G:N1	2.65	0.44
31:DA:1742:G:N7	31:DA:1743:C:C2	2.84	0.44
1:AA:1158:C:C2'	1:AA:1158:C:O2	2.65	0.44
1:AA:1238:A:N6	1:AA:1299:A:N6	2.61	0.44
1:AA:176:C:H2'	1:AA:177:C:H6	1.77	0.44
23:B1:67:ILE:HD12	23:B1:68:PRO:HD2	1.99	0.44
31:BA:107:C:N3	31:BA:108:U:C5	2.85	0.44
1:AA:407:G:HO2'	4:AD:116:GLN:HG3	1.83	0.44
8:AH:10:LEU:CD2	8:AH:10:LEU:N	2.80	0.44
31:BA:174:C:C2'	31:BA:175:G:H5''	2.47	0.44

Continued on next page...

Continued from previous page...

Atom-1	Atom-2	Distance(Å)	Clash(Å)
31:DA:1839:G:C8	31:DA:1839:G:C5'	2.99	0.44
7:AG:111:ARG:CZ	7:AG:122:HIS:HB3	2.47	0.44
31:BA:1673:U:C4	34:BE:129:HIS:HD2	2.34	0.44
38:BI:28:ASN:C	38:BI:32:PRO:HG2	2.37	0.44
31:BA:1049:C:H1'	31:BA:1113:U:O2'	2.17	0.44
1:CA:473:G:C2	1:CA:474:G:C8	3.04	0.44
1:AA:764:C:H2'	1:AA:765:G:O5'	2.17	0.44
31:BA:478:A:C6	31:BA:480:A:C6	3.05	0.44
31:DA:892:G:C5	31:DA:893:C:C5	3.05	0.44
30:B8:39:LYS:CG	30:B8:39:LYS:O	2.65	0.44
31:BA:839:U:H2'	31:BA:840:C:C6	2.52	0.44
31:DA:1952:A:C5	40:DO:22:ILE:HD11	2.51	0.44
31:BA:1865:G:H8	31:BA:1865:G:H5''	1.83	0.44
1:AA:303:A:H2'	1:AA:304:U:O4'	2.17	0.44
32:BB:33:G:C2	32:BB:50:G:C2	3.05	0.44
16:AP:9:PHE:CE2	16:AP:18:ARG:HB2	2.52	0.44
1:CA:451:A:C5	1:CA:481:G:C6	3.06	0.44
32:BB:1:U:C6	32:BB:2:C:C5	3.05	0.44
36:DG:118:ARG:HB2	36:DG:181:ARG:CZ	2.48	0.44
31:DA:1336:A:H2'	31:DA:1337:G:C8	2.52	0.44
1:CA:718:G:H1'	11:CK:116:HIS:HA	1.99	0.44
1:CA:1260:C:H4'	1:CA:1284:C:H5'	1.99	0.44
31:DA:2839:G:H5'	43:DR:46:GLY:HA2	1.98	0.44
32:BB:8:U:O2'	44:BS:40:ILE:HD13	2.17	0.44
31:DA:732:C:O2'	31:DA:733:G:H5'	2.17	0.44
14:CN:13:THR:N	14:CN:14:PRO:CD	2.80	0.44
31:DA:2621:A:O2'	34:DE:159:HIS:HB2	2.18	0.44
4:AD:196:LEU:N	4:AD:196:LEU:HD12	2.32	0.44
33:BD:121:PRO:HB3	33:BD:135:PHE:CE1	2.52	0.44
31:BA:2552:U:C2	31:BA:2554:U:C5'	3.00	0.44
31:BA:1816:G:H8	33:BD:62:TYR:CZ	2.34	0.44
42:DQ:140:ALA:CB	51:DZ:53:ILE:HG13	2.31	0.44
33:DD:25:THR:O	33:DD:27:THR:CB	2.65	0.44
33:DD:35:LYS:HD3	33:DD:64:ILE:N	2.32	0.44
33:DD:35:LYS:CA	33:DD:64:ILE:HG22	2.46	0.44
31:BA:189:G:H2'	31:BA:205:G:N2	2.33	0.44
31:BA:2746:U:H4'	37:BH:138:LYS:HB3	1.99	0.44
23:D1:10:LYS:CG	23:D1:11:ARG:N	2.80	0.44
23:D1:13:ILE:HG21	23:D1:63:ALA:HB3	1.99	0.44
47:BV:79:VAL:HG23	47:BV:82:ARG:HD2	1.99	0.44
24:D2:30:ARG:HA	24:D2:33:MET:SD	2.58	0.44
24:D2:29:LYS:HZ2	49:DX:9:LEU:HA	1.81	0.44

Continued on next page...

Continued from previous page...

Atom-1	Atom-2	Distance(Å)	Clash(Å)
31:BA:2334:G:H4'	31:BA:2335:A:OP2	2.16	0.44
47:DV:66:ARG:HH11	47:DV:66:ARG:HG3	1.81	0.44
44:DS:16:ASN:HB3	44:DS:20:ARG:HH21	1.82	0.44
44:DS:28:VAL:O	44:DS:89:ARG:CG	2.66	0.44
31:BA:1899:G:C2'	31:BA:1900:A:OP2	2.65	0.44
22:B0:14:ARG:HE	22:B0:14:ARG:HB2	1.44	0.44
36:DG:55:LYS:NZ	36:DG:148:MET:O	2.50	0.44
2:CB:163:PHE:HD2	2:CB:185:ILE:CG1	2.30	0.44
31:BA:996:A:O4'	46:BU:92:ARG:NH2	2.50	0.44
1:CA:359:U:H2'	1:CA:360:A:H8	1.81	0.44
46:DU:95:LEU:HD22	47:DV:4:ILE:HD13	1.97	0.44
31:DA:2287:A:H2	31:DA:2346:A:N1	2.13	0.44
31:BA:154:G:O5'	31:BA:154:G:H8	2.01	0.44
41:DP:48:PRO:CG	41:DP:49:ARG:H	2.22	0.44
1:CA:411:A:OP1	4:CD:30:LYS:NZ	2.49	0.44
37:DH:43:VAL:CG2	37:DH:43:VAL:O	2.62	0.44
41:BP:35:HIS:O	41:BP:36:LYS:CB	2.65	0.44
31:BA:528:A:C2	31:BA:2042:A:H2'	2.52	0.44
51:DZ:121:HIS:ND1	51:DZ:169:GLU:OE2	2.50	0.44
31:BA:769:G:O2'	31:BA:770:G:H5'	2.17	0.44
1:CA:989:C:H1'	1:CA:1016:A:H2	1.82	0.44
43:BR:8:ARG:HB3	43:BR:9:LYS:H	1.59	0.44
43:BR:9:LYS:O	43:BR:10:LEU:HD23	2.17	0.44
31:DA:1528(A):A:H2'	31:DA:1529:G:O4'	2.17	0.44
25:D3:52:HIS:CD2	32:DB:83:G:H5''	2.52	0.44
31:DA:1857:G:H2'	31:DA:1858:G:O4'	2.17	0.44
31:BA:1115:G:H2'	31:BA:1116:C:O4'	2.17	0.44
31:DA:1578:U:C2'	31:DA:1579:A:H5'	2.47	0.44
1:AA:683:G:C6	1:AA:684:A:C6	3.05	0.44
31:BA:814:C:N4	41:BP:27:HIS:NE2	2.64	0.44
31:BA:1857:G:H2'	31:BA:1858:G:O4'	2.17	0.44
31:DA:2577:A:H5''	31:DA:2578:G:C5'	2.43	0.44
31:DA:90:U:O2'	31:DA:92:A:C5'	2.66	0.44
43:BR:34:ILE:HD12	43:BR:34:ILE:HA	1.60	0.44
43:BR:36:THR:HB	43:BR:37:THR:H	1.54	0.44
1:AA:1423:G:H2'	1:AA:1424:C:C6	2.52	0.44
1:AA:450:G:OP1	16:AP:43:LYS:NZ	2.50	0.44
44:BS:101:LEU:O	44:BS:102:ALA:O	2.35	0.44
13:AM:52:GLU:O	13:AM:56:LEU:HB2	2.17	0.44
1:AA:562:C:N4	1:AA:884:U:C6	2.85	0.44
33:DD:267:SER:O	33:DD:268:ARG:CB	2.65	0.44
12:CL:22:SER:O	12:CL:24:VAL:N	2.49	0.44

Continued on next page...

Continued from previous page...

Atom-1	Atom-2	Distance(Å)	Clash(Å)
1:CA:562:C:H4'	1:CA:563:A:O5'	2.16	0.44
1:CA:564:C:H2'	1:CA:565:U:H5'	1.99	0.44
1:CA:267:C:OP1	17:CQ:67:LYS:HD2	2.16	0.44
31:BA:49:A:C4'	31:BA:50:U:H5'	2.45	0.44
12:AL:25:PRO:O	12:AL:27:LEU:HD22	2.17	0.44
1:AA:602:A:C2	1:AA:637:G:C2	3.05	0.44
31:BA:826:U:OP1	31:BA:2428:G:H3'	2.16	0.44
1:AA:435:C:N4	1:AA:436:C:H41	2.14	0.44
1:CA:615:C:H2'	1:CA:616:G:O4'	2.18	0.44
51:BZ:4:ARG:HD3	51:BZ:60:GLU:OE1	2.18	0.44
45:DT:16:ARG:H	45:DT:79:HIS:HD2	1.65	0.44
31:DA:1819:A:OP1	33:DD:158:ALA:HB2	2.17	0.44
31:DA:174:C:C2'	31:DA:175:G:H5''	2.47	0.44
4:CD:61:LYS:NZ	4:CD:62:GLN:NE2	2.66	0.44
42:BQ:72:LYS:HB3	42:BQ:94:VAL:HG23	1.99	0.44
31:DA:1042:G:H3'	31:DA:1043:C:O4'	2.17	0.44
31:DA:1049:C:H2'	31:DA:1049:C:O2	2.16	0.44
6:AF:6:VAL:C	6:AF:7:ASN:HD22	2.20	0.44
1:AA:458:C:H2'	1:AA:460:G:C8	2.52	0.44
31:BA:2543:G:H2'	31:BA:2544:G:C8	2.52	0.44
2:AB:74:LYS:C	2:AB:78:GLN:HG3	2.38	0.44
1:AA:1316:G:H1	19:AS:5:LEU:CD2	2.30	0.44
12:CL:102:ARG:NH1	12:CL:102:ARG:CG	2.77	0.44
37:DH:163:TYR:H	37:DH:163:TYR:HD1	1.64	0.44
42:DQ:70:PRO:CA	42:DQ:95:ALA:HB2	2.47	0.44
1:CA:1113:C:H2'	1:CA:1114:C:H6	1.82	0.44
31:BA:1275:A:N3	31:BA:1276:A:H1'	2.32	0.44
31:BA:705:A:H2'	31:BA:706:A:O4'	2.18	0.44
1:CA:1217:C:OP1	14:CN:9:LYS:HD2	2.17	0.44
34:DE:65:GLY:HA2	34:DE:70:ALA:HB2	1.97	0.44
31:DA:2552:U:C2	31:DA:2554:U:C5'	3.00	0.44
1:CA:299:G:C6	1:CA:300:A:N1	2.86	0.44
7:AG:37:ASN:HD21	9:AI:40:LEU:HD22	1.82	0.44
31:DA:792:G:C3'	31:DA:793:A:H5'	2.47	0.44
32:BB:93:G:H2'	32:BB:94:C:C6	2.52	0.44
8:CH:91:ARG:NH1	17:CQ:33:GLY:HA3	2.33	0.44
31:DA:816:C:H2'	31:DA:817:C:H6	1.82	0.44
36:BG:96:ARG:HB2	36:BG:97:ASP:H	1.64	0.44
40:BO:87:ILE:HD13	40:BO:87:ILE:HA	1.58	0.44
8:CH:100:ILE:HA	8:CH:101:PRO:HD3	1.83	0.44
30:B8:2:PRO:N	31:BA:591:C:O2	2.50	0.44
31:DA:697:C:C2	31:DA:698:C:C5	3.05	0.44

Continued on next page...

Continued from previous page...

Atom-1	Atom-2	Distance(Å)	Clash(Å)
33:DD:69:ARG:NH2	33:DD:128:GLY:O	2.44	0.44
31:DA:2452:C:N4	31:DA:2453:A:N6	2.65	0.44
1:AA:1210:C:H4'	1:AA:1214:C:C4	2.53	0.44
1:AA:798:G:OP1	11:AK:122:LYS:NZ	2.50	0.44
35:BF:41:LEU:N	35:BF:41:LEU:HD23	2.33	0.44
38:DI:27:ARG:CG	38:DI:27:ARG:HH11	2.30	0.44
33:BD:25:THR:O	33:BD:27:THR:CB	2.64	0.44
33:BD:27:THR:O	33:BD:28:GLU:HB2	2.17	0.44
33:BD:36:PRO:HA	33:BD:62:TYR:O	2.18	0.44
51:DZ:44:PHE:C	51:DZ:44:PHE:CD1	2.90	0.44
51:DZ:54:HIS:ND1	51:DZ:101:PRO:HD3	2.32	0.44
33:DD:35:LYS:CG	33:DD:64:ILE:H	2.30	0.44
50:BY:8:LYS:HB2	50:BY:28:LYS:HZ3	1.83	0.44
42:BQ:141:GLN:CD	51:BZ:72:ARG:HG2	2.38	0.44
2:AB:118:LEU:HD11	2:AB:141:GLU:HG2	1.99	0.44
39:BN:46:VAL:CG1	39:BN:48:MET:HG3	2.47	0.44
27:B5:56:LYS:O	27:B5:57:VAL:O	2.35	0.44
27:D5:36:CYS:O	27:D5:38:ALA:N	2.44	0.44
23:D1:12:PRO:HD2	23:D1:62:VAL:CG2	2.42	0.44
24:D2:53:LEU:HA	24:D2:56:GLN:NE2	2.33	0.44
22:D0:11:ARG:O	22:D0:14:ARG:NH2	2.51	0.44
37:DH:85:LYS:HZ3	37:DH:145:ALA:HA	1.82	0.44
46:DU:50:ARG:NH2	47:DV:75:PHE:CD2	2.85	0.44
2:AB:97:TRP:HH2	2:AB:176:GLU:CD	2.21	0.44
2:AB:97:TRP:CH2	2:AB:176:GLU:OE2	2.71	0.44
31:DA:1902:C:H4'	33:DD:244:ARG:HB2	2.00	0.44
44:DS:92:TYR:HB2	44:DS:97:ARG:HH22	1.82	0.44
42:BQ:7:MET:O	42:BQ:10:ARG:NE	2.50	0.44
41:DP:85:LEU:HB3	41:DP:114:ILE:HD12	1.98	0.44
46:BU:90:VAL:O	46:BU:91:ASP:C	2.55	0.44
46:DU:83:LEU:C	46:DU:88:ILE:HD11	2.37	0.44
46:DU:61:TRP:CE2	46:DU:94:ASN:HA	2.52	0.44
28:B6:33:LYS:HA	28:B6:33:LYS:HD3	1.71	0.44
49:DX:38:GLU:CD	49:DX:38:GLU:N	2.69	0.44
39:DN:78:TYR:N	39:DN:79:PRO:CD	2.81	0.44
31:DA:2468:G:C6	31:DA:2481:G:C4	3.05	0.44
45:DT:28:VAL:O	45:DT:29:ARG:CD	2.65	0.44
45:DT:38:ASN:C	45:DT:38:ASN:ND2	2.71	0.44
23:D1:26:ARG:HB2	23:D1:34:THR:HB	2.00	0.44
41:DP:97:PRO:O	41:DP:98:GLU:CB	2.46	0.44
31:DA:1784:A:H4'	31:DA:1785:A:C5'	2.48	0.44
4:AD:13:ARG:HD2	4:AD:38:TYR:O	2.17	0.44

Continued on next page...

Continued from previous page...

Atom-1	Atom-2	Distance(Å)	Clash(Å)
36:BG:60:LEU:HA	36:BG:63:ILE:HG12	2.00	0.44
49:BX:60:ARG:CG	49:BX:72:LYS:H	2.30	0.44
37:DH:41:MET:HG3	37:DH:53:GLU:O	2.18	0.44
1:CA:1411:C:H2'	1:CA:1412:C:H6	1.82	0.44
31:DA:271(H):G:O6	31:DA:271(Q):G:O6	2.36	0.44
38:BI:72:LEU:HD12	38:BI:138:ILE:CG2	2.36	0.44
45:DT:24:PRO:HA	45:DT:49:VAL:O	2.17	0.44
31:DA:1884:A:C2	31:DA:1885:A:C4	3.05	0.44
1:CA:1169:A:C2'	1:CA:1170:A:H8	2.29	0.44
31:DA:778:G:C5	31:DA:779:U:C4	3.06	0.44
2:CB:187:LEU:HA	2:CB:201:ILE:O	2.18	0.44
37:BH:44:VAL:O	37:BH:46:GLU:CD	2.55	0.44
37:BH:47:GLU:C	37:BH:49:VAL:H	2.21	0.44
8:AH:25:ASP:HA	8:AH:59:LEU:O	2.17	0.44
1:AA:382:A:C2	1:AA:383:A:C5	3.06	0.44
31:BA:1241:A:H2'	31:BA:1242:A:O5'	2.17	0.44
17:CQ:45:HIS:O	17:CQ:73:VAL:HG23	2.17	0.44
31:BA:1108:U:C4	31:BA:1109:C:O2	2.71	0.44
9:CI:118:LYS:HB3	9:CI:118:LYS:HZ3	1.82	0.44
1:AA:255:G:H2'	1:AA:256:U:C6	2.53	0.44
6:CF:19:LEU:HD21	6:CF:59:TYR:CE2	2.53	0.44
47:DV:1:MET:H1	47:DV:44:LYS:HD2	1.81	0.44
31:BA:1484:G:N2	31:BA:1505:C:N4	2.62	0.44
36:DG:6:ALA:HB3	36:DG:104:GLU:OE1	2.16	0.44
1:AA:66:G:H5'	1:AA:173:U:O4	2.17	0.44
1:CA:552:U:C4'	12:CL:86:ARG:HG2	2.44	0.44
1:CA:1116:C:N4	1:CA:1117:G:N7	2.66	0.44
5:AE:11:ILE:HG22	5:AE:12:LEU:N	2.32	0.44
31:BA:1510:G:H2'	31:BA:1511:C:C6	2.53	0.44
20:AT:71:THR:HG22	20:AT:72:LEU:H	1.82	0.44
5:CE:18:ARG:HE	5:CE:25:ARG:HB3	1.82	0.44
27:D5:25:LEU:HD11	48:DW:19:LEU:HB3	2.00	0.44
1:AA:1496:C:H4'	31:BA:1920:C:O2'	2.17	0.44
31:DA:1416:G:HO2'	31:DA:1417:C:H6	1.60	0.44
1:AA:189(K):U:H2'	1:AA:189(L):G:H8	1.82	0.44
1:AA:1289:A:H2'	1:AA:1290:G:O4'	2.18	0.44
1:CA:176:C:H2'	1:CA:177:C:H6	1.80	0.44
31:DA:357:A:N3	31:DA:358:U:O2	2.50	0.44
34:BE:44:TYR:O	34:BE:45:THR:HB	2.17	0.44
1:CA:155:C:C2	1:CA:156:G:N7	2.86	0.44
31:DA:196:A:C4'	41:DP:46:LYS:HE2	2.47	0.44
31:DA:196:A:C5	31:DA:805:G:C6	3.05	0.44

Continued on next page...

Continued from previous page...

Atom-1	Atom-2	Distance(Å)	Clash(Å)
11:AK:57:THR:HG23	11:AK:58:PRO:HD2	2.00	0.44
4:CD:173:TRP:CD1	4:CD:174:LEU:HG	2.52	0.44
8:CH:10:LEU:HD23	8:CH:10:LEU:H	1.81	0.44
31:DA:17:G:C6	31:DA:18:C:N4	2.86	0.44
31:BA:357:A:N3	31:BA:358:U:O2	2.50	0.44
1:AA:271:C:O2'	1:AA:272:C:H5'	2.17	0.44
1:CA:935:A:H2'	1:CA:936:C:C6	2.52	0.44
31:DA:745:G:P	34:DE:133:LYS:HE3	2.58	0.44
31:BA:515:A:H1'	31:BA:581:C:H1'	1.99	0.44
43:BR:41:ALA:O	43:BR:44:LEU:N	2.49	0.44
31:DA:1865:G:H5'	31:DA:1866:C:OP2	2.17	0.44
30:D8:39:LYS:HE2	30:D8:39:LYS:O	2.18	0.44
20:CT:73:HIS:O	20:CT:74:LYS:C	2.55	0.44
31:DA:1549:C:O2'	31:DA:1550:C:H5'	2.18	0.44
36:BG:13:GLU:O	36:BG:14:GLU:CB	2.65	0.44
32:BB:78:A:H2'	32:BB:79:C:O4'	2.18	0.44
1:CA:1077:G:C6	1:CA:1081:G:O6	2.70	0.44
31:DA:320:A:OP2	35:DF:137:LYS:HE2	2.17	0.44
31:DA:1956:U:C2'	31:DA:1957:C:H5'	2.47	0.44
16:CP:1:MET:HG2	16:CP:2:VAL:O	2.17	0.44
31:DA:2555:U:C5	31:DA:2556:C:C2	3.05	0.44
4:CD:190:ASP:O	4:CD:191:ARG:C	2.55	0.44
31:DA:2296:U:H4'	31:DA:2297:C:OP1	2.16	0.44
31:DA:262:A:H2'	31:DA:263:C:O4'	2.17	0.44
31:BA:1754:C:OP1	45:BT:96:ARG:NH1	2.50	0.44
23:D1:18:ILE:HD13	31:DA:188:G:OP1	2.18	0.44
31:BA:327:G:C2	31:BA:336:C:C2	3.05	0.44
31:BA:2099:U:O2	31:BA:2099:U:H2'	2.17	0.44
10:AJ:50:ILE:N	10:AJ:50:ILE:HD13	2.33	0.44
17:CQ:52:LYS:H	17:CQ:52:LYS:HD2	1.83	0.44
1:AA:1137:C:H3'	1:AA:1137:C:H6	1.82	0.44
31:BA:2439:A:C5'	31:BA:2439:A:C8	3.00	0.44
15:CO:20:GLY:O	15:CO:21:ASP:HB3	2.16	0.44
1:AA:718:G:H1'	11:AK:116:HIS:HA	1.98	0.44
22:D0:51:VAL:N	22:D0:62:LEU:HD12	2.32	0.44
31:DA:1122:G:C2	31:DA:1123:C:C6	3.06	0.44
31:DA:221:A:N6	31:DA:265:A:C8	2.85	0.44
39:DN:40:PRO:CA	46:DU:64:ARG:NH2	2.78	0.44
23:B1:41:ARG:NH2	31:BA:205:G:O6	2.50	0.44
28:D6:46:HIS:ND1	31:DA:2371:G:O2'	2.49	0.44
47:BV:79:VAL:CG2	47:BV:82:ARG:HD2	2.48	0.44
12:AL:46:LYS:CG	12:AL:47:LYS:N	2.80	0.44

Continued on next page...

Continued from previous page...

Atom-1	Atom-2	Distance(Å)	Clash(Å)
2:AB:163:PHE:HD2	2:AB:185:ILE:CG1	2.31	0.44
24:B2:53:LEU:HA	24:B2:56:GLN:NE2	2.32	0.44
32:DB:45:A:C2'	32:DB:46:A:H5'	2.48	0.44
44:DS:24:LEU:HB3	44:DS:85:VAL:CG1	2.47	0.44
31:DA:995:C:O2	39:DN:4:TYR:OH	2.34	0.44
31:BA:993:G:N3	47:BV:91:TYR:HE1	2.16	0.44
49:BX:49:VAL:CG1	49:BX:87:GLN:HG2	2.47	0.44
49:BX:82:GLN:OE1	49:BX:83:VAL:HG22	2.18	0.44
39:DN:65:LYS:NZ	39:DN:66:LYS:H	2.14	0.44
2:CB:68:ILE:HG13	2:CB:161:ALA:HB3	1.98	0.44
28:D6:16:CYS:O	28:D6:17:LYS:CB	2.57	0.44
31:DA:806:C:OP2	41:DP:39:LYS:CG	2.65	0.44
45:BT:41:ARG:NH1	45:BT:43:GLN:HB2	2.32	0.44
4:CD:22:LYS:HB2	4:CD:26:CYS:SG	2.56	0.44
31:BA:529:A:N6	31:BA:2041:U:C2	2.86	0.44
31:BA:2306:C:OP2	31:BA:2307:G:C8	2.70	0.44
31:BA:786:C:O2'	31:BA:787:U:H5'	2.17	0.44
6:CF:12:PRO:HB3	6:CF:58:GLY:N	2.32	0.44
1:CA:734:G:H2'	1:CA:735:C:C6	2.52	0.44
31:BA:1497:U:C2'	31:BA:1497:U:O2	2.64	0.44
29:B7:15:THR:CG2	29:B7:16:HIS:CE1	3.01	0.44
31:BA:1948:G:H2'	31:BA:1949:G:C5'	2.47	0.44
1:CA:450:G:H1	1:CA:483:C:N4	2.14	0.44
31:BA:782:A:H5'	31:BA:783:A:C2	2.53	0.44
3:AC:165:THR:O	3:AC:165:THR:HG23	2.18	0.44
1:CA:103:C:OP2	20:CT:14:LYS:HD3	2.18	0.44
33:DD:166:GLN:HE21	33:DD:166:GLN:CA	2.30	0.44
31:BA:2226:C:O5'	31:BA:2226:C:H6	2.01	0.44
1:AA:1226:C:N4	13:AM:104:ARG:HD2	2.33	0.44
1:AA:930:C:C4	1:AA:931:C:C5	3.06	0.44
39:BN:121:LYS:HD2	39:BN:123:TYR:CE1	2.51	0.44
33:DD:267:SER:HA	33:DD:270:ILE:CD1	2.48	0.44
1:CA:253:U:H2'	1:CA:254:G:H8	1.82	0.44
31:BA:271(F):C:C4	31:BA:271(G):C:C5	3.06	0.44
31:BA:1721:G:N1	31:BA:1739:U:OP2	2.51	0.44
1:AA:750:G:H21	15:AO:24:SER:H	1.65	0.44
31:BA:78:A:C6	31:BA:109:G:C6	3.05	0.44
35:DF:106:ARG:HG2	35:DF:106:ARG:H	1.53	0.44
6:CF:100:ASN:ND2	18:CR:23:LYS:HE3	2.32	0.44
1:CA:134:A:N6	16:CP:25:ARG:NH1	2.65	0.44
49:BX:65:ARG:HE	49:BX:65:ARG:HA	1.82	0.44
1:AA:61:G:OP1	20:AT:10:LEU:HD11	2.18	0.44

Continued on next page...

Continued from previous page...

Atom-1	Atom-2	Distance(Å)	Clash(Å)
4:AD:61:LYS:CA	4:AD:203:VAL:HG22	2.48	0.44
2:AB:15:VAL:C	2:AB:16:HIS:CG	2.91	0.44
11:AK:57:THR:CG2	11:AK:58:PRO:HD2	2.47	0.44
23:B1:28:GLY:C	23:B1:30:VAL:H	2.19	0.44
6:AF:81:ILE:O	6:AF:82:ARG:C	2.55	0.44
25:B3:39:ASP:OD1	25:B3:44:ARG:HG3	2.16	0.44
16:CP:36:ILE:O	16:CP:36:ILE:HG13	2.18	0.44
4:AD:43:HIS:CE1	4:AD:46:LYS:HZ2	2.35	0.44
1:AA:731:G:C6	1:AA:732:C:N4	2.86	0.44
34:DE:101:ARG:HA	34:DE:101:ARG:HD3	1.82	0.44
1:AA:865:A:H2	1:AA:918:A:H4'	1.82	0.44
1:AA:69:G:C2	1:AA:70:G:C8	3.06	0.44
4:AD:159:ARG:O	4:AD:163:GLU:N	2.51	0.44
1:AA:1113:C:H2'	1:AA:1114:C:H6	1.82	0.44
37:DH:94:TYR:N	37:DH:94:TYR:CD1	2.84	0.44
36:DG:125:PHE:HE2	36:DG:173:LEU:HD12	1.80	0.44
31:DA:2409:G:H2'	31:DA:2410:G:O4'	2.17	0.44
9:AI:21:PRO:HA	9:AI:58:ARG:O	2.16	0.44
31:BA:966:G:H2'	31:BA:967:C:C6	2.53	0.44
31:DA:1548:C:O2'	31:DA:1549:C:H5'	2.18	0.44
31:DA:2741:A:H2'	31:DA:2742:C:O4'	2.16	0.44
31:DA:1368:G:N2	31:DA:1369:G:C4	2.85	0.44
29:B7:31:LEU:O	29:B7:32:LYS:C	2.54	0.44
16:AP:68:ASP:C	16:AP:70:ALA:H	2.20	0.44
31:BA:130:C:H2'	31:BA:131:G:H5''	1.99	0.44
41:BP:131:SER:O	41:BP:132:LYS:C	2.55	0.44
36:BG:135:LEU:HD23	36:BG:140:ILE:HD11	1.99	0.44
34:DE:147:PRO:HB2	34:DE:149:ARG:HG2	1.98	0.44
31:BA:2006:C:H6	31:BA:2006:C:O5'	2.00	0.44
31:BA:1816:G:C8	33:BD:62:TYR:CZ	3.06	0.44
33:BD:83:GLU:HB2	33:BD:92:ILE:HD12	1.98	0.44
27:B5:40:LYS:HE3	27:B5:49:CYS:SG	2.57	0.44
27:B5:34:PRO:HG3	31:BA:2885:C:O2'	2.18	0.44
27:D5:30:LEU:O	27:D5:31:VAL:HG13	2.17	0.44
27:D5:31:VAL:HB	27:D5:32:PRO:HD2	1.99	0.44
24:D2:48:HIS:ND1	24:D2:48:HIS:O	2.51	0.44
32:DB:74:U:C3'	32:DB:75:G:H5''	2.47	0.44
46:BU:92:ARG:NH2	47:BV:11:GLN:H	2.14	0.44
1:CA:356:A:C2	1:CA:368:U:O2	2.70	0.44
30:B8:30:ARG:NH2	41:BP:62:LEU:HB2	2.33	0.44
50:BY:75:ILE:CD1	50:BY:79:CYS:C	2.80	0.44
49:DX:31:HIS:CD2	49:DX:33:LYS:H	2.35	0.44

Continued on next page...

Continued from previous page...

Atom-1	Atom-2	Distance(Å)	Clash(Å)
31:BA:951:C:C2'	31:BA:952:G:H5'	2.48	0.44
30:D8:62:LEU:N	30:D8:63:PRO:CD	2.80	0.44
23:B1:33:LYS:C	23:B1:34:THR:HG22	2.38	0.44
45:BT:33:LYS:HA	45:BT:33:LYS:HD3	1.47	0.44
4:AD:19:LEU:HB2	4:AD:21:LEU:HD23	1.98	0.44
10:AJ:24:VAL:O	10:AJ:28:ARG:HG3	2.18	0.44
38:DI:138:ILE:HG22	38:DI:139:GLN:N	2.32	0.44
39:BN:78:TYR:CD1	39:BN:79:PRO:CB	3.00	0.44
31:DA:2016:U:H2'	31:DA:2017:U:H6	1.81	0.44
31:DA:2690:C:OP2	43:DR:14:SER:HB3	2.18	0.44
1:AA:1409:C:H4'	31:BA:1915:U:O4	2.18	0.44
43:DR:38:VAL:HG12	43:DR:42:LYS:HD2	1.99	0.44
49:BX:62:LYS:HG3	49:BX:62:LYS:O	2.17	0.44
2:AB:19:HIS:CG	2:AB:20:GLU:N	2.85	0.44
33:DD:223:GLY:HA2	33:DD:231:HIS:CD2	2.53	0.44
31:DA:2664:G:H2'	31:DA:2665:A:O5'	2.16	0.44
1:AA:664:G:N2	1:AA:741:G:H1	2.15	0.44
14:AN:3:ARG:HB3	14:AN:3:ARG:NH1	2.32	0.44
39:DN:75:TYR:CD2	39:DN:83:LYS:NZ	2.82	0.44
31:BA:2262:U:H4'	31:BA:2328:A:C2	2.53	0.44
7:CG:150:ALA:HA	11:CK:59:TYR:HB3	1.98	0.44
34:BE:28:ALA:HB3	34:BE:93:VAL:CG2	2.48	0.44
1:AA:939:G:H1'	1:AA:1375:A:C2	2.53	0.44
1:AA:1128:C:N3	1:AA:1139:G:C6	2.86	0.44
11:AK:91:ARG:O	11:AK:95:ILE:HG12	2.17	0.44
1:CA:79:G:H1'	1:CA:80:G:O5'	2.18	0.44
31:DA:1721:G:N1	31:DA:1739:U:OP2	2.50	0.44
1:CA:601:C:H2'	1:CA:602:A:C8	2.52	0.44
5:CE:127:ASN:O	5:CE:131:ILE:HG12	2.17	0.44
1:CA:1289:A:H2'	1:CA:1290:G:O4'	2.17	0.44
37:BH:99:VAL:O	37:BH:102:ALA:HB3	2.18	0.44
1:AA:1320:C:H5'	19:AS:70:LYS:CG	2.48	0.44
10:AJ:6:ILE:HD11	10:AJ:72:VAL:HB	1.99	0.44
31:BA:176:G:O2'	31:BA:177:G:H5'	2.17	0.44
1:CA:577:G:C1'	1:CA:816:A:C4	3.01	0.44
1:CA:1157:A:N3	1:CA:1181:G:N3	2.65	0.44
5:AE:127:ASN:O	5:AE:131:ILE:HG12	2.18	0.44
36:BG:19:LEU:HG	36:BG:175:LEU:CD1	2.47	0.44
31:BA:2101:G:C6	31:BA:2102:U:C4	3.06	0.44
31:DA:2752:C:H2'	31:DA:2753:A:H5'	1.99	0.44
11:AK:57:THR:HG22	11:AK:59:TYR:N	2.32	0.44
23:D1:21:ARG:HH12	31:DA:380:U:P	2.40	0.44

Continued on next page...

Continued from previous page...

Atom-1	Atom-2	Distance(Å)	Clash(Å)
3:CC:134:ILE:O	3:CC:138:VAL:HG23	2.18	0.44
18:AR:71:LYS:O	18:AR:72:ARG:C	2.55	0.44
1:CA:1245:A:C6	1:CA:1246:C:C4	3.06	0.44
5:AE:57:LYS:O	5:AE:61:TYR:CD2	2.70	0.44
1:CA:948:C:C5	13:CM:106:ASN:ND2	2.85	0.44
31:BA:2473:U:C4	31:BA:2474:C:C5	3.06	0.44
31:DA:2615:U:H2'	31:DA:2616:C:H6	1.82	0.44
31:BA:614:U:O2	31:BA:614:U:O4'	2.35	0.44
49:DX:41:ASN:O	49:DX:45:THR:CG2	2.66	0.44
31:DA:2729:G:H2'	31:DA:2730:C:C6	2.52	0.44
31:DA:750:A:C2	31:DA:753:C:C6	3.06	0.44
31:BA:1667:G:H22	31:BA:1992:G:H5''	1.82	0.44
36:BG:96:ARG:O	36:BG:99:MET:HB3	2.17	0.44
31:DA:1438:U:O2'	31:DA:1439:A:H5'	2.18	0.44
31:DA:658:C:H2'	31:DA:659:C:C6	2.53	0.44
1:CA:414:A:H2'	1:CA:415:A:O4'	2.17	0.44
1:CA:881:G:P	12:CL:12:ARG:NH2	2.90	0.44
10:CJ:44:VAL:HG12	10:CJ:45:ARG:N	2.32	0.44
31:DA:1638:C:H5''	31:DA:2710:C:O2'	2.18	0.44
1:AA:1194:U:H4'	5:AE:22:GLY:HA2	1.99	0.44
40:BO:61:VAL:O	40:BO:84:ALA:HA	2.17	0.44
1:CA:284:G:H2'	1:CA:285:G:H8	1.82	0.44
31:DA:39:C:H2'	31:DA:40:C:C6	2.52	0.44
31:BA:2347:C:H2'	31:BA:2348:U:C6	2.53	0.44
12:AL:60:LEU:HA	12:AL:60:LEU:HD13	1.80	0.44
35:BF:157:VAL:HB	35:BF:194:MET:HB3	1.99	0.44
31:DA:287:C:C2'	31:DA:288:C:O5'	2.66	0.44
31:DA:287:C:N3	31:DA:288:C:C5	2.86	0.44
31:DA:355:G:C2	31:DA:356:G:C8	3.06	0.44
32:BB:117:G:H4'	44:BS:55:ALA:HB1	1.98	0.44
31:BA:2299:G:C6	31:BA:2318:G:C8	3.05	0.44
24:D2:15:LYS:CA	24:D2:18:PRO:HD2	2.46	0.44
31:BA:1342:A:H5'	31:BA:1398:C:OP1	2.17	0.44
41:BP:57:THR:HB	41:BP:59:LEU:N	2.32	0.44
31:BA:1796:U:H2'	31:BA:1797:C:H6	1.81	0.44
47:DV:36:PRO:CD	47:DV:60:GLU:O	2.65	0.44
37:DH:85:LYS:HE2	37:DH:145:ALA:H	1.82	0.44
47:DV:94:LEU:C	47:DV:94:LEU:HD23	2.38	0.44
44:DS:26:LEU:HD22	44:DS:87:PHE:HE1	1.77	0.44
44:DS:88:ASP:CG	44:DS:89:ARG:N	2.70	0.44
46:BU:47:TYR:HA	46:BU:50:ARG:NH2	2.32	0.44
31:BA:912:C:N3	31:BA:913:U:C5	2.86	0.44

Continued on next page...

Continued from previous page...

Atom-1	Atom-2	Distance(Å)	Clash(Å)
39:BN:65:LYS:O	39:BN:69:GLN:CB	2.66	0.44
1:AA:624:C:C4'	16:AP:10:GLY:HA2	2.36	0.44
28:B6:26:ASN:ND2	28:B6:32:ASN:OD1	2.51	0.44
31:BA:2415:G:O3'	41:BP:66:GLY:HA3	2.17	0.44
31:DA:1024:G:OP2	31:DA:1025:G:H3'	2.17	0.44
42:DQ:22:LYS:CA	42:DQ:22:LYS:HE2	2.34	0.44
35:BF:65:TRP:O	35:BF:67:GLN:N	2.50	0.44
35:DF:66:PRO:O	35:DF:67:GLN:CB	2.46	0.44
34:DE:116:VAL:HG13	34:DE:122:PHE:CD2	2.53	0.44
31:DA:271(M):G:H2'	31:DA:271(N):U:H5'	1.99	0.44
1:AA:1038:C:H2'	1:AA:1039:C:C6	2.53	0.44
29:D7:48:LYS:HD2	31:DA:125:G:N2	2.33	0.44
1:AA:1058:G:C5	1:AA:1059:C:C4	3.05	0.44
1:CA:1058:G:C5	1:CA:1059:C:C4	3.06	0.44
1:CA:925:G:O4'	1:CA:1502:A:C5	2.71	0.44
50:BY:46:LYS:HB3	50:BY:47:LYS:H	1.64	0.44
5:AE:143:ARG:NH1	8:AH:77:GLU:OE2	2.51	0.44
45:BT:24:PRO:HA	45:BT:49:VAL:O	2.18	0.44
31:BA:2605:U:H2'	31:BA:2606:C:C6	2.53	0.44
23:D1:85:LEU:HB3	23:D1:87:PRO:HD2	1.99	0.44
37:DH:158:HIS:CE1	37:DH:170:ARG:N	2.85	0.44
32:DB:15:A:H2'	32:DB:16:G:OP1	2.17	0.44
32:DB:86:G:C2'	32:DB:87:G:C8	3.01	0.44
33:DD:253:GLN:HB3	33:DD:255:LYS:NZ	2.33	0.44
31:DA:1405:U:C2'	31:DA:1406:U:O5'	2.65	0.44
31:BA:1639:U:O2'	31:BA:1640:C:H5''	2.16	0.44
1:AA:102:G:C6	1:AA:103:C:C4	3.05	0.44
12:CL:87:GLY:H	12:CL:99:HIS:H	1.66	0.44
1:CA:564:C:C2'	1:CA:565:U:H5'	2.48	0.44
5:CE:11:ILE:HG22	5:CE:12:LEU:N	2.32	0.44
1:AA:1348:U:H4'	9:AI:120:ARG:HH11	1.82	0.44
1:AA:552:U:C4'	12:AL:86:ARG:HG2	2.45	0.44
1:AA:945:G:O6	1:AA:1337:G:C6	2.71	0.44
20:AT:30:LYS:O	20:AT:30:LYS:HD2	2.18	0.44
33:BD:253:GLN:HB3	33:BD:255:LYS:HE2	2.00	0.44
31:DA:108:U:O2	31:DA:109:G:C8	2.70	0.44
43:BR:53:HIS:HA	43:BR:56:LYS:HB2	1.98	0.44
31:BA:2610:C:C4'	31:BA:2611:U:OP2	2.64	0.44
33:DD:66:ASP:OD1	33:DD:68:LYS:O	2.35	0.44
31:BA:2893:G:H4'	31:BA:2894:G:H8	1.83	0.44
31:BA:2584:U:H2'	31:BA:2585:U:C6	2.53	0.44
31:BA:174:C:H2'	31:BA:175:G:H5''	1.98	0.44

Continued on next page...

Continued from previous page...

Atom-1	Atom-2	Distance(Å)	Clash(Å)
31:BA:848:G:C4	31:BA:933:A:H8	2.34	0.44
1:AA:977:A:C2'	1:AA:978:A:H5'	2.47	0.44
1:AA:977:A:HO2'	1:AA:981:U:H3	1.65	0.44
7:AG:124:LEU:O	7:AG:128:ALA:HB2	2.17	0.44
1:CA:977:A:C2'	1:CA:978:A:H5'	2.47	0.44
38:DI:52:ARG:HE	38:DI:52:ARG:HB3	1.41	0.44
1:CA:1316:G:H1	19:CS:5:LEU:CD2	2.31	0.44
36:BG:67:LYS:N	36:BG:67:LYS:HD2	2.33	0.44
31:BA:855:G:C6	31:BA:856:C:N4	2.86	0.44
31:BA:854:G:H2'	31:BA:855:G:C8	2.52	0.44
8:AH:44:PHE:HA	8:AH:79:VAL:CG1	2.46	0.44
34:DE:134:ILE:H	34:DE:134:ILE:CD1	2.30	0.44
51:DZ:157:LEU:HA	51:DZ:158:PRO:HD2	1.87	0.44
1:CA:691:G:H1'	1:CA:696:A:N6	2.31	0.44
1:AA:782:A:H4'	1:AA:1514:C:O2'	2.18	0.44
38:BI:124:GLY:N	38:BI:142:VAL:HG23	2.32	0.44
1:AA:1142:G:H3'	1:AA:1143:G:C8	2.52	0.44
38:BI:114:LEU:O	38:BI:115:ALA:HB3	2.18	0.44
31:DA:1247:A:OP1	35:DF:95:ARG:NH2	2.41	0.44
33:BD:241:PRO:O	33:BD:243:GLY:N	2.50	0.44
11:CK:67:ASP:O	11:CK:71:LYS:HG3	2.17	0.44
41:BP:127:ALA:HB3	41:BP:130:PHE:CE2	2.53	0.44
11:AK:67:ASP:O	11:AK:71:LYS:HG3	2.18	0.44
31:BA:2323:G:H2'	31:BA:2324:C:O4'	2.16	0.44
31:BA:325:G:O2'	31:BA:326:G:H5'	2.17	0.44
31:DA:470:A:C2	31:DA:471:A:C4	3.05	0.44
50:DY:83:THR:HG23	50:DY:94:LYS:HB2	2.00	0.44
31:BA:311:A:N3	31:BA:331:A:H3'	2.33	0.44
12:CL:60:LEU:HD13	12:CL:60:LEU:HA	1.81	0.44
40:DO:106:LEU:HD23	40:DO:106:LEU:HA	1.72	0.44
33:DD:182:LEU:O	33:DD:271:ILE:HD12	2.17	0.44
1:AA:11:G:C6	1:AA:12:U:C4	3.05	0.44
11:CK:73:MET:SD	11:CK:103:LEU:HD22	2.57	0.44
31:DA:2347:C:H2'	31:DA:2348:U:C6	2.52	0.44
33:BD:61:LEU:O	33:BD:63:ARG:NH1	2.51	0.44
33:BD:64:ILE:CG1	33:BD:64:ILE:O	2.65	0.44
23:B1:11:ARG:CB	23:B1:12:PRO:CD	2.96	0.44
23:B1:41:ARG:CG	23:B1:41:ARG:NH1	2.56	0.44
37:BH:85:LYS:HZ2	37:BH:133:VAL:CB	2.29	0.44
49:BX:89:ILE:O	49:BX:89:ILE:HG23	2.18	0.44
31:BA:1822:G:C5'	31:BA:1822:G:C8	2.95	0.44
31:BA:1696:G:C3'	31:BA:1697:G:H5''	2.48	0.44

Continued on next page...

Continued from previous page...

Atom-1	Atom-2	Distance(Å)	Clash(Å)
24:B2:15:LYS:CA	24:B2:18:PRO:HD2	2.46	0.44
30:D8:32:LEU:CB	30:D8:35:GLN:N	2.64	0.44
31:DA:2359:C:N4	31:DA:2360:A:C6	2.86	0.44
23:B1:26:ARG:CB	23:B1:34:THR:HB	2.47	0.44
36:BG:45:GLU:HB2	36:BG:47:LYS:CG	2.48	0.44
1:AA:1067:A:N3	1:AA:1068:G:N9	2.66	0.44
37:DH:43:VAL:CG1	37:DH:53:GLU:H	2.29	0.44
23:B1:87:PRO:CD	23:B1:88:LYS:N	2.77	0.44
31:BA:685:A:C8	31:BA:774:A:C6	3.06	0.44
31:DA:271(M):G:N7	31:DA:271(O):C:N4	2.66	0.44
1:CA:989:C:H1'	1:CA:1016:A:C2	2.53	0.44
1:AA:1490:C:O2'	1:AA:1491:G:H5'	2.18	0.44
47:BV:47:VAL:CG2	47:BV:49:THR:HB	2.47	0.44
5:CE:72:GLN:O	5:CE:73:ASN:HB2	2.17	0.44
30:D8:22:VAL:HB	30:D8:53:PRO:CB	2.47	0.44
1:CA:483:C:H3'	1:CA:484:G:H5''	1.99	0.44
31:BA:90:U:O2	31:BA:90:U:C2'	2.50	0.44
31:DA:2200:C:H2'	31:DA:2200:C:O2	2.18	0.44
2:CB:15:VAL:C	2:CB:16:HIS:CG	2.91	0.44
22:B0:41:ARG:CB	31:BA:2330:G:H1'	2.47	0.44
31:BA:464:U:C2'	31:BA:465:G:H5'	2.47	0.44
1:CA:1285:A:H4'	1:CA:1286:A:O5'	2.18	0.44
32:BB:88:C:C4	32:BB:89:G:C6	3.06	0.44
7:CG:149:ARG:HD3	11:CK:59:TYR:CE1	2.52	0.44
11:CK:57:THR:HG23	11:CK:58:PRO:HD2	2.00	0.44
1:CA:939:G:H1'	1:CA:1375:A:C2	2.53	0.44
1:AA:392:G:O2'	1:AA:393:A:H5'	2.18	0.44
31:DA:526:A:N3	31:DA:2044:C:H1'	2.33	0.44
3:CC:108:ASN:HD22	3:CC:111:LEU:HD12	1.83	0.44
31:BA:860:U:C5	31:BA:917:A:N7	2.85	0.44
12:AL:62:SER:C	12:AL:64:TYR:N	2.71	0.44
33:DD:70:TRP:CZ2	33:DD:150:LYS:HD3	2.53	0.44
1:AA:824:C:H4'	8:AH:1:MET:H1	1.83	0.44
10:CJ:32:ALA:HB3	10:CJ:76:ASN:HB3	1.99	0.44
17:AQ:6:LEU:O	17:AQ:58:GLU:HA	2.18	0.44
18:CR:44:LEU:O	18:CR:45:SER:C	2.56	0.44
7:AG:12:LEU:HD13	7:AG:24:THR:OG1	2.17	0.44
41:BP:78:PRO:HB2	41:BP:111:ARG:HE	1.83	0.44
8:CH:1:MET:HE2	8:CH:1:MET:N	2.32	0.44
11:AK:58:PRO:HA	11:AK:90:GLY:HA2	1.99	0.44
4:CD:108:LEU:HG	4:CD:110:PHE:HE1	1.83	0.44
31:DA:237:C:C2'	31:DA:238:C:H5'	2.48	0.44

Continued on next page...

Continued from previous page...

Atom-1	Atom-2	Distance(Å)	Clash(Å)
48:DW:54:ALA:CB	48:DW:107:LEU:HD22	2.48	0.44
1:CA:189(K):U:H2'	1:CA:189(L):G:H8	1.82	0.44
1:CA:1250:A:C6	1:CA:1251:A:C6	3.06	0.44
31:DA:873:G:N2	31:DA:905:U:O2	2.51	0.44
31:DA:2092:U:C5	31:DA:2226:C:OP2	2.71	0.44
31:DA:536:A:H2'	31:DA:537:C:H6	1.82	0.44
20:CT:58:LYS:HE3	20:CT:62:LEU:HD12	1.98	0.44
20:CT:84:LEU:HD13	20:CT:84:LEU:C	2.38	0.44
22:B0:26:TYR:O	22:B0:27:GLU:C	2.55	0.44
20:AT:55:ILE:O	20:AT:56:MET:C	2.55	0.44
1:CA:986:A:H1'	19:CS:54:GLY:O	2.17	0.44
1:AA:791:G:C5	1:AA:792:A:N7	2.85	0.44
31:DA:1015:G:H2'	31:DA:1016:G:H5'	2.00	0.44
46:DU:8:VAL:HG11	46:DU:12:ARG:CZ	2.48	0.44
31:DA:1356:G:C5	31:DA:1357:U:C5	3.06	0.44
11:CK:23:ALA:HB3	11:CK:86:GLY:O	2.18	0.44
31:BA:2324:C:H5''	31:BA:2325:G:H5'	2.00	0.44
31:DA:1754:C:OP1	45:DT:96:ARG:NH1	2.50	0.44
11:AK:99:GLN:C	11:AK:101:SER:H	2.20	0.44
31:DA:2747:G:O6	31:DA:2755:C:H5''	2.18	0.44
10:CJ:4:ILE:HG23	10:CJ:98:ILE:HG23	1.99	0.44
1:CA:64:G:H4'	1:CA:65:U:H5''	1.99	0.44
35:BF:29:ASN:OD1	35:BF:29:ASN:C	2.56	0.44
24:B2:38:GLN:HB3	24:B2:38:GLN:HE21	1.59	0.44
8:CH:80:ILE:HG22	8:CH:80:ILE:O	2.17	0.44
7:CG:18:TYR:CE2	7:CG:59:LEU:HB2	2.53	0.44
1:CA:798:G:OP1	11:CK:122:LYS:NZ	2.50	0.44
48:DW:37:ARG:HG2	48:DW:38:TYR:CE2	2.52	0.44
31:BA:727:A:C2	33:BD:9:TYR:CD2	3.05	0.44
1:AA:1187:G:C6	1:AA:1188:A:C6	3.05	0.44
33:BD:28:GLU:CB	33:BD:29:PRO:CD	2.95	0.44
33:DD:30:GLU:CG	33:DD:63:ARG:NH2	2.81	0.44
50:BY:13:VAL:HG12	50:BY:73:ARG:O	2.18	0.44
50:BY:7:VAL:HB	50:BY:8:LYS:CD	2.48	0.44
24:D2:12:GLU:C	24:D2:14:ARG:H	2.20	0.44
30:B8:4:MET:SD	30:B8:61:LEU:CD1	3.02	0.44
47:DV:15:GLU:O	47:DV:98:GLU:CD	2.56	0.44
37:DH:84:SER:O	37:DH:85:LYS:HB3	2.17	0.44
37:DH:85:LYS:HZ3	37:DH:145:ALA:HB2	1.83	0.44
31:DA:993:G:OP1	47:DV:75:PHE:CE2	2.70	0.44
31:DA:1694:C:O2'	31:DA:1695:G:C5	2.71	0.44
24:B2:55:ARG:CG	24:B2:55:ARG:O	2.65	0.44

Continued on next page...

Continued from previous page...

Atom-1	Atom-2	Distance(Å)	Clash(Å)
31:BA:2286:A:O2'	31:BA:2286:A:H8	1.97	0.44
31:DA:1593:G:H2'	31:DA:1594:G:C8	2.53	0.44
48:BW:54:ALA:CB	48:BW:107:LEU:HD22	2.48	0.44
30:D8:61:LEU:HA	30:D8:61:LEU:HD23	1.79	0.44
1:CA:343:U:N3	1:CA:347:G:N1	2.65	0.44
45:DT:34:VAL:O	45:DT:35:LYS:CB	2.65	0.44
23:D1:25:LYS:O	23:D1:26:ARG:CG	2.66	0.44
10:AJ:84:GLN:O	10:AJ:88:LEU:CB	2.66	0.44
23:B1:78:LYS:HZ3	23:B1:93:GLU:HB2	1.82	0.44
37:BH:41:MET:HG3	37:BH:53:GLU:O	2.17	0.44
32:BB:20:C:C2'	32:BB:21:G:H5'	2.35	0.44
31:DA:528:A:C2	31:DA:2043:C:C4'	2.99	0.44
31:DA:466:A:H2	31:DA:795:C:O2	2.01	0.44
50:DY:45:VAL:HG21	50:DY:62:GLU:H	1.81	0.44
3:AC:19:GLU:O	3:AC:40:ARG:NH2	2.49	0.44
31:DA:2712:U:O2'	31:DA:2712(A):A:P	2.76	0.44
38:DI:83:ALA:HB3	38:DI:123:LEU:HD21	2.00	0.44
31:DA:1374:G:H2'	31:DA:1375:C:C6	2.52	0.44
39:BN:129:PRO:O	39:BN:130:HIS:CB	2.66	0.44
1:AA:343:U:N3	1:AA:347:G:N1	2.65	0.44
2:AB:44:LEU:O	2:AB:47:THR:N	2.51	0.44
1:CA:193:C:H2'	1:CA:194:C:C6	2.53	0.44
1:CA:222:U:H2'	1:CA:223:U:C6	2.53	0.44
1:CA:563:A:C8	1:CA:567:G:O4'	2.71	0.44
5:CE:11:ILE:HD12	5:CE:105:VAL:HA	2.00	0.44
5:AE:11:ILE:HB	5:AE:31:LEU:O	2.18	0.44
5:AE:128:PRO:O	5:AE:129:ILE:C	2.55	0.44
38:BI:99:GLU:O	38:BI:102:SER:HB3	2.18	0.44
31:BA:1509(A):A:C4	31:BA:1509(B):A:C8	3.06	0.44
1:AA:635:G:O2'	1:AA:636:U:H5'	2.18	0.44
1:AA:1157:A:N3	1:AA:1181:G:N3	2.65	0.44
1:AA:425:G:N2	1:AA:426:G:C1'	2.81	0.44
1:AA:134:A:N6	16:AP:25:ARG:NH1	2.63	0.44
31:DA:1416:G:OP2	31:DA:1416:G:H4'	2.17	0.44
1:AA:316:G:OP2	1:AA:351:G:O2'	2.35	0.44
1:AA:350:G:O2'	1:AA:351:G:H5'	2.18	0.44
2:AB:28:PHE:HD2	2:AB:194:PRO:HD3	1.83	0.44
31:BA:2422:A:C4'	31:BA:2423:U:OP1	2.63	0.44
1:AA:165:C:H2'	1:AA:166:G:H8	1.82	0.44
1:AA:499:A:H4'	1:AA:500:G:H5'	2.00	0.44
31:DA:2057:A:H2'	31:DA:2058:A:C8	2.52	0.44
35:DF:84:VAL:C	35:DF:86:GLY:N	2.70	0.44

Continued on next page...

Continued from previous page...

Atom-1	Atom-2	Distance(Å)	Clash(Å)
1:CA:1055:A:N3	3:CC:156:ARG:NH1	2.63	0.44
1:CA:457:C:H2'	1:CA:458:C:C6	2.51	0.44
1:CA:458:C:H2'	1:CA:460:G:C8	2.52	0.44
1:CA:243:A:C2	1:CA:246:A:C8	3.06	0.44
31:BA:225:A:C2'	31:BA:226:G:H5'	2.48	0.44
40:DO:112:MET:CE	40:DO:112:MET:HA	2.48	0.44
31:BA:693:C:H2'	31:BA:694:U:H6	1.82	0.44
10:AJ:62:HIS:CE1	14:AN:61:TRP:CH2	3.06	0.44
36:DG:91:ARG:HD2	36:DG:91:ARG:O	2.17	0.44
32:DB:8:U:O2'	44:DS:40:ILE:HD13	2.18	0.44
31:DA:1686:C:H2'	31:DA:1687:G:H5'	1.99	0.44
31:BA:1685:C:O2'	31:BA:1686:C:H5'	2.18	0.44
3:CC:112:SER:O	3:CC:116:VAL:HG23	2.18	0.44
31:BA:1517:G:H2'	31:BA:1518:U:O4'	2.18	0.44
31:BA:1518:U:H2'	31:BA:1519:G:O4'	2.18	0.44
31:BA:727:A:H2	33:BD:9:TYR:CD2	2.36	0.44
1:CA:330:C:C2'	1:CA:331:G:H5'	2.47	0.44
11:AK:23:ALA:HB3	11:AK:86:GLY:O	2.17	0.44
31:BA:21:A:O2'	31:BA:22:C:H5'	2.18	0.44
1:CA:801:U:H2'	1:CA:802:A:H8	1.83	0.44
19:AS:9:VAL:O	19:AS:11:VAL:N	2.50	0.44
31:BA:606:U:H4'	31:BA:658:C:H4'	2.00	0.44
31:DA:1575:C:O2'	31:DA:1576:U:H5'	2.18	0.44
1:AA:117:G:O2'	1:AA:118:U:H5'	2.18	0.44
1:CA:556:C:O2'	1:CA:557:G:H5'	2.18	0.44
1:AA:1034:G:N2	1:AA:1035:A:N6	2.65	0.44
1:AA:127:G:C2	1:AA:128:G:C8	3.06	0.44
1:CA:933:G:O6	7:CG:3:ARG:NH2	2.51	0.44
7:AG:49:ILE:HG22	7:AG:49:ILE:O	2.17	0.44
1:CA:174:C:H6	1:CA:174:C:O5'	2.01	0.44
43:DR:29:LEU:HA	43:DR:29:LEU:HD12	1.64	0.44
41:DP:100:LEU:HD12	41:DP:100:LEU:HA	1.71	0.44
33:BD:35:LYS:CE	33:BD:65:ILE:HG22	2.48	0.44
51:DZ:101:PRO:HA	51:DZ:123:ASP:HB3	2.00	0.44
47:BV:79:VAL:HB	47:BV:80:GLN:H	1.67	0.44
24:D2:32:LEU:HA	24:D2:32:LEU:HD13	1.59	0.44
24:D2:26:ARG:CB	49:DX:5:TYR:HB3	2.48	0.44
31:BA:864:G:N2	31:BA:913:U:C2	2.85	0.44
42:BQ:6:ARG:HA	42:BQ:6:ARG:HD3	1.81	0.44
4:CD:105:VAL:CG1	4:CD:105:VAL:O	2.66	0.44
39:BN:69:GLN:HE21	39:BN:69:GLN:HB3	1.54	0.44
35:BF:53:THR:C	35:BF:55:GLY:N	2.71	0.44

Continued on next page...

Continued from previous page...

Atom-1	Atom-2	Distance(Å)	Clash(Å)
31:DA:951:C:HO2'	31:DA:952:G:H5'	1.82	0.44
30:B8:27:THR:OG1	31:BA:2361:A:O5'	2.36	0.44
41:DP:65:ARG:C	41:DP:66:GLY:O	2.56	0.44
8:CH:86:ILE:CB	8:CH:133:LEU:HD22	2.46	0.44
31:DA:2094:G:O2'	31:DA:2095:C:H5'	2.16	0.44
44:DS:61:ASN:O	44:DS:65:VAL:HG23	2.17	0.44
45:DT:30:VAL:CG2	45:DT:31:SER:N	2.76	0.44
41:BP:71:VAL:HG13	41:BP:72:PRO:CD	2.48	0.44
39:BN:19:GLU:CG	39:BN:20:GLY:N	2.78	0.44
1:AA:386:C:C2'	1:AA:387:U:C5'	2.85	0.44
45:BT:28:VAL:HG22	45:BT:46:GLU:CA	2.48	0.44
31:BA:2019:A:C2'	31:BA:2020:A:O5'	2.66	0.44
51:DZ:150:LEU:C	51:DZ:151:HIS:CD2	2.90	0.44
31:BA:1464:C:O2'	31:BA:1528:A:H1'	2.17	0.44
31:DA:271(P):C:C2'	31:DA:271(Q):G:C5'	2.95	0.44
1:AA:1412:C:H42	1:AA:1488:G:H1	1.66	0.44
31:DA:2711:A:OP1	31:DA:2712(A):A:P	2.76	0.44
47:DV:47:VAL:CG2	47:DV:49:THR:HB	2.48	0.44
51:BZ:67:LEU:N	51:BZ:67:LEU:CD1	2.81	0.44
23:D1:78:LYS:HZ3	23:D1:93:GLU:HB2	1.82	0.44
5:AE:32:VAL:CG2	5:AE:58:ALA:HB1	2.48	0.44
36:DG:128:ARG:O	36:DG:129:GLY:C	2.56	0.44
33:BD:132:PRO:O	33:BD:136:ILE:CD1	2.66	0.44
1:CA:17:U:O2'	1:CA:1079:G:H1'	2.18	0.44
38:DI:99:GLU:O	38:DI:102:SER:HB3	2.17	0.44
11:AK:111:ASP:HA	18:AR:84:LYS:HE2	2.00	0.44
51:DZ:19:ARG:HG2	51:DZ:19:ARG:HH11	1.81	0.44
31:BA:271(F):C:H2'	31:BA:271(G):C:C6	2.42	0.44
42:DQ:63:LYS:HG2	42:DQ:65:PHE:CZ	2.53	0.44
18:AR:65:ILE:H	18:AR:65:ILE:HG13	1.59	0.44
1:AA:1446:U:O2	1:AA:1456:G:O6	2.36	0.44
42:DQ:16:ARG:HG3	42:DQ:17:LEU:H	1.81	0.44
1:AA:602:A:C2	1:AA:603:U:C2	3.06	0.44
43:DR:56:LYS:HE3	43:DR:94:TYR:CZ	2.53	0.44
31:BA:1309:G:H2'	31:BA:1310:G:H5'	2.00	0.44
31:DA:1741:A:C8	31:DA:1742:G:C2	3.06	0.44
38:BI:5:LEU:HD21	38:BI:19:VAL:CG1	2.48	0.44
31:BA:876:C:C4	31:BA:877:U:C4	3.06	0.44
31:DA:901:A:H2'	31:DA:901:A:N3	2.33	0.44
3:AC:125:GLU:HA	3:AC:191:THR:CG2	2.46	0.44
31:BA:723:G:H2'	31:BA:724:U:O4'	2.17	0.44
31:BA:1416:G:O2'	31:BA:1417:C:H6	2.01	0.44

Continued on next page...

Continued from previous page...

Atom-1	Atom-2	Distance(Å)	Clash(Å)
31:BA:196:A:C4'	41:BP:46:LYS:HE2	2.48	0.44
7:AG:108:ALA:O	7:AG:111:ARG:HB2	2.18	0.44
34:DE:37:ARG:HD3	34:DE:44:TYR:CZ	2.52	0.44
34:DE:44:TYR:O	34:DE:45:THR:HB	2.18	0.44
31:DA:302:C:O2'	31:DA:303:U:H5'	2.18	0.44
2:AB:16:HIS:CG	2:AB:213:LEU:HD13	2.53	0.44
31:DA:449:A:OP1	35:DF:84:VAL:O	2.36	0.44
1:CA:93:G:N1	1:CA:96:U:C4	2.86	0.44
31:BA:1891:G:C5	31:BA:1892:C:C4	3.06	0.44
31:BA:2544:G:O2'	31:BA:2545:G:H5'	2.18	0.44
1:AA:24:U:O2'	1:AA:25:C:H5'	2.17	0.44
34:DE:101:ARG:HD2	34:DE:169:ASN:HD22	1.83	0.44
31:BA:1445(A):C:H2'	31:BA:1446:C:H6	1.83	0.44
20:CT:53:LEU:HG	20:CT:53:LEU:H	1.60	0.44
1:CA:1386:G:N3	1:CA:1387:G:C8	2.86	0.44
9:CI:50:LEU:HD22	9:CI:55:ALA:O	2.18	0.44
31:BA:2065:C:H2'	31:BA:2066:C:H6	1.81	0.44
31:DA:1445(A):C:C2	31:DA:1446:C:C5	3.06	0.44
36:DG:13:GLU:O	36:DG:14:GLU:CB	2.66	0.44
31:BA:609:A:H2'	31:BA:610:G:O5'	2.18	0.44
31:BA:1783:A:C2	31:BA:2587:A:C4	3.05	0.44
1:CA:801:U:H2'	1:CA:802:A:C8	2.52	0.44
31:BA:461:C:C2'	31:BA:462:C:H5'	2.48	0.44
31:BA:372:G:HO2'	31:BA:373:U:P	2.41	0.44
23:B1:69:LYS:NZ	31:BA:372:G:OP2	2.36	0.44
1:AA:64:G:H4'	1:AA:65:U:H5''	1.99	0.44
15:AO:20:GLY:O	15:AO:21:ASP:HB3	2.18	0.44
40:DO:61:VAL:O	40:DO:84:ALA:HA	2.17	0.44
43:BR:23:ASN:N	43:BR:23:ASN:HD22	2.16	0.44
20:AT:36:LEU:HD13	20:AT:36:LEU:HA	1.84	0.44
1:CA:143:A:N1	1:CA:220:G:O6	2.50	0.44
31:DA:84:A:H5''	50:DY:9:LYS:CD	2.47	0.43
33:DD:31:LYS:O	33:DD:31:LYS:HG3	2.17	0.43
33:DD:35:LYS:HG2	33:DD:64:ILE:H	1.79	0.43
44:BS:53:SER:C	44:BS:55:ALA:N	2.71	0.43
39:BN:125:GLY:CA	39:BN:126:PRO:O	2.65	0.43
42:BQ:141:GLN:C	51:BZ:70:LEU:HD13	2.39	0.43
31:DA:2885:C:H2'	31:DA:2886:G:O5'	2.18	0.43
35:BF:24:LEU:O	35:BF:25:PRO:C	2.56	0.43
31:BA:284:U:H2'	31:BA:285:C:H6	1.82	0.43
6:AF:15:ASP:CG	6:AF:18:GLN:HE21	2.22	0.43
37:BH:85:LYS:HZ2	37:BH:133:VAL:CG2	2.30	0.43

Continued on next page...

Continued from previous page...

Atom-1	Atom-2	Distance(Å)	Clash(Å)
31:DA:1364:G:H5''	31:DA:1365:A:OP2	2.17	0.43
31:BA:1797:C:O2'	33:BD:259:THR:HB	2.18	0.43
37:DH:85:LYS:NZ	37:DH:145:ALA:CA	2.81	0.43
32:BB:45:A:H2'	32:BB:46:A:H5'	1.99	0.43
47:BV:19:LYS:HE2	47:BV:20:LEU:N	2.32	0.43
35:BF:101:LEU:HD12	35:BF:102:PRO:N	2.32	0.43
2:AB:154:LEU:HD23	2:AB:154:LEU:H	1.82	0.43
1:CA:356:A:C2'	1:CA:357:G:O5'	2.66	0.43
31:BA:631:A:OP1	41:BP:64:LYS:HE2	2.18	0.43
50:DY:81:LYS:HD3	50:DY:97:ARG:CG	2.48	0.43
34:DE:77:ILE:CG2	34:DE:78:LEU:N	2.80	0.43
33:DD:186:HIS:CD2	33:DD:188:GLU:N	2.59	0.43
31:BA:950:G:C6	31:BA:951:C:C4	3.06	0.43
31:DA:2469:A:O2'	42:DQ:56:ARG:CG	2.60	0.43
45:DT:41:ARG:NH1	45:DT:43:GLN:HB2	2.33	0.43
41:DP:107:LYS:C	41:DP:109:GLY:N	2.68	0.43
40:BO:104:ARG:NH1	45:BT:35:LYS:HD3	2.33	0.43
33:BD:186:HIS:C	33:BD:186:HIS:CD2	2.91	0.43
49:BX:59:VAL:HG22	49:BX:74:PRO:O	2.17	0.43
49:DX:60:ARG:CG	49:DX:72:LYS:H	2.31	0.43
31:DA:775:G:C4	31:DA:794:G:C8	3.05	0.43
31:BA:2689:U:H4'	31:BA:2690:C:H5'	2.00	0.43
10:AJ:51:ARG:HG3	10:AJ:60:ARG:C	2.38	0.43
31:DA:1115:G:H2'	31:DA:1116:C:O4'	2.17	0.43
32:DB:82:G:C2'	32:DB:83:G:C5'	2.90	0.43
31:DA:2579:C:H2'	31:DA:2580:U:O4'	2.18	0.43
23:D1:85:LEU:CB	23:D1:87:PRO:HD3	2.48	0.43
22:D0:41:ARG:CB	31:DA:2330:G:H1'	2.48	0.43
33:DD:231:HIS:ND1	33:DD:232:PRO:HD2	2.33	0.43
25:D3:6:VAL:CG1	25:D3:54:VAL:CG1	2.91	0.43
31:DA:8:A:H2'	31:DA:9:U:H5	1.77	0.43
30:B8:14:VAL:CG1	30:B8:22:VAL:HG13	2.46	0.43
44:BS:80:LEU:HD12	44:BS:80:LEU:H	1.83	0.43
33:DD:125:ILE:HG13	33:DD:137:PRO:CG	2.48	0.43
32:DB:87:G:H3'	32:DB:88:C:C5'	2.44	0.43
31:DA:511:U:C5	31:DA:512:G:C5	3.06	0.43
2:CB:44:LEU:H	2:CB:44:LEU:CD1	2.23	0.43
36:BG:128:ARG:O	36:BG:129:GLY:C	2.56	0.43
38:DI:99:GLU:HG3	38:DI:103:ARG:NH1	2.32	0.43
38:DI:9:LEU:HB2	38:DI:12:LEU:O	2.18	0.43
32:BB:15:A:H1'	32:BB:110:G:C4	2.54	0.43
32:BB:15:A:H2'	32:BB:16:G:OP1	2.17	0.43

Continued on next page...

Continued from previous page...

Atom-1	Atom-2	Distance(Å)	Clash(Å)
1:AA:102:G:C4	1:AA:103:C:C6	3.06	0.43
1:AA:1367:C:N3	1:AA:1368:G:C8	2.86	0.43
1:AA:185:A:N6	1:AA:186:C:N4	2.66	0.43
2:CB:166:ASP:CB	2:CB:169:LYS:HB2	2.46	0.43
31:DA:1509(A):A:C4	31:DA:1509(B):A:C8	3.05	0.43
20:CT:29:LYS:O	20:CT:33:ILE:HG12	2.18	0.43
15:AO:82:ILE:HG12	15:AO:87:ILE:CB	2.44	0.43
4:CD:68:TYR:HD1	4:CD:68:TYR:H	1.60	0.43
31:DA:1510:G:H2'	31:DA:1511:C:C6	2.52	0.43
31:BA:1472:A:H2'	31:BA:1473:G:C5'	2.48	0.43
1:AA:1242:C:H5''	21:AU:10:ARG:HH12	1.83	0.43
22:D0:20:ARG:HG3	31:DA:2356:C:H4'	2.00	0.43
31:BA:708:C:O2	31:BA:708:C:C2'	2.66	0.43
1:AA:524:G:H8	1:AA:524:G:O5'	2.01	0.43
45:DT:78:LEU:O	45:DT:79:HIS:ND1	2.51	0.43
11:CK:85:ARG:HA	11:CK:112:THR:OG1	2.18	0.43
1:AA:112:G:H2'	1:AA:112:G:N3	2.32	0.43
49:BX:65:ARG:NE	49:BX:66:LEU:N	2.66	0.43
33:DD:249:PRO:HD2	33:DD:250:TRP:CZ3	2.52	0.43
1:CA:1173:G:C5	1:CA:1174:G:N7	2.86	0.43
34:DE:13:ARG:HA	34:DE:21:VAL:O	2.18	0.43
4:CD:61:LYS:CA	4:CD:203:VAL:HG22	2.48	0.43
42:BQ:48:GLU:O	42:BQ:52:VAL:HG13	2.18	0.43
31:BA:574:C:N3	34:BE:145:LYS:HE2	2.32	0.43
1:AA:73:G:N2	1:AA:76:C:C2	2.86	0.43
1:AA:92:C:H2'	1:AA:93:G:H8	1.83	0.43
31:DA:945:A:C6	31:DA:2448:A:C4	3.06	0.43
31:DA:2448:A:H4'	31:DA:2449:U:OP2	2.17	0.43
31:DA:1450(A):C:C4	31:DA:1451:C:N4	2.86	0.43
31:BA:1043:C:C6	31:BA:1043:C:OP2	2.71	0.43
31:DA:2270:G:C2'	31:DA:2271:G:H5'	2.48	0.43
8:AH:113:SER:C	8:AH:114:THR:HG22	2.37	0.43
1:AA:935:A:H2'	1:AA:936:C:C6	2.52	0.43
19:CS:4:SER:O	19:CS:5:LEU:HB2	2.18	0.43
45:DT:121:ILE:O	45:DT:124:ASP:HB2	2.18	0.43
31:DA:2232:U:O2'	31:DA:2233:U:H5'	2.18	0.43
1:CA:292:G:H1	1:CA:308:C:H42	1.66	0.43
5:AE:147:ASP:OD2	5:AE:147:ASP:N	2.51	0.43
7:CG:37:ASN:HD21	9:CI:40:LEU:HD22	1.83	0.43
45:BT:90:GLN:HG2	45:BT:120:ARG:CZ	2.48	0.43
39:DN:30:ILE:O	39:DN:34:LEU:HD22	2.18	0.43
13:CM:29:ARG:HA	13:CM:32:GLU:HB3	1.99	0.43

Continued on next page...

Continued from previous page...

Atom-1	Atom-2	Distance(Å)	Clash(Å)
31:BA:414:C:H4'	31:BA:1879:C:O2	2.17	0.43
12:CL:70:ILE:HG13	12:CL:100:ILE:HD12	2.00	0.43
1:AA:840:C:H4'	1:AA:848:C:O2	2.17	0.43
31:BA:658:C:H2'	31:BA:659:C:C6	2.53	0.43
1:CA:583:A:H2'	1:CA:584:G:O4'	2.18	0.43
42:BQ:70:PRO:HA	42:BQ:95:ALA:HB2	2.00	0.43
7:CG:79:ARG:NE	7:CG:84:ASN:HD21	2.16	0.43
31:BA:1139:G:O2'	31:BA:1143:A:N1	2.46	0.43
31:DA:1034:G:H2'	31:DA:1035:U:O4'	2.17	0.43
31:BA:284:U:H2'	31:BA:285:C:C6	2.53	0.43
23:D1:11:ARG:CB	23:D1:12:PRO:CD	2.95	0.43
23:D1:63:ALA:O	23:D1:64:ALA:C	2.56	0.43
23:D1:64:ALA:O	23:D1:65:SER:HB3	2.17	0.43
24:D2:14:ARG:CD	24:D2:57:ILE:HB	2.48	0.43
2:CB:118:LEU:HD11	2:CB:141:GLU:HG2	1.99	0.43
41:DP:17:LYS:O	41:DP:19:VAL:HG23	2.18	0.43
22:D0:14:ARG:HD2	31:DA:2280:G:O6	2.18	0.43
31:DA:2387:U:H5''	31:DA:2388:A:OP2	2.17	0.43
37:DH:89:ILE:HB	37:DH:90:LYS:H	1.61	0.43
24:B2:45:SER:HA	24:B2:47:ASN:ND2	2.33	0.43
48:DW:7:ALA:N	48:DW:103:ILE:O	2.45	0.43
2:CB:102:LEU:HD12	2:CB:102:LEU:N	2.33	0.43
47:DV:40:LEU:CD1	47:DV:40:LEU:C	2.86	0.43
2:CB:154:LEU:HD23	2:CB:154:LEU:H	1.83	0.43
30:D8:35:GLN:HB3	30:D8:35:GLN:HE21	1.55	0.43
31:DA:2391:G:O6	31:DA:2425:A:H8	2.00	0.43
50:BY:81:LYS:HD3	50:BY:97:ARG:CG	2.47	0.43
43:DR:67:LEU:O	43:DR:70:LEU:O	2.36	0.43
1:AA:540:G:H2'	1:AA:541:G:O4'	2.17	0.43
31:BA:671:C:C6	31:BA:671:C:C5'	2.97	0.43
38:BI:38:LEU:O	38:BI:40:THR:HG23	2.19	0.43
31:DA:540:C:H2'	31:DA:541:C:H6	1.83	0.43
51:BZ:121:HIS:ND1	51:BZ:169:GLU:OE2	2.51	0.43
51:BZ:121:HIS:HB2	51:BZ:171:ILE:HA	2.00	0.43
31:BA:768:G:C6	31:BA:769:G:C5	3.06	0.43
31:DA:465:G:C6	31:DA:466:A:N6	2.86	0.43
1:CA:51:A:H4'	1:CA:52:G:C5'	2.48	0.43
31:DA:1039:G:O2'	31:DA:1040:C:H5'	2.18	0.43
37:BH:148:ILE:O	37:BH:162:ILE:HD11	2.19	0.43
8:CH:27:PRO:HA	8:CH:58:TYR:HA	1.99	0.43
38:DI:124:GLY:N	38:DI:142:VAL:HG23	2.33	0.43
37:DH:157:TYR:CD1	37:DH:171:LEU:N	2.85	0.43

Continued on next page...

Continued from previous page...

Atom-1	Atom-2	Distance(Å)	Clash(Å)
33:DD:79:VAL:CG2	33:DD:111:LEU:HD11	2.48	0.43
1:CA:1169:A:C2'	1:CA:1170:A:C8	2.96	0.43
31:BA:90:U:O2'	31:BA:92:A:H5''	2.18	0.43
1:AA:1423:G:H5'	40:BO:49:ARG:NH2	2.20	0.43
34:BE:203:LYS:C	34:BE:203:LYS:HD2	2.38	0.43
16:AP:39:TYR:CD1	16:AP:40:ASP:N	2.86	0.43
41:BP:106:LEU:HD12	41:BP:106:LEU:HA	1.84	0.43
36:BG:127:GLY:O	36:BG:128:ARG:C	2.56	0.43
7:CG:145:ALA:O	7:CG:146:GLU:HB2	2.18	0.43
31:BA:2094:G:O2'	31:BA:2095:C:H5'	2.16	0.43
9:AI:118:LYS:O	9:AI:119:ALA:HB3	2.18	0.43
1:CA:595:G:H1'	1:CA:596:C:H5	1.83	0.43
9:AI:81:ILE:O	9:AI:85:LEU:HG	2.18	0.43
31:BA:1504:C:O2'	31:BA:1505:C:C5'	2.66	0.43
5:AE:11:ILE:HD12	5:AE:105:VAL:HA	2.00	0.43
31:BA:917:A:C8	31:BA:917:A:H5'	2.53	0.43
40:DO:6:THR:HG22	40:DO:7:TYR:N	2.33	0.43
31:DA:1175:U:H4'	31:DA:1176:G:H2'	2.00	0.43
1:CA:1237:C:H42	1:CA:1337:G:H1	1.64	0.43
1:AA:22:G:H4'	1:AA:885:G:C8	2.53	0.43
1:AA:418:C:N3	1:AA:426:G:C2	2.86	0.43
1:AA:1173:G:C5	1:AA:1174:G:N7	2.85	0.43
1:CA:719:C:O2'	18:CR:49:LYS:HB3	2.18	0.43
35:BF:106:ARG:HG2	35:BF:106:ARG:H	1.57	0.43
31:DA:749:C:C5	31:DA:1618:A:C6	3.06	0.43
1:CA:60:A:H4'	1:CA:61:G:O5'	2.19	0.43
1:AA:921:U:H2'	1:AA:922:G:O4'	2.18	0.43
1:CA:273:A:N6	1:CA:274:A:N6	2.66	0.43
34:BE:13:ARG:HA	34:BE:21:VAL:O	2.18	0.43
43:BR:74:LYS:O	43:BR:77:ARG:HB2	2.19	0.43
38:BI:60:GLU:HA	38:BI:63:ALA:HB3	2.00	0.43
31:DA:1411:C:O2'	31:DA:1412:A:H5'	2.17	0.43
1:CA:292:G:N7	1:CA:293:G:H1'	2.33	0.43
1:AA:1407:C:O2	31:BA:1912:A:C2	2.72	0.43
1:AA:293:G:H4'	1:AA:609:A:N1	2.32	0.43
31:DA:855:G:C6	31:DA:856:C:C4	3.06	0.43
31:DA:1805:U:O2	33:DD:50:THR:HB	2.18	0.43
8:AH:91:ARG:NH1	17:AQ:33:GLY:HA3	2.33	0.43
22:D0:65:GLY:HA2	22:D0:84:LEU:CD2	2.48	0.43
1:CA:579:G:C5	1:CA:580:U:C4	3.06	0.43
40:BO:26:LYS:HE3	40:BO:37:ASP:OD1	2.18	0.43
31:DA:740:U:H2'	31:DA:741:G:H8	1.83	0.43

Continued on next page...

Continued from previous page...

Atom-1	Atom-2	Distance(Å)	Clash(Å)
1:CA:119:A:N7	1:CA:288:A:C2	2.86	0.43
31:DA:338:G:H2'	31:DA:339:U:C6	2.53	0.43
31:DA:1992:G:C2	31:DA:1997:G:C5	3.06	0.43
42:DQ:27:VAL:HG23	51:DZ:81:ARG:HH22	1.84	0.43
31:DA:921:G:H2'	31:DA:922:U:C6	2.54	0.43
37:BH:117:PRO:HB3	37:BH:123:PHE:HD1	1.82	0.43
1:AA:669:U:C2	1:AA:670:G:C8	3.06	0.43
31:BA:1810:A:H2'	31:BA:1811:G:O4'	2.17	0.43
15:CO:62:GLN:O	15:CO:65:ARG:HB2	2.18	0.43
31:DA:1897:G:H2'	31:DA:1898:U:O4'	2.18	0.43
1:CA:1458:G:H2'	1:CA:1459:C:H6	1.84	0.43
31:DA:1810:A:H2'	31:DA:1811:G:O4'	2.18	0.43
31:BA:596:G:C5	31:BA:597:U:C5	3.06	0.43
15:CO:57:LEU:HD23	15:CO:57:LEU:HA	1.80	0.43
31:DA:1154:G:O5'	31:DA:1154:G:H8	2.01	0.43
1:CA:1012:U:H6	1:CA:1012:U:O5'	2.00	0.43
33:BD:65:ILE:HD11	33:BD:67:PHE:CZ	2.46	0.43
1:AA:375:U:C4	1:AA:376:G:N7	2.87	0.43
50:BY:7:VAL:HB	50:BY:8:LYS:CE	2.48	0.43
47:DV:23:GLU:O	47:DV:24:LYS:C	2.55	0.43
33:BD:17:THR:CG2	33:BD:205:VAL:N	2.61	0.43
1:CA:521:G:O2'	1:CA:522:C:H5'	2.18	0.43
41:BP:96:THR:HG22	41:BP:126:VAL:HG23	2.00	0.43
49:BX:34:ALA:N	49:BX:35:THR:HG22	2.34	0.43
30:B8:31:HIS:O	30:B8:33:ASN:N	2.51	0.43
31:DA:2288:A:H8	31:DA:2288:A:O5'	2.01	0.43
31:DA:1495:A:H2'	31:DA:1496:A:C2	2.53	0.43
50:DY:80:GLY:O	50:DY:81:LYS:CB	2.66	0.43
45:DT:35:LYS:C	45:DT:37:GLY:N	2.71	0.43
1:CA:445:G:N3	1:CA:446:G:C8	2.86	0.43
1:CA:432:A:N7	1:CA:433:C:C4	2.85	0.43
31:DA:2464:C:HO2'	31:DA:2465:C:P	2.39	0.43
51:DZ:121:HIS:HB2	51:DZ:171:ILE:HA	2.00	0.43
31:DA:2687:U:C4	31:DA:2688:U:C5	3.07	0.43
31:BA:774:A:N1	31:BA:787:U:O2'	2.46	0.43
1:CA:1038:C:H2'	1:CA:1039:C:C6	2.54	0.43
1:AA:976:G:P	14:AN:32:SER:H	2.40	0.43
39:BN:75:TYR:HD1	39:BN:75:TYR:N	2.14	0.43
31:BA:783:A:C3'	31:BA:783:A:C8	3.01	0.43
39:BN:82:LEU:CD1	39:BN:82:LEU:H	2.23	0.43
1:AA:321:A:N6	1:AA:329:A:OP2	2.52	0.43
32:DB:87:G:C2'	32:DB:88:C:H5''	2.48	0.43

Continued on next page...

Continued from previous page...

Atom-1	Atom-2	Distance(Å)	Clash(Å)
32:DB:88:C:C4	32:DB:89:G:C6	3.06	0.43
7:AG:145:ALA:O	7:AG:146:GLU:HB2	2.18	0.43
7:AG:149:ARG:O	7:AG:149:ARG:HG2	2.19	0.43
31:DA:1407:C:C2'	31:DA:1407:C:O2	2.65	0.43
31:DA:783:A:H3'	31:DA:783:A:C8	2.54	0.43
1:CA:567:G:C2	1:CA:568:G:H1'	2.53	0.43
1:CA:883:C:C2'	1:CA:884:U:H5'	2.48	0.43
1:AA:66:G:H4'	1:AA:173:U:C4	2.53	0.43
9:CI:5:TYR:CD2	9:CI:18:PHE:CE2	3.07	0.43
1:AA:262:A:N1	1:AA:263:A:C6	2.85	0.43
1:CA:173:U:C6	1:CA:197:A:C2	3.07	0.43
31:BA:1721:G:N2	31:BA:1739:U:OP2	2.51	0.43
46:BU:74:LEU:N	46:BU:74:LEU:CD1	2.77	0.43
5:AE:71:LEU:HD11	5:AE:114:GLY:HA3	2.00	0.43
31:BA:107:C:C4	31:BA:108:U:C5	3.05	0.43
33:DD:209:ALA:O	33:DD:210:GLY:O	2.35	0.43
17:AQ:8:GLY:HA3	17:AQ:22:LEU:O	2.18	0.43
33:BD:159:ALA:C	33:BD:161:THR:H	2.22	0.43
8:AH:36:LEU:HD23	8:AH:36:LEU:HA	1.80	0.43
46:BU:45:TYR:O	46:BU:49:HIS:CG	2.71	0.43
31:DA:2659:G:H5''	31:DA:2659:G:H8	1.83	0.43
31:BA:481:G:C4	31:BA:507:A:C2	3.07	0.43
1:CA:721:G:N1	1:CA:733:A:C2	2.86	0.43
13:AM:76:ALA:HA	13:AM:79:LYS:HD2	2.00	0.43
31:DA:807:U:C2'	31:DA:808:G:O5'	2.66	0.43
3:CC:127:ARG:HD2	3:CC:127:ARG:N	2.33	0.43
31:DA:705:A:C2	31:DA:706:A:C4	3.06	0.43
31:DA:2085:C:O2'	31:DA:2086:U:H5'	2.18	0.43
31:DA:2291:U:O2'	31:DA:2374:C:O2	2.33	0.43
1:AA:790:A:C6	1:AA:791:G:C6	3.06	0.43
40:DO:87:ILE:HG23	40:DO:91:LEU:HA	2.01	0.43
1:AA:1142:G:H2'	1:AA:1143:G:O4'	2.19	0.43
1:CA:782:A:O3'	1:CA:1515:C:H4'	2.18	0.43
31:DA:1476:C:C2'	31:DA:1477:A:O5'	2.66	0.43
22:D0:47:PRO:HB3	22:D0:51:VAL:HG12	1.99	0.43
31:DA:2827:C:H2'	31:DA:2828:C:C6	2.53	0.43
14:AN:13:THR:N	14:AN:14:PRO:CD	2.81	0.43
11:AK:83:ILE:HA	11:AK:109:VAL:O	2.18	0.43
31:BA:1930:G:O2'	31:BA:1931:U:P	2.76	0.43
31:DA:1914:C:H2'	31:DA:1915:U:O4'	2.18	0.43
1:CA:928:G:C2	1:CA:1390:U:O2	2.71	0.43
1:CA:117:G:O2'	1:CA:118:U:H5'	2.18	0.43

Continued on next page...

Continued from previous page...

Atom-1	Atom-2	Distance(Å)	Clash(Å)
38:BI:52:ARG:HE	38:BI:52:ARG:HB3	1.51	0.43
37:DH:83:TYR:N	37:DH:83:TYR:CD1	2.86	0.43
31:DA:637:A:OP1	41:DP:133:SER:HB3	2.18	0.43
31:DA:2338:G:O2'	31:DA:2339:G:H5'	2.18	0.43
50:DY:66:PRO:O	50:DY:67:LEU:CB	2.66	0.43
24:D2:14:ARG:CZ	24:D2:57:ILE:HG22	2.48	0.43
47:BV:16:PRO:O	47:BV:98:GLU:OE2	2.37	0.43
12:AL:46:LYS:CG	12:AL:47:LYS:H	2.22	0.43
1:AA:523:A:N6	12:AL:53:ARG:HH12	2.16	0.43
31:DA:1899:G:C2'	31:DA:1900:A:OP2	2.66	0.43
24:B2:30:ARG:CZ	24:B2:30:ARG:HB3	2.47	0.43
24:B2:32:LEU:HD21	31:BA:61:G:O2'	2.18	0.43
31:BA:870:A:C2	31:BA:908:C:C2	3.06	0.43
36:DG:60:LEU:HA	36:DG:63:ILE:HG12	2.00	0.43
32:DB:75:G:H5'	32:DB:75:G:C8	2.42	0.43
1:CA:612:C:C2'	1:CA:613:C:H5'	2.48	0.43
2:CB:105:PHE:C	2:CB:107:THR:H	2.21	0.43
31:BA:2359:C:N4	31:BA:2360:A:C6	2.87	0.43
31:DA:2787:C:O2	34:DE:61:ARG:NH1	2.50	0.43
23:D1:33:LYS:C	23:D1:34:THR:HG22	2.38	0.43
45:BT:33:LYS:HZ2	45:BT:33:LYS:N	2.15	0.43
45:BT:34:VAL:O	45:BT:35:LYS:CB	2.65	0.43
1:CA:443:C:N3	1:CA:444:C:C5	2.86	0.43
42:DQ:35:VAL:HG23	42:DQ:100:GLY:C	2.38	0.43
1:CA:418:C:N3	1:CA:426:G:C2	2.87	0.43
4:CD:19:LEU:HB2	4:CD:21:LEU:HD23	2.00	0.43
36:BG:63:ILE:HD13	36:BG:141:PHE:CZ	2.53	0.43
31:DA:463:G:N1	31:DA:467:G:C6	2.87	0.43
31:BA:1882:C:C5'	31:BA:1883:G:OP2	2.55	0.43
1:AA:989:C:H1'	1:AA:1016:A:C2	2.53	0.43
36:DG:41:GLN:HG2	36:DG:155:MET:CB	2.38	0.43
1:CA:1503:A:O2'	1:CA:1504:G:C5'	2.65	0.43
8:CH:25:ASP:HA	8:CH:59:LEU:O	2.17	0.43
31:BA:1771:C:H1'	31:BA:1786:A:C8	2.53	0.43
1:CA:748:C:C4'	1:CA:749:C:O5'	2.58	0.43
31:DA:860:U:C5	31:DA:917:A:N7	2.86	0.43
1:AA:666:G:C6	1:AA:741:G:C5	3.06	0.43
1:AA:327:A:C5	1:AA:329:A:C5	3.05	0.43
31:DA:2078:C:O2'	31:DA:2079:U:H5'	2.19	0.43
31:DA:2400:G:C5	31:DA:2401:U:C5	3.06	0.43
31:DA:27:G:C4	31:DA:512:G:C2	3.07	0.43
31:BA:2078:C:O2'	31:BA:2079:U:H5'	2.18	0.43

Continued on next page...

Continued from previous page...

Atom-1	Atom-2	Distance(Å)	Clash(Å)
1:CA:949:A:C6	1:CA:1233:G:C2	3.06	0.43
31:BA:2399:G:C6	31:BA:2400:G:C5	3.06	0.43
1:AA:833:U:C2	1:AA:834:C:C5	3.07	0.43
31:DA:271(F):C:C4	31:DA:271(G):C:C5	3.07	0.43
1:AA:108:G:H5''	1:AA:109:A:C5'	2.46	0.43
43:DR:56:LYS:HE2	43:DR:87:TYR:CB	2.49	0.43
1:CA:659:U:C2'	1:CA:660:G:C5'	2.95	0.43
5:AE:114:GLY:O	5:AE:115:VAL:O	2.37	0.43
31:BA:902:C:O2'	31:BA:903:C:H5'	2.18	0.43
4:AD:90:GLY:O	4:AD:94:LEU:CD1	2.65	0.43
1:AA:853:G:H2'	1:AA:854:G:C8	2.45	0.43
3:CC:77:ILE:C	3:CC:83:ARG:HB3	2.39	0.43
7:CG:108:ALA:O	7:CG:111:ARG:HB2	2.19	0.43
44:BS:66:ALA:HA	44:BS:69:VAL:HG12	2.01	0.43
1:AA:575:G:HO2'	1:AA:821:G:H5'	1.83	0.43
50:BY:88:LYS:O	50:BY:89:PHE:CB	2.66	0.43
31:BA:848:G:C4	31:BA:933:A:C8	3.06	0.43
35:BF:7:TYR:HB3	35:BF:16:GLY:CA	2.49	0.43
1:AA:1055:A:N3	3:AC:156:ARG:NH1	2.64	0.43
31:DA:2635:C:C2'	31:DA:2636:U:O5'	2.66	0.43
1:CA:60:A:P	1:CA:60:A:C8	3.07	0.43
31:DA:1043:C:O2'	31:DA:1044:G:C8	2.58	0.43
1:AA:93:G:N1	1:AA:96:U:C4	2.87	0.43
5:AE:7:GLU:O	5:AE:8:GLU:HB3	2.19	0.43
18:AR:71:LYS:O	18:AR:74:ARG:HB2	2.18	0.43
1:AA:724:G:C2	1:AA:725:G:C8	3.05	0.43
1:AA:1125:U:C2'	1:AA:1126:U:OP2	2.66	0.43
31:BA:225:A:H2'	31:BA:226:G:H5'	1.99	0.43
1:AA:1014:A:H2	1:AA:1219:U:O2	2.00	0.43
39:DN:30:ILE:CD1	39:DN:99:LEU:HD11	2.48	0.43
17:AQ:74:LEU:HA	17:AQ:74:LEU:HD22	1.75	0.43
8:AH:104:ARG:CZ	8:AH:138:TRP:CH2	3.00	0.43
20:CT:74:LYS:C	20:CT:76:ALA:H	2.22	0.43
31:DA:2821:A:H2'	31:DA:2822:G:H8	1.82	0.43
1:CA:288:A:H2'	1:CA:289:G:H4'	2.00	0.43
51:DZ:118:GLN:O	51:DZ:120:ILE:HG12	2.18	0.43
31:BA:721:C:C2	31:BA:722:A:C8	3.06	0.43
31:DA:444:C:C4'	35:DF:49:ALA:HB2	2.49	0.43
1:AA:881:G:P	12:AL:12:ARG:NH2	2.91	0.43
30:B8:8:LYS:HB3	30:B8:12:LYS:HE3	1.99	0.43
1:CA:573:A:H2'	1:CA:574:A:C8	2.54	0.43
37:BH:126:PRO:HB2	37:BH:130:ARG:HH12	1.83	0.43

Continued on next page...

Continued from previous page...

Atom-1	Atom-2	Distance(Å)	Clash(Å)
31:BA:2740:A:C6	31:BA:2764:A:C8	3.07	0.43
27:D5:20:ARG:HG2	27:D5:23:HIS:CD2	2.53	0.43
31:BA:906:G:H2'	31:BA:907:U:O5'	2.18	0.43
9:CI:6:GLY:HA3	9:CI:84:ALA:HB2	2.00	0.43
1:CA:198:G:C2	1:CA:199:G:C8	3.06	0.43
3:AC:6:HIS:HD2	3:AC:8:ILE:H	1.65	0.43
1:CA:642:A:C5	8:CH:115:SER:HA	2.53	0.43
48:DW:92:ARG:O	48:DW:93:ALA:HB3	2.17	0.43
12:AL:70:ILE:HD12	12:AL:70:ILE:N	2.32	0.43
50:BY:34:LYS:HE2	50:BY:34:LYS:HB3	1.74	0.43
4:CD:59:ARG:HA	4:CD:59:ARG:NE	2.34	0.43
1:AA:995:C:H1'	14:AN:8:GLU:OE2	2.17	0.43
32:BB:92:C:H5''	51:BZ:79:ARG:HH22	1.84	0.43
5:AE:137:GLU:O	5:AE:141:GLN:HG3	2.18	0.43
33:BD:62:TYR:CE1	33:BD:64:ILE:HA	2.53	0.43
50:DY:41:GLY:O	50:DY:43:ASN:OD1	2.37	0.43
33:DD:35:LYS:H	33:DD:64:ILE:CG2	2.30	0.43
50:BY:41:GLY:O	50:BY:42:VAL:C	2.56	0.43
27:D5:31:VAL:O	27:D5:39:MET:HA	2.18	0.43
24:D2:49:LYS:HD3	31:DA:76:C:H5''	2.00	0.43
31:DA:2259:G:C2	31:DA:2282:G:C6	3.07	0.43
47:DV:62:LEU:HD12	47:DV:96:ILE:HD13	1.99	0.43
32:BB:46:A:C2'	32:BB:47:C:O5'	2.67	0.43
49:DX:89:ILE:O	49:DX:89:ILE:CG2	2.65	0.43
31:DA:1826:G:H2'	31:DA:1827:C:C6	2.54	0.43
24:B2:14:ARG:NH1	24:B2:57:ILE:CG2	2.78	0.43
47:BV:69:LYS:HB2	47:BV:93:GLU:OE2	2.18	0.43
15:AO:17:ARG:HG2	15:AO:26:GLU:HG3	1.99	0.43
46:BU:88:ILE:HA	46:BU:90:VAL:HG23	2.01	0.43
1:CA:374:A:C4	1:CA:375:U:C5	3.07	0.43
46:DU:61:TRP:CD2	46:DU:94:ASN:HA	2.54	0.43
46:DU:92:ARG:NH2	47:DV:11:GLN:H	2.16	0.43
30:D8:38:GLY:C	30:D8:40:GLU:H	2.22	0.43
39:DN:25:ARG:CG	39:DN:25:ARG:HH11	2.28	0.43
41:DP:48:PRO:CG	41:DP:49:ARG:N	2.81	0.43
42:DQ:36:ALA:O	42:DQ:100:GLY:N	2.50	0.43
31:BA:64:A:O3'	49:BX:68:ARG:O	2.36	0.43
31:BA:271(S):G:C5	31:BA:271(T):C:C5	3.06	0.43
49:DX:60:ARG:HG2	49:DX:72:LYS:H	1.83	0.43
43:DR:9:LYS:O	43:DR:10:LEU:CG	2.66	0.43
31:DA:1882:C:C5'	31:DA:1883:G:OP2	2.58	0.43
10:CJ:51:ARG:HG3	10:CJ:60:ARG:C	2.37	0.43

Continued on next page...

Continued from previous page...

Atom-1	Atom-2	Distance(Å)	Clash(Å)
1:CA:1065:U:H4'	1:CA:1066:C:O5'	2.19	0.43
1:CA:1067:A:N3	1:CA:1068:G:N9	2.67	0.43
20:CT:100:ILE:HD12	20:CT:100:ILE:N	2.33	0.43
50:BY:45:VAL:HG22	50:BY:62:GLU:CB	2.48	0.43
1:AA:739:C:O2	1:AA:739:C:H2'	2.19	0.43
31:BA:2663:G:C6	31:BA:2664:G:C5	3.06	0.43
1:AA:1168:A:C6	1:AA:1169:A:C6	3.07	0.43
31:BA:2808:U:C4	31:BA:2809:A:N7	2.87	0.43
31:BA:2808:U:O2'	31:BA:2809:A:H5'	2.17	0.43
31:BA:2788:C:O2'	31:BA:2809:A:N3	2.45	0.43
1:CA:930:C:C4	1:CA:931:C:C5	3.06	0.43
1:CA:1079:G:H2'	1:CA:1080:A:C8	2.52	0.43
1:AA:397:A:H5''	1:AA:397:A:N3	2.34	0.43
31:BA:1589:C:H2'	31:BA:1590:U:C6	2.53	0.43
1:AA:1285:A:H4'	1:AA:1286:A:O5'	2.18	0.43
13:CM:45:VAL:HA	13:CM:48:LEU:HD13	1.99	0.43
1:AA:560:U:H4'	1:AA:561:U:O5'	2.16	0.43
38:DI:10:GLU:C	38:DI:12:LEU:H	2.21	0.43
31:DA:1338:G:O2'	31:DA:1339:G:H5'	2.18	0.43
51:DZ:42:VAL:HG13	51:DZ:43:GLU:H	1.84	0.43
9:AI:5:TYR:CD2	9:AI:18:PHE:CE2	3.06	0.43
12:CL:62:SER:C	12:CL:64:TYR:N	2.71	0.43
40:DO:2:ILE:N	40:DO:2:ILE:HD13	2.33	0.43
31:DA:1740:G:H4'	31:DA:1741:A:OP1	2.18	0.43
31:DA:1742:G:C8	31:DA:1742:G:C3'	3.01	0.43
1:AA:615:C:H2'	1:AA:616:G:O4'	2.18	0.43
20:AT:38:LYS:HA	20:AT:41:ILE:HD11	2.01	0.43
1:CA:600:C:O2'	1:CA:601:C:H5'	2.18	0.43
38:BI:128:LEU:HB3	38:BI:129:THR:H	1.57	0.43
49:DX:65:ARG:O	49:DX:66:LEU:CB	2.66	0.43
35:DF:8:GLN:HG3	35:DF:8:GLN:O	2.17	0.43
31:DA:2564:A:C6	31:DA:2565:A:C6	3.06	0.43
18:CR:40:LEU:O	18:CR:43:PHE:HB2	2.17	0.43
12:CL:50:SER:O	12:CL:51:ALA:HB2	2.17	0.43
1:AA:473:G:C2	1:AA:474:G:C8	3.07	0.43
1:CA:1293:G:O2'	1:CA:1294:G:P	2.76	0.43
43:BR:83:ILE:O	43:BR:84:ALA:C	2.57	0.43
43:BR:74:LYS:CD	43:BR:77:ARG:HH21	2.30	0.43
1:CA:665:A:H1'	1:CA:733:A:O4'	2.17	0.43
13:AM:68:GLY:O	13:AM:70:LEU:N	2.51	0.43
1:AA:136:C:N4	1:AA:227:G:H1	2.17	0.43
46:DU:80:ILE:HD13	46:DU:80:ILE:HA	1.83	0.43

Continued on next page...

Continued from previous page...

Atom-1	Atom-2	Distance(Å)	Clash(Å)
1:AA:986:A:H1'	19:AS:54:GLY:O	2.18	0.43
31:DA:225:A:H2'	31:DA:226:G:H5'	2.00	0.43
51:BZ:128:VAL:HG23	51:BZ:160:GLY:O	2.19	0.43
10:AJ:62:HIS:CE1	14:AN:61:TRP:HH2	2.36	0.43
1:AA:130:A:C8	17:AQ:63:ARG:HG3	2.52	0.43
31:BA:2624:G:H2'	31:BA:2625:G:H5'	2.01	0.43
1:AA:587:G:O2'	1:AA:588:G:OP2	2.32	0.43
31:DA:2772:C:H2'	31:DA:2773:C:H6	1.83	0.43
31:BA:2557:G:H2'	31:BA:2558:C:H6	1.83	0.43
36:BG:37:VAL:O	36:BG:94:LEU:HG	2.18	0.43
1:AA:1209:C:O2'	1:AA:1210:C:H5'	2.18	0.43
8:CH:31:PHE:O	8:CH:35:ILE:HG13	2.18	0.43
31:BA:1638:C:H5"	31:BA:2710:C:O2'	2.18	0.43
8:CH:38:ILE:O	8:CH:42:GLU:HB2	2.19	0.43
1:CA:1118:C:H1'	1:CA:1179:A:C4	2.53	0.43
31:BA:2402:C:C3'	31:BA:2403:C:H5'	2.48	0.43
31:BA:2437:U:H2'	31:BA:2438:U:C6	2.54	0.43
12:CL:44:THR:HA	12:CL:45:PRO:HD3	1.86	0.43
17:AQ:50:LYS:HE3	17:AQ:51:TYR:HE1	1.82	0.43
42:DQ:141:GLN:CD	51:DZ:70:LEU:HB3	2.39	0.43
34:BE:119:ARG:HB3	34:BE:120:TRP:CD1	2.53	0.43
44:DS:54:LEU:HD22	44:DS:58:LEU:O	2.19	0.43
39:DN:45:ASN:N	39:DN:45:ASN:ND2	2.63	0.43
24:D2:14:ARG:NH1	24:D2:57:ILE:CG2	2.79	0.43
47:DV:61:VAL:HG12	47:DV:99:ILE:HB	2.00	0.43
49:DX:76:ARG:HD2	49:DX:77:LYS:HB2	1.99	0.43
26:D4:2:LYS:CB	32:DB:40:U:O4	2.66	0.43
46:DU:90:VAL:HG11	47:DV:40:LEU:HB3	2.01	0.43
30:D8:37:SER:HB2	30:D8:38:GLY:H	1.46	0.43
31:DA:1495:A:OP2	31:DA:1495:A:O4'	2.36	0.43
31:BA:2681:C:O2	31:BA:2681:C:H2'	2.19	0.43
31:BA:388:G:O2'	31:BA:389:G:N7	2.46	0.43
31:DA:154:G:O5'	31:DA:154:G:H8	2.01	0.43
34:BE:34:VAL:HG23	34:BE:34:VAL:O	2.18	0.43
1:AA:503:C:O2	1:AA:510:A:H2	2.02	0.43
10:AJ:22:LYS:C	10:AJ:24:VAL:H	2.21	0.43
35:DF:64:ILE:HD12	35:DF:65:TRP:CE2	2.54	0.43
31:BA:672:C:O2'	31:BA:673:C:H5'	2.19	0.43
34:DE:116:VAL:HG13	34:DE:122:PHE:CB	2.48	0.43
31:BA:1946:U:H2'	31:BA:1947:C:H6	1.83	0.43
38:DI:78:THR:OG1	38:DI:141:LYS:HD2	2.19	0.43
30:D8:51:ALA:CA	30:D8:53:PRO:HD2	2.48	0.43

Continued on next page...

Continued from previous page...

Atom-1	Atom-2	Distance(Å)	Clash(Å)
31:BA:2662:A:H5'	31:BA:2663:G:H1'	2.01	0.43
3:AC:153:VAL:HG12	3:AC:154:SER:N	2.34	0.43
37:BH:46:GLU:O	37:BH:47:GLU:HB2	2.19	0.43
31:BA:683:C:H6	31:BA:683:C:O5'	2.01	0.43
31:BA:1106:A:H2'	31:BA:1107:G:C8	2.54	0.43
1:CA:1366:C:H2'	1:CA:1367:C:C6	2.53	0.43
31:DA:1614:A:H62	48:DW:87:PRO:HA	1.83	0.43
45:DT:109:GLU:HA	45:DT:112:ARG:HG2	1.99	0.43
17:AQ:60:ILE:HG12	17:AQ:61:GLU:N	2.33	0.43
17:AQ:59:ILE:HG21	17:AQ:71:PHE:HB3	1.97	0.43
1:CA:148:G:C2	1:CA:149:A:N7	2.87	0.43
1:CA:234:C:C2	1:CA:235:C:C5	3.06	0.43
20:CT:26:ASN:HB3	20:CT:71:THR:OG1	2.19	0.43
31:DA:2880:C:H1'	43:DR:92:GLY:O	2.18	0.43
31:DA:105:C:H2'	31:DA:106:C:H6	1.83	0.43
31:BA:1689:A:H62	31:BA:1698:A:H2	1.66	0.43
26:B4:14:ILE:CB	36:BG:5:VAL:HG13	2.49	0.43
1:CA:9:G:N3	1:CA:9:G:H2'	2.33	0.43
31:DA:1028:A:N3	31:DA:2486:G:O2'	2.38	0.43
31:DA:2645:G:C3'	31:DA:2646:C:H5'	2.48	0.43
36:DG:111:LEU:N	36:DG:112:PRO:CD	2.82	0.43
1:CA:855:G:C2	1:CA:856:C:C2	3.07	0.43
35:BF:7:TYR:HB3	35:BF:16:GLY:N	2.33	0.43
4:AD:62:GLN:HA	4:AD:62:GLN:NE2	2.33	0.43
1:CA:824:C:H4'	8:CH:1:MET:H1	1.83	0.43
31:BA:2103:C:C2	31:BA:2187:G:N1	2.87	0.43
31:BA:1044:G:N1	31:BA:1112:G:O6	2.51	0.43
1:AA:273:A:N6	1:AA:274:A:N6	2.67	0.43
1:CA:764:C:C2'	1:CA:765:G:O5'	2.67	0.43
13:CM:68:GLY:O	13:CM:70:LEU:N	2.52	0.43
1:CA:69:G:N2	1:CA:70:G:C4	2.87	0.43
19:CS:69:HIS:HB2	19:CS:74:PHE:CE2	2.51	0.43
31:DA:2408:U:H2'	31:DA:2409:G:C8	2.53	0.43
42:DQ:19:GLY:O	42:DQ:21:THR:N	2.48	0.43
2:AB:174:VAL:O	2:AB:178:ARG:HB2	2.18	0.43
31:BA:921:G:H2'	31:BA:922:U:C6	2.54	0.43
31:DA:292:C:H2'	31:DA:293:U:H6	1.83	0.43
31:BA:1436:G:H2'	31:BA:1437:C:O4'	2.19	0.43
31:BA:1667:G:H4'	31:BA:1668:A:OP1	2.18	0.43
31:DA:1545:A:H2'	31:DA:1546:C:O5'	2.18	0.43
34:BE:24:THR:HG23	34:BE:184:VAL:HG23	2.00	0.43
14:CN:12:ARG:C	14:CN:14:PRO:CD	2.87	0.43

Continued on next page...

Continued from previous page...

Atom-1	Atom-2	Distance(Å)	Clash(Å)
1:AA:12:U:H4'	1:AA:526:C:O2'	2.18	0.43
1:CA:537:G:OP1	12:CL:113:ARG:NH2	2.51	0.43
1:CA:995:C:H1'	14:CN:8:GLU:OE2	2.18	0.43
40:BO:1:MET:HB2	40:BO:32:TYR:HB3	2.00	0.43
34:BE:147:PRO:HB2	34:BE:149:ARG:HG2	2.01	0.43
1:CA:1034:G:N2	1:CA:1035:A:N6	2.67	0.43
31:DA:2674:G:H2'	31:DA:2675:A:O4'	2.18	0.43
41:DP:127:ALA:HB3	41:DP:130:PHE:CE2	2.54	0.43
14:AN:46:GLU:O	14:AN:50:LYS:HG3	2.18	0.43
43:DR:23:ASN:N	43:DR:23:ASN:HD22	2.15	0.43
1:CA:1311:G:N2	1:CA:1327:C:C2	2.87	0.43
1:CA:1138:G:N1	1:CA:1140:C:C2	2.87	0.43
1:AA:356:A:C2'	1:AA:357:G:O5'	2.66	0.43
31:DA:354:G:H3'	31:DA:354:G:C8	2.53	0.43
50:BY:39:VAL:CG1	50:BY:40:GLU:H	2.25	0.43
31:DA:1006:C:C2	31:DA:1138:G:N2	2.86	0.43
51:BZ:125:LEU:HD23	51:BZ:126:VAL:H	1.82	0.43
27:D5:56:LYS:O	27:D5:57:VAL:O	2.36	0.43
31:BA:286:C:N4	31:BA:356:G:C6	2.87	0.43
49:BX:57:LEU:O	49:BX:76:ARG:N	2.44	0.43
49:BX:77:LYS:CD	49:BX:78:LYS:HG3	2.48	0.43
47:BV:5:VAL:HG22	47:BV:6:LYS:N	2.34	0.43
12:AL:53:ARG:HG2	12:AL:53:ARG:HH11	1.84	0.43
49:DX:27:THR:OG1	49:DX:77:LYS:HA	2.19	0.43
2:AB:163:PHE:CD2	2:AB:185:ILE:HG13	2.52	0.43
31:DA:1902:C:O2'	33:DD:244:ARG:CB	2.65	0.43
34:DE:51:PHE:HD1	34:DE:52:LEU:HD12	1.83	0.43
24:B2:47:ASN:ND2	24:B2:48:HIS:H	2.16	0.43
32:DB:38:C:C1'	44:DS:95:HIS:HE2	2.32	0.43
31:BA:1900:A:N1	31:BA:1970:A:C6	2.87	0.43
1:CA:523:A:N1	12:CL:92:ASP:HB2	2.34	0.43
46:DU:83:LEU:HD13	46:DU:113:ALA:HB2	2.01	0.43
1:AA:625:G:H2'	1:AA:626:U:H6	1.83	0.43
30:B8:29:LYS:HB2	30:B8:44:LYS:HG2	1.99	0.43
31:DA:250:G:C6	31:DA:251:A:C6	3.07	0.43
30:D8:4:MET:CE	31:DA:593:G:O4'	2.67	0.43
41:DP:39:LYS:HE3	41:DP:42:SER:CB	2.49	0.43
1:AA:539:A:H2'	1:AA:540:G:H8	1.79	0.43
2:AB:88:ALA:HB1	2:AB:222:ILE:HG21	2.01	0.43
4:CD:11:LEU:C	4:CD:13:ARG:N	2.69	0.43
31:DA:528:A:C2'	31:DA:529:A:C5'	2.95	0.43
32:DB:21:G:C6	32:DB:63:G:C6	3.07	0.43

Continued on next page...

Continued from previous page...

Atom-1	Atom-2	Distance(Å)	Clash(Å)
31:DA:2849:U:H5'	31:DA:2867:G:N2	2.33	0.43
20:AT:100:ILE:O	20:AT:100:ILE:HG22	2.19	0.43
1:AA:673:G:C2	1:AA:674:G:C6	3.06	0.43
6:AF:8:ILE:HG22	6:AF:9:VAL:H	1.82	0.43
31:BA:1884:A:C2	31:BA:1885:A:C4	3.06	0.43
31:BA:1131:G:OP1	39:BN:80:GLY:HA2	2.19	0.43
15:CO:55:GLY:O	15:CO:56:LEU:C	2.57	0.43
1:AA:1203:C:H2'	1:AA:1204:A:C8	2.53	0.43
1:CA:929:G:H1	1:CA:1388:C:N4	2.06	0.43
36:DG:127:GLY:O	36:DG:128:ARG:C	2.57	0.43
6:AF:100:ASN:ND2	18:AR:23:LYS:HE3	2.33	0.43
20:CT:18:GLN:O	20:CT:19:SER:C	2.56	0.43
2:AB:17:PHE:H	2:AB:17:PHE:HD2	1.66	0.43
20:CT:89:ARG:C	20:CT:91:LEU:H	2.22	0.43
51:DZ:148:ASP:HB2	51:DZ:149:SER:H	1.56	0.43
31:BA:2094:G:OP1	38:BI:22:LYS:HD3	2.19	0.43
1:AA:949:A:C6	1:AA:1233:G:C2	3.07	0.43
1:AA:148:G:C2	1:AA:149:A:N7	2.86	0.43
1:AA:1347:G:O2'	1:AA:1348:U:P	2.77	0.43
9:AI:17:VAL:HG22	9:AI:63:ILE:CG1	2.49	0.43
31:BA:1478:G:O2'	31:BA:1558:A:C2	2.72	0.43
47:BV:1:MET:H1	47:BV:44:LYS:HD2	1.84	0.43
1:CA:439:A:C4	1:CA:496:A:C2	3.07	0.43
5:AE:110:LEU:HD12	5:AE:118:ILE:HG21	2.01	0.43
42:DQ:52:VAL:HA	42:DQ:55:VAL:CG1	2.46	0.43
7:CG:124:LEU:O	7:CG:128:ALA:HB2	2.18	0.43
31:DA:867:C:C6	31:DA:868:U:C5	3.06	0.43
31:DA:2583:G:H2'	31:DA:2584:U:O2	2.18	0.43
1:AA:577:G:H1'	1:AA:816:A:N3	2.33	0.43
3:AC:77:ILE:O	3:AC:83:ARG:HB3	2.18	0.43
1:AA:318:G:N3	1:AA:319:G:C8	2.87	0.43
1:AA:574:A:H5''	1:AA:575:G:OP2	2.19	0.43
36:BG:101:ILE:HG23	36:BG:102:PHE:N	2.33	0.43
37:DH:32:GLU:C	37:DH:33:LEU:HD23	2.38	0.43
49:BX:65:ARG:O	49:BX:66:LEU:HB3	2.18	0.43
30:B8:48:PHE:N	30:B8:48:PHE:CD1	2.85	0.43
31:DA:2610:C:C4'	31:DA:2611:U:OP2	2.65	0.43
31:BA:1673:U:C5	34:BE:129:HIS:CD2	3.07	0.43
12:AL:50:SER:O	12:AL:51:ALA:HB2	2.19	0.43
9:CI:79:LEU:HD13	9:CI:79:LEU:C	2.39	0.43
31:BA:2096:U:H3	31:BA:2193:G:H1	1.66	0.43
48:BW:111:HIS:CG	48:BW:112:GLY:N	2.84	0.43

Continued on next page...

Continued from previous page...

Atom-1	Atom-2	Distance(Å)	Clash(Å)
1:CA:1054:C:OP1	1:CA:1197:G:OP2	2.36	0.43
38:DI:60:GLU:HA	38:DI:63:ALA:HB3	2.00	0.43
31:DA:1458:C:H4'	31:DA:1459:G:C4	2.54	0.43
1:CA:272:C:H2'	1:CA:273:A:C8	2.54	0.43
31:DA:1891:G:C6	31:DA:1892:C:N3	2.86	0.43
31:DA:838:C:H2'	31:DA:839:U:H6	1.84	0.43
4:AD:96:LEU:N	4:AD:96:LEU:HD22	2.34	0.43
1:AA:1386:G:C2	1:AA:1387:G:N7	2.86	0.43
31:DA:2087:G:O5'	31:DA:2087:G:H8	2.02	0.43
1:CA:579:G:C6	1:CA:580:U:C4	3.07	0.43
32:BB:93:G:H2'	32:BB:94:C:H6	1.84	0.43
1:AA:414:A:H2'	1:AA:415:A:O4'	2.17	0.43
31:BA:2280:G:C2'	31:BA:2281:C:H5'	2.49	0.43
16:CP:74:LEU:HB3	16:CP:79:VAL:HG11	2.01	0.43
1:AA:1329:A:P	13:AM:28:ALA:HB3	2.58	0.43
31:DA:2251:G:C8	31:DA:2450:A:H4'	2.54	0.43
36:BG:96:ARG:O	36:BG:97:ASP:C	2.56	0.43
1:CA:1209:C:O2'	1:CA:1210:C:H5'	2.18	0.43
22:D0:47:PRO:HB2	22:D0:51:VAL:O	2.19	0.43
31:DA:2813:A:H2'	31:DA:2814:C:O4'	2.18	0.43
46:DU:27:LEU:HA	46:DU:30:LYS:HB2	2.01	0.43
27:D5:42:PRO:HB2	27:D5:43:HIS:HD2	1.83	0.43
6:CF:79:LEU:HD12	6:CF:88:VAL:HG11	2.00	0.43
1:AA:1138:G:N1	1:AA:1140:C:C2	2.86	0.43
40:BO:106:LEU:HA	40:BO:106:LEU:HD23	1.81	0.43
45:BT:15:VAL:O	45:BT:15:VAL:HG22	2.19	0.43
1:AA:801:U:H2'	1:AA:802:A:C8	2.54	0.43
1:AA:1260:C:H4'	1:AA:1284:C:H5'	2.00	0.43
27:B5:41:PRO:O	27:B5:44:THR:OG1	2.35	0.43
5:AE:132:ALA:O	5:AE:133:TYR:C	2.56	0.43
33:DD:25:THR:CG2	33:DD:82:ILE:N	2.82	0.43
47:DV:80:GLN:HA	47:DV:81:TYR:HA	1.73	0.43
34:BE:51:PHE:HD1	34:BE:52:LEU:HD12	1.83	0.43
49:BX:29:TRP:CE3	49:BX:76:ARG:HB3	2.53	0.43
31:BA:1341:U:N3	49:BX:77:LYS:HE2	2.32	0.43
37:DH:89:ILE:HG13	37:DH:129:THR:O	2.19	0.43
47:BV:19:LYS:CG	47:BV:20:LEU:N	2.39	0.43
24:B2:53:LEU:O	24:B2:54:LYS:HB2	2.19	0.43
31:DA:2334:G:H5'	44:DS:13:ARG:HB3	1.99	0.43
31:BA:995:C:C2	39:BN:4:TYR:CZ	3.06	0.43
50:DY:71:LYS:HZ3	50:DY:71:LYS:CB	2.29	0.43
1:CA:623:C:C4	1:CA:624:C:C5	3.07	0.43

Continued on next page...

Continued from previous page...

Atom-1	Atom-2	Distance(Å)	Clash(Å)
1:CA:625:G:H2'	1:CA:626:U:C6	2.54	0.43
4:CD:135:LEU:O	4:CD:136:PRO:C	2.56	0.43
2:CB:163:PHE:HD2	2:CB:185:ILE:HB	1.84	0.43
2:CB:93:VAL:HG11	2:CB:97:TRP:HD1	1.84	0.43
31:DA:2274:A:C5	31:DA:2276:G:C8	3.06	0.43
30:D8:32:LEU:CA	30:D8:34:TRP:H	2.31	0.43
44:DS:30:ARG:O	44:DS:30:ARG:HG3	2.18	0.43
45:BT:42:ILE:HD13	45:BT:83:ILE:CD1	2.47	0.43
4:AD:8:VAL:O	4:AD:10:ARG:N	2.51	0.43
31:BA:2031:A:H8	31:BA:2031:A:OP1	2.02	0.43
35:DF:65:TRP:CZ3	35:DF:73:ALA:O	2.72	0.43
22:D0:72:ARG:NH2	22:D0:75:LEU:HD12	2.34	0.43
31:DA:2689:U:C4'	31:DA:2690:C:H5'	2.49	0.43
15:AO:39:LEU:O	15:AO:42:HIS:HB3	2.19	0.43
31:DA:1379:A:HO2'	31:DA:1380:G:P	2.30	0.43
31:DA:1528:A:O2'	31:DA:1528(A):A:C8	2.63	0.43
31:DA:2304:G:H22	31:DA:2312:U:H3	1.65	0.43
31:DA:1884:A:C2	31:DA:1885:A:C8	3.07	0.43
31:BA:1313:U:H5''	31:BA:1314:C:OP2	2.19	0.43
42:DQ:88:GLY:O	42:DQ:89:ASN:CB	2.66	0.43
5:AE:32:VAL:CB	5:AE:58:ALA:HB1	2.48	0.43
30:D8:22:VAL:HB	30:D8:53:PRO:HB2	2.01	0.43
31:DA:1158:C:HO2'	31:DA:1159:U:C5'	2.27	0.43
1:CA:1168:A:C6	1:CA:1169:A:C6	3.07	0.43
31:DA:912:C:N3	31:DA:913:U:C5	2.86	0.43
1:AA:451:A:C5	1:AA:481:G:C6	3.07	0.43
16:AP:39:TYR:CE1	16:AP:41:PRO:CA	3.02	0.43
31:BA:1239:G:H2'	31:BA:1240:U:O4'	2.18	0.43
31:DA:1106:A:H2'	31:DA:1107:G:C8	2.54	0.43
31:DA:1107:G:C6	31:DA:1108:U:N3	2.87	0.43
16:CP:82:GLN:HE21	16:CP:82:GLN:N	2.17	0.43
32:BB:15:A:H1'	32:BB:110:G:C8	2.53	0.43
1:CA:437:U:H5''	4:CD:155:LEU:CD1	2.47	0.43
1:AA:1368:G:OP2	9:AI:112:LYS:CD	2.67	0.43
9:CI:81:ILE:O	9:CI:85:LEU:HG	2.18	0.43
35:BF:27:GLU:O	35:BF:112:MET:HE2	2.19	0.43
43:BR:56:LYS:HE3	43:BR:94:TYR:CZ	2.54	0.43
35:BF:9:ILE:HG12	35:BF:14:PRO:HA	2.01	0.43
31:BA:492:A:H2'	31:BA:493:G:O4'	2.19	0.43
35:DF:7:TYR:HB3	35:DF:16:GLY:N	2.34	0.43
17:AQ:5:VAL:CG1	17:AQ:6:LEU:N	2.82	0.43
1:AA:155:C:C2	1:AA:156:G:N7	2.87	0.43

Continued on next page...

Continued from previous page...

Atom-1	Atom-2	Distance(Å)	Clash(Å)
6:CF:89:MET:HG2	6:CF:89:MET:O	2.18	0.43
1:CA:262:A:C6	1:CA:263:A:N6	2.87	0.43
34:DE:21:VAL:O	34:DE:23:VAL:HG22	2.19	0.43
10:CJ:6:ILE:HD11	10:CJ:72:VAL:HB	2.00	0.43
9:AI:83:ARG:HH21	9:AI:102:LEU:CD2	2.32	0.43
31:DA:2101:G:C6	31:DA:2102:U:C4	3.06	0.43
31:BA:1891:G:C6	31:BA:1892:C:C4	3.07	0.43
19:AS:29:ARG:HD2	19:AS:30:LEU:N	2.33	0.43
31:BA:2704:C:H2'	31:BA:2705:A:O4'	2.19	0.43
37:BH:94:TYR:N	37:BH:94:TYR:HD1	2.17	0.43
19:AS:69:HIS:HB2	19:AS:74:PHE:CE2	2.51	0.43
31:BA:705:A:C2'	31:BA:706:A:H5'	2.49	0.43
31:BA:2503:A:H4'	31:BA:2504:U:OP1	2.19	0.43
20:AT:73:HIS:O	20:AT:74:LYS:C	2.57	0.43
1:CA:1125:U:C2'	1:CA:1126:U:OP2	2.66	0.43
12:AL:68:ALA:HA	12:AL:96:VAL:HG13	2.01	0.43
1:AA:1304:G:C6	1:AA:1305:G:N1	2.87	0.43
31:BA:921:G:O2'	31:BA:922:U:H5'	2.19	0.43
16:CP:74:LEU:HA	16:CP:74:LEU:HD23	1.77	0.43
31:DA:1686:C:C2'	31:DA:1687:G:H5'	2.48	0.43
8:AH:97:VAL:HA	8:AH:100:ILE:HD11	2.01	0.43
31:DA:691:C:O2'	31:DA:692:C:H5'	2.18	0.43
31:DA:699:A:H2'	31:DA:700:G:O4'	2.18	0.43
7:AG:79:ARG:NE	7:AG:84:ASN:HD21	2.16	0.43
39:DN:5:VAL:HA	39:DN:6:PRO:HD3	1.45	0.43
31:BA:2716:U:O2'	31:BA:2717:G:H5'	2.18	0.43
31:BA:656:G:H2'	31:BA:657:U:O5'	2.19	0.43
31:DA:623:G:H2'	31:DA:624:C:C6	2.54	0.43
5:AE:15:ARG:CZ	5:AE:26:PHE:CE2	3.02	0.43
33:BD:45:ASN:CG	33:BD:46:GLN:N	2.71	0.43
48:BW:95:ILE:O	48:BW:95:ILE:HG13	2.17	0.43
35:BF:96:ASP:OD1	35:BF:96:ASP:C	2.57	0.43
37:DH:71:LEU:HD12	37:DH:71:LEU:HA	1.80	0.43
31:BA:1987:G:H2'	31:BA:1988:C:H6	1.83	0.43
33:BD:28:GLU:CB	33:BD:29:PRO:HD3	2.48	0.43
33:DD:83:GLU:HB2	33:DD:92:ILE:HD12	1.98	0.43
50:BY:7:VAL:HG11	50:BY:8:LYS:HZ3	1.84	0.43
44:BS:59:LYS:CE	44:BS:68:GLN:HE22	2.29	0.43
51:BZ:98:MET:HE3	51:BZ:99:TYR:O	2.19	0.43
30:B8:59:LYS:CD	41:BP:50:ARG:HB3	2.44	0.43
31:BA:1803:A:C2	31:BA:1822:G:N3	2.87	0.43
47:BV:62:LEU:HD12	47:BV:96:ILE:HD13	2.01	0.43

Continued on next page...

Continued from previous page...

Atom-1	Atom-2	Distance(Å)	Clash(Å)
12:AL:93:LEU:O	12:AL:94:PRO:C	2.57	0.43
32:DB:46:A:C2'	32:DB:47:C:O5'	2.67	0.43
44:DS:90:GLY:C	44:DS:92:TYR:N	2.72	0.43
31:BA:2287:A:C4	31:BA:2289:G:N7	2.86	0.43
32:BB:74:U:C3'	32:BB:75:G:H5''	2.49	0.43
31:DA:329:G:OP2	50:DY:71:LYS:CE	2.67	0.43
32:DB:75:G:C5'	32:DB:75:G:C8	2.98	0.43
46:BU:65:ILE:CG1	46:BU:96:ALA:HB3	2.47	0.43
31:BA:1141:U:OP2	39:BN:63:THR:OG1	2.28	0.43
30:D8:43:GLN:O	30:D8:44:LYS:CD	2.66	0.43
31:DA:243:U:C2'	31:DA:244:A:H5'	2.49	0.43
23:D1:26:ARG:CB	23:D1:34:THR:HB	2.49	0.43
41:DP:101:VAL:CG2	41:DP:107:LYS:HA	2.49	0.43
1:AA:543:C:N3	1:AA:544:G:N7	2.67	0.43
34:DE:114:ALA:HB3	34:DE:160:TYR:HB3	2.00	0.43
8:CH:102:ARG:N	8:CH:102:ARG:NE	2.59	0.43
4:CD:12:CYS:SG	4:CD:19:LEU:O	2.76	0.43
36:BG:139:LEU:HD23	36:BG:149:VAL:HG21	2.01	0.43
31:BA:64:A:O2'	31:BA:65:C:H5'	2.19	0.43
8:AH:102:ARG:N	8:AH:102:ARG:NE	2.61	0.43
43:DR:9:LYS:O	43:DR:10:LEU:HD23	2.18	0.43
31:DA:271(N):U:C6	31:DA:271(N):U:OP1	2.72	0.43
43:DR:52:ILE:H	43:DR:52:ILE:HG12	1.71	0.43
31:DA:1856:G:C2'	31:DA:1857:G:H5'	2.49	0.43
31:BA:1039:G:O2'	31:BA:1040:C:H5'	2.18	0.43
31:DA:1404:C:O2	31:DA:1404:C:H2'	2.17	0.43
1:CA:1099:G:H2'	1:CA:1099:G:N3	2.34	0.43
37:BH:158:HIS:CE1	37:BH:170:ARG:N	2.86	0.43
33:DD:224:ALA:O	33:DD:225:ALA:CB	2.67	0.43
1:CA:327:A:C6	1:CA:329:A:C5	3.07	0.43
31:DA:2405:G:H4'	31:DA:2406:U:OP2	2.19	0.43
34:DE:203:LYS:HD2	34:DE:203:LYS:C	2.38	0.43
33:BD:266:SER:O	33:BD:267:SER:HB2	2.17	0.43
1:CA:102:G:O2'	1:CA:151:A:N3	2.44	0.43
1:AA:342:C:H2'	1:AA:343:U:O4'	2.18	0.43
1:AA:644:G:C6	1:AA:645:C:C5	3.07	0.43
13:AM:60:VAL:HG12	13:AM:66:LEU:HD21	2.00	0.43
1:AA:563:A:C5	1:AA:567:G:C4	3.07	0.43
1:CA:563:A:C5	1:CA:567:G:C4	3.07	0.43
1:AA:234:C:H2'	1:AA:235:C:C6	2.50	0.43
1:CA:644:G:C6	1:CA:645:C:C5	3.06	0.43
43:BR:116:LEU:HD23	43:BR:116:LEU:HA	1.74	0.43

Continued on next page...

Continued from previous page...

Atom-1	Atom-2	Distance(Å)	Clash(Å)
31:BA:1558:A:H1'	31:BA:1559:G:OP2	2.19	0.43
1:CA:1130:A:H1'	1:CA:1146:A:C2	2.53	0.43
48:BW:80:PRO:O	48:BW:100:THR:HG22	2.18	0.43
43:DR:92:GLY:HA2	43:DR:94:TYR:CZ	2.54	0.43
38:BI:9:LEU:HB2	38:BI:12:LEU:O	2.19	0.43
22:D0:70:GLN:O	22:D0:77:ARG:HA	2.19	0.43
39:DN:121:LYS:HA	39:DN:121:LYS:HD3	1.80	0.43
1:AA:1496:C:H2'	1:AA:1497:G:O4'	2.19	0.43
15:CO:2:PRO:HB2	15:CO:3:ILE:H	1.66	0.43
25:B3:11:SER:HG	25:B3:13:ILE:HG12	1.84	0.43
3:AC:155:GLY:O	3:AC:196:LEU:HD13	2.19	0.43
31:BA:1819:A:OP1	33:BD:158:ALA:HB2	2.18	0.43
31:DA:449:A:H2'	31:DA:450:G:C5'	2.49	0.43
31:BA:1839:G:C5'	31:BA:1839:G:C8	3.02	0.43
19:AS:29:ARG:O	19:AS:31:ILE:HG22	2.18	0.43
31:DA:905:U:C2'	31:DA:906:G:H5'	2.49	0.43
35:DF:132:VAL:CG2	35:DF:133:ASN:H	2.31	0.43
34:BE:56:PRO:C	34:BE:58:ARG:H	2.22	0.43
41:BP:101:VAL:O	41:BP:103:ALA:N	2.50	0.43
1:CA:1378:C:N4	1:CA:1379:G:C2	2.87	0.43
31:DA:1462:C:H2'	31:DA:1463:C:C6	2.54	0.43
23:B1:21:ARG:HH12	31:BA:380:U:P	2.42	0.43
34:DE:101:ARG:HG3	34:DE:169:ASN:ND2	2.33	0.43
34:BE:21:VAL:HA	34:BE:22:PRO:HD2	1.89	0.43
31:DA:1892:C:C2'	31:DA:1893:C:H5'	2.48	0.43
1:AA:1433:A:N1	1:AA:1434:A:C2	2.86	0.43
31:BA:755:C:H2'	31:BA:756:C:H6	1.83	0.43
31:DA:2619:C:H2'	31:DA:2620:C:C6	2.53	0.43
20:AT:58:LYS:HE3	20:AT:62:LEU:HD12	2.00	0.43
3:CC:16:ARG:CZ	3:CC:16:ARG:HB2	2.49	0.43
10:CJ:35:SER:OG	10:CJ:73:ASP:HB2	2.19	0.43
10:AJ:48:THR:HG23	10:AJ:62:HIS:HB3	2.00	0.43
31:DA:934:G:H2'	31:DA:935:C:H6	1.84	0.43
31:DA:1628:G:H2'	31:DA:1629:U:H6	1.84	0.43
31:DA:362:U:H3'	31:DA:362:U:C6	2.54	0.43
1:CA:769:G:H4'	1:CA:1513:A:H4'	2.01	0.43
31:BA:610:G:H2'	31:BA:611:C:H6	1.83	0.43
1:CA:1271:G:OP1	1:CA:1314:C:H4'	2.19	0.43
31:DA:656:G:C2'	31:DA:657:U:O5'	2.67	0.43
31:DA:733:G:O5'	31:DA:733:G:H8	2.01	0.43
38:DI:27:ARG:HG2	38:DI:27:ARG:HH11	1.84	0.43
17:CQ:52:LYS:HB3	17:CQ:52:LYS:HE3	1.80	0.43

Continued on next page...

Continued from previous page...

Atom-1	Atom-2	Distance(Å)	Clash(Å)
1:AA:556:C:O2'	1:AA:557:G:H5'	2.18	0.43
31:BA:1635:G:H2'	31:BA:1636:C:H6	1.84	0.43
31:BA:1550:C:O2'	31:BA:1551:C:H5'	2.19	0.43
31:DA:223:A:O2'	31:DA:420:C:O2	2.31	0.43
31:DA:2648:C:H2'	31:DA:2649:U:H6	1.83	0.43
1:CA:812:C:OP1	1:CA:903:G:H1'	2.19	0.43
31:DA:1259:G:H2'	31:DA:1260:G:C8	2.54	0.43
38:DI:35:LEU:O	38:DI:36:ALA:HB2	2.19	0.43
37:BH:83:TYR:CD1	37:BH:83:TYR:N	2.87	0.43
19:CS:9:VAL:O	19:CS:11:VAL:N	2.52	0.43
7:AG:25:ALA:O	7:AG:29:LYS:HG2	2.18	0.43
32:DB:33:G:C2'	32:DB:34:U:H5'	2.49	0.43
26:B4:23:GLU:O	26:B4:24:THR:CB	2.66	0.43
49:DX:28:PHE:CD1	49:DX:28:PHE:N	2.87	0.43
14:AN:15:LYS:HA	14:AN:15:LYS:HD3	1.85	0.43
31:BA:444:C:H4'	35:BF:49:ALA:HB2	2.01	0.43
46:BU:84:LYS:C	46:BU:86:ALA:H	2.21	0.43
1:AA:356:A:C2	1:AA:368:U:O2	2.71	0.43
50:DY:7:VAL:HB	50:DY:8:LYS:CD	2.49	0.43
33:DD:28:GLU:CB	33:DD:29:PRO:CD	2.97	0.43
50:BY:8:LYS:N	50:BY:8:LYS:CD	2.80	0.43
50:DY:100:ALA:O	50:DY:101:LYS:HB2	2.18	0.43
39:DN:39:ARG:HG2	39:DN:41:ASP:HB2	2.00	0.43
37:BH:138:LYS:O	37:BH:140:LYS:N	2.52	0.43
32:BB:38:C:C1'	44:BS:95:HIS:HE2	2.31	0.43
6:CF:15:ASP:CG	6:CF:18:GLN:HE21	2.22	0.43
24:B2:37:PHE:CE2	24:B2:39:ALA:O	2.72	0.43
31:DA:2334:G:H4'	31:DA:2335:A:OP2	2.19	0.43
31:BA:1902:C:H4'	33:BD:244:ARG:HA	2.00	0.43
33:BD:205:VAL:HG12	33:BD:205:VAL:O	2.19	0.43
41:BP:121:LYS:HG3	41:BP:122:PRO:HD2	2.01	0.43
2:CB:163:PHE:CD2	2:CB:185:ILE:HG13	2.51	0.43
46:BU:88:ILE:O	46:BU:89:GLU:C	2.57	0.43
49:BX:36:LYS:O	49:BX:38:GLU:N	2.52	0.43
31:DA:910:A:C6	31:DA:911:A:C6	3.07	0.43
30:D8:32:LEU:N	30:D8:32:LEU:CD1	2.77	0.43
31:DA:2415:G:O3'	41:DP:66:GLY:HA3	2.18	0.43
49:DX:31:HIS:HD2	49:DX:33:LYS:N	2.16	0.43
45:DT:29:ARG:HG3	45:DT:30:VAL:H	1.84	0.43
45:BT:29:ARG:HA	45:BT:29:ARG:HD2	1.49	0.43
38:DI:62:LYS:HE2	38:DI:134:PRO:HG2	2.00	0.43
31:DA:506:G:H4'	31:DA:509:C:O2	2.19	0.43

Continued on next page...

Continued from previous page...

Atom-1	Atom-2	Distance(Å)	Clash(Å)
34:BE:116:VAL:HG13	34:BE:122:PHE:CB	2.49	0.43
38:BI:132:PRO:C	38:BI:133:HIS:CD2	2.92	0.43
1:AA:738:C:C4	1:AA:739:C:C5	3.06	0.43
37:DH:153:LYS:CG	37:DH:154:PRO:N	2.79	0.43
33:DD:223:GLY:CA	33:DD:231:HIS:CD2	3.02	0.43
15:CO:39:LEU:O	15:CO:42:HIS:HB3	2.18	0.43
15:CO:54:ARG:HG2	15:CO:58:MET:CE	2.49	0.43
1:AA:1423:G:H2'	1:AA:1424:C:H6	1.82	0.43
31:DA:2808:U:H2'	31:DA:2809:A:O5'	2.18	0.43
31:DA:2078:C:C4	31:DA:2079:U:C4	3.07	0.43
31:DA:2078:C:C2'	31:DA:2079:U:H5'	2.48	0.43
31:DA:30:G:H2'	31:DA:31:C:C6	2.54	0.43
18:CR:63:GLN:OE1	18:CR:66:LEU:HD23	2.19	0.43
1:AA:949:A:C2	1:AA:1233:G:N3	2.86	0.43
31:DA:1602:U:H3'	31:DA:1603:A:H5'	2.01	0.43
1:AA:333:G:O2'	1:AA:334:C:H5'	2.19	0.43
42:DQ:31:ASP:O	42:DQ:133:ARG:O	2.36	0.43
1:CA:438:G:OP1	4:CD:125:HIS:HE1	2.02	0.43
5:CE:110:LEU:HD12	5:CE:118:ILE:HG21	2.01	0.43
1:CA:914:A:C2'	1:CA:915:A:H5'	2.48	0.43
31:BA:511:U:C5	31:BA:512:G:C5	3.07	0.43
12:AL:64:TYR:O	12:AL:65:GLU:HB2	2.19	0.43
8:AH:109:ILE:HD11	8:AH:120:THR:CG2	2.49	0.43
1:CA:1348:U:H4'	9:CI:120:ARG:HH11	1.84	0.43
1:CA:617:G:N1	1:CA:618:C:C4	2.87	0.43
31:DA:901:A:H3'	31:DA:902:C:H6	1.82	0.43
51:BZ:11:GLU:HB2	51:BZ:13:GLU:OE2	2.19	0.43
39:DN:121:LYS:HD3	39:DN:122:VAL:N	2.34	0.43
20:CT:75:ASN:HD22	20:CT:75:ASN:H	1.66	0.43
9:CI:48:GLU:H	9:CI:49:PRO:HD2	1.83	0.43
6:CF:100:ASN:N	18:CR:23:LYS:HZ2	2.16	0.43
3:AC:77:ILE:C	3:AC:83:ARG:HB3	2.39	0.43
1:CA:577:G:C2	1:CA:578:C:C6	3.07	0.43
1:CA:499:A:H4'	1:CA:500:G:H5'	2.01	0.43
1:CA:865:A:H2	1:CA:918:A:H4'	1.84	0.43
31:BA:2785:C:H2'	31:BA:2786:U:O4'	2.19	0.43
34:DE:11:MET:HB2	34:DE:23:VAL:O	2.19	0.43
9:AI:48:GLU:N	9:AI:49:PRO:CD	2.82	0.43
9:AI:46:ALA:HA	9:AI:78:LYS:HZ1	1.84	0.43
4:CD:65:ARG:HG3	4:CD:75:PHE:CD1	2.54	0.43
1:AA:1245:A:C6	1:AA:1246:C:C4	3.07	0.43
31:DA:363(C):G:H2'	31:DA:363(D):G:C8	2.54	0.43

Continued on next page...

Continued from previous page...

Atom-1	Atom-2	Distance(Å)	Clash(Å)
1:CA:159:G:C4	1:CA:161:A:OP2	2.71	0.43
31:DA:11:G:O2'	31:DA:12:U:H5'	2.19	0.43
1:CA:790:A:N6	1:CA:791:G:C6	2.87	0.43
31:BA:893:C:H2'	31:BA:894:C:O5'	2.19	0.43
1:AA:1014:A:C2	19:AS:34:TRP:CE2	3.07	0.43
15:AO:74:ASP:HA	15:AO:75:PRO:HD2	1.80	0.43
35:DF:140:LEU:O	35:DF:141:ALA:C	2.57	0.43
31:BA:971:C:H2'	31:BA:972:G:C5'	2.49	0.43
31:BA:2510:C:H2'	31:BA:2511:U:O4'	2.19	0.43
31:BA:2635:C:C2'	31:BA:2636:U:O5'	2.66	0.43
1:CA:1142:G:H2'	1:CA:1143:G:O4'	2.18	0.43
20:CT:46:GLU:CG	20:CT:48:LYS:HE2	2.49	0.43
4:AD:63:LYS:HE3	4:AD:63:LYS:HB2	1.76	0.43
31:DA:1436:G:H2'	31:DA:1437:C:O4'	2.19	0.43
31:BA:2506:U:H4'	31:BA:2507:C:OP1	2.17	0.43
38:DI:4:ILE:HD11	38:DI:44:LEU:HD23	2.01	0.43
1:CA:966:G:H5''	1:CA:969:A:N7	2.33	0.43
2:AB:25:ASN:HA	2:AB:26:PRO:HD2	1.68	0.43
31:DA:1221:C:H2'	31:DA:1221(A):C:C6	2.54	0.43
31:DA:1930:G:O2'	31:DA:1931:U:P	2.77	0.43
31:DA:325:G:O2'	31:DA:326:G:H5'	2.18	0.43
9:AI:6:GLY:HA3	9:AI:84:ALA:HB2	2.01	0.43
1:CA:1431:C:H2'	1:CA:1432:G:O4'	2.19	0.43
1:AA:754:C:H3'	1:AA:754:C:O2	2.19	0.43
11:CK:11:LYS:HB3	11:CK:12:ARG:H	1.64	0.43
11:AK:73:MET:SD	11:AK:103:LEU:HD22	2.59	0.43
33:BD:182:LEU:HD23	33:BD:182:LEU:HA	1.76	0.43
38:BI:44:LEU:HA	38:BI:44:LEU:HD23	1.60	0.43
33:DD:78:LYS:HE3	33:DD:78:LYS:HB2	1.84	0.43
2:AB:238:LEU:O	2:AB:240:GLN:N	2.46	0.43
31:BA:981:A:C2	31:BA:2027:G:N3	2.87	0.43
7:CG:25:ALA:O	7:CG:29:LYS:HG2	2.18	0.43
42:DQ:141:GLN:CD	51:DZ:72:ARG:HG2	2.40	0.42
44:BS:54:LEU:HD22	44:BS:58:LEU:O	2.19	0.42
50:DY:27:VAL:CB	50:DY:29:GLU:OE1	2.67	0.42
39:DN:55:VAL:HG12	39:DN:125:GLY:HA3	2.01	0.42
49:BX:89:ILE:O	49:BX:89:ILE:CG2	2.65	0.42
31:BA:197:A:N6	31:BA:2430:A:H2'	2.34	0.42
37:DH:150:ALA:O	37:DH:151:ILE:C	2.58	0.42
44:BS:92:TYR:HB2	44:BS:97:ARG:HH22	1.84	0.42
47:DV:66:ARG:NH2	47:DV:94:LEU:HD12	2.34	0.42
31:BA:2873:A:C2	43:BR:6:SER:HB2	2.53	0.42

Continued on next page...

Continued from previous page...

Atom-1	Atom-2	Distance(Å)	Clash(Å)
24:B2:44:LEU:HD13	24:B2:44:LEU:HA	1.54	0.42
31:BA:620:G:H5'	31:BA:620:G:N3	2.33	0.42
35:DF:22:ALA:HA	35:DF:26:ALA:HA	2.00	0.42
31:DA:953:A:N3	31:DA:954:G:C8	2.87	0.42
31:DA:2265:U:H4'	42:DQ:13:GLN:HE22	1.84	0.42
46:DU:92:ARG:O	46:DU:93:LYS:C	2.57	0.42
28:B6:11:LEU:O	28:B6:23:THR:HA	2.19	0.42
30:B8:31:HIS:ND1	31:BA:2419:U:O4	2.51	0.42
28:D6:11:LEU:HD23	28:D6:26:ASN:H	1.83	0.42
49:DX:36:LYS:HZ2	49:DX:39:ILE:N	2.16	0.42
34:DE:61:ARG:C	34:DE:63:LEU:H	2.23	0.42
31:DA:1144:G:C6	31:DA:1145:C:N4	2.86	0.42
49:BX:73:ARG:H	49:BX:74:PRO:CD	2.31	0.42
31:BA:271(N):U:C6	31:BA:271(N):U:OP1	2.72	0.42
31:DA:528:A:N1	31:DA:2043:C:O5'	2.52	0.42
5:CE:32:VAL:CG2	5:CE:58:ALA:HB1	2.48	0.42
31:BA:1464:C:C2'	31:BA:1528:A:H8	2.30	0.42
31:BA:774:A:H2	31:BA:787:U:HO2'	1.58	0.42
1:CA:1015:A:N6	1:CA:1016:A:C6	2.86	0.42
14:CN:3:ARG:NH1	14:CN:3:ARG:HB3	2.34	0.42
31:DA:478:A:N1	31:DA:500:G:H4'	2.34	0.42
50:DY:45:VAL:HG13	50:DY:62:GLU:CG	2.49	0.42
48:DW:2:GLU:OE1	48:DW:72:LYS:NZ	2.49	0.42
1:CA:963:G:H1	1:CA:972:C:N4	2.17	0.42
50:BY:45:VAL:CG1	50:BY:46:LYS:H	2.32	0.42
33:BD:233:HIS:CD2	33:BD:233:HIS:N	2.85	0.42
42:DQ:74:TYR:O	42:DQ:89:ASN:N	2.48	0.42
1:AA:684:A:H2'	1:AA:685:G:H8	1.81	0.42
32:DB:15:A:H1'	32:DB:110:G:C4	2.53	0.42
1:AA:564:C:H2'	1:AA:565:U:H5'	2.01	0.42
6:AF:30:LEU:HG	6:AF:30:LEU:H	1.65	0.42
1:AA:827:U:H6	1:AA:827:U:O5'	2.01	0.42
11:AK:84:VAL:HG11	11:AK:95:ILE:HD11	2.00	0.42
38:BI:99:GLU:HG3	38:BI:103:ARG:NH1	2.34	0.42
9:CI:18:PHE:O	9:CI:61:ALA:HA	2.20	0.42
51:DZ:4:ARG:HD3	51:DZ:60:GLU:OE1	2.19	0.42
3:AC:11:ARG:O	3:AC:13:GLY:N	2.52	0.42
34:BE:3:GLY:HA3	34:BE:81:ILE:CG1	2.49	0.42
1:CA:1347:G:O2'	1:CA:1348:U:P	2.77	0.42
31:BA:901:A:H2'	31:BA:901:A:N3	2.34	0.42
38:DI:56:LYS:HA	38:DI:59:ALA:CB	2.45	0.42
31:DA:1206:G:C6	31:DA:1207:C:C4	3.07	0.42

Continued on next page...

Continued from previous page...

Atom-1	Atom-2	Distance(Å)	Clash(Å)
31:DA:323:G:O2'	31:DA:1205:U:N3	2.42	0.42
18:CR:53:ARG:HH21	18:CR:60:ALA:H	1.64	0.42
36:BG:111:LEU:N	36:BG:112:PRO:CD	2.81	0.42
1:CA:1516:G:H2'	1:CA:1518:A:OP2	2.19	0.42
31:DA:2096:U:H3	31:DA:2193:G:H1	1.66	0.42
31:DA:492:A:H2'	31:DA:493:G:O4'	2.19	0.42
1:AA:1293:G:O2'	1:AA:1294:G:P	2.77	0.42
1:AA:460:G:N2	1:AA:471:G:C8	2.87	0.42
12:AL:119:LYS:HB2	12:AL:120:TYR:HD1	1.83	0.42
1:CA:228:A:H2'	1:CA:229:U:O4'	2.19	0.42
20:CT:53:LEU:HD21	20:CT:92:LEU:CD1	2.49	0.42
20:CT:84:LEU:HD13	20:CT:85:MET:N	2.34	0.42
31:BA:1161:C:H1'	47:BV:8:GLY:O	2.19	0.42
31:DA:855:G:H2'	31:DA:856:C:C6	2.53	0.42
1:CA:303:A:H2'	1:CA:304:U:O4'	2.19	0.42
1:CA:81:U:H2'	1:CA:82:U:C5	2.54	0.42
1:CA:1329:A:P	13:CM:28:ALA:HB3	2.59	0.42
1:CA:668:G:O2'	15:CO:46:HIS:HD2	2.02	0.42
46:BU:12:ARG:HA	46:BU:15:LYS:HG2	2.00	0.42
31:DA:1553:A:C6	31:DA:1555:G:C4	3.06	0.42
31:BA:1686:C:C2'	31:BA:1687:G:H5'	2.48	0.42
31:BA:1686:C:H2'	31:BA:1687:G:H5'	1.99	0.42
31:BA:324:A:N6	31:BA:338:G:O2'	2.50	0.42
11:CK:69:ALA:HB1	11:CK:103:LEU:HD23	2.01	0.42
37:BH:83:TYR:HA	37:BH:135:GLY:O	2.19	0.42
31:BA:2747:G:O6	31:BA:2755:C:H5''	2.19	0.42
1:AA:99:U:O2'	1:AA:100:C:H5'	2.19	0.42
31:DA:1613:G:C2	31:DA:1619:G:C5	3.07	0.42
1:AA:1311:G:N2	1:AA:1327:C:C2	2.86	0.42
35:BF:176:LEU:HD21	35:BF:180:GLY:O	2.19	0.42
48:BW:82:LEU:HA	48:BW:82:LEU:HD12	1.76	0.42
31:DA:882:G:H8	31:DA:882:G:O5'	2.00	0.42
12:AL:21:LYS:HD2	12:AL:21:LYS:N	2.34	0.42
51:DZ:38:TYR:O	51:DZ:38:TYR:CD1	2.72	0.42
37:BH:71:LEU:HD12	37:BH:71:LEU:HA	1.80	0.42
31:BA:1003:G:N2	31:BA:1153:C:C2	2.87	0.42
50:DY:13:VAL:HG11	50:DY:72:VAL:HB	2.01	0.42
24:D2:41:ILE:CG2	24:D2:42:GLY:N	2.78	0.42
37:DH:85:LYS:HE2	37:DH:141:VAL:O	2.20	0.42
26:B4:2:LYS:CB	32:BB:40:U:O4	2.67	0.42
47:DV:90:PRO:CD	47:DV:91:TYR:N	2.82	0.42
47:BV:90:PRO:CD	47:BV:91:TYR:N	2.82	0.42

Continued on next page...

Continued from previous page...

Atom-1	Atom-2	Distance(Å)	Clash(Å)
47:BV:69:LYS:CB	47:BV:93:GLU:CD	2.87	0.42
1:CA:373:A:O2'	1:CA:374:A:H5'	2.19	0.42
45:DT:92:GLY:HA2	45:DT:114:LEU:HB3	2.01	0.42
30:B8:11:LYS:O	41:BP:65:ARG:HD2	2.19	0.42
31:BA:1495:A:H2'	31:BA:1496:A:C2	2.54	0.42
31:DA:2631:G:H22	34:DE:61:ARG:HH12	1.63	0.42
43:DR:51:LEU:HA	43:DR:51:LEU:HD23	1.74	0.42
41:DP:39:LYS:HD3	41:DP:40:SER:H	1.84	0.42
41:BP:71:VAL:HG13	41:BP:72:PRO:N	2.34	0.42
48:BW:4:LYS:CB	48:BW:106:ILE:HG22	2.35	0.42
4:AD:36:ARG:C	4:AD:38:TYR:H	2.22	0.42
31:BA:2031:A:O4'	31:BA:2031:A:OP1	2.37	0.42
1:CA:541:G:H2'	1:CA:542:G:C8	2.54	0.42
35:BF:65:TRP:HZ3	35:BF:73:ALA:O	2.02	0.42
31:BA:774:A:H2	31:BA:787:U:O2'	2.00	0.42
1:CA:673:G:C2	1:CA:674:G:C6	3.06	0.42
10:AJ:54:PHE:HZ	10:AJ:55:LYS:HZ2	1.62	0.42
31:BA:1497:U:H5''	31:BA:1498:C:C5	2.55	0.42
37:DH:47:GLU:C	37:DH:49:VAL:H	2.23	0.42
31:DA:140:G:N2	31:DA:1596:A:H4'	2.35	0.42
50:BY:46:LYS:O	50:BY:47:LYS:CE	2.67	0.42
42:DQ:88:GLY:O	42:DQ:89:ASN:HB2	2.19	0.42
38:DI:88:ILE:HD11	38:DI:142:VAL:HB	2.00	0.42
10:AJ:30:SER:HB2	10:AJ:80:LYS:HG3	2.01	0.42
8:AH:27:PRO:HA	8:AH:58:TYR:HA	2.02	0.42
1:CA:328:C:H4'	1:CA:329:A:H5'	2.01	0.42
33:DD:166:GLN:HE21	33:DD:166:GLN:HA	1.83	0.42
1:CA:192:U:H4'	20:CT:57:ARG:HD2	2.00	0.42
31:BA:2328:A:H2'	31:BA:2329:G:H8	1.81	0.42
1:AA:644:G:H2'	1:AA:645:C:H5'	2.02	0.42
1:AA:267:C:OP1	17:AQ:67:LYS:HD2	2.19	0.42
8:CH:9:MET:O	8:CH:12:ARG:HB2	2.19	0.42
1:AA:1346:A:C5'	9:AI:120:ARG:HH12	2.31	0.42
18:CR:22:VAL:HG11	18:CR:42:ARG:O	2.20	0.42
18:AR:25:THR:HG22	18:AR:42:ARG:NH1	2.29	0.42
18:AR:44:LEU:O	18:AR:45:SER:C	2.57	0.42
1:AA:436:C:O2'	1:AA:437:U:P	2.77	0.42
26:D4:19:GLY:O	26:D4:21:VAL:N	2.52	0.42
1:CA:1057:G:C4	1:CA:1204:A:C2	3.07	0.42
3:CC:165:THR:O	3:CC:165:THR:HG23	2.18	0.42
1:AA:577:G:H2'	1:AA:578:C:H6	1.84	0.42
33:DD:210:GLY:HA2	33:DD:213:ARG:HB2	2.01	0.42

Continued on next page...

Continued from previous page...

Atom-1	Atom-2	Distance(Å)	Clash(Å)
20:CT:38:LYS:HA	20:CT:41:ILE:HD11	2.01	0.42
1:CA:1371:G:OP1	9:CI:11:LYS:HG2	2.19	0.42
1:AA:9:G:N3	1:AA:9:G:H2'	2.34	0.42
1:AA:60:A:C8	1:AA:60:A:OP2	2.72	0.42
1:AA:60:A:H4'	1:AA:61:G:O5'	2.19	0.42
2:AB:190:THR:C	2:AB:192:SER:H	2.22	0.42
33:BD:206:LEU:HD23	33:BD:206:LEU:HA	1.53	0.42
1:CA:604:G:N7	1:CA:605:U:C5	2.87	0.42
41:DP:45:LEU:HD22	41:DP:46:LYS:N	2.32	0.42
31:DA:2392:A:N3	31:DA:2392:A:O4'	2.52	0.42
9:CI:83:ARG:HH21	9:CI:102:LEU:CD2	2.32	0.42
46:BU:45:TYR:O	46:BU:49:HIS:HB2	2.19	0.42
31:DA:2103:C:C2	31:DA:2187:G:N1	2.87	0.42
31:DA:2422:A:C4'	31:DA:2423:U:OP1	2.66	0.42
31:DA:1450(A):C:N4	31:DA:1451:C:H41	2.17	0.42
1:CA:274:A:H4'	1:CA:275:G:OP1	2.18	0.42
31:DA:363(D):G:C6	31:DA:363(E):U:O4	2.72	0.42
31:BA:1465:G:N1	31:BA:1466:G:C5	2.88	0.42
31:BA:445:C:O2'	31:BA:446:G:H5'	2.19	0.42
1:AA:159:G:C4	1:AA:161:A:OP2	2.72	0.42
31:DA:1628:G:O2'	31:DA:1629:U:H5'	2.19	0.42
11:CK:62:GLN:O	11:CK:63:LEU:C	2.57	0.42
31:DA:2592:G:N7	31:DA:2593:U:C5	2.87	0.42
31:DA:2416:C:N4	31:DA:2417:C:N4	2.67	0.42
32:BB:2:C:H2'	32:BB:3:C:C6	2.54	0.42
31:BA:1545:A:H2'	31:BA:1546:C:O5'	2.18	0.42
31:DA:2452:C:N4	31:DA:2453:A:C6	2.87	0.42
1:AA:801:U:H2'	1:AA:802:A:H8	1.84	0.42
11:AK:69:ALA:HB1	11:AK:103:LEU:HD23	2.01	0.42
31:BA:981:A:H2	31:BA:2027:G:N3	2.17	0.42
33:DD:121:PRO:HB3	33:DD:135:PHE:CE1	2.54	0.42
1:CA:1305:G:H5'	21:CU:4:GLY:HA3	2.01	0.42
22:B0:47:PRO:HB2	22:B0:51:VAL:O	2.19	0.42
13:AM:54:VAL:O	13:AM:58:GLU:HB2	2.20	0.42
10:CJ:50:ILE:N	10:CJ:50:ILE:HD13	2.34	0.42
31:BA:1799:G:N7	33:BD:179:SER:OG	2.45	0.42
1:AA:355:C:N3	1:AA:356:A:C8	2.87	0.42
36:BG:16:ARG:HB2	36:BG:17:PRO:CD	2.49	0.42
50:DY:10:GLY:C	50:DY:27:VAL:HG22	2.40	0.42
32:DB:28:C:N3	32:DB:29:A:N7	2.68	0.42
27:B5:40:LYS:HZ1	27:B5:49:CYS:CB	2.31	0.42
35:BF:20:LEU:HD13	35:BF:203:GLN:NE2	2.34	0.42

Continued on next page...

Continued from previous page...

Atom-1	Atom-2	Distance(Å)	Clash(Å)
31:DA:801:G:N7	35:DF:53:THR:CG2	2.83	0.42
24:D2:46:GLN:HE21	24:D2:47:ASN:HA	1.83	0.42
49:DX:89:ILE:HG23	49:DX:89:ILE:O	2.20	0.42
24:B2:14:ARG:HB3	24:B2:14:ARG:HE	1.68	0.42
24:B2:26:ARG:CB	49:BX:5:TYR:HB3	2.49	0.42
24:B2:29:LYS:HZ2	49:BX:9:LEU:HA	1.83	0.42
47:BV:66:ARG:HD3	47:BV:67:GLY:C	2.39	0.42
31:BA:995:C:N3	46:BU:57:PHE:CZ	2.87	0.42
31:BA:2287:A:H2	31:BA:2346:A:N1	2.13	0.42
41:BP:121:LYS:HE3	25:D3:2:PRO:HG3	2.02	0.42
2:CB:69:LEU:HB2	2:CB:159:PRO:HG2	2.01	0.42
46:BU:90:VAL:HG11	47:BV:40:LEU:HB3	2.01	0.42
49:BX:34:ALA:O	49:BX:36:LYS:N	2.52	0.42
34:DE:57:LYS:O	34:DE:59:VAL:N	2.50	0.42
31:DA:1141:U:H4'	31:DA:1142(A):A:O4'	2.19	0.42
31:DA:1142(A):A:C4	31:DA:1144:G:N7	2.87	0.42
45:DT:33:LYS:O	45:DT:40:THR:O	2.37	0.42
1:AA:445:G:N3	1:AA:446:G:C8	2.87	0.42
2:AB:88:ALA:CB	2:AB:219:VAL:HG13	2.44	0.42
15:AO:54:ARG:HG2	15:AO:58:MET:CE	2.49	0.42
10:AJ:99:LYS:HA	10:AJ:99:LYS:HD3	1.91	0.42
29:D7:48:LYS:CD	29:D7:48:LYS:N	2.82	0.42
34:BE:116:VAL:HG13	34:BE:122:PHE:CD2	2.55	0.42
20:CT:100:ILE:O	20:CT:102:GLY:N	2.52	0.42
3:AC:47:LEU:HD23	3:AC:52:LEU:HD13	2.00	0.42
31:DA:712:G:N2	31:DA:720:C:C2	2.88	0.42
31:BA:1678:G:C5'	31:BA:1678:G:H8	2.33	0.42
1:AA:709:G:H2'	1:AA:710:G:C8	2.52	0.42
2:AB:29:ALA:C	2:AB:31:TYR:N	2.73	0.42
31:DA:575:A:OP2	31:DA:2055:C:N4	2.38	0.42
41:DP:126:VAL:HA	41:DP:145:PRO:HB2	2.02	0.42
25:D3:49:LYS:HD2	31:DA:851:U:C5'	2.49	0.42
30:B8:22:VAL:HB	30:B8:53:PRO:CB	2.49	0.42
30:B8:51:ALA:CA	30:B8:53:PRO:HD2	2.49	0.42
1:AA:973:G:C3'	1:AA:974:A:H5''	2.44	0.42
5:CE:102:ALA:HB2	5:CE:120:THR:OG1	2.20	0.42
1:CA:663:A:O3'	18:CR:64:ARG:NH2	2.52	0.42
42:BQ:31:ASP:O	42:BQ:133:ARG:O	2.36	0.42
31:DA:322:A:C5	31:DA:340:A:C2	3.07	0.42
31:BA:1405:U:C2'	31:BA:1406:U:O5'	2.67	0.42
13:AM:9:ILE:HD12	13:AM:9:ILE:N	2.34	0.42
1:CA:562:C:N4	1:CA:884:U:C6	2.87	0.42

Continued on next page...

Continued from previous page...

Atom-1	Atom-2	Distance(Å)	Clash(Å)
1:AA:832:C:N3	1:AA:855:G:C2	2.87	0.42
1:CA:644:G:H2'	1:CA:645:C:H5'	2.02	0.42
31:BA:2802:G:OP2	31:BA:2803:C:OP2	2.36	0.42
31:DA:271(F):C:C2	31:DA:271(G):C:C5	3.07	0.42
18:CR:59:SER:H	18:CR:62:GLU:CD	2.22	0.42
1:CA:1446:U:HO2'	1:CA:1447:A:H8	1.54	0.42
45:DT:61:PHE:CZ	45:DT:76:PHE:HB2	2.53	0.42
5:AE:18:ARG:HE	5:AE:25:ARG:HB3	1.84	0.42
1:CA:518:C:H2'	1:CA:530:G:N3	2.34	0.42
8:CH:109:ILE:HD11	8:CH:120:THR:CG2	2.49	0.42
18:AR:44:LEU:O	18:AR:45:SER:O	2.37	0.42
46:BU:69:CYS:HB3	46:BU:106:PHE:CE2	2.54	0.42
31:BA:2859:G:O5'	31:BA:2859:G:H8	2.01	0.42
7:CG:26:PHE:CG	7:CG:62:PHE:HE1	2.38	0.42
1:CA:407:G:HO2'	4:CD:116:GLN:HG3	1.84	0.42
31:DA:1472:A:H2'	31:DA:1473:G:C5'	2.49	0.42
31:BA:1531:C:H5''	31:BA:1532:C:C6	2.50	0.42
22:B0:49:LYS:N	22:B0:80:HIS:ND1	2.65	0.42
31:DA:174:C:O2	31:DA:174:C:H2'	2.19	0.42
34:DE:21:VAL:CG2	34:DE:21:VAL:O	2.67	0.42
9:AI:49:PRO:HA	9:AI:101:PHE:CE1	2.54	0.42
1:CA:189:G:N1	1:CA:189(L):G:C6	2.86	0.42
3:AC:127:ARG:HD2	3:AC:127:ARG:N	2.34	0.42
31:DA:2102:U:C4	31:DA:2103:C:N4	2.87	0.42
35:DF:132:VAL:HG22	35:DF:133:ASN:H	1.84	0.42
31:BA:358:U:C3'	31:BA:358:U:C6	3.02	0.42
1:AA:272:C:H2'	1:AA:273:A:C8	2.54	0.42
3:AC:22:TRP:HE3	3:AC:23:TYR:O	2.02	0.42
1:CA:1085:U:C2	1:CA:1094:G:O6	2.73	0.42
40:BO:22:ILE:HD13	40:BO:22:ILE:HA	1.57	0.42
31:BA:894:C:H2'	31:BA:895:U:H5'	2.00	0.42
31:DA:1501:C:H2'	31:DA:1502:C:H6	1.84	0.42
31:DA:643:A:C2	31:DA:644:A:C4	3.07	0.42
8:CH:91:ARG:CG	8:CH:91:ARG:HH11	2.32	0.42
31:BA:1436:G:C3'	31:BA:1437:C:H5''	2.49	0.42
1:AA:84:U:H6	1:AA:84:U:H3'	1.85	0.42
31:BA:975:C:OP2	31:BA:975:C:H4'	2.20	0.42
38:BI:75:LEU:HD11	38:BI:105:HIS:HE1	1.84	0.42
31:DA:265:A:H1'	31:DA:266:G:O4'	2.19	0.42
11:AK:23:ALA:HB1	11:AK:88:GLY:HA3	2.00	0.42
8:CH:38:ILE:HD11	8:CH:118:VAL:O	2.19	0.42
26:B4:20:ASN:O	26:B4:24:THR:HA	2.19	0.42

Continued on next page...

Continued from previous page...

Atom-1	Atom-2	Distance(Å)	Clash(Å)
48:DW:40:ASN:O	48:DW:41:LYS:HG2	2.19	0.42
33:DD:115:GLN:HG2	33:DD:116:GLN:O	2.19	0.42
3:AC:48:TYR:O	3:AC:51:GLY:N	2.51	0.42
31:DA:1904:G:H2'	31:DA:1905:C:O4'	2.20	0.42
3:AC:100:ALA:O	3:AC:101:LEU:HB2	2.18	0.42
32:BB:7:G:C2	32:BB:115:G:C2	3.07	0.42
31:DA:36:G:C5	31:DA:37:C:C5	3.08	0.42
33:BD:94:LEU:HD22	33:BD:94:LEU:C	2.39	0.42
4:AD:192:GLU:CD	4:AD:192:GLU:H	2.23	0.42
8:AH:38:ILE:O	8:AH:42:GLU:HB2	2.18	0.42
33:BD:3:VAL:H	33:BD:20:ASP:HB2	1.83	0.42
1:CA:508:C:OP1	4:CD:209:ARG:NH2	2.52	0.42
42:DQ:141:GLN:NE2	51:DZ:72:ARG:HG2	2.34	0.42
33:DD:27:THR:O	33:DD:28:GLU:HB2	2.19	0.42
33:DD:35:LYS:N	33:DD:64:ILE:CG2	2.83	0.42
33:DD:25:THR:CG2	33:DD:82:ILE:H	2.32	0.42
39:BN:18:ALA:O	39:BN:21:LYS:HB2	2.19	0.42
42:BQ:141:GLN:NE2	51:BZ:72:ARG:HG2	2.34	0.42
39:DN:16:ILE:O	39:DN:54:VAL:HA	2.19	0.42
39:DN:46:VAL:O	39:DN:47:ALA:HB3	2.19	0.42
31:DA:2280:G:O2'	31:DA:2388:A:N1	2.39	0.42
31:DA:1654:A:H2'	31:DA:1655:A:H8	1.83	0.42
31:DA:1827:C:O2'	31:DA:1970:A:N3	2.42	0.42
27:D5:2:ALA:N	31:DA:747:U:C2	2.88	0.42
2:CB:161:ALA:HB1	2:CB:185:ILE:HD11	2.01	0.42
31:BA:1142(A):A:C5	31:BA:1144:G:C5	3.07	0.42
23:B1:47:GLN:O	23:B1:48:LYS:O	2.37	0.42
28:D6:26:ASN:ND2	28:D6:32:ASN:OD1	2.52	0.42
31:DA:631:A:OP1	41:DP:64:LYS:HE2	2.19	0.42
50:BY:75:ILE:HD13	50:BY:75:ILE:HA	1.47	0.42
1:AA:1442(A):G:H8	45:BT:118:ARG:NH1	2.14	0.42
31:DA:2469:A:HO2'	42:DQ:56:ARG:HG2	1.82	0.42
1:CA:337:C:H2'	1:CA:338:A:C8	2.54	0.42
49:DX:73:ARG:H	49:DX:74:PRO:HD3	1.84	0.42
31:BA:1379:A:HO2'	31:BA:1380:G:P	2.26	0.42
31:DA:685:A:C8	31:DA:774:A:C6	3.07	0.42
31:BA:1528(A):A:H2'	31:BA:1529:G:O4'	2.19	0.42
1:CA:675:A:H2'	1:CA:676:A:C8	2.54	0.42
50:DY:45:VAL:HG13	50:DY:46:LYS:H	1.84	0.42
1:AA:1279:A:O2'	1:AA:1282:C:N4	2.52	0.42
31:BA:1313:U:C2'	31:BA:1313:U:O2	2.67	0.42
1:AA:673:G:N1	1:AA:674:G:C6	2.87	0.42

Continued on next page...

Continued from previous page...

Atom-1	Atom-2	Distance(Å)	Clash(Å)
6:AF:12:PRO:HG3	6:AF:55:ASP:HB3	2.01	0.42
31:BA:90:U:O2'	31:BA:92:A:C5'	2.67	0.42
40:DO:80:ASP:OD2	45:DT:64:ARG:NH2	2.53	0.42
31:DA:26:G:C6	31:DA:27:G:C6	3.08	0.42
31:DA:580:C:H2'	31:DA:581:C:H6	1.82	0.42
13:CM:60:VAL:HG12	13:CM:66:LEU:HD21	2.01	0.42
1:CA:438:G:H4'	4:CD:123:HIS:HD1	1.84	0.42
1:AA:1366:C:H2'	1:AA:1367:C:C6	2.54	0.42
12:CL:31:PRO:HB2	12:CL:32:PHE:CD2	2.55	0.42
3:CC:106:VAL:HG12	3:CC:108:ASN:H	1.84	0.42
31:BA:917:A:C5'	31:BA:917:A:H8	2.32	0.42
1:AA:79:G:H1'	1:AA:80:G:O5'	2.20	0.42
18:AR:22:VAL:HG11	18:AR:42:ARG:O	2.19	0.42
31:BA:1173:G:H5'	31:BA:1174:A:P	2.59	0.42
31:BA:2702:U:OP1	31:BA:2702:U:O4'	2.37	0.42
1:AA:437:U:H5''	4:AD:155:LEU:CD1	2.46	0.42
31:BA:108:U:C2	31:BA:109:G:C8	3.07	0.42
11:CK:84:VAL:HG11	11:CK:95:ILE:HD11	2.00	0.42
20:CT:96:GLY:O	20:CT:97:ALA:HB3	2.20	0.42
49:BX:65:ARG:O	49:BX:66:LEU:CB	2.67	0.42
31:BA:1979:C:H2'	31:BA:1980:G:H5'	2.02	0.42
4:AD:64:LEU:O	4:AD:65:ARG:C	2.57	0.42
9:AI:48:GLU:H	9:AI:49:PRO:HD2	1.83	0.42
31:DA:2192:G:C2	31:DA:2193:G:C8	3.08	0.42
4:AD:108:LEU:HD12	4:AD:108:LEU:HA	1.87	0.42
1:CA:1478:C:C2	1:CA:1479:C:C5	3.07	0.42
4:CD:173:TRP:HA	4:CD:187:ARG:NH1	2.34	0.42
31:BA:2291:U:H2'	31:BA:2292:C:C6	2.55	0.42
8:CH:113:SER:C	8:CH:114:THR:HG22	2.39	0.42
31:DA:1462:C:H2'	31:DA:1463:C:H6	1.85	0.42
32:BB:60:C:N3	32:BB:61:G:N7	2.68	0.42
31:BA:1951:U:O2	31:BA:1953:A:H8	2.01	0.42
1:AA:228:A:H2'	1:AA:229:U:O4'	2.18	0.42
10:CJ:7:LYS:HD3	10:CJ:71:LEU:HD11	2.02	0.42
31:BA:1126:A:H4'	31:BA:1127:A:O5'	2.19	0.42
1:CA:1014:A:C2	1:CA:1219:U:O2	2.72	0.42
50:DY:52:SER:HA	50:DY:53:PRO:HD3	1.93	0.42
31:DA:705:A:H2'	31:DA:706:A:O4'	2.19	0.42
43:BR:101:ALA:O	43:BR:102:GLU:CB	2.68	0.42
8:CH:104:ARG:CZ	8:CH:138:TRP:CH2	3.02	0.42
36:DG:174:GLU:HG3	36:DG:180:PHE:CE1	2.55	0.42
31:DA:1275:A:N3	31:DA:1276:A:H1'	2.34	0.42

Continued on next page...

Continued from previous page...

Atom-1	Atom-2	Distance(Å)	Clash(Å)
31:BA:1649:G:C6	31:BA:2009:G:O6	2.73	0.42
38:DI:44:LEU:HA	38:DI:44:LEU:HD23	1.58	0.42
4:CD:78:LEU:O	4:CD:81:GLU:HB3	2.19	0.42
25:D3:12:PRO:HA	25:D3:15:TYR:CD1	2.54	0.42
31:DA:38:A:H2'	31:DA:39:C:C6	2.54	0.42
14:AN:12:ARG:C	14:AN:14:PRO:CD	2.88	0.42
1:CA:996:A:H2'	1:CA:997:U:C6	2.55	0.42
31:DA:2290:G:O2'	31:DA:2381:C:H1'	2.19	0.42
41:DP:86:LYS:HB3	41:DP:118:GLY:HA3	2.00	0.42
4:AD:100:ARG:NH1	4:AD:137:SER:HA	2.34	0.42
1:CA:1141:C:H3'	1:CA:1141:C:H6	1.85	0.42
50:DY:34:LYS:HB3	50:DY:34:LYS:HE2	1.75	0.42
33:BD:218:ARG:HB3	33:BD:219:PRO:HD2	2.00	0.42
1:AA:359:U:O2'	1:AA:360:A:H5'	2.19	0.42
50:DY:37:VAL:HG23	50:DY:67:LEU:HB3	2.01	0.42
33:DD:83:GLU:OE1	33:DD:104:TYR:CE2	2.73	0.42
35:BF:199:TRP:CZ3	35:BF:203:GLN:HG3	2.55	0.42
31:BA:353:G:H2'	31:BA:354:G:O5'	2.19	0.42
49:DX:11:PRO:HB2	49:DX:13:LEU:CD2	2.49	0.42
49:DX:8:ILE:H	49:DX:8:ILE:HD12	1.85	0.42
41:BP:16:ARG:NH1	41:BP:18:ARG:HG2	2.35	0.42
41:DP:18:ARG:HB3	41:DP:18:ARG:HE	1.70	0.42
30:B8:59:LYS:HE3	30:B8:59:LYS:HB3	1.64	0.42
47:BV:96:ILE:HG23	47:BV:97:LYS:H	1.85	0.42
47:BV:96:ILE:HG22	47:BV:97:LYS:N	2.35	0.42
12:AL:46:LYS:O	12:AL:47:LYS:C	2.58	0.42
31:DA:993:G:H1'	47:DV:91:TYR:HD1	1.82	0.42
2:AB:70:PHE:O	2:AB:92:TYR:HA	2.20	0.42
31:BA:1694:C:O2'	31:BA:1695:G:C5	2.72	0.42
34:DE:4:ILE:HG12	34:DE:28:ALA:HB1	2.01	0.42
32:BB:75:G:N3	51:BZ:85:HIS:CE1	2.87	0.42
39:DN:69:GLN:HB3	39:DN:69:GLN:HE21	1.56	0.42
41:DP:88:LEU:HD12	41:DP:88:LEU:HA	1.79	0.42
1:CA:628:G:C2	1:CA:629:G:C4	3.07	0.42
2:CB:93:VAL:HG11	2:CB:97:TRP:CD1	2.54	0.42
46:BU:92:ARG:HH22	47:BV:10:LYS:CA	2.31	0.42
35:BF:53:THR:H	35:BF:56:GLU:HB2	1.83	0.42
31:DA:997:G:C2'	31:DA:998:C:H5'	2.49	0.42
28:D6:11:LEU:HB2	28:D6:24:GLU:C	2.40	0.42
1:AA:1442(A):G:N2	45:BT:119:LYS:HA	2.35	0.42
36:DG:45:GLU:HB2	36:DG:47:LYS:CG	2.48	0.42
31:DA:672:C:H2'	31:DA:673:C:C6	2.55	0.42

Continued on next page...

Continued from previous page...

Atom-1	Atom-2	Distance(Å)	Clash(Å)
1:AA:1090:U:C2	1:AA:1091:U:C6	3.07	0.42
45:BT:35:LYS:O	45:BT:38:ASN:N	2.53	0.42
31:BA:547:A:H2'	31:BA:547:A:N3	2.34	0.42
4:AD:18:LYS:C	4:AD:19:LEU:HG	2.39	0.42
22:D0:72:ARG:HH21	22:D0:75:LEU:HD13	1.83	0.42
31:BA:1380:G:N2	31:BA:1570:A:C2	2.88	0.42
6:CF:14:LEU:HA	6:CF:14:LEU:HD23	1.93	0.42
1:AA:1409:C:OP1	31:BA:1916:A:H2	2.03	0.42
14:AN:32:SER:O	14:AN:40:CYS:HA	2.20	0.42
47:DV:43:GLU:HA	47:DV:48:GLY:CA	2.49	0.42
47:DV:47:VAL:CG1	47:DV:48:GLY:H	2.10	0.42
27:B5:5:PRO:O	27:B5:6:VAL:HG23	2.19	0.42
8:AH:77:GLU:CG	8:AH:78:GLN:H	2.33	0.42
31:BA:1884:A:C2	31:BA:1885:A:C8	3.06	0.42
31:BA:2664:G:H2'	31:BA:2665:A:O5'	2.19	0.42
18:AR:70:ILE:HG23	18:AR:79:LEU:HD13	2.01	0.42
32:DB:66:A:C6	32:DB:109:C:C5	3.08	0.42
31:DA:917:A:H2'	31:DA:918:A:O4'	2.19	0.42
1:AA:741:G:H2'	1:AA:742:G:O4'	2.19	0.42
2:CB:204:ASN:HB3	2:CB:210:SER:HB3	2.01	0.42
1:AA:450:G:N7	1:AA:481:G:C6	2.88	0.42
1:AA:926:G:C6	1:AA:1505:G:C6	3.07	0.42
31:DA:2892:A:C8	31:DA:2892:A:H3'	2.54	0.42
1:AA:383:A:OP1	1:AA:454:C:O2'	2.32	0.42
43:DR:12:ARG:HH11	43:DR:12:ARG:HG3	1.84	0.42
35:DF:39:TRP:HA	35:DF:99:TYR:OH	2.20	0.42
45:DT:100:TYR:O	45:DT:103:ARG:HG3	2.18	0.42
33:BD:166:GLN:CA	33:BD:166:GLN:HE21	2.32	0.42
1:CA:666:G:C6	1:CA:741:G:C5	3.07	0.42
1:CA:949:A:C2	1:CA:1233:G:N3	2.88	0.42
36:DG:43:LEU:HD22	36:DG:43:LEU:N	2.34	0.42
31:DA:1794:U:O2'	31:DA:1795:C:H5'	2.19	0.42
8:AH:9:MET:O	8:AH:12:ARG:HB2	2.19	0.42
9:AI:18:PHE:O	9:AI:61:ALA:HA	2.19	0.42
1:AA:66:G:C4'	1:AA:173:U:C5	2.97	0.42
31:BA:2801:A:O2'	31:BA:2895:U:C4'	2.62	0.42
42:DQ:79:LEU:O	42:DQ:80:GLU:OE2	2.38	0.42
1:AA:1116:C:N4	1:AA:1117:G:N7	2.66	0.42
31:BA:1175:U:H4'	31:BA:1176:G:H2'	2.00	0.42
31:BA:1722:A:C6	31:BA:1741:A:C2	3.06	0.42
31:BA:1722:A:C2	31:BA:1740:G:H2'	2.55	0.42
1:AA:55:A:C4	1:AA:56:U:C5	3.07	0.42

Continued on next page...

Continued from previous page...

Atom-1	Atom-2	Distance(Å)	Clash(Å)
1:AA:1499:A:H1'	1:AA:1520:G:H5'	2.00	0.42
33:DD:16:MET:HG2	33:DD:211:ARG:HH21	1.84	0.42
9:CI:48:GLU:N	9:CI:49:PRO:CD	2.82	0.42
6:AF:63:TYR:HB3	6:AF:65:VAL:HG12	2.02	0.42
1:AA:1320:C:H2'	1:AA:1321:C:O4'	2.20	0.42
31:DA:2563:U:O2	31:DA:2565:A:C8	2.72	0.42
36:DG:107:LEU:HD23	36:DG:111:LEU:HD12	2.02	0.42
1:AA:874:G:C2'	1:AA:875:C:H5'	2.49	0.42
35:BF:126:VAL:HG21	35:BF:129:PHE:CZ	2.55	0.42
7:AG:26:PHE:CG	7:AG:62:PHE:HE1	2.36	0.42
31:DA:2748:A:N6	31:DA:2749:A:C6	2.87	0.42
38:BI:77:LEU:O	38:BI:104:GLN:OE1	2.38	0.42
1:CA:61:G:OP1	20:CT:10:LEU:HD11	2.19	0.42
31:BA:868:U:C4	31:BA:869:G:N7	2.87	0.42
19:CS:29:ARG:HD2	19:CS:30:LEU:N	2.34	0.42
1:AA:270:A:C5	1:AA:271:C:C4	3.08	0.42
23:B1:21:ARG:HD3	23:B1:21:ARG:C	2.40	0.42
1:AA:763:G:C5	1:AA:764:C:C5	3.08	0.42
32:DB:49:C:H2'	32:DB:50:G:H8	1.84	0.42
10:AJ:7:LYS:HD3	10:AJ:71:LEU:HD11	2.01	0.42
1:AA:292:G:H1	1:AA:308:C:H42	1.68	0.42
31:DA:225:A:C2'	31:DA:226:G:H5'	2.50	0.42
16:AP:49:LEU:O	16:AP:50:LYS:HB2	2.19	0.42
10:CJ:48:THR:HA	10:CJ:62:HIS:CB	2.49	0.42
10:CJ:62:HIS:CE1	14:CN:61:TRP:HH2	2.36	0.42
1:AA:81:U:H2'	1:AA:82:U:C5	2.55	0.42
46:BU:12:ARG:O	46:BU:15:LYS:HG3	2.19	0.42
1:CA:782:A:H4'	1:CA:1514:C:O2'	2.19	0.42
31:BA:384:U:O2'	31:BA:385:C:H5'	2.20	0.42
31:BA:1549:C:H2'	31:BA:1550:C:H6	1.83	0.42
31:DA:2648:C:H2'	31:DA:2649:U:C6	2.55	0.42
17:AQ:62:SER:OG	17:AQ:72:ARG:HB2	2.19	0.42
1:CA:527:G:O2'	1:CA:528:C:H5'	2.19	0.42
48:DW:75:TYR:CE2	48:DW:104:THR:HB	2.54	0.42
35:BF:153:SER:HA	35:BF:172:TRP:O	2.19	0.42
7:CG:49:ILE:O	7:CG:49:ILE:HG22	2.19	0.42
40:DO:108:GLU:HG2	40:DO:108:GLU:H	1.39	0.42
31:BA:1038:C:O2	31:BA:1038:C:H2'	2.19	0.42
11:CK:83:ILE:HA	11:CK:109:VAL:O	2.19	0.42
1:CA:236:G:C5	1:CA:237:C:C5	3.07	0.42
1:AA:1272:G:C6	1:AA:1273:G:N7	2.87	0.42
1:AA:373:A:O2'	1:AA:374:A:H5'	2.20	0.42

Continued on next page...

Continued from previous page...

Atom-1	Atom-2	Distance(Å)	Clash(Å)
31:DA:286:C:N4	31:DA:356:G:C6	2.88	0.42
33:DD:28:GLU:CB	33:DD:29:PRO:HD3	2.49	0.42
50:BY:39:VAL:O	50:BY:40:GLU:CG	2.67	0.42
31:BA:355:G:C2	31:BA:356:G:C8	3.07	0.42
32:BB:44:G:C5'	32:BB:45:A:OP1	2.62	0.42
31:DA:1225:G:OP1	47:DV:88:ARG:CB	2.67	0.42
31:BA:1696:G:C6	31:BA:1697:G:C5	3.08	0.42
36:DG:92:VAL:HG22	36:DG:93:THR:N	2.34	0.42
31:DA:995:C:N3	46:DU:57:PHE:CZ	2.87	0.42
47:BV:72:VAL:O	47:BV:89:GLN:O	2.38	0.42
1:CA:620:C:C2	4:CD:135:LEU:HG	2.55	0.42
2:CB:102:LEU:O	2:CB:105:PHE:HB2	2.20	0.42
46:BU:91:ASP:O	46:BU:92:ARG:CB	2.68	0.42
38:DI:136:VAL:HG22	38:DI:136:VAL:O	2.19	0.42
31:DA:676:A:N1	31:DA:802:A:N1	2.68	0.42
30:D8:2:PRO:O	30:D8:3:LYS:C	2.57	0.42
23:B1:26:ARG:HD3	23:B1:34:THR:HB	2.02	0.42
34:BE:48:GLN:HE22	34:BE:64:LYS:HE2	1.84	0.42
34:BE:61:ARG:C	34:BE:63:LEU:H	2.22	0.42
1:CA:386:C:C2'	1:CA:387:U:C5'	2.86	0.42
39:BN:78:TYR:CD1	39:BN:79:PRO:CG	3.02	0.42
31:BA:671:C:H2'	31:BA:672:C:H6	1.85	0.42
31:BA:271(P):C:C2'	31:BA:271(Q):G:C5'	2.97	0.42
1:CA:673:G:C2	1:CA:674:G:C5	3.07	0.42
1:AA:1064:G:H1'	1:AA:1065:U:OP2	2.19	0.42
12:AL:82:VAL:CG1	12:AL:83:VAL:N	2.77	0.42
1:CA:1064:G:H1'	1:CA:1065:U:OP2	2.19	0.42
1:CA:1066:C:H3'	1:CA:1067:A:C8	2.55	0.42
36:DG:88:ILE:HG22	36:DG:89:GLY:N	2.35	0.42
18:CR:73:ALA:CB	18:CR:79:LEU:HD12	2.42	0.42
38:DI:88:ILE:CD1	38:DI:123:LEU:HD23	2.48	0.42
6:AF:55:ASP:HA	6:AF:56:PRO:HD2	1.95	0.42
42:BQ:88:GLY:O	42:BQ:89:ASN:CB	2.66	0.42
13:CM:76:ALA:HA	13:CM:79:LYS:HD2	2.01	0.42
33:BD:125:ILE:HG13	33:BD:137:PRO:CG	2.49	0.42
1:AA:450:G:H1	1:AA:483:C:N4	2.17	0.42
5:AE:91:LEU:HD12	5:AE:120:THR:HG22	2.02	0.42
38:BI:88:ILE:CD1	38:BI:123:LEU:HD23	2.50	0.42
31:DA:1484:G:N2	31:DA:1505:C:N4	2.60	0.42
1:AA:564:C:N3	17:AQ:31:LEU:HD11	2.35	0.42
38:DI:13:GLY:O	38:DI:15:VAL:N	2.53	0.42
32:BB:15:A:O2'	32:BB:110:G:C8	2.67	0.42

Continued on next page...

Continued from previous page...

Atom-1	Atom-2	Distance(Å)	Clash(Å)
20:AT:18:GLN:O	20:AT:19:SER:C	2.58	0.42
1:AA:567:G:C2	1:AA:568:G:H1'	2.54	0.42
51:DZ:5:LEU:HA	51:DZ:5:LEU:HD23	1.63	0.42
6:CF:30:LEU:CB	6:CF:35:ALA:HB3	2.46	0.42
31:BA:271(F):C:C2	31:BA:271(G):C:C5	3.07	0.42
9:CI:77:ILE:O	9:CI:81:ILE:HG12	2.19	0.42
47:BV:45:THR:HG22	47:BV:45:THR:O	2.20	0.42
6:AF:19:LEU:HD21	6:AF:59:TYR:CE2	2.54	0.42
40:DO:7:TYR:CE1	40:DO:20:MET:HB2	2.55	0.42
2:AB:98:LEU:HB2	2:AB:101:MET:HE2	2.01	0.42
31:DA:1722:A:C6	31:DA:1741:A:C2	3.08	0.42
1:CA:617:G:C6	1:CA:618:C:C5	3.07	0.42
1:CA:617:G:N2	1:CA:618:C:C2	2.87	0.42
31:BA:1602:U:H3'	31:BA:1603:A:H5'	2.00	0.42
31:BA:878:A:N6	31:BA:900:A:C8	2.87	0.42
31:DA:900:A:C4	31:DA:901:A:C8	3.07	0.42
5:CE:131:ILE:O	5:CE:134:ALA:HB3	2.20	0.42
1:CA:406:G:C2	1:CA:407:G:C8	3.08	0.42
3:CC:77:ILE:O	3:CC:83:ARG:HB3	2.19	0.42
1:AA:261:U:C5	20:AT:79:ARG:CZ	3.02	0.42
31:BA:2789:C:C2'	31:BA:2790:A:OP2	2.67	0.42
1:CA:719:C:H1'	18:CR:49:LYS:HB3	2.00	0.42
25:B3:11:SER:HA	25:B3:12:PRO:HD3	1.75	0.42
31:BA:1670:C:O2	34:BE:129:HIS:CE1	2.72	0.42
17:CQ:22:LEU:HD12	17:CQ:40:LYS:O	2.20	0.42
4:CD:79:PHE:CD2	4:CD:79:PHE:C	2.93	0.42
36:BG:68:PRO:HB2	36:BG:90:LEU:HG	2.00	0.42
31:BA:2192:G:C2	31:BA:2193:G:C8	3.07	0.42
5:AE:7:GLU:HB2	5:AE:35:GLY:O	2.19	0.42
4:AD:43:HIS:HB3	4:AD:46:LYS:HD2	2.02	0.42
5:CE:7:GLU:HB2	5:CE:35:GLY:O	2.19	0.42
1:AA:473:G:H2'	1:AA:474:G:C8	2.52	0.42
31:DA:874:G:N2	31:DA:904:C:C2	2.87	0.42
2:AB:158:LEU:N	2:AB:158:LEU:HD12	2.33	0.42
35:BF:140:LEU:HA	35:BF:140:LEU:HD13	1.84	0.42
20:CT:55:ILE:O	20:CT:56:MET:C	2.57	0.42
20:AT:53:LEU:HD21	20:AT:92:LEU:CD1	2.50	0.42
43:DR:18:LEU:HD23	43:DR:18:LEU:HA	1.80	0.42
31:DA:2473:U:O2	31:DA:2473:U:H2'	2.19	0.42
36:DG:96:ARG:O	36:DG:99:MET:HB3	2.19	0.42
1:CA:840:C:H4'	1:CA:848:C:O2	2.19	0.42
31:DA:1629:U:H2'	31:DA:1630:G:C8	2.55	0.42

Continued on next page...

Continued from previous page...

Atom-1	Atom-2	Distance(Å)	Clash(Å)
31:BA:2558:C:C4	31:BA:2559:C:C5	3.07	0.42
42:DQ:26:TYR:HD1	42:DQ:27:VAL:O	2.02	0.42
1:CA:1327:C:OP1	21:CU:20:LYS:HB3	2.19	0.42
31:DA:2345:G:N3	31:DA:2381:C:H2'	2.35	0.42
31:BA:2290:G:O2'	31:BA:2381:C:H1'	2.20	0.42
31:BA:2025:C:H2'	31:BA:2026:C:C6	2.54	0.42
46:BU:10:ARG:O	46:BU:11:ARG:C	2.56	0.42
1:AA:933:G:O6	7:AG:3:ARG:NH2	2.52	0.42
31:BA:2694:G:C6	31:BA:2695:C:C4	3.08	0.42
1:AA:694:A:C2	1:AA:695:A:H1'	2.54	0.42
31:BA:123:G:H2'	31:BA:124:G:O4'	2.18	0.42
2:AB:23:ARG:O	2:AB:23:ARG:HG2	2.20	0.42
31:DA:413:C:O5'	31:DA:413:C:H6	2.03	0.42
31:BA:2555:U:C5	31:BA:2556:C:C2	3.07	0.42
33:DD:35:LYS:HG2	33:DD:64:ILE:CA	2.50	0.42
33:DD:85:ASP:OD1	33:DD:86:PRO:HD2	2.20	0.42
44:BS:33:LYS:C	44:BS:34:HIS:HD2	2.23	0.42
39:BN:15:LEU:HD21	39:BN:55:VAL:CG2	2.47	0.42
36:DG:16:ARG:HH11	36:DG:31:VAL:CG1	2.31	0.42
35:BF:3:GLU:C	35:BF:24:LEU:HG	2.39	0.42
35:DF:53:THR:N	35:DF:56:GLU:HB2	2.33	0.42
31:BA:353:G:C2'	31:BA:354:G:O5'	2.67	0.42
41:DP:59:LEU:CA	41:DP:61:ARG:NH1	2.59	0.42
37:BH:85:LYS:HZ3	37:BH:145:ALA:CB	2.33	0.42
24:D2:32:LEU:C	24:D2:32:LEU:HD12	2.40	0.42
49:DX:8:ILE:N	49:DX:8:ILE:HD12	2.34	0.42
37:DH:85:LYS:HZ3	37:DH:145:ALA:CA	2.32	0.42
47:BV:62:LEU:HD22	47:BV:98:GLU:CB	2.35	0.42
2:AB:102:LEU:N	2:AB:102:LEU:HD12	2.34	0.42
32:BB:73:A:C4	32:BB:105:A:C2	3.07	0.42
35:DF:199:TRP:CZ3	35:DF:203:GLN:HG3	2.55	0.42
32:DB:73:A:H2'	32:DB:73:A:N3	2.34	0.42
28:B6:44:ARG:O	28:B6:45:LYS:CG	2.60	0.42
1:CA:355:C:N3	1:CA:356:A:C8	2.88	0.42
1:CA:375:U:C4	1:CA:376:G:N7	2.88	0.42
30:D8:35:GLN:HB3	31:DA:2420:C:OP1	2.19	0.42
34:DE:78:LEU:HG	34:DE:78:LEU:H	1.56	0.42
44:BS:61:ASN:O	44:BS:65:VAL:HG23	2.19	0.42
31:DA:2470:G:C6	31:DA:2471:C:C5	3.08	0.42
1:CA:430:A:C2'	1:CA:431:A:H5'	2.50	0.42
4:CD:33:MET:HE1	4:CD:37:PRO:HA	2.02	0.42
31:DA:827:U:O2	31:DA:2246:G:H4'	2.19	0.42

Continued on next page...

Continued from previous page...

Atom-1	Atom-2	Distance(Å)	Clash(Å)
31:DA:547:A:N3	31:DA:547:A:H2'	2.34	0.42
37:BH:41:MET:HE1	37:BH:55:PRO:HD3	2.02	0.42
32:BB:21:G:O6	32:BB:63:G:C4	2.73	0.42
9:AI:114:TYR:N	9:AI:114:TYR:HD2	2.13	0.42
31:DA:141:A:H2'	31:DA:1408:C:O2'	2.20	0.42
1:CA:1392:G:H2'	1:CA:1393:U:H5'	2.01	0.42
1:CA:1507:A:C2	1:CA:1508:G:C4	3.07	0.42
45:BT:89:VAL:HB	45:BT:91:ARG:HG2	2.02	0.42
31:DA:1403:C:H2'	31:DA:1404:C:O4'	2.19	0.42
2:AB:187:LEU:HA	2:AB:201:ILE:O	2.19	0.42
31:BA:1677:A:H2'	31:BA:1678:G:C8	2.53	0.42
1:CA:452:A:N7	1:CA:480:U:O4	2.53	0.42
30:B8:50:LEU:HD12	30:B8:51:ALA:H	1.83	0.42
31:BA:1973:G:C5	31:BA:1974:C:C5	3.07	0.42
31:BA:2078:C:C2'	31:BA:2079:U:H5'	2.49	0.42
31:DA:780:G:N2	31:DA:783:A:H62	2.08	0.42
33:DD:266:SER:O	33:DD:267:SER:HB2	2.20	0.42
9:AI:111:ARG:HG2	9:AI:112:LYS:N	2.35	0.42
5:CE:100:VAL:HG13	5:CE:118:ILE:HG22	2.02	0.42
31:BA:1404:C:O2	31:BA:1404:C:H2'	2.19	0.42
18:CR:65:ILE:HG13	18:CR:65:ILE:H	1.59	0.42
1:CA:1446:U:O2'	1:CA:1447:A:H8	1.97	0.42
31:BA:510:C:O2'	31:BA:511:U:H5'	2.19	0.42
39:DN:93:THR:O	39:DN:94:HIS:C	2.57	0.42
31:DA:1173:G:H5'	31:DA:1174:A:P	2.60	0.42
31:BA:2702:U:OP1	31:BA:2702:U:C2	2.73	0.42
31:DA:2189:U:H2'	31:DA:2190:G:O4'	2.20	0.42
18:AR:53:ARG:HH21	18:AR:60:ALA:H	1.66	0.42
51:BZ:76:LEU:HA	51:BZ:76:LEU:HD23	1.85	0.42
31:BA:491:G:O2'	31:BA:492:A:H5'	2.19	0.42
33:DD:10:THR:HB	33:DD:11:PRO:HD2	2.02	0.42
9:CI:46:ALA:HA	9:CI:78:LYS:HZ1	1.85	0.42
11:AK:27:ASN:OD1	11:AK:28:THR:N	2.53	0.42
31:DA:494:G:H5'	31:DA:494:G:C8	2.52	0.42
31:BA:1480:G:C6	31:BA:1481:U:N3	2.87	0.42
1:CA:867:G:N2	1:CA:868:C:C2	2.88	0.42
1:CA:73:G:N2	1:CA:76:C:C2	2.88	0.42
1:AA:836:G:C6	1:AA:851:G:C5	3.07	0.42
34:BE:144:ARG:HB3	34:BE:145:LYS:H	1.43	0.42
31:BA:1892:C:C2'	31:BA:1893:C:H5'	2.50	0.42
31:BA:358:U:H3'	31:BA:358:U:C6	2.50	0.42
8:CH:113:SER:H	8:CH:134:ILE:CG1	2.31	0.42

Continued on next page...

Continued from previous page...

Atom-1	Atom-2	Distance(Å)	Clash(Å)
1:CA:724:G:C2	1:CA:725:G:C8	3.07	0.42
1:CA:24:U:O2'	1:CA:25:C:H5'	2.20	0.42
16:CP:49:LEU:O	16:CP:50:LYS:HB2	2.19	0.42
42:BQ:42:ILE:HG22	42:BQ:47:ILE:HG13	2.01	0.42
1:CA:282:A:N3	1:CA:282:A:H2'	2.35	0.42
43:BR:44:LEU:O	43:BR:45:ARG:C	2.56	0.42
45:BT:68:TYR:C	45:BT:70:VAL:H	2.22	0.42
1:AA:1387:G:N3	1:AA:1387:G:H2'	2.35	0.42
50:DY:53:PRO:O	50:DY:56:PRO:O	2.37	0.42
31:DA:2411:A:N3	31:DA:2411:A:H2'	2.35	0.42
31:BA:1512:U:O2'	31:BA:1513:C:H5'	2.19	0.42
51:BZ:118:GLN:O	51:BZ:120:ILE:HG12	2.19	0.42
10:CJ:62:HIS:CE1	14:CN:61:TRP:CH2	3.07	0.42
31:DA:1636:C:H2'	31:DA:1637:A:C8	2.54	0.42
4:AD:144:ASP:O	4:AD:146:ILE:HD12	2.19	0.42
31:DA:921:G:C6	31:DA:922:U:C4	3.07	0.42
31:BA:2526:G:C6	31:BA:2527:C:C4	3.08	0.42
31:DA:1648:C:C2'	31:DA:1649:G:O5'	2.68	0.42
31:BA:2411:A:H2'	31:BA:2411:A:N3	2.33	0.42
1:CA:1118:C:H1'	1:CA:1179:A:C5	2.54	0.42
31:BA:1549:C:O2'	31:BA:1550:C:H5'	2.20	0.42
31:DA:979:G:H3'	31:DA:980:A:H5''	2.02	0.42
17:CQ:27:PHE:CE1	17:CQ:36:ILE:HD11	2.54	0.42
7:AG:87:VAL:HA	7:AG:88:PRO:HD3	1.94	0.42
31:DA:1017:G:H2'	31:DA:1018:C:H6	1.85	0.42
31:BA:375:C:H2'	31:BA:376:C:C6	2.55	0.42
31:DA:2677:G:H2'	31:DA:2678:C:C6	2.55	0.42
3:CC:100:ALA:O	3:CC:101:LEU:HB2	2.20	0.42
1:AA:355:C:H5'	1:AA:389:A:OP2	2.19	0.42
51:DZ:44:PHE:CZ	51:DZ:48:PHE:CD2	3.07	0.42
33:DD:35:LYS:CD	33:DD:64:ILE:N	2.82	0.42
33:DD:85:ASP:HB2	33:DD:92:ILE:HG12	2.01	0.42
50:BY:8:LYS:CD	50:BY:28:LYS:HZ3	2.33	0.42
49:BX:27:THR:OG1	49:BX:77:LYS:HA	2.19	0.42
31:BA:1801:G:H3'	31:BA:1802:A:H5'	2.01	0.42
47:DV:61:VAL:O	47:DV:99:ILE:N	2.37	0.42
44:BS:90:GLY:C	44:BS:92:TYR:N	2.72	0.42
27:B5:2:ALA:N	31:BA:747:U:C2	2.88	0.42
24:B2:32:LEU:HD13	24:B2:32:LEU:HA	1.61	0.42
31:BA:909:A:H2'	31:BA:912:C:H5	1.85	0.42
41:BP:143:GLY:CA	41:BP:145:PRO:HD3	2.49	0.42
41:BP:88:LEU:HA	41:BP:88:LEU:HD12	1.76	0.42

Continued on next page...

Continued from previous page...

Atom-1	Atom-2	Distance(Å)	Clash(Å)
41:DP:95:VAL:CG1	41:DP:123:LEU:HD11	2.50	0.42
41:DP:95:VAL:CG2	41:DP:125:VAL:HB	2.47	0.42
16:CP:21:VAL:O	16:CP:33:ILE:HB	2.19	0.42
31:DA:951:C:C2'	31:DA:952:G:H5'	2.50	0.42
31:DA:2287:A:C4	31:DA:2289:G:N7	2.87	0.42
50:DY:79:CYS:SG	50:DY:80:GLY:N	2.92	0.42
49:DX:36:LYS:O	49:DX:39:ILE:HG23	2.20	0.42
1:CA:1090:U:N3	1:CA:1091:U:C5	2.88	0.42
31:DA:2070:G:H2'	31:DA:2071:A:H8	1.85	0.42
31:BA:2471:C:C4	31:BA:2472:G:C5	3.08	0.42
1:CA:340:U:H2'	1:CA:341:C:O4'	2.20	0.42
30:D8:60:LEU:HB3	30:D8:63:PRO:HG2	2.00	0.42
31:DA:243:U:O2'	31:DA:244:A:H5'	2.20	0.42
1:AA:1090:U:N3	1:AA:1091:U:C5	2.87	0.42
1:AA:1091:U:H2'	1:AA:1091:U:O2	2.19	0.42
31:BA:1300:U:H2'	31:BA:1626:G:N2	2.35	0.42
1:AA:430:A:C2'	1:AA:431:A:H5'	2.50	0.42
1:CA:503:C:O5'	1:CA:503:C:H6	2.02	0.42
37:BH:41:MET:O	37:BH:42:ARG:C	2.58	0.42
1:CA:962:C:H2'	1:CA:963:G:O4'	2.20	0.42
14:CN:32:SER:O	14:CN:40:CYS:HA	2.19	0.42
12:AL:35:GLY:O	12:AL:83:VAL:HG12	2.20	0.42
1:AA:976:G:C8	1:AA:1362:C:N4	2.88	0.42
31:DA:2712:U:H1'	31:DA:2712(A):A:H8	1.81	0.42
42:DQ:86:GLY:C	42:DQ:88:GLY:N	2.72	0.42
31:DA:1131:G:C2	31:DA:1132:A:C4	3.08	0.42
1:AA:682:G:C6	1:AA:683:G:C5	3.08	0.42
16:CP:39:TYR:CD1	16:CP:40:ASP:N	2.88	0.42
1:AA:1099:G:H2'	1:AA:1099:G:N3	2.35	0.42
22:B0:71:ASP:O	22:B0:72:ARG:HG2	2.20	0.42
13:AM:16:ASP:N	13:AM:16:ASP:OD2	2.53	0.42
31:DA:9:U:C4	31:DA:2629:A:C6	3.07	0.42
1:AA:191:G:N3	20:AT:103:GLY:O	2.53	0.42
45:DT:99:LEU:HB3	45:DT:101:PHE:CE1	2.54	0.42
39:BN:128:HIS:O	39:BN:129:PRO:C	2.58	0.42
32:BB:86:G:H1	32:BB:91:C:N4	2.18	0.42
2:AB:8:LYS:HZ2	2:AB:217:ARG:HH11	1.67	0.42
31:DA:214:G:H21	31:DA:216:A:H1'	1.85	0.42
1:AA:392:G:C4	1:AA:393:A:C8	3.07	0.42
12:CL:69:TYR:HD2	12:CL:99:HIS:CD2	2.38	0.42
1:AA:1367:C:C4	1:AA:1368:G:N7	2.87	0.42
45:BT:100:TYR:O	45:BT:103:ARG:HG3	2.19	0.42

Continued on next page...

Continued from previous page...

Atom-1	Atom-2	Distance(Å)	Clash(Å)
34:DE:8:LYS:HG2	34:DE:192:ASN:HD22	1.85	0.42
31:DA:1291:C:C2	31:DA:1292:U:C5	3.08	0.42
31:DA:2651:C:O2'	31:DA:2652:C:H5'	2.20	0.42
31:DA:1722:A:H2	31:DA:1740:G:H2'	1.85	0.42
31:DA:108:U:C2	31:DA:109:G:C8	3.07	0.42
27:D5:25:LEU:HD12	48:DW:19:LEU:C	2.40	0.42
31:DA:1420:U:HO2'	31:DA:1421:G:P	2.42	0.42
1:AA:687:A:C2	1:AA:704:A:C6	3.07	0.42
36:BG:111:LEU:HA	36:BG:114:ILE:CG1	2.49	0.42
1:CA:1158:C:C2	1:CA:1160:G:N7	2.88	0.42
1:AA:1163:C:C2	1:AA:1174:G:N2	2.88	0.42
1:AA:156:G:C6	1:AA:166:G:N1	2.88	0.42
33:DD:159:ALA:C	33:DD:161:THR:H	2.22	0.42
1:CA:112:G:C2	1:CA:113:G:C8	3.08	0.42
4:AD:108:LEU:HD21	4:AD:183:GLY:HA3	2.01	0.42
2:AB:15:VAL:H	2:AB:16:HIS:HD1	1.66	0.42
1:CA:872:A:C2	1:CA:874:G:C6	3.07	0.42
1:CA:1071:C:O3'	5:CE:49:PRO:HG2	2.19	0.42
31:DA:906:G:H2'	31:DA:907:U:O5'	2.20	0.42
1:CA:270:A:C5	1:CA:271:C:C4	3.08	0.42
3:AC:95:THR:HG22	3:AC:97:LYS:N	2.33	0.42
2:CB:158:LEU:HD12	2:CB:158:LEU:N	2.35	0.42
31:DA:1980:G:O5'	31:DA:1980:G:H2'	2.19	0.42
1:CA:991:U:O4	1:CA:1212:U:O2'	2.25	0.42
31:DA:2821:A:C2	31:DA:2822:G:C4	3.08	0.42
31:DA:292:C:H2'	31:DA:293:U:C6	2.55	0.42
11:CK:48:ILE:HG22	11:CK:49:GLY:N	2.34	0.42
31:BA:2821:A:H2'	31:BA:2822:G:H8	1.83	0.42
31:BA:745:G:OP2	34:BE:133:LYS:HE3	2.20	0.42
31:DA:1476:C:H2'	31:DA:1477:A:O5'	2.20	0.42
12:AL:70:ILE:HG13	12:AL:100:ILE:HD12	2.02	0.42
34:DE:7:VAL:HA	34:DE:194:GLY:O	2.20	0.42
4:AD:180:GLY:O	4:AD:182:LYS:HG2	2.20	0.42
31:BA:394:A:C6	31:BA:395:U:C4	3.08	0.42
31:BA:417:C:H2'	31:BA:417:C:O2	2.20	0.42
17:AQ:52:LYS:HD2	17:AQ:52:LYS:H	1.84	0.42
3:AC:66:VAL:O	3:AC:66:VAL:HG12	2.19	0.42
49:BX:28:PHE:N	49:BX:28:PHE:CD1	2.88	0.42
31:DA:2508:G:O2'	31:DA:2509:G:H5'	2.20	0.42
26:D4:15:ILE:O	26:D4:16:CYS:C	2.58	0.42
31:BA:701:G:N2	31:BA:732:C:C2	2.88	0.42
1:AA:812:C:OP1	1:AA:903:G:H1'	2.20	0.42

Continued on next page...

Continued from previous page...

Atom-1	Atom-2	Distance(Å)	Clash(Å)
33:BD:35:LYS:HZ3	33:BD:104:TYR:HD1	1.67	0.42
39:BN:55:VAL:HG12	39:BN:126:PRO:HA	2.02	0.42
51:BZ:52:SER:OG	51:BZ:53:ILE:N	2.51	0.42
45:DT:65:LYS:O	45:DT:72:VAL:N	2.36	0.42
28:D6:40:CYS:SG	28:D6:45:LYS:CD	3.08	0.42
24:D2:33:MET:HG2	49:DX:11:PRO:CD	2.39	0.42
49:DX:5:TYR:O	49:DX:7:VAL:N	2.52	0.42
31:DA:1349:A:H2'	31:DA:1350:C:OP1	2.20	0.42
4:AD:105:VAL:O	4:AD:105:VAL:CG1	2.68	0.42
34:DE:2:LYS:HG2	34:DE:95:ILE:HG23	2.02	0.42
34:DE:3:GLY:HA3	34:DE:81:ILE:HG21	2.01	0.42
39:BN:64:GLY:O	39:BN:65:LYS:HE2	2.19	0.42
31:DA:2263:C:C6	31:DA:2263:C:H5'	2.41	0.42
31:DA:950:G:C6	31:DA:951:C:C4	3.08	0.42
1:AA:627:G:O2'	1:AA:628:G:H5'	2.19	0.42
31:DA:2287:A:N1	31:DA:2346:A:C2	2.87	0.42
49:DX:34:ALA:O	49:DX:35:THR:C	2.58	0.42
8:CH:87:SER:HB2	8:CH:93:VAL:HB	2.02	0.42
31:DA:2094:G:OP1	38:DI:22:LYS:HD3	2.20	0.42
31:BA:2476:A:C5	31:BA:2477:C:C5	3.08	0.42
30:D8:4:MET:HB2	30:D8:4:MET:HE2	1.81	0.42
45:DT:27:THR:OG1	45:DT:28:VAL:N	2.53	0.42
45:DT:30:VAL:HG22	45:DT:84:GLN:O	2.19	0.42
34:BE:48:GLN:HG3	34:BE:78:LEU:HB3	2.01	0.42
1:CA:1279:A:O2'	1:CA:1282:C:N4	2.53	0.42
6:CF:12:PRO:HG3	6:CF:55:ASP:HB3	2.02	0.42
1:AA:1048:G:H4'	14:AN:2:ALA:N	2.34	0.42
31:DA:2851:A:H2'	31:DA:2852:G:O4'	2.20	0.42
37:BH:89:ILE:CD1	37:BH:90:LYS:N	2.83	0.42
37:DH:46:GLU:O	37:DH:47:GLU:HB2	2.20	0.42
50:BY:46:LYS:O	50:BY:47:LYS:HE3	2.20	0.42
31:DA:719:C:C2	31:DA:720:C:C5	3.08	0.42
31:BA:1158:C:O5'	31:BA:1158:C:H6	2.02	0.42
30:D8:52:LYS:O	30:D8:52:LYS:HG3	2.20	0.42
6:AF:14:LEU:HA	6:AF:14:LEU:HD23	1.94	0.42
31:DA:2656:U:H2'	31:DA:2657:A:C5'	2.50	0.42
1:CA:382:A:N3	1:CA:383:A:C8	2.88	0.42
22:D0:42:GLY:HA3	31:DA:2331:G:O4'	2.20	0.42
33:BD:131:LEU:HD12	33:BD:131:LEU:N	2.33	0.42
31:DA:1486:A:C2'	31:DA:1487:G:H5'	2.50	0.42
7:CG:149:ARG:HG2	7:CG:149:ARG:O	2.20	0.42
1:AA:595:G:H1'	1:AA:596:C:H5	1.85	0.42

Continued on next page...

Continued from previous page...

Atom-1	Atom-2	Distance(Å)	Clash(Å)
44:DS:101:LEU:O	44:DS:102:ALA:O	2.37	0.42
31:DA:1614:A:N6	48:DW:87:PRO:HA	2.35	0.42
31:DA:2895:U:C5	31:DA:2896:C:C5	3.05	0.42
18:AR:59:SER:H	18:AR:62:GLU:CD	2.23	0.42
31:BA:1420:U:HO2'	31:BA:1421:G:P	2.43	0.42
31:BA:1419:A:C8	31:BA:1421:G:C6	3.08	0.42
18:AR:25:THR:O	18:AR:26:LEU:HD23	2.19	0.42
38:BI:9:LEU:N	38:BI:13:GLY:HA2	2.31	0.42
3:AC:150:LYS:HG3	3:AC:169:ALA:HB2	2.02	0.42
11:CK:30:VAL:HG21	11:CK:65:ALA:HA	2.02	0.42
22:B0:25:ARG:HB2	22:B0:37:LEU:HD23	2.01	0.42
1:CA:816:A:OP2	1:CA:1527:C:H5'	2.20	0.42
38:BI:56:LYS:HA	38:BI:59:ALA:CB	2.49	0.42
17:CQ:22:LEU:HD12	17:CQ:23:VAL:H	1.83	0.42
1:CA:978:A:C5'	1:CA:979:C:OP2	2.67	0.42
31:DA:754:C:O4'	31:DA:1618:A:H2	2.03	0.42
31:BA:2292:C:C2'	31:BA:2293:C:H5'	2.50	0.42
8:AH:11:THR:HA	8:AH:14:ARG:NH1	2.34	0.42
1:AA:25:C:H2'	1:AA:26:A:H8	1.84	0.42
1:AA:731:G:H2'	1:AA:732:C:C6	2.55	0.42
1:CA:1027:C:H6	1:CA:1027:C:O5'	2.03	0.42
1:CA:763:G:C5	1:CA:764:C:C5	3.08	0.42
1:CA:1086:U:H2'	1:CA:1087:G:C8	2.55	0.42
1:AA:1086:U:H2'	1:AA:1087:G:C8	2.55	0.42
31:BA:2275:C:H5'	31:BA:2275:C:C6	2.54	0.42
29:B7:48:LYS:CD	29:B7:48:LYS:N	2.82	0.42
37:DH:94:TYR:N	37:DH:94:TYR:HD1	2.18	0.42
31:DA:2473:U:C4	31:DA:2474:C:C5	3.07	0.42
31:BA:1866:C:O2	31:BA:1876:A:H1'	2.20	0.42
31:DA:1876:A:H2'	31:DA:1877:A:C8	2.55	0.42
2:AB:140:HIS:HA	2:AB:143:GLU:HG3	2.01	0.42
32:BB:33:G:C2'	32:BB:34:U:H5'	2.50	0.42
46:DU:12:ARG:HA	46:DU:15:LYS:HG2	2.01	0.42
12:CL:39:VAL:HG12	12:CL:40:VAL:N	2.35	0.42
27:B5:29:THR:O	27:B5:30:LEU:HD23	2.20	0.42
11:CK:99:GLN:OE1	11:CK:105:VAL:HG11	2.20	0.42
1:AA:696:A:H1'	1:AA:786:G:O2'	2.19	0.42
1:CA:718:G:C1'	11:CK:116:HIS:HA	2.50	0.42
11:CK:69:ALA:O	11:CK:73:MET:HG2	2.20	0.42
35:BF:60:SER:OG	35:BF:61:GLY:N	2.51	0.42
31:BA:1195:G:C2'	31:BA:1196:C:H5'	2.49	0.42
22:B0:82:ARG:HA	22:B0:83:PRO:HD2	1.89	0.42

Continued on next page...

Continued from previous page...

Atom-1	Atom-2	Distance(Å)	Clash(Å)
1:CA:1465:C:C4	1:CA:1466:C:C4	3.08	0.42
50:BY:23:ARG:O	50:BY:24:VAL:HB	2.20	0.42
17:AQ:14:LYS:NZ	17:AQ:14:LYS:HB2	2.34	0.42
27:B5:19:ARG:HD2	27:B5:19:ARG:HH11	1.67	0.42
31:DA:1213:A:O2'	31:DA:1214:A:H5'	2.20	0.42
50:DY:39:VAL:CG1	50:DY:40:GLU:H	2.25	0.42
33:DD:65:ILE:HD11	33:DD:67:PHE:CZ	2.48	0.42
39:DN:46:VAL:HG13	39:DN:48:MET:HG3	2.01	0.42
37:DH:85:LYS:HZ3	37:DH:145:ALA:CB	2.33	0.42
1:AA:523:A:N1	12:AL:92:ASP:HB2	2.35	0.42
49:DX:52:VAL:HB	49:DX:80:ILE:CG2	2.50	0.42
24:B2:25:VAL:HG13	24:B2:26:ARG:CD	2.37	0.42
31:BA:1902:C:H4'	33:BD:244:ARG:HB2	2.01	0.42
41:BP:91:PHE:CD2	41:BP:91:PHE:O	2.73	0.42
31:DA:2262:U:H4'	31:DA:2328:A:C2	2.55	0.42
30:B8:36:LYS:O	30:B8:37:SER:O	2.38	0.42
30:B8:29:LYS:NZ	30:B8:44:LYS:HB2	2.35	0.42
30:D8:27:THR:CA	41:DP:62:LEU:HD11	2.44	0.42
40:DO:10:VAL:O	40:DO:10:VAL:CG2	2.64	0.42
48:BW:2:GLU:CA	48:BW:64:MET:HE1	2.47	0.42
31:BA:154(A):C:O4'	31:BA:154(A):C:O2	2.38	0.42
31:DA:832:G:O2'	41:DP:52:GLU:HB3	2.19	0.42
40:DO:104:ARG:NH1	45:DT:35:LYS:HD3	2.34	0.42
45:DT:28:VAL:HG13	45:DT:46:GLU:CB	2.48	0.42
30:D8:3:LYS:HE3	31:DA:242:G:O5'	2.19	0.42
45:BT:27:THR:O	45:BT:28:VAL:CG2	2.66	0.42
1:CA:538:G:OP2	12:CL:115:LYS:CG	2.68	0.42
41:BP:39:LYS:HE3	41:BP:42:SER:CB	2.50	0.42
23:B1:85:LEU:CB	23:B1:87:PRO:HD3	2.49	0.42
51:DZ:151:HIS:CB	51:DZ:170:THR:HA	2.49	0.42
38:BI:2:LYS:HD2	38:BI:20:ASP:HB3	2.02	0.42
50:DY:45:VAL:HG22	50:DY:62:GLU:N	2.34	0.42
3:AC:69:HIS:N	3:AC:69:HIS:CD2	2.87	0.42
10:CJ:54:PHE:HZ	10:CJ:55:LYS:HZ2	1.67	0.42
10:CJ:51:ARG:H	10:CJ:60:ARG:HA	1.84	0.42
1:AA:1277:C:O2'	1:AA:1279:A:H1'	2.20	0.42
39:DN:82:LEU:N	39:DN:82:LEU:HD12	2.18	0.42
23:D1:94:LEU:CD2	23:D1:95:LEU:N	2.81	0.42
37:BH:20:ALA:O	37:BH:21:PRO:C	2.59	0.42
1:CA:447:G:O6	1:CA:485:G:H1'	2.20	0.42
31:BA:814:C:H5	41:BP:27:HIS:CE1	2.36	0.42
42:BQ:76:LYS:N	42:BQ:88:GLY:HA2	2.34	0.42

Continued on next page...

Continued from previous page...

Atom-1	Atom-2	Distance(Å)	Clash(Å)
1:AA:1169:A:H2'	1:AA:1170:A:O4'	2.20	0.42
22:B0:72:ARG:NH2	22:B0:75:LEU:HD12	2.35	0.42
1:AA:328:C:H4'	1:AA:329:A:H5'	2.01	0.42
31:DA:1973:G:C4	31:DA:1974:C:C5	3.08	0.42
31:BA:465:G:H2'	31:BA:466:A:C8	2.54	0.42
15:CO:78:TYR:O	15:CO:82:ILE:HG22	2.20	0.42
31:DA:814:C:C5'	47:DV:86:GLY:HA3	2.50	0.42
31:BA:2803:C:H3'	31:BA:2803:C:OP2	2.19	0.42
43:BR:87:TYR:HE1	43:BR:117:VAL:HG12	1.84	0.42
17:CQ:99:SER:C	17:CQ:100:LYS:HD3	2.39	0.42
45:BT:98:LYS:HB3	45:BT:100:TYR:CE1	2.54	0.42
1:AA:719:C:O2'	18:AR:49:LYS:HB3	2.20	0.42
8:AH:103:VAL:HG21	8:AH:110:ALA:HB2	2.01	0.42
31:BA:708:C:N4	31:BA:723:G:H1	2.17	0.42
1:AA:1498:U:H1'	1:AA:1499:A:OP2	2.20	0.42
51:DZ:11:GLU:HB2	51:DZ:13:GLU:OE2	2.20	0.42
51:BZ:69:THR:HG22	51:BZ:90:VAL:CA	2.47	0.42
4:CD:116:GLN:NE2	4:CD:157:LEU:HD21	2.35	0.42
50:DY:90:LEU:CD1	50:DY:91:GLU:HG2	2.50	0.42
36:DG:54:GLU:O	36:DG:57:ALA:HB3	2.20	0.42
36:DG:111:LEU:HA	36:DG:114:ILE:CG1	2.50	0.42
37:DH:33:LEU:HD11	37:DH:136:ILE:O	2.20	0.42
35:BF:192:LEU:HD23	35:BF:193:VAL:H	1.84	0.42
2:AB:193:ASP:HA	2:AB:194:PRO:HD2	1.84	0.42
18:CR:71:LYS:O	18:CR:74:ARG:HB2	2.18	0.42
31:BA:1979:C:C2'	31:BA:1980:G:H5'	2.50	0.42
4:CD:79:PHE:CE1	4:CD:204:ILE:HA	2.55	0.42
31:DA:755:C:H2'	31:DA:756:C:H6	1.84	0.42
1:AA:604:G:N7	1:AA:605:U:C5	2.88	0.42
1:CA:874:G:C2'	1:CA:875:C:H5'	2.50	0.42
1:CA:92:C:H2'	1:CA:93:G:H8	1.82	0.42
1:AA:923:A:H2'	1:AA:924:C:O4'	2.20	0.42
1:CA:761:G:C5	1:CA:762:C:C5	3.08	0.42
6:AF:76:ALA:HB1	6:AF:80:ARG:NH2	2.33	0.42
34:DE:101:ARG:CB	34:DE:169:ASN:ND2	2.82	0.42
43:BR:74:LYS:HD2	43:BR:77:ARG:NH2	2.34	0.42
31:BA:2875:C:H4'	45:BT:5:ALA:HB2	2.01	0.42
1:AA:69:G:N2	1:AA:70:G:C4	2.87	0.42
45:DT:90:GLN:NE2	45:DT:124:ASP:OD2	2.53	0.42
46:DU:84:LYS:C	46:DU:86:ALA:H	2.23	0.42
10:CJ:8:LEU:HB3	10:CJ:16:LEU:HD21	2.02	0.42
51:BZ:73:GLN:N	51:BZ:87:ASP:OD1	2.53	0.42

Continued on next page...

Continued from previous page...

Atom-1	Atom-2	Distance(Å)	Clash(Å)
2:CB:140:HIS:HA	2:CB:143:GLU:HG3	2.01	0.42
31:DA:2437:U:H2'	31:DA:2438:U:H6	1.84	0.42
1:AA:414:A:C4	1:AA:415:A:C8	3.08	0.42
40:DO:87:ILE:HD13	40:DO:87:ILE:HA	1.60	0.42
31:BA:1667:G:H1'	31:BA:1991:U:O4	2.20	0.42
31:BA:1783:A:N1	31:BA:2587:A:C4	2.88	0.42
31:DA:1439:A:C2	31:DA:1553:A:C5	3.08	0.42
36:BG:181:ARG:HB2	36:BG:181:ARG:HE	1.70	0.42
12:AL:126:LYS:HD2	12:AL:127:GLU:H	1.84	0.42
1:AA:579:G:C6	1:AA:580:U:C4	3.08	0.42
1:AA:718:G:C1'	11:AK:116:HIS:HA	2.50	0.42
5:CE:137:GLU:O	5:CE:141:GLN:HG3	2.19	0.42
31:BA:2048:G:C6	31:BA:2049:G:C5	3.08	0.42
7:AG:20:ASP:HB3	7:AG:23:VAL:HG23	2.02	0.42
4:CD:180:GLY:O	4:CD:182:LYS:HG2	2.20	0.42
31:BA:1317:A:H2'	31:BA:1318:C:H6	1.84	0.42
48:DW:82:LEU:HA	48:DW:82:LEU:HD12	1.77	0.42
31:DA:946:G:O2'	31:DA:947:G:H5'	2.19	0.42
1:AA:376:G:N3	1:AA:389:A:C2	2.87	0.41
33:DD:35:LYS:HZ3	33:DD:104:TYR:HD1	1.65	0.41
33:DD:35:LYS:HD2	33:DD:63:ARG:HB3	2.01	0.41
44:BS:59:LYS:NZ	44:BS:68:GLN:NE2	2.68	0.41
23:B1:10:LYS:HG2	23:B1:11:ARG:H	1.84	0.41
39:BN:42:TRP:CB	46:BU:64:ARG:NH1	2.69	0.41
23:D1:13:ILE:HG12	23:D1:14:VAL:CA	2.50	0.41
24:D2:55:ARG:CG	24:D2:55:ARG:O	2.67	0.41
41:BP:48:PRO:CG	41:BP:49:ARG:H	2.27	0.41
47:DV:96:ILE:HG23	47:DV:97:LYS:N	2.34	0.41
47:DV:90:PRO:CD	47:DV:91:TYR:H	2.30	0.41
49:DX:25:LYS:HG3	49:DX:26:TYR:CD1	2.54	0.41
24:B2:30:ARG:CG	24:B2:30:ARG:NH1	2.79	0.41
32:DB:40:U:C2'	32:DB:41:U:OP1	2.68	0.41
31:BA:139(A):G:N1	49:BX:44:GLU:OE1	2.52	0.41
49:BX:82:GLN:CD	49:BX:83:VAL:HG22	2.39	0.41
4:CD:128:VAL:HA	4:CD:145:GLU:O	2.20	0.41
47:DV:2:PHE:HB3	47:DV:3:ALA:H	1.12	0.41
30:B8:25:MET:HB2	41:BP:62:LEU:HD21	2.00	0.41
30:B8:38:GLY:C	30:B8:40:GLU:H	2.22	0.41
30:D8:29:LYS:HB2	30:D8:44:LYS:HG2	2.01	0.41
34:DE:34:VAL:HG23	34:DE:34:VAL:O	2.19	0.41
1:AA:1442:G:HO2'	1:AA:1442(A):G:H5''	1.79	0.41
47:BV:13:ARG:HH11	47:BV:13:ARG:HG2	1.85	0.41

Continued on next page...

Continued from previous page...

Atom-1	Atom-2	Distance(Å)	Clash(Å)
45:DT:27:THR:C	45:DT:28:VAL:HG23	2.39	0.41
41:DP:113:LYS:HA	41:DP:129:ALA:O	2.20	0.41
40:BO:10:VAL:HG21	40:BO:16:ALA:C	2.38	0.41
31:BA:271(M):G:H2'	31:BA:271(N):U:H5'	2.01	0.41
38:BI:42:SER:O	38:BI:43:ASN:C	2.58	0.41
1:CA:1490:C:O2'	1:CA:1491:G:H5'	2.20	0.41
49:DX:60:ARG:HH21	49:DX:74:PRO:CG	2.33	0.41
51:DZ:151:HIS:ND1	51:DZ:170:THR:HG22	2.35	0.41
31:BA:1379:A:C2'	31:BA:1380:G:OP1	2.66	0.41
31:BA:1467:C:C2	31:BA:1526:G:N2	2.88	0.41
1:CA:1004:A:N7	1:CA:1036:G:O6	2.52	0.41
31:DA:271(S):G:C5	31:DA:271(T):C:C5	3.08	0.41
1:CA:1277:C:O2'	1:CA:1279:A:H1'	2.19	0.41
50:DY:47:LYS:HB3	50:DY:47:LYS:HE3	1.35	0.41
1:AA:963:G:H1	1:AA:972:C:N4	2.17	0.41
31:DA:2308:G:O6	31:DA:2310:A:H2'	2.20	0.41
3:CC:36:ASP:OD2	3:CC:57:ILE:HG21	2.20	0.41
31:BA:1856:G:C2'	31:BA:1857:G:H5'	2.50	0.41
32:BB:87:G:H2'	32:BB:88:C:H5''	2.01	0.41
31:DA:928:G:H8	31:DA:928:G:O5'	2.02	0.41
20:CT:89:ARG:NH2	20:CT:104:LEU:HD21	2.34	0.41
17:AQ:45:HIS:ND1	17:AQ:65:ILE:HG21	2.35	0.41
1:AA:1226:C:N4	13:AM:104:ARG:HB2	2.33	0.41
28:B6:19:ARG:HH12	31:BA:2400:G:H5'	1.84	0.41
38:DI:15:VAL:C	38:DI:17:GLN:H	2.22	0.41
1:CA:436:C:O2'	1:CA:437:U:P	2.78	0.41
1:AA:253:U:H2'	1:AA:254:G:H8	1.84	0.41
17:CQ:59:ILE:HG21	17:CQ:71:PHE:HB3	1.97	0.41
17:CQ:67:LYS:O	17:CQ:69:LYS:N	2.53	0.41
31:BA:1434:A:C2'	31:BA:1435:G:H5'	2.50	0.41
3:CC:11:ARG:O	3:CC:13:GLY:N	2.53	0.41
3:AC:106:VAL:HG12	3:AC:108:ASN:H	1.85	0.41
39:BN:95:PRO:HG2	39:BN:96:GLU:OE2	2.20	0.41
1:AA:434:U:H2'	1:AA:435:C:C6	2.55	0.41
1:CA:617:G:C2	1:CA:618:C:C6	3.08	0.41
36:BG:7:LEU:CD2	36:BG:176:LEU:HD22	2.50	0.41
1:CA:55:A:C4	1:CA:56:U:C5	3.08	0.41
20:AT:75:ASN:CA	20:AT:78:ALA:HB3	2.49	0.41
1:AA:1319:A:OP1	19:AS:10:PHE:CD1	2.73	0.41
36:BG:107:LEU:HD23	36:BG:111:LEU:HD12	2.02	0.41
31:BA:2870:C:O2'	31:BA:2871:C:H5'	2.20	0.41
50:DY:90:LEU:HG	50:DY:91:GLU:N	2.35	0.41

Continued on next page...

Continued from previous page...

Atom-1	Atom-2	Distance(Å)	Clash(Å)
34:BE:101:ARG:CB	34:BE:169:ASN:ND2	2.82	0.41
1:CA:818:G:O2'	1:CA:820:U:H6	2.03	0.41
1:CA:832:C:N3	1:CA:855:G:C2	2.87	0.41
34:DE:11:MET:HB3	34:DE:24:THR:HA	2.02	0.41
4:AD:108:LEU:HG	4:AD:110:PHE:HE1	1.85	0.41
34:BE:179:GLU:O	34:BE:180:ASN:HB2	2.20	0.41
1:CA:872:A:C5	1:CA:874:G:C8	3.08	0.41
45:BT:16:ARG:HD3	45:BT:16:ARG:HA	1.52	0.41
31:DA:2270:G:H2'	31:DA:2271:G:H5'	2.02	0.41
1:CA:473:G:C2	1:CA:474:G:C5	3.07	0.41
41:BP:103:ALA:O	41:BP:104:GLY:C	2.58	0.41
1:CA:722:A:N6	1:CA:724:G:C2	2.88	0.41
1:AA:69:G:N2	1:AA:70:G:C5	2.88	0.41
31:BA:301:G:H1'	31:BA:302:C:C6	2.55	0.41
13:AM:72:ALA:O	13:AM:75:ALA:HB3	2.19	0.41
42:DQ:70:PRO:HA	42:DQ:94:VAL:O	2.20	0.41
1:CA:282:A:H5''	1:CA:283:C:OP2	2.20	0.41
31:DA:894:C:H2'	31:DA:895:U:H5'	2.02	0.41
1:AA:1014:A:C2	1:AA:1219:U:O2	2.73	0.41
3:CC:122:GLU:O	3:CC:126:ARG:HG3	2.20	0.41
51:DZ:143:GLY:C	51:DZ:144:LEU:HD22	2.41	0.41
20:AT:76:ALA:O	20:AT:77:ALA:C	2.58	0.41
1:CA:696:A:H1'	1:CA:786:G:O2'	2.20	0.41
31:BA:2762:G:C5'	31:BA:2762:G:C8	3.02	0.41
31:DA:1635:G:H2'	31:DA:1636:C:C6	2.55	0.41
31:BA:966:G:C6	31:BA:967:C:N4	2.88	0.41
31:BA:721:C:O2	31:BA:721:C:C2'	2.67	0.41
31:DA:1992:G:H8	31:DA:1992:G:OP1	2.03	0.41
31:DA:1444:G:O6	31:DA:1466:G:C6	2.73	0.41
4:AD:60:GLU:O	4:AD:63:LYS:HB3	2.19	0.41
31:BA:1628:G:O2'	31:BA:1629:U:H5'	2.19	0.41
2:CB:41:ILE:N	2:CB:41:ILE:HD12	2.35	0.41
1:AA:785:G:H2'	1:AA:786:G:H5'	2.02	0.41
1:AA:1429:C:H2'	1:AA:1430:C:C6	2.55	0.41
1:AA:579:G:C5	1:AA:580:U:C4	3.07	0.41
31:DA:1517:G:C6	31:DA:1518:U:N3	2.88	0.41
31:BA:2552:U:H2'	31:BA:2554:U:OP2	2.20	0.41
11:CK:73:MET:SD	11:CK:103:LEU:CD2	3.08	0.41
1:CA:515:G:N2	1:CA:537:G:C4	2.88	0.41
11:AK:69:ALA:O	11:AK:73:MET:HG2	2.19	0.41
31:BA:2296:U:H4'	31:BA:2297:C:OP1	2.19	0.41
31:DA:1759:A:H4'	31:DA:2715:C:O4'	2.20	0.41

Continued on next page...

Continued from previous page...

Atom-1	Atom-2	Distance(Å)	Clash(Å)
31:BA:262:A:H2'	31:BA:263:C:O4'	2.20	0.41
35:DF:68:LYS:O	35:DF:68:LYS:HG2	2.20	0.41
31:BA:1904:G:H2'	31:BA:1905:C:O4'	2.20	0.41
4:CD:99:SER:O	4:CD:140:VAL:HG23	2.20	0.41
16:CP:64:ALA:O	16:CP:65:GLN:C	2.56	0.41
31:DA:2743:C:H2'	31:DA:2744:G:O4'	2.20	0.41
31:BA:1034:G:H2'	31:BA:1035:U:O4'	2.20	0.41
25:B3:26:LEU:HD23	25:B3:26:LEU:HA	1.77	0.41
39:BN:5:VAL:HA	39:BN:6:PRO:HD3	1.41	0.41
49:BX:47:PHE:O	49:BX:48:LYS:C	2.58	0.41
39:BN:22:THR:HA	39:BN:61:ARG:O	2.20	0.41
31:BA:695:G:C4	31:BA:696:G:C8	3.08	0.41
29:B7:24:THR:O	29:B7:28:ARG:HG3	2.20	0.41
1:AA:355:C:H2'	1:AA:356:A:C5'	2.50	0.41
51:DZ:39:VAL:HG21	51:DZ:44:PHE:CD2	2.54	0.41
33:DD:33:LEU:O	33:DD:35:LYS:N	2.53	0.41
44:BS:54:LEU:HD13	44:BS:57:LYS:O	2.20	0.41
24:D2:40:SER:O	24:D2:41:ILE:O	2.38	0.41
34:BE:47:VAL:HB	34:BE:49:LEU:CD2	2.50	0.41
2:CB:111:ARG:NH1	2:CB:111:ARG:CG	2.63	0.41
36:BG:92:VAL:HG22	36:BG:93:THR:N	2.34	0.41
34:DE:1:MET:O	34:DE:2:LYS:C	2.59	0.41
24:B2:14:ARG:CZ	24:B2:57:ILE:HG22	2.46	0.41
32:DB:41:U:H2'	32:DB:42:C:OP1	2.20	0.41
44:DS:19:LYS:CG	44:DS:19:LYS:O	2.67	0.41
44:DS:28:VAL:HG21	44:DS:87:PHE:CZ	2.55	0.41
31:BA:995:C:O2	46:BU:57:PHE:CD2	2.73	0.41
35:DF:20:LEU:HB3	35:DF:23:ASP:HB2	2.02	0.41
35:DF:3:GLU:C	35:DF:24:LEU:HG	2.40	0.41
41:DP:115:LEU:HA	41:DP:134:ALA:CB	2.34	0.41
36:DG:144:ILE:HA	36:DG:144:ILE:HD12	1.90	0.41
39:BN:25:ARG:NH1	39:BN:25:ARG:CG	2.81	0.41
50:BY:79:CYS:O	50:BY:80:GLY:O	2.38	0.41
33:BD:237:GLU:HB3	33:BD:238:GLY:H	1.63	0.41
44:DS:29:PHE:CD2	44:DS:30:ARG:N	2.88	0.41
31:DA:252:G:O2'	31:DA:253:C:H5'	2.20	0.41
23:D1:26:ARG:HD3	23:D1:34:THR:HB	2.02	0.41
2:AB:88:ALA:O	2:AB:90:MET:HG2	2.20	0.41
31:BA:1168:G:O2'	31:BA:1169:G:H5'	2.20	0.41
31:BA:1914:C:H2'	31:BA:1915:U:O4'	2.19	0.41
31:DA:770:G:N3	31:DA:1354:A:H2	2.18	0.41
31:DA:769:G:C2'	31:DA:770:G:H5'	2.49	0.41

Continued on next page...

Continued from previous page...

Atom-1	Atom-2	Distance(Å)	Clash(Å)
29:B7:43:THR:O	29:B7:44:PRO:C	2.58	0.41
43:DR:21:TYR:CZ	43:DR:43:GLU:HG2	2.55	0.41
31:DA:1288:U:O2	31:DA:1327:C:C2	2.73	0.41
31:DA:1324:G:C2	31:DA:1328:G:N1	2.89	0.41
1:AA:734:G:C2	1:AA:735:C:C2	3.07	0.41
8:CH:77:GLU:CG	8:CH:78:GLN:H	2.33	0.41
1:CA:450:G:OP1	16:CP:43:LYS:NZ	2.50	0.41
1:CA:1435:G:H2'	1:CA:1436:U:C5	2.52	0.41
31:DA:1478:G:C2	31:DA:1479:G:C8	3.07	0.41
31:DA:926:A:H5''	31:DA:926:A:H8	1.85	0.41
39:DN:75:TYR:CE2	39:DN:83:LYS:NZ	2.88	0.41
36:BG:43:LEU:N	36:BG:43:LEU:HD22	2.35	0.41
7:AG:146:GLU:CA	7:AG:149:ARG:HB2	2.43	0.41
31:DA:1106:A:O2'	31:DA:1107:G:O4'	2.31	0.41
1:CA:664:G:P	18:CR:64:ARG:HH21	2.42	0.41
18:CR:66:LEU:HD11	18:CR:70:ILE:HD11	2.02	0.41
31:BA:2093:G:OP2	38:BI:22:LYS:HG2	2.20	0.41
28:B6:48:VAL:O	28:B6:48:VAL:CG2	2.67	0.41
1:CA:563:A:C8	1:CA:567:G:C1'	3.03	0.41
1:AA:939:G:H5''	7:AG:102:ARG:HH22	1.83	0.41
1:CA:885:G:O2'	1:CA:914:A:N1	2.41	0.41
31:BA:128:C:C5'	31:BA:128:C:H6	2.27	0.41
31:BA:1486:A:C2'	31:BA:1487:G:H5'	2.49	0.41
1:CA:108:G:H5''	1:CA:109:A:C5'	2.46	0.41
35:DF:31:HIS:O	35:DF:34:TRP:HB3	2.20	0.41
31:BA:825:C:C3'	31:BA:825:C:C6	3.04	0.41
6:AF:40:VAL:O	6:AF:40:VAL:HG13	2.19	0.41
31:DA:868:U:C4	31:DA:869:G:N7	2.88	0.41
31:BA:493:G:H2'	31:BA:494:G:H5''	2.02	0.41
11:CK:65:ALA:HB3	11:CK:97:ALA:CB	2.50	0.41
33:DD:13:ARG:HA	33:DD:16:MET:HE3	2.02	0.41
8:AH:53:VAL:HG12	8:AH:53:VAL:O	2.20	0.41
1:CA:1320:C:H2'	1:CA:1321:C:O4'	2.20	0.41
33:BD:11:PRO:C	33:BD:13:ARG:H	2.23	0.41
17:AQ:22:LEU:HD12	17:AQ:40:LYS:O	2.19	0.41
31:DA:196:A:O2'	31:DA:805:G:O6	2.28	0.41
11:CK:31:THR:OG1	11:CK:42:TRP:HB3	2.20	0.41
31:DA:2446:G:N2	31:DA:2449:U:O2	2.52	0.41
31:DA:945:A:C4	31:DA:2448:A:C2	3.07	0.41
31:DA:565:C:H2'	31:DA:566:U:O4'	2.19	0.41
31:BA:646:A:H2'	31:BA:647:G:O5'	2.20	0.41
31:DA:1891:G:C5	31:DA:1892:C:C4	3.08	0.41

Continued on next page...

Continued from previous page...

Atom-1	Atom-2	Distance(Å)	Clash(Å)
1:CA:730:G:O2'	1:CA:766:A:H5'	2.20	0.41
46:DU:84:LYS:HG3	46:DU:85:LYS:N	2.35	0.41
2:CB:25:ASN:O	2:CB:27:LYS:N	2.53	0.41
31:BA:675:A:C8	31:BA:804:A:N1	2.88	0.41
34:BE:134:ILE:N	34:BE:134:ILE:HD13	2.32	0.41
31:DA:2758:A:C2	31:DA:2759:G:H1'	2.55	0.41
4:AD:14:ARG:HA	4:AD:39:PRO:CG	2.51	0.41
10:CJ:48:THR:HG23	10:CJ:62:HIS:HB3	2.01	0.41
1:AA:791:G:H2'	1:AA:792:A:H5'	2.01	0.41
31:DA:414:C:H4'	31:DA:1879:C:O2	2.20	0.41
31:BA:2510:C:C4	31:BA:2511:U:C4	3.08	0.41
12:AL:39:VAL:HG12	12:AL:40:VAL:N	2.35	0.41
1:CA:116:A:C8	1:CA:116:A:OP2	2.73	0.41
40:DO:75:SER:OG	40:DO:76:ALA:N	2.53	0.41
51:BZ:28:MET:HE2	51:BZ:59:LEU:HD12	2.00	0.41
31:DA:2592:G:C5	31:DA:2593:U:C5	3.08	0.41
9:AI:126:SER:O	9:AI:127:LYS:HB3	2.21	0.41
16:CP:8:ARG:O	16:CP:9:PHE:CD2	2.73	0.41
20:AT:33:ILE:HD13	20:AT:33:ILE:N	2.35	0.41
10:AJ:58:ASP:O	10:AJ:59:SER:C	2.58	0.41
3:AC:6:HIS:CD2	3:AC:8:ILE:HB	2.55	0.41
31:DA:224:G:N7	31:DA:420:C:H4'	2.35	0.41
50:DY:23:ARG:O	50:DY:24:VAL:O	2.38	0.41
31:BA:2484:G:C2	31:BA:2485:G:C8	3.08	0.41
31:DA:842:G:N2	31:DA:937:U:C2	2.88	0.41
17:CQ:62:SER:OG	17:CQ:72:ARG:HB2	2.20	0.41
46:BU:28:ARG:NH1	46:BU:38:THR:OG1	2.42	0.41
1:AA:788:U:C2'	1:AA:789:U:H5'	2.51	0.41
15:AO:4:THR:OG1	15:AO:7:GLU:HB2	2.20	0.41
41:DP:131:SER:O	41:DP:132:LYS:C	2.58	0.41
2:CB:23:ARG:HG2	2:CB:23:ARG:O	2.20	0.41
20:CT:24:LEU:C	20:CT:24:LEU:HD13	2.41	0.41
35:DF:165:ARG:HA	35:DF:168:ARG:HD3	2.03	0.41
13:CM:54:VAL:O	13:CM:58:GLU:HB2	2.20	0.41
31:DA:1816:G:H8	33:DD:62:TYR:CZ	2.38	0.41
33:DD:35:LYS:CE	33:DD:65:ILE:HG22	2.50	0.41
23:B1:16:ASN:HB3	23:B1:46:LEU:HD11	1.99	0.41
39:DN:56:ASN:H	39:DN:125:GLY:N	2.18	0.41
27:D5:57:VAL:C	27:D5:58:LEU:HD12	2.40	0.41
31:BA:204:A:O3'	31:BA:205:G:H4'	2.20	0.41
28:D6:44:ARG:HB3	28:D6:45:LYS:H	1.56	0.41
2:AB:69:LEU:HB2	2:AB:159:PRO:HG2	2.02	0.41

Continued on next page...

Continued from previous page...

Atom-1	Atom-2	Distance(Å)	Clash(Å)
31:BA:1695:G:N2	31:BA:1696:G:C8	2.88	0.41
32:DB:40:U:H1'	32:DB:45:A:H61	1.85	0.41
47:BV:71:LEU:HD13	47:BV:72:VAL:HG23	2.01	0.41
1:CA:623:C:N4	1:CA:624:C:N4	2.68	0.41
46:BU:88:ILE:CD1	46:BU:88:ILE:C	2.89	0.41
46:DU:92:ARG:HH22	47:DV:10:LYS:CA	2.33	0.41
47:DV:4:ILE:HA	47:DV:12:TYR:O	2.21	0.41
1:AA:612:C:C2'	1:AA:613:C:H5'	2.50	0.41
28:B6:10:LEU:HD22	28:B6:10:LEU:N	2.35	0.41
41:DP:66:GLY:O	41:DP:67:MET:HB3	2.19	0.41
40:DO:13:ASN:ND2	40:DO:97:ARG:N	2.64	0.41
23:B1:26:ARG:HB2	23:B1:34:THR:CA	2.48	0.41
4:AD:11:LEU:C	4:AD:13:ARG:N	2.71	0.41
4:AD:36:ARG:HG2	4:AD:38:TYR:OH	2.20	0.41
1:CA:444:C:C2	1:CA:445:G:C8	3.08	0.41
8:AH:86:ILE:CB	8:AH:133:LEU:HD22	2.48	0.41
4:CD:36:ARG:C	4:CD:38:TYR:H	2.23	0.41
4:CD:43:HIS:CE1	4:CD:46:LYS:HZ2	2.36	0.41
31:BA:1179:C:H2'	31:BA:1179:C:O2	2.20	0.41
43:DR:34:ILE:HD12	43:DR:34:ILE:HA	1.65	0.41
1:CA:1048:G:H4'	14:CN:2:ALA:N	2.35	0.41
1:CA:955:U:C1'	1:CA:1227:A:H61	2.23	0.41
1:CA:954:G:H21	1:CA:1227:A:N6	2.03	0.41
1:AA:1058:G:H1	1:AA:1199:U:H3	1.68	0.41
36:BG:41:GLN:HG2	36:BG:155:MET:CB	2.39	0.41
1:AA:734:G:C5	1:AA:735:C:C4	3.08	0.41
1:AA:685:G:HO2'	1:AA:686:U:H5'	1.82	0.41
13:CM:34:LEU:HD13	13:CM:41:PRO:CG	2.42	0.41
1:CA:667:G:C2	1:CA:740:U:O2	2.74	0.41
31:DA:2660:A:H5'	31:DA:2661:G:N2	2.29	0.41
31:DA:778:G:H2'	31:DA:779:U:C6	2.55	0.41
1:AA:664:G:P	18:AR:64:ARG:HH21	2.43	0.41
25:B3:52:HIS:CD2	32:BB:83:G:H5''	2.55	0.41
1:CA:329:A:C2	1:CA:332:G:C4	3.08	0.41
31:BA:1108:U:H2'	31:BA:1109:C:C5'	2.41	0.41
31:DA:1204:A:N6	31:DA:1240:U:H2'	2.34	0.41
31:DA:1047:G:C8	31:DA:1110:G:C6	3.09	0.41
1:CA:666:G:C5	1:CA:741:G:C6	3.09	0.41
6:AF:30:LEU:CB	6:AF:35:ALA:HB3	2.46	0.41
31:DA:2801:A:H4'	31:DA:2801(A):A:O5'	2.21	0.41
1:AA:1452:C:O4'	1:AA:1456:G:N1	2.53	0.41
31:DA:1833:U:C2	31:DA:1834:U:C6	3.08	0.41

Continued on next page...

Continued from previous page...

Atom-1	Atom-2	Distance(Å)	Clash(Å)
41:BP:14:LYS:H	41:BP:14:LYS:HG3	1.53	0.41
31:BA:881:G:N2	31:BA:896:A:H62	2.18	0.41
1:AA:1158:C:C2	1:AA:1160:G:N7	2.88	0.41
49:DX:65:ARG:CA	49:DX:65:ARG:NE	2.83	0.41
31:DA:2584:U:H2'	31:DA:2585:U:C6	2.54	0.41
31:BA:2584:U:H6	31:BA:2585:U:C6	2.38	0.41
34:BE:101:ARG:CG	34:BE:169:ASN:ND2	2.84	0.41
1:AA:1052:U:O4	1:AA:1200:C:C2	2.74	0.41
4:AD:79:PHE:CE1	4:AD:204:ILE:HA	2.55	0.41
1:CA:156:G:C6	1:CA:166:G:N1	2.88	0.41
2:AB:15:VAL:HG21	2:AB:209:ARG:HH21	1.84	0.41
9:AI:79:LEU:HD13	9:AI:79:LEU:C	2.41	0.41
6:AF:67:MET:CB	6:AF:68:PRO:HD2	2.49	0.41
31:DA:1044:G:N1	31:DA:1112:G:O6	2.53	0.41
51:DZ:133:ILE:HA	51:DZ:134:PRO:HD2	1.90	0.41
31:BA:1441:G:C2'	31:BA:1442:G:H5'	2.50	0.41
31:DA:2834:G:N2	31:DA:2882:A:N6	2.69	0.41
18:AR:74:ARG:HE	18:AR:81:PHE:HA	1.85	0.41
1:CA:1246:C:H2'	1:CA:1247:U:H6	1.85	0.41
8:CH:114:THR:HB	8:CH:130:GLY:O	2.19	0.41
6:AF:76:ALA:O	6:AF:80:ARG:HG3	2.19	0.41
31:DA:1126:A:H4'	31:DA:1127:A:O5'	2.20	0.41
1:CA:1026:G:H5'	1:CA:1027:C:OP2	2.20	0.41
1:AA:1379:G:C6	1:AA:1380:U:O4	2.72	0.41
40:DO:77:ILE:HG12	40:DO:78:ARG:N	2.34	0.41
35:BF:140:LEU:O	35:BF:141:ALA:C	2.57	0.41
31:BA:750:A:C2	31:BA:753:C:C6	3.08	0.41
10:AJ:35:SER:OG	10:AJ:73:ASP:HB2	2.20	0.41
31:BA:1514:U:C2'	31:BA:1515:G:H5'	2.50	0.41
34:DE:134:ILE:HD13	34:DE:134:ILE:N	2.33	0.41
7:CG:92:SER:CB	7:CG:94:ARG:HH21	2.33	0.41
20:AT:90:GLN:O	20:AT:93:GLU:OE2	2.38	0.41
43:BR:59:ASP:OD2	43:BR:59:ASP:N	2.53	0.41
1:AA:288:A:H2'	1:AA:289:G:H4'	2.01	0.41
1:AA:201:C:N4	1:AA:203:U:N1	2.69	0.41
21:AU:22:ARG:N	21:AU:23:PRO:HD3	2.35	0.41
9:CI:126:SER:O	9:CI:127:LYS:HB3	2.20	0.41
31:BA:975(A):G:H1'	31:BA:990:A:C2	2.55	0.41
45:DT:67:SER:O	45:DT:68:TYR:HB2	2.20	0.41
17:AQ:50:LYS:HG3	17:AQ:51:TYR:CD1	2.55	0.41
15:CO:4:THR:OG1	15:CO:7:GLU:HB2	2.20	0.41
31:BA:2842:G:O2'	31:BA:2843:G:H5'	2.20	0.41

Continued on next page...

Continued from previous page...

Atom-1	Atom-2	Distance(Å)	Clash(Å)
7:AG:18:TYR:CE2	7:AG:59:LEU:HB2	2.55	0.41
31:BA:2340:G:O2'	31:BA:2341:G:H5'	2.20	0.41
31:BA:1221:C:H2'	31:BA:1221(A):C:H6	1.84	0.41
35:DF:143:ALA:HB1	35:DF:148:LEU:HB2	2.01	0.41
5:CE:26:PHE:O	5:CE:27:ARG:HB2	2.19	0.41
31:BA:1705:G:C6	31:BA:1706:U:C4	3.08	0.41
26:D4:23:GLU:O	26:D4:24:THR:CB	2.68	0.41
31:DA:83:G:H22	31:DA:102:G:HO2'	1.62	0.41
50:DY:35:TYR:O	50:DY:35:TYR:CD2	2.74	0.41
51:DZ:124:ILE:CG1	51:DZ:125:LEU:N	2.83	0.41
50:BY:37:VAL:HG22	50:BY:67:LEU:HB3	2.01	0.41
34:BE:119:ARG:HD2	34:BE:120:TRP:CE2	2.55	0.41
27:B5:57:VAL:C	27:B5:58:LEU:CG	2.88	0.41
27:D5:36:CYS:CB	27:D5:49:CYS:SG	3.09	0.41
35:BF:22:ALA:HA	35:BF:26:ALA:HA	2.02	0.41
31:BA:352:G:HO2'	31:BA:353:G:P	2.42	0.41
34:BE:31:CYS:SG	34:BE:51:PHE:HD2	2.43	0.41
31:BA:1349:A:N6	31:BA:1598:C:N4	2.68	0.41
49:BX:80:ILE:CG2	49:BX:81:VAL:N	2.82	0.41
30:B8:4:MET:HE2	30:B8:4:MET:HB2	1.83	0.41
47:DV:36:PRO:CG	47:DV:62:LEU:HD11	2.50	0.41
44:BS:106:ARG:HD2	44:BS:107:GLU:O	2.20	0.41
47:DV:25:LEU:H	47:DV:94:LEU:HD12	1.82	0.41
49:DX:57:LEU:O	49:DX:76:ARG:N	2.49	0.41
2:AB:68:ILE:HG13	2:AB:161:ALA:HB3	2.03	0.41
34:DE:47:VAL:HB	34:DE:49:LEU:CD2	2.50	0.41
34:DE:51:PHE:CG	34:DE:52:LEU:N	2.88	0.41
34:DE:1:MET:HB2	34:DE:84:PHE:HB2	2.03	0.41
44:DS:106:ARG:HD2	44:DS:107:GLU:O	2.20	0.41
31:DA:2862:G:H2'	31:DA:2863:C:H6	1.85	0.41
46:DU:83:LEU:HD12	46:DU:83:LEU:HA	1.76	0.41
41:BP:65:ARG:C	41:BP:66:GLY:O	2.58	0.41
31:DA:1022:G:C5	31:DA:1140:C:C4	3.07	0.41
30:D8:5:LYS:NZ	31:DA:253:C:OP2	2.48	0.41
31:DA:671:C:C5'	31:DA:671:C:C6	2.99	0.41
1:AA:541:G:H2'	1:AA:542:G:C8	2.55	0.41
1:AA:543:C:N3	1:AA:544:G:C8	2.88	0.41
31:BA:587:C:C5	41:BP:33:ARG:CG	2.94	0.41
31:BA:271(L):U:H4'	31:BA:271(M):G:C6	2.53	0.41
1:AA:1030(C):G:H2'	1:AA:1030(D):A:O4'	2.19	0.41
31:DA:528:A:O2'	31:DA:529:A:H5'	2.20	0.41
6:CF:55:ASP:HA	6:CF:56:PRO:HD2	1.95	0.41

Continued on next page...

Continued from previous page...

Atom-1	Atom-2	Distance(Å)	Clash(Å)
1:AA:1216:G:H5''	14:AN:5:ALA:HB2	2.02	0.41
31:BA:557:U:O2'	31:BA:558:G:H5'	2.21	0.41
1:CA:976:G:C8	1:CA:1362:C:N4	2.89	0.41
1:CA:976:G:P	14:CN:32:SER:H	2.41	0.41
31:BA:1312:U:OP2	49:BX:62:LYS:HE3	2.21	0.41
37:DH:156:ALA:C	37:DH:158:HIS:H	2.23	0.41
2:AB:19:HIS:CG	2:AB:20:GLU:H	2.37	0.41
33:DD:79:VAL:HG21	33:DD:111:LEU:CD1	2.49	0.41
32:DB:15:A:H1'	32:DB:110:G:C8	2.55	0.41
15:CO:39:LEU:HD13	15:CO:39:LEU:C	2.41	0.41
31:DA:1374:G:C6	31:DA:1375:C:C4	3.09	0.41
51:DZ:139:VAL:HG12	51:DZ:141:VAL:H	1.86	0.41
31:BA:775:G:C5	31:BA:794:G:C8	3.08	0.41
32:DB:87:G:H2'	32:DB:88:C:H5''	2.02	0.41
38:BI:78:THR:OG1	38:BI:141:LYS:HD2	2.19	0.41
39:BN:131:GLN:CD	39:BN:134:ARG:CB	2.88	0.41
1:AA:340:U:H2'	1:AA:341:C:O4'	2.20	0.41
31:BA:2276:G:C2'	31:BA:2277:G:H5'	2.50	0.41
31:BA:1384:A:H1'	31:BA:1405:U:O4'	2.20	0.41
51:BZ:42:VAL:HG13	51:BZ:43:GLU:H	1.85	0.41
1:AA:832:C:O2'	1:AA:833:U:O5'	2.34	0.41
1:AA:828:A:H5''	1:AA:859:A:N1	2.34	0.41
20:CT:23:ARG:O	20:CT:27:LYS:HB2	2.20	0.41
31:BA:271(F):C:N3	31:BA:271(G):C:C5	2.89	0.41
1:CA:439:A:C5	1:CA:441:A:H1'	2.56	0.41
4:CD:90:GLY:O	4:CD:94:LEU:CD1	2.68	0.41
46:BU:69:CYS:O	46:BU:74:LEU:HD12	2.19	0.41
45:BT:56:GLY:C	45:BT:59:THR:HG22	2.41	0.41
31:DA:1709:U:O2'	31:DA:2859:G:H1'	2.20	0.41
31:BA:1416:G:OP2	31:BA:1416:G:H4'	2.20	0.41
37:BH:100:GLY:C	37:BH:102:ALA:H	2.22	0.41
31:DA:53:A:C8	31:DA:54:G:C8	3.09	0.41
35:DF:13:SER:HA	35:DF:14:PRO:HD3	1.84	0.41
31:DA:958:U:C2'	31:DA:959:A:OP1	2.68	0.41
1:CA:833:U:C2	1:CA:834:C:C5	3.08	0.41
31:DA:2784:C:H1'	34:DE:37:ARG:HH21	1.85	0.41
19:CS:19:VAL:O	19:CS:19:VAL:HG12	2.20	0.41
1:AA:1371:G:OP1	9:AI:11:LYS:HG2	2.20	0.41
48:DW:55:ALA:O	48:DW:56:ALA:C	2.56	0.41
31:BA:1843:C:H2'	31:BA:1844:C:C6	2.56	0.41
1:AA:92:C:C3'	1:AA:93:G:H8	2.33	0.41
31:BA:1028:A:H61	31:BA:1125:G:H2'	1.86	0.41

Continued on next page...

Continued from previous page...

Atom-1	Atom-2	Distance(Å)	Clash(Å)
31:DA:2659:G:H8	31:DA:2659:G:C5'	2.33	0.41
5:CE:7:GLU:O	5:CE:8:GLU:HB3	2.20	0.41
43:DR:74:LYS:HD2	43:DR:77:ARG:NH2	2.31	0.41
3:CC:22:TRP:HB2	3:CC:23:TYR:H	1.73	0.41
31:DA:2205:C:C2	31:DA:2220:G:N1	2.88	0.41
1:CA:665:A:C2	1:CA:732:C:C2	3.08	0.41
31:DA:2842:G:O2'	31:DA:2843:G:H5'	2.20	0.41
31:BA:752:A:O2'	31:BA:753:C:OP2	2.32	0.41
37:BH:163:TYR:HD1	37:BH:163:TYR:H	1.69	0.41
35:DF:6:VAL:O	35:DF:124:LEU:HD12	2.20	0.41
31:DA:893:C:H2'	31:DA:894:C:O5'	2.19	0.41
31:BA:1276:A:C2	31:BA:1277:G:C8	3.09	0.41
20:AT:59:ALA:O	20:AT:62:LEU:N	2.54	0.41
31:BA:1501:C:H2'	31:BA:1502:C:H6	1.85	0.41
31:BA:1449:A:O2'	31:BA:1530:C:H5	2.04	0.41
31:DA:2097:C:H2'	31:DA:2098:U:C6	2.56	0.41
47:BV:28:GLU:CB	47:BV:29:PRO:HD3	2.51	0.41
37:DH:83:TYR:HA	37:DH:135:GLY:O	2.20	0.41
31:DA:2626:C:O2'	31:DA:2627:G:H5'	2.21	0.41
46:BU:24:TYR:HB2	46:BU:29:SER:HB3	2.01	0.41
31:DA:2668:G:O2'	31:DA:2669:G:H5'	2.20	0.41
31:DA:452:G:C2	31:DA:458:G:C5	3.08	0.41
31:DA:2099:U:H2'	31:DA:2099:U:O2	2.20	0.41
18:AR:87:ARG:HG2	18:AR:87:ARG:O	2.21	0.41
13:CM:112:GLY:C	13:CM:113:PRO:HG2	2.40	0.41
39:BN:42:TRP:HA	39:BN:48:MET:CE	2.34	0.41
27:D5:47:PRO:C	27:D5:48:GLU:OE2	2.58	0.41
35:BF:18:ARG:CG	35:BF:19:GLU:N	2.75	0.41
23:D1:8:SER:N	23:D1:46:LEU:CD1	2.83	0.41
2:AB:163:PHE:HD2	2:AB:185:ILE:HB	1.84	0.41
2:AB:93:VAL:HG11	2:AB:97:TRP:HD1	1.86	0.41
34:DE:28:ALA:HB3	34:DE:93:VAL:CG2	2.50	0.41
47:BV:72:VAL:CG1	47:BV:73:SER:N	2.73	0.41
31:DA:145:G:C2'	31:DA:146:G:C5'	2.80	0.41
35:DF:18:ARG:CG	35:DF:19:GLU:N	2.75	0.41
35:DF:1:MET:O	35:DF:2:LYS:O	2.39	0.41
41:BP:95:VAL:CG1	41:BP:123:LEU:HD11	2.51	0.41
31:DA:329:G:H4'	31:DA:330:A:OP2	2.20	0.41
46:DU:98:LEU:O	46:DU:101:ARG:O	2.39	0.41
1:CA:1091:U:O2	1:CA:1093:A:C8	2.74	0.41
1:CA:344:A:H4'	1:CA:345:C:OP2	2.20	0.41
40:DO:13:ASN:H	40:DO:13:ASN:HD22	1.67	0.41

Continued on next page...

Continued from previous page...

Atom-1	Atom-2	Distance(Å)	Clash(Å)
40:BO:107:ARG:HB2	40:BO:107:ARG:HE	1.69	0.41
1:AA:445:G:C6	1:AA:490:G:C6	3.08	0.41
31:DA:1778:U:C4	31:DA:1784:A:C4	3.08	0.41
1:AA:509:A:C2	1:AA:510:A:C2	3.08	0.41
4:AD:33:MET:HE1	4:AD:37:PRO:HA	2.02	0.41
23:B1:83:GLU:C	23:B1:85:LEU:H	2.23	0.41
37:BH:40:GLU:O	37:BH:41:MET:CB	2.68	0.41
45:BT:107:ASP:CG	45:BT:109:GLU:H	2.24	0.41
1:AA:1015:A:N6	1:AA:1016:A:C6	2.89	0.41
29:D7:10:ARG:HG3	31:DA:125:G:C6	2.56	0.41
1:CA:972:C:H4'	10:CJ:57:LYS:CG	2.48	0.41
5:CE:143:ARG:NH1	8:CH:77:GLU:OE2	2.53	0.41
45:BT:24:PRO:HB3	45:BT:99:LEU:HD21	2.01	0.41
35:DF:158:THR:CG2	35:DF:160:ASN:H	2.24	0.41
2:AB:35:GLU:HA	2:AB:39:ILE:O	2.20	0.41
42:BQ:35:VAL:CG1	42:BQ:130:LYS:HB3	2.41	0.41
42:BQ:88:GLY:O	42:BQ:89:ASN:HB2	2.21	0.41
18:AR:63:GLN:OE1	18:AR:66:LEU:HD23	2.20	0.41
31:DA:2199:A:C8	31:DA:2200:C:C5	3.08	0.41
15:CO:55:GLY:O	15:CO:58:MET:N	2.54	0.41
31:DA:909:A:H2'	31:DA:912:C:H5	1.84	0.41
9:AI:4:TYR:HA	9:AI:88:TYR:CE1	2.55	0.41
1:CA:685:G:N2	1:CA:686:U:O4	2.53	0.41
28:D6:19:ARG:HG3	28:D6:20:ASN:H	1.85	0.41
31:DA:29:U:H2'	31:DA:30:G:C8	2.56	0.41
1:CA:741:G:H2'	1:CA:742:G:C8	2.55	0.41
38:DI:14:ASP:O	38:DI:17:GLN:HB2	2.21	0.41
18:AR:84:LYS:HD3	18:AR:84:LYS:HA	1.97	0.41
1:AA:563:A:C8	1:AA:567:G:O4'	2.73	0.41
1:AA:831:U:O2'	1:AA:832:C:H5'	2.21	0.41
5:CE:31:LEU:CD1	5:CE:129:ILE:HA	2.50	0.41
9:AI:3:GLN:HB3	9:AI:20:ARG:NE	2.35	0.41
20:CT:26:ASN:HA	20:CT:29:LYS:HG2	2.02	0.41
12:AL:31:PRO:HB2	12:AL:32:PHE:CD2	2.55	0.41
31:BA:1557:C:H5''	31:BA:1558:A:OP2	2.20	0.41
31:BA:2563:U:O2	31:BA:2565:A:H8	2.03	0.41
1:CA:392:G:O2'	1:CA:393:A:H5'	2.21	0.41
31:BA:2189:U:H2'	31:BA:2190:G:O4'	2.21	0.41
42:BQ:78:PRO:C	42:BQ:79:LEU:HG	2.40	0.41
2:AB:96:ARG:O	2:AB:98:LEU:N	2.53	0.41
31:DA:2602:A:H4'	31:DA:2603:G:C5'	2.51	0.41
1:AA:659:U:O2	1:AA:659:U:H2'	2.19	0.41

Continued on next page...

Continued from previous page...

Atom-1	Atom-2	Distance(Å)	Clash(Å)
31:DA:880:G:N2	31:DA:898:C:C4	2.89	0.41
41:DP:146:VAL:CG2	41:DP:147:LEU:N	2.78	0.41
48:BW:57:ASN:O	48:BW:58:ALA:C	2.58	0.41
31:DA:1417:C:O2'	31:DA:1418:G:H5'	2.20	0.41
1:AA:1322:C:H5'	13:AM:100:GLY:HA3	2.03	0.41
36:BG:115:ARG:HB2	36:BG:116:ASP:H	1.70	0.41
31:DA:1531:C:H5''	31:DA:1532:C:C6	2.49	0.41
31:BA:828:U:H4'	31:BA:831:G:C2	2.55	0.41
31:BA:363(A):A:H2'	31:BA:363(A):A:N3	2.36	0.41
31:BA:2784:C:H1'	34:BE:37:ARG:HH21	1.85	0.41
1:AA:1516:G:H2'	1:AA:1518:A:OP2	2.20	0.41
51:BZ:130:PRO:HA	51:BZ:133:ILE:CD1	2.49	0.41
34:BE:56:PRO:C	34:BE:58:ARG:N	2.74	0.41
4:CD:109:GLY:C	4:CD:111:ALA:N	2.73	0.41
14:CN:44:LEU:C	14:CN:44:LEU:HD12	2.40	0.41
1:CA:731:G:C6	1:CA:732:C:N4	2.89	0.41
31:DA:363(C):G:C2	31:DA:363(D):G:C4	3.09	0.41
31:BA:753:C:O2'	31:BA:754:C:H5'	2.20	0.41
7:CG:87:VAL:HG22	7:CG:154:TYR:HB2	2.02	0.41
8:CH:44:PHE:HD1	8:CH:79:VAL:HG12	1.84	0.41
22:D0:27:GLU:HB3	31:DA:856:C:C1'	2.50	0.41
31:DA:614:U:O2	31:DA:614:U:O4'	2.37	0.41
6:AF:22:GLU:C	6:AF:24:GLU:N	2.73	0.41
4:AD:78:LEU:O	4:AD:81:GLU:HB3	2.20	0.41
31:DA:417:C:H2'	31:DA:417:C:O2	2.21	0.41
31:BA:2729:G:H2'	31:BA:2730:C:C6	2.55	0.41
12:AL:38:THR:HG23	12:AL:39:VAL:HG23	2.01	0.41
31:DA:362:U:C6	31:DA:362:U:C3'	3.04	0.41
1:CA:129:U:H5'	17:CQ:3:LYS:HZ1	1.86	0.41
10:CJ:94:VAL:CG1	10:CJ:95:GLU:N	2.83	0.41
2:AB:142:LEU:HD23	2:AB:142:LEU:O	2.21	0.41
31:DA:921:G:O2'	31:DA:922:U:H5'	2.21	0.41
38:DI:114:LEU:O	38:DI:115:ALA:HB3	2.21	0.41
21:CU:22:ARG:N	21:CU:23:PRO:HD3	2.35	0.41
1:AA:655:A:C2	1:AA:656:C:C2	3.08	0.41
1:AA:1463:C:O2'	1:AA:1464:G:H5'	2.21	0.41
32:BB:24:G:N7	32:BB:56:G:H2'	2.36	0.41
31:BA:1910:G:O2'	31:BA:1911:U:H5'	2.20	0.41
26:D4:28:LYS:CB	36:DG:113:ARG:HH22	2.33	0.41
1:AA:1134:G:N2	1:AA:1141:C:C2	2.88	0.41
31:DA:735:A:H3'	31:DA:736:C:H6	1.85	0.41
1:AA:996:A:H2'	1:AA:997:U:C6	2.56	0.41

Continued on next page...

Continued from previous page...

Atom-1	Atom-2	Distance(Å)	Clash(Å)
14:CN:46:GLU:O	14:CN:50:LYS:HG3	2.20	0.41
35:DF:153:SER:HA	35:DF:172:TRP:O	2.21	0.41
27:D5:13:LYS:O	27:D5:14:ALA:C	2.58	0.41
42:DQ:104:PHE:HE1	42:DQ:125:LEU:HD11	1.85	0.41
42:BQ:81:VAL:C	42:BQ:82:ARG:CG	2.88	0.41
1:AA:358:U:H2'	1:AA:359:U:C6	2.54	0.41
23:B1:11:ARG:CG	23:B1:61:ARG:O	2.68	0.41
39:DN:15:LEU:HD23	39:DN:53:VAL:HB	2.03	0.41
31:BA:354:G:C3'	31:BA:354:G:C8	3.04	0.41
41:BP:16:ARG:HG3	41:BP:18:ARG:H	1.84	0.41
2:CB:111:ARG:HA	2:CB:114:ARG:HB3	2.03	0.41
49:BX:55:ASN:HB2	49:BX:78:LYS:HD2	2.03	0.41
47:DV:19:LYS:HG2	47:DV:96:ILE:CG2	2.51	0.41
36:DG:38:VAL:HG22	36:DG:93:THR:HG23	2.02	0.41
41:BP:85:LEU:CD2	41:BP:85:LEU:N	2.76	0.41
31:DA:2261:C:O2'	31:DA:2262:U:H5'	2.21	0.41
50:BY:77:PRO:O	50:BY:78:ALA:CB	2.68	0.41
31:DA:245:G:C5	31:DA:246:C:C5	3.08	0.41
1:AA:1091:U:O2	1:AA:1093:A:C8	2.74	0.41
1:AA:443:C:N3	1:AA:444:C:C5	2.88	0.41
12:AL:115:LYS:HB3	12:AL:116:SER:H	1.75	0.41
10:CJ:22:LYS:O	10:CJ:22:LYS:HD2	2.21	0.41
10:AJ:22:LYS:O	10:AJ:22:LYS:HD2	2.20	0.41
36:BG:144:ILE:HD12	36:BG:144:ILE:HA	1.91	0.41
49:BX:60:ARG:HG2	49:BX:72:LYS:H	1.85	0.41
40:BO:17:ARG:HD3	40:BO:17:ARG:HA	1.62	0.41
1:CA:1030(C):G:H2'	1:CA:1030(D):A:O4'	2.20	0.41
23:B1:85:LEU:HB3	23:B1:87:PRO:HD2	2.03	0.41
2:CB:83:MET:SD	2:CB:234:PRO:HG2	2.60	0.41
51:BZ:151:HIS:CB	51:BZ:170:THR:HA	2.50	0.41
1:CA:673:G:N1	1:CA:674:G:C6	2.88	0.41
6:CF:9:VAL:C	6:CF:10:LEU:HD12	2.41	0.41
29:D7:10:ARG:NH2	31:DA:1378:A:OP1	2.53	0.41
1:AA:962:C:H2'	1:AA:963:G:O4'	2.20	0.41
1:AA:972:C:H4'	10:AJ:57:LYS:CG	2.49	0.41
10:AJ:51:ARG:H	10:AJ:60:ARG:HA	1.84	0.41
31:DA:1677:A:C2'	31:DA:1678:G:O5'	2.68	0.41
3:CC:19:GLU:O	3:CC:40:ARG:NH2	2.53	0.41
3:CC:69:HIS:CD2	3:CC:69:HIS:N	2.87	0.41
31:BA:1157:G:H2'	31:BA:1158:C:H5'	2.01	0.41
31:BA:2579:C:H2'	31:BA:2580:U:O4'	2.20	0.41
46:BU:31:SER:C	46:BU:33:ARG:N	2.69	0.41

Continued on next page...

Continued from previous page...

Atom-1	Atom-2	Distance(Å)	Clash(Å)
1:CA:36:C:C2'	1:CA:37:U:H5'	2.51	0.41
31:BA:1047:G:H4'	31:BA:1047:G:OP1	2.20	0.41
31:BA:1047:G:C8	31:BA:1110:G:C6	3.09	0.41
35:BF:160:ASN:ND2	35:BF:162:LEU:HB2	2.34	0.41
31:DA:1504:C:O2'	31:DA:1505:C:C5'	2.69	0.41
3:CC:150:LYS:HG3	3:CC:169:ALA:HB2	2.03	0.41
1:CA:1368:G:OP2	9:CI:112:LYS:CD	2.69	0.41
20:AT:89:ARG:NH2	20:AT:104:LEU:HD21	2.33	0.41
31:DA:1509(A):A:H2'	31:DA:1509(B):A:C8	2.43	0.41
12:CL:64:TYR:O	12:CL:65:GLU:HB2	2.21	0.41
9:CI:17:VAL:HG22	9:CI:63:ILE:CG1	2.50	0.41
38:BI:8:PRO:O	38:BI:9:LEU:HD23	2.20	0.41
1:CA:945:G:N1	1:CA:1337:G:C2	2.88	0.41
3:AC:188:LEU:O	3:AC:189:ALA:HB2	2.20	0.41
33:BD:149:PRO:O	33:BD:150:LYS:HB2	2.20	0.41
31:BA:2183:C:H2'	31:BA:2184:G:C8	2.55	0.41
51:BZ:139:VAL:HG12	51:BZ:141:VAL:H	1.85	0.41
1:AA:1334:G:C8	1:AA:1334:G:OP2	2.74	0.41
36:BG:108:ASN:O	36:BG:112:PRO:HG2	2.20	0.41
1:CA:1334:G:OP2	1:CA:1334:G:C8	2.73	0.41
1:CA:1352:C:H2'	1:CA:1353:G:C8	2.55	0.41
31:BA:1264:G:H3'	31:BA:1265:A:H5''	2.02	0.41
34:BE:27:LEU:HD22	45:BT:1:MET:HE2	2.00	0.41
1:CA:93:G:H2'	1:CA:96:U:C5'	2.50	0.41
1:AA:761:G:C5	1:AA:762:C:C5	3.08	0.41
4:AD:109:GLY:C	4:AD:111:ALA:N	2.73	0.41
31:DA:2226:C:H6	31:DA:2226:C:O5'	2.03	0.41
22:B0:36:ILE:HG23	31:BA:2354:G:O2'	2.20	0.41
12:CL:102:ARG:HG3	12:CL:102:ARG:NH1	2.35	0.41
12:AL:102:ARG:NH1	12:AL:102:ARG:CG	2.79	0.41
31:DA:1153:C:OP1	46:DU:76:TYR:OH	2.35	0.41
31:BA:1444:G:O6	31:BA:1466:G:C6	2.73	0.41
31:BA:271(A):A:C2	31:BA:272(D):G:N3	2.87	0.41
14:AN:51:GLY:C	14:AN:53:LEU:N	2.74	0.41
43:BR:38:VAL:HG12	43:BR:42:LYS:HD2	2.02	0.41
1:AA:1127:G:C2'	1:AA:1147:C:H42	2.34	0.41
31:DA:1502:C:H5''	31:DA:1502:C:C6	2.55	0.41
1:CA:811:C:H4'	1:CA:900:A:N6	2.35	0.41
31:DA:576:U:O2'	31:DA:577:G:H5'	2.21	0.41
51:DZ:10:ARG:NH2	51:DZ:26:GLY:O	2.53	0.41
42:BQ:85:LYS:HG3	42:BQ:86:GLY:H	1.85	0.41
10:AJ:62:HIS:O	10:AJ:62:HIS:HD2	2.03	0.41

Continued on next page...

Continued from previous page...

Atom-1	Atom-2	Distance(Å)	Clash(Å)
31:DA:975:C:H4'	31:DA:975:C:OP2	2.20	0.41
17:CQ:33:GLY:O	17:CQ:34:LYS:O	2.39	0.41
16:AP:8:ARG:O	16:AP:9:PHE:CD2	2.74	0.41
31:BA:2097:C:H2'	31:BA:2098:U:C6	2.56	0.41
10:AJ:44:VAL:HG12	10:AJ:45:ARG:N	2.35	0.41
31:DA:2526:G:C6	31:DA:2527:C:C4	3.09	0.41
31:BA:1470:G:C6	31:BA:1519:G:N7	2.89	0.41
1:CA:1425:U:H2'	1:CA:1426:C:C6	2.56	0.41
31:BA:32:C:O2'	31:BA:33:U:H5'	2.21	0.41
31:BA:1956:U:H2'	31:BA:1957:C:H5'	2.02	0.41
31:DA:1274:A:N3	31:DA:1297:C:H1'	2.36	0.41
46:BU:34:LYS:HA	46:BU:34:LYS:HE3	2.03	0.41
37:BH:38:SER:HA	37:BH:39:PRO:HD3	1.87	0.41
1:AA:1298:C:H2'	7:AG:114:ARG:NH1	2.36	0.41
1:AA:49:U:C2	1:AA:361:G:N2	2.89	0.41
44:BS:33:LYS:HA	44:BS:33:LYS:HD3	1.66	0.41
27:B5:31:VAL:O	27:B5:39:MET:HA	2.20	0.41
27:D5:57:VAL:C	27:D5:58:LEU:CG	2.89	0.41
23:D1:10:LYS:HG2	23:D1:11:ARG:H	1.86	0.41
31:DA:61:G:H1	31:DA:94:C:N4	2.17	0.41
41:DP:16:ARG:CB	41:DP:16:ARG:CZ	2.97	0.41
41:DP:16:ARG:NH1	41:DP:18:ARG:HG2	2.36	0.41
37:DH:117:PRO:HB3	37:DH:123:PHE:HD1	1.85	0.41
31:BA:2334:G:H5'	44:BS:13:ARG:HB3	2.03	0.41
47:DV:21:ARG:H	47:DV:21:ARG:CD	2.33	0.41
23:D1:41:ARG:NH2	31:DA:205:G:O6	2.53	0.41
47:BV:23:GLU:O	47:BV:24:LYS:C	2.59	0.41
31:BA:908:C:O2'	31:BA:909:A:H5'	2.21	0.41
1:CA:521:G:H4'	12:CL:73:GLU:HG2	2.02	0.41
1:CA:389:A:H2'	1:CA:390:C:C5'	2.50	0.41
16:CP:21:VAL:HG23	16:CP:21:VAL:O	2.21	0.41
1:AA:628:G:C2	1:AA:629:G:C4	3.09	0.41
23:D1:44:PRO:HA	31:DA:2231:C:OP1	2.20	0.41
50:BY:81:LYS:CE	50:BY:97:ARG:HG2	2.51	0.41
39:DN:78:TYR:CD1	39:DN:79:PRO:CG	3.04	0.41
31:BA:910:A:C6	31:BA:911:A:C6	3.08	0.41
31:BA:2471:C:H2'	31:BA:2471:C:O2	2.19	0.41
35:DF:81:PRO:HB3	35:DF:87:GLY:O	2.21	0.41
1:CA:318:G:C2	1:CA:319:G:C5	3.09	0.41
36:BG:86:MET:O	36:BG:87:PRO:C	2.58	0.41
31:BA:1299:G:H5''	31:BA:1300:U:OP1	2.21	0.41
31:BA:543:C:C5	31:BA:547:A:N7	2.89	0.41

Continued on next page...

Continued from previous page...

Atom-1	Atom-2	Distance(Å)	Clash(Å)
4:AD:8:VAL:CB	4:AD:21:LEU:HD12	2.35	0.41
10:CJ:24:VAL:O	10:CJ:28:ARG:HG3	2.20	0.41
1:CA:543:C:N3	1:CA:544:G:N7	2.69	0.41
37:DH:40:GLU:O	37:DH:41:MET:CB	2.69	0.41
1:CA:1412:C:H42	1:CA:1488:G:H1	1.69	0.41
31:DA:2689:U:H5''	31:DA:2690:C:H5'	2.01	0.41
1:CA:1191:A:H5''	3:CC:4:LYS:HZ2	1.86	0.41
31:DA:1858:G:H1'	31:DA:1884:A:H61	1.86	0.41
5:AE:77:PRO:HB2	5:AE:143:ARG:O	2.20	0.41
37:DH:156:ALA:O	37:DH:157:TYR:C	2.58	0.41
31:BA:9:U:O2'	31:BA:10:G:P	2.79	0.41
33:BD:44:ASN:HB3	33:BD:48:ARG:C	2.41	0.41
1:AA:1057:G:C4	1:AA:1204:A:C2	3.09	0.41
1:CA:707:C:C2	1:CA:708:C:C5	3.09	0.41
5:AE:102:ALA:HB2	5:AE:120:THR:OG1	2.20	0.41
1:AA:193:C:O2'	1:AA:194:C:H5'	2.21	0.41
1:CA:102:G:C6	1:CA:103:C:N4	2.89	0.41
23:B1:37:ILE:HG23	31:BA:2080:G:O5'	2.21	0.41
1:AA:17:U:H2'	1:AA:18:C:H6	1.77	0.41
33:DD:266:SER:O	33:DD:267:SER:OG	2.35	0.41
20:AT:13:LEU:CD1	20:AT:13:LEU:H	2.29	0.41
16:AP:82:GLN:HE21	16:AP:82:GLN:N	2.19	0.41
5:CE:107:ARG:O	5:CE:108:ALA:C	2.59	0.41
31:DA:271(F):C:N3	31:DA:271(G):C:C5	2.88	0.41
31:BA:1509(A):A:H2'	31:BA:1509(B):A:C8	2.45	0.41
1:CA:66:G:C4'	1:CA:173:U:C5	3.00	0.41
22:B0:43:THR:N	31:BA:2331:G:H4'	2.28	0.41
1:AA:658:G:N3	1:AA:659:U:C6	2.89	0.41
4:AD:67:ILE:HG22	4:AD:68:TYR:HD1	1.85	0.41
2:CB:190:THR:C	2:CB:192:SER:H	2.23	0.41
1:CA:405:U:H5''	1:CA:406:G:O4'	2.21	0.41
4:CD:23:GLY:O	4:CD:27:TYR:CD1	2.73	0.41
31:DA:1416:G:O2'	31:DA:1417:C:C6	2.71	0.41
31:BA:1531:C:C3'	31:BA:1532:C:C5'	2.97	0.41
1:AA:318:G:C2	1:AA:319:G:C5	3.09	0.41
4:CD:121:VAL:O	4:CD:134:ASP:HA	2.20	0.41
1:AA:112:G:C2	1:AA:113:G:C8	3.09	0.41
4:CD:79:PHE:CD1	4:CD:207:TYR:CD1	3.08	0.41
4:AD:173:TRP:HA	4:AD:187:ARG:NH1	2.35	0.41
31:BA:2304:G:H22	31:BA:2312:U:H3	1.68	0.41
23:B1:30:VAL:O	23:B1:30:VAL:CG1	2.68	0.41
5:AE:7:GLU:HB3	5:AE:112:LEU:HD13	2.03	0.41

Continued on next page...

Continued from previous page...

Atom-1	Atom-2	Distance(Å)	Clash(Å)
43:DR:74:LYS:CE	43:DR:77:ARG:HH21	2.33	0.41
1:AA:274:A:H4'	1:AA:275:G:OP1	2.20	0.41
1:CA:836:G:C6	1:CA:851:G:C5	3.08	0.41
12:AL:102:ARG:HG3	12:AL:102:ARG:NH1	2.35	0.41
31:BA:272(G):C:N4	31:BA:363(C):G:H1	2.19	0.41
31:BA:2273:A:H2'	31:BA:2274:A:C8	2.56	0.41
31:BA:2274:A:O5'	31:BA:2275:C:OP2	2.38	0.41
31:DA:1502:C:O2	31:DA:1502:C:C2'	2.69	0.41
40:BO:68:GLU:HB3	40:BO:78:ARG:HH11	1.85	0.41
40:BO:77:ILE:HG12	40:BO:78:ARG:N	2.35	0.41
31:DA:614(C):A:C4	35:DF:180:GLY:CA	3.04	0.41
40:BO:75:SER:OG	40:BO:76:ALA:N	2.53	0.41
31:DA:664:C:H2'	31:DA:665:C:H6	1.85	0.41
31:DA:1879:C:C2'	31:DA:1880:C:H5'	2.50	0.41
51:DZ:28:MET:HG3	51:DZ:35:ARG:HB2	2.01	0.41
12:CL:38:THR:HG23	12:CL:39:VAL:N	2.36	0.41
1:CA:782:A:C8	1:CA:783:C:C5	3.09	0.41
31:DA:2061:G:C2	31:DA:2063:C:C4	3.09	0.41
31:DA:1812:A:C2	31:DA:1813:G:C5	3.09	0.41
31:BA:1648:C:C2'	31:BA:1649:G:O5'	2.69	0.41
50:BY:31:LEU:HD13	50:BY:31:LEU:HA	1.54	0.41
46:DU:39:LEU:HA	46:DU:39:LEU:HD23	1.75	0.41
31:DA:1336:A:O2'	31:DA:1337:G:H5'	2.21	0.41
1:AA:692:U:O2'	1:AA:694:A:N7	2.46	0.41
31:BA:416:C:C2	31:BA:417:C:C6	3.09	0.41
31:BA:1317:A:H2'	31:BA:1318:C:C6	2.56	0.41
31:DA:2444:G:OP2	35:DF:68:LYS:HE2	2.20	0.41
40:DO:1:MET:HB2	40:DO:32:TYR:HB3	2.03	0.41
11:AK:34:ASP:HB2	11:AK:35:PRO:CD	2.50	0.41
31:BA:540:C:H2'	31:BA:541:C:C6	2.56	0.41
35:DF:50:SER:HB2	35:DF:94:PRO:HD3	2.02	0.41
18:CR:37:VAL:HG23	18:CR:38:GLU:H	1.86	0.41
1:CA:1298:C:H2'	7:CG:114:ARG:NH1	2.35	0.41
3:CC:186:PHE:CD1	3:CC:198:VAL:O	2.73	0.41
29:D7:37:LYS:HE2	31:DA:469:G:O6	2.21	0.41
1:AA:236:G:C5	1:AA:237:C:C5	3.08	0.41
1:AA:508:C:OP1	4:AD:209:ARG:NH2	2.54	0.41
1:AA:174:C:O5'	1:AA:174:C:H6	2.03	0.41
11:AK:117:ASN:HD22	11:AK:117:ASN:HA	1.61	0.41
4:AD:59:ARG:HA	4:AD:59:ARG:NE	2.36	0.41
1:AA:639:G:O2'	1:AA:640:A:H5'	2.20	0.41
33:BD:83:GLU:OE1	33:BD:104:TYR:CE2	2.74	0.41

Continued on next page...

Continued from previous page...

Atom-1	Atom-2	Distance(Å)	Clash(Å)
16:AP:32:TYR:O	16:AP:32:TYR:HD2	2.02	0.41
31:DA:353:G:C2'	31:DA:354:G:O5'	2.69	0.41
31:DA:83:G:N1	31:DA:102:G:H2'	2.33	0.41
50:DY:13:VAL:HG12	50:DY:73:ARG:O	2.20	0.41
44:BS:58:LEU:O	44:BS:59:LYS:O	2.37	0.41
24:D2:41:ILE:CG1	31:DA:94(A):G:N2	2.83	0.41
31:DA:1245:G:OP1	41:DP:16:ARG:CD	2.68	0.41
30:B8:58:ILE:CG2	41:BP:49:ARG:HD3	2.51	0.41
31:DA:2280:G:H2'	31:DA:2281:C:H5'	2.03	0.41
12:AL:92:ASP:O	12:AL:93:LEU:HD23	2.21	0.41
2:AB:93:VAL:HG11	2:AB:97:TRP:CD1	2.56	0.41
49:BX:5:TYR:O	49:BX:7:VAL:N	2.53	0.41
32:DB:40:U:H1'	32:DB:45:A:N6	2.35	0.41
47:BV:71:LEU:HD13	47:BV:72:VAL:HB	2.02	0.41
39:DN:91:LEU:HA	39:DN:95:PRO:HB3	2.02	0.41
31:BA:1410:G:H1	31:BA:1592:C:N4	2.18	0.41
41:BP:114:ILE:HG13	41:BP:115:LEU:N	2.32	0.41
41:DP:114:ILE:HG13	41:DP:115:LEU:N	2.30	0.41
31:BA:442:G:O4'	35:BF:46:ARG:HD3	2.21	0.41
36:DG:60:LEU:HD22	36:DG:63:ILE:HG13	2.03	0.41
31:BA:1022:G:C5	31:BA:1140:C:N4	2.89	0.41
1:CA:1442(B):A:C2	45:DT:118:ARG:CZ	3.04	0.41
31:DA:2275:C:H5'	31:DA:2275:C:C6	2.55	0.41
1:AA:625:G:H2'	1:AA:626:U:C6	2.56	0.41
42:BQ:20:ALA:CB	42:BQ:98:LYS:HB3	2.51	0.41
49:DX:36:LYS:O	49:DX:38:GLU:N	2.54	0.41
31:DA:973:A:H5'	31:DA:1188:U:H1'	2.02	0.41
45:BT:29:ARG:HG3	45:BT:30:VAL:H	1.85	0.41
41:DP:111:ARG:HG3	41:DP:128:HIS:CG	2.56	0.41
31:DA:1179:C:O2	31:DA:1179:C:H2'	2.21	0.41
1:CA:673:G:H5''	6:CF:87:ARG:CZ	2.51	0.41
10:AJ:51:ARG:CG	10:AJ:61:GLU:HB2	2.50	0.41
3:AC:36:ASP:OD2	3:AC:57:ILE:HG21	2.21	0.41
10:CJ:49:VAL:HG22	14:CN:41:ARG:HB2	2.03	0.41
38:BI:132:PRO:HG2	38:BI:133:HIS:HD2	1.86	0.41
37:BH:150:ALA:O	37:BH:151:ILE:C	2.59	0.41
37:BH:89:ILE:HB	37:BH:90:LYS:H	1.60	0.41
5:CE:77:PRO:HB2	5:CE:143:ARG:O	2.21	0.41
38:DI:88:ILE:HG13	38:DI:122:GLU:N	2.36	0.41
37:DH:158:HIS:NE2	37:DH:169:VAL:C	2.74	0.41
1:AA:741:G:H2'	1:AA:742:G:C8	2.56	0.41
1:CA:102:G:C6	1:CA:103:C:C5	3.08	0.41

Continued on next page...

Continued from previous page...

Atom-1	Atom-2	Distance(Å)	Clash(Å)
31:DA:1946:U:C2	31:DA:1947:C:C5	3.09	0.41
1:AA:560:U:H2'	1:AA:560:U:H6	1.60	0.41
5:CE:11:ILE:HB	5:CE:31:LEU:O	2.21	0.41
1:CA:234:C:H2'	1:CA:235:C:C6	2.54	0.41
1:CA:185:A:N6	1:CA:186:C:N4	2.69	0.41
20:CT:30:LYS:C	20:CT:30:LYS:HD2	2.41	0.41
20:CT:33:ILE:HD13	20:CT:33:ILE:N	2.36	0.41
1:CA:66:G:O4'	1:CA:173:U:C4	2.74	0.41
43:DR:56:LYS:HE2	43:DR:87:TYR:HB3	2.03	0.41
31:DA:1721:G:N2	31:DA:1739:U:OP2	2.54	0.41
31:DA:1741:A:N7	31:DA:1742:G:N1	2.69	0.41
38:BI:5:LEU:HA	38:BI:36:ALA:HB2	2.02	0.41
31:BA:900:A:C4	31:BA:901:A:C8	3.09	0.41
48:BW:55:ALA:O	48:BW:56:ALA:C	2.59	0.41
35:DF:7:TYR:HB3	35:DF:16:GLY:CA	2.51	0.41
35:DF:9:ILE:HG12	35:DF:14:PRO:HA	2.02	0.41
31:DA:1028:A:H61	31:DA:1125:G:H2'	1.84	0.41
36:BG:116:ASP:O	36:BG:117:PHE:HB3	2.21	0.41
20:CT:61:SER:OG	20:CT:65:LYS:HE3	2.21	0.41
1:CA:577:G:C2	1:CA:578:C:C5	3.08	0.41
48:DW:51:LEU:O	48:DW:51:LEU:HD22	2.20	0.41
31:BA:1673:U:C5	34:BE:129:HIS:HD2	2.38	0.41
18:CR:71:LYS:O	18:CR:72:ARG:C	2.59	0.41
4:CD:206:PHE:CD2	4:CD:207:TYR:CE2	3.09	0.41
36:BG:15:VAL:HG13	36:BG:175:LEU:CD1	2.51	0.41
51:BZ:44:PHE:C	51:BZ:44:PHE:CD1	2.93	0.41
3:CC:134:ILE:HG22	3:CC:168:ALA:HB3	2.02	0.41
1:CA:90:U:H6	1:CA:90:U:H3'	1.86	0.41
35:BF:142:TRP:CE3	35:BF:143:ALA:N	2.89	0.41
31:DA:2093:G:N7	31:DA:2225:A:H2'	2.36	0.41
34:BE:21:VAL:O	34:BE:23:VAL:HG22	2.20	0.41
1:CA:731:G:H2'	1:CA:732:C:C6	2.56	0.41
1:AA:1378:C:N4	1:AA:1379:G:C2	2.89	0.41
1:AA:1469:G:H2'	1:AA:1470:G:H8	1.86	0.41
14:CN:51:GLY:C	14:CN:53:LEU:N	2.73	0.41
20:AT:84:LEU:O	20:AT:88:VAL:HG23	2.20	0.41
8:CH:44:PHE:CD1	8:CH:79:VAL:HG12	2.56	0.41
1:AA:1386:G:N3	1:AA:1387:G:C8	2.88	0.41
35:DF:176:LEU:HD21	35:DF:180:GLY:O	2.21	0.41
45:BT:90:GLN:NE2	45:BT:124:ASP:OD2	2.54	0.41
31:DA:729:G:C5	33:DD:208:LYS:HB2	2.56	0.41
31:DA:445:C:O2'	31:DA:446:G:H5'	2.21	0.41

Continued on next page...

Continued from previous page...

Atom-1	Atom-2	Distance(Å)	Clash(Å)
4:CD:56:VAL:HG12	4:CD:202:LEU:CD1	2.50	0.41
31:DA:1444:G:C2	31:DA:1548:C:N3	2.89	0.41
31:DA:1685:C:O2'	31:DA:1686:C:H5'	2.21	0.41
12:CL:38:THR:HG23	12:CL:39:VAL:HG23	2.02	0.41
1:CA:11:G:C5	1:CA:12:U:C5	3.09	0.41
5:CE:15:ARG:CZ	5:CE:26:PHE:CE2	3.04	0.41
1:AA:1141:C:H6	1:AA:1141:C:H3'	1.85	0.41
31:DA:1414:G:C6	31:DA:1415:U:C4	3.09	0.41
25:D3:10:LYS:HB3	25:D3:53:LEU:HA	2.02	0.41
31:DA:2721:A:H1'	31:DA:2873:A:O2'	2.20	0.41
38:BI:45:LYS:O	38:BI:48:GLU:N	2.54	0.41
1:AA:775:G:O2'	1:AA:776:G:H5'	2.21	0.41
31:DA:1038:C:H2'	31:DA:1038:C:O2	2.21	0.41
33:DD:5:LYS:N	33:DD:5:LYS:HD2	2.36	0.41
8:CH:41:ARG:O	8:CH:41:ARG:HG2	2.21	0.41
33:BD:183:ARG:HG2	33:BD:183:ARG:HH11	1.85	0.41
42:DQ:118:LEU:HA	42:DQ:118:LEU:HD23	1.77	0.41
25:B3:46:ASN:HA	25:B3:46:ASN:HD22	1.63	0.41
50:BY:100:ALA:O	50:BY:101:LYS:HB2	2.21	0.41
1:AA:390:C:H3'	1:AA:390:C:H6	1.85	0.41
50:DY:8:LYS:HB2	50:DY:28:LYS:HZ3	1.86	0.41
50:BY:10:GLY:C	50:BY:27:VAL:HG22	2.42	0.41
36:DG:16:ARG:HB2	36:DG:17:PRO:CD	2.51	0.41
44:DS:53:SER:C	44:DS:55:ALA:N	2.74	0.41
44:DS:54:LEU:HD13	44:DS:57:LYS:O	2.21	0.41
39:DN:43:THR:HG22	39:DN:45:ASN:HD21	1.84	0.41
39:DN:46:VAL:CG1	39:DN:48:MET:HG3	2.50	0.41
31:BA:287:C:C2'	31:BA:288:C:O5'	2.68	0.41
23:D1:66:HIS:O	23:D1:67:ILE:C	2.59	0.41
31:BA:1245:G:OP1	41:BP:16:ARG:CD	2.69	0.41
24:D2:37:PHE:HE2	24:D2:39:ALA:O	2.02	0.41
24:D2:44:LEU:HD13	24:D2:44:LEU:HA	1.57	0.41
49:BX:24:GLY:HA3	49:BX:80:ILE:HG12	2.00	0.41
31:BA:833:U:H2'	31:BA:834:C:C6	2.56	0.41
31:DA:2282:G:H4'	31:DA:2389:G:O2'	2.20	0.41
44:BS:24:LEU:HA	44:BS:24:LEU:HD23	1.80	0.41
32:BB:45:A:C2'	32:BB:46:A:H5'	2.51	0.41
47:BV:36:PRO:CG	47:BV:62:LEU:HD11	2.48	0.41
31:DA:1341:U:O4	49:DX:16:LYS:HE2	2.21	0.41
47:DV:25:LEU:CB	47:DV:94:LEU:HD13	2.47	0.41
24:B2:49:LYS:HD3	31:BA:76:C:H5''	2.02	0.41
24:B2:41:ILE:HG13	31:BA:94(A):G:H22	1.86	0.41

Continued on next page...

Continued from previous page...

Atom-1	Atom-2	Distance(Å)	Clash(Å)
31:BA:1655:A:H1'	34:BE:113:PHE:CD2	2.56	0.41
43:BR:3:HIS:O	43:BR:4:LEU:CB	2.68	0.41
24:B2:59:ARG:HD2	24:B2:59:ARG:HA	1.87	0.41
32:DB:38:C:C2	32:DB:39:A:C8	3.08	0.41
46:BU:46:ALA:O	46:BU:50:ARG:HB2	2.21	0.41
39:BN:3:THR:O	39:BN:4:TYR:CG	2.74	0.41
22:B0:14:ARG:HG2	31:BA:2279:G:O6	2.21	0.41
41:BP:126:VAL:HA	41:BP:145:PRO:HB2	2.02	0.41
41:BP:140:ALA:O	41:BP:141:ALA:HB3	2.21	0.41
31:DA:330:A:H2	31:DA:1210:A:HO2'	1.65	0.41
36:DG:63:ILE:HD13	36:DG:141:PHE:CZ	2.55	0.41
13:CM:9:ILE:N	13:CM:9:ILE:HD12	2.35	0.41
2:CB:69:LEU:HD11	2:CB:93:VAL:HG23	2.01	0.41
2:CB:70:PHE:O	2:CB:92:TYR:HA	2.21	0.41
47:BV:4:ILE:HA	47:BV:12:TYR:O	2.20	0.41
16:CP:55:ARG:HE	16:CP:55:ARG:HA	1.85	0.41
47:DV:2:PHE:O	47:DV:14:VAL:O	2.39	0.41
29:D7:12:ARG:HG3	31:DA:686:G:O6	2.21	0.41
31:DA:994:C:O2'	31:DA:996:A:OP1	2.26	0.41
42:BQ:36:ALA:O	42:BQ:100:GLY:N	2.52	0.41
28:D6:26:ASN:HB3	28:D6:32:ASN:ND2	2.36	0.41
50:BY:96:ILE:CG2	50:BY:97:ARG:N	2.81	0.41
31:BA:1495:A:C5'	31:BA:1496:A:OP2	2.69	0.41
31:DA:2811:G:OP1	34:DE:60:ASN:HB3	2.21	0.41
31:DA:2070:G:H2'	31:DA:2071:A:C8	2.56	0.41
31:DA:253:C:H2'	31:DA:254:G:O4'	2.20	0.41
45:DT:28:VAL:CG1	45:DT:46:GLU:HB2	2.51	0.41
1:AA:1067:A:H1'	1:AA:1068:G:C8	2.56	0.41
45:BT:30:VAL:HG22	45:BT:84:GLN:O	2.20	0.41
1:CA:431:A:H2'	1:CA:432:A:O4'	2.21	0.41
4:CD:31:CYS:O	4:CD:32:ALA:HB3	2.21	0.41
1:CA:509:A:OP2	1:CA:509:A:H3'	2.21	0.41
36:BG:64:THR:HG23	36:BG:65:GLY:H	1.84	0.41
49:BX:60:ARG:HB2	49:BX:74:PRO:CD	2.48	0.41
1:CA:1030(D):A:N7	1:CA:1031:G:N3	2.68	0.41
31:BA:528:A:H8	31:BA:528:A:H3'	1.86	0.41
1:CA:1411:C:H2'	1:CA:1412:C:C6	2.56	0.41
31:DA:529:A:N6	31:DA:2041:U:N3	2.61	0.41
31:BA:716:A:C2'	31:BA:717:G:O5'	2.69	0.41
50:DY:45:VAL:HG13	50:DY:62:GLU:OE2	2.21	0.41
50:DY:45:VAL:HG21	50:DY:62:GLU:N	2.35	0.41
9:AI:114:TYR:CE1	10:AJ:60:ARG:O	2.73	0.41

Continued on next page...

Continued from previous page...

Atom-1	Atom-2	Distance(Å)	Clash(Å)
3:CC:159:GLY:HA2	3:CC:193:TYR:CD1	2.56	0.41
1:AA:1064:G:C8	1:AA:1066:C:C2	3.09	0.41
1:CA:1058:G:H1	1:CA:1199:U:H3	1.67	0.41
37:BH:115:VAL:HG11	37:BH:148:ILE:CD1	2.51	0.41
43:DR:41:ALA:C	43:DR:43:GLU:N	2.74	0.41
31:DA:1605:C:H1'	31:DA:1610:A:C4	2.56	0.41
31:BA:1313:U:H2'	31:BA:1610:A:C2	2.56	0.41
5:CE:143:ARG:NH1	8:CH:77:GLU:OE1	2.52	0.41
38:DI:77:LEU:O	38:DI:78:THR:O	2.38	0.41
31:DA:2036:C:H6	31:DA:2036:C:C5'	2.22	0.41
1:AA:1105:A:H2'	1:AA:1106:G:H8	1.86	0.41
16:CP:39:TYR:HD2	16:CP:73:LEU:HD13	1.84	0.41
18:AR:79:LEU:HA	18:AR:80:PRO:HD3	1.91	0.41
37:BH:157:TYR:O	37:BH:158:HIS:HB2	2.19	0.41
37:BH:158:HIS:CD2	37:BH:170:ARG:O	2.74	0.41
2:AB:42:ILE:HG12	2:AB:43:ASP:N	2.36	0.41
13:AM:40:ASN:HA	13:AM:41:PRO:HD3	1.79	0.41
2:CB:12:GLU:H	2:CB:12:GLU:HG3	1.64	0.41
33:BD:125:ILE:HG13	33:BD:137:PRO:HD3	2.03	0.41
1:AA:1502:A:C2	1:AA:1504:G:C2	3.09	0.41
1:AA:1392:G:H21	1:AA:1502:A:H8	1.68	0.41
31:DA:2808:U:C4	31:DA:2809:A:N7	2.89	0.41
1:CA:682:G:C6	1:CA:683:G:C5	3.08	0.41
31:BA:466:A:H2	31:BA:795:C:O2	2.03	0.41
38:BI:79:ILE:HG12	38:BI:140:LEU:HD11	2.03	0.41
31:DA:2399:G:C6	31:DA:2400:G:C5	3.08	0.41
31:DA:1405:U:C2	31:DA:1406:U:C5	3.08	0.41
1:CA:191:G:N3	20:CT:103:GLY:O	2.54	0.41
31:DA:2802:G:OP2	31:DA:2803:C:OP2	2.38	0.41
20:AT:89:ARG:HB2	20:AT:104:LEU:CD1	2.45	0.41
1:CA:563:A:H2	12:CL:15:ARG:NH1	2.18	0.41
4:CD:155:LEU:O	4:CD:159:ARG:HG2	2.21	0.41
9:AI:77:ILE:O	9:AI:81:ILE:HG12	2.20	0.41
1:AA:1128:C:O2	1:AA:1130:A:N7	2.54	0.41
31:BA:1403:C:H2'	31:BA:1404:C:O4'	2.20	0.41
26:D4:14:ILE:HA	36:DG:5:VAL:HG13	2.02	0.41
45:DT:56:GLY:C	45:DT:59:THR:HG22	2.41	0.41
31:BA:1614:A:H62	48:BW:87:PRO:HA	1.86	0.41
15:AO:67:LEU:CD2	15:AO:78:TYR:CE1	3.03	0.41
31:DA:2599:G:P	33:DD:236:GLY:H	2.44	0.41
1:CA:1128:C:O2	1:CA:1130:A:N7	2.54	0.41
31:BA:861:A:H2'	31:BA:862:G:O4'	2.20	0.41

Continued on next page...

Continued from previous page...

Atom-1	Atom-2	Distance(Å)	Clash(Å)
5:AE:63:ARG:HA	5:AE:66:MET:SD	2.60	0.41
1:AA:950:U:H3'	13:AM:102:ARG:NH1	2.30	0.41
12:AL:69:TYR:HD2	12:AL:99:HIS:CD2	2.39	0.41
31:DA:1510:G:C2	31:DA:1511:C:C2	3.09	0.41
31:BA:1175:U:C4'	31:BA:1176:G:H2'	2.51	0.41
31:DA:633:A:H2'	31:DA:634:C:H5'	2.03	0.41
20:AT:23:ARG:O	20:AT:27:LYS:HB2	2.20	0.41
31:BA:1740:G:H4'	31:BA:1741:A:OP1	2.17	0.41
31:DA:1719:G:O2'	31:DA:1720:U:H5'	2.20	0.41
9:AI:53:VAL:C	9:AI:54:ASP:HB2	2.41	0.41
1:CA:922:G:H1'	5:CE:19:MET:HB2	2.02	0.41
31:BA:1709:U:O2'	31:BA:2859:G:H1'	2.20	0.41
1:AA:438:G:OP1	4:AD:125:HIS:HE1	2.04	0.41
31:BA:2208:A:O2'	31:BA:2219:G:C8	2.69	0.41
1:CA:602:A:C2	1:CA:603:U:C2	3.09	0.41
31:BA:880:G:N2	31:BA:898:C:C4	2.89	0.41
42:DQ:48:GLU:O	42:DQ:52:VAL:CG1	2.69	0.41
23:B1:67:ILE:N	23:B1:68:PRO:CD	2.84	0.41
4:AD:116:GLN:NE2	4:AD:157:LEU:HD21	2.35	0.41
1:AA:689:C:O2'	1:AA:690:G:H5'	2.20	0.41
42:BQ:137:TYR:CE2	51:BZ:74:VAL:O	2.72	0.41
8:AH:1:MET:N	8:AH:1:MET:HE2	2.33	0.41
31:DA:1416:G:O2'	31:DA:1417:C:OP2	2.39	0.41
31:DA:2893:G:H4'	31:DA:2894:G:H8	1.86	0.41
1:AA:349:A:C2'	1:AA:350:G:H5'	2.50	0.41
31:DA:958:U:HO2'	31:DA:959:A:P	2.42	0.41
1:AA:1302:U:C5	13:AM:17:VAL:HG21	2.56	0.41
31:BA:151:C:C2	31:BA:176:G:N2	2.89	0.41
33:DD:248:SER:C	33:DD:250:TRP:N	2.73	0.41
7:AG:26:PHE:CG	7:AG:62:PHE:CE1	3.08	0.41
1:AA:155:C:H2'	1:AA:156:G:H8	1.86	0.41
31:BA:443:A:N7	35:BF:45:ARG:HG2	2.35	0.41
4:AD:76:ARG:HD2	4:AD:207:TYR:CE1	2.55	0.41
34:BE:82:ARG:HG3	34:BE:83:ASP:N	2.36	0.41
3:AC:134:ILE:HG22	3:AC:168:ALA:HB3	2.03	0.41
31:DA:69:C:O2	31:DA:69:C:H2'	2.21	0.41
36:BG:89:GLY:O	36:BG:90:LEU:C	2.59	0.41
1:AA:1264:C:H2'	1:AA:1265:G:C8	2.52	0.41
4:AD:111:ALA:HB2	4:AD:120:LEU:HD12	2.02	0.41
37:BH:61:HIS:O	37:BH:62:LYS:C	2.59	0.41
8:CH:10:LEU:CD2	8:CH:10:LEU:N	2.84	0.41
31:DA:17:G:H2'	31:DA:18:C:H6	1.85	0.41

Continued on next page...

Continued from previous page...

Atom-1	Atom-2	Distance(Å)	Clash(Å)
1:AA:473:G:C2	1:AA:474:G:C5	3.09	0.41
1:CA:461:A:C5	1:CA:471:G:C6	3.09	0.41
4:CD:2:GLY:O	4:CD:4:TYR:N	2.53	0.41
3:CC:22:TRP:HE3	3:CC:23:TYR:O	2.03	0.41
31:DA:744:G:H2'	31:DA:745:G:O5'	2.21	0.41
4:CD:141:ARG:HB3	4:CD:142:PRO:HD2	2.02	0.41
31:BA:506:G:O3'	31:BA:507:A:H8	2.03	0.41
1:AA:1084:G:OP1	1:AA:1086:U:C5	2.74	0.41
1:CA:293:G:H4'	1:CA:609:A:N1	2.36	0.41
42:DQ:69:PHE:CG	42:DQ:70:PRO:HD2	2.56	0.41
4:AD:141:ARG:HB3	4:AD:142:PRO:HD2	2.03	0.41
3:CC:95:THR:HG22	3:CC:97:LYS:N	2.35	0.41
31:DA:1926:U:H2'	31:DA:1928:A:OP2	2.20	0.41
31:DA:2615:U:H2'	31:DA:2616:C:C6	2.56	0.41
1:AA:987:G:N2	1:AA:1219:U:N3	2.69	0.41
1:CA:1385:G:O2'	1:CA:1386:G:H5'	2.21	0.41
31:DA:855:G:C6	31:DA:856:C:N4	2.89	0.41
1:CA:987:G:N2	1:CA:1219:U:N3	2.69	0.41
8:AH:44:PHE:HD1	8:AH:79:VAL:HG12	1.85	0.41
16:CP:75:ARG:O	16:CP:77:ALA:N	2.48	0.41
31:DA:1227:G:C2'	31:DA:1228:G:H5'	2.51	0.41
7:AG:92:SER:CB	7:AG:94:ARG:HH21	2.34	0.41
31:BA:28:A:O2'	31:BA:583:G:H5'	2.21	0.41
1:CA:579:G:H2'	1:CA:580:U:H6	1.85	0.41
39:BN:99:LEU:O	39:BN:103:VAL:HG23	2.21	0.41
39:BN:99:LEU:HA	39:BN:99:LEU:HD22	1.58	0.41
2:AB:178:ARG:HG3	8:AH:72:PRO:HA	2.01	0.41
27:B5:42:PRO:CB	27:B5:43:HIS:HD2	2.34	0.41
38:BI:27:ARG:NH1	38:BI:27:ARG:CG	2.84	0.41
31:BA:1879:C:C2'	31:BA:1880:C:H5'	2.51	0.41
49:DX:18:TYR:O	49:DX:20:GLY:N	2.54	0.41
12:CL:55:VAL:HA	12:CL:70:ILE:HD13	2.02	0.41
31:BA:2559:C:O2'	31:BA:2560:C:H5'	2.21	0.41
31:DA:1216:G:OP1	46:DU:8:VAL:HG22	2.21	0.41
43:BR:51:LEU:HD23	43:BR:51:LEU:HA	1.74	0.41
4:CD:60:GLU:O	4:CD:63:LYS:HB3	2.21	0.41
31:BA:1642:G:O2'	31:BA:1643:G:H5'	2.21	0.41
1:CA:1076:C:C2	1:CA:1082:G:N2	2.89	0.41
7:AG:103:TRP:HA	7:AG:106:GLN:HE21	1.84	0.41
1:CA:1273:G:H3'	1:CA:1274:G:H8	1.86	0.41
31:DA:1517:G:O2'	31:DA:1518:U:H5'	2.21	0.41
31:DA:609:A:H2'	31:DA:610:G:O5'	2.21	0.41

Continued on next page...

Continued from previous page...

Atom-1	Atom-2	Distance(Å)	Clash(Å)
47:DV:28:GLU:CB	47:DV:29:PRO:HD3	2.51	0.41
1:CA:909:A:H2'	1:CA:910:C:O4'	2.21	0.41
1:AA:1194:U:H4'	5:AE:22:GLY:CA	2.51	0.41
31:BA:1636:C:H2'	31:BA:1637:A:C8	2.56	0.41
33:BD:182:LEU:O	33:BD:271:ILE:HD12	2.21	0.41
1:CA:236:G:C6	1:CA:237:C:C4	3.09	0.41
1:AA:1273:G:H3'	1:AA:1274:G:H8	1.86	0.41
31:DA:738:G:C6	31:DA:739:G:C2	3.08	0.41
31:BA:1956:U:C2'	31:BA:1957:C:H5'	2.51	0.41
1:CA:892:A:C6	1:CA:893:C:C4	3.08	0.41
23:B1:18:ILE:HD13	31:BA:188:G:OP1	2.20	0.41
31:DA:981:A:C2	31:DA:2027:G:N3	2.89	0.41
18:CR:36:ASN:O	18:CR:39:VAL:HB	2.21	0.41
48:DW:62:HIS:O	48:DW:63:ASP:C	2.58	0.41
31:BA:565:C:H2'	31:BA:566:U:O4'	2.20	0.41
35:BF:154:VAL:HB	35:BF:173:VAL:HG22	2.03	0.41
31:DA:552:G:C2'	31:DA:553:G:H5'	2.51	0.41
31:DA:1493:C:O2	31:DA:1493:C:C2'	2.68	0.41
33:DD:198:ASN:HD22	33:DD:198:ASN:C	2.24	0.41
2:CB:179:LYS:HG2	2:CB:179:LYS:O	2.20	0.41
31:DA:1850:G:C6	31:DA:1851:U:C4	3.09	0.41
5:AE:87:SER:HB3	5:AE:125:SER:O	2.20	0.41
26:B4:28:LYS:CB	36:BG:113:ARG:HH22	2.34	0.41
31:DA:538:G:H2'	31:DA:539:G:H8	1.84	0.41
31:DA:2052:G:O4'	34:DE:142:GLY:HA3	2.21	0.41
2:CB:55:PHE:HE1	2:CB:218:ALA:HA	1.86	0.41
31:DA:2576:G:H3'	31:DA:2576:G:OP1	2.21	0.41
32:BB:102:A:H8	32:BB:102:A:OP2	2.04	0.41
15:AO:43:LEU:HD23	15:AO:43:LEU:HA	1.92	0.41
1:AA:533:A:C4'	1:AA:534:U:OP1	2.69	0.41
33:BD:92:ILE:HD13	33:BD:104:TYR:CD2	2.55	0.41
16:AP:55:ARG:HE	16:AP:55:ARG:HA	1.86	0.41
51:DZ:56:VAL:HA	51:DZ:70:LEU:CD2	2.50	0.41
50:BY:9:LYS:HB2	50:BY:10:GLY:H	1.73	0.41
50:BY:27:VAL:CB	50:BY:29:GLU:OE1	2.69	0.41
44:BS:58:LEU:HA	44:BS:58:LEU:HD12	1.79	0.41
31:BA:195:A:H61	31:BA:198:C:H3'	1.85	0.41
31:DA:204:A:O3'	31:DA:205:G:H4'	2.21	0.41
31:BA:2721:A:H1'	31:BA:2873:A:O2'	2.21	0.41
32:DB:39:A:H2'	32:DB:39:A:N3	2.35	0.41
32:DB:46:A:H2'	32:DB:47:C:O5'	2.22	0.41
47:BV:69:LYS:C	47:BV:70:ILE:HG23	2.42	0.41

Continued on next page...

Continued from previous page...

Atom-1	Atom-2	Distance(Å)	Clash(Å)
47:BV:75:PHE:N	47:BV:75:PHE:CD1	2.89	0.41
31:BA:2287:A:N1	31:BA:2346:A:C2	2.89	0.41
41:BP:95:VAL:CG2	41:BP:125:VAL:HB	2.47	0.41
41:BP:88:LEU:C	41:BP:90:ARG:N	2.75	0.41
41:BP:91:PHE:HE2	41:BP:95:VAL:HG12	1.85	0.41
39:BN:65:LYS:O	39:BN:69:GLN:HB2	2.21	0.41
28:B6:15:GLU:OE1	28:B6:18:ARG:CG	2.69	0.41
46:BU:95:LEU:HD22	47:BV:4:ILE:CD1	2.48	0.41
1:CA:375:U:H5'	16:CP:6:LEU:HD22	2.02	0.41
16:CP:32:TYR:O	16:CP:32:TYR:CD2	2.74	0.41
47:DV:2:PHE:O	47:DV:3:ALA:HB3	2.21	0.41
31:BA:2070:G:C2	31:BA:2442:C:C2	3.09	0.41
31:DA:2263:C:O2'	31:DA:2264:C:H5'	2.20	0.41
1:AA:628:G:O2'	1:AA:629:G:H5'	2.21	0.41
30:B8:44:LYS:N	30:B8:44:LYS:HD2	2.36	0.41
2:CB:219:VAL:HA	2:CB:222:ILE:HD12	2.02	0.41
1:CA:340:U:O2'	1:CA:341:C:H5'	2.21	0.41
4:AD:28:SER:C	4:AD:30:LYS:H	2.24	0.41
42:DQ:20:ALA:HB2	42:DQ:99:PRO:CG	2.49	0.41
1:CA:503:C:O2	1:CA:510:A:H2	2.04	0.41
4:CD:38:TYR:HA	4:CD:39:PRO:HD3	1.93	0.41
23:B1:87:PRO:O	23:B1:91:LYS:N	2.28	0.41
31:DA:528:A:C2	31:DA:2042:A:H2'	2.56	0.41
10:AJ:40:LEU:HB2	10:AJ:41:PRO:CD	2.38	0.41
1:AA:1411:C:O2'	1:AA:1412:C:H5'	2.21	0.41
1:CA:734:G:C2	1:CA:735:C:C2	3.09	0.41
31:DA:768:G:C4	31:DA:769:G:C8	3.09	0.41
1:AA:1276:G:O2'	1:AA:1282:C:H1'	2.21	0.41
31:DA:142:A:C5'	31:DA:142(A):C:C5	3.04	0.41
31:DA:2580:U:H2'	31:DA:2580:U:O2	2.19	0.41
48:BW:8:ARG:HA	48:BW:102:HIS:HD2	1.85	0.41
42:BQ:110:THR:HG1	42:BQ:113:GLN:HG3	1.79	0.41
2:AB:22:LYS:HA	2:AB:22:LYS:HZ2	1.80	0.41
31:BA:1677:A:C2'	31:BA:1678:G:O5'	2.69	0.41
13:CM:16:ASP:OD2	13:CM:16:ASP:N	2.54	0.41
31:DA:2663:G:C6	31:DA:2664:G:C5	3.09	0.41
1:CA:707:C:H2'	1:CA:707:C:O2	2.21	0.41
45:DT:64:ARG:NH1	45:DT:103:ARG:HA	2.35	0.41
1:CA:1226:C:N4	13:CM:104:ARG:HB2	2.34	0.41
17:AQ:65:ILE:N	17:AQ:65:ILE:HD12	2.35	0.41
9:CI:118:LYS:O	9:CI:119:ALA:HB3	2.21	0.41
31:BA:1406:U:H2'	31:BA:1407:C:H6	1.86	0.41

Continued on next page...

Continued from previous page...

Atom-1	Atom-2	Distance(Å)	Clash(Å)
1:AA:518:C:C2	1:AA:530:G:C6	3.09	0.41
1:CA:646:U:O5'	1:CA:646:U:H6	2.04	0.41
1:AA:939:G:C5'	7:AG:102:ARG:HH22	2.34	0.41
9:AI:105:ASP:C	9:AI:107:ARG:H	2.24	0.41
31:BA:1485:G:N2	31:BA:1505:C:C5	2.89	0.41
31:BA:271(E):U:C2	31:BA:271(F):C:C5	3.09	0.41
3:CC:15:THR:CG2	3:CC:181:ASN:HA	2.50	0.41
1:CA:1474:G:H4'	31:DA:1701:A:N3	2.35	0.41
46:BU:69:CYS:HG	46:BU:79:PHE:HD1	1.69	0.41
1:AA:617:G:C6	1:AA:618:C:C5	3.09	0.41
1:CA:616:G:N2	1:CA:617:G:C8	2.89	0.41
5:CE:18:ARG:NE	5:CE:25:ARG:HB3	2.36	0.41
5:CE:127:ASN:O	5:CE:128:PRO:C	2.59	0.41
4:AD:57:ARG:NH2	4:AD:205:GLU:OE2	2.54	0.41
35:DF:126:VAL:HG21	35:DF:129:PHE:CZ	2.56	0.41
51:BZ:104:PHE:HA	51:BZ:139:VAL:HB	2.02	0.41
36:DG:116:ASP:O	36:DG:117:PHE:HB3	2.21	0.41
31:DA:2785:C:H2'	31:DA:2786:U:O4'	2.20	0.41
18:CR:74:ARG:HE	18:CR:81:PHE:HA	1.86	0.41
33:BD:211:ARG:O	33:BD:215:LEU:HG	2.21	0.41
31:BA:2103:C:O2	31:BA:2187:G:C2	2.74	0.41
11:CK:41:THR:HG22	11:CK:42:TRP:H	1.84	0.41
38:DI:48:GLU:O	38:DI:52:ARG:HG2	2.21	0.41
1:AA:461:A:C5	1:AA:471:G:C6	3.08	0.41
1:CA:1379:G:C6	1:CA:1380:U:O4	2.74	0.41
31:DA:745:G:H5''	31:DA:746:A:OP2	2.21	0.41
1:AA:727:G:C6	1:AA:731:G:C6	3.09	0.41
34:BE:21:VAL:CG2	34:BE:21:VAL:O	2.69	0.41
31:BA:577:G:O2'	31:BA:1254:A:OP1	2.36	0.41
31:BA:1445(A):C:C2	31:BA:1446:C:C5	3.09	0.41
20:CT:59:ALA:O	20:CT:60:GLU:C	2.60	0.41
31:BA:855:G:H2'	31:BA:856:C:C6	2.56	0.41
31:BA:1269:A:H2'	31:BA:1270:C:C6	2.56	0.41
31:BA:1012:U:OP1	46:BU:75:ASN:OD1	2.38	0.41
31:DA:2728:U:C2'	31:DA:2729:G:H5'	2.50	0.41
30:D8:39:LYS:HG2	30:D8:39:LYS:O	2.22	0.41
1:AA:1508:G:H2'	1:AA:1509:C:O4'	2.21	0.41
11:CK:72:ALA:O	11:CK:77:MET:HB3	2.21	0.41
32:DB:71:C:C2'	32:DB:71:C:O2	2.67	0.41
31:BA:1476:C:C2'	31:BA:1477:A:O5'	2.67	0.41
31:BA:1476:C:H2'	31:BA:1477:A:O5'	2.21	0.41
31:DA:2507:C:H5''	31:DA:2573:C:N4	2.36	0.41

Continued on next page...

Continued from previous page...

Atom-1	Atom-2	Distance(Å)	Clash(Å)
31:DA:311:A:C2	31:DA:331:A:H3'	2.56	0.41
31:BA:2409:G:C6	31:BA:2410:G:C5	3.09	0.41
31:DA:359:A:H2'	31:DA:360:G:O4'	2.21	0.41
2:AB:52:GLU:HG2	2:AB:53:ARG:N	2.35	0.41
11:AK:38:ASN:HA	11:AK:39:PRO:HD3	1.88	0.41
35:BF:29:ASN:O	35:BF:30:PRO:C	2.59	0.41
31:DA:637:A:OP1	41:DP:133:SER:CB	2.69	0.41
31:DA:1260:G:C6	31:DA:1261:C:C4	3.08	0.41
31:DA:2290:G:C2	31:DA:2343:C:O2	2.74	0.41
1:AA:35:G:C2	1:AA:550:G:C2	3.09	0.41
31:BA:817:C:C2	31:BA:818:G:C8	3.09	0.41
33:DD:218:ARG:HB3	33:DD:219:PRO:HD2	2.03	0.41
1:AA:1010:G:N2	1:AA:1020:U:C2	2.88	0.41
11:AK:81:ASP:OD2	11:AK:106:LYS:HG2	2.21	0.41
31:BA:2236:C:C2'	31:BA:2237:G:H5'	2.51	0.41
31:BA:1234:U:O2'	31:BA:1235:G:H5'	2.21	0.41
33:BD:5:LYS:HD2	33:BD:5:LYS:N	2.36	0.41
46:DU:34:LYS:HA	46:DU:34:LYS:HE3	2.03	0.41
25:B3:59:VAL:O	25:B3:59:VAL:HG12	2.20	0.41
1:AA:1027:C:O5'	1:AA:1027:C:H6	2.04	0.41
1:AA:1118:C:H1'	1:AA:1179:A:C5	2.56	0.41
33:BD:30:GLU:CG	33:BD:63:ARG:NE	2.82	0.40
27:B5:46:CYS:O	27:B5:48:GLU:N	2.54	0.40
28:D6:44:ARG:O	28:D6:45:LYS:CG	2.65	0.40
47:DV:75:PHE:CD1	47:DV:75:PHE:N	2.89	0.40
31:BA:1655:A:H3'	31:BA:1656:C:C6	2.56	0.40
24:B2:18:PRO:C	24:B2:20:GLU:N	2.73	0.40
31:DA:995:C:C2	39:DN:4:TYR:CZ	3.08	0.40
41:BP:121:LYS:CD	25:D3:2:PRO:HD3	2.50	0.40
50:DY:68:HIS:N	50:DY:71:LYS:NZ	2.68	0.40
36:DG:60:LEU:O	36:DG:63:ILE:HG13	2.21	0.40
28:D6:28:ARG:HA	28:D6:32:ASN:ND2	2.21	0.40
31:DA:2632:A:O2'	34:DE:61:ARG:NH2	2.54	0.40
31:DA:2197:U:C5	31:DA:2224:G:C6	3.09	0.40
31:BA:154(A):C:H5	31:BA:171:G:H1	1.66	0.40
36:DG:73:ALA:O	36:DG:85:GLY:HA2	2.21	0.40
45:DT:29:ARG:CG	45:DT:85:LYS:HA	2.51	0.40
31:DA:2395:C:H2'	31:DA:2396:G:O4'	2.21	0.40
30:B8:62:LEU:C	30:B8:64:TYR:H	2.24	0.40
1:CA:425:G:O3'	4:CD:45:GLN:NE2	2.54	0.40
35:DF:70:THR:CG2	35:DF:72:ARG:HB2	2.51	0.40
37:DH:54:ARG:HB3	37:DH:65:HIS:HD2	1.83	0.40

Continued on next page...

Continued from previous page...

Atom-1	Atom-2	Distance(Å)	Clash(Å)
31:BA:271(M):G:N7	31:BA:271(O):C:N4	2.68	0.40
31:BA:271(P):C:C2'	31:BA:271(Q):G:O5'	2.69	0.40
51:BZ:150:LEU:HA	51:BZ:151:HIS:HD2	1.85	0.40
43:DR:8:ARG:HB3	43:DR:9:LYS:H	1.57	0.40
1:CA:1280:A:O4'	10:CJ:41:PRO:HG3	2.21	0.40
1:CA:734:G:C6	1:CA:735:C:C4	3.09	0.40
31:DA:1379:A:C2'	31:DA:1380:G:OP1	2.69	0.40
10:AJ:49:VAL:HG22	14:AN:41:ARG:HB2	2.03	0.40
31:BA:1578:U:C2'	31:BA:1579:A:H5'	2.52	0.40
43:DR:44:LEU:HD22	43:DR:48:VAL:HG23	2.02	0.40
50:BY:44:ILE:N	50:BY:44:ILE:HD12	2.27	0.40
31:BA:1947:C:C2'	31:BA:1948:G:H5''	2.50	0.40
23:D1:83:GLU:C	23:D1:85:LEU:H	2.25	0.40
1:AA:673:G:C2	1:AA:674:G:C5	3.08	0.40
6:AF:8:ILE:HD12	6:AF:26:ILE:HD13	2.03	0.40
31:BA:2660:A:O2'	31:BA:2661:G:P	2.80	0.40
39:DN:128:HIS:HE1	39:DN:134:ARG:HH11	1.70	0.40
32:DB:66:A:C4	32:DB:109:C:N4	2.89	0.40
9:CI:4:TYR:HA	9:CI:88:TYR:CE1	2.56	0.40
33:DD:44:ASN:HB3	33:DD:49:ILE:N	2.36	0.40
20:CT:16:HIS:O	20:CT:19:SER:N	2.54	0.40
28:B6:19:ARG:CG	28:B6:20:ASN:H	2.29	0.40
1:AA:102:G:O2'	1:AA:151:A:N3	2.43	0.40
47:DV:45:THR:O	47:DV:45:THR:HG22	2.21	0.40
17:CQ:65:ILE:HD12	17:CQ:65:ILE:N	2.36	0.40
1:CA:323:U:O3'	20:CT:22:ARG:HD3	2.21	0.40
31:DA:2599:G:O2'	31:DA:2600:A:H5'	2.20	0.40
31:BA:1509(B):A:H2'	31:BA:1510:G:C8	2.56	0.40
12:AL:27:LEU:HG	12:AL:62:SER:OG	2.20	0.40
31:DA:1175:U:C4'	31:DA:1176:G:H2'	2.51	0.40
1:AA:719:C:C5	1:AA:720:C:C5	3.08	0.40
31:DA:2603:G:C5	31:DA:2604:U:C5	3.09	0.40
1:CA:658:G:N3	1:CA:659:U:C6	2.89	0.40
1:CA:922:G:H2'	1:CA:923:A:C8	2.56	0.40
33:BD:254:THR:N	33:BD:255:LYS:HZ1	2.20	0.40
31:DA:2106:G:H1'	31:DA:2184:G:H22	1.85	0.40
31:DA:879:G:H1	31:DA:898:C:H42	1.69	0.40
4:AD:23:GLY:O	4:AD:27:TYR:CD1	2.73	0.40
35:DF:127:GLU:OE1	35:DF:127:GLU:HA	2.12	0.40
36:BG:111:LEU:HB3	36:BG:117:PHE:CE1	2.55	0.40
31:BA:828:U:O2	31:BA:828:U:C2'	2.68	0.40
34:DE:37:ARG:O	34:DE:45:THR:N	2.48	0.40

Continued on next page...

Continued from previous page...

Atom-1	Atom-2	Distance(Å)	Clash(Å)
17:CQ:8:GLY:HA3	17:CQ:22:LEU:O	2.21	0.40
38:BI:29:TYR:CD2	38:BI:30:LEU:HD23	2.51	0.40
1:CA:977:A:HO2'	1:CA:981:U:H3	1.69	0.40
4:AD:79:PHE:CD1	4:AD:207:TYR:CD1	3.09	0.40
36:BG:71:THR:CG2	36:BG:72:ARG:N	2.81	0.40
9:CI:83:ARG:HH21	9:CI:102:LEU:HD23	1.86	0.40
1:CA:350:G:O2'	1:CA:351:G:H5'	2.21	0.40
4:AD:43:HIS:ND1	4:AD:46:LYS:NZ	2.59	0.40
51:DZ:30:ASN:OD1	51:DZ:90:VAL:HB	2.21	0.40
31:BA:1049:C:O2	31:BA:1050:A:C8	2.74	0.40
31:DA:1462:C:H4'	31:DA:2703:C:H5'	2.02	0.40
1:AA:722:A:N6	1:AA:724:G:C2	2.89	0.40
1:CA:727:G:C6	1:CA:731:G:C6	3.10	0.40
1:AA:70:G:H2'	1:AA:71:C:H6	1.86	0.40
31:BA:2272:U:C5'	31:BA:2273:A:OP1	2.69	0.40
1:AA:1126:U:C2'	1:AA:1127:G:O5'	2.69	0.40
45:BT:67:SER:O	45:BT:68:TYR:HB2	2.21	0.40
31:BA:1438:U:C2'	31:BA:1439:A:H5'	2.51	0.40
31:DA:1346:G:C5	31:DA:1347:G:N7	2.89	0.40
40:DO:9:GLU:OE1	40:DO:9:GLU:HA	2.21	0.40
49:DX:18:TYR:C	49:DX:20:GLY:N	2.72	0.40
2:AB:41:ILE:HD12	2:AB:41:ILE:N	2.36	0.40
31:DA:1667:G:H1'	31:DA:1991:U:O4	2.21	0.40
1:CA:84:U:H3'	1:CA:84:U:H6	1.85	0.40
51:BZ:14:LYS:HB2	51:BZ:17:ALA:HB3	2.02	0.40
31:DA:1747:G:H2'	31:DA:1747(A):G:H8	1.86	0.40
31:DA:1553:A:C5	31:DA:1555:G:C5	3.09	0.40
31:BA:764:A:OP1	33:BD:208:LYS:HE2	2.22	0.40
31:BA:2409:G:H2'	31:BA:2410:G:O4'	2.20	0.40
8:CH:97:VAL:HA	8:CH:100:ILE:HD11	2.03	0.40
45:DT:68:TYR:O	45:DT:70:VAL:N	2.54	0.40
32:BB:8:U:H5'	32:BB:9:G:OP2	2.21	0.40
33:DD:69:ARG:HH12	33:DD:117:VAL:HG13	1.86	0.40
31:DA:460:A:C2	31:DA:470:A:C4	3.09	0.40
1:AA:117:G:C2'	1:AA:118:U:H5'	2.51	0.40
1:AA:1327:C:OP1	21:AU:20:LYS:HB3	2.20	0.40
1:AA:1118:C:H1'	1:AA:1179:A:C4	2.56	0.40
1:AA:286:G:C5	1:AA:287:U:C5	3.09	0.40
31:BA:42:G:H2'	31:BA:43:A:O4'	2.21	0.40
31:BA:1122:G:C2	31:BA:1123:C:C6	3.09	0.40
1:CA:1486:G:H2'	1:CA:1487:G:O4'	2.22	0.40
1:CA:837:G:C2	1:CA:850:U:O2	2.74	0.40

Continued on next page...

Continued from previous page...

Atom-1	Atom-2	Distance(Å)	Clash(Å)
4:CD:192:GLU:H	4:CD:192:GLU:CD	2.23	0.40
43:BR:52:ILE:H	43:BR:52:ILE:HG12	1.66	0.40
31:BA:425:G:C2	31:BA:426:C:C6	3.09	0.40
31:BA:13:A:N1	31:BA:525:U:H2'	2.36	0.40
33:BD:92:ILE:HD13	33:BD:104:TYR:CE2	2.56	0.40
33:BD:31:LYS:HG3	33:BD:31:LYS:O	2.20	0.40
33:DD:25:THR:HG22	33:DD:82:ILE:C	2.42	0.40
31:BA:84:A:C5'	50:BY:9:LYS:HD3	2.51	0.40
44:DS:59:LYS:CE	44:DS:68:GLN:HE22	2.33	0.40
2:AB:102:LEU:O	2:AB:105:PHE:HB2	2.21	0.40
2:AB:69:LEU:HD11	2:AB:93:VAL:HG23	2.02	0.40
31:DA:1899:G:O2'	31:DA:1900:A:H5''	2.20	0.40
6:CF:15:ASP:HB2	6:CF:16:GLN:H	1.58	0.40
47:BV:94:LEU:C	47:BV:94:LEU:HD23	2.42	0.40
30:B8:30:ARG:HA	30:B8:30:ARG:HD3	1.93	0.40
30:B8:32:LEU:HB3	30:B8:35:GLN:H	1.78	0.40
41:BP:62:LEU:HD23	41:BP:62:LEU:O	2.21	0.40
1:CA:1090:U:C2	1:CA:1091:U:C6	3.09	0.40
31:DA:2223:G:OP1	33:DD:172:TYR:OH	2.30	0.40
31:BA:950:G:C5	31:BA:951:C:C4	3.10	0.40
31:DA:590:A:H2'	31:DA:591:C:C6	2.57	0.40
41:DP:98:GLU:H	41:DP:101:VAL:HG12	1.86	0.40
1:AA:542:G:OP1	4:AD:10:ARG:NH2	2.48	0.40
34:DE:111:ARG:NH1	43:DR:2:ARG:NH2	2.50	0.40
31:DA:2246:G:H1'	31:DA:2426:A:C2	2.56	0.40
31:BA:1464:C:O2'	31:BA:1528:A:C8	2.51	0.40
31:DA:271(J):C:C3'	31:DA:271(K):U:H5''	2.51	0.40
1:AA:1410:G:C6	1:AA:1411:C:C4	3.09	0.40
31:DA:479:A:HO2'	31:DA:481:G:H8	1.67	0.40
31:DA:573:G:O6	31:DA:2030:A:H3'	2.21	0.40
31:DA:2031:A:C6	31:DA:2498:C:H1'	2.56	0.40
38:BI:62:LYS:HE2	38:BI:134:PRO:HG3	2.01	0.40
50:BY:47:LYS:N	50:BY:47:LYS:CD	2.85	0.40
31:BA:142:A:C5'	31:BA:142(A):C:H5	2.35	0.40
1:AA:1435:G:H2'	1:AA:1436:U:C5	2.56	0.40
31:DA:9:U:O2'	31:DA:10:G:P	2.79	0.40
31:DA:1373:A:C6	31:DA:1374:G:C4	3.09	0.40
39:BN:128:HIS:HE1	39:BN:134:ARG:HH11	1.69	0.40
1:CA:193:C:O2'	1:CA:194:C:H5'	2.21	0.40
1:AA:149:A:N3	1:AA:150:C:C6	2.89	0.40
44:BS:14:VAL:O	44:BS:15:ARG:C	2.60	0.40
42:DQ:133:ARG:O	42:DQ:134:ARG:HB2	2.21	0.40

Continued on next page...

Continued from previous page...

Atom-1	Atom-2	Distance(Å)	Clash(Å)
1:CA:828:A:H5''	1:CA:859:A:N1	2.36	0.40
5:AE:12:LEU:HD13	5:AE:12:LEU:O	2.21	0.40
31:BA:917:A:H2'	31:BA:918:A:O4'	2.20	0.40
3:AC:15:THR:CG2	3:AC:181:ASN:HA	2.51	0.40
37:DH:103:LEU:HG	37:DH:104:GLU:N	2.37	0.40
37:DH:105:LEU:HD22	37:DH:105:LEU:N	2.33	0.40
18:AR:40:LEU:O	18:AR:43:PHE:HB2	2.20	0.40
9:CI:105:ASP:C	9:CI:107:ARG:H	2.24	0.40
31:BA:901:A:H3'	31:BA:902:C:H6	1.86	0.40
3:CC:125:GLU:CD	3:CC:189:ALA:HA	2.41	0.40
42:DQ:48:GLU:O	42:DQ:52:VAL:HG13	2.21	0.40
11:AK:31:THR:OG1	11:AK:42:TRP:HB3	2.21	0.40
31:BA:1416:G:O2'	31:BA:1417:C:OP2	2.39	0.40
7:CG:124:LEU:HA	7:CG:124:LEU:HD23	1.82	0.40
35:DF:126:VAL:HB	35:DF:127:GLU:H	1.73	0.40
33:DD:213:ARG:HA	33:DD:213:ARG:HD2	1.61	0.40
50:DY:88:LYS:O	50:DY:89:PHE:CB	2.68	0.40
31:BA:2583:G:H2'	31:BA:2584:U:O2	2.21	0.40
31:BA:272(J):C:N4	31:BA:363(A):A:N6	2.65	0.40
34:BE:37:ARG:O	34:BE:45:THR:N	2.46	0.40
1:CA:1163:C:C2	1:CA:1174:G:N2	2.89	0.40
4:CD:108:LEU:HD21	4:CD:183:GLY:HA3	2.03	0.40
1:AA:152:A:C8	1:AA:153:C:C5	3.10	0.40
1:AA:581:G:N2	1:AA:582:U:C4	2.90	0.40
6:AF:48:LEU:HD22	18:AR:77:GLY:HA3	2.03	0.40
48:DW:107:LEU:HA	48:DW:107:LEU:HD12	1.70	0.40
31:DA:1043:C:OP2	31:DA:1043:C:H6	2.04	0.40
34:BE:55:ASN:H	34:BE:72:VAL:HG11	1.86	0.40
31:DA:1252:G:H8	31:DA:1252:G:OP1	2.04	0.40
19:CS:29:ARG:HB2	19:CS:48:THR:H	1.86	0.40
14:AN:44:LEU:C	14:AN:44:LEU:HD12	2.40	0.40
1:AA:1207:G:H2'	1:AA:1208:C:C6	2.57	0.40
36:DG:67:LYS:HD2	36:DG:67:LYS:N	2.36	0.40
1:CA:145:G:N2	1:CA:146:G:H1'	2.37	0.40
16:CP:26:ARG:HD2	16:CP:31:LYS:O	2.21	0.40
51:BZ:161:VAL:O	51:BZ:161:VAL:HG12	2.21	0.40
31:BA:866:A:N1	31:BA:914:C:C5	2.89	0.40
10:AJ:48:THR:HA	10:AJ:62:HIS:CB	2.50	0.40
17:AQ:76:LEU:HD12	17:AQ:77:VAL:N	2.36	0.40
31:BA:1412:A:O2'	31:BA:1413:G:H5'	2.21	0.40
31:BA:2762:G:H8	31:BA:2762:G:H5'	1.86	0.40
55:DA:3330:ERY:H312	55:DA:3330:ERY:H2	1.88	0.40

Continued on next page...

Continued from previous page...

Atom-1	Atom-2	Distance(Å)	Clash(Å)
31:DA:1553:A:C5	31:DA:1555:G:C4	3.09	0.40
1:CA:1272:G:C6	1:CA:1273:G:C5	3.09	0.40
10:CJ:58:ASP:O	10:CJ:59:SER:C	2.60	0.40
2:CB:142:LEU:O	2:CB:142:LEU:HD23	2.22	0.40
43:BR:23:ASN:ND2	43:BR:23:ASN:N	2.69	0.40
31:DA:1809:A:C6	31:DA:1810:A:N1	2.89	0.40
34:DE:53:PRO:HB2	34:DE:54:GLN:H	1.42	0.40
46:BU:108:GLU:O	46:BU:111:GLU:N	2.54	0.40
31:DA:1995:U:H3'	31:DA:1996:C:H2'	2.03	0.40
31:BA:844:C:O2'	31:BA:845:G:H5'	2.21	0.40
33:DD:155:LEU:HD23	33:DD:177:LEU:HD22	2.02	0.40
1:AA:698:G:C6	1:AA:699:C:C4	3.10	0.40
8:AH:26:VAL:O	8:AH:26:VAL:HG22	2.19	0.40
17:CQ:14:LYS:HB2	17:CQ:14:LYS:NZ	2.36	0.40
3:CC:27:LYS:HA	3:CC:27:LYS:NZ	2.36	0.40
31:BA:2813:A:H2'	31:BA:2814:C:O4'	2.21	0.40
31:BA:2540:C:C2'	31:BA:2541:A:H5'	2.51	0.40
31:BA:979:G:H3'	31:BA:980:A:H5''	2.03	0.40
31:BA:1994:C:O2'	31:BA:1995:U:H5'	2.20	0.40
31:DA:353:G:H2'	31:DA:354:G:O5'	2.21	0.40
50:DY:72:VAL:C	50:DY:73:ARG:HG3	2.41	0.40
33:DD:61:LEU:HD13	33:DD:61:LEU:HA	1.78	0.40
39:DN:125:GLY:CA	39:DN:126:PRO:O	2.66	0.40
23:D1:47:GLN:O	23:D1:48:LYS:O	2.40	0.40
35:BF:20:LEU:HB3	35:BF:23:ASP:HB2	2.03	0.40
31:BA:1397:U:O2'	31:BA:1398:C:P	2.80	0.40
30:B8:4:MET:HE1	31:BA:593:G:O4'	2.22	0.40
30:B8:4:MET:CE	31:BA:593:G:O4'	2.70	0.40
47:DV:16:PRO:O	47:DV:98:GLU:OE2	2.40	0.40
37:DH:117:PRO:HA	37:DH:118:PRO:HD2	2.01	0.40
37:DH:145:ALA:O	37:DH:148:ILE:N	2.55	0.40
2:AB:161:ALA:HB1	2:AB:185:ILE:HD11	2.03	0.40
31:DA:1696:G:C5	31:DA:1697:G:N7	2.89	0.40
31:BA:1899:G:O2'	31:BA:1900:A:H5''	2.22	0.40
41:BP:125:VAL:O	41:BP:145:PRO:HD2	2.22	0.40
41:BP:91:PHE:CE2	41:BP:95:VAL:HG12	2.57	0.40
36:DG:148:MET:CE	36:DG:148:MET:HA	2.51	0.40
47:BV:4:ILE:O	47:BV:4:ILE:HG22	2.21	0.40
31:DA:139(A):G:C2	49:DX:44:GLU:OE1	2.74	0.40
49:DX:82:GLN:CD	49:DX:83:VAL:HG22	2.42	0.40
31:DA:911:A:C4	42:DQ:9:TYR:OH	2.67	0.40
42:DQ:8:LYS:CD	42:DQ:9:TYR:H	2.34	0.40

Continued on next page...

Continued from previous page...

Atom-1	Atom-2	Distance(Å)	Clash(Å)
28:D6:37:ARG:HB3	31:DA:2344:U:O2'	2.21	0.40
41:DP:32:THR:HG21	41:DP:37:GLY:HA2	2.03	0.40
45:DT:31:SER:OG	45:DT:43:GLN:N	2.54	0.40
47:DV:50:PRO:HB2	47:DV:51:VAL:H	1.57	0.40
41:BP:97:PRO:O	41:BP:98:GLU:CB	2.49	0.40
33:BD:186:HIS:CD2	33:BD:188:GLU:N	2.63	0.40
37:DH:54:ARG:CB	37:DH:65:HIS:HD2	2.34	0.40
41:BP:33:ARG:O	41:BP:35:HIS:O	2.40	0.40
1:AA:1030(D):A:N7	1:AA:1031:G:N3	2.69	0.40
31:DA:774:A:H2	31:DA:787:U:O2'	1.99	0.40
31:DA:528:A:C3'	31:DA:528:A:C8	3.04	0.40
31:DA:475:U:C4	31:DA:481:G:O6	2.75	0.40
1:AA:1063:C:C5	1:AA:1064:G:C4	3.08	0.40
10:CJ:51:ARG:CG	10:CJ:61:GLU:HB2	2.51	0.40
31:DA:2309:A:N3	31:DA:2310:A:C2	2.84	0.40
1:AA:734:G:H2'	1:AA:735:C:C6	2.57	0.40
1:CA:1099:G:C5	1:CA:1100:C:C4	3.09	0.40
1:CA:1169:A:H2'	1:CA:1170:A:O4'	2.21	0.40
37:BH:20:ALA:HB1	37:BH:21:PRO:CD	2.44	0.40
39:DN:129:PRO:O	39:DN:130:HIS:CB	2.69	0.40
37:BH:158:HIS:NE2	37:BH:169:VAL:C	2.74	0.40
31:DA:862:G:H2'	31:DA:863:A:O4'	2.21	0.40
31:DA:917:A:H5'	31:DA:917:A:C8	2.57	0.40
1:AA:1399:C:H4'	1:AA:1400:C:C5'	2.51	0.40
2:CB:29:ALA:C	2:CB:31:TYR:N	2.74	0.40
2:CB:32:ILE:HA	2:CB:42:ILE:HA	2.03	0.40
1:CA:708:C:O2'	1:CA:709:G:H5'	2.20	0.40
31:DA:2406:U:N3	41:DP:72:PRO:HG2	2.36	0.40
32:BB:65:C:N4	32:BB:109:C:C2	2.90	0.40
20:CT:89:ARG:HH21	20:CT:104:LEU:CD2	2.34	0.40
12:CL:22:SER:C	12:CL:24:VAL:N	2.74	0.40
1:AA:234:C:O2	1:AA:235:C:C6	2.75	0.40
51:DZ:5:LEU:HD12	51:DZ:47:VAL:CG2	2.51	0.40
31:BA:1794:U:O2'	31:BA:1795:C:H5'	2.20	0.40
1:AA:827:U:C4	1:AA:870:U:C4	3.09	0.40
5:CE:33:VAL:HG12	5:CE:34:VAL:H	1.85	0.40
17:CQ:67:LYS:CA	17:CQ:70:ARG:HH12	2.28	0.40
36:DG:6:ALA:O	36:DG:10:LYS:HG3	2.21	0.40
1:CA:970:C:N4	9:CI:128:ARG:OXT	2.52	0.40
31:DA:2600:A:C6	31:DA:2601:C:N4	2.90	0.40
18:CR:25:THR:O	18:CR:25:THR:HG22	2.22	0.40
9:CI:3:GLN:HB3	9:CI:20:ARG:NE	2.36	0.40

Continued on next page...

Continued from previous page...

Atom-1	Atom-2	Distance(Å)	Clash(Å)
31:BA:858:U:O2	31:BA:2268:A:H2'	2.21	0.40
45:BT:51:ARG:HD2	45:BT:62:THR:CG2	2.52	0.40
45:BT:51:ARG:HG3	45:BT:98:LYS:HG3	2.04	0.40
31:DA:1833:U:H2'	31:DA:1834:U:O4'	2.22	0.40
5:AE:67:VAL:HG22	5:AE:68:GLU:N	2.36	0.40
42:DQ:17:LEU:HD21	42:DQ:41:TRP:HE1	1.87	0.40
1:CA:66:G:H5'	1:CA:173:U:O4	2.21	0.40
9:AI:10:ARG:HD3	9:AI:75:ASP:HB3	2.03	0.40
18:AR:45:SER:N	18:AR:51:LEU:HD21	2.36	0.40
31:DA:987:G:H2'	31:DA:988:A:O4'	2.21	0.40
33:BD:246:PRO:O	33:BD:254:THR:HG22	2.21	0.40
3:AC:125:GLU:CD	3:AC:189:ALA:HA	2.42	0.40
2:CB:96:ARG:O	2:CB:98:LEU:N	2.55	0.40
37:BH:100:GLY:C	37:BH:102:ALA:N	2.73	0.40
9:AI:99:LEU:O	9:AI:100:GLY:C	2.60	0.40
36:BG:88:ILE:HG22	36:BG:89:GLY:N	2.36	0.40
31:DA:1112:G:N2	31:DA:1113:U:O2	2.54	0.40
1:AA:78:G:H22	1:AA:91:C:H42	1.69	0.40
31:BA:2542:A:H8	31:BA:2544:G:O6	2.05	0.40
1:CA:1244:C:H2'	1:CA:1245:A:H8	1.84	0.40
1:AA:764:C:C2'	1:AA:765:G:O5'	2.69	0.40
31:DA:1891:G:C6	31:DA:1892:C:C4	3.08	0.40
1:AA:1207:G:C2	1:AA:1208:C:C2	3.09	0.40
34:DE:56:PRO:C	34:DE:58:ARG:H	2.25	0.40
31:DA:2510:C:H2'	31:DA:2511:U:O4'	2.21	0.40
22:B0:27:GLU:HB3	31:BA:856:C:C1'	2.51	0.40
2:CB:178:ARG:HG3	8:CH:72:PRO:HA	2.03	0.40
4:AD:78:LEU:HA	4:AD:78:LEU:HD23	1.89	0.40
31:BA:2772:C:H2'	31:BA:2773:C:C6	2.56	0.40
1:AA:1350:A:OP1	9:AI:121:ARG:HG3	2.21	0.40
1:AA:515:G:C2'	1:AA:516:U:H5'	2.52	0.40
1:AA:1006:C:N4	1:AA:1024:G:H21	2.19	0.40
27:B5:7:PRO:HA	31:BA:2615:U:N1	2.37	0.40
10:AJ:94:VAL:CG1	10:AJ:95:GLU:N	2.84	0.40
1:CA:779:C:O2'	1:CA:780:A:H5'	2.21	0.40
1:AA:127:G:H4'	17:AQ:2:PRO:HD2	2.03	0.40
1:AA:655:A:C2	1:AA:754:C:N4	2.89	0.40
25:B3:46:ASN:ND2	31:BA:851:U:C4'	2.84	0.40
13:CM:36:LYS:HB2	13:CM:59:TYR:CZ	2.56	0.40
31:DA:844:C:O2'	31:DA:845:G:H5'	2.22	0.40
31:DA:1573:G:H2'	31:DA:1574:C:H5'	2.04	0.40
17:CQ:50:LYS:HE3	17:CQ:51:TYR:HE1	1.86	0.40

Continued on next page...

Continued from previous page...

Atom-1	Atom-2	Distance(Å)	Clash(Å)
31:BA:526:A:N3	31:BA:2044:C:H1'	2.36	0.40
19:CS:50:ALA:HA	19:CS:58:VAL:O	2.22	0.40
1:CA:1407:C:H6	1:CA:1407:C:O5'	2.03	0.40
31:BA:2406:U:H2'	31:BA:2406:U:O5'	2.21	0.40
19:CS:49:ILE:HD12	19:CS:49:ILE:H	1.87	0.40
1:AA:330:C:C2'	1:AA:331:G:H5'	2.51	0.40
18:AR:37:VAL:HG23	18:AR:38:GLU:H	1.86	0.40
17:AQ:27:PHE:CE1	17:AQ:36:ILE:HD11	2.56	0.40
33:DD:35:LYS:NZ	33:DD:104:TYR:HD1	2.19	0.40
33:DD:30:GLU:CD	33:DD:63:ARG:NE	2.74	0.40
42:BQ:141:GLN:N	51:BZ:53:ILE:HB	2.37	0.40
44:DS:59:LYS:NZ	44:DS:68:GLN:NE2	2.70	0.40
39:DN:15:LEU:HD22	39:DN:16:ILE:N	2.35	0.40
35:BF:203:GLN:O	35:BF:206:ILE:O	2.39	0.40
31:BA:250:G:C6	31:BA:251:A:C6	3.10	0.40
32:BB:40:U:H1'	32:BB:45:A:H61	1.87	0.40
32:BB:40:U:H1'	32:BB:45:A:N6	2.35	0.40
32:BB:46:A:H2'	32:BB:47:C:O5'	2.21	0.40
44:BS:89:ARG:HE	44:BS:90:GLY:N	2.17	0.40
31:DA:1821:A:C2'	31:DA:1822:G:C5'	2.84	0.40
31:DA:1349:A:N6	31:DA:1598:C:N4	2.69	0.40
31:DA:1655:A:C4	31:DA:1656:C:C6	3.09	0.40
1:CA:626:U:N3	1:CA:627:G:N7	2.69	0.40
31:DA:996:A:N6	31:DA:1160:G:C6	2.90	0.40
31:BA:631:A:HO2'	41:BP:67:MET:HB3	1.87	0.40
28:D6:11:LEU:O	28:D6:23:THR:HA	2.22	0.40
50:BY:96:ILE:CG2	50:BY:99:CYS:SG	3.00	0.40
50:DY:80:GLY:O	50:DY:81:LYS:HB2	2.22	0.40
1:AA:1442:G:N7	1:AA:1442(B):A:C2	2.89	0.40
31:DA:251:A:C5	31:DA:252:G:H1'	2.56	0.40
36:BG:60:LEU:HD22	36:BG:63:ILE:HG13	2.03	0.40
31:BA:943:U:O2'	31:BA:944:G:H5'	2.21	0.40
31:BA:271(J):C:C3'	31:BA:271(K):U:H5''	2.51	0.40
31:BA:271(T):C:O2	31:BA:271(T):C:C2'	2.69	0.40
1:AA:1004:A:N7	1:AA:1036:G:O6	2.54	0.40
50:DY:45:VAL:CG1	50:DY:62:GLU:OE2	2.69	0.40
38:BI:62:LYS:HE2	38:BI:134:PRO:HG2	2.03	0.40
14:AN:41:ARG:HG3	14:AN:42:ILE:N	2.36	0.40
20:AT:100:ILE:O	20:AT:102:GLY:N	2.55	0.40
5:CE:78:HIS:HE1	5:CE:142:LEU:HD23	1.81	0.40
45:BT:99:LEU:HB3	45:BT:101:PHE:CE1	2.57	0.40
1:AA:1422:G:H4'	40:BO:49:ARG:HH12	1.85	0.40

Continued on next page...

Continued from previous page...

Atom-1	Atom-2	Distance(Å)	Clash(Å)
33:DD:44:ASN:HB3	33:DD:48:ARG:C	2.42	0.40
2:CB:15:VAL:H	2:CB:16:HIS:HD1	1.67	0.40
13:CM:79:LYS:O	13:CM:82:MET:HB3	2.22	0.40
16:AP:39:TYR:HE1	16:AP:41:PRO:HA	1.85	0.40
6:CF:53:ALA:O	6:CF:54:LYS:HB2	2.21	0.40
31:BA:2808:U:C2'	31:BA:2809:A:O5'	2.69	0.40
31:BA:751:A:C5'	48:BW:90:ARG:HA	2.44	0.40
35:DF:36:VAL:O	35:DF:39:TRP:HB3	2.21	0.40
1:CA:36:C:O2'	1:CA:37:U:H5'	2.21	0.40
33:DD:246:PRO:HG2	33:DD:255:LYS:HG2	2.03	0.40
1:AA:340:U:O2'	1:AA:341:C:H5'	2.21	0.40
31:BA:2094:G:H5'	38:BI:25:TYR:CD2	2.57	0.40
1:CA:1367:C:N3	1:CA:1368:G:C8	2.90	0.40
28:B6:22:ALA:HB2	28:B6:39:TYR:CZ	2.55	0.40
31:BA:2400:G:C5	31:BA:2401:U:C5	3.10	0.40
1:CA:149:A:O2'	1:CA:150:C:H6	2.04	0.40
1:AA:855:G:C2	1:AA:856:C:C2	3.09	0.40
5:CE:6:PHE:HB2	5:CE:34:VAL:HG13	2.02	0.40
9:AI:63:ILE:HG22	9:AI:64:THR:N	2.37	0.40
31:BA:1487:G:C2'	31:BA:1488:G:O5'	2.70	0.40
1:AA:173:U:C6	1:AA:197:A:C2	3.09	0.40
12:CL:27:LEU:HG	12:CL:62:SER:OG	2.21	0.40
1:CA:185:A:C6	1:CA:186:C:N4	2.89	0.40
5:AE:31:LEU:CD1	5:AE:129:ILE:HA	2.52	0.40
18:AR:41:LYS:C	18:AR:43:PHE:H	2.25	0.40
6:CF:40:VAL:HG13	6:CF:40:VAL:O	2.22	0.40
31:BA:1741:A:C5	31:BA:1742:G:N2	2.89	0.40
1:CA:615:C:C2	1:CA:616:G:C8	3.10	0.40
31:BA:879:G:H1	31:BA:898:C:H42	1.69	0.40
31:BA:2602:A:H4'	31:BA:2603:G:C5'	2.52	0.40
31:BA:2603:G:C5	31:BA:2604:U:C5	3.10	0.40
31:DA:902:C:O2'	31:DA:903:C:H5'	2.22	0.40
3:CC:188:LEU:O	3:CC:189:ALA:HB2	2.20	0.40
31:DA:1421:G:C2	31:DA:1422:G:C8	3.10	0.40
22:D0:24:LYS:HG3	22:D0:36:ILE:HD11	2.04	0.40
1:AA:501:C:O4'	1:AA:548:G:N2	2.55	0.40
1:AA:189:G:O6	1:AA:189(L):G:O6	2.39	0.40
19:AS:10:PHE:HZ	19:AS:70:LYS:HE2	1.87	0.40
36:DG:108:ASN:O	36:DG:112:PRO:HG2	2.21	0.40
26:B4:19:GLY:O	26:B4:21:VAL:N	2.53	0.40
31:BA:2205:C:C2	31:BA:2220:G:N1	2.90	0.40
31:DA:281:G:H21	31:DA:358:U:H5	1.69	0.40

Continued on next page...

Continued from previous page...

Atom-1	Atom-2	Distance(Å)	Clash(Å)
4:CD:206:PHE:HD2	4:CD:207:TYR:CD2	2.40	0.40
1:CA:92:C:C3'	1:CA:93:G:H8	2.34	0.40
4:CD:172:PRO:O	4:CD:187:ARG:NH2	2.51	0.40
6:AF:89:MET:HG2	6:AF:89:MET:O	2.21	0.40
31:BA:2057:A:H2'	31:BA:2058:A:C8	2.56	0.40
35:BF:132:VAL:C	35:BF:134:GLY:H	2.25	0.40
1:CA:460:G:N2	1:CA:471:G:C8	2.89	0.40
1:AA:758:G:H4'	1:AA:880:C:H4'	2.03	0.40
31:BA:1458:C:H4'	31:BA:1459:G:C4	2.57	0.40
31:BA:301:G:C6	31:BA:317:G:C6	3.10	0.40
31:DA:714:U:O2	31:DA:716:A:C8	2.74	0.40
1:CA:136:C:N4	1:CA:227:G:H1	2.20	0.40
31:BA:363(C):G:H2'	31:BA:363(D):G:C8	2.55	0.40
31:BA:1444:G:C2	31:BA:1548:C:C2	3.09	0.40
31:BA:2473:U:O2	31:BA:2473:U:H2'	2.21	0.40
31:DA:577:G:H8	31:DA:577:G:O5'	2.05	0.40
43:DR:111:LEU:HD23	43:DR:111:LEU:HA	1.91	0.40
1:CA:994:A:H2'	1:CA:994:A:N3	2.37	0.40
20:AT:67:ALA:HB2	20:AT:77:ALA:HB2	2.04	0.40
31:BA:692:C:O2'	31:BA:693:C:H5'	2.21	0.40
31:DA:1445(A):C:N3	31:DA:1446:C:C5	2.90	0.40
33:BD:232:PRO:HG2	33:BD:248:SER:O	2.21	0.40
1:AA:106:C:H2'	1:AA:107:G:C8	2.56	0.40
7:CG:103:TRP:HA	7:CG:106:GLN:HE21	1.86	0.40
1:CA:451:A:N7	1:CA:481:G:N1	2.70	0.40
50:DY:31:LEU:HD22	50:DY:31:LEU:N	2.35	0.40
31:DA:2402:C:C2'	31:DA:2403:C:H5'	2.50	0.40
1:CA:1350:A:OP1	9:CI:121:ARG:HG3	2.21	0.40
31:DA:610:G:H2'	31:DA:611:C:C6	2.57	0.40
1:AA:1187:G:C2	1:AA:1188:A:C4	3.10	0.40
31:DA:622:G:O2'	31:DA:623:G:H5'	2.21	0.40
33:DD:4:LYS:HB2	33:DD:18:VAL:CG1	2.51	0.40
2:AB:160:ASP:O	2:AB:183:PRO:HD2	2.21	0.40
38:DI:116:LEU:HD21	38:DI:119:PRO:HA	2.02	0.40
17:CQ:29:HIS:HA	17:CQ:30:PRO:HD2	1.78	0.40
1:CA:15:G:H4'	5:CE:24:ARG:HH12	1.87	0.40
1:AA:1486:G:H2'	1:AA:1487:G:O4'	2.21	0.40
37:DH:38:SER:HA	37:DH:39:PRO:HD3	1.87	0.40
1:CA:775:G:O2'	1:CA:776:G:H5'	2.22	0.40
50:DY:6:HIS:N	50:DY:6:HIS:ND1	2.68	0.40
31:DA:1170:G:OP2	31:DA:1170:G:H8	2.04	0.40
31:DA:1815:A:H8	31:DA:1815:A:OP1	2.05	0.40

Continued on next page...

Continued from previous page...

Atom-1	Atom-2	Distance(Å)	Clash(Å)
12:CL:21:LYS:N	12:CL:21:LYS:HD2	2.36	0.40
40:BO:47:ILE:HG23	40:BO:48:PRO:HD2	2.04	0.40
35:BF:50:SER:HB2	35:BF:94:PRO:HD3	2.03	0.40
33:BD:65:ILE:HD13	33:BD:65:ILE:O	2.21	0.40
1:AA:357:G:C2	1:AA:358:U:C5	3.09	0.40
31:DA:336:C:H5'	50:DY:7:VAL:CG1	2.51	0.40
50:DY:27:VAL:HG12	50:DY:29:GLU:N	2.13	0.40
27:B5:49:CYS:O	27:B5:50:GLY:C	2.60	0.40
35:DF:53:THR:C	35:DF:55:GLY:N	2.74	0.40
34:BE:76:ARG:CG	34:BE:195:LEU:HD22	2.50	0.40
41:BP:51:PHE:HB3	41:BP:52:GLU:HG2	2.03	0.40
49:DX:77:LYS:CD	49:DX:78:LYS:HG3	2.50	0.40
24:B2:40:SER:HB2	31:BA:61:G:H1'	2.03	0.40
47:BV:73:SER:OG	47:BV:75:PHE:HE1	2.00	0.40
35:BF:52:LYS:HG2	35:BF:56:GLU:HB3	2.03	0.40
1:CA:358:U:H2'	1:CA:359:U:C6	2.56	0.40
49:BX:38:GLU:CD	49:BX:38:GLU:N	2.70	0.40
45:DT:91:ARG:HB2	45:DT:92:GLY:H	1.49	0.40
31:DA:1410:G:H1	31:DA:1592:C:N4	2.19	0.40
23:D1:19:GLN:CD	23:D1:44:PRO:CB	2.89	0.40
50:DY:77:PRO:O	50:DY:78:ALA:CB	2.68	0.40
50:DY:76:CYS:HB3	50:DY:96:ILE:HD11	2.04	0.40
1:CA:1091:U:H2'	1:CA:1091:U:O2	2.21	0.40
33:BD:238:GLY:O	33:BD:239:ARG:HB2	2.21	0.40
31:DA:942:G:C6	31:DA:943:U:C4	3.09	0.40
34:BE:77:ILE:CG2	34:BE:78:LEU:N	2.85	0.40
31:BA:243:U:C2'	31:BA:244:A:H5'	2.51	0.40
36:BG:60:LEU:O	36:BG:63:ILE:HG13	2.21	0.40
1:AA:51:A:C6	1:AA:353:A:C2	3.09	0.40
50:BY:71:LYS:CB	50:BY:71:LYS:HZ3	2.31	0.40
14:CN:3:ARG:O	14:CN:7:ILE:HG23	2.21	0.40
1:AA:1063:C:OP2	1:AA:1064:G:O2'	2.39	0.40
1:CA:1064:G:C8	1:CA:1066:C:C2	3.10	0.40
1:CA:1500:A:OP2	1:CA:1505:G:OP1	2.39	0.40
20:AT:100:ILE:HD12	20:AT:100:ILE:N	2.36	0.40
1:AA:992:U:H4'	1:AA:993:G:O5'	2.22	0.40
30:D8:51:ALA:C	30:D8:53:PRO:HD2	2.42	0.40
31:DA:1157:G:N1	31:DA:1158:C:C4	2.90	0.40
31:DA:861:A:H2'	31:DA:862:G:O4'	2.21	0.40
10:AJ:82:ILE:O	10:AJ:82:ILE:HG22	2.22	0.40
31:DA:2889:C:H2'	31:DA:2891:G:O4'	2.21	0.40
23:D1:37:ILE:HG23	31:DA:2080:G:O5'	2.22	0.40

Continued on next page...

Continued from previous page...

Atom-1	Atom-2	Distance(Å)	Clash(Å)
31:DA:2400:G:C6	31:DA:2401:U:C4	3.09	0.40
2:AB:47:THR:O	2:AB:51:LEU:N	2.49	0.40
31:DA:1487:G:C2'	31:DA:1488:G:O5'	2.69	0.40
31:DA:2702:U:C2	31:DA:2702:U:OP1	2.74	0.40
34:BE:1:MET:O	34:BE:2:LYS:C	2.59	0.40
45:DT:51:ARG:HG3	45:DT:98:LYS:HG3	2.04	0.40
28:B6:19:ARG:HB3	28:B6:19:ARG:NH1	2.37	0.40
1:AA:391:G:C6	1:AA:392:G:C5	3.09	0.40
31:DA:814:C:O2'	31:DA:815:C:H5'	2.21	0.40
1:AA:830:G:H2'	1:AA:831:U:C6	2.51	0.40
35:DF:115:ALA:O	35:DF:116:ASP:C	2.60	0.40
45:DT:58:ASN:HD22	45:DT:59:THR:N	2.20	0.40
1:AA:1446:U:O2'	1:AA:1447:A:H8	1.97	0.40
49:DX:40:LYS:C	49:DX:42:ALA:N	2.74	0.40
31:DA:826:U:H2'	31:DA:828:U:O4'	2.21	0.40
9:AI:104:ARG:O	9:AI:104:ARG:HG2	2.21	0.40
38:BI:13:GLY:O	38:BI:15:VAL:N	2.54	0.40
1:CA:945:G:O6	1:CA:1337:G:C6	2.75	0.40
26:B4:14:ILE:HA	36:BG:5:VAL:HG13	2.03	0.40
5:CE:87:SER:HB3	5:CE:131:ILE:HD13	2.03	0.40
23:B1:65:SER:N	23:B1:67:ILE:HD11	2.36	0.40
33:DD:70:TRP:CZ3	33:DD:146:GLU:OE2	2.72	0.40
42:BQ:54:MET:HB3	42:BQ:64:ILE:HD11	2.04	0.40
9:CI:49:PRO:HA	9:CI:101:PHE:CE1	2.56	0.40
26:B4:17:GLY:C	26:B4:19:GLY:H	2.25	0.40
33:BD:118:VAL:CG2	33:BD:119:ALA:N	2.81	0.40
38:BI:56:LYS:HZ2	38:BI:57:ARG:N	2.20	0.40
25:B3:12:PRO:HA	25:B3:15:TYR:HD1	1.86	0.40
31:BA:2205:C:O2	31:BA:2220:G:N1	2.54	0.40
1:CA:262:A:N6	1:CA:263:A:N6	2.69	0.40
4:CD:203:VAL:O	4:CD:204:ILE:C	2.59	0.40
1:AA:282:A:N3	1:AA:282:A:H2'	2.37	0.40
35:BF:143:ALA:HB1	35:BF:148:LEU:HB2	2.03	0.40
31:DA:1480:G:C6	31:DA:1481:U:N3	2.90	0.40
1:CA:271:C:O2'	1:CA:272:C:H5'	2.21	0.40
35:DF:132:VAL:O	35:DF:134:GLY:N	2.55	0.40
1:CA:456:C:H2'	1:CA:457:C:C6	2.57	0.40
4:CD:4:TYR:HE2	4:CD:7:PRO:O	2.05	0.40
31:DA:2205:C:O2	31:DA:2220:G:N1	2.54	0.40
31:BA:2619:C:H2'	31:BA:2620:C:C6	2.56	0.40
31:BA:1952:A:C5	40:BO:22:ILE:CD1	3.04	0.40
31:BA:1952:A:C6	40:BO:22:ILE:CD1	3.04	0.40

Continued on next page...

Continued from previous page...

Atom-1	Atom-2	Distance(Å)	Clash(Å)
31:DA:604:G:C6	31:DA:605:C:C4	3.10	0.40
31:BA:1465:G:C2	31:BA:1466:G:C4	3.09	0.40
1:AA:1493:A:H5''	1:AA:1494:G:OP2	2.21	0.40
31:BA:1276:A:O2'	43:BR:16:HIS:CE1	2.72	0.40
51:DZ:158:PRO:O	51:DZ:161:VAL:HB	2.22	0.40
31:BA:28:A:C5	31:BA:29:U:C5	3.09	0.40
51:BZ:120:ILE:O	51:BZ:120:ILE:HG22	2.21	0.40
1:CA:580:U:H2'	1:CA:581:G:O4'	2.22	0.40
2:CB:174:VAL:O	2:CB:178:ARG:HB2	2.21	0.40
31:DA:764:A:OP1	33:DD:208:LYS:HE2	2.21	0.40
31:DA:415:A:H2'	31:DA:416:C:C6	2.57	0.40
31:BA:1216:G:OP1	46:BU:8:VAL:HG22	2.22	0.40
31:BA:2259:G:C2	31:BA:2282:G:C6	3.09	0.40
51:BZ:28:MET:HG3	51:BZ:35:ARG:HB2	2.02	0.40
31:DA:1465:G:C2	31:DA:1466:G:C8	3.10	0.40
38:DI:105:HIS:CD2	38:DI:105:HIS:N	2.89	0.40
1:AA:11:G:C5	1:AA:12:U:C5	3.09	0.40
15:AO:18:PHE:O	15:AO:19:PRO:C	2.58	0.40
15:AO:18:PHE:CE1	15:AO:21:ASP:HB2	2.57	0.40
17:AQ:50:LYS:HE3	17:AQ:51:TYR:CE1	2.56	0.40
31:DA:2813:A:C6	31:DA:2814:C:C4	3.08	0.40
1:AA:638:G:O2'	1:AA:639:G:H5'	2.22	0.40
32:DB:92:C:H5''	51:DZ:79:ARG:HH22	1.86	0.40
30:D8:16:ILE:CD1	30:D8:57:ARG:HG2	2.52	0.40
2:AB:55:PHE:HE1	2:AB:218:ALA:HA	1.85	0.40
13:AM:36:LYS:HB2	13:AM:59:TYR:CZ	2.56	0.40
31:DA:1623:G:C2	31:DA:1624:G:C8	3.10	0.40
26:B4:15:ILE:O	26:B4:16:CYS:C	2.59	0.40
35:BF:165:ARG:HA	35:BF:168:ARG:HD3	2.04	0.40
48:BW:27:LYS:O	48:BW:28:SER:C	2.60	0.40
46:DU:24:TYR:HB2	46:DU:29:SER:HB3	2.04	0.40
31:DA:428:A:H8	31:DA:428:A:OP2	2.04	0.40
46:BU:22:LYS:HD3	46:BU:22:LYS:HA	1.81	0.40
37:DH:86:GLU:HA	37:DH:132:ARG:HA	2.04	0.40
31:BA:422:A:C6	31:BA:423:A:C6	3.09	0.40
1:CA:698:G:C6	1:CA:699:C:C4	3.09	0.40
50:DY:16:ALA:HA	50:DY:21:LYS:HD2	2.03	0.40

There are no symmetry-related clashes.

5.3 Torsion angles

5.3.1 Protein backbone ⓘ

In the following table, the Percentiles column shows the percent Ramachandran outliers of the chain as a percentile score with respect to all X-ray entries followed by that with respect to entries of similar resolution.

The Analysed column shows the number of residues for which the backbone conformation was analysed, and the total number of residues.

Mol	Chain	Analysed	Favoured	Allowed	Outliers	Percentiles	
2	AB	233/256 (91%)	165 (71%)	51 (22%)	17 (7%)	2	8
2	CB	233/256 (91%)	165 (71%)	51 (22%)	17 (7%)	2	8
3	AC	205/239 (86%)	156 (76%)	35 (17%)	14 (7%)	2	10
3	CC	205/239 (86%)	156 (76%)	35 (17%)	14 (7%)	2	10
4	AD	206/209 (99%)	128 (62%)	59 (29%)	19 (9%)	1	5
4	CD	206/209 (99%)	128 (62%)	59 (29%)	19 (9%)	1	5
5	AE	149/160 (93%)	106 (71%)	31 (21%)	12 (8%)	1	7
5	CE	149/160 (93%)	104 (70%)	33 (22%)	12 (8%)	1	7
6	AF	99/101 (98%)	76 (77%)	18 (18%)	5 (5%)	3	18
6	CF	99/101 (98%)	77 (78%)	17 (17%)	5 (5%)	3	18
7	AG	153/156 (98%)	132 (86%)	17 (11%)	4 (3%)	8	39
7	CG	153/156 (98%)	132 (86%)	17 (11%)	4 (3%)	8	39
8	AH	136/138 (99%)	105 (77%)	24 (18%)	7 (5%)	3	18
8	CH	136/138 (99%)	106 (78%)	23 (17%)	7 (5%)	3	18
9	AI	123/128 (96%)	93 (76%)	21 (17%)	9 (7%)	2	8
9	CI	123/128 (96%)	93 (76%)	21 (17%)	9 (7%)	2	8
10	AJ	97/105 (92%)	80 (82%)	13 (13%)	4 (4%)	4	24
10	CJ	97/105 (92%)	80 (82%)	13 (13%)	4 (4%)	4	24
11	AK	117/129 (91%)	92 (79%)	20 (17%)	5 (4%)	4	23
11	CK	117/129 (91%)	94 (80%)	18 (15%)	5 (4%)	4	23
12	AL	123/135 (91%)	85 (69%)	24 (20%)	14 (11%)	1	3
12	CL	123/135 (91%)	86 (70%)	23 (19%)	14 (11%)	1	3
13	AM	107/126 (85%)	85 (79%)	17 (16%)	5 (5%)	4	21
13	CM	107/126 (85%)	84 (78%)	18 (17%)	5 (5%)	4	21
14	AN	58/61 (95%)	51 (88%)	5 (9%)	2 (3%)	6	31

Continued on next page...

Continued from previous page...

Mol	Chain	Analysed	Favoured	Allowed	Outliers	Percentiles	
14	CN	58/61 (95%)	50 (86%)	6 (10%)	2 (3%)	6	31
15	AO	86/89 (97%)	68 (79%)	15 (17%)	3 (4%)	6	30
15	CO	86/89 (97%)	67 (78%)	16 (19%)	3 (4%)	6	30
16	AP	82/88 (93%)	49 (60%)	23 (28%)	10 (12%)	1	2
16	CP	82/88 (93%)	48 (58%)	24 (29%)	10 (12%)	1	2
17	AQ	98/105 (93%)	77 (79%)	15 (15%)	6 (6%)	2	14
17	CQ	98/105 (93%)	76 (78%)	16 (16%)	6 (6%)	2	14
18	AR	68/88 (77%)	43 (63%)	21 (31%)	4 (6%)	2	14
18	CR	68/88 (77%)	40 (59%)	22 (32%)	6 (9%)	1	5
19	AS	77/93 (83%)	59 (77%)	11 (14%)	7 (9%)	1	5
19	CS	77/93 (83%)	59 (77%)	11 (14%)	7 (9%)	1	5
20	AT	97/106 (92%)	64 (66%)	25 (26%)	8 (8%)	1	6
20	CT	97/106 (92%)	61 (63%)	29 (30%)	7 (7%)	2	8
21	AU	23/27 (85%)	18 (78%)	4 (17%)	1 (4%)	4	23
21	CU	23/27 (85%)	18 (78%)	4 (17%)	1 (4%)	4	23
22	B0	83/85 (98%)	68 (82%)	11 (13%)	4 (5%)	4	20
22	D0	83/85 (98%)	70 (84%)	9 (11%)	4 (5%)	4	20
23	B1	87/98 (89%)	52 (60%)	17 (20%)	18 (21%)	0	0
23	D1	87/98 (89%)	52 (60%)	18 (21%)	17 (20%)	0	0
24	B2	49/72 (68%)	22 (45%)	17 (35%)	10 (20%)	0	0
24	D2	49/72 (68%)	24 (49%)	13 (26%)	12 (24%)	0	0
25	B3	58/60 (97%)	50 (86%)	6 (10%)	2 (3%)	6	31
25	D3	58/60 (97%)	51 (88%)	4 (7%)	3 (5%)	3	18
26	B4	30/71 (42%)	4 (13%)	11 (37%)	15 (50%)	0	0
26	D4	30/71 (42%)	4 (13%)	11 (37%)	15 (50%)	0	0
27	B5	57/60 (95%)	41 (72%)	7 (12%)	9 (16%)	0	1
27	D5	57/60 (95%)	42 (74%)	6 (10%)	9 (16%)	0	1
28	B6	41/54 (76%)	21 (51%)	7 (17%)	13 (32%)	0	0
28	D6	41/54 (76%)	21 (51%)	7 (17%)	13 (32%)	0	0
29	B7	47/49 (96%)	43 (92%)	4 (8%)	0	100	100
29	D7	47/49 (96%)	44 (94%)	3 (6%)	0	100	100

Continued on next page...

Continued from previous page...

Mol	Chain	Analysed	Favoured	Allowed	Outliers	Percentiles	
30	B8	62/65 (95%)	42 (68%)	8 (13%)	12 (19%)	0	0
30	D8	62/65 (95%)	44 (71%)	6 (10%)	12 (19%)	0	0
33	BD	270/276 (98%)	217 (80%)	40 (15%)	13 (5%)	4	20
33	DD	270/276 (98%)	214 (79%)	42 (16%)	14 (5%)	3	18
34	BE	203/206 (98%)	153 (75%)	28 (14%)	22 (11%)	1	3
34	DE	203/206 (98%)	151 (74%)	29 (14%)	23 (11%)	1	3
35	BF	206/210 (98%)	155 (75%)	37 (18%)	14 (7%)	2	10
35	DF	206/210 (98%)	151 (73%)	42 (20%)	13 (6%)	2	12
36	BG	177/182 (97%)	123 (70%)	35 (20%)	19 (11%)	1	3
36	DG	177/182 (97%)	125 (71%)	32 (18%)	20 (11%)	1	3
37	BH	158/180 (88%)	103 (65%)	28 (18%)	27 (17%)	0	1
37	DH	158/180 (88%)	103 (65%)	30 (19%)	25 (16%)	0	1
38	BI	144/148 (97%)	89 (62%)	38 (26%)	17 (12%)	1	2
38	DI	144/148 (97%)	89 (62%)	39 (27%)	16 (11%)	1	3
39	BN	137/140 (98%)	96 (70%)	25 (18%)	16 (12%)	1	3
39	DN	137/140 (98%)	94 (69%)	26 (19%)	17 (12%)	1	2
40	BO	120/122 (98%)	107 (89%)	10 (8%)	3 (2%)	9	40
40	DO	120/122 (98%)	103 (86%)	15 (12%)	2 (2%)	14	54
41	BP	144/150 (96%)	80 (56%)	23 (16%)	41 (28%)	0	0
41	DP	144/150 (96%)	80 (56%)	24 (17%)	40 (28%)	0	0
42	BQ	134/141 (95%)	95 (71%)	23 (17%)	16 (12%)	1	2
42	DQ	134/141 (95%)	94 (70%)	25 (19%)	15 (11%)	1	3
43	BR	115/118 (98%)	87 (76%)	19 (16%)	9 (8%)	1	7
43	DR	115/118 (98%)	84 (73%)	21 (18%)	10 (9%)	1	5
44	BS	97/112 (87%)	54 (56%)	19 (20%)	24 (25%)	0	0
44	DS	97/112 (87%)	53 (55%)	21 (22%)	23 (24%)	0	0
45	BT	130/146 (89%)	93 (72%)	20 (15%)	17 (13%)	0	2
45	DT	130/146 (89%)	92 (71%)	22 (17%)	16 (12%)	1	2
46	BU	115/118 (98%)	90 (78%)	17 (15%)	8 (7%)	2	9
46	DU	115/118 (98%)	85 (74%)	22 (19%)	8 (7%)	2	9
47	BV	99/101 (98%)	57 (58%)	15 (15%)	27 (27%)	0	0

Continued on next page...

Continued from previous page...

Mol	Chain	Analysed	Favoured	Allowed	Outliers	Percentiles	
47	DV	99/101 (98%)	56 (57%)	15 (15%)	28 (28%)	0	0
48	BW	111/113 (98%)	88 (79%)	14 (13%)	9 (8%)	1	7
48	DW	111/113 (98%)	85 (77%)	18 (16%)	8 (7%)	2	8
49	BX	91/96 (95%)	52 (57%)	16 (18%)	23 (25%)	0	0
49	DX	91/96 (95%)	50 (55%)	18 (20%)	23 (25%)	0	0
50	BY	99/110 (90%)	49 (50%)	21 (21%)	29 (29%)	0	0
50	DY	99/110 (90%)	47 (48%)	23 (23%)	29 (29%)	0	0
51	BZ	175/206 (85%)	115 (66%)	44 (25%)	16 (9%)	1	5
51	DZ	175/206 (85%)	115 (66%)	41 (23%)	19 (11%)	1	3
All	All	11152/12056 (92%)	7925 (71%)	2047 (18%)	1180 (11%)	1	3

All (1180) Ramachandran outliers are listed below:

Mol	Chain	Res	Type
2	AB	15	VAL
2	AB	154	LEU
2	AB	165	VAL
2	AB	194	PRO
2	AB	195	ASP
3	AC	47	LEU
3	AC	189	ALA
4	AD	3	ARG
4	AD	13	ARG
4	AD	14	ARG
4	AD	44	GLY
4	AD	129	ASN
4	AD	163	GLU
5	AE	37	ARG
5	AE	115	VAL
6	AF	15	ASP
6	AF	40	VAL
6	AF	81	ILE
7	AG	33	ASP
8	AH	2	LEU
8	AH	54	ASP
9	AI	124	GLN
9	AI	125	TYR
10	AJ	59	SER
12	AL	27	LEU

Continued on next page...

Continued from previous page...

Mol	Chain	Res	Type
12	AL	47	LYS
12	AL	65	GLU
12	AL	91	LYS
12	AL	115	LYS
13	AM	12	ASN
13	AM	83	ASP
13	AM	106	ASN
17	AQ	34	LYS
18	AR	20	ALA
18	AR	45	SER
19	AS	28	LYS
20	AT	11	SER
20	AT	74	LYS
22	B0	5	LYS
22	B0	14	ARG
22	B0	44	ARG
23	B1	10	LYS
23	B1	11	ARG
23	B1	14	VAL
23	B1	26	ARG
23	B1	33	LYS
23	B1	48	LYS
23	B1	65	SER
23	B1	81	LYS
23	B1	83	GLU
23	B1	86	SER
23	B1	94	LEU
24	B2	16	LEU
24	B2	32	LEU
24	B2	35	LEU
24	B2	41	ILE
24	B2	52	ASP
26	B4	6	HIS
26	B4	7	PRO
26	B4	10	VAL
26	B4	11	PRO
26	B4	23	GLU
26	B4	25	TYR
26	B4	27	THR
26	B4	29	PRO
27	B5	4	HIS
27	B5	32	PRO

Continued on next page...

Continued from previous page...

Mol	Chain	Res	Type
27	B5	33	CYS
27	B5	47	PRO
27	B5	49	CYS
28	B6	17	LYS
28	B6	20	ASN
28	B6	31	PRO
28	B6	33	LYS
28	B6	49	HIS
30	B8	30	ARG
30	B8	35	GLN
30	B8	36	LYS
30	B8	37	SER
30	B8	52	LYS
33	BD	26	LYS
33	BD	28	GLU
33	BD	33	LEU
33	BD	159	ALA
33	BD	225	ALA
33	BD	267	SER
34	BE	2	LYS
34	BE	4	ILE
34	BE	53	PRO
34	BE	54	GLN
34	BE	57	LYS
34	BE	77	ILE
34	BE	82	ARG
34	BE	88	GLY
34	BE	90	THR
34	BE	93	VAL
34	BE	118	LYS
34	BE	129	HIS
35	BF	2	LYS
35	BF	89	VAL
36	BG	14	GLU
36	BG	47	LYS
36	BG	82	LEU
36	BG	86	MET
36	BG	87	PRO
36	BG	90	LEU
36	BG	96	ARG
36	BG	153	ARG
37	BH	13	LYS

Continued on next page...

Continued from previous page...

Mol	Chain	Res	Type
37	BH	41	MET
37	BH	89	ILE
37	BH	90	LYS
37	BH	126	PRO
37	BH	138	LYS
37	BH	153	LYS
37	BH	154	PRO
37	BH	155	SER
37	BH	156	ALA
37	BH	157	TYR
37	BH	165	ALA
37	BH	170	ARG
38	BI	93	THR
38	BI	133	HIS
39	BN	58	ASP
39	BN	74	ARG
39	BN	78	TYR
39	BN	79	PRO
39	BN	96	GLU
39	BN	130	HIS
40	BO	48	PRO
41	BP	6	LEU
41	BP	11	GLY
41	BP	14	LYS
41	BP	15	ARG
41	BP	18	ARG
41	BP	34	GLY
41	BP	35	HIS
41	BP	47	ASP
41	BP	48	PRO
41	BP	52	GLU
41	BP	56	SER
41	BP	57	THR
41	BP	58	THR
41	BP	65	ARG
41	BP	106	LEU
41	BP	107	LYS
41	BP	141	ALA
41	BP	146	VAL
41	BP	147	LEU
42	BQ	8	LYS
42	BQ	21	THR

Continued on next page...

Continued from previous page...

Mol	Chain	Res	Type
42	BQ	25	ASP
42	BQ	30	GLY
42	BQ	79	LEU
42	BQ	134	ARG
43	BR	4	LEU
43	BR	5	LYS
43	BR	8	ARG
43	BR	88	ARG
43	BR	117	VAL
44	BS	17	ARG
44	BS	57	LYS
44	BS	59	LYS
44	BS	67	ARG
44	BS	89	ARG
44	BS	92	TYR
44	BS	102	ALA
45	BT	13	ARG
45	BT	18	ASP
45	BT	24	PRO
45	BT	26	ASP
45	BT	30	VAL
45	BT	35	LYS
45	BT	58	ASN
45	BT	80	SER
45	BT	94	ALA
45	BT	107	ASP
45	BT	129	ARG
46	BU	32	PHE
46	BU	90	VAL
47	BV	23	GLU
47	BV	44	LYS
47	BV	47	VAL
47	BV	51	VAL
47	BV	52	VAL
47	BV	69	LYS
47	BV	73	SER
47	BV	80	GLN
47	BV	86	GLY
47	BV	90	PRO
48	BW	11	ARG
48	BW	58	ALA
49	BX	6	ASP

Continued on next page...

Continued from previous page...

Mol	Chain	Res	Type
49	BX	25	LYS
49	BX	34	ALA
49	BX	35	THR
49	BX	36	LYS
49	BX	60	ARG
49	BX	77	LYS
49	BX	84	ALA
49	BX	86	GLY
49	BX	89	ILE
50	BY	3	VAL
50	BY	7	VAL
50	BY	17	SER
50	BY	30	VAL
50	BY	38	ILE
50	BY	42	VAL
50	BY	48	ALA
50	BY	55	TYR
50	BY	56	PRO
50	BY	62	GLU
50	BY	77	PRO
50	BY	78	ALA
50	BY	98	VAL
50	BY	99	CYS
51	BZ	8	TYR
51	BZ	56	VAL
51	BZ	65	GLN
51	BZ	101	PRO
51	BZ	111	VAL
51	BZ	152	ALA
51	BZ	168	GLU
2	CB	15	VAL
2	CB	154	LEU
2	CB	165	VAL
2	CB	194	PRO
2	CB	195	ASP
3	CC	47	LEU
3	CC	189	ALA
4	CD	3	ARG
4	CD	13	ARG
4	CD	14	ARG
4	CD	44	GLY
4	CD	129	ASN

Continued on next page...

Continued from previous page...

Mol	Chain	Res	Type
4	CD	163	GLU
5	CE	37	ARG
6	CF	15	ASP
6	CF	40	VAL
6	CF	81	ILE
7	CG	7	ALA
7	CG	33	ASP
8	CH	54	ASP
9	CI	124	GLN
9	CI	125	TYR
10	CJ	59	SER
12	CL	27	LEU
12	CL	47	LYS
12	CL	65	GLU
12	CL	91	LYS
12	CL	115	LYS
13	CM	12	ASN
13	CM	83	ASP
13	CM	106	ASN
17	CQ	34	LYS
18	CR	20	ALA
18	CR	45	SER
19	CS	28	LYS
20	CT	11	SER
20	CT	74	LYS
22	D0	5	LYS
22	D0	14	ARG
22	D0	44	ARG
23	D1	10	LYS
23	D1	11	ARG
23	D1	14	VAL
23	D1	26	ARG
23	D1	48	LYS
23	D1	65	SER
23	D1	81	LYS
23	D1	83	GLU
23	D1	86	SER
23	D1	94	LEU
24	D2	16	LEU
24	D2	32	LEU
24	D2	35	LEU
24	D2	41	ILE

Continued on next page...

Continued from previous page...

Mol	Chain	Res	Type
24	D2	52	ASP
26	D4	6	HIS
26	D4	7	PRO
26	D4	10	VAL
26	D4	11	PRO
26	D4	23	GLU
26	D4	25	TYR
26	D4	27	THR
26	D4	29	PRO
27	D5	4	HIS
27	D5	32	PRO
27	D5	33	CYS
27	D5	47	PRO
27	D5	49	CYS
28	D6	17	LYS
28	D6	20	ASN
28	D6	31	PRO
28	D6	33	LYS
28	D6	49	HIS
30	D8	30	ARG
30	D8	35	GLN
30	D8	36	LYS
30	D8	37	SER
30	D8	52	LYS
33	DD	26	LYS
33	DD	28	GLU
33	DD	33	LEU
33	DD	159	ALA
33	DD	225	ALA
34	DE	2	LYS
34	DE	4	ILE
34	DE	54	GLN
34	DE	77	ILE
34	DE	82	ARG
34	DE	88	GLY
34	DE	90	THR
34	DE	93	VAL
34	DE	118	LYS
34	DE	129	HIS
35	DF	2	LYS
35	DF	89	VAL
36	DG	14	GLU

Continued on next page...

Continued from previous page...

Mol	Chain	Res	Type
36	DG	47	LYS
36	DG	82	LEU
36	DG	86	MET
36	DG	87	PRO
36	DG	90	LEU
36	DG	96	ARG
36	DG	153	ARG
37	DH	13	LYS
37	DH	41	MET
37	DH	89	ILE
37	DH	90	LYS
37	DH	126	PRO
37	DH	138	LYS
37	DH	153	LYS
37	DH	154	PRO
37	DH	155	SER
37	DH	157	TYR
37	DH	165	ALA
37	DH	170	ARG
38	DI	78	THR
38	DI	93	THR
38	DI	133	HIS
39	DN	58	ASP
39	DN	68	GLU
39	DN	74	ARG
39	DN	78	TYR
39	DN	79	PRO
39	DN	96	GLU
39	DN	130	HIS
40	DO	48	PRO
41	DP	6	LEU
41	DP	11	GLY
41	DP	14	LYS
41	DP	15	ARG
41	DP	17	LYS
41	DP	18	ARG
41	DP	34	GLY
41	DP	35	HIS
41	DP	36	LYS
41	DP	42	SER
41	DP	47	ASP
41	DP	52	GLU

Continued on next page...

Continued from previous page...

Mol	Chain	Res	Type
41	DP	56	SER
41	DP	57	THR
41	DP	58	THR
41	DP	65	ARG
41	DP	103	ALA
41	DP	106	LEU
41	DP	107	LYS
41	DP	141	ALA
41	DP	146	VAL
41	DP	147	LEU
42	DQ	8	LYS
42	DQ	21	THR
42	DQ	25	ASP
42	DQ	30	GLY
42	DQ	79	LEU
43	DR	4	LEU
43	DR	5	LYS
43	DR	8	ARG
43	DR	88	ARG
43	DR	117	VAL
44	DS	17	ARG
44	DS	57	LYS
44	DS	59	LYS
44	DS	67	ARG
44	DS	89	ARG
44	DS	90	GLY
44	DS	92	TYR
44	DS	102	ALA
45	DT	13	ARG
45	DT	18	ASP
45	DT	24	PRO
45	DT	26	ASP
45	DT	30	VAL
45	DT	35	LYS
45	DT	58	ASN
45	DT	80	SER
45	DT	94	ALA
45	DT	107	ASP
45	DT	129	ARG
46	DU	32	PHE
46	DU	90	VAL
47	DV	23	GLU

Continued on next page...

Continued from previous page...

Mol	Chain	Res	Type
47	DV	44	LYS
47	DV	47	VAL
47	DV	51	VAL
47	DV	73	SER
47	DV	80	GLN
47	DV	86	GLY
47	DV	90	PRO
48	DW	11	ARG
49	DX	6	ASP
49	DX	25	LYS
49	DX	34	ALA
49	DX	35	THR
49	DX	36	LYS
49	DX	60	ARG
49	DX	77	LYS
49	DX	84	ALA
49	DX	86	GLY
49	DX	89	ILE
50	DY	3	VAL
50	DY	7	VAL
50	DY	17	SER
50	DY	30	VAL
50	DY	38	ILE
50	DY	42	VAL
50	DY	48	ALA
50	DY	55	TYR
50	DY	56	PRO
50	DY	62	GLU
50	DY	77	PRO
50	DY	78	ALA
50	DY	98	VAL
50	DY	99	CYS
51	DZ	8	TYR
51	DZ	56	VAL
51	DZ	65	GLN
51	DZ	101	PRO
51	DZ	111	VAL
51	DZ	152	ALA
51	DZ	168	GLU
2	AB	18	GLY
2	AB	24	TRP
2	AB	52	GLU

Continued on next page...

Continued from previous page...

Mol	Chain	Res	Type
2	AB	97	TRP
2	AB	239	VAL
3	AC	12	LEU
3	AC	101	LEU
3	AC	145	GLY
3	AC	156	ARG
4	AD	10	ARG
4	AD	42	GLN
4	AD	47	ARG
4	AD	60	GLU
4	AD	110	PHE
5	AE	72	GLN
5	AE	146	ALA
7	AG	7	ALA
7	AG	131	LYS
9	AI	23	ASN
9	AI	100	GLY
9	AI	117	HIS
11	AK	48	ILE
12	AL	28	LYS
12	AL	64	TYR
12	AL	83	VAL
13	AM	100	GLY
14	AN	16	PHE
16	AP	11	SER
16	AP	28	ARG
17	AQ	49	GLU
17	AQ	61	GLU
19	AS	10	PHE
19	AS	29	ARG
19	AS	80	TYR
20	AT	95	ALA
20	AT	101	GLY
23	B1	27	GLU
23	B1	49	VAL
23	B1	64	ALA
23	B1	79	GLY
24	B2	42	GLY
24	B2	49	LYS
24	B2	51	ARG
25	B3	13	ILE
26	B4	9	LEU

Continued on next page...

Continued from previous page...

Mol	Chain	Res	Type
26	B4	16	CYS
26	B4	20	ASN
27	B5	48	GLU
27	B5	52	TYR
27	B5	57	VAL
28	B6	19	ARG
28	B6	23	THR
28	B6	29	ASN
28	B6	43	CYS
28	B6	52	VAL
30	B8	3	LYS
30	B8	32	LEU
30	B8	51	ALA
30	B8	64	TYR
33	BD	3	VAL
33	BD	34	VAL
33	BD	156	ALA
33	BD	210	GLY
33	BD	239	ARG
33	BD	241	PRO
34	BE	17	ASP
34	BE	60	ASN
34	BE	71	GLY
34	BE	72	VAL
35	BF	14	PRO
35	BF	21	ALA
35	BF	66	PRO
35	BF	127	GLU
36	BG	30	GLU
37	BH	44	VAL
37	BH	47	GLU
37	BH	84	SER
37	BH	92	ILE
37	BH	93	GLY
37	BH	98	LEU
38	BI	13	GLY
38	BI	30	LEU
38	BI	42	SER
38	BI	78	THR
38	BI	120	ILE
38	BI	128	LEU
38	BI	145	VAL

Continued on next page...

Continued from previous page...

Mol	Chain	Res	Type
39	BN	57	ALA
39	BN	68	GLU
39	BN	95	PRO
40	BO	5	GLN
41	BP	17	LYS
41	BP	31	ALA
41	BP	36	LYS
41	BP	42	SER
41	BP	49	ARG
41	BP	66	GLY
41	BP	98	GLU
41	BP	103	ALA
41	BP	104	GLY
41	BP	108	LYS
42	BQ	19	GLY
42	BQ	83	MET
43	BR	107	ASP
44	BS	14	VAL
44	BS	45	GLY
44	BS	58	LEU
44	BS	85	VAL
44	BS	90	GLY
44	BS	94	TYR
44	BS	96	GLY
44	BS	100	ALA
45	BT	28	VAL
45	BT	83	ILE
46	BU	91	ASP
46	BU	92	ARG
47	BV	28	GLU
47	BV	41	GLY
47	BV	50	PRO
47	BV	53	GLU
47	BV	54	GLY
47	BV	55	ALA
47	BV	68	LYS
47	BV	70	ILE
47	BV	72	VAL
47	BV	91	TYR
48	BW	56	ALA
48	BW	63	ASP
48	BW	65	LEU

Continued on next page...

Continued from previous page...

Mol	Chain	Res	Type
49	BX	41	ASN
49	BX	59	VAL
49	BX	72	LYS
49	BX	74	PRO
50	BY	80	GLY
50	BY	81	LYS
50	BY	90	LEU
51	BZ	80	ARG
51	BZ	81	ARG
51	BZ	119	GLU
2	CB	18	GLY
2	CB	24	TRP
2	CB	52	GLU
2	CB	97	TRP
2	CB	239	VAL
3	CC	4	LYS
3	CC	12	LEU
3	CC	145	GLY
3	CC	156	ARG
4	CD	5	ILE
4	CD	42	GLN
4	CD	47	ARG
4	CD	60	GLU
4	CD	110	PHE
5	CE	72	GLN
5	CE	115	VAL
5	CE	146	ALA
7	CG	131	LYS
8	CH	2	LEU
9	CI	23	ASN
9	CI	100	GLY
9	CI	117	HIS
11	CK	48	ILE
12	CL	28	LYS
12	CL	64	TYR
12	CL	83	VAL
12	CL	106	ASP
13	CM	100	GLY
14	CN	16	PHE
17	CQ	49	GLU
17	CQ	61	GLU
19	CS	10	PHE

Continued on next page...

Continued from previous page...

Mol	Chain	Res	Type
19	CS	29	ARG
19	CS	80	TYR
20	CT	95	ALA
20	CT	101	GLY
23	D1	27	GLU
23	D1	33	LYS
23	D1	49	VAL
23	D1	64	ALA
23	D1	79	GLY
24	D2	42	GLY
24	D2	49	LYS
25	D3	13	ILE
26	D4	9	LEU
26	D4	16	CYS
26	D4	20	ASN
26	D4	31	ILE
27	D5	37	LYS
27	D5	48	GLU
27	D5	52	TYR
27	D5	57	VAL
28	D6	19	ARG
28	D6	23	THR
28	D6	52	VAL
30	D8	32	LEU
30	D8	51	ALA
30	D8	64	TYR
33	DD	3	VAL
33	DD	156	ALA
33	DD	241	PRO
33	DD	242	ARG
33	DD	267	SER
34	DE	17	ASP
34	DE	53	PRO
34	DE	57	LYS
34	DE	71	GLY
34	DE	72	VAL
34	DE	131	ALA
35	DF	7	TYR
35	DF	14	PRO
35	DF	21	ALA
35	DF	66	PRO
35	DF	127	GLU

Continued on next page...

Continued from previous page...

Mol	Chain	Res	Type
36	DG	30	GLU
36	DG	115	ARG
37	DH	44	VAL
37	DH	84	SER
37	DH	92	ILE
37	DH	93	GLY
37	DH	98	LEU
37	DH	156	ALA
38	DI	13	GLY
38	DI	30	LEU
38	DI	42	SER
38	DI	89	TYR
38	DI	120	ILE
38	DI	128	LEU
38	DI	145	VAL
39	DN	57	ALA
39	DN	95	PRO
40	DO	5	GLN
41	DP	31	ALA
41	DP	32	THR
41	DP	48	PRO
41	DP	49	ARG
41	DP	66	GLY
41	DP	98	GLU
41	DP	104	GLY
41	DP	108	LYS
42	DQ	19	GLY
42	DQ	83	MET
42	DQ	134	ARG
43	DR	107	ASP
43	DR	116	LEU
44	DS	14	VAL
44	DS	45	GLY
44	DS	58	LEU
44	DS	77	ALA
44	DS	85	VAL
44	DS	94	TYR
44	DS	96	GLY
44	DS	100	ALA
45	DT	28	VAL
45	DT	83	ILE
46	DU	89	GLU

Continued on next page...

Continued from previous page...

Mol	Chain	Res	Type
46	DU	91	ASP
46	DU	92	ARG
47	DV	28	GLU
47	DV	41	GLY
47	DV	50	PRO
47	DV	52	VAL
47	DV	53	GLU
47	DV	54	GLY
47	DV	55	ALA
47	DV	68	LYS
47	DV	69	LYS
47	DV	70	ILE
47	DV	72	VAL
47	DV	91	TYR
48	DW	56	ALA
48	DW	58	ALA
48	DW	63	ASP
49	DX	37	THR
49	DX	41	ASN
49	DX	59	VAL
49	DX	72	LYS
49	DX	81	VAL
50	DY	24	VAL
50	DY	80	GLY
50	DY	90	LEU
51	DZ	80	ARG
51	DZ	81	ARG
51	DZ	119	GLU
51	DZ	142	SER
2	AB	26	PRO
2	AB	106	LYS
2	AB	204	ASN
3	AC	4	LYS
4	AD	4	TYR
4	AD	5	ILE
4	AD	189	PRO
6	AF	39	LYS
6	AF	96	PRO
8	AH	63	LEU
9	AI	25	LYS
10	AJ	36	GLY
12	AL	18	VAL

Continued on next page...

Continued from previous page...

Mol	Chain	Res	Type
12	AL	23	LYS
12	AL	63	GLY
12	AL	106	ASP
13	AM	21	TYR
14	AN	52	GLN
16	AP	17	TYR
16	AP	76	GLN
17	AQ	3	LYS
17	AQ	4	LYS
19	AS	27	GLU
20	AT	49	ALA
20	AT	97	ALA
21	AU	25	LYS
24	B2	40	SER
25	B3	2	PRO
26	B4	3	GLU
26	B4	24	THR
26	B4	30	GLU
26	B4	31	ILE
27	B5	37	LYS
28	B6	18	ARG
28	B6	28	ARG
30	B8	31	HIS
33	BD	242	ARG
34	BE	58	ARG
34	BE	131	ALA
35	BF	7	TYR
35	BF	11	VAL
35	BF	25	PRO
35	BF	133	ASN
36	BG	21	ARG
36	BG	43	LEU
36	BG	115	ARG
36	BG	128	ARG
37	BH	117	PRO
37	BH	151	ILE
37	BH	159	GLU
38	BI	14	ASP
38	BI	89	TYR
38	BI	134	PRO
39	BN	127	ASP
39	BN	129	PRO

Continued on next page...

Continued from previous page...

Mol	Chain	Res	Type
41	BP	23	PRO
41	BP	32	THR
41	BP	40	SER
41	BP	89	ALA
41	BP	102	ARG
41	BP	110	TYR
42	BQ	11	LYS
42	BQ	15	GLY
42	BQ	89	ASN
42	BQ	136	ALA
43	BR	116	LEU
44	BS	15	ARG
44	BS	23	ARG
44	BS	77	ALA
45	BT	115	ARG
46	BU	89	GLU
46	BU	109	LEU
47	BV	3	ALA
48	BW	59	VAL
49	BX	24	GLY
49	BX	37	THR
49	BX	71	GLY
49	BX	73	ARG
49	BX	81	VAL
50	BY	24	VAL
50	BY	29	GLU
50	BY	39	VAL
50	BY	66	PRO
51	BZ	52	SER
51	BZ	142	SER
51	BZ	166	SER
2	CB	26	PRO
2	CB	106	LYS
3	CC	100	ALA
3	CC	101	LEU
4	CD	4	TYR
4	CD	7	PRO
4	CD	10	ARG
4	CD	189	PRO
6	CF	39	LYS
6	CF	96	PRO
8	CH	63	LEU

Continued on next page...

Continued from previous page...

Mol	Chain	Res	Type
9	CI	25	LYS
10	CJ	36	GLY
11	CK	100	ALA
12	CL	63	GLY
13	CM	21	TYR
14	CN	52	GLN
16	CP	17	TYR
16	CP	28	ARG
16	CP	76	GLN
17	CQ	3	LYS
17	CQ	4	LYS
19	CS	27	GLU
20	CT	97	ALA
21	CU	25	LYS
24	D2	40	SER
24	D2	51	ARG
25	D3	2	PRO
26	D4	3	GLU
26	D4	24	THR
26	D4	30	GLU
28	D6	18	ARG
28	D6	28	ARG
28	D6	29	ASN
28	D6	43	CYS
30	D8	3	LYS
30	D8	25	MET
30	D8	31	HIS
30	D8	38	GLY
33	DD	34	VAL
34	DE	60	ASN
34	DE	76	ARG
35	DF	11	VAL
35	DF	25	PRO
36	DG	21	ARG
36	DG	43	LEU
37	DH	47	GLU
37	DH	117	PRO
37	DH	159	GLU
38	DI	14	ASP
38	DI	134	PRO
39	DN	127	ASP
39	DN	129	PRO

Continued on next page...

Continued from previous page...

Mol	Chain	Res	Type
41	DP	23	PRO
41	DP	89	ALA
41	DP	102	ARG
41	DP	110	TYR
42	DQ	11	LYS
42	DQ	20	ALA
42	DQ	51	ARG
42	DQ	89	ASN
42	DQ	136	ALA
44	DS	15	ARG
45	DT	115	ARG
47	DV	3	ALA
47	DV	19	LYS
47	DV	71	LEU
47	DV	74	LYS
48	DW	65	LEU
49	DX	24	GLY
49	DX	71	GLY
49	DX	73	ARG
49	DX	74	PRO
49	DX	88	LYS
50	DY	29	GLU
50	DY	39	VAL
50	DY	66	PRO
50	DY	81	LYS
51	DZ	52	SER
51	DZ	64	GLY
51	DZ	166	SER
2	AB	130	ARG
2	AB	240	GLN
3	AC	100	ALA
4	AD	7	PRO
4	AD	24	GLU
5	AE	71	LEU
5	AE	129	ILE
5	AE	132	ALA
8	AH	68	ARG
10	AJ	23	ILE
11	AK	100	ALA
11	AK	106	LYS
12	AL	51	ALA
15	AO	73	GLU

Continued on next page...

Continued from previous page...

Mol	Chain	Res	Type
15	AO	88	ARG
16	AP	16	HIS
16	AP	39	TYR
19	AS	30	LEU
20	AT	84	LEU
23	B1	28	GLY
28	B6	44	ARG
30	B8	38	GLY
34	BE	76	ARG
34	BE	89	ASP
35	BF	9	ILE
35	BF	10	PRO
35	BF	67	GLN
36	BG	81	LYS
37	BH	21	PRO
37	BH	81	GLU
38	BI	53	ALA
38	BI	85	GLU
39	BN	83	LYS
41	BP	109	GLY
42	BQ	51	ARG
44	BS	13	ARG
44	BS	24	LEU
44	BS	53	SER
44	BS	103	GLU
45	BT	41	ARG
45	BT	55	ASN
45	BT	59	THR
47	BV	15	GLU
47	BV	19	LYS
47	BV	71	LEU
47	BV	74	LYS
49	BX	4	ALA
49	BX	88	LYS
50	BY	21	LYS
50	BY	67	LEU
51	BZ	64	GLY
2	CB	84	GLU
2	CB	130	ARG
2	CB	240	GLN
3	CC	15	THR
10	CJ	23	ILE

Continued on next page...

Continued from previous page...

Mol	Chain	Res	Type
11	CK	106	LYS
12	CL	18	VAL
12	CL	23	LYS
12	CL	51	ALA
15	CO	88	ARG
16	CP	11	SER
16	CP	16	HIS
16	CP	39	TYR
16	CP	69	THR
19	CS	30	LEU
20	CT	49	ALA
23	D1	28	GLY
23	D1	82	LEU
33	DD	210	GLY
34	DE	58	ARG
34	DE	89	ASP
35	DF	9	ILE
35	DF	10	PRO
36	DG	81	LYS
36	DG	128	ARG
37	DH	21	PRO
37	DH	81	GLU
38	DI	85	GLU
41	DP	33	ARG
41	DP	40	SER
41	DP	109	GLY
43	DR	12	ARG
44	DS	23	ARG
44	DS	24	LEU
44	DS	53	SER
44	DS	103	GLU
46	DU	109	LEU
47	DV	15	GLU
48	DW	6	ILE
48	DW	57	ASN
49	DX	4	ALA
49	DX	19	ALA
49	DX	68	ARG
50	DY	21	LYS
50	DY	37	VAL
2	AB	229	VAL
3	AC	15	THR

Continued on next page...

Continued from previous page...

Mol	Chain	Res	Type
3	AC	60	ALA
3	AC	61	ALA
4	AD	181	MET
5	AE	8	GLU
5	AE	77	PRO
8	AH	86	ILE
9	AI	97	LYS
12	AL	19	ARG
16	AP	69	THR
18	AR	87	ARG
20	AT	98	PRO
22	B0	83	PRO
23	B1	82	LEU
24	B2	33	MET
34	BE	132	HIS
35	BF	24	LEU
36	BG	117	PHE
36	BG	129	GLY
36	BG	130	ASN
36	BG	140	ILE
37	BH	85	LYS
37	BH	139	GLN
39	BN	134	ARG
40	BO	29	ASN
41	BP	37	GLY
42	BQ	7	MET
42	BQ	20	ALA
43	BR	12	ARG
44	BS	54	LEU
46	BU	85	LYS
46	BU	102	GLU
47	BV	79	VAL
48	BW	6	ILE
48	BW	57	ASN
48	BW	93	ALA
50	BY	27	VAL
50	BY	37	VAL
50	BY	53	PRO
51	BZ	41	LEU
51	BZ	136	PHE
2	CB	204	ASN
2	CB	229	VAL

Continued on next page...

Continued from previous page...

Mol	Chain	Res	Type
3	CC	60	ALA
3	CC	61	ALA
4	CD	17	VAL
4	CD	24	GLU
4	CD	181	MET
5	CE	77	PRO
5	CE	129	ILE
5	CE	132	ALA
5	CE	140	ARG
8	CH	68	ARG
8	CH	86	ILE
9	CI	97	LYS
11	CK	62	GLN
12	CL	19	ARG
15	CO	73	GLU
18	CR	78	LEU
18	CR	87	ARG
20	CT	98	PRO
24	D2	33	MET
24	D2	45	SER
24	D2	48	HIS
34	DE	144	ARG
34	DE	201	THR
35	DF	24	LEU
36	DG	117	PHE
36	DG	130	ASN
36	DG	140	ILE
37	DH	151	ILE
39	DN	4	TYR
39	DN	83	LYS
44	DS	13	ARG
45	DT	41	ARG
47	DV	79	VAL
50	DY	53	PRO
50	DY	67	LEU
51	DZ	41	LEU
51	DZ	136	PHE
2	AB	191	ASP
4	AD	17	VAL
5	AE	133	TYR
9	AI	24	GLY
9	AI	123	PRO

Continued on next page...

Continued from previous page...

Mol	Chain	Res	Type
11	AK	62	GLN
16	AP	41	PRO
19	AS	5	LEU
30	B8	25	MET
37	BH	158	HIS
39	BN	94	HIS
41	BP	38	GLN
41	BP	140	ALA
43	BR	106	GLY
44	BS	98	VAL
49	BX	68	ARG
49	BX	69	TYR
50	BY	40	GLU
5	CE	71	LEU
9	CI	24	GLY
9	CI	123	PRO
11	CK	105	VAL
15	CO	38	ARG
16	CP	41	PRO
18	CR	57	GLY
19	CS	5	LEU
22	D0	83	PRO
28	D6	44	ARG
33	DD	239	ARG
36	DG	22	ARG
37	DH	85	LYS
39	DN	94	HIS
41	DP	38	GLN
43	DR	42	LYS
45	DT	59	THR
46	DU	85	LYS
47	DV	64	HIS
50	DY	26	LYS
50	DY	27	VAL
51	DZ	6	LYS
5	AE	148	VAL
8	AH	51	VAL
16	AP	15	PRO
36	BG	68	PRO
38	BI	34	GLY
39	BN	80	GLY
41	BP	24	GLY

Continued on next page...

Continued from previous page...

Mol	Chain	Res	Type
42	BQ	90	VAL
5	CE	128	PRO
8	CH	51	VAL
36	DG	129	GLY
38	DI	34	GLY
39	DN	80	GLY
39	DN	134	ARG
42	DQ	90	VAL
43	DR	106	GLY
3	AC	108	ASN
5	AE	128	PRO
10	AJ	91	PRO
11	AK	105	VAL
17	AQ	80	GLY
18	AR	57	GLY
39	BN	77	GLY
47	BV	22	VAL
50	BY	31	LEU
50	BY	96	ILE
3	CC	108	ASN
5	CE	148	VAL
8	CH	118	VAL
10	CJ	91	PRO
17	CQ	80	GLY
36	DG	68	PRO
50	DY	31	LEU
4	AD	56	VAL
8	AH	118	VAL
23	B1	22	GLY
41	BP	144	GLU
4	CD	56	VAL
7	CG	14	PRO
16	CP	15	PRO
18	CR	22	VAL
34	DE	56	PRO
38	DI	111	PRO
41	DP	24	GLY
46	DU	102	GLU
47	DV	22	VAL
50	DY	18	GLY
51	DZ	47	VAL
3	AC	66	VAL

Continued on next page...

Continued from previous page...

Mol	Chain	Res	Type
3	AC	81	GLY
7	AG	14	PRO
15	AO	19	PRO
16	AP	66	PRO
38	BI	111	PRO
5	CE	49	PRO
16	CP	66	PRO
35	DF	84	VAL
41	DP	144	GLU
42	DQ	15	GLY
44	DS	98	VAL
48	DW	59	VAL
51	DZ	39	VAL
34	BE	61	ARG
3	CC	66	VAL
3	CC	81	GLY
25	D3	59	VAL
33	DD	35	LYS
39	DN	77	GLY
38	DI	132	PRO
38	BI	132	PRO

5.3.2 Protein sidechains ⓘ

In the following table, the Percentiles column shows the percent sidechain outliers of the chain as a percentile score with respect to all X-ray entries followed by that with respect to entries of similar resolution. The Analysed column shows the number of residues for which the sidechain conformation was analysed, and the total number of residues.

Mol	Chain	Analysed	Rotameric	Outliers	Percentiles	
2	AB	202/220 (92%)	178 (88%)	24 (12%)	8	30
2	CB	202/220 (92%)	178 (88%)	24 (12%)	8	30
3	AC	160/188 (85%)	153 (96%)	7 (4%)	39	82
3	CC	160/188 (85%)	153 (96%)	7 (4%)	39	82
4	AD	180/181 (99%)	150 (83%)	30 (17%)	3	16
4	CD	180/181 (99%)	153 (85%)	27 (15%)	4	20
5	AE	115/122 (94%)	97 (84%)	18 (16%)	4	18
5	CE	115/122 (94%)	97 (84%)	18 (16%)	4	18
6	AF	90/90 (100%)	80 (89%)	10 (11%)	9	34

Continued on next page...

Continued from previous page...

Mol	Chain	Analysed	Rotameric	Outliers	Percentiles	
6	CF	90/90 (100%)	79 (88%)	11 (12%)	7	29
7	AG	126/127 (99%)	123 (98%)	3 (2%)	61	92
7	CG	126/127 (99%)	122 (97%)	4 (3%)	51	89
8	AH	119/119 (100%)	110 (92%)	9 (8%)	19	57
8	CH	119/119 (100%)	110 (92%)	9 (8%)	19	57
9	AI	98/99 (99%)	88 (90%)	10 (10%)	11	38
9	CI	98/99 (99%)	89 (91%)	9 (9%)	13	46
10	AJ	88/92 (96%)	78 (89%)	10 (11%)	8	33
10	CJ	88/92 (96%)	78 (89%)	10 (11%)	8	33
11	AK	90/99 (91%)	84 (93%)	6 (7%)	23	64
11	CK	90/99 (91%)	84 (93%)	6 (7%)	23	64
12	AL	104/111 (94%)	93 (89%)	11 (11%)	10	36
12	CL	104/111 (94%)	92 (88%)	12 (12%)	8	32
13	AM	93/101 (92%)	87 (94%)	6 (6%)	24	65
13	CM	93/101 (92%)	88 (95%)	5 (5%)	31	74
14	AN	49/50 (98%)	46 (94%)	3 (6%)	26	68
14	CN	49/50 (98%)	46 (94%)	3 (6%)	26	68
15	AO	79/80 (99%)	71 (90%)	8 (10%)	11	39
15	CO	79/80 (99%)	71 (90%)	8 (10%)	11	39
16	AP	72/74 (97%)	57 (79%)	15 (21%)	2	8
16	CP	72/74 (97%)	57 (79%)	15 (21%)	2	8
17	AQ	94/97 (97%)	89 (95%)	5 (5%)	32	74
17	CQ	94/97 (97%)	89 (95%)	5 (5%)	32	74
18	AR	61/77 (79%)	56 (92%)	5 (8%)	17	52
18	CR	61/77 (79%)	57 (93%)	4 (7%)	24	64
19	AS	69/80 (86%)	62 (90%)	7 (10%)	11	39
19	CS	69/80 (86%)	62 (90%)	7 (10%)	11	39
20	AT	76/82 (93%)	65 (86%)	11 (14%)	5	22
20	CT	76/82 (93%)	65 (86%)	11 (14%)	5	22
21	AU	19/22 (86%)	19 (100%)	0	100	100
21	CU	19/22 (86%)	19 (100%)	0	100	100

Continued on next page...

Continued from previous page...

Mol	Chain	Analysed	Rotameric	Outliers	Percentiles	
22	B0	61/67 (91%)	53 (87%)	8 (13%)	6	25
22	D0	61/67 (91%)	53 (87%)	8 (13%)	6	25
23	B1	73/83 (88%)	53 (73%)	20 (27%)	0	3
23	D1	73/83 (88%)	55 (75%)	18 (25%)	1	4
24	B2	46/67 (69%)	26 (56%)	20 (44%)	0	0
24	D2	46/67 (69%)	27 (59%)	19 (41%)	0	0
25	B3	51/52 (98%)	48 (94%)	3 (6%)	28	70
25	D3	51/52 (98%)	48 (94%)	3 (6%)	28	70
27	B5	51/52 (98%)	38 (74%)	13 (26%)	1	4
27	D5	51/52 (98%)	38 (74%)	13 (26%)	1	4
28	B6	43/52 (83%)	25 (58%)	18 (42%)	0	0
28	D6	43/52 (83%)	26 (60%)	17 (40%)	0	0
29	B7	41/42 (98%)	33 (80%)	8 (20%)	2	11
29	D7	41/42 (98%)	33 (80%)	8 (20%)	2	11
30	B8	53/55 (96%)	42 (79%)	11 (21%)	2	8
30	D8	53/55 (96%)	43 (81%)	10 (19%)	2	12
33	BD	213/218 (98%)	168 (79%)	45 (21%)	1	8
33	DD	213/218 (98%)	169 (79%)	44 (21%)	2	8
34	BE	165/166 (99%)	125 (76%)	40 (24%)	1	5
34	DE	165/166 (99%)	126 (76%)	39 (24%)	1	5
35	BF	165/166 (99%)	127 (77%)	38 (23%)	1	6
35	DF	165/166 (99%)	129 (78%)	36 (22%)	1	8
36	BG	155/156 (99%)	136 (88%)	19 (12%)	7	28
36	DG	155/156 (99%)	135 (87%)	20 (13%)	6	26
37	BH	132/148 (89%)	107 (81%)	25 (19%)	2	12
37	DH	132/148 (89%)	108 (82%)	24 (18%)	2	13
38	BI	122/124 (98%)	105 (86%)	17 (14%)	5	23
38	DI	122/124 (98%)	105 (86%)	17 (14%)	5	23
39	BN	117/119 (98%)	78 (67%)	39 (33%)	0	2
39	DN	117/119 (98%)	78 (67%)	39 (33%)	0	2
40	BO	100/100 (100%)	85 (85%)	15 (15%)	4	20

Continued on next page...

Continued from previous page...

Mol	Chain	Analysed	Rotameric	Outliers	Percentiles	
40	DO	100/100 (100%)	85 (85%)	15 (15%)	4	20
41	BP	112/116 (97%)	73 (65%)	39 (35%)	0	1
41	DP	112/116 (97%)	71 (63%)	41 (37%)	0	1
42	BQ	106/111 (96%)	80 (76%)	26 (24%)	1	5
42	DQ	106/111 (96%)	81 (76%)	25 (24%)	1	5
43	BR	100/101 (99%)	72 (72%)	28 (28%)	0	3
43	DR	100/101 (99%)	73 (73%)	27 (27%)	1	3
44	BS	77/88 (88%)	52 (68%)	25 (32%)	0	2
44	DS	77/88 (88%)	52 (68%)	25 (32%)	0	2
45	BT	116/127 (91%)	86 (74%)	30 (26%)	1	4
45	DT	116/127 (91%)	88 (76%)	28 (24%)	1	5
46	BU	92/94 (98%)	76 (83%)	16 (17%)	3	14
46	DU	92/94 (98%)	75 (82%)	17 (18%)	2	13
47	BV	82/82 (100%)	53 (65%)	29 (35%)	0	1
47	DV	82/82 (100%)	54 (66%)	28 (34%)	0	1
48	BW	91/92 (99%)	76 (84%)	15 (16%)	3	16
48	DW	91/92 (99%)	76 (84%)	15 (16%)	3	16
49	BX	74/78 (95%)	55 (74%)	19 (26%)	1	4
49	DX	74/78 (95%)	54 (73%)	20 (27%)	1	3
50	BY	84/91 (92%)	58 (69%)	26 (31%)	0	2
50	DY	84/91 (92%)	58 (69%)	26 (31%)	0	2
51	BZ	155/179 (87%)	131 (84%)	24 (16%)	4	19
51	DZ	155/179 (87%)	131 (84%)	24 (16%)	4	19
All	All	9322/9874 (94%)	7707 (83%)	1615 (17%)	3	14

All (1615) residues with a non-rotameric sidechain are listed below:

Mol	Chain	Res	Type
2	AB	10	LEU
2	AB	15	VAL
2	AB	17	PHE
2	AB	22	LYS
2	AB	24	TRP
2	AB	36	ARG

Continued on next page...

Continued from previous page...

Mol	Chain	Res	Type
2	AB	42	ILE
2	AB	69	LEU
2	AB	111	ARG
2	AB	130	ARG
2	AB	137	ARG
2	AB	145	LEU
2	AB	164	VAL
2	AB	165	VAL
2	AB	172	ILE
2	AB	178	ARG
2	AB	185	ILE
2	AB	187	LEU
2	AB	189	ASP
2	AB	193	ASP
2	AB	205	ASP
2	AB	206	ASP
2	AB	215	LEU
2	AB	221	LEU
3	AC	5	ILE
3	AC	12	LEU
3	AC	16	ARG
3	AC	27	LYS
3	AC	104	GLN
3	AC	127	ARG
3	AC	131	ARG
4	AD	3	ARG
4	AD	8	VAL
4	AD	9	CYS
4	AD	11	LEU
4	AD	12	CYS
4	AD	15	GLU
4	AD	19	LEU
4	AD	21	LEU
4	AD	24	GLU
4	AD	25	ARG
4	AD	45	GLN
4	AD	58	LEU
4	AD	64	LEU
4	AD	68	TYR
4	AD	94	LEU
4	AD	98	GLU
4	AD	110	PHE

Continued on next page...

Continued from previous page...

Mol	Chain	Res	Type
4	AD	119	GLN
4	AD	122	ARG
4	AD	127	THR
4	AD	131	ARG
4	AD	132	ARG
4	AD	135	LEU
4	AD	138	TYR
4	AD	158	ILE
4	AD	170	VAL
4	AD	194	LEU
4	AD	196	LEU
4	AD	204	ILE
4	AD	209	ARG
5	AE	12	LEU
5	AE	20	GLN
5	AE	25	ARG
5	AE	31	LEU
5	AE	41	VAL
5	AE	55	VAL
5	AE	73	ASN
5	AE	76	ILE
5	AE	78	HIS
5	AE	79	GLU
5	AE	87	SER
5	AE	91	LEU
5	AE	98	THR
5	AE	101	ILE
5	AE	110	LEU
5	AE	115	VAL
5	AE	143	ARG
5	AE	147	ASP
6	AF	7	ASN
6	AF	18	GLN
6	AF	23	LYS
6	AF	45	LEU
6	AF	46	ARG
6	AF	55	ASP
6	AF	63	TYR
6	AF	65	VAL
6	AF	83	ASP
6	AF	98	LEU
7	AG	79	ARG

Continued on next page...

Continued from previous page...

Mol	Chain	Res	Type
7	AG	136	LYS
7	AG	137	LYS
8	AH	1	MET
8	AH	10	LEU
8	AH	25	ASP
8	AH	41	ARG
8	AH	52	ASP
8	AH	95	VAL
8	AH	102	ARG
8	AH	114	THR
8	AH	127	LEU
9	AI	10	ARG
9	AI	95	LYS
9	AI	99	LEU
9	AI	102	LEU
9	AI	112	LYS
9	AI	113	LYS
9	AI	114	TYR
9	AI	121	ARG
9	AI	125	TYR
9	AI	128	ARG
10	AJ	12	ASP
10	AJ	22	LYS
10	AJ	45	ARG
10	AJ	47	PHE
10	AJ	50	ILE
10	AJ	57	LYS
10	AJ	62	HIS
10	AJ	74	ILE
10	AJ	80	LYS
10	AJ	96	ILE
11	AK	29	ILE
11	AK	47	VAL
11	AK	92	GLU
11	AK	107	SER
11	AK	125	PHE
11	AK	127	LYS
12	AL	20	LYS
12	AL	41	ARG
12	AL	42	THR
12	AL	52	LEU
12	AL	53	ARG

Continued on next page...

Continued from previous page...

Mol	Chain	Res	Type
12	AL	62	SER
12	AL	66	VAL
12	AL	67	THR
12	AL	89	ARG
12	AL	102	ARG
12	AL	116	SER
13	AM	48	LEU
13	AM	66	LEU
13	AM	70	LEU
13	AM	82	MET
13	AM	93	ARG
13	AM	108	ARG
14	AN	18	VAL
14	AN	42	ILE
14	AN	44	LEU
15	AO	3	ILE
15	AO	17	ARG
15	AO	24	SER
15	AO	31	LEU
15	AO	41	GLU
15	AO	65	ARG
15	AO	66	LEU
15	AO	82	ILE
16	AP	2	VAL
16	AP	8	ARG
16	AP	11	SER
16	AP	16	HIS
16	AP	20	VAL
16	AP	22	THR
16	AP	27	LYS
16	AP	28	ARG
16	AP	32	TYR
16	AP	39	TYR
16	AP	43	LYS
16	AP	48	TRP
16	AP	69	THR
16	AP	79	VAL
16	AP	82	GLN
17	AQ	52	LYS
17	AQ	57	VAL
17	AQ	60	ILE
17	AQ	63	ARG

Continued on next page...

Continued from previous page...

Mol	Chain	Res	Type
17	AQ	68	ARG
18	AR	32	ARG
18	AR	47	THR
18	AR	53	ARG
18	AR	70	ILE
18	AR	87	ARG
19	AS	5	LEU
19	AS	6	LYS
19	AS	7	LYS
19	AS	22	LEU
19	AS	27	GLU
19	AS	44	MET
19	AS	49	ILE
20	AT	9	ASN
20	AT	26	ASN
20	AT	27	LYS
20	AT	30	LYS
20	AT	41	ILE
20	AT	56	MET
20	AT	57	ARG
20	AT	62	LEU
20	AT	74	LYS
20	AT	75	ASN
20	AT	93	GLU
22	B0	11	ARG
22	B0	14	ARG
22	B0	20	ARG
22	B0	25	ARG
22	B0	36	ILE
22	B0	70	GLN
22	B0	72	ARG
22	B0	84	LEU
23	B1	12	PRO
23	B1	13	ILE
23	B1	14	VAL
23	B1	21	ARG
23	B1	25	LYS
23	B1	26	ARG
23	B1	34	THR
23	B1	37	ILE
23	B1	41	ARG
23	B1	42	GLN

Continued on next page...

Continued from previous page...

Mol	Chain	Res	Type
23	B1	46	LEU
23	B1	47	GLN
23	B1	48	LYS
23	B1	53	VAL
23	B1	62	VAL
23	B1	65	SER
23	B1	67	ILE
23	B1	86	SER
23	B1	89	GLU
23	B1	94	LEU
24	B2	12	GLU
24	B2	14	ARG
24	B2	22	GLU
24	B2	26	ARG
24	B2	28	LYS
24	B2	30	ARG
24	B2	31	GLU
24	B2	32	LEU
24	B2	33	MET
24	B2	35	LEU
24	B2	36	ARG
24	B2	44	LEU
24	B2	45	SER
24	B2	46	GLN
24	B2	47	ASN
24	B2	50	ILE
24	B2	51	ARG
24	B2	53	LEU
24	B2	56	GLN
24	B2	59	ARG
25	B3	8	LEU
25	B3	35	ARG
25	B3	58	VAL
27	B5	3	LYS
27	B5	4	HIS
27	B5	6	VAL
27	B5	11	THR
27	B5	16	ARG
27	B5	26	THR
27	B5	29	THR
27	B5	40	LYS
27	B5	44	THR

Continued on next page...

Continued from previous page...

Mol	Chain	Res	Type
27	B5	49	CYS
27	B5	55	ARG
27	B5	56	LYS
27	B5	58	LEU
28	B6	9	LEU
28	B6	10	LEU
28	B6	14	THR
28	B6	18	ARG
28	B6	19	ARG
28	B6	24	GLU
28	B6	30	THR
28	B6	35	GLU
28	B6	37	ARG
28	B6	41	PRO
28	B6	42	TRP
28	B6	43	CYS
28	B6	44	ARG
28	B6	46	HIS
28	B6	47	THR
28	B6	48	VAL
28	B6	51	GLU
28	B6	52	VAL
29	B7	1	MET
29	B7	8	ASN
29	B7	9	ARG
29	B7	10	ARG
29	B7	24	THR
29	B7	32	LYS
29	B7	41	ARG
29	B7	48	LYS
30	B8	4	MET
30	B8	6	THR
30	B8	13	ARG
30	B8	23	VAL
30	B8	32	LEU
30	B8	39	LYS
30	B8	44	LYS
30	B8	47	LYS
30	B8	49	VAL
30	B8	56	GLU
30	B8	62	LEU
33	BD	5	LYS

Continued on next page...

Continued from previous page...

Mol	Chain	Res	Type
33	BD	13	ARG
33	BD	17	THR
33	BD	26	LYS
33	BD	31	LYS
33	BD	43	ARG
33	BD	44	ASN
33	BD	46	GLN
33	BD	61	LEU
33	BD	64	ILE
33	BD	65	ILE
33	BD	71	ASP
33	BD	73	VAL
33	BD	88	ARG
33	BD	89	SER
33	BD	94	LEU
33	BD	95	LEU
33	BD	98	VAL
33	BD	103	ARG
33	BD	105	ILE
33	BD	106	ILE
33	BD	111	LEU
33	BD	112	GLN
33	BD	116	GLN
33	BD	117	VAL
33	BD	127	VAL
33	BD	142	VAL
33	BD	161	THR
33	BD	166	GLN
33	BD	168	ARG
33	BD	173	VAL
33	BD	192	THR
33	BD	198	ASN
33	BD	211	ARG
33	BD	212	SER
33	BD	217	ARG
33	BD	221	VAL
33	BD	229	VAL
33	BD	242	ARG
33	BD	254	THR
33	BD	255	LYS
33	BD	257	LEU
33	BD	259	THR

Continued on next page...

Continued from previous page...

Mol	Chain	Res	Type
33	BD	265	PRO
33	BD	271	ILE
34	BE	1	MET
34	BE	7	VAL
34	BE	12	THR
34	BE	21	VAL
34	BE	23	VAL
34	BE	24	THR
34	BE	33	VAL
34	BE	34	VAL
34	BE	47	VAL
34	BE	52	LEU
34	BE	60	ASN
34	BE	63	LEU
34	BE	66	HIS
34	BE	67	PHE
34	BE	69	LYS
34	BE	73	GLU
34	BE	75	VAL
34	BE	76	ARG
34	BE	77	ILE
34	BE	79	ARG
34	BE	82	ARG
34	BE	111	ARG
34	BE	116	VAL
34	BE	118	LYS
34	BE	119	ARG
34	BE	133	LYS
34	BE	134	ILE
34	BE	144	ARG
34	BE	152	LYS
34	BE	154	LYS
34	BE	160	TYR
34	BE	163	GLU
34	BE	169	ASN
34	BE	171	GLU
34	BE	175	VAL
34	BE	181	LEU
34	BE	197	ILE
34	BE	199	ARG
34	BE	202	LYS
34	BE	203	LYS

Continued on next page...

Continued from previous page...

Mol	Chain	Res	Type
35	BF	7	TYR
35	BF	20	LEU
35	BF	23	ASP
35	BF	28	ILE
35	BF	33	LEU
35	BF	38	ARG
35	BF	41	LEU
35	BF	46	ARG
35	BF	48	THR
35	BF	50	SER
35	BF	53	THR
35	BF	56	GLU
35	BF	57	VAL
35	BF	66	PRO
35	BF	74	ARG
35	BF	78	ILE
35	BF	82	ILE
35	BF	106	ARG
35	BF	112	MET
35	BF	116	ASP
35	BF	127	GLU
35	BF	137	LYS
35	BF	140	LEU
35	BF	160	ASN
35	BF	162	LEU
35	BF	164	ARG
35	BF	165	ARG
35	BF	168	ARG
35	BF	170	LEU
35	BF	175	THR
35	BF	183	VAL
35	BF	192	LEU
35	BF	194	MET
35	BF	197	ASP
35	BF	199	TRP
35	BF	201	VAL
35	BF	204	ASN
35	BF	206	ILE
36	BG	7	LEU
36	BG	16	ARG
36	BG	22	ARG
36	BG	28	VAL

Continued on next page...

Continued from previous page...

Mol	Chain	Res	Type
36	BG	34	LEU
36	BG	35	GLU
36	BG	39	ILE
36	BG	49	ASP
36	BG	58	GLN
36	BG	60	LEU
36	BG	63	ILE
36	BG	67	LYS
36	BG	80	PHE
36	BG	125	PHE
36	BG	143	GLU
36	BG	155	MET
36	BG	161	THR
36	BG	166	ASP
36	BG	174	GLU
37	BH	34	GLU
37	BH	41	MET
37	BH	46	GLU
37	BH	53	GLU
37	BH	70	THR
37	BH	71	LEU
37	BH	83	TYR
37	BH	95	ARG
37	BH	103	LEU
37	BH	105	LEU
37	BH	110	SER
37	BH	111	HIS
37	BH	122	THR
37	BH	134	SER
37	BH	136	ILE
37	BH	137	ASP
37	BH	141	VAL
37	BH	143	GLN
37	BH	149	ARG
37	BH	152	ARG
37	BH	153	LYS
37	BH	157	TYR
37	BH	159	GLU
37	BH	163	TYR
37	BH	170	ARG
38	BI	1	MET
38	BI	12	LEU

Continued on next page...

Continued from previous page...

Mol	Chain	Res	Type
38	BI	20	ASP
38	BI	22	LYS
38	BI	38	LEU
38	BI	40	THR
38	BI	51	ILE
38	BI	56	LYS
38	BI	58	LEU
38	BI	82	ARG
38	BI	88	ILE
38	BI	101	LEU
38	BI	109	ILE
38	BI	122	GLU
38	BI	129	THR
38	BI	142	VAL
38	BI	144	VAL
39	BN	2	LYS
39	BN	4	TYR
39	BN	5	VAL
39	BN	14	VAL
39	BN	16	ILE
39	BN	19	GLU
39	BN	23	LEU
39	BN	25	ARG
39	BN	28	THR
39	BN	33	LEU
39	BN	34	LEU
39	BN	37	LYS
39	BN	41	ASP
39	BN	45	ASN
39	BN	46	VAL
39	BN	48	MET
39	BN	55	VAL
39	BN	58	ASP
39	BN	60	ILE
39	BN	62	VAL
39	BN	63	THR
39	BN	65	LYS
39	BN	67	LEU
39	BN	69	GLN
39	BN	75	TYR
39	BN	78	TYR
39	BN	82	LEU

Continued on next page...

Continued from previous page...

Mol	Chain	Res	Type
39	BN	84	LYS
39	BN	85	ILE
39	BN	87	LEU
39	BN	98	VAL
39	BN	99	LEU
39	BN	112	LEU
39	BN	119	ARG
39	BN	120	LEU
39	BN	121	LYS
39	BN	130	HIS
39	BN	134	ARG
39	BN	138	LEU
40	BO	3	GLN
40	BO	8	LEU
40	BO	13	ASN
40	BO	22	ILE
40	BO	24	VAL
40	BO	28	SER
40	BO	47	ILE
40	BO	52	VAL
40	BO	63	VAL
40	BO	75	SER
40	BO	87	ILE
40	BO	88	ASN
40	BO	104	ARG
40	BO	108	GLU
40	BO	112	MET
41	BP	13	ASN
41	BP	16	ARG
41	BP	17	LYS
41	BP	18	ARG
41	BP	19	VAL
41	BP	21	ARG
41	BP	32	THR
41	BP	33	ARG
41	BP	39	LYS
41	BP	40	SER
41	BP	45	LEU
41	BP	47	ASP
41	BP	52	GLU
41	BP	55	ARG
41	BP	57	THR

Continued on next page...

Continued from previous page...

Mol	Chain	Res	Type
41	BP	59	LEU
41	BP	61	ARG
41	BP	62	LEU
41	BP	65	ARG
41	BP	67	MET
41	BP	70	GLN
41	BP	75	ILE
41	BP	77	ARG
41	BP	85	LEU
41	BP	100	LEU
41	BP	101	VAL
41	BP	102	ARG
41	BP	110	TYR
41	BP	111	ARG
41	BP	112	LEU
41	BP	114	ILE
41	BP	115	LEU
41	BP	123	LEU
41	BP	125	VAL
41	BP	135	LEU
41	BP	138	LEU
41	BP	144	GLU
41	BP	147	LEU
41	BP	148	LEU
42	BQ	6	ARG
42	BQ	9	TYR
42	BQ	13	GLN
42	BQ	18	LYS
42	BQ	22	LYS
42	BQ	27	VAL
42	BQ	29	PHE
42	BQ	35	VAL
42	BQ	45	GLN
42	BQ	52	VAL
42	BQ	54	MET
42	BQ	55	VAL
42	BQ	58	PHE
42	BQ	63	LYS
42	BQ	80	GLU
42	BQ	81	VAL
42	BQ	82	ARG
42	BQ	87	LYS

Continued on next page...

Continued from previous page...

Mol	Chain	Res	Type
42	BQ	91	GLU
42	BQ	103	MET
42	BQ	109	VAL
42	BQ	115	MET
42	BQ	127	ILE
42	BQ	132	VAL
42	BQ	139	GLU
42	BQ	141	GLN
43	BR	2	ARG
43	BR	5	LYS
43	BR	6	SER
43	BR	8	ARG
43	BR	15	SER
43	BR	16	HIS
43	BR	18	LEU
43	BR	28	LEU
43	BR	29	LEU
43	BR	30	THR
43	BR	36	THR
43	BR	44	LEU
43	BR	45	ARG
43	BR	53	HIS
43	BR	60	LEU
43	BR	65	LEU
43	BR	67	LEU
43	BR	71	GLN
43	BR	74	LYS
43	BR	75	LEU
43	BR	79	LEU
43	BR	99	LYS
43	BR	100	LEU
43	BR	103	ARG
43	BR	104	ARG
43	BR	115	GLU
43	BR	117	VAL
43	BR	118	GLU
44	BS	11	LYS
44	BS	15	ARG
44	BS	17	ARG
44	BS	30	ARG
44	BS	33	LYS
44	BS	36	TYR

Continued on next page...

Continued from previous page...

Mol	Chain	Res	Type
44	BS	48	LEU
44	BS	50	SER
44	BS	54	LEU
44	BS	56	LEU
44	BS	58	LEU
44	BS	61	ASN
44	BS	69	VAL
44	BS	73	LEU
44	BS	80	LEU
44	BS	83	LYS
44	BS	84	GLN
44	BS	85	VAL
44	BS	89	ARG
44	BS	92	TYR
44	BS	93	LYS
44	BS	95	HIS
44	BS	97	ARG
44	BS	98	VAL
44	BS	106	ARG
45	BT	3	ARG
45	BT	11	GLU
45	BT	13	ARG
45	BT	15	VAL
45	BT	16	ARG
45	BT	17	THR
45	BT	18	ASP
45	BT	24	PRO
45	BT	29	ARG
45	BT	32	TYR
45	BT	33	LYS
45	BT	38	ASN
45	BT	41	ARG
45	BT	53	ARG
45	BT	58	ASN
45	BT	59	THR
45	BT	62	THR
45	BT	63	VAL
45	BT	64	ARG
45	BT	65	LYS
45	BT	77	PRO
45	BT	82	LEU
45	BT	88	ILE

Continued on next page...

Continued from previous page...

Mol	Chain	Res	Type
45	BT	96	ARG
45	BT	98	LYS
45	BT	99	LEU
45	BT	108	ARG
45	BT	112	ARG
45	BT	115	ARG
45	BT	128	GLU
46	BU	8	VAL
46	BU	34	LYS
46	BU	55	ARG
46	BU	56	ASP
46	BU	64	ARG
46	BU	70	ARG
46	BU	74	LEU
46	BU	77	SER
46	BU	83	LEU
46	BU	88	ILE
46	BU	89	GLU
46	BU	92	ARG
46	BU	93	LYS
46	BU	95	LEU
46	BU	97	ASP
46	BU	102	GLU
47	BV	2	PHE
47	BV	7	THR
47	BV	14	VAL
47	BV	15	GLU
47	BV	18	LEU
47	BV	19	LYS
47	BV	21	ARG
47	BV	22	VAL
47	BV	23	GLU
47	BV	28	GLU
47	BV	32	THR
47	BV	35	LEU
47	BV	37	VAL
47	BV	38	LEU
47	BV	40	LEU
47	BV	56	SER
47	BV	62	LEU
47	BV	66	ARG
47	BV	71	LEU

Continued on next page...

Continued from previous page...

Mol	Chain	Res	Type
47	BV	78	LYS
47	BV	80	GLN
47	BV	82	ARG
47	BV	83	ARG
47	BV	88	ARG
47	BV	89	GLN
47	BV	92	THR
47	BV	93	GLU
47	BV	98	GLU
47	BV	100	ARG
48	BW	4	LYS
48	BW	11	ARG
48	BW	17	VAL
48	BW	19	LEU
48	BW	20	VAL
48	BW	23	LEU
48	BW	33	ARG
48	BW	50	VAL
48	BW	51	LEU
48	BW	64	MET
48	BW	69	LEU
48	BW	82	LEU
48	BW	96	ILE
48	BW	106	ILE
48	BW	107	LEU
49	BX	3	THR
49	BX	12	VAL
49	BX	15	GLU
49	BX	25	LYS
49	BX	27	THR
49	BX	30	VAL
49	BX	33	LYS
49	BX	35	THR
49	BX	36	LYS
49	BX	38	GLU
49	BX	39	ILE
49	BX	45	THR
49	BX	49	VAL
49	BX	55	ASN
49	BX	60	ARG
49	BX	65	ARG
49	BX	76	ARG

Continued on next page...

Continued from previous page...

Mol	Chain	Res	Type
49	BX	78	LYS
49	BX	88	LYS
50	BY	2	ARG
50	BY	6	HIS
50	BY	7	VAL
50	BY	8	LYS
50	BY	13	VAL
50	BY	38	ILE
50	BY	42	VAL
50	BY	46	LYS
50	BY	47	LYS
50	BY	49	VAL
50	BY	55	TYR
50	BY	60	PHE
50	BY	62	GLU
50	BY	66	PRO
50	BY	70	SER
50	BY	71	LYS
50	BY	75	ILE
50	BY	76	CYS
50	BY	81	LYS
50	BY	86	ARG
50	BY	89	PHE
50	BY	90	LEU
50	BY	94	LYS
50	BY	96	ILE
50	BY	97	ARG
50	BY	99	CYS
51	BZ	6	LYS
51	BZ	19	ARG
51	BZ	27	VAL
51	BZ	42	VAL
51	BZ	53	ILE
51	BZ	72	ARG
51	BZ	73	GLN
51	BZ	79	ARG
51	BZ	81	ARG
51	BZ	86	VAL
51	BZ	87	ASP
51	BZ	93	ASP
51	BZ	97	GLU
51	BZ	98	MET

Continued on next page...

Continued from previous page...

Mol	Chain	Res	Type
51	BZ	117	LEU
51	BZ	121	HIS
51	BZ	124	ILE
51	BZ	128	VAL
51	BZ	140	ASP
51	BZ	150	LEU
51	BZ	151	HIS
51	BZ	153	SER
51	BZ	166	SER
51	BZ	171	ILE
2	CB	10	LEU
2	CB	15	VAL
2	CB	17	PHE
2	CB	22	LYS
2	CB	24	TRP
2	CB	36	ARG
2	CB	42	ILE
2	CB	69	LEU
2	CB	111	ARG
2	CB	130	ARG
2	CB	137	ARG
2	CB	145	LEU
2	CB	164	VAL
2	CB	165	VAL
2	CB	172	ILE
2	CB	178	ARG
2	CB	185	ILE
2	CB	187	LEU
2	CB	189	ASP
2	CB	193	ASP
2	CB	205	ASP
2	CB	206	ASP
2	CB	215	LEU
2	CB	221	LEU
3	CC	5	ILE
3	CC	12	LEU
3	CC	16	ARG
3	CC	27	LYS
3	CC	104	GLN
3	CC	127	ARG
3	CC	131	ARG
4	CD	3	ARG

Continued on next page...

Continued from previous page...

Mol	Chain	Res	Type
4	CD	8	VAL
4	CD	9	CYS
4	CD	11	LEU
4	CD	15	GLU
4	CD	19	LEU
4	CD	21	LEU
4	CD	24	GLU
4	CD	25	ARG
4	CD	45	GLN
4	CD	58	LEU
4	CD	64	LEU
4	CD	68	TYR
4	CD	94	LEU
4	CD	119	GLN
4	CD	122	ARG
4	CD	127	THR
4	CD	131	ARG
4	CD	132	ARG
4	CD	135	LEU
4	CD	138	TYR
4	CD	158	ILE
4	CD	170	VAL
4	CD	194	LEU
4	CD	196	LEU
4	CD	204	ILE
4	CD	209	ARG
5	CE	12	LEU
5	CE	20	GLN
5	CE	25	ARG
5	CE	31	LEU
5	CE	41	VAL
5	CE	55	VAL
5	CE	73	ASN
5	CE	76	ILE
5	CE	78	HIS
5	CE	79	GLU
5	CE	87	SER
5	CE	91	LEU
5	CE	98	THR
5	CE	101	ILE
5	CE	110	LEU
5	CE	115	VAL

Continued on next page...

Continued from previous page...

Mol	Chain	Res	Type
5	CE	143	ARG
5	CE	147	ASP
6	CF	7	ASN
6	CF	18	GLN
6	CF	21	LEU
6	CF	23	LYS
6	CF	45	LEU
6	CF	46	ARG
6	CF	55	ASP
6	CF	63	TYR
6	CF	65	VAL
6	CF	83	ASP
6	CF	98	LEU
7	CG	79	ARG
7	CG	120	ILE
7	CG	136	LYS
7	CG	137	LYS
8	CH	1	MET
8	CH	10	LEU
8	CH	25	ASP
8	CH	41	ARG
8	CH	52	ASP
8	CH	95	VAL
8	CH	102	ARG
8	CH	114	THR
8	CH	127	LEU
9	CI	10	ARG
9	CI	95	LYS
9	CI	99	LEU
9	CI	102	LEU
9	CI	113	LYS
9	CI	114	TYR
9	CI	121	ARG
9	CI	125	TYR
9	CI	128	ARG
10	CJ	12	ASP
10	CJ	22	LYS
10	CJ	45	ARG
10	CJ	47	PHE
10	CJ	50	ILE
10	CJ	57	LYS
10	CJ	62	HIS

Continued on next page...

Continued from previous page...

Mol	Chain	Res	Type
10	CJ	74	ILE
10	CJ	80	LYS
10	CJ	96	ILE
11	CK	29	ILE
11	CK	47	VAL
11	CK	92	GLU
11	CK	107	SER
11	CK	125	PHE
11	CK	127	LYS
12	CL	20	LYS
12	CL	41	ARG
12	CL	42	THR
12	CL	52	LEU
12	CL	53	ARG
12	CL	62	SER
12	CL	66	VAL
12	CL	85	ILE
12	CL	89	ARG
12	CL	92	ASP
12	CL	102	ARG
12	CL	116	SER
13	CM	48	LEU
13	CM	66	LEU
13	CM	70	LEU
13	CM	93	ARG
13	CM	108	ARG
14	CN	18	VAL
14	CN	42	ILE
14	CN	44	LEU
15	CO	3	ILE
15	CO	17	ARG
15	CO	24	SER
15	CO	31	LEU
15	CO	41	GLU
15	CO	65	ARG
15	CO	66	LEU
15	CO	82	ILE
16	CP	2	VAL
16	CP	8	ARG
16	CP	11	SER
16	CP	16	HIS
16	CP	20	VAL

Continued on next page...

Continued from previous page...

Mol	Chain	Res	Type
16	CP	22	THR
16	CP	27	LYS
16	CP	28	ARG
16	CP	32	TYR
16	CP	39	TYR
16	CP	43	LYS
16	CP	48	TRP
16	CP	69	THR
16	CP	79	VAL
16	CP	82	GLN
17	CQ	52	LYS
17	CQ	57	VAL
17	CQ	60	ILE
17	CQ	63	ARG
17	CQ	68	ARG
18	CR	47	THR
18	CR	53	ARG
18	CR	70	ILE
18	CR	87	ARG
19	CS	5	LEU
19	CS	6	LYS
19	CS	7	LYS
19	CS	22	LEU
19	CS	27	GLU
19	CS	44	MET
19	CS	49	ILE
20	CT	9	ASN
20	CT	26	ASN
20	CT	27	LYS
20	CT	30	LYS
20	CT	41	ILE
20	CT	56	MET
20	CT	57	ARG
20	CT	62	LEU
20	CT	74	LYS
20	CT	75	ASN
20	CT	93	GLU
22	D0	11	ARG
22	D0	14	ARG
22	D0	20	ARG
22	D0	25	ARG
22	D0	36	ILE

Continued on next page...

Continued from previous page...

Mol	Chain	Res	Type
22	D0	70	GLN
22	D0	72	ARG
22	D0	84	LEU
23	D1	12	PRO
23	D1	13	ILE
23	D1	14	VAL
23	D1	21	ARG
23	D1	25	LYS
23	D1	26	ARG
23	D1	34	THR
23	D1	37	ILE
23	D1	41	ARG
23	D1	42	GLN
23	D1	46	LEU
23	D1	48	LYS
23	D1	56	GLN
23	D1	62	VAL
23	D1	65	SER
23	D1	67	ILE
23	D1	89	GLU
23	D1	94	LEU
24	D2	12	GLU
24	D2	14	ARG
24	D2	22	GLU
24	D2	26	ARG
24	D2	30	ARG
24	D2	31	GLU
24	D2	32	LEU
24	D2	33	MET
24	D2	35	LEU
24	D2	36	ARG
24	D2	44	LEU
24	D2	45	SER
24	D2	46	GLN
24	D2	47	ASN
24	D2	50	ILE
24	D2	51	ARG
24	D2	53	LEU
24	D2	56	GLN
24	D2	59	ARG
25	D3	8	LEU
25	D3	35	ARG

Continued on next page...

Continued from previous page...

Mol	Chain	Res	Type
25	D3	58	VAL
27	D5	3	LYS
27	D5	4	HIS
27	D5	6	VAL
27	D5	11	THR
27	D5	16	ARG
27	D5	26	THR
27	D5	29	THR
27	D5	40	LYS
27	D5	44	THR
27	D5	49	CYS
27	D5	55	ARG
27	D5	56	LYS
27	D5	58	LEU
28	D6	9	LEU
28	D6	10	LEU
28	D6	14	THR
28	D6	18	ARG
28	D6	19	ARG
28	D6	24	GLU
28	D6	30	THR
28	D6	35	GLU
28	D6	37	ARG
28	D6	42	TRP
28	D6	43	CYS
28	D6	44	ARG
28	D6	46	HIS
28	D6	47	THR
28	D6	48	VAL
28	D6	51	GLU
28	D6	52	VAL
29	D7	1	MET
29	D7	8	ASN
29	D7	9	ARG
29	D7	10	ARG
29	D7	24	THR
29	D7	32	LYS
29	D7	41	ARG
29	D7	48	LYS
30	D8	4	MET
30	D8	6	THR
30	D8	13	ARG

Continued on next page...

Continued from previous page...

Mol	Chain	Res	Type
30	D8	23	VAL
30	D8	32	LEU
30	D8	39	LYS
30	D8	44	LYS
30	D8	47	LYS
30	D8	49	VAL
30	D8	56	GLU
33	DD	5	LYS
33	DD	13	ARG
33	DD	17	THR
33	DD	26	LYS
33	DD	31	LYS
33	DD	43	ARG
33	DD	44	ASN
33	DD	46	GLN
33	DD	61	LEU
33	DD	64	ILE
33	DD	65	ILE
33	DD	71	ASP
33	DD	73	VAL
33	DD	88	ARG
33	DD	89	SER
33	DD	94	LEU
33	DD	95	LEU
33	DD	98	VAL
33	DD	103	ARG
33	DD	105	ILE
33	DD	106	ILE
33	DD	111	LEU
33	DD	112	GLN
33	DD	116	GLN
33	DD	117	VAL
33	DD	127	VAL
33	DD	142	VAL
33	DD	161	THR
33	DD	165	ILE
33	DD	166	GLN
33	DD	173	VAL
33	DD	192	THR
33	DD	198	ASN
33	DD	211	ARG
33	DD	212	SER

Continued on next page...

Continued from previous page...

Mol	Chain	Res	Type
33	DD	217	ARG
33	DD	221	VAL
33	DD	229	VAL
33	DD	242	ARG
33	DD	254	THR
33	DD	255	LYS
33	DD	257	LEU
33	DD	259	THR
33	DD	271	ILE
34	DE	1	MET
34	DE	7	VAL
34	DE	12	THR
34	DE	21	VAL
34	DE	23	VAL
34	DE	24	THR
34	DE	33	VAL
34	DE	47	VAL
34	DE	52	LEU
34	DE	60	ASN
34	DE	63	LEU
34	DE	66	HIS
34	DE	67	PHE
34	DE	69	LYS
34	DE	73	GLU
34	DE	75	VAL
34	DE	76	ARG
34	DE	77	ILE
34	DE	79	ARG
34	DE	82	ARG
34	DE	111	ARG
34	DE	116	VAL
34	DE	118	LYS
34	DE	119	ARG
34	DE	133	LYS
34	DE	134	ILE
34	DE	144	ARG
34	DE	152	LYS
34	DE	154	LYS
34	DE	160	TYR
34	DE	163	GLU
34	DE	169	ASN
34	DE	170	LEU

Continued on next page...

Continued from previous page...

Mol	Chain	Res	Type
34	DE	171	GLU
34	DE	175	VAL
34	DE	181	LEU
34	DE	197	ILE
34	DE	202	LYS
34	DE	203	LYS
35	DF	7	TYR
35	DF	20	LEU
35	DF	23	ASP
35	DF	28	ILE
35	DF	33	LEU
35	DF	38	ARG
35	DF	41	LEU
35	DF	46	ARG
35	DF	48	THR
35	DF	50	SER
35	DF	53	THR
35	DF	56	GLU
35	DF	57	VAL
35	DF	74	ARG
35	DF	78	ILE
35	DF	106	ARG
35	DF	112	MET
35	DF	116	ASP
35	DF	127	GLU
35	DF	137	LYS
35	DF	140	LEU
35	DF	160	ASN
35	DF	162	LEU
35	DF	164	ARG
35	DF	165	ARG
35	DF	168	ARG
35	DF	170	LEU
35	DF	175	THR
35	DF	183	VAL
35	DF	192	LEU
35	DF	194	MET
35	DF	197	ASP
35	DF	199	TRP
35	DF	201	VAL
35	DF	204	ASN
35	DF	206	ILE

Continued on next page...

Continued from previous page...

Mol	Chain	Res	Type
36	DG	7	LEU
36	DG	16	ARG
36	DG	22	ARG
36	DG	28	VAL
36	DG	34	LEU
36	DG	35	GLU
36	DG	39	ILE
36	DG	45	GLU
36	DG	49	ASP
36	DG	58	GLN
36	DG	60	LEU
36	DG	63	ILE
36	DG	67	LYS
36	DG	80	PHE
36	DG	125	PHE
36	DG	143	GLU
36	DG	155	MET
36	DG	161	THR
36	DG	166	ASP
36	DG	174	GLU
37	DH	34	GLU
37	DH	41	MET
37	DH	46	GLU
37	DH	53	GLU
37	DH	71	LEU
37	DH	83	TYR
37	DH	95	ARG
37	DH	103	LEU
37	DH	105	LEU
37	DH	110	SER
37	DH	111	HIS
37	DH	122	THR
37	DH	134	SER
37	DH	136	ILE
37	DH	137	ASP
37	DH	141	VAL
37	DH	143	GLN
37	DH	149	ARG
37	DH	152	ARG
37	DH	153	LYS
37	DH	157	TYR
37	DH	159	GLU

Continued on next page...

Continued from previous page...

Mol	Chain	Res	Type
37	DH	163	TYR
37	DH	170	ARG
38	DI	1	MET
38	DI	12	LEU
38	DI	20	ASP
38	DI	22	LYS
38	DI	38	LEU
38	DI	40	THR
38	DI	51	ILE
38	DI	56	LYS
38	DI	58	LEU
38	DI	82	ARG
38	DI	88	ILE
38	DI	101	LEU
38	DI	109	ILE
38	DI	122	GLU
38	DI	129	THR
38	DI	142	VAL
38	DI	144	VAL
39	DN	2	LYS
39	DN	4	TYR
39	DN	5	VAL
39	DN	14	VAL
39	DN	16	ILE
39	DN	19	GLU
39	DN	23	LEU
39	DN	25	ARG
39	DN	28	THR
39	DN	33	LEU
39	DN	34	LEU
39	DN	37	LYS
39	DN	41	ASP
39	DN	45	ASN
39	DN	46	VAL
39	DN	48	MET
39	DN	55	VAL
39	DN	58	ASP
39	DN	60	ILE
39	DN	62	VAL
39	DN	63	THR
39	DN	65	LYS
39	DN	67	LEU

Continued on next page...

Continued from previous page...

Mol	Chain	Res	Type
39	DN	69	GLN
39	DN	75	TYR
39	DN	78	TYR
39	DN	82	LEU
39	DN	84	LYS
39	DN	85	ILE
39	DN	87	LEU
39	DN	98	VAL
39	DN	99	LEU
39	DN	112	LEU
39	DN	119	ARG
39	DN	120	LEU
39	DN	121	LYS
39	DN	130	HIS
39	DN	134	ARG
39	DN	138	LEU
40	DO	3	GLN
40	DO	8	LEU
40	DO	13	ASN
40	DO	22	ILE
40	DO	24	VAL
40	DO	28	SER
40	DO	47	ILE
40	DO	52	VAL
40	DO	63	VAL
40	DO	75	SER
40	DO	87	ILE
40	DO	88	ASN
40	DO	104	ARG
40	DO	108	GLU
40	DO	112	MET
41	DP	13	ASN
41	DP	15	ARG
41	DP	16	ARG
41	DP	17	LYS
41	DP	18	ARG
41	DP	19	VAL
41	DP	21	ARG
41	DP	32	THR
41	DP	33	ARG
41	DP	39	LYS
41	DP	40	SER

Continued on next page...

Continued from previous page...

Mol	Chain	Res	Type
41	DP	45	LEU
41	DP	47	ASP
41	DP	52	GLU
41	DP	55	ARG
41	DP	57	THR
41	DP	59	LEU
41	DP	61	ARG
41	DP	62	LEU
41	DP	65	ARG
41	DP	67	MET
41	DP	70	GLN
41	DP	75	ILE
41	DP	77	ARG
41	DP	85	LEU
41	DP	95	VAL
41	DP	100	LEU
41	DP	101	VAL
41	DP	102	ARG
41	DP	110	TYR
41	DP	111	ARG
41	DP	112	LEU
41	DP	114	ILE
41	DP	115	LEU
41	DP	123	LEU
41	DP	125	VAL
41	DP	135	LEU
41	DP	138	LEU
41	DP	144	GLU
41	DP	147	LEU
41	DP	148	LEU
42	DQ	6	ARG
42	DQ	9	TYR
42	DQ	13	GLN
42	DQ	18	LYS
42	DQ	22	LYS
42	DQ	27	VAL
42	DQ	29	PHE
42	DQ	35	VAL
42	DQ	45	GLN
42	DQ	52	VAL
42	DQ	54	MET
42	DQ	55	VAL

Continued on next page...

Continued from previous page...

Mol	Chain	Res	Type
42	DQ	63	LYS
42	DQ	80	GLU
42	DQ	81	VAL
42	DQ	82	ARG
42	DQ	91	GLU
42	DQ	103	MET
42	DQ	106	VAL
42	DQ	109	VAL
42	DQ	115	MET
42	DQ	127	ILE
42	DQ	132	VAL
42	DQ	139	GLU
42	DQ	141	GLN
43	DR	2	ARG
43	DR	5	LYS
43	DR	6	SER
43	DR	8	ARG
43	DR	16	HIS
43	DR	18	LEU
43	DR	28	LEU
43	DR	29	LEU
43	DR	30	THR
43	DR	36	THR
43	DR	44	LEU
43	DR	45	ARG
43	DR	56	LYS
43	DR	60	LEU
43	DR	65	LEU
43	DR	67	LEU
43	DR	71	GLN
43	DR	74	LYS
43	DR	75	LEU
43	DR	79	LEU
43	DR	99	LYS
43	DR	100	LEU
43	DR	103	ARG
43	DR	104	ARG
43	DR	115	GLU
43	DR	117	VAL
43	DR	118	GLU
44	DS	11	LYS
44	DS	15	ARG

Continued on next page...

Continued from previous page...

Mol	Chain	Res	Type
44	DS	17	ARG
44	DS	30	ARG
44	DS	33	LYS
44	DS	36	TYR
44	DS	48	LEU
44	DS	50	SER
44	DS	54	LEU
44	DS	56	LEU
44	DS	58	LEU
44	DS	61	ASN
44	DS	69	VAL
44	DS	73	LEU
44	DS	80	LEU
44	DS	83	LYS
44	DS	84	GLN
44	DS	85	VAL
44	DS	89	ARG
44	DS	92	TYR
44	DS	93	LYS
44	DS	95	HIS
44	DS	97	ARG
44	DS	98	VAL
44	DS	106	ARG
45	DT	3	ARG
45	DT	13	ARG
45	DT	15	VAL
45	DT	16	ARG
45	DT	17	THR
45	DT	18	ASP
45	DT	24	PRO
45	DT	29	ARG
45	DT	32	TYR
45	DT	33	LYS
45	DT	38	ASN
45	DT	41	ARG
45	DT	53	ARG
45	DT	58	ASN
45	DT	59	THR
45	DT	62	THR
45	DT	63	VAL
45	DT	64	ARG
45	DT	65	LYS

Continued on next page...

Continued from previous page...

Mol	Chain	Res	Type
45	DT	82	LEU
45	DT	88	ILE
45	DT	96	ARG
45	DT	98	LYS
45	DT	99	LEU
45	DT	108	ARG
45	DT	112	ARG
45	DT	115	ARG
45	DT	128	GLU
46	DU	8	VAL
46	DU	27	LEU
46	DU	34	LYS
46	DU	55	ARG
46	DU	56	ASP
46	DU	64	ARG
46	DU	70	ARG
46	DU	74	LEU
46	DU	77	SER
46	DU	83	LEU
46	DU	88	ILE
46	DU	89	GLU
46	DU	90	VAL
46	DU	92	ARG
46	DU	93	LYS
46	DU	97	ASP
46	DU	102	GLU
47	DV	2	PHE
47	DV	14	VAL
47	DV	15	GLU
47	DV	18	LEU
47	DV	19	LYS
47	DV	21	ARG
47	DV	22	VAL
47	DV	23	GLU
47	DV	28	GLU
47	DV	32	THR
47	DV	35	LEU
47	DV	37	VAL
47	DV	38	LEU
47	DV	40	LEU
47	DV	56	SER
47	DV	62	LEU

Continued on next page...

Continued from previous page...

Mol	Chain	Res	Type
47	DV	66	ARG
47	DV	71	LEU
47	DV	78	LYS
47	DV	80	GLN
47	DV	82	ARG
47	DV	83	ARG
47	DV	88	ARG
47	DV	89	GLN
47	DV	92	THR
47	DV	93	GLU
47	DV	98	GLU
47	DV	100	ARG
48	DW	4	LYS
48	DW	11	ARG
48	DW	17	VAL
48	DW	19	LEU
48	DW	20	VAL
48	DW	23	LEU
48	DW	33	ARG
48	DW	50	VAL
48	DW	51	LEU
48	DW	64	MET
48	DW	69	LEU
48	DW	82	LEU
48	DW	96	ILE
48	DW	106	ILE
48	DW	107	LEU
49	DX	3	THR
49	DX	12	VAL
49	DX	15	GLU
49	DX	21	PHE
49	DX	25	LYS
49	DX	27	THR
49	DX	30	VAL
49	DX	33	LYS
49	DX	35	THR
49	DX	36	LYS
49	DX	38	GLU
49	DX	39	ILE
49	DX	45	THR
49	DX	49	VAL
49	DX	55	ASN

Continued on next page...

Continued from previous page...

Mol	Chain	Res	Type
49	DX	60	ARG
49	DX	65	ARG
49	DX	76	ARG
49	DX	78	LYS
49	DX	88	LYS
50	DY	2	ARG
50	DY	6	HIS
50	DY	7	VAL
50	DY	8	LYS
50	DY	13	VAL
50	DY	38	ILE
50	DY	42	VAL
50	DY	46	LYS
50	DY	47	LYS
50	DY	49	VAL
50	DY	55	TYR
50	DY	60	PHE
50	DY	62	GLU
50	DY	66	PRO
50	DY	70	SER
50	DY	71	LYS
50	DY	75	ILE
50	DY	76	CYS
50	DY	81	LYS
50	DY	86	ARG
50	DY	89	PHE
50	DY	90	LEU
50	DY	94	LYS
50	DY	96	ILE
50	DY	97	ARG
50	DY	99	CYS
51	DZ	6	LYS
51	DZ	19	ARG
51	DZ	27	VAL
51	DZ	42	VAL
51	DZ	53	ILE
51	DZ	72	ARG
51	DZ	73	GLN
51	DZ	79	ARG
51	DZ	81	ARG
51	DZ	86	VAL
51	DZ	87	ASP

Continued on next page...

Continued from previous page...

Mol	Chain	Res	Type
51	DZ	93	ASP
51	DZ	97	GLU
51	DZ	98	MET
51	DZ	117	LEU
51	DZ	121	HIS
51	DZ	124	ILE
51	DZ	128	VAL
51	DZ	140	ASP
51	DZ	150	LEU
51	DZ	151	HIS
51	DZ	153	SER
51	DZ	166	SER
51	DZ	171	ILE

Some sidechains can be flipped to improve hydrogen bonding and reduce clashes. All (291) such sidechains are listed below:

Mol	Chain	Res	Type
2	AB	19	HIS
2	AB	40	HIS
2	AB	135	GLN
2	AB	146	GLN
2	AB	204	ASN
3	AC	3	ASN
3	AC	6	HIS
3	AC	28	GLN
3	AC	37	GLN
3	AC	69	HIS
3	AC	118	GLN
3	AC	170	GLN
4	AD	62	GLN
4	AD	77	ASN
4	AD	123	HIS
4	AD	129	ASN
5	AE	20	GLN
5	AE	78	HIS
6	AF	7	ASN
6	AF	18	GLN
6	AF	27	GLN
6	AF	64	GLN
6	AF	100	ASN
7	AG	13	GLN
7	AG	37	ASN

Continued on next page...

Continued from previous page...

Mol	Chain	Res	Type
7	AG	84	ASN
7	AG	97	GLN
7	AG	106	GLN
8	AH	82	HIS
9	AI	117	HIS
9	AI	124	GLN
10	AJ	13	HIS
10	AJ	78	ASN
11	AK	117	ASN
12	AL	8	ASN
12	AL	49	ASN
12	AL	75	HIS
13	AM	77	ASN
15	AO	37	ASN
15	AO	46	HIS
16	AP	13	HIS
16	AP	76	GLN
16	AP	82	GLN
17	AQ	16	GLN
19	AS	53	ASN
20	AT	26	ASN
20	AT	75	ASN
22	B0	29	GLN
23	B1	19	GLN
23	B1	66	HIS
24	B2	38	GLN
24	B2	46	GLN
24	B2	47	ASN
24	B2	56	GLN
25	B3	19	GLN
25	B3	46	ASN
25	B3	52	HIS
27	B5	4	HIS
27	B5	43	HIS
28	B6	20	ASN
28	B6	26	ASN
28	B6	32	ASN
29	B7	8	ASN
29	B7	36	GLN
30	B8	35	GLN
33	BD	58	HIS
33	BD	96	HIS

Continued on next page...

Continued from previous page...

Mol	Chain	Res	Type
33	BD	126	GLN
33	BD	143	HIS
33	BD	164	GLN
33	BD	166	GLN
33	BD	186	HIS
33	BD	198	ASN
34	BE	48	GLN
34	BE	54	GLN
34	BE	55	ASN
34	BE	66	HIS
34	BE	85	ASN
34	BE	129	HIS
34	BE	132	HIS
34	BE	169	ASN
34	BE	192	ASN
35	BF	69	HIS
35	BF	75	HIS
35	BF	160	ASN
35	BF	169	ASN
36	BG	40	ASN
36	BG	58	GLN
36	BG	66	GLN
37	BH	65	HIS
37	BH	143	GLN
37	BH	147	ASN
37	BH	158	HIS
38	BI	43	ASN
38	BI	104	GLN
38	BI	105	HIS
38	BI	133	HIS
39	BN	45	ASN
39	BN	69	GLN
39	BN	130	HIS
40	BO	3	GLN
40	BO	13	ASN
40	BO	82	ASN
40	BO	89	ASN
41	BP	13	ASN
41	BP	81	GLN
41	BP	128	HIS
42	BQ	13	GLN
42	BQ	141	GLN

Continued on next page...

Continued from previous page...

Mol	Chain	Res	Type
43	BR	13	HIS
43	BR	16	HIS
43	BR	23	ASN
43	BR	24	GLN
43	BR	53	HIS
43	BR	71	GLN
43	BR	91	GLN
44	BS	34	HIS
44	BS	61	ASN
44	BS	68	GLN
45	BT	38	ASN
45	BT	43	GLN
45	BT	58	ASN
45	BT	90	GLN
46	BU	49	HIS
46	BU	75	ASN
46	BU	94	ASN
47	BV	11	GLN
47	BV	64	HIS
47	BV	87	HIS
47	BV	89	GLN
48	BW	34	ASN
48	BW	57	ASN
48	BW	61	ASN
48	BW	62	HIS
48	BW	102	HIS
48	BW	111	HIS
49	BX	31	HIS
49	BX	41	ASN
49	BX	55	ASN
49	BX	87	GLN
51	BZ	30	ASN
51	BZ	54	HIS
51	BZ	55	HIS
51	BZ	151	HIS
2	CB	19	HIS
2	CB	40	HIS
2	CB	135	GLN
2	CB	146	GLN
2	CB	204	ASN
3	CC	3	ASN
3	CC	6	HIS

Continued on next page...

Continued from previous page...

Mol	Chain	Res	Type
3	CC	28	GLN
3	CC	37	GLN
3	CC	69	HIS
3	CC	118	GLN
3	CC	170	GLN
4	CD	62	GLN
4	CD	77	ASN
4	CD	123	HIS
4	CD	129	ASN
5	CE	20	GLN
5	CE	72	GLN
5	CE	78	HIS
6	CF	7	ASN
6	CF	18	GLN
6	CF	27	GLN
6	CF	64	GLN
6	CF	100	ASN
7	CG	13	GLN
7	CG	37	ASN
7	CG	84	ASN
7	CG	97	GLN
7	CG	106	GLN
7	CG	153	HIS
8	CH	82	HIS
9	CI	117	HIS
9	CI	124	GLN
10	CJ	13	HIS
10	CJ	78	ASN
11	CK	38	ASN
11	CK	117	ASN
12	CL	8	ASN
12	CL	49	ASN
12	CL	75	HIS
13	CM	77	ASN
15	CO	37	ASN
15	CO	46	HIS
16	CP	13	HIS
16	CP	76	GLN
16	CP	82	GLN
17	CQ	16	GLN
19	CS	53	ASN
20	CT	26	ASN

Continued on next page...

Continued from previous page...

Mol	Chain	Res	Type
20	CT	75	ASN
22	D0	29	GLN
23	D1	19	GLN
23	D1	66	HIS
24	D2	38	GLN
24	D2	46	GLN
24	D2	47	ASN
24	D2	56	GLN
25	D3	19	GLN
25	D3	46	ASN
25	D3	52	HIS
27	D5	4	HIS
27	D5	43	HIS
28	D6	20	ASN
28	D6	26	ASN
28	D6	32	ASN
29	D7	8	ASN
29	D7	36	GLN
30	D8	35	GLN
33	DD	58	HIS
33	DD	96	HIS
33	DD	126	GLN
33	DD	143	HIS
33	DD	164	GLN
33	DD	166	GLN
33	DD	186	HIS
33	DD	198	ASN
34	DE	48	GLN
34	DE	54	GLN
34	DE	55	ASN
34	DE	60	ASN
34	DE	66	HIS
34	DE	85	ASN
34	DE	129	HIS
34	DE	132	HIS
34	DE	169	ASN
34	DE	192	ASN
35	DF	69	HIS
35	DF	75	HIS
35	DF	160	ASN
35	DF	169	ASN
36	DG	40	ASN

Continued on next page...

Continued from previous page...

Mol	Chain	Res	Type
36	DG	66	GLN
36	DG	108	ASN
37	DH	65	HIS
37	DH	147	ASN
37	DH	158	HIS
38	DI	43	ASN
38	DI	104	GLN
38	DI	133	HIS
39	DN	45	ASN
39	DN	69	GLN
39	DN	130	HIS
40	DO	3	GLN
40	DO	13	ASN
40	DO	82	ASN
40	DO	89	ASN
41	DP	13	ASN
41	DP	81	GLN
41	DP	128	HIS
42	DQ	12	GLN
42	DQ	13	GLN
42	DQ	141	GLN
43	DR	13	HIS
43	DR	16	HIS
43	DR	23	ASN
43	DR	24	GLN
43	DR	53	HIS
43	DR	71	GLN
43	DR	91	GLN
44	DS	34	HIS
44	DS	61	ASN
44	DS	68	GLN
45	DT	38	ASN
45	DT	43	GLN
45	DT	58	ASN
45	DT	90	GLN
46	DU	49	HIS
46	DU	75	ASN
46	DU	94	ASN
47	DV	11	GLN
47	DV	64	HIS
47	DV	87	HIS
47	DV	89	GLN

Continued on next page...

Continued from previous page...

Mol	Chain	Res	Type
48	DW	34	ASN
48	DW	57	ASN
48	DW	61	ASN
48	DW	62	HIS
48	DW	102	HIS
48	DW	111	HIS
49	DX	31	HIS
49	DX	41	ASN
49	DX	55	ASN
49	DX	87	GLN
51	DZ	30	ASN
51	DZ	54	HIS
51	DZ	55	HIS
51	DZ	151	HIS

5.3.3 RNA ⓘ

Mol	Chain	Analysed	Backbone Outliers	Pucker Outliers
1	AA	1503/1522 (98%)	283 (18%)	29 (1%)
1	CA	1503/1522 (98%)	280 (18%)	29 (1%)
31	BA	2723/2787 (97%)	723 (26%)	73 (2%)
31	DA	2723/2787 (97%)	726 (26%)	70 (2%)
32	BB	118/122 (96%)	35 (29%)	1 (0%)
32	DB	118/122 (96%)	34 (28%)	1 (0%)
All	All	8688/8862 (98%)	2081 (23%)	203 (2%)

All (2081) RNA backbone outliers are listed below:

Mol	Chain	Res	Type
1	AA	9	G
1	AA	32	A
1	AA	39	G
1	AA	47	C
1	AA	48	C
1	AA	50	A
1	AA	51	A
1	AA	61	G
1	AA	80	G
1	AA	81	U
1	AA	90	U
1	AA	91	C

Continued on next page...

Continued from previous page...

Mol	Chain	Res	Type
1	AA	97	G
1	AA	98	G
1	AA	101	A
1	AA	108	G
1	AA	115	G
1	AA	116	A
1	AA	119	A
1	AA	120	A
1	AA	121	C
1	AA	131	C
1	AA	138	G
1	AA	144	G
1	AA	147	G
1	AA	150	C
1	AA	152	A
1	AA	163	C
1	AA	168	G
1	AA	172	A
1	AA	173	U
1	AA	181	G
1	AA	182	U
1	AA	189(G)	G
1	AA	189(H)	G
1	AA	189(J)	G
1	AA	195	A
1	AA	197	A
1	AA	199	G
1	AA	201	C
1	AA	202	U
1	AA	203	U
1	AA	216	G
1	AA	220	G
1	AA	243	A
1	AA	244	U
1	AA	247	G
1	AA	251	G
1	AA	266	G
1	AA	267	C
1	AA	280	C
1	AA	281	G
1	AA	289	G
1	AA	296	U

Continued on next page...

Continued from previous page...

Mol	Chain	Res	Type
1	AA	297	G
1	AA	298	A
1	AA	301	G
1	AA	306	G
1	AA	328	C
1	AA	329	A
1	AA	332	G
1	AA	343	U
1	AA	345	C
1	AA	351	G
1	AA	352	C
1	AA	353	A
1	AA	354	G
1	AA	357	G
1	AA	367	U
1	AA	372	C
1	AA	373	A
1	AA	384	G
1	AA	388	G
1	AA	390	C
1	AA	397	A
1	AA	398	C
1	AA	406	G
1	AA	412	A
1	AA	413	G
1	AA	414	A
1	AA	418	C
1	AA	419	C
1	AA	422	C
1	AA	424	G
1	AA	427	U
1	AA	429	U
1	AA	430	A
1	AA	435	C
1	AA	437	U
1	AA	439	A
1	AA	442	C
1	AA	448	A
1	AA	452	A
1	AA	461	A
1	AA	472	A
1	AA	484	G

Continued on next page...

Continued from previous page...

Mol	Chain	Res	Type
1	AA	485	G
1	AA	487	A
1	AA	496	A
1	AA	498	U
1	AA	499	A
1	AA	505	G
1	AA	508	C
1	AA	509	A
1	AA	510	A
1	AA	511	C
1	AA	513	C
1	AA	518	C
1	AA	527	G
1	AA	531	U
1	AA	532	A
1	AA	533	A
1	AA	534	U
1	AA	547	A
1	AA	559	A
1	AA	561	U
1	AA	562	C
1	AA	563	A
1	AA	572	A
1	AA	573	A
1	AA	575	G
1	AA	576	G
1	AA	588	G
1	AA	596	C
1	AA	616	G
1	AA	623	C
1	AA	630	G
1	AA	632	A
1	AA	653	A
1	AA	665	A
1	AA	671	G
1	AA	674	G
1	AA	687	A
1	AA	688	G
1	AA	693	G
1	AA	724	G
1	AA	725	G
1	AA	731	G

Continued on next page...

Continued from previous page...

Mol	Chain	Res	Type
1	AA	748	C
1	AA	749	C
1	AA	753	A
1	AA	754	C
1	AA	755	G
1	AA	760	G
1	AA	765	G
1	AA	766	A
1	AA	777	A
1	AA	782	A
1	AA	786	G
1	AA	792	A
1	AA	793	U
1	AA	794	A
1	AA	817	C
1	AA	818	G
1	AA	827	U
1	AA	828	A
1	AA	833	U
1	AA	836	G
1	AA	839	U
1	AA	840	C
1	AA	841	U
1	AA	848	C
1	AA	859	A
1	AA	864	A
1	AA	869	G
1	AA	870	U
1	AA	872	A
1	AA	902	G
1	AA	914	A
1	AA	916	G
1	AA	927	G
1	AA	934	C
1	AA	935	A
1	AA	960	U
1	AA	961	U
1	AA	968	A
1	AA	969	A
1	AA	971	G
1	AA	972	C
1	AA	974	A

Continued on next page...

Continued from previous page...

Mol	Chain	Res	Type
1	AA	975	A
1	AA	976	G
1	AA	977	A
1	AA	978	A
1	AA	980	C
1	AA	991	U
1	AA	992	U
1	AA	993	G
1	AA	1005	A
1	AA	1026	G
1	AA	1050	G
1	AA	1053	G
1	AA	1054	C
1	AA	1064	G
1	AA	1065	U
1	AA	1066	C
1	AA	1067	A
1	AA	1068	G
1	AA	1081	G
1	AA	1095	U
1	AA	1101	A
1	AA	1103	C
1	AA	1113	C
1	AA	1117	G
1	AA	1118	C
1	AA	1124	G
1	AA	1125	U
1	AA	1126	U
1	AA	1127	G
1	AA	1129	C
1	AA	1136	U
1	AA	1137	C
1	AA	1138	G
1	AA	1139	G
1	AA	1146	A
1	AA	1152	A
1	AA	1159	U
1	AA	1160	G
1	AA	1196	U
1	AA	1197	G
1	AA	1202	G
1	AA	1204	A

Continued on next page...

Continued from previous page...

Mol	Chain	Res	Type
1	AA	1212	U
1	AA	1213	A
1	AA	1225	A
1	AA	1227	A
1	AA	1238	A
1	AA	1249	C
1	AA	1255	G
1	AA	1256	A
1	AA	1257	U
1	AA	1280	A
1	AA	1281	U
1	AA	1282	C
1	AA	1286	A
1	AA	1287	A
1	AA	1294	G
1	AA	1299	A
1	AA	1300	G
1	AA	1301	U
1	AA	1302	U
1	AA	1305	G
1	AA	1310	G
1	AA	1312	G
1	AA	1317	C
1	AA	1320	C
1	AA	1322	C
1	AA	1323	G
1	AA	1331	G
1	AA	1332	A
1	AA	1334	G
1	AA	1335	C
1	AA	1338	G
1	AA	1347	G
1	AA	1363	C
1	AA	1364	U
1	AA	1370	G
1	AA	1388	C
1	AA	1397	C
1	AA	1416	G
1	AA	1419	G
1	AA	1442	G
1	AA	1442(A)	G
1	AA	1442(B)	A

Continued on next page...

Continued from previous page...

Mol	Chain	Res	Type
1	AA	1443	G
1	AA	1447	A
1	AA	1452	C
1	AA	1456	G
1	AA	1457	G
1	AA	1492	A
1	AA	1493	A
1	AA	1494	G
1	AA	1497	G
1	AA	1499	A
1	AA	1502	A
1	AA	1504	G
1	AA	1505	G
1	AA	1506	U
1	AA	1507	A
1	AA	1517	G
1	AA	1520	G
1	AA	1529	G
1	AA	1530	G
31	BA	10	G
31	BA	12	U
31	BA	15	G
31	BA	34	C
31	BA	35	G
31	BA	36	G
31	BA	45	C
31	BA	49	A
31	BA	50	U
31	BA	51	G
31	BA	55	G
31	BA	61	G
31	BA	64	A
31	BA	71	A
31	BA	72	U
31	BA	74	A
31	BA	75	G
31	BA	84	A
31	BA	90	U
31	BA	92	A
31	BA	94	C
31	BA	95	G
31	BA	100	G

Continued on next page...

Continued from previous page...

Mol	Chain	Res	Type
31	BA	102	G
31	BA	103	A
31	BA	105	C
31	BA	117	G
31	BA	118	A
31	BA	119	A
31	BA	120	U
31	BA	125	G
31	BA	129	C
31	BA	131	G
31	BA	137	C
31	BA	139(A)	G
31	BA	142	A
31	BA	142(A)	C
31	BA	146	G
31	BA	154(A)	C
31	BA	157	U
31	BA	158	U
31	BA	171	G
31	BA	173	G
31	BA	174	C
31	BA	175	G
31	BA	182	A
31	BA	188	G
31	BA	196	A
31	BA	197	A
31	BA	199	A
31	BA	204	A
31	BA	205	G
31	BA	214	G
31	BA	215	G
31	BA	216	A
31	BA	221	A
31	BA	222	A
31	BA	225	A
31	BA	228	A
31	BA	229	A
31	BA	233	A
31	BA	248	G
31	BA	250	G
31	BA	252	G
31	BA	266	G

Continued on next page...

Continued from previous page...

Mol	Chain	Res	Type
31	BA	271(J)	C
31	BA	271(K)	U
31	BA	271(L)	U
31	BA	271(M)	G
31	BA	271(N)	U
31	BA	271(O)	C
31	BA	271(P)	C
31	BA	271(R)	G
31	BA	271(U)	G
31	BA	272	G
31	BA	272(B)	G
31	BA	272(H)	C
31	BA	272(I)	U
31	BA	272(J)	C
31	BA	274	G
31	BA	275	G
31	BA	279	C
31	BA	281	G
31	BA	286	C
31	BA	287	C
31	BA	298	G
31	BA	299	A
31	BA	310	A
31	BA	311	A
31	BA	324	A
31	BA	329	G
31	BA	330	A
31	BA	332	A
31	BA	346	A
31	BA	347	A
31	BA	350	U
31	BA	352	G
31	BA	353	G
31	BA	362	U
31	BA	363(B)	G
31	BA	363(C)	G
31	BA	363(D)	G
31	BA	363(E)	U
31	BA	363(F)	A
31	BA	370	G
31	BA	372	G
31	BA	386	G

Continued on next page...

Continued from previous page...

Mol	Chain	Res	Type
31	BA	389	G
31	BA	405	U
31	BA	406	G
31	BA	407	G
31	BA	411	G
31	BA	412	A
31	BA	418	G
31	BA	428	A
31	BA	444	C
31	BA	448	U
31	BA	454	A
31	BA	456	C
31	BA	457	A
31	BA	462	C
31	BA	463	G
31	BA	466	A
31	BA	469	G
31	BA	470	A
31	BA	472	A
31	BA	473	G
31	BA	474	G
31	BA	475	U
31	BA	479	A
31	BA	481	G
31	BA	494	G
31	BA	505	A
31	BA	508	G
31	BA	509	C
31	BA	511	U
31	BA	512	G
31	BA	528	A
31	BA	530	G
31	BA	531	C
31	BA	532	A
31	BA	533	G
31	BA	542	C
31	BA	543	C
31	BA	547	A
31	BA	548	A
31	BA	549	G
31	BA	563	G
31	BA	571	A

Continued on next page...

Continued from previous page...

Mol	Chain	Res	Type
31	BA	573	G
31	BA	575	A
31	BA	586	A
31	BA	587	C
31	BA	588	U
31	BA	602	G
31	BA	603	A
31	BA	604	G
31	BA	607	U
31	BA	610	G
31	BA	614(B)	G
31	BA	615	G
31	BA	618	C
31	BA	619	G
31	BA	622	G
31	BA	627	A
31	BA	637	A
31	BA	643	A
31	BA	644	A
31	BA	645	C
31	BA	646	A
31	BA	647	G
31	BA	650	C
31	BA	651	G
31	BA	652	C
31	BA	656	G
31	BA	657	U
31	BA	667	U
31	BA	669	G
31	BA	670	A
31	BA	671	C
31	BA	686	G
31	BA	701	G
31	BA	708	C
31	BA	721	C
31	BA	722	A
31	BA	730	C
31	BA	745	G
31	BA	746	A
31	BA	747	U
31	BA	752	A
31	BA	753	C

Continued on next page...

Continued from previous page...

Mol	Chain	Res	Type
31	BA	762	U
31	BA	765	G
31	BA	768	G
31	BA	775	G
31	BA	776	G
31	BA	782	A
31	BA	784	A
31	BA	785	G
31	BA	787	U
31	BA	789	A
31	BA	790	C
31	BA	791	C
31	BA	792	G
31	BA	805	G
31	BA	808	G
31	BA	812	C
31	BA	819	A
31	BA	824	A
31	BA	826	U
31	BA	827	U
31	BA	830	G
31	BA	831	G
31	BA	832	G
31	BA	856	C
31	BA	859	G
31	BA	861	A
31	BA	865	C
31	BA	866	A
31	BA	872	A
31	BA	878	A
31	BA	883	G
31	BA	884	C
31	BA	892	G
31	BA	894	C
31	BA	896	A
31	BA	897	C
31	BA	898	C
31	BA	899	A
31	BA	900	A
31	BA	901	A
31	BA	910	A
31	BA	917	A

Continued on next page...

Continued from previous page...

Mol	Chain	Res	Type
31	BA	918	A
31	BA	919	G
31	BA	923	C
31	BA	926	A
31	BA	932	G
31	BA	934	G
31	BA	938	G
31	BA	941	A
31	BA	945	A
31	BA	946	G
31	BA	958	U
31	BA	959	A
31	BA	961	C
31	BA	974	G
31	BA	975	C
31	BA	975(A)	G
31	BA	983	A
31	BA	990	A
31	BA	991	C
31	BA	996	A
31	BA	997	G
31	BA	1005	C
31	BA	1010	A
31	BA	1011	G
31	BA	1012	U
31	BA	1013	C
31	BA	1016	G
31	BA	1020	A
31	BA	1022	G
31	BA	1023	U
31	BA	1025	G
31	BA	1026	U
31	BA	1033	U
31	BA	1038	C
31	BA	1039	G
31	BA	1041	C
31	BA	1042	G
31	BA	1043	C
31	BA	1044	G
31	BA	1045	A
31	BA	1047	G
31	BA	1048	A

Continued on next page...

Continued from previous page...

Mol	Chain	Res	Type
31	BA	1049	C
31	BA	1051	G
31	BA	1052	C
31	BA	1053	C
31	BA	1106	A
31	BA	1107	G
31	BA	1110	G
31	BA	1112	G
31	BA	1113	U
31	BA	1114	G
31	BA	1115	G
31	BA	1117	G
31	BA	1126	A
31	BA	1129	A
31	BA	1130	U
31	BA	1135	C
31	BA	1136	G
31	BA	1139	G
31	BA	1142	U
31	BA	1155	A
31	BA	1156	A
31	BA	1159	U
31	BA	1169	G
31	BA	1171	G
31	BA	1173	G
31	BA	1174	A
31	BA	1175	U
31	BA	1176	G
31	BA	1177	A
31	BA	1178	C
31	BA	1179	C
31	BA	1180	C
31	BA	1183	G
31	BA	1195	G
31	BA	1210	A
31	BA	1211	U
31	BA	1213	A
31	BA	1220	A
31	BA	1221	C
31	BA	1240	U
31	BA	1251	C
31	BA	1252	G

Continued on next page...

Continued from previous page...

Mol	Chain	Res	Type
31	BA	1253	A
31	BA	1255	U
31	BA	1256	G
31	BA	1265	A
31	BA	1271	G
31	BA	1272	A
31	BA	1273	U
31	BA	1284	A
31	BA	1287	A
31	BA	1298	C
31	BA	1300	U
31	BA	1301	A
31	BA	1309	G
31	BA	1311	G
31	BA	1313	U
31	BA	1314	C
31	BA	1321	A
31	BA	1341	U
31	BA	1345	C
31	BA	1349	A
31	BA	1359	A
31	BA	1360	A
31	BA	1364	G
31	BA	1365	A
31	BA	1368	G
31	BA	1378	A
31	BA	1379	A
31	BA	1380	G
31	BA	1384	A
31	BA	1385	G
31	BA	1386	C
31	BA	1388	G
31	BA	1395	A
31	BA	1397	U
31	BA	1398	C
31	BA	1406	U
31	BA	1407	C
31	BA	1416	G
31	BA	1417	C
31	BA	1419	A
31	BA	1420	U
31	BA	1421	G

Continued on next page...

Continued from previous page...

Mol	Chain	Res	Type
31	BA	1428	C
31	BA	1436	G
31	BA	1437	C
31	BA	1445	A
31	BA	1448	G
31	BA	1449	A
31	BA	1450	G
31	BA	1455	G
31	BA	1458	C
31	BA	1459	G
31	BA	1460	A
31	BA	1461	G
31	BA	1462	C
31	BA	1466	G
31	BA	1467	C
31	BA	1471	A
31	BA	1472	A
31	BA	1474	C
31	BA	1475	G
31	BA	1476	C
31	BA	1477	A
31	BA	1479	G
31	BA	1481	U
31	BA	1482	G
31	BA	1485	G
31	BA	1488	G
31	BA	1490	A
31	BA	1491	G
31	BA	1493	C
31	BA	1494	A
31	BA	1495	A
31	BA	1497	U
31	BA	1498	C
31	BA	1501	C
31	BA	1502	C
31	BA	1503	U
31	BA	1505	C
31	BA	1508	A
31	BA	1509	C
31	BA	1509(A)	A
31	BA	1511	C
31	BA	1512	U

Continued on next page...

Continued from previous page...

Mol	Chain	Res	Type
31	BA	1513	C
31	BA	1515	G
31	BA	1520	G
31	BA	1526	G
31	BA	1528	A
31	BA	1528(A)	A
31	BA	1529	G
31	BA	1530	C
31	BA	1531	C
31	BA	1532	C
31	BA	1533	G
31	BA	1543	C
31	BA	1545	A
31	BA	1546	C
31	BA	1558	A
31	BA	1559	G
31	BA	1566	A
31	BA	1569	A
31	BA	1578	U
31	BA	1580	A
31	BA	1581	G
31	BA	1584	C
31	BA	1586	A
31	BA	1588	C
31	BA	1591	G
31	BA	1593	G
31	BA	1594	G
31	BA	1597	A
31	BA	1598	C
31	BA	1603	A
31	BA	1608	A
31	BA	1609	A
31	BA	1610	A
31	BA	1617	C
31	BA	1618	A
31	BA	1625	C
31	BA	1635	G
31	BA	1640	C
31	BA	1648	C
31	BA	1652	A
31	BA	1653	G
31	BA	1654	A

Continued on next page...

Continued from previous page...

Mol	Chain	Res	Type
31	BA	1655	A
31	BA	1674	G
31	BA	1694	C
31	BA	1695	G
31	BA	1696	G
31	BA	1697	G
31	BA	1698	A
31	BA	1700	A
31	BA	1701	A
31	BA	1703	G
31	BA	1721	G
31	BA	1722	A
31	BA	1739	U
31	BA	1741	A
31	BA	1742	G
31	BA	1744	C
31	BA	1746	G
31	BA	1749	A
31	BA	1756	G
31	BA	1763	G
31	BA	1764	G
31	BA	1773	A
31	BA	1780	A
31	BA	1781	C
31	BA	1782	C
31	BA	1791	A
31	BA	1799	G
31	BA	1800	C
31	BA	1801	G
31	BA	1813	G
31	BA	1816	G
31	BA	1820	U
31	BA	1822	G
31	BA	1827	C
31	BA	1828	G
31	BA	1829	A
31	BA	1835	G
31	BA	1838	C
31	BA	1840	G
31	BA	1847	A
31	BA	1858	G
31	BA	1865	G

Continued on next page...

Continued from previous page...

Mol	Chain	Res	Type
31	BA	1866	C
31	BA	1877	A
31	BA	1878	G
31	BA	1882	C
31	BA	1885	A
31	BA	1889	A
31	BA	1900	A
31	BA	1902	C
31	BA	1903	G
31	BA	1906	G
31	BA	1913	A
31	BA	1914	C
31	BA	1929	G
31	BA	1930	G
31	BA	1934	C
31	BA	1935	G
31	BA	1936	A
31	BA	1938	A
31	BA	1948	G
31	BA	1955	U
31	BA	1962	C
31	BA	1963	U
31	BA	1964	G
31	BA	1967	C
31	BA	1969	A
31	BA	1970	A
31	BA	1971	A
31	BA	1972	A
31	BA	1982	C
31	BA	1992	G
31	BA	1993	U
31	BA	1997	G
31	BA	2018	G
31	BA	2020	A
31	BA	2021	C
31	BA	2023	G
31	BA	2030	A
31	BA	2031	A
31	BA	2033	A
31	BA	2036	C
31	BA	2039	C
31	BA	2043	C

Continued on next page...

Continued from previous page...

Mol	Chain	Res	Type
31	BA	2055	C
31	BA	2056	G
31	BA	2060	A
31	BA	2061	G
31	BA	2062	A
31	BA	2069	G
31	BA	2071	A
31	BA	2095	C
31	BA	2099	U
31	BA	2100	G
31	BA	2103	C
31	BA	2104	G
31	BA	2187	G
31	BA	2190	G
31	BA	2191	G
31	BA	2192	G
31	BA	2193	G
31	BA	2197	U
31	BA	2198	A
31	BA	2199	A
31	BA	2200	C
31	BA	2201	C
31	BA	2203	U
31	BA	2206	G
31	BA	2207	G
31	BA	2208	A
31	BA	2218	U
31	BA	2219	G
31	BA	2225	A
31	BA	2226	C
31	BA	2238	G
31	BA	2263	C
31	BA	2268	A
31	BA	2272	U
31	BA	2273	A
31	BA	2275	C
31	BA	2280	G
31	BA	2283	C
31	BA	2287	A
31	BA	2288	A
31	BA	2289	G
31	BA	2298	A

Continued on next page...

Continued from previous page...

Mol	Chain	Res	Type
31	BA	2303	G
31	BA	2305	A
31	BA	2307	G
31	BA	2308	G
31	BA	2309	A
31	BA	2311	A
31	BA	2316	C
31	BA	2318	G
31	BA	2319	G
31	BA	2320	A
31	BA	2321	G
31	BA	2324	C
31	BA	2325	G
31	BA	2327	A
31	BA	2334	G
31	BA	2336	A
31	BA	2340	G
31	BA	2342	C
31	BA	2346	A
31	BA	2347	C
31	BA	2350	C
31	BA	2360	A
31	BA	2361	A
31	BA	2372	G
31	BA	2377	A
31	BA	2383	G
31	BA	2385	C
31	BA	2387	U
31	BA	2388	A
31	BA	2402	C
31	BA	2403	C
31	BA	2404	C
31	BA	2405	G
31	BA	2406	U
31	BA	2410	G
31	BA	2422	A
31	BA	2423	U
31	BA	2425	A
31	BA	2427	C
31	BA	2429	G
31	BA	2430	A
31	BA	2431	U

Continued on next page...

Continued from previous page...

Mol	Chain	Res	Type
31	BA	2435	A
31	BA	2439	A
31	BA	2440	C
31	BA	2441	C
31	BA	2448	A
31	BA	2449	U
31	BA	2464	C
31	BA	2465	C
31	BA	2468	G
31	BA	2469	A
31	BA	2470	G
31	BA	2471	C
31	BA	2476	A
31	BA	2477	C
31	BA	2478	A
31	BA	2487	G
31	BA	2489	G
31	BA	2492	U
31	BA	2502	G
31	BA	2505	G
31	BA	2506	U
31	BA	2507	C
31	BA	2518	A
31	BA	2520	C
31	BA	2524	G
31	BA	2525	G
31	BA	2529	G
31	BA	2535	G
31	BA	2543	G
31	BA	2554	U
31	BA	2564	A
31	BA	2566	A
31	BA	2567	G
31	BA	2569	G
31	BA	2582	G
31	BA	2585	U
31	BA	2586	C
31	BA	2601	C
31	BA	2602	A
31	BA	2603	G
31	BA	2604	U
31	BA	2609	U

Continued on next page...

Continued from previous page...

Mol	Chain	Res	Type
31	BA	2611	U
31	BA	2612	C
31	BA	2613	U
31	BA	2615	U
31	BA	2630	G
31	BA	2637	U
31	BA	2638	G
31	BA	2654	A
31	BA	2655	G
31	BA	2656	U
31	BA	2657	A
31	BA	2658	C
31	BA	2659	G
31	BA	2660	A
31	BA	2661	G
31	BA	2662	A
31	BA	2663	G
31	BA	2673	G
31	BA	2682	U
31	BA	2688	U
31	BA	2690	C
31	BA	2702	U
31	BA	2703	C
31	BA	2707	G
31	BA	2712	U
31	BA	2712(A)	A
31	BA	2713	A
31	BA	2714	G
31	BA	2726	U
31	BA	2731	G
31	BA	2733	A
31	BA	2752	C
31	BA	2753	A
31	BA	2754	U
31	BA	2755	C
31	BA	2757	A
31	BA	2758	A
31	BA	2762	G
31	BA	2764	A
31	BA	2765	A
31	BA	2766	G
31	BA	2778	A

Continued on next page...

Continued from previous page...

Mol	Chain	Res	Type
31	BA	2779	U
31	BA	2781	A
31	BA	2789	C
31	BA	2790	A
31	BA	2791	C
31	BA	2794	C
31	BA	2795	G
31	BA	2801(A)	A
31	BA	2802	G
31	BA	2803	C
31	BA	2807	G
31	BA	2808	U
31	BA	2818	G
31	BA	2820	A
31	BA	2821	A
31	BA	2833	G
31	BA	2835	A
31	BA	2836	U
31	BA	2844	G
31	BA	2847	U
31	BA	2849	U
31	BA	2860	A
31	BA	2872	G
31	BA	2880	C
31	BA	2892	A
31	BA	2894	G
31	BA	2895	U
31	BA	2897	U
32	BB	8	U
32	BB	9	G
32	BB	12	C
32	BB	15	A
32	BB	20	C
32	BB	22	U
32	BB	27	C
32	BB	33	G
32	BB	40	U
32	BB	41	U
32	BB	42	C
32	BB	43	C
32	BB	44	G
32	BB	45	A

Continued on next page...

Continued from previous page...

Mol	Chain	Res	Type
32	BB	46	A
32	BB	47	C
32	BB	52	A
32	BB	53	A
32	BB	56	G
32	BB	63	G
32	BB	64	C
32	BB	73	A
32	BB	74	U
32	BB	75	G
32	BB	81	G
32	BB	85	G
32	BB	87	G
32	BB	88	C
32	BB	89	G
32	BB	90	A
32	BB	91	C
32	BB	102	A
32	BB	106	G
32	BB	110	G
32	BB	118	G
1	CA	9	G
1	CA	32	A
1	CA	39	G
1	CA	48	C
1	CA	50	A
1	CA	51	A
1	CA	61	G
1	CA	80	G
1	CA	81	U
1	CA	90	U
1	CA	91	C
1	CA	97	G
1	CA	98	G
1	CA	101	A
1	CA	108	G
1	CA	115	G
1	CA	116	A
1	CA	119	A
1	CA	120	A
1	CA	121	C
1	CA	131	C

Continued on next page...

Continued from previous page...

Mol	Chain	Res	Type
1	CA	138	G
1	CA	144	G
1	CA	147	G
1	CA	150	C
1	CA	163	C
1	CA	168	G
1	CA	172	A
1	CA	173	U
1	CA	181	G
1	CA	182	U
1	CA	189(G)	G
1	CA	189(H)	G
1	CA	189(J)	G
1	CA	195	A
1	CA	197	A
1	CA	199	G
1	CA	201	C
1	CA	202	U
1	CA	203	U
1	CA	216	G
1	CA	220	G
1	CA	243	A
1	CA	244	U
1	CA	247	G
1	CA	251	G
1	CA	266	G
1	CA	267	C
1	CA	280	C
1	CA	281	G
1	CA	289	G
1	CA	296	U
1	CA	297	G
1	CA	298	A
1	CA	301	G
1	CA	328	C
1	CA	329	A
1	CA	332	G
1	CA	343	U
1	CA	345	C
1	CA	351	G
1	CA	352	C
1	CA	353	A

Continued on next page...

Continued from previous page...

Mol	Chain	Res	Type
1	CA	354	G
1	CA	357	G
1	CA	367	U
1	CA	372	C
1	CA	373	A
1	CA	384	G
1	CA	388	G
1	CA	390	C
1	CA	397	A
1	CA	398	C
1	CA	406	G
1	CA	412	A
1	CA	413	G
1	CA	414	A
1	CA	418	C
1	CA	419	C
1	CA	422	C
1	CA	424	G
1	CA	427	U
1	CA	429	U
1	CA	430	A
1	CA	435	C
1	CA	437	U
1	CA	439	A
1	CA	442	C
1	CA	448	A
1	CA	452	A
1	CA	461	A
1	CA	472	A
1	CA	484	G
1	CA	485	G
1	CA	487	A
1	CA	496	A
1	CA	498	U
1	CA	499	A
1	CA	505	G
1	CA	508	C
1	CA	509	A
1	CA	510	A
1	CA	511	C
1	CA	513	C
1	CA	518	C

Continued on next page...

Continued from previous page...

Mol	Chain	Res	Type
1	CA	527	G
1	CA	531	U
1	CA	532	A
1	CA	533	A
1	CA	534	U
1	CA	547	A
1	CA	559	A
1	CA	561	U
1	CA	562	C
1	CA	563	A
1	CA	572	A
1	CA	573	A
1	CA	575	G
1	CA	576	G
1	CA	588	G
1	CA	596	C
1	CA	616	G
1	CA	623	C
1	CA	630	G
1	CA	632	A
1	CA	653	A
1	CA	665	A
1	CA	671	G
1	CA	674	G
1	CA	687	A
1	CA	688	G
1	CA	693	G
1	CA	724	G
1	CA	725	G
1	CA	731	G
1	CA	748	C
1	CA	749	C
1	CA	753	A
1	CA	754	C
1	CA	755	G
1	CA	760	G
1	CA	765	G
1	CA	766	A
1	CA	777	A
1	CA	782	A
1	CA	786	G
1	CA	792	A

Continued on next page...

Continued from previous page...

Mol	Chain	Res	Type
1	CA	793	U
1	CA	794	A
1	CA	815	A
1	CA	817	C
1	CA	818	G
1	CA	827	U
1	CA	828	A
1	CA	833	U
1	CA	836	G
1	CA	839	U
1	CA	840	C
1	CA	841	U
1	CA	848	C
1	CA	859	A
1	CA	864	A
1	CA	870	U
1	CA	872	A
1	CA	902	G
1	CA	914	A
1	CA	916	G
1	CA	927	G
1	CA	934	C
1	CA	935	A
1	CA	960	U
1	CA	961	U
1	CA	968	A
1	CA	969	A
1	CA	971	G
1	CA	972	C
1	CA	974	A
1	CA	975	A
1	CA	976	G
1	CA	977	A
1	CA	978	A
1	CA	980	C
1	CA	991	U
1	CA	992	U
1	CA	993	G
1	CA	1005	A
1	CA	1026	G
1	CA	1050	G
1	CA	1053	G

Continued on next page...

Continued from previous page...

Mol	Chain	Res	Type
1	CA	1054	C
1	CA	1064	G
1	CA	1065	U
1	CA	1066	C
1	CA	1067	A
1	CA	1068	G
1	CA	1081	G
1	CA	1095	U
1	CA	1101	A
1	CA	1103	C
1	CA	1113	C
1	CA	1117	G
1	CA	1118	C
1	CA	1124	G
1	CA	1125	U
1	CA	1126	U
1	CA	1127	G
1	CA	1129	C
1	CA	1136	U
1	CA	1137	C
1	CA	1138	G
1	CA	1139	G
1	CA	1146	A
1	CA	1152	A
1	CA	1159	U
1	CA	1160	G
1	CA	1196	U
1	CA	1197	G
1	CA	1202	G
1	CA	1204	A
1	CA	1212	U
1	CA	1213	A
1	CA	1214	C
1	CA	1225	A
1	CA	1227	A
1	CA	1238	A
1	CA	1249	C
1	CA	1255	G
1	CA	1256	A
1	CA	1257	U
1	CA	1280	A
1	CA	1281	U

Continued on next page...

Continued from previous page...

Mol	Chain	Res	Type
1	CA	1282	C
1	CA	1286	A
1	CA	1287	A
1	CA	1294	G
1	CA	1299	A
1	CA	1300	G
1	CA	1301	U
1	CA	1302	U
1	CA	1305	G
1	CA	1310	G
1	CA	1312	G
1	CA	1317	C
1	CA	1320	C
1	CA	1322	C
1	CA	1323	G
1	CA	1331	G
1	CA	1332	A
1	CA	1335	C
1	CA	1338	G
1	CA	1347	G
1	CA	1363	C
1	CA	1364	U
1	CA	1370	G
1	CA	1388	C
1	CA	1397	C
1	CA	1416	G
1	CA	1419	G
1	CA	1442	G
1	CA	1442(A)	G
1	CA	1442(B)	A
1	CA	1443	G
1	CA	1447	A
1	CA	1452	C
1	CA	1456	G
1	CA	1457	G
1	CA	1492	A
1	CA	1493	A
1	CA	1494	G
1	CA	1497	G
1	CA	1499	A
1	CA	1502	A
1	CA	1504	G

Continued on next page...

Continued from previous page...

Mol	Chain	Res	Type
1	CA	1505	G
1	CA	1506	U
1	CA	1507	A
1	CA	1517	G
1	CA	1520	G
1	CA	1529	G
1	CA	1530	G
31	DA	10	G
31	DA	12	U
31	DA	15	G
31	DA	34	C
31	DA	35	G
31	DA	36	G
31	DA	45	C
31	DA	49	A
31	DA	50	U
31	DA	51	G
31	DA	55	G
31	DA	61	G
31	DA	64	A
31	DA	69	C
31	DA	70	G
31	DA	71	A
31	DA	72	U
31	DA	74	A
31	DA	75	G
31	DA	84	A
31	DA	90	U
31	DA	92	A
31	DA	94	C
31	DA	95	G
31	DA	100	G
31	DA	102	G
31	DA	103	A
31	DA	117	G
31	DA	118	A
31	DA	119	A
31	DA	120	U
31	DA	125	G
31	DA	129	C
31	DA	131	G
31	DA	137	C

Continued on next page...

Continued from previous page...

Mol	Chain	Res	Type
31	DA	139(A)	G
31	DA	142	A
31	DA	142(A)	C
31	DA	146	G
31	DA	147	U
31	DA	154(A)	C
31	DA	157	U
31	DA	158	U
31	DA	171	G
31	DA	173	G
31	DA	174	C
31	DA	175	G
31	DA	182	A
31	DA	188	G
31	DA	196	A
31	DA	197	A
31	DA	199	A
31	DA	204	A
31	DA	205	G
31	DA	214	G
31	DA	215	G
31	DA	216	A
31	DA	221	A
31	DA	222	A
31	DA	225	A
31	DA	228	A
31	DA	229	A
31	DA	233	A
31	DA	248	G
31	DA	250	G
31	DA	252	G
31	DA	266	G
31	DA	271(J)	C
31	DA	271(K)	U
31	DA	271(L)	U
31	DA	271(M)	G
31	DA	271(N)	U
31	DA	271(O)	C
31	DA	271(P)	C
31	DA	271(R)	G
31	DA	271(U)	G
31	DA	272	G

Continued on next page...

Continued from previous page...

Mol	Chain	Res	Type
31	DA	272(B)	G
31	DA	272(H)	C
31	DA	272(I)	U
31	DA	272(J)	C
31	DA	274	G
31	DA	275	G
31	DA	279	C
31	DA	281	G
31	DA	286	C
31	DA	287	C
31	DA	298	G
31	DA	299	A
31	DA	310	A
31	DA	311	A
31	DA	324	A
31	DA	329	G
31	DA	330	A
31	DA	332	A
31	DA	346	A
31	DA	347	A
31	DA	352	G
31	DA	353	G
31	DA	362	U
31	DA	363(B)	G
31	DA	363(C)	G
31	DA	363(D)	G
31	DA	363(E)	U
31	DA	363(F)	A
31	DA	370	G
31	DA	372	G
31	DA	386	G
31	DA	389	G
31	DA	405	U
31	DA	406	G
31	DA	407	G
31	DA	411	G
31	DA	412	A
31	DA	416	C
31	DA	418	G
31	DA	428	A
31	DA	444	C
31	DA	448	U

Continued on next page...

Continued from previous page...

Mol	Chain	Res	Type
31	DA	454	A
31	DA	456	C
31	DA	457	A
31	DA	466	A
31	DA	469	G
31	DA	470	A
31	DA	472	A
31	DA	473	G
31	DA	474	G
31	DA	475	U
31	DA	479	A
31	DA	481	G
31	DA	494	G
31	DA	496	G
31	DA	505	A
31	DA	508	G
31	DA	509	C
31	DA	511	U
31	DA	512	G
31	DA	528	A
31	DA	530	G
31	DA	531	C
31	DA	532	A
31	DA	533	G
31	DA	542	C
31	DA	543	C
31	DA	547	A
31	DA	548	A
31	DA	549	G
31	DA	563	G
31	DA	571	A
31	DA	573	G
31	DA	575	A
31	DA	586	A
31	DA	587	C
31	DA	588	U
31	DA	602	G
31	DA	603	A
31	DA	604	G
31	DA	607	U
31	DA	610	G
31	DA	614(B)	G

Continued on next page...

Continued from previous page...

Mol	Chain	Res	Type
31	DA	615	G
31	DA	618	C
31	DA	619	G
31	DA	622	G
31	DA	627	A
31	DA	637	A
31	DA	643	A
31	DA	644	A
31	DA	645	C
31	DA	646	A
31	DA	647	G
31	DA	650	C
31	DA	651	G
31	DA	652	C
31	DA	656	G
31	DA	657	U
31	DA	667	U
31	DA	669	G
31	DA	670	A
31	DA	671	C
31	DA	686	G
31	DA	701	G
31	DA	708	C
31	DA	721	C
31	DA	722	A
31	DA	730	C
31	DA	745	G
31	DA	752	A
31	DA	753	C
31	DA	762	U
31	DA	765	G
31	DA	768	G
31	DA	775	G
31	DA	776	G
31	DA	782	A
31	DA	784	A
31	DA	785	G
31	DA	787	U
31	DA	789	A
31	DA	790	C
31	DA	791	C
31	DA	792	G

Continued on next page...

Continued from previous page...

Mol	Chain	Res	Type
31	DA	805	G
31	DA	812	C
31	DA	819	A
31	DA	824	A
31	DA	826	U
31	DA	827	U
31	DA	830	G
31	DA	831	G
31	DA	856	C
31	DA	859	G
31	DA	861	A
31	DA	865	C
31	DA	866	A
31	DA	872	A
31	DA	878	A
31	DA	883	G
31	DA	884	C
31	DA	892	G
31	DA	894	C
31	DA	896	A
31	DA	897	C
31	DA	898	C
31	DA	899	A
31	DA	901	A
31	DA	910	A
31	DA	917	A
31	DA	918	A
31	DA	919	G
31	DA	923	C
31	DA	926	A
31	DA	932	G
31	DA	938	G
31	DA	941	A
31	DA	945	A
31	DA	946	G
31	DA	958	U
31	DA	959	A
31	DA	961	C
31	DA	974	G
31	DA	975	C
31	DA	975(A)	G
31	DA	983	A

Continued on next page...

Continued from previous page...

Mol	Chain	Res	Type
31	DA	990	A
31	DA	991	C
31	DA	996	A
31	DA	997	G
31	DA	1005	C
31	DA	1010	A
31	DA	1011	G
31	DA	1012	U
31	DA	1013	C
31	DA	1016	G
31	DA	1020	A
31	DA	1022	G
31	DA	1023	U
31	DA	1025	G
31	DA	1026	U
31	DA	1033	U
31	DA	1038	C
31	DA	1039	G
31	DA	1041	C
31	DA	1042	G
31	DA	1043	C
31	DA	1044	G
31	DA	1045	A
31	DA	1047	G
31	DA	1048	A
31	DA	1049	C
31	DA	1051	G
31	DA	1052	C
31	DA	1053	C
31	DA	1106	A
31	DA	1107	G
31	DA	1110	G
31	DA	1112	G
31	DA	1113	U
31	DA	1114	G
31	DA	1115	G
31	DA	1117	G
31	DA	1126	A
31	DA	1129	A
31	DA	1130	U
31	DA	1135	C
31	DA	1136	G

Continued on next page...

Continued from previous page...

Mol	Chain	Res	Type
31	DA	1139	G
31	DA	1142	U
31	DA	1155	A
31	DA	1156	A
31	DA	1159	U
31	DA	1169	G
31	DA	1171	G
31	DA	1173	G
31	DA	1174	A
31	DA	1175	U
31	DA	1176	G
31	DA	1177	A
31	DA	1178	C
31	DA	1179	C
31	DA	1180	C
31	DA	1183	G
31	DA	1195	G
31	DA	1210	A
31	DA	1211	U
31	DA	1213	A
31	DA	1220	A
31	DA	1221	C
31	DA	1230	C
31	DA	1240	U
31	DA	1242	A
31	DA	1251	C
31	DA	1252	G
31	DA	1253	A
31	DA	1255	U
31	DA	1256	G
31	DA	1265	A
31	DA	1271	G
31	DA	1272	A
31	DA	1273	U
31	DA	1284	A
31	DA	1287	A
31	DA	1298	C
31	DA	1300	U
31	DA	1301	A
31	DA	1309	G
31	DA	1311	G
31	DA	1313	U

Continued on next page...

Continued from previous page...

Mol	Chain	Res	Type
31	DA	1314	C
31	DA	1321	A
31	DA	1329	U
31	DA	1332	G
31	DA	1341	U
31	DA	1345	C
31	DA	1349	A
31	DA	1359	A
31	DA	1360	A
31	DA	1364	G
31	DA	1365	A
31	DA	1368	G
31	DA	1378	A
31	DA	1379	A
31	DA	1380	G
31	DA	1384	A
31	DA	1385	G
31	DA	1386	C
31	DA	1388	G
31	DA	1395	A
31	DA	1397	U
31	DA	1398	C
31	DA	1406	U
31	DA	1407	C
31	DA	1416	G
31	DA	1417	C
31	DA	1419	A
31	DA	1420	U
31	DA	1421	G
31	DA	1427	A
31	DA	1428	C
31	DA	1436	G
31	DA	1437	C
31	DA	1445	A
31	DA	1448	G
31	DA	1449	A
31	DA	1450	G
31	DA	1455	G
31	DA	1458	C
31	DA	1459	G
31	DA	1460	A
31	DA	1461	G

Continued on next page...

Continued from previous page...

Mol	Chain	Res	Type
31	DA	1462	C
31	DA	1466	G
31	DA	1467	C
31	DA	1471	A
31	DA	1472	A
31	DA	1474	C
31	DA	1475	G
31	DA	1476	C
31	DA	1477	A
31	DA	1479	G
31	DA	1480	G
31	DA	1481	U
31	DA	1482	G
31	DA	1485	G
31	DA	1487	G
31	DA	1488	G
31	DA	1490	A
31	DA	1491	G
31	DA	1493	C
31	DA	1494	A
31	DA	1495	A
31	DA	1497	U
31	DA	1498	C
31	DA	1501	C
31	DA	1502	C
31	DA	1503	U
31	DA	1505	C
31	DA	1508	A
31	DA	1509	C
31	DA	1509(A)	A
31	DA	1511	C
31	DA	1512	U
31	DA	1513	C
31	DA	1515	G
31	DA	1520	G
31	DA	1526	G
31	DA	1528	A
31	DA	1528(A)	A
31	DA	1529	G
31	DA	1530	C
31	DA	1531	C
31	DA	1532	C

Continued on next page...

Continued from previous page...

Mol	Chain	Res	Type
31	DA	1533	G
31	DA	1543	C
31	DA	1545	A
31	DA	1546	C
31	DA	1558	A
31	DA	1559	G
31	DA	1566	A
31	DA	1569	A
31	DA	1578	U
31	DA	1579	A
31	DA	1580	A
31	DA	1581	G
31	DA	1584	C
31	DA	1586	A
31	DA	1588	C
31	DA	1591	G
31	DA	1593	G
31	DA	1594	G
31	DA	1597	A
31	DA	1598	C
31	DA	1603	A
31	DA	1608	A
31	DA	1609	A
31	DA	1617	C
31	DA	1618	A
31	DA	1625	C
31	DA	1635	G
31	DA	1640	C
31	DA	1648	C
31	DA	1652	A
31	DA	1653	G
31	DA	1654	A
31	DA	1655	A
31	DA	1674	G
31	DA	1678	G
31	DA	1694	C
31	DA	1695	G
31	DA	1696	G
31	DA	1697	G
31	DA	1698	A
31	DA	1700	A
31	DA	1701	A

Continued on next page...

Continued from previous page...

Mol	Chain	Res	Type
31	DA	1703	G
31	DA	1721	G
31	DA	1722	A
31	DA	1739	U
31	DA	1741	A
31	DA	1742	G
31	DA	1744	C
31	DA	1746	G
31	DA	1749	A
31	DA	1756	G
31	DA	1763	G
31	DA	1764	G
31	DA	1773	A
31	DA	1780	A
31	DA	1781	C
31	DA	1782	C
31	DA	1791	A
31	DA	1799	G
31	DA	1800	C
31	DA	1801	G
31	DA	1813	G
31	DA	1816	G
31	DA	1820	U
31	DA	1822	G
31	DA	1827	C
31	DA	1828	G
31	DA	1829	A
31	DA	1835	G
31	DA	1838	C
31	DA	1840	G
31	DA	1847	A
31	DA	1858	G
31	DA	1865	G
31	DA	1866	C
31	DA	1877	A
31	DA	1878	G
31	DA	1882	C
31	DA	1885	A
31	DA	1889	A
31	DA	1900	A
31	DA	1902	C
31	DA	1903	G

Continued on next page...

Continued from previous page...

Mol	Chain	Res	Type
31	DA	1906	G
31	DA	1913	A
31	DA	1914	C
31	DA	1915	U
31	DA	1929	G
31	DA	1930	G
31	DA	1934	C
31	DA	1935	G
31	DA	1936	A
31	DA	1938	A
31	DA	1948	G
31	DA	1955	U
31	DA	1962	C
31	DA	1963	U
31	DA	1964	G
31	DA	1967	C
31	DA	1969	A
31	DA	1970	A
31	DA	1971	A
31	DA	1972	A
31	DA	1982	C
31	DA	1992	G
31	DA	1993	U
31	DA	1997	G
31	DA	2018	G
31	DA	2020	A
31	DA	2021	C
31	DA	2023	G
31	DA	2030	A
31	DA	2031	A
31	DA	2033	A
31	DA	2036	C
31	DA	2039	C
31	DA	2043	C
31	DA	2055	C
31	DA	2056	G
31	DA	2058	A
31	DA	2060	A
31	DA	2061	G
31	DA	2062	A
31	DA	2069	G
31	DA	2071	A

Continued on next page...

Continued from previous page...

Mol	Chain	Res	Type
31	DA	2095	C
31	DA	2100	G
31	DA	2103	C
31	DA	2104	G
31	DA	2187	G
31	DA	2190	G
31	DA	2191	G
31	DA	2192	G
31	DA	2193	G
31	DA	2198	A
31	DA	2199	A
31	DA	2200	C
31	DA	2203	U
31	DA	2206	G
31	DA	2207	G
31	DA	2208	A
31	DA	2218	U
31	DA	2219	G
31	DA	2225	A
31	DA	2226	C
31	DA	2238	G
31	DA	2263	C
31	DA	2268	A
31	DA	2272	U
31	DA	2273	A
31	DA	2275	C
31	DA	2278	A
31	DA	2280	G
31	DA	2283	C
31	DA	2287	A
31	DA	2288	A
31	DA	2289	G
31	DA	2298	A
31	DA	2303	G
31	DA	2305	A
31	DA	2307	G
31	DA	2308	G
31	DA	2309	A
31	DA	2311	A
31	DA	2316	C
31	DA	2318	G
31	DA	2319	G

Continued on next page...

Continued from previous page...

Mol	Chain	Res	Type
31	DA	2320	A
31	DA	2321	G
31	DA	2324	C
31	DA	2325	G
31	DA	2327	A
31	DA	2334	G
31	DA	2336	A
31	DA	2340	G
31	DA	2342	C
31	DA	2347	C
31	DA	2350	C
31	DA	2360	A
31	DA	2361	A
31	DA	2372	G
31	DA	2383	G
31	DA	2385	C
31	DA	2387	U
31	DA	2388	A
31	DA	2393	A
31	DA	2402	C
31	DA	2403	C
31	DA	2404	C
31	DA	2405	G
31	DA	2406	U
31	DA	2410	G
31	DA	2422	A
31	DA	2423	U
31	DA	2425	A
31	DA	2427	C
31	DA	2429	G
31	DA	2430	A
31	DA	2431	U
31	DA	2435	A
31	DA	2439	A
31	DA	2440	C
31	DA	2441	C
31	DA	2448	A
31	DA	2449	U
31	DA	2464	C
31	DA	2465	C
31	DA	2468	G
31	DA	2469	A

Continued on next page...

Continued from previous page...

Mol	Chain	Res	Type
31	DA	2470	G
31	DA	2471	C
31	DA	2475	C
31	DA	2476	A
31	DA	2477	C
31	DA	2478	A
31	DA	2487	G
31	DA	2489	G
31	DA	2492	U
31	DA	2497	A
31	DA	2502	G
31	DA	2505	G
31	DA	2506	U
31	DA	2507	C
31	DA	2510	C
31	DA	2518	A
31	DA	2520	C
31	DA	2524	G
31	DA	2525	G
31	DA	2529	G
31	DA	2535	G
31	DA	2543	G
31	DA	2554	U
31	DA	2564	A
31	DA	2566	A
31	DA	2567	G
31	DA	2569	G
31	DA	2582	G
31	DA	2585	U
31	DA	2586	C
31	DA	2601	C
31	DA	2602	A
31	DA	2603	G
31	DA	2604	U
31	DA	2608	G
31	DA	2609	U
31	DA	2610	C
31	DA	2611	U
31	DA	2612	C
31	DA	2613	U
31	DA	2615	U
31	DA	2630	G

Continued on next page...

Continued from previous page...

Mol	Chain	Res	Type
31	DA	2637	U
31	DA	2638	G
31	DA	2654	A
31	DA	2655	G
31	DA	2656	U
31	DA	2657	A
31	DA	2658	C
31	DA	2659	G
31	DA	2660	A
31	DA	2661	G
31	DA	2662	A
31	DA	2663	G
31	DA	2673	G
31	DA	2682	U
31	DA	2690	C
31	DA	2701	C
31	DA	2702	U
31	DA	2703	C
31	DA	2707	G
31	DA	2712	U
31	DA	2712(A)	A
31	DA	2713	A
31	DA	2714	G
31	DA	2726	U
31	DA	2731	G
31	DA	2733	A
31	DA	2752	C
31	DA	2753	A
31	DA	2754	U
31	DA	2757	A
31	DA	2758	A
31	DA	2762	G
31	DA	2764	A
31	DA	2765	A
31	DA	2766	G
31	DA	2778	A
31	DA	2779	U
31	DA	2781	A
31	DA	2789	C
31	DA	2790	A
31	DA	2791	C
31	DA	2794	C

Continued on next page...

Continued from previous page...

Mol	Chain	Res	Type
31	DA	2795	G
31	DA	2801(A)	A
31	DA	2802	G
31	DA	2803	C
31	DA	2807	G
31	DA	2808	U
31	DA	2818	G
31	DA	2820	A
31	DA	2821	A
31	DA	2833	G
31	DA	2835	A
31	DA	2849	U
31	DA	2860	A
31	DA	2872	G
31	DA	2880	C
31	DA	2892	A
31	DA	2894	G
31	DA	2895	U
31	DA	2897	U
32	DB	8	U
32	DB	9	G
32	DB	12	C
32	DB	15	A
32	DB	20	C
32	DB	22	U
32	DB	27	C
32	DB	33	G
32	DB	40	U
32	DB	41	U
32	DB	42	C
32	DB	43	C
32	DB	44	G
32	DB	45	A
32	DB	46	A
32	DB	47	C
32	DB	52	A
32	DB	53	A
32	DB	56	G
32	DB	63	G
32	DB	64	C
32	DB	73	A
32	DB	74	U

Continued on next page...

Continued from previous page...

Mol	Chain	Res	Type
32	DB	75	G
32	DB	85	G
32	DB	87	G
32	DB	88	C
32	DB	89	G
32	DB	90	A
32	DB	91	C
32	DB	102	A
32	DB	106	G
32	DB	110	G
32	DB	118	G

All (203) RNA pucker outliers are listed below:

Mol	Chain	Res	Type
1	AA	60	A
1	AA	79	G
1	AA	115	G
1	AA	119	A
1	AA	243	A
1	AA	250	A
1	AA	266	G
1	AA	328	C
1	AA	353	A
1	AA	366	C
1	AA	428	G
1	AA	429	U
1	AA	484	G
1	AA	509	A
1	AA	533	A
1	AA	560	U
1	AA	687	A
1	AA	748	C
1	AA	913	A
1	AA	991	U
1	AA	992	U
1	AA	1049	U
1	AA	1064	G
1	AA	1065	U
1	AA	1067	A
1	AA	1201	A
1	AA	1285	A

Continued on next page...

Continued from previous page...

Mol	Chain	Res	Type
1	AA	1498	U
1	AA	1504	G
31	BA	34	C
31	BA	49	A
31	BA	50	U
31	BA	71	A
31	BA	128	C
31	BA	249	C
31	BA	272	G
31	BA	331	A
31	BA	352	G
31	BA	363(E)	U
31	BA	472	A
31	BA	474	G
31	BA	542	C
31	BA	587	C
31	BA	603	A
31	BA	651	G
31	BA	669	G
31	BA	671	C
31	BA	685	A
31	BA	746	A
31	BA	752	A
31	BA	764	A
31	BA	774	A
31	BA	790	C
31	BA	827	U
31	BA	958	U
31	BA	974	G
31	BA	1022	G
31	BA	1112	G
31	BA	1176	G
31	BA	1210	A
31	BA	1250	G
31	BA	1300	U
31	BA	1378	A
31	BA	1379	A
31	BA	1397	U
31	BA	1419	A
31	BA	1427	A
31	BA	1459	G
31	BA	1494	A

Continued on next page...

Continued from previous page...

Mol	Chain	Res	Type
31	BA	1508	A
31	BA	1544	A
31	BA	1558	A
31	BA	1608	A
31	BA	1617	C
31	BA	1652	A
31	BA	1653	G
31	BA	1694	C
31	BA	1697	G
31	BA	1740	G
31	BA	1819	A
31	BA	1934	C
31	BA	1962	C
31	BA	1970	A
31	BA	1992	G
31	BA	2225	A
31	BA	2405	G
31	BA	2406	U
31	BA	2422	A
31	BA	2439	A
31	BA	2542	A
31	BA	2610	C
31	BA	2660	A
31	BA	2661	G
31	BA	2662	A
31	BA	2689	U
31	BA	2712	U
31	BA	2726	U
31	BA	2756	U
31	BA	2796	U
31	BA	2849	U
31	BA	2859	G
31	BA	2873	A
32	BB	109	C
1	CA	60	A
1	CA	79	G
1	CA	115	G
1	CA	119	A
1	CA	243	A
1	CA	250	A
1	CA	266	G
1	CA	328	C

Continued on next page...

Continued from previous page...

Mol	Chain	Res	Type
1	CA	353	A
1	CA	366	C
1	CA	428	G
1	CA	429	U
1	CA	484	G
1	CA	509	A
1	CA	533	A
1	CA	560	U
1	CA	687	A
1	CA	748	C
1	CA	913	A
1	CA	991	U
1	CA	992	U
1	CA	1049	U
1	CA	1064	G
1	CA	1065	U
1	CA	1067	A
1	CA	1201	A
1	CA	1285	A
1	CA	1498	U
1	CA	1504	G
31	DA	34	C
31	DA	49	A
31	DA	50	U
31	DA	71	A
31	DA	128	C
31	DA	249	C
31	DA	272	G
31	DA	331	A
31	DA	352	G
31	DA	363(E)	U
31	DA	472	A
31	DA	474	G
31	DA	542	C
31	DA	587	C
31	DA	603	A
31	DA	651	G
31	DA	669	G
31	DA	671	C
31	DA	685	A
31	DA	746	A
31	DA	752	A

Continued on next page...

Continued from previous page...

Mol	Chain	Res	Type
31	DA	764	A
31	DA	774	A
31	DA	790	C
31	DA	827	U
31	DA	958	U
31	DA	1022	G
31	DA	1112	G
31	DA	1176	G
31	DA	1210	A
31	DA	1250	G
31	DA	1300	U
31	DA	1378	A
31	DA	1379	A
31	DA	1397	U
31	DA	1419	A
31	DA	1427	A
31	DA	1459	G
31	DA	1494	A
31	DA	1504	C
31	DA	1508	A
31	DA	1544	A
31	DA	1558	A
31	DA	1608	A
31	DA	1617	C
31	DA	1652	A
31	DA	1653	G
31	DA	1694	C
31	DA	1697	G
31	DA	1740	G
31	DA	1819	A
31	DA	1934	C
31	DA	1962	C
31	DA	1970	A
31	DA	1992	G
31	DA	2225	A
31	DA	2405	G
31	DA	2422	A
31	DA	2439	A
31	DA	2542	A
31	DA	2610	C
31	DA	2660	A
31	DA	2661	G

Continued on next page...

Continued from previous page...

Mol	Chain	Res	Type
31	DA	2662	A
31	DA	2689	U
31	DA	2726	U
31	DA	2756	U
31	DA	2796	U
31	DA	2859	G
31	DA	2873	A
32	DB	109	C

5.4 Non-standard residues in protein, DNA, RNA chains ⓘ

There are no non-standard protein/DNA/RNA residues in this entry.

5.5 Carbohydrates ⓘ

There are no carbohydrates in this entry.

5.6 Ligand geometry ⓘ

Of 838 ligands modelled in this entry, 836 are monoatomic - leaving 2 for Mogul analysis.

In the following table, the Counts columns list the number of bonds (or angles) for which Mogul statistics could be retrieved, the number of bonds (or angles) that are observed in the model and the number of bonds (or angles) that are defined in the chemical component dictionary. The Link column lists molecule types, if any, to which the group is linked. The Z score for a bond length (or angle) is the number of standard deviations the observed value is removed from the expected value. A bond length (or angle) with $|Z| > 2$ is considered an outlier worth inspection. RMSZ is the root-mean-square of all Z scores of the bond lengths (or angles).

Mol	Type	Chain	Res	Link	Bond lengths			Bond angles		
					Counts	RMSZ	$\# Z > 2$	Counts	RMSZ	$\# Z > 2$
55	ERY	BA	3364	-	53,53,53	1.14	3 (5%)	82,82,82	0.98	4 (4%)
55	ERY	DA	3330	-	53,53,53	1.14	3 (5%)	82,82,82	0.98	4 (4%)

In the following table, the Chirals column lists the number of chiral outliers, the number of chiral centers analysed, the number of these observed in the model and the number defined in the chemical component dictionary. Similar counts are reported in the Torsion and Rings columns. '-' means no outliers of that kind were identified.

Mol	Type	Chain	Res	Link	Chirals	Torsions	Rings
55	ERY	BA	3364	-	-	0/72/107/107	0/3/3/3

Continued on next page...

Continued from previous page...

Mol	Type	Chain	Res	Link	Chirals	Torsions	Rings
55	ERY	DA	3330	-	-	0/72/107/107	0/3/3/3

All (6) bond length outliers are listed below:

Mol	Chain	Res	Type	Atoms	Z	Observed(Å)	Ideal(Å)
55	BA	3364	ERY	C6-C5	2.66	1.61	1.55
55	DA	3330	ERY	C6-C5	2.64	1.61	1.55
55	BA	3364	ERY	C7-C6	2.26	1.58	1.54
55	DA	3330	ERY	C7-C6	2.24	1.58	1.54
55	DA	3330	ERY	C2-C3	2.03	1.60	1.55
55	BA	3364	ERY	C2-C3	2.03	1.60	1.55

All (8) bond angle outliers are listed below:

Mol	Chain	Res	Type	Atoms	Z	Observed(°)	Ideal(°)
55	DA	3330	ERY	C3-C2-C1	-2.60	104.69	110.04
55	BA	3364	ERY	C3-C2-C1	-2.60	104.70	110.04
55	DA	3330	ERY	C25-C24-C23	-2.50	106.45	110.06
55	BA	3364	ERY	C25-C24-C23	-2.49	106.46	110.06
55	DA	3330	ERY	C6-C5-C4	-2.19	111.00	114.09
55	BA	3364	ERY	C6-C5-C4	-2.17	111.03	114.09
55	BA	3364	ERY	O5-C16-C17	2.10	106.95	103.78
55	DA	3330	ERY	O5-C16-C17	2.10	106.95	103.78

There are no chirality outliers.

There are no torsion outliers.

There are no ring outliers.

5.7 Other polymers ⓘ

There are no such residues in this entry.

5.8 Polymer linkage issues

The following chains have linkage breaks:

Mol	Chain	Number of breaks
13	CM	3
13	AM	3

Continued on next page...

Continued from previous page...

Mol	Chain	Number of breaks
36	DG	1
36	BG	1
9	AI	1
9	CI	1
28	D6	1
28	B6	1

All chain breaks are listed below:

Model	Chain	Residue-1	Atom-1	Residue-2	Atom-2	Distance (Å)
1	CM	69:GLU	C	70:LEU	N	5.58
1	AM	69:GLU	C	70:LEU	N	5.57
1	DG	112:PRO	C	113:ARG	N	4.82
1	BG	112:PRO	C	113:ARG	N	4.80
1	CM	97:PRO	C	98:VAL	N	4.38
1	AM	97:PRO	C	98:VAL	N	4.37
1	B6	46:HIS	C	47:THR	N	3.94
1	D6	46:HIS	C	47:THR	N	3.92
1	CM	112:GLY	C	113:PRO	N	3.74
1	AM	112:GLY	C	113:PRO	N	3.73
1	AI	53:VAL	C	54:ASP	N	3.24
1	CI	53:VAL	C	54:ASP	N	3.23

6 Fit of model and data ⓘ

6.1 Protein, DNA and RNA chains ⓘ

In the following table, the column labelled ‘#RSRZ> 2’ contains the number (and percentage) of RSRZ outliers, followed by percent RSRZ outliers for the chain as percentile scores relative to all X-ray entries and entries of similar resolution. The OWAB column contains the minimum, median, 95th percentile and maximum values of the occupancy-weighted average B-factor per residue. The column labelled ‘Q< 0.9’ lists the number of (and percentage) of residues with an average occupancy less than 0.9.

Mol	Chain	Analysed	<RSRZ>	#RSRZ>2	OWAB(Å ²)	Q<0.9
1	AA	1504/1522 (98%)	0.68	205 (13%) 4 1	46, 116, 201, 202	0
1	CA	1504/1522 (98%)	0.64	189 (12%) 4 1	50, 115, 201, 203	0
2	AB	235/256 (91%)	0.64	28 (11%) 5 1	99, 157, 195, 200	0
2	CB	235/256 (91%)	0.81	40 (17%) 2 1	99, 162, 195, 201	0
3	AC	207/239 (86%)	0.61	19 (9%) 9 2	108, 163, 190, 198	0
3	CC	207/239 (86%)	1.02	42 (20%) 1 1	110, 168, 192, 198	0
4	AD	208/209 (99%)	0.29	7 (3%) 43 8	65, 126, 175, 189	0
4	CD	208/209 (99%)	0.25	8 (3%) 38 7	66, 124, 173, 191	0
5	AE	151/160 (94%)	0.10	0 100 100	65, 111, 162, 199	0
5	CE	151/160 (94%)	0.44	5 (3%) 44 8	72, 115, 172, 198	0
6	AF	101/101 (100%)	0.09	0 100 100	82, 123, 173, 192	0
6	CF	101/101 (100%)	0.25	4 (3%) 36 7	84, 130, 177, 196	0
7	AG	155/156 (99%)	0.97	28 (18%) 2 1	126, 177, 196, 201	0
7	CG	155/156 (99%)	1.26	35 (22%) 1 1	122, 177, 196, 200	0
8	AH	138/138 (100%)	-0.05	1 (0%) 84 28	78, 113, 157, 171	0
8	CH	138/138 (100%)	0.01	1 (0%) 84 28	79, 115, 162, 171	0
9	AI	127/128 (99%)	1.64	45 (35%) 1 0	132, 189, 200, 201	0
9	CI	127/128 (99%)	1.87	47 (37%) 1 0	131, 190, 200, 202	0
10	AJ	99/105 (94%)	1.98	41 (41%) 1 0	119, 178, 199, 200	0
10	CJ	99/105 (94%)	2.45	50 (50%) 0 0	116, 182, 200, 201	0
11	AK	119/129 (92%)	0.34	3 (2%) 54 11	63, 113, 163, 199	0
11	CK	119/129 (92%)	0.48	8 (6%) 17 4	64, 116, 165, 199	0
12	AL	125/135 (92%)	0.39	10 (8%) 12 3	59, 98, 164, 201	0
12	CL	125/135 (92%)	0.41	5 (4%) 36 7	58, 99, 167, 201	0

Continued on next page...

Continued from previous page...

Mol	Chain	Analysed	<RSRZ>	#RSRZ>2		OWAB(Å ²)	Q<0.9
13	AM	115/126 (91%)	1.81	44 (38%)	1 0	157, 191, 200, 201	0
13	CM	115/126 (91%)	1.30	23 (20%)	2 1	152, 189, 199, 201	0
14	AN	60/61 (98%)	1.15	15 (25%)	1 1	112, 172, 197, 199	0
14	CN	60/61 (98%)	1.09	9 (15%)	3 1	112, 171, 197, 199	0
15	AO	88/89 (98%)	0.13	2 (2%)	57 12	70, 105, 160, 169	0
15	CO	88/89 (98%)	0.22	0	100 100	71, 107, 162, 171	0
16	AP	84/88 (95%)	0.69	9 (10%)	6 2	82, 109, 170, 187	0
16	CP	84/88 (95%)	0.70	7 (8%)	11 3	80, 107, 165, 183	0
17	AQ	100/105 (95%)	0.29	3 (3%)	48 9	71, 104, 154, 185	0
17	CQ	100/105 (95%)	0.17	4 (4%)	36 7	74, 103, 154, 190	0
18	AR	70/88 (79%)	0.62	3 (4%)	34 7	80, 116, 173, 182	0
18	CR	70/88 (79%)	0.99	8 (11%)	6 2	83, 124, 175, 185	0
19	AS	79/93 (84%)	1.86	31 (39%)	1 0	127, 192, 200, 200	0
19	CS	79/93 (84%)	2.06	34 (43%)	1 0	131, 190, 200, 201	0
20	AT	99/106 (93%)	0.39	4 (4%)	36 7	75, 115, 162, 186	0
20	CT	99/106 (93%)	0.29	5 (5%)	27 6	74, 115, 160, 189	0
21	AU	25/27 (92%)	4.19	23 (92%)	0 0	144, 182, 197, 199	0
21	CU	25/27 (92%)	3.07	19 (76%)	0 0	139, 173, 194, 197	0
22	B0	85/85 (100%)	0.32	7 (8%)	12 3	39, 60, 177, 193	0
22	D0	85/85 (100%)	0.43	9 (10%)	7 2	44, 65, 177, 193	0
23	B1	89/98 (90%)	0.04	1 (1%)	77 21	39, 64, 143, 170	0
23	D1	89/98 (90%)	0.12	2 (2%)	59 12	41, 66, 144, 183	0
24	B2	51/72 (70%)	0.41	2 (3%)	37 7	47, 85, 185, 196	0
24	D2	51/72 (70%)	0.26	3 (5%)	22 5	53, 92, 191, 198	0
25	B3	60/60 (100%)	-0.05	2 (3%)	44 8	36, 59, 135, 186	0
25	D3	60/60 (100%)	0.15	4 (6%)	17 4	42, 66, 141, 182	0
26	B4	32/71 (45%)	-0.16	0	100 100	133, 155, 186, 193	0
26	D4	32/71 (45%)	0.11	0	100 100	143, 169, 187, 197	0
27	B5	58/60 (96%)	0.11	3 (5%)	26 6	20, 47, 177, 199	0
27	D5	58/60 (96%)	0.01	4 (6%)	17 4	23, 50, 176, 199	0
28	B6	45/54 (83%)	0.48	2 (4%)	33 7	41, 74, 129, 184	0

Continued on next page...

Continued from previous page...

Mol	Chain	Analysed	<RSRZ>	#RSRZ>2			OWAB(Å ²)	Q<0.9
28	D6	45/54 (83%)	0.49	4 (8%)	10	3	44, 77, 143, 178	0
29	B7	49/49 (100%)	0.16	3 (6%)	21	5	26, 33, 119, 175	0
29	D7	49/49 (100%)	0.27	3 (6%)	21	5	26, 35, 126, 174	0
30	B8	64/65 (98%)	0.16	0	100	100	33, 54, 148, 179	0
30	D8	64/65 (98%)	-0.02	0	100	100	36, 58, 148, 180	0
31	BA	2725/2787 (97%)	-0.10	58 (2%)	60	12	25, 47, 144, 203	0
31	DA	2725/2787 (97%)	-0.17	102 (3%)	39	8	25, 52, 155, 202	0
32	BB	119/122 (97%)	0.22	4 (3%)	43	8	44, 92, 137, 191	0
32	DB	119/122 (97%)	0.63	20 (16%)	2	1	51, 101, 165, 190	0
33	BD	272/276 (98%)	-0.19	2 (0%)	84	28	25, 49, 105, 183	0
33	DD	272/276 (98%)	-0.19	1 (0%)	90	41	23, 53, 109, 172	0
34	BE	205/206 (99%)	-0.07	3 (1%)	70	16	26, 54, 140, 193	0
34	DE	205/206 (99%)	-0.11	4 (1%)	62	12	30, 58, 146, 193	0
35	BF	208/210 (99%)	0.08	7 (3%)	43	8	21, 65, 175, 198	0
35	DF	208/210 (99%)	0.10	7 (3%)	43	8	27, 68, 175, 199	0
36	BG	181/182 (99%)	0.59	18 (9%)	8	2	95, 145, 191, 201	0
36	DG	181/182 (99%)	1.50	52 (28%)	1	0	104, 162, 195, 202	0
37	BH	160/180 (88%)	0.20	3 (1%)	64	13	62, 103, 161, 193	0
37	DH	160/180 (88%)	0.71	18 (11%)	6	2	68, 117, 171, 193	0
38	BI	146/148 (98%)	0.17	3 (2%)	60	12	56, 144, 191, 200	0
38	DI	146/148 (98%)	1.56	45 (30%)	1	0	52, 164, 194, 201	0
39	BN	139/140 (99%)	-0.05	3 (2%)	59	12	35, 63, 136, 190	0
39	DN	139/140 (99%)	-0.15	2 (1%)	72	18	41, 69, 144, 191	0
40	BO	122/122 (100%)	-0.23	0	100	100	34, 57, 109, 141	0
40	DO	122/122 (100%)	-0.37	0	100	100	37, 59, 116, 146	0
41	BP	146/150 (97%)	0.25	4 (2%)	52	10	23, 83, 151, 201	0
41	DP	146/150 (97%)	0.25	4 (2%)	52	10	25, 88, 155, 201	0
42	BQ	136/141 (96%)	0.21	6 (4%)	33	7	38, 68, 149, 195	0
42	DQ	136/141 (96%)	0.19	8 (5%)	22	5	43, 74, 146, 195	0
43	BR	117/118 (99%)	-0.22	0	100	100	29, 45, 120, 144	0
43	DR	117/118 (99%)	-0.25	1 (0%)	81	24	31, 51, 125, 143	0

Continued on next page...

Continued from previous page...

Mol	Chain	Analysed	<RSRZ>	#RSRZ>2	OWAB(Å ²)	Q<0.9
44	BS	99/112 (88%)	0.25	2 (2%) 62 12	49, 98, 144, 184	0
44	DS	99/112 (88%)	0.53	8 (8%) 12 3	59, 105, 160, 188	0
45	BT	132/146 (90%)	0.10	5 (3%) 38 7	43, 76, 154, 194	0
45	DT	132/146 (90%)	0.11	7 (5%) 25 5	47, 79, 162, 197	0
46	BU	117/118 (99%)	-0.02	2 (1%) 67 15	29, 51, 121, 190	0
46	DU	117/118 (99%)	0.11	5 (4%) 34 7	35, 58, 130, 192	0
47	BV	101/101 (100%)	0.37	6 (5%) 22 5	32, 98, 188, 199	0
47	DV	101/101 (100%)	0.35	6 (5%) 22 5	39, 105, 189, 199	0
48	BW	113/113 (100%)	-0.30	0 100 100	27, 39, 106, 171	0
48	DW	113/113 (100%)	-0.31	0 100 100	28, 43, 109, 180	0
49	BX	93/96 (96%)	0.09	0 100 100	37, 63, 144, 187	0
49	DX	93/96 (96%)	-0.01	0 100 100	40, 66, 144, 186	0
50	BY	101/110 (91%)	0.44	7 (6%) 17 4	44, 92, 194, 201	0
50	DY	101/110 (91%)	0.38	10 (9%) 8 2	53, 99, 192, 201	0
51	BZ	177/206 (85%)	0.01	2 (1%) 77 21	58, 103, 152, 180	0
51	DZ	177/206 (85%)	0.39	5 (2%) 50 10	63, 110, 156, 188	0
All	All	20062/20918 (95%)	0.31	1553 (7%) 13 3	20, 90, 194, 203	0

All (1553) RSRZ outliers are listed below:

Mol	Chain	Res	Type	RSRZ
1	AA	89	C	16.6
31	DA	2802	G	16.2
1	AA	88	A	16.1
31	DA	652	C	14.5
1	CA	1149	C	14.0
1	AA	90	U	12.6
1	CA	84	U	12.4
34	DE	205	ALA	10.4
35	BF	208	GLY	10.3
42	BQ	140	ALA	10.0
1	CA	83	U	9.8
31	BA	2802	G	9.5
31	BA	897	C	9.5
1	CA	1026	G	9.4
1	CA	82	U	9.3

Continued on next page...

Continued from previous page...

Mol	Chain	Res	Type	RSRZ
31	DA	897	C	9.1
31	DA	2803	C	9.1
42	DQ	140	ALA	9.1
1	CA	345	C	8.9
1	AA	91	C	8.9
31	BA	652	C	8.8
9	CI	127	LYS	8.7
38	DI	119	PRO	8.7
42	BQ	141	GLN	8.5
42	DQ	141	GLN	8.5
38	DI	100	ALA	8.3
38	DI	121	LYS	8.3
10	CJ	67	THR	8.3
13	AM	3	ARG	8.3
1	CA	1286	A	8.2
7	CG	5	ARG	8.1
22	B0	6	GLY	8.1
1	CA	1027	C	8.1
1	AA	84	U	8.0
1	CA	961	U	8.0
9	CI	124	GLN	7.9
21	AU	18	TYR	7.9
10	CJ	10	GLY	7.9
7	CG	4	ARG	7.8
1	CA	1235	U	7.7
1	CA	1024	G	7.6
1	AA	1286	A	7.6
31	DA	2104	G	7.6
12	AL	129	ALA	7.6
1	AA	1002	G	7.6
1	CA	1025	U	7.4
1	AA	1001(A)	G	7.4
1	CA	1240	U	7.4
2	CB	7	VAL	7.4
1	CA	344	A	7.4
13	AM	25	ILE	7.3
10	AJ	5	ARG	7.2
35	BF	207	GLY	7.2
1	CA	1150	U	7.2
38	DI	120	ILE	7.2
1	AA	984	C	7.1
1	CA	1033	G	7.1

Continued on next page...

Continued from previous page...

Mol	Chain	Res	Type	RSRZ
3	CC	159	GLY	7.0
31	BA	2104	G	7.0
35	DF	12	LEU	6.9
31	BA	2101	G	6.9
9	AI	2	GLU	6.9
7	AG	4	ARG	6.8
21	AU	5	ASP	6.8
1	CA	1001	A	6.8
31	BA	2189	U	6.8
25	D3	60	GLU	6.8
45	DT	39	ARG	6.8
1	CA	1034	G	6.7
10	AJ	38	ILE	6.7
1	CA	1140	C	6.7
19	CS	80	TYR	6.6
1	AA	1260	C	6.6
1	CA	1442(A)	G	6.6
10	CJ	99	LYS	6.6
21	CU	26	LYS	6.6
11	CK	12	ARG	6.5
3	CC	160	ALA	6.5
1	AA	1223	C	6.5
38	DI	109	ILE	6.5
21	AU	12	LYS	6.5
21	AU	26	LYS	6.5
10	CJ	70	ARG	6.4
36	BG	87	PRO	6.4
19	CS	71	LEU	6.4
1	AA	985	C	6.4
38	DI	118	LYS	6.3
31	DA	1531	C	6.3
1	CA	88	A	6.3
31	BA	2796	U	6.2
3	CC	208	ILE	6.2
12	CL	129	ALA	6.2
36	DG	35	GLU	6.2
13	AM	24	GLY	6.2
38	DI	68	LEU	6.1
9	AI	128	ARG	6.1
31	BA	1174	A	6.1
1	AA	1235	U	6.1
1	AA	1224	G	6.1

Continued on next page...

Continued from previous page...

Mol	Chain	Res	Type	RSRZ
31	BA	1509	C	6.1
9	CI	128	ARG	6.1
35	BF	12	LEU	6.1
51	DZ	113	ALA	6.0
21	AU	21	TYR	6.0
14	AN	14	PRO	6.0
21	CU	5	ASP	6.0
35	DF	208	GLY	6.0
1	AA	983	A	6.0
1	AA	1001	A	6.0
1	AA	1139	G	6.0
36	BG	88	ILE	6.0
32	BB	88	C	6.0
14	CN	8	GLU	5.9
11	CK	11	LYS	5.9
19	CS	79	THR	5.9
31	DA	271(K)	U	5.9
1	CA	1028	C	5.9
7	AG	5	ARG	5.9
31	DA	280	C	5.9
1	AA	1036	G	5.8
1	CA	1001(A)	G	5.8
36	DG	182	LYS	5.8
21	AU	17	THR	5.8
1	AA	1149	C	5.8
10	AJ	39	PRO	5.8
9	AI	81	ILE	5.8
1	AA	1020	U	5.8
10	CJ	16	LEU	5.7
27	B5	59	GLU	5.7
35	DF	207	GLY	5.7
1	CA	1023	G	5.7
31	DA	2801(A)	A	5.7
31	DA	1174	A	5.7
1	CA	1141	C	5.7
1	AA	933	G	5.7
38	DI	89	TYR	5.7
1	CA	984	C	5.7
38	DI	61	ARG	5.7
7	CG	41	ARG	5.7
31	DA	2796	U	5.6
19	CS	68	GLY	5.6

Continued on next page...

Continued from previous page...

Mol	Chain	Res	Type	RSRZ
31	DA	1052	C	5.6
3	AC	193	TYR	5.6
2	AB	7	VAL	5.6
1	AA	1138	G	5.5
31	DA	2106	G	5.5
1	AA	1030(B)	C	5.5
22	D0	4	LYS	5.5
19	CS	69	HIS	5.5
36	DG	33	ARG	5.5
38	DI	111	PRO	5.5
10	CJ	17	ASP	5.5
22	D0	3	HIS	5.5
36	DG	155	MET	5.5
45	BT	39	ARG	5.5
50	BY	51	VAL	5.5
24	D2	35	LEU	5.5
1	AA	79	G	5.5
1	AA	950	U	5.5
1	CA	1224	G	5.5
1	CA	1223	C	5.4
1	AA	949	A	5.4
21	AU	7	ARG	5.4
13	AM	69	GLU	5.4
36	DG	157	ILE	5.4
1	CA	89	C	5.4
21	CU	8	THR	5.4
31	BA	363(F)	A	5.3
42	DQ	24	GLY	5.3
19	AS	56	GLN	5.3
1	AA	92	C	5.3
31	BA	1531	C	5.3
1	AA	1222	G	5.3
22	D0	1	MET	5.3
1	AA	1025	U	5.3
19	CS	25	LYS	5.3
31	BA	2801	A	5.3
27	D5	58	LEU	5.3
9	CI	85	LEU	5.2
10	AJ	71	LEU	5.2
36	DG	34	LEU	5.2
46	DU	118	GLY	5.2
18	AR	88	LYS	5.2

Continued on next page...

Continued from previous page...

Mol	Chain	Res	Type	RSRZ
7	CG	80	VAL	5.2
10	AJ	70	ARG	5.2
1	CA	1389	C	5.2
31	DA	2105	C	5.2
1	AA	1092	A	5.2
1	AA	1034	G	5.2
39	BN	1	MET	5.2
2	CB	231	GLU	5.1
13	CM	8	GLU	5.1
19	CS	27	GLU	5.1
31	DA	271(L)	U	5.1
1	CA	1032	G	5.1
32	DB	58	A	5.1
19	AS	57	HIS	5.1
10	CJ	27	ALA	5.1
13	AM	4	ILE	5.1
1	AA	1026	G	5.1
1	AA	1029	C	5.1
47	DV	28	GLU	5.1
13	AM	8	GLU	5.0
34	DE	204	ALA	5.0
36	DG	176	LEU	5.0
38	DI	91	SER	5.0
1	AA	1257	U	5.0
31	BA	2103	C	5.0
9	CI	92	TYR	5.0
2	AB	133	LYS	5.0
1	CA	1129	C	5.0
12	AL	128	ALA	5.0
38	DI	81	VAL	5.0
1	AA	1035	A	5.0
22	B0	5	LYS	5.0
1	CA	1183	A	4.9
10	CJ	20	ALA	4.9
21	AU	2	GLY	4.9
21	AU	24	ARG	4.9
1	CA	1030	C	4.9
9	AI	3	GLN	4.9
31	BA	2105	C	4.9
1	AA	78	G	4.9
7	CG	2	ALA	4.9
1	AA	1028	C	4.9

Continued on next page...

Continued from previous page...

Mol	Chain	Res	Type	RSRZ
10	CJ	68	HIS	4.9
7	AG	3	ARG	4.9
19	CS	49	ILE	4.9
21	AU	4	GLY	4.9
1	CA	1092	A	4.9
21	CU	11	GLY	4.8
1	AA	1148	U	4.8
21	AU	22	ARG	4.8
1	CA	1214	C	4.8
31	DA	1532	C	4.8
31	DA	2793	G	4.8
9	AI	96	LEU	4.8
32	DB	3	C	4.8
11	CK	89	ALA	4.8
1	AA	93	G	4.7
1	CA	1030(B)	C	4.7
36	DG	136	ARG	4.7
1	AA	1129	C	4.7
1	AA	1267	C	4.7
13	AM	7	VAL	4.7
12	CL	127	GLU	4.7
38	DI	143	SER	4.7
3	CC	158	GLY	4.7
1	AA	1128	C	4.7
36	DG	172	LEU	4.7
1	AA	1024	G	4.7
14	CN	2	ALA	4.7
21	AU	3	LYS	4.7
9	AI	85	LEU	4.7
1	AA	1182	G	4.7
38	BI	90	GLY	4.7
1	AA	1243	C	4.7
31	DA	2792	G	4.7
1	AA	1003	G	4.6
38	DI	146	ALA	4.6
31	DA	2795	G	4.6
10	AJ	37	PRO	4.6
35	BF	24	LEU	4.6
1	AA	1030(C)	G	4.6
31	DA	1913	A	4.6
1	CA	1029	C	4.6
10	CJ	66	ARG	4.6

Continued on next page...

Continued from previous page...

Mol	Chain	Res	Type	RSRZ
31	DA	1113	U	4.6
42	BQ	91	GLU	4.6
1	CA	1243	C	4.6
19	CS	81	ARG	4.6
32	DB	59	A	4.6
1	AA	999	C	4.6
32	DB	88	C	4.6
1	AA	958	A	4.6
9	CI	126	SER	4.5
1	CA	1390	U	4.5
38	DI	97	ILE	4.5
42	BQ	24	GLY	4.5
46	BU	118	GLY	4.5
10	CJ	8	LEU	4.5
14	CN	61	TRP	4.5
31	DA	1509	C	4.5
31	DA	879	G	4.5
37	DH	97	ARG	4.5
31	BA	2795	G	4.5
1	AA	982	U	4.5
38	DI	88	ILE	4.5
2	CB	232	PRO	4.5
38	DI	86	THR	4.5
31	BA	275	G	4.5
10	CJ	91	PRO	4.5
31	DA	279	C	4.5
1	CA	1139	G	4.5
7	CG	82	GLY	4.4
1	CA	970	C	4.4
1	AA	1033	G	4.4
9	CI	17	VAL	4.4
21	AU	8	THR	4.4
36	DG	135	LEU	4.4
1	CA	1148	U	4.4
32	DB	4	C	4.4
38	DI	87	LYS	4.4
1	AA	959	A	4.4
13	CM	107	ALA	4.4
32	DB	5	C	4.4
7	CG	79	ARG	4.4
10	CJ	97	GLU	4.4
10	CJ	5	ARG	4.4

Continued on next page...

Continued from previous page...

Mol	Chain	Res	Type	RSRZ
7	CG	6	ARG	4.4
36	DG	41	GLN	4.4
3	AC	192	THR	4.4
1	CA	962	C	4.4
2	AB	134	GLU	4.3
3	AC	159	GLY	4.3
1	AA	1127	G	4.3
19	AS	33	THR	4.3
50	DY	50	ARG	4.3
9	AI	8	GLY	4.3
10	AJ	85	LEU	4.3
1	AA	1000	U	4.3
44	DS	56	LEU	4.3
47	BV	68	LYS	4.3
25	B3	1	MET	4.3
1	AA	961	U	4.3
13	AM	29	ARG	4.3
33	BD	26	LYS	4.3
31	BA	878	A	4.3
2	CB	209	ARG	4.3
9	CI	125	TYR	4.3
13	AM	64	TRP	4.3
19	AS	40	ILE	4.2
22	B0	7	LEU	4.2
9	CI	7	THR	4.2
36	DG	8	LYS	4.2
15	AO	88	ARG	4.2
10	AJ	86	MET	4.2
13	AM	9	ILE	4.2
1	CA	1086	U	4.2
1	CA	1257	U	4.2
1	CA	1261	A	4.2
19	AS	69	HIS	4.2
13	AM	2	ALA	4.2
10	CJ	34	VAL	4.2
1	CA	974	A	4.2
38	DI	117	GLU	4.2
1	AA	1031	G	4.2
18	AR	31	LEU	4.2
21	CU	10	ARG	4.2
3	AC	195	VAL	4.2
9	CI	5	TYR	4.2

Continued on next page...

Continued from previous page...

Mol	Chain	Res	Type	RSRZ
1	CA	983	A	4.1
1	CA	1005	A	4.1
31	DA	1533	G	4.1
1	AA	1234	C	4.1
19	CS	57	HIS	4.1
32	BB	87	G	4.1
1	CA	1049	U	4.1
31	BA	271(K)	U	4.1
50	DY	86	ARG	4.1
1	CA	1030(A)	G	4.1
1	CA	1036	G	4.1
7	AG	18	TYR	4.1
31	DA	2103	C	4.1
36	DG	133	LEU	4.1
38	DI	69	LYS	4.1
10	CJ	22	LYS	4.1
31	BA	1914	C	4.1
1	CA	950	U	4.1
1	CA	1278	U	4.1
8	AH	116	LYS	4.1
13	AM	66	LEU	4.1
31	DA	1114	G	4.1
9	CI	63	ILE	4.1
10	AJ	25	GLU	4.1
13	CM	50	GLU	4.0
9	CI	18	PHE	4.0
35	BF	133	ASN	4.0
42	DQ	91	GLU	4.0
10	CJ	85	LEU	4.0
1	AA	1125	U	4.0
1	AA	951	G	4.0
13	CM	7	VAL	4.0
9	AI	9	ARG	4.0
21	CU	2	GLY	4.0
19	CS	52	TYR	4.0
1	AA	1137	C	4.0
38	DI	122	GLU	4.0
13	CM	84	ILE	4.0
4	AD	3	ARG	4.0
27	B5	60	VAL	4.0
10	AJ	4	ILE	4.0
10	CJ	71	LEU	4.0

Continued on next page...

Continued from previous page...

Mol	Chain	Res	Type	RSRZ
19	CS	76	PRO	4.0
22	D0	2	ALA	4.0
1	AA	1119	C	4.0
31	DA	2804	C	4.0
2	CB	19	HIS	4.0
1	CA	1096	C	4.0
38	DI	74	ASN	4.0
21	CU	25	LYS	4.0
31	DA	2833	G	4.0
10	AJ	35	SER	4.0
1	AA	1032	G	3.9
1	CA	1021	G	3.9
1	CA	1131	G	3.9
7	CG	32	ARG	3.9
10	CJ	98	ILE	3.9
50	DY	59	GLY	3.9
1	AA	1240	U	3.9
31	BA	2102	U	3.9
1	AA	1131	G	3.9
11	CK	90	GLY	3.9
21	CU	9	ARG	3.9
13	CM	42	ALA	3.9
4	CD	42	GLN	3.9
7	CG	81	GLY	3.9
9	AI	125	TYR	3.9
1	CA	540	G	3.9
13	AM	32	GLU	3.9
31	BA	11	G	3.9
1	AA	1326	C	3.9
13	AM	102	ARG	3.9
21	CU	3	LYS	3.9
36	DG	88	ILE	3.9
31	DA	11	G	3.9
1	CA	90	U	3.9
10	CJ	18	ALA	3.9
11	CK	13	GLN	3.9
13	CM	5	ALA	3.8
31	DA	275	G	3.8
36	BG	86	MET	3.8
9	CI	3	GLN	3.8
36	DG	173	LEU	3.8
36	DG	107	LEU	3.8

Continued on next page...

Continued from previous page...

Mol	Chain	Res	Type	RSRZ
9	CI	111	ARG	3.8
2	AB	137	ARG	3.8
32	BB	89	G	3.8
9	AI	87	GLN	3.8
10	CJ	69	ASN	3.8
20	AT	69	GLY	3.8
47	BV	46	VAL	3.8
7	CG	42	ILE	3.8
3	CC	207	VAL	3.8
13	AM	63	THR	3.8
19	AS	49	ILE	3.8
1	AA	80	G	3.8
1	CA	1042	G	3.8
31	DA	880	G	3.8
10	AJ	40	LEU	3.8
10	CJ	45	ARG	3.8
10	CJ	100	THR	3.8
9	CI	84	ALA	3.8
36	BG	73	ALA	3.8
9	CI	93	ARG	3.8
31	DA	1112	G	3.8
2	CB	14	GLY	3.8
36	DG	134	GLY	3.8
9	CI	62	TYR	3.7
36	DG	131	TYR	3.7
21	CU	12	LYS	3.7
1	AA	1370	G	3.7
1	AA	1236	A	3.7
19	CS	82	GLY	3.7
37	DH	44	VAL	3.7
9	AI	126	SER	3.7
34	BE	205	ALA	3.7
31	DA	883	G	3.7
38	DI	125	GLU	3.7
10	AJ	36	GLY	3.7
47	DV	68	LYS	3.7
19	AS	29	ARG	3.7
21	AU	11	GLY	3.7
18	CR	88	LYS	3.7
31	BA	1532	C	3.7
1	CA	1035	A	3.7
9	CI	65	VAL	3.7

Continued on next page...

Continued from previous page...

Mol	Chain	Res	Type	RSRZ
21	AU	6	ARG	3.7
11	AK	11	LYS	3.7
9	CI	90	PRO	3.7
1	AA	979	C	3.7
31	BA	2106	G	3.7
14	AN	15	LYS	3.7
19	AS	59	PRO	3.7
16	CP	48	TRP	3.6
22	B0	85	ALA	3.6
1	AA	980	C	3.6
10	CJ	3	LYS	3.6
50	DY	51	VAL	3.6
21	CU	7	ARG	3.6
1	CA	1097	C	3.6
7	CG	40	ALA	3.6
17	CQ	101	ARG	3.6
36	DG	159	VAL	3.6
36	DG	29	TRP	3.6
1	CA	1138	G	3.6
12	AL	127	GLU	3.6
1	CA	1022	G	3.6
13	AM	59	TYR	3.6
14	CN	60	SER	3.6
7	CG	113	GLU	3.6
1	CA	1006	C	3.6
1	CA	994	A	3.6
13	AM	96	LEU	3.6
3	CC	23	TYR	3.6
1	CA	963	G	3.6
1	CA	1236	A	3.6
31	DA	878	A	3.6
13	CM	26	GLY	3.6
36	DG	39	ILE	3.6
25	D3	1	MET	3.5
10	CJ	73	ASP	3.5
31	DA	2402	C	3.5
1	CA	929	G	3.5
10	AJ	23	ILE	3.5
1	AA	345	C	3.5
2	AB	234	PRO	3.5
18	CR	46	GLU	3.5
19	AS	39	THR	3.5

Continued on next page...

Continued from previous page...

Mol	Chain	Res	Type	RSRZ
1	CA	1212	U	3.5
36	BG	72	ARG	3.5
3	AC	160	ALA	3.5
32	BB	90	A	3.5
10	CJ	96	ILE	3.5
37	DH	30	LYS	3.5
21	CU	21	TYR	3.5
1	CA	1007	C	3.5
1	CA	841	U	3.5
1	CA	1393	U	3.5
2	CB	236	TYR	3.5
7	AG	6	ARG	3.5
31	DA	2310	A	3.5
1	CA	1186	G	3.5
25	B3	60	GLU	3.5
31	BA	271(L)	U	3.5
38	DI	73	GLU	3.5
31	BA	879	G	3.5
27	D5	59	GLU	3.5
36	DG	108	ASN	3.5
1	CA	1260	C	3.5
3	CC	200	ALA	3.5
2	AB	231	GLU	3.5
1	CA	1041	A	3.5
4	AD	42	GLN	3.5
3	AC	184	TYR	3.5
31	DA	2799	C	3.5
35	DF	11	VAL	3.5
38	DI	123	LEU	3.5
2	CB	240	GLN	3.5
31	DA	1053	C	3.5
1	AA	1447	A	3.5
9	AI	99	LEU	3.4
31	DA	271(J)	C	3.4
1	AA	70	G	3.4
1	AA	1174	G	3.4
1	CA	1068	G	3.4
14	AN	16	PHE	3.4
38	DI	70	GLU	3.4
42	DQ	139	GLU	3.4
45	BT	2	ASN	3.4
31	DA	281	G	3.4

Continued on next page...

Continued from previous page...

Mol	Chain	Res	Type	RSRZ
1	AA	957	U	3.4
14	AN	8	GLU	3.4
4	CD	3	ARG	3.4
38	DI	90	GLY	3.4
1	AA	77	G	3.4
1	AA	1353	G	3.4
18	CR	87	ARG	3.4
14	AN	60	SER	3.4
19	AS	71	LEU	3.4
22	D0	5	LYS	3.4
13	AM	62	ASN	3.4
1	CA	1370	G	3.4
9	CI	123	PRO	3.4
10	CJ	74	ILE	3.4
1	AA	1363	C	3.4
14	CN	35	ARG	3.4
37	BH	42	ARG	3.4
44	DS	54	LEU	3.4
1	CA	80	G	3.4
1	CA	1002	G	3.4
29	D7	48	LYS	3.4
13	CM	116	THR	3.4
10	AJ	10	GLY	3.4
1	CA	1182	G	3.4
31	BA	2799	C	3.4
10	AJ	73	ASP	3.4
10	AJ	72	VAL	3.4
1	CA	1295	G	3.4
7	AG	32	ARG	3.4
10	CJ	33	GLN	3.4
19	CS	26	GLY	3.4
23	B1	96	LYS	3.4
22	B0	1	MET	3.4
1	AA	1023	G	3.4
1	CA	1160	G	3.4
1	CA	1207	G	3.4
7	CG	39	ALA	3.3
2	AB	11	LEU	3.3
1	AA	1130	A	3.3
22	D0	85	ALA	3.3
38	DI	65	ALA	3.3
13	CM	102	ARG	3.3

Continued on next page...

Continued from previous page...

Mol	Chain	Res	Type	RSRZ
19	CS	75	ALA	3.3
1	AA	220	G	3.3
3	CC	65	ALA	3.3
31	BA	1053	C	3.3
1	AA	1146	A	3.3
13	AM	91	ARG	3.3
1	CA	427	U	3.3
2	AB	213	LEU	3.3
2	CB	163	PHE	3.3
37	DH	59	ARG	3.3
7	AG	17	VAL	3.3
10	CJ	101	VAL	3.3
32	DB	27	C	3.3
9	CI	96	LEU	3.3
21	AU	23	PRO	3.3
31	DA	2794	C	3.3
37	DH	158	HIS	3.3
1	CA	1232	U	3.3
31	BA	2801(A)	A	3.3
19	AS	5	LEU	3.3
37	DH	60	ARG	3.3
7	AG	42	ILE	3.3
13	AM	6	GLY	3.3
2	CB	11	LEU	3.3
9	CI	102	LEU	3.3
1	AA	947	G	3.3
31	DA	271(M)	G	3.3
1	AA	427	U	3.3
19	AS	36	ARG	3.3
37	DH	25	LYS	3.3
38	DI	112	LYS	3.3
9	AI	88	TYR	3.3
9	AI	100	GLY	3.3
10	AJ	8	LEU	3.3
1	AA	1116	C	3.3
1	CA	1020	U	3.3
1	CA	1030(C)	G	3.3
2	AB	101	MET	3.3
3	CC	206	GLU	3.3
2	CB	15	VAL	3.2
1	AA	1140	C	3.2
1	CA	1338	G	3.2

Continued on next page...

Continued from previous page...

Mol	Chain	Res	Type	RSRZ
1	CA	1395	C	3.2
14	AN	19	ARG	3.2
36	DG	158	ALA	3.2
1	AA	932	C	3.2
1	CA	1128	C	3.2
31	DA	2189	U	3.2
32	DB	60	C	3.2
1	AA	994	A	3.2
1	AA	1030(D)	A	3.2
31	DA	1048	A	3.2
36	DG	100	TRP	3.2
1	AA	1266	G	3.2
1	CA	428	G	3.2
1	CA	1244	C	3.2
7	AG	76	ARG	3.2
1	AA	1159	U	3.2
1	AA	1006	C	3.2
1	AA	1115	C	3.2
31	BA	2188	C	3.2
35	DF	24	LEU	3.2
36	DG	72	ARG	3.2
1	CA	1369	C	3.2
2	CB	36	ARG	3.2
2	CB	133	LYS	3.2
13	AM	65	LYS	3.2
19	AS	38	SER	3.2
9	AI	84	ALA	3.2
9	CI	89	ASN	3.2
9	CI	78	LYS	3.2
50	BY	28	LYS	3.2
36	BG	139	LEU	3.2
1	AA	1368	G	3.2
21	AU	19	GLY	3.2
44	DS	34	HIS	3.2
1	AA	1231	G	3.2
1	CA	973	G	3.2
18	CR	19	LYS	3.2
9	AI	51	ARG	3.2
39	DN	1	MET	3.2
1	AA	1037	C	3.2
19	CS	70	LYS	3.2
1	AA	532	A	3.2

Continued on next page...

Continued from previous page...

Mol	Chain	Res	Type	RSRZ
31	DA	896	A	3.2
31	DA	2660	A	3.2
38	DI	64	GLU	3.2
1	CA	1392	G	3.2
10	CJ	72	VAL	3.2
31	DA	1033	U	3.2
46	DU	89	GLU	3.2
10	CJ	23	ILE	3.2
1	AA	1280	A	3.1
1	CA	532	A	3.1
10	CJ	19	SER	3.1
31	DA	1106	A	3.1
32	DB	90	A	3.1
13	CM	51	ALA	3.1
1	AA	344	A	3.1
31	BA	1508	A	3.1
1	CA	944	G	3.1
18	CR	34	TYR	3.1
29	B7	47	ARG	3.1
36	DG	96	ARG	3.1
51	BZ	112	ARG	3.1
51	DZ	164	ALA	3.1
38	DI	66	GLU	3.1
1	AA	1212	U	3.1
7	CG	16	LEU	3.1
29	B7	48	LYS	3.1
36	DG	36	LYS	3.1
1	AA	1147	C	3.1
35	DF	1	MET	3.1
36	DG	142	PRO	3.1
2	CB	21	ARG	3.1
7	AG	30	ILE	3.1
9	CI	87	GLN	3.1
9	CI	21	PRO	3.1
47	BV	28	GLU	3.1
1	CA	1172	C	3.1
31	BA	2402	C	3.1
7	AG	31	MET	3.1
45	DT	2	ASN	3.1
4	AD	4	TYR	3.1
10	CJ	90	LEU	3.1
1	CA	924	C	3.1

Continued on next page...

Continued from previous page...

Mol	Chain	Res	Type	RSRZ
1	CA	1234	C	3.1
28	D6	44	ARG	3.1
7	CG	99	LEU	3.1
13	AM	26	GLY	3.1
1	AA	1233	G	3.1
41	DP	121	LYS	3.1
1	AA	71	C	3.1
1	AA	1141	C	3.1
31	BA	1913	A	3.1
31	DA	2102	U	3.1
9	AI	77	ILE	3.1
1	CA	1156	G	3.1
21	CU	22	ARG	3.1
22	D0	6	GLY	3.1
1	CA	539	A	3.1
7	CG	114	ARG	3.1
16	AP	18	ARG	3.1
33	DD	26	LYS	3.1
50	DY	52	SER	3.1
36	DG	160	VAL	3.0
1	AA	1005	A	3.0
31	DA	1909	C	3.0
7	CG	154	TYR	3.0
19	AS	53	ASN	3.0
31	DA	1044	G	3.0
31	DA	2101	G	3.0
1	AA	223	U	3.0
7	AG	79	ARG	3.0
1	AA	1041	A	3.0
9	CI	115	GLY	3.0
12	CL	28	LYS	3.0
20	AT	104	LEU	3.0
31	BA	2310	A	3.0
1	CA	922	G	3.0
19	CS	5	LEU	3.0
37	DH	58	GLU	3.0
45	BT	132	LYS	3.0
1	CA	1249	C	3.0
3	CC	156	ARG	3.0
32	DB	62	C	3.0
1	CA	1031	G	3.0
1	AA	1132	C	3.0

Continued on next page...

Continued from previous page...

Mol	Chain	Res	Type	RSRZ
11	AK	12	ARG	3.0
18	CR	85	LEU	3.0
14	AN	2	ALA	3.0
1	AA	418	C	3.0
2	CB	10	LEU	3.0
1	AA	946	A	3.0
13	AM	67	GLU	3.0
7	AG	103	TRP	3.0
19	AS	37	ARG	3.0
1	CA	1220	G	3.0
10	CJ	26	ALA	3.0
1	CA	194	C	3.0
31	DA	1046	A	3.0
32	DB	28	C	3.0
2	AB	228	GLY	3.0
19	CS	36	ARG	3.0
1	AA	64	G	3.0
3	CC	44	GLU	3.0
31	DA	362	U	3.0
3	CC	155	GLY	3.0
5	CE	31	LEU	3.0
10	CJ	89	ASP	3.0
9	AI	89	ASN	3.0
1	AA	1380	U	3.0
9	AI	82	ALA	3.0
3	CC	183	ASP	2.9
1	AA	952	U	2.9
1	CA	1202	G	2.9
36	DG	7	LEU	2.9
19	CS	10	PHE	2.9
31	DA	1032	A	2.9
1	CA	1173	G	2.9
2	AB	232	PRO	2.9
3	CC	184	TYR	2.9
9	AI	83	ARG	2.9
13	AM	23	TYR	2.9
1	AA	1335	C	2.9
44	DS	33	LYS	2.9
28	D6	42	TRP	2.9
9	CI	9	ARG	2.9
1	AA	369	C	2.9
3	AC	156	ARG	2.9

Continued on next page...

Continued from previous page...

Mol	Chain	Res	Type	RSRZ
10	CJ	6	ILE	2.9
50	DY	28	LYS	2.9
31	DA	884	C	2.9
7	CG	27	ILE	2.9
3	AC	65	ALA	2.9
13	AM	72	ALA	2.9
29	D7	49	ARG	2.9
13	AM	87	TYR	2.9
1	CA	1130	A	2.9
1	CA	1285	A	2.9
21	AU	14	TRP	2.9
44	DS	55	ALA	2.9
3	AC	107	GLN	2.9
10	AJ	16	LEU	2.9
1	CA	951	G	2.9
1	AA	970	C	2.9
7	AG	80	VAL	2.9
19	CS	48	THR	2.9
10	AJ	99	LYS	2.9
10	CJ	55	LYS	2.9
19	AS	28	LYS	2.9
13	CM	69	GLU	2.9
50	BY	91	GLU	2.9
19	AS	30	LEU	2.9
1	AA	1120	G	2.9
1	CA	1115	C	2.9
1	CA	1040	U	2.9
2	AB	212	GLN	2.9
13	AM	71	ARG	2.9
1	CA	1094	G	2.9
12	AL	71	PRO	2.9
19	AS	27	GLU	2.9
31	DA	1467	C	2.9
38	DI	126	TYR	2.9
9	AI	111	ARG	2.9
36	DG	168	GLU	2.9
1	AA	964	A	2.8
1	AA	1206	G	2.8
1	CA	952	U	2.8
13	AM	58	GLU	2.8
31	BA	896	A	2.8
12	CL	128	ALA	2.8

Continued on next page...

Continued from previous page...

Mol	Chain	Res	Type	RSRZ
19	AS	32	LYS	2.8
46	DU	88	ILE	2.8
4	AD	45	GLN	2.8
1	CA	79	G	2.8
1	CA	1030(D)	A	2.8
3	AC	155	GLY	2.8
20	CT	8	ARG	2.8
36	DG	16	ARG	2.8
28	B6	34	LEU	2.8
10	AJ	17	ASP	2.8
50	BY	88	LYS	2.8
2	CB	214	ILE	2.8
1	AA	1369	C	2.8
31	BA	1547	C	2.8
44	BS	54	LEU	2.8
10	AJ	21	GLN	2.8
31	DA	895	U	2.8
31	DA	1049	C	2.8
14	AN	18	VAL	2.8
24	B2	35	LEU	2.8
4	CD	69	GLY	2.8
10	AJ	89	ASP	2.8
17	CQ	14	LYS	2.8
32	DB	26	A	2.8
32	DB	118	G	2.8
3	CC	87	LEU	2.8
21	CU	6	ARG	2.8
31	DA	2791	C	2.8
9	CI	53	VAL	2.8
36	BG	74	LYS	2.8
36	DG	103	LEU	2.8
1	CA	1085	U	2.8
7	CG	3	ARG	2.8
10	CJ	59	SER	2.8
36	DG	171	ALA	2.8
10	AJ	20	ALA	2.8
10	AJ	74	ILE	2.8
22	B0	3	HIS	2.8
31	BA	12	U	2.8
36	DG	162	THR	2.8
1	AA	1114	C	2.8
3	CC	157	ILE	2.8

Continued on next page...

Continued from previous page...

Mol	Chain	Res	Type	RSRZ
31	BA	2477	C	2.8
41	DP	118	GLY	2.8
3	AC	196	LEU	2.8
12	AL	113	ARG	2.8
19	CS	59	PRO	2.8
25	D3	2	PRO	2.8
36	DG	65	GLY	2.8
10	CJ	86	MET	2.8
19	AS	58	VAL	2.8
36	BG	34	LEU	2.8
37	DH	32	GLU	2.8
1	CA	1287	A	2.8
24	D2	43	GLN	2.8
14	CN	11	LYS	2.8
2	AB	140	HIS	2.8
10	AJ	41	PRO	2.8
2	AB	148	TYR	2.7
2	CB	37	ASN	2.7
2	CB	237	ALA	2.7
21	AU	25	LYS	2.7
36	DG	138	GLN	2.7
1	AA	630	G	2.7
9	AI	15	ALA	2.7
9	AI	47	LEU	2.7
2	AB	144	ARG	2.7
2	CB	80	ILE	2.7
50	DY	61	ILE	2.7
51	DZ	97	GLU	2.7
9	CI	97	LYS	2.7
2	AB	217	ARG	2.7
10	CJ	43	ARG	2.7
50	BY	59	GLY	2.7
3	CC	58	GLU	2.7
14	AN	17	LYS	2.7
19	AS	60	VAL	2.7
10	AJ	98	ILE	2.7
1	AA	1018	C	2.7
38	DI	72	LEU	2.7
21	CU	14	TRP	2.7
45	DT	93	ARG	2.7
18	AR	40	LEU	2.7
37	DH	42	ARG	2.7

Continued on next page...

Continued from previous page...

Mol	Chain	Res	Type	RSRZ
44	DS	36	TYR	2.7
31	DA	2477	C	2.7
36	DG	86	MET	2.7
41	BP	139	LYS	2.7
31	DA	1108	U	2.7
2	CB	115	LEU	2.7
38	DI	58	LEU	2.7
17	AQ	27	PHE	2.7
1	AA	1213	A	2.7
1	AA	1342	C	2.7
50	DY	87	LYS	2.7
4	CD	7	PRO	2.7
1	AA	971	G	2.7
1	AA	1040	U	2.7
1	CA	921	U	2.7
36	DG	38	VAL	2.7
38	DI	131	LYS	2.7
34	DE	54	GLN	2.7
7	AG	99	LEU	2.7
1	AA	1312	G	2.7
3	CC	192	THR	2.7
23	D1	26	ARG	2.7
38	DI	144	VAL	2.7
1	AA	1261	A	2.7
1	CA	1004	A	2.7
1	AA	1327	C	2.7
2	AB	214	ILE	2.7
31	DA	1847	A	2.7
1	AA	953	G	2.7
1	CA	1003	G	2.7
31	BA	2833	G	2.7
36	BG	182	LYS	2.7
38	DI	101	LEU	2.7
3	CC	82	GLU	2.7
39	DN	68	GLU	2.7
42	BQ	139	GLU	2.7
10	CJ	9	ARG	2.7
36	BG	35	GLU	2.7
7	CG	36	LYS	2.7
9	AI	123	PRO	2.7
10	AJ	91	PRO	2.7
16	CP	39	TYR	2.7

Continued on next page...

Continued from previous page...

Mol	Chain	Res	Type	RSRZ
37	BH	116	GLU	2.7
37	DH	34	GLU	2.7
1	AA	1252	A	2.7
1	CA	1248	A	2.7
9	AI	122	ALA	2.7
9	AI	127	LYS	2.7
41	BP	107	LYS	2.7
9	CI	88	TYR	2.6
2	CB	234	PRO	2.6
29	B7	49	ARG	2.6
1	CA	949	A	2.6
2	AB	230	VAL	2.6
9	AI	101	PHE	2.6
31	DA	271(N)	U	2.6
4	CD	6	GLY	2.6
9	AI	78	LYS	2.6
1	AA	1124	G	2.6
36	DG	163	ALA	2.6
38	BI	61	ARG	2.6
1	AA	1093	A	2.6
1	CA	982	U	2.6
1	CA	1093	A	2.6
3	CC	77	ILE	2.6
9	AI	16	ARG	2.6
7	AG	29	LYS	2.6
44	DS	57	LYS	2.6
16	AP	11	SER	2.6
1	CA	346	G	2.6
1	CA	1050	G	2.6
1	CA	1447	A	2.6
3	CC	72	LYS	2.6
9	CI	70	LYS	2.6
16	CP	73	LEU	2.6
7	AG	26	PHE	2.6
28	B6	42	TRP	2.6
1	CA	1174	G	2.6
1	CA	1312	G	2.6
3	AC	101	LEU	2.6
17	CQ	100	LYS	2.6
32	DB	57	A	2.6
1	AA	1030	C	2.6
31	DA	1547	C	2.6

Continued on next page...

Continued from previous page...

Mol	Chain	Res	Type	RSRZ
36	DG	63	ILE	2.6
38	DI	57	ARG	2.6
2	AB	31	TYR	2.6
1	AA	1021	G	2.6
7	AG	78	ARG	2.6
45	DT	36	GLU	2.6
1	AA	218	C	2.6
31	DA	271(Z)	C	2.6
36	DG	32	PRO	2.6
37	DH	159	GLU	2.6
3	CC	39	ILE	2.6
47	BV	45	THR	2.6
16	CP	72	ARG	2.6
19	AS	74	PHE	2.6
9	AI	92	TYR	2.6
19	CS	8	GLY	2.6
1	CA	943	U	2.6
1	CA	1087	G	2.6
7	AG	36	LYS	2.6
1	CA	1492	A	2.6
10	CJ	40	LEU	2.6
1	AA	1300	G	2.6
31	BA	352	G	2.6
31	BA	1052	C	2.6
9	AI	93	ARG	2.6
36	BG	75	LYS	2.6
9	AI	90	PRO	2.6
1	CA	933	G	2.5
3	CC	191	THR	2.5
1	CA	1146	A	2.5
10	AJ	27	ALA	2.5
31	BA	271(J)	C	2.5
13	CM	13	LYS	2.5
3	CC	108	ASN	2.5
38	DI	132	PRO	2.5
1	AA	83	U	2.5
1	CA	81	U	2.5
9	AI	64	THR	2.5
16	AP	35	LYS	2.5
32	DB	117	G	2.5
9	CI	61	ALA	2.5
1	AA	1019	C	2.5

Continued on next page...

Continued from previous page...

Mol	Chain	Res	Type	RSRZ
1	AA	1158	C	2.5
7	AG	81	GLY	2.5
21	CU	4	GLY	2.5
45	DT	92	GLY	2.5
36	DG	137	GLU	2.5
2	AB	96	ARG	2.5
7	CG	78	ARG	2.5
9	CI	16	ARG	2.5
14	CN	12	ARG	2.5
19	CS	56	GLN	2.5
1	AA	1160	G	2.5
1	AA	1173	G	2.5
1	CA	923	A	2.5
1	AA	956	U	2.5
7	AG	41	ARG	2.5
1	CA	1353	G	2.5
21	CU	18	TYR	2.5
31	DA	1107	G	2.5
36	BG	146	TYR	2.5
19	CS	60	VAL	2.5
20	CT	9	ASN	2.5
36	BG	50	ALA	2.5
1	CA	953	G	2.5
9	AI	7	THR	2.5
21	AU	13	ILE	2.5
32	DB	31	C	2.5
34	DE	69	LYS	2.5
42	DQ	90	VAL	2.5
1	AA	1313	U	2.5
10	CJ	87	THR	2.5
13	AM	36	LYS	2.5
1	AA	354	G	2.5
1	AA	1241	G	2.5
10	AJ	94	VAL	2.5
31	DA	900	A	2.5
37	DH	52	VAL	2.5
1	AA	417	C	2.5
13	CM	27	LYS	2.5
31	BA	1530	C	2.5
32	DB	1	U	2.5
2	CB	208	ILE	2.5
7	CG	31	MET	2.5

Continued on next page...

Continued from previous page...

Mol	Chain	Res	Type	RSRZ
17	AQ	78	GLU	2.5
36	DG	2	PRO	2.5
1	AA	1030(A)	G	2.5
1	AA	1274	G	2.5
19	AS	18	LYS	2.5
31	DA	271(I)	G	2.5
32	DB	87	G	2.5
31	DA	1914	C	2.5
2	AB	12	GLU	2.4
13	CM	2	ALA	2.4
3	CC	190	ARG	2.4
12	AL	61	THR	2.4
20	AT	106	ALA	2.4
1	AA	488	C	2.4
1	AA	1232	U	2.4
13	AM	30	ALA	2.4
13	AM	33	ALA	2.4
4	CD	4	TYR	2.4
1	AA	81	U	2.4
1	AA	1265	G	2.4
1	CA	980	C	2.4
1	CA	1127	G	2.4
10	AJ	6	ILE	2.4
31	BA	362	U	2.4
45	DT	115	ARG	2.4
44	DS	31	SER	2.4
9	CI	54	ASP	2.4
16	AP	12	LYS	2.4
10	AJ	100	THR	2.4
14	CN	29	ARG	2.4
1	AA	965	A	2.4
1	AA	955	U	2.4
1	CA	1391	U	2.4
1	AA	1027	C	2.4
1	CA	1163	C	2.4
2	CB	143	GLU	2.4
3	CC	199	LYS	2.4
9	AI	12	GLU	2.4
7	CG	115	ARG	2.4
1	AA	96	U	2.4
3	CC	76	VAL	2.4
10	CJ	65	LEU	2.4

Continued on next page...

Continued from previous page...

Mol	Chain	Res	Type	RSRZ
31	DA	2666	C	2.4
37	BH	44	VAL	2.4
50	DY	48	ALA	2.4
5	CE	11	ILE	2.4
39	BN	68	GLU	2.4
7	CG	26	PHE	2.4
19	CS	50	ALA	2.4
12	AL	114	LYS	2.4
31	DA	311	A	2.4
38	DI	85	GLU	2.4
4	CD	10	ARG	2.4
47	DV	45	THR	2.4
22	B0	4	LYS	2.4
3	AC	87	LEU	2.4
50	BY	102	CYS	2.4
41	BP	150	ALA	2.4
1	AA	969	A	2.4
3	AC	127	ARG	2.4
7	CG	119	ARG	2.4
12	AL	28	LYS	2.4
28	D6	39	TYR	2.4
6	CF	101	ALA	2.4
19	AS	25	LYS	2.4
31	DA	330	A	2.4
31	BA	2100	G	2.4
31	DA	1466	G	2.4
1	AA	1364	U	2.4
31	DA	899	A	2.4
35	BF	11	VAL	2.4
1	AA	1354	C	2.4
11	CK	109	VAL	2.4
43	DR	33	ARG	2.4
46	DU	91	ASP	2.4
7	AG	44	TYR	2.4
10	AJ	77	PRO	2.4
19	AS	51	VAL	2.4
36	BG	2	PRO	2.4
31	DA	1494	A	2.4
1	AA	1317	C	2.3
2	CB	241	GLU	2.3
1	CA	928	G	2.3
31	DA	1465	G	2.3

Continued on next page...

Continued from previous page...

Mol	Chain	Res	Type	RSRZ
7	CG	17	VAL	2.3
7	CG	104	LEU	2.3
1	AA	1126	U	2.3
1	AA	1390	U	2.3
13	AM	57	ARG	2.3
3	CC	53	ALA	2.3
19	CS	40	ILE	2.3
38	DI	124	GLY	2.3
1	AA	1362	C	2.3
1	CA	1326	C	2.3
13	CM	106	ASN	2.3
4	AD	6	GLY	2.3
2	CB	128	GLU	2.3
1	AA	1046	A	2.3
7	CG	48	LYS	2.3
36	DG	75	LYS	2.3
2	CB	13	ALA	2.3
3	AC	189	ALA	2.3
4	AD	36	ARG	2.3
1	CA	541	G	2.3
4	AD	201	GLN	2.3
31	DA	272(B)	G	2.3
31	DA	1051	G	2.3
1	AA	1150	U	2.3
47	BV	47	VAL	2.3
9	CI	20	ARG	2.3
1	AA	976	G	2.3
1	CA	1164	G	2.3
2	AB	19	HIS	2.3
7	AG	37	ASN	2.3
3	CC	43	LEU	2.3
36	DG	152	LEU	2.3
1	AA	935	A	2.3
2	CB	39	ILE	2.3
9	AI	76	ALA	2.3
1	CA	1262	C	2.3
31	DA	1043	C	2.3
16	CP	49	LEU	2.3
19	AS	21	GLU	2.3
35	DF	25	PRO	2.3
7	CG	116	ALA	2.3
10	CJ	38	ILE	2.3

Continued on next page...

Continued from previous page...

Mol	Chain	Res	Type	RSRZ
31	DA	2629	A	2.3
3	CC	102	ASN	2.3
10	AJ	24	VAL	2.3
1	AA	219	C	2.3
14	AN	7	ILE	2.3
1	CA	1302	U	2.3
13	AM	60	VAL	2.3
8	CH	30	ARG	2.3
13	AM	103	THR	2.3
13	AM	116	THR	2.3
1	AA	1183	A	2.3
13	AM	61	GLU	2.3
32	DB	52	A	2.3
1	CA	1098	C	2.3
16	AP	29	ASP	2.3
19	AS	55	LYS	2.3
31	BA	1467	C	2.3
1	CA	723	U	2.3
1	CA	1065	U	2.3
2	CB	101	MET	2.3
3	CC	189	ALA	2.3
7	CG	38	LEU	2.3
31	DA	1026	U	2.3
51	BZ	113	ALA	2.3
1	CA	731	G	2.3
16	AP	17	TYR	2.3
14	AN	13	THR	2.3
19	AS	78	ARG	2.3
7	AG	12	LEU	2.3
36	BG	152	LEU	2.3
11	CK	42	TRP	2.3
1	CA	218	C	2.3
1	AA	1091	U	2.3
2	AB	187	LEU	2.3
9	CI	109	VAL	2.3
29	D7	47	ARG	2.3
31	DA	1910	G	2.3
31	DA	2893	G	2.3
7	AG	35	LYS	2.3
1	AA	1229	A	2.3
1	AA	1287	A	2.3
1	CA	1151	A	2.3

Continued on next page...

Continued from previous page...

Mol	Chain	Res	Type	RSRZ
3	AC	2	GLY	2.3
31	DA	229	A	2.3
16	CP	17	TYR	2.3
36	BG	137	GLU	2.3
9	CI	116	LYS	2.3
12	CL	111	LYS	2.3
47	BV	55	ALA	2.3
3	AC	102	ASN	2.3
1	AA	1220	G	2.2
9	AI	62	TYR	2.2
31	DA	361	G	2.2
14	AN	61	TRP	2.2
37	DH	111	HIS	2.2
7	AG	8	GLU	2.2
9	AI	107	ARG	2.2
14	AN	12	ARG	2.2
1	CA	1126	U	2.2
1	CA	1296	C	2.2
1	CA	1336	C	2.2
19	CS	30	LEU	2.2
31	BA	271(Y)	U	2.2
31	BA	2803	C	2.2
16	AP	19	ILE	2.2
9	AI	46	ALA	2.2
10	CJ	14	LYS	2.2
3	AC	69	HIS	2.2
22	D0	9	SER	2.2
10	CJ	28	ARG	2.2
51	DZ	143	GLY	2.2
1	AA	699	C	2.2
22	D0	7	LEU	2.2
38	DI	76	THR	2.2
9	CI	74	ILE	2.2
2	CB	132	LYS	2.2
10	AJ	26	ALA	2.2
31	DA	882	G	2.2
47	DV	6	LYS	2.2
1	AA	1285	A	2.2
1	CA	185	A	2.2
10	CJ	4	ILE	2.2
1	CA	1136	U	2.2
1	CA	1159	U	2.2

Continued on next page...

Continued from previous page...

Mol	Chain	Res	Type	RSRZ
1	AA	390	C	2.2
1	AA	948	C	2.2
3	CC	101	LEU	2.2
31	DA	2183	C	2.2
1	AA	97	G	2.2
1	AA	540	G	2.2
21	AU	10	ARG	2.2
36	DG	132	ASN	2.2
3	CC	47	LEU	2.2
3	CC	100	ALA	2.2
19	AS	41	VAL	2.2
1	AA	1389	C	2.2
3	CC	104	GLN	2.2
7	AG	112	PRO	2.2
2	AB	28	PHE	2.2
2	CB	233	SER	2.2
14	AN	23	ARG	2.2
37	DH	57	ASP	2.2
1	AA	324	G	2.2
31	DA	1528	A	2.2
39	BN	129	PRO	2.2
1	AA	841	U	2.2
2	CB	41	ILE	2.2
13	CM	63	THR	2.2
10	CJ	7	LYS	2.2
1	CA	144	G	2.2
24	B2	48	HIS	2.2
1	AA	1289	A	2.2
7	CG	33	ASP	2.2
20	AT	9	ASN	2.2
9	AI	41	VAL	2.2
1	AA	998	G	2.2
1	CA	570	G	2.2
1	CA	1294	G	2.2
51	DZ	146	ILE	2.2
2	CB	81	VAL	2.2
38	DI	115	ALA	2.2
2	AB	36	ARG	2.2
13	AM	56	LEU	2.2
14	CN	4	LYS	2.2
21	AU	15	ARG	2.2
46	DU	80	ILE	2.2

Continued on next page...

Continued from previous page...

Mol	Chain	Res	Type	RSRZ
10	AJ	101	VAL	2.2
35	BF	14	PRO	2.2
3	CC	201	TYR	2.2
16	AP	39	TYR	2.2
27	D5	55	ARG	2.2
31	BA	900	A	2.2
31	BA	1494	A	2.2
31	BA	1533	G	2.2
31	DA	332	A	2.2
2	AB	10	LEU	2.2
2	CB	215	LEU	2.2
3	CC	205	GLY	2.2
37	DH	101	ARG	2.2
50	BY	49	VAL	2.2
1	AA	962	C	2.2
16	AP	7	ALA	2.2
9	AI	5	TYR	2.2
20	CT	104	LEU	2.2
1	CA	920	U	2.2
1	CA	1124	G	2.2
2	CB	31	TYR	2.2
9	AI	80	GLY	2.2
1	AA	194	C	2.1
1	CA	1066	C	2.1
13	AM	98	VAL	2.1
11	AK	21	ILE	2.1
12	AL	52	LEU	2.1
45	BT	115	ARG	2.1
3	AC	207	VAL	2.1
10	AJ	83	GLU	2.1
14	AN	59	ALA	2.1
31	BA	1048	A	2.1
38	BI	70	GLU	2.1
21	AU	9	ARG	2.1
1	AA	1008	C	2.1
20	CT	101	GLY	2.1
36	DG	94	LEU	2.1
50	DY	91	GLU	2.1
6	CF	8	ILE	2.1
13	AM	97	PRO	2.1
34	BE	204	ALA	2.1
1	AA	426	G	2.1

Continued on next page...

Continued from previous page...

Mol	Chain	Res	Type	RSRZ
1	CA	1117	G	2.1
13	AM	22	ILE	2.1
31	DA	901	A	2.1
31	DA	2801	A	2.1
36	BG	39	ILE	2.1
46	BU	117	GLN	2.1
2	AB	42	ILE	2.1
11	CK	129	SER	2.1
3	CC	60	ALA	2.1
1	CA	1252	A	2.1
31	BA	2602	A	2.1
1	AA	113	G	2.1
1	CA	698	G	2.1
9	CI	95	LYS	2.1
2	CB	137	ARG	2.1
19	CS	24	ALA	2.1
31	DA	1152	C	2.1
36	DG	25	TYR	2.1
9	CI	81	ILE	2.1
9	CI	2	GLU	2.1
2	CB	212	GLN	2.1
19	CS	9	VAL	2.1
31	BA	1108	U	2.1
36	BG	136	ARG	2.1
37	DH	19	VAL	2.1
13	CM	39	ILE	2.1
20	CT	99	LEU	2.1
1	CA	184	G	2.1
31	BA	1112	G	2.1
31	DA	1527	G	2.1
9	AI	104	ARG	2.1
9	CI	83	ARG	2.1
13	AM	107	ALA	2.1
3	CC	91	LEU	2.1
13	AM	84	ILE	2.1
7	CG	103	TRP	2.1
1	AA	1393	U	2.1
1	CA	1083	U	2.1
10	AJ	64	GLU	2.1
17	AQ	68	ARG	2.1
1	CA	1229	A	2.1
1	CA	1503	A	2.1

Continued on next page...

Continued from previous page...

Mol	Chain	Res	Type	RSRZ
19	CS	74	PHE	2.1
1	CA	1142	G	2.1
2	CB	207	ALA	2.1
19	AS	12	ASP	2.1
31	DA	312	G	2.1
32	DB	23	G	2.1
1	AA	1230	C	2.1
31	BA	2794	C	2.1
47	DV	5	VAL	2.1
2	CB	140	HIS	2.1
18	CR	83	GLU	2.1
1	AA	1503	A	2.1
9	CI	64	THR	2.1
13	CM	12	ASN	2.1
1	AA	1186	G	2.1
3	CC	194	GLY	2.1
9	AI	20	ARG	2.1
31	DA	1034	G	2.1
31	DA	1115	G	2.1
38	DI	145	VAL	2.1
31	DA	898	C	2.1
42	DQ	21	THR	2.1
34	BE	17	ASP	2.1
36	DG	156	ASP	2.1
45	DT	132	LYS	2.1
9	CI	15	ALA	2.1
27	B5	58	LEU	2.1
1	CA	195	A	2.1
31	BA	2660	A	2.1
1	AA	428	G	2.1
2	AB	201	ILE	2.1
45	BT	93	ARG	2.1
1	AA	1103	C	2.1
25	D3	39	ASP	2.1
31	BA	1546	C	2.1
5	CE	21	ALA	2.1
1	AA	963	G	2.1
1	CA	538	G	2.1
2	CB	51	LEU	2.1
5	CE	33	VAL	2.1
7	CG	130	GLY	2.1
13	AM	10	PRO	2.1

Continued on next page...

Continued from previous page...

Mol	Chain	Res	Type	RSRZ
31	DA	2100	G	2.1
37	DH	36	PRO	2.1
5	CE	121	LYS	2.1
15	AO	81	LEU	2.1
1	CA	1201	A	2.0
1	AA	1175	G	2.0
3	CC	21	ARG	2.0
13	AM	104	ARG	2.0
19	CS	67	VAL	2.0
10	AJ	95	GLU	2.0
23	D1	27	GLU	2.0
42	BQ	21	THR	2.0
1	CA	931	C	2.0
6	CF	61	LEU	2.0
9	CI	36	TYR	2.0
10	CJ	92	THR	2.0
13	CM	16	ASP	2.0
17	CQ	25	ARG	2.0
19	CS	29	ARG	2.0
33	BD	268	ARG	2.0
6	CF	67	MET	2.0
31	DA	2311	A	2.0
1	AA	1305	G	2.0
1	AA	65	U	2.0
10	AJ	7	LYS	2.0
16	CP	43	LYS	2.0
36	DG	167	GLU	2.0
47	DV	53	GLU	2.0
19	CS	39	THR	2.0
28	D6	40	CYS	2.0
1	AA	185	A	2.0
1	AA	974	A	2.0
19	AS	26	GLY	2.0
13	CM	4	ILE	2.0
21	CU	13	ILE	2.0
9	CI	103	THR	2.0
18	CR	66	LEU	2.0
1	CA	925	G	2.0
13	CM	25	ILE	2.0
27	D5	53	ALA	2.0
31	DA	2805	G	2.0
1	AA	1218	C	2.0

Continued on next page...

Continued from previous page...

Mol	Chain	Res	Type	RSRZ
1	CA	1137	C	2.0
36	DG	178	PHE	2.0
38	DI	60	GLU	2.0
41	BP	144	GLU	2.0
41	DP	150	ALA	2.0
44	BS	36	TYR	2.0
4	CD	21	LEU	2.0
1	AA	945	G	2.0
1	CA	1043	C	2.0
1	CA	1185	G	2.0
1	CA	1233	G	2.0
1	CA	1347	G	2.0
7	CG	123	GLU	2.0
31	BA	882	G	2.0
3	CC	59	ARG	2.0
12	AL	74	GLY	2.0
21	CU	23	PRO	2.0
42	DQ	23	GLY	2.0
7	AG	7	ALA	2.0
19	CS	31	ILE	2.0
13	CM	35	GLU	2.0
9	AI	30	GLY	2.0
24	D2	38	GLN	2.0
41	DP	116	GLY	2.0
2	CB	187	LEU	2.0
10	AJ	62	HIS	2.0

6.2 Non-standard residues in protein, DNA, RNA chains ⓘ

There are no non-standard protein/DNA/RNA residues in this entry.

6.3 Carbohydrates ⓘ

There are no carbohydrates in this entry.

6.4 Ligands ⓘ

In the following table, the Atoms column lists the number of modelled atoms in the group and the number defined in the chemical component dictionary. LLDF column lists the quality of electron density of the group with respect to its neighbouring residues in protein, DNA or RNA chains. The B-factors column lists the minimum, median, 95th percentile and maximum values of B factors

of atoms in the group. The column labelled 'Q < 0.9' lists the number of atoms with occupancy less than 0.9.

Mol	Type	Chain	Res	Atoms	RSR	LLDF	B-factors(\AA^2)	Q<0.9
52	MG	DA	3264	1/1	0.49	-	58,58,58,58	0
52	MG	AA	1639	1/1	0.28	-	49,49,49,49	0
52	MG	DA	3066	1/1	0.42	-	40,40,40,40	0
52	MG	BA	3292	1/1	0.54	-	56,56,56,56	0
52	MG	DA	3115	1/1	0.34	-	44,44,44,44	0
52	MG	DA	3303	1/1	0.15	-	47,47,47,47	0
52	MG	BB	207	1/1	0.23	-	62,62,62,62	0
52	MG	AA	1638	1/1	0.28	-	67,67,67,67	0
52	MG	BA	3006	1/1	0.47	-	30,30,30,30	0
52	MG	AA	1629	1/1	0.21	-	41,41,41,41	0
52	MG	BA	3241	1/1	0.27	-	26,26,26,26	0
52	MG	DA	3060	1/1	0.26	-	38,38,38,38	0
52	MG	BA	3315	1/1	0.83	-	52,52,52,52	0
52	MG	DA	3112	1/1	0.29	-	30,30,30,30	0
52	MG	DA	3315	1/1	0.26	-	48,48,48,48	0
52	MG	BA	3128	1/1	0.25	-	39,39,39,39	0
52	MG	BA	3167	1/1	0.39	-	31,31,31,31	0
52	MG	AA	1602	1/1	0.52	-	41,41,41,41	0
52	MG	BA	3022	1/1	0.20	-	37,37,37,37	0
52	MG	BA	3137	1/1	0.37	-	10,10,10,10	0
52	MG	BA	3236	1/1	0.34	-	25,25,25,25	0
52	MG	DA	3250	1/1	0.39	-	41,41,41,41	0
52	MG	BA	3344	1/1	0.45	-	60,60,60,60	0
52	MG	DA	3258	1/1	0.25	-	52,52,52,52	0
52	MG	BA	3020	1/1	0.22	-	18,18,18,18	0
52	MG	DA	3327	1/1	0.12	-	60,60,60,60	0
52	MG	DA	3049	1/1	0.45	-	42,42,42,42	0
52	MG	DA	3141	1/1	0.71	-	70,70,70,70	0
52	MG	BA	3276	1/1	0.26	-	17,17,17,17	0
52	MG	BA	3200	1/1	0.52	-	36,36,36,36	0
52	MG	BA	3218	1/1	0.42	-	27,27,27,27	0
52	MG	DA	3210	1/1	0.22	-	43,43,43,43	0
52	MG	DA	3259	1/1	0.19	-	49,49,49,49	0
52	MG	BA	3280	1/1	0.20	-	33,33,33,33	0
52	MG	BA	3186	1/1	0.38	-	38,38,38,38	0
52	MG	DA	3275	1/1	0.38	-	60,60,60,60	0
52	MG	DA	3225	1/1	0.13	-	51,51,51,51	0
52	MG	BA	3309	1/1	0.14	-	55,55,55,55	0
52	MG	DA	3005	1/1	0.15	-	63,63,63,63	0
52	MG	CA	1627	1/1	0.63	-	75,75,75,75	0
52	MG	DA	3181	1/1	0.39	-	44,44,44,44	0

Continued on next page...

Continued from previous page...

Mol	Type	Chain	Res	Atoms	RSR	LLDF	B-factors(\AA^2)	Q<0.9
52	MG	BA	3083	1/1	0.35	-	35,35,35,35	0
52	MG	BA	3350	1/1	0.19	-	65,65,65,65	0
52	MG	BA	3062	1/1	0.10	-	19,19,19,19	0
52	MG	BA	3104	1/1	0.42	-	31,31,31,31	0
52	MG	BA	3312	1/1	0.10	-	40,40,40,40	0
52	MG	BA	3275	1/1	0.31	-	40,40,40,40	0
52	MG	DA	3322	1/1	0.42	-	48,48,48,48	0
52	MG	DA	3128	1/1	0.25	-	47,47,47,47	0
52	MG	BA	3033	1/1	0.15	-	27,27,27,27	0
52	MG	BA	3001	1/1	0.37	-	46,46,46,46	0
52	MG	BA	3121	1/1	0.44	-	38,38,38,38	0
52	MG	BA	3300	1/1	0.43	-	48,48,48,48	0
52	MG	DA	3310	1/1	0.55	-	56,56,56,56	0
52	MG	DF	301	1/1	0.31	-	57,57,57,57	0
52	MG	DA	3290	1/1	0.23	-	46,46,46,46	0
52	MG	BA	3297	1/1	0.34	-	37,37,37,37	0
52	MG	DA	3292	1/1	0.15	-	54,54,54,54	0
52	MG	DA	3030	1/1	0.28	-	32,32,32,32	0
52	MG	BA	3230	1/1	0.08	-	21,21,21,21	0
52	MG	CA	1642	1/1	0.35	-	55,55,55,55	0
52	MG	BA	3178	1/1	0.36	-	30,30,30,30	0
52	MG	DU	201	1/1	0.17	-	60,60,60,60	0
52	MG	BA	3267	1/1	0.43	-	37,37,37,37	0
52	MG	BE	301	1/1	0.32	-	25,25,25,25	0
52	MG	BA	3362	1/1	0.08	-	70,70,70,70	0
52	MG	AA	1652	1/1	0.39	-	66,66,66,66	0
52	MG	DA	3313	1/1	0.23	-	66,66,66,66	0
52	MG	DA	3092	1/1	0.51	-	40,40,40,40	0
52	MG	BA	3073	1/1	0.30	-	20,20,20,20	0
52	MG	BA	3174	1/1	0.40	-	40,40,40,40	0
52	MG	AA	1626	1/1	0.28	-	46,46,46,46	0
52	MG	DA	3085	1/1	0.11	-	22,22,22,22	0
52	MG	AA	1646	1/1	0.22	-	51,51,51,51	0
52	MG	CA	1632	1/1	0.19	-	63,63,63,63	0
52	MG	DA	3314	1/1	0.11	-	58,58,58,58	0
52	MG	CA	1613	1/1	0.55	-	68,68,68,68	0
52	MG	DA	3165	1/1	0.38	-	35,35,35,35	0
52	MG	DA	3308	1/1	0.20	-	36,36,36,36	0
52	MG	CA	1644	1/1	0.40	-	62,62,62,62	0
52	MG	BA	3316	1/1	0.22	-	31,31,31,31	0
52	MG	BA	3251	1/1	0.08	-	40,40,40,40	0
52	MG	DA	3083	1/1	0.48	-	38,38,38,38	0

Continued on next page...

Continued from previous page...

Mol	Type	Chain	Res	Atoms	RSR	LLDF	B-factors(\AA^2)	Q<0.9
52	MG	BA	3158	1/1	0.34	-	30,30,30,30	0
52	MG	BA	3320	1/1	0.43	-	50,50,50,50	0
52	MG	DA	3088	1/1	0.23	-	32,32,32,32	0
52	MG	BA	3286	1/1	0.33	-	30,30,30,30	0
52	MG	CA	1646	1/1	0.32	-	59,59,59,59	0
52	MG	DA	3034	1/1	0.38	-	51,51,51,51	0
52	MG	DA	3201	1/1	0.36	-	30,30,30,30	0
52	MG	DA	3268	1/1	0.37	-	52,52,52,52	0
52	MG	BA	3352	1/1	0.56	-	62,62,62,62	0
52	MG	BA	3274	1/1	0.39	-	36,36,36,36	0
52	MG	DA	3187	1/1	0.09	-	54,54,54,54	0
52	MG	DA	3328	1/1	0.26	-	81,81,81,81	0
52	MG	BA	3014	1/1	0.38	-	29,29,29,29	0
52	MG	BA	3232	1/1	0.13	-	4,4,4,4	0
52	MG	DA	3296	1/1	0.37	-	55,55,55,55	0
52	MG	BA	3295	1/1	0.37	-	34,34,34,34	0
52	MG	DA	3018	1/1	0.20	-	23,23,23,23	0
52	MG	BA	3323	1/1	0.18	-	32,32,32,32	0
52	MG	DA	3230	1/1	0.22	-	57,57,57,57	0
52	MG	BA	3110	1/1	0.41	-	36,36,36,36	0
52	MG	BA	3239	1/1	0.24	-	50,50,50,50	0
52	MG	BA	3181	1/1	0.39	-	35,35,35,35	0
52	MG	BA	3319	1/1	0.30	-	64,64,64,64	0
52	MG	BA	3196	1/1	0.22	-	30,30,30,30	0
52	MG	B5	102	1/1	0.31	-	56,56,56,56	0
52	MG	BA	3094	1/1	0.56	-	31,31,31,31	0
52	MG	AA	1632	1/1	0.56	-	68,68,68,68	0
52	MG	BA	3090	1/1	0.36	-	18,18,18,18	0
52	MG	DA	3150	1/1	0.65	-	72,72,72,72	0
52	MG	DA	3103	1/1	0.60	-	32,32,32,32	0
52	MG	DA	3105	1/1	0.18	-	43,43,43,43	0
52	MG	BA	3259	1/1	0.24	-	23,23,23,23	0
52	MG	DA	3192	1/1	0.19	-	29,29,29,29	0
52	MG	DA	3129	1/1	0.12	-	54,54,54,54	0
52	MG	BA	3299	1/1	0.40	-	38,38,38,38	0
52	MG	BA	3184	1/1	0.17	-	44,44,44,44	0
52	MG	BA	3152	1/1	0.12	-	55,55,55,55	0
52	MG	BA	3349	1/1	0.30	-	33,33,33,33	0
52	MG	BA	3335	1/1	0.12	-	44,44,44,44	0
52	MG	DA	3263	1/1	0.12	-	45,45,45,45	0
52	MG	AA	1606	1/1	0.38	-	89,89,89,89	0
52	MG	DA	3272	1/1	0.30	-	42,42,42,42	0

Continued on next page...

Continued from previous page...

Mol	Type	Chain	Res	Atoms	RSR	LLDF	B-factors(\AA^2)	Q<0.9
52	MG	BA	3262	1/1	0.20	-	25,25,25,25	0
52	MG	DA	3321	1/1	0.15	-	34,34,34,34	0
52	MG	DA	3127	1/1	0.25	-	38,38,38,38	0
52	MG	BA	3078	1/1	0.39	-	30,30,30,30	0
52	MG	DA	3256	1/1	0.38	-	82,82,82,82	0
52	MG	DA	3309	1/1	0.64	-	62,62,62,62	0
52	MG	DA	3245	1/1	0.21	-	38,38,38,38	0
52	MG	BA	3050	1/1	0.28	-	27,27,27,27	0
52	MG	BA	3063	1/1	0.26	-	36,36,36,36	0
52	MG	DA	3172	1/1	0.35	-	56,56,56,56	0
52	MG	BA	3254	1/1	0.27	-	55,55,55,55	0
52	MG	CA	1622	1/1	0.35	-	51,51,51,51	0
52	MG	BA	3009	1/1	0.34	-	27,27,27,27	0
52	MG	DA	3319	1/1	0.15	-	40,40,40,40	0
52	MG	BA	3120	1/1	0.20	-	45,45,45,45	0
52	MG	DA	3158	1/1	0.11	-	53,53,53,53	0
52	MG	DA	3162	1/1	0.34	-	51,51,51,51	0
52	MG	DA	3163	1/1	0.54	-	59,59,59,59	0
52	MG	DA	3213	1/1	0.35	-	30,30,30,30	0
52	MG	DA	3269	1/1	0.43	-	39,39,39,39	0
52	MG	BA	3268	1/1	0.33	-	39,39,39,39	0
52	MG	DA	3015	1/1	0.28	-	39,39,39,39	0
52	MG	DP	201	1/1	0.20	-	27,27,27,27	0
52	MG	BA	3003	1/1	0.78	-	52,52,52,52	0
52	MG	DA	3132	1/1	0.42	-	25,25,25,25	0
52	MG	DA	3122	1/1	0.26	-	48,48,48,48	0
52	MG	DA	3078	1/1	0.34	-	37,37,37,37	0
52	MG	DA	3131	1/1	0.19	-	82,82,82,82	0
52	MG	BA	3214	1/1	0.10	-	12,12,12,12	0
52	MG	BA	3095	1/1	0.34	-	33,33,33,33	0
52	MG	BA	3060	1/1	0.31	-	27,27,27,27	0
52	MG	DA	3235	1/1	0.28	-	40,40,40,40	0
52	MG	DA	3124	1/1	0.16	-	42,42,42,42	0
52	MG	AA	1648	1/1	0.21	-	82,82,82,82	0
52	MG	DA	3008	1/1	0.34	-	36,36,36,36	0
52	MG	DA	3119	1/1	0.17	-	50,50,50,50	0
52	MG	CA	1618	1/1	0.47	-	65,65,65,65	0
52	MG	DA	3267	1/1	0.32	-	49,49,49,49	0
52	MG	DA	3211	1/1	0.25	-	35,35,35,35	0
52	MG	BA	3161	1/1	0.32	-	43,43,43,43	0
52	MG	BA	3035	1/1	0.32	-	26,26,26,26	0
52	MG	DA	3193	1/1	0.23	-	46,46,46,46	0

Continued on next page...

Continued from previous page...

Mol	Type	Chain	Res	Atoms	RSR	LLDF	B-factors(\AA^2)	Q<0.9
52	MG	BA	3237	1/1	0.54	-	40,40,40,40	0
52	MG	BA	3132	1/1	0.22	-	18,18,18,18	0
52	MG	DA	3261	1/1	0.20	-	63,63,63,63	0
52	MG	DA	3020	1/1	0.41	-	35,35,35,35	0
52	MG	DA	3324	1/1	0.46	-	69,69,69,69	0
52	MG	BA	3273	1/1	0.41	-	42,42,42,42	0
52	MG	DA	3232	1/1	0.16	-	50,50,50,50	0
52	MG	BA	3004	1/1	0.40	-	28,28,28,28	0
52	MG	BB	206	1/1	0.51	-	50,50,50,50	0
52	MG	BA	3217	1/1	0.14	-	38,38,38,38	0
52	MG	AA	1628	1/1	0.48	-	70,70,70,70	0
52	MG	DA	3002	1/1	0.42	-	29,29,29,29	0
52	MG	BA	3243	1/1	0.25	-	57,57,57,57	0
52	MG	BA	3263	1/1	0.21	-	26,26,26,26	0
52	MG	DA	3082	1/1	0.28	-	47,47,47,47	0
52	MG	BA	3183	1/1	0.21	-	54,54,54,54	0
52	MG	BA	3081	1/1	0.38	-	23,23,23,23	0
52	MG	DA	3242	1/1	0.22	-	53,53,53,53	0
52	MG	BA	3311	1/1	0.92	-	62,62,62,62	0
52	MG	DA	3209	1/1	0.86	-	58,58,58,58	0
52	MG	CA	1602	1/1	0.56	-	55,55,55,55	0
52	MG	DA	3260	1/1	0.22	-	65,65,65,65	0
52	MG	BA	3177	1/1	0.27	-	38,38,38,38	0
52	MG	DA	3134	1/1	0.18	-	67,67,67,67	0
52	MG	BA	3005	1/1	0.23	-	24,24,24,24	0
52	MG	DA	3223	1/1	0.15	-	41,41,41,41	0
52	MG	CA	1608	1/1	0.38	-	74,74,74,74	0
52	MG	DA	3255	1/1	0.14	-	50,50,50,50	0
52	MG	BA	3055	1/1	0.27	-	16,16,16,16	0
52	MG	BA	3202	1/1	0.10	-	54,54,54,54	0
52	MG	AA	1614	1/1	0.40	-	49,49,49,49	0
52	MG	BA	3340	1/1	0.33	-	45,45,45,45	0
52	MG	DA	3113	1/1	0.35	-	52,52,52,52	0
55	ERY	DA	3330	51/51	0.33	-	94,94,94,94	0
52	MG	DA	3248	1/1	0.33	-	82,82,82,82	0
52	MG	BA	3130	1/1	0.41	-	55,55,55,55	0
52	MG	BA	3308	1/1	0.15	-	41,41,41,41	0
52	MG	BA	3082	1/1	0.35	-	33,33,33,33	0
52	MG	AA	1651	1/1	0.67	-	57,57,57,57	0
52	MG	BA	3291	1/1	0.15	-	38,38,38,38	0
52	MG	BA	3015	1/1	0.26	-	33,33,33,33	0
52	MG	DA	3174	1/1	0.13	-	67,67,67,67	0

Continued on next page...

Continued from previous page...

Mol	Type	Chain	Res	Atoms	RSR	LLDF	B-factors(\AA^2)	Q<0.9
52	MG	BA	3024	1/1	0.30	-	28,28,28,28	0
52	MG	DA	3170	1/1	0.28	-	61,61,61,61	0
52	MG	BA	3030	1/1	0.18	-	15,15,15,15	0
52	MG	D3	101	1/1	0.64	-	52,52,52,52	0
52	MG	DA	3095	1/1	0.17	-	39,39,39,39	0
52	MG	DA	3186	1/1	0.61	-	45,45,45,45	0
52	MG	BA	3301	1/1	0.22	-	41,41,41,41	0
52	MG	BA	3116	1/1	0.21	-	55,55,55,55	0
52	MG	DA	3199	1/1	0.16	-	37,37,37,37	0
52	MG	DA	3233	1/1	0.55	-	52,52,52,52	0
52	MG	DA	3206	1/1	0.47	-	38,38,38,38	0
52	MG	BA	3211	1/1	0.32	-	34,34,34,34	0
52	MG	DA	3221	1/1	0.54	-	40,40,40,40	0
52	MG	BA	3194	1/1	0.53	-	47,47,47,47	0
52	MG	BA	3193	1/1	0.51	-	33,33,33,33	0
52	MG	AA	1637	1/1	0.43	-	53,53,53,53	0
52	MG	DA	3125	1/1	0.14	-	45,45,45,45	0
52	MG	BA	3296	1/1	0.19	-	43,43,43,43	0
52	MG	DA	3037	1/1	0.62	-	35,35,35,35	0
52	MG	DA	3212	1/1	0.32	-	38,38,38,38	0
52	MG	DA	3271	1/1	0.46	-	61,61,61,61	0
52	MG	BA	3225	1/1	0.11	-	20,20,20,20	0
52	MG	BA	3331	1/1	0.32	-	49,49,49,49	0
53	ZN	CN	101	1/1	0.17	-	139,139,139,139	0
52	MG	DA	3253	1/1	0.24	-	58,58,58,58	0
52	MG	DA	3285	1/1	0.12	-	49,49,49,49	0
52	MG	BA	3353	1/1	0.27	-	26,26,26,26	0
52	MG	BA	3053	1/1	0.43	-	27,27,27,27	0
52	MG	DA	3273	1/1	0.74	-	52,52,52,52	0
52	MG	DA	3169	1/1	0.17	-	35,35,35,35	0
52	MG	BA	3240	1/1	0.11	-	42,42,42,42	0
52	MG	BA	3317	1/1	0.27	-	45,45,45,45	0
52	MG	DA	3025	1/1	0.31	-	44,44,44,44	0
52	MG	BA	3185	1/1	0.20	-	46,46,46,46	0
52	MG	DB	203	1/1	0.35	-	46,46,46,46	0
52	MG	CA	1626	1/1	0.38	-	65,65,65,65	0
52	MG	BA	3284	1/1	0.16	-	25,25,25,25	0
52	MG	BA	3271	1/1	0.40	-	38,38,38,38	0
52	MG	DA	3055	1/1	0.20	-	30,30,30,30	0
52	MG	AA	1631	1/1	0.66	-	70,70,70,70	0
52	MG	BA	3057	1/1	0.20	-	24,24,24,24	0
52	MG	BA	3159	1/1	0.53	-	43,43,43,43	0

Continued on next page...

Continued from previous page...

Mol	Type	Chain	Res	Atoms	RSR	LLDF	B-factors(\AA^2)	Q<0.9
52	MG	DA	3318	1/1	0.09	-	45,45,45,45	0
52	MG	BA	3204	1/1	0.51	-	43,43,43,43	0
52	MG	DA	3126	1/1	0.34	-	42,42,42,42	0
52	MG	DA	3283	1/1	0.51	-	67,67,67,67	0
52	MG	BA	3342	1/1	0.26	-	38,38,38,38	0
52	MG	BA	3203	1/1	0.27	-	46,46,46,46	0
52	MG	BA	3258	1/1	0.30	-	30,30,30,30	0
52	MG	DA	3026	1/1	0.37	-	66,66,66,66	0
52	MG	BA	3303	1/1	0.27	-	65,65,65,65	0
52	MG	DA	3130	1/1	0.28	-	59,59,59,59	0
52	MG	BA	3278	1/1	0.18	-	39,39,39,39	0
52	MG	AA	1604	1/1	0.37	-	73,73,73,73	0
52	MG	DA	3044	1/1	0.37	-	32,32,32,32	0
52	MG	BA	3221	1/1	0.47	-	29,29,29,29	0
52	MG	BA	3046	1/1	0.26	-	28,28,28,28	0
52	MG	DA	3222	1/1	0.41	-	44,44,44,44	0
52	MG	DA	3035	1/1	0.31	-	32,32,32,32	0
52	MG	BA	3077	1/1	0.15	-	21,21,21,21	0
52	MG	BA	3227	1/1	0.50	-	37,37,37,37	0
52	MG	AA	1644	1/1	0.35	-	87,87,87,87	0
52	MG	DA	3139	1/1	0.45	-	44,44,44,44	0
52	MG	BA	3149	1/1	0.27	-	19,19,19,19	0
52	MG	BA	3066	1/1	0.37	-	29,29,29,29	0
52	MG	DA	3215	1/1	0.13	-	37,37,37,37	0
52	MG	D0	101	1/1	0.15	-	46,46,46,46	0
52	MG	BA	3304	1/1	0.52	-	55,55,55,55	0
52	MG	DA	3107	1/1	0.31	-	30,30,30,30	0
52	MG	DA	3040	1/1	0.76	-	50,50,50,50	0
52	MG	BA	3127	1/1	0.48	-	39,39,39,39	0
52	MG	BA	3357	1/1	0.27	-	71,71,71,71	0
52	MG	BB	203	1/1	0.08	-	41,41,41,41	0
52	MG	DA	3160	1/1	0.49	-	33,33,33,33	0
52	MG	DA	3298	1/1	0.16	-	46,46,46,46	0
52	MG	DA	3159	1/1	0.46	-	48,48,48,48	0
53	ZN	CD	301	1/1	0.25	-	116,116,116,116	0
52	MG	BA	3125	1/1	0.16	-	18,18,18,18	0
52	MG	BA	3157	1/1	0.40	-	22,22,22,22	0
52	MG	BA	3114	1/1	0.36	-	37,37,37,37	0
52	MG	DA	3152	1/1	0.18	-	30,30,30,30	0
52	MG	BA	3049	1/1	0.39	-	33,33,33,33	0
52	MG	DA	3061	1/1	0.27	-	36,36,36,36	0
52	MG	DA	3146	1/1	0.36	-	52,52,52,52	0

Continued on next page...

Continued from previous page...

Mol	Type	Chain	Res	Atoms	RSR	LLDF	B-factors(\AA^2)	Q<0.9
52	MG	DA	3203	1/1	0.47	-	39,39,39,39	0
52	MG	BA	3359	1/1	0.20	-	52,52,52,52	0
52	MG	AA	1611	1/1	0.15	-	82,82,82,82	0
52	MG	BA	3039	1/1	0.44	-	32,32,32,32	0
52	MG	AA	1613	1/1	0.23	-	76,76,76,76	0
52	MG	DA	3140	1/1	0.36	-	52,52,52,52	0
52	MG	BA	3206	1/1	0.88	-	57,57,57,57	0
52	MG	BA	3162	1/1	0.44	-	60,60,60,60	0
52	MG	DA	3009	1/1	0.35	-	49,49,49,49	0
52	MG	DA	3287	1/1	0.20	-	40,40,40,40	0
52	MG	AA	1601	1/1	0.14	-	59,59,59,59	0
52	MG	BA	3092	1/1	0.27	-	9,9,9,9	0
52	MG	BA	3019	1/1	0.46	-	19,19,19,19	0
52	MG	DA	3266	1/1	0.16	-	74,74,74,74	0
52	MG	DA	3027	1/1	0.46	-	34,34,34,34	0
52	MG	DA	3226	1/1	0.20	-	40,40,40,40	0
52	MG	DA	3294	1/1	0.43	-	65,65,65,65	0
52	MG	DA	3157	1/1	0.52	-	52,52,52,52	0
52	MG	DA	3168	1/1	0.33	-	35,35,35,35	0
52	MG	DA	3145	1/1	0.18	-	59,59,59,59	0
52	MG	BA	3272	1/1	0.25	-	28,28,28,28	0
52	MG	CA	1621	1/1	0.33	-	54,54,54,54	0
52	MG	BA	3261	1/1	0.09	-	27,27,27,27	0
52	MG	CA	1636	1/1	1.00	-	76,76,76,76	0
52	MG	DA	3011	1/1	0.48	-	30,30,30,30	0
52	MG	BA	3305	1/1	0.20	-	43,43,43,43	0
52	MG	DA	3046	1/1	0.35	-	48,48,48,48	0
52	MG	BA	3154	1/1	0.35	-	79,79,79,79	0
52	MG	DQ	201	1/1	0.17	-	46,46,46,46	0
52	MG	AA	1622	1/1	0.59	-	63,63,63,63	0
52	MG	BA	3091	1/1	0.13	-	20,20,20,20	0
52	MG	DA	3052	1/1	0.42	-	40,40,40,40	0
53	ZN	AN	101	1/1	0.14	-	157,157,157,157	0
52	MG	BA	3216	1/1	0.29	-	26,26,26,26	0
52	MG	BA	3096	1/1	0.41	-	19,19,19,19	0
52	MG	B1	101	1/1	0.35	-	35,35,35,35	0
52	MG	CA	1624	1/1	0.25	-	55,55,55,55	0
52	MG	BA	3328	1/1	0.37	-	56,56,56,56	0
52	MG	BA	3043	1/1	0.20	-	31,31,31,31	0
52	MG	BA	3318	1/1	0.45	-	40,40,40,40	0
52	MG	BA	3231	1/1	0.22	-	35,35,35,35	0
52	MG	BA	3101	1/1	0.44	-	43,43,43,43	0

Continued on next page...

Continued from previous page...

Mol	Type	Chain	Res	Atoms	RSR	LLDF	B-factors(\AA^2)	Q<0.9
52	MG	BA	3012	1/1	0.34	-	23,23,23,23	0
52	MG	DA	3176	1/1	0.41	-	44,44,44,44	0
52	MG	DA	3278	1/1	0.95	-	74,74,74,74	0
52	MG	BP	202	1/1	0.14	-	0,0,0,0	0
52	MG	BA	3169	1/1	0.53	-	38,38,38,38	0
52	MG	AA	1617	1/1	0.31	-	57,57,57,57	0
52	MG	DB	202	1/1	0.35	-	51,51,51,51	0
52	MG	DA	3064	1/1	0.45	-	47,47,47,47	0
52	MG	BA	3131	1/1	0.27	-	21,21,21,21	0
52	MG	DA	3048	1/1	0.33	-	35,35,35,35	0
52	MG	DA	3138	1/1	0.51	-	47,47,47,47	0
52	MG	DA	3183	1/1	0.53	-	56,56,56,56	0
52	MG	BA	3338	1/1	0.47	-	50,50,50,50	0
52	MG	BA	3302	1/1	0.36	-	46,46,46,46	0
52	MG	BQ	202	1/1	0.22	-	38,38,38,38	0
52	MG	DA	3302	1/1	0.34	-	64,64,64,64	0
52	MG	BA	3018	1/1	0.24	-	20,20,20,20	0
52	MG	DA	3102	1/1	0.54	-	36,36,36,36	0
52	MG	BA	3264	1/1	0.10	-	48,48,48,48	0
54	K	BA	3363	1/1	0.13	-	43,43,43,43	0
52	MG	BA	3054	1/1	0.20	-	47,47,47,47	0
52	MG	BA	3277	1/1	0.22	-	41,41,41,41	0
52	MG	BA	3246	1/1	0.52	-	46,46,46,46	0
52	MG	DA	3142	1/1	0.45	-	37,37,37,37	0
52	MG	BA	3245	1/1	0.38	-	56,56,56,56	0
52	MG	BA	3294	1/1	0.13	-	38,38,38,38	0
52	MG	BA	3208	1/1	0.33	-	41,41,41,41	0
52	MG	AA	1633	1/1	0.07	-	39,39,39,39	0
52	MG	BA	3088	1/1	0.43	-	34,34,34,34	0
52	MG	DA	3241	1/1	0.26	-	36,36,36,36	0
52	MG	BA	3016	1/1	0.40	-	21,21,21,21	0
52	MG	DA	3136	1/1	0.36	-	33,33,33,33	0
52	MG	BD	301	1/1	0.21	-	25,25,25,25	0
52	MG	BA	3334	1/1	0.23	-	24,24,24,24	0
52	MG	BA	3010	1/1	0.41	-	33,33,33,33	0
52	MG	DA	3068	1/1	0.54	-	56,56,56,56	0
52	MG	BA	3175	1/1	0.37	-	62,62,62,62	0
52	MG	BA	3168	1/1	0.23	-	28,28,28,28	0
52	MG	BA	3201	1/1	0.72	-	51,51,51,51	0
52	MG	BA	3314	1/1	0.28	-	49,49,49,49	0
52	MG	BA	3165	1/1	0.16	-	44,44,44,44	0
52	MG	BA	3134	1/1	0.18	-	36,36,36,36	0

Continued on next page...

Continued from previous page...

Mol	Type	Chain	Res	Atoms	RSR	LLDF	B-factors(\AA^2)	Q<0.9
52	MG	DA	3094	1/1	0.47	-	34,34,34,34	0
52	MG	BA	3103	1/1	0.26	-	24,24,24,24	0
52	MG	CA	1616	1/1	0.46	-	67,67,67,67	0
52	MG	DA	3047	1/1	0.38	-	36,36,36,36	0
52	MG	BA	3124	1/1	0.35	-	10,10,10,10	0
52	MG	CA	1623	1/1	0.28	-	62,62,62,62	0
52	MG	BA	3136	1/1	0.22	-	28,28,28,28	0
52	MG	AA	1645	1/1	0.47	-	75,75,75,75	0
52	MG	BA	3269	1/1	0.26	-	43,43,43,43	0
52	MG	BA	3351	1/1	0.25	-	39,39,39,39	0
52	MG	BA	3011	1/1	0.42	-	19,19,19,19	0
52	MG	BA	3097	1/1	0.40	-	54,54,54,54	0
52	MG	BA	3118	1/1	0.43	-	40,40,40,40	0
52	MG	CA	1643	1/1	0.51	-	57,57,57,57	0
52	MG	BA	3100	1/1	0.34	-	28,28,28,28	0
52	MG	CA	1601	1/1	0.16	-	72,72,72,72	0
52	MG	BA	3051	1/1	0.30	-	17,17,17,17	0
52	MG	CA	1640	1/1	0.22	-	42,42,42,42	0
52	MG	DA	3006	1/1	0.48	-	30,30,30,30	0
52	MG	AA	1653	1/1	0.10	-	61,61,61,61	0
52	MG	DA	3104	1/1	0.36	-	36,36,36,36	0
52	MG	BA	3238	1/1	0.22	-	40,40,40,40	0
52	MG	BA	3045	1/1	0.32	-	21,21,21,21	0
52	MG	DA	3045	1/1	0.34	-	29,29,29,29	0
52	MG	BA	3080	1/1	0.52	-	17,17,17,17	0
52	MG	BA	3085	1/1	0.15	-	8,8,8,8	0
52	MG	BA	3336	1/1	0.75	-	69,69,69,69	0
52	MG	BA	3173	1/1	0.33	-	31,31,31,31	0
52	MG	DA	3121	1/1	0.66	-	44,44,44,44	0
52	MG	BA	3270	1/1	0.10	-	66,66,66,66	0
52	MG	BA	3220	1/1	0.30	-	46,46,46,46	0
52	MG	BA	3250	1/1	0.17	-	37,37,37,37	0
52	MG	BA	3229	1/1	0.64	-	45,45,45,45	0
52	MG	BA	3111	1/1	0.17	-	17,17,17,17	0
52	MG	DA	3184	1/1	0.32	-	57,57,57,57	0
52	MG	BA	3307	1/1	0.37	-	44,44,44,44	0
52	MG	AA	1610	1/1	0.17	-	41,41,41,41	0
52	MG	BA	3148	1/1	0.39	-	26,26,26,26	0
52	MG	DA	3156	1/1	0.11	-	39,39,39,39	0
52	MG	DA	3277	1/1	0.39	-	76,76,76,76	0
52	MG	BA	3160	1/1	0.65	-	62,62,62,62	0
52	MG	BA	3355	1/1	0.21	-	64,64,64,64	0

Continued on next page...

Continued from previous page...

Mol	Type	Chain	Res	Atoms	RSR	LLDF	B-factors(\AA^2)	Q<0.9
52	MG	BA	3028	1/1	0.32	-	22,22,22,22	0
52	MG	DA	3133	1/1	0.65	-	42,42,42,42	0
52	MG	BA	3191	1/1	0.27	-	21,21,21,21	0
52	MG	BA	3279	1/1	0.29	-	37,37,37,37	0
52	MG	BA	3195	1/1	0.34	-	31,31,31,31	0
52	MG	CA	1641	1/1	0.18	-	52,52,52,52	0
52	MG	DA	3299	1/1	0.31	-	57,57,57,57	0
52	MG	BA	3059	1/1	0.28	-	26,26,26,26	0
52	MG	BA	3036	1/1	0.43	-	19,19,19,19	0
52	MG	BA	3215	1/1	0.53	-	41,41,41,41	0
52	MG	CA	1634	1/1	0.15	-	63,63,63,63	0
52	MG	BB	205	1/1	0.08	-	64,64,64,64	0
52	MG	DA	3041	1/1	0.30	-	31,31,31,31	0
52	MG	BA	3163	1/1	0.35	-	31,31,31,31	0
52	MG	CA	1633	1/1	0.45	-	48,48,48,48	0
52	MG	DA	3295	1/1	0.19	-	46,46,46,46	0
52	MG	DA	3080	1/1	0.71	-	46,46,46,46	0
52	MG	BA	3071	1/1	0.39	-	33,33,33,33	0
52	MG	DA	3307	1/1	0.25	-	41,41,41,41	0
52	MG	BA	3076	1/1	0.22	-	21,21,21,21	0
52	MG	DA	3204	1/1	0.36	-	53,53,53,53	0
52	MG	DA	3051	1/1	0.40	-	36,36,36,36	0
52	MG	BA	3108	1/1	0.40	-	42,42,42,42	0
52	MG	DA	3208	1/1	0.30	-	57,57,57,57	0
52	MG	DA	3100	1/1	0.32	-	37,37,37,37	0
52	MG	DA	3220	1/1	0.43	-	40,40,40,40	0
52	MG	BA	3064	1/1	0.37	-	52,52,52,52	0
52	MG	AA	1640	1/1	0.26	-	67,67,67,67	0
52	MG	CA	1610	1/1	0.17	-	90,90,90,90	0
52	MG	BA	3074	1/1	0.62	-	60,60,60,60	0
52	MG	BA	3140	1/1	0.18	-	46,46,46,46	0
52	MG	DA	3282	1/1	0.10	-	48,48,48,48	0
52	MG	CA	1625	1/1	0.18	-	54,54,54,54	0
52	MG	DA	3003	1/1	0.63	-	41,41,41,41	0
52	MG	BA	3176	1/1	0.27	-	45,45,45,45	0
52	MG	DA	3143	1/1	0.26	-	32,32,32,32	0
52	MG	DA	3316	1/1	0.55	-	60,60,60,60	0
52	MG	DA	3022	1/1	0.31	-	39,39,39,39	0
52	MG	CA	1604	1/1	0.33	-	88,88,88,88	0
52	MG	DA	3110	1/1	0.42	-	45,45,45,45	0
52	MG	CA	1619	1/1	0.44	-	47,47,47,47	0
52	MG	DA	3179	1/1	0.67	-	39,39,39,39	0

Continued on next page...

Continued from previous page...

Mol	Type	Chain	Res	Atoms	RSR	LLDF	B-factors(\AA^2)	Q<0.9
52	MG	BA	3313	1/1	0.27	-	38,38,38,38	0
52	MG	DA	3239	1/1	0.20	-	29,29,29,29	0
52	MG	BA	3007	1/1	0.45	-	28,28,28,28	0
52	MG	DA	3311	1/1	0.19	-	45,45,45,45	0
52	MG	BA	3190	1/1	0.36	-	23,23,23,23	0
52	MG	DA	3019	1/1	0.50	-	21,21,21,21	0
52	MG	BA	3143	1/1	0.45	-	28,28,28,28	0
52	MG	BA	3041	1/1	0.29	-	24,24,24,24	0
52	MG	BA	3244	1/1	0.19	-	60,60,60,60	0
52	MG	BA	3298	1/1	0.37	-	59,59,59,59	0
52	MG	BA	3253	1/1	0.62	-	42,42,42,42	0
52	MG	DA	3073	1/1	0.34	-	31,31,31,31	0
52	MG	AA	1618	1/1	0.10	-	59,59,59,59	0
52	MG	BB	204	1/1	0.36	-	43,43,43,43	0
52	MG	DA	3279	1/1	0.35	-	59,59,59,59	0
52	MG	DA	3305	1/1	0.27	-	83,83,83,83	0
52	MG	BA	3282	1/1	0.34	-	55,55,55,55	0
52	MG	CA	1603	1/1	0.30	-	44,44,44,44	0
52	MG	DA	3185	1/1	0.54	-	53,53,53,53	0
52	MG	DA	3010	1/1	0.41	-	51,51,51,51	0
52	MG	BA	3068	1/1	0.47	-	35,35,35,35	0
52	MG	AA	1605	1/1	0.33	-	69,69,69,69	0
52	MG	BA	3155	1/1	0.17	-	55,55,55,55	0
52	MG	DA	3072	1/1	0.65	-	58,58,58,58	0
52	MG	DA	3091	1/1	0.42	-	31,31,31,31	0
52	MG	DA	3086	1/1	0.17	-	25,25,25,25	0
52	MG	AA	1607	1/1	0.40	-	58,58,58,58	0
52	MG	AA	1609	1/1	0.38	-	50,50,50,50	0
52	MG	BA	3056	1/1	0.13	-	24,24,24,24	0
52	MG	DA	3014	1/1	0.36	-	56,56,56,56	0
55	ERY	BA	3364	51/51	0.36	-	94,94,94,94	0
52	MG	BA	3023	1/1	0.45	-	35,35,35,35	0
52	MG	AA	1654	1/1	0.20	-	69,69,69,69	0
52	MG	BA	3123	1/1	0.39	-	39,39,39,39	0
52	MG	DA	3252	1/1	0.46	-	54,54,54,54	0
52	MG	BA	3025	1/1	0.15	-	29,29,29,29	0
52	MG	DA	3251	1/1	0.14	-	57,57,57,57	0
52	MG	BF	301	1/1	0.22	-	51,51,51,51	0
52	MG	DA	3099	1/1	0.48	-	42,42,42,42	0
52	MG	DA	3171	1/1	0.47	-	39,39,39,39	0
52	MG	BA	3079	1/1	0.11	-	17,17,17,17	0
54	K	DA	3329	1/1	0.20	-	55,55,55,55	0

Continued on next page...

Continued from previous page...

Mol	Type	Chain	Res	Atoms	RSR	LLDF	B-factors(\AA^2)	Q<0.9
52	MG	DA	3217	1/1	0.23	-	23,23,23,23	0
52	MG	BA	3339	1/1	0.14	-	53,53,53,53	0
52	MG	BA	3065	1/1	0.28	-	26,26,26,26	0
52	MG	BA	3017	1/1	0.39	-	32,32,32,32	0
52	MG	DA	3293	1/1	0.48	-	62,62,62,62	0
52	MG	BA	3142	1/1	0.53	-	33,33,33,33	0
52	MG	DA	3317	1/1	0.29	-	42,42,42,42	0
52	MG	BA	3086	1/1	0.27	-	24,24,24,24	0
52	MG	DA	3198	1/1	0.20	-	38,38,38,38	0
52	MG	DA	3069	1/1	0.22	-	65,65,65,65	0
52	MG	DA	3297	1/1	0.18	-	21,21,21,21	0
52	MG	DA	3123	1/1	0.18	-	57,57,57,57	0
52	MG	AA	1635	1/1	0.18	-	69,69,69,69	0
52	MG	BA	3222	1/1	0.34	-	32,32,32,32	0
52	MG	BU	201	1/1	0.29	-	31,31,31,31	0
52	MG	BA	3107	1/1	0.17	-	28,28,28,28	0
52	MG	BA	3047	1/1	0.52	-	28,28,28,28	0
52	MG	CA	1648	1/1	0.71	-	70,70,70,70	0
52	MG	DA	3289	1/1	0.58	-	65,65,65,65	0
52	MG	DA	3190	1/1	0.49	-	43,43,43,43	0
52	MG	DA	3237	1/1	0.13	-	46,46,46,46	0
52	MG	DA	3257	1/1	0.38	-	38,38,38,38	0
52	MG	DA	3017	1/1	0.36	-	34,34,34,34	0
52	MG	DA	3323	1/1	0.13	-	57,57,57,57	0
52	MG	BA	3040	1/1	0.51	-	37,37,37,37	0
52	MG	BA	3164	1/1	0.18	-	30,30,30,30	0
52	MG	AA	1616	1/1	0.25	-	76,76,76,76	0
52	MG	DA	3216	1/1	0.36	-	31,31,31,31	0
52	MG	BA	3260	1/1	0.26	-	37,37,37,37	0
52	MG	DA	3247	1/1	0.39	-	76,76,76,76	0
52	MG	B5	101	1/1	0.38	-	40,40,40,40	0
52	MG	DA	3151	1/1	0.53	-	47,47,47,47	0
52	MG	BA	3198	1/1	0.38	-	36,36,36,36	0
52	MG	BA	3072	1/1	0.49	-	39,39,39,39	0
52	MG	DA	3300	1/1	0.83	-	64,64,64,64	0
52	MG	BA	3099	1/1	0.19	-	21,21,21,21	0
52	MG	DA	3144	1/1	0.33	-	48,48,48,48	0
52	MG	CA	1645	1/1	0.83	-	64,64,64,64	0
52	MG	DB	201	1/1	0.44	-	58,58,58,58	0
52	MG	BA	3188	1/1	0.15	-	57,57,57,57	0
52	MG	BA	3150	1/1	0.33	-	40,40,40,40	0
52	MG	BA	3287	1/1	0.22	-	44,44,44,44	0

Continued on next page...

Continued from previous page...

Mol	Type	Chain	Res	Atoms	RSR	LLDF	B-factors(\AA^2)	Q<0.9
52	MG	BA	3345	1/1	0.27	-	48,48,48,48	0
52	MG	BA	3337	1/1	0.64	-	47,47,47,47	0
52	MG	DA	3071	1/1	0.33	-	35,35,35,35	0
52	MG	AA	1620	1/1	0.58	-	51,51,51,51	0
52	MG	DA	3238	1/1	0.09	-	59,59,59,59	0
52	MG	DX	101	1/1	0.34	-	63,63,63,63	0
52	MG	BA	3126	1/1	0.27	-	33,33,33,33	0
52	MG	DA	3108	1/1	0.29	-	30,30,30,30	0
52	MG	DA	3039	1/1	0.59	-	53,53,53,53	0
52	MG	BA	3105	1/1	0.53	-	34,34,34,34	0
52	MG	AA	1643	1/1	0.66	-	59,59,59,59	0
52	MG	DA	3101	1/1	0.10	-	28,28,28,28	0
52	MG	DA	3036	1/1	0.52	-	29,29,29,29	0
52	MG	BA	3252	1/1	0.30	-	30,30,30,30	0
52	MG	BA	3189	1/1	0.48	-	36,36,36,36	0
52	MG	BA	3180	1/1	0.10	-	48,48,48,48	0
52	MG	BB	201	1/1	0.45	-	35,35,35,35	0
52	MG	DA	3024	1/1	0.31	-	35,35,35,35	0
52	MG	DA	3067	1/1	0.31	-	49,49,49,49	0
52	MG	DA	3218	1/1	0.23	-	41,41,41,41	0
52	MG	CA	1650	1/1	0.21	-	58,58,58,58	0
52	MG	BA	3027	1/1	0.34	-	19,19,19,19	0
52	MG	BA	3322	1/1	0.23	-	50,50,50,50	0
52	MG	DA	3164	1/1	0.22	-	49,49,49,49	0
52	MG	DA	3173	1/1	0.35	-	41,41,41,41	0
52	MG	BA	3170	1/1	0.63	-	31,31,31,31	0
52	MG	AA	1630	1/1	0.50	-	51,51,51,51	0
52	MG	BA	3324	1/1	0.31	-	40,40,40,40	0
52	MG	BA	3135	1/1	0.41	-	28,28,28,28	0
52	MG	BA	3213	1/1	0.15	-	20,20,20,20	0
52	MG	DA	3155	1/1	0.35	-	30,30,30,30	0
52	MG	BA	3293	1/1	0.32	-	36,36,36,36	0
52	MG	BA	3242	1/1	0.57	-	44,44,44,44	0
52	MG	BA	3042	1/1	0.30	-	14,14,14,14	0
52	MG	BA	3109	1/1	0.30	-	31,31,31,31	0
52	MG	DA	3153	1/1	0.44	-	54,54,54,54	0
53	ZN	AD	301	1/1	0.27	-	120,120,120,120	0
52	MG	DA	3200	1/1	0.40	-	46,46,46,46	0
52	MG	DA	3306	1/1	0.26	-	69,69,69,69	0
52	MG	BA	3358	1/1	0.53	-	80,80,80,80	0
52	MG	BA	3321	1/1	0.22	-	48,48,48,48	0
52	MG	BA	3199	1/1	0.26	-	20,20,20,20	0

Continued on next page...

Continued from previous page...

Mol	Type	Chain	Res	Atoms	RSR	LLDF	B-factors(\AA^2)	Q<0.9
52	MG	BA	3145	1/1	0.41	-	33,33,33,33	0
52	MG	DA	3189	1/1	0.49	-	42,42,42,42	0
52	MG	BA	3069	1/1	0.33	-	45,45,45,45	0
52	MG	BA	3332	1/1	0.37	-	40,40,40,40	0
52	MG	DA	3167	1/1	0.10	-	44,44,44,44	0
52	MG	BA	3058	1/1	0.28	-	35,35,35,35	0
52	MG	BA	3219	1/1	0.45	-	25,25,25,25	0
52	MG	BA	3034	1/1	0.25	-	61,61,61,61	0
52	MG	BA	3151	1/1	0.45	-	54,54,54,54	0
52	MG	BA	3330	1/1	0.28	-	72,72,72,72	0
52	MG	DA	3031	1/1	0.13	-	62,62,62,62	0
52	MG	BX	101	1/1	0.20	-	38,38,38,38	0
52	MG	BA	3281	1/1	0.82	-	61,61,61,61	0
52	MG	BA	3346	1/1	0.21	-	60,60,60,60	0
52	MG	DA	3084	1/1	0.33	-	38,38,38,38	0
52	MG	BB	202	1/1	0.31	-	26,26,26,26	0
52	MG	AA	1608	1/1	0.28	-	80,80,80,80	0
52	MG	AA	1625	1/1	0.35	-	41,41,41,41	0
52	MG	DA	3280	1/1	0.58	-	64,64,64,64	0
52	MG	DA	3098	1/1	0.31	-	28,28,28,28	0
52	MG	DA	3219	1/1	0.60	-	57,57,57,57	0
52	MG	DA	3175	1/1	0.26	-	44,44,44,44	0
52	MG	BA	3089	1/1	0.20	-	12,12,12,12	0
52	MG	CA	1605	1/1	0.26	-	84,84,84,84	0
52	MG	BA	3197	1/1	0.48	-	47,47,47,47	0
52	MG	BA	3002	1/1	0.42	-	28,28,28,28	0
52	MG	DA	3057	1/1	0.26	-	35,35,35,35	0
52	MG	DA	3023	1/1	0.47	-	38,38,38,38	0
52	MG	BA	3061	1/1	0.29	-	27,27,27,27	0
52	MG	DA	3304	1/1	0.15	-	65,65,65,65	0
52	MG	DA	3231	1/1	0.42	-	58,58,58,58	0
52	MG	BA	3008	1/1	0.35	-	24,24,24,24	0
52	MG	BA	3306	1/1	0.30	-	52,52,52,52	0
52	MG	BA	3087	1/1	0.23	-	18,18,18,18	0
52	MG	BA	3093	1/1	0.41	-	37,37,37,37	0
52	MG	BA	3247	1/1	0.28	-	31,31,31,31	0
52	MG	CA	1631	1/1	0.14	-	73,73,73,73	0
52	MG	CA	1635	1/1	0.42	-	77,77,77,77	0
52	MG	BA	3224	1/1	0.39	-	30,30,30,30	0
52	MG	DA	3224	1/1	0.27	-	54,54,54,54	0
52	MG	AA	1636	1/1	0.22	-	44,44,44,44	0
52	MG	DA	3161	1/1	0.62	-	57,57,57,57	0

Continued on next page...

Continued from previous page...

Mol	Type	Chain	Res	Atoms	RSR	LLDF	B-factors(\AA^2)	Q<0.9
52	MG	DA	3135	1/1	0.36	-	29,29,29,29	0
52	MG	DA	3097	1/1	0.18	-	33,33,33,33	0
52	MG	DA	3291	1/1	0.41	-	62,62,62,62	0
52	MG	CA	1617	1/1	0.49	-	54,54,54,54	0
52	MG	BA	3325	1/1	0.52	-	58,58,58,58	0
52	MG	BQ	201	1/1	0.13	-	19,19,19,19	0
52	MG	AA	1619	1/1	0.28	-	49,49,49,49	0
52	MG	BA	3354	1/1	0.26	-	34,34,34,34	0
52	MG	DA	3149	1/1	0.31	-	29,29,29,29	0
52	MG	DA	3147	1/1	0.36	-	30,30,30,30	0
52	MG	BA	3117	1/1	0.10	-	42,42,42,42	0
52	MG	DA	3075	1/1	0.34	-	36,36,36,36	0
52	MG	DA	3243	1/1	0.10	-	41,41,41,41	0
52	MG	BA	3102	1/1	0.31	-	23,23,23,23	0
52	MG	BA	3207	1/1	0.29	-	27,27,27,27	0
52	MG	CA	1609	1/1	0.08	-	34,34,34,34	0
52	MG	BA	3356	1/1	0.34	-	60,60,60,60	0
52	MG	AA	1623	1/1	0.28	-	37,37,37,37	0
52	MG	DA	3249	1/1	0.25	-	51,51,51,51	0
52	MG	DA	3021	1/1	0.25	-	48,48,48,48	0
52	MG	BA	3361	1/1	0.12	-	60,60,60,60	0
52	MG	BA	3037	1/1	0.46	-	22,22,22,22	0
52	MG	DA	3062	1/1	0.08	-	24,24,24,24	0
52	MG	BA	3360	1/1	0.09	-	64,64,64,64	0
52	MG	BA	3026	1/1	0.23	-	48,48,48,48	0
52	MG	BA	3172	1/1	0.21	-	52,52,52,52	0
52	MG	DA	3089	1/1	0.38	-	29,29,29,29	0
52	MG	BA	3147	1/1	0.52	-	37,37,37,37	0
52	MG	DA	3205	1/1	0.50	-	62,62,62,62	0
52	MG	DA	3234	1/1	0.14	-	46,46,46,46	0
52	MG	BA	3187	1/1	0.42	-	48,48,48,48	0
52	MG	BA	3234	1/1	0.51	-	53,53,53,53	0
52	MG	DA	3056	1/1	0.21	-	14,14,14,14	0
52	MG	AA	1627	1/1	0.19	-	51,51,51,51	0
52	MG	DA	3196	1/1	0.44	-	45,45,45,45	0
52	MG	DA	3286	1/1	0.33	-	47,47,47,47	0
52	MG	BA	3326	1/1	0.52	-	37,37,37,37	0
52	MG	DA	3077	1/1	0.15	-	33,33,33,33	0
52	MG	DA	3076	1/1	0.26	-	29,29,29,29	0
52	MG	DA	3281	1/1	0.58	-	51,51,51,51	0
52	MG	BR	201	1/1	0.40	-	24,24,24,24	0
52	MG	BA	3209	1/1	0.44	-	31,31,31,31	0

Continued on next page...

Continued from previous page...

Mol	Type	Chain	Res	Atoms	RSR	LLDF	B-factors(\AA^2)	Q<0.9
52	MG	CA	1630	1/1	0.50	-	73,73,73,73	0
52	MG	DA	3188	1/1	0.20	-	44,44,44,44	0
52	MG	DA	3028	1/1	0.31	-	36,36,36,36	0
52	MG	BA	3084	1/1	0.34	-	21,21,21,21	0
52	MG	DA	3240	1/1	0.35	-	42,42,42,42	0
52	MG	CA	1647	1/1	0.37	-	66,66,66,66	0
52	MG	BA	3179	1/1	0.44	-	41,41,41,41	0
52	MG	DA	3114	1/1	0.28	-	47,47,47,47	0
52	MG	DR	201	1/1	0.34	-	37,37,37,37	0
52	MG	BA	3113	1/1	0.41	-	33,33,33,33	0
52	MG	DA	3109	1/1	0.27	-	42,42,42,42	0
52	MG	DA	3096	1/1	0.23	-	45,45,45,45	0
52	MG	DA	3301	1/1	0.66	-	54,54,54,54	0
52	MG	AA	1603	1/1	0.23	-	45,45,45,45	0
52	MG	BA	3115	1/1	0.07	-	49,49,49,49	0
52	MG	DA	3262	1/1	0.22	-	57,57,57,57	0
52	MG	BA	3139	1/1	0.41	-	60,60,60,60	0
52	MG	CA	1614	1/1	0.10	-	71,71,71,71	0
52	MG	BA	3348	1/1	0.28	-	38,38,38,38	0
52	MG	DA	3191	1/1	0.47	-	45,45,45,45	0
52	MG	BA	3129	1/1	0.09	-	35,35,35,35	0
52	MG	DA	3016	1/1	0.56	-	31,31,31,31	0
52	MG	BA	3255	1/1	0.14	-	24,24,24,24	0
52	MG	DA	3117	1/1	0.23	-	45,45,45,45	0
52	MG	BA	3210	1/1	0.25	-	33,33,33,33	0
52	MG	CA	1612	1/1	0.28	-	68,68,68,68	0
52	MG	DA	3001	1/1	0.26	-	56,56,56,56	0
52	MG	DA	3079	1/1	0.19	-	41,41,41,41	0
52	MG	DA	3254	1/1	0.21	-	68,68,68,68	0
52	MG	DA	3227	1/1	0.57	-	42,42,42,42	0
52	MG	DE	301	1/1	0.21	-	23,23,23,23	0
52	MG	BA	3257	1/1	0.20	-	23,23,23,23	0
52	MG	DA	3118	1/1	0.41	-	35,35,35,35	0
52	MG	DA	3288	1/1	0.28	-	51,51,51,51	0
52	MG	BA	3265	1/1	0.24	-	41,41,41,41	0
52	MG	BA	3226	1/1	0.35	-	14,14,14,14	0
52	MG	DA	3038	1/1	0.46	-	26,26,26,26	0
52	MG	BA	3192	1/1	0.16	-	37,37,37,37	0
52	MG	DA	3120	1/1	0.30	-	55,55,55,55	0
52	MG	DA	3042	1/1	0.35	-	37,37,37,37	0
52	MG	DA	3270	1/1	0.29	-	44,44,44,44	0
52	MG	DA	3195	1/1	0.35	-	42,42,42,42	0

Continued on next page...

Continued from previous page...

Mol	Type	Chain	Res	Atoms	RSR	LLDF	B-factors(\AA^2)	Q<0.9
52	MG	BA	3327	1/1	0.48	-	48,48,48,48	0
52	MG	DA	3276	1/1	0.44	-	65,65,65,65	0
52	MG	DA	3284	1/1	0.70	-	51,51,51,51	0
52	MG	BA	3290	1/1	0.13	-	46,46,46,46	0
52	MG	BA	3212	1/1	0.45	-	26,26,26,26	0
52	MG	DA	3177	1/1	0.26	-	34,34,34,34	0
52	MG	BA	3205	1/1	0.53	-	43,43,43,43	0
52	MG	DA	3320	1/1	0.64	-	68,68,68,68	0
52	MG	BA	3075	1/1	0.38	-	44,44,44,44	0
52	MG	AA	1642	1/1	0.48	-	73,73,73,73	0
52	MG	AA	1612	1/1	0.55	-	70,70,70,70	0
52	MG	DA	3074	1/1	0.52	-	55,55,55,55	0
52	MG	DA	3154	1/1	0.15	-	49,49,49,49	0
52	MG	DA	3007	1/1	0.27	-	53,53,53,53	0
52	MG	DA	3065	1/1	0.21	-	39,39,39,39	0
52	MG	DA	3265	1/1	0.36	-	47,47,47,47	0
52	MG	DA	3043	1/1	0.21	-	42,42,42,42	0
52	MG	BA	3329	1/1	0.25	-	32,32,32,32	0
52	MG	DA	3081	1/1	0.70	-	48,48,48,48	0
52	MG	BA	3044	1/1	0.33	-	14,14,14,14	0
52	MG	DA	3325	1/1	0.37	-	67,67,67,67	0
52	MG	BA	3144	1/1	0.56	-	37,37,37,37	0
52	MG	BA	3341	1/1	0.13	-	70,70,70,70	0
52	MG	BA	3153	1/1	0.30	-	47,47,47,47	0
52	MG	BA	3235	1/1	0.42	-	34,34,34,34	0
52	MG	DA	3228	1/1	0.17	-	52,52,52,52	0
52	MG	BA	3288	1/1	0.22	-	65,65,65,65	0
52	MG	BA	3013	1/1	0.39	-	24,24,24,24	0
52	MG	BA	3266	1/1	0.24	-	48,48,48,48	0
52	MG	DA	3070	1/1	0.22	-	28,28,28,28	0
52	MG	BA	3052	1/1	0.40	-	24,24,24,24	0
52	MG	BA	3119	1/1	0.28	-	32,32,32,32	0
52	MG	DA	3166	1/1	0.39	-	54,54,54,54	0
52	MG	DA	3116	1/1	0.31	-	62,62,62,62	0
52	MG	AA	1650	1/1	0.37	-	60,60,60,60	0
52	MG	BA	3133	1/1	0.22	-	37,37,37,37	0
52	MG	CA	1638	1/1	0.23	-	61,61,61,61	0
52	MG	BP	201	1/1	0.43	-	39,39,39,39	0
52	MG	BA	3021	1/1	0.35	-	22,22,22,22	0
52	MG	CA	1607	1/1	0.44	-	58,58,58,58	0
52	MG	CA	1628	1/1	0.41	-	73,73,73,73	0
52	MG	DA	3013	1/1	0.46	-	18,18,18,18	0

Continued on next page...

Continued from previous page...

Mol	Type	Chain	Res	Atoms	RSR	LLDF	B-factors(\AA^2)	Q<0.9
52	MG	BA	3347	1/1	0.18	-	43,43,43,43	0
52	MG	DA	3063	1/1	0.32	-	44,44,44,44	0
52	MG	BA	3098	1/1	0.20	-	39,39,39,39	0
52	MG	BA	3182	1/1	0.31	-	43,43,43,43	0
52	MG	AA	1647	1/1	0.28	-	62,62,62,62	0
52	MG	BA	3343	1/1	0.20	-	44,44,44,44	0
52	MG	BA	3228	1/1	0.28	-	21,21,21,21	0
52	MG	DA	3214	1/1	0.29	-	48,48,48,48	0
52	MG	BA	3070	1/1	0.23	-	9,9,9,9	0
52	MG	DA	3312	1/1	0.16	-	55,55,55,55	0
52	MG	DA	3029	1/1	0.32	-	45,45,45,45	0
52	MG	BA	3029	1/1	0.19	-	16,16,16,16	0
52	MG	CA	1629	1/1	0.14	-	67,67,67,67	0
52	MG	BA	3310	1/1	0.47	-	59,59,59,59	0
52	MG	CA	1620	1/1	0.28	-	58,58,58,58	0
52	MG	DA	3093	1/1	0.51	-	48,48,48,48	0
52	MG	BA	3067	1/1	0.48	-	28,28,28,28	0
52	MG	BA	3156	1/1	0.45	-	26,26,26,26	0
52	MG	CA	1606	1/1	0.42	-	44,44,44,44	0
52	MG	AA	1624	1/1	0.39	-	58,58,58,58	0
52	MG	BA	3141	1/1	0.45	-	32,32,32,32	0
52	MG	BA	3248	1/1	0.39	-	46,46,46,46	0
52	MG	BA	3031	1/1	0.32	-	50,50,50,50	0
52	MG	DA	3274	1/1	0.10	-	36,36,36,36	0
52	MG	DA	3058	1/1	0.32	-	48,48,48,48	0
52	MG	DA	3202	1/1	0.26	-	64,64,64,64	0
52	MG	BA	3038	1/1	0.37	-	14,14,14,14	0
52	MG	BA	3032	1/1	0.38	-	28,28,28,28	0
52	MG	CA	1615	1/1	0.30	-	69,69,69,69	0
52	MG	BA	3166	1/1	0.26	-	47,47,47,47	0
52	MG	DA	3004	1/1	0.32	-	29,29,29,29	0
52	MG	DA	3236	1/1	0.48	-	43,43,43,43	0
52	MG	D5	101	1/1	0.37	-	35,35,35,35	0
52	MG	BA	3333	1/1	0.18	-	51,51,51,51	0
52	MG	D7	101	1/1	0.29	-	38,38,38,38	0
52	MG	DA	3033	1/1	0.15	-	43,43,43,43	0
52	MG	DA	3087	1/1	0.17	-	34,34,34,34	0
52	MG	DA	3246	1/1	0.14	-	67,67,67,67	0
52	MG	BA	3233	1/1	0.18	-	21,21,21,21	0
52	MG	BA	3283	1/1	0.22	-	33,33,33,33	0
52	MG	BA	3289	1/1	0.21	-	37,37,37,37	0
52	MG	CA	1611	1/1	0.40	-	65,65,65,65	0

Continued on next page...

Continued from previous page...

Mol	Type	Chain	Res	Atoms	RSR	LLDF	B-factors(\AA^2)	Q<0.9
52	MG	DA	3148	1/1	0.36	-	41,41,41,41	0
52	MG	AA	1634	1/1	0.51	-	55,55,55,55	0
52	MG	DA	3207	1/1	0.26	-	56,56,56,56	0
52	MG	CA	1639	1/1	0.92	-	70,70,70,70	0
52	MG	BA	3171	1/1	0.54	-	32,32,32,32	0
52	MG	AA	1649	1/1	0.62	-	62,62,62,62	0
52	MG	DA	3137	1/1	0.40	-	31,31,31,31	0
52	MG	DA	3012	1/1	0.33	-	25,25,25,25	0
52	MG	DA	3194	1/1	0.31	-	47,47,47,47	0
52	MG	BA	3256	1/1	0.09	-	39,39,39,39	0
52	MG	DA	3054	1/1	0.29	-	43,43,43,43	0
52	MG	DA	3197	1/1	0.49	-	46,46,46,46	0
52	MG	BA	3138	1/1	0.50	-	34,34,34,34	0
52	MG	DA	3032	1/1	0.39	-	25,25,25,25	0
52	MG	DA	3059	1/1	0.39	-	26,26,26,26	0
52	MG	DA	3111	1/1	0.40	-	31,31,31,31	0
52	MG	DA	3178	1/1	0.23	-	58,58,58,58	0
52	MG	DA	3053	1/1	0.31	-	27,27,27,27	0
52	MG	DA	3229	1/1	0.34	-	52,52,52,52	0
52	MG	DA	3090	1/1	0.26	-	34,34,34,34	0
52	MG	AA	1621	1/1	0.47	-	50,50,50,50	0
52	MG	B0	101	1/1	0.13	-	37,37,37,37	0
52	MG	DA	3180	1/1	0.50	-	45,45,45,45	0
52	MG	DA	3106	1/1	0.64	-	63,63,63,63	0
52	MG	BA	3106	1/1	0.23	-	18,18,18,18	0
52	MG	AA	1615	1/1	0.28	-	49,49,49,49	0
52	MG	DA	3050	1/1	0.28	-	39,39,39,39	0
52	MG	BA	3249	1/1	0.43	-	63,63,63,63	0
52	MG	AA	1641	1/1	0.25	-	57,57,57,57	0
52	MG	BP	203	1/1	0.60	-	55,55,55,55	0
52	MG	DA	3244	1/1	0.21	-	32,32,32,32	0
52	MG	CA	1637	1/1	0.37	-	61,61,61,61	0
52	MG	BA	3285	1/1	0.33	-	59,59,59,59	0
52	MG	BA	3048	1/1	0.41	-	23,23,23,23	0
52	MG	DA	3182	1/1	0.10	-	39,39,39,39	0
52	MG	BA	3146	1/1	0.30	-	37,37,37,37	0
52	MG	BA	3112	1/1	0.20	-	38,38,38,38	0
52	MG	BA	3122	1/1	0.30	-	35,35,35,35	0
52	MG	DA	3326	1/1	0.26	-	52,52,52,52	0
52	MG	CA	1649	1/1	0.15	-	63,63,63,63	0
52	MG	BA	3223	1/1	0.26	-	41,41,41,41	0

6.5 Other polymers ⓘ

There are no such residues in this entry.