



Full wwPDB X-ray Structure Validation Report

Jun 16, 2014 – 08:45 PM BST

PDB ID : 4V83
Title : Crystal structure of a complex containing domain 3 from the PSIV IGR IRES RNA bound to the 70S ribosome.
Authors : Zhu, J.; Korostelev, A.; Costantino, D.; Noller, H.F.; Kieft, J.S.
Deposited on : 2010-12-13
Resolution : 3.50 Å(reported)

This is a full wwPDB validation report for a publicly released PDB entry.
We welcome your comments at validation@mail.wwpdb.org
A user guide is available at <http://wwpdb.org/ValidationPDFNotes.html>

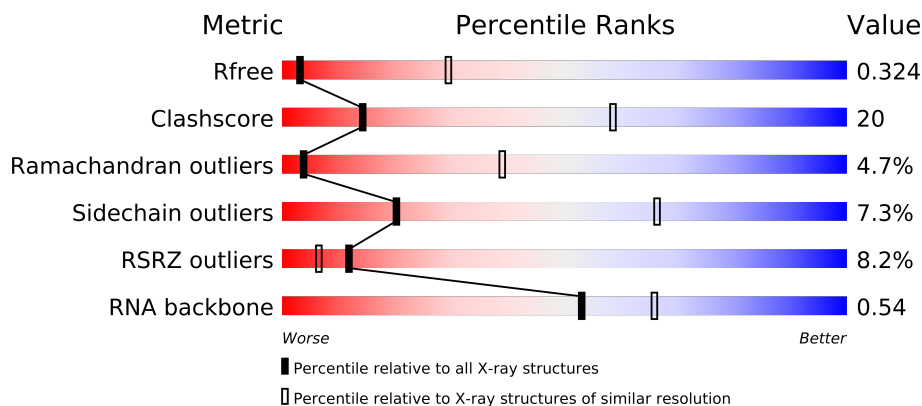
The following versions of software and data (see [references](#)) were used in the production of this report:

MolProbity : 4.02b-467
Mogul : 1.16 November 2013
Xtriage (Phenix) : dev-1323
EDS : stable23397
Percentile statistics : 21963
Refmac : 5.8.0049
CCP4 : 6.3.0 (Settle)
Ideal geometry (proteins) : Engh & Huber (2001)
Ideal geometry (DNA, RNA) : Parkinson et. al. (1996)
Validation Pipeline (wwPDB-VP) : stable23397

1 Overall quality at a glance

The reported resolution of this entry is 3.50 Å.

Percentile scores (ranging between 0-100) for global validation metrics of the entry are shown in the following graphic. The table shows the number of entries on which the scores are based.



Metric	Whole archive (#Entries)	Similar resolution (#Entries, resolution range(Å))
R_{free}	66092	1243 (3.70-3.30)
Clashscore	79885	1039 (3.66-3.34)
Ramachandran outliers	78287	1000 (3.66-3.34)
Sidechain outliers	78261	1000 (3.66-3.34)
RSRZ outliers	66119	1243 (3.70-3.30)
RNA backbone	1838	1007 (4.22-2.76)

The table below summarises the geometric issues observed across the polymeric chains and their fit to the electron density. The red, orange, yellow and green segments on the lower bar indicate the fraction of residues that contain outliers for ≥ 3 , 2, 1 and 0 types of geometric quality criteria. The upper red bar (where present) indicates the fraction of residues that have poor fit to the electron density.

Mol	Chain	Length	Quality of chain
1	AA	1506	
1	CA	1506	
2	AB	234	
2	CB	234	
3	AC	206	
3	CC	206	
4	AD	208	
4	CD	208	
5	AE	151	
5	CE	151	
6	AF	101	

Continued on next page...

Continued from previous page...

Mol	Chain	Length	Quality of chain
6	CF	101	
7	AG	155	
7	CG	155	
8	AH	138	
8	CH	138	
9	AI	127	
9	CI	127	
10	AJ	98	
10	CJ	98	
11	AK	119	
11	CK	119	
12	AL	124	
12	CL	124	
13	AM	116	
13	CM	116	
14	AN	60	
14	CN	60	
15	AO	88	
15	CO	88	
16	AP	83	
16	CP	83	
17	AQ	99	
17	CQ	99	
18	AR	70	
18	CR	70	
19	AS	78	
19	CS	78	
20	AT	99	
20	CT	99	
21	AU	24	
21	CU	24	
22	AV	35	
22	CV	35	
23	BA	2879	
23	DA	2879	
24	BB	119	
24	DB	119	
25	BC	271	
25	DC	271	
26	BD	204	
26	DD	204	
27	BE	202	


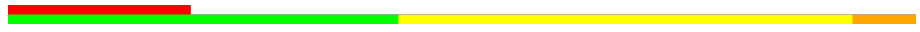









Continued on next page...

Continued from previous page...

Mol	Chain	Length	Quality of chain
27	DE	202	
28	BF	181	
28	DF	181	
29	BG	159	
29	DG	159	
30	BH	145	
30	DH	145	
31	BI	65	
31	DI	65	
32	BJ	137	
32	DJ	137	
33	BK	122	
33	DK	122	
34	BL	146	
34	DL	146	
35	BM	136	
35	DM	136	
36	BN	117	
36	DN	117	
37	BO	98	
37	DO	98	
38	BP	137	
38	DP	137	
39	BQ	116	
39	DQ	116	
40	BR	101	
40	DR	101	
41	BS	112	
41	DS	112	
42	BT	92	
42	DT	92	
43	BU	100	
43	DU	100	
44	BV	188	
44	DV	188	
45	BW	76	
45	DW	76	
46	BX	88	
46	DX	88	
47	BY	62	
47	DY	62	
48	BZ	59	

Continued on next page...

Continued from previous page...

Mol	Chain	Length	Quality of chain
48	DZ	59	
49	B1	30	
49	D1	30	
50	B2	52	
50	D2	52	
51	B3	44	
51	D3	44	
52	B4	48	
52	D4	48	
53	B5	63	
53	D5	63	

2 Entry composition

There are 55 unique types of molecules in this entry. The entry contains 283641 atoms, of which 0 are hydrogen and 0 are deuterium.

In the tables below, the ZeroOcc column contains the number of atoms modelled with zero occupancy, the AltConf column contains the number of residues with at least one atom in alternate conformation and the Trace column contains the number of residues modelled with at most 2 atoms.

- Molecule 1 is a RNA chain called ribosomal RNA 16S.

Mol	Chain	Residues	Atoms					ZeroOcc	AltConf	Trace
1	AA	1506	Total	C	N	O	P	0	0	0
			32372	14409	5999	10459	1505			
1	CA	1506	Total	C	N	O	P	0	0	0
			32372	14409	5999	10459	1505			

- Molecule 2 is a protein called 30S ribosomal protein S2.

Mol	Chain	Residues	Atoms					ZeroOcc	AltConf	Trace
2	AB	234	Total	C	N	O	S	0	0	0
			1901	1213	341	342	5			
2	CB	234	Total	C	N	O	S	0	0	0
			1901	1213	341	342	5			

- Molecule 3 is a protein called 30S ribosomal protein S3.

Mol	Chain	Residues	Atoms					ZeroOcc	AltConf	Trace
3	AC	206	Total	C	N	O	S	0	0	0
			1613	1016	314	282	1			
3	CC	206	Total	C	N	O	S	0	0	0
			1613	1016	314	282	1			

- Molecule 4 is a protein called 30S ribosomal protein S4.

Mol	Chain	Residues	Atoms					ZeroOcc	AltConf	Trace
4	AD	208	Total	C	N	O	S	0	0	0
			1703	1066	339	291	7			
4	CD	208	Total	C	N	O	S	0	0	0
			1703	1066	339	291	7			

- Molecule 5 is a protein called 30S ribosomal protein S5.

Mol	Chain	Residues	Atoms					ZeroOcc	AltConf	Trace
5	AE	151	Total	C	N	O	S	0	0	0
			1156	729	218	205	4			
5	CE	151	Total	C	N	O	S	0	0	0
			1156	729	218	205	4			

- Molecule 6 is a protein called 30S ribosomal protein S6.

Mol	Chain	Residues	Atoms					ZeroOcc	AltConf	Trace
6	AF	101	Total	C	N	O	S	0	0	0
			843	531	155	154	3			
6	CF	101	Total	C	N	O	S	0	0	0
			843	531	155	154	3			

- Molecule 7 is a protein called 30S ribosomal protein S7.

Mol	Chain	Residues	Atoms					ZeroOcc	AltConf	Trace
7	AG	155	Total	C	N	O	S	0	0	0
			1257	781	252	218	6			
7	CG	155	Total	C	N	O	S	0	0	0
			1257	781	252	218	6			

- Molecule 8 is a protein called 30S ribosomal protein S8.

Mol	Chain	Residues	Atoms					ZeroOcc	AltConf	Trace
8	AH	138	Total	C	N	O	S	0	0	0
			1116	705	215	193	3			
8	CH	138	Total	C	N	O	S	0	0	0
			1116	705	215	193	3			

- Molecule 9 is a protein called 30S ribosomal protein S9.

Mol	Chain	Residues	Atoms				ZeroOcc	AltConf	Trace
9	AI	127	Total	C	N	O	0	0	0
			1011	639	198	174			
9	CI	127	Total	C	N	O	0	0	0
			1011	639	198	174			

- Molecule 10 is a protein called 30S ribosomal protein S10.

Mol	Chain	Residues	Atoms					ZeroOcc	AltConf	Trace
10	AJ	98	Total	C	N	O	S	0	0	0
			795	499	156	139	1			

Continued on next page...

Continued from previous page...

Mol	Chain	Residues	Atoms					ZeroOcc	AltConf	Trace
10	CJ	98	Total	C	N	O	S	0	0	0
			795	499	156	139	1			

- Molecule 11 is a protein called 30S ribosomal protein S11.

Mol	Chain	Residues	Atoms					ZeroOcc	AltConf	Trace
11	AK	119	Total	C	N	O	S	0	0	0
			885	549	168	165	3			
11	CK	119	Total	C	N	O	S	0	0	0
			885	549	168	165	3			

- Molecule 12 is a protein called 30S ribosomal protein S12.

Mol	Chain	Residues	Atoms					ZeroOcc	AltConf	Trace
12	AL	124	Total	C	N	O	S	0	0	0
			971	611	195	164	1			
12	CL	124	Total	C	N	O	S	0	0	0
			971	611	195	164	1			

- Molecule 13 is a protein called 30S ribosomal protein S13.

Mol	Chain	Residues	Atoms					ZeroOcc	AltConf	Trace
13	AM	116	Total	C	N	O	S	0	0	0
			929	574	191	162	2			
13	CM	116	Total	C	N	O	S	0	0	0
			929	574	191	162	2			

- Molecule 14 is a protein called 30S ribosomal protein S14 type Z.

Mol	Chain	Residues	Atoms					ZeroOcc	AltConf	Trace
14	AN	60	Total	C	N	O	S	0	0	0
			492	312	104	72	4			
14	CN	60	Total	C	N	O	S	0	0	0
			492	312	104	72	4			

- Molecule 15 is a protein called 30S ribosomal protein S15.

Mol	Chain	Residues	Atoms					ZeroOcc	AltConf	Trace
15	AO	88	Total	C	N	O	S	0	0	0
			734	459	147	126	2			
15	CO	88	Total	C	N	O	S	0	0	0
			734	459	147	126	2			

- Molecule 16 is a protein called 30S ribosomal protein S16.

Mol	Chain	Residues	Atoms					ZeroOcc	AltConf	Trace
16	AP	83	Total	C	N	O	S	0	0	0
			701	443	139	118	1			
16	CP	83	Total	C	N	O	S	0	0	0
			701	443	139	118	1			

- Molecule 17 is a protein called 30S ribosomal protein S17.

Mol	Chain	Residues	Atoms					ZeroOcc	AltConf	Trace
17	AQ	99	Total	C	N	O	S	0	0	0
			824	528	152	142	2			
17	CQ	99	Total	C	N	O	S	0	0	0
			824	528	152	142	2			

- Molecule 18 is a protein called 30S ribosomal protein S18.

Mol	Chain	Residues	Atoms				ZeroOcc	AltConf	Trace
18	AR	70	Total	C	N	O	0	0	0
			574	367	112	95			
18	CR	70	Total	C	N	O	0	0	0
			574	367	112	95			

- Molecule 19 is a protein called 30S ribosomal protein S19.

Mol	Chain	Residues	Atoms					ZeroOcc	AltConf	Trace
19	AS	78	Total	C	N	O	S	0	0	0
			630	403	114	111	2			
19	CS	78	Total	C	N	O	S	0	0	0
			630	403	114	111	2			

- Molecule 20 is a protein called 30S ribosomal protein S20.

Mol	Chain	Residues	Atoms					ZeroOcc	AltConf	Trace
20	AT	99	Total	C	N	O	S	0	0	0
			762	469	162	129	2			
20	CT	99	Total	C	N	O	S	0	0	0
			762	469	162	129	2			

- Molecule 21 is a protein called 30S ribosomal protein Thx.

Mol	Chain	Residues	Atoms				ZeroOcc	AltConf	Trace
21	AU	24	Total	C	N	O	0	0	0
			209	128	50	31			
21	CU	24	Total	C	N	O	0	0	0
			209	128	50	31			

- Molecule 22 is a RNA chain called domain 3 of PSIC IGR IRES RNA.

Mol	Chain	Residues	Atoms					ZeroOcc	AltConf	Trace
22	AV	35	Total	C	N	O	P	0	0	0
			736	332	128	243	33			
22	CV	35	Total	C	N	O	P	0	0	0
			736	332	128	243	33			

- Molecule 23 is a RNA chain called 23S ribosomal RNA.

Mol	Chain	Residues	Atoms					ZeroOcc	AltConf	Trace
23	BA	2760	Total	C	N	O	P	0	0	0
			59442	26456	11114	19113	2759			
23	DA	2760	Total	C	N	O	P	0	0	0
			59442	26456	11114	19113	2759			

There are 4 discrepancies between the modelled and reference sequences:

Chain	Residue	Modelled	Actual	Comment	Reference
BA	1142	U	C	SEE REMARK 999	GB AE017221.1
BA	2825	U	G	SEE REMARK 999	GB AE017221.1
DA	1142	U	C	SEE REMARK 999	GB AE017221.1
DA	2825	U	G	SEE REMARK 999	GB AE017221.1

- Molecule 24 is a RNA chain called 5S ribosomal RNA.

Mol	Chain	Residues	Atoms					ZeroOcc	AltConf	Trace
24	BB	119	Total	C	N	O	P	0	0	0
			2551	1136	471	826	118			
24	DB	119	Total	C	N	O	P	0	0	0
			2551	1136	471	826	118			

- Molecule 25 is a protein called 50S ribosomal protein L2.

Mol	Chain	Residues	Atoms					ZeroOcc	AltConf	Trace
25	BC	271	Total	C	N	O	S	0	0	0
			2105	1329	416	357	3			

Continued on next page...

Continued from previous page...

Mol	Chain	Residues	Atoms					ZeroOcc	AltConf	Trace
25	DC	271	Total	C	N	O	S	0	0	0
			2105	1329	416	357	3			

- Molecule 26 is a protein called 50S ribosomal protein L3.

Mol	Chain	Residues	Atoms					ZeroOcc	AltConf	Trace
26	BD	204	Total	C	N	O	S	0	0	0
			1564	988	299	271	6			
26	DD	204	Total	C	N	O	S	0	0	0
			1564	988	299	271	6			

- Molecule 27 is a protein called 50S ribosomal protein L4.

Mol	Chain	Residues	Atoms					ZeroOcc	AltConf	Trace
27	BE	202	Total	C	N	O	S	0	0	0
			1587	1011	297	276	3			
27	DE	202	Total	C	N	O	S	0	0	0
			1587	1011	297	276	3			

- Molecule 28 is a protein called 50S ribosomal protein L5.

Mol	Chain	Residues	Atoms					ZeroOcc	AltConf	Trace
28	BF	181	Total	C	N	O	S	0	0	0
			1475	943	268	260	4			
28	DF	181	Total	C	N	O	S	0	0	0
			1475	943	268	260	4			

- Molecule 29 is a protein called 50S ribosomal protein L6.

Mol	Chain	Residues	Atoms					ZeroOcc	AltConf	Trace
29	BG	159	Total	C	N	O	S	0	0	0
			1223	773	228	221	1			
29	DG	159	Total	C	N	O	S	0	0	0
			1223	773	228	221	1			

- Molecule 30 is a protein called 50S ribosomal protein L9.

Mol	Chain	Residues	Atoms					ZeroOcc	AltConf	Trace
30	BH	145	Total	C	N	O	S	0	0	0
			1133	724	200	208	1			
30	DH	145	Total	C	N	O	S	0	0	0
			1133	724	200	208	1			

- Molecule 31 is a protein called 50S ribosomal protein L10.

Mol	Chain	Residues	Atoms				ZeroOcc	AltConf	Trace
31	BI	32	Total	C	N	O	0	0	0
			254	157	49	48			
31	DI	32	Total	C	N	O	0	0	0
			254	157	49	48			

- Molecule 32 is a protein called 50S ribosomal protein L13.

Mol	Chain	Residues	Atoms					ZeroOcc	AltConf	Trace
32	BJ	137	Total	C	N	O	S	0	0	0
			1097	707	205	182	3			
32	DJ	137	Total	C	N	O	S	0	0	0
			1097	707	205	182	3			

- Molecule 33 is a protein called 50S ribosomal protein L14.

Mol	Chain	Residues	Atoms					ZeroOcc	AltConf	Trace
33	BK	122	Total	C	N	O	S	0	0	0
			932	587	171	170	4			
33	DK	122	Total	C	N	O	S	0	0	0
			932	587	171	170	4			

- Molecule 34 is a protein called 50S ribosomal protein L15.

Mol	Chain	Residues	Atoms					ZeroOcc	AltConf	Trace
34	BL	146	Total	C	N	O	S	0	0	0
			1114	692	227	193	2			
34	DL	146	Total	C	N	O	S	0	0	0
			1114	692	227	193	2			

- Molecule 35 is a protein called 50S ribosomal protein L16.

Mol	Chain	Residues	Atoms					ZeroOcc	AltConf	Trace
35	BM	136	Total	C	N	O	S	0	0	0
			1079	688	204	182	5			
35	DM	136	Total	C	N	O	S	0	0	0
			1079	688	204	182	5			

- Molecule 36 is a protein called 50S ribosomal protein L17.

Mol	Chain	Residues	Atoms				ZeroOcc	AltConf	Trace
36	BN	117	Total	C	N	O	0	0	0
			960	599	202	159			
36	DN	117	Total	C	N	O	0	0	0
			960	599	202	159			

- Molecule 37 is a protein called 50S ribosomal protein L18.

Mol	Chain	Residues	Atoms				ZeroOcc	AltConf	Trace
37	BO	98	Total	C	N	O	0	0	0
			771	486	154	131			
37	DO	98	Total	C	N	O	0	0	0
			771	486	154	131			

- Molecule 38 is a protein called 50S ribosomal protein L19.

Mol	Chain	Residues	Atoms					ZeroOcc	AltConf	Trace
38	BP	137	Total	C	N	O	S	0	0	0
			1144	713	234	196	1			
38	DP	137	Total	C	N	O	S	0	0	0
			1144	713	234	196	1			

- Molecule 39 is a protein called 50S ribosomal protein L20.

Mol	Chain	Residues	Atoms					ZeroOcc	AltConf	Trace
39	BQ	116	Total	C	N	O	S	0	0	0
			953	601	201	150	1			
39	DQ	116	Total	C	N	O	S	0	0	0
			953	601	201	150	1			

There are 2 discrepancies between the modelled and reference sequences:

Chain	Residue	Modelled	Actual	Comment	Reference
BQ	?	-	PHE	DELETION	UNP Q72L76
DQ	?	-	PHE	DELETION	UNP Q72L76

- Molecule 40 is a protein called 50S ribosomal protein L21.

Mol	Chain	Residues	Atoms					ZeroOcc	AltConf	Trace
40	BR	101	Total	C	N	O	S	0	0	0
			779	501	142	135	1			
40	DR	101	Total	C	N	O	S	0	0	0
			779	501	142	135	1			

- Molecule 41 is a protein called 50S ribosomal protein L22.

Mol	Chain	Residues	Atoms					ZeroOcc	AltConf	Trace
41	BS	112	Total	C	N	O	S	0	0	0
			891	560	175	154	2			
41	DS	112	Total	C	N	O	S	0	0	0
			891	560	175	154	2			

- Molecule 42 is a protein called 50S ribosomal protein L23.

Mol	Chain	Residues	Atoms					ZeroOcc	AltConf	Trace
42	BT	92	Total	C	N	O		0	0	0
			726	471	131	124				
42	DT	92	Total	C	N	O		0	0	0
			726	471	131	124				

- Molecule 43 is a protein called 50S ribosomal protein L24.

Mol	Chain	Residues	Atoms					ZeroOcc	AltConf	Trace
43	BU	100	Total	C	N	O	S	0	0	0
			776	500	148	124	4			
43	DU	100	Total	C	N	O	S	0	0	0
			776	500	148	124	4			

- Molecule 44 is a protein called 50S ribosomal protein L25.

Mol	Chain	Residues	Atoms					ZeroOcc	AltConf	Trace
44	BV	188	Total	C	N	O	S	0	0	0
			1492	950	265	275	2			
44	DV	188	Total	C	N	O	S	0	0	0
			1492	950	265	275	2			

- Molecule 45 is a protein called 50S ribosomal protein L27.

Mol	Chain	Residues	Atoms					ZeroOcc	AltConf	Trace
45	BW	76	Total	C	N	O	S	0	0	0
			605	376	126	102	1			
45	DW	76	Total	C	N	O	S	0	0	0
			605	376	126	102	1			

- Molecule 46 is a protein called 50S ribosomal protein L28.

Mol	Chain	Residues	Atoms				ZeroOcc	AltConf	Trace
46	BX	88	Total	C	N	O	0	0	0
			695	435	141	119			
46	DX	88	Total	C	N	O	0	0	0
			695	435	141	119			

- Molecule 47 is a protein called 50S ribosomal protein L29.

Mol	Chain	Residues	Atoms					ZeroOcc	AltConf	Trace
47	BY	62	Total	C	N	O	S	0	0	0
			521	325	102	92	2			
47	DY	62	Total	C	N	O	S	0	0	0
			521	325	102	92	2			

- Molecule 48 is a protein called 50S ribosomal protein L30.

Mol	Chain	Residues	Atoms					ZeroOcc	AltConf	Trace
48	BZ	59	Total	C	N	O	S	0	0	0
			468	298	90	79	1			
48	DZ	59	Total	C	N	O	S	0	0	0
			468	298	90	79	1			

- Molecule 49 is a protein called 50S ribosomal protein L31.

Mol	Chain	Residues	Atoms					ZeroOcc	AltConf	Trace
49	B1	30	Total	C	N	O	S	0	0	0
			226	142	36	44	4			
49	D1	30	Total	C	N	O	S	0	0	0
			226	142	36	44	4			

- Molecule 50 is a protein called 50S ribosomal protein L32.

Mol	Chain	Residues	Atoms					ZeroOcc	AltConf	Trace
50	B2	52	Total	C	N	O	S	0	0	0
			405	255	79	66	5			
50	D2	52	Total	C	N	O	S	0	0	0
			405	255	79	66	5			

- Molecule 51 is a protein called 50S ribosomal protein L33.

Mol	Chain	Residues	Atoms					ZeroOcc	AltConf	Trace
51	B3	44	Total	C	N	O	S	0	0	0
			381	235	77	65	4			

Continued on next page...

Continued from previous page...

Mol	Chain	Residues	Atoms					ZeroOcc	AltConf	Trace
51	D3	44	Total	C	N	O	S	0	0	0
			381	235	77	65	4			

- Molecule 52 is a protein called 50S ribosomal protein L34.

Mol	Chain	Residues	Atoms					ZeroOcc	AltConf	Trace
52	B4	48	Total	C	N	O	S	0	0	0
			419	257	104	56	2			
52	D4	48	Total	C	N	O	S	0	0	0
			419	257	104	56	2			

- Molecule 53 is a protein called 50S ribosomal protein L35.

Mol	Chain	Residues	Atoms					ZeroOcc	AltConf	Trace
53	B5	63	Total	C	N	O	S	0	0	0
			508	326	101	79	2			
53	D5	63	Total	C	N	O	S	0	0	0
			508	326	101	79	2			

- Molecule 54 is MAGNESIUM ION (three-letter code: MG) (formula: Mg).

Mol	Chain	Residues	Atoms		ZeroOcc	AltConf
54	DC	3	Total	Mg	0	0
			3	3		
54	DX	3	Total	Mg	0	0
			3	3		
54	B4	1	Total	Mg	0	0
			1	1		
54	BA	781	Total	Mg	0	0
			781	781		
54	AK	2	Total	Mg	0	0
			2	2		
54	DQ	2	Total	Mg	0	0
			2	2		
54	AB	3	Total	Mg	0	0
			3	3		
54	DF	2	Total	Mg	0	0
			2	2		
54	CV	7	Total	Mg	0	0
			7	7		
54	DL	3	Total	Mg	0	0
			3	3		

Continued on next page...

Continued from previous page...

Mol	Chain	Residues	Atoms		ZeroOcc	AltConf
54	BE	2	Total 2	Mg 2	0	0
54	DU	1	Total 1	Mg 1	0	0
54	DY	2	Total 2	Mg 2	0	0
54	AN	1	Total 1	Mg 1	0	0
54	BP	2	Total 2	Mg 2	0	0
54	CN	1	Total 1	Mg 1	0	0
54	BI	1	Total 1	Mg 1	0	0
54	AS	1	Total 1	Mg 1	0	0
54	CA	372	Total 372	Mg 372	0	0
54	B5	1	Total 1	Mg 1	0	0
54	BB	27	Total 27	Mg 27	0	0
54	BT	2	Total 2	Mg 2	0	0
54	DO	1	Total 1	Mg 1	0	0
54	AE	5	Total 5	Mg 5	0	0
54	BM	3	Total 3	Mg 3	0	0
54	CF	2	Total 2	Mg 2	0	0
54	D3	1	Total 1	Mg 1	0	0
54	BF	1	Total 1	Mg 1	0	0
54	AV	8	Total 8	Mg 8	0	0
54	BX	2	Total 2	Mg 2	0	0
54	DA	964	Total 964	Mg 964	0	0

Continued on next page...

Continued from previous page...

Mol	Chain	Residues	Atoms		ZeroOcc	AltConf
54	B2	3	Total 3	Mg 3	0	0
54	AA	279	Total 279	Mg 279	0	0
54	CQ	2	Total 2	Mg 2	0	0
54	BJ	3	Total 3	Mg 3	0	0
54	DV	4	Total 4	Mg 4	0	0
54	BC	3	Total 3	Mg 3	0	0
54	AM	1	Total 1	Mg 1	0	0
54	BU	2	Total 2	Mg 2	0	0
54	CC	8	Total 8	Mg 8	0	0
54	AD	3	Total 3	Mg 3	0	0
54	BN	2	Total 2	Mg 2	0	0
54	CM	2	Total 2	Mg 2	0	0
54	DS	2	Total 2	Mg 2	0	0
54	DM	1	Total 1	Mg 1	0	0
54	AI	1	Total 1	Mg 1	0	0
54	BY	3	Total 3	Mg 3	0	0
54	DE	3	Total 3	Mg 3	0	0
54	B3	1	Total 1	Mg 1	0	0
54	DG	3	Total 3	Mg 3	0	0
54	BR	1	Total 1	Mg 1	0	0
54	DK	3	Total 3	Mg 3	0	0

Continued on next page...

Continued from previous page...

Mol	Chain	Residues	Atoms		ZeroOcc	AltConf
54	D4	4	Total 4	Mg 4	0	0
54	BK	1	Total 1	Mg 1	0	0
54	CE	5	Total 5	Mg 5	0	0
54	DW	1	Total 1	Mg 1	0	0
54	D5	3	Total 3	Mg 3	0	0
54	DD	6	Total 6	Mg 6	0	0
54	D2	3	Total 3	Mg 3	0	0
54	AL	2	Total 2	Mg 2	0	0
54	BV	3	Total 3	Mg 3	0	0
54	AG	2	Total 2	Mg 2	0	0
54	BO	1	Total 1	Mg 1	0	0
54	AQ	3	Total 3	Mg 3	0	0
54	D1	1	Total 1	Mg 1	0	0
54	DI	1	Total 1	Mg 1	0	0
54	AH	1	Total 1	Mg 1	0	0
54	DJ	6	Total 6	Mg 6	0	0
54	CO	4	Total 4	Mg 4	0	0
54	AC	2	Total 2	Mg 2	0	0
54	BS	1	Total 1	Mg 1	0	0
54	DB	43	Total 43	Mg 43	0	0
54	CB	3	Total 3	Mg 3	0	0

Continued on next page...

Continued from previous page...

Mol	Chain	Residues	Atoms		ZeroOcc	AltConf
54	CD	3	Total 3	Mg 3	0	0
54	DN	1	Total 1	Mg 1	0	0
54	AT	2	Total 2	Mg 2	0	0
54	CL	6	Total 6	Mg 6	0	0
54	DP	2	Total 2	Mg 2	0	0
54	AO	3	Total 3	Mg 3	0	0
54	BW	1	Total 1	Mg 1	0	0
54	CG	3	Total 3	Mg 3	0	0
54	CK	1	Total 1	Mg 1	0	0
54	AF	1	Total 1	Mg 1	0	0
54	BH	1	Total 1	Mg 1	0	0

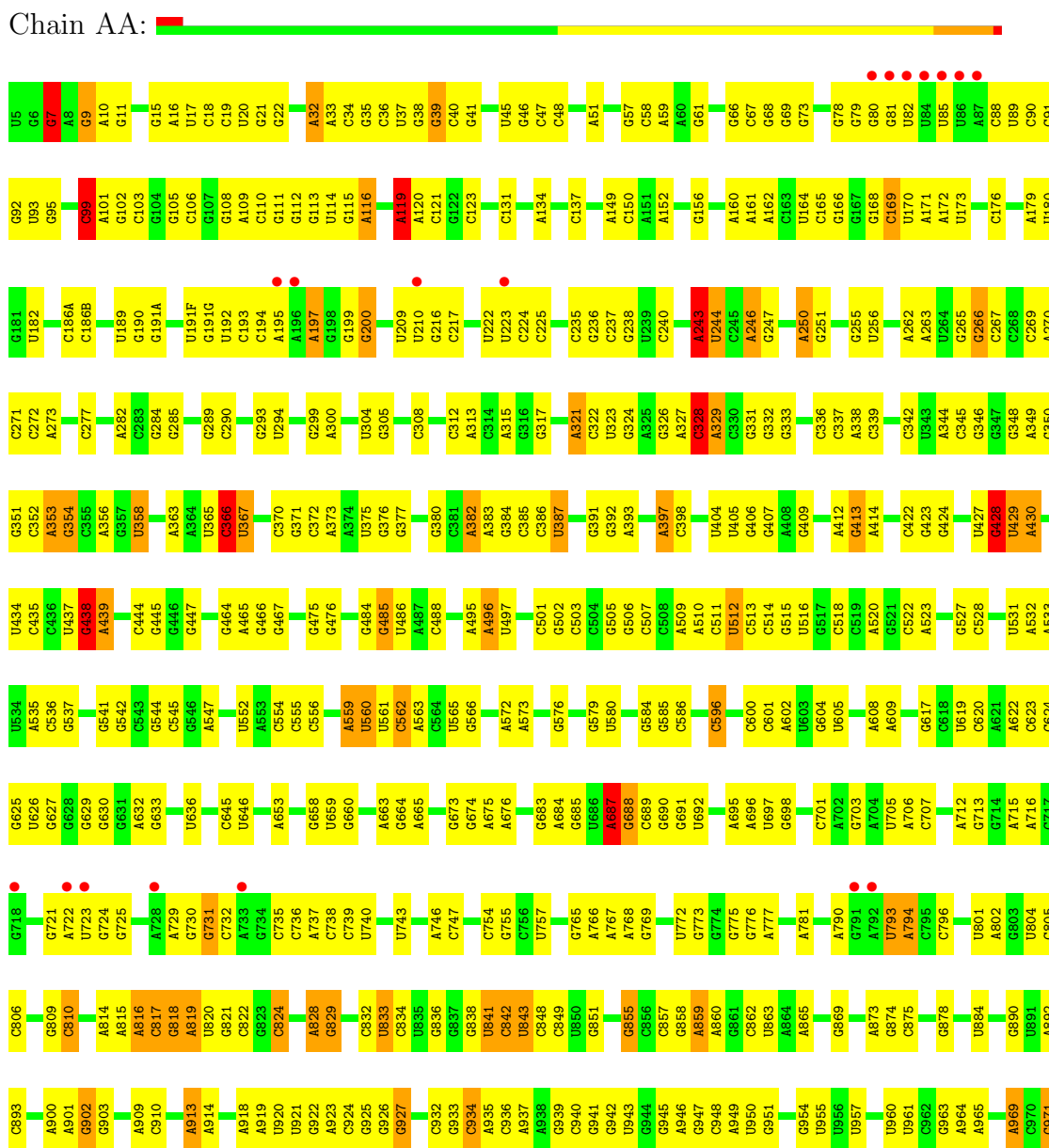
- Molecule 55 is ZINC ION (three-letter code: ZN) (formula: Zn).


Mol	Chain	Residues	Atoms		ZeroOcc	AltConf
55	CN	1	Total 1	Zn 1	0	0
55	AD	1	Total 1	Zn 1	0	0
55	CD	1	Total 1	Zn 1	0	0
55	AN	1	Total 1	Zn 1	0	0

3 Residue-property plots

These plots are drawn for all protein, RNA and DNA chains in the entry. The first graphic for a chain summarises the proportions of errors displayed in the second graphic. The second graphic shows the sequence view annotated by issues in geometry and electron density. Residues are color-coded according to the number of geometric quality criteria for which they contain at least one outlier: green = 0, yellow = 1, orange = 2 and red = 3 or more. A red dot above a residue indicates a poor fit to the electron density ($RSRZ > 2$). Stretches of 2 or more consecutive residues without any outlier are shown as a green connector. Residues present in the sample, but not in the model, are shown in grey.

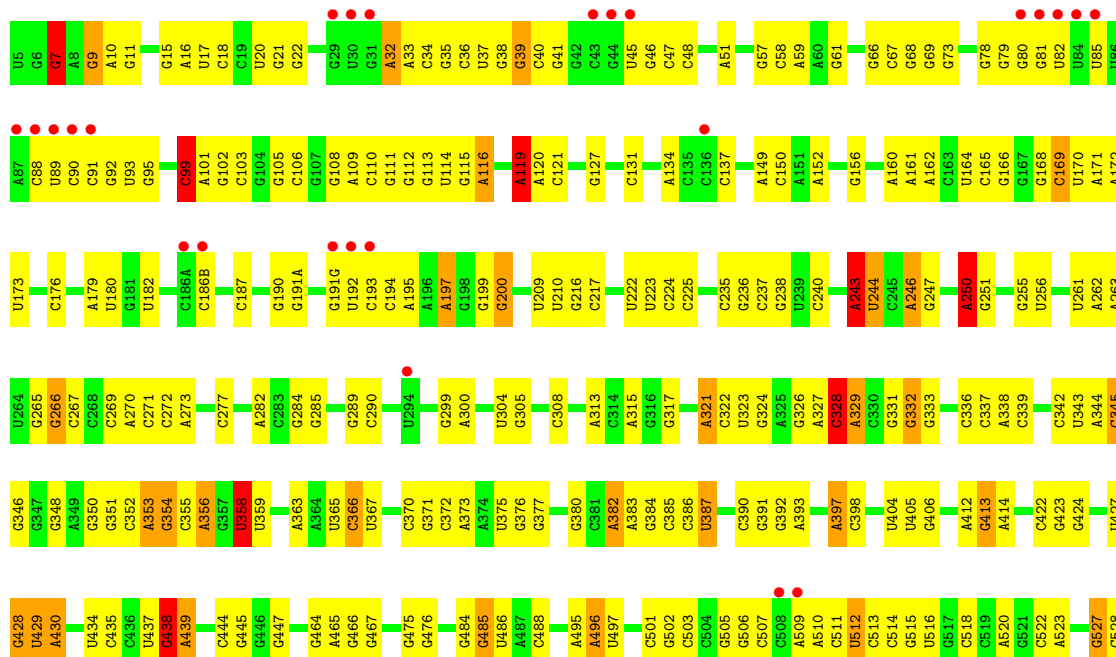
- Molecule 1: ribosomal RNA 16S

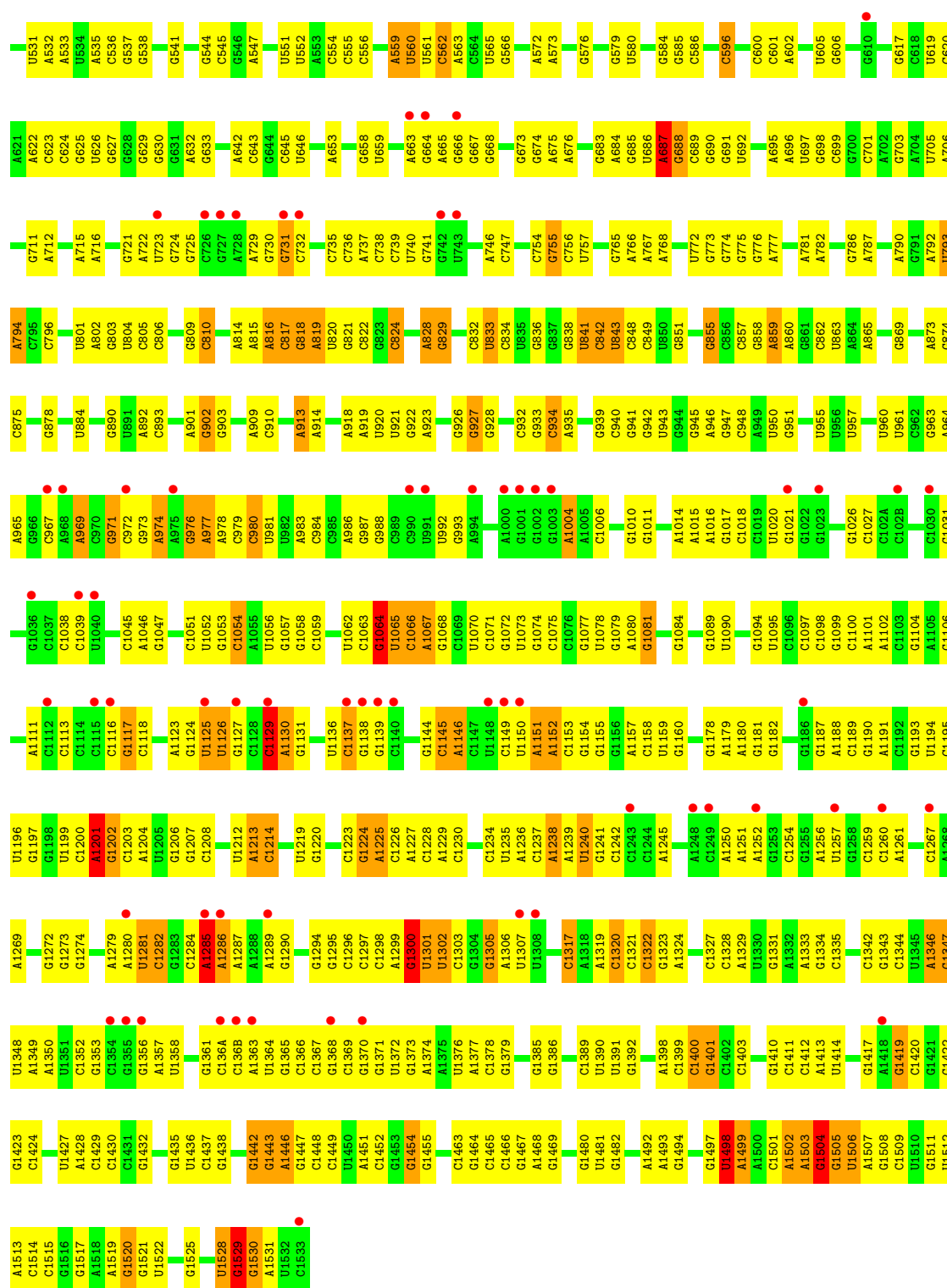




• Molecule 1: ribosomal RNA 16S

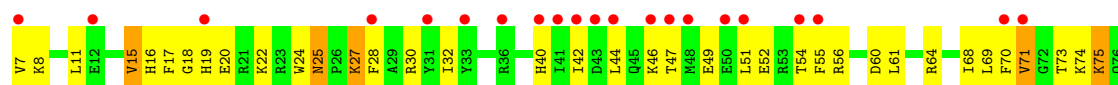
Chain CA:

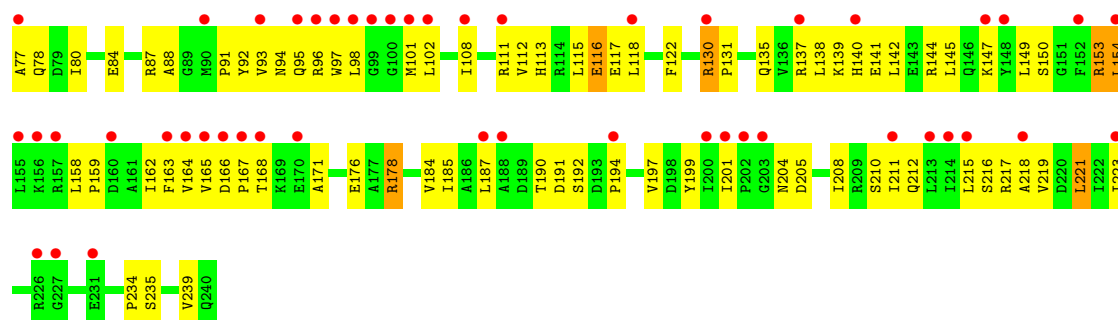




● Molecule 2: 30S ribosomal protein S2

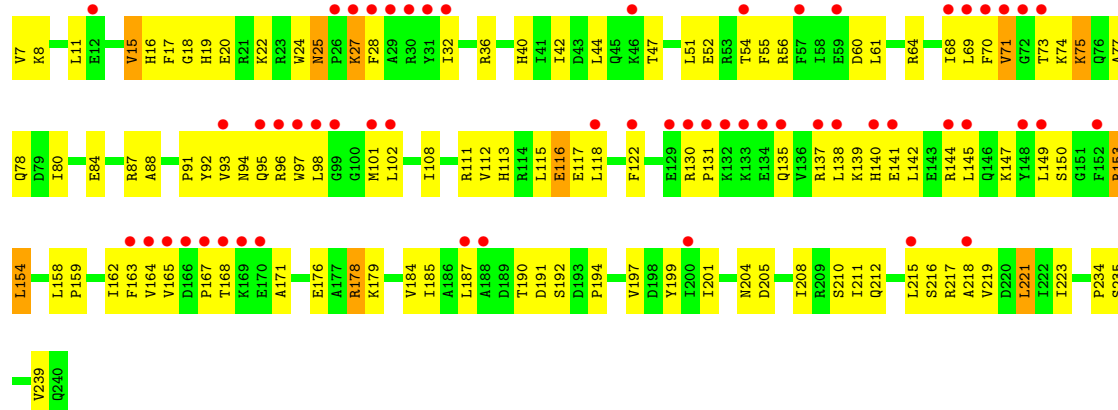
Chain AB:





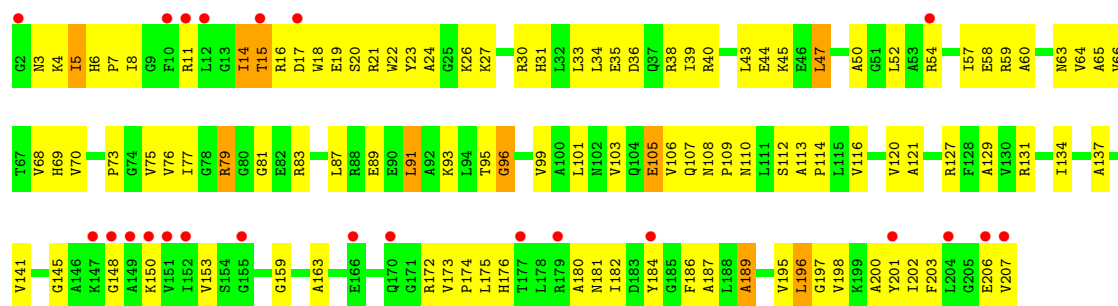
• Molecule 2: 30S ribosomal protein S2

Chain CB:



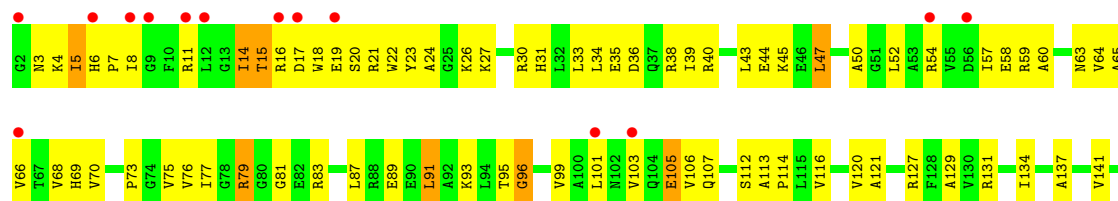
• Molecule 3: 30S ribosomal protein S3

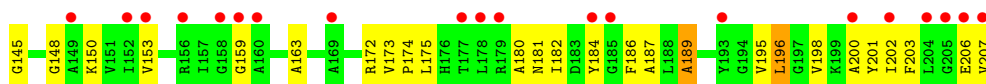
Chain AC:



• Molecule 3: 30S ribosomal protein S3

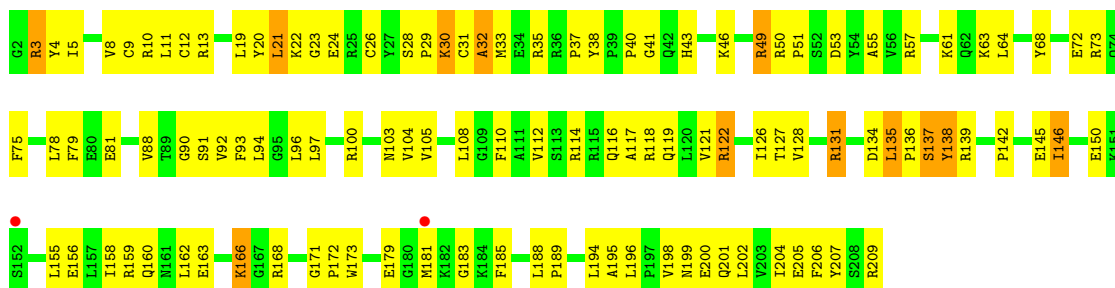
Chain CC:





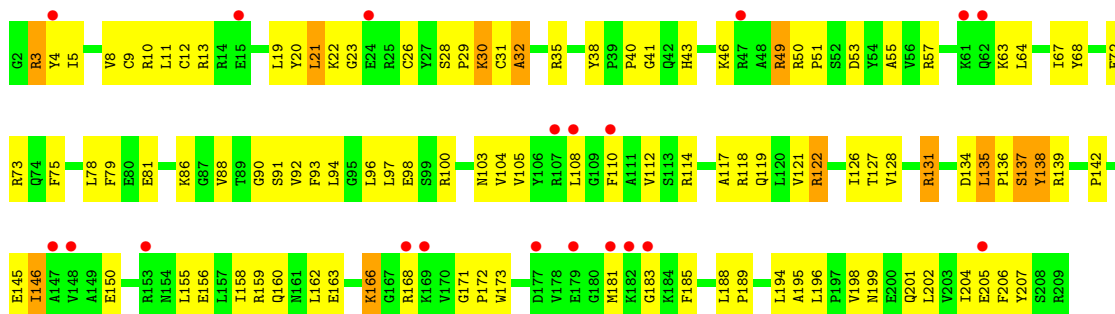
• Molecule 4: 30S ribosomal protein S4

Chain AD:



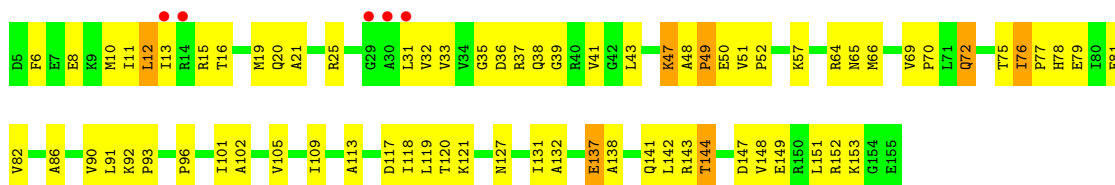
• Molecule 4: 30S ribosomal protein S4

Chain CD:



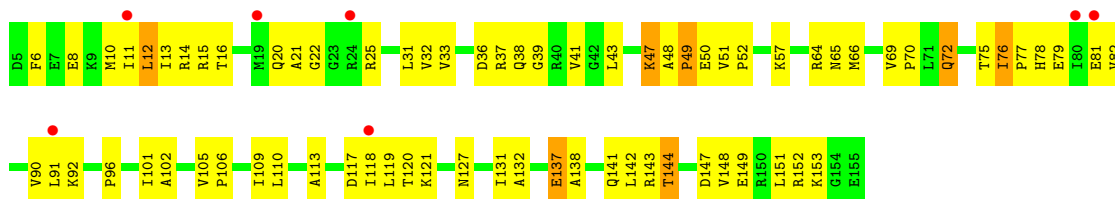
• Molecule 5: 30S ribosomal protein S5

Chain AE:



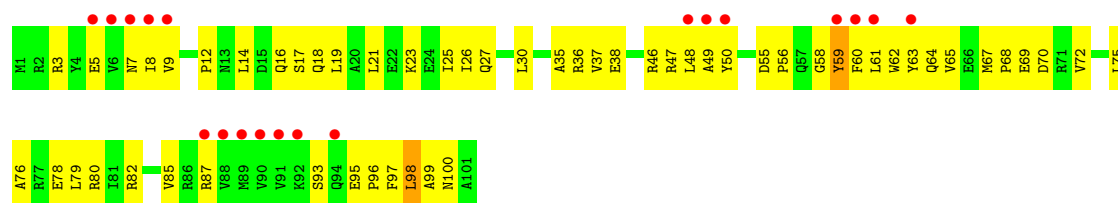
• Molecule 5: 30S ribosomal protein S5

Chain CE:



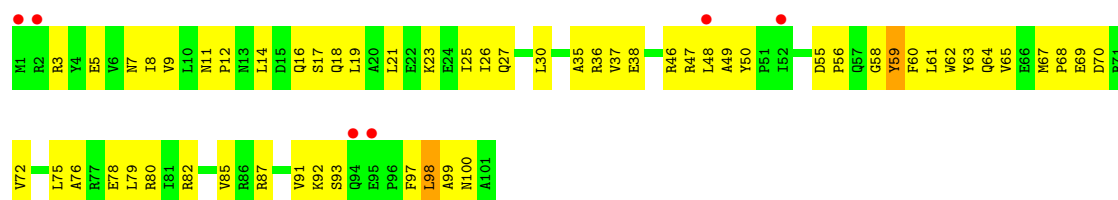
• Molecule 6: 30S ribosomal protein S6

Chain AF:



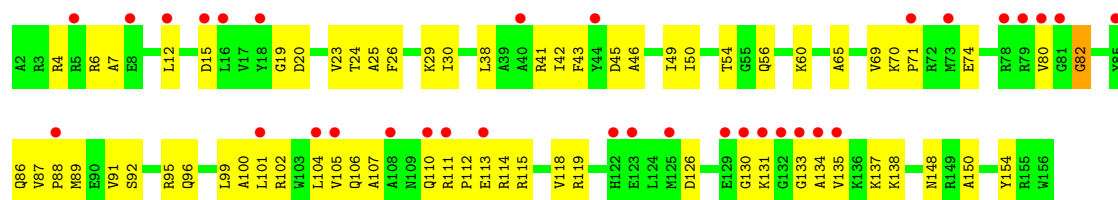
• Molecule 6: 30S ribosomal protein S6

Chain CF:



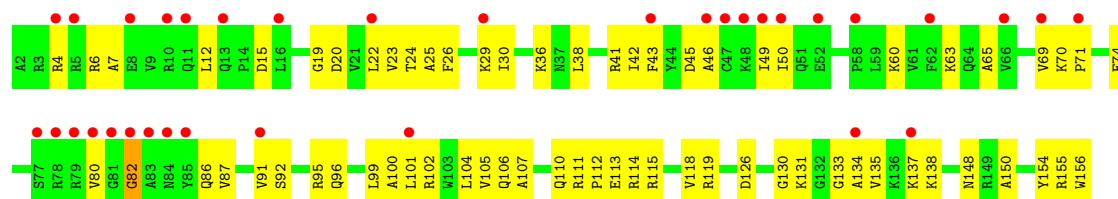
• Molecule 7: 30S ribosomal protein S7

Chain AG:



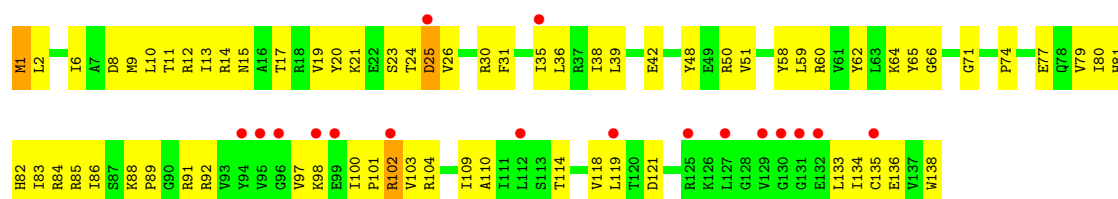
• Molecule 7: 30S ribosomal protein S7

Chain CG:



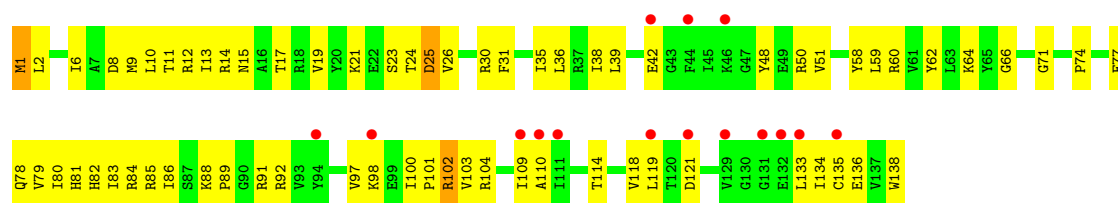
• Molecule 8: 30S ribosomal protein S8

Chain AH:



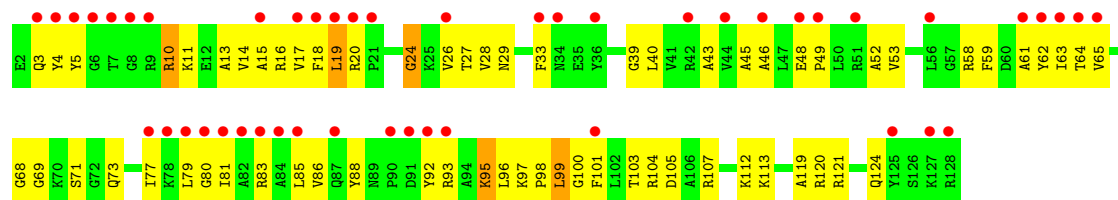
• Molecule 8: 30S ribosomal protein S8

Chain CH:



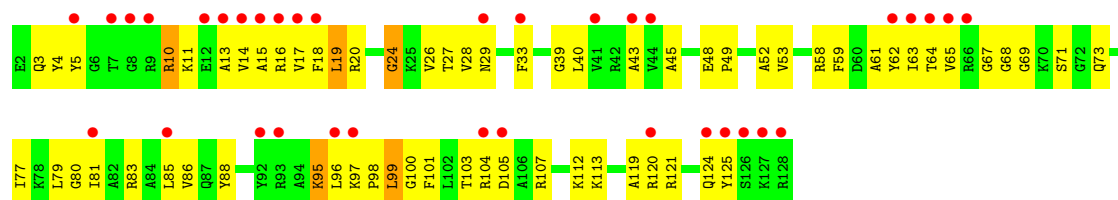
• Molecule 9: 30S ribosomal protein S9

Chain AI:



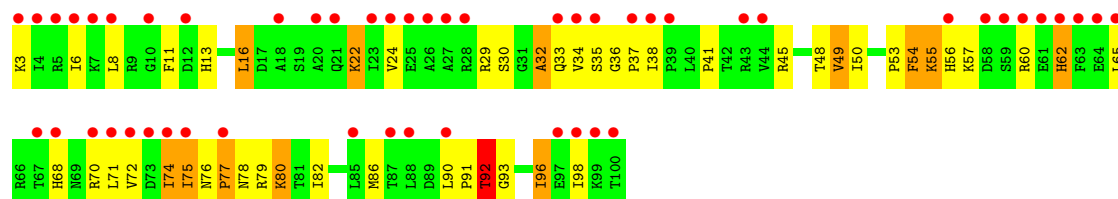
• Molecule 9: 30S ribosomal protein S9

Chain CI:



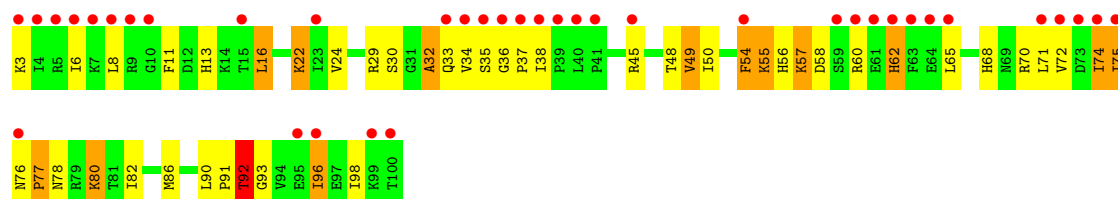
• Molecule 10: 30S ribosomal protein S10

Chain AJ:



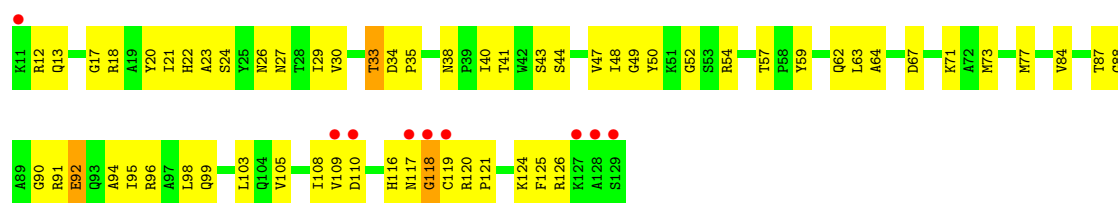
• Molecule 10: 30S ribosomal protein S10

Chain CJ:



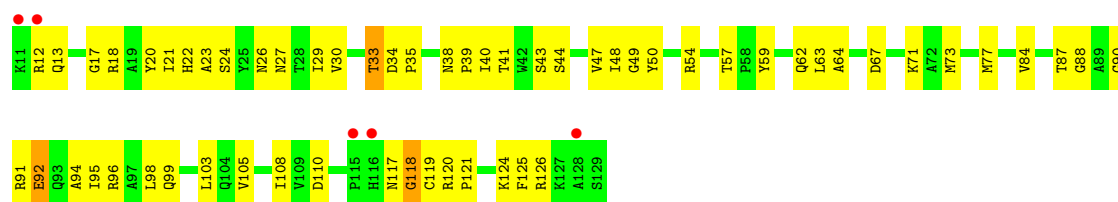
• Molecule 11: 30S ribosomal protein S11

Chain AK:



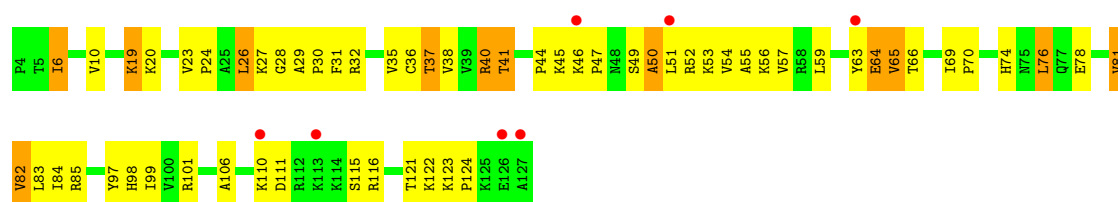
- Molecule 11: 30S ribosomal protein S11

Chain CK:



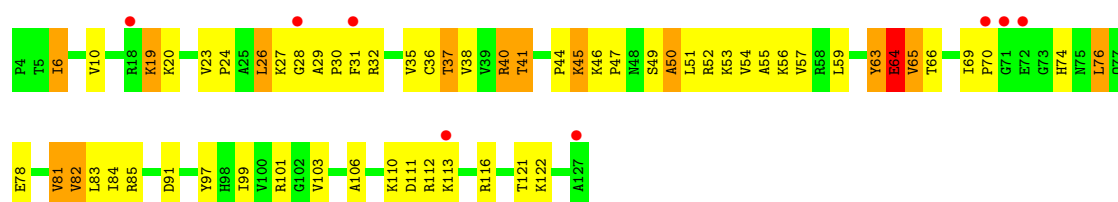
- Molecule 12: 30S ribosomal protein S12

Chain AL:



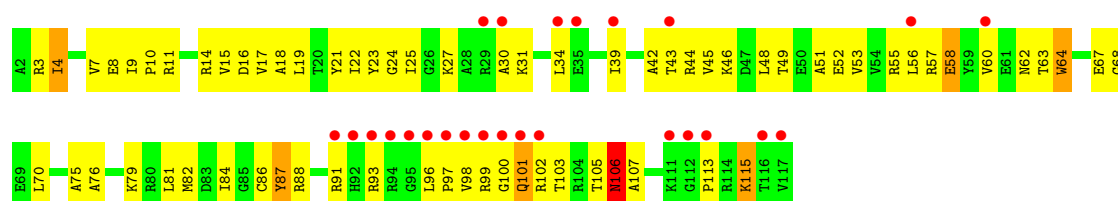
- Molecule 12: 30S ribosomal protein S12

Chain CL:



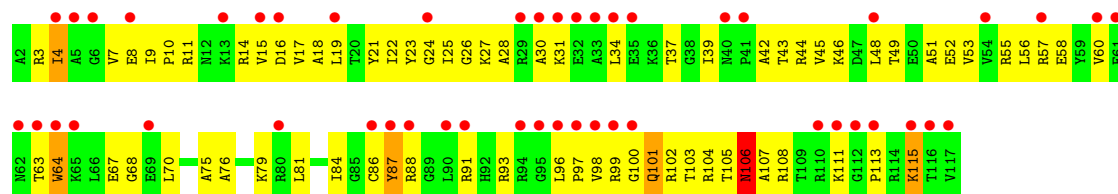
- Molecule 13: 30S ribosomal protein S13

Chain AM:



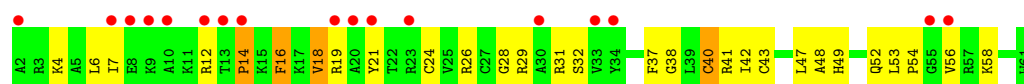
- Molecule 13: 30S ribosomal protein S13

Chain CM:



- Molecule 14: 30S ribosomal protein S14 type Z

Chain AN:



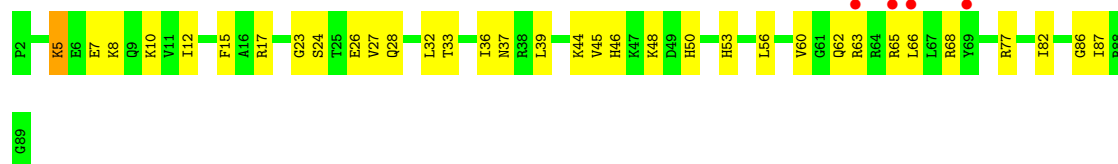
- Molecule 14: 30S ribosomal protein S14 type Z

Chain CN:



- Molecule 15: 30S ribosomal protein S15

Chain AO:



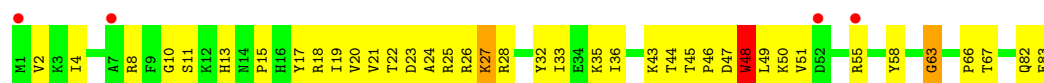
- Molecule 15: 30S ribosomal protein S15

Chain CO:



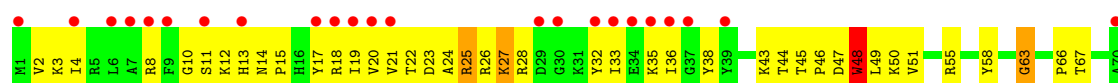
- Molecule 16: 30S ribosomal protein S16

Chain AP:



- Molecule 16: 30S ribosomal protein S16

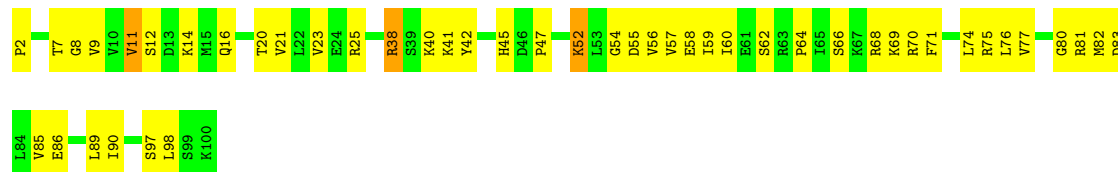
Chain CP:





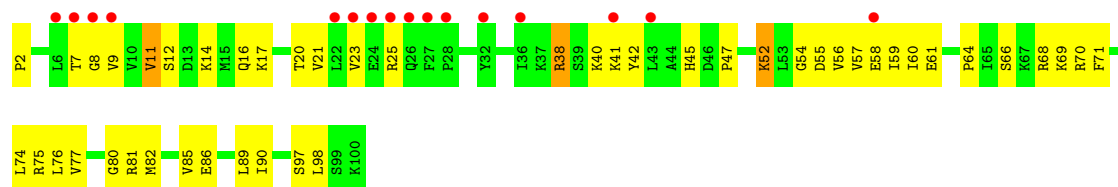
- Molecule 17: 30S ribosomal protein S17

Chain AQ:



- Molecule 17: 30S ribosomal protein S17

Chain CQ:



- Molecule 18: 30S ribosomal protein S18

Chain AR:



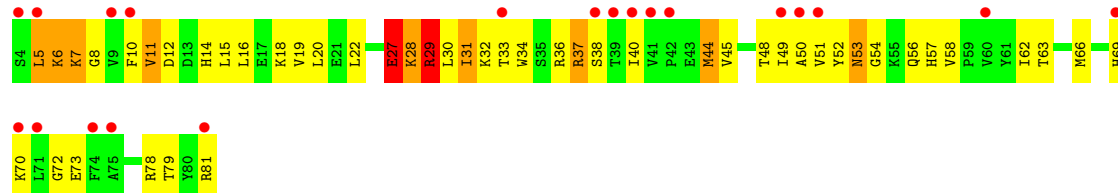
- Molecule 18: 30S ribosomal protein S18

Chain CR:



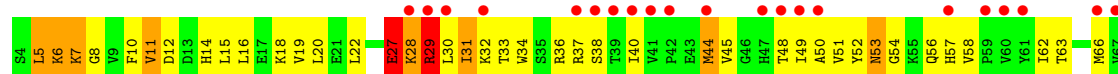
- Molecule 19: 30S ribosomal protein S19

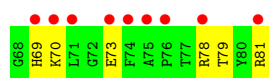
Chain AS:



- Molecule 19: 30S ribosomal protein S19

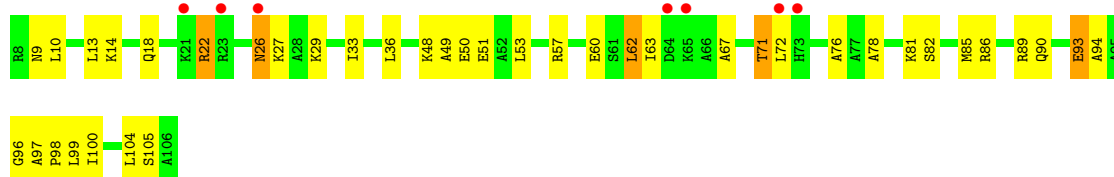
Chain CS:





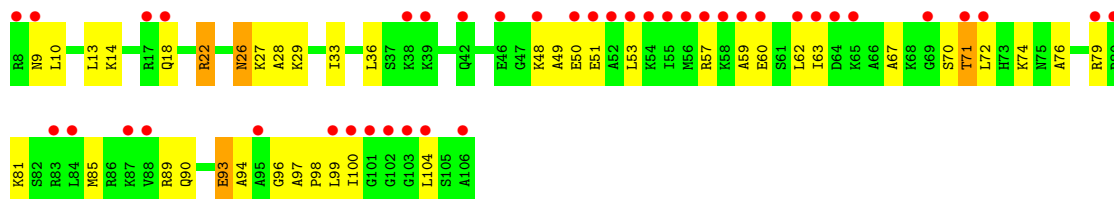
- Molecule 20: 30S ribosomal protein S20

Chain AT:



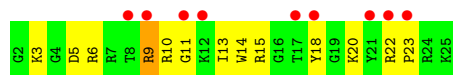
- Molecule 20: 30S ribosomal protein S20

Chain CT:



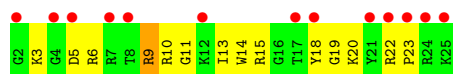
- Molecule 21: 30S ribosomal protein Thx

Chain AU:



- Molecule 21: 30S ribosomal protein Thx

Chain CU:




- Molecule 22: domain 3 of PSIC IGR IRES RNA

Chain AV:



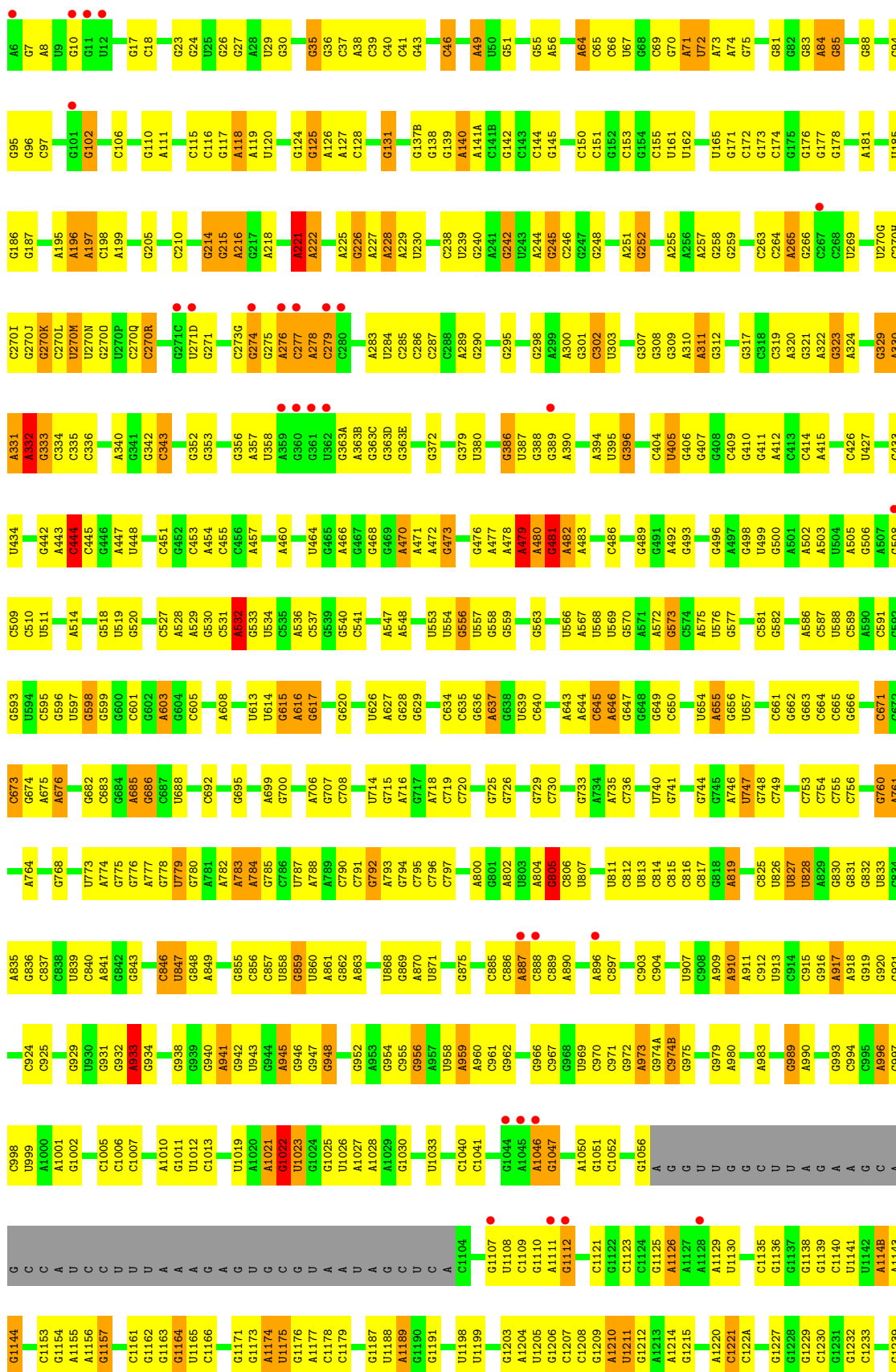
- Molecule 22: domain 3 of PSIC IGR IRES RNA

Chain CV:



- Molecule 23: 23S ribosomal RNA

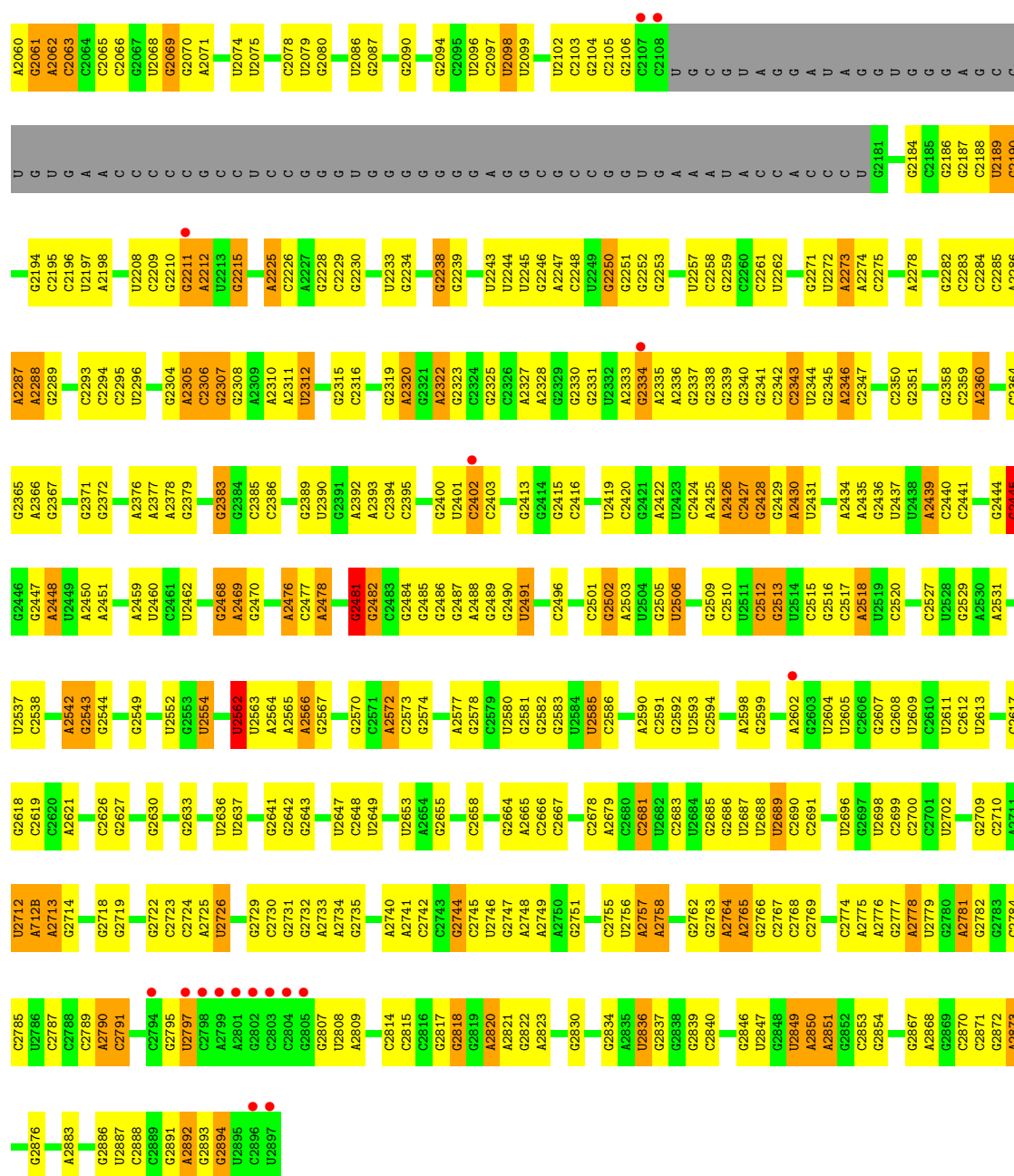
Chain BA:





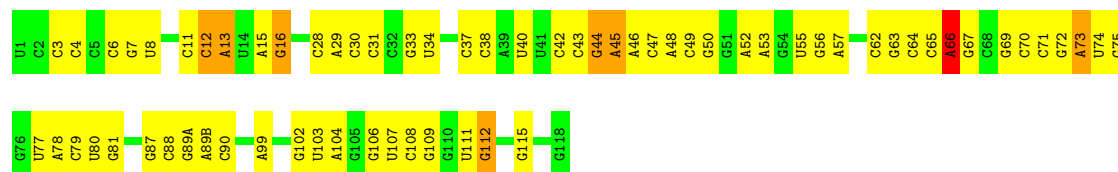


G1983	A1884	A1785	C1675	A1583	A1496	A1412	U1335	G1248	G1162	C	G1002	C925	C837	A764
G1984	A1887	A1786	A1676	C1585	U1497	G1413	A1336	G1249	G1163	U	C1005	G929	C838	G769
G1989	C1887	C1790	G1677	A1586	C1498	G1414	G1337	U1249	U	U	C1006	G930	U839	
G1990	A1888	A1791	G1678	A1587	A1586	U1415		U1250	U1165	U	C1007	G931	C840	
U1991	A1889		U1679	C1588	U1502	G1416	U1341	G1251	A	A	A1010	G932	G842	U773
G1992		U1794	G1681	U1589	U1503	G1417	U1342	G1252	A	A	A1011	A933	G843	G775
U1993	G1899	C1795	G1682	C1590	C1504	G1418	G1343	A1253	G1170	G	U1012	G938	C846	G776
C1994	A1900	C1796	C1683	C1591	C1505	A1419	G1344	U1254	G1171	A	U1013	G939	U847	U777
U1995	A1901	C1797	C1684	C1592	C1506	U1420	G1345	G1256	U	U	C1013	G940	U848	U778
C1996	C1902	U1798		A1508	A1509	A1427	G1348	C1257	U1174	G	U1019	A941	A849	U779
G1997	G1903	G1799	G1688	G1594	A1510	A1428	A1349		U1175	G	A1020	G942	G850	G780
G1998		U1688	A1689	G1595	A1511	C1429		G1264	G1176	C	U1021	G943	C851	A781
C1999	G1906	A1802	A1690	C1598	A1516	C1430	U1352	A1265	C1178	G	A1022	G944	U851	A782
G2004	A1913	A1803	U1692	C1599	U1517	U1431	U1353	G1266	C1179	U	G1023	A945	C855	A783
C2010	C1914	C1804	U1693	C1600	G1518	C1432	A1354	U1267	C1180	A	G1024	G946	C856	A784
G2011	U1915	A1809	C1694	U1602	G1519	U1434	G1355		C1185	U	G1025	G947	C857	G785
U2012	A1916	A1810	G1695	A1603	G1526	G1435	U1357	G1270	G1186	A	U1026	G948	U858	U787
G2013	U1917	C1810	G1696	C1604	G1527	G1436	G1358	G1271	G1187	G	A1027		C859	
A2014	A1918	G1811	G1697		G1528	C1437	A1359	U1272	U1188	C	A1028	G954	U860	C790
A2015	A1919	A1812	A1698	A1607	A1529	U1438	A1360	A1274	U1189	U	A1029	C955	A861	C791
	C1920	G1813	G1699	A1608	A1529	G1439	G1361	A1275	G1190	C	G1030	G956	C862	G792
		A1700		A1609	C1532	G1444	A1365	A1276	G1191	A	U1033	A957	A863	A793
A2019	U1926	G1816		A1610	C1532	A1448			U1198			U958	U868	G794
A2020		C1817	U1709	C1611	U1535	C1445		A1284	U1199			A859	U888	C795
C2021	G1929	C1710	C1710	C1612	U1536	G1446	G1368	G1285	U1199		C1040	A960	C869	C796
U2022	G1930	A1819	C1711	G1613	A1536	G1447	G1369	G1286	C1200		C1041	A961	A870	C797
G2023	U1931	U1820	G1717	A1614	G1537	G1448	C1289	C1289	C1201		A1046	G962	U871	
C2024	A1932	G1824	G1717	C1615	G1538	A1498	A1373	C1290	U1205		G1047	G966	C885	A800
C2025	G1933	A1825	G1726	A1616	G1540	G1449	G1374	C1291	C1206			G967	C886	G801
C2026		G1826		C1617	U1541	C1450		U1292	G1207			G968	A887	A802
G2027	A1936	C1827	A1729	A1618	G1542	G1451	A1378	C1293	C1208		A1050	C969	C888	G803
U2028	A1937	G1828	G1733	G1620	A1543	U1454	G1380	U1300	C1209		G1051	C970	C889	A804
G2029	U1938	A1829	G1734	G1620	C1544	G1455	G1380	A1301	G1210		G1052	C971	A890	G805
A2030	U1939	C1830	G1733	A1632	A1545		A1384		U1211		G1056	G972	U890	C806
C2031		G1831	U1735	G1633	A1546	G1461	G1385	A1308	G1212			A973	A896	U807
G2032	A1961	C1832	C1735	A1634	C1548	C1462	G1386	G1309	U1213		A	C974A	C897	U811
A2033	A1962	U1833	G1743		C1548	G1463	C1387	G1310	A1214		G	C974B	C897	C812
U2034	G1954	U1834		A1639	A1558	C1464	G1388	G1311	G1215		U	G975	C903	U813
G2035	U1955	C1640	G1748	C1640	G1559	G1465	G1389	U1312			U		C904	C814
C2036	U1956	C1640	A1749	C1640	G1559	G1466	U1390	U1313	G1136		G	G979	U907	C815
G2037	U1956	C1838	G1750	G1647	G1563	C1467	U1391	U1314	C1221		G	A880	C908	C816
C2038	C1961	G1839	C1751	C1648	C1564			G1315	C122A		C		A909	C817
C2039	U1962	A1847		G1649	C1565	G1478	A1395	U1316	G1137		U	A983	A910	G818
C2040	U1963	A1759	A1759	A1566	A1566	G1479	U1396	A1317	U1141		U		A911	A819
U2041	U1963	A1760	C1760	A1567	A1567	G1483	C1399	G1324	G1226		A	G989	A912	C825
A2042	A1966	C1761	A1762	G1568	G1568	A1484	G1400	G1325	G1227		G	A990	C912	U826
C2043	C1967	A1763	G1763	A1569	A1569	G1485	G1401	U1326	G1228		A	C991	U913	U827
G2049	A1970	G1764	G1764	C1574	C1574	G1486	C1402	G1327	G1229		A	C992	G914	U828
C2050	A1971	C1657	C1657	C1575	C1575	A1487	C1403	C1328	G1231		G	G993	C915	U829
G2051	A1972	C1658	C1658	C1576	C1576	G1488	G1404	U1329	G1232		C	C994	C916	A829
C2052	G1973	U1577	U1577	C1577	C1577	U1489	U1405	C1330	C1233		A	C995	A917	G830
	C1974	U1578	U1578	U1579	U1579	A1490	U1406	U1331			G	A996	A918	G831
C2055		A1688	A1689	A1579	A1579	C1497	G1407	A1331	G1239		C	G997	G919	G832
G2057	G1980	U1673	U1673	A1580	A1580	C1498	C1408	G1332	U1240		A	U999	G920	U833
A2058	A1981	G1674	G1674	C1582	C1582	A1493	C1408	G1333	U1241		U	A1000	G921	C834
A2059	C1982					A1495	C1411	G1334	A1242		C	A1001	C924	G836



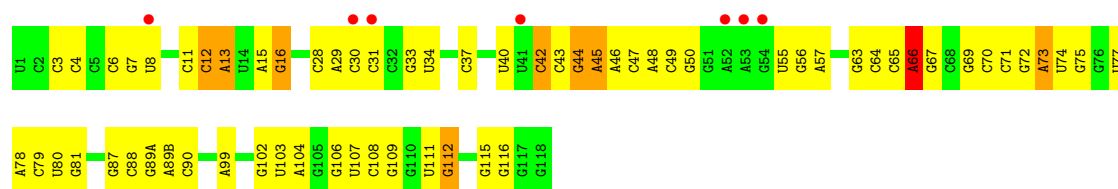
• Molecule 24: 5S ribosomal RNA

Chain BB:



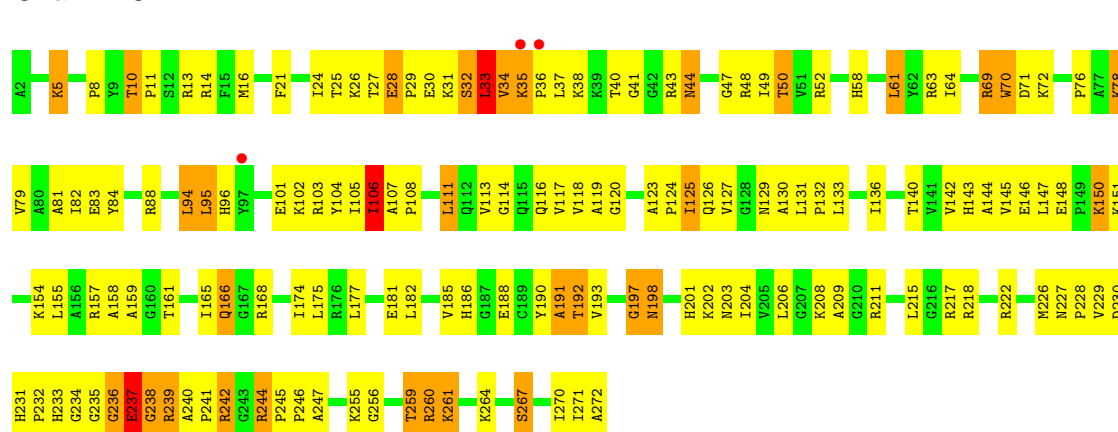
• Molecule 24: 5S ribosomal RNA

Chain DB:



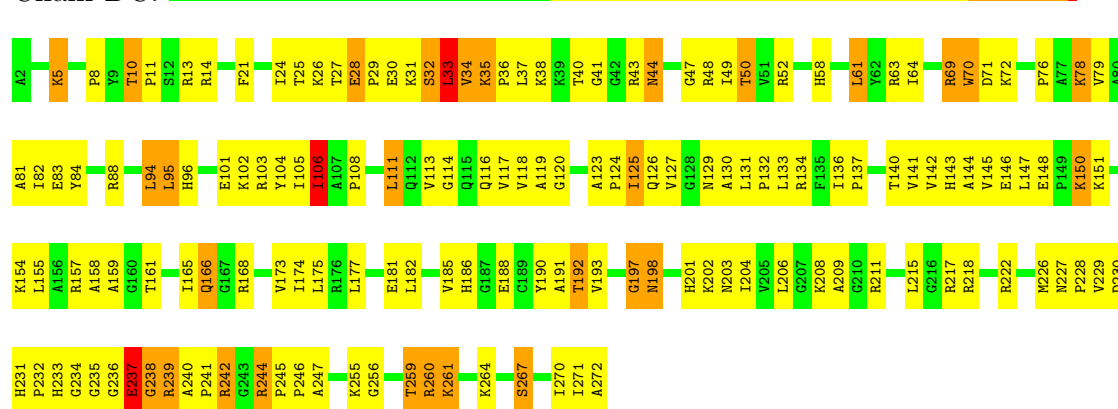
• Molecule 25: 50S ribosomal protein L2

Chain BC:



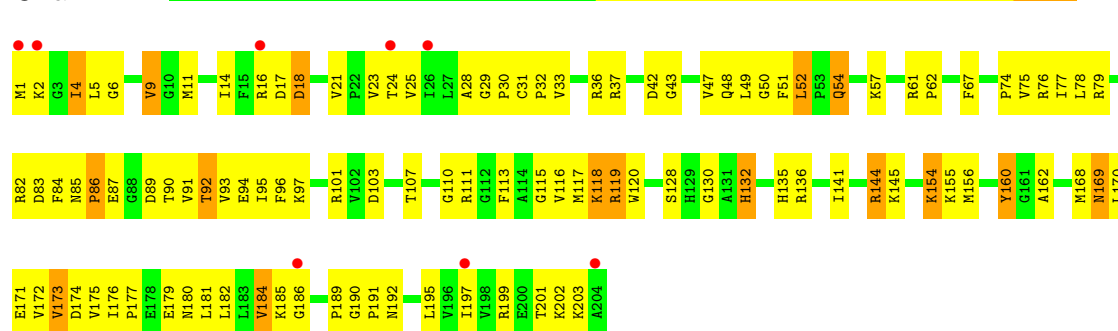
• Molecule 25: 50S ribosomal protein L2

Chain DC:

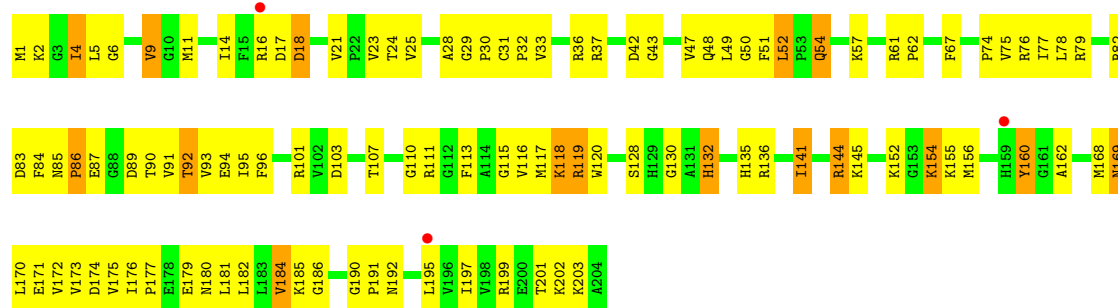


• Molecule 26: 50S ribosomal protein L3

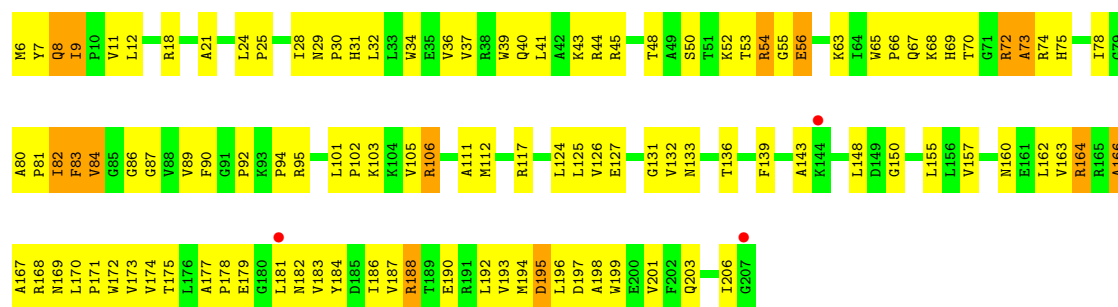
Chain BD:



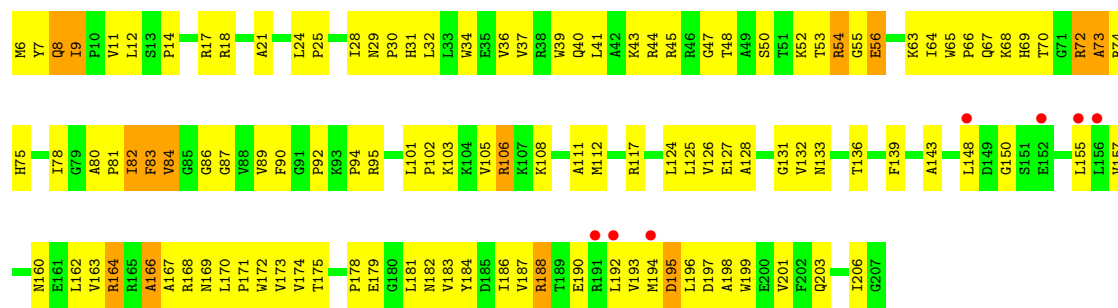
• Molecule 26: 50S ribosomal protein L3

Chain DD: 

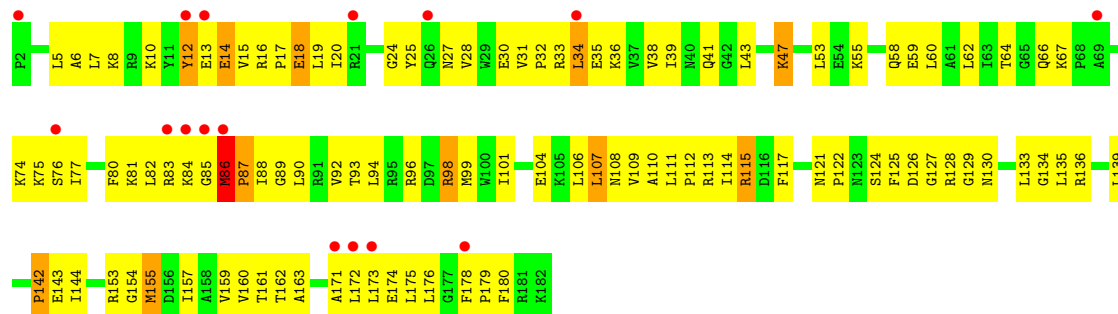
- Molecule 27: 50S ribosomal protein L4

Chain BE: 

- Molecule 27: 50S ribosomal protein L4

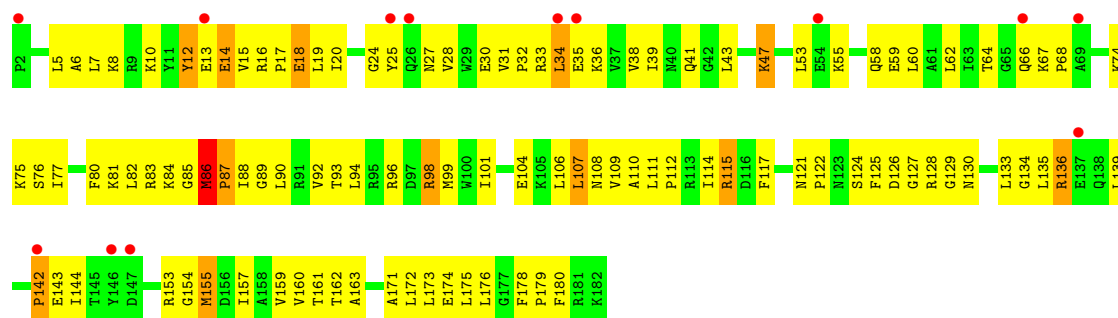
Chain DE: 

- Molecule 28: 50S ribosomal protein L5

Chain BF: 

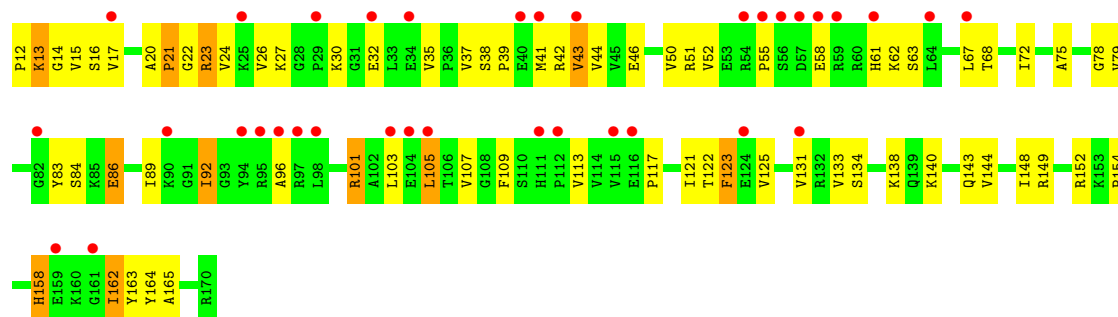
- Molecule 28: 50S ribosomal protein L5

Chain DF:



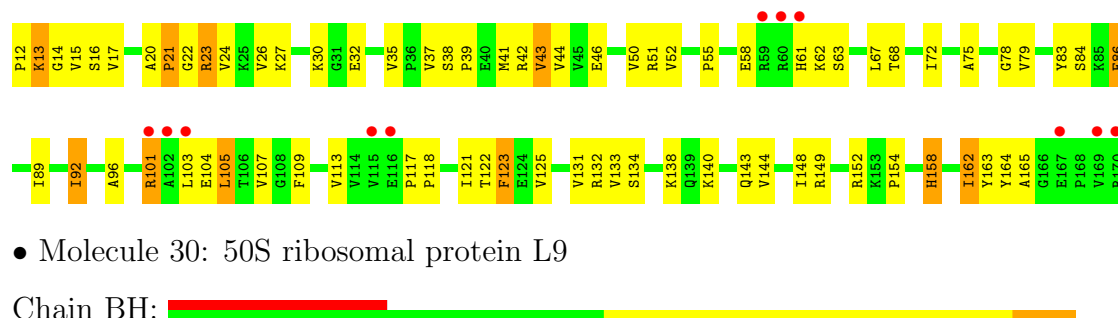
- Molecule 29: 50S ribosomal protein L6

Chain BG:



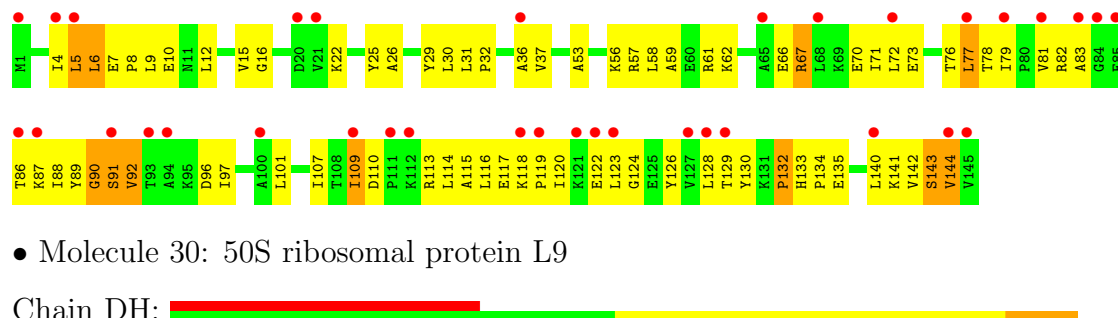
- Molecule 29: 50S ribosomal protein L6

Chain DG:



- Molecule 30: 50S ribosomal protein L9

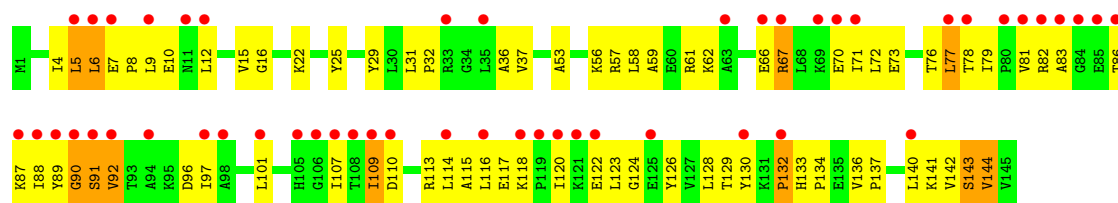
Chain BH:



- Molecule 30: 50S ribosomal protein L9


Chain DH:






• Molecule 31: 50S ribosomal protein L10

Chain BI:



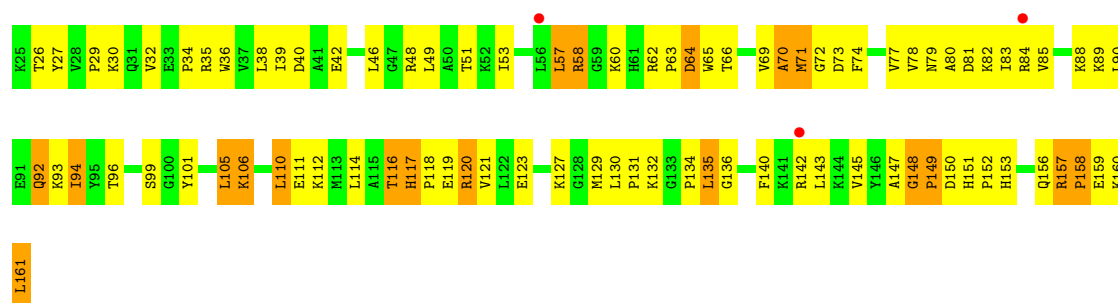
• Molecule 31: 50S ribosomal protein L10

Chain DI:



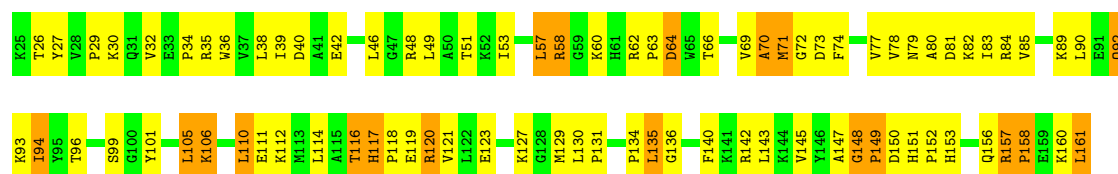
• Molecule 32: 50S ribosomal protein L13

Chain BJ:



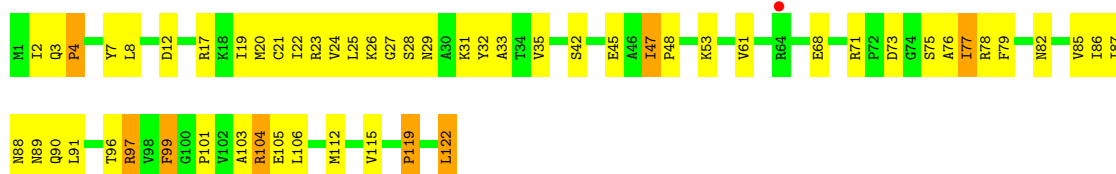
• Molecule 32: 50S ribosomal protein L13

Chain DJ:



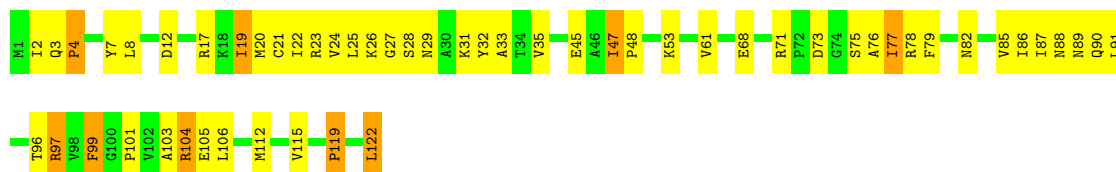
• Molecule 33: 50S ribosomal protein L14

Chain BK:



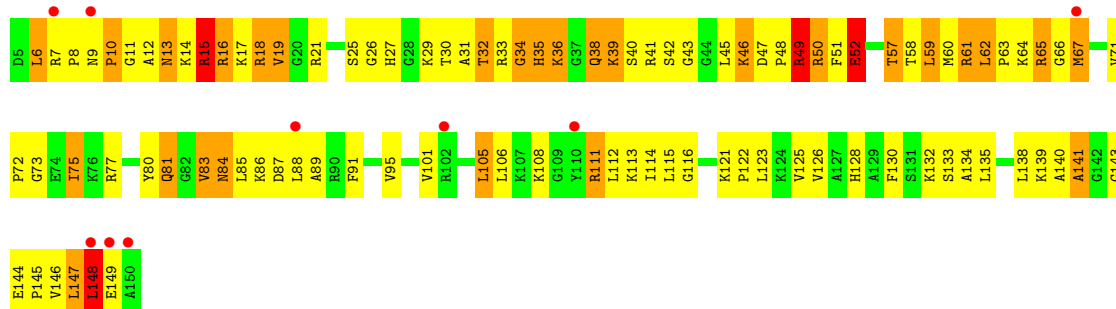
• Molecule 33: 50S ribosomal protein L14

Chain DK:



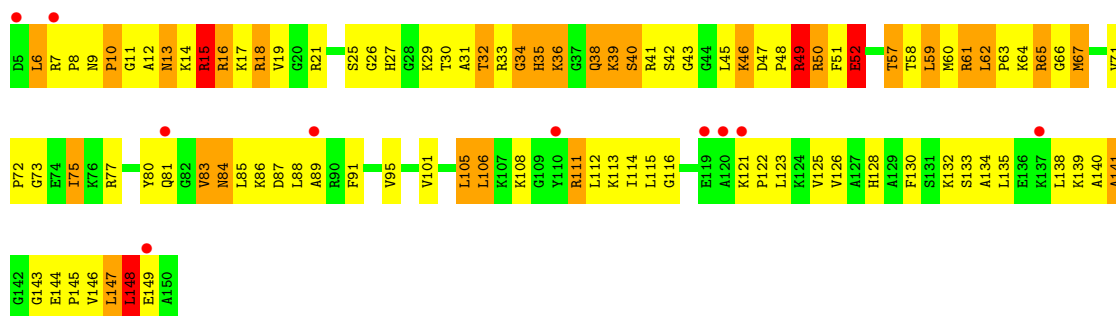
• Molecule 34: 50S ribosomal protein L15

Chain BL:



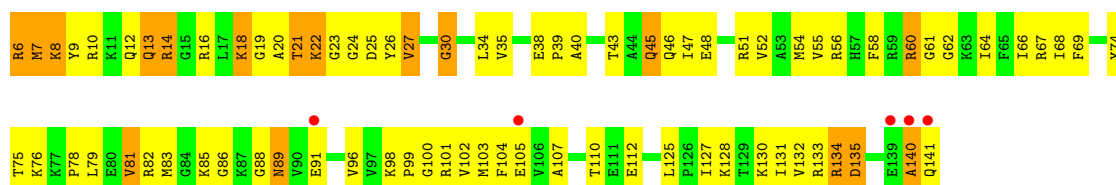
• Molecule 34: 50S ribosomal protein L15

Chain DL:



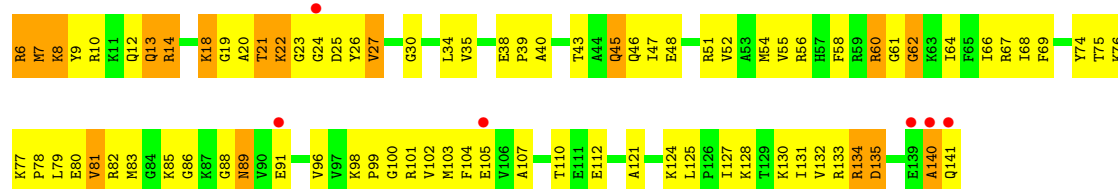
• Molecule 35: 50S ribosomal protein L16

Chain BM:



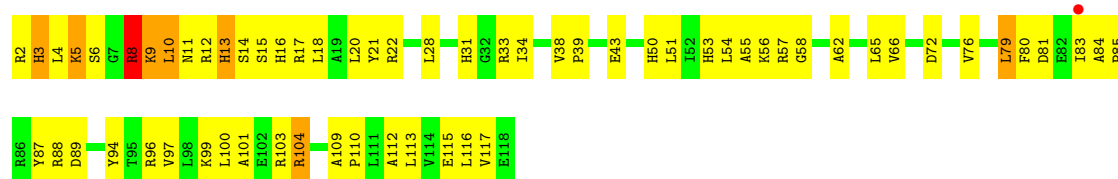
- Molecule 35: 50S ribosomal protein L16

Chain DM:



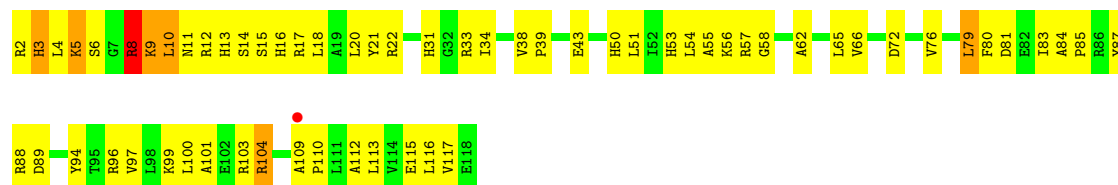
- Molecule 36: 50S ribosomal protein L17

Chain BN:



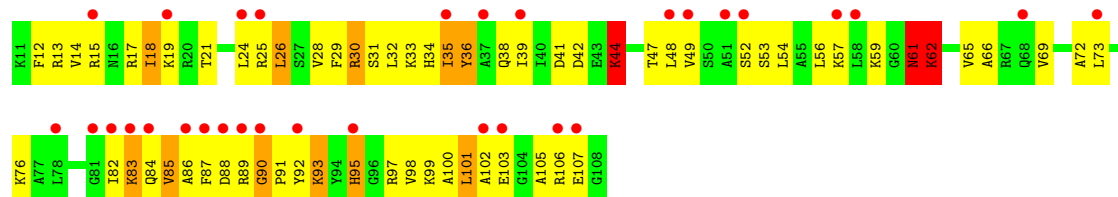
- Molecule 36: 50S ribosomal protein L17

Chain DN:



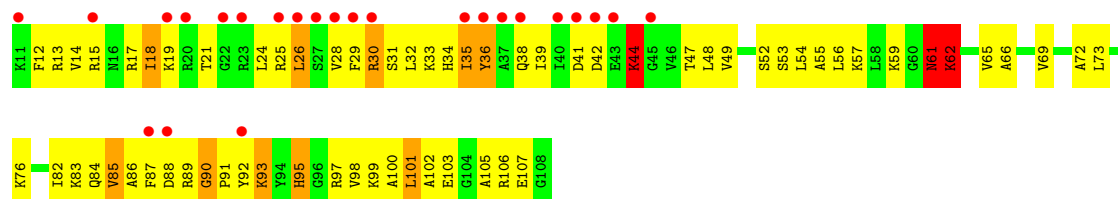
- Molecule 37: 50S ribosomal protein L18

Chain BO:



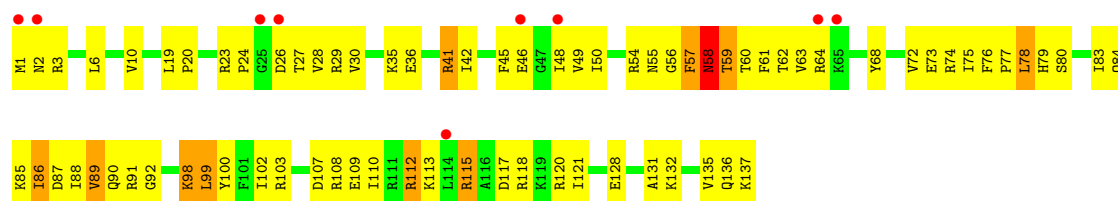
- Molecule 37: 50S ribosomal protein L18

Chain DO:



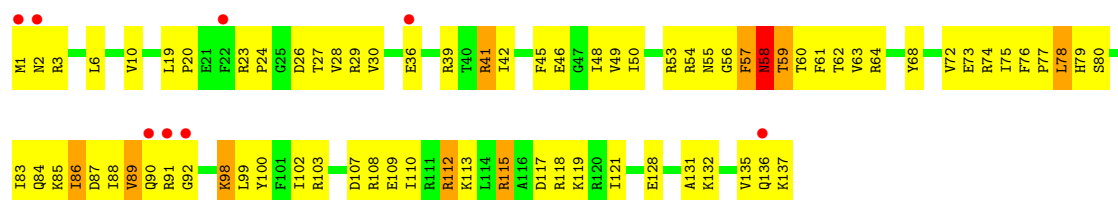
- Molecule 38: 50S ribosomal protein L19

Chain BP:



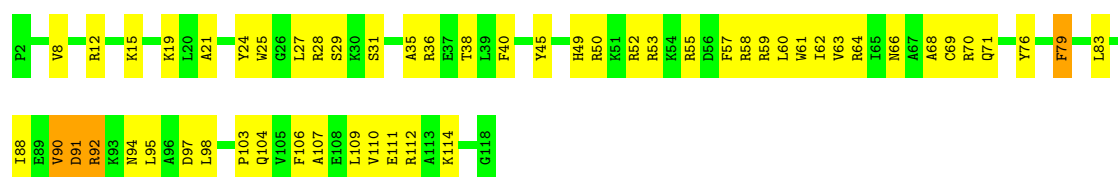
• Molecule 38: 50S ribosomal protein L19

Chain DP:



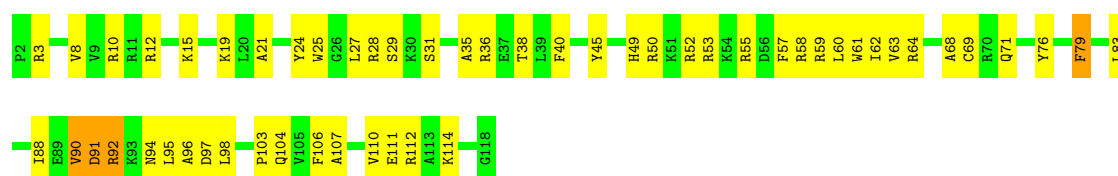
• Molecule 39: 50S ribosomal protein L20

Chain BQ:



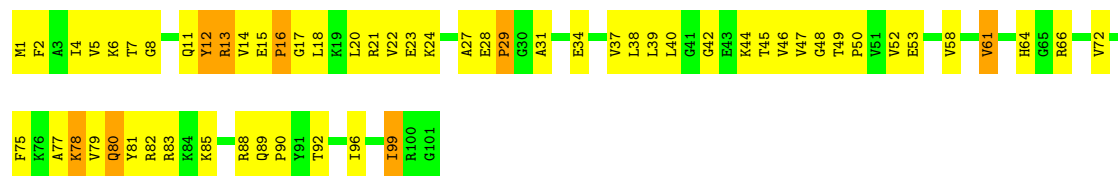
• Molecule 39: 50S ribosomal protein L20

Chain DQ:



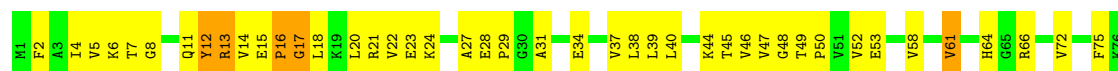
• Molecule 40: 50S ribosomal protein L21

Chain BR:



• Molecule 40: 50S ribosomal protein L21

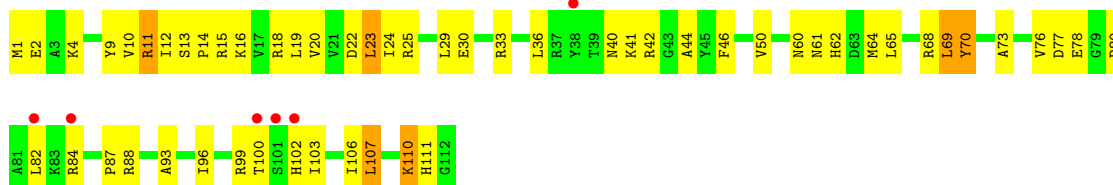
Chain DR:





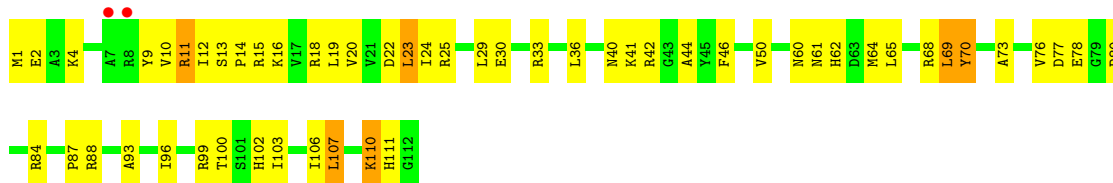
- Molecule 41: 50S ribosomal protein L22

Chain BS:



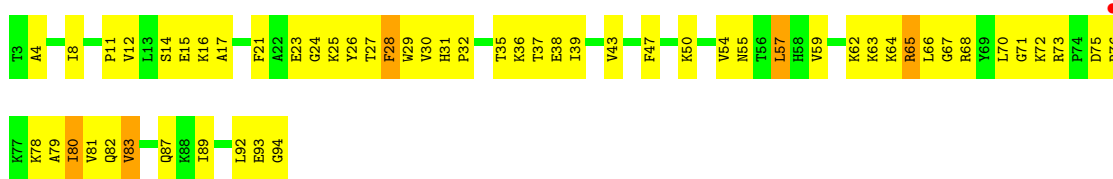
- Molecule 41: 50S ribosomal protein L22

Chain DS:



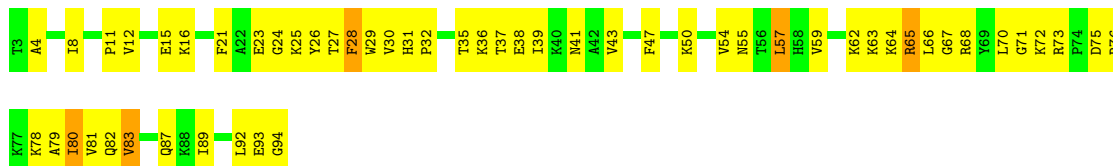
- Molecule 42: 50S ribosomal protein L23

Chain BT:



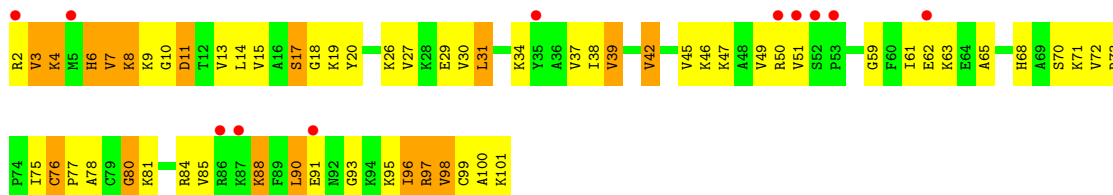
- Molecule 42: 50S ribosomal protein L23

Chain DT:

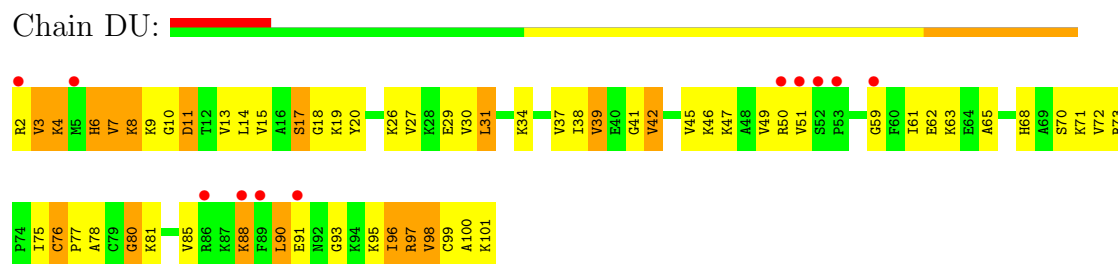


- Molecule 43: 50S ribosomal protein L24

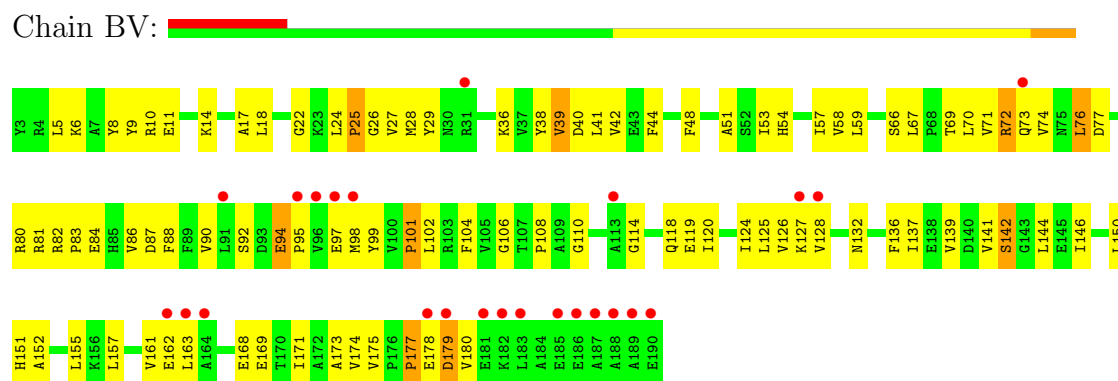
Chain BU:



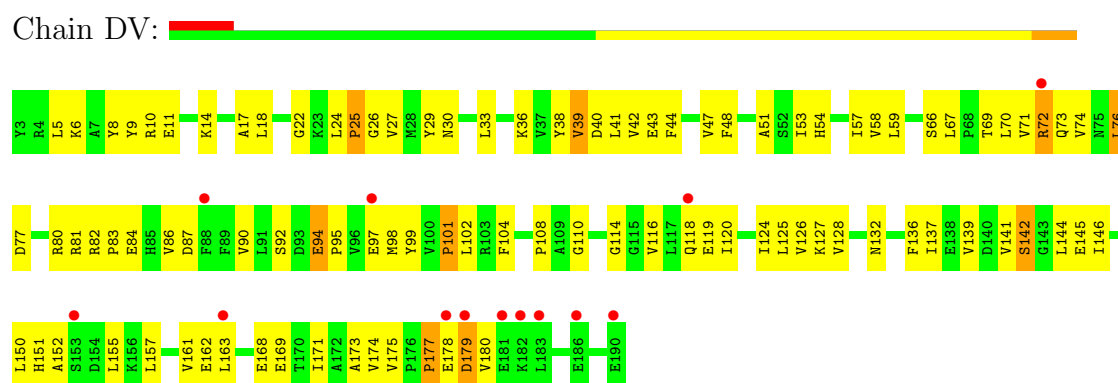
- Molecule 43: 50S ribosomal protein L24



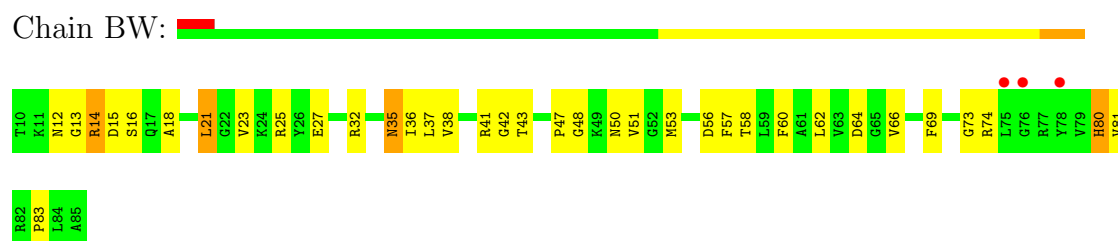
- Molecule 44: 50S ribosomal protein L25



- Molecule 44: 50S ribosomal protein L25

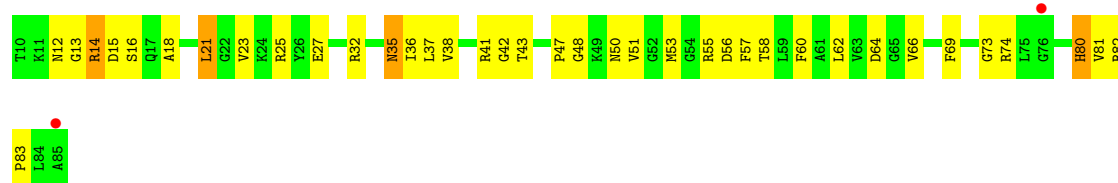


- Molecule 45: 50S ribosomal protein L27



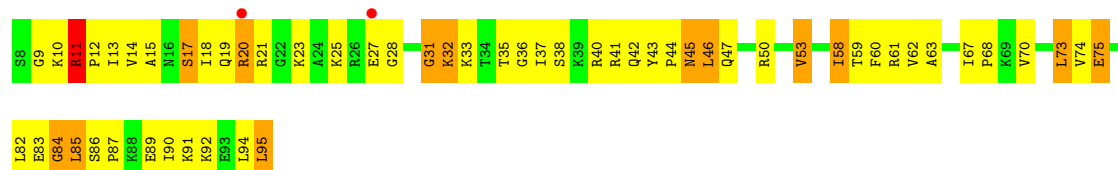
- Molecule 45: 50S ribosomal protein L27





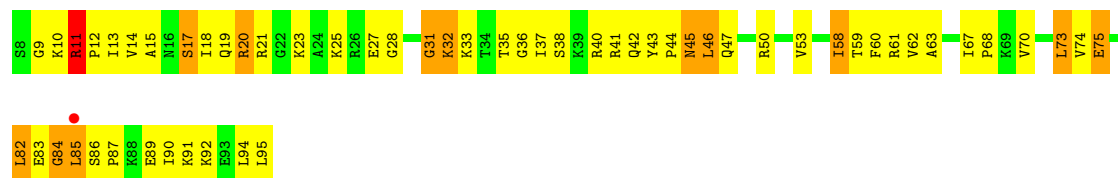
- Molecule 46: 50S ribosomal protein L28

Chain BX:



- Molecule 46: 50S ribosomal protein L28

Chain DX:



- Molecule 47: 50S ribosomal protein L29

Chain BY:



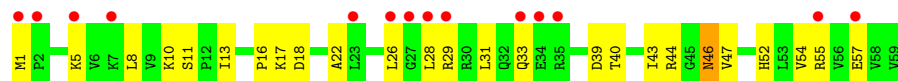
- Molecule 47: 50S ribosomal protein L29

Chain DY:



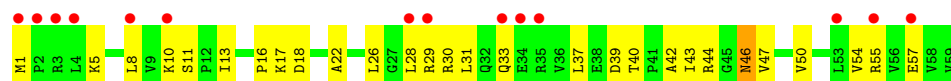
- Molecule 48: 50S ribosomal protein L30

Chain BZ:

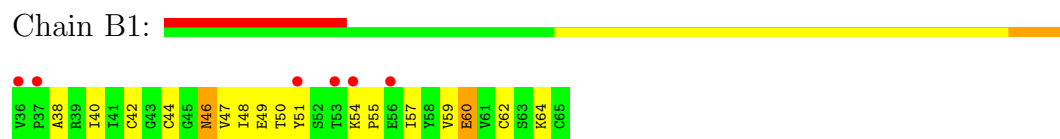


- Molecule 48: 50S ribosomal protein L30

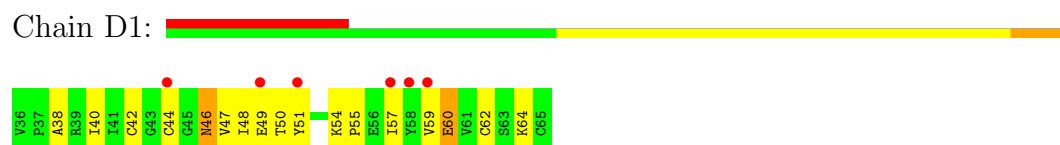
Chain DZ:



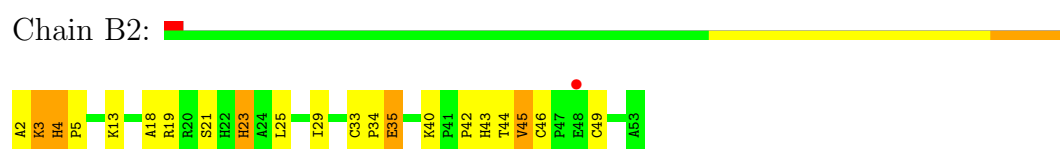
- Molecule 49: 50S ribosomal protein L31



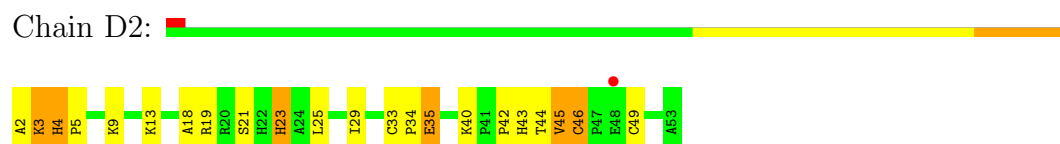
- Molecule 49: 50S ribosomal protein L31



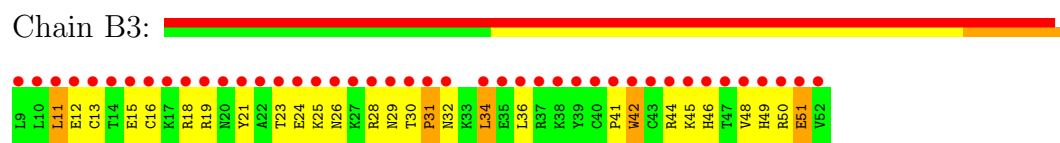
- Molecule 50: 50S ribosomal protein L32



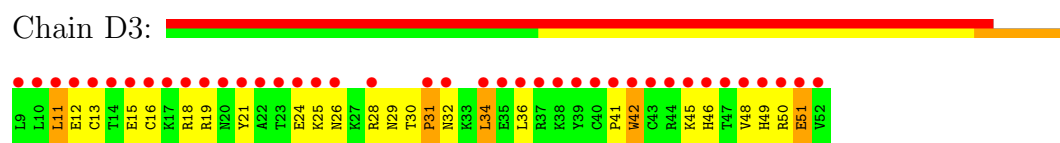
- Molecule 50: 50S ribosomal protein L32



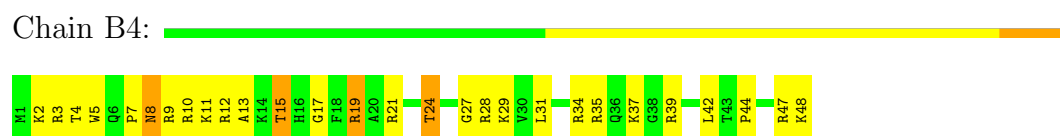
- Molecule 51: 50S ribosomal protein L33



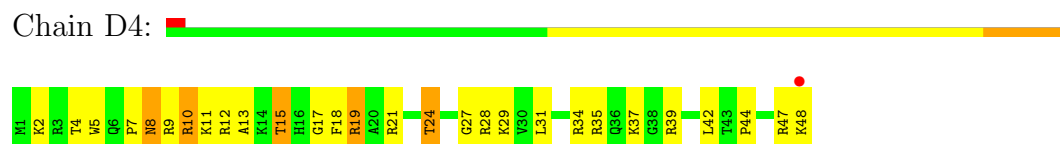
- Molecule 51: 50S ribosomal protein L33



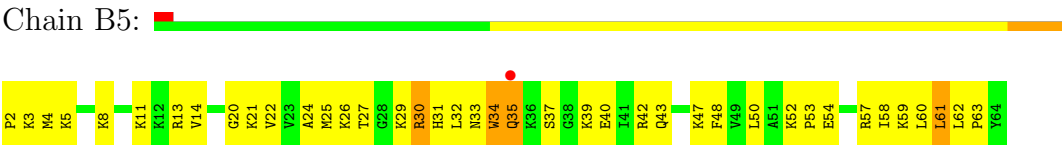
- Molecule 52: 50S ribosomal protein L34



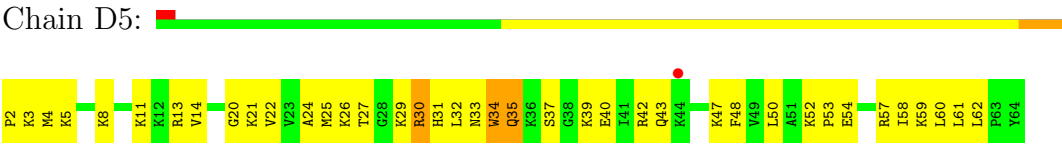
- Molecule 52: 50S ribosomal protein L34



● Molecule 53: 50S ribosomal protein L35



● Molecule 53: 50S ribosomal protein L35



4 Data and refinement statistics

Property	Value	Source
Space group	P 21 21 21	Depositor
Cell constants a, b, c, α , β , γ	211.94Å 455.59Å 618.02Å 90.00° 90.00° 90.00°	Depositor
Resolution (Å)	50.00 – 3.50 60.01 – 3.49	Depositor EDS
% Data completeness (in resolution range)	99.9 (50.00-3.50) 99.6 (60.01-3.49)	Depositor EDS
R_{merge}	(Not available)	Depositor
R_{sym}	(Not available)	Depositor
$\langle I/\sigma(I) \rangle$ ¹	1.61 (at 3.49Å)	Xtriage
Refinement program	PHENIX (phenix.refine: 1.5_2)	Depositor
R, R_{free}	0.233 , 0.264 0.302 , 0.324	Depositor DCC
R_{free} test set	6611 reflections (0.89%)	DCC
Wilson B-factor (Å ²)	106.2	Xtriage
Anisotropy	0.163	Xtriage
Bulk solvent k_{sol} (e/Å ³), B_{sol} (Å ²)	0.24 , 69.3	EDS
Estimated twinning fraction	No twinning to report.	Xtriage
L-test for twinning	$\langle L \rangle = 0.38$, $\langle L^2 \rangle = 0.21$	Xtriage
Outliers	1 of 746568 reflections (0.000%)	Xtriage
F_o, F_c correlation	0.91	EDS
Total number of atoms	283641	wwPDB-VP
Average B, all atoms (Å ²)	127.0	wwPDB-VP

Xtriage's analysis on translational NCS is as follows: *The largest off-origin peak in the Patterson function is 1.63% of the height of the origin peak. No significant pseudotranslation is detected.*

¹Intensities estimated from amplitudes.

5 Model quality ⓘ

5.1 Standard geometry ⓘ

Bond lengths and bond angles in the following residue types are not validated in this section: ZN, MG

The Z score for a bond length (or angle) is the number of standard deviations the observed value is removed from the expected value. A bond length (or angle) with $|Z| > 5$ is considered an outlier worth inspection. RMSZ is the root-mean-square of all Z scores of the bond lengths (or angles).

Mol	Chain	Bond lengths		Bond angles	
		RMSZ	$\# Z > 5$	RMSZ	$\# Z > 5$
1	AA	0.45	0/36238	0.90	34/56561 (0.1%)
1	CA	0.44	0/36238	0.90	34/56561 (0.1%)
2	AB	0.21	0/1936	0.38	0/2609
2	CB	0.21	0/1936	0.38	0/2609
3	AC	0.21	0/1637	0.37	0/2205
3	CC	0.21	0/1637	0.37	0/2205
4	AD	0.24	0/1733	0.40	0/2318
4	CD	0.23	0/1733	0.39	0/2318
5	AE	0.24	0/1172	0.41	0/1576
5	CE	0.23	0/1172	0.40	0/1576
6	AF	0.23	0/856	0.42	0/1154
6	CF	0.23	0/856	0.43	0/1154
7	AG	0.21	0/1276	0.36	0/1709
7	CG	0.22	0/1276	0.36	0/1709
8	AH	0.23	0/1136	0.41	0/1527
8	CH	0.22	0/1136	0.41	0/1527
9	AI	0.22	0/1029	0.38	0/1378
9	CI	0.22	0/1029	0.38	0/1378
10	AJ	0.21	0/808	0.39	0/1085
10	CJ	0.21	0/808	0.39	0/1085
11	AK	0.23	0/900	0.40	0/1213
11	CK	0.23	0/900	0.40	0/1213
12	AL	0.25	0/987	0.46	0/1320
12	CL	0.24	0/987	0.46	0/1320
13	AM	0.24	0/939	0.41	0/1258
13	CM	0.24	0/939	0.41	0/1258
14	AN	0.23	0/501	0.37	0/664
14	CN	0.22	0/501	0.37	0/664
15	AO	0.24	0/745	0.38	0/992
15	CO	0.24	0/745	0.38	0/992
16	AP	0.36	1/717 (0.1%)	0.44	0/963
16	CP	0.44	1/717 (0.1%)	0.45	0/963

Mol	Chain	Bond lengths		Bond angles	
		RMSZ	# Z >5	RMSZ	# Z >5
17	AQ	0.24	0/837	0.41	0/1117
17	CQ	0.23	0/837	0.40	0/1117
18	AR	0.24	0/579	0.42	0/768
18	CR	0.23	0/579	0.42	0/768
19	AS	0.20	0/643	0.37	0/865
19	CS	0.21	0/643	0.37	0/865
20	AT	0.23	0/764	0.39	0/1006
20	CT	0.22	0/764	0.39	0/1006
21	AU	0.20	0/213	0.37	0/277
21	CU	0.19	0/213	0.37	0/277
22	AV	0.43	0/821	0.86	2/1275 (0.2%)
22	CV	0.44	0/821	0.86	2/1275 (0.2%)
23	BA	0.51	0/66575	1.03	115/103930 (0.1%)
23	DA	0.54	0/66575	1.04	119/103930 (0.1%)
24	BB	0.44	0/2853	0.92	1/4451 (0.0%)
24	DB	0.44	0/2853	0.93	2/4451 (0.0%)
25	BC	0.33	0/2155	0.51	0/2905
25	DC	0.34	0/2155	0.52	0/2905
26	BD	0.27	0/1597	0.48	0/2153
26	DD	0.27	0/1597	0.48	0/2153
27	BE	0.29	0/1622	0.46	0/2194
27	DE	0.31	0/1622	0.47	0/2194
28	BF	0.23	0/1500	0.42	0/2017
28	DF	0.23	0/1500	0.42	0/2017
29	BG	0.22	0/1246	0.42	0/1682
29	DG	0.24	0/1246	0.43	0/1682
30	BH	0.29	0/1148	0.46	0/1552
30	DH	0.31	0/1148	0.47	0/1552
31	BI	0.21	0/252	0.38	0/333
31	DI	0.22	0/252	0.38	0/333
32	BJ	0.26	0/1124	0.47	0/1515
32	DJ	0.27	0/1124	0.47	0/1515
33	BK	0.27	0/942	0.48	0/1268
33	DK	0.28	0/942	0.49	0/1268
34	BL	0.30	0/1131	0.56	0/1504
34	DL	0.32	0/1131	0.57	0/1504
35	BM	0.30	0/1099	0.49	0/1468
35	DM	0.30	0/1099	0.50	0/1468
36	BN	0.26	0/974	0.45	0/1302
36	DN	0.27	0/974	0.45	0/1302
37	BO	0.23	0/779	0.42	0/1036
37	DO	0.24	0/779	0.42	0/1036
38	BP	0.27	0/1158	0.44	0/1544

Mol	Chain	Bond lengths		Bond angles	
		RMSZ	# Z >5	RMSZ	# Z >5
38	DP	0.27	0/1158	0.44	0/1544
39	BQ	0.29	0/970	0.46	0/1290
39	DQ	0.31	0/970	0.47	0/1290
40	BR	0.27	0/790	0.45	0/1057
40	DR	0.29	0/790	0.46	0/1057
41	BS	0.31	0/902	0.51	0/1209
41	DS	0.30	0/902	0.50	0/1209
42	BT	0.30	0/740	0.49	0/993
42	DT	0.33	0/740	0.50	0/993
43	BU	0.25	0/789	0.44	0/1051
43	DU	0.26	0/789	0.45	0/1051
44	BV	0.23	0/1524	0.44	0/2068
44	DV	0.23	0/1524	0.45	0/2068
45	BW	0.26	0/613	0.43	0/816
45	DW	0.27	0/613	0.43	0/816
46	BX	0.30	0/702	0.56	0/932
46	DX	0.31	0/702	0.57	0/932
47	BY	0.29	0/523	0.52	0/690
47	DY	0.31	0/523	0.54	0/690
48	BZ	0.23	0/473	0.41	0/634
48	DZ	0.24	0/473	0.41	0/634
49	B1	0.20	0/229	0.38	0/309
49	D1	0.20	0/229	0.38	0/309
50	B2	0.28	0/419	0.51	0/567
50	D2	0.28	0/419	0.51	0/567
51	B3	0.21	0/388	0.40	0/518
51	D3	0.21	0/388	0.40	0/518
52	B4	0.34	0/427	0.52	0/561
52	D4	0.38	0/427	0.53	0/561
53	B5	0.31	0/516	0.50	0/679
53	D5	0.32	0/516	0.51	0/679
All	All	0.44	2/305254 (0.0%)	0.87	309/456136 (0.1%)

Chiral center outliers are detected by calculating the chiral volume of a chiral center and verifying if the center is modelled as a planar moiety or with the opposite hand. A planarity outlier is detected by checking planarity of atoms in a peptide group, atoms in a mainchain group or atoms of a sidechain that are expected to be planar.

Mol	Chain	#Chirality outliers	#Planarity outliers
28	BF	0	1
28	DF	0	1
34	BL	0	1

Continued on next page...

Continued from previous page...

Mol	Chain	#Chirality outliers	#Planarity outliers
34	DL	0	1
All	All	0	4

All (2) bond length outliers are listed below:

Mol	Chain	Res	Type	Atoms	Z	Observed(Å)	Ideal(Å)
16	CP	48	TRP	CG-CD1	7.51	1.47	1.36
16	AP	48	TRP	CG-CD1	6.09	1.45	1.36

All (309) bond angle outliers are listed below:

Mol	Chain	Res	Type	Atoms	Z	Observed(°)	Ideal(°)
23	BA	945	A	C1'-O4'-C4'	-10.48	101.52	109.90
23	BA	1786	A	C1'-O4'-C4'	-10.25	101.70	109.90
23	DA	676	A	C1'-O4'-C4'	-9.79	102.07	109.90
23	DA	1786	A	C1'-O4'-C4'	-9.78	102.07	109.90
23	DA	945	A	C1'-O4'-C4'	-9.73	102.11	109.90
23	BA	676	A	C1'-O4'-C4'	-9.48	102.32	109.90
23	BA	2818	G	C1'-O4'-C4'	-9.24	102.51	109.90
23	DA	945	A	O4'-C1'-N9	9.13	115.50	108.20
23	DA	2818	G	C1'-O4'-C4'	-9.09	102.63	109.90
1	CA	99	C	P-O3'-C3'	9.00	130.50	119.70
23	BA	945	A	O4'-C1'-N9	8.85	115.28	108.20
1	AA	99	C	P-O3'-C3'	8.79	130.25	119.70
23	DA	265	A	C3'-C2'-C1'	-8.72	94.53	101.50
23	BA	265	A	C3'-C2'-C1'	-8.68	94.55	101.50
23	DA	761	A	N1-C6-N6	8.67	123.80	118.60
23	DA	748	G	C1'-O4'-C4'	-8.53	103.08	109.90
23	DA	221	A	P-O3'-C3'	8.12	129.45	119.70
23	DA	1786	A	C3'-C2'-C1'	-8.09	95.03	101.50
23	BA	1786	A	C3'-C2'-C1'	-8.01	95.09	101.50
23	BA	761	A	N1-C6-N6	7.98	123.39	118.60
1	CA	266	G	P-O3'-C3'	7.96	129.26	119.70
1	AA	266	G	P-O3'-C3'	7.94	129.23	119.70
23	BA	221	A	P-O3'-C3'	7.85	129.12	119.70
23	BA	1614	A	C1'-O4'-C4'	-7.84	103.63	109.90
23	BA	481	G	P-O3'-C3'	7.74	128.98	119.70
23	BA	748	G	C1'-O4'-C4'	-7.71	103.73	109.90
23	DA	1614	A	C1'-O4'-C4'	-7.70	103.74	109.90
23	DA	1937	A	P-O3'-C3'	7.66	128.89	119.70
1	AA	1498	U	P-O3'-C3'	7.63	128.86	119.70
23	BA	1937	A	P-O3'-C3'	7.59	128.81	119.70

Continued on next page...

Continued from previous page...

Mol	Chain	Res	Type	Atoms	Z	Observed(°)	Ideal(°)
23	DA	933	A	O4'-C1'-N9	7.51	114.21	108.20
23	DA	481	G	P-O3'-C3'	7.49	128.69	119.70
1	AA	243	A	P-O3'-C3'	7.42	128.61	119.70
23	DA	945	A	C3'-C2'-C1'	-7.42	95.56	101.50
1	CA	1529	G	C1'-O4'-C4'	-7.38	103.99	109.90
23	BA	933	A	O4'-C1'-N9	7.32	114.06	108.20
1	CA	243	A	P-O3'-C3'	7.25	128.40	119.70
1	CA	1498	U	P-O3'-C3'	7.23	128.38	119.70
23	BA	945	A	C3'-C2'-C1'	-7.22	95.72	101.50
1	AA	438	G	P-O3'-C3'	7.21	128.35	119.70
1	CA	438	G	P-O3'-C3'	7.20	128.33	119.70
23	DA	1022	G	P-O3'-C3'	7.13	128.26	119.70
23	BA	242	G	C3'-C2'-C1'	-7.05	95.86	101.50
1	AA	1529	G	C1'-O4'-C4'	-7.05	104.26	109.90
23	DA	242	G	C3'-C2'-C1'	-7.02	95.88	101.50
1	AA	136(B)	C	O3'-P-O5'	-6.97	90.75	104.00
23	BA	1496	A	O4'-C1'-N9	6.94	113.75	108.20
1	CA	1129	C	P-O3'-C3'	6.94	128.03	119.70
23	DA	1395	A	C1'-O4'-C4'	-6.94	104.35	109.90
23	BA	332	A	P-O3'-C3'	6.92	128.00	119.70
1	AA	1129	C	P-O3'-C3'	6.89	127.97	119.70
23	DA	1698	A	C3'-C2'-C1'	-6.84	96.03	101.50
23	DA	989	G	C1'-O4'-C4'	-6.84	104.43	109.90
23	BA	1395	A	C1'-O4'-C4'	-6.82	104.44	109.90
23	DA	332	A	P-O3'-C3'	6.82	127.88	119.70
23	BA	1558	A	P-O3'-C3'	6.80	127.86	119.70
1	AA	1201	A	P-O3'-C3'	6.80	127.86	119.70
1	AA	119	A	P-O3'-C3'	6.78	127.84	119.70
23	BA	2506	U	O4'-C1'-N1	6.75	113.60	108.20
1	AA	687	A	P-O3'-C3'	6.74	127.79	119.70
23	BA	1542	G	P-O3'-C3'	6.70	127.75	119.70
23	BA	989	G	C1'-O4'-C4'	-6.69	104.55	109.90
23	BA	1984	G	C4'-C3'-C2'	-6.67	95.93	102.60
1	CA	687	A	P-O3'-C3'	6.64	127.66	119.70
23	DA	1545	A	C1'-O4'-C4'	-6.63	104.60	109.90
23	DA	131	G	C1'-O4'-C4'	-6.62	104.60	109.90
23	BA	1698	A	C3'-C2'-C1'	-6.59	96.22	101.50
23	BA	2445	G	C4'-C3'-C2'	-6.58	96.02	102.60
23	BA	1022	G	P-O3'-C3'	6.58	127.59	119.70
23	DA	1558	A	P-O3'-C3'	6.57	127.59	119.70
1	AA	366	C	P-O3'-C3'	6.56	127.58	119.70
23	BA	1021	A	C3'-C2'-C1'	-6.56	96.25	101.50

Continued on next page...

Continued from previous page...

Mol	Chain	Res	Type	Atoms	Z	Observed(°)	Ideal(°)
23	DA	2506	U	O4'-C1'-N1	6.54	113.44	108.20
23	DA	1542	G	P-O3'-C3'	6.54	127.55	119.70
1	AA	1300	G	P-O3'-C3'	6.52	127.52	119.70
23	DA	1266	G	C3'-C2'-C1'	-6.50	96.30	101.50
1	CA	1300	G	P-O3'-C3'	6.50	127.50	119.70
23	BA	1046	A	C5-C6-N1	-6.48	114.46	117.70
23	DA	372	G	O4'-C1'-N9	6.48	113.38	108.20
23	DA	2049	G	C1'-O4'-C4'	-6.47	104.72	109.90
1	CA	1201	A	P-O3'-C3'	6.47	127.47	119.70
23	DA	2445	G	C4'-C3'-C2'	-6.47	96.13	102.60
23	BA	1379	A	P-O3'-C3'	6.47	127.46	119.70
23	DA	2447	G	P-O3'-C3'	6.47	127.46	119.70
23	DA	783	A	C3'-C2'-C1'	-6.45	96.34	101.50
1	CA	366	C	P-O3'-C3'	6.42	127.41	119.70
1	CA	358	U	P-O3'-C3'	-6.39	112.03	119.70
23	DA	1427	A	P-O3'-C3'	6.39	127.37	119.70
23	DA	933	A	C4'-C3'-C2'	-6.38	96.22	102.60
23	DA	1385	G	C3'-C2'-C1'	-6.37	96.41	101.50
1	CA	119	A	P-O3'-C3'	6.36	127.33	119.70
23	DA	1698	A	C1'-O4'-C4'	-6.36	104.81	109.90
23	DA	783	A	C2-N3-C4	-6.35	107.43	110.60
23	BA	2049	G	C1'-O4'-C4'	-6.33	104.84	109.90
1	AA	824	C	C3'-C2'-C1'	-6.32	96.44	101.50
23	BA	933	A	C4'-C3'-C2'	-6.32	96.28	102.60
23	DA	1608	A	C1'-O4'-C4'	-6.30	104.86	109.90
23	BA	1545	A	C1'-O4'-C4'	-6.29	104.87	109.90
23	DA	761	A	C6-C5-N7	-6.29	127.90	132.30
23	BA	210	C	C6-N1-C2	6.27	122.81	120.30
23	BA	1786	A	N9-C1'-C2'	6.24	122.11	114.00
23	BA	131	G	C1'-O4'-C4'	-6.24	104.91	109.90
23	DA	933	A	C1'-O4'-C4'	-6.24	104.91	109.90
23	DA	1984	G	C4'-C3'-C2'	-6.23	96.37	102.60
23	BA	2225	A	P-O3'-C3'	6.22	127.17	119.70
1	CA	1067	A	P-O3'-C3'	6.22	127.16	119.70
23	BA	791	C	C3'-C2'-C1'	-6.21	96.53	101.50
23	BA	1385	G	C3'-C2'-C1'	-6.20	96.54	101.50
23	DA	131	G	O4'-C4'-C3'	-6.19	97.81	104.00
23	DA	1046	A	C5-C6-N1	-6.19	114.60	117.70
23	BA	859	G	C3'-C2'-C1'	-6.19	96.55	101.50
23	BA	2613	U	C3'-C2'-C1'	-6.19	96.55	101.50
23	DA	1496	A	O4'-C1'-N9	6.17	113.14	108.20
1	CA	246	A	C3'-C2'-C1'	-6.17	96.56	101.50

Continued on next page...

Continued from previous page...

Mol	Chain	Res	Type	Atoms	Z	Observed(°)	Ideal(°)
23	DA	2225	A	P-O3'-C3'	6.16	127.09	119.70
1	CA	1529	G	O4'-C1'-N9	6.15	113.12	108.20
1	AA	1067	A	P-O3'-C3'	6.14	127.07	119.70
23	BA	1761	C	C1'-O4'-C4'	-6.14	104.99	109.90
23	DA	859	G	C3'-C2'-C1'	-6.14	96.59	101.50
23	DA	1379	A	P-O3'-C3'	6.13	127.05	119.70
1	AA	136(B)	C	P-O3'-C3'	-6.12	112.35	119.70
23	BA	2447	G	P-O3'-C3'	6.12	127.05	119.70
23	DA	450	G	C5-C6-N1	-6.09	108.45	111.50
23	BA	1266	G	C3'-C2'-C1'	-6.09	96.62	101.50
23	DA	791	C	C3'-C2'-C1'	-6.08	96.63	101.50
23	DA	1021	A	C3'-C2'-C1'	-6.08	96.63	101.50
23	DA	673	C	C4'-C3'-C2'	-6.08	96.52	102.60
1	CA	824	C	C3'-C2'-C1'	-6.07	96.64	101.50
1	AA	1529	G	O4'-C1'-N9	6.04	113.03	108.20
23	DA	1786	A	N9-C1'-C2'	6.04	121.85	114.00
23	DA	2033	A	P-O3'-C3'	6.04	126.94	119.70
23	BA	372	G	O4'-C1'-N9	6.03	113.03	108.20
23	DA	783	A	N1-C6-N6	6.02	122.21	118.60
23	DA	760	G	C4'-C3'-C2'	-6.01	96.59	102.60
23	DA	2613	U	C3'-C2'-C1'	-6.00	96.70	101.50
23	BA	783	A	N1-C6-N6	5.98	122.19	118.60
23	BA	989	G	O4'-C1'-N9	5.98	112.98	108.20
23	BA	2052	G	C4'-C3'-C2'	-5.97	96.63	102.60
23	BA	2056	G	N9-C4-C5	5.96	107.78	105.40
23	DA	686	G	O4'-C1'-N9	5.96	112.96	108.20
23	BA	933	A	C1'-O4'-C4'	-5.93	105.15	109.90
23	DA	2481	G	P-O3'-C3'	5.93	126.82	119.70
1	AA	1504	G	P-O3'-C3'	5.91	126.79	119.70
1	CA	1285	A	P-O3'-C3'	5.90	126.78	119.70
23	BA	938	G	C4'-C3'-C2'	-5.90	96.70	102.60
23	DA	2562	U	C4'-C3'-C2'	-5.89	96.70	102.60
1	AA	1285	A	P-O3'-C3'	5.89	126.77	119.70
23	BA	2033	A	P-O3'-C3'	5.89	126.76	119.70
23	BA	825	C	C4'-C3'-C2'	-5.87	96.73	102.60
23	BA	407	G	C4'-C3'-C2'	-5.86	96.74	102.60
1	AA	246	A	C3'-C2'-C1'	-5.85	96.82	101.50
22	CV	6188	C	P-O3'-C3'	5.83	126.70	119.70
23	BA	783	A	C3'-C2'-C1'	-5.82	96.84	101.50
23	BA	1427	A	P-O3'-C3'	5.82	126.68	119.70
22	AV	6188	C	P-O3'-C3'	5.82	126.68	119.70
23	BA	1786	A	O4'-C1'-C2'	-5.82	99.98	105.80

Continued on next page...

Continued from previous page...

Mol	Chain	Res	Type	Atoms	Z	Observed(°)	Ideal(°)
1	AA	810	C	C1'-O4'-C4'	-5.79	105.26	109.90
23	DA	2049	G	C4'-C3'-C2'	-5.79	96.81	102.60
23	BA	1698	A	C1'-O4'-C4'	-5.78	105.28	109.90
23	DA	825	C	C4'-C3'-C2'	-5.78	96.83	102.60
23	BA	444	C	C1'-O4'-C4'	-5.77	105.28	109.90
23	BA	2428	G	P-O3'-C3'	5.76	126.61	119.70
23	DA	807	U	C4'-C3'-C2'	-5.76	96.84	102.60
23	BA	807	U	C4'-C3'-C2'	-5.76	96.84	102.60
1	AA	913	A	P-O3'-C3'	5.75	126.59	119.70
23	DA	2098	U	P-O3'-C3'	5.72	126.56	119.70
23	BA	2278	A	C1'-O4'-C4'	-5.70	105.34	109.90
1	CA	913	A	P-O3'-C3'	5.70	126.54	119.70
23	DA	733	G	O4'-C1'-N9	-5.70	103.64	108.20
1	AA	7	G	C1'-O4'-C4'	-5.69	105.35	109.90
1	CA	7	G	C1'-O4'-C4'	-5.69	105.34	109.90
23	BA	2883	A	O4'-C1'-N9	5.69	112.75	108.20
22	CV	6171	U	P-O3'-C3'	5.69	126.53	119.70
23	DA	1761	C	C1'-O4'-C4'	-5.67	105.36	109.90
23	DA	444	C	C4'-C3'-C2'	-5.66	96.94	102.60
23	DA	761	A	N7-C8-N9	5.66	116.63	113.80
22	AV	6171	U	P-O3'-C3'	5.65	126.48	119.70
23	DA	680	G	O4'-C1'-N9	-5.65	103.68	108.20
23	DA	2512	C	C4'-C3'-C2'	-5.65	96.95	102.60
23	BA	974(B)	C	C3'-C2'-C1'	-5.64	96.99	101.50
23	BA	2098	U	P-O3'-C3'	5.63	126.46	119.70
23	DA	2056	G	N3-C4-N9	-5.63	122.62	126.00
23	BA	761	A	N7-C8-N9	5.61	116.61	113.80
23	BA	933	A	O4'-C4'-C3'	-5.60	98.40	104.00
23	BA	1608	A	C1'-O4'-C4'	-5.60	105.42	109.90
23	BA	2481	G	P-O3'-C3'	5.59	126.41	119.70
23	DA	2278	A	C1'-O4'-C4'	-5.58	105.44	109.90
23	DA	783	A	C5-N7-C8	-5.58	101.11	103.90
23	BA	131	G	O4'-C4'-C3'	-5.57	98.43	104.00
24	DB	66	A	P-O3'-C3'	5.57	126.39	119.70
23	DA	2428	G	P-O3'-C3'	5.57	126.39	119.70
1	AA	890	G	O4'-C1'-N9	5.56	112.65	108.20
23	BA	2689	U	P-O3'-C3'	5.56	126.37	119.70
23	DA	989	G	O4'-C1'-N9	5.53	112.62	108.20
23	BA	940	G	C4'-C3'-C2'	-5.51	97.09	102.60
23	DA	974(B)	C	C3'-C2'-C1'	-5.51	97.10	101.50
23	BA	226	G	C3'-C2'-C1'	-5.50	97.10	101.50
23	DA	95	G	C4'-C3'-C2'	-5.50	97.11	102.60

Continued on next page...

Continued from previous page...

Mol	Chain	Res	Type	Atoms	Z	Observed(°)	Ideal(°)
24	BB	66	A	P-O3'-C3'	5.49	126.29	119.70
23	DA	1255	U	C1'-O4'-C4'	-5.49	105.51	109.90
23	DA	940	G	C4'-C3'-C2'	-5.48	97.12	102.60
23	BA	2562	U	C4'-C3'-C2'	-5.48	97.12	102.60
23	DA	450	G	C4-C5-C6	5.47	122.08	118.80
23	DA	85	G	C3'-C2'-C1'	-5.46	97.13	101.50
1	AA	356	A	C4'-C3'-C2'	-5.45	97.15	102.60
23	DA	1275	A	C3'-C2'-C1'	-5.45	97.14	101.50
1	CA	1504	G	P-O3'-C3'	5.44	126.23	119.70
23	DA	938	G	C4'-C3'-C2'	-5.43	97.17	102.60
23	BA	760	G	C4'-C3'-C2'	-5.42	97.18	102.60
1	AA	358	U	P-O3'-C3'	-5.41	113.21	119.70
23	BA	95	G	C4'-C3'-C2'	-5.40	97.20	102.60
23	DA	527	C	O4'-C1'-N1	5.40	112.52	108.20
23	DA	407	G	C4'-C3'-C2'	-5.39	97.21	102.60
23	BA	761	A	C6-C5-N7	-5.39	128.53	132.30
23	DA	479	A	C1'-O4'-C4'	-5.39	105.59	109.90
23	BA	673	C	C4'-C3'-C2'	-5.39	97.21	102.60
23	DA	1786	A	O4'-C1'-C2'	-5.38	100.42	105.80
23	BA	1255	U	C1'-O4'-C4'	-5.38	105.60	109.90
23	DA	2052	G	C4'-C3'-C2'	-5.37	97.23	102.60
23	BA	1162	G	C4'-C3'-C2'	-5.37	97.23	102.60
1	CA	890	G	O4'-C1'-N9	5.37	112.49	108.20
23	BA	527	C	O4'-C1'-N1	5.36	112.49	108.20
23	BA	2681	C	C3'-C2'-C1'	-5.36	97.21	101.50
23	BA	1022	G	C3'-C2'-C1'	5.36	105.79	101.50
23	DA	226	G	C3'-C2'-C1'	-5.35	97.22	101.50
23	DA	2789	C	C1'-O4'-C4'	-5.35	105.62	109.90
1	AA	328	C	P-O3'-C3'	5.35	126.12	119.70
23	BA	2549	G	C4'-C3'-C2'	-5.35	97.25	102.60
23	BA	2512	C	C4'-C3'-C2'	-5.34	97.26	102.60
1	AA	890	G	C1'-O4'-C4'	-5.34	105.63	109.90
23	BA	956	G	C1'-O4'-C4'	-5.32	105.64	109.90
1	AA	1064	G	P-O3'-C3'	5.32	126.08	119.70
1	AA	890	G	C3'-C2'-C1'	-5.31	97.25	101.50
23	BA	84	A	C3'-C2'-C1'	-5.30	97.26	101.50
23	DA	761	A	C5-C6-N1	-5.30	115.05	117.70
23	BA	372	G	C3'-C2'-C1'	-5.29	97.27	101.50
23	DA	2689	U	P-O3'-C3'	5.29	126.05	119.70
23	DA	1162	G	C4'-C3'-C2'	-5.29	97.31	102.60
23	DA	1616	A	O4'-C1'-N9	5.28	112.43	108.20
23	BA	2049	G	C4'-C3'-C2'	-5.28	97.32	102.60

Continued on next page...

Continued from previous page...

Mol	Chain	Res	Type	Atoms	Z	Observed(°)	Ideal(°)
23	BA	2056	G	C4'-C3'-C2'	-5.28	97.32	102.60
23	BA	2818	G	O4'-C4'-C3'	-5.28	98.72	104.00
23	DA	210	C	C6-N1-C2	5.27	122.41	120.30
23	BA	1936	A	P-O3'-C3'	5.27	126.02	119.70
23	BA	807	U	O4'-C4'-C3'	-5.27	98.73	104.00
23	BA	444	C	C4'-C3'-C2'	-5.26	97.34	102.60
23	BA	479	A	C1'-O4'-C4'	-5.25	105.70	109.90
1	CA	1525	G	C4'-C3'-C2'	-5.25	97.35	102.60
1	AA	1525	G	C4'-C3'-C2'	-5.24	97.36	102.60
23	DA	532	A	C1'-O4'-C4'	-5.24	105.71	109.90
1	AA	428	G	P-O3'-C3'	5.22	125.97	119.70
23	BA	214	G	O4'-C1'-N9	5.22	112.38	108.20
23	DA	1613	G	C4'-C3'-C2'	-5.21	97.39	102.60
1	CA	890	G	C3'-C2'-C1'	-5.21	97.33	101.50
23	BA	1613	G	C4'-C3'-C2'	-5.21	97.39	102.60
23	DA	974(B)	C	O4'-C1'-C2'	-5.21	100.59	105.80
23	DA	1855	G	C4'-C3'-C2'	-5.20	97.40	102.60
23	BA	601	C	C4'-C3'-C2'	-5.18	97.42	102.60
23	DA	1012	U	C3'-C2'-C1'	-5.18	97.36	101.50
23	DA	444	C	C1'-O4'-C4'	-5.17	105.77	109.90
23	BA	532	A	C1'-O4'-C4'	-5.15	105.78	109.90
23	BA	2447	G	C3'-C2'-C1'	-5.14	97.38	101.50
1	CA	527	G	C4'-C3'-C2'	-5.14	97.46	102.60
23	DA	784	A	C3'-C2'-C1'	5.14	105.61	101.50
1	AA	1077	G	C4'-C3'-C2'	-5.13	97.47	102.60
1	CA	810	C	C1'-O4'-C4'	-5.13	105.79	109.90
23	DA	1559	G	C1'-O4'-C4'	-5.13	105.79	109.90
23	DA	2056	G	C4'-C3'-C2'	-5.13	97.47	102.60
23	BA	2789	C	C1'-O4'-C4'	-5.13	105.80	109.90
23	DA	208	C	C6-N1-C2	5.13	122.35	120.30
23	DA	692	C	C4'-C3'-C2'	-5.13	97.47	102.60
23	DA	463	G	C4'-C3'-C2'	-5.12	97.48	102.60
23	DA	807	U	O4'-C4'-C3'	-5.12	98.88	104.00
23	BA	1929	G	C3'-C2'-C1'	-5.12	97.40	101.50
1	CA	356	A	C4'-C3'-C2'	-5.12	97.48	102.60
1	CA	890	G	C1'-O4'-C4'	-5.12	105.80	109.90
23	DA	2744	G	C4'-C3'-C2'	-5.12	97.48	102.60
23	DA	1504	C	N1-C1'-C2'	-5.11	106.37	112.00
23	DA	933	A	O4'-C4'-C3'	-5.11	98.89	104.00
23	DA	1267	U	P-O3'-C3'	5.11	125.83	119.70
1	AA	1361	G	OP2-P-O3'	5.11	116.43	105.20
23	BA	974(B)	C	C1'-O4'-C4'	-5.09	105.82	109.90

Continued on next page...

Continued from previous page...

Mol	Chain	Res	Type	Atoms	Z	Observed(°)	Ideal(°)
23	DA	2681	C	C3'-C2'-C1'	-5.09	97.43	101.50
23	DA	1496	A	C1'-O4'-C4'	-5.09	105.83	109.90
23	BA	692	C	C4'-C3'-C2'	-5.08	97.52	102.60
23	BA	2744	G	C4'-C3'-C2'	-5.07	97.53	102.60
1	CA	1077	G	C4'-C3'-C2'	-5.07	97.53	102.60
1	CA	1064	G	P-O3'-C3'	5.07	125.78	119.70
23	DA	738	G	C1'-O4'-C4'	-5.06	105.85	109.90
1	CA	250	A	P-O3'-C3'	5.06	125.77	119.70
1	CA	792	A	C3'-C2'-C1'	-5.06	97.45	101.50
24	DB	42	C	C1'-O4'-C4'	-5.06	105.85	109.90
23	DA	1022	G	C3'-C2'-C1'	5.05	105.54	101.50
23	DA	324	A	C4'-C3'-C2'	-5.04	97.56	102.60
23	BA	265	A	C1'-O4'-C4'	-5.04	105.87	109.90
23	BA	1494	A	P-O3'-C3'	5.04	125.74	119.70
23	BA	1189	A	O3'-P-O5'	-5.03	94.44	104.00
23	BA	741	G	C4'-C3'-C2'	-5.03	97.57	102.60
23	DA	1929	G	C3'-C2'-C1'	-5.03	97.48	101.50
23	DA	672	C	C4'-C3'-C2'	-5.02	97.58	102.60
1	CA	328	C	P-O3'-C3'	5.02	125.72	119.70
23	BA	671	C	C4'-C3'-C2'	-5.02	97.58	102.60
23	BA	85	G	C3'-C2'-C1'	-5.02	97.49	101.50
1	CA	1027	C	P-O3'-C3'	-5.01	113.68	119.70
23	BA	35	G	C4'-C3'-C2'	-5.01	97.59	102.60
23	BA	805	G	O4'-C1'-N9	5.01	112.21	108.20
23	DA	1743	G	C4'-C3'-C2'	-5.01	97.59	102.60
23	BA	1504	C	N1-C1'-C2'	-5.00	106.50	112.00
23	BA	1654	A	C4'-C3'-C2'	-5.00	97.60	102.60

There are no chirality outliers.

All (4) planarity outliers are listed below:

Mol	Chain	Res	Type	Group
28	BF	75	LYS	Peptide
34	BL	52	GLU	Peptide
28	DF	75	LYS	Peptide
34	DL	52	GLU	Peptide

5.2 Close contacts ⓘ

In the following table, the Non-H and H(model) columns list the number of non-hydrogen atoms and hydrogen atoms in the chain respectively. The H(added) column lists the number of hydrogens

added by MolProbity. The Clashes column lists the number of clashes within the asymmetric unit, and the number in parentheses is this value normalized per 1000 atoms of the molecule in the chain. The Symm-Clashes column gives symmetry related clashes, in the same way as for the Clashes column.

Mol	Chain	Non-H	H(model)	H(added)	Clashes	Symm-Clashes
1	AA	32372	0	16339	682	0
1	CA	32372	0	16339	694	0
2	AB	1901	0	1951	103	0
2	CB	1901	0	1951	103	0
3	AC	1613	0	1677	95	0
3	CC	1613	0	1677	95	0
4	AD	1703	0	1764	100	0
4	CD	1703	0	1765	92	0
5	AE	1156	0	1213	68	0
5	CE	1156	0	1213	66	0
6	AF	843	0	857	46	0
6	CF	843	0	857	46	0
7	AG	1257	0	1296	60	0
7	CG	1257	0	1296	62	0
8	AH	1116	0	1177	57	0
8	CH	1116	0	1177	59	0
9	AI	1011	0	1043	62	0
9	CI	1011	0	1043	58	0
10	AJ	795	0	840	59	0
10	CJ	795	0	840	59	0
11	AK	885	0	904	56	0
11	CK	885	0	904	50	0
12	AL	971	0	1057	60	0
12	CL	971	0	1057	66	0
13	AM	929	0	987	66	0
13	CM	929	0	987	64	0
14	AN	492	0	529	29	0
14	CN	492	0	533	26	0
15	AO	734	0	771	26	0
15	CO	734	0	771	29	0
16	AP	701	0	720	30	0
16	CP	701	0	720	38	0
17	AQ	824	0	893	42	0
17	CQ	824	0	893	44	0
18	AR	574	0	644	30	0
18	CR	574	0	644	32	0
19	AS	630	0	652	59	0
19	CS	630	0	652	54	0
20	AT	762	0	859	32	0

Continued on next page...

Continued from previous page...

Mol	Chain	Non-H	H(model)	H(added)	Clashes	Symm-Clashes
20	CT	762	0	859	31	0
21	AU	209	0	221	13	0
21	CU	209	0	221	14	0
22	AV	736	0	378	19	0
22	CV	736	0	378	18	0
23	BA	59442	0	29966	1292	0
23	DA	59442	0	29966	1295	0
24	BB	2551	0	1295	53	0
24	DB	2551	0	1295	53	0
25	BC	2105	0	2182	202	0
25	DC	2105	0	2182	214	0
26	BD	1564	0	1629	117	0
26	DD	1564	0	1629	112	0
27	BE	1587	0	1632	107	0
27	DE	1587	0	1632	106	0
28	BF	1475	0	1537	109	0
28	DF	1475	0	1537	109	0
29	BG	1223	0	1282	64	0
29	DG	1223	0	1282	66	0
30	BH	1133	0	1220	83	0
30	DH	1133	0	1220	80	0
31	BI	254	0	275	8	0
31	DI	254	0	275	8	0
32	BJ	1097	0	1168	82	0
32	DJ	1097	0	1168	83	0
33	BK	932	0	994	54	0
33	DK	932	0	994	56	0
34	BL	1114	0	1187	167	0
34	DL	1114	0	1187	169	0
35	BM	1079	0	1127	96	0
35	DM	1079	0	1127	99	0
36	BN	960	0	1021	73	0
36	DN	960	0	1021	71	0
37	BO	771	0	832	67	0
37	DO	771	0	832	70	0
38	BP	1144	0	1211	69	0
38	DP	1144	0	1211	74	0
39	BQ	953	0	1013	71	0
39	DQ	953	0	1013	71	0
40	BR	779	0	852	76	0
40	DR	779	0	852	73	0
41	BS	891	0	951	50	0

Continued on next page...

Continued from previous page...

Mol	Chain	Non-H	H(model)	H(added)	Clashes	Symm-Clashes
41	DS	891	0	951	52	0
42	BT	726	0	778	58	0
42	DT	726	0	778	59	0
43	BU	776	0	870	78	0
43	DU	776	0	870	76	0
44	BV	1492	0	1513	94	0
44	DV	1492	0	1513	92	0
45	BW	605	0	628	36	0
45	DW	605	0	628	38	0
46	BX	695	0	764	69	0
46	DX	695	0	764	68	0
47	BY	521	0	575	45	0
47	DY	521	0	575	45	0
48	BZ	468	0	523	20	0
48	DZ	468	0	523	24	0
49	B1	226	0	225	17	0
49	D1	226	0	225	17	0
50	B2	405	0	420	27	0
50	D2	405	0	420	29	0
51	B3	381	0	391	28	0
51	D3	381	0	391	26	0
52	B4	419	0	467	30	0
52	D4	419	0	467	32	0
53	B5	508	0	576	54	0
53	D5	508	0	576	55	0
54	AA	279	0	0	0	0
54	AB	3	0	0	0	0
54	AC	2	0	0	0	0
54	AD	3	0	0	0	0
54	AE	5	0	0	0	0
54	AF	1	0	0	0	0
54	AG	2	0	0	0	0
54	AH	1	0	0	0	0
54	AI	1	0	0	0	0
54	AK	2	0	0	0	0
54	AL	2	0	0	0	0
54	AM	1	0	0	0	0
54	AN	1	0	0	0	0
54	AO	3	0	0	0	0
54	AQ	3	0	0	0	0
54	AS	1	0	0	0	0
54	AT	2	0	0	0	0

Continued on next page...

Continued from previous page...

Mol	Chain	Non-H	H(model)	H(added)	Clashes	Symm-Clashes
54	AV	8	0	0	0	0
54	B2	3	0	0	0	0
54	B3	1	0	0	0	0
54	B4	1	0	0	0	0
54	B5	1	0	0	0	0
54	BA	781	0	0	0	0
54	BB	27	0	0	0	0
54	BC	3	0	0	0	0
54	BE	2	0	0	0	0
54	BF	1	0	0	0	0
54	BH	1	0	0	0	0
54	BI	1	0	0	0	0
54	BJ	3	0	0	0	0
54	BK	1	0	0	0	0
54	BM	3	0	0	0	0
54	BN	2	0	0	0	0
54	BO	1	0	0	0	0
54	BP	2	0	0	0	0
54	BR	1	0	0	0	0
54	BS	1	0	0	0	0
54	BT	2	0	0	0	0
54	BU	2	0	0	0	0
54	BV	3	0	0	0	0
54	BW	1	0	0	0	0
54	BX	2	0	0	0	0
54	BY	3	0	0	0	0
54	CA	372	0	0	0	0
54	CB	3	0	0	0	0
54	CC	8	0	0	0	0
54	CD	3	0	0	0	0
54	CE	5	0	0	0	0
54	CF	2	0	0	0	0
54	CG	3	0	0	0	0
54	CK	1	0	0	0	0
54	CL	6	0	0	0	0
54	CM	2	0	0	0	0
54	CN	1	0	0	0	0
54	CO	4	0	0	0	0
54	CQ	2	0	0	0	0
54	CV	7	0	0	0	0
54	D1	1	0	0	0	0
54	D2	3	0	0	0	0

Continued on next page...

Continued from previous page...

Mol	Chain	Non-H	H(model)	H(added)	Clashes	Symm-Clashes
54	D3	1	0	0	0	0
54	D4	4	0	0	0	0
54	D5	3	0	0	0	0
54	DA	964	0	0	0	0
54	DB	43	0	0	0	0
54	DC	3	0	0	0	0
54	DD	6	0	0	0	0
54	DE	3	0	0	0	0
54	DF	2	0	0	0	0
54	DG	3	0	0	0	0
54	DI	1	0	0	0	0
54	DJ	6	0	0	0	0
54	DK	3	0	0	0	0
54	DL	3	0	0	0	0
54	DM	1	0	0	0	0
54	DN	1	0	0	0	0
54	DO	1	0	0	0	0
54	DP	2	0	0	0	0
54	DQ	2	0	0	0	0
54	DS	2	0	0	0	0
54	DU	1	0	0	0	0
54	DV	4	0	0	0	0
54	DW	1	0	0	0	0
54	DX	3	0	0	0	0
54	DY	2	0	0	0	0
55	AD	1	0	0	0	0
55	AN	1	0	0	0	0
55	CD	1	0	0	0	0
55	CN	1	0	0	0	0
All	All	283641	0	191757	9280	0

Clashscore is defined as the number of clashes calculated for the entry per 1000 atoms (including hydrogens) of the entry. The overall clashscore for this entry is 20.

All (9280) close contacts within the same asymmetric unit are listed below.

Atom-1	Atom-2	Distance(Å)	Clash(Å)
1:AA:1399:C:H4'	1:AA:1400:C:H5'	1.26	1.16
34:BL:33:ARG:HG3	34:BL:36:LYS:HD3	1.31	1.12
34:BL:128:HIS:HA	34:BL:147:LEU:HB3	1.30	1.11
23:DA:2015:A:H1'	50:D2:2:ALA:HA	1.33	1.08
34:DL:33:ARG:HG3	34:DL:36:LYS:HD3	1.33	1.08
1:CA:1399:C:H4'	1:CA:1400:C:H5'	1.27	1.08

Continued on next page...

Continued from previous page...

Atom-1	Atom-2	Distance(Å)	Clash(Å)
23:BA:2015:A:H1'	50:B2:2:ALA:HA	1.34	1.07
34:DL:49:ARG:HG2	34:DL:50:ARG:H	1.18	1.06
34:DL:128:HIS:HA	34:DL:147:LEU:HB3	1.30	1.06
34:BL:49:ARG:HG2	34:BL:50:ARG:H	1.16	1.04
7:AG:113:GLU:HB2	7:AG:119:ARG:HG2	1.38	1.04
45:BW:23:VAL:HA	45:BW:38:VAL:HG22	1.37	1.03
32:DJ:70:ALA:HB2	32:DJ:135:LEU:HD12	1.41	1.03
45:DW:23:VAL:HA	45:DW:38:VAL:HG22	1.37	1.03
37:BO:24:LEU:HD12	37:BO:84:GLN:HB3	1.38	1.03
30:BH:92:VAL:HG13	30:BH:120:ILE:HB	1.41	1.03
7:CG:113:GLU:HB2	7:CG:119:ARG:HG2	1.38	1.02
9:AI:19:LEU:HD21	9:AI:59:PHE:HB3	1.41	1.02
37:DO:24:LEU:HD12	37:DO:84:GLN:HB3	1.38	1.02
39:DQ:92:ARG:HH11	39:DQ:92:ARG:HB2	1.24	1.01
39:BQ:92:ARG:HB2	39:BQ:92:ARG:HH11	1.25	1.01
25:BC:242:ARG:H	25:BC:242:ARG:HD3	1.21	1.00
9:CI:19:LEU:HD21	9:CI:59:PHE:HB3	1.40	1.00
15:AO:63:ARG:HH21	15:AO:87:ILE:HG21	1.27	0.99
25:DC:242:ARG:HD3	25:DC:242:ARG:H	1.23	0.99
5:AE:76:ILE:HG12	5:AE:77:PRO:HD2	1.43	0.99
30:DH:92:VAL:HG13	30:DH:120:ILE:HB	1.42	0.99
43:DU:8:LYS:H	43:DU:8:LYS:HZ2	1.07	0.98
23:DA:2681:C:H5	23:DA:2725:A:H62	0.99	0.98
23:DA:2781:A:H5'	23:DA:2782:G:H5'	1.46	0.98
32:BJ:70:ALA:HB2	32:BJ:135:LEU:HD12	1.41	0.98
42:BT:11:PRO:HA	42:BT:28:PHE:HB3	1.47	0.97
23:BA:2781:A:H5'	23:BA:2782:G:H5'	1.44	0.97
23:DA:1163:G:H2'	23:DA:1164:G:H5''	1.46	0.97
15:CO:63:ARG:HH21	15:CO:87:ILE:HG21	1.28	0.96
23:BA:1163:G:H2'	23:BA:1164:G:H5''	1.46	0.96
34:BL:50:ARG:HB2	53:B5:60:LEU:HD11	1.47	0.96
13:CM:76:ALA:HA	13:CM:79:LYS:HE2	1.48	0.96
5:CE:76:ILE:HG12	5:CE:77:PRO:HD2	1.43	0.95
42:DT:11:PRO:HA	42:DT:28:PHE:HB3	1.47	0.95
1:AA:1443:G:H3'	1:AA:1446:A:H5''	1.48	0.95
23:BA:1021:A:H8	23:BA:1021:A:H3'	1.31	0.95
32:BJ:157:ARG:H	32:BJ:158:PRO:HD3	1.30	0.95
23:DA:2068:U:H3	23:DA:2430:A:H2	1.13	0.95
1:CA:522:C:H41	12:CL:52:ARG:HH22	1.11	0.95
2:CB:185:ILE:HG22	2:CB:199:TYR:HB2	1.47	0.95
1:CA:1443:G:H3'	1:CA:1446:A:H5''	1.48	0.95
44:DV:18:LEU:HD23	44:DV:25:PRO:HG3	1.49	0.95

Continued on next page...

Continued from previous page...

Atom-1	Atom-2	Distance(Å)	Clash(Å)
1:AA:955:U:H1'	1:AA:1227:A:H61	1.31	0.94
23:DA:780:G:H21	23:DA:783:A:H62	1.15	0.94
23:DA:1899:G:H21	23:DA:1902:C:H41	1.07	0.94
2:AB:185:ILE:HG22	2:AB:199:TYR:HB2	1.47	0.94
23:BA:2420:C:OP1	53:B5:34:TRP:HA	1.68	0.93
32:DJ:42:GLU:HA	32:DJ:82:LYS:HB3	1.50	0.93
23:BA:1021:A:H3'	23:BA:1021:A:C8	2.04	0.93
23:BA:1899:G:H21	23:BA:1902:C:H41	1.08	0.93
10:CJ:50:ILE:HB	14:CN:41:ARG:HH21	1.33	0.93
1:CA:955:U:H1'	1:CA:1227:A:H61	1.31	0.93
1:CA:1378:C:H5''	7:CG:6:ARG:HE	1.33	0.92
29:BG:16:SER:HB2	29:BG:27:LYS:HB2	1.51	0.92
32:BJ:42:GLU:HA	32:BJ:82:LYS:HB3	1.50	0.92
23:DA:1046:A:N3	31:DI:4:LYS:HD3	1.84	0.92
13:AM:76:ALA:HA	13:AM:79:LYS:HE2	1.48	0.92
35:DM:22:LYS:HA	35:DM:22:LYS:HE2	1.50	0.92
32:DJ:157:ARG:H	32:DJ:158:PRO:HD3	1.30	0.92
35:BM:22:LYS:HA	35:BM:22:LYS:HE2	1.51	0.92
28:BF:60:LEU:HD11	28:BF:92:VAL:HG11	1.52	0.92
23:BA:1019:U:HO2'	23:BA:1021:A:H2	0.99	0.91
23:DA:1021:A:C8	23:DA:1021:A:H3'	2.05	0.91
34:DL:50:ARG:HB2	53:D5:60:LEU:HD11	1.49	0.91
28:DF:60:LEU:HD11	28:DF:92:VAL:HG11	1.52	0.91
34:DL:49:ARG:HG2	34:DL:50:ARG:N	1.84	0.91
23:DA:1019:U:HO2'	23:DA:1021:A:H2	0.95	0.91
23:BA:886:C:H2'	23:BA:887:A:H4'	1.52	0.91
23:BA:2068:U:H3	23:BA:2430:A:H2	1.11	0.91
34:DL:114:ILE:HD11	34:DL:130:PHE:CD1	2.05	0.91
23:DA:2420:C:OP1	53:D5:34:TRP:HA	1.71	0.90
23:DA:587:C:H42	34:DL:33:ARG:HG2	1.35	0.90
29:DG:16:SER:HB2	29:DG:27:LYS:HB2	1.52	0.90
12:CL:26:LEU:HD13	12:CL:27:LYS:H	1.36	0.90
10:AJ:50:ILE:HB	14:AN:41:ARG:HH21	1.34	0.90
23:BA:1046:A:N3	31:BI:4:LYS:HD3	1.84	0.90
23:BA:587:C:H42	34:BL:33:ARG:HG2	1.34	0.90
23:BA:2681:C:H5	23:BA:2725:A:H62	0.98	0.90
33:DK:3:GLN:HB2	33:DK:4:PRO:HD2	1.53	0.90
44:BV:18:LEU:HD23	44:BV:25:PRO:HG3	1.52	0.90
23:BA:761:A:H8	23:BA:761:A:O5'	1.53	0.90
47:DY:2:LYS:HA	47:DY:5:GLU:CD	1.90	0.90
23:DA:547:A:H2'	23:DA:548:A:C8	2.07	0.90
23:DA:1021:A:H3'	23:DA:1021:A:H8	1.32	0.90

Continued on next page...

Continued from previous page...

Atom-1	Atom-2	Distance(Å)	Clash(Å)
19:AS:19:VAL:HG21	19:AS:44:MET:HG3	1.55	0.89
23:DA:2426:A:H3'	23:DA:2427:C:H5''	1.54	0.89
43:DU:81:LYS:HD2	43:DU:96:ILE:HD12	1.54	0.89
1:CA:1223:C:H5'	1:CA:1224:G:H5''	1.54	0.89
1:CA:1261:A:H62	1:CA:1274:G:H21	1.18	0.89
21:CU:22:ARG:HD2	21:CU:23:PRO:HD2	1.55	0.89
23:DA:761:A:O5'	23:DA:761:A:H8	1.56	0.89
23:BA:996:A:H4'	39:BQ:92:ARG:NH1	1.87	0.89
41:BS:24:ILE:HG21	41:BS:36:LEU:HD21	1.55	0.89
1:CA:736:C:H2'	1:CA:737:A:C8	2.07	0.89
23:BA:547:A:H2'	23:BA:548:A:C8	2.08	0.89
12:AL:26:LEU:HD13	12:AL:27:LYS:H	1.36	0.89
49:D1:50:THR:HG22	49:D1:51:TYR:H	1.37	0.89
1:AA:134:A:H61	16:AP:25:ARG:NH1	1.69	0.89
47:BY:2:LYS:HA	47:BY:5:GLU:CD	1.94	0.89
1:AA:736:C:H2'	1:AA:737:A:C8	2.08	0.89
19:CS:19:VAL:HG21	19:CS:44:MET:HG3	1.54	0.88
23:DA:996:A:H4'	39:DQ:92:ARG:NH1	1.87	0.88
23:BA:142:G:H4'	42:BT:35:THR:HG21	1.55	0.88
29:DG:101:ARG:HE	29:DG:101:ARG:H	1.18	0.88
1:CA:979:C:H3'	1:CA:980:C:H5''	1.55	0.88
34:BL:49:ARG:HG2	34:BL:50:ARG:N	1.83	0.88
34:BL:114:ILE:HD11	34:BL:130:PHE:CD1	2.07	0.88
23:BA:780:G:H21	23:BA:783:A:H62	1.14	0.88
23:DA:954:G:H5''	35:DM:13:GLN:HG3	1.54	0.88
23:DA:886:C:H2'	23:DA:887:A:H4'	1.53	0.88
5:AE:51:VAL:HB	5:AE:52:PRO:HD3	1.56	0.88
23:DA:2331:G:H4'	45:DW:43:THR:H	1.36	0.88
5:AE:151:LEU:HD13	8:AH:77:GLU:HG2	1.56	0.88
29:BG:89:ILE:HG12	29:BG:162:ILE:HG22	1.56	0.88
23:BA:197:A:H8	23:BA:197:A:H5'	1.36	0.88
23:DA:197:A:H5'	23:DA:197:A:H8	1.36	0.88
43:BU:8:LYS:HZ2	43:BU:8:LYS:H	1.19	0.87
47:DY:17:SER:HB3	47:DY:18:PRO:HD3	1.57	0.87
29:BG:101:ARG:H	29:BG:101:ARG:HE	1.18	0.87
23:BA:857:C:H4'	45:BW:23:VAL:HG21	1.55	0.87
33:BK:3:GLN:HB2	33:BK:4:PRO:HD2	1.54	0.87
50:B2:35:GLU:HB2	50:B2:49:CYS:SG	2.14	0.87
1:CA:922:G:H4'	5:CE:20:GLN:HA	1.56	0.87
41:DS:24:ILE:HG21	41:DS:36:LEU:HD21	1.56	0.87
23:DA:142:G:H4'	42:DT:35:THR:HG21	1.55	0.87
27:BE:67:GLN:O	27:BE:67:GLN:HG3	1.73	0.87

Continued on next page...

Continued from previous page...

Atom-1	Atom-2	Distance(Å)	Clash(Å)
1:CA:93:U:H2'	1:CA:95:G:C8	2.09	0.87
50:D2:35:GLU:HB2	50:D2:49:CYS:SG	2.15	0.87
23:BA:270(J):G:HO2'	23:BA:270(K):G:H8	1.19	0.86
21:AU:22:ARG:HD2	21:AU:23:PRO:HD2	1.56	0.86
9:CI:103:THR:HG22	9:CI:105:ASP:H	1.40	0.86
43:BU:81:LYS:HD2	43:BU:96:ILE:HD12	1.57	0.86
23:BA:2426:A:H3'	23:BA:2427:C:H5''	1.56	0.86
1:AA:1223:C:H5'	1:AA:1224:G:H5''	1.55	0.86
49:B1:50:THR:HG22	49:B1:51:TYR:H	1.38	0.86
9:AI:103:THR:HG22	9:AI:105:ASP:H	1.40	0.86
23:BA:676:A:H8	23:BA:2069:G:H21	1.24	0.86
23:BA:954:G:H5''	35:BM:13:GLN:HG3	1.57	0.86
23:DA:857:C:H4'	45:DW:23:VAL:HG21	1.55	0.86
23:DA:1899:G:H21	23:DA:1902:C:N4	1.73	0.86
23:BA:2331:G:H4'	45:BW:43:THR:H	1.38	0.86
10:AJ:48:THR:HA	10:AJ:62:HIS:HB3	1.55	0.86
1:AA:1261:A:H62	1:AA:1274:G:H21	1.19	0.86
27:DE:67:GLN:O	27:DE:67:GLN:HG3	1.74	0.85
1:AA:93:U:H2'	1:AA:95:G:C8	2.11	0.85
3:CC:105:GLU:HG2	3:CC:106:VAL:H	1.40	0.85
37:BO:35:ILE:HG12	37:BO:101:LEU:HD21	1.57	0.85
39:DQ:88:ILE:HB	39:DQ:90:VAL:HG12	1.58	0.85
23:BA:2681:C:H5	23:BA:2725:A:N6	1.74	0.85
47:BY:17:SER:HB3	47:BY:18:PRO:HD3	1.56	0.85
23:BA:2712:U:H1'	23:BA:712(B):A:C8	2.11	0.85
1:AA:979:C:H3'	1:AA:980:C:H5''	1.56	0.85
49:B1:59:VAL:HG12	49:B1:60:GLU:H	1.40	0.85
43:BU:88:LYS:HE2	43:BU:93:GLY:HA3	1.58	0.85
42:BT:35:THR:O	42:BT:39:ILE:HG12	1.77	0.85
37:DO:35:ILE:HG12	37:DO:101:LEU:HD21	1.57	0.85
33:DK:119:PRO:HB2	38:DP:68:TYR:HE1	1.41	0.85
49:D1:59:VAL:HG12	49:D1:60:GLU:H	1.40	0.85
23:DA:2681:C:H5	23:DA:2725:A:N6	1.74	0.85
42:DT:35:THR:O	42:DT:39:ILE:HG12	1.76	0.85
5:CE:151:LEU:HD13	8:CH:77:GLU:HG2	1.56	0.85
39:BQ:88:ILE:HB	39:BQ:90:VAL:HG12	1.59	0.85
10:CJ:48:THR:HA	10:CJ:62:HIS:HB3	1.55	0.85
30:DH:5:LEU:HD23	30:DH:5:LEU:H	1.40	0.85
43:DU:2:ARG:HG2	43:DU:3:VAL:HG23	1.59	0.85
1:AA:91:C:H2'	1:AA:92:G:H8	1.42	0.85
3:AC:105:GLU:HG2	3:AC:106:VAL:H	1.41	0.85
17:CQ:9:VAL:HG12	17:CQ:56:VAL:HG22	1.58	0.84

Continued on next page...

Continued from previous page...

Atom-1	Atom-2	Distance(Å)	Clash(Å)
28:DF:41:GLN:HG2	28:DF:155:MET:HB3	1.59	0.84
23:BA:2439:A:C8	23:BA:2439:A:H5'	2.13	0.84
30:BH:5:LEU:HD23	30:BH:5:LEU:H	1.39	0.84
43:BU:45:VAL:HG22	43:BU:62:GLU:HB3	1.59	0.84
23:DA:2712:U:H1'	23:DA:712(B):A:C8	2.12	0.84
23:BA:1813:G:H1'	25:BC:50:THR:HG21	1.59	0.84
43:BU:2:ARG:HG2	43:BU:3:VAL:HG23	1.59	0.84
34:DL:41:ARG:HH22	34:DL:45:LEU:HB2	1.43	0.84
33:BK:119:PRO:HB2	38:BP:68:TYR:HE1	1.39	0.84
28:BF:41:GLN:HG2	28:BF:155:MET:HB3	1.60	0.84
23:DA:2426:A:H3'	23:DA:2427:C:C5'	2.08	0.84
1:CA:1346:A:H61	1:CA:1374:A:H3'	1.42	0.84
46:DX:11:ARG:HB3	46:DX:12:PRO:HD2	1.60	0.84
23:DA:2744:G:H21	29:DG:143:GLN:HE22	1.23	0.84
34:DL:45:LEU:HD23	34:DL:46:LYS:H	1.43	0.84
46:BX:11:ARG:HB3	46:BX:12:PRO:HD2	1.59	0.84
17:AQ:9:VAL:HG12	17:AQ:56:VAL:HG22	1.57	0.84
1:CA:91:C:H2'	1:CA:92:G:H8	1.43	0.83
23:DA:245:G:H5'	34:DL:73:GLY:HA2	1.59	0.83
29:DG:89:ILE:HG12	29:DG:162:ILE:HG22	1.58	0.83
5:CE:51:VAL:HB	5:CE:52:PRO:HD3	1.59	0.83
23:DA:270(J):G:HO2'	23:DA:270(K):G:H8	1.24	0.83
45:DW:35:ASN:H	45:DW:35:ASN:HD22	1.25	0.83
23:BA:2426:A:H3'	23:BA:2427:C:C5'	2.08	0.83
28:DF:55:LYS:HD2	28:DF:58:GLN:HE21	1.42	0.83
26:DD:91:VAL:HB	26:DD:95:ILE:HD11	1.60	0.83
38:DP:26:ASP:HB2	38:DP:91:ARG:HA	1.61	0.83
23:DA:848:G:H2'	23:DA:849:A:C8	2.13	0.83
41:DS:13:SER:HB3	41:DS:16:LYS:HD2	1.59	0.83
23:DA:2439:A:H5'	23:DA:2439:A:C8	2.14	0.83
25:BC:133:LEU:HD23	25:BC:136:ILE:HD12	1.60	0.83
44:DV:97:GLU:HB3	44:DV:125:LEU:HD21	1.61	0.83
36:BN:54:LEU:HD11	36:BN:65:LEU:HD23	1.61	0.83
25:BC:159:ALA:HB1	25:BC:198:ASN:O	1.78	0.83
23:BA:848:G:H2'	23:BA:849:A:C8	2.14	0.83
6:AF:99:ALA:HB2	18:AR:31:LEU:HD22	1.61	0.83
43:DU:45:VAL:HG22	43:DU:62:GLU:HB3	1.59	0.82
44:BV:97:GLU:HB3	44:BV:125:LEU:HD21	1.60	0.82
23:BA:1899:G:H21	23:BA:1902:C:N4	1.74	0.82
1:AA:1346:A:H61	1:AA:1374:A:H3'	1.42	0.82
1:AA:942:G:H21	9:AI:124:GLN:HE22	1.26	0.82
38:BP:26:ASP:HB2	38:BP:91:ARG:HA	1.60	0.82

Continued on next page...

Continued from previous page...

Atom-1	Atom-2	Distance(Å)	Clash(Å)
25:DC:159:ALA:HB1	25:DC:198:ASN:O	1.78	0.82
28:BF:55:LYS:HD2	28:BF:58:GLN:HE21	1.42	0.82
43:DU:8:LYS:N	43:DU:8:LYS:HZ2	1.77	0.82
23:BA:2744:G:H21	29:BG:143:GLN:HE22	1.25	0.82
23:DA:676:A:H8	23:DA:2069:G:H21	1.25	0.82
10:CJ:75:ILE:HG13	10:CJ:76:ASN:H	1.44	0.82
11:CK:22:HIS:HB3	11:CK:29:ILE:HG13	1.61	0.82
1:CA:105:G:H2'	1:CA:106:C:C6	2.15	0.82
34:DL:89:ALA:HB1	34:DL:121:LYS:HD3	1.62	0.82
13:CM:99:ARG:HB2	13:CM:101:GLN:HE21	1.45	0.82
23:DA:2327:A:H2'	23:DA:2328:A:C8	2.15	0.82
33:BK:119:PRO:HB2	38:BP:68:TYR:CE1	2.14	0.82
1:AA:673:G:H2'	1:AA:674:G:C8	2.15	0.82
29:DG:92:ILE:H	29:DG:92:ILE:HD12	1.45	0.82
11:AK:22:HIS:HB3	11:AK:29:ILE:HG13	1.60	0.81
45:BW:35:ASN:HD22	45:BW:35:ASN:H	1.24	0.81
52:B4:8:ASN:ND2	52:B4:11:LYS:H	1.78	0.81
17:CQ:12:SER:HB3	17:CQ:20:THR:HB	1.62	0.81
34:BL:41:ARG:HH22	34:BL:45:LEU:HB2	1.44	0.81
25:DC:133:LEU:HD23	25:DC:136:ILE:HD12	1.61	0.81
25:DC:25:THR:O	25:DC:27:THR:HG22	1.80	0.81
23:DA:2400:G:H4'	51:D3:19:ARG:HD3	1.61	0.81
43:DU:88:LYS:HE2	43:DU:93:GLY:HA3	1.62	0.81
27:BE:41:LEU:HA	27:BE:44:ARG:HD3	1.62	0.81
23:BA:947:G:C2'	23:BA:948:G:H5''	2.10	0.81
23:BA:245:G:H5'	34:BL:73:GLY:HA2	1.61	0.81
23:DA:1899:G:N2	23:DA:1902:C:H41	1.79	0.81
43:DU:78:ALA:HB3	43:DU:81:LYS:HE3	1.62	0.81
43:BU:78:ALA:HB3	43:BU:81:LYS:HE3	1.63	0.81
10:AJ:75:ILE:HG13	10:AJ:76:ASN:H	1.43	0.81
26:BD:91:VAL:HB	26:BD:95:ILE:HD11	1.61	0.81
13:AM:99:ARG:HB2	13:AM:101:GLN:HE21	1.46	0.81
23:BA:2327:A:H2'	23:BA:2328:A:C8	2.15	0.81
34:BL:89:ALA:HB1	34:BL:121:LYS:HD3	1.62	0.81
1:CA:1129:C:H4'	1:CA:1130:A:H5''	1.62	0.81
36:DN:54:LEU:HD11	36:DN:65:LEU:HD23	1.60	0.81
53:D5:54:GLU:HA	53:D5:57:ARG:HH12	1.46	0.81
1:AA:690:G:H2'	1:AA:691:G:C8	2.15	0.81
43:DU:81:LYS:HD3	43:DU:97:ARG:HB3	1.63	0.81
35:DM:81:VAL:HG12	35:DM:82:ARG:HG2	1.62	0.81
29:DG:162:ILE:H	29:DG:162:ILE:HD13	1.45	0.81
1:CA:673:G:H2'	1:CA:674:G:C8	2.15	0.81

Continued on next page...

Continued from previous page...

Atom-1	Atom-2	Distance(Å)	Clash(Å)
3:AC:195:VAL:HG12	3:AC:196:LEU:H	1.46	0.81
23:BA:2400:G:H4'	51:B3:19:ARG:HD3	1.61	0.81
28:DF:109:VAL:HG11	28:DF:142:PRO:HG3	1.62	0.81
41:BS:13:SER:HB3	41:BS:16:LYS:HD2	1.62	0.81
5:AE:78:HIS:HE1	5:AE:143:ARG:H	1.27	0.81
29:BG:162:ILE:H	29:BG:162:ILE:HD13	1.46	0.81
30:DH:71:ILE:HG23	30:DH:72:LEU:HD22	1.63	0.81
23:DA:1813:G:H1'	25:DC:50:THR:HG21	1.63	0.81
1:AA:1348:U:H4'	9:AI:120:ARG:HD2	1.63	0.80
1:CA:1347:G:C8	9:CI:107:ARG:HB3	2.15	0.80
39:BQ:83:LEU:HG	39:BQ:88:ILE:HD11	1.63	0.80
26:BD:117:MET:HE1	26:BD:136:ARG:HA	1.62	0.80
1:AA:82:U:H2'	1:AA:85:U:H5	1.46	0.80
3:CC:195:VAL:HG12	3:CC:196:LEU:H	1.46	0.80
23:DA:947:G:H2'	23:DA:948:G:H5''	1.63	0.80
5:CE:78:HIS:HE1	5:CE:143:ARG:H	1.27	0.80
1:AA:38:G:H22	1:AA:397:A:H5'	1.47	0.80
1:AA:105:G:H2'	1:AA:106:C:C6	2.17	0.80
1:CA:82:U:H2'	1:CA:85:U:H5	1.46	0.80
27:DE:41:LEU:HA	27:DE:44:ARG:HD3	1.62	0.80
23:DA:1658:C:OP1	26:DD:132:HIS:ND1	2.15	0.80
6:CF:99:ALA:HB2	18:CR:31:LEU:HD22	1.62	0.80
23:DA:947:G:C2'	23:DA:948:G:H5''	2.11	0.80
1:CA:942:G:H21	9:CI:124:GLN:HE22	1.26	0.80
1:CA:690:G:H2'	1:CA:691:G:C8	2.16	0.80
43:BU:81:LYS:HD3	43:BU:97:ARG:HB3	1.63	0.80
33:DK:119:PRO:HB2	38:DP:68:TYR:CE1	2.16	0.80
13:CM:60:VAL:HG13	13:CM:64:TRP:HE1	1.47	0.80
23:BA:2873:A:C2	36:BN:6:SER:HB2	2.17	0.80
28:BF:109:VAL:HG11	28:BF:142:PRO:HG3	1.61	0.79
1:AA:1346:A:H5'	9:AI:120:ARG:HH12	1.45	0.79
30:DH:62:LYS:HB2	30:DH:133:HIS:CE1	2.18	0.79
23:BA:996:A:H4'	39:BQ:92:ARG:HH12	1.45	0.79
35:BM:81:VAL:HG12	35:BM:82:ARG:HG2	1.63	0.79
23:DA:2873:A:C2	36:DN:6:SER:HB2	2.17	0.79
3:CC:141:VAL:HG11	3:CC:202:ILE:HD12	1.63	0.79
3:CC:43:LEU:O	3:CC:47:LEU:HB3	1.82	0.79
34:BL:45:LEU:HD23	34:BL:46:LYS:H	1.44	0.79
42:DT:29:TRP:CZ3	42:DT:78:LYS:HG3	2.16	0.79
23:DA:2025:C:H2'	23:DA:2026:C:C6	2.18	0.79
29:BG:92:ILE:HD12	29:BG:92:ILE:H	1.47	0.79
52:D4:8:ASN:ND2	52:D4:11:LYS:H	1.79	0.79

Continued on next page...

Continued from previous page...

Atom-1	Atom-2	Distance(Å)	Clash(Å)
27:BE:65:TRP:CZ3	27:BE:75:HIS:HD2	2.01	0.79
48:BZ:8:LEU:HD12	48:BZ:31:LEU:HA	1.63	0.79
23:BA:1579:A:H5'	23:BA:1579:A:H8	1.45	0.79
34:BL:6:LEU:H	34:BL:6:LEU:HD23	1.48	0.79
23:DA:948:G:H8	23:DA:948:G:H5'	1.47	0.79
3:AC:141:VAL:HG11	3:AC:202:ILE:HD12	1.65	0.79
1:CA:1443:G:H3'	1:CA:1446:A:C5'	2.11	0.79
1:CA:1224:G:H4'	13:CM:102:ARG:HH22	1.48	0.79
44:DV:77:ASP:HB2	44:DV:84:GLU:HG3	1.63	0.79
1:AA:1443:G:H3'	1:AA:1446:A:C5'	2.11	0.79
1:AA:957:U:H4'	19:AS:79:THR:HB	1.63	0.79
23:BA:773:U:C4'	25:BC:47:GLY:HA3	2.13	0.79
1:CA:957:U:H4'	19:CS:79:THR:HB	1.64	0.79
34:DL:6:LEU:HD23	34:DL:6:LEU:H	1.46	0.79
5:AE:43:LEU:HD11	5:AE:132:ALA:HB1	1.65	0.79
25:DC:264:LYS:O	25:DC:267:SER:HB2	1.83	0.79
45:DW:35:ASN:ND2	45:DW:35:ASN:H	1.81	0.79
25:BC:25:THR:O	25:BC:27:THR:HG22	1.83	0.79
23:BA:2637:U:H5''	26:BD:82:ARG:NH2	1.97	0.79
1:AA:1129:C:H4'	1:AA:1130:A:H5''	1.62	0.78
23:BA:2394:C:OP1	34:BL:63:PRO:HD2	1.83	0.78
2:AB:101:MET:HA	2:AB:108:ILE:HG13	1.65	0.78
33:BK:35:VAL:HG11	33:BK:103:ALA:HB3	1.65	0.78
1:AA:977:A:H2'	1:AA:978:A:H5''	1.65	0.78
2:CB:101:MET:HA	2:CB:108:ILE:HG13	1.65	0.78
44:BV:77:ASP:HB2	44:BV:84:GLU:HG3	1.63	0.78
1:CA:977:A:H2'	1:CA:978:A:H5''	1.65	0.78
23:DA:996:A:H4'	39:DQ:92:ARG:HH12	1.45	0.78
23:DA:1021:A:H62	23:DA:1141:U:H3	1.31	0.78
39:DQ:92:ARG:NH1	39:DQ:92:ARG:HB2	1.97	0.78
35:DM:75:THR:HA	35:DM:88:GLY:HA2	1.64	0.78
5:CE:43:LEU:HD11	5:CE:132:ALA:HB1	1.66	0.78
2:AB:77:ALA:HB2	2:AB:211:ILE:HD13	1.64	0.78
27:DE:65:TRP:CZ3	27:DE:75:HIS:HD2	2.01	0.78
23:DA:125:G:H4'	23:DA:126:A:OP2	1.82	0.78
34:DL:36:LYS:HG3	34:DL:41:ARG:HB2	1.63	0.78
53:B5:54:GLU:HA	53:B5:57:ARG:HH12	1.47	0.78
28:DF:66:GLN:HG2	28:DF:67:LYS:H	1.48	0.78
16:AP:4:ILE:HG13	16:AP:21:VAL:HG12	1.65	0.78
37:DO:49:VAL:HG12	37:DO:73:LEU:HD23	1.65	0.78
23:BA:947:G:H2'	23:BA:948:G:H5''	1.64	0.78
3:AC:150:LYS:HB3	3:AC:201:TYR:HB2	1.66	0.78

Continued on next page...

Continued from previous page...

Atom-1	Atom-2	Distance(Å)	Clash(Å)
25:BC:71:ASP:HB3	25:BC:103:ARG:HH22	1.49	0.78
47:DY:16:LEU:HB2	47:DY:20:GLU:HG3	1.63	0.78
23:BA:2025:C:H2'	23:BA:2026:C:C6	2.17	0.78
1:CA:1279:A:H62	3:CC:26:LYS:HE2	1.49	0.78
47:BY:16:LEU:HB2	47:BY:20:GLU:HG3	1.64	0.78
37:DO:24:LEU:O	37:DO:86:ALA:HB3	1.82	0.78
25:BC:244:ARG:HG3	25:BC:245:PRO:HD2	1.65	0.78
48:DZ:8:LEU:HD12	48:DZ:31:LEU:HA	1.66	0.78
37:BO:24:LEU:O	37:BO:86:ALA:HB3	1.82	0.78
1:CA:922:G:H2'	1:CA:923:A:C8	2.19	0.78
1:CA:91:C:H2'	1:CA:92:G:C8	2.19	0.78
30:BH:62:LYS:HB2	30:BH:133:HIS:CE1	2.19	0.78
30:BH:71:ILE:HG23	30:BH:72:LEU:HD22	1.64	0.78
1:CA:38:G:H22	1:CA:397:A:H5'	1.48	0.78
23:BA:1311:G:H5'	23:BA:1311:G:H8	1.48	0.78
23:DA:773:U:C4'	25:DC:47:GLY:HA3	2.14	0.78
13:AM:60:VAL:HG13	13:AM:64:TRP:HE1	1.47	0.78
42:DT:63:LYS:NZ	42:DT:72:LYS:HB3	1.99	0.78
1:AA:673:G:H5''	6:AF:87:ARG:NH1	2.00	0.77
45:BW:35:ASN:H	45:BW:35:ASN:ND2	1.81	0.77
42:BT:29:TRP:CZ3	42:BT:78:LYS:HG3	2.19	0.77
1:AA:328:C:H4'	1:AA:329:A:H5'	1.65	0.77
23:DA:1006:C:O2	32:DJ:129:MET:HG2	1.83	0.77
23:DA:587:C:N3	34:DL:33:ARG:HD2	2.00	0.77
23:BA:1021:A:H62	23:BA:1141:U:H3	1.32	0.77
23:BA:1899:G:N2	23:BA:1902:C:H41	1.79	0.77
35:BM:8:LYS:HG3	35:BM:9:TYR:H	1.50	0.77
34:DL:122:PRO:HA	34:DL:141:ALA:O	1.84	0.77
23:DA:2210:G:N3	23:DA:2210:G:H3'	1.99	0.77
23:BA:587:C:N3	34:BL:33:ARG:HD2	2.00	0.77
35:BM:75:THR:HA	35:BM:88:GLY:HA2	1.65	0.77
3:CC:150:LYS:HB3	3:CC:201:TYR:HB2	1.65	0.77
23:DA:1311:G:H5'	23:DA:1311:G:H8	1.48	0.77
1:CA:1348:U:H4'	9:CI:120:ARG:HD2	1.65	0.77
1:AA:1391:U:H2'	1:AA:1392:G:C8	2.20	0.77
25:BC:264:LYS:O	25:BC:267:SER:HB2	1.84	0.77
23:BA:1006:C:O2	32:BJ:129:MET:HG2	1.84	0.77
25:DC:33:LEU:HD23	25:DC:33:LEU:H	1.50	0.77
23:BA:1658:C:OP1	26:BD:132:HIS:ND1	2.16	0.77
8:AH:42:GLU:HG3	8:AH:109:ILE:HD12	1.66	0.77
23:DA:1579:A:H5'	23:DA:1579:A:H8	1.47	0.77
34:BL:36:LYS:HG3	34:BL:41:ARG:HB2	1.67	0.77

Continued on next page...

Continued from previous page...

Atom-1	Atom-2	Distance(Å)	Clash(Å)
25:BC:242:ARG:HD3	25:BC:242:ARG:N	1.98	0.77
27:DE:53:THR:HG23	27:DE:55:GLY:H	1.49	0.77
1:AA:922:G:H2'	1:AA:923:A:C8	2.20	0.77
17:AQ:12:SER:HB3	17:AQ:20:THR:HB	1.65	0.77
41:DS:1:MET:HE2	41:DS:2:GLU:H	1.50	0.77
39:DQ:83:LEU:HG	39:DQ:88:ILE:HD11	1.65	0.77
28:BF:66:GLN:HG2	28:BF:67:LYS:H	1.48	0.77
35:DM:75:THR:HA	35:DM:88:GLY:CA	2.15	0.77
1:AA:91:C:H2'	1:AA:92:G:C8	2.19	0.77
38:BP:27:THR:HG23	38:BP:89:VAL:HG13	1.67	0.77
23:BA:1210:A:H5''	23:BA:1210:A:C8	2.20	0.77
25:DC:30:GLU:CD	25:DC:63:ARG:HE	1.87	0.77
23:BA:1210:A:H5''	23:BA:1210:A:H8	1.48	0.77
23:DA:1175:U:H2'	23:DA:1176:G:H8	1.50	0.77
39:BQ:24:TYR:HB2	39:BQ:29:SER:HB3	1.65	0.77
39:BQ:92:ARG:HB2	39:BQ:92:ARG:NH1	1.98	0.77
23:BA:773:U:H4'	25:BC:47:GLY:HA3	1.66	0.77
7:AG:69:VAL:HA	7:AG:138:LYS:HD2	1.67	0.77
39:DQ:24:TYR:HB2	39:DQ:29:SER:HB3	1.65	0.77
25:DC:71:ASP:HB3	25:DC:103:ARG:HH22	1.49	0.77
1:CA:1346:A:H5'	9:CI:120:ARG:HH12	1.50	0.76
38:DP:27:THR:HG23	38:DP:89:VAL:HG13	1.66	0.76
23:BA:125:G:H4'	23:BA:126:A:OP2	1.84	0.76
23:DA:2394:C:OP1	34:DL:63:PRO:HD2	1.85	0.76
37:BO:49:VAL:HG12	37:BO:73:LEU:HD23	1.67	0.76
52:D4:12:ARG:NH2	52:D4:44:PRO:HB3	2.00	0.76
23:DA:2637:U:H5''	26:DD:82:ARG:NH2	2.00	0.76
12:AL:82:VAL:HG23	12:AL:106:ALA:HB2	1.68	0.76
37:DO:103:GLU:O	37:DO:107:GLU:HG2	1.84	0.76
2:CB:20:GLU:HB2	2:CB:190:THR:HB	1.67	0.76
43:DU:27:VAL:HG12	43:DU:39:VAL:HG22	1.68	0.76
27:BE:53:THR:HG23	27:BE:55:GLY:H	1.50	0.76
26:DD:201:THR:HG22	26:DD:202:LYS:H	1.50	0.76
23:BA:2210:G:N3	23:BA:2210:G:H3'	2.00	0.76
10:AJ:92:THR:HG23	10:AJ:93:GLY:H	1.50	0.76
1:CA:1327:C:OP1	21:CU:20:LYS:HB3	1.85	0.76
40:DR:4:ILE:HB	40:DR:39:LEU:HB2	1.68	0.76
23:BA:1510:A:H2'	23:BA:1511:A:C8	2.21	0.76
1:CA:328:C:H4'	1:CA:329:A:H5'	1.68	0.76
1:CA:1014:A:H5'	19:CS:14:HIS:CD2	2.21	0.76
47:BY:39:ALA:HA	47:BY:45:SER:HB3	1.66	0.76
1:CA:1056:U:H5'	3:CC:163:ALA:HB2	1.68	0.76

Continued on next page...

Continued from previous page...

Atom-1	Atom-2	Distance(Å)	Clash(Å)
25:BC:33:LEU:H	25:BC:33:LEU:HD23	1.50	0.76
16:CP:4:ILE:HG13	16:CP:21:VAL:HG12	1.65	0.76
30:BH:82:ARG:HB3	30:BH:89:TYR:HB2	1.67	0.76
1:AA:1378:C:H5''	7:AG:6:ARG:HE	1.50	0.76
23:BA:2377:A:H2'	23:BA:2378:A:C8	2.21	0.76
23:BA:948:G:H5'	23:BA:948:G:H8	1.48	0.76
23:DA:1510:A:H2'	23:DA:1511:A:C8	2.21	0.76
3:AC:43:LEU:O	3:AC:47:LEU:HB3	1.84	0.76
13:AM:67:GLU:HG3	13:AM:68:GLY:H	1.50	0.76
26:BD:201:THR:HG22	26:BD:202:LYS:H	1.50	0.76
12:CL:82:VAL:HG23	12:CL:106:ALA:HB2	1.68	0.76
23:DA:140:A:H8	23:DA:1408:C:HO2'	1.34	0.76
3:CC:14:ILE:HG23	3:CC:15:THR:H	1.51	0.76
23:BA:140:A:H8	23:BA:1408:C:HO2'	1.31	0.76
43:DU:31:LEU:HD23	43:DU:31:LEU:H	1.50	0.76
1:CA:134:A:H61	16:CP:25:ARG:NH1	1.83	0.76
23:DA:1210:A:H8	23:DA:1210:A:H5''	1.51	0.76
34:BL:115:LEU:HA	34:BL:134:ALA:HB2	1.67	0.75
23:DA:773:U:H4'	25:DC:47:GLY:HA3	1.68	0.75
47:DY:39:ALA:HA	47:DY:45:SER:HB3	1.67	0.75
2:AB:91:PRO:HA	2:AB:154:LEU:HD11	1.68	0.75
23:DA:2377:A:H2'	23:DA:2378:A:C8	2.20	0.75
34:DL:115:LEU:HA	34:DL:134:ALA:HB2	1.69	0.75
26:BD:2:LYS:HD3	26:BD:95:ILE:HG22	1.67	0.75
23:BA:1175:U:H2'	23:BA:1176:G:H8	1.50	0.75
8:CH:42:GLU:HG3	8:CH:109:ILE:HD12	1.66	0.75
2:CB:77:ALA:HB2	2:CB:211:ILE:HD13	1.67	0.75
37:BO:103:GLU:O	37:BO:107:GLU:HG2	1.86	0.75
34:DL:45:LEU:HD23	34:DL:46:LYS:N	2.01	0.75
23:DA:2542:A:N3	23:DA:2542:A:H5''	2.01	0.75
26:DD:52:LEU:HD12	26:DD:52:LEU:H	1.50	0.75
29:BG:35:VAL:HG21	29:BG:75:ALA:HB2	1.66	0.75
23:BA:603:A:N1	23:BA:655:A:H1'	2.00	0.75
42:BT:63:LYS:NZ	42:BT:72:LYS:HB3	2.01	0.75
34:BL:122:PRO:HA	34:BL:141:ALA:O	1.86	0.75
52:D4:8:ASN:C	52:D4:8:ASN:HD22	1.90	0.75
26:DD:201:THR:HG22	26:DD:202:LYS:N	2.01	0.75
23:DA:528:A:H8	23:DA:528:A:H3'	1.52	0.75
23:DA:603:A:N1	23:DA:655:A:H1'	2.02	0.75
32:DJ:66:THR:H	32:DJ:71:MET:HE3	1.52	0.75
34:BL:45:LEU:HD23	34:BL:46:LYS:N	2.01	0.75
30:BH:83:ALA:HB2	30:BH:88:ILE:HD13	1.69	0.75

Continued on next page...

Continued from previous page...

Atom-1	Atom-2	Distance(Å)	Clash(Å)
36:DN:10:LEU:HB2	36:DN:17:ARG:HE	1.52	0.75
35:BM:75:THR:HA	35:BM:88:GLY:CA	2.16	0.75
2:CB:91:PRO:HA	2:CB:154:LEU:HD11	1.68	0.75
7:CG:69:VAL:HA	7:CG:138:LYS:HD2	1.67	0.75
23:BA:343:C:H5'	23:BA:343:C:H6	1.50	0.75
13:CM:67:GLU:HG3	13:CM:68:GLY:H	1.50	0.75
34:BL:33:ARG:CG	34:BL:36:LYS:HD3	2.13	0.75
23:BA:2427:C:H6	23:BA:2427:C:H5'	1.51	0.75
9:CI:13:ALA:HB2	9:CI:68:GLY:HA3	1.68	0.75
23:BA:2039:C:H2'	23:BA:2040:C:H6	1.52	0.75
26:BD:201:THR:HG22	26:BD:202:LYS:N	2.03	0.74
23:DA:343:C:H5'	23:DA:343:C:H6	1.49	0.74
26:DD:117:MET:HE1	26:DD:136:ARG:HA	1.69	0.74
40:BR:66:ARG:HD2	40:BR:88:ARG:CZ	2.17	0.74
40:BR:4:ILE:HB	40:BR:39:LEU:HB2	1.67	0.74
19:AS:50:ALA:HB1	19:AS:57:HIS:HB3	1.70	0.74
28:BF:86:MET:SD	28:BF:87:PRO:HD3	2.27	0.74
41:BS:1:MET:HE2	41:BS:2:GLU:H	1.51	0.74
32:DJ:57:LEU:O	32:DJ:72:GLY:HA3	1.87	0.74
26:DD:2:LYS:HD3	26:DD:95:ILE:HG22	1.67	0.74
2:AB:20:GLU:HB2	2:AB:190:THR:HB	1.67	0.74
1:AA:1220:G:H21	19:AS:54:GLY:HA2	1.52	0.74
52:B4:11:LYS:O	52:B4:15:THR:HG23	1.87	0.74
28:DF:28:VAL:O	28:DF:31:VAL:HG12	1.88	0.74
23:DA:2039:C:H2'	23:DA:2040:C:H6	1.52	0.74
25:BC:227:ASN:HB3	25:BC:228:PRO:HD2	1.69	0.74
25:BC:30:GLU:CD	25:BC:63:ARG:HE	1.90	0.74
25:DC:244:ARG:HG3	25:DC:245:PRO:HD2	1.68	0.74
43:BU:27:VAL:HG12	43:BU:39:VAL:HG22	1.69	0.74
23:DA:2056:G:N2	50:D2:4:HIS:O	2.20	0.74
23:DA:547:A:H2'	23:DA:548:A:H8	1.51	0.74
1:CA:1371:G:OP1	9:CI:11:LYS:HB3	1.87	0.74
23:DA:674:G:H1'	27:DE:74:ARG:HD3	1.69	0.74
43:BU:71:LYS:NZ	43:BU:71:LYS:HB2	2.03	0.74
8:CH:10:LEU:HD22	8:CH:83:ILE:HD11	1.69	0.74
23:DA:2427:C:H6	23:DA:2427:C:H5'	1.52	0.74
36:DN:10:LEU:HB2	36:DN:17:ARG:NE	2.03	0.74
3:AC:30:ARG:HD3	14:AN:38:GLY:HA3	1.70	0.74
42:BT:50:LYS:H	42:BT:87:GLN:HE22	1.35	0.74
3:CC:30:ARG:HD3	14:CN:38:GLY:HA3	1.70	0.74
42:BT:30:VAL:HG11	42:BT:39:ILE:HD12	1.69	0.74
1:AA:199:G:H2'	1:AA:200:G:H5''	1.70	0.74

Continued on next page...

Continued from previous page...

Atom-1	Atom-2	Distance(Å)	Clash(Å)
10:AJ:74:ILE:HD13	10:AJ:74:ILE:H	1.53	0.74
33:DK:71:ARG:HH12	38:DP:74:ARG:HH22	1.32	0.74
33:BK:71:ARG:HH12	38:BP:74:ARG:HH22	1.36	0.74
23:BA:1019:U:H3	23:BA:114(B):A:H62	1.36	0.74
35:DM:8:LYS:HG3	35:DM:9:TYR:H	1.51	0.74
42:DT:30:VAL:HG11	42:DT:39:ILE:HD12	1.69	0.74
23:DA:2287:A:O2'	23:DA:2288:A:H5''	1.88	0.74
24:BB:13:A:N7	24:BB:70:C:H4'	2.02	0.74
42:DT:15:GLU:H	42:DT:15:GLU:CD	1.91	0.74
25:BC:118:VAL:HG22	25:BC:119:ALA:H	1.53	0.74
10:CJ:92:THR:HG23	10:CJ:93:GLY:H	1.50	0.74
30:DH:83:ALA:HB2	30:DH:88:ILE:HD13	1.68	0.74
38:DP:84:GLN:HG3	38:DP:85:LYS:HG3	1.70	0.74
23:BA:2056:G:N2	50:B2:4:HIS:O	2.21	0.73
32:BJ:157:ARG:N	32:BJ:158:PRO:HD3	2.03	0.73
44:BV:48:PHE:HA	44:BV:51:ALA:HB3	1.70	0.73
34:DL:26:GLY:HA2	34:DL:30:THR:HG23	1.69	0.73
34:DL:33:ARG:CG	34:DL:36:LYS:HD3	2.13	0.73
32:DJ:157:ARG:H	32:DJ:158:PRO:CD	2.01	0.73
23:BA:2025:C:H2'	23:BA:2026:C:H6	1.51	0.73
42:DT:50:LYS:H	42:DT:87:GLN:HE22	1.34	0.73
23:BA:2542:A:H5''	23:BA:2542:A:N3	2.02	0.73
23:DA:1314:C:H6	23:DA:1314:C:H5'	1.53	0.73
13:CM:9:ILE:HG22	13:CM:11:ARG:HG3	1.71	0.73
23:BA:528:A:H3'	23:BA:528:A:H8	1.53	0.73
24:BB:43:C:H4'	28:BF:98:ARG:HH12	1.52	0.73
32:BJ:157:ARG:H	32:BJ:158:PRO:CD	2.01	0.73
32:DJ:157:ARG:N	32:DJ:158:PRO:HD3	2.03	0.73
30:DH:82:ARG:HB3	30:DH:89:TYR:HB2	1.70	0.73
3:AC:14:ILE:HG23	3:AC:15:THR:H	1.51	0.73
38:BP:84:GLN:HG3	38:BP:85:LYS:HG3	1.70	0.73
5:CE:39:GLY:HA2	5:CE:69:VAL:HB	1.70	0.73
23:DA:2025:C:H2'	23:DA:2026:C:H6	1.53	0.73
9:AI:13:ALA:HB2	9:AI:68:GLY:HA3	1.68	0.73
25:BC:186:HIS:HD2	25:BC:188:GLU:H	1.37	0.73
32:BJ:57:LEU:O	32:BJ:72:GLY:HA3	1.88	0.73
24:DB:43:C:H4'	28:DF:98:ARG:HH12	1.52	0.73
40:BR:5:VAL:HG23	40:BR:37:VAL:HG23	1.70	0.73
28:DF:86:MET:SD	28:DF:87:PRO:HD3	2.29	0.73
2:AB:84:GLU:HB3	2:AB:219:VAL:HG21	1.71	0.73
44:DV:126:VAL:HG12	44:DV:163:LEU:HA	1.71	0.73
12:AL:74:HIS:CD2	12:AL:76:LEU:H	2.07	0.73

Continued on next page...

Continued from previous page...

Atom-1	Atom-2	Distance(Å)	Clash(Å)
23:DA:528:A:H2	23:DA:2043:C:H4'	1.52	0.73
24:DB:13:A:N7	24:DB:70:C:H4'	2.04	0.73
25:DC:147:LEU:HD13	25:DC:155:LEU:HD11	1.69	0.73
26:DD:51:PHE:HD1	26:DD:52:LEU:HG	1.53	0.73
30:BH:9:LEU:HB3	30:BH:12:LEU:HD23	1.71	0.73
37:BO:30:ARG:HB3	37:BO:35:ILE:HD13	1.71	0.73
44:BV:126:VAL:HG12	44:BV:163:LEU:HA	1.71	0.73
28:DF:77:ILE:HG22	28:DF:80:PHE:H	1.54	0.73
36:BN:10:LEU:HB2	36:BN:17:ARG:HE	1.53	0.73
23:BA:2287:A:O2'	23:BA:2288:A:H5''	1.88	0.73
23:BA:806:C:OP2	34:BL:39:LYS:HD2	1.89	0.73
1:CA:736:C:H2'	1:CA:737:A:H8	1.53	0.73
23:BA:2469:A:H2	23:BA:2481:G:H21	1.35	0.73
23:BA:973:A:OP2	40:BR:78:LYS:NZ	2.21	0.73
2:CB:60:ASP:O	2:CB:64:ARG:HG2	1.89	0.73
19:CS:50:ALA:HB1	19:CS:57:HIS:HB3	1.69	0.73
29:DG:35:VAL:HG21	29:DG:75:ALA:HB2	1.70	0.73
42:BT:15:GLU:H	42:BT:15:GLU:CD	1.91	0.73
23:DA:1678:G:O5'	23:DA:1678:G:H8	1.72	0.73
43:BU:96:ILE:HD11	43:BU:99:CYS:HB2	1.69	0.72
37:DO:30:ARG:HB3	37:DO:35:ILE:HD13	1.72	0.72
53:B5:57:ARG:HB2	53:B5:57:ARG:NH1	2.04	0.72
1:CA:1123:A:H4'	10:CJ:36:GLY:HA3	1.71	0.72
23:DA:2469:A:H2	23:DA:2481:G:H21	1.34	0.72
34:DL:29:LYS:HD2	34:DL:29:LYS:N	2.04	0.72
10:CJ:96:ILE:HD13	10:CJ:96:ILE:H	1.54	0.72
1:CA:1129:C:H4'	1:CA:1130:A:C5'	2.19	0.72
36:BN:10:LEU:HB2	36:BN:17:ARG:NE	2.04	0.72
28:BF:77:ILE:HG22	28:BF:80:PHE:H	1.53	0.72
27:BE:139:PHE:HB2	27:BE:166:ALA:HB1	1.71	0.72
19:AS:6:LYS:HG2	19:AS:7:LYS:HD3	1.71	0.72
43:DU:71:LYS:HB2	43:DU:71:LYS:NZ	2.04	0.72
35:BM:75:THR:HG21	35:BM:85:LYS:NZ	2.04	0.72
1:AA:716:A:H1'	11:AK:118:GLY:HA2	1.69	0.72
26:DD:154:LYS:HA	26:DD:154:LYS:HE3	1.71	0.72
43:DU:96:ILE:HD11	43:DU:99:CYS:HB2	1.70	0.72
23:BA:547:A:H2'	23:BA:548:A:H8	1.51	0.72
25:DC:30:GLU:HG3	25:DC:63:ARG:NH2	2.04	0.72
23:DA:1210:A:H5''	23:DA:1210:A:C8	2.24	0.72
17:CQ:69:LYS:C	17:CQ:70:ARG:HD2	2.10	0.72
5:AE:39:GLY:HA2	5:AE:69:VAL:HB	1.71	0.72
28:BF:28:VAL:O	28:BF:31:VAL:HG12	1.89	0.72

Continued on next page...

Continued from previous page...

Atom-1	Atom-2	Distance(Å)	Clash(Å)
49:B1:38:ALA:HA	49:B1:55:PRO:HA	1.72	0.72
23:DA:848:G:C4	23:DA:933:A:H8	2.07	0.72
44:DV:48:PHE:HA	44:DV:51:ALA:HB3	1.71	0.72
25:BC:30:GLU:HG3	25:BC:63:ARG:NH2	2.04	0.72
23:BA:1314:C:H5'	23:BA:1314:C:H6	1.55	0.72
23:DA:1405:U:H2'	23:DA:1406:U:C6	2.25	0.72
5:CE:78:HIS:CE1	5:CE:143:ARG:H	2.08	0.72
23:BA:848:G:C4	23:BA:933:A:H8	2.07	0.72
53:D5:57:ARG:HB2	53:D5:57:ARG:NH1	2.05	0.72
34:DL:59:LEU:HA	34:DL:61:ARG:NE	2.04	0.72
46:DX:17:SER:HB3	46:DX:44:PRO:HD3	1.70	0.72
2:AB:55:PHE:HE1	2:AB:218:ALA:HA	1.54	0.72
10:AJ:96:ILE:H	10:AJ:96:ILE:HD13	1.54	0.72
16:CP:27:LYS:H	16:CP:27:LYS:HD2	1.55	0.72
16:AP:27:LYS:HD2	16:AP:27:LYS:H	1.53	0.72
5:CE:6:PHE:HD2	5:CE:36:ASP:HB3	1.54	0.72
40:DR:66:ARG:HD2	40:DR:88:ARG:CZ	2.20	0.72
26:BD:52:LEU:HD12	26:BD:52:LEU:H	1.53	0.72
26:BD:51:PHE:HD1	26:BD:52:LEU:HG	1.53	0.72
25:DC:242:ARG:HD3	25:DC:242:ARG:N	2.00	0.72
34:BL:64:LYS:HB2	53:B5:25:MET:HG3	1.72	0.72
47:DY:2:LYS:CD	47:DY:2:LYS:H	2.03	0.72
23:BA:106:C:H1'	43:BU:2:ARG:HE	1.54	0.72
4:AD:49:ARG:NH2	4:AD:50:ARG:HB2	2.04	0.72
1:AA:1320:C:H42	19:AS:36:ARG:HG3	1.52	0.72
33:DK:35:VAL:HG11	33:DK:103:ALA:HB3	1.69	0.72
1:CA:1378:C:H5''	7:CG:6:ARG:NE	2.05	0.72
23:DA:106:C:H1'	43:DU:2:ARG:HE	1.52	0.72
48:BZ:43:ILE:O	48:BZ:47:VAL:HG23	1.89	0.72
26:BD:179:GLU:HB3	26:BD:181:LEU:HD23	1.72	0.72
2:CB:55:PHE:HE1	2:CB:218:ALA:HA	1.54	0.72
15:CO:63:ARG:NH2	15:CO:87:ILE:HG21	2.03	0.72
23:BA:1021:A:C3'	23:BA:1021:A:C8	2.72	0.72
12:CL:74:HIS:CD2	12:CL:76:LEU:H	2.07	0.72
23:BA:528:A:H2	23:BA:2043:C:H4'	1.54	0.72
23:BA:2287:A:H62	23:BA:2344:U:H3	1.37	0.72
23:BA:556:G:H2'	23:BA:557:U:C6	2.24	0.72
27:DE:160:ASN:OD1	27:DE:163:VAL:HG23	1.90	0.72
32:BJ:65:TRP:HA	32:BJ:71:MET:HE1	1.72	0.72
30:BH:110:ASP:HB2	30:BH:113:ARG:HG2	1.70	0.72
1:AA:1422:G:H5''	33:BK:48:PRO:HB3	1.71	0.72
2:CB:84:GLU:HB3	2:CB:219:VAL:HG21	1.71	0.72

Continued on next page...

Continued from previous page...

Atom-1	Atom-2	Distance(Å)	Clash(Å)
42:BT:63:LYS:HD2	42:BT:72:LYS:HA	1.72	0.71
52:B4:35:ARG:HG3	52:B4:42:LEU:HD11	1.71	0.71
11:CK:21:ILE:HG13	11:CK:30:VAL:HG12	1.71	0.71
27:BE:155:LEU:HD23	27:BE:186:ILE:HD13	1.71	0.71
35:DM:43:THR:HB	35:DM:45:GLN:HE21	1.55	0.71
23:DA:1019:U:H3	23:DA:114(B):A:H62	1.37	0.71
10:AJ:50:ILE:HB	14:AN:41:ARG:NH2	2.05	0.71
44:BV:163:LEU:HD23	44:BV:163:LEU:H	1.55	0.71
25:BC:27:THR:O	25:BC:27:THR:HG23	1.91	0.71
11:AK:21:ILE:HG13	11:AK:30:VAL:HG12	1.71	0.71
26:DD:179:GLU:HB3	26:DD:181:LEU:HD23	1.72	0.71
23:DA:1516:U:H2'	23:DA:1517:G:H8	1.55	0.71
19:CS:18:LYS:HG2	19:CS:31:ILE:HD13	1.72	0.71
6:AF:23:LYS:O	6:AF:27:GLN:HG2	1.88	0.71
6:CF:16:GLN:H	6:CF:16:GLN:CD	1.93	0.71
23:BA:2543:G:H8	23:BA:2543:G:H5'	1.53	0.71
23:DA:2075:U:H2'	23:DA:2238:G:N2	2.06	0.71
23:BA:2075:U:H2'	23:BA:2238:G:N2	2.05	0.71
51:B3:42:TRP:HA	51:B3:42:TRP:CE3	2.25	0.71
53:D5:26:LYS:HA	53:D5:48:PHE:HE2	1.55	0.71
23:DA:1429:G:H2'	23:DA:1430:C:C6	2.25	0.71
1:CA:392:G:H2'	1:CA:393:A:H8	1.54	0.71
5:AE:6:PHE:HD2	5:AE:36:ASP:HB3	1.54	0.71
23:BA:1343:G:H5'	23:BA:1343:G:C8	2.24	0.71
34:BL:29:LYS:N	34:BL:29:LYS:HD2	2.05	0.71
1:CA:1220:G:H21	19:CS:54:GLY:HA2	1.55	0.71
34:BL:49:ARG:CG	34:BL:50:ARG:N	2.52	0.71
52:B4:8:ASN:HD22	52:B4:8:ASN:C	1.92	0.71
23:BA:1311:G:C8	23:BA:1311:G:H5'	2.26	0.71
42:DT:63:LYS:HD2	42:DT:72:LYS:HA	1.71	0.71
17:AQ:69:LYS:C	17:AQ:70:ARG:HD2	2.10	0.71
25:BC:147:LEU:HD13	25:BC:155:LEU:HD11	1.71	0.71
1:CA:199:G:H2'	1:CA:200:G:H5''	1.71	0.71
27:DE:139:PHE:HB2	27:DE:166:ALA:HB1	1.73	0.71
23:DA:2415:G:H4'	34:DL:66:GLY:CA	2.20	0.71
10:CJ:50:ILE:HB	14:CN:41:ARG:NH2	2.04	0.71
25:DC:35:LYS:HG3	25:DC:104:TYR:CE2	2.26	0.71
34:BL:59:LEU:HA	34:BL:61:ARG:NE	2.05	0.71
8:AH:10:LEU:HD22	8:AH:83:ILE:HD11	1.71	0.71
31:DI:14:LYS:HE2	31:DI:14:LYS:HA	1.71	0.71
4:CD:49:ARG:NH2	4:CD:50:ARG:HB2	2.04	0.71
23:BA:1429:G:H2'	23:BA:1430:C:C6	2.26	0.71

Continued on next page...

Continued from previous page...

Atom-1	Atom-2	Distance(Å)	Clash(Å)
1:AA:736:C:H2'	1:AA:737:A:H8	1.54	0.71
12:CL:74:HIS:HD2	12:CL:76:LEU:H	1.38	0.71
23:DA:1336:A:H2'	23:DA:1337:G:H8	1.55	0.71
48:DZ:43:ILE:O	48:DZ:47:VAL:HG23	1.91	0.71
46:BX:17:SER:HB3	46:BX:44:PRO:HD3	1.69	0.71
23:BA:1516:U:H2'	23:BA:1517:G:H8	1.56	0.71
1:AA:1129:C:H4'	1:AA:1130:A:C5'	2.19	0.71
28:BF:83:ARG:HG3	28:BF:84:LYS:H	1.56	0.71
53:B5:26:LYS:HA	53:B5:48:PHE:HE2	1.55	0.71
34:BL:16:ARG:HE	34:BL:17:LYS:N	1.89	0.71
19:CS:6:LYS:HG2	19:CS:7:LYS:HD3	1.71	0.71
23:DA:556:G:H2'	23:DA:557:U:C6	2.26	0.71
23:BA:2415:G:H4'	34:BL:66:GLY:CA	2.20	0.71
37:BO:34:HIS:HA	37:BO:54:LEU:HD23	1.72	0.71
2:AB:54:THR:HG21	2:AB:201:ILE:HD11	1.72	0.71
2:CB:54:THR:HG21	2:CB:201:ILE:HD11	1.72	0.71
28:DF:83:ARG:HG3	28:DF:84:LYS:H	1.54	0.71
37:DO:34:HIS:HA	37:DO:54:LEU:HD23	1.72	0.71
10:CJ:74:ILE:H	10:CJ:74:ILE:HD13	1.54	0.71
23:BA:1336:A:H2'	23:BA:1337:G:H8	1.55	0.71
40:DR:5:VAL:HG23	40:DR:37:VAL:HG23	1.71	0.71
23:DA:197:A:H5'	23:DA:197:A:C8	2.24	0.71
34:DL:16:ARG:HE	34:DL:17:LYS:N	1.88	0.71
28:BF:19:LEU:HD11	28:BF:172:LEU:HD13	1.72	0.71
23:DA:1343:G:H5'	23:DA:1343:G:C8	2.26	0.71
35:DM:75:THR:HG21	35:DM:85:LYS:NZ	2.06	0.71
13:AM:9:ILE:HG22	13:AM:11:ARG:HG3	1.71	0.71
18:AR:50:ILE:HD12	18:AR:70:ILE:HG21	1.73	0.71
25:DC:227:ASN:HB3	25:DC:228:PRO:HD2	1.72	0.71
30:DH:9:LEU:HB3	30:DH:12:LEU:HD23	1.73	0.71
4:AD:4:TYR:CE1	4:AD:11:LEU:HD11	2.26	0.71
35:BM:43:THR:HB	35:BM:45:GLN:HE21	1.54	0.71
43:BU:31:LEU:H	43:BU:31:LEU:HD23	1.54	0.71
4:CD:20:TYR:HD2	4:CD:26:CYS:HB3	1.56	0.71
23:DA:1541:U:H3'	23:DA:1542:G:O3'	1.91	0.70
7:CG:15:ASP:HB3	7:CG:19:GLY:H	1.56	0.70
39:DQ:15:LYS:O	39:DQ:19:LYS:HG3	1.91	0.70
46:DX:50:ARG:HG2	46:DX:59:THR:HG22	1.73	0.70
1:AA:168:G:H2'	1:AA:169:C:H5''	1.73	0.70
23:DA:1021:A:C8	23:DA:1021:A:C3'	2.73	0.70
23:DA:2392:A:H2	23:DA:2424:C:H42	1.39	0.70
38:BP:26:ASP:CB	38:BP:91:ARG:HA	2.21	0.70

Continued on next page...

Continued from previous page...

Atom-1	Atom-2	Distance(Å)	Clash(Å)
1:CA:82:U:H2'	1:CA:85:U:C5	2.25	0.70
7:AG:69:VAL:HG22	7:AG:135:VAL:HG22	1.72	0.70
25:DC:155:LEU:HD23	25:DC:177:LEU:HD21	1.72	0.70
6:AF:16:GLN:H	6:AF:16:GLN:CD	1.95	0.70
6:CF:23:LYS:O	6:CF:27:GLN:HG2	1.91	0.70
25:DC:118:VAL:HG22	25:DC:119:ALA:H	1.54	0.70
11:CK:110:ASP:HB3	18:CR:85:LEU:HB3	1.74	0.70
5:AE:78:HIS:CE1	5:AE:143:ARG:H	2.08	0.70
25:DC:27:THR:O	25:DC:27:THR:HG23	1.91	0.70
52:D4:11:LYS:O	52:D4:15:THR:HG23	1.89	0.70
23:DA:322:A:H3'	27:DE:169:ASN:ND2	2.06	0.70
28:BF:7:LEU:HD23	28:BF:10:LYS:HD2	1.74	0.70
23:BA:796:C:H2'	23:BA:797:C:C6	2.25	0.70
23:DA:860:U:H5	23:DA:917:A:N7	1.89	0.70
23:DA:806:C:OP2	34:DL:39:LYS:HD2	1.90	0.70
7:CG:69:VAL:HG22	7:CG:135:VAL:HG22	1.72	0.70
23:BA:2740:A:H2'	23:BA:2741:A:C8	2.26	0.70
28:DF:19:LEU:HD11	28:DF:172:LEU:HD13	1.73	0.70
22:CV:6189:A:H2'	22:CV:6190:C:H6	1.56	0.70
44:DV:108:PRO:HG3	44:DV:141:VAL:HG22	1.73	0.70
30:DH:76:THR:HG22	30:DH:141:LYS:HD3	1.74	0.70
25:DC:144:ALA:HB3	25:DC:192:THR:HG23	1.73	0.70
7:CG:102:ARG:HG2	7:CG:106:GLN:HE21	1.56	0.70
23:BA:141(A):A:H8	23:BA:1595:G:H21	1.38	0.70
44:DV:104:PHE:HA	44:DV:139:VAL:HB	1.73	0.70
19:AS:18:LYS:HG2	19:AS:31:ILE:HD13	1.72	0.70
32:DJ:90:LEU:HD12	32:DJ:90:LEU:H	1.54	0.70
2:AB:60:ASP:O	2:AB:64:ARG:HG2	1.91	0.70
23:BA:674:G:H1'	27:BE:74:ARG:HD3	1.73	0.70
23:DA:2036:C:H6	23:DA:2036:C:H5'	1.56	0.70
49:D1:38:ALA:HA	49:D1:55:PRO:HA	1.71	0.70
23:DA:1899:G:N2	23:DA:1902:C:N4	2.38	0.70
30:BH:56:LYS:HA	30:BH:59:ALA:HB3	1.73	0.70
51:D3:15:GLU:OE2	51:D3:18:ARG:HD2	1.92	0.70
23:BA:2261:C:C6	45:BW:16:SER:HB3	2.27	0.70
23:DA:2261:C:C6	45:DW:16:SER:HB3	2.25	0.70
52:B4:12:ARG:NH2	52:B4:44:PRO:HB3	2.05	0.70
23:DA:1657:C:H2'	23:DA:1658:C:H6	1.54	0.70
6:CF:69:GLU:O	6:CF:72:VAL:HG12	1.92	0.70
30:BH:76:THR:HG22	30:BH:141:LYS:HD3	1.74	0.70
34:BL:26:GLY:HA2	34:BL:30:THR:HG23	1.71	0.70
23:BA:2036:C:H5'	23:BA:2036:C:H6	1.57	0.70

Continued on next page...

Continued from previous page...

Atom-1	Atom-2	Distance(Å)	Clash(Å)
52:B4:5:TRP:NE1	52:B4:7:PRO:HG3	2.06	0.70
23:BA:2068:U:N3	23:BA:2430:A:H2	1.89	0.70
43:BU:8:LYS:N	43:BU:8:LYS:HZ2	1.90	0.70
44:BV:76:LEU:H	44:BV:76:LEU:HD12	1.56	0.70
47:DY:16:LEU:O	47:DY:20:GLU:HB2	1.92	0.70
23:DA:2543:G:H8	23:DA:2543:G:H5'	1.57	0.70
23:DA:528:A:C8	23:DA:528:A:H3'	2.26	0.70
25:BC:201:HIS:O	25:BC:204:ILE:HG13	1.90	0.70
37:BO:90:GLY:O	37:BO:92:TYR:N	2.25	0.70
1:AA:392:G:H2'	1:AA:393:A:H8	1.56	0.70
1:CA:729:A:H2'	1:CA:730:G:H8	1.57	0.70
3:AC:6:HIS:HD2	3:AC:7:PRO:HD2	1.56	0.70
3:CC:6:HIS:HD2	3:CC:7:PRO:HD2	1.56	0.70
3:AC:206:GLU:HG2	3:AC:207:VAL:HG23	1.73	0.70
27:DE:155:LEU:HD23	27:DE:186:ILE:HD13	1.72	0.70
28:BF:121:ASN:HD22	28:BF:122:PRO:HD2	1.56	0.70
23:DA:2740:A:H2'	23:DA:2741:A:C8	2.26	0.70
14:AN:24:CYS:HB3	14:AN:29:ARG:H	1.57	0.70
32:BJ:90:LEU:H	32:BJ:90:LEU:HD12	1.56	0.70
31:BI:14:LYS:HA	31:BI:14:LYS:HE2	1.72	0.70
34:DL:49:ARG:CG	34:DL:50:ARG:N	2.53	0.69
42:BT:27:THR:HB	42:BT:80:ILE:HB	1.74	0.69
47:BY:2:LYS:CD	47:BY:2:LYS:H	2.05	0.69
42:BT:50:LYS:H	42:BT:87:GLN:NE2	1.90	0.69
46:DX:27:GLU:HB2	46:DX:33:LYS:HA	1.74	0.69
8:AH:86:ILE:HB	8:AH:133:LEU:HD22	1.74	0.69
4:AD:20:TYR:HD2	4:AD:26:CYS:HB3	1.56	0.69
37:DO:90:GLY:O	37:DO:92:TYR:N	2.25	0.69
22:AV:6189:A:H2'	22:AV:6190:C:H6	1.56	0.69
23:BA:760:G:H2'	23:BA:761:A:H5'	1.74	0.69
48:DZ:8:LEU:CD1	48:DZ:31:LEU:HD12	2.22	0.69
23:BA:1541:U:H3'	23:BA:1542:G:O3'	1.92	0.69
25:DC:186:HIS:HD2	25:DC:188:GLU:H	1.38	0.69
52:D4:5:TRP:NE1	52:D4:7:PRO:HG3	2.07	0.69
29:DG:43:VAL:HA	29:DG:52:VAL:HG22	1.73	0.69
39:BQ:15:LYS:O	39:BQ:19:LYS:HG3	1.92	0.69
23:DA:1418:G:O5'	23:DA:1418:G:H8	1.74	0.69
29:DG:17:VAL:HG22	29:DG:26:VAL:HG22	1.74	0.69
15:AO:63:ARG:NH2	15:AO:87:ILE:HG21	2.04	0.69
42:DT:27:THR:HB	42:DT:80:ILE:HB	1.74	0.69
34:DL:64:LYS:HB2	53:D5:25:MET:HG3	1.73	0.69
23:DA:1311:G:H5'	23:DA:1311:G:C8	2.27	0.69

Continued on next page...

Continued from previous page...

Atom-1	Atom-2	Distance(Å)	Clash(Å)
12:AL:74:HIS:HD2	12:AL:76:LEU:H	1.38	0.69
11:AK:87:THR:HA	11:AK:91:ARG:HH21	1.57	0.69
23:BA:1678:G:O5'	23:BA:1678:G:H8	1.75	0.69
25:BC:35:LYS:HG3	25:BC:104:TYR:CE2	2.26	0.69
1:AA:922:G:H4'	5:AE:20:GLN:HA	1.74	0.69
1:AA:522:C:H41	12:AL:52:ARG:HH22	1.39	0.69
28:DF:121:ASN:HD22	28:DF:122:PRO:HD2	1.56	0.69
4:CD:4:TYR:CE1	4:CD:11:LEU:HD11	2.26	0.69
11:CK:18:ARG:HB3	11:CK:33:THR:HG23	1.73	0.69
30:DH:110:ASP:HB2	30:DH:113:ARG:HG2	1.72	0.69
6:AF:7:ASN:HD21	18:AR:34:TYR:HE1	1.40	0.69
1:CA:1224:G:H4'	13:CM:102:ARG:NH2	2.07	0.69
44:DV:163:LEU:H	44:DV:163:LEU:HD23	1.56	0.69
1:CA:1152:A:OP1	10:CJ:68:HIS:HD2	1.75	0.69
13:AM:14:ARG:NH1	13:AM:42:ALA:HA	2.06	0.69
23:BA:2023:G:H5'	23:BA:2617:C:H4'	1.74	0.69
3:CC:206:GLU:HG2	3:CC:207:VAL:HG23	1.73	0.69
1:AA:82:U:H2'	1:AA:85:U:C5	2.25	0.69
23:DA:1174:A:H3'	23:DA:1175:U:H5''	1.73	0.69
46:BX:83:GLU:HG2	46:BX:84:GLY:H	1.57	0.69
39:BQ:50:ARG:HH22	40:BR:72:VAL:HG12	1.58	0.69
32:BJ:36:TRP:HB2	32:BJ:156:GLN:HB2	1.75	0.69
11:CK:87:THR:HA	11:CK:91:ARG:HH21	1.58	0.69
18:CR:50:ILE:HD12	18:CR:70:ILE:HG21	1.75	0.69
30:DH:56:LYS:HA	30:DH:59:ALA:HB3	1.74	0.69
4:CD:189:PRO:HB2	4:CD:194:LEU:HD21	1.75	0.69
26:BD:154:LYS:HA	26:BD:154:LYS:HE3	1.74	0.69
23:DA:796:C:H2'	23:DA:797:C:C6	2.27	0.69
46:BX:50:ARG:HG2	46:BX:59:THR:HG22	1.73	0.69
23:BA:1163:G:C2'	23:BA:1164:G:H5''	2.23	0.69
23:DA:1046:A:H3'	23:DA:1047:G:H5''	1.75	0.69
23:BA:1174:A:H3'	23:BA:1175:U:H5''	1.73	0.69
2:CB:187:LEU:HA	2:CB:201:ILE:HB	1.74	0.69
23:BA:2415:G:H4'	34:BL:66:GLY:HA3	1.75	0.69
23:BA:1542:G:H1'	23:BA:1543:A:C4	2.28	0.69
30:DH:78:THR:HA	30:DH:143:SER:HB3	1.75	0.69
1:CA:1427:U:H2'	1:CA:1428:A:C8	2.28	0.69
1:CA:168:G:H2'	1:CA:169:C:H5''	1.73	0.69
51:D3:42:TRP:CE3	51:D3:42:TRP:HA	2.25	0.69
35:BM:60:ARG:H	44:BV:179:ASP:HB2	1.56	0.69
46:DX:83:GLU:HG2	46:DX:84:GLY:H	1.57	0.69
1:CA:1226:C:H2'	13:CM:103:THR:HB	1.75	0.69

Continued on next page...

Continued from previous page...

Atom-1	Atom-2	Distance(Å)	Clash(Å)
50:D2:45:VAL:HG12	50:D2:46:CYS:H	1.58	0.69
23:DA:2287:A:H62	23:DA:2344:U:H3	1.38	0.69
30:DH:79:ILE:HB	30:DH:144:VAL:HA	1.73	0.69
23:BA:1544:C:H3'	23:BA:1545:A:H5'	1.75	0.69
27:BE:160:ASN:OD1	27:BE:163:VAL:HG23	1.93	0.69
11:AK:110:ASP:HB3	18:AR:85:LEU:HB3	1.74	0.69
6:AF:47:ARG:HH12	6:AF:56:PRO:HB2	1.58	0.69
23:BA:1899:G:N2	23:BA:1902:C:N4	2.39	0.69
23:BA:1046:A:H1'	31:BI:4:LYS:CD	2.23	0.69
38:DP:26:ASP:CB	38:DP:91:ARG:HA	2.22	0.69
23:DA:2415:G:H4'	34:DL:66:GLY:HA3	1.75	0.69
23:DA:1778:U:H2'	23:DA:1784:A:N6	2.07	0.69
3:AC:19:GLU:HG2	3:AC:40:ARG:HH22	1.56	0.69
23:BA:2062:A:O2'	23:BA:2063:C:H5'	1.93	0.69
25:DC:238:GLY:O	25:DC:239:ARG:C	2.32	0.68
51:B3:42:TRP:HA	51:B3:42:TRP:HE3	1.58	0.68
51:B3:15:GLU:OE2	51:B3:18:ARG:HD2	1.92	0.68
35:DM:60:ARG:H	44:DV:179:ASP:HB2	1.57	0.68
50:B2:45:VAL:HG12	50:B2:46:CYS:H	1.56	0.68
8:CH:86:ILE:HB	8:CH:133:LEU:HD22	1.73	0.68
46:BX:11:ARG:HB3	46:BX:12:PRO:CD	2.21	0.68
25:DC:155:LEU:HD23	25:DC:177:LEU:CD2	2.23	0.68
23:DA:1516:U:H2'	23:DA:1517:G:C8	2.28	0.68
44:BV:104:PHE:HA	44:BV:139:VAL:HB	1.74	0.68
3:CC:95:THR:HG22	3:CC:96:GLY:H	1.58	0.68
39:BQ:55:ARG:HA	39:BQ:58:ARG:HD2	1.73	0.68
46:BX:27:GLU:HB2	46:BX:33:LYS:HA	1.75	0.68
35:DM:24:GLY:HA2	35:DM:101:ARG:HA	1.75	0.68
1:AA:1435:G:H2'	1:AA:1436:U:C6	2.28	0.68
1:AA:729:A:H2'	1:AA:730:G:H8	1.59	0.68
39:DQ:90:VAL:HG13	39:DQ:91:ASP:H	1.58	0.68
1:CA:939:G:H5''	7:CG:102:ARG:HH12	1.58	0.68
30:BH:79:ILE:HB	30:BH:144:VAL:HA	1.75	0.68
23:BA:591:C:O2	53:B5:2:PRO:HA	1.94	0.68
28:DF:7:LEU:HD23	28:DF:10:LYS:HD2	1.74	0.68
14:CN:24:CYS:HB3	14:CN:29:ARG:H	1.56	0.68
1:AA:1286:A:C8	21:AU:22:ARG:NH2	2.61	0.68
46:DX:11:ARG:HB3	46:DX:12:PRO:CD	2.23	0.68
34:DL:59:LEU:HA	34:DL:61:ARG:CZ	2.24	0.68
1:CA:673:G:H5''	6:CF:87:ARG:NH1	2.08	0.68
23:BA:1516:U:H2'	23:BA:1517:G:C8	2.29	0.68
24:DB:79:C:H2'	24:DB:80:U:O4'	1.94	0.68

Continued on next page...

Continued from previous page...

Atom-1	Atom-2	Distance(Å)	Clash(Å)
1:CA:1369:C:H2'	1:CA:1370:G:C8	2.28	0.68
35:BM:24:GLY:HA2	35:BM:101:ARG:HA	1.75	0.68
12:CL:56:LYS:HG2	12:CL:66:THR:HG22	1.75	0.68
23:BA:2056:G:H2'	23:BA:2056:G:N3	2.08	0.68
23:BA:733:G:N7	23:BA:761:A:C6	2.62	0.68
7:AG:102:ARG:HG2	7:AG:106:GLN:HE21	1.57	0.68
23:BA:528:A:C8	23:BA:528:A:H3'	2.28	0.68
23:DA:1542:G:H1'	23:DA:1543:A:C4	2.28	0.68
12:AL:56:LYS:HG2	12:AL:66:THR:HG22	1.74	0.68
23:BA:587:C:N4	34:BL:33:ARG:HG2	2.08	0.68
23:DA:2068:U:N3	23:DA:2430:A:H2	1.90	0.68
42:DT:50:LYS:H	42:DT:87:GLN:NE2	1.90	0.68
1:CA:1512:U:H2'	1:CA:1513:A:C8	2.29	0.68
1:AA:1056:U:H5'	3:AC:163:ALA:HB2	1.74	0.68
23:BA:860:U:H5	23:BA:917:A:N7	1.91	0.68
3:AC:31:HIS:O	3:AC:35:GLU:HG2	1.94	0.68
19:AS:69:HIS:HB3	19:AS:73:GLU:HG3	1.76	0.68
4:AD:3:ARG:HH21	4:AD:118:ARG:HD3	1.58	0.68
24:BB:55:U:H4'	28:BF:27:ASN:HD21	1.58	0.68
23:DA:2023:G:H5'	23:DA:2617:C:H4'	1.75	0.68
23:DA:1826:G:H4'	25:DC:242:ARG:HE	1.59	0.68
3:CC:195:VAL:HG12	3:CC:196:LEU:N	2.08	0.68
25:BC:155:LEU:HD23	25:BC:177:LEU:HD21	1.74	0.68
4:AD:189:PRO:HB2	4:AD:194:LEU:HD21	1.75	0.68
51:D3:36:LEU:HD23	51:D3:36:LEU:H	1.58	0.68
29:BG:43:VAL:HA	29:BG:52:VAL:HG22	1.74	0.68
25:BC:244:ARG:HG3	25:BC:245:PRO:CD	2.24	0.68
23:BA:1316:U:H2'	23:BA:1317:A:C8	2.29	0.68
25:DC:201:HIS:O	25:DC:204:ILE:HG13	1.94	0.68
7:AG:15:ASP:HB3	7:AG:19:GLY:H	1.57	0.68
4:CD:23:GLY:HA3	4:CD:112:VAL:HG22	1.76	0.68
15:AO:5:LYS:N	15:AO:5:LYS:HD3	2.09	0.68
15:CO:5:LYS:N	15:CO:5:LYS:HD3	2.08	0.68
34:BL:146:VAL:HG22	34:BL:147:LEU:H	1.59	0.68
1:AA:1346:A:N1	1:AA:1374:A:H5''	2.09	0.68
25:BC:96:HIS:HD2	25:BC:102:LYS:HG2	1.59	0.68
52:D4:35:ARG:HG3	52:D4:42:LEU:HD11	1.76	0.68
25:DC:148:GLU:HB2	25:DC:151:LYS:HD2	1.75	0.68
51:B3:36:LEU:HD23	51:B3:36:LEU:H	1.59	0.68
23:DA:591:C:O2	53:D5:2:PRO:HA	1.93	0.68
39:BQ:90:VAL:HG13	39:BQ:91:ASP:H	1.58	0.68
4:CD:9:CYS:HB3	4:CD:32:ALA:HB2	1.76	0.68

Continued on next page...

Continued from previous page...

Atom-1	Atom-2	Distance(Å)	Clash(Å)
18:CR:66:LEU:O	18:CR:70:ILE:HG12	1.94	0.68
51:D3:42:TRP:HE3	51:D3:42:TRP:HA	1.58	0.68
6:CF:7:ASN:HD21	18:CR:34:TYR:HE1	1.41	0.68
1:AA:1014:A:H5'	19:AS:14:HIS:CD2	2.28	0.68
43:BU:42:VAL:HG12	43:BU:65:ALA:HB3	1.76	0.68
32:BJ:66:THR:HB	32:BJ:69:VAL:HG12	1.76	0.68
23:DA:973:A:OP2	40:DR:78:LYS:NZ	2.23	0.68
3:CC:31:HIS:O	3:CC:35:GLU:HG2	1.94	0.68
41:DS:18:ARG:HG2	41:DS:76:VAL:CG1	2.24	0.68
1:AA:1369:C:H2'	1:AA:1370:G:C8	2.29	0.68
1:AA:939:G:H5''	7:AG:102:ARG:NH1	2.09	0.67
1:CA:1347:G:H22	1:CA:1373:G:H2'	1.58	0.67
23:DA:673:C:H5''	27:DE:81:PRO:HD2	1.75	0.67
23:BA:1826:G:H4'	25:BC:242:ARG:HE	1.58	0.67
10:CJ:32:ALA:H	10:CJ:78:ASN:HD21	1.43	0.67
2:AB:187:LEU:HA	2:AB:201:ILE:HB	1.75	0.67
23:BA:1175:U:H2'	23:BA:1176:G:C8	2.29	0.67
23:DA:1544:C:H3'	23:DA:1545:A:H5'	1.75	0.67
30:BH:87:LYS:HA	30:BH:122:GLU:HA	1.76	0.67
25:BC:217:ARG:HH11	25:BC:217:ARG:HG2	1.59	0.67
4:CD:3:ARG:HH21	4:CD:118:ARG:HD3	1.58	0.67
30:DH:87:LYS:HA	30:DH:122:GLU:HA	1.76	0.67
11:AK:18:ARG:HB3	11:AK:33:THR:HG23	1.74	0.67
6:CF:47:ARG:HH12	6:CF:56:PRO:HB2	1.58	0.67
25:DC:96:HIS:HD2	25:DC:102:LYS:HG2	1.58	0.67
3:AC:17:ASP:HB2	3:AC:21:ARG:HH22	1.59	0.67
23:DA:141(A):A:H8	23:DA:1595:G:H21	1.40	0.67
18:CR:44:LEU:HD22	18:CR:79:LEU:HD22	1.75	0.67
44:BV:108:PRO:HG3	44:BV:141:VAL:HG22	1.75	0.67
44:DV:136:PHE:C	44:DV:137:ILE:HD12	2.15	0.67
8:CH:51:VAL:HG21	8:CH:60:ARG:HG3	1.76	0.67
1:CA:1285:A:H4'	1:CA:1286:A:O5'	1.95	0.67
23:BA:1405:U:H2'	23:BA:1406:U:C6	2.28	0.67
30:BH:92:VAL:HA	30:BH:96:ASP:OD2	1.95	0.67
3:AC:195:VAL:HG12	3:AC:196:LEU:N	2.08	0.67
23:BA:2637:U:H5''	26:BD:82:ARG:HH21	1.59	0.67
47:DY:46:GLN:O	47:DY:47:ASN:HB2	1.93	0.67
23:DA:185:U:H2'	23:DA:186:G:C8	2.29	0.67
32:BJ:118:PRO:O	32:BJ:121:VAL:HG22	1.94	0.67
25:BC:78:LYS:HD3	25:BC:114:GLY:HA2	1.77	0.67
24:DB:66:A:H61	24:DB:107:U:H2'	1.59	0.67
1:AA:1427:U:H2'	1:AA:1428:A:C8	2.29	0.67

Continued on next page...

Continued from previous page...

Atom-1	Atom-2	Distance(Å)	Clash(Å)
48:BZ:8:LEU:CD1	48:BZ:31:LEU:HD12	2.24	0.67
10:AJ:45:ARG:HB2	10:AJ:65:LEU:HB3	1.76	0.67
27:DE:8:GLN:HA	27:DE:21:ALA:HA	1.77	0.67
19:CS:69:HIS:HB3	19:CS:73:GLU:HG3	1.76	0.67
10:CJ:45:ARG:HB2	10:CJ:65:LEU:HB3	1.76	0.67
23:DA:65:C:H2'	23:DA:66:C:H6	1.60	0.67
23:DA:587:C:N4	34:DL:33:ARG:HG2	2.09	0.67
23:DA:760:G:H2'	23:DA:761:A:H5'	1.77	0.67
28:BF:98:ARG:HD2	28:BF:98:ARG:H	1.60	0.67
4:AD:9:CYS:HB3	4:AD:32:ALA:HB2	1.77	0.67
39:DQ:50:ARG:HH22	40:DR:72:VAL:HG12	1.58	0.67
4:AD:108:LEU:HD23	4:AD:110:PHE:HE2	1.60	0.67
23:DA:2056:G:N3	23:DA:2056:G:H2'	2.08	0.67
23:DA:1046:A:H1'	31:DI:4:LYS:CD	2.23	0.67
23:BA:1046:A:H3'	23:BA:1047:G:H5''	1.75	0.67
23:DA:245:G:H2'	23:DA:246:C:H6	1.59	0.67
26:BD:92:THR:HB	26:BD:94:GLU:HG2	1.77	0.67
18:AR:44:LEU:HD22	18:AR:79:LEU:HD22	1.76	0.67
3:CC:19:GLU:HG2	3:CC:40:ARG:HH22	1.56	0.67
23:DA:480:A:OP2	43:DU:46:LYS:HE2	1.95	0.67
29:BG:17:VAL:HG22	29:BG:26:VAL:HG22	1.76	0.67
5:CE:149:GLU:O	5:CE:153:LYS:HB2	1.95	0.67
39:DQ:55:ARG:HA	39:DQ:58:ARG:HD2	1.76	0.67
22:AV:6155:C:H2'	22:AV:6156:A:C8	2.30	0.67
1:AA:1347:G:H22	1:AA:1373:G:H2'	1.59	0.67
1:CA:1443:G:N2	38:DP:119:LYS:HA	2.09	0.67
23:BA:1657:C:H2'	23:BA:1658:C:H6	1.59	0.67
32:DJ:66:THR:HB	32:DJ:69:VAL:HG12	1.76	0.67
23:DA:1316:U:H2'	23:DA:1317:A:C8	2.29	0.67
25:BC:144:ALA:HB3	25:BC:192:THR:HG23	1.75	0.67
24:DB:55:U:H4'	28:DF:27:ASN:HD21	1.59	0.67
3:AC:95:THR:HG22	3:AC:96:GLY:H	1.59	0.67
42:BT:26:TYR:HB3	42:BT:92:LEU:HD13	1.77	0.67
23:BA:1336:A:H2'	23:BA:1337:G:C8	2.30	0.67
1:CA:1151:A:O2'	1:CA:1152:A:H8	1.78	0.67
23:BA:443:A:H2'	27:BE:45:ARG:HH12	1.60	0.67
23:DA:443:A:H2'	27:DE:45:ARG:HH12	1.60	0.67
1:AA:541:G:O2'	4:AD:41:GLY:HA2	1.94	0.67
26:BD:30:PRO:HD3	26:BD:180:ASN:ND2	2.10	0.67
23:BA:1858:G:H1'	23:BA:1884:A:N6	2.10	0.67
34:DL:62:LEU:HD11	53:D5:27:THR:HA	1.76	0.66
23:DA:954:G:H5''	35:DM:13:GLN:CG	2.25	0.66

Continued on next page...

Continued from previous page...

Atom-1	Atom-2	Distance(Å)	Clash(Å)
24:BB:13:A:H5'	45:BW:74:ARG:HH21	1.60	0.66
25:DC:69:ARG:HH21	25:DC:130:ALA:HB2	1.59	0.66
53:D5:39:LYS:O	53:D5:43:GLN:HG2	1.96	0.66
23:DA:1348:G:H2'	23:DA:1349:A:H5''	1.77	0.66
1:AA:1073:U:H2'	1:AA:1074:G:H8	1.60	0.66
7:AG:100:ALA:O	7:AG:104:LEU:HD23	1.95	0.66
23:BA:586:A:H5'	27:BE:89:VAL:HG21	1.77	0.66
34:BL:148:LEU:H	34:BL:148:LEU:HD13	1.60	0.66
23:BA:2822:G:H2'	23:BA:2823:A:H5''	1.77	0.66
27:BE:139:PHE:CB	27:BE:166:ALA:HB1	2.25	0.66
23:DA:1794:U:H2'	23:DA:1795:C:H6	1.59	0.66
1:CA:1079:G:H2'	1:CA:1080:A:C8	2.30	0.66
44:DV:24:LEU:HB2	44:DV:41:LEU:HD23	1.77	0.66
26:DD:30:PRO:HD3	26:DD:180:ASN:ND2	2.10	0.66
32:DJ:118:PRO:O	32:DJ:121:VAL:HG22	1.94	0.66
34:BL:62:LEU:HD11	53:B5:27:THR:HA	1.77	0.66
53:B5:22:VAL:HB	53:B5:54:GLU:HG2	1.77	0.66
23:BA:330:A:C2	23:BA:1210:A:H2'	2.31	0.66
12:AL:69:ILE:HG13	12:AL:99:ILE:HG21	1.77	0.66
30:BH:82:ARG:HB3	30:BH:89:TYR:CB	2.24	0.66
12:CL:69:ILE:HG13	12:CL:99:ILE:HG21	1.76	0.66
3:CC:17:ASP:HB2	3:CC:21:ARG:HH22	1.60	0.66
25:BC:186:HIS:CD2	25:BC:188:GLU:H	2.14	0.66
1:CA:1435:G:H2'	1:CA:1436:U:C6	2.30	0.66
1:CA:7:G:H21	5:CE:121:LYS:HE2	1.60	0.66
23:BA:65:C:H2'	23:BA:66:C:H6	1.60	0.66
23:BA:1504:C:HO2'	23:BA:1505:C:H6	1.41	0.66
43:DU:8:LYS:H	43:DU:8:LYS:NZ	1.89	0.66
1:CA:1346:A:N1	1:CA:1374:A:H5''	2.10	0.66
46:BX:10:LYS:O	46:BX:11:ARG:HG2	1.96	0.66
1:AA:691:G:C6	11:AK:52:GLY:HA2	2.31	0.66
28:DF:98:ARG:HD2	28:DF:98:ARG:H	1.59	0.66
1:CA:277:C:H5''	17:CQ:68:ARG:NH2	2.11	0.66
44:BV:136:PHE:C	44:BV:137:ILE:HD12	2.15	0.66
23:DA:588:U:H2'	23:DA:589:C:C6	2.30	0.66
1:CA:878:G:H5'	8:CH:89:PRO:HG2	1.77	0.66
13:CM:14:ARG:NH1	13:CM:42:ALA:HA	2.09	0.66
39:BQ:92:ARG:HD2	39:BQ:95:LEU:HG	1.77	0.66
25:BC:94:LEU:HB2	25:BC:104:TYR:HE1	1.60	0.66
47:BY:16:LEU:O	47:BY:20:GLU:HB2	1.95	0.66
23:DA:1175:U:H2'	23:DA:1176:G:C8	2.29	0.66
23:DA:528:A:C2	23:DA:2043:C:H4'	2.31	0.66

Continued on next page...

Continued from previous page...

Atom-1	Atom-2	Distance(Å)	Clash(Å)
18:AR:70:ILE:O	18:AR:74:ARG:HG3	1.96	0.66
7:CG:100:ALA:O	7:CG:104:LEU:HD23	1.94	0.66
3:AC:18:TRP:CD1	14:AN:54:PRO:HA	2.31	0.66
34:BL:111:ARG:HG3	34:BL:128:HIS:CG	2.30	0.66
34:DL:146:VAL:HG22	34:DL:147:LEU:H	1.57	0.66
23:DA:1163:G:C2'	23:DA:1164:G:H5''	2.23	0.66
1:AA:955:U:H1'	1:AA:1227:A:N6	2.08	0.66
23:BA:126:A:OP2	52:B4:19:ARG:HB2	1.95	0.66
22:CV:6172:U:H2'	22:CV:6173:G:H8	1.60	0.66
1:AA:878:G:H5'	8:AH:89:PRO:HG2	1.77	0.66
25:DC:217:ARG:HG2	25:DC:217:ARG:HH11	1.60	0.66
43:DU:42:VAL:HG12	43:DU:65:ALA:HB3	1.78	0.66
22:CV:6155:C:H2'	22:CV:6156:A:C8	2.30	0.66
17:AQ:8:GLY:HA3	17:AQ:23:VAL:HG12	1.78	0.66
41:BS:18:ARG:HG2	41:BS:76:VAL:CG1	2.25	0.66
34:DL:148:LEU:H	34:DL:148:LEU:HD13	1.59	0.66
42:DT:26:TYR:HB3	42:DT:92:LEU:HD13	1.77	0.66
1:AA:1285:A:H4'	1:AA:1286:A:O5'	1.95	0.66
6:AF:76:ALA:O	6:AF:80:ARG:HG2	1.96	0.66
24:BB:66:A:H61	24:BB:107:U:H2'	1.60	0.66
23:BA:1348:G:H2'	23:BA:1349:A:H5''	1.77	0.66
45:DW:37:LEU:O	45:DW:38:VAL:HG23	1.96	0.66
40:BR:40:LEU:HD23	40:BR:47:VAL:HG23	1.78	0.66
1:AA:939:G:H5''	7:AG:102:ARG:HH12	1.61	0.66
1:AA:1512:U:H2'	1:AA:1513:A:C8	2.31	0.66
27:BE:8:GLN:HA	27:BE:21:ALA:HA	1.77	0.66
42:BT:8:ILE:H	42:BT:8:ILE:HD12	1.60	0.66
23:BA:1614:A:N6	41:BS:87:PRO:HA	2.11	0.66
3:CC:18:TRP:CD1	14:CN:54:PRO:HA	2.31	0.66
23:DA:251:A:C5	23:DA:252:G:H1'	2.31	0.66
1:CA:955:U:H1'	1:CA:1227:A:N6	2.09	0.66
32:DJ:36:TRP:HB2	32:DJ:156:GLN:HB2	1.76	0.66
25:DC:94:LEU:HB2	25:DC:104:TYR:HE1	1.60	0.66
25:BC:148:GLU:HB2	25:BC:151:LYS:HD2	1.76	0.66
29:BG:101:ARG:H	29:BG:101:ARG:NE	1.93	0.66
34:BL:59:LEU:HA	34:BL:61:ARG:CZ	2.26	0.66
50:B2:40:LYS:HE2	50:B2:46:CYS:HB3	1.78	0.66
1:CA:1512:U:H2'	1:CA:1513:A:H8	1.61	0.66
23:BA:774:A:H2	23:BA:787:U:HO2'	1.39	0.66
23:BA:1778:U:H2'	23:BA:1784:A:N6	2.11	0.66
25:BC:238:GLY:O	25:BC:239:ARG:C	2.33	0.65
30:DH:92:VAL:HA	30:DH:96:ASP:OD2	1.96	0.65

Continued on next page...

Continued from previous page...

Atom-1	Atom-2	Distance(Å)	Clash(Å)
25:DC:270:ILE:O	25:DC:271:ILE:HG13	1.96	0.65
23:BA:1418:G:H8	23:BA:1418:G:O5'	1.78	0.65
39:BQ:110:VAL:O	39:BQ:114:LYS:HG2	1.96	0.65
3:AC:59:ARG:HG2	3:AC:64:VAL:HG22	1.78	0.65
25:BC:155:LEU:HD23	25:BC:177:LEU:CD2	2.26	0.65
4:CD:22:LYS:HB2	4:CD:26:CYS:SG	2.35	0.65
1:CA:243:A:H4'	1:CA:244:U:O5'	1.96	0.65
23:DA:2359:C:H2'	23:DA:2360:A:C8	2.31	0.65
5:AE:149:GLU:O	5:AE:153:LYS:HB2	1.96	0.65
33:BK:20:MET:HG2	33:BK:21:CYS:O	1.96	0.65
9:CI:113:LYS:H	9:CI:119:ALA:HA	1.61	0.65
4:AD:23:GLY:HA3	4:AD:112:VAL:HG22	1.76	0.65
1:AA:1356:G:H2'	1:AA:1357:A:C8	2.31	0.65
23:BA:251:A:C5	23:BA:252:G:H1'	2.31	0.65
34:DL:111:ARG:HG3	34:DL:128:HIS:CG	2.30	0.65
23:BA:2392:A:H2	23:BA:2424:C:H42	1.43	0.65
23:DA:675:A:H4'	27:DE:67:GLN:NE2	2.12	0.65
23:DA:270(G):U:H2'	23:DA:270(H):C:C6	2.31	0.65
26:DD:92:THR:HB	26:DD:94:GLU:HG2	1.78	0.65
23:DA:948:G:C8	23:DA:948:G:H5'	2.31	0.65
1:CA:397:A:H3'	1:CA:397:A:N3	2.11	0.65
3:AC:58:GLU:O	3:AC:64:VAL:HA	1.97	0.65
33:DK:103:ALA:HB1	33:DK:105:GLU:OE1	1.97	0.65
3:CC:83:ARG:O	3:CC:87:LEU:HG	1.96	0.65
23:BA:673:C:H5''	27:BE:81:PRO:HD2	1.78	0.65
15:CO:48:LYS:HE2	15:CO:48:LYS:HA	1.79	0.65
24:BB:74:U:H2'	24:BB:75:G:C8	2.31	0.65
22:AV:6172:U:H2'	22:AV:6173:G:H8	1.61	0.65
23:BA:1694:C:H5''	23:BA:1694:C:H6	1.62	0.65
12:CL:26:LEU:CD1	12:CL:27:LYS:H	2.07	0.65
28:BF:32:PRO:HB2	28:BF:172:LEU:HD22	1.77	0.65
22:AV:6189:A:H2'	22:AV:6190:C:C6	2.32	0.65
23:DA:1332:G:C8	23:DA:1332:G:H5'	2.32	0.65
1:CA:1194:U:H2'	1:CA:1195:C:C6	2.31	0.65
13:CM:16:ASP:HB3	13:CM:34:LEU:HD11	1.78	0.65
25:BC:79:VAL:HG21	25:BC:111:LEU:HD11	1.77	0.65
5:AE:91:LEU:HA	5:AE:120:THR:HG22	1.79	0.65
47:BY:46:GLN:O	47:BY:47:ASN:HB2	1.94	0.65
8:AH:51:VAL:HG21	8:AH:60:ARG:HG3	1.77	0.65
24:DB:74:U:H2'	24:DB:75:G:C8	2.32	0.65
34:BL:41:ARG:NH2	34:BL:45:LEU:HD12	2.11	0.65
34:DL:41:ARG:NH2	34:DL:45:LEU:HD12	2.12	0.65

Continued on next page...

Continued from previous page...

Atom-1	Atom-2	Distance(Å)	Clash(Å)
39:DQ:110:VAL:O	39:DQ:114:LYS:HG2	1.97	0.65
40:DR:49:THR:HB	40:DR:50:PRO:HD2	1.78	0.65
23:BA:675:A:H4'	27:BE:67:GLN:NE2	2.11	0.65
23:BA:910:A:H62	35:BM:12:GLN:HA	1.61	0.65
30:BH:83:ALA:HB3	30:BH:123:LEU:HD12	1.79	0.65
37:BO:99:LYS:O	37:BO:103:GLU:HB2	1.97	0.65
23:DA:1336:A:H2'	23:DA:1337:G:C8	2.30	0.65
18:AR:66:LEU:O	18:AR:70:ILE:HG12	1.95	0.65
28:DF:32:PRO:HB2	28:DF:172:LEU:HD22	1.77	0.65
23:DA:389:G:O6	34:DL:71:VAL:HG23	1.97	0.65
1:CA:1073:U:H2'	1:CA:1074:G:H8	1.61	0.65
27:DE:103:LYS:HA	27:DE:106:ARG:HG3	1.77	0.65
23:BA:2359:C:H2'	23:BA:2360:A:C8	2.32	0.65
23:DA:1858:G:H1'	23:DA:1884:A:N6	2.11	0.65
23:BA:1332:G:C8	23:BA:1332:G:H5'	2.32	0.65
1:CA:939:G:H5''	7:CG:102:ARG:NH1	2.12	0.65
23:DA:2822:G:H2'	23:DA:2823:A:H5''	1.77	0.65
6:AF:69:GLU:O	6:AF:72:VAL:HG12	1.95	0.65
44:BV:24:LEU:HB2	44:BV:41:LEU:HD23	1.77	0.65
23:DA:733:G:N7	23:DA:761:A:C6	2.64	0.65
23:BA:197:A:C8	23:BA:197:A:H5'	2.24	0.65
10:AJ:32:ALA:H	10:AJ:78:ASN:HD21	1.43	0.65
37:DO:99:LYS:O	37:DO:103:GLU:HB2	1.96	0.65
23:BA:342:G:C2'	23:BA:343:C:H5''	2.27	0.65
22:CV:6189:A:H2'	22:CV:6190:C:C6	2.32	0.65
1:CA:1225:A:H2'	1:CA:1225:A:N3	2.11	0.65
23:DA:1607:C:H4'	23:DA:1608:A:O5'	1.97	0.65
23:DA:2599:G:C8	25:DC:237:GLU:HG3	2.32	0.65
40:DR:22:VAL:HG12	40:DR:23:GLU:N	2.10	0.65
1:CA:105:G:H2'	1:CA:106:C:H6	1.61	0.65
53:D5:22:VAL:HB	53:D5:54:GLU:HG2	1.77	0.65
23:DA:342:G:C2'	23:DA:343:C:H5''	2.26	0.65
23:DA:343:C:C6	23:DA:343:C:H5'	2.32	0.65
20:AT:50:GLU:HB3	20:AT:100:ILE:HD13	1.77	0.65
13:AM:16:ASP:HB3	13:AM:34:LEU:HD11	1.78	0.65
39:BQ:92:ARG:HD3	39:BQ:94:ASN:HB3	1.79	0.65
23:DA:910:A:H62	35:DM:12:GLN:HA	1.62	0.65
6:AF:97:PHE:HD2	18:AR:31:LEU:HD21	1.62	0.65
1:CA:942:G:H21	9:CI:124:GLN:NE2	1.95	0.65
3:CC:58:GLU:O	3:CC:64:VAL:HA	1.96	0.65
4:AD:28:SER:HB3	4:AD:29:PRO:HD2	1.79	0.65
51:B3:11:LEU:HG	51:B3:26:ASN:HB2	1.78	0.65

Continued on next page...

Continued from previous page...

Atom-1	Atom-2	Distance(Å)	Clash(Å)
23:DA:811:U:O2	23:DA:1250:G:H2'	1.97	0.65
1:AA:1225:A:N3	1:AA:1225:A:H2'	2.11	0.65
40:BR:22:VAL:HG12	40:BR:23:GLU:N	2.11	0.65
40:BR:49:THR:HB	40:BR:50:PRO:HD2	1.77	0.65
47:BY:6:VAL:O	47:BY:10:LEU:HG	1.96	0.65
25:DC:244:ARG:HG3	25:DC:245:PRO:CD	2.26	0.65
23:BA:860:U:O2'	23:BA:861:A:H5'	1.96	0.65
25:BC:142:VAL:HG23	25:BC:192:THR:O	1.97	0.65
1:AA:1079:G:H2'	1:AA:1080:A:C8	2.32	0.65
25:DC:10:THR:HG23	25:DC:13:ARG:CB	2.27	0.65
3:AC:83:ARG:O	3:AC:87:LEU:HG	1.96	0.65
20:CT:50:GLU:HB3	20:CT:100:ILE:HD13	1.78	0.65
20:CT:26:ASN:HB2	20:CT:71:THR:HG23	1.78	0.65
23:BA:2724:C:OP1	26:BD:118:LYS:HE3	1.97	0.65
4:CD:108:LEU:HD23	4:CD:110:PHE:HE2	1.61	0.65
23:DA:330:A:C2	23:DA:1210:A:H2'	2.33	0.64
1:AA:430:A:OP1	4:AD:9:CYS:HB2	1.96	0.64
22:AV:6157:A:H61	22:AV:6172:U:H3	1.42	0.64
30:DH:6:LEU:HD23	30:DH:6:LEU:H	1.63	0.64
5:CE:91:LEU:HA	5:CE:120:THR:HG22	1.78	0.64
23:DA:2637:U:H5''	26:DD:82:ARG:HH21	1.61	0.64
23:BA:140:A:H8	23:BA:1408:C:O2'	1.79	0.64
23:BA:528:A:C2	23:BA:2043:C:H4'	2.32	0.64
23:BA:1343:G:H5'	23:BA:1343:G:H8	1.62	0.64
23:DA:661:C:O3'	34:DL:18:ARG:HG2	1.98	0.64
25:BC:158:ALA:HB3	25:BC:161:THR:HG21	1.79	0.64
10:AJ:55:LYS:O	10:AJ:55:LYS:HD2	1.97	0.64
23:BA:2506:U:H5	23:BA:2583:G:H1	1.45	0.64
1:CA:1298:C:H4'	1:CA:1299:A:C8	2.33	0.64
34:DL:9:ASN:N	34:DL:10:PRO:HD3	2.12	0.64
23:BA:322:A:H3'	27:BE:169:ASN:ND2	2.12	0.64
1:AA:438:G:H4'	1:AA:439:A:OP1	1.97	0.64
23:BA:588:U:H2'	23:BA:589:C:C6	2.32	0.64
46:DX:10:LYS:O	46:DX:11:ARG:HG2	1.97	0.64
1:AA:38:G:N2	1:AA:397:A:H5'	2.13	0.64
1:AA:397:A:N3	1:AA:397:A:H3'	2.12	0.64
26:BD:51:PHE:H	26:BD:75:VAL:HB	1.62	0.64
50:B2:40:LYS:CE	50:B2:46:CYS:HB3	2.27	0.64
23:BA:270(G):U:H2'	23:BA:270(H):C:C6	2.32	0.64
1:CA:1356:G:H2'	1:CA:1357:A:C8	2.31	0.64
2:CB:168:THR:OG1	2:CB:192:SER:HA	1.97	0.64
51:D3:11:LEU:HG	51:D3:26:ASN:HB2	1.78	0.64

Continued on next page...

Continued from previous page...

Atom-1	Atom-2	Distance(Å)	Clash(Å)
29:DG:55:PRO:HG2	29:DG:61:HIS:HD2	1.62	0.64
23:BA:2078:C:H2'	23:BA:2079:U:H6	1.62	0.64
23:BA:1794:U:H2'	23:BA:1795:C:H6	1.62	0.64
23:BA:1022:G:H8	32:BJ:92:GLN:NE2	1.96	0.64
25:DC:131:LEU:CD1	25:DC:136:ILE:HG12	2.28	0.64
1:AA:79:G:H2'	1:AA:80:G:C8	2.32	0.64
6:CF:97:PHE:HD2	18:CR:31:LEU:HD21	1.63	0.64
23:DA:1652:A:OP1	36:DN:9:LYS:HE3	1.98	0.64
19:CS:29:ARG:HB2	19:CS:48:THR:H	1.63	0.64
1:CA:7:G:H21	5:CE:121:LYS:CE	2.11	0.64
48:BZ:5:LYS:HB3	48:BZ:57:GLU:HB2	1.80	0.64
27:DE:102:PRO:HB2	27:DE:105:VAL:HG23	1.80	0.64
17:CQ:8:GLY:HA3	17:CQ:23:VAL:HG12	1.78	0.64
23:DA:663:G:H5''	34:DL:21:ARG:HD3	1.80	0.64
23:BA:1607:C:H4'	23:BA:1608:A:O5'	1.97	0.64
1:CA:323:U:H4'	20:CT:22:ARG:HB3	1.78	0.64
12:AL:26:LEU:CD1	12:AL:27:LYS:H	2.07	0.64
23:DA:81:G:H21	43:DU:2:ARG:NH2	1.96	0.64
23:BA:2873:A:N3	36:BN:6:SER:HB2	2.13	0.64
1:CA:986:A:H1'	19:CS:54:GLY:O	1.97	0.64
1:AA:1151:A:O2'	1:AA:1152:A:H8	1.79	0.64
11:CK:24:SER:HB3	11:CK:27:ASN:O	1.97	0.64
47:DY:6:VAL:O	47:DY:10:LEU:HG	1.97	0.64
1:AA:105:G:H2'	1:AA:106:C:H6	1.63	0.64
36:BN:9:LYS:O	36:BN:10:LEU:HG	1.96	0.64
12:AL:44:PRO:HG3	12:AL:52:ARG:HD3	1.79	0.64
23:DA:2271:G:OP1	45:DW:18:ALA:HB1	1.96	0.64
23:DA:1614:A:N6	41:DS:87:PRO:HA	2.11	0.64
10:CJ:55:LYS:HD2	10:CJ:55:LYS:O	1.96	0.64
42:BT:70:LEU:HD23	42:BT:71:GLY:N	2.13	0.64
35:BM:83:MET:O	35:BM:83:MET:HG3	1.98	0.64
45:BW:37:LEU:O	45:BW:38:VAL:HG23	1.98	0.64
32:DJ:135:LEU:HD23	32:DJ:136:GLY:N	2.12	0.64
32:BJ:36:TRP:HB2	32:BJ:156:GLN:CB	2.27	0.64
3:AC:22:TRP:HB3	3:AC:59:ARG:H	1.63	0.64
30:DH:82:ARG:HB3	30:DH:89:TYR:CB	2.27	0.64
24:DB:13:A:H5'	45:DW:74:ARG:HH21	1.62	0.64
23:DA:860:U:C5	23:DA:917:A:N7	2.66	0.64
1:AA:243:A:H4'	1:AA:244:U:O5'	1.97	0.64
1:AA:1194:U:H2'	1:AA:1195:C:C6	2.33	0.64
23:DA:2506:U:H5	23:DA:2583:G:H1	1.44	0.64
27:BE:31:HIS:HB2	34:BL:13:ASN:HB3	1.79	0.64

Continued on next page...

Continued from previous page...

Atom-1	Atom-2	Distance(Å)	Clash(Å)
37:BO:33:LYS:O	37:BO:33:LYS:HD3	1.98	0.64
35:BM:110:THR:HB	35:BM:112:GLU:OE1	1.98	0.64
53:B5:39:LYS:O	53:B5:43:GLN:HG2	1.97	0.64
12:CL:44:PRO:HG3	12:CL:52:ARG:HD3	1.80	0.64
32:DJ:36:TRP:HB2	32:DJ:156:GLN:CB	2.28	0.64
29:BG:149:ARG:HA	29:BG:162:ILE:CG1	2.28	0.64
1:AA:1224:G:H4'	13:AM:102:ARG:HH22	1.62	0.64
29:DG:149:ARG:HA	29:DG:162:ILE:CG1	2.28	0.64
23:BA:1210:A:H4'	23:BA:1211:U:O5'	1.98	0.64
17:CQ:45:HIS:CD2	17:CQ:47:PRO:HD3	2.33	0.64
27:DE:139:PHE:CB	27:DE:166:ALA:HB1	2.28	0.64
4:AD:30:LYS:C	4:AD:32:ALA:H	2.00	0.64
23:BA:2599:G:C8	25:BC:237:GLU:HG3	2.32	0.64
1:CA:413:G:N2	1:CA:428:G:H1'	2.13	0.64
36:DN:38:VAL:HB	36:DN:39:PRO:HD3	1.78	0.64
36:DN:79:LEU:HD23	36:DN:83:ILE:HB	1.79	0.64
48:DZ:5:LYS:HB3	48:DZ:57:GLU:HB2	1.79	0.64
24:BB:79:C:H2'	24:BB:80:U:O4'	1.97	0.64
12:CL:23:VAL:HG13	12:CL:97:TYR:CE2	2.33	0.64
23:DA:2402:C:H5'	23:DA:2403:C:OP2	1.97	0.64
26:DD:51:PHE:H	26:DD:75:VAL:HB	1.60	0.64
36:DN:9:LYS:O	36:DN:10:LEU:HG	1.97	0.64
17:AQ:45:HIS:CD2	17:AQ:47:PRO:HD3	2.32	0.64
37:BO:31:SER:HB3	37:BO:34:HIS:HB2	1.78	0.64
23:BA:1529:A:H62	23:BA:1542:G:N2	1.96	0.64
25:DC:78:LYS:HD3	25:DC:114:GLY:HA2	1.80	0.64
1:CA:438:G:H4'	1:CA:439:A:OP1	1.97	0.64
1:CA:255:G:O3'	17:CQ:17:LYS:HD3	1.98	0.64
9:AI:28:VAL:HG22	9:AI:63:ILE:HB	1.79	0.64
23:BA:2777:G:H5''	23:BA:2778:A:H5'	1.78	0.64
36:BN:38:VAL:HB	36:BN:39:PRO:HD3	1.80	0.64
15:AO:48:LYS:HE2	15:AO:48:LYS:HA	1.78	0.64
23:BA:1007:C:O2'	32:BJ:131:PRO:HA	1.98	0.64
2:AB:168:THR:OG1	2:AB:192:SER:HA	1.98	0.64
1:AA:413:G:N2	1:AA:428:G:H1'	2.13	0.64
23:BA:664:C:H4'	23:BA:941:A:OP1	1.98	0.64
29:DG:101:ARG:NE	29:DG:101:ARG:H	1.93	0.64
25:BC:270:ILE:O	25:BC:271:ILE:HG13	1.97	0.64
1:CA:1298:C:N4	7:CG:114:ARG:HD3	2.13	0.64
9:AI:27:THR:O	9:AI:62:TYR:HA	1.98	0.64
23:BA:811:U:O2	23:BA:1250:G:H2'	1.98	0.64
23:BA:185:U:H2'	23:BA:186:G:C8	2.32	0.64

Continued on next page...

Continued from previous page...

Atom-1	Atom-2	Distance(Å)	Clash(Å)
23:BA:480:A:OP2	43:BU:46:LYS:HE2	1.97	0.64
9:CI:28:VAL:HG22	9:CI:63:ILE:HB	1.79	0.64
43:BU:50:ARG:HD3	43:BU:51:VAL:H	1.63	0.64
25:BC:206:LEU:O	25:BC:211:ARG:HD3	1.98	0.64
23:BA:954:G:H5''	35:BM:13:GLN:CG	2.27	0.63
37:DO:66:ALA:HB1	37:DO:101:LEU:HD22	1.80	0.63
12:AL:70:PRO:HD3	12:AL:99:ILE:HG22	1.80	0.63
3:CC:59:ARG:HG2	3:CC:64:VAL:HG22	1.79	0.63
1:CA:265:G:H5'	17:CQ:64:PRO:O	1.97	0.63
32:DJ:112:LYS:O	32:DJ:116:THR:HG22	1.98	0.63
36:BN:79:LEU:HD23	36:BN:83:ILE:HB	1.79	0.63
23:BA:1434:A:H2'	23:BA:1435:G:C8	2.33	0.63
8:CH:64:LYS:HG2	8:CH:79:VAL:HG21	1.80	0.63
20:AT:26:ASN:HB2	20:AT:71:THR:HG23	1.79	0.63
23:DA:2687:U:C4	23:DA:2688:U:C5	2.86	0.63
23:BA:2271:G:OP1	45:BW:18:ALA:HB1	1.97	0.63
39:BQ:90:VAL:HG23	40:BR:39:LEU:HB3	1.81	0.63
23:BA:948:G:C8	23:BA:948:G:H5'	2.32	0.63
23:BA:2210:G:H21	23:BA:2211:G:H5'	1.64	0.63
12:CL:70:PRO:HD3	12:CL:99:ILE:HG22	1.81	0.63
37:DO:31:SER:HB3	37:DO:34:HIS:HB2	1.79	0.63
22:CV:6157:A:H61	22:CV:6172:U:H3	1.43	0.63
44:BV:24:LEU:HD21	44:BV:86:VAL:CG2	2.29	0.63
9:CI:27:THR:O	9:CI:62:TYR:HA	1.97	0.63
8:AH:91:ARG:HB2	12:AL:6:ILE:HD13	1.80	0.63
24:BB:11:C:H3'	24:BB:12:C:H6	1.63	0.63
26:DD:119:ARG:HD3	26:DD:120:TRP:CE2	2.33	0.63
23:DA:1803:A:H5''	23:DA:1804:C:OP2	1.98	0.63
1:AA:1126:U:H2'	1:AA:1127:G:C8	2.34	0.63
46:DX:86:SER:O	46:DX:90:ILE:HG12	1.98	0.63
23:DA:1694:C:C5'	23:DA:1694:C:H6	2.11	0.63
35:DM:83:MET:HG3	35:DM:83:MET:O	1.97	0.63
29:BG:101:ARG:N	29:BG:101:ARG:HE	1.94	0.63
46:BX:13:ILE:HD11	46:BX:15:ALA:HB2	1.79	0.63
46:BX:46:LEU:HD23	46:BX:46:LEU:O	1.99	0.63
23:DA:1657:C:H2'	23:DA:1658:C:C6	2.33	0.63
23:DA:126:A:OP2	52:D4:19:ARG:HB2	1.97	0.63
23:BA:1652:A:OP1	36:BN:9:LYS:HE3	1.98	0.63
23:BA:389:G:O6	34:BL:71:VAL:HG23	1.97	0.63
35:DM:6:ARG:O	35:DM:7:MET:HB2	1.98	0.63
23:BA:2294:C:H2'	23:BA:2295:C:H6	1.62	0.63
23:DA:1434:A:H2'	23:DA:1435:G:C8	2.34	0.63

Continued on next page...

Continued from previous page...

Atom-1	Atom-2	Distance(Å)	Clash(Å)
4:CD:28:SER:HB3	4:CD:29:PRO:HD2	1.79	0.63
33:BK:103:ALA:HB1	33:BK:105:GLU:OE1	1.98	0.63
23:DA:140:A:H8	23:DA:1408:C:O2'	1.81	0.63
23:DA:586:A:H5'	27:DE:89:VAL:HG21	1.78	0.63
26:BD:119:ARG:HD3	26:BD:120:TRP:CE2	2.34	0.63
35:DM:20:ALA:HB1	35:DM:99:PRO:O	1.98	0.63
25:DC:158:ALA:HB3	25:DC:161:THR:HG21	1.80	0.63
2:CB:8:LYS:HA	2:CB:217:ARG:HH12	1.63	0.63
23:DA:637:A:O5'	34:DL:116:GLY:HA2	1.98	0.63
23:BA:637:A:O5'	34:BL:116:GLY:HA2	1.99	0.63
3:CC:22:TRP:HB3	3:CC:59:ARG:H	1.63	0.63
25:DC:186:HIS:CD2	25:DC:188:GLU:H	2.16	0.63
23:DA:1937:A:O2'	23:DA:1938:A:H5'	1.98	0.63
6:CF:76:ALA:O	6:CF:80:ARG:HG2	1.98	0.63
39:DQ:92:ARG:HD3	39:DQ:94:ASN:HB3	1.79	0.63
1:CA:79:G:H2'	1:CA:80:G:C8	2.33	0.63
19:CS:49:ILE:H	19:CS:49:ILE:HD12	1.64	0.63
23:DA:2401:U:H2'	23:DA:2402:C:H5''	1.80	0.63
35:DM:110:THR:HB	35:DM:112:GLU:OE1	1.98	0.63
1:AA:1298:C:H4'	1:AA:1299:A:C8	2.33	0.63
23:BA:2401:U:H2'	23:BA:2402:C:H5''	1.79	0.63
8:CH:91:ARG:HB2	12:CL:6:ILE:HD13	1.80	0.63
21:AU:10:ARG:HA	21:AU:13:ILE:HB	1.80	0.63
2:CB:70:PHE:O	2:CB:92:TYR:HA	1.98	0.63
46:DX:19:GLN:HG2	46:DX:41:ARG:HB2	1.80	0.63
23:DA:2062:A:O2'	23:DA:2063:C:H5'	1.98	0.63
37:DO:24:LEU:HD13	37:DO:82:ILE:HG23	1.81	0.63
40:DR:39:LEU:HD12	40:DR:47:VAL:HG11	1.81	0.63
40:BR:39:LEU:HD12	40:BR:47:VAL:HG11	1.81	0.63
1:CA:674:G:H2'	1:CA:675:A:H8	1.64	0.63
23:DA:2873:A:N3	36:DN:6:SER:HB2	2.14	0.63
1:CA:38:G:N2	1:CA:397:A:H5'	2.13	0.63
23:DA:1210:A:H4'	23:DA:1211:U:O5'	1.99	0.63
23:BA:1314:C:C6	23:BA:1314:C:H5'	2.34	0.63
23:BA:1316:U:H2'	23:BA:1317:A:H8	1.63	0.63
1:AA:406:G:H5''	4:AD:5:ILE:HD12	1.81	0.63
9:CI:17:VAL:HA	9:CI:63:ILE:HG13	1.80	0.63
23:DA:2350:C:H5''	53:D5:42:ARG:HD3	1.81	0.63
23:DA:1437:C:H2'	23:DA:1438:U:C6	2.34	0.63
46:BX:86:SER:O	46:BX:90:ILE:HG12	1.97	0.63
25:DC:5:LYS:HD2	25:DC:5:LYS:N	2.14	0.63
37:DO:33:LYS:O	37:DO:33:LYS:HD3	1.97	0.63

Continued on next page...

Continued from previous page...

Atom-1	Atom-2	Distance(Å)	Clash(Å)
16:AP:19:ILE:HG22	16:AP:36:ILE:HD11	1.80	0.63
27:BE:103:LYS:HA	27:BE:106:ARG:HG3	1.78	0.63
23:DA:7:G:H2'	23:DA:8:A:H8	1.64	0.63
25:BC:131:LEU:CD1	25:BC:136:ILE:HG12	2.29	0.63
11:AK:29:ILE:HG22	11:AK:44:SER:HB3	1.81	0.63
36:BN:18:LEU:HD11	36:BN:22:ARG:CZ	2.29	0.63
19:AS:29:ARG:HB2	19:AS:48:THR:H	1.64	0.63
23:DA:1694:C:H6	23:DA:1694:C:H5''	1.62	0.63
34:BL:14:LYS:O	34:BL:15:ARG:HB2	1.98	0.63
9:AI:113:LYS:H	9:AI:119:ALA:HA	1.61	0.63
26:DD:36:ARG:NH1	26:DD:86:PRO:HD2	2.14	0.63
2:AB:70:PHE:O	2:AB:92:TYR:HA	1.98	0.63
26:BD:36:ARG:NH1	26:BD:86:PRO:HD2	2.14	0.63
40:DR:38:LEU:O	40:DR:39:LEU:HD13	1.99	0.63
40:DR:40:LEU:HD23	40:DR:47:VAL:HG23	1.80	0.63
1:CA:1227:A:OP2	13:CM:111:LYS:HE3	1.99	0.63
46:DX:13:ILE:HD11	46:DX:15:ALA:HB2	1.80	0.63
1:AA:674:G:H2'	1:AA:675:A:H8	1.63	0.63
25:DC:61:LEU:O	25:DC:63:ARG:NH1	2.31	0.63
36:DN:10:LEU:CB	36:DN:17:ARG:HE	2.12	0.63
18:CR:70:ILE:O	18:CR:74:ARG:HG3	1.97	0.63
32:BJ:112:LYS:O	32:BJ:116:THR:HG22	1.99	0.63
23:BA:1694:C:C5'	23:BA:1694:C:H6	2.12	0.63
9:AI:69:GLY:O	9:AI:73:GLN:HG3	1.99	0.63
7:AG:126:ASP:HB3	7:AG:131:LYS:O	1.99	0.63
23:DA:2724:C:OP1	26:DD:118:LYS:HE3	1.98	0.63
23:BA:663:G:H5''	34:BL:21:ARG:HD3	1.79	0.63
23:BA:214:G:H1'	23:BA:216:A:O2'	1.99	0.63
3:AC:107:GLN:CD	3:AC:107:GLN:H	2.02	0.63
23:DA:1309:G:H3'	52:D4:9:ARG:HH12	1.64	0.63
29:DG:101:ARG:N	29:DG:101:ARG:HE	1.93	0.62
23:BA:780:G:H21	23:BA:783:A:N6	1.93	0.62
33:DK:71:ARG:NH1	38:DP:74:ARG:HH22	1.95	0.62
36:BN:17:ARG:HG3	36:BN:18:LEU:N	2.14	0.62
1:CA:392:G:H2'	1:CA:393:A:C8	2.32	0.62
25:DC:142:VAL:HG23	25:DC:192:THR:O	1.98	0.62
23:BA:2402:C:H5'	23:BA:2403:C:OP2	1.98	0.62
38:BP:50:ILE:HA	38:BP:99:LEU:HD11	1.81	0.62
1:CA:1071:C:H5''	5:CE:49:PRO:HG2	1.81	0.62
23:BA:1389:G:H2'	23:BA:1390:U:C6	2.34	0.62
2:AB:8:LYS:HA	2:AB:217:ARG:HH12	1.63	0.62
19:CS:11:VAL:HG23	19:CS:38:SER:HB2	1.81	0.62

Continued on next page...

Continued from previous page...

Atom-1	Atom-2	Distance(Å)	Clash(Å)
23:DA:2777:G:H5''	23:DA:2778:A:H5'	1.80	0.62
23:DA:1388:G:H2'	23:DA:1389:G:H8	1.64	0.62
27:DE:170:LEU:HD12	27:DE:171:PRO:HD2	1.81	0.62
1:AA:976:G:H22	1:AA:136(A):C:H2'	1.64	0.62
43:DU:50:ARG:HD3	43:DU:51:VAL:H	1.64	0.62
34:BL:62:LEU:N	34:BL:62:LEU:HD13	2.14	0.62
37:BO:66:ALA:HB1	37:BO:101:LEU:HD22	1.80	0.62
52:D4:8:ASN:C	52:D4:8:ASN:ND2	2.53	0.62
23:DA:1314:C:C6	23:DA:1314:C:H5'	2.34	0.62
19:AS:18:LYS:O	19:AS:22:LEU:HD23	1.99	0.62
19:AS:49:ILE:HD12	19:AS:49:ILE:H	1.63	0.62
23:DA:65:C:H2'	23:DA:66:C:C6	2.34	0.62
1:CA:1298:C:H41	7:CG:114:ARG:HD3	1.64	0.62
29:BG:84:SER:HA	29:BG:133:VAL:O	1.99	0.62
5:CE:82:VAL:HG21	5:CE:138:ALA:HA	1.80	0.62
23:BA:1953:A:H2	23:BA:2549:G:N3	1.97	0.62
25:DC:95:LEU:O	25:DC:95:LEU:HD12	1.98	0.62
23:BA:510:C:H2'	23:BA:511:U:O4'	1.99	0.62
1:CA:137:C:O4'	16:CP:63:GLY:HA3	1.99	0.62
23:BA:242:G:C8	53:B5:5:LYS:HG2	2.33	0.62
27:BE:29:ASN:H	27:BE:112:MET:HE1	1.64	0.62
23:DA:747:U:OP2	50:D2:3:LYS:HD3	1.99	0.62
7:AG:111:ARG:HB3	7:AG:113:GLU:HG2	1.80	0.62
1:CA:979:C:H42	14:CN:18:VAL:HG12	1.63	0.62
1:AA:427:U:OP1	4:AD:13:ARG:NH2	2.32	0.62
11:AK:24:SER:HB3	11:AK:27:ASN:O	1.99	0.62
25:BC:10:THR:HG23	25:BC:13:ARG:CB	2.29	0.62
27:DE:31:HIS:HB2	34:DL:13:ASN:HB3	1.80	0.62
34:DL:14:LYS:O	34:DL:15:ARG:HB2	1.99	0.62
21:CU:10:ARG:HA	21:CU:13:ILE:HB	1.80	0.62
3:CC:107:GLN:H	3:CC:107:GLN:CD	2.03	0.62
6:CF:12:PRO:HD3	6:CF:58:GLY:HA2	1.81	0.62
32:BJ:135:LEU:HD23	32:BJ:136:GLY:N	2.13	0.62
33:BK:71:ARG:NH1	38:BP:74:ARG:HH22	1.98	0.62
34:DL:30:THR:HG22	34:DL:31:ALA:N	2.15	0.62
23:DA:1316:U:H2'	23:DA:1317:A:H8	1.64	0.62
23:DA:1389:G:H2'	23:DA:1390:U:C6	2.34	0.62
23:DA:2078:C:H2'	23:DA:2079:U:H6	1.64	0.62
34:BL:9:ASN:N	34:BL:10:PRO:HD3	2.15	0.62
23:BA:2687:U:C4	23:BA:2688:U:C5	2.88	0.62
42:DT:64:LYS:HG2	42:DT:65:ARG:H	1.64	0.62
30:BH:6:LEU:HD23	30:BH:6:LEU:H	1.63	0.62

Continued on next page...

Continued from previous page...

Atom-1	Atom-2	Distance(Å)	Clash(Å)
23:DA:1022:G:H8	32:DJ:92:GLN:NE2	1.96	0.62
34:DL:62:LEU:HD13	34:DL:62:LEU:N	2.14	0.62
26:BD:132:HIS:CD2	26:BD:135:HIS:NE2	2.68	0.62
2:CB:27:LYS:HG3	2:CB:194:PRO:HD2	1.82	0.62
23:BA:2075:U:H2'	23:BA:2238:G:H22	1.63	0.62
9:AI:17:VAL:HA	9:AI:63:ILE:HG13	1.80	0.62
25:DC:206:LEU:O	25:DC:211:ARG:HD3	2.00	0.62
25:DC:79:VAL:HG21	25:DC:111:LEU:HD11	1.80	0.62
1:CA:1349:A:H2'	1:CA:1350:A:C8	2.35	0.62
27:DE:178:PRO:HB3	27:DE:201:VAL:HG11	1.82	0.62
23:BA:2502:G:H5'	23:BA:2503:A:H5''	1.81	0.62
33:DK:20:MET:HG2	33:DK:21:CYS:O	2.00	0.62
33:BK:104:ARG:HH11	33:BK:104:ARG:HB3	1.63	0.62
6:AF:60:PHE:C	6:AF:61:LEU:HD12	2.19	0.62
39:BQ:21:ALA:CB	39:BQ:35:ALA:HB1	2.29	0.62
23:BA:2350:C:H5''	53:B5:42:ARG:HD3	1.81	0.62
7:CG:111:ARG:HB3	7:CG:113:GLU:HG2	1.80	0.62
39:DQ:90:VAL:HG23	40:DR:39:LEU:HB3	1.81	0.62
1:CA:922:G:H2'	1:CA:923:A:H8	1.63	0.62
42:DT:63:LYS:HZ1	42:DT:72:LYS:HB3	1.63	0.62
26:DD:9:VAL:HG22	26:DD:25:VAL:HB	1.81	0.62
34:BL:16:ARG:NH1	34:BL:18:ARG:HG3	2.15	0.62
23:DA:1794:U:H2'	23:DA:1795:C:C6	2.35	0.62
44:BV:102:LEU:HD23	44:BV:137:ILE:HB	1.81	0.62
23:BA:185:U:H4'	23:BA:218:A:H4'	1.82	0.62
1:AA:976:G:N2	1:AA:136(A):C:H2'	2.14	0.62
24:BB:50:G:OP2	37:BO:62:LYS:HD3	2.00	0.62
46:DX:25:LYS:HG2	46:DX:35:THR:HG22	1.80	0.62
32:DJ:127:LYS:HB2	32:DJ:140:PHE:CE1	2.33	0.62
4:AD:166:LYS:HE2	25:DC:134:ARG:HH21	1.63	0.62
2:CB:178:ARG:HE	8:CH:74:PRO:HD3	1.65	0.62
23:DA:2210:G:H21	23:DA:2211:G:H5'	1.64	0.62
19:CS:18:LYS:O	19:CS:22:LEU:HD23	2.00	0.62
1:AA:190:G:H4'	1:AA:191(A):G:OP2	2.00	0.62
9:AI:26:VAL:HG13	9:AI:61:ALA:HB3	1.82	0.62
43:DU:90:LEU:HG	43:DU:91:GLU:N	2.15	0.62
1:AA:948:C:OP1	13:AM:107:ALA:HA	1.99	0.62
7:CG:126:ASP:HB3	7:CG:131:LYS:O	2.00	0.62
23:DA:2307:G:H2'	23:DA:2308:G:H5'	1.81	0.62
33:DK:104:ARG:HH11	33:DK:104:ARG:HB3	1.65	0.62
45:DW:23:VAL:HA	45:DW:38:VAL:CG2	2.24	0.62
23:DA:1529:A:H62	23:DA:1542:G:N2	1.98	0.62

Continued on next page...

Continued from previous page...

Atom-1	Atom-2	Distance(Å)	Clash(Å)
33:DK:2:ILE:HD11	33:DK:82:ASN:HD22	1.64	0.62
44:DV:69:THR:HG22	44:DV:90:VAL:HG22	1.82	0.62
29:DG:68:THR:O	29:DG:72:ILE:HG12	2.00	0.62
23:BA:492:A:H2'	23:BA:493:G:O4'	2.00	0.62
46:DX:46:LEU:HD23	46:DX:46:LEU:O	2.00	0.62
1:AA:624:C:O3'	16:AP:10:GLY:HA2	2.00	0.62
35:BM:38:GLU:HB2	35:BM:127:ILE:HG23	1.81	0.62
45:BW:23:VAL:HA	45:BW:38:VAL:CG2	2.24	0.62
43:BU:7:VAL:HB	43:BU:8:LYS:HZ2	1.65	0.62
23:BA:81:G:H21	43:BU:2:ARG:NH2	1.98	0.62
23:BA:343:C:C6	23:BA:343:C:H5'	2.32	0.62
17:CQ:64:PRO:HA	17:CQ:70:ARG:HG3	1.82	0.62
30:BH:78:THR:HA	30:BH:143:SER:HB3	1.80	0.62
5:AE:6:PHE:CD2	5:AE:36:ASP:HB3	2.35	0.62
23:DA:1542:G:H4'	23:DA:1543:A:O5'	2.00	0.62
23:BA:674:G:H2'	23:BA:804:A:H61	1.62	0.62
4:AD:22:LYS:HB2	4:AD:26:CYS:SG	2.40	0.62
44:DV:102:LEU:HD23	44:DV:137:ILE:HB	1.80	0.62
17:CQ:40:LYS:HD2	17:CQ:42:TYR:CZ	2.35	0.62
46:BX:73:LEU:HD21	46:BX:94:LEU:HG	1.82	0.62
42:DT:59:VAL:HB	42:DT:76:ARG:HG3	1.81	0.62
23:BA:2577:A:H5''	23:BA:2578:G:H5'	1.81	0.62
19:AS:62:ILE:HA	19:AS:66:MET:SD	2.40	0.62
29:DG:84:SER:HA	29:DG:133:VAL:O	2.00	0.62
1:CA:370:C:H2'	1:CA:371:G:H8	1.65	0.62
23:BA:1937:A:O2'	23:BA:1938:A:H5'	1.99	0.62
46:BX:25:LYS:HG2	46:BX:35:THR:HG22	1.81	0.62
23:BA:2186:G:H2'	23:BA:2187:G:H8	1.65	0.62
39:DQ:92:ARG:HD2	39:DQ:95:LEU:HG	1.81	0.62
26:DD:132:HIS:HA	26:DD:135:HIS:NE2	2.15	0.62
25:BC:30:GLU:HG3	25:BC:63:ARG:HH21	1.63	0.62
5:CE:6:PHE:CD2	5:CE:36:ASP:HB3	2.35	0.62
1:CA:1220:G:H21	19:CS:54:GLY:CA	2.13	0.62
34:BL:30:THR:HG22	34:BL:31:ALA:N	2.15	0.62
46:DX:27:GLU:HB3	46:DX:33:LYS:HG3	1.82	0.62
1:AA:946:A:H2'	1:AA:947:G:H8	1.65	0.62
23:BA:273(G):C:H2'	23:BA:274:G:H5''	1.82	0.62
39:DQ:21:ALA:CB	39:DQ:35:ALA:HB1	2.30	0.62
23:DA:38:A:H2'	23:DA:39:C:C6	2.34	0.62
32:BJ:127:LYS:HB2	32:BJ:140:PHE:CE1	2.35	0.62
23:DA:492:A:H2'	23:DA:493:G:O4'	2.00	0.62
6:CF:60:PHE:C	6:CF:61:LEU:HD12	2.20	0.62

Continued on next page...

Continued from previous page...

Atom-1	Atom-2	Distance(Å)	Clash(Å)
23:DA:664:C:H4'	23:DA:941:A:OP1	2.00	0.61
23:BA:1046:A:H1'	31:BI:4:LYS:HD3	1.82	0.61
50:D2:40:LYS:CE	50:D2:46:CYS:HB3	2.29	0.61
19:CS:31:ILE:HG23	19:CS:49:ILE:HA	1.81	0.61
23:DA:1343:G:H8	23:DA:1343:G:H5'	1.64	0.61
4:CD:30:LYS:C	4:CD:32:ALA:H	2.03	0.61
46:DX:27:GLU:CB	46:DX:33:LYS:HA	2.30	0.61
13:AM:14:ARG:CZ	13:AM:42:ALA:HA	2.30	0.61
23:DA:779:U:H5'	25:DC:49:ILE:HD11	1.82	0.61
23:DA:1007:C:O2'	32:DJ:131:PRO:HA	1.99	0.61
35:BM:20:ALA:HB1	35:BM:99:PRO:O	2.00	0.61
1:CA:801:U:H2'	1:CA:802:A:C8	2.35	0.61
1:CA:1126:U:H2'	1:CA:1127:G:C8	2.35	0.61
6:AF:12:PRO:HD3	6:AF:58:GLY:HA2	1.82	0.61
24:DB:50:G:OP2	37:DO:62:LYS:HD3	2.00	0.61
12:AL:23:VAL:HG13	12:AL:97:TYR:CE2	2.35	0.61
1:AA:801:U:H2'	1:AA:802:A:C8	2.35	0.61
1:CA:1322:C:OP2	13:CM:100:GLY:HA3	2.00	0.61
26:BD:4:ILE:CG1	26:BD:28:ALA:HB1	2.30	0.61
43:DU:8:LYS:HE2	43:DU:37:VAL:HG11	1.81	0.61
23:BA:1021:A:O2'	23:BA:1123:C:H5''	2.00	0.61
23:DA:2393:A:C5'	34:DL:62:LEU:HD12	2.31	0.61
43:BU:8:LYS:HE2	43:BU:37:VAL:HG11	1.82	0.61
30:BH:123:LEU:HD23	30:BH:124:GLY:N	2.15	0.61
2:AB:25:ASN:HD22	2:AB:25:ASN:N	1.98	0.61
23:DA:860:U:O2'	23:DA:861:A:H5'	1.99	0.61
1:AA:392:G:H2'	1:AA:393:A:C8	2.34	0.61
34:DL:71:VAL:HB	34:DL:72:PRO:HD3	1.82	0.61
46:DX:19:GLN:HE21	46:DX:41:ARG:HE	1.48	0.61
23:DA:2787:C:H1'	26:DD:62:PRO:HG3	1.81	0.61
23:BA:2653:U:H3	23:BA:2667:C:H42	1.48	0.61
23:BA:729:G:C5	25:BC:208:LYS:HB2	2.35	0.61
25:BC:21:PHE:O	25:BC:24:ILE:HG22	2.00	0.61
23:DA:2502:G:H5'	23:DA:2503:A:H5''	1.81	0.61
1:AA:754:C:O2	1:AA:754:C:H3'	2.01	0.61
27:BE:199:TRP:O	27:BE:203:GLN:HG2	2.00	0.61
23:DA:2346:A:H5''	23:DA:2383:G:H1'	1.82	0.61
32:DJ:57:LEU:HD21	32:DJ:143:LEU:HB2	1.82	0.61
30:DH:126:TYR:H	30:DH:142:VAL:HB	1.65	0.61
1:AA:370:C:H2'	1:AA:371:G:H8	1.66	0.61
23:BA:1291:C:H2'	23:BA:1292:U:C6	2.35	0.61
33:BK:2:ILE:HD11	33:BK:82:ASN:HD22	1.65	0.61

Continued on next page...

Continued from previous page...

Atom-1	Atom-2	Distance(Å)	Clash(Å)
25:BC:108:PRO:HG3	25:BC:143:HIS:CE1	2.36	0.61
9:CI:79:LEU:HD23	9:CI:101:PHE:O	1.99	0.61
1:CA:600:C:OP1	8:CH:97:VAL:HG12	2.00	0.61
26:DD:132:HIS:CD2	26:DD:135:HIS:NE2	2.68	0.61
32:BJ:57:LEU:HD21	32:BJ:143:LEU:HB2	1.80	0.61
34:DL:16:ARG:NH1	34:DL:18:ARG:HG3	2.16	0.61
6:CF:37:VAL:HA	6:CF:65:VAL:HG12	1.81	0.61
16:CP:19:ILE:HG22	16:CP:36:ILE:HD11	1.82	0.61
23:BA:2562:U:H1'	33:BK:23:ARG:NH1	2.15	0.61
23:DA:729:G:C5	25:DC:208:LYS:HB2	2.36	0.61
33:DK:47:ILE:HG13	33:DK:48:PRO:HD2	1.82	0.61
9:CI:26:VAL:HG13	9:CI:61:ALA:HB3	1.81	0.61
24:DB:11:C:H3'	24:DB:12:C:H6	1.65	0.61
23:DA:639:U:H2'	23:DA:640:C:C6	2.35	0.61
42:BT:64:LYS:HG2	42:BT:65:ARG:H	1.65	0.61
23:DA:2593:U:H2'	23:DA:2594:C:C6	2.36	0.61
35:DM:38:GLU:O	35:DM:127:ILE:HD13	2.01	0.61
35:DM:38:GLU:HB2	35:DM:127:ILE:HG23	1.83	0.61
17:AQ:40:LYS:HD2	17:AQ:42:TYR:CZ	2.35	0.61
10:AJ:48:THR:HA	10:AJ:62:HIS:CB	2.29	0.61
23:DA:1408:C:C2	23:DA:1595:G:N2	2.69	0.61
36:DN:17:ARG:HG3	36:DN:18:LEU:N	2.14	0.61
48:DZ:1:MET:SD	48:DZ:40:THR:HA	2.41	0.61
4:CD:4:TYR:HE1	4:CD:11:LEU:HD11	1.65	0.61
4:AD:166:LYS:HE2	25:DC:134:ARG:NH2	2.15	0.61
38:BP:98:LYS:HB3	38:BP:100:TYR:CE1	2.36	0.61
43:DU:76:CYS:HB3	43:DU:77:PRO:HD2	1.81	0.61
23:BA:639:U:H2'	23:BA:640:C:C6	2.35	0.61
38:DP:41:ARG:HD2	38:DP:42:ILE:H	1.66	0.61
38:DP:50:ILE:HA	38:DP:99:LEU:HD11	1.82	0.61
23:BA:7:G:H2'	23:BA:8:A:H8	1.64	0.61
23:DA:2294:C:H2'	23:DA:2295:C:H6	1.66	0.61
1:AA:684:A:H2'	1:AA:685:G:C8	2.35	0.61
11:AK:120:ARG:HH21	11:AK:126:ARG:HH21	1.49	0.61
25:BC:5:LYS:N	25:BC:5:LYS:HD2	2.14	0.61
27:BE:102:PRO:HB2	27:BE:105:VAL:HG23	1.81	0.61
1:AA:1349:A:H2'	1:AA:1350:A:C8	2.35	0.61
23:DA:774:A:H2	23:DA:787:U:HO2'	1.47	0.61
5:AE:82:VAL:HG21	5:AE:138:ALA:HA	1.81	0.61
23:BA:996:A:C4'	39:BQ:92:ARG:HH12	2.12	0.61
23:DA:780:G:H21	23:DA:783:A:N6	1.94	0.61
47:DY:2:LYS:HD2	47:DY:2:LYS:H	1.65	0.61

Continued on next page...

Continued from previous page...

Atom-1	Atom-2	Distance(Å)	Clash(Å)
50:D2:40:LYS:HE2	50:D2:46:CYS:HB3	1.81	0.61
25:DC:44:ASN:HB3	25:DC:50:THR:HG21	1.82	0.61
25:BC:25:THR:HG22	25:BC:82:ILE:O	2.01	0.61
4:AD:4:TYR:HE1	4:AD:11:LEU:HD11	1.65	0.61
23:BA:1678:G:N2	23:BA:1989:G:H22	1.98	0.61
23:BA:860:U:C5	23:BA:917:A:N7	2.68	0.61
1:AA:920:U:H2'	1:AA:921:U:C6	2.36	0.61
35:BM:6:ARG:O	35:BM:7:MET:HB2	2.00	0.61
8:AH:64:LYS:HG2	8:AH:79:VAL:HG21	1.82	0.61
41:DS:78:GLU:OE2	41:DS:99:ARG:HD3	2.00	0.61
27:BE:83:PHE:O	27:BE:84:VAL:C	2.38	0.61
29:BG:55:PRO:HG2	29:BG:61:HIS:HD2	1.63	0.61
1:AA:932:C:OP1	7:AG:4:ARG:HG2	2.01	0.61
1:AA:114:U:H2'	1:AA:115:G:C8	2.36	0.61
36:DN:84:ALA:HB3	36:DN:85:PRO:HD3	1.83	0.61
42:DT:70:LEU:HD23	42:DT:71:GLY:N	2.13	0.61
18:AR:26:LEU:HD13	18:AR:39:VAL:HG13	1.83	0.61
38:BP:41:ARG:HD2	38:BP:42:ILE:H	1.65	0.61
1:CA:737:A:H2'	1:CA:738:C:C6	2.35	0.61
11:CK:29:ILE:HG22	11:CK:44:SER:HB3	1.82	0.61
23:BA:245:G:H2'	23:BA:246:C:H6	1.65	0.61
9:CI:69:GLY:O	9:CI:73:GLN:HG3	2.00	0.61
36:DN:4:LEU:HG	36:DN:4:LEU:O	2.00	0.61
25:DC:267:SER:O	25:DC:270:ILE:HG13	2.01	0.61
34:DL:140:ALA:O	34:DL:141:ALA:HB2	2.00	0.61
23:BA:1408:C:C2	23:BA:1595:G:N2	2.68	0.61
28:DF:10:LYS:O	28:DF:14:GLU:HB3	2.00	0.61
23:BA:1388:G:H2'	23:BA:1389:G:H8	1.64	0.61
5:CE:101:ILE:HD11	5:CE:119:LEU:HD23	1.82	0.61
46:BX:67:ILE:N	46:BX:68:PRO:HD2	2.15	0.61
23:BA:2850:A:H5'	23:BA:2850:A:C8	2.36	0.61
23:DA:2562:U:H1'	33:DK:23:ARG:NH1	2.15	0.61
38:DP:98:LYS:HB3	38:DP:100:TYR:CE1	2.36	0.61
26:DD:4:ILE:CG1	26:DD:28:ALA:HB1	2.31	0.61
41:BS:78:GLU:OE2	41:BS:99:ARG:HD3	2.00	0.61
45:BW:21:LEU:H	45:BW:21:LEU:HD12	1.66	0.61
23:BA:2787:C:H1'	26:BD:62:PRO:HG3	1.82	0.61
23:DA:2393:A:H5"	34:DL:62:LEU:HB3	1.83	0.61
1:CA:1347:G:N2	1:CA:1373:G:H2'	2.14	0.61
25:BC:31:LYS:O	25:BC:36:PRO:HD3	2.01	0.61
25:DC:30:GLU:HG3	25:DC:63:ARG:HH21	1.64	0.61
34:BL:140:ALA:O	34:BL:141:ALA:HB2	2.00	0.61

Continued on next page...

Continued from previous page...

Atom-1	Atom-2	Distance(Å)	Clash(Å)
23:DA:1678:G:N2	23:DA:1989:G:H22	1.98	0.61
26:BD:51:PHE:CD1	26:BD:52:LEU:HG	2.36	0.61
23:DA:1543:A:H5'	23:DA:1544:C:OP2	2.00	0.61
1:AA:1347:G:N2	1:AA:1373:G:H2'	2.15	0.61
23:BA:1358:G:O2'	23:BA:1359:A:H5''	2.01	0.61
26:BD:32:PRO:HA	26:BD:90:THR:HG22	1.83	0.61
42:BT:59:VAL:HB	42:BT:76:ARG:HG3	1.81	0.61
34:DL:91:PHE:CE2	34:DL:95:VAL:HG12	2.35	0.61
26:BD:173:VAL:HG12	26:BD:174:ASP:H	1.65	0.61
32:BJ:62:ARG:NH2	32:BJ:64:ASP:HB2	2.15	0.61
1:CA:475:G:H2'	1:CA:476:G:H8	1.66	0.61
25:DC:21:PHE:O	25:DC:24:ILE:HG22	2.01	0.61
32:DJ:62:ARG:NH2	32:DJ:64:ASP:HB2	2.16	0.61
43:BU:90:LEU:HG	43:BU:91:GLU:N	2.16	0.61
23:DA:1021:A:O2'	23:DA:1123:C:H5''	2.01	0.61
25:DC:25:THR:HG22	25:DC:82:ILE:O	2.00	0.61
12:AL:70:PRO:HD2	12:AL:101:ARG:HD3	1.82	0.61
2:AB:27:LYS:HG3	2:AB:194:PRO:HD2	1.81	0.61
23:DA:674:G:H2'	23:DA:804:A:H61	1.66	0.61
23:DA:1429:G:H2'	23:DA:1430:C:H6	1.65	0.61
19:AS:31:ILE:HG23	19:AS:49:ILE:HA	1.81	0.61
23:BA:1542:G:H4'	23:BA:1543:A:O5'	2.01	0.61
1:CA:1152:A:OP1	10:CJ:68:HIS:CD2	2.54	0.61
43:DU:76:CYS:CB	43:DU:77:PRO:HD2	2.31	0.61
23:BA:38:A:H2'	23:BA:39:C:C6	2.35	0.61
25:DC:70:TRP:CZ2	25:DC:150:LYS:HA	2.36	0.61
41:BS:65:LEU:HB2	41:BS:68:ARG:HG2	1.82	0.61
11:CK:57:THR:HG22	11:CK:59:TYR:H	1.64	0.61
41:DS:65:LEU:HB2	41:DS:68:ARG:HG2	1.83	0.61
47:DY:17:SER:HB3	47:DY:18:PRO:CD	2.30	0.61
23:BA:245:G:O6	53:B5:8:LYS:HE3	2.01	0.61
23:BA:1311:G:C5'	23:BA:1311:G:H8	2.12	0.61
30:DH:83:ALA:HB3	30:DH:123:LEU:HD12	1.82	0.61
30:BH:126:TYR:H	30:BH:142:VAL:HB	1.65	0.61
23:BA:65:C:H2'	23:BA:66:C:C6	2.35	0.61
6:AF:37:VAL:HA	6:AF:65:VAL:HG12	1.82	0.61
44:DV:58:VAL:HA	44:DV:67:LEU:O	2.01	0.61
41:DS:29:LEU:HD22	41:DS:69:LEU:HD11	1.81	0.61
19:AS:11:VAL:HG23	19:AS:38:SER:HB2	1.81	0.61
53:B5:57:ARG:HB2	53:B5:57:ARG:HH11	1.66	0.60
27:BE:53:THR:HG22	27:BE:56:GLU:CD	2.22	0.60
23:BA:2039:C:H2'	23:BA:2040:C:C6	2.35	0.60

Continued on next page...

Continued from previous page...

Atom-1	Atom-2	Distance(Å)	Clash(Å)
23:DA:2075:U:H2'	23:DA:2238:G:H22	1.64	0.60
23:BA:1543:A:H5'	23:BA:1544:C:OP2	2.00	0.60
46:BX:27:GLU:CB	46:BX:33:LYS:HA	2.31	0.60
23:DA:185:U:H2'	23:DA:186:G:H8	1.63	0.60
25:BC:69:ARG:HH21	25:BC:130:ALA:HB2	1.62	0.60
23:BA:2078:C:H2'	23:BA:2079:U:C6	2.36	0.60
28:BF:36:LYS:HB3	28:BF:160:VAL:HB	1.83	0.60
23:DA:2186:G:H2'	23:DA:2187:G:H8	1.65	0.60
27:DE:83:PHE:O	27:DE:84:VAL:C	2.40	0.60
1:CA:1104:G:H4'	2:CB:111:ARG:NH1	2.15	0.60
1:CA:754:C:H3'	1:CA:754:C:O2	2.00	0.60
4:CD:63:LYS:HD2	4:CD:198:VAL:HG22	1.83	0.60
23:BA:1437:C:H2'	23:BA:1438:U:C6	2.36	0.60
1:AA:735:C:H2'	1:AA:736:C:H6	1.66	0.60
52:B4:8:ASN:C	52:B4:8:ASN:ND2	2.54	0.60
1:AA:1220:G:H21	19:AS:54:GLY:CA	2.14	0.60
46:BX:31:GLY:O	46:BX:32:LYS:HB2	2.01	0.60
23:BA:1478:G:O2'	23:BA:1558:A:H2	1.84	0.60
36:BN:84:ALA:HB3	36:BN:85:PRO:HD3	1.83	0.60
29:BG:68:THR:O	29:BG:72:ILE:HG12	2.01	0.60
23:DA:242:G:C8	53:D5:5:LYS:HG2	2.35	0.60
27:DE:199:TRP:O	27:DE:203:GLN:HG2	2.00	0.60
27:DE:164:ARG:HG3	27:DE:175:THR:OG1	2.00	0.60
4:AD:63:LYS:HD2	4:AD:198:VAL:HG22	1.83	0.60
3:AC:66:VAL:HB	3:AC:101:LEU:HD23	1.84	0.60
2:AB:87:ARG:O	2:AB:87:ARG:HD2	2.01	0.60
35:DM:30:GLY:HA2	35:DM:107:ALA:HB2	1.83	0.60
23:DA:1587:A:H2'	23:DA:1588:C:C6	2.37	0.60
23:BA:1309:G:H3'	52:B4:9:ARG:HH12	1.65	0.60
32:DJ:80:ALA:O	32:DJ:83:ILE:HG13	2.01	0.60
23:BA:747:U:OP2	50:B2:3:LYS:HD3	2.00	0.60
23:DA:996:A:C4'	39:DQ:92:ARG:HH12	2.13	0.60
14:AN:32:SER:HB3	14:AN:41:ARG:HG2	1.84	0.60
43:BU:76:CYS:HB3	43:BU:77:PRO:HD2	1.83	0.60
36:BN:4:LEU:O	36:BN:4:LEU:HG	2.01	0.60
53:B5:22:VAL:HB	53:B5:54:GLU:CG	2.31	0.60
1:AA:922:G:H2'	1:AA:923:A:H8	1.64	0.60
25:BC:61:LEU:O	25:BC:63:ARG:NH1	2.34	0.60
36:BN:10:LEU:CB	36:BN:17:ARG:HE	2.13	0.60
23:BA:2074:U:H2'	23:BA:2075:U:C6	2.36	0.60
19:CS:6:LYS:HD3	19:CS:7:LYS:HE2	1.83	0.60
23:DA:795:C:H2'	23:DA:796:C:H6	1.65	0.60

Continued on next page...

Continued from previous page...

Atom-1	Atom-2	Distance(Å)	Clash(Å)
23:DA:1953:A:H2	23:DA:2549:G:N3	1.98	0.60
1:AA:475:G:H2'	1:AA:476:G:H8	1.65	0.60
1:CA:33:A:H2'	1:CA:34:C:C6	2.36	0.60
23:DA:85:G:H5''	23:DA:85:G:H8	1.65	0.60
1:AA:7:G:H21	5:AE:121:LYS:HE2	1.67	0.60
30:DH:90:GLY:O	30:DH:91:SER:HB2	2.00	0.60
23:DA:214:G:H1'	23:DA:216:A:O2'	2.00	0.60
33:DK:3:GLN:CB	33:DK:4:PRO:HD2	2.27	0.60
53:D5:22:VAL:HB	53:D5:54:GLU:CG	2.31	0.60
46:BX:19:GLN:HG2	46:BX:41:ARG:HB2	1.83	0.60
23:DA:510:C:H2'	23:DA:511:U:O4'	2.00	0.60
10:CJ:24:VAL:HG21	10:CJ:37:PRO:HD3	1.82	0.60
13:AM:27:LYS:HG3	13:AM:31:LYS:HE3	1.83	0.60
23:DA:2850:A:C8	23:DA:2850:A:H5'	2.36	0.60
23:BA:2893:G:H5''	23:BA:2894:G:O4'	2.02	0.60
42:DT:8:ILE:HD12	42:DT:8:ILE:H	1.64	0.60
5:CE:47:LYS:N	5:CE:47:LYS:HD3	2.16	0.60
23:BA:85:G:H8	23:BA:85:G:H5''	1.66	0.60
7:AG:46:ALA:O	7:AG:50:ILE:HG12	2.02	0.60
1:CA:1528:U:H6	1:CA:1528:U:H5''	1.66	0.60
25:DC:34:VAL:O	25:DC:35:LYS:HD3	2.01	0.60
25:BC:34:VAL:O	25:BC:35:LYS:HD3	2.01	0.60
26:DD:51:PHE:CD1	26:DD:52:LEU:HG	2.36	0.60
46:BX:83:GLU:HG2	46:BX:84:GLY:N	2.17	0.60
42:BT:8:ILE:N	42:BT:8:ILE:HD12	2.16	0.60
46:DX:73:LEU:HD21	46:DX:94:LEU:HG	1.83	0.60
18:CR:26:LEU:HD13	18:CR:39:VAL:HG13	1.83	0.60
2:AB:178:ARG:HE	8:AH:74:PRO:HD3	1.66	0.60
23:DA:2653:U:H3	23:DA:2667:C:H42	1.50	0.60
1:AA:299:G:H2'	1:AA:300:A:C8	2.36	0.60
1:CA:920:U:H2'	1:CA:921:U:C6	2.36	0.60
5:AE:48:ALA:HB2	5:AE:57:LYS:HD3	1.84	0.60
2:CB:87:ARG:O	2:CB:87:ARG:HD2	2.02	0.60
1:CA:505:G:H2'	1:CA:506:G:H8	1.66	0.60
34:BL:38:GLN:HG3	34:BL:39:LYS:H	1.66	0.60
23:BA:2439:A:C5'	23:BA:2439:A:C8	2.84	0.60
1:AA:1346:A:H5'	9:AI:120:ARG:NH1	2.16	0.60
11:CK:29:ILE:HG22	11:CK:44:SER:CB	2.31	0.60
34:DL:57:THR:HG23	34:DL:59:LEU:CB	2.31	0.60
1:CA:1014:A:C2	1:CA:1219:U:H1'	2.37	0.60
23:DA:342:G:H2'	23:DA:343:C:H5''	1.82	0.60
23:BA:558:G:OP1	32:BJ:134:PRO:HD2	2.00	0.60

Continued on next page...

Continued from previous page...

Atom-1	Atom-2	Distance(Å)	Clash(Å)
28:BF:10:LYS:O	28:BF:14:GLU:HB3	2.00	0.60
23:BA:795:C:H2'	23:BA:796:C:H6	1.66	0.60
15:CO:5:LYS:H	15:CO:5:LYS:HD3	1.66	0.60
1:AA:1014:A:C2	1:AA:1219:U:H1'	2.37	0.60
32:BJ:117:HIS:CE1	32:BJ:120:ARG:HE	2.19	0.60
44:BV:24:LEU:HD21	44:BV:86:VAL:HG21	1.82	0.60
28:BF:114:ILE:HG23	28:BF:115:ARG:HD2	1.84	0.60
1:AA:1106:G:H5''	3:AC:172:ARG:HG2	1.83	0.60
36:BN:11:ASN:OD1	36:BN:12:ARG:N	2.30	0.60
9:AI:79:LEU:HD23	9:AI:101:PHE:O	2.00	0.60
26:DD:32:PRO:HA	26:DD:90:THR:HG22	1.83	0.60
23:BA:1771:C:HO2'	23:BA:1786:A:H8	1.50	0.60
10:AJ:24:VAL:HG21	10:AJ:37:PRO:HD3	1.83	0.60
23:DA:83:G:H22	23:DA:102:G:H2'	1.65	0.60
1:CA:1223:C:C5'	1:CA:1224:G:H5''	2.30	0.60
23:DA:955:C:OP1	35:DM:85:LYS:HE2	2.00	0.60
26:BD:132:HIS:HA	26:BD:135:HIS:NE2	2.15	0.60
23:DA:1568:G:P	25:DC:63:ARG:HH22	2.24	0.60
46:DX:31:GLY:O	46:DX:32:LYS:HB2	2.01	0.60
1:AA:1152:A:OP1	10:AJ:68:HIS:HD2	1.85	0.60
19:AS:5:LEU:HD12	19:AS:8:GLY:O	2.02	0.60
5:AE:101:ILE:HD11	5:AE:119:LEU:HD23	1.83	0.60
23:DA:1156:A:H4'	23:DA:1157:G:OP2	2.02	0.60
46:DX:67:ILE:N	46:DX:68:PRO:HD2	2.15	0.60
27:BE:164:ARG:HG3	27:BE:175:THR:OG1	2.02	0.60
19:CS:62:ILE:HA	19:CS:66:MET:SD	2.41	0.60
23:BA:153:C:OP1	46:BX:92:LYS:HE2	2.02	0.60
10:CJ:6:ILE:HG12	10:CJ:72:VAL:O	2.01	0.60
7:CG:26:PHE:O	7:CG:30:ILE:HG12	2.01	0.60
1:CA:328:C:H4'	1:CA:329:A:C5'	2.31	0.60
43:DU:71:LYS:HZ2	43:DU:71:LYS:HB2	1.67	0.60
25:BC:28:GLU:HB3	25:BC:29:PRO:HD3	1.84	0.60
23:DA:273(G):C:H2'	23:DA:274:G:H5''	1.84	0.60
12:CL:54:VAL:HG12	12:CL:55:ALA:H	1.65	0.60
23:BA:414:C:H2'	23:BA:415:A:C8	2.37	0.60
33:BK:53:LYS:HD2	33:BK:53:LYS:N	2.17	0.60
34:DL:38:GLN:HG3	34:DL:39:LYS:H	1.66	0.60
35:DM:76:LYS:N	35:DM:88:GLY:HA2	2.17	0.60
43:BU:8:LYS:NZ	43:BU:8:LYS:H	1.95	0.60
48:BZ:1:MET:SD	48:BZ:40:THR:HA	2.42	0.60
23:BA:1429:G:H2'	23:BA:1430:C:H6	1.66	0.60
46:BX:19:GLN:NE2	46:BX:41:ARG:HE	1.98	0.60

Continued on next page...

Continued from previous page...

Atom-1	Atom-2	Distance(Å)	Clash(Å)
34:BL:71:VAL:HB	34:BL:72:PRO:HD3	1.84	0.60
23:BA:2776:A:H4'	23:BA:2777:G:H5''	1.83	0.60
18:AR:58:LEU:HB3	18:AR:62:GLU:HB2	1.83	0.60
23:DA:839:U:H2'	23:DA:840:C:C6	2.37	0.60
41:BS:40:ASN:O	41:BS:41:LYS:HG2	2.02	0.60
1:CA:299:G:H2'	1:CA:300:A:C8	2.36	0.60
12:CL:41:THR:OG1	12:CL:51:LEU:HB3	2.02	0.60
36:DN:11:ASN:OD1	36:DN:12:ARG:N	2.32	0.60
18:CR:58:LEU:HB3	18:CR:62:GLU:HB2	1.83	0.60
23:DA:153:C:OP1	46:DX:92:LYS:HE2	2.02	0.60
23:DA:2893:G:H5''	23:DA:2894:G:O4'	2.02	0.60
37:BO:24:LEU:HD13	37:BO:82:ILE:HG23	1.82	0.60
31:BI:4:LYS:HG2	31:BI:8:GLU:HG3	1.84	0.60
1:AA:1512:U:H2'	1:AA:1513:A:H8	1.65	0.60
23:DA:1603:A:C8	23:DA:1603:A:H5'	2.37	0.60
23:DA:1980:G:H3'	23:DA:1981:A:H5''	1.84	0.60
35:BM:30:GLY:HA2	35:BM:107:ALA:HB2	1.83	0.60
25:DC:28:GLU:HB3	25:DC:29:PRO:HD3	1.83	0.60
9:CI:97:LYS:HB3	9:CI:98:PRO:HD3	1.84	0.60
1:AA:1149:C:H2'	1:AA:1150:U:C6	2.37	0.60
23:BA:760:G:C2'	23:BA:761:A:H5'	2.31	0.59
1:CA:735:C:H2'	1:CA:736:C:H6	1.67	0.59
33:BK:3:GLN:CB	33:BK:4:PRO:HD2	2.29	0.59
35:BM:76:LYS:N	35:BM:88:GLY:HA2	2.17	0.59
23:BA:295:G:H4'	43:BU:2:ARG:NH1	2.16	0.59
23:BA:2038:G:H2'	23:BA:2039:C:C6	2.36	0.59
28:DF:83:ARG:HG3	28:DF:84:LYS:N	2.16	0.59
30:BH:113:ARG:HB2	30:BH:130:TYR:CE1	2.37	0.59
46:DX:19:GLN:NE2	46:DX:41:ARG:HE	2.00	0.59
35:BM:38:GLU:O	35:BM:127:ILE:HD13	2.02	0.59
1:AA:186(B):C:O2'	20:AT:89:ARG:HD2	2.02	0.59
23:BA:1803:A:H5''	23:BA:1804:C:OP2	2.01	0.59
41:BS:29:LEU:HD22	41:BS:69:LEU:HD11	1.83	0.59
23:DA:426:C:H2'	23:DA:427:U:H6	1.67	0.59
1:AA:841:U:O2'	1:AA:842:C:H5''	2.02	0.59
2:AB:95:GLN:HG3	2:AB:147:LYS:O	2.01	0.59
23:BA:2243:U:H2'	23:BA:2244:U:C6	2.37	0.59
23:DA:656:G:H2'	23:DA:657:U:O4'	2.02	0.59
23:DA:1046:A:H1'	31:DI:4:LYS:HD3	1.83	0.59
12:AL:35:VAL:HG12	12:AL:36:CYS:O	2.01	0.59
2:CB:25:ASN:HD22	2:CB:25:ASN:N	1.99	0.59
23:DA:2038:G:H2'	23:DA:2039:C:C6	2.36	0.59

Continued on next page...

Continued from previous page...

Atom-1	Atom-2	Distance(Å)	Clash(Å)
24:BB:70:C:H2'	24:BB:71:C:H6	1.68	0.59
23:DA:476:G:H4'	23:DA:502:A:N1	2.17	0.59
23:BA:2307:G:H2'	23:BA:2308:G:H5'	1.82	0.59
23:BA:2593:U:H2'	23:BA:2594:C:C6	2.37	0.59
27:BE:170:LEU:HD12	27:BE:171:PRO:HD2	1.84	0.59
1:AA:505:G:H2'	1:AA:506:G:H8	1.65	0.59
33:DK:53:LYS:N	33:DK:53:LYS:HD2	2.17	0.59
23:BA:1799:G:H8	25:BC:181:GLU:CD	2.06	0.59
44:BV:69:THR:HG22	44:BV:90:VAL:HG22	1.84	0.59
42:BT:47:PHE:HB3	42:BT:89:ILE:HD12	1.84	0.59
23:BA:826:U:O2	23:BA:832:G:C2	2.56	0.59
13:CM:75:ALA:O	13:CM:79:LYS:HG3	2.02	0.59
43:BU:76:CYS:CB	43:BU:77:PRO:HD2	2.32	0.59
11:AK:29:ILE:HG22	11:AK:44:SER:CB	2.31	0.59
23:BA:835:A:OP1	53:B5:52:LYS:HG2	2.02	0.59
1:AA:328:C:H4'	1:AA:329:A:C5'	2.30	0.59
26:DD:50:GLY:HA3	26:DD:75:VAL:HG11	1.83	0.59
24:BB:13:A:H5'	45:BW:74:ARG:NH2	2.16	0.59
26:BD:9:VAL:HG22	26:BD:25:VAL:HB	1.84	0.59
23:DA:2074:U:H2'	23:DA:2075:U:C6	2.38	0.59
23:DA:1540:G:H2'	23:DA:1541:U:O4'	2.02	0.59
1:AA:1187:G:H5'	9:AI:113:LYS:HE2	1.83	0.59
52:B4:21:ARG:HB3	52:B4:31:LEU:HD21	1.84	0.59
1:CA:1498:U:H1'	1:CA:1499:A:N7	2.17	0.59
7:CG:46:ALA:O	7:CG:50:ILE:HG12	2.02	0.59
39:BQ:104:GLN:HB3	40:BR:44:LYS:HZ1	1.67	0.59
23:DA:1264:G:OP1	50:D2:19:ARG:NH2	2.34	0.59
1:CA:1064:G:N2	1:CA:1190:G:H2'	2.18	0.59
1:CA:324:G:OP1	20:CT:70:SER:HB2	2.02	0.59
25:DC:108:PRO:HG3	25:DC:143:HIS:CE1	2.37	0.59
23:DA:942:G:H5'	34:DL:35:HIS:HB2	1.85	0.59
14:CN:32:SER:HB3	14:CN:41:ARG:HG2	1.83	0.59
47:DY:13:ALA:O	47:DY:17:SER:HA	2.02	0.59
35:BM:75:THR:HG21	35:BM:85:LYS:HZ2	1.66	0.59
23:DA:2712:U:H1'	23:DA:712(B):A:H8	1.66	0.59
36:BN:4:LEU:C	36:BN:6:SER:H	2.05	0.59
25:BC:267:SER:O	25:BC:270:ILE:HG13	2.02	0.59
12:CL:35:VAL:HG12	12:CL:36:CYS:O	2.01	0.59
3:CC:15:THR:HG21	3:CC:181:ASN:HA	1.84	0.59
23:BA:342:G:H2'	23:BA:343:C:H5''	1.84	0.59
3:AC:15:THR:HG21	3:AC:181:ASN:HA	1.83	0.59
17:AQ:64:PRO:HA	17:AQ:70:ARG:HG3	1.83	0.59

Continued on next page...

Continued from previous page...

Atom-1	Atom-2	Distance(Å)	Clash(Å)
23:DA:185:U:H4'	23:DA:218:A:H4'	1.83	0.59
32:DJ:117:HIS:CE1	32:DJ:120:ARG:HE	2.19	0.59
1:CA:692:U:H5	11:CK:26:ASN:ND2	1.99	0.59
33:BK:104:ARG:NH1	33:BK:104:ARG:HB3	2.18	0.59
52:D4:21:ARG:HB3	52:D4:31:LEU:HD21	1.83	0.59
1:CA:805:C:H2'	1:CA:806:C:H6	1.67	0.59
1:AA:1104:G:H4'	2:AB:111:ARG:NH1	2.17	0.59
1:CA:304:U:H2'	1:CA:305:G:C8	2.37	0.59
1:CA:1111:A:H8	1:CA:1111:A:O5'	1.85	0.59
3:CC:112:SER:O	3:CC:116:VAL:HG23	2.02	0.59
40:DR:12:TYR:OH	40:DR:22:VAL:HG13	2.02	0.59
42:DT:12:VAL:HG12	42:DT:28:PHE:HA	1.84	0.59
32:DJ:39:ILE:HG22	32:DJ:40:ASP:O	2.03	0.59
1:AA:737:A:H2'	1:AA:738:C:C6	2.38	0.59
25:BC:44:ASN:HB3	25:BC:50:THR:HG21	1.84	0.59
35:DM:141:GLN:HG2	44:DV:72:ARG:HA	1.84	0.59
25:DC:35:LYS:HE3	25:DC:104:TYR:CD2	2.37	0.59
10:AJ:32:ALA:H	10:AJ:78:ASN:ND2	2.01	0.59
53:D5:57:ARG:HH11	53:D5:57:ARG:HB2	1.66	0.59
34:DL:57:THR:HG23	34:DL:59:LEU:HB2	1.85	0.59
36:DN:18:LEU:HD11	36:DN:22:ARG:CZ	2.32	0.59
19:AS:6:LYS:HD3	19:AS:7:LYS:HE2	1.83	0.59
26:BD:50:GLY:HA3	26:BD:75:VAL:HG11	1.84	0.59
46:BX:19:GLN:HE21	46:BX:41:ARG:HE	1.47	0.59
23:BA:661:C:O3'	34:BL:18:ARG:HG2	2.02	0.59
1:AA:1296:C:H5''	13:AM:44:ARG:HH22	1.68	0.59
23:BA:185:U:H2'	23:BA:186:G:H8	1.67	0.59
24:DB:87:G:H21	24:DB:89(B):A:H62	1.51	0.59
26:DD:173:VAL:HG12	26:DD:174:ASP:H	1.66	0.59
23:BA:839:U:H2'	23:BA:840:C:C6	2.37	0.59
1:CA:464:G:O6	1:CA:466:G:H5''	2.02	0.59
23:DA:2577:A:H5''	23:DA:2578:G:H5'	1.82	0.59
23:DA:1291:C:H2'	23:DA:1292:U:C6	2.37	0.59
2:AB:158:LEU:HD12	2:AB:158:LEU:H	1.68	0.59
13:CM:49:THR:HG22	13:CM:51:ALA:H	1.67	0.59
40:DR:81:TYR:C	40:DR:82:ARG:HG3	2.21	0.59
34:BL:91:PHE:CE2	34:BL:95:VAL:HG12	2.37	0.59
30:DH:92:VAL:HG21	30:DH:97:ILE:HD11	1.84	0.59
7:CG:102:ARG:HG2	7:CG:106:GLN:NE2	2.17	0.59
23:BA:330:A:H2	23:BA:1210:A:H2'	1.68	0.59
24:DB:13:A:H5'	45:DW:74:ARG:NH2	2.18	0.59
23:DA:779:U:OP1	25:DC:49:ILE:HG13	2.02	0.59

Continued on next page...

Continued from previous page...

Atom-1	Atom-2	Distance(Å)	Clash(Å)
15:AO:5:LYS:HD3	15:AO:5:LYS:H	1.67	0.59
10:AJ:54:PHE:CD2	10:AJ:55:LYS:HG3	2.38	0.59
1:AA:1097:C:H2'	1:AA:1098:C:C6	2.37	0.59
23:BA:2476:A:H2'	23:BA:2476:A:N3	2.17	0.59
23:BA:442:G:H1'	27:BE:48:THR:HG21	1.85	0.59
23:BA:1264:G:OP1	50:B2:19:ARG:NH2	2.33	0.59
47:DY:38:GLN:HB3	47:DY:44:LEU:HB3	1.84	0.59
23:DA:1358:G:O2'	23:DA:1359:A:H5''	2.01	0.59
7:AG:26:PHE:O	7:AG:30:ILE:HG12	2.02	0.59
5:AE:47:LYS:HD3	5:AE:47:LYS:N	2.17	0.59
32:BJ:80:ALA:O	32:BJ:83:ILE:HG13	2.01	0.59
1:AA:1528:U:H6	1:AA:1528:U:H5''	1.67	0.59
32:DJ:119:GLU:O	32:DJ:123:GLU:HG3	2.02	0.59
40:BR:38:LEU:HD23	40:BR:39:LEU:N	2.17	0.59
23:BA:1794:U:H2'	23:BA:1795:C:C6	2.37	0.59
23:BA:2392:A:OP1	53:B5:32:LEU:HB3	2.02	0.59
23:BA:2496:C:OP1	35:BM:81:VAL:HG13	2.03	0.59
47:BY:13:ALA:O	47:BY:17:SER:HA	2.03	0.59
23:DA:295:G:H4'	43:DU:2:ARG:NH1	2.17	0.59
25:DC:30:GLU:CG	25:DC:63:ARG:HH21	2.16	0.59
12:CL:70:PRO:HD2	12:CL:101:ARG:HD3	1.82	0.59
27:DE:181:LEU:HD22	27:DE:186:ILE:HD11	1.85	0.59
1:AA:429:U:H1'	1:AA:430:A:H5''	1.85	0.59
39:DQ:50:ARG:NH2	40:DR:72:VAL:HG12	2.17	0.59
26:DD:36:ARG:HH12	26:DD:86:PRO:HD2	1.68	0.59
1:AA:33:A:H2'	1:AA:34:C:C6	2.38	0.59
23:DA:1799:G:H8	25:DC:181:GLU:CD	2.05	0.59
23:DA:1993:U:H4'	26:DD:128:SER:HB3	1.83	0.59
1:CA:190:G:H4'	1:CA:191(A):G:OP2	2.00	0.59
1:CA:828:A:H2'	1:CA:829:G:O4'	2.02	0.59
16:AP:13:HIS:C	16:AP:15:PRO:HD3	2.23	0.59
23:BA:779:U:H5'	25:BC:49:ILE:HD11	1.85	0.59
1:CA:841:U:O2'	1:CA:842:C:H5''	2.03	0.59
23:BA:83:G:H22	23:BA:102:G:H2'	1.65	0.59
11:CK:120:ARG:HH21	11:CK:126:ARG:HH21	1.49	0.59
1:CA:946:A:H2'	1:CA:947:G:H8	1.66	0.59
40:BR:12:TYR:OH	40:BR:22:VAL:HG13	2.02	0.59
43:DU:13:VAL:HG11	43:DU:72:VAL:HB	1.83	0.59
28:DF:60:LEU:HD11	28:DF:92:VAL:CG1	2.31	0.59
52:B4:8:ASN:HD21	52:B4:11:LYS:H	1.51	0.59
23:DA:1311:G:C5'	23:DA:1311:G:H8	2.13	0.59
1:CA:552:U:O2	12:CL:30:PRO:HB3	2.03	0.59

Continued on next page...

Continued from previous page...

Atom-1	Atom-2	Distance(Å)	Clash(Å)
39:BQ:50:ARG:NH2	40:BR:72:VAL:HG12	2.17	0.59
19:CS:63:THR:HG22	19:CS:66:MET:HG2	1.83	0.59
47:DY:38:GLN:O	47:DY:41:ILE:HG12	2.03	0.59
2:CB:95:GLN:HG3	2:CB:147:LYS:O	2.03	0.59
23:BA:814:C:C5	34:BL:27:HIS:NE2	2.71	0.59
11:AK:57:THR:HG22	11:AK:59:TYR:H	1.68	0.59
13:AM:49:THR:HG22	13:AM:51:ALA:H	1.66	0.59
27:BE:178:PRO:HB3	27:BE:201:VAL:HG11	1.83	0.59
1:CA:57:G:H2'	1:CA:58:C:C6	2.38	0.59
23:DA:1566:A:O2'	23:DA:1567:A:H5'	2.03	0.59
1:CA:114:U:H2'	1:CA:115:G:C8	2.37	0.59
23:BA:2346:A:H5''	23:BA:2383:G:H1'	1.84	0.59
23:BA:426:C:H2'	23:BA:427:U:H6	1.68	0.59
23:DA:2815:C:O2'	50:D2:43:HIS:HD2	1.86	0.59
40:BR:38:LEU:O	40:BR:39:LEU:HD13	2.03	0.59
42:BT:12:VAL:HG12	42:BT:28:PHE:HA	1.85	0.59
43:BU:13:VAL:HG11	43:BU:72:VAL:HB	1.84	0.59
49:B1:50:THR:HG22	49:B1:51:TYR:N	2.15	0.59
7:AG:102:ARG:HG2	7:AG:106:GLN:NE2	2.17	0.59
34:BL:57:THR:HG23	34:BL:59:LEU:CB	2.33	0.59
23:DA:674:G:C1'	27:DE:74:ARG:HD3	2.33	0.59
23:BA:1188:U:O2'	23:BA:1189:A:H5'	2.03	0.59
23:DA:2468:G:H22	23:DA:2481:G:H2'	1.67	0.59
30:BH:113:ARG:HB2	30:BH:130:TYR:CZ	2.38	0.59
13:CM:14:ARG:CZ	13:CM:42:ALA:HA	2.32	0.59
23:BA:2563:U:O2	23:BA:2565:A:H8	1.85	0.59
27:BE:192:LEU:HD21	27:BE:194:MET:HE3	1.84	0.59
39:BQ:36:ARG:HG2	39:BQ:40:PHE:CE1	2.38	0.59
23:DA:784:A:C5	25:DC:229:VAL:HG21	2.37	0.59
46:BX:58:ILE:HD11	46:BX:91:LYS:HG2	1.84	0.59
38:BP:132:LYS:O	38:BP:136:GLN:HG3	2.03	0.59
23:DA:826:U:O2	23:DA:832:G:C2	2.56	0.59
2:CB:158:LEU:HD12	2:CB:158:LEU:H	1.66	0.59
3:AC:91:LEU:HD13	3:AC:99:VAL:HB	1.84	0.59
27:DE:150:GLY:HA2	27:DE:172:TRP:CE3	2.37	0.59
3:CC:66:VAL:HB	3:CC:101:LEU:HD23	1.84	0.59
47:DY:2:LYS:HD2	47:DY:2:LYS:N	2.18	0.59
49:D1:50:THR:HG22	49:D1:51:TYR:N	2.15	0.59
1:AA:1391:U:H2'	1:AA:1392:G:H8	1.67	0.59
12:AL:35:VAL:HG22	12:AL:81:VAL:HG13	1.84	0.59
27:BE:80:ALA:O	27:BE:83:PHE:HB2	2.02	0.59
1:AA:464:G:O6	1:AA:466:G:H5''	2.03	0.59

Continued on next page...

Continued from previous page...

Atom-1	Atom-2	Distance(Å)	Clash(Å)
3:CC:91:LEU:HD13	3:CC:99:VAL:HB	1.84	0.59
10:AJ:6:ILE:HG12	10:AJ:72:VAL:O	2.02	0.59
44:DV:14:LYS:HB2	44:DV:17:ALA:HB3	1.85	0.59
45:DW:21:LEU:H	45:DW:21:LEU:HD12	1.68	0.59
25:BC:95:LEU:O	25:BC:95:LEU:HD12	2.03	0.59
1:AA:1111:A:H8	1:AA:1111:A:O5'	1.86	0.59
44:BV:58:VAL:HA	44:BV:67:LEU:O	2.01	0.59
23:DA:2607:G:H2'	23:DA:2608:G:O4'	2.03	0.59
23:DA:760:G:C2'	23:DA:761:A:H5'	2.32	0.58
23:DA:835:A:OP1	53:D5:52:LYS:HG2	2.03	0.58
52:D4:34:ARG:HD2	52:D4:39:ARG:HG3	1.85	0.58
51:B3:11:LEU:HD13	51:B3:12:GLU:N	2.18	0.58
26:BD:33:VAL:HG12	26:BD:89:ASP:O	2.03	0.58
47:DY:24:LEU:HD22	47:DY:60:LEU:HD13	1.86	0.58
42:DT:47:PHE:HB3	42:DT:89:ILE:HD12	1.83	0.58
27:BE:150:GLY:HA2	27:BE:172:TRP:CE3	2.38	0.58
2:AB:118:LEU:HD13	2:AB:142:LEU:HA	1.84	0.58
38:DP:20:PRO:HD2	38:DP:86:ILE:HG23	1.84	0.58
38:DP:132:LYS:O	38:DP:136:GLN:HG3	2.02	0.58
37:BO:52:SER:HB2	37:BO:56:LEU:HB2	1.85	0.58
46:DX:37:ILE:CG2	46:DX:38:SER:N	2.66	0.58
40:BR:28:GLU:HB2	40:BR:31:ALA:HB2	1.85	0.58
33:DK:122:LEU:HD13	38:DP:72:VAL:HG11	1.83	0.58
7:AG:115:ARG:O	7:AG:118:VAL:HG22	2.02	0.58
4:AD:8:VAL:HB	4:AD:21:LEU:HD22	1.84	0.58
4:AD:108:LEU:HD21	4:AD:183:GLY:HA3	1.84	0.58
23:BA:1331:A:O2'	23:BA:1332:G:H8	1.86	0.58
25:DC:11:PRO:C	25:DC:13:ARG:H	2.07	0.58
13:CM:84:ILE:HD13	19:CS:66:MET:HE1	1.83	0.58
23:DA:414:C:H2'	23:DA:415:A:C8	2.38	0.58
44:BV:14:LYS:HB2	44:BV:17:ALA:HB3	1.85	0.58
1:AA:687:A:H4'	1:AA:688:G:O5'	2.04	0.58
4:CD:12:CYS:SG	4:CD:19:LEU:HB2	2.43	0.58
16:CP:13:HIS:C	16:CP:15:PRO:HD3	2.23	0.58
1:CA:1502:A:H5'	1:CA:1504:G:N7	2.18	0.58
40:DR:38:LEU:HD23	40:DR:39:LEU:N	2.18	0.58
23:BA:71:A:C2	42:BT:31:HIS:HE1	2.21	0.58
48:DZ:8:LEU:HB2	48:DZ:28:LEU:HD23	1.85	0.58
26:BD:132:HIS:CG	26:BD:135:HIS:NE2	2.72	0.58
23:BA:603:A:H61	23:BA:655:A:H1'	1.68	0.58
4:CD:108:LEU:HD21	4:CD:183:GLY:HA3	1.85	0.58
23:DA:1434:A:H2'	23:DA:1435:G:H8	1.68	0.58

Continued on next page...

Continued from previous page...

Atom-1	Atom-2	Distance(Å)	Clash(Å)
23:DA:1478:G:O2'	23:DA:1558:A:H2	1.86	0.58
23:DA:2776:A:H4'	23:DA:2777:G:H5''	1.84	0.58
1:CA:892:A:H2'	1:CA:893:C:C6	2.38	0.58
1:AA:1064:G:N2	1:AA:1190:G:H2'	2.17	0.58
3:AC:89:GLU:O	3:AC:93:LYS:HB2	2.03	0.58
30:BH:53:ALA:O	30:BH:57:ARG:HB2	2.04	0.58
26:DD:1:MET:HB3	26:DD:83:ASP:O	2.02	0.58
2:AB:97:TRP:HZ2	2:AB:102:LEU:HD13	1.67	0.58
13:CM:27:LYS:HG3	13:CM:31:LYS:HE3	1.84	0.58
15:AO:56:LEU:HD21	23:BA:715:G:C2	2.38	0.58
1:AA:1498:U:H1'	1:AA:1499:A:N7	2.18	0.58
53:B5:37:SER:OG	53:B5:40:GLU:HG2	2.03	0.58
29:DG:13:LYS:HE2	29:DG:14:GLY:H	1.66	0.58
34:BL:32:THR:OG1	34:BL:36:LYS:HB3	2.04	0.58
35:BM:141:GLN:HG2	44:BV:72:ARG:HA	1.84	0.58
25:BC:271:ILE:O	25:BC:272:ALA:HB3	2.03	0.58
42:BT:63:LYS:HZ1	42:BT:72:LYS:HB3	1.67	0.58
23:DA:603:A:H61	23:DA:655:A:H1'	1.68	0.58
25:BC:30:GLU:CG	25:BC:63:ARG:HH21	2.16	0.58
4:CD:8:VAL:HB	4:CD:21:LEU:HD22	1.84	0.58
10:CJ:54:PHE:CD2	10:CJ:55:LYS:HG3	2.38	0.58
26:BD:36:ARG:HH12	26:BD:86:PRO:HD2	1.68	0.58
23:BA:7:G:H2'	23:BA:8:A:C8	2.37	0.58
15:AO:53:HIS:CE1	23:BA:715:G:O6	2.57	0.58
38:BP:20:PRO:HD2	38:BP:86:ILE:HG23	1.85	0.58
25:BC:70:TRP:CZ2	25:BC:150:LYS:HA	2.38	0.58
23:DA:2476:A:N3	23:DA:2476:A:H2'	2.17	0.58
6:AF:35:ALA:HA	6:AF:67:MET:HB3	1.85	0.58
23:BA:784:A:C5	25:BC:229:VAL:HG21	2.38	0.58
25:DC:8:PRO:HB3	25:DC:14:ARG:CB	2.33	0.58
23:BA:942:G:H5'	34:BL:35:HIS:HB2	1.86	0.58
23:DA:1161:C:O2'	40:DR:8:GLY:HA2	2.04	0.58
42:BT:26:TYR:O	42:BT:81:VAL:HG22	2.03	0.58
23:DA:886:C:C2'	23:DA:887:A:H4'	2.31	0.58
26:BD:92:THR:O	26:BD:95:ILE:HG13	2.03	0.58
36:DN:4:LEU:C	36:DN:6:SER:H	2.05	0.58
23:BA:1657:C:H2'	23:BA:1658:C:C6	2.38	0.58
1:CA:1327:C:H2'	1:CA:1328:C:C6	2.39	0.58
12:CL:35:VAL:HG22	12:CL:81:VAL:HG13	1.85	0.58
12:CL:82:VAL:HG21	12:CL:99:ILE:HD11	1.86	0.58
23:DA:528:A:C8	23:DA:528:A:C3'	2.87	0.58
30:DH:123:LEU:HD23	30:DH:124:GLY:N	2.18	0.58

Continued on next page...

Continued from previous page...

Atom-1	Atom-2	Distance(Å)	Clash(Å)
27:BE:164:ARG:O	27:BE:168:ARG:HB2	2.03	0.58
23:BA:278:A:H4'	23:BA:279:C:OP1	2.04	0.58
23:BA:476:G:H4'	23:BA:502:A:N1	2.19	0.58
1:AA:304:U:H2'	1:AA:305:G:C8	2.39	0.58
23:BA:1966:A:H4'	23:BA:1967:C:OP1	2.02	0.58
32:BJ:119:GLU:O	32:BJ:123:GLU:HG3	2.04	0.58
23:DA:1952:A:C5	33:DK:22:ILE:HD12	2.39	0.58
41:DS:40:ASN:O	41:DS:41:LYS:HG2	2.04	0.58
2:CB:118:LEU:HD13	2:CB:142:LEU:HA	1.84	0.58
1:CA:1149:C:H2'	1:CA:1150:U:C6	2.37	0.58
20:AT:90:GLN:O	20:AT:93:GLU:HB3	2.03	0.58
39:DQ:95:LEU:O	39:DQ:98:LEU:HG	2.04	0.58
39:BQ:92:ARG:HG2	40:BR:11:GLN:NE2	2.19	0.58
32:BJ:39:ILE:HG22	32:BJ:40:ASP:O	2.03	0.58
23:DA:2392:A:OP1	53:D5:32:LEU:HB3	2.04	0.58
23:DA:71:A:C2	42:DT:31:HIS:HE1	2.22	0.58
26:DD:132:HIS:CG	26:DD:135:HIS:NE2	2.71	0.58
30:BH:114:LEU:HD21	30:BH:128:LEU:HD13	1.85	0.58
1:AA:707:C:H4'	11:AK:20:TYR:CD1	2.38	0.58
34:BL:18:ARG:HB3	34:BL:18:ARG:CZ	2.34	0.58
23:DA:558:G:OP1	32:DJ:134:PRO:HD2	2.03	0.58
25:DC:130:ALA:HB2	25:DC:192:THR:HB	1.86	0.58
23:DA:795:C:H2'	23:DA:796:C:C6	2.37	0.58
23:DA:7:G:H2'	23:DA:8:A:C8	2.37	0.58
23:DA:966:G:H2'	23:DA:967:C:H6	1.67	0.58
2:CB:97:TRP:HZ2	2:CB:102:LEU:HD13	1.69	0.58
47:BY:24:LEU:HD22	47:BY:60:LEU:HD13	1.85	0.58
30:DH:53:ALA:O	30:DH:57:ARG:HB2	2.03	0.58
9:AI:97:LYS:HB3	9:AI:98:PRO:HD3	1.84	0.58
1:AA:186(A):C:H5'	20:AT:78:ALA:HB1	1.85	0.58
23:BA:2393:A:H5''	34:BL:62:LEU:HB3	1.85	0.58
43:BU:45:VAL:HA	43:BU:62:GLU:HA	1.86	0.58
26:DD:92:THR:O	26:DD:95:ILE:HG13	2.03	0.58
3:CC:189:ALA:HB3	3:CC:196:LEU:HB3	1.86	0.58
24:DB:70:C:H2'	24:DB:71:C:H6	1.68	0.58
33:BK:47:ILE:HG13	33:BK:48:PRO:HD2	1.85	0.58
46:BX:27:GLU:HB3	46:BX:33:LYS:HG3	1.85	0.58
24:BB:11:C:H3'	24:BB:12:C:C6	2.39	0.58
10:AJ:6:ILE:HD11	10:AJ:72:VAL:HB	1.86	0.58
13:CM:27:LYS:HE2	13:CM:31:LYS:HE2	1.86	0.58
35:DM:66:ILE:HG22	35:DM:104:PHE:CD2	2.39	0.58
1:AA:1108:G:H5'	3:AC:176:HIS:CD2	2.38	0.58

Continued on next page...

Continued from previous page...

Atom-1	Atom-2	Distance(Å)	Clash(Å)
23:BA:656:G:H2'	23:BA:657:U:O4'	2.02	0.58
23:DA:1378:A:O2'	23:DA:1379:A:H3'	2.03	0.58
23:BA:1603:A:H5'	23:BA:1603:A:C8	2.39	0.58
28:DF:36:LYS:HB3	28:DF:160:VAL:HB	1.84	0.58
34:DL:128:HIS:HA	34:DL:147:LEU:CB	2.21	0.58
7:CG:115:ARG:O	7:CG:118:VAL:HG22	2.03	0.58
23:BA:955:C:OP1	35:BM:85:LYS:HE2	2.04	0.58
47:BY:17:SER:HB3	47:BY:18:PRO:CD	2.30	0.58
23:DA:270(J):G:O2'	23:DA:270(K):G:H8	1.87	0.58
10:CJ:32:ALA:H	10:CJ:78:ASN:ND2	2.01	0.58
3:AC:47:LEU:HD21	3:AC:68:VAL:HG11	1.86	0.58
23:BA:1331:A:HO2'	23:BA:1332:G:H8	1.52	0.58
19:CS:5:LEU:HD12	19:CS:8:GLY:O	2.03	0.58
13:AM:84:ILE:HD13	19:AS:66:MET:HE1	1.86	0.58
10:CJ:16:LEU:HD12	10:CJ:70:ARG:HD2	1.86	0.58
28:DF:114:ILE:HG23	28:DF:115:ARG:HD2	1.84	0.58
1:AA:1327:C:H2'	1:AA:1328:C:C6	2.38	0.58
29:BG:13:LYS:HE2	29:BG:14:GLY:H	1.67	0.58
47:BY:38:GLN:O	47:BY:41:ILE:HG12	2.03	0.58
5:AE:137:GLU:O	5:AE:141:GLN:HG3	2.03	0.58
7:AG:115:ARG:O	7:AG:119:ARG:HG3	2.03	0.58
31:DI:4:LYS:HG2	31:DI:8:GLU:HG3	1.85	0.58
13:AM:75:ALA:O	13:AM:79:LYS:HG3	2.03	0.58
47:BY:2:LYS:HD2	47:BY:2:LYS:H	1.68	0.58
25:DC:31:LYS:O	25:DC:36:PRO:HD3	2.03	0.58
23:BA:1311:G:C8	23:BA:1311:G:C5'	2.86	0.58
28:BF:83:ARG:HG3	28:BF:84:LYS:N	2.17	0.58
23:DA:2039:C:H2'	23:DA:2040:C:C6	2.35	0.58
30:DH:113:ARG:HB2	30:DH:130:TYR:CE1	2.38	0.58
4:CD:173:TRP:CD1	4:CD:189:PRO:HG3	2.39	0.58
3:CC:35:GLU:O	3:CC:39:ILE:HG13	2.04	0.58
1:AA:1429:C:H2'	1:AA:1430:C:C6	2.39	0.58
29:DG:55:PRO:HG2	29:DG:61:HIS:CD2	2.38	0.58
23:BA:2294:C:H2'	23:BA:2295:C:C6	2.38	0.58
13:AM:27:LYS:HE2	13:AM:31:LYS:HE2	1.85	0.58
20:CT:90:GLN:O	20:CT:93:GLU:HB3	2.03	0.58
1:AA:828:A:H2'	1:AA:829:G:O4'	2.03	0.58
12:AL:37:THR:HG23	12:AL:38:VAL:H	1.69	0.58
37:DO:52:SER:HB2	37:DO:56:LEU:HB2	1.85	0.58
33:DK:86:ILE:H	33:DK:86:ILE:HD12	1.68	0.58
1:CA:250:A:H8	1:CA:250:A:O5'	1.87	0.58
23:BA:2393:A:C5'	34:BL:62:LEU:HD12	2.34	0.58

Continued on next page...

Continued from previous page...

Atom-1	Atom-2	Distance(Å)	Clash(Å)
47:BY:2:LYS:HD2	47:BY:2:LYS:N	2.19	0.58
25:BC:35:LYS:HE3	25:BC:104:TYR:CD2	2.38	0.58
47:DY:16:LEU:HB2	47:DY:20:GLU:CG	2.34	0.58
27:DE:53:THR:HG22	27:DE:56:GLU:CD	2.23	0.58
30:BH:130:TYR:CD2	30:BH:132:PRO:HG3	2.39	0.58
44:DV:24:LEU:HD21	44:DV:86:VAL:CG2	2.33	0.58
20:CT:72:LEU:HD21	20:CT:76:ALA:C	2.24	0.58
10:AJ:13:HIS:HB3	10:AJ:68:HIS:NE2	2.19	0.58
19:AS:40:ILE:HD13	19:AS:62:ILE:HD11	1.86	0.58
53:D5:37:SER:OG	53:D5:40:GLU:HG2	2.04	0.58
1:AA:57:G:H2'	1:AA:58:C:C6	2.38	0.58
23:DA:814:C:C5	34:DL:27:HIS:NE2	2.72	0.58
1:CA:1320:C:H2'	1:CA:1321:C:O4'	2.04	0.58
8:AH:9:MET:HG3	8:AH:26:VAL:HG21	1.86	0.58
23:DA:114(B):A:H4'	32:DJ:48:ARG:HH22	1.69	0.57
36:DN:101:ALA:HB2	50:D2:44:THR:HG21	1.86	0.57
23:DA:245:G:O6	53:D5:8:LYS:HE3	2.04	0.57
23:DA:2439:A:C5'	23:DA:2439:A:C8	2.86	0.57
3:CC:22:TRP:HZ3	3:CC:24:ALA:HB2	1.68	0.57
23:BA:2468:G:H22	23:BA:2481:G:H2'	1.68	0.57
37:BO:26:LEU:O	37:BO:88:ASP:HB3	2.04	0.57
23:BA:1540:G:H2'	23:BA:1541:U:O4'	2.03	0.57
10:CJ:13:HIS:HB3	10:CJ:68:HIS:NE2	2.18	0.57
1:AA:1372:U:H2'	1:AA:1373:G:O4'	2.04	0.57
5:CE:48:ALA:HB2	5:CE:57:LYS:HD3	1.85	0.57
25:BC:11:PRO:C	25:BC:13:ARG:H	2.07	0.57
19:AS:63:THR:HG22	19:AS:66:MET:HG2	1.84	0.57
27:DE:80:ALA:O	27:DE:83:PHE:HB2	2.04	0.57
23:DA:83:G:N2	23:DA:102:G:H2'	2.18	0.57
23:BA:83:G:N2	23:BA:102:G:H2'	2.19	0.57
1:CA:976:G:C8	1:CA:1358:U:H2'	2.39	0.57
40:DR:28:GLU:HB2	40:DR:31:ALA:HB2	1.85	0.57
23:DA:278:A:H4'	23:DA:279:C:OP1	2.04	0.57
1:AA:250:A:H8	1:AA:250:A:O5'	1.87	0.57
42:DT:57:LEU:N	42:DT:57:LEU:HD12	2.19	0.57
18:AR:54:ARG:HD2	18:AR:54:ARG:N	2.19	0.57
28:BF:47:LYS:HG3	28:BF:82:LEU:HD22	1.86	0.57
23:BA:1980:G:H3'	23:BA:1981:A:H5''	1.85	0.57
23:BA:832:G:OP1	34:BL:40:SER:HB3	2.03	0.57
23:BA:114(B):A:H4'	32:BJ:48:ARG:HH22	1.69	0.57
10:AJ:49:VAL:O	10:AJ:60:ARG:HB2	2.04	0.57
1:CA:979:C:H3'	1:CA:980:C:C5'	2.31	0.57

Continued on next page...

Continued from previous page...

Atom-1	Atom-2	Distance(Å)	Clash(Å)
10:CJ:48:THR:HA	10:CJ:62:HIS:CB	2.29	0.57
2:CB:25:ASN:HB3	2:CB:27:LYS:HE2	1.86	0.57
23:BA:1568:G:P	25:BC:63:ARG:HH22	2.27	0.57
13:AM:44:ARG:HB2	13:AM:46:LYS:HG2	1.86	0.57
46:DX:83:GLU:HG2	46:DX:84:GLY:N	2.17	0.57
23:DA:1331:A:HO2'	23:DA:1332:G:H8	1.51	0.57
26:DD:84:PHE:CZ	26:DD:86:PRO:HG3	2.39	0.57
23:DA:1275:A:C8	36:DN:16:HIS:CD2	2.92	0.57
1:CA:1506:U:O2'	1:CA:1507:A:H5'	2.03	0.57
27:BE:195:ASP:OD2	27:BE:197:ASP:HB3	2.04	0.57
23:DA:1504:C:HO2'	23:DA:1505:C:P	2.26	0.57
23:DA:2633:G:O2'	26:DD:61:ARG:HD3	2.05	0.57
1:CA:262:A:H2'	1:CA:263:A:C8	2.39	0.57
5:CE:137:GLU:O	5:CE:141:GLN:HG3	2.03	0.57
23:BA:1566:A:O2'	23:BA:1567:A:H5'	2.04	0.57
23:DA:534:U:O2'	39:DQ:49:HIS:HD2	1.87	0.57
10:AJ:16:LEU:HD12	10:AJ:70:ARG:HD2	1.86	0.57
25:DC:246:PRO:HD2	25:DC:255:LYS:HD3	1.86	0.57
23:BA:2233:U:H2'	23:BA:2234:G:C8	2.40	0.57
28:DF:47:LYS:HG3	28:DF:82:LEU:HD22	1.85	0.57
11:CK:50:TYR:HB3	11:CK:54:ARG:HB2	1.86	0.57
1:CA:716:A:H1'	11:CK:118:GLY:HA2	1.85	0.57
8:CH:8:ASP:O	8:CH:12:ARG:HG2	2.05	0.57
23:BA:2647:U:H2'	23:BA:2648:C:C6	2.39	0.57
23:BA:1993:U:H4'	26:BD:128:SER:HB3	1.84	0.57
23:BA:2056:G:N2	23:BA:2057:A:H1'	2.20	0.57
2:AB:25:ASN:HB3	2:AB:27:LYS:HE2	1.85	0.57
1:AA:1320:C:H2'	1:AA:1321:C:O4'	2.04	0.57
34:DL:18:ARG:HB3	34:DL:18:ARG:CZ	2.33	0.57
23:BA:795:C:H2'	23:BA:796:C:C6	2.39	0.57
1:AA:1327:C:OP1	21:AU:20:LYS:HB3	2.04	0.57
23:BA:2104:G:H2'	23:BA:2105:C:C6	2.40	0.57
23:BA:1587:A:H2'	23:BA:1588:C:C6	2.39	0.57
30:BH:90:GLY:O	30:BH:91:SER:HB2	2.02	0.57
23:BA:1241:A:H5'	23:BA:1241:A:N3	2.19	0.57
23:DA:929:G:H8	23:DA:929:G:O5'	1.88	0.57
23:BA:221:A:H4'	23:BA:222:A:O5'	2.03	0.57
26:BD:1:MET:HB3	26:BD:83:ASP:O	2.03	0.57
23:DA:2243:U:H2'	23:DA:2244:U:C6	2.39	0.57
9:AI:3:GLN:HG2	9:AI:20:ARG:HG2	1.87	0.57
10:CJ:49:VAL:O	10:CJ:60:ARG:HB2	2.05	0.57
1:CA:1014:A:H4'	19:CS:14:HIS:CE1	2.40	0.57

Continued on next page...

Continued from previous page...

Atom-1	Atom-2	Distance(Å)	Clash(Å)
26:BD:5:LEU:HB2	26:BD:51:PHE:CD2	2.39	0.57
23:BA:2376:A:N6	37:BO:89:ARG:HD2	2.20	0.57
51:D3:11:LEU:HD11	51:D3:51:GLU:HG3	1.87	0.57
1:CA:974:A:H8	1:CA:974:A:OP1	1.88	0.57
20:AT:72:LEU:HD21	20:AT:76:ALA:C	2.24	0.57
40:BR:81:TYR:C	40:BR:82:ARG:HG3	2.24	0.57
23:BA:46:C:OP2	23:BA:215:G:H2'	2.04	0.57
33:BK:86:ILE:H	33:BK:86:ILE:HD12	1.68	0.57
42:BT:57:LEU:HD12	42:BT:57:LEU:N	2.18	0.57
2:CB:162:ILE:HD12	2:CB:162:ILE:O	2.04	0.57
23:DA:572:A:C2	23:DA:2033:A:C2	2.93	0.57
34:BL:57:THR:HG23	34:BL:59:LEU:HB2	1.87	0.57
23:DA:1579:A:H5'	23:DA:1579:A:C8	2.35	0.57
26:DD:5:LEU:HB2	26:DD:51:PHE:CD2	2.39	0.57
1:AA:1294:G:H2'	1:AA:1295:G:C8	2.40	0.57
50:B2:33:CYS:SG	50:B2:40:LYS:HE3	2.45	0.57
51:D3:11:LEU:HD13	51:D3:12:GLU:N	2.19	0.57
1:AA:976:G:C8	1:AA:1358:U:H2'	2.39	0.57
35:BM:40:ALA:HB3	35:BM:127:ILE:HD11	1.87	0.57
27:DE:164:ARG:O	27:DE:168:ARG:HB2	2.05	0.57
36:BN:13:HIS:CE1	36:BN:16:HIS:HB2	2.39	0.57
23:BA:534:U:O2'	39:BQ:49:HIS:HD2	1.87	0.57
29:DG:20:ALA:HB1	29:DG:21:PRO:HD2	1.87	0.57
3:CC:89:GLU:O	3:CC:93:LYS:HB2	2.04	0.57
6:CF:35:ALA:HA	6:CF:67:MET:HB3	1.86	0.57
29:BG:121:ILE:HD11	29:BG:140:LYS:HD3	1.87	0.57
24:BB:30:C:OP2	37:BO:32:LEU:HD11	2.03	0.57
23:DA:2647:U:H2'	23:DA:2648:C:C6	2.40	0.57
23:BA:2607:G:H2'	23:BA:2608:G:O4'	2.05	0.57
12:AL:116:ARG:HB3	12:AL:121:THR:O	2.04	0.57
8:AH:8:ASP:O	8:AH:12:ARG:HG2	2.04	0.57
24:DB:30:C:OP2	37:DO:32:LEU:HD11	2.04	0.57
46:DX:58:ILE:HD11	46:DX:91:LYS:HG2	1.85	0.57
32:BJ:148:GLY:HA3	32:BJ:149:PRO:O	2.05	0.57
9:CI:85:LEU:HD11	9:CI:96:LEU:HD22	1.86	0.57
23:DA:2790:A:H2'	23:DA:2791:C:H5''	1.87	0.57
51:D3:13:CYS:SG	51:D3:24:GLU:HG3	2.45	0.57
33:BK:122:LEU:HD13	38:BP:72:VAL:HG11	1.86	0.57
40:DR:64:HIS:CD2	40:DR:92:THR:HG22	2.39	0.57
43:DU:8:LYS:N	43:DU:8:LYS:NZ	2.51	0.57
2:AB:184:VAL:HG12	2:AB:197:VAL:HG13	1.87	0.57
53:D5:54:GLU:HA	53:D5:57:ARG:NH1	2.19	0.57

Continued on next page...

Continued from previous page...

Atom-1	Atom-2	Distance(Å)	Clash(Å)
3:CC:22:TRP:CZ3	3:CC:24:ALA:HB2	2.40	0.57
30:BH:142:VAL:HG12	30:BH:143:SER:H	1.69	0.57
30:DH:113:ARG:HB2	30:DH:130:TYR:CZ	2.39	0.57
4:AD:134:ASP:O	4:AD:136:PRO:HD3	2.04	0.57
23:DA:1331:A:O2'	23:DA:1332:G:H8	1.88	0.57
27:BE:29:ASN:N	27:BE:112:MET:HE1	2.19	0.57
10:CJ:6:ILE:HD11	10:CJ:72:VAL:HB	1.85	0.57
27:DE:195:ASP:OD2	27:DE:197:ASP:HB3	2.05	0.57
38:BP:117:ASP:O	38:BP:121:ILE:HG13	2.05	0.57
23:DA:1154:G:H8	23:DA:1154:G:O5'	1.88	0.57
25:DC:231:HIS:CG	25:DC:232:PRO:HD2	2.39	0.57
23:DA:2104:G:H2'	23:DA:2105:C:C6	2.39	0.57
1:AA:222:U:H2'	1:AA:223:U:C6	2.39	0.57
24:BB:111:U:H2'	24:BB:112:G:H8	1.70	0.57
12:CL:46:LYS:HG2	12:CL:47:PRO:N	2.19	0.57
34:BL:135:LEU:O	34:BL:139:LYS:HB2	2.04	0.57
34:BL:114:ILE:HD12	34:BL:114:ILE:O	2.05	0.57
1:CA:1372:U:H2'	1:CA:1373:G:O4'	2.04	0.57
46:DX:27:GLU:CD	46:DX:33:LYS:HE3	2.24	0.57
1:CA:1070:U:H2'	1:CA:1071:C:H6	1.70	0.57
23:DA:832:G:OP1	34:DL:40:SER:HB3	2.05	0.57
1:CA:1097:C:H2'	1:CA:1098:C:C6	2.39	0.57
1:AA:1038:C:H2'	1:AA:1039:C:C6	2.39	0.57
28:DF:136:ARG:O	28:DF:154:GLY:HA2	2.05	0.57
14:AN:4:LYS:O	14:AN:7:ILE:HG13	2.05	0.57
1:CA:353:A:H8	1:CA:353:A:H5'	1.70	0.57
49:B1:48:ILE:H	49:B1:48:ILE:HD12	1.70	0.57
23:BA:966:G:H2'	23:BA:967:C:H6	1.69	0.57
1:CA:222:U:H2'	1:CA:223:U:C6	2.40	0.57
10:CJ:90:LEU:N	10:CJ:91:PRO:HD3	2.19	0.57
42:DT:26:TYR:O	42:DT:81:VAL:HG22	2.04	0.57
23:BA:1544:C:H3'	23:BA:1545:A:C5'	2.33	0.57
25:BC:217:ARG:NH1	25:BC:217:ARG:HG2	2.19	0.57
25:BC:130:ALA:HB2	25:BC:192:THR:HB	1.86	0.57
23:BA:1434:A:H2'	23:BA:1435:G:H8	1.67	0.57
1:CA:841:U:HO2'	1:CA:842:C:H6	1.51	0.57
47:BY:38:GLN:HB3	47:BY:44:LEU:HB3	1.84	0.57
1:CA:1320:C:H42	19:CS:36:ARG:HG3	1.69	0.57
23:BA:1819:A:H4'	23:BA:1820:U:H5''	1.86	0.57
29:BG:20:ALA:HB1	29:BG:21:PRO:HD2	1.87	0.57
23:DA:1360:A:H5'	23:DA:1361:G:OP2	2.05	0.57
1:CA:1294:G:H2'	1:CA:1295:G:C8	2.40	0.57

Continued on next page...

Continued from previous page...

Atom-1	Atom-2	Distance(Å)	Clash(Å)
1:CA:1038:C:H2'	1:CA:1039:C:C6	2.40	0.57
47:BY:23:LYS:O	47:BY:27:GLU:HG3	2.04	0.57
40:BR:64:HIS:CD2	40:BR:92:THR:HG22	2.40	0.57
1:CA:684:A:H2'	1:CA:685:G:C8	2.39	0.57
25:BC:231:HIS:CG	25:BC:232:PRO:HD2	2.40	0.57
7:CG:115:ARG:O	7:CG:119:ARG:HG3	2.04	0.57
23:BA:1046:A:C3'	23:BA:1047:G:H5''	2.35	0.57
24:BB:43:C:H2'	24:BB:44:G:H5''	1.87	0.57
1:AA:1320:C:N4	19:AS:36:ARG:HG3	2.18	0.57
23:DA:1544:C:H3'	23:DA:1545:A:C5'	2.34	0.57
13:CM:44:ARG:HB2	13:CM:46:LYS:HG2	1.86	0.57
21:AU:9:ARG:O	21:AU:13:ILE:HD13	2.05	0.57
30:BH:6:LEU:HA	30:BH:15:VAL:HG13	1.87	0.57
29:BG:55:PRO:HG2	29:BG:61:HIS:CD2	2.40	0.57
25:DC:8:PRO:HB3	25:DC:14:ARG:HB3	1.87	0.57
23:BA:2746:U:H2'	23:BA:2747:G:H5'	1.87	0.57
8:CH:9:MET:HG3	8:CH:26:VAL:HG21	1.87	0.57
1:CA:237:C:H5''	17:CQ:25:ARG:CZ	2.35	0.57
25:BC:8:PRO:HB3	25:BC:14:ARG:CB	2.34	0.57
23:BA:529:A:H62	23:BA:2041:U:H3	1.53	0.57
4:AD:126:ILE:HG22	4:AD:127:THR:H	1.69	0.57
8:AH:102:ARG:N	8:AH:102:ARG:HE	2.03	0.57
1:AA:723:U:H5''	1:AA:724:G:OP2	2.05	0.57
42:DT:12:VAL:HG12	42:DT:27:THR:O	2.05	0.57
53:D5:53:PRO:HB2	53:D5:57:ARG:HH21	1.70	0.57
48:BZ:8:LEU:HB2	48:BZ:28:LEU:HD23	1.86	0.57
27:DE:52:LYS:HB3	27:DE:56:GLU:O	2.04	0.57
27:BE:52:LYS:HB3	27:BE:56:GLU:O	2.05	0.57
23:BA:528:A:C8	23:BA:528:A:C3'	2.88	0.57
26:BD:67:PHE:HE2	26:BD:75:VAL:HG22	1.70	0.57
26:BD:67:PHE:CE2	26:BD:75:VAL:HG22	2.40	0.57
12:CL:6:ILE:O	12:CL:10:VAL:HG23	2.05	0.57
26:DD:33:VAL:HG12	26:DD:89:ASP:O	2.04	0.57
23:DA:46:C:OP2	23:DA:215:G:H2'	2.05	0.57
1:AA:300:A:O5'	1:AA:300:A:H8	1.88	0.57
23:DA:319:C:H2'	23:DA:320:A:C8	2.40	0.57
44:BV:95:PRO:HB2	44:BV:127:LYS:HE3	1.87	0.57
1:CA:429:U:H1'	1:CA:430:A:H5''	1.85	0.57
1:CA:1075:C:H5''	2:CB:179:LYS:NZ	2.20	0.57
23:DA:581:C:OP1	39:DQ:31:SER:HB2	2.05	0.57
28:BF:136:ARG:O	28:BF:154:GLY:HA2	2.04	0.57
1:AA:663:A:H5''	18:AR:61:LYS:HE2	1.87	0.57

Continued on next page...

Continued from previous page...

Atom-1	Atom-2	Distance(Å)	Clash(Å)
23:DA:2563:U:O2	23:DA:2565:A:H8	1.86	0.57
46:BX:37:ILE:CG2	46:BX:38:SER:N	2.68	0.57
23:BA:2633:G:O2'	26:BD:61:ARG:HD3	2.05	0.57
23:DA:301:G:C4	23:DA:302:C:C5	2.93	0.57
12:CL:116:ARG:HB3	12:CL:121:THR:O	2.05	0.57
2:AB:162:ILE:O	2:AB:162:ILE:HD12	2.05	0.56
23:BA:761:A:O5'	23:BA:761:A:C8	2.45	0.56
42:DT:31:HIS:ND1	42:DT:32:PRO:HD2	2.19	0.56
3:AC:22:TRP:HZ3	3:AC:24:ALA:HB2	1.70	0.56
23:DA:330:A:H2	23:DA:1210:A:H2'	1.70	0.56
23:BA:556:G:H2'	23:BA:557:U:H6	1.67	0.56
4:AD:26:CYS:HA	4:AD:31:CYS:HA	1.86	0.56
23:DA:2376:A:N6	37:DO:89:ARG:HD2	2.20	0.56
23:DA:2078:C:H2'	23:DA:2079:U:C6	2.38	0.56
23:BA:1275:A:C8	36:BN:16:HIS:CD2	2.93	0.56
27:BE:192:LEU:HD21	27:BE:194:MET:CE	2.35	0.56
23:BA:1360:A:H5'	23:BA:1361:G:OP2	2.05	0.56
4:CD:91:SER:HA	4:CD:94:LEU:HD12	1.87	0.56
34:DL:135:LEU:O	34:DL:139:LYS:HB2	2.04	0.56
1:AA:1016:A:H2'	1:AA:1017:G:O4'	2.05	0.56
23:BA:2790:A:H2'	23:BA:2791:C:H5"	1.87	0.56
1:CA:932:C:OP1	7:CG:4:ARG:HG2	2.04	0.56
8:AH:19:VAL:HG23	8:AH:21:LYS:HG2	1.87	0.56
1:AA:262:A:H2'	1:AA:263:A:C8	2.39	0.56
13:CM:113:PRO:O	13:CM:115:LYS:HD3	2.05	0.56
34:DL:111:ARG:HG3	34:DL:128:HIS:CB	2.36	0.56
28:BF:5:LEU:HD21	49:B1:50:THR:HG23	1.87	0.56
5:CE:33:VAL:HG11	5:CE:109:ILE:HD13	1.87	0.56
12:AL:6:ILE:O	12:AL:10:VAL:HG23	2.05	0.56
27:DE:203:GLN:HA	27:DE:206:ILE:O	2.05	0.56
23:BA:2892:A:H2'	23:BA:2893:G:H5'	1.87	0.56
38:BP:19:LEU:HD13	38:BP:78:LEU:HD22	1.87	0.56
28:BF:81:LYS:O	28:BF:82:LEU:HD23	2.04	0.56
1:CA:537:G:H5"	12:CL:112:ARG:NH2	2.20	0.56
47:DY:21:LEU:HD23	47:DY:22:GLU:N	2.19	0.56
39:DQ:36:ARG:HG2	39:DQ:40:PHE:CE1	2.40	0.56
27:DE:192:LEU:HD21	27:DE:194:MET:CE	2.36	0.56
23:BA:301:G:C4	23:BA:302:C:C5	2.93	0.56
24:BB:87:G:H21	24:BB:89(B):A:H62	1.52	0.56
24:DB:37:C:H2'	37:DO:95:HIS:HE1	1.70	0.56
39:DQ:68:ALA:O	39:DQ:71:GLN:HB3	2.04	0.56
25:BC:125:ILE:H	25:BC:125:ILE:HD12	1.70	0.56

Continued on next page...

Continued from previous page...

Atom-1	Atom-2	Distance(Å)	Clash(Å)
1:CA:687:A:H4'	1:CA:688:G:O5'	2.05	0.56
27:BE:32:LEU:HD23	27:BE:32:LEU:C	2.26	0.56
3:CC:76:VAL:HG21	3:CC:103:VAL:HG11	1.88	0.56
23:DA:1495:A:H2'	23:DA:1496:A:N3	2.20	0.56
1:AA:237:C:H5''	17:AQ:25:ARG:CZ	2.34	0.56
23:BA:195:A:OP1	34:BL:46:LYS:HE2	2.06	0.56
23:DA:747:U:C4	50:D2:2:ALA:N	2.74	0.56
23:DA:806:C:O2'	23:DA:2445:G:H4'	2.05	0.56
25:DC:233:HIS:CE1	25:DC:247:ALA:H	2.23	0.56
23:DA:1046:A:C3'	23:DA:1047:G:H5''	2.35	0.56
28:DF:5:LEU:HD21	49:D1:50:THR:HG23	1.87	0.56
34:BL:115:LEU:HA	34:BL:134:ALA:CB	2.35	0.56
37:BO:49:VAL:HG13	37:BO:76:LYS:HD2	1.87	0.56
1:AA:979:C:H3'	1:AA:980:C:C5'	2.31	0.56
23:BA:2439:A:H8	23:BA:2439:A:H5'	1.68	0.56
3:CC:47:LEU:HD21	3:CC:68:VAL:HG11	1.86	0.56
23:BA:568:U:O4	40:BR:78:LYS:NZ	2.37	0.56
2:CB:88:ALA:HB2	2:CB:219:VAL:HG13	1.86	0.56
19:CS:29:ARG:HD3	19:CS:48:THR:HB	1.87	0.56
3:CC:7:PRO:HG3	3:CC:175:LEU:HD11	1.87	0.56
1:CA:1429:C:H2'	1:CA:1430:C:C6	2.40	0.56
14:CN:29:ARG:HG2	14:CN:31:ARG:O	2.05	0.56
4:AD:3:ARG:HD3	4:AD:5:ILE:CD1	2.36	0.56
44:DV:24:LEU:HD21	44:DV:86:VAL:HG21	1.87	0.56
33:DK:104:ARG:NH1	33:DK:104:ARG:HB3	2.20	0.56
34:DL:125:VAL:O	34:DL:145:PRO:HD2	2.05	0.56
32:BJ:62:ARG:HH21	32:BJ:64:ASP:HB2	1.69	0.56
42:DT:8:ILE:HD12	42:DT:8:ILE:N	2.20	0.56
10:AJ:6:ILE:HG22	10:AJ:98:ILE:HG23	1.88	0.56
23:BA:278:A:H2'	23:BA:279:C:O4'	2.06	0.56
23:DA:319:C:H2'	23:DA:320:A:H8	1.71	0.56
1:CA:1235:U:H5''	21:CU:3:LYS:HD2	1.87	0.56
23:BA:626:U:O2	34:BL:105:LEU:HB3	2.05	0.56
1:AA:353:A:H5'	1:AA:353:A:H8	1.69	0.56
4:AD:91:SER:HA	4:AD:94:LEU:HD12	1.87	0.56
13:AM:113:PRO:O	13:AM:115:LYS:HD3	2.06	0.56
1:AA:382:A:H2'	1:AA:383:A:C8	2.41	0.56
10:AJ:90:LEU:N	10:AJ:91:PRO:HD3	2.20	0.56
8:CH:102:ARG:HE	8:CH:102:ARG:N	2.04	0.56
47:DY:23:LYS:O	47:DY:27:GLU:HG3	2.05	0.56
43:BU:76:CYS:SG	43:BU:77:PRO:HD2	2.46	0.56
25:DC:44:ASN:HB3	25:DC:50:THR:CG2	2.36	0.56

Continued on next page...

Continued from previous page...

Atom-1	Atom-2	Distance(Å)	Clash(Å)
7:AG:69:VAL:CA	7:AG:138:LYS:HD2	2.35	0.56
2:AB:88:ALA:HB2	2:AB:219:VAL:HG13	1.86	0.56
23:DA:1430:C:H2'	23:DA:1431:U:C6	2.40	0.56
19:AS:29:ARG:HD3	19:AS:48:THR:HB	1.88	0.56
51:B3:11:LEU:HD11	51:B3:51:GLU:HG3	1.86	0.56
23:BA:779:U:OP1	25:BC:49:ILE:HG13	2.04	0.56
23:DA:2305:A:H5''	28:DF:134:GLY:HA3	1.87	0.56
23:DA:1966:A:H4'	23:DA:1967:C:OP1	2.04	0.56
5:CE:127:ASN:O	5:CE:131:ILE:HG12	2.05	0.56
23:BA:1378:A:O2'	23:BA:1379:A:H3'	2.06	0.56
12:AL:54:VAL:HG12	12:AL:55:ALA:H	1.69	0.56
9:AI:85:LEU:HD11	9:AI:96:LEU:HD22	1.86	0.56
23:DA:1373:A:H2'	23:DA:1374:G:O4'	2.06	0.56
12:CL:37:THR:HG23	12:CL:38:VAL:H	1.70	0.56
23:BA:1952:A:C5	33:BK:22:ILE:HD12	2.41	0.56
1:AA:1502:A:H5'	1:AA:1504:G:N7	2.19	0.56
20:CT:53:LEU:O	20:CT:57:ARG:HD3	2.06	0.56
48:BZ:17:LYS:HD3	48:BZ:17:LYS:C	2.26	0.56
24:DB:8:U:H5''	37:DO:15:ARG:HH22	1.71	0.56
23:BA:828:U:H4'	23:BA:831:G:N1	2.20	0.56
34:BL:64:LYS:HD2	53:B5:25:MET:SD	2.46	0.56
47:DY:2:LYS:CD	47:DY:2:LYS:N	2.69	0.56
38:BP:28:VAL:HA	38:BP:89:VAL:HG12	1.86	0.56
1:AA:673:G:H5''	6:AF:87:ARG:HH12	1.71	0.56
6:CF:97:PHE:O	18:CR:31:LEU:HD23	2.05	0.56
3:AC:22:TRP:CZ3	3:AC:24:ALA:HB2	2.41	0.56
16:CP:20:VAL:HG21	16:CP:32:TYR:CG	2.40	0.56
26:DD:67:PHE:HE2	26:DD:75:VAL:HG22	1.70	0.56
4:CD:3:ARG:HD2	4:CD:3:ARG:N	2.21	0.56
2:AB:70:PHE:O	2:AB:71:VAL:HG13	2.05	0.56
26:BD:84:PHE:CZ	26:BD:86:PRO:HG3	2.41	0.56
34:DL:143:GLY:O	34:DL:145:PRO:HD3	2.05	0.56
23:DA:1187:G:H5''	40:DR:81:TYR:CE2	2.41	0.56
23:BA:1588:C:H2'	23:BA:1589:C:H6	1.70	0.56
1:CA:1117:G:H21	1:CA:1180:A:H1'	1.71	0.56
1:CA:555:C:H2'	1:CA:556:C:C6	2.41	0.56
1:CA:1191:A:H5''	3:CC:4:LYS:NZ	2.20	0.56
35:BM:66:ILE:HG22	35:BM:104:PHE:CD2	2.40	0.56
23:BA:706:A:H2'	23:BA:707:G:O4'	2.06	0.56
34:BL:128:HIS:HA	34:BL:147:LEU:CB	2.20	0.56
1:CA:520:A:OP2	12:CL:50:ALA:O	2.23	0.56
23:BA:886:C:C2'	23:BA:887:A:H4'	2.31	0.56

Continued on next page...

Continued from previous page...

Atom-1	Atom-2	Distance(Å)	Clash(Å)
23:DA:2496:C:OP1	35:DM:81:VAL:HG13	2.05	0.56
23:DA:911:A:C6	35:DM:9:TYR:HE1	2.24	0.56
36:BN:51:LEU:HD22	36:BN:66:VAL:HG13	1.87	0.56
36:DN:51:LEU:HD22	36:DN:66:VAL:HG13	1.88	0.56
53:D5:14:VAL:HG13	53:D5:22:VAL:HG13	1.88	0.56
25:DC:182:LEU:O	25:DC:271:ILE:HD12	2.06	0.56
23:DA:1311:G:C5'	23:DA:1311:G:C8	2.87	0.56
12:AL:82:VAL:HG21	12:AL:99:ILE:HD11	1.86	0.56
24:DB:43:C:H2'	24:DB:44:G:H5''	1.86	0.56
36:BN:9:LYS:C	36:BN:10:LEU:HG	2.26	0.56
23:DA:1541:U:H3'	23:DA:1542:G:C3'	2.35	0.56
8:CH:51:VAL:HG21	8:CH:60:ARG:CG	2.35	0.56
23:DA:1434:A:H61	23:DA:1558:A:N6	2.03	0.56
6:AF:61:LEU:HB3	6:AF:63:TYR:HE2	1.71	0.56
10:CJ:6:ILE:HG22	10:CJ:98:ILE:HG23	1.87	0.56
15:AO:56:LEU:O	15:AO:60:VAL:HG23	2.06	0.56
4:CD:90:GLY:CA	4:CD:204:ILE:HD11	2.35	0.56
32:DJ:148:GLY:HA3	32:DJ:149:PRO:O	2.04	0.56
32:DJ:151:HIS:HD2	32:DJ:152:PRO:O	1.89	0.56
1:CA:1157:A:H61	1:CA:1178:G:H1'	1.71	0.56
44:DV:95:PRO:HB2	44:DV:127:LYS:HE3	1.88	0.56
38:BP:80:SER:HB3	38:BP:83:ILE:HG13	1.86	0.56
23:DA:2746:U:H2'	23:DA:2747:G:H5'	1.86	0.56
25:BC:126:GLN:O	25:BC:193:VAL:HG11	2.05	0.56
1:AA:116:A:H61	1:AA:313:A:H1'	1.70	0.56
3:AC:112:SER:O	3:AC:116:VAL:HG23	2.06	0.56
29:DG:121:ILE:HD11	29:DG:140:LYS:HD3	1.87	0.56
23:DA:1241:A:H5'	23:DA:1241:A:N3	2.21	0.56
17:AQ:14:LYS:HD2	17:AQ:14:LYS:H	1.71	0.56
13:CM:4:ILE:HA	13:CM:57:ARG:HG3	1.87	0.56
1:CA:109:A:C6	1:CA:326:G:C6	2.94	0.56
23:DA:2058:A:N6	23:DA:2059:A:N6	2.54	0.56
23:BA:1826:G:H4'	25:BC:242:ARG:NE	2.21	0.56
9:CI:3:GLN:HG2	9:CI:20:ARG:HG2	1.88	0.56
38:DP:28:VAL:HA	38:DP:89:VAL:HG12	1.88	0.56
23:BA:2744:G:N2	29:BG:143:GLN:HE22	2.01	0.56
3:AC:189:ALA:HB3	3:AC:196:LEU:HB3	1.86	0.56
27:BE:181:LEU:HD22	27:BE:186:ILE:HD11	1.88	0.56
32:BJ:90:LEU:O	32:BJ:111:GLU:HG3	2.06	0.56
39:BQ:58:ARG:O	39:BQ:62:ILE:HG12	2.05	0.56
52:D4:37:LYS:HD3	52:D4:39:ARG:HE	1.71	0.56
3:AC:77:ILE:C	3:AC:83:ARG:HB3	2.25	0.56

Continued on next page...

Continued from previous page...

Atom-1	Atom-2	Distance(Å)	Clash(Å)
1:AA:946:A:H2'	1:AA:947:G:C8	2.40	0.56
35:DM:40:ALA:HB3	35:DM:127:ILE:HD11	1.87	0.56
36:DN:13:HIS:CE1	36:DN:16:HIS:HB2	2.39	0.56
23:BA:966:G:H2'	23:BA:967:C:C6	2.41	0.56
4:CD:126:ILE:HG22	4:CD:127:THR:H	1.70	0.56
1:CA:377:G:OP1	16:CP:3:LYS:HD2	2.06	0.56
1:AA:1070:U:H2'	1:AA:1071:C:H6	1.71	0.56
1:AA:160:A:H2'	1:AA:161:A:O4'	2.06	0.56
15:CO:28:GLN:O	15:CO:32:LEU:HG	2.06	0.56
1:AA:805:C:H2'	1:AA:806:C:H6	1.69	0.56
1:AA:59:A:H1'	1:AA:354:G:N2	2.20	0.56
27:DE:184:TYR:CE2	27:DE:188:ARG:HD2	2.40	0.56
23:DA:626:U:O2	34:DL:105:LEU:HB3	2.04	0.56
14:CN:4:LYS:O	14:CN:7:ILE:HG13	2.05	0.56
34:BL:33:ARG:O	34:BL:34:GLY:C	2.44	0.56
1:AA:942:G:N2	9:AI:124:GLN:HE22	2.02	0.56
23:DA:1005:C:O2'	32:DJ:51:THR:HG21	2.06	0.56
2:AB:27:LYS:CG	2:AB:194:PRO:HD2	2.36	0.56
52:B4:37:LYS:HD3	52:B4:39:ARG:HE	1.70	0.56
1:CA:1254:C:OP1	10:CJ:45:ARG:HD3	2.06	0.56
19:CS:40:ILE:HD13	19:CS:62:ILE:HD11	1.86	0.56
23:DA:828:U:H4'	23:DA:831:G:N1	2.21	0.56
2:AB:97:TRP:HH2	2:AB:176:GLU:CD	2.09	0.56
8:CH:19:VAL:HG23	8:CH:21:LYS:HG2	1.87	0.56
35:DM:58:PHE:O	35:DM:58:PHE:CD1	2.59	0.56
23:BA:1373:A:H2'	23:BA:1374:G:O4'	2.05	0.56
1:CA:819:A:H4'	1:CA:820:U:OP2	2.05	0.56
38:DP:117:ASP:O	38:DP:121:ILE:HG13	2.05	0.56
23:BA:581:C:H2'	23:BA:582:G:H8	1.69	0.56
18:CR:84:LYS:NZ	18:CR:84:LYS:HA	2.21	0.56
49:D1:48:ILE:H	49:D1:48:ILE:HD12	1.69	0.56
1:CA:99:C:C6	1:CA:99:C:H3'	2.41	0.56
7:AG:12:LEU:HD23	7:AG:12:LEU:H	1.71	0.56
23:DA:2233:U:H2'	23:DA:2234:G:C8	2.41	0.56
34:DL:33:ARG:O	34:DL:34:GLY:C	2.44	0.56
25:BC:233:HIS:CE1	25:BC:247:ALA:H	2.23	0.56
37:DO:35:ILE:CG1	37:DO:101:LEU:HD21	2.34	0.56
2:AB:80:ILE:HD11	2:AB:208:ILE:HG23	1.88	0.56
23:BA:572:A:C2	23:BA:2033:A:C2	2.93	0.56
23:BA:343:C:C5'	23:BA:343:C:H6	2.18	0.56
30:BH:12:LEU:H	30:BH:12:LEU:HD22	1.71	0.56
23:DA:2036:C:C6	23:DA:2036:C:H5'	2.38	0.56

Continued on next page...

Continued from previous page...

Atom-1	Atom-2	Distance(Å)	Clash(Å)
37:DO:26:LEU:O	37:DO:88:ASP:HB3	2.06	0.56
40:DR:77:ALA:O	40:DR:79:VAL:N	2.39	0.56
8:AH:51:VAL:HG21	8:AH:60:ARG:CG	2.36	0.56
51:D3:11:LEU:HB2	51:D3:26:ASN:H	1.70	0.56
1:CA:255:G:H1'	17:CQ:16:GLN:NE2	2.21	0.56
21:CU:9:ARG:O	21:CU:13:ILE:HD13	2.05	0.56
23:DA:2294:C:H2'	23:DA:2295:C:C6	2.41	0.56
28:DF:110:ALA:O	28:DF:114:ILE:HG13	2.05	0.56
23:DA:999:U:H5''	23:DA:1154:G:O6	2.05	0.56
1:CA:1228:C:P	13:CM:108:ARG:HH22	2.27	0.56
1:AA:555:C:H2'	1:AA:556:C:C6	2.41	0.56
23:BA:276:A:H3'	23:BA:277:C:H5''	1.88	0.56
23:BA:1655:A:H1'	26:BD:113:PHE:CD2	2.41	0.56
10:AJ:38:ILE:HB	10:AJ:71:LEU:HB3	1.88	0.56
1:CA:382:A:H2'	1:CA:383:A:C8	2.40	0.56
1:CA:59:A:H1'	1:CA:354:G:N2	2.20	0.56
24:BB:8:U:H5''	37:BO:15:ARG:HH22	1.71	0.56
18:CR:54:ARG:N	18:CR:54:ARG:HD2	2.20	0.56
23:BA:1156:A:H4'	23:BA:1157:G:OP2	2.05	0.56
1:AA:1157:A:H61	1:AA:1178:G:H1'	1.71	0.56
43:DU:96:ILE:HG23	43:DU:101:LYS:O	2.06	0.56
50:D2:33:CYS:SG	50:D2:40:LYS:HE3	2.46	0.56
37:DO:49:VAL:HG13	37:DO:76:LYS:HD2	1.87	0.56
23:BA:1813:G:H1'	25:BC:50:THR:CG2	2.35	0.56
38:DP:48:ILE:H	38:DP:48:ILE:HD12	1.70	0.56
6:AF:97:PHE:O	18:AR:31:LEU:HD23	2.05	0.56
1:CA:977:A:C2'	1:CA:978:A:H5''	2.35	0.56
36:DN:9:LYS:C	36:DN:10:LEU:HG	2.26	0.56
19:CS:6:LYS:HD2	19:CS:6:LYS:H	1.71	0.56
3:AC:54:ARG:O	3:AC:69:HIS:HD2	1.89	0.56
4:AD:173:TRP:CD1	4:AD:189:PRO:HG3	2.41	0.56
3:CC:77:ILE:C	3:CC:83:ARG:HB3	2.26	0.56
28:BF:110:ALA:O	28:BF:114:ILE:HG13	2.06	0.56
25:DC:126:GLN:O	25:DC:193:VAL:HG11	2.05	0.56
23:DA:706:A:H2'	23:DA:707:G:O4'	2.07	0.56
41:DS:73:ALA:O	41:DS:106:ILE:HG12	2.05	0.56
51:B3:13:CYS:SG	51:B3:24:GLU:HG3	2.45	0.56
7:AG:38:LEU:O	7:AG:42:ILE:HG13	2.06	0.56
39:BQ:95:LEU:O	39:BQ:98:LEU:HG	2.05	0.55
42:BT:30:VAL:HG12	42:BT:31:HIS:N	2.21	0.55
25:BC:44:ASN:HB3	25:BC:50:THR:CG2	2.36	0.55
25:DC:271:ILE:O	25:DC:272:ALA:HB3	2.06	0.55

Continued on next page...

Continued from previous page...

Atom-1	Atom-2	Distance(Å)	Clash(Å)
23:BA:2517:C:C6	23:BA:2542:A:C2	2.94	0.55
23:DA:2036:C:H6	23:DA:2036:C:C5'	2.18	0.55
35:BM:58:PHE:CD1	35:BM:58:PHE:O	2.59	0.55
23:DA:1996:C:OP1	33:DK:31:LYS:HE3	2.06	0.55
39:BQ:68:ALA:O	39:BQ:71:GLN:HB3	2.05	0.55
23:DA:442:G:H1'	27:DE:48:THR:HG21	1.88	0.55
16:AP:49:LEU:HD12	16:AP:50:LYS:H	1.71	0.55
24:DB:111:U:H2'	24:DB:112:G:H8	1.70	0.55
30:BH:92:VAL:HG21	30:BH:97:ILE:HD11	1.86	0.55
34:DL:114:ILE:HD12	34:DL:114:ILE:O	2.05	0.55
1:AA:1223:C:C5'	1:AA:1224:G:H5''	2.31	0.55
53:D5:52:LYS:N	53:D5:53:PRO:HD2	2.20	0.55
23:DA:2210:G:N2	23:DA:2211:G:H5'	2.21	0.55
23:BA:1173:G:H1'	23:BA:1177:A:H61	1.71	0.55
14:AN:29:ARG:HG2	14:AN:31:ARG:O	2.05	0.55
46:DX:27:GLU:CB	46:DX:33:LYS:HG3	2.37	0.55
4:CD:3:ARG:HD3	4:CD:5:ILE:CD1	2.37	0.55
32:DJ:62:ARG:HH21	32:DJ:64:ASP:HB2	1.70	0.55
23:DA:1588:C:H2'	23:DA:1589:C:H6	1.71	0.55
1:AA:1530:G:H2'	1:AA:1531:A:C8	2.41	0.55
38:BP:59:THR:O	38:BP:78:LEU:HB2	2.06	0.55
25:BC:8:PRO:HB3	25:BC:14:ARG:HB3	1.88	0.55
6:CF:5:GLU:HB3	6:CF:62:TRP:HE1	1.71	0.55
1:AA:892:A:H2'	1:AA:893:C:C6	2.41	0.55
1:CA:918:A:H2'	1:CA:919:A:C8	2.41	0.55
1:CA:193:C:H2'	1:CA:194:C:C6	2.42	0.55
44:DV:8:TYR:HB2	44:DV:38:TYR:CZ	2.41	0.55
23:DA:221:A:H4'	23:DA:222:A:O5'	2.06	0.55
30:BH:92:VAL:HG23	30:BH:96:ASP:HB2	1.88	0.55
25:DC:242:ARG:CD	25:DC:242:ARG:H	2.08	0.55
33:BK:103:ALA:O	33:BK:106:LEU:HD13	2.06	0.55
23:BA:1430:C:H2'	23:BA:1431:U:C6	2.41	0.55
19:CS:6:LYS:HD3	19:CS:7:LYS:CE	2.36	0.55
34:DL:18:ARG:HB3	34:DL:18:ARG:NH1	2.22	0.55
28:DF:173:LEU:HD23	28:DF:176:LEU:HD12	1.88	0.55
36:BN:101:ALA:HB2	50:B2:44:THR:HG21	1.88	0.55
1:CA:405:U:H3'	1:CA:406:G:H5'	1.89	0.55
23:DA:64:A:O2'	42:DT:71:GLY:HA3	2.06	0.55
1:AA:7:G:H21	5:AE:121:LYS:CE	2.19	0.55
23:DA:278:A:H2'	23:DA:279:C:O4'	2.06	0.55
23:BA:1187:G:H5''	40:BR:81:TYR:CE2	2.41	0.55
1:CA:434:U:H2'	1:CA:435:C:C6	2.41	0.55

Continued on next page...

Continued from previous page...

Atom-1	Atom-2	Distance(Å)	Clash(Å)
1:CA:723:U:H5''	1:CA:724:G:OP2	2.06	0.55
15:AO:24:SER:H	15:AO:27:VAL:HB	1.71	0.55
15:AO:28:GLN:O	15:AO:32:LEU:HG	2.07	0.55
39:DQ:104:GLN:HB3	40:DR:44:LYS:HZ1	1.71	0.55
38:DP:80:SER:HB3	38:DP:83:ILE:HG13	1.88	0.55
8:AH:50:ARG:H	8:AH:50:ARG:HD2	1.72	0.55
39:DQ:92:ARG:HG2	40:DR:11:GLN:NE2	2.21	0.55
39:BQ:92:ARG:HD2	39:BQ:95:LEU:CG	2.37	0.55
43:DU:45:VAL:HA	43:DU:62:GLU:HA	1.87	0.55
1:AA:691:G:O6	11:AK:52:GLY:HA2	2.06	0.55
12:AL:31:PHE:HB3	12:AL:83:LEU:HD22	1.89	0.55
23:DA:343:C:H6	23:DA:343:C:C5'	2.18	0.55
43:BU:71:LYS:HZ2	43:BU:71:LYS:HB2	1.70	0.55
40:BR:77:ALA:O	40:BR:79:VAL:N	2.39	0.55
23:BA:1541:U:H3'	23:BA:1542:G:C3'	2.37	0.55
51:B3:11:LEU:HB2	51:B3:26:ASN:H	1.70	0.55
4:AD:13:ARG:HB3	4:AD:38:TYR:O	2.07	0.55
27:BE:203:GLN:HA	27:BE:206:ILE:O	2.06	0.55
24:DB:11:C:H3'	24:DB:12:C:C6	2.41	0.55
38:DP:19:LEU:HD13	38:DP:78:LEU:HD22	1.89	0.55
1:AA:1506:U:O2'	1:AA:1507:A:H5'	2.06	0.55
48:DZ:11:SER:OG	48:DZ:13:ILE:HG12	2.06	0.55
1:AA:109:A:C6	1:AA:326:G:C6	2.95	0.55
6:AF:75:LEU:O	6:AF:79:LEU:HG	2.06	0.55
33:BK:73:ASP:OD1	33:BK:75:SER:HB3	2.07	0.55
12:AL:32:ARG:HE	12:AL:32:ARG:HA	1.72	0.55
23:BA:2058:A:N6	23:BA:2059:A:N6	2.54	0.55
23:BA:747:U:C4	50:B2:2:ALA:N	2.74	0.55
1:AA:1227:A:N3	1:AA:1227:A:H2'	2.22	0.55
34:DL:115:LEU:HA	34:DL:134:ALA:CB	2.36	0.55
47:DY:2:LYS:HA	47:DY:5:GLU:OE2	2.07	0.55
44:BV:76:LEU:N	44:BV:76:LEU:HD12	2.21	0.55
23:BA:1579:A:H5'	23:BA:1579:A:C8	2.33	0.55
1:AA:1320:C:N3	19:AS:72:GLY:HA3	2.21	0.55
30:BH:77:LEU:HD11	30:BH:101:LEU:HB2	1.88	0.55
46:BX:27:GLU:CD	46:BX:33:LYS:HE3	2.27	0.55
2:CB:70:PHE:O	2:CB:71:VAL:HG13	2.06	0.55
1:CA:376:G:OP2	16:CP:67:THR:HG21	2.07	0.55
23:BA:2749:A:H4'	29:BG:62:LYS:HB3	1.89	0.55
1:AA:1376:U:H2'	1:AA:1377:A:C8	2.42	0.55
44:BV:8:TYR:HB2	44:BV:38:TYR:CZ	2.41	0.55
20:AT:53:LEU:O	20:AT:57:ARG:HD3	2.07	0.55

Continued on next page...

Continued from previous page...

Atom-1	Atom-2	Distance(Å)	Clash(Å)
12:AL:46:LYS:HG2	12:AL:47:PRO:N	2.21	0.55
47:BY:21:LEU:HD23	47:BY:22:GLU:N	2.22	0.55
1:AA:790:A:H5'	22:AV:6168:G:H4'	1.89	0.55
15:CO:24:SER:H	15:CO:27:VAL:HB	1.72	0.55
23:BA:195:A:H61	23:BA:198:C:H3'	1.72	0.55
23:DA:195:A:OP1	34:DL:46:LYS:HE2	2.07	0.55
43:DU:7:VAL:HB	43:DU:8:LYS:HZ2	1.71	0.55
23:BA:2393:A:H5'	34:BL:62:LEU:HD12	1.88	0.55
1:CA:1227:A:H2'	1:CA:1227:A:N3	2.21	0.55
23:DA:1046:A:H1'	31:DI:4:LYS:HD2	1.89	0.55
23:BA:2439:A:C5'	23:BA:2439:A:H8	2.20	0.55
23:BA:2210:G:N2	23:BA:2211:G:H5'	2.21	0.55
48:DZ:1:MET:HA	48:DZ:39:ASP:HB3	1.88	0.55
30:DH:12:LEU:H	30:DH:12:LEU:HD22	1.71	0.55
4:AD:3:ARG:HD2	4:AD:3:ARG:N	2.21	0.55
1:CA:406:G:H5''	4:CD:5:ILE:HD12	1.89	0.55
24:DB:104:A:O4'	44:DV:29:TYR:HE1	1.90	0.55
13:AM:106:ASN:O	13:AM:107:ALA:HB3	2.06	0.55
23:DA:2892:A:H2'	23:DA:2893:G:H5'	1.87	0.55
27:BE:192:LEU:HD23	27:BE:193:VAL:N	2.22	0.55
23:BA:2305:A:H5''	28:BF:134:GLY:HA3	1.88	0.55
34:BL:112:LEU:HD23	34:BL:113:LYS:N	2.22	0.55
45:DW:51:VAL:N	45:DW:62:LEU:HD12	2.22	0.55
23:DA:1639:U:H2'	23:DA:1640:C:H5''	1.89	0.55
11:AK:50:TYR:HB3	11:AK:54:ARG:HB2	1.87	0.55
1:AA:1004:A:H8	1:AA:1026:G:C8	2.25	0.55
36:DN:88:ARG:HG3	36:DN:89:ASP:OD1	2.07	0.55
23:DA:55:G:H2'	23:DA:56:A:H8	1.72	0.55
1:AA:255:G:H2'	1:AA:256:U:C6	2.42	0.55
23:BA:1996:C:OP1	33:BK:31:LYS:HE3	2.06	0.55
34:BL:111:ARG:HG3	34:BL:128:HIS:CB	2.36	0.55
32:DJ:42:GLU:HA	32:DJ:82:LYS:CB	2.32	0.55
3:CC:120:VAL:HG21	3:CC:137:ALA:HB2	1.89	0.55
52:D4:8:ASN:HD21	52:D4:11:LYS:H	1.52	0.55
23:DA:1173:G:H1'	23:DA:1177:A:H61	1.71	0.55
25:DC:71:ASP:HB3	25:DC:103:ARG:NH2	2.20	0.55
52:B4:34:ARG:HD2	52:B4:39:ARG:HG3	1.87	0.55
1:CA:1427:U:H2'	1:CA:1428:A:H8	1.72	0.55
3:AC:35:GLU:O	3:AC:39:ILE:HG13	2.05	0.55
1:CA:255:G:H2'	1:CA:256:U:C6	2.42	0.55
35:DM:112:GLU:CD	35:DM:112:GLU:H	2.10	0.55
23:BA:1292:U:H2'	23:BA:1293:C:C6	2.42	0.55

Continued on next page...

Continued from previous page...

Atom-1	Atom-2	Distance(Å)	Clash(Å)
1:CA:1530:G:H2'	1:CA:1531:A:C8	2.41	0.55
38:DP:57:PHE:O	38:DP:59:THR:N	2.39	0.55
46:DX:23:LYS:HB3	46:DX:37:ILE:HG12	1.87	0.55
1:AA:601:C:H2'	1:AA:602:A:H8	1.72	0.55
1:AA:819:A:H4'	1:AA:820:U:OP2	2.05	0.55
1:AA:99:C:C6	1:AA:99:C:H3'	2.42	0.55
23:BA:2815:C:O2'	50:B2:43:HIS:HD2	1.88	0.55
13:AM:82:MET:HG3	23:BA:888:C:H5'	1.89	0.55
29:BG:44:VAL:O	29:BG:50:VAL:HG13	2.07	0.55
1:AA:1279:A:H62	3:AC:26:LYS:HE2	1.71	0.55
23:BA:1971:A:C4	25:BC:241:PRO:HG3	2.41	0.55
42:BT:12:VAL:HG12	42:BT:27:THR:O	2.07	0.55
1:AA:1224:G:H4'	13:AM:102:ARG:NH2	2.21	0.55
17:AQ:82:MET:O	17:AQ:86:GLU:HG2	2.06	0.55
2:CB:27:LYS:CG	2:CB:194:PRO:HD2	2.36	0.55
26:DD:67:PHE:CE2	26:DD:75:VAL:HG22	2.41	0.55
19:AS:6:LYS:HD3	19:AS:7:LYS:CE	2.36	0.55
23:BA:2036:C:H5'	23:BA:2036:C:C6	2.39	0.55
14:CN:24:CYS:HB3	14:CN:29:ARG:N	2.20	0.55
11:AK:120:ARG:HH21	11:AK:126:ARG:NH2	2.05	0.55
23:DA:1292:U:H2'	23:DA:1293:C:C6	2.42	0.55
23:BA:775:G:C4	23:BA:794:G:C8	2.94	0.55
2:CB:97:TRP:HH2	2:CB:176:GLU:CD	2.09	0.55
23:BA:2648:C:H2'	23:BA:2649:U:C6	2.42	0.55
46:BX:23:LYS:HB3	46:BX:37:ILE:HG12	1.89	0.55
1:AA:1501:C:C4	1:AA:1504:G:C6	2.95	0.55
29:DG:44:VAL:O	29:DG:50:VAL:HG13	2.07	0.55
12:AL:41:THR:OG1	12:AL:51:LEU:HB3	2.06	0.55
23:BA:483:A:H4'	43:BU:49:VAL:HG23	1.89	0.55
1:CA:1016:A:H2'	1:CA:1017:G:O4'	2.06	0.55
3:AC:76:VAL:HG21	3:AC:103:VAL:HG11	1.88	0.55
43:BU:59:GLY:C	43:BU:61:ILE:H	2.10	0.55
1:AA:1117:G:H21	1:AA:1180:A:H1'	1.70	0.55
34:DL:33:ARG:HG3	34:DL:36:LYS:CD	2.22	0.55
23:BA:2014:A:H2'	23:BA:2015:A:C8	2.42	0.55
23:DA:1826:G:H4'	25:DC:242:ARG:NE	2.22	0.55
2:CB:184:VAL:HG12	2:CB:197:VAL:HG13	1.89	0.55
23:DA:676:A:H2	23:DA:802:A:H61	1.54	0.55
1:AA:692:U:H5	11:AK:26:ASN:ND2	2.03	0.55
53:B5:14:VAL:HG13	53:B5:22:VAL:HG13	1.89	0.55
16:AP:20:VAL:HG21	16:AP:32:TYR:CG	2.42	0.55
25:BC:182:LEU:O	25:BC:271:ILE:HD12	2.06	0.55

Continued on next page...

Continued from previous page...

Atom-1	Atom-2	Distance(Å)	Clash(Å)
3:CC:11:ARG:HB3	3:CC:15:THR:HB	1.89	0.55
10:CJ:8:LEU:HG	10:CJ:96:ILE:HG22	1.89	0.55
19:AS:6:LYS:HD2	19:AS:6:LYS:H	1.71	0.55
48:BZ:1:MET:HA	48:BZ:39:ASP:HB3	1.88	0.55
23:DA:1188:U:O2'	23:DA:1189:A:H5'	2.06	0.55
4:CD:134:ASP:O	4:CD:136:PRO:HD3	2.06	0.55
23:BA:323:G:H5'	27:BE:169:ASN:HD21	1.71	0.55
23:DA:1276:A:O2'	36:DN:16:HIS:HE1	1.90	0.55
15:AO:53:HIS:HE1	23:BA:715:G:O6	1.90	0.55
1:CA:976:G:H8	1:CA:1358:U:H2'	1.72	0.55
28:DF:81:LYS:O	28:DF:82:LEU:HD23	2.06	0.55
1:AA:1504:G:OP1	1:AA:1507:A:H4'	2.07	0.55
7:CG:38:LEU:O	7:CG:42:ILE:HG13	2.07	0.55
4:AD:155:LEU:O	4:AD:159:ARG:HG2	2.06	0.55
33:BK:24:VAL:HG23	33:BK:33:ALA:HB2	1.89	0.55
1:CA:1376:U:H2'	1:CA:1377:A:C8	2.41	0.55
1:AA:149:A:H2'	1:AA:150:C:C6	2.42	0.55
8:CH:50:ARG:HD2	8:CH:50:ARG:H	1.72	0.55
26:BD:111:ARG:HD2	26:BD:160:TYR:CE1	2.42	0.55
1:CA:1137:C:H4'	1:CA:1138:G:C2	2.42	0.55
35:DM:75:THR:HA	35:DM:88:GLY:HA3	1.88	0.55
17:AQ:86:GLU:O	17:AQ:90:ILE:HG12	2.07	0.55
53:B5:52:LYS:N	53:B5:53:PRO:HD2	2.22	0.55
48:DZ:26:LEU:HB2	48:DZ:28:LEU:HD13	1.89	0.55
23:BA:2543:G:C8	23:BA:2543:G:H5'	2.40	0.55
10:AJ:8:LEU:HG	10:AJ:96:ILE:HG22	1.88	0.55
30:BH:116:LEU:HD22	30:BH:128:LEU:HD21	1.89	0.55
35:DM:45:GLN:CD	35:DM:45:GLN:H	2.10	0.55
23:DA:1448:G:H2'	23:DA:149(B):A:C8	2.41	0.55
1:CA:946:A:H2'	1:CA:947:G:C8	2.41	0.55
1:CA:18:C:H5''	5:CE:127:ASN:ND2	2.22	0.55
2:CB:235:SER:O	2:CB:239:VAL:HG23	2.06	0.55
2:AB:235:SER:O	2:AB:239:VAL:HG23	2.07	0.55
4:CD:13:ARG:HB3	4:CD:38:TYR:O	2.07	0.55
41:BS:4:LYS:HG2	41:BS:106:ILE:HG22	1.88	0.55
23:DA:1833:U:H2'	23:DA:1834:U:H6	1.70	0.55
4:AD:90:GLY:CA	4:AD:204:ILE:HD11	2.36	0.55
12:AL:53:LYS:HD2	12:AL:53:LYS:N	2.22	0.55
1:CA:971:G:H1'	1:CA:1365:G:O2'	2.07	0.55
25:DC:217:ARG:HG2	25:DC:217:ARG:NH1	2.19	0.54
1:CA:300:A:H8	1:CA:300:A:O5'	1.90	0.54
36:DN:12:ARG:HD3	36:DN:16:HIS:ND1	2.23	0.54

Continued on next page...

Continued from previous page...

Atom-1	Atom-2	Distance(Å)	Clash(Å)
1:CA:1065:U:H4'	1:CA:1066:C:O5'	2.07	0.54
1:CA:624:C:O3'	16:CP:10:GLY:HA2	2.07	0.54
6:CF:75:LEU:O	6:CF:79:LEU:HG	2.07	0.54
23:DA:2102:U:H2'	23:DA:2103:C:C6	2.43	0.54
1:AA:1137:C:H4'	1:AA:1138:G:C2	2.42	0.54
23:BA:380:U:O2'	46:BX:20:ARG:HB3	2.08	0.54
12:CL:53:LYS:N	12:CL:53:LYS:HD2	2.22	0.54
8:AH:58:TYR:O	8:AH:59:LEU:HD23	2.07	0.54
41:BS:103:ILE:HD12	41:BS:103:ILE:H	1.73	0.54
42:DT:28:PHE:HE2	42:DT:92:LEU:HD11	1.71	0.54
23:DA:2393:A:H5'	34:DL:62:LEU:HD12	1.89	0.54
34:BL:84:ASN:HB3	34:BL:86:LYS:HG2	1.90	0.54
49:B1:46:ASN:HB2	49:B1:64:LYS:HB2	1.90	0.54
35:DM:140:ALA:HB3	44:DV:53:ILE:HD13	1.89	0.54
48:BZ:26:LEU:HB2	48:BZ:28:LEU:HD13	1.89	0.54
23:BA:1005:C:O2'	32:BJ:51:THR:HG21	2.06	0.54
23:BA:1510:A:H2'	23:BA:1511:A:H8	1.72	0.54
33:DK:68:GLU:HB3	33:DK:78:ARG:HB2	1.90	0.54
37:BO:34:HIS:ND1	37:BO:54:LEU:HB2	2.22	0.54
32:DJ:90:LEU:O	32:DJ:111:GLU:HG3	2.07	0.54
30:DH:114:LEU:HD21	30:DH:128:LEU:HD13	1.89	0.54
23:DA:1614:A:H62	41:DS:93:ALA:HB2	1.72	0.54
41:DS:4:LYS:HG2	41:DS:106:ILE:HG22	1.89	0.54
23:BA:270(Q):C:HO2'	23:BA:270(R):C:H6	1.50	0.54
35:DM:26:TYR:HA	44:DV:81:ARG:HH21	1.72	0.54
23:BA:1932:A:H3'	23:BA:1933:G:H8	1.72	0.54
23:BA:1266:G:H5''	50:B2:23:HIS:NE2	2.21	0.54
23:BA:806:C:O2'	23:BA:2445:G:H4'	2.07	0.54
35:BM:81:VAL:CG1	35:BM:82:ARG:HG2	2.37	0.54
25:DC:25:THR:HG21	25:DC:81:ALA:HB1	1.89	0.54
1:CA:1347:G:H8	9:CI:107:ARG:HB3	1.70	0.54
28:BF:173:LEU:HD23	28:BF:176:LEU:HD12	1.89	0.54
23:BA:2036:C:C5'	23:BA:2036:C:H6	2.20	0.54
23:BA:1448:G:H2'	23:BA:149(B):A:C8	2.42	0.54
1:CA:1152:A:H2'	1:CA:1153:C:H6	1.73	0.54
13:AM:34:LEU:HD22	13:AM:39:ILE:HB	1.89	0.54
6:CF:12:PRO:HG2	6:CF:55:ASP:OD2	2.07	0.54
23:DA:1257:C:H4'	27:DE:83:PHE:CE2	2.42	0.54
1:CA:1501:C:C4	1:CA:1504:G:C6	2.94	0.54
27:DE:192:LEU:HD23	27:DE:193:VAL:N	2.22	0.54
1:AA:1157:A:H4'	1:AA:1158:C:O5'	2.08	0.54
1:AA:1065:U:H4'	1:AA:1066:C:O5'	2.07	0.54

Continued on next page...

Continued from previous page...

Atom-1	Atom-2	Distance(Å)	Clash(Å)
1:CA:363:A:C8	12:CL:32:ARG:NH2	2.76	0.54
1:CA:269:C:H2'	1:CA:270:A:C8	2.42	0.54
35:BM:26:TYR:HA	44:BV:81:ARG:HH21	1.72	0.54
1:AA:974:A:OP1	1:AA:974:A:H8	1.89	0.54
7:CG:12:LEU:H	7:CG:12:LEU:HD23	1.71	0.54
27:DE:32:LEU:C	27:DE:32:LEU:HD23	2.28	0.54
23:BA:1647:G:H3'	23:BA:1647:G:OP2	2.08	0.54
23:BA:999:U:H5''	23:BA:1154:G:O6	2.06	0.54
33:DK:73:ASP:OD1	33:DK:75:SER:HB3	2.07	0.54
23:DA:2014:A:H2'	23:DA:2015:A:C8	2.43	0.54
23:BA:1046:A:H1'	31:BI:4:LYS:HD2	1.89	0.54
23:DA:910:A:C4	35:DM:13:GLN:NE2	2.74	0.54
21:AU:18:TYR:O	21:AU:22:ARG:HB3	2.07	0.54
35:BM:8:LYS:O	35:BM:9:TYR:HB3	2.08	0.54
26:BD:101:ARG:HD3	26:BD:169:ASN:ND2	2.22	0.54
3:CC:35:GLU:HA	3:CC:38:ARG:HG2	1.90	0.54
4:AD:108:LEU:HD23	4:AD:110:PHE:CE2	2.42	0.54
3:CC:54:ARG:O	3:CC:69:HIS:HD2	1.90	0.54
9:CI:17:VAL:HG13	9:CI:63:ILE:HD11	1.90	0.54
23:BA:1434:A:H61	23:BA:1558:A:N6	2.05	0.54
34:BL:143:GLY:O	34:BL:145:PRO:HD3	2.08	0.54
38:DP:59:THR:O	38:DP:78:LEU:HB2	2.07	0.54
8:AH:97:VAL:HG13	8:AH:98:LYS:N	2.23	0.54
1:CA:1100:C:OP2	2:CB:96:ARG:HG2	2.08	0.54
34:DL:112:LEU:HD23	34:DL:113:LYS:N	2.22	0.54
13:AM:15:VAL:O	13:AM:19:LEU:HD23	2.08	0.54
13:CM:10:PRO:HB2	13:CM:18:ALA:HB1	1.90	0.54
23:BA:1639:U:H2'	23:BA:1640:C:H5''	1.88	0.54
17:CQ:14:LYS:HD2	17:CQ:14:LYS:H	1.72	0.54
18:AR:84:LYS:HA	18:AR:84:LYS:NZ	2.22	0.54
23:BA:137(B):G:H2'	23:BA:139:G:N7	2.23	0.54
27:DE:183:VAL:O	27:DE:187:VAL:HG23	2.08	0.54
40:DR:6:LYS:O	40:DR:37:VAL:HG21	2.08	0.54
30:DH:92:VAL:HG23	30:DH:96:ASP:HB2	1.90	0.54
34:DL:64:LYS:HD2	53:D5:25:MET:SD	2.48	0.54
21:CU:18:TYR:O	21:CU:22:ARG:HB3	2.08	0.54
23:BA:270(J):G:O2'	23:BA:270(K):G:H8	1.87	0.54
23:BA:910:A:C4	35:BM:13:GLN:NE2	2.76	0.54
45:BW:35:ASN:N	45:BW:35:ASN:ND2	2.55	0.54
1:AA:977:A:C2'	1:AA:978:A:H5''	2.35	0.54
52:B4:34:ARG:HB3	52:B4:42:LEU:HD22	1.88	0.54
3:AC:7:PRO:HG3	3:AC:175:LEU:HD11	1.89	0.54

Continued on next page...

Continued from previous page...

Atom-1	Atom-2	Distance(Å)	Clash(Å)
23:DA:819:A:C4	23:DA:1189:A:C2	2.95	0.54
23:BA:1614:A:H61	41:BS:88:ARG:H	1.56	0.54
1:AA:1152:A:H2'	1:AA:1153:C:H6	1.73	0.54
34:BL:125:VAL:O	34:BL:145:PRO:HD2	2.07	0.54
13:CM:106:ASN:O	13:CM:107:ALA:HB3	2.06	0.54
1:AA:793:U:H3'	1:AA:794:A:C5'	2.36	0.54
23:DA:966:G:H2'	23:DA:967:C:C6	2.41	0.54
1:AA:1017:G:H2'	1:AA:1018:C:C6	2.43	0.54
1:CA:1017:G:H2'	1:CA:1018:C:C6	2.42	0.54
33:DK:96:THR:O	33:DK:97:ARG:C	2.46	0.54
23:DA:2749:A:H4'	29:DG:62:LYS:HB3	1.89	0.54
1:CA:1004:A:H8	1:CA:1026:G:C8	2.25	0.54
1:CA:559:A:H4'	1:CA:560:U:H5''	1.90	0.54
23:BA:1495:A:H2'	23:BA:1496:A:N3	2.22	0.54
23:DA:919:G:H5'	24:DB:81:G:H1'	1.89	0.54
3:AC:120:VAL:HG21	3:AC:137:ALA:HB2	1.88	0.54
47:DY:11:GLU:OE1	47:DY:11:GLU:N	2.40	0.54
29:DG:27:LYS:HG2	29:DG:32:GLU:HB2	1.90	0.54
1:CA:1223:C:P	19:CS:78:ARG:HH21	2.29	0.54
35:DM:141:GLN:HA	44:DV:71:VAL:O	2.08	0.54
44:DV:74:VAL:O	44:DV:76:LEU:HD12	2.07	0.54
23:BA:948:G:H8	23:BA:948:G:C5'	2.20	0.54
27:DE:63:LYS:HE3	27:DE:75:HIS:O	2.08	0.54
33:DK:103:ALA:O	33:DK:106:LEU:HD13	2.07	0.54
4:CD:26:CYS:HA	4:CD:31:CYS:HA	1.90	0.54
1:CA:692:U:H5	11:CK:26:ASN:HD22	1.55	0.54
23:BA:64:A:O2'	42:BT:71:GLY:HA3	2.07	0.54
1:CA:793:U:H3'	1:CA:794:A:C5'	2.37	0.54
1:AA:176:C:H5''	20:AT:29:LYS:NZ	2.23	0.54
20:AT:97:ALA:O	20:AT:99:LEU:N	2.41	0.54
36:BN:88:ARG:HG3	36:BN:89:ASP:OD1	2.06	0.54
23:BA:1833:U:H2'	23:BA:1834:U:H6	1.72	0.54
23:BA:576:U:H2'	23:BA:577:G:C8	2.43	0.54
23:BA:319:C:H2'	23:BA:320:A:C8	2.42	0.54
23:DA:2774:C:H2'	23:DA:2775:A:O4'	2.06	0.54
23:BA:1161:C:O2'	40:BR:23:GLU:HG2	2.08	0.54
40:BR:38:LEU:HD22	40:BR:52:VAL:HG11	1.90	0.54
42:BT:23:GLU:HG3	42:BT:24:GLY:H	1.72	0.54
5:CE:76:ILE:HD11	5:CE:142:LEU:HD11	1.90	0.54
23:DA:2744:G:H21	29:DG:143:GLN:NE2	2.00	0.54
17:AQ:56:VAL:HG23	17:AQ:81:ARG:HG3	1.89	0.54
53:D5:52:LYS:H	53:D5:53:PRO:HD2	1.73	0.54

Continued on next page...

Continued from previous page...

Atom-1	Atom-2	Distance(Å)	Clash(Å)
1:CA:1373:G:H5''	7:CG:36:LYS:HZ3	1.73	0.54
25:BC:25:THR:HG21	25:BC:81:ALA:HB1	1.90	0.54
53:B5:54:GLU:HA	53:B5:57:ARG:NH1	2.20	0.54
23:BA:2186:G:H2'	23:BA:2187:G:C8	2.42	0.54
11:CK:120:ARG:HH21	11:CK:126:ARG:NH2	2.05	0.54
23:BA:2305:A:C2	28:BF:154:GLY:HA3	2.43	0.54
23:BA:2102:U:H2'	23:BA:2103:C:C6	2.42	0.54
10:CJ:38:ILE:HB	10:CJ:71:LEU:HB3	1.88	0.54
23:BA:919:G:H5'	24:BB:81:G:H1'	1.90	0.54
23:DA:529:A:H62	23:DA:2041:U:H3	1.54	0.54
23:DA:276:A:H3'	23:DA:277:C:H5''	1.89	0.54
23:DA:1819:A:H4'	23:DA:1820:U:H5''	1.88	0.54
25:DC:125:ILE:HD12	25:DC:125:ILE:H	1.72	0.54
23:DA:2726:U:H5'	23:DA:2726:U:O2	2.08	0.54
32:BJ:151:HIS:HD2	32:BJ:152:PRO:O	1.90	0.54
23:BA:1161:C:O2'	40:BR:8:GLY:HA2	2.08	0.54
42:BT:28:PHE:HE2	42:BT:92:LEU:HD11	1.71	0.54
34:BL:62:LEU:HD22	34:BL:62:LEU:H	1.73	0.54
23:DA:2393:A:H5''	34:DL:62:LEU:HD12	1.90	0.54
47:BY:2:LYS:CD	47:BY:2:LYS:N	2.69	0.54
3:CC:105:GLU:HG2	3:CC:106:VAL:N	2.17	0.54
25:BC:123:ALA:HB3	25:BC:131:LEU:HD23	1.89	0.54
25:DC:123:ALA:HB3	25:DC:131:LEU:HD23	1.88	0.54
1:CA:673:G:H5''	6:CF:87:ARG:HH12	1.72	0.54
23:DA:947:G:N2	23:DA:971:C:C2	2.76	0.54
25:BC:25:THR:HG21	25:BC:81:ALA:CB	2.38	0.54
17:CQ:40:LYS:HG2	17:CQ:41:LYS:N	2.23	0.54
13:CM:34:LEU:HD22	13:CM:39:ILE:HB	1.89	0.54
29:DG:121:ILE:HD11	29:DG:140:LYS:HB3	1.90	0.54
1:CA:950:U:H2'	1:CA:951:G:H8	1.73	0.54
23:BA:319:C:H2'	23:BA:320:A:H8	1.73	0.54
1:AA:918:A:H2'	1:AA:919:A:C8	2.42	0.54
1:AA:559:A:H4'	1:AA:560:U:H5''	1.90	0.54
4:AD:12:CYS:SG	4:AD:19:LEU:HB2	2.48	0.54
25:BC:246:PRO:HD2	25:BC:255:LYS:HD3	1.89	0.54
23:DA:2293:C:H4'	37:DO:93:LYS:NZ	2.23	0.54
20:CT:29:LYS:O	20:CT:33:ILE:HG12	2.08	0.54
1:CA:1281:U:H4'	1:CA:1282:C:OP2	2.07	0.54
44:DV:110:GLY:HA3	44:DV:174:VAL:HG11	1.90	0.54
13:CM:15:VAL:O	13:CM:19:LEU:HD23	2.07	0.54
23:BA:2726:U:H5'	23:BA:2726:U:O2	2.08	0.54
1:AA:563:A:N3	1:AA:563:A:H2'	2.23	0.54

Continued on next page...

Continued from previous page...

Atom-1	Atom-2	Distance(Å)	Clash(Å)
23:BA:929:G:H8	23:BA:929:G:O5'	1.90	0.54
2:CB:22:LYS:HZ3	2:CB:22:LYS:H	1.56	0.54
23:DA:1647:G:H3'	23:DA:1647:G:OP2	2.06	0.54
35:BM:54:MET:HG2	35:BM:64:ILE:HD13	1.90	0.54
1:AA:512:U:H2'	1:AA:513:C:H6	1.73	0.54
45:BW:51:VAL:N	45:BW:62:LEU:HD12	2.22	0.54
5:AE:127:ASN:O	5:AE:131:ILE:HG12	2.08	0.54
23:BA:2729:G:H2'	23:BA:2730:C:C6	2.43	0.54
39:DQ:79:PHE:HE1	39:DQ:83:LEU:HD21	1.72	0.54
43:DU:37:VAL:HG21	43:DU:72:VAL:HG21	1.89	0.54
28:BF:60:LEU:HD11	28:BF:92:VAL:CG1	2.30	0.54
37:BO:35:ILE:CG1	37:BO:101:LEU:HD21	2.34	0.54
23:DA:2744:G:N2	29:DG:143:GLN:HE22	1.99	0.54
1:AA:80:G:H2'	1:AA:81:G:C8	2.43	0.54
1:CA:80:G:H2'	1:CA:81:G:C8	2.43	0.54
2:AB:51:LEU:O	2:AB:55:PHE:HD2	1.91	0.54
30:BH:101:LEU:HG	30:BH:107:ILE:HG23	1.90	0.54
1:AA:405:U:H3'	1:AA:406:G:H5'	1.89	0.54
6:CF:61:LEU:HB3	6:CF:63:TYR:HE2	1.72	0.54
41:BS:73:ALA:O	41:BS:106:ILE:HG12	2.07	0.54
23:BA:2731:G:C6	23:BA:2732:G:O6	2.61	0.54
15:CO:56:LEU:O	15:CO:60:VAL:HG23	2.07	0.54
16:CP:49:LEU:HD12	16:CP:50:LYS:H	1.73	0.54
24:BB:49:C:OP1	37:BO:97:ARG:HG3	2.08	0.54
3:AC:50:ALA:HB2	3:AC:75:VAL:HB	1.89	0.54
1:CA:116:A:H61	1:CA:313:A:H1'	1.72	0.54
48:DZ:17:LYS:HD3	48:DZ:17:LYS:C	2.28	0.54
1:AA:1251:A:H2'	1:AA:1252:A:C8	2.43	0.54
23:DA:2422:A:N7	53:D5:31:HIS:CE1	2.76	0.54
42:BT:39:ILE:O	42:BT:43:VAL:HG12	2.08	0.54
49:D1:59:VAL:HG12	49:D1:60:GLU:N	2.19	0.54
25:BC:131:LEU:HA	25:BC:190:TYR:CE2	2.43	0.54
27:BE:53:THR:HG23	27:BE:55:GLY:N	2.18	0.54
26:BD:25:VAL:HG12	26:BD:181:LEU:HD12	1.90	0.54
30:DH:77:LEU:HD11	30:DH:101:LEU:HB2	1.90	0.54
8:CH:86:ILE:CB	8:CH:133:LEU:HD22	2.38	0.54
1:AA:1369:C:H2'	1:AA:1370:G:H8	1.72	0.54
33:DK:2:ILE:HG12	33:DK:8:LEU:HD11	1.88	0.54
43:DU:76:CYS:SG	43:DU:77:PRO:HD2	2.48	0.54
29:DG:109:PHE:CE1	29:DG:152:ARG:HD3	2.43	0.54
23:DA:605:C:H1'	23:DA:657:U:O2'	2.08	0.54
20:AT:29:LYS:O	20:AT:33:ILE:HG12	2.07	0.54

Continued on next page...

Continued from previous page...

Atom-1	Atom-2	Distance(Å)	Clash(Å)
23:DA:137(B):G:H2'	23:DA:139:G:N7	2.22	0.54
36:BN:96:ARG:HH22	36:BN:117:VAL:HG23	1.73	0.54
23:DA:614:U:H4'	23:DA:615:G:H5''	1.90	0.54
8:CH:58:TYR:O	8:CH:59:LEU:HD23	2.08	0.54
1:AA:323:U:H4'	20:AT:22:ARG:HB3	1.90	0.54
24:BB:40:U:O5'	24:BB:40:U:H6	1.91	0.54
39:DQ:92:ARG:CD	39:DQ:94:ASN:HB3	2.38	0.53
39:BQ:92:ARG:CD	39:BQ:94:ASN:HB3	2.38	0.53
23:BA:955:C:OP2	35:BM:14:ARG:HD2	2.08	0.53
17:CQ:86:GLU:O	17:CQ:90:ILE:HG12	2.07	0.53
25:BC:132:PRO:HD3	25:BC:190:TYR:CZ	2.44	0.53
25:DC:25:THR:HG21	25:DC:81:ALA:CB	2.37	0.53
25:DC:71:ASP:CB	25:DC:103:ARG:HH22	2.20	0.53
2:CB:80:ILE:HD11	2:CB:208:ILE:HG23	1.88	0.53
34:BL:18:ARG:HB3	34:BL:18:ARG:NH1	2.22	0.53
35:BM:45:GLN:H	35:BM:45:GLN:CD	2.10	0.53
37:DO:87:PHE:CE2	37:DO:89:ARG:HA	2.43	0.53
8:AH:89:PRO:HA	8:AH:92:ARG:HH11	1.72	0.53
35:BM:112:GLU:H	35:BM:112:GLU:CD	2.11	0.53
9:AI:17:VAL:HG13	9:AI:63:ILE:HD11	1.90	0.53
17:AQ:40:LYS:HG2	17:AQ:41:LYS:N	2.23	0.53
2:CB:158:LEU:HD12	2:CB:158:LEU:N	2.23	0.53
28:BF:47:LYS:HG3	28:BF:82:LEU:CD2	2.39	0.53
28:BF:134:GLY:C	28:BF:135:LEU:HD12	2.29	0.53
34:BL:132:LYS:HD2	34:BL:132:LYS:N	2.22	0.53
13:AM:4:ILE:HA	13:AM:57:ARG:HG3	1.88	0.53
27:BE:183:VAL:O	27:BE:187:VAL:HG23	2.08	0.53
24:DB:40:U:H6	24:DB:40:U:O5'	1.92	0.53
1:CA:563:A:N3	1:CA:563:A:H2'	2.23	0.53
44:BV:110:GLY:HA3	44:BV:174:VAL:HG11	1.90	0.53
33:BK:96:THR:O	33:BK:97:ARG:C	2.47	0.53
1:AA:269:C:H2'	1:AA:270:A:C8	2.42	0.53
1:AA:137:C:O4'	16:AP:63:GLY:HA3	2.08	0.53
40:DR:22:VAL:HG12	40:DR:23:GLU:H	1.73	0.53
25:DC:233:HIS:HE1	25:DC:247:ALA:H	1.56	0.53
29:BG:27:LYS:HG2	29:BG:32:GLU:HB2	1.90	0.53
19:AS:16:LEU:O	19:AS:20:LEU:HG	2.09	0.53
23:BA:911:A:C6	35:BM:9:TYR:HE1	2.25	0.53
17:CQ:56:VAL:HG23	17:CQ:81:ARG:HG3	1.89	0.53
34:DL:58:THR:C	34:DL:60:MET:H	2.12	0.53
52:D4:8:ASN:ND2	52:D4:11:LYS:N	2.54	0.53
16:AP:20:VAL:HG23	16:AP:35:LYS:HA	1.90	0.53

Continued on next page...

Continued from previous page...

Atom-1	Atom-2	Distance(Å)	Clash(Å)
37:DO:34:HIS:ND1	37:DO:54:LEU:HB2	2.22	0.53
30:DH:76:THR:HA	30:DH:141:LYS:HB2	1.89	0.53
23:BA:674:G:C1'	27:BE:74:ARG:HD3	2.37	0.53
47:DY:46:GLN:HA	47:DY:46:GLN:OE1	2.09	0.53
26:DD:47:VAL:HG21	26:DD:86:PRO:HD3	1.90	0.53
1:CA:1063:C:H3'	1:CA:1064:G:H2'	1.91	0.53
27:DE:192:LEU:HD21	27:DE:194:MET:HE3	1.90	0.53
1:CA:1157:A:H4'	1:CA:1158:C:O5'	2.08	0.53
33:BK:24:VAL:CG2	33:BK:33:ALA:HB2	2.38	0.53
1:CA:363:A:H8	12:CL:32:ARG:HH21	1.56	0.53
23:BA:1154:G:O5'	23:BA:1154:G:H8	1.90	0.53
23:BA:320:A:H2'	27:BE:136:THR:HG21	1.91	0.53
1:CA:512:U:H2'	1:CA:513:C:H6	1.73	0.53
27:DE:36:VAL:O	27:DE:40:GLN:HG3	2.07	0.53
23:BA:2032:G:O2'	26:BD:145:LYS:HE2	2.09	0.53
24:BB:37:C:H2'	37:BO:95:HIS:HE1	1.71	0.53
23:DA:17:G:H4'	39:DQ:25:TRP:CH2	2.42	0.53
1:AA:1191:A:H5''	3:AC:4:LYS:NZ	2.23	0.53
34:DL:132:LYS:HD2	34:DL:132:LYS:N	2.21	0.53
40:BR:22:VAL:HG12	40:BR:23:GLU:H	1.73	0.53
15:CO:36:ILE:HG22	15:CO:37:ASN:HD22	1.73	0.53
34:DL:84:ASN:HB3	34:DL:86:LYS:HG2	1.90	0.53
53:D5:34:TRP:CG	53:D5:35:GLN:N	2.76	0.53
34:BL:88:LEU:HD22	34:BL:114:ILE:HG21	1.90	0.53
3:AC:11:ARG:HB3	3:AC:15:THR:HB	1.89	0.53
26:DD:25:VAL:HG12	26:DD:181:LEU:HD12	1.91	0.53
30:DH:130:TYR:CD2	30:DH:132:PRO:HG3	2.43	0.53
4:AD:189:PRO:CB	4:AD:194:LEU:HD21	2.38	0.53
23:DA:2186:G:H2'	23:DA:2187:G:C8	2.42	0.53
1:AA:501:C:H2'	1:AA:502:G:C8	2.43	0.53
23:DA:581:C:H2'	23:DA:582:G:H8	1.74	0.53
23:BA:2293:C:H4'	37:BO:93:LYS:NZ	2.23	0.53
1:AA:193:C:H2'	1:AA:194:C:C6	2.42	0.53
1:CA:1251:A:H2'	1:CA:1252:A:C8	2.43	0.53
23:DA:1655:A:H1'	26:DD:113:PHE:CD2	2.43	0.53
23:DA:2814:C:O2'	50:D2:29:ILE:HG13	2.08	0.53
17:AQ:97:SER:O	17:AQ:98:LEU:HD23	2.09	0.53
3:CC:173:VAL:N	3:CC:174:PRO:HD3	2.23	0.53
23:BA:2050:C:H1'	26:BD:156:MET:HE1	1.90	0.53
1:AA:434:U:H2'	1:AA:435:C:C6	2.42	0.53
17:AQ:59:ILE:HD12	17:AQ:59:ILE:N	2.23	0.53
42:DT:23:GLU:HG3	42:DT:24:GLY:H	1.73	0.53

Continued on next page...

Continued from previous page...

Atom-1	Atom-2	Distance(Å)	Clash(Å)
42:BT:31:HIS:ND1	42:BT:32:PRO:HD2	2.22	0.53
1:AA:1223:C:P	19:AS:78:ARG:HH21	2.31	0.53
43:BU:11:ASP:O	43:BU:26:LYS:HA	2.09	0.53
23:BA:2543:G:H2'	23:BA:2544:G:C8	2.44	0.53
23:DA:2481:G:O2'	23:DA:2482:G:P	2.65	0.53
30:BH:142:VAL:HG12	30:BH:143:SER:N	2.23	0.53
1:AA:1427:U:H2'	1:AA:1428:A:H8	1.73	0.53
8:CH:89:PRO:HA	8:CH:92:ARG:HH11	1.73	0.53
23:BA:1614:A:H62	41:BS:93:ALA:HB2	1.73	0.53
23:DA:2401:U:C2'	23:DA:2402:C:H5''	2.39	0.53
2:AB:178:ARG:HH21	8:AH:74:PRO:HG3	1.73	0.53
6:AF:67:MET:HB2	6:AF:68:PRO:HD2	1.90	0.53
23:BA:1692:U:O2'	23:BA:1693:U:H2'	2.08	0.53
23:BA:1809:A:H2'	23:BA:1810:A:C8	2.43	0.53
26:DD:111:ARG:HD2	26:DD:160:TYR:CE1	2.44	0.53
36:DN:104:ARG:NH1	36:DN:109:ALA:HB3	2.24	0.53
4:CD:155:LEU:O	4:CD:159:ARG:HG2	2.08	0.53
23:BA:2814:C:O2'	50:B2:29:ILE:HG13	2.08	0.53
5:AE:10:MET:HA	5:AE:32:VAL:HA	1.91	0.53
20:CT:97:ALA:O	20:CT:99:LEU:N	2.41	0.53
1:AA:1236:A:H2'	1:AA:1237:C:C6	2.44	0.53
28:DF:96:ARG:O	28:DF:99:MET:HB3	2.09	0.53
23:BA:17:G:H4'	39:BQ:25:TRP:CH2	2.43	0.53
35:BM:78:PRO:O	35:BM:79:LEU:HB2	2.09	0.53
3:CC:50:ALA:HB2	3:CC:75:VAL:HB	1.90	0.53
34:BL:62:LEU:CD2	53:B5:25:MET:HB2	2.38	0.53
32:BJ:42:GLU:HA	32:BJ:82:LYS:CB	2.32	0.53
17:CQ:82:MET:O	17:CQ:86:GLU:HG2	2.08	0.53
28:BF:41:GLN:HG2	28:BF:155:MET:CB	2.37	0.53
3:AC:182:ILE:HG12	3:AC:203:PHE:HA	1.91	0.53
53:B5:50:LEU:HB2	53:B5:54:GLU:HG3	1.91	0.53
16:AP:22:THR:HA	16:AP:33:ILE:HG12	1.90	0.53
47:BY:16:LEU:HB2	47:BY:20:GLU:CG	2.35	0.53
25:BC:244:ARG:HG3	25:BC:245:PRO:N	2.24	0.53
2:CB:205:ASP:O	2:CB:211:ILE:HD11	2.09	0.53
28:DF:32:PRO:HA	28:DF:162:THR:OG1	2.09	0.53
37:BO:87:PHE:CE2	37:BO:89:ARG:HA	2.43	0.53
10:CJ:13:HIS:HB3	10:CJ:68:HIS:CD2	2.44	0.53
4:AD:104:VAL:HG11	4:AD:146:ILE:CD1	2.38	0.53
8:AH:88:LYS:HB3	8:AH:89:PRO:HD2	1.91	0.53
4:CD:104:VAL:HG11	4:CD:146:ILE:CD1	2.38	0.53
1:CA:413:G:H21	1:CA:428:G:H1'	1.73	0.53

Continued on next page...

Continued from previous page...

Atom-1	Atom-2	Distance(Å)	Clash(Å)
38:BP:57:PHE:O	38:BP:59:THR:N	2.41	0.53
23:DA:814:C:O2'	23:DA:815:C:H5'	2.08	0.53
24:DB:49:C:OP1	37:DO:97:ARG:HG3	2.08	0.53
23:BA:176:G:O2'	23:BA:177:G:H5'	2.09	0.53
1:AA:1281:U:H4'	1:AA:1282:C:OP2	2.07	0.53
23:DA:1932:A:H3'	23:DA:1933:G:H8	1.73	0.53
23:DA:1266:G:H5''	50:D2:23:HIS:NE2	2.23	0.53
1:CA:20:U:H2'	1:CA:21:G:O4'	2.09	0.53
1:CA:1236:A:H2'	1:CA:1237:C:C6	2.43	0.53
36:DN:96:ARG:HH22	36:DN:117:VAL:HG23	1.73	0.53
23:DA:483:A:H4'	43:DU:49:VAL:HG23	1.89	0.53
43:DU:59:GLY:C	43:DU:61:ILE:H	2.11	0.53
14:CN:48:ALA:HB2	14:CN:53:LEU:HD12	1.90	0.53
39:BQ:92:ARG:NH2	40:BR:11:GLN:H	2.06	0.53
34:DL:62:LEU:HD22	34:DL:62:LEU:H	1.74	0.53
1:AA:939:G:H2'	1:AA:940:C:C6	2.44	0.53
38:BP:26:ASP:HB2	38:BP:90:GLN:O	2.09	0.53
53:D5:50:LEU:HB2	53:D5:54:GLU:HG3	1.90	0.53
1:AA:78:G:H2'	1:AA:79:G:C8	2.44	0.53
5:AE:33:VAL:HG11	5:AE:109:ILE:HD13	1.89	0.53
6:AF:16:GLN:HA	6:AF:19:LEU:HB3	1.89	0.53
44:DV:108:PRO:HA	44:DV:142:SER:O	2.07	0.53
14:CN:24:CYS:O	14:CN:28:GLY:HA2	2.09	0.53
3:AC:35:GLU:HA	3:AC:38:ARG:HG2	1.91	0.53
4:CD:122:ARG:O	4:CD:122:ARG:HD3	2.08	0.53
39:DQ:58:ARG:O	39:DQ:62:ILE:HG12	2.08	0.53
1:AA:1152:A:OP1	10:AJ:68:HIS:CD2	2.62	0.53
23:DA:1309:G:H3'	52:D4:9:ARG:NH1	2.22	0.53
2:CB:178:ARG:HH21	8:CH:74:PRO:HG3	1.72	0.53
23:BA:1309:G:H3'	52:B4:9:ARG:NH1	2.23	0.53
23:BA:605:C:H1'	23:BA:657:U:O2'	2.09	0.53
34:DL:27:HIS:HE1	40:DR:83:ARG:HH12	1.56	0.53
6:CF:5:GLU:HG3	6:CF:93:SER:OG	2.09	0.53
23:DA:1692:U:O2'	23:DA:1693:U:H2'	2.09	0.53
34:BL:52:GLU:OE1	34:BL:52:GLU:HA	2.08	0.53
23:DA:1862:G:H2'	23:DA:1863:G:H8	1.73	0.53
20:CT:81:LYS:O	20:CT:85:MET:HG2	2.09	0.53
25:BC:242:ARG:H	25:BC:242:ARG:CD	2.07	0.53
32:DJ:157:ARG:N	32:DJ:158:PRO:CD	2.65	0.53
28:BF:107:LEU:HA	28:BF:111:LEU:HD12	1.91	0.53
33:BK:68:GLU:HB3	33:BK:78:ARG:HB2	1.89	0.53
26:BD:9:VAL:HG13	26:BD:25:VAL:O	2.09	0.53

Continued on next page...

Continued from previous page...

Atom-1	Atom-2	Distance(Å)	Clash(Å)
14:AN:24:CYS:HB3	14:AN:29:ARG:N	2.21	0.53
44:BV:108:PRO:HA	44:BV:142:SER:O	2.08	0.53
26:DD:33:VAL:HG23	26:DD:47:VAL:HG13	1.91	0.53
29:BG:109:PHE:CE1	29:BG:152:ARG:HD3	2.44	0.53
24:BB:30:C:H2'	24:BB:31:C:H5'	1.90	0.53
1:CA:626:U:H2'	1:CA:627:G:C8	2.44	0.53
22:CV:6168:G:H2'	22:CV:6169:U:H6	1.74	0.53
38:BP:1:MET:O	38:BP:3:ARG:N	2.41	0.53
25:DC:72:LYS:HE3	25:DC:101:GLU:HG2	1.91	0.53
32:BJ:49:LEU:O	32:BJ:53:ILE:HG13	2.09	0.53
41:DS:103:ILE:H	41:DS:103:ILE:HD12	1.74	0.53
41:BS:80:PRO:O	41:BS:100:THR:HG22	2.09	0.53
35:BM:48:GLU:O	35:BM:52:VAL:HG12	2.08	0.53
23:DA:1386:C:H2'	23:DA:1387:C:C6	2.44	0.53
23:DA:1386:C:H2'	23:DA:1387:C:H6	1.74	0.53
1:CA:1125:U:H6	1:CA:1125:U:O5'	1.92	0.53
1:CA:1317:C:C2	14:CN:16:PHE:CZ	2.96	0.53
5:AE:72:GLN:O	5:AE:75:THR:HG22	2.09	0.53
23:DA:2394:C:H2'	23:DA:2395:C:C6	2.44	0.53
23:BA:637:A:OP1	34:BL:133:SER:HB3	2.09	0.53
17:AQ:80:GLY:O	17:AQ:81:ARG:HG2	2.09	0.53
29:DG:149:ARG:HA	29:DG:162:ILE:HG12	1.90	0.53
44:DV:76:LEU:H	44:DV:76:LEU:HD12	1.73	0.53
1:AA:942:G:H21	9:AI:124:GLN:NE2	2.00	0.53
11:CK:43:SER:HA	11:CK:47:VAL:HG21	1.91	0.53
25:DC:131:LEU:HA	25:DC:190:TYR:CE2	2.43	0.53
1:CA:939:G:H2'	1:CA:940:C:C6	2.44	0.53
53:B5:53:PRO:HB2	53:B5:57:ARG:HH21	1.72	0.53
43:DU:11:ASP:O	43:DU:26:LYS:HA	2.09	0.53
23:DA:2543:G:H2'	23:DA:2544:G:C8	2.44	0.53
23:DA:322:A:H3'	27:DE:169:ASN:HD21	1.72	0.53
7:AG:15:ASP:HA	7:AG:24:THR:HG23	1.91	0.53
26:BD:47:VAL:HG21	26:BD:86:PRO:HD3	1.90	0.53
23:DA:597:U:O2'	34:DL:15:ARG:HG2	2.09	0.53
8:CH:97:VAL:HG13	8:CH:98:LYS:N	2.24	0.53
23:BA:1257:C:H4'	27:BE:83:PHE:CE2	2.44	0.53
23:DA:2648:C:H2'	23:DA:2649:U:C6	2.43	0.53
1:CA:238:G:P	17:CQ:25:ARG:HH22	2.32	0.53
1:CA:1154:G:H2'	1:CA:1155:G:H8	1.74	0.53
39:BQ:8:VAL:HG11	39:BQ:12:ARG:CZ	2.39	0.53
46:DX:45:ASN:ND2	46:DX:47:GLN:HE21	2.07	0.53
1:AA:1317:C:C2	14:AN:16:PHE:CZ	2.97	0.53

Continued on next page...

Continued from previous page...

Atom-1	Atom-2	Distance(Å)	Clash(Å)
1:AA:765:G:H5''	1:AA:766:A:OP1	2.09	0.53
38:DP:1:MET:O	38:DP:3:ARG:N	2.40	0.53
20:AT:81:LYS:O	20:AT:85:MET:HG2	2.09	0.53
1:AA:963:G:H2'	1:AA:964:A:C8	2.44	0.53
23:BA:1862:G:H2'	23:BA:1863:G:H8	1.74	0.53
1:AA:1125:U:O5'	1:AA:1125:U:H6	1.92	0.53
23:DA:127:A:H5''	23:DA:128:C:O4'	2.09	0.53
17:CQ:97:SER:O	17:CQ:98:LEU:HD23	2.09	0.53
1:CA:149:A:H2'	1:CA:150:C:C6	2.43	0.53
23:BA:2056:G:N2	23:BA:2057:A:C1'	2.72	0.53
23:BA:1971:A:C5	25:BC:241:PRO:HG3	2.44	0.53
53:B5:34:TRP:CG	53:B5:35:GLN:N	2.76	0.53
49:D1:42:CYS:SG	49:D1:46:ASN:HB3	2.49	0.53
35:BM:140:ALA:HB3	44:BV:53:ILE:HD13	1.90	0.53
35:BM:141:GLN:HA	44:BV:71:VAL:O	2.08	0.53
25:DC:132:PRO:HD3	25:DC:190:TYR:CZ	2.44	0.53
9:CI:65:VAL:HG21	9:CI:73:GLN:HB3	1.91	0.53
23:DA:2822:G:O6	36:DN:4:LEU:HD23	2.08	0.53
12:CL:82:VAL:HG22	12:CL:83:LEU:N	2.24	0.53
7:CG:69:VAL:CA	7:CG:138:LYS:HD2	2.35	0.53
34:DL:17:LYS:O	34:DL:19:VAL:HG22	2.09	0.53
46:BX:27:GLU:CB	46:BX:33:LYS:HG3	2.39	0.53
24:BB:104:A:O4'	44:BV:29:TYR:HE1	1.92	0.53
1:CA:1356:G:H2'	1:CA:1357:A:H8	1.74	0.53
23:DA:1614:A:H61	41:DS:88:ARG:H	1.55	0.53
10:CJ:54:PHE:HD2	10:CJ:55:LYS:HG3	1.73	0.53
23:BA:2401:U:C2'	23:BA:2402:C:H5''	2.38	0.53
6:AF:12:PRO:HG2	6:AF:55:ASP:OD2	2.09	0.53
1:CA:59:A:H3'	1:CA:331:G:H22	1.74	0.53
22:CV:6168:G:H2'	22:CV:6169:U:C6	2.44	0.53
37:DO:41:ASP:OD2	37:DO:44:LYS:HD3	2.09	0.53
23:DA:2731:G:C6	23:DA:2732:G:O6	2.62	0.53
44:DV:118:GLN:HB2	44:DV:173:ALA:O	2.09	0.53
1:AA:950:U:H2'	1:AA:951:G:H8	1.74	0.53
23:BA:1028:A:N6	23:BA:1125:G:H2'	2.24	0.53
34:BL:75:ILE:HD13	34:BL:77:ARG:NE	2.24	0.53
35:BM:68:ILE:HG23	35:BM:103:MET:HA	1.91	0.53
41:DS:110:LYS:HG3	41:DS:111:HIS:ND1	2.24	0.53
6:AF:5:GLU:HB3	6:AF:62:TRP:HE1	1.73	0.53
1:AA:971:G:H1'	1:AA:1365:G:O2'	2.08	0.53
40:DR:38:LEU:HD22	40:DR:52:VAL:HG11	1.91	0.53
23:DA:1164:G:C5'	23:DA:1164:G:H8	2.22	0.53

Continued on next page...

Continued from previous page...

Atom-1	Atom-2	Distance(Å)	Clash(Å)
23:BA:2422:A:N7	53:B5:31:HIS:CE1	2.77	0.53
23:DA:637:A:OP1	34:DL:133:SER:HB3	2.09	0.53
1:CA:735:C:H2'	1:CA:736:C:C6	2.44	0.53
1:AA:735:C:H2'	1:AA:736:C:C6	2.42	0.53
49:B1:42:CYS:SG	49:B1:46:ASN:HB3	2.48	0.53
28:DF:107:LEU:HA	28:DF:111:LEU:HD12	1.91	0.53
9:CI:10:ARG:HH21	9:CI:107:ARG:HB2	1.74	0.53
23:DA:948:G:H8	23:DA:948:G:C5'	2.18	0.53
23:BA:2481:G:O2'	23:BA:2482:G:P	2.67	0.53
23:DA:323:G:H5'	27:DE:169:ASN:HD21	1.73	0.53
9:AI:10:ARG:HH21	9:AI:107:ARG:HB2	1.74	0.53
12:AL:65:VAL:HG11	12:AL:97:TYR:CE1	2.44	0.53
36:BN:12:ARG:HD3	36:BN:16:HIS:ND1	2.24	0.53
6:CF:67:MET:HB2	6:CF:68:PRO:HD2	1.90	0.53
1:AA:161:A:H2'	1:AA:162:A:C8	2.44	0.53
12:CL:32:ARG:HA	12:CL:32:ARG:HE	1.71	0.53
23:BA:1386:C:H2'	23:BA:1387:C:H6	1.74	0.53
23:BA:55:G:H2'	23:BA:56:A:H8	1.73	0.53
9:AI:83:ARG:HA	9:AI:86:VAL:HG12	1.91	0.53
23:DA:2010:G:H5''	41:DS:42:ARG:HB2	1.91	0.53
2:CB:17:PHE:HB2	2:CB:42:ILE:CG2	2.40	0.53
30:DH:117:GLU:HG3	30:DH:118:LYS:N	2.24	0.53
27:BE:18:ARG:HG3	27:BE:18:ARG:O	2.08	0.53
23:DA:486:C:H4'	41:DS:60:ASN:HD22	1.74	0.53
13:CM:87:TYR:O	13:CM:91:ARG:HG2	2.08	0.53
2:AB:17:PHE:HB2	2:AB:42:ILE:CG2	2.39	0.53
40:BR:6:LYS:O	40:BR:37:VAL:HG21	2.10	0.52
15:AO:36:ILE:HD12	15:AO:63:ARG:HH11	1.74	0.52
19:CS:16:LEU:O	19:CS:20:LEU:HG	2.09	0.52
42:DT:39:ILE:O	42:DT:43:VAL:HG12	2.09	0.52
27:BE:63:LYS:HE3	27:BE:75:HIS:O	2.09	0.52
23:BA:270(L):C:H2'	23:BA:270(M):U:H5''	1.91	0.52
43:BU:95:LYS:HG2	43:BU:100:ALA:HA	1.91	0.52
37:BO:35:ILE:O	37:BO:53:SER:HB2	2.09	0.52
23:DA:1510:A:H2'	23:DA:1511:A:H8	1.71	0.52
36:DN:10:LEU:HD22	36:DN:17:ARG:CD	2.39	0.52
7:CG:15:ASP:HA	7:CG:24:THR:HG23	1.91	0.52
34:BL:143:GLY:C	34:BL:145:PRO:HD3	2.30	0.52
1:AA:501:C:H2'	1:AA:502:G:H8	1.72	0.52
45:DW:48:GLY:HA3	45:DW:80:HIS:ND1	2.24	0.52
3:AC:173:VAL:N	3:AC:174:PRO:HD3	2.24	0.52
1:CA:160:A:H2'	1:CA:161:A:O4'	2.08	0.52

Continued on next page...

Continued from previous page...

Atom-1	Atom-2	Distance(Å)	Clash(Å)
1:CA:865:A:H5'	1:CA:1078:U:O4	2.08	0.52
13:AM:10:PRO:HB2	13:AM:18:ALA:HB1	1.90	0.52
17:AQ:55:ASP:HB3	17:AQ:76:LEU:HD13	1.92	0.52
3:AC:184:TYR:HE2	3:AC:186:PHE:HB2	1.74	0.52
13:AM:17:VAL:HG12	13:AM:21:TYR:HE1	1.74	0.52
23:DA:263:C:H2'	23:DA:264:C:O4'	2.09	0.52
23:DA:176:G:O2'	23:DA:177:G:H5'	2.09	0.52
1:CA:772:U:H2'	1:CA:773:G:O4'	2.09	0.52
1:AA:1053:G:N7	1:AA:1200:C:H5''	2.24	0.52
4:CD:142:PRO:HA	4:CD:185:PHE:HD2	1.74	0.52
37:BO:41:ASP:OD2	37:BO:44:LYS:HD3	2.09	0.52
1:CA:1229:A:H2'	1:CA:1230:C:C6	2.44	0.52
13:AM:87:TYR:O	13:AM:91:ARG:HG2	2.09	0.52
23:BA:676:A:H2	23:BA:802:A:H61	1.57	0.52
17:CQ:80:GLY:O	17:CQ:81:ARG:HG2	2.09	0.52
23:BA:2210:G:H21	23:BA:2211:G:C5'	2.23	0.52
30:DH:77:LEU:HG	30:DH:101:LEU:HD13	1.91	0.52
8:CH:88:LYS:HB3	8:CH:89:PRO:HD2	1.90	0.52
23:DA:2358:G:C6	23:DA:2359:C:C4	2.97	0.52
23:DA:2271:G:H2'	23:DA:2272:U:C6	2.44	0.52
20:AT:26:ASN:HD22	20:AT:27:LYS:N	2.07	0.52
33:BK:2:ILE:HG12	33:BK:8:LEU:HD11	1.91	0.52
1:CA:601:C:H2'	1:CA:602:A:H8	1.73	0.52
2:AB:158:LEU:HD12	2:AB:158:LEU:N	2.24	0.52
28:DF:47:LYS:HG3	28:DF:82:LEU:CD2	2.38	0.52
1:CA:17:U:H2'	1:CA:18:C:C6	2.45	0.52
45:BW:48:GLY:HA3	45:BW:80:HIS:ND1	2.24	0.52
10:AJ:30:SER:HB2	10:AJ:80:LYS:CG	2.40	0.52
5:CE:10:MET:HA	5:CE:32:VAL:HA	1.91	0.52
1:AA:1154:G:H2'	1:AA:1155:G:H8	1.74	0.52
23:BA:263:C:H2'	23:BA:264:C:O4'	2.09	0.52
23:BA:498:G:N3	43:BU:47:LYS:HE3	2.24	0.52
14:AN:48:ALA:HB2	14:AN:53:LEU:HD12	1.91	0.52
8:AH:80:ILE:N	8:AH:80:ILE:HD12	2.25	0.52
23:DA:593:G:O2'	53:D5:62:LEU:HD13	2.09	0.52
39:DQ:88:ILE:O	39:DQ:88:ILE:HG13	2.09	0.52
23:DA:1022:G:H8	32:DJ:92:GLN:HE22	1.56	0.52
47:BY:2:LYS:HA	47:BY:5:GLU:OE2	2.08	0.52
11:CK:29:ILE:C	11:CK:29:ILE:HD12	2.30	0.52
16:AP:21:VAL:HG23	16:AP:33:ILE:HB	1.91	0.52
25:BC:71:ASP:HB3	25:BC:103:ARG:NH2	2.20	0.52
12:AL:82:VAL:HG22	12:AL:83:LEU:N	2.24	0.52

Continued on next page...

Continued from previous page...

Atom-1	Atom-2	Distance(Å)	Clash(Å)
23:DA:2517:C:C6	23:DA:2542:A:C2	2.96	0.52
13:CM:3:ARG:HH21	13:CM:7:VAL:HG13	1.74	0.52
36:BN:10:LEU:HD22	36:BN:17:ARG:CD	2.40	0.52
36:BN:21:TYR:HE2	36:BN:43:GLU:HB3	1.73	0.52
2:CB:51:LEU:O	2:CB:55:PHE:HD2	1.91	0.52
30:BH:76:THR:HA	30:BH:141:LYS:HB2	1.90	0.52
23:DA:775:G:C4	23:DA:794:G:C8	2.97	0.52
35:BM:60:ARG:H	44:BV:179:ASP:CB	2.22	0.52
1:CA:1369:C:H2'	1:CA:1370:G:H8	1.72	0.52
1:AA:1014:A:H2	1:AA:1219:U:H1'	1.75	0.52
23:DA:568:U:O4	40:DR:78:LYS:NZ	2.40	0.52
23:BA:2358:G:C6	23:BA:2359:C:C4	2.97	0.52
10:AJ:13:HIS:HB3	10:AJ:68:HIS:CD2	2.45	0.52
9:AI:113:LYS:HG2	9:AI:119:ALA:HA	1.91	0.52
23:BA:1276:A:O2'	36:BN:16:HIS:HE1	1.92	0.52
12:CL:40:ARG:HD3	12:CL:41:THR:O	2.09	0.52
35:DM:58:PHE:O	35:DM:58:PHE:HD1	1.92	0.52
1:CA:512:U:H2'	1:CA:513:C:C6	2.44	0.52
5:AE:10:MET:HG3	5:AE:13:ILE:HD11	1.90	0.52
23:BA:118:A:N3	23:BA:178:G:H1'	2.25	0.52
4:CD:100:ARG:NH1	4:CD:137:SER:HA	2.24	0.52
35:DM:78:PRO:O	35:DM:79:LEU:HB2	2.09	0.52
30:BH:66:GLU:HB3	30:BH:67:ARG:NH1	2.24	0.52
1:CA:332:G:OP2	20:CT:10:LEU:HD23	2.10	0.52
44:DV:94:GLU:H	44:DV:94:GLU:CD	2.12	0.52
41:BS:110:LYS:HG3	41:BS:111:HIS:ND1	2.25	0.52
38:BP:6:LEU:O	38:BP:10:VAL:HG23	2.09	0.52
1:CA:765:G:H5''	1:CA:766:A:OP1	2.09	0.52
23:BA:1790:C:O2'	25:BC:209:ALA:HB2	2.09	0.52
40:BR:15:GLU:HB3	40:BR:16:PRO:HD2	1.92	0.52
37:DO:49:VAL:HG11	37:DO:73:LEU:HA	1.92	0.52
17:CQ:54:GLY:O	17:CQ:81:ARG:HB2	2.09	0.52
38:BP:48:ILE:HD12	38:BP:48:ILE:H	1.73	0.52
53:B5:50:LEU:HD13	53:B5:57:ARG:CZ	2.40	0.52
30:BH:72:LEU:HD12	30:BH:140:LEU:HD13	1.91	0.52
23:BA:1173:G:H3'	23:BA:1174:A:C5'	2.40	0.52
33:DK:68:GLU:H	33:DK:68:GLU:CD	2.12	0.52
11:AK:21:ILE:HD12	11:AK:21:ILE:N	2.25	0.52
23:DA:779:U:P	25:DC:49:ILE:HG13	2.49	0.52
1:AA:1347:G:C8	9:AI:107:ARG:HB3	2.44	0.52
9:AI:65:VAL:HG21	9:AI:73:GLN:HB3	1.91	0.52
26:BD:33:VAL:HG23	26:BD:47:VAL:HG13	1.90	0.52

Continued on next page...

Continued from previous page...

Atom-1	Atom-2	Distance(Å)	Clash(Å)
4:AD:166:LYS:O	4:AD:166:LYS:HD2	2.10	0.52
43:DU:90:LEU:HG	43:DU:91:GLU:HG2	1.91	0.52
52:D4:21:ARG:HB3	52:D4:31:LEU:CD2	2.40	0.52
38:DP:57:PHE:HE2	38:DP:79:HIS:HB2	1.74	0.52
23:BA:1567:A:H2'	25:BC:84:TYR:HE2	1.75	0.52
39:DQ:49:HIS:HA	39:DQ:52:ARG:HB2	1.92	0.52
44:DV:5:LEU:HB3	44:DV:59:LEU:HD23	1.92	0.52
23:BA:1817:G:OP1	25:BC:88:ARG:NH2	2.42	0.52
1:CA:350:G:O2'	1:CA:351:G:H5'	2.08	0.52
23:BA:2774:C:H2'	23:BA:2775:A:O4'	2.09	0.52
28:BF:96:ARG:O	28:BF:99:MET:HB3	2.09	0.52
1:AA:1260:C:H4'	1:AA:1284:C:H5'	1.92	0.52
23:DA:1826:G:OP1	25:DC:233:HIS:HD2	1.92	0.52
15:CO:36:ILE:HD12	15:CO:63:ARG:HH11	1.74	0.52
23:BA:1164:G:H8	23:BA:1164:G:C5'	2.22	0.52
34:DL:62:LEU:CD2	53:D5:25:MET:HB2	2.38	0.52
47:BY:12:GLU:C	47:BY:14:ARG:H	2.13	0.52
23:DA:2439:A:H8	23:DA:2439:A:C5'	2.22	0.52
2:AB:205:ASP:O	2:AB:211:ILE:HD11	2.09	0.52
34:BL:58:THR:C	34:BL:60:MET:H	2.12	0.52
27:DE:53:THR:HG23	27:DE:55:GLY:N	2.19	0.52
27:DE:34:TRP:HB2	34:DL:10:PRO:O	2.10	0.52
27:BE:29:ASN:H	27:BE:112:MET:CE	2.22	0.52
34:DL:143:GLY:C	34:DL:145:PRO:HD3	2.29	0.52
1:CA:1504:G:OP1	1:CA:1507:A:H4'	2.10	0.52
1:CA:817:C:H1'	1:CA:819:A:H5'	1.91	0.52
23:BA:1386:C:H2'	23:BA:1387:C:C6	2.44	0.52
5:CE:10:MET:HG3	5:CE:13:ILE:HD11	1.90	0.52
6:AF:14:LEU:HD21	6:AF:18:GLN:HB2	1.92	0.52
1:CA:909:A:OP1	12:CL:20:LYS:HD2	2.08	0.52
1:AA:136(B):C:H5'	1:AA:1363:A:H2'	1.90	0.52
28:DF:139:LEU:HA	28:DF:144:ILE:HG21	1.91	0.52
23:BA:127:A:H5''	23:BA:128:C:O4'	2.09	0.52
27:BE:179:GLU:CD	27:BE:179:GLU:H	2.12	0.52
1:AA:164:U:H2'	1:AA:165:C:C6	2.45	0.52
10:CJ:30:SER:HB2	10:CJ:80:LYS:CG	2.39	0.52
33:DK:112:MET:HA	33:DK:115:VAL:HG22	1.91	0.52
1:CA:1240:U:OP1	7:CG:115:ARG:HA	2.09	0.52
25:BC:242:ARG:CD	25:BC:242:ARG:N	2.70	0.52
15:AO:36:ILE:HG22	15:AO:37:ASN:HD22	1.74	0.52
34:DL:88:LEU:HD22	34:DL:114:ILE:HG21	1.90	0.52
23:DA:959:A:O2'	23:DA:960:A:H5'	2.10	0.52

Continued on next page...

Continued from previous page...

Atom-1	Atom-2	Distance(Å)	Clash(Å)
29:BG:149:ARG:HA	29:BG:162:ILE:HG12	1.91	0.52
23:BA:2712:U:H1'	23:BA:712(B):A:H8	1.66	0.52
17:AQ:81:ARG:HA	17:AQ:81:ARG:HE	1.75	0.52
38:DP:26:ASP:HB2	38:DP:90:GLN:O	2.09	0.52
3:CC:182:ILE:HG12	3:CC:203:PHE:HA	1.92	0.52
16:CP:20:VAL:HG23	16:CP:35:LYS:HA	1.90	0.52
26:BD:201:THR:CG2	26:BD:202:LYS:N	2.73	0.52
47:DY:39:ALA:HA	47:DY:45:SER:CB	2.39	0.52
14:AN:24:CYS:O	14:AN:28:GLY:HA2	2.09	0.52
35:DM:60:ARG:H	44:DV:179:ASP:CB	2.22	0.52
30:DH:6:LEU:HA	30:DH:15:VAL:HG13	1.90	0.52
1:AA:413:G:H21	1:AA:428:G:H1'	1.73	0.52
1:AA:976:G:H8	1:AA:1358:U:H2'	1.72	0.52
8:CH:31:PHE:O	8:CH:35:ILE:HG12	2.10	0.52
23:DA:871:U:H4'	35:DM:69:PHE:CE2	2.45	0.52
40:DR:15:GLU:HB3	40:DR:16:PRO:HD2	1.92	0.52
23:BA:1027:A:C2	23:BA:2488:A:H5'	2.45	0.52
23:DA:195:A:H61	23:DA:198:C:H3'	1.75	0.52
25:BC:233:HIS:HE1	25:BC:247:ALA:H	1.58	0.52
37:DO:35:ILE:O	37:DO:53:SER:HB2	2.10	0.52
49:D1:46:ASN:HB2	49:D1:64:LYS:HB2	1.90	0.52
17:AQ:54:GLY:O	17:AQ:81:ARG:HB2	2.10	0.52
23:DA:270(L):C:H2'	23:DA:270(M):U:H5''	1.91	0.52
6:AF:87:ARG:HG2	6:AF:87:ARG:HH11	1.74	0.52
25:BC:31:LYS:HE3	25:BC:33:LEU:HD21	1.92	0.52
47:BY:39:ALA:HA	47:BY:45:SER:CB	2.39	0.52
28:BF:85:GLY:C	28:BF:86:MET:HG3	2.30	0.52
23:BA:819:A:C4	23:BA:1189:A:C2	2.97	0.52
34:DL:16:ARG:C	34:DL:16:ARG:HE	2.13	0.52
8:AH:86:ILE:CB	8:AH:133:LEU:HD22	2.38	0.52
25:DC:204:ILE:HD12	25:DC:204:ILE:O	2.10	0.52
23:BA:1953:A:C2	23:BA:2549:G:N3	2.78	0.52
23:BA:814:C:O2'	23:BA:815:C:H5'	2.09	0.52
23:DA:830:G:H4'	23:DA:831:G:OP2	2.09	0.52
1:CA:715:A:H2'	1:CA:716:A:C8	2.45	0.52
29:BG:121:ILE:HD11	29:BG:140:LYS:HB3	1.90	0.52
1:CA:626:U:H2'	1:CA:627:G:H8	1.75	0.52
15:CO:39:LEU:HD12	15:CO:56:LEU:HB2	1.92	0.52
23:DA:144:C:H2'	23:DA:145:G:C8	2.45	0.52
23:DA:298:G:P	43:DU:85:VAL:HG22	2.49	0.52
23:DA:553:U:O2'	23:DA:554:U:H5'	2.10	0.52
23:BA:49:A:H5''	23:BA:51:G:O4'	2.10	0.52

Continued on next page...

Continued from previous page...

Atom-1	Atom-2	Distance(Å)	Clash(Å)
1:CA:721:G:H4'	1:CA:722:A:O4'	2.09	0.52
6:AF:21:LEU:O	6:AF:25:ILE:HG12	2.10	0.52
2:AB:74:LYS:O	2:AB:78:GLN:HG3	2.10	0.52
27:DE:18:ARG:HG3	27:DE:18:ARG:O	2.09	0.52
1:AA:488:C:O5'	1:AA:488:C:H6	1.93	0.52
23:DA:1592:C:H2'	23:DA:1593:G:H8	1.75	0.52
1:CA:1053:G:N7	1:CA:1200:C:H5''	2.24	0.52
39:DQ:92:ARG:NH2	40:DR:11:GLN:H	2.07	0.52
32:BJ:135:LEU:HD23	32:BJ:136:GLY:H	1.75	0.52
35:DM:81:VAL:CG1	35:DM:82:ARG:HG2	2.37	0.52
43:BU:96:ILE:HG23	43:BU:101:LYS:O	2.09	0.52
6:CF:87:ARG:HH11	6:CF:87:ARG:HG2	1.75	0.52
23:BA:2822:G:O6	36:BN:4:LEU:HD23	2.10	0.52
26:DD:101:ARG:HD3	26:DD:169:ASN:ND2	2.24	0.52
26:DD:201:THR:CG2	26:DD:202:LYS:N	2.72	0.52
43:DU:31:LEU:N	43:DU:31:LEU:HD23	2.23	0.52
24:BB:71:C:C2	24:BB:72:G:C8	2.97	0.52
23:DA:556:G:H2'	23:DA:557:U:H6	1.70	0.52
1:CA:1226:C:N4	13:CM:104:ARG:HB2	2.23	0.52
3:AC:19:GLU:HA	3:AC:54:ARG:HE	1.75	0.52
23:DA:2688:U:H3'	23:DA:2688:U:O2	2.09	0.52
34:BL:27:HIS:HE1	40:BR:83:ARG:HH12	1.56	0.52
40:DR:28:GLU:HB2	40:DR:31:ALA:CB	2.39	0.52
35:DM:58:PHE:CD1	35:DM:61:GLY:HA3	2.45	0.52
1:AA:255:G:H1'	17:AQ:16:GLN:NE2	2.25	0.52
1:AA:817:C:H1'	1:AA:819:A:H5'	1.90	0.52
41:DS:46:PHE:O	41:DS:50:VAL:HG12	2.09	0.52
39:BQ:8:VAL:HG11	39:BQ:12:ARG:NE	2.24	0.52
1:CA:1423:G:H2'	1:CA:1424:C:C6	2.44	0.52
41:DS:80:PRO:O	41:DS:100:THR:HG22	2.10	0.52
1:AA:216:G:H2'	1:AA:217:C:C6	2.45	0.52
25:DC:166:GLN:CA	25:DC:166:GLN:HE21	2.22	0.52
1:CA:836:G:C6	1:CA:851:G:C6	2.98	0.52
23:BA:871:U:H4'	35:BM:69:PHE:CE2	2.45	0.52
26:DD:172:VAL:HG13	26:DD:182:LEU:HD11	1.90	0.52
23:BA:298:G:P	43:BU:85:VAL:HG22	2.49	0.52
1:AA:20:U:H2'	1:AA:21:G:O4'	2.10	0.52
1:CA:501:C:H2'	1:CA:502:G:C8	2.45	0.52
34:DL:52:GLU:HA	34:DL:52:GLU:OE1	2.10	0.52
32:DJ:135:LEU:HD23	32:DJ:136:GLY:H	1.75	0.52
23:BA:1022:G:O2'	23:BA:1023:U:OP2	2.25	0.52
42:DT:30:VAL:HG12	42:DT:31:HIS:N	2.24	0.52

Continued on next page...

Continued from previous page...

Atom-1	Atom-2	Distance(Å)	Clash(Å)
23:DA:2210:G:H21	23:DA:2211:G:C5'	2.22	0.52
23:DA:1568:G:OP2	25:DC:63:ARG:NH2	2.43	0.52
23:DA:1173:G:H3'	23:DA:1174:A:C5'	2.40	0.52
6:CF:16:GLN:HA	6:CF:19:LEU:HB3	1.92	0.52
5:AE:36:ASP:O	5:AE:37:ARG:HB2	2.10	0.52
23:DA:661:C:H2'	23:DA:662:G:C8	2.45	0.52
1:CA:1225:A:H5''	1:CA:1226:C:OP2	2.10	0.52
52:D4:34:ARG:HB3	52:D4:42:LEU:HD22	1.92	0.52
10:AJ:54:PHE:HD2	10:AJ:55:LYS:HG3	1.73	0.52
1:AA:1151:A:OP1	10:AJ:41:PRO:HA	2.10	0.52
23:DA:1980:G:H3'	23:DA:1981:A:C5'	2.40	0.52
1:CA:794:A:H4'	1:CA:1521:G:O2'	2.09	0.52
1:AA:1063:C:H3'	1:AA:1064:G:H2'	1.91	0.52
23:DA:2305:A:C2	28:DF:154:GLY:HA3	2.44	0.52
23:DA:1495:A:H2'	23:DA:1495:A:N3	2.25	0.52
37:DO:15:ARG:O	37:DO:19:LYS:HG3	2.10	0.52
35:BM:58:PHE:O	35:BM:58:PHE:HD1	1.91	0.52
1:AA:512:U:H2'	1:AA:513:C:C6	2.44	0.52
1:AA:17:U:H2'	1:AA:18:C:C6	2.44	0.52
6:AF:5:GLU:HG3	6:AF:93:SER:OG	2.10	0.52
9:CI:83:ARG:HA	9:CI:86:VAL:HG12	1.91	0.52
23:DA:2371:G:O2'	51:D3:45:LYS:HB3	2.10	0.52
1:CA:983:A:H3'	1:CA:983:A:N3	2.24	0.52
16:CP:8:ARG:HB3	16:CP:28:ARG:NH1	2.25	0.52
4:CD:166:LYS:O	4:CD:166:LYS:HD2	2.10	0.52
27:BE:36:VAL:O	27:BE:40:GLN:HG3	2.08	0.52
19:AS:12:ASP:HB2	19:AS:15:LEU:HD23	1.92	0.52
23:DA:2258:C:H4'	23:DA:2259:G:OP2	2.10	0.52
39:BQ:79:PHE:HE1	39:BQ:83:LEU:HD21	1.75	0.52
43:BU:81:LYS:CD	43:BU:97:ARG:HB3	2.39	0.52
23:BA:959:A:O2'	23:BA:960:A:H5'	2.09	0.52
23:DA:848:G:C4	23:DA:933:A:C8	2.95	0.52
52:B4:8:ASN:ND2	52:B4:11:LYS:N	2.53	0.52
53:B5:52:LYS:H	53:B5:53:PRO:HD2	1.75	0.52
16:AP:4:ILE:HD13	16:AP:66:PRO:HG3	1.92	0.52
16:CP:21:VAL:HG23	16:CP:33:ILE:HB	1.92	0.52
25:BC:204:ILE:O	25:BC:204:ILE:HD12	2.10	0.52
1:CA:729:A:H2'	1:CA:730:G:C8	2.43	0.52
4:AD:21:LEU:HD12	4:AD:22:LYS:H	1.75	0.52
23:BA:917:A:H2'	23:BA:918:A:O4'	2.09	0.52
23:DA:588:U:H1'	27:DE:90:PHE:CD1	2.45	0.52
36:BN:81:ASP:O	36:BN:85:PRO:HG2	2.10	0.52

Continued on next page...

Continued from previous page...

Atom-1	Atom-2	Distance(Å)	Clash(Å)
1:AA:794:A:H4'	1:AA:1521:G:O2'	2.10	0.52
23:DA:2305:A:H3'	23:DA:2306:C:H5''	1.92	0.52
1:AA:513:C:H2'	1:AA:514:C:C6	2.46	0.52
35:DM:52:VAL:O	35:DM:56:ARG:HB2	2.10	0.52
35:DM:54:MET:HG2	35:DM:64:ILE:HD13	1.91	0.52
23:DA:1790:C:O2'	25:DC:209:ALA:HB2	2.10	0.52
41:DS:19:LEU:HB3	50:D2:25:LEU:CD1	2.41	0.52
1:AA:1201:A:H4'	1:AA:1202:G:O5'	2.10	0.52
1:CA:1306:A:H2'	1:CA:1307:U:C6	2.45	0.52
1:CA:216:G:H2'	1:CA:217:C:C6	2.45	0.52
23:BA:1206:G:C6	23:BA:1207:C:C4	2.98	0.52
1:AA:1229:A:H2'	1:AA:1230:C:C6	2.44	0.52
3:CC:184:TYR:CE2	3:CC:186:PHE:HB2	2.45	0.52
25:BC:72:LYS:HE3	25:BC:101:GLU:HG2	1.92	0.52
23:BA:2094:G:N2	23:BA:2196:C:H1'	2.24	0.52
51:D3:30:THR:HG22	51:D3:31:PRO:HD2	1.92	0.52
23:BA:614:U:H4'	23:BA:615:G:H5''	1.92	0.52
23:BA:2371:G:O2'	51:B3:45:LYS:HB3	2.09	0.52
39:DQ:92:ARG:HD2	39:DQ:95:LEU:CG	2.38	0.51
39:BQ:88:ILE:HG13	39:BQ:88:ILE:O	2.10	0.51
30:DH:92:VAL:HG22	30:DH:120:ILE:HD12	1.92	0.51
17:CQ:81:ARG:HE	17:CQ:81:ARG:HA	1.75	0.51
11:AK:43:SER:HA	11:AK:47:VAL:HG21	1.92	0.51
34:DL:58:THR:C	34:DL:61:ARG:HE	2.13	0.51
1:AA:80:G:H8	1:AA:80:G:P	2.32	0.51
34:BL:58:THR:C	34:BL:61:ARG:HE	2.13	0.51
16:CP:22:THR:HA	16:CP:33:ILE:HG12	1.91	0.51
27:BE:182:ASN:O	27:BE:186:ILE:HG12	2.10	0.51
23:DA:2415:G:H4'	34:DL:66:GLY:HA2	1.92	0.51
30:DH:142:VAL:HG12	30:DH:143:SER:H	1.74	0.51
3:CC:19:GLU:HA	3:CC:54:ARG:HE	1.75	0.51
23:BA:518:G:H4'	41:BS:18:ARG:NH1	2.24	0.51
43:BU:90:LEU:HG	43:BU:91:GLU:HG2	1.92	0.51
40:BR:28:GLU:HB2	40:BR:31:ALA:CB	2.40	0.51
23:BA:2747:G:O6	23:BA:2755:C:H5''	2.10	0.51
23:DA:2747:G:O6	23:DA:2755:C:H5''	2.10	0.51
23:BA:380:U:O2	46:BX:20:ARG:NH2	2.43	0.51
1:CA:513:C:H2'	1:CA:514:C:C6	2.44	0.51
23:DA:2729:G:H2'	23:DA:2730:C:C6	2.45	0.51
23:BA:1537:C:H2'	23:BA:1538:G:O4'	2.10	0.51
41:DS:84:ARG:HB2	41:DS:96:ILE:HG22	1.92	0.51
28:BF:139:LEU:HA	28:BF:144:ILE:HG21	1.91	0.51

Continued on next page...

Continued from previous page...

Atom-1	Atom-2	Distance(Å)	Clash(Å)
23:DA:2094:G:N2	23:DA:2196:C:H1'	2.25	0.51
23:BA:486:C:H4'	41:BS:60:ASN:HD22	1.74	0.51
6:AF:36:ARG:HH21	6:AF:38:GLU:HG2	1.76	0.51
1:CA:663:A:H5''	18:CR:61:LYS:HE2	1.92	0.51
33:DK:24:VAL:HG23	33:DK:33:ALA:HB2	1.92	0.51
27:DE:82:ILE:HG13	27:DE:82:ILE:O	2.09	0.51
23:DA:2320:A:N3	23:DA:2320:A:H2'	2.25	0.51
23:BA:2090:G:H21	46:BX:45:ASN:ND2	2.08	0.51
23:BA:2188:C:H2'	23:BA:2189:U:O4'	2.10	0.51
23:DA:2056:G:N2	23:DA:2057:A:H1'	2.25	0.51
7:AG:113:GLU:HB3	7:AG:118:VAL:HG23	1.92	0.51
42:BT:11:PRO:HG3	47:BY:37:PHE:CE2	2.46	0.51
32:BJ:157:ARG:N	32:BJ:158:PRO:CD	2.65	0.51
2:AB:163:PHE:HD1	2:AB:185:ILE:HG13	1.75	0.51
35:BM:75:THR:HA	35:BM:88:GLY:HA3	1.89	0.51
46:DX:13:ILE:HG23	46:DX:14:VAL:H	1.75	0.51
1:CA:1267:C:O2	1:CA:1327:C:H4'	2.10	0.51
36:DN:10:LEU:HB2	36:DN:17:ARG:CZ	2.40	0.51
28:BF:74:LYS:HE3	28:BF:74:LYS:HA	1.93	0.51
33:BK:68:GLU:CD	33:BK:68:GLU:H	2.13	0.51
30:BH:107:ILE:HG13	30:BH:109:ILE:HG23	1.92	0.51
18:AR:50:ILE:HD11	18:AR:74:ARG:NH1	2.24	0.51
44:DV:104:PHE:HB3	44:DV:141:VAL:HG11	1.93	0.51
1:CA:1194:U:H2'	1:CA:1195:C:H6	1.75	0.51
23:BA:2688:U:H3'	23:BA:2688:U:O2	2.10	0.51
33:DK:2:ILE:CG1	33:DK:8:LEU:HD11	2.40	0.51
1:AA:1520:G:H2'	1:AA:1521:G:H8	1.75	0.51
38:BP:57:PHE:HE2	38:BP:79:HIS:HB2	1.76	0.51
23:DA:2105:C:H2'	23:DA:2106:G:C8	2.45	0.51
3:CC:184:TYR:HE2	3:CC:186:PHE:HB2	1.75	0.51
23:BA:2094:G:P	30:BH:22:LYS:HD2	2.50	0.51
6:CF:14:LEU:HD21	6:CF:18:GLN:HB2	1.91	0.51
44:BV:94:GLU:H	44:BV:94:GLU:CD	2.14	0.51
23:DA:1973:G:H2'	23:DA:1974:C:H6	1.75	0.51
23:BA:2758:A:C4	29:BG:67:LEU:HD21	2.45	0.51
23:DA:2188:C:H2'	23:DA:2189:U:O4'	2.10	0.51
25:BC:166:GLN:CA	25:BC:166:GLN:HE21	2.22	0.51
23:BA:566:U:H2'	23:BA:567:A:O4'	2.10	0.51
23:DA:1444:G:H2'	23:DA:1445:C:C5	2.46	0.51
23:DA:144(B):A:H5''	23:DA:1445:C:H5	1.75	0.51
23:DA:2032:G:O2'	26:DD:145:LYS:HE2	2.09	0.51
11:AK:73:MET:HG2	11:AK:103:LEU:HD11	1.91	0.51

Continued on next page...

Continued from previous page...

Atom-1	Atom-2	Distance(Å)	Clash(Å)
23:DA:1028:A:N6	23:DA:1125:G:H2'	2.25	0.51
23:BA:830:G:H4'	23:BA:831:G:OP2	2.11	0.51
23:BA:780:G:N2	23:BA:783:A:H62	1.95	0.51
43:BU:37:VAL:HG21	43:BU:72:VAL:HG21	1.93	0.51
23:BA:848:G:C4	23:BA:933:A:C8	2.95	0.51
23:BA:2744:G:H21	29:BG:143:GLN:NE2	2.02	0.51
29:BG:92:ILE:CD1	29:BG:92:ILE:H	2.22	0.51
23:DA:2378:A:H2'	37:DO:21:THR:HG21	1.92	0.51
36:DN:21:TYR:HE2	36:DN:43:GLU:HB3	1.75	0.51
28:DF:74:LYS:HA	28:DF:74:LYS:HE3	1.92	0.51
24:DB:71:C:C2	24:DB:72:G:C8	2.98	0.51
27:BE:155:LEU:CD2	27:BE:186:ILE:HD13	2.39	0.51
37:BO:26:LEU:HD13	37:BO:87:PHE:HD1	1.76	0.51
30:DH:142:VAL:HG12	30:DH:143:SER:N	2.26	0.51
4:CD:189:PRO:CB	4:CD:194:LEU:HD21	2.38	0.51
23:BA:389:G:C6	34:BL:71:VAL:HG23	2.45	0.51
47:BY:46:GLN:HA	47:BY:46:GLN:OE1	2.09	0.51
9:AI:16:ARG:O	9:AI:63:ILE:HG23	2.10	0.51
9:CI:16:ARG:O	9:CI:63:ILE:HG23	2.10	0.51
1:AA:1520:G:H2'	1:AA:1521:G:C8	2.44	0.51
38:DP:6:LEU:O	38:DP:10:VAL:HG23	2.10	0.51
1:CA:983:A:H2	1:CA:984:C:C5	2.28	0.51
1:AA:1389:C:H2'	1:AA:1390:U:O4'	2.09	0.51
17:CQ:59:ILE:CG2	17:CQ:71:PHE:HB3	2.41	0.51
8:AH:11:THR:HA	8:AH:14:ARG:NH1	2.26	0.51
8:CH:80:ILE:N	8:CH:80:ILE:HD12	2.24	0.51
1:AA:1423:G:H2'	1:AA:1424:C:C6	2.45	0.51
2:CB:135:GLN:O	2:CB:139:LYS:HG2	2.10	0.51
23:DA:2252:G:H2'	23:DA:2253:G:H8	1.76	0.51
23:BA:943:U:OP2	34:BL:38:GLN:CD	2.48	0.51
23:BA:588:U:H1'	27:BE:90:PHE:CD1	2.45	0.51
23:BA:588:U:C2	27:BE:90:PHE:CE1	2.99	0.51
2:CB:69:LEU:HB3	2:CB:162:ILE:HG22	1.93	0.51
42:BT:30:VAL:HG11	42:BT:39:ILE:CD1	2.38	0.51
47:DY:12:GLU:C	47:DY:14:ARG:H	2.13	0.51
8:CH:66:GLY:HA3	8:CH:77:GLU:HB3	1.92	0.51
1:AA:1308:U:H5''	13:AM:98:VAL:HG23	1.92	0.51
1:CA:80:G:P	1:CA:80:G:H8	2.33	0.51
8:AH:103:VAL:HG21	8:AH:109:ILE:C	2.30	0.51
2:CB:27:LYS:HD3	2:CB:27:LYS:H	1.76	0.51
8:CH:103:VAL:HG21	8:CH:109:ILE:C	2.30	0.51
42:DT:15:GLU:CD	42:DT:15:GLU:N	2.62	0.51

Continued on next page...

Continued from previous page...

Atom-1	Atom-2	Distance(Å)	Clash(Å)
28:DF:85:GLY:C	28:DF:86:MET:HG3	2.31	0.51
23:BA:661:C:H2'	23:BA:662:G:C8	2.46	0.51
4:CD:21:LEU:HD12	4:CD:22:LYS:H	1.75	0.51
30:DH:116:LEU:HD22	30:DH:128:LEU:HD21	1.91	0.51
30:DH:86:THR:O	30:DH:122:GLU:HG3	2.11	0.51
9:CI:113:LYS:HG2	9:CI:119:ALA:HA	1.92	0.51
27:BE:34:TRP:HB2	34:BL:10:PRO:O	2.10	0.51
1:AA:626:U:H2'	1:AA:627:G:C8	2.45	0.51
1:AA:1267:C:O2	1:AA:1327:C:H4'	2.10	0.51
23:BA:2105:C:H2'	23:BA:2106:G:C8	2.45	0.51
1:AA:59:A:H3'	1:AA:331:G:H22	1.75	0.51
37:BO:15:ARG:O	37:BO:19:LYS:HG3	2.10	0.51
15:AO:15:PHE:O	15:AO:27:VAL:HG22	2.10	0.51
22:AV:6166:U:C4	22:AV:6167:G:N7	2.78	0.51
15:CO:15:PHE:O	15:CO:27:VAL:HG22	2.10	0.51
7:CG:38:LEU:HD12	7:CG:41:ARG:HH12	1.76	0.51
1:CA:176:C:H5''	20:CT:29:LYS:NZ	2.25	0.51
3:AC:184:TYR:CE2	3:AC:186:PHE:HB2	2.45	0.51
1:CA:643:C:H5'	8:CH:31:PHE:CD1	2.45	0.51
23:BA:1444:G:H2'	23:BA:1445:C:C5	2.46	0.51
39:DQ:8:VAL:HG11	39:DQ:12:ARG:CZ	2.39	0.51
1:CA:164:U:H2'	1:CA:165:C:C6	2.45	0.51
23:DA:1010:A:H1'	23:DA:1153:C:H1'	1.93	0.51
39:BQ:107:ALA:O	39:BQ:111:GLU:HG2	2.11	0.51
23:BA:69:C:O2'	23:BA:70:G:H5'	2.11	0.51
23:BA:144:C:H2'	23:BA:145:G:C8	2.45	0.51
8:CH:11:THR:HG22	8:CH:15:ASN:ND2	2.26	0.51
20:AT:14:LYS:O	20:AT:18:GLN:HG3	2.10	0.51
1:CA:37:U:OP1	12:CL:122:LYS:HG3	2.10	0.51
41:BS:19:LEU:HB3	50:B2:25:LEU:CD1	2.40	0.51
39:BQ:106:PHE:O	39:BQ:110:VAL:HG23	2.10	0.51
34:DL:85:LEU:HD23	34:DL:85:LEU:H	1.75	0.51
34:BL:83:VAL:O	34:BL:114:ILE:HA	2.10	0.51
23:BA:954:G:C5	23:BA:955:C:C5	2.99	0.51
23:BA:960:A:H61	35:BM:82:ARG:HH21	1.58	0.51
1:CA:78:G:H2'	1:CA:79:G:C8	2.44	0.51
13:CM:60:VAL:HG13	13:CM:64:TRP:NE1	2.22	0.51
3:AC:17:ASP:CB	3:AC:21:ARG:HH22	2.23	0.51
16:CP:4:ILE:HD13	16:CP:66:PRO:HG3	1.92	0.51
23:BA:603:A:H61	23:BA:655:A:C1'	2.24	0.51
25:BC:118:VAL:HG22	25:BC:119:ALA:N	2.24	0.51
36:BN:10:LEU:HB2	36:BN:17:ARG:CZ	2.41	0.51

Continued on next page...

Continued from previous page...

Atom-1	Atom-2	Distance(Å)	Clash(Å)
23:BA:1188:U:C2'	23:BA:1189:A:H5'	2.40	0.51
23:DA:310:A:OP1	43:DU:18:GLY:HA2	2.11	0.51
28:BF:32:PRO:HA	28:BF:162:THR:OG1	2.10	0.51
18:AR:74:ARG:HA	18:AR:79:LEU:O	2.11	0.51
23:DA:1541:U:H3'	23:DA:1542:G:H3'	1.93	0.51
27:DE:182:ASN:O	27:DE:186:ILE:HG12	2.11	0.51
46:DX:27:GLU:HB2	46:DX:32:LYS:O	2.11	0.51
30:DH:101:LEU:HG	30:DH:107:ILE:HG23	1.92	0.51
4:AD:108:LEU:HB3	4:AD:110:PHE:CD2	2.45	0.51
4:CD:108:LEU:HD23	4:CD:110:PHE:CE2	2.44	0.51
23:BA:814:C:H5	34:BL:27:HIS:NE2	2.08	0.51
28:DF:134:GLY:C	28:DF:135:LEU:HD12	2.30	0.51
23:DA:320:A:H2'	27:DE:136:THR:HG21	1.91	0.51
35:BM:58:PHE:CD1	35:BM:61:GLY:HA3	2.45	0.51
22:AV:6168:G:H2'	22:AV:6169:U:C6	2.46	0.51
23:BA:719:C:H2'	23:BA:720:C:H6	1.75	0.51
5:CE:72:GLN:O	5:CE:75:THR:HG22	2.09	0.51
23:DA:915:C:H2'	23:DA:916:G:C8	2.46	0.51
23:BA:1824:G:OP1	25:BC:52:ARG:HD3	2.11	0.51
8:AH:31:PHE:O	8:AH:35:ILE:HG12	2.10	0.51
15:CO:26:GLU:OE2	15:CO:77:ARG:HD2	2.11	0.51
23:DA:1206:G:C6	23:DA:1207:C:C4	2.98	0.51
23:DA:498:G:N3	43:DU:47:LYS:HE3	2.25	0.51
4:AD:142:PRO:HA	4:AD:185:PHE:HD2	1.74	0.51
23:BA:1344:G:H4'	23:BA:1384:A:C5	2.46	0.51
30:BH:31:LEU:HB3	30:BH:32:PRO:HD3	1.92	0.51
1:AA:721:G:H4'	1:AA:722:A:O4'	2.11	0.51
36:BN:72:ASP:O	36:BN:76:VAL:HG12	2.11	0.51
5:AE:76:ILE:HD11	5:AE:142:LEU:HD11	1.91	0.51
23:BA:1022:G:H8	32:BJ:92:GLN:HE22	1.57	0.51
35:DM:75:THR:CA	35:DM:88:GLY:HA2	2.39	0.51
46:DX:11:ARG:HB2	46:DX:13:ILE:HG22	1.93	0.51
29:BG:92:ILE:N	29:BG:92:ILE:HD12	2.22	0.51
25:BC:71:ASP:CB	25:BC:103:ARG:HH22	2.20	0.51
1:AA:715:A:H2'	1:AA:716:A:C8	2.46	0.51
23:DA:1335:U:H2'	23:DA:1336:A:H8	1.76	0.51
23:DA:389:G:C6	34:DL:71:VAL:HG23	2.45	0.51
15:CO:45:VAL:HG23	15:CO:46:HIS:ND1	2.26	0.51
23:DA:1187:G:H8	23:DA:1187:G:O5'	1.94	0.51
1:CA:434:U:H2'	1:CA:435:C:H6	1.74	0.51
22:AV:6168:G:H2'	22:AV:6169:U:H6	1.76	0.51
22:CV:6166:U:C4	22:CV:6167:G:N7	2.78	0.51

Continued on next page...

Continued from previous page...

Atom-1	Atom-2	Distance(Å)	Clash(Å)
23:DA:2537:U:H2'	23:DA:2538:C:H6	1.75	0.51
34:DL:75:ILE:HD13	34:DL:77:ARG:NE	2.25	0.51
23:BA:363(D):G:H2'	23:BA:363(E):G:H8	1.76	0.51
6:CF:21:LEU:O	6:CF:25:ILE:HG12	2.10	0.51
4:AD:100:ARG:NH1	4:AD:137:SER:HA	2.24	0.51
15:AO:26:GLU:OE2	15:AO:77:ARG:HD2	2.10	0.51
37:BO:49:VAL:HG11	37:BO:73:LEU:HA	1.92	0.51
1:AA:321:A:H2'	1:AA:322:C:C6	2.46	0.51
3:AC:58:GLU:HB2	3:AC:65:ALA:HB3	1.92	0.51
23:BA:2378:A:H2'	37:BO:21:THR:HG21	1.92	0.51
25:DC:244:ARG:HG3	25:DC:245:PRO:N	2.25	0.51
24:BB:71:C:C4	24:BB:72:G:N7	2.79	0.51
28:BF:77:ILE:HG22	28:BF:80:PHE:N	2.24	0.51
23:DA:588:U:C2	27:DE:90:PHE:CE1	2.98	0.51
22:AV:6157:A:N6	22:AV:6172:U:H3	2.09	0.51
23:BA:2893:G:H3'	23:BA:2894:G:H5'	1.93	0.51
23:DA:2893:G:H3'	23:DA:2894:G:H5'	1.93	0.51
1:CA:1520:G:H2'	1:CA:1521:G:C8	2.46	0.51
1:AA:1190:G:OP2	3:AC:5:ILE:HG23	2.11	0.51
39:BQ:49:HIS:HA	39:BQ:52:ARG:HB2	1.91	0.51
23:BA:581:C:OP1	39:BQ:31:SER:HB2	2.11	0.51
23:BA:920:G:H2'	23:BA:921:G:H8	1.76	0.51
11:AK:99:GLN:HE22	11:AK:105:VAL:HG21	1.76	0.51
37:DO:38:GLN:HB3	37:DO:47:THR:CG2	2.40	0.51
1:AA:1203:C:H2'	1:AA:1204:A:H8	1.76	0.51
23:DA:23:G:H2'	23:DA:24:G:H8	1.75	0.51
1:CA:1290:G:H2'	1:CA:1290:G:N3	2.26	0.51
15:AO:45:VAL:HG23	15:AO:46:HIS:ND1	2.25	0.51
40:BR:13:ARG:C	40:BR:13:ARG:HD2	2.31	0.51
48:BZ:11:SER:OG	48:BZ:13:ILE:HG12	2.10	0.51
52:D4:24:THR:O	52:D4:28:ARG:HG3	2.11	0.51
39:BQ:90:VAL:HG13	39:BQ:91:ASP:N	2.26	0.51
39:BQ:95:LEU:HD11	40:BR:12:TYR:HA	1.92	0.51
47:DY:14:ARG:HA	47:DY:17:SER:HB2	1.93	0.51
53:D5:50:LEU:HD13	53:D5:57:ARG:CZ	2.40	0.51
13:AM:60:VAL:HG13	13:AM:64:TRP:NE1	2.23	0.51
43:BU:71:LYS:HB2	43:BU:71:LYS:HZ3	1.76	0.51
23:DA:1404:C:O2'	23:DA:1405:U:H5'	2.10	0.51
23:DA:917:A:H2'	23:DA:918:A:O4'	2.10	0.51
19:AS:22:LEU:HD13	19:AS:27:GLU:HB2	1.93	0.51
6:CF:69:GLU:H	6:CF:69:GLU:CD	2.15	0.51
44:BV:104:PHE:HB3	44:BV:141:VAL:HG11	1.93	0.51

Continued on next page...

Continued from previous page...

Atom-1	Atom-2	Distance(Å)	Clash(Å)
23:BA:388:G:OP1	46:BX:33:LYS:HB3	2.11	0.51
4:CD:122:ARG:C	4:CD:122:ARG:HD3	2.32	0.51
20:CT:26:ASN:HD22	20:CT:27:LYS:N	2.07	0.51
23:BA:2777:G:C5'	23:BA:2778:A:H5'	2.41	0.51
42:DT:89:ILE:O	42:DT:93:GLU:HG2	2.11	0.51
34:BL:135:LEU:O	34:BL:135:LEU:HD13	2.11	0.51
23:BA:379:G:N2	46:BX:20:ARG:HH12	2.08	0.51
23:BA:2698:U:H2'	23:BA:2699:C:C6	2.46	0.51
1:CA:161:A:H2'	1:CA:162:A:C8	2.46	0.51
1:CA:501:C:H2'	1:CA:502:G:H8	1.74	0.51
1:AA:189:U:O4	17:AQ:62:SER:HB3	2.11	0.51
1:CA:10:A:H2'	1:CA:11:G:H8	1.76	0.51
23:DA:1817:G:OP1	25:DC:88:ARG:NH2	2.43	0.51
23:DA:49:A:H5''	23:DA:51:G:O4'	2.10	0.51
34:DL:138:LEU:HD11	34:DL:144:GLU:HB3	1.93	0.51
23:DA:719:C:H2'	23:DA:720:C:H6	1.75	0.51
35:DM:74:TYR:CD2	35:DM:91:GLU:HB2	2.46	0.51
2:AB:135:GLN:O	2:AB:139:LYS:HG2	2.11	0.51
1:AA:824:C:H3'	1:AA:824:C:C6	2.46	0.51
17:CQ:52:LYS:H	17:CQ:52:LYS:HD2	1.76	0.51
1:AA:617:G:H4'	16:AP:44:THR:HB	1.93	0.51
44:BV:118:GLN:HB2	44:BV:173:ALA:O	2.11	0.51
16:CP:23:ASP:O	16:CP:26:ARG:HB2	2.10	0.51
36:BN:104:ARG:NH1	36:BN:109:ALA:HB3	2.25	0.51
9:CI:19:LEU:HD23	9:CI:20:ARG:N	2.26	0.51
2:CB:163:PHE:HD1	2:CB:185:ILE:HG13	1.75	0.51
8:AH:66:GLY:HA3	8:AH:77:GLU:HB3	1.92	0.51
1:AA:89:U:H2'	1:AA:90:C:C6	2.46	0.51
53:D5:53:PRO:HB2	53:D5:57:ARG:NH2	2.26	0.51
12:CL:31:PHE:HB3	12:CL:83:LEU:HD22	1.92	0.51
36:DN:17:ARG:O	36:DN:20:LEU:HB3	2.11	0.51
19:CS:22:LEU:HD13	19:CS:27:GLU:HB2	1.93	0.51
34:BL:16:ARG:HE	34:BL:16:ARG:C	2.14	0.51
25:DC:118:VAL:HG22	25:DC:119:ALA:N	2.25	0.51
37:DO:26:LEU:HG	37:DO:39:ILE:CD1	2.40	0.51
1:AA:1225:A:H5''	1:AA:1226:C:OP2	2.11	0.51
30:DH:4:ILE:HD11	30:DH:16:GLY:HA2	1.92	0.51
1:AA:1152:A:H2'	1:AA:1153:C:C6	2.46	0.51
23:BA:597:U:O2'	34:BL:15:ARG:HG2	2.10	0.51
2:CB:178:ARG:HD2	8:CH:71:GLY:O	2.11	0.51
38:BP:100:TYR:HD2	38:BP:103:ARG:NH2	2.09	0.51
3:CC:57:ILE:HD13	3:CC:66:VAL:HA	1.93	0.51

Continued on next page...

Continued from previous page...

Atom-1	Atom-2	Distance(Å)	Clash(Å)
24:DB:30:C:H2'	24:DB:31:C:H5'	1.93	0.51
23:BA:2305:A:H3'	23:BA:2306:C:H5''	1.92	0.51
7:AG:38:LEU:HD12	7:AG:41:ARG:HH12	1.76	0.51
23:DA:2698:U:H2'	23:DA:2699:C:C6	2.46	0.51
21:AU:6:ARG:NE	21:AU:15:ARG:HH12	2.09	0.51
35:DM:68:ILE:HG23	35:DM:103:MET:HA	1.92	0.51
15:CO:53:HIS:HE1	23:DA:715:G:O6	1.94	0.51
23:BA:2795:G:H3'	23:BA:2797:U:C5'	2.41	0.51
17:CQ:55:ASP:HB3	17:CQ:76:LEU:HD13	1.91	0.51
8:CH:110:ALA:HB3	8:CH:121:ASP:HB3	1.93	0.51
51:B3:30:THR:HG22	51:B3:31:PRO:HD2	1.92	0.51
23:DA:2795:G:H3'	23:DA:2797:U:C5'	2.41	0.51
35:BM:74:TYR:CD2	35:BM:91:GLU:HB2	2.46	0.51
34:DL:147:LEU:HD13	34:DL:148:LEU:O	2.11	0.51
43:DU:95:LYS:HG2	43:DU:100:ALA:HA	1.92	0.51
35:DM:75:THR:HG21	35:DM:85:LYS:HZ1	1.74	0.51
11:AK:29:ILE:C	11:AK:29:ILE:HD12	2.31	0.51
30:DH:72:LEU:HD12	30:DH:140:LEU:HD13	1.92	0.51
30:BH:82:ARG:HG2	30:BH:89:TYR:CD1	2.46	0.51
23:BA:1335:U:H2'	23:BA:1336:A:H8	1.76	0.51
13:AM:3:ARG:HH21	13:AM:7:VAL:HG13	1.75	0.51
23:BA:2484:G:H5''	35:BM:45:GLN:HB2	1.92	0.51
12:CL:65:VAL:HG11	12:CL:97:TYR:CE1	2.45	0.51
33:DK:2:ILE:CD1	33:DK:82:ASN:HD22	2.23	0.51
1:CA:475:G:H2'	1:CA:476:G:C8	2.46	0.51
25:BC:43:ARG:HB2	25:BC:48:ARG:O	2.11	0.51
41:BS:46:PHE:O	41:BS:50:VAL:HG12	2.11	0.51
2:CB:96:ARG:N	2:CB:96:ARG:HD2	2.25	0.51
35:DM:48:GLU:O	35:DM:52:VAL:HG12	2.11	0.51
17:CQ:59:ILE:HD12	17:CQ:59:ILE:N	2.26	0.51
23:BA:144(B):A:H5''	23:BA:1445:C:H5	1.75	0.51
39:DQ:8:VAL:HG11	39:DQ:12:ARG:NE	2.26	0.51
23:BA:2840:C:H4'	36:BN:53:HIS:CD2	2.46	0.51
11:CK:105:VAL:HG23	11:CK:105:VAL:O	2.11	0.51
11:CK:73:MET:HG2	11:CK:103:LEU:HD11	1.92	0.51
25:DC:37:LEU:HD12	25:DC:38:LYS:H	1.75	0.51
23:BA:2853:C:H2'	23:BA:2854:G:H8	1.76	0.51
1:AA:836:G:C6	1:AA:851:G:C6	2.99	0.51
36:DN:72:ASP:O	36:DN:76:VAL:HG12	2.10	0.51
23:DA:1809:A:H2'	23:DA:1810:A:C8	2.46	0.51
17:CQ:74:LEU:HD12	17:CQ:75:ARG:HG2	1.93	0.51
27:BE:184:TYR:CE2	27:BE:188:ARG:HD2	2.46	0.51

Continued on next page...

Continued from previous page...

Atom-1	Atom-2	Distance(Å)	Clash(Å)
23:DA:566:U:H2'	23:DA:567:A:O4'	2.11	0.51
40:DR:13:ARG:HD2	40:DR:13:ARG:C	2.31	0.51
3:AC:79:ARG:HD3	3:AC:79:ARG:N	2.26	0.51
1:CA:963:G:H2'	1:CA:964:A:C8	2.46	0.51
24:DB:63:G:H2'	24:DB:64:C:C6	2.46	0.51
23:DA:1680:U:O2	23:DA:1763:G:H3'	2.11	0.51
25:DC:238:GLY:O	25:DC:240:ALA:N	2.44	0.50
34:BL:85:LEU:HD23	34:BL:85:LEU:H	1.76	0.50
23:DA:955:C:OP2	35:DM:14:ARG:HD2	2.11	0.50
35:DM:8:LYS:O	35:DM:9:TYR:HB3	2.11	0.50
42:DT:30:VAL:HG11	42:DT:39:ILE:CD1	2.38	0.50
46:DX:62:VAL:HG22	46:DX:63:ALA:N	2.26	0.50
1:AA:674:G:H2'	1:AA:675:A:C8	2.46	0.50
25:DC:131:LEU:HD11	25:DC:136:ILE:HG12	1.92	0.50
1:CA:38:G:C2	1:CA:397:A:C2	2.99	0.50
23:BA:744:G:OP1	26:BD:132:HIS:HB2	2.12	0.50
1:CA:1014:A:H2	1:CA:1219:U:H1'	1.75	0.50
23:BA:2038:G:H2'	23:BA:2039:C:H6	1.76	0.50
2:AB:27:LYS:H	2:AB:27:LYS:HD3	1.75	0.50
23:BA:94:G:H21	47:BY:47:ASN:ND2	2.09	0.50
18:AR:36:ASN:HD22	18:AR:39:VAL:HG21	1.76	0.50
44:BV:5:LEU:HB3	44:BV:59:LEU:HD23	1.92	0.50
23:DA:628:G:H2'	23:DA:629:G:H8	1.75	0.50
1:AA:983:A:H3'	1:AA:983:A:N3	2.26	0.50
23:DA:2419:U:O4	53:D5:30:ARG:CZ	2.60	0.50
23:DA:1537:C:H2'	23:DA:1538:G:O4'	2.11	0.50
23:DA:1178:C:H2'	23:DA:1179:C:H6	1.75	0.50
1:CA:1260:C:H4'	1:CA:1284:C:H5'	1.92	0.50
1:AA:772:U:H2'	1:AA:773:G:O4'	2.10	0.50
1:CA:127:G:HO2'	17:CQ:2:PRO:N	2.09	0.50
23:DA:1929:G:H5''	23:DA:1929:G:N3	2.26	0.50
23:BA:2366:A:H2'	23:BA:2367:G:O4'	2.11	0.50
34:BL:33:ARG:HG3	34:BL:36:LYS:CD	2.22	0.50
23:DA:960:A:H61	35:DM:82:ARG:HH21	1.60	0.50
23:DA:675:A:H4'	27:DE:67:GLN:HE21	1.76	0.50
1:AA:979:C:H42	14:AN:18:VAL:HG12	1.76	0.50
23:BA:2822:G:H8	23:BA:2822:G:O5'	1.95	0.50
23:DA:390:A:C6	34:DL:71:VAL:HG21	2.46	0.50
23:DA:646:A:N3	23:DA:646:A:H5'	2.27	0.50
43:DU:20:TYR:CE1	43:DU:42:VAL:HA	2.46	0.50
20:CT:67:ALA:HA	20:CT:72:LEU:O	2.12	0.50
46:BX:90:ILE:O	46:BX:94:LEU:HB2	2.10	0.50

Continued on next page...

Continued from previous page...

Atom-1	Atom-2	Distance(Å)	Clash(Å)
23:DA:2777:G:C5'	23:DA:2778:A:H5'	2.42	0.50
32:DJ:127:LYS:HA	32:DJ:130:LEU:HD12	1.93	0.50
3:AC:57:ILE:HD13	3:AC:66:VAL:HA	1.94	0.50
1:CA:464:G:O5'	1:CA:464:G:H8	1.94	0.50
23:DA:814:C:H5	34:DL:27:HIS:NE2	2.09	0.50
46:BX:45:ASN:ND2	46:BX:47:GLN:HE21	2.10	0.50
1:AA:665:A:H2'	1:AA:732:C:O2	2.11	0.50
23:DA:150:C:H2'	23:DA:151:C:C6	2.46	0.50
1:AA:1306:A:H2'	1:AA:1307:U:C6	2.46	0.50
23:BA:1111:A:N3	23:BA:1112:G:H1'	2.26	0.50
1:CA:1389:C:H2'	1:CA:1390:U:O4'	2.10	0.50
1:CA:447:G:H2'	1:CA:485:G:N2	2.26	0.50
28:DF:133:LEU:HD21	28:DF:157:ILE:HG13	1.93	0.50
53:B5:11:LYS:HD3	53:B5:11:LYS:C	2.31	0.50
8:CH:81:HIS:HB2	8:CH:138:TRP:OXT	2.11	0.50
1:CA:1201:A:H4'	1:CA:1202:G:O5'	2.10	0.50
23:BA:2340:G:H2'	23:BA:2341:G:H8	1.76	0.50
37:BO:36:TYR:CD1	37:BO:36:TYR:N	2.79	0.50
27:DE:179:GLU:CD	27:DE:179:GLU:H	2.13	0.50
1:CA:1412:C:H2'	1:CA:1413:A:C8	2.47	0.50
23:BA:593:G:O2'	53:B5:62:LEU:HD13	2.11	0.50
39:DQ:112:ARG:HH21	40:DR:46:VAL:HG21	1.76	0.50
39:DQ:88:ILE:HB	39:DQ:90:VAL:CG1	2.35	0.50
39:BQ:112:ARG:HH21	40:BR:46:VAL:HG21	1.76	0.50
37:BO:30:ARG:C	37:BO:30:ARG:HD2	2.31	0.50
46:BX:62:VAL:HG22	46:BX:63:ALA:N	2.26	0.50
10:CJ:75:ILE:HG13	10:CJ:76:ASN:N	2.22	0.50
23:DA:1813:G:H1'	25:DC:50:THR:CG2	2.37	0.50
25:BC:33:LEU:HD23	25:BC:33:LEU:N	2.24	0.50
12:CL:81:VAL:O	12:CL:82:VAL:HB	2.12	0.50
42:BT:63:LYS:HZ2	42:BT:72:LYS:HB3	1.76	0.50
8:AH:6:ILE:O	8:AH:10:LEU:HG	2.12	0.50
37:BO:26:LEU:HG	37:BO:39:ILE:CD1	2.41	0.50
37:DO:26:LEU:HD13	37:DO:87:PHE:HD1	1.76	0.50
23:BA:1541:U:H3'	23:BA:1542:G:H3'	1.93	0.50
12:AL:44:PRO:HD2	12:AL:49:SER:HA	1.93	0.50
30:DH:107:ILE:HG13	30:DH:109:ILE:HG23	1.92	0.50
23:BA:1404:C:O2'	23:BA:1405:U:H5'	2.11	0.50
23:BA:1504:C:O2'	23:BA:1505:C:H6	1.95	0.50
1:AA:1148:U:C2	9:AI:16:ARG:NH2	2.79	0.50
23:BA:2271:G:H2'	23:BA:2272:U:C6	2.46	0.50
42:BT:89:ILE:O	42:BT:93:GLU:HG2	2.11	0.50

Continued on next page...

Continued from previous page...

Atom-1	Atom-2	Distance(Å)	Clash(Å)
38:DP:57:PHE:CG	38:DP:58:ASN:N	2.80	0.50
44:DV:39:VAL:HG21	44:DV:44:PHE:CD2	2.47	0.50
8:CH:11:THR:HA	8:CH:14:ARG:NH1	2.26	0.50
11:CK:99:GLN:HE22	11:CK:105:VAL:HG21	1.76	0.50
23:BA:1178:C:H2'	23:BA:1179:C:H6	1.76	0.50
23:DA:2641:G:H5''	32:DJ:99:SER:HB3	1.94	0.50
9:AI:4:TYR:CE2	9:AI:88:TYR:HB2	2.47	0.50
23:BA:2208:U:O2'	23:BA:2209:C:H5'	2.11	0.50
23:DA:1165:U:H2'	23:DA:1166:C:C6	2.47	0.50
44:DV:27:VAL:HG22	44:DV:36:LYS:HA	1.93	0.50
26:BD:172:VAL:HG13	26:BD:182:LEU:HD11	1.92	0.50
32:DJ:49:LEU:O	32:DJ:53:ILE:HG13	2.11	0.50
52:B4:24:THR:O	52:B4:28:ARG:HG3	2.11	0.50
10:AJ:29:ARG:HG2	10:AJ:29:ARG:O	2.12	0.50
23:BA:1929:G:H5''	23:BA:1929:G:N3	2.26	0.50
26:BD:14:ILE:C	26:BD:14:ILE:HD12	2.31	0.50
2:AB:96:ARG:N	2:AB:96:ARG:HD2	2.25	0.50
23:DA:2335:A:C8	23:DA:2337:G:C5	3.00	0.50
23:DA:379:G:N2	46:DX:20:ARG:HH12	2.09	0.50
34:BL:147:LEU:HD13	34:BL:148:LEU:O	2.12	0.50
23:DA:780:G:N2	23:DA:783:A:H62	1.96	0.50
2:AB:69:LEU:HB3	2:AB:162:ILE:HG22	1.92	0.50
37:DO:30:ARG:HD2	37:DO:30:ARG:C	2.32	0.50
44:BV:125:LEU:HD23	44:BV:126:VAL:N	2.26	0.50
25:BC:244:ARG:HH11	25:BC:244:ARG:HB2	1.77	0.50
12:AL:81:VAL:O	12:AL:82:VAL:HB	2.12	0.50
2:AB:24:TRP:HE3	2:AB:25:ASN:O	1.95	0.50
32:BJ:57:LEU:HD11	32:BJ:142:ARG:HB2	1.92	0.50
28:DF:74:LYS:HE2	28:DF:84:LYS:HE3	1.94	0.50
11:CK:20:TYR:O	11:CK:30:VAL:HA	2.11	0.50
11:CK:21:ILE:HD12	11:CK:21:ILE:N	2.26	0.50
37:DO:25:ARG:HD2	37:DO:88:ASP:OD1	2.12	0.50
25:DC:43:ARG:HB2	25:DC:48:ARG:O	2.10	0.50
1:AA:1356:G:H2'	1:AA:1357:A:H8	1.74	0.50
4:CD:105:VAL:HG13	4:CD:110:PHE:HB2	1.93	0.50
4:CD:108:LEU:HB3	4:CD:110:PHE:CD2	2.46	0.50
32:BJ:127:LYS:HA	32:BJ:130:LEU:HD12	1.92	0.50
1:AA:841:U:HO2'	1:AA:842:C:H6	1.59	0.50
27:BE:12:LEU:HB2	27:BE:124:LEU:HD11	1.94	0.50
23:DA:628:G:H2'	23:DA:629:G:C8	2.47	0.50
17:CQ:57:VAL:HG12	17:CQ:76:LEU:HA	1.94	0.50
1:AA:983:A:H2	1:AA:984:C:C5	2.29	0.50

Continued on next page...

Continued from previous page...

Atom-1	Atom-2	Distance(Å)	Clash(Å)
23:DA:2462:U:H1'	23:DA:2491:U:O4	2.10	0.50
23:BA:1010:A:H1'	23:BA:1153:C:H1'	1.92	0.50
23:DA:576:U:H2'	23:DA:577:G:C8	2.46	0.50
2:CB:75:LYS:C	2:CB:75:LYS:HD3	2.32	0.50
23:DA:1056:G:H8	23:DA:1056:G:O5'	1.94	0.50
23:BA:2462:U:H1'	23:BA:2491:U:O4	2.12	0.50
7:CG:113:GLU:HB3	7:CG:118:VAL:HG23	1.93	0.50
39:DQ:90:VAL:HG13	39:DQ:91:ASP:N	2.26	0.50
40:BR:49:THR:HB	40:BR:50:PRO:CD	2.42	0.50
43:DU:14:LEU:HD23	43:DU:15:VAL:N	2.26	0.50
42:DT:11:PRO:HG3	47:DY:37:PHE:CE2	2.46	0.50
1:CA:90:C:H2'	1:CA:91:C:C6	2.47	0.50
44:DV:125:LEU:HD23	44:DV:126:VAL:N	2.27	0.50
1:AA:38:G:C2	1:AA:397:A:C2	3.00	0.50
1:CA:321:A:H2'	1:CA:322:C:C6	2.47	0.50
37:BO:14:VAL:O	37:BO:18:ILE:HG12	2.12	0.50
28:BF:74:LYS:HE2	28:BF:84:LYS:HE3	1.94	0.50
32:DJ:57:LEU:HD11	32:DJ:142:ARG:HB2	1.93	0.50
23:BA:2517:C:C5	23:BA:2542:A:C2	2.99	0.50
19:CS:32:LYS:HA	19:CS:50:ALA:HB3	1.94	0.50
5:CE:36:ASP:O	5:CE:37:ARG:HB2	2.12	0.50
28:BF:25:TYR:CD1	28:BF:30:GLU:HB3	2.47	0.50
29:DG:46:GLU:HG3	29:DG:51:ARG:NE	2.26	0.50
18:CR:74:ARG:HA	18:CR:79:LEU:O	2.11	0.50
1:AA:1072:G:H2'	1:AA:1073:U:C6	2.46	0.50
23:BA:270(H):C:H2'	23:BA:270(I):C:H6	1.76	0.50
13:CM:49:THR:O	13:CM:53:VAL:HG23	2.12	0.50
30:DH:31:LEU:HB3	30:DH:32:PRO:HD3	1.94	0.50
1:CA:629:G:H2'	1:CA:630:G:C8	2.47	0.50
19:AS:53:ASN:HD21	19:AS:56:GLN:H	1.59	0.50
23:DA:2758:A:C4	29:DG:67:LEU:HD21	2.47	0.50
23:DA:363(D):G:H2'	23:DA:363(E):G:H8	1.77	0.50
23:BA:1056:G:O5'	23:BA:1056:G:H8	1.94	0.50
12:AL:19:LYS:H	12:AL:19:LYS:HD3	1.77	0.50
37:DO:36:TYR:N	37:DO:36:TYR:CD1	2.79	0.50
29:BG:30:LYS:HB2	29:BG:79:VAL:HA	1.94	0.50
1:AA:444:C:H2'	1:AA:445:G:C8	2.47	0.50
23:DA:1824:G:OP1	25:DC:52:ARG:HD3	2.11	0.50
4:AD:88:VAL:O	4:AD:92:VAL:HG23	2.12	0.50
27:DE:29:ASN:H	27:DE:112:MET:CE	2.25	0.50
37:DO:69:VAL:O	37:DO:72:ALA:HB3	2.11	0.50
25:BC:131:LEU:HD11	25:BC:136:ILE:HG12	1.94	0.50

Continued on next page...

Continued from previous page...

Atom-1	Atom-2	Distance(Å)	Clash(Å)
29:DG:92:ILE:N	29:DG:92:ILE:HD12	2.21	0.50
25:DC:132:PRO:HG3	25:DC:190:TYR:CE1	2.46	0.50
36:DN:10:LEU:CB	36:DN:17:ARG:NE	2.73	0.50
2:CB:47:THR:O	2:CB:51:LEU:HG	2.12	0.50
23:DA:557:U:H2'	23:DA:558:G:H8	1.76	0.50
23:DA:518:G:H4'	41:DS:18:ARG:NH1	2.26	0.50
30:DH:6:LEU:HD23	30:DH:6:LEU:N	2.25	0.50
26:BD:120:TRP:CD1	26:BD:155:LYS:HB3	2.47	0.50
1:CA:370:C:H2'	1:CA:371:G:C8	2.47	0.50
23:DA:774:A:H2	23:DA:787:U:O2'	1.95	0.50
40:DR:81:TYR:O	40:DR:82:ARG:HG3	2.12	0.50
23:BA:775:G:C5	23:BA:794:G:C8	2.99	0.50
23:DA:1567:A:H2'	25:DC:84:TYR:HE2	1.76	0.50
23:BA:1980:G:H3'	23:BA:1981:A:C5'	2.42	0.50
1:AA:434:U:H2'	1:AA:435:C:H6	1.76	0.50
23:DA:2846:G:H2'	23:DA:2847:U:O4'	2.12	0.50
23:BA:116:C:H2'	23:BA:117:G:C8	2.47	0.50
23:BA:2320:A:H2'	23:BA:2320:A:N3	2.25	0.50
13:CM:17:VAL:HG12	13:CM:21:TYR:HE1	1.75	0.50
1:CA:824:C:H3'	1:CA:824:C:C6	2.47	0.50
2:CB:74:LYS:O	2:CB:78:GLN:HG3	2.12	0.50
6:CF:36:ARG:HH21	6:CF:38:GLU:HG2	1.75	0.50
39:DQ:95:LEU:HD11	40:DR:12:TYR:HA	1.93	0.50
43:BU:8:LYS:NZ	43:BU:8:LYS:N	2.57	0.50
1:CA:922:G:N3	1:CA:1398:A:H2	2.10	0.50
10:AJ:33:GLN:O	10:AJ:75:ILE:HG12	2.12	0.50
42:DT:63:LYS:HZ2	42:DT:72:LYS:HB3	1.77	0.50
1:AA:922:G:N3	1:AA:1398:A:H2	2.09	0.50
3:CC:30:ARG:CD	14:CN:38:GLY:HA3	2.40	0.50
23:DA:1405:U:H2'	23:DA:1406:U:H6	1.75	0.50
30:BH:77:LEU:HG	30:BH:101:LEU:HD13	1.94	0.50
34:BL:17:LYS:O	34:BL:19:VAL:HG22	2.12	0.50
28:DF:25:TYR:CD1	28:DF:30:GLU:HB3	2.47	0.50
22:AV:6171:U:H2'	22:AV:6172:U:C6	2.47	0.50
1:CA:273:A:H1'	17:CQ:16:GLN:OE1	2.11	0.50
23:BA:481:G:H1'	23:BA:506:G:N2	2.27	0.50
2:CB:7:VAL:O	2:CB:11:LEU:HG	2.12	0.50
2:AB:7:VAL:O	2:AB:11:LEU:HG	2.12	0.50
30:BH:6:LEU:HD23	30:BH:6:LEU:N	2.26	0.50
25:DC:150:LYS:HE3	25:DC:150:LYS:HA	1.94	0.50
2:AB:178:ARG:HD2	8:AH:71:GLY:O	2.12	0.50
23:DA:1602:U:H3'	23:DA:1603:A:H5''	1.94	0.50

Continued on next page...

Continued from previous page...

Atom-1	Atom-2	Distance(Å)	Clash(Å)
3:CC:91:LEU:HB3	3:CC:99:VAL:HG11	1.94	0.50
38:BP:57:PHE:CG	38:BP:58:ASN:N	2.80	0.50
23:DA:1504:C:O2'	23:DA:1505:C:H6	1.95	0.50
23:DA:2244:U:O2'	23:DA:2245:U:H5'	2.11	0.50
41:BS:4:LYS:HG2	41:BS:106:ILE:CG2	2.42	0.50
23:BA:1495:A:N3	23:BA:1495:A:H2'	2.26	0.50
5:CE:12:LEU:HD22	5:CE:12:LEU:C	2.32	0.50
20:CT:10:LEU:O	20:CT:13:LEU:HD13	2.11	0.50
27:DE:28:ILE:O	27:DE:30:PRO:HD3	2.11	0.50
29:DG:23:ARG:N	29:DG:23:ARG:HD3	2.27	0.50
17:AQ:74:LEU:HD12	17:AQ:75:ARG:HG2	1.93	0.50
1:AA:447:G:H2'	1:AA:485:G:N2	2.27	0.50
1:AA:1123:A:H4'	10:AJ:36:GLY:HA3	1.94	0.50
37:BO:38:GLN:HB3	37:BO:47:THR:CG2	2.41	0.50
28:DF:16:ARG:O	28:DF:20:ILE:HG12	2.12	0.50
45:BW:37:LEU:HG	45:BW:60:PHE:HA	1.92	0.50
39:DQ:106:PHE:O	39:DQ:110:VAL:HG23	2.12	0.50
23:DA:2246:G:H2'	23:DA:2247:A:C8	2.47	0.50
34:DL:83:VAL:O	34:DL:114:ILE:HA	2.11	0.50
1:AA:90:C:H2'	1:AA:91:C:C6	2.47	0.50
23:BA:310:A:OP1	43:BU:18:GLY:HA2	2.11	0.50
8:CH:6:ILE:O	8:CH:10:LEU:HG	2.11	0.50
4:CD:121:VAL:O	4:CD:134:ASP:HA	2.11	0.50
20:CT:26:ASN:HD22	20:CT:27:LYS:H	1.60	0.50
23:DA:37:C:H2'	23:DA:38:A:C8	2.47	0.50
1:AA:464:G:O5'	1:AA:464:G:H8	1.94	0.50
12:AL:40:ARG:HD3	12:AL:41:THR:O	2.12	0.50
2:CB:17:PHE:CD1	2:CB:44:LEU:HD21	2.47	0.50
10:AJ:30:SER:HB2	10:AJ:80:LYS:HG2	1.93	0.50
1:CA:909:A:H2'	1:CA:910:C:O4'	2.11	0.50
23:DA:2572:A:H62	26:DD:145:LYS:HG3	1.77	0.50
23:BA:41:C:H2'	23:BA:43:G:O4'	2.11	0.50
24:BB:46:A:H2'	24:BB:47:C:C6	2.47	0.50
38:DP:107:ASP:O	38:DP:110:ILE:HG22	2.11	0.50
23:DA:1341:U:O4	42:DT:16:LYS:HE2	2.12	0.50
33:BK:61:VAL:HG13	33:BK:61:VAL:O	2.12	0.50
1:AA:350:G:O2'	1:AA:351:G:H5'	2.11	0.50
23:BA:2641:G:H5''	32:BJ:99:SER:HB3	1.93	0.50
1:AA:629:G:H2'	1:AA:630:G:C8	2.47	0.50
25:DC:81:ALA:HB3	25:DC:94:LEU:HB3	1.93	0.50
3:CC:195:VAL:CG1	3:CC:196:LEU:H	2.20	0.50
23:BA:773:U:H4'	25:BC:47:GLY:CA	2.39	0.50

Continued on next page...

Continued from previous page...

Atom-1	Atom-2	Distance(Å)	Clash(Å)
3:CC:58:GLU:HB2	3:CC:65:ALA:HB3	1.92	0.50
23:BA:646:A:N3	23:BA:646:A:H5'	2.27	0.50
28:BF:173:LEU:HA	28:BF:176:LEU:HD12	1.94	0.50
23:DA:860:U:O2	23:DA:860:U:O4'	2.30	0.50
1:CA:1072:G:H2'	1:CA:1073:U:C6	2.47	0.50
1:AA:1080:A:H5''	1:AA:1081:G:OP2	2.12	0.50
1:CA:1070:U:H2'	1:CA:1071:C:C6	2.47	0.50
30:BH:4:ILE:HD11	30:BH:16:GLY:HA2	1.94	0.50
38:DP:100:TYR:HD2	38:DP:103:ARG:NH2	2.10	0.50
23:BA:37:C:H2'	23:BA:38:A:C8	2.46	0.50
23:DA:1603:A:H8	23:DA:1603:A:H5'	1.77	0.50
38:DP:54:ARG:HA	38:DP:59:THR:OG1	2.12	0.50
25:BC:150:LYS:HA	25:BC:150:LYS:HE3	1.94	0.50
28:DF:130:ASN:OD1	28:DF:160:VAL:HA	2.11	0.50
44:BV:39:VAL:HG21	44:BV:44:PHE:CD2	2.47	0.50
20:CT:85:MET:HB2	20:CT:104:LEU:HD21	1.93	0.50
2:AB:17:PHE:CD1	2:AB:44:LEU:HD21	2.47	0.50
23:BA:2846:G:H2'	23:BA:2847:U:O4'	2.11	0.50
19:CS:12:ASP:HB2	19:CS:15:LEU:HD23	1.93	0.50
23:DA:1344:G:H4'	23:DA:1384:A:C5	2.47	0.50
43:DU:29:GLU:HB3	43:DU:38:ILE:HB	1.94	0.50
5:AE:65:ASN:O	5:AE:66:MET:HB2	2.12	0.50
4:CD:162:LEU:HD13	4:CD:181:MET:HG2	1.94	0.50
39:DQ:60:LEU:HD23	39:DQ:60:LEU:C	2.32	0.50
23:DA:2050:C:H1'	26:DD:156:MET:HE1	1.93	0.50
23:BA:1827:C:H2'	23:BA:1828:G:O4'	2.12	0.49
25:BC:132:PRO:HG3	25:BC:190:TYR:CE1	2.46	0.49
44:BV:76:LEU:CD1	44:BV:76:LEU:H	2.24	0.49
10:AJ:82:ILE:O	10:AJ:86:MET:HB2	2.12	0.49
1:CA:80:G:H2'	1:CA:81:G:H8	1.77	0.49
26:DD:9:VAL:HG13	26:DD:25:VAL:O	2.11	0.49
23:DA:661:C:H4'	34:DL:16:ARG:CD	2.42	0.49
3:AC:6:HIS:CD2	3:AC:7:PRO:HD2	2.43	0.49
30:DH:77:LEU:O	30:DH:143:SER:HB3	2.12	0.49
23:BA:774:A:H2	23:BA:787:U:O2'	1.93	0.49
46:DX:90:ILE:O	46:DX:94:LEU:HB2	2.12	0.49
33:BK:2:ILE:CD1	33:BK:82:ASN:HD22	2.25	0.49
23:BA:2894:G:N3	23:BA:2894:G:H2'	2.27	0.49
1:CA:1520:G:H2'	1:CA:1521:G:H8	1.77	0.49
1:CA:114:U:H2'	1:CA:115:G:H8	1.77	0.49
23:DA:1486:A:N6	23:DA:1504:C:H42	2.10	0.49
23:BA:581:C:H2'	23:BA:582:G:C8	2.47	0.49

Continued on next page...

Continued from previous page...

Atom-1	Atom-2	Distance(Å)	Clash(Å)
17:AQ:59:ILE:HG22	17:AQ:60:ILE:N	2.27	0.49
25:DC:72:LYS:CE	25:DC:101:GLU:HG2	2.42	0.49
17:CQ:21:VAL:HG11	17:CQ:59:ILE:HD11	1.93	0.49
23:BA:903:C:H2'	23:BA:904:C:C6	2.47	0.49
1:CA:345:C:OP2	38:DP:39:ARG:NH2	2.45	0.49
43:BU:29:GLU:HB3	43:BU:38:ILE:HB	1.94	0.49
23:DA:2208:U:O2'	23:DA:2209:C:H5'	2.12	0.49
23:BA:496:G:H1'	41:BS:61:ASN:ND2	2.27	0.49
31:DI:9:LEU:O	31:DI:13:LEU:HG	2.12	0.49
16:AP:23:ASP:O	16:AP:26:ARG:HB2	2.11	0.49
47:BY:11:GLU:N	47:BY:11:GLU:OE1	2.43	0.49
23:DA:1111:A:N3	23:DA:1112:G:H1'	2.27	0.49
23:BA:1165:U:H2'	23:BA:1166:C:C6	2.47	0.49
39:DQ:79:PHE:CD1	39:DQ:79:PHE:C	2.86	0.49
23:DA:1161:C:O2'	40:DR:23:GLU:HG2	2.11	0.49
39:BQ:79:PHE:C	39:BQ:79:PHE:CD1	2.85	0.49
39:BQ:88:ILE:HB	39:BQ:90:VAL:CG1	2.36	0.49
23:DA:114(B):A:N3	23:DA:1144:G:C8	2.80	0.49
23:BA:2246:G:H2'	23:BA:2247:A:C8	2.48	0.49
23:DA:2392:A:H2	23:DA:2424:C:N4	2.08	0.49
3:AC:105:GLU:HG2	3:AC:106:VAL:N	2.18	0.49
23:BA:1578:U:H2'	23:BA:1579:A:H5''	1.94	0.49
3:CC:14:ILE:HG23	3:CC:15:THR:N	2.25	0.49
2:CB:187:LEU:HD11	2:CB:204:ASN:O	2.12	0.49
26:DD:51:PHE:HB3	26:DD:52:LEU:HD12	1.94	0.49
25:DC:244:ARG:HB2	25:DC:244:ARG:HH11	1.77	0.49
30:DH:82:ARG:HG2	30:DH:89:TYR:CD1	2.47	0.49
24:DB:71:C:C4	24:DB:72:G:N7	2.80	0.49
1:CA:1152:A:H2'	1:CA:1153:C:C6	2.46	0.49
1:AA:1295:G:O2'	13:AM:14:ARG:CZ	2.60	0.49
23:BA:390:A:C6	34:BL:71:VAL:HG21	2.47	0.49
4:AD:122:ARG:HD3	4:AD:122:ARG:O	2.12	0.49
26:DD:120:TRP:CD1	26:DD:155:LYS:HB3	2.47	0.49
19:CS:63:THR:HG22	19:CS:66:MET:HE3	1.94	0.49
15:AO:39:LEU:HD12	15:AO:56:LEU:HB2	1.93	0.49
1:CA:724:G:C2	1:CA:725:G:C8	3.00	0.49
1:CA:971:G:C8	1:CA:1365:G:H4'	2.48	0.49
44:BV:82:ARG:HG2	44:BV:83:PRO:HD2	1.94	0.49
33:DK:24:VAL:CG2	33:DK:33:ALA:HB2	2.41	0.49
23:BA:144:C:H2'	23:BA:145:G:H8	1.77	0.49
40:DR:14:VAL:HG13	40:DR:96:ILE:HG13	1.94	0.49
2:CB:61:LEU:HD21	2:CB:68:ILE:HG12	1.95	0.49

Continued on next page...

Continued from previous page...

Atom-1	Atom-2	Distance(Å)	Clash(Å)
23:BA:2419:U:O4	53:B5:30:ARG:CZ	2.60	0.49
23:DA:270(Q):C:HO2'	23:DA:270(R):C:H6	1.58	0.49
23:DA:2853:C:H2'	23:DA:2854:G:H8	1.77	0.49
28:BF:16:ARG:O	28:BF:20:ILE:HG12	2.12	0.49
1:CA:1203:C:H2'	1:CA:1204:A:H8	1.77	0.49
28:DF:153:ARG:HB3	28:DF:153:ARG:NH1	2.27	0.49
33:DK:61:VAL:O	33:DK:61:VAL:HG13	2.11	0.49
23:BA:1689:A:H62	23:BA:1698:A:H2	1.59	0.49
23:BA:114(B):A:N3	23:BA:1144:G:C8	2.81	0.49
23:DA:827:U:O2	23:DA:2246:G:H4'	2.12	0.49
23:BA:2394:C:H2'	23:BA:2395:C:C6	2.48	0.49
23:DA:114(B):A:C4	23:DA:1144:G:N7	2.80	0.49
1:AA:1286:A:N7	21:AU:22:ARG:NH2	2.61	0.49
23:BA:956:G:N2	23:BA:959:A:H3'	2.26	0.49
46:BX:11:ARG:HB2	46:BX:13:ILE:HG22	1.94	0.49
13:AM:98:VAL:HB	13:AM:99:ARG:HH11	1.77	0.49
23:BA:603:A:N6	23:BA:655:A:H1'	2.27	0.49
23:DA:603:A:H61	23:DA:655:A:C1'	2.25	0.49
23:BA:1568:G:OP2	25:BC:63:ARG:NH2	2.45	0.49
23:DA:1431:U:H2'	23:DA:1432:C:C6	2.47	0.49
3:AC:175:LEU:O	3:AC:175:LEU:HD23	2.11	0.49
35:DM:60:ARG:N	44:DV:179:ASP:HB2	2.27	0.49
23:BA:860:U:O4'	23:BA:860:U:O2	2.29	0.49
43:BU:20:TYR:CE1	43:BU:42:VAL:HA	2.47	0.49
1:AA:1226:C:H2'	13:AM:103:THR:HB	1.93	0.49
23:DA:1478:G:H2'	23:DA:1479:G:H8	1.77	0.49
25:BC:10:THR:HG23	25:BC:13:ARG:HB3	1.94	0.49
30:BH:57:ARG:O	30:BH:61:ARG:HG3	2.12	0.49
1:CA:1157:A:N6	1:CA:1178:G:H1'	2.27	0.49
36:BN:103:ARG:HH12	36:BN:110:PRO:HG3	1.78	0.49
23:DA:2335:A:H2'	37:DO:13:ARG:HH22	1.77	0.49
1:AA:1290:G:H2'	1:AA:1290:G:N3	2.25	0.49
23:BA:2010:G:H5''	41:BS:42:ARG:HB2	1.94	0.49
27:BE:143:ALA:HB1	27:BE:148:LEU:HB2	1.94	0.49
23:DA:165:U:H2'	23:DA:171:G:O4'	2.13	0.49
1:CA:665:A:H2'	1:CA:732:C:O2	2.12	0.49
23:DA:903:C:H2'	23:DA:904:C:C6	2.47	0.49
24:BB:63:G:H2'	24:BB:64:C:C6	2.47	0.49
16:AP:8:ARG:HB3	16:AP:28:ARG:NH1	2.26	0.49
33:BK:112:MET:HA	33:BK:115:VAL:HG22	1.93	0.49
2:AB:145:LEU:O	2:AB:149:LEU:HB2	2.12	0.49
2:AB:75:LYS:C	2:AB:75:LYS:HD3	2.32	0.49

Continued on next page...

Continued from previous page...

Atom-1	Atom-2	Distance(Å)	Clash(Å)
23:BA:150:C:H2'	23:BA:151:C:C6	2.47	0.49
23:DA:1971:A:C4	25:DC:241:PRO:HG3	2.47	0.49
23:BA:114(B):A:C4	23:BA:1144:G:N7	2.80	0.49
53:B5:33:ASN:ND2	53:B5:34:TRP:H	2.11	0.49
19:CS:16:LEU:HA	19:CS:19:VAL:HG12	1.94	0.49
10:CJ:33:GLN:O	10:CJ:75:ILE:HG12	2.12	0.49
53:D5:14:VAL:CG1	53:D5:22:VAL:HG13	2.42	0.49
25:BC:81:ALA:HB3	25:BC:94:LEU:HB3	1.95	0.49
37:DO:14:VAL:O	37:DO:18:ILE:HG12	2.13	0.49
23:DA:2516:G:C6	23:DA:2517:C:N4	2.80	0.49
26:DD:117:MET:CE	26:DD:136:ARG:HA	2.41	0.49
23:DA:2481:G:HO2'	23:DA:2482:G:P	2.35	0.49
27:DE:155:LEU:CD2	27:DE:186:ILE:HD13	2.40	0.49
29:DG:51:ARG:O	29:DG:52:VAL:HG23	2.13	0.49
35:BM:60:ARG:N	44:BV:179:ASP:HB2	2.26	0.49
51:D3:36:LEU:HB3	51:D3:50:ARG:NH1	2.27	0.49
1:AA:1014:A:H4'	19:AS:14:HIS:CE1	2.46	0.49
22:CV:6171:U:H2'	22:CV:6172:U:C6	2.47	0.49
24:DB:75:G:N1	24:DB:102:G:N2	2.60	0.49
25:DC:10:THR:HG23	25:DC:13:ARG:HB2	1.94	0.49
23:BA:1937:A:N7	23:BA:1939:U:H2'	2.28	0.49
33:BK:2:ILE:CG1	33:BK:8:LEU:HD11	2.42	0.49
23:DA:2894:G:H2'	23:DA:2894:G:N3	2.27	0.49
23:DA:966:G:C4	23:DA:967:C:C5	3.00	0.49
23:DA:1486:A:C6	23:DA:1504:C:N4	2.80	0.49
51:B3:13:CYS:O	51:B3:21:TYR:HA	2.13	0.49
41:DS:12:ILE:HD12	41:DS:46:PHE:CE2	2.48	0.49
35:BM:52:VAL:O	35:BM:56:ARG:HB2	2.12	0.49
1:CA:1305:G:H1'	1:CA:1306:A:C8	2.48	0.49
51:D3:16:CYS:SG	51:D3:48:VAL:HG23	2.53	0.49
9:CI:4:TYR:CE2	9:CI:88:TYR:HB2	2.47	0.49
38:DP:24:PRO:HA	38:DP:49:VAL:HG13	1.93	0.49
35:BM:23:GLY:HA3	35:BM:98:LYS:HB2	1.94	0.49
32:DJ:77:VAL:HB	32:DJ:145:VAL:HG22	1.93	0.49
1:CA:444:C:H2'	1:CA:445:G:C8	2.47	0.49
8:CH:1:MET:HE2	8:CH:1:MET:N	2.28	0.49
1:AA:767:A:H2'	1:AA:768:A:O4'	2.12	0.49
23:BA:754:C:H2'	23:BA:755:C:C6	2.47	0.49
23:DA:41:C:H2'	23:DA:43:G:O4'	2.11	0.49
1:CA:1391:U:H2'	1:CA:1392:G:C8	2.47	0.49
23:DA:471:A:H2'	23:DA:472:A:O4'	2.12	0.49
23:DA:855:G:H2'	23:DA:856:C:C6	2.47	0.49

Continued on next page...

Continued from previous page...

Atom-1	Atom-2	Distance(Å)	Clash(Å)
51:B3:16:CYS:SG	51:B3:48:VAL:HG23	2.52	0.49
9:AI:19:LEU:HD23	9:AI:20:ARG:N	2.26	0.49
23:BA:1826:G:OP1	25:BC:233:HIS:HD2	1.96	0.49
1:CA:89:U:H2'	1:CA:90:C:C6	2.47	0.49
35:BM:76:LYS:H	35:BM:88:GLY:HA2	1.76	0.49
23:DA:2439:A:H8	23:DA:2439:A:H5'	1.70	0.49
29:DG:92:ILE:H	29:DG:92:ILE:CD1	2.21	0.49
2:CB:20:GLU:HA	2:CB:20:GLU:OE1	2.12	0.49
2:CB:24:TRP:HE3	2:CB:25:ASN:O	1.96	0.49
26:DD:201:THR:O	26:DD:202:LYS:HD3	2.13	0.49
28:BF:86:MET:H	28:BF:87:PRO:CD	2.25	0.49
11:AK:20:TYR:O	11:AK:30:VAL:HA	2.13	0.49
51:B3:36:LEU:HB3	51:B3:50:ARG:NH1	2.27	0.49
25:BC:79:VAL:O	25:BC:113:VAL:HG13	2.11	0.49
23:DA:1478:G:HO2'	23:DA:1558:A:H2	1.61	0.49
2:CB:8:LYS:HG2	2:CB:217:ARG:NH1	2.27	0.49
23:DA:596:G:C6	23:DA:597:U:C4	3.01	0.49
43:DU:90:LEU:HG	43:DU:91:GLU:H	1.76	0.49
1:AA:626:U:H2'	1:AA:627:G:H8	1.76	0.49
23:BA:1437:C:H2'	23:BA:1438:U:H6	1.78	0.49
27:BE:125:LEU:HB3	27:BE:196:LEU:HD23	1.94	0.49
23:BA:2564:A:OP1	23:BA:2648:C:H4'	2.13	0.49
36:BN:87:TYR:OH	36:BN:116:LEU:HB3	2.13	0.49
10:CJ:30:SER:HB2	10:CJ:80:LYS:HG2	1.93	0.49
23:BA:23:G:H2'	23:BA:24:G:H8	1.77	0.49
1:CA:1366:C:H2'	1:CA:1367:C:C6	2.48	0.49
23:DA:1354:A:C8	23:DA:1355:G:C8	3.01	0.49
4:AD:195:ALA:C	4:AD:196:LEU:HD12	2.32	0.49
28:BF:133:LEU:HD21	28:BF:157:ILE:HG13	1.94	0.49
4:AD:43:HIS:HA	4:AD:46:LYS:HE3	1.94	0.49
12:CL:57:VAL:O	12:CL:59:LEU:HD22	2.13	0.49
1:AA:1413:A:C6	1:AA:1414:U:C4	3.00	0.49
23:BA:1592:C:H2'	23:BA:1593:G:H8	1.78	0.49
23:BA:405:U:H3'	23:BA:406:G:H5'	1.94	0.49
23:DA:1963:U:O2	23:DA:1963:U:H2'	2.13	0.49
2:AB:22:LYS:HZ3	2:AB:22:LYS:H	1.60	0.49
10:CJ:29:ARG:HG2	10:CJ:29:ARG:O	2.12	0.49
4:CD:53:ASP:O	4:CD:57:ARG:HD3	2.13	0.49
11:AK:17:GLY:HA3	11:AK:77:MET:SD	2.52	0.49
23:DA:2340:G:H2'	23:DA:2341:G:H8	1.77	0.49
30:BH:92:VAL:HG22	30:BH:120:ILE:HD12	1.94	0.49
23:BA:1970:A:H4'	23:BA:1971:A:OP1	2.12	0.49

Continued on next page...

Continued from previous page...

Atom-1	Atom-2	Distance(Å)	Clash(Å)
23:BA:1022:G:C6	23:BA:1140:C:C4	3.01	0.49
23:BA:733:G:H8	23:BA:733:G:O5'	1.96	0.49
1:CA:979:C:N4	14:CN:18:VAL:HG12	2.28	0.49
50:D2:33:CYS:SG	50:D2:49:CYS:SG	3.07	0.49
12:CL:76:LEU:HD11	12:CL:106:ALA:HA	1.95	0.49
3:CC:17:ASP:CB	3:CC:21:ARG:HH22	2.23	0.49
26:BD:5:LEU:HB2	26:BD:51:PHE:HD2	1.77	0.49
23:BA:557:U:H2'	23:BA:558:G:H8	1.76	0.49
23:DA:322:A:OP2	27:DE:169:ASN:HB2	2.12	0.49
23:DA:1188:U:C2'	23:DA:1189:A:H5'	2.42	0.49
1:CA:1080:A:H5''	1:CA:1081:G:OP2	2.12	0.49
23:DA:1608:A:HO2'	23:DA:1610:A:P	2.35	0.49
23:BA:596:G:C6	23:BA:597:U:C4	3.01	0.49
25:BC:108:PRO:CG	25:BC:143:HIS:CE1	2.96	0.49
36:DN:81:ASP:O	36:DN:85:PRO:HG2	2.12	0.49
34:DL:126:VAL:HA	34:DL:145:PRO:HB2	1.95	0.49
28:BF:130:ASN:OD1	28:BF:160:VAL:HA	2.13	0.49
32:BJ:80:ALA:HB3	32:BJ:147:ALA:HB2	1.95	0.49
11:CK:124:LYS:C	11:CK:126:ARG:H	2.16	0.49
1:CA:624:C:H2'	1:CA:625:G:H8	1.78	0.49
23:BA:1833:U:C2	23:BA:1834:U:C6	3.00	0.49
17:AQ:59:ILE:CG2	17:AQ:71:PHE:HB3	2.42	0.49
20:AT:85:MET:HB2	20:AT:104:LEU:HD21	1.94	0.49
23:DA:144:C:H2'	23:DA:145:G:H8	1.77	0.49
18:AR:43:PHE:O	18:AR:51:LEU:HB2	2.12	0.49
29:BG:23:ARG:N	29:BG:23:ARG:HD3	2.27	0.49
23:DA:118:A:N3	23:DA:178:G:H1'	2.27	0.49
19:CS:53:ASN:HD21	19:CS:56:GLN:H	1.59	0.49
23:BA:2258:C:H4'	23:BA:2259:G:OP2	2.12	0.49
3:CC:79:ARG:N	3:CC:79:ARG:HD3	2.27	0.49
1:CA:488:C:O5'	1:CA:488:C:H6	1.94	0.49
23:DA:69:C:H2'	23:DA:70:G:C8	2.47	0.49
34:DL:32:THR:OG1	34:DL:36:LYS:HB3	2.13	0.49
45:DW:37:LEU:HG	45:DW:60:PHE:HA	1.95	0.49
47:BY:14:ARG:HA	47:BY:17:SER:HB2	1.94	0.49
10:CJ:82:ILE:O	10:CJ:86:MET:HB2	2.12	0.49
1:CA:134:A:H61	16:CP:25:ARG:HH12	1.56	0.49
23:DA:603:A:N6	23:DA:655:A:H1'	2.28	0.49
28:DF:98:ARG:O	28:DF:101:ILE:HG12	2.12	0.49
11:AK:21:ILE:HB	11:AK:84:VAL:HG12	1.94	0.49
35:BM:43:THR:OG1	35:BM:46:GLN:HG3	2.12	0.49
23:BA:795:C:O2'	23:BA:796:C:H5'	2.13	0.49

Continued on next page...

Continued from previous page...

Atom-1	Atom-2	Distance(Å)	Clash(Å)
3:CC:19:GLU:HG3	3:CC:54:ARG:HD2	1.95	0.49
1:CA:1349:A:H2'	1:CA:1350:A:H8	1.76	0.49
1:AA:475:G:H2'	1:AA:476:G:C8	2.45	0.49
23:BA:2892:A:N6	23:BA:2893:G:C2	2.81	0.49
7:AG:41:ARG:NH1	7:AG:41:ARG:HB3	2.28	0.49
20:AT:49:ALA:HB3	20:AT:99:LEU:HD12	1.94	0.49
2:CB:17:PHE:HB2	2:CB:42:ILE:HG22	1.95	0.49
17:AQ:57:VAL:HG12	17:AQ:76:LEU:HA	1.95	0.49
1:AA:909:A:H2'	1:AA:910:C:O4'	2.13	0.49
33:DK:88:ASN:OD1	33:DK:89:ASN:N	2.46	0.49
33:BK:12:ASP:OD1	33:BK:85:VAL:HG13	2.13	0.49
45:BW:50:ASN:HD22	45:BW:83:PRO:HD3	1.78	0.49
23:DA:1887:C:H3'	23:DA:1888:G:H5''	1.95	0.49
23:DA:2784:C:H2'	23:DA:2785:C:C6	2.47	0.49
4:CD:88:VAL:O	4:CD:92:VAL:HG23	2.12	0.49
23:DA:258:G:H2'	23:DA:259:G:H8	1.78	0.49
4:AD:162:LEU:HD13	4:AD:181:MET:HG2	1.95	0.49
1:AA:1300:G:O2'	1:AA:1301:U:P	2.71	0.49
21:CU:6:ARG:NE	21:CU:15:ARG:HH12	2.10	0.49
23:DA:289:A:H2'	23:DA:290:G:O4'	2.13	0.49
23:BA:1973:G:H2'	23:BA:1974:C:H6	1.77	0.49
6:CF:26:ILE:O	6:CF:30:LEU:HG	2.13	0.49
23:DA:116:C:H2'	23:DA:117:G:C8	2.47	0.49
1:AA:19:C:H5''	5:AE:86:ALA:HB1	1.95	0.49
45:BW:53:MET:HA	45:BW:58:THR:O	2.13	0.49
3:CC:113:ALA:HB3	3:CC:114:PRO:HD3	1.95	0.49
23:DA:405:U:H3'	23:DA:406:G:H5'	1.95	0.49
23:DA:943:U:OP2	34:DL:38:GLN:CD	2.51	0.49
34:DL:35:HIS:O	34:DL:36:LYS:HB2	2.13	0.49
1:CA:1443:G:H22	38:DP:119:LYS:HA	1.78	0.49
23:DA:1022:G:O2'	23:DA:1023:U:OP2	2.28	0.49
23:BA:783:A:C8	23:BA:783:A:H3'	2.48	0.49
30:BH:5:LEU:CD2	30:BH:5:LEU:H	2.18	0.49
10:AJ:32:ALA:CB	10:AJ:76:ASN:HB2	2.43	0.49
3:AC:195:VAL:CG1	3:AC:196:LEU:H	2.20	0.49
26:BD:117:MET:CE	26:BD:136:ARG:HA	2.38	0.49
2:CB:28:PHE:CD1	2:CB:190:THR:HA	2.48	0.49
26:DD:169:ASN:ND2	26:DD:201:THR:HG21	2.28	0.49
19:AS:32:LYS:HA	19:AS:50:ALA:HB3	1.95	0.49
2:CB:88:ALA:HA	2:CB:223:ILE:HD11	1.95	0.49
23:DA:2365:G:O6	53:D5:39:LYS:HE3	2.13	0.49
23:BA:1486:A:C6	23:BA:1504:C:N4	2.80	0.49

Continued on next page...

Continued from previous page...

Atom-1	Atom-2	Distance(Å)	Clash(Å)
25:DC:10:THR:HG23	25:DC:13:ARG:HB3	1.93	0.49
51:D3:11:LEU:HD21	51:D3:51:GLU:CD	2.33	0.49
1:CA:255:G:H2'	1:CA:256:U:H6	1.78	0.49
2:AB:8:LYS:HG2	2:AB:217:ARG:NH1	2.28	0.49
1:CA:1503:A:H5''	1:CA:1531:A:H1'	1.94	0.49
52:B4:21:ARG:HB3	52:B4:31:LEU:CD2	2.43	0.49
51:D3:13:CYS:O	51:D3:21:TYR:HA	2.13	0.49
1:AA:1157:A:N6	1:AA:1178:G:H1'	2.27	0.49
3:AC:73:PRO:O	3:AC:76:VAL:HG22	2.13	0.49
44:DV:82:ARG:HG2	44:DV:83:PRO:HD2	1.95	0.49
20:CT:49:ALA:HB3	20:CT:99:LEU:HD12	1.94	0.49
1:CA:1154:G:H2'	1:CA:1155:G:C8	2.48	0.49
8:AH:110:ALA:HB3	8:AH:121:ASP:HB3	1.94	0.49
45:DW:53:MET:HA	45:DW:58:THR:O	2.12	0.49
19:AS:51:VAL:O	19:AS:58:VAL:HG22	2.12	0.49
23:BA:2537:U:H2'	23:BA:2538:C:H6	1.77	0.49
2:AB:212:GLN:HE22	2:AB:216:SER:HB2	1.77	0.49
25:BC:105:ILE:CG1	25:BC:106:ILE:HD12	2.42	0.49
4:CD:43:HIS:HA	4:CD:46:LYS:HE3	1.93	0.49
23:BA:2012:G:O2'	41:BS:96:ILE:HD11	2.12	0.49
28:BF:153:ARG:HB3	28:BF:153:ARG:NH1	2.27	0.49
23:DA:1027:A:C2	23:DA:2488:A:H5'	2.47	0.49
2:CB:212:GLN:HE22	2:CB:216:SER:HB2	1.78	0.49
23:DA:2512:C:H5''	23:DA:2513:G:OP2	2.13	0.49
1:CA:538:G:O3'	12:CL:113:LYS:HG3	2.13	0.49
23:BA:747:U:O2	23:BA:2014:A:H1'	2.12	0.49
46:BX:13:ILE:HG23	46:BX:14:VAL:H	1.77	0.49
36:DN:50:HIS:O	36:DN:54:LEU:HB2	2.13	0.49
23:DA:1171:G:H2'	23:DA:1173:G:O4'	2.13	0.49
26:BD:101:ARG:HG2	26:BD:171:GLU:HA	1.95	0.49
3:AC:14:ILE:HG23	3:AC:15:THR:N	2.25	0.49
28:DF:86:MET:H	28:DF:87:PRO:CD	2.26	0.49
1:AA:1313:U:OP1	19:AS:6:LYS:HG3	2.12	0.49
23:DA:1517:G:H2'	23:DA:1518:C:C6	2.48	0.49
3:AC:6:HIS:ND1	14:AN:49:HIS:HB3	2.28	0.49
23:BA:1614:A:C6	41:BS:87:PRO:HA	2.48	0.49
1:CA:1194:U:H4'	5:CE:22:GLY:O	2.12	0.49
19:CS:5:LEU:HG	19:CS:10:PHE:HB3	1.95	0.49
46:BX:58:ILE:HD11	46:BX:91:LYS:CG	2.43	0.49
2:AB:118:LEU:O	2:AB:122:PHE:HB2	2.13	0.49
1:AA:724:G:C2	1:AA:725:G:C8	3.00	0.49
23:DA:1495:A:H2'	23:DA:1496:A:C2	2.48	0.49

Continued on next page...

Continued from previous page...

Atom-1	Atom-2	Distance(Å)	Clash(Å)
17:AQ:76:LEU:HD12	17:AQ:77:VAL:H	1.77	0.49
1:AA:1100:C:OP2	2:AB:96:ARG:HG2	2.13	0.49
30:DH:115:ALA:HB3	30:DH:129:THR:O	2.12	0.49
23:BA:110:G:C2	23:BA:111:A:C8	3.01	0.49
19:CS:51:VAL:O	19:CS:58:VAL:HG22	2.12	0.49
23:DA:466:A:N3	23:DA:683:C:H1'	2.28	0.49
23:BA:1963:U:H2'	23:BA:1963:U:O2	2.12	0.49
17:AQ:52:LYS:HD2	17:AQ:52:LYS:H	1.77	0.49
1:CA:509:A:C6	1:CA:510:A:N1	2.81	0.49
23:BA:433:C:H2'	23:BA:434:U:C6	2.48	0.49
39:DQ:79:PHE:HD1	39:DQ:79:PHE:C	2.16	0.49
40:DR:47:VAL:HG13	40:DR:52:VAL:N	2.27	0.49
40:BR:47:VAL:HG12	40:BR:49:THR:O	2.13	0.49
25:DC:242:ARG:CD	25:DC:242:ARG:N	2.71	0.49
35:DM:76:LYS:H	35:DM:88:GLY:HA2	1.76	0.49
11:CK:44:SER:OG	11:CK:47:VAL:HG23	2.12	0.49
25:DC:31:LYS:HE3	25:DC:33:LEU:HD21	1.94	0.49
25:BC:25:THR:HG21	25:BC:81:ALA:CA	2.43	0.49
26:DD:201:THR:CG2	26:DD:202:LYS:H	2.22	0.49
12:CL:82:VAL:HG21	12:CL:99:ILE:CD1	2.43	0.49
32:DJ:66:THR:N	32:DJ:71:MET:HE3	2.22	0.49
6:CF:19:LEU:O	6:CF:23:LYS:HG3	2.13	0.49
4:CD:31:CYS:O	4:CD:32:ALA:HB3	2.12	0.49
3:AC:19:GLU:HG3	3:AC:54:ARG:HD2	1.95	0.49
23:BA:1486:A:N6	23:BA:1504:C:H42	2.09	0.49
4:AD:163:GLU:O	4:AD:166:LYS:HG3	2.13	0.49
25:DC:70:TRP:CH2	25:DC:150:LYS:HA	2.48	0.49
9:AI:99:LEU:HD12	9:AI:101:PHE:HE2	1.77	0.49
34:BL:95:VAL:HG23	34:BL:125:VAL:HA	1.94	0.49
13:AM:49:THR:O	13:AM:53:VAL:HG23	2.12	0.49
33:DK:79:PHE:HD2	38:DP:72:VAL:HG22	1.78	0.49
7:CG:41:ARG:NH1	7:CG:41:ARG:HB3	2.28	0.49
5:AE:12:LEU:HD22	5:AE:12:LEU:C	2.32	0.49
25:BC:72:LYS:HE3	25:BC:101:GLU:CB	2.43	0.49
23:DA:69:C:O2'	23:DA:70:G:H5'	2.13	0.49
38:BP:107:ASP:O	38:BP:110:ILE:HG22	2.12	0.49
11:CK:17:GLY:HA3	11:CK:77:MET:SD	2.52	0.49
23:BA:2784:C:H2'	23:BA:2785:C:C6	2.48	0.49
23:DA:634:C:H2'	23:DA:635:C:C6	2.48	0.49
1:CA:565:U:C6	1:CA:566:G:C8	3.01	0.49
23:BA:1680:U:O2	23:BA:1763:G:H3'	2.12	0.49
32:DJ:58:ARG:C	32:DJ:60:LYS:H	2.15	0.49

Continued on next page...

Continued from previous page...

Atom-1	Atom-2	Distance(Å)	Clash(Å)
1:AA:865:A:O5'	1:AA:865:A:H8	1.96	0.49
26:DD:14:ILE:HD12	26:DD:14:ILE:C	2.33	0.49
32:BJ:160:LYS:CD	32:BJ:161:LEU:H	2.26	0.49
50:D2:3:LYS:N	50:D2:3:LYS:HD2	2.28	0.48
50:B2:3:LYS:O	50:B2:4:HIS:C	2.51	0.48
39:BQ:79:PHE:C	39:BQ:79:PHE:HD1	2.16	0.48
23:DA:733:G:O5'	23:DA:733:G:H8	1.96	0.48
43:BU:14:LEU:HD23	43:BU:15:VAL:N	2.28	0.48
43:DU:2:ARG:C	43:DU:4:LYS:H	2.17	0.48
45:DW:32:ARG:C	45:DW:35:ASN:HD21	2.15	0.48
28:BF:55:LYS:HD2	28:BF:58:GLN:NE2	2.20	0.48
23:BA:947:G:N2	23:BA:971:C:C2	2.81	0.48
16:AP:27:LYS:N	16:AP:27:LYS:HD2	2.26	0.48
23:BA:1431:U:H2'	23:BA:1432:C:C6	2.48	0.48
23:BA:2741:A:H2'	23:BA:2742:C:O4'	2.13	0.48
28:DF:173:LEU:HA	28:DF:176:LEU:HD12	1.93	0.48
3:CC:175:LEU:O	3:CC:175:LEU:HD23	2.12	0.48
18:CR:50:ILE:HD11	18:CR:74:ARG:NH1	2.28	0.48
51:B3:11:LEU:HD21	51:B3:51:GLU:CD	2.33	0.48
23:BA:322:A:H3'	27:BE:169:ASN:HD21	1.78	0.48
1:CA:427:U:C4	1:CA:428:G:C6	3.00	0.48
1:AA:427:U:C4	1:AA:428:G:C6	3.01	0.48
23:BA:481:G:O2'	23:BA:482:A:P	2.71	0.48
20:AT:67:ALA:HA	20:AT:72:LEU:O	2.12	0.48
23:DA:1437:C:H2'	23:DA:1438:U:H6	1.75	0.48
1:CA:600:C:H2'	1:CA:601:C:C6	2.48	0.48
18:CR:56:THR:HB	18:CR:58:LEU:HD13	1.94	0.48
23:DA:784:A:N7	25:DC:229:VAL:HG21	2.27	0.48
38:BP:54:ARG:HA	38:BP:59:THR:OG1	2.12	0.48
27:DE:12:LEU:HB2	27:DE:124:LEU:HD11	1.94	0.48
3:CC:73:PRO:O	3:CC:76:VAL:HG22	2.13	0.48
1:CA:1237:C:OP1	1:CA:1238:A:H1'	2.13	0.48
25:BC:72:LYS:CE	25:BC:101:GLU:HG2	2.42	0.48
17:CQ:59:ILE:HG22	17:CQ:60:ILE:N	2.28	0.48
23:DA:2795:G:H3'	23:DA:2797:U:H5''	1.95	0.48
23:DA:1615:C:O2'	23:DA:1616:A:H5'	2.13	0.48
23:BA:1270:C:H5''	23:BA:1271:G:O5'	2.13	0.48
1:CA:1300:G:O2'	1:CA:1301:U:P	2.71	0.48
23:BA:1001:A:H2'	23:BA:1002:G:O4'	2.12	0.48
8:AH:81:HIS:HB2	8:AH:138:TRP:OXT	2.11	0.48
12:AL:57:VAL:O	12:AL:59:LEU:HD22	2.12	0.48
23:DA:329:G:H1	43:DU:19:LYS:HE3	1.78	0.48

Continued on next page...

Continued from previous page...

Atom-1	Atom-2	Distance(Å)	Clash(Å)
23:BA:2252:G:H2'	23:BA:2253:G:H8	1.78	0.48
47:BY:1:MET:O	47:BY:1:MET:SD	2.71	0.48
23:BA:165:U:H2'	23:BA:171:G:O4'	2.13	0.48
23:DA:2436:G:C5	23:DA:2437:U:C5	3.01	0.48
40:BR:47:VAL:HG13	40:BR:52:VAL:N	2.28	0.48
23:DA:114(B):A:C4	23:DA:1144:G:C8	3.01	0.48
19:AS:16:LEU:HA	19:AS:19:VAL:HG12	1.94	0.48
44:DV:99:TYR:CE2	44:DV:125:LEU:HD12	2.48	0.48
10:CJ:32:ALA:CB	10:CJ:76:ASN:HB2	2.43	0.48
13:CM:98:VAL:HB	13:CM:99:ARG:HH11	1.78	0.48
1:AA:80:G:H2'	1:AA:81:G:H8	1.78	0.48
1:AA:1378:C:H5''	7:AG:6:ARG:NE	2.25	0.48
23:BA:2039:C:C2	23:BA:2040:C:C5	3.01	0.48
30:BH:77:LEU:O	30:BH:143:SER:HB3	2.13	0.48
35:DM:43:THR:OG1	35:DM:46:GLN:HG3	2.13	0.48
23:BA:2415:G:H4'	34:BL:66:GLY:HA2	1.92	0.48
1:CA:277:C:OP1	17:CQ:41:LYS:HE3	2.12	0.48
23:DA:1937:A:N7	23:DA:1939:U:H2'	2.27	0.48
35:BM:39:PRO:O	35:BM:40:ALA:HB2	2.13	0.48
25:BC:43:ARG:HB2	25:BC:49:ILE:HA	1.96	0.48
38:BP:58:ASN:C	38:BP:58:ASN:HD22	2.17	0.48
11:AK:105:VAL:HG23	11:AK:105:VAL:O	2.13	0.48
1:CA:1412:C:H2'	1:CA:1413:A:H8	1.77	0.48
23:DA:380:U:O2	46:DX:20:ARG:NH2	2.46	0.48
1:AA:1412:C:H2'	1:AA:1413:A:C8	2.48	0.48
34:BL:138:LEU:HD11	34:BL:144:GLU:HB3	1.94	0.48
1:AA:112:G:C2	1:AA:113:G:C8	3.02	0.48
1:CA:832:C:N4	1:CA:855:G:O6	2.47	0.48
23:DA:718:A:O5'	23:DA:718:A:H8	1.96	0.48
23:BA:1252:G:C2	23:BA:1253:A:C2	3.01	0.48
23:BA:996:A:H4'	39:BQ:92:ARG:CZ	2.44	0.48
34:DL:114:ILE:CD1	34:DL:130:PHE:CD1	2.90	0.48
12:AL:26:LEU:HD13	12:AL:27:LYS:N	2.17	0.48
23:DA:270(H):C:H2'	23:DA:270(I):C:H6	1.77	0.48
28:DF:55:LYS:O	28:DF:59:GLU:HG3	2.13	0.48
10:CJ:33:GLN:HB2	10:CJ:75:ILE:HD11	1.95	0.48
23:DA:124:G:N7	52:D4:19:ARG:NH2	2.61	0.48
23:BA:1171:G:H2'	23:BA:1173:G:O4'	2.13	0.48
23:DA:2516:G:O6	23:DA:2517:C:N4	2.47	0.48
19:AS:34:TRP:CZ2	19:AS:57:HIS:HE1	2.31	0.48
10:AJ:34:VAL:CG2	10:AJ:74:ILE:HG22	2.43	0.48
30:DH:88:ILE:CG2	30:DH:89:TYR:N	2.76	0.48

Continued on next page...

Continued from previous page...

Atom-1	Atom-2	Distance(Å)	Clash(Å)
37:BO:25:ARG:HD2	37:BO:88:ASP:OD1	2.12	0.48
3:CC:6:HIS:ND1	14:CN:49:HIS:HB3	2.28	0.48
43:DU:76:CYS:CB	43:DU:77:PRO:CD	2.91	0.48
43:BU:90:LEU:HG	43:BU:91:GLU:H	1.77	0.48
23:DA:1953:A:C2	23:DA:2549:G:N3	2.79	0.48
1:CA:1062:U:H2'	1:CA:1063:C:C6	2.49	0.48
1:AA:1503:A:H5''	1:AA:1531:A:H1'	1.93	0.48
23:DA:1567:A:H5''	25:DC:58:HIS:CD2	2.48	0.48
1:AA:600:C:H2'	1:AA:601:C:C6	2.48	0.48
23:BA:2699:C:H2'	23:BA:2700:C:O4'	2.13	0.48
1:AA:1237:C:OP1	1:AA:1238:A:H1'	2.12	0.48
1:AA:971:G:C8	1:AA:1365:G:H4'	2.48	0.48
44:DV:10:ARG:HH21	44:DV:26:GLY:H	1.62	0.48
5:AE:70:PRO:HB3	5:AE:144:THR:HG22	1.95	0.48
26:DD:31:CYS:HB3	26:DD:49:LEU:HB3	1.95	0.48
4:AD:53:ASP:O	4:AD:57:ARG:HD3	2.14	0.48
23:DA:1001:A:H2'	23:DA:1002:G:O4'	2.13	0.48
23:BA:1632:A:O5'	23:BA:1632:A:H8	1.96	0.48
12:CL:19:LYS:H	12:CL:19:LYS:HD3	1.78	0.48
1:CA:45:U:O5'	1:CA:45:U:H6	1.97	0.48
23:DA:496:G:H1'	41:DS:61:ASN:ND2	2.29	0.48
28:BF:60:LEU:O	28:BF:64:THR:HG22	2.14	0.48
42:BT:30:VAL:HG21	42:BT:79:ALA:HB3	1.94	0.48
47:DY:10:LEU:O	47:DY:13:ALA:HB3	2.13	0.48
41:DS:24:ILE:HG21	41:DS:36:LEU:CD2	2.37	0.48
23:BA:675:A:H4'	27:BE:67:GLN:HE21	1.76	0.48
28:BF:55:LYS:O	28:BF:59:GLU:HG3	2.14	0.48
7:CG:106:GLN:O	7:CG:110:GLN:HG3	2.13	0.48
2:AB:187:LEU:HD11	2:AB:204:ASN:O	2.12	0.48
1:CA:1329:A:P	13:CM:28:ALA:HB3	2.53	0.48
3:AC:30:ARG:CD	14:AN:38:GLY:HA3	2.40	0.48
11:CK:21:ILE:HB	11:CK:84:VAL:HG12	1.95	0.48
37:BO:89:ARG:O	37:BO:90:GLY:O	2.31	0.48
23:DA:2741:A:H2'	23:DA:2742:C:O4'	2.13	0.48
39:DQ:62:ILE:HD12	39:DQ:76:TYR:CE1	2.49	0.48
23:DA:1614:A:C6	41:DS:87:PRO:HA	2.48	0.48
23:BA:478:A:C6	23:BA:480:A:C6	3.01	0.48
23:BA:1478:G:H2'	23:BA:1479:G:H8	1.78	0.48
23:DA:363(A):G:H2'	23:DA:363(B):A:H8	1.78	0.48
23:DA:2815:C:O2'	50:D2:43:HIS:CD2	2.64	0.48
23:DA:826:U:C5	23:DA:828:U:H1'	2.49	0.48
3:AC:91:LEU:HB3	3:AC:99:VAL:HG11	1.94	0.48

Continued on next page...

Continued from previous page...

Atom-1	Atom-2	Distance(Å)	Clash(Å)
2:CB:118:LEU:O	2:CB:122:PHE:HB2	2.13	0.48
23:DA:1995:U:H3'	23:DA:1996:C:H2'	1.96	0.48
1:AA:363:A:H8	12:AL:32:ARG:HH21	1.59	0.48
17:AQ:21:VAL:HG11	17:AQ:59:ILE:HD11	1.95	0.48
1:AA:1154:G:H2'	1:AA:1155:G:C8	2.48	0.48
1:CA:1305:G:H1'	1:CA:1306:A:N7	2.28	0.48
1:AA:277:C:H5''	17:AQ:68:ARG:NH2	2.28	0.48
36:DN:103:ARG:HH12	36:DN:110:PRO:HG3	1.79	0.48
25:BC:259:THR:O	25:BC:260:ARG:HB2	2.14	0.48
23:BA:2887:U:H2'	23:BA:2888:C:H6	1.78	0.48
23:DA:2590:A:C2	23:DA:2605:U:C2	3.02	0.48
39:BQ:60:LEU:HD23	39:BQ:60:LEU:C	2.33	0.48
1:AA:1366:C:H2'	1:AA:1367:C:C6	2.48	0.48
34:DL:36:LYS:HG3	34:DL:41:ARG:CB	2.40	0.48
23:DA:956:G:N2	23:DA:959:A:H3'	2.29	0.48
1:AA:941:G:C2	1:AA:942:G:C8	3.01	0.48
11:AK:44:SER:OG	11:AK:47:VAL:HG23	2.14	0.48
28:BF:109:VAL:C	28:BF:112:PRO:HD2	2.34	0.48
48:DZ:8:LEU:HA	48:DZ:54:VAL:HG12	1.96	0.48
23:BA:1509:A:H4'	23:BA:1510:A:C1'	2.44	0.48
30:BH:88:ILE:CG2	30:BH:89:TYR:N	2.76	0.48
33:DK:71:ARG:HH12	38:DP:74:ARG:NH2	2.08	0.48
23:DA:2286:A:H4'	23:DA:2287:A:O4'	2.14	0.48
28:BF:98:ARG:O	28:BF:101:ILE:HG12	2.13	0.48
48:BZ:40:THR:O	48:BZ:44:ARG:HG3	2.13	0.48
23:DA:481:G:H1'	23:DA:506:G:N2	2.27	0.48
23:DA:481:G:O2'	23:DA:482:A:P	2.71	0.48
18:AR:56:THR:HB	18:AR:58:LEU:HD13	1.95	0.48
47:BY:52:ASP:O	47:BY:56:GLN:HB2	2.14	0.48
23:DA:768:G:O2'	23:DA:1379:A:N6	2.46	0.48
41:BS:12:ILE:HD12	41:BS:46:PHE:CE2	2.49	0.48
1:AA:269:C:H2'	1:AA:270:A:H8	1.78	0.48
8:AH:11:THR:HG22	8:AH:15:ASN:ND2	2.28	0.48
23:BA:1797:C:O2'	25:BC:259:THR:HG23	2.14	0.48
32:BJ:26:THR:HG22	32:BJ:27:TYR:N	2.29	0.48
23:DA:1051:G:H2'	23:DA:1052:C:C6	2.49	0.48
1:AA:924:C:H2'	1:AA:925:G:H8	1.78	0.48
44:BV:10:ARG:HB3	44:BV:36:LYS:HB3	1.95	0.48
33:DK:12:ASP:OD1	33:DK:85:VAL:HG13	2.12	0.48
13:AM:45:VAL:O	13:AM:48:LEU:HD22	2.13	0.48
23:BA:2335:A:H2'	37:BO:13:ARG:HH22	1.78	0.48
23:DA:1289:C:H2'	23:DA:1290:C:H6	1.79	0.48

Continued on next page...

Continued from previous page...

Atom-1	Atom-2	Distance(Å)	Clash(Å)
1:CA:112:G:C2	1:CA:113:G:C8	3.02	0.48
13:CM:45:VAL:O	13:CM:48:LEU:HD22	2.14	0.48
33:BK:88:ASN:OD1	33:BK:89:ASN:N	2.47	0.48
23:BA:1615:C:O2'	23:BA:1616:A:H5'	2.13	0.48
11:AK:92:GLU:O	11:AK:96:ARG:HG2	2.13	0.48
23:DA:747:U:O2	23:DA:2014:A:H1'	2.13	0.48
34:DL:85:LEU:HA	34:DL:88:LEU:CB	2.43	0.48
43:BU:2:ARG:C	43:BU:4:LYS:H	2.17	0.48
38:DP:46:GLU:OE2	38:DP:89:VAL:HG11	2.14	0.48
23:DA:948:G:OP1	23:DA:962:G:OP1	2.32	0.48
53:B5:53:PRO:HB2	53:B5:57:ARG:NH2	2.28	0.48
1:CA:321:A:C2	1:CA:333:G:C2	3.01	0.48
23:DA:2517:C:C5	23:DA:2542:A:C2	3.02	0.48
2:AB:28:PHE:CD2	2:AB:194:PRO:HG3	2.49	0.48
39:BQ:62:ILE:HD12	39:BQ:76:TYR:CE1	2.48	0.48
4:AD:121:VAL:O	4:AD:134:ASP:HA	2.14	0.48
30:BH:86:THR:O	30:BH:122:GLU:HG3	2.14	0.48
1:CA:404:U:H2'	1:CA:405:U:C6	2.49	0.48
22:CV:6157:A:N6	22:CV:6172:U:H3	2.10	0.48
23:BA:1478:G:O2'	23:BA:1558:A:C2	2.66	0.48
20:AT:26:ASN:HD22	20:AT:27:LYS:H	1.61	0.48
27:BE:28:ILE:O	27:BE:30:PRO:HD3	2.13	0.48
28:BF:128:ARG:HH21	28:BF:130:ASN:HD21	1.61	0.48
1:CA:57:G:H2'	1:CA:58:C:H6	1.77	0.48
38:DP:58:ASN:HD22	38:DP:58:ASN:C	2.17	0.48
27:DE:126:VAL:O	27:DE:196:LEU:HG	2.13	0.48
23:DA:920:G:H2'	23:DA:921:G:H8	1.79	0.48
23:DA:2090:G:H21	46:DX:45:ASN:ND2	2.10	0.48
44:DV:10:ARG:HB3	44:DV:36:LYS:HB3	1.94	0.48
44:BV:10:ARG:HH21	44:BV:26:GLY:H	1.62	0.48
23:DA:1040:C:H2'	23:DA:1041:C:C6	2.49	0.48
24:DB:46:A:H2'	24:DB:47:C:C6	2.48	0.48
23:DA:1239:G:O2'	23:DA:1240:U:H5'	2.13	0.48
23:DA:2366:A:H2'	23:DA:2367:G:O4'	2.14	0.48
32:DJ:160:LYS:CD	32:DJ:161:LEU:H	2.27	0.48
23:DA:754:C:H2'	23:DA:755:C:C6	2.48	0.48
35:DM:23:GLY:HA3	35:DM:98:LYS:HB2	1.95	0.48
29:DG:30:LYS:HB2	29:DG:79:VAL:HA	1.94	0.48
1:AA:562:C:N4	1:AA:884:U:C6	2.82	0.48
23:BA:1399:C:O2'	23:BA:1400:G:H5'	2.14	0.48
28:DF:143:GLU:CD	28:DF:143:GLU:H	2.17	0.48
23:BA:1887:C:H3'	23:BA:1888:G:H5''	1.96	0.48

Continued on next page...

Continued from previous page...

Atom-1	Atom-2	Distance(Å)	Clash(Å)
23:BA:792:G:H5''	23:BA:793:A:H5'	1.94	0.48
23:DA:1689:A:H62	23:DA:1698:A:H2	1.60	0.48
40:DR:49:THR:HB	40:DR:50:PRO:CD	2.43	0.48
1:CA:523:A:N1	12:CL:91:ASP:HB2	2.28	0.48
28:DF:60:LEU:O	28:DF:64:THR:HG22	2.12	0.48
43:DU:81:LYS:CD	43:DU:97:ARG:HB3	2.39	0.48
25:DC:25:THR:HG21	25:DC:81:ALA:CA	2.43	0.48
1:AA:949:A:OP1	13:AM:101:GLN:HB3	2.14	0.48
25:BC:25:THR:HG21	25:BC:81:ALA:HA	1.95	0.48
23:BA:2027:G:H2'	23:BA:2028:U:O4'	2.14	0.48
12:AL:30:PRO:HB2	12:AL:31:PHE:CD1	2.49	0.48
1:AA:199:G:C2'	1:AA:200:G:H5''	2.41	0.48
3:CC:23:TYR:CG	3:CC:24:ALA:N	2.82	0.48
2:AB:88:ALA:HA	2:AB:223:ILE:HD11	1.95	0.48
36:BN:17:ARG:O	36:BN:20:LEU:HB3	2.14	0.48
19:CS:34:TRP:CZ2	19:CS:57:HIS:HE1	2.32	0.48
1:AA:716:A:N3	11:AK:118:GLY:HA2	2.29	0.48
23:DA:2484:G:H5''	35:DM:45:GLN:HB2	1.95	0.48
23:BA:661:C:H4'	34:BL:16:ARG:HD2	1.95	0.48
41:DS:14:PRO:O	41:DS:15:ARG:C	2.52	0.48
5:AE:81:GLU:HG2	5:AE:90:VAL:HG22	1.96	0.48
8:CH:64:LYS:HD2	8:CH:79:VAL:HG11	1.96	0.48
23:DA:1478:G:N3	23:DA:1479:G:C8	2.82	0.48
46:DX:19:GLN:HA	46:DX:41:ARG:HA	1.96	0.48
23:DA:1390:U:O2'	23:DA:1391:U:H5'	2.13	0.48
23:BA:2061:G:H5''	23:BA:2503:A:C2	2.48	0.48
11:AK:124:LYS:C	11:AK:126:ARG:H	2.16	0.48
32:DJ:80:ALA:HB3	32:DJ:147:ALA:HB2	1.94	0.48
23:DA:2892:A:N6	23:DA:2893:G:C2	2.81	0.48
23:DA:1357:U:H2'	23:DA:1358:G:O4'	2.14	0.48
23:BA:2815:C:O2'	50:B2:43:HIS:CD2	2.66	0.48
1:CA:269:C:H2'	1:CA:270:A:H8	1.78	0.48
1:CA:1281:U:HO2'	1:CA:1282:C:P	2.36	0.48
23:BA:2572:A:H62	26:BD:145:LYS:HG3	1.79	0.48
1:AA:1281:U:HO2'	1:AA:1282:C:P	2.37	0.48
5:CE:11:ILE:HG21	5:CE:105:VAL:HG22	1.96	0.48
8:AH:36:LEU:HA	8:AH:39:LEU:HB3	1.95	0.48
1:AA:1305:G:H1'	1:AA:1306:A:C8	2.48	0.48
23:DA:380:U:O2'	46:DX:20:ARG:HB3	2.13	0.48
1:AA:444:C:H2'	1:AA:445:G:H8	1.78	0.48
23:BA:903:C:H2'	23:BA:904:C:H6	1.79	0.48
1:CA:444:C:H2'	1:CA:445:G:H8	1.79	0.48

Continued on next page...

Continued from previous page...

Atom-1	Atom-2	Distance(Å)	Clash(Å)
23:DA:2784:C:H2'	23:DA:2785:C:H6	1.79	0.48
23:BA:2537:U:H2'	23:BA:2538:C:C6	2.49	0.48
23:BA:1615:C:C6	23:BA:1617:C:C5	3.01	0.48
2:CB:145:LEU:O	2:CB:149:LEU:HB2	2.13	0.48
45:DW:50:ASN:HD22	45:DW:83:PRO:HD3	1.77	0.48
23:BA:649:G:H2'	23:BA:650:C:C6	2.49	0.48
23:DA:1709:U:C2	23:DA:1750:G:C2	3.01	0.48
37:DO:85:VAL:HG11	37:DO:106:ARG:HD2	1.95	0.48
1:CA:1213:A:O2'	1:CA:1214:C:H5'	2.14	0.48
23:DA:2840:C:H4'	36:DN:53:HIS:CD2	2.49	0.48
53:D5:11:LYS:C	53:D5:11:LYS:HD3	2.34	0.48
41:BS:62:HIS:O	41:BS:64:MET:HG3	2.14	0.48
23:BA:855:G:H2'	23:BA:856:C:C6	2.48	0.48
1:AA:1508:G:H2'	1:AA:1509:C:C6	2.48	0.48
2:CB:52:GLU:O	2:CB:56:ARG:HG3	2.13	0.48
24:BB:78:A:C2	24:BB:99:A:C4	3.02	0.48
44:DV:119:GLU:HG3	44:DV:119:GLU:O	2.14	0.48
23:DA:196:A:H2'	23:DA:196:A:N3	2.28	0.48
1:AA:15:G:C4	1:AA:16:A:C8	3.01	0.48
25:DC:105:ILE:CG1	25:DC:106:ILE:HD12	2.43	0.48
23:DA:2056:G:N2	23:DA:2057:A:C1'	2.77	0.48
42:DT:54:VAL:C	42:DT:55:ASN:HD22	2.17	0.48
12:CL:44:PRO:HD2	12:CL:49:SER:HA	1.94	0.48
53:D5:33:ASN:ND2	53:D5:34:TRP:H	2.11	0.48
1:AA:738:C:H2'	1:AA:739:C:C6	2.48	0.48
35:BM:81:VAL:HG12	35:BM:82:ARG:CG	2.41	0.48
47:BY:10:LEU:O	47:BY:13:ALA:HB3	2.13	0.48
1:AA:675:A:H1'	11:AK:116:HIS:CD2	2.49	0.48
45:BW:32:ARG:CB	45:BW:35:ASN:HD21	2.27	0.48
25:DC:25:THR:O	25:DC:25:THR:HG23	2.14	0.48
48:BZ:8:LEU:HA	48:BZ:54:VAL:HG12	1.95	0.48
25:BC:94:LEU:HB2	25:BC:104:TYR:CE1	2.47	0.48
2:AB:187:LEU:HD23	2:AB:201:ILE:HG22	1.95	0.48
23:BA:1210:A:C5'	23:BA:1210:A:H8	2.22	0.48
2:AB:28:PHE:CD1	2:AB:190:THR:HA	2.48	0.48
23:BA:310:A:OP1	43:BU:17:SER:O	2.31	0.48
28:DF:77:ILE:HG22	28:DF:80:PHE:N	2.25	0.48
48:DZ:40:THR:O	48:DZ:44:ARG:HG3	2.14	0.48
37:DO:39:ILE:O	37:DO:48:LEU:HD13	2.14	0.48
29:BG:46:GLU:HG3	29:BG:51:ARG:NE	2.28	0.48
25:DC:79:VAL:O	25:DC:113:VAL:HG13	2.14	0.48
29:BG:58:GLU:HB2	29:BG:61:HIS:ND1	2.29	0.48

Continued on next page...

Continued from previous page...

Atom-1	Atom-2	Distance(Å)	Clash(Å)
34:DL:95:VAL:HG23	34:DL:125:VAL:HA	1.95	0.48
23:BA:2244:U:O2'	23:BA:2245:U:H5'	2.13	0.48
1:AA:32:A:C6	1:AA:33:A:C6	3.02	0.48
1:CA:820:U:H4'	1:CA:821:G:OP2	2.14	0.48
44:DV:5:LEU:HD23	44:DV:6:LYS:N	2.29	0.48
1:AA:363:A:C8	12:AL:32:ARG:NH2	2.82	0.48
1:AA:600:C:OP1	8:AH:97:VAL:HG12	2.14	0.48
23:BA:1639:U:H4'	23:BA:2699:C:H4'	1.94	0.48
1:AA:18:C:H5''	5:AE:127:ASN:ND2	2.28	0.48
23:DA:380:U:H1'	46:DX:20:ARG:NH1	2.29	0.48
4:AD:92:VAL:O	4:AD:96:LEU:HD23	2.14	0.48
23:BA:2334:G:H4'	23:BA:2335:A:OP2	2.14	0.48
1:CA:705:U:C5	1:CA:706:A:C5	3.02	0.48
10:AJ:3:LYS:HD2	10:AJ:77:PRO:HD3	1.96	0.48
45:DW:66:VAL:O	45:DW:81:VAL:HA	2.13	0.48
23:DA:714:U:O2	23:DA:716:A:C8	2.67	0.48
5:CE:70:PRO:HB3	5:CE:144:THR:HG22	1.95	0.48
30:DH:66:GLU:HB3	30:DH:67:ARG:NH1	2.28	0.48
25:DC:40:THR:HG22	25:DC:41:GLY:N	2.28	0.48
5:CE:76:ILE:HG23	5:CE:78:HIS:H	1.78	0.48
43:BU:9:LYS:O	43:BU:27:VAL:HG21	2.14	0.48
4:CD:51:PRO:HB3	4:CD:55:ALA:HB3	1.96	0.48
23:BA:1517:G:H2'	23:BA:1518:C:C6	2.49	0.48
6:AF:69:GLU:CD	6:AF:69:GLU:H	2.16	0.48
5:CE:81:GLU:HG2	5:CE:90:VAL:HG22	1.96	0.48
23:BA:242:G:N7	53:B5:5:LYS:HG2	2.28	0.48
1:AA:624:C:H2'	1:AA:625:G:H8	1.78	0.48
23:BA:2850:A:H2'	23:BA:2851:A:C8	2.49	0.48
1:AA:1327:C:H2'	1:AA:1328:C:H6	1.78	0.48
23:DA:1504:C:O2'	23:DA:1505:C:O5'	2.31	0.48
1:AA:1017:G:H2'	1:AA:1018:C:H6	1.79	0.48
1:CA:688:G:H2'	1:CA:689:C:H6	1.78	0.48
24:BB:8:U:H5''	37:BO:15:ARG:NH2	2.29	0.48
36:DN:87:TYR:HE1	36:DN:117:VAL:HG13	1.79	0.48
25:DC:72:LYS:HE3	25:DC:101:GLU:CB	2.44	0.48
5:CE:31:LEU:HD23	5:CE:32:VAL:N	2.29	0.48
27:BE:37:VAL:HG13	27:BE:184:TYR:HD1	1.78	0.48
23:DA:270(Q):C:O2'	23:DA:270(R):C:H6	1.97	0.48
23:DA:356:G:H2'	23:DA:357:A:C8	2.49	0.48
38:BP:24:PRO:HA	38:BP:49:VAL:HG13	1.95	0.48
24:DB:28:C:H2'	24:DB:29:A:O4'	2.14	0.48
32:BJ:77:VAL:HB	32:BJ:145:VAL:HG22	1.94	0.48

Continued on next page...

Continued from previous page...

Atom-1	Atom-2	Distance(Å)	Clash(Å)
39:DQ:107:ALA:O	39:DQ:111:GLU:HG2	2.13	0.48
4:AD:93:PHE:O	4:AD:97:LEU:HG	2.14	0.48
53:D5:29:LYS:NZ	53:D5:29:LYS:HB3	2.29	0.48
45:DW:27:GLU:HB2	45:DW:69:PHE:HD1	1.79	0.48
31:BI:9:LEU:O	31:BI:13:LEU:HG	2.13	0.48
5:AE:76:ILE:HG23	5:AE:78:HIS:H	1.78	0.48
23:DA:954:G:C5	23:DA:955:C:C5	3.01	0.48
1:AA:92:G:H2'	1:AA:93:U:O4'	2.14	0.48
1:AA:91:C:O2'	1:AA:92:G:H5'	2.14	0.48
17:CQ:54:GLY:HA3	17:CQ:82:MET:CE	2.44	0.48
36:BN:50:HIS:O	36:BN:54:LEU:HB2	2.14	0.48
38:BP:27:THR:CG2	38:BP:90:GLN:HB3	2.44	0.48
1:CA:675:A:H2'	1:CA:676:A:H8	1.79	0.48
1:CA:941:G:C2	1:CA:942:G:C8	3.02	0.48
6:AF:19:LEU:O	6:AF:23:LYS:HG3	2.13	0.48
25:BC:154:LYS:C	25:BC:155:LEU:HD12	2.34	0.48
37:DO:34:HIS:CG	37:DO:54:LEU:HB2	2.49	0.48
13:AM:3:ARG:NH1	28:BF:113:ARG:HD2	2.28	0.48
30:DH:109:ILE:N	30:DH:109:ILE:HD13	2.29	0.48
1:AA:404:U:H2'	1:AA:405:U:C6	2.49	0.48
8:AH:48:TYR:HA	8:AH:60:ARG:O	2.14	0.48
23:BA:2599:G:N7	25:BC:237:GLU:HG3	2.29	0.48
36:DN:97:VAL:HA	36:DN:113:LEU:O	2.14	0.48
1:CA:1349:A:H2'	1:CA:1350:A:O4'	2.14	0.48
23:BA:39:C:H2'	23:BA:40:C:C6	2.49	0.48
19:AS:5:LEU:HG	19:AS:10:PHE:HB3	1.95	0.48
1:AA:10:A:H2'	1:AA:11:G:H8	1.78	0.48
1:CA:1504:G:O2'	1:CA:1505:G:P	2.72	0.48
40:BR:81:TYR:O	40:BR:82:ARG:HG3	2.13	0.48
38:BP:60:THR:HG22	38:BP:77:PRO:HA	1.96	0.48
1:AA:1070:U:H2'	1:AA:1071:C:C6	2.48	0.48
1:CA:622:A:C8	1:CA:623:C:C6	3.02	0.48
44:DV:81:ARG:O	44:DV:82:ARG:HB2	2.13	0.48
8:CH:36:LEU:HA	8:CH:39:LEU:HB3	1.96	0.48
23:DA:1973:G:H2'	23:DA:1974:C:C6	2.49	0.48
23:DA:2252:G:H2'	23:DA:2253:G:C8	2.49	0.48
23:DA:2537:U:H2'	23:DA:2538:C:C6	2.48	0.48
1:CA:9:G:H2'	1:CA:10:A:H8	1.79	0.48
17:CQ:76:LEU:HD12	17:CQ:77:VAL:H	1.78	0.48
1:AA:1305:G:H1'	1:AA:1306:A:N7	2.28	0.48
8:AH:82:HIS:HD2	8:AH:138:TRP:NE1	2.12	0.48
1:AA:1084:G:H5'	1:AA:1102:A:OP2	2.14	0.48

Continued on next page...

Continued from previous page...

Atom-1	Atom-2	Distance(Å)	Clash(Å)
30:BH:117:GLU:HG3	30:BH:118:LYS:N	2.28	0.48
2:AB:61:LEU:HD21	2:AB:68:ILE:HG12	1.95	0.48
25:BC:40:THR:HG22	25:BC:41:GLY:N	2.28	0.48
4:AD:51:PRO:HB3	4:AD:55:ALA:HB3	1.96	0.48
23:DA:649:G:H2'	23:DA:650:C:C6	2.49	0.48
24:BB:6:C:C2	24:BB:115:G:N2	2.82	0.48
1:CA:857:C:H2'	1:CA:858:G:O4'	2.14	0.48
23:BA:409:C:O2'	23:BA:410:G:H5'	2.13	0.48
50:D2:3:LYS:O	50:D2:4:HIS:C	2.52	0.47
23:DA:587:C:C5	23:DA:671:C:H1'	2.49	0.47
40:DR:47:VAL:HG12	40:DR:49:THR:O	2.13	0.47
15:CO:33:THR:HG23	15:CO:63:ARG:HH22	1.79	0.47
23:BA:114(B):A:C4	23:BA:1144:G:C8	3.01	0.47
23:DA:761:A:O5'	23:DA:761:A:C8	2.48	0.47
42:DT:30:VAL:HG21	42:DT:79:ALA:HB3	1.96	0.47
43:BU:76:CYS:CB	43:BU:77:PRO:CD	2.92	0.47
38:DP:27:THR:HA	38:DP:48:ILE:HA	1.96	0.47
53:B5:14:VAL:CG1	53:B5:22:VAL:HG13	2.43	0.47
23:BA:124:G:N7	52:B4:19:ARG:NH2	2.62	0.47
43:DU:10:GLY:HA2	43:DU:27:VAL:HG23	1.95	0.47
26:DD:101:ARG:HG2	26:DD:171:GLU:HA	1.96	0.47
26:DD:171:GLU:HG2	26:DD:185:LYS:HG2	1.96	0.47
16:CP:18:ARG:HD3	16:CP:35:LYS:HD2	1.95	0.47
30:BH:79:ILE:HG22	30:BH:81:VAL:CG2	2.44	0.47
23:BA:603:A:C6	23:BA:655:A:H1'	2.48	0.47
2:AB:20:GLU:HA	2:AB:20:GLU:OE1	2.13	0.47
10:AJ:34:VAL:HG22	10:AJ:74:ILE:HG22	1.96	0.47
23:BA:2286:A:H4'	23:BA:2287:A:O4'	2.14	0.47
23:DA:1317:A:N6	23:DA:1336:A:N6	2.62	0.47
23:BA:661:C:H4'	34:BL:16:ARG:CD	2.44	0.47
34:BL:16:ARG:CZ	34:BL:18:ARG:HG3	2.44	0.47
37:DO:89:ARG:O	37:DO:90:GLY:O	2.31	0.47
9:AI:14:VAL:O	9:AI:65:VAL:HG23	2.14	0.47
9:CI:62:TYR:C	9:CI:63:ILE:HD12	2.35	0.47
23:BA:1478:G:N3	23:BA:1479:G:C8	2.82	0.47
23:DA:598:G:H5'	34:DL:15:ARG:CB	2.44	0.47
9:CI:99:LEU:HD12	9:CI:101:PHE:HE2	1.78	0.47
1:AA:1349:A:H2'	1:AA:1350:A:H8	1.76	0.47
23:DA:226:G:N2	23:DA:228:A:H62	2.12	0.47
18:CR:36:ASN:HD22	18:CR:39:VAL:HG21	1.78	0.47
5:AE:101:ILE:HD11	5:AE:119:LEU:CD2	2.44	0.47
23:DA:2476:A:C2	23:DA:2477:C:C6	3.02	0.47

Continued on next page...

Continued from previous page...

Atom-1	Atom-2	Distance(Å)	Clash(Å)
23:BA:784:A:N7	25:BC:229:VAL:HG21	2.29	0.47
34:DL:135:LEU:HD13	34:DL:135:LEU:O	2.14	0.47
38:DP:60:THR:HG22	38:DP:77:PRO:HA	1.96	0.47
44:BV:5:LEU:HD23	44:BV:6:LYS:N	2.29	0.47
1:AA:963:G:H2'	1:AA:964:A:H8	1.77	0.47
1:CA:865:A:O5'	1:CA:865:A:H8	1.97	0.47
10:AJ:80:LYS:HB2	10:AJ:80:LYS:NZ	2.30	0.47
30:BH:25:TYR:O	30:BH:29:TYR:HB3	2.14	0.47
1:AA:1203:C:H2'	1:AA:1204:A:C8	2.49	0.47
41:BS:84:ARG:HB2	41:BS:96:ILE:HG22	1.96	0.47
23:BA:1796:U:H2'	23:BA:1797:C:C6	2.49	0.47
1:AA:832:C:N4	1:AA:855:G:O6	2.47	0.47
1:CA:1455:G:O2'	20:CT:28:ALA:HB1	2.14	0.47
18:CR:43:PHE:O	18:CR:51:LEU:HB2	2.13	0.47
8:CH:23:SER:HB3	8:CH:62:TYR:HA	1.96	0.47
23:DA:909:A:H2'	23:DA:912:C:H5	1.79	0.47
23:DA:1198:U:O2	23:DA:1249:U:H1'	2.14	0.47
26:BD:31:CYS:HB3	26:BD:49:LEU:HB3	1.95	0.47
32:DJ:63:PRO:O	39:DQ:64:ARG:HD2	2.14	0.47
23:DA:409:C:O2'	23:DA:410:G:H5'	2.14	0.47
40:BR:22:VAL:CG1	40:BR:23:GLU:N	2.76	0.47
23:DA:1971:A:C5	25:DC:241:PRO:HG3	2.48	0.47
2:CB:162:ILE:HD11	2:CB:184:VAL:HG13	1.96	0.47
28:BF:92:VAL:O	28:BF:92:VAL:HG13	2.14	0.47
28:DF:92:VAL:HG13	28:DF:92:VAL:O	2.15	0.47
23:BA:827:U:O2	23:BA:2246:G:H4'	2.14	0.47
23:BA:783:A:C3'	23:BA:783:A:C8	2.97	0.47
35:BM:81:VAL:HG12	35:BM:82:ARG:N	2.29	0.47
16:AP:18:ARG:HD3	16:AP:35:LYS:HD2	1.96	0.47
26:DD:5:LEU:HB2	26:DD:51:PHE:HD2	1.77	0.47
23:DA:603:A:C6	23:DA:655:A:H1'	2.50	0.47
19:CS:28:LYS:HB3	19:CS:29:ARG:NH1	2.29	0.47
17:AQ:66:SER:OG	17:AQ:69:LYS:HB3	2.13	0.47
23:BA:1448:G:H21	23:BA:1529:A:H2	1.62	0.47
23:BA:861:A:H2'	23:BA:862:G:O4'	2.15	0.47
40:DR:79:VAL:O	40:DR:79:VAL:HG12	2.14	0.47
3:AC:18:TRP:HE3	3:AC:18:TRP:H	1.61	0.47
23:BA:1331:A:O2'	23:BA:1332:G:C8	2.66	0.47
20:CT:26:ASN:HB2	20:CT:71:THR:CG2	2.44	0.47
30:DH:6:LEU:HD23	30:DH:36:ALA:HA	1.96	0.47
23:DA:1308:A:N6	23:DA:1309:G:C2	2.83	0.47
23:DA:2593:U:H2'	23:DA:2594:C:H6	1.79	0.47

Continued on next page...

Continued from previous page...

Atom-1	Atom-2	Distance(Å)	Clash(Å)
5:CE:101:ILE:HD11	5:CE:119:LEU:CD2	2.44	0.47
1:AA:1062:U:H2'	1:AA:1063:C:C6	2.49	0.47
30:DH:57:ARG:O	30:DH:61:ARG:HG3	2.14	0.47
4:CD:79:PHE:CE1	4:CD:204:ILE:HA	2.49	0.47
1:AA:820:U:H4'	1:AA:821:G:OP2	2.13	0.47
8:CH:82:HIS:HD2	8:CH:138:TRP:NE1	2.12	0.47
16:CP:45:THR:HB	16:CP:46:PRO:HD2	1.96	0.47
23:BA:634:C:H2'	23:BA:635:C:C6	2.50	0.47
23:DA:2552:U:H2'	23:DA:2554:U:OP2	2.14	0.47
20:CT:14:LYS:O	20:CT:18:GLN:HG3	2.13	0.47
23:BA:471:A:H2'	23:BA:472:A:O4'	2.14	0.47
23:BA:1289:C:H2'	23:BA:1290:C:H6	1.79	0.47
41:BS:9:TYR:H	41:BS:102:HIS:HD2	1.63	0.47
1:CA:746:A:H2'	1:CA:747:C:C6	2.50	0.47
23:BA:2512:C:H5''	23:BA:2513:G:OP2	2.14	0.47
23:BA:1040:C:H2'	23:BA:1041:C:C6	2.49	0.47
45:DW:12:ASN:O	45:DW:14:ARG:HB2	2.14	0.47
23:BA:2751:G:H2'	23:BA:2751:G:N3	2.29	0.47
23:BA:239:U:O2'	23:BA:240:G:H5'	2.14	0.47
1:AA:171:A:H2'	1:AA:172:A:C8	2.49	0.47
1:CA:1508:G:H2'	1:CA:1509:C:C6	2.49	0.47
29:DG:154:PRO:HB3	29:DG:163:TYR:CE2	2.49	0.47
1:AA:636:U:H5'	17:AQ:2:PRO:HD3	1.95	0.47
12:CL:44:PRO:CD	12:CL:50:ALA:H	2.28	0.47
12:CL:26:LEU:HD13	12:CL:27:LYS:N	2.18	0.47
21:CU:22:ARG:HD2	21:CU:23:PRO:CD	2.37	0.47
1:CA:738:C:H2'	1:CA:739:C:C6	2.48	0.47
25:BC:136:ILE:O	25:BC:168:ARG:NH2	2.47	0.47
10:AJ:33:GLN:HB2	10:AJ:75:ILE:HD11	1.96	0.47
23:DA:2822:G:O5'	23:DA:2822:G:H8	1.97	0.47
23:BA:124:G:C5	52:B4:19:ARG:NH2	2.82	0.47
12:AL:76:LEU:HD11	12:AL:106:ALA:HA	1.96	0.47
26:DD:103:ASP:OD1	26:DD:201:THR:HG23	2.15	0.47
16:CP:22:THR:HG22	16:CP:32:TYR:HA	1.95	0.47
23:DA:1509:A:H4'	23:DA:1510:A:C1'	2.44	0.47
23:DA:2542:A:C8	23:DA:2544:G:O6	2.67	0.47
10:CJ:34:VAL:CG2	10:CJ:74:ILE:HG22	2.43	0.47
30:DH:78:THR:HA	30:DH:143:SER:CB	2.41	0.47
23:BA:1504:C:O2'	23:BA:1505:C:O5'	2.31	0.47
5:CE:91:LEU:HD12	5:CE:91:LEU:N	2.30	0.47
12:CL:24:PRO:HD2	12:CL:97:TYR:OH	2.14	0.47
1:AA:370:C:H2'	1:AA:371:G:C8	2.47	0.47

Continued on next page...

Continued from previous page...

Atom-1	Atom-2	Distance(Å)	Clash(Å)
1:AA:114:U:H2'	1:AA:115:G:H8	1.75	0.47
23:BA:966:G:C6	23:BA:967:C:N4	2.82	0.47
23:BA:768:G:O2'	23:BA:1379:A:N6	2.47	0.47
1:AA:255:G:H2'	1:AA:256:U:H6	1.78	0.47
23:DA:919:G:H2'	23:DA:920:G:C8	2.50	0.47
36:BN:96:ARG:NH2	36:BN:117:VAL:HG23	2.29	0.47
5:AE:31:LEU:HD23	5:AE:32:VAL:N	2.29	0.47
35:BM:47:ILE:HG22	35:BM:48:GLU:N	2.28	0.47
1:CA:1423:G:H2'	1:CA:1424:C:H6	1.79	0.47
23:DA:903:C:H2'	23:DA:904:C:H6	1.79	0.47
26:DD:78:LEU:N	26:DD:78:LEU:HD23	2.29	0.47
1:CA:858:G:O6	1:CA:869:G:C8	2.67	0.47
23:BA:714:U:O2	23:BA:716:A:C8	2.67	0.47
23:DA:1411:C:H2'	23:DA:1412:A:C8	2.50	0.47
1:AA:1480:G:C5	1:AA:1481:U:C5	3.03	0.47
1:AA:1213:A:O2'	1:AA:1214:C:H5'	2.14	0.47
23:BA:1871:A:H2'	23:BA:1872:A:C8	2.50	0.47
40:DR:99:ILE:N	40:DR:99:ILE:HD13	2.28	0.47
23:DA:2056:G:C2'	23:DA:2056:G:N3	2.77	0.47
1:AA:1240:U:OP1	7:AG:115:ARG:HA	2.15	0.47
35:DM:81:VAL:HG12	35:DM:82:ARG:N	2.29	0.47
37:BO:69:VAL:O	37:BO:72:ALA:HB3	2.14	0.47
36:BN:54:LEU:HD23	36:BN:62:ALA:HB1	1.97	0.47
25:DC:25:THR:O	25:DC:27:THR:N	2.48	0.47
26:BD:171:GLU:HG2	26:BD:185:LYS:HG2	1.96	0.47
23:DA:2038:G:H2'	23:DA:2039:C:H6	1.78	0.47
23:BA:2516:G:C6	23:BA:2517:C:N4	2.83	0.47
3:AC:11:ARG:HH21	3:AC:180:ALA:HB3	1.80	0.47
2:AB:47:THR:O	2:AB:51:LEU:HG	2.14	0.47
26:BD:51:PHE:HB3	26:BD:52:LEU:HD12	1.96	0.47
25:DC:69:ARG:HH12	25:DC:117:VAL:CG2	2.26	0.47
23:DA:94:G:H21	47:DY:47:ASN:ND2	2.12	0.47
23:DA:1478:G:O2'	23:DA:1558:A:C2	2.67	0.47
46:DX:19:GLN:HG2	46:DX:41:ARG:CB	2.45	0.47
23:BA:363(A):G:H2'	23:BA:363(B):A:H8	1.79	0.47
35:DM:39:PRO:O	35:DM:40:ALA:HB2	2.14	0.47
35:BM:6:ARG:N	35:BM:6:ARG:HE	2.12	0.47
1:AA:1097:C:H2'	1:AA:1098:C:H6	1.79	0.47
27:BE:126:VAL:O	27:BE:196:LEU:HG	2.14	0.47
30:DH:58:LEU:HD23	30:DH:61:ARG:HD2	1.96	0.47
1:AA:186(A):C:C5'	20:AT:78:ALA:HB1	2.43	0.47
27:DE:125:LEU:HB3	27:DE:196:LEU:HD23	1.95	0.47

Continued on next page...

Continued from previous page...

Atom-1	Atom-2	Distance(Å)	Clash(Å)
23:DA:2699:C:H2'	23:DA:2700:C:O4'	2.14	0.47
1:CA:1017:G:H2'	1:CA:1018:C:H6	1.79	0.47
23:BA:380:U:H1'	46:BX:20:ARG:NH1	2.29	0.47
36:BN:87:TYR:HE1	36:BN:117:VAL:HG13	1.79	0.47
44:BV:27:VAL:HG22	44:BV:36:LYS:HA	1.95	0.47
23:DA:1709:U:H2'	23:DA:1710:C:C6	2.49	0.47
36:DN:53:HIS:O	36:DN:56:LYS:HB3	2.14	0.47
23:BA:356:G:H2'	23:BA:357:A:C8	2.49	0.47
23:DA:451:C:H41	23:DA:453:C:H3'	1.78	0.47
23:DA:1936:A:H3'	23:DA:1936:A:OP1	2.14	0.47
26:DD:152:LYS:HE2	26:DD:152:LYS:HB3	1.72	0.47
37:BO:85:VAL:HG11	37:BO:106:ARG:HD2	1.95	0.47
50:D2:4:HIS:HB2	50:D2:5:PRO:CD	2.45	0.47
23:DA:1827:C:H2'	23:DA:1828:G:O4'	2.14	0.47
1:CA:522:C:N4	1:CA:528:C:H42	2.11	0.47
10:AJ:49:VAL:HG21	14:AN:41:ARG:CB	2.44	0.47
34:BL:84:ASN:HA	34:BL:115:LEU:O	2.15	0.47
23:DA:124:G:C5	52:D4:19:ARG:NH2	2.82	0.47
23:DA:1578:U:H2'	23:DA:1579:A:H5''	1.95	0.47
7:AG:69:VAL:HG12	7:AG:69:VAL:O	2.15	0.47
3:AC:23:TYR:HA	10:AJ:11:PHE:CE1	2.50	0.47
23:BA:2481:G:HO2'	23:BA:2482:G:P	2.37	0.47
23:DA:1431:U:H2'	23:DA:1432:C:H6	1.80	0.47
30:DH:12:LEU:N	30:DH:12:LEU:HD22	2.29	0.47
19:AS:28:LYS:HB3	19:AS:29:ARG:NH1	2.29	0.47
4:AD:122:ARG:HD3	4:AD:122:ARG:C	2.34	0.47
24:BB:75:G:N1	24:BB:102:G:N2	2.61	0.47
23:DA:2687:U:C4	23:DA:2688:U:H5	2.30	0.47
29:BG:103:LEU:HD22	29:BG:123:PHE:CE1	2.50	0.47
26:BD:4:ILE:HG12	26:BD:28:ALA:HB1	1.95	0.47
23:DA:2630:G:H1'	23:DA:2894:G:H1'	1.97	0.47
11:AK:59:TYR:CZ	11:AK:63:LEU:HD11	2.49	0.47
1:CA:716:A:N3	11:CK:118:GLY:HA2	2.29	0.47
23:DA:320:A:H5''	23:DA:321:G:OP1	2.15	0.47
8:AH:97:VAL:HG13	8:AH:98:LYS:H	1.80	0.47
4:AD:79:PHE:CE1	4:AD:204:ILE:HA	2.49	0.47
13:CM:15:VAL:HG13	13:CM:43:THR:O	2.14	0.47
1:CA:1410:G:H2'	1:CA:1411:C:C6	2.49	0.47
23:DA:2846:G:H2'	23:DA:2847:U:C6	2.50	0.47
28:BF:16:ARG:HB3	28:BF:17:PRO:HD3	1.97	0.47
5:CE:65:ASN:O	5:CE:66:MET:HB2	2.14	0.47
1:AA:46:G:O2'	1:AA:365:U:H1'	2.15	0.47

Continued on next page...

Continued from previous page...

Atom-1	Atom-2	Distance(Å)	Clash(Å)
23:BA:1341:U:O4	42:BT:16:LYS:HE2	2.14	0.47
25:BC:76:PRO:HB3	25:BC:116:GLN:HE21	1.80	0.47
4:CD:93:PHE:O	4:CD:97:LEU:HG	2.13	0.47
50:B2:18:ALA:O	50:B2:21:SER:HB2	2.14	0.47
23:BA:1709:U:H2'	23:BA:1710:C:C6	2.49	0.47
12:CL:78:GLU:O	12:CL:78:GLU:HG2	2.14	0.47
28:BF:143:GLU:CD	28:BF:143:GLU:H	2.17	0.47
40:BR:99:ILE:N	40:BR:99:ILE:HD13	2.29	0.47
28:BF:104:GLU:O	28:BF:108:ASN:HB2	2.14	0.47
1:AA:1446:A:N1	38:BP:118:ARG:CZ	2.78	0.47
23:BA:1022:G:N2	23:BA:114(B):A:C2	2.83	0.47
23:DA:2247:A:H2'	23:DA:2248:C:C6	2.49	0.47
37:BO:49:VAL:CG1	37:BO:76:LYS:HB2	2.45	0.47
23:DA:1658:C:OP1	26:DD:132:HIS:O	2.33	0.47
3:AC:23:TYR:CG	3:AC:24:ALA:N	2.82	0.47
26:BD:5:LEU:C	26:BD:51:PHE:HE2	2.18	0.47
23:DA:775:G:C5	23:DA:794:G:C8	3.02	0.47
46:BX:27:GLU:HB2	46:BX:32:LYS:O	2.14	0.47
24:DB:106:G:C6	24:DB:107:U:C4	3.03	0.47
1:AA:1194:U:H2'	1:AA:1195:C:H6	1.76	0.47
23:DA:1030:G:OP2	35:DM:128:LYS:HE3	2.14	0.47
26:DD:4:ILE:HG12	26:DD:28:ALA:HB1	1.95	0.47
19:CS:40:ILE:HG21	19:CS:62:ILE:HD11	1.97	0.47
25:DC:108:PRO:CG	25:DC:143:HIS:CE1	2.97	0.47
47:BY:41:ILE:HD11	47:BY:44:LEU:HD12	1.95	0.47
41:DS:4:LYS:HG2	41:DS:106:ILE:CG2	2.44	0.47
24:DB:111:U:HO2'	24:DB:112:G:H8	1.59	0.47
44:BV:81:ARG:O	44:BV:82:ARG:HB2	2.14	0.47
36:DN:87:TYR:OH	36:DN:116:LEU:HB3	2.15	0.47
36:DN:96:ARG:NH2	36:DN:117:VAL:HG23	2.30	0.47
4:CD:163:GLU:O	4:CD:166:LYS:HG3	2.14	0.47
38:DP:109:GLU:HA	38:DP:112:ARG:HG3	1.97	0.47
1:CA:1203:C:H2'	1:CA:1204:A:C8	2.50	0.47
21:CU:6:ARG:HG3	21:CU:15:ARG:NH1	2.30	0.47
23:BA:2836:U:C4	23:BA:2883:A:N6	2.82	0.47
26:DD:54:GLN:HB2	26:DD:74:PRO:O	2.15	0.47
1:CA:617:G:H4'	16:CP:44:THR:HB	1.95	0.47
13:CM:81:LEU:HD22	13:CM:86:CYS:SG	2.54	0.47
1:CA:632:A:H2'	1:CA:633:G:O4'	2.15	0.47
6:CF:82:ARG:HA	6:CF:82:ARG:HH11	1.78	0.47
1:AA:375:U:H4'	16:AP:17:TYR:CE2	2.49	0.47
4:CD:195:ALA:C	4:CD:196:LEU:HD12	2.35	0.47

Continued on next page...

Continued from previous page...

Atom-1	Atom-2	Distance(Å)	Clash(Å)
29:BG:154:PRO:HB3	29:BG:163:TYR:CE2	2.49	0.47
14:AN:40:CYS:SG	14:AN:42:ILE:HB	2.55	0.47
23:BA:1326:U:O2'	23:BA:1327:C:H5'	2.15	0.47
23:BA:718:A:O5'	23:BA:718:A:H8	1.96	0.47
23:DA:2887:U:H2'	23:DA:2888:C:H6	1.80	0.47
53:B5:60:LEU:C	53:B5:62:LEU:H	2.17	0.47
39:BQ:92:ARG:HG2	40:BR:11:GLN:CD	2.35	0.47
25:BC:238:GLY:O	25:BC:240:ALA:N	2.48	0.47
15:AO:33:THR:HG23	15:AO:63:ARG:HH22	1.80	0.47
23:DA:1900:A:N1	23:DA:1970:A:C6	2.83	0.47
43:DU:13:VAL:HG13	43:DU:73:ARG:O	2.14	0.47
53:D5:32:LEU:HD23	53:D5:33:ASN:H	1.80	0.47
41:BS:24:ILE:HG21	41:BS:36:LEU:CD2	2.36	0.47
5:AE:51:VAL:HB	5:AE:52:PRO:CD	2.37	0.47
1:CA:91:C:O2'	1:CA:92:G:H5'	2.15	0.47
23:BA:270(L):C:H6	23:BA:270(L):C:O5'	1.97	0.47
38:DP:27:THR:CG2	38:DP:90:GLN:HB3	2.44	0.47
44:BV:99:TYR:CE2	44:BV:125:LEU:HD12	2.49	0.47
36:DN:54:LEU:HD23	36:DN:62:ALA:HB1	1.95	0.47
34:DL:6:LEU:N	34:DL:6:LEU:HD23	2.23	0.47
16:AP:22:THR:HG22	16:AP:32:TYR:HA	1.96	0.47
23:BA:744:G:OP1	26:BD:132:HIS:CB	2.62	0.47
30:BH:83:ALA:CB	30:BH:123:LEU:HD12	2.43	0.47
30:BH:82:ARG:HB3	30:BH:89:TYR:CG	2.49	0.47
2:AB:91:PRO:CA	2:AB:154:LEU:HD11	2.42	0.47
3:CC:23:TYR:HA	10:CJ:11:PHE:CE1	2.50	0.47
23:DA:2469:A:H5'	23:DA:2470:G:OP2	2.15	0.47
30:BH:130:TYR:HD2	30:BH:132:PRO:HG3	1.80	0.47
10:CJ:34:VAL:HG22	10:CJ:74:ILE:HG22	1.96	0.47
1:AA:406:G:N2	1:AA:437:U:C2	2.83	0.47
29:BG:51:ARG:O	29:BG:52:VAL:HG23	2.15	0.47
41:BS:14:PRO:O	41:BS:15:ARG:C	2.52	0.47
3:CC:18:TRP:H	3:CC:18:TRP:HE3	1.62	0.47
1:CA:1073:U:H2'	1:CA:1074:G:C8	2.47	0.47
1:AA:920:U:H2'	1:AA:921:U:H6	1.80	0.47
1:AA:1151:A:O2'	1:AA:1152:A:C8	2.65	0.47
23:BA:2365:G:O6	53:B5:39:LYS:HE3	2.15	0.47
35:DM:6:ARG:N	35:DM:6:ARG:HE	2.13	0.47
32:DJ:127:LYS:HB2	32:DJ:140:PHE:HE1	1.77	0.47
23:BA:1357:U:H2'	23:BA:1358:G:O4'	2.15	0.47
34:BL:126:VAL:HA	34:BL:145:PRO:HB2	1.95	0.47
1:AA:57:G:H2'	1:AA:58:C:H6	1.77	0.47

Continued on next page...

Continued from previous page...

Atom-1	Atom-2	Distance(Å)	Clash(Å)
23:DA:2564:A:OP1	23:DA:2648:C:H4'	2.14	0.47
46:DX:58:ILE:HD11	46:DX:91:LYS:CG	2.44	0.47
1:AA:1504:G:O2'	1:AA:1505:G:P	2.73	0.47
1:CA:15:G:C4	1:CA:16:A:C8	3.03	0.47
23:DA:1639:U:H4'	23:DA:2699:C:H4'	1.96	0.47
1:AA:818:G:H3'	1:AA:819:A:H5''	1.97	0.47
23:DA:1833:U:C2	23:DA:1834:U:C6	3.01	0.47
1:AA:973:G:H3'	1:AA:974:A:H5''	1.97	0.47
23:BA:1495:A:H2'	23:BA:1496:A:C2	2.50	0.47
23:BA:2730:C:O2'	23:BA:2731:G:H5'	2.14	0.47
23:BA:628:G:H2'	23:BA:629:G:H8	1.79	0.47
2:AB:17:PHE:HB2	2:AB:42:ILE:HG22	1.95	0.47
1:CA:1410:G:H2'	1:CA:1411:C:H6	1.80	0.47
1:AA:1412:C:H2'	1:AA:1413:A:H8	1.79	0.47
23:BA:2784:C:H2'	23:BA:2785:C:H6	1.80	0.47
5:AE:144:THR:O	5:AE:148:VAL:HG23	2.15	0.47
26:BD:49:LEU:O	26:BD:78:LEU:HA	2.15	0.47
23:BA:2836:U:H2'	23:BA:2837:G:C8	2.50	0.47
1:AA:746:A:H2'	1:AA:747:C:C6	2.50	0.47
1:AA:102:G:H2'	1:AA:103:C:C6	2.49	0.47
28:DF:104:GLU:O	28:DF:108:ASN:HB2	2.15	0.47
41:DS:22:ASP:HA	41:DS:25:ARG:HH12	1.79	0.47
23:DA:816:C:O2'	23:DA:817:C:H5'	2.15	0.47
23:DA:1449:G:H2'	23:DA:1450:C:C6	2.50	0.47
3:AC:113:ALA:HB3	3:AC:114:PRO:HD3	1.97	0.47
6:AF:26:ILE:O	6:AF:30:LEU:HG	2.15	0.47
44:BV:119:GLU:HG3	44:BV:119:GLU:O	2.14	0.47
23:BA:1051:G:H2'	23:BA:1052:C:C6	2.49	0.47
23:DA:2751:G:H2'	23:DA:2751:G:N3	2.30	0.47
23:BA:1121:C:O5'	23:BA:1121:C:H6	1.98	0.47
41:DS:62:HIS:O	41:DS:64:MET:HG3	2.14	0.47
11:CK:92:GLU:O	11:CK:96:ARG:HG2	2.13	0.47
45:BW:66:VAL:O	45:BW:81:VAL:HA	2.15	0.47
25:DC:259:THR:O	25:DC:260:ARG:HB2	2.15	0.47
32:BJ:30:LYS:O	32:BJ:32:VAL:HG23	2.15	0.47
7:CG:101:LEU:O	7:CG:105:VAL:HG23	2.15	0.47
41:DS:20:VAL:O	41:DS:23:LEU:HB2	2.14	0.47
32:DJ:30:LYS:O	32:DJ:32:VAL:HG23	2.15	0.47
26:DD:176:ILE:O	26:DD:176:ILE:HG22	2.15	0.47
1:AA:45:U:H6	1:AA:45:U:O5'	1.97	0.47
1:AA:342:C:N3	1:AA:348:G:C2	2.83	0.47
24:DB:78:A:C2	24:DB:99:A:C4	3.02	0.47

Continued on next page...

Continued from previous page...

Atom-1	Atom-2	Distance(Å)	Clash(Å)
23:BA:828:U:O2	23:BA:828:U:H3'	2.15	0.47
34:DL:50:ARG:HD3	34:DL:51:PHE:HB2	1.97	0.47
40:BR:6:LYS:HA	40:BR:11:GLN:HB3	1.97	0.47
23:BA:2247:A:H2'	23:BA:2248:C:C6	2.50	0.47
43:BU:13:VAL:HG13	43:BU:73:ARG:O	2.14	0.47
43:BU:88:LYS:HE2	43:BU:93:GLY:CA	2.39	0.47
46:DX:11:ARG:HD2	46:DX:60:PHE:HD2	1.79	0.47
23:DA:270(L):C:H6	23:DA:270(L):C:O5'	1.98	0.47
38:BP:88:ILE:HG13	38:BP:89:VAL:N	2.30	0.47
23:BA:245:G:H2'	23:BA:246:C:C6	2.49	0.47
25:BC:33:LEU:O	25:BC:35:LYS:N	2.48	0.47
23:BA:2026:C:C2	23:BA:2027:G:C8	3.03	0.47
26:BD:103:ASP:OD1	26:BD:201:THR:HG23	2.14	0.47
26:BD:169:ASN:ND2	26:BD:201:THR:HG21	2.30	0.47
34:BL:140:ALA:O	34:BL:141:ALA:CB	2.63	0.47
36:DN:10:LEU:HB2	36:DN:17:ARG:NH2	2.30	0.47
30:DH:79:ILE:HG22	30:DH:81:VAL:CG2	2.45	0.47
16:CP:27:LYS:HD2	16:CP:27:LYS:N	2.28	0.47
4:CD:8:VAL:C	4:CD:10:ARG:H	2.18	0.47
23:DA:322:A:P	27:DE:169:ASN:HB2	2.55	0.47
23:BA:2261:C:H3'	45:BW:16:SER:CB	2.45	0.47
28:DF:6:ALA:HB1	28:DF:10:LYS:HE3	1.97	0.47
4:AD:105:VAL:HG13	4:AD:110:PHE:HB2	1.96	0.47
1:AA:1188:A:H4'	14:AN:58:LYS:NZ	2.29	0.47
1:AA:9:G:H2'	1:AA:10:A:H8	1.80	0.47
18:CR:59:SER:HB3	18:CR:62:GLU:HG3	1.96	0.47
1:CA:859:A:H2'	1:CA:860:A:O4'	2.14	0.47
27:BE:157:VAL:HB	27:BE:194:MET:HB3	1.96	0.47
1:AA:859:A:H2'	1:AA:860:A:O4'	2.14	0.47
33:BK:79:PHE:HD2	38:BP:72:VAL:HG22	1.78	0.47
23:BA:636:G:OP1	34:BL:132:LYS:HD3	2.15	0.47
23:DA:2730:C:O2'	23:DA:2731:G:H5'	2.14	0.47
1:CA:731:G:H5'	1:CA:766:A:H4'	1.96	0.47
10:CJ:80:LYS:HB2	10:CJ:80:LYS:NZ	2.29	0.47
52:B4:24:THR:HG23	52:B4:27:GLY:HA3	1.96	0.47
27:DE:29:ASN:H	27:DE:112:MET:HE1	1.79	0.47
4:CD:92:VAL:O	4:CD:96:LEU:HD23	2.14	0.47
23:BA:2887:U:H2'	23:BA:2888:C:C6	2.50	0.47
23:BA:2335:A:C8	23:BA:2337:G:C5	3.02	0.47
41:DS:20:VAL:HG11	41:DS:44:ALA:HA	1.97	0.47
23:BA:915:C:H2'	23:BA:916:G:C8	2.50	0.47
23:DA:433:C:H2'	23:DA:434:U:C6	2.50	0.47

Continued on next page...

Continued from previous page...

Atom-1	Atom-2	Distance(Å)	Clash(Å)
28:BF:38:VAL:HG22	28:BF:93:THR:HG23	1.97	0.47
45:BW:12:ASN:O	45:BW:14:ARG:HB2	2.15	0.47
10:CJ:3:LYS:HD2	10:CJ:77:PRO:HD3	1.96	0.47
1:CA:1480:G:C5	1:CA:1481:U:C5	3.02	0.47
36:BN:31:HIS:HB2	36:BN:34:ILE:HD11	1.97	0.47
40:BR:14:VAL:HG13	40:BR:96:ILE:HG13	1.97	0.47
23:BA:329:G:H1	43:BU:19:LYS:HE3	1.79	0.47
23:DA:2190:G:H8	23:DA:2190:G:H5'	1.79	0.47
5:AE:96:PRO:HA	5:AE:117:ASP:OD2	2.15	0.47
20:AT:10:LEU:O	20:AT:13:LEU:HD13	2.14	0.47
50:B2:3:LYS:N	50:B2:3:LYS:HD2	2.29	0.47
40:DR:6:LYS:HA	40:DR:11:GLN:HB3	1.97	0.47
5:CE:76:ILE:HG12	5:CE:77:PRO:CD	2.31	0.47
46:BX:11:ARG:HD2	46:BX:60:PHE:HD2	1.79	0.47
25:DC:33:LEU:O	25:DC:35:LYS:N	2.48	0.47
9:CI:73:GLN:O	9:CI:77:ILE:HG13	2.15	0.47
23:DA:125:G:H5'	52:D4:19:ARG:HG3	1.96	0.47
25:BC:271:ILE:O	25:BC:272:ALA:CB	2.63	0.47
2:CB:28:PHE:CD2	2:CB:194:PRO:HG3	2.49	0.47
26:DD:5:LEU:C	26:DD:51:PHE:HE2	2.18	0.47
2:AB:84:GLU:HG3	2:AB:215:LEU:HB3	1.97	0.47
40:BR:78:LYS:HG3	40:BR:79:VAL:HG23	1.97	0.47
37:DO:90:GLY:O	37:DO:92:TYR:CD1	2.68	0.47
1:AA:624:C:H4'	16:AP:11:SER:N	2.29	0.47
23:DA:2850:A:H2'	23:DA:2851:A:C8	2.50	0.47
23:DA:966:G:C6	23:DA:967:C:N4	2.82	0.47
28:BF:81:LYS:C	28:BF:82:LEU:HD23	2.35	0.47
40:DR:24:LYS:HA	40:DR:92:THR:HG23	1.96	0.47
27:DE:37:VAL:HG13	27:DE:184:TYR:HD1	1.80	0.47
23:BA:1655:A:H1'	26:BD:113:PHE:CE2	2.50	0.47
1:CA:950:U:H2'	1:CA:951:G:C8	2.50	0.47
4:AD:96:LEU:HD12	4:AD:139:ARG:CD	2.45	0.47
23:DA:649:G:C5	23:DA:650:C:C4	3.03	0.47
4:CD:68:TYR:CE2	4:CD:97:LEU:HB3	2.50	0.47
11:AK:67:ASP:OD1	11:AK:71:LYS:HE3	2.15	0.47
23:DA:244:A:C2	23:DA:255:A:C4	3.03	0.47
1:AA:857:C:H2'	1:AA:858:G:O4'	2.15	0.47
23:BA:96:G:H4'	47:BY:48:HIS:CD2	2.50	0.47
1:CA:562:C:N4	1:CA:884:U:C6	2.83	0.47
23:BA:1411:C:H2'	23:BA:1412:A:C8	2.50	0.47
1:AA:1322:C:OP2	13:AM:100:GLY:HA3	2.15	0.47
23:BA:196:A:H2'	23:BA:196:A:N3	2.29	0.47

Continued on next page...

Continued from previous page...

Atom-1	Atom-2	Distance(Å)	Clash(Å)
23:BA:396:G:H1'	46:BX:42:GLN:OE1	2.15	0.47
50:D2:4:HIS:HB2	50:D2:5:PRO:HD3	1.97	0.47
34:DL:38:GLN:HG3	34:DL:41:ARG:HG2	1.96	0.47
1:AA:1239:A:H4'	1:AA:1240:U:H5'	1.96	0.47
1:CA:1239:A:H4'	1:CA:1240:U:H5'	1.97	0.47
1:CA:522:C:O2'	1:CA:523:A:H5'	2.14	0.47
34:DL:62:LEU:HA	34:DL:63:PRO:HD3	1.78	0.47
43:BU:76:CYS:O	43:BU:77:PRO:C	2.52	0.47
25:DC:136:ILE:O	25:DC:168:ARG:NH2	2.48	0.47
34:DL:61:ARG:HH11	53:D5:13:ARG:HD2	1.80	0.47
1:CA:1373:G:H5''	7:CG:36:LYS:NZ	2.29	0.47
9:CI:14:VAL:O	9:CI:65:VAL:HG23	2.14	0.47
3:CC:195:VAL:CG1	3:CC:196:LEU:N	2.77	0.47
5:CE:43:LEU:CD1	5:CE:132:ALA:HB1	2.41	0.47
2:CB:187:LEU:HD23	2:CB:201:ILE:HG22	1.96	0.47
2:AB:20:GLU:HG3	2:AB:191:ASP:H	1.80	0.47
43:BU:10:GLY:HA2	43:BU:27:VAL:HG23	1.96	0.47
17:AQ:69:LYS:O	17:AQ:70:ARG:HD2	2.15	0.47
46:BX:19:GLN:HA	46:BX:41:ARG:HA	1.96	0.47
25:DC:43:ARG:HB2	25:DC:49:ILE:HA	1.97	0.47
35:DM:35:VAL:HA	35:DM:101:ARG:O	2.14	0.47
24:BB:106:G:C6	24:BB:107:U:C4	3.03	0.47
26:BD:86:PRO:HB2	26:BD:87:GLU:H	1.41	0.47
6:AF:61:LEU:HD23	6:AF:63:TYR:OH	2.14	0.47
29:DG:123:PHE:HA	29:DG:133:VAL:HA	1.97	0.47
43:DU:76:CYS:O	43:DU:77:PRO:C	2.53	0.47
1:AA:683:G:C6	1:AA:684:A:C5	3.03	0.47
1:AA:688:G:H2'	1:AA:689:C:H6	1.80	0.47
33:BK:79:PHE:CD2	38:BP:72:VAL:HG22	2.50	0.47
24:DB:8:U:H5''	37:DO:15:ARG:NH2	2.29	0.47
13:AM:15:VAL:HG13	13:AM:43:THR:O	2.14	0.47
1:AA:731:G:H5'	1:AA:766:A:H4'	1.96	0.47
23:DA:2730:C:H4'	26:DD:168:MET:O	2.14	0.47
1:CA:963:G:H2'	1:CA:964:A:H8	1.80	0.47
23:BA:753:C:H2'	23:BA:754:C:H6	1.80	0.47
40:DR:99:ILE:H	40:DR:99:ILE:HD13	1.80	0.47
45:DW:42:GLY:HA2	45:DW:57:PHE:CD2	2.50	0.47
23:BA:909:A:H2'	23:BA:912:C:H5	1.79	0.47
17:AQ:85:VAL:O	17:AQ:89:LEU:HG	2.15	0.47
1:AA:67:C:H2'	1:AA:68:G:C8	2.50	0.47
1:CA:544:G:H2'	1:CA:545:C:C6	2.50	0.47
23:DA:2836:U:H2'	23:DA:2837:G:C8	2.49	0.47

Continued on next page...

Continued from previous page...

Atom-1	Atom-2	Distance(Å)	Clash(Å)
23:DA:2836:U:C4	23:DA:2883:A:N6	2.83	0.47
47:DY:52:ASP:O	47:DY:56:GLN:HB2	2.14	0.47
23:DA:536:A:H2'	23:DA:537:C:C6	2.50	0.47
27:DE:132:VAL:HG23	27:DE:133:ASN:N	2.30	0.47
23:BA:1506:C:H2'	23:BA:1508:A:C8	2.50	0.47
13:AM:52:GLU:HA	13:AM:55:ARG:HB3	1.97	0.47
17:CQ:85:VAL:O	17:CQ:89:LEU:HG	2.15	0.47
42:DT:66:LEU:HD23	42:DT:67:GLY:N	2.29	0.47
11:AK:12:ARG:HG2	11:AK:13:GLN:N	2.30	0.47
36:BN:97:VAL:HA	36:BN:113:LEU:O	2.15	0.47
45:DW:32:ARG:CB	45:DW:35:ASN:HD21	2.28	0.46
7:AG:106:GLN:O	7:AG:110:GLN:HG3	2.14	0.46
34:DL:57:THR:CG2	34:DL:59:LEU:HB2	2.45	0.46
28:DF:109:VAL:C	28:DF:112:PRO:HD2	2.35	0.46
25:BC:25:THR:O	25:BC:25:THR:HG23	2.14	0.46
25:BC:25:THR:O	25:BC:27:THR:N	2.49	0.46
53:B5:54:GLU:O	53:B5:58:ILE:HG12	2.14	0.46
23:DA:773:U:H4'	25:DC:47:GLY:CA	2.40	0.46
3:CC:11:ARG:HH21	3:CC:180:ALA:HB3	1.80	0.46
2:CB:77:ALA:HB1	2:CB:165:VAL:HG11	1.96	0.46
7:CG:69:VAL:HG12	7:CG:69:VAL:O	2.15	0.46
1:AA:986:A:H1'	19:AS:54:GLY:O	2.15	0.46
33:BK:77:ILE:HD13	33:BK:78:ARG:N	2.30	0.46
30:DH:82:ARG:HD2	30:DH:89:TYR:CD2	2.50	0.46
25:DC:147:LEU:HD13	25:DC:155:LEU:CD1	2.43	0.46
25:DC:154:LYS:C	25:DC:155:LEU:HD12	2.35	0.46
17:CQ:66:SER:OG	17:CQ:69:LYS:HB3	2.14	0.46
23:DA:661:C:H4'	34:DL:16:ARG:HD2	1.96	0.46
35:BM:35:VAL:HA	35:BM:101:ARG:O	2.14	0.46
1:AA:1073:U:H2'	1:AA:1074:G:C8	2.46	0.46
1:CA:1187:G:H5'	9:CI:113:LYS:HE2	1.97	0.46
23:DA:2272:U:H5''	23:DA:2273:A:OP1	2.15	0.46
20:AT:26:ASN:HB2	20:AT:71:THR:CG2	2.44	0.46
38:BP:50:ILE:HA	38:BP:99:LEU:CD1	2.45	0.46
1:CA:1319:A:OP2	19:CS:5:LEU:HD23	2.15	0.46
38:DP:30:VAL:HG12	38:DP:86:ILE:CG1	2.45	0.46
23:DA:1952:A:C4	33:DK:22:ILE:HD12	2.49	0.46
1:CA:262:A:C6	1:CA:263:A:C6	3.03	0.46
23:BA:966:G:C4	23:BA:967:C:C5	3.03	0.46
23:DA:636:G:OP1	34:DL:132:LYS:HD3	2.15	0.46
14:AN:37:PHE:HZ	14:AN:56:VAL:HG21	1.80	0.46
1:CA:909:A:H3'	1:CA:910:C:H6	1.80	0.46

Continued on next page...

Continued from previous page...

Atom-1	Atom-2	Distance(Å)	Clash(Å)
36:BN:53:HIS:O	36:BN:56:LYS:HB3	2.15	0.46
2:AB:141:GLU:O	2:AB:145:LEU:HD23	2.14	0.46
26:DD:49:LEU:O	26:DD:78:LEU:HA	2.14	0.46
5:CE:144:THR:O	5:CE:148:VAL:HG23	2.15	0.46
23:BA:532:A:C8	23:BA:2021:C:C5	3.03	0.46
6:AF:82:ARG:HA	6:AF:82:ARG:HH11	1.79	0.46
28:DF:174:GLU:HG2	28:DF:180:PHE:HD1	1.81	0.46
28:DF:38:VAL:HG22	28:DF:93:THR:HG23	1.97	0.46
1:CA:171:A:H2'	1:CA:172:A:C8	2.50	0.46
1:CA:1084:G:H5'	1:CA:1102:A:OP2	2.15	0.46
26:DD:175:VAL:O	26:DD:177:PRO:HD3	2.15	0.46
1:CA:46:G:O2'	1:CA:365:U:H1'	2.16	0.46
14:AN:6:LEU:HD22	14:AN:21:TYR:OH	2.16	0.46
25:BC:37:LEU:HD12	25:BC:38:LYS:H	1.79	0.46
24:BB:56:G:H4'	24:BB:57:A:C8	2.50	0.46
2:CB:221:LEU:O	2:CB:221:LEU:HD13	2.16	0.46
23:BA:1762:A:O5'	23:BA:1762:A:H8	1.98	0.46
1:CA:186(B):C:O2'	20:CT:89:ARG:HD2	2.15	0.46
40:DR:22:VAL:CG1	40:DR:23:GLU:N	2.76	0.46
23:BA:1019:U:H3	23:BA:114(B):A:N6	2.09	0.46
23:BA:2393:A:H5''	34:BL:62:LEU:HD12	1.97	0.46
23:DA:71:A:C2	42:DT:31:HIS:CE1	3.03	0.46
1:CA:92:G:H2'	1:CA:93:U:O4'	2.15	0.46
35:BM:75:THR:CA	35:BM:88:GLY:HA2	2.40	0.46
25:DC:25:THR:HG21	25:DC:81:ALA:HA	1.96	0.46
23:DA:2027:G:H2'	23:DA:2028:U:O4'	2.15	0.46
12:AL:82:VAL:HG21	12:AL:99:ILE:CD1	2.45	0.46
12:CL:30:PRO:HB2	12:CL:31:PHE:CD1	2.50	0.46
30:BH:12:LEU:N	30:BH:12:LEU:HD22	2.30	0.46
36:BN:10:LEU:HD23	36:BN:21:TYR:OH	2.15	0.46
23:DA:661:C:H4'	34:DL:18:ARG:HG2	1.96	0.46
1:CA:1298:C:C5	7:CG:114:ARG:NH1	2.84	0.46
23:BA:322:A:OP2	27:BE:169:ASN:HB2	2.14	0.46
9:AI:29:ASN:OD1	9:AI:64:THR:HA	2.15	0.46
9:AI:73:GLN:O	9:AI:77:ILE:HG13	2.15	0.46
23:DA:242:G:N7	53:D5:5:LYS:HG2	2.30	0.46
1:CA:32:A:C6	1:CA:33:A:C6	3.03	0.46
1:CA:506:G:C6	1:CA:507:C:C4	3.03	0.46
1:CA:1501:C:C2	1:CA:1504:G:O6	2.68	0.46
23:BA:1602:U:H3'	23:BA:1603:A:H5''	1.97	0.46
23:BA:226:G:N2	23:BA:228:A:H62	2.13	0.46
23:BA:1567:A:H5''	25:BC:58:HIS:CD2	2.50	0.46

Continued on next page...

Continued from previous page...

Atom-1	Atom-2	Distance(Å)	Clash(Å)
8:AH:102:ARG:H	8:AH:102:ARG:HE	1.62	0.46
1:CA:376:G:H2'	1:CA:377:G:H8	1.80	0.46
38:DP:29:ARG:HA	38:DP:45:PHE:O	2.15	0.46
24:BB:28:C:H2'	24:BB:29:A:O4'	2.15	0.46
40:BR:34:GLU:HG3	40:BR:58:VAL:HG22	1.97	0.46
40:DR:20:LEU:HD12	40:DR:21:ARG:H	1.81	0.46
23:BA:2531:A:H2	23:BA:2658:C:O2	1.98	0.46
32:BJ:58:ARG:C	32:BJ:60:LYS:H	2.18	0.46
23:BA:1668:A:H4'	23:BA:1669:A:O5'	2.16	0.46
33:DK:76:ALA:HB3	38:DP:75:ILE:HB	1.97	0.46
23:DA:532:A:C8	23:DA:2021:C:C5	3.04	0.46
32:BJ:34:PRO:HB3	32:BJ:74:PHE:CE1	2.50	0.46
31:DI:56:ASN:HA	31:DI:59:ILE:HD12	1.98	0.46
13:AM:81:LEU:HD22	13:AM:86:CYS:SG	2.54	0.46
47:BY:31:GLU:O	47:BY:35:LEU:HB2	2.15	0.46
1:AA:515:G:H2'	1:AA:516:U:O4'	2.16	0.46
7:AG:101:LEU:O	7:AG:105:VAL:HG23	2.15	0.46
23:BA:943:U:OP1	34:BL:38:GLN:HB3	2.16	0.46
34:BL:128:HIS:CA	34:BL:147:LEU:HB3	2.22	0.46
53:D5:60:LEU:C	53:D5:62:LEU:H	2.18	0.46
9:AI:19:LEU:HD23	9:AI:20:ARG:H	1.81	0.46
10:CJ:49:VAL:HG21	14:CN:41:ARG:CB	2.45	0.46
46:DX:11:ARG:HB2	46:DX:13:ILE:CG2	2.46	0.46
25:DC:35:LYS:HD2	25:DC:35:LYS:HA	1.62	0.46
1:CA:675:A:H2'	1:CA:676:A:C8	2.51	0.46
2:AB:77:ALA:HB1	2:AB:165:VAL:HG11	1.97	0.46
1:CA:1327:C:H2'	1:CA:1328:C:H6	1.79	0.46
26:BD:201:THR:O	26:BD:202:LYS:HD3	2.15	0.46
30:DH:83:ALA:CB	30:DH:123:LEU:HD12	2.45	0.46
23:BA:2287:A:C6	23:BA:2289:G:C4	3.03	0.46
25:DC:76:PRO:CB	25:DC:116:GLN:HE21	2.28	0.46
37:BO:39:ILE:O	37:BO:48:LEU:HD13	2.15	0.46
1:AA:1295:G:H2'	1:AA:1296:C:O4'	2.15	0.46
10:AJ:55:LYS:O	10:AJ:56:HIS:CG	2.68	0.46
2:CB:168:THR:HG1	2:CB:192:SER:HA	1.81	0.46
23:BA:510:C:OP1	23:BA:511:U:OP2	2.34	0.46
23:BA:2687:U:C4	23:BA:2688:U:H5	2.33	0.46
23:BA:2666:C:H3'	23:BA:2667:C:C6	2.50	0.46
11:AK:120:ARG:HA	11:AK:121:PRO:HD3	1.79	0.46
11:CK:59:TYR:CZ	11:CK:63:LEU:HD11	2.50	0.46
23:DA:448:U:H1'	27:DE:84:VAL:CG2	2.45	0.46
27:DE:83:PHE:O	27:DE:86:GLY:N	2.44	0.46

Continued on next page...

Continued from previous page...

Atom-1	Atom-2	Distance(Å)	Clash(Å)
1:AA:505:G:H2'	1:AA:506:G:C8	2.48	0.46
1:CA:1502:A:C8	1:CA:1505:G:N2	2.83	0.46
30:BH:58:LEU:HD23	30:BH:61:ARG:HD2	1.97	0.46
1:AA:793:U:H3'	1:AA:794:A:H5''	1.97	0.46
23:BA:1187:G:O5'	23:BA:1187:G:H8	1.98	0.46
1:CA:515:G:H2'	1:CA:516:U:O4'	2.15	0.46
8:CH:102:ARG:H	8:CH:102:ARG:HE	1.63	0.46
23:DA:2745:C:C4	23:DA:2746:U:C4	3.03	0.46
1:AA:818:G:C3'	1:AA:819:A:H5''	2.45	0.46
23:BA:380:U:O2'	46:BX:20:ARG:HG2	2.16	0.46
18:AR:84:LYS:HZ3	18:AR:84:LYS:HA	1.79	0.46
23:BA:2730:C:H4'	26:BD:168:MET:O	2.15	0.46
1:AA:1423:G:H2'	1:AA:1424:C:H6	1.80	0.46
23:BA:2795:G:H3'	23:BA:2797:U:H5''	1.95	0.46
23:DA:380:U:O2'	46:DX:20:ARG:HG2	2.15	0.46
23:BA:1010:A:H1'	23:BA:1153:C:C1'	2.45	0.46
30:DH:31:LEU:HD13	30:DH:37:VAL:HA	1.98	0.46
23:DA:2590:A:O2'	23:DA:2591:C:H5'	2.15	0.46
25:BC:76:PRO:CB	25:BC:116:GLN:HE21	2.28	0.46
23:DA:2887:U:H2'	23:DA:2888:C:C6	2.50	0.46
23:DA:2627:G:H8	23:DA:2627:G:O5'	1.98	0.46
26:BD:175:VAL:O	26:BD:177:PRO:HD3	2.16	0.46
27:BE:132:VAL:HG23	27:BE:133:ASN:N	2.30	0.46
33:BK:76:ALA:HB3	38:BP:75:ILE:HB	1.97	0.46
8:CH:38:ILE:HD12	8:CH:118:VAL:HG12	1.97	0.46
40:DR:75:PHE:C	40:DR:75:PHE:CD1	2.89	0.46
4:CD:131:ARG:N	4:CD:131:ARG:HD3	2.31	0.46
1:AA:619:U:C2	4:AD:135:LEU:HD21	2.50	0.46
23:DA:110:G:C2	23:DA:111:A:C8	3.03	0.46
1:CA:972:C:H4'	10:CJ:57:LYS:HG3	1.97	0.46
34:BL:128:HIS:HB3	34:BL:147:LEU:HD23	1.98	0.46
34:DL:80:TYR:CE1	34:DL:111:ARG:HG2	2.50	0.46
1:CA:520:A:N1	1:CA:536:C:H1'	2.30	0.46
2:AB:162:ILE:HD11	2:AB:184:VAL:HG13	1.97	0.46
25:DC:31:LYS:HA	25:DC:31:LYS:HD2	1.67	0.46
23:DA:2543:G:C8	23:DA:2543:G:H5'	2.43	0.46
28:DF:53:LEU:CD1	28:DF:88:ILE:HG12	2.46	0.46
23:BA:2469:A:H5'	23:BA:2470:G:OP2	2.15	0.46
23:DA:307:G:N1	23:DA:310:A:OP2	2.49	0.46
19:CS:29:ARG:HD2	19:CS:30:LEU:N	2.30	0.46
23:BA:1431:U:H2'	23:BA:1432:C:H6	1.81	0.46
28:BF:15:VAL:O	28:BF:19:LEU:HG	2.15	0.46

Continued on next page...

Continued from previous page...

Atom-1	Atom-2	Distance(Å)	Clash(Å)
28:BF:6:ALA:HB1	28:BF:10:LYS:HE3	1.97	0.46
46:DX:27:GLU:HG3	46:DX:33:LYS:CD	2.45	0.46
1:CA:1151:A:O2'	1:CA:1152:A:C8	2.64	0.46
8:CH:48:TYR:HA	8:CH:60:ARG:O	2.16	0.46
44:DV:22:GLY:O	44:DV:41:LEU:HG	2.15	0.46
23:DA:2599:G:N7	25:DC:237:GLU:HG3	2.31	0.46
1:AA:625:G:H2'	1:AA:626:U:H6	1.80	0.46
23:DA:1588:C:H2'	23:DA:1589:C:C6	2.50	0.46
1:CA:1097:C:H2'	1:CA:1098:C:H6	1.80	0.46
1:CA:623:C:C4	1:CA:624:C:C5	3.04	0.46
23:DA:2320:A:C8	23:DA:2333:A:N6	2.83	0.46
21:AU:6:ARG:HG3	21:AU:15:ARG:NH1	2.30	0.46
1:CA:1413:A:C6	1:CA:1414:U:C4	3.02	0.46
23:DA:2846:G:H2'	23:DA:2847:U:H6	1.81	0.46
23:DA:69:C:H2'	23:DA:70:G:H8	1.81	0.46
1:CA:1480:G:C6	1:CA:1481:U:C4	3.04	0.46
44:DV:54:HIS:HB3	44:DV:101:PRO:HD3	1.98	0.46
1:AA:1463:C:H2'	1:AA:1464:G:H8	1.81	0.46
23:DA:2228:G:C6	23:DA:2229:C:C4	3.03	0.46
23:BA:289:A:H2'	23:BA:290:G:O4'	2.15	0.46
2:AB:52:GLU:O	2:AB:56:ARG:HG3	2.14	0.46
1:AA:579:G:H2'	1:AA:580:U:C6	2.51	0.46
1:CA:1463:C:H2'	1:CA:1464:G:H8	1.80	0.46
27:BE:167:ALA:HB1	27:BE:173:VAL:HG11	1.97	0.46
32:DJ:34:PRO:HB3	32:DJ:74:PHE:CE1	2.50	0.46
23:DA:394:A:O2'	23:DA:395:U:H5'	2.15	0.46
1:CA:110:C:H2'	1:CA:111:G:O4'	2.14	0.46
23:BA:2190:G:H5'	23:BA:2190:G:H8	1.79	0.46
23:BA:1936:A:OP1	23:BA:1936:A:H3'	2.15	0.46
16:AP:45:THR:HB	16:AP:46:PRO:HD2	1.98	0.46
23:BA:1620:G:O2'	52:B4:2:LYS:HG2	2.16	0.46
23:BA:2734:A:C8	23:BA:2735:G:C8	3.04	0.46
23:BA:2056:G:C2'	23:BA:2056:G:N3	2.78	0.46
39:BQ:69:CYS:SG	39:BQ:79:PHE:HD2	2.38	0.46
32:DJ:92:GLN:O	32:DJ:94:ILE:HG13	2.15	0.46
28:DF:64:THR:HG23	28:DF:66:GLN:N	2.31	0.46
34:DL:84:ASN:HA	34:DL:115:LEU:O	2.16	0.46
47:DY:1:MET:SD	47:DY:1:MET:O	2.73	0.46
34:BL:85:LEU:HA	34:BL:88:LEU:CB	2.45	0.46
23:DA:245:G:H2'	23:DA:246:C:C6	2.44	0.46
38:BP:27:THR:HA	38:BP:48:ILE:HA	1.96	0.46
1:CA:674:G:H2'	1:CA:675:A:C8	2.47	0.46

Continued on next page...

Continued from previous page...

Atom-1	Atom-2	Distance(Å)	Clash(Å)
48:BZ:28:LEU:HA	48:BZ:33:GLN:OE1	2.16	0.46
3:AC:21:ARG:O	3:AC:58:GLU:HA	2.16	0.46
23:BA:2037:G:H2'	23:BA:2038:G:C8	2.51	0.46
33:BK:71:ARG:HH21	33:BK:77:ILE:HG21	1.79	0.46
34:DL:16:ARG:CZ	34:DL:18:ARG:HG3	2.45	0.46
28:DF:15:VAL:O	28:DF:19:LEU:HG	2.16	0.46
1:AA:522:C:N4	1:AA:528:C:H42	2.14	0.46
9:AI:17:VAL:HG21	9:AI:80:GLY:C	2.36	0.46
19:AS:40:ILE:HG21	19:AS:62:ILE:HD11	1.97	0.46
23:BA:448:U:H1'	27:BE:84:VAL:CG2	2.45	0.46
18:AR:59:SER:HB3	18:AR:62:GLU:HG3	1.96	0.46
47:DY:41:ILE:HD11	47:DY:44:LEU:HD12	1.96	0.46
27:BE:124:LEU:HD12	27:BE:125:LEU:N	2.31	0.46
33:BK:31:LYS:HB3	33:BK:32:TYR:CE1	2.51	0.46
1:AA:192:U:O2'	1:AA:193:C:H5'	2.16	0.46
1:CA:1242:C:O2'	1:CA:1303:C:H5''	2.15	0.46
23:BA:2830:G:N3	23:BA:2883:A:H2	2.13	0.46
8:AH:23:SER:HB3	8:AH:62:TYR:HA	1.97	0.46
36:DN:33:ARG:HG3	36:DN:115:GLU:HG3	1.98	0.46
32:BJ:105:LEU:O	32:BJ:106:LYS:C	2.54	0.46
27:DE:54:ARG:HA	27:DE:87:GLY:HA3	1.97	0.46
1:CA:767:A:H2'	1:CA:768:A:O4'	2.15	0.46
1:AA:1015:A:H8	1:AA:1015:A:O5'	1.98	0.46
45:BW:56:ASP:O	45:BW:57:PHE:HB2	2.16	0.46
1:AA:1333:A:H2'	1:AA:1334:G:O4'	2.16	0.46
23:BA:587:C:H42	34:BL:33:ARG:CG	2.18	0.46
5:AE:77:PRO:HG2	5:AE:78:HIS:ND1	2.30	0.46
42:DT:26:TYR:HE1	42:DT:83:VAL:HG21	1.80	0.46
23:DA:1019:U:H3	23:DA:114(B):A:N6	2.10	0.46
23:BA:958:U:H5'	35:BM:14:ARG:NH1	2.30	0.46
44:BV:74:VAL:O	44:BV:76:LEU:HD12	2.16	0.46
23:DA:1173:G:H3'	23:DA:1174:A:H5''	1.97	0.46
23:BA:1173:G:H3'	23:BA:1174:A:H5''	1.96	0.46
28:BF:86:MET:O	28:BF:87:PRO:O	2.34	0.46
28:BF:53:LEU:CD1	28:BF:88:ILE:HG12	2.46	0.46
30:DH:83:ALA:CA	30:DH:89:TYR:HD1	2.28	0.46
36:BN:21:TYR:CE2	36:BN:43:GLU:HB3	2.50	0.46
23:DA:1448:G:H21	23:DA:1529:A:H2	1.63	0.46
46:BX:27:GLU:HG2	46:BX:28:GLY:N	2.30	0.46
1:AA:1371:G:OP1	9:AI:11:LYS:HB3	2.15	0.46
1:CA:668:G:H1'	15:CO:46:HIS:HD2	1.81	0.46
5:CE:102:ALA:HB2	5:CE:120:THR:OG1	2.16	0.46

Continued on next page...

Continued from previous page...

Atom-1	Atom-2	Distance(Å)	Clash(Å)
29:DG:58:GLU:HB2	29:DG:61:HIS:ND1	2.30	0.46
9:AI:62:TYR:C	9:AI:63:ILE:HD12	2.36	0.46
30:BH:15:VAL:HG12	30:BH:16:GLY:N	2.30	0.46
29:DG:103:LEU:HD22	29:DG:123:PHE:CE1	2.50	0.46
12:AL:84:ILE:HG23	12:AL:97:TYR:HB3	1.98	0.46
23:DA:2667:C:H1'	29:DG:109:PHE:HD2	1.81	0.46
1:CA:828:A:H5''	1:CA:859:A:C2	2.50	0.46
38:BP:30:VAL:HG12	38:BP:86:ILE:CG1	2.45	0.46
23:BA:2745:C:C4	23:BA:2746:U:C4	3.03	0.46
1:AA:238:G:P	17:AQ:25:ARG:HH22	2.39	0.46
1:AA:1505:G:H4'	1:AA:1506:U:H5'	1.98	0.46
23:BA:2815:C:O2'	50:B2:42:PRO:HB2	2.16	0.46
2:CB:22:LYS:HZ3	2:CB:22:LYS:N	2.13	0.46
5:CE:12:LEU:C	5:CE:13:ILE:HD12	2.36	0.46
23:BA:69:C:H2'	23:BA:70:G:C8	2.50	0.46
13:AM:70:LEU:C	13:AM:70:LEU:HD23	2.36	0.46
23:DA:96:G:H4'	47:DY:48:HIS:CD2	2.51	0.46
44:BV:28:MET:HE2	44:BV:28:MET:HB3	1.80	0.46
27:DE:143:ALA:HB1	27:DE:148:LEU:HB2	1.97	0.46
1:CA:67:C:H2'	1:CA:68:G:C8	2.50	0.46
50:D2:18:ALA:O	50:D2:21:SER:HB2	2.16	0.46
23:DA:836:G:H2'	23:DA:837:C:C6	2.51	0.46
23:DA:1762:A:H8	23:DA:1762:A:O5'	1.97	0.46
1:AA:1442:G:H3'	1:AA:1442:G:H8	1.81	0.46
48:DZ:55:ARG:HA	48:DZ:55:ARG:HD3	1.65	0.46
23:DA:1164:G:C5'	23:DA:1164:G:C8	2.99	0.46
25:DC:132:PRO:HD3	25:DC:190:TYR:CE2	2.51	0.46
27:DE:63:LYS:HG2	27:DE:65:TRP:O	2.15	0.46
2:CB:20:GLU:HG3	2:CB:191:ASP:H	1.80	0.46
7:CG:69:VAL:O	7:CG:71:PRO:HD3	2.16	0.46
23:DA:2287:A:C6	23:DA:2289:G:C4	3.02	0.46
28:DF:86:MET:O	28:DF:87:PRO:O	2.33	0.46
25:DC:130:ALA:HA	25:DC:192:THR:HA	1.96	0.46
4:AD:8:VAL:C	4:AD:10:ARG:H	2.18	0.46
51:B3:34:LEU:N	51:B3:34:LEU:HD13	2.31	0.46
40:DR:77:ALA:C	40:DR:79:VAL:H	2.19	0.46
25:BC:69:ARG:HH12	25:BC:117:VAL:CG2	2.29	0.46
23:DA:2273:A:H2'	23:DA:2274:A:C8	2.51	0.46
23:DA:2582:G:C2	23:DA:2583:G:C8	3.03	0.46
10:CJ:6:ILE:HG22	10:CJ:98:ILE:CG2	2.45	0.46
1:CA:804:U:H5''	1:CA:805:C:OP2	2.16	0.46
23:BA:2476:A:C2	23:BA:2477:C:C6	3.03	0.46

Continued on next page...

Continued from previous page...

Atom-1	Atom-2	Distance(Å)	Clash(Å)
33:DK:79:PHE:CD2	38:DP:72:VAL:HG22	2.50	0.46
1:AA:828:A:H5''	1:AA:859:A:C2	2.50	0.46
40:BR:24:LYS:HA	40:BR:92:THR:HG23	1.97	0.46
39:DQ:28:ARG:HG3	39:DQ:38:THR:OG1	2.15	0.46
5:AE:11:ILE:HG21	5:AE:105:VAL:HG22	1.98	0.46
1:AA:950:U:H2'	1:AA:951:G:C8	2.50	0.46
35:DM:47:ILE:HG22	35:DM:48:GLU:N	2.30	0.46
23:DA:2012:G:O2'	41:DS:96:ILE:HD11	2.16	0.46
23:BA:2320:A:C8	23:BA:2333:A:N6	2.83	0.46
1:AA:924:C:H2'	1:AA:925:G:C8	2.50	0.46
45:DW:50:ASN:ND2	45:DW:83:PRO:HD3	2.30	0.46
26:BD:78:LEU:N	26:BD:78:LEU:HD23	2.30	0.46
1:AA:102:G:H2'	1:AA:103:C:H6	1.81	0.46
3:AC:8:ILE:CD1	3:AC:16:ARG:HH21	2.29	0.46
41:DS:9:TYR:H	41:DS:102:HIS:CD2	2.34	0.46
7:CG:45:ASP:O	7:CG:49:ILE:HG12	2.16	0.46
23:BA:1449:G:H2'	23:BA:1450:C:C6	2.50	0.46
38:BP:63:VAL:O	38:BP:73:GLU:HA	2.16	0.46
1:CA:814:A:N7	1:CA:816:A:C4	2.84	0.46
23:BA:2590:A:O2'	23:BA:2591:C:H5'	2.15	0.46
1:AA:110:C:H2'	1:AA:111:G:O4'	2.15	0.46
40:DR:34:GLU:HG3	40:DR:58:VAL:HG22	1.98	0.46
23:BA:394:A:O2'	23:BA:395:U:H5'	2.16	0.46
23:DA:286:C:H2'	23:DA:287:C:H6	1.81	0.46
1:AA:509:A:C6	1:AA:510:A:N1	2.84	0.46
1:AA:324:G:N2	1:AA:327:A:C8	2.83	0.46
23:DA:1121:C:O5'	23:DA:1121:C:H6	1.99	0.46
32:DJ:81:ASP:OD1	32:DJ:81:ASP:N	2.49	0.46
23:DA:1632:A:H8	23:DA:1632:A:O5'	1.99	0.46
13:CM:52:GLU:HA	13:CM:55:ARG:HB3	1.98	0.46
23:BA:613:U:H4'	23:BA:616:A:N6	2.31	0.46
23:BA:258:G:H2'	23:BA:259:G:H8	1.80	0.46
34:BL:38:GLN:CG	34:BL:39:LYS:H	2.28	0.46
42:BT:55:ASN:HB2	42:BT:80:ILE:HG23	1.97	0.46
28:DF:60:LEU:HD13	28:DF:60:LEU:C	2.36	0.46
51:D3:25:LYS:HD3	53:D5:34:TRP:CZ3	2.50	0.46
37:DO:49:VAL:CG1	37:DO:76:LYS:HB2	2.46	0.46
49:D1:57:ILE:HG22	49:D1:59:VAL:CG2	2.46	0.46
10:AJ:75:ILE:HG13	10:AJ:76:ASN:N	2.20	0.46
9:CI:77:ILE:O	9:CI:81:ILE:HG13	2.15	0.46
1:AA:321:A:C2	1:AA:333:G:C2	3.04	0.46
7:AG:69:VAL:O	7:AG:71:PRO:HD3	2.15	0.46

Continued on next page...

Continued from previous page...

Atom-1	Atom-2	Distance(Å)	Clash(Å)
28:DF:88:ILE:HG13	28:DF:89:GLY:N	2.31	0.46
30:BH:78:THR:HA	30:BH:143:SER:CB	2.44	0.46
19:CS:29:ARG:O	19:CS:31:ILE:HG22	2.16	0.46
23:DA:558:G:H2'	23:DA:559:G:H8	1.80	0.46
4:CD:9:CYS:HB3	4:CD:32:ALA:CB	2.45	0.46
23:BA:1678:G:H22	23:BA:1989:G:H22	1.62	0.46
46:BX:27:GLU:HG3	46:BX:33:LYS:CD	2.46	0.46
1:AA:729:A:H2'	1:AA:730:G:C8	2.45	0.46
1:AA:1254:C:OP1	10:AJ:45:ARG:HD3	2.15	0.46
23:DA:1348:G:C2'	23:DA:1349:A:H5''	2.45	0.46
24:BB:79:C:O5'	24:BB:79:C:H6	1.99	0.46
23:BA:2273:A:H2'	23:BA:2274:A:C8	2.50	0.46
1:AA:1188:A:H2'	1:AA:1189:C:O4'	2.16	0.46
27:DE:198:ALA:O	27:DE:201:VAL:HG12	2.16	0.46
23:DA:36:G:N1	23:DA:445:C:C4	2.84	0.46
13:AM:27:LYS:HE2	13:AM:31:LYS:CE	2.45	0.46
1:CA:892:A:H2'	1:CA:893:C:H6	1.77	0.46
23:BA:221:A:N7	23:BA:266:G:C5	2.84	0.46
23:BA:534:U:O2'	39:BQ:49:HIS:CD2	2.69	0.46
14:CN:37:PHE:HZ	14:CN:56:VAL:HG21	1.81	0.46
1:CA:790:A:H5'	22:CV:6168:G:H4'	1.97	0.46
23:DA:1178:C:H2'	23:DA:1179:C:C6	2.51	0.46
1:CA:1432:G:H8	1:CA:1432:G:O5'	1.99	0.46
23:DA:1354:A:H2'	23:DA:1355:G:O4'	2.16	0.46
28:BF:39:ILE:HG12	28:BF:157:ILE:HG22	1.98	0.46
1:AA:1410:G:H2'	1:AA:1411:C:C6	2.51	0.46
38:BP:62:THR:HG22	38:BP:75:ILE:HG13	1.98	0.46
13:AM:23:TYR:HE1	13:AM:70:LEU:HD22	1.81	0.46
41:DS:9:TYR:H	41:DS:102:HIS:HD2	1.62	0.46
9:CI:29:ASN:OD1	9:CI:64:THR:HA	2.15	0.46
23:BA:451:C:H41	23:BA:453:C:H3'	1.80	0.46
23:BA:2764:A:N7	23:BA:2766:G:C6	2.83	0.46
7:AG:74:GLU:HG2	7:AG:91:VAL:HG22	1.98	0.46
11:CK:12:ARG:HG2	11:CK:13:GLN:N	2.30	0.46
1:AA:596:C:H6	1:AA:596:C:H5'	1.81	0.46
27:BE:50:SER:HB2	27:BE:94:PRO:HD3	1.97	0.46
1:CA:224:C:H2'	1:CA:225:C:C6	2.51	0.46
1:AA:520:A:N1	1:AA:536:C:H1'	2.31	0.46
38:BP:29:ARG:HA	38:BP:45:PHE:O	2.16	0.46
14:CN:6:LEU:HD22	14:CN:21:TYR:OH	2.16	0.46
39:DQ:69:CYS:CB	39:DQ:79:PHE:HD2	2.29	0.46
39:BQ:69:CYS:CB	39:BQ:79:PHE:HD2	2.29	0.46

Continued on next page...

Continued from previous page...

Atom-1	Atom-2	Distance(Å)	Clash(Å)
42:DT:25:LYS:HE3	42:DT:82:GLN:OE1	2.16	0.46
32:BJ:92:GLN:O	32:BJ:94:ILE:HG13	2.16	0.46
23:BA:71:A:OP1	23:BA:72:U:H2'	2.16	0.46
23:DA:958:U:H5'	35:DM:14:ARG:NH1	2.31	0.46
27:BE:63:LYS:HG2	27:BE:65:TRP:O	2.15	0.46
46:BX:11:ARG:HB2	46:BX:13:ILE:CG2	2.45	0.46
17:AQ:54:GLY:HA3	17:AQ:82:MET:CE	2.46	0.46
36:DN:21:TYR:CE2	36:DN:43:GLU:HB3	2.50	0.46
23:DA:2039:C:C2	23:DA:2040:C:C5	3.04	0.46
17:CQ:45:HIS:HB2	17:CQ:69:LYS:HE2	1.98	0.46
23:BA:558:G:H2'	23:BA:559:G:H8	1.81	0.46
19:CS:49:ILE:N	19:CS:49:ILE:HD12	2.31	0.46
17:AQ:45:HIS:HB2	17:AQ:69:LYS:HE2	1.98	0.46
23:BA:661:C:H4'	34:BL:18:ARG:HG2	1.98	0.46
23:BA:1317:A:N6	23:BA:1336:A:N6	2.64	0.46
19:AS:29:ARG:HD2	19:AS:30:LEU:N	2.30	0.46
51:B3:34:LEU:HD23	51:B3:36:LEU:HD22	1.98	0.46
23:DA:478:A:C6	23:DA:480:A:C6	3.03	0.46
26:BD:118:LYS:NZ	36:BN:2:ARG:HH22	2.13	0.46
23:DA:1654:A:OP2	36:DN:3:HIS:NE2	2.49	0.46
19:CS:10:PHE:O	19:CS:11:VAL:HB	2.16	0.46
1:AA:622:A:C8	1:AA:623:C:C6	3.04	0.46
23:BA:2666:C:H3'	23:BA:2667:C:H6	1.81	0.46
23:BA:2630:G:H1'	23:BA:2894:G:H1'	1.98	0.46
1:CA:505:G:H2'	1:CA:506:G:C8	2.49	0.46
25:BC:70:TRP:CH2	25:BC:150:LYS:HA	2.51	0.46
25:BC:146:GLU:OE2	25:BC:150:LYS:N	2.49	0.46
28:DF:81:LYS:C	28:DF:82:LEU:HD23	2.37	0.46
23:BA:2647:U:H2'	23:BA:2648:C:H6	1.80	0.46
23:BA:2306:C:H4'	28:BF:136:ARG:HH22	1.80	0.46
1:CA:1191:A:H5''	3:CC:4:LYS:HZ2	1.81	0.46
23:BA:1833:U:C2	23:BA:1834:U:C5	3.04	0.46
23:BA:499:U:C4'	43:BU:47:LYS:HZ1	2.29	0.46
8:AH:35:ILE:O	8:AH:39:LEU:HB2	2.16	0.46
27:DE:28:ILE:HA	27:DE:112:MET:HE3	1.97	0.46
38:BP:109:GLU:HA	38:BP:112:ARG:HG3	1.98	0.46
23:BA:2252:G:H2'	23:BA:2253:G:C8	2.51	0.46
23:BA:155:C:H2'	23:BA:161:U:H5'	1.98	0.46
2:CB:141:GLU:O	2:CB:145:LEU:HD23	2.15	0.46
45:BW:14:ARG:O	45:BW:15:ASP:HB2	2.16	0.46
35:BM:134:ARG:O	35:BM:135:ASP:HB2	2.16	0.46
23:BA:1354:A:C8	23:BA:1355:G:C8	3.03	0.46

Continued on next page...

Continued from previous page...

Atom-1	Atom-2	Distance(Å)	Clash(Å)
26:DD:190:GLY:HA2	26:DD:191:PRO:HD3	1.75	0.46
5:CE:96:PRO:HA	5:CE:117:ASP:OD2	2.16	0.46
23:BA:2678:C:H2'	23:BA:2679:A:H8	1.81	0.46
23:DA:1252:G:C2	23:DA:1253:A:C2	3.04	0.46
27:DE:70:THR:HG23	27:DE:72:ARG:H	1.81	0.46
9:CI:52:ALA:C	9:CI:95:LYS:HZ1	2.19	0.46
2:AB:73:THR:HA	2:AB:94:ASN:O	2.16	0.46
1:AA:224:C:H2'	1:AA:225:C:C6	2.51	0.46
12:AL:110:LYS:O	12:AL:111:ASP:HB2	2.16	0.46
23:DA:2527:C:H6	23:DA:2527:C:O5'	1.98	0.46
47:DY:59:ARG:HG2	47:DY:59:ARG:H	1.59	0.46
2:AB:221:LEU:O	2:AB:221:LEU:HD13	2.16	0.46
32:BJ:81:ASP:OD1	32:BJ:81:ASP:N	2.48	0.46
23:BA:2722:G:H4'	36:BN:5:LYS:HB3	1.98	0.46
23:DA:2315:G:H2'	23:DA:2316:C:C6	2.51	0.46
23:BA:587:C:C5	23:BA:671:C:H1'	2.51	0.46
23:BA:826:U:C5	23:BA:828:U:H1'	2.50	0.46
23:BA:833:U:H5''	34:BL:48:PRO:HB2	1.97	0.46
7:CG:113:GLU:HB2	7:CG:119:ARG:CG	2.28	0.46
39:DQ:69:CYS:SG	39:DQ:79:PHE:HD2	2.39	0.46
42:BT:24:GLY:O	42:BT:83:VAL:HG22	2.15	0.46
28:BF:64:THR:HG23	28:BF:66:GLN:N	2.30	0.46
1:CA:1224:G:C4'	13:CM:102:ARG:HH22	2.24	0.46
49:B1:59:VAL:HG12	49:B1:60:GLU:N	2.19	0.46
44:DV:71:VAL:HG11	44:DV:74:VAL:CG2	2.46	0.46
16:AP:4:ILE:HD12	16:AP:4:ILE:N	2.31	0.46
25:BC:102:LYS:C	25:BC:103:ARG:HG2	2.37	0.46
1:AA:321:A:N7	1:AA:328:C:C6	2.84	0.46
23:BA:1006:C:H5'	32:BJ:51:THR:HG23	1.97	0.46
40:BR:79:VAL:HG12	40:BR:79:VAL:O	2.16	0.46
37:BO:34:HIS:CG	37:BO:54:LEU:HB2	2.51	0.46
4:AD:9:CYS:HB3	4:AD:32:ALA:CB	2.44	0.46
4:CD:117:ALA:O	4:CD:121:VAL:HG23	2.16	0.46
25:BC:130:ALA:HA	25:BC:192:THR:HA	1.97	0.46
5:AE:91:LEU:N	5:AE:91:LEU:HD12	2.30	0.46
44:BV:24:LEU:HD21	44:BV:86:VAL:HG23	1.98	0.46
23:DA:863:A:OP1	35:DM:21:THR:HB	2.16	0.46
23:BA:2667:C:H1'	29:BG:109:PHE:HD2	1.81	0.46
4:CD:64:LEU:HB2	4:CD:198:VAL:HG11	1.98	0.46
1:CA:947:G:H2'	1:CA:948:C:C6	2.51	0.46
38:DP:20:PRO:CD	38:DP:86:ILE:HG23	2.45	0.46
23:DA:414:C:H2'	23:DA:415:A:H8	1.80	0.46

Continued on next page...

Continued from previous page...

Atom-1	Atom-2	Distance(Å)	Clash(Å)
28:DF:128:ARG:HH21	28:DF:130:ASN:HD21	1.63	0.46
1:AA:892:A:H2'	1:AA:893:C:H6	1.80	0.46
23:BA:919:G:H2'	23:BA:920:G:C8	2.50	0.46
41:DS:10:VAL:O	41:DS:12:ILE:N	2.49	0.46
6:AF:62:TRP:CB	18:AR:35:ARG:HH12	2.29	0.46
2:AB:131:PRO:O	2:AB:135:GLN:HG3	2.16	0.46
2:AB:138:LEU:O	2:AB:141:GLU:HB2	2.16	0.46
4:CD:96:LEU:HD12	4:CD:139:ARG:CD	2.45	0.46
23:DA:356:G:H2'	23:DA:357:A:H8	1.81	0.46
45:DW:12:ASN:O	45:DW:14:ARG:N	2.49	0.46
1:AA:1480:G:C6	1:AA:1481:U:C4	3.04	0.46
23:DA:2830:G:N3	23:DA:2883:A:H2	2.14	0.46
44:DV:54:HIS:CG	44:DV:101:PRO:HG3	2.51	0.46
45:BW:42:GLY:HA2	45:BW:57:PHE:CD2	2.51	0.46
23:DA:239:U:O2'	23:DA:240:G:H5'	2.15	0.46
8:AH:114:THR:HG21	8:AH:119:LEU:HD12	1.98	0.46
29:DG:24:VAL:HG23	29:DG:37:VAL:HG21	1.98	0.46
1:AA:843:U:H5'	1:AA:848:C:C6	2.51	0.46
26:BD:24:THR:HB	26:BD:186:GLY:O	2.16	0.46
23:BA:2627:G:H8	23:BA:2627:G:O5'	1.99	0.46
1:CA:39:G:C2	1:CA:40:C:C6	3.04	0.46
23:DA:1487:G:H2'	23:DA:1488:G:H8	1.80	0.46
23:DA:1748:G:H2'	23:DA:1749:A:C8	2.51	0.46
4:AD:103:ASN:OD1	4:AD:114:ARG:NH2	2.49	0.46
4:AD:131:ARG:HD3	4:AD:131:ARG:N	2.31	0.46
24:DB:56:G:H4'	24:DB:57:A:C8	2.50	0.46
27:DE:167:ALA:HB1	27:DE:173:VAL:HG11	1.97	0.46
43:BU:68:HIS:ND1	43:BU:70:SER:HB3	2.31	0.46
27:BE:89:VAL:HG12	27:BE:90:PHE:CD2	2.51	0.45
40:BR:7:THR:HG23	40:BR:22:VAL:HG11	1.98	0.45
23:BA:1164:G:C8	23:BA:1164:G:C5'	2.99	0.45
47:DY:33:MET:O	47:DY:37:PHE:HB2	2.15	0.45
2:AB:162:ILE:O	2:AB:185:ILE:HG12	2.16	0.45
23:BA:2392:A:H2	23:BA:2424:C:N4	2.11	0.45
34:DL:65:ARG:HD2	34:DL:65:ARG:H	1.81	0.45
37:BO:72:ALA:O	37:BO:76:LYS:HG3	2.16	0.45
38:BP:46:GLU:OE2	38:BP:89:VAL:HG11	2.16	0.45
1:AA:81:G:C5	1:AA:82:U:C4	3.04	0.45
23:BA:2027:G:C2	23:BA:2028:U:H1'	2.51	0.45
23:BA:2033:A:O2'	23:BA:2034:U:P	2.74	0.45
43:DU:11:ASP:H	43:DU:27:VAL:CG2	2.29	0.45
23:DA:1210:A:H8	23:DA:1210:A:C5'	2.26	0.45

Continued on next page...

Continued from previous page...

Atom-1	Atom-2	Distance(Å)	Clash(Å)
28:BF:25:TYR:CZ	28:BF:32:PRO:HD3	2.51	0.45
40:BR:72:VAL:CG2	40:BR:85:LYS:HB3	2.46	0.45
11:CK:87:THR:HA	11:CK:91:ARG:NH2	2.29	0.45
1:AA:404:U:H2'	1:AA:405:U:H6	1.81	0.45
4:AD:3:ARG:HD3	4:AD:5:ILE:HD13	1.97	0.45
51:D3:34:LEU:HD23	51:D3:36:LEU:HD22	1.98	0.45
1:CA:404:U:H2'	1:CA:405:U:H6	1.80	0.45
4:CD:3:ARG:HD3	4:CD:5:ILE:HD13	1.98	0.45
1:CA:1188:A:H2'	1:CA:1189:C:O4'	2.16	0.45
20:AT:71:THR:HG22	20:AT:72:LEU:N	2.32	0.45
11:CK:57:THR:HG22	11:CK:59:TYR:N	2.30	0.45
27:BE:198:ALA:O	27:BE:201:VAL:HG12	2.15	0.45
1:CA:1505:G:H4'	1:CA:1506:U:H5'	1.98	0.45
35:DM:66:ILE:HG22	35:DM:104:PHE:HD2	1.80	0.45
27:DE:11:VAL:HG13	27:DE:196:LEU:HD21	1.97	0.45
27:DE:157:VAL:HB	27:DE:194:MET:HB3	1.97	0.45
23:BA:1378:A:H4'	23:BA:1379:A:OP1	2.15	0.45
1:CA:819:A:N6	1:CA:1529:G:C5	2.84	0.45
46:DX:45:ASN:HD21	46:DX:47:GLN:NE2	2.15	0.45
25:DC:174:ILE:HD12	25:DC:174:ILE:N	2.31	0.45
23:DA:1010:A:H1'	23:DA:1153:C:C1'	2.46	0.45
45:DW:14:ARG:O	45:DW:15:ASP:HB2	2.16	0.45
31:BI:56:ASN:HA	31:BI:59:ILE:HD12	1.98	0.45
23:BA:1748:G:H2'	23:BA:1749:A:C8	2.51	0.45
11:AK:108:ILE:O	18:AR:87:ARG:HA	2.16	0.45
13:CM:23:TYR:HE1	13:CM:70:LEU:HD22	1.82	0.45
34:BL:65:ARG:H	34:BL:65:ARG:HD2	1.80	0.45
1:AA:705:U:C5	1:AA:706:A:C5	3.03	0.45
11:CK:67:ASP:OD1	11:CK:71:LYS:HE3	2.16	0.45
23:BA:1599:C:OP2	42:BT:36:LYS:HD3	2.15	0.45
29:BG:38:SER:HB2	29:BG:41:MET:HG3	1.98	0.45
36:DN:31:HIS:HB2	36:DN:34:ILE:HD11	1.97	0.45
23:DA:943:U:OP1	34:DL:38:GLN:HB3	2.16	0.45
23:DA:1826:G:H2'	23:DA:1827:C:C6	2.52	0.45
23:DA:1970:A:H4'	23:DA:1971:A:OP1	2.15	0.45
43:DU:13:VAL:CG1	43:DU:72:VAL:HB	2.47	0.45
43:DU:15:VAL:HG22	43:DU:72:VAL:HG12	1.98	0.45
23:DA:1022:G:N2	23:DA:114(B):A:C2	2.84	0.45
42:BT:30:VAL:HG12	42:BT:31:HIS:H	1.80	0.45
1:CA:922:G:C6	1:CA:923:A:C6	3.04	0.45
23:BA:956:G:H22	23:BA:959:A:H3'	1.81	0.45
49:B1:57:ILE:HG22	49:B1:59:VAL:CG2	2.46	0.45

Continued on next page...

Continued from previous page...

Atom-1	Atom-2	Distance(Å)	Clash(Å)
43:DU:88:LYS:HE2	43:DU:93:GLY:CA	2.42	0.45
23:BA:947:G:H2'	23:BA:948:G:C5'	2.43	0.45
1:CA:1279:A:N6	3:CC:26:LYS:HE2	2.24	0.45
23:DA:1006:C:H5'	32:DJ:51:THR:HG23	1.98	0.45
23:BA:125:G:H5'	52:B4:19:ARG:HG3	1.97	0.45
34:DL:30:THR:HG22	34:DL:31:ALA:H	1.79	0.45
2:CB:84:GLU:HG3	2:CB:215:LEU:HB3	1.96	0.45
1:CA:392:G:C2	1:CA:393:A:C4	3.04	0.45
25:DC:228:PRO:HD3	25:DC:234:GLY:O	2.16	0.45
25:DC:76:PRO:HB3	25:DC:116:GLN:HE21	1.81	0.45
1:AA:522:C:O2'	1:AA:523:A:H5'	2.16	0.45
1:AA:1372:U:OP1	9:AI:71:SER:HB3	2.16	0.45
23:DA:2359:C:H2'	23:DA:2360:A:H8	1.81	0.45
23:BA:2582:G:C2	23:BA:2583:G:C8	3.03	0.45
25:DC:5:LYS:H	25:DC:5:LYS:HD2	1.80	0.45
1:CA:1245:A:OP2	21:CU:9:ARG:NH2	2.49	0.45
32:BJ:62:ARG:CZ	32:BJ:64:ASP:HB2	2.46	0.45
1:AA:1319:A:OP2	19:AS:5:LEU:HD23	2.15	0.45
23:BA:414:C:H2'	23:BA:415:A:H8	1.79	0.45
44:BV:58:VAL:HG11	44:BV:66:SER:HB2	1.98	0.45
1:CA:1296:C:H5''	1:CA:1297:C:OP2	2.15	0.45
23:DA:581:C:H2'	23:DA:582:G:C8	2.51	0.45
1:AA:99:C:C6	1:AA:99:C:C3'	3.00	0.45
1:CA:625:G:H2'	1:CA:626:U:H6	1.81	0.45
23:BA:270(Q):C:O2'	23:BA:270(R):C:H6	1.98	0.45
1:CA:270:A:C6	1:CA:271:C:C4	3.04	0.45
23:BA:628:G:H2'	23:BA:629:G:C8	2.51	0.45
1:AA:1238:A:C8	1:AA:1303:C:H1'	2.51	0.45
21:AU:14:TRP:CE3	21:AU:15:ARG:HG2	2.51	0.45
44:BV:10:ARG:HG2	44:BV:11:GLU:N	2.32	0.45
23:DA:357:A:H2'	23:DA:358:U:C6	2.51	0.45
41:BS:9:TYR:H	41:BS:102:HIS:CD2	2.34	0.45
23:BA:1750:G:H2'	23:BA:1751:C:C6	2.52	0.45
23:DA:532:A:N1	23:DA:2020:A:H1'	2.30	0.45
13:CM:70:LEU:C	13:CM:70:LEU:HD23	2.36	0.45
1:AA:39:G:C2	1:AA:40:C:C6	3.04	0.45
1:CA:1333:A:H2'	1:CA:1334:G:O4'	2.15	0.45
1:AA:337:C:H2'	1:AA:338:A:H8	1.80	0.45
1:AA:376:G:H2'	1:AA:377:G:H8	1.80	0.45
23:DA:2722:G:H4'	36:DN:5:LYS:HB3	1.97	0.45
1:AA:384:G:H2'	1:AA:385:C:C6	2.51	0.45
23:BA:2585:U:H4'	23:BA:2586:C:OP1	2.16	0.45

Continued on next page...

Continued from previous page...

Atom-1	Atom-2	Distance(Å)	Clash(Å)
23:DA:2655:G:N2	23:DA:2664:G:C5	2.84	0.45
32:BJ:63:PRO:O	39:BQ:64:ARG:HD2	2.17	0.45
23:DA:1270:C:H5''	23:DA:1271:G:O5'	2.16	0.45
23:BA:1850:G:C6	23:BA:1851:U:C4	3.04	0.45
1:CA:775:G:H2'	1:CA:776:G:O4'	2.16	0.45
28:BF:174:GLU:HG2	28:BF:180:PHE:CD1	2.51	0.45
53:B5:29:LYS:NZ	53:B5:29:LYS:HB3	2.31	0.45
33:BK:99:PHE:CD1	33:BK:99:PHE:N	2.85	0.45
12:AL:78:GLU:HG2	12:AL:78:GLU:O	2.16	0.45
24:DB:6:C:C2	24:DB:115:G:N2	2.84	0.45
15:AO:62:GLN:O	15:AO:66:LEU:HD13	2.16	0.45
26:BD:54:GLN:HB2	26:BD:74:PRO:O	2.16	0.45
1:AA:1448:C:H2'	1:AA:1449:C:H6	1.81	0.45
23:DA:868:U:C4	23:DA:869:G:N7	2.85	0.45
34:BL:50:ARG:HD3	34:BL:51:PHE:HB2	1.98	0.45
9:CI:19:LEU:HD23	9:CI:20:ARG:H	1.81	0.45
42:BT:54:VAL:C	42:BT:55:ASN:HD22	2.20	0.45
42:BT:26:TYR:HE1	42:BT:83:VAL:HG21	1.81	0.45
28:BF:60:LEU:C	28:BF:60:LEU:HD13	2.37	0.45
25:BC:132:PRO:HD3	25:BC:190:TYR:CE2	2.52	0.45
25:BC:31:LYS:HA	25:BC:31:LYS:HD2	1.65	0.45
26:BD:101:ARG:HB3	26:BD:169:ASN:HD22	1.82	0.45
23:DA:388:G:OP1	46:DX:33:LYS:HB3	2.16	0.45
11:CK:33:THR:HA	11:CK:40:ILE:HG12	1.97	0.45
40:BR:72:VAL:HG22	40:BR:85:LYS:O	2.16	0.45
4:CD:173:TRP:NE1	4:CD:189:PRO:HG3	2.31	0.45
23:DA:1331:A:O2'	23:DA:1332:G:C8	2.68	0.45
23:DA:2346:A:H5''	23:DA:2383:G:C1'	2.45	0.45
1:AA:1349:A:H2'	1:AA:1350:A:O4'	2.17	0.45
4:AD:64:LEU:HB2	4:AD:198:VAL:HG11	1.98	0.45
1:CA:793:U:H3'	1:CA:794:A:H5''	1.97	0.45
23:BA:779:U:P	25:BC:49:ILE:HG13	2.56	0.45
27:BE:192:LEU:C	27:BE:192:LEU:HD23	2.37	0.45
23:BA:1588:C:H2'	23:BA:1589:C:C6	2.49	0.45
1:CA:1295:G:H2'	1:CA:1296:C:O4'	2.16	0.45
23:DA:301:G:H5'	23:DA:334:C:O2'	2.15	0.45
1:AA:235:C:H2'	1:AA:236:G:H8	1.81	0.45
1:CA:192:U:H2'	1:CA:193:C:H6	1.82	0.45
23:BA:1995:U:H3'	23:BA:1996:C:H2'	1.99	0.45
1:AA:819:A:N6	1:AA:1529:G:C5	2.84	0.45
23:DA:919:G:C5'	24:DB:81:G:H1'	2.47	0.45
1:CA:1238:A:C8	1:CA:1303:C:H1'	2.51	0.45

Continued on next page...

Continued from previous page...

Atom-1	Atom-2	Distance(Å)	Clash(Å)
3:AC:33:LEU:HD21	14:AN:53:LEU:CD2	2.46	0.45
6:CF:17:SER:O	6:CF:21:LEU:HD23	2.16	0.45
23:BA:1709:U:C2	23:BA:1750:G:C2	3.05	0.45
45:BW:12:ASN:O	45:BW:14:ARG:N	2.49	0.45
28:DF:174:GLU:HG2	28:DF:180:PHE:CD1	2.51	0.45
23:BA:1354:A:H2'	23:BA:1355:G:O4'	2.17	0.45
23:DA:969:U:H2'	23:DA:970:C:C6	2.52	0.45
23:BA:447:A:C5	23:BA:473:G:C5	3.05	0.45
41:BS:20:VAL:O	41:BS:23:LEU:HB2	2.16	0.45
43:DU:68:HIS:ND1	43:DU:70:SER:HB3	2.31	0.45
1:AA:934:C:H5	1:AA:1344:C:H2'	1.81	0.45
23:DA:519:U:H2'	23:DA:520:G:H8	1.82	0.45
32:DJ:105:LEU:O	32:DJ:106:LYS:C	2.55	0.45
23:DA:1461:G:O2'	23:DA:1462:C:H5'	2.16	0.45
42:BT:66:LEU:HD23	42:BT:67:GLY:N	2.30	0.45
23:BA:238:C:O2'	23:BA:608:A:H1'	2.16	0.45
25:BC:124:PRO:HG2	25:BC:129:ASN:ND2	2.31	0.45
2:CB:73:THR:HA	2:CB:94:ASN:O	2.16	0.45
23:BA:1427:A:H4'	23:BA:1428:C:O5'	2.17	0.45
35:BM:51:ARG:O	35:BM:55:VAL:HG13	2.16	0.45
23:DA:2015:A:N3	50:D2:2:ALA:N	2.64	0.45
50:B2:4:HIS:HB2	50:B2:5:PRO:HD3	1.99	0.45
23:BA:1971:A:N3	25:BC:239:ARG:O	2.50	0.45
42:BT:25:LYS:HE3	42:BT:82:GLN:OE1	2.16	0.45
23:BA:1021:A:H2'	23:BA:1023:U:H5'	1.98	0.45
51:B3:25:LYS:HD3	53:B5:34:TRP:CZ3	2.51	0.45
23:DA:1021:A:H2'	23:DA:1023:U:H5'	1.97	0.45
34:DL:85:LEU:HA	34:DL:88:LEU:HB2	1.98	0.45
5:AE:50:GLU:HG3	5:AE:52:PRO:HD2	1.98	0.45
44:BV:71:VAL:HG11	44:BV:74:VAL:CG2	2.46	0.45
53:D5:54:GLU:O	53:D5:58:ILE:HG12	2.16	0.45
23:DA:2033:A:O2'	23:DA:2034:U:P	2.74	0.45
48:DZ:28:LEU:HA	48:DZ:33:GLN:OE1	2.16	0.45
34:DL:140:ALA:O	34:DL:141:ALA:CB	2.63	0.45
43:DU:9:LYS:O	43:DU:27:VAL:HG21	2.17	0.45
33:DK:71:ARG:HH21	33:DK:77:ILE:HG21	1.80	0.45
23:BA:2516:G:O6	23:BA:2517:C:N4	2.49	0.45
23:BA:2542:A:C8	23:BA:2544:G:O6	2.70	0.45
34:DL:12:ALA:HB1	34:DL:16:ARG:HB2	1.98	0.45
23:DA:861:A:H2'	23:DA:862:G:O4'	2.17	0.45
23:DA:2261:C:H3'	45:DW:16:SER:CB	2.46	0.45
28:BF:125:PHE:C	28:BF:127:GLY:H	2.20	0.45

Continued on next page...

Continued from previous page...

Atom-1	Atom-2	Distance(Å)	Clash(Å)
40:DR:78:LYS:HG3	40:DR:79:VAL:HG23	1.98	0.45
13:CM:14:ARG:HG2	13:CM:44:ARG:NH1	2.32	0.45
22:CV:6170:G:H2'	22:CV:6171:U:C6	2.51	0.45
22:AV:6170:G:H2'	22:AV:6171:U:C6	2.52	0.45
23:DA:2271:G:H2'	23:DA:2272:U:H6	1.81	0.45
9:CI:17:VAL:HG21	9:CI:80:GLY:C	2.37	0.45
1:AA:947:G:H2'	1:AA:948:C:C6	2.51	0.45
38:BP:30:VAL:HG12	38:BP:86:ILE:HG12	1.99	0.45
23:BA:226:G:N2	23:BA:227:A:C2	2.85	0.45
23:DA:2563:U:H4'	33:DK:28:SER:HA	1.99	0.45
1:CA:191(G):G:C6	1:CA:192:U:C4	3.04	0.45
1:AA:191(G):G:C6	1:AA:192:U:C4	3.04	0.45
8:CH:35:ILE:O	8:CH:39:LEU:HB2	2.16	0.45
23:DA:2259:G:C2	23:DA:2282:G:N1	2.84	0.45
23:DA:2094:G:P	30:DH:22:LYS:HD2	2.57	0.45
25:BC:174:ILE:HD12	25:BC:174:ILE:N	2.31	0.45
30:BH:31:LEU:HD13	30:BH:37:VAL:HA	1.98	0.45
28:DF:39:ILE:HG12	28:DF:157:ILE:HG22	1.98	0.45
23:BA:1178:C:H2'	23:BA:1179:C:C6	2.51	0.45
23:BA:1973:G:H2'	23:BA:1974:C:C6	2.51	0.45
2:CB:138:LEU:O	2:CB:141:GLU:HB2	2.16	0.45
41:BS:20:VAL:HG11	41:BS:44:ALA:HA	1.98	0.45
23:DA:2734:A:C8	23:DA:2735:G:C8	3.05	0.45
1:CA:902:G:H2'	1:CA:903:G:H8	1.82	0.45
23:DA:2531:A:H2	23:DA:2658:C:O2	1.99	0.45
1:AA:495:A:H4'	1:AA:496:A:OP1	2.16	0.45
38:DP:63:VAL:O	38:DP:73:GLU:HA	2.16	0.45
1:CA:384:G:H2'	1:CA:385:C:C6	2.51	0.45
3:CC:8:ILE:CD1	3:CC:16:ARG:HH21	2.28	0.45
23:DA:2764:A:N7	23:DA:2766:G:C6	2.84	0.45
32:DJ:101:TYR:N	32:DJ:101:TYR:CD1	2.85	0.45
1:CA:1031:G:H8	1:CA:1031:G:O5'	2.00	0.45
7:AG:45:ASP:O	7:AG:49:ILE:HG12	2.16	0.45
23:DA:1733:G:H8	23:DA:1733:G:O5'	2.00	0.45
26:BD:192:ASN:HD22	26:BD:192:ASN:N	2.15	0.45
23:DA:1208:C:C4	23:DA:1209:G:N7	2.85	0.45
23:DA:1954:G:N2	23:DA:1956:U:H3	2.14	0.45
34:BL:38:GLN:HG3	34:BL:41:ARG:HG2	1.99	0.45
39:DQ:92:ARG:HG2	40:DR:11:GLN:CD	2.37	0.45
29:BG:149:ARG:HD2	29:BG:164:TYR:HE1	1.82	0.45
1:AA:675:A:H2'	1:AA:676:A:H8	1.81	0.45
25:DC:27:THR:O	25:DC:27:THR:CG2	2.63	0.45

Continued on next page...

Continued from previous page...

Atom-1	Atom-2	Distance(Å)	Clash(Å)
25:DC:32:SER:O	25:DC:33:LEU:O	2.35	0.45
5:AE:43:LEU:CD1	5:AE:132:ALA:HB1	2.41	0.45
7:CG:15:ASP:HB3	7:CG:19:GLY:N	2.28	0.45
1:AA:392:G:C2	1:AA:393:A:C4	3.05	0.45
23:BA:390:A:C5	34:BL:71:VAL:HG21	2.52	0.45
23:BA:1858:G:H1'	23:BA:1884:A:H61	1.82	0.45
5:AE:102:ALA:HB2	5:AE:120:THR:OG1	2.16	0.45
20:CT:72:LEU:HD23	20:CT:72:LEU:C	2.37	0.45
1:CA:973:G:H3'	1:CA:974:A:H5''	1.97	0.45
23:BA:186:G:H2'	23:BA:187:G:H8	1.82	0.45
23:DA:639:U:H2'	23:DA:640:C:H6	1.81	0.45
27:BE:83:PHE:O	27:BE:86:GLY:N	2.45	0.45
23:BA:36:G:N1	23:BA:445:C:C4	2.84	0.45
19:AS:10:PHE:O	19:AS:11:VAL:HB	2.16	0.45
23:DA:1587:A:H2'	23:DA:1588:C:H6	1.81	0.45
23:DA:813:U:H2'	23:DA:814:C:C6	2.52	0.45
23:DA:2306:C:H4'	28:DF:136:ARG:HH22	1.82	0.45
27:DE:124:LEU:HD12	27:DE:125:LEU:N	2.31	0.45
1:CA:687:A:H2'	1:CA:701:C:H41	1.82	0.45
1:CA:624:C:H4'	16:CP:10:GLY:HA2	1.98	0.45
23:BA:919:G:C5'	24:BB:81:G:H1'	2.46	0.45
14:CN:37:PHE:HE1	14:CN:53:LEU:HD22	1.82	0.45
6:AF:17:SER:O	6:AF:21:LEU:HD23	2.16	0.45
27:DE:29:ASN:N	27:DE:112:MET:HE1	2.32	0.45
19:CS:33:THR:HG22	19:CS:51:VAL:HA	1.98	0.45
1:AA:515:G:C2	1:AA:537:G:C2	3.05	0.45
23:DA:1871:A:H2'	23:DA:1872:A:C8	2.51	0.45
23:DA:1506:C:H2'	23:DA:1508:A:C8	2.50	0.45
23:DA:1229:G:H2'	23:DA:1230:C:C6	2.51	0.45
1:AA:191(F):U:O2	20:AT:105:SER:HB2	2.17	0.45
23:DA:1599:C:OP2	42:DT:36:LYS:HD3	2.17	0.45
1:AA:565:U:C6	1:AA:566:G:C8	3.05	0.45
9:CI:48:GLU:N	9:CI:49:PRO:CD	2.79	0.45
41:BS:70:TYR:O	41:BS:107:LEU:HA	2.17	0.45
1:AA:775:G:H2'	1:AA:776:G:O4'	2.16	0.45
1:CA:1106:G:H5''	3:CC:172:ARG:HG2	1.98	0.45
2:CB:32:ILE:HG12	2:CB:40:HIS:HD2	1.81	0.45
23:BA:868:U:C4	23:BA:869:G:N7	2.85	0.45
4:AD:201:GLN:O	4:AD:205:GLU:HG3	2.17	0.45
1:CA:1015:A:O5'	1:CA:1015:A:H8	1.99	0.45
1:CA:315:A:H5''	1:CA:317:G:OP2	2.17	0.45
12:CL:110:LYS:O	12:CL:111:ASP:HB2	2.16	0.45

Continued on next page...

Continued from previous page...

Atom-1	Atom-2	Distance(Å)	Clash(Å)
1:AA:632:A:H2'	1:AA:633:G:O4'	2.16	0.45
1:AA:544:G:H2'	1:AA:545:C:C6	2.51	0.45
23:DA:1826:G:H2'	23:DA:1827:C:H6	1.81	0.45
43:BU:75:ILE:HG13	43:BU:80:GLY:H	1.82	0.45
37:DO:72:ALA:O	37:DO:76:LYS:HG3	2.17	0.45
3:CC:131:ARG:HH21	5:CE:50:GLU:HG2	1.81	0.45
38:DP:27:THR:HG22	38:DP:90:GLN:HB3	1.99	0.45
1:AA:942:G:H2'	1:AA:943:U:C6	2.52	0.45
34:DL:57:THR:HG23	34:DL:59:LEU:HB3	1.97	0.45
27:DE:53:THR:C	27:DE:55:GLY:N	2.70	0.45
40:BR:77:ALA:C	40:BR:79:VAL:H	2.19	0.45
23:BA:558:G:P	32:BJ:134:PRO:HD2	2.57	0.45
4:CD:8:VAL:C	4:CD:10:ARG:N	2.70	0.45
23:DA:479:A:HO2'	23:DA:481:G:H8	1.61	0.45
38:DP:50:ILE:HA	38:DP:99:LEU:CD1	2.46	0.45
23:DA:2807:G:C6	23:DA:2893:G:O6	2.69	0.45
23:BA:777:A:O2'	23:BA:778:G:H5'	2.16	0.45
23:DA:2815:C:O2'	50:D2:42:PRO:HB2	2.16	0.45
38:BP:20:PRO:CD	38:BP:86:ILE:HG23	2.46	0.45
25:BC:70:TRP:CD1	25:BC:70:TRP:C	2.90	0.45
34:DL:27:HIS:CE1	40:DR:83:ARG:HH12	2.34	0.45
23:BA:1567:A:C8	25:BC:84:TYR:CE2	3.05	0.45
1:AA:501:C:OP1	12:AL:116:ARG:NH2	2.49	0.45
33:DK:31:LYS:HB3	33:DK:32:TYR:CE1	2.51	0.45
39:DQ:104:GLN:HB3	40:DR:44:LYS:NZ	2.32	0.45
1:AA:192:U:H2'	1:AA:193:C:H6	1.81	0.45
1:CA:642:A:HO2'	8:CH:31:PHE:HE1	1.65	0.45
23:DA:499:U:C4'	43:DU:47:LYS:HZ1	2.30	0.45
23:DA:2334:G:H4'	23:DA:2335:A:OP2	2.17	0.45
19:CS:53:ASN:C	19:CS:53:ASN:HD22	2.19	0.45
21:CU:14:TRP:CE3	21:CU:15:ARG:HG2	2.52	0.45
23:DA:116:C:O2'	23:DA:117:G:H5'	2.17	0.45
23:BA:2817:G:H21	23:BA:2836:U:H1'	1.82	0.45
23:BA:2722:G:H2'	23:BA:2723:C:C6	2.51	0.45
29:BG:38:SER:HB2	29:BG:41:MET:CG	2.46	0.45
23:DA:1272:A:O2'	23:DA:1273:U:H5'	2.17	0.45
23:DA:1599:C:H2'	23:DA:1600:C:C6	2.52	0.45
23:BA:2655:G:N2	23:BA:2664:G:C5	2.85	0.45
23:BA:553:U:O2'	23:BA:554:U:H5'	2.16	0.45
7:AG:86:GLN:HB2	7:AG:148:ASN:HD22	1.82	0.45
11:CK:48:ILE:HD11	11:CK:64:ALA:HA	1.99	0.45
26:BD:21:VAL:HG12	26:BD:23:VAL:HG13	1.99	0.45

Continued on next page...

Continued from previous page...

Atom-1	Atom-2	Distance(Å)	Clash(Å)
49:B1:40:ILE:O	49:B1:47:VAL:HA	2.16	0.45
6:AF:50:TYR:CE1	18:AR:77:GLY:HA2	2.52	0.45
1:CA:102:G:H2'	1:CA:103:C:C6	2.51	0.45
23:BA:2436:G:C5	23:BA:2437:U:C5	3.04	0.45
1:CA:308:C:O2	1:CA:308:C:H2'	2.17	0.45
26:DD:203:LYS:HD2	26:DD:203:LYS:O	2.17	0.45
11:CK:108:ILE:O	18:CR:87:ARG:HA	2.16	0.45
26:DD:37:ARG:HD3	26:DD:42:ASP:OD1	2.17	0.45
1:AA:1454:G:H2'	1:AA:1455:G:H8	1.82	0.45
50:B2:4:HIS:HB2	50:B2:5:PRO:CD	2.46	0.45
23:DA:996:A:H4'	39:DQ:92:ARG:CZ	2.44	0.45
23:DA:1971:A:N3	25:DC:239:ARG:O	2.49	0.45
23:DA:1022:G:C6	23:DA:1140:C:C4	3.04	0.45
13:CM:102:ARG:HB3	13:CM:105:THR:OG1	2.17	0.45
28:DF:41:GLN:HG2	28:DF:155:MET:CB	2.37	0.45
25:BC:35:LYS:HD2	25:BC:35:LYS:HA	1.62	0.45
23:BA:2025:C:C2	23:BA:2026:C:C5	3.05	0.45
23:DA:2210:G:C3'	23:DA:2210:G:N3	2.77	0.45
23:BA:1006:C:H1'	32:BJ:129:MET:HG2	1.99	0.45
26:BD:201:THR:CG2	26:BD:202:LYS:H	2.22	0.45
41:BS:1:MET:HG3	41:BS:2:GLU:N	2.32	0.45
30:BH:9:LEU:HB2	30:BH:12:LEU:HB2	1.98	0.45
36:BN:10:LEU:HB2	36:BN:17:ARG:NH2	2.31	0.45
23:BA:1188:U:H4'	40:BR:79:VAL:HG13	1.98	0.45
23:BA:557:U:H2'	23:BA:558:G:C8	2.51	0.45
29:DG:46:GLU:HG3	29:DG:51:ARG:CD	2.47	0.45
12:AL:44:PRO:CD	12:AL:50:ALA:H	2.29	0.45
1:AA:1296:C:H5''	1:AA:1297:C:OP2	2.16	0.45
23:DA:644:A:C2	23:DA:646:A:C4	3.05	0.45
23:DA:1188:U:H4'	40:DR:79:VAL:HG13	1.99	0.45
23:BA:1348:G:C2'	23:BA:1349:A:H5''	2.45	0.45
23:DA:1804:C:O5'	23:DA:1804:C:H6	1.99	0.45
23:DA:1694:C:C5'	23:DA:1694:C:C6	2.96	0.45
25:BC:11:PRO:C	25:BC:13:ARG:N	2.70	0.45
25:DC:211:ARG:O	25:DC:215:LEU:HG	2.16	0.45
1:AA:683:G:C5	1:AA:684:A:N7	2.85	0.45
23:BA:2807:G:C6	23:BA:2893:G:O6	2.69	0.45
1:CA:505:G:C6	1:CA:535:A:C2	3.04	0.45
23:BA:2346:A:H5''	23:BA:2383:G:C1'	2.46	0.45
33:DK:22:ILE:HD13	33:DK:22:ILE:HA	1.77	0.45
29:BG:13:LYS:HE2	29:BG:14:GLY:N	2.32	0.45
1:CA:1075:C:H5''	2:CB:179:LYS:HZ3	1.79	0.45

Continued on next page...

Continued from previous page...

Atom-1	Atom-2	Distance(Å)	Clash(Å)
1:CA:515:G:C2	1:CA:537:G:C2	3.04	0.45
23:BA:1952:A:C4	33:BK:22:ILE:HD12	2.50	0.45
1:CA:554:C:H2'	1:CA:555:C:H6	1.82	0.45
1:CA:192:U:O2'	1:CA:193:C:H5'	2.17	0.45
14:AN:37:PHE:HE1	14:AN:53:LEU:HD22	1.81	0.45
1:AA:1410:G:H2'	1:AA:1411:C:H6	1.81	0.45
23:BA:356:G:H2'	23:BA:357:A:H8	1.81	0.45
23:DA:2817:G:H21	23:DA:2836:U:H1'	1.82	0.45
6:CF:50:TYR:CE1	18:CR:77:GLY:HA2	2.52	0.45
1:CA:1250:A:H5'	9:CI:67:GLY:HA2	1.98	0.45
1:CA:342:C:N3	1:CA:348:G:C2	2.85	0.45
47:DY:31:GLU:O	47:DY:35:LEU:HB2	2.17	0.45
2:AB:32:ILE:HG12	2:AB:40:HIS:HD2	1.81	0.45
32:DJ:26:THR:HG22	32:DJ:27:TYR:N	2.31	0.45
23:BA:1489:U:HO2'	23:BA:1490:A:H8	1.65	0.45
23:BA:1208:C:C4	23:BA:1209:G:N7	2.85	0.45
1:AA:1318:A:O2'	19:AS:37:ARG:HB2	2.16	0.45
44:DV:152:ALA:N	44:DV:169:GLU:O	2.48	0.45
2:CB:153:ARG:NH1	2:CB:153:ARG:HB2	2.31	0.45
16:AP:43:LYS:HA	16:AP:48:TRP:HB3	1.99	0.45
38:DP:115:ARG:H	38:DP:115:ARG:HG2	1.53	0.45
23:DA:1850:G:C6	23:DA:1851:U:C4	3.05	0.45
32:DJ:93:LYS:HB3	32:DJ:110:LEU:HB2	1.99	0.45
9:AI:39:GLY:O	9:AI:40:LEU:HD23	2.17	0.45
23:BA:2552:U:H2'	23:BA:2554:U:OP2	2.16	0.45
40:DR:38:LEU:C	40:DR:39:LEU:HD22	2.36	0.45
23:DA:2394:C:H2'	23:DA:2395:C:H6	1.81	0.45
1:AA:735:C:C2	1:AA:736:C:C5	3.05	0.45
45:BW:32:ARG:C	45:BW:35:ASN:HD21	2.19	0.45
28:BF:106:LEU:HB3	28:BF:107:LEU:HD23	1.99	0.45
5:AE:152:ARG:HD3	8:AH:42:GLU:O	2.16	0.45
27:BE:53:THR:C	27:BE:55:GLY:N	2.70	0.45
1:CA:321:A:N7	1:CA:328:C:C6	2.84	0.45
26:DD:6:GLY:HA2	26:DD:51:PHE:CZ	2.51	0.45
43:BU:27:VAL:O	43:BU:27:VAL:HG23	2.16	0.45
33:DK:77:ILE:HD13	33:DK:78:ARG:N	2.31	0.45
26:BD:6:GLY:HA2	26:BD:51:PHE:CZ	2.51	0.45
23:DA:661:C:H2'	23:DA:662:G:H8	1.82	0.45
23:DA:643:A:C2	23:DA:644:A:C4	3.05	0.45
3:AC:20:SER:HB2	3:AC:40:ARG:NH1	2.31	0.45
51:D3:34:LEU:HD13	51:D3:34:LEU:N	2.32	0.45
1:CA:406:G:N2	1:CA:437:U:C2	2.85	0.45

Continued on next page...

Continued from previous page...

Atom-1	Atom-2	Distance(Å)	Clash(Å)
11:AK:33:THR:HA	11:AK:40:ILE:HG12	1.98	0.45
32:BJ:116:THR:HG23	32:BJ:117:HIS:N	2.32	0.45
9:AI:5:TYR:HA	9:AI:17:VAL:O	2.17	0.45
2:AB:168:THR:HG1	2:AB:192:SER:HA	1.81	0.45
1:AA:1298:C:H41	7:AG:114:ARG:HD3	1.81	0.45
42:DT:64:LYS:HG2	42:DT:65:ARG:N	2.30	0.45
6:CF:61:LEU:HD23	6:CF:63:TYR:OH	2.17	0.45
8:CH:97:VAL:HG13	8:CH:98:LYS:H	1.81	0.45
43:DU:75:ILE:HG12	43:DU:76:CYS:N	2.32	0.45
23:BA:2850:A:H8	23:BA:2850:A:H5'	1.79	0.45
23:BA:301:G:C6	23:BA:317:G:C6	3.05	0.45
1:AA:1501:C:C2	1:AA:1504:G:O6	2.70	0.45
1:AA:1502:A:C8	1:AA:1505:G:N2	2.85	0.45
1:CA:818:G:C3'	1:CA:819:A:H5''	2.47	0.45
1:AA:1281:U:H5'	1:AA:1282:C:H5	1.82	0.45
37:DO:38:GLN:HB3	37:DO:47:THR:HG23	1.98	0.45
46:DX:21:ARG:HD3	46:DX:21:ARG:HA	1.86	0.45
23:DA:380:U:H4'	46:DX:21:ARG:O	2.17	0.45
23:DA:1615:C:C6	23:DA:1617:C:C5	3.04	0.45
26:DD:78:LEU:C	26:DD:79:ARG:HD2	2.36	0.45
1:AA:645:C:H2'	1:AA:646:U:O4'	2.16	0.45
23:DA:1326:U:O2'	23:DA:1327:C:H5'	2.17	0.45
23:BA:2580:U:H4'	26:BD:130:GLY:HA2	1.98	0.45
1:AA:1396:A:C2	5:AE:19:MET:HG3	2.52	0.45
26:DD:24:THR:HB	26:DD:186:GLY:O	2.17	0.45
26:BD:170:LEU:HB3	26:BD:184:VAL:HG12	1.99	0.45
1:CA:1468:A:H2'	1:CA:1469:G:O4'	2.17	0.45
1:CA:284:G:H2'	1:CA:285:G:H8	1.80	0.45
1:AA:862:C:O2'	1:AA:863:U:H5'	2.17	0.45
23:DA:2515:C:H1'	23:DA:2570:G:N2	2.32	0.45
1:CA:843:U:H5'	1:CA:848:C:C6	2.52	0.45
42:BT:62:LYS:O	42:BT:73:ARG:HB2	2.16	0.45
23:BA:1682:G:H2'	23:BA:1683:C:C6	2.51	0.45
2:AB:153:ARG:NH1	2:AB:153:ARG:HB2	2.31	0.45
1:CA:695:A:H2'	1:CA:696:A:C8	2.52	0.45
23:BA:979:G:H3'	23:BA:980:A:H5''	1.99	0.45
23:BA:244:A:C2	23:BA:255:A:C4	3.05	0.45
23:BA:994:C:OP1	39:BQ:53:ARG:NH2	2.49	0.45
34:DL:128:HIS:HB3	34:DL:147:LEU:HD23	1.97	0.45
47:BY:33:MET:O	47:BY:37:PHE:HB2	2.17	0.45
23:BA:1022:G:C5	23:BA:1140:C:N4	2.85	0.45
23:BA:142:G:H1'	42:BT:37:THR:HG21	1.98	0.45

Continued on next page...

Continued from previous page...

Atom-1	Atom-2	Distance(Å)	Clash(Å)
27:BE:63:LYS:NZ	27:BE:67:GLN:HE21	2.15	0.45
23:BA:2712:U:O2'	23:BA:712(B):A:P	2.75	0.45
5:CE:50:GLU:HG3	5:CE:52:PRO:HD2	1.98	0.45
23:BA:1578:U:C2'	23:BA:1579:A:H5''	2.46	0.45
5:CE:43:LEU:HD12	5:CE:109:ILE:HD11	1.99	0.45
28:BF:88:ILE:HG13	28:BF:89:GLY:N	2.30	0.45
17:CQ:69:LYS:O	17:CQ:70:ARG:HD2	2.16	0.45
27:DE:160:ASN:ND2	27:DE:162:LEU:H	2.15	0.45
11:AK:20:TYR:C	11:AK:21:ILE:HD12	2.37	0.45
4:CD:30:LYS:HD3	4:CD:35:ARG:NH2	2.32	0.45
3:CC:6:HIS:CD2	3:CC:7:PRO:HD2	2.43	0.45
23:BA:66:C:H2'	23:BA:67:U:H6	1.81	0.45
27:DE:89:VAL:HG12	27:DE:90:PHE:CD2	2.52	0.45
13:AM:30:ALA:O	13:AM:34:LEU:HG	2.17	0.45
9:AI:17:VAL:HG22	9:AI:63:ILE:HG13	1.99	0.45
23:BA:598:G:H2'	23:BA:599:G:O4'	2.16	0.45
32:BJ:127:LYS:HB2	32:BJ:140:PHE:HE1	1.78	0.45
23:BA:1291:C:H2'	23:BA:1292:U:H6	1.79	0.45
25:BC:5:LYS:H	25:BC:5:LYS:HD2	1.80	0.45
43:BU:90:LEU:HD23	43:BU:90:LEU:N	2.31	0.45
25:DC:70:TRP:C	25:DC:70:TRP:CD1	2.90	0.45
10:AJ:6:ILE:HG22	10:AJ:98:ILE:CG2	2.45	0.45
29:DG:13:LYS:HE2	29:DG:14:GLY:N	2.32	0.45
2:CB:112:VAL:O	2:CB:115:LEU:HB3	2.17	0.45
1:AA:262:A:C6	1:AA:263:A:C6	3.05	0.45
34:BL:105:LEU:HD12	34:BL:105:LEU:H	1.82	0.45
44:DV:8:TYR:HB2	44:DV:38:TYR:CE2	2.52	0.45
22:AV:6167:G:H2'	22:AV:6168:G:C8	2.52	0.45
1:CA:740:U:O3'	15:CO:39:LEU:HD23	2.16	0.45
19:AS:53:ASN:HD22	19:AS:53:ASN:C	2.20	0.45
45:BW:50:ASN:ND2	45:BW:83:PRO:HD3	2.31	0.45
23:BA:454:A:H4'	23:BA:455:C:OP2	2.17	0.45
15:CO:62:GLN:O	15:CO:66:LEU:HD13	2.17	0.45
23:DA:2748:A:C2	23:DA:2757:A:C4	3.04	0.45
1:CA:246:A:C2	1:CA:282:A:C5	3.05	0.45
29:BG:105:LEU:N	29:BG:105:LEU:HD13	2.31	0.45
7:CG:86:GLN:HB2	7:CG:148:ASN:HD22	1.81	0.45
4:CD:103:ASN:OD1	4:CD:114:ARG:NH2	2.50	0.45
23:DA:311:A:C8	23:DA:332:A:C5	3.05	0.45
34:BL:50:ARG:HB3	53:B5:60:LEU:HD21	1.98	0.45
34:DL:39:LYS:HA	34:DL:39:LYS:HD3	1.71	0.45
1:CA:1130:A:N6	1:CA:1144:G:H21	2.15	0.45

Continued on next page...

Continued from previous page...

Atom-1	Atom-2	Distance(Å)	Clash(Å)
32:DJ:42:GLU:O	32:DJ:42:GLU:HG3	2.17	0.45
23:DA:637:A:OP2	34:DL:115:LEU:HB2	2.16	0.45
35:BM:85:LYS:HG3	35:BM:86:GLY:N	2.32	0.45
23:DA:846:C:C2	23:DA:847:U:C5	3.05	0.45
26:BD:91:VAL:HB	26:BD:95:ILE:CD1	2.40	0.45
53:D5:14:VAL:HG22	53:D5:24:ALA:HB2	1.99	0.45
1:CA:81:G:C5	1:CA:82:U:C4	3.05	0.45
23:BA:1006:C:C2	23:BA:1138:G:N2	2.85	0.45
23:BA:1658:C:OP1	26:BD:132:HIS:O	2.34	0.45
23:BA:2543:G:H2'	23:BA:2544:G:O4'	2.17	0.45
23:BA:2287:A:C4	23:BA:2289:G:C8	3.04	0.45
34:DL:16:ARG:NH2	34:DL:18:ARG:H	2.15	0.45
35:BM:101:ARG:HG3	35:BM:102:VAL:N	2.32	0.45
32:DJ:116:THR:O	32:DJ:118:PRO:HD3	2.17	0.45
5:AE:90:VAL:O	5:AE:120:THR:HA	2.17	0.45
44:BV:22:GLY:O	44:BV:41:LEU:HG	2.17	0.45
23:BA:1478:G:C2	23:BA:1479:G:C8	3.04	0.45
23:BA:1390:U:O2'	23:BA:1391:U:H5'	2.16	0.45
23:DA:2346:A:C2	23:DA:2383:G:C2	3.05	0.45
23:BA:2850:A:H5''	23:BA:2868:A:C2	2.51	0.45
32:BJ:62:ARG:NE	32:BJ:64:ASP:HB2	2.32	0.45
1:CA:324:G:N2	1:CA:327:A:C8	2.85	0.45
25:DC:108:PRO:HB3	25:DC:143:HIS:CE1	2.52	0.45
27:BE:124:LEU:HB3	27:BE:193:VAL:HG22	1.99	0.45
1:AA:740:U:O3'	15:AO:39:LEU:HD23	2.16	0.45
27:DE:192:LEU:C	27:DE:192:LEU:HD23	2.37	0.45
1:CA:818:G:H3'	1:CA:819:A:H5''	1.98	0.45
1:CA:99:C:C6	1:CA:99:C:C3'	2.99	0.45
23:BA:380:U:H4'	46:BX:21:ARG:O	2.17	0.45
1:CA:1305:G:C8	1:CA:1305:G:OP2	2.70	0.45
23:BA:2196:C:O2'	23:BA:2197:U:H5'	2.17	0.45
1:CA:964:A:H5'	1:CA:1199:U:OP1	2.16	0.45
23:DA:155:C:H2'	23:DA:161:U:H5'	1.99	0.45
23:BA:2259:G:C2	23:BA:2282:G:N1	2.85	0.45
23:BA:2886:G:H2'	23:BA:2887:U:H6	1.82	0.45
23:DA:1600:C:O2'	23:DA:1601:G:H5'	2.17	0.45
35:DM:51:ARG:O	35:DM:55:VAL:HG13	2.18	0.45
51:D3:41:PRO:HG3	51:D3:49:HIS:HE1	1.82	0.45
1:AA:284:G:H2'	1:AA:285:G:H8	1.82	0.45
25:DC:124:PRO:HG2	25:DC:129:ASN:ND2	2.32	0.45
23:DA:1427:A:H4'	23:DA:1428:C:O5'	2.17	0.45
1:CA:179:A:H2'	1:CA:180:U:H6	1.81	0.45

Continued on next page...

Continued from previous page...

Atom-1	Atom-2	Distance(Å)	Clash(Å)
1:AA:1057:G:H4'	3:AC:197:GLY:N	2.32	0.45
23:BA:2315:G:H2'	23:BA:2316:C:C6	2.52	0.45
25:DC:218:ARG:HH11	25:DC:218:ARG:HG3	1.82	0.45
27:BE:54:ARG:HA	27:BE:87:GLY:HA3	1.98	0.45
42:DT:55:ASN:HB2	42:DT:80:ILE:HG23	1.99	0.44
32:BJ:156:GLN:O	32:BJ:157:ARG:HB2	2.17	0.44
12:CL:44:PRO:HG3	12:CL:52:ARG:CD	2.46	0.44
35:DM:22:LYS:CE	35:DM:22:LYS:HA	2.35	0.44
43:DU:81:LYS:NZ	43:DU:99:CYS:SG	2.90	0.44
23:DA:2250:G:C4	35:DM:82:ARG:HG3	2.52	0.44
38:DP:88:ILE:HG13	38:DP:89:VAL:N	2.31	0.44
28:BF:58:GLN:O	28:BF:62:LEU:HD13	2.17	0.44
5:CE:33:VAL:CG1	5:CE:109:ILE:HD13	2.47	0.44
48:DZ:26:LEU:HB2	48:DZ:28:LEU:CD1	2.47	0.44
23:DA:1578:U:C2'	23:DA:1579:A:H5''	2.47	0.44
30:BH:82:ARG:HD2	30:BH:89:TYR:CD2	2.52	0.44
12:CL:29:ALA:HA	12:CL:30:PRO:HD3	1.78	0.44
23:BA:2037:G:C6	23:BA:2038:G:C6	3.05	0.44
23:DA:2287:A:C4	23:DA:2289:G:C8	3.04	0.44
32:BJ:57:LEU:CD1	32:BJ:142:ARG:HB2	2.48	0.44
23:DA:662:G:OP1	34:DL:18:ARG:HD2	2.17	0.44
23:DA:1448:G:N2	23:DA:149(B):A:N6	2.66	0.44
37:BO:90:GLY:O	37:BO:92:TYR:CD1	2.69	0.44
28:DF:125:PHE:C	28:DF:127:GLY:H	2.19	0.44
23:DA:644:A:O2'	23:DA:645:C:H5''	2.17	0.44
7:AG:15:ASP:CB	7:AG:20:ASP:H	2.29	0.44
13:CM:30:ALA:O	13:CM:34:LEU:HG	2.17	0.44
25:DC:11:PRO:C	25:DC:13:ARG:N	2.70	0.44
12:CL:84:ILE:HD12	12:CL:84:ILE:N	2.32	0.44
9:CI:5:TYR:HA	9:CI:17:VAL:O	2.16	0.44
25:BC:211:ARG:O	25:BC:215:LEU:HG	2.17	0.44
29:DG:105:LEU:HD13	29:DG:105:LEU:N	2.31	0.44
42:BT:64:LYS:HG2	42:BT:65:ARG:N	2.31	0.44
44:DV:58:VAL:HG11	44:DV:66:SER:HB2	1.98	0.44
23:DA:2666:C:H3'	23:DA:2667:C:C6	2.52	0.44
1:AA:506:G:C6	1:AA:507:C:C4	3.04	0.44
39:BQ:104:GLN:HB3	40:BR:44:LYS:NZ	2.32	0.44
23:BA:102:G:H5''	23:BA:102:G:H8	1.82	0.44
13:CM:27:LYS:HE2	13:CM:31:LYS:CE	2.46	0.44
23:DA:813:U:O2'	23:DA:1225:G:H1'	2.17	0.44
1:CA:262:A:H5'	20:CT:74:LYS:HG3	1.98	0.44
33:BK:86:ILE:HD12	33:BK:86:ILE:N	2.31	0.44

Continued on next page...

Continued from previous page...

Atom-1	Atom-2	Distance(Å)	Clash(Å)
1:AA:554:C:H2'	1:AA:555:C:H6	1.82	0.44
53:B5:11:LYS:HB2	53:B5:61:LEU:HD22	1.99	0.44
28:DF:16:ARG:HB3	28:DF:17:PRO:HD3	1.98	0.44
23:DA:404:C:H4'	23:DA:405:U:H5'	1.99	0.44
4:AD:68:TYR:CE2	4:AD:97:LEU:HB3	2.51	0.44
15:CO:65:ARG:O	15:CO:68:ARG:HB2	2.17	0.44
23:BA:225:A:O2'	23:BA:257:A:H4'	2.17	0.44
29:DG:122:THR:O	29:DG:134:SER:HB2	2.16	0.44
41:DS:70:TYR:O	41:DS:107:LEU:HA	2.17	0.44
29:BG:24:VAL:HG23	29:BG:37:VAL:HG21	1.98	0.44
1:CA:862:C:O2'	1:CA:863:U:H5'	2.17	0.44
45:BW:27:GLU:HB2	45:BW:69:PHE:HD1	1.81	0.44
1:AA:695:A:H2'	1:AA:696:A:C8	2.52	0.44
26:BD:37:ARG:HD3	26:BD:42:ASP:OD1	2.18	0.44
16:AP:55:ARG:O	16:AP:58:TYR:HB3	2.17	0.44
7:AG:107:ALA:HB2	7:AG:134:ALA:HB2	1.99	0.44
8:CH:13:ILE:O	8:CH:17:THR:HG23	2.16	0.44
8:AH:1:MET:N	8:AH:1:MET:HE2	2.32	0.44
4:CD:201:GLN:O	4:CD:205:GLU:HG3	2.17	0.44
23:BA:1900:A:N1	23:BA:1970:A:C6	2.85	0.44
5:CE:77:PRO:HG2	5:CE:78:HIS:ND1	2.32	0.44
13:AM:102:ARG:HB3	13:AM:105:THR:OG1	2.17	0.44
23:BA:2250:G:C4	35:BM:82:ARG:HG3	2.52	0.44
49:B1:64:LYS:HA	49:B1:64:LYS:HE3	2.00	0.44
49:D1:46:ASN:HB2	49:D1:64:LYS:CB	2.47	0.44
23:DA:2712:U:O2'	23:DA:712(B):A:P	2.75	0.44
35:DM:141:GLN:HE21	44:DV:72:ARG:HG2	1.82	0.44
23:DA:744:G:OP1	26:DD:132:HIS:HB2	2.18	0.44
23:DA:572:A:H5''	23:DA:573:G:OP2	2.16	0.44
23:BA:2028:U:O4	23:BA:2033:A:OP1	2.35	0.44
1:CA:1014:A:H5'	19:CS:14:HIS:NE2	2.32	0.44
37:BO:18:ILE:HA	37:BO:21:THR:OG1	2.17	0.44
23:DA:1652:A:H2'	23:DA:1653:G:O4'	2.18	0.44
27:BE:139:PHE:HB2	27:BE:166:ALA:CB	2.45	0.44
23:BA:1317:A:C6	23:BA:1318:C:C4	3.05	0.44
34:BL:30:THR:HG22	34:BL:31:ALA:H	1.80	0.44
44:DV:137:ILE:HD12	44:DV:137:ILE:N	2.33	0.44
1:AA:1511:G:C6	1:AA:1512:U:C4	3.05	0.44
1:CA:1187:G:H2'	1:CA:1188:A:H8	1.82	0.44
46:DX:90:ILE:O	46:DX:94:LEU:N	2.50	0.44
26:DD:118:LYS:NZ	36:DN:2:ARG:HH22	2.15	0.44
26:BD:4:ILE:CG2	26:BD:96:PHE:HE1	2.30	0.44

Continued on next page...

Continued from previous page...

Atom-1	Atom-2	Distance(Å)	Clash(Å)
38:DP:98:LYS:HB3	38:DP:100:TYR:HE1	1.82	0.44
1:AA:9:G:OP2	5:AE:121:LYS:HG3	2.17	0.44
23:BA:2809:A:C6	23:BA:2892:A:C8	3.05	0.44
5:AE:92:LYS:HB3	5:AE:119:LEU:HB2	1.99	0.44
1:AA:1528:U:H5''	1:AA:1528:U:C6	2.50	0.44
23:BA:1603:A:H5'	23:BA:1603:A:H8	1.81	0.44
29:DG:20:ALA:HB1	29:DG:21:PRO:CD	2.47	0.44
24:BB:111:U:HO2'	24:BB:112:G:H8	1.62	0.44
44:BV:92:SER:HB2	44:BV:94:GLU:OE2	2.16	0.44
1:CA:37:U:OP2	12:CL:122:LYS:HE3	2.18	0.44
15:CO:53:HIS:CE1	23:DA:715:G:O6	2.71	0.44
1:AA:1305:G:OP2	1:AA:1305:G:C8	2.71	0.44
29:DG:22:GLY:C	29:DG:23:ARG:HD3	2.38	0.44
1:AA:909:A:H3'	1:AA:910:C:H6	1.82	0.44
19:CS:58:VAL:O	19:CS:58:VAL:HG23	2.18	0.44
40:BR:99:ILE:H	40:BR:99:ILE:HD13	1.81	0.44
23:DA:1797:C:O2'	25:DC:259:THR:HG23	2.17	0.44
23:BA:1600:C:O2'	23:BA:1601:G:H5'	2.17	0.44
1:CA:284:G:H2'	1:CA:285:G:C8	2.52	0.44
23:BA:816:C:O2'	23:BA:817:C:H5'	2.16	0.44
1:AA:838:G:N2	1:AA:849:C:C2	2.85	0.44
30:BH:7:GLU:OE1	30:BH:8:PRO:HD2	2.16	0.44
23:BA:1916:A:H2'	23:BA:1917:U:O4'	2.18	0.44
44:BV:150:LEU:HD23	44:BV:151:HIS:N	2.32	0.44
23:BA:570:G:H2'	23:BA:2030:A:C5	2.52	0.44
7:CG:74:GLU:HG2	7:CG:91:VAL:HG22	2.00	0.44
1:CA:1207:G:H2'	1:CA:1208:C:H6	1.82	0.44
34:DL:67:MET:HE3	34:DL:67:MET:HA	1.99	0.44
49:D1:40:ILE:O	49:D1:47:VAL:HA	2.17	0.44
1:AA:179:A:H2'	1:AA:180:U:H6	1.82	0.44
9:AI:19:LEU:CD2	9:AI:59:PHE:HB3	2.30	0.44
23:DA:783:A:H3'	23:DA:783:A:C8	2.52	0.44
1:CA:1371:G:O3'	9:CI:69:GLY:HA3	2.17	0.44
34:BL:57:THR:C	34:BL:59:LEU:H	2.21	0.44
41:DS:1:MET:HG3	41:DS:2:GLU:N	2.32	0.44
25:DC:30:GLU:HG3	25:DC:63:ARG:CZ	2.47	0.44
5:CE:152:ARG:HD3	8:CH:42:GLU:O	2.17	0.44
10:AJ:74:ILE:HG12	10:AJ:74:ILE:O	2.17	0.44
1:CA:199:G:C2'	1:CA:200:G:H5''	2.42	0.44
28:DF:25:TYR:CZ	28:DF:32:PRO:HD3	2.51	0.44
4:AD:30:LYS:HD3	4:AD:35:ARG:NH2	2.32	0.44
30:DH:128:LEU:HG	30:DH:142:VAL:CG2	2.48	0.44

Continued on next page...

Continued from previous page...

Atom-1	Atom-2	Distance(Å)	Clash(Å)
32:BJ:116:THR:O	32:BJ:118:PRO:HD3	2.18	0.44
32:DJ:114:LEU:HA	32:DJ:118:PRO:HB3	1.99	0.44
23:DA:1478:G:C2	23:DA:1479:G:C8	3.05	0.44
1:CA:801:U:H2'	1:CA:802:A:H8	1.80	0.44
8:AH:64:LYS:HD2	8:AH:79:VAL:HG11	1.97	0.44
26:DD:4:ILE:CG2	26:DD:96:PHE:HE1	2.29	0.44
32:DJ:62:ARG:NE	32:DJ:64:ASP:HB2	2.32	0.44
23:DA:226:G:N2	23:DA:227:A:C2	2.84	0.44
28:BF:115:ARG:CD	28:BF:115:ARG:H	2.31	0.44
23:DA:1378:A:H4'	23:DA:1379:A:OP1	2.17	0.44
5:AE:12:LEU:C	5:AE:13:ILE:HD12	2.38	0.44
23:BA:17:G:H2'	23:BA:18:C:C6	2.52	0.44
1:CA:390:C:O3'	16:CP:28:ARG:NH2	2.50	0.44
23:BA:404:C:H4'	23:BA:405:U:H5'	1.99	0.44
4:CD:57:ARG:HB3	4:CD:206:PHE:HB2	1.99	0.44
23:DA:753:C:H2'	23:DA:754:C:H6	1.82	0.44
53:D5:11:LYS:HB2	53:D5:61:LEU:HD22	2.00	0.44
28:BF:174:GLU:HG2	28:BF:180:PHE:HD1	1.80	0.44
23:BA:1487:G:H2'	23:BA:1488:G:H8	1.81	0.44
9:AI:52:ALA:C	9:AI:95:LYS:HZ1	2.21	0.44
23:DA:792:G:H5''	23:DA:793:A:H5'	1.98	0.44
1:CA:1010:G:H2'	1:CA:1011:G:C8	2.53	0.44
1:CA:579:G:H2'	1:CA:580:U:C6	2.51	0.44
1:CA:1442:G:H8	1:CA:1442:G:H3'	1.81	0.44
5:AE:25:ARG:HD2	5:AE:25:ARG:N	2.33	0.44
15:AO:33:THR:HA	15:AO:63:ARG:HH12	1.82	0.44
42:DT:24:GLY:O	42:DT:83:VAL:HG22	2.17	0.44
2:CB:162:ILE:O	2:CB:185:ILE:HG12	2.17	0.44
23:BA:142:G:H1'	42:BT:37:THR:CG2	2.47	0.44
43:BU:15:VAL:HG22	43:BU:72:VAL:HG12	1.99	0.44
28:DF:58:GLN:O	28:DF:62:LEU:HD13	2.17	0.44
26:DD:91:VAL:HB	26:DD:95:ILE:CD1	2.39	0.44
35:BM:141:GLN:HE21	44:BV:72:ARG:HG2	1.82	0.44
36:DN:54:LEU:HD22	36:DN:66:VAL:HG23	1.99	0.44
28:DF:106:LEU:HB3	28:DF:107:LEU:HD23	1.99	0.44
23:DA:2027:G:C2	23:DA:2028:U:H1'	2.53	0.44
3:AC:150:LYS:O	3:AC:200:ALA:HA	2.17	0.44
16:CP:4:ILE:N	16:CP:4:ILE:HD12	2.31	0.44
36:DN:9:LYS:HD3	36:DN:43:GLU:OE1	2.18	0.44
3:CC:21:ARG:O	3:CC:58:GLU:HA	2.16	0.44
28:BF:172:LEU:O	28:BF:176:LEU:HG	2.17	0.44
19:AS:29:ARG:O	19:AS:31:ILE:HG22	2.16	0.44

Continued on next page...

Continued from previous page...

Atom-1	Atom-2	Distance(Å)	Clash(Å)
4:AD:8:VAL:C	4:AD:10:ARG:N	2.70	0.44
12:AL:44:PRO:HG3	12:AL:52:ARG:CD	2.46	0.44
30:DH:114:LEU:HA	30:DH:130:TYR:HD1	1.83	0.44
32:BJ:116:THR:OG1	32:BJ:117:HIS:N	2.51	0.44
23:DA:2598:A:H5''	25:DC:235:GLY:HA2	1.98	0.44
10:CJ:55:LYS:O	10:CJ:56:HIS:CG	2.70	0.44
30:BH:6:LEU:HD23	30:BH:36:ALA:HA	1.99	0.44
1:AA:623:C:C4	1:AA:624:C:C5	3.04	0.44
6:CF:63:TYR:O	6:CF:65:VAL:HG13	2.18	0.44
23:BA:2849:U:H4'	23:BA:2868:A:C2	2.52	0.44
18:AR:56:THR:CB	18:AR:58:LEU:HD13	2.48	0.44
11:AK:57:THR:HG22	11:AK:59:TYR:N	2.33	0.44
23:DA:828:U:O2	23:DA:828:U:H3'	2.18	0.44
38:DP:30:VAL:HG12	38:DP:86:ILE:HG12	1.99	0.44
1:AA:236:G:C6	1:AA:237:C:C4	3.05	0.44
44:BV:6:LYS:HG3	44:BV:8:TYR:CZ	2.53	0.44
45:DW:51:VAL:HG21	45:DW:80:HIS:HA	2.00	0.44
3:AC:186:PHE:CG	3:AC:187:ALA:N	2.86	0.44
23:BA:363(C):G:H2'	23:BA:363(D):G:H8	1.83	0.44
23:DA:1536:A:H5''	23:DA:1537:C:OP2	2.17	0.44
44:DV:10:ARG:HG2	44:DV:11:GLU:N	2.32	0.44
1:CA:833:U:C2	1:CA:834:C:C5	3.05	0.44
18:CR:51:LEU:HA	18:CR:52:PRO:HD3	1.87	0.44
23:BA:357:A:H2'	23:BA:358:U:C6	2.52	0.44
25:DC:260:ARG:O	25:DC:261:LYS:C	2.55	0.44
38:DP:62:THR:HG22	38:DP:75:ILE:HG13	1.98	0.44
23:BA:2820:A:O4'	36:BN:5:LYS:HG3	2.17	0.44
23:DA:2330:G:O2'	45:DW:41:ARG:HB2	2.18	0.44
44:BV:54:HIS:CG	44:BV:101:PRO:HG3	2.53	0.44
41:BS:22:ASP:HA	41:BS:25:ARG:HH12	1.83	0.44
25:DC:175:LEU:HD12	25:DC:185:VAL:HG21	1.98	0.44
1:AA:409:G:OP1	4:AD:24:GLU:N	2.50	0.44
23:DA:616:A:C4'	23:DA:617:G:OP1	2.66	0.44
4:CD:128:VAL:HA	4:CD:145:GLU:O	2.16	0.44
30:DH:7:GLU:OE1	30:DH:8:PRO:HD2	2.17	0.44
23:DA:1916:A:H2'	23:DA:1917:U:O4'	2.18	0.44
23:DA:2501:C:H6	23:DA:2501:C:H2'	1.56	0.44
1:AA:945:G:H2'	1:AA:945:G:N3	2.33	0.44
1:AA:308:C:H2'	1:AA:308:C:O2	2.17	0.44
1:AA:1031:G:O5'	1:AA:1031:G:H8	2.00	0.44
29:DG:12:PRO:O	29:DG:15:VAL:HG22	2.18	0.44
17:AQ:7:THR:HG22	17:AQ:58:GLU:HG2	1.99	0.44

Continued on next page...

Continued from previous page...

Atom-1	Atom-2	Distance(Å)	Clash(Å)
9:AI:45:ALA:O	9:AI:48:GLU:HB2	2.17	0.44
34:DL:38:GLN:CG	34:DL:39:LYS:H	2.28	0.44
23:BA:71:A:C2	42:BT:31:HIS:CE1	3.04	0.44
37:DO:98:VAL:O	37:DO:101:LEU:HB2	2.18	0.44
35:DM:141:GLN:N	44:DV:53:ILE:HB	2.33	0.44
36:BN:54:LEU:HD22	36:BN:66:VAL:HG23	2.00	0.44
23:BA:572:A:H5''	23:BA:573:G:OP2	2.17	0.44
23:DA:1174:A:H3'	23:DA:1175:U:C5'	2.46	0.44
30:BH:83:ALA:CA	30:BH:89:TYR:HD1	2.29	0.44
36:DN:10:LEU:HD23	36:DN:21:TYR:OH	2.18	0.44
23:DA:2484:G:C2	23:DA:2485:G:C8	3.06	0.44
7:CG:15:ASP:CB	7:CG:20:ASP:H	2.30	0.44
28:DF:172:LEU:O	28:DF:176:LEU:HG	2.18	0.44
3:CC:20:SER:HB2	3:CC:40:ARG:NH1	2.31	0.44
23:BA:1654:A:OP2	36:BN:3:HIS:NE2	2.51	0.44
29:BG:123:PHE:HA	29:BG:133:VAL:HA	1.99	0.44
43:DU:90:LEU:N	43:DU:90:LEU:HD23	2.33	0.44
23:BA:1030:G:OP2	35:BM:128:LYS:HE3	2.17	0.44
12:AL:84:ILE:HD12	12:AL:84:ILE:N	2.33	0.44
25:BC:108:PRO:HB3	25:BC:143:HIS:CE1	2.52	0.44
1:CA:236:G:C6	1:CA:237:C:C4	3.05	0.44
27:DE:124:LEU:HB3	27:DE:193:VAL:HG22	1.98	0.44
6:CF:62:TRP:CB	18:CR:35:ARG:HH12	2.30	0.44
1:CA:624:C:H4'	16:CP:11:SER:N	2.33	0.44
1:AA:1242:C:O2'	1:AA:1303:C:H5''	2.17	0.44
22:CV:6167:G:H2'	22:CV:6168:G:O4'	2.18	0.44
1:AA:964:A:H5'	1:AA:1199:U:OP1	2.17	0.44
38:DP:110:ILE:HA	38:DP:110:ILE:HD12	1.85	0.44
39:DQ:60:LEU:HD23	39:DQ:60:LEU:O	2.16	0.44
18:AR:45:SER:HB3	18:AR:51:LEU:CG	2.48	0.44
29:BG:22:GLY:C	29:BG:23:ARG:HD3	2.38	0.44
23:DA:2364:C:H1'	45:DW:36:ILE:HD11	2.00	0.44
19:AS:33:THR:HG22	19:AS:51:VAL:HA	1.99	0.44
38:BP:107:ASP:OD2	38:BP:109:GLU:HB2	2.17	0.44
32:BJ:161:LEU:HD23	32:BJ:161:LEU:N	2.32	0.44
1:CA:833:U:H2'	1:CA:834:C:H6	1.83	0.44
26:BD:93:VAL:HG21	26:BD:177:PRO:HA	1.99	0.44
34:BL:65:ARG:HD2	34:BL:65:ARG:N	2.33	0.44
23:DA:613:U:H4'	23:DA:616:A:N6	2.33	0.44
23:DA:225:A:O2'	23:DA:257:A:H4'	2.17	0.44
1:AA:1468:A:H2'	1:AA:1469:G:O4'	2.18	0.44
23:BA:466:A:N3	23:BA:683:C:H1'	2.32	0.44

Continued on next page...

Continued from previous page...

Atom-1	Atom-2	Distance(Å)	Clash(Å)
29:DG:38:SER:HB2	29:DG:41:MET:HG3	1.99	0.44
23:DA:1668:A:H4'	23:DA:1669:A:O5'	2.18	0.44
27:DE:50:SER:HA	27:DE:92:PRO:O	2.17	0.44
23:DA:2767:C:H2'	23:DA:2768:C:H6	1.83	0.44
43:DU:63:LYS:HE3	43:DU:63:LYS:HB2	1.81	0.44
23:BA:1733:G:O5'	23:BA:1733:G:H8	2.01	0.44
26:BD:176:ILE:HG22	26:BD:176:ILE:O	2.17	0.44
26:BD:176:ILE:HD12	26:BD:176:ILE:N	2.33	0.44
1:CA:1324:A:O4'	1:CA:136(A):C:H4'	2.18	0.44
51:B3:41:PRO:HG3	51:B3:49:HIS:HE1	1.82	0.44
25:BC:226:MET:HB3	25:BC:230:ASP:HB2	2.00	0.44
2:AB:163:PHE:HA	2:AB:185:ILE:O	2.18	0.44
32:DJ:156:GLN:O	32:DJ:157:ARG:HB2	2.16	0.44
23:DA:2285:C:H41	51:D3:25:LYS:NZ	2.16	0.44
23:DA:956:G:OP1	35:DM:86:GLY:N	2.48	0.44
3:AC:131:ARG:HH21	5:AE:50:GLU:HG2	1.83	0.44
43:BU:75:ILE:HG12	43:BU:76:CYS:N	2.32	0.44
43:BU:81:LYS:NZ	43:BU:99:CYS:SG	2.91	0.44
35:BM:141:GLN:N	44:BV:53:ILE:HB	2.33	0.44
25:BC:35:LYS:HB3	25:BC:36:PRO:HD3	2.00	0.44
47:DY:16:LEU:N	47:DY:16:LEU:HD22	2.33	0.44
48:DZ:46:ASN:HA	48:DZ:46:ASN:HD22	1.66	0.44
23:DA:2543:G:H2'	23:DA:2544:G:O4'	2.17	0.44
25:DC:142:VAL:HG23	25:DC:192:THR:C	2.38	0.44
23:DA:794:G:C5	23:DA:795:C:C4	3.06	0.44
4:AD:3:ARG:NH2	4:AD:118:ARG:HD3	2.30	0.44
47:DY:46:GLN:O	47:DY:47:ASN:CB	2.60	0.44
23:DA:186:G:H2'	23:DA:187:G:H8	1.82	0.44
8:AH:89:PRO:HA	8:AH:92:ARG:NH1	2.33	0.44
20:AT:48:LYS:HD3	20:AT:51:GLU:OE2	2.17	0.44
20:AT:50:GLU:HG3	20:AT:51:GLU:N	2.33	0.44
25:BC:235:GLY:O	25:BC:237:GLU:N	2.45	0.44
1:AA:1298:C:N4	7:AG:114:ARG:HD3	2.33	0.44
26:BD:47:VAL:HG23	26:BD:84:PHE:O	2.18	0.44
25:BC:10:THR:HG23	25:BC:13:ARG:HB2	1.97	0.44
1:CA:754:C:C3'	1:CA:754:C:O2	2.66	0.44
23:DA:2850:A:H8	23:DA:2850:A:H5'	1.80	0.44
2:AB:178:ARG:HB2	2:AB:178:ARG:HH11	1.82	0.44
23:DA:2666:C:H3'	23:DA:2667:C:H6	1.82	0.44
1:AA:1528:U:O2'	1:AA:1530:G:H5'	2.18	0.44
23:BA:813:U:H2'	23:BA:814:C:C6	2.52	0.44
23:BA:2346:A:C2	23:BA:2383:G:C2	3.06	0.44

Continued on next page...

Continued from previous page...

Atom-1	Atom-2	Distance(Å)	Clash(Å)
1:AA:1499:A:H1'	1:AA:1520:G:H5'	2.00	0.44
28:DF:126:ASP:OD2	28:DF:130:ASN:HB2	2.18	0.44
32:BJ:149:PRO:O	32:BJ:150:ASP:HB2	2.17	0.44
1:AA:1071:C:H5''	5:AE:49:PRO:HG2	2.00	0.44
44:BV:5:LEU:HD21	44:BV:39:VAL:HB	1.99	0.44
44:BV:110:GLY:HA2	44:BV:146:ILE:HG23	1.99	0.44
23:BA:1028:A:H61	23:BA:1125:G:H2'	1.83	0.44
1:AA:164:U:H2'	1:AA:165:C:C5	2.53	0.44
36:BN:109:ALA:HA	36:BN:110:PRO:HD3	1.84	0.44
30:DH:25:TYR:O	30:DH:29:TYR:HB3	2.18	0.44
32:DJ:161:LEU:HD23	32:DJ:161:LEU:N	2.32	0.44
13:AM:81:LEU:HD11	13:AM:88:ARG:HH21	1.82	0.44
8:AH:1:MET:HG2	8:AH:2:LEU:O	2.17	0.44
44:BV:54:HIS:HB3	44:BV:101:PRO:HD3	1.99	0.44
1:CA:934:C:H5	1:CA:1344:C:H2'	1.82	0.44
1:AA:1010:G:H2'	1:AA:1011:G:C8	2.53	0.44
26:DD:21:VAL:HG12	26:DD:23:VAL:HG13	1.98	0.44
1:CA:1272:G:H2'	1:CA:1273:G:C8	2.52	0.44
23:DA:2580:U:H4'	26:DD:130:GLY:HA2	1.99	0.44
26:BD:190:GLY:HA2	26:BD:191:PRO:HD3	1.74	0.44
23:BA:1483:G:H2'	23:BA:1484:G:C8	2.53	0.44
27:BE:82:ILE:O	27:BE:82:ILE:HG13	2.17	0.44
23:BA:2450:A:O2'	23:BA:2451:A:H5'	2.18	0.44
23:DA:212:G:O2'	23:DA:213:A:H5'	2.18	0.44
40:DR:27:ALA:HB3	40:DR:61:VAL:HG11	1.99	0.44
39:BQ:92:ARG:CD	39:BQ:95:LEU:H	2.31	0.44
39:BQ:112:ARG:NH2	40:BR:46:VAL:HG21	2.33	0.44
42:BT:21:PHE:CD2	42:BT:26:TYR:HD2	2.35	0.44
1:CA:735:C:C2	1:CA:736:C:C5	3.05	0.44
23:BA:637:A:OP2	34:BL:115:LEU:HB2	2.17	0.44
43:BU:4:LYS:HD3	43:BU:4:LYS:H	1.83	0.44
46:BX:11:ARG:NH1	46:BX:61:ARG:H	2.16	0.44
25:BC:120:GLY:O	25:BC:131:LEU:HB3	2.17	0.44
25:DC:120:GLY:O	25:DC:131:LEU:HB3	2.17	0.44
1:AA:691:G:H3'	11:AK:26:ASN:HD21	1.82	0.44
1:CA:942:G:H2'	1:CA:943:U:C6	2.52	0.44
1:AA:922:G:C6	1:AA:923:A:C6	3.05	0.44
46:DX:43:TYR:HA	46:DX:44:PRO:HD3	1.77	0.44
34:BL:12:ALA:HB1	34:BL:16:ARG:HB2	1.99	0.44
25:DC:69:ARG:HH12	25:DC:117:VAL:HG21	1.82	0.44
46:DX:27:GLU:HG2	46:DX:28:GLY:N	2.31	0.44
23:DA:2376:A:H61	37:DO:89:ARG:HG3	1.83	0.44

Continued on next page...

Continued from previous page...

Atom-1	Atom-2	Distance(Å)	Clash(Å)
23:DA:464:U:H4'	52:D4:5:TRP:CZ3	2.53	0.44
4:AD:172:PRO:HD2	4:AD:173:TRP:CE3	2.53	0.44
4:AD:188:LEU:HA	4:AD:189:PRO:HD3	1.77	0.44
40:DR:72:VAL:HG22	40:DR:85:LYS:O	2.18	0.44
12:CL:84:ILE:HG23	12:CL:97:TYR:HB3	2.00	0.44
46:BX:90:ILE:O	46:BX:94:LEU:N	2.50	0.44
1:AA:1187:G:H2'	1:AA:1188:A:H8	1.83	0.44
26:DD:47:VAL:HG23	26:DD:84:PHE:O	2.17	0.44
25:BC:16:MET:HE1	25:BC:208:LYS:HG2	1.99	0.44
23:BA:1308:A:N6	23:BA:1309:G:C2	2.86	0.44
36:BN:11:ASN:O	36:BN:12:ARG:HB2	2.18	0.44
1:AA:505:G:C6	1:AA:535:A:C2	3.06	0.44
1:CA:1499:A:H1'	1:CA:1520:G:H5'	1.99	0.44
1:AA:1528:U:H6	1:AA:1528:U:C5'	2.31	0.44
47:DY:24:LEU:O	47:DY:24:LEU:HD23	2.18	0.44
2:AB:115:LEU:HD12	2:AB:118:LEU:HD12	1.99	0.44
23:DA:534:U:O2'	39:DQ:49:HIS:CD2	2.69	0.44
23:DA:2647:U:H2'	23:DA:2648:C:H6	1.82	0.44
1:CA:1235:U:H5''	21:CU:3:LYS:CD	2.47	0.44
1:AA:554:C:H2'	1:AA:555:C:C6	2.53	0.44
44:DV:5:LEU:HD21	44:DV:39:VAL:HB	2.00	0.44
23:DA:1833:U:C2	23:DA:1834:U:C5	3.06	0.44
23:DA:1655:A:O2'	26:DD:115:GLY:HA2	2.18	0.44
3:CC:33:LEU:HD21	14:CN:53:LEU:CD2	2.46	0.44
44:DV:92:SER:HB2	44:DV:94:GLU:OE2	2.17	0.44
2:CB:131:PRO:O	2:CB:135:GLN:HG3	2.17	0.44
38:DP:107:ASP:OD2	38:DP:109:GLU:HB2	2.18	0.44
28:BF:16:ARG:HB3	28:BF:17:PRO:CD	2.48	0.44
26:DD:77:ILE:HG22	26:DD:78:LEU:N	2.33	0.44
23:BA:649:G:C5	23:BA:650:C:C4	3.05	0.44
9:CI:45:ALA:O	9:CI:48:GLU:HB2	2.17	0.44
7:AG:86:GLN:HB2	7:AG:148:ASN:ND2	2.33	0.44
1:CA:336:C:H2'	1:CA:337:C:C6	2.53	0.44
1:CA:551:U:O2'	12:CL:85:ARG:HD2	2.18	0.44
48:DZ:16:PRO:HB2	48:DZ:18:ASP:OD1	2.18	0.44
23:DA:238:C:O2'	23:DA:608:A:H1'	2.17	0.44
1:CA:358:U:H2'	1:CA:359:U:C6	2.52	0.44
3:AC:44:GLU:OE1	3:AC:52:LEU:HD21	2.18	0.44
1:CA:645:C:H2'	1:CA:646:U:O4'	2.18	0.44
1:AA:1235:U:H5''	21:AU:3:LYS:HB2	2.00	0.44
23:DA:994:C:OP1	39:DQ:53:ARG:NH2	2.51	0.44
32:BJ:78:VAL:O	32:BJ:79:ASN:HB2	2.18	0.44

Continued on next page...

Continued from previous page...

Atom-1	Atom-2	Distance(Å)	Clash(Å)
1:CA:1417:G:N2	1:CA:1482:G:H2'	2.33	0.44
34:BL:35:HIS:O	34:BL:36:LYS:HB2	2.17	0.44
1:CA:1399:C:H4'	1:CA:1400:C:C5'	2.19	0.44
39:DQ:79:PHE:HE2	39:DQ:106:PHE:CZ	2.36	0.44
40:DR:7:THR:HG23	40:DR:22:VAL:HG11	1.99	0.44
25:BC:222:ARG:HH12	25:BC:239:ARG:CZ	2.31	0.44
2:CB:163:PHE:HA	2:CB:185:ILE:O	2.18	0.44
28:DF:5:LEU:O	28:DF:8:LYS:HB3	2.18	0.44
42:DT:35:THR:HB	42:DT:38:GLU:H	1.82	0.44
44:DV:163:LEU:H	44:DV:163:LEU:CD2	2.29	0.44
38:BP:27:THR:HG22	38:BP:90:GLN:HB3	1.98	0.44
1:AA:675:A:H2'	1:AA:676:A:C8	2.52	0.44
25:DC:35:LYS:O	25:DC:64:ILE:HD12	2.18	0.44
25:DC:33:LEU:O	25:DC:36:PRO:HD2	2.18	0.44
25:DC:83:GLU:OE1	25:DC:104:TYR:OH	2.31	0.44
2:AB:98:LEU:O	2:AB:101:MET:HG3	2.17	0.44
23:DA:528:A:H2	23:DA:2043:C:C4'	2.28	0.44
23:BA:1652:A:H2'	23:BA:1653:G:O4'	2.18	0.44
23:DA:557:U:H2'	23:DA:558:G:C8	2.52	0.44
1:CA:1511:G:C6	1:CA:1512:U:C4	3.06	0.44
14:AN:52:GLN:O	14:AN:54:PRO:HD3	2.18	0.44
14:CN:52:GLN:O	14:CN:54:PRO:HD3	2.18	0.44
20:AT:72:LEU:C	20:AT:72:LEU:HD23	2.38	0.44
23:BA:598:G:H5'	34:BL:15:ARG:CB	2.48	0.44
6:AF:63:TYR:O	6:AF:65:VAL:HG13	2.17	0.44
32:DJ:62:ARG:CZ	32:DJ:64:ASP:HB2	2.47	0.44
23:DA:301:G:C6	23:DA:317:G:C6	3.06	0.44
13:CM:115:LYS:HB2	13:CM:115:LYS:HE3	1.87	0.44
47:DY:19:VAL:HG12	47:DY:23:LYS:HE3	2.00	0.44
22:AV:6167:G:H2'	22:AV:6168:G:O4'	2.17	0.44
1:CA:622:A:C8	1:CA:623:C:C5	3.05	0.44
41:BS:10:VAL:O	41:BS:12:ILE:N	2.50	0.44
44:DV:110:GLY:HA2	44:DV:146:ILE:HG23	1.99	0.44
44:DV:118:GLN:HG3	44:DV:175:VAL:HG13	1.99	0.44
5:CE:11:ILE:HG13	5:CE:31:LEU:HD22	2.00	0.44
52:D4:24:THR:HG23	52:D4:27:GLY:HA3	1.99	0.44
23:BA:1615:C:C5	23:BA:1617:C:C4	3.06	0.44
26:DD:176:ILE:N	26:DD:176:ILE:HD12	2.33	0.44
23:BA:2591:C:H2'	23:BA:2592:G:C8	2.53	0.44
23:DA:2722:G:H2'	23:DA:2723:C:C6	2.53	0.44
7:CG:86:GLN:HB2	7:CG:148:ASN:ND2	2.33	0.44
23:DA:2768:C:C4	23:DA:2769:C:C5	3.06	0.44

Continued on next page...

Continued from previous page...

Atom-1	Atom-2	Distance(Å)	Clash(Å)
23:DA:851:U:O2'	48:DZ:42:ALA:O	2.34	0.44
11:CK:38:ASN:HA	11:CK:39:PRO:HD3	1.88	0.44
7:CG:107:ALA:HB2	7:CG:134:ALA:HB2	2.00	0.44
8:AH:13:ILE:O	8:AH:17:THR:HG23	2.17	0.44
6:CF:98:LEU:HD12	6:CF:98:LEU:O	2.18	0.44
23:BA:1526:G:H2'	23:BA:1527:G:C8	2.53	0.44
40:BR:38:LEU:C	40:BR:39:LEU:HD22	2.38	0.44
9:CI:19:LEU:CD2	9:CI:59:PHE:HB3	2.29	0.44
23:BA:2285:C:H41	51:B3:25:LYS:NZ	2.15	0.44
1:CA:1378:C:H5	1:CA:1379:G:C8	2.36	0.44
23:DA:637:A:C5'	34:DL:116:GLY:HA2	2.48	0.44
34:DL:85:LEU:HD21	34:DL:116:GLY:O	2.17	0.44
25:DC:132:PRO:HA	25:DC:190:TYR:HA	2.00	0.44
25:DC:271:ILE:O	25:DC:272:ALA:CB	2.65	0.44
25:BC:33:LEU:O	25:BC:36:PRO:HD2	2.18	0.44
47:BY:16:LEU:N	47:BY:16:LEU:HD22	2.33	0.44
25:BC:228:PRO:HD3	25:BC:234:GLY:O	2.18	0.44
38:DP:74:ARG:HD3	38:DP:76:PHE:CE2	2.53	0.44
36:BN:9:LYS:HD3	36:BN:43:GLU:OE1	2.18	0.44
10:CJ:74:ILE:HG12	10:CJ:74:ILE:O	2.18	0.44
23:BA:2376:A:H61	37:BO:89:ARG:HG3	1.82	0.44
37:DO:26:LEU:HG	37:DO:39:ILE:HD11	2.00	0.44
13:AM:14:ARG:HG2	13:AM:44:ARG:NH1	2.31	0.44
44:BV:141:VAL:HA	44:BV:144:LEU:HD23	2.00	0.44
24:DB:79:C:O5'	24:DB:79:C:H6	2.01	0.44
3:CC:36:ASP:HA	3:CC:39:ILE:HD12	2.00	0.44
4:CD:118:ARG:O	4:CD:122:ARG:HB2	2.18	0.44
24:DB:65:C:O2'	24:DB:66:A:H5'	2.18	0.44
9:AI:10:ARG:HD3	9:AI:11:LYS:N	2.33	0.44
32:DJ:116:THR:HG23	32:DJ:117:HIS:N	2.33	0.44
41:BS:14:PRO:O	41:BS:18:ARG:HG3	2.18	0.44
24:BB:102:G:H1'	44:BV:73:GLN:HE22	1.82	0.44
1:AA:920:U:O4'	1:AA:1080:A:C2	2.71	0.44
23:BA:322:A:P	27:BE:169:ASN:HB2	2.58	0.44
9:AI:77:ILE:O	9:AI:81:ILE:HG13	2.18	0.44
9:CI:18:PHE:HB2	9:CI:62:TYR:HD2	1.83	0.44
6:CF:61:LEU:HB3	6:CF:63:TYR:CE2	2.51	0.44
12:AL:24:PRO:HD2	12:AL:97:TYR:OH	2.17	0.44
1:AA:801:U:H2'	1:AA:802:A:H8	1.81	0.44
23:DA:2562:U:H1'	33:DK:23:ARG:HH12	1.81	0.44
23:DA:2850:A:H5''	23:DA:2868:A:C2	2.52	0.44
12:CL:54:VAL:HG12	12:CL:55:ALA:N	2.32	0.44

Continued on next page...

Continued from previous page...

Atom-1	Atom-2	Distance(Å)	Clash(Å)
23:DA:2809:A:C6	23:DA:2892:A:C8	3.05	0.44
27:BE:11:VAL:HG13	27:BE:196:LEU:HD21	2.00	0.44
23:DA:826:U:H2'	23:DA:828:U:O4'	2.18	0.44
1:AA:270:A:C6	1:AA:271:C:C4	3.05	0.44
25:BC:72:LYS:HE3	25:BC:101:GLU:HB3	1.99	0.44
23:BA:1536:A:H5''	23:BA:1537:C:OP2	2.17	0.44
37:DO:36:TYR:H	37:DO:36:TYR:HD1	1.64	0.44
23:DA:855:G:H2'	23:DA:856:C:H6	1.83	0.44
23:BA:405:U:H3'	23:BA:406:G:C5'	2.48	0.44
26:BD:77:ILE:HG22	26:BD:78:LEU:N	2.33	0.44
13:CM:81:LEU:HD11	13:CM:88:ARG:HH21	1.82	0.44
23:DA:1798:U:H5''	25:DC:259:THR:O	2.17	0.44
29:DG:38:SER:HB2	29:DG:41:MET:CG	2.48	0.44
23:DA:1717:G:C6	23:DA:1743:G:C6	3.06	0.44
3:CC:44:GLU:OE1	3:CC:52:LEU:HD21	2.18	0.44
52:B4:13:ALA:O	52:B4:17:GLY:HA3	2.17	0.44
3:AC:121:ALA:HB2	3:AC:198:VAL:HG21	1.99	0.44
52:B4:3:ARG:HD3	52:B4:3:ARG:HA	1.75	0.44
17:CQ:38:ARG:N	17:CQ:38:ARG:HD2	2.33	0.44
23:DA:2574:G:H8	23:DA:2574:G:O5'	2.01	0.44
1:CA:965:A:C2	1:CA:969:A:C2	3.06	0.44
23:BA:1328:G:H2'	23:BA:1330:C:C5	2.52	0.44
1:AA:814:A:N7	1:AA:816:A:C4	2.85	0.44
23:DA:1191:G:OP1	34:DL:35:HIS:CD2	2.71	0.43
49:B1:46:ASN:HB2	49:B1:64:LYS:CB	2.47	0.43
7:AG:65:ALA:O	7:AG:69:VAL:HG23	2.18	0.43
36:BN:10:LEU:CB	36:BN:17:ARG:NE	2.74	0.43
34:BL:16:ARG:NH2	34:BL:18:ARG:H	2.15	0.43
30:DH:9:LEU:HB2	30:DH:12:LEU:HB2	2.00	0.43
29:DG:42:ARG:O	29:DG:52:VAL:HA	2.18	0.43
1:AA:1295:G:O2'	13:AM:14:ARG:NH1	2.51	0.43
44:BV:106:GLY:HA3	44:BV:142:SER:HG	1.83	0.43
23:BA:1694:C:C5'	23:BA:1694:C:C6	2.96	0.43
30:DH:15:VAL:HG12	30:DH:16:GLY:N	2.32	0.43
23:DA:2777:G:H4'	23:DA:2778:A:H5'	2.00	0.43
2:CB:178:ARG:HB2	2:CB:178:ARG:HH11	1.83	0.43
23:BA:863:A:OP1	35:BM:21:THR:HB	2.18	0.43
1:CA:805:C:H2'	1:CA:806:C:C6	2.51	0.43
34:BL:27:HIS:CE1	40:BR:83:ARG:HH12	2.35	0.43
23:DA:514:A:H1'	23:DA:581:C:O2'	2.18	0.43
1:CA:1117:G:N2	1:CA:1180:A:H1'	2.33	0.43
6:CF:46:ARG:HH12	18:CR:37:VAL:HG21	1.83	0.43

Continued on next page...

Continued from previous page...

Atom-1	Atom-2	Distance(Å)	Clash(Å)
23:DA:265:A:C8	23:DA:266:G:H1'	2.53	0.43
1:AA:818:G:H1'	1:AA:820:U:H5	1.83	0.43
5:AE:11:ILE:HG13	5:AE:31:LEU:HD22	2.00	0.43
23:BA:2094:G:OP1	30:BH:22:LYS:HD2	2.17	0.43
30:BH:29:TYR:C	30:BH:32:PRO:HD2	2.38	0.43
21:AU:11:GLY:O	21:AU:15:ARG:HG3	2.18	0.43
23:DA:150:C:H2'	23:DA:151:C:H6	1.82	0.43
16:AP:24:ALA:C	16:AP:26:ARG:H	2.21	0.43
1:AA:1411:C:O2'	1:AA:1412:C:H5'	2.18	0.43
23:DA:2839:G:C5	23:DA:2840:C:C4	3.06	0.43
3:AC:8:ILE:HD12	3:AC:16:ARG:HH21	1.83	0.43
23:BA:616:A:C4'	23:BA:617:G:OP1	2.66	0.43
1:AA:1448:C:H2'	1:AA:1449:C:C6	2.53	0.43
1:CA:1206:G:H2'	1:CA:1207:G:O4'	2.18	0.43
1:AA:179:A:H2'	1:AA:180:U:C6	2.53	0.43
27:DE:50:SER:HB2	27:DE:94:PRO:HD3	1.99	0.43
23:BA:1285:G:C5	23:BA:1329:U:C4	3.06	0.43
2:AB:113:HIS:O	2:AB:116:GLU:HG2	2.18	0.43
5:AE:41:VAL:HG11	5:AE:113:ALA:HA	2.00	0.43
34:BL:101:VAL:HG23	34:BL:108:LYS:H	1.83	0.43
23:BA:2709:G:O2'	23:BA:2710:C:H5'	2.18	0.43
43:BU:63:LYS:HB2	43:BU:63:LYS:HE3	1.80	0.43
23:DA:843:G:H5''	23:DA:843:G:C8	2.53	0.43
20:AT:36:LEU:HA	20:AT:36:LEU:HD13	1.86	0.43
1:AA:1340:A:O2'	22:AV:6161:U:H5'	2.17	0.43
52:D4:13:ALA:O	52:D4:17:GLY:HA3	2.18	0.43
23:BA:2096:U:H2'	23:BA:2097:C:C6	2.53	0.43
23:BA:941:A:H4'	34:BL:35:HIS:CD2	2.54	0.43
23:DA:251:A:H5''	34:DL:51:PHE:CE1	2.52	0.43
40:DR:45:THR:O	40:DR:46:VAL:C	2.56	0.43
40:BR:40:LEU:H	40:BR:47:VAL:CG2	2.31	0.43
40:BR:6:LYS:O	40:BR:6:LYS:HG3	2.19	0.43
43:DU:14:LEU:C	43:DU:14:LEU:HD23	2.38	0.43
23:BA:114(B):A:O2'	23:BA:1143:A:H3'	2.17	0.43
53:D5:25:MET:SD	53:D5:47:LYS:HG2	2.58	0.43
35:DM:85:LYS:HG3	35:DM:86:GLY:N	2.32	0.43
43:BU:6:HIS:O	43:BU:7:VAL:O	2.35	0.43
29:DG:149:ARG:HD2	29:DG:164:TYR:HE1	1.82	0.43
29:DG:86:GLU:HG2	29:DG:164:TYR:O	2.18	0.43
38:DP:26:ASP:OD1	38:DP:26:ASP:O	2.36	0.43
23:BA:1211:U:H4'	23:BA:1212:G:OP2	2.18	0.43
3:AC:23:TYR:HB2	10:AJ:93:GLY:O	2.19	0.43

Continued on next page...

Continued from previous page...

Atom-1	Atom-2	Distance(Å)	Clash(Å)
36:DN:8:ARG:CZ	36:DN:43:GLU:HG3	2.48	0.43
32:DJ:57:LEU:CD1	32:DJ:142:ARG:HB2	2.48	0.43
23:DA:1678:G:O5'	23:DA:1678:G:C8	2.62	0.43
23:DA:1317:A:C6	23:DA:1318:C:C4	3.05	0.43
23:DA:1335:U:H2'	23:DA:1336:A:C8	2.53	0.43
48:DZ:40:THR:OG1	48:DZ:43:ILE:HG12	2.19	0.43
44:DV:141:VAL:HA	44:DV:144:LEU:HD23	2.00	0.43
37:BO:26:LEU:HG	37:BO:39:ILE:HD11	2.00	0.43
35:DM:101:ARG:HG3	35:DM:102:VAL:N	2.33	0.43
51:D3:11:LEU:HD13	51:D3:12:GLU:H	1.83	0.43
42:BT:70:LEU:HD23	42:BT:70:LEU:C	2.39	0.43
23:BA:479:A:HO2'	23:BA:481:G:H8	1.64	0.43
2:AB:71:VAL:HG12	2:AB:93:VAL:HB	2.00	0.43
9:AI:24:GLY:O	9:AI:26:VAL:HG23	2.19	0.43
29:BG:107:VAL:HG23	29:BG:109:PHE:CE1	2.52	0.43
43:DU:76:CYS:HB3	43:DU:77:PRO:CD	2.48	0.43
1:CA:920:U:H2'	1:CA:921:U:H6	1.80	0.43
23:BA:500:G:N2	23:BA:502:A:H2'	2.33	0.43
47:BY:19:VAL:HG12	47:BY:23:LYS:HE3	2.00	0.43
1:CA:235:C:H2'	1:CA:236:G:H8	1.80	0.43
1:CA:555:C:H2'	1:CA:556:C:H6	1.82	0.43
1:CA:164:U:H2'	1:CA:165:C:C5	2.53	0.43
16:CP:24:ALA:C	16:CP:26:ARG:H	2.21	0.43
37:BO:36:TYR:HD1	37:BO:36:TYR:H	1.64	0.43
23:BA:2257:U:O2'	23:BA:2258:C:H5'	2.18	0.43
19:AS:58:VAL:O	19:AS:58:VAL:HG23	2.18	0.43
45:DW:56:ASP:O	45:DW:57:PHE:HB2	2.19	0.43
1:AA:934:C:C5	1:AA:1344:C:H2'	2.53	0.43
9:AI:48:GLU:N	9:AI:49:PRO:CD	2.80	0.43
1:CA:1361:G:C6	1:CA:136(A):C:C4	3.06	0.43
8:CH:24:THR:HG22	8:CH:25:ASP:N	2.34	0.43
23:BA:699:A:H4'	23:BA:1634:A:N7	2.33	0.43
44:BV:152:ALA:N	44:BV:169:GLU:O	2.49	0.43
30:BH:115:ALA:HB3	30:BH:129:THR:O	2.18	0.43
25:BC:175:LEU:HD12	25:BC:185:VAL:HG21	2.00	0.43
1:CA:1124:G:H5'	10:CJ:35:SER:HB2	1.99	0.43
23:DA:1483:G:H2'	23:DA:1484:G:C8	2.53	0.43
40:BR:89:GLN:HA	40:BR:90:PRO:HD3	1.81	0.43
36:BN:33:ARG:HG3	36:BN:115:GLU:HG3	1.98	0.43
3:CC:121:ALA:HB2	3:CC:198:VAL:HG21	1.99	0.43
26:BD:203:LYS:HD2	26:BD:203:LYS:O	2.18	0.43
26:DD:192:ASN:N	26:DD:192:ASN:HD22	2.16	0.43

Continued on next page...

Continued from previous page...

Atom-1	Atom-2	Distance(Å)	Clash(Å)
46:DX:75:GLU:HA	46:DX:75:GLU:OE1	2.18	0.43
1:AA:1403:C:H6	1:AA:1403:C:O5'	2.02	0.43
1:AA:1272:G:H2'	1:AA:1273:G:C8	2.53	0.43
42:DT:62:LYS:O	42:DT:73:ARG:HB2	2.17	0.43
23:DA:833:U:H5''	34:DL:48:PRO:HB2	1.98	0.43
7:AG:111:ARG:HA	7:AG:112:PRO:HD3	1.82	0.43
39:DQ:90:VAL:O	39:DQ:92:ARG:N	2.52	0.43
23:BA:1826:G:H2'	23:BA:1827:C:H6	1.82	0.43
32:BJ:42:GLU:O	32:BJ:42:GLU:HG3	2.18	0.43
28:BF:66:GLN:NE2	28:BF:94:LEU:HB3	2.33	0.43
28:DF:66:GLN:NE2	28:DF:94:LEU:HB3	2.33	0.43
46:BX:10:LYS:O	46:BX:11:ARG:CG	2.66	0.43
48:BZ:22:ALA:O	48:BZ:26:LEU:HG	2.18	0.43
3:AC:148:GLY:HA3	3:AC:203:PHE:HB3	2.01	0.43
5:AE:43:LEU:HD12	5:AE:109:ILE:HD11	1.99	0.43
2:CB:98:LEU:O	2:CB:101:MET:HG3	2.19	0.43
48:DZ:22:ALA:O	48:DZ:26:LEU:HG	2.18	0.43
3:CC:150:LYS:O	3:CC:200:ALA:HA	2.18	0.43
1:AA:927:G:N1	1:AA:1391:U:C2	2.86	0.43
25:BC:30:GLU:HG3	25:BC:63:ARG:CZ	2.48	0.43
28:DF:84:LYS:HG3	28:DF:85:GLY:H	1.83	0.43
23:BA:662:G:OP1	34:BL:18:ARG:HD2	2.18	0.43
8:AH:86:ILE:HD13	8:AH:86:ILE:HA	1.86	0.43
1:CA:1513:A:H2'	1:CA:1514:C:C6	2.53	0.43
4:AD:173:TRP:NE1	4:AD:189:PRO:HG3	2.33	0.43
32:DJ:116:THR:OG1	32:DJ:117:HIS:N	2.51	0.43
44:BV:137:ILE:N	44:BV:137:ILE:HD12	2.33	0.43
51:B3:11:LEU:HD22	51:B3:11:LEU:HA	1.89	0.43
23:BA:2271:G:H2'	23:BA:2272:U:H6	1.82	0.43
23:DA:598:G:H2'	23:DA:599:G:O4'	2.18	0.43
6:AF:61:LEU:HB3	6:AF:63:TYR:CE2	2.51	0.43
1:AA:622:A:C8	1:AA:623:C:C5	3.06	0.43
23:BA:36:G:C5	23:BA:37:C:C5	3.06	0.43
25:DC:145:VAL:HG12	25:DC:146:GLU:O	2.17	0.43
28:BF:126:ASP:OD2	28:BF:130:ASN:HB2	2.18	0.43
3:AC:57:ILE:HD11	3:AC:66:VAL:HG13	2.00	0.43
23:DA:102:G:H8	23:DA:102:G:H5''	1.82	0.43
18:CR:56:THR:CB	18:CR:58:LEU:HD13	2.47	0.43
23:DA:1291:C:H2'	23:DA:1292:U:H6	1.81	0.43
3:CC:57:ILE:HD11	3:CC:66:VAL:HG13	1.99	0.43
40:DR:28:GLU:OE1	40:DR:31:ALA:HB2	2.18	0.43
23:BA:1655:A:H4'	26:BD:115:GLY:N	2.33	0.43

Continued on next page...

Continued from previous page...

Atom-1	Atom-2	Distance(Å)	Clash(Å)
23:DA:221:A:N7	23:DA:266:G:C5	2.86	0.43
38:DP:77:PRO:HB2	38:DP:80:SER:HB2	2.01	0.43
1:AA:1179:A:H2'	1:AA:1180:A:O4'	2.18	0.43
23:DA:1655:A:H1'	26:DD:113:PHE:CE2	2.53	0.43
23:DA:1655:A:H4'	26:DD:115:GLY:N	2.34	0.43
23:BA:2050:C:H2'	23:BA:2051:A:C8	2.53	0.43
39:BQ:25:TRP:O	39:BQ:28:ARG:HB3	2.18	0.43
3:CC:33:LEU:HD21	14:CN:53:LEU:HD23	2.00	0.43
25:BC:166:GLN:HB2	25:BC:174:ILE:HG22	2.00	0.43
19:AS:53:ASN:ND2	19:AS:56:GLN:H	2.17	0.43
23:DA:363(C):G:H2'	23:DA:363(D):G:H8	1.84	0.43
8:CH:1:MET:HG2	8:CH:2:LEU:O	2.17	0.43
1:AA:909:A:OP1	12:AL:20:LYS:HD2	2.18	0.43
21:CU:11:GLY:O	21:CU:15:ARG:HG3	2.18	0.43
23:BA:1272:A:O2'	23:BA:1273:U:H5'	2.18	0.43
23:DA:1750:G:H2'	23:DA:1751:C:C6	2.53	0.43
45:DW:14:ARG:HB2	45:DW:14:ARG:HE	1.50	0.43
23:BA:2658:C:H4'	29:BG:158:HIS:CE1	2.53	0.43
1:AA:1464:G:O2'	1:AA:1465:C:H5'	2.18	0.43
23:DA:286:C:C2	23:DA:287:C:C5	3.07	0.43
23:BA:1525:G:H2'	23:BA:1526:G:C8	2.54	0.43
8:AH:100:ILE:HA	8:AH:101:PRO:HD3	1.80	0.43
1:CA:620:C:C2	4:CD:135:LEU:HG	2.54	0.43
23:BA:836:G:H2'	23:BA:837:C:C6	2.53	0.43
9:CI:39:GLY:O	9:CI:40:LEU:HD23	2.18	0.43
1:AA:965:A:C2	1:AA:969:A:C2	3.06	0.43
1:AA:781:A:H4'	1:AA:1522:U:O2'	2.18	0.43
23:BA:685:A:H1'	23:BA:688:U:O4	2.18	0.43
1:AA:424:G:H8	1:AA:424:G:O5'	2.00	0.43
6:AF:98:LEU:HD12	6:AF:98:LEU:O	2.18	0.43
23:DA:708:C:O5'	23:DA:708:C:H6	2.01	0.43
1:CA:945:G:H2'	1:CA:945:G:N3	2.33	0.43
12:CL:63:TYR:HB3	12:CL:64:GLU:H	1.66	0.43
32:DJ:78:VAL:O	32:DJ:79:ASN:HB2	2.18	0.43
23:BA:2550:G:C6	23:BA:2551:C:C4	3.07	0.43
1:AA:902:G:H2'	1:AA:903:G:H8	1.83	0.43
23:BA:997:G:O2'	23:BA:998:C:H5'	2.18	0.43
1:AA:1130:A:N6	1:AA:1144:G:H21	2.16	0.43
5:AE:78:HIS:HD2	8:AH:104:ARG:HD2	1.83	0.43
5:CE:76:ILE:CG1	5:CE:77:PRO:HD2	2.32	0.43
34:DL:65:ARG:N	34:DL:65:ARG:HD2	2.33	0.43
3:CC:70:VAL:O	3:CC:106:VAL:HG23	2.18	0.43

Continued on next page...

Continued from previous page...

Atom-1	Atom-2	Distance(Å)	Clash(Å)
37:BO:98:VAL:O	37:BO:101:LEU:HB2	2.18	0.43
47:BY:9:GLN:O	47:BY:12:GLU:HB3	2.19	0.43
17:AQ:54:GLY:HA3	17:AQ:82:MET:HE2	2.01	0.43
45:DW:32:ARG:CA	45:DW:35:ASN:HD21	2.32	0.43
48:DZ:26:LEU:HD21	48:DZ:46:ASN:HB3	2.00	0.43
25:DC:102:LYS:C	25:DC:103:ARG:HG2	2.37	0.43
37:DO:18:ILE:HA	37:DO:21:THR:OG1	2.18	0.43
38:BP:61:PHE:CZ	38:BP:76:PHE:HB2	2.54	0.43
27:DE:181:LEU:CD2	27:DE:186:ILE:HD11	2.47	0.43
23:DA:390:A:C5	34:DL:71:VAL:HG21	2.52	0.43
11:AK:87:THR:HA	11:AK:91:ARG:NH2	2.28	0.43
23:DA:777:A:O2'	23:DA:778:G:H5'	2.17	0.43
1:CA:1368:G:O2'	1:CA:1369:C:H5'	2.19	0.43
24:DB:73:A:H3'	24:DB:74:U:C6	2.54	0.43
20:CT:71:THR:HG22	20:CT:72:LEU:N	2.34	0.43
34:DL:8:PRO:C	34:DL:10:PRO:HD3	2.39	0.43
23:BA:479:A:H4'	23:BA:480:A:O5'	2.18	0.43
9:CI:17:VAL:HG22	9:CI:63:ILE:HG13	1.99	0.43
26:DD:36:ARG:HD3	26:DD:85:ASN:HD21	1.84	0.43
2:AB:8:LYS:HA	2:AB:217:ARG:NH1	2.33	0.43
33:DK:47:ILE:HA	33:DK:47:ILE:HD12	1.88	0.43
23:DA:510:C:OP1	23:DA:511:U:OP2	2.36	0.43
11:CK:120:ARG:HA	11:CK:121:PRO:HD3	1.79	0.43
32:DJ:149:PRO:O	32:DJ:150:ASP:HB2	2.19	0.43
35:DM:61:GLY:O	44:DV:177:PRO:HA	2.19	0.43
47:BY:21:LEU:CD2	47:BY:22:GLU:HG3	2.49	0.43
22:AV:6166:U:H2'	22:AV:6167:G:O4'	2.18	0.43
3:CC:186:PHE:CG	3:CC:187:ALA:N	2.86	0.43
23:DA:405:U:H3'	23:DA:406:G:C5'	2.48	0.43
23:BA:1050:A:H2'	23:BA:1051:G:C8	2.54	0.43
23:BA:2590:A:H2'	23:BA:2591:C:C6	2.54	0.43
1:AA:380:G:N2	1:AA:384:G:C5	2.86	0.43
23:BA:869:G:C2	23:BA:870:A:C8	3.06	0.43
1:CA:179:A:H2'	1:CA:180:U:C6	2.53	0.43
23:BA:816:C:H2'	23:BA:817:C:H6	1.83	0.43
26:BD:107:THR:O	26:BD:190:GLY:HA2	2.18	0.43
40:DR:61:VAL:HG23	40:DR:61:VAL:O	2.19	0.43
23:BA:1818:U:H2'	25:BC:157:ARG:HG3	2.00	0.43
23:BA:1461:G:O2'	23:BA:1462:C:H5'	2.18	0.43
23:BA:1717:G:C6	23:BA:1743:G:C6	3.07	0.43
3:AC:134:ILE:HD11	3:AC:153:VAL:HG22	2.00	0.43
8:CH:114:THR:HG21	8:CH:119:LEU:HD12	2.00	0.43

Continued on next page...

Continued from previous page...

Atom-1	Atom-2	Distance(Å)	Clash(Å)
7:CG:133:GLY:O	7:CG:137:LYS:HG3	2.18	0.43
23:BA:2515:C:H1'	23:BA:2570:G:N2	2.33	0.43
11:AK:23:ALA:HB1	11:AK:88:GLY:HA3	2.01	0.43
23:BA:969:U:H2'	23:BA:970:C:C6	2.53	0.43
48:DZ:30:ARG:HG2	48:DZ:30:ARG:H	1.63	0.43
23:BA:251:A:H5''	34:BL:51:PHE:CE1	2.53	0.43
34:DL:48:PRO:O	34:DL:49:ARG:C	2.57	0.43
23:BA:1826:G:H2'	23:BA:1827:C:C6	2.53	0.43
23:DA:1826:G:C6	23:DA:1827:C:C4	3.06	0.43
23:DA:1825:A:H2'	23:DA:1826:G:C8	2.54	0.43
5:CE:78:HIS:HD2	8:CH:104:ARG:HD2	1.82	0.43
42:DT:21:PHE:CD2	42:DT:26:TYR:HD2	2.36	0.43
23:BA:2247:A:H2'	23:BA:2248:C:H6	1.83	0.43
23:DA:71:A:OP1	23:DA:72:U:H2'	2.18	0.43
23:DA:142:G:H1'	42:DT:37:THR:HG21	2.01	0.43
23:BA:956:G:OP1	35:BM:86:GLY:N	2.48	0.43
43:DU:4:LYS:H	43:DU:4:LYS:HD3	1.83	0.43
30:DH:72:LEU:HD12	30:DH:140:LEU:CD1	2.48	0.43
9:CI:10:ARG:HD3	9:CI:11:LYS:N	2.33	0.43
37:BO:17:ARG:HG2	37:BO:18:ILE:HD13	2.00	0.43
23:DA:2037:G:H2'	23:DA:2038:G:C8	2.53	0.43
1:CA:391:G:C6	1:CA:392:G:C5	3.07	0.43
19:AS:49:ILE:N	19:AS:49:ILE:HD12	2.30	0.43
4:AD:31:CYS:O	4:AD:32:ALA:HB3	2.18	0.43
50:B2:33:CYS:HB2	50:B2:34:PRO:HD2	2.01	0.43
3:AC:36:ASP:HA	3:AC:39:ILE:HD12	2.00	0.43
29:BG:42:ARG:O	29:BG:52:VAL:HA	2.18	0.43
4:AD:104:VAL:HG11	4:AD:146:ILE:HD12	2.00	0.43
25:BC:142:VAL:HG23	25:BC:192:THR:C	2.38	0.43
51:B3:11:LEU:HD13	51:B3:12:GLU:H	1.83	0.43
20:CT:48:LYS:HD3	20:CT:51:GLU:OE2	2.18	0.43
5:CE:90:VAL:O	5:CE:120:THR:HA	2.17	0.43
26:DD:86:PRO:HB2	26:DD:87:GLU:H	1.42	0.43
29:DG:96:ALA:CB	29:DG:105:LEU:HB3	2.48	0.43
23:DA:36:G:C5	23:DA:37:C:C5	3.06	0.43
23:DA:2061:G:H5''	23:DA:2503:A:C2	2.53	0.43
23:BA:778:G:C5	23:BA:779:U:C4	3.07	0.43
1:AA:687:A:H2'	1:AA:701:C:H41	1.82	0.43
29:BG:20:ALA:HB1	29:BG:21:PRO:CD	2.47	0.43
1:CA:1295:G:H21	1:CA:1302:U:H3	1.66	0.43
23:BA:1693:U:H1'	25:BC:14:ARG:NH2	2.34	0.43
12:AL:54:VAL:HG12	12:AL:55:ALA:N	2.33	0.43

Continued on next page...

Continued from previous page...

Atom-1	Atom-2	Distance(Å)	Clash(Å)
44:BV:8:TYR:HB2	44:BV:38:TYR:CE2	2.52	0.43
1:AA:1116:C:C3'	1:AA:1117:G:H5''	2.48	0.43
22:CV:6166:U:H2'	22:CV:6167:G:O4'	2.18	0.43
23:DA:2572:A:C8	26:DD:144:ARG:HB3	2.53	0.43
23:BA:719:C:H2'	23:BA:720:C:C6	2.53	0.43
28:DF:16:ARG:HB3	28:DF:17:PRO:CD	2.49	0.43
45:DW:27:GLU:HB2	45:DW:69:PHE:CD1	2.54	0.43
1:CA:1454:G:H2'	1:CA:1455:G:H8	1.81	0.43
1:AA:858:G:O6	1:AA:869:G:C8	2.72	0.43
23:BA:532:A:N1	23:BA:2020:A:H1'	2.34	0.43
27:BE:50:SER:HA	27:BE:92:PRO:O	2.17	0.43
23:BA:1748:G:H2'	23:BA:1749:A:H8	1.84	0.43
1:CA:380:G:N2	1:CA:384:G:C5	2.87	0.43
1:CA:102:G:H2'	1:CA:103:C:H6	1.83	0.43
23:DA:1851:U:H2'	23:DA:1852:C:H6	1.83	0.43
23:DA:2867:G:C5	38:DP:23:ARG:NH1	2.87	0.43
23:DA:1416:G:HO2'	23:DA:1417:C:H5	1.61	0.43
1:AA:833:U:C2	1:AA:834:C:C5	3.07	0.43
16:CP:55:ARG:O	16:CP:58:TYR:HB3	2.19	0.43
1:AA:1029:G:N2	1:AA:103(A):A:N7	2.67	0.43
35:DM:134:ARG:O	35:DM:135:ASP:HB2	2.17	0.43
23:DA:454:A:H4'	23:DA:455:C:OP2	2.19	0.43
1:AA:315:A:H5''	1:AA:317:G:OP2	2.17	0.43
23:DA:1563:G:H2'	23:DA:1564:C:H6	1.83	0.43
38:BP:35:LYS:HB2	38:BP:35:LYS:HE3	1.89	0.43
33:DK:99:PHE:N	33:DK:99:PHE:CD1	2.85	0.43
23:DA:685:A:H1'	23:DA:688:U:O4	2.18	0.43
1:CA:1058:G:H2'	1:CA:1059:C:C6	2.53	0.43
4:AD:128:VAL:HA	4:AD:145:GLU:O	2.17	0.43
40:BR:20:LEU:HD12	40:BR:21:ARG:H	1.82	0.43
40:BR:27:ALA:HB3	40:BR:61:VAL:HG11	1.99	0.43
34:DL:47:ASP:HB3	34:DL:48:PRO:CA	2.49	0.43
23:BA:2015:A:N3	50:B2:2:ALA:N	2.66	0.43
47:DY:9:GLN:O	47:DY:12:GLU:HB3	2.18	0.43
38:BP:26:ASP:OD1	38:BP:26:ASP:O	2.36	0.43
25:DC:25:THR:HG23	25:DC:27:THR:HG22	2.00	0.43
23:DA:744:G:OP1	26:DD:132:HIS:CB	2.67	0.43
16:AP:20:VAL:HG22	16:AP:21:VAL:N	2.33	0.43
12:AL:69:ILE:HA	12:AL:99:ILE:HG22	2.00	0.43
12:CL:82:VAL:HG22	12:CL:83:LEU:H	1.83	0.43
2:CB:91:PRO:CA	2:CB:154:LEU:HD11	2.42	0.43
43:BU:11:ASP:H	43:BU:27:VAL:CG2	2.32	0.43

Continued on next page...

Continued from previous page...

Atom-1	Atom-2	Distance(Å)	Clash(Å)
3:CC:23:TYR:CD2	3:CC:24:ALA:N	2.87	0.43
36:BN:10:LEU:HD22	36:BN:17:ARG:HD3	2.00	0.43
23:BA:2286:A:C8	23:BA:2287:A:N6	2.87	0.43
46:BX:19:GLN:HG2	46:BX:41:ARG:CB	2.46	0.43
19:AS:27:GLU:HB3	19:AS:28:LYS:H	1.69	0.43
4:AD:117:ALA:O	4:AD:121:VAL:HG23	2.18	0.43
4:AD:188:LEU:HD12	4:AD:188:LEU:N	2.33	0.43
4:CD:3:ARG:NH2	4:CD:118:ARG:HD3	2.30	0.43
24:DB:102:G:H1'	44:DV:73:GLN:HE22	1.83	0.43
23:BA:1478:G:HO2'	23:BA:1558:A:H2	1.63	0.43
34:BL:8:PRO:C	34:BL:10:PRO:HD3	2.39	0.43
23:DA:39:C:H2'	23:DA:40:C:C6	2.53	0.43
9:CI:24:GLY:O	9:CI:26:VAL:HG23	2.18	0.43
43:DU:75:ILE:HG13	43:DU:80:GLY:H	1.83	0.43
25:DC:146:GLU:OE2	25:DC:150:LYS:N	2.51	0.43
36:DN:11:ASN:O	36:DN:12:ARG:HB2	2.18	0.43
23:DA:426:C:C2	23:DA:427:U:C5	3.07	0.43
1:CA:1505:G:H5''	1:CA:1506:U:OP1	2.19	0.43
1:CA:1098:C:C2	1:CA:1099:G:C8	3.06	0.43
49:B1:48:ILE:N	49:B1:48:ILE:HD12	2.34	0.43
1:AA:1505:G:H5''	1:AA:1506:U:OP1	2.19	0.43
23:DA:17:G:H2'	23:DA:18:C:C6	2.53	0.43
23:DA:379:G:N2	46:DX:20:ARG:NH1	2.66	0.43
1:CA:934:C:C5	1:CA:1344:C:H2'	2.54	0.43
1:CA:1272:G:H2'	1:CA:1273:G:H8	1.84	0.43
40:BR:61:VAL:O	40:BR:61:VAL:HG23	2.18	0.43
1:CA:584:G:H2'	1:CA:585:G:C8	2.54	0.43
7:AG:133:GLY:O	7:AG:137:LYS:HG3	2.18	0.43
13:CM:96:LEU:HB3	13:CM:97:PRO:HD2	2.01	0.43
23:DA:1464:C:H2'	23:DA:1465:G:C8	2.53	0.43
1:CA:1385:G:C2	1:CA:1386:G:C8	3.06	0.43
1:CA:838:G:N2	1:CA:849:C:C2	2.87	0.43
6:AF:46:ARG:HH12	18:AR:37:VAL:HG21	1.84	0.43
24:DB:45:A:H2'	24:DB:45:A:N3	2.34	0.43
1:CA:596:C:H5'	1:CA:596:C:H6	1.84	0.43
46:BX:75:GLU:OE1	46:BX:75:GLU:HA	2.19	0.43
23:BA:2086:U:H2'	23:BA:2087:G:C8	2.54	0.43
1:CA:495:A:H4'	1:CA:496:A:OP1	2.19	0.43
8:AH:24:THR:HG22	8:AH:25:ASP:N	2.34	0.43
39:DQ:112:ARG:NH2	40:DR:46:VAL:HG21	2.34	0.43
1:CA:1130:A:H61	1:CA:1144:G:H21	1.67	0.43
30:DH:92:VAL:O	30:DH:92:VAL:HG22	2.19	0.43

Continued on next page...

Continued from previous page...

Atom-1	Atom-2	Distance(Å)	Clash(Å)
32:DJ:38:LEU:HD13	32:DJ:39:ILE:N	2.33	0.43
34:BL:86:LYS:HG3	34:BL:87:ASP:N	2.34	0.43
10:AJ:48:THR:HG22	10:AJ:62:HIS:ND1	2.34	0.43
10:CJ:32:ALA:HB2	10:CJ:76:ASN:HB2	2.01	0.43
23:DA:2025:C:C2	23:DA:2026:C:C5	3.07	0.43
25:BC:25:THR:HG23	25:BC:27:THR:HG22	2.01	0.43
53:B5:21:LYS:HA	53:B5:54:GLU:OE2	2.18	0.43
23:DA:1579:A:H2'	23:DA:1580:A:C8	2.54	0.43
12:AL:74:HIS:CD2	12:AL:76:LEU:HB2	2.54	0.43
26:DD:170:LEU:HB3	26:DD:184:VAL:HG12	1.99	0.43
3:AC:23:TYR:CD2	3:AC:24:ALA:N	2.86	0.43
23:BA:644:A:C2	23:BA:646:A:C4	3.07	0.43
35:DM:24:GLY:HA2	35:DM:101:ARG:CA	2.47	0.43
9:AI:18:PHE:HB2	9:AI:62:TYR:HD2	1.83	0.43
9:CI:17:VAL:HG21	9:CI:80:GLY:HA3	2.01	0.43
23:BA:2850:A:H5''	23:BA:2868:A:H2	1.83	0.43
1:CA:1190:G:OP2	3:CC:5:ILE:HG23	2.18	0.43
23:DA:1567:A:C8	25:DC:84:TYR:CE2	3.07	0.43
38:DP:19:LEU:HA	38:DP:20:PRO:HD3	1.74	0.43
38:DP:56:GLY:O	38:DP:59:THR:HG22	2.18	0.43
28:DF:128:ARG:HG2	28:DF:129:GLY:H	1.84	0.43
1:CA:683:G:C6	1:CA:684:A:C5	3.06	0.43
35:BM:104:PHE:HE1	35:BM:125:LEU:HD11	1.83	0.43
49:D1:48:ILE:N	49:D1:48:ILE:HD12	2.33	0.43
12:AL:51:LEU:N	12:AL:51:LEU:HD12	2.34	0.43
23:BA:379:G:N2	46:BX:20:ARG:NH1	2.66	0.43
25:DC:72:LYS:HE3	25:DC:101:GLU:HB3	2.00	0.43
4:AD:137:SER:O	4:AD:138:TYR:O	2.37	0.43
23:BA:2839:G:C5	23:BA:2840:C:C4	3.07	0.43
1:CA:1411:C:O2'	1:CA:1412:C:H5'	2.18	0.43
37:BO:38:GLN:HB3	37:BO:47:THR:HG23	1.99	0.43
23:DA:2590:A:H2'	23:DA:2591:C:C6	2.54	0.43
23:DA:616:A:H4'	23:DA:617:G:OP1	2.18	0.43
16:CP:43:LYS:HA	16:CP:48:TRP:HB3	2.00	0.43
23:BA:2748:A:C2	23:BA:2757:A:C4	3.06	0.43
23:DA:2450:A:O2'	23:DA:2451:A:H5'	2.18	0.43
23:BA:1464:C:H2'	23:BA:1465:G:C8	2.54	0.43
8:CH:100:ILE:HA	8:CH:101:PRO:HD3	1.80	0.43
35:DM:130:LYS:HG2	35:DM:131:ILE:N	2.33	0.43
23:DA:1620:G:O2'	52:D4:2:LYS:HG2	2.18	0.43
36:DN:55:ALA:HA	36:DN:80:PHE:CE1	2.53	0.43
23:DA:2389:G:H5''	23:DA:2390:U:H5'	2.01	0.43

Continued on next page...

Continued from previous page...

Atom-1	Atom-2	Distance(Å)	Clash(Å)
1:AA:697:U:H2'	1:AA:698:G:H5'	2.01	0.43
44:DV:150:LEU:HD23	44:DV:151:HIS:N	2.33	0.43
23:DA:2678:C:H2'	23:DA:2679:A:H8	1.83	0.43
1:CA:484:G:C8	1:CA:486:U:C2	3.06	0.43
44:BV:40:ASP:OD1	44:BV:42:VAL:HG12	2.19	0.43
5:CE:25:ARG:N	5:CE:25:ARG:HD2	2.32	0.43
44:DV:70:LEU:N	44:DV:70:LEU:HD23	2.34	0.43
48:BZ:16:PRO:HB2	48:BZ:18:ASP:OD1	2.18	0.43
23:BA:519:U:H2'	23:BA:520:G:H8	1.82	0.43
27:BE:70:THR:HG23	27:BE:72:ARG:H	1.83	0.43
34:DL:50:ARG:HB2	53:D5:60:LEU:CD1	2.35	0.43
34:DL:50:ARG:HB3	53:D5:60:LEU:HD21	2.00	0.43
15:CO:36:ILE:HD12	15:CO:63:ARG:NH1	2.34	0.43
28:DF:8:LYS:O	28:DF:12:TYR:HD1	2.02	0.43
45:DW:43:THR:HG22	45:DW:43:THR:O	2.19	0.43
29:BG:86:GLU:CD	29:BG:86:GLU:H	2.22	0.43
44:DV:71:VAL:HA	44:DV:87:ASP:O	2.19	0.43
23:DA:2026:C:C2	23:DA:2027:G:C8	3.07	0.43
30:BH:72:LEU:HD12	30:BH:140:LEU:CD1	2.48	0.43
12:AL:82:VAL:HG23	12:AL:106:ALA:CB	2.44	0.43
7:CG:65:ALA:O	7:CG:69:VAL:HG23	2.18	0.43
36:BN:8:ARG:CZ	36:BN:43:GLU:HG3	2.49	0.43
23:BA:644:A:O2'	23:BA:645:C:H5''	2.18	0.43
37:BO:31:SER:HB3	37:BO:34:HIS:H	1.84	0.43
1:CA:586:C:O2'	1:CA:878:G:H4'	2.19	0.43
23:BA:322:A:O4'	23:BA:340:A:H1'	2.19	0.43
25:BC:235:GLY:C	25:BC:237:GLU:H	2.22	0.43
1:AA:1148:U:H4'	9:AI:14:VAL:HG11	2.01	0.43
2:CB:71:VAL:HG12	2:CB:93:VAL:HB	2.01	0.43
5:CE:92:LYS:O	5:CE:118:ILE:HD12	2.18	0.43
23:DA:214:G:O2'	23:DA:215:G:O4'	2.33	0.43
7:AG:150:ALA:HA	11:AK:59:TYR:HD2	1.84	0.43
1:CA:932:C:H2'	1:CA:933:G:H8	1.83	0.43
4:CD:79:PHE:CD1	4:CD:207:TYR:HD1	2.37	0.43
1:AA:1004:A:H8	1:AA:1026:G:N7	2.17	0.43
37:DO:93:LYS:HE3	37:DO:93:LYS:HA	2.01	0.43
39:DQ:25:TRP:O	39:DQ:28:ARG:HB3	2.19	0.43
51:B3:44:ARG:HB3	51:B3:45:LYS:H	1.67	0.43
44:BV:118:GLN:HG3	44:BV:175:VAL:HG13	2.00	0.43
23:DA:2050:C:H2'	23:DA:2051:A:C8	2.54	0.43
19:AS:51:VAL:HG12	19:AS:52:TYR:O	2.19	0.43
32:BJ:160:LYS:HD2	32:BJ:161:LEU:H	1.83	0.43

Continued on next page...

Continued from previous page...

Atom-1	Atom-2	Distance(Å)	Clash(Å)
4:AD:57:ARG:HB3	4:AD:206:PHE:HB2	2.00	0.43
26:BD:78:LEU:C	26:BD:79:ARG:HD2	2.38	0.43
23:DA:1796:U:H2'	23:DA:1797:C:C6	2.53	0.43
1:CA:1464:G:O2'	1:CA:1465:C:H5'	2.18	0.43
1:CA:774:G:H2'	1:CA:775:G:H5'	2.00	0.43
1:CA:1342:C:O2'	1:CA:1343:G:H5'	2.18	0.43
1:AA:1385:G:C2	1:AA:1386:G:C8	3.07	0.43
8:AH:85:ARG:HH12	8:AH:134:ILE:HG23	1.84	0.43
29:BG:78:GLY:HA2	29:BG:83:TYR:CE1	2.54	0.43
23:BA:708:C:O5'	23:BA:708:C:H6	2.01	0.43
1:CA:424:G:O5'	1:CA:424:G:H8	2.01	0.43
23:BA:1239:G:O2'	23:BA:1240:U:H5'	2.18	0.43
1:AA:290:C:H6	1:AA:290:C:O5'	2.02	0.43
23:BA:843:G:C8	23:BA:843:G:H5''	2.54	0.43
15:AO:65:ARG:O	15:AO:68:ARG:HB2	2.18	0.43
23:DA:2509:G:C5	23:DA:2510:C:C5	3.06	0.43
1:CA:1145:C:H4'	1:CA:1146:A:H8	1.84	0.43
23:DA:587:C:C6	23:DA:671:C:H1'	2.54	0.43
39:DQ:79:PHE:HE1	39:DQ:83:LEU:CD2	2.31	0.43
39:BQ:79:PHE:HE2	39:BQ:106:PHE:CZ	2.36	0.43
25:DC:222:ARG:HE	25:DC:222:ARG:HB2	1.70	0.43
34:BL:114:ILE:CD1	34:BL:130:PHE:CD1	2.92	0.43
43:BU:13:VAL:CG1	43:BU:72:VAL:HB	2.48	0.43
49:D1:64:LYS:HA	49:D1:64:LYS:HE3	2.00	0.43
28:DF:55:LYS:HD2	28:DF:58:GLN:NE2	2.21	0.43
44:BV:71:VAL:HA	44:BV:87:ASP:O	2.18	0.43
25:DC:35:LYS:HB3	25:DC:36:PRO:HD3	2.00	0.43
53:D5:21:LYS:HA	53:D5:54:GLU:OE2	2.19	0.43
36:DN:4:LEU:C	36:DN:6:SER:N	2.72	0.43
3:CC:148:GLY:HA3	3:CC:203:PHE:HB3	2.00	0.43
25:BC:35:LYS:HZ1	25:BC:104:TYR:H	1.66	0.43
34:BL:57:THR:CG2	34:BL:59:LEU:HB2	2.48	0.43
23:DA:330:A:O2'	23:DA:331:A:C8	2.72	0.43
28:BF:84:LYS:HG3	28:BF:85:GLY:H	1.84	0.43
23:DA:1678:G:H22	23:DA:1989:G:H22	1.64	0.43
1:AA:265:G:H5'	17:AQ:64:PRO:O	2.19	0.43
4:CD:172:PRO:HD2	4:CD:173:TRP:CE3	2.53	0.43
23:DA:795:C:O2'	23:DA:796:C:H5'	2.18	0.43
4:AD:104:VAL:O	4:AD:108:LEU:HB2	2.19	0.43
9:AI:17:VAL:HG21	9:AI:80:GLY:HA3	2.00	0.43
23:BA:2562:U:H1'	33:BK:23:ARG:HH12	1.81	0.43
1:AA:932:C:H2'	1:AA:933:G:H8	1.84	0.43

Continued on next page...

Continued from previous page...

Atom-1	Atom-2	Distance(Å)	Clash(Å)
23:DA:448:U:H1'	27:DE:84:VAL:HG21	2.01	0.43
23:DA:2563:U:O2	23:DA:2565:A:C8	2.71	0.43
34:DL:105:LEU:H	34:DL:105:LEU:HD12	1.83	0.43
18:CR:84:LYS:HZ2	18:CR:84:LYS:HA	1.82	0.43
44:BV:38:TYR:CD1	44:BV:38:TYR:O	2.72	0.43
23:DA:1028:A:N3	23:DA:2486:G:O2'	2.38	0.43
36:BN:104:ARG:HB2	36:BN:104:ARG:HH11	1.84	0.43
23:DA:1536:A:O5'	23:DA:1536:A:H8	2.02	0.43
23:BA:433:C:O2'	23:BA:434:U:H5'	2.19	0.43
26:DD:93:VAL:HG21	26:DD:177:PRO:HA	1.99	0.43
3:CC:8:ILE:HD12	3:CC:16:ARG:HH21	1.83	0.43
1:CA:1057:G:H2'	1:CA:1058:G:O4'	2.19	0.43
1:CA:782:A:O3'	1:CA:1515:C:H4'	2.19	0.43
7:CG:155:ARG:O	7:CG:156:TRP:CD1	2.72	0.43
1:AA:66:G:H4'	1:AA:173:U:C5	2.53	0.43
23:DA:2086:U:H2'	23:DA:2087:G:C8	2.54	0.43
7:AG:87:VAL:HG11	7:AG:154:TYR:O	2.19	0.43
23:BA:2768:C:C4	23:BA:2769:C:C5	3.07	0.43
1:AA:484:G:C8	1:AA:486:U:C2	3.07	0.43
15:AO:7:GLU:HA	15:AO:10:LYS:HB3	2.01	0.43
23:DA:2585:U:H4'	23:DA:2586:C:OP1	2.17	0.43
23:BA:2330:G:O2'	45:BW:41:ARG:HB2	2.17	0.43
23:DA:2683:C:OP1	38:DP:53:ARG:NH2	2.51	0.43
12:AL:123:LYS:HA	12:AL:124:PRO:HD3	1.89	0.43
7:CG:60:LYS:HA	7:CG:60:LYS:HD2	1.91	0.43
23:BA:2891:G:H8	23:BA:2891:G:O5'	2.01	0.43
1:CA:781:A:H4'	1:CA:1522:U:O2'	2.18	0.43
25:BC:140:THR:O	25:BC:165:ILE:HD12	2.18	0.43
23:BA:1191:G:OP1	34:BL:35:HIS:CD2	2.72	0.43
1:CA:1129:C:H1'	1:CA:1130:A:OP2	2.18	0.43
28:BF:5:LEU:O	28:BF:8:LYS:HB3	2.19	0.43
45:BW:43:THR:O	45:BW:43:THR:HG22	2.19	0.43
29:DG:86:GLU:CD	29:DG:86:GLU:H	2.22	0.43
23:DA:848:G:N9	23:DA:933:A:H8	2.17	0.43
44:DV:51:ALA:HB1	44:DV:57:ILE:HD11	2.01	0.43
48:BZ:26:LEU:HB2	48:BZ:28:LEU:CD1	2.48	0.43
23:BA:643:A:C2	23:BA:644:A:C4	3.07	0.43
23:BA:1335:U:H2'	23:BA:1336:A:C8	2.54	0.43
28:DF:161:THR:HG21	28:DF:172:LEU:HD23	2.01	0.43
23:BA:907:U:O2'	35:BM:101:ARG:NH2	2.46	0.43
4:AD:118:ARG:O	4:AD:122:ARG:HB2	2.18	0.43
24:DB:106:G:O2'	24:DB:107:U:H5'	2.19	0.43

Continued on next page...

Continued from previous page...

Atom-1	Atom-2	Distance(Å)	Clash(Å)
40:DR:72:VAL:CG2	40:DR:85:LYS:HB3	2.48	0.43
24:BB:65:C:O2'	24:BB:66:A:H5'	2.18	0.43
23:BA:2777:G:H4'	23:BA:2778:A:H5'	2.01	0.43
36:DN:2:ARG:HB3	36:DN:3:HIS:CE1	2.54	0.43
42:BT:93:GLU:O	42:BT:94:GLY:C	2.56	0.43
23:BA:102:G:C8	23:BA:102:G:H5''	2.54	0.43
2:CB:115:LEU:HD12	2:CB:118:LEU:HD12	1.99	0.43
33:DK:86:ILE:N	33:DK:86:ILE:HD12	2.31	0.43
23:BA:302:C:O2'	23:BA:303:U:H5'	2.19	0.43
23:DA:1996:C:H5	33:DK:32:TYR:OH	2.02	0.43
22:AV:6164:A:H2'	22:AV:6165:G:C8	2.54	0.43
1:CA:1281:U:H5'	1:CA:1282:C:H5	1.83	0.43
16:CP:50:LYS:HD3	16:CP:51:VAL:N	2.34	0.43
51:D3:30:THR:CG2	51:D3:31:PRO:HD2	2.48	0.43
23:DA:2591:C:H2'	23:DA:2592:G:C8	2.54	0.43
23:BA:855:G:H2'	23:BA:856:C:H6	1.84	0.43
41:DS:70:TYR:H	41:DS:70:TYR:HD2	1.66	0.43
1:CA:337:C:H2'	1:CA:338:A:H8	1.83	0.43
27:DE:117:ARG:HD2	27:DE:190:GLU:O	2.18	0.43
1:AA:757:U:H5''	1:AA:822:C:O2	2.19	0.43
44:DV:128:VAL:CG2	44:DV:132:ASN:HB2	2.49	0.43
25:DC:140:THR:O	25:DC:165:ILE:HD12	2.19	0.43
1:AA:1206:G:H2'	1:AA:1207:G:O4'	2.19	0.43
23:DA:533:G:N3	39:DQ:45:TYR:CE1	2.87	0.43
23:DA:1576:U:C2	23:DA:1577:C:C5	3.07	0.43
23:BA:1232:G:H2'	23:BA:1233:C:H6	1.84	0.43
1:CA:967:C:H4'	9:CI:125:TYR:OH	2.19	0.43
17:AQ:38:ARG:N	17:AQ:38:ARG:HD2	2.33	0.43
4:CD:188:LEU:N	4:CD:188:LEU:HD12	2.33	0.43
47:BY:15:LYS:HE2	47:BY:15:LYS:HA	2.01	0.43
23:DA:944:G:H5''	23:DA:945:A:C5'	2.49	0.43
23:BA:1961:C:O2'	23:BA:1962:C:H5'	2.18	0.43
1:AA:809:G:C6	1:AA:810:C:C5	3.07	0.43
34:DL:101:VAL:HG23	34:DL:108:LYS:H	1.84	0.43
32:DJ:85:VAL:HG22	32:DJ:89:LYS:HG3	2.01	0.43
34:BL:80:TYR:CE1	34:BL:111:ARG:HG2	2.53	0.42
23:DA:783:A:C3'	23:DA:783:A:C8	3.00	0.42
53:B5:32:LEU:HD23	53:B5:33:ASN:H	1.83	0.42
27:BE:63:LYS:HZ1	27:BE:67:GLN:NE2	2.17	0.42
50:D2:33:CYS:HB2	50:D2:34:PRO:HD2	2.01	0.42
46:DX:11:ARG:NH1	46:DX:61:ARG:H	2.17	0.42
25:BC:132:PRO:HA	25:BC:190:TYR:HA	2.01	0.42

Continued on next page...

Continued from previous page...

Atom-1	Atom-2	Distance(Å)	Clash(Å)
44:BV:48:PHE:CE2	44:BV:71:VAL:HG21	2.54	0.42
25:DC:33:LEU:HD23	25:DC:33:LEU:N	2.25	0.42
25:BC:27:THR:O	25:BC:27:THR:CG2	2.62	0.42
25:BC:32:SER:O	25:BC:33:LEU:O	2.36	0.42
43:BU:17:SER:HB2	43:BU:71:LYS:HD2	2.01	0.42
23:DA:2286:A:C8	23:DA:2287:A:N6	2.87	0.42
26:BD:197:ILE:HD11	26:BD:199:ARG:HE	1.84	0.42
23:BA:661:C:H2'	23:BA:662:G:H8	1.83	0.42
28:BF:161:THR:HG21	28:BF:172:LEU:HD23	2.01	0.42
19:AS:29:ARG:HB2	19:AS:48:THR:N	2.33	0.42
30:DH:114:LEU:HA	30:DH:130:TYR:CD1	2.54	0.42
23:DA:775:G:C2	23:DA:777:A:N6	2.86	0.42
50:B2:44:THR:HG22	50:B2:45:VAL:N	2.34	0.42
35:BM:24:GLY:HA2	35:BM:100:GLY:C	2.39	0.42
23:BA:1405:U:H2'	23:BA:1406:U:H6	1.79	0.42
8:CH:89:PRO:HA	8:CH:92:ARG:NH1	2.34	0.42
23:BA:477:A:H2'	23:BA:478:A:C8	2.54	0.42
26:BD:36:ARG:HD3	26:BD:85:ASN:HD21	1.84	0.42
2:AB:11:LEU:HD12	2:AB:217:ARG:NH2	2.34	0.42
29:DG:107:VAL:HG23	29:DG:109:PHE:CE1	2.54	0.42
42:DT:93:GLU:O	42:DT:94:GLY:C	2.57	0.42
15:AO:50:HIS:O	15:AO:53:HIS:HB3	2.19	0.42
23:DA:2243:U:H2'	23:DA:2244:U:H6	1.84	0.42
1:AA:1117:G:N2	1:AA:1180:A:H1'	2.33	0.42
26:BD:111:ARG:HD2	26:BD:160:TYR:HE1	1.84	0.42
23:BA:1576:U:C2	23:BA:1577:C:C5	3.07	0.42
22:CV:6167:G:H2'	22:CV:6168:G:C8	2.53	0.42
41:DS:10:VAL:HG21	41:DS:103:ILE:HD13	2.01	0.42
8:AH:36:LEU:HD23	8:AH:39:LEU:HD23	2.00	0.42
23:BA:116:C:O2'	23:BA:117:G:H5'	2.19	0.42
23:BA:2846:G:H2'	23:BA:2847:U:C6	2.53	0.42
32:DJ:160:LYS:HD2	32:DJ:161:LEU:H	1.83	0.42
23:DA:2723:C:O5'	23:DA:2723:C:H6	2.02	0.42
53:B5:29:LYS:O	53:B5:29:LYS:HG2	2.19	0.42
32:DJ:27:TYR:O	32:DJ:29:PRO:HD3	2.19	0.42
23:BA:993:G:H1'	40:BR:89:GLN:OE1	2.19	0.42
23:BA:26:G:C6	23:BA:27:G:N1	2.88	0.42
5:CE:41:VAL:HG11	5:CE:113:ALA:HA	2.01	0.42
23:BA:2389:G:H5''	23:BA:2390:U:H5'	2.00	0.42
1:AA:386:C:H2'	1:AA:387:U:H5''	2.00	0.42
25:DC:226:MET:HB3	25:DC:230:ASP:HB2	2.00	0.42
23:BA:460:A:C6	23:BA:470:A:C8	3.07	0.42

Continued on next page...

Continued from previous page...

Atom-1	Atom-2	Distance(Å)	Clash(Å)
39:BQ:59:ARG:O	39:BQ:63:VAL:HG23	2.19	0.42
1:CA:375:U:H4'	16:CP:17:TYR:CE2	2.54	0.42
4:CD:156:GLU:O	4:CD:160:GLN:HG3	2.19	0.42
8:AH:38:ILE:HD12	8:AH:118:VAL:HG12	2.00	0.42
13:AM:96:LEU:HB3	13:AM:97:PRO:HD2	2.00	0.42
23:DA:195:A:H4'	23:DA:251:A:O2'	2.20	0.42
39:BQ:90:VAL:O	39:BQ:92:ARG:N	2.52	0.42
23:BA:2394:C:H2'	23:BA:2395:C:H6	1.84	0.42
42:BT:35:THR:HB	42:BT:38:GLU:H	1.84	0.42
23:DA:142:G:H1'	42:DT:37:THR:CG2	2.49	0.42
28:BF:8:LYS:O	28:BF:12:TYR:HD1	2.02	0.42
37:BO:49:VAL:HG13	37:BO:76:LYS:HB2	2.01	0.42
23:BA:2712:U:O2'	23:BA:2713:A:H5'	2.19	0.42
23:BA:848:G:N9	23:BA:933:A:H8	2.16	0.42
25:DC:31:LYS:HG3	25:DC:33:LEU:HG	2.01	0.42
25:DC:33:LEU:HB2	25:DC:34:VAL:H	1.64	0.42
34:DL:57:THR:C	34:DL:59:LEU:H	2.21	0.42
34:DL:6:LEU:CD2	34:DL:6:LEU:H	2.26	0.42
53:B5:14:VAL:HG22	53:B5:24:ALA:HB2	2.01	0.42
23:BA:1310:G:C3'	23:BA:1311:G:H5''	2.49	0.42
37:DO:100:ALA:HA	37:DO:103:GLU:HB3	2.00	0.42
23:DA:141(A):A:C8	23:DA:1408:C:H1'	2.54	0.42
36:DN:10:LEU:HD22	36:DN:17:ARG:HD3	2.01	0.42
23:BA:2343:C:O2'	23:BA:2344:U:H5'	2.19	0.42
27:DE:139:PHE:HB2	27:DE:166:ALA:CB	2.48	0.42
23:BA:1612:C:O3'	52:B4:5:TRP:HD1	2.02	0.42
11:CK:91:ARG:HD3	18:CR:88:LYS:HE2	2.00	0.42
23:DA:66:C:H2'	23:DA:67:U:H6	1.84	0.42
24:BB:73:A:C4	24:BB:104:A:C2	3.07	0.42
23:DA:811:U:H3'	34:DL:25:SER:O	2.19	0.42
38:BP:98:LYS:HB3	38:BP:100:TYR:HE1	1.82	0.42
5:CE:92:LYS:HB3	5:CE:119:LEU:HB2	2.01	0.42
28:BF:129:GLY:HA3	28:BF:163:ALA:HB3	2.01	0.42
23:DA:500:G:N2	23:DA:502:A:H2'	2.34	0.42
1:AA:1098:C:C2	1:AA:1099:G:C8	3.07	0.42
10:AJ:6:ILE:HB	10:AJ:98:ILE:HG12	2.01	0.42
2:AB:112:VAL:O	2:AB:115:LEU:HB3	2.18	0.42
38:BP:64:ARG:HA	38:BP:72:VAL:O	2.19	0.42
1:CA:1179:A:H2'	1:CA:1180:A:O4'	2.18	0.42
16:AP:50:LYS:HD3	16:AP:51:VAL:N	2.34	0.42
6:AF:75:LEU:C	6:AF:75:LEU:HD23	2.39	0.42
22:CV:6164:A:H2'	22:CV:6165:G:C8	2.54	0.42

Continued on next page...

Continued from previous page...

Atom-1	Atom-2	Distance(Å)	Clash(Å)
46:DX:45:ASN:HD21	46:DX:47:GLN:HE21	1.67	0.42
30:BH:66:GLU:O	30:BH:70:GLU:HG2	2.20	0.42
41:DS:84:ARG:HB2	41:DS:96:ILE:CG2	2.49	0.42
46:BX:45:ASN:HD21	46:BX:47:GLN:NE2	2.17	0.42
23:BA:2852:G:H2'	23:BA:2853:C:C6	2.54	0.42
23:BA:2846:G:H2'	23:BA:2847:U:H6	1.84	0.42
39:BQ:60:LEU:HD23	39:BQ:60:LEU:O	2.19	0.42
23:DA:816:C:H2'	23:DA:817:C:H6	1.84	0.42
23:BA:616:A:H4'	23:BA:617:G:OP1	2.19	0.42
23:BA:2626:C:H2'	23:BA:2627:G:O4'	2.19	0.42
23:DA:1599:C:H2'	23:DA:1600:C:H6	1.84	0.42
1:AA:833:U:H2'	1:AA:834:C:H6	1.84	0.42
1:AA:37:U:OP1	12:AL:122:LYS:HG3	2.19	0.42
25:DC:202:LYS:HG3	25:DC:203:ASN:OD1	2.19	0.42
1:AA:246:A:C2	1:AA:282:A:C5	3.07	0.42
1:AA:152:A:N6	1:AA:170:U:C2	2.87	0.42
1:AA:156:G:C2	1:AA:166:G:C2	3.07	0.42
23:BA:284:U:H2'	23:BA:285:C:C6	2.54	0.42
29:BG:122:THR:O	29:BG:134:SER:HB2	2.19	0.42
23:DA:1526:G:H2'	23:DA:1527:G:C8	2.54	0.42
17:CQ:7:THR:HG22	17:CQ:58:GLU:HG2	2.00	0.42
32:BJ:93:LYS:HB3	32:BJ:110:LEU:HB2	2.01	0.42
23:DA:735:A:H3'	23:DA:736:C:C6	2.53	0.42
23:BA:1688:U:O2	23:BA:1700:A:H8	2.02	0.42
1:CA:66:G:H4'	1:CA:173:U:C5	2.54	0.42
26:DD:110:GLY:HA2	26:DD:162:ALA:HB2	2.02	0.42
23:BA:2527:C:O5'	23:BA:2527:C:H6	2.01	0.42
1:AA:1342:C:O2'	1:AA:1343:G:H5'	2.18	0.42
23:DA:1581:G:H2'	23:DA:1582:C:O4'	2.19	0.42
23:BA:1546:A:H2'	23:BA:154(B):C:O4'	2.19	0.42
23:DA:993:G:H1'	40:DR:89:GLN:OE1	2.19	0.42
23:DA:1683:C:H2'	23:DA:1684:C:C6	2.54	0.42
1:AA:1130:A:H61	1:AA:1144:G:H21	1.67	0.42
40:DR:40:LEU:H	40:DR:47:VAL:CG2	2.33	0.42
39:BQ:92:ARG:HH21	40:BR:11:GLN:H	1.67	0.42
15:CO:33:THR:HA	15:CO:63:ARG:HH12	1.83	0.42
32:DJ:40:ASP:OD1	32:DJ:42:GLU:HG2	2.20	0.42
27:BE:63:LYS:NZ	27:BE:67:GLN:NE2	2.67	0.42
23:BA:910:A:C6	23:BA:911:A:C6	3.08	0.42
26:DD:91:VAL:CB	26:DD:95:ILE:HD11	2.42	0.42
35:DM:141:GLN:OXT	44:DV:98:MET:HE3	2.19	0.42
35:BM:141:GLN:NE2	44:BV:72:ARG:HG2	2.35	0.42

Continued on next page...

Continued from previous page...

Atom-1	Atom-2	Distance(Å)	Clash(Å)
53:D5:53:PRO:C	53:D5:57:ARG:NH2	2.73	0.42
9:CI:14:VAL:HG12	9:CI:15:ALA:N	2.34	0.42
26:BD:171:GLU:O	26:BD:171:GLU:HG3	2.19	0.42
2:CB:80:ILE:HD12	2:CB:211:ILE:HB	2.00	0.42
23:DA:2037:G:C6	23:DA:2038:G:C6	3.06	0.42
33:BK:71:ARG:HH12	38:BP:74:ARG:NH2	2.11	0.42
23:DA:2287:A:C2	23:DA:2289:G:C8	3.07	0.42
28:BF:13:GLU:O	28:BF:14:GLU:HB2	2.19	0.42
11:AK:91:ARG:HD3	18:AR:88:LYS:HE2	2.01	0.42
4:CD:122:ARG:O	4:CD:134:ASP:HB2	2.19	0.42
44:BV:102:LEU:HD21	44:BV:124:ILE:HD11	2.02	0.42
1:CA:668:G:H4'	15:CO:48:LYS:HB2	2.02	0.42
23:BA:94:G:N3	47:BY:47:ASN:ND2	2.66	0.42
20:CT:50:GLU:HG3	20:CT:51:GLU:N	2.33	0.42
23:BA:2272:U:H5''	23:BA:2273:A:OP1	2.19	0.42
23:DA:598:G:H5'	34:DL:15:ARG:CG	2.50	0.42
33:DK:7:TYR:CE1	33:DK:20:MET:HB2	2.54	0.42
1:AA:625:G:H2'	1:AA:626:U:C6	2.54	0.42
42:DT:70:LEU:HD23	42:DT:70:LEU:C	2.39	0.42
1:CA:1528:U:C6	1:CA:1528:U:H5''	2.49	0.42
1:CA:1528:U:O2'	1:CA:1530:G:H5'	2.19	0.42
23:BA:840:C:H2'	23:BA:841:A:C8	2.54	0.42
23:BA:2563:U:H4'	33:BK:28:SER:HA	2.00	0.42
38:BP:56:GLY:O	38:BP:59:THR:HG22	2.20	0.42
23:BA:628:G:C6	23:BA:636:G:C2	3.07	0.42
1:AA:1191:A:H5''	3:AC:4:LYS:HZ3	1.85	0.42
36:DN:104:ARG:HH11	36:DN:104:ARG:HB2	1.85	0.42
4:CD:137:SER:O	4:CD:138:TYR:O	2.37	0.42
23:BA:1790:C:H5''	23:BA:1791:A:P	2.59	0.42
8:CH:36:LEU:HD23	8:CH:39:LEU:HD23	2.00	0.42
23:BA:1536:A:O5'	23:BA:1536:A:H8	2.02	0.42
23:DA:1344:G:H5'	23:DA:1384:A:C6	2.55	0.42
1:CA:927:G:N1	1:CA:1391:U:C2	2.87	0.42
23:DA:755:C:H2'	23:DA:756:C:C6	2.54	0.42
4:AD:51:PRO:HB3	4:AD:55:ALA:CB	2.49	0.42
23:DA:909:A:C4	23:DA:912:C:C5	3.07	0.42
23:BA:471:A:H8	23:BA:471:A:O5'	2.02	0.42
11:AK:41:THR:HG21	11:AK:71:LYS:HB2	2.01	0.42
7:AG:95:ARG:O	7:AG:99:LEU:HG	2.19	0.42
23:BA:1683:C:H2'	23:BA:1684:C:C6	2.55	0.42
1:CA:338:A:C6	1:CA:339:C:N4	2.87	0.42
1:AA:1207:G:H2'	1:AA:1208:C:H6	1.83	0.42

Continued on next page...

Continued from previous page...

Atom-1	Atom-2	Distance(Å)	Clash(Å)
44:BV:128:VAL:CG2	44:BV:132:ASN:HB2	2.49	0.42
1:CA:152:A:N6	1:CA:170:U:C2	2.87	0.42
23:BA:286:C:H2'	23:BA:287:C:H6	1.83	0.42
8:AH:84:ARG:O	8:AH:135:CYS:HB2	2.20	0.42
15:AO:8:LYS:O	15:AO:12:ILE:HG13	2.20	0.42
23:BA:1414:G:C4	23:BA:1415:U:C5	3.07	0.42
1:CA:757:U:H5''	1:CA:822:C:O2	2.19	0.42
23:DA:571:A:C8	23:DA:2030:A:N6	2.87	0.42
23:DA:1831:G:C5	23:DA:1832:C:C5	3.07	0.42
23:BA:2364:C:H1'	45:BW:36:ILE:HD11	2.01	0.42
6:AF:9:VAL:HG13	6:AF:59:TYR:O	2.19	0.42
32:BJ:85:VAL:HG22	32:BJ:89:LYS:HG3	2.00	0.42
23:DA:2891:G:O5'	23:DA:2891:G:H8	2.02	0.42
47:DY:15:LYS:HE2	47:DY:15:LYS:HA	2.00	0.42
36:BN:55:ALA:HA	36:BN:80:PHE:CE1	2.54	0.42
24:DB:16:G:C6	24:DB:69:G:C2	3.07	0.42
1:AA:1129:C:H1'	1:AA:1130:A:OP2	2.18	0.42
5:AE:76:ILE:HG12	5:AE:77:PRO:CD	2.31	0.42
43:DU:6:HIS:O	43:DU:7:VAL:O	2.37	0.42
32:BJ:157:ARG:O	32:BJ:157:ARG:HG2	2.20	0.42
32:BJ:38:LEU:HD13	32:BJ:39:ILE:N	2.34	0.42
23:DA:114(B):A:O2'	23:DA:1143:A:H3'	2.19	0.42
42:BT:30:VAL:HG21	42:BT:79:ALA:CB	2.50	0.42
1:CA:979:C:H42	14:CN:18:VAL:CG1	2.28	0.42
23:BA:637:A:C5'	34:BL:116:GLY:HA2	2.49	0.42
23:DA:910:A:C6	23:DA:911:A:C6	3.08	0.42
3:CC:131:ARG:HH21	5:CE:50:GLU:CG	2.32	0.42
3:AC:110:ASN:O	3:AC:141:VAL:HG22	2.19	0.42
27:DE:65:TRP:HZ3	27:DE:75:HIS:HD2	1.60	0.42
23:BA:572:A:H2'	23:BA:573:G:O4'	2.20	0.42
48:DZ:50:VAL:O	48:DZ:54:VAL:HG22	2.19	0.42
23:DA:1006:C:C2	23:DA:1138:G:N2	2.87	0.42
23:DA:1493:C:C4	23:DA:2210:G:O2'	2.73	0.42
12:AL:82:VAL:HG22	12:AL:83:LEU:H	1.83	0.42
30:BH:88:ILE:HG13	30:BH:144:VAL:HG11	2.02	0.42
43:BU:31:LEU:N	43:BU:31:LEU:HD23	2.26	0.42
23:DA:1541:U:C3'	23:DA:1542:G:O3'	2.65	0.42
40:DR:77:ALA:C	40:DR:79:VAL:N	2.73	0.42
24:BB:73:A:H3'	24:BB:74:U:C6	2.54	0.42
23:BA:2777:G:H8	23:BA:2777:G:H3'	1.84	0.42
23:DA:2777:G:H8	23:DA:2777:G:H3'	1.85	0.42
46:BX:35:THR:HB	46:BX:36:GLY:H	1.54	0.42

Continued on next page...

Continued from previous page...

Atom-1	Atom-2	Distance(Å)	Clash(Å)
23:DA:102:G:C8	23:DA:102:G:H5''	2.55	0.42
1:AA:1149:C:O5'	1:AA:1149:C:H6	2.02	0.42
28:DF:129:GLY:HA3	28:DF:163:ALA:HB3	2.01	0.42
23:BA:301:G:H5'	23:BA:334:C:O2'	2.19	0.42
23:DA:1494:A:HO2'	23:DA:1495:A:P	2.42	0.42
1:CA:554:C:H2'	1:CA:555:C:C6	2.53	0.42
35:BM:66:ILE:HG22	35:BM:104:PHE:HD2	1.82	0.42
44:DV:6:LYS:HG3	44:DV:8:TYR:CZ	2.54	0.42
23:DA:55:G:H2'	23:DA:56:A:C8	2.54	0.42
1:CA:1004:A:H3'	1:CA:1004:A:N3	2.35	0.42
23:BA:1833:U:N3	23:BA:1834:U:C5	2.88	0.42
23:BA:2572:A:C8	26:BD:144:ARG:HB3	2.54	0.42
1:CA:502:G:H2'	1:CA:503:C:O4'	2.20	0.42
23:BA:150:C:H2'	23:BA:151:C:H6	1.83	0.42
23:BA:1324:G:H4'	23:BA:1616:A:C2	2.54	0.42
53:D5:29:LYS:O	53:D5:29:LYS:HG2	2.19	0.42
23:BA:909:A:C4	23:BA:912:C:C5	3.07	0.42
36:BN:100:LEU:HD21	36:BN:113:LEU:HB2	2.02	0.42
6:AF:82:ARG:HB2	6:AF:85:VAL:HG23	2.01	0.42
23:DA:2820:A:O4'	36:DN:5:LYS:HG3	2.18	0.42
2:AB:32:ILE:HA	2:AB:32:ILE:HD12	1.89	0.42
7:CG:95:ARG:O	7:CG:99:LEU:HG	2.20	0.42
1:CA:619:U:C2	4:CD:135:LEU:HD21	2.54	0.42
23:DA:1414:G:C4	23:DA:1415:U:C5	3.07	0.42
23:DA:2096:U:H2'	23:DA:2097:C:C6	2.55	0.42
23:BA:1648:C:H2'	23:BA:1649:G:O5'	2.19	0.42
23:BA:2716:U:O2'	23:BA:2717:G:H5'	2.19	0.42
1:AA:1020:U:H2'	1:AA:1021:G:H8	1.85	0.42
11:AK:48:ILE:HD11	11:AK:64:ALA:HA	2.00	0.42
28:BF:34:LEU:HD21	28:BF:159:VAL:HG21	2.00	0.42
7:CG:87:VAL:HG11	7:CG:154:TYR:O	2.20	0.42
23:BA:1109:C:H2'	23:BA:1110:G:O4'	2.19	0.42
23:BA:1229:G:H2'	23:BA:1230:C:C6	2.54	0.42
1:CA:541:G:O2'	4:CD:41:GLY:HA2	2.19	0.42
23:DA:1285:G:C5	23:DA:1329:U:C4	3.07	0.42
23:BA:1954:G:N2	23:BA:1956:U:H3	2.18	0.42
1:AA:1323:G:H2'	1:AA:1324:A:C8	2.55	0.42
23:DA:2212:A:HO2'	23:DA:2215:G:C1'	2.32	0.42
1:AA:1145:C:H4'	1:AA:1146:A:H8	1.85	0.42
8:CH:84:ARG:O	8:CH:135:CYS:HB2	2.19	0.42
26:DD:17:ASP:OD1	26:DD:18:ASP:N	2.53	0.42
50:D2:9:LYS:HA	50:D2:9:LYS:HD3	1.88	0.42

Continued on next page...

Continued from previous page...

Atom-1	Atom-2	Distance(Å)	Clash(Å)
26:DD:197:ILE:HD11	26:DD:199:ARG:HE	1.84	0.42
28:DF:178:PHE:HA	28:DF:179:PRO:HD3	1.79	0.42
23:DA:1399:C:O2'	23:DA:1400:G:H5'	2.17	0.42
5:CE:147:ASP:O	5:CE:151:LEU:HG	2.20	0.42
44:DV:48:PHE:CE2	44:DV:71:VAL:HG21	2.55	0.42
23:BA:846:C:C2	23:BA:847:U:C5	3.07	0.42
23:DA:947:G:H2'	23:DA:948:G:C5'	2.43	0.42
1:AA:1378:C:H5	1:AA:1379:G:C8	2.36	0.42
23:DA:2516:G:C6	23:DA:2517:C:C4	3.07	0.42
30:DH:82:ARG:HB3	30:DH:89:TYR:CG	2.55	0.42
23:BA:643:A:O2'	23:BA:644:A:H5'	2.19	0.42
23:BA:1541:U:C3'	23:BA:1542:G:O3'	2.66	0.42
23:DA:646:A:H2'	23:DA:647:G:O4'	2.20	0.42
27:BE:160:ASN:ND2	27:BE:162:LEU:H	2.18	0.42
1:AA:769:G:H4'	1:AA:1513:A:H4'	2.02	0.42
26:DD:4:ILE:HG13	26:DD:28:ALA:HB1	2.01	0.42
23:DA:2850:A:H2'	23:DA:2851:A:O4'	2.19	0.42
23:DA:1265:A:H3'	50:D2:19:ARG:NH1	2.35	0.42
1:CA:1149:C:O5'	1:CA:1149:C:H6	2.02	0.42
23:BA:332:A:O2'	23:BA:334:C:OP2	2.30	0.42
23:DA:1495:A:N3	23:DA:1496:A:C2	2.87	0.42
44:BV:9:TYR:O	44:BV:38:TYR:HE2	2.02	0.42
41:BS:4:LYS:HA	41:BS:106:ILE:HG22	2.02	0.42
35:BM:26:TYR:O	35:BM:26:TYR:CD1	2.72	0.42
1:CA:1004:A:H8	1:CA:1026:G:N7	2.17	0.42
3:CC:173:VAL:O	3:CC:173:VAL:HG12	2.19	0.42
23:DA:2196:C:O2'	23:DA:2197:U:H5'	2.19	0.42
35:DM:68:ILE:HD13	35:DM:103:MET:HG3	2.02	0.42
23:DA:1324:G:H4'	23:DA:1616:A:C2	2.54	0.42
26:BD:11:MET:CB	26:BD:24:THR:HA	2.50	0.42
2:CB:32:ILE:HD12	2:CB:32:ILE:HA	1.90	0.42
26:DD:11:MET:CB	26:DD:24:THR:HA	2.49	0.42
1:AA:284:G:H2'	1:AA:285:G:C8	2.54	0.42
1:CA:1323:G:H2'	1:CA:1324:A:C8	2.55	0.42
1:AA:1234:C:O2'	1:AA:1235:U:H5'	2.20	0.42
7:AG:87:VAL:HA	7:AG:88:PRO:HD3	1.80	0.42
24:BB:16:G:C6	24:BB:69:G:C2	3.08	0.42
4:AD:78:LEU:O	4:AD:81:GLU:HB3	2.18	0.42
23:DA:1759:A:C8	23:DA:2696:U:H1'	2.54	0.42
13:AM:24:GLY:O	13:AM:25:ILE:HD13	2.19	0.42
2:CB:15:VAL:C	2:CB:16:HIS:CG	2.93	0.42
23:BA:1759:A:C8	23:BA:2696:U:H1'	2.53	0.42

Continued on next page...

Continued from previous page...

Atom-1	Atom-2	Distance(Å)	Clash(Å)
23:DA:1546:A:H2'	23:DA:154(B):C:O4'	2.20	0.42
1:AA:1259:C:O5'	1:AA:1259:C:H6	2.03	0.42
27:BE:9:ILE:H	27:BE:9:ILE:HD13	1.83	0.42
10:AJ:79:ARG:HD3	10:AJ:79:ARG:HA	1.88	0.42
26:BD:110:GLY:HA2	26:BD:162:ALA:HB2	2.01	0.42
23:BA:335:C:C2	23:BA:336:C:C5	3.07	0.42
39:BQ:79:PHE:HE1	39:BQ:83:LEU:CD2	2.32	0.42
40:BR:40:LEU:C	40:BR:45:THR:HB	2.40	0.42
40:BR:45:THR:O	40:BR:46:VAL:C	2.56	0.42
23:DA:1828:G:OP2	25:DC:239:ARG:NH2	2.53	0.42
35:DM:75:THR:HG21	35:DM:85:LYS:HZ2	1.82	0.42
42:DT:30:VAL:HG12	42:DT:31:HIS:H	1.84	0.42
1:AA:980:C:O2	14:AN:19:ARG:HA	2.18	0.42
49:B1:42:CYS:HA	49:B1:59:VAL:C	2.40	0.42
35:DM:141:GLN:NE2	44:DV:72:ARG:HG2	2.35	0.42
35:BM:141:GLN:OXT	44:BV:98:MET:HE3	2.19	0.42
5:AE:33:VAL:CG1	5:AE:109:ILE:HD13	2.50	0.42
23:DA:1310:G:C3'	23:DA:1311:G:H5''	2.49	0.42
23:DA:1310:G:H2'	23:DA:1311:G:H5''	2.00	0.42
26:DD:101:ARG:HB3	26:DD:169:ASN:HD22	1.83	0.42
3:CC:23:TYR:HB2	10:CJ:93:GLY:O	2.19	0.42
23:DA:778:G:C5	23:DA:779:U:C4	3.07	0.42
29:BG:46:GLU:HG3	29:BG:51:ARG:CD	2.49	0.42
7:AG:15:ASP:HB3	7:AG:19:GLY:N	2.28	0.42
23:DA:94:G:N3	47:DY:47:ASN:ND2	2.67	0.42
34:DL:9:ASN:N	34:DL:10:PRO:CD	2.81	0.42
2:CB:11:LEU:HD12	2:CB:217:ARG:NH2	2.34	0.42
23:DA:85:G:C8	23:DA:85:G:H5''	2.50	0.42
23:BA:2809:A:N6	23:BA:2892:A:C8	2.88	0.42
23:DA:840:C:H2'	23:DA:841:A:C8	2.54	0.42
28:DF:115:ARG:CD	28:DF:115:ARG:H	2.30	0.42
1:CA:222:U:H2'	1:CA:223:U:H6	1.83	0.42
1:CA:1116:C:C3'	1:CA:1117:G:H5''	2.49	0.42
25:DC:126:GLN:HG2	25:DC:127:VAL:H	1.85	0.42
23:BA:1996:C:H5	33:BK:32:TYR:OH	2.03	0.42
23:DA:2749:A:H1'	29:DG:63:SER:OG	2.20	0.42
1:AA:192:U:H2'	1:AA:193:C:C6	2.55	0.42
23:DA:297:C:H2'	23:DA:298:G:O4'	2.20	0.42
35:BM:74:TYR:O	35:BM:89:ASN:N	2.53	0.42
1:CA:1201:A:O2'	1:CA:1202:G:OP2	2.34	0.42
30:BH:118:LYS:HA	30:BH:119:PRO:HD3	1.86	0.42
10:AJ:53:PRO:HA	14:AN:42:ILE:HD11	2.02	0.42

Continued on next page...

Continued from previous page...

Atom-1	Atom-2	Distance(Å)	Clash(Å)
26:DD:107:THR:O	26:DD:190:GLY:HA2	2.20	0.42
1:AA:338:A:C6	1:AA:339:C:N4	2.87	0.42
23:BA:2767:C:H2'	23:BA:2768:C:H6	1.84	0.42
15:CO:8:LYS:O	15:CO:12:ILE:HG13	2.19	0.42
23:BA:536:A:H2'	23:BA:537:C:C6	2.55	0.42
23:DA:648:G:O4'	23:DA:2351:G:H5''	2.20	0.42
23:DA:2870:C:H2'	23:DA:2871:C:O4'	2.20	0.42
23:BA:540:G:C4	23:BA:541:C:C5	3.08	0.42
35:DM:62:GLY:HA2	44:DV:116:VAL:HG22	2.02	0.42
23:BA:2212:A:HO2'	23:BA:2215:G:C1'	2.32	0.42
35:BM:18:LYS:HB3	35:BM:19:GLY:H	1.63	0.42
1:CA:1466:C:H2'	1:CA:1467:G:O4'	2.20	0.42
23:DA:1918:A:O2'	23:DA:1920:C:N4	2.53	0.42
13:CM:24:GLY:O	13:CM:25:ILE:HD13	2.20	0.42
1:CA:666:G:C5	1:CA:741:G:C6	3.08	0.42
14:CN:12:ARG:HB3	14:CN:14:PRO:HD3	2.02	0.42
4:AD:199:ASN:ND2	4:AD:202:LEU:HG	2.35	0.42
25:BC:218:ARG:HH11	25:BC:218:ARG:HG3	1.84	0.42
44:BV:70:LEU:HD23	44:BV:70:LEU:N	2.34	0.42
11:AK:38:ASN:ND2	11:AK:38:ASN:N	2.67	0.42
33:DK:19:ILE:HD13	33:DK:19:ILE:H	1.84	0.42
23:DA:2322:A:H3'	23:DA:2323:G:H8	1.83	0.42
6:AF:3:ARG:HD3	6:AF:64:GLN:OE1	2.20	0.42
23:DA:2618:G:C6	23:DA:2619:C:C4	3.07	0.42
23:DA:2070:G:H2'	23:DA:2071:A:O4'	2.19	0.42
1:AA:1399:C:H4'	1:AA:1400:C:C5'	2.20	0.42
23:BA:588:U:H2'	23:BA:589:C:H6	1.82	0.42
34:BL:47:ASP:HB3	34:BL:48:PRO:CA	2.49	0.42
23:BA:1828:G:OP2	25:BC:239:ARG:NH2	2.53	0.42
34:DL:86:LYS:HG3	34:DL:87:ASP:N	2.34	0.42
23:BA:72:U:O2'	23:BA:73:A:H5'	2.19	0.42
23:BA:2711:A:OP1	23:BA:712(B):A:P	2.78	0.42
25:DC:32:SER:HA	25:DC:36:PRO:HG2	2.01	0.42
10:AJ:32:ALA:HB2	10:AJ:76:ASN:HB2	2.00	0.42
26:BD:91:VAL:CB	26:BD:95:ILE:HD11	2.43	0.42
23:BA:2262:U:H4'	23:BA:2328:A:C2	2.55	0.42
28:DF:111:LEU:N	28:DF:112:PRO:CD	2.83	0.42
30:DH:133:HIS:HA	30:DH:134:PRO:HD3	1.90	0.42
25:BC:31:LYS:HG3	25:BC:33:LEU:HG	2.02	0.42
25:BC:27:THR:CG2	25:BC:83:GLU:HG2	2.50	0.42
12:AL:74:HIS:HD2	12:AL:76:LEU:HB2	1.84	0.42
1:CA:1328:C:H5''	13:CM:28:ALA:HB1	2.02	0.42

Continued on next page...

Continued from previous page...

Atom-1	Atom-2	Distance(Å)	Clash(Å)
16:CP:20:VAL:HG22	16:CP:21:VAL:N	2.34	0.42
30:DH:88:ILE:HG13	30:DH:144:VAL:HG11	2.02	0.42
34:DL:30:THR:CG2	34:DL:31:ALA:N	2.80	0.42
1:CA:392:G:C2	1:CA:393:A:C5	3.08	0.42
25:BC:147:LEU:HD13	25:BC:155:LEU:CD1	2.45	0.42
4:CD:51:PRO:HB3	4:CD:55:ALA:CB	2.49	0.42
46:BX:43:TYR:HA	46:BX:44:PRO:HD3	1.77	0.42
23:BA:2484:G:C2	23:BA:2485:G:C8	3.07	0.42
23:BA:804:A:H5'	23:BA:805:G:OP1	2.20	0.42
23:BA:1678:G:O5'	23:BA:1678:G:C8	2.64	0.42
39:BQ:62:ILE:HD12	39:BQ:76:TYR:CZ	2.54	0.42
51:B3:34:LEU:H	51:B3:34:LEU:HD13	1.85	0.42
25:BC:79:VAL:HG11	25:BC:111:LEU:CD1	2.50	0.42
36:DN:100:LEU:HD21	36:DN:113:LEU:HB2	2.01	0.42
34:BL:7:ARG:O	34:BL:10:PRO:HD3	2.19	0.42
1:CA:1528:U:H6	1:CA:1528:U:C5'	2.31	0.42
23:DA:839:U:H2'	23:DA:840:C:H6	1.82	0.42
23:BA:426:C:C2	23:BA:427:U:C5	3.08	0.42
47:BY:56:GLN:O	47:BY:60:LEU:HG	2.20	0.42
1:AA:222:U:H2'	1:AA:223:U:H6	1.83	0.42
41:DS:4:LYS:HA	41:DS:106:ILE:HG22	2.01	0.42
1:CA:192:U:H2'	1:CA:193:C:C6	2.55	0.42
6:CF:8:ILE:HD11	6:CF:79:LEU:HD13	2.01	0.42
23:DA:919:G:H2'	23:DA:920:G:H8	1.85	0.42
23:BA:919:G:H2'	23:BA:920:G:H8	1.85	0.42
1:CA:1281:U:O2'	1:CA:1282:C:P	2.78	0.42
23:DA:628:G:C6	23:DA:636:G:C2	3.07	0.42
23:BA:56:A:C2	23:BA:115:C:O2	2.73	0.42
3:AC:33:LEU:HD21	14:AN:53:LEU:HD23	2.00	0.42
25:DC:166:GLN:HB2	25:DC:174:ILE:HG22	2.00	0.42
23:BA:2090:G:H21	46:BX:45:ASN:HD21	1.67	0.42
23:BA:363(D):G:H2'	23:BA:363(E):G:C8	2.55	0.42
23:DA:1040:C:H2'	23:DA:1041:C:H6	1.85	0.42
23:DA:433:C:O2'	23:DA:434:U:H5'	2.19	0.42
1:AA:338:A:C6	1:AA:339:C:C4	3.08	0.42
41:BS:107:LEU:CD1	41:BS:107:LEU:N	2.82	0.42
29:BG:96:ALA:CB	29:BG:105:LEU:HB3	2.49	0.42
1:CA:338:A:C6	1:CA:339:C:C4	3.08	0.42
23:BA:286:C:C2	23:BA:287:C:C5	3.07	0.42
35:BM:130:LYS:HG2	35:BM:131:ILE:N	2.33	0.42
23:DA:1695:G:N2	23:DA:1696:G:C8	2.88	0.42
20:CT:94:ALA:C	20:CT:96:GLY:H	2.23	0.42

Continued on next page...

Continued from previous page...

Atom-1	Atom-2	Distance(Å)	Clash(Å)
6:CF:3:ARG:HD3	6:CF:64:GLN:OE1	2.20	0.42
32:BJ:35:ARG:O	32:BJ:73:ASP:HB3	2.20	0.42
7:CG:22:LEU:HD23	7:CG:63:LYS:HZ2	1.85	0.42
23:BA:665:C:O2'	23:BA:666:G:H5'	2.20	0.42
41:DS:30:GLU:HA	41:DS:33:ARG:HD2	2.01	0.42
39:DQ:57:PHE:HB3	39:DQ:61:TRP:CZ2	2.55	0.42
23:DA:191:A:H2'	23:DA:192:C:C6	2.55	0.42
1:AA:1419:G:C6	1:AA:1420:C:C4	3.07	0.42
23:DA:460:A:C6	23:DA:470:A:C8	3.08	0.42
7:AG:23:VAL:HG13	7:AG:43:PHE:CE2	2.55	0.42
26:BD:97:LYS:HE2	26:BD:97:LYS:HB3	1.91	0.42
50:D2:13:LYS:HB3	50:D2:13:LYS:HE2	1.85	0.42
24:DB:3:C:H2'	24:DB:4:C:C6	2.55	0.42
1:CA:1419:G:C6	1:CA:1420:C:C4	3.08	0.42
2:AB:15:VAL:C	2:AB:16:HIS:CG	2.92	0.42
9:AI:33:PHE:HZ	9:AI:43:ALA:O	2.03	0.42
23:BA:2444:G:C6	23:BA:2445:G:C5	3.08	0.42
23:DA:2444:G:C6	23:DA:2445:G:C5	3.07	0.42
34:DL:51:PHE:HB3	34:DL:52:GLU:H	1.76	0.42
25:DC:222:ARG:HH12	25:DC:239:ARG:CZ	2.33	0.42
32:BJ:40:ASP:OD1	32:BJ:42:GLU:HG2	2.20	0.42
23:DA:114(B):A:C2	23:DA:1144:G:C8	3.08	0.42
47:DY:2:LYS:HD3	47:DY:2:LYS:H	1.84	0.42
35:DM:81:VAL:HG12	35:DM:82:ARG:CG	2.41	0.42
1:CA:1346:A:H5'	9:CI:120:ARG:NH1	2.25	0.42
23:BA:948:G:OP1	23:BA:962:G:OP1	2.38	0.42
28:BF:111:LEU:N	28:BF:112:PRO:CD	2.83	0.42
3:CC:182:ILE:HG23	3:CC:202:ILE:C	2.40	0.42
23:DA:573:G:O2'	23:DA:574:C:H3'	2.20	0.42
43:DU:27:VAL:HG23	43:DU:27:VAL:O	2.19	0.42
26:DD:171:GLU:HG2	26:DD:185:LYS:CG	2.50	0.42
2:CB:187:LEU:CD1	2:CB:205:ASP:HB3	2.50	0.42
3:CC:59:ARG:HA	3:CC:63:ASN:O	2.20	0.42
23:DA:2468:G:HO2'	23:DA:2469:A:P	2.41	0.42
30:BH:101:LEU:HG	30:BH:107:ILE:CG2	2.49	0.42
4:CD:49:ARG:HA	4:CD:49:ARG:HD2	1.89	0.42
23:DA:479:A:H4'	23:DA:480:A:O5'	2.20	0.42
23:DA:1349:A:N6	23:DA:1598:C:H42	2.17	0.42
1:AA:586:C:O2'	1:AA:878:G:H4'	2.20	0.42
41:BS:18:ARG:HG2	41:BS:76:VAL:HG11	2.02	0.42
36:BN:2:ARG:HB3	36:BN:3:HIS:CE1	2.54	0.42
27:BE:106:ARG:HG2	27:BE:106:ARG:H	1.54	0.42

Continued on next page...

Continued from previous page...

Atom-1	Atom-2	Distance(Å)	Clash(Å)
5:AE:92:LYS:O	5:AE:118:ILE:HD12	2.20	0.42
40:BR:28:GLU:OE1	40:BR:31:ALA:HB2	2.19	0.42
23:DA:2477:C:HO2'	23:DA:2478:A:P	2.43	0.42
1:CA:235:C:H1'	17:CQ:61:GLU:CD	2.40	0.42
1:AA:663:A:O2'	1:AA:664:G:H5'	2.20	0.42
23:BA:514:A:H1'	23:BA:581:C:O2'	2.19	0.42
6:AF:8:ILE:HD11	6:AF:79:LEU:HD13	2.02	0.42
1:AA:815:A:H4'	1:AA:817:C:C5	2.55	0.42
3:AC:173:VAL:HG12	3:AC:173:VAL:O	2.20	0.42
23:DA:2341:G:H2'	23:DA:2342:C:C6	2.54	0.42
23:BA:2536:G:C6	23:BA:2537:U:C4	3.08	0.42
25:BC:105:ILE:HG13	25:BC:106:ILE:HD12	2.02	0.42
25:BC:260:ARG:O	25:BC:261:LYS:C	2.58	0.42
45:DW:82:ARG:HA	45:DW:83:PRO:HD2	1.91	0.42
23:BA:1751:C:H2'	23:BA:1752:C:C6	2.54	0.42
25:DC:261:LYS:HB2	25:DC:261:LYS:NZ	2.35	0.42
23:BA:1465:G:C2	23:BA:1466:G:C8	3.07	0.42
1:CA:156:G:C2	1:CA:166:G:C2	3.07	0.42
52:D4:47:ARG:O	52:D4:48:LYS:HB2	2.19	0.42
23:DA:335:C:C2	23:DA:336:C:C5	3.08	0.42
26:BD:17:ASP:OD1	26:BD:18:ASP:N	2.52	0.42
38:BP:131:ALA:O	38:BP:135:VAL:HG23	2.20	0.42
23:DA:173:G:H2'	23:DA:174:C:C6	2.54	0.42
23:BA:1107:G:O2'	23:BA:1108:U:H5'	2.19	0.42
23:DA:924:C:H2'	23:DA:925:C:C6	2.54	0.42
43:BU:34:LYS:HE2	43:BU:34:LYS:HB3	1.80	0.42
29:DG:144:VAL:O	29:DG:148:ILE:HG12	2.20	0.42
32:DJ:35:ARG:O	32:DJ:73:ASP:HB3	2.20	0.42
39:DQ:92:ARG:CD	39:DQ:95:LEU:H	2.32	0.42
39:DQ:92:ARG:HH21	40:DR:11:GLN:H	1.67	0.42
39:BQ:83:LEU:HG	39:BQ:88:ILE:CD1	2.43	0.42
1:CA:1130:A:H4'	9:CI:20:ARG:HH22	1.84	0.42
15:AO:36:ILE:HD12	15:AO:63:ARG:NH1	2.33	0.42
5:AE:76:ILE:CG1	5:AE:77:PRO:HD2	2.31	0.42
42:BT:26:TYR:CE1	42:BT:83:VAL:HG21	2.55	0.42
42:DT:26:TYR:CE1	42:DT:83:VAL:HG21	2.55	0.42
23:DA:2247:A:H2'	23:DA:2248:C:H6	1.83	0.42
53:B5:25:MET:SD	53:B5:47:LYS:HG2	2.59	0.42
53:B5:33:ASN:ND2	53:B5:34:TRP:N	2.67	0.42
5:AE:147:ASP:O	5:AE:151:LEU:HG	2.20	0.42
43:BU:30:VAL:HG13	43:BU:37:VAL:HG12	2.01	0.42
44:BV:97:GLU:HB3	44:BV:125:LEU:CD2	2.43	0.42

Continued on next page...

Continued from previous page...

Atom-1	Atom-2	Distance(Å)	Clash(Å)
23:DA:2262:U:H4'	23:DA:2328:A:C2	2.55	0.42
25:DC:35:LYS:HG3	25:DC:104:TYR:CD2	2.55	0.42
25:DC:35:LYS:CB	25:DC:36:PRO:HD3	2.50	0.42
23:BA:1579:A:H2'	23:BA:1580:A:C8	2.55	0.42
12:CL:69:ILE:HA	12:CL:99:ILE:HG22	2.01	0.42
23:BA:307:G:N1	23:BA:310:A:OP2	2.53	0.42
4:CD:31:CYS:O	4:CD:32:ALA:CB	2.68	0.42
25:DC:76:PRO:HA	25:DC:118:VAL:HG23	2.02	0.42
23:BA:464:U:H4'	52:B4:5:TRP:CZ3	2.54	0.42
44:BV:179:ASP:CG	44:BV:180:VAL:N	2.73	0.42
4:AD:122:ARG:O	4:AD:134:ASP:HB2	2.19	0.42
1:AA:1428:A:H2'	1:AA:1429:C:C6	2.55	0.42
23:BA:1349:A:N6	23:BA:1598:C:H42	2.18	0.42
4:CD:104:VAL:HG11	4:CD:146:ILE:HD12	2.01	0.42
9:AI:14:VAL:HG12	9:AI:15:ALA:N	2.35	0.42
2:AB:71:VAL:HG23	2:AB:164:VAL:HG13	2.02	0.42
23:BA:1951:U:O2	23:BA:1953:A:H8	2.03	0.42
23:BA:2686:G:C5	23:BA:2687:U:C4	3.08	0.42
28:BF:128:ARG:HH21	28:BF:130:ASN:ND2	2.17	0.42
23:DA:2809:A:N6	23:DA:2892:A:C8	2.88	0.42
1:CA:948:C:OP1	13:CM:107:ALA:HA	2.20	0.42
46:DX:37:ILE:HG23	46:DX:38:SER:N	2.35	0.42
25:BC:145:VAL:HG12	25:BC:146:GLU:O	2.20	0.42
1:AA:502:G:OP1	12:AL:115:SER:HA	2.19	0.42
47:DY:21:LEU:CD2	47:DY:22:GLU:HG3	2.50	0.42
1:AA:804:U:H5''	1:AA:805:C:OP2	2.20	0.42
23:BA:1655:A:O2'	26:BD:115:GLY:HA2	2.19	0.42
23:DA:1862:G:H2'	23:DA:1863:G:C8	2.53	0.42
35:DM:74:TYR:O	35:DM:89:ASN:N	2.52	0.42
51:B3:30:THR:CG2	51:B3:31:PRO:HD2	2.48	0.42
19:CS:53:ASN:ND2	19:CS:56:GLN:H	2.17	0.42
25:BC:261:LYS:NZ	25:BC:261:LYS:HB2	2.35	0.42
25:DC:105:ILE:HG12	25:DC:106:ILE:HD12	2.02	0.42
18:CR:45:SER:HB3	18:CR:51:LEU:CG	2.49	0.42
1:AA:1330:U:H4'	13:AM:23:TYR:CE2	2.54	0.42
41:BS:70:TYR:HD2	41:BS:70:TYR:H	1.68	0.42
1:CA:862:C:H2'	1:CA:863:U:O4'	2.20	0.42
23:BA:1464:C:O2	23:BA:1528:A:H2	2.03	0.42
23:BA:173:G:H2'	23:BA:174:C:C6	2.55	0.42
15:CO:7:GLU:HA	15:CO:10:LYS:HB3	2.01	0.42
33:BK:17:ARG:HB2	33:BK:45:GLU:HG3	2.02	0.42
23:BA:2396:G:O2'	23:BA:2397:G:H5'	2.20	0.42

Continued on next page...

Continued from previous page...

Atom-1	Atom-2	Distance(Å)	Clash(Å)
38:BP:23:ARG:NH2	38:BP:120:ARG:HD3	2.35	0.42
14:AN:12:ARG:HB3	14:AN:14:PRO:HD3	2.02	0.42
1:AA:69:G:H2'	1:AA:73:G:H8	1.84	0.42
33:DK:17:ARG:HB2	33:DK:45:GLU:HG3	2.01	0.42
23:DA:1726:G:C2	23:DA:1735:U:O2	2.73	0.42
39:DQ:59:ARG:O	39:DQ:63:VAL:HG23	2.20	0.42
7:AG:25:ALA:O	7:AG:29:LYS:HG2	2.20	0.42
29:BG:12:PRO:O	29:BG:15:VAL:HG22	2.20	0.42
1:CA:1020:U:H2'	1:CA:1021:G:H8	1.85	0.42
1:CA:119:A:C5	1:CA:240:C:C4	3.07	0.42
2:CB:113:HIS:O	2:CB:116:GLU:HG2	2.19	0.42
44:DV:157:LEU:N	44:DV:157:LEU:HD12	2.34	0.42
23:BA:2194:G:H2'	23:BA:2195:C:H6	1.84	0.42
1:AA:272:C:H2'	1:AA:273:A:H8	1.85	0.42
7:CG:111:ARG:HA	7:CG:112:PRO:HD3	1.82	0.42
40:BR:4:ILE:HG22	40:BR:5:VAL:N	2.35	0.42
23:DA:1140:C:OP1	32:DJ:46:LEU:HB3	2.20	0.42
53:D5:33:ASN:ND2	53:D5:34:TRP:N	2.67	0.42
49:D1:50:THR:CG2	49:D1:51:TYR:H	2.14	0.42
34:BL:85:LEU:HD21	34:BL:116:GLY:O	2.20	0.42
42:DT:31:HIS:HA	42:DT:32:PRO:HD3	1.97	0.42
37:DO:49:VAL:HG13	37:DO:76:LYS:HB2	2.02	0.42
25:BC:190:TYR:O	25:BC:191:ALA:HB2	2.20	0.42
25:DC:197:GLY:O	25:DC:198:ASN:C	2.58	0.42
10:CJ:33:GLN:HB2	10:CJ:75:ILE:CD1	2.50	0.42
25:DC:94:LEU:HB2	25:DC:104:TYR:CE1	2.47	0.42
23:DA:2028:U:O4	23:DA:2033:A:OP1	2.38	0.42
34:BL:61:ARG:HH11	53:B5:13:ARG:HD2	1.84	0.42
7:AG:70:LYS:HA	7:AG:71:PRO:HD2	1.94	0.42
1:CA:1328:C:H5''	13:CM:28:ALA:CB	2.49	0.42
4:CD:50:ARG:HA	4:CD:51:PRO:HD3	1.85	0.42
23:BA:1334:G:C6	23:BA:1335:U:C4	3.07	0.42
28:BF:18:GLU:HB3	28:BF:175:LEU:HD13	2.02	0.42
28:DF:161:THR:HG21	28:DF:172:LEU:CD2	2.50	0.42
1:AA:391:G:C6	1:AA:392:G:C5	3.08	0.42
1:AA:429:U:H4'	1:AA:430:A:O5'	2.20	0.42
23:BA:1447:G:N3	23:BA:1545:A:H2	2.18	0.42
23:BA:388:G:OP1	46:BX:33:LYS:CB	2.68	0.42
23:DA:907:U:O2'	35:DM:101:ARG:NH2	2.49	0.42
3:CC:34:LEU:HD21	3:CC:38:ARG:HH21	1.84	0.42
24:BB:106:G:C5	24:BB:107:U:C5	3.08	0.42
1:AA:1513:A:H2'	1:AA:1514:C:C6	2.55	0.42

Continued on next page...

Continued from previous page...

Atom-1	Atom-2	Distance(Å)	Clash(Å)
4:CD:108:LEU:HB3	4:CD:110:PHE:HD2	1.85	0.42
23:DA:595:C:H2'	23:DA:596:G:O4'	2.20	0.42
28:BF:128:ARG:HG2	28:BF:129:GLY:H	1.85	0.42
23:DA:1602:U:H3'	23:DA:1603:A:C5'	2.50	0.42
11:AK:59:TYR:O	11:AK:62:GLN:HB3	2.19	0.42
1:CA:685:G:O2'	1:CA:686:U:H5'	2.20	0.42
23:BA:311:A:C8	23:BA:332:A:C5	3.07	0.42
33:BK:22:ILE:HG12	33:BK:42:SER:H	1.85	0.42
1:AA:805:C:H2'	1:AA:806:C:C6	2.53	0.42
1:AA:1004:A:H3'	1:AA:1004:A:N3	2.34	0.42
23:DA:56:A:C2	23:DA:115:C:O2	2.73	0.42
6:CF:75:LEU:C	6:CF:75:LEU:HD23	2.40	0.42
26:BD:144:ARG:HB3	26:BD:145:LYS:H	1.57	0.42
23:BA:2050:C:H1'	26:BD:156:MET:CE	2.49	0.42
20:CT:63:ILE:HG21	20:CT:81:LYS:HG3	2.00	0.42
10:AJ:30:SER:HB2	10:AJ:80:LYS:HG3	2.02	0.42
30:DH:29:TYR:C	30:DH:32:PRO:HD2	2.40	0.42
1:CA:1432:G:OP1	38:DP:107:ASP:HB2	2.20	0.42
18:AR:45:SER:HB3	18:AR:51:LEU:HG	2.02	0.42
19:CS:51:VAL:HG12	19:CS:52:TYR:O	2.20	0.42
23:BA:161:U:HO2'	23:BA:162:U:H5	1.66	0.42
23:DA:912:C:C2	23:DA:913:U:C5	3.08	0.42
6:CF:82:ARG:HB2	6:CF:85:VAL:HG23	2.01	0.42
23:DA:2886:G:H2'	23:DA:2887:U:H6	1.84	0.42
23:BA:2590:A:C2	23:BA:2605:U:C2	3.08	0.42
41:DS:107:LEU:CD1	41:DS:107:LEU:N	2.83	0.42
5:AE:35:GLY:HA3	5:AE:41:VAL:HG12	2.02	0.42
1:AA:173:U:C6	1:AA:197:A:C2	3.08	0.42
1:CA:1020:U:H2'	1:CA:1021:G:C8	2.55	0.42
41:BS:30:GLU:HA	41:BS:33:ARG:HD2	2.02	0.42
23:BA:2762:G:O2'	23:BA:2763:G:H5'	2.20	0.42
23:DA:699:A:H4'	23:DA:1634:A:N7	2.34	0.42
40:BR:1:MET:SD	40:BR:42:GLY:HA3	2.60	0.42
24:BB:33:G:O2'	24:BB:34:U:H5'	2.20	0.42
23:BA:924:C:H2'	23:BA:925:C:C6	2.55	0.42
23:BA:2870:C:H2'	23:BA:2871:C:O4'	2.19	0.42
1:CA:386:C:H2'	1:CA:387:U:H5''	2.02	0.42
23:DA:284:U:H2'	23:DA:285:C:C6	2.55	0.42
8:CH:85:ARG:HH12	8:CH:134:ILE:HG23	1.85	0.42
28:DF:34:LEU:HD21	28:DF:159:VAL:HG21	2.02	0.42
38:DP:131:ALA:O	38:DP:135:VAL:HG23	2.20	0.42
52:D4:18:PHE:CD2	52:D4:18:PHE:C	2.93	0.42

Continued on next page...

Continued from previous page...

Atom-1	Atom-2	Distance(Å)	Clash(Å)
7:AG:60:LYS:HA	7:AG:60:LYS:HD2	1.91	0.42
23:DA:2284:C:O5'	23:DA:2284:C:H6	2.03	0.42
29:DG:78:GLY:HA2	29:DG:83:TYR:CE1	2.54	0.42
44:DV:40:ASP:OD1	44:DV:42:VAL:HG12	2.19	0.42
2:AB:69:LEU:HD22	2:AB:159:PRO:HG2	2.02	0.41
34:BL:62:LEU:HD22	34:BL:62:LEU:N	2.35	0.41
5:CE:20:GLN:O	5:CE:21:ALA:C	2.59	0.41
37:DO:28:VAL:HG13	37:DO:35:ILE:HD11	2.02	0.41
49:D1:42:CYS:HA	49:D1:59:VAL:C	2.41	0.41
23:DA:270(K):G:H2'	23:DA:270(L):C:O4'	2.20	0.41
25:DC:35:LYS:HZ1	25:DC:104:TYR:H	1.68	0.41
3:CC:137:ALA:O	3:CC:141:VAL:HG23	2.20	0.41
2:AB:187:LEU:CD1	2:AB:205:ASP:HB3	2.50	0.41
2:AB:80:ILE:HD12	2:AB:211:ILE:HB	2.01	0.41
7:AG:92:SER:O	7:AG:96:GLN:HG3	2.20	0.41
12:CL:74:HIS:CD2	12:CL:76:LEU:HB2	2.55	0.41
12:CL:82:VAL:HG23	12:CL:106:ALA:CB	2.45	0.41
26:DD:116:VAL:HG13	26:DD:117:MET:N	2.34	0.41
38:DP:61:PHE:CZ	38:DP:76:PHE:HB2	2.54	0.41
24:BB:72:G:N2	24:BB:103:U:C5	2.88	0.41
19:CS:29:ARG:HB2	19:CS:48:THR:N	2.32	0.41
28:BF:15:VAL:HG22	28:BF:175:LEU:HB3	2.02	0.41
23:DA:1543:A:H3'	23:DA:1543:A:C8	2.55	0.41
23:DA:65:C:O2'	23:DA:66:C:H5'	2.20	0.41
47:BY:46:GLN:O	47:BY:47:ASN:CB	2.61	0.41
25:DC:235:GLY:O	25:DC:237:GLU:N	2.48	0.41
23:BA:811:U:H3'	34:BL:25:SER:O	2.20	0.41
7:CG:150:ALA:HA	11:CK:59:TYR:HD2	1.85	0.41
23:BA:2809:A:N1	23:BA:2892:A:C4	2.88	0.41
23:DA:363(A):G:H2'	23:DA:363(B):A:C8	2.54	0.41
13:CM:106:ASN:HB2	13:CM:107:ALA:H	1.55	0.41
7:AG:150:ALA:HA	11:AK:59:TYR:CD2	2.55	0.41
38:DP:128:GLU:O	38:DP:132:LYS:HG3	2.19	0.41
28:DF:114:ILE:HB	28:DF:117:PHE:HB2	2.02	0.41
1:CA:683:G:C5	1:CA:684:A:N7	2.88	0.41
4:CD:75:PHE:HE2	4:CD:207:TYR:HE1	1.67	0.41
23:BA:1374:G:C5	23:BA:1375:C:C5	3.08	0.41
1:CA:625:G:H2'	1:CA:626:U:C6	2.55	0.41
23:BA:320:A:H5''	23:BA:321:G:OP1	2.19	0.41
36:BN:94:TYR:O	36:BN:117:VAL:HG12	2.20	0.41
39:DQ:28:ARG:CG	39:DQ:38:THR:OG1	2.68	0.41
41:DS:12:ILE:HD12	41:DS:46:PHE:HE2	1.85	0.41

Continued on next page...

Continued from previous page...

Atom-1	Atom-2	Distance(Å)	Clash(Å)
23:DA:2230:G:H1'	46:DX:45:ASN:HB2	2.02	0.41
15:CO:50:HIS:O	15:CO:53:HIS:HB3	2.19	0.41
23:DA:2846:G:C5	23:DA:2847:U:C5	3.08	0.41
18:AR:45:SER:HB3	18:AR:51:LEU:HD21	2.01	0.41
36:BN:100:LEU:HD23	36:BN:112:ALA:HA	2.02	0.41
23:BA:1851:U:H2'	23:BA:1852:C:H6	1.85	0.41
23:BA:1284:A:H2'	23:BA:1285:G:O4'	2.20	0.41
5:AE:41:VAL:CG1	5:AE:113:ALA:HA	2.49	0.41
23:DA:1284:A:H2'	23:DA:1285:G:O4'	2.19	0.41
1:AA:35:G:C6	1:AA:36:C:N4	2.87	0.41
2:CB:140:HIS:O	2:CB:144:ARG:HG2	2.20	0.41
33:DK:90:GLN:O	33:DK:91:LEU:HB2	2.20	0.41
1:CA:1448:C:H2'	1:CA:1449:C:H6	1.84	0.41
35:DM:121:ALA:HA	35:DM:124:LYS:HG3	2.02	0.41
23:BA:2718:G:H2'	23:BA:2719:G:C8	2.55	0.41
23:DA:725:G:C6	23:DA:726:G:N1	2.88	0.41
23:BA:2338:G:C2	23:BA:2339:G:C8	3.08	0.41
1:CA:697:U:H2'	1:CA:698:G:H5'	2.01	0.41
27:BE:117:ARG:HD2	27:BE:190:GLU:O	2.20	0.41
1:AA:119:A:C5	1:AA:240:C:C4	3.08	0.41
43:DU:95:LYS:HB3	43:DU:99:CYS:O	2.19	0.41
23:BA:71:A:H4'	23:BA:72:U:H5''	2.02	0.41
37:BO:66:ALA:HA	37:BO:69:VAL:HG12	2.02	0.41
46:DX:11:ARG:HH11	46:DX:60:PHE:HA	1.85	0.41
46:BX:11:ARG:HG3	46:BX:62:VAL:HA	2.02	0.41
25:DC:27:THR:CG2	25:DC:83:GLU:HG2	2.50	0.41
34:BL:57:THR:HG23	34:BL:59:LEU:HB3	1.99	0.41
23:BA:2210:G:C3'	23:BA:2210:G:N3	2.77	0.41
36:DN:14:SER:HA	36:DN:17:ARG:HG2	2.02	0.41
23:DA:342:G:O2'	23:DA:343:C:H5''	2.20	0.41
43:BU:17:SER:CB	43:BU:71:LYS:HD2	2.50	0.41
23:BA:2287:A:C5	23:BA:2289:G:C5	3.08	0.41
23:DA:1518:C:O2'	23:DA:1519:G:H5'	2.20	0.41
4:AD:30:LYS:C	4:AD:32:ALA:N	2.70	0.41
44:DV:179:ASP:CG	44:DV:180:VAL:N	2.74	0.41
23:BA:388:G:C4	23:BA:390:A:C6	3.09	0.41
1:AA:1368:G:O2'	1:AA:1369:C:H5'	2.20	0.41
44:DV:24:LEU:HD21	44:DV:86:VAL:HG23	2.01	0.41
23:BA:1486:A:N6	23:BA:1504:C:N4	2.68	0.41
5:CE:48:ALA:HA	5:CE:49:PRO:HD3	1.91	0.41
23:DA:1388:G:N3	23:DA:1389:G:C8	2.89	0.41
35:BM:127:ILE:HG22	35:BM:128:LYS:N	2.36	0.41

Continued on next page...

Continued from previous page...

Atom-1	Atom-2	Distance(Å)	Clash(Å)
23:DA:2849:U:H4'	23:DA:2868:A:C2	2.55	0.41
23:DA:2809:A:N1	23:DA:2892:A:C4	2.88	0.41
1:AA:841:U:O2'	1:AA:842:C:H6	2.03	0.41
23:DA:828:U:C5	23:DA:829:A:N6	2.88	0.41
23:BA:2306:C:H4'	28:BF:136:ARG:NH2	2.34	0.41
25:BC:126:GLN:HG2	25:BC:127:VAL:H	1.85	0.41
44:DV:9:TYR:O	44:DV:38:TYR:HE2	2.03	0.41
22:AV:6165:G:C6	22:AV:6166:U:C4	3.08	0.41
1:AA:1116:C:H3'	1:AA:1117:G:H5''	2.02	0.41
4:AD:79:PHE:CD1	4:AD:207:TYR:HD1	2.38	0.41
1:CA:626:U:H5''	16:CP:38:TYR:CD2	2.55	0.41
13:AM:19:LEU:HA	13:AM:22:ILE:HG12	2.03	0.41
1:AA:176:C:H5''	20:AT:29:LYS:HZ1	1.85	0.41
20:AT:33:ILE:CD1	20:AT:62:LEU:HD22	2.50	0.41
1:AA:17:U:N3	1:AA:18:C:C4	2.88	0.41
23:BA:1027:A:N6	23:BA:1126:A:N9	2.67	0.41
1:CA:1289:A:C8	1:CA:1290:G:C8	3.08	0.41
21:AU:6:ARG:HG3	21:AU:15:ARG:HH11	1.85	0.41
23:DA:1926:U:O2	23:DA:1929:G:C2	2.73	0.41
1:AA:1289:A:C8	1:AA:1290:G:C8	3.08	0.41
25:BC:105:ILE:HG12	25:BC:106:ILE:HD12	2.01	0.41
38:BP:110:ILE:HD12	38:BP:110:ILE:HA	1.86	0.41
32:BJ:27:TYR:O	32:BJ:29:PRO:HD3	2.20	0.41
23:BA:2723:C:H6	23:BA:2723:C:O5'	2.03	0.41
23:DA:1465:G:C2	23:DA:1466:G:C8	3.08	0.41
1:CA:173:U:C6	1:CA:197:A:C2	3.08	0.41
25:BC:202:LYS:HG3	25:BC:203:ASN:OD1	2.19	0.41
23:BA:735:A:H3'	23:BA:736:C:C6	2.54	0.41
3:CC:134:ILE:HD11	3:CC:153:VAL:HG22	2.01	0.41
23:DA:2194:G:H2'	23:DA:2195:C:H6	1.85	0.41
37:DO:102:ALA:HA	37:DO:105:ALA:HB3	2.02	0.41
1:CA:35:G:C6	1:CA:36:C:N4	2.88	0.41
1:AA:584:G:H2'	1:AA:585:G:C8	2.55	0.41
29:BG:144:VAL:O	29:BG:148:ILE:HG12	2.20	0.41
3:AC:108:ASN:HA	3:AC:109:PRO:HD2	1.87	0.41
23:BA:2509:G:C5	23:BA:2510:C:C5	3.08	0.41
23:BA:2065:C:H2'	23:BA:2066:C:C6	2.55	0.41
23:DA:2518:A:H5'	23:DA:2518:A:C8	2.55	0.41
23:DA:1502:C:H6	23:DA:1502:C:O5'	2.04	0.41
44:BV:157:LEU:HD12	44:BV:157:LEU:N	2.35	0.41
1:CA:786:G:H2'	1:CA:787:A:O4'	2.21	0.41
23:DA:2304:G:H1	23:DA:2312:U:H3	1.67	0.41

Continued on next page...

Continued from previous page...

Atom-1	Atom-2	Distance(Å)	Clash(Å)
23:DA:1688:U:O2	23:DA:1700:A:H8	2.03	0.41
23:BA:826:U:H2'	23:BA:828:U:O4'	2.20	0.41
23:DA:2057:A:H2'	23:DA:2058:A:O4'	2.20	0.41
42:DT:24:GLY:HA3	42:DT:82:GLN:HE22	1.85	0.41
43:BU:14:LEU:HD23	43:BU:14:LEU:C	2.40	0.41
28:BF:5:LEU:HD21	49:B1:50:THR:CG2	2.50	0.41
43:BU:2:ARG:HG2	43:BU:3:VAL:N	2.35	0.41
10:AJ:78:ASN:O	10:AJ:82:ILE:HG12	2.20	0.41
1:CA:940:C:H2'	1:CA:941:G:H8	1.85	0.41
25:BC:32:SER:HA	25:BC:36:PRO:HG2	2.01	0.41
23:DA:125:G:H5'	52:D4:19:ARG:CG	2.50	0.41
7:AG:70:LYS:HG3	7:AG:96:GLN:HB3	2.02	0.41
28:DF:53:LEU:HD13	28:DF:88:ILE:HG12	2.02	0.41
42:BT:15:GLU:N	42:BT:15:GLU:CD	2.62	0.41
23:DA:558:G:P	32:DJ:134:PRO:HD2	2.61	0.41
13:AM:3:ARG:HH12	28:BF:113:ARG:HD2	1.83	0.41
32:DJ:90:LEU:CD1	32:DJ:90:LEU:H	2.30	0.41
35:BM:24:GLY:HA2	35:BM:101:ARG:CA	2.46	0.41
44:DV:102:LEU:HD21	44:DV:124:ILE:HD11	2.01	0.41
23:DA:588:U:H2'	23:DA:589:C:H6	1.81	0.41
23:DA:2686:G:C5	23:DA:2687:U:C4	3.08	0.41
23:DA:1939:U:OP1	23:DA:2604:U:O2'	2.36	0.41
35:BM:20:ALA:O	35:BM:21:THR:O	2.38	0.41
27:BE:111:ALA:HB2	27:BE:206:ILE:HD12	2.00	0.41
23:BA:448:U:H1'	27:BE:84:VAL:HG21	2.02	0.41
23:BA:2593:U:H2'	23:BA:2594:C:H6	1.81	0.41
52:D4:21:ARG:CB	52:D4:31:LEU:HD21	2.50	0.41
23:BA:2476:A:N1	23:BA:2477:C:C4	2.88	0.41
46:DX:23:LYS:HG3	46:DX:23:LYS:O	2.20	0.41
40:BR:28:GLU:HB3	40:BR:29:PRO:HD2	2.02	0.41
38:DP:64:ARG:HA	38:DP:72:VAL:O	2.20	0.41
2:CB:97:TRP:CH2	2:CB:176:GLU:CD	2.93	0.41
16:AP:49:LEU:HD12	16:AP:50:LYS:N	2.35	0.41
11:AK:54:ARG:HG2	11:AK:54:ARG:H	1.67	0.41
4:AD:75:PHE:HE2	4:AD:207:TYR:HE1	1.67	0.41
1:CA:950:U:H4'	1:CA:971:G:N2	2.36	0.41
23:BA:1496:A:C8	23:BA:1577:C:O2'	2.71	0.41
16:CP:47:ASP:C	16:CP:49:LEU:H	2.23	0.41
1:AA:1281:U:O2'	1:AA:1282:C:P	2.78	0.41
23:DA:486:C:H4'	41:DS:60:ASN:ND2	2.35	0.41
10:CJ:30:SER:HB2	10:CJ:80:LYS:HG3	2.02	0.41
23:DA:1028:A:H61	23:DA:1125:G:H2'	1.84	0.41

Continued on next page...

Continued from previous page...

Atom-1	Atom-2	Distance(Å)	Clash(Å)
45:DW:36:ILE:HG23	45:DW:58:THR:HG23	2.03	0.41
23:BA:2013:A:H4'	41:BS:96:ILE:HD12	2.02	0.41
23:BA:1354:A:O5'	23:BA:1354:A:H8	2.03	0.41
23:DA:1464:C:O2	23:DA:1528:A:H2	2.03	0.41
23:DA:1682:G:H2'	23:DA:1683:C:C6	2.55	0.41
1:AA:1020:U:H2'	1:AA:1021:G:C8	2.55	0.41
23:DA:2718:G:H2'	23:DA:2719:G:C8	2.55	0.41
7:CG:23:VAL:HG13	7:CG:43:PHE:CE2	2.55	0.41
11:AK:34:ASP:HB2	11:AK:35:PRO:HD2	2.02	0.41
23:DA:1328:G:H2'	23:DA:1330:C:C5	2.55	0.41
1:CA:1089:G:C6	1:CA:1090:U:C4	3.08	0.41
2:AB:140:HIS:O	2:AB:144:ARG:HG2	2.19	0.41
23:DA:1998:G:H2'	23:DA:1999:C:C6	2.56	0.41
1:AA:123:C:OP1	1:AA:312:C:H5'	2.20	0.41
23:BA:1676:A:N6	23:BA:1677:A:C6	2.88	0.41
23:DA:396:G:H1'	46:DX:42:GLN:OE1	2.20	0.41
23:BA:2070:G:H2'	23:BA:2071:A:O4'	2.20	0.41
34:BL:67:MET:HA	34:BL:67:MET:HE3	2.02	0.41
38:BP:115:ARG:HG2	38:BP:115:ARG:H	1.51	0.41
5:AE:15:ARG:O	5:AE:15:ARG:HG2	2.21	0.41
13:AM:56:LEU:HD13	13:AM:56:LEU:O	2.20	0.41
5:CE:15:ARG:HG2	5:CE:15:ARG:O	2.20	0.41
52:B4:47:ARG:O	52:B4:48:LYS:HB2	2.20	0.41
1:AA:1352:C:H2'	1:AA:1353:G:C8	2.56	0.41
2:AB:167:PRO:O	2:AB:171:ALA:HB2	2.20	0.41
34:DL:36:LYS:O	34:DL:38:GLN:HG2	2.20	0.41
39:BQ:106:PHE:HA	39:BQ:109:LEU:HD12	2.02	0.41
32:BJ:88:LYS:O	32:BJ:92:GLN:HB3	2.20	0.41
34:BL:62:LEU:HA	34:BL:63:PRO:HD3	1.77	0.41
23:BA:960:A:H61	35:BM:82:ARG:NH2	2.18	0.41
44:DV:97:GLU:O	44:DV:98:MET:HB3	2.21	0.41
10:AJ:33:GLN:HB2	10:AJ:75:ILE:CD1	2.50	0.41
23:DA:572:A:H2'	23:DA:573:G:O4'	2.20	0.41
3:AC:59:ARG:HA	3:AC:63:ASN:O	2.20	0.41
23:DA:2542:A:H8	23:DA:2544:G:O6	2.03	0.41
3:CC:22:TRP:HE3	3:CC:23:TYR:O	2.02	0.41
27:BE:181:LEU:CD2	27:BE:186:ILE:HD11	2.50	0.41
37:DO:31:SER:HB3	37:DO:34:HIS:H	1.84	0.41
13:AM:3:ARG:HH11	28:BF:113:ARG:HH11	1.69	0.41
23:BA:796:C:H2'	23:BA:797:C:H6	1.81	0.41
11:AK:91:ARG:O	11:AK:95:ILE:HG13	2.20	0.41
28:DF:122:PRO:O	28:DF:125:PHE:HD1	2.03	0.41

Continued on next page...

Continued from previous page...

Atom-1	Atom-2	Distance(Å)	Clash(Å)
11:CK:91:ARG:O	11:CK:95:ILE:HG13	2.19	0.41
46:DX:84:GLY:O	46:DX:85:LEU:C	2.58	0.41
32:BJ:114:LEU:HA	32:BJ:118:PRO:HB3	2.01	0.41
25:BC:69:ARG:HH12	25:BC:117:VAL:HG21	1.85	0.41
27:BE:39:TRP:CD1	27:BE:101:LEU:HB2	2.56	0.41
23:BA:595:C:H2'	23:BA:596:G:O4'	2.21	0.41
1:CA:1422:G:H5''	33:DK:48:PRO:HB3	2.01	0.41
38:BP:100:TYR:C	38:BP:102:ILE:N	2.74	0.41
1:CA:57:G:C6	1:CA:58:C:C4	3.09	0.41
28:DF:115:ARG:HD2	28:DF:115:ARG:N	2.35	0.41
1:CA:1038:C:H2'	1:CA:1039:C:H6	1.85	0.41
38:BP:77:PRO:HB2	38:BP:80:SER:HB2	2.03	0.41
13:CM:8:GLU:OE1	13:CM:22:ILE:HG23	2.21	0.41
39:BQ:28:ARG:HG3	39:BQ:38:THR:OG1	2.19	0.41
4:CD:138:TYR:CD1	4:CD:138:TYR:C	2.94	0.41
23:BA:486:C:H4'	41:BS:60:ASN:ND2	2.35	0.41
23:DA:2050:C:H1'	26:DD:156:MET:CE	2.49	0.41
23:BA:1289:C:H2'	23:BA:1290:C:C6	2.55	0.41
45:BW:14:ARG:HB2	45:BW:14:ARG:HE	1.50	0.41
1:AA:1057:G:H2'	1:AA:1058:G:O4'	2.20	0.41
23:BA:2783:G:N2	26:BD:37:ARG:HH12	2.19	0.41
23:DA:1414:G:C5	23:DA:1415:U:C5	3.08	0.41
4:CD:78:LEU:O	4:CD:81:GLU:HB3	2.21	0.41
1:AA:659:U:O2'	1:AA:660:G:H5'	2.20	0.41
2:CB:167:PRO:O	2:CB:171:ALA:HB2	2.20	0.41
23:BA:2228:G:C6	23:BA:2229:C:C4	3.09	0.41
23:BA:1203:G:C6	23:BA:1204:A:C6	3.09	0.41
20:AT:82:SER:O	20:AT:86:ARG:HB3	2.21	0.41
23:DA:2029:G:H2'	23:DA:2031:A:OP1	2.20	0.41
35:DM:18:LYS:HB3	35:DM:19:GLY:H	1.62	0.41
23:DA:1396:U:O2	23:DA:1396:U:H2'	2.18	0.41
1:AA:1432:G:O5'	1:AA:1432:G:H8	2.02	0.41
34:BL:81:GLN:HE21	34:BL:81:GLN:HB2	1.59	0.41
48:BZ:55:ARG:HD3	48:BZ:55:ARG:HA	1.65	0.41
17:AQ:11:VAL:O	17:AQ:11:VAL:HG22	2.21	0.41
23:BA:312:G:H5'	23:BA:331:A:H2'	2.01	0.41
23:DA:1214:A:H2'	23:DA:1215:G:O4'	2.20	0.41
23:BA:1695:G:N2	23:BA:1696:G:C8	2.88	0.41
37:BO:102:ALA:HA	37:BO:105:ALA:HB3	2.03	0.41
1:AA:366:C:O2'	1:AA:367:U:P	2.78	0.41
23:BA:1140:C:OP1	32:BJ:46:LEU:HB3	2.21	0.41
23:BA:2420:C:P	53:B5:34:TRP:HA	2.60	0.41

Continued on next page...

Continued from previous page...

Atom-1	Atom-2	Distance(Å)	Clash(Å)
23:DA:1022:G:C5	23:DA:1140:C:N4	2.88	0.41
28:DF:5:LEU:HD23	28:DF:5:LEU:HA	1.84	0.41
29:BG:86:GLU:HG2	29:BG:164:TYR:O	2.19	0.41
42:DT:30:VAL:HG21	42:DT:79:ALA:CB	2.50	0.41
50:D2:44:THR:HG22	50:D2:45:VAL:N	2.36	0.41
37:DO:65:VAL:O	37:DO:69:VAL:HG12	2.20	0.41
1:AA:940:C:H2'	1:AA:941:G:H8	1.86	0.41
10:CJ:78:ASN:O	10:CJ:82:ILE:HG12	2.20	0.41
25:DC:136:ILE:HA	25:DC:137:PRO:HD3	1.96	0.41
1:CA:1372:U:OP1	9:CI:71:SER:HB3	2.21	0.41
23:DA:971:C:H2'	23:DA:972:G:H5'	2.03	0.41
25:BC:35:LYS:CB	25:BC:36:PRO:HD3	2.50	0.41
25:DC:61:LEU:HD12	25:DC:61:LEU:HA	1.84	0.41
23:BA:1493:C:C4	23:BA:2210:G:O2'	2.73	0.41
23:DA:330:A:O2'	23:DA:331:A:H8	2.04	0.41
23:BA:342:G:O2'	23:BA:343:C:H5''	2.21	0.41
32:BJ:57:LEU:HA	32:BJ:57:LEU:HD13	1.72	0.41
43:DU:17:SER:CB	43:DU:71:LYS:HD2	2.50	0.41
26:BD:181:LEU:HD13	26:BD:181:LEU:HA	1.73	0.41
23:DA:1543:A:H3'	23:DA:1543:A:H8	1.85	0.41
28:DF:171:ALA:O	28:DF:175:LEU:HG	2.20	0.41
27:DE:155:LEU:HA	27:DE:174:VAL:HG23	2.03	0.41
23:BA:1543:A:H8	23:BA:1543:A:H3'	1.85	0.41
23:DA:1612:C:O3'	52:D4:5:TRP:HD1	2.03	0.41
1:CA:1428:A:H2'	1:CA:1429:C:C6	2.55	0.41
23:BA:482:A:H8	23:BA:482:A:O5'	2.04	0.41
37:BO:61:ASN:O	37:BO:62:LYS:C	2.59	0.41
29:DG:105:LEU:HD22	29:DG:113:VAL:HB	2.02	0.41
38:DP:100:TYR:C	38:DP:102:ILE:N	2.73	0.41
4:CD:63:LYS:O	4:CD:67:ILE:HG13	2.21	0.41
23:DA:1951:U:O2	23:DA:1953:A:H8	2.02	0.41
23:DA:1276:A:H5''	23:DA:1276:A:H8	1.85	0.41
25:DC:108:PRO:HG3	25:DC:143:HIS:NE2	2.35	0.41
34:BL:126:VAL:HG22	34:BL:145:PRO:HB2	2.02	0.41
23:BA:1265:A:H3'	50:B2:19:ARG:NH1	2.36	0.41
35:DM:104:PHE:HE1	35:DM:125:LEU:HD11	1.84	0.41
1:AA:1038:C:H2'	1:AA:1039:C:H6	1.84	0.41
23:DA:302:C:H2'	23:DA:303:U:C6	2.56	0.41
23:DA:302:C:O2'	23:DA:303:U:H5'	2.21	0.41
23:DA:1494:A:H4'	23:DA:1495:A:OP1	2.21	0.41
4:CD:90:GLY:HA2	4:CD:204:ILE:HD11	2.02	0.41
32:DJ:151:HIS:CD2	32:DJ:152:PRO:O	2.73	0.41

Continued on next page...

Continued from previous page...

Atom-1	Atom-2	Distance(Å)	Clash(Å)
35:BM:61:GLY:O	44:BV:177:PRO:HA	2.20	0.41
44:DV:38:TYR:CD1	44:DV:38:TYR:O	2.73	0.41
22:CV:6165:G:C6	22:CV:6166:U:C4	3.09	0.41
9:AI:86:VAL:CG2	9:AI:93:ARG:HB2	2.51	0.41
23:BA:2487:G:H2'	23:BA:2488:A:C8	2.56	0.41
4:AD:138:TYR:C	4:AD:138:TYR:CD1	2.93	0.41
23:DA:719:C:H2'	23:DA:720:C:C6	2.53	0.41
23:BA:755:C:H2'	23:BA:756:C:C6	2.55	0.41
23:BA:1270:C:H5''	23:BA:1271:G:C5'	2.50	0.41
23:BA:699:A:H2'	23:BA:700:G:O4'	2.20	0.41
4:CD:188:LEU:HD12	4:CD:188:LEU:H	1.85	0.41
1:CA:698:G:C6	1:CA:699:C:C4	3.08	0.41
23:BA:1696:G:C6	23:BA:1697:G:C4	3.08	0.41
23:DA:1109:C:H2'	23:DA:1110:G:O4'	2.20	0.41
44:BV:161:VAL:HG12	44:BV:162:GLU:N	2.36	0.41
4:AD:33:MET:HG2	4:AD:37:PRO:HA	2.03	0.41
23:DA:1170:G:N2	23:DA:1180:C:C2	2.89	0.41
23:DA:30:G:C5	23:DA:31:C:C4	3.09	0.41
23:BA:1581:G:H2'	23:BA:1582:C:O4'	2.20	0.41
17:CQ:11:VAL:O	17:CQ:11:VAL:HG22	2.21	0.41
23:BA:2284:C:O5'	23:BA:2284:C:H6	2.03	0.41
1:AA:743:U:O5'	1:AA:743:U:H6	2.04	0.41
48:BZ:52:HIS:CD2	48:BZ:52:HIS:H	2.37	0.41
6:CF:70:ASP:OD1	6:CF:70:ASP:N	2.51	0.41
32:BJ:101:TYR:N	32:BJ:101:TYR:CD1	2.88	0.41
1:CA:290:C:O5'	1:CA:290:C:H6	2.03	0.41
14:CN:40:CYS:SG	14:CN:42:ILE:HB	2.60	0.41
7:CG:25:ALA:O	7:CG:29:LYS:HG2	2.20	0.41
34:BL:36:LYS:O	34:BL:38:GLN:HG2	2.19	0.41
23:BA:2057:A:H2'	23:BA:2058:A:O4'	2.21	0.41
40:DR:22:VAL:CG1	40:DR:23:GLU:H	2.33	0.41
40:BR:38:LEU:O	40:BR:52:VAL:HG12	2.21	0.41
23:BA:114(B):A:C2	23:BA:1144:G:C8	3.08	0.41
23:DA:2416:C:OP1	34:DL:64:LYS:O	2.39	0.41
23:DA:2422:A:C5	23:DA:2424:C:C4	3.09	0.41
34:BL:85:LEU:HA	34:BL:88:LEU:HB2	2.01	0.41
23:BA:675:A:C4'	27:BE:67:GLN:NE2	2.81	0.41
43:BU:95:LYS:HB3	43:BU:99:CYS:O	2.20	0.41
47:BY:6:VAL:O	47:BY:9:GLN:HB2	2.21	0.41
46:DX:11:ARG:HG3	46:DX:62:VAL:HA	2.02	0.41
23:BA:846:C:H4'	23:BA:847:U:O5'	2.21	0.41
23:BA:933:A:H2'	23:BA:934:G:H5'	2.03	0.41

Continued on next page...

Continued from previous page...

Atom-1	Atom-2	Distance(Å)	Clash(Å)
1:AA:674:G:P	6:AF:87:ARG:HH22	2.42	0.41
2:AB:80:ILE:HD11	2:AB:208:ILE:CG2	2.51	0.41
30:BH:133:HIS:HD2	30:BH:135:GLU:HG2	1.85	0.41
28:BF:87:PRO:O	28:BF:88:ILE:HB	2.21	0.41
33:BK:71:ARG:NH2	33:BK:77:ILE:HG21	2.35	0.41
30:DH:82:ARG:C	30:DH:89:TYR:HB2	2.41	0.41
24:DB:72:G:N2	24:DB:103:U:C5	2.88	0.41
23:BA:643:A:OP1	51:B3:42:TRP:NE1	2.54	0.41
28:DF:15:VAL:HG22	28:DF:175:LEU:HB3	2.03	0.41
28:DF:32:PRO:CB	28:DF:172:LEU:HD22	2.49	0.41
28:BF:122:PRO:O	28:BF:125:PHE:HD1	2.02	0.41
51:D3:34:LEU:HD13	51:D3:34:LEU:H	1.86	0.41
23:DA:477:A:H2'	23:DA:478:A:C8	2.54	0.41
22:AV:6171:U:O2'	22:AV:6172:U:P	2.79	0.41
2:CB:71:VAL:HG23	2:CB:164:VAL:HG13	2.02	0.41
23:DA:2777:G:C4'	23:DA:2778:A:H5'	2.50	0.41
34:BL:9:ASN:N	34:BL:10:PRO:CD	2.83	0.41
1:AA:370:C:O2'	1:AA:371:G:H5'	2.21	0.41
35:DM:127:ILE:HG22	35:DM:128:LYS:N	2.35	0.41
12:CL:51:LEU:HD12	12:CL:51:LEU:N	2.34	0.41
27:DE:150:GLY:HA2	27:DE:172:TRP:CD2	2.55	0.41
27:BE:150:GLY:HA2	27:BE:172:TRP:CD2	2.56	0.41
23:DA:1952:A:C2	33:DK:22:ILE:HG23	2.56	0.41
28:DF:128:ARG:HH21	28:DF:130:ASN:ND2	2.17	0.41
23:BA:302:C:H2'	23:BA:303:U:C6	2.55	0.41
1:AA:817:C:H1'	1:AA:819:A:C5'	2.51	0.41
35:DM:26:TYR:CD1	35:DM:26:TYR:O	2.73	0.41
24:BB:48:A:H2'	24:BB:49:C:C6	2.55	0.41
20:AT:63:ILE:HG21	20:AT:81:LYS:HG3	2.02	0.41
1:CA:865:A:H5'	1:CA:1078:U:C4	2.56	0.41
23:DA:2257:U:O2'	23:DA:2258:C:H5'	2.21	0.41
1:AA:1229:A:H2'	1:AA:1230:C:H6	1.86	0.41
25:DC:37:LEU:HD12	25:DC:38:LYS:N	2.36	0.41
23:BA:2341:G:H2'	23:BA:2342:C:C6	2.55	0.41
23:BA:1750:G:H2'	23:BA:1751:C:H6	1.84	0.41
1:CA:562:C:H6	1:CA:562:C:H5'	1.85	0.41
27:BE:72:ARG:O	27:BE:73:ALA:O	2.38	0.41
29:DG:83:TYR:CZ	29:DG:138:LYS:HG3	2.55	0.41
23:BA:1351:C:C2	23:BA:1381:G:C2	3.08	0.41
4:AD:156:GLU:O	4:AD:160:GLN:HG3	2.21	0.41
23:DA:1232:G:H2'	23:DA:1233:C:H6	1.85	0.41
27:DE:6:MET:HB3	27:DE:7:TYR:H	1.55	0.41

Continued on next page...

Continued from previous page...

Atom-1	Atom-2	Distance(Å)	Clash(Å)
23:DA:979:G:H3'	23:DA:980:A:H5''	2.02	0.41
7:CG:70:LYS:CG	7:CG:96:GLN:HB3	2.51	0.41
1:AA:1124:G:H5'	10:AJ:35:SER:HB2	2.01	0.41
23:DA:1818:U:H2'	25:DC:157:ARG:HG3	2.02	0.41
6:CF:91:VAL:HG12	6:CF:92:LYS:O	2.20	0.41
24:BB:52:A:H2'	24:BB:53:A:O4'	2.21	0.41
24:BB:3:C:H2'	24:BB:4:C:C6	2.55	0.41
23:BA:2235:G:H2'	23:BA:2236:C:C6	2.55	0.41
1:AA:407:G:H4'	4:AD:116:GLN:HA	2.02	0.41
1:CA:755:G:H2'	1:CA:756:C:C6	2.56	0.41
28:BF:178:PHE:HA	28:BF:179:PRO:HD3	1.79	0.41
1:CA:1403:C:O5'	1:CA:1403:C:H6	2.03	0.41
36:DN:99:LYS:HB3	36:DN:99:LYS:HE3	1.86	0.41
23:DA:1676:A:N6	23:DA:1677:A:C6	2.88	0.41
1:CA:261:U:H5	20:CT:79:ARG:CZ	2.33	0.41
23:BA:2642:G:O2'	23:BA:2643:G:H5'	2.21	0.41
43:DU:97:ARG:O	43:DU:97:ARG:HG2	2.21	0.41
23:DA:956:G:H22	23:DA:959:A:H3'	1.85	0.41
41:DS:24:ILE:CG2	41:DS:36:LEU:HD21	2.39	0.41
3:AC:70:VAL:O	3:AC:106:VAL:HG23	2.19	0.41
23:DA:846:C:H4'	23:DA:847:U:O5'	2.20	0.41
23:BA:2721:A:H1'	23:BA:2873:A:O2'	2.21	0.41
48:BZ:26:LEU:HD21	48:BZ:46:ASN:HB3	2.01	0.41
34:BL:6:LEU:N	34:BL:6:LEU:HD23	2.25	0.41
23:DA:773:U:C5'	25:DC:47:GLY:HA3	2.51	0.41
26:BD:171:GLU:HG2	26:BD:185:LYS:CG	2.50	0.41
12:CL:69:ILE:HD12	12:CL:69:ILE:N	2.36	0.41
23:BA:1407:C:H2'	23:BA:1408:C:C6	2.55	0.41
38:BP:74:ARG:HD3	38:BP:76:PHE:CE2	2.55	0.41
36:BN:9:LYS:C	36:BN:10:LEU:CG	2.89	0.41
23:DA:310:A:OP1	43:DU:17:SER:O	2.38	0.41
30:BH:109:ILE:HD13	30:BH:109:ILE:N	2.35	0.41
28:BF:161:THR:HG21	28:BF:172:LEU:CD2	2.50	0.41
28:DF:13:GLU:O	28:DF:14:GLU:HB2	2.19	0.41
3:AC:34:LEU:HD21	3:AC:38:ARG:HH21	1.84	0.41
24:DB:106:G:C5	24:DB:107:U:C5	3.08	0.41
4:CD:104:VAL:O	4:CD:108:LEU:HB2	2.21	0.41
34:DL:7:ARG:O	34:DL:10:PRO:HD3	2.21	0.41
9:AI:29:ASN:ND2	9:AI:65:VAL:O	2.51	0.41
8:CH:64:LYS:CG	8:CH:79:VAL:HG21	2.49	0.41
2:CB:8:LYS:HA	2:CB:217:ARG:NH1	2.33	0.41
9:AI:112:LYS:HA	9:AI:119:ALA:HB2	2.02	0.41

Continued on next page...

Continued from previous page...

Atom-1	Atom-2	Distance(Å)	Clash(Å)
23:BA:1308:A:H2'	23:BA:1309:G:O4'	2.20	0.41
23:BA:1804:C:H6	23:BA:1804:C:O5'	2.04	0.41
23:DA:426:C:C2	23:DA:427:U:C6	3.09	0.41
27:DE:12:LEU:HD13	27:DE:17:ARG:HG2	2.03	0.41
23:DA:1496:A:C8	23:DA:1498:C:N3	2.88	0.41
1:CA:818:G:H1'	1:CA:820:U:H5	1.85	0.41
23:BA:1495:A:N3	23:BA:1496:A:C2	2.89	0.41
38:DP:3:ARG:HD2	38:DP:6:LEU:HD23	2.03	0.41
1:AA:1053:G:C3'	1:AA:1054:C:H5'	2.51	0.41
8:AH:11:THR:HA	8:AH:14:ARG:HH12	1.85	0.41
23:DA:2296:U:O4	37:DO:13:ARG:NH2	2.50	0.41
2:AB:22:LYS:HZ2	2:AB:22:LYS:HA	1.86	0.41
41:BS:84:ARG:HB2	41:BS:96:ILE:CG2	2.51	0.41
1:CA:832:C:O2'	1:CA:833:U:H6	2.03	0.41
23:DA:1050:A:H2'	23:DA:1051:G:C8	2.55	0.41
23:BA:1854:A:H62	23:BA:1888:G:H8	1.69	0.41
25:DC:105:ILE:HG13	25:DC:106:ILE:HD12	2.02	0.41
23:DA:1798:U:C5'	25:DC:259:THR:O	2.69	0.41
13:AM:86:CYS:SG	13:AM:88:ARG:HB2	2.61	0.41
1:AA:336:C:H2'	1:AA:337:C:C6	2.55	0.41
1:AA:1058:G:H2'	1:AA:1059:C:C6	2.55	0.41
7:CG:91:VAL:HG12	7:CG:95:ARG:HB3	2.03	0.41
1:CA:1010:G:H2'	1:CA:1011:G:H8	1.86	0.41
23:BA:2329:G:H2'	23:BA:2330:G:C8	2.56	0.41
5:CE:41:VAL:CG1	5:CE:113:ALA:HA	2.51	0.41
23:BA:1414:G:C5	23:BA:1415:U:C5	3.09	0.41
23:DA:335:C:H2'	23:DA:336:C:C6	2.55	0.41
23:DA:1676:A:H2'	23:DA:1677:A:O4'	2.20	0.41
46:BX:70:VAL:O	46:BX:74:VAL:HG23	2.21	0.41
39:BQ:66:ASN:HD21	39:BQ:70:ARG:HH21	1.69	0.41
23:BA:2692:C:H2'	23:BA:2693:A:H8	1.86	0.41
7:CG:80:VAL:C	7:CG:82:GLY:H	2.24	0.41
23:DA:1248:G:C5	39:DQ:3:ARG:HB2	2.55	0.41
1:AA:1408:A:C6	1:AA:1494:G:C6	3.09	0.41
23:DA:1648:C:H2'	23:DA:1649:G:O5'	2.20	0.41
23:BA:1214:A:H2'	23:BA:1215:G:O4'	2.21	0.41
23:BA:2618:G:C6	23:BA:2619:C:C4	3.09	0.41
27:BE:78:ILE:HD12	27:BE:78:ILE:H	1.85	0.41
4:AD:179:GLU:CD	4:AD:179:GLU:H	2.24	0.41
30:BH:26:ALA:HA	30:BH:30:LEU:HB2	2.02	0.41
23:BA:1794:U:H1'	23:BA:1900:A:N3	2.35	0.41
42:BT:24:GLY:HA3	42:BT:82:GLN:HE22	1.86	0.41

Continued on next page...

Continued from previous page...

Atom-1	Atom-2	Distance(Å)	Clash(Å)
28:DF:66:GLN:HG2	28:DF:67:LYS:N	2.26	0.41
29:BG:101:ARG:HB2	29:BG:117:PRO:HG2	2.03	0.41
43:BU:76:CYS:CB	43:BU:96:ILE:HD13	2.50	0.41
10:CJ:48:THR:HG22	10:CJ:62:HIS:ND1	2.35	0.41
28:DF:41:GLN:HB3	28:DF:43:LEU:HD13	2.03	0.41
28:BF:41:GLN:HB3	28:BF:43:LEU:HD13	2.03	0.41
44:BV:71:VAL:HG11	44:BV:74:VAL:HG23	2.02	0.41
53:D5:13:ARG:HG3	53:D5:14:VAL:HG23	2.02	0.41
1:CA:1371:G:C6	1:CA:1372:U:C4	3.09	0.41
37:DO:17:ARG:HG2	37:DO:18:ILE:HD13	2.02	0.41
37:BO:100:ALA:HA	37:BO:103:GLU:HB3	2.01	0.41
23:DA:1447:G:N3	23:DA:1545:A:H2	2.18	0.41
23:DA:861:A:C2	23:DA:917:A:C4	3.09	0.41
23:BA:1543:A:H3'	23:BA:1543:A:C8	2.56	0.41
23:BA:861:A:C2	23:BA:917:A:C4	3.09	0.41
41:DS:14:PRO:O	41:DS:18:ARG:HG3	2.21	0.41
32:BJ:116:THR:HG23	32:BJ:117:HIS:H	1.86	0.41
1:CA:878:G:C5'	8:CH:89:PRO:HG2	2.46	0.41
10:CJ:54:PHE:HB3	10:CJ:55:LYS:H	1.63	0.41
35:DM:20:ALA:O	35:DM:21:THR:O	2.39	0.41
27:BE:101:LEU:O	27:BE:106:ARG:NH1	2.53	0.41
1:AA:754:C:O2	1:AA:754:C:C3'	2.67	0.41
23:BA:2850:A:H2'	23:BA:2851:A:O4'	2.20	0.41
23:DA:1257:C:H4'	27:DE:83:PHE:CD2	2.56	0.41
23:BA:85:G:C8	23:BA:85:G:H5''	2.51	0.41
10:CJ:6:ILE:HB	10:CJ:98:ILE:HG12	2.02	0.41
23:DA:2306:C:H4'	28:DF:136:ARG:NH2	2.35	0.41
1:CA:429:U:H4'	1:CA:430:A:O5'	2.20	0.41
46:BX:37:ILE:HG23	46:BX:38:SER:N	2.36	0.41
23:BA:1952:A:C2	33:BK:22:ILE:HG23	2.55	0.41
18:CR:35:ARG:O	18:CR:37:VAL:N	2.49	0.41
1:AA:815:A:H4'	1:AA:817:C:C4	2.55	0.41
4:AD:61:LYS:HE3	4:AD:207:TYR:OH	2.20	0.41
1:CA:161:A:H2'	1:CA:162:A:H8	1.86	0.41
1:CA:983:A:H2	1:CA:984:C:C6	2.39	0.41
23:BA:1206:G:C5	23:BA:1207:C:C5	3.09	0.41
1:AA:824:C:C6	1:AA:824:C:C3'	3.04	0.41
52:B4:24:THR:HG23	52:B4:27:GLY:H	1.85	0.41
1:AA:349:A:O2'	1:AA:350:G:H5'	2.21	0.41
23:DA:161:U:O2	23:DA:165:U:O4	2.39	0.41
23:DA:288:C:O2'	23:DA:289:A:H5'	2.20	0.41
23:BA:161:U:O2	23:BA:165:U:O4	2.39	0.41

Continued on next page...

Continued from previous page...

Atom-1	Atom-2	Distance(Å)	Clash(Å)
26:DD:76:ARG:HG2	26:DD:77:ILE:HG13	2.03	0.41
18:CR:45:SER:HB3	18:CR:51:LEU:HG	2.02	0.41
23:BA:2817:G:H21	23:BA:2836:U:C1'	2.33	0.41
23:BA:912:C:C2	23:BA:913:U:C5	3.09	0.41
1:AA:1442:G:H3'	1:AA:1442:G:C8	2.55	0.41
11:CK:41:THR:HG21	11:CK:71:LYS:HB2	2.03	0.41
23:DA:1271:G:O3'	23:DA:1272:A:H4'	2.21	0.41
1:CA:342:C:C2'	1:CA:343:U:H5'	2.51	0.41
29:BG:105:LEU:HD22	29:BG:113:VAL:HB	2.01	0.41
9:AI:46:ALA:O	9:AI:49:PRO:HD2	2.21	0.41
35:DM:34:LEU:HD12	35:DM:130:LYS:O	2.21	0.41
23:BA:1239:G:C6	23:BA:1240:U:C4	3.09	0.41
23:DA:489:G:C5	23:DA:1284:A:C2	3.09	0.41
23:BA:2695:C:H2'	23:BA:2696:U:C6	2.56	0.41
23:DA:1696:G:C6	23:DA:1697:G:C4	3.08	0.41
2:AB:16:HIS:CD2	2:AB:210:SER:HA	2.56	0.41
7:CG:70:LYS:HG3	7:CG:96:GLN:HB3	2.02	0.41
20:AT:94:ALA:C	20:AT:96:GLY:H	2.24	0.41
1:AA:1466:C:H2'	1:AA:1467:G:O4'	2.20	0.41
23:BA:29:U:O2'	23:BA:30:G:H5'	2.21	0.41
42:BT:14:SER:O	42:BT:17:ALA:N	2.54	0.41
1:AA:293:G:C6	1:AA:294:U:C4	3.09	0.41
24:BB:7:G:H5''	37:BO:29:PHE:CD2	2.56	0.41
1:CA:658:G:C6	1:CA:659:U:C4	3.09	0.41
4:CD:199:ASN:ND2	4:CD:202:LEU:HG	2.35	0.41
23:BA:308:G:H2'	23:BA:309:G:O4'	2.21	0.41
24:DB:33:G:O2'	24:DB:34:U:H5'	2.20	0.41
23:DA:1024:G:O5'	23:DA:1024:G:H8	2.03	0.41
24:DB:7:G:H5''	37:DO:29:PHE:CD2	2.55	0.41
44:DV:30:ASN:OD1	44:DV:33:LEU:N	2.53	0.41
1:AA:1089:G:C6	1:AA:1090:U:C4	3.09	0.41
24:DB:116:G:H4'	37:DO:55:ALA:O	2.21	0.41
34:BL:39:LYS:HD3	34:BL:39:LYS:HA	1.71	0.41
34:BL:48:PRO:O	34:BL:49:ARG:C	2.59	0.41
34:DL:47:ASP:HB3	34:DL:48:PRO:HA	2.01	0.41
53:D5:59:LYS:HA	53:D5:62:LEU:HD11	2.03	0.41
23:DA:593:G:C6	23:DA:594:U:C4	3.09	0.41
1:AA:1130:A:H4'	9:AI:20:ARG:HH22	1.86	0.41
40:DR:4:ILE:HG22	40:DR:5:VAL:N	2.36	0.41
23:BA:1825:A:H2'	23:BA:1826:G:C8	2.56	0.41
23:BA:1826:G:C6	23:BA:1827:C:C4	3.09	0.41
23:BA:1164:G:H5''	23:BA:1164:G:H8	1.86	0.41

Continued on next page...

Continued from previous page...

Atom-1	Atom-2	Distance(Å)	Clash(Å)
23:DA:2247:A:O2'	23:DA:2248:C:H5'	2.20	0.41
23:DA:827:U:H2'	23:DA:2068:U:C2	2.56	0.41
23:BA:733:G:N7	23:BA:761:A:N6	2.68	0.41
28:DF:5:LEU:HD21	49:D1:50:THR:CG2	2.50	0.41
1:AA:737:A:H2'	1:AA:738:C:H6	1.85	0.41
3:AC:131:ARG:HH21	5:AE:50:GLU:CG	2.34	0.41
23:DA:71:A:H4'	23:DA:72:U:H5''	2.03	0.41
28:BF:5:LEU:HA	28:BF:5:LEU:HD23	1.85	0.41
37:BO:28:VAL:HG13	37:BO:35:ILE:HD11	2.01	0.41
37:BO:65:VAL:O	37:BO:69:VAL:HG12	2.21	0.41
30:DH:5:LEU:CD2	30:DH:5:LEU:H	2.18	0.41
23:DA:2712:U:O2'	23:DA:2713:A:H5'	2.21	0.41
38:BP:68:TYR:N	38:BP:68:TYR:CD2	2.89	0.41
46:BX:11:ARG:HH11	46:BX:60:PHE:HA	1.85	0.41
23:DA:270(H):C:H2'	23:DA:270(I):C:C6	2.56	0.41
44:BV:51:ALA:HB1	44:BV:57:ILE:HD11	2.02	0.41
44:BV:53:ILE:CG2	44:BV:71:VAL:HB	2.51	0.41
26:BD:116:VAL:HG13	26:BD:117:MET:N	2.35	0.41
36:DN:4:LEU:CG	36:DN:4:LEU:O	2.66	0.41
52:D4:8:ASN:HD21	52:D4:10:ARG:HB3	1.86	0.41
23:DA:2024:G:H2'	23:DA:2025:C:H6	1.86	0.41
23:BA:773:U:C5'	25:BC:47:GLY:HA3	2.51	0.41
25:DC:270:ILE:C	25:DC:271:ILE:HG13	2.40	0.41
23:DA:1006:C:H1'	32:DJ:129:MET:HG2	2.02	0.41
5:AE:20:GLN:O	5:AE:21:ALA:C	2.58	0.41
7:AG:70:LYS:CG	7:AG:96:GLN:HB3	2.51	0.41
23:DA:2636:U:H2'	23:DA:2637:U:H6	1.86	0.41
12:AL:29:ALA:HA	12:AL:30:PRO:HD3	1.80	0.41
1:CA:1329:A:H5''	13:CM:26:GLY:N	2.36	0.41
12:CL:103:VAL:O	12:CL:106:ALA:HB3	2.21	0.41
32:DJ:57:LEU:HA	32:DJ:57:LEU:HD13	1.73	0.41
23:BA:2516:G:C6	23:BA:2517:C:C4	3.08	0.41
43:DU:17:SER:HB2	43:DU:71:LYS:HD2	2.02	0.41
33:BK:47:ILE:HA	33:BK:47:ILE:HD12	1.87	0.41
7:CG:15:ASP:HA	7:CG:24:THR:CG2	2.51	0.41
28:DF:18:GLU:HB3	28:DF:175:LEU:HD13	2.03	0.41
1:AA:392:G:C2	1:AA:393:A:C5	3.09	0.41
27:DE:181:LEU:HA	27:DE:181:LEU:HD23	1.93	0.41
35:DM:24:GLY:HA2	35:DM:100:GLY:C	2.41	0.41
23:DA:468:G:N7	52:D4:39:ARG:NH2	2.69	0.41
24:BB:106:G:O2'	24:BB:107:U:H5'	2.20	0.41
23:DA:1332:G:N2	23:DA:1609:A:O2'	2.54	0.41

Continued on next page...

Continued from previous page...

Atom-1	Atom-2	Distance(Å)	Clash(Å)
24:DB:74:U:H2'	24:DB:75:G:H8	1.83	0.41
25:DC:235:GLY:C	25:DC:237:GLU:H	2.24	0.41
10:CJ:56:HIS:O	10:CJ:58:ASP:N	2.45	0.41
1:CA:438:G:C4'	1:CA:439:A:OP1	2.67	0.41
27:BE:28:ILE:HA	27:BE:112:MET:HE3	2.03	0.41
1:CA:802:A:H2'	1:CA:803:G:O4'	2.21	0.41
25:BC:108:PRO:HG3	25:BC:143:HIS:NE2	2.36	0.41
23:BA:1258:C:O4'	27:BE:84:VAL:HG11	2.21	0.41
8:AH:64:LYS:CG	8:AH:79:VAL:HG21	2.50	0.41
23:BA:444:C:H2'	23:BA:445:C:H6	1.85	0.41
1:CA:300:A:H3'	1:CA:300:A:C8	2.56	0.41
27:BE:177:ALA:HB1	27:BE:178:PRO:HD2	2.03	0.41
46:DX:37:ILE:HG22	46:DX:38:SER:N	2.36	0.41
23:DA:2476:A:N1	23:DA:2477:C:C4	2.88	0.41
1:AA:502:G:H2'	1:AA:503:C:O4'	2.21	0.41
1:CA:1228:C:H5'	13:CM:115:LYS:O	2.21	0.41
23:BA:332:A:O2'	23:BA:333:G:P	2.79	0.41
9:AI:53:VAL:HG11	9:AI:85:LEU:HD22	2.02	0.41
23:BA:1374:G:H2'	23:BA:1375:C:H6	1.86	0.41
38:DP:118:ARG:HA	38:DP:121:ILE:HD12	2.03	0.41
16:AP:47:ASP:C	16:AP:49:LEU:H	2.25	0.41
23:BA:2749:A:H4'	29:BG:62:LYS:CB	2.51	0.41
1:AA:1116:C:H2'	1:AA:1117:G:H5''	2.03	0.41
7:CG:41:ARG:HB3	7:CG:41:ARG:HH11	1.86	0.41
41:BS:10:VAL:HG21	41:BS:103:ILE:HD13	2.01	0.41
35:BM:132:VAL:HG11	44:BV:81:ARG:NH1	2.36	0.41
45:BW:51:VAL:HG21	45:BW:80:HIS:HA	2.01	0.41
27:DE:40:GLN:O	27:DE:43:LYS:HG2	2.21	0.41
36:DN:104:ARG:HH11	36:DN:104:ARG:CB	2.33	0.41
36:DN:116:LEU:HA	36:DN:116:LEU:HD23	1.79	0.41
36:DN:94:TYR:O	36:DN:117:VAL:HG12	2.20	0.41
35:BM:68:ILE:HD13	35:BM:103:MET:HG3	2.02	0.41
23:DA:1790:C:H5''	23:DA:1791:A:P	2.61	0.41
1:CA:663:A:O2'	1:CA:664:G:H5'	2.21	0.41
40:DR:17:GLY:HA2	40:DR:96:ILE:O	2.21	0.41
23:BA:1798:U:H5''	25:BC:259:THR:O	2.21	0.41
41:DS:22:ASP:HA	41:DS:25:ARG:NH1	2.36	0.41
23:DA:2817:G:H21	23:DA:2836:U:C1'	2.33	0.41
23:DA:2836:U:H2'	23:DA:2837:G:H8	1.86	0.41
23:DA:1748:G:H2'	23:DA:1749:A:H8	1.84	0.41
23:DA:2765:A:H5'	23:DA:2766:G:OP2	2.21	0.41
23:DA:2658:C:H4'	29:DG:158:HIS:CE1	2.56	0.41

Continued on next page...

Continued from previous page...

Atom-1	Atom-2	Distance(Å)	Clash(Å)
1:CA:1442:G:C8	1:CA:1442:G:H3'	2.55	0.41
1:AA:1272:G:H2'	1:AA:1273:G:H8	1.84	0.41
7:AG:88:PRO:O	7:AG:89:MET:HB3	2.21	0.41
25:DC:140:THR:HG22	25:DC:141:VAL:N	2.36	0.41
23:DA:924:C:H2'	23:DA:925:C:H6	1.86	0.41
23:DA:699:A:H2'	23:DA:700:G:O4'	2.20	0.41
2:AB:166:ASP:HA	2:AB:167:PRO:HD2	1.87	0.41
23:BA:1676:A:O5'	23:BA:1676:A:H8	2.04	0.41
7:CG:92:SER:O	7:CG:96:GLN:HG3	2.21	0.41
11:CK:94:ALA:O	11:CK:98:LEU:HG	2.21	0.41
23:DA:2709:G:O2'	23:DA:2710:C:H5'	2.20	0.41
23:BA:1368:G:C2	23:BA:1369:G:C8	3.09	0.41
29:BG:125:VAL:HG22	29:BG:131:VAL:HG22	2.03	0.41
27:DE:14:PRO:HD3	27:DE:128:ALA:HB2	2.02	0.41
23:BA:2304:G:H1	23:BA:2312:U:H3	1.67	0.41
23:DA:26:G:C6	23:DA:27:G:N1	2.89	0.41
44:BV:155:LEU:HD21	44:BV:171:ILE:HG13	2.02	0.41
27:BE:24:LEU:HA	27:BE:25:PRO:HD3	1.85	0.41
43:DU:34:LYS:HB3	43:DU:34:LYS:HE2	1.80	0.41
23:BA:885:C:O5'	23:BA:885:C:H6	2.04	0.41
50:B2:13:LYS:HE2	50:B2:13:LYS:HB3	1.88	0.41
46:BX:95:LEU:HD22	46:BX:95:LEU:HA	1.82	0.41
24:BB:45:A:H2'	24:BB:45:A:N3	2.35	0.41
23:BA:1765:C:H6	23:BA:1765:C:O5'	2.04	0.41
1:AA:1147:C:O5'	1:AA:1147:C:H6	2.04	0.41
44:DV:43:GLU:O	44:DV:47:VAL:HG23	2.21	0.41
23:BA:533:G:N3	39:BQ:45:TYR:CE1	2.89	0.41
5:CE:106:PRO:O	5:CE:110:LEU:HG	2.21	0.41
23:BA:725:G:C6	23:BA:726:G:N1	2.89	0.41
39:BQ:57:PHE:HB3	39:BQ:61:TRP:CZ2	2.55	0.41
23:DA:997:G:O2'	23:DA:998:C:H5'	2.21	0.41
44:DV:155:LEU:HD21	44:DV:171:ILE:HG13	2.02	0.41
23:BA:1563:G:H2'	23:BA:1564:C:H6	1.85	0.41
23:DA:2019:A:H5''	39:DQ:27:LEU:HD12	2.03	0.41
23:BA:2507:C:C2	23:BA:2508:G:C8	3.09	0.41
1:AA:1051:C:C4	1:AA:1052:U:C4	3.09	0.41
23:DA:447:A:C5	23:DA:473:G:C5	3.09	0.41
48:DZ:37:LEU:HA	48:DZ:37:LEU:HD23	1.95	0.41
26:DD:141:ILE:O	26:DD:141:ILE:HG13	2.21	0.41
2:CB:36:ARG:N	2:CB:36:ARG:HD2	2.35	0.41
40:BR:75:PHE:CD1	40:BR:75:PHE:C	2.94	0.41
27:BE:6:MET:HB3	27:BE:7:TYR:H	1.55	0.41

Continued on next page...

Continued from previous page...

Atom-1	Atom-2	Distance(Å)	Clash(Å)
12:AL:85:ARG:HH21	12:AL:98:HIS:CG	2.39	0.41
23:DA:583:G:OP2	39:DQ:10:ARG:HD2	2.21	0.41
23:DA:1221:C:H2'	23:DA:122(A):C:C6	2.56	0.41
53:B5:62:LEU:HB2	53:B5:63:PRO:HD3	2.02	0.41
53:B5:59:LYS:HA	53:B5:62:LEU:HD11	2.03	0.41
23:BA:195:A:H4'	23:BA:251:A:O2'	2.21	0.41
40:DR:40:LEU:C	40:DR:45:THR:HB	2.41	0.41
40:BR:22:VAL:CG1	40:BR:23:GLU:H	2.32	0.41
2:CB:69:LEU:HD22	2:CB:159:PRO:HG2	2.02	0.41
28:DF:60:LEU:HD12	28:DF:68:PRO:HB3	2.03	0.41
10:AJ:49:VAL:HG21	14:AN:41:ARG:HB2	2.02	0.41
23:BA:270(K):G:H2'	23:BA:270(L):C:O4'	2.21	0.41
37:DO:66:ALA:HA	37:DO:69:VAL:HG12	2.03	0.41
17:AQ:83:ASP:O	17:AQ:86:GLU:HB2	2.21	0.41
26:BD:117:MET:HB2	26:BD:117:MET:HE3	1.92	0.41
23:DA:948:G:C5'	23:DA:948:G:C8	3.00	0.41
34:BL:57:THR:C	34:BL:59:LEU:N	2.74	0.41
16:CP:4:ILE:H	16:CP:4:ILE:HD12	1.86	0.41
36:DN:14:SER:O	36:DN:15:SER:C	2.59	0.41
28:DF:87:PRO:O	28:DF:88:ILE:HB	2.21	0.41
40:BR:77:ALA:C	40:BR:79:VAL:N	2.73	0.41
19:AS:6:LYS:HD2	19:AS:6:LYS:N	2.34	0.41
48:BZ:40:THR:OG1	48:BZ:43:ILE:HG12	2.20	0.41
26:DD:181:LEU:HD13	26:DD:181:LEU:HA	1.70	0.41
23:DA:1334:G:C6	23:DA:1335:U:C4	3.09	0.41
1:CA:1151:A:O2'	1:CA:1152:A:O5'	2.37	0.41
23:DA:643:A:O2'	23:DA:644:A:H5'	2.21	0.41
23:DA:1778:U:H2'	23:DA:1784:A:H62	1.83	0.41
7:AG:15:ASP:HA	7:AG:24:THR:CG2	2.51	0.41
15:CO:45:VAL:HG23	15:CO:46:HIS:N	2.36	0.41
1:CA:973:G:H4'	10:CJ:54:PHE:O	2.20	0.41
36:DN:100:LEU:HD23	36:DN:112:ALA:HA	2.02	0.41
6:CF:11:ASN:HA	6:CF:12:PRO:HD2	1.86	0.41
13:AM:106:ASN:O	13:AM:107:ALA:CB	2.69	0.41
37:DO:61:ASN:O	37:DO:62:LYS:C	2.59	0.41
27:DE:111:ALA:HB2	27:DE:206:ILE:HD12	2.03	0.41
28:BF:115:ARG:HD2	28:BF:115:ARG:N	2.36	0.41
32:BJ:83:ILE:HG22	32:BJ:84:ARG:O	2.21	0.41
13:CM:106:ASN:O	13:CM:107:ALA:CB	2.69	0.41
1:CA:1501:C:C5	1:CA:1504:G:C5	3.09	0.41
35:DM:132:VAL:HG11	44:DV:81:ARG:NH1	2.36	0.41
23:DA:1647:G:P	23:DA:1647:G:H3'	2.61	0.41

Continued on next page...

Continued from previous page...

Atom-1	Atom-2	Distance(Å)	Clash(Å)
23:BA:1862:G:H2'	23:BA:1863:G:C8	2.54	0.41
23:DA:2013:A:H4'	41:DS:96:ILE:HD12	2.03	0.41
36:BN:104:ARG:CB	36:BN:104:ARG:HH11	2.33	0.41
28:DF:16:ARG:N	28:DF:17:PRO:HD2	2.36	0.41
24:BB:62:C:C2	24:BB:63:G:C8	3.09	0.41
2:AB:137:ARG:O	2:AB:141:GLU:HG2	2.21	0.41
23:DA:1198:U:H2'	23:DA:1199:U:C6	2.56	0.41
23:BA:2836:U:H2'	23:BA:2837:G:H8	1.86	0.41
7:AG:91:VAL:HG12	7:AG:95:ARG:HB3	2.02	0.41
23:BA:2586:C:O5'	23:BA:2586:C:H6	2.04	0.41
23:DA:1229:G:H2'	23:DA:1230:C:H6	1.86	0.41
1:AA:862:C:H2'	1:AA:863:U:O4'	2.20	0.41
45:BW:27:GLU:HB2	45:BW:69:PHE:CD1	2.55	0.41
1:AA:901:A:C5	1:AA:902:G:H1'	2.56	0.41
23:DA:945:A:O2'	23:DA:946:G:H4'	2.21	0.41
23:BA:172:C:H2'	23:BA:173:G:H8	1.86	0.41
1:CA:1448:C:H2'	1:CA:1449:C:C6	2.55	0.41
23:DA:2459:A:C4	23:DA:2460:U:C6	3.09	0.41
1:CA:1352:C:H2'	1:CA:1353:G:C8	2.56	0.41
1:CA:355:C:C4	1:CA:356:A:N7	2.89	0.41
1:CA:809:G:C6	1:CA:810:C:C5	3.09	0.41
23:BA:1831:G:C5	23:BA:1832:C:C5	3.09	0.41
9:CI:33:PHE:HZ	9:CI:43:ALA:O	2.03	0.41
23:BA:952:G:P	35:BM:16:ARG:HH22	2.44	0.41
46:DX:70:VAL:O	46:DX:74:VAL:HG23	2.20	0.41
23:DA:540:G:C4	23:DA:541:C:C5	3.09	0.41
23:BA:2230:G:C6	23:BA:2231:C:C4	3.09	0.41
23:DA:1368:G:C2	23:DA:1369:G:C8	3.09	0.41
23:BA:686:G:N2	23:BA:788:A:H61	2.18	0.41
38:DP:137:LYS:HD2	38:DP:137:LYS:N	2.36	0.41
6:AF:70:ASP:OD1	6:AF:70:ASP:N	2.50	0.41
23:DA:885:C:H6	23:DA:885:C:O5'	2.04	0.41
27:DE:9:ILE:HD13	27:DE:9:ILE:H	1.86	0.41
12:CL:45:LYS:HE2	12:CL:45:LYS:HB3	1.87	0.41
27:DE:24:LEU:HA	27:DE:25:PRO:HD3	1.86	0.41
1:CA:874:G:C5	1:CA:875:C:C5	3.09	0.41
1:AA:1095:U:H2'	1:AA:1096:C:C6	2.56	0.41
23:DA:941:A:H4'	34:DL:35:HIS:CD2	2.56	0.40
1:CA:1399:C:C2	1:CA:1401:G:C6	3.09	0.40
30:BH:92:VAL:HG22	30:BH:92:VAL:O	2.20	0.40
43:DU:30:VAL:HG13	43:DU:37:VAL:HG12	2.03	0.40
23:BA:2685:G:N3	23:BA:2725:A:C2	2.89	0.40

Continued on next page...

Continued from previous page...

Atom-1	Atom-2	Distance(Å)	Clash(Å)
1:CA:735:C:O2'	1:CA:736:C:H5'	2.20	0.40
1:AA:738:C:H2'	1:AA:739:C:H6	1.85	0.40
25:BC:197:GLY:O	25:BC:198:ASN:C	2.59	0.40
44:BV:48:PHE:HE2	44:BV:71:VAL:HG21	1.86	0.40
44:BV:97:GLU:O	44:BV:98:MET:HB3	2.20	0.40
25:DC:133:LEU:HB3	25:DC:173:VAL:HG11	2.02	0.40
23:BA:2028:U:H2'	23:BA:2029:G:C8	2.55	0.40
23:BA:1509:A:H4'	23:BA:1510:A:N9	2.36	0.40
23:BA:1174:A:H3'	23:BA:1175:U:C5'	2.46	0.40
34:BL:122:PRO:O	34:BL:123:LEU:HB3	2.21	0.40
23:DA:2343:C:O2'	23:DA:2344:U:H5'	2.21	0.40
36:BN:14:SER:O	36:BN:15:SER:C	2.60	0.40
23:BA:972:G:H3'	23:BA:973:A:H2'	2.04	0.40
33:DK:106:LEU:N	33:DK:106:LEU:HD12	2.36	0.40
23:BA:646:A:H2'	23:BA:647:G:O4'	2.20	0.40
13:AM:3:ARG:HG2	13:AM:9:ILE:CD1	2.51	0.40
25:DC:118:VAL:HG13	25:DC:119:ALA:N	2.37	0.40
46:BX:84:GLY:O	46:BX:85:LEU:C	2.59	0.40
35:DM:60:ARG:HH11	35:DM:60:ARG:HB2	1.86	0.40
4:AD:172:PRO:HD2	4:AD:173:TRP:CZ3	2.56	0.40
4:CD:23:GLY:HA3	4:CD:112:VAL:CG2	2.49	0.40
23:BA:1858:G:HO2'	23:BA:1859:A:H8	1.66	0.40
33:BK:7:TYR:CE1	33:BK:20:MET:HB2	2.56	0.40
9:CI:112:LYS:HA	9:CI:119:ALA:HB2	2.03	0.40
24:DB:73:A:C4	24:DB:104:A:C2	3.09	0.40
34:DL:21:ARG:H	34:DL:21:ARG:HG2	1.73	0.40
23:BA:2777:G:C4'	23:BA:2778:A:H5'	2.51	0.40
25:DC:79:VAL:HG11	25:DC:111:LEU:CD1	2.51	0.40
29:DG:104:GLU:HA	29:DG:113:VAL:O	2.22	0.40
36:BN:11:ASN:CG	36:BN:12:ARG:H	2.21	0.40
23:DA:784:A:H5'	23:DA:785:G:OP1	2.20	0.40
38:BP:19:LEU:HA	38:BP:20:PRO:HD3	1.73	0.40
13:AM:115:LYS:HE3	13:AM:115:LYS:HB2	1.86	0.40
1:CA:17:U:N3	1:CA:18:C:C4	2.89	0.40
23:BA:276:A:C3'	23:BA:277:C:H5''	2.51	0.40
1:CA:16:A:N1	1:CA:919:A:H2	2.19	0.40
23:BA:2749:A:H1'	29:BG:63:SER:OG	2.21	0.40
13:CM:91:ARG:CD	19:CS:81:ARG:HH22	2.35	0.40
23:DA:524:U:O2'	23:DA:554:U:H4'	2.21	0.40
37:DO:38:GLN:HB3	37:DO:47:THR:HG21	2.03	0.40
41:BS:82:LEU:HD23	41:BS:84:ARG:NH2	2.36	0.40
30:DH:66:GLU:O	30:DH:70:GLU:HG2	2.20	0.40

Continued on next page...

Continued from previous page...

Atom-1	Atom-2	Distance(Å)	Clash(Å)
13:CM:86:CYS:SG	13:CM:88:ARG:HB2	2.61	0.40
36:BN:28:LEU:HD23	36:BN:34:ILE:HG12	2.02	0.40
23:DA:2626:C:H2'	23:DA:2627:G:O4'	2.21	0.40
23:BA:1936:A:H5''	23:BA:1936:A:N3	2.36	0.40
8:CH:17:THR:C	8:CH:78:GLN:HE22	2.24	0.40
27:DE:47:GLY:O	27:DE:94:PRO:HB3	2.21	0.40
40:DR:89:GLN:HA	40:DR:90:PRO:HD3	1.80	0.40
35:BM:34:LEU:HD12	35:BM:130:LYS:O	2.21	0.40
1:AA:658:G:C6	1:AA:659:U:C4	3.09	0.40
23:BA:2018:G:C6	23:BA:2019:A:C6	3.09	0.40
23:BA:1726:G:C2	23:BA:1735:U:O2	2.74	0.40
13:CM:56:LEU:O	13:CM:56:LEU:HD13	2.21	0.40
27:DE:39:TRP:CD1	27:DE:101:LEU:HB2	2.57	0.40
1:CA:711:G:O2'	1:CA:712:A:H5'	2.21	0.40
23:DA:2642:G:O2'	23:DA:2643:G:H5'	2.21	0.40
23:BA:1198:U:H2'	23:BA:1199:U:C6	2.55	0.40
11:CK:34:ASP:HB2	11:CK:35:PRO:HD2	2.03	0.40
1:AA:874:G:C5	1:AA:875:C:C5	3.09	0.40
23:DA:2762:G:O2'	23:DA:2763:G:H5'	2.21	0.40
14:AN:43:CYS:O	14:AN:47:LEU:HG	2.21	0.40
23:BA:300:A:OP1	43:BU:84:ARG:NH2	2.54	0.40
1:CA:667:G:H4'	15:CO:51:HIS:CE1	2.56	0.40
13:AM:58:GLU:OE1	13:AM:62:ASN:HB2	2.21	0.40
23:DA:386:G:H4'	23:DA:387:U:OP2	2.21	0.40
23:BA:1502:C:O5'	23:BA:1502:C:H6	2.04	0.40
10:CJ:22:LYS:HD2	10:CJ:22:LYS:O	2.21	0.40
23:DA:1532:C:O5'	23:DA:1532:C:H6	2.04	0.40
40:DR:6:LYS:HG3	40:DR:6:LYS:O	2.21	0.40
23:DA:2685:G:N3	23:DA:2725:A:C2	2.89	0.40
23:BA:2422:A:C5	23:BA:2424:C:C4	3.09	0.40
35:BM:22:LYS:HA	35:BM:22:LYS:CE	2.35	0.40
23:BA:827:U:H2'	23:BA:2068:U:C2	2.56	0.40
43:DU:97:ARG:HD3	43:DU:98:VAL:HG12	2.04	0.40
1:AA:735:C:O2'	1:AA:736:C:H5'	2.21	0.40
35:DM:81:VAL:O	35:DM:82:ARG:HD3	2.21	0.40
46:DX:10:LYS:O	46:DX:11:ARG:CG	2.67	0.40
29:DG:86:GLU:HB3	29:DG:132:ARG:NH1	2.37	0.40
35:BM:141:GLN:O	44:BV:53:ILE:HG22	2.20	0.40
1:CA:105:G:C4	1:CA:106:C:C5	3.09	0.40
45:BW:32:ARG:CA	45:BW:35:ASN:HD21	2.34	0.40
25:DC:131:LEU:HD12	25:DC:136:ILE:HG12	2.02	0.40
1:AA:691:G:H3'	11:AK:26:ASN:ND2	2.35	0.40

Continued on next page...

Continued from previous page...

Atom-1	Atom-2	Distance(Å)	Clash(Å)
36:BN:4:LEU:C	36:BN:6:SER:N	2.72	0.40
2:AB:187:LEU:HD11	2:AB:205:ASP:HB3	2.04	0.40
53:B5:13:ARG:HG3	53:B5:14:VAL:HG23	2.02	0.40
23:BA:2029:G:H2'	23:BA:2031:A:OP1	2.22	0.40
23:BA:603:A:C2	23:BA:655:A:N3	2.89	0.40
28:BF:53:LEU:HD13	28:BF:88:ILE:HG12	2.03	0.40
2:AB:27:LYS:O	2:AB:30:ARG:HG2	2.21	0.40
36:BN:14:SER:HA	36:BN:17:ARG:HG2	2.03	0.40
26:BD:5:LEU:HD22	26:BD:197:ILE:HG22	2.02	0.40
4:AD:49:ARG:CZ	4:AD:50:ARG:HB2	2.51	0.40
30:BH:114:LEU:HA	30:BH:130:TYR:HD1	1.86	0.40
30:BH:128:LEU:HG	30:BH:142:VAL:CG2	2.50	0.40
44:DV:144:LEU:HD22	44:DV:144:LEU:N	2.36	0.40
23:DA:388:G:C4	23:DA:390:A:C6	3.10	0.40
1:CA:1226:C:C4	13:CM:104:ARG:HB2	2.57	0.40
11:AK:109:VAL:HG12	11:AK:110:ASP:N	2.36	0.40
1:AA:542:G:H5'	4:AD:41:GLY:HA2	2.03	0.40
34:DL:126:VAL:HG22	34:DL:145:PRO:HB2	2.02	0.40
23:BA:1276:A:H5''	23:BA:1276:A:H8	1.86	0.40
5:AE:92:LYS:HA	5:AE:93:PRO:HD2	1.89	0.40
1:CA:187:C:O2	1:CA:191(A):G:C6	2.74	0.40
47:BY:24:LEU:HD23	47:BY:24:LEU:O	2.21	0.40
23:BA:265:A:C8	23:BA:266:G:H1'	2.55	0.40
23:BA:534:U:H1'	39:BQ:49:HIS:CD2	2.56	0.40
46:BX:23:LYS:HG3	46:BX:23:LYS:O	2.20	0.40
44:DV:161:VAL:HG12	44:DV:162:GLU:N	2.35	0.40
1:CA:815:A:H4'	1:CA:817:C:C5	2.56	0.40
1:AA:555:C:H2'	1:AA:556:C:H6	1.84	0.40
51:B3:23:THR:O	51:B3:24:GLU:HG2	2.22	0.40
23:DA:1639:U:C2'	23:DA:1640:C:H5''	2.51	0.40
23:DA:2293:C:H4'	37:DO:93:LYS:HZ2	1.87	0.40
44:DV:118:GLN:HB2	44:DV:173:ALA:C	2.42	0.40
13:AM:91:ARG:CD	19:AS:81:ARG:HH22	2.35	0.40
27:BE:40:GLN:O	27:BE:43:LYS:HG2	2.21	0.40
25:BC:174:ILE:CD1	25:BC:174:ILE:N	2.84	0.40
23:BA:69:C:H2'	23:BA:70:G:H8	1.84	0.40
28:BF:16:ARG:N	28:BF:17:PRO:HD2	2.36	0.40
32:BJ:159:GLU:HG2	32:BJ:160:LYS:N	2.36	0.40
23:BA:1271:G:O3'	23:BA:1272:A:H4'	2.21	0.40
23:DA:1289:C:H2'	23:DA:1290:C:C6	2.55	0.40
2:CB:137:ARG:O	2:CB:141:GLU:HG2	2.21	0.40
23:DA:451:C:N4	23:DA:453:C:H3'	2.36	0.40

Continued on next page...

Continued from previous page...

Atom-1	Atom-2	Distance(Å)	Clash(Å)
23:DA:1270:C:H5''	23:DA:1271:G:C5'	2.52	0.40
1:CA:901:A:C5	1:CA:902:G:H1'	2.55	0.40
1:AA:838:G:N2	1:AA:849:C:N3	2.70	0.40
1:AA:1010:G:H2'	1:AA:1011:G:H8	1.87	0.40
23:DA:570:G:H2'	23:DA:2030:A:C5	2.55	0.40
23:BA:1203:G:C6	23:BA:1204:A:N6	2.89	0.40
1:AA:552:U:H4'	12:AL:85:ARG:HG2	2.04	0.40
35:DM:67:ARG:HD2	35:DM:105:GLU:OE2	2.21	0.40
1:CA:1437:C:H2'	1:CA:1438:G:C8	2.56	0.40
1:AA:987:G:H2'	1:AA:988:G:C8	2.56	0.40
7:AG:80:VAL:C	7:AG:82:GLY:H	2.24	0.40
1:CA:1269:A:H5'	21:CU:19:GLY:HA2	2.04	0.40
1:AA:936:C:H2'	1:AA:937:A:O4'	2.22	0.40
23:BA:1918:A:O2'	23:BA:1920:C:N4	2.54	0.40
32:BJ:132:LYS:HG2	32:BJ:132:LYS:H	1.61	0.40
42:DT:41:ASN:N	42:DT:41:ASN:HD22	2.19	0.40
46:DX:82:LEU:N	46:DX:82:LEU:HD12	2.36	0.40
4:AD:200:GLU:H	4:AD:200:GLU:CD	2.24	0.40
4:AD:209:ARG:HA	4:AD:209:ARG:HD2	1.90	0.40
1:AA:1437:C:H2'	1:AA:1438:G:C8	2.56	0.40
35:BM:67:ARG:HD2	35:BM:105:GLU:OE2	2.21	0.40
1:CA:1046:A:H3'	1:CA:1047:G:H8	1.86	0.40
11:CK:23:ALA:HB1	11:CK:88:GLY:HA3	2.03	0.40
23:BA:252:G:OP2	34:BL:50:ARG:NH2	2.49	0.40
34:BL:39:LYS:CD	34:BL:40:SER:H	2.35	0.40
39:DQ:83:LEU:N	39:DQ:83:LEU:HD12	2.36	0.40
25:BC:236:GLY:O	25:BC:238:GLY:N	2.54	0.40
23:DA:2246:G:H2'	23:DA:2247:A:H8	1.87	0.40
1:AA:954:G:H2'	1:AA:955:U:C6	2.56	0.40
34:BL:62:LEU:HD22	34:BL:62:LEU:O	2.22	0.40
23:BA:2416:C:OP1	34:BL:64:LYS:O	2.40	0.40
46:BX:46:LEU:HB2	46:BX:63:ALA:HA	2.04	0.40
13:AM:99:ARG:HB2	13:AM:101:GLN:NE2	2.26	0.40
1:AA:692:U:C5	11:AK:26:ASN:ND2	2.87	0.40
26:DD:184:VAL:HG12	26:DD:185:LYS:H	1.86	0.40
23:BA:1493:C:O2	23:BA:1493:C:H2'	2.21	0.40
23:DA:1509:A:H4'	23:DA:1510:A:N9	2.36	0.40
12:CL:74:HIS:HD2	12:CL:76:LEU:HB2	1.85	0.40
2:CB:80:ILE:HD11	2:CB:208:ILE:CG2	2.50	0.40
24:DB:70:C:H2'	24:DB:71:C:C6	2.52	0.40
36:BN:10:LEU:HD12	36:BN:10:LEU:N	2.37	0.40
11:CK:20:TYR:C	11:CK:21:ILE:HD12	2.41	0.40

Continued on next page...

Continued from previous page...

Atom-1	Atom-2	Distance(Å)	Clash(Å)
46:BX:41:ARG:HD3	46:BX:43:TYR:CE2	2.57	0.40
34:BL:17:LYS:C	34:BL:19:VAL:H	2.25	0.40
19:CS:6:LYS:HD2	19:CS:6:LYS:N	2.34	0.40
23:DA:643:A:OP1	51:D3:42:TRP:NE1	2.54	0.40
44:BV:144:LEU:HD22	44:BV:144:LEU:N	2.37	0.40
28:DF:7:LEU:HA	28:DF:10:LYS:HD2	2.03	0.40
4:AD:188:LEU:HD12	4:AD:188:LEU:H	1.86	0.40
41:DS:18:ARG:NH1	41:DS:76:VAL:HG13	2.36	0.40
23:BA:1858:G:H1'	23:BA:1884:A:H62	1.86	0.40
1:CA:1079:G:C6	1:CA:1080:A:N6	2.89	0.40
1:AA:438:G:C4'	1:AA:439:A:OP1	2.67	0.40
23:BA:480:A:H2'	23:BA:480:A:N3	2.36	0.40
46:BX:73:LEU:HD21	46:BX:94:LEU:CG	2.49	0.40
19:AS:63:THR:HG22	19:AS:66:MET:CE	2.51	0.40
29:DG:103:LEU:HG	29:DG:105:LEU:CD1	2.51	0.40
25:BC:107:ALA:HA	25:BC:108:PRO:HD3	1.78	0.40
7:CG:150:ALA:HA	11:CK:59:TYR:CD2	2.56	0.40
32:DJ:83:ILE:HG22	32:DJ:84:ARG:O	2.21	0.40
28:BF:114:ILE:HB	28:BF:117:PHE:HB2	2.02	0.40
23:DA:656:G:H8	23:DA:656:G:O5'	2.05	0.40
23:BA:839:U:H2'	23:BA:840:C:H6	1.81	0.40
23:BA:775:G:C2	23:BA:777:A:N6	2.89	0.40
23:DA:830:G:C4	23:DA:2448:A:C6	3.09	0.40
2:CB:102:LEU:HD12	2:CB:102:LEU:N	2.37	0.40
1:AA:57:G:C6	1:AA:58:C:C4	3.09	0.40
9:CI:53:VAL:HG11	9:CI:85:LEU:HD22	2.02	0.40
1:CA:235:C:H1'	17:CQ:61:GLU:OE1	2.21	0.40
44:DV:127:LYS:HB3	44:DV:162:GLU:CG	2.51	0.40
1:AA:161:A:H2'	1:AA:162:A:H8	1.85	0.40
13:AM:8:GLU:OE1	13:AM:22:ILE:HG23	2.21	0.40
13:CM:19:LEU:HA	13:CM:22:ILE:HG12	2.02	0.40
16:CP:49:LEU:HD12	16:CP:50:LYS:N	2.36	0.40
35:DM:77:LYS:HA	35:DM:78:PRO:HD3	1.73	0.40
1:CA:1053:G:C3'	1:CA:1054:C:H5'	2.51	0.40
23:BA:1344:G:H5'	23:BA:1384:A:C6	2.56	0.40
8:CH:82:HIS:HD2	8:CH:138:TRP:HE1	1.69	0.40
1:AA:562:C:H5'	1:AA:562:C:H6	1.85	0.40
26:BD:76:ARG:HG2	26:BD:77:ILE:HG13	2.03	0.40
23:BA:1599:C:H2'	23:BA:1600:C:C6	2.56	0.40
23:BA:1488:G:C5	23:BA:1489:U:C5	3.10	0.40
25:DC:175:LEU:HD23	25:DC:175:LEU:HA	1.95	0.40
1:AA:900:A:H2'	1:AA:901:A:C8	2.56	0.40

Continued on next page...

Continued from previous page...

Atom-1	Atom-2	Distance(Å)	Clash(Å)
46:BX:53:VAL:HG22	46:BX:74:VAL:HG13	2.03	0.40
13:CM:37:THR:OG1	13:CM:56:LEU:HD23	2.22	0.40
1:CA:605:U:H2'	1:CA:606:G:O4'	2.22	0.40
6:CF:9:VAL:HG13	6:CF:59:TYR:O	2.21	0.40
1:CA:69:G:H2'	1:CA:73:G:H8	1.86	0.40
23:DA:327:G:C2	23:DA:328:U:C2	3.10	0.40
23:DA:2386:C:H4'	45:DW:55:ARG:O	2.21	0.40
23:BA:386:G:H4'	23:BA:387:U:OP2	2.22	0.40
23:BA:2404:C:H2'	23:BA:2405:G:O4'	2.22	0.40
20:CT:36:LEU:HB3	20:CT:59:ALA:HB2	2.03	0.40
29:DG:117:PRO:HA	29:DG:118:PRO:HD2	1.93	0.40
23:BA:1221:C:H2'	23:BA:122(A):C:C6	2.56	0.40
10:AJ:22:LYS:HD2	10:AJ:22:LYS:O	2.21	0.40
1:AA:604:G:C6	1:AA:605:U:C4	3.09	0.40
23:BA:2574:G:H8	23:BA:2574:G:O5'	2.04	0.40
23:BA:1728:G:H8	23:BA:1728:G:O5'	2.05	0.40
38:BP:137:LYS:N	38:BP:137:LYS:HD2	2.36	0.40
16:CP:12:LYS:C	16:CP:14:ASN:H	2.24	0.40
1:AA:712:A:O2'	1:AA:713:G:H5'	2.21	0.40
7:AG:54:THR:C	7:AG:56:GLN:H	2.25	0.40
23:BA:587:C:H4'	23:BA:588:U:C6	2.57	0.40
34:BL:47:ASP:HB3	34:BL:48:PRO:HA	2.02	0.40
37:BO:82:ILE:HG22	37:BO:83:LYS:N	2.35	0.40
51:D3:25:LYS:HD3	53:D5:34:TRP:CH2	2.56	0.40
47:DY:1:MET:SD	47:DY:5:GLU:OE2	2.80	0.40
23:BA:97:C:H5''	47:BY:2:LYS:HZ1	1.86	0.40
23:DA:270(I):C:O2'	23:DA:270(J):G:H5'	2.22	0.40
44:DV:71:VAL:HG11	44:DV:74:VAL:HG23	2.02	0.40
11:CK:44:SER:H	11:CK:47:VAL:HB	1.87	0.40
34:DL:57:THR:C	34:DL:59:LEU:N	2.75	0.40
30:BH:133:HIS:HA	30:BH:134:PRO:HD3	1.92	0.40
23:BA:1310:G:H2'	23:BA:1311:G:H5''	2.03	0.40
23:DA:1408:C:N3	23:DA:1595:G:C2	2.89	0.40
23:BA:141(A):A:C8	23:BA:1408:C:H1'	2.57	0.40
23:DA:1211:U:H4'	23:DA:1212:G:OP2	2.22	0.40
33:DK:71:ARG:NH2	33:DK:77:ILE:HG21	2.37	0.40
30:DH:83:ALA:N	30:DH:89:TYR:HD1	2.20	0.40
13:CM:3:ARG:HG2	13:CM:9:ILE:CD1	2.52	0.40
1:AA:1320:C:C2	19:AS:72:GLY:HA3	2.56	0.40
23:DA:2484:G:H2'	23:DA:2485:G:H8	1.86	0.40
28:BF:171:ALA:O	28:BF:175:LEU:HG	2.21	0.40
22:CV:6188:C:HO2'	22:CV:6189:A:P	2.45	0.40

Continued on next page...

Continued from previous page...

Atom-1	Atom-2	Distance(Å)	Clash(Å)
30:DH:130:TYR:HD2	30:DH:132:PRO:HG3	1.83	0.40
1:AA:1296:C:OP1	13:AM:44:ARG:NH2	2.51	0.40
40:BR:72:VAL:O	40:BR:72:VAL:HG23	2.22	0.40
7:AG:15:ASP:HB2	7:AG:20:ASP:O	2.21	0.40
23:DA:443:A:H1'	23:DA:1201:C:O4'	2.21	0.40
1:CA:1079:G:O3'	5:CE:14:ARG:NH2	2.54	0.40
32:DJ:117:HIS:HA	32:DJ:118:PRO:HD2	1.98	0.40
23:BA:270(H):C:H2'	23:BA:270(I):C:C6	2.56	0.40
26:BD:85:ASN:HA	26:BD:86:PRO:HD3	1.78	0.40
46:DX:35:THR:HB	46:DX:36:GLY:H	1.54	0.40
1:CA:506:G:C6	1:CA:507:C:N4	2.89	0.40
23:BA:2477:C:HO2'	23:BA:2478:A:P	2.44	0.40
23:BA:2565:A:H5''	23:BA:2566:A:OP2	2.22	0.40
1:CA:892:A:C6	1:CA:893:C:C4	3.09	0.40
1:AA:1501:C:C5	1:AA:1504:G:C5	3.09	0.40
41:BS:50:VAL:HG11	41:BS:103:ILE:HG21	2.04	0.40
24:BB:37:C:C5	24:BB:38:C:C5	3.09	0.40
35:BM:78:PRO:C	35:BM:79:LEU:HD12	2.42	0.40
23:DA:2230:G:H1'	46:DX:45:ASN:CB	2.51	0.40
38:DP:3:ARG:NH1	38:DP:6:LEU:HD23	2.37	0.40
23:BA:118:A:H1'	23:BA:178:G:O4'	2.22	0.40
23:BA:875:G:N2	23:BA:903:C:C2	2.90	0.40
28:BF:133:LEU:HD23	28:BF:133:LEU:N	2.36	0.40
28:BF:39:ILE:HG23	28:BF:157:ILE:HG22	2.04	0.40
1:AA:620:C:C2	4:AD:135:LEU:HG	2.56	0.40
27:DE:72:ARG:O	27:DE:73:ALA:O	2.39	0.40
49:B1:40:ILE:HD12	49:B1:40:ILE:N	2.36	0.40
29:BG:83:TYR:CZ	29:BG:138:LYS:HG3	2.56	0.40
23:BA:2019:A:H5''	39:BQ:27:LEU:HD12	2.04	0.40
1:CA:987:G:H2'	1:CA:988:G:C8	2.57	0.40
23:DA:991:C:C5	23:DA:1185:C:C4	3.09	0.40
23:BA:1843:C:O2'	23:BA:1844:C:H5'	2.22	0.40
34:DL:106:LEU:HA	34:DL:106:LEU:HD22	1.86	0.40
43:BU:98:VAL:HG22	43:BU:98:VAL:O	2.21	0.40
27:DE:108:LYS:HD3	27:DE:108:LYS:HA	1.94	0.40
27:DE:64:ILE:HD12	27:DE:64:ILE:HA	1.81	0.40
35:DM:80:GLU:HA	35:DM:80:GLU:OE2	2.21	0.40
30:DH:136:VAL:N	30:DH:137:PRO:HD3	2.37	0.40
23:BA:1783:A:C2	23:BA:2587:A:C4	3.10	0.40
23:DA:2338:G:C2	23:DA:2339:G:C8	3.10	0.40
23:DA:2065:C:H2'	23:DA:2066:C:C6	2.56	0.40
1:CA:1051:C:C4	1:CA:1052:U:C4	3.09	0.40

Continued on next page...

Continued from previous page...

Atom-1	Atom-2	Distance(Å)	Clash(Å)
23:DA:1401:G:H2'	23:DA:1402:C:C6	2.57	0.40
23:BA:2057:A:N6	23:BA:2058:A:C6	2.89	0.40
39:DQ:91:ASP:OD2	39:DQ:96:ALA:HB2	2.22	0.40
23:DA:782:A:H5'	23:DA:783:A:C2	2.57	0.40
32:DJ:157:ARG:HG2	32:DJ:157:ARG:O	2.21	0.40
34:DL:114:ILE:HD11	34:DL:130:PHE:CG	2.54	0.40
34:DL:64:LYS:O	34:DL:65:ARG:C	2.59	0.40
38:DP:26:ASP:HB3	38:DP:92:GLY:H	1.86	0.40
1:CA:942:G:H2'	1:CA:943:U:H6	1.86	0.40
3:AC:182:ILE:HG23	3:AC:202:ILE:C	2.41	0.40
25:BC:35:LYS:O	25:BC:64:ILE:HD12	2.21	0.40
34:DL:122:PRO:O	34:DL:123:LEU:HB3	2.21	0.40
30:BH:88:ILE:HG22	30:BH:89:TYR:N	2.35	0.40
23:DA:2287:A:C5	23:DA:2289:G:C5	3.10	0.40
28:DF:87:PRO:HB2	28:DF:88:ILE:H	1.65	0.40
30:BH:114:LEU:HA	30:BH:130:TYR:CD1	2.57	0.40
23:BA:468:G:N7	52:B4:39:ARG:NH2	2.68	0.40
27:BE:155:LEU:HA	27:BE:174:VAL:HG23	2.03	0.40
37:BO:26:LEU:HB3	37:BO:87:PHE:HA	2.03	0.40
37:BO:87:PHE:HE2	37:BO:89:ARG:HA	1.87	0.40
37:DO:26:LEU:HB3	37:DO:87:PHE:HA	2.03	0.40
4:CD:108:LEU:HD12	4:CD:108:LEU:HA	1.94	0.40
11:CK:26:ASN:O	11:CK:27:ASN:HB2	2.21	0.40
36:DN:38:VAL:HG22	36:DN:112:ALA:HB2	2.04	0.40
1:CA:272:C:H2'	1:CA:273:A:H8	1.86	0.40
23:DA:7:G:H2'	23:DA:8:A:O4'	2.21	0.40
19:AS:45:VAL:HA	19:AS:62:ILE:HG23	2.03	0.40
23:DA:444:C:H2'	23:DA:445:C:H6	1.86	0.40
32:DJ:64:ASP:N	32:DJ:64:ASP:OD1	2.54	0.40
11:CK:59:TYR:O	11:CK:62:GLN:HB3	2.22	0.40
41:DS:29:LEU:HD22	41:DS:69:LEU:CD1	2.49	0.40
1:AA:1316:G:H22	1:AA:1319:A:H5''	1.86	0.40
1:AA:300:A:C8	1:AA:300:A:H3'	2.57	0.40
9:AI:99:LEU:HD12	9:AI:101:PHE:CE2	2.56	0.40
19:CS:45:VAL:HA	19:CS:62:ILE:HG23	2.02	0.40
23:DA:758:C:O2	23:DA:1981:A:H2	2.04	0.40
38:BP:128:GLU:O	38:BP:132:LYS:HG3	2.20	0.40
38:BP:92:GLY:HA2	38:BP:117:ASP:H	1.87	0.40
23:DA:319:C:C2	23:DA:320:A:C8	3.08	0.40
1:AA:663:A:H2'	1:AA:664:G:O4'	2.22	0.40
23:DA:2565:A:H5''	23:DA:2566:A:OP2	2.22	0.40
1:CA:1234:C:O2'	1:CA:1235:U:H5'	2.22	0.40

Continued on next page...

Continued from previous page...

Atom-1	Atom-2	Distance(Å)	Clash(Å)
1:AA:1228:C:H5'	13:AM:115:LYS:O	2.21	0.40
9:AI:92:TYR:O	9:AI:96:LEU:HB2	2.22	0.40
35:DM:27:VAL:H	44:DV:81:ARG:NH2	2.20	0.40
35:BM:27:VAL:H	44:BV:81:ARG:NH2	2.19	0.40
23:BA:1647:G:H3'	23:BA:1647:G:P	2.62	0.40
23:BA:319:C:C2	23:BA:320:A:C8	3.10	0.40
44:DV:145:GLU:HG3	44:DV:146:ILE:N	2.37	0.40
24:DB:48:A:H2'	24:DB:49:C:C6	2.57	0.40
2:AB:130:ARG:HA	2:AB:131:PRO:HD2	1.95	0.40
1:CA:928:G:C2	1:CA:1390:U:O2	2.74	0.40
26:BD:14:ILE:HD12	26:BD:14:ILE:O	2.22	0.40
23:DA:380:U:H2'	23:DA:381:G:H8	1.87	0.40
23:BA:2846:G:C5	23:BA:2847:U:C5	3.09	0.40
23:DA:1710:C:O2'	23:DA:1711:C:H5'	2.22	0.40
23:DA:1750:G:H2'	23:DA:1751:C:H6	1.87	0.40
18:CR:45:SER:HB3	18:CR:51:LEU:HD21	2.03	0.40
44:BV:28:MET:HA	44:BV:88:PHE:HB2	2.03	0.40
23:BA:2764:A:N6	23:BA:2766:G:C2	2.90	0.40
1:CA:179:A:C4	1:CA:180:U:C5	3.09	0.40
23:BA:489:G:C5	23:BA:1284:A:C2	3.09	0.40
2:CB:16:HIS:CD2	2:CB:210:SER:HA	2.57	0.40
1:AA:1250:A:H2	1:AA:1353:G:H21	1.69	0.40
6:AF:95:GLU:HA	6:AF:96:PRO:HD3	1.96	0.40
2:AB:46:LYS:HD2	2:AB:49:GLU:OE1	2.22	0.40
1:AA:1046:A:H3'	1:AA:1047:G:H8	1.87	0.40
23:DA:2489:G:C6	23:DA:2490:G:N1	2.89	0.40
29:DG:125:VAL:HG22	29:DG:131:VAL:HG22	2.03	0.40
1:CA:1259:C:O5'	1:CA:1259:C:H6	2.03	0.40
36:BN:99:LYS:HE3	36:BN:99:LYS:HB3	1.87	0.40
1:AA:608:A:C4	1:AA:609:A:C8	3.09	0.40
8:AH:20:TYR:HA	8:AH:65:TYR:CE2	2.57	0.40
33:BK:90:GLN:O	33:BK:91:LEU:HB2	2.21	0.40
11:AK:94:ALA:O	11:AK:98:LEU:HG	2.21	0.40
23:DA:1961:C:O2'	23:DA:1962:C:H5'	2.22	0.40

There are no symmetry-related clashes.

5.3 Torsion angles

5.3.1 Protein backbone ⓘ

In the following table, the Percentiles column shows the percent Ramachandran outliers of the chain as a percentile score with respect to all X-ray entries followed by that with respect to entries of similar resolution.

The Analysed column shows the number of residues for which the backbone conformation was analysed, and the total number of residues.

Mol	Chain	Analysed	Favoured	Allowed	Outliers	Percentiles	
2	AB	232/234 (99%)	194 (84%)	32 (14%)	6 (3%)	8	57
2	CB	232/234 (99%)	194 (84%)	32 (14%)	6 (3%)	8	57
3	AC	204/206 (99%)	153 (75%)	38 (19%)	13 (6%)	2	29
3	CC	204/206 (99%)	154 (76%)	37 (18%)	13 (6%)	2	29
4	AD	206/208 (99%)	172 (84%)	26 (13%)	8 (4%)	5	45
4	CD	206/208 (99%)	172 (84%)	25 (12%)	9 (4%)	4	41
5	AE	149/151 (99%)	123 (83%)	22 (15%)	4 (3%)	8	56
5	CE	149/151 (99%)	126 (85%)	19 (13%)	4 (3%)	8	56
6	AF	99/101 (98%)	90 (91%)	8 (8%)	1 (1%)	22	78
6	CF	99/101 (98%)	90 (91%)	8 (8%)	1 (1%)	22	78
7	AG	153/155 (99%)	132 (86%)	18 (12%)	3 (2%)	11	63
7	CG	153/155 (99%)	133 (87%)	17 (11%)	3 (2%)	11	63
8	AH	136/138 (99%)	119 (88%)	17 (12%)	0	100	100
8	CH	136/138 (99%)	119 (88%)	17 (12%)	0	100	100
9	AI	125/127 (98%)	102 (82%)	20 (16%)	3 (2%)	9	59
9	CI	125/127 (98%)	101 (81%)	21 (17%)	3 (2%)	9	59
10	AJ	96/98 (98%)	78 (81%)	12 (12%)	6 (6%)	2	29
10	CJ	96/98 (98%)	78 (81%)	12 (12%)	6 (6%)	2	29
11	AK	117/119 (98%)	97 (83%)	16 (14%)	4 (3%)	6	50
11	CK	117/119 (98%)	97 (83%)	16 (14%)	4 (3%)	6	50
12	AL	122/124 (98%)	94 (77%)	22 (18%)	6 (5%)	3	37
12	CL	122/124 (98%)	94 (77%)	22 (18%)	6 (5%)	3	37
13	AM	114/116 (98%)	94 (82%)	16 (14%)	4 (4%)	6	50
13	CM	114/116 (98%)	94 (82%)	16 (14%)	4 (4%)	6	50
14	AN	58/60 (97%)	50 (86%)	5 (9%)	3 (5%)	3	35

Continued on next page...

Continued from previous page...

Mol	Chain	Analysed	Favoured	Allowed	Outliers	Percentiles	
14	CN	58/60 (97%)	50 (86%)	5 (9%)	3 (5%)	3	35
15	AO	86/88 (98%)	77 (90%)	7 (8%)	2 (2%)	10	60
15	CO	86/88 (98%)	77 (90%)	7 (8%)	2 (2%)	10	60
16	AP	81/83 (98%)	65 (80%)	14 (17%)	2 (2%)	9	57
16	CP	81/83 (98%)	65 (80%)	13 (16%)	3 (4%)	5	48
17	AQ	97/99 (98%)	81 (84%)	15 (16%)	1 (1%)	22	78
17	CQ	97/99 (98%)	81 (84%)	15 (16%)	1 (1%)	22	78
18	AR	68/70 (97%)	53 (78%)	13 (19%)	2 (3%)	7	54
18	CR	68/70 (97%)	53 (78%)	12 (18%)	3 (4%)	4	41
19	AS	76/78 (97%)	57 (75%)	14 (18%)	5 (7%)	2	28
19	CS	76/78 (97%)	57 (75%)	14 (18%)	5 (7%)	2	28
20	AT	97/99 (98%)	82 (84%)	12 (12%)	3 (3%)	7	53
20	CT	97/99 (98%)	82 (84%)	12 (12%)	3 (3%)	7	53
21	AU	22/24 (92%)	17 (77%)	4 (18%)	1 (4%)	4	40
21	CU	22/24 (92%)	17 (77%)	4 (18%)	1 (4%)	4	40
25	BC	269/271 (99%)	220 (82%)	31 (12%)	18 (7%)	2	28
25	DC	269/271 (99%)	218 (81%)	33 (12%)	18 (7%)	2	28
26	BD	202/204 (99%)	168 (83%)	26 (13%)	8 (4%)	5	44
26	DD	202/204 (99%)	167 (83%)	29 (14%)	6 (3%)	7	53
27	BE	200/202 (99%)	165 (82%)	28 (14%)	7 (4%)	6	50
27	DE	200/202 (99%)	165 (82%)	28 (14%)	7 (4%)	6	50
28	BF	179/181 (99%)	134 (75%)	37 (21%)	8 (4%)	4	40
28	DF	179/181 (99%)	133 (74%)	37 (21%)	9 (5%)	3	37
29	BG	157/159 (99%)	126 (80%)	27 (17%)	4 (2%)	9	57
29	DG	157/159 (99%)	125 (80%)	28 (18%)	4 (2%)	9	57
30	BH	143/145 (99%)	109 (76%)	28 (20%)	6 (4%)	4	43
30	DH	143/145 (99%)	109 (76%)	28 (20%)	6 (4%)	4	43
31	BI	28/65 (43%)	27 (96%)	1 (4%)	0	100	100
31	DI	28/65 (43%)	27 (96%)	1 (4%)	0	100	100
32	BJ	135/137 (98%)	108 (80%)	19 (14%)	8 (6%)	2	32
32	DJ	135/137 (98%)	108 (80%)	19 (14%)	8 (6%)	2	32

Continued on next page...

Continued from previous page...

Mol	Chain	Analysed	Favoured	Allowed	Outliers	Percentiles	
33	BK	120/122 (98%)	105 (88%)	8 (7%)	7 (6%)	3	32
33	DK	120/122 (98%)	107 (89%)	6 (5%)	7 (6%)	3	32
34	BL	144/146 (99%)	94 (65%)	35 (24%)	15 (10%)	1	14
34	DL	144/146 (99%)	92 (64%)	37 (26%)	15 (10%)	1	14
35	BM	134/136 (98%)	98 (73%)	22 (16%)	14 (10%)	1	14
35	DM	134/136 (98%)	97 (72%)	24 (18%)	13 (10%)	1	16
36	BN	115/117 (98%)	97 (84%)	13 (11%)	5 (4%)	4	42
36	DN	115/117 (98%)	97 (84%)	14 (12%)	4 (4%)	6	50
37	BO	96/98 (98%)	65 (68%)	18 (19%)	13 (14%)	0	8
37	DO	96/98 (98%)	65 (68%)	18 (19%)	13 (14%)	0	8
38	BP	135/137 (98%)	99 (73%)	30 (22%)	6 (4%)	4	41
38	DP	135/137 (98%)	99 (73%)	30 (22%)	6 (4%)	4	41
39	BQ	114/116 (98%)	99 (87%)	13 (11%)	2 (2%)	13	65
39	DQ	114/116 (98%)	99 (87%)	13 (11%)	2 (2%)	13	65
40	BR	99/101 (98%)	71 (72%)	19 (19%)	9 (9%)	1	18
40	DR	99/101 (98%)	71 (72%)	19 (19%)	9 (9%)	1	18
41	BS	110/112 (98%)	94 (86%)	14 (13%)	2 (2%)	13	65
41	DS	110/112 (98%)	94 (86%)	14 (13%)	2 (2%)	13	65
42	BT	90/92 (98%)	82 (91%)	7 (8%)	1 (1%)	21	77
42	DT	90/92 (98%)	82 (91%)	7 (8%)	1 (1%)	21	77
43	BU	98/100 (98%)	65 (66%)	22 (22%)	11 (11%)	1	13
43	DU	98/100 (98%)	63 (64%)	23 (24%)	12 (12%)	1	11
44	BV	186/188 (99%)	140 (75%)	36 (19%)	10 (5%)	3	35
44	DV	186/188 (99%)	140 (75%)	36 (19%)	10 (5%)	3	35
45	BW	74/76 (97%)	59 (80%)	12 (16%)	3 (4%)	4	44
45	DW	74/76 (97%)	57 (77%)	14 (19%)	3 (4%)	4	44
46	BX	86/88 (98%)	57 (66%)	20 (23%)	9 (10%)	1	14
46	DX	86/88 (98%)	57 (66%)	20 (23%)	9 (10%)	1	14
47	BY	60/62 (97%)	48 (80%)	9 (15%)	3 (5%)	3	37
47	DY	60/62 (97%)	49 (82%)	8 (13%)	3 (5%)	3	37
48	BZ	57/59 (97%)	51 (90%)	5 (9%)	1 (2%)	13	65

Continued on next page...

Continued from previous page...

Mol	Chain	Analysed	Favoured	Allowed	Outliers	Percentiles	
48	DZ	57/59 (97%)	51 (90%)	5 (9%)	1 (2%)	13	65
49	B1	28/30 (93%)	15 (54%)	10 (36%)	3 (11%)	1	13
49	D1	28/30 (93%)	15 (54%)	10 (36%)	3 (11%)	1	13
50	B2	50/52 (96%)	39 (78%)	8 (16%)	3 (6%)	2	31
50	D2	50/52 (96%)	40 (80%)	6 (12%)	4 (8%)	1	21
51	B3	42/44 (96%)	35 (83%)	2 (5%)	5 (12%)	1	11
51	D3	42/44 (96%)	35 (83%)	2 (5%)	5 (12%)	1	11
52	B4	46/48 (96%)	42 (91%)	4 (9%)	0	100	100
52	D4	46/48 (96%)	41 (89%)	5 (11%)	0	100	100
53	B5	61/63 (97%)	43 (70%)	13 (21%)	5 (8%)	1	21
53	D5	61/63 (97%)	44 (72%)	13 (21%)	4 (7%)	2	28
All	All	11192/11458 (98%)	8966 (80%)	1699 (15%)	527 (5%)	4	39

All (527) Ramachandran outliers are listed below:

Mol	Chain	Res	Type
3	AC	15	THR
4	AD	30	LYS
4	AD	137	SER
4	AD	138	TYR
4	AD	168	ARG
13	AM	63	THR
13	AM	106	ASN
19	AS	28	LYS
20	AT	71	THR
25	BC	26	LYS
25	BC	33	LEU
25	BC	35	LYS
25	BC	237	GLU
25	BC	239	ARG
25	BC	260	ARG
26	BD	16	ARG
27	BE	73	ALA
28	BF	87	PRO
29	BG	92	ILE
29	BG	165	ALA
30	BH	91	SER
32	BJ	116	THR

Continued on next page...

Continued from previous page...

Mol	Chain	Res	Type
32	BJ	149	PRO
32	BJ	157	ARG
34	BL	15	ARG
34	BL	36	LYS
34	BL	46	LYS
34	BL	59	LEU
34	BL	141	ALA
35	BM	8	LYS
35	BM	21	THR
37	BO	12	PHE
37	BO	59	LYS
37	BO	62	LYS
37	BO	90	GLY
37	BO	91	PRO
38	BP	58	ASN
38	BP	115	ARG
40	BR	53	GLU
40	BR	78	LYS
41	BS	110	LYS
43	BU	3	VAL
43	BU	7	VAL
44	BV	178	GLU
45	BW	47	PRO
46	BX	11	ARG
47	BY	47	ASN
50	B2	4	HIS
50	B2	35	GLU
51	B3	28	ARG
3	CC	15	THR
4	CD	30	LYS
4	CD	137	SER
4	CD	138	TYR
4	CD	168	ARG
13	CM	63	THR
13	CM	106	ASN
19	CS	28	LYS
20	CT	71	THR
25	DC	26	LYS
25	DC	33	LEU
25	DC	35	LYS
25	DC	237	GLU
25	DC	239	ARG

Continued on next page...

Continued from previous page...

Mol	Chain	Res	Type
25	DC	260	ARG
26	DD	16	ARG
27	DE	73	ALA
28	DF	87	PRO
29	DG	92	ILE
29	DG	165	ALA
30	DH	91	SER
32	DJ	116	THR
32	DJ	149	PRO
32	DJ	157	ARG
34	DL	15	ARG
34	DL	36	LYS
34	DL	46	LYS
34	DL	59	LEU
34	DL	141	ALA
35	DM	8	LYS
35	DM	21	THR
37	DO	12	PHE
37	DO	59	LYS
37	DO	62	LYS
37	DO	90	GLY
37	DO	91	PRO
38	DP	58	ASN
38	DP	115	ARG
40	DR	53	GLU
40	DR	78	LYS
41	DS	110	LYS
43	DU	3	VAL
43	DU	7	VAL
44	DV	178	GLU
45	DW	47	PRO
46	DX	11	ARG
47	DY	47	ASN
50	D2	35	GLU
51	D3	28	ARG
2	AB	18	GLY
2	AB	150	SER
4	AD	171	GLY
10	AJ	92	THR
12	AL	45	LYS
12	AL	63	TYR
13	AM	4	ILE

Continued on next page...

Continued from previous page...

Mol	Chain	Res	Type
14	AN	26	ARG
19	AS	11	VAL
19	AS	29	ARG
20	AT	9	ASN
25	BC	34	VAL
25	BC	69	ARG
25	BC	70	TRP
25	BC	106	ILE
25	BC	197	GLY
26	BD	86	PRO
27	BE	84	VAL
28	BF	14	GLU
28	BF	24	GLY
28	BF	86	MET
30	BH	10	GLU
30	BH	90	GLY
30	BH	143	SER
32	BJ	106	LYS
32	BJ	153	HIS
34	BL	11	GLY
34	BL	34	GLY
34	BL	149	GLU
35	BM	7	MET
35	BM	10	ARG
35	BM	18	LYS
35	BM	62	GLY
36	BN	3	HIS
36	BN	57	ARG
37	BO	35	ILE
37	BO	44	LYS
37	BO	57	LYS
38	BP	2	ASN
43	BU	17	SER
43	BU	42	VAL
43	BU	80	GLY
43	BU	98	VAL
44	BV	114	GLY
44	BV	120	ILE
44	BV	177	PRO
44	BV	179	ASP
45	BW	13	GLY
45	BW	73	GLY

Continued on next page...

Continued from previous page...

Mol	Chain	Res	Type
46	BX	85	LEU
53	B5	3	LYS
2	CB	18	GLY
2	CB	150	SER
4	CD	171	GLY
10	CJ	92	THR
12	CL	45	LYS
12	CL	63	TYR
13	CM	4	ILE
14	CN	26	ARG
19	CS	11	VAL
19	CS	29	ARG
20	CT	9	ASN
25	DC	34	VAL
25	DC	69	ARG
25	DC	70	TRP
25	DC	106	ILE
25	DC	125	ILE
25	DC	197	GLY
26	DD	86	PRO
27	DE	84	VAL
28	DF	14	GLU
28	DF	24	GLY
28	DF	86	MET
30	DH	10	GLU
30	DH	90	GLY
32	DJ	106	LYS
32	DJ	153	HIS
34	DL	11	GLY
34	DL	34	GLY
34	DL	149	GLU
35	DM	7	MET
35	DM	10	ARG
35	DM	18	LYS
35	DM	62	GLY
36	DN	3	HIS
36	DN	57	ARG
37	DO	35	ILE
37	DO	44	LYS
37	DO	57	LYS
38	DP	2	ASN
43	DU	17	SER

Continued on next page...

Continued from previous page...

Mol	Chain	Res	Type
43	DU	42	VAL
43	DU	80	GLY
43	DU	98	VAL
44	DV	120	ILE
44	DV	177	PRO
44	DV	179	ASP
45	DW	13	GLY
45	DW	73	GLY
46	DX	85	LEU
50	D2	4	HIS
53	D5	3	LYS
2	AB	19	HIS
3	AC	45	LYS
3	AC	47	LEU
3	AC	105	GLU
3	AC	189	ALA
4	AD	32	ALA
4	AD	40	PRO
6	AF	49	ALA
7	AG	7	ALA
10	AJ	32	ALA
11	AK	49	GLY
12	AL	50	ALA
13	AM	101	GLN
19	AS	31	ILE
20	AT	98	PRO
21	AU	9	ARG
25	BC	125	ILE
25	BC	238	GLY
26	BD	18	ASP
27	BE	68	LYS
27	BE	127	GLU
27	BE	166	ALA
29	BG	21	PRO
32	BJ	148	GLY
33	BK	4	PRO
33	BK	26	LYS
33	BK	97	ARG
34	BL	18	ARG
34	BL	42	SER
34	BL	49	ARG
34	BL	148	LEU

Continued on next page...

Continued from previous page...

Mol	Chain	Res	Type
35	BM	133	ARG
36	BN	58	GLY
37	BO	95	HIS
38	BP	36	GLU
40	BR	17	GLY
40	BR	29	PRO
40	BR	80	GLN
43	BU	88	LYS
43	BU	96	ILE
44	BV	168	GLU
46	BX	9	GLY
46	BX	31	GLY
46	BX	32	LYS
47	BY	17	SER
49	B1	44	CYS
49	B1	62	CYS
51	B3	31	PRO
51	B3	46	HIS
53	B5	34	TRP
53	B5	35	GLN
2	CB	19	HIS
3	CC	47	LEU
3	CC	105	GLU
3	CC	189	ALA
4	CD	32	ALA
4	CD	40	PRO
6	CF	49	ALA
7	CG	7	ALA
10	CJ	32	ALA
10	CJ	57	LYS
11	CK	49	GLY
13	CM	101	GLN
16	CP	48	TRP
19	CS	31	ILE
20	CT	98	PRO
21	CU	9	ARG
26	DD	18	ASP
27	DE	68	LYS
27	DE	166	ALA
29	DG	21	PRO
30	DH	143	SER
32	DJ	148	GLY

Continued on next page...

Continued from previous page...

Mol	Chain	Res	Type
33	DK	4	PRO
33	DK	26	LYS
33	DK	97	ARG
34	DL	18	ARG
34	DL	42	SER
34	DL	49	ARG
34	DL	148	LEU
36	DN	58	GLY
37	DO	85	VAL
37	DO	95	HIS
38	DP	36	GLU
38	DP	57	PHE
40	DR	17	GLY
40	DR	29	PRO
40	DR	80	GLN
43	DU	88	LYS
43	DU	96	ILE
44	DV	114	GLY
44	DV	168	GLU
46	DX	9	GLY
46	DX	31	GLY
46	DX	32	LYS
47	DY	17	SER
49	D1	44	CYS
49	D1	62	CYS
51	D3	31	PRO
51	D3	46	HIS
53	D5	34	TRP
53	D5	35	GLN
2	AB	130	ARG
3	AC	60	ALA
3	AC	129	ALA
5	AE	38	GLN
5	AE	72	GLN
9	AI	24	GLY
9	AI	58	ARG
10	AJ	57	LYS
11	AK	90	GLY
12	AL	64	GLU
14	AN	18	VAL
17	AQ	11	VAL
18	AR	36	ASN

Continued on next page...

Continued from previous page...

Mol	Chain	Res	Type
19	AS	27	GLU
25	BC	32	SER
25	BC	191	ALA
25	BC	256	GLY
26	BD	43	GLY
28	BF	35	GLU
28	BF	124	SER
30	BH	132	PRO
32	BJ	70	ALA
33	BK	29	ASN
34	BL	65	ARG
35	BM	81	VAL
35	BM	134	ARG
35	BM	140	ALA
36	BN	8	ARG
37	BO	83	LYS
37	BO	85	VAL
37	BO	101	LEU
38	BP	57	PHE
39	BQ	91	ASP
40	BR	2	PHE
41	BS	11	ARG
42	BT	4	ALA
43	BU	39	VAL
43	BU	90	LEU
44	BV	80	ARG
44	BV	142	SER
47	BY	15	LYS
48	BZ	29	ARG
49	B1	54	LYS
50	B2	45	VAL
51	B3	32	ASN
51	B3	51	GLU
53	B5	20	GLY
2	CB	130	ARG
3	CC	45	LYS
3	CC	60	ALA
3	CC	129	ALA
5	CE	38	GLN
5	CE	72	GLN
9	CI	24	GLY
9	CI	58	ARG

Continued on next page...

Continued from previous page...

Mol	Chain	Res	Type
11	CK	90	GLY
12	CL	50	ALA
12	CL	64	GLU
14	CN	18	VAL
17	CQ	11	VAL
18	CR	36	ASN
19	CS	27	GLU
25	DC	32	SER
25	DC	238	GLY
25	DC	256	GLY
26	DD	43	GLY
27	DE	127	GLU
28	DF	35	GLU
28	DF	124	SER
30	DH	132	PRO
32	DJ	70	ALA
33	DK	29	ASN
34	DL	65	ARG
35	DM	81	VAL
35	DM	133	ARG
35	DM	134	ARG
35	DM	140	ALA
36	DN	8	ARG
37	DO	83	LYS
37	DO	101	LEU
39	DQ	91	ASP
40	DR	2	PHE
41	DS	11	ARG
42	DT	4	ALA
43	DU	39	VAL
43	DU	90	LEU
44	DV	80	ARG
44	DV	142	SER
47	DY	15	LYS
48	DZ	29	ARG
49	D1	54	LYS
50	D2	45	VAL
51	D3	32	ASN
51	D3	51	GLU
53	D5	20	GLY
2	AB	15	VAL
2	AB	234	PRO

Continued on next page...

Continued from previous page...

Mol	Chain	Res	Type
3	AC	127	ARG
3	AC	159	GLY
5	AE	49	PRO
5	AE	64	ARG
9	AI	100	GLY
10	AJ	54	PHE
11	AK	118	GLY
11	AK	125	PHE
12	AL	82	VAL
15	AO	23	GLY
16	AP	48	TRP
18	AR	78	LEU
25	BC	198	ASN
28	BF	12	TYR
35	BM	25	ASP
37	BO	61	ASN
38	BP	55	ASN
40	BR	48	GLY
46	BX	53	VAL
46	BX	84	GLY
46	BX	87	PRO
53	B5	61	LEU
2	CB	15	VAL
2	CB	234	PRO
3	CC	81	GLY
3	CC	127	ARG
3	CC	159	GLY
5	CE	49	PRO
9	CI	100	GLY
10	CJ	54	PHE
11	CK	118	GLY
12	CL	82	VAL
15	CO	23	GLY
18	CR	78	LEU
25	DC	191	ALA
25	DC	198	ASN
28	DF	12	TYR
35	DM	25	ASP
37	DO	61	ASN
38	DP	55	ASN
40	DR	48	GLY
46	DX	53	VAL

Continued on next page...

Continued from previous page...

Mol	Chain	Res	Type
46	DX	84	GLY
46	DX	87	PRO
3	AC	81	GLY
3	AC	96	GLY
3	AC	145	GLY
10	AJ	75	ILE
14	AN	14	PRO
26	BD	29	GLY
28	BF	142	PRO
29	BG	39	PRO
34	BL	43	GLY
35	BM	27	VAL
36	BN	13	HIS
43	BU	11	ASP
46	BX	58	ILE
3	CC	96	GLY
3	CC	145	GLY
4	CD	86	LYS
5	CE	64	ARG
10	CJ	75	ILE
11	CK	125	PHE
14	CN	14	PRO
16	CP	25	ARG
18	CR	20	ALA
26	DD	29	GLY
28	DF	136	ARG
28	DF	142	PRO
29	DG	39	PRO
34	DL	43	GLY
35	DM	27	VAL
43	DU	11	ASP
3	AC	14	ILE
7	AG	130	GLY
15	AO	86	GLY
25	BC	236	GLY
34	BL	10	PRO
35	BM	96	VAL
3	CC	14	ILE
7	CG	130	GLY
15	CO	86	GLY
25	DC	236	GLY
33	DK	27	GLY

Continued on next page...

Continued from previous page...

Mol	Chain	Res	Type
34	DL	10	PRO
46	DX	58	ILE
7	AG	82	GLY
12	AL	28	GLY
16	AP	63	GLY
27	BE	131	GLY
33	BK	27	GLY
40	BR	61	VAL
7	CG	82	GLY
12	CL	28	GLY
16	CP	63	GLY
27	DE	131	GLY
35	DM	96	VAL
40	DR	61	VAL
26	BD	4	ILE
35	BM	30	GLY
40	BR	16	PRO
44	BV	39	VAL
26	DD	4	ILE
33	DK	101	PRO
39	DQ	90	VAL
40	DR	16	PRO
44	DV	101	PRO
4	AD	146	ILE
10	AJ	77	PRO
26	BD	189	PRO
27	BE	82	ILE
30	BH	144	VAL
33	BK	101	PRO
33	BK	119	PRO
39	BQ	90	VAL
44	BV	101	PRO
4	CD	146	ILE
32	DJ	158	PRO
33	DK	119	PRO
44	DV	39	VAL
50	D2	46	CYS
26	BD	173	VAL
32	BJ	158	PRO
10	CJ	77	PRO
27	DE	82	ILE
30	DH	144	VAL

Continued on next page...

Continued from previous page...

Mol	Chain	Res	Type
43	DU	41	GLY

5.3.2 Protein sidechains ⓘ

In the following table, the Percentiles column shows the percent sidechain outliers of the chain as a percentile score with respect to all X-ray entries followed by that with respect to entries of similar resolution. The Analysed column shows the number of residues for which the sidechain conformation was analysed, and the total number of residues.

Mol	Chain	Analysed	Rotameric	Outliers	Percentiles	
2	AB	202/202 (100%)	192 (95%)	10 (5%)	34	79
2	CB	202/202 (100%)	192 (95%)	10 (5%)	34	79
3	AC	160/160 (100%)	154 (96%)	6 (4%)	44	85
3	CC	160/160 (100%)	154 (96%)	6 (4%)	44	85
4	AD	180/180 (100%)	168 (93%)	12 (7%)	23	70
4	CD	180/180 (100%)	167 (93%)	13 (7%)	21	67
5	AE	116/116 (100%)	108 (93%)	8 (7%)	22	69
5	CE	116/116 (100%)	108 (93%)	8 (7%)	22	69
6	AF	90/90 (100%)	85 (94%)	5 (6%)	30	76
6	CF	90/90 (100%)	85 (94%)	5 (6%)	30	76
7	AG	126/126 (100%)	126 (100%)	0	100	100
7	CG	126/126 (100%)	126 (100%)	0	100	100
8	AH	119/119 (100%)	114 (96%)	5 (4%)	40	84
8	CH	119/119 (100%)	114 (96%)	5 (4%)	40	84
9	AI	98/98 (100%)	92 (94%)	6 (6%)	26	73
9	CI	98/98 (100%)	92 (94%)	6 (6%)	26	73
10	AJ	88/88 (100%)	79 (90%)	9 (10%)	11	48
10	CJ	88/88 (100%)	79 (90%)	9 (10%)	11	48
11	AK	90/90 (100%)	86 (96%)	4 (4%)	39	83
11	CK	90/90 (100%)	86 (96%)	4 (4%)	39	83
12	AL	104/104 (100%)	94 (90%)	10 (10%)	12	51
12	CL	104/104 (100%)	94 (90%)	10 (10%)	12	51
13	AM	94/94 (100%)	88 (94%)	6 (6%)	25	72
13	CM	94/94 (100%)	88 (94%)	6 (6%)	25	72

Continued on next page...

Continued from previous page...

Mol	Chain	Analysed	Rotameric	Outliers	Percentiles	
14	AN	49/49 (100%)	47 (96%)	2 (4%)	41	84
14	CN	49/49 (100%)	48 (98%)	1 (2%)	68	93
15	AO	79/79 (100%)	75 (95%)	4 (5%)	33	79
15	CO	79/79 (100%)	75 (95%)	4 (5%)	33	79
16	AP	72/72 (100%)	67 (93%)	5 (7%)	22	69
16	CP	72/72 (100%)	68 (94%)	4 (6%)	30	76
17	AQ	94/94 (100%)	92 (98%)	2 (2%)	66	92
17	CQ	94/94 (100%)	92 (98%)	2 (2%)	66	92
18	AR	61/61 (100%)	59 (97%)	2 (3%)	50	88
18	CR	61/61 (100%)	59 (97%)	2 (3%)	50	88
19	AS	69/69 (100%)	60 (87%)	9 (13%)	6	33
19	CS	69/69 (100%)	60 (87%)	9 (13%)	6	33
20	AT	76/76 (100%)	71 (93%)	5 (7%)	24	71
20	CT	76/76 (100%)	71 (93%)	5 (7%)	24	71
21	AU	19/19 (100%)	18 (95%)	1 (5%)	32	78
21	CU	19/19 (100%)	18 (95%)	1 (5%)	32	78
25	BC	213/213 (100%)	192 (90%)	21 (10%)	11	49
25	DC	213/213 (100%)	192 (90%)	21 (10%)	11	49
26	BD	165/165 (100%)	149 (90%)	16 (10%)	12	50
26	DD	165/165 (100%)	149 (90%)	16 (10%)	12	50
27	BE	161/161 (100%)	148 (92%)	13 (8%)	17	61
27	DE	161/161 (100%)	147 (91%)	14 (9%)	15	57
28	BF	155/155 (100%)	144 (93%)	11 (7%)	21	67
28	DF	155/155 (100%)	144 (93%)	11 (7%)	21	67
29	BG	132/132 (100%)	123 (93%)	9 (7%)	22	70
29	DG	132/132 (100%)	123 (93%)	9 (7%)	22	70
30	BH	122/122 (100%)	115 (94%)	7 (6%)	29	76
30	DH	122/122 (100%)	115 (94%)	7 (6%)	29	76
31	BI	27/53 (51%)	26 (96%)	1 (4%)	45	86
31	DI	27/53 (51%)	26 (96%)	1 (4%)	45	86
32	BJ	116/116 (100%)	103 (89%)	13 (11%)	9	41

Continued on next page...

Continued from previous page...

Mol	Chain	Analysed	Rotameric	Outliers	Percentiles	
32	DJ	116/116 (100%)	103 (89%)	13 (11%)	9	41
33	BK	100/100 (100%)	92 (92%)	8 (8%)	17	61
33	DK	100/100 (100%)	92 (92%)	8 (8%)	17	61
34	BL	112/112 (100%)	87 (78%)	25 (22%)	1	8
34	DL	112/112 (100%)	87 (78%)	25 (22%)	1	8
35	BM	106/106 (100%)	98 (92%)	8 (8%)	19	65
35	DM	106/106 (100%)	98 (92%)	8 (8%)	19	65
36	BN	100/100 (100%)	94 (94%)	6 (6%)	27	74
36	DN	100/100 (100%)	94 (94%)	6 (6%)	27	74
37	BO	77/77 (100%)	68 (88%)	9 (12%)	8	38
37	DO	77/77 (100%)	68 (88%)	9 (12%)	8	38
38	BP	121/121 (100%)	109 (90%)	12 (10%)	11	49
38	DP	121/121 (100%)	110 (91%)	11 (9%)	14	54
39	BQ	92/92 (100%)	88 (96%)	4 (4%)	40	84
39	DQ	92/92 (100%)	88 (96%)	4 (4%)	40	84
40	BR	82/82 (100%)	77 (94%)	5 (6%)	26	73
40	DR	82/82 (100%)	77 (94%)	5 (6%)	26	73
41	BS	91/91 (100%)	85 (93%)	6 (7%)	24	71
41	DS	91/91 (100%)	85 (93%)	6 (7%)	24	71
42	BT	74/74 (100%)	67 (90%)	7 (10%)	12	51
42	DT	74/74 (100%)	67 (90%)	7 (10%)	12	51
43	BU	84/84 (100%)	78 (93%)	6 (7%)	21	67
43	DU	84/84 (100%)	78 (93%)	6 (7%)	21	67
44	BV	163/163 (100%)	159 (98%)	4 (2%)	60	91
44	DV	163/163 (100%)	159 (98%)	4 (2%)	60	91
45	BW	61/61 (100%)	55 (90%)	6 (10%)	12	50
45	DW	61/61 (100%)	55 (90%)	6 (10%)	12	50
46	BX	73/73 (100%)	61 (84%)	12 (16%)	3	20
46	DX	73/73 (100%)	61 (84%)	12 (16%)	3	20
47	BY	58/58 (100%)	51 (88%)	7 (12%)	7	36
47	DY	58/58 (100%)	51 (88%)	7 (12%)	7	36

Continued on next page...

Continued from previous page...

Mol	Chain	Analysed	Rotameric	Outliers	Percentiles	
48	BZ	51/51 (100%)	49 (96%)	2 (4%)	43	85
48	DZ	51/51 (100%)	49 (96%)	2 (4%)	43	85
49	B1	27/27 (100%)	24 (89%)	3 (11%)	9	42
49	D1	27/27 (100%)	24 (89%)	3 (11%)	9	42
50	B2	45/45 (100%)	43 (96%)	2 (4%)	39	83
50	D2	45/45 (100%)	43 (96%)	2 (4%)	39	83
51	B3	43/43 (100%)	39 (91%)	4 (9%)	13	53
51	D3	43/43 (100%)	39 (91%)	4 (9%)	13	53
52	B4	41/41 (100%)	34 (83%)	7 (17%)	3	18
52	D4	41/41 (100%)	34 (83%)	7 (17%)	3	18
53	B5	53/53 (100%)	51 (96%)	2 (4%)	44	85
53	D5	53/53 (100%)	51 (96%)	2 (4%)	44	85
All	All	9462/9514 (100%)	8769 (93%)	693 (7%)	20	66

All (693) residues with a non-rotameric sidechain are listed below:

Mol	Chain	Res	Type
2	AB	25	ASN
2	AB	27	LYS
2	AB	71	VAL
2	AB	75	LYS
2	AB	116	GLU
2	AB	117	GLU
2	AB	153	ARG
2	AB	154	LEU
2	AB	178	ARG
2	AB	221	LEU
3	AC	3	ASN
3	AC	5	ILE
3	AC	27	LYS
3	AC	79	ARG
3	AC	91	LEU
3	AC	196	LEU
4	AD	3	ARG
4	AD	21	LEU
4	AD	49	ARG
4	AD	72	GLU
4	AD	73	ARG

Continued on next page...

Continued from previous page...

Mol	Chain	Res	Type
4	AD	119	GLN
4	AD	122	ARG
4	AD	131	ARG
4	AD	135	LEU
4	AD	150	GLU
4	AD	158	ILE
4	AD	166	LYS
5	AE	8	GLU
5	AE	12	LEU
5	AE	16	THR
5	AE	47	LYS
5	AE	76	ILE
5	AE	79	GLU
5	AE	137	GLU
5	AE	144	THR
6	AF	48	LEU
6	AF	59	TYR
6	AF	78	GLU
6	AF	98	LEU
6	AF	100	ASN
8	AH	1	MET
8	AH	25	ASP
8	AH	30	ARG
8	AH	102	ARG
8	AH	136	GLU
9	AI	10	ARG
9	AI	19	LEU
9	AI	95	LYS
9	AI	99	LEU
9	AI	104	ARG
9	AI	121	ARG
10	AJ	16	LEU
10	AJ	22	LYS
10	AJ	49	VAL
10	AJ	55	LYS
10	AJ	62	HIS
10	AJ	74	ILE
10	AJ	80	LYS
10	AJ	92	THR
10	AJ	96	ILE
11	AK	33	THR
11	AK	92	GLU

Continued on next page...

Continued from previous page...

Mol	Chain	Res	Type
11	AK	117	ASN
11	AK	119	CYS
12	AL	6	ILE
12	AL	19	LYS
12	AL	26	LEU
12	AL	37	THR
12	AL	40	ARG
12	AL	41	THR
12	AL	64	GLU
12	AL	65	VAL
12	AL	76	LEU
12	AL	81	VAL
13	AM	58	GLU
13	AM	64	TRP
13	AM	87	TYR
13	AM	93	ARG
13	AM	106	ASN
13	AM	115	LYS
14	AN	16	PHE
14	AN	40	CYS
15	AO	5	LYS
15	AO	17	ARG
15	AO	44	LYS
15	AO	82	ILE
16	AP	2	VAL
16	AP	27	LYS
16	AP	67	THR
16	AP	82	GLN
16	AP	83	GLU
17	AQ	38	ARG
17	AQ	52	LYS
18	AR	42	ARG
18	AR	84	LYS
19	AS	5	LEU
19	AS	6	LYS
19	AS	7	LYS
19	AS	27	GLU
19	AS	29	ARG
19	AS	37	ARG
19	AS	44	MET
19	AS	53	ASN
19	AS	70	LYS

Continued on next page...

Continued from previous page...

Mol	Chain	Res	Type
20	AT	22	ARG
20	AT	26	ASN
20	AT	60	GLU
20	AT	62	LEU
20	AT	93	GLU
21	AU	5	ASP
25	BC	5	LYS
25	BC	10	THR
25	BC	28	GLU
25	BC	33	LEU
25	BC	44	ASN
25	BC	50	THR
25	BC	61	LEU
25	BC	78	LYS
25	BC	94	LEU
25	BC	95	LEU
25	BC	106	ILE
25	BC	111	LEU
25	BC	150	LYS
25	BC	166	GLN
25	BC	192	THR
25	BC	237	GLU
25	BC	242	ARG
25	BC	244	ARG
25	BC	259	THR
25	BC	261	LYS
25	BC	267	SER
26	BD	9	VAL
26	BD	48	GLN
26	BD	52	LEU
26	BD	54	GLN
26	BD	57	LYS
26	BD	92	THR
26	BD	118	LYS
26	BD	119	ARG
26	BD	132	HIS
26	BD	141	ILE
26	BD	144	ARG
26	BD	154	LYS
26	BD	160	TYR
26	BD	169	ASN
26	BD	184	VAL

Continued on next page...

Continued from previous page...

Mol	Chain	Res	Type
26	BD	195	LEU
27	BE	8	GLN
27	BE	9	ILE
27	BE	54	ARG
27	BE	56	GLU
27	BE	66	PRO
27	BE	69	HIS
27	BE	72	ARG
27	BE	83	PHE
27	BE	95	ARG
27	BE	106	ARG
27	BE	164	ARG
27	BE	188	ARG
27	BE	195	ASP
28	BF	18	GLU
28	BF	33	ARG
28	BF	34	LEU
28	BF	47	LYS
28	BF	76	SER
28	BF	86	MET
28	BF	90	LEU
28	BF	98	ARG
28	BF	107	LEU
28	BF	115	ARG
28	BF	155	MET
29	BG	13	LYS
29	BG	23	ARG
29	BG	43	VAL
29	BG	86	GLU
29	BG	101	ARG
29	BG	105	LEU
29	BG	123	PHE
29	BG	158	HIS
29	BG	162	ILE
30	BH	5	LEU
30	BH	6	LEU
30	BH	67	ARG
30	BH	73	GLU
30	BH	77	LEU
30	BH	92	VAL
30	BH	109	ILE
31	BI	3	ASN

Continued on next page...

Continued from previous page...

Mol	Chain	Res	Type
32	BJ	57	LEU
32	BJ	58	ARG
32	BJ	64	ASP
32	BJ	71	MET
32	BJ	92	GLN
32	BJ	94	ILE
32	BJ	96	THR
32	BJ	105	LEU
32	BJ	110	LEU
32	BJ	117	HIS
32	BJ	120	ARG
32	BJ	135	LEU
32	BJ	161	LEU
33	BK	19	ILE
33	BK	25	LEU
33	BK	47	ILE
33	BK	77	ILE
33	BK	87	ILE
33	BK	99	PHE
33	BK	104	ARG
33	BK	122	LEU
34	BL	6	LEU
34	BL	13	ASN
34	BL	15	ARG
34	BL	16	ARG
34	BL	19	VAL
34	BL	32	THR
34	BL	35	HIS
34	BL	38	GLN
34	BL	39	LYS
34	BL	49	ARG
34	BL	50	ARG
34	BL	52	GLU
34	BL	57	THR
34	BL	61	ARG
34	BL	62	LEU
34	BL	67	MET
34	BL	75	ILE
34	BL	81	GLN
34	BL	83	VAL
34	BL	84	ASN
34	BL	105	LEU

Continued on next page...

Continued from previous page...

Mol	Chain	Res	Type
34	BL	106	LEU
34	BL	111	ARG
34	BL	147	LEU
34	BL	148	LEU
35	BM	6	ARG
35	BM	13	GLN
35	BM	14	ARG
35	BM	22	LYS
35	BM	45	GLN
35	BM	60	ARG
35	BM	89	ASN
35	BM	135	ASP
36	BN	5	LYS
36	BN	8	ARG
36	BN	9	LYS
36	BN	10	LEU
36	BN	79	LEU
36	BN	104	ARG
37	BO	18	ILE
37	BO	26	LEU
37	BO	30	ARG
37	BO	36	TYR
37	BO	42	ASP
37	BO	44	LYS
37	BO	61	ASN
37	BO	62	LYS
37	BO	93	LYS
38	BP	41	ARG
38	BP	58	ASN
38	BP	59	THR
38	BP	78	LEU
38	BP	86	ILE
38	BP	87	ASP
38	BP	89	VAL
38	BP	98	LYS
38	BP	99	LEU
38	BP	108	ARG
38	BP	112	ARG
38	BP	113	LYS
39	BQ	79	PHE
39	BQ	92	ARG
39	BQ	97	ASP

Continued on next page...

Continued from previous page...

Mol	Chain	Res	Type
39	BQ	103	PRO
40	BR	12	TYR
40	BR	13	ARG
40	BR	18	LEU
40	BR	80	GLN
40	BR	99	ILE
41	BS	11	ARG
41	BS	23	LEU
41	BS	69	LEU
41	BS	70	TYR
41	BS	77	ASP
41	BS	107	LEU
42	BT	28	PHE
42	BT	57	LEU
42	BT	65	ARG
42	BT	68	ARG
42	BT	75	ASP
42	BT	80	ILE
42	BT	83	VAL
43	BU	4	LYS
43	BU	6	HIS
43	BU	8	LYS
43	BU	31	LEU
43	BU	76	CYS
43	BU	97	ARG
44	BV	25	PRO
44	BV	72	ARG
44	BV	76	LEU
44	BV	94	GLU
45	BW	14	ARG
45	BW	21	LEU
45	BW	25	ARG
45	BW	35	ASN
45	BW	64	ASP
45	BW	80	HIS
46	BX	11	ARG
46	BX	17	SER
46	BX	18	ILE
46	BX	20	ARG
46	BX	40	ARG
46	BX	45	ASN
46	BX	46	LEU

Continued on next page...

Continued from previous page...

Mol	Chain	Res	Type
46	BX	73	LEU
46	BX	75	GLU
46	BX	82	LEU
46	BX	89	GLU
46	BX	95	LEU
47	BY	2	LYS
47	BY	21	LEU
47	BY	37	PHE
47	BY	53	LEU
47	BY	56	GLN
47	BY	59	ARG
47	BY	61	LEU
48	BZ	10	LYS
48	BZ	46	ASN
49	B1	46	ASN
49	B1	49	GLU
49	B1	60	GLU
50	B2	3	LYS
50	B2	23	HIS
51	B3	11	LEU
51	B3	29	ASN
51	B3	34	LEU
51	B3	42	TRP
52	B4	4	THR
52	B4	8	ASN
52	B4	10	ARG
52	B4	15	THR
52	B4	19	ARG
52	B4	24	THR
52	B4	29	LYS
53	B5	4	MET
53	B5	30	ARG
2	CB	25	ASN
2	CB	27	LYS
2	CB	71	VAL
2	CB	75	LYS
2	CB	116	GLU
2	CB	117	GLU
2	CB	153	ARG
2	CB	154	LEU
2	CB	178	ARG
2	CB	221	LEU

Continued on next page...

Continued from previous page...

Mol	Chain	Res	Type
3	CC	3	ASN
3	CC	5	ILE
3	CC	27	LYS
3	CC	79	ARG
3	CC	91	LEU
3	CC	196	LEU
4	CD	3	ARG
4	CD	21	LEU
4	CD	49	ARG
4	CD	72	GLU
4	CD	73	ARG
4	CD	98	GLU
4	CD	119	GLN
4	CD	122	ARG
4	CD	131	ARG
4	CD	135	LEU
4	CD	150	GLU
4	CD	158	ILE
4	CD	166	LYS
5	CE	8	GLU
5	CE	12	LEU
5	CE	16	THR
5	CE	47	LYS
5	CE	76	ILE
5	CE	79	GLU
5	CE	137	GLU
5	CE	144	THR
6	CF	48	LEU
6	CF	59	TYR
6	CF	78	GLU
6	CF	98	LEU
6	CF	100	ASN
8	CH	1	MET
8	CH	25	ASP
8	CH	30	ARG
8	CH	102	ARG
8	CH	136	GLU
9	CI	10	ARG
9	CI	19	LEU
9	CI	95	LYS
9	CI	99	LEU
9	CI	104	ARG

Continued on next page...

Continued from previous page...

Mol	Chain	Res	Type
9	CI	121	ARG
10	CJ	16	LEU
10	CJ	22	LYS
10	CJ	49	VAL
10	CJ	55	LYS
10	CJ	62	HIS
10	CJ	74	ILE
10	CJ	80	LYS
10	CJ	92	THR
10	CJ	96	ILE
11	CK	33	THR
11	CK	92	GLU
11	CK	117	ASN
11	CK	119	CYS
12	CL	6	ILE
12	CL	19	LYS
12	CL	26	LEU
12	CL	37	THR
12	CL	40	ARG
12	CL	41	THR
12	CL	64	GLU
12	CL	65	VAL
12	CL	76	LEU
12	CL	81	VAL
13	CM	58	GLU
13	CM	64	TRP
13	CM	87	TYR
13	CM	93	ARG
13	CM	106	ASN
13	CM	115	LYS
14	CN	16	PHE
15	CO	5	LYS
15	CO	17	ARG
15	CO	44	LYS
15	CO	82	ILE
16	CP	2	VAL
16	CP	27	LYS
16	CP	82	GLN
16	CP	83	GLU
17	CQ	38	ARG
17	CQ	52	LYS
18	CR	42	ARG

Continued on next page...

Continued from previous page...

Mol	Chain	Res	Type
18	CR	84	LYS
19	CS	5	LEU
19	CS	6	LYS
19	CS	7	LYS
19	CS	27	GLU
19	CS	29	ARG
19	CS	37	ARG
19	CS	44	MET
19	CS	53	ASN
19	CS	70	LYS
20	CT	22	ARG
20	CT	26	ASN
20	CT	60	GLU
20	CT	62	LEU
20	CT	93	GLU
21	CU	5	ASP
25	DC	5	LYS
25	DC	10	THR
25	DC	28	GLU
25	DC	33	LEU
25	DC	44	ASN
25	DC	50	THR
25	DC	61	LEU
25	DC	78	LYS
25	DC	94	LEU
25	DC	95	LEU
25	DC	106	ILE
25	DC	111	LEU
25	DC	150	LYS
25	DC	166	GLN
25	DC	192	THR
25	DC	237	GLU
25	DC	242	ARG
25	DC	244	ARG
25	DC	259	THR
25	DC	261	LYS
25	DC	267	SER
26	DD	9	VAL
26	DD	48	GLN
26	DD	52	LEU
26	DD	54	GLN
26	DD	57	LYS

Continued on next page...

Continued from previous page...

Mol	Chain	Res	Type
26	DD	92	THR
26	DD	118	LYS
26	DD	119	ARG
26	DD	132	HIS
26	DD	141	ILE
26	DD	144	ARG
26	DD	154	LYS
26	DD	160	TYR
26	DD	169	ASN
26	DD	184	VAL
26	DD	195	LEU
27	DE	8	GLN
27	DE	9	ILE
27	DE	54	ARG
27	DE	56	GLU
27	DE	66	PRO
27	DE	69	HIS
27	DE	72	ARG
27	DE	78	ILE
27	DE	83	PHE
27	DE	95	ARG
27	DE	106	ARG
27	DE	164	ARG
27	DE	188	ARG
27	DE	195	ASP
28	DF	18	GLU
28	DF	33	ARG
28	DF	34	LEU
28	DF	47	LYS
28	DF	76	SER
28	DF	86	MET
28	DF	90	LEU
28	DF	98	ARG
28	DF	107	LEU
28	DF	115	ARG
28	DF	155	MET
29	DG	13	LYS
29	DG	23	ARG
29	DG	43	VAL
29	DG	86	GLU
29	DG	101	ARG
29	DG	105	LEU

Continued on next page...

Continued from previous page...

Mol	Chain	Res	Type
29	DG	123	PHE
29	DG	158	HIS
29	DG	162	ILE
30	DH	5	LEU
30	DH	6	LEU
30	DH	67	ARG
30	DH	73	GLU
30	DH	77	LEU
30	DH	92	VAL
30	DH	109	ILE
31	DI	3	ASN
32	DJ	57	LEU
32	DJ	58	ARG
32	DJ	64	ASP
32	DJ	71	MET
32	DJ	92	GLN
32	DJ	94	ILE
32	DJ	96	THR
32	DJ	105	LEU
32	DJ	110	LEU
32	DJ	117	HIS
32	DJ	120	ARG
32	DJ	135	LEU
32	DJ	161	LEU
33	DK	19	ILE
33	DK	25	LEU
33	DK	47	ILE
33	DK	77	ILE
33	DK	87	ILE
33	DK	99	PHE
33	DK	104	ARG
33	DK	122	LEU
34	DL	6	LEU
34	DL	13	ASN
34	DL	15	ARG
34	DL	16	ARG
34	DL	32	THR
34	DL	35	HIS
34	DL	38	GLN
34	DL	39	LYS
34	DL	40	SER
34	DL	49	ARG

Continued on next page...

Continued from previous page...

Mol	Chain	Res	Type
34	DL	50	ARG
34	DL	52	GLU
34	DL	57	THR
34	DL	61	ARG
34	DL	62	LEU
34	DL	67	MET
34	DL	75	ILE
34	DL	81	GLN
34	DL	83	VAL
34	DL	84	ASN
34	DL	105	LEU
34	DL	106	LEU
34	DL	111	ARG
34	DL	147	LEU
34	DL	148	LEU
35	DM	6	ARG
35	DM	13	GLN
35	DM	14	ARG
35	DM	22	LYS
35	DM	45	GLN
35	DM	60	ARG
35	DM	89	ASN
35	DM	135	ASP
36	DN	5	LYS
36	DN	8	ARG
36	DN	9	LYS
36	DN	10	LEU
36	DN	79	LEU
36	DN	104	ARG
37	DO	18	ILE
37	DO	26	LEU
37	DO	30	ARG
37	DO	36	TYR
37	DO	42	ASP
37	DO	44	LYS
37	DO	61	ASN
37	DO	62	LYS
37	DO	93	LYS
38	DP	41	ARG
38	DP	58	ASN
38	DP	59	THR
38	DP	78	LEU

Continued on next page...

Continued from previous page...

Mol	Chain	Res	Type
38	DP	86	ILE
38	DP	87	ASP
38	DP	89	VAL
38	DP	98	LYS
38	DP	108	ARG
38	DP	112	ARG
38	DP	113	LYS
39	DQ	79	PHE
39	DQ	92	ARG
39	DQ	97	ASP
39	DQ	103	PRO
40	DR	12	TYR
40	DR	13	ARG
40	DR	18	LEU
40	DR	80	GLN
40	DR	99	ILE
41	DS	11	ARG
41	DS	23	LEU
41	DS	69	LEU
41	DS	70	TYR
41	DS	77	ASP
41	DS	107	LEU
42	DT	28	PHE
42	DT	57	LEU
42	DT	65	ARG
42	DT	68	ARG
42	DT	75	ASP
42	DT	80	ILE
42	DT	83	VAL
43	DU	4	LYS
43	DU	6	HIS
43	DU	8	LYS
43	DU	31	LEU
43	DU	76	CYS
43	DU	97	ARG
44	DV	25	PRO
44	DV	72	ARG
44	DV	76	LEU
44	DV	94	GLU
45	DW	14	ARG
45	DW	21	LEU
45	DW	25	ARG

Continued on next page...

Continued from previous page...

Mol	Chain	Res	Type
45	DW	35	ASN
45	DW	64	ASP
45	DW	80	HIS
46	DX	11	ARG
46	DX	17	SER
46	DX	18	ILE
46	DX	20	ARG
46	DX	40	ARG
46	DX	45	ASN
46	DX	46	LEU
46	DX	73	LEU
46	DX	75	GLU
46	DX	82	LEU
46	DX	89	GLU
46	DX	95	LEU
47	DY	2	LYS
47	DY	21	LEU
47	DY	37	PHE
47	DY	53	LEU
47	DY	56	GLN
47	DY	59	ARG
47	DY	61	LEU
48	DZ	10	LYS
48	DZ	46	ASN
49	D1	46	ASN
49	D1	49	GLU
49	D1	60	GLU
50	D2	3	LYS
50	D2	23	HIS
51	D3	11	LEU
51	D3	29	ASN
51	D3	34	LEU
51	D3	42	TRP
52	D4	4	THR
52	D4	8	ASN
52	D4	10	ARG
52	D4	15	THR
52	D4	19	ARG
52	D4	24	THR
52	D4	29	LYS
53	D5	4	MET
53	D5	30	ARG

Some sidechains can be flipped to improve hydrogen bonding and reduce clashes. All (257) such sidechains are listed below:

Mol	Chain	Res	Type
2	AB	16	HIS
2	AB	25	ASN
2	AB	37	ASN
2	AB	146	GLN
2	AB	212	GLN
3	AC	28	GLN
3	AC	69	HIS
3	AC	170	GLN
3	AC	176	HIS
4	AD	77	ASN
4	AD	119	GLN
4	AD	123	HIS
5	AE	20	GLN
5	AE	73	ASN
5	AE	78	HIS
6	AF	27	GLN
6	AF	32	ASN
6	AF	100	ASN
7	AG	13	GLN
7	AG	28	ASN
7	AG	84	ASN
7	AG	106	GLN
8	AH	82	HIS
9	AI	23	ASN
9	AI	73	GLN
9	AI	117	HIS
9	AI	124	GLN
10	AJ	68	HIS
10	AJ	78	ASN
10	AJ	84	GLN
11	AK	38	ASN
11	AK	117	ASN
12	AL	7	ASN
12	AL	48	ASN
12	AL	74	HIS
13	AM	101	GLN
15	AO	37	ASN
15	AO	46	HIS
15	AO	53	HIS
16	AP	13	HIS
16	AP	82	GLN

Continued on next page...

Continued from previous page...

Mol	Chain	Res	Type
17	AQ	16	GLN
19	AS	14	HIS
19	AS	47	HIS
19	AS	53	ASN
19	AS	57	HIS
20	AT	26	ASN
25	BC	58	HIS
25	BC	87	ASN
25	BC	96	HIS
25	BC	116	GLN
25	BC	126	GLN
25	BC	166	GLN
25	BC	186	HIS
25	BC	198	ASN
25	BC	227	ASN
25	BC	233	HIS
26	BD	60	ASN
26	BD	66	HIS
26	BD	129	HIS
26	BD	143	ASN
26	BD	169	ASN
26	BD	192	ASN
27	BE	67	GLN
27	BE	69	HIS
27	BE	75	HIS
27	BE	169	ASN
28	BF	27	ASN
28	BF	58	GLN
28	BF	66	GLN
28	BF	108	ASN
28	BF	121	ASN
29	BG	143	GLN
29	BG	147	ASN
30	BH	133	HIS
31	BI	3	ASN
31	BI	6	ASN
32	BJ	79	ASN
32	BJ	151	HIS
32	BJ	154	GLN
33	BK	89	ASN
34	BL	13	ASN
34	BL	27	HIS

Continued on next page...

Continued from previous page...

Mol	Chain	Res	Type
34	BL	35	HIS
34	BL	38	GLN
34	BL	81	GLN
35	BM	13	GLN
35	BM	45	GLN
35	BM	141	GLN
36	BN	13	HIS
36	BN	16	HIS
36	BN	61	HIS
36	BN	71	GLN
36	BN	91	GLN
37	BO	61	ASN
37	BO	95	HIS
38	BP	43	GLN
38	BP	58	ASN
38	BP	79	HIS
38	BP	84	GLN
38	BP	90	GLN
39	BQ	49	HIS
39	BQ	72	HIS
41	BS	34	ASN
41	BS	57	ASN
41	BS	61	ASN
41	BS	102	HIS
42	BT	31	HIS
42	BT	41	ASN
42	BT	55	ASN
42	BT	87	GLN
43	BU	6	HIS
44	BV	118	GLN
45	BW	35	ASN
45	BW	50	ASN
45	BW	70	GLN
46	BX	19	GLN
46	BX	45	ASN
46	BX	56	GLN
46	BX	66	HIS
47	BY	47	ASN
48	BZ	19	GLN
48	BZ	46	ASN
48	BZ	52	HIS
49	B1	46	ASN

Continued on next page...

Continued from previous page...

Mol	Chain	Res	Type
50	B2	43	HIS
51	B3	29	ASN
52	B4	8	ASN
52	B4	36	GLN
53	B5	31	HIS
53	B5	33	ASN
2	CB	16	HIS
2	CB	37	ASN
2	CB	146	GLN
2	CB	212	GLN
3	CC	28	GLN
3	CC	69	HIS
3	CC	170	GLN
4	CD	77	ASN
4	CD	119	GLN
4	CD	123	HIS
5	CE	20	GLN
5	CE	73	ASN
5	CE	78	HIS
6	CF	27	GLN
6	CF	32	ASN
6	CF	100	ASN
7	CG	13	GLN
7	CG	84	ASN
7	CG	106	GLN
8	CH	78	GLN
8	CH	82	HIS
9	CI	23	ASN
9	CI	117	HIS
9	CI	124	GLN
10	CJ	68	HIS
10	CJ	78	ASN
10	CJ	84	GLN
11	CK	38	ASN
11	CK	117	ASN
12	CL	7	ASN
12	CL	74	HIS
13	CM	101	GLN
15	CO	37	ASN
15	CO	46	HIS
15	CO	53	HIS
16	CP	82	GLN

Continued on next page...

Continued from previous page...

Mol	Chain	Res	Type
17	CQ	16	GLN
19	CS	14	HIS
19	CS	47	HIS
19	CS	53	ASN
19	CS	57	HIS
20	CT	26	ASN
25	DC	58	HIS
25	DC	87	ASN
25	DC	96	HIS
25	DC	116	GLN
25	DC	126	GLN
25	DC	166	GLN
25	DC	186	HIS
25	DC	198	ASN
25	DC	227	ASN
25	DC	233	HIS
26	DD	60	ASN
26	DD	66	HIS
26	DD	129	HIS
26	DD	143	ASN
26	DD	169	ASN
26	DD	192	ASN
27	DE	67	GLN
27	DE	69	HIS
27	DE	75	HIS
27	DE	169	ASN
28	DF	27	ASN
28	DF	58	GLN
28	DF	66	GLN
28	DF	108	ASN
28	DF	121	ASN
29	DG	143	GLN
29	DG	147	ASN
30	DH	133	HIS
31	DI	3	ASN
31	DI	6	ASN
32	DJ	79	ASN
32	DJ	151	HIS
32	DJ	154	GLN
33	DK	89	ASN
34	DL	13	ASN
34	DL	27	HIS

Continued on next page...

Continued from previous page...

Mol	Chain	Res	Type
34	DL	35	HIS
34	DL	38	GLN
34	DL	81	GLN
35	DM	13	GLN
35	DM	45	GLN
35	DM	141	GLN
36	DN	13	HIS
36	DN	16	HIS
36	DN	61	HIS
36	DN	71	GLN
36	DN	91	GLN
37	DO	61	ASN
37	DO	95	HIS
38	DP	43	GLN
38	DP	58	ASN
38	DP	79	HIS
38	DP	84	GLN
38	DP	90	GLN
39	DQ	49	HIS
39	DQ	72	HIS
41	DS	34	ASN
41	DS	57	ASN
41	DS	61	ASN
41	DS	102	HIS
42	DT	31	HIS
42	DT	41	ASN
42	DT	55	ASN
42	DT	87	GLN
43	DU	6	HIS
44	DV	118	GLN
45	DW	35	ASN
45	DW	50	ASN
45	DW	70	GLN
46	DX	19	GLN
46	DX	45	ASN
46	DX	56	GLN
46	DX	66	HIS
47	DY	47	ASN
48	DZ	19	GLN
48	DZ	46	ASN
48	DZ	52	HIS
49	D1	46	ASN

Continued on next page...

Continued from previous page...

Mol	Chain	Res	Type
50	D2	43	HIS
51	D3	29	ASN
52	D4	8	ASN
52	D4	36	GLN
53	D5	31	HIS
53	D5	33	ASN

5.3.3 RNA ⓘ

Mol	Chain	Analysed	Backbone Outliers	Pucker Outliers
1	AA	1505/1506 (99%)	204 (13%)	35 (2%)
1	CA	1505/1506 (99%)	205 (13%)	35 (2%)
22	AV	34/35 (97%)	2 (5%)	2 (5%)
22	CV	34/35 (97%)	2 (5%)	2 (5%)
23	BA	2757/2879 (95%)	410 (14%)	69 (2%)
23	DA	2757/2879 (95%)	407 (14%)	70 (2%)
24	BB	118/119 (99%)	16 (13%)	1 (0%)
24	DB	118/119 (99%)	16 (13%)	1 (0%)
All	All	8828/9078 (97%)	1262 (14%)	215 (2%)

All (1262) RNA backbone outliers are listed below:

Mol	Chain	Res	Type
1	AA	9	G
1	AA	22	G
1	AA	32	A
1	AA	39	G
1	AA	41	G
1	AA	47	C
1	AA	48	C
1	AA	51	A
1	AA	61	G
1	AA	88	C
1	AA	99	C
1	AA	101	A
1	AA	108	G
1	AA	116	A
1	AA	120	A
1	AA	121	C
1	AA	131	C
1	AA	169	C

Continued on next page...

Continued from previous page...

Mol	Chain	Res	Type
1	AA	182	U
1	AA	195	A
1	AA	197	A
1	AA	200	G
1	AA	209	U
1	AA	210	U
1	AA	243	A
1	AA	244	U
1	AA	247	G
1	AA	251	G
1	AA	266	G
1	AA	267	C
1	AA	289	G
1	AA	321	A
1	AA	328	C
1	AA	329	A
1	AA	332	G
1	AA	344	A
1	AA	345	C
1	AA	346	G
1	AA	352	C
1	AA	353	A
1	AA	354	G
1	AA	358	U
1	AA	367	U
1	AA	372	C
1	AA	373	A
1	AA	382	A
1	AA	387	U
1	AA	397	A
1	AA	398	C
1	AA	412	A
1	AA	413	G
1	AA	414	A
1	AA	422	C
1	AA	423	G
1	AA	429	U
1	AA	430	A
1	AA	439	A
1	AA	465	A
1	AA	467	G
1	AA	485	G

Continued on next page...

Continued from previous page...

Mol	Chain	Res	Type
1	AA	496	A
1	AA	497	U
1	AA	511	C
1	AA	512	U
1	AA	518	C
1	AA	527	G
1	AA	531	U
1	AA	532	A
1	AA	533	A
1	AA	547	A
1	AA	559	A
1	AA	561	U
1	AA	562	C
1	AA	572	A
1	AA	573	A
1	AA	576	G
1	AA	596	C
1	AA	653	A
1	AA	687	A
1	AA	688	G
1	AA	703	G
1	AA	731	G
1	AA	755	G
1	AA	777	A
1	AA	793	U
1	AA	794	A
1	AA	796	C
1	AA	816	A
1	AA	817	C
1	AA	818	G
1	AA	819	A
1	AA	828	A
1	AA	829	G
1	AA	833	U
1	AA	841	U
1	AA	842	C
1	AA	843	U
1	AA	855	G
1	AA	859	A
1	AA	873	A
1	AA	902	G
1	AA	914	A

Continued on next page...

Continued from previous page...

Mol	Chain	Res	Type
1	AA	926	G
1	AA	927	G
1	AA	934	C
1	AA	935	A
1	AA	960	U
1	AA	961	U
1	AA	969	A
1	AA	971	G
1	AA	974	A
1	AA	976	G
1	AA	977	A
1	AA	980	C
1	AA	981	U
1	AA	992	U
1	AA	993	G
1	AA	1004	A
1	AA	1006	C
1	AA	1045	C
1	AA	1054	C
1	AA	1065	U
1	AA	1066	C
1	AA	1068	G
1	AA	1081	G
1	AA	1094	G
1	AA	1095	U
1	AA	1101	A
1	AA	1113	C
1	AA	1117	G
1	AA	1118	C
1	AA	1125	U
1	AA	1126	U
1	AA	1129	C
1	AA	1130	A
1	AA	1131	G
1	AA	1136	U
1	AA	1137	C
1	AA	1139	G
1	AA	1146	A
1	AA	1151	A
1	AA	1152	A
1	AA	1159	U
1	AA	1160	G

Continued on next page...

Continued from previous page...

Mol	Chain	Res	Type
1	AA	1181	G
1	AA	1182	G
1	AA	1193	G
1	AA	1196	U
1	AA	1197	G
1	AA	1202	G
1	AA	1212	U
1	AA	1213	A
1	AA	1214	C
1	AA	1224	G
1	AA	1225	A
1	AA	1238	A
1	AA	1240	U
1	AA	1241	G
1	AA	1256	A
1	AA	1257	U
1	AA	1280	A
1	AA	1281	U
1	AA	1282	C
1	AA	1285	A
1	AA	1286	A
1	AA	1287	A
1	AA	1300	G
1	AA	1301	U
1	AA	1302	U
1	AA	1305	G
1	AA	1317	C
1	AA	1320	C
1	AA	1322	C
1	AA	1331	G
1	AA	1335	C
1	AA	1346	A
1	AA	1347	G
1	AA	136(B)	C
1	AA	1363	A
1	AA	1364	U
1	AA	1400	C
1	AA	1419	G
1	AA	1442	G
1	AA	1443	G
1	AA	1446	A
1	AA	1447	G

Continued on next page...

Continued from previous page...

Mol	Chain	Res	Type
1	AA	1451	A
1	AA	1452	C
1	AA	1454	G
1	AA	1493	A
1	AA	1494	G
1	AA	1497	G
1	AA	1499	A
1	AA	1502	A
1	AA	1503	A
1	AA	1504	G
1	AA	1505	G
1	AA	1506	U
1	AA	1517	G
1	AA	1519	A
1	AA	1520	G
1	AA	1528	U
1	AA	1529	G
1	AA	1530	G
22	AV	6172	U
22	AV	6189	A
23	BA	10	G
23	BA	35	G
23	BA	46	C
23	BA	49	A
23	BA	64	A
23	BA	71	A
23	BA	72	U
23	BA	74	A
23	BA	75	G
23	BA	84	A
23	BA	88	G
23	BA	102	G
23	BA	118	A
23	BA	119	A
23	BA	120	U
23	BA	125	G
23	BA	131	G
23	BA	138	G
23	BA	140	A
23	BA	181	A
23	BA	196	A
23	BA	197	A

Continued on next page...

Continued from previous page...

Mol	Chain	Res	Type
23	BA	199	A
23	BA	205	G
23	BA	215	G
23	BA	216	A
23	BA	221	A
23	BA	222	A
23	BA	228	A
23	BA	229	A
23	BA	230	U
23	BA	245	G
23	BA	248	G
23	BA	252	G
23	BA	269	U
23	BA	270(K)	G
23	BA	270(M)	U
23	BA	270(N)	U
23	BA	270(O)	G
23	BA	270(R)	C
23	BA	271(D)	U
23	BA	271	G
23	BA	274	G
23	BA	275	G
23	BA	276	A
23	BA	277	C
23	BA	278	A
23	BA	279	C
23	BA	283	A
23	BA	302	C
23	BA	311	A
23	BA	323	G
23	BA	324	A
23	BA	329	G
23	BA	330	A
23	BA	332	A
23	BA	333	G
23	BA	343	C
23	BA	352	G
23	BA	353	G
23	BA	386	G
23	BA	396	G
23	BA	405	U
23	BA	411	G

Continued on next page...

Continued from previous page...

Mol	Chain	Res	Type
23	BA	412	A
23	BA	444	C
23	BA	457	A
23	BA	470	A
23	BA	473	G
23	BA	480	A
23	BA	481	G
23	BA	482	A
23	BA	505	A
23	BA	508	G
23	BA	509	C
23	BA	530	G
23	BA	531	C
23	BA	532	A
23	BA	556	G
23	BA	563	G
23	BA	569	U
23	BA	573	G
23	BA	575	A
23	BA	598	G
23	BA	603	A
23	BA	615	G
23	BA	617	G
23	BA	620	G
23	BA	627	A
23	BA	637	A
23	BA	645	C
23	BA	646	A
23	BA	654	U
23	BA	655	A
23	BA	686	G
23	BA	695	G
23	BA	730	C
23	BA	740	U
23	BA	746	A
23	BA	747	U
23	BA	749	C
23	BA	764	A
23	BA	776	G
23	BA	779	U
23	BA	782	A
23	BA	784	A

Continued on next page...

Continued from previous page...

Mol	Chain	Res	Type
23	BA	785	G
23	BA	790	C
23	BA	792	G
23	BA	800	A
23	BA	805	G
23	BA	812	C
23	BA	819	A
23	BA	827	U
23	BA	828	U
23	BA	846	C
23	BA	847	U
23	BA	859	G
23	BA	887	A
23	BA	889	C
23	BA	890	A
23	BA	896	A
23	BA	897	C
23	BA	910	A
23	BA	917	A
23	BA	931	G
23	BA	932	G
23	BA	941	A
23	BA	945	A
23	BA	946	G
23	BA	948	G
23	BA	959	A
23	BA	961	C
23	BA	973	A
23	BA	974(A)	G
23	BA	974(B)	C
23	BA	975	G
23	BA	983	A
23	BA	989	G
23	BA	990	A
23	BA	996	A
23	BA	1011	G
23	BA	1012	U
23	BA	1013	C
23	BA	1022	G
23	BA	1023	U
23	BA	1025	G
23	BA	1026	U

Continued on next page...

Continued from previous page...

Mol	Chain	Res	Type
23	BA	1033	U
23	BA	1047	G
23	BA	1112	G
23	BA	1126	A
23	BA	1129	A
23	BA	1130	U
23	BA	1135	C
23	BA	1136	G
23	BA	1139	G
23	BA	114(B)	A
23	BA	1144	G
23	BA	1155	A
23	BA	1164	G
23	BA	1174	A
23	BA	1175	U
23	BA	1205	U
23	BA	1210	A
23	BA	1211	U
23	BA	1220	A
23	BA	1221	C
23	BA	1227	G
23	BA	1241	A
23	BA	1242	A
23	BA	1249	U
23	BA	1250	G
23	BA	1253	A
23	BA	1256	G
23	BA	1271	G
23	BA	1272	A
23	BA	1300	U
23	BA	1301	A
23	BA	1309	G
23	BA	1311	G
23	BA	1312	U
23	BA	1314	C
23	BA	1329	U
23	BA	1343	G
23	BA	1345	C
23	BA	1349	A
23	BA	1352	U
23	BA	1359	A
23	BA	1360	A

Continued on next page...

Continued from previous page...

Mol	Chain	Res	Type
23	BA	1365	A
23	BA	1368	G
23	BA	1378	A
23	BA	1379	A
23	BA	1380	G
23	BA	1384	A
23	BA	1385	G
23	BA	1386	C
23	BA	1396	U
23	BA	1416	G
23	BA	1417	C
23	BA	1420	U
23	BA	1427	A
23	BA	1428	C
23	BA	144(B)	A
23	BA	1453	A
23	BA	1467	C
23	BA	1483	G
23	BA	1490	A
23	BA	1493	C
23	BA	1494	A
23	BA	1495	A
23	BA	1497	U
23	BA	1505	C
23	BA	1509	A
23	BA	1510	A
23	BA	1542	G
23	BA	1543	A
23	BA	1544	C
23	BA	1545	A
23	BA	1558	A
23	BA	1559	G
23	BA	1569	A
23	BA	1579	A
23	BA	1585	C
23	BA	1586	A
23	BA	1598	C
23	BA	1603	A
23	BA	1604	C
23	BA	1609	A
23	BA	1610	A
23	BA	1617	C

Continued on next page...

Continued from previous page...

Mol	Chain	Res	Type
23	BA	1618	A
23	BA	1640	C
23	BA	1647	G
23	BA	1648	C
23	BA	1673	U
23	BA	1674	G
23	BA	1694	C
23	BA	1695	G
23	BA	1696	G
23	BA	1729	A
23	BA	1763	G
23	BA	1764	G
23	BA	1773	A
23	BA	1776	G
23	BA	1786	A
23	BA	1791	A
23	BA	1800	C
23	BA	1801	G
23	BA	1803	A
23	BA	1811	G
23	BA	1816	G
23	BA	1829	A
23	BA	1838	C
23	BA	1839	G
23	BA	1847	A
23	BA	1888	G
23	BA	1889	A
23	BA	1902	C
23	BA	1903	G
23	BA	1906	G
23	BA	1913	A
23	BA	1914	C
23	BA	1929	G
23	BA	1930	G
23	BA	1936	A
23	BA	1938	A
23	BA	1939	U
23	BA	1955	U
23	BA	1963	U
23	BA	1966	A
23	BA	1967	C
23	BA	1970	A

Continued on next page...

Continued from previous page...

Mol	Chain	Res	Type
23	BA	1971	A
23	BA	1972	A
23	BA	1982	C
23	BA	1991	U
23	BA	1992	G
23	BA	1993	U
23	BA	1997	G
23	BA	2004	G
23	BA	2023	G
23	BA	2031	A
23	BA	2032	G
23	BA	2033	A
23	BA	2034	U
23	BA	2036	C
23	BA	2043	C
23	BA	2049	G
23	BA	2052	G
23	BA	2055	C
23	BA	2056	G
23	BA	2060	A
23	BA	2061	G
23	BA	2062	A
23	BA	2063	C
23	BA	2069	G
23	BA	2080	G
23	BA	2099	U
23	BA	2184	G
23	BA	2189	U
23	BA	2190	G
23	BA	2198	A
23	BA	2211	G
23	BA	2212	A
23	BA	2215	G
23	BA	2225	A
23	BA	2226	C
23	BA	2238	G
23	BA	2239	G
23	BA	2251	G
23	BA	2273	A
23	BA	2275	C
23	BA	2283	C
23	BA	2287	A

Continued on next page...

Continued from previous page...

Mol	Chain	Res	Type
23	BA	2288	A
23	BA	2305	A
23	BA	2306	C
23	BA	2307	G
23	BA	2310	A
23	BA	2311	A
23	BA	2312	U
23	BA	2319	G
23	BA	2320	A
23	BA	2322	A
23	BA	2325	G
23	BA	2334	G
23	BA	2336	A
23	BA	2343	C
23	BA	2345	G
23	BA	2346	A
23	BA	2347	C
23	BA	2360	A
23	BA	2372	G
23	BA	2379	G
23	BA	2383	G
23	BA	2385	C
23	BA	2402	C
23	BA	2413	G
23	BA	2425	A
23	BA	2427	C
23	BA	2428	G
23	BA	2429	G
23	BA	2430	A
23	BA	2431	U
23	BA	2434	A
23	BA	2435	A
23	BA	2439	A
23	BA	2440	C
23	BA	2441	C
23	BA	2445	G
23	BA	2448	A
23	BA	2469	A
23	BA	2476	A
23	BA	2478	A
23	BA	2482	G
23	BA	2487	G

Continued on next page...

Continued from previous page...

Mol	Chain	Res	Type
23	BA	2491	U
23	BA	2502	G
23	BA	2505	G
23	BA	2513	G
23	BA	2518	A
23	BA	2520	C
23	BA	2529	G
23	BA	2542	A
23	BA	2543	G
23	BA	2549	G
23	BA	2554	U
23	BA	2562	U
23	BA	2566	A
23	BA	2567	G
23	BA	2573	C
23	BA	2602	A
23	BA	2609	U
23	BA	2611	U
23	BA	2612	C
23	BA	2621	A
23	BA	2665	A
23	BA	2690	C
23	BA	2691	C
23	BA	2702	U
23	BA	2712	U
23	BA	712(B)	A
23	BA	2713	A
23	BA	2714	G
23	BA	2726	U
23	BA	2733	A
23	BA	2757	A
23	BA	2758	A
23	BA	2764	A
23	BA	2765	A
23	BA	2778	A
23	BA	2779	U
23	BA	2781	A
23	BA	2790	A
23	BA	2791	C
23	BA	2797	U
23	BA	2808	U
23	BA	2818	G

Continued on next page...

Continued from previous page...

Mol	Chain	Res	Type
23	BA	2820	A
23	BA	2821	A
23	BA	2834	G
23	BA	2836	U
23	BA	2850	A
23	BA	2851	A
23	BA	2872	G
23	BA	2876	G
23	BA	2892	A
23	BA	2894	G
24	BB	12	C
24	BB	13	A
24	BB	15	A
24	BB	16	G
24	BB	42	C
24	BB	44	G
24	BB	45	A
24	BB	67	G
24	BB	73	A
24	BB	77	U
24	BB	88	C
24	BB	89(A)	G
24	BB	90	C
24	BB	108	C
24	BB	109	G
24	BB	112	G
1	CA	9	G
1	CA	22	G
1	CA	32	A
1	CA	39	G
1	CA	41	G
1	CA	47	C
1	CA	48	C
1	CA	51	A
1	CA	61	G
1	CA	88	C
1	CA	99	C
1	CA	101	A
1	CA	108	G
1	CA	116	A
1	CA	120	A
1	CA	121	C

Continued on next page...

Continued from previous page...

Mol	Chain	Res	Type
1	CA	131	C
1	CA	169	C
1	CA	182	U
1	CA	195	A
1	CA	197	A
1	CA	200	G
1	CA	209	U
1	CA	210	U
1	CA	243	A
1	CA	244	U
1	CA	247	G
1	CA	251	G
1	CA	266	G
1	CA	267	C
1	CA	289	G
1	CA	321	A
1	CA	328	C
1	CA	329	A
1	CA	332	G
1	CA	344	A
1	CA	345	C
1	CA	346	G
1	CA	352	C
1	CA	353	A
1	CA	354	G
1	CA	358	U
1	CA	367	U
1	CA	372	C
1	CA	373	A
1	CA	382	A
1	CA	387	U
1	CA	397	A
1	CA	398	C
1	CA	412	A
1	CA	413	G
1	CA	414	A
1	CA	422	C
1	CA	423	G
1	CA	429	U
1	CA	430	A
1	CA	439	A
1	CA	465	A

Continued on next page...

Continued from previous page...

Mol	Chain	Res	Type
1	CA	467	G
1	CA	485	G
1	CA	496	A
1	CA	497	U
1	CA	511	C
1	CA	512	U
1	CA	518	C
1	CA	527	G
1	CA	531	U
1	CA	532	A
1	CA	533	A
1	CA	547	A
1	CA	559	A
1	CA	561	U
1	CA	562	C
1	CA	572	A
1	CA	573	A
1	CA	576	G
1	CA	596	C
1	CA	653	A
1	CA	687	A
1	CA	688	G
1	CA	703	G
1	CA	731	G
1	CA	755	G
1	CA	777	A
1	CA	793	U
1	CA	794	A
1	CA	796	C
1	CA	816	A
1	CA	817	C
1	CA	818	G
1	CA	819	A
1	CA	828	A
1	CA	829	G
1	CA	833	U
1	CA	841	U
1	CA	842	C
1	CA	843	U
1	CA	855	G
1	CA	859	A
1	CA	873	A

Continued on next page...

Continued from previous page...

Mol	Chain	Res	Type
1	CA	902	G
1	CA	914	A
1	CA	926	G
1	CA	927	G
1	CA	934	C
1	CA	935	A
1	CA	960	U
1	CA	961	U
1	CA	969	A
1	CA	971	G
1	CA	974	A
1	CA	976	G
1	CA	977	A
1	CA	980	C
1	CA	981	U
1	CA	992	U
1	CA	993	G
1	CA	1004	A
1	CA	1006	C
1	CA	1045	C
1	CA	1054	C
1	CA	1065	U
1	CA	1066	C
1	CA	1068	G
1	CA	1081	G
1	CA	1094	G
1	CA	1095	U
1	CA	1101	A
1	CA	1113	C
1	CA	1117	G
1	CA	1118	C
1	CA	1125	U
1	CA	1126	U
1	CA	1129	C
1	CA	1130	A
1	CA	1131	G
1	CA	1136	U
1	CA	1137	C
1	CA	1139	G
1	CA	1146	A
1	CA	1151	A
1	CA	1152	A

Continued on next page...

Continued from previous page...

Mol	Chain	Res	Type
1	CA	1159	U
1	CA	1160	G
1	CA	1181	G
1	CA	1182	G
1	CA	1193	G
1	CA	1196	U
1	CA	1197	G
1	CA	1202	G
1	CA	1212	U
1	CA	1213	A
1	CA	1214	C
1	CA	1224	G
1	CA	1225	A
1	CA	1238	A
1	CA	1240	U
1	CA	1241	G
1	CA	1256	A
1	CA	1257	U
1	CA	1280	A
1	CA	1281	U
1	CA	1282	C
1	CA	1285	A
1	CA	1286	A
1	CA	1287	A
1	CA	1300	G
1	CA	1301	U
1	CA	1302	U
1	CA	1305	G
1	CA	1317	C
1	CA	1320	C
1	CA	1322	C
1	CA	1331	G
1	CA	1335	C
1	CA	1346	A
1	CA	1347	G
1	CA	136(B)	C
1	CA	1363	A
1	CA	1364	U
1	CA	1400	C
1	CA	1401	G
1	CA	1419	G
1	CA	1442	G

Continued on next page...

Continued from previous page...

Mol	Chain	Res	Type
1	CA	1443	G
1	CA	1446	A
1	CA	1447	G
1	CA	1451	A
1	CA	1452	C
1	CA	1454	G
1	CA	1493	A
1	CA	1494	G
1	CA	1497	G
1	CA	1499	A
1	CA	1502	A
1	CA	1503	A
1	CA	1504	G
1	CA	1505	G
1	CA	1506	U
1	CA	1517	G
1	CA	1519	A
1	CA	1520	G
1	CA	1528	U
1	CA	1529	G
1	CA	1530	G
22	CV	6172	U
22	CV	6189	A
23	DA	10	G
23	DA	35	G
23	DA	46	C
23	DA	64	A
23	DA	71	A
23	DA	72	U
23	DA	74	A
23	DA	75	G
23	DA	84	A
23	DA	88	G
23	DA	102	G
23	DA	118	A
23	DA	119	A
23	DA	120	U
23	DA	125	G
23	DA	131	G
23	DA	138	G
23	DA	140	A
23	DA	196	A

Continued on next page...

Continued from previous page...

Mol	Chain	Res	Type
23	DA	197	A
23	DA	199	A
23	DA	205	G
23	DA	215	G
23	DA	216	A
23	DA	221	A
23	DA	222	A
23	DA	228	A
23	DA	229	A
23	DA	230	U
23	DA	245	G
23	DA	248	G
23	DA	252	G
23	DA	269	U
23	DA	270(K)	G
23	DA	270(M)	U
23	DA	270(N)	U
23	DA	270(O)	G
23	DA	270(R)	C
23	DA	271(D)	U
23	DA	271	G
23	DA	274	G
23	DA	275	G
23	DA	276	A
23	DA	277	C
23	DA	278	A
23	DA	279	C
23	DA	283	A
23	DA	302	C
23	DA	311	A
23	DA	323	G
23	DA	324	A
23	DA	329	G
23	DA	330	A
23	DA	332	A
23	DA	333	G
23	DA	343	C
23	DA	352	G
23	DA	353	G
23	DA	386	G
23	DA	396	G
23	DA	405	U

Continued on next page...

Continued from previous page...

Mol	Chain	Res	Type
23	DA	411	G
23	DA	412	A
23	DA	444	C
23	DA	457	A
23	DA	470	A
23	DA	480	A
23	DA	481	G
23	DA	482	A
23	DA	505	A
23	DA	508	G
23	DA	509	C
23	DA	530	G
23	DA	531	C
23	DA	532	A
23	DA	556	G
23	DA	563	G
23	DA	569	U
23	DA	573	G
23	DA	575	A
23	DA	598	G
23	DA	603	A
23	DA	615	G
23	DA	617	G
23	DA	620	G
23	DA	627	A
23	DA	637	A
23	DA	645	C
23	DA	646	A
23	DA	654	U
23	DA	655	A
23	DA	686	G
23	DA	695	G
23	DA	730	C
23	DA	746	A
23	DA	747	U
23	DA	749	C
23	DA	764	A
23	DA	776	G
23	DA	777	A
23	DA	779	U
23	DA	782	A
23	DA	784	A

Continued on next page...

Continued from previous page...

Mol	Chain	Res	Type
23	DA	785	G
23	DA	790	C
23	DA	792	G
23	DA	800	A
23	DA	805	G
23	DA	812	C
23	DA	819	A
23	DA	827	U
23	DA	828	U
23	DA	846	C
23	DA	847	U
23	DA	859	G
23	DA	887	A
23	DA	889	C
23	DA	890	A
23	DA	896	A
23	DA	897	C
23	DA	910	A
23	DA	917	A
23	DA	931	G
23	DA	932	G
23	DA	941	A
23	DA	945	A
23	DA	946	G
23	DA	948	G
23	DA	959	A
23	DA	961	C
23	DA	973	A
23	DA	974(A)	G
23	DA	974(B)	C
23	DA	975	G
23	DA	983	A
23	DA	989	G
23	DA	990	A
23	DA	996	A
23	DA	1011	G
23	DA	1012	U
23	DA	1013	C
23	DA	1022	G
23	DA	1023	U
23	DA	1025	G
23	DA	1026	U

Continued on next page...

Continued from previous page...

Mol	Chain	Res	Type
23	DA	1033	U
23	DA	1047	G
23	DA	1112	G
23	DA	1126	A
23	DA	1129	A
23	DA	1130	U
23	DA	1135	C
23	DA	1136	G
23	DA	1139	G
23	DA	114(B)	A
23	DA	1144	G
23	DA	1155	A
23	DA	1164	G
23	DA	1174	A
23	DA	1175	U
23	DA	1205	U
23	DA	1210	A
23	DA	1211	U
23	DA	1220	A
23	DA	1221	C
23	DA	1227	G
23	DA	1241	A
23	DA	1242	A
23	DA	1249	U
23	DA	1250	G
23	DA	1253	A
23	DA	1256	G
23	DA	1271	G
23	DA	1272	A
23	DA	1300	U
23	DA	1301	A
23	DA	1309	G
23	DA	1312	U
23	DA	1314	C
23	DA	1329	U
23	DA	1343	G
23	DA	1345	C
23	DA	1349	A
23	DA	1352	U
23	DA	1359	A
23	DA	1360	A
23	DA	1365	A

Continued on next page...

Continued from previous page...

Mol	Chain	Res	Type
23	DA	1368	G
23	DA	1378	A
23	DA	1379	A
23	DA	1380	G
23	DA	1384	A
23	DA	1385	G
23	DA	1386	C
23	DA	1396	U
23	DA	1416	G
23	DA	1417	C
23	DA	1420	U
23	DA	1427	A
23	DA	1428	C
23	DA	144(B)	A
23	DA	1453	A
23	DA	1455	G
23	DA	1467	C
23	DA	1483	G
23	DA	1490	A
23	DA	1493	C
23	DA	1494	A
23	DA	1495	A
23	DA	1497	U
23	DA	1505	C
23	DA	1509	A
23	DA	1510	A
23	DA	1542	G
23	DA	1543	A
23	DA	1544	C
23	DA	1545	A
23	DA	1558	A
23	DA	1559	G
23	DA	1569	A
23	DA	1579	A
23	DA	1585	C
23	DA	1586	A
23	DA	1598	C
23	DA	1603	A
23	DA	1604	C
23	DA	1609	A
23	DA	1610	A
23	DA	1617	C

Continued on next page...

Continued from previous page...

Mol	Chain	Res	Type
23	DA	1618	A
23	DA	1640	C
23	DA	1647	G
23	DA	1648	C
23	DA	1673	U
23	DA	1674	G
23	DA	1694	C
23	DA	1695	G
23	DA	1696	G
23	DA	1729	A
23	DA	1763	G
23	DA	1764	G
23	DA	1773	A
23	DA	1776	G
23	DA	1786	A
23	DA	1791	A
23	DA	1800	C
23	DA	1801	G
23	DA	1803	A
23	DA	1811	G
23	DA	1816	G
23	DA	1829	A
23	DA	1838	C
23	DA	1839	G
23	DA	1847	A
23	DA	1888	G
23	DA	1889	A
23	DA	1902	C
23	DA	1903	G
23	DA	1906	G
23	DA	1913	A
23	DA	1914	C
23	DA	1929	G
23	DA	1930	G
23	DA	1936	A
23	DA	1938	A
23	DA	1939	U
23	DA	1955	U
23	DA	1963	U
23	DA	1966	A
23	DA	1967	C
23	DA	1970	A

Continued on next page...

Continued from previous page...

Mol	Chain	Res	Type
23	DA	1971	A
23	DA	1972	A
23	DA	1982	C
23	DA	1991	U
23	DA	1992	G
23	DA	1993	U
23	DA	1997	G
23	DA	2004	G
23	DA	2023	G
23	DA	2031	A
23	DA	2032	G
23	DA	2033	A
23	DA	2034	U
23	DA	2036	C
23	DA	2043	C
23	DA	2049	G
23	DA	2052	G
23	DA	2055	C
23	DA	2056	G
23	DA	2060	A
23	DA	2061	G
23	DA	2062	A
23	DA	2063	C
23	DA	2069	G
23	DA	2080	G
23	DA	2099	U
23	DA	2184	G
23	DA	2189	U
23	DA	2190	G
23	DA	2198	A
23	DA	2211	G
23	DA	2212	A
23	DA	2215	G
23	DA	2225	A
23	DA	2226	C
23	DA	2238	G
23	DA	2239	G
23	DA	2251	G
23	DA	2273	A
23	DA	2275	C
23	DA	2283	C
23	DA	2287	A

Continued on next page...

Continued from previous page...

Mol	Chain	Res	Type
23	DA	2288	A
23	DA	2305	A
23	DA	2306	C
23	DA	2307	G
23	DA	2310	A
23	DA	2311	A
23	DA	2312	U
23	DA	2319	G
23	DA	2320	A
23	DA	2322	A
23	DA	2325	G
23	DA	2334	G
23	DA	2336	A
23	DA	2343	C
23	DA	2345	G
23	DA	2346	A
23	DA	2347	C
23	DA	2360	A
23	DA	2372	G
23	DA	2379	G
23	DA	2383	G
23	DA	2385	C
23	DA	2402	C
23	DA	2413	G
23	DA	2425	A
23	DA	2427	C
23	DA	2428	G
23	DA	2429	G
23	DA	2430	A
23	DA	2431	U
23	DA	2434	A
23	DA	2435	A
23	DA	2439	A
23	DA	2440	C
23	DA	2441	C
23	DA	2445	G
23	DA	2448	A
23	DA	2469	A
23	DA	2476	A
23	DA	2478	A
23	DA	2482	G
23	DA	2487	G

Continued on next page...

Continued from previous page...

Mol	Chain	Res	Type
23	DA	2491	U
23	DA	2502	G
23	DA	2505	G
23	DA	2513	G
23	DA	2518	A
23	DA	2520	C
23	DA	2529	G
23	DA	2542	A
23	DA	2543	G
23	DA	2554	U
23	DA	2562	U
23	DA	2566	A
23	DA	2567	G
23	DA	2572	A
23	DA	2573	C
23	DA	2602	A
23	DA	2609	U
23	DA	2611	U
23	DA	2612	C
23	DA	2621	A
23	DA	2665	A
23	DA	2690	C
23	DA	2691	C
23	DA	2702	U
23	DA	2712	U
23	DA	712(B)	A
23	DA	2713	A
23	DA	2714	G
23	DA	2726	U
23	DA	2733	A
23	DA	2757	A
23	DA	2758	A
23	DA	2764	A
23	DA	2765	A
23	DA	2778	A
23	DA	2779	U
23	DA	2781	A
23	DA	2790	A
23	DA	2791	C
23	DA	2797	U
23	DA	2808	U
23	DA	2818	G

Continued on next page...

Continued from previous page...

Mol	Chain	Res	Type
23	DA	2820	A
23	DA	2821	A
23	DA	2834	G
23	DA	2836	U
23	DA	2850	A
23	DA	2851	A
23	DA	2872	G
23	DA	2876	G
23	DA	2892	A
23	DA	2894	G
24	DB	12	C
24	DB	13	A
24	DB	15	A
24	DB	16	G
24	DB	42	C
24	DB	44	G
24	DB	45	A
24	DB	67	G
24	DB	73	A
24	DB	77	U
24	DB	88	C
24	DB	89(A)	G
24	DB	90	C
24	DB	108	C
24	DB	109	G
24	DB	112	G

All (215) RNA pucker outliers are listed below:

Mol	Chain	Res	Type
1	AA	7	G
1	AA	99	C
1	AA	119	A
1	AA	121	C
1	AA	243	A
1	AA	250	A
1	AA	266	G
1	AA	328	C
1	AA	353	A
1	AA	366	C
1	AA	428	G
1	AA	429	U

Continued on next page...

Continued from previous page...

Mol	Chain	Res	Type
1	AA	438	G
1	AA	496	A
1	AA	560	U
1	AA	561	U
1	AA	562	C
1	AA	687	A
1	AA	913	A
1	AA	1064	G
1	AA	1065	U
1	AA	1067	A
1	AA	1129	C
1	AA	1145	C
1	AA	1201	A
1	AA	1281	U
1	AA	1285	A
1	AA	1300	G
1	AA	1400	C
1	AA	1492	A
1	AA	1493	A
1	AA	1498	U
1	AA	1504	G
1	AA	1528	U
1	AA	1529	G
22	AV	6171	U
22	AV	6188	C
23	BA	102	G
23	BA	119	A
23	BA	120	U
23	BA	131	G
23	BA	199	A
23	BA	221	A
23	BA	278	A
23	BA	331	A
23	BA	332	A
23	BA	479	A
23	BA	481	G
23	BA	503	A
23	BA	616	A
23	BA	682	G
23	BA	685	A
23	BA	746	A
23	BA	764	A

Continued on next page...

Continued from previous page...

Mol	Chain	Res	Type
23	BA	776	G
23	BA	846	C
23	BA	858	U
23	BA	859	G
23	BA	933	A
23	BA	945	A
23	BA	948	G
23	BA	961	C
23	BA	974(A)	G
23	BA	989	G
23	BA	1022	G
23	BA	1157	G
23	BA	1210	A
23	BA	1221	C
23	BA	1253	A
23	BA	1311	G
23	BA	1314	C
23	BA	1343	G
23	BA	1378	A
23	BA	1379	A
23	BA	1427	A
23	BA	1494	A
23	BA	1542	G
23	BA	1558	A
23	BA	1579	A
23	BA	1603	A
23	BA	1608	A
23	BA	1694	C
23	BA	1786	A
23	BA	1800	C
23	BA	1929	G
23	BA	1930	G
23	BA	1937	A
23	BA	2033	A
23	BA	2051	A
23	BA	2062	A
23	BA	2098	U
23	BA	2225	A
23	BA	2250	G
23	BA	2311	A
23	BA	2426	A
23	BA	2427	C

Continued on next page...

Continued from previous page...

Mol	Chain	Res	Type
23	BA	2439	A
23	BA	2468	G
23	BA	2481	G
23	BA	2581	G
23	BA	2585	U
23	BA	2689	U
23	BA	2756	U
23	BA	2849	U
23	BA	2850	A
23	BA	2873	A
24	BB	66	A
1	CA	7	G
1	CA	99	C
1	CA	119	A
1	CA	121	C
1	CA	243	A
1	CA	250	A
1	CA	266	G
1	CA	328	C
1	CA	353	A
1	CA	366	C
1	CA	428	G
1	CA	429	U
1	CA	438	G
1	CA	496	A
1	CA	560	U
1	CA	561	U
1	CA	562	C
1	CA	687	A
1	CA	913	A
1	CA	1064	G
1	CA	1065	U
1	CA	1067	A
1	CA	1129	C
1	CA	1145	C
1	CA	1201	A
1	CA	1281	U
1	CA	1285	A
1	CA	1300	G
1	CA	1400	C
1	CA	1492	A
1	CA	1493	A

Continued on next page...

Continued from previous page...

Mol	Chain	Res	Type
1	CA	1498	U
1	CA	1504	G
1	CA	1528	U
1	CA	1529	G
22	CV	6171	U
22	CV	6188	C
23	DA	102	G
23	DA	119	A
23	DA	120	U
23	DA	131	G
23	DA	199	A
23	DA	221	A
23	DA	278	A
23	DA	331	A
23	DA	332	A
23	DA	343	C
23	DA	479	A
23	DA	481	G
23	DA	503	A
23	DA	616	A
23	DA	682	G
23	DA	685	A
23	DA	746	A
23	DA	764	A
23	DA	776	G
23	DA	846	C
23	DA	858	U
23	DA	859	G
23	DA	933	A
23	DA	945	A
23	DA	948	G
23	DA	961	C
23	DA	974(A)	G
23	DA	989	G
23	DA	1022	G
23	DA	1157	G
23	DA	1210	A
23	DA	1221	C
23	DA	1253	A
23	DA	1311	G
23	DA	1314	C
23	DA	1343	G

Continued on next page...

Continued from previous page...

Mol	Chain	Res	Type
23	DA	1378	A
23	DA	1379	A
23	DA	1427	A
23	DA	1494	A
23	DA	1542	G
23	DA	1558	A
23	DA	1579	A
23	DA	1603	A
23	DA	1608	A
23	DA	1694	C
23	DA	1800	C
23	DA	1929	G
23	DA	1930	G
23	DA	1937	A
23	DA	1980	G
23	DA	2033	A
23	DA	2051	A
23	DA	2062	A
23	DA	2098	U
23	DA	2225	A
23	DA	2250	G
23	DA	2311	A
23	DA	2426	A
23	DA	2427	C
23	DA	2439	A
23	DA	2468	G
23	DA	2481	G
23	DA	2581	G
23	DA	2585	U
23	DA	2689	U
23	DA	2756	U
23	DA	2849	U
23	DA	2850	A
23	DA	2873	A
24	DB	66	A

5.4 Non-standard residues in protein, DNA, RNA chains ⓘ

There are no non-standard protein/DNA/RNA residues in this entry.

5.5 Carbohydrates ⓘ

There are no carbohydrates in this entry.

5.6 Ligand geometry ⓘ

Of 2661 ligands modelled in this entry, 2661 are monoatomic - leaving 0 for Mogul analysis.

There are no bond length outliers.

There are no bond angle outliers.

There are no chirality outliers.

There are no torsion outliers.

There are no ring outliers.

5.7 Other polymers ⓘ

There are no such residues in this entry.

5.8 Polymer linkage issues

There are no chain breaks in this entry.

6 Fit of model and data ⓘ

6.1 Protein, DNA and RNA chains ⓘ

In the following table, the column labelled ‘#RSRZ> 2’ contains the number (and percentage) of RSRZ outliers, followed by percent RSRZ outliers for the chain as percentile scores relative to all X-ray entries and entries of similar resolution. The OWAB column contains the minimum, median, 95th percentile and maximum values of the occupancy-weighted average B-factor per residue. The column labelled ‘Q< 0.9’ lists the number of (and percentage) of residues with an average occupancy less than 0.9.

Mol	Chain	Analysed	<RSRZ>	#RSRZ>2	OWAB(Å ²)	Q<0.9
1	AA	1506/1506 (100%)	0.03	41 (2%) 52 24	66, 119, 257, 429	0
1	CA	1506/1506 (100%)	0.28	92 (6%) 21 9	75, 164, 286, 403	0
2	AB	234/234 (100%)	1.45	69 (29%) 1 1	88, 178, 260, 354	0
2	CB	234/234 (100%)	1.22	57 (24%) 1 2	106, 202, 279, 372	0
3	AC	206/206 (100%)	0.61	23 (11%) 6 4	83, 165, 233, 293	0
3	CC	206/206 (100%)	0.91	34 (16%) 2 2	124, 198, 272, 337	0
4	AD	208/208 (100%)	0.21	2 (0%) 79 47	45, 119, 180, 228	0
4	CD	208/208 (100%)	0.73	20 (9%) 8 5	96, 186, 253, 314	0
5	AE	151/151 (100%)	0.28	5 (3%) 44 20	71, 118, 191, 293	0
5	CE	151/151 (100%)	0.54	7 (4%) 31 14	72, 165, 223, 282	0
6	AF	101/101 (100%)	0.72	19 (18%) 2 2	87, 160, 207, 278	0
6	CF	101/101 (100%)	0.27	6 (5%) 22 9	60, 130, 195, 271	0
7	AG	155/155 (100%)	1.32	33 (21%) 1 2	134, 201, 260, 328	0
7	CG	155/155 (100%)	1.26	34 (21%) 1 2	124, 213, 271, 320	0
8	AH	138/138 (100%)	0.67	17 (12%) 5 3	60, 122, 190, 265	0
8	CH	138/138 (100%)	0.76	15 (10%) 6 4	101, 171, 217, 257	0
9	AI	127/127 (100%)	1.66	47 (37%) 1 1	119, 228, 303, 333	0
9	CI	127/127 (100%)	1.48	35 (27%) 1 2	148, 229, 297, 370	0
10	AJ	98/98 (100%)	2.17	51 (52%) 0 1	113, 203, 294, 334	0
10	CJ	98/98 (100%)	1.89	38 (38%) 1 1	133, 232, 290, 339	0
11	AK	119/119 (100%)	0.13	9 (7%) 14 7	66, 136, 219, 274	0
11	CK	119/119 (100%)	0.40	5 (4%) 35 14	87, 145, 207, 287	0
12	AL	124/124 (100%)	0.73	7 (5%) 24 10	56, 108, 182, 328	0
12	CL	124/124 (100%)	0.55	8 (6%) 18 8	77, 139, 236, 271	0

Continued on next page...

Continued from previous page...

Mol	Chain	Analysed	<RSRZ>	#RSRZ>2		OWAB(Å ²)	Q<0.9
13	AM	116/116 (100%)	1.07	25 (21%)	1 2	129, 216, 277, 325	0
13	CM	116/116 (100%)	1.85	48 (41%)	1 1	119, 238, 307, 372	0
14	AN	60/60 (100%)	1.49	17 (28%)	1 1	94, 178, 243, 278	0
14	CN	60/60 (100%)	1.97	25 (41%)	1 1	110, 207, 261, 344	0
15	AO	88/88 (100%)	0.36	4 (4%)	32 14	73, 127, 187, 281	0
15	CO	88/88 (100%)	0.40	2 (2%)	57 27	73, 138, 201, 244	0
16	AP	83/83 (100%)	0.48	4 (4%)	29 13	67, 109, 175, 245	0
16	CP	83/83 (100%)	1.14	23 (27%)	1 1	128, 171, 247, 277	0
17	AQ	99/99 (100%)	0.17	0	100 100	63, 112, 169, 222	0
17	CQ	99/99 (100%)	0.87	16 (16%)	2 2	99, 155, 196, 228	0
18	AR	70/70 (100%)	1.39	19 (27%)	1 2	82, 149, 241, 325	0
18	CR	70/70 (100%)	0.78	5 (7%)	16 7	76, 145, 204, 232	0
19	AS	78/78 (100%)	1.39	20 (25%)	1 2	133, 212, 274, 295	0
19	CS	78/78 (100%)	1.92	30 (38%)	1 1	173, 235, 302, 347	0
20	AT	99/99 (100%)	0.68	7 (7%)	16 7	65, 131, 220, 241	0
20	CT	99/99 (100%)	2.08	41 (41%)	1 1	103, 178, 284, 301	0
21	AU	24/24 (100%)	2.25	9 (37%)	1 1	122, 220, 292, 333	0
21	CU	24/24 (100%)	2.27	13 (54%)	0 1	173, 236, 317, 346	0
22	AV	35/35 (100%)	1.32	8 (22%)	1 2	96, 223, 325, 366	0
22	CV	35/35 (100%)	1.09	5 (14%)	3 3	117, 192, 362, 386	0
23	BA	2760/2879 (95%)	-0.09	69 (2%)	54 25	38, 86, 205, 371	0
23	DA	2760/2879 (95%)	-0.18	40 (1%)	72 38	33, 77, 196, 377	0
24	BB	119/119 (100%)	-0.09	0	100 100	83, 149, 196, 251	0
24	DB	119/119 (100%)	0.05	7 (5%)	22 9	87, 132, 198, 274	0
25	BC	271/271 (100%)	0.23	3 (1%)	77 44	24, 81, 150, 209	0
25	DC	271/271 (100%)	-0.04	0	100 100	26, 72, 144, 220	0
26	BD	204/204 (100%)	0.39	8 (3%)	37 16	45, 96, 173, 331	0
26	DD	204/204 (100%)	0.21	3 (1%)	70 36	36, 90, 189, 305	0
27	BE	202/202 (100%)	0.33	3 (1%)	70 36	32, 94, 172, 311	0
27	DE	202/202 (100%)	0.37	7 (3%)	42 19	20, 85, 182, 249	0
28	BF	181/181 (100%)	0.60	16 (8%)	10 6	107, 202, 262, 297	0

Continued on next page...

Continued from previous page...

Mol	Chain	Analysed	<RSRZ>	#RSRZ>2	OWAB(Å ²)	Q<0.9
28	DF	181/181 (100%)	0.66	13 (7%) 15 7	109, 198, 281, 324	0
29	BG	159/159 (100%)	1.13	35 (22%) 1 2	102, 192, 269, 331	0
29	DG	159/159 (100%)	0.47	11 (6%) 17 7	61, 117, 190, 269	0
30	BH	145/145 (100%)	1.50	35 (24%) 1 2	60, 224, 376, 453	0
30	DH	145/145 (100%)	1.69	50 (34%) 1 1	60, 210, 372, 482	0
31	BI	32/65 (49%)	5.04	28 (87%) 0 0	163, 256, 325, 352	0
31	DI	32/65 (49%)	2.57	19 (59%) 0 1	176, 235, 294, 325	0
32	BJ	137/137 (100%)	0.53	3 (2%) 59 28	58, 105, 182, 221	0
32	DJ	137/137 (100%)	0.26	0 100 100	55, 101, 170, 219	0
33	BK	122/122 (100%)	0.04	1 (0%) 83 53	48, 90, 142, 194	0
33	DK	122/122 (100%)	0.09	0 100 100	41, 90, 153, 251	0
34	BL	146/146 (100%)	0.69	9 (6%) 20 9	40, 114, 204, 306	0
34	DL	146/146 (100%)	0.62	10 (6%) 17 8	27, 111, 207, 324	0
35	BM	136/136 (100%)	0.34	5 (3%) 39 17	57, 110, 205, 344	0
35	DM	136/136 (100%)	0.64	6 (4%) 33 14	46, 106, 199, 388	0
36	BN	117/117 (100%)	0.44	1 (0%) 81 51	44, 92, 166, 282	0
36	DN	117/117 (100%)	0.28	1 (0%) 81 51	41, 89, 173, 285	0
37	BO	98/98 (100%)	1.56	31 (31%) 1 1	89, 155, 230, 299	0
37	DO	98/98 (100%)	0.88	24 (24%) 1 2	80, 148, 221, 299	0
38	BP	137/137 (100%)	0.58	9 (6%) 18 8	52, 115, 216, 248	0
38	DP	137/137 (100%)	0.51	8 (5%) 22 9	60, 119, 249, 299	0
39	BQ	116/116 (100%)	0.10	0 100 100	43, 88, 163, 244	0
39	DQ	116/116 (100%)	0.08	0 100 100	34, 84, 154, 205	0
40	BR	101/101 (100%)	0.10	0 100 100	55, 134, 187, 294	0
40	DR	101/101 (100%)	0.06	0 100 100	52, 132, 197, 321	0
41	BS	112/112 (100%)	0.72	6 (5%) 25 10	45, 78, 151, 250	0
41	DS	112/112 (100%)	0.35	2 (1%) 65 33	40, 72, 166, 277	0
42	BT	92/92 (100%)	0.41	1 (1%) 77 44	57, 107, 174, 204	0
42	DT	92/92 (100%)	0.29	0 100 100	41, 78, 161, 204	0
43	BU	100/100 (100%)	0.64	11 (11%) 6 4	59, 139, 289, 344	0
43	DU	100/100 (100%)	0.83	11 (11%) 6 4	49, 119, 264, 373	0

Continued on next page...

Continued from previous page...

Mol	Chain	Analysed	<RSRZ>	#RSRZ>2	OWAB(Å ²)	Q<0.9
44	BV	188/188 (100%)	0.78	24 (12%) 4 3	80, 160, 224, 277	0
44	DV	188/188 (100%)	0.51	13 (6%) 17 7	67, 154, 220, 254	0
45	BW	76/76 (100%)	0.24	3 (3%) 37 16	61, 101, 160, 258	0
45	DW	76/76 (100%)	0.39	2 (2%) 53 24	54, 101, 167, 254	0
46	BX	88/88 (100%)	0.28	2 (2%) 57 27	50, 106, 191, 346	0
46	DX	88/88 (100%)	0.16	1 (1%) 77 44	31, 83, 196, 340	0
47	BY	62/62 (100%)	0.56	9 (14%) 3 3	61, 141, 244, 287	0
47	DY	62/62 (100%)	0.57	5 (8%) 12 6	45, 99, 224, 304	0
48	BZ	59/59 (100%)	1.54	14 (23%) 1 2	47, 102, 174, 342	0
48	DZ	59/59 (100%)	1.49	14 (23%) 1 2	45, 102, 189, 335	0
49	B1	30/30 (100%)	1.25	6 (20%) 2 2	161, 244, 282, 323	0
49	D1	30/30 (100%)	1.52	6 (20%) 2 2	187, 262, 306, 326	0
50	B2	52/52 (100%)	0.13	1 (1%) 64 32	36, 93, 189, 273	0
50	D2	52/52 (100%)	-0.13	1 (1%) 64 32	24, 93, 214, 262	0
51	B3	44/44 (100%)	5.41	43 (97%) 0 0	151, 254, 304, 322	0
51	D3	44/44 (100%)	6.04	40 (90%) 0 0	191, 247, 298, 313	0
52	B4	48/48 (100%)	0.41	0 100 100	43, 66, 132, 297	0
52	D4	48/48 (100%)	0.00	1 (2%) 60 29	23, 45, 122, 217	0
53	B5	63/63 (100%)	0.22	1 (1%) 68 35	47, 94, 171, 222	0
53	D5	63/63 (100%)	0.57	1 (1%) 68 35	43, 92, 170, 209	0
All	All	20232/20536 (98%)	0.42	1668 (8%) 12 6	20, 120, 258, 482	0

All (1668) RSRZ outliers are listed below:

Mol	Chain	Res	Type	RSRZ
1	AA	85	U	21.8
1	AA	82	U	16.2
1	AA	84	U	15.6
30	DH	90	GLY	14.1
51	B3	39	TYR	13.7
51	B3	49	HIS	13.6
30	BH	84	GLY	13.3
30	BH	85	GLU	12.9
1	AA	86	U	11.9
51	D3	38	LYS	11.8

Continued on next page...

Continued from previous page...

Mol	Chain	Res	Type	RSRZ
51	B3	40	CYS	11.2
51	B3	13	CYS	11.0
48	DZ	1	MET	10.7
51	D3	49	HIS	10.5
30	DH	88	ILE	10.2
51	D3	37	ARG	10.2
43	DU	52	SER	10.2
35	BM	140	ALA	10.1
51	B3	16	CYS	10.1
51	D3	35	GLU	10.0
51	D3	36	LEU	9.6
31	BI	8	GLU	9.5
51	B3	24	GLU	9.4
1	AA	81	G	9.4
51	D3	43	CYS	9.3
51	D3	21	TYR	9.1
51	D3	39	TYR	9.0
31	BI	5	ARG	9.0
51	D3	13	CYS	9.0
48	BZ	1	MET	8.9
30	BH	111	PRO	8.8
31	BI	4	LYS	8.7
51	D3	50	ARG	8.6
10	CJ	73	ASP	8.3
23	BA	1046	A	8.3
51	D3	47	THR	8.3
22	AV	6150	U	8.3
51	D3	44	ARG	8.2
3	CC	206	GLU	8.2
31	BI	11	ALA	8.1
51	D3	12	GLU	8.0
31	BI	61	LEU	8.0
51	D3	22	ALA	7.8
51	B3	17	LYS	7.8
2	CB	96	ARG	7.8
30	BH	121	LYS	7.7
35	BM	141	GLN	7.7
23	DA	6	A	7.6
47	DY	15	LYS	7.6
35	DM	141	GLN	7.6
14	CN	12	ARG	7.6
51	B3	41	PRO	7.4

Continued on next page...

Continued from previous page...

Mol	Chain	Res	Type	RSRZ
30	BH	119	PRO	7.4
51	D3	41	PRO	7.4
51	B3	47	THR	7.4
51	D3	40	CYS	7.3
10	CJ	71	LEU	7.3
30	BH	86	THR	7.3
23	BA	2211	G	7.3
20	CT	103	GLY	7.3
19	CS	75	ALA	7.2
31	BI	66	LEU	7.2
51	B3	26	ASN	7.2
31	BI	64	LYS	7.2
18	AR	46	GLU	7.1
20	CT	102	GLY	7.1
31	BI	60	ARG	7.0
51	D3	20	ASN	7.0
51	D3	14	THR	7.0
31	BI	9	LEU	7.0
2	CB	148	TYR	6.9
20	CT	60	GLU	6.9
51	D3	18	ARG	6.8
51	D3	16	CYS	6.8
9	CI	8	GLY	6.8
9	CI	65	VAL	6.8
30	DH	80	PRO	6.8
23	DA	1535	U	6.7
51	B3	38	LYS	6.7
51	B3	25	LYS	6.7
10	CJ	72	VAL	6.6
51	D3	19	ARG	6.6
23	DA	2801	A	6.5
31	BI	63	LEU	6.5
1	CA	84	U	6.5
30	DH	89	TYR	6.4
1	AA	1000	A	6.4
51	B3	50	ARG	6.4
51	B3	15	GLU	6.3
20	CT	51	GLU	6.3
23	BA	1045	A	6.3
29	BG	55	PRO	6.2
2	CB	101	MET	6.2
51	D3	15	GLU	6.2

Continued on next page...

Continued from previous page...

Mol	Chain	Res	Type	RSRZ
13	CM	30	ALA	6.2
19	CS	69	HIS	6.2
45	DW	85	ALA	6.2
51	B3	51	GLU	6.2
10	AJ	27	ALA	6.2
35	DM	140	ALA	6.2
43	DU	50	ARG	6.1
51	D3	24	GLU	6.0
30	DH	122	GLU	6.0
24	DB	52	A	6.0
19	AS	81	ARG	6.0
51	D3	11	LEU	5.9
31	DI	63	LEU	5.9
51	D3	48	VAL	5.9
30	BH	72	LEU	5.9
31	BI	15	GLU	5.9
19	CS	40	ILE	5.9
10	AJ	5	ARG	5.8
31	BI	59	ILE	5.8
21	AU	23	PRO	5.8
31	BI	6	ASN	5.8
7	CG	81	GLY	5.8
51	B3	44	ARG	5.8
23	BA	2108	C	5.8
23	DA	362	U	5.7
19	CS	74	PHE	5.7
19	CS	41	VAL	5.7
20	CT	59	ALA	5.7
17	CQ	8	GLY	5.7
31	BI	3	ASN	5.6
7	CG	83	ALA	5.6
23	BA	2804	C	5.6
1	AA	1001	G	5.6
43	DU	51	VAL	5.6
20	CT	55	ILE	5.6
19	CS	71	LEU	5.6
4	CD	182	LYS	5.6
9	CI	64	THR	5.6
30	DH	94	ALA	5.6
21	CU	17	THR	5.5
3	CC	207	VAL	5.5
3	CC	179	ARG	5.5

Continued on next page...

Continued from previous page...

Mol	Chain	Res	Type	RSRZ
1	AA	87	A	5.5
31	DI	62	ALA	5.5
2	CB	170	GLU	5.5
29	BG	58	GLU	5.5
1	AA	1030	C	5.5
14	AN	13	THR	5.5
23	BA	2104	G	5.5
23	DA	508	G	5.5
30	BH	100	ALA	5.5
10	AJ	33	GLN	5.4
9	CI	127	LYS	5.4
20	CT	104	LEU	5.4
19	CS	70	LYS	5.3
51	B3	28	ARG	5.3
20	CT	100	ILE	5.3
44	BV	186	GLU	5.3
51	D3	46	HIS	5.3
31	BI	65	GLU	5.3
31	DI	66	LEU	5.3
16	CP	34	GLU	5.3
30	DH	120	ILE	5.3
51	D3	17	LYS	5.3
3	CC	16	ARG	5.2
3	CC	19	GLU	5.2
51	B3	22	ALA	5.2
14	AN	12	ARG	5.2
2	AB	101	MET	5.2
10	AJ	34	VAL	5.2
51	B3	46	HIS	5.2
2	CB	138	LEU	5.2
14	CN	13	THR	5.1
7	CG	82	GLY	5.1
35	BM	139	GLU	5.1
3	CC	8	ILE	5.1
2	CB	134	GLU	5.1
23	BA	2801	A	5.1
10	CJ	6	ILE	5.1
10	CJ	4	ILE	5.1
30	BH	68	LEU	5.0
20	CT	52	ALA	5.0
51	B3	12	GLU	5.0
30	DH	67	ARG	5.0

Continued on next page...

Continued from previous page...

Mol	Chain	Res	Type	RSRZ
13	CM	61	GLU	5.0
10	AJ	73	ASP	5.0
6	AF	89	MET	5.0
2	CB	133	LYS	5.0
30	DH	70	GLU	5.0
23	BA	896	A	4.9
23	BA	2187	G	4.9
10	CJ	5	ARG	4.9
13	CM	96	LEU	4.9
31	BI	14	LYS	4.9
10	CJ	38	ILE	4.9
23	DA	2804	C	4.9
13	CM	15	VAL	4.9
30	DH	87	LYS	4.9
9	AI	82	ALA	4.9
10	AJ	72	VAL	4.9
44	BV	127	LYS	4.9
1	CA	1149	C	4.9
31	BI	62	ALA	4.9
30	BH	1	MET	4.9
22	AV	6188	C	4.9
10	AJ	28	ARG	4.9
13	CM	112	GLY	4.9
21	AU	18	TYR	4.9
1	CA	1533	C	4.9
2	CB	140	HIS	4.8
44	BV	97	GLU	4.8
2	CB	132	LYS	4.8
10	CJ	33	GLN	4.8
51	B3	43	CYS	4.8
22	CV	6188	C	4.8
2	CB	144	ARG	4.8
19	CS	81	ARG	4.8
31	BI	12	THR	4.8
23	DA	2803	C	4.8
29	BG	57	ASP	4.8
30	DH	107	ILE	4.8
1	CA	1112	C	4.8
10	CJ	35	SER	4.8
4	CD	181	MET	4.7
23	BA	2107	C	4.7
37	BO	58	LEU	4.7

Continued on next page...

Continued from previous page...

Mol	Chain	Res	Type	RSRZ
2	AB	187	LEU	4.7
51	B3	45	LYS	4.7
1	CA	90	C	4.7
7	CG	79	ARG	4.7
20	CT	56	MET	4.7
7	AG	113	GLU	4.7
9	AI	84	ALA	4.7
23	DA	277	C	4.7
23	BA	271(D)	U	4.7
10	CJ	8	LEU	4.7
9	CI	125	TYR	4.7
19	AS	74	PHE	4.7
31	BI	7	VAL	4.6
31	DI	59	ILE	4.6
30	DH	66	GLU	4.6
51	B3	14	THR	4.6
9	AI	85	LEU	4.6
3	AC	207	VAL	4.6
20	AT	64	ASP	4.6
10	AJ	74	ILE	4.6
29	BG	104	GLU	4.6
2	AB	165	VAL	4.6
44	BV	182	LYS	4.6
10	AJ	68	HIS	4.6
30	DH	132	PRO	4.6
30	BH	79	ILE	4.6
14	AN	8	GLU	4.6
19	CS	29	ARG	4.6
23	DA	2799	A	4.6
23	DA	2211	G	4.5
51	D3	51	GLU	4.5
2	CB	73	THR	4.5
51	B3	37	ARG	4.5
51	D3	52	VAL	4.5
1	CA	1356	G	4.5
4	CD	169	LYS	4.5
1	CA	1129	C	4.5
30	BH	128	LEU	4.5
3	AC	201	TYR	4.5
22	CV	6150	U	4.5
9	CI	15	ALA	4.5
10	CJ	3	LYS	4.5

Continued on next page...

Continued from previous page...

Mol	Chain	Res	Type	RSRZ
37	BO	106	ARG	4.5
2	CB	97	TRP	4.5
13	CM	117	VAL	4.4
19	CS	48	THR	4.4
13	CM	65	LYS	4.4
23	BA	2799	A	4.4
1	CA	1125	U	4.4
2	CB	130	ARG	4.4
3	CC	6	HIS	4.4
16	CP	35	LYS	4.4
43	DU	53	PRO	4.4
31	BI	67	GLY	4.4
9	CI	29	ASN	4.4
9	AI	17	VAL	4.4
23	BA	2892	A	4.4
10	CJ	61	GLU	4.4
20	CT	48	LYS	4.4
1	CA	87	A	4.4
19	AS	75	ALA	4.3
13	CM	29	ARG	4.3
2	AB	7	VAL	4.3
23	DA	1174	A	4.3
12	AL	126	GLU	4.3
5	AE	29	GLY	4.3
11	AK	128	ALA	4.3
23	BA	2186	G	4.3
11	CK	128	ALA	4.3
34	DL	121	LYS	4.3
51	D3	34	LEU	4.3
9	AI	91	ASP	4.3
1	CA	1002	G	4.3
23	BA	2802	G	4.3
21	AU	11	GLY	4.3
43	DU	59	GLY	4.3
2	AB	48	MET	4.3
2	AB	96	ARG	4.3
7	CG	5	ARG	4.3
1	CA	81	G	4.3
23	BA	508	G	4.3
19	AS	4	SER	4.3
44	DV	178	GLU	4.2
2	AB	167	PRO	4.2

Continued on next page...

Continued from previous page...

Mol	Chain	Res	Type	RSRZ
13	CM	32	GLU	4.2
37	DO	43	GLU	4.2
13	AM	93	ARG	4.2
3	CC	205	GLY	4.2
14	AN	14	PRO	4.2
19	AS	49	ILE	4.2
9	CI	62	TYR	4.2
29	BG	96	ALA	4.2
23	BA	359	A	4.2
31	BI	57	THR	4.2
30	BH	122	GLU	4.2
31	DI	14	LYS	4.2
38	DP	1	MET	4.2
30	BH	127	VAL	4.2
2	CB	141	GLU	4.2
3	AC	206	GLU	4.2
51	D3	42	TRP	4.2
30	DH	92	VAL	4.2
2	CB	137	ARG	4.2
23	BA	101	G	4.2
7	AG	104	LEU	4.1
20	CT	58	LYS	4.1
23	BA	888	C	4.1
10	AJ	7	LYS	4.1
16	CP	21	VAL	4.1
30	DH	63	ALA	4.1
51	B3	48	VAL	4.1
10	CJ	74	ILE	4.1
28	BF	85	GLY	4.1
10	AJ	3	LYS	4.1
10	AJ	100	THR	4.1
8	CH	132	GLU	4.1
2	CB	27	LYS	4.1
31	DI	21	GLN	4.1
7	AG	85	TYR	4.1
51	B3	42	TRP	4.1
16	CP	13	HIS	4.1
2	AB	163	PHE	4.1
21	AU	12	LYS	4.1
20	CT	9	ASN	4.1
37	BO	15	ARG	4.1
2	CB	28	PHE	4.1

Continued on next page...

Continued from previous page...

Mol	Chain	Res	Type	RSRZ
44	BV	96	VAL	4.1
9	CI	13	ALA	4.1
16	CP	36	ILE	4.1
51	D3	23	THR	4.1
34	BL	110	TYR	4.0
22	AV	6151	C	4.0
23	DA	271(D)	U	4.0
3	AC	152	ILE	4.0
23	BA	2803	C	4.0
1	AA	80	G	4.0
3	CC	101	LEU	4.0
2	CB	188	ALA	4.0
51	D3	31	PRO	4.0
51	B3	11	LEU	4.0
1	CA	193	C	4.0
7	CG	47	CYS	4.0
1	AA	1042	G	4.0
21	AU	17	THR	4.0
30	BH	140	LEU	4.0
37	DO	19	LYS	4.0
1	CA	1280	A	4.0
9	CI	7	THR	4.0
6	AF	91	VAL	4.0
5	CE	80	ILE	4.0
51	B3	35	GLU	4.0
13	AM	96	LEU	4.0
9	CI	93	ARG	4.0
23	BA	2105	C	4.0
19	CS	50	ALA	3.9
20	CT	57	ARG	3.9
14	CN	14	PRO	3.9
31	DI	67	GLY	3.9
13	CM	87	TYR	3.9
1	CA	1039	C	3.9
3	CC	159	GLY	3.9
14	CN	8	GLU	3.9
10	AJ	26	ALA	3.9
37	BO	92	TYR	3.9
13	AM	94	ARG	3.9
13	CM	97	PRO	3.9
10	AJ	8	LEU	3.9
14	CN	5	ALA	3.9

Continued on next page...

Continued from previous page...

Mol	Chain	Res	Type	RSRZ
51	D3	9	LEU	3.9
22	CV	6151	C	3.9
23	BA	2894	G	3.9
13	AM	99	ARG	3.9
31	BI	13	LEU	3.9
30	BH	87	LYS	3.9
34	BL	150	ALA	3.9
37	BO	87	PHE	3.8
13	AM	34	LEU	3.8
7	CG	62	PHE	3.8
30	DH	130	TYR	3.8
9	AI	81	ILE	3.8
10	AJ	71	LEU	3.8
51	B3	23	THR	3.8
3	AC	155	GLY	3.8
10	AJ	70	ARG	3.8
14	CN	51	GLY	3.8
19	CS	73	GLU	3.8
7	AG	78	ARG	3.8
29	DG	101	ARG	3.8
29	BG	41	MET	3.8
1	CA	743	U	3.8
23	DA	2107	C	3.8
10	CJ	64	GLU	3.8
19	AS	9	VAL	3.8
37	DO	23	ARG	3.8
51	B3	31	PRO	3.8
23	BA	277	C	3.8
29	BG	32	GLU	3.8
2	AB	227	GLY	3.8
30	BH	93	THR	3.8
30	BH	109	ILE	3.8
47	DY	16	LEU	3.8
1	AA	1224	G	3.8
10	AJ	88	LEU	3.8
9	AI	79	LEU	3.8
23	BA	2190	G	3.8
3	AC	11	ARG	3.8
34	DL	110	TYR	3.8
8	CH	42	GLU	3.8
44	BV	181	GLU	3.8
9	AI	64	THR	3.8

Continued on next page...

Continued from previous page...

Mol	Chain	Res	Type	RSRZ
9	AI	62	TYR	3.8
19	AS	69	HIS	3.8
21	CU	25	LYS	3.7
19	AS	5	LEU	3.7
14	CN	9	LYS	3.7
23	DA	888	C	3.7
23	BA	2106	G	3.7
29	DG	170	ARG	3.7
10	CJ	39	PRO	3.7
2	AB	50	GLU	3.7
12	CL	71	GLY	3.7
1	CA	508	C	3.7
12	CL	28	GLY	3.7
10	AJ	62	HIS	3.7
2	CB	152	PHE	3.7
28	DF	54	GLU	3.7
21	CU	5	ASP	3.7
14	AN	33	VAL	3.7
13	AM	101	GLN	3.7
3	CC	204	LEU	3.7
51	B3	32	ASN	3.7
8	AH	102	ARG	3.7
23	BA	2793	G	3.7
10	AJ	6	ILE	3.6
38	BP	1	MET	3.6
37	BO	39	ILE	3.6
14	CN	49	HIS	3.6
49	D1	58	TYR	3.6
2	AB	118	LEU	3.6
9	AI	63	ILE	3.6
9	AI	101	PHE	3.6
13	CM	100	GLY	3.6
43	DU	86	ARG	3.6
18	AR	31	LEU	3.6
34	BL	148	LEU	3.6
9	AI	61	ALA	3.6
43	BU	51	VAL	3.6
23	BA	1535	U	3.6
3	AC	166	GLU	3.6
13	CM	16	ASP	3.6
30	DH	140	LEU	3.6
9	AI	92	TYR	3.6

Continued on next page...

Continued from previous page...

Mol	Chain	Res	Type	RSRZ
9	CI	124	GLN	3.6
23	DA	2896	C	3.6
1	AA	792	A	3.6
23	BA	2805	G	3.6
48	DZ	57	GLU	3.6
16	CP	8	ARG	3.6
2	CB	29	ALA	3.6
2	CB	71	VAL	3.6
30	DH	121	LYS	3.6
23	DA	2897	U	3.6
19	AS	40	ILE	3.6
2	AB	47	THR	3.5
23	BA	1044	G	3.5
23	DA	2602	A	3.5
23	BA	2797	U	3.5
21	CU	8	THR	3.5
10	CJ	41	PRO	3.5
47	BY	3	LEU	3.5
29	DG	59	ARG	3.5
23	BA	362	U	3.5
43	BU	2	ARG	3.5
22	AV	6153	C	3.5
16	CP	18	ARG	3.5
10	CJ	75	ILE	3.5
23	BA	11	G	3.5
37	BO	107	GLU	3.5
14	CN	10	ALA	3.5
24	DB	53	A	3.5
30	DH	109	ILE	3.5
29	DG	116	GLU	3.5
31	DI	18	GLU	3.5
2	AB	170	GLU	3.5
23	BA	2798	C	3.5
30	BH	112	LYS	3.5
45	BW	76	GLY	3.5
6	AF	50	TYR	3.5
7	CG	58	PRO	3.5
14	CN	21	TYR	3.5
2	CB	69	LEU	3.5
2	CB	98	LEU	3.5
10	AJ	98	ILE	3.5
14	CN	7	ILE	3.5

Continued on next page...

Continued from previous page...

Mol	Chain	Res	Type	RSRZ
30	DH	71	ILE	3.5
13	AM	100	GLY	3.5
7	AG	101	LEU	3.5
26	BD	204	ALA	3.5
1	CA	1308	U	3.5
7	AG	80	VAL	3.5
13	AM	98	VAL	3.5
37	DO	36	TYR	3.5
49	D1	57	ILE	3.5
7	CG	50	ILE	3.5
44	DV	181	GLU	3.5
1	CA	1137	C	3.5
18	AR	78	LEU	3.4
9	CI	128	ARG	3.4
31	BI	58	LEU	3.4
1	CA	91	C	3.4
7	CG	80	VAL	3.4
20	CT	54	LYS	3.4
19	AS	10	PHE	3.4
28	BF	13	GLU	3.4
1	CA	136(B)	C	3.4
3	AC	151	VAL	3.4
7	CG	134	ALA	3.4
19	AS	51	VAL	3.4
1	CA	80	G	3.4
13	CM	60	VAL	3.4
18	AR	34	TYR	3.4
37	BO	49	VAL	3.4
13	AM	117	VAL	3.4
35	BM	91	GLU	3.4
10	CJ	40	LEU	3.4
13	CM	98	VAL	3.4
13	CM	8	GLU	3.4
30	DH	118	LYS	3.4
48	BZ	34	GLU	3.4
19	CS	49	ILE	3.4
23	BA	10	G	3.4
29	BG	105	LEU	3.4
9	CI	14	VAL	3.4
7	AG	131	LYS	3.4
2	AB	201	ILE	3.4
7	AG	5	ARG	3.4

Continued on next page...

Continued from previous page...

Mol	Chain	Res	Type	RSRZ
13	CM	57	ARG	3.4
13	AM	39	ILE	3.4
6	AF	61	LEU	3.4
23	DA	2802	G	3.4
19	CS	61	TYR	3.3
30	DH	86	THR	3.3
3	AC	12	LEU	3.3
31	DI	10	LEU	3.3
10	AJ	4	ILE	3.3
10	AJ	67	THR	3.3
10	AJ	99	LYS	3.3
9	AI	4	TYR	3.3
10	AJ	61	GLU	3.3
18	AR	49	LYS	3.3
3	CC	184	TYR	3.3
35	DM	139	GLU	3.3
18	AR	47	THR	3.3
7	AG	16	LEU	3.3
12	CL	127	ALA	3.3
48	DZ	2	PRO	3.3
23	BA	1111	A	3.3
29	BG	40	GLU	3.3
29	BG	94	TYR	3.3
30	DH	108	THR	3.3
14	CN	30	ALA	3.3
51	B3	36	LEU	3.3
13	CM	31	LYS	3.3
47	DY	12	GLU	3.3
51	D3	45	LYS	3.3
23	DA	1537	C	3.3
7	AG	79	ARG	3.3
37	BO	84	GLN	3.3
30	DH	110	ASP	3.3
14	AN	19	ARG	3.3
9	AI	83	ARG	3.3
23	BA	2189	U	3.3
28	BF	2	PRO	3.3
2	AB	71	VAL	3.3
1	AA	723	U	3.3
29	BG	95	ARG	3.3
9	CI	12	GLU	3.3
9	CI	126	SER	3.3

Continued on next page...

Continued from previous page...

Mol	Chain	Res	Type	RSRZ
13	AM	112	GLY	3.3
14	CN	50	LYS	3.3
7	CG	101	LEU	3.3
2	CB	31	TYR	3.3
7	CG	85	TYR	3.3
9	CI	63	ILE	3.3
9	CI	16	ARG	3.2
27	DE	191	ARG	3.2
29	BG	59	ARG	3.2
29	DG	169	VAL	3.2
5	AE	14	ARG	3.2
14	CN	6	LEU	3.2
21	CU	7	ARG	3.2
13	CM	34	LEU	3.2
16	CP	9	PHE	3.2
51	B3	9	LEU	3.2
1	AA	733	A	3.2
7	CG	4	ARG	3.2
7	CG	77	SER	3.2
13	AM	116	THR	3.2
29	BG	61	HIS	3.2
37	DO	87	PHE	3.2
11	AK	117	ASN	3.2
2	AB	202	PRO	3.2
1	CA	44	G	3.2
1	CA	990	C	3.2
3	CC	178	LEU	3.2
44	BV	163	LEU	3.2
48	BZ	28	LEU	3.2
7	AG	108	ALA	3.2
30	DH	119	PRO	3.2
2	AB	226	ARG	3.2
7	AG	134	ALA	3.2
2	AB	164	VAL	3.2
23	BA	267	C	3.2
23	DA	2108	C	3.2
34	BL	149	GLU	3.2
2	CB	167	PRO	3.2
2	CB	169	LYS	3.2
41	BS	84	ARG	3.2
1	AA	1041	A	3.2
2	CB	129	GLU	3.2

Continued on next page...

Continued from previous page...

Mol	Chain	Res	Type	RSRZ
50	B2	48	GLU	3.2
51	B3	27	LYS	3.2
22	AV	6193	A	3.2
43	DU	2	ARG	3.2
34	DL	149	GLU	3.2
28	DF	2	PRO	3.2
9	CI	9	ARG	3.2
20	CT	50	GLU	3.2
20	CT	84	LEU	3.2
29	BG	97	ARG	3.2
2	CB	131	PRO	3.2
19	AS	41	VAL	3.2
6	AF	92	LYS	3.2
23	BA	280	C	3.2
23	DA	363(A)	G	3.1
2	AB	31	TYR	3.1
1	CA	1355	G	3.1
1	AA	1257	U	3.1
29	BG	159	GLU	3.1
3	CC	12	LEU	3.1
12	AL	127	ALA	3.1
7	AG	111	ARG	3.1
16	CP	17	TYR	3.1
23	BA	276	A	3.1
1	CA	82	U	3.1
7	AG	110	GLN	3.1
2	AB	111	ARG	3.1
13	CM	40	ASN	3.1
19	AS	60	VAL	3.1
47	DY	14	ARG	3.1
2	AB	40	HIS	3.1
17	CQ	41	LYS	3.1
10	CJ	65	LEU	3.1
14	AN	10	ALA	3.1
3	CC	9	GLY	3.1
10	AJ	44	VAL	3.1
31	BI	16	ASN	3.1
37	DO	28	VAL	3.1
6	AF	8	ILE	3.1
9	CI	33	PHE	3.1
13	CM	116	THR	3.1
19	AS	50	ALA	3.1

Continued on next page...

Continued from previous page...

Mol	Chain	Res	Type	RSRZ
44	DV	182	LYS	3.1
18	CR	32	ARG	3.1
38	DP	91	ARG	3.1
18	AR	71	LYS	3.1
31	BI	10	LEU	3.1
49	B1	51	TYR	3.1
20	AT	65	LYS	3.1
2	AB	90	MET	3.1
7	CG	84	ASN	3.1
10	CJ	45	ARG	3.1
2	AB	215	LEU	3.1
9	AI	18	PHE	3.1
30	DH	35	LEU	3.1
35	DM	105	GLU	3.1
19	CS	47	HIS	3.1
10	AJ	65	LEU	3.1
30	BH	145	VAL	3.1
1	AA	1031	G	3.1
51	D3	26	ASN	3.1
43	DU	89	PHE	3.1
51	B3	19	ARG	3.1
34	BL	88	LEU	3.1
51	D3	25	LYS	3.1
1	AA	1129	C	3.1
14	CN	23	ARG	3.1
6	AF	63	TYR	3.1
30	BH	118	LYS	3.1
5	CE	81	GLU	3.1
9	AI	33	PHE	3.1
9	AI	65	VAL	3.1
13	CM	64	TRP	3.1
23	BA	2103	C	3.1
23	BA	2188	C	3.1
48	BZ	27	GLY	3.1
30	DH	114	LEU	3.0
2	AB	231	GLU	3.0
13	AM	111	LYS	3.0
18	AR	76	LEU	3.0
18	AR	88	LYS	3.0
31	DI	6	ASN	3.0
2	CB	93	VAL	3.0
31	DI	5	ARG	3.0

Continued on next page...

Continued from previous page...

Mol	Chain	Res	Type	RSRZ
1	CA	1257	U	3.0
14	AN	55	GLY	3.0
51	B3	21	TYR	3.0
2	AB	43	ASP	3.0
10	CJ	36	GLY	3.0
13	CM	33	ALA	3.0
28	BF	21	ARG	3.0
41	DS	7	ALA	3.0
43	DU	91	GLU	3.0
28	BF	83	ARG	3.0
30	DH	5	LEU	3.0
10	CJ	7	LYS	3.0
37	BO	37	ALA	3.0
1	AA	1492	A	3.0
1	CA	994	A	3.0
1	CA	1140	C	3.0
1	CA	1243	C	3.0
1	CA	1248	A	3.0
7	CG	22	LEU	3.0
9	AI	90	PRO	3.0
19	CS	28	LYS	3.0
18	AR	48	GLY	3.0
1	CA	972	C	3.0
23	DA	1919	A	3.0
9	AI	80	GLY	3.0
7	CG	49	ILE	3.0
2	CB	30	ARG	3.0
18	AR	72	ARG	3.0
1	AA	791	G	3.0
23	BA	1112	G	3.0
37	BO	88	ASP	3.0
46	BX	27	GLU	3.0
13	CM	99	ARG	3.0
13	CM	110	ARG	3.0
43	BU	50	ARG	3.0
1	CA	742	G	3.0
23	DA	2797	U	3.0
49	D1	49	GLU	3.0
30	BH	81	VAL	3.0
51	B3	18	ARG	3.0
13	CM	111	LYS	3.0
49	B1	56	GLU	3.0

Continued on next page...

Continued from previous page...

Mol	Chain	Res	Type	RSRZ
3	CC	160	ALA	3.0
9	AI	46	ALA	3.0
10	AJ	64	GLU	3.0
30	DH	105	HIS	3.0
3	AC	148	GLY	3.0
10	AJ	23	ILE	3.0
34	DL	89	ALA	3.0
21	AU	21	TYR	3.0
44	BV	95	PRO	3.0
19	AS	71	LEU	3.0
3	AC	147	LYS	3.0
9	AI	127	LYS	3.0
48	BZ	29	ARG	3.0
23	DA	2798	C	3.0
2	CB	95	GLN	2.9
14	CN	56	VAL	2.9
28	DF	35	GLU	3.0
1	CA	89	U	2.9
47	BY	1	MET	2.9
1	CA	1139	G	2.9
4	CD	108	LEU	2.9
17	CQ	32	TYR	2.9
29	BG	56	SER	2.9
31	DI	22	GLY	2.9
7	CG	48	LYS	2.9
9	AI	7	THR	2.9
9	AI	26	VAL	2.9
1	CA	664	G	2.9
10	AJ	85	LEU	2.9
44	BV	162	GLU	2.9
2	AB	12	GLU	2.9
1	CA	723	U	2.9
37	BO	82	ILE	2.9
2	CB	99	GLY	2.9
19	CS	38	SER	2.9
20	CT	17	ARG	2.9
13	CM	5	ALA	2.9
8	AH	95	VAL	2.9
44	BV	31	ARG	2.9
29	BG	124	GLU	2.9
30	DH	116	LEU	2.9
13	AM	102	ARG	2.9

Continued on next page...

Continued from previous page...

Mol	Chain	Res	Type	RSRZ
19	CS	66	MET	2.9
17	CQ	22	LEU	2.9
30	DH	125	GLU	2.9
1	CA	1115	C	2.9
25	BC	35	LYS	2.9
4	CD	179	GLU	2.9
1	CA	186(A)	C	2.9
21	CU	18	TYR	2.9
23	DA	1026	U	2.9
11	CK	12	ARG	2.9
11	CK	116	HIS	2.9
18	AR	81	PHE	2.9
24	DB	54	G	2.9
30	DH	69	LYS	2.9
23	BA	279	C	2.9
20	CT	80	ARG	2.9
16	AP	1	MET	2.9
1	AA	1002	G	2.9
1	CA	727	G	2.9
51	D3	32	ASN	2.9
2	AB	102	LEU	2.9
20	CT	99	LEU	2.9
31	DI	13	LEU	2.9
10	AJ	87	THR	2.9
21	CU	4	GLY	2.9
28	BF	84	LYS	2.9
10	CJ	100	THR	2.9
10	CJ	9	ARG	2.8
5	CE	118	ILE	2.8
2	CB	54	THR	2.8
24	DB	8	U	2.8
4	CD	153	ARG	2.8
38	BP	25	GLY	2.8
1	CA	1000	A	2.8
27	BE	144	LYS	2.8
29	BG	90	LYS	2.8
47	BY	9	GLN	2.8
35	DM	91	GLU	2.8
9	CI	18	PHE	2.8
37	BO	51	ALA	2.8
7	AG	81	GLY	2.8
11	CK	11	LYS	2.8

Continued on next page...

Continued from previous page...

Mol	Chain	Res	Type	RSRZ
34	DL	137	LYS	2.8
48	DZ	4	LEU	2.8
51	D3	10	LEU	2.8
22	AV	6152	G	2.8
21	CU	12	LYS	2.8
2	AB	200	ILE	2.8
4	CD	47	ARG	2.8
8	CH	109	ILE	2.8
2	AB	70	PHE	2.8
30	DH	12	LEU	2.8
20	CT	65	LYS	2.8
23	DA	1917	U	2.8
1	AA	1043	C	2.8
6	CF	1	MET	2.8
16	CP	4	ILE	2.8
28	DF	146	TYR	2.8
31	DI	9	LEU	2.8
37	DO	30	ARG	2.8
2	CB	164	VAL	2.8
38	DP	2	ASN	2.8
44	BV	190	GLU	2.8
47	BY	4	SER	2.8
28	DF	137	GLU	2.8
2	AB	99	GLY	2.8
19	CS	37	ARG	2.8
20	CT	83	ARG	2.8
37	DO	15	ARG	2.8
1	CA	1267	C	2.8
2	CB	218	ALA	2.8
19	CS	57	HIS	2.8
1	CA	1138	G	2.8
13	AM	95	GLY	2.8
43	BU	87	LYS	2.8
47	BY	12	GLU	2.8
20	CT	8	ARG	2.8
48	DZ	35	ARG	2.8
1	CA	732	C	2.8
6	AF	90	VAL	2.8
49	D1	44	CYS	2.8
34	DL	119	GLU	2.8
20	CT	63	ILE	2.8
2	CB	102	LEU	2.8

Continued on next page...

Continued from previous page...

Mol	Chain	Res	Type	RSRZ
38	BP	64	ARG	2.8
1	CA	186(B)	C	2.8
3	AC	15	THR	2.8
10	CJ	60	ARG	2.8
28	DF	34	LEU	2.8
5	CE	19	MET	2.8
7	AG	12	LEU	2.8
9	CI	66	ARG	2.8
19	CS	59	PRO	2.8
10	AJ	38	ILE	2.8
21	AU	8	THR	2.8
27	DE	194	MET	2.8
4	CD	168	ARG	2.8
2	CB	135	GLN	2.7
13	CM	115	LYS	2.7
37	BO	19	LYS	2.7
37	BO	102	ALA	2.7
45	DW	76	GLY	2.7
44	BV	178	GLU	2.7
19	AS	70	LYS	2.7
38	BP	2	ASN	2.7
14	CN	57	ARG	2.7
31	DI	65	GLU	2.7
10	AJ	10	GLY	2.7
2	AB	140	HIS	2.7
21	AU	22	ARG	2.7
21	CU	24	ARG	2.7
7	AG	130	GLY	2.7
23	DA	1916	A	2.7
9	AI	87	GLN	2.7
14	CN	2	ALA	2.7
9	AI	36	TYR	2.7
2	CB	12	GLU	2.7
3	AC	149	ALA	2.7
18	CR	31	LEU	2.7
2	AB	214	ILE	2.7
18	AR	32	ARG	2.7
1	CA	1249	C	2.7
41	BS	82	LEU	2.7
2	AB	36	ARG	2.7
2	AB	130	ARG	2.7
4	CD	183	GLY	2.7

Continued on next page...

Continued from previous page...

Mol	Chain	Res	Type	RSRZ
23	BA	360	G	2.7
7	CG	71	PRO	2.7
6	CF	95	GLU	2.7
9	CI	97	LYS	2.7
6	AF	6	VAL	2.7
9	AI	9	ARG	2.7
9	AI	34	ASN	2.7
6	AF	48	LEU	2.7
20	CT	87	LYS	2.7
30	BH	36	ALA	2.7
1	AA	728	A	2.7
16	CP	7	ALA	2.7
44	BV	185	GLU	2.7
16	CP	19	ILE	2.7
26	BD	1	MET	2.7
30	DH	98	ALA	2.7
43	BU	5	MET	2.7
1	CA	1289	A	2.7
20	CT	64	ASP	2.7
30	DH	106	GLY	2.7
51	B3	30	THR	2.7
3	AC	150	LYS	2.7
9	AI	48	GLU	2.7
13	AM	30	ALA	2.7
14	AN	20	ALA	2.7
31	BI	56	ASN	2.7
48	BZ	2	PRO	2.7
1	CA	1036	G	2.7
5	AE	13	ILE	2.7
7	AG	122	HIS	2.7
9	CI	17	VAL	2.7
9	CI	105	ASP	2.7
2	CB	187	LEU	2.7
10	CJ	10	GLY	2.7
1	CA	31	G	2.7
41	BS	38	TYR	2.7
10	AJ	21	GLN	2.7
2	AB	203	GLY	2.7
18	AR	44	LEU	2.7
49	B1	36	VAL	2.7
7	AG	44	TYR	2.7
8	CH	44	PHE	2.7

Continued on next page...

Continued from previous page...

Mol	Chain	Res	Type	RSRZ
1	CA	1003	G	2.7
12	CL	18	ARG	2.7
11	AK	109	VAL	2.6
28	BF	178	PHE	2.6
30	BH	144	VAL	2.6
2	CB	72	GLY	2.6
2	AB	44	LEU	2.6
7	CG	46	ALA	2.6
8	AH	119	LEU	2.6
9	AI	19	LEU	2.6
12	AL	110	LYS	2.6
14	AN	30	ALA	2.6
37	DO	25	ARG	2.6
10	AJ	37	PRO	2.6
43	BU	86	ARG	2.6
3	AC	10	PHE	2.6
20	CT	39	LYS	2.6
2	AB	42	ILE	2.6
4	CD	205	GLU	2.6
19	CS	32	LYS	2.6
21	CU	23	PRO	2.6
30	DH	7	GLU	2.6
31	DI	17	LEU	2.6
44	BV	189	ALA	2.6
23	BA	6	A	2.6
2	AB	51	LEU	2.6
9	CI	43	ALA	2.6
11	AK	118	GLY	2.6
1	CA	29	G	2.6
1	CA	1001	G	2.6
9	CI	96	LEU	2.6
2	AB	33	TYR	2.6
32	BJ	142	ARG	2.6
34	DL	5	ASP	2.6
4	CD	148	VAL	2.6
8	AH	129	VAL	2.6
2	AB	218	ALA	2.6
37	DO	88	ASP	2.6
48	DZ	29	ARG	2.6
1	CA	663	A	2.6
7	AG	71	PRO	2.6
13	AM	97	PRO	2.6

Continued on next page...

Continued from previous page...

Mol	Chain	Res	Type	RSRZ
18	AR	79	LEU	2.6
27	DE	155	LEU	2.6
48	DZ	3	ARG	2.6
2	AB	19	HIS	2.6
7	CG	52	GLU	2.6
8	AH	130	GLY	2.6
27	DE	156	LEU	2.6
2	AB	223	ILE	2.6
13	CM	63	THR	2.6
28	DF	13	GLU	2.6
20	CT	106	ALA	2.6
2	AB	46	LYS	2.6
13	CM	80	ARG	2.6
23	BA	2627	G	2.6
23	DA	614	U	2.6
8	AH	94	TYR	2.6
49	D1	59	VAL	2.6
1	CA	1260	C	2.6
1	CA	136(A)	C	2.6
22	CV	6155	C	2.6
44	BV	91	LEU	2.6
23	BA	2100	G	2.6
27	BE	207	GLY	2.6
37	BO	48	LEU	2.6
30	BH	129	THR	2.6
1	CA	967	C	2.6
20	CT	62	LEU	2.6
48	BZ	35	ARG	2.6
51	B3	10	LEU	2.6
3	CC	17	ASP	2.6
14	AN	21	TYR	2.6
19	CS	76	PRO	2.6
13	CM	88	ARG	2.6
44	BV	183	LEU	2.6
48	BZ	5	LYS	2.6
2	CB	168	THR	2.6
14	AN	56	VAL	2.6
29	BG	98	LEU	2.6
3	CC	177	THR	2.6
10	CJ	63	PHE	2.6
29	DG	60	ARG	2.6
6	AF	7	ASN	2.6

Continued on next page...

Continued from previous page...

Mol	Chain	Res	Type	RSRZ
51	B3	20	ASN	2.6
14	CN	19	ARG	2.5
28	BF	86	MET	2.5
10	AJ	43	ARG	2.5
13	CM	91	ARG	2.5
14	CN	15	LYS	2.5
31	BI	19	ARG	2.5
1	AA	223	U	2.5
30	DH	9	LEU	2.5
2	CB	200	ILE	2.5
3	CC	152	ILE	2.5
13	CM	41	PRO	2.5
30	BH	65	ALA	2.5
10	AJ	25	GLU	2.5
7	AG	133	GLY	2.5
10	CJ	23	ILE	2.5
28	BF	26	GLN	2.5
34	BL	102	ARG	2.5
1	AA	718	G	2.5
23	BA	2792	G	2.5
2	AB	97	TRP	2.5
10	AJ	77	PRO	2.5
37	BO	86	ALA	2.5
44	BV	187	ALA	2.5
1	CA	726	C	2.5
48	BZ	26	LEU	2.5
7	AG	125	MET	2.5
31	DI	20	ALA	2.5
30	BH	77	LEU	2.5
3	CC	54	ARG	2.5
19	AS	39	THR	2.5
5	CE	91	LEU	2.5
7	AG	132	GLY	2.5
23	BA	887	A	2.5
23	DA	1536	A	2.5
7	CG	137	LYS	2.5
16	CP	70	ALA	2.5
21	CU	21	TYR	2.5
47	DY	9	GLN	2.5
1	CA	1148	U	2.5
1	CA	1150	U	2.5
7	AG	105	VAL	2.5

Continued on next page...

Continued from previous page...

Mol	Chain	Res	Type	RSRZ
41	BS	102	HIS	2.5
8	CH	135	CYS	2.5
12	CL	113	LYS	2.5
44	DV	186	GLU	2.5
20	CT	69	GLY	2.5
48	BZ	33	GLN	2.5
3	CC	103	VAL	2.5
15	CO	2	PRO	2.5
1	CA	43	C	2.5
24	DB	31	C	2.5
21	CU	2	GLY	2.5
37	BO	24	LEU	2.5
14	CN	26	ARG	2.5
28	DF	26	GLN	2.5
15	AO	69	TYR	2.5
30	DH	6	LEU	2.5
9	AI	20	ARG	2.5
23	BA	1537	C	2.5
2	CB	145	LEU	2.5
16	CP	32	TYR	2.5
30	DH	101	LEU	2.5
1	AA	1036	G	2.5
1	CA	191(G)	G	2.5
2	AB	41	ILE	2.5
8	CH	133	LEU	2.5
13	AM	113	PRO	2.5
11	AK	129	SER	2.5
37	BO	73	LEU	2.5
10	CJ	15	THR	2.5
2	AB	28	PHE	2.5
7	CG	10	ARG	2.5
14	CN	32	SER	2.5
2	AB	95	GLN	2.5
19	CS	39	THR	2.5
14	CN	11	LYS	2.5
43	DU	88	LYS	2.5
31	DI	8	GLU	2.5
2	CB	166	ASP	2.5
37	BO	68	GLN	2.5
37	BO	57	LYS	2.5
37	BO	83	LYS	2.5
41	DS	8	ARG	2.5

Continued on next page...

Continued from previous page...

Mol	Chain	Res	Type	RSRZ
7	CG	8	GLU	2.5
13	CM	48	LEU	2.5
8	AH	98	LYS	2.5
8	AH	131	GLY	2.5
29	BG	82	GLY	2.5
7	AG	8	GLU	2.4
9	CI	85	LEU	2.4
44	BV	179	ASP	2.4
7	CG	66	VAL	2.4
7	CG	69	VAL	2.4
34	DL	81	GLN	2.4
2	AB	148	TYR	2.4
2	AB	152	PHE	2.4
2	CB	68	ILE	2.4
2	CB	59	GLU	2.4
43	BU	62	GLU	2.4
49	B1	53	THR	2.4
10	AJ	18	ALA	2.4
1	CA	991	U	2.4
23	DA	2334	G	2.4
13	CM	113	PRO	2.4
14	AN	23	ARG	2.4
17	CQ	58	GLU	2.4
20	CT	53	LEU	2.4
29	BG	64	LEU	2.4
7	CG	43	PHE	2.4
1	CA	968	A	2.4
2	CB	70	PHE	2.4
9	AI	15	ALA	2.4
23	DA	359	A	2.4
29	BG	111	HIS	2.4
1	CA	1307	U	2.4
4	CD	107	ARG	2.4
9	CI	5	TYR	2.4
37	DO	26	LEU	2.4
31	BI	18	GLU	2.4
13	CM	62	ASN	2.4
3	CC	11	ARG	2.4
3	CC	185	GLY	2.4
13	CM	24	GLY	2.4
1	AA	196	A	2.4
1	AA	994	A	2.4

Continued on next page...

Continued from previous page...

Mol	Chain	Res	Type	RSRZ
23	DA	887	A	2.4
1	AA	1323	G	2.4
13	CM	6	GLY	2.4
37	DO	40	ILE	2.4
4	CD	147	ALA	2.4
13	CM	13	LYS	2.4
6	AF	94	GLN	2.4
9	AI	128	ARG	2.4
15	CO	51	HIS	2.4
2	AB	166	ASP	2.4
30	BH	83	ALA	2.4
4	CD	15	GLU	2.4
37	BO	90	GLY	2.4
10	AJ	24	VAL	2.4
28	DF	66	GLN	2.4
28	BF	172	LEU	2.4
38	DP	22	PHE	2.4
46	BX	20	ARG	2.4
13	CM	54	VAL	2.4
1	CA	666	G	2.4
14	CN	52	GLN	2.4
23	BA	1107	G	2.4
23	DA	2402	C	2.4
20	CT	95	ALA	2.4
7	AG	129	GLU	2.4
1	CA	45	U	2.4
44	DV	190	GLU	2.4
23	BA	2181	G	2.4
23	BA	2586	C	2.4
23	BA	2628	C	2.4
48	DZ	8	LEU	2.4
48	DZ	28	LEU	2.4
2	CB	57	PHE	2.4
20	AT	23	ARG	2.4
21	CU	22	ARG	2.4
27	BE	181	LEU	2.4
17	CQ	26	GLN	2.4
1	CA	1040	U	2.4
9	CI	44	VAL	2.4
1	CA	1354	C	2.4
3	CC	156	ARG	2.4
44	DV	97	GLU	2.4

Continued on next page...

Continued from previous page...

Mol	Chain	Res	Type	RSRZ
23	DA	2805	G	2.4
44	BV	164	ALA	2.4
47	BY	13	ALA	2.4
2	AB	155	LEU	2.4
8	AH	99	GLU	2.4
37	BO	89	ARG	2.4
1	CA	85	U	2.4
8	CH	98	LYS	2.4
3	CC	56	ASP	2.4
16	CP	6	LEU	2.4
1	AA	1371	G	2.4
9	CI	81	ILE	2.4
30	BH	91	SER	2.4
2	AB	54	THR	2.4
27	DE	192	LEU	2.4
5	CE	24	ARG	2.4
1	CA	1286	A	2.4
30	DH	78	THR	2.3
2	AB	77	ALA	2.3
14	CN	29	ARG	2.3
17	CQ	25	ARG	2.3
7	CG	11	GLN	2.3
37	DO	42	ASP	2.3
9	AI	6	GLY	2.3
30	DH	84	GLY	2.3
37	BO	103	GLU	2.3
38	BP	46	GLU	2.3
4	AD	181	MET	2.3
1	AA	1357	A	2.3
2	AB	100	GLY	2.3
2	CB	163	PHE	2.3
15	AO	66	LEU	2.3
37	DO	22	GLY	2.3
44	DV	183	LEU	2.3
1	CA	88	C	2.3
9	CI	104	ARG	2.3
22	AV	6176	C	2.3
34	BL	7	ARG	2.3
1	CA	1186	G	2.3
6	AF	88	VAL	2.3
8	AH	135	CYS	2.3
44	DV	179	ASP	2.3

Continued on next page...

Continued from previous page...

Mol	Chain	Res	Type	RSRZ
10	AJ	59	SER	2.3
23	BA	274	G	2.3
37	BO	81	GLY	2.3
1	AA	999	U	2.3
8	AH	35	ILE	2.3
11	AK	110	ASP	2.3
24	DB	41	U	2.3
13	CM	35	GLU	2.3
29	DG	167	GLU	2.3
1	CA	728	A	2.3
8	AH	112	LEU	2.3
8	CH	131	GLY	2.3
3	AC	179	ARG	2.3
4	CD	177	ASP	2.3
8	AH	125	ARG	2.3
44	BV	128	VAL	2.3
9	AI	125	TYR	2.3
12	CL	72	GLU	2.3
3	AC	170	GLN	2.3
23	BA	271(C)	G	2.3
30	DH	83	ALA	2.3
2	AB	137	ARG	2.3
13	AM	91	ARG	2.3
8	CH	94	TYR	2.3
1	CA	509	A	2.3
2	AB	147	LYS	2.3
2	AB	156	LYS	2.3
18	AR	77	GLY	2.3
20	CT	38	LYS	2.3
38	DP	92	GLY	2.3
10	AJ	20	ALA	2.3
44	BV	188	ALA	2.3
13	CM	86	CYS	2.3
26	BD	2	LYS	2.3
7	AG	15	ASP	2.3
23	BA	12	U	2.3
29	DG	102	ALA	2.3
17	CQ	27	PHE	2.3
47	BY	7	ARG	2.3
13	CM	95	GLY	2.3
22	CV	6167	G	2.3
37	DO	38	GLN	2.3

Continued on next page...

Continued from previous page...

Mol	Chain	Res	Type	RSRZ
17	CQ	9	VAL	2.3
48	BZ	55	ARG	2.3
2	AB	188	ALA	2.3
16	CP	39	TYR	2.3
8	CH	129	VAL	2.3
20	AT	21	LYS	2.3
3	CC	158	GLY	2.3
9	AI	5	TYR	2.3
13	CM	69	GLU	2.3
29	BG	43	VAL	2.3
29	DG	103	LEU	2.3
38	BP	48	ILE	2.3
1	CA	731	G	2.3
23	BA	361	G	2.3
26	BD	16	ARG	2.3
37	BO	25	ARG	2.3
3	AC	17	ASP	2.3
5	AE	31	LEU	2.3
28	BF	34	LEU	2.3
17	CQ	28	PRO	2.3
16	AP	55	ARG	2.3
2	CB	32	ILE	2.3
2	AB	194	PRO	2.3
7	AG	123	GLU	2.3
3	AC	2	GLY	2.3
10	CJ	62	HIS	2.3
48	DZ	10	LYS	2.3
3	AC	204	LEU	2.3
20	CT	79	ARG	2.3
20	CT	101	GLY	2.3
1	CA	1030	C	2.3
23	DA	1574	C	2.3
23	DA	1691	C	2.3
30	BH	4	ILE	2.3
37	BO	35	ILE	2.3
6	AF	9	VAL	2.3
9	AI	49	PRO	2.3
14	AN	34	TYR	2.3
16	CP	20	VAL	2.3
2	AB	211	ILE	2.3
20	CT	42	GLN	2.3
1	AA	1044	A	2.3

Continued on next page...

Continued from previous page...

Mol	Chain	Res	Type	RSRZ
7	AG	88	PRO	2.3
20	CT	46	GLU	2.3
29	BG	34	GLU	2.3
14	AN	7	ILE	2.3
38	DP	136	GLN	2.3
30	DH	85	GLU	2.3
48	DZ	55	ARG	2.2
11	AK	119	CYS	2.2
12	CL	31	PHE	2.2
20	AT	26	ASN	2.2
1	AA	1267	C	2.2
14	AN	9	LYS	2.2
30	DH	82	ARG	2.2
37	DO	11	LYS	2.2
2	AB	168	THR	2.2
37	BO	52	SER	2.2
9	AI	3	GLN	2.2
12	AL	46	LYS	2.2
28	BF	171	ALA	2.2
37	DO	92	TYR	2.2
1	CA	1252	A	2.2
1	CA	192	U	2.2
6	AF	87	ARG	2.2
10	CJ	99	LYS	2.2
16	AP	7	ALA	2.2
34	BL	9	ASN	2.2
24	DB	30	C	2.2
1	CA	610	G	2.2
30	DH	33	ARG	2.2
34	DL	120	ALA	2.2
6	AF	60	PHE	2.2
20	CT	71	THR	2.2
37	DO	35	ILE	2.2
6	CF	2	ARG	2.2
20	CT	88	VAL	2.2
23	BA	2456	C	2.2
23	DA	2794	C	2.2
13	CM	94	ARG	2.2
28	BF	12	TYR	2.2
10	CJ	37	PRO	2.2
23	BA	2335	A	2.2
23	DA	276	A	2.2

Continued on next page...

Continued from previous page...

Mol	Chain	Res	Type	RSRZ
1	CA	294	U	2.2
17	CQ	23	VAL	2.2
43	BU	91	GLU	2.2
20	CT	18	GLN	2.2
25	BC	97	TYR	2.2
26	BD	24	THR	2.2
3	CC	169	ALA	2.2
5	AE	30	ALA	2.2
7	AG	73	MET	2.2
9	AI	78	LYS	2.2
32	BJ	56	LEU	2.2
36	DN	109	ALA	2.2
16	CP	30	GLY	2.2
44	DV	72	ARG	2.2
2	AB	55	PHE	2.2
7	CG	13	GLN	2.2
6	AF	49	ALA	2.2
23	DA	1590	U	2.2
28	BF	69	ALA	2.2
8	CH	119	LEU	2.2
27	DE	148	LEU	2.2
27	DE	152	GLU	2.2
28	BF	173	LEU	2.2
31	DI	19	ARG	2.2
13	CM	4	ILE	2.2
30	DH	11	ASN	2.2
44	BV	113	ALA	2.2
47	BY	10	LEU	2.2
10	CJ	95	GLU	2.2
10	CJ	96	ILE	2.2
48	BZ	57	GLU	2.2
1	AA	722	A	2.2
1	AA	977	A	2.2
43	BU	53	PRO	2.2
4	CD	61	LYS	2.2
9	AI	56	LEU	2.2
10	AJ	60	ARG	2.2
30	BH	123	LEU	2.2
1	CA	1116	C	2.2
13	AM	43	THR	2.2
28	BF	76	SER	2.2
28	DF	25	TYR	2.2

Continued on next page...

Continued from previous page...

Mol	Chain	Res	Type	RSRZ
20	CT	72	LEU	2.2
1	CA	1368	G	2.2
23	BA	2191	G	2.2
1	CA	30	U	2.2
30	BH	94	ALA	2.2
7	CG	78	ARG	2.2
10	AJ	75	ILE	2.2
18	AR	74	ARG	2.2
13	AM	35	GLU	2.2
41	BS	100	THR	2.2
20	AT	73	HIS	2.2
23	DA	1847	A	2.2
48	DZ	34	GLU	2.2
38	DP	90	GLN	2.2
5	CE	11	ILE	2.2
2	AB	213	LEU	2.2
19	CS	67	VAL	2.2
10	AJ	58	ASP	2.2
1	AA	195	A	2.2
1	CA	1021	G	2.2
9	AI	21	PRO	2.2
13	CM	90	LEU	2.2
29	DG	115	VAL	2.2
7	AG	40	ALA	2.1
20	AT	72	LEU	2.1
43	DU	5	MET	2.1
8	CH	121	ASP	2.1
12	AL	63	TYR	2.1
19	CS	78	ARG	2.1
34	DL	7	ARG	2.1
23	BA	2585	U	2.1
29	BG	67	LEU	2.1
45	BW	75	LEU	2.1
10	AJ	56	HIS	2.1
10	CJ	76	ASN	2.1
3	CC	149	ALA	2.1
29	BG	29	PRO	2.1
29	BG	161	GLY	2.1
37	DO	37	ALA	2.1
2	AB	154	LEU	2.1
2	CB	118	LEU	2.1
30	DH	91	SER	2.1

Continued on next page...

Continued from previous page...

Mol	Chain	Res	Type	RSRZ
44	BV	98	MET	2.1
26	BD	186	GLY	2.1
49	D1	51	TYR	2.1
1	CA	975	A	2.1
1	CA	1127	G	2.1
4	CD	24	GLU	2.1
23	BA	389	G	2.1
36	BN	83	ILE	2.1
51	B3	34	LEU	2.1
2	AB	157	ARG	2.1
4	AD	152	SER	2.1
10	AJ	35	SER	2.1
4	CD	4	TYR	2.1
16	CP	1	MET	2.1
21	AU	9	ARG	2.1
35	DM	24	GLY	2.1
12	CL	70	PRO	2.1
49	B1	37	PRO	2.1
50	D2	48	GLU	2.1
53	D5	44	LYS	2.1
8	AH	96	GLY	2.1
3	AC	184	TYR	2.1
3	CC	200	ALA	2.1
19	CS	44	MET	2.1
1	AA	1092	A	2.1
6	AF	5	GLU	2.1
6	CF	48	LEU	2.1
30	BH	20	ASP	2.1
38	BP	114	LEU	2.1
38	DP	36	GLU	2.1
15	AO	63	ARG	2.1
51	D3	28	ARG	2.1
7	AG	135	VAL	2.1
34	BL	67	MET	2.1
3	CC	2	GLY	2.1
30	BH	5	LEU	2.1
37	BO	78	LEU	2.1
52	D4	48	LYS	2.1
3	CC	153	VAL	2.1
6	CF	94	GLN	2.1
1	CA	1363	A	2.1
13	CM	19	LEU	2.1

Continued on next page...

Continued from previous page...

Mol	Chain	Res	Type	RSRZ
17	CQ	7	THR	2.1
18	AR	69	THR	2.1
48	BZ	7	LYS	2.1
1	CA	102(B)	C	2.1
6	CF	52	ILE	2.1
19	AS	38	SER	2.1
10	AJ	63	PHE	2.1
3	AC	54	ARG	2.1
51	B3	29	ASN	2.1
18	CR	66	LEU	2.1
51	B3	52	VAL	2.1
9	AI	42	ARG	2.1
9	AI	93	ARG	2.1
22	AV	6175	G	2.1
4	CD	110	PHE	2.1
8	CH	111	ILE	2.1
9	AI	77	ILE	2.1
16	CP	33	ILE	2.1
16	CP	37	GLY	2.1
44	DV	118	GLN	2.1
29	DG	61	HIS	2.1
37	BO	95	HIS	2.1
29	BG	54	ARG	2.1
48	DZ	33	GLN	2.1
1	CA	1418	A	2.1
23	BA	1847	A	2.1
44	DV	163	LEU	2.1
6	AF	59	TYR	2.1
8	CH	110	ALA	2.1
9	CI	120	ARG	2.1
37	DO	45	GLY	2.1
29	BG	112	PRO	2.1
29	BG	131	VAL	2.1
13	AM	56	LEU	2.1
10	AJ	12	ASP	2.1
26	BD	197	ILE	2.1
17	CQ	43	LEU	2.1
29	BG	103	LEU	2.1
1	AA	1252	A	2.1
2	AB	160	ASP	2.1
43	BU	35	TYR	2.1
44	DV	88	PHE	2.1

Continued on next page...

Continued from previous page...

Mol	Chain	Res	Type	RSRZ
49	B1	54	LYS	2.1
1	CA	1370	G	2.1
19	CS	42	PRO	2.1
25	BC	36	PRO	2.1
23	BA	1920	C	2.1
2	CB	26	PRO	2.1
26	DD	16	ARG	2.1
11	AK	127	LYS	2.1
13	AM	60	VAL	2.1
30	BH	21	VAL	2.1
38	BP	26	ASP	2.1
37	DO	27	SER	2.1
2	AB	93	VAL	2.1
3	AC	177	THR	2.1
33	BK	64	ARG	2.1
17	CQ	6	LEU	2.1
1	CA	136	C	2.1
4	CD	62	GLN	2.1
23	BA	1982	C	2.1
53	B5	35	GLN	2.1
7	AG	18	TYR	2.1
30	DH	97	ILE	2.1
19	AS	33	THR	2.1
43	BU	52	SER	2.1
47	BY	6	VAL	2.1
12	AL	51	LEU	2.1
46	DX	85	LEU	2.1
23	BA	144(B)	A	2.0
44	BV	73	GLN	2.0
10	CJ	59	SER	2.0
44	DV	153	SER	2.0
45	BW	78	TYR	2.0
8	AH	25	ASP	2.0
10	AJ	90	LEU	2.0
16	AP	52	ASP	2.0
19	CS	30	LEU	2.0
37	DO	41	ASP	2.0
1	AA	210	U	2.0
3	CC	202	ILE	2.0
9	AI	8	GLY	2.0
9	CI	41	VAL	2.0
10	CJ	34	VAL	2.0

Continued on next page...

Continued from previous page...

Mol	Chain	Res	Type	RSRZ
17	CQ	36	ILE	2.0
7	CG	16	LEU	2.0
28	DF	147	ASP	2.0
17	CQ	24	GLU	2.0
1	CA	1285	A	2.0
7	CG	29	LYS	2.0
23	BA	1128	A	2.0
9	AI	51	ARG	2.0
16	CP	29	ASP	2.0
1	CA	1023	G	2.0
2	CB	122	PHE	2.0
2	CB	149	LEU	2.0
18	CR	64	ARG	2.0
8	AH	132	GLU	2.0
29	BG	17	VAL	2.0
29	BG	115	VAL	2.0
37	DO	29	PHE	2.0
12	AL	113	LYS	2.0
28	DF	69	ALA	2.0
3	CC	193	TYR	2.0
9	AI	44	VAL	2.0
10	CJ	54	PHE	2.0
19	AS	42	PRO	2.0
19	CS	60	VAL	2.0
26	DD	195	LEU	2.0
28	DF	142	PRO	2.0
30	DH	81	VAL	2.0
2	CB	46	LYS	2.0
14	AN	2	ALA	2.0
3	CC	66	VAL	2.0
10	AJ	39	PRO	2.0
18	CR	79	LEU	2.0
8	CH	46	LYS	2.0
18	AR	68	LYS	2.0
41	BS	101	SER	2.0
26	BD	26	ILE	2.0
26	DD	159	HIS	2.0
15	AO	65	ARG	2.0
32	BJ	84	ARG	2.0
37	DO	20	ARG	2.0
48	DZ	53	LEU	2.0
2	AB	108	ILE	2.0

Continued on next page...

Continued from previous page...

Mol	Chain	Res	Type	RSRZ
11	AK	11	LYS	2.0
38	BP	65	LYS	2.0
13	AM	29	ARG	2.0
2	CB	165	VAL	2.0
9	CI	92	TYR	2.0
10	AJ	97	GLU	2.0
16	CP	11	SER	2.0
23	BA	2184	G	2.0
29	BG	116	GLU	2.0
2	AB	98	LEU	2.0
8	AH	127	LEU	2.0
13	AM	92	HIS	2.0
30	DH	77	LEU	2.0
48	BZ	23	LEU	2.0
7	CG	91	VAL	2.0
29	BG	25	LYS	2.0
35	BM	105	GLU	2.0
2	CB	215	LEU	2.0
11	CK	115	PRO	2.0
42	BT	76	ARG	2.0

6.2 Non-standard residues in protein, DNA, RNA chains ⓘ

There are no non-standard protein/DNA/RNA residues in this entry.

6.3 Carbohydrates ⓘ

There are no carbohydrates in this entry.

6.4 Ligands ⓘ

In the following table, the Atoms column lists the number of modelled atoms in the group and the number defined in the chemical component dictionary. LLDF column lists the quality of electron density of the group with respect to its neighbouring residues in protein, DNA or RNA chains. The B-factors column lists the minimum, median, 95th percentile and maximum values of B factors of atoms in the group. The column labelled 'Q < 0.9' lists the number of atoms with occupancy less than 0.9.

Mol	Type	Chain	Res	Atoms	RSR	LLDF	B-factors(Å ²)	Q<0.9
54	MG	DA	3698	1/1	0.67	-	61,61,61,61	0

Continued on next page...

Continued from previous page...

Mol	Type	Chain	Res	Atoms	RSR	LLDF	B-factors(\AA^2)	Q<0.9
54	MG	DA	3303	1/1	0.29	-	67,67,67,67	0
54	MG	BA	3555	1/1	0.33	-	66,66,66,66	0
54	MG	AA	1720	1/1	1.04	-	101,101,101,101	0
54	MG	BA	3417	1/1	0.16	-	65,65,65,65	0
54	MG	DA	3278	1/1	0.79	-	99,99,99,99	0
54	MG	CA	1604	1/1	0.49	-	43,43,43,43	0
54	MG	DA	3113	1/1	0.21	-	66,66,66,66	0
54	MG	DA	3166	1/1	0.08	-	73,73,73,73	0
54	MG	DA	3496	1/1	0.46	-	95,95,95,95	0
54	MG	CA	1711	1/1	0.50	-	76,76,76,76	0
54	MG	DA	3242	1/1	0.12	-	59,59,59,59	0
54	MG	AA	1690	1/1	0.34	-	88,88,88,88	0
54	MG	BA	2940	1/1	0.34	-	30,30,30,30	0
54	MG	DA	2929	1/1	0.48	-	21,21,21,21	0
54	MG	BV	203	1/1	0.09	-	104,104,104,104	0
54	MG	DA	3421	1/1	0.13	-	63,63,63,63	0
54	MG	DA	3379	1/1	0.05	-	78,78,78,78	0
54	MG	BA	3672	1/1	0.31	-	92,92,92,92	0
54	MG	CA	1634	1/1	0.41	-	78,78,78,78	0
54	MG	AK	202	1/1	0.10	-	101,101,101,101	0
54	MG	DA	3820	1/1	0.99	-	59,59,59,59	0
54	MG	DA	3332	1/1	0.78	-	88,88,88,88	0
54	MG	AA	1760	1/1	0.58	-	88,88,88,88	0
54	MG	BA	3072	1/1	0.41	-	57,57,57,57	0
54	MG	BA	3399	1/1	0.40	-	104,104,104,104	0
54	MG	BA	3602	1/1	0.57	-	98,98,98,98	0
54	MG	CA	1652	1/1	0.14	-	87,87,87,87	0
54	MG	DA	3508	1/1	0.16	-	70,70,70,70	0
54	MG	BA	3633	1/1	0.55	-	88,88,88,88	0
54	MG	BA	3590	1/1	0.39	-	119,119,119,119	0
54	MG	AA	1762	1/1	0.58	-	91,91,91,91	0
54	MG	CA	1699	1/1	0.13	-	76,76,76,76	0
54	MG	CO	104	1/1	0.27	-	99,99,99,99	0
54	MG	BA	3318	1/1	0.52	-	73,73,73,73	0
54	MG	DA	3177	1/1	0.61	-	46,46,46,46	0
54	MG	BA	2931	1/1	0.40	-	49,49,49,49	0
54	MG	CA	1864	1/1	0.17	-	90,90,90,90	0
54	MG	AA	1855	1/1	0.21	-	81,81,81,81	0
54	MG	CA	1654	1/1	0.30	-	78,78,78,78	0
54	MG	AA	1608	1/1	0.32	-	46,46,46,46	0
54	MG	CA	1621	1/1	0.19	-	67,67,67,67	0
54	MG	DB	226	1/1	0.11	-	73,73,73,73	0

Continued on next page...

Continued from previous page...

Mol	Type	Chain	Res	Atoms	RSR	LLDF	B-factors(\AA^2)	Q<0.9
54	MG	CA	1972	1/1	0.19	-	67,67,67,67	0
54	MG	CA	1815	1/1	0.48	-	97,97,97,97	0
54	MG	CA	1720	1/1	0.25	-	69,69,69,69	0
54	MG	BA	3287	1/1	0.48	-	83,83,83,83	0
54	MG	DA	3482	1/1	0.19	-	69,69,69,69	0
54	MG	BA	3370	1/1	0.26	-	76,76,76,76	0
54	MG	DA	3604	1/1	0.26	-	103,103,103,103	0
54	MG	BA	2973	1/1	0.17	-	60,60,60,60	0
54	MG	BA	3571	1/1	0.17	-	74,74,74,74	0
54	MG	DA	3274	1/1	0.15	-	116,116,116,116	0
54	MG	DA	3637	1/1	0.49	-	15,15,15,15	0
54	MG	BA	2974	1/1	0.40	-	81,81,81,81	0
54	MG	BA	3304	1/1	0.44	-	100,100,100,100	0
54	MG	DA	3079	1/1	0.35	-	51,51,51,51	0
54	MG	BA	3156	1/1	0.48	-	70,70,70,70	0
54	MG	CA	1639	1/1	0.34	-	59,59,59,59	0
54	MG	BA	2965	1/1	0.28	-	51,51,51,51	0
54	MG	DA	3161	1/1	0.48	-	70,70,70,70	0
54	MG	DA	2940	1/1	0.55	-	31,31,31,31	0
54	MG	AA	1672	1/1	0.68	-	78,78,78,78	0
54	MG	DJ	205	1/1	0.46	-	91,91,91,91	0
54	MG	BA	3112	1/1	0.28	-	65,65,65,65	0
54	MG	AK	201	1/1	0.35	-	101,101,101,101	0
54	MG	AA	1776	1/1	0.38	-	108,108,108,108	0
54	MG	BA	3078	1/1	0.28	-	104,104,104,104	0
54	MG	DA	3413	1/1	0.22	-	60,60,60,60	0
54	MG	DA	3485	1/1	0.37	-	119,119,119,119	0
54	MG	DA	3520	1/1	0.20	-	133,133,133,133	0
54	MG	DA	3101	1/1	0.53	-	75,75,75,75	0
54	MG	DA	3388	1/1	0.31	-	51,51,51,51	0
54	MG	BB	205	1/1	0.20	-	108,108,108,108	0
54	MG	AA	1691	1/1	0.13	-	69,69,69,69	0
54	MG	DA	3826	1/1	0.19	-	100,100,100,100	0
54	MG	CA	1603	1/1	0.52	-	48,48,48,48	0
54	MG	BA	2996	1/1	0.26	-	125,125,125,125	0
54	MG	DA	3569	1/1	0.44	-	36,36,36,36	0
54	MG	BA	3463	1/1	0.44	-	54,54,54,54	0
54	MG	DA	3063	1/1	0.74	-	126,126,126,126	0
54	MG	AA	1696	1/1	0.05	-	120,120,120,120	0
54	MG	DA	3517	1/1	0.20	-	102,102,102,102	0
54	MG	DA	3481	1/1	0.28	-	77,77,77,77	0
54	MG	CA	1659	1/1	0.29	-	100,100,100,100	0

Continued on next page...

Continued from previous page...

Mol	Type	Chain	Res	Atoms	RSR	LLDF	B-factors(\AA^2)	Q<0.9
54	MG	BA	3570	1/1	0.53	-	67,67,67,67	0
54	MG	DA	3390	1/1	0.72	-	72,72,72,72	0
54	MG	BA	3643	1/1	0.96	-	92,92,92,92	0
54	MG	DA	3472	1/1	0.42	-	95,95,95,95	0
54	MG	CA	1627	1/1	1.08	-	99,99,99,99	0
54	MG	BA	3196	1/1	0.94	-	80,80,80,80	0
54	MG	AA	1813	1/1	0.08	-	76,76,76,76	0
54	MG	BA	3408	1/1	0.72	-	86,86,86,86	0
54	MG	BA	3517	1/1	0.45	-	87,87,87,87	0
54	MG	BA	2906	1/1	0.49	-	24,24,24,24	0
54	MG	BA	3250	1/1	0.24	-	67,67,67,67	0
54	MG	AA	1821	1/1	0.55	-	91,91,91,91	0
54	MG	BA	3131	1/1	0.18	-	47,47,47,47	0
54	MG	AA	1775	1/1	0.11	-	105,105,105,105	0
54	MG	DA	3149	1/1	0.21	-	60,60,60,60	0
54	MG	BA	3519	1/1	0.15	-	50,50,50,50	0
54	MG	DA	3731	1/1	0.25	-	60,60,60,60	0
54	MG	DA	3550	1/1	0.11	-	65,65,65,65	0
54	MG	DA	3840	1/1	0.31	-	81,81,81,81	0
54	MG	CA	1647	1/1	0.36	-	94,94,94,94	0
54	MG	DA	2921	1/1	0.13	-	32,32,32,32	0
54	MG	BA	3369	1/1	0.41	-	108,108,108,108	0
54	MG	CF	201	1/1	0.30	-	131,131,131,131	0
54	MG	CA	1715	1/1	0.41	-	107,107,107,107	0
54	MG	CA	1752	1/1	0.40	-	71,71,71,71	0
54	MG	DA	3439	1/1	0.35	-	52,52,52,52	0
54	MG	AA	1810	1/1	0.44	-	86,86,86,86	0
54	MG	CA	1683	1/1	0.31	-	72,72,72,72	0
54	MG	DA	3384	1/1	0.31	-	84,84,84,84	0
54	MG	DJ	206	1/1	0.14	-	135,135,135,135	0
54	MG	DD	305	1/1	0.43	-	52,52,52,52	0
54	MG	DA	2945	1/1	0.60	-	29,29,29,29	0
54	MG	CA	1952	1/1	0.27	-	88,88,88,88	0
54	MG	BA	3423	1/1	0.22	-	72,72,72,72	0
54	MG	DA	3525	1/1	0.72	-	73,73,73,73	0
54	MG	DA	3174	1/1	0.19	-	66,66,66,66	0
54	MG	DA	3257	1/1	0.14	-	48,48,48,48	0
54	MG	DA	3361	1/1	0.16	-	69,69,69,69	0
54	MG	AA	1670	1/1	0.15	-	93,93,93,93	0
54	MG	CA	1613	1/1	0.66	-	68,68,68,68	0
54	MG	DA	3434	1/1	0.27	-	89,89,89,89	0
54	MG	AA	1644	1/1	0.14	-	62,62,62,62	0

Continued on next page...

Continued from previous page...

Mol	Type	Chain	Res	Atoms	RSR	LLDF	B-factors(\AA^2)	Q<0.9
54	MG	DA	3493	1/1	0.59	-	59,59,59,59	0
54	MG	DA	3705	1/1	0.08	-	86,86,86,86	0
54	MG	CA	1822	1/1	0.34	-	93,93,93,93	0
54	MG	BA	3529	1/1	0.33	-	79,79,79,79	0
54	MG	DA	3665	1/1	0.97	-	137,137,137,137	0
54	MG	AA	1741	1/1	0.42	-	112,112,112,112	0
54	MG	BA	3497	1/1	0.28	-	61,61,61,61	0
54	MG	AB	302	1/1	0.27	-	57,57,57,57	0
54	MG	BA	3617	1/1	0.18	-	96,96,96,96	0
54	MG	BA	3591	1/1	0.20	-	99,99,99,99	0
54	MG	BA	3409	1/1	0.26	-	51,51,51,51	0
54	MG	BA	3561	1/1	0.13	-	75,75,75,75	0
54	MG	BA	3346	1/1	0.15	-	136,136,136,136	0
54	MG	DA	3549	1/1	0.37	-	115,115,115,115	0
54	MG	DA	3513	1/1	0.28	-	30,30,30,30	0
54	MG	DA	3229	1/1	0.14	-	59,59,59,59	0
54	MG	BA	3455	1/1	0.33	-	32,32,32,32	0
54	MG	DA	3306	1/1	0.19	-	152,152,152,152	0
54	MG	CA	1863	1/1	0.16	-	125,125,125,125	0
54	MG	DA	3582	1/1	0.24	-	85,85,85,85	0
54	MG	DA	3418	1/1	0.24	-	65,65,65,65	0
54	MG	BA	3502	1/1	0.12	-	81,81,81,81	0
54	MG	AA	1648	1/1	0.46	-	90,90,90,90	0
54	MG	BA	3407	1/1	0.31	-	79,79,79,79	0
54	MG	DA	3083	1/1	0.28	-	120,120,120,120	0
54	MG	DA	3264	1/1	0.12	-	78,78,78,78	0
54	MG	AV	6202	1/1	0.08	-	97,97,97,97	0
54	MG	DA	2903	1/1	0.25	-	16,16,16,16	0
54	MG	DA	3556	1/1	0.14	-	110,110,110,110	0
54	MG	DA	3397	1/1	1.03	-	124,124,124,124	0
54	MG	DA	3040	1/1	0.30	-	76,76,76,76	0
54	MG	DA	3054	1/1	0.97	-	72,72,72,72	0
54	MG	DA	3056	1/1	0.27	-	25,25,25,25	0
54	MG	AA	1689	1/1	0.60	-	75,75,75,75	0
54	MG	BA	3243	1/1	0.55	-	85,85,85,85	0
54	MG	DA	3236	1/1	0.20	-	75,75,75,75	0
54	MG	DA	2967	1/1	0.27	-	34,34,34,34	0
54	MG	AA	1692	1/1	0.15	-	89,89,89,89	0
54	MG	DD	302	1/1	0.19	-	61,61,61,61	0
54	MG	DB	208	1/1	0.16	-	86,86,86,86	0
54	MG	CA	1934	1/1	0.14	-	80,80,80,80	0
54	MG	AA	1816	1/1	0.97	-	89,89,89,89	0

Continued on next page...

Continued from previous page...

Mol	Type	Chain	Res	Atoms	RSR	LLDF	B-factors(\AA^2)	Q<0.9
54	MG	CA	1734	1/1	0.95	-	90,90,90,90	0
54	MG	BA	3282	1/1	0.61	-	98,98,98,98	0
54	MG	BA	3665	1/1	0.30	-	123,123,123,123	0
54	MG	DA	3824	1/1	0.22	-	113,113,113,113	0
54	MG	CB	301	1/1	0.22	-	115,115,115,115	0
54	MG	DA	3186	1/1	0.47	-	82,82,82,82	0
54	MG	DA	3603	1/1	0.66	-	64,64,64,64	0
54	MG	DA	3147	1/1	0.52	-	86,86,86,86	0
54	MG	BA	3312	1/1	0.53	-	71,71,71,71	0
54	MG	CA	1774	1/1	0.41	-	79,79,79,79	0
54	MG	BA	3302	1/1	0.48	-	84,84,84,84	0
54	MG	CA	1913	1/1	0.20	-	109,109,109,109	0
54	MG	BA	3609	1/1	0.19	-	65,65,65,65	0
54	MG	DA	3530	1/1	0.31	-	71,71,71,71	0
54	MG	DA	2995	1/1	0.22	-	26,26,26,26	0
54	MG	DA	3038	1/1	0.43	-	44,44,44,44	0
54	MG	BA	3522	1/1	0.21	-	54,54,54,54	0
54	MG	BA	3668	1/1	0.56	-	97,97,97,97	0
54	MG	DA	3494	1/1	0.36	-	63,63,63,63	0
54	MG	DA	3488	1/1	0.33	-	102,102,102,102	0
54	MG	DA	3324	1/1	0.17	-	95,95,95,95	0
54	MG	AA	1792	1/1	0.12	-	101,101,101,101	0
54	MG	BA	3155	1/1	1.01	-	99,99,99,99	0
54	MG	DA	2913	1/1	0.69	-	21,21,21,21	0
54	MG	AA	1654	1/1	0.32	-	99,99,99,99	0
54	MG	AV	6208	1/1	0.23	-	79,79,79,79	0
54	MG	CE	203	1/1	0.14	-	79,79,79,79	0
54	MG	DB	204	1/1	0.29	-	56,56,56,56	0
54	MG	DA	3201	1/1	0.05	-	46,46,46,46	0
54	MG	BA	3231	1/1	0.36	-	64,64,64,64	0
54	MG	DA	3845	1/1	0.28	-	94,94,94,94	0
54	MG	AA	1789	1/1	0.39	-	106,106,106,106	0
54	MG	BA	2959	1/1	0.28	-	40,40,40,40	0
54	MG	BA	3292	1/1	0.23	-	71,71,71,71	0
54	MG	DB	218	1/1	0.09	-	113,113,113,113	0
54	MG	AA	1602	1/1	0.90	-	45,45,45,45	0
54	MG	DB	222	1/1	0.17	-	137,137,137,137	0
54	MG	CV	6201	1/1	0.10	-	95,95,95,95	0
54	MG	CA	1851	1/1	0.45	-	103,103,103,103	0
54	MG	DA	3420	1/1	0.29	-	110,110,110,110	0
54	MG	DA	3857	1/1	0.18	-	98,98,98,98	0
54	MG	DA	3571	1/1	0.85	-	72,72,72,72	0

Continued on next page...

Continued from previous page...

Mol	Type	Chain	Res	Atoms	RSR	LLDF	B-factors(\AA^2)	Q<0.9
54	MG	DA	3829	1/1	0.11	-	96,96,96,96	0
54	MG	AT	201	1/1	0.08	-	103,103,103,103	0
54	MG	DA	3551	1/1	0.23	-	80,80,80,80	0
54	MG	AA	1808	1/1	0.26	-	97,97,97,97	0
54	MG	AA	1735	1/1	0.09	-	68,68,68,68	0
54	MG	BA	2998	1/1	0.10	-	75,75,75,75	0
54	MG	DA	3048	1/1	0.46	-	51,51,51,51	0
54	MG	BA	3007	1/1	0.10	-	98,98,98,98	0
54	MG	AA	1675	1/1	0.23	-	82,82,82,82	0
54	MG	DA	3438	1/1	0.20	-	54,54,54,54	0
54	MG	CA	1882	1/1	0.11	-	135,135,135,135	0
54	MG	DI	101	1/1	0.29	-	104,104,104,104	0
54	MG	BA	2989	1/1	0.32	-	50,50,50,50	0
54	MG	DA	3222	1/1	0.52	-	112,112,112,112	0
54	MG	DA	3398	1/1	0.17	-	80,80,80,80	0
54	MG	BA	3315	1/1	0.18	-	84,84,84,84	0
54	MG	DA	3626	1/1	0.20	-	106,106,106,106	0
54	MG	DA	3555	1/1	0.51	-	61,61,61,61	0
54	MG	BB	227	1/1	0.27	-	80,80,80,80	0
54	MG	DA	3495	1/1	0.29	-	111,111,111,111	0
54	MG	CA	1616	1/1	0.21	-	94,94,94,94	0
54	MG	CA	1785	1/1	0.27	-	76,76,76,76	0
54	MG	CA	1650	1/1	0.32	-	111,111,111,111	0
54	MG	AA	1746	1/1	0.06	-	86,86,86,86	0
54	MG	DA	3012	1/1	0.27	-	48,48,48,48	0
54	MG	AA	1638	1/1	0.24	-	89,89,89,89	0
54	MG	DP	201	1/1	0.28	-	72,72,72,72	0
54	MG	AA	1863	1/1	0.12	-	119,119,119,119	0
54	MG	BA	2968	1/1	0.58	-	47,47,47,47	0
54	MG	DK	202	1/1	0.28	-	69,69,69,69	0
54	MG	CA	1839	1/1	0.31	-	92,92,92,92	0
54	MG	BA	2995	1/1	0.81	-	57,57,57,57	0
54	MG	AA	1744	1/1	0.23	-	96,96,96,96	0
54	MG	AA	1656	1/1	0.58	-	86,86,86,86	0
54	MG	BA	3629	1/1	0.32	-	86,86,86,86	0
54	MG	CA	1921	1/1	0.23	-	97,97,97,97	0
54	MG	DA	3082	1/1	0.41	-	68,68,68,68	0
54	MG	DA	3529	1/1	0.23	-	61,61,61,61	0
54	MG	DA	2907	1/1	0.56	-	17,17,17,17	0
54	MG	BJ	203	1/1	0.20	-	89,89,89,89	0
54	MG	DA	3738	1/1	0.23	-	91,91,91,91	0
54	MG	CA	1631	1/1	0.56	-	82,82,82,82	0

Continued on next page...

Continued from previous page...

Mol	Type	Chain	Res	Atoms	RSR	LLDF	B-factors(\AA^2)	Q<0.9
54	MG	BA	3050	1/1	0.59	-	57,57,57,57	0
54	MG	BA	3424	1/1	0.35	-	115,115,115,115	0
54	MG	BA	3391	1/1	0.28	-	93,93,93,93	0
54	MG	DA	3410	1/1	0.33	-	48,48,48,48	0
54	MG	DA	3686	1/1	0.22	-	52,52,52,52	0
54	MG	DA	3025	1/1	0.81	-	80,80,80,80	0
54	MG	BA	3337	1/1	0.17	-	77,77,77,77	0
54	MG	DA	3258	1/1	0.28	-	67,67,67,67	0
54	MG	BA	3624	1/1	0.11	-	82,82,82,82	0
54	MG	DB	217	1/1	0.14	-	93,93,93,93	0
54	MG	BA	3188	1/1	0.19	-	103,103,103,103	0
54	MG	DC	303	1/1	0.83	-	80,80,80,80	0
54	MG	DA	3298	1/1	1.03	-	72,72,72,72	0
54	MG	BA	3382	1/1	0.12	-	85,85,85,85	0
54	MG	BA	3241	1/1	0.21	-	69,69,69,69	0
54	MG	AA	1715	1/1	0.22	-	58,58,58,58	0
54	MG	DA	3199	1/1	0.09	-	108,108,108,108	0
54	MG	DB	243	1/1	0.29	-	101,101,101,101	0
54	MG	BA	3211	1/1	0.49	-	100,100,100,100	0
54	MG	DA	3444	1/1	0.32	-	72,72,72,72	0
54	MG	BA	3096	1/1	0.31	-	76,76,76,76	0
54	MG	CA	1856	1/1	1.31	-	118,118,118,118	0
54	MG	BA	3599	1/1	0.25	-	94,94,94,94	0
54	MG	BA	2988	1/1	0.25	-	40,40,40,40	0
54	MG	AH	201	1/1	0.26	-	78,78,78,78	0
54	MG	DA	3790	1/1	0.42	-	63,63,63,63	0
54	MG	BA	3137	1/1	0.45	-	90,90,90,90	0
54	MG	AA	1850	1/1	0.61	-	70,70,70,70	0
54	MG	DA	3210	1/1	0.22	-	92,92,92,92	0
54	MG	DE	302	1/1	0.39	-	83,83,83,83	0
54	MG	DA	2916	1/1	0.44	-	15,15,15,15	0
54	MG	DA	3144	1/1	0.48	-	69,69,69,69	0
54	MG	BE	302	1/1	0.38	-	93,93,93,93	0
54	MG	BA	3626	1/1	0.46	-	64,64,64,64	0
54	MG	DA	3377	1/1	0.42	-	107,107,107,107	0
54	MG	BA	2910	1/1	0.37	-	17,17,17,17	0
54	MG	DA	3100	1/1	0.17	-	78,78,78,78	0
54	MG	CA	1898	1/1	0.94	-	87,87,87,87	0
54	MG	CC	306	1/1	0.62	-	117,117,117,117	0
54	MG	DA	3608	1/1	0.34	-	128,128,128,128	0
54	MG	DA	3645	1/1	0.24	-	23,23,23,23	0
54	MG	DA	3308	1/1	0.14	-	83,83,83,83	0

Continued on next page...

Continued from previous page...

Mol	Type	Chain	Res	Atoms	RSR	LLDF	B-factors(\AA^2)	Q<0.9
54	MG	DA	3690	1/1	0.44	-	70,70,70,70	0
54	MG	DA	3030	1/1	0.36	-	73,73,73,73	0
54	MG	DA	3061	1/1	0.32	-	55,55,55,55	0
54	MG	BA	3265	1/1	0.15	-	53,53,53,53	0
54	MG	CA	1744	1/1	0.22	-	80,80,80,80	0
54	MG	DY	102	1/1	0.33	-	69,69,69,69	0
54	MG	DA	3323	1/1	1.16	-	78,78,78,78	0
54	MG	DA	3616	1/1	0.51	-	103,103,103,103	0
54	MG	CA	1814	1/1	0.23	-	47,47,47,47	0
54	MG	DA	3652	1/1	0.62	-	66,66,66,66	0
54	MG	BA	2942	1/1	0.22	-	19,19,19,19	0
54	MG	BA	3133	1/1	0.42	-	86,86,86,86	0
54	MG	BA	3190	1/1	0.29	-	72,72,72,72	0
54	MG	BA	3237	1/1	0.34	-	64,64,64,64	0
54	MG	CA	1708	1/1	0.12	-	60,60,60,60	0
54	MG	DA	3827	1/1	0.27	-	103,103,103,103	0
54	MG	CA	1795	1/1	0.19	-	131,131,131,131	0
54	MG	BA	3192	1/1	0.62	-	110,110,110,110	0
54	MG	BA	3041	1/1	0.48	-	62,62,62,62	0
54	MG	CE	201	1/1	0.14	-	117,117,117,117	0
54	MG	DA	3598	1/1	0.17	-	108,108,108,108	0
54	MG	CA	1813	1/1	0.23	-	107,107,107,107	0
54	MG	BA	2980	1/1	0.18	-	51,51,51,51	0
54	MG	DA	3407	1/1	0.17	-	108,108,108,108	0
54	MG	DA	3117	1/1	0.17	-	31,31,31,31	0
54	MG	DA	2919	1/1	0.33	-	12,12,12,12	0
54	MG	AA	1745	1/1	0.44	-	119,119,119,119	0
54	MG	AA	1737	1/1	0.33	-	111,111,111,111	0
54	MG	DA	2979	1/1	0.20	-	16,16,16,16	0
54	MG	BA	3560	1/1	0.63	-	74,74,74,74	0
54	MG	CA	1824	1/1	0.22	-	123,123,123,123	0
54	MG	BA	3134	1/1	0.45	-	90,90,90,90	0
54	MG	AA	1661	1/1	0.17	-	51,51,51,51	0
54	MG	BA	3206	1/1	0.16	-	96,96,96,96	0
54	MG	DA	2973	1/1	0.36	-	50,50,50,50	0
54	MG	CA	1601	1/1	0.39	-	60,60,60,60	0
54	MG	CA	1946	1/1	0.11	-	137,137,137,137	0
54	MG	BA	3079	1/1	0.11	-	73,73,73,73	0
54	MG	BA	3254	1/1	0.29	-	68,68,68,68	0
54	MG	BA	3274	1/1	0.79	-	98,98,98,98	0
54	MG	DA	3414	1/1	0.32	-	55,55,55,55	0
54	MG	AA	1653	1/1	0.13	-	102,102,102,102	0

Continued on next page...

Continued from previous page...

Mol	Type	Chain	Res	Atoms	RSR	LLDF	B-factors(\AA^2)	Q<0.9
54	MG	BA	2933	1/1	0.26	-	36,36,36,36	0
54	MG	CA	1758	1/1	0.25	-	77,77,77,77	0
54	MG	CM	201	1/1	1.00	-	85,85,85,85	0
54	MG	BA	3343	1/1	0.35	-	87,87,87,87	0
54	MG	BB	226	1/1	0.71	-	98,98,98,98	0
54	MG	DA	3096	1/1	0.54	-	59,59,59,59	0
54	MG	DA	2968	1/1	0.61	-	36,36,36,36	0
54	MG	BA	3491	1/1	0.42	-	79,79,79,79	0
54	MG	AA	1812	1/1	0.84	-	81,81,81,81	0
54	MG	DA	3221	1/1	0.31	-	73,73,73,73	0
54	MG	DB	241	1/1	0.14	-	90,90,90,90	0
54	MG	DA	3293	1/1	0.22	-	66,66,66,66	0
54	MG	BA	3073	1/1	0.36	-	63,63,63,63	0
54	MG	DA	3764	1/1	0.36	-	80,80,80,80	0
54	MG	DA	3593	1/1	0.30	-	125,125,125,125	0
54	MG	DA	3132	1/1	0.52	-	62,62,62,62	0
54	MG	CC	301	1/1	0.14	-	93,93,93,93	0
54	MG	BA	2912	1/1	0.57	-	19,19,19,19	0
54	MG	DA	3066	1/1	0.30	-	114,114,114,114	0
54	MG	DA	3400	1/1	0.12	-	127,127,127,127	0
54	MG	DA	3516	1/1	0.32	-	73,73,73,73	0
54	MG	BA	3500	1/1	0.33	-	72,72,72,72	0
54	MG	DA	3799	1/1	0.31	-	96,96,96,96	0
54	MG	DA	3256	1/1	0.39	-	65,65,65,65	0
54	MG	CO	102	1/1	0.51	-	103,103,103,103	0
54	MG	DA	3514	1/1	0.14	-	68,68,68,68	0
54	MG	BA	3085	1/1	0.50	-	53,53,53,53	0
54	MG	DA	3157	1/1	0.26	-	33,33,33,33	0
54	MG	DA	3114	1/1	0.38	-	66,66,66,66	0
54	MG	DA	3528	1/1	0.09	-	87,87,87,87	0
54	MG	AA	1632	1/1	0.34	-	65,65,65,65	0
54	MG	BA	3120	1/1	0.16	-	85,85,85,85	0
54	MG	AA	1664	1/1	0.45	-	80,80,80,80	0
54	MG	CA	1924	1/1	0.21	-	116,116,116,116	0
54	MG	DA	2961	1/1	0.47	-	58,58,58,58	0
54	MG	DA	3629	1/1	0.48	-	89,89,89,89	0
54	MG	DA	3045	1/1	0.57	-	39,39,39,39	0
54	MG	BA	3009	1/1	0.41	-	73,73,73,73	0
54	MG	BA	3499	1/1	0.31	-	66,66,66,66	0
54	MG	BA	3204	1/1	0.58	-	68,68,68,68	0
54	MG	BV	201	1/1	0.27	-	98,98,98,98	0
54	MG	AA	1772	1/1	0.18	-	111,111,111,111	0

Continued on next page...

Continued from previous page...

Mol	Type	Chain	Res	Atoms	RSR	LLDF	B-factors(\AA^2)	Q<0.9
54	MG	BA	3459	1/1	0.36	-	30,30,30,30	0
54	MG	DA	3021	1/1	1.24	-	68,68,68,68	0
54	MG	DA	2949	1/1	0.38	-	52,52,52,52	0
54	MG	BA	3059	1/1	0.63	-	48,48,48,48	0
54	MG	DA	3678	1/1	0.24	-	58,58,58,58	0
54	MG	CA	1674	1/1	0.66	-	70,70,70,70	0
54	MG	DA	3014	1/1	0.33	-	52,52,52,52	0
54	MG	BA	3645	1/1	0.22	-	69,69,69,69	0
55	ZN	CN	101	1/1	0.23	-	244,244,244,244	0
54	MG	D4	104	1/1	0.26	-	76,76,76,76	0
54	MG	DA	3713	1/1	0.72	-	96,96,96,96	0
54	MG	BA	3550	1/1	0.22	-	79,79,79,79	0
54	MG	DA	3272	1/1	0.55	-	87,87,87,87	0
54	MG	BA	3277	1/1	0.30	-	110,110,110,110	0
54	MG	CA	1673	1/1	0.38	-	61,61,61,61	0
54	MG	DA	3247	1/1	0.07	-	92,92,92,92	0
54	MG	DA	3671	1/1	1.11	-	69,69,69,69	0
54	MG	BA	3046	1/1	0.42	-	65,65,65,65	0
54	MG	BA	3220	1/1	0.37	-	79,79,79,79	0
54	MG	DA	3241	1/1	0.12	-	76,76,76,76	0
54	MG	BA	3620	1/1	0.53	-	88,88,88,88	0
54	MG	DA	3784	1/1	0.09	-	108,108,108,108	0
54	MG	CD	303	1/1	0.23	-	76,76,76,76	0
54	MG	DG	202	1/1	0.13	-	102,102,102,102	0
54	MG	BA	3557	1/1	0.36	-	67,67,67,67	0
54	MG	DA	3260	1/1	1.20	-	90,90,90,90	0
54	MG	BA	3030	1/1	0.22	-	61,61,61,61	0
54	MG	DA	3103	1/1	0.93	-	58,58,58,58	0
54	MG	DA	3382	1/1	0.40	-	92,92,92,92	0
54	MG	CC	307	1/1	0.15	-	108,108,108,108	0
54	MG	DA	3609	1/1	0.47	-	113,113,113,113	0
54	MG	DA	3262	1/1	0.52	-	73,73,73,73	0
54	MG	DA	3426	1/1	0.26	-	96,96,96,96	0
54	MG	BA	3178	1/1	0.22	-	74,74,74,74	0
54	MG	DA	2974	1/1	0.27	-	60,60,60,60	0
54	MG	DA	3475	1/1	0.55	-	120,120,120,120	0
54	MG	CA	1703	1/1	0.26	-	113,113,113,113	0
54	MG	BA	3143	1/1	0.12	-	48,48,48,48	0
54	MG	DA	3823	1/1	0.58	-	84,84,84,84	0
54	MG	BA	3027	1/1	0.27	-	72,72,72,72	0
54	MG	BF	201	1/1	0.10	-	122,122,122,122	0
54	MG	CA	1767	1/1	0.35	-	72,72,72,72	0

Continued on next page...

Continued from previous page...

Mol	Type	Chain	Res	Atoms	RSR	LLDF	B-factors(\AA^2)	Q<0.9
54	MG	AA	1767	1/1	0.16	-	118,118,118,118	0
54	MG	DA	3509	1/1	0.22	-	148,148,148,148	0
54	MG	BA	3234	1/1	0.43	-	73,73,73,73	0
54	MG	AA	1829	1/1	0.13	-	64,64,64,64	0
54	MG	BA	2943	1/1	0.19	-	34,34,34,34	0
54	MG	BA	3642	1/1	0.21	-	98,98,98,98	0
54	MG	BA	3056	1/1	0.18	-	31,31,31,31	0
54	MG	DA	3098	1/1	0.30	-	46,46,46,46	0
54	MG	CA	1615	1/1	0.21	-	70,70,70,70	0
54	MG	BA	3648	1/1	0.28	-	63,63,63,63	0
54	MG	BA	3533	1/1	0.21	-	83,83,83,83	0
54	MG	DA	3007	1/1	0.34	-	44,44,44,44	0
54	MG	CA	1762	1/1	0.17	-	114,114,114,114	0
54	MG	BA	2945	1/1	0.31	-	56,56,56,56	0
54	MG	CA	1775	1/1	0.17	-	64,64,64,64	0
54	MG	BA	3163	1/1	0.54	-	87,87,87,87	0
54	MG	CA	1681	1/1	0.20	-	66,66,66,66	0
54	MG	BA	3457	1/1	0.37	-	48,48,48,48	0
54	MG	BA	3402	1/1	0.38	-	90,90,90,90	0
54	MG	DA	3297	1/1	0.60	-	76,76,76,76	0
54	MG	DA	3109	1/1	0.40	-	88,88,88,88	0
54	MG	BA	3087	1/1	1.46	-	84,84,84,84	0
54	MG	BA	2917	1/1	0.27	-	6,6,6,6	0
54	MG	AA	1857	1/1	0.15	-	103,103,103,103	0
54	MG	BA	3487	1/1	0.44	-	90,90,90,90	0
54	MG	AA	1639	1/1	0.66	-	54,54,54,54	0
54	MG	CA	1638	1/1	0.06	-	101,101,101,101	0
54	MG	DA	3527	1/1	0.17	-	104,104,104,104	0
54	MG	BA	3191	1/1	1.12	-	90,90,90,90	0
54	MG	DA	3554	1/1	0.24	-	136,136,136,136	0
54	MG	BA	3169	1/1	0.29	-	43,43,43,43	0
54	MG	AA	1612	1/1	0.56	-	39,39,39,39	0
54	MG	DA	3696	1/1	0.14	-	82,82,82,82	0
54	MG	DA	3544	1/1	0.28	-	53,53,53,53	0
54	MG	DA	2928	1/1	0.47	-	31,31,31,31	0
54	MG	CA	1845	1/1	1.84	-	100,100,100,100	0
54	MG	CA	1838	1/1	0.15	-	94,94,94,94	0
54	MG	CA	1626	1/1	0.56	-	68,68,68,68	0
54	MG	BA	2985	1/1	0.54	-	43,43,43,43	0
54	MG	DA	3785	1/1	0.22	-	109,109,109,109	0
54	MG	AE	203	1/1	0.19	-	91,91,91,91	0
54	MG	BA	3146	1/1	0.05	-	99,99,99,99	0

Continued on next page...

Continued from previous page...

Mol	Type	Chain	Res	Atoms	RSR	LLDF	B-factors(\AA^2)	Q<0.9
54	MG	DA	3039	1/1	0.16	-	70,70,70,70	0
54	MG	DA	3432	1/1	0.23	-	84,84,84,84	0
54	MG	CA	1859	1/1	0.23	-	93,93,93,93	0
54	MG	AE	201	1/1	0.14	-	123,123,123,123	0
54	MG	DA	3381	1/1	0.19	-	49,49,49,49	0
54	MG	DA	3756	1/1	0.56	-	80,80,80,80	0
54	MG	DA	3205	1/1	0.61	-	97,97,97,97	0
54	MG	DA	3170	1/1	0.51	-	56,56,56,56	0
54	MG	DA	3852	1/1	0.21	-	80,80,80,80	0
54	MG	BA	3310	1/1	0.45	-	109,109,109,109	0
54	MG	BA	3434	1/1	0.24	-	19,19,19,19	0
54	MG	AA	1843	1/1	1.10	-	126,126,126,126	0
54	MG	BA	2964	1/1	0.37	-	43,43,43,43	0
54	MG	DA	3111	1/1	0.16	-	84,84,84,84	0
54	MG	AA	1668	1/1	0.19	-	77,77,77,77	0
54	MG	DA	3036	1/1	0.24	-	72,72,72,72	0
54	MG	CA	1870	1/1	0.21	-	94,94,94,94	0
54	MG	BA	3210	1/1	0.07	-	86,86,86,86	0
54	MG	BA	3631	1/1	0.13	-	85,85,85,85	0
54	MG	DA	3301	1/1	0.52	-	87,87,87,87	0
54	MG	DA	3279	1/1	0.33	-	38,38,38,38	0
54	MG	DA	3422	1/1	0.67	-	62,62,62,62	0
54	MG	DA	3195	1/1	0.28	-	83,83,83,83	0
54	MG	DB	227	1/1	0.14	-	104,104,104,104	0
54	MG	BA	3505	1/1	0.30	-	81,81,81,81	0
54	MG	DA	3224	1/1	0.35	-	55,55,55,55	0
54	MG	BA	3589	1/1	0.29	-	105,105,105,105	0
54	MG	DA	3461	1/1	0.47	-	88,88,88,88	0
54	MG	BA	3125	1/1	0.24	-	78,78,78,78	0
54	MG	DV	203	1/1	0.14	-	128,128,128,128	0
54	MG	CA	1755	1/1	0.27	-	69,69,69,69	0
54	MG	DA	3649	1/1	1.12	-	50,50,50,50	0
54	MG	BA	3151	1/1	0.46	-	70,70,70,70	0
54	MG	DA	3072	1/1	0.86	-	80,80,80,80	0
54	MG	CA	1894	1/1	0.46	-	97,97,97,97	0
54	MG	BA	3581	1/1	0.12	-	127,127,127,127	0
54	MG	BA	2956	1/1	0.64	-	49,49,49,49	0
54	MG	DA	3748	1/1	0.29	-	61,61,61,61	0
54	MG	DA	3707	1/1	0.19	-	54,54,54,54	0
54	MG	CA	1784	1/1	0.26	-	94,94,94,94	0
54	MG	DA	3126	1/1	0.36	-	64,64,64,64	0
54	MG	CA	1857	1/1	0.38	-	76,76,76,76	0

Continued on next page...

Continued from previous page...

Mol	Type	Chain	Res	Atoms	RSR	LLDF	B-factors(\AA^2)	Q<0.9
54	MG	DA	3490	1/1	0.20	-	70,70,70,70	0
54	MG	DA	3252	1/1	0.06	-	52,52,52,52	0
54	MG	CA	1869	1/1	0.09	-	96,96,96,96	0
54	MG	BA	2977	1/1	0.44	-	69,69,69,69	0
54	MG	DA	3546	1/1	0.21	-	56,56,56,56	0
54	MG	BA	3468	1/1	0.58	-	57,57,57,57	0
54	MG	DA	3492	1/1	0.13	-	102,102,102,102	0
54	MG	D5	103	1/1	0.47	-	71,71,71,71	0
54	MG	BA	2949	1/1	0.23	-	65,65,65,65	0
54	MG	BA	3364	1/1	0.27	-	107,107,107,107	0
54	MG	DA	3619	1/1	0.83	-	83,83,83,83	0
54	MG	DA	3566	1/1	0.28	-	91,91,91,91	0
54	MG	CA	1630	1/1	0.22	-	49,49,49,49	0
54	MG	DA	3442	1/1	0.66	-	71,71,71,71	0
54	MG	DA	3300	1/1	0.23	-	46,46,46,46	0
54	MG	BA	3044	1/1	0.35	-	39,39,39,39	0
54	MG	CA	1906	1/1	0.28	-	80,80,80,80	0
54	MG	CA	1657	1/1	0.17	-	60,60,60,60	0
54	MG	DQ	201	1/1	0.21	-	57,57,57,57	0
54	MG	BA	3319	1/1	0.10	-	79,79,79,79	0
54	MG	DA	3365	1/1	0.39	-	83,83,83,83	0
54	MG	AA	1852	1/1	0.79	-	84,84,84,84	0
54	MG	CA	1832	1/1	0.11	-	92,92,92,92	0
54	MG	CA	1821	1/1	0.35	-	96,96,96,96	0
54	MG	BA	2915	1/1	0.36	-	20,20,20,20	0
54	MG	CA	1748	1/1	0.21	-	115,115,115,115	0
54	MG	CA	1609	1/1	0.30	-	66,66,66,66	0
54	MG	DA	3702	1/1	0.54	-	74,74,74,74	0
54	MG	BA	3413	1/1	0.39	-	65,65,65,65	0
54	MG	BA	3064	1/1	0.40	-	61,61,61,61	0
54	MG	BA	3053	1/1	0.45	-	69,69,69,69	0
54	MG	BA	3065	1/1	0.12	-	59,59,59,59	0
54	MG	DA	3590	1/1	0.51	-	47,47,47,47	0
54	MG	DA	2924	1/1	0.52	-	68,68,68,68	0
54	MG	B2	103	1/1	0.08	-	75,75,75,75	0
54	MG	BA	3541	1/1	0.79	-	89,89,89,89	0
54	MG	CA	1881	1/1	0.35	-	74,74,74,74	0
54	MG	DA	3158	1/1	0.38	-	42,42,42,42	0
54	MG	AS	101	1/1	0.11	-	106,106,106,106	0
54	MG	BA	3127	1/1	0.92	-	61,61,61,61	0
54	MG	DA	3577	1/1	0.31	-	73,73,73,73	0
54	MG	DA	3089	1/1	0.34	-	71,71,71,71	0

Continued on next page...

Continued from previous page...

Mol	Type	Chain	Res	Atoms	RSR	LLDF	B-factors(\AA^2)	Q<0.9
54	MG	AV	6207	1/1	0.13	-	78,78,78,78	0
54	MG	BA	3623	1/1	0.59	-	64,64,64,64	0
54	MG	CA	1729	1/1	0.22	-	58,58,58,58	0
54	MG	CA	1899	1/1	0.10	-	98,98,98,98	0
54	MG	BA	2928	1/1	0.48	-	28,28,28,28	0
54	MG	CQ	202	1/1	0.16	-	79,79,79,79	0
54	MG	DA	3664	1/1	1.53	-	109,109,109,109	0
54	MG	DA	2963	1/1	0.13	-	32,32,32,32	0
54	MG	BM	203	1/1	0.33	-	90,90,90,90	0
54	MG	BA	3677	1/1	0.28	-	72,72,72,72	0
54	MG	CA	1797	1/1	0.26	-	133,133,133,133	0
54	MG	DA	3653	1/1	0.51	-	51,51,51,51	0
54	MG	BA	3233	1/1	0.46	-	97,97,97,97	0
54	MG	CA	1823	1/1	0.12	-	61,61,61,61	0
54	MG	CA	1671	1/1	0.25	-	51,51,51,51	0
54	MG	BA	3426	1/1	0.34	-	87,87,87,87	0
54	MG	CA	1937	1/1	0.22	-	100,100,100,100	0
54	MG	DA	2976	1/1	1.41	-	68,68,68,68	0
54	MG	DA	3119	1/1	0.17	-	74,74,74,74	0
54	MG	BA	3166	1/1	0.94	-	86,86,86,86	0
54	MG	BA	3460	1/1	0.30	-	47,47,47,47	0
54	MG	CA	1642	1/1	0.14	-	79,79,79,79	0
54	MG	DA	3165	1/1	0.17	-	59,59,59,59	0
54	MG	DB	225	1/1	0.23	-	72,72,72,72	0
54	MG	AA	1748	1/1	0.33	-	56,56,56,56	0
54	MG	DA	3500	1/1	0.24	-	108,108,108,108	0
54	MG	AA	1779	1/1	0.56	-	108,108,108,108	0
54	MG	AA	1609	1/1	0.39	-	26,26,26,26	0
54	MG	DP	202	1/1	0.09	-	90,90,90,90	0
54	MG	BA	3205	1/1	0.39	-	70,70,70,70	0
54	MG	DA	3437	1/1	0.56	-	120,120,120,120	0
54	MG	DA	3374	1/1	0.17	-	80,80,80,80	0
54	MG	DA	3218	1/1	0.10	-	79,79,79,79	0
54	MG	CA	1684	1/1	0.46	-	63,63,63,63	0
54	MG	BA	3039	1/1	0.12	-	54,54,54,54	0
54	MG	BA	3636	1/1	0.74	-	76,76,76,76	0
54	MG	DA	3787	1/1	1.26	-	114,114,114,114	0
54	MG	BA	3320	1/1	0.36	-	71,71,71,71	0
54	MG	DA	3310	1/1	0.30	-	54,54,54,54	0
54	MG	DA	3156	1/1	0.22	-	52,52,52,52	0
54	MG	CA	1707	1/1	0.18	-	102,102,102,102	0
54	MG	BA	3341	1/1	0.64	-	125,125,125,125	0

Continued on next page...

Continued from previous page...

Mol	Type	Chain	Res	Atoms	RSR	LLDF	B-factors(\AA^2)	Q<0.9
54	MG	BA	3218	1/1	0.21	-	55,55,55,55	0
54	MG	BB	218	1/1	0.42	-	79,79,79,79	0
54	MG	DA	3369	1/1	0.09	-	99,99,99,99	0
54	MG	BA	3164	1/1	0.33	-	75,75,75,75	0
54	MG	BA	3026	1/1	0.19	-	68,68,68,68	0
54	MG	BA	3216	1/1	0.17	-	87,87,87,87	0
54	MG	DA	3244	1/1	0.56	-	85,85,85,85	0
54	MG	DA	3836	1/1	0.63	-	135,135,135,135	0
54	MG	AA	1607	1/1	0.62	-	46,46,46,46	0
54	MG	DA	3121	1/1	0.26	-	38,38,38,38	0
54	MG	BA	3470	1/1	0.49	-	71,71,71,71	0
54	MG	BA	2926	1/1	0.71	-	50,50,50,50	0
54	MG	DA	3179	1/1	0.66	-	105,105,105,105	0
54	MG	BA	3058	1/1	0.57	-	78,78,78,78	0
54	MG	DJ	204	1/1	0.41	-	32,32,32,32	0
54	MG	DA	3484	1/1	0.30	-	21,21,21,21	0
54	MG	CA	1816	1/1	0.47	-	107,107,107,107	0
54	MG	AA	1811	1/1	0.19	-	61,61,61,61	0
54	MG	BA	3136	1/1	0.37	-	64,64,64,64	0
54	MG	DA	3521	1/1	0.37	-	101,101,101,101	0
54	MG	BA	3305	1/1	0.10	-	87,87,87,87	0
54	MG	DA	3849	1/1	0.13	-	89,89,89,89	0
54	MG	CA	1901	1/1	0.39	-	76,76,76,76	0
54	MG	DA	3069	1/1	0.43	-	61,61,61,61	0
54	MG	CA	1837	1/1	0.64	-	83,83,83,83	0
54	MG	DV	204	1/1	0.33	-	96,96,96,96	0
54	MG	DA	3071	1/1	0.12	-	49,49,49,49	0
54	MG	BA	3016	1/1	0.48	-	54,54,54,54	0
54	MG	BA	3595	1/1	0.30	-	108,108,108,108	0
54	MG	DA	3295	1/1	0.45	-	107,107,107,107	0
54	MG	DA	3591	1/1	0.21	-	90,90,90,90	0
54	MG	CA	1819	1/1	0.29	-	109,109,109,109	0
54	MG	AA	1613	1/1	0.61	-	55,55,55,55	0
54	MG	DD	303	1/1	0.16	-	70,70,70,70	0
54	MG	BA	3496	1/1	0.27	-	67,67,67,67	0
54	MG	DA	3123	1/1	0.48	-	59,59,59,59	0
54	MG	DA	3597	1/1	0.13	-	124,124,124,124	0
54	MG	BA	3361	1/1	0.31	-	154,154,154,154	0
54	MG	CA	1709	1/1	0.08	-	107,107,107,107	0
54	MG	DA	2959	1/1	0.31	-	42,42,42,42	0
54	MG	DA	3196	1/1	0.23	-	84,84,84,84	0
54	MG	BA	3100	1/1	0.31	-	79,79,79,79	0

Continued on next page...

Continued from previous page...

Mol	Type	Chain	Res	Atoms	RSR	LLDF	B-factors(\AA^2)	Q<0.9
54	MG	BA	3322	1/1	0.34	-	71,71,71,71	0
54	MG	DA	3533	1/1	0.28	-	60,60,60,60	0
54	MG	DA	3710	1/1	0.12	-	92,92,92,92	0
54	MG	DA	3386	1/1	0.12	-	76,76,76,76	0
54	MG	CA	1829	1/1	0.14	-	89,89,89,89	0
54	MG	DA	3094	1/1	0.39	-	67,67,67,67	0
54	MG	DA	3044	1/1	0.21	-	45,45,45,45	0
54	MG	AA	1674	1/1	0.99	-	113,113,113,113	0
54	MG	AG	202	1/1	0.28	-	129,129,129,129	0
54	MG	DA	3535	1/1	0.30	-	107,107,107,107	0
54	MG	AA	1663	1/1	0.27	-	54,54,54,54	0
54	MG	BA	3456	1/1	0.26	-	64,64,64,64	0
54	MG	BA	3464	1/1	0.73	-	67,67,67,67	0
54	MG	CA	1790	1/1	0.28	-	132,132,132,132	0
54	MG	DA	3743	1/1	0.32	-	105,105,105,105	0
54	MG	DA	3636	1/1	0.45	-	12,12,12,12	0
54	MG	BA	3475	1/1	1.21	-	67,67,67,67	0
55	ZN	AD	301	1/1	0.29	-	51,51,51,51	0
54	MG	DA	3447	1/1	0.29	-	73,73,73,73	0
54	MG	DB	205	1/1	0.34	-	78,78,78,78	0
54	MG	DA	3655	1/1	0.38	-	60,60,60,60	0
54	MG	BA	2946	1/1	0.21	-	37,37,37,37	0
54	MG	DA	3479	1/1	0.38	-	130,130,130,130	0
54	MG	CA	1807	1/1	0.41	-	125,125,125,125	0
54	MG	AV	6205	1/1	0.13	-	107,107,107,107	0
54	MG	DA	3436	1/1	1.09	-	101,101,101,101	0
54	MG	BA	3057	1/1	0.15	-	64,64,64,64	0
54	MG	BP	202	1/1	0.11	-	84,84,84,84	0
54	MG	BA	2924	1/1	0.43	-	48,48,48,48	0
54	MG	CA	1670	1/1	0.53	-	106,106,106,106	0
54	MG	CA	1672	1/1	0.10	-	137,137,137,137	0
54	MG	DA	2954	1/1	0.54	-	41,41,41,41	0
54	MG	AO	101	1/1	0.11	-	115,115,115,115	0
54	MG	CA	1835	1/1	0.31	-	76,76,76,76	0
54	MG	BA	3106	1/1	0.24	-	142,142,142,142	0
54	MG	BA	2908	1/1	0.45	-	26,26,26,26	0
54	MG	DA	3052	1/1	0.27	-	50,50,50,50	0
54	MG	DA	3097	1/1	0.34	-	55,55,55,55	0
54	MG	CA	1961	1/1	0.11	-	63,63,63,63	0
54	MG	DV	202	1/1	0.33	-	115,115,115,115	0
54	MG	AA	1627	1/1	0.61	-	59,59,59,59	0
54	MG	BA	3630	1/1	0.37	-	151,151,151,151	0

Continued on next page...

Continued from previous page...

Mol	Type	Chain	Res	Atoms	RSR	LLDF	B-factors(\AA^2)	Q<0.9
54	MG	BA	3582	1/1	0.35	-	102,102,102,102	0
54	MG	CA	1624	1/1	0.45	-	94,94,94,94	0
54	MG	CA	1697	1/1	0.08	-	83,83,83,83	0
54	MG	AA	1680	1/1	0.53	-	140,140,140,140	0
54	MG	CA	1718	1/1	0.35	-	109,109,109,109	0
54	MG	AA	1650	1/1	0.25	-	92,92,92,92	0
54	MG	BA	3678	1/1	0.57	-	122,122,122,122	0
54	MG	DB	214	1/1	0.20	-	72,72,72,72	0
54	MG	AA	1739	1/1	0.33	-	81,81,81,81	0
54	MG	BB	216	1/1	0.69	-	154,154,154,154	0
54	MG	BA	3404	1/1	0.21	-	80,80,80,80	0
54	MG	BA	3362	1/1	1.16	-	130,130,130,130	0
54	MG	DA	3693	1/1	0.27	-	63,63,63,63	0
54	MG	DA	3383	1/1	0.34	-	112,112,112,112	0
54	MG	AA	1669	1/1	0.35	-	54,54,54,54	0
54	MG	AA	1611	1/1	0.42	-	55,55,55,55	0
54	MG	BA	3148	1/1	0.44	-	62,62,62,62	0
54	MG	BA	3349	1/1	0.32	-	95,95,95,95	0
54	MG	DA	3055	1/1	0.32	-	59,59,59,59	0
54	MG	AE	202	1/1	0.26	-	173,173,173,173	0
54	MG	BA	3232	1/1	0.43	-	68,68,68,68	0
54	MG	CA	1628	1/1	0.61	-	84,84,84,84	0
54	MG	DA	3357	1/1	0.48	-	169,169,169,169	0
54	MG	DB	203	1/1	0.21	-	69,69,69,69	0
54	MG	BA	3001	1/1	0.35	-	65,65,65,65	0
54	MG	DA	3349	1/1	0.15	-	116,116,116,116	0
54	MG	BA	3197	1/1	0.19	-	84,84,84,84	0
54	MG	CA	1809	1/1	0.14	-	92,92,92,92	0
54	MG	BA	3018	1/1	0.89	-	88,88,88,88	0
54	MG	DA	3265	1/1	0.68	-	138,138,138,138	0
54	MG	DA	3340	1/1	0.32	-	59,59,59,59	0
54	MG	BA	3038	1/1	0.29	-	63,63,63,63	0
54	MG	DQ	202	1/1	0.20	-	97,97,97,97	0
54	MG	DA	3800	1/1	0.47	-	95,95,95,95	0
54	MG	DA	3854	1/1	0.11	-	124,124,124,124	0
54	MG	DA	3312	1/1	0.11	-	130,130,130,130	0
54	MG	DA	3448	1/1	0.14	-	99,99,99,99	0
54	MG	DB	224	1/1	0.33	-	95,95,95,95	0
54	MG	AA	1662	1/1	0.51	-	78,78,78,78	0
54	MG	BA	3172	1/1	0.29	-	74,74,74,74	0
54	MG	BA	3045	1/1	0.48	-	94,94,94,94	0
54	MG	BA	3651	1/1	0.50	-	77,77,77,77	0

Continued on next page...

Continued from previous page...

Mol	Type	Chain	Res	Atoms	RSR	LLDF	B-factors(\AA^2)	Q<0.9
54	MG	BA	2967	1/1	0.50	-	51,51,51,51	0
54	MG	DA	3560	1/1	0.42	-	83,83,83,83	0
54	MG	DA	3099	1/1	0.17	-	49,49,49,49	0
54	MG	AA	1721	1/1	0.30	-	56,56,56,56	0
54	MG	DA	3726	1/1	0.34	-	106,106,106,106	0
54	MG	DA	3392	1/1	0.47	-	76,76,76,76	0
54	MG	DA	3537	1/1	0.61	-	101,101,101,101	0
54	MG	BA	3430	1/1	0.27	-	6,6,6,6	0
54	MG	DA	3395	1/1	0.45	-	75,75,75,75	0
54	MG	BY	103	1/1	0.25	-	95,95,95,95	0
54	MG	DA	3469	1/1	0.44	-	83,83,83,83	0
54	MG	CA	1641	1/1	0.45	-	79,79,79,79	0
54	MG	BB	223	1/1	0.28	-	94,94,94,94	0
54	MG	BA	3344	1/1	0.45	-	99,99,99,99	0
54	MG	DA	3235	1/1	0.20	-	59,59,59,59	0
54	MG	BA	3625	1/1	0.33	-	53,53,53,53	0
54	MG	BA	3383	1/1	0.28	-	66,66,66,66	0
54	MG	BA	3199	1/1	0.34	-	61,61,61,61	0
54	MG	CA	1928	1/1	0.62	-	117,117,117,117	0
54	MG	AA	1866	1/1	0.62	-	108,108,108,108	0
54	MG	BA	3179	1/1	0.14	-	79,79,79,79	0
54	MG	DA	3035	1/1	0.65	-	43,43,43,43	0
54	MG	AA	1624	1/1	0.17	-	58,58,58,58	0
54	MG	CA	1802	1/1	0.03	-	94,94,94,94	0
54	MG	BB	224	1/1	0.41	-	140,140,140,140	0
54	MG	BA	3247	1/1	0.26	-	109,109,109,109	0
54	MG	CA	1799	1/1	0.20	-	109,109,109,109	0
54	MG	DA	3403	1/1	0.39	-	56,56,56,56	0
54	MG	DA	3579	1/1	0.68	-	80,80,80,80	0
54	MG	DB	223	1/1	0.17	-	82,82,82,82	0
54	MG	DA	3068	1/1	0.50	-	64,64,64,64	0
54	MG	DA	3728	1/1	0.57	-	83,83,83,83	0
54	MG	BA	3527	1/1	0.38	-	65,65,65,65	0
54	MG	BA	3138	1/1	0.32	-	88,88,88,88	0
54	MG	BC	303	1/1	0.46	-	95,95,95,95	0
54	MG	AA	1828	1/1	0.32	-	82,82,82,82	0
54	MG	BA	3275	1/1	0.21	-	68,68,68,68	0
54	MG	DA	3172	1/1	0.17	-	88,88,88,88	0
54	MG	DA	3757	1/1	0.16	-	89,89,89,89	0
54	MG	DA	2910	1/1	0.66	-	38,38,38,38	0
54	MG	DA	3536	1/1	0.17	-	92,92,92,92	0
54	MG	DA	3458	1/1	0.09	-	95,95,95,95	0

Continued on next page...

Continued from previous page...

Mol	Type	Chain	Res	Atoms	RSR	LLDF	B-factors(\AA^2)	Q<0.9
54	MG	DL	203	1/1	0.26	-	66,66,66,66	0
54	MG	DA	3268	1/1	0.26	-	51,51,51,51	0
54	MG	DA	3819	1/1	0.56	-	130,130,130,130	0
54	MG	CA	1971	1/1	0.35	-	86,86,86,86	0
54	MG	DA	3688	1/1	0.60	-	50,50,50,50	0
54	MG	DA	3440	1/1	0.55	-	125,125,125,125	0
54	MG	DA	2983	1/1	0.40	-	52,52,52,52	0
54	MG	CC	303	1/1	0.33	-	147,147,147,147	0
54	MG	AA	1756	1/1	0.29	-	111,111,111,111	0
54	MG	DA	2915	1/1	0.46	-	49,49,49,49	0
54	MG	DA	2905	1/1	0.36	-	18,18,18,18	0
54	MG	DW	101	1/1	0.34	-	56,56,56,56	0
54	MG	BB	215	1/1	0.47	-	82,82,82,82	0
54	MG	CA	1849	1/1	0.08	-	167,167,167,167	0
54	MG	BA	2984	1/1	0.28	-	50,50,50,50	0
54	MG	DA	3163	1/1	0.35	-	113,113,113,113	0
54	MG	DA	3237	1/1	0.69	-	64,64,64,64	0
54	MG	BA	3201	1/1	0.35	-	107,107,107,107	0
54	MG	BA	3175	1/1	0.29	-	71,71,71,71	0
54	MG	AA	1614	1/1	0.27	-	68,68,68,68	0
54	MG	DA	3273	1/1	0.08	-	94,94,94,94	0
54	MG	BA	3386	1/1	0.52	-	134,134,134,134	0
54	MG	CA	1847	1/1	0.17	-	58,58,58,58	0
54	MG	DA	3669	1/1	0.49	-	61,61,61,61	0
54	MG	BA	3091	1/1	0.23	-	72,72,72,72	0
54	MG	AA	1769	1/1	0.70	-	118,118,118,118	0
54	MG	BA	3324	1/1	0.40	-	109,109,109,109	0
54	MG	DA	3592	1/1	0.11	-	114,114,114,114	0
54	MG	BA	3242	1/1	0.19	-	112,112,112,112	0
54	MG	DA	3766	1/1	0.12	-	123,123,123,123	0
54	MG	BA	3299	1/1	0.17	-	72,72,72,72	0
54	MG	DA	3612	1/1	0.14	-	74,74,74,74	0
54	MG	DA	3641	1/1	0.24	-	13,13,13,13	0
54	MG	AD	303	1/1	0.63	-	68,68,68,68	0
54	MG	BA	3195	1/1	0.79	-	91,91,91,91	0
54	MG	DA	3614	1/1	0.32	-	128,128,128,128	0
54	MG	DA	3206	1/1	0.36	-	89,89,89,89	0
54	MG	CA	1712	1/1	0.38	-	108,108,108,108	0
54	MG	DA	3212	1/1	0.47	-	75,75,75,75	0
54	MG	DA	3689	1/1	1.07	-	67,67,67,67	0
54	MG	BA	3593	1/1	0.14	-	81,81,81,81	0
54	MG	DA	3833	1/1	0.41	-	73,73,73,73	0

Continued on next page...

Continued from previous page...

Mol	Type	Chain	Res	Atoms	RSR	LLDF	B-factors(\AA^2)	Q<0.9
54	MG	CA	1732	1/1	0.96	-	78,78,78,78	0
54	MG	CA	1945	1/1	0.56	-	95,95,95,95	0
54	MG	BA	3317	1/1	0.14	-	84,84,84,84	0
54	MG	DA	3223	1/1	0.10	-	83,83,83,83	0
54	MG	CA	1663	1/1	0.31	-	128,128,128,128	0
54	MG	AF	201	1/1	0.15	-	90,90,90,90	0
54	MG	CA	1743	1/1	0.12	-	88,88,88,88	0
54	MG	DA	2980	1/1	0.37	-	12,12,12,12	0
54	MG	CA	1817	1/1	0.22	-	89,89,89,89	0
54	MG	DA	3687	1/1	0.19	-	57,57,57,57	0
54	MG	AA	1872	1/1	0.59	-	88,88,88,88	0
54	MG	AA	1631	1/1	0.50	-	76,76,76,76	0
54	MG	DA	3675	1/1	0.48	-	46,46,46,46	0
54	MG	BA	2936	1/1	0.21	-	32,32,32,32	0
54	MG	BA	3150	1/1	0.69	-	97,97,97,97	0
54	MG	BB	219	1/1	0.11	-	69,69,69,69	0
54	MG	DA	3352	1/1	0.17	-	121,121,121,121	0
54	MG	BA	3401	1/1	0.16	-	85,85,85,85	0
54	MG	AA	1783	1/1	0.21	-	123,123,123,123	0
54	MG	BA	3359	1/1	0.11	-	89,89,89,89	0
54	MG	AA	1684	1/1	0.10	-	71,71,71,71	0
54	MG	BA	3217	1/1	0.21	-	55,55,55,55	0
54	MG	CA	1792	1/1	0.34	-	93,93,93,93	0
54	MG	BA	3467	1/1	0.28	-	30,30,30,30	0
54	MG	BA	3257	1/1	0.74	-	108,108,108,108	0
54	MG	BA	3080	1/1	0.19	-	43,43,43,43	0
54	MG	CE	202	1/1	0.20	-	80,80,80,80	0
54	MG	CA	1602	1/1	0.48	-	43,43,43,43	0
54	MG	BA	3263	1/1	0.33	-	107,107,107,107	0
54	MG	DA	3769	1/1	0.39	-	90,90,90,90	0
54	MG	BA	3300	1/1	0.30	-	93,93,93,93	0
54	MG	BA	3285	1/1	0.11	-	91,91,91,91	0
54	MG	DA	3362	1/1	0.28	-	78,78,78,78	0
54	MG	DA	3709	1/1	0.64	-	75,75,75,75	0
54	MG	DA	3814	1/1	0.17	-	186,186,186,186	0
54	MG	CA	1827	1/1	0.17	-	82,82,82,82	0
54	MG	BA	3600	1/1	0.15	-	93,93,93,93	0
54	MG	DA	3405	1/1	0.94	-	67,67,67,67	0
54	MG	DB	237	1/1	0.79	-	109,109,109,109	0
54	MG	DA	3565	1/1	0.14	-	97,97,97,97	0
54	MG	BA	3566	1/1	0.46	-	72,72,72,72	0
54	MG	CA	1872	1/1	0.32	-	84,84,84,84	0

Continued on next page...

Continued from previous page...

Mol	Type	Chain	Res	Atoms	RSR	LLDF	B-factors(\AA^2)	Q<0.9
54	MG	DA	3644	1/1	0.55	-	75,75,75,75	0
54	MG	CA	1911	1/1	0.75	-	90,90,90,90	0
54	MG	BA	3347	1/1	0.14	-	77,77,77,77	0
54	MG	BA	3005	1/1	0.71	-	53,53,53,53	0
54	MG	DA	3545	1/1	0.78	-	94,94,94,94	0
54	MG	BA	3029	1/1	0.35	-	41,41,41,41	0
54	MG	BA	3587	1/1	0.28	-	77,77,77,77	0
54	MG	BA	3093	1/1	0.39	-	67,67,67,67	0
54	MG	DA	3350	1/1	0.10	-	95,95,95,95	0
54	MG	DA	2939	1/1	0.42	-	21,21,21,21	0
54	MG	BA	3598	1/1	0.09	-	100,100,100,100	0
54	MG	BA	3077	1/1	0.58	-	55,55,55,55	0
54	MG	DA	3804	1/1	0.20	-	72,72,72,72	0
54	MG	BA	2952	1/1	0.16	-	59,59,59,59	0
54	MG	DA	3245	1/1	0.74	-	100,100,100,100	0
54	MG	AA	1686	1/1	0.52	-	65,65,65,65	0
54	MG	BA	3130	1/1	0.20	-	47,47,47,47	0
54	MG	DA	3093	1/1	0.32	-	47,47,47,47	0
54	MG	AA	1766	1/1	0.42	-	106,106,106,106	0
54	MG	BA	3108	1/1	0.74	-	72,72,72,72	0
54	MG	CA	1643	1/1	0.21	-	70,70,70,70	0
54	MG	AA	1859	1/1	0.17	-	87,87,87,87	0
54	MG	BB	213	1/1	0.43	-	111,111,111,111	0
54	MG	BA	3453	1/1	0.23	-	27,27,27,27	0
54	MG	BA	2982	1/1	0.21	-	38,38,38,38	0
54	MG	DA	3406	1/1	0.20	-	59,59,59,59	0
54	MG	DA	3115	1/1	0.18	-	58,58,58,58	0
54	MG	BA	2944	1/1	0.48	-	47,47,47,47	0
54	MG	CA	1938	1/1	0.16	-	81,81,81,81	0
54	MG	AA	1719	1/1	0.31	-	66,66,66,66	0
54	MG	DA	3230	1/1	0.35	-	80,80,80,80	0
54	MG	DA	3307	1/1	0.20	-	84,84,84,84	0
54	MG	CA	1605	1/1	0.59	-	54,54,54,54	0
54	MG	BA	3094	1/1	0.32	-	63,63,63,63	0
54	MG	BA	3040	1/1	1.23	-	76,76,76,76	0
54	MG	BA	3113	1/1	0.53	-	59,59,59,59	0
54	MG	DA	2937	1/1	0.38	-	43,43,43,43	0
54	MG	DA	3553	1/1	0.12	-	91,91,91,91	0
54	MG	DA	3084	1/1	1.01	-	65,65,65,65	0
54	MG	BA	3444	1/1	0.31	-	26,26,26,26	0
54	MG	DA	3138	1/1	0.27	-	81,81,81,81	0
54	MG	BA	3111	1/1	0.70	-	64,64,64,64	0

Continued on next page...

Continued from previous page...

Mol	Type	Chain	Res	Atoms	RSR	LLDF	B-factors(\AA^2)	Q<0.9
54	MG	DK	201	1/1	0.16	-	87,87,87,87	0
54	MG	DD	304	1/1	0.86	-	94,94,94,94	0
54	MG	BA	3537	1/1	0.21	-	60,60,60,60	0
54	MG	CA	1831	1/1	0.40	-	90,90,90,90	0
54	MG	AD	304	1/1	0.48	-	113,113,113,113	0
54	MG	DA	3512	1/1	0.31	-	159,159,159,159	0
54	MG	DA	3711	1/1	0.50	-	84,84,84,84	0
54	MG	CA	1721	1/1	0.91	-	118,118,118,118	0
54	MG	BA	3255	1/1	0.56	-	101,101,101,101	0
54	MG	BA	3063	1/1	0.93	-	85,85,85,85	0
54	MG	DA	3650	1/1	0.53	-	55,55,55,55	0
54	MG	DA	3085	1/1	0.45	-	68,68,68,68	0
54	MG	DA	2956	1/1	0.47	-	44,44,44,44	0
54	MG	BA	3182	1/1	0.35	-	78,78,78,78	0
54	MG	AA	1676	1/1	0.12	-	90,90,90,90	0
54	MG	DA	3122	1/1	0.29	-	93,93,93,93	0
54	MG	CA	1860	1/1	0.19	-	68,68,68,68	0
54	MG	AA	1649	1/1	0.21	-	74,74,74,74	0
54	MG	DA	3813	1/1	0.14	-	50,50,50,50	0
54	MG	BA	3081	1/1	0.25	-	67,67,67,67	0
54	MG	DA	2947	1/1	0.50	-	37,37,37,37	0
54	MG	CA	1957	1/1	0.50	-	73,73,73,73	0
54	MG	AA	1823	1/1	0.58	-	148,148,148,148	0
54	MG	DA	3239	1/1	0.21	-	126,126,126,126	0
54	MG	AL	202	1/1	0.08	-	67,67,67,67	0
54	MG	AA	1770	1/1	0.21	-	76,76,76,76	0
54	MG	BA	3356	1/1	0.27	-	33,33,33,33	0
54	MG	AA	1797	1/1	0.43	-	72,72,72,72	0
54	MG	AA	1768	1/1	0.81	-	87,87,87,87	0
54	MG	DA	3699	1/1	0.12	-	96,96,96,96	0
54	MG	AA	1771	1/1	1.27	-	111,111,111,111	0
54	MG	DA	3542	1/1	0.27	-	65,65,65,65	0
54	MG	BA	3627	1/1	0.30	-	67,67,67,67	0
54	MG	DA	3659	1/1	1.15	-	61,61,61,61	0
54	MG	BA	2978	1/1	0.60	-	58,58,58,58	0
54	MG	CA	1907	1/1	0.82	-	87,87,87,87	0
54	MG	CA	1897	1/1	0.79	-	74,74,74,74	0
54	MG	DA	3188	1/1	0.63	-	69,69,69,69	0
54	MG	BA	3224	1/1	0.24	-	97,97,97,97	0
54	MG	BA	3543	1/1	0.25	-	76,76,76,76	0
54	MG	BA	3032	1/1	0.42	-	76,76,76,76	0
54	MG	DA	3200	1/1	0.30	-	97,97,97,97	0

Continued on next page...

Continued from previous page...

Mol	Type	Chain	Res	Atoms	RSR	LLDF	B-factors(\AA^2)	Q<0.9
54	MG	CA	1820	1/1	1.19	-	99,99,99,99	0
54	MG	BA	3416	1/1	0.13	-	83,83,83,83	0
54	MG	DK	203	1/1	0.24	-	73,73,73,73	0
54	MG	CN	102	1/1	1.02	-	134,134,134,134	0
54	MG	BA	3296	1/1	0.31	-	71,71,71,71	0
54	MG	DA	2923	1/1	0.48	-	12,12,12,12	0
54	MG	CA	1836	1/1	0.49	-	98,98,98,98	0
54	MG	BA	3574	1/1	0.21	-	62,62,62,62	0
54	MG	DA	3821	1/1	0.30	-	79,79,79,79	0
54	MG	DA	3732	1/1	0.45	-	81,81,81,81	0
54	MG	BA	3559	1/1	0.66	-	70,70,70,70	0
54	MG	DA	3253	1/1	0.23	-	70,70,70,70	0
54	MG	CA	1776	1/1	0.11	-	118,118,118,118	0
54	MG	AA	1647	1/1	0.43	-	63,63,63,63	0
54	MG	DA	3839	1/1	0.29	-	86,86,86,86	0
54	MG	BA	3279	1/1	0.06	-	85,85,85,85	0
54	MG	CA	1841	1/1	0.19	-	95,95,95,95	0
54	MG	AA	1671	1/1	0.16	-	74,74,74,74	0
54	MG	CA	1676	1/1	0.57	-	90,90,90,90	0
54	MG	BA	3601	1/1	0.18	-	76,76,76,76	0
54	MG	DS	201	1/1	0.39	-	98,98,98,98	0
54	MG	DA	2946	1/1	0.48	-	25,25,25,25	0
54	MG	AM	201	1/1	0.10	-	126,126,126,126	0
54	MG	AA	1799	1/1	0.59	-	58,58,58,58	0
54	MG	AA	1729	1/1	0.43	-	107,107,107,107	0
54	MG	AA	1750	1/1	0.42	-	128,128,128,128	0
54	MG	AA	1818	1/1	0.24	-	76,76,76,76	0
54	MG	CA	1757	1/1	0.21	-	102,102,102,102	0
54	MG	DA	3183	1/1	0.41	-	76,76,76,76	0
54	MG	DA	3611	1/1	0.69	-	74,74,74,74	0
54	MG	CA	1826	1/1	0.31	-	97,97,97,97	0
54	MG	DA	3358	1/1	0.29	-	83,83,83,83	0
54	MG	BA	3583	1/1	0.66	-	105,105,105,105	0
54	MG	BA	3354	1/1	0.54	-	123,123,123,123	0
54	MG	DA	3049	1/1	0.46	-	43,43,43,43	0
54	MG	BA	3314	1/1	0.23	-	69,69,69,69	0
54	MG	CA	1959	1/1	0.17	-	106,106,106,106	0
54	MG	DB	219	1/1	0.18	-	73,73,73,73	0
54	MG	BA	3516	1/1	0.39	-	100,100,100,100	0
54	MG	AA	1841	1/1	0.19	-	83,83,83,83	0
54	MG	AA	1848	1/1	0.45	-	77,77,77,77	0
54	MG	DA	3523	1/1	0.05	-	77,77,77,77	0

Continued on next page...

Continued from previous page...

Mol	Type	Chain	Res	Atoms	RSR	LLDF	B-factors(\AA^2)	Q<0.9
54	MG	BB	210	1/1	0.32	-	82,82,82,82	0
54	MG	DA	3348	1/1	0.10	-	83,83,83,83	0
54	MG	CA	1925	1/1	0.37	-	77,77,77,77	0
54	MG	DA	3786	1/1	0.82	-	104,104,104,104	0
54	MG	DA	3425	1/1	0.33	-	113,113,113,113	0
54	MG	DA	3474	1/1	1.33	-	81,81,81,81	0
54	MG	DA	3282	1/1	0.54	-	69,69,69,69	0
54	MG	CA	1651	1/1	0.50	-	111,111,111,111	0
54	MG	AI	201	1/1	0.22	-	70,70,70,70	0
54	MG	BA	3021	1/1	0.59	-	66,66,66,66	0
54	MG	AA	1702	1/1	0.17	-	56,56,56,56	0
54	MG	CA	1868	1/1	0.28	-	71,71,71,71	0
54	MG	BA	3610	1/1	0.73	-	80,80,80,80	0
54	MG	AA	1754	1/1	0.16	-	98,98,98,98	0
54	MG	CA	1661	1/1	0.11	-	80,80,80,80	0
54	MG	CA	1830	1/1	0.29	-	82,82,82,82	0
54	MG	AA	1725	1/1	0.21	-	93,93,93,93	0
54	MG	CA	1794	1/1	0.11	-	122,122,122,122	0
54	MG	CA	1825	1/1	0.38	-	97,97,97,97	0
54	MG	DA	2944	1/1	0.44	-	25,25,25,25	0
54	MG	DA	3487	1/1	0.28	-	66,66,66,66	0
54	MG	BA	3293	1/1	0.26	-	60,60,60,60	0
54	MG	BA	3135	1/1	0.23	-	61,61,61,61	0
54	MG	DA	3216	1/1	0.45	-	91,91,91,91	0
54	MG	BA	3451	1/1	0.90	-	47,47,47,47	0
54	MG	AA	1633	1/1	0.29	-	123,123,123,123	0
54	MG	AA	1851	1/1	0.67	-	93,93,93,93	0
54	MG	DA	3712	1/1	0.19	-	41,41,41,41	0
54	MG	BA	3538	1/1	0.35	-	75,75,75,75	0
54	MG	BA	2987	1/1	0.06	-	79,79,79,79	0
54	MG	DA	2906	1/1	0.34	-	16,16,16,16	0
54	MG	BC	301	1/1	0.78	-	60,60,60,60	0
54	MG	BA	3638	1/1	0.71	-	127,127,127,127	0
54	MG	BA	3398	1/1	0.33	-	74,74,74,74	0
54	MG	DA	3586	1/1	0.35	-	79,79,79,79	0
54	MG	CA	1874	1/1	0.37	-	76,76,76,76	0
54	MG	DA	3031	1/1	0.50	-	79,79,79,79	0
54	MG	AA	1753	1/1	0.37	-	103,103,103,103	0
54	MG	BA	3229	1/1	0.28	-	90,90,90,90	0
54	MG	DB	221	1/1	0.32	-	98,98,98,98	0
54	MG	AA	1687	1/1	0.56	-	108,108,108,108	0
54	MG	DA	3338	1/1	0.13	-	123,123,123,123	0

Continued on next page...

Continued from previous page...

Mol	Type	Chain	Res	Atoms	RSR	LLDF	B-factors(\AA^2)	Q<0.9
54	MG	DA	3783	1/1	0.16	-	63,63,63,63	0
54	MG	BA	3392	1/1	0.31	-	108,108,108,108	0
54	MG	DA	3430	1/1	0.26	-	103,103,103,103	0
54	MG	CD	302	1/1	0.13	-	74,74,74,74	0
54	MG	CA	1737	1/1	0.56	-	70,70,70,70	0
54	MG	AA	1791	1/1	0.10	-	106,106,106,106	0
54	MG	DA	3208	1/1	0.19	-	56,56,56,56	0
54	MG	BA	3515	1/1	0.38	-	54,54,54,54	0
54	MG	BA	3048	1/1	0.77	-	70,70,70,70	0
54	MG	D1	101	1/1	0.39	-	80,80,80,80	0
54	MG	AA	1681	1/1	0.50	-	65,65,65,65	0
54	MG	CA	1954	1/1	0.09	-	89,89,89,89	0
54	MG	BA	3552	1/1	0.10	-	99,99,99,99	0
54	MG	CA	1812	1/1	0.78	-	92,92,92,92	0
54	MG	DA	3578	1/1	0.35	-	96,96,96,96	0
54	MG	BA	3372	1/1	1.31	-	123,123,123,123	0
54	MG	BB	206	1/1	0.50	-	125,125,125,125	0
54	MG	BA	3389	1/1	0.42	-	66,66,66,66	0
54	MG	AD	302	1/1	0.19	-	76,76,76,76	0
54	MG	AA	1796	1/1	0.55	-	106,106,106,106	0
54	MG	BA	3680	1/1	0.67	-	97,97,97,97	0
54	MG	DA	3518	1/1	0.26	-	102,102,102,102	0
54	MG	DA	3155	1/1	0.31	-	70,70,70,70	0
54	MG	DA	3370	1/1	0.95	-	92,92,92,92	0
54	MG	BA	3298	1/1	0.21	-	126,126,126,126	0
54	MG	DA	3808	1/1	0.38	-	116,116,116,116	0
54	MG	DA	3744	1/1	0.28	-	64,64,64,64	0
54	MG	DA	3714	1/1	0.08	-	96,96,96,96	0
54	MG	BA	3200	1/1	0.25	-	93,93,93,93	0
54	MG	BA	3465	1/1	0.28	-	31,31,31,31	0
54	MG	AA	1728	1/1	0.22	-	71,71,71,71	0
54	MG	BA	2969	1/1	0.66	-	69,69,69,69	0
54	MG	BA	3284	1/1	0.22	-	95,95,95,95	0
54	MG	BA	3212	1/1	0.27	-	67,67,67,67	0
54	MG	BA	2954	1/1	0.28	-	73,73,73,73	0
54	MG	BJ	202	1/1	0.30	-	69,69,69,69	0
54	MG	DA	2926	1/1	0.40	-	25,25,25,25	0
54	MG	BA	2960	1/1	0.52	-	39,39,39,39	0
54	MG	DA	3142	1/1	0.22	-	61,61,61,61	0
54	MG	CA	1862	1/1	0.41	-	96,96,96,96	0
54	MG	BA	3436	1/1	0.55	-	38,38,38,38	0
54	MG	DA	3433	1/1	0.29	-	67,67,67,67	0

Continued on next page...

Continued from previous page...

Mol	Type	Chain	Res	Atoms	RSR	LLDF	B-factors(\AA^2)	Q<0.9
54	MG	CL	202	1/1	0.09	-	105,105,105,105	0
54	MG	BA	3115	1/1	0.50	-	76,76,76,76	0
54	MG	BA	3289	1/1	0.43	-	61,61,61,61	0
54	MG	BA	3471	1/1	0.25	-	70,70,70,70	0
54	MG	DA	3075	1/1	0.23	-	50,50,50,50	0
54	MG	DA	3661	1/1	0.64	-	98,98,98,98	0
54	MG	CA	1636	1/1	0.10	-	98,98,98,98	0
54	MG	DA	3211	1/1	0.34	-	64,64,64,64	0
54	MG	BA	3657	1/1	0.39	-	84,84,84,84	0
54	MG	CA	1690	1/1	0.21	-	65,65,65,65	0
54	MG	DA	3325	1/1	0.27	-	66,66,66,66	0
54	MG	BA	3420	1/1	0.63	-	94,94,94,94	0
54	MG	DA	3076	1/1	0.17	-	78,78,78,78	0
54	MG	CA	1808	1/1	0.11	-	98,98,98,98	0
54	MG	CA	1875	1/1	0.62	-	63,63,63,63	0
54	MG	BA	3422	1/1	0.40	-	93,93,93,93	0
54	MG	CA	1664	1/1	0.07	-	85,85,85,85	0
54	MG	DA	2993	1/1	0.34	-	47,47,47,47	0
54	MG	BA	3395	1/1	0.35	-	84,84,84,84	0
54	MG	DA	3037	1/1	0.18	-	44,44,44,44	0
54	MG	BA	3577	1/1	0.43	-	142,142,142,142	0
54	MG	AA	1706	1/1	0.53	-	78,78,78,78	0
54	MG	DB	240	1/1	0.18	-	123,123,123,123	0
54	MG	AA	1742	1/1	0.11	-	90,90,90,90	0
54	MG	BA	2986	1/1	0.69	-	54,54,54,54	0
54	MG	DA	3302	1/1	0.69	-	102,102,102,102	0
54	MG	DA	3380	1/1	0.21	-	84,84,84,84	0
54	MG	BA	3181	1/1	0.20	-	62,62,62,62	0
54	MG	DA	3393	1/1	0.54	-	77,77,77,77	0
54	MG	BA	3132	1/1	0.25	-	66,66,66,66	0
54	MG	DA	3360	1/1	0.29	-	107,107,107,107	0
54	MG	BA	3122	1/1	0.32	-	56,56,56,56	0
54	MG	CG	203	1/1	0.18	-	100,100,100,100	0
54	MG	BA	3028	1/1	1.60	-	61,61,61,61	0
54	MG	DA	2912	1/1	0.40	-	19,19,19,19	0
54	MG	BR	201	1/1	0.07	-	75,75,75,75	0
54	MG	AA	1677	1/1	0.15	-	50,50,50,50	0
54	MG	DA	3723	1/1	0.32	-	67,67,67,67	0
54	MG	DA	3682	1/1	0.28	-	59,59,59,59	0
54	MG	BA	3556	1/1	0.64	-	77,77,77,77	0
54	MG	DA	3415	1/1	0.25	-	66,66,66,66	0
54	MG	BA	3355	1/1	0.27	-	72,72,72,72	0

Continued on next page...

Continued from previous page...

Mol	Type	Chain	Res	Atoms	RSR	LLDF	B-factors(\AA^2)	Q<0.9
54	MG	DA	3343	1/1	0.30	-	97,97,97,97	0
54	MG	CB	302	1/1	0.32	-	112,112,112,112	0
54	MG	CA	1892	1/1	0.69	-	114,114,114,114	0
54	MG	BA	3283	1/1	0.26	-	100,100,100,100	0
54	MG	BA	3539	1/1	0.40	-	97,97,97,97	0
54	MG	BA	3345	1/1	0.31	-	71,71,71,71	0
54	MG	DA	3148	1/1	0.17	-	94,94,94,94	0
54	MG	CA	1722	1/1	0.27	-	116,116,116,116	0
54	MG	BA	3331	1/1	0.77	-	66,66,66,66	0
54	MG	AA	1878	1/1	0.08	-	92,92,92,92	0
54	MG	DA	3456	1/1	0.34	-	121,121,121,121	0
54	MG	CA	1923	1/1	0.53	-	74,74,74,74	0
54	MG	AA	1623	1/1	0.21	-	99,99,99,99	0
54	MG	B2	101	1/1	0.12	-	27,27,27,27	0
54	MG	BA	3565	1/1	0.25	-	104,104,104,104	0
54	MG	DA	3269	1/1	0.15	-	109,109,109,109	0
54	MG	DA	3219	1/1	0.17	-	60,60,60,60	0
54	MG	BA	3511	1/1	1.17	-	78,78,78,78	0
54	MG	AA	1819	1/1	0.47	-	73,73,73,73	0
54	MG	AA	1801	1/1	1.04	-	71,71,71,71	0
54	MG	AA	1747	1/1	0.55	-	116,116,116,116	0
54	MG	DA	3716	1/1	0.47	-	78,78,78,78	0
54	MG	BA	2925	1/1	0.27	-	12,12,12,12	0
54	MG	DA	3368	1/1	0.30	-	98,98,98,98	0
54	MG	DB	202	1/1	0.32	-	33,33,33,33	0
54	MG	DA	3794	1/1	0.18	-	104,104,104,104	0
54	MG	DA	3809	1/1	0.94	-	84,84,84,84	0
54	MG	CA	1706	1/1	0.78	-	106,106,106,106	0
54	MG	BA	2953	1/1	0.22	-	45,45,45,45	0
54	MG	DA	3411	1/1	0.58	-	68,68,68,68	0
54	MG	DA	3290	1/1	0.21	-	61,61,61,61	0
54	MG	AA	1803	1/1	0.56	-	69,69,69,69	0
54	MG	CA	1895	1/1	0.80	-	88,88,88,88	0
54	MG	DD	301	1/1	0.50	-	39,39,39,39	0
54	MG	BA	3207	1/1	0.48	-	70,70,70,70	0
54	MG	DA	3547	1/1	0.48	-	115,115,115,115	0
54	MG	DA	3112	1/1	0.33	-	91,91,91,91	0
54	MG	AA	1765	1/1	0.12	-	91,91,91,91	0
54	MG	DA	3191	1/1	0.28	-	62,62,62,62	0
54	MG	DA	3651	1/1	0.38	-	51,51,51,51	0
54	MG	AA	1794	1/1	0.13	-	112,112,112,112	0
54	MG	DA	3507	1/1	0.86	-	70,70,70,70	0

Continued on next page...

Continued from previous page...

Mol	Type	Chain	Res	Atoms	RSR	LLDF	B-factors(\AA^2)	Q<0.9
54	MG	DB	207	1/1	0.31	-	58,58,58,58	0
54	MG	DA	3576	1/1	0.45	-	99,99,99,99	0
54	MG	BA	2929	1/1	0.70	-	50,50,50,50	0
54	MG	BA	3335	1/1	0.90	-	80,80,80,80	0
54	MG	DA	3081	1/1	0.70	-	67,67,67,67	0
54	MG	AA	1635	1/1	0.24	-	37,37,37,37	0
54	MG	DA	3798	1/1	0.38	-	88,88,88,88	0
54	MG	DA	3315	1/1	0.38	-	58,58,58,58	0
54	MG	DA	3450	1/1	0.66	-	81,81,81,81	0
54	MG	DA	3642	1/1	0.52	-	52,52,52,52	0
54	MG	CA	1834	1/1	0.22	-	81,81,81,81	0
54	MG	DA	3145	1/1	0.28	-	100,100,100,100	0
54	MG	CA	1900	1/1	0.23	-	86,86,86,86	0
54	MG	DA	3133	1/1	0.20	-	114,114,114,114	0
54	MG	DF	201	1/1	0.42	-	70,70,70,70	0
54	MG	CA	1844	1/1	0.55	-	78,78,78,78	0
54	MG	DA	3822	1/1	0.12	-	70,70,70,70	0
54	MG	AA	1667	1/1	0.83	-	78,78,78,78	0
54	MG	AA	1864	1/1	0.17	-	75,75,75,75	0
54	MG	BA	3209	1/1	0.49	-	81,81,81,81	0
54	MG	BA	2951	1/1	0.85	-	53,53,53,53	0
54	MG	BA	3168	1/1	0.31	-	20,20,20,20	0
54	MG	AT	202	1/1	0.33	-	80,80,80,80	0
54	MG	BA	3472	1/1	0.47	-	65,65,65,65	0
54	MG	DA	3187	1/1	0.28	-	114,114,114,114	0
54	MG	AA	1703	1/1	0.49	-	63,63,63,63	0
54	MG	BA	3614	1/1	0.17	-	112,112,112,112	0
54	MG	DA	3841	1/1	0.39	-	80,80,80,80	0
54	MG	DA	3587	1/1	0.09	-	113,113,113,113	0
54	MG	DA	3313	1/1	0.68	-	78,78,78,78	0
54	MG	CA	1779	1/1	0.27	-	79,79,79,79	0
54	MG	BA	3521	1/1	0.23	-	88,88,88,88	0
54	MG	CA	1611	1/1	0.33	-	128,128,128,128	0
54	MG	BA	3528	1/1	0.20	-	73,73,73,73	0
54	MG	BY	101	1/1	0.33	-	42,42,42,42	0
54	MG	DA	3510	1/1	0.23	-	64,64,64,64	0
54	MG	DA	3213	1/1	0.14	-	59,59,59,59	0
54	MG	BB	214	1/1	0.65	-	84,84,84,84	0
54	MG	AA	1712	1/1	0.19	-	105,105,105,105	0
54	MG	AA	1716	1/1	0.42	-	96,96,96,96	0
54	MG	DA	2914	1/1	0.43	-	23,23,23,23	0
54	MG	CA	1618	1/1	0.64	-	84,84,84,84	0

Continued on next page...

Continued from previous page...

Mol	Type	Chain	Res	Atoms	RSR	LLDF	B-factors(\AA^2)	Q<0.9
54	MG	DA	3759	1/1	0.31	-	97,97,97,97	0
54	MG	BT	101	1/1	0.80	-	101,101,101,101	0
54	MG	DL	202	1/1	0.27	-	146,146,146,146	0
54	MG	CA	1855	1/1	0.39	-	107,107,107,107	0
54	MG	CA	1625	1/1	0.48	-	67,67,67,67	0
54	MG	DA	3670	1/1	0.67	-	83,83,83,83	0
54	MG	DA	3134	1/1	0.80	-	69,69,69,69	0
54	MG	BA	3548	1/1	0.37	-	61,61,61,61	0
54	MG	BA	3411	1/1	0.38	-	90,90,90,90	0
54	MG	AA	1655	1/1	0.69	-	58,58,58,58	0
54	MG	DA	3708	1/1	0.21	-	63,63,63,63	0
54	MG	BA	3160	1/1	0.59	-	87,87,87,87	0
54	MG	DA	3596	1/1	0.62	-	113,113,113,113	0
54	MG	CA	1914	1/1	0.10	-	97,97,97,97	0
54	MG	DA	2964	1/1	0.47	-	45,45,45,45	0
54	MG	BA	2963	1/1	0.75	-	34,34,34,34	0
54	MG	DA	3136	1/1	0.15	-	57,57,57,57	0
54	MG	DA	3697	1/1	0.41	-	92,92,92,92	0
54	MG	DA	2981	1/1	0.39	-	40,40,40,40	0
54	MG	DA	3796	1/1	0.14	-	67,67,67,67	0
54	MG	DA	3396	1/1	0.27	-	78,78,78,78	0
54	MG	BA	3603	1/1	0.23	-	86,86,86,86	0
54	MG	DA	3169	1/1	0.40	-	54,54,54,54	0
54	MG	BA	3531	1/1	0.15	-	91,91,91,91	0
54	MG	DA	3855	1/1	0.20	-	104,104,104,104	0
54	MG	BA	2962	1/1	0.36	-	54,54,54,54	0
54	MG	DA	3080	1/1	0.97	-	83,83,83,83	0
54	MG	CA	1687	1/1	0.85	-	63,63,63,63	0
54	MG	DA	3404	1/1	0.32	-	79,79,79,79	0
54	MG	DA	3285	1/1	0.60	-	65,65,65,65	0
54	MG	BA	3184	1/1	0.65	-	67,67,67,67	0
54	MG	DA	3539	1/1	0.22	-	81,81,81,81	0
54	MG	BB	220	1/1	0.28	-	75,75,75,75	0
54	MG	AA	1621	1/1	0.70	-	71,71,71,71	0
54	MG	BB	201	1/1	0.47	-	63,63,63,63	0
54	MG	DV	201	1/1	0.27	-	90,90,90,90	0
54	MG	DA	3305	1/1	0.22	-	99,99,99,99	0
54	MG	BA	3397	1/1	0.71	-	125,125,125,125	0
54	MG	BA	3554	1/1	0.99	-	90,90,90,90	0
54	MG	AA	1617	1/1	0.60	-	84,84,84,84	0
54	MG	BA	3514	1/1	0.19	-	83,83,83,83	0
54	MG	DA	3184	1/1	0.13	-	38,38,38,38	0

Continued on next page...

Continued from previous page...

Mol	Type	Chain	Res	Atoms	RSR	LLDF	B-factors(\AA^2)	Q<0.9
54	MG	DA	3078	1/1	0.56	-	48,48,48,48	0
54	MG	BA	3271	1/1	0.18	-	83,83,83,83	0
54	MG	BA	3445	1/1	0.43	-	61,61,61,61	0
54	MG	AA	1782	1/1	0.26	-	104,104,104,104	0
54	MG	DX	101	1/1	0.39	-	103,103,103,103	0
54	MG	CA	1947	1/1	0.42	-	136,136,136,136	0
54	MG	BA	3635	1/1	0.33	-	113,113,113,113	0
54	MG	BA	3326	1/1	0.24	-	82,82,82,82	0
54	MG	AA	1865	1/1	0.11	-	107,107,107,107	0
54	MG	DA	2953	1/1	0.58	-	46,46,46,46	0
54	MG	DA	3727	1/1	0.41	-	88,88,88,88	0
54	MG	DA	3760	1/1	0.31	-	97,97,97,97	0
54	MG	AA	1629	1/1	0.43	-	66,66,66,66	0
54	MG	BA	3547	1/1	0.13	-	87,87,87,87	0
54	MG	CA	1735	1/1	0.62	-	77,77,77,77	0
54	MG	DB	211	1/1	0.07	-	65,65,65,65	0
54	MG	CC	304	1/1	0.23	-	121,121,121,121	0
54	MG	DA	3326	1/1	0.25	-	81,81,81,81	0
54	MG	DA	3203	1/1	0.09	-	67,67,67,67	0
54	MG	DA	3599	1/1	0.27	-	58,58,58,58	0
54	MG	DA	3060	1/1	0.55	-	77,77,77,77	0
54	MG	DA	3328	1/1	0.51	-	85,85,85,85	0
54	MG	DA	3001	1/1	0.21	-	25,25,25,25	0
54	MG	BA	3036	1/1	1.50	-	57,57,57,57	0
54	MG	DA	3751	1/1	0.22	-	76,76,76,76	0
54	MG	BA	3586	1/1	0.25	-	97,97,97,97	0
54	MG	AA	1751	1/1	0.12	-	88,88,88,88	0
54	MG	DA	3607	1/1	0.42	-	79,79,79,79	0
54	MG	BA	3675	1/1	0.10	-	120,120,120,120	0
54	MG	CA	1724	1/1	0.68	-	124,124,124,124	0
54	MG	DA	3643	1/1	0.49	-	40,40,40,40	0
54	MG	BA	2919	1/1	0.36	-	14,14,14,14	0
54	MG	DA	3538	1/1	0.53	-	66,66,66,66	0
54	MG	BA	3185	1/1	0.53	-	85,85,85,85	0
54	MG	BA	3661	1/1	0.16	-	82,82,82,82	0
54	MG	BA	3240	1/1	0.44	-	157,157,157,157	0
54	MG	DA	3058	1/1	0.19	-	56,56,56,56	0
54	MG	DA	3445	1/1	0.16	-	137,137,137,137	0
54	MG	BA	2975	1/1	0.27	-	58,58,58,58	0
54	MG	CA	1929	1/1	0.44	-	95,95,95,95	0
54	MG	BA	3488	1/1	0.23	-	53,53,53,53	0
54	MG	AA	1763	1/1	0.05	-	121,121,121,121	0

Continued on next page...

Continued from previous page...

Mol	Type	Chain	Res	Atoms	RSR	LLDF	B-factors(Å ²)	Q<0.9
54	MG	BA	3082	1/1	0.19	-	38,38,38,38	0
54	MG	BB	211	1/1	0.38	-	85,85,85,85	0
54	MG	CK	201	1/1	0.12	-	136,136,136,136	0
54	MG	BA	3469	1/1	0.20	-	58,58,58,58	0
54	MG	CA	1936	1/1	0.57	-	102,102,102,102	0
54	MG	CA	1698	1/1	0.17	-	123,123,123,123	0
54	MG	DA	3701	1/1	0.26	-	56,56,56,56	0
54	MG	CA	1614	1/1	0.59	-	66,66,66,66	0
54	MG	BA	3644	1/1	0.36	-	86,86,86,86	0
54	MG	BA	3594	1/1	0.17	-	129,129,129,129	0
54	MG	DB	212	1/1	0.22	-	85,85,85,85	0
54	MG	AA	1646	1/1	0.74	-	89,89,89,89	0
54	MG	BA	2907	1/1	0.40	-	15,15,15,15	0
54	MG	CA	1843	1/1	0.24	-	109,109,109,109	0
54	MG	DA	2917	1/1	0.18	-	71,71,71,71	0
54	MG	DA	3095	1/1	0.65	-	72,72,72,72	0
54	MG	BM	201	1/1	0.24	-	50,50,50,50	0
54	MG	CA	1958	1/1	0.76	-	125,125,125,125	0
54	MG	BA	3213	1/1	0.12	-	102,102,102,102	0
54	MG	DA	3672	1/1	0.28	-	80,80,80,80	0
54	MG	DA	3773	1/1	0.56	-	37,37,37,37	0
54	MG	CA	1645	1/1	0.15	-	80,80,80,80	0
54	MG	DA	3385	1/1	0.44	-	69,69,69,69	0
54	MG	CA	1876	1/1	0.21	-	69,69,69,69	0
54	MG	DA	2969	1/1	0.51	-	39,39,39,39	0
54	MG	CA	1685	1/1	0.43	-	109,109,109,109	0
54	MG	BA	3286	1/1	0.16	-	68,68,68,68	0
54	MG	BA	3501	1/1	1.78	-	105,105,105,105	0
54	MG	DA	2977	1/1	0.67	-	49,49,49,49	0
54	MG	DA	2984	1/1	0.20	-	22,22,22,22	0
54	MG	BC	302	1/1	0.45	-	82,82,82,82	0
54	MG	BA	3443	1/1	0.33	-	36,36,36,36	0
54	MG	DA	3446	1/1	0.16	-	57,57,57,57	0
54	MG	AA	1781	1/1	0.27	-	92,92,92,92	0
54	MG	DA	3342	1/1	0.88	-	112,112,112,112	0
54	MG	BA	3580	1/1	0.70	-	94,94,94,94	0
54	MG	BA	3183	1/1	0.17	-	68,68,68,68	0
54	MG	CL	201	1/1	0.09	-	99,99,99,99	0
54	MG	BA	3461	1/1	0.45	-	48,48,48,48	0
54	MG	BA	3158	1/1	1.17	-	99,99,99,99	0
54	MG	DA	3780	1/1	0.33	-	67,67,67,67	0
54	MG	CA	1669	1/1	0.18	-	76,76,76,76	0

Continued on next page...

Continued from previous page...

Mol	Type	Chain	Res	Atoms	RSR	LLDF	B-factors(\AA^2)	Q<0.9
54	MG	AA	1714	1/1	0.73	-	81,81,81,81	0
54	MG	DA	3749	1/1	0.47	-	59,59,59,59	0
54	MG	DA	3561	1/1	0.25	-	85,85,85,85	0
54	MG	BA	3126	1/1	0.27	-	60,60,60,60	0
54	MG	BA	3142	1/1	0.20	-	47,47,47,47	0
54	MG	DA	3346	1/1	0.17	-	68,68,68,68	0
54	MG	DA	3322	1/1	0.14	-	65,65,65,65	0
54	MG	DA	2920	1/1	0.28	-	14,14,14,14	0
54	MG	BX	101	1/1	0.20	-	71,71,71,71	0
54	MG	DA	3167	1/1	0.33	-	58,58,58,58	0
54	MG	BA	2916	1/1	0.47	-	37,37,37,37	0
54	MG	DA	3275	1/1	0.47	-	92,92,92,92	0
54	MG	DA	3684	1/1	0.40	-	69,69,69,69	0
54	MG	CA	1617	1/1	0.32	-	104,104,104,104	0
54	MG	CA	1926	1/1	0.24	-	76,76,76,76	0
54	MG	AA	1805	1/1	0.46	-	66,66,66,66	0
54	MG	BA	3447	1/1	0.77	-	39,39,39,39	0
54	MG	DA	3455	1/1	0.80	-	97,97,97,97	0
54	MG	DA	3763	1/1	0.22	-	57,57,57,57	0
54	MG	BB	221	1/1	0.33	-	89,89,89,89	0
54	MG	CA	1964	1/1	0.33	-	99,99,99,99	0
54	MG	DA	3042	1/1	0.24	-	81,81,81,81	0
54	MG	D2	101	1/1	1.12	-	78,78,78,78	0
54	MG	BA	3440	1/1	0.41	-	23,23,23,23	0
54	MG	DA	3788	1/1	0.31	-	92,92,92,92	0
54	MG	AA	1697	1/1	0.79	-	73,73,73,73	0
54	MG	AA	1749	1/1	0.20	-	90,90,90,90	0
54	MG	BA	3572	1/1	0.08	-	87,87,87,87	0
54	MG	AA	1800	1/1	1.08	-	69,69,69,69	0
54	MG	DA	3304	1/1	0.31	-	85,85,85,85	0
54	MG	DA	3267	1/1	0.40	-	43,43,43,43	0
54	MG	BA	3012	1/1	0.90	-	71,71,71,71	0
54	MG	CA	1887	1/1	0.22	-	75,75,75,75	0
54	MG	DA	3124	1/1	0.45	-	51,51,51,51	0
54	MG	DA	3467	1/1	0.12	-	97,97,97,97	0
54	MG	DA	3818	1/1	0.11	-	78,78,78,78	0
54	MG	DA	3330	1/1	0.50	-	100,100,100,100	0
54	MG	CB	303	1/1	0.09	-	122,122,122,122	0
54	MG	DA	2972	1/1	0.23	-	37,37,37,37	0
54	MG	BA	3659	1/1	0.29	-	68,68,68,68	0
54	MG	CA	1750	1/1	0.23	-	87,87,87,87	0
54	MG	DA	3347	1/1	0.48	-	67,67,67,67	0

Continued on next page...

Continued from previous page...

Mol	Type	Chain	Res	Atoms	RSR	LLDF	B-factors(\AA^2)	Q<0.9
54	MG	BA	3425	1/1	0.70	-	85,85,85,85	0
54	MG	DA	2952	1/1	0.46	-	25,25,25,25	0
54	MG	BA	3585	1/1	0.51	-	69,69,69,69	0
54	MG	DA	3621	1/1	0.18	-	88,88,88,88	0
54	MG	BA	3323	1/1	0.27	-	98,98,98,98	0
54	MG	BA	3545	1/1	0.46	-	59,59,59,59	0
54	MG	DA	2999	1/1	0.26	-	69,69,69,69	0
54	MG	AA	1641	1/1	0.37	-	66,66,66,66	0
54	MG	DA	3408	1/1	0.21	-	109,109,109,109	0
54	MG	AA	1835	1/1	0.20	-	158,158,158,158	0
54	MG	BA	3367	1/1	0.33	-	74,74,74,74	0
54	MG	BA	3478	1/1	0.82	-	78,78,78,78	0
54	MG	DA	3505	1/1	0.37	-	105,105,105,105	0
54	MG	DA	3795	1/1	0.50	-	80,80,80,80	0
54	MG	AA	1601	1/1	0.25	-	35,35,35,35	0
54	MG	BA	3251	1/1	0.81	-	95,95,95,95	0
54	MG	CA	1730	1/1	0.26	-	112,112,112,112	0
54	MG	BA	3141	1/1	0.56	-	91,91,91,91	0
54	MG	BA	3227	1/1	0.59	-	61,61,61,61	0
54	MG	BA	3303	1/1	0.17	-	157,157,157,157	0
54	MG	DA	2994	1/1	0.37	-	54,54,54,54	0
54	MG	CA	1777	1/1	0.27	-	98,98,98,98	0
54	MG	DA	3816	1/1	0.17	-	52,52,52,52	0
54	MG	DA	3197	1/1	0.22	-	46,46,46,46	0
54	MG	DA	2992	1/1	0.47	-	60,60,60,60	0
54	MG	DA	3453	1/1	0.48	-	87,87,87,87	0
54	MG	DA	3314	1/1	0.43	-	105,105,105,105	0
54	MG	CA	1800	1/1	0.21	-	89,89,89,89	0
54	MG	DA	3152	1/1	0.28	-	43,43,43,43	0
54	MG	DA	3231	1/1	0.56	-	81,81,81,81	0
54	MG	DA	3289	1/1	0.28	-	44,44,44,44	0
54	MG	DA	3345	1/1	0.35	-	88,88,88,88	0
54	MG	AA	1673	1/1	0.30	-	95,95,95,95	0
54	MG	BO	201	1/1	0.11	-	70,70,70,70	0
54	MG	BA	3628	1/1	0.11	-	102,102,102,102	0
54	MG	DA	2985	1/1	0.47	-	40,40,40,40	0
54	MG	AA	1758	1/1	0.57	-	69,69,69,69	0
54	MG	BA	3493	1/1	0.39	-	75,75,75,75	0
54	MG	DA	3150	1/1	0.14	-	56,56,56,56	0
54	MG	DA	3074	1/1	0.31	-	43,43,43,43	0
54	MG	DA	3771	1/1	0.34	-	58,58,58,58	0
54	MG	DA	3240	1/1	0.12	-	69,69,69,69	0

Continued on next page...

Continued from previous page...

Mol	Type	Chain	Res	Atoms	RSR	LLDF	B-factors(\AA^2)	Q<0.9
54	MG	CA	1778	1/1	0.39	-	94,94,94,94	0
54	MG	DA	3364	1/1	0.49	-	75,75,75,75	0
54	MG	AA	1778	1/1	0.28	-	113,113,113,113	0
54	MG	AA	1622	1/1	0.61	-	62,62,62,62	0
54	MG	DA	3768	1/1	0.42	-	102,102,102,102	0
54	MG	DA	3431	1/1	0.22	-	94,94,94,94	0
54	MG	DA	3777	1/1	0.31	-	90,90,90,90	0
54	MG	BA	2999	1/1	0.49	-	39,39,39,39	0
54	MG	BK	201	1/1	0.21	-	77,77,77,77	0
54	MG	BA	3479	1/1	0.36	-	69,69,69,69	0
54	MG	DA	3465	1/1	0.29	-	105,105,105,105	0
54	MG	BA	3428	1/1	0.25	-	90,90,90,90	0
54	MG	AA	1620	1/1	0.56	-	56,56,56,56	0
54	MG	DJ	202	1/1	0.31	-	126,126,126,126	0
54	MG	DA	3700	1/1	1.26	-	96,96,96,96	0
54	MG	BA	3239	1/1	0.64	-	62,62,62,62	0
54	MG	BA	3061	1/1	0.12	-	54,54,54,54	0
54	MG	DA	3753	1/1	0.38	-	79,79,79,79	0
54	MG	AA	1853	1/1	0.10	-	86,86,86,86	0
54	MG	BA	3473	1/1	1.45	-	70,70,70,70	0
54	MG	BA	3450	1/1	0.62	-	46,46,46,46	0
54	MG	DA	3633	1/1	0.30	-	83,83,83,83	0
54	MG	CV	6202	1/1	0.09	-	108,108,108,108	0
54	MG	DA	3003	1/1	0.57	-	51,51,51,51	0
54	MG	BA	3330	1/1	0.61	-	101,101,101,101	0
54	MG	BB	225	1/1	1.20	-	96,96,96,96	0
54	MG	BA	3301	1/1	0.31	-	58,58,58,58	0
54	MG	DA	2965	1/1	0.57	-	34,34,34,34	0
54	MG	DJ	201	1/1	0.34	-	61,61,61,61	0
54	MG	CA	1768	1/1	0.28	-	123,123,123,123	0
54	MG	DA	2989	1/1	0.40	-	39,39,39,39	0
54	MG	DA	3736	1/1	0.25	-	134,134,134,134	0
54	MG	AA	1817	1/1	0.74	-	84,84,84,84	0
54	MG	BA	3437	1/1	0.52	-	42,42,42,42	0
54	MG	CA	1772	1/1	0.15	-	112,112,112,112	0
54	MG	DA	3178	1/1	0.84	-	54,54,54,54	0
54	MG	DA	3129	1/1	0.62	-	93,93,93,93	0
54	MG	DA	3255	1/1	0.49	-	70,70,70,70	0
54	MG	BA	3403	1/1	0.21	-	106,106,106,106	0
54	MG	BA	2911	1/1	0.63	-	33,33,33,33	0
54	MG	BA	3655	1/1	0.23	-	92,92,92,92	0
54	MG	DA	2951	1/1	0.81	-	56,56,56,56	0

Continued on next page...

Continued from previous page...

Mol	Type	Chain	Res	Atoms	RSR	LLDF	B-factors(\AA^2)	Q<0.9
54	MG	DA	3558	1/1	0.24	-	148,148,148,148	0
54	MG	CA	1655	1/1	0.34	-	100,100,100,100	0
54	MG	DO	201	1/1	0.35	-	55,55,55,55	0
54	MG	AA	1777	1/1	0.33	-	49,49,49,49	0
54	MG	DA	3034	1/1	0.58	-	89,89,89,89	0
54	MG	BA	3489	1/1	0.19	-	73,73,73,73	0
54	MG	BA	3495	1/1	0.09	-	74,74,74,74	0
54	MG	DA	3718	1/1	0.20	-	70,70,70,70	0
54	MG	CA	1653	1/1	0.14	-	133,133,133,133	0
54	MG	DA	2971	1/1	0.67	-	38,38,38,38	0
54	MG	BA	3280	1/1	0.36	-	61,61,61,61	0
54	MG	BA	3219	1/1	0.14	-	80,80,80,80	0
54	MG	BA	3338	1/1	0.16	-	78,78,78,78	0
54	MG	BA	3248	1/1	0.52	-	82,82,82,82	0
54	MG	DA	3632	1/1	0.18	-	111,111,111,111	0
54	MG	DB	231	1/1	0.31	-	117,117,117,117	0
54	MG	DA	3220	1/1	0.16	-	98,98,98,98	0
54	MG	CA	1932	1/1	0.21	-	84,84,84,84	0
54	MG	BA	3187	1/1	0.68	-	73,73,73,73	0
54	MG	DA	3540	1/1	0.18	-	93,93,93,93	0
54	MG	CA	1956	1/1	0.22	-	85,85,85,85	0
54	MG	BA	3198	1/1	0.45	-	85,85,85,85	0
54	MG	DA	3634	1/1	1.21	-	106,106,106,106	0
54	MG	BA	3365	1/1	0.12	-	131,131,131,131	0
54	MG	DA	3595	1/1	0.20	-	61,61,61,61	0
54	MG	AN	102	1/1	0.69	-	91,91,91,91	0
54	MG	BA	3350	1/1	0.22	-	66,66,66,66	0
54	MG	BA	3062	1/1	0.61	-	79,79,79,79	0
54	MG	CA	1904	1/1	0.40	-	97,97,97,97	0
54	MG	AA	1723	1/1	0.23	-	126,126,126,126	0
54	MG	DA	2933	1/1	0.30	-	25,25,25,25	0
54	MG	CA	1632	1/1	0.57	-	59,59,59,59	0
54	MG	AA	1875	1/1	0.23	-	97,97,97,97	0
54	MG	DA	3734	1/1	0.32	-	76,76,76,76	0
54	MG	BA	3017	1/1	0.27	-	55,55,55,55	0
54	MG	DA	3681	1/1	0.27	-	78,78,78,78	0
54	MG	DA	3259	1/1	0.24	-	87,87,87,87	0
54	MG	BA	3119	1/1	0.69	-	73,73,73,73	0
54	MG	BA	2937	1/1	0.12	-	56,56,56,56	0
54	MG	AA	1733	1/1	0.16	-	89,89,89,89	0
54	MG	DA	2931	1/1	0.42	-	21,21,21,21	0
54	MG	DA	3329	1/1	0.19	-	96,96,96,96	0

Continued on next page...

Continued from previous page...

Mol	Type	Chain	Res	Atoms	RSR	LLDF	B-factors(\AA^2)	Q<0.9
54	MG	DA	3299	1/1	0.43	-	104,104,104,104	0
54	MG	CA	1828	1/1	0.42	-	88,88,88,88	0
54	MG	BA	3452	1/1	0.26	-	41,41,41,41	0
54	MG	DA	3423	1/1	0.26	-	79,79,79,79	0
54	MG	DA	3373	1/1	0.10	-	78,78,78,78	0
54	MG	DA	3102	1/1	0.31	-	50,50,50,50	0
54	MG	DA	3562	1/1	0.16	-	60,60,60,60	0
54	MG	DA	3483	1/1	0.60	-	63,63,63,63	0
54	MG	AA	1867	1/1	0.18	-	114,114,114,114	0
54	MG	BA	3400	1/1	0.47	-	83,83,83,83	0
54	MG	DA	3226	1/1	0.51	-	86,86,86,86	0
54	MG	DA	3140	1/1	0.56	-	50,50,50,50	0
54	MG	DA	3185	1/1	0.22	-	54,54,54,54	0
54	MG	AA	1701	1/1	0.30	-	84,84,84,84	0
54	MG	DA	3574	1/1	0.23	-	152,152,152,152	0
54	MG	CA	1733	1/1	0.57	-	78,78,78,78	0
54	MG	DA	3120	1/1	0.08	-	61,61,61,61	0
54	MG	DA	2943	1/1	0.26	-	5,5,5,5	0
54	MG	CA	1786	1/1	0.20	-	94,94,94,94	0
54	MG	DA	3703	1/1	0.31	-	60,60,60,60	0
54	MG	BA	3015	1/1	0.12	-	55,55,55,55	0
54	MG	CA	1930	1/1	0.25	-	89,89,89,89	0
54	MG	AA	1708	1/1	0.42	-	137,137,137,137	0
54	MG	DA	3613	1/1	0.19	-	121,121,121,121	0
54	MG	DA	3761	1/1	0.10	-	100,100,100,100	0
54	MG	CA	1677	1/1	0.40	-	93,93,93,93	0
54	MG	AA	1757	1/1	0.10	-	98,98,98,98	0
54	MG	DA	3601	1/1	0.25	-	59,59,59,59	0
54	MG	DA	3401	1/1	0.26	-	100,100,100,100	0
54	MG	DG	201	1/1	0.17	-	108,108,108,108	0
54	MG	AA	1820	1/1	1.02	-	94,94,94,94	0
54	MG	CA	1693	1/1	0.67	-	95,95,95,95	0
54	MG	D4	102	1/1	0.23	-	65,65,65,65	0
54	MG	DA	3740	1/1	0.19	-	99,99,99,99	0
54	MG	DA	3387	1/1	0.13	-	124,124,124,124	0
54	MG	DA	3283	1/1	0.34	-	71,71,71,71	0
54	MG	DA	3842	1/1	0.28	-	105,105,105,105	0
54	MG	BA	3306	1/1	0.26	-	78,78,78,78	0
54	MG	BA	3438	1/1	0.51	-	29,29,29,29	0
54	MG	DA	3217	1/1	0.31	-	59,59,59,59	0
54	MG	DA	3033	1/1	0.52	-	79,79,79,79	0
54	MG	AA	1854	1/1	0.52	-	114,114,114,114	0

Continued on next page...

Continued from previous page...

Mol	Type	Chain	Res	Atoms	RSR	LLDF	B-factors(\AA^2)	Q<0.9
54	MG	BA	3086	1/1	0.15	-	63,63,63,63	0
54	MG	BA	3378	1/1	0.49	-	80,80,80,80	0
54	MG	BA	3325	1/1	0.19	-	168,168,168,168	0
54	MG	DA	3789	1/1	0.19	-	56,56,56,56	0
54	MG	CA	1793	1/1	0.26	-	125,125,125,125	0
54	MG	DA	3460	1/1	0.50	-	86,86,86,86	0
54	MG	CA	1883	1/1	0.49	-	75,75,75,75	0
54	MG	DA	3478	1/1	0.37	-	48,48,48,48	0
54	MG	D2	102	1/1	0.08	-	42,42,42,42	0
54	MG	BA	3492	1/1	0.18	-	70,70,70,70	0
54	MG	AA	1640	1/1	0.36	-	58,58,58,58	0
54	MG	BA	2990	1/1	0.15	-	35,35,35,35	0
54	MG	DL	201	1/1	0.10	-	7,7,7,7	0
54	MG	BA	3098	1/1	0.34	-	90,90,90,90	0
54	MG	BA	3568	1/1	0.30	-	69,69,69,69	0
54	MG	BA	3619	1/1	0.15	-	145,145,145,145	0
54	MG	AA	1603	1/1	0.53	-	37,37,37,37	0
54	MG	DA	3646	1/1	0.68	-	45,45,45,45	0
54	MG	BA	3208	1/1	0.37	-	96,96,96,96	0
54	MG	DA	3321	1/1	0.91	-	110,110,110,110	0
54	MG	CA	1941	1/1	0.17	-	70,70,70,70	0
54	MG	BA	3104	1/1	0.15	-	49,49,49,49	0
54	MG	CA	1910	1/1	0.19	-	109,109,109,109	0
54	MG	AA	1858	1/1	0.19	-	86,86,86,86	0
54	MG	DA	3779	1/1	0.39	-	81,81,81,81	0
54	MG	AG	201	1/1	0.16	-	106,106,106,106	0
54	MG	AA	1732	1/1	0.12	-	104,104,104,104	0
54	MG	BA	3384	1/1	0.30	-	93,93,93,93	0
54	MG	DA	3162	1/1	0.40	-	30,30,30,30	0
54	MG	DA	3292	1/1	1.11	-	73,73,73,73	0
54	MG	DA	3261	1/1	0.29	-	57,57,57,57	0
54	MG	DA	3583	1/1	0.45	-	119,119,119,119	0
54	MG	AA	1833	1/1	0.45	-	75,75,75,75	0
54	MG	DA	3013	1/1	0.89	-	52,52,52,52	0
54	MG	DA	3584	1/1	0.55	-	130,130,130,130	0
54	MG	BU	201	1/1	0.39	-	70,70,70,70	0
54	MG	AO	103	1/1	0.12	-	111,111,111,111	0
55	ZN	CD	301	1/1	0.28	-	116,116,116,116	0
54	MG	CA	1701	1/1	0.65	-	83,83,83,83	0
54	MG	CA	1717	1/1	0.93	-	103,103,103,103	0
54	MG	BA	3226	1/1	0.35	-	59,59,59,59	0
54	MG	DA	3399	1/1	0.17	-	75,75,75,75	0

Continued on next page...

Continued from previous page...

Mol	Type	Chain	Res	Atoms	RSR	LLDF	B-factors(\AA^2)	Q<0.9
54	MG	AA	1731	1/1	0.26	-	83,83,83,83	0
54	MG	DA	3137	1/1	0.28	-	29,29,29,29	0
54	MG	DA	3207	1/1	0.29	-	43,43,43,43	0
54	MG	DA	3077	1/1	0.15	-	33,33,33,33	0
54	MG	DA	3409	1/1	0.26	-	110,110,110,110	0
54	MG	DA	2901	1/1	0.47	-	9,9,9,9	0
54	MG	AA	1610	1/1	0.37	-	29,29,29,29	0
54	MG	DA	2958	1/1	0.07	-	31,31,31,31	0
54	MG	CA	1935	1/1	0.27	-	101,101,101,101	0
54	MG	CA	1939	1/1	0.06	-	144,144,144,144	0
54	MG	BA	3410	1/1	0.53	-	112,112,112,112	0
54	MG	DA	3280	1/1	0.15	-	85,85,85,85	0
54	MG	DB	213	1/1	0.19	-	113,113,113,113	0
54	MG	DA	3834	1/1	0.18	-	60,60,60,60	0
54	MG	DA	3692	1/1	0.92	-	86,86,86,86	0
54	MG	CA	1678	1/1	0.37	-	81,81,81,81	0
54	MG	CA	1738	1/1	0.14	-	93,93,93,93	0
54	MG	BA	3637	1/1	0.20	-	105,105,105,105	0
54	MG	CA	1905	1/1	0.23	-	130,130,130,130	0
54	MG	CA	1885	1/1	0.38	-	75,75,75,75	0
54	MG	AA	1679	1/1	0.38	-	78,78,78,78	0
54	MG	AA	1786	1/1	0.57	-	119,119,119,119	0
54	MG	CA	1781	1/1	0.33	-	76,76,76,76	0
54	MG	AA	1619	1/1	0.27	-	57,57,57,57	0
54	MG	CA	1665	1/1	1.09	-	71,71,71,71	0
54	MG	DA	3277	1/1	0.27	-	59,59,59,59	0
54	MG	DA	3557	1/1	0.09	-	128,128,128,128	0
54	MG	DA	3532	1/1	0.32	-	106,106,106,106	0
54	MG	DA	2997	1/1	0.29	-	46,46,46,46	0
54	MG	DA	3762	1/1	0.82	-	103,103,103,103	0
54	MG	BA	2966	1/1	0.16	-	38,38,38,38	0
54	MG	CA	1648	1/1	0.45	-	61,61,61,61	0
54	MG	DA	3504	1/1	0.54	-	97,97,97,97	0
54	MG	DA	3600	1/1	0.07	-	86,86,86,86	0
54	MG	CA	1805	1/1	0.12	-	94,94,94,94	0
54	MG	DA	3805	1/1	0.10	-	70,70,70,70	0
54	MG	DA	2982	1/1	0.26	-	39,39,39,39	0
54	MG	CA	1608	1/1	0.37	-	121,121,121,121	0
54	MG	DA	3486	1/1	0.55	-	124,124,124,124	0
54	MG	BA	3385	1/1	0.19	-	125,125,125,125	0
54	MG	DA	3778	1/1	0.32	-	80,80,80,80	0
54	MG	BA	3103	1/1	0.93	-	74,74,74,74	0

Continued on next page...

Continued from previous page...

Mol	Type	Chain	Res	Atoms	RSR	LLDF	B-factors(Å ²)	Q<0.9
54	MG	DA	2932	1/1	0.28	-	24,24,24,24	0
54	MG	BA	3117	1/1	0.52	-	91,91,91,91	0
54	MG	DA	3515	1/1	0.66	-	73,73,73,73	0
54	MG	CA	1656	1/1	0.07	-	78,78,78,78	0
54	MG	AA	1840	1/1	0.05	-	91,91,91,91	0
54	MG	DA	3311	1/1	0.51	-	95,95,95,95	0
54	MG	D2	103	1/1	0.51	-	56,56,56,56	0
54	MG	DA	3351	1/1	0.42	-	89,89,89,89	0
54	MG	DA	3011	1/1	0.14	-	36,36,36,36	0
54	MG	BA	3203	1/1	0.11	-	67,67,67,67	0
54	MG	DA	3341	1/1	0.24	-	75,75,75,75	0
54	MG	DA	3543	1/1	0.23	-	87,87,87,87	0
54	MG	BA	3084	1/1	0.48	-	82,82,82,82	0
54	MG	DA	3588	1/1	0.47	-	96,96,96,96	0
54	MG	CA	1833	1/1	0.25	-	79,79,79,79	0
54	MG	AA	1802	1/1	0.11	-	62,62,62,62	0
54	MG	AA	1658	1/1	0.25	-	84,84,84,84	0
54	MG	DA	3238	1/1	0.22	-	56,56,56,56	0
54	MG	DA	3454	1/1	0.39	-	81,81,81,81	0
54	MG	BA	3612	1/1	0.32	-	85,85,85,85	0
54	MG	BA	3647	1/1	0.63	-	149,149,149,149	0
54	MG	DA	3725	1/1	0.65	-	65,65,65,65	0
54	MG	CA	1726	1/1	0.31	-	49,49,49,49	0
54	MG	BA	2934	1/1	0.53	-	33,33,33,33	0
54	MG	BA	3253	1/1	0.23	-	88,88,88,88	0
54	MG	DY	101	1/1	0.29	-	12,12,12,12	0
54	MG	DB	209	1/1	0.35	-	103,103,103,103	0
54	MG	BA	3266	1/1	0.10	-	104,104,104,104	0
54	MG	BA	3615	1/1	0.25	-	93,93,93,93	0
54	MG	DA	3811	1/1	0.20	-	60,60,60,60	0
54	MG	BA	3484	1/1	0.24	-	56,56,56,56	0
54	MG	DX	102	1/1	0.11	-	91,91,91,91	0
54	MG	DA	3067	1/1	0.74	-	91,91,91,91	0
54	MG	BA	3368	1/1	0.07	-	58,58,58,58	0
54	MG	BA	3622	1/1	0.31	-	90,90,90,90	0
54	MG	CA	1951	1/1	0.22	-	87,87,87,87	0
54	MG	CA	1666	1/1	0.41	-	104,104,104,104	0
54	MG	BA	3387	1/1	0.13	-	84,84,84,84	0
54	MG	DA	3552	1/1	0.24	-	68,68,68,68	0
54	MG	AA	1752	1/1	0.24	-	94,94,94,94	0
54	MG	BA	3328	1/1	0.23	-	80,80,80,80	0
54	MG	DA	3354	1/1	0.64	-	79,79,79,79	0

Continued on next page...

Continued from previous page...

Mol	Type	Chain	Res	Atoms	RSR	LLDF	B-factors(\AA^2)	Q<0.9
54	MG	DA	3477	1/1	0.24	-	78,78,78,78	0
54	MG	DA	2986	1/1	0.62	-	41,41,41,41	0
54	MG	BA	3278	1/1	0.29	-	88,88,88,88	0
54	MG	DA	3356	1/1	0.17	-	70,70,70,70	0
54	MG	CA	1747	1/1	0.18	-	69,69,69,69	0
54	MG	BA	3249	1/1	0.26	-	36,36,36,36	0
54	MG	DA	3572	1/1	0.11	-	93,93,93,93	0
54	MG	DA	3131	1/1	0.09	-	63,63,63,63	0
54	MG	CA	1888	1/1	0.11	-	109,109,109,109	0
54	MG	DA	3317	1/1	0.29	-	96,96,96,96	0
54	MG	CA	1804	1/1	1.59	-	100,100,100,100	0
54	MG	BA	3632	1/1	0.49	-	61,61,61,61	0
54	MG	AA	1626	1/1	0.25	-	88,88,88,88	0
54	MG	BB	204	1/1	0.35	-	102,102,102,102	0
54	MG	CA	1963	1/1	0.17	-	99,99,99,99	0
54	MG	BA	3089	1/1	0.56	-	69,69,69,69	0
54	MG	DA	3462	1/1	0.42	-	83,83,83,83	0
54	MG	CA	1649	1/1	0.94	-	96,96,96,96	0
54	MG	AA	1727	1/1	0.38	-	104,104,104,104	0
54	MG	BA	3170	1/1	0.34	-	87,87,87,87	0
54	MG	BA	2902	1/1	0.51	-	12,12,12,12	0
54	MG	BA	3043	1/1	0.30	-	50,50,50,50	0
54	MG	CA	1691	1/1	0.06	-	92,92,92,92	0
54	MG	AA	1615	1/1	0.36	-	67,67,67,67	0
54	MG	DA	3679	1/1	0.24	-	50,50,50,50	0
54	MG	AA	1860	1/1	0.62	-	138,138,138,138	0
54	MG	DA	3190	1/1	0.40	-	69,69,69,69	0
54	MG	CA	1716	1/1	0.23	-	89,89,89,89	0
54	MG	BA	3336	1/1	0.58	-	87,87,87,87	0
54	MG	DA	3378	1/1	0.24	-	68,68,68,68	0
54	MG	DA	3674	1/1	0.54	-	47,47,47,47	0
54	MG	DA	3135	1/1	0.17	-	114,114,114,114	0
54	MG	DJ	203	1/1	0.78	-	84,84,84,84	0
54	MG	DA	3548	1/1	0.84	-	110,110,110,110	0
54	MG	DA	3837	1/1	0.36	-	95,95,95,95	0
54	MG	DA	3847	1/1	0.28	-	91,91,91,91	0
54	MG	DA	2975	1/1	0.24	-	50,50,50,50	0
54	MG	DA	3843	1/1	0.58	-	55,55,55,55	0
54	MG	BA	3153	1/1	0.25	-	79,79,79,79	0
54	MG	DA	3720	1/1	0.59	-	79,79,79,79	0
54	MG	AA	1717	1/1	1.55	-	103,103,103,103	0
54	MG	DA	3594	1/1	0.18	-	58,58,58,58	0

Continued on next page...

Continued from previous page...

Mol	Type	Chain	Res	Atoms	RSR	LLDF	B-factors(\AA^2)	Q<0.9
54	MG	BS	201	1/1	0.17	-	52,52,52,52	0
54	MG	DA	3164	1/1	0.22	-	83,83,83,83	0
54	MG	BA	3494	1/1	0.24	-	66,66,66,66	0
54	MG	BA	3466	1/1	0.62	-	61,61,61,61	0
54	MG	DE	301	1/1	0.24	-	32,32,32,32	0
54	MG	BA	3524	1/1	0.16	-	107,107,107,107	0
54	MG	BA	3194	1/1	0.62	-	64,64,64,64	0
54	MG	DA	3559	1/1	1.48	-	92,92,92,92	0
54	MG	BA	3054	1/1	0.17	-	65,65,65,65	0
54	MG	CA	1725	1/1	0.08	-	82,82,82,82	0
54	MG	DE	303	1/1	0.23	-	81,81,81,81	0
54	MG	DA	3281	1/1	0.23	-	62,62,62,62	0
54	MG	DA	3198	1/1	0.21	-	65,65,65,65	0
54	MG	BA	3415	1/1	0.45	-	128,128,128,128	0
54	MG	CA	1756	1/1	0.33	-	84,84,84,84	0
54	MG	AA	1784	1/1	0.38	-	89,89,89,89	0
54	MG	BA	3640	1/1	0.30	-	97,97,97,97	0
54	MG	DA	3563	1/1	0.79	-	95,95,95,95	0
54	MG	BA	3162	1/1	0.08	-	86,86,86,86	0
54	MG	AA	1804	1/1	1.51	-	80,80,80,80	0
54	MG	AA	1824	1/1	0.28	-	81,81,81,81	0
54	MG	BA	3442	1/1	0.50	-	26,26,26,26	0
54	MG	BA	3510	1/1	0.41	-	86,86,86,86	0
54	MG	BA	3352	1/1	0.31	-	80,80,80,80	0
54	MG	BA	3342	1/1	0.44	-	62,62,62,62	0
54	MG	DA	3862	1/1	0.80	-	119,119,119,119	0
54	MG	AA	1693	1/1	0.45	-	83,83,83,83	0
54	MG	DA	3581	1/1	0.12	-	68,68,68,68	0
54	MG	DA	3006	1/1	0.31	-	60,60,60,60	0
54	MG	DA	3498	1/1	0.48	-	51,51,51,51	0
54	MG	CA	1858	1/1	1.01	-	107,107,107,107	0
54	MG	BA	3264	1/1	0.13	-	87,87,87,87	0
54	MG	AA	1873	1/1	0.27	-	105,105,105,105	0
54	MG	DU	201	1/1	0.10	-	84,84,84,84	0
54	MG	DA	3181	1/1	0.17	-	96,96,96,96	0
54	MG	AA	1604	1/1	0.50	-	62,62,62,62	0
54	MG	BA	2935	1/1	0.38	-	26,26,26,26	0
54	MG	D5	102	1/1	0.28	-	59,59,59,59	0
54	MG	DA	3666	1/1	0.42	-	81,81,81,81	0
54	MG	BA	3095	1/1	0.61	-	96,96,96,96	0
54	MG	BA	3186	1/1	0.18	-	85,85,85,85	0
54	MG	BA	3244	1/1	0.23	-	79,79,79,79	0

Continued on next page...

Continued from previous page...

Mol	Type	Chain	Res	Atoms	RSR	LLDF	B-factors(\AA^2)	Q<0.9
54	MG	BA	3549	1/1	1.60	-	87,87,87,87	0
54	MG	DA	3568	1/1	0.10	-	78,78,78,78	0
54	MG	DA	3706	1/1	0.22	-	75,75,75,75	0
54	MG	BA	2909	1/1	0.50	-	16,16,16,16	0
54	MG	BA	3258	1/1	0.25	-	78,78,78,78	0
54	MG	CA	1854	1/1	0.19	-	111,111,111,111	0
54	MG	DA	3838	1/1	0.41	-	117,117,117,117	0
54	MG	CA	1840	1/1	0.31	-	76,76,76,76	0
54	MG	DA	3331	1/1	0.12	-	90,90,90,90	0
54	MG	DA	3573	1/1	0.46	-	85,85,85,85	0
54	MG	AQ	203	1/1	0.12	-	101,101,101,101	0
54	MG	AE	205	1/1	0.47	-	106,106,106,106	0
54	MG	CA	1623	1/1	0.38	-	93,93,93,93	0
54	MG	DA	3825	1/1	0.28	-	103,103,103,103	0
54	MG	BA	3071	1/1	0.13	-	71,71,71,71	0
54	MG	DA	3531	1/1	0.44	-	93,93,93,93	0
54	MG	DA	3175	1/1	0.10	-	102,102,102,102	0
54	MG	CA	1728	1/1	0.17	-	120,120,120,120	0
54	MG	DA	3228	1/1	0.38	-	54,54,54,54	0
54	MG	BB	217	1/1	0.34	-	72,72,72,72	0
54	MG	BA	3025	1/1	0.49	-	76,76,76,76	0
54	MG	DA	3466	1/1	0.06	-	117,117,117,117	0
54	MG	DA	3828	1/1	0.35	-	85,85,85,85	0
54	MG	DB	201	1/1	0.28	-	44,44,44,44	0
54	MG	BA	3110	1/1	0.38	-	72,72,72,72	0
54	MG	BA	3483	1/1	0.41	-	71,71,71,71	0
54	MG	DA	3755	1/1	0.33	-	89,89,89,89	0
54	MG	DA	3204	1/1	0.38	-	53,53,53,53	0
54	MG	AA	1755	1/1	0.16	-	98,98,98,98	0
54	MG	CA	1873	1/1	0.45	-	58,58,58,58	0
54	MG	AA	1695	1/1	0.13	-	96,96,96,96	0
54	MG	BB	212	1/1	0.23	-	107,107,107,107	0
54	MG	DA	3807	1/1	0.41	-	61,61,61,61	0
54	MG	DA	3602	1/1	0.27	-	91,91,91,91	0
54	MG	AA	1718	1/1	0.22	-	63,63,63,63	0
54	MG	CA	1944	1/1	0.32	-	66,66,66,66	0
54	MG	DA	2942	1/1	0.91	-	54,54,54,54	0
54	MG	CA	1969	1/1	0.54	-	124,124,124,124	0
54	MG	CM	202	1/1	0.60	-	164,164,164,164	0
54	MG	AA	1809	1/1	0.76	-	94,94,94,94	0
54	MG	BA	3008	1/1	0.40	-	70,70,70,70	0
54	MG	BA	3608	1/1	0.31	-	101,101,101,101	0

Continued on next page...

Continued from previous page...

Mol	Type	Chain	Res	Atoms	RSR	LLDF	B-factors(\AA^2)	Q<0.9
54	MG	BA	2918	1/1	0.55	-	43,43,43,43	0
54	MG	DA	3189	1/1	0.21	-	73,73,73,73	0
54	MG	DA	3010	1/1	0.23	-	72,72,72,72	0
54	MG	BA	3480	1/1	1.07	-	79,79,79,79	0
54	MG	DA	3564	1/1	0.15	-	77,77,77,77	0
54	MG	DA	3476	1/1	0.55	-	87,87,87,87	0
54	MG	DA	2908	1/1	0.48	-	20,20,20,20	0
54	MG	AA	1730	1/1	0.39	-	107,107,107,107	0
54	MG	CA	1731	1/1	0.13	-	76,76,76,76	0
54	MG	BA	3002	1/1	1.41	-	96,96,96,96	0
54	MG	DA	3151	1/1	0.32	-	76,76,76,76	0
54	MG	BA	2991	1/1	0.26	-	42,42,42,42	0
54	MG	BA	3429	1/1	0.36	-	79,79,79,79	0
54	MG	BA	3000	1/1	0.41	-	49,49,49,49	0
54	MG	BA	2971	1/1	0.25	-	76,76,76,76	0
54	MG	DA	3812	1/1	0.17	-	87,87,87,87	0
54	MG	BA	3551	1/1	0.28	-	95,95,95,95	0
54	MG	DA	2955	1/1	0.62	-	45,45,45,45	0
54	MG	DA	3767	1/1	0.34	-	73,73,73,73	0
54	MG	DA	3339	1/1	0.21	-	81,81,81,81	0
54	MG	DC	301	1/1	0.71	-	67,67,67,67	0
54	MG	DA	3660	1/1	0.38	-	65,65,65,65	0
54	MG	CA	1903	1/1	0.27	-	84,84,84,84	0
54	MG	DA	3861	1/1	0.24	-	90,90,90,90	0
54	MG	DA	3628	1/1	0.26	-	56,56,56,56	0
54	MG	BA	3512	1/1	0.28	-	77,77,77,77	0
54	MG	BA	3530	1/1	0.20	-	65,65,65,65	0
54	MG	DA	3355	1/1	0.47	-	76,76,76,76	0
54	MG	AA	1834	1/1	1.40	-	77,77,77,77	0
54	MG	BA	2932	1/1	0.82	-	44,44,44,44	0
54	MG	BA	3333	1/1	0.67	-	54,54,54,54	0
54	MG	BA	3165	1/1	0.16	-	73,73,73,73	0
54	MG	BA	3542	1/1	0.16	-	102,102,102,102	0
54	MG	AA	1634	1/1	0.19	-	48,48,48,48	0
54	MG	DA	3752	1/1	0.29	-	74,74,74,74	0
54	MG	DA	2962	1/1	0.21	-	37,37,37,37	0
54	MG	CA	1619	1/1	0.52	-	62,62,62,62	0
54	MG	BA	3373	1/1	0.27	-	61,61,61,61	0
54	MG	BA	3173	1/1	0.54	-	87,87,87,87	0
54	MG	AA	1826	1/1	0.41	-	75,75,75,75	0
54	MG	DA	3663	1/1	0.51	-	75,75,75,75	0
54	MG	DA	3724	1/1	0.26	-	109,109,109,109	0

Continued on next page...

Continued from previous page...

Mol	Type	Chain	Res	Atoms	RSR	LLDF	B-factors(\AA^2)	Q<0.9
54	MG	DA	3848	1/1	0.99	-	105,105,105,105	0
54	MG	DA	3337	1/1	0.35	-	88,88,88,88	0
54	MG	DA	3375	1/1	0.31	-	63,63,63,63	0
54	MG	BA	3486	1/1	0.24	-	60,60,60,60	0
54	MG	DA	3276	1/1	0.54	-	86,86,86,86	0
54	MG	DA	3027	1/1	0.30	-	53,53,53,53	0
54	MG	CA	1787	1/1	0.80	-	37,37,37,37	0
54	MG	BA	3060	1/1	1.15	-	110,110,110,110	0
54	MG	DA	3194	1/1	0.47	-	74,74,74,74	0
54	MG	DA	3271	1/1	0.41	-	99,99,99,99	0
54	MG	BA	3639	1/1	0.19	-	88,88,88,88	0
54	MG	AA	1869	1/1	0.15	-	74,74,74,74	0
54	MG	BA	3507	1/1	0.34	-	68,68,68,68	0
54	MG	CA	1746	1/1	0.24	-	141,141,141,141	0
54	MG	BA	3544	1/1	0.34	-	81,81,81,81	0
54	MG	BA	3024	1/1	0.46	-	52,52,52,52	0
54	MG	DA	3719	1/1	0.30	-	84,84,84,84	0
54	MG	BP	201	1/1	0.23	-	122,122,122,122	0
54	MG	DA	3246	1/1	0.14	-	57,57,57,57	0
54	MG	DA	3104	1/1	0.20	-	49,49,49,49	0
54	MG	DA	3023	1/1	0.13	-	23,23,23,23	0
54	MG	DA	3750	1/1	0.44	-	87,87,87,87	0
54	MG	DA	2996	1/1	0.49	-	32,32,32,32	0
54	MG	DA	3835	1/1	0.38	-	111,111,111,111	0
54	MG	CA	1739	1/1	0.13	-	102,102,102,102	0
54	MG	CC	308	1/1	0.25	-	110,110,110,110	0
54	MG	DA	3412	1/1	0.21	-	86,86,86,86	0
54	MG	AA	1618	1/1	0.57	-	71,71,71,71	0
54	MG	BA	3267	1/1	0.67	-	65,65,65,65	0
54	MG	CG	202	1/1	0.84	-	131,131,131,131	0
54	MG	DA	3657	1/1	0.75	-	57,57,57,57	0
54	MG	DA	3334	1/1	0.23	-	53,53,53,53	0
54	MG	AA	1795	1/1	0.30	-	111,111,111,111	0
54	MG	DA	3635	1/1	0.21	-	73,73,73,73	0
54	MG	CA	1637	1/1	0.12	-	98,98,98,98	0
54	MG	BA	3374	1/1	0.34	-	108,108,108,108	0
54	MG	BX	102	1/1	0.33	-	103,103,103,103	0
54	MG	DA	3695	1/1	0.37	-	76,76,76,76	0
54	MG	DA	2934	1/1	0.41	-	13,13,13,13	0
54	MG	BA	3376	1/1	0.36	-	123,123,123,123	0
54	MG	DA	3002	1/1	0.14	-	52,52,52,52	0
54	MG	CA	1922	1/1	0.08	-	127,127,127,127	0

Continued on next page...

Continued from previous page...

Mol	Type	Chain	Res	Atoms	RSR	LLDF	B-factors(Å ²)	Q<0.9
54	MG	DA	3022	1/1	0.27	-	35,35,35,35	0
54	MG	BA	3152	1/1	0.09	-	76,76,76,76	0
54	MG	BA	3358	1/1	0.39	-	81,81,81,81	0
54	MG	AE	204	1/1	0.22	-	74,74,74,74	0
54	MG	BA	3090	1/1	0.52	-	84,84,84,84	0
54	MG	BA	3228	1/1	0.17	-	42,42,42,42	0
54	MG	AA	1764	1/1	0.46	-	99,99,99,99	0
54	MG	DA	3202	1/1	0.21	-	76,76,76,76	0
54	MG	AA	1871	1/1	0.11	-	110,110,110,110	0
54	MG	CE	204	1/1	0.35	-	109,109,109,109	0
54	MG	DD	306	1/1	0.18	-	107,107,107,107	0
54	MG	CA	1896	1/1	0.35	-	70,70,70,70	0
54	MG	BA	3562	1/1	0.24	-	40,40,40,40	0
54	MG	DA	3417	1/1	0.67	-	72,72,72,72	0
54	MG	DA	3344	1/1	0.15	-	75,75,75,75	0
54	MG	CA	1919	1/1	0.31	-	145,145,145,145	0
54	MG	DA	3363	1/1	0.18	-	74,74,74,74	0
54	MG	AA	1847	1/1	0.40	-	90,90,90,90	0
54	MG	AA	1713	1/1	0.47	-	98,98,98,98	0
54	MG	CV	6205	1/1	0.10	-	159,159,159,159	0
54	MG	CA	1754	1/1	0.89	-	121,121,121,121	0
54	MG	BA	3476	1/1	0.33	-	53,53,53,53	0
54	MG	CA	1660	1/1	0.13	-	158,158,158,158	0
54	MG	AA	1798	1/1	0.46	-	46,46,46,46	0
54	MG	DA	3107	1/1	0.13	-	50,50,50,50	0
54	MG	AO	102	1/1	0.39	-	114,114,114,114	0
54	MG	AA	1774	1/1	0.08	-	70,70,70,70	0
54	MG	DA	3624	1/1	0.36	-	92,92,92,92	0
54	MG	CA	1948	1/1	0.09	-	99,99,99,99	0
54	MG	AA	1837	1/1	0.43	-	115,115,115,115	0
54	MG	DA	3501	1/1	0.31	-	96,96,96,96	0
54	MG	CA	1629	1/1	0.36	-	93,93,93,93	0
54	MG	AA	1657	1/1	0.55	-	79,79,79,79	0
54	MG	DA	3359	1/1	0.29	-	96,96,96,96	0
54	MG	AA	1836	1/1	0.09	-	91,91,91,91	0
54	MG	AA	1736	1/1	0.20	-	112,112,112,112	0
54	MG	CA	1933	1/1	0.22	-	137,137,137,137	0
54	MG	CA	1640	1/1	1.16	-	133,133,133,133	0
54	MG	BA	3673	1/1	0.31	-	92,92,92,92	0
54	MG	DA	3435	1/1	0.25	-	97,97,97,97	0
55	ZN	AN	101	1/1	0.10	-	144,144,144,144	0
54	MG	DA	2902	1/1	0.54	-	17,17,17,17	0

Continued on next page...

Continued from previous page...

Mol	Type	Chain	Res	Atoms	RSR	LLDF	B-factors(\AA^2)	Q<0.9
54	MG	BA	3116	1/1	0.19	-	70,70,70,70	0
54	MG	BA	3118	1/1	0.16	-	95,95,95,95	0
54	MG	DA	3522	1/1	0.63	-	147,147,147,147	0
54	MG	CG	201	1/1	0.51	-	104,104,104,104	0
54	MG	DA	3182	1/1	0.29	-	63,63,63,63	0
54	MG	CA	1806	1/1	0.20	-	110,110,110,110	0
54	MG	BA	3049	1/1	0.57	-	58,58,58,58	0
54	MG	CA	1884	1/1	0.20	-	99,99,99,99	0
54	MG	CA	1705	1/1	0.50	-	122,122,122,122	0
54	MG	DA	2935	1/1	0.52	-	23,23,23,23	0
54	MG	BA	2961	1/1	0.57	-	51,51,51,51	0
54	MG	BA	3508	1/1	0.17	-	90,90,90,90	0
54	MG	DB	236	1/1	0.18	-	84,84,84,84	0
54	MG	DA	2925	1/1	0.42	-	34,34,34,34	0
54	MG	BA	3334	1/1	0.30	-	60,60,60,60	0
54	MG	AA	1660	1/1	0.30	-	122,122,122,122	0
54	MG	DA	3497	1/1	0.70	-	62,62,62,62	0
54	MG	BA	3405	1/1	0.19	-	68,68,68,68	0
54	MG	DA	3765	1/1	0.22	-	64,64,64,64	0
54	MG	DA	3775	1/1	0.15	-	98,98,98,98	0
54	MG	D5	101	1/1	0.20	-	46,46,46,46	0
54	MG	DA	3064	1/1	0.27	-	127,127,127,127	0
54	MG	BA	3124	1/1	0.11	-	87,87,87,87	0
54	MG	BA	3579	1/1	0.64	-	107,107,107,107	0
54	MG	AA	1849	1/1	0.22	-	79,79,79,79	0
54	MG	DA	3070	1/1	0.06	-	85,85,85,85	0
54	MG	BA	3353	1/1	0.44	-	85,85,85,85	0
54	MG	AA	1815	1/1	1.64	-	78,78,78,78	0
54	MG	DA	3715	1/1	0.30	-	57,57,57,57	0
54	MG	DA	3288	1/1	0.21	-	104,104,104,104	0
54	MG	DA	3139	1/1	0.15	-	40,40,40,40	0
54	MG	CA	1675	1/1	0.24	-	74,74,74,74	0
54	MG	BA	3477	1/1	0.14	-	50,50,50,50	0
54	MG	CA	1801	1/1	0.25	-	82,82,82,82	0
54	MG	BA	2923	1/1	0.50	-	13,13,13,13	0
54	MG	BB	207	1/1	0.26	-	111,111,111,111	0
54	MG	DA	3735	1/1	0.16	-	97,97,97,97	0
54	MG	BA	3037	1/1	0.25	-	62,62,62,62	0
54	MG	AB	303	1/1	0.28	-	108,108,108,108	0
54	MG	DB	228	1/1	0.29	-	88,88,88,88	0
54	MG	DB	206	1/1	0.29	-	63,63,63,63	0
54	MG	BA	3225	1/1	0.33	-	54,54,54,54	0

Continued on next page...

Continued from previous page...

Mol	Type	Chain	Res	Atoms	RSR	LLDF	B-factors(Å ²)	Q<0.9
54	MG	DA	3782	1/1	0.56	-	67,67,67,67	0
54	MG	DA	3623	1/1	0.78	-	104,104,104,104	0
54	MG	B4	101	1/1	0.26	-	91,91,91,91	0
54	MG	DA	3721	1/1	0.72	-	88,88,88,88	0
54	MG	AC	302	1/1	0.36	-	71,71,71,71	0
54	MG	DA	3503	1/1	0.30	-	91,91,91,91	0
54	MG	DA	3160	1/1	0.45	-	53,53,53,53	0
54	MG	AA	1868	1/1	0.23	-	101,101,101,101	0
54	MG	DA	3580	1/1	0.23	-	162,162,162,162	0
54	MG	BA	3652	1/1	0.48	-	109,109,109,109	0
54	MG	CC	305	1/1	0.08	-	93,93,93,93	0
54	MG	BJ	201	1/1	0.13	-	75,75,75,75	0
54	MG	BH	201	1/1	0.23	-	107,107,107,107	0
54	MG	AA	1637	1/1	0.16	-	62,62,62,62	0
54	MG	DA	3004	1/1	0.25	-	38,38,38,38	0
54	MG	BA	3268	1/1	0.70	-	84,84,84,84	0
54	MG	DA	3631	1/1	0.07	-	73,73,73,73	0
54	MG	DA	3057	1/1	0.42	-	79,79,79,79	0
54	MG	CA	1635	1/1	0.54	-	99,99,99,99	0
54	MG	CA	1908	1/1	0.43	-	104,104,104,104	0
54	MG	BA	3597	1/1	0.27	-	56,56,56,56	0
54	MG	DA	3668	1/1	0.61	-	133,133,133,133	0
54	MG	AA	1793	1/1	0.27	-	68,68,68,68	0
54	MG	DA	3116	1/1	0.58	-	52,52,52,52	0
54	MG	BA	3161	1/1	0.31	-	64,64,64,64	0
54	MG	CA	1622	1/1	0.77	-	77,77,77,77	0
54	MG	DA	3815	1/1	0.46	-	74,74,74,74	0
54	MG	DA	3741	1/1	0.20	-	84,84,84,84	0
54	MG	BA	2930	1/1	0.43	-	47,47,47,47	0
54	MG	DB	216	1/1	0.33	-	101,101,101,101	0
54	MG	DA	3043	1/1	0.14	-	59,59,59,59	0
54	MG	DA	3570	1/1	0.45	-	90,90,90,90	0
54	MG	DA	3225	1/1	0.12	-	139,139,139,139	0
54	MG	BA	3674	1/1	0.31	-	55,55,55,55	0
54	MG	BA	3664	1/1	0.15	-	69,69,69,69	0
54	MG	BA	2955	1/1	0.35	-	63,63,63,63	0
54	MG	AV	6206	1/1	0.13	-	87,87,87,87	0
54	MG	CA	1853	1/1	0.13	-	113,113,113,113	0
54	MG	DA	2938	1/1	0.34	-	7,7,7,7	0
54	MG	BA	3396	1/1	0.20	-	108,108,108,108	0
54	MG	DA	3171	1/1	0.14	-	93,93,93,93	0
54	MG	BA	3066	1/1	1.10	-	91,91,91,91	0

Continued on next page...

Continued from previous page...

Mol	Type	Chain	Res	Atoms	RSR	LLDF	B-factors(\AA^2)	Q<0.9
54	MG	DB	242	1/1	0.09	-	113,113,113,113	0
54	MG	AQ	202	1/1	0.07	-	85,85,85,85	0
54	MG	BA	3051	1/1	0.40	-	62,62,62,62	0
54	MG	DA	3797	1/1	0.29	-	101,101,101,101	0
54	MG	DA	3733	1/1	0.46	-	84,84,84,84	0
54	MG	BA	3676	1/1	0.12	-	112,112,112,112	0
54	MG	DA	3864	1/1	0.19	-	53,53,53,53	0
54	MG	BA	3269	1/1	0.57	-	104,104,104,104	0
54	MG	DA	3168	1/1	0.75	-	67,67,67,67	0
54	MG	AA	1743	1/1	0.70	-	140,140,140,140	0
54	MG	AA	1659	1/1	0.60	-	74,74,74,74	0
54	MG	CA	1723	1/1	0.82	-	85,85,85,85	0
54	MG	AA	1630	1/1	0.36	-	81,81,81,81	0
54	MG	CA	1766	1/1	0.14	-	77,77,77,77	0
54	MG	BA	3431	1/1	0.34	-	26,26,26,26	0
54	MG	BA	3235	1/1	0.29	-	54,54,54,54	0
54	MG	DA	3294	1/1	0.20	-	36,36,36,36	0
54	MG	DA	3658	1/1	0.38	-	23,23,23,23	0
54	MG	BA	3482	1/1	0.22	-	40,40,40,40	0
54	MG	BA	3525	1/1	0.57	-	67,67,67,67	0
54	MG	DA	3830	1/1	0.32	-	125,125,125,125	0
54	MG	BA	3215	1/1	0.60	-	64,64,64,64	0
54	MG	DB	234	1/1	0.15	-	105,105,105,105	0
54	MG	BA	3261	1/1	1.64	-	92,92,92,92	0
54	MG	CA	1902	1/1	0.13	-	77,77,77,77	0
54	MG	BA	3139	1/1	0.46	-	100,100,100,100	0
54	MG	DA	3673	1/1	0.24	-	85,85,85,85	0
54	MG	DA	3534	1/1	0.33	-	83,83,83,83	0
54	MG	BA	3189	1/1	0.22	-	76,76,76,76	0
54	MG	AA	1685	1/1	0.43	-	64,64,64,64	0
54	MG	BA	3427	1/1	0.10	-	74,74,74,74	0
54	MG	CA	1931	1/1	0.10	-	99,99,99,99	0
54	MG	DA	2990	1/1	0.24	-	20,20,20,20	0
54	MG	DA	2978	1/1	0.25	-	23,23,23,23	0
54	MG	DA	3747	1/1	0.26	-	78,78,78,78	0
54	MG	DA	3615	1/1	0.31	-	99,99,99,99	0
54	MG	DA	3605	1/1	0.41	-	103,103,103,103	0
54	MG	BA	3393	1/1	0.34	-	136,136,136,136	0
54	MG	CO	103	1/1	1.08	-	203,203,203,203	0
54	MG	CA	1848	1/1	0.38	-	96,96,96,96	0
54	MG	BA	3252	1/1	0.26	-	60,60,60,60	0
54	MG	DA	3691	1/1	0.71	-	96,96,96,96	0

Continued on next page...

Continued from previous page...

Mol	Type	Chain	Res	Atoms	RSR	LLDF	B-factors(\AA^2)	Q<0.9
54	MG	BA	2922	1/1	0.51	-	38,38,38,38	0
54	MG	CA	1880	1/1	1.23	-	83,83,83,83	0
54	MG	DA	3009	1/1	0.28	-	54,54,54,54	0
54	MG	BA	3083	1/1	0.10	-	70,70,70,70	0
54	MG	CA	1970	1/1	0.08	-	98,98,98,98	0
54	MG	CC	302	1/1	0.20	-	79,79,79,79	0
54	MG	CA	1662	1/1	0.20	-	84,84,84,84	0
54	MG	DM	1400	1/1	0.65	-	106,106,106,106	0
54	MG	CA	1909	1/1	0.24	-	135,135,135,135	0
54	MG	BA	2957	1/1	0.93	-	75,75,75,75	0
54	MG	BA	3290	1/1	0.37	-	79,79,79,79	0
54	MG	DC	302	1/1	0.23	-	164,164,164,164	0
54	MG	CA	1694	1/1	0.12	-	79,79,79,79	0
54	MG	DA	3249	1/1	0.21	-	111,111,111,111	0
54	MG	BA	3490	1/1	0.10	-	67,67,67,67	0
54	MG	AA	1709	1/1	0.62	-	87,87,87,87	0
54	MG	DA	3130	1/1	0.09	-	68,68,68,68	0
54	MG	CA	1612	1/1	0.36	-	76,76,76,76	0
54	MG	DA	3019	1/1	0.31	-	48,48,48,48	0
54	MG	BB	209	1/1	0.18	-	61,61,61,61	0
54	MG	DA	3506	1/1	0.43	-	101,101,101,101	0
54	MG	CA	1667	1/1	0.26	-	77,77,77,77	0
54	MG	DA	3232	1/1	0.13	-	67,67,67,67	0
54	MG	CA	1713	1/1	0.10	-	92,92,92,92	0
54	MG	DA	3737	1/1	0.45	-	136,136,136,136	0
54	MG	D4	101	1/1	0.23	-	55,55,55,55	0
54	MG	DB	233	1/1	0.35	-	67,67,67,67	0
54	MG	AA	1740	1/1	0.12	-	76,76,76,76	0
54	MG	CA	1780	1/1	0.17	-	93,93,93,93	0
54	MG	DA	3319	1/1	0.30	-	38,38,38,38	0
54	MG	AA	1636	1/1	0.13	-	96,96,96,96	0
54	MG	BA	3076	1/1	0.51	-	68,68,68,68	0
54	MG	B3	101	1/1	0.12	-	96,96,96,96	0
54	MG	BA	3439	1/1	0.40	-	17,17,17,17	0
54	MG	BA	3419	1/1	0.29	-	67,67,67,67	0
54	MG	AA	1788	1/1	0.12	-	148,148,148,148	0
54	MG	BA	3070	1/1	0.50	-	85,85,85,85	0
54	MG	BA	3667	1/1	0.15	-	85,85,85,85	0
54	MG	BA	3097	1/1	0.36	-	57,57,57,57	0
54	MG	DA	3792	1/1	0.34	-	40,40,40,40	0
54	MG	CA	1714	1/1	0.32	-	123,123,123,123	0
54	MG	BA	3307	1/1	0.18	-	63,63,63,63	0

Continued on next page...

Continued from previous page...

Mol	Type	Chain	Res	Atoms	RSR	LLDF	B-factors(\AA^2)	Q<0.9
54	MG	DA	3470	1/1	0.23	-	127,127,127,127	0
54	MG	BA	3067	1/1	0.59	-	103,103,103,103	0
54	MG	CL	203	1/1	0.28	-	123,123,123,123	0
54	MG	BA	2913	1/1	0.59	-	27,27,27,27	0
54	MG	BA	2905	1/1	0.61	-	19,19,19,19	0
54	MG	BA	3245	1/1	0.43	-	95,95,95,95	0
54	MG	AA	1711	1/1	0.28	-	58,58,58,58	0
54	MG	BA	2981	1/1	0.31	-	56,56,56,56	0
54	MG	AA	1726	1/1	0.17	-	103,103,103,103	0
54	MG	DA	2957	1/1	0.60	-	40,40,40,40	0
54	MG	DA	3511	1/1	0.33	-	52,52,52,52	0
54	MG	BA	3055	1/1	0.53	-	78,78,78,78	0
54	MG	AA	1790	1/1	0.17	-	109,109,109,109	0
54	MG	AA	1704	1/1	0.18	-	77,77,77,77	0
54	MG	CA	1788	1/1	0.44	-	95,95,95,95	0
54	MG	BA	3222	1/1	0.24	-	86,86,86,86	0
54	MG	AA	1876	1/1	0.11	-	80,80,80,80	0
54	MG	DA	3801	1/1	0.30	-	83,83,83,83	0
54	MG	CA	1692	1/1	1.16	-	115,115,115,115	0
54	MG	DA	3449	1/1	0.21	-	79,79,79,79	0
54	MG	AA	1652	1/1	0.42	-	95,95,95,95	0
54	MG	CA	1765	1/1	0.22	-	95,95,95,95	0
54	MG	CA	1949	1/1	0.13	-	98,98,98,98	0
54	MG	DA	3853	1/1	0.28	-	114,114,114,114	0
54	MG	BA	3291	1/1	0.36	-	102,102,102,102	0
54	MG	BA	2903	1/1	0.86	-	22,22,22,22	0
54	MG	CA	1918	1/1	0.66	-	84,84,84,84	0
54	MG	DA	3176	1/1	0.25	-	50,50,50,50	0
54	MG	DB	215	1/1	0.31	-	103,103,103,103	0
54	MG	CA	1962	1/1	0.17	-	96,96,96,96	0
54	MG	DA	3502	1/1	0.54	-	93,93,93,93	0
54	MG	BA	2950	1/1	0.15	-	68,68,68,68	0
54	MG	AV	6203	1/1	0.18	-	62,62,62,62	0
54	MG	BA	2947	1/1	0.72	-	37,37,37,37	0
54	MG	DA	3856	1/1	0.39	-	86,86,86,86	0
54	MG	AA	1861	1/1	0.24	-	81,81,81,81	0
54	MG	BA	2993	1/1	0.56	-	49,49,49,49	0
54	MG	DA	3742	1/1	0.40	-	47,47,47,47	0
54	MG	BA	3167	1/1	0.72	-	87,87,87,87	0
54	MG	DA	3683	1/1	0.28	-	58,58,58,58	0
54	MG	BA	3606	1/1	0.47	-	118,118,118,118	0
54	MG	DA	3263	1/1	0.18	-	55,55,55,55	0

Continued on next page...

Continued from previous page...

Mol	Type	Chain	Res	Atoms	RSR	LLDF	B-factors(\AA^2)	Q<0.9
54	MG	B2	102	1/1	0.66	-	65,65,65,65	0
54	MG	AA	1682	1/1	0.15	-	91,91,91,91	0
54	MG	BA	3616	1/1	0.26	-	89,89,89,89	0
54	MG	DA	3024	1/1	0.36	-	58,58,58,58	0
54	MG	BA	3366	1/1	0.27	-	80,80,80,80	0
54	MG	BA	3270	1/1	0.12	-	93,93,93,93	0
54	MG	BA	3390	1/1	0.08	-	103,103,103,103	0
54	MG	DA	3567	1/1	0.79	-	87,87,87,87	0
54	MG	DA	3327	1/1	0.29	-	79,79,79,79	0
54	MG	BA	3140	1/1	0.34	-	62,62,62,62	0
54	MG	BB	222	1/1	0.23	-	112,112,112,112	0
54	MG	DA	3802	1/1	0.11	-	84,84,84,84	0
54	MG	DA	3286	1/1	0.43	-	76,76,76,76	0
54	MG	BN	202	1/1	0.29	-	78,78,78,78	0
54	MG	CV	6207	1/1	0.13	-	94,94,94,94	0
54	MG	DA	3146	1/1	0.25	-	31,31,31,31	0
54	MG	CA	1955	1/1	0.19	-	98,98,98,98	0
54	MG	BA	3596	1/1	0.20	-	71,71,71,71	0
54	MG	AA	1605	1/1	0.18	-	65,65,65,65	0
54	MG	DA	3817	1/1	0.37	-	76,76,76,76	0
54	MG	BA	2970	1/1	0.43	-	55,55,55,55	0
54	MG	CA	1610	1/1	0.46	-	90,90,90,90	0
54	MG	CE	205	1/1	0.38	-	104,104,104,104	0
54	MG	BA	3230	1/1	0.45	-	111,111,111,111	0
54	MG	DA	3015	1/1	0.29	-	33,33,33,33	0
54	MG	DB	220	1/1	0.32	-	75,75,75,75	0
54	MG	CA	1943	1/1	0.41	-	87,87,87,87	0
54	MG	AA	1773	1/1	0.10	-	97,97,97,97	0
54	MG	AA	1738	1/1	0.39	-	104,104,104,104	0
54	MG	DB	238	1/1	0.17	-	74,74,74,74	0
54	MG	DA	3008	1/1	0.20	-	50,50,50,50	0
54	MG	CA	1769	1/1	0.13	-	67,67,67,67	0
54	MG	DA	3402	1/1	0.24	-	95,95,95,95	0
54	MG	BE	301	1/1	0.18	-	75,75,75,75	0
54	MG	BA	3297	1/1	0.83	-	98,98,98,98	0
54	MG	BA	2976	1/1	0.34	-	65,65,65,65	0
54	MG	DA	3806	1/1	0.15	-	92,92,92,92	0
54	MG	BA	3607	1/1	0.83	-	62,62,62,62	0
54	MG	BA	3558	1/1	0.38	-	91,91,91,91	0
54	MG	AA	1707	1/1	0.79	-	86,86,86,86	0
54	MG	CA	1682	1/1	0.53	-	88,88,88,88	0
54	MG	BA	3441	1/1	0.33	-	35,35,35,35	0

Continued on next page...

Continued from previous page...

Mol	Type	Chain	Res	Atoms	RSR	LLDF	B-factors(\AA^2)	Q<0.9
54	MG	AA	1665	1/1	0.31	-	70,70,70,70	0
54	MG	DA	3524	1/1	0.10	-	87,87,87,87	0
54	MG	DA	3480	1/1	0.12	-	76,76,76,76	0
54	MG	DA	3776	1/1	0.22	-	172,172,172,172	0
54	MG	DA	3851	1/1	0.27	-	74,74,74,74	0
54	MG	DA	3059	1/1	0.36	-	39,39,39,39	0
54	MG	DA	3680	1/1	0.20	-	41,41,41,41	0
54	MG	BA	3340	1/1	0.34	-	85,85,85,85	0
54	MG	CA	1890	1/1	0.61	-	78,78,78,78	0
54	MG	DA	3254	1/1	0.74	-	71,71,71,71	0
54	MG	BA	3532	1/1	0.26	-	107,107,107,107	0
54	MG	DB	230	1/1	0.98	-	114,114,114,114	0
54	MG	BA	3380	1/1	0.29	-	55,55,55,55	0
54	MG	BA	3052	1/1	0.93	-	73,73,73,73	0
54	MG	DA	3234	1/1	0.34	-	64,64,64,64	0
54	MG	DB	229	1/1	0.56	-	134,134,134,134	0
54	MG	DA	3858	1/1	0.27	-	58,58,58,58	0
54	MG	AA	1785	1/1	0.98	-	117,117,117,117	0
54	MG	BA	3576	1/1	0.58	-	83,83,83,83	0
54	MG	BA	3513	1/1	0.17	-	74,74,74,74	0
54	MG	BA	3177	1/1	0.11	-	119,119,119,119	0
54	MG	BA	3654	1/1	0.28	-	122,122,122,122	0
54	MG	DA	3606	1/1	0.44	-	68,68,68,68	0
54	MG	BA	3105	1/1	0.20	-	72,72,72,72	0
54	MG	DA	3638	1/1	0.34	-	22,22,22,22	0
54	MG	DA	3193	1/1	0.41	-	86,86,86,86	0
54	MG	BA	3613	1/1	0.24	-	103,103,103,103	0
54	MG	DG	203	1/1	0.19	-	98,98,98,98	0
54	MG	B5	101	1/1	0.61	-	78,78,78,78	0
54	MG	BA	3681	1/1	0.26	-	95,95,95,95	0
54	MG	CL	204	1/1	0.23	-	86,86,86,86	0
54	MG	CA	1850	1/1	0.28	-	129,129,129,129	0
54	MG	CA	1763	1/1	0.10	-	90,90,90,90	0
54	MG	BA	3564	1/1	0.65	-	146,146,146,146	0
54	MG	DA	3860	1/1	0.15	-	78,78,78,78	0
54	MG	CA	1942	1/1	0.23	-	104,104,104,104	0
54	MG	BA	3446	1/1	0.45	-	53,53,53,53	0
54	MG	BA	3329	1/1	0.30	-	113,113,113,113	0
54	MG	BA	3327	1/1	0.76	-	86,86,86,86	0
54	MG	AA	1616	1/1	0.68	-	54,54,54,54	0
54	MG	AA	1694	1/1	0.11	-	71,71,71,71	0
54	MG	CA	1960	1/1	0.14	-	91,91,91,91	0

Continued on next page...

Continued from previous page...

Mol	Type	Chain	Res	Atoms	RSR	LLDF	B-factors(\AA^2)	Q<0.9
54	MG	BV	202	1/1	0.10	-	75,75,75,75	0
54	MG	BA	3260	1/1	0.36	-	64,64,64,64	0
54	MG	CA	1877	1/1	0.29	-	126,126,126,126	0
54	MG	AA	1879	1/1	0.26	-	119,119,119,119	0
54	MG	AA	1780	1/1	0.06	-	101,101,101,101	0
54	MG	BA	3180	1/1	0.36	-	88,88,88,88	0
54	MG	BA	2992	1/1	0.14	-	69,69,69,69	0
54	MG	DA	3336	1/1	1.00	-	70,70,70,70	0
54	MG	DA	3173	1/1	0.46	-	73,73,73,73	0
54	MG	CA	1917	1/1	0.28	-	105,105,105,105	0
54	MG	DA	3739	1/1	0.15	-	133,133,133,133	0
54	MG	BA	3592	1/1	0.40	-	79,79,79,79	0
54	MG	CA	1803	1/1	0.64	-	99,99,99,99	0
54	MG	CA	1770	1/1	0.09	-	125,125,125,125	0
54	MG	BA	3553	1/1	0.17	-	72,72,72,72	0
54	MG	BA	3421	1/1	0.32	-	80,80,80,80	0
54	MG	CA	1742	1/1	0.21	-	91,91,91,91	0
54	MG	BA	2979	1/1	0.12	-	86,86,86,86	0
54	MG	CA	1745	1/1	0.19	-	77,77,77,77	0
54	MG	BA	3653	1/1	0.32	-	82,82,82,82	0
54	MG	DA	3092	1/1	0.56	-	56,56,56,56	0
54	MG	DA	3376	1/1	0.26	-	44,44,44,44	0
54	MG	AA	1838	1/1	0.60	-	77,77,77,77	0
54	MG	BA	3294	1/1	0.27	-	89,89,89,89	0
54	MG	BA	3129	1/1	0.31	-	98,98,98,98	0
54	MG	BA	2914	1/1	0.40	-	24,24,24,24	0
54	MG	BA	3363	1/1	0.34	-	113,113,113,113	0
54	MG	DA	3617	1/1	0.29	-	59,59,59,59	0
54	MG	DA	3318	1/1	0.25	-	77,77,77,77	0
54	MG	BA	3147	1/1	0.34	-	123,123,123,123	0
54	MG	BA	3357	1/1	0.63	-	80,80,80,80	0
54	MG	BA	3377	1/1	0.27	-	68,68,68,68	0
54	MG	BA	3339	1/1	0.18	-	103,103,103,103	0
54	MG	DA	3065	1/1	0.46	-	61,61,61,61	0
54	MG	AA	1877	1/1	1.28	-	102,102,102,102	0
54	MG	BA	3246	1/1	0.38	-	164,164,164,164	0
54	MG	BA	3145	1/1	0.54	-	74,74,74,74	0
54	MG	CA	1861	1/1	0.31	-	64,64,64,64	0
54	MG	CA	1842	1/1	0.60	-	103,103,103,103	0
54	MG	DA	3704	1/1	0.91	-	68,68,68,68	0
54	MG	DA	3694	1/1	0.23	-	64,64,64,64	0
54	MG	CA	1783	1/1	0.10	-	139,139,139,139	0

Continued on next page...

Continued from previous page...

Mol	Type	Chain	Res	Atoms	RSR	LLDF	B-factors(Å ²)	Q<0.9
54	MG	DA	2918	1/1	0.55	-	25,25,25,25	0
54	MG	BA	3567	1/1	0.20	-	126,126,126,126	0
54	MG	DA	3105	1/1	0.43	-	87,87,87,87	0
54	MG	DB	235	1/1	0.49	-	91,91,91,91	0
54	MG	DA	2927	1/1	0.24	-	18,18,18,18	0
54	MG	CA	1940	1/1	0.27	-	72,72,72,72	0
54	MG	CA	1927	1/1	0.14	-	88,88,88,88	0
54	MG	DA	3676	1/1	0.26	-	92,92,92,92	0
54	MG	BA	2904	1/1	0.32	-	40,40,40,40	0
54	MG	CA	1965	1/1	0.33	-	78,78,78,78	0
54	MG	BA	3611	1/1	0.47	-	75,75,75,75	0
54	MG	DA	2970	1/1	0.23	-	29,29,29,29	0
54	MG	BA	3433	1/1	0.70	-	21,21,21,21	0
54	MG	BA	3646	1/1	0.35	-	82,82,82,82	0
54	MG	BA	3406	1/1	0.61	-	88,88,88,88	0
54	MG	DA	3209	1/1	1.46	-	94,94,94,94	0
54	MG	DA	3831	1/1	0.35	-	66,66,66,66	0
54	MG	DA	3846	1/1	0.24	-	94,94,94,94	0
54	MG	CA	1811	1/1	0.18	-	181,181,181,181	0
54	MG	BA	3075	1/1	0.11	-	60,60,60,60	0
54	MG	BA	3256	1/1	0.20	-	105,105,105,105	0
54	MG	DA	2941	1/1	0.17	-	21,21,21,21	0
54	MG	DA	3526	1/1	0.22	-	84,84,84,84	0
54	MG	DA	3371	1/1	0.23	-	53,53,53,53	0
54	MG	BA	3485	1/1	0.77	-	72,72,72,72	0
54	MG	DA	3046	1/1	0.35	-	37,37,37,37	0
54	MG	BA	3481	1/1	0.33	-	71,71,71,71	0
54	MG	DA	3026	1/1	0.46	-	83,83,83,83	0
54	MG	BA	3031	1/1	0.59	-	80,80,80,80	0
54	MG	CA	1771	1/1	0.24	-	98,98,98,98	0
54	MG	CA	1798	1/1	0.24	-	111,111,111,111	0
54	MG	BM	202	1/1	0.24	-	85,85,85,85	0
54	MG	AA	1642	1/1	0.64	-	100,100,100,100	0
54	MG	AQ	201	1/1	0.27	-	90,90,90,90	0
54	MG	BA	3504	1/1	0.66	-	94,94,94,94	0
54	MG	AA	1699	1/1	0.30	-	57,57,57,57	0
54	MG	DA	3620	1/1	0.30	-	115,115,115,115	0
54	MG	BA	3047	1/1	0.21	-	72,72,72,72	0
54	MG	DA	2960	1/1	0.35	-	33,33,33,33	0
54	MG	BA	3159	1/1	0.63	-	59,59,59,59	0
54	MG	CA	1668	1/1	0.27	-	86,86,86,86	0
54	MG	DA	3758	1/1	0.43	-	60,60,60,60	0

Continued on next page...

Continued from previous page...

Mol	Type	Chain	Res	Atoms	RSR	LLDF	B-factors(\AA^2)	Q<0.9
54	MG	BA	3546	1/1	0.32	-	67,67,67,67	0
54	MG	BA	3014	1/1	0.08	-	45,45,45,45	0
54	MG	CA	1867	1/1	0.58	-	123,123,123,123	0
54	MG	DA	3320	1/1	0.36	-	80,80,80,80	0
54	MG	CA	1696	1/1	0.15	-	75,75,75,75	0
54	MG	CA	1749	1/1	0.10	-	77,77,77,77	0
54	MG	BA	3394	1/1	0.57	-	95,95,95,95	0
54	MG	DA	3251	1/1	0.17	-	77,77,77,77	0
54	MG	DX	103	1/1	0.26	-	60,60,60,60	0
54	MG	BA	2927	1/1	0.26	-	25,25,25,25	0
54	MG	DA	3087	1/1	0.77	-	71,71,71,71	0
54	MG	CA	1760	1/1	0.26	-	66,66,66,66	0
54	MG	AA	1688	1/1	0.46	-	140,140,140,140	0
54	MG	DA	3086	1/1	0.53	-	71,71,71,71	0
54	MG	BA	3414	1/1	1.70	-	137,137,137,137	0
54	MG	DA	3032	1/1	0.76	-	80,80,80,80	0
54	MG	BA	2983	1/1	0.13	-	44,44,44,44	0
54	MG	DA	3585	1/1	0.32	-	154,154,154,154	0
54	MG	BA	3099	1/1	0.17	-	56,56,56,56	0
54	MG	AA	1839	1/1	0.48	-	69,69,69,69	0
54	MG	DA	3667	1/1	0.79	-	59,59,59,59	0
54	MG	BA	3388	1/1	0.54	-	66,66,66,66	0
54	MG	DA	3028	1/1	0.42	-	58,58,58,58	0
54	MG	BA	3649	1/1	0.10	-	67,67,67,67	0
54	MG	BA	3669	1/1	0.16	-	84,84,84,84	0
54	MG	DA	3863	1/1	0.85	-	104,104,104,104	0
54	MG	CA	1773	1/1	0.20	-	97,97,97,97	0
54	MG	CA	1912	1/1	0.21	-	138,138,138,138	0
54	MG	BA	3662	1/1	0.26	-	108,108,108,108	0
54	MG	BA	3518	1/1	0.60	-	81,81,81,81	0
54	MG	BA	3634	1/1	0.22	-	98,98,98,98	0
54	MG	DA	3499	1/1	0.36	-	87,87,87,87	0
54	MG	BA	3011	1/1	0.28	-	51,51,51,51	0
54	MG	CL	205	1/1	0.24	-	97,97,97,97	0
54	MG	CA	1878	1/1	0.39	-	82,82,82,82	0
54	MG	BA	2948	1/1	0.24	-	62,62,62,62	0
54	MG	AB	301	1/1	0.29	-	92,92,92,92	0
54	MG	BA	3144	1/1	0.15	-	148,148,148,148	0
54	MG	AA	1645	1/1	0.07	-	138,138,138,138	0
54	MG	BA	3013	1/1	0.35	-	21,21,21,21	0
54	MG	CA	1700	1/1	0.14	-	129,129,129,129	0
54	MG	DA	3287	1/1	0.08	-	104,104,104,104	0

Continued on next page...

Continued from previous page...

Mol	Type	Chain	Res	Atoms	RSR	LLDF	B-factors(\AA^2)	Q<0.9
54	MG	BA	3534	1/1	0.50	-	82,82,82,82	0
54	MG	BB	202	1/1	0.46	-	48,48,48,48	0
54	MG	AA	1856	1/1	0.46	-	58,58,58,58	0
54	MG	BA	3371	1/1	0.29	-	114,114,114,114	0
54	MG	BA	3540	1/1	0.33	-	80,80,80,80	0
54	MG	BA	3238	1/1	0.55	-	49,49,49,49	0
54	MG	AA	1625	1/1	0.27	-	53,53,53,53	0
54	MG	DA	3791	1/1	0.28	-	108,108,108,108	0
54	MG	DA	3640	1/1	0.24	-	24,24,24,24	0
54	MG	DA	3309	1/1	0.32	-	127,127,127,127	0
54	MG	CA	1886	1/1	0.36	-	105,105,105,105	0
54	MG	BA	3019	1/1	0.27	-	67,67,67,67	0
54	MG	DA	3622	1/1	0.32	-	45,45,45,45	0
54	MG	DA	3159	1/1	0.39	-	106,106,106,106	0
54	MG	DA	2966	1/1	0.22	-	39,39,39,39	0
54	MG	DA	3214	1/1	0.16	-	34,34,34,34	0
54	MG	BA	3656	1/1	0.25	-	107,107,107,107	0
54	MG	DA	2911	1/1	0.39	-	11,11,11,11	0
54	MG	DA	3143	1/1	0.26	-	67,67,67,67	0
54	MG	BA	3128	1/1	0.10	-	65,65,65,65	0
54	MG	AA	1845	1/1	0.07	-	71,71,71,71	0
54	MG	BA	3321	1/1	0.23	-	179,179,179,179	0
54	MG	CA	1633	1/1	0.21	-	85,85,85,85	0
54	MG	BA	3375	1/1	0.33	-	62,62,62,62	0
54	MG	BA	3462	1/1	0.64	-	80,80,80,80	0
54	MG	DA	2991	1/1	0.24	-	36,36,36,36	0
54	MG	DA	2930	1/1	0.54	-	34,34,34,34	0
54	MG	DA	3471	1/1	0.20	-	104,104,104,104	0
54	MG	DA	3648	1/1	0.50	-	60,60,60,60	0
54	MG	DS	202	1/1	0.57	-	62,62,62,62	0
54	MG	BA	3604	1/1	0.40	-	89,89,89,89	0
54	MG	AA	1710	1/1	0.55	-	84,84,84,84	0
54	MG	BA	3020	1/1	0.60	-	88,88,88,88	0
54	MG	DA	3774	1/1	0.38	-	74,74,74,74	0
54	MG	DA	3625	1/1	0.35	-	84,84,84,84	0
54	MG	DA	3451	1/1	0.46	-	80,80,80,80	0
54	MG	CA	1915	1/1	0.30	-	58,58,58,58	0
54	MG	DA	3243	1/1	0.10	-	59,59,59,59	0
54	MG	DA	3391	1/1	0.37	-	82,82,82,82	0
54	MG	BA	3498	1/1	0.81	-	67,67,67,67	0
54	MG	BA	2994	1/1	0.62	-	90,90,90,90	0
54	MG	CA	1966	1/1	0.68	-	97,97,97,97	0

Continued on next page...

Continued from previous page...

Mol	Type	Chain	Res	Atoms	RSR	LLDF	B-factors(\AA^2)	Q<0.9
54	MG	DB	239	1/1	0.14	-	107,107,107,107	0
54	MG	CA	1646	1/1	0.17	-	115,115,115,115	0
54	MG	DA	3367	1/1	0.75	-	97,97,97,97	0
54	MG	DA	3005	1/1	0.41	-	41,41,41,41	0
54	MG	AA	1643	1/1	0.18	-	63,63,63,63	0
54	MG	BA	3618	1/1	0.24	-	76,76,76,76	0
54	MG	DA	3088	1/1	0.10	-	83,83,83,83	0
54	MG	BA	2920	1/1	0.41	-	24,24,24,24	0
54	MG	AA	1606	1/1	0.54	-	62,62,62,62	0
54	MG	BA	3088	1/1	0.59	-	57,57,57,57	0
54	MG	BA	3171	1/1	0.08	-	127,127,127,127	0
54	MG	AA	1724	1/1	0.40	-	79,79,79,79	0
54	MG	DA	3464	1/1	0.17	-	133,133,133,133	0
54	MG	BA	3023	1/1	0.68	-	57,57,57,57	0
54	MG	DA	3017	1/1	0.32	-	38,38,38,38	0
54	MG	CA	1736	1/1	0.26	-	73,73,73,73	0
54	MG	DA	3463	1/1	0.42	-	69,69,69,69	0
54	MG	BA	3351	1/1	0.72	-	116,116,116,116	0
54	MG	DA	2909	1/1	0.59	-	22,22,22,22	0
54	MG	CA	1740	1/1	0.07	-	117,117,117,117	0
54	MG	BA	3663	1/1	0.29	-	89,89,89,89	0
54	MG	BA	3123	1/1	0.17	-	40,40,40,40	0
54	MG	DA	3291	1/1	0.28	-	57,57,57,57	0
54	MG	DA	3424	1/1	0.23	-	90,90,90,90	0
54	MG	BA	3520	1/1	0.99	-	95,95,95,95	0
54	MG	BA	3578	1/1	0.08	-	74,74,74,74	0
54	MG	BA	3621	1/1	0.84	-	107,107,107,107	0
54	MG	BA	2997	1/1	0.73	-	81,81,81,81	0
54	MG	BA	3526	1/1	0.19	-	66,66,66,66	0
54	MG	CA	1688	1/1	0.26	-	80,80,80,80	0
54	MG	AA	1831	1/1	0.43	-	67,67,67,67	0
54	MG	CA	1759	1/1	0.45	-	89,89,89,89	0
54	MG	DA	3296	1/1	0.19	-	70,70,70,70	0
54	MG	BA	3309	1/1	0.25	-	84,84,84,84	0
54	MG	BA	3660	1/1	0.16	-	119,119,119,119	0
54	MG	BA	2941	1/1	0.35	-	31,31,31,31	0
54	MG	BA	3535	1/1	0.28	-	95,95,95,95	0
54	MG	DA	3781	1/1	0.31	-	55,55,55,55	0
54	MG	AA	1807	1/1	0.69	-	76,76,76,76	0
54	MG	DA	3772	1/1	0.23	-	114,114,114,114	0
54	MG	AA	1628	1/1	0.44	-	86,86,86,86	0
54	MG	DA	3647	1/1	0.77	-	54,54,54,54	0

Continued on next page...

Continued from previous page...

Mol	Type	Chain	Res	Atoms	RSR	LLDF	B-factors(\AA^2)	Q<0.9
54	MG	CA	1889	1/1	0.37	-	74,74,74,74	0
54	MG	BA	3068	1/1	0.23	-	55,55,55,55	0
54	MG	AA	1761	1/1	0.10	-	68,68,68,68	0
54	MG	DA	3050	1/1	0.23	-	89,89,89,89	0
54	MG	CA	1644	1/1	0.21	-	94,94,94,94	0
54	MG	AA	1705	1/1	0.58	-	62,62,62,62	0
54	MG	BA	3679	1/1	0.32	-	75,75,75,75	0
54	MG	DA	3284	1/1	0.15	-	79,79,79,79	0
54	MG	DA	3803	1/1	0.47	-	123,123,123,123	0
54	MG	BA	3316	1/1	0.28	-	97,97,97,97	0
54	MG	DA	3029	1/1	0.43	-	74,74,74,74	0
54	MG	DA	3018	1/1	0.53	-	60,60,60,60	0
54	MG	BA	3107	1/1	0.28	-	25,25,25,25	0
54	MG	BA	3360	1/1	0.30	-	75,75,75,75	0
54	MG	DA	3575	1/1	0.35	-	85,85,85,85	0
54	MG	DA	3443	1/1	0.06	-	92,92,92,92	0
54	MG	BB	203	1/1	0.78	-	74,74,74,74	0
54	MG	AA	1832	1/1	0.34	-	66,66,66,66	0
54	MG	BA	3381	1/1	0.51	-	82,82,82,82	0
54	MG	DA	3654	1/1	0.29	-	59,59,59,59	0
54	MG	DA	3051	1/1	0.41	-	60,60,60,60	0
54	MG	AV	6201	1/1	0.68	-	67,67,67,67	0
54	MG	BA	3259	1/1	0.09	-	105,105,105,105	0
54	MG	DA	3627	1/1	0.46	-	63,63,63,63	0
54	MG	CA	1866	1/1	0.20	-	102,102,102,102	0
54	MG	BA	3671	1/1	0.30	-	100,100,100,100	0
54	MG	CA	1879	1/1	0.23	-	76,76,76,76	0
54	MG	BA	3563	1/1	0.38	-	58,58,58,58	0
54	MG	BA	3474	1/1	0.38	-	72,72,72,72	0
54	MG	BA	3569	1/1	0.14	-	116,116,116,116	0
54	MG	BA	3295	1/1	0.42	-	60,60,60,60	0
54	MG	DA	3127	1/1	0.61	-	76,76,76,76	0
54	MG	DA	3541	1/1	0.18	-	76,76,76,76	0
54	MG	BA	3412	1/1	0.17	-	49,49,49,49	0
54	MG	BA	3313	1/1	0.20	-	67,67,67,67	0
54	MG	BA	3092	1/1	0.76	-	123,123,123,123	0
54	MG	DA	3073	1/1	0.22	-	69,69,69,69	0
54	MG	DA	3832	1/1	0.35	-	77,77,77,77	0
54	MG	DA	2948	1/1	0.17	-	21,21,21,21	0
54	MG	DA	3125	1/1	0.22	-	36,36,36,36	0
54	MG	BA	3666	1/1	0.19	-	72,72,72,72	0
54	MG	DA	3366	1/1	0.42	-	73,73,73,73	0

Continued on next page...

Continued from previous page...

Mol	Type	Chain	Res	Atoms	RSR	LLDF	B-factors(\AA^2)	Q<0.9
54	MG	BA	3449	1/1	0.56	-	31,31,31,31	0
54	MG	AA	1830	1/1	0.92	-	105,105,105,105	0
54	MG	BA	3458	1/1	0.12	-	77,77,77,77	0
54	MG	DA	3746	1/1	0.08	-	94,94,94,94	0
54	MG	BA	3509	1/1	0.20	-	64,64,64,64	0
54	MG	DA	3630	1/1	0.23	-	101,101,101,101	0
54	MG	BA	3176	1/1	0.22	-	53,53,53,53	0
54	MG	BA	3276	1/1	0.07	-	67,67,67,67	0
54	MG	AA	1844	1/1	1.05	-	121,121,121,121	0
54	MG	CA	1658	1/1	0.36	-	94,94,94,94	0
54	MG	BN	201	1/1	0.32	-	49,49,49,49	0
54	MG	DA	3729	1/1	0.16	-	81,81,81,81	0
54	MG	CA	1796	1/1	0.56	-	87,87,87,87	0
54	MG	BW	101	1/1	0.25	-	57,57,57,57	0
54	MG	DA	3270	1/1	0.28	-	82,82,82,82	0
54	MG	BA	2972	1/1	0.37	-	61,61,61,61	0
54	MG	DA	3468	1/1	0.48	-	79,79,79,79	0
54	MG	DA	3047	1/1	0.43	-	74,74,74,74	0
54	MG	DA	3745	1/1	0.15	-	109,109,109,109	0
54	MG	BA	3010	1/1	0.04	-	73,73,73,73	0
54	MG	BB	208	1/1	0.09	-	67,67,67,67	0
54	MG	AA	1846	1/1	0.52	-	88,88,88,88	0
54	MG	BA	3588	1/1	0.51	-	52,52,52,52	0
54	MG	BA	3262	1/1	0.19	-	75,75,75,75	0
54	MG	CA	1607	1/1	0.19	-	62,62,62,62	0
54	MG	BA	2939	1/1	0.53	-	47,47,47,47	0
54	MG	DA	3519	1/1	0.32	-	74,74,74,74	0
54	MG	CA	1810	1/1	0.10	-	99,99,99,99	0
54	MG	DA	3000	1/1	0.18	-	23,23,23,23	0
54	MG	DA	3656	1/1	0.21	-	36,36,36,36	0
54	MG	BA	3034	1/1	0.93	-	69,69,69,69	0
54	MG	DA	3108	1/1	0.30	-	54,54,54,54	0
54	MG	DA	2998	1/1	0.33	-	36,36,36,36	0
54	MG	CA	1967	1/1	0.33	-	93,93,93,93	0
54	MG	DA	3372	1/1	0.11	-	90,90,90,90	0
54	MG	BA	3332	1/1	0.19	-	65,65,65,65	0
54	MG	CA	1620	1/1	0.27	-	51,51,51,51	0
54	MG	BA	3432	1/1	0.44	-	12,12,12,12	0
54	MG	BA	3174	1/1	0.36	-	67,67,67,67	0
54	MG	BA	3003	1/1	0.47	-	55,55,55,55	0
54	MG	DA	3770	1/1	0.14	-	79,79,79,79	0
54	MG	BA	3202	1/1	0.39	-	126,126,126,126	0

Continued on next page...

Continued from previous page...

Mol	Type	Chain	Res	Atoms	RSR	LLDF	B-factors(Å ²)	Q<0.9
54	MG	DA	3754	1/1	0.35	-	121,121,121,121	0
54	MG	AA	1862	1/1	0.61	-	84,84,84,84	0
54	MG	BA	3435	1/1	0.39	-	29,29,29,29	0
54	MG	BA	3641	1/1	0.24	-	95,95,95,95	0
54	MG	BA	3311	1/1	0.15	-	87,87,87,87	0
54	MG	DA	3062	1/1	0.34	-	129,129,129,129	0
54	MG	BA	3288	1/1	0.51	-	113,113,113,113	0
54	MG	AA	1825	1/1	1.01	-	79,79,79,79	0
54	MG	CA	1689	1/1	0.21	-	130,130,130,130	0
54	MG	BA	3281	1/1	0.69	-	123,123,123,123	0
54	MG	DN	201	1/1	0.07	-	88,88,88,88	0
54	MG	BA	2958	1/1	0.65	-	46,46,46,46	0
54	MG	DA	3452	1/1	0.64	-	74,74,74,74	0
54	MG	CA	1791	1/1	0.82	-	93,93,93,93	0
54	MG	D3	101	1/1	0.19	-	90,90,90,90	0
54	MG	DA	3677	1/1	0.24	-	60,60,60,60	0
54	MG	DA	3459	1/1	0.17	-	61,61,61,61	0
54	MG	BA	3236	1/1	0.21	-	56,56,56,56	0
54	MG	DA	3333	1/1	0.49	-	90,90,90,90	0
54	MG	CF	202	1/1	0.20	-	83,83,83,83	0
54	MG	DA	3427	1/1	0.39	-	85,85,85,85	0
54	MG	CA	1764	1/1	0.21	-	65,65,65,65	0
54	MG	BU	202	1/1	0.24	-	74,74,74,74	0
54	MG	BA	3193	1/1	0.40	-	81,81,81,81	0
54	MG	DA	3610	1/1	0.38	-	81,81,81,81	0
54	MG	DA	3227	1/1	0.46	-	43,43,43,43	0
54	MG	DA	2950	1/1	0.25	-	33,33,33,33	0
54	MG	CL	206	1/1	0.18	-	87,87,87,87	0
54	MG	DA	2904	1/1	0.31	-	16,16,16,16	0
54	MG	BA	3221	1/1	0.38	-	141,141,141,141	0
54	MG	CA	1920	1/1	0.26	-	87,87,87,87	0
54	MG	DA	3589	1/1	0.36	-	51,51,51,51	0
54	MG	DA	3793	1/1	0.21	-	106,106,106,106	0
54	MG	AA	1700	1/1	0.40	-	114,114,114,114	0
54	MG	CA	1753	1/1	0.32	-	97,97,97,97	0
54	MG	CA	1852	1/1	0.37	-	101,101,101,101	0
54	MG	DA	3717	1/1	0.23	-	65,65,65,65	0
54	MG	BA	3223	1/1	0.28	-	76,76,76,76	0
54	MG	DA	3722	1/1	0.17	-	138,138,138,138	0
54	MG	CV	6206	1/1	0.08	-	107,107,107,107	0
54	MG	DA	2987	1/1	0.27	-	28,28,28,28	0
54	MG	AA	1806	1/1	0.38	-	65,65,65,65	0

Continued on next page...

Continued from previous page...

Mol	Type	Chain	Res	Atoms	RSR	LLDF	B-factors(\AA^2)	Q<0.9
54	MG	DB	210	1/1	0.10	-	92,92,92,92	0
54	MG	DA	3316	1/1	0.06	-	94,94,94,94	0
54	MG	BA	2921	1/1	0.29	-	17,17,17,17	0
54	MG	CA	1891	1/1	0.51	-	113,113,113,113	0
54	MG	CA	1719	1/1	0.40	-	78,78,78,78	0
54	MG	CA	1871	1/1	0.52	-	76,76,76,76	0
54	MG	BA	3454	1/1	0.27	-	41,41,41,41	0
54	MG	DA	3491	1/1	0.98	-	99,99,99,99	0
54	MG	DB	232	1/1	0.18	-	84,84,84,84	0
54	MG	CA	1818	1/1	0.41	-	91,91,91,91	0
54	MG	AA	1678	1/1	0.24	-	78,78,78,78	0
54	MG	CQ	201	1/1	0.36	-	103,103,103,103	0
54	MG	DA	3250	1/1	0.31	-	70,70,70,70	0
54	MG	AA	1874	1/1	0.12	-	87,87,87,87	0
54	MG	BA	3670	1/1	0.64	-	90,90,90,90	0
54	MG	BA	2938	1/1	0.45	-	51,51,51,51	0
54	MG	DA	3110	1/1	0.31	-	65,65,65,65	0
54	MG	BA	3102	1/1	0.40	-	72,72,72,72	0
54	MG	CA	1710	1/1	0.16	-	169,169,169,169	0
54	MG	DA	3153	1/1	0.49	-	33,33,33,33	0
54	MG	AA	1651	1/1	0.37	-	56,56,56,56	0
54	MG	DA	3730	1/1	0.29	-	61,61,61,61	0
54	MG	DA	3457	1/1	0.32	-	86,86,86,86	0
54	MG	DA	3266	1/1	0.15	-	85,85,85,85	0
54	MG	BA	3042	1/1	1.05	-	92,92,92,92	0
54	MG	DA	3128	1/1	0.43	-	85,85,85,85	0
54	MG	DA	3053	1/1	0.46	-	63,63,63,63	0
54	MG	BA	3114	1/1	0.44	-	69,69,69,69	0
54	MG	CA	1680	1/1	0.46	-	63,63,63,63	0
54	MG	BA	3149	1/1	0.37	-	65,65,65,65	0
54	MG	DA	3020	1/1	0.81	-	47,47,47,47	0
54	MG	BA	3074	1/1	0.37	-	87,87,87,87	0
54	MG	CA	1606	1/1	0.48	-	57,57,57,57	0
54	MG	AA	1666	1/1	0.54	-	93,93,93,93	0
54	MG	CA	1789	1/1	0.17	-	103,103,103,103	0
54	MG	BA	3273	1/1	0.29	-	73,73,73,73	0
54	MG	BA	3022	1/1	0.54	-	83,83,83,83	0
54	MG	CA	1727	1/1	0.19	-	76,76,76,76	0
54	MG	DA	3844	1/1	0.21	-	132,132,132,132	0
54	MG	DF	202	1/1	0.10	-	129,129,129,129	0
54	MG	BI	101	1/1	0.21	-	109,109,109,109	0
54	MG	AV	6204	1/1	0.13	-	124,124,124,124	0

Continued on next page...

Continued from previous page...

Mol	Type	Chain	Res	Atoms	RSR	LLDF	B-factors(\AA^2)	Q<0.9
54	MG	BT	102	1/1	0.27	-	66,66,66,66	0
54	MG	DA	3192	1/1	0.18	-	49,49,49,49	0
54	MG	DA	3489	1/1	0.25	-	97,97,97,97	0
54	MG	BA	2901	1/1	0.63	-	8,8,8,8	0
54	MG	CA	1916	1/1	0.51	-	118,118,118,118	0
54	MG	DA	3215	1/1	0.55	-	73,73,73,73	0
54	MG	DA	3180	1/1	0.40	-	78,78,78,78	0
54	MG	AA	1734	1/1	0.21	-	96,96,96,96	0
54	MG	AA	1722	1/1	0.53	-	53,53,53,53	0
54	MG	DA	3141	1/1	0.38	-	57,57,57,57	0
54	MG	CV	6204	1/1	0.08	-	112,112,112,112	0
54	MG	DA	3685	1/1	0.40	-	82,82,82,82	0
54	MG	BA	3605	1/1	0.41	-	69,69,69,69	0
54	MG	DA	3041	1/1	0.30	-	76,76,76,76	0
54	MG	BA	3523	1/1	1.61	-	99,99,99,99	0
54	MG	D4	103	1/1	0.24	-	73,73,73,73	0
54	MG	BA	3004	1/1	0.35	-	49,49,49,49	0
54	MG	CA	1953	1/1	0.25	-	120,120,120,120	0
54	MG	CA	1846	1/1	0.28	-	135,135,135,135	0
54	MG	DA	3016	1/1	0.21	-	47,47,47,47	0
54	MG	BA	3584	1/1	0.17	-	83,83,83,83	0
54	MG	DA	3618	1/1	0.31	-	129,129,129,129	0
54	MG	DA	3419	1/1	0.12	-	60,60,60,60	0
54	MG	AA	1698	1/1	0.06	-	88,88,88,88	0
54	MG	DA	3233	1/1	0.44	-	67,67,67,67	0
54	MG	BA	3379	1/1	0.22	-	86,86,86,86	0
54	MG	DA	3639	1/1	0.34	-	26,26,26,26	0
54	MG	DA	3353	1/1	0.29	-	105,105,105,105	0
54	MG	DA	3394	1/1	0.37	-	110,110,110,110	0
54	MG	BA	3418	1/1	0.50	-	88,88,88,88	0
54	MG	BA	3658	1/1	0.25	-	68,68,68,68	0
54	MG	CA	1782	1/1	0.07	-	80,80,80,80	0
54	MG	CA	1761	1/1	0.99	-	88,88,88,88	0
54	MG	AA	1787	1/1	0.51	-	68,68,68,68	0
54	MG	BA	3506	1/1	0.40	-	89,89,89,89	0
54	MG	DA	3416	1/1	0.20	-	101,101,101,101	0
54	MG	DA	3118	1/1	0.43	-	50,50,50,50	0
54	MG	BA	3308	1/1	0.22	-	99,99,99,99	0
54	MG	CA	1751	1/1	0.07	-	117,117,117,117	0
54	MG	DA	3850	1/1	0.45	-	52,52,52,52	0
54	MG	DA	2936	1/1	0.11	-	42,42,42,42	0
54	MG	CA	1702	1/1	0.23	-	114,114,114,114	0

Continued on next page...

Continued from previous page...

Mol	Type	Chain	Res	Atoms	RSR	LLDF	B-factors(\AA^2)	Q<0.9
54	MG	BA	3006	1/1	0.58	-	61,61,61,61	0
54	MG	CA	1741	1/1	0.26	-	100,100,100,100	0
54	MG	DA	3106	1/1	0.30	-	69,69,69,69	0
54	MG	AA	1759	1/1	0.51	-	110,110,110,110	0
54	MG	BA	3650	1/1	0.33	-	69,69,69,69	0
54	MG	BA	3033	1/1	0.41	-	77,77,77,77	0
54	MG	BA	3121	1/1	0.35	-	69,69,69,69	0
54	MG	DA	3428	1/1	0.33	-	71,71,71,71	0
54	MG	BA	3154	1/1	0.11	-	139,139,139,139	0
54	MG	DA	3859	1/1	0.24	-	55,55,55,55	0
54	MG	BA	3575	1/1	0.25	-	59,59,59,59	0
54	MG	BA	3157	1/1	0.31	-	94,94,94,94	0
54	MG	BA	3069	1/1	0.23	-	52,52,52,52	0
54	MG	AA	1814	1/1	0.20	-	82,82,82,82	0
54	MG	AA	1870	1/1	0.25	-	98,98,98,98	0
54	MG	BA	3348	1/1	0.27	-	107,107,107,107	0
54	MG	DA	3810	1/1	0.06	-	102,102,102,102	0
54	MG	BA	3573	1/1	0.16	-	58,58,58,58	0
54	MG	DA	3473	1/1	0.56	-	61,61,61,61	0
54	MG	BY	102	1/1	0.14	-	110,110,110,110	0
54	MG	DA	3441	1/1	0.17	-	60,60,60,60	0
54	MG	CA	1679	1/1	0.46	-	89,89,89,89	0
54	MG	BA	3109	1/1	0.41	-	77,77,77,77	0
54	MG	AL	201	1/1	0.34	-	109,109,109,109	0
54	MG	DA	3090	1/1	0.41	-	59,59,59,59	0
54	MG	BA	3035	1/1	0.25	-	57,57,57,57	0
54	MG	CA	1865	1/1	0.55	-	93,93,93,93	0
54	MG	CA	1968	1/1	0.11	-	87,87,87,87	0
54	MG	DA	2922	1/1	0.45	-	37,37,37,37	0
54	MG	CV	6203	1/1	0.22	-	80,80,80,80	0
54	MG	BA	3214	1/1	0.60	-	79,79,79,79	0
54	MG	BA	3503	1/1	0.74	-	90,90,90,90	0
54	MG	DA	2988	1/1	0.47	-	23,23,23,23	0
54	MG	DA	3335	1/1	0.10	-	46,46,46,46	0
54	MG	BA	3536	1/1	0.41	-	83,83,83,83	0
54	MG	CA	1950	1/1	0.38	-	107,107,107,107	0
54	MG	AA	1683	1/1	0.46	-	64,64,64,64	0
54	MG	BA	3272	1/1	0.79	-	81,81,81,81	0
54	MG	CA	1686	1/1	0.13	-	82,82,82,82	0
54	MG	DA	3154	1/1	0.36	-	50,50,50,50	0
54	MG	DA	3389	1/1	0.14	-	76,76,76,76	0
54	MG	CO	101	1/1	0.18	-	127,127,127,127	0

Continued on next page...

Continued from previous page...

Mol	Type	Chain	Res	Atoms	RSR	LLDF	B-factors(\AA^2)	Q<0.9
54	MG	AC	301	1/1	0.21	-	104,104,104,104	0
54	MG	BA	3448	1/1	0.49	-	51,51,51,51	0
54	MG	CA	1695	1/1	0.11	-	65,65,65,65	0
54	MG	DA	3091	1/1	0.40	-	127,127,127,127	0
54	MG	BA	3101	1/1	0.93	-	74,74,74,74	0
54	MG	AA	1827	1/1	0.28	-	71,71,71,71	0
54	MG	AA	1822	1/1	0.23	-	92,92,92,92	0
54	MG	DA	3429	1/1	0.20	-	79,79,79,79	0
54	MG	CA	1704	1/1	0.63	-	140,140,140,140	0
54	MG	AA	1842	1/1	0.81	-	69,69,69,69	0
54	MG	DA	3662	1/1	0.80	-	71,71,71,71	0
54	MG	CD	304	1/1	0.67	-	108,108,108,108	0
54	MG	DA	3248	1/1	0.19	-	80,80,80,80	0
54	MG	CA	1893	1/1	0.33	-	127,127,127,127	0

6.5 Other polymers ⓘ

There are no such residues in this entry.