



Full wwPDB X-ray Structure Validation Report ⓘ

Jun 16, 2014 – 09:27 PM BST

PDB ID : 4V87
Title : Crystal structure analysis of ribosomal decoding.
Authors : Demeshkina, N.; Jenner, L.; Yusupov, M.; Yusupova, G.
Deposited on : 2011-09-20
Resolution : 3.10 Å(reported)

This is a full wwPDB validation report for a publicly released PDB entry.
We welcome your comments at validation@mail.wwpdb.org
A user guide is available at <http://wwpdb.org/ValidationPDFNotes.html>

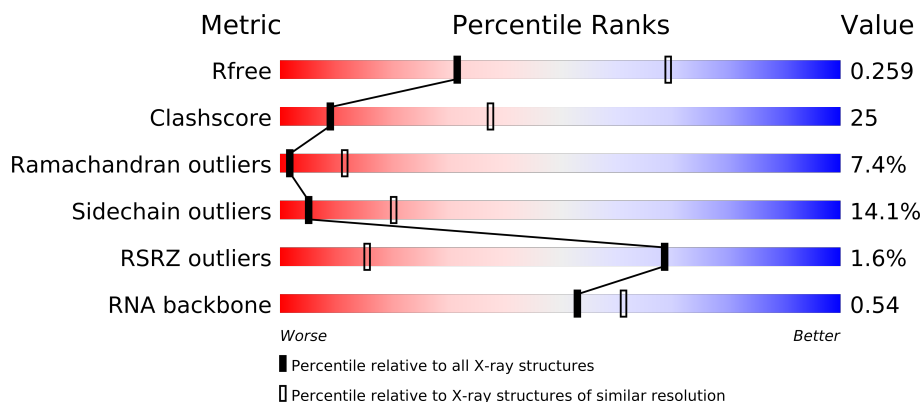
The following versions of software and data (see [references](#)) were used in the production of this report:

MolProbity : 4.02b-467
Mogul : 1.16 November 2013
Xtriage (Phenix) : dev-1323
EDS : stable23397
Percentile statistics : 21963
Refmac : 5.8.0049
CCP4 : 6.3.0 (Settle)
Ideal geometry (proteins) : Engh & Huber (2001)
Ideal geometry (DNA, RNA) : Parkinson et. al. (1996)
Validation Pipeline (wwPDB-VP) : stable23397

1 Overall quality at a glance

The reported resolution of this entry is 3.10 Å.

Percentile scores (ranging between 0-100) for global validation metrics of the entry are shown in the following graphic. The table shows the number of entries on which the scores are based.



Metric	Whole archive (#Entries)	Similar resolution (#Entries, resolution range(Å))
R_{free}	66092	1007 (3.18-3.02)
Clashscore	79885	1078 (3.16-3.04)
Ramachandran outliers	78287	1044 (3.16-3.04)
Sidechain outliers	78261	1044 (3.16-3.04)
RSRZ outliers	66119	1008 (3.18-3.02)
RNA backbone	1838	1047 (3.60-2.60)

The table below summarises the geometric issues observed across the polymeric chains and their fit to the electron density. The red, orange, yellow and green segments on the lower bar indicate the fraction of residues that contain outliers for ≥ 3 , 2, 1 and 0 types of geometric quality criteria. The upper red bar (where present) indicates the fraction of residues that have poor fit to the electron density.

Mol	Chain	Length	Quality of chain
1	AA	2912	
1	DA	2912	
2	AB	122	
2	DB	122	
3	AD	272	
3	DD	272	
4	AE	205	
4	DE	205	
5	AF	202	
6	AG	181	
6	DG	181	
7	AH	170	

Continued on next page...

Continued from previous page...

Mol	Chain	Length	Quality of chain
7	DH	170	
8	AK	146	
8	DK	146	
9	AM	138	
9	DM	138	
10	AN	122	
10	DN	122	
11	AO	150	
11	DO	150	
12	AP	141	
12	DP	141	
13	A0	118	
14	AQ	111	
14	DQ	111	
15	AR	137	
15	DR	137	
16	A1	117	
16	D1	117	
17	A2	101	
17	D2	101	
18	AS	113	
18	DS	113	
19	AT	92	
19	DT	92	
20	AU	102	
20	DU	102	
21	AV	175	
22	A3	76	
23	AZ	97	
23	DZ	97	
24	AW	66	
25	AX	59	
25	DX	59	
26	A4	66	
27	A5	59	
27	D5	59	
28	A6	45	
28	D6	45	
29	A7	49	
29	D7	49	
30	A8	61	
30	D8	61	

Continued on next page...

Continued from previous page...

Mol	Chain	Length	Quality of chain
31	BA	1506	
31	CA	1506	
32	BE	256	
32	CE	256	
33	BF	239	
33	CF	239	
34	BG	208	
34	CG	208	
35	BH	162	
35	CH	162	
36	BI	101	
36	CI	101	
37	BJ	156	
37	CJ	156	
38	BK	138	
38	CK	138	
39	BL	128	
39	CL	128	
40	BM	105	
40	CM	105	
41	BN	129	
41	CN	129	
42	BO	132	
42	CO	132	
43	BP	126	
43	CP	126	
44	BQ	61	
44	CQ	61	
45	BR	89	
45	CR	89	
46	BS	88	
46	CS	88	
47	BT	105	
47	CT	105	
48	BU	88	
48	CU	88	
49	BV	93	
49	CV	93	
50	BW	106	
50	CW	106	
51	BX	27	
51	CX	27	

Continued on next page...

Continued from previous page...

Mol	Chain	Length	Quality of chain
52	BB	87	
52	CB	87	
53	BC	77	
53	BD	77	
53	CC	77	
53	CD	77	
54	B1	10	
54	C1	10	
55	DF	208	
56	D0	117	
57	DV	179	
58	D3	77	
59	DW	69	
60	D4	63	

2 Entry composition

There are 62 unique types of molecules in this entry. The entry contains 299628 atoms, of which 0 are hydrogen and 0 are deuterium.

In the tables below, the ZeroOcc column contains the number of atoms modelled with zero occupancy, the AltConf column contains the number of residues with at least one atom in alternate conformation and the Trace column contains the number of residues modelled with at most 2 atoms.

- Molecule 1 is a RNA chain called RNA (2909-MER).

Mol	Chain	Residues	Atoms					ZeroOcc	AltConf	Trace
1	AA	2912	Total	C	N	O	P	0	0	0
			62707	27911	11722	20163	2911			
1	DA	2907	Total	C	N	O	P	0	0	0
			62607	27866	11712	20123	2906			

There are 14 discrepancies between the modelled and reference sequences:

Chain	Residue	Modelled	Actual	Comment	Reference
AA	161	U	-	INSERTION	GB AP008226.1
AA	654A	A	G	CONFLICT	GB AP008226.1
AA	654E	C	G	CONFLICT	GB AP008226.1
AA	654P	G	C	CONFLICT	GB AP008226.1
AA	654T	A	C	CONFLICT	GB AP008226.1
AA	1058	U	G	CONFLICT	GB AP008226.1
AA	1080	A	C	CONFLICT	GB AP008226.1
DA	166	U	-	EXPRESSION TAG	GB AP008226.1
DA	654A	A	G	CONFLICT	GB AP008226.1
DA	654E	C	G	CONFLICT	GB AP008226.1
DA	654P	G	C	CONFLICT	GB AP008226.1
DA	654T	A	C	CONFLICT	GB AP008226.1
DA	1058	U	G	CONFLICT	GB AP008226.1
DA	1080	A	C	CONFLICT	GB AP008226.1

- Molecule 2 is a RNA chain called 5S RIBOSOMAL RNA.

Mol	Chain	Residues	Atoms					ZeroOcc	AltConf	Trace
2	AB	122	Total	C	N	O	P	0	0	0
			2617	1166	486	844	121			
2	DB	122	Total	C	N	O	P	0	0	0
			2617	1166	486	844	121			

- Molecule 3 is a protein called 50S ribosomal protein L2.

Mol	Chain	Residues	Atoms					ZeroOcc	AltConf	Trace
3	AD	272	Total	C	N	O	S	0	0	0
			2116	1335	420	358	3			
3	DD	272	Total	C	N	O	S	0	0	0
			2115	1335	420	357	3			

- Molecule 4 is a protein called 50S ribosomal protein L3.

Mol	Chain	Residues	Atoms					ZeroOcc	AltConf	Trace
4	AE	205	Total	C	N	O	S	0	0	0
			1569	991	300	272	6			
4	DE	205	Total	C	N	O	S	0	0	0
			1568	991	300	271	6			

- Molecule 5 is a protein called 50S ribosomal protein L4.

Mol	Chain	Residues	Atoms					ZeroOcc	AltConf	Trace
5	AF	202	Total	C	N	O	S	0	0	0
			1586	1011	297	276	2			

- Molecule 6 is a protein called 50S ribosomal protein L5.

Mol	Chain	Residues	Atoms					ZeroOcc	AltConf	Trace
6	AG	181	Total	C	N	O	S	0	0	0
			1474	942	268	260	4			
6	DG	181	Total	C	N	O	S	0	0	0
			1474	942	268	260	4			

- Molecule 7 is a protein called 50S ribosomal protein L6.

Mol	Chain	Residues	Atoms					ZeroOcc	AltConf	Trace
7	AH	170	Total	C	N	O	S	0	0	0
			1308	829	245	233	1			
7	DH	170	Total	C	N	O	S	0	0	0
			1307	829	245	232	1			

- Molecule 8 is a protein called 50S ribosomal protein L9.

Mol	Chain	Residues	Atoms					ZeroOcc	AltConf	Trace
8	AK	146	Total	C	N	O	S	0	0	0
			1137	726	201	209	1			
8	DK	146	Total	C	N	O	S	0	0	0
			1136	726	201	208	1			

- Molecule 9 is a protein called 50S ribosomal protein L13.

Mol	Chain	Residues	Atoms					ZeroOcc	AltConf	Trace
9	AM	138	Total	C	N	O	S	0	0	0
			1105	712	206	183	4			
9	DM	138	Total	C	N	O	S	0	0	0
			1104	712	206	182	4			

- Molecule 10 is a protein called 50S ribosomal protein L14.

Mol	Chain	Residues	Atoms					ZeroOcc	AltConf	Trace
10	AN	122	Total	C	N	O	S	0	0	0
			933	588	171	170	4			
10	DN	122	Total	C	N	O	S	0	0	0
			933	588	171	170	4			

- Molecule 11 is a protein called 50S ribosomal protein L15.

Mol	Chain	Residues	Atoms					ZeroOcc	AltConf	Trace
11	AO	150	Total	C	N	O	S	0	0	0
			1145	712	232	198	3			
11	DO	150	Total	C	N	O	S	0	0	0
			1145	712	232	198	3			

- Molecule 12 is a protein called 50S ribosomal protein L16.

Mol	Chain	Residues	Atoms					ZeroOcc	AltConf	Trace
12	AP	141	Total	C	N	O	S	0	0	0
			1122	715	212	188	7			
12	DP	141	Total	C	N	O	S	0	0	0
			1122	715	212	188	7			

- Molecule 13 is a protein called 50S ribosomal protein L17.

Mol	Chain	Residues	Atoms					ZeroOcc	AltConf	Trace
13	A0	118	Total	C	N	O	S	0	0	0
			968	604	203	160	1			

- Molecule 14 is a protein called 50S ribosomal protein L18.

Mol	Chain	Residues	Atoms				ZeroOcc	AltConf	Trace
14	AQ	111	Total	C	N	O	0	0	0
			882	556	176	150			

Continued on next page...

Continued from previous page...

Mol	Chain	Residues	Atoms				ZeroOcc	AltConf	Trace
14	DQ	111	Total	C	N	O	0	0	0
			882	556	176	150			

- Molecule 15 is a protein called 50S ribosomal protein L19.

Mol	Chain	Residues	Atoms					ZeroOcc	AltConf	Trace
15	AR	137	Total	C	N	O	S	0	0	0
			1142	710	234	197	1			
15	DR	137	Total	C	N	O	S	0	0	0
			1141	710	234	196	1			

- Molecule 16 is a protein called 50S ribosomal protein L20.

Mol	Chain	Residues	Atoms					ZeroOcc	AltConf	Trace
16	A1	117	Total	C	N	O	S	0	0	0
			964	610	202	151	1			
16	D1	117	Total	C	N	O	S	0	0	0
			964	610	202	151	1			

- Molecule 17 is a protein called 50S ribosomal protein L21.

Mol	Chain	Residues	Atoms					ZeroOcc	AltConf	Trace
17	A2	101	Total	C	N	O	S	0	0	0
			779	501	142	135	1			
17	D2	101	Total	C	N	O	S	0	0	0
			779	501	142	135	1			

- Molecule 18 is a protein called 50S ribosomal protein L22.

Mol	Chain	Residues	Atoms					ZeroOcc	AltConf	Trace
18	AS	113	Total	C	N	O	S	0	0	0
			900	566	177	155	2			
18	DS	113	Total	C	N	O	S	0	0	0
			900	566	177	155	2			

- Molecule 19 is a protein called 50S ribosomal protein L23.

Mol	Chain	Residues	Atoms				ZeroOcc	AltConf	Trace
19	AT	92	Total	C	N	O	0	0	0
			726	471	131	124			
19	DT	92	Total	C	N	O	0	0	0
			725	471	131	123			

- Molecule 20 is a protein called 50S ribosomal protein L24.

Mol	Chain	Residues	Atoms					ZeroOcc	AltConf	Trace
20	AU	102	Total	C	N	O	S	0	0	0
			786	505	150	126	5			
20	DU	102	Total	C	N	O	S	0	0	0
			785	505	150	125	5			

- Molecule 21 is a protein called 50S ribosomal protein L25.

Mol	Chain	Residues	Atoms					ZeroOcc	AltConf	Trace
21	AV	175	Total	C	N	O	S	0	0	0
			1397	892	251	251	3			

- Molecule 22 is a protein called 50S ribosomal protein L27.

Mol	Chain	Residues	Atoms					ZeroOcc	AltConf	Trace
22	A3	76	Total	C	N	O	S	0	0	0
			607	376	128	102	1			

- Molecule 23 is a protein called 50S ribosomal protein L28.

Mol	Chain	Residues	Atoms					ZeroOcc	AltConf	Trace
23	AZ	97	Total	C	N	O	S	0	0	0
			763	481	150	131	1			
23	DZ	97	Total	C	N	O	S	0	0	0
			763	481	150	131	1			

- Molecule 24 is a protein called 50S ribosomal protein L29.

Mol	Chain	Residues	Atoms					ZeroOcc	AltConf	Trace
24	AW	66	Total	C	N	O	S	0	0	0
			558	346	113	98	1			

- Molecule 25 is a protein called 50S ribosomal protein L30.

Mol	Chain	Residues	Atoms				ZeroOcc	AltConf	Trace
25	AX	59	Total	C	N	O	0	0	0
			469	298	90	81			
25	DX	59	Total	C	N	O	0	0	0
			469	298	90	81			

- Molecule 26 is a protein called 50S ribosomal protein L31.

Mol	Chain	Residues	Atoms					ZeroOcc	AltConf	Trace
26	A4	66	Total	C	N	O	S	0	0	0
			533	335	96	97	5			

- Molecule 27 is a protein called 50S ribosomal protein L32.

Mol	Chain	Residues	Atoms					ZeroOcc	AltConf	Trace
27	A5	59	Total	C	N	O	S	0	0	0
			459	288	90	76	5			
27	D5	59	Total	C	N	O	S	0	0	0
			459	288	90	76	5			

- Molecule 28 is a protein called 50S ribosomal protein L33.

Mol	Chain	Residues	Atoms					ZeroOcc	AltConf	Trace
28	A6	45	Total	C	N	O	S	0	0	0
			390	241	79	66	4			
28	D6	45	Total	C	N	O	S	0	0	0
			389	241	79	65	4			

- Molecule 29 is a protein called 50S ribosomal protein L34.

Mol	Chain	Residues	Atoms					ZeroOcc	AltConf	Trace
29	A7	49	Total	C	N	O	S	0	0	0
			430	263	108	57	2			
29	D7	49	Total	C	N	O	S	0	0	0
			430	263	108	57	2			

- Molecule 30 is a protein called 50S ribosomal protein L35.

Mol	Chain	Residues	Atoms					ZeroOcc	AltConf	Trace
30	A8	61	Total	C	N	O	S	0	0	0
			488	312	99	75	2			
30	D8	61	Total	C	N	O	S	0	0	0
			488	312	99	75	2			

- Molecule 31 is a RNA chain called 16S ribosomal RNA.

Mol	Chain	Residues	Atoms					ZeroOcc	AltConf	Trace
31	BA	1506	Total	C	N	O	P	0	0	0
			32369	14408	5997	10459	1505			
31	CA	1506	Total	C	N	O	P	0	0	0
			32372	14408	5997	10461	1506			

- Molecule 32 is a protein called 30S RIBOSOMAL PROTEIN S2.

Mol	Chain	Residues	Atoms					ZeroOcc	AltConf	Trace
32	BE	237	Total	C	N	O	S	0	0	0
			1924	1228	344	347	5			
32	CE	237	Total	C	N	O	S	0	0	0
			1924	1228	344	347	5			

- Molecule 33 is a protein called 30S RIBOSOMAL PROTEIN S3.

Mol	Chain	Residues	Atoms					ZeroOcc	AltConf	Trace
33	BF	205	Total	C	N	O	S	0	0	0
			1605	1011	313	280	1			
33	CF	206	Total	C	N	O	S	0	0	0
			1612	1016	314	281	1			

- Molecule 34 is a protein called 30S RIBOSOMAL PROTEIN S4.

Mol	Chain	Residues	Atoms					ZeroOcc	AltConf	Trace
34	BG	208	Total	C	N	O	S	0	0	0
			1703	1066	339	291	7			
34	CG	208	Total	C	N	O	S	0	0	0
			1703	1066	339	291	7			

- Molecule 35 is a protein called 30S RIBOSOMAL PROTEIN S5.

Mol	Chain	Residues	Atoms					ZeroOcc	AltConf	Trace
35	BH	151	Total	C	N	O	S	0	0	0
			1155	729	218	204	4			
35	CH	151	Total	C	N	O	S	0	0	0
			1155	729	218	204	4			

- Molecule 36 is a protein called 30S RIBOSOMAL PROTEIN S6.

Mol	Chain	Residues	Atoms					ZeroOcc	AltConf	Trace
36	BI	101	Total	C	N	O	S	0	0	0
			843	531	155	154	3			
36	CI	101	Total	C	N	O	S	0	0	0
			843	531	155	154	3			

- Molecule 37 is a protein called 30S RIBOSOMAL PROTEIN S7.

Mol	Chain	Residues	Atoms					ZeroOcc	AltConf	Trace
37	BJ	155	Total	C	N	O	S	0	0	0
			1257	781	252	218	6			
37	CJ	155	Total	C	N	O	S	0	0	0
			1257	781	252	218	6			

- Molecule 38 is a protein called 30S RIBOSOMAL PROTEIN S8.

Mol	Chain	Residues	Atoms					ZeroOcc	AltConf	Trace
38	BK	138	Total	C	N	O	S	0	0	0
			1116	705	215	193	3			
38	CK	138	Total	C	N	O	S	0	0	0
			1116	705	215	193	3			

- Molecule 39 is a protein called 30S RIBOSOMAL PROTEIN S9.

Mol	Chain	Residues	Atoms					ZeroOcc	AltConf	Trace
39	BL	127	Total	C	N	O		0	0	0
			1010	639	197	174				
39	CL	127	Total	C	N	O		0	0	0
			1010	639	197	174				

- Molecule 40 is a protein called 30S RIBOSOMAL PROTEIN S10.

Mol	Chain	Residues	Atoms					ZeroOcc	AltConf	Trace
40	BM	99	Total	C	N	O	S	0	0	0
			801	504	157	139	1			
40	CM	99	Total	C	N	O	S	0	0	0
			801	504	157	139	1			

- Molecule 41 is a protein called 30S RIBOSOMAL PROTEIN S11.

Mol	Chain	Residues	Atoms					ZeroOcc	AltConf	Trace
41	BN	119	Total	C	N	O	S	0	0	0
			885	549	168	165	3			
41	CN	119	Total	C	N	O	S	0	0	0
			885	549	168	165	3			

- Molecule 42 is a protein called 30S RIBOSOMAL PROTEIN S12.

Mol	Chain	Residues	Atoms					ZeroOcc	AltConf	Trace
42	BO	125	Total	C	N	O	S	0	0	0
			975	614	196	164	1			

Continued on next page...

Continued from previous page...

Mol	Chain	Residues	Atoms					ZeroOcc	AltConf	Trace
42	CO	125	Total	C	N	O	S	0	0	0
			975	614	196	164	1			

- Molecule 43 is a protein called 30S RIBOSOMAL PROTEIN S13.

Mol	Chain	Residues	Atoms					ZeroOcc	AltConf	Trace
43	BP	116	Total	C	N	O	S	0	0	0
			928	574	191	161	2			
43	CP	117	Total	C	N	O	S	0	0	0
			933	577	192	162	2			

- Molecule 44 is a protein called 30S RIBOSOMAL PROTEIN S14.

Mol	Chain	Residues	Atoms					ZeroOcc	AltConf	Trace
44	BQ	60	Total	C	N	O	S	0	0	0
			492	312	104	72	4			
44	CQ	60	Total	C	N	O	S	0	0	0
			492	312	104	72	4			

- Molecule 45 is a protein called 30S RIBOSOMAL PROTEIN S15.

Mol	Chain	Residues	Atoms					ZeroOcc	AltConf	Trace
45	BR	88	Total	C	N	O	S	0	0	0
			734	459	147	126	2			
45	CR	88	Total	C	N	O	S	0	0	0
			734	459	147	126	2			

- Molecule 46 is a protein called 30S RIBOSOMAL PROTEIN S16.

Mol	Chain	Residues	Atoms					ZeroOcc	AltConf	Trace
46	BS	84	Total	C	N	O	S	0	0	0
			705	446	140	118	1			
46	CS	84	Total	C	N	O	S	0	0	0
			705	446	140	118	1			

- Molecule 47 is a protein called 30S RIBOSOMAL PROTEIN S17.

Mol	Chain	Residues	Atoms					ZeroOcc	AltConf	Trace
47	BT	100	Total	C	N	O	S	0	0	0
			834	534	155	143	2			
47	CT	100	Total	C	N	O	S	0	0	0
			834	534	155	143	2			

- Molecule 48 is a protein called 30S RIBOSOMAL PROTEIN S18.

Mol	Chain	Residues	Atoms				ZeroOcc	AltConf	Trace
48	BU	72	Total	C	N	O	0	0	0
			591	376	117	98			
48	CU	72	Total	C	N	O	0	0	0
			591	376	117	98			

- Molecule 49 is a protein called 30S RIBOSOMAL PROTEIN S19.

Mol	Chain	Residues	Atoms					ZeroOcc	AltConf	Trace
49	BV	83	Total	C	N	O	S	0	0	0
			665	424	124	115	2			
49	CV	78	Total	C	N	O	S	0	0	0
			624	398	115	109	2			

- Molecule 50 is a protein called 30S RIBOSOMAL PROTEIN S20.

Mol	Chain	Residues	Atoms					ZeroOcc	AltConf	Trace
50	BW	99	Total	C	N	O	S	0	0	0
			763	470	162	129	2			
50	CW	99	Total	C	N	O	S	0	0	0
			763	470	162	129	2			

- Molecule 51 is a protein called 30S RIBOSOMAL PROTEIN THX.

Mol	Chain	Residues	Atoms				ZeroOcc	AltConf	Trace
51	BX	25	Total	C	N	O	0	0	0
			217	134	52	31			
51	CX	25	Total	C	N	O	0	0	0
			217	134	52	31			

- Molecule 52 is a RNA chain called TRNA-LEU.

Mol	Chain	Residues	Atoms					ZeroOcc	AltConf	Trace
52	BB	87	Total	C	N	O	P	0	0	0
			1861	829	333	612	87			
52	CB	87	Total	C	N	O	P	0	0	0
			1861	829	333	612	87			

- Molecule 53 is a RNA chain called TRNA-FMET.

Mol	Chain	Residues	Atoms					ZeroOcc	AltConf	Trace
53	BC	77	Total 1643	C 732	N 298	O 536	P 77	0	0	0
53	BD	77	Total 1643	C 732	N 298	O 536	P 77	0	0	0
53	CC	77	Total 1643	C 732	N 298	O 536	P 77	0	0	0
53	CD	77	Total 1643	C 732	N 298	O 536	P 77	0	0	0

There are 4 discrepancies between the modelled and reference sequences:

Chain	Residue	Modelled	Actual	Comment	Reference
BC	18	C	U	CONFLICT	GB AP012306.1
BD	18	C	U	CONFLICT	GB AP012306.1
CC	18	C	U	CONFLICT	GB AP012306.1
CD	18	C	U	CONFLICT	GB AP012306.1

- Molecule 54 is a RNA chain called MRNA.

Mol	Chain	Residues	Atoms					ZeroOcc	AltConf	Trace
54	B1	10	Total 205	C 92	N 28	O 75	P 10	0	0	0
54	C1	10	Total 205	C 92	N 28	O 75	P 10	0	0	0

- Molecule 55 is a protein called 50S ribosomal protein L4.

Mol	Chain	Residues	Atoms					ZeroOcc	AltConf	Trace
55	DF	208	Total 1627	C 1037	N 304	O 283	S 3	0	0	0

- Molecule 56 is a protein called 50S ribosomal protein L17.

Mol	Chain	Residues	Atoms				ZeroOcc	AltConf	Trace
56	D0	117	Total 960	C 599	N 202	O 159	0	0	0

- Molecule 57 is a protein called 50S ribosomal protein L25.

Mol	Chain	Residues	Atoms					ZeroOcc	AltConf	Trace
57	DV	179	Total 1428	C 911	N 255	O 259	S 3	0	0	0

- Molecule 58 is a protein called 50S ribosomal protein L27.

Mol	Chain	Residues	Atoms					ZeroOcc	AltConf	Trace
58	D3	77	Total	C	N	O	S	0	0	0
			613	379	129	104	1			

- Molecule 59 is a protein called 50S ribosomal protein L29.

Mol	Chain	Residues	Atoms					ZeroOcc	AltConf	Trace
59	DW	69	Total	C	N	O	S	0	0	0
			581	358	118	104	1			

- Molecule 60 is a protein called 50S ribosomal protein L31.

Mol	Chain	Residues	Atoms					ZeroOcc	AltConf	Trace
60	D4	63	Total	C	N	O	S	0	0	0
			515	326	93	91	5			

- Molecule 61 is MAGNESIUM ION (three-letter code: MG) (formula: Mg).

Mol	Chain	Residues	Atoms		ZeroOcc	AltConf
61	BA	244	Total	Mg	0	0
			244	244		
61	CA	209	Total	Mg	0	0
			209	209		
61	AB	17	Total	Mg	0	0
			17	17		
61	A6	1	Total	Mg	0	0
			1	1		
61	DU	1	Total	Mg	0	0
			1	1		
61	B1	2	Total	Mg	0	0
			2	2		
61	A2	1	Total	Mg	0	0
			1	1		
61	BB	8	Total	Mg	0	0
			8	8		
61	AE	4	Total	Mg	0	0
			4	4		
61	D3	1	Total	Mg	0	0
			1	1		
61	AA	630	Total	Mg	0	0
			630	630		

Continued on next page...

Continued from previous page...

Mol	Chain	Residues	Atoms		ZeroOcc	AltConf
61	BQ	2	Total 2	Mg 2	0	0
61	A5	2	Total 2	Mg 2	0	0
61	CH	1	Total 1	Mg 1	0	0
61	BC	9	Total 9	Mg 9	0	0
61	CG	3	Total 3	Mg 3	0	0
61	A1	1	Total 1	Mg 1	0	0
61	AD	2	Total 2	Mg 2	0	0
61	BN	2	Total 2	Mg 2	0	0
61	D0	1	Total 1	Mg 1	0	0
61	BG	1	Total 1	Mg 1	0	0
61	CC	8	Total 8	Mg 8	0	0
61	DA	528	Total 528	Mg 528	0	0
61	AU	1	Total 1	Mg 1	0	0
61	A0	1	Total 1	Mg 1	0	0
61	DE	3	Total 3	Mg 3	0	0
61	D1	2	Total 2	Mg 2	0	0
61	CB	5	Total 5	Mg 5	0	0
61	DP	1	Total 1	Mg 1	0	0
61	A7	1	Total 1	Mg 1	0	0
61	D5	1	Total 1	Mg 1	0	0
61	BD	1	Total 1	Mg 1	0	0

Continued on next page...

Continued from previous page...

Mol	Chain	Residues	Atoms		ZeroOcc	AltConf
61	AO	3	Total 3	Mg 3	0	0
61	CS	1	Total 1	Mg 1	0	0
61	A3	1	Total 1	Mg 1	0	0
61	AF	3	Total 3	Mg 3	0	0
61	DB	14	Total 14	Mg 14	0	0

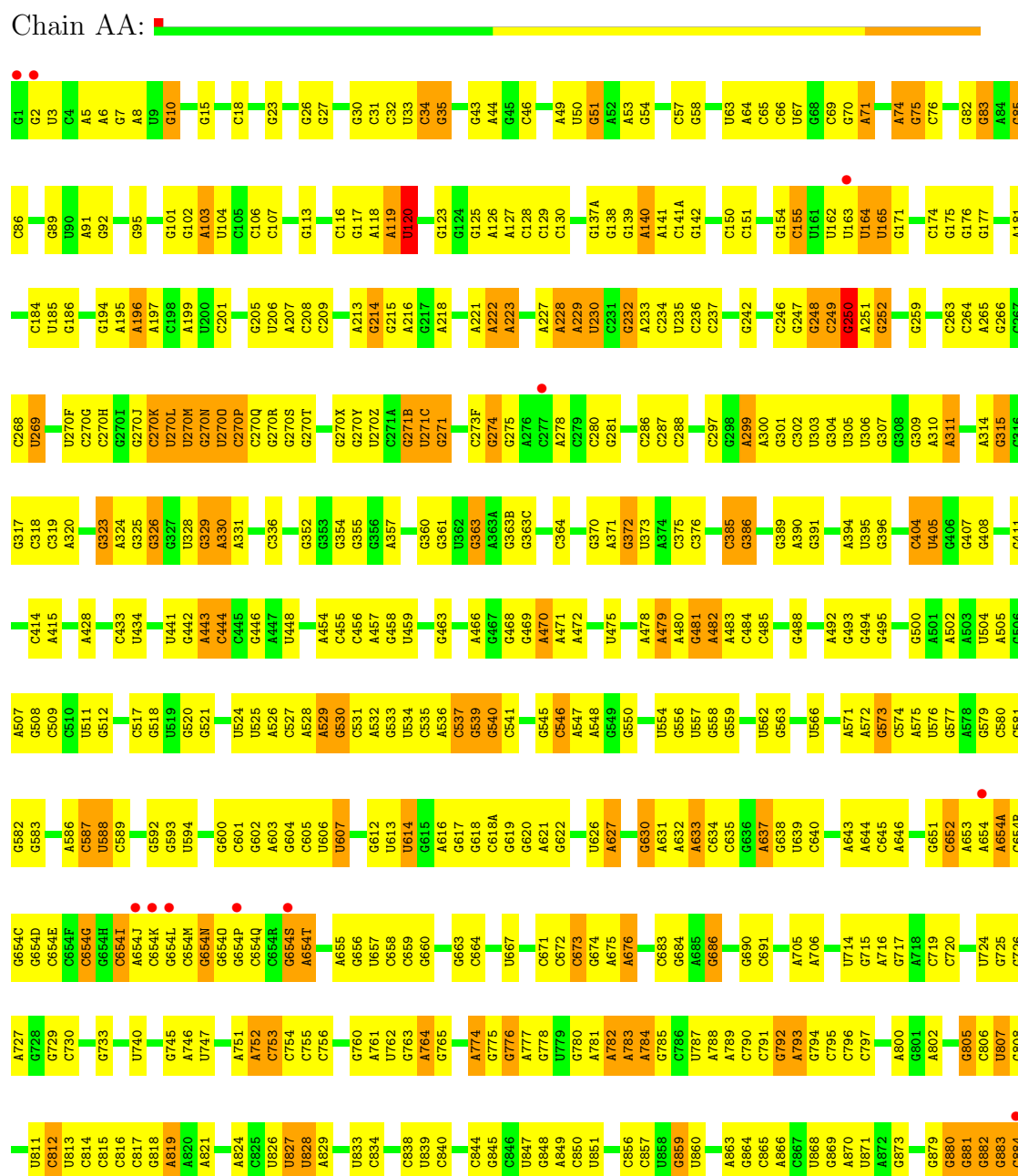
- Molecule 62 is ZINC ION (three-letter code: ZN) (formula: Zn).

Mol	Chain	Residues	Atoms		ZeroOcc	AltConf
62	BG	1	Total 1	Zn 1	0	0
62	BQ	1	Total 1	Zn 1	0	0
62	CQ	1	Total 1	Zn 1	0	0
62	CG	1	Total 1	Zn 1	0	0

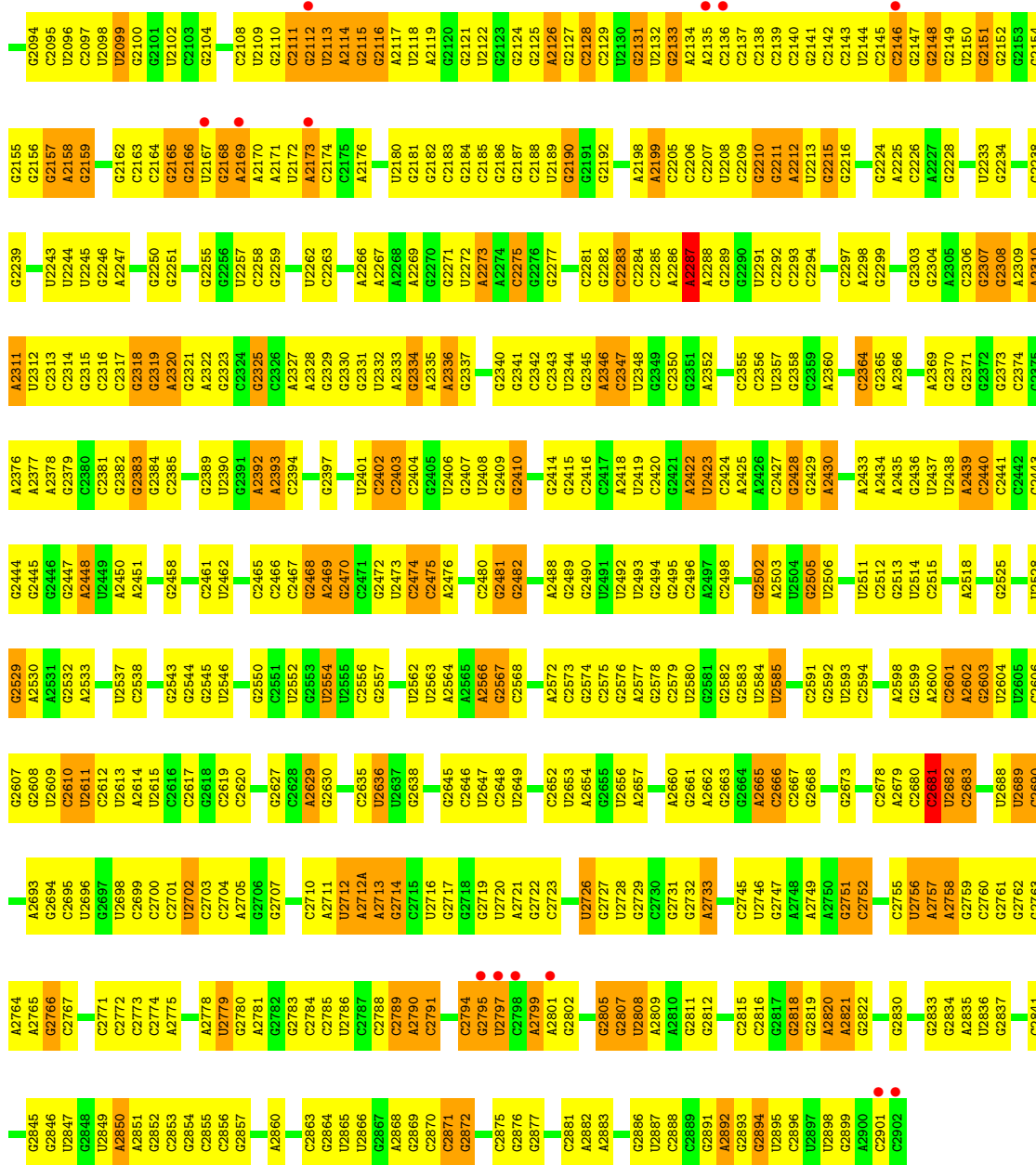
3 Residue-property plots

These plots are drawn for all protein, RNA and DNA chains in the entry. The first graphic for a chain summarises the proportions of errors displayed in the second graphic. The second graphic shows the sequence view annotated by issues in geometry and electron density. Residues are color-coded according to the number of geometric quality criteria for which they contain at least one outlier: green = 0, yellow = 1, orange = 2 and red = 3 or more. A red dot above a residue indicates a poor fit to the electron density ($RSRZ > 2$). Stretches of 2 or more consecutive residues without any outlier are shown as a green connector. Residues present in the sample, but not in the model, are shown in grey.

• Molecule 1: RNA (2909-MER)

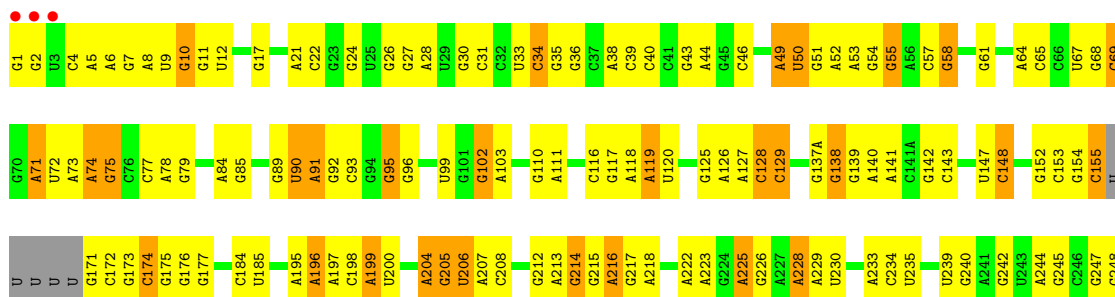


G2012	A1918	G1733	A1641	U1541	G1470	C1403	U1323	A1237	G1162	A1095	U1033	G966	C885
A2013	A1919	C1734	G1642	G1542	A1471	C1404	G1324	U1240	U1165	A1096	G1036	C967	C886
A2014	C1735	G1735	G1643	A1543	C1474	U1406	G1325	A1241	C1166	A1097	U1037	G968	C887
A2015	C1741	G1742	G1648	A1545	G1475	U1407	C1327	U1244	U1167	A1098	G1038	C969	C888
U2016	G1743	G1743	G1649	C1547	C1476	C1408	G1328	G1244	G1168	C1099	C1039	C970	A890
G2018	A1749	A1749	G1650	C1548	A1477	C1409	U1329	A1247	G1169	U1101	G1042	G972	G892
A2019	G1750	G1750	G1651	C1549	G1478	C1410	C1330	A1247	G1170	C1102	G1043	G973	C893
A2020	C1755	C1755	G1652	C1550	G1479	A1412	A1331	G1250	G1171	A1103	C1044	G974	C894
C2021	G1754	G1754	G1653	C1551	U1480	G1413	C1332	G1251	G1172	C1104	G1044	C974A	U895
U2022	G1755	G1755	G1654	A1554	G1482	G1414	C1333	G1252	A1174	U1105	A1045	G975	A896
G2023	G1756	G1756	G1655	G1555	U1483	U1415	G1337	G1253	U1175	G1106	A1046	C976	C897
G2024	U1757	U1757	G1656	C1556	A1486	G1416	G1338	A1253	G1176	G1047	G1048	G977	C898
G2025	G1758	G1758	G1657	C1557	G1487	C1417	U1339	G1256	A1177	G1110	A1049	G978	A899
C2026	U1558	U1558	G1658	A1558	G1487	G1418	U1340	G1256	C1178	A1111	C1049	G979	A900
A2030	G1559	G1559	G1665	G1560	A1493	A1419	G1344	U1263	C1179	A1112	A1050	A901	C902
A2031	G1560	G1560	G1666	G1560	A1494	U1420	A1264	G1264	C1180	U1113	G1051	A982	C903
G2032	G1567	G1567	G1667	G1568	A1495	G1421	C1345	U1265	C1181	C1116	C1052	G983	C904
A2033	G1568	G1568	G1668	G1569	U1496	G1422	G1348	G1266	C1182	C1117	C1053	C986	U905
C2036	A1569	A1569	G1669	A1570	U1497	G1423	A1349	U1267	C1185	C1118	G1055	G987	G906
G2037	A1571	A1571	G1670	G1571	C1502	G1424	U1352	G1270	G1186	C1119	G1056	G988	U907
U1955	C1575	C1575	G1671	G1572	C1503	G1425	A1353	A1271	G1187	G1122	U1058	A990	C908
G2038	U1576	U1576	G1672	G1573	C1504	G1426	A1354	A1272	G1188	C1123	G1059	A909	A910
C2039	U1577	U1577	G1673	G1574	C1505	G1427	A1355	A1273	G1189	C1124	U1060	C991	A911
G1957	U1578	U1578	G1674	G1575	C1506	G1428	G1356	G1274	G1190	C1125	U1061	C992	
C1958	U1579	U1579	G1675	G1576	A1507	G1429	G1357	A1275	G1191	G1126	G1062	C993	C915
U1963	A1580	A1580	G1676	G1577	A1508	G1430	U1357	A1276	G1195	A1127	G1063	C994	G916
C2043	G1581	G1581	G1677	G1578	A1509	G1431	A1358	A1277	C1201	U1130	C1064	A996	A917
G1964	G1582	G1582	G1678	G1579	A1510	G1432	A1359	G1277	G1202	G1131	U1065	A918	A918
C1967	A1583	A1583	G1679	G1580	A1511	G1433	A1360	A1278	G1203	A1001	A1066	A1000	G919
G1968	U1585	U1585	G1680	G1581	C1512	G1434	G1364	U1288	G1204	C1335	A1067	A1001	
A1969	A1586	A1586	G1681	G1582	C1513	G1435	A1365	U1289	U1205	G1002	G1068	G1002	G929
A2054	A1587	A1587	G1682	G1583	U1514	G1436	G1366	C1290	U1206	G1003	G1070	G1004	G932
C2055	U1588	U1588	G1683	G1584	G1517	G1437	G1367	C1291	C1207	G1005	G1071	G1005	A933
G2056	G1589	G1589	G1684	G1585	G1518	G1438	G1368	U1292	C1208	G1006	C1072	C1006	
A2059	U1590	U1590	G1685	G1586	G1519	G1439	G1369	U1293	G1209	C1007	A1073	G1007	G938
A2060	G1591	G1591	G1686	G1587	U1520	G1440	U1372	C1297	U1210	G1011	G1074	G1011	A941
G2061	G1592	G1592	G1687	G1588	U1521	G1441	A1373	C1298	U1211	U1012	C1075	U1012	G942
A2062	G1593	G1593	G1688	G1589	G1522	G1442	G1374	C1299	G1212	C1013	C1076	G1013	U943
C2063	G1594	G1594	G1689	G1590	G1523	G1443	C1375	U1300	G1215	G1014	A1077	U1014	G944
C2064	G1595	G1595	G1690	G1591	G1524	G1444	G1376	A1301	G1216	G1015	C1079	G1015	A945
C2065	C1600	C1600	G1691	G1592	G1525	G1445	U1377	U1301	G1217	G1016	A1080	G1016	G946
C2066	G1601	G1601	G1692	G1593	G1526	G1446	A1378	G1309	C1218	G1017	U1081	G1017	
U2068	A1602	A1602	G1693	G1594	G1527	G1447	G1380	G1310	C1219	U1018	U1082	U1018	G950
G2069	G1603	G1603	G1694	G1595	G1528	G1448	G1381	G1311	A1148	U1019	U1083	U1019	C951
A2077	U1705	U1705	G1695	G1596	A1529	G1449	G1382	U1312	G1150	A1020	A1084	A1020	G952
C2078	U1706	U1706	G1696	G1597	A1530	G1450	G1383	U1313	C1221	A1021	A1085	A1021	A953
U2079	G1707	G1707	G1697	G1598	C1531	G1451	C1384	C1314	C1222	G1022	A1086	G1022	G954
G2080	G1708	G1708	G1698	G1599	C1532	G1452	G1385	G1315	A1227	U1023	G1087	U1023	C955
A2081	G1709	G1709	G1699	G1600	C1533	G1453	C1386	G1316	G1228	G1024	A1088	G1024	G956
C2082	C1710	C1710	G1700	G1601	G1534	G1454	G1387	A1317	A1155	G1025	G1089	G1025	A957
G2083	G1711	G1711	G1701	G1602	U1535	G1455	G1388	C1318	C1230	U1026	U1090	U1026	U958
A2084	G1712	G1712	G1702	G1603	U1536	G1456	G1389	G1319	G1231	A1027	G1091	A1027	A859
C2085	G1713	G1713	G1703	G1604	C1537	G1457	G1390	C1320	G1235	C1092	C1092	A1029	A960
G2087	G1714	G1714	G1704	G1605	G1538	G1458	U1396	A1321	G1236	G1160	U1094	A1029	C961



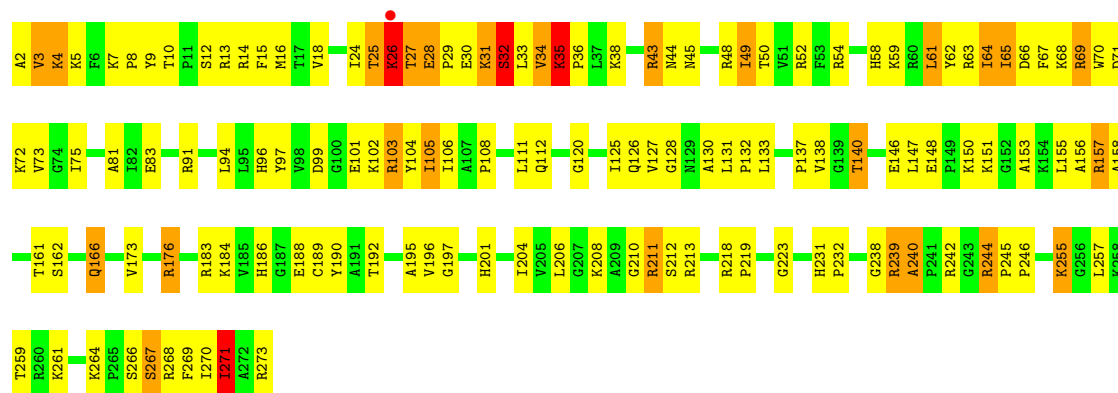
• Molecule 1: RNA (2909-MER)

Chain DA:



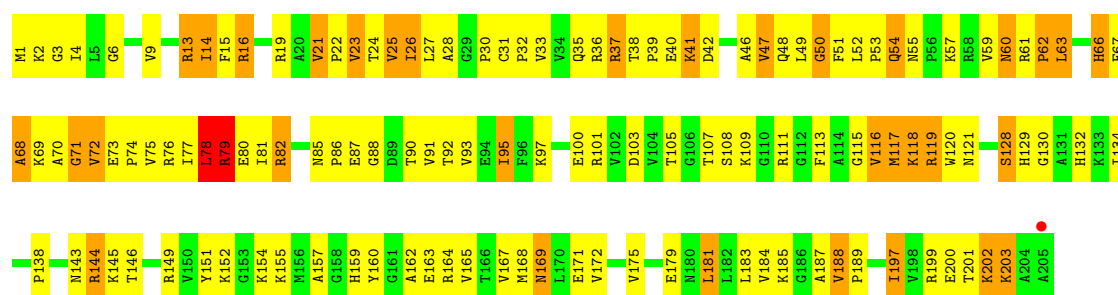
A1317	G1244	G1089	U1023	U958	C889	U827	C756	G669	G625	G556	A480	U383	C296	C249
G1318	A1155	U1090	G1024	A959	A890	U828	U757	A670	U626	U857	G461	U384	C297	G260
G1319	A1156	G1091	U1025	A960	G892	A829	C758	C671	A627	G558	A482	C385	C298	A251
C1320	A1246	U1026	G1026	C961	C893	G759	G759	C672	G628	G561	A483	G386	G299	G252
A1321	A1247	G1093	A1027	G962	C894	G831	G760	C673	G629	G562	C486	G389	A300	A255
A1322	G1248	U1094	U1033	U963	C895	G832	A761	C674	A631	G563	C487	G392	A256	A257
U1323	U1249	A1095	U1034	C964	C896	U833	A764	A675	A632	G564	G488	C393	G258	G258
G1324	A1096	U1097	G1035	G965	C897	C834	G765	A676	A633	C565	G489	G394	G308	G259
U1325	U1165	U1098	U1036	G966	A899	G836	G769	C679	C634	U666	G491	A394	G309	A260
C1326	C1262	G1098	G1036	G970	A900	C837	G769	G680	C635	G570	A492	U395	A310	C260
A1253	A1253	G1099	G1036	C971	C838	G838	A774	G684	G636	G571	C493	U405	A311	A265
G1328	U1254	G1039	G1040	G972	C902	U839	G775	A684	A637	A572	G494	G406	A266	A266
U1329	U1255	G1170	C1041	A973	C903	C840	G776	A685	G638	G573	G495	G316	U269	U269
C1330	C1256	G1171	C1041	G974	C904	A841	G777	A686	C639	C574	G496	C409	A270	A270
A1331	C1257	U1106	G1042	G974A	U905	G842	A777	G687	C641	A575	G498	G410	A270A	A270A
G1336	G1258	A1174	C1043	G975	G906	G843	U778	G690	G642	U576	A501	G411	A320	A320
A1337	G1260	U1107	G1044	G976	U907	G844	U779	G691	G643	G577	A502	G412	A321	A321
C1337	C1261	G1108	A1045	G977	C908	G845	G780	G692	A644	A578	A503	C420	A322	A322
A1338	A1262	C1109	A1046	G978	A909	C846	A781	G696	A644	G578	A504	C421	A323	U270F
G1339	C1179	A1111	U1048	G979	A910	C847	A782	C697	A645	G579	A505	C422	A324	C270G
U1340	C1180	U1112	C1049	A980	A911	G848	A783	C698	A646	C580	U504	U421	C270H	C270H
A1341	C1181	U1113	A1050	G980	C912	A849	A784	A699	A647	C581	A505	U422	C270I	C270I
A1342	U1267	G1114	G1051	A983	U913	C850	G785	G700	G648	G582	G506	A428	C270J	C270J
C1345	A1268	G1115	C1052	C986	C914	C786	G786	G701	G649	G583	A507	A429	C270K	C270K
U1346	A1269	C1116	C1053	G987	G915	U787	A787	G702	C650	G586	C508	C433	U270L	U270L
G1347	C1270	C1119	A1054	A988	A917	G854	A788	A705	C651	A586	C509	U434	U270M	U270M
A1348	U1271	G1055	U1056	G989	A918	G855	A789	A706	C652	C510	C587	G333	C270N	C270N
G1349	A1272	U1057	G1056	G990	A919	C857	G792	A707	A653	U511	U512	A443	U270O	U270O
A1274	G1190	G1122	A1057	A990	G919	C858	G793	A708	A654	C588	G512	C444	C270P	C270P
C1274	G1191	G1123	U1058	C991	G920	U859	G794	C708	A654A	C589	A513	C445	C270Q	C270Q
A1278	U1125	G1059	G1059	G992	G921	C859	G795	U709	C654B	G592	C517	U448	C270R	C270R
G1279	A1126	U1060	U1060	G993	U922	U860	C796	G710	C654C	G593	G518	A449	G270Y	G270Y
C1283	U1127	U1061	U1061	C994	C923	A861	C797	G717	C654E	G598	U519	G450	U270Z	U270Z
A1284	C1201	G1062	G1062	G995	G928	G862	G798	A718	C654F	G599	G520	C451	C271A	C271A
G1285	U1130	U1063	U1063	A996	G928	A863	G799	A718	C654G	G602	U524	C452	G271B	G271B
A1286	G1202	G1064	G1064	C997	G929	C864	G799	G723	C654H	A603	U525	C453	U271C	U271C
U1287	U1131	U1065	U1065	C998	G932	C865	A800	G726	C654I	A604	U526	A454	G271	G271
C1289	A1132	U1066	U1066	U999	A933	A866	A801	A727	C654J	G605	A527	C455	G352	G352
U1292	U1133	G1067	G1067	A1000	G934	C867	A802	G728	C654K	U606	C527	C456	G353	C273C
C1293	C1135	U1068	G1068	G1002	C935	G868	G805	G729	C654L	U607	A528	A457	G354	C273D
C1297	U1210	A1069	A1069	G1003	C936	A870	C806	G730	C654M	A608	A529	G458	G355	U273E
C1298	U1211	G1070	G1070	G1004	U937	U871	U807	C731	C654N	C531	G530	U459	G356	U273F
U1372	G1212	C1071	C1071	C1005	G938	A872	G808	G609A	C654O	A532	A460	A461	U362	G274
U1379	C1217	A1073	A1073	C1006	G941	G873	G809	A734	C654P	G533	C462	C463	G362	G275
G1380	U1141	G1074	G1074	C1007	A941	C876	U810	U740	C654Q	U612	U534	G463	G363	A276
A1381	A1220	C1075	C1075	G1010	U943	A878	U811	G745	C654R	U614	C535	A466	G363A	A277
G1385	C1225	A1077	A1077	G1011	G944	C879	U813	A746	A654T	G615	A536	G467	G363C	A278
C1386	G1144	U1080	U1080	U1012	A945	G879	C814	U747	A655	C543	C543	G468	G363D	C280
A1387	C1145	U1081	U1081	C1013	G946	A880	G818	U617	G656	C544	G469	G469	A363F	C281
G1388	U1146	G1082	G1082	G1016	G947	G881	U819	G748	U657	G545	A470	A470	G370	A282
C1389	C1147	U1083	U1083	G1017	G948	G882	A820	A751	C658	G619	A547	A471	G371	C286
U1390	G1148	A1084	A1084	G1018	G952	C883	A821	A752	C659	G620	A548	A472	G372	C287
A1391	C1150	U1085	U1085	U1019	A953	C885	A824	C753	G660	A621	A549	A473	U373	C288
C1392	G1151	A1086	A1086	A1020	G954	C886	A825	C754	G661	G622	G550	G476	A374	A289
U1393	U1240	G1087	G1087	A1021	G957	C887	U826	C755	G662	C624				G290
A1241	C1153	U1088	U1088	G1022	A957	C888								

G2557	C2474	C2395	A2327	A2267	U2172	C2111	A2033	A1937	A1829	G1756	G1642	A1543	G1473	A1392
G2558	C2475	G2396	A2328	A2268	A2173	G2112	U2034	A1938	U1833	U1757	G1645	C1544	C1474	A1393
C2559	A2476	A2269	G2329	A2268	C2174	U2113	C2036	C1942	U1834	G1758	G1476	A1545	C1475	U1396
U2563	C2477	G2402	G2330	A2269	A2175	G2114	C2037	U1946	G1835	U1760	G1477	C1547	A1478	U1397
A2564	G2481	C2403	U2332	G2271	C2176	G2115	C2038	U1947	G1836	G1761	G1478	C1548	G1479	G1401
A2565	G2482	U2406	A2333	G2272	C2177	G2116	C2039	C1947	G1837	A1762	G1480	C1549	G1481	C1402
A2566	G2483	G2410	G2334	A2273	U2180	A2117	U2041	A1952	C1938	G1763	G1650	C1557	U1482	U1405
G2567	C2484	A2411	A2335	A2274	G2181	U2118	U2042	U1956	G1839	G1764	G1651	A1558	U1483	U1406
C2568	A2488	G2414	G2336	C2275	C2185	U2119	C2043	U1957	A1847	G1769	G1652	G1559	G1484	C1407
G2570	G2494	G2415	G2337	C2276	G2186	G2120	G2044	C1958	A1848	G1770	G1653	G1560	G1485	C1408
A2572	G2495	G2419	G2340	G2277	G2187	G2121	A2051	U1963	G1849	G1771	G1654	G1561	G1486	G1437
G2573	C2496	U2419	G2341	G2278	G2188	U2122	G2052	C1967	A1854	G1772	C1657	G1562	G1487	G1416
G2574	A2497	G2420	C2342	G2279	C2189	G2123	G2053	U1968	G1855	G1773	C1658	A1570	U1488	C1417
C2498	C2498	G2421	G2343	G2280	G2190	U2124	A2054	C1968	U1856	C1774	G1665	A1571	U1489	G1418
G2575	G2502	G2422	G2344	G2281	G2191	G2125	C2055	U1969	G1857	U1775	G1666	A1572	G1490	A1419
G2576	U2423	G2423	G2345	G2282	G2192	C2128	A2056	C1965	U1858	G1776	G1667	U1576	G1491	U1420
A2577	G2503	U2424	A2346	G2283	G2193	C2129	C2058	A1966	G1859	U1777	G1492	C1577	G1492	G1421
G2578	U2504	C2424	C2347	G2286	G2194	U2130	A2059	G1967	A1872	U1778	G1493	C1578	G1493	G1422
G2582	U2505	A2426	G2350	A2287	U2197	G2131	A2060	C1968	G1873	U1779	G1494	A1579	U1494	A1427
G2583	U2506	G2427	G2351	A2288	A2198	U2132	G2061	C1969	G1874	U1780	G1495	A1580	A1496	C1428
C2507	G2507	G2428	A2352	G2289	A2199	G2133	A2062	C1970	G1875	C1781	G1496	A1581	A1497	G1429
G2508	G2508	G2429	G2353	U2291	C2205	A2134	C2063	C1971	C1880	G1782	G1497	C1582	A1498	C1430
U2511	U2511	A2430	G2354	C2292	U2208	A2135	C2064	A1972	A1884	G1783	G1498	C1583	G1500	U1431
G2512	G2512	U2431	C2355	C2293	C2209	C2136	C2065	G1973	C1887	G1784	G1499	C1584	G1501	A1427
G2513	G2513	G2432	G2356	C2294	G2210	C2137	C2066	C1974	U1887	G1785	G1502	C1585	G1502	C1428
U2514	A2434	A2433	G2357	G2295	G2211	C2138	G2067	A1981	A1888	A1676	C1503	C1586	U1503	G1436
G2516	G2435	G2436	C2358	U2296	A2212	C2139	U2068	G1989	A1889	G1677	C1504	C1587	U1504	C1437
G2517	U2437	A2437	A2360	A2298	U2213	G2141	G2069	C1990	G1899	G1678	C1505	C1588	U1505	U1438
A2518	G2438	G2438	C2364	G2299	G2215	C2142	G2070	G1990	A1900	U1679	C1506	C1589	C1506	A1439
U2522	A2439	A2439	G2365	G2300	G2216	U2143	U2074	U1991	A1901	U1791	C1507	C1590	C1507	G1442
G2523	G2440	G2440	A2369	C2301	G2219	C2145	U2075	G1992	C1902	U1794	C1508	C1591	C1508	G1443
G2524	C2441	G2441	G2370	G2302	G2224	C2146	G2080	C1993	G1906	G1795	C1509	C1592	C1509	G1444
G2525	G2442	G2442	G2371	G2303	A2225	G2147	C2081	C1994	G1907	C1797	C1510	C1593	C1510	A1444A
U2528	C2443	G2443	G2372	A2305	C2226	G2148	A2082	C1999	C1908	U1798	C1511	C1594	C1511	C1445
G2529	G2444	G2444	C2373	G2306	U2232	U2149	U2086	A2001	G1696	G1799	C1512	C1595	C1512	A1446
A2530	G2445	G2445	G2374	G2307	U2233	U2150	G2087	G2002	G1697	C1800	C1513	C1596	C1513	G1449
A2531	G2446	G2446	A2376	G2308	G2234	G2151	G2088	C2006	A1700	G1801	C1514	C1597	C1514	G1449A
G2532	G2447	A2448	A2377	A2309	G2234	G2152	G2089	C2007	A1701	U1805	C1515	C1598	C1515	C1450
U2537	A2451	A2451	G2378	A2310	G2238	G2153	U2092	G2010	U1915	G1806	C1516	C1600	C1516	G1455
G2538	G2452	G2452	G2379	A2311	G2239	G2154	G2093	G2011	U1916	U1810	C1517	C1601	C1517	G1458
A2542	A2459	G2460	G2382	C2313	U2245	G2155	G2094	A1918	U1917	G1811	C1518	C1602	C1518	A1459
G2543	G2461	G2461	G2383	G2314	G2246	A2158	C2095	A1919	C1920	G1717	C1519	C1603	C1519	G1461
G2544	U2462	U2462	G2384	G2315	G2247	G2159	C2096	A2013	G1923	G1718	C1520	C1604	C1520	A1460
U2547	G2466	C2466	C2385	C2316	G2250	G2160	U2098	A2014	U1924	G1719	C1521	C1605	C1521	G1462
C2620	G2467	G2467	G2386	C2317	G2251	G2161	U2099	A2015	C1925	G1814	C1522	C1606	C1522	G1463
A2621	A2468	A2468	U2387	G2318	G2252	G2162	G2100	A2020	C1926	G1815	C1523	C1607	C1523	A1464
G2629	G2469	G2469	G2388	A2319	G2253	C2163	G2101	C2021	U1926	G1816	C1524	C1608	C1524	G1465
G2630	G2470	G2470	C2389	A2320	G2254	G2164	U2102	U2022	A1927	U1730	C1525	C1609	C1525	G1466
G2631	G2471	G2471	G2390	A2321	G2255	G2165	C2103	G2023	G1928	G1731	C1526	C1610	C1526	G1467
A2632	U2472	U2472	C2391	C2322	C2260	U2167	G2104	G2029	G1929	G1732	C1527	C1611	C1527	A1471
G2633	G2473	G2473	A2392	C2323	C2261	G2168	C2107	A2030	G1930	G1733	C1528	C1612	C1528	U1540
G2634	G2474	G2474	G2393	C2324	C2262	A2169	C2108	A2031	G1935	G1826	C1529	C1613	C1529	G1542
G2635	G2475	G2475	C2394	C2325	C2263	A2170	C2109	A2032	A1936	G1827	C1530	C1614	C1530	G1543



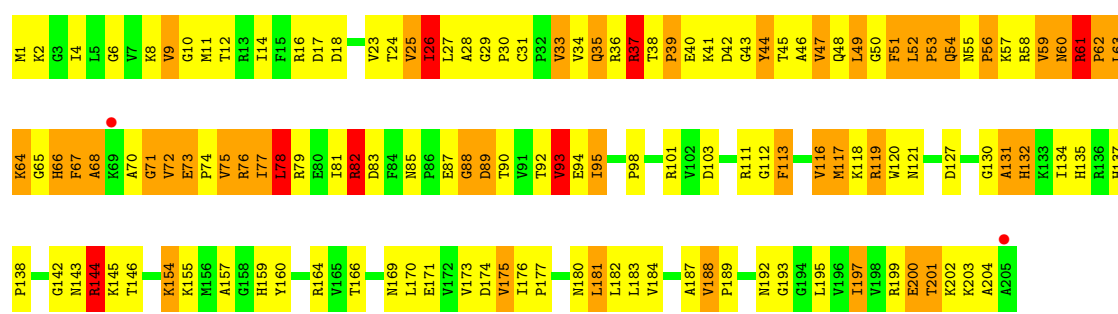
• Molecule 4: 50S ribosomal protein L3

Chain AE:



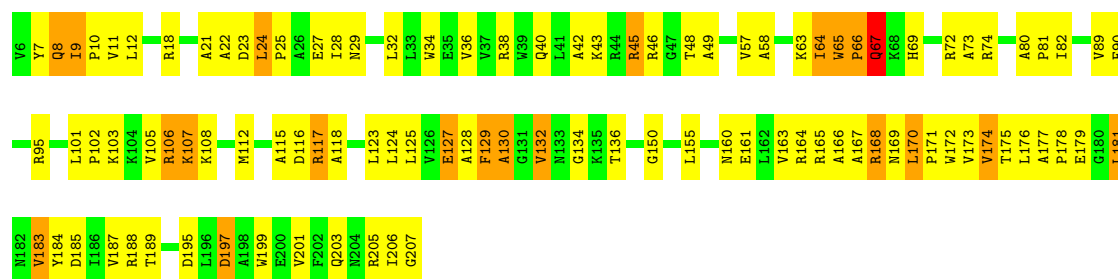
• Molecule 4: 50S ribosomal protein L3

Chain DE:



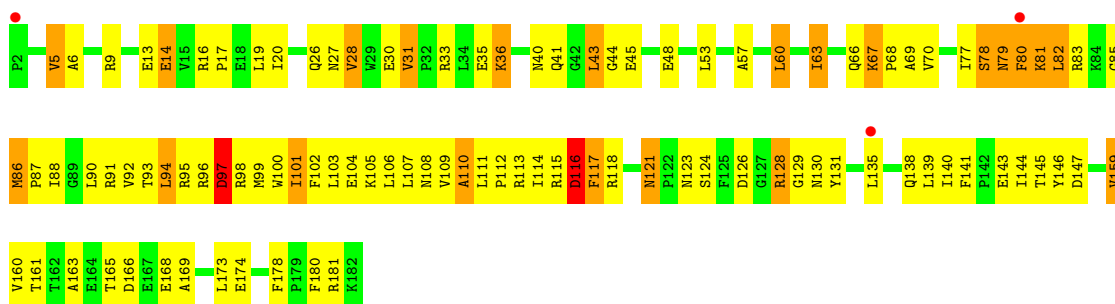
• Molecule 5: 50S ribosomal protein L4

Chain AF:



• Molecule 6: 50S ribosomal protein L5

Chain AG:



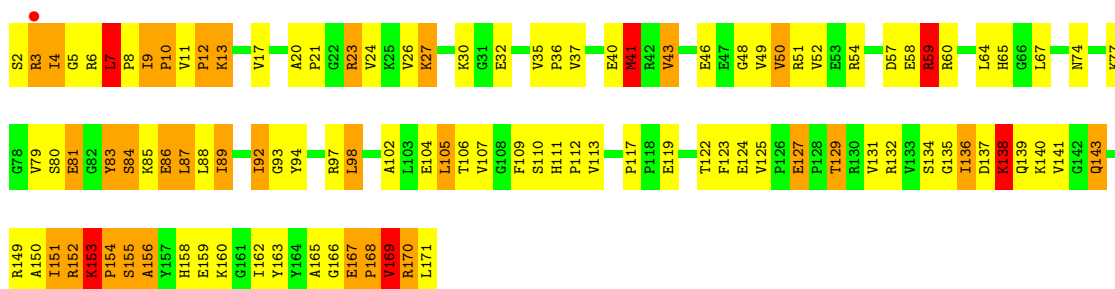
- Molecule 6: 50S ribosomal protein L5

Chain DG:



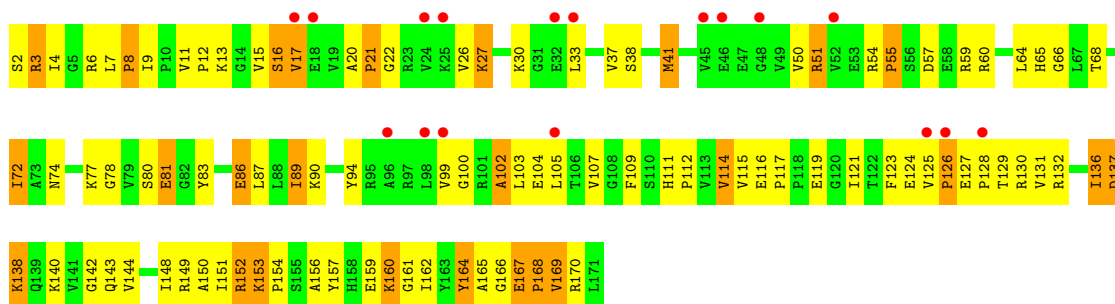
- Molecule 7: 50S ribosomal protein L6

Chain AH:



- Molecule 7: 50S ribosomal protein L6

Chain DH:



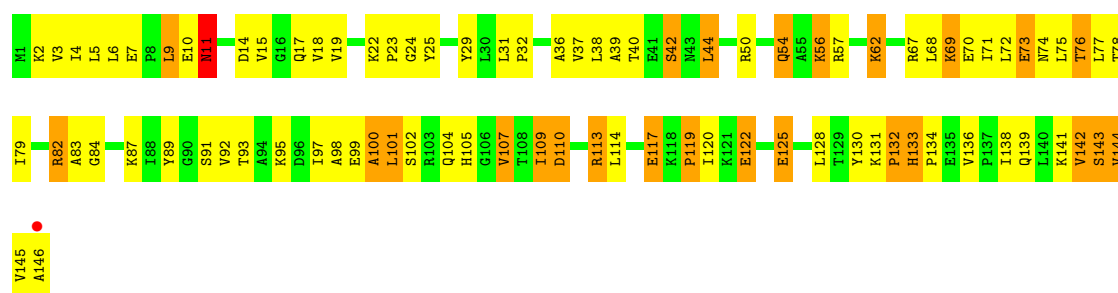
- Molecule 8: 50S ribosomal protein L9

Chain AK:



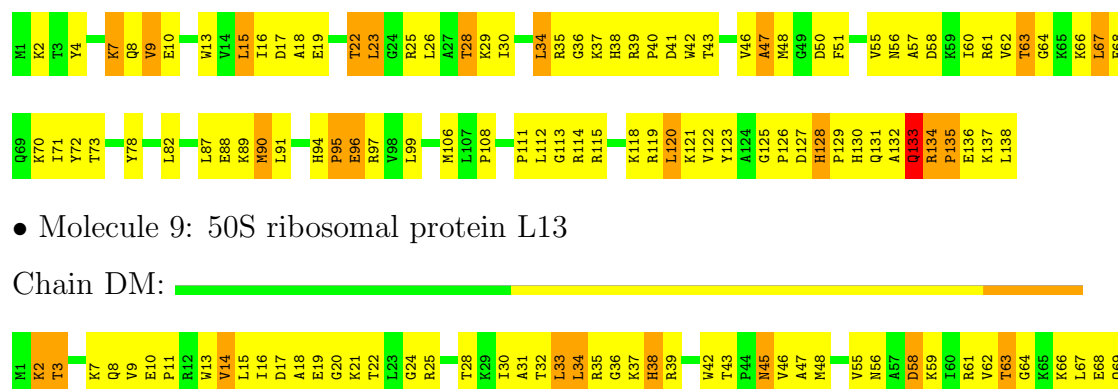
- Molecule 8: 50S ribosomal protein L9

Chain DK:



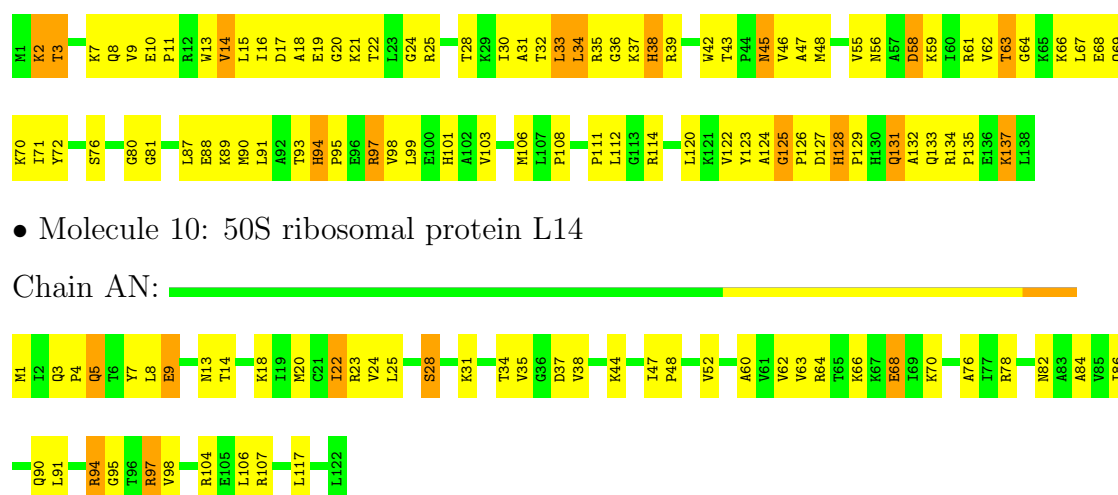
- Molecule 9: 50S ribosomal protein L13

Chain AM:



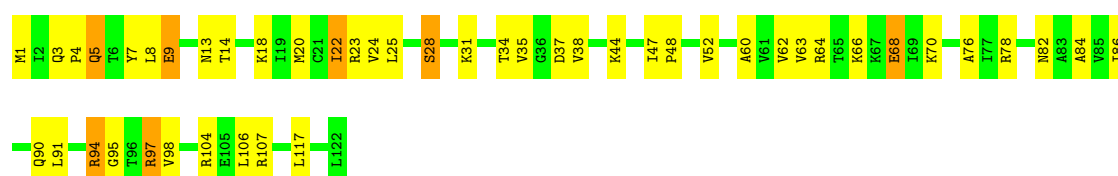
- Molecule 9: 50S ribosomal protein L13

Chain DM:



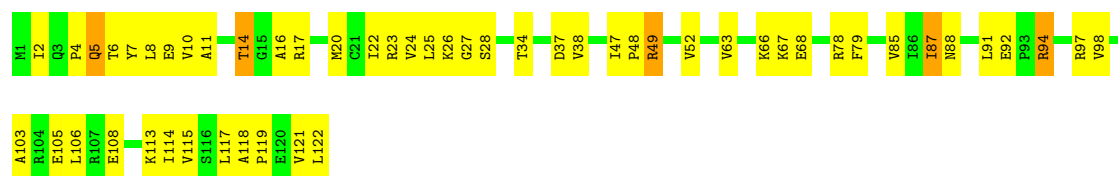
- Molecule 10: 50S ribosomal protein L14

Chain AN:



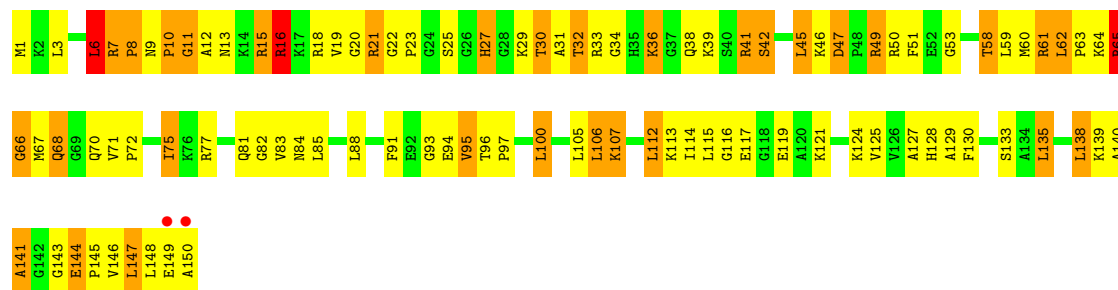
- Molecule 10: 50S ribosomal protein L14

Chain DN:



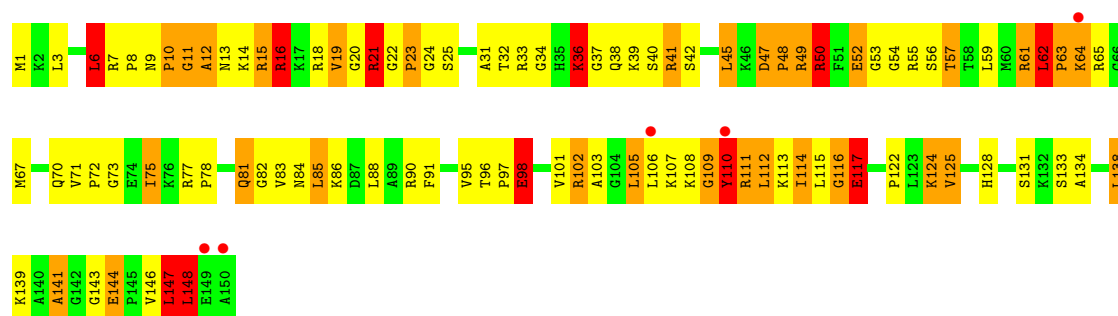
- Molecule 11: 50S ribosomal protein L15

Chain AO:



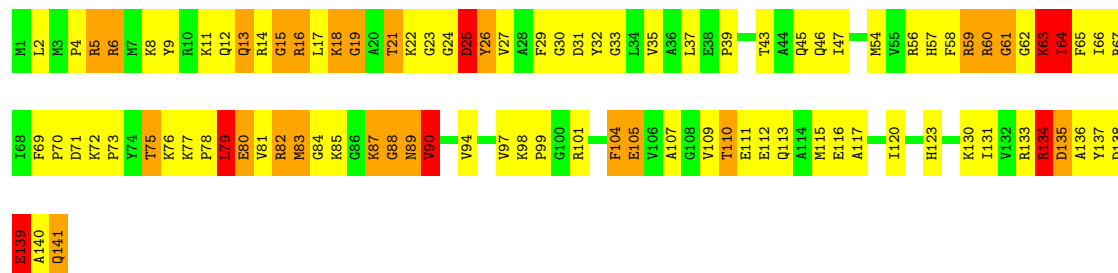
- Molecule 11: 50S ribosomal protein L15

Chain DO:



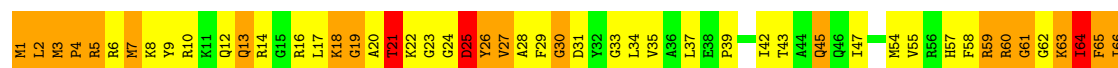
- Molecule 12: 50S ribosomal protein L16

Chain AP:



- Molecule 12: 50S ribosomal protein L16

Chain DP:





- Molecule 13: 50S ribosomal protein L17

Chain A0:



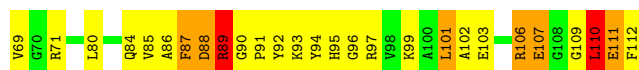
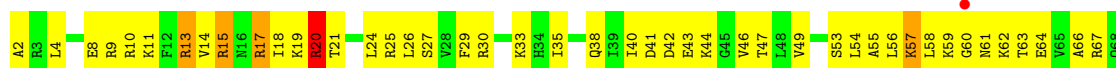
- Molecule 14: 50S ribosomal protein L18

Chain A0:



- Molecule 14: 50S ribosomal protein L18

Chain DQ:



- Molecule 15: 50S ribosomal protein L19

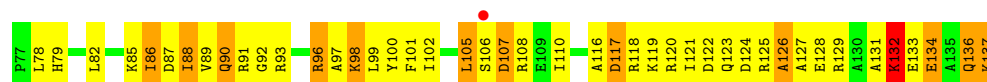
Chain AR:



- Molecule 15: 50S ribosomal protein L19

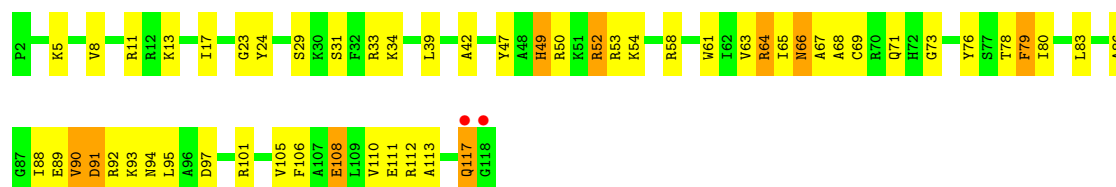
Chain DR:





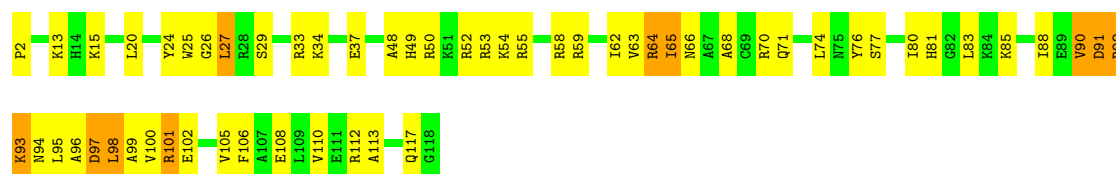
- Molecule 16: 50S ribosomal protein L20

Chain A1:



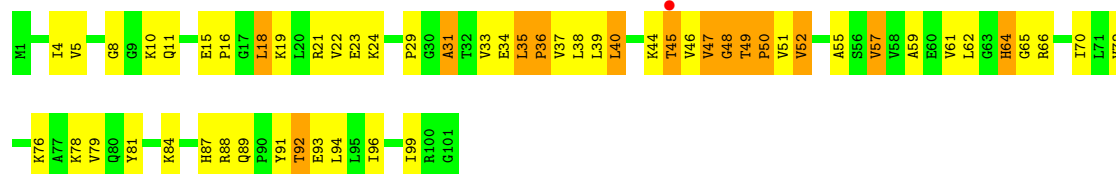
- Molecule 16: 50S ribosomal protein L20

Chain D1:



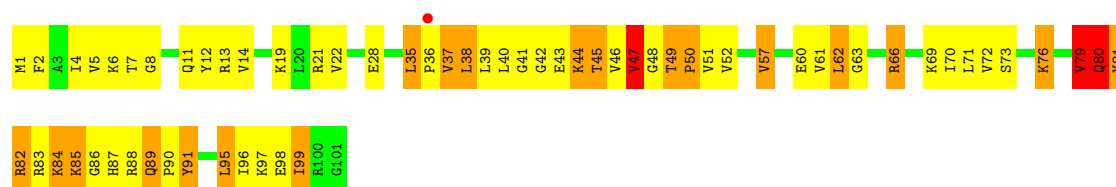
- Molecule 17: 50S ribosomal protein L21

Chain A2:



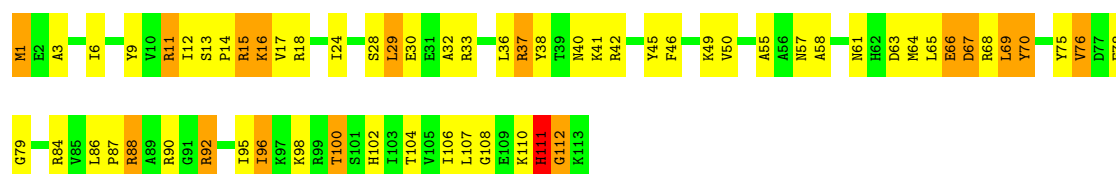
- Molecule 17: 50S ribosomal protein L21

Chain D2:



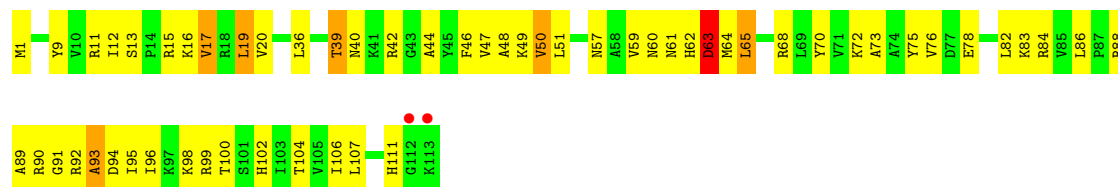
- Molecule 18: 50S ribosomal protein L22

Chain AS:



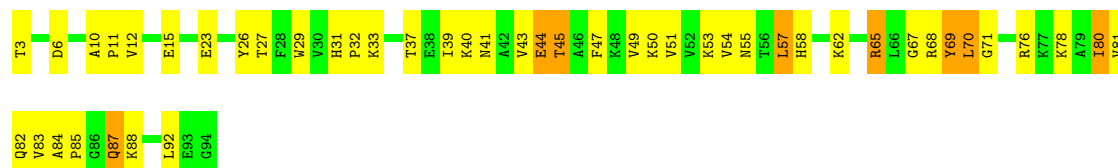
- Molecule 18: 50S ribosomal protein L22

Chain DS:



- Molecule 19: 50S ribosomal protein L23

Chain AT:



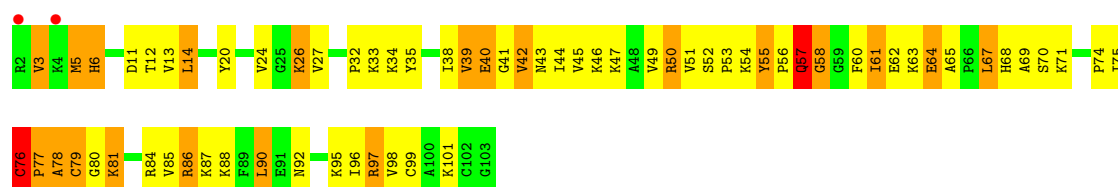
- Molecule 19: 50S ribosomal protein L23

Chain DT:



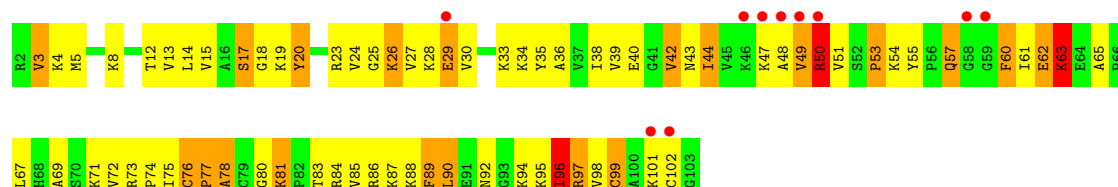
- Molecule 20: 50S ribosomal protein L24

Chain AU:



- Molecule 20: 50S ribosomal protein L24

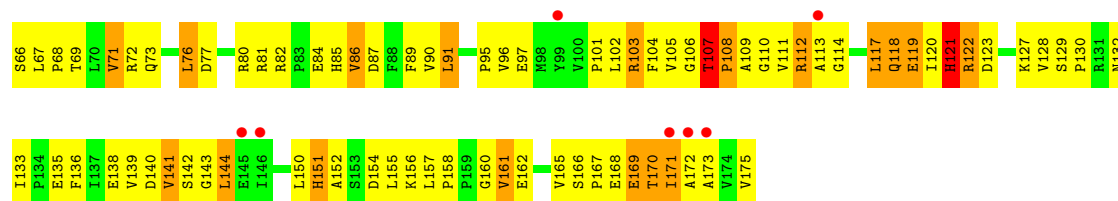
Chain DU:



- Molecule 21: 50S ribosomal protein L25

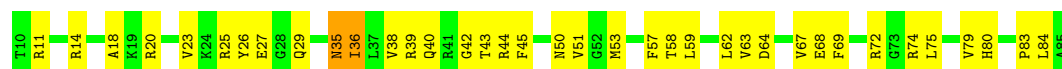
Chain AV:





- Molecule 22: 50S ribosomal protein L27

Chain A3:



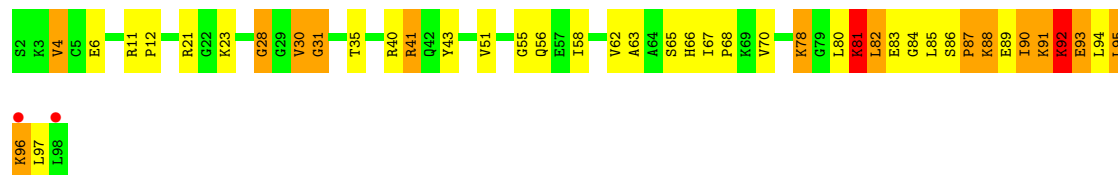
- Molecule 23: 50S ribosomal protein L28

Chain AZ:



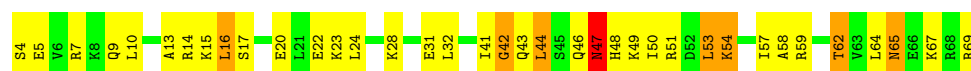
- Molecule 23: 50S ribosomal protein L28

Chain DZ:



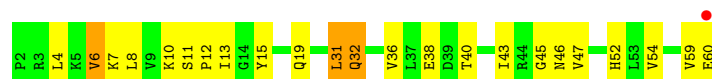
- Molecule 24: 50S ribosomal protein L29

Chain AW:



- Molecule 25: 50S ribosomal protein L30

Chain AX:

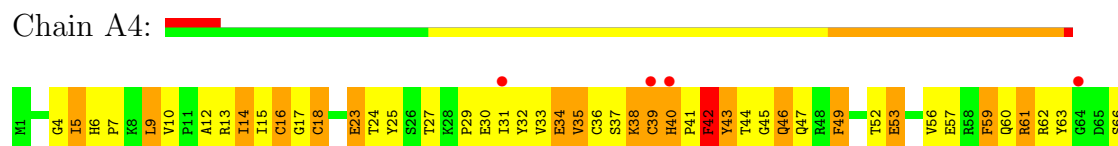


- Molecule 25: 50S ribosomal protein L30

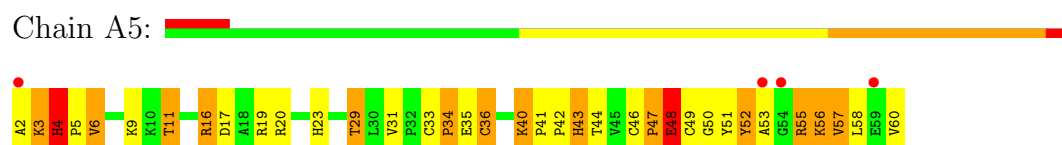
Chain DX:



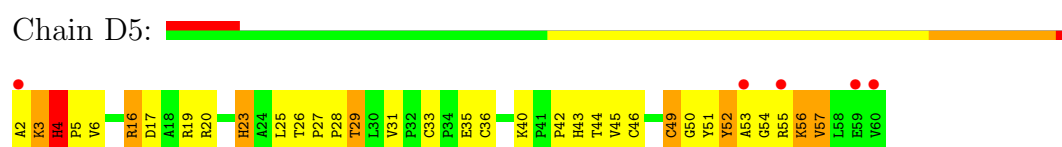
- Molecule 26: 50S ribosomal protein L31



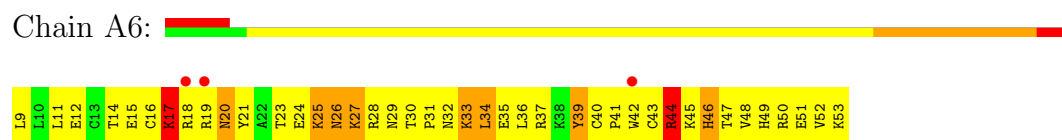
- Molecule 27: 50S ribosomal protein L32



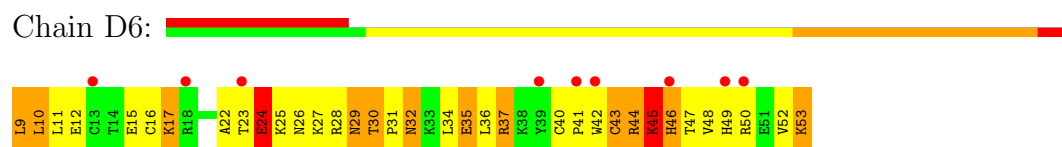
- Molecule 27: 50S ribosomal protein L32



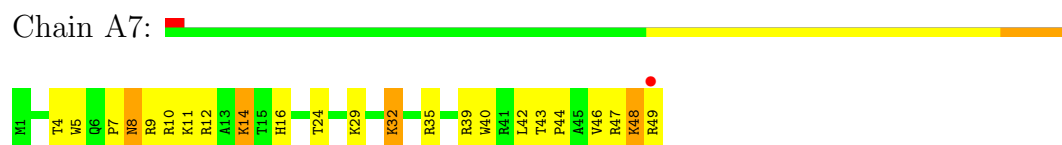
- Molecule 28: 50S ribosomal protein L33



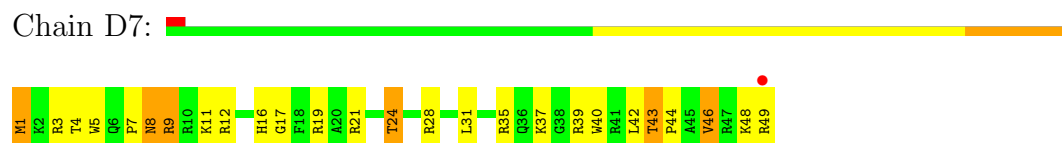
- Molecule 28: 50S ribosomal protein L33



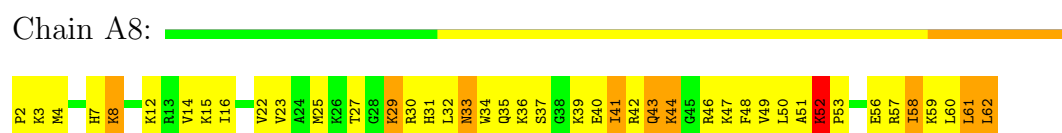
- Molecule 29: 50S ribosomal protein L34



- Molecule 29: 50S ribosomal protein L34

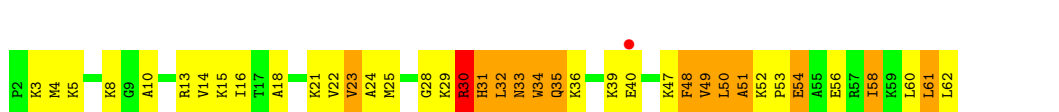


- Molecule 30: 50S ribosomal protein L35



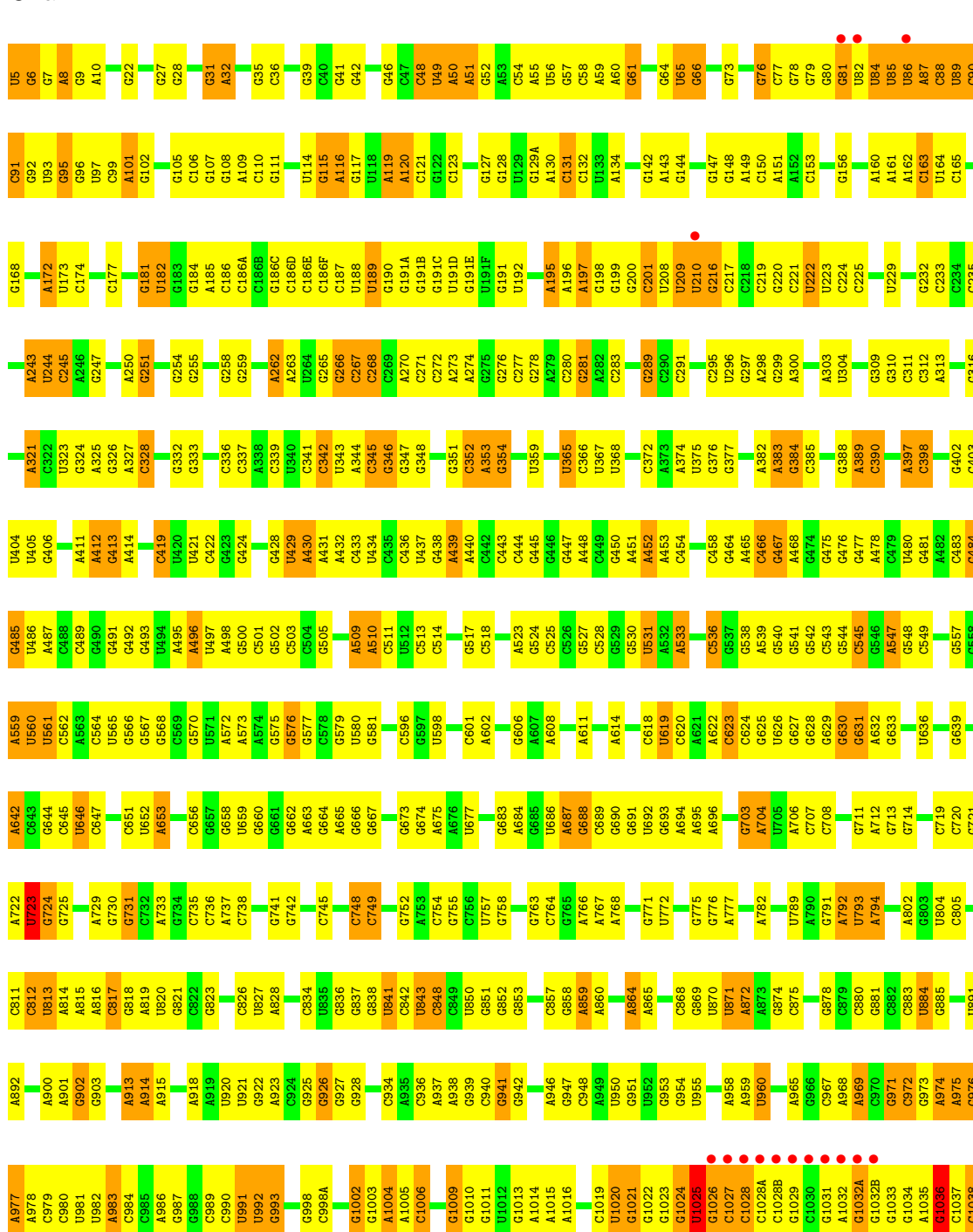
- Molecule 30: 50S ribosomal protein L35

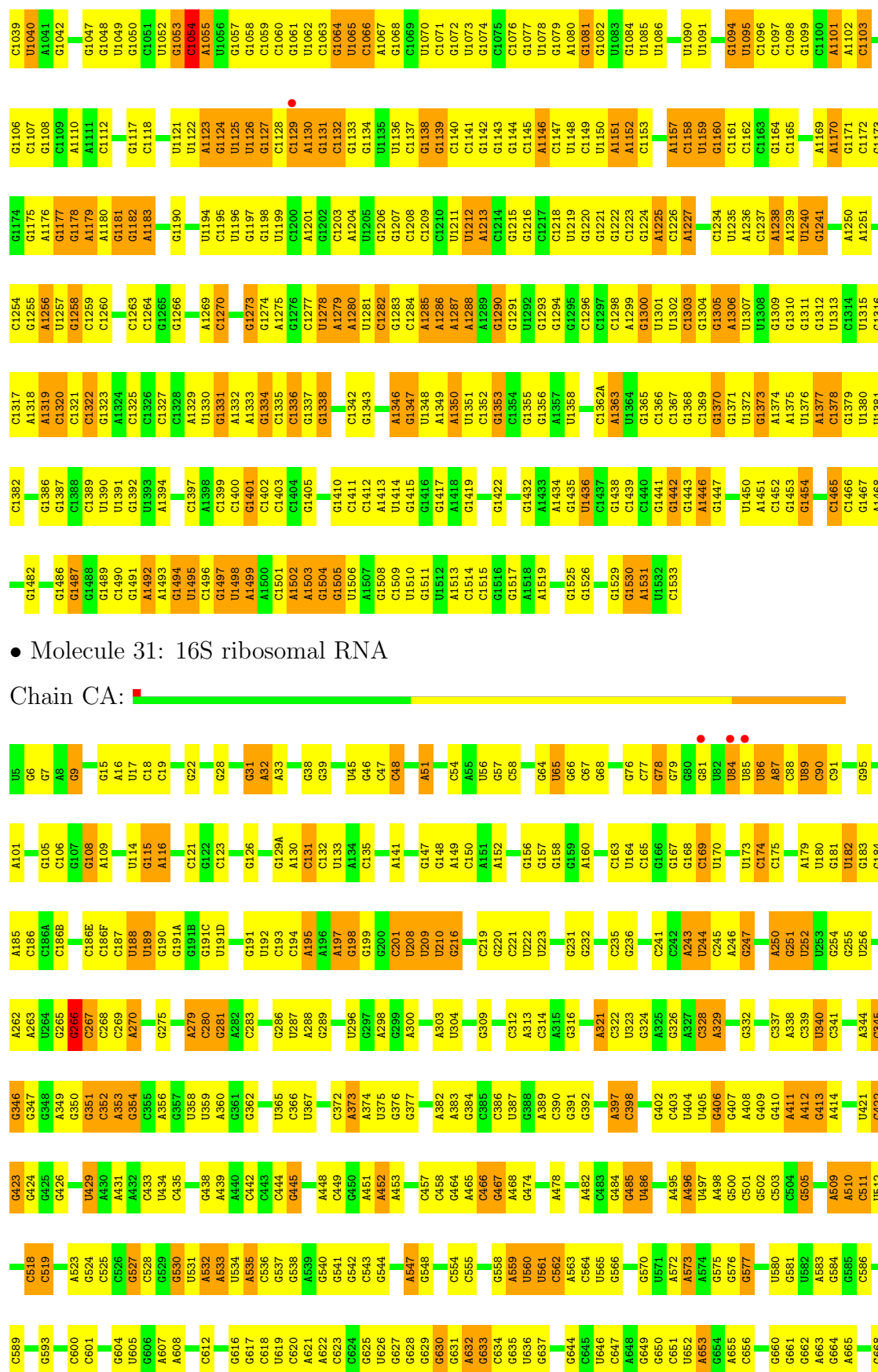
Chain D8:

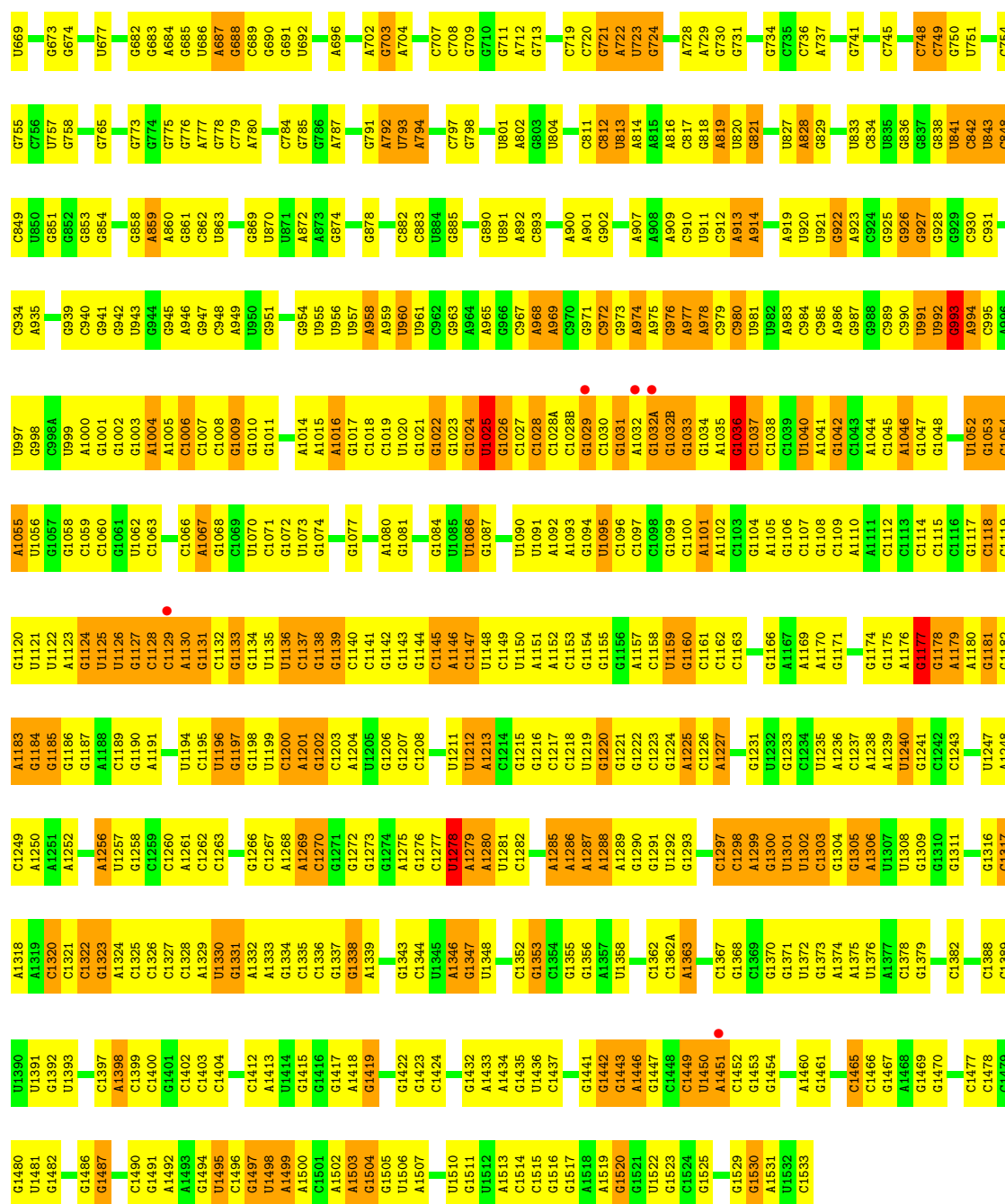


- Molecule 31: 16S ribosomal RNA

Chain BA:

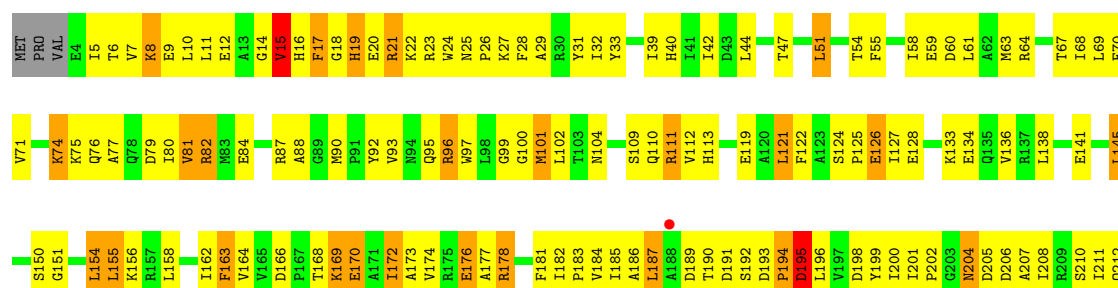







• Molecule 32: 30S RIBOSOMAL PROTEIN S2

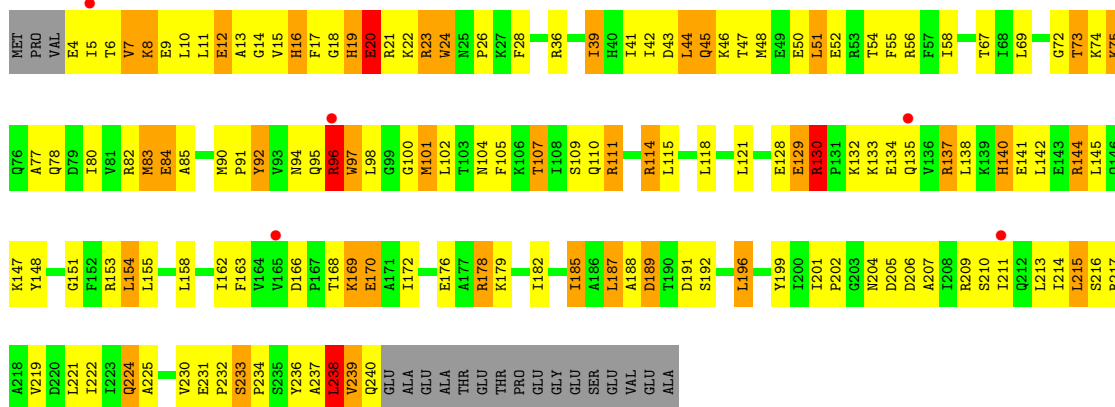
Chain BE:





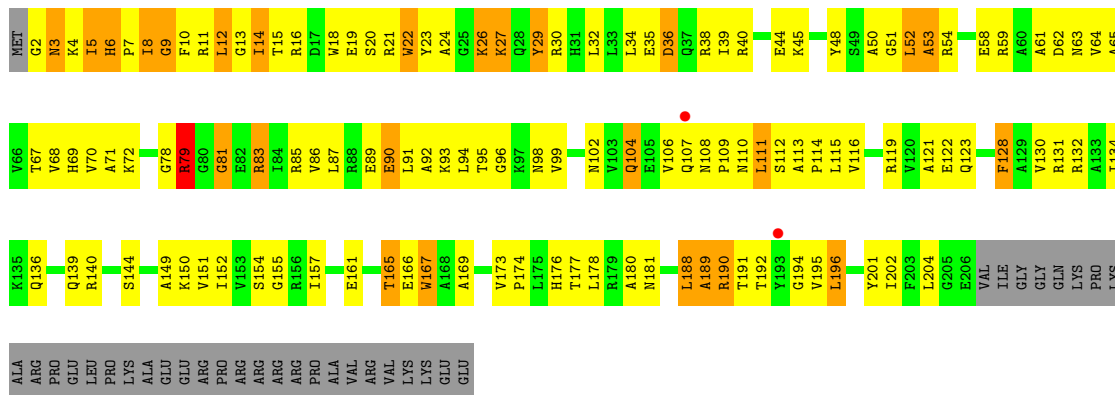
• Molecule 32: 30S RIBOSOMAL PROTEIN S2

Chain CE:



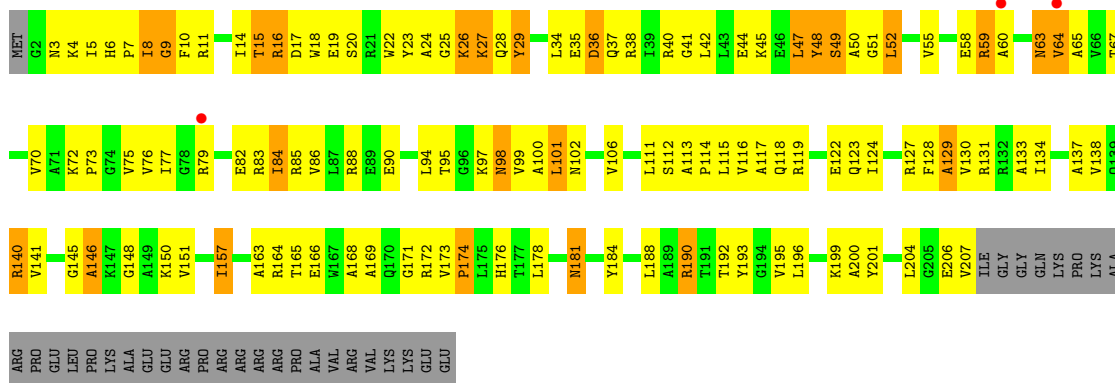
• Molecule 33: 30S RIBOSOMAL PROTEIN S3

Chain BF:



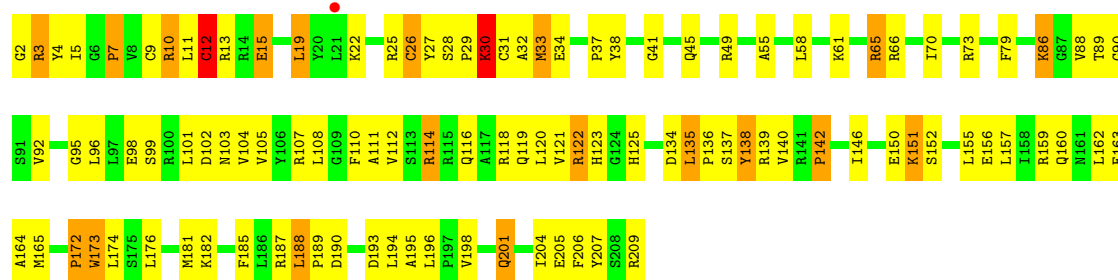
• Molecule 33: 30S RIBOSOMAL PROTEIN S3

Chain CF:



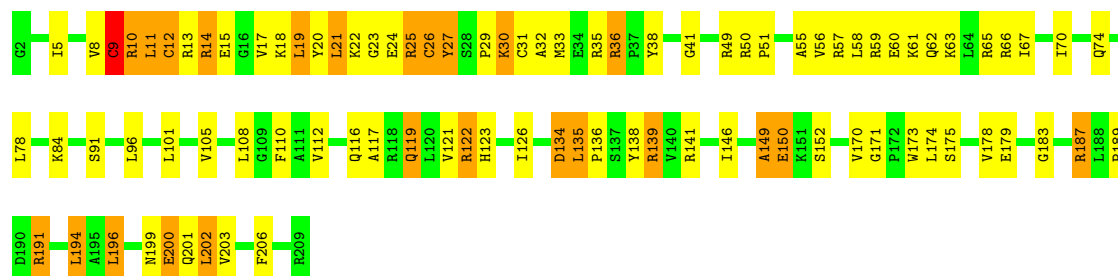
• Molecule 34: 30S RIBOSOMAL PROTEIN S4

Chain BG:



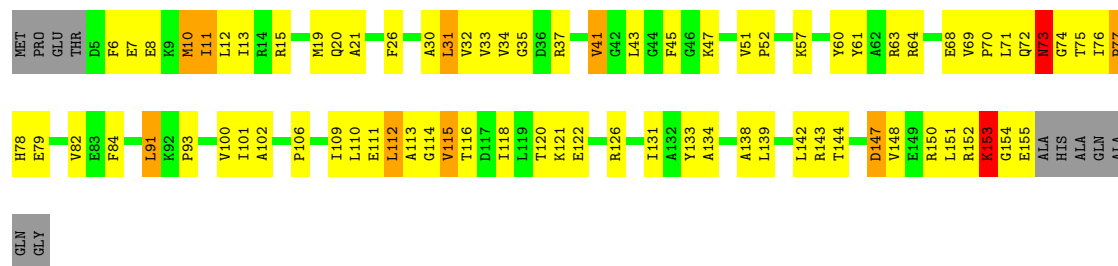
- Molecule 34: 30S RIBOSOMAL PROTEIN S4

Chain CG:



- Molecule 35: 30S RIBOSOMAL PROTEIN S5

Chain BH:



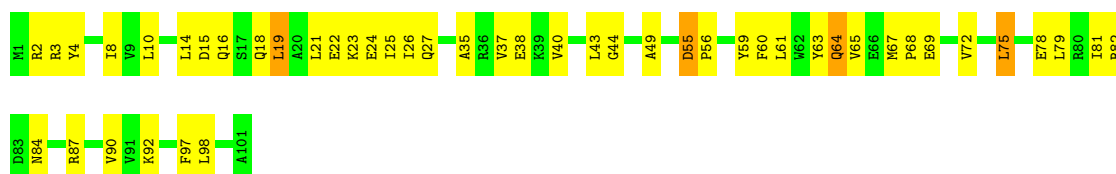
- Molecule 35: 30S RIBOSOMAL PROTEIN S5

Chain CH:



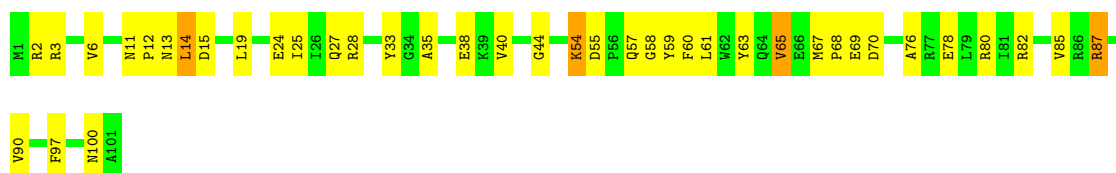
- Molecule 36: 30S RIBOSOMAL PROTEIN S6

Chain BI:



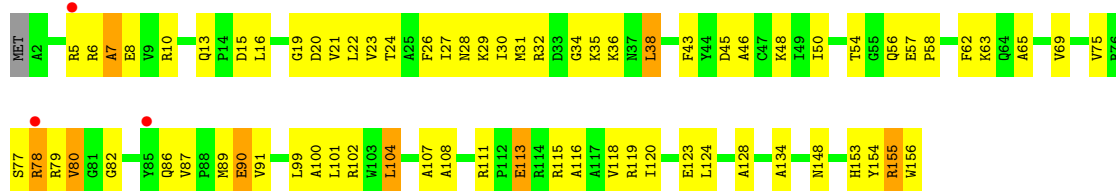
• Molecule 36: 30S RIBOSOMAL PROTEIN S6

Chain CI:



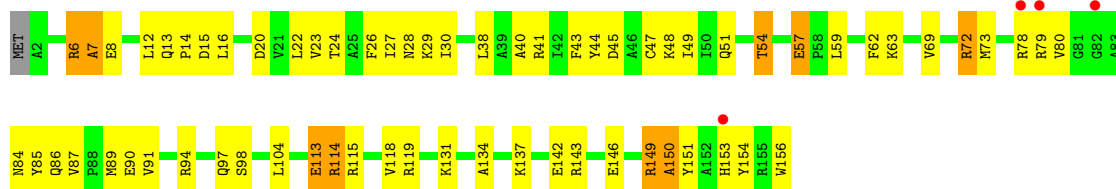
• Molecule 37: 30S RIBOSOMAL PROTEIN S7

Chain BJ:



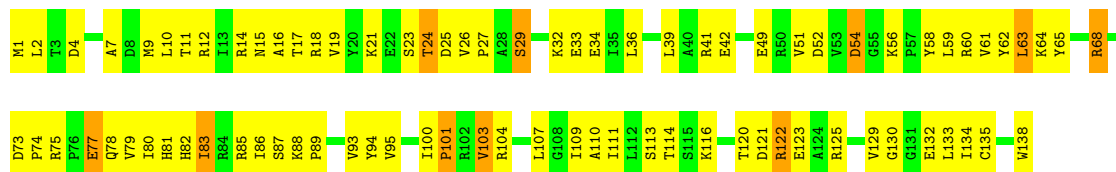
• Molecule 37: 30S RIBOSOMAL PROTEIN S7

Chain CJ:



• Molecule 38: 30S RIBOSOMAL PROTEIN S8

Chain BK:



• Molecule 38: 30S RIBOSOMAL PROTEIN S8


Chain CK:





• Molecule 39: 30S RIBOSOMAL PROTEIN S9

Chain BL:



• Molecule 39: 30S RIBOSOMAL PROTEIN S9

Chain CL:



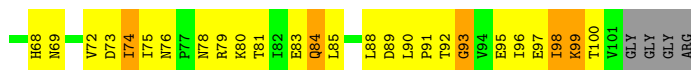
• Molecule 40: 30S RIBOSOMAL PROTEIN S10

Chain BM:



• Molecule 40: 30S RIBOSOMAL PROTEIN S10

Chain CM:



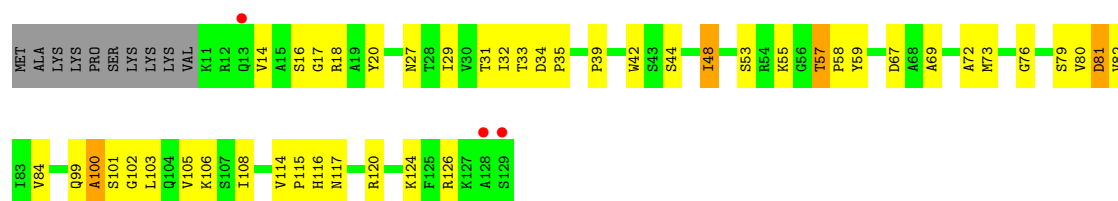
• Molecule 41: 30S RIBOSOMAL PROTEIN S11

Chain BN:



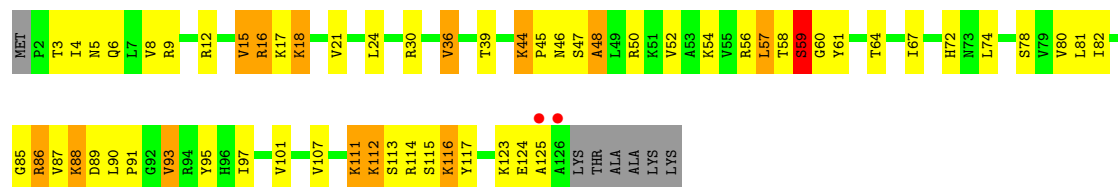
- Molecule 41: 30S RIBOSOMAL PROTEIN S11

Chain CN:



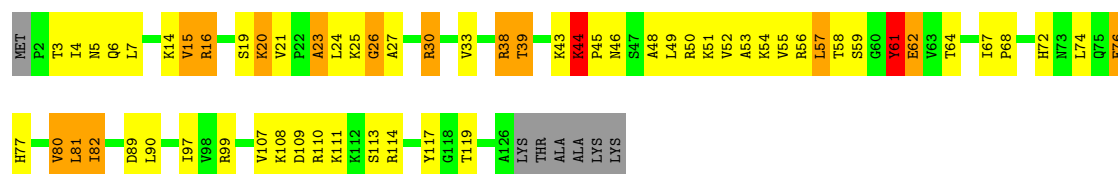
- Molecule 42: 30S RIBOSOMAL PROTEIN S12

Chain BO:



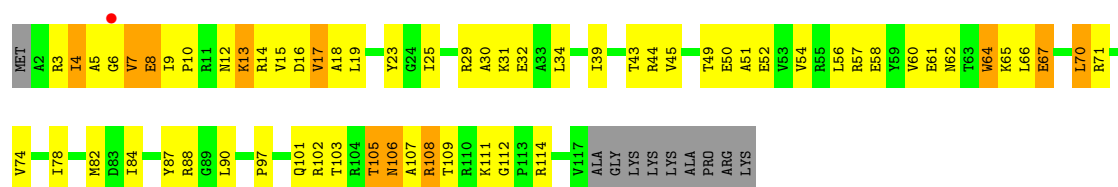
- Molecule 42: 30S RIBOSOMAL PROTEIN S12

Chain CO:



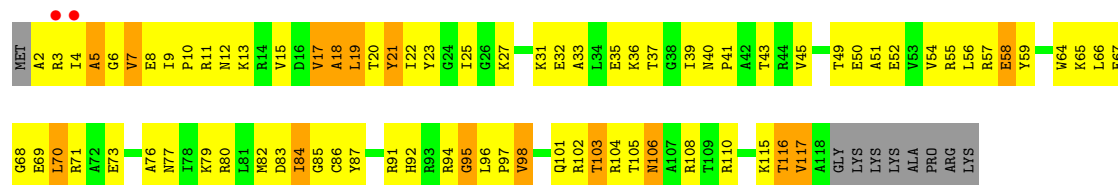
- Molecule 43: 30S RIBOSOMAL PROTEIN S13

Chain BP:



- Molecule 43: 30S RIBOSOMAL PROTEIN S13

Chain CP:



- Molecule 44: 30S RIBOSOMAL PROTEIN S14

Chain BQ:



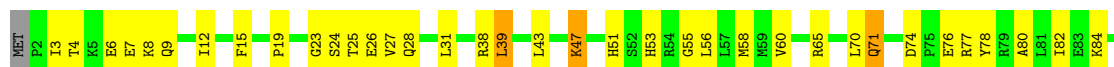
• Molecule 44: 30S RIBOSOMAL PROTEIN S14

Chain CQ:



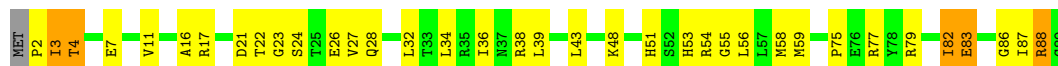
• Molecule 45: 30S RIBOSOMAL PROTEIN S15

Chain BR:



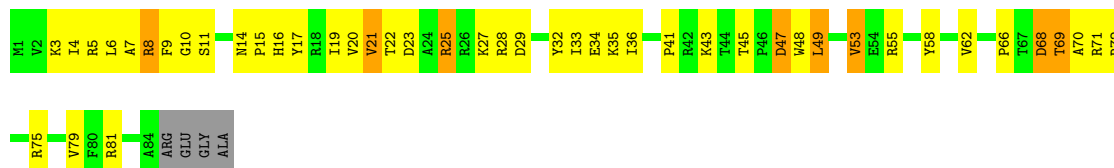
• Molecule 45: 30S RIBOSOMAL PROTEIN S15

Chain CR:



• Molecule 46: 30S RIBOSOMAL PROTEIN S16

Chain BS:



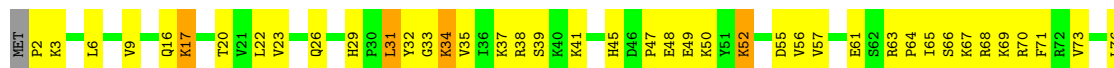
• Molecule 46: 30S RIBOSOMAL PROTEIN S16

Chain CS:



• Molecule 47: 30S RIBOSOMAL PROTEIN S17

Chain BT:



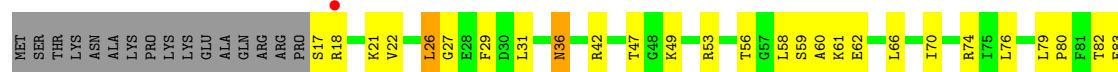
• Molecule 47: 30S RIBOSOMAL PROTEIN S17

Chain CT:



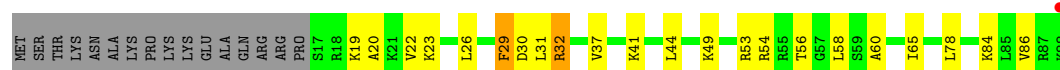
- Molecule 48: 30S RIBOSOMAL PROTEIN S18

Chain BU:



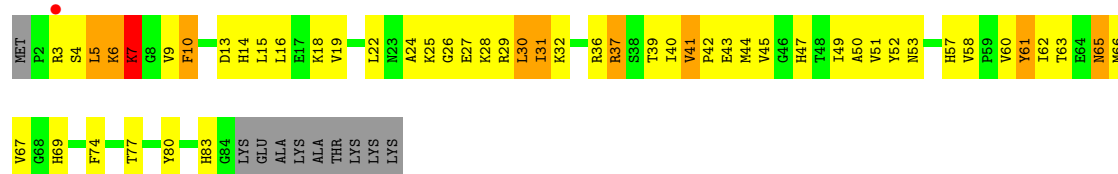
- Molecule 48: 30S RIBOSOMAL PROTEIN S18

Chain CU:



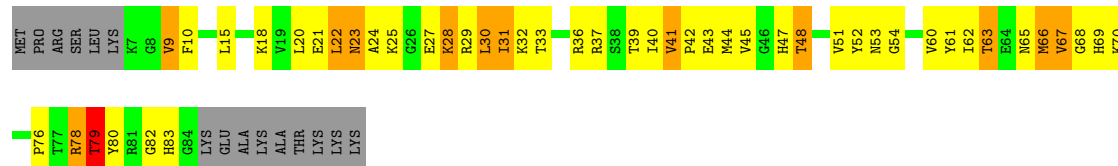
- Molecule 49: 30S RIBOSOMAL PROTEIN S19

Chain BV:



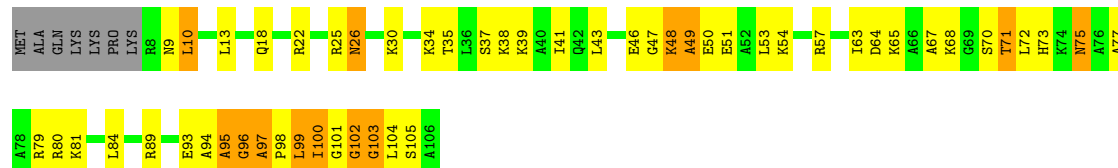
- Molecule 49: 30S RIBOSOMAL PROTEIN S19

Chain CV:



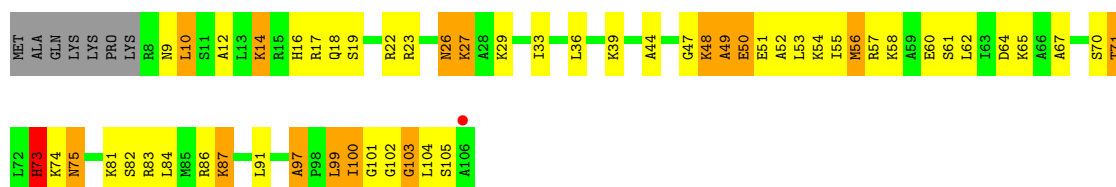
- Molecule 50: 30S RIBOSOMAL PROTEIN S20

Chain BW:



- Molecule 50: 30S RIBOSOMAL PROTEIN S20

Chain CW:



• Molecule 51: 30S RIBOSOMAL PROTEIN THX

Chain BX:



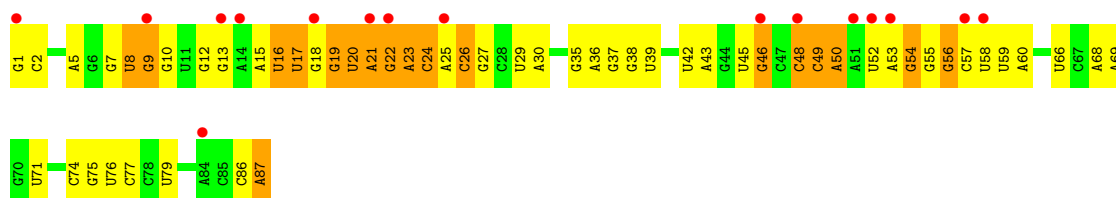
• Molecule 51: 30S RIBOSOMAL PROTEIN THX

Chain CX:



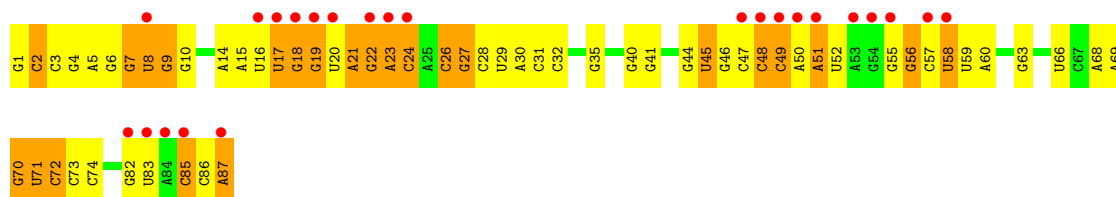
• Molecule 52: TRNA-LEU

Chain BB:



• Molecule 52: TRNA-LEU

Chain CB:



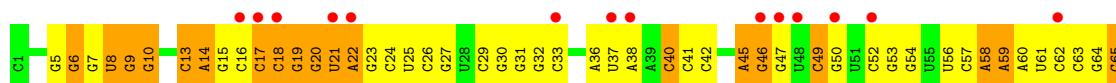
• Molecule 53: TRNA-FMET

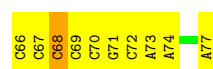
Chain BC:



• Molecule 53: TRNA-FMET

Chain BD:





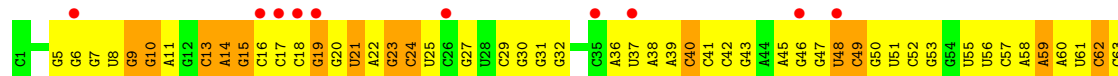
- Molecule 53: TRNA-FMET

Chain CC:



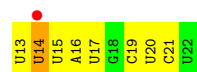
- Molecule 53: TRNA-FMET

Chain CD:



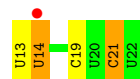
- Molecule 54: MRNA

Chain B1:



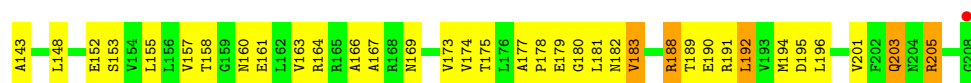
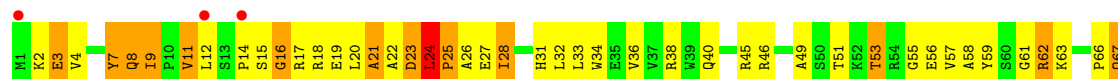
- Molecule 54: MRNA

Chain C1:



- Molecule 55: 50S ribosomal protein L4

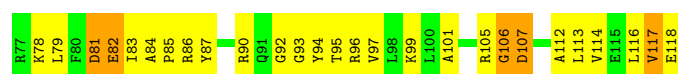
Chain DF:



- Molecule 56: 50S ribosomal protein L17

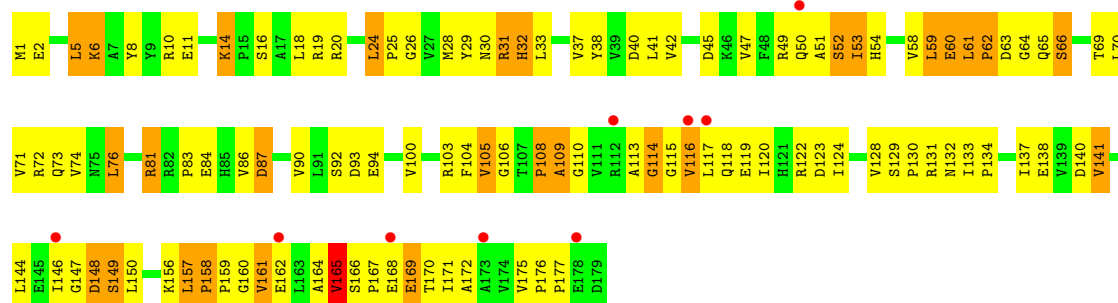
Chain D0:





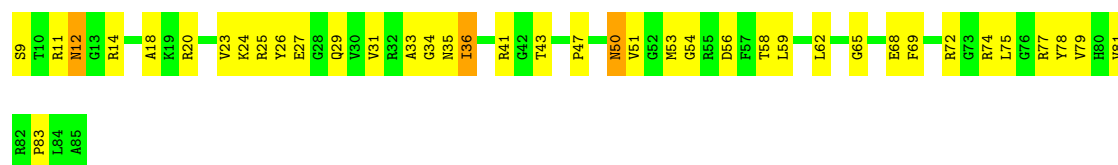
• Molecule 57: 50S ribosomal protein L25

Chain DV:



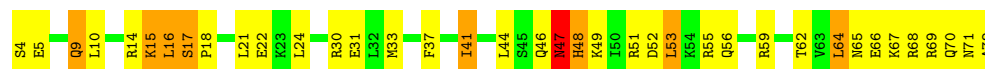
• Molecule 58: 50S ribosomal protein L27

Chain D3:



• Molecule 59: 50S ribosomal protein L29

Chain DW:



• Molecule 60: 50S ribosomal protein L31

Chain D4:



4 Data and refinement statistics

Property	Value	Source
Space group	P 21 21 21	Depositor
Cell constants a, b, c, α , β , γ	210.19Å 451.05Å 621.99Å 90.00° 90.00° 90.00°	Depositor
Resolution (Å)	153.76 – 3.10 122.29 – 3.00	Depositor EDS
% Data completeness (in resolution range)	100.0 (153.76-3.10) 91.7 (122.29-3.00)	Depositor EDS
R_{merge}	0.33	Depositor
R_{sym}	(Not available)	Depositor
$\langle I/\sigma(I) \rangle$ ¹	1.67 (at 3.01Å)	Xtriage
Refinement program	PHENIX (phenix.refine: dev_810)	Depositor
R, R_{free}	0.201 , 0.240 0.244 , 0.259	Depositor DCC
R_{free} test set	833 reflections (0.08%)	DCC
Wilson B-factor (Å ²)	75.5	Xtriage
Anisotropy	0.142	Xtriage
Bulk solvent k_{sol} (e/Å ³), B_{sol} (Å ²)	0.30 , 72.1	EDS
Estimated twinning fraction	No twinning to report.	Xtriage
L-test for twinning	$\langle L \rangle = 0.46$, $\langle L^2 \rangle = 0.29$	Xtriage
Outliers	0 of 1157389 reflections	Xtriage
F_o, F_c correlation	0.93	EDS
Total number of atoms	299628	wwPDB-VP
Average B, all atoms (Å ²)	104.0	wwPDB-VP

Xtriage's analysis on translational NCS is as follows: *The largest off-origin peak in the Patterson function is 1.45% of the height of the origin peak. No significant pseudotranslation is detected.*

¹Intensities estimated from amplitudes.

5 Model quality ⓘ

5.1 Standard geometry ⓘ

Bond lengths and bond angles in the following residue types are not validated in this section: ZN, MG

The Z score for a bond length (or angle) is the number of standard deviations the observed value is removed from the expected value. A bond length (or angle) with $|Z| > 5$ is considered an outlier worth inspection. RMSZ is the root-mean-square of all Z scores of the bond lengths (or angles).

Mol	Chain	Bond lengths		Bond angles	
		RMSZ	$\# Z > 5$	RMSZ	$\# Z > 5$
1	AA	0.37	0/70233	0.74	48/109643 (0.0%)
1	DA	0.33	1/70122 (0.0%)	0.71	58/109469 (0.1%)
2	AB	0.31	0/2928	0.72	6/4568 (0.1%)
2	DB	0.27	0/2928	0.71	2/4568 (0.0%)
3	AD	0.31	0/2166	0.55	0/2919
3	DD	0.29	0/2165	0.52	0/2919
4	AE	0.27	0/1602	0.53	0/2160
4	DE	0.27	0/1601	0.54	0/2160
5	AF	0.29	0/1621	0.50	0/2194
6	AG	0.24	0/1499	0.42	0/2016
6	DG	0.22	0/1499	0.41	0/2016
7	AH	0.25	0/1333	0.50	0/1802
7	DH	0.21	0/1332	0.48	0/1802
8	AK	0.24	0/1152	0.49	0/1558
8	DK	0.23	0/1151	0.49	0/1558
9	AM	0.26	0/1132	0.47	0/1525
9	DM	0.23	0/1131	0.45	0/1525
10	AN	0.27	0/943	0.46	0/1269
10	DN	0.26	0/943	0.46	0/1269
11	AO	0.29	0/1162	0.57	0/1544
11	DO	0.26	0/1162	0.56	0/1544
12	AP	0.26	0/1143	0.41	0/1527
12	DP	0.58	1/1143 (0.1%)	0.40	0/1527
13	A0	0.26	0/982	0.50	0/1312
14	AQ	0.27	0/892	0.53	0/1187
14	DQ	0.23	0/892	0.46	0/1187
15	AR	0.28	0/1156	0.51	0/1542
15	DR	0.26	0/1155	0.45	0/1542
16	A1	0.29	0/982	0.48	0/1306
16	D1	0.24	0/982	0.43	0/1306
17	A2	0.27	0/790	0.52	0/1057
17	D2	0.28	0/790	0.51	0/1057

Mol	Chain	Bond lengths		Bond angles	
		RMSZ	# Z >5	RMSZ	# Z >5
18	AS	0.26	0/911	0.48	0/1220
18	DS	0.26	0/911	0.46	0/1220
19	AT	0.32	0/740	0.48	0/993
19	DT	0.31	0/739	0.46	0/993
20	AU	0.30	0/799	0.52	0/1064
20	DU	0.27	0/798	0.49	0/1064
21	AV	0.22	0/1427	0.48	0/1935
22	A3	0.29	0/615	0.49	0/819
23	AZ	0.28	0/770	0.52	0/1022
23	DZ	0.27	0/770	0.49	0/1022
24	AW	0.30	0/560	0.54	0/741
25	AX	0.25	0/474	0.44	0/635
25	DX	0.22	0/474	0.42	0/635
26	A4	0.24	0/545	0.48	0/733
27	A5	0.29	0/473	0.55	0/639
27	D5	0.27	0/473	0.57	0/639
28	A6	0.28	0/397	0.52	0/529
28	D6	0.25	0/396	0.51	0/529
29	A7	0.31	0/438	0.44	0/575
29	D7	0.26	0/438	0.43	0/575
30	A8	0.33	0/494	0.60	0/649
30	D8	0.34	0/494	0.68	0/649
31	BA	0.28	0/36234	0.65	19/56554 (0.0%)
31	CA	0.28	0/36237	0.65	15/56558 (0.0%)
32	BE	0.22	0/1959	0.42	0/2642
32	CE	0.22	0/1959	0.43	0/2642
33	BF	0.22	0/1629	0.41	0/2195
33	CF	0.21	0/1636	0.40	0/2205
34	BG	0.28	0/1733	0.45	0/2318
34	CG	0.26	0/1733	0.45	0/2318
35	BH	0.24	0/1171	0.44	0/1576
35	CH	0.24	0/1171	0.44	0/1576
36	BI	0.23	0/856	0.43	0/1154
36	CI	0.24	0/856	0.43	0/1154
37	BJ	0.22	0/1276	0.39	0/1709
37	CJ	0.22	0/1276	0.38	0/1709
38	BK	0.23	0/1136	0.44	0/1527
38	CK	0.22	0/1136	0.43	0/1527
39	BL	0.22	0/1029	0.42	0/1379
39	CL	0.22	0/1029	0.41	0/1379
40	BM	0.22	0/814	0.45	0/1095
40	CM	0.21	0/814	0.43	0/1095
41	BN	0.24	0/900	0.45	0/1213

Mol	Chain	Bond lengths		Bond angles	
		RMSZ	# Z >5	RMSZ	# Z >5
41	CN	0.23	0/900	0.42	0/1213
42	BO	0.27	0/991	0.49	0/1327
42	CO	0.25	0/991	0.46	0/1327
43	BP	0.22	0/938	0.44	0/1258
43	CP	0.21	0/943	0.43	0/1265
44	BQ	0.26	0/501	0.49	0/664
44	CQ	0.23	0/501	0.43	0/664
45	BR	0.24	0/745	0.41	0/992
45	CR	0.23	0/745	0.40	0/992
46	BS	0.22	0/721	0.43	0/970
46	CS	0.24	0/721	0.43	0/970
47	BT	0.24	0/847	0.43	0/1131
47	CT	0.24	0/847	0.42	0/1131
48	BU	0.24	0/596	0.44	0/790
48	CU	0.24	0/596	0.43	0/790
49	BV	0.23	0/680	0.47	0/915
49	CV	0.22	0/638	0.44	0/860
50	BW	0.22	0/765	0.43	0/1007
50	CW	0.24	0/765	0.45	0/1007
51	BX	0.22	0/221	0.40	0/288
51	CX	0.21	0/221	0.41	0/288
52	BB	0.21	0/2080	0.51	0/3242
52	CB	0.20	0/2080	0.49	0/3242
53	BC	0.25	0/1835	0.56	0/2859
53	BD	0.16	0/1835	0.46	0/2859
53	CC	0.24	0/1835	0.57	0/2859
53	CD	0.16	0/1835	0.47	0/2859
54	B1	0.27	0/226	0.50	0/348
54	C1	0.37	0/226	0.73	1/348 (0.3%)
55	DF	0.25	0/1662	0.50	0/2249
56	D0	0.25	0/974	0.45	0/1302
57	DV	0.21	0/1460	0.43	0/1982
58	D3	0.26	0/621	0.43	0/827
59	DW	0.25	0/583	0.48	0/771
60	D4	0.24	0/527	0.48	0/709
All	All	0.30	2/324084 (0.0%)	0.64	149/485288 (0.0%)

Chiral center outliers are detected by calculating the chiral volume of a chiral center and verifying if the center is modelled as a planar moiety or with the opposite hand. A planarity outlier is detected by checking planarity of atoms in a peptide group, atoms in a mainchain group or atoms of a sidechain that are expected to be planar.

Mol	Chain	#Chirality outliers	#Planarity outliers
7	AH	0	1
42	BO	0	1
All	All	0	2

All (2) bond length outliers are listed below:

Mol	Chain	Res	Type	Atoms	Z	Observed(Å)	Ideal(Å)
12	DP	141	GLN	C-OXT	17.97	1.57	1.23
1	DA	1342	A	N7-C5	-5.40	1.36	1.39

All (149) bond angle outliers are listed below:

Mol	Chain	Res	Type	Atoms	Z	Observed(°)	Ideal(°)
1	DA	933	A	C4-N9-C1'	10.03	144.35	126.30
1	DA	933	A	C6-C5-N7	-10.02	125.28	132.30
1	AA	673	C	C2-N3-C4	-9.52	115.14	119.90
1	DA	933	A	C8-N9-C1'	-9.44	110.72	127.70
31	BA	1025	U	C5-C4-O4	-9.10	120.44	125.90
31	BA	1495	U	N1-C2-O2	9.03	129.12	122.80
1	DA	1899	G	N3-C4-N9	-8.80	120.72	126.00
2	AB	95	U	C5-C4-O4	8.75	131.15	125.90
1	DA	1602	U	C2-N3-C4	-8.71	121.78	127.00
2	AB	81	G	C5-C6-O6	-8.36	123.58	128.60
1	DA	1342	A	N1-C6-N6	8.29	123.57	118.60
1	DA	933	A	C4-C5-C6	8.20	121.10	117.00
1	DA	1899	G	C8-N9-C1'	8.19	137.65	127.00
2	DB	95	U	C5-C4-O4	8.05	130.73	125.90
1	DA	1899	G	C4-N9-C1'	-7.98	116.12	126.50
1	AA	807	U	C2-N3-C4	-7.96	122.22	127.00
1	DA	933	A	N3-C4-N9	7.96	133.77	127.40
1	DA	1602	U	N1-C2-O2	-7.83	117.32	122.80
1	DA	673	C	C2-N3-C4	-7.81	115.99	119.90
1	AA	1899	G	N3-C4-N9	-7.74	121.36	126.00
1	DA	2447	G	C6-N1-C2	-7.63	120.52	125.10
31	CA	1025	U	C5-C4-O4	-7.51	121.40	125.90
31	BA	1054	C	C2-N1-C1'	7.48	127.03	118.80
1	AA	2447	G	C6-N1-C2	-7.46	120.62	125.10
1	DA	807	U	C2-N3-C4	-7.46	122.53	127.00
1	AA	633	A	N1-C6-N6	7.39	123.03	118.60
1	DA	2447	G	C5-C6-O6	-7.36	124.18	128.60
1	AA	1899	G	C8-N9-C1'	7.19	136.35	127.00
1	AA	120	U	C5-C4-O4	6.92	130.05	125.90
1	AA	250	G	N3-C2-N2	6.86	124.70	119.90

Continued on next page...

Continued from previous page...

Mol	Chain	Res	Type	Atoms	Z	Observed(°)	Ideal(°)
31	CA	1495	U	N1-C2-O2	6.83	127.58	122.80
31	BA	1465	C	C2-N3-C4	-6.76	116.52	119.90
1	DA	933	A	N9-C4-C5	-6.69	103.12	105.80
1	DA	1899	G	N3-C4-C5	6.67	131.93	128.60
1	AA	783	A	C5-N7-C8	-6.59	100.60	103.90
1	AA	103	A	N1-C6-N6	6.59	122.55	118.60
1	DA	933	A	N7-C8-N9	6.59	117.09	113.80
1	AA	673	C	C5-C4-N4	-6.58	115.60	120.20
2	DB	81	G	C5-C6-O6	-6.57	124.66	128.60
1	DA	633	A	N1-C6-N6	6.53	122.52	118.60
1	AA	2598	A	N1-C6-N6	6.52	122.51	118.60
1	DA	933	A	N1-C6-N6	6.52	122.51	118.60
1	DA	1012	U	C2-N3-C4	-6.49	123.11	127.00
1	AA	906	G	C5-C6-O6	6.45	132.47	128.60
1	DA	1342	A	C6-C5-N7	-6.41	127.81	132.30
1	AA	1899	G	C4-N9-C1'	-6.41	118.17	126.50
1	AA	774	A	C2-N3-C4	-6.38	107.41	110.60
1	DA	2451	A	C5-N7-C8	-6.37	100.72	103.90
1	DA	2873	A	N1-C6-N6	6.34	122.41	118.60
1	DA	103	A	N1-C6-N6	6.34	122.40	118.60
31	BA	1436	U	C2-N3-C4	-6.30	123.22	127.00
1	AA	2681	C	C6-N1-C2	-6.25	117.80	120.30
1	AA	201	C	C6-N1-C2	6.23	122.79	120.30
31	BA	1036	G	C5-C6-O6	6.21	132.32	128.60
31	CA	1036	G	C5-C6-O6	6.18	132.31	128.60
1	DA	2447	G	N3-C4-C5	-6.13	125.53	128.60
31	BA	1495	U	N3-C2-O2	-6.12	117.91	122.20
2	AB	81	G	N3-C4-N9	6.11	129.67	126.00
1	DA	2720	U	C2-N3-C4	-6.11	123.34	127.00
1	AA	2447	G	C5-C6-O6	-6.04	124.98	128.60
1	DA	933	A	C6-N1-C2	-6.03	114.98	118.60
31	BA	1053	G	C4-N9-C1'	-6.01	118.68	126.50
2	AB	81	G	C6-C5-N7	-6.01	126.79	130.40
1	DA	1342	A	C5-C6-N6	-6.00	118.90	123.70
1	DA	630	G	C2-N3-C4	-5.99	108.91	111.90
1	DA	1312	U	C5-C4-O4	5.97	129.48	125.90
1	AA	673	C	N3-C4-C5	5.95	124.28	121.90
1	AA	676	A	C5-N7-C8	-5.90	100.95	103.90
31	BA	1054	C	C6-N1-C1'	-5.89	113.73	120.80
54	C1	21	C	C6-N1-C2	-5.87	117.95	120.30
1	DA	933	A	C4-C5-N7	5.83	113.62	110.70
1	DA	250	G	N3-C2-N2	5.83	123.98	119.90

Continued on next page...

Continued from previous page...

Mol	Chain	Res	Type	Atoms	Z	Observed(°)	Ideal(°)
1	DA	933	A	N1-C2-N3	5.82	132.21	129.30
1	DA	2378	A	N1-C6-N6	5.79	122.07	118.60
1	DA	933	A	C5-C6-N6	-5.77	119.09	123.70
31	BA	1053	G	N3-C4-N9	-5.77	122.54	126.00
1	AA	630	G	C2-N3-C4	-5.75	109.02	111.90
1	DA	1332	G	N3-C4-N9	-5.73	122.56	126.00
31	CA	993	G	N3-C4-N9	5.73	129.44	126.00
1	DA	2503	A	C8-N9-C4	-5.72	103.51	105.80
1	AA	1964	G	N9-C4-C5	-5.70	103.12	105.40
1	AA	2447	G	C5-C6-N1	5.65	114.33	111.50
31	CA	1465	C	C2-N3-C4	-5.64	117.08	119.90
1	DA	1332	G	N3-C4-C5	5.64	131.42	128.60
1	DA	1602	U	C5-C6-N1	-5.62	119.89	122.70
1	DA	2451	A	C8-N9-C4	-5.62	103.55	105.80
1	AA	633	A	C4-C5-C6	5.62	119.81	117.00
1	AA	2287	A	C5-N7-C8	-5.62	101.09	103.90
1	DA	2681	C	C5-C4-N4	5.62	124.14	120.20
31	BA	1025	U	N3-C4-C5	5.61	117.97	114.60
1	DA	2598	A	N1-C6-N6	5.60	121.96	118.60
1	DA	250	G	N3-C4-N9	5.60	129.36	126.00
31	BA	1053	G	C8-N9-C1'	5.55	134.22	127.00
31	CA	1036	G	N9-C4-C5	5.53	107.61	105.40
31	CA	1036	G	N1-C6-O6	-5.53	116.58	119.90
1	AA	103	A	C4-C5-C6	5.52	119.76	117.00
31	CA	1036	G	C4-C5-N7	-5.51	108.59	110.80
1	AA	83	G	C2-N3-C4	-5.51	109.15	111.90
1	AA	676	A	N7-C8-N9	5.51	116.55	113.80
1	AA	1899	G	N3-C4-C5	5.51	131.35	128.60
1	AA	633	A	C6-C5-N7	-5.49	128.46	132.30
1	AA	1021	A	C5-N7-C8	-5.48	101.16	103.90
1	AA	140	A	N7-C8-N9	5.48	116.54	113.80
1	AA	807	U	C5-C4-O4	-5.47	122.62	125.90
1	AA	201	C	C2-N3-C4	-5.44	117.18	119.90
1	DA	1602	U	N1-C2-N3	5.42	118.15	114.90
1	AA	2451	A	C5-N7-C8	-5.40	101.20	103.90
1	DA	2447	G	N3-C4-N9	5.39	129.24	126.00
1	AA	1332	G	C2-N3-C4	-5.37	109.22	111.90
1	AA	1340	U	C2-N3-C4	-5.35	123.79	127.00
31	CA	1177	G	C4-C5-N7	-5.35	108.66	110.80
1	AA	1142(A)	A	C5-N7-C8	-5.34	101.23	103.90
1	DA	933	A	N3-C4-C5	-5.33	123.07	126.80
2	AB	81	G	C6-N1-C2	-5.33	121.90	125.10

Continued on next page...

Continued from previous page...

Mol	Chain	Res	Type	Atoms	Z	Observed(°)	Ideal(°)
31	BA	723	U	C2-N1-C1'	5.30	124.06	117.70
1	DA	2451	A	N7-C8-N9	5.28	116.44	113.80
1	AA	906	G	N3-C4-N9	-5.27	122.84	126.00
31	CA	270	A	N1-C6-N6	5.27	121.76	118.60
1	AA	1314	C	C2-N1-C1'	5.25	124.58	118.80
31	BA	1495	U	C2-N1-C1'	5.24	123.99	117.70
31	CA	108	G	C4-N9-C1'	5.23	133.30	126.50
31	BA	1036	G	C4-C5-N7	-5.21	108.72	110.80
31	CA	1278	U	C2-N1-C1'	5.21	123.95	117.70
1	AA	446	G	N9-C4-C5	-5.20	103.32	105.40
31	BA	1436	U	C5-C4-O4	-5.18	122.79	125.90
1	DA	630	G	N9-C4-C5	-5.17	103.33	105.40
1	AA	1141	U	N1-C2-O2	-5.17	119.18	122.80
1	AA	807	U	N1-C2-N3	5.16	118.00	114.90
1	DA	1781	C	C2-N1-C1'	5.16	124.47	118.80
1	AA	783	A	C4-C5-N7	5.15	113.27	110.70
31	CA	993	G	C4-N9-C1'	5.14	133.18	126.50
1	AA	1141	U	C2-N3-C4	-5.13	123.92	127.00
1	DA	2595	G	C2-N3-C4	-5.12	109.34	111.90
1	DA	2062	A	N1-C6-N6	5.12	121.67	118.60
1	AA	774	A	N3-C4-N9	-5.12	123.31	127.40
31	BA	1495	U	C2-N3-C4	5.11	130.07	127.00
1	AA	1992	G	C8-N9-C4	-5.11	104.36	106.40
1	DA	1899	G	N3-C2-N2	-5.10	116.33	119.90
1	DA	1602	U	C2-N1-C1'	-5.08	111.60	117.70
31	CA	266	G	N1-C6-O6	-5.07	116.86	119.90
1	DA	807	U	C5-C4-O4	-5.06	122.86	125.90
2	AB	95	U	N3-C4-O4	-5.05	115.86	119.40
31	BA	1025	U	C2-N3-C4	-5.04	123.98	127.00
1	DA	1342	A	C4-C5-C6	5.02	119.51	117.00
1	DA	630	G	C8-N9-C4	5.02	108.41	106.40
1	AA	2287	A	C2-N3-C4	-5.01	108.09	110.60
31	CA	1177	G	C5-C6-O6	5.01	131.61	128.60
1	DA	2681	C	N3-C4-N4	-5.01	114.49	118.00
31	BA	1036	G	N9-C4-C5	5.01	107.40	105.40

There are no chirality outliers.

All (2) planarity outliers are listed below:

Mol	Chain	Res	Type	Group
7	AH	153	LYS	Peptide
42	BO	44	LYS	Peptide

5.2 Close contacts ⓘ

In the following table, the Non-H and H(model) columns list the number of non-hydrogen atoms and hydrogen atoms in the chain respectively. The H(added) column lists the number of hydrogens added by MolProbity. The Clashes column lists the number of clashes within the asymmetric unit, and the number in parentheses is this value normalized per 1000 atoms of the molecule in the chain. The Symm-Clashes column gives symmetry related clashes, in the same way as for the Clashes column.

Mol	Chain	Non-H	H(model)	H(added)	Clashes	Symm-Clashes
1	AA	62707	0	31614	1928	1
1	DA	62607	0	31565	1969	1
2	AB	2617	0	1328	93	0
2	DB	2617	0	1328	98	0
3	AD	2116	0	2195	197	0
3	DD	2115	0	2195	178	0
4	AE	1569	0	1634	163	0
4	DE	1568	0	1634	175	0
5	AF	1586	0	1632	111	0
6	AG	1474	0	1535	127	0
6	DG	1474	0	1535	99	0
7	AH	1308	0	1382	143	0
7	DH	1307	0	1382	102	1
8	AK	1137	0	1223	93	0
8	DK	1136	0	1223	92	0
9	AM	1105	0	1180	98	0
9	DM	1104	0	1180	84	0
10	AN	933	0	996	40	0
10	DN	933	0	996	38	0
11	AO	1145	0	1228	157	0
11	DO	1145	0	1228	169	0
12	AP	1122	0	1179	184	0
12	DP	1122	0	1179	204	0
13	A0	968	0	1033	63	0
14	AQ	882	0	943	85	0
14	DQ	882	0	943	73	0
15	AR	1142	0	1202	92	0
15	DR	1141	0	1202	96	0
16	A1	964	0	1022	76	0
16	D1	964	0	1022	88	0
17	A2	779	0	852	75	0
17	D2	779	0	852	117	0
18	AS	900	0	964	61	0
18	DS	900	0	964	41	0
19	AT	726	0	778	52	0

Continued on next page...

Continued from previous page...

Mol	Chain	Non-H	H(model)	H(added)	Clashes	Symm-Clashes
19	DT	725	0	778	56	0
20	AU	786	0	878	77	0
20	DU	785	0	878	97	0
21	AV	1397	0	1430	120	0
22	A3	607	0	628	41	0
23	AZ	763	0	848	40	0
23	DZ	763	0	848	50	0
24	AW	558	0	610	29	0
25	AX	469	0	518	21	0
25	DX	469	0	518	22	0
26	A4	533	0	522	79	0
27	A5	459	0	480	53	0
27	D5	459	0	480	43	0
28	A6	390	0	404	64	0
28	D6	389	0	404	50	0
29	A7	430	0	480	19	0
29	D7	430	0	480	28	0
30	A8	488	0	560	80	0
30	D8	488	0	560	86	0
31	BA	32369	0	16339	1082	1
31	CA	32372	0	16338	1075	2
32	BE	1924	0	1975	154	0
32	CE	1924	0	1975	162	0
33	BF	1605	0	1668	114	0
33	CF	1612	0	1677	115	0
34	BG	1703	0	1764	120	0
34	CG	1703	0	1763	94	1
35	BH	1155	0	1213	64	0
35	CH	1155	0	1213	75	0
36	BI	843	0	857	41	1
36	CI	843	0	857	38	0
37	BJ	1257	0	1296	65	0
37	CJ	1257	0	1296	62	0
38	BK	1116	0	1177	68	0
38	CK	1116	0	1177	50	0
39	BL	1010	0	1037	84	0
39	CL	1010	0	1037	96	0
40	BM	801	0	849	74	0
40	CM	801	0	849	70	0
41	BN	885	0	904	57	0
41	CN	885	0	904	34	0
42	BO	975	0	1062	52	0

Continued on next page...

Continued from previous page...

Mol	Chain	Non-H	H(model)	H(added)	Clashes	Symm-Clashes
42	CO	975	0	1062	67	0
43	BP	928	0	987	62	0
43	CP	933	0	992	71	0
44	BQ	492	0	529	46	0
44	CQ	492	0	530	38	0
45	BR	734	0	771	34	0
45	CR	734	0	771	34	0
46	BS	705	0	725	41	0
46	CS	705	0	725	32	0
47	BT	834	0	904	47	0
47	CT	834	0	904	31	0
48	BU	591	0	662	24	0
48	CU	591	0	662	18	0
49	BV	665	0	686	66	0
49	CV	624	0	636	65	0
50	BW	763	0	861	56	0
50	CW	763	0	861	47	0
51	BX	217	0	234	16	0
51	CX	217	0	234	20	0
52	BB	1861	0	938	50	0
52	CB	1861	0	938	62	0
53	BC	1643	0	837	48	0
53	BD	1643	0	837	65	0
53	CC	1643	0	837	50	0
53	CD	1643	0	837	79	0
54	B1	205	0	105	7	0
54	C1	205	0	105	5	0
55	DF	1627	0	1680	126	0
56	D0	960	0	1021	69	0
57	DV	1428	0	1454	100	0
58	D3	613	0	633	45	0
59	DW	581	0	629	49	0
60	D4	515	0	510	83	0
61	A0	1	0	0	0	0
61	A1	1	0	0	0	0
61	A2	1	0	0	0	0
61	A3	1	0	0	0	0
61	A5	2	0	0	0	0
61	A6	1	0	0	0	0
61	A7	1	0	0	0	0
61	AA	630	0	0	0	0
61	AB	17	0	0	0	0

Continued on next page...

Continued from previous page...

Mol	Chain	Non-H	H(model)	H(added)	Clashes	Symm-Clashes
61	AD	2	0	0	0	0
61	AE	4	0	0	0	0
61	AF	3	0	0	0	0
61	AO	3	0	0	0	0
61	AU	1	0	0	0	0
61	B1	2	0	0	0	0
61	BA	244	0	0	0	0
61	BB	8	0	0	0	0
61	BC	9	0	0	0	0
61	BD	1	0	0	0	0
61	BG	1	0	0	0	0
61	BN	2	0	0	0	0
61	BQ	2	0	0	0	0
61	CA	209	0	0	0	0
61	CB	5	0	0	0	0
61	CC	8	0	0	0	0
61	CG	3	0	0	0	0
61	CH	1	0	0	0	0
61	CS	1	0	0	0	0
61	D0	1	0	0	0	0
61	D1	2	0	0	0	0
61	D3	1	0	0	0	0
61	D5	1	0	0	0	0
61	DA	528	0	0	0	0
61	DB	14	0	0	0	0
61	DE	3	0	0	0	0
61	DP	1	0	0	0	0
61	DU	1	0	0	0	0
62	BG	1	0	0	0	0
62	BQ	1	0	0	0	0
62	CG	1	0	0	0	0
62	CQ	1	0	0	0	0
All	All	299628	0	200976	12579	4

Clashscore is defined as the number of clashes calculated for the entry per 1000 atoms (including hydrogens) of the entry. The overall clashscore for this entry is 25.

All (12579) close contacts within the same asymmetric unit are listed below.

Atom-1	Atom-2	Distance(Å)	Clash(Å)
6:AG:108:ASN:HA	26:A4:38:LYS:CG	1.41	1.51
6:AG:108:ASN:CA	26:A4:38:LYS:HG2	1.46	1.45
1:AA:1056:G:H21	1:AA:1103:A:N6	1.13	1.45

Continued on next page...

Continued from previous page...

Atom-1	Atom-2	Distance(Å)	Clash(Å)
1:DA:226:G:H21	1:DA:228:A:N6	0.93	1.41
1:DA:226:G:N2	1:DA:228:A:H61	1.15	1.40
11:AO:19:VAL:CG2	11:AO:27:HIS:HB2	1.52	1.40
1:AA:2467:C:C2'	1:AA:2468:G:H5'	1.55	1.36
12:AP:24:GLY:HA3	12:AP:25:ASP:CB	1.42	1.35
12:DP:24:GLY:HA3	12:DP:25:ASP:CB	1.41	1.35
1:DA:847:U:C4	1:DA:933:A:N6	1.94	1.35
1:AA:882:G:H1	1:AA:894:C:N4	1.32	1.27
12:DP:2:LEU:O	12:DP:70:PRO:HG2	1.11	1.27
1:AA:49:A:N7	1:AA:120:U:C5	2.03	1.26
1:AA:1056:G:N2	1:AA:1103:A:H62	1.34	1.24
1:DA:226:G:N2	1:DA:228:A:N6	1.75	1.24
12:DP:26:TYR:O	12:DP:138:ASP:CB	1.85	1.23
1:DA:2681:C:C5	1:DA:2725:A:N6	2.05	1.23
4:AE:23:VAL:CG1	4:AE:184:VAL:O	1.84	1.23
11:AO:19:VAL:HG23	11:AO:27:HIS:CB	1.69	1.23
1:AA:953:A:OP2	12:AP:16:ARG:HD3	1.38	1.23
4:AE:23:VAL:HG12	4:AE:184:VAL:C	1.60	1.22
1:AA:910:A:C5	12:AP:13:GLN:OE1	1.94	1.22
1:AA:49:A:N7	1:AA:120:U:H5	1.37	1.21
12:DP:6:ARG:O	12:DP:7:MET:HG2	1.37	1.21
12:AP:16:ARG:O	12:AP:17:LEU:HD23	1.42	1.20
12:DP:2:LEU:O	12:DP:70:PRO:CG	1.87	1.20
12:DP:65:PHE:O	12:DP:66:ILE:HG12	1.39	1.20
12:AP:134:ARG:HA	12:AP:138:ASP:OD2	1.41	1.19
1:AA:155:C:N4	1:AA:171:G:H1	1.38	1.19
11:AO:15:ARG:HH11	11:AO:15:ARG:HG2	1.06	1.19
1:AA:1056:G:N2	1:AA:1103:A:N6	1.91	1.18
1:DA:2777:G:H5''	1:DA:2778:A:H5'	1.22	1.18
1:DA:847:U:C5	1:DA:933:A:N6	2.11	1.18
12:DP:66:ILE:CG1	12:DP:67:ARG:H	1.57	1.18
12:AP:136:ALA:O	12:AP:139:GLU:HG2	1.40	1.18
31:BA:1028(B):C:N4	31:BA:1032(A):G:H1	1.40	1.17
11:AO:64:LYS:O	11:AO:66:GLY:N	1.77	1.17
31:BA:1053:G:H5'	31:BA:1054:C:H5'	1.24	1.17
1:AA:910:A:C8	12:AP:13:GLN:OE1	1.96	1.16
1:AA:2317:C:H2'	1:AA:2318:G:H5'	1.26	1.16
3:AD:43:ARG:NH1	3:AD:44:ASN:OD1	1.79	1.16
2:DB:74:U:H2'	2:DB:75:G:H5''	1.28	1.16
1:AA:2310:A:N3	6:AG:77:ILE:HD11	1.61	1.15
1:DA:882:G:H1	1:DA:894:C:N4	1.44	1.15
12:AP:133:ARG:O	12:AP:134:ARG:HB3	1.45	1.14

Continued on next page...

Continued from previous page...

Atom-1	Atom-2	Distance(Å)	Clash(Å)
1:AA:631:A:OP2	30:A8:46:ARG:NH2	1.80	1.14
3:AD:35:LYS:HD2	3:AD:104:TYR:CD1	1.83	1.13
20:AU:79:CYS:SG	20:AU:80:GLY:N	2.17	1.13
3:DD:43:ARG:HH11	3:DD:44:ASN:ND2	1.45	1.13
11:DO:21:ARG:HE	11:DO:21:ARG:HA	1.02	1.12
1:DA:1899:G:H22	1:DA:1902:C:N4	1.47	1.12
1:AA:1798:U:H5''	3:AD:259:THR:HG22	1.29	1.12
53:CC:17:C:H3'	53:CC:18:C:H5''	1.28	1.12
1:AA:954:G:H5''	12:AP:13:GLN:HG2	1.33	1.11
1:DA:2466:C:C2'	1:DA:2467:C:H5'	1.79	1.11
1:DA:2466:C:H2'	1:DA:2467:C:H5'	1.14	1.11
27:A5:4:HIS:HB3	27:A5:5:PRO:HD3	1.30	1.11
1:AA:2211:G:H4'	1:AA:2212:A:OP2	1.45	1.11
32:CE:111:ARG:HG2	32:CE:111:ARG:HH11	0.96	1.10
3:DD:267:SER:O	3:DD:269:PHE:N	1.83	1.10
53:BC:17:C:H3'	53:BC:18:C:H5''	1.17	1.10
1:DA:2420:C:H41	30:D8:31:HIS:HB3	1.14	1.10
1:DA:885:C:N4	1:DA:890:A:N6	2.00	1.10
32:CE:233:SER:HB3	32:CE:234:PRO:HD2	1.32	1.10
4:AE:14:ILE:HB	4:AE:21:VAL:HG23	1.27	1.10
1:DA:9:U:N3	1:DA:2629:A:N6	2.00	1.09
12:DP:24:GLY:CA	12:DP:25:ASP:CB	2.30	1.09
4:AE:23:VAL:HG12	4:AE:184:VAL:O	0.91	1.09
31:CA:1160:G:O6	31:CA:1181:G:O6	1.71	1.09
12:AP:24:GLY:CA	12:AP:25:ASP:CB	2.30	1.08
7:AH:86:GLU:HG3	7:AH:165:ALA:H	1.02	1.08
31:CA:1028:C:N4	31:CA:1033:G:H1	1.50	1.08
36:CI:87:ARG:HG3	36:CI:87:ARG:HH11	1.04	1.08
42:CO:44:LYS:HB3	42:CO:45:PRO:HD3	1.22	1.08
31:CA:448:A:OP2	31:CA:485:G:N2	1.86	1.08
20:DU:50:ARG:HB3	20:DU:53:PRO:HG3	1.36	1.08
16:A1:92:ARG:O	16:A1:94:ASN:N	1.86	1.08
11:DO:11:GLY:O	11:DO:13:ASN:N	1.84	1.08
17:D2:85:LYS:HG3	17:D2:87:HIS:H	1.08	1.08
1:AA:2287:A:N6	1:AA:2344:U:H3	1.49	1.08
1:DA:1332:G:N2	1:DA:1609:A:O2'	1.84	1.08
7:AH:83:TYR:HB3	7:AH:135:GLY:H	1.16	1.08
11:DO:15:ARG:HH11	11:DO:15:ARG:CG	1.67	1.08
1:DA:1062:G:H1	1:DA:1076:C:N4	1.49	1.08
31:CA:1027:C:O2	31:CA:1035:A:N6	1.86	1.07
20:AU:81:LYS:HZ3	20:AU:96:ILE:HD12	1.17	1.07
42:CO:44:LYS:HB3	42:CO:45:PRO:CD	1.83	1.07

Continued on next page...

Continued from previous page...

Atom-1	Atom-2	Distance(Å)	Clash(Å)
31:CA:975:A:H4'	31:CA:976:G:H5''	1.27	1.07
1:AA:620:G:H4'	1:AA:621:A:H5''	1.36	1.07
34:BG:22:LYS:HB2	34:BG:26:CYS:HB2	1.37	1.07
15:DR:26:ASP:HB3	15:DR:91:ARG:HA	1.31	1.07
12:DP:66:ILE:HG13	12:DP:67:ARG:N	1.63	1.07
34:BG:122:ARG:HG2	34:BG:122:ARG:HH11	1.09	1.06
49:BV:41:VAL:HB	49:BV:42:PRO:HA	1.36	1.06
1:DA:885:C:N4	1:DA:890:A:H62	1.50	1.06
31:BA:1182:G:H4'	31:BA:1183:A:H5'	1.31	1.06
11:AO:15:ARG:HH11	11:AO:15:ARG:CG	1.66	1.06
12:DP:26:TYR:O	12:DP:138:ASP:HB3	0.88	1.06
1:AA:1864:U:H2'	1:AA:1869:G:H5''	1.38	1.06
1:AA:1533:C:N4	1:AA:1538:G:H1	1.52	1.06
1:AA:1359:A:N1	1:AA:1372:U:N3	2.04	1.05
57:DV:60:GLU:HA	57:DV:66:SER:HA	1.36	1.05
15:DR:55:ASN:H	15:DR:59:THR:HG22	1.19	1.05
11:DO:62:LEU:HD11	30:D8:25:MET:HB2	1.37	1.05
4:AE:50:GLY:HA2	4:AE:77:ILE:HA	1.33	1.05
12:AP:65:PHE:O	12:AP:66:ILE:HG13	1.57	1.05
1:DA:1864:U:H2'	1:DA:1869:G:H5''	1.39	1.04
13:A0:74:LYS:O	13:A0:76:VAL:N	1.89	1.04
1:DA:1826:G:H4'	3:DD:242:ARG:HH21	1.17	1.04
11:DO:52:GLU:OE1	11:DO:54:GLY:N	1.90	1.04
35:CH:101:ILE:HD11	35:CH:119:LEU:HD23	1.38	1.04
11:DO:21:ARG:CA	11:DO:21:ARG:HE	1.70	1.04
1:DA:1899:G:N2	1:DA:1902:C:H41	1.52	1.04
1:AA:1728:G:H3'	1:AA:1729:A:H5'	1.36	1.04
11:DO:107:LYS:O	11:DO:109:GLY:N	1.90	1.04
1:DA:2394:C:OP1	11:DO:63:PRO:HD2	1.57	1.04
11:DO:15:ARG:HH11	11:DO:15:ARG:HG2	1.10	1.04
4:AE:119:ARG:HG3	4:AE:119:ARG:HH11	1.22	1.04
1:AA:910:A:C4	12:AP:13:GLN:OE1	2.11	1.03
12:AP:21:THR:HB	12:AP:99:PRO:O	1.56	1.03
12:AP:24:GLY:HA3	12:AP:25:ASP:HB3	1.37	1.03
12:DP:24:GLY:HA3	12:DP:25:ASP:HB2	1.04	1.03
55:DF:24:LEU:HB3	55:DF:25:PRO:HD3	1.37	1.03
1:AA:882:G:N2	1:AA:894:C:N3	2.07	1.03
5:AF:101:LEU:HD12	5:AF:102:PRO:HD2	1.37	1.03
1:DA:2306:C:H3'	1:DA:2307:G:H5''	1.40	1.03
12:AP:24:GLY:HA3	12:AP:25:ASP:HB2	1.04	1.03
26:A4:16:CYS:HB2	26:A4:36:CYS:H	1.20	1.02
3:AD:28:GLU:HB3	3:AD:29:PRO:HD2	1.37	1.02

Continued on next page...

Continued from previous page...

Atom-1	Atom-2	Distance(Å)	Clash(Å)
44:BQ:13:THR:N	44:BQ:14:PRO:HD2	1.73	1.02
34:CG:22:LYS:HB2	34:CG:26:CYS:HB2	1.37	1.02
12:DP:64:ILE:O	12:DP:65:PHE:CD2	2.12	1.02
17:D2:69:LYS:HG3	17:D2:86:GLY:HA3	1.40	1.02
1:AA:49:A:C8	1:AA:120:U:H5	1.77	1.02
1:AA:910:A:N7	12:AP:13:GLN:OE1	1.90	1.02
1:AA:2309:A:C2'	1:AA:2310:A:H5'	1.90	1.02
12:AP:138:ASP:OD1	21:AV:81:ARG:NH2	1.93	1.02
1:AA:1026:U:H1'	1:AA:1027:A:O5'	1.58	1.02
31:BA:1160:G:O6	31:BA:1181:G:O6	1.78	1.01
12:DP:63:LYS:CE	12:DP:65:PHE:CZ	2.44	1.01
1:DA:1332:G:N2	1:DA:1609:A:HO2'	1.53	1.01
31:BA:201:C:N4	31:BA:216:G:H1	1.58	1.01
12:DP:24:GLY:HA3	12:DP:25:ASP:HB3	1.37	1.01
1:DA:1070:A:H5'	1:DA:1071:G:H5''	1.43	1.01
1:DA:2872:G:C5	1:DA:2873:A:N1	2.28	1.01
34:CG:139:ARG:HH11	34:CG:139:ARG:HG3	1.21	1.01
1:AA:2467:C:H2'	1:AA:2468:G:H5'	1.04	1.01
1:AA:1689:A:N6	1:AA:1698:A:H2	1.58	1.01
20:AU:49:VAL:O	20:AU:51:VAL:N	1.93	1.01
1:DA:528:A:H2	1:DA:2043:C:H5'	1.25	1.01
31:BA:975:A:H4'	31:BA:976:G:H5''	1.42	1.00
19:AT:49:VAL:HG11	19:AT:83:VAL:HG22	1.39	1.00
1:DA:946:G:O2'	1:DA:947:G:H5'	1.60	1.00
1:AA:1899:G:H22	1:AA:1902:C:N4	1.59	1.00
31:CA:1133:G:H1	31:CA:1141:C:N4	1.57	1.00
1:DA:882:G:N2	1:DA:894:C:N3	2.08	1.00
11:DO:48:PRO:O	11:DO:50:ARG:N	1.95	1.00
55:DF:132:VAL:HG22	55:DF:133:ASN:H	1.27	1.00
3:DD:35:LYS:HD2	3:DD:104:TYR:CD1	1.95	1.00
5:AF:45:ARG:HG2	5:AF:45:ARG:HH11	1.23	1.00
27:D5:3:LYS:HA	27:D5:3:LYS:HE3	1.40	1.00
1:DA:1652:A:H62	56:D0:11:ASN:HD21	1.03	1.00
11:DO:47:ASP:HB3	11:DO:48:PRO:O	1.62	0.99
17:A2:49:THR:HB	17:A2:50:PRO:HD2	1.41	0.99
36:BI:87:ARG:HG3	36:BI:87:ARG:HH11	1.24	0.99
1:AA:847:U:O4	1:AA:933:A:N1	1.94	0.99
1:DA:2468:G:N2	1:DA:2481:G:O2'	1.94	0.99
31:CA:1127:G:N3	31:CA:1147:C:N4	2.10	0.99
1:AA:594:U:H5'	30:A8:61:LEU:HD13	1.45	0.99
1:DA:2748:A:N7	1:DA:2754:U:O4	1.96	0.99
1:AA:860:U:H5	1:AA:917:A:C2	1.80	0.99

Continued on next page...

Continued from previous page...

Atom-1	Atom-2	Distance(Å)	Clash(Å)
4:AE:23:VAL:CG1	4:AE:184:VAL:C	2.29	0.99
1:DA:528:A:C2	1:DA:2043:C:H5'	1.97	0.98
27:D5:4:HIS:HB3	27:D5:5:PRO:HD3	1.43	0.98
31:CA:686:U:H1'	41:CN:42:TRP:HE1	1.29	0.98
12:AP:12:GLN:O	12:AP:13:GLN:O	1.82	0.98
23:DZ:92:LYS:O	23:DZ:95:LEU:N	1.95	0.98
17:D2:85:LYS:HG3	17:D2:87:HIS:N	1.78	0.98
30:D8:29:LYS:HA	30:D8:32:LEU:HD23	1.45	0.98
1:AA:1332:G:N2	1:AA:1609:A:O2'	1.97	0.98
12:DP:63:LYS:HE2	12:DP:65:PHE:CZ	2.00	0.97
2:AB:15:A:H5'	2:AB:16:G:C8	1.99	0.97
26:A4:16:CYS:SG	26:A4:18:CYS:N	2.33	0.97
1:AA:2139:C:H42	1:AA:2152:G:H1	1.13	0.97
3:DD:28:GLU:HB3	3:DD:29:PRO:HD3	1.43	0.97
1:AA:2610:C:H4'	1:AA:2611:U:OP2	1.60	0.97
24:AW:47:ASN:O	24:AW:49:LYS:N	1.98	0.97
7:DH:152:ARG:HE	7:DH:153:LYS:HG2	1.26	0.97
12:DP:66:ILE:HG13	12:DP:67:ARG:H	0.81	0.97
12:AP:141:GLN:HE21	12:AP:141:GLN:C	1.66	0.97
31:BA:560:U:O2'	31:BA:561:U:OP2	1.83	0.97
31:BA:1124:G:H3'	31:BA:1145:C:H41	1.27	0.97
1:DA:2068:U:H3	1:DA:2430:A:H2	1.08	0.97
1:AA:1250:G:N7	11:AO:18:ARG:NH2	2.12	0.96
33:BF:20:SER:HB2	33:BF:40:ARG:HH22	1.28	0.96
12:AP:78:PRO:O	12:AP:79:LEU:HD12	1.64	0.96
14:DQ:88:ASP:O	14:DQ:89:ARG:HB3	1.64	0.96
31:BA:1028(B):C:N3	31:BA:1032(A):G:N2	2.12	0.96
53:BC:17:C:H3'	53:BC:18:C:C5'	1.95	0.96
3:AD:8:PRO:HB3	3:AD:14:ARG:HB2	1.48	0.96
31:CA:1002:G:H1	31:CA:1038:C:H42	1.14	0.96
31:CA:503:C:OP2	42:CO:113:SER:HB3	1.63	0.96
27:D5:16:ARG:HG2	27:D5:16:ARG:HH11	1.26	0.96
1:DA:1300:U:H4'	1:DA:1301:A:C5'	1.95	0.96
1:DA:67:U:N3	1:DA:74:A:C2	2.32	0.96
17:D2:71:LEU:H	17:D2:86:GLY:CA	1.79	0.95
1:DA:676:A:H8	1:DA:2069:G:H21	1.03	0.95
31:BA:1027:C:H4'	31:BA:1028:C:OP1	1.66	0.95
32:BE:21:ARG:HB2	32:BE:39:ILE:HA	1.48	0.95
4:AE:14:ILE:CB	4:AE:21:VAL:HG23	1.94	0.95
15:AR:74:ARG:HG2	15:AR:74:ARG:HH11	1.28	0.95
1:AA:1479:G:N7	1:AA:1510:A:N6	2.12	0.95
1:DA:273(D):C:H42	1:DA:363(B):G:H1	1.05	0.95

Continued on next page...

Continued from previous page...

Atom-1	Atom-2	Distance(Å)	Clash(Å)
31:CA:560:U:O2'	31:CA:561:U:OP2	1.83	0.95
1:AA:2467:C:H2'	1:AA:2468:G:C5'	1.95	0.95
2:DB:3:C:N4	2:DB:117:G:H1	1.63	0.95
1:AA:883:G:H1	1:AA:893:C:N4	1.64	0.95
1:AA:2317:C:C2'	1:AA:2318:G:H5'	1.95	0.95
1:AA:2689:U:H4'	1:AA:2690:C:H5'	1.46	0.95
31:BA:1178:G:H5'	39:BL:93:ARG:HH21	1.31	0.95
56:D0:38:VAL:HG22	56:D0:112:ALA:HB2	1.49	0.95
1:AA:2032:G:H21	4:AE:146:THR:HG23	1.32	0.95
59:DW:70:GLN:HG2	59:DW:71:ASN:H	1.29	0.95
1:DA:654(D):G:H1	1:DA:654(Q):C:N4	1.65	0.95
1:AA:1899:G:H22	1:AA:1902:C:H41	0.99	0.95
12:AP:79:LEU:O	12:AP:79:LEU:HD12	1.67	0.95
39:CL:4:TYR:HB2	39:CL:19:LEU:HB2	1.47	0.95
8:AK:131:LYS:HB3	8:AK:132:PRO:HA	1.46	0.95
3:AD:28:GLU:HB3	3:AD:29:PRO:CD	1.96	0.94
57:DV:128:VAL:HG22	57:DV:129:SER:H	1.31	0.94
1:DA:1496:A:H8	1:DA:1577:C:HO2'	0.98	0.94
12:AP:16:ARG:C	12:AP:17:LEU:HD23	1.86	0.94
50:BW:71:THR:HG22	50:BW:72:LEU:H	1.32	0.94
1:DA:155:C:H42	1:DA:171:G:H1	1.12	0.94
6:AG:161:THR:HG22	6:AG:163:ALA:H	1.32	0.94
5:AF:46:ARG:HH11	5:AF:46:ARG:HG2	1.33	0.94
1:AA:993:G:OP1	16:A1:50:ARG:NH2	2.00	0.94
31:BA:1128:C:HO2'	31:BA:1130:A:H8	1.12	0.94
31:BA:1321:C:H3'	31:BA:1322:C:H5''	1.46	0.94
53:CD:5:G:N2	53:CD:70:C:N3	2.15	0.94
41:CN:29:ILE:HG22	41:CN:44:SER:HB2	1.49	0.94
31:BA:992:U:H4'	31:BA:993:G:O5'	1.66	0.94
42:CO:24:LEU:HD23	42:CO:30:ARG:HG2	1.49	0.94
1:AA:2469:A:H61	1:AA:2481:G:H1'	1.29	0.94
1:DA:1689:A:N6	1:DA:1698:A:H2	1.65	0.94
1:DA:960:A:H61	12:DP:83:MET:HE2	1.33	0.94
7:AH:59:ARG:HH11	7:AH:59:ARG:HG3	1.33	0.94
11:DO:21:ARG:NE	11:DO:21:ARG:HA	1.79	0.94
1:AA:1077:A:H3'	1:AA:1078:U:C5'	1.97	0.94
1:DA:259:G:H21	1:DA:621:A:H8	1.08	0.94
2:DB:39:A:N6	60:D4:1:MET:HB3	1.83	0.94
18:AS:13:SER:HB3	18:AS:16:LYS:HD3	1.50	0.94
1:AA:2636:U:OP1	4:AE:79:ARG:HA	1.68	0.93
53:BD:6:G:N2	53:BD:69:C:N3	2.17	0.93
3:AD:35:LYS:HD2	3:AD:104:TYR:HD1	1.29	0.93

Continued on next page...

Continued from previous page...

Atom-1	Atom-2	Distance(Å)	Clash(Å)
1:DA:2467:C:H2'	1:DA:2468:G:O4'	1.66	0.93
53:BC:17:C:C3'	53:BC:18:C:H5''	1.98	0.93
1:DA:252:G:OP2	11:DO:50:ARG:NH2	2.01	0.93
1:AA:2467:C:C2'	1:AA:2468:G:C5'	2.47	0.93
7:AH:86:GLU:HG3	7:AH:165:ALA:N	1.83	0.93
15:AR:1:MET:O	15:AR:3:ARG:N	2.01	0.93
1:DA:84:A:N6	1:DA:102:G:O2'	2.02	0.93
32:BE:233:SER:HB2	32:BE:234:PRO:HD2	1.49	0.93
1:DA:9:U:C2	1:DA:2629:A:N6	2.34	0.93
17:D2:71:LEU:H	17:D2:86:GLY:HA2	1.32	0.93
1:DA:1464:C:HO2'	1:DA:1528:A:H8	0.93	0.93
1:AA:2210:G:H3'	1:AA:2211:G:C8	2.04	0.93
1:DA:67:U:H3	1:DA:74:A:H2	1.04	0.93
20:DU:47:LYS:H	20:DU:60:PHE:HB3	1.34	0.93
34:CG:30:LYS:HB2	34:CG:35:ARG:HD2	1.50	0.93
34:BG:114:ARG:HH11	34:BG:114:ARG:HG3	1.33	0.93
12:AP:24:GLY:CA	12:AP:25:ASP:HB2	1.97	0.93
11:AO:15:ARG:NH1	11:AO:15:ARG:HG2	1.74	0.93
1:AA:2137:C:H42	1:AA:2154:G:H1	0.99	0.93
1:AA:2583:G:H21	52:BB:87:A:H8	1.10	0.93
31:BA:686:U:H1'	41:BN:42:TRP:HE1	1.34	0.93
7:AH:13:LYS:HE2	7:AH:13:LYS:HA	1.51	0.93
14:AQ:88:ASP:O	14:AQ:89:ARG:HB3	1.68	0.92
31:BA:1004:A:N1	31:BA:1024:G:H2'	1.85	0.92
31:CA:266:G:H1	31:CA:270:A:H62	1.03	0.92
31:BA:119:A:H4'	31:BA:120:A:O5'	1.68	0.92
37:CJ:16:LEU:HD12	39:CL:42:ARG:HA	1.49	0.92
11:AO:19:VAL:HG23	11:AO:27:HIS:HB2	0.93	0.92
1:DA:330:A:H2	1:DA:1210:A:O2'	1.52	0.92
1:AA:1681:G:HO2'	1:AA:1762:A:HO2'	1.14	0.92
2:DB:74:U:C2'	2:DB:75:G:H5''	2.00	0.92
1:DA:1689:A:H62	1:DA:1698:A:H2	0.95	0.92
31:CA:1160:G:H1	31:CA:1177:G:N2	1.67	0.92
7:DH:117:PRO:HB3	7:DH:123:PHE:HE1	1.32	0.92
1:DA:654(D):G:H1	1:DA:654(Q):C:H42	0.94	0.92
34:CG:30:LYS:O	34:CG:30:LYS:HG2	1.70	0.92
31:CA:1443:G:H3'	31:CA:1446:A:H5''	1.50	0.92
3:AD:186:HIS:HD2	3:AD:188:GLU:H	1.13	0.92
1:AA:518:G:H4'	18:AS:18:ARG:HH11	1.34	0.92
3:DD:25:THR:O	3:DD:27:THR:N	2.02	0.91
53:BD:5:G:N2	53:BD:70:C:N3	2.18	0.91
17:D2:49:THR:HB	17:D2:50:PRO:HD2	1.52	0.91

Continued on next page...

Continued from previous page...

Atom-1	Atom-2	Distance(Å)	Clash(Å)
57:DV:105:VAL:HG22	57:DV:106:GLY:H	1.36	0.91
31:CA:992:U:H3	31:CA:1044:A:H62	1.11	0.91
33:CF:58:GLU:HB2	33:CF:65:ALA:HB3	1.52	0.91
12:DP:63:LYS:HE3	12:DP:65:PHE:CZ	2.04	0.91
31:BA:686:U:O2'	31:BA:687:A:O5'	1.86	0.91
31:BA:1025:U:O2'	31:BA:1026:G:O5'	1.87	0.91
7:DH:127:GLU:HG2	7:DH:128:PRO:HD2	1.52	0.91
1:AA:676:A:H8	1:AA:2069:G:H21	0.93	0.91
1:AA:2470:G:OP1	12:AP:56:ARG:NH2	2.03	0.91
11:DO:15:ARG:HG2	11:DO:15:ARG:NH1	1.76	0.91
33:CF:20:SER:HB2	33:CF:40:ARG:HH22	1.35	0.91
16:A1:64:ARG:HG2	16:A1:64:ARG:HH21	1.35	0.91
55:DF:24:LEU:HB3	55:DF:25:PRO:CD	2.00	0.91
31:BA:1285:A:H4'	31:BA:1286:A:O5'	1.69	0.91
11:AO:9:ASN:HB3	11:AO:10:PRO:HD2	1.53	0.91
1:AA:1021:A:H61	1:AA:1142(A):A:H61	1.17	0.91
11:AO:64:LYS:C	11:AO:66:GLY:H	1.73	0.91
1:DA:2420:C:N4	30:D8:31:HIS:HB3	1.84	0.91
31:CA:1133:G:H1	31:CA:1141:C:H42	1.15	0.91
16:A1:8:VAL:HG23	16:A1:11:ARG:HH21	1.35	0.91
1:DA:2795:G:H3'	1:DA:2797:U:H5''	1.51	0.91
1:DA:1021:A:H61	1:DA:1142(A):A:H61	0.91	0.91
1:AA:2751:G:O2'	1:AA:2752:C:O5'	1.89	0.91
52:CB:87:A:H8	1:DA:2583:G:H21	1.12	0.91
1:AA:155:C:N3	1:AA:171:G:N2	2.18	0.91
7:AH:153:LYS:HG3	7:AH:162:ILE:H	1.34	0.91
3:DD:35:LYS:HD2	3:DD:104:TYR:HD1	1.33	0.90
1:DA:147:U:H2'	1:DA:148:C:H5''	1.51	0.90
42:BO:15:VAL:HG23	42:BO:16:ARG:H	1.34	0.90
1:AA:2701:C:H3'	1:AA:2702:U:C5'	2.01	0.90
15:DR:93:ARG:HG2	15:DR:117:ASP:HB3	1.50	0.90
1:DA:1332:G:N2	1:DA:1610:A:H8	1.69	0.90
49:BV:40:ILE:HG12	49:BV:41:VAL:HG13	1.50	0.90
31:BA:530:G:H4'	31:BA:531:U:OP2	1.66	0.90
31:BA:1446:A:H4'	31:BA:1446:A:OP1	1.70	0.90
1:AA:1496:A:H8	1:AA:1577:C:HO2'	0.98	0.90
1:AA:74:A:H4'	1:AA:75:G:O5'	1.71	0.90
12:DP:79:LEU:O	12:DP:79:LEU:HD12	1.70	0.90
2:AB:6:C:H2'	2:AB:7:G:H5''	1.51	0.90
1:AA:1533:C:H42	1:AA:1538:G:H1	0.90	0.90
1:DA:2807:G:N1	1:DA:2893:G:O6	2.04	0.90
31:BA:1176:A:H2'	31:BA:1177:G:H5'	1.52	0.90

Continued on next page...

Continued from previous page...

Atom-1	Atom-2	Distance(Å)	Clash(Å)
1:DA:34:C:O2'	1:DA:35:G:OP2	1.90	0.90
31:BA:1305:G:H22	31:BA:1331:G:H2'	1.36	0.90
35:CH:18:ARG:HD3	35:CH:25:ARG:HB3	1.53	0.90
1:AA:905:U:H2'	1:AA:906:G:H5''	1.54	0.90
1:DA:779:U:OP1	3:DD:49:ILE:HG22	1.72	0.90
3:AD:35:LYS:NZ	3:AD:104:TYR:HB2	1.87	0.90
11:DO:64:LYS:HB2	30:D8:25:MET:HG3	1.53	0.90
1:AA:1864:U:C2'	1:AA:1869:G:H5''	2.01	0.90
1:AA:1024:G:H3'	1:AA:1025:G:H5''	1.54	0.90
16:A1:108:GLU:OE1	16:A1:112:ARG:NH1	2.05	0.90
31:CA:31:G:O2'	31:CA:48:C:N4	2.04	0.90
1:AA:847:U:C4	1:AA:933:A:N1	2.40	0.89
1:DA:2127:G:H1	1:DA:2161:C:H42	1.18	0.89
3:DD:44:ASN:HB3	3:DD:49:ILE:HA	1.54	0.89
6:DG:80:PHE:O	6:DG:81:LYS:HB2	1.72	0.89
31:CA:1352:C:OP1	51:CX:3:LYS:NZ	2.05	0.89
1:AA:2469:A:H2'	1:AA:2470:G:O5'	1.71	0.89
1:AA:885:C:C2	1:AA:890:A:N6	2.40	0.89
31:CA:266:G:H1	31:CA:270:A:N6	1.71	0.89
1:AA:297:C:H5''	20:AU:85:VAL:HG21	1.54	0.89
21:AV:142:SER:HB3	21:AV:143:GLY:HA2	1.53	0.89
20:AU:81:LYS:NZ	20:AU:96:ILE:HD12	1.87	0.89
31:CA:1321:C:N4	31:CA:1322:C:H41	1.69	0.89
11:AO:50:ARG:HD3	30:A8:7:HIS:CD2	2.07	0.89
32:BE:96:ARG:H	32:BE:96:ARG:HD2	1.36	0.89
31:BA:56:U:H4'	8:DK:82:ARG:HH21	1.37	0.89
1:DA:1342:A:C6	1:DA:1602:U:N3	2.39	0.89
55:DF:178:PRO:HB2	55:DF:201:VAL:HG11	1.55	0.89
1:DA:1021:A:H61	1:DA:1142(A):A:N6	1.71	0.89
59:DW:65:ASN:HD22	59:DW:69:ARG:HH21	1.18	0.89
1:DA:974:G:O2'	1:DA:975:G:N7	2.06	0.89
1:DA:2210:G:H4'	1:DA:2211:G:OP2	1.73	0.89
54:C1:14:U:H4'	54:C1:14:U:OP1	1.73	0.89
26:A4:37:SER:HB3	26:A4:42:PHE:CD1	2.08	0.89
34:BG:122:ARG:HG2	34:BG:122:ARG:NH1	1.83	0.89
17:A2:15:GLU:HG3	17:A2:16:PRO:HD2	1.55	0.89
4:DE:70:ALA:O	4:DE:72:VAL:N	2.05	0.89
1:DA:1310:G:OP2	29:D7:9:ARG:NH1	2.06	0.89
20:AU:76:CYS:SG	20:AU:77:PRO:HD2	2.12	0.88
7:AH:137:ASP:O	7:AH:138:LYS:HB3	1.73	0.88
27:A5:4:HIS:HB3	27:A5:5:PRO:CD	2.02	0.88
20:DU:13:VAL:HG21	20:DU:72:VAL:HB	1.54	0.88

Continued on next page...

Continued from previous page...

Atom-1	Atom-2	Distance(Å)	Clash(Å)
2:DB:40:U:O2	2:DB:45:A:N6	2.07	0.88
42:BO:87:VAL:O	42:BO:88:LYS:HB3	1.73	0.88
1:AA:1138:G:H21	9:AM:106:MET:HE3	1.37	0.88
1:AA:49:A:C8	1:AA:120:U:C5	2.56	0.88
34:CG:13:ARG:NH1	34:CG:38:TYR:O	2.07	0.88
1:DA:774:A:H2	1:DA:787:U:HO2'	0.89	0.88
1:AA:2309:A:O2'	1:AA:2310:A:H5'	1.73	0.88
30:D8:32:LEU:HB2	30:D8:36:LYS:HE3	1.56	0.88
3:DD:30:GLU:HG3	3:DD:63:ARG:NH2	1.89	0.88
40:CM:8:LEU:HD22	40:CM:20:ALA:HB2	1.54	0.88
38:BK:10:LEU:HD22	38:BK:83:ILE:HD11	1.55	0.88
2:AB:12:C:O2	22:A3:74:ARG:NH1	2.07	0.88
1:DA:847:U:C4	1:DA:933:A:C6	2.62	0.88
16:A1:90:VAL:O	16:A1:92:ARG:N	2.06	0.88
3:DD:35:LYS:HG2	3:DD:64:ILE:H	1.38	0.88
31:BA:1139:G:N2	31:BA:1143:G:O6	2.06	0.88
15:DR:92:GLY:HA2	15:DR:116:ALA:HA	1.55	0.88
31:CA:632:A:H1'	31:CA:633:G:OP2	1.74	0.88
21:AV:6:LYS:HA	21:AV:60:GLU:HB2	1.56	0.88
31:BA:200:G:H1	31:BA:217:C:H42	1.21	0.88
12:DP:66:ILE:O	12:DP:67:ARG:HB2	1.74	0.88
2:AB:52:A:H62	14:AQ:33:LYS:HG3	1.39	0.88
33:CF:190:ARG:H	33:CF:190:ARG:HD2	1.37	0.88
15:AR:39:ARG:HG2	15:AR:40:THR:H	1.36	0.88
1:AA:1899:G:N2	1:AA:1902:C:H41	1.71	0.87
1:AA:2635:C:H5''	4:AE:78:LEU:HA	1.56	0.87
33:BF:58:GLU:HB2	33:BF:65:ALA:HB3	1.55	0.87
32:BE:12:GLU:HA	32:BE:16:HIS:HD2	1.37	0.87
31:BA:748:C:H4'	31:BA:749:C:O5'	1.69	0.87
31:CA:922:G:H4'	35:CH:20:GLN:HA	1.57	0.87
40:BM:48:THR:HA	40:BM:62:HIS:HB3	1.56	0.87
11:AO:39:LYS:HG3	11:AO:45:LEU:HD22	1.56	0.87
32:CE:111:ARG:HG2	32:CE:111:ARG:NH1	1.75	0.87
1:AA:1022:G:N2	1:AA:1023:U:O4	2.07	0.87
3:DD:206:LEU:HD22	3:DD:211:ARG:HG2	1.54	0.87
30:A8:52:LYS:N	30:A8:53:PRO:HD2	1.90	0.87
47:BT:26:GLN:HG2	47:BT:37:LYS:HG2	1.56	0.87
31:CA:1305:G:H22	31:CA:1331:G:H2'	1.39	0.87
1:DA:1012:U:O4	9:DM:25:ARG:HA	1.75	0.87
16:A1:92:ARG:NH1	17:A2:11:GLN:O	2.08	0.87
1:AA:2392:A:H8	11:AO:60:MET:HB2	1.39	0.87
1:AA:2068:U:H3	1:AA:2430:A:H2	1.18	0.87

Continued on next page...

Continued from previous page...

Atom-1	Atom-2	Distance(Å)	Clash(Å)
15:AR:74:ARG:HH11	15:AR:74:ARG:CG	1.86	0.87
1:AA:654(G):C:N3	1:AA:654(N):G:O6	2.07	0.87
31:CA:1002:G:H2'	31:CA:1003:G:H8	1.38	0.87
1:AA:2346:A:H4'	1:AA:2347:C:OP2	1.74	0.86
31:CA:1133:G:N2	31:CA:1141:C:N3	2.22	0.86
2:DB:3:C:H42	2:DB:117:G:H1	0.87	0.86
31:BA:1023:G:H3'	31:BA:1024:G:H5''	1.56	0.86
31:CA:1256:A:OP2	33:CF:26:LYS:NZ	2.06	0.86
31:CA:1183:A:O2'	31:CA:1184:G:OP1	1.93	0.86
18:DS:88:ARG:NH1	18:DS:94:ASP:OD1	2.08	0.86
6:AG:112:PRO:HB3	26:A4:37:SER:HB2	1.57	0.86
31:BA:310:G:OP2	46:BS:27:LYS:NZ	2.07	0.86
12:DP:59:ARG:O	12:DP:60:ARG:HB2	1.75	0.86
8:AK:92:VAL:HG13	8:AK:120:ILE:HG23	1.57	0.86
9:AM:42:TRP:O	16:A1:64:ARG:NH2	2.07	0.86
6:AG:67:LYS:HE2	26:A4:6:HIS:CE1	2.10	0.86
47:BT:48:GLU:O	47:BT:50:LYS:N	2.08	0.86
1:DA:205:G:H1'	1:DA:206:U:OP2	1.74	0.86
1:DA:958:U:OP2	12:DP:14:ARG:NH1	2.07	0.86
19:AT:67:GLY:O	19:AT:69:TYR:N	2.09	0.86
31:BA:1175:G:H2'	31:BA:1176:A:C8	2.11	0.86
59:DW:47:ASN:O	59:DW:49:LYS:N	2.08	0.86
3:DD:69:ARG:NH2	3:DD:128:GLY:O	2.08	0.86
11:AO:61:ARG:HB2	11:AO:61:ARG:NH2	1.90	0.86
3:AD:35:LYS:HG2	3:AD:64:ILE:N	1.90	0.86
28:D6:11:LEU:HD23	28:D6:26:ASN:HB3	1.57	0.86
36:CI:87:ARG:NH1	36:CI:87:ARG:HG3	1.82	0.86
31:CA:1321:C:H41	31:CA:1322:C:H41	1.18	0.86
37:BJ:62:PHE:HA	37:BJ:124:LEU:HD21	1.57	0.86
29:A7:8:ASN:ND2	29:A7:11:LYS:H	1.73	0.86
12:DP:30:GLY:CA	12:DP:107:ALA:HB2	2.06	0.86
11:DO:11:GLY:C	11:DO:13:ASN:H	1.74	0.86
1:AA:1689:A:N6	1:AA:1698:A:C2	2.38	0.86
14:AQ:78:LEU:HD12	14:AQ:108:GLY:HA2	1.58	0.86
17:D2:44:LYS:O	17:D2:46:VAL:N	2.09	0.86
12:AP:134:ARG:HG2	12:AP:134:ARG:O	1.76	0.86
1:DA:2287:A:H62	1:DA:2344:U:H3	1.22	0.86
31:CA:1025:U:O2'	31:CA:1026:G:O4'	1.92	0.86
1:AA:2688:U:H5	1:AA:2720:U:OP2	1.57	0.86
1:AA:140:A:H8	1:AA:1408:C:HO2'	1.16	0.86
4:AE:38:THR:HB	4:AE:39:PRO:HD2	1.58	0.86
1:AA:1797:C:H2'	1:AA:1798:U:H5'	1.55	0.86

Continued on next page...

Continued from previous page...

Atom-1	Atom-2	Distance(Å)	Clash(Å)
1:AA:1113:U:H5'	7:AH:2:SER:HB2	1.55	0.86
32:CE:137:ARG:NH1	32:CE:137:ARG:O	2.09	0.86
37:CJ:113:GLU:HB2	37:CJ:119:ARG:HG2	1.55	0.86
1:AA:956:G:OP1	12:AP:88:GLY:N	2.09	0.86
2:AB:90:C:H5'	12:AP:18:LYS:HA	1.54	0.86
31:BA:974:A:OP2	44:BQ:41:ARG:NH1	2.07	0.85
1:AA:2137:C:N4	1:AA:2154:G:H1	1.74	0.85
12:DP:24:GLY:CA	12:DP:25:ASP:HB2	1.97	0.85
1:AA:1798:U:H5''	3:AD:259:THR:CG2	2.05	0.85
1:DA:2610:C:H4'	1:DA:2611:U:OP2	1.76	0.85
24:AW:15:LYS:H	24:AW:67:LYS:NZ	1.74	0.85
50:CW:10:LEU:HD23	50:CW:12:ALA:H	1.40	0.85
55:DF:132:VAL:O	55:DF:134:GLY:N	2.09	0.85
1:AA:860:U:H5	1:AA:917:A:H2	1.22	0.85
1:AA:1385:G:HO2'	1:AA:1396:U:H6	1.22	0.85
31:CA:957:U:O2'	31:CA:959:A:N7	2.10	0.85
4:DE:76:ARG:HG2	4:DE:195:LEU:HD13	1.56	0.85
1:AA:883:G:H1	1:AA:893:C:H42	0.89	0.85
3:AD:35:LYS:HD3	3:AD:63:ARG:HB3	1.58	0.85
7:AH:153:LYS:HB3	7:AH:154:PRO:CD	2.06	0.85
33:CF:14:ILE:HG12	33:CF:15:THR:H	1.41	0.85
1:AA:2015:A:H1'	27:A5:2:ALA:HA	1.58	0.85
16:D1:90:VAL:O	16:D1:92:ARG:N	2.08	0.85
31:BA:611:A:H61	31:BA:629:G:H1	1.20	0.85
6:AG:121:ASN:HD22	6:AG:123:ASN:H	1.22	0.85
31:BA:1260:C:O2	31:BA:1275:A:N6	2.10	0.85
11:AO:19:VAL:CG2	11:AO:27:HIS:CB	2.37	0.85
4:AE:23:VAL:HG13	4:AE:185:LYS:CA	2.06	0.85
1:AA:607:U:H3	1:AA:621:A:H2	1.19	0.85
52:CB:55:G:H2'	52:CB:56:G:H8	1.40	0.85
1:DA:1761:C:H3'	1:DA:1762:A:H5''	1.57	0.85
1:AA:1210:A:H5'	1:AA:1210:A:H8	1.41	0.85
1:AA:273(F):C:H3'	1:AA:274:G:H5''	1.59	0.85
28:A6:14:THR:HG21	28:A6:19:ARG:HH21	1.41	0.85
31:BA:791:G:H2'	31:BA:792:A:H5'	1.58	0.85
31:BA:538:G:H5''	42:BO:111:LYS:HB2	1.56	0.85
42:BO:72:HIS:HD2	42:BO:74:LEU:H	1.25	0.85
2:DB:83:G:H1	2:DB:93:C:H42	1.20	0.85
20:DU:96:ILE:HG12	20:DU:101:LYS:HG3	1.58	0.85
20:AU:52:SER:HB2	20:AU:53:PRO:HD3	1.57	0.85
1:DA:1899:G:O2'	1:DA:1900:A:H5''	1.77	0.85
34:BG:122:ARG:HH11	34:BG:122:ARG:CG	1.88	0.85

Continued on next page...

Continued from previous page...

Atom-1	Atom-2	Distance(Å)	Clash(Å)
18:DS:9:TYR:H	18:DS:102:HIS:HD2	1.21	0.85
31:CA:1346:A:H1'	31:CA:1347:G:OP2	1.77	0.85
27:A5:40:LYS:HG2	27:A5:47:PRO:HD2	1.59	0.85
1:DA:1864:U:C2'	1:DA:1869:G:H5''	2.06	0.84
15:AR:26:ASP:HB3	15:AR:92:GLY:H	1.41	0.84
27:A5:56:LYS:H	27:A5:56:LYS:HD2	1.41	0.84
26:A4:40:HIS:N	26:A4:41:PRO:CD	2.40	0.84
1:AA:2112:G:N2	53:BD:57:C:N3	2.25	0.84
1:AA:71:A:C2	19:AT:31:HIS:HE1	1.95	0.84
60:D4:21:VAL:HG22	60:D4:22:ILE:H	1.40	0.84
1:AA:1803:A:O2'	3:AD:259:THR:HG21	1.77	0.84
1:DA:2748:A:H62	1:DA:2754:U:H3	1.25	0.84
31:BA:1004:A:H5''	31:BA:1025:U:O4	1.77	0.84
21:AV:19:ARG:NH1	21:AV:84:GLU:O	2.09	0.84
3:DD:242:ARG:H	3:DD:242:ARG:HD2	1.42	0.84
39:CL:28:VAL:HG22	39:CL:63:ILE:HB	1.58	0.84
4:DE:8:LYS:O	4:DE:9:VAL:HG22	1.76	0.84
27:A5:20:ARG:HG3	27:A5:23:HIS:HD2	1.42	0.84
1:AA:631:A:P	30:A8:46:ARG:HH21	2.01	0.84
16:A1:64:ARG:CG	16:A1:64:ARG:HH21	1.89	0.84
31:CA:632:A:H4'	31:CA:633:G:O5'	1.77	0.84
1:DA:1141:U:OP2	9:DM:63:THR:OG1	1.94	0.84
13:A0:104:ARG:HG2	13:A0:104:ARG:HH11	1.43	0.84
1:DA:2849:U:O4	15:DR:23:ARG:NH2	2.10	0.84
1:AA:953:A:OP2	12:AP:16:ARG:CD	2.24	0.84
4:AE:14:ILE:HB	4:AE:21:VAL:CG2	2.08	0.84
57:DV:52:SER:O	57:DV:54:HIS:N	2.10	0.84
34:CG:24:GLU:N	34:CG:24:GLU:OE2	2.11	0.84
12:DP:78:PRO:O	12:DP:79:LEU:HD12	1.77	0.84
1:AA:2168:G:N2	1:AA:2170:A:OP2	2.11	0.84
12:AP:59:ARG:O	12:AP:60:ARG:HB2	1.75	0.84
1:DA:593:G:H1'	30:D8:4:MET:HE1	1.59	0.84
28:A6:44:ARG:H	28:A6:44:ARG:HD3	1.43	0.84
3:DD:35:LYS:CG	3:DD:64:ILE:H	1.90	0.84
31:CA:1002:G:H2'	31:CA:1003:G:C8	2.13	0.84
15:AR:123:GLN:O	15:AR:125:ARG:N	2.11	0.84
32:BE:124:SER:HB2	32:BE:125:PRO:HD2	1.60	0.84
1:DA:1057:A:N1	1:DA:1081:U:O4	2.11	0.84
23:AZ:41:ARG:HG3	23:AZ:41:ARG:HH11	1.43	0.84
33:BF:12:LEU:O	33:BF:14:ILE:N	2.09	0.84
1:DA:870:A:OP1	12:DP:6:ARG:HD2	1.76	0.84
1:DA:2129:C:H2'	1:DA:2130:U:H5'	1.60	0.84

Continued on next page...

Continued from previous page...

Atom-1	Atom-2	Distance(Å)	Clash(Å)
55:DF:66:PRO:O	55:DF:67:GLN:HB3	1.76	0.84
1:AA:2562:U:H1'	10:AN:23:ARG:HH11	1.41	0.84
1:DA:71:A:OP2	1:DA:71:A:H3'	1.77	0.84
42:CO:38:ARG:HH11	42:CO:38:ARG:HB3	1.42	0.84
49:CV:31:ILE:HG13	49:CV:32:LYS:H	1.40	0.84
6:AG:107:LEU:O	26:A4:38:LYS:HE2	1.78	0.83
1:DA:885:C:C4	1:DA:890:A:N6	2.46	0.83
31:BA:201:C:H42	31:BA:216:G:H1	0.84	0.83
1:AA:1310:G:OP2	29:A7:9:ARG:NH1	2.11	0.83
1:AA:2701:C:H3'	1:AA:2702:U:H5''	1.57	0.83
31:CA:631:G:H3'	31:CA:632:A:C8	2.12	0.83
1:AA:1937:A:O2'	1:AA:1938:A:OP1	1.97	0.83
3:DD:186:HIS:HD2	3:DD:188:GLU:H	1.26	0.83
1:AA:2470:G:O6	1:AA:2476:A:H1'	1.78	0.83
1:AA:76:C:O2'	24:AW:62:THR:HG21	1.78	0.83
5:AF:66:PRO:O	5:AF:67:GLN:HB3	1.77	0.83
3:DD:255:LYS:O	3:DD:255:LYS:HD2	1.78	0.83
30:A8:61:LEU:O	30:A8:62:LEU:HB2	1.78	0.83
1:AA:1434:A:H61	1:AA:1558:A:H62	1.26	0.83
1:AA:2392:A:H2	1:AA:2424:C:H42	1.24	0.83
1:AA:2310:A:N3	6:AG:77:ILE:CD1	2.42	0.83
5:AF:178:PRO:HB2	5:AF:201:VAL:HG11	1.59	0.83
4:AE:23:VAL:HA	4:AE:185:LYS:HA	1.61	0.83
1:DA:322:A:H3'	55:DF:169:ASN:ND2	1.93	0.83
31:CA:1298:C:OP2	37:CJ:114:ARG:NH2	2.12	0.83
31:BA:1211:U:H5'	31:BA:1212:U:OP1	1.78	0.83
52:CB:2:C:N4	52:CB:82:G:O6	2.09	0.83
1:DA:1332:G:N2	1:DA:1610:A:C8	2.47	0.83
1:DA:2068:U:N3	1:DA:2430:A:H2	1.76	0.83
3:AD:69:ARG:NH2	3:AD:128:GLY:O	2.12	0.83
33:BF:53:ALA:HB2	33:BF:115:LEU:HD11	1.60	0.83
31:CA:1177:G:OP2	39:CL:97:LYS:NZ	2.11	0.83
31:BA:1149:C:H2'	31:BA:1150:U:H6	1.44	0.83
55:DF:22:ALA:C	55:DF:24:LEU:H	1.82	0.83
1:AA:654(G):C:O2	1:AA:654(N):G:N1	2.09	0.83
45:CR:17:ARG:HG3	45:CR:17:ARG:HH11	1.42	0.83
20:AU:56:PRO:O	20:AU:58:GLY:N	2.10	0.83
1:AA:2599:G:C8	3:AD:236:GLY:O	2.32	0.83
3:AD:236:GLY:O	3:AD:237:GLU:HB2	1.76	0.83
1:DA:1062:G:H1	1:DA:1076:C:H42	0.85	0.83
1:DA:654(D):G:N2	1:DA:654(Q):C:N3	2.26	0.83
15:AR:84:GLN:HG3	15:AR:85:LYS:HG3	1.61	0.83

Continued on next page...

Continued from previous page...

Atom-1	Atom-2	Distance(Å)	Clash(Å)
4:AE:23:VAL:HG13	4:AE:185:LYS:HA	1.60	0.83
30:A8:52:LYS:H	30:A8:53:PRO:HD2	1.43	0.83
60:D4:61:ARG:HG3	60:D4:62:ARG:HH21	1.43	0.83
31:CA:963:G:N3	40:CM:55:LYS:NZ	2.27	0.83
3:DD:35:LYS:HG2	3:DD:64:ILE:N	1.93	0.82
1:AA:2438:U:O3'	1:AA:2439:A:H3'	1.79	0.82
3:DD:43:ARG:HH11	3:DD:44:ASN:HD21	1.25	0.82
3:DD:43:ARG:NH1	3:DD:44:ASN:ND2	2.27	0.82
1:AA:1026:U:H4'	1:AA:1027:A:OP1	1.77	0.82
19:DT:53:LYS:HB3	19:DT:82:GLN:HB3	1.61	0.82
12:DP:134:ARG:HA	12:DP:138:ASP:OD2	1.79	0.82
31:CA:1028(B):C:H3'	31:CA:1029:G:H5''	1.62	0.82
16:D1:50:ARG:HH12	17:D2:72:VAL:HG11	1.43	0.82
1:DA:1062:G:N2	1:DA:1076:C:N3	2.27	0.82
31:CA:1322:C:O2'	31:CA:1323:G:H5'	1.80	0.82
31:CA:1131:G:H2'	31:CA:1132:C:H6	1.44	0.82
32:BE:32:ILE:HD11	32:BE:40:HIS:HB3	1.60	0.82
59:DW:15:LYS:HA	59:DW:67:LYS:HZ1	1.45	0.82
47:BT:67:LYS:HA	47:BT:70:ARG:HH12	1.45	0.82
50:CW:57:ARG:HH21	50:CW:102:GLY:HA2	1.43	0.82
15:DR:64:ARG:HB2	15:DR:73:GLU:HG2	1.60	0.82
31:BA:789:U:H5	31:BA:792:A:OP2	1.61	0.82
1:AA:1980:G:O2'	1:AA:1982:C:OP2	1.97	0.82
12:DP:1:MET:HE2	12:DP:1:MET:N	1.95	0.82
3:AD:71:ASP:HB3	3:AD:103:ARG:HH22	1.43	0.82
1:DA:483:A:H4'	20:DU:49:VAL:HA	1.62	0.82
50:CW:67:ALA:O	50:CW:73:HIS:ND1	2.12	0.82
1:DA:1420:U:O2'	1:DA:1421:G:OP1	1.97	0.82
37:CJ:23:VAL:HG13	37:CJ:43:PHE:HE2	1.44	0.82
53:CC:17:C:H3'	53:CC:18:C:C5'	2.09	0.82
1:DA:1537:C:H2'	1:DA:1538:G:C8	2.14	0.82
3:AD:27:THR:O	3:AD:28:GLU:HB2	1.78	0.82
31:CA:1139:G:H22	31:CA:1143:G:H1	1.23	0.82
8:AK:133:HIS:HB2	8:AK:134:PRO:HD2	1.60	0.82
53:BD:17:C:N4	53:BD:20:G:OP1	2.13	0.82
29:D7:8:ASN:ND2	29:D7:11:LYS:H	1.76	0.82
11:DO:19:VAL:CG2	11:DO:20:GLY:N	2.42	0.82
56:D0:37:THR:CG2	56:D0:39:PRO:HD2	2.10	0.82
57:DV:128:VAL:HG23	57:DV:160:GLY:HA3	1.62	0.82
28:D6:52:VAL:HG22	28:D6:53:LYS:H	1.45	0.82
4:AE:116:VAL:O	4:AE:117:MET:HB3	1.79	0.82
12:AP:62:GLY:O	12:AP:63:LYS:HB2	1.79	0.82

Continued on next page...

Continued from previous page...

Atom-1	Atom-2	Distance(Å)	Clash(Å)
15:AR:11:GLU:OE1	15:AR:11:GLU:N	2.12	0.81
7:DH:117:PRO:HB3	7:DH:123:PHE:CE1	2.14	0.81
31:BA:1077:G:N2	31:BA:1080:A:OP2	2.11	0.81
23:AZ:86:SER:N	23:AZ:87:PRO:HD2	1.94	0.81
32:CE:82:ARG:HA	32:CE:92:TYR:HE1	1.44	0.81
12:AP:59:ARG:HG2	12:AP:59:ARG:HH21	1.46	0.81
49:CV:66:MET:HA	49:CV:67:VAL:HB	1.62	0.81
35:BH:110:LEU:HD13	35:BH:118:ILE:HD13	1.61	0.81
31:BA:382:A:H2'	31:BA:383:A:C8	2.15	0.81
31:BA:1034:G:H2'	31:BA:1035:A:C8	2.15	0.81
4:AE:119:ARG:CG	4:AE:119:ARG:HH11	1.92	0.81
55:DF:22:ALA:O	55:DF:24:LEU:N	2.13	0.81
31:BA:201:C:N3	31:BA:216:G:N2	2.29	0.81
1:DA:654(C):G:H2'	1:DA:654(D):G:O4'	1.78	0.81
32:BE:8:LYS:H	32:BE:8:LYS:HE2	1.45	0.81
31:CA:250:A:H4'	31:CA:251:G:O5'	1.81	0.81
1:DA:1858:G:O2'	1:DA:1884:A:N6	2.13	0.81
1:DA:1671:U:HO2'	1:DA:1673:U:H5	1.27	0.81
16:D1:100:VAL:O	16:D1:101:ARG:HG2	1.81	0.81
1:AA:654(D):G:H1	1:AA:654(Q):C:H42	1.26	0.81
55:DF:9:ILE:HG12	55:DF:14:PRO:HA	1.62	0.81
31:CA:612:C:O2	31:CA:629:G:N2	2.13	0.81
1:AA:2602:A:C6	53:BC:77:A:H4'	2.15	0.81
1:DA:811:U:OP2	11:DO:21:ARG:O	1.97	0.81
1:DA:1826:G:H4'	3:DD:242:ARG:NH2	1.96	0.81
4:AE:119:ARG:HG3	4:AE:119:ARG:NH1	1.93	0.81
5:AF:45:ARG:HH11	5:AF:45:ARG:CG	1.93	0.81
7:DH:152:ARG:NE	7:DH:153:LYS:HG2	1.96	0.81
32:BE:77:ALA:HB2	32:BE:211:ILE:HD13	1.63	0.81
1:AA:2591:C:P	3:AD:239:ARG:HG3	2.20	0.81
1:DA:708:C:H42	1:DA:723:G:H1	1.28	0.81
12:DP:24:GLY:CA	12:DP:25:ASP:HB3	2.05	0.81
30:D8:49:VAL:O	30:D8:50:LEU:HB2	1.80	0.81
28:A6:15:GLU:OE1	28:A6:44:ARG:NH2	2.11	0.81
31:CA:243:A:H4'	31:CA:244:U:O5'	1.79	0.81
1:AA:1105:U:H2'	1:AA:1106:G:H8	1.44	0.81
42:CO:72:HIS:HD2	42:CO:74:LEU:H	1.28	0.81
13:A0:100:LEU:HD11	13:A0:113:LEU:HD13	1.61	0.81
1:DA:1729:A:O2'	1:DA:1731:G:N2	2.12	0.81
53:BD:10:G:O6	53:BD:46:G:N2	2.14	0.81
32:CE:42:ILE:HD11	32:CE:202:PRO:HB2	1.62	0.81
33:CF:164:ARG:NH1	33:CF:166:GLU:OE1	2.13	0.81

Continued on next page...

Continued from previous page...

Atom-1	Atom-2	Distance(Å)	Clash(Å)
49:BV:41:VAL:HB	49:BV:42:PRO:CA	2.10	0.81
1:AA:1533:C:N3	1:AA:1538:G:N2	2.26	0.81
50:BW:22:ARG:O	50:BW:26:ASN:ND2	2.14	0.81
16:A1:8:VAL:HG23	16:A1:11:ARG:NH2	1.96	0.81
9:AM:7:LYS:HD2	9:AM:7:LYS:H	1.44	0.81
12:DP:30:GLY:HA2	12:DP:107:ALA:HB2	1.61	0.81
4:AE:78:LEU:HG	4:AE:79:ARG:HD2	1.63	0.81
33:BF:70:VAL:HG12	33:BF:72:LYS:H	1.46	0.81
1:AA:2790:A:H1'	1:AA:2893:G:O2'	1.81	0.81
1:DA:1459:G:H2'	1:DA:1460:A:H5'	1.63	0.81
1:AA:880:G:O2'	1:AA:881:G:OP1	1.97	0.81
23:DZ:91:LYS:HG3	23:DZ:92:LYS:N	1.96	0.81
40:CM:3:LYS:N	40:CM:74:ILE:O	2.14	0.81
10:DN:4:PRO:O	10:DN:5:GLN:HB2	1.81	0.81
43:CP:80:ARG:NH1	49:CV:66:MET:SD	2.54	0.81
31:CA:345:C:H1'	31:CA:346:G:C2	2.16	0.81
5:AF:28:ILE:HG22	5:AF:112:MET:HB3	1.62	0.81
31:CA:1145:C:O2'	31:CA:1146:A:N7	2.12	0.80
1:DA:273(D):C:N4	1:DA:363(B):G:H1	1.78	0.80
28:D6:15:GLU:HG2	28:D6:16:CYS:H	1.43	0.80
8:DK:131:LYS:HB3	8:DK:132:PRO:HA	1.62	0.80
6:AG:112:PRO:HB3	26:A4:37:SER:CB	2.11	0.80
1:AA:1689:A:H62	1:AA:1698:A:H2	0.89	0.80
52:CB:47:C:N3	52:CB:56:G:N2	2.29	0.80
1:DA:2438:U:O3'	1:DA:2439:A:H3'	1.81	0.80
31:BA:1492:A:OP1	42:BO:44:LYS:HB3	1.79	0.80
11:AO:19:VAL:HG23	11:AO:27:HIS:CG	2.15	0.80
31:CA:1028:C:N3	31:CA:1033:G:N2	2.29	0.80
12:AP:79:LEU:C	12:AP:79:LEU:HD12	2.02	0.80
1:DA:1012:U:N3	1:DA:1143:A:C6	2.49	0.80
1:DA:152:G:H1	1:DA:174:C:H42	1.28	0.80
35:BH:10:MET:HB3	35:BH:32:VAL:HG22	1.62	0.80
31:BA:156:G:H1	31:BA:165:C:H42	1.29	0.80
1:AA:900:A:H5'	1:AA:901:A:OP2	1.80	0.80
1:DA:155:C:N4	1:DA:171:G:H1	1.80	0.80
12:DP:59:ARG:HG2	12:DP:59:ARG:HH21	1.45	0.80
23:DZ:82:LEU:H	23:DZ:82:LEU:HD23	1.46	0.80
1:DA:2137:C:H42	1:DA:2154:G:H1	1.27	0.80
39:BL:16:ARG:HB2	39:BL:64:THR:HG22	1.64	0.80
35:BH:72:GLN:O	35:BH:73:ASN:HB2	1.81	0.80
17:A2:35:LEU:O	17:A2:37:VAL:N	2.14	0.80
37:BJ:78:ARG:HD2	37:BJ:80:VAL:HG22	1.63	0.80

Continued on next page...

Continued from previous page...

Atom-1	Atom-2	Distance(Å)	Clash(Å)
26:A4:41:PRO:O	26:A4:42:PHE:HB3	1.82	0.80
1:DA:67:U:N3	1:DA:74:A:H2	1.72	0.80
41:CN:99:GLN:HG2	41:CN:105:VAL:HG21	1.64	0.80
55:DF:8:GLN:HG2	55:DF:124:LEU:HD11	1.62	0.80
12:AP:21:THR:O	12:AP:21:THR:CG2	2.30	0.80
33:BF:40:ARG:O	33:BF:44:GLU:HG2	1.82	0.80
1:DA:997:G:OP1	16:D1:93:LYS:HD3	1.79	0.80
31:CA:1189:C:OP1	40:CM:51:ARG:NH2	2.14	0.80
31:BA:128:G:O2'	47:BT:3:LYS:NZ	2.15	0.80
31:BA:1346:A:H5''	39:BL:120:ARG:HH12	1.47	0.80
1:DA:2777:G:H5''	1:DA:2778:A:C5'	2.10	0.80
17:D2:71:LEU:N	17:D2:86:GLY:HA2	1.97	0.80
3:DD:35:LYS:HE2	3:DD:104:TYR:HB2	1.63	0.80
1:AA:2139:C:H2'	1:AA:2140:C:H5'	1.61	0.80
1:DA:273(C):C:H42	1:DA:363(C):G:H1	1.30	0.80
1:AA:2636:U:OP2	4:AE:79:ARG:NE	2.12	0.80
1:DA:2210:G:H3'	1:DA:2211:G:C4	2.16	0.80
1:AA:1416:G:O2'	1:AA:1417:C:O5'	1.98	0.80
32:CE:5:ILE:HD11	32:CE:55:PHE:HB3	1.64	0.80
12:DP:31:ASP:H	12:DP:107:ALA:HB2	1.47	0.80
12:DP:31:ASP:N	12:DP:107:ALA:HB2	1.97	0.80
53:CC:18:C:H2'	53:CC:18:C:O2	1.81	0.80
31:BA:1178:G:N2	31:BA:1181:G:N7	2.30	0.80
1:AA:676:A:H8	1:AA:2069:G:N2	1.77	0.80
8:DK:98:ALA:HA	8:DK:109:ILE:HD11	1.64	0.80
1:AA:1179:C:H2'	1:AA:1180:C:H5''	1.64	0.80
12:DP:63:LYS:HE2	12:DP:65:PHE:HZ	1.43	0.80
6:AG:77:ILE:HG22	6:AG:82:LEU:HD12	1.63	0.80
43:CP:91:ARG:HB2	43:CP:98:VAL:HG13	1.63	0.80
17:A2:35:LEU:H	17:A2:35:LEU:HD22	1.45	0.80
19:DT:63:LYS:HE3	19:DT:63:LYS:H	1.47	0.80
16:D1:50:ARG:NH1	17:D2:72:VAL:HG21	1.95	0.79
24:AW:58:ALA:O	24:AW:62:THR:HG22	1.82	0.79
31:BA:1346:A:H5''	39:BL:120:ARG:NH1	1.97	0.79
11:DO:97:PRO:O	11:DO:98:GLU:HB3	1.82	0.79
12:DP:90:VAL:O	12:DP:90:VAL:CG1	2.30	0.79
35:BH:15:ARG:HD2	35:BH:26:PHE:CD2	2.17	0.79
1:AA:860:U:C5	1:AA:917:A:H2	2.00	0.79
7:AH:4:ILE:HG13	7:AH:6:ARG:NE	1.98	0.79
12:DP:78:PRO:O	12:DP:79:LEU:CD1	2.30	0.79
1:AA:2801:A:OP1	1:AA:2895:U:O2'	2.00	0.79
35:BH:153:LYS:HD3	35:BH:154:GLY:H	1.48	0.79

Continued on next page...

Continued from previous page...

Atom-1	Atom-2	Distance(Å)	Clash(Å)
1:AA:1165:U:H2'	1:AA:1166:C:C6	2.17	0.79
28:A6:47:THR:HG22	28:A6:48:VAL:H	1.45	0.79
1:DA:2754:U:H5'	1:DA:2755:C:OP2	1.83	0.79
14:AQ:26:LEU:HD23	14:AQ:87:PHE:HD1	1.48	0.79
15:DR:90:GLN:HA	15:DR:90:GLN:HE21	1.46	0.79
18:DS:9:TYR:H	18:DS:102:HIS:CD2	2.00	0.79
32:CE:50:GLU:O	32:CE:54:THR:OG1	2.00	0.79
1:AA:910:A:N9	12:AP:13:GLN:OE1	2.15	0.79
11:DO:55:ARG:HG2	11:DO:56:SER:H	1.44	0.79
32:BE:194:PRO:O	32:BE:196:LEU:N	2.15	0.79
1:AA:259:G:O2'	1:AA:621:A:O2'	1.98	0.79
3:DD:35:LYS:HE3	3:DD:64:ILE:C	2.03	0.79
31:BA:1124:G:H3'	31:BA:1145:C:N4	1.98	0.79
1:DA:511:U:H3'	1:DA:512:G:H5''	1.64	0.79
34:BG:28:SER:HB3	34:BG:29:PRO:HD2	1.65	0.79
43:BP:49:THR:HG22	43:BP:51:ALA:H	1.48	0.79
1:AA:888:C:O2'	1:AA:889:C:O4'	2.00	0.79
17:A2:44:LYS:O	17:A2:46:VAL:N	2.12	0.79
52:CB:7:G:H3'	52:CB:8:U:H5'	1.63	0.79
21:AV:76:LEU:HD23	21:AV:76:LEU:H	1.48	0.79
31:BA:1053:G:C5'	31:BA:1054:C:H5'	2.09	0.79
3:AD:35:LYS:CD	3:AD:104:TYR:CD1	2.66	0.79
2:AB:31:C:O2	2:AB:53:A:N6	2.16	0.79
1:AA:1778:U:H2'	1:AA:1784:A:N6	1.97	0.79
24:AW:42:GLY:O	24:AW:44:LEU:N	2.15	0.79
40:CM:48:THR:HA	40:CM:62:HIS:HB3	1.64	0.79
1:DA:654(B):C:H2'	1:DA:654(C):G:C8	2.17	0.79
31:CA:255:G:O6	31:CA:270:A:N6	2.16	0.79
1:AA:10:G:N2	1:AA:2802:G:OP1	2.16	0.79
32:CE:185:ILE:HG22	32:CE:199:TYR:HB2	1.65	0.79
1:DA:242:G:H5''	30:D8:62:LEU:HD13	1.61	0.79
1:AA:314:A:C2'	1:AA:315:G:H5'	2.13	0.79
31:CA:84:U:H2'	31:CA:84:U:O2	1.83	0.79
53:CD:77:A:O2'	1:DA:2394:C:N3	2.15	0.79
1:DA:2119:A:N6	1:DA:2170:A:N7	2.31	0.79
4:DE:61:ARG:O	4:DE:63:LEU:N	2.15	0.79
2:AB:17:C:N4	2:AB:108:C:O2	2.14	0.79
31:BA:7:G:H5'	31:BA:298:A:O4'	1.82	0.79
32:CE:74:LYS:NZ	32:CE:205:ASP:O	2.14	0.79
1:DA:2059:A:H5'	1:DA:2060:A:OP2	1.82	0.79
1:AA:34:C:O2'	1:AA:35:G:OP2	1.99	0.79
31:CA:250:A:H1'	31:CA:251:G:OP2	1.83	0.79

Continued on next page...

Continued from previous page...

Atom-1	Atom-2	Distance(Å)	Clash(Å)
1:DA:819:A:OP2	1:DA:1187:G:N2	2.16	0.79
1:AA:1412:A:H2'	1:AA:1413:G:H8	1.46	0.79
48:BU:36:ASN:HD22	48:BU:36:ASN:H	1.30	0.79
3:DD:246:PRO:HD2	3:DD:255:LYS:HE2	1.65	0.78
27:D5:16:ARG:HH11	27:D5:16:ARG:CG	1.95	0.78
50:BW:26:ASN:H	50:BW:26:ASN:HD22	1.29	0.78
15:DR:93:ARG:HG2	15:DR:117:ASP:CB	2.13	0.78
1:AA:2599:G:N7	3:AD:236:GLY:O	2.16	0.78
11:DO:55:ARG:HG2	11:DO:56:SER:N	1.95	0.78
8:DK:78:THR:HB	8:DK:104:GLN:HE22	1.47	0.78
1:DA:877:U:O4	1:DA:899:A:N6	2.16	0.78
48:CU:22:VAL:O	48:CU:23:LYS:HB3	1.82	0.78
26:A4:42:PHE:O	26:A4:44:THR:N	2.16	0.78
12:DP:66:ILE:O	12:DP:67:ARG:CB	2.31	0.78
31:BA:1028(B):C:H42	31:BA:1032(A):G:H1	0.81	0.78
32:BE:141:GLU:O	32:BE:145:LEU:HB2	1.83	0.78
1:DA:2777:G:C5'	1:DA:2778:A:H5'	2.08	0.78
6:AG:78:SER:O	6:AG:80:PHE:N	2.15	0.78
3:DD:49:ILE:HD11	3:DD:52:ARG:HA	1.65	0.78
31:CA:975:A:C4'	31:CA:976:G:H5''	2.12	0.78
31:CA:1004:A:H5''	31:CA:1025:U:O4	1.82	0.78
1:AA:1470:G:H5''	1:AA:1471:A:OP1	1.84	0.78
31:CA:1297:C:H1'	31:CA:1298:C:OP2	1.84	0.78
42:CO:68:PRO:O	42:CO:99:ARG:NH1	2.16	0.78
31:BA:820:U:H4'	31:BA:821:G:OP2	1.83	0.78
59:DW:17:SER:HB2	59:DW:18:PRO:CA	2.14	0.78
6:AG:107:LEU:O	26:A4:38:LYS:CD	2.32	0.78
1:DA:1826:G:C4'	3:DD:242:ARG:HH21	1.95	0.78
7:AH:86:GLU:CG	7:AH:165:ALA:H	1.92	0.78
30:A8:59:LYS:HZ2	30:A8:59:LYS:HB2	1.46	0.78
11:AO:61:ARG:HH21	11:AO:61:ARG:HB2	1.49	0.78
8:AK:40:THR:HG22	8:AK:42:SER:H	1.46	0.78
1:DA:2:G:H1	1:DA:2901:C:H42	1.32	0.78
14:DQ:88:ASP:OD2	14:DQ:90:GLY:N	2.17	0.78
9:AM:35:ARG:O	9:AM:37:LYS:N	2.17	0.78
31:CA:1422:G:O3'	10:DN:49:ARG:NH1	2.17	0.78
31:BA:547:A:OP1	34:BG:73:ARG:NH2	2.16	0.78
18:AS:9:TYR:H	18:AS:102:HIS:HD2	1.31	0.78
9:AM:47:ALA:HB2	9:AM:112:LEU:HD11	1.66	0.78
43:BP:15:VAL:O	43:BP:19:LEU:HD23	1.84	0.78
46:CS:8:ARG:CG	46:CS:8:ARG:HH11	1.97	0.78
12:DP:31:ASP:OD1	12:DP:134:ARG:NH1	2.16	0.78

Continued on next page...

Continued from previous page...

Atom-1	Atom-2	Distance(Å)	Clash(Å)
11:DO:19:VAL:HG22	11:DO:20:GLY:N	1.97	0.78
53:CD:18:C:O2	53:CD:18:C:H2'	1.81	0.78
11:AO:6:LEU:O	11:AO:7:ARG:HG2	1.84	0.78
41:BN:57:THR:HG22	41:BN:59:TYR:H	1.49	0.78
3:AD:35:LYS:HZ1	3:AD:104:TYR:HB2	1.48	0.78
3:DD:267:SER:C	3:DD:269:PHE:H	1.87	0.78
13:A0:3:HIS:O	13:A0:5:LYS:N	2.17	0.78
20:AU:96:ILE:HD11	20:AU:99:CYS:SG	2.23	0.78
12:AP:78:PRO:O	12:AP:79:LEU:CD1	2.31	0.78
31:BA:1004:A:H1'	31:BA:1036:G:C6	2.19	0.78
2:DB:42:C:O2	6:DG:93:THR:N	2.14	0.78
3:AD:236:GLY:O	3:AD:237:GLU:CB	2.31	0.78
1:AA:2422:A:H4'	1:AA:2423:U:OP1	1.81	0.78
31:BA:510:A:OP2	34:BG:49:ARG:NH2	2.17	0.78
49:BV:39:THR:HG22	49:BV:40:ILE:H	1.48	0.78
1:DA:1005:C:H2'	1:DA:1006:C:H6	1.49	0.78
8:AK:77:LEU:HD23	8:AK:101:LEU:HD12	1.66	0.78
1:AA:2309:A:H2'	1:AA:2310:A:H5'	1.64	0.78
31:CA:1443:G:H3'	31:CA:1446:A:C5'	2.14	0.78
5:AF:29:ASN:H	5:AF:112:MET:CE	1.96	0.78
1:DA:2689:U:H4'	1:DA:2690:C:OP2	1.83	0.78
9:AM:56:ASN:N	9:AM:125:GLY:O	2.16	0.78
1:DA:12:U:O2	1:DA:12:U:H2'	1.82	0.78
53:CC:65:G:H4'	12:DP:10:ARG:NH1	1.99	0.78
41:BN:77:MET:HG3	41:BN:103:LEU:HD11	1.66	0.78
9:AM:137:LYS:HG3	9:AM:138:LEU:H	1.49	0.78
3:DD:242:ARG:HD2	3:DD:242:ARG:N	2.00	0.77
1:DA:2392:A:H2	1:DA:2424:C:H42	1.32	0.77
1:AA:1533:C:H2'	1:AA:1534:G:C8	2.18	0.77
33:BF:19:GLU:HA	33:BF:54:ARG:HH12	1.49	0.77
1:DA:329:G:O6	20:DU:19:LYS:HG2	1.83	0.77
24:AW:15:LYS:H	24:AW:67:LYS:HZ1	1.32	0.77
16:D1:91:ASP:OD2	16:D1:96:ALA:HB2	1.85	0.77
31:BA:8:A:N6	34:BG:205:GLU:O	2.18	0.77
31:BA:201:C:N4	31:BA:209:U:O2	2.17	0.77
12:DP:59:ARG:O	12:DP:60:ARG:CB	2.33	0.77
12:AP:4:PRO:HD3	12:AP:70:PRO:O	1.84	0.77
43:CP:49:THR:HG22	43:CP:51:ALA:H	1.49	0.77
42:BO:59:SER:O	42:BO:61:TYR:N	2.18	0.77
26:A4:16:CYS:HB2	26:A4:36:CYS:N	1.99	0.77
3:AD:35:LYS:HB3	3:AD:63:ARG:HA	1.65	0.77
1:AA:2115:G:H2'	1:AA:2116:G:H8	1.48	0.77

Continued on next page...

Continued from previous page...

Atom-1	Atom-2	Distance(Å)	Clash(Å)
53:BD:15:G:N2	53:BD:49:C:O2	2.17	0.77
27:A5:20:ARG:HG3	27:A5:23:HIS:CD2	2.18	0.77
32:CE:92:TYR:CE2	32:CE:151:GLY:HA3	2.19	0.77
17:A2:35:LEU:C	17:A2:37:VAL:H	1.86	0.77
34:CG:8:VAL:HG12	34:CG:21:LEU:HD13	1.64	0.77
1:DA:6:A:H4'	9:DM:129:PRO:HB3	1.67	0.77
31:BA:1027:C:C4'	31:BA:1028:C:OP1	2.33	0.77
11:AO:50:ARG:HG3	11:AO:50:ARG:HH21	1.50	0.77
1:AA:1332:G:H21	1:AA:1610:A:H8	1.33	0.77
1:DA:2210:G:H3'	1:DA:2211:G:C5	2.18	0.77
1:AA:1093:G:OP1	7:AH:170:ARG:NH1	2.17	0.77
14:AQ:34:HIS:HB2	14:AQ:36:TYR:HE1	1.47	0.77
1:DA:2125:G:N2	1:DA:2172:U:O5'	2.18	0.77
4:DE:154:LYS:HA	4:DE:154:LYS:HE3	1.66	0.77
35:BH:8:GLU:OE1	35:BH:63:ARG:NH2	2.17	0.77
12:AP:24:GLY:CA	12:AP:25:ASP:HB3	2.05	0.77
12:DP:140:ALA:O	12:DP:141:GLN:HB2	1.84	0.77
32:CE:12:GLU:O	32:CE:14:GLY:N	2.17	0.77
42:CO:114:ARG:HB3	42:CO:119:THR:HB	1.63	0.77
53:BC:19:G:H4'	53:BC:20:G:OP1	1.82	0.77
31:CA:976:G:H5'	31:CA:1358:U:O2'	1.84	0.77
33:CF:7:PRO:O	33:CF:11:ARG:NH1	2.17	0.77
25:DX:29:ARG:H	25:DX:33:GLN:HE22	1.32	0.77
14:DQ:110:LEU:HD13	14:DQ:111:GLU:H	1.48	0.77
31:BA:1454:G:OP1	50:BW:39:LYS:NZ	2.18	0.77
4:AE:36:ARG:NH2	4:AE:88:GLY:O	2.17	0.77
11:DO:16:ARG:HG3	11:DO:16:ARG:HH11	1.49	0.77
6:DG:104:GLU:HG2	60:D4:23:GLU:HG2	1.67	0.77
21:AV:11:GLU:HA	21:AV:36:LYS:HE3	1.66	0.77
5:AF:185:ASP:OD1	5:AF:188:ARG:NH1	2.16	0.77
12:DP:62:GLY:O	12:DP:63:LYS:HB2	1.85	0.77
1:AA:958:U:OP2	12:AP:14:ARG:NH1	2.17	0.77
3:DD:44:ASN:CB	3:DD:49:ILE:HA	2.15	0.77
31:CA:1118:C:OP1	39:CL:104:ARG:NH1	2.17	0.77
35:CH:51:VAL:HB	35:CH:52:PRO:HD3	1.64	0.77
31:BA:1378:C:H2'	31:BA:1378:C:O2	1.84	0.77
1:AA:2139:C:N4	1:AA:2152:G:H1	1.83	0.77
53:BD:27:G:O6	53:BD:45:A:N6	2.17	0.77
9:AM:133:GLN:HE21	9:AM:133:GLN:H	1.28	0.77
12:AP:141:GLN:OXT	12:AP:141:GLN:NE2	2.17	0.77
31:BA:1145:C:H4'	31:BA:1146:A:C8	2.19	0.77
1:AA:654(M):C:H2'	1:AA:654(N):G:C8	2.21	0.77

Continued on next page...

Continued from previous page...

Atom-1	Atom-2	Distance(Å)	Clash(Å)
1:DA:1761:C:H5''	1:DA:1762:A:OP2	1.85	0.77
59:DW:17:SER:HB2	59:DW:18:PRO:C	2.04	0.77
41:BN:85:ARG:HD3	41:BN:113:PRO:HD3	1.65	0.77
20:DU:39:VAL:HG23	20:DU:40:GLU:H	1.49	0.77
35:CH:91:LEU:HD12	35:CH:120:THR:HG22	1.66	0.77
56:D0:54:LEU:HD23	56:D0:66:VAL:HG23	1.64	0.77
33:CF:150:LYS:HG3	33:CF:169:ALA:HB2	1.67	0.77
3:DD:43:ARG:HH11	3:DD:44:ASN:HD22	1.32	0.76
30:D8:34:TRP:O	30:D8:36:LYS:N	2.18	0.76
31:BA:1003:G:N2	31:BA:1004:A:O2'	2.18	0.76
37:CJ:16:LEU:HD11	39:CL:45:ALA:HB2	1.67	0.76
1:AA:1403:C:H5''	1:AA:1471:A:H1'	1.65	0.76
41:BN:79:SER:HB2	41:BN:106:LYS:HD2	1.67	0.76
52:CB:59:U:O2'	52:CB:70:G:H4'	1.85	0.76
31:CA:652:U:H1'	31:CA:653:A:H2	1.48	0.76
53:CD:27:G:O6	53:CD:45:A:N6	2.18	0.76
40:CM:24:VAL:HG13	40:CM:28:ARG:HH21	1.50	0.76
1:DA:2747:G:O6	1:DA:2755:C:H5''	1.85	0.76
31:BA:677:U:H3	31:BA:713:G:H22	1.33	0.76
17:D2:5:VAL:HB	17:D2:37:VAL:HG11	1.65	0.76
11:DO:9:ASN:HB3	11:DO:10:PRO:HD2	1.66	0.76
1:DA:1062:G:O6	1:DA:1075:C:N4	2.18	0.76
31:BA:976:G:H5'	31:BA:1358:U:O2'	1.85	0.76
1:AA:860:U:C5	1:AA:917:A:C2	2.70	0.76
31:CA:992:U:H1'	31:CA:993:G:OP2	1.86	0.76
1:DA:1342:A:C2	1:DA:1397:U:C2	2.73	0.76
50:BW:89:ARG:HH21	50:BW:104:LEU:HD11	1.48	0.76
1:AA:2580:U:H4'	4:AE:130:GLY:HA3	1.66	0.76
12:AP:16:ARG:O	12:AP:17:LEU:CD2	2.30	0.76
1:DA:1089:G:H4'	1:DA:1090:U:OP1	1.85	0.76
5:AF:107:LYS:HE3	5:AF:207:GLY:H	1.51	0.76
3:DD:28:GLU:HB3	3:DD:29:PRO:CD	2.15	0.76
1:AA:1021:A:H3'	1:AA:1022:G:H5''	1.68	0.76
7:AH:150:ALA:O	7:AH:152:ARG:N	2.18	0.76
1:DA:1012:U:C2	1:DA:1143:A:N1	2.53	0.76
1:AA:71:A:H2	19:AT:31:HIS:HE1	1.34	0.76
41:BN:17:GLY:HA3	41:BN:77:MET:HE3	1.66	0.76
32:CE:204:ASN:HB2	32:CE:210:SER:HB3	1.67	0.76
1:DA:140:A:H8	1:DA:1408:C:HO2'	1.34	0.76
43:BP:3:ARG:HD3	43:BP:7:VAL:HG13	1.66	0.76
31:BA:618:C:H5''	31:BA:619:U:H5''	1.68	0.76
12:AP:134:ARG:CA	12:AP:138:ASP:OD2	2.30	0.76

Continued on next page...

Continued from previous page...

Atom-1	Atom-2	Distance(Å)	Clash(Å)
1:DA:1761:C:C5'	1:DA:1762:A:OP2	2.34	0.76
1:DA:2135:A:N6	1:DA:2156:G:H21	1.83	0.76
31:BA:523:A:H61	42:BO:89:ASP:HB2	1.49	0.76
26:A4:52:THR:OG1	26:A4:53:GLU:N	2.18	0.76
1:AA:270(L):U:H2'	1:AA:270(L):U:O2	1.84	0.76
55:DF:203:GLN:HE21	55:DF:203:GLN:HA	1.51	0.76
13:A0:33:ARG:HG3	13:A0:115:GLU:HB3	1.67	0.76
12:DP:98:LYS:HB3	12:DP:99:PRO:HD2	1.68	0.76
1:DA:2795:G:H3'	1:DA:2797:U:C5'	2.16	0.76
1:DA:2128:C:H2'	1:DA:2129:C:C6	2.21	0.76
1:AA:2820:A:O2'	1:AA:2821:A:OP1	2.04	0.76
23:DZ:92:LYS:O	23:DZ:94:LEU:N	2.18	0.76
1:DA:654(R):C:N4	1:DA:654(S):G:O6	2.17	0.76
57:DV:92:SER:O	57:DV:94:GLU:N	2.18	0.76
1:DA:147:U:C2'	1:DA:148:C:H5''	2.15	0.76
31:BA:1305:G:N2	31:BA:1331:G:H2'	1.99	0.76
1:AA:2394:C:OP1	11:AO:63:PRO:HD2	1.85	0.76
45:CR:26:GLU:OE2	45:CR:77:ARG:NH1	2.19	0.76
14:DQ:109:GLY:O	14:DQ:111:GLU:N	2.19	0.76
10:DN:47:ILE:HG13	10:DN:48:PRO:HD2	1.67	0.76
55:DF:53:THR:HG22	55:DF:56:GLU:HG3	1.68	0.76
31:CA:376:G:H5''	46:CS:5:ARG:HD3	1.68	0.76
1:AA:780:G:H21	1:AA:783:A:H62	1.33	0.76
12:AP:4:PRO:HG3	12:AP:71:ASP:HA	1.66	0.76
52:BB:10:G:N2	52:BB:26:C:O2	2.19	0.76
1:DA:627:A:N7	11:DO:84:ASN:ND2	2.33	0.76
1:DA:1203:G:H3'	1:DA:1204:A:H5''	1.67	0.76
12:AP:75:THR:HB	12:AP:89:ASN:H	1.51	0.76
1:AA:1729:A:O2'	1:AA:1730:U:H5''	1.86	0.76
12:AP:79:LEU:CD1	12:AP:79:LEU:C	2.54	0.76
1:DA:141:A:H8	1:DA:1595:G:H21	1.31	0.76
34:CG:108:LEU:HD21	34:CG:183:GLY:HA3	1.68	0.76
1:AA:2306:C:H3'	1:AA:2307:G:C5'	2.16	0.76
1:DA:2571:C:H5'	1:DA:2572:A:H5''	1.67	0.76
1:AA:1203:G:H3'	1:AA:1204:A:H5''	1.67	0.76
1:AA:2712:U:O2	1:AA:2712:U:H5'	1.86	0.76
31:CA:631:G:H3'	31:CA:632:A:H8	1.49	0.76
33:BF:12:LEU:C	33:BF:14:ILE:H	1.89	0.76
1:DA:2287:A:H2	1:DA:2346:A:N1	1.83	0.75
1:DA:2872:G:C2	1:DA:2873:A:N6	2.53	0.75
1:DA:259:G:N2	1:DA:621:A:H8	1.84	0.75
1:AA:1045:A:N3	1:AA:1111:A:N6	2.34	0.75

Continued on next page...

Continued from previous page...

Atom-1	Atom-2	Distance(Å)	Clash(Å)
18:AS:9:TYR:H	18:AS:102:HIS:CD2	2.03	0.75
18:AS:68:ARG:O	18:AS:110:LYS:N	2.13	0.75
38:BK:42:GLU:HG3	38:BK:109:ILE:HD12	1.69	0.75
1:AA:2469:A:C2'	1:AA:2470:G:O5'	2.34	0.75
11:AO:16:ARG:HH11	11:AO:16:ARG:HG3	1.49	0.75
3:AD:35:LYS:HD3	3:AD:63:ARG:CB	2.16	0.75
52:CB:7:G:H3'	52:CB:8:U:C5'	2.17	0.75
1:AA:559:G:H22	16:A1:49:HIS:CD2	2.04	0.75
6:AG:27:ASN:HB3	6:AG:30:GLU:HG3	1.67	0.75
3:DD:35:LYS:NZ	3:DD:64:ILE:O	2.18	0.75
31:CA:1004:A:H1'	31:CA:1036:G:N1	2.00	0.75
8:AK:11:ASN:O	8:AK:12:LEU:HB2	1.84	0.75
49:CV:9:VAL:HG12	49:CV:10:PHE:H	1.51	0.75
1:AA:1797:C:C2'	1:AA:1798:U:H5'	2.15	0.75
31:CA:1002:G:H1	31:CA:1038:C:N4	1.84	0.75
1:AA:2111:C:H41	1:AA:2147:G:N2	1.85	0.75
31:CA:1298:C:H4'	31:CA:1299:A:C8	2.21	0.75
31:CA:995:C:O2	44:CQ:4:LYS:NZ	2.15	0.75
37:CJ:79:ARG:HG2	37:CJ:84:ASN:HD21	1.49	0.75
38:CK:17:THR:O	38:CK:78:GLN:NE2	2.19	0.75
31:BA:87:A:H2'	31:BA:88:C:C6	2.21	0.75
1:DA:2111:C:H41	1:DA:2147:G:N2	1.84	0.75
11:AO:64:LYS:HD2	30:A8:25:MET:SD	2.27	0.75
27:D5:4:HIS:HB3	27:D5:5:PRO:CD	2.16	0.75
14:DQ:18:ILE:O	14:DQ:21:THR:HG22	1.87	0.75
1:DA:1021:A:N6	1:DA:1142(A):A:H61	1.77	0.75
1:DA:1460:A:H4'	1:DA:1461:G:OP2	1.85	0.75
1:DA:138:G:N2	19:DT:44:GLU:OE2	2.20	0.75
31:BA:244:U:H4'	31:BA:245:C:O5'	1.85	0.75
31:BA:1497:G:H2'	31:BA:1498:U:H5'	1.67	0.75
26:A4:34:GLU:HG2	26:A4:35:VAL:N	2.02	0.75
47:CT:45:HIS:CD2	47:CT:47:PRO:HG3	2.21	0.75
31:CA:1502:A:H2	31:CA:1505:G:H1	1.34	0.75
9:AM:67:LEU:O	9:AM:88:GLU:HG3	1.86	0.75
4:AE:128:SER:OG	4:AE:129:HIS:N	2.17	0.75
31:CA:1325:C:H4'	51:CX:17:THR:HG21	1.67	0.75
1:DA:2872:G:C8	1:DA:2873:A:C2	2.74	0.75
47:CT:45:HIS:NE2	47:CT:47:PRO:HG3	2.02	0.75
1:DA:752:A:H4'	1:DA:753:C:O5'	1.85	0.75
10:DN:115:VAL:HG13	10:DN:121:VAL:HG21	1.67	0.75
31:CA:765:G:N2	31:CA:813:U:OP2	2.16	0.75
31:CA:1285:A:H4'	31:CA:1286:A:O5'	1.85	0.75

Continued on next page...

Continued from previous page...

Atom-1	Atom-2	Distance(Å)	Clash(Å)
31:CA:842:C:H4'	31:CA:848:C:O2	1.87	0.75
1:AA:2162:G:H2'	1:AA:2163:C:H6	1.51	0.75
12:AP:59:ARG:O	12:AP:60:ARG:CB	2.33	0.75
42:CO:72:HIS:CD2	42:CO:74:LEU:H	2.05	0.75
52:CB:21:A:H1'	52:CB:22:G:O5'	1.87	0.75
52:BB:7:G:H3'	52:BB:8:U:H5'	1.68	0.75
1:DA:943:U:OP2	11:DO:36:LYS:HE3	1.86	0.75
4:DE:4:ILE:HD11	4:DE:28:ALA:HB1	1.67	0.75
1:AA:1847:A:OP1	1:AA:1847:A:H8	1.70	0.75
31:BA:1065:U:H1'	31:BA:1066:C:OP2	1.87	0.75
17:D2:85:LYS:HD2	17:D2:86:GLY:H	1.52	0.75
30:A8:59:LYS:HB2	30:A8:59:LYS:NZ	2.01	0.75
7:DH:151:ILE:O	7:DH:152:ARG:HG3	1.87	0.75
31:BA:1286:A:H5''	51:BX:26:LYS:HD2	1.66	0.75
31:CA:345:C:O2'	31:CA:346:G:O5'	2.05	0.75
1:AA:1060:U:H5'	1:AA:1061:U:C5	2.21	0.75
1:AA:2062:A:N3	1:AA:2062:A:H2'	2.00	0.75
31:CA:141:A:H1'	31:CA:182:U:O2	1.86	0.75
1:AA:155:C:H42	1:AA:171:G:H1	0.76	0.75
1:DA:2191:G:O2'	1:DA:2192:G:OP1	2.03	0.75
3:AD:181:GLU:HA	3:AD:272:ALA:HB3	1.69	0.75
7:AH:92:ILE:HD12	7:AH:92:ILE:H	1.52	0.75
39:CL:21:PRO:HA	39:CL:59:PHE:HA	1.69	0.75
38:CK:42:GLU:OE2	38:CK:122:ARG:NH2	2.20	0.75
1:DA:1405:U:H2'	1:DA:1406:U:C6	2.22	0.75
1:AA:2467:C:C3'	1:AA:2468:G:H5'	2.15	0.74
3:DD:44:ASN:HB2	3:DD:48:ARG:O	1.86	0.74
1:AA:2286:A:OP1	28:A6:28:ARG:NH2	2.20	0.74
5:AF:103:LYS:HA	5:AF:106:ARG:HG3	1.69	0.74
7:DH:153:LYS:HB3	7:DH:161:GLY:HA2	1.66	0.74
1:DA:960:A:H61	12:DP:83:MET:CE	1.99	0.74
1:AA:1681:G:O2'	1:AA:1762:A:O2'	2.03	0.74
7:AH:4:ILE:HG13	7:AH:6:ARG:CZ	2.17	0.74
31:CA:421:U:H5''	31:CA:422:C:OP2	1.87	0.74
53:CC:48:U:O2'	53:CC:49:C:OP2	2.04	0.74
20:AU:76:CYS:O	20:AU:81:LYS:NZ	2.18	0.74
1:AA:1021:A:H61	1:AA:1142(A):A:N6	1.83	0.74
12:DP:90:VAL:O	12:DP:90:VAL:HG13	1.85	0.74
50:BW:35:THR:HA	50:BW:38:LYS:HD3	1.70	0.74
9:AM:134:ARG:H	9:AM:135:PRO:HD3	1.52	0.74
1:DA:1204:A:O2'	1:DA:1205:U:OP2	2.04	0.74
14:AQ:83:LYS:O	14:AQ:109:GLY:HA3	1.86	0.74

Continued on next page...

Continued from previous page...

Atom-1	Atom-2	Distance(Å)	Clash(Å)
2:AB:37:C:C2'	2:AB:38:C:H5'	2.17	0.74
42:CO:55:VAL:O	42:CO:62:GLU:HA	1.88	0.74
10:DN:68:GLU:HA	10:DN:78:ARG:HB3	1.68	0.74
21:AV:96:VAL:HG22	21:AV:97:GLU:H	1.51	0.74
31:BA:1391:U:H2'	31:BA:1392:G:C8	2.22	0.74
31:CA:353:A:H8	31:CA:353:A:H5'	1.52	0.74
19:AT:84:ALA:HB1	19:AT:85:PRO:HD2	1.67	0.74
12:AP:133:ARG:O	12:AP:134:ARG:CB	2.31	0.74
1:DA:2287:A:C2	1:DA:2346:A:N1	2.55	0.74
1:AA:138:G:N2	19:AT:44:GLU:OE2	2.14	0.74
18:AS:14:PRO:CB	18:AS:18:ARG:HH21	1.99	0.74
58:D3:36:ILE:HD13	58:D3:36:ILE:O	1.86	0.74
53:CD:8:U:H1'	53:CD:49:C:O4'	1.86	0.74
6:DG:111:LEU:HB3	6:DG:117:PHE:HE2	1.52	0.74
15:DR:24:PRO:HA	15:DR:49:VAL:HG13	1.68	0.74
1:AA:483:A:H4'	20:AU:49:VAL:HA	1.70	0.74
1:AA:2154:G:H2'	1:AA:2155:G:H8	1.50	0.74
31:BA:1036:G:H5'	31:BA:1037:C:OP2	1.87	0.74
17:D2:49:THR:O	17:D2:51:VAL:N	2.21	0.74
4:DE:66:HIS:HB3	4:DE:68:ALA:HB2	1.68	0.74
1:AA:654:A:H2'	1:AA:654:A:N3	2.01	0.74
1:DA:2318:G:H1	14:DQ:2:ALA:HA	1.51	0.74
41:BN:87:THR:HG22	41:BN:88:GLY:H	1.51	0.74
12:DP:63:LYS:HE3	12:DP:65:PHE:CE2	2.22	0.74
1:AA:155:C:N4	1:AA:171:G:N1	2.13	0.74
1:DA:888:C:H4'	1:DA:889:C:C5'	2.18	0.74
33:CF:19:GLU:O	33:CF:40:ARG:NH2	2.18	0.74
1:DA:574:C:N3	4:DE:145:LYS:NZ	2.30	0.74
42:CO:20:LYS:HE2	42:CO:20:LYS:H	1.52	0.74
36:BI:69:GLU:O	36:BI:72:VAL:HG12	1.88	0.74
42:BO:30:ARG:HG2	42:BO:57:LEU:HD13	1.68	0.74
1:DA:2681:C:H5	1:DA:2725:A:N6	1.78	0.74
1:AA:2102:U:H3	1:AA:2187:G:H1	1.35	0.74
15:DR:16:ARG:HH21	15:DR:19:LEU:HD21	1.52	0.74
58:D3:12:ASN:HA	58:D3:14:ARG:HH21	1.50	0.74
1:AA:2233:U:H2'	1:AA:2234:G:C8	2.22	0.74
31:CA:748:C:H4'	31:CA:749:C:O5'	1.85	0.74
8:DK:6:LEU:HD13	8:DK:36:ALA:HA	1.69	0.74
1:AA:1991:U:H2'	1:AA:1992:G:H5''	1.70	0.74
1:DA:2015:A:H1'	27:D5:2:ALA:HA	1.68	0.74
1:AA:2115:G:H2'	1:AA:2116:G:C8	2.22	0.74
1:AA:1525:G:H2'	1:AA:1526:G:H8	1.52	0.74

Continued on next page...

Continued from previous page...

Atom-1	Atom-2	Distance(Å)	Clash(Å)
1:DA:776:G:H4'	1:DA:777:A:O5'	1.86	0.74
39:CL:65:VAL:HG21	39:CL:73:GLN:HB3	1.69	0.74
11:DO:15:ARG:HH11	11:DO:15:ARG:CB	2.01	0.74
40:BM:55:LYS:O	40:BM:56:HIS:CG	2.41	0.74
1:DA:1652:A:H62	56:D0:11:ASN:ND2	1.85	0.74
23:DZ:95:LEU:O	23:DZ:97:LEU:N	2.18	0.74
31:BA:1128:C:O2'	31:BA:1130:A:H8	1.69	0.74
31:BA:1145:C:H5''	31:BA:1146:A:OP1	1.86	0.74
1:DA:1138:G:H21	9:DM:106:MET:HE3	1.53	0.74
1:DA:1053:C:H3'	1:DA:1054:A:H5''	1.70	0.74
1:DA:1255:U:H5''	1:DA:1256:G:H5''	1.69	0.74
53:BC:62:C:H2'	53:BC:63:C:H6	1.53	0.74
5:AF:45:ARG:HG2	5:AF:45:ARG:NH1	1.96	0.74
2:AB:15:A:H4'	2:AB:15:A:OP1	1.87	0.74
29:A7:8:ASN:HD22	29:A7:11:LYS:H	1.34	0.74
20:DU:75:ILE:HA	20:DU:80:GLY:HA2	1.69	0.74
17:D2:35:LEU:O	17:D2:37:VAL:HG22	1.87	0.74
16:A1:34:LYS:HA	16:A1:34:LYS:HE2	1.69	0.74
12:AP:54:MET:HE3	12:AP:64:ILE:HD12	1.70	0.74
11:DO:62:LEU:CD1	30:D8:25:MET:HB2	2.18	0.74
7:AH:83:TYR:HB3	7:AH:135:GLY:N	2.00	0.74
31:BA:1132:C:H2'	31:BA:1133:G:C8	2.22	0.74
1:DA:602:G:HO2'	1:DA:604:G:HO2'	1.36	0.74
1:AA:2680:C:O2'	1:AA:2681:C:H5'	1.87	0.74
12:DP:43:THR:HB	12:DP:45:GLN:HE21	1.53	0.74
25:AX:10:LYS:NZ	25:AX:15:TYR:OH	2.18	0.74
22:A3:53:MET:HB2	22:A3:59:LEU:HD23	1.70	0.74
7:AH:4:ILE:HD13	7:AH:4:ILE:H	1.53	0.73
31:BA:611:A:N6	31:BA:629:G:H1	1.86	0.73
52:CB:55:G:H2'	52:CB:56:G:C8	2.21	0.73
28:D6:16:CYS:O	28:D6:17:LYS:HB2	1.88	0.73
14:AQ:106:ARG:HA	14:AQ:110:LEU:HD11	1.70	0.73
1:DA:1110:G:O2'	1:DA:1111:A:O4'	2.05	0.73
34:CG:191:ARG:NH1	34:CG:200:GLU:OE1	2.21	0.73
1:DA:900:A:H3'	1:DA:901:A:H8	1.52	0.73
1:AA:524:U:H4'	1:AA:554:U:H4'	1.70	0.73
9:AM:96:GLU:HB2	9:AM:122:VAL:HG12	1.70	0.73
27:D5:16:ARG:HG2	27:D5:16:ARG:NH1	2.01	0.73
1:DA:1058:U:H3	1:DA:1080:A:H61	1.35	0.73
1:AA:2591:C:OP1	3:AD:239:ARG:HG3	1.88	0.73
32:CE:74:LYS:O	32:CE:75:LYS:HB2	1.88	0.73
50:BW:47:GLY:O	50:BW:49:ALA:N	2.20	0.73

Continued on next page...

Continued from previous page...

Atom-1	Atom-2	Distance(Å)	Clash(Å)
32:CE:233:SER:HB3	32:CE:234:PRO:CD	2.15	0.73
1:AA:2285:C:OP1	28:A6:28:ARG:HD3	1.88	0.73
1:AA:1141:U:H6	9:AM:63:THR:OG1	1.71	0.73
20:DU:13:VAL:CG2	20:DU:72:VAL:HB	2.17	0.73
32:BE:223:ILE:HA	32:BE:226:ARG:HB3	1.70	0.73
1:AA:2681:C:O2'	1:AA:2682:U:OP2	2.05	0.73
4:AE:4:ILE:HD13	4:AE:28:ALA:HB1	1.70	0.73
1:AA:2419:U:O4	30:A8:30:ARG:NE	2.22	0.73
34:BG:65:ARG:NH1	34:BG:70:ILE:O	2.21	0.73
35:BH:142:LEU:O	35:BH:143:ARG:NH1	2.20	0.73
11:DO:64:LYS:HG3	30:D8:30:ARG:NH1	2.03	0.73
15:DR:56:GLY:O	15:DR:59:THR:HG23	1.87	0.73
2:DB:39:A:C6	60:D4:1:MET:HB3	2.24	0.73
31:BA:1024:G:H4'	31:BA:1024:G:OP1	1.85	0.73
1:AA:528:A:N1	1:AA:2042:A:H2'	2.04	0.73
33:BF:95:THR:HG22	33:BF:96:GLY:H	1.53	0.73
1:DA:2632:A:HO2'	1:DA:2811:G:HO2'	1.30	0.73
26:A4:15:ILE:HD12	26:A4:32:TYR:HD1	1.54	0.73
1:DA:2387:U:H5''	1:DA:2388:A:OP2	1.89	0.73
11:DO:75:ILE:HD13	11:DO:75:ILE:H	1.52	0.73
9:DM:45:ASN:HD22	9:DM:45:ASN:H	1.37	0.73
1:DA:885:C:C4	1:DA:890:A:C6	2.77	0.73
1:DA:881:G:O6	1:DA:895:U:O2	2.06	0.73
3:AD:25:THR:O	3:AD:27:THR:N	2.21	0.73
23:DZ:86:SER:N	23:DZ:87:PRO:HD2	2.04	0.73
31:BA:1139:G:H1	31:BA:1143:G:H1	1.35	0.73
1:AA:1265:A:H8	1:AA:1265:A:OP1	1.72	0.73
7:AH:153:LYS:CG	7:AH:162:ILE:H	2.02	0.73
1:DA:1342:A:N1	1:DA:1397:U:C2	2.56	0.73
52:CB:21:A:H1'	52:CB:22:G:C5'	2.18	0.73
1:AA:1061:U:O2'	1:AA:1070:A:N3	2.16	0.73
42:CO:56:ARG:NH2	42:CO:62:GLU:OE1	2.21	0.73
31:BA:27:G:H4'	34:BG:209:ARG:HG3	1.69	0.73
31:BA:1226:C:O2'	43:BP:111:LYS:NZ	2.22	0.73
28:D6:25:LYS:HE2	28:D6:27:LYS:HZ2	1.54	0.73
1:DA:90:U:HO2'	1:DA:91:A:H8	1.36	0.73
46:CS:53:VAL:HG12	46:CS:79:VAL:HG22	1.70	0.73
3:AD:35:LYS:HE3	3:AD:64:ILE:C	2.09	0.73
41:BN:80:VAL:HG13	41:BN:103:LEU:HD12	1.70	0.73
21:AV:72:ARG:NH2	21:AV:97:GLU:O	2.21	0.73
1:DA:1385:G:HO2'	1:DA:1396:U:H6	1.34	0.73
1:DA:882:G:N1	1:DA:894:C:N4	2.18	0.73

Continued on next page...

Continued from previous page...

Atom-1	Atom-2	Distance(Å)	Clash(Å)
1:DA:1005:C:H2'	1:DA:1006:C:C6	2.23	0.73
1:AA:811:U:O5'	11:AO:21:ARG:O	2.05	0.73
1:AA:1728:G:H3'	1:AA:1729:A:C5'	2.15	0.73
31:CA:411:A:C5	31:CA:413:G:H1'	2.23	0.73
1:DA:2872:G:C4	1:DA:2873:A:N1	2.56	0.73
1:AA:242:G:H5'	30:A8:62:LEU:HD22	1.71	0.73
1:DA:1012:U:C4	1:DA:1143:A:N6	2.57	0.73
60:D4:18:CYS:H	60:D4:19:GLY:HA2	1.52	0.73
42:CO:14:LYS:HD3	42:CO:15:VAL:H	1.54	0.73
15:AR:64:ARG:HB2	15:AR:73:GLU:HG2	1.69	0.73
8:AK:69:LYS:HG3	8:AK:136:VAL:HB	1.68	0.73
1:DA:1142:U:H2'	1:DA:1142:U:O2	1.87	0.73
1:AA:674:G:H1'	5:AF:74:ARG:HD3	1.68	0.73
31:BA:656:C:O2'	45:BR:28:GLN:OE1	2.04	0.73
1:AA:1533:C:H3'	1:AA:1534:G:H5''	1.69	0.73
1:AA:1899:G:O2'	1:AA:1900:A:P	2.46	0.73
1:DA:1022:G:O2'	1:DA:1023:U:OP2	2.06	0.73
1:DA:1024:G:H3'	1:DA:1025:G:H5''	1.69	0.73
32:CE:137:ARG:HH12	32:CE:140:HIS:HB2	1.54	0.73
53:BD:19:G:H1'	53:BD:59:A:C2	2.24	0.73
31:CA:1300:G:O2'	31:CA:1301:U:O5'	2.06	0.73
50:CW:67:ALA:HA	50:CW:73:HIS:H	1.52	0.73
1:DA:2131:G:OP1	1:DA:2132:U:H3'	1.89	0.73
31:BA:87:A:OP1	31:BA:87:A:H4'	1.89	0.73
12:DP:21:THR:O	12:DP:21:THR:CG2	2.36	0.73
20:AU:44:ILE:HG13	20:AU:45:VAL:H	1.54	0.73
15:DR:29:ARG:HG3	15:DR:29:ARG:HH11	1.53	0.73
1:AA:404:C:H1'	1:AA:405:U:OP2	1.88	0.73
50:CW:14:LYS:HB2	50:CW:17:ARG:NH2	2.04	0.73
2:DB:75:G:H8	2:DB:75:G:H5'	1.54	0.72
31:CA:1326:C:OP1	51:CX:17:THR:OG1	2.07	0.72
3:DD:27:THR:HG21	3:DD:83:GLU:HG2	1.68	0.72
53:CD:20:G:H2'	53:CD:20:G:N3	2.02	0.72
1:DA:1005:C:C1'	1:DA:1143:A:N1	2.53	0.72
33:BF:181:ASN:HD22	33:BF:204:LEU:HB2	1.52	0.72
8:AK:10:GLU:O	8:AK:11:ASN:HB2	1.88	0.72
7:DH:7:LEU:N	7:DH:8:PRO:HD2	2.03	0.72
12:DP:66:ILE:O	12:DP:104:PHE:N	2.21	0.72
12:DP:30:GLY:HA2	12:DP:107:ALA:CB	2.19	0.72
12:AP:140:ALA:O	12:AP:141:GLN:HB2	1.89	0.72
1:DA:9:U:C4	1:DA:2629:A:N6	2.57	0.72
12:AP:21:THR:O	12:AP:21:THR:HG22	1.89	0.72

Continued on next page...

Continued from previous page...

Atom-1	Atom-2	Distance(Å)	Clash(Å)
1:AA:944:G:H5''	1:AA:945:A:C5'	2.19	0.72
22:A3:40:GLN:HE22	22:A3:45:PHE:H	1.37	0.72
7:DH:68:THR:HG22	7:DH:72:ILE:HD11	1.70	0.72
1:AA:2427:C:H5''	1:AA:2428:G:OP1	1.89	0.72
1:AA:1071:G:O6	1:AA:1091:G:O6	2.05	0.72
55:DF:108:LYS:O	55:DF:112:MET:HG3	1.90	0.72
15:AR:50:ILE:HD11	15:AR:102:ILE:HD11	1.71	0.72
40:CM:9:ARG:HH21	40:CM:95:GLU:HG2	1.53	0.72
1:AA:1678:G:N2	1:AA:1989:G:H22	1.88	0.72
31:BA:73:G:O6	31:BA:97:U:O2	2.07	0.72
1:DA:2602:A:H4'	1:DA:2603:G:O5'	1.89	0.72
6:DG:161:THR:HG22	6:DG:163:ALA:H	1.55	0.72
1:AA:49:A:N7	1:AA:120:U:C4	2.57	0.72
1:DA:994:C:OP1	16:D1:53:ARG:NH2	2.22	0.72
2:AB:15:A:H5'	2:AB:16:G:H8	1.52	0.72
31:BA:1145:C:H4'	31:BA:1146:A:H8	1.53	0.72
31:CA:1301:U:O2'	31:CA:1302:U:OP1	2.06	0.72
1:AA:1412:A:H2'	1:AA:1413:G:C8	2.24	0.72
31:CA:664:G:H22	31:CA:741:G:H1	1.35	0.72
33:CF:70:VAL:O	33:CF:106:VAL:N	2.17	0.72
32:CE:111:ARG:CG	32:CE:111:ARG:HH11	1.88	0.72
1:AA:2157:G:O2'	1:AA:2158:A:O5'	2.08	0.72
13:A0:104:ARG:HH11	13:A0:104:ARG:CG	2.01	0.72
29:D7:8:ASN:HD22	29:D7:11:LYS:H	1.34	0.72
1:AA:2799:A:H5''	1:AA:2801:A:OP2	1.89	0.72
1:DA:832:G:H5'	11:DO:45:LEU:HD11	1.72	0.72
59:DW:4:SER:OG	59:DW:5:GLU:OE2	2.06	0.72
1:DA:1011:G:H2'	1:DA:1013:C:O4'	1.88	0.72
17:D2:80:GLN:CA	17:D2:80:GLN:HE21	2.03	0.72
33:CF:84:ILE:HD11	33:CF:88:ARG:HH21	1.54	0.72
11:AO:65:ARG:HH21	30:A8:15:LYS:HB2	1.53	0.72
11:DO:19:VAL:CG2	11:DO:20:GLY:H	2.03	0.72
31:CA:1275:A:H2'	31:CA:1276:G:O4'	1.89	0.72
57:DV:157:LEU:HB3	57:DV:161:VAL:HG12	1.71	0.72
4:DE:56:PRO:HD2	4:DE:58:ARG:NH2	2.05	0.72
45:CR:17:ARG:HD3	45:CR:26:GLU:HG3	1.70	0.72
31:BA:1368:G:H5''	39:BL:112:LYS:HB3	1.71	0.72
1:DA:463:G:N2	1:DA:466:A:OP2	2.22	0.72
1:AA:620:G:H4'	1:AA:621:A:C5'	2.17	0.72
1:AA:1049:C:H2'	1:AA:1050:A:H5''	1.71	0.72
1:AA:1113:U:OP1	7:AH:2:SER:N	2.22	0.72
49:CV:66:MET:HE1	60:D4:55:ARG:HB2	1.72	0.72

Continued on next page...

Continued from previous page...

Atom-1	Atom-2	Distance(Å)	Clash(Å)
1:DA:2157:G:H2'	1:DA:2158:A:H8	1.54	0.72
53:CD:13:C:O2'	53:CD:14:A:P	2.48	0.72
10:AN:97:ARG:NH1	31:BA:339:C:OP2	2.23	0.72
31:CA:736:C:H2'	31:CA:737:A:C8	2.24	0.72
33:BF:152:ILE:HG13	33:BF:167:TRP:HB2	1.70	0.72
49:BV:63:THR:OG1	49:BV:65:ASN:ND2	2.22	0.72
40:CM:4:ILE:HA	40:CM:100:THR:HG22	1.71	0.72
1:DA:885:C:N3	1:DA:890:A:C5	2.57	0.72
15:DR:26:ASP:O	15:DR:49:VAL:HG12	1.89	0.72
14:AQ:26:LEU:HB3	14:AQ:87:PHE:HA	1.72	0.72
4:DE:27:LEU:HD22	15:DR:1:MET:HE2	1.72	0.72
31:BA:64:G:H4'	31:BA:65:U:H5'	1.72	0.72
1:DA:2415:G:H4'	11:DO:67:MET:H	1.55	0.72
47:CT:67:LYS:HA	47:CT:70:ARG:HH12	1.55	0.72
16:A1:69:CYS:HG	16:A1:79:PHE:HD1	1.37	0.72
1:DA:2511:U:O4	1:DA:2575:C:N3	2.23	0.72
31:CA:942:G:H21	39:CL:124:GLN:NE2	1.88	0.72
15:DR:65:LYS:HE2	15:DR:67:SER:HB3	1.70	0.72
1:DA:2062:A:H62	1:DA:2503:A:H62	1.36	0.72
36:BI:38:GLU:OE1	36:BI:64:GLN:NE2	2.23	0.72
1:AA:527:C:OP2	1:AA:2779:U:H5	1.72	0.72
1:DA:1800:C:OP2	3:DD:183:ARG:NH2	2.23	0.72
33:CF:44:GLU:HG2	33:CF:52:LEU:HD11	1.72	0.72
57:DV:81:ARG:O	57:DV:81:ARG:HG3	1.90	0.72
5:AF:101:LEU:HD12	5:AF:102:PRO:CD	2.19	0.72
1:AA:1728:G:H8	1:AA:1732:A:H62	1.36	0.72
55:DF:24:LEU:CB	55:DF:25:PRO:HD3	2.19	0.72
6:AG:40:ASN:HD22	6:AG:91:ARG:HB2	1.55	0.72
8:DK:104:GLN:HG2	8:DK:105:HIS:CD2	2.25	0.72
1:AA:2723:C:OP1	13:A0:3:HIS:HD2	1.73	0.72
14:AQ:103:GLU:O	14:AQ:106:ARG:HG2	1.89	0.72
6:DG:111:LEU:HB2	6:DG:112:PRO:HD3	1.72	0.72
49:BV:65:ASN:H	49:BV:65:ASN:HD22	1.38	0.72
32:CE:95:GLN:HB3	32:CE:148:TYR:HD1	1.54	0.72
56:D0:97:VAL:HG22	56:D0:114:VAL:HG22	1.72	0.72
1:AA:1147:C:H2'	1:AA:1148:A:H5''	1.72	0.72
32:CE:168:THR:HG23	32:CE:192:SER:HB3	1.72	0.72
32:BE:204:ASN:ND2	32:BE:206:ASP:H	1.88	0.72
44:BQ:13:THR:N	44:BQ:14:PRO:CD	2.52	0.71
23:DZ:87:PRO:O	23:DZ:91:LYS:N	2.22	0.71
3:AD:182:LEU:H	3:AD:272:ALA:HB3	1.53	0.71
1:DA:1427:A:H4'	1:DA:1428:C:O5'	1.89	0.71

Continued on next page...

Continued from previous page...

Atom-1	Atom-2	Distance(Å)	Clash(Å)
1:AA:1652:A:OP1	13:A0:8:ARG:NH1	2.23	0.71
2:DB:15:A:H5'	2:DB:16:G:C8	2.24	0.71
1:AA:774:A:H2	1:AA:787:U:HO2'	1.38	0.71
12:AP:83:MET:SD	12:AP:83:MET:N	2.63	0.71
12:DP:34:LEU:HD11	12:DP:129:THR:HB	1.70	0.71
6:AG:107:LEU:HD21	6:AG:178:PHE:CD1	2.25	0.71
12:AP:136:ALA:C	12:AP:139:GLU:HG2	2.11	0.71
1:DA:2394:C:OP1	30:D8:30:ARG:NH2	2.23	0.71
31:CA:1004:A:C2	31:CA:1024:G:C8	2.78	0.71
31:BA:1004:A:C5'	31:BA:1025:U:O4	2.38	0.71
1:AA:297:C:H5''	20:AU:85:VAL:CG2	2.20	0.71
1:DA:1005:C:O4'	1:DA:1143:A:C2	2.43	0.71
31:BA:1347:G:N2	31:BA:1373:G:H2'	2.04	0.71
17:D2:6:LYS:H	17:D2:37:VAL:HG12	1.55	0.71
3:DD:2:ALA:O	3:DD:3:VAL:HB	1.91	0.71
15:AR:16:ARG:NH2	15:AR:83:ILE:O	2.22	0.71
32:CE:91:PRO:HG3	32:CE:154:LEU:HB3	1.73	0.71
33:BF:52:LEU:H	33:BF:52:LEU:HD23	1.54	0.71
1:DA:864:G:N7	12:DP:22:LYS:NZ	2.31	0.71
1:DA:2473:U:O2	1:DA:2473:U:H2'	1.89	0.71
7:AH:83:TYR:HB2	7:AH:134:SER:HA	1.71	0.71
1:AA:2133:G:N3	1:AA:2158:A:N6	2.38	0.71
31:CA:266:G:O6	31:CA:270:A:N7	2.23	0.71
14:AQ:36:TYR:HD1	14:AQ:36:TYR:N	1.88	0.71
1:AA:2864:G:OP1	15:AR:119:LYS:HD2	1.90	0.71
55:DF:3:GLU:HG2	55:DF:3:GLU:O	1.89	0.71
17:A2:47:VAL:HG22	17:A2:48:GLY:N	2.05	0.71
1:DA:2150:U:H2'	1:DA:2151:G:H8	1.53	0.71
1:AA:1174:A:H3'	1:AA:1175:U:H5''	1.72	0.71
43:CP:5:ALA:HB2	43:CP:22:ILE:HD13	1.72	0.71
1:AA:1427:A:H4'	1:AA:1428:C:O5'	1.89	0.71
1:DA:847:U:O4	1:DA:933:A:N1	2.23	0.71
12:DP:64:ILE:HD13	12:DP:64:ILE:N	2.04	0.71
4:AE:23:VAL:CG1	4:AE:185:LYS:HA	2.20	0.71
1:AA:2701:C:C3'	1:AA:2702:U:H5''	2.21	0.71
1:AA:1496:A:H5'	1:AA:1497:U:OP1	1.90	0.71
24:AW:50:ILE:HD12	24:AW:51:ARG:H	1.54	0.71
1:AA:2068:U:N3	1:AA:2430:A:H2	1.88	0.71
1:AA:1105:U:H2'	1:AA:1106:G:C8	2.25	0.71
31:BA:812:C:H4'	31:BA:813:U:O5'	1.89	0.71
1:AA:2065:C:H2'	1:AA:2066:C:C6	2.26	0.71
1:AA:2211:G:C4'	1:AA:2212:A:OP2	2.34	0.71

Continued on next page...

Continued from previous page...

Atom-1	Atom-2	Distance(Å)	Clash(Å)
1:DA:2420:C:H41	30:D8:31:HIS:CB	1.99	0.71
32:BE:84:GLU:HB3	32:BE:219:VAL:HG21	1.72	0.71
1:AA:1903:G:OP1	3:AD:241:PRO:HB2	1.90	0.71
31:BA:1226:C:OP2	43:BP:103:THR:OG1	2.08	0.71
20:DU:61:ILE:HG22	20:DU:62:GLU:H	1.55	0.71
31:BA:652:U:H1'	31:BA:653:A:C2	2.25	0.71
14:AQ:10:ARG:O	14:AQ:14:VAL:HG12	1.90	0.71
6:AG:107:LEU:O	26:A4:38:LYS:CE	2.39	0.71
11:DO:47:ASP:HB3	11:DO:48:PRO:C	2.10	0.71
31:CA:1028:C:H42	31:CA:1033:G:H1	0.76	0.71
1:AA:1729:A:H2'	1:AA:1731:G:N7	2.05	0.71
57:DV:134:PRO:HG3	57:DV:158:PRO:HG3	1.72	0.71
20:DU:17:SER:HB3	20:DU:71:LYS:HB3	1.72	0.71
12:DP:78:PRO:O	12:DP:79:LEU:HG	1.90	0.71
32:CE:104:ASN:OD1	32:CE:107:THR:OG1	2.08	0.71
35:CH:6:PHE:HB2	35:CH:34:VAL:HG22	1.72	0.71
32:BE:42:ILE:HD11	32:BE:202:PRO:HB2	1.70	0.71
1:DA:2343:C:O2'	1:DA:2373:G:O2'	2.08	0.71
1:AA:885:C:H2'	1:AA:890:A:H61	1.55	0.71
6:DG:67:LYS:HE2	60:D4:5:ILE:HG22	1.73	0.71
3:AD:148:GLU:HB2	3:AD:151:LYS:HD2	1.72	0.71
31:CA:818:G:O2'	31:CA:819:A:H5'	1.90	0.71
31:CA:382:A:H2'	31:CA:383:A:C8	2.26	0.71
12:AP:64:ILE:HG22	12:AP:65:PHE:H	1.55	0.71
53:BC:17:C:O2'	53:BC:18:C:OP1	2.09	0.71
31:CA:1128:C:O2'	31:CA:1129:C:OP1	2.07	0.71
13:A0:104:ARG:HG2	13:A0:104:ARG:NH1	2.02	0.71
1:DA:2148:G:H2'	1:DA:2149:G:H8	1.54	0.71
14:AQ:59:LYS:HG2	14:AQ:60:GLY:H	1.56	0.71
6:AG:135:LEU:HD23	6:AG:140:ILE:HD11	1.70	0.71
1:DA:2839:G:H5'	56:D0:46:GLY:HA2	1.71	0.71
12:DP:23:GLY:HA2	12:DP:25:ASP:HB2	1.73	0.71
1:AA:1803:A:H4'	3:AD:259:THR:HG23	1.72	0.71
1:AA:1359:A:H2'	1:AA:1360:A:H5'	1.73	0.71
31:BA:973:G:H3'	31:BA:974:A:H5''	1.71	0.71
8:AK:98:ALA:HB2	8:AK:111:PRO:HB3	1.73	0.71
30:A8:49:VAL:HG12	30:A8:53:PRO:HD3	1.72	0.71
31:CA:1200:C:H5'	31:CA:1201:A:H5'	1.72	0.71
11:DO:88:LEU:HD11	11:DO:95:VAL:HG21	1.72	0.71
40:CM:79:ARG:O	40:CM:83:GLU:HB2	1.91	0.71
1:DA:2032:G:H21	4:DE:146:THR:HG23	1.54	0.71
4:AE:1:MET:HB3	4:AE:200:GLU:OE1	1.91	0.71

Continued on next page...

Continued from previous page...

Atom-1	Atom-2	Distance(Å)	Clash(Å)
1:AA:2756:U:H4'	1:AA:2757:A:OP1	1.90	0.71
1:DA:848:G:H2'	1:DA:849:A:C8	2.26	0.71
12:DP:65:PHE:O	12:DP:66:ILE:CG1	2.30	0.71
11:AO:64:LYS:HB2	30:A8:25:MET:HG3	1.73	0.71
1:DA:1250:G:N7	11:DO:18:ARG:NH2	2.38	0.71
1:DA:2471:C:H2'	1:DA:2472:G:H8	1.56	0.71
31:CA:1277:C:HO2'	31:CA:1279:A:H8	1.33	0.71
1:AA:1385:G:O2'	1:AA:1396:U:H6	1.73	0.71
1:AA:517:C:OP1	27:A5:16:ARG:NH2	2.24	0.71
17:A2:34:GLU:O	17:A2:36:PRO:HD3	1.89	0.71
1:AA:774:A:H2	1:AA:787:U:O2'	1.74	0.71
11:AO:125:VAL:HG13	11:AO:144:GLU:HB3	1.71	0.71
1:AA:142:G:H1'	19:AT:37:THR:HG21	1.71	0.71
1:DA:2823:A:OP1	4:DE:113:PHE:HB2	1.91	0.71
7:DH:137:ASP:OD1	7:DH:138:LYS:N	2.24	0.71
18:DS:65:LEU:HD13	18:DS:68:ARG:HD2	1.71	0.71
4:DE:39:PRO:HA	4:DE:43:GLY:HA2	1.73	0.71
11:DO:64:LYS:HG3	30:D8:30:ARG:HH12	1.55	0.70
11:DO:15:ARG:CG	11:DO:15:ARG:NH1	2.39	0.70
1:DA:322:A:H3'	55:DF:169:ASN:HD21	1.56	0.70
47:CT:67:LYS:O	47:CT:69:LYS:N	2.23	0.70
7:DH:137:ASP:HB2	7:DH:140:LYS:HE2	1.71	0.70
12:AP:30:GLY:HA2	12:AP:107:ALA:HB2	1.72	0.70
8:AK:83:ALA:HB1	8:AK:123:LEU:HD11	1.73	0.70
1:DA:2620:C:O2'	4:DE:157:ALA:O	2.08	0.70
1:DA:1570:A:O4'	3:DD:38:LYS:HE2	1.90	0.70
1:AA:1057:A:O2'	1:AA:1058:U:O4'	2.08	0.70
1:DA:2346:A:H5''	1:DA:2383:G:H1'	1.73	0.70
7:AH:153:LYS:HD2	7:AH:153:LYS:N	2.06	0.70
34:BG:30:LYS:C	34:BG:32:ALA:H	1.95	0.70
32:CE:16:HIS:CD2	32:CE:209:ARG:HB3	2.26	0.70
1:DA:2355:C:H5'	58:D3:36:ILE:HD11	1.72	0.70
10:DN:119:PRO:HB2	15:DR:68:TYR:CE2	2.24	0.70
31:BA:664:G:H22	31:BA:741:G:H1	1.38	0.70
1:AA:919:G:N2	1:AA:2269:A:OP2	2.24	0.70
12:AP:35:VAL:HG13	12:AP:130:LYS:HB3	1.73	0.70
1:DA:1313:U:H4'	1:DA:1332:G:H4'	1.73	0.70
26:A4:63:TYR:CE1	49:BV:42:PRO:HD3	2.26	0.70
31:BA:976:G:N2	31:BA:1362(A):C:OP2	2.24	0.70
31:BA:1002:G:H2'	31:BA:1003:G:H8	1.56	0.70
7:AH:7:LEU:N	7:AH:8:PRO:HD2	2.05	0.70
4:DE:60:ASN:O	4:DE:62:PRO:HD2	1.91	0.70

Continued on next page...

Continued from previous page...

Atom-1	Atom-2	Distance(Å)	Clash(Å)
4:DE:11:MET:SD	4:DE:24:THR:HG22	2.32	0.70
14:AQ:106:ARG:HA	14:AQ:110:LEU:HD21	1.72	0.70
1:AA:1076:C:H2'	1:AA:1076:C:O2	1.91	0.70
4:DE:64:LYS:HB3	4:DE:66:HIS:CD2	2.26	0.70
16:D1:95:LEU:HD13	17:D2:4:ILE:HG23	1.72	0.70
32:BE:8:LYS:HE3	32:BE:11:LEU:HB2	1.73	0.70
51:CX:25:LYS:HE2	51:CX:26:LYS:HE2	1.73	0.70
1:DA:2357:U:OP1	58:D3:20:ARG:NH1	2.23	0.70
41:BN:99:GLN:HE21	41:BN:105:VAL:HG21	1.54	0.70
9:DM:56:ASN:H	9:DM:125:GLY:HA3	1.56	0.70
31:BA:498:A:H4'	31:BA:500:G:OP1	1.91	0.70
10:DN:25:LEU:HB2	10:DN:38:VAL:HG23	1.72	0.70
11:AO:15:ARG:HH11	11:AO:15:ARG:CB	2.04	0.70
60:D4:1:MET:C	60:D4:2:LYS:HD3	2.12	0.70
53:BD:5:G:H1	53:BD:69:C:H42	1.40	0.70
14:AQ:15:ARG:HD3	14:AQ:88:ASP:OD2	1.91	0.70
7:AH:4:ILE:HG21	7:AH:6:ARG:NH1	2.06	0.70
1:AA:2688:U:C5	1:AA:2720:U:OP2	2.44	0.70
1:DA:1087:G:H1	1:DA:1102:C:H42	1.39	0.70
3:AD:6:PHE:HE1	3:AD:18:VAL:HG23	1.56	0.70
36:BI:10:LEU:HD13	36:BI:61:LEU:HD13	1.74	0.70
31:CA:1211:U:H5'	31:CA:1212:U:OP1	1.91	0.70
1:AA:1329:U:H5''	1:AA:1330:C:H5	1.56	0.70
12:DP:75:THR:HG21	12:DP:87:LYS:HE2	1.73	0.70
3:AD:17:THR:HG22	3:AD:205:VAL:H	1.57	0.70
1:DA:2776:A:H4'	1:DA:2777:G:O5'	1.91	0.70
31:CA:1131:G:H2'	31:CA:1132:C:C6	2.24	0.70
3:DD:28:GLU:CB	3:DD:29:PRO:HD3	2.21	0.70
1:AA:1063:G:H1	1:AA:1075:C:H42	1.39	0.70
31:BA:686:U:HO2'	31:BA:687:A:C5'	2.02	0.70
31:CA:1442:G:O2'	31:CA:1443:G:OP1	2.09	0.70
1:AA:2562:U:H1'	10:AN:23:ARG:NH1	2.07	0.70
1:AA:1178:C:H2'	1:AA:1179:C:C6	2.26	0.70
31:CA:812:C:H1'	31:CA:813:U:OP2	1.91	0.70
10:DN:63:VAL:HG12	10:DN:106:LEU:HD11	1.73	0.70
31:CA:554:C:H2'	31:CA:555:C:H6	1.55	0.70
57:DV:146:ILE:HG13	57:DV:147:GLY:H	1.56	0.70
31:BA:186(E):C:N4	31:BA:191(B):G:H1	1.89	0.70
7:DH:168:PRO:O	7:DH:169:VAL:HB	1.89	0.70
31:BA:414:A:OP2	31:BA:428:G:N2	2.21	0.70
1:AA:751:A:H5'	18:AS:90:ARG:HA	1.72	0.70
31:CA:827:U:H3	31:CA:872:A:H62	1.38	0.70

Continued on next page...

Continued from previous page...

Atom-1	Atom-2	Distance(Å)	Clash(Å)
1:DA:1955:U:O3'	1:DA:1956:U:H6	1.74	0.70
12:DP:134:ARG:HH22	57:DV:122:ARG:HD2	1.56	0.70
1:AA:1332:G:N2	1:AA:1609:A:HO2'	1.87	0.70
1:DA:2127:G:H1	1:DA:2161:C:N4	1.88	0.70
4:DE:36:ARG:HH21	4:DE:88:GLY:CA	2.03	0.70
32:BE:7:VAL:HB	32:BE:217:ARG:HH21	1.55	0.70
43:CP:15:VAL:HG12	43:CP:45:VAL:HG22	1.73	0.70
31:BA:737:A:H2'	31:BA:738:C:C6	2.27	0.70
52:CB:3:C:H2'	52:CB:4:G:C8	2.27	0.70
31:CA:15:G:H1'	35:CH:19:MET:HE3	1.73	0.70
6:AG:112:PRO:HB3	26:A4:37:SER:H	1.56	0.70
56:D0:37:THR:HG23	56:D0:39:PRO:HD2	1.74	0.70
59:DW:14:ARG:HG3	59:DW:15:LYS:HE2	1.74	0.70
35:BH:148:VAL:HG21	38:BK:107:LEU:HD22	1.74	0.70
1:DA:2331:G:H4'	58:D3:43:THR:H	1.56	0.70
31:CA:1337:G:H5''	31:CA:1338:G:OP1	1.92	0.70
3:DD:68:LYS:HD3	3:DD:70:TRP:CZ2	2.27	0.70
1:AA:550:G:O2'	1:AA:1220:A:N3	2.23	0.70
33:BF:26:LYS:HD3	33:BF:26:LYS:H	1.55	0.70
1:DA:1225:C:H4'	17:D2:85:LYS:HB2	1.74	0.70
1:DA:2720:U:N3	1:DA:2873:A:C6	2.60	0.70
3:DD:35:LYS:CD	3:DD:104:TYR:CD1	2.74	0.70
31:BA:200:G:H1	31:BA:217:C:N4	1.89	0.70
4:DE:25:VAL:HG12	4:DE:26:ILE:H	1.57	0.70
1:DA:2343:C:HO2'	1:DA:2373:G:HO2'	1.39	0.70
14:AQ:58:LEU:H	14:AQ:58:LEU:HD23	1.57	0.70
12:DP:68:ILE:HD13	12:DP:103:MET:HB3	1.72	0.70
15:DR:50:ILE:HD11	15:DR:102:ILE:HD11	1.73	0.70
1:AA:1080:A:H2'	1:AA:1081:U:C6	2.27	0.70
1:AA:882:G:H2'	1:AA:883:G:C8	2.26	0.70
1:DA:906:G:OP1	12:DP:141:GLN:HG2	1.92	0.70
16:A1:92:ARG:HD3	16:A1:94:ASN:HB3	1.73	0.70
31:CA:1322:C:H2'	31:CA:1322:C:O2	1.90	0.70
31:BA:789:U:C5	31:BA:792:A:OP2	2.43	0.70
1:DA:2134:A:O2'	1:DA:2159:G:N2	2.25	0.70
1:AA:314:A:H2'	1:AA:315:G:H5'	1.72	0.70
17:A2:47:VAL:HG22	17:A2:48:GLY:H	1.57	0.70
1:DA:2880:C:H1'	56:D0:92:GLY:HA3	1.73	0.70
11:AO:22:GLY:O	11:AO:25:SER:HB3	1.92	0.70
14:DQ:26:LEU:HB3	14:DQ:87:PHE:HA	1.73	0.70
39:BL:48:GLU:N	39:BL:49:PRO:HD2	2.07	0.70
3:AD:44:ASN:HB3	3:AD:49:ILE:HA	1.74	0.69

Continued on next page...

Continued from previous page...

Atom-1	Atom-2	Distance(Å)	Clash(Å)
31:BA:974:A:O2'	31:BA:975:A:OP2	2.10	0.69
31:BA:975:A:C4'	31:BA:976:G:H5''	2.21	0.69
31:CA:1133:G:H2'	31:CA:1134:G:H8	1.55	0.69
15:AR:26:ASP:HB3	15:AR:92:GLY:N	2.04	0.69
1:AA:1165:U:H2'	1:AA:1166:C:H6	1.55	0.69
1:AA:1525:G:H2'	1:AA:1526:G:C8	2.27	0.69
1:AA:287:C:H2'	1:AA:288:C:H6	1.57	0.69
19:DT:8:ILE:HD11	19:DT:43:VAL:HG12	1.74	0.69
35:BH:51:VAL:HB	35:BH:52:PRO:HD3	1.73	0.69
31:BA:182:U:O2	31:BA:182:U:H2'	1.91	0.69
33:CF:111:LEU:HD21	33:CF:146:ALA:H	1.57	0.69
23:AZ:96:LYS:O	23:AZ:98:LEU:N	2.25	0.69
4:AE:37:ARG:HH11	4:AE:41:LYS:HD2	1.57	0.69
1:DA:38:A:H2'	1:DA:39:C:C6	2.27	0.69
1:AA:2563:U:H1'	1:AA:2566:A:N6	2.07	0.69
32:BE:61:LEU:HD23	32:BE:68:ILE:HD11	1.73	0.69
1:AA:1056:G:N2	1:AA:1103:A:C6	2.57	0.69
5:AF:32:LEU:HD21	5:AF:108:LYS:HB3	1.74	0.69
27:A5:16:ARG:HG3	27:A5:17:ASP:N	2.06	0.69
12:DP:1:MET:HE2	12:DP:1:MET:CA	2.21	0.69
5:AF:127:GLU:HA	5:AF:127:GLU:OE2	1.92	0.69
1:DA:1887:C:H2'	1:DA:1888:G:H5''	1.75	0.69
33:BF:130:VAL:O	33:BF:134:ILE:HG12	1.92	0.69
21:AV:30:ASN:ND2	21:AV:90:VAL:HB	2.07	0.69
2:AB:73:A:H2'	2:AB:74:U:H5'	1.74	0.69
45:BR:87:ILE:HG22	45:BR:88:ARG:H	1.57	0.69
1:AA:943:U:OP2	11:AO:36:LYS:NZ	2.22	0.69
31:BA:115:G:H4'	31:BA:116:A:O5'	1.90	0.69
1:AA:270(M):U:H1'	1:AA:270(N):G:C6	2.27	0.69
31:CA:1129:C:N4	31:CA:1141:C:H41	1.90	0.69
31:BA:1002:G:H2'	31:BA:1003:G:C8	2.27	0.69
17:D2:49:THR:HB	17:D2:50:PRO:CD	2.22	0.69
1:AA:2392:A:C8	11:AO:60:MET:HB2	2.27	0.69
16:D1:98:LEU:C	16:D1:100:VAL:H	1.93	0.69
1:DA:2689:U:C4'	1:DA:2690:C:H5'	2.23	0.69
41:BN:17:GLY:HA3	41:BN:77:MET:CE	2.22	0.69
17:D2:5:VAL:HA	17:D2:37:VAL:HB	1.74	0.69
53:CD:64:G:H2'	53:CD:65:G:C8	2.28	0.69
10:DN:2:ILE:HD12	10:DN:6:THR:HG21	1.74	0.69
15:AR:136:GLN:HG3	15:AR:137:LYS:H	1.57	0.69
19:AT:57:LEU:HD11	19:AT:78:LYS:NZ	2.07	0.69
1:AA:1858:G:H2'	1:AA:1883:G:H22	1.56	0.69

Continued on next page...

Continued from previous page...

Atom-1	Atom-2	Distance(Å)	Clash(Å)
50:BW:65:LYS:HG3	50:BW:68:LYS:HE2	1.73	0.69
31:BA:673:G:H2'	31:BA:674:G:C8	2.27	0.69
8:AK:131:LYS:HB3	8:AK:132:PRO:CA	2.21	0.69
31:CA:1330:U:H4'	43:CP:23:TYR:CE2	2.27	0.69
41:CN:69:ALA:HB1	41:CN:103:LEU:HD21	1.72	0.69
30:A8:48:PHE:HE2	30:A8:50:LEU:HD13	1.56	0.69
19:AT:41:ASN:O	19:AT:45:THR:HG23	1.93	0.69
6:DG:47:LYS:HG2	6:DG:48:GLU:N	2.06	0.69
22:A3:27:GLU:HG3	22:A3:68:GLU:HA	1.75	0.69
6:AG:57:ALA:HB2	6:AG:90:LEU:HD21	1.74	0.69
31:CA:1004:A:H1'	31:CA:1036:G:C6	2.28	0.69
1:AA:2137:C:N3	1:AA:2154:G:N2	2.36	0.69
31:BA:254:G:OP1	47:BT:67:LYS:O	2.10	0.69
31:CA:422:C:O2'	31:CA:423:G:C2	2.45	0.69
31:BA:411:A:C5	31:BA:413:G:H1'	2.27	0.69
31:BA:1349:A:OP2	39:BL:118:LYS:NZ	2.26	0.69
1:DA:854:G:H2'	1:DA:855:G:H8	1.57	0.69
2:DB:1:U:H3	2:DB:119:A:H2	1.37	0.69
2:DB:1:U:O4	2:DB:119:A:N1	2.26	0.69
12:AP:66:ILE:HA	12:AP:104:PHE:HA	1.74	0.69
1:DA:1278:A:H5''	56:D0:36:THR:HG22	1.74	0.69
31:BA:1096:C:H2'	31:BA:1097:C:H6	1.58	0.69
31:BA:31:G:O2'	31:BA:48:C:N4	2.26	0.69
1:DA:1678:G:N2	1:DA:1989:G:H22	1.90	0.69
1:DA:527:C:OP2	1:DA:2779:U:H5	1.74	0.69
38:BK:41:ARG:NH2	38:BK:123:GLU:OE1	2.24	0.69
49:CV:18:LYS:HA	49:CV:21:GLU:HG2	1.75	0.69
1:AA:1102:C:H2'	1:AA:1103:A:H8	1.56	0.69
1:DA:528:A:H2	1:DA:2043:C:C5'	2.02	0.69
7:AH:59:ARG:CG	7:AH:59:ARG:HH11	2.06	0.69
12:DP:78:PRO:O	12:DP:79:LEU:CG	2.40	0.69
2:DB:83:G:H1	2:DB:93:C:N4	1.91	0.69
15:DR:8:LYS:NZ	15:DR:8:LYS:HB3	2.07	0.69
32:BE:97:TRP:CH2	32:BE:176:GLU:HG3	2.28	0.69
12:DP:75:THR:HB	12:DP:88:GLY:HA3	1.74	0.69
21:AV:161:VAL:HG12	21:AV:162:GLU:HG2	1.74	0.69
31:CA:1191:A:P	33:CF:3:ASN:HD21	2.15	0.69
1:DA:2303:G:C2'	1:DA:2304:G:H5'	2.22	0.69
34:BG:201:GLN:HA	34:BG:201:GLN:HE21	1.57	0.69
14:DQ:62:LYS:HB3	14:DQ:97:ARG:HD3	1.74	0.69
44:BQ:3:ARG:HD3	44:BQ:3:ARG:C	2.11	0.69
20:DU:48:ALA:O	20:DU:50:ARG:N	2.25	0.69

Continued on next page...

Continued from previous page...

Atom-1	Atom-2	Distance(Å)	Clash(Å)
1:DA:2173:A:H2'	1:DA:2173:A:N3	2.07	0.69
51:CX:2:GLY:O	51:CX:4:GLY:N	2.26	0.69
26:A4:4:GLY:O	26:A4:5:ILE:HG22	1.92	0.69
1:AA:2602:A:H4'	1:AA:2603:G:O5'	1.91	0.69
37:CJ:78:ARG:HB2	37:CJ:156:TRP:HZ3	1.56	0.69
12:DP:20:ALA:O	12:DP:21:THR:HB	1.91	0.69
31:BA:412:A:H4'	31:BA:413:G:O5'	1.93	0.69
31:BA:129(A):G:C2	31:BA:188:U:O2'	2.46	0.69
42:CO:52:VAL:HG22	42:CO:53:ALA:H	1.58	0.69
14:DQ:19:LYS:O	14:DQ:20:ARG:HB3	1.92	0.69
4:DE:101:ARG:CZ	4:DE:171:GLU:HB2	2.23	0.69
55:DF:127:GLU:O	55:DF:129:PHE:N	2.23	0.69
52:CB:44:G:H2'	52:CB:45:U:O4'	1.91	0.69
1:DA:2065:C:H2'	1:DA:2066:C:H6	1.57	0.69
31:CA:1122:U:O4	31:CA:1123:A:N6	2.26	0.69
1:AA:2849:U:H4'	1:AA:2868:A:C2	2.28	0.69
26:A4:62:ARG:O	26:A4:66:SER:HA	1.93	0.69
10:AN:107:ARG:NH1	15:AR:36:GLU:OE2	2.26	0.69
31:CA:979:C:H3'	31:CA:980:C:H5''	1.73	0.69
26:A4:42:PHE:CE1	26:A4:43:TYR:HB3	2.28	0.69
30:D8:50:LEU:HG	30:D8:51:ALA:H	1.56	0.69
31:CA:1023:G:H3'	31:CA:1024:G:H5''	1.72	0.69
1:AA:2146:C:H4'	1:AA:2147:G:C8	2.28	0.69
31:BA:412:A:H1'	31:BA:413:G:OP2	1.92	0.69
31:CA:1123:A:H4'	40:CM:36:GLY:HA3	1.74	0.69
21:AV:139:VAL:HG13	21:AV:155:LEU:HD21	1.74	0.69
31:BA:173:U:H5''	31:BA:197:A:O4'	1.93	0.69
1:AA:1130:U:H1'	1:AA:1131:G:OP1	1.92	0.69
34:BG:31:CYS:C	34:BG:33:MET:H	1.95	0.69
15:DR:51:ARG:HG3	15:DR:98:LYS:HG3	1.74	0.69
12:AP:23:GLY:HA2	12:AP:25:ASP:HB2	1.73	0.69
31:CA:976:G:OP1	44:CQ:32:SER:N	2.21	0.69
3:DD:65:ILE:HD11	3:DD:67:PHE:CE2	2.26	0.69
1:AA:594:U:H5'	30:A8:61:LEU:CD1	2.22	0.69
15:DR:3:ARG:O	15:DR:7:ILE:HB	1.92	0.69
50:BW:89:ARG:HD2	50:BW:104:LEU:HD21	1.74	0.69
1:DA:2447:G:H1'	1:DA:2448:A:OP2	1.92	0.69
28:D6:23:THR:HG22	28:D6:24:GLU:H	1.56	0.69
8:AK:102:SER:O	8:AK:106:GLY:HA2	1.92	0.69
35:BH:11:ILE:HD13	35:BH:11:ILE:H	1.56	0.69
31:BA:827:U:H5	31:BA:872:A:N1	1.91	0.69
1:DA:907:U:O2'	12:DP:101:ARG:NH2	2.26	0.68

Continued on next page...

Continued from previous page...

Atom-1	Atom-2	Distance(Å)	Clash(Å)
31:CA:1503:A:H1'	31:CA:1504:G:OP1	1.92	0.68
31:BA:1502:A:H2	31:BA:1505:G:H1	1.40	0.68
41:CN:100:ALA:O	41:CN:102:GLY:N	2.21	0.68
37:BJ:23:VAL:O	37:BJ:27:ILE:HG13	1.93	0.68
1:DA:654(I):C:H42	1:DA:654(M):C:H42	1.38	0.68
57:DV:69:THR:HG22	57:DV:90:VAL:HA	1.74	0.68
3:AD:27:THR:OG1	3:AD:83:GLU:HA	1.94	0.68
11:DO:64:LYS:CB	30:D8:25:MET:HG3	2.24	0.68
27:D5:4:HIS:CB	27:D5:5:PRO:HD3	2.21	0.68
1:DA:2784:C:H1'	4:DE:37:ARG:HH21	1.58	0.68
1:AA:2162:G:H2'	1:AA:2163:C:C6	2.28	0.68
52:BB:7:G:H3'	52:BB:8:U:C5'	2.23	0.68
19:AT:84:ALA:HB3	19:AT:87:GLN:NE2	2.08	0.68
1:DA:1266:G:O5'	18:DS:15:ARG:NH2	2.26	0.68
1:DA:2121:G:H1	1:DA:2177:C:H42	1.41	0.68
19:AT:15:GLU:CD	19:AT:15:GLU:H	1.96	0.68
3:AD:35:LYS:NZ	3:AD:65:ILE:HA	2.08	0.68
1:DA:2471:C:N4	1:DA:2476:A:O2'	2.26	0.68
1:DA:2306:C:H3'	1:DA:2307:G:C5'	2.22	0.68
1:DA:2873:A:N3	1:DA:2873:A:H2'	2.08	0.68
31:BA:1037:C:H2'	31:BA:1038:C:C6	2.28	0.68
20:DU:94:LYS:O	20:DU:101:LYS:HB2	1.93	0.68
11:DO:112:LEU:H	11:DO:128:HIS:CD2	2.12	0.68
11:DO:146:VAL:HG13	11:DO:147:LEU:HD13	1.75	0.68
1:DA:4:C:H2'	1:DA:5:A:O4'	1.93	0.68
6:DG:111:LEU:HB3	6:DG:117:PHE:CE2	2.29	0.68
1:DA:855:G:O2'	58:D3:27:GLU:OE2	2.12	0.68
31:BA:1278:U:H5'	31:BA:1279:A:O4'	1.94	0.68
33:CF:113:ALA:HB3	33:CF:114:PRO:HD3	1.74	0.68
31:BA:977:A:H8	31:BA:1223:C:N3	1.91	0.68
3:AD:34:VAL:HG21	3:AD:103:ARG:HA	1.75	0.68
4:AE:14:ILE:CG2	4:AE:21:VAL:CG2	2.72	0.68
11:DO:9:ASN:CB	11:DO:10:PRO:HD2	2.23	0.68
31:BA:974:A:O2'	31:BA:975:A:P	2.51	0.68
6:DG:67:LYS:HB3	60:D4:6:HIS:CD2	2.28	0.68
33:CF:164:ARG:HG2	33:CF:165:THR:H	1.57	0.68
1:DA:2135:A:O2'	1:DA:2136:C:OP1	2.12	0.68
32:CE:5:ILE:HG23	32:CE:5:ILE:O	1.93	0.68
32:CE:185:ILE:CG2	32:CE:199:TYR:HB2	2.23	0.68
25:DX:19:GLN:HE22	25:DX:52:HIS:CE1	2.11	0.68
8:AK:85:GLU:OE1	8:AK:86:THR:OG1	2.11	0.68
13:A0:56:LYS:NZ	13:A0:90:ARG:O	2.27	0.68

Continued on next page...

Continued from previous page...

Atom-1	Atom-2	Distance(Å)	Clash(Å)
31:CA:1328:C:OP1	51:CX:21:TYR:OH	2.11	0.68
1:AA:882:G:H3'	1:AA:883:G:H5''	1.74	0.68
1:AA:905:U:C2'	1:AA:906:G:H5''	2.22	0.68
20:AU:96:ILE:HG13	20:AU:99:CYS:H	1.57	0.68
8:AK:110:ASP:HB3	8:AK:111:PRO:C	2.14	0.68
40:BM:48:THR:HG23	40:BM:62:HIS:HB3	1.75	0.68
1:AA:2116:G:P	1:AA:2165:G:H22	2.15	0.68
17:D2:79:VAL:O	17:D2:80:GLN:HB2	1.92	0.68
14:AQ:56:LEU:HB2	14:AQ:58:LEU:HD22	1.74	0.68
37:CJ:87:VAL:HG11	37:CJ:154:TYR:HB2	1.75	0.68
23:AZ:65:SER:OG	23:AZ:66:HIS:HD2	1.77	0.68
38:BK:9:MET:SD	38:BK:32:LYS:HG2	2.33	0.68
6:AG:166:ASP:HA	6:AG:169:ALA:HB3	1.75	0.68
21:AV:105:VAL:HG13	21:AV:140:ASP:HB3	1.76	0.68
31:CA:687:A:H1'	31:CA:688:G:OP2	1.93	0.68
8:DK:69:LYS:O	8:DK:73:GLU:HB2	1.92	0.68
31:CA:1004:A:C5'	31:CA:1025:U:O4	2.41	0.68
1:AA:2583:G:N2	52:BB:87:A:H8	1.89	0.68
7:DH:102:ALA:HB1	7:DH:115:VAL:O	1.94	0.68
53:CD:20:G:H8	53:CD:58:A:H61	1.39	0.68
1:AA:2168:G:O6	1:AA:2171:A:N6	2.26	0.68
27:D5:20:ARG:HG2	27:D5:23:HIS:CD2	2.29	0.68
4:AE:13:ARG:HD2	15:AR:58:ASN:HB3	1.74	0.68
31:CA:1250:A:H4'	39:CL:68:GLY:H	1.58	0.68
18:AS:79:GLY:HA3	18:AS:100:THR:HG22	1.74	0.68
36:BI:97:PHE:O	48:BU:31:LEU:HD23	1.94	0.68
39:BL:18:PHE:HD1	39:BL:62:TYR:HD2	1.41	0.68
1:AA:270(G):C:H2'	1:AA:270(H):C:O4'	1.94	0.68
34:CG:31:CYS:O	34:CG:33:MET:N	2.25	0.68
7:AH:4:ILE:HB	7:AH:6:ARG:HG3	1.75	0.68
30:A8:52:LYS:N	30:A8:53:PRO:CD	2.57	0.68
33:BF:7:PRO:O	33:BF:11:ARG:HG2	1.93	0.68
53:CD:59:A:H1'	53:CD:61:U:C5	2.29	0.68
6:DG:112:PRO:HB2	60:D4:37:SER:HA	1.75	0.68
36:BI:19:LEU:HD23	36:BI:23:LYS:HZ1	1.59	0.68
46:CS:15:PRO:O	46:CS:16:HIS:ND1	2.27	0.68
40:BM:38:ILE:HD11	40:BM:71:LEU:HD23	1.76	0.68
9:AM:34:LEU:HD11	9:AM:119:ARG:O	1.93	0.68
45:CR:48:LYS:HE2	45:CR:48:LYS:HA	1.74	0.68
1:AA:271(B):G:H4'	1:AA:271(C):U:O5'	1.94	0.68
20:AU:81:LYS:HG2	20:AU:96:ILE:HB	1.75	0.68
53:BC:18:C:O2'	53:BC:19:G:OP1	2.12	0.68

Continued on next page...

Continued from previous page...

Atom-1	Atom-2	Distance(Å)	Clash(Å)
19:AT:47:PHE:O	19:AT:49:VAL:HG23	1.94	0.68
31:CA:1004:A:H8	31:CA:1036:G:H1	1.41	0.68
7:AH:152:ARG:C	7:AH:153:LYS:HD2	2.14	0.68
21:AV:62:PRO:O	21:AV:63:ASP:HB2	1.91	0.68
55:DF:188:ARG:HA	11:DO:3:LEU:HD11	1.76	0.68
1:DA:2816:C:O3'	56:D0:99:LYS:NZ	2.26	0.68
44:CQ:26:ARG:NH1	44:CQ:47:LEU:HD21	2.08	0.68
1:AA:1486:A:H2'	1:AA:1487:G:H8	1.58	0.68
21:AV:113:ALA:N	21:AV:114:GLY:HA2	2.09	0.68
57:DV:76:LEU:H	57:DV:76:LEU:HD23	1.57	0.68
12:AP:90:VAL:O	12:AP:90:VAL:CG1	2.42	0.68
1:DA:660:G:H21	11:DO:12:ALA:HA	1.59	0.68
1:DA:2392:A:H8	11:DO:61:ARG:HD2	1.57	0.68
1:DA:2688:U:H5	1:DA:2720:U:OP2	1.75	0.68
1:DA:2611:U:O2	27:D5:3:LYS:HE2	1.94	0.68
59:DW:70:GLN:HG2	59:DW:71:ASN:N	2.07	0.68
14:AQ:26:LEU:HD11	14:AQ:73:LEU:HD13	1.76	0.68
31:CA:1446:A:H4'	31:CA:1446:A:OP1	1.92	0.68
1:AA:141:A:H8	1:AA:1595:G:H21	1.41	0.68
40:CM:54:PHE:CD2	40:CM:55:LYS:HD2	2.29	0.68
15:DR:20:PRO:HD2	15:DR:86:ILE:HG23	1.76	0.68
1:AA:774:A:C2	1:AA:787:U:O2'	2.47	0.68
1:DA:2233:U:H2'	1:DA:2234:G:C8	2.29	0.68
6:DG:120:LEU:N	6:DG:179:PRO:O	2.24	0.68
6:AG:109:VAL:O	6:AG:113:ARG:HG3	1.94	0.68
1:AA:1535:U:H3'	1:AA:1536:A:H5''	1.74	0.68
34:CG:96:LEU:HD12	34:CG:139:ARG:CZ	2.23	0.68
1:AA:2154:G:H2'	1:AA:2155:G:C8	2.29	0.68
31:BA:1374:A:H2'	31:BA:1375:A:H5'	1.76	0.68
60:D4:56:VAL:HA	60:D4:60:GLN:HE21	1.59	0.68
1:AA:2698:U:H2'	1:AA:2699:C:C6	2.29	0.68
31:BA:1316:G:N2	31:BA:1318:A:H3'	2.08	0.68
1:AA:2415:G:O3'	11:AO:66:GLY:HA3	1.94	0.67
1:DA:1899:G:H22	1:DA:1902:C:H41	0.76	0.67
28:D6:25:LYS:HB3	30:D8:34:TRP:CZ3	2.29	0.67
21:AV:7:ALA:HB2	21:AV:59:LEU:HD13	1.76	0.67
42:BO:59:SER:C	42:BO:61:TYR:H	1.97	0.67
9:DM:128:HIS:CE1	9:DM:134:ARG:HH11	2.11	0.67
45:BR:87:ILE:HG22	45:BR:88:ARG:N	2.09	0.67
1:DA:660:G:N2	11:DO:12:ALA:HA	2.09	0.67
34:CG:178:VAL:HG12	34:CG:179:GLU:H	1.59	0.67
3:AD:25:THR:HG23	3:AD:26:LYS:HD2	1.77	0.67

Continued on next page...

Continued from previous page...

Atom-1	Atom-2	Distance(Å)	Clash(Å)
7:AH:83:TYR:CB	7:AH:135:GLY:H	2.00	0.67
37:BJ:62:PHE:HD1	37:BJ:124:LEU:HD11	1.58	0.67
1:DA:1056:G:H5''	1:DA:1057:A:H5'	1.76	0.67
31:CA:1298:C:H41	37:CJ:114:ARG:HB3	1.59	0.67
59:DW:17:SER:CB	59:DW:18:PRO:CA	2.72	0.67
17:D2:35:LEU:HG	17:D2:37:VAL:HG11	1.76	0.67
33:CF:111:LEU:HD11	33:CF:145:GLY:HA3	1.75	0.67
1:AA:2099:U:H3	1:AA:2190:G:H1	1.40	0.67
34:BG:111:ALA:HB2	34:BG:120:LEU:HD12	1.75	0.67
43:CP:54:VAL:O	43:CP:58:GLU:HG2	1.95	0.67
1:DA:635:C:O2'	1:DA:639:U:OP1	2.13	0.67
28:A6:18:ARG:HD2	28:A6:18:ARG:O	1.92	0.67
32:CE:21:ARG:O	32:CE:23:ARG:N	2.27	0.67
31:CA:509:A:O2'	31:CA:510:A:OP1	2.11	0.67
3:AD:34:VAL:HG13	3:AD:34:VAL:O	1.93	0.67
7:AH:86:GLU:O	7:AH:87:LEU:HB2	1.93	0.67
34:CG:139:ARG:HG3	34:CG:139:ARG:NH1	2.00	0.67
1:DA:1300:U:H4'	1:DA:1301:A:H5''	1.74	0.67
53:CD:20:G:H22	1:DA:2112:G:H5'	1.59	0.67
1:AA:2164:C:H2'	1:AA:2165:G:H8	1.57	0.67
31:BA:1348:U:H4'	39:BL:120:ARG:HD2	1.77	0.67
18:DS:12:ILE:HD13	18:DS:17:VAL:HG13	1.77	0.67
34:BG:88:VAL:O	34:BG:90:GLY:N	2.26	0.67
12:DP:63:LYS:HG3	12:DP:65:PHE:HE2	1.60	0.67
13:A0:55:ALA:HA	13:A0:80:PHE:CE2	2.29	0.67
53:BD:13:C:O2'	53:BD:14:A:P	2.52	0.67
33:BF:50:ALA:HB1	33:BF:70:VAL:HG11	1.77	0.67
6:AG:114:ILE:HD13	6:AG:140:ILE:HG21	1.76	0.67
38:BK:11:THR:O	38:BK:15:ASN:ND2	2.27	0.67
57:DV:19:ARG:NH1	57:DV:84:GLU:HB2	2.10	0.67
31:CA:192:U:H2'	31:CA:193:C:H6	1.60	0.67
1:DA:1359:A:H2'	1:DA:1360:A:H5'	1.75	0.67
3:AD:131:LEU:HB2	3:AD:136:ILE:HD11	1.77	0.67
3:AD:35:LYS:HZ1	3:AD:65:ILE:HA	1.60	0.67
1:AA:1537:C:H2'	1:AA:1538:G:O4'	1.95	0.67
1:AA:1899:G:N2	1:AA:1902:C:C5	2.63	0.67
1:AA:2134:A:N6	1:AA:2157:G:H1'	2.09	0.67
31:BA:687:A:H1'	31:BA:688:G:OP2	1.95	0.67
7:AH:154:PRO:O	7:AH:156:ALA:N	2.27	0.67
1:AA:309:G:N3	1:AA:329:G:O2'	2.28	0.67
53:BD:19:G:H1'	53:BD:59:A:H2	1.59	0.67
17:D2:76:LYS:HD2	17:D2:80:GLN:O	1.94	0.67

Continued on next page...

Continued from previous page...

Atom-1	Atom-2	Distance(Å)	Clash(Å)
14:AQ:14:VAL:O	14:AQ:18:ILE:HD13	1.95	0.67
31:CA:1219:U:OP1	44:CQ:19:ARG:NH1	2.25	0.67
20:DU:87:LYS:HB3	20:DU:92:ASN:HB3	1.74	0.67
37:BJ:54:THR:OG1	37:BJ:56:GLN:HG2	1.94	0.67
1:AA:1769:G:O2'	1:AA:1958:C:OP1	2.12	0.67
54:B1:14:U:O2'	54:B1:15:U:O4'	2.10	0.67
49:BV:31:ILE:HG23	49:BV:49:ILE:HA	1.76	0.67
1:AA:1805:U:O2	3:AD:50:THR:HB	1.94	0.67
39:BL:43:ALA:HA	39:BL:74:ILE:HD13	1.76	0.67
1:AA:910:A:H62	12:AP:12:GLN:HA	1.60	0.67
30:D8:48:PHE:CG	30:D8:49:VAL:N	2.63	0.67
5:AF:32:LEU:CD1	5:AF:105:VAL:HG13	2.25	0.67
4:AE:46:ALA:HB1	4:AE:80:GLU:HB3	1.76	0.67
1:AA:1007:C:OP1	9:AM:35:ARG:NH1	2.27	0.67
7:AH:4:ILE:O	7:AH:6:ARG:N	2.27	0.67
33:CF:8:ILE:O	33:CF:11:ARG:N	2.24	0.67
15:AR:24:PRO:O	15:AR:94:ALA:HB2	1.95	0.67
37:BJ:78:ARG:HH21	37:BJ:156:TRP:HB3	1.59	0.67
1:AA:1060:U:H5'	1:AA:1061:U:H5	1.57	0.67
2:AB:37:C:H2'	2:AB:38:C:H5'	1.75	0.67
31:BA:130:A:C8	47:BT:63:ARG:HD3	2.30	0.67
34:BG:15:GLU:OE1	34:BG:66:ARG:NH1	2.28	0.67
1:DA:2469:A:H2'	1:DA:2470:G:O4'	1.95	0.67
28:A6:44:ARG:O	28:A6:45:LYS:HG2	1.94	0.67
31:CA:1321:C:H3'	31:CA:1322:C:H5''	1.77	0.67
1:AA:1535:U:C2	1:AA:1536:A:H3'	2.30	0.67
31:CA:1129:C:C4	31:CA:1139:G:C2	2.82	0.67
9:AM:95:PRO:O	9:AM:97:ARG:N	2.28	0.67
53:CD:52:C:O2	53:CD:65:G:N1	2.28	0.67
34:BG:12:CYS:HA	34:BG:19:LEU:HD22	1.76	0.67
32:CE:21:ARG:HB3	32:CE:39:ILE:HA	1.76	0.67
40:BM:37:PRO:HA	40:BM:72:VAL:HG22	1.77	0.67
56:D0:78:LYS:O	56:D0:82:GLU:HB3	1.95	0.67
1:DA:1174:A:N6	1:DA:1176:G:O2'	2.27	0.67
32:BE:63:MET:HB3	32:BE:225:ALA:HB1	1.77	0.67
1:DA:2287:A:N6	1:DA:2344:U:H3	1.91	0.67
1:DA:2287:A:N6	1:DA:2344:U:N3	2.43	0.67
4:AE:14:ILE:HG22	4:AE:21:VAL:CG2	2.25	0.67
4:AE:120:TRP:CE3	4:AE:155:LYS:HD3	2.28	0.67
1:AA:2583:G:N2	52:BB:87:A:C8	2.55	0.67
2:DB:38:C:H42	2:DB:44:G:H1	1.43	0.67
31:BA:791:G:C2'	31:BA:792:A:H5'	2.24	0.67

Continued on next page...

Continued from previous page...

Atom-1	Atom-2	Distance(Å)	Clash(Å)
17:A2:38:LEU:HD23	17:A2:39:LEU:N	2.09	0.67
37:BJ:78:ARG:NH2	37:BJ:156:TRP:HB3	2.09	0.67
1:DA:1048:A:H2	1:DA:1112:G:H21	1.41	0.67
32:BE:204:ASN:HD22	32:BE:206:ASP:H	1.43	0.67
1:AA:270(M):U:O2'	1:AA:270(N):G:O5'	2.10	0.67
27:D5:36:CYS:SG	27:D5:49:CYS:HB3	2.35	0.67
1:DA:653:A:H5''	1:DA:654:A:OP2	1.95	0.67
14:AQ:111:GLU:OE1	14:AQ:111:GLU:HA	1.94	0.67
31:CA:1149:C:O2'	31:CA:1280:A:N1	2.27	0.67
2:AB:13:A:N1	2:AB:69:G:O2'	2.24	0.67
6:DG:67:LYS:H	60:D4:6:HIS:CD2	2.12	0.67
1:AA:518:G:H4'	18:AS:18:ARG:NH1	2.07	0.67
35:BH:102:ALA:HB1	35:BH:106:PRO:HG2	1.77	0.67
1:DA:602:G:N2	1:DA:655:A:N7	2.40	0.67
31:CA:689:C:H2'	31:CA:690:G:H5'	1.77	0.67
27:D5:36:CYS:HG	27:D5:49:CYS:HB3	1.59	0.67
33:BF:113:ALA:HB3	33:BF:114:PRO:HD3	1.75	0.67
4:DE:116:VAL:O	4:DE:117:MET:CB	2.43	0.67
1:DA:1252:G:N3	16:D1:33:ARG:HD2	2.10	0.67
35:CH:9:LYS:HB2	35:CH:112:LEU:HD11	1.76	0.67
31:BA:437:U:H2'	31:BA:438:G:O4'	1.95	0.67
1:AA:2469:A:H2'	1:AA:2470:G:C5'	2.25	0.67
1:AA:1434:A:H61	1:AA:1558:A:N6	1.91	0.67
2:DB:3:C:N3	2:DB:117:G:N2	2.39	0.67
1:DA:1464:C:O2'	1:DA:1528:A:H8	1.71	0.67
1:DA:8:A:N1	1:DA:2895:U:O4	2.28	0.67
31:CA:957:U:H1'	31:CA:960:U:C5	2.30	0.67
15:DR:11:GLU:N	15:DR:11:GLU:OE1	2.28	0.67
31:BA:1227:A:OP2	43:BP:111:LYS:HE3	1.94	0.67
31:CA:1435:G:H2'	31:CA:1436:U:C6	2.29	0.67
32:BE:67:THR:HG21	32:BE:155:LEU:HG	1.75	0.67
18:AS:95:ILE:HG13	18:AS:95:ILE:O	1.94	0.67
1:DA:2310:A:H5'	1:DA:2311:A:OP2	1.94	0.67
3:AD:34:VAL:C	3:AD:35:LYS:HG3	2.15	0.66
31:CA:1117:G:O3'	39:CL:104:ARG:HD2	1.95	0.66
4:AE:48:GLN:HE22	4:AE:77:ILE:HD12	1.60	0.66
14:AQ:88:ASP:OD1	14:AQ:90:GLY:N	2.27	0.66
31:BA:1306:A:N6	31:BA:1331:G:H1'	2.10	0.66
11:AO:68:GLN:HG2	30:A8:12:LYS:HD3	1.76	0.66
1:AA:2150:U:H2'	1:AA:2151:G:C8	2.30	0.66
1:DA:2439:A:O2'	1:DA:2440:C:OP2	2.11	0.66
1:AA:2780:G:OP2	9:AM:118:LYS:HD3	1.93	0.66

Continued on next page...

Continued from previous page...

Atom-1	Atom-2	Distance(Å)	Clash(Å)
31:BA:826:C:H2'	31:BA:827:U:O2	1.95	0.66
31:BA:1256:A:N6	31:BA:1278:U:OP2	2.28	0.66
1:AA:752:A:H4'	1:AA:753:C:O5'	1.95	0.66
28:D6:44:ARG:O	28:D6:45:LYS:HB2	1.94	0.66
35:CH:83:GLU:HB3	35:CH:88:LYS:HG3	1.76	0.66
1:AA:1095:A:H2'	1:AA:1095:A:N3	2.08	0.66
1:DA:1060:U:H5''	1:DA:1061:U:C5	2.31	0.66
1:AA:574:C:N3	4:AE:145:LYS:NZ	2.40	0.66
1:DA:148:C:H5'	1:DA:148:C:H6	1.60	0.66
32:CE:75:LYS:HA	32:CE:78:GLN:HE21	1.57	0.66
1:AA:944:G:H5''	1:AA:945:A:H5''	1.76	0.66
57:DV:30:ASN:O	57:DV:32:HIS:N	2.29	0.66
1:AA:1014:U:H2'	1:AA:1015:G:H5''	1.77	0.66
1:DA:1169:G:H2'	1:DA:1170:G:O4'	1.94	0.66
1:AA:581:C:H2'	1:AA:582:G:H8	1.60	0.66
38:BK:51:VAL:HG11	38:BK:60:ARG:HG3	1.76	0.66
18:AS:29:LEU:HD21	18:AS:33:ARG:CZ	2.24	0.66
3:AD:25:THR:CG2	3:AD:26:LYS:HD2	2.26	0.66
31:CA:1142:G:H2'	31:CA:1143:G:O4'	1.96	0.66
30:A8:59:LYS:CB	30:A8:59:LYS:NZ	2.57	0.66
7:AH:3:ARG:HA	7:AH:3:ARG:NE	2.11	0.66
31:CA:1285:A:H1'	31:CA:1286:A:OP2	1.96	0.66
10:AN:98:VAL:HG13	10:AN:117:LEU:HB3	1.76	0.66
57:DV:62:PRO:C	57:DV:64:GLY:H	1.99	0.66
1:AA:660:G:H21	11:AO:12:ALA:HA	1.60	0.66
36:CI:2:ARG:HH21	36:CI:69:GLU:HG3	1.61	0.66
19:AT:65:ARG:HB3	19:AT:70:LEU:HB3	1.76	0.66
19:AT:27:THR:HG22	19:AT:80:ILE:HB	1.77	0.66
3:DD:8:PRO:HB3	3:DD:14:ARG:HB2	1.76	0.66
32:BE:109:SER:O	32:BE:112:VAL:N	2.22	0.66
12:AP:88:GLY:O	12:AP:89:ASN:HB2	1.95	0.66
1:DA:811:U:P	11:DO:21:ARG:O	2.53	0.66
23:DZ:87:PRO:O	23:DZ:90:ILE:N	2.27	0.66
27:D5:16:ARG:NH1	27:D5:17:ASP:OD1	2.29	0.66
6:DG:35:GLU:HG3	6:DG:35:GLU:O	1.95	0.66
5:AF:177:ALA:HB1	5:AF:178:PRO:HD2	1.76	0.66
43:BP:5:ALA:O	43:BP:7:VAL:N	2.29	0.66
12:AP:90:VAL:O	12:AP:90:VAL:HG12	1.93	0.66
2:AB:48:A:H4'	14:AQ:95:HIS:HD2	1.60	0.66
1:AA:2656:U:H3	1:AA:2665:A:H2	1.44	0.66
3:DD:35:LYS:CE	3:DD:104:TYR:HB2	2.24	0.66
6:DG:64:THR:HG23	6:DG:66:GLN:H	1.59	0.66

Continued on next page...

Continued from previous page...

Atom-1	Atom-2	Distance(Å)	Clash(Å)
2:AB:86:G:H1	2:AB:90:C:H42	1.43	0.66
33:CF:14:ILE:HG12	33:CF:15:THR:N	2.09	0.66
1:AA:1937:A:O2'	1:AA:1938:A:P	2.54	0.66
1:AA:654(D):G:H1	1:AA:654(Q):C:N4	1.92	0.66
1:DA:898:C:H3'	1:DA:899:A:H5''	1.77	0.66
17:D2:80:GLN:N	17:D2:80:GLN:HE21	1.92	0.66
1:DA:2415:G:H4'	11:DO:67:MET:N	2.10	0.66
4:AE:200:GLU:N	4:AE:200:GLU:OE2	2.28	0.66
4:DE:201:THR:HG22	4:DE:202:LYS:H	1.60	0.66
1:AA:5:A:H61	1:AA:2898:U:H3	1.43	0.66
39:BL:52:ALA:C	39:BL:95:LYS:HZ1	1.98	0.66
4:AE:52:LEU:HB2	4:AE:75:VAL:HG22	1.78	0.66
18:DS:59:VAL:HA	18:DS:64:MET:H	1.60	0.66
26:A4:16:CYS:SG	26:A4:17:GLY:N	2.67	0.66
1:AA:2712:U:OP1	1:AA:2714:G:H4'	1.95	0.66
14:AQ:51:ALA:HB3	14:AQ:73:LEU:HG	1.78	0.66
20:DU:76:CYS:SG	20:DU:77:PRO:HD2	2.35	0.66
31:CA:600:C:H2'	31:CA:601:C:H6	1.60	0.66
31:BA:352:C:O2'	31:BA:354:G:OP1	2.12	0.66
8:DK:110:ASP:OD1	8:DK:130:TYR:OH	2.13	0.66
20:AU:42:VAL:O	20:AU:42:VAL:HG12	1.94	0.66
1:DA:674:G:O2'	55:DF:74:ARG:HG3	1.96	0.66
1:AA:2646:C:OP2	1:AA:2732:G:O2'	2.11	0.66
12:DP:137:TYR:CE1	57:DV:83:PRO:HG3	2.30	0.66
3:AD:35:LYS:HD2	3:AD:104:TYR:CE1	2.29	0.66
53:BC:19:G:C4'	53:BC:20:G:OP1	2.44	0.66
30:D8:30:ARG:O	30:D8:32:LEU:N	2.29	0.66
28:A6:25:LYS:HD2	30:A8:34:TRP:HE1	1.61	0.66
31:BA:1149:C:H2'	31:BA:1150:U:C6	2.27	0.66
34:CG:13:ARG:O	34:CG:15:GLU:N	2.25	0.66
1:DA:946:G:O2'	1:DA:947:G:C5'	2.41	0.66
12:AP:79:LEU:HD13	12:AP:80:GLU:HB2	1.76	0.66
1:AA:1111:A:O2'	1:AA:1112:G:H4'	1.96	0.66
1:DA:1005:C:H1'	1:DA:1143:A:N1	2.10	0.66
59:DW:17:SER:CB	59:DW:18:PRO:HA	2.25	0.66
1:AA:2306:C:H3'	1:AA:2307:G:H5'	1.78	0.66
4:AE:167:VAL:HG11	4:AE:187:ALA:O	1.94	0.66
38:BK:129:VAL:HG23	38:BK:130:GLY:H	1.61	0.66
34:BG:187:ARG:NH1	34:BG:193:ASP:OD2	2.28	0.66
1:DA:848:G:C4	1:DA:933:A:C8	2.84	0.66
3:AD:31:LYS:HZ3	3:AD:33:LEU:HB3	1.60	0.66
3:DD:35:LYS:CG	3:DD:64:ILE:N	2.54	0.66

Continued on next page...

Continued from previous page...

Atom-1	Atom-2	Distance(Å)	Clash(Å)
15:AR:74:ARG:HG2	15:AR:74:ARG:NH1	2.02	0.66
1:AA:1557:C:OP2	1:AA:1558:A:O2'	2.09	0.66
31:CA:1305:G:O2'	31:CA:1306:A:O5'	2.10	0.66
4:DE:36:ARG:HH21	4:DE:88:GLY:HA3	1.59	0.66
1:AA:811:U:P	11:AO:21:ARG:O	2.53	0.66
1:DA:1013:C:H42	1:DA:1149:G:H1	1.44	0.66
57:DV:30:ASN:OD1	57:DV:33:LEU:HB3	1.96	0.66
18:DS:72:LYS:HB3	18:DS:106:ILE:HG13	1.76	0.66
1:DA:545:G:H21	1:DA:548:A:H62	1.41	0.66
53:CD:29:C:H2'	53:CD:30:G:H8	1.60	0.66
1:AA:1102:C:H2'	1:AA:1103:A:C8	2.30	0.66
1:AA:164:U:O2	1:AA:164:U:H2'	1.96	0.66
11:DO:47:ASP:OD2	11:DO:49:ARG:HB3	1.96	0.66
7:AH:86:GLU:H	7:AH:86:GLU:CD	1.97	0.66
40:BM:49:VAL:CG2	44:BQ:41:ARG:HB2	2.25	0.66
31:CA:992:U:H3	31:CA:1044:A:N6	1.91	0.66
1:DA:90:U:H2'	1:DA:91:A:H5''	1.78	0.66
16:A1:69:CYS:SG	16:A1:79:PHE:HD1	2.19	0.66
33:CF:52:LEU:HD23	33:CF:52:LEU:H	1.61	0.66
9:DM:19:GLU:HG3	9:DM:59:LYS:HB3	1.78	0.66
1:AA:320:A:H2'	5:AF:136:THR:HG21	1.78	0.66
31:CA:537:G:H5''	42:CO:110:ARG:NH1	2.10	0.66
1:DA:2557:G:H2'	1:DA:2558:C:C6	2.31	0.66
12:DP:85:LYS:O	12:DP:86:GLY:O	2.14	0.66
53:BD:53:G:H1	53:BD:63:C:H42	1.44	0.66
3:AD:28:GLU:O	3:AD:29:PRO:C	2.34	0.66
31:CA:412:A:H1'	31:CA:413:G:OP2	1.96	0.66
31:CA:1126:U:H4'	31:CA:1127:G:C8	2.30	0.66
39:BL:5:TYR:HE2	39:BL:16:ARG:HG2	1.60	0.66
31:CA:991:U:O2	31:CA:993:G:H8	1.79	0.66
6:DG:94:LEU:H	6:DG:94:LEU:HD23	1.60	0.66
14:AQ:36:TYR:CD1	14:AQ:36:TYR:N	2.60	0.66
49:CV:41:VAL:HG12	49:CV:42:PRO:HD2	1.77	0.66
14:AQ:83:LYS:CE	14:AQ:109:GLY:HA2	2.25	0.66
57:DV:116:VAL:HG12	57:DV:117:LEU:H	1.61	0.66
3:DD:24:ILE:HD11	3:DD:91:ARG:HD2	1.78	0.66
36:CI:13:ASN:ND2	36:CI:55:ASP:OD2	2.29	0.66
31:BA:486:U:H2'	31:BA:487:A:C8	2.31	0.66
31:BA:1123:A:H4'	40:BM:36:GLY:HA3	1.77	0.66
38:BK:121:ASP:HB2	38:BK:125:ARG:NH2	2.11	0.66
15:AR:23:ARG:HG3	15:AR:120:ARG:NH1	2.11	0.66
1:DA:2340:G:O2'	1:DA:2341:G:H5'	1.95	0.66

Continued on next page...

Continued from previous page...

Atom-1	Atom-2	Distance(Å)	Clash(Å)
1:AA:164:U:H5''	1:AA:165:U:C2	2.30	0.65
31:BA:1028:C:H42	31:BA:1033:G:H1	1.44	0.65
3:AD:35:LYS:HG2	3:AD:64:ILE:CG2	2.25	0.65
11:DO:19:VAL:HG23	11:DO:20:GLY:H	1.60	0.65
31:BA:1160:G:N1	31:BA:1177:G:N2	2.42	0.65
1:DA:2168:G:N2	1:DA:2170:A:O5'	2.29	0.65
31:CA:1346:A:C1'	31:CA:1347:G:OP2	2.44	0.65
53:BD:21:U:H3'	53:BD:22:A:C5'	2.26	0.65
14:AQ:34:HIS:HB2	14:AQ:36:TYR:CE1	2.31	0.65
1:DA:1048:A:OP2	1:DA:1109:C:N4	2.28	0.65
53:CD:37:U:O4	53:CD:38:A:N6	2.29	0.65
33:CF:131:ARG:NH1	35:CH:50:GLU:HG3	2.11	0.65
53:CD:31:G:H2'	53:CD:32:G:C8	2.31	0.65
1:AA:1079:C:H3'	1:AA:1080:A:C8	2.31	0.65
1:DA:2776:A:H3'	1:DA:2776:A:OP1	1.96	0.65
3:AD:35:LYS:CD	3:AD:104:TYR:HD1	2.04	0.65
11:DO:63:PRO:HB3	30:D8:13:ARG:HG3	1.78	0.65
49:BV:41:VAL:HG12	49:BV:44:MET:HB2	1.77	0.65
1:AA:1538:G:H2'	1:AA:1539:G:H8	1.61	0.65
23:DZ:86:SER:N	23:DZ:87:PRO:CD	2.59	0.65
1:AA:2712:U:H1'	1:AA:2712(A):A:C8	2.31	0.65
4:DE:63:LEU:HD23	4:DE:66:HIS:CE1	2.32	0.65
37:BJ:87:VAL:HG11	37:BJ:155:ARG:HA	1.78	0.65
31:CA:1263:C:H42	31:CA:1272:G:H1	1.43	0.65
17:A2:24:LYS:HA	17:A2:92:THR:OG1	1.95	0.65
1:DA:1688:U:O2	1:DA:1700:A:H5'	1.96	0.65
13:A0:117:VAL:HG22	13:A0:118:GLU:H	1.60	0.65
11:AO:112:LEU:H	11:AO:128:HIS:CD2	2.14	0.65
1:AA:1359:A:C2	1:AA:1372:U:O4	2.50	0.65
4:AE:111:ARG:HD2	4:AE:160:TYR:CE1	2.31	0.65
31:BA:1132:C:H2'	31:BA:1133:G:H8	1.61	0.65
53:CD:13:C:O2'	53:CD:14:A:OP1	2.15	0.65
14:DQ:87:PHE:CE1	14:DQ:102:ALA:HB2	2.32	0.65
1:AA:287:C:H2'	1:AA:288:C:C6	2.32	0.65
1:DA:1171:G:H1	1:DA:1178:C:H42	1.41	0.65
4:DE:116:VAL:O	4:DE:117:MET:HB3	1.96	0.65
4:AE:105:THR:OG1	4:AE:199:ARG:NH2	2.30	0.65
1:AA:1067:A:N3	1:AA:1067:A:H2'	2.10	0.65
1:DA:2282:G:H4'	1:DA:2283:C:O5'	1.95	0.65
31:CA:452:A:O2'	31:CA:453:A:O4'	2.10	0.65
1:DA:443:A:H1'	1:DA:1201:C:O4'	1.96	0.65
28:D6:29:ASN:ND2	28:D6:29:ASN:H	1.91	0.65

Continued on next page...

Continued from previous page...

Atom-1	Atom-2	Distance(Å)	Clash(Å)
1:AA:881:G:H3'	1:AA:882:G:O4'	1.95	0.65
11:DO:21:ARG:CA	11:DO:21:ARG:NE	2.47	0.65
55:DF:132:VAL:HG22	55:DF:133:ASN:N	2.06	0.65
6:DG:42:GLY:HA2	6:DG:89:GLY:HA2	1.79	0.65
30:A8:52:LYS:H	30:A8:53:PRO:CD	2.06	0.65
31:CA:1305:G:N2	31:CA:1331:G:H2'	2.08	0.65
1:DA:1012:U:C2	1:DA:1143:A:C2	2.84	0.65
32:BE:8:LYS:CE	32:BE:8:LYS:H	2.08	0.65
1:AA:1060:U:H1'	1:AA:1061:U:OP2	1.95	0.65
31:BA:1502:A:H2	31:BA:1505:G:H22	1.42	0.65
4:DE:103:ASP:OD1	4:DE:201:THR:HG23	1.97	0.65
28:D6:40:CYS:SG	28:D6:45:LYS:HE2	2.37	0.65
53:CD:29:C:H2'	53:CD:30:G:C8	2.32	0.65
1:AA:2321:G:H5''	1:AA:2322:A:OP2	1.96	0.65
1:DA:2773:C:OP1	4:DE:166:THR:OG1	2.13	0.65
1:DA:459:U:H5''	29:D7:40:TRP:CD2	2.31	0.65
13:A0:84:ALA:HB3	13:A0:85:PRO:HD3	1.79	0.65
31:BA:143:A:H2	31:BA:220:G:H1	1.41	0.65
1:AA:1079:C:H5'	1:AA:1080:A:OP2	1.97	0.65
30:D8:34:TRP:CG	30:D8:35:GLN:N	2.64	0.65
1:DA:9:U:N3	1:DA:2629:A:C6	2.64	0.65
23:DZ:87:PRO:O	23:DZ:89:GLU:N	2.29	0.65
53:BD:5:G:H1	53:BD:69:C:N4	1.95	0.65
1:AA:1141:U:H6	9:AM:63:THR:HG1	1.44	0.65
2:DB:44:G:H5''	2:DB:45:A:OP1	1.97	0.65
2:DB:15:A:H5'	2:DB:16:G:H8	1.61	0.65
31:BA:186(E):C:H42	31:BA:191(B):G:H1	1.44	0.65
31:CA:892:A:H2'	31:CA:893:C:C6	2.31	0.65
58:D3:72:ARG:HB2	58:D3:75:LEU:HB2	1.77	0.65
1:DA:2656:U:H3	1:DA:2665:A:H2	1.45	0.65
1:DA:2591:C:P	3:DD:239:ARG:HG3	2.36	0.65
58:D3:25:ARG:HD2	58:D3:29:GLN:HE21	1.61	0.65
3:DD:34:VAL:C	3:DD:35:LYS:HG3	2.15	0.65
1:AA:2133:G:H1'	1:AA:2158:A:H61	1.60	0.65
4:DE:68:ALA:HB1	4:DE:71:GLY:H	1.59	0.65
52:CB:1:G:N3	52:CB:1:G:H2'	2.11	0.65
13:A0:36:THR:HG22	13:A0:37:THR:H	1.62	0.65
31:BA:10:A:OP2	35:BH:126:ARG:HD3	1.97	0.65
12:DP:140:ALA:O	12:DP:141:GLN:CB	2.45	0.65
3:AD:35:LYS:HG2	3:AD:64:ILE:H	1.60	0.65
11:DO:23:PRO:O	11:DO:25:SER:N	2.30	0.65
14:DQ:11:LYS:O	14:DQ:15:ARG:HB2	1.96	0.65

Continued on next page...

Continued from previous page...

Atom-1	Atom-2	Distance(Å)	Clash(Å)
1:DA:1689:A:N7	1:DA:1698:A:N1	2.45	0.65
14:AQ:86:ALA:O	14:AQ:87:PHE:HB3	1.95	0.65
31:BA:1009:G:O6	31:BA:1020:U:O2	2.15	0.65
17:D2:44:LYS:C	17:D2:46:VAL:H	2.00	0.65
1:DA:998:C:H2'	1:DA:999:U:O5'	1.97	0.65
1:AA:2111:C:N3	1:AA:2118:U:O2'	2.27	0.65
5:AF:29:ASN:H	5:AF:112:MET:HE3	1.61	0.65
1:DA:2689:U:H4'	1:DA:2690:C:H5'	1.79	0.65
4:AE:24:THR:HG21	4:AE:188:VAL:HG22	1.77	0.65
22:A3:40:GLN:HE22	22:A3:45:PHE:N	1.95	0.65
33:CF:48:TYR:O	33:CF:51:GLY:N	2.28	0.65
1:AA:959:A:H62	12:AP:83:MET:CE	2.10	0.65
20:DU:62:GLU:CD	20:DU:63:LYS:H	2.00	0.65
35:BH:126:ARG:HG3	35:BH:126:ARG:HH11	1.61	0.65
31:BA:823:G:H21	38:BK:1:MET:HE1	1.62	0.65
30:D8:39:LYS:HG2	30:D8:40:GLU:N	2.10	0.65
37:BJ:111:ARG:NH1	37:BJ:113:GLU:OE2	2.28	0.65
30:D8:51:ALA:HB1	30:D8:52:LYS:HD2	1.78	0.65
11:DO:62:LEU:O	11:DO:62:LEU:HD13	1.97	0.65
23:DZ:95:LEU:C	23:DZ:97:LEU:H	2.00	0.65
57:DV:158:PRO:HB2	57:DV:159:PRO:HD2	1.79	0.65
1:AA:2393:A:H5'	11:AO:62:LEU:HB2	1.78	0.65
1:AA:71:A:H2	19:AT:31:HIS:CE1	2.15	0.65
55:DF:143:ALA:HB1	55:DF:148:LEU:HB2	1.77	0.65
1:DA:2191:G:O2'	1:DA:2192:G:P	2.55	0.65
1:AA:1278:A:OP1	13:A0:36:THR:HG23	1.96	0.65
7:DH:20:ALA:O	7:DH:22:GLY:N	2.30	0.65
31:BA:814:A:N7	31:BA:816:A:C4	2.65	0.65
28:A6:11:LEU:HD11	28:A6:51:GLU:CG	2.26	0.65
53:CC:21:U:O2'	53:CC:22:A:H5'	1.96	0.65
49:BV:13:ASP:O	49:BV:15:LEU:N	2.30	0.65
16:A1:8:VAL:CG2	16:A1:11:ARG:HH21	2.10	0.65
1:AA:1006:C:H1'	9:AM:106:MET:HE3	1.79	0.65
1:DA:708:C:N4	1:DA:723:G:H1	1.95	0.65
1:DA:2133:G:H1'	1:DA:2158:A:N6	2.12	0.65
11:DO:56:SER:O	11:DO:57:THR:HB	1.97	0.65
9:AM:133:GLN:H	9:AM:133:GLN:NE2	1.95	0.65
45:CR:87:ILE:HG22	45:CR:88:ARG:N	2.11	0.65
34:BG:7:PRO:HB2	34:BG:10:ARG:HD2	1.79	0.65
1:DA:2728:U:O2'	1:DA:2729:G:H5'	1.96	0.65
33:BF:34:LEU:HD21	33:BF:38:ARG:HH11	1.62	0.65
1:AA:2327:A:H2'	1:AA:2328:A:C8	2.31	0.65

Continued on next page...

Continued from previous page...

Atom-1	Atom-2	Distance(Å)	Clash(Å)
31:CA:186(F):C:H2'	31:CA:187:C:O4'	1.97	0.65
31:CA:187:C:H2'	31:CA:188:U:O4'	1.97	0.65
31:BA:80:G:O6	31:BA:89:U:O2	2.15	0.65
33:BF:107:GLN:OE1	33:BF:107:GLN:N	2.27	0.65
1:AA:2577:A:H5''	1:AA:2578:G:H5'	1.77	0.65
39:BL:97:LYS:HB3	39:BL:98:PRO:HD3	1.79	0.65
39:CL:63:ILE:HD11	39:CL:81:ILE:HD11	1.79	0.65
3:DD:35:LYS:CD	3:DD:104:TYR:HD1	2.07	0.65
29:A7:5:TRP:NE1	29:A7:7:PRO:HG3	2.12	0.65
31:CA:1237:C:O2'	31:CA:1300:G:N2	2.26	0.65
55:DF:31:HIS:HB2	11:DO:9:ASN:OD1	1.96	0.64
1:DA:2014:A:HO2'	27:D5:2:ALA:N	1.96	0.64
1:AA:2117:A:H62	1:AA:2172:U:H3	1.45	0.64
43:BP:15:VAL:HG23	43:BP:43:THR:O	1.97	0.64
1:AA:479:A:H4'	1:AA:480:A:OP1	1.97	0.64
33:CF:70:VAL:HG12	33:CF:72:LYS:H	1.62	0.64
17:D2:79:VAL:C	17:D2:80:GLN:NE2	2.50	0.64
1:AA:2100:G:H1	1:AA:2189:U:H3	1.43	0.64
31:CA:452:A:O2'	31:CA:453:A:O5'	2.15	0.64
19:DT:57:LEU:HD21	19:DT:78:LYS:HB2	1.79	0.64
8:AK:144:VAL:HG22	8:AK:145:VAL:HG13	1.80	0.64
53:BC:26:C:H2'	53:BC:27:G:O4'	1.97	0.64
45:BR:26:GLU:OE2	45:BR:77:ARG:NH1	2.31	0.64
42:CO:5:ASN:HD22	47:CT:34:LYS:HE2	1.61	0.64
7:DH:89:ILE:HG23	7:DH:90:LYS:H	1.61	0.64
3:DD:5:LYS:HB2	3:DD:5:LYS:NZ	2.12	0.64
42:CO:21:VAL:C	42:CO:23:ALA:H	2.00	0.64
4:AE:3:GLY:HA3	4:AE:81:ILE:HD12	1.78	0.64
31:CA:328:C:H4'	31:CA:329:A:H5'	1.78	0.64
31:BA:160:A:H2'	31:BA:161:A:O4'	1.97	0.64
1:DA:885:C:N3	1:DA:890:A:C6	2.65	0.64
3:AD:35:LYS:CE	3:AD:104:TYR:HB2	2.27	0.64
13:A0:63:ARG:HB2	13:A0:80:PHE:HE1	1.62	0.64
56:D0:38:VAL:HB	56:D0:39:PRO:HD3	1.78	0.64
30:A8:57:ARG:O	30:A8:61:LEU:HG	1.97	0.64
7:AH:153:LYS:HB3	7:AH:154:PRO:HD3	1.79	0.64
16:D1:90:VAL:HG22	17:D2:39:LEU:HB3	1.79	0.64
27:A5:40:LYS:HB2	27:A5:46:CYS:SG	2.37	0.64
52:BB:22:G:N2	52:BB:59:U:O4'	2.29	0.64
58:D3:12:ASN:O	58:D3:12:ASN:ND2	2.29	0.64
4:AE:51:PHE:CD1	4:AE:52:LEU:HG	2.33	0.64
1:AA:754:C:H2'	1:AA:755:C:H6	1.62	0.64

Continued on next page...

Continued from previous page...

Atom-1	Atom-2	Distance(Å)	Clash(Å)
31:CA:1372:U:OP1	39:CL:72:GLY:N	2.30	0.64
31:BA:397:A:H5'	31:BA:398:C:OP1	1.97	0.64
1:DA:2681:C:H6	1:DA:2683:C:H41	1.44	0.64
1:DA:1065:U:H3	1:DA:1073:A:H61	1.45	0.64
1:AA:535:C:O3'	16:A1:53:ARG:NH1	2.29	0.64
31:BA:1004:A:C8	31:BA:1036:G:N1	2.65	0.64
2:AB:6:C:C2'	2:AB:7:G:H5''	2.27	0.64
31:BA:1099:G:OP1	32:BE:96:ARG:NH1	2.25	0.64
43:CP:70:LEU:HD13	43:CP:71:ARG:N	2.12	0.64
41:BN:73:MET:HA	41:BN:77:MET:H	1.62	0.64
43:BP:3:ARG:HG2	43:BP:9:ILE:CG1	2.28	0.64
21:AV:29:TYR:HE2	21:AV:87:ASP:HB2	1.62	0.64
56:D0:118:GLU:HA	56:D0:118:GLU:OE1	1.97	0.64
31:CA:690:G:H22	41:CN:55:LYS:HE2	1.62	0.64
15:AR:54:ARG:HA	15:AR:59:THR:HB	1.80	0.64
40:CM:6:ILE:HG22	40:CM:98:ILE:HG23	1.79	0.64
28:D6:34:LEU:O	28:D6:35:GLU:HB2	1.95	0.64
1:DA:247:G:H4'	1:DA:386:G:C5	2.33	0.64
2:DB:50:G:OP1	14:DQ:63:THR:HG23	1.97	0.64
15:DR:126:ALA:O	15:DR:128:GLU:N	2.29	0.64
1:AA:2272:U:H5''	1:AA:2273:A:OP1	1.98	0.64
15:AR:107:ASP:HB2	31:BA:1432:G:OP1	1.97	0.64
12:DP:63:LYS:CE	12:DP:65:PHE:CE2	2.80	0.64
31:BA:1053:G:O3'	31:BA:1054:C:H4'	1.96	0.64
53:CC:16:C:O2'	53:CC:62:C:OP1	2.14	0.64
30:D8:14:VAL:HG21	30:D8:56:GLU:OE2	1.97	0.64
1:DA:1323:U:H2'	1:DA:1324:G:H5'	1.80	0.64
31:CA:1321:C:H41	31:CA:1322:C:N4	1.92	0.64
34:CG:26:CYS:HA	34:CG:31:CYS:HB2	1.80	0.64
3:DD:64:ILE:O	3:DD:64:ILE:CG1	2.44	0.64
31:CA:1443:G:O2'	15:DR:122:ASP:OD2	2.16	0.64
1:DA:2805:G:H2'	1:DA:2807:G:C8	2.33	0.64
4:DE:8:LYS:HG2	4:DE:192:ASN:HD22	1.63	0.64
1:DA:2135:A:O2'	1:DA:2160:G:H4'	1.97	0.64
34:CG:8:VAL:C	34:CG:10:ARG:H	2.00	0.64
31:BA:1530:G:H2'	31:BA:1531:A:C8	2.31	0.64
1:DA:1047:G:C2'	1:DA:1110:G:H22	2.11	0.64
9:AM:95:PRO:C	9:AM:97:ARG:H	1.99	0.64
31:BA:93:U:H2'	31:BA:95:G:O4'	1.97	0.64
13:A0:38:VAL:HB	13:A0:39:PRO:HD3	1.78	0.64
4:DE:55:ASN:C	4:DE:57:LYS:H	2.01	0.64
31:CA:913:A:H1'	31:CA:914:A:OP2	1.97	0.64

Continued on next page...

Continued from previous page...

Atom-1	Atom-2	Distance(Å)	Clash(Å)
4:AE:201:THR:HG22	4:AE:203:LYS:H	1.61	0.64
1:DA:2335:A:O2'	1:DA:2336:A:OP2	2.09	0.64
6:AG:115:ARG:O	6:AG:116:ASP:HB2	1.96	0.64
11:AO:19:VAL:HG22	11:AO:27:HIS:HB2	1.69	0.64
12:DP:64:ILE:O	12:DP:65:PHE:CG	2.50	0.64
12:AP:135:ASP:OD1	12:AP:135:ASP:N	2.30	0.64
12:AP:66:ILE:HD12	12:AP:67:ARG:N	2.13	0.64
31:CA:1003:G:N2	31:CA:1004:A:O2'	2.31	0.64
31:CA:1053:G:O2'	31:CA:1054:C:O5'	2.16	0.64
12:AP:37:LEU:HD21	12:AP:130:LYS:HE3	1.80	0.64
1:AA:1858:G:O2'	1:AA:1884:A:N6	2.30	0.64
31:CA:328:C:O2	31:CA:328:C:H2'	1.98	0.64
43:BP:105:THR:OG1	43:BP:106:ASN:N	2.30	0.64
1:AA:602:G:HO2'	1:AA:604:G:HO2'	1.45	0.64
31:CA:1465:C:H2'	31:CA:1466:C:O4'	1.98	0.64
1:AA:2212:A:H1'	1:AA:2215:G:C5	2.33	0.64
31:CA:1160:G:H1	31:CA:1177:G:H22	1.43	0.64
31:BA:405:U:O4	34:BG:2:GLY:N	2.30	0.64
3:DD:35:LYS:HB3	3:DD:63:ARG:HA	1.79	0.64
7:DH:153:LYS:N	7:DH:154:PRO:CD	2.61	0.64
16:D1:92:ARG:NE	17:D2:11:GLN:HB2	2.13	0.64
31:CA:974:A:OP2	44:CQ:41:ARG:NH1	2.30	0.64
12:DP:1:MET:CA	12:DP:1:MET:CE	2.76	0.64
1:DA:2820:A:O2'	1:DA:2821:A:OP1	2.15	0.64
49:BV:24:ALA:O	49:BV:25:LYS:HB3	1.98	0.64
6:AG:165:THR:OG1	6:AG:168:GLU:HG3	1.98	0.64
53:BC:48:U:O2'	53:BC:49:C:OP2	2.10	0.64
29:D7:5:TRP:NE1	29:D7:7:PRO:HG3	2.12	0.64
1:DA:1309:G:H4'	29:D7:7:PRO:HB2	1.80	0.64
53:CD:22:A:N1	53:CD:47:G:H2'	2.12	0.64
1:AA:588:U:H2'	1:AA:589:C:C6	2.32	0.64
37:BJ:79:ARG:CZ	37:BJ:82:GLY:HA2	2.28	0.64
14:DQ:99:LYS:HE2	14:DQ:103:GLU:OE1	1.98	0.64
44:CQ:13:THR:N	44:CQ:14:PRO:HD3	2.13	0.64
6:AG:112:PRO:CB	26:A4:37:SER:HB2	2.27	0.64
1:AA:881:G:H3'	1:AA:882:G:C4'	2.27	0.64
16:D1:88:ILE:HG22	17:D2:49:THR:HA	1.80	0.64
1:DA:2162:G:H2'	1:DA:2163:C:H6	1.61	0.64
1:DA:2211:G:H2'	1:DA:2211:G:N3	2.10	0.64
31:CA:1301:U:O2	31:CA:1301:U:H2'	1.98	0.64
1:DA:1420:U:O2'	1:DA:1421:G:P	2.56	0.64
8:AK:33:ARG:C	8:AK:35:LEU:H	2.01	0.64

Continued on next page...

Continued from previous page...

Atom-1	Atom-2	Distance(Å)	Clash(Å)
2:AB:73:A:C2'	2:AB:74:U:H5'	2.27	0.64
28:D6:23:THR:HG22	28:D6:24:GLU:N	2.12	0.64
31:CA:689:C:C2'	31:CA:690:G:H5'	2.27	0.64
12:DP:84:GLY:O	12:DP:85:LYS:HB2	1.96	0.64
3:DD:239:ARG:O	3:DD:240:ALA:HB2	1.98	0.64
37:CJ:26:PHE:O	37:CJ:30:ILE:HG13	1.98	0.64
42:CO:76:GLU:HG3	42:CO:77:HIS:CD2	2.33	0.64
40:CM:16:LEU:C	40:CM:18:ALA:H	2.01	0.64
1:AA:796:C:H2'	1:AA:797:C:C6	2.33	0.64
8:DK:114:LEU:HD23	8:DK:114:LEU:O	1.98	0.64
31:BA:983:A:H5''	31:BA:984:C:OP2	1.98	0.64
12:DP:139:GLU:O	12:DP:141:GLN:N	2.30	0.64
1:DA:887:A:H3'	1:DA:888:C:H5'	1.79	0.64
1:DA:2470:G:O2'	1:DA:2471:C:H5'	1.98	0.64
56:D0:37:THR:HG22	56:D0:39:PRO:HD2	1.78	0.64
17:A2:44:LYS:O	17:A2:46:VAL:HG12	1.97	0.64
6:AG:67:LYS:CE	26:A4:6:HIS:CE1	2.80	0.64
1:AA:654(B):C:H2'	1:AA:654(C):G:C8	2.32	0.64
31:BA:156:G:H1	31:BA:165:C:N4	1.94	0.64
14:AQ:106:ARG:CA	14:AQ:110:LEU:HD21	2.27	0.64
31:BA:1399:C:C2	31:BA:1502:A:N6	2.66	0.64
1:AA:653:A:H3'	1:AA:654:A:H5'	1.80	0.64
1:AA:2681:C:O2'	1:AA:2682:U:P	2.56	0.64
16:A1:79:PHE:HE1	16:A1:106:PHE:CZ	2.16	0.64
52:CB:27:G:H5'	52:CB:28:C:OP2	1.98	0.64
1:DA:1434:A:H61	1:DA:1558:A:H62	1.46	0.64
31:CA:1160:G:O6	31:CA:1181:G:C6	2.49	0.64
28:A6:14:THR:HG21	28:A6:19:ARG:NH2	2.11	0.64
1:AA:259:G:H21	1:AA:621:A:H8	1.44	0.64
1:AA:1359:A:H2	1:AA:1372:U:O4	1.81	0.64
1:DA:155:C:N3	1:DA:171:G:N2	2.42	0.64
31:BA:688:G:H2'	31:BA:689:C:H6	1.62	0.64
1:AA:1019:U:O2'	1:AA:1021:A:C2	2.50	0.64
1:DA:1342:A:N6	1:DA:1602:U:C2	2.66	0.64
31:CA:1200:C:H1'	31:CA:1204:A:N6	2.13	0.64
14:DQ:107:GLU:H	14:DQ:110:LEU:HG	1.62	0.64
1:DA:140:A:C8	1:DA:1408:C:O2'	2.48	0.64
1:DA:752:A:H3'	29:D7:1:MET:SD	2.37	0.64
6:AG:138:GLN:N	6:AG:138:GLN:OE1	2.24	0.64
31:BA:1412:C:H2'	31:BA:1413:A:C8	2.33	0.64
19:DT:67:GLY:O	19:DT:69:TYR:N	2.25	0.64
1:DA:2531:A:H5'	7:DH:157:TYR:HE2	1.62	0.64

Continued on next page...

Continued from previous page...

Atom-1	Atom-2	Distance(Å)	Clash(Å)
1:DA:907:U:H5'	12:DP:23:GLY:O	1.98	0.64
1:AA:1796:U:H2'	1:AA:1797:C:C6	2.32	0.64
55:DF:31:HIS:CG	11:DO:9:ASN:OD1	2.51	0.64
1:AA:1533:C:H2'	1:AA:1534:G:H8	1.60	0.64
1:AA:242:G:H5'	30:A8:62:LEU:CD2	2.27	0.64
1:DA:2378:A:H8	1:DA:2378:A:O5'	1.81	0.64
1:DA:2129:C:C2'	1:DA:2130:U:H5'	2.26	0.64
31:BA:538:G:OP2	42:BO:112:LYS:HD2	1.98	0.64
32:BE:5:ILE:HB	32:BE:221:LEU:HD23	1.80	0.64
1:AA:1971:A:C4	3:AD:241:PRO:HD3	2.32	0.64
19:DT:63:LYS:CE	19:DT:63:LYS:H	2.11	0.64
32:CE:12:GLU:O	32:CE:15:VAL:N	2.25	0.64
1:AA:1087:G:C5	1:AA:1089:G:H1'	2.33	0.64
10:DN:68:GLU:HB3	10:DN:78:ARG:HH11	1.62	0.64
31:BA:953:G:H2'	31:BA:954:G:O4'	1.97	0.64
1:DA:90:U:H2'	1:DA:90:U:O2	1.97	0.64
3:AD:6:PHE:CE1	3:AD:18:VAL:HG23	2.32	0.64
8:AK:37:VAL:HG22	8:AK:38:LEU:HD12	1.78	0.64
32:CE:231:GLU:HB3	32:CE:232:PRO:HD2	1.80	0.64
18:AS:88:ARG:HB3	18:AS:92:ARG:HB3	1.80	0.64
38:BK:88:LYS:HB3	38:BK:89:PRO:HD2	1.80	0.64
43:CP:84:ILE:HD13	49:CV:63:THR:HG21	1.80	0.64
26:A4:39:CYS:O	26:A4:40:HIS:CG	2.51	0.63
16:A1:90:VAL:HG12	16:A1:91:ASP:N	2.11	0.63
1:AA:2287:A:N6	1:AA:2344:U:N3	2.25	0.63
31:BA:1160:G:O6	31:BA:1181:G:C6	2.51	0.63
3:DD:32:SER:HA	3:DD:36:PRO:HD2	1.80	0.63
1:AA:1266:G:O2'	1:AA:2012:G:O6	2.10	0.63
12:DP:1:MET:HE2	12:DP:1:MET:H1	1.61	0.63
1:AA:2789:C:H1'	1:AA:2892:A:H2	1.63	0.63
17:A2:38:LEU:HD23	17:A2:39:LEU:H	1.63	0.63
1:DA:1525:G:H2'	1:DA:1526:G:H8	1.62	0.63
34:CG:60:GLU:OE2	34:CG:199:ASN:N	2.30	0.63
16:D1:34:LYS:HE2	16:D1:34:LYS:HA	1.80	0.63
31:BA:1060:C:O2'	40:BM:56:HIS:HD2	1.81	0.63
31:CA:1279:A:O2'	31:CA:1281:U:OP2	2.14	0.63
31:BA:1125:U:OP2	31:BA:1145:C:N4	2.32	0.63
1:AA:1478:G:H2'	1:AA:1479:G:H8	1.62	0.63
1:AA:1077:A:H3'	1:AA:1078:U:H5''	1.80	0.63
34:BG:114:ARG:HG3	34:BG:114:ARG:NH1	2.11	0.63
24:AW:50:ILE:HD12	24:AW:51:ARG:N	2.14	0.63
31:BA:1299:A:H2'	31:BA:1301:U:O4'	1.98	0.63

Continued on next page...

Continued from previous page...

Atom-1	Atom-2	Distance(Å)	Clash(Å)
31:CA:1306:A:N6	31:CA:1331:G:O2'	2.31	0.63
16:D1:95:LEU:HD21	17:D2:13:ARG:HB2	1.80	0.63
1:DA:1045:A:O2'	1:DA:1047:G:O4'	2.16	0.63
31:BA:737:A:H2'	31:BA:738:C:H6	1.64	0.63
31:BA:438:G:H4'	34:BG:123:HIS:CG	2.34	0.63
39:CL:95:LYS:HD3	39:CL:96:LEU:N	2.14	0.63
33:BF:123:GLN:O	33:BF:128:PHE:HB2	1.98	0.63
9:DM:47:ALA:HB2	9:DM:112:LEU:HD11	1.78	0.63
31:CA:406:G:H21	34:CG:119:GLN:HE22	1.46	0.63
11:DO:82:GLY:HA2	11:DO:113:LYS:O	1.98	0.63
8:DK:38:LEU:HD12	8:DK:38:LEU:H	1.63	0.63
40:BM:33:GLN:HB2	40:BM:75:ILE:HD11	1.79	0.63
26:A4:39:CYS:O	26:A4:40:HIS:CB	2.46	0.63
16:A1:92:ARG:HB2	17:A2:11:GLN:NE2	2.14	0.63
28:A6:16:CYS:O	28:A6:17:LYS:HB2	1.97	0.63
31:BA:1118:C:OP1	39:BL:9:ARG:HD3	1.98	0.63
1:AA:1480:G:C2	1:AA:1482:U:O2	2.51	0.63
31:CA:1442:G:HO2'	31:CA:1443:G:P	2.22	0.63
33:CF:15:THR:HG21	33:CF:181:ASN:HA	1.80	0.63
1:DA:2571:C:C5'	1:DA:2572:A:H5''	2.27	0.63
1:DA:90:U:O2'	1:DA:91:A:C8	2.51	0.63
7:DH:169:VAL:HG22	7:DH:170:ARG:H	1.62	0.63
36:BI:97:PHE:HD2	48:BU:31:LEU:HD21	1.64	0.63
40:BM:75:ILE:HG13	40:BM:76:ASN:H	1.61	0.63
18:AS:32:ALA:O	18:AS:36:LEU:HG	1.99	0.63
31:BA:1101:A:H4'	31:BA:1102:A:O5'	1.98	0.63
1:DA:288:C:H2'	1:DA:289:A:C8	2.34	0.63
35:CH:80:ILE:HD11	35:CH:138:ALA:HB1	1.79	0.63
11:AO:75:ILE:H	11:AO:75:ILE:HD13	1.63	0.63
16:D1:59:ARG:O	16:D1:63:VAL:HG23	1.99	0.63
12:DP:54:MET:HE2	12:DP:118:LEU:HD23	1.81	0.63
1:DA:1225:C:O2'	17:D2:85:LYS:N	2.31	0.63
31:BA:1176:A:N6	31:BA:1177:G:C6	2.67	0.63
1:AA:2126:A:N6	1:AA:2163:C:H1'	2.13	0.63
32:BE:97:TRP:HH2	32:BE:176:GLU:HG3	1.61	0.63
37:CJ:78:ARG:CZ	37:CJ:80:VAL:HB	2.29	0.63
33:CF:47:LEU:O	33:CF:49:SER:N	2.32	0.63
39:BL:53:VAL:HG23	39:BL:95:LYS:HD2	1.80	0.63
4:AE:51:PHE:HD1	4:AE:52:LEU:HG	1.63	0.63
1:DA:443:A:H5''	1:DA:444:C:OP1	1.98	0.63
31:BA:517:G:N1	31:BA:533:A:OP2	2.30	0.63
30:A8:43:GLN:C	30:A8:44:LYS:HD2	2.19	0.63

Continued on next page...

Continued from previous page...

Atom-1	Atom-2	Distance(Å)	Clash(Å)
1:AA:2402:C:H2'	1:AA:2403:C:H5'	1.78	0.63
33:CF:118:GLN:O	33:CF:122:GLU:HB2	1.98	0.63
7:AH:17:VAL:HG11	7:AH:50:VAL:HG11	1.81	0.63
47:BT:81:ARG:NH2	47:BT:83:ASP:OD2	2.23	0.63
1:AA:1188:U:H4'	17:A2:79:VAL:HG22	1.81	0.63
17:D2:2:PHE:H	17:D2:42:GLY:HA3	1.61	0.63
1:DA:1899:G:H21	1:DA:1902:C:H5	1.47	0.63
31:CA:1221:G:OP1	31:CA:1321:C:N4	2.30	0.63
1:AA:443:A:H5''	1:AA:444:C:OP1	1.97	0.63
1:DA:2748:A:C8	1:DA:2754:U:O4	2.52	0.63
15:AR:3:ARG:HB3	15:AR:7:ILE:HG13	1.79	0.63
31:CA:1382:C:H1'	37:CJ:79:ARG:NH1	2.13	0.63
1:DA:2144:U:O2	1:DA:2148:G:N2	2.32	0.63
31:CA:1392:G:H21	31:CA:1502:A:H8	1.45	0.63
31:CA:509:A:N3	31:CA:543:C:O2'	2.32	0.63
1:AA:2262:U:O2'	1:AA:2263:C:H5'	1.99	0.63
1:AA:18:C:O3'	16:A1:23:GLY:HA2	1.98	0.63
53:BC:1:C:H4'	53:BC:2:G:H5'	1.79	0.63
31:CA:1202:G:N2	44:CQ:43:CYS:SG	2.70	0.63
1:DA:1582:C:HO2'	1:DA:1586:A:H8	1.47	0.63
43:BP:14:ARG:HB3	43:BP:17:VAL:HG23	1.79	0.63
1:DA:1060:U:N3	1:DA:1088:A:H8	1.96	0.63
1:DA:259:G:O2'	1:DA:621:A:O2'	2.16	0.63
31:BA:267:C:OP1	47:BT:67:LYS:HD2	1.99	0.63
32:BE:80:ILE:HD11	32:BE:208:ILE:HG23	1.80	0.63
55:DF:148:LEU:HD23	55:DF:191:ARG:HH12	1.64	0.63
12:DP:19:GLY:H	12:DP:98:LYS:HZ3	1.45	0.63
4:AE:37:ARG:NH1	4:AE:41:LYS:HD2	2.12	0.63
21:AV:127:LYS:O	21:AV:161:VAL:HB	1.98	0.63
28:A6:11:LEU:HD21	28:A6:51:GLU:HG3	1.81	0.63
31:BA:960:U:H2'	31:BA:960:U:O2	1.97	0.63
4:AE:60:ASN:OD1	4:AE:62:PRO:HD2	1.97	0.63
25:AX:43:ILE:O	25:AX:47:VAL:HG23	1.98	0.63
12:DP:104:PHE:O	12:DP:105:GLU:HB3	1.98	0.63
1:DA:2471:C:H2'	1:DA:2472:G:C8	2.33	0.63
18:AS:14:PRO:HB2	18:AS:18:ARG:HH21	1.62	0.63
31:CA:1300:G:O2'	31:CA:1301:U:P	2.56	0.63
1:DA:152:G:H1	1:DA:174:C:N4	1.95	0.63
35:BH:154:GLY:O	35:BH:155:GLU:HB3	1.97	0.63
9:DM:128:HIS:HE1	9:DM:134:ARG:HH11	1.46	0.63
1:DA:602:G:N2	1:DA:655:A:C8	2.66	0.63
1:DA:89:G:H3'	1:DA:90:U:H5''	1.81	0.63

Continued on next page...

Continued from previous page...

Atom-1	Atom-2	Distance(Å)	Clash(Å)
31:BA:188:U:H2'	31:BA:189:U:H5''	1.79	0.63
1:AA:2898:U:H2'	1:AA:2899:G:C8	2.34	0.63
57:DV:114:GLY:O	57:DV:116:VAL:N	2.32	0.63
53:CD:31:G:H2'	53:CD:32:G:H8	1.62	0.63
31:CA:322:C:H5	31:CA:328:C:H5	1.46	0.63
1:DA:2364:C:H4'	58:D3:56:ASP:OD2	1.99	0.63
23:DZ:78:LYS:HD2	23:DZ:78:LYS:O	1.99	0.63
1:DA:1543:A:H2'	1:DA:1544:C:H3'	1.79	0.63
52:BB:52:U:H2'	52:BB:53:A:H5'	1.81	0.63
15:AR:51:ARG:HG3	15:AR:98:LYS:HE3	1.80	0.63
37:BJ:65:ALA:HB2	37:BJ:128:ALA:HB2	1.80	0.63
31:BA:1336:C:OP1	31:BA:1336:C:H4'	1.98	0.63
47:BT:76:LEU:HD11	47:BT:79:SER:HB3	1.78	0.63
15:AR:20:PRO:HG2	15:AR:86:ILE:O	1.99	0.63
31:CA:1226:C:H4'	49:CV:80:TYR:OH	1.98	0.63
5:AF:123:LEU:HD12	5:AF:124:LEU:H	1.64	0.63
1:AA:1869:G:H8	1:AA:1869:G:H5'	1.64	0.63
16:D1:66:ASN:HD21	16:D1:70:ARG:HE	1.46	0.63
12:AP:59:ARG:CG	12:AP:59:ARG:HH21	2.12	0.63
5:AF:66:PRO:O	5:AF:67:GLN:CB	2.46	0.63
40:CM:56:HIS:O	40:CM:58:ASP:N	2.32	0.63
1:DA:27:G:N2	1:DA:512:G:H1'	2.14	0.63
1:DA:2:G:H1	1:DA:2901:C:N4	1.96	0.63
16:A1:110:VAL:O	16:A1:113:ALA:HB3	1.98	0.63
1:AA:1171:G:C5	1:AA:1174:A:N6	2.67	0.63
27:D5:46:CYS:HB3	27:D5:49:CYS:SG	2.39	0.63
53:BC:1:C:O2'	53:BC:2:G:P	2.56	0.63
12:AP:84:GLY:O	12:AP:85:LYS:HB2	1.98	0.63
58:D3:51:VAL:N	58:D3:62:LEU:HD12	2.13	0.63
11:AO:106:LEU:O	11:AO:107:LYS:HB2	1.99	0.63
1:DA:669:G:O2'	1:DA:670:A:P	2.56	0.63
1:DA:1899:G:N2	1:DA:1902:C:C5	2.67	0.63
1:DA:993:G:H1'	17:D2:87:HIS:CE1	2.34	0.63
1:AA:2347:C:O5'	28:A6:39:TYR:OH	2.16	0.63
31:BA:1366:C:H2'	31:BA:1367:C:H6	1.63	0.63
2:AB:15:A:O2'	2:AB:109:G:C8	2.50	0.63
41:CN:29:ILE:HG22	41:CN:44:SER:CB	2.25	0.63
1:AA:1062:G:N3	1:AA:1077:A:N6	2.46	0.63
34:BG:114:ARG:CG	34:BG:114:ARG:HH11	2.09	0.63
1:AA:1024:G:C3'	1:AA:1025:G:H5''	2.29	0.63
20:DU:97:ARG:NH2	20:DU:98:VAL:HB	2.13	0.63
27:A5:52:TYR:HD1	27:A5:53:ALA:H	1.47	0.63

Continued on next page...

Continued from previous page...

Atom-1	Atom-2	Distance(Å)	Clash(Å)
32:BE:178:ARG:HH22	32:BE:196:LEU:HA	1.64	0.63
1:AA:2104:G:C2	1:AA:2186:G:C2	2.87	0.63
43:CP:84:ILE:HG21	49:CV:63:THR:HG21	1.80	0.63
1:AA:557:U:H2'	1:AA:558:G:H8	1.64	0.63
9:DM:62:VAL:HG22	9:DM:66:LYS:HD2	1.79	0.63
1:AA:495:G:H1'	18:AS:57:ASN:ND2	2.13	0.63
53:CC:30:G:O2'	53:CC:31:G:H5'	1.99	0.63
3:AD:32:SER:HA	3:AD:36:PRO:HD2	1.80	0.62
11:DO:59:LEU:O	11:DO:59:LEU:HD22	1.98	0.62
1:AA:1533:C:N4	1:AA:1538:G:N1	2.34	0.62
11:DO:52:GLU:OE1	11:DO:53:GLY:N	2.31	0.62
31:CA:1124:G:O2'	31:CA:1145:C:C4	2.52	0.62
31:BA:1128:C:H5'	39:BL:16:ARG:HH22	1.64	0.62
42:BO:15:VAL:HG23	42:BO:16:ARG:N	2.11	0.62
31:CA:1347:G:N2	31:CA:1373:G:H2'	2.13	0.62
33:BF:79:ARG:HH21	41:CN:99:GLN:NE2	1.97	0.62
38:BK:64:LYS:HB3	38:BK:79:VAL:HG21	1.81	0.62
11:DO:85:LEU:HB3	11:DO:114:ILE:CD1	2.29	0.62
1:DA:2272:U:H5''	1:DA:2273:A:OP1	1.99	0.62
49:CV:18:LYS:O	49:CV:22:LEU:HB2	1.98	0.62
38:BK:11:THR:HG23	38:BK:14:ARG:HH12	1.62	0.62
1:DA:2517:C:C2	1:DA:2542:A:N6	2.66	0.62
41:BN:48:ILE:HD11	41:BN:64:ALA:HA	1.80	0.62
9:AM:73:THR:HB	9:AM:82:LEU:HD11	1.80	0.62
1:AA:1932:A:H2'	1:AA:1933:G:O4'	1.99	0.62
35:BH:76:ILE:HG13	35:BH:93:PRO:HB3	1.79	0.62
31:BA:580:U:H2'	31:BA:581:G:O4'	1.98	0.62
60:D4:14:ILE:HD11	60:D4:33:VAL:HG11	1.81	0.62
33:BF:150:LYS:HG3	33:BF:169:ALA:HB2	1.79	0.62
49:BV:30:LEU:HD22	49:BV:30:LEU:O	1.99	0.62
41:BN:86:GLY:N	41:BN:112:THR:OG1	2.21	0.62
6:AG:111:LEU:HB3	6:AG:117:PHE:CE2	2.34	0.62
1:AA:2298:A:H62	1:AA:2318:G:H8	1.46	0.62
28:D6:27:LYS:HB3	28:D6:27:LYS:NZ	2.14	0.62
4:AE:14:ILE:CG2	4:AE:21:VAL:HG21	2.29	0.62
16:A1:92:ARG:HD2	17:A2:11:GLN:HB2	1.81	0.62
11:DO:9:ASN:O	11:DO:10:PRO:C	2.36	0.62
1:DA:993:G:OP1	16:D1:50:ARG:NH2	2.31	0.62
59:DW:46:GLN:H	59:DW:49:LYS:HZ2	1.45	0.62
33:CF:8:ILE:O	33:CF:10:PHE:N	2.33	0.62
1:AA:2148:G:H2'	1:AA:2149:G:H8	1.64	0.62
31:BA:255:G:H1'	47:BT:16:GLN:NE2	2.14	0.62

Continued on next page...

Continued from previous page...

Atom-1	Atom-2	Distance(Å)	Clash(Å)
1:DA:2840:C:H5''	56:D0:53:HIS:CD2	2.35	0.62
31:CA:1451:A:OP2	31:CA:1452:C:N4	2.32	0.62
47:BT:22:LEU:HD11	47:BT:39:SER:HB3	1.81	0.62
57:DV:16:SER:O	57:DV:20:ARG:HG3	1.98	0.62
5:AF:24:LEU:HD23	5:AF:115:ALA:HA	1.81	0.62
19:DT:23:GLU:HG3	19:DT:24:GLY:H	1.62	0.62
1:AA:2506:U:H2'	1:AA:2506:U:O2	2.00	0.62
1:DA:851:U:OP1	25:DX:49:LYS:HE2	1.98	0.62
1:DA:1036:G:H1	1:DA:1119:C:H42	1.47	0.62
11:AO:15:ARG:NH1	11:AO:15:ARG:CG	2.38	0.62
1:DA:84:A:H61	1:DA:102:G:C2'	2.10	0.62
21:AV:142:SER:CB	21:AV:143:GLY:HA2	2.23	0.62
30:A8:52:LYS:O	30:A8:52:LYS:HG3	1.98	0.62
53:BD:19:G:H2'	53:BD:58:A:H62	1.64	0.62
42:CO:38:ARG:NH1	42:CO:38:ARG:HB3	2.14	0.62
45:CR:82:ILE:HB	45:CR:87:ILE:HB	1.81	0.62
8:AK:46:ALA:O	8:AK:50:ARG:HD3	2.00	0.62
3:DD:43:ARG:NH1	3:DD:44:ASN:HD21	1.93	0.62
1:DA:1225:C:O3'	17:D2:85:LYS:HA	1.99	0.62
31:BA:1218:C:OP2	44:BQ:9:LYS:NZ	2.32	0.62
31:CA:266:G:H1'	31:CA:267:C:OP2	2.00	0.62
1:DA:2173:A:C2	1:DA:2174:C:H4'	2.34	0.62
12:DP:59:ARG:CG	12:DP:59:ARG:HH21	2.12	0.62
1:AA:2015:A:C1'	27:A5:2:ALA:HA	2.28	0.62
31:CA:235:C:H5'	47:CT:70:ARG:HG2	1.79	0.62
40:CM:27:ALA:HB2	40:CM:85:LEU:HD11	1.81	0.62
1:DA:2023:G:OP2	1:DA:2617:C:H4'	1.99	0.62
38:CK:110:ALA:HB3	38:CK:121:ASP:HB3	1.81	0.62
31:CA:583:A:H2'	31:CA:584:G:O4'	2.00	0.62
1:DA:906:G:OP1	12:DP:141:GLN:CG	2.47	0.62
11:DO:62:LEU:HD11	30:D8:25:MET:CB	2.23	0.62
11:DO:65:ARG:HB2	11:DO:65:ARG:HH11	1.64	0.62
12:AP:78:PRO:HG2	12:AP:81:VAL:HG11	1.82	0.62
42:CO:57:LEU:C	42:CO:59:SER:H	2.02	0.62
37:CJ:16:LEU:CD1	39:CL:42:ARG:HA	2.27	0.62
17:D2:49:THR:O	17:D2:50:PRO:C	2.38	0.62
11:AO:9:ASN:O	11:AO:10:PRO:C	2.37	0.62
1:AA:140:A:C8	1:AA:1408:C:O2'	2.48	0.62
4:AE:36:ARG:NH1	4:AE:85:ASN:OD1	2.32	0.62
1:DA:1688:U:H1'	1:DA:1701:A:C6	2.34	0.62
31:BA:542:G:H5'	34:BG:41:GLY:HA3	1.81	0.62
49:CV:80:TYR:CE1	49:CV:82:GLY:HA2	2.34	0.62

Continued on next page...

Continued from previous page...

Atom-1	Atom-2	Distance(Å)	Clash(Å)
1:AA:507:A:C5'	1:AA:508:G:H5'	2.29	0.62
1:AA:873:G:H1	1:AA:904:C:H42	1.47	0.62
1:AA:900:A:N3	1:AA:900:A:H2'	2.13	0.62
1:AA:955:C:OP1	12:AP:87:LYS:NZ	2.31	0.62
3:AD:71:ASP:HB3	3:AD:103:ARG:NH2	2.11	0.62
31:CA:1308:U:H5''	43:CP:98:VAL:CG2	2.30	0.62
17:A2:49:THR:HB	17:A2:50:PRO:CD	2.22	0.62
43:BP:23:TYR:HB3	43:BP:67:GLU:HA	1.82	0.62
31:BA:1086:U:H3	31:BA:1099:G:H22	1.46	0.62
2:DB:44:G:H1'	2:DB:47:C:H42	1.65	0.62
4:DE:35:GLN:HE21	4:DE:36:ARG:H	1.47	0.62
30:D8:60:LEU:C	30:D8:61:LEU:HG	2.18	0.62
14:DQ:110:LEU:HB2	14:DQ:112:PHE:CZ	2.35	0.62
1:AA:1069:A:H5''	1:AA:1070:A:OP1	2.00	0.62
31:CA:1213:A:N1	31:CA:1215:G:H1'	2.13	0.62
52:BB:15:A:N1	52:BB:21:A:N6	2.46	0.62
1:AA:2402:C:O2'	1:AA:2403:C:OP1	2.11	0.62
1:DA:2517:C:N3	1:DA:2542:A:N6	2.47	0.62
41:BN:121:PRO:HG2	41:BN:126:ARG:HG3	1.82	0.62
1:AA:372:G:O2'	1:AA:373:U:OP2	2.18	0.62
34:CG:189:PRO:HB2	34:CG:194:LEU:HD21	1.81	0.62
1:DA:1336:A:H2'	1:DA:1337:G:H8	1.63	0.62
24:AW:13:ALA:O	24:AW:16:LEU:HB3	1.99	0.62
31:CA:1032:A:H3'	31:CA:1032(A):G:C5'	2.29	0.62
57:DV:144:LEU:HD12	57:DV:144:LEU:O	1.99	0.62
17:D2:85:LYS:CD	17:D2:86:GLY:H	2.12	0.62
1:AA:2287:A:N1	1:AA:2346:A:C2	2.68	0.62
1:DA:1607:C:H5''	1:DA:1608:A:H5'	1.80	0.62
7:AH:30:LYS:CD	7:AH:81:GLU:H	2.13	0.62
11:DO:16:ARG:HG3	11:DO:16:ARG:NH1	2.15	0.62
31:CA:963:G:H21	40:CM:55:LYS:CE	2.13	0.62
12:DP:1:MET:N	12:DP:1:MET:CE	2.62	0.62
17:D2:35:LEU:HG	17:D2:37:VAL:CG1	2.28	0.62
15:DR:16:ARG:NH2	15:DR:19:LEU:HD21	2.15	0.62
18:AS:45:TYR:CE2	18:AS:49:LYS:HD2	2.35	0.62
60:D4:39:CYS:C	60:D4:41:PRO:HD3	2.20	0.62
20:AU:35:TYR:CE1	20:AU:69:ALA:HB3	2.34	0.62
31:CA:7:G:H5'	31:CA:298:A:O4'	1.99	0.62
31:BA:1313:U:OP2	49:BV:6:LYS:HG3	1.98	0.62
11:DO:134:ALA:O	11:DO:138:LEU:HD12	1.99	0.62
31:BA:880:C:OP1	42:BO:5:ASN:ND2	2.33	0.62
1:DA:672:C:O2'	1:DA:673:C:H5'	2.00	0.62

Continued on next page...

Continued from previous page...

Atom-1	Atom-2	Distance(Å)	Clash(Å)
9:DM:42:TRP:O	16:D1:64:ARG:NH2	2.33	0.62
6:AG:104:GLU:CD	26:A4:23:GLU:HG3	2.20	0.62
31:CA:673:G:H2'	31:CA:674:G:C8	2.34	0.62
12:DP:79:LEU:HD12	12:DP:79:LEU:C	2.20	0.62
17:A2:44:LYS:C	17:A2:46:VAL:H	2.03	0.62
1:DA:2784:C:H1'	4:DE:37:ARG:NH2	2.14	0.62
4:DE:9:VAL:CG2	4:DE:25:VAL:HB	2.29	0.62
1:DA:2689:U:C4'	1:DA:2690:C:OP2	2.46	0.62
35:BH:11:ILE:HD11	35:BH:31:LEU:HB3	1.81	0.62
1:DA:1542:G:H3'	1:DA:1543:A:H5''	1.82	0.62
1:AA:32:C:O2'	1:AA:33:U:H5'	1.99	0.62
1:AA:1065:U:C5	1:AA:1066:U:H6	2.18	0.62
11:AO:91:PHE:O	11:AO:121:LYS:NZ	2.31	0.62
34:BG:108:LEU:HB3	34:BG:110:PHE:CE1	2.35	0.62
31:CA:954:G:H2'	31:CA:955:U:C6	2.34	0.62
1:DA:274:G:C5	1:DA:275:G:C6	2.87	0.62
41:BN:127:LYS:HE2	41:BN:127:LYS:HA	1.81	0.62
32:BE:189:ASP:OD1	32:BE:191:ASP:HB2	1.99	0.62
1:AA:1103:A:H2'	1:AA:1104:C:H5'	1.80	0.62
12:AP:87:LYS:O	12:AP:88:GLY:C	2.37	0.62
1:DA:885:C:H42	1:DA:890:A:H62	1.41	0.62
1:DA:2422:A:H4'	1:DA:2423:U:OP1	1.99	0.62
11:DO:65:ARG:NH1	11:DO:65:ARG:HB2	2.14	0.62
42:BO:86:ARG:HH21	42:BO:88:LYS:HE3	1.63	0.62
27:A5:40:LYS:NZ	27:A5:46:CYS:HB3	2.15	0.62
4:DE:9:VAL:HG21	4:DE:25:VAL:HB	1.81	0.62
4:DE:4:ILE:CD1	4:DE:28:ALA:HB1	2.30	0.62
57:DV:19:ARG:HH11	57:DV:84:GLU:HB2	1.64	0.62
41:BN:30:VAL:HG21	41:BN:65:ALA:HA	1.80	0.62
7:AH:117:PRO:HB3	7:AH:123:PHE:CE1	2.35	0.62
3:DD:130:ALA:C	3:DD:131:LEU:HD12	2.19	0.62
31:CA:173:U:H5''	31:CA:197:A:O4'	1.99	0.62
1:DA:1810:A:H2'	1:DA:1811:G:O4'	1.99	0.62
16:A1:65:ILE:O	16:A1:67:ALA:N	2.33	0.62
1:DA:1649:G:O2'	56:D0:107:ASP:OD1	2.09	0.62
9:DM:30:ILE:HG22	9:DM:34:LEU:HD22	1.81	0.62
31:BA:1240:U:OP2	37:BJ:116:ALA:N	2.28	0.62
17:D2:48:GLY:HA3	17:D2:52:VAL:HG22	1.82	0.62
1:AA:887:A:H5'	1:AA:888:C:OP1	2.00	0.62
12:DP:6:ARG:O	12:DP:7:MET:CG	2.30	0.62
53:CC:62:C:H2'	53:CC:63:C:H6	1.65	0.62
31:CA:1119:C:OP2	39:CL:9:ARG:NH2	2.33	0.62

Continued on next page...

Continued from previous page...

Atom-1	Atom-2	Distance(Å)	Clash(Å)
1:AA:2712:U:O2'	1:AA:2713:A:H5'	2.00	0.62
31:BA:1020:U:H2'	31:BA:1021:G:C8	2.35	0.62
1:AA:1210:A:C8	1:AA:1210:A:H5'	2.31	0.62
32:BE:88:ALA:HB2	32:BE:219:VAL:HG13	1.82	0.62
9:AM:43:THR:HB	9:AM:46:VAL:HG12	1.81	0.62
31:CA:1392:G:N2	31:CA:1502:A:H8	1.97	0.62
1:AA:534:U:H5'	16:A1:42:ALA:HB1	1.82	0.62
35:CH:110:LEU:O	35:CH:115:VAL:HG22	2.00	0.62
35:CH:76:ILE:HG23	35:CH:77:PRO:HD2	1.82	0.62
33:BF:195:VAL:HG12	33:BF:196:LEU:N	2.15	0.62
53:CC:60:A:H2'	53:CC:61:U:H5'	1.81	0.62
1:AA:1055:G:H1	1:AA:1104:C:H42	1.47	0.61
11:DO:62:LEU:HD22	11:DO:62:LEU:C	2.19	0.61
44:BQ:13:THR:O	44:BQ:14:PRO:O	2.18	0.61
12:AP:77:LYS:HB3	12:AP:78:PRO:HD2	1.82	0.61
14:DQ:14:VAL:HG21	14:DQ:89:ARG:HD3	1.80	0.61
31:CA:1025:U:HO2'	31:CA:1026:G:H8	1.48	0.61
1:DA:1300:U:H5''	1:DA:1301:A:H5''	1.82	0.61
57:DV:158:PRO:O	57:DV:161:VAL:HG13	2.00	0.61
20:DU:42:VAL:HG22	20:DU:65:ALA:HB3	1.82	0.61
1:DA:2165:G:N3	1:DA:2165:G:H2'	2.15	0.61
31:CA:1305:G:HO2'	31:CA:1306:A:P	2.23	0.61
1:AA:1209:G:H21	1:AA:1210:A:H62	1.48	0.61
31:CA:1199:U:H4'	40:CM:54:PHE:CZ	2.34	0.61
19:DT:63:LYS:O	19:DT:63:LYS:HD2	1.99	0.61
14:AQ:70:GLY:HA2	14:AQ:101:LEU:HD13	1.80	0.61
19:AT:84:ALA:HB3	19:AT:87:GLN:HE22	1.65	0.61
58:D3:27:GLU:HG3	58:D3:68:GLU:HA	1.81	0.61
34:CG:178:VAL:HG12	34:CG:179:GLU:N	2.15	0.61
1:AA:2788:C:O2'	1:AA:2809:A:N3	2.31	0.61
49:CV:80:TYR:CZ	49:CV:82:GLY:HA2	2.34	0.61
31:CA:179:A:H2'	31:CA:180:U:C6	2.35	0.61
12:DP:66:ILE:CG1	12:DP:67:ARG:N	2.30	0.61
1:DA:886:C:O2'	1:DA:887:A:O5'	2.16	0.61
34:BG:22:LYS:HB2	34:BG:26:CYS:CB	2.23	0.61
40:BM:50:ILE:HD11	40:BM:57:LYS:HD2	1.82	0.61
2:AB:94:C:H2'	2:AB:95:U:H6	1.65	0.61
8:DK:77:LEU:HG	8:DK:78:THR:N	2.15	0.61
1:AA:1069:A:H4'	1:AA:1070:A:C5'	2.30	0.61
17:A2:47:VAL:CG2	17:A2:48:GLY:N	2.62	0.61
1:AA:813:U:H2'	1:AA:814:C:C6	2.35	0.61
17:D2:2:PHE:O	17:D2:42:GLY:N	2.33	0.61

Continued on next page...

Continued from previous page...

Atom-1	Atom-2	Distance(Å)	Clash(Å)
1:AA:2857:G:N2	1:AA:2860:A:OP2	2.33	0.61
1:DA:1156:A:OP1	16:D1:55:ARG:NH1	2.33	0.61
1:AA:1833:U:O2'	1:AA:1969:A:N1	2.32	0.61
43:BP:10:PRO:HB2	43:BP:18:ALA:HB1	1.82	0.61
1:AA:1537:C:H2'	1:AA:1538:G:C8	2.34	0.61
1:AA:1026:U:H1'	1:AA:1027:A:C5'	2.29	0.61
6:DG:67:LYS:H	60:D4:6:HIS:HE2	1.47	0.61
15:DR:5:ALA:O	15:DR:7:ILE:N	2.32	0.61
31:BA:189:U:O2	47:BT:63:ARG:NH2	2.33	0.61
1:DA:2880:C:O2	56:D0:93:GLY:N	2.29	0.61
34:BG:9:CYS:O	34:BG:13:ARG:HG2	2.00	0.61
11:DO:138:LEU:HD21	11:DO:144:GLU:HG2	1.82	0.61
5:AF:132:VAL:HG12	5:AF:163:VAL:HG22	1.81	0.61
31:CA:750:G:N3	45:CR:23:GLY:HA3	2.14	0.61
1:DA:1786:A:C2	1:DA:2606:C:H1'	2.35	0.61
12:DP:64:ILE:HG22	12:DP:65:PHE:H	1.64	0.61
12:AP:136:ALA:CB	21:AV:48:PHE:CE1	2.83	0.61
2:DB:104:A:H2'	2:DB:105:G:O4'	2.00	0.61
1:DA:2420:C:OP2	30:D8:33:ASN:HA	1.99	0.61
1:DA:9:U:C4	1:DA:2629:A:C6	2.89	0.61
49:BV:41:VAL:CB	49:BV:42:PRO:HA	2.22	0.61
40:BM:61:GLU:OE1	44:BQ:58:LYS:HE2	2.00	0.61
14:DQ:88:ASP:O	14:DQ:89:ARG:CB	2.45	0.61
1:AA:249:C:O2	30:A8:12:LYS:HE3	1.99	0.61
1:DA:2125:G:H22	1:DA:2172:U:P	2.22	0.61
1:DA:598:G:C1'	11:DO:12:ALA:HB2	2.29	0.61
60:D4:56:VAL:O	60:D4:57:GLU:HB2	2.00	0.61
33:CF:22:TRP:HB3	33:CF:59:ARG:HB2	1.82	0.61
1:AA:2836:U:H2'	1:AA:2837:G:C8	2.35	0.61
25:AX:6:VAL:HG12	25:AX:54:VAL:HG21	1.81	0.61
31:BA:1053:G:O6	31:BA:1199:U:H2'	2.00	0.61
1:DA:528:A:H8	1:DA:528:A:H3'	1.66	0.61
1:DA:528:A:O2'	1:DA:529:A:H5'	2.00	0.61
31:CA:560:U:HO2'	31:CA:561:U:P	2.22	0.61
57:DV:158:PRO:HB2	57:DV:159:PRO:CD	2.30	0.61
20:DU:19:LYS:HD2	20:DU:67:LEU:HD11	1.83	0.61
11:AO:9:ASN:HB3	11:AO:10:PRO:CD	2.30	0.61
1:AA:1021:A:H62	1:AA:1141:U:H3	1.47	0.61
1:DA:1342:A:N6	1:DA:1397:U:C5	2.68	0.61
34:CG:24:GLU:O	34:CG:27:TYR:HB2	2.01	0.61
31:CA:1053:G:HO2'	31:CA:1054:C:P	2.22	0.61
1:DA:1092:C:O2'	7:DH:170:ARG:NH2	2.33	0.61

Continued on next page...

Continued from previous page...

Atom-1	Atom-2	Distance(Å)	Clash(Å)
31:CA:15:G:H1'	35:CH:19:MET:CE	2.29	0.61
31:BA:630:G:H2'	31:BA:631:G:O4'	2.00	0.61
31:BA:1194:U:H2'	31:BA:1195:C:C6	2.36	0.61
31:CA:1367:C:H5'	40:CM:60:ARG:HH21	1.65	0.61
7:DH:124:GLU:N	7:DH:124:GLU:OE1	2.34	0.61
39:BL:47:LEU:H	39:BL:47:LEU:HD13	1.65	0.61
31:BA:598:U:H4'	38:BK:94:TYR:CD2	2.35	0.61
1:AA:883:G:N2	1:AA:893:C:N3	2.44	0.61
11:AO:66:GLY:O	11:AO:67:MET:HB2	1.99	0.61
31:CA:1177:G:H2'	31:CA:1178:G:N3	2.15	0.61
1:AA:2346:A:H5''	1:AA:2383:G:O4'	2.00	0.61
15:DR:54:ARG:HA	15:DR:59:THR:HB	1.81	0.61
1:DA:2307:G:O2'	1:DA:2308:G:N7	2.32	0.61
1:DA:1536:A:H5''	1:DA:1537:C:OP2	2.01	0.61
1:AA:959:A:H62	12:AP:83:MET:HE1	1.65	0.61
31:CA:197:A:H1'	31:CA:198:G:OP2	2.00	0.61
1:AA:1931:U:H5	1:AA:1969:A:N7	1.99	0.61
17:D2:1:MET:SD	17:D2:43:GLU:HB2	2.41	0.61
44:CQ:24:CYS:HB3	44:CQ:29:ARG:HB2	1.83	0.61
31:CA:1095:U:P	31:CA:1108:G:H1	2.24	0.61
4:DE:2:LYS:HD2	4:DE:95:ILE:HG22	1.81	0.61
31:BA:1112:C:C4	33:BF:178:LEU:HD23	2.35	0.61
31:CA:133:U:OP1	50:CW:74:LYS:NZ	2.33	0.61
6:AG:112:PRO:HG3	26:A4:38:LYS:HD3	1.82	0.61
1:DA:1329:U:H5''	1:DA:1330:C:H5	1.66	0.61
20:DU:60:PHE:H	20:DU:60:PHE:HD2	1.46	0.61
7:AH:153:LYS:HG2	7:AH:162:ILE:HB	1.81	0.61
1:DA:2126:A:H1'	1:DA:2127:G:H5''	1.83	0.61
21:AV:5:LEU:O	21:AV:6:LYS:HB2	2.00	0.61
4:DE:47:VAL:CG1	4:DE:48:GLN:N	2.64	0.61
4:DE:51:PHE:CE2	4:DE:52:LEU:HG	2.34	0.61
23:AZ:41:ARG:NH1	23:AZ:41:ARG:HG3	2.14	0.61
37:CJ:43:PHE:O	37:CJ:47:CYS:N	2.34	0.61
17:A2:38:LEU:HD23	17:A2:40:LEU:H	1.66	0.61
12:DP:89:ASN:O	12:DP:90:VAL:HG12	1.99	0.61
53:CD:9:G:O2'	53:CD:10:G:C8	2.54	0.61
55:DF:18:ARG:HG2	55:DF:19:GLU:H	1.64	0.61
1:AA:1882:C:H5'	1:AA:1883:G:OP2	2.00	0.61
38:BK:120:THR:H	38:BK:123:GLU:HB3	1.64	0.61
25:DX:52:HIS:CD2	25:DX:52:HIS:H	2.16	0.61
38:BK:21:LYS:O	38:BK:65:TYR:OH	2.14	0.61
7:AH:129:THR:OG1	7:AH:129:THR:O	2.18	0.61

Continued on next page...

Continued from previous page...

Atom-1	Atom-2	Distance(Å)	Clash(Å)
1:AA:2257:U:O2'	1:AA:2258:C:H5'	2.00	0.61
32:CE:7:VAL:O	32:CE:8:LYS:HB2	2.01	0.61
37:BJ:57:GLU:OE1	37:BJ:57:GLU:N	2.33	0.61
1:AA:545:G:H2'	1:AA:546:C:H5''	1.82	0.61
1:AA:270(O):U:H5''	1:AA:270(P):C:OP2	1.99	0.61
1:AA:2467:C:O2'	1:AA:2468:G:H5'	2.01	0.61
28:D6:9:LEU:HD13	28:D6:11:LEU:HD21	1.82	0.61
12:AP:21:THR:CB	12:AP:99:PRO:O	2.41	0.61
1:AA:1899:G:O2'	1:AA:1900:A:OP2	2.19	0.61
9:AM:35:ARG:O	9:AM:37:LYS:HG3	2.00	0.61
4:DE:37:ARG:HD3	4:DE:44:TYR:OH	2.00	0.61
1:AA:71:A:C2	19:AT:31:HIS:CE1	2.84	0.61
5:AF:63:LYS:HE2	5:AF:67:GLN:HB2	1.83	0.61
23:AZ:91:LYS:O	23:AZ:93:GLU:N	2.34	0.61
53:CD:52:C:H2'	53:CD:53:G:H8	1.66	0.61
1:DA:1171:G:O2'	1:DA:1173:G:O5'	2.17	0.61
33:BF:119:ARG:HE	33:BF:140:ARG:NH2	1.98	0.61
31:BA:503:C:OP2	42:BO:113:SER:OG	2.17	0.61
55:DF:83:PHE:O	55:DF:85:GLY:N	2.30	0.61
6:AG:101:ILE:HG13	26:A4:25:TYR:O	2.00	0.61
38:CK:10:LEU:HD22	38:CK:83:ILE:HD11	1.83	0.61
12:AP:66:ILE:O	12:AP:104:PHE:N	2.30	0.61
1:DA:888:C:H4'	1:DA:889:C:O5'	1.98	0.61
28:D6:25:LYS:HD2	30:D8:34:TRP:HZ3	1.64	0.61
31:BA:1118:C:H1'	31:BA:1179:A:C4	2.36	0.61
1:DA:946:G:H2'	1:DA:947:G:H8	1.65	0.61
3:DD:34:VAL:HG13	3:DD:34:VAL:O	2.00	0.61
50:BW:26:ASN:HB2	50:BW:71:THR:HG23	1.80	0.61
53:CD:6:G:H1	53:CD:68:C:H42	1.48	0.61
1:AA:330:A:HO2'	1:AA:331:A:H8	1.46	0.61
9:AM:7:LYS:CD	9:AM:7:LYS:H	2.11	0.61
8:DK:101:LEU:HD23	8:DK:101:LEU:H	1.65	0.61
43:CP:4:ILE:HG13	43:CP:5:ALA:N	2.15	0.61
34:BG:13:ARG:HB3	34:BG:33:MET:HG2	1.83	0.61
15:DR:107:ASP:N	15:DR:107:ASP:OD1	2.32	0.61
46:BS:4:ILE:HD13	46:BS:21:VAL:HG13	1.81	0.61
38:CK:12:ARG:HD2	38:CK:26:VAL:HG12	1.82	0.61
53:CD:36:A:H61	54:C1:13:U:H3	1.47	0.61
31:CA:135:C:O2	46:CS:1:MET:HB3	2.00	0.61
31:CA:1206:G:O2'	33:CF:193:TYR:HA	2.01	0.61
1:AA:2377:A:H2'	1:AA:2378:A:C8	2.36	0.61
1:AA:2468:G:H22	1:AA:2481:G:H2'	1.65	0.61

Continued on next page...

Continued from previous page...

Atom-1	Atom-2	Distance(Å)	Clash(Å)
3:AD:35:LYS:CG	3:AD:64:ILE:N	2.61	0.61
1:DA:2466:C:H2'	1:DA:2467:C:C5'	2.09	0.61
55:DF:22:ALA:C	55:DF:24:LEU:N	2.52	0.61
3:DD:35:LYS:CB	3:DD:64:ILE:H	2.13	0.61
3:DD:28:GLU:CB	3:DD:29:PRO:CD	2.78	0.61
1:AA:2690:C:H5''	1:AA:2872:G:H21	1.66	0.61
20:DU:47:LYS:N	20:DU:60:PHE:HB3	2.12	0.61
1:DA:1006:C:H1'	9:DM:106:MET:HE3	1.82	0.61
1:AA:330:A:H2	1:AA:1210:A:HO2'	1.49	0.61
1:AA:1771:C:H1'	1:AA:1786:A:C8	2.36	0.61
8:DK:131:LYS:HB3	8:DK:132:PRO:CA	2.31	0.61
1:AA:1069:A:H4'	1:AA:1070:A:H5''	1.82	0.61
55:DF:32:LEU:O	55:DF:36:VAL:HG23	2.00	0.61
17:D2:80:GLN:HE21	17:D2:80:GLN:HA	1.65	0.61
43:CP:20:THR:O	43:CP:22:ILE:N	2.31	0.61
1:AA:2492:U:H2'	1:AA:2493:U:C6	2.35	0.61
31:CA:1454:G:OP1	50:CW:39:LYS:NZ	2.31	0.61
1:AA:1218:C:H42	1:AA:1231:G:H1	1.48	0.61
38:CK:88:LYS:HB2	38:CK:89:PRO:HD2	1.81	0.61
11:AO:15:ARG:O	11:AO:16:ARG:O	2.18	0.60
31:BA:975:A:HO2'	44:BQ:32:SER:HG	1.49	0.60
7:DH:152:ARG:O	7:DH:153:LYS:HB2	2.01	0.60
31:BA:1128:C:C2	31:BA:1144:G:N2	2.69	0.60
1:AA:1266:G:O4'	18:AS:15:ARG:NH2	2.34	0.60
1:AA:1049:C:H2'	1:AA:1050:A:C5'	2.30	0.60
21:AV:61:LEU:HD12	21:AV:62:PRO:O	2.01	0.60
32:CE:92:TYR:CD2	32:CE:151:GLY:HA3	2.36	0.60
16:D1:98:LEU:C	16:D1:100:VAL:N	2.53	0.60
59:DW:17:SER:HB2	59:DW:18:PRO:HA	1.80	0.60
15:AR:64:ARG:CB	15:AR:73:GLU:HG2	2.29	0.60
12:DP:20:ALA:O	12:DP:21:THR:CB	2.48	0.60
31:BA:96:G:H2'	31:BA:97:U:H5'	1.83	0.60
6:AG:129:GLY:HA2	6:AG:166:ASP:HB3	1.82	0.60
1:DA:796:C:H2'	1:DA:797:C:C6	2.35	0.60
46:BS:17:TYR:HE1	46:BS:41:PRO:HG3	1.66	0.60
1:AA:323:G:H5'	5:AF:169:ASN:HD21	1.65	0.60
18:AS:70:TYR:H	18:AS:70:TYR:HD2	1.48	0.60
55:DF:11:VAL:HG23	55:DF:12:LEU:H	1.66	0.60
1:DA:483:A:H5'	20:DU:49:VAL:HG22	1.81	0.60
49:BV:40:ILE:CG1	49:BV:41:VAL:HG13	2.27	0.60
1:AA:1693:U:O2'	3:AD:14:ARG:NH2	2.34	0.60
1:AA:1062:G:H2'	1:AA:1063:G:C8	2.36	0.60

Continued on next page...

Continued from previous page...

Atom-1	Atom-2	Distance(Å)	Clash(Å)
1:AA:2751:G:O2'	1:AA:2752:C:P	2.58	0.60
1:AA:2702:U:OP1	1:AA:2702:U:H6	1.82	0.60
1:DA:2168:G:H2'	1:DA:2168:G:N3	2.16	0.60
31:CA:1305:G:O2'	31:CA:1306:A:H8	1.84	0.60
17:D2:46:VAL:O	17:D2:46:VAL:HG22	2.01	0.60
15:AR:26:ASP:O	15:AR:49:VAL:HG13	2.01	0.60
37:CJ:20:ASP:HB3	37:CJ:23:VAL:HG23	1.83	0.60
9:AM:46:VAL:O	9:AM:47:ALA:HB3	2.01	0.60
31:CA:843:U:H3'	31:CA:848:C:O4'	2.01	0.60
14:AQ:99:LYS:HE2	14:AQ:103:GLU:OE1	2.01	0.60
1:DA:1597:A:H5'	1:DA:1598:C:OP1	2.02	0.60
31:BA:365:U:H5''	31:BA:366:C:OP1	2.01	0.60
31:BA:1106:G:H2'	31:BA:1107:C:H6	1.66	0.60
31:BA:186(C):G:H2'	31:BA:186(D):C:H6	1.66	0.60
23:AZ:92:LYS:HA	23:AZ:95:LEU:HB2	1.81	0.60
1:AA:974(A):C:H4'	1:AA:975:G:O5'	2.00	0.60
3:AD:33:LEU:HD13	3:AD:34:VAL:N	2.17	0.60
31:CA:1176:A:H2'	31:CA:1177:G:H5'	1.82	0.60
1:AA:2572:A:N7	4:AE:145:LYS:HB2	2.16	0.60
8:AK:133:HIS:CB	8:AK:134:PRO:HD2	2.30	0.60
8:DK:125:GLU:CB	8:DK:141:LYS:HD3	2.31	0.60
1:AA:1069:A:O2'	1:AA:1072:C:OP1	2.18	0.60
53:CD:31:G:N2	53:CD:41:C:O2	2.34	0.60
41:BN:21:ILE:HB	41:BN:84:VAL:HG12	1.83	0.60
1:AA:593:G:H1'	30:A8:4:MET:HE1	1.84	0.60
52:BB:45:U:C2'	52:BB:46:G:H5''	2.31	0.60
24:AW:65:ASN:HD22	24:AW:69:ARG:HE	1.50	0.60
50:CW:75:ASN:OD1	50:CW:75:ASN:N	2.33	0.60
6:AG:107:LEU:O	26:A4:38:LYS:HD3	2.01	0.60
13:A0:63:ARG:HB2	13:A0:80:PHE:CE1	2.37	0.60
1:DA:2610:C:C4'	1:DA:2611:U:OP2	2.48	0.60
1:AA:746:A:C5	1:AA:2611:U:H5''	2.37	0.60
8:AK:110:ASP:HB3	8:AK:112:LYS:N	2.16	0.60
2:DB:44:G:H1'	2:DB:47:C:N4	2.16	0.60
1:AA:2807:G:H3'	1:AA:2808:U:H5''	1.82	0.60
1:AA:1240:U:O2'	1:AA:1241:A:H5'	2.01	0.60
1:DA:2143:C:N4	1:DA:2148:G:H1	1.99	0.60
43:BP:108:ARG:N	43:BP:108:ARG:HD2	2.17	0.60
17:A2:76:LYS:HG3	17:A2:81:TYR:CD1	2.36	0.60
1:DA:1336:A:H2'	1:DA:1337:G:C8	2.36	0.60
1:DA:2225:A:H4'	1:DA:2226:C:O5'	2.02	0.60
31:CA:677:U:H3	31:CA:713:G:H22	1.50	0.60

Continued on next page...

Continued from previous page...

Atom-1	Atom-2	Distance(Å)	Clash(Å)
33:BF:32:LEU:HD12	33:BF:59:ARG:HD3	1.81	0.60
32:BE:231:GLU:HB2	32:BE:232:PRO:HD2	1.84	0.60
4:AE:100:GLU:O	4:AE:172:VAL:HG23	2.01	0.60
21:AV:45:ASP:OD2	21:AV:49:ARG:NE	2.34	0.60
12:DP:110:THR:OG1	12:DP:112:GLU:HG2	2.01	0.60
25:AX:59:VAL:HG22	25:AX:60:GLU:H	1.66	0.60
1:DA:846:C:C2	1:DA:847:U:C5	2.89	0.60
1:DA:871:U:OP1	12:DP:5:ARG:HG3	2.01	0.60
1:AA:1689:A:N7	1:AA:1698:A:N1	2.49	0.60
31:BA:791:G:C6	31:BA:792:A:N6	2.69	0.60
27:A5:50:GLY:N	27:A5:56:LYS:HB2	2.17	0.60
8:DK:109:ILE:HD13	8:DK:109:ILE:H	1.67	0.60
9:DM:15:LEU:HB2	9:DM:134:ARG:HG2	1.84	0.60
8:AK:33:ARG:HB3	8:AK:35:LEU:HD23	1.83	0.60
31:BA:953:G:H5'	31:BA:965:A:H61	1.65	0.60
36:BI:8:ILE:HD11	36:BI:79:LEU:HD13	1.82	0.60
1:AA:581:C:H2'	1:AA:582:G:C8	2.37	0.60
1:DA:1771:C:H1'	1:DA:1786:A:C8	2.37	0.60
1:DA:2185:C:H2'	1:DA:2186:G:C8	2.36	0.60
39:CL:40:LEU:HD11	39:CL:70:LYS:HG2	1.84	0.60
34:CG:150:GLU:O	34:CG:152:SER:N	2.29	0.60
31:CA:589:C:H42	31:CA:650:G:H1	1.49	0.60
50:CW:53:LEU:HA	50:CW:56:MET:HG2	1.83	0.60
1:AA:1084:A:N6	1:AA:1085:A:N6	2.50	0.60
3:DD:33:LEU:HD23	3:DD:34:VAL:H	1.66	0.60
7:AH:153:LYS:CB	7:AH:154:PRO:CD	2.79	0.60
1:DA:2128:C:O2'	1:DA:2173:A:C2	2.54	0.60
15:DR:4:GLY:O	15:DR:7:ILE:HG22	2.01	0.60
1:DA:71:A:H2	19:DT:31:HIS:CE1	2.20	0.60
32:CE:56:ARG:HH11	32:CE:56:ARG:HA	1.67	0.60
31:BA:243:A:H4'	31:BA:244:U:H3'	1.83	0.60
33:CF:75:VAL:O	33:CF:83:ARG:NE	2.35	0.60
17:D2:79:VAL:C	17:D2:80:GLN:HE21	2.05	0.60
1:DA:2880:C:O2'	56:D0:90:ARG:NH1	2.33	0.60
1:AA:2566:A:H4'	1:AA:2567:G:O5'	2.01	0.60
31:CA:1250:A:H4'	39:CL:68:GLY:N	2.15	0.60
1:DA:2219:G:H2'	1:DA:2224:G:H5'	1.84	0.60
35:CH:48:ALA:HB3	35:CH:54:ALA:HB2	1.84	0.60
10:AN:9:GLU:OE1	10:AN:18:LYS:HE3	2.02	0.60
45:CR:39:LEU:HD12	45:CR:56:LEU:HB2	1.82	0.60
10:AN:4:PRO:O	10:AN:5:GLN:CB	2.50	0.60
40:CM:31:GLY:O	40:CM:32:ALA:HB2	2.01	0.60

Continued on next page...

Continued from previous page...

Atom-1	Atom-2	Distance(Å)	Clash(Å)
1:AA:130:C:O3'	1:AA:1349:A:H1'	2.01	0.60
1:AA:907:U:H5'	12:AP:23:GLY:O	2.01	0.60
1:AA:1026:U:C4'	1:AA:1027:A:OP1	2.49	0.60
21:AV:62:PRO:O	21:AV:63:ASP:CB	2.49	0.60
37:CJ:115:ARG:O	37:CJ:118:VAL:HG12	2.02	0.60
4:DE:52:LEU:O	4:DE:74:PRO:HA	2.02	0.60
31:CA:1200:C:H5'	31:CA:1201:A:C5'	2.31	0.60
32:CE:55:PHE:HD1	32:CE:58:ILE:HD12	1.66	0.60
11:DO:128:HIS:HA	11:DO:147:LEU:HA	1.83	0.60
49:CV:41:VAL:O	49:CV:44:MET:HB2	2.02	0.60
31:CA:554:C:H2'	31:CA:555:C:C6	2.36	0.60
1:DA:1177:A:H5'	1:DA:1178:C:OP1	2.00	0.60
31:CA:179:A:H2'	31:CA:180:U:H6	1.67	0.60
39:CL:43:ALA:HA	39:CL:74:ILE:HD13	1.82	0.60
41:CN:32:ILE:HD13	41:CN:72:ALA:HB2	1.82	0.60
6:DG:59:GLU:CD	6:DG:153:ARG:HH21	2.05	0.60
27:A5:41:PRO:O	27:A5:44:THR:OG1	2.19	0.60
12:AP:75:THR:OG1	12:AP:88:GLY:HA3	2.02	0.60
12:AP:136:ALA:HB1	21:AV:48:PHE:CE1	2.36	0.60
11:DO:63:PRO:C	11:DO:65:ARG:H	2.03	0.60
1:DA:1652:A:OP1	56:D0:8:ARG:HD3	2.01	0.60
33:BF:19:GLU:O	33:BF:40:ARG:NH2	2.35	0.60
4:AE:78:LEU:CG	4:AE:79:ARG:HD2	2.30	0.60
1:DA:1025:G:H8	1:DA:1025:G:OP1	1.85	0.60
31:BA:1331:G:OP2	43:BP:23:TYR:HD2	1.85	0.60
1:AA:1025:G:C4	1:AA:1135:C:H1'	2.36	0.60
1:DA:1058:U:H3	1:DA:1080:A:N6	2.00	0.60
31:CA:1302:U:C6	43:CP:17:VAL:HG21	2.37	0.60
1:DA:2137:C:N4	1:DA:2154:G:H1	1.98	0.60
14:AQ:106:ARG:N	14:AQ:110:LEU:HD21	2.17	0.60
31:BA:1504:G:H3'	31:BA:1504:G:OP2	2.01	0.60
1:AA:652:C:H5'	1:AA:653:A:OP2	2.02	0.60
31:CA:1249:C:O2'	39:CL:73:GLN:OE1	2.18	0.60
31:BA:652:U:C4	31:BA:752:G:N3	2.69	0.60
21:AV:69:THR:HG22	21:AV:90:VAL:HG22	1.82	0.60
4:AE:52:LEU:HB2	4:AE:75:VAL:CG2	2.32	0.60
1:DA:860:U:C2	1:DA:2268:A:C8	2.89	0.60
5:AF:160:ASN:OD1	5:AF:163:VAL:HG23	2.01	0.60
50:BW:30:LYS:NZ	50:BW:80:ARG:HH12	2.00	0.60
15:AR:108:ARG:O	15:AR:111:ARG:HB2	2.02	0.60
30:D8:23:VAL:HG22	30:D8:47:LYS:HB3	1.82	0.60
9:DM:94:HIS:HB2	9:DM:97:ARG:HD3	1.83	0.60

Continued on next page...

Continued from previous page...

Atom-1	Atom-2	Distance(Å)	Clash(Å)
31:CA:45:U:H2'	31:CA:46:G:C8	2.37	0.60
31:BA:1190:G:H5'	33:BF:176:HIS:CE1	2.37	0.60
22:A3:35:ASN:HD22	22:A3:35:ASN:N	2.00	0.60
1:AA:247:G:H4'	1:AA:386:G:C5	2.37	0.60
1:DA:671:C:OP1	11:DO:42:SER:O	2.20	0.60
39:CL:111:ARG:HG2	39:CL:112:LYS:N	2.16	0.60
40:CM:61:GLU:OE1	44:CQ:58:LYS:NZ	2.26	0.60
26:A4:40:HIS:H	26:A4:41:PRO:CD	2.14	0.60
11:AO:16:ARG:NH1	11:AO:16:ARG:HG3	2.15	0.60
3:DD:43:ARG:HD2	3:DD:44:ASN:ND2	2.16	0.60
1:AA:619:G:H5''	1:AA:620:G:OP2	2.01	0.60
1:AA:844:C:H2'	1:AA:845:G:O4'	2.01	0.60
31:BA:1003:G:H2'	31:BA:1004:A:H5'	1.83	0.60
18:AS:14:PRO:HB3	18:AS:18:ARG:HH21	1.63	0.60
1:AA:2116:G:P	1:AA:2165:G:N2	2.75	0.60
33:BF:8:ILE:HG23	33:BF:16:ARG:HG2	1.82	0.60
31:CA:629:G:H2'	31:CA:630:G:H8	1.65	0.60
1:DA:2135:A:H62	1:DA:2156:G:N2	2.00	0.60
31:BA:1498:U:H1'	31:BA:1499:A:OP2	2.02	0.60
31:CA:1016:A:H2'	31:CA:1017:G:O4'	2.02	0.60
56:D0:117:VAL:O	56:D0:118:GLU:HB2	2.00	0.60
35:BH:12:LEU:HB3	35:BH:31:LEU:HB2	1.83	0.60
31:CA:452:A:H2'	31:CA:453:A:C8	2.37	0.60
31:BA:626:U:C2	31:BA:627:G:C8	2.89	0.60
9:AM:23:LEU:HD12	9:AM:99:LEU:HD23	1.84	0.60
14:DQ:25:ARG:NH1	14:DQ:42:ASP:OD2	2.35	0.60
31:CA:859:A:OP2	31:CA:869:G:N1	2.32	0.60
1:AA:1221:C:H2'	1:AA:1222:C:H6	1.67	0.60
36:CI:61:LEU:HD23	36:CI:63:TYR:OH	2.01	0.60
1:AA:1694:C:H4'	1:AA:1695:G:O5'	2.01	0.60
1:DA:2427:C:H5''	1:DA:2428:G:OP1	2.02	0.60
2:DB:111:U:H2'	2:DB:112:G:C8	2.37	0.60
1:AA:2212:A:H1'	1:AA:2215:G:C4	2.37	0.60
28:D6:26:ASN:O	28:D6:28:ARG:HG2	2.01	0.60
19:AT:49:VAL:CG1	19:AT:83:VAL:HG22	2.26	0.60
49:CV:31:ILE:CG1	49:CV:32:LYS:H	2.11	0.60
9:AM:132:ALA:HB1	9:AM:133:GLN:HE21	1.67	0.60
17:D2:35:LEU:H	17:D2:35:LEU:HD23	1.67	0.60
18:AS:110:LYS:O	18:AS:112:GLY:N	2.35	0.60
31:BA:191:G:O2'	50:BW:101:GLY:O	2.19	0.60
43:BP:108:ARG:HA	43:BP:108:ARG:HH11	1.66	0.60
1:AA:811:U:OP2	11:AO:21:ARG:O	2.20	0.60

Continued on next page...

Continued from previous page...

Atom-1	Atom-2	Distance(Å)	Clash(Å)
1:DA:1087:G:N2	1:DA:1102:C:N3	2.48	0.60
31:BA:827:U:C5	31:BA:872:A:N1	2.70	0.60
4:AE:13:ARG:HH11	4:AE:13:ARG:CB	2.15	0.60
49:CV:78:ARG:HD3	49:CV:79:THR:H	1.67	0.60
1:DA:987:G:O2'	1:DA:1000:A:N3	2.33	0.60
1:AA:1380:G:N2	1:AA:1570:A:C2	2.70	0.60
23:AZ:83:GLU:C	23:AZ:85:LEU:H	2.05	0.60
57:DV:175:VAL:HG22	57:DV:176:PRO:HD2	1.83	0.60
15:AR:60:THR:HG22	15:AR:77:PRO:HA	1.84	0.60
43:CP:73:GLU:O	43:CP:77:ASN:HB2	2.01	0.60
1:DA:1547:C:H2'	1:DA:1548:C:C6	2.37	0.60
47:BT:100:LYS:O	47:BT:101:ARG:HD3	2.01	0.60
1:DA:582:G:H2'	1:DA:583:G:C8	2.36	0.60
1:DA:886:C:H1'	1:DA:890:A:H2	1.67	0.59
1:AA:1803:A:H4'	3:AD:259:THR:CG2	2.32	0.59
31:CA:1160:G:N1	31:CA:1177:G:N2	2.43	0.59
1:AA:1899:G:O2'	1:AA:1900:A:O5'	2.20	0.59
7:AH:151:ILE:HG22	7:AH:151:ILE:O	2.02	0.59
6:DG:77:ILE:HG22	6:DG:80:PHE:H	1.66	0.59
1:AA:2144:U:O2	1:AA:2148:G:N2	2.35	0.59
1:AA:2149:G:N1	1:AA:2150:U:O2	2.35	0.59
53:BD:19:G:H2'	53:BD:58:A:N6	2.16	0.59
56:D0:24:GLN:HE22	56:D0:36:THR:HG21	1.67	0.59
28:A6:36:LEU:HD23	28:A6:36:LEU:H	1.67	0.59
31:CA:340:U:H3	31:CA:349:A:H61	1.50	0.59
1:DA:2537:U:H2'	1:DA:2538:C:C6	2.37	0.59
52:BB:19:G:H1'	52:BB:20:U:OP1	2.02	0.59
1:AA:2875:C:H4'	15:AR:5:ALA:HB2	1.84	0.59
1:DA:535:C:O2'	1:DA:536:A:H5'	2.01	0.59
1:DA:30:G:H2'	1:DA:31:C:C6	2.36	0.59
1:DA:2654:A:OP1	1:DA:2654:A:H8	1.85	0.59
31:BA:883:C:C2'	31:BA:884:U:H5'	2.32	0.59
1:DA:847:U:O4	1:DA:933:A:C6	2.55	0.59
2:DB:104:A:OP1	57:DV:72:ARG:NH2	2.35	0.59
3:AD:102:LYS:C	3:AD:103:ARG:HG2	2.22	0.59
3:AD:35:LYS:NZ	3:AD:64:ILE:O	2.31	0.59
3:AD:65:ILE:HD11	3:AD:67:PHE:CE2	2.37	0.59
1:DA:1794:U:H2'	1:DA:1795:C:H6	1.67	0.59
1:DA:1899:G:C2'	1:DA:1900:A:OP2	2.50	0.59
31:CA:1178:G:H5'	39:CL:93:ARG:HH21	1.66	0.59
1:DA:994:C:OP2	16:D1:54:LYS:NZ	2.28	0.59
27:D5:3:LYS:HG3	27:D5:4:HIS:H	1.67	0.59

Continued on next page...

Continued from previous page...

Atom-1	Atom-2	Distance(Å)	Clash(Å)
51:CX:2:GLY:C	51:CX:4:GLY:H	2.05	0.59
1:AA:273(F):C:H3'	1:AA:274:G:C5'	2.31	0.59
4:DE:8:LYS:HB3	4:DE:193:GLY:H	1.68	0.59
32:BE:59:GLU:HB2	32:BE:221:LEU:HD11	1.84	0.59
15:AR:50:ILE:HD11	15:AR:102:ILE:CD1	2.31	0.59
31:CA:690:G:H2'	31:CA:691:G:O4'	2.01	0.59
31:BA:606:G:H22	31:BA:631:G:H8	1.49	0.59
43:BP:39:ILE:HD13	43:BP:52:GLU:HB3	1.82	0.59
45:BR:39:LEU:HD13	45:BR:56:LEU:HB2	1.83	0.59
31:CA:811:C:H4'	31:CA:900:A:N6	2.17	0.59
42:CO:80:VAL:HG21	42:CO:97:ILE:HD13	1.84	0.59
31:CA:377:G:OP1	46:CS:3:LYS:HD2	2.01	0.59
8:AK:88:ILE:O	8:AK:121:LYS:HE3	2.02	0.59
1:AA:1227:A:OP1	17:A2:84:LYS:HE2	2.02	0.59
31:BA:601:C:H2'	31:BA:602:A:H8	1.66	0.59
31:CA:972:C:O3'	40:CM:57:LYS:HG3	2.03	0.59
1:AA:906:G:OP1	12:AP:141:GLN:HB3	2.02	0.59
11:DO:62:LEU:HD22	11:DO:63:PRO:N	2.16	0.59
17:D2:84:LYS:NZ	17:D2:84:LYS:HB2	2.17	0.59
39:CL:18:PHE:HD1	39:CL:62:TYR:HD2	1.50	0.59
5:AF:46:ARG:HH11	5:AF:46:ARG:CG	2.11	0.59
31:CA:1003:G:C2'	31:CA:1004:A:H5'	2.32	0.59
31:CA:1002:G:N2	31:CA:1038:C:N3	2.44	0.59
1:DA:1689:A:N6	1:DA:1698:A:C2	2.45	0.59
31:CA:1442:G:O2'	31:CA:1443:G:P	2.60	0.59
53:BD:15:G:H2'	53:BD:60:A:C2	2.37	0.59
59:DW:15:LYS:HA	59:DW:67:LYS:NZ	2.15	0.59
31:BA:87:A:H2'	31:BA:88:C:H6	1.66	0.59
4:DE:4:ILE:HD11	4:DE:28:ALA:CB	2.32	0.59
1:AA:1069:A:H4'	1:AA:1070:A:O5'	2.02	0.59
32:BE:204:ASN:HD22	32:BE:205:ASP:N	2.01	0.59
1:DA:1569:A:O2'	3:DD:38:LYS:HG2	2.01	0.59
34:BG:12:CYS:HA	34:BG:19:LEU:CD2	2.32	0.59
57:DV:33:LEU:HD23	57:DV:90:VAL:HG21	1.84	0.59
1:AA:370:G:H4'	1:AA:371:A:OP2	2.01	0.59
31:CA:339:C:C2'	31:CA:340:U:H5'	2.31	0.59
50:CW:61:SER:OG	50:CW:65:LYS:NZ	2.34	0.59
45:CR:24:SER:HB3	45:CR:27:VAL:HG23	1.85	0.59
3:DD:120:GLY:HA2	3:DD:190:TYR:OH	2.03	0.59
31:CA:721:G:H4'	31:CA:722:A:O5'	2.01	0.59
18:AS:65:LEU:O	18:AS:67:ASP:N	2.35	0.59
34:CG:134:ASP:O	34:CG:136:PRO:HD3	2.02	0.59

Continued on next page...

Continued from previous page...

Atom-1	Atom-2	Distance(Å)	Clash(Å)
7:AH:23:ARG:HB3	7:AH:36:PRO:HA	1.83	0.59
1:AA:1354:A:OP1	3:AD:38:LYS:NZ	2.34	0.59
7:AH:9:ILE:N	7:AH:9:ILE:HD12	2.18	0.59
31:BA:881:G:P	42:BO:9:ARG:HH22	2.24	0.59
1:DA:2702:U:H4'	1:DA:2703:C:OP1	2.03	0.59
26:A4:40:HIS:N	26:A4:41:PRO:HD2	2.18	0.59
11:AO:19:VAL:HG22	11:AO:20:GLY:H	1.68	0.59
12:DP:3:MET:O	12:DP:4:PRO:O	2.20	0.59
1:AA:2298:A:N6	1:AA:2318:G:H1'	2.17	0.59
15:DR:26:ASP:CB	15:DR:91:ARG:HA	2.21	0.59
26:A4:59:PHE:O	26:A4:63:TYR:HB2	2.02	0.59
31:CA:407:G:H1	31:CA:435:C:H42	1.50	0.59
34:CG:31:CYS:C	34:CG:33:MET:N	2.56	0.59
31:CA:1133:G:N1	31:CA:1141:C:N4	2.38	0.59
3:DD:35:LYS:HD3	3:DD:63:ARG:CA	2.31	0.59
3:DD:65:ILE:HD11	3:DD:67:PHE:CD2	2.37	0.59
1:DA:1298:C:H5''	1:DA:1299:G:OP2	2.02	0.59
31:BA:1036:G:H3'	31:BA:1037:C:C6	2.37	0.59
1:AA:805:G:OP2	11:AO:41:ARG:HG2	2.02	0.59
11:AO:61:ARG:O	11:AO:62:LEU:HB3	2.02	0.59
31:CA:957:U:H2'	31:CA:959:A:OP2	2.01	0.59
1:DA:71:A:C2	19:DT:31:HIS:HE1	2.20	0.59
32:CE:82:ARG:HD2	32:CE:92:TYR:OH	2.01	0.59
42:CO:67:ILE:HD13	42:CO:74:LEU:HD12	1.84	0.59
9:AM:115:ARG:HA	9:AM:118:LYS:HE3	1.84	0.59
4:DE:28:ALA:O	4:DE:93:VAL:HG22	2.02	0.59
31:BA:1318:A:H1'	49:BV:37:ARG:HH21	1.66	0.59
6:DG:109:VAL:HG13	60:D4:33:VAL:HG12	1.84	0.59
46:BS:21:VAL:HG23	46:BS:34:GLU:O	2.01	0.59
1:DA:2712(A):A:H5''	1:DA:2713:A:OP2	2.03	0.59
1:DA:1790:C:H5''	1:DA:1791:A:OP1	2.03	0.59
1:DA:2693:A:H2'	1:DA:2694:G:H8	1.67	0.59
34:CG:105:VAL:HG21	34:CG:126:ILE:HG13	1.84	0.59
1:DA:1820:U:H4'	1:DA:1821:A:OP2	2.01	0.59
16:A1:66:ASN:HB2	16:A1:76:TYR:HB2	1.84	0.59
2:DB:66:A:H61	2:DB:108:C:H5''	1.65	0.59
1:AA:265:A:H1'	1:AA:266:G:O4'	2.01	0.59
31:CA:1077:G:N2	31:CA:1080:A:OP2	2.34	0.59
35:BH:35:GLY:HA3	35:BH:112:LEU:O	2.01	0.59
31:BA:345:C:O2'	31:BA:346:G:N2	2.35	0.59
12:DP:137:TYR:C	12:DP:139:GLU:H	2.04	0.59
31:CA:1139:G:N2	31:CA:1143:G:H1	1.99	0.59

Continued on next page...

Continued from previous page...

Atom-1	Atom-2	Distance(Å)	Clash(Å)
11:AO:50:ARG:HD3	30:A8:7:HIS:NE2	2.17	0.59
31:BA:1002:G:C4	31:BA:1003:G:C8	2.91	0.59
31:BA:1023:G:H3'	31:BA:1024:G:C5'	2.30	0.59
1:AA:1138:G:H21	9:AM:106:MET:CE	2.14	0.59
11:AO:38:GLN:O	11:AO:41:ARG:HB2	2.03	0.59
1:AA:2116:G:OP1	1:AA:2165:G:N2	2.36	0.59
60:D4:12:ALA:H	60:D4:24:THR:HB	1.67	0.59
31:BA:383:A:H8	31:BA:383:A:O5'	1.85	0.59
1:DA:6:A:H4'	9:DM:129:PRO:CB	2.32	0.59
1:DA:91:A:H2'	1:DA:92:G:O4'	2.02	0.59
31:CA:321:A:N6	31:CA:329:A:OP2	2.35	0.59
53:CD:36:A:N6	54:C1:13:U:H3	2.00	0.59
21:AV:45:ASP:O	21:AV:49:ARG:HG2	2.03	0.59
10:AN:68:GLU:OE2	10:AN:78:ARG:NH1	2.34	0.59
1:AA:529:A:H8	1:AA:530:G:C6	2.20	0.59
31:CA:580:U:H2'	31:CA:581:G:O4'	2.01	0.59
1:AA:1270:C:H5''	1:AA:1271:G:O5'	2.03	0.59
3:AD:35:LYS:HB3	3:AD:36:PRO:HA	1.85	0.59
3:AD:35:LYS:HD3	3:AD:63:ARG:CA	2.33	0.59
30:D8:49:VAL:HG12	30:D8:50:LEU:N	2.18	0.59
11:DO:48:PRO:C	11:DO:50:ARG:H	2.04	0.59
1:AA:2287:A:C2	1:AA:2346:A:N1	2.71	0.59
11:DO:15:ARG:O	11:DO:16:ARG:O	2.21	0.59
1:DA:747:U:OP2	27:D5:3:LYS:HD2	2.03	0.59
1:DA:1300:U:H4'	1:DA:1301:A:H5'	1.78	0.59
1:AA:654(B):C:H2'	1:AA:654(C):G:H8	1.66	0.59
32:CE:54:THR:HG23	32:CE:199:TYR:HB3	1.83	0.59
20:DU:89:PHE:HD1	20:DU:90:LEU:HG	1.66	0.59
38:CK:97:VAL:HA	38:CK:100:ILE:HD11	1.83	0.59
57:DV:114:GLY:C	57:DV:116:VAL:H	2.05	0.59
1:DA:289:A:H5'	1:DA:290:G:OP2	2.03	0.59
39:CL:112:LYS:HG2	39:CL:118:LYS:HA	1.84	0.59
31:CA:365:U:H5''	31:CA:366:C:OP1	2.02	0.59
19:AT:3:THR:HA	19:AT:6:ASP:OD2	2.03	0.59
1:AA:1139:G:O2'	1:AA:1143:A:N1	2.30	0.59
1:AA:2728:U:H2'	1:AA:2729:G:C8	2.38	0.59
16:D1:108:GLU:OE1	17:D2:45:THR:HA	2.02	0.59
12:DP:2:LEU:HB3	12:DP:70:PRO:CD	2.33	0.59
34:CG:31:CYS:C	34:CG:33:MET:H	2.06	0.59
3:DD:35:LYS:NZ	3:DD:104:TYR:HB2	2.17	0.59
3:DD:33:LEU:HD23	3:DD:34:VAL:N	2.17	0.59
39:BL:5:TYR:CE2	39:BL:16:ARG:HG2	2.36	0.59

Continued on next page...

Continued from previous page...

Atom-1	Atom-2	Distance(Å)	Clash(Å)
1:DA:74:A:H5'	1:DA:75:G:O4'	2.02	0.59
8:AK:133:HIS:O	8:AK:134:PRO:C	2.40	0.59
60:D4:1:MET:O	60:D4:2:LYS:HD3	2.03	0.59
31:CA:1330:U:H3'	31:CA:1331:G:O4'	2.01	0.59
27:A5:56:LYS:H	27:A5:56:LYS:CD	2.14	0.59
4:DE:181:LEU:HD23	15:DR:11:GLU:OE2	2.02	0.59
49:CV:30:LEU:HD12	49:CV:31:ILE:N	2.17	0.59
14:AQ:35:ILE:C	14:AQ:36:TYR:HD1	2.05	0.59
1:AA:2579:C:H2'	1:AA:2580:U:O4'	2.03	0.59
49:CV:45:VAL:HA	49:CV:62:ILE:HG22	1.83	0.59
7:AH:94:TYR:CE2	7:AH:160:LYS:HG2	2.37	0.59
33:CF:70:VAL:HG21	33:CF:76:VAL:HG11	1.84	0.59
31:BA:483:C:OP2	31:BA:484:G:O2'	2.21	0.59
58:D3:26:TYR:O	58:D3:29:GLN:HB2	2.03	0.59
5:AF:118:ALA:HB2	5:AF:123:LEU:HD23	1.85	0.59
34:CG:150:GLU:OE2	34:CG:150:GLU:N	2.36	0.59
1:AA:2199:A:H3'	1:AA:2205:C:H6	1.67	0.59
25:DX:7:LYS:HE2	25:DX:32:GLN:O	2.03	0.59
31:CA:625:G:H2'	31:CA:626:U:H6	1.67	0.59
1:DA:806:C:OP2	11:DO:41:ARG:HD3	2.03	0.59
1:DA:1485:G:O2'	1:DA:1486:A:H5'	2.03	0.59
1:DA:873:G:N2	1:DA:905:U:O2	2.36	0.59
5:AF:164:ARG:O	5:AF:168:ARG:HG3	2.03	0.59
45:CR:75:PRO:O	45:CR:79:ARG:HG3	2.03	0.59
38:BK:87:SER:HB2	38:BK:93:VAL:HB	1.85	0.59
20:AU:79:CYS:HG	20:AU:80:GLY:N	1.97	0.59
30:D8:33:ASN:N	30:D8:33:ASN:OD1	2.36	0.59
16:A1:92:ARG:HH21	17:A2:10:LYS:HG2	1.67	0.59
1:DA:1069:A:H4'	1:DA:1070:A:H5''	1.84	0.59
3:DD:35:LYS:HB3	3:DD:64:ILE:H	1.67	0.59
7:AH:4:ILE:HG12	7:AH:4:ILE:O	2.03	0.59
55:DF:164:ARG:HG2	55:DF:175:THR:OG1	2.03	0.59
21:AV:7:ALA:HB3	21:AV:61:LEU:HB3	1.84	0.59
31:CA:1299:A:C6	31:CA:1301:U:C2	2.91	0.59
1:AA:2629:A:N6	1:AA:2895:U:C2	2.71	0.59
1:AA:780:G:N2	1:AA:783:A:H62	1.99	0.59
11:DO:85:LEU:HA	11:DO:88:LEU:HB3	1.84	0.59
1:DA:138:G:H22	19:DT:44:GLU:CD	2.06	0.59
1:AA:2065:C:H2'	1:AA:2066:C:H6	1.65	0.59
38:BK:14:ARG:O	38:BK:18:ARG:HD3	2.02	0.59
31:BA:1313:U:P	49:BV:6:LYS:HE3	2.42	0.59
31:BA:1090:U:H2'	31:BA:1091:U:H6	1.68	0.59

Continued on next page...

Continued from previous page...

Atom-1	Atom-2	Distance(Å)	Clash(Å)
10:AN:90:GLN:O	10:AN:91:LEU:HB2	2.03	0.59
8:AK:21:VAL:HG21	8:AK:25:TYR:HD1	1.66	0.59
1:DA:587:C:O2	11:DO:33:ARG:NH1	2.35	0.59
6:DG:124:SER:HB2	6:DG:131:TYR:CE1	2.37	0.59
1:AA:1929:G:H4'	1:AA:1930:G:OP1	2.03	0.59
1:DA:271(C):U:H5'	1:DA:271:G:OP2	2.02	0.59
50:BW:75:ASN:OD1	50:BW:75:ASN:N	2.29	0.59
39:CL:23:ASN:H	39:CL:23:ASN:HD22	1.51	0.59
2:DB:59:A:H2'	2:DB:60:C:O4'	2.02	0.59
31:BA:1070:U:H2'	31:BA:1071:C:H6	1.67	0.59
1:DA:228:A:H3'	1:DA:228:A:H8	1.68	0.59
1:AA:50:U:H3'	1:AA:51:G:H5'	1.83	0.59
1:DA:893:C:H4'	1:DA:894:C:OP1	2.00	0.59
1:AA:1899:G:N2	1:AA:1902:C:H5	2.00	0.59
31:CA:1127:G:H22	31:CA:1145:C:H1'	1.68	0.59
31:CA:1003:G:H2'	31:CA:1004:A:H5'	1.84	0.59
42:CO:24:LEU:CD2	42:CO:30:ARG:HG2	2.29	0.59
31:CA:1442:G:N7	31:CA:1446:A:N1	2.51	0.59
11:AO:11:GLY:C	11:AO:13:ASN:H	2.05	0.59
1:DA:975:G:H1'	1:DA:990:A:C2	2.37	0.59
33:CF:8:ILE:HG23	33:CF:16:ARG:HG2	1.83	0.59
16:D1:92:ARG:O	16:D1:94:ASN:N	2.32	0.59
31:BA:35:G:O2'	42:BO:115:SER:O	2.15	0.59
31:CA:974:A:P	44:CQ:41:ARG:HH12	2.25	0.59
12:AP:4:PRO:HB3	12:AP:69:PHE:HE2	1.68	0.59
14:AQ:70:GLY:HA2	14:AQ:101:LEU:CD1	2.32	0.59
12:DP:21:THR:HG22	12:DP:21:THR:O	2.01	0.59
1:DA:1011:G:H1	1:DA:1150:C:H42	1.50	0.59
1:AA:1130:U:O2	4:AE:149:ARG:NH2	2.33	0.59
37:CJ:86:GLN:HE22	53:CD:32:G:H21	1.51	0.59
7:AH:9:ILE:HG22	7:AH:49:VAL:HB	1.85	0.59
7:AH:9:ILE:CG2	7:AH:49:VAL:HB	2.32	0.59
1:DA:2745:C:H4'	7:DH:142:GLY:O	2.03	0.59
17:D2:62:LEU:HD21	17:D2:95:LEU:HB2	1.84	0.59
37:BJ:99:LEU:HD23	37:BJ:102:ARG:NH1	2.17	0.59
1:AA:1955:U:O3'	1:AA:1956:U:H6	1.86	0.59
1:AA:1590:U:H2'	1:AA:1591:G:C8	2.38	0.59
31:CA:792:A:H1'	31:CA:794:A:N7	2.17	0.59
1:AA:1058:U:H2'	1:AA:1059:G:C8	2.38	0.59
1:AA:1145:C:H2'	1:AA:1146:C:H6	1.68	0.59
1:DA:2162:G:H2'	1:DA:2163:C:C6	2.37	0.59
1:AA:2068:U:N3	1:AA:2430:A:C2	2.56	0.59

Continued on next page...

Continued from previous page...

Atom-1	Atom-2	Distance(Å)	Clash(Å)
31:BA:1405:G:O4'	31:BA:1519:A:H4'	2.03	0.59
55:DF:36:VAL:HG11	55:DF:183:VAL:HG11	1.85	0.59
18:AS:57:ASN:O	18:AS:61:ASN:HB2	2.03	0.59
11:DO:125:VAL:HG13	11:DO:144:GLU:HB3	1.85	0.59
1:DA:2185:C:H2'	1:DA:2186:G:H8	1.68	0.59
52:BB:16:U:OP1	52:BB:17:U:N3	2.36	0.59
46:CS:48:TRP:HH2	46:CS:76:GLN:HE22	1.50	0.59
9:DM:95:PRO:O	9:DM:98:VAL:HG22	2.03	0.59
3:DD:75:ILE:HG21	3:DD:99:ASP:HB2	1.85	0.59
20:AU:47:LYS:HG3	20:AU:60:PHE:CE1	2.38	0.59
23:DZ:65:SER:OG	23:DZ:66:HIS:HD2	1.85	0.59
11:DO:124:LYS:HA	11:DO:143:GLY:O	2.03	0.59
16:A1:97:ASP:O	16:A1:101:ARG:N	2.26	0.59
31:CA:1145:C:O2	31:CA:1145:C:H2'	2.03	0.58
5:AF:42:ALA:O	5:AF:45:ARG:HB2	2.02	0.58
57:DV:128:VAL:HG22	57:DV:129:SER:N	2.11	0.58
16:D1:66:ASN:HB2	16:D1:76:TYR:HB2	1.84	0.58
1:AA:2439:A:H4'	1:AA:2440:C:O5'	2.03	0.58
9:AM:137:LYS:CG	9:AM:138:LEU:H	2.16	0.58
49:CV:41:VAL:HG13	60:D4:63:TYR:CZ	2.38	0.58
1:AA:957:A:N1	1:AA:2458:G:H4'	2.18	0.58
1:AA:753:C:O5'	1:AA:753:C:H6	1.85	0.58
31:BA:731:G:OP1	31:BA:766:A:H1'	2.03	0.58
1:AA:246:C:C2'	1:AA:247:G:H5'	2.33	0.58
2:DB:8:U:H3	2:DB:112:G:H1	1.51	0.58
43:CP:40:ASN:HB3	43:CP:43:THR:HG23	1.85	0.58
31:BA:539:A:H2'	31:BA:540:G:C8	2.37	0.58
21:AV:169:GLU:CD	21:AV:170:THR:H	2.06	0.58
8:DK:142:VAL:O	8:DK:143:SER:CB	2.51	0.58
57:DV:170:THR:O	57:DV:172:ALA:N	2.32	0.58
1:DA:2298:A:H1'	1:DA:2321:G:N2	2.18	0.58
31:CA:1378:C:H5	31:CA:1379:G:C4	2.20	0.58
53:BD:37:U:O4	53:BD:38:A:N6	2.36	0.58
32:BE:187:LEU:HD23	32:BE:201:ILE:O	2.03	0.58
37:CJ:22:LEU:HG	37:CJ:62:PHE:HE2	1.67	0.58
33:BF:45:LYS:NZ	33:BF:45:LYS:HB2	2.16	0.58
6:DG:145:THR:O	6:DG:146:TYR:HB3	2.03	0.58
31:BA:1510:U:H2'	31:BA:1511:G:C8	2.38	0.58
40:BM:30:SER:OG	40:BM:84:GLN:NE2	2.35	0.58
53:CC:20:G:C2	53:CC:58:A:N3	2.71	0.58
1:DA:2346:A:H5''	1:DA:2383:G:C1'	2.33	0.58
1:AA:1535:U:OP2	1:AA:1537:C:N4	2.35	0.58

Continued on next page...

Continued from previous page...

Atom-1	Atom-2	Distance(Å)	Clash(Å)
31:BA:560:U:HO2'	31:BA:561:U:P	2.22	0.58
31:CA:1004:A:C2	31:CA:1024:G:H8	2.21	0.58
1:AA:2690:C:H5''	1:AA:2872:G:N2	2.17	0.58
31:BA:1025:U:HO2'	31:BA:1026:G:H8	1.50	0.58
1:AA:1021:A:N6	1:AA:1142(A):A:H61	1.95	0.58
1:DA:1005:C:C1'	1:DA:1143:A:C2	2.86	0.58
6:AG:121:ASN:HD22	6:AG:123:ASN:N	1.98	0.58
20:DU:84:ARG:HH21	20:DU:97:ARG:HB2	1.68	0.58
4:DE:11:MET:HA	4:DE:24:THR:HA	1.84	0.58
31:BA:255:G:H1'	47:BT:16:GLN:HE21	1.68	0.58
1:DA:2572:A:OP1	1:DA:2574:G:O2'	2.19	0.58
50:BW:49:ALA:HB3	50:BW:99:LEU:HD22	1.83	0.58
1:DA:90:U:C2'	1:DA:91:A:H5''	2.33	0.58
1:DA:1278:A:O2'	56:D0:34:ILE:HD11	2.03	0.58
20:AU:42:VAL:HG12	20:AU:65:ALA:HB3	1.86	0.58
1:DA:2591:C:OP1	3:DD:239:ARG:HG3	2.03	0.58
5:AF:22:ALA:HB1	5:AF:24:LEU:HD13	1.85	0.58
31:CA:426:G:P	34:CG:36:ARG:HH21	2.25	0.58
1:AA:1094:U:O2'	1:AA:1096:A:OP1	2.21	0.58
1:DA:185:U:H4'	1:DA:218:A:H4'	1.84	0.58
21:AV:10:ARG:HD3	21:AV:18:LEU:HD21	1.85	0.58
33:BF:83:ARG:O	33:BF:86:VAL:HG22	2.03	0.58
31:BA:501:C:H2'	31:BA:502:G:C8	2.38	0.58
7:DH:54:ARG:HB2	7:DH:55:PRO:HD2	1.85	0.58
1:AA:1404:C:O2'	1:AA:1405:U:H5'	2.03	0.58
48:BU:53:ARG:HH21	48:BU:60:ALA:N	2.01	0.58
34:CG:146:ILE:HD12	34:CG:146:ILE:N	2.17	0.58
53:CC:19:G:C4'	53:CC:20:G:OP1	2.52	0.58
53:BC:21:U:O2'	53:BC:22:A:H5'	2.03	0.58
1:DA:1070:A:H8	1:DA:1096:A:HO2'	1.48	0.58
31:BA:1181:G:C2	31:BA:1182:G:N2	2.71	0.58
23:DZ:95:LEU:O	23:DZ:96:LYS:HG2	2.03	0.58
31:BA:1036:G:H3'	31:BA:1037:C:C5	2.38	0.58
11:AO:9:ASN:CB	11:AO:10:PRO:HD2	2.30	0.58
31:BA:1346:A:OP1	39:BL:120:ARG:NH1	2.36	0.58
5:AF:185:ASP:HA	5:AF:188:ARG:HD3	1.83	0.58
31:BA:244:U:H4'	31:BA:245:C:C5'	2.33	0.58
1:DA:1047:G:O2'	1:DA:1110:G:N2	2.31	0.58
33:CF:84:ILE:HD11	33:CF:88:ARG:NH2	2.16	0.58
31:BA:1277:C:O2'	31:BA:1279:A:H1'	2.02	0.58
31:CA:186:C:H1'	50:CW:81:LYS:NZ	2.18	0.58
60:D4:39:CYS:O	60:D4:40:HIS:HB2	2.03	0.58

Continued on next page...

Continued from previous page...

Atom-1	Atom-2	Distance(Å)	Clash(Å)
17:D2:61:VAL:O	17:D2:63:GLY:N	2.35	0.58
31:BA:1170:A:H2'	31:BA:1171:G:O4'	2.02	0.58
40:CM:75:ILE:HG13	40:CM:76:ASN:N	2.17	0.58
1:DA:751:A:H5'	18:DS:90:ARG:HA	1.85	0.58
31:CA:534:U:H5'	31:CA:535:A:OP2	2.03	0.58
10:AN:76:ALA:HB3	15:AR:75:ILE:HD12	1.84	0.58
1:AA:1588:C:H2'	1:AA:1589:C:H6	1.68	0.58
4:DE:127:ASP:HA	4:DE:135:HIS:HD2	1.69	0.58
6:AG:16:ARG:O	6:AG:20:ILE:HG13	2.04	0.58
31:CA:64:G:H4'	31:CA:65:U:O5'	2.03	0.58
1:AA:2311:A:C2	6:AG:88:ILE:HD11	2.39	0.58
1:AA:2747:G:O6	1:AA:2755:C:H5''	2.02	0.58
1:AA:643:A:N1	1:AA:2369:A:O2'	2.36	0.58
12:AP:141:GLN:HE21	12:AP:141:GLN:CA	2.15	0.58
21:AV:53:ILE:HG22	21:AV:71:VAL:HG13	1.86	0.58
1:DA:2468:G:C2	1:DA:2481:G:N3	2.71	0.58
1:DA:835:A:OP1	30:D8:52:LYS:HG2	2.03	0.58
31:CA:1132:C:H2'	31:CA:1133:G:C8	2.39	0.58
31:CA:1119:C:OP1	39:CL:83:ARG:NH1	2.33	0.58
31:BA:703:G:H4'	31:BA:704:A:O5'	2.03	0.58
31:BA:1004:A:C2	31:BA:1024:G:C8	2.91	0.58
1:AA:1050:A:H2'	1:AA:1051:G:O4'	2.02	0.58
1:DA:2211:G:H3'	1:DA:2212:A:N3	2.18	0.58
4:DE:33:VAL:HG11	4:DE:88:GLY:HA2	1.85	0.58
4:DE:51:PHE:CD2	4:DE:52:LEU:HG	2.38	0.58
42:CO:38:ARG:HD2	42:CO:39:THR:H	1.67	0.58
8:DK:75:LEU:HD21	8:DK:77:LEU:CB	2.33	0.58
9:DM:127:ASP:O	9:DM:128:HIS:HB3	2.02	0.58
31:BA:130:A:O2'	31:BA:131:C:O5'	2.18	0.58
31:BA:1048:G:OP1	44:BQ:3:ARG:HB3	2.02	0.58
1:AA:2772:C:H2'	1:AA:2773:C:C6	2.38	0.58
10:AN:4:PRO:O	10:AN:5:GLN:HB2	2.02	0.58
49:BV:32:LYS:HD2	49:BV:57:HIS:CD2	2.38	0.58
2:DB:87:G:H3'	2:DB:88:C:C5'	2.34	0.58
31:BA:390:C:O3'	46:BS:28:ARG:NH2	2.35	0.58
31:CA:538:G:H5''	42:CO:111:LYS:HB2	1.85	0.58
1:DA:2564:A:C2	1:DA:2647:U:H4'	2.38	0.58
1:DA:2646:C:H2'	1:DA:2647:U:O4'	2.04	0.58
1:AA:488:G:H1'	1:AA:492:A:N6	2.18	0.58
31:CA:279:A:H5''	31:CA:281:G:H5'	1.84	0.58
26:A4:7:PRO:HB2	26:A4:27:THR:HG21	1.84	0.58
20:AU:63:LYS:HD2	20:AU:64:GLU:H	1.69	0.58

Continued on next page...

Continued from previous page...

Atom-1	Atom-2	Distance(Å)	Clash(Å)
25:AX:7:LYS:HE2	25:AX:32:GLN:O	2.02	0.58
55:DF:7:TYR:CE2	55:DF:16:GLY:HA3	2.38	0.58
1:AA:2467:C:N4	1:AA:2468:G:C6	2.72	0.58
13:A0:74:LYS:C	13:A0:76:VAL:N	2.56	0.58
1:DA:2872:G:C4	1:DA:2873:A:C6	2.92	0.58
31:CA:1138:G:N1	31:CA:1140:C:O2	2.36	0.58
1:DA:747:U:O2	1:DA:2014:A:H1'	2.03	0.58
20:DU:20:TYR:HD1	20:DU:20:TYR:N	2.02	0.58
2:DB:45:A:N3	2:DB:45:A:H2'	2.18	0.58
4:DE:47:VAL:HG13	4:DE:48:GLN:N	2.18	0.58
49:CV:31:ILE:HG13	49:CV:32:LYS:N	2.16	0.58
32:BE:80:ILE:HD11	32:BE:208:ILE:HG12	1.84	0.58
1:AA:1178:C:O2'	1:AA:1179:C:P	2.61	0.58
31:CA:652:U:O2'	31:CA:653:A:N3	2.34	0.58
55:DF:53:THR:HG23	55:DF:55:GLY:H	1.66	0.58
8:AK:10:GLU:O	8:AK:11:ASN:CB	2.50	0.58
14:AQ:83:LYS:HE3	14:AQ:109:GLY:HA2	1.84	0.58
31:BA:1277:C:HO2'	31:BA:1279:A:H1'	1.69	0.58
40:BM:6:ILE:HG22	40:BM:98:ILE:HG13	1.86	0.58
27:D5:36:CYS:HG	27:D5:49:CYS:CB	2.16	0.58
31:BA:89:U:O2'	31:BA:90:C:O4'	2.21	0.58
1:DA:1557:C:H5''	1:DA:1558:A:OP2	2.02	0.58
59:DW:41:ILE:HD11	59:DW:44:LEU:HD12	1.85	0.58
1:DA:176:G:O2'	1:DA:177:G:H5'	2.04	0.58
57:DV:148:ASP:O	57:DV:149:SER:HB3	2.04	0.58
1:DA:2031:A:C6	1:DA:2498:C:H1'	2.39	0.58
40:BM:40:LEU:HB2	40:BM:69:ASN:HB3	1.83	0.58
50:BW:37:SER:O	50:BW:41:ILE:HG12	2.04	0.58
24:AW:46:GLN:HA	24:AW:46:GLN:OE1	2.03	0.58
1:AA:2474:C:H5'	1:AA:2475:C:C5	2.38	0.58
1:AA:897:C:H2'	1:AA:898:C:O4'	2.03	0.58
21:AV:51:ALA:HB1	21:AV:57:ILE:HD11	1.85	0.58
36:CI:87:ARG:CG	36:CI:87:ARG:HH11	1.95	0.58
1:AA:1162:G:H21	17:A2:89:GLN:HE22	1.50	0.58
31:CA:362:G:H4'	42:CO:30:ARG:HH21	1.68	0.58
1:DA:2790:A:H4'	1:DA:2791:C:O5'	2.03	0.58
1:DA:1204:A:N1	1:DA:1241:A:N1	2.52	0.58
39:BL:46:ALA:HA	39:BL:78:LYS:HB2	1.86	0.58
39:BL:118:LYS:O	39:BL:119:ALA:HB3	2.03	0.58
4:AE:197:ILE:HD11	4:AE:199:ARG:HE	1.68	0.58
31:CA:791:G:C6	31:CA:792:A:N7	2.71	0.58
1:DA:2166:G:O2'	1:DA:2167:U:OP1	2.15	0.58

Continued on next page...

Continued from previous page...

Atom-1	Atom-2	Distance(Å)	Clash(Å)
4:AE:92:THR:O	4:AE:95:ILE:HG12	2.03	0.58
1:AA:637:A:H4'	1:AA:638:G:O5'	2.02	0.58
31:BA:376:G:OP1	46:BS:5:ARG:HB2	2.02	0.58
42:BO:21:VAL:HG13	42:BO:95:TYR:CE2	2.38	0.58
31:BA:5:U:O2'	31:BA:6:G:O5'	2.21	0.58
1:AA:784:A:C5	3:AD:229:VAL:HG21	2.38	0.58
1:DA:277:C:H2'	1:DA:277:C:O2	2.04	0.58
8:DK:93:THR:HG22	8:DK:119:PRO:HG3	1.85	0.58
12:DP:33:GLY:O	12:DP:118:LEU:HD13	2.03	0.58
17:D2:84:LYS:O	17:D2:85:LYS:O	2.22	0.58
3:DD:34:VAL:HG21	3:DD:103:ARG:HA	1.85	0.58
1:AA:2689:U:OP2	1:AA:2719:G:N2	2.32	0.58
15:AR:3:ARG:CB	15:AR:7:ILE:HG13	2.33	0.58
31:BA:1004:A:C4	31:BA:1025:U:C2	2.92	0.58
1:DA:2801:A:H2'	1:DA:2802:G:O4'	2.04	0.58
1:DA:1025:G:C4	1:DA:1135:C:H1'	2.39	0.58
20:DU:84:ARG:NH2	20:DU:97:ARG:HB2	2.18	0.58
44:CQ:4:LYS:HA	44:CQ:7:ILE:HG12	1.85	0.58
9:AM:43:THR:HB	9:AM:46:VAL:CG1	2.33	0.58
41:BN:78:GLN:O	41:BN:103:LEU:HA	2.03	0.58
25:DX:29:ARG:H	25:DX:33:GLN:NE2	2.01	0.58
34:BG:172:PRO:O	34:BG:174:LEU:N	2.36	0.58
2:DB:8:U:O2'	14:DQ:40:ILE:HD13	2.03	0.58
21:AV:10:ARG:HD3	21:AV:18:LEU:CD2	2.33	0.58
29:D7:48:LYS:HG3	29:D7:49:ARG:H	1.69	0.58
9:AM:28:THR:HG22	9:AM:29:LYS:N	2.18	0.58
1:DA:755:C:H2'	1:DA:756:C:C6	2.37	0.58
27:D5:55:ARG:HD3	27:D5:56:LYS:N	2.19	0.58
28:D6:36:LEU:HD23	28:D6:50:ARG:HB3	1.85	0.58
8:AK:78:THR:HG23	8:AK:141:LYS:HG3	1.86	0.58
1:DA:2854:G:C2	1:DA:2864:G:C2	2.91	0.58
39:CL:8:GLY:HA2	39:CL:79:LEU:HD12	1.85	0.58
7:AH:27:LYS:HA	7:AH:32:GLU:HA	1.84	0.58
1:AA:1056:G:O2'	1:AA:1057:A:OP2	2.21	0.58
12:DP:2:LEU:O	12:DP:70:PRO:HG3	1.95	0.58
1:AA:2415:G:H4'	11:AO:67:MET:N	2.19	0.58
53:CC:22:A:H5''	53:CC:23:G:OP1	2.04	0.58
1:DA:2466:C:C2'	1:DA:2467:C:C5'	2.68	0.58
42:CO:44:LYS:CB	42:CO:45:PRO:HD3	2.15	0.58
1:AA:2348:U:H4'	28:A6:42:TRP:CD1	2.38	0.58
7:AH:30:LYS:HD3	7:AH:81:GLU:H	1.67	0.58
1:DA:2688:U:C5	1:DA:2720:U:OP2	2.57	0.58

Continued on next page...

Continued from previous page...

Atom-1	Atom-2	Distance(Å)	Clash(Å)
36:BI:87:ARG:NH1	36:BI:87:ARG:HG3	2.02	0.58
1:AA:2293:C:OP1	14:AQ:89:ARG:NH1	2.30	0.58
31:CA:632:A:H4'	31:CA:633:G:C5'	2.34	0.58
20:DU:98:VAL:HG13	20:DU:99:CYS:H	1.68	0.58
4:DE:188:VAL:HG23	4:DE:189:PRO:HD2	1.85	0.58
1:DA:2062:A:H62	1:DA:2503:A:N6	2.01	0.58
1:AA:479:A:N3	1:AA:481:G:H5''	2.18	0.58
5:AF:127:GLU:O	5:AF:129:PHE:N	2.36	0.58
32:CE:8:LYS:HD2	32:CE:11:LEU:HD22	1.85	0.58
11:AO:140:ALA:O	11:AO:141:ALA:HB2	2.03	0.58
1:DA:1430:C:H2'	1:DA:1431:U:C6	2.39	0.58
2:DB:31:C:C2'	2:DB:32:C:H5'	2.33	0.58
12:AP:57:HIS:O	12:AP:57:HIS:CG	2.56	0.58
40:BM:96:ILE:HD13	40:BM:96:ILE:H	1.68	0.58
9:DM:137:LYS:NZ	9:DM:137:LYS:HA	2.18	0.58
37:BJ:69:VAL:O	37:BJ:69:VAL:HG12	2.04	0.58
1:AA:1054:A:H2'	1:AA:1055:G:C8	2.39	0.58
30:A8:35:GLN:NE2	30:A8:36:LYS:O	2.36	0.58
1:AA:1077:A:H3'	1:AA:1078:U:H5'	1.82	0.58
31:BA:1025:U:O2'	31:BA:1026:G:C8	2.56	0.58
31:BA:1004:A:H8	31:BA:1036:G:N1	2.02	0.58
1:AA:1111:A:H5'	7:AH:3:ARG:NH1	2.18	0.58
31:BA:56:U:H2'	31:BA:57:G:C8	2.39	0.58
31:CA:1115:C:N3	31:CA:1185:G:O6	2.37	0.58
1:DA:205:G:C1'	1:DA:206:U:OP2	2.49	0.58
1:DA:1761:C:C3'	1:DA:1762:A:H5''	2.28	0.58
24:AW:42:GLY:C	24:AW:44:LEU:H	2.06	0.58
1:DA:2143:C:H2'	1:DA:2144:U:O4'	2.03	0.58
1:AA:943:U:OP2	11:AO:36:LYS:HG2	2.03	0.58
34:BG:9:CYS:HA	34:BG:12:CYS:HB2	1.84	0.58
40:BM:40:LEU:HB2	40:BM:69:ASN:CB	2.34	0.58
50:CW:22:ARG:O	50:CW:26:ASN:ND2	2.37	0.58
51:CX:6:ARG:HE	51:CX:15:ARG:NH2	2.01	0.58
57:DV:10:ARG:HH21	57:DV:26:GLY:H	1.52	0.58
34:CG:196:LEU:H	34:CG:196:LEU:HD12	1.68	0.58
20:AU:87:LYS:HD2	20:AU:92:ASN:HB3	1.85	0.58
1:AA:389:G:H22	11:AO:72:PRO:CG	2.16	0.58
1:AA:270(R):G:H2'	1:AA:270(S):G:C8	2.39	0.58
12:DP:33:GLY:HA2	12:DP:105:GLU:HB2	1.85	0.58
31:BA:1118:C:P	39:BL:104:ARG:HH11	2.27	0.58
1:AA:1899:G:H21	1:AA:1902:C:H5	1.52	0.58
31:CA:686:U:O4	31:CA:703:G:H1'	2.04	0.58

Continued on next page...

Continued from previous page...

Atom-1	Atom-2	Distance(Å)	Clash(Å)
1:DA:329:G:C6	20:DU:19:LYS:HG2	2.38	0.58
1:DA:2210:G:C4'	1:DA:2211:G:OP2	2.47	0.58
1:AA:330:A:O2'	1:AA:331:A:H8	1.86	0.58
1:AA:2118:U:H5''	1:AA:2119:A:OP1	2.04	0.58
1:DA:71:A:C2	19:DT:31:HIS:CE1	2.92	0.58
46:CS:8:ARG:HH11	46:CS:8:ARG:HG3	1.66	0.58
34:CG:8:VAL:O	34:CG:10:ARG:N	2.36	0.58
10:DN:68:GLU:CA	10:DN:78:ARG:HB3	2.33	0.58
53:CD:9:G:HO2'	53:CD:10:G:H8	1.46	0.58
1:DA:2309:A:H2'	1:DA:2310:A:O4'	2.04	0.58
40:CM:16:LEU:O	40:CM:18:ALA:N	2.37	0.58
32:BE:54:THR:HG21	32:BE:201:ILE:HD11	1.85	0.58
31:BA:501:C:H2'	31:BA:502:G:H8	1.68	0.58
1:AA:2206:C:H2'	1:AA:2207:C:H6	1.68	0.58
43:CP:57:ARG:NH1	60:D4:34:GLU:O	2.37	0.58
1:AA:1575:C:H2'	1:AA:1576:U:C6	2.38	0.58
46:CS:18:ARG:HD3	46:CS:35:LYS:HE3	1.86	0.58
31:BA:108:G:OP2	31:BA:108:G:N2	2.36	0.58
39:CL:26:VAL:HG22	39:CL:61:ALA:HB3	1.85	0.58
1:AA:2620:C:OP1	4:AE:152:LYS:O	2.22	0.58
31:CA:1034:G:N2	31:CA:1035:A:N6	2.52	0.57
31:CA:1321:C:H4'	43:CP:87:TYR:CE2	2.39	0.57
32:BE:21:ARG:O	32:BE:23:ARG:N	2.36	0.57
8:AK:110:ASP:N	8:AK:130:TYR:OH	2.37	0.57
31:BA:687:A:N3	31:BA:688:G:H1'	2.18	0.57
31:BA:1025:U:O2'	31:BA:1026:G:P	2.61	0.57
12:DP:77:LYS:C	12:DP:79:LEU:H	2.07	0.57
8:DK:82:ARG:HB3	8:DK:89:TYR:HD2	1.69	0.57
31:CA:923:A:OP1	35:CH:21:ALA:HB2	2.03	0.57
1:DA:1012:U:O4	9:DM:25:ARG:HD3	2.04	0.57
1:AA:2118:U:H3	1:AA:2148:G:H4'	1.69	0.57
1:DA:140:A:H8	1:DA:1408:C:O2'	1.84	0.57
9:AM:68:GLU:HG3	9:AM:88:GLU:OE1	2.04	0.57
5:AF:129:PHE:O	5:AF:130:ALA:CB	2.51	0.57
30:A8:29:LYS:HB3	30:A8:44:LYS:HG2	1.86	0.57
1:AA:784:A:C8	1:AA:792:G:C5	2.92	0.57
33:BF:116:VAL:HG21	33:BF:202:ILE:HD11	1.85	0.57
23:DZ:21:ARG:HD3	23:DZ:35:THR:HG21	1.86	0.57
50:BW:43:LEU:HA	50:BW:46:GLU:HG2	1.85	0.57
31:BA:280:C:H3'	31:BA:281:G:H5'	1.85	0.57
37:BJ:50:ILE:HB	37:BJ:58:PRO:HG3	1.86	0.57
31:CA:634:C:H2'	31:CA:635:G:H8	1.69	0.57

Continued on next page...

Continued from previous page...

Atom-1	Atom-2	Distance(Å)	Clash(Å)
21:AV:117:LEU:HD13	21:AV:118:GLN:N	2.18	0.57
26:A4:57:GLU:O	26:A4:60:GLN:HB2	2.04	0.57
1:DA:932:G:H4'	1:DA:933:A:O5'	2.04	0.57
30:D8:14:VAL:HG22	30:D8:24:ALA:HB2	1.84	0.57
16:A1:92:ARG:HB2	17:A2:11:GLN:CD	2.24	0.57
1:AA:1728:G:N1	1:AA:1730:U:OP2	2.37	0.57
1:AA:1063:G:H22	1:AA:1076:C:H1'	1.68	0.57
1:AA:1019:U:O2'	1:AA:1021:A:H2	1.87	0.57
8:AK:11:ASN:O	8:AK:12:LEU:CB	2.52	0.57
1:AA:959:A:N6	12:AP:83:MET:CE	2.67	0.57
1:AA:959:A:N6	12:AP:83:MET:HE2	2.18	0.57
31:BA:870:U:H4'	31:BA:871:U:O5'	2.04	0.57
1:DA:389:G:N1	11:DO:71:VAL:HG12	2.19	0.57
1:DA:287:C:H2'	1:DA:288:C:H6	1.68	0.57
31:CA:1032:A:H3'	31:CA:1032(A):G:H5''	1.85	0.57
17:D2:61:VAL:O	17:D2:61:VAL:HG13	2.03	0.57
11:AO:82:GLY:HA2	11:AO:113:LYS:O	2.04	0.57
1:AA:1843:C:H5'	3:AD:253:GLN:OE1	2.03	0.57
3:AD:270:ILE:C	3:AD:271:ILE:HG12	2.25	0.57
31:BA:659:U:C2	31:BA:660:G:C8	2.91	0.57
1:DA:195:A:H5''	1:DA:196:A:O5'	2.04	0.57
21:AV:95:PRO:HA	21:AV:130:PRO:HD3	1.87	0.57
6:AG:107:LEU:HD21	6:AG:178:PHE:CE1	2.39	0.57
12:AP:134:ARG:O	12:AP:134:ARG:CG	2.52	0.57
31:BA:1054:C:H2'	31:BA:1054:C:O2	2.05	0.57
1:DA:1071:G:OP2	1:DA:1097:U:H5'	2.03	0.57
1:AA:607:U:N3	1:AA:621:A:C2	2.70	0.57
31:BA:686:U:H1'	41:BN:42:TRP:NE1	2.14	0.57
32:CE:92:TYR:HE2	32:CE:151:GLY:HA3	1.67	0.57
9:AM:13:TRP:O	9:AM:135:PRO:HD2	2.04	0.57
33:BF:52:LEU:H	33:BF:52:LEU:CD2	2.17	0.57
31:CA:1213:A:C6	31:CA:1215:G:H1'	2.39	0.57
21:AV:107:THR:HB	21:AV:108:PRO:HD2	1.86	0.57
31:CA:192:U:O2'	50:CW:60:GLU:OE2	2.15	0.57
1:DA:2531:A:C5'	7:DH:157:TYR:HE2	2.17	0.57
43:CP:115:LYS:O	43:CP:117:VAL:N	2.37	0.57
1:DA:2712:U:H1'	1:DA:2712(A):A:C8	2.40	0.57
31:BA:1386:G:O2'	31:BA:1387:G:H5'	2.04	0.57
55:DF:155:LEU:HB2	55:DF:189:THR:HG21	1.86	0.57
34:CG:5:ILE:O	34:CG:5:ILE:HG22	2.04	0.57
1:AA:176:G:O2'	1:AA:177:G:H5'	2.05	0.57
1:AA:2505:G:O6	1:AA:2576:G:H2'	2.04	0.57

Continued on next page...

Continued from previous page...

Atom-1	Atom-2	Distance(Å)	Clash(Å)
1:AA:880:G:HO2'	1:AA:881:G:P	2.25	0.57
17:D2:71:LEU:H	17:D2:86:GLY:HA3	1.64	0.57
1:DA:273(C):C:N4	1:DA:363(C):G:H1	1.99	0.57
1:DA:148:C:C5'	1:DA:148:C:H6	2.17	0.57
1:DA:1341:U:H3'	1:DA:1342:A:H2	1.68	0.57
6:DG:37:VAL:O	6:DG:94:LEU:HD23	2.05	0.57
27:A5:51:TYR:H	27:A5:56:LYS:HB3	1.69	0.57
31:CA:1297:C:C1'	31:CA:1298:C:OP2	2.51	0.57
32:BE:11:LEU:HB3	32:BE:213:LEU:HD11	1.86	0.57
32:BE:5:ILE:HG22	32:BE:224:GLN:OE1	2.04	0.57
1:DA:1444(A):A:N3	1:DA:1444(A):A:H2'	2.18	0.57
1:DA:1384:A:N3	1:DA:1405:U:H1'	2.20	0.57
1:AA:526:A:H5''	1:AA:527:C:OP1	2.03	0.57
47:BT:63:ARG:HG3	47:BT:64:PRO:HD2	1.85	0.57
31:BA:977:A:C8	31:BA:1223:C:C4	2.93	0.57
31:CA:186:C:H1'	50:CW:81:LYS:HZ3	1.70	0.57
57:DV:62:PRO:O	57:DV:64:GLY:N	2.36	0.57
31:BA:49:U:O2'	31:BA:50:A:H2'	2.05	0.57
1:AA:754:C:H2'	1:AA:755:C:C6	2.39	0.57
22:A3:35:ASN:HD22	22:A3:35:ASN:H	1.51	0.57
23:AZ:83:GLU:HG2	23:AZ:85:LEU:H	1.68	0.57
1:DA:1999:C:H4'	1:DA:2723:C:O2	2.04	0.57
1:AA:86:C:H4'	1:AA:104:U:H1'	1.85	0.57
1:DA:764:A:H5'	3:DD:210:GLY:HA2	1.87	0.57
17:D2:98:GLU:O	17:D2:99:ILE:HB	2.04	0.57
45:BR:78:TYR:CZ	45:BR:82:ILE:HD11	2.40	0.57
2:AB:89:G:OP2	2:AB:89:G:H8	1.86	0.57
22:A3:50:ASN:HB3	22:A3:63:VAL:HG22	1.85	0.57
19:DT:50:LYS:N	19:DT:87:GLN:HE22	2.02	0.57
1:AA:27:G:N2	1:AA:512:G:H1'	2.19	0.57
1:AA:1638:C:H4'	1:AA:2710:C:O2	2.03	0.57
2:DB:103:U:O2'	57:DV:72:ARG:HG2	2.05	0.57
2:DB:73:A:C4	2:DB:104:A:C2	2.93	0.57
3:AD:25:THR:O	3:AD:26:LYS:C	2.40	0.57
43:CP:87:TYR:O	43:CP:91:ARG:HG2	2.03	0.57
1:DA:2068:U:N3	1:DA:2430:A:C2	2.55	0.57
2:DB:39:A:H61	60:D4:1:MET:HB3	1.67	0.57
4:AE:181:LEU:HD21	15:AR:7:ILE:HG23	1.86	0.57
31:BA:1234:C:O2'	31:BA:1235:U:H5'	2.04	0.57
11:AO:63:PRO:HB3	30:A8:12:LYS:O	2.05	0.57
37:BJ:120:ILE:O	37:BJ:124:LEU:HB2	2.04	0.57
60:D4:21:VAL:HG22	60:D4:22:ILE:HG12	1.86	0.57

Continued on next page...

Continued from previous page...

Atom-1	Atom-2	Distance(Å)	Clash(Å)
60:D4:22:ILE:O	60:D4:23:GLU:HB3	2.04	0.57
31:CA:1298:C:P	37:CJ:114:ARG:HH22	2.27	0.57
1:DA:900:A:H2'	1:DA:900:A:N3	2.20	0.57
1:DA:2513:G:N2	4:DE:143:ASN:HD21	2.01	0.57
20:DU:61:ILE:HG22	20:DU:62:GLU:N	2.19	0.57
1:AA:142:G:H1'	19:AT:37:THR:CG2	2.34	0.57
57:DV:76:LEU:N	57:DV:76:LEU:HD23	2.20	0.57
1:DA:2310:A:C5'	1:DA:2311:A:OP2	2.53	0.57
4:AE:101:ARG:CZ	4:AE:171:GLU:HB2	2.35	0.57
58:D3:47:PRO:HG3	58:D3:53:MET:HB2	1.86	0.57
1:DA:274:G:OP1	1:DA:274:G:C8	2.58	0.57
35:CH:17:ALA:HB2	35:CH:26:PHE:CD2	2.40	0.57
1:DA:2329:G:H2'	1:DA:2330:G:C8	2.40	0.57
31:BA:1450:U:O2'	31:BA:1451:A:H8	1.87	0.57
5:AF:167:ALA:HB1	5:AF:173:VAL:HG11	1.84	0.57
31:CA:114:U:O2'	31:CA:115:G:H5'	2.05	0.57
34:BG:194:LEU:HD12	34:BG:195:ALA:H	1.69	0.57
26:A4:40:HIS:H	26:A4:41:PRO:HD2	1.69	0.57
15:DR:53:ARG:HG3	15:DR:53:ARG:O	2.05	0.57
20:AU:75:ILE:O	20:AU:76:CYS:HB2	2.05	0.57
20:AU:79:CYS:O	20:AU:81:LYS:HE3	2.03	0.57
31:CA:485:G:O2'	31:CA:486:U:O5'	2.23	0.57
28:A6:27:LYS:HB2	28:A6:27:LYS:NZ	2.19	0.57
3:DD:35:LYS:HD3	3:DD:63:ARG:HB3	1.86	0.57
11:AO:50:ARG:HG3	30:A8:59:LYS:HD3	1.86	0.57
21:AV:7:ALA:HB2	21:AV:59:LEU:CD1	2.33	0.57
1:AA:826:U:H2'	1:AA:828:U:O4'	2.04	0.57
1:AA:1786:A:C2	1:AA:2606:C:H1'	2.40	0.57
1:AA:1786:A:H1'	1:AA:1938:A:N6	2.20	0.57
31:CA:1300:G:HO2'	31:CA:1301:U:P	2.28	0.57
23:AZ:86:SER:N	23:AZ:87:PRO:CD	2.63	0.57
1:DA:26:G:C6	1:DA:27:G:N1	2.72	0.57
35:CH:51:VAL:O	35:CH:55:VAL:HG23	2.05	0.57
7:DH:7:LEU:N	7:DH:8:PRO:CD	2.66	0.57
31:CA:1014:A:H2'	31:CA:1015:A:C8	2.40	0.57
1:AA:1858:G:H2'	1:AA:1883:G:N2	2.20	0.57
1:AA:660:G:N2	11:AO:12:ALA:HA	2.19	0.57
33:BF:34:LEU:HD21	33:BF:38:ARG:NH1	2.19	0.57
6:AG:138:GLN:O	6:AG:144:ILE:HG13	2.05	0.57
1:AA:557:U:H2'	1:AA:558:G:C8	2.39	0.57
16:A1:65:ILE:C	16:A1:67:ALA:H	2.07	0.57
14:DQ:42:ASP:O	14:DQ:43:GLU:HB2	2.04	0.57

Continued on next page...

Continued from previous page...

Atom-1	Atom-2	Distance(Å)	Clash(Å)
52:BB:29:U:H2'	52:BB:30:A:C8	2.39	0.57
18:AS:65:LEU:C	18:AS:67:ASP:H	2.08	0.57
12:AP:116:GLU:O	12:AP:120:ILE:HG12	2.03	0.57
59:DW:9:GLN:NE2	59:DW:56:GLN:HG3	2.20	0.57
42:BO:123:LYS:HE3	42:BO:125:ALA:HB3	1.86	0.57
1:AA:302:C:H2'	1:AA:303:U:C6	2.40	0.57
32:BE:14:GLY:O	32:BE:15:VAL:HG13	2.05	0.57
14:DQ:66:ALA:HA	14:DQ:69:VAL:HG12	1.87	0.57
31:CA:87:A:H2'	31:CA:87:A:N3	2.20	0.57
33:CF:134:ILE:HG22	33:CF:168:ALA:HB3	1.87	0.57
1:AA:2511:U:O4	1:AA:2575:C:N3	2.37	0.57
12:DP:63:LYS:HG3	12:DP:65:PHE:CE2	2.40	0.57
1:AA:2383:G:O2'	1:AA:2384:G:H5'	2.04	0.57
31:BA:975:A:H62	40:BM:60:ARG:HH12	1.53	0.57
31:CA:1132:C:O2'	31:CA:1133:G:H5'	2.04	0.57
52:BB:86:C:H2'	52:BB:87:A:C4	2.39	0.57
31:CA:997:U:H2'	31:CA:998:G:C8	2.39	0.57
31:BA:1285:A:C4'	31:BA:1286:A:O5'	2.50	0.57
53:CD:57:C:H2'	53:CD:58:A:O4'	2.04	0.57
1:AA:2113:U:H5'	1:AA:2114:A:H8	1.69	0.57
32:BE:236:TYR:HA	32:BE:239:VAL:HG21	1.85	0.57
1:AA:2789:C:H3'	1:AA:2790:A:H5''	1.85	0.57
11:DO:97:PRO:HG3	11:DO:112:LEU:HD12	1.86	0.57
14:DQ:106:ARG:NH2	14:DQ:107:GLU:OE1	2.38	0.57
37:CJ:78:ARG:HB2	37:CJ:156:TRP:CZ3	2.38	0.57
11:DO:38:GLN:HG2	11:DO:45:LEU:HD13	1.85	0.57
15:DR:29:ARG:HD3	15:DR:44:ASP:OD1	2.04	0.57
43:CP:20:THR:C	43:CP:22:ILE:H	2.07	0.57
1:DA:1678:G:H22	1:DA:1989:G:H22	1.50	0.57
31:BA:1225:A:N3	31:BA:1225:A:H2'	2.18	0.57
35:BH:75:THR:OG1	35:BH:76:ILE:N	2.37	0.57
38:CK:12:ARG:NH1	38:CK:27:PRO:HD3	2.19	0.57
15:AR:62:THR:HG22	15:AR:75:ILE:HG12	1.87	0.57
7:DH:12:PRO:O	7:DH:15:VAL:HG22	2.04	0.57
11:AO:124:LYS:HA	11:AO:143:GLY:O	2.05	0.57
16:D1:85:LYS:NZ	16:D1:117:GLN:O	2.37	0.57
34:CG:9:CYS:HA	34:CG:12:CYS:HB2	1.86	0.57
31:CA:547:A:H4'	31:CA:548:G:O5'	2.04	0.57
8:AK:103:ARG:HD2	8:AK:103:ARG:N	2.20	0.57
1:AA:1783:A:H5'	1:AA:2608:G:H4'	1.86	0.57
2:AB:66:A:H61	2:AB:107:U:H2'	1.69	0.57
3:DD:137:PRO:O	3:DD:140:THR:HG23	2.05	0.57

Continued on next page...

Continued from previous page...

Atom-1	Atom-2	Distance(Å)	Clash(Å)
50:BW:13:LEU:HD12	50:BW:13:LEU:C	2.24	0.57
12:AP:12:GLN:HG2	12:AP:73:PRO:HD2	1.87	0.57
1:DA:1607:C:H4'	1:DA:1608:A:H5'	1.86	0.57
31:CA:411:A:N7	31:CA:413:G:N3	2.52	0.57
31:BA:1060:C:C5	33:BF:2:GLY:HA2	2.40	0.57
3:DD:34:VAL:HG22	3:DD:35:LYS:HG3	1.86	0.57
3:DD:30:GLU:HG3	3:DD:63:ARG:CZ	2.35	0.57
1:AA:1332:G:N2	1:AA:1610:A:H8	2.01	0.57
6:DG:75:LYS:HE3	6:DG:77:ILE:HD11	1.85	0.57
21:AV:7:ALA:HB3	21:AV:61:LEU:CB	2.35	0.57
31:BA:793:U:H3'	31:BA:794:A:H5''	1.87	0.57
1:AA:2125:G:N1	1:AA:2172:U:OP1	2.37	0.57
55:DF:122:LYS:O	55:DF:123:LEU:HB3	2.03	0.57
11:DO:112:LEU:H	11:DO:128:HIS:HD2	1.52	0.57
1:AA:34:C:O2'	1:AA:35:G:P	2.63	0.57
9:DM:55:VAL:HB	9:DM:126:PRO:HA	1.87	0.57
1:AA:1991:U:C2'	1:AA:1992:G:H5''	2.35	0.57
21:AV:109:ALA:HB1	21:AV:144:LEU:HB2	1.87	0.57
31:BA:439:A:OP2	31:BA:493:G:N1	2.38	0.57
1:AA:1188:U:O2'	1:AA:1189:A:H5'	2.04	0.57
38:CK:86:ILE:HG12	38:CK:135:CYS:HA	1.87	0.57
1:DA:2074:U:H2'	1:DA:2075:U:C6	2.39	0.57
1:DA:1964:G:H4'	1:DA:1965:C:OP2	2.04	0.57
37:BJ:26:PHE:CE2	37:BJ:30:ILE:HD11	2.40	0.57
1:DA:1416:G:H2'	1:DA:1417:C:C6	2.39	0.57
35:CH:42:GLY:HA2	35:CH:65:ASN:O	2.05	0.57
37:CJ:40:ALA:HB3	39:CL:41:VAL:HG21	1.85	0.57
1:AA:1505:C:H2'	1:AA:1506:C:C6	2.40	0.57
43:BP:84:ILE:CG1	49:BV:66:MET:HG2	2.34	0.57
1:AA:2467:C:O2'	1:AA:2468:G:C5'	2.53	0.57
31:CA:1133:G:N2	31:CA:1141:C:C2	2.71	0.57
7:DH:127:GLU:HG2	7:DH:128:PRO:CD	2.32	0.57
31:BA:1236:A:O2'	31:BA:1304:G:H4'	2.04	0.57
1:AA:654(M):C:H3'	1:AA:654(N):G:H8	1.70	0.57
33:BF:8:ILE:O	33:BF:11:ARG:N	2.31	0.57
31:BA:920:U:H2'	31:BA:921:U:C6	2.39	0.57
31:CA:629:G:H2'	31:CA:630:G:C8	2.39	0.57
31:BA:1399:C:C2	31:BA:1401:G:C5	2.93	0.57
31:CA:820:U:H4'	31:CA:821:G:OP2	2.05	0.57
31:BA:411:A:N7	31:BA:413:G:N3	2.52	0.57
22:A3:11:ARG:O	22:A3:14:ARG:NH2	2.38	0.57
35:CH:148:VAL:HG21	38:CK:107:LEU:HD23	1.87	0.57

Continued on next page...

Continued from previous page...

Atom-1	Atom-2	Distance(Å)	Clash(Å)
31:BA:452:A:OP2	46:BS:43:LYS:NZ	2.37	0.57
1:AA:1494:A:O2'	1:AA:1495:A:H5'	2.05	0.57
46:BS:53:VAL:HG13	46:BS:79:VAL:HG22	1.85	0.57
1:AA:2320:A:H2'	1:AA:2320:A:N3	2.20	0.57
1:DA:491:G:H2'	1:DA:492:A:C8	2.40	0.57
1:AA:2080:G:H5'	23:AZ:19:GLN:HG2	1.86	0.57
20:AU:97:ARG:HG2	20:AU:97:ARG:O	2.05	0.57
33:CF:35:GLU:HA	33:CF:38:ARG:HE	1.69	0.57
48:BU:66:LEU:O	48:BU:70:ILE:HG13	2.05	0.57
31:BA:524:G:H2'	31:BA:525:C:C6	2.39	0.57
30:D8:50:LEU:O	30:D8:51:ALA:CB	2.53	0.57
1:DA:2629:A:O2'	1:DA:2630:G:H5'	2.05	0.57
31:BA:404:U:H2'	31:BA:405:U:C6	2.40	0.57
1:DA:528:A:C8	1:DA:528:A:H3'	2.40	0.57
31:CA:1277:C:O2'	31:CA:1279:A:H8	1.87	0.57
2:AB:13:A:O2'	2:AB:14:U:H3'	2.05	0.57
50:BW:71:THR:HG22	50:BW:72:LEU:N	2.11	0.57
15:AR:91:ARG:O	15:AR:116:ALA:HA	2.05	0.57
10:DN:4:PRO:O	10:DN:5:GLN:CB	2.51	0.57
32:CE:19:HIS:CE1	32:CE:204:ASN:HB3	2.40	0.57
4:AE:4:ILE:CD1	4:AE:28:ALA:HB1	2.34	0.57
1:DA:91:A:C2'	1:DA:92:G:H5'	2.35	0.57
1:AA:674:G:O2'	5:AF:74:ARG:HD3	2.05	0.57
31:BA:811:C:H4'	31:BA:900:A:N6	2.20	0.57
1:DA:2303:G:O2'	1:DA:2304:G:H5'	2.05	0.57
44:BQ:3:ARG:HH11	44:BQ:3:ARG:HA	1.70	0.57
31:BA:977:A:H1'	31:BA:982:U:O4	2.05	0.57
50:CW:64:ASP:OD1	50:CW:81:LYS:HD2	2.03	0.57
1:AA:1252:G:N3	16:A1:33:ARG:HD2	2.19	0.57
31:BA:1312:G:H5'	49:BV:6:LYS:HD3	1.86	0.57
1:AA:26:G:C6	1:AA:27:G:N1	2.73	0.57
32:BE:184:VAL:N	32:BE:198:ASP:OD1	2.29	0.57
9:DM:99:LEU:O	9:DM:103:VAL:HG23	2.05	0.57
32:CE:67:THR:HG21	32:CE:155:LEU:HG	1.87	0.57
1:AA:1247:A:OP1	5:AF:95:ARG:NH2	2.36	0.57
55:DF:79:GLY:HA2	55:DF:86:GLY:HA2	1.86	0.57
36:CI:67:MET:HB2	36:CI:68:PRO:HD2	1.86	0.57
10:DN:10:VAL:HG21	10:DN:16:ALA:O	2.05	0.57
25:AX:4:LEU:O	25:AX:36:VAL:HA	2.04	0.57
13:A0:92:GLY:N	13:A0:94:TYR:CE2	2.73	0.57
53:BD:64:G:H2'	53:BD:65:G:C8	2.40	0.57
51:BX:6:ARG:HE	51:BX:15:ARG:HD2	1.70	0.57

Continued on next page...

Continued from previous page...

Atom-1	Atom-2	Distance(Å)	Clash(Å)
1:DA:910:A:C5	12:DP:13:GLN:HG3	2.40	0.57
1:AA:2310:A:C2	6:AG:77:ILE:HD11	2.38	0.56
1:DA:2419:U:O4	30:D8:31:HIS:CE1	2.58	0.56
1:AA:2346:A:H5''	1:AA:2383:G:C1'	2.35	0.56
4:AE:50:GLY:CA	4:AE:77:ILE:HA	2.22	0.56
12:AP:79:LEU:CD1	12:AP:80:GLU:HB2	2.35	0.56
1:DA:84:A:P	20:DU:8:LYS:HD3	2.45	0.56
20:DU:17:SER:OG	20:DU:18:GLY:N	2.32	0.56
1:DA:1341:U:H3'	1:DA:1342:A:C2	2.40	0.56
11:DO:101:VAL:HG23	11:DO:106:LEU:HD23	1.86	0.56
48:CU:53:ARG:HA	48:CU:56:THR:OG1	2.05	0.56
53:CD:15:G:H2'	53:CD:15:G:N3	2.20	0.56
44:CQ:12:ARG:C	44:CQ:14:PRO:HD3	2.25	0.56
31:CA:1432:G:OP1	15:DR:107:ASP:HB2	2.05	0.56
27:A5:42:PRO:O	27:A5:44:THR:N	2.38	0.56
18:AS:1:MET:HG3	18:AS:64:MET:CE	2.34	0.56
7:AH:46:GLU:OE1	7:AH:51:ARG:NH1	2.38	0.56
1:DA:2080:G:O2'	1:DA:2081:C:H5'	2.05	0.56
52:CB:23:A:O2'	52:CB:24:C:OP1	2.20	0.56
1:DA:2855:C:H2'	1:DA:2856:C:H6	1.70	0.56
39:BL:121:ARG:NH1	39:BL:122:ALA:O	2.38	0.56
12:AP:139:GLU:OE2	21:AV:122:ARG:NH2	2.38	0.56
53:CC:15:G:H5''	53:CC:16:C:OP2	2.04	0.56
31:CA:1142:G:H3'	31:CA:1143:G:H8	1.69	0.56
3:DD:64:ILE:HG13	3:DD:64:ILE:O	2.05	0.56
2:AB:52:A:N6	14:AQ:33:LYS:HG3	2.15	0.56
6:AG:67:LYS:HG2	26:A4:5:ILE:HG23	1.86	0.56
1:AA:1469:A:H2'	1:AA:1470:G:H8	1.70	0.56
16:D1:92:ARG:CD	17:D2:11:GLN:HB2	2.35	0.56
4:DE:9:VAL:HG23	4:DE:10:GLY:N	2.20	0.56
1:AA:654(S):G:C4'	1:AA:654(T):A:OP1	2.52	0.56
1:AA:2723:C:OP1	13:A0:3:HIS:CD2	2.58	0.56
31:CA:1382:C:H1'	37:CJ:79:ARG:HH11	1.70	0.56
31:CA:1252:A:H61	31:CA:1285:A:H61	1.53	0.56
1:AA:2680:C:H5'	4:AE:189:PRO:HA	1.87	0.56
2:DB:15:A:H3'	2:DB:16:G:H5'	1.86	0.56
1:DA:1570:A:H5'	3:DD:38:LYS:HG3	1.86	0.56
31:BA:429:U:H1'	31:BA:430:A:H5''	1.87	0.56
31:CA:980:C:H5'	31:CA:981:U:C5	2.40	0.56
32:BE:187:LEU:HA	32:BE:201:ILE:HB	1.87	0.56
44:BQ:48:ALA:HB2	44:BQ:53:LEU:HD12	1.86	0.56
31:CA:620:C:H2'	31:CA:621:A:O4'	2.05	0.56

Continued on next page...

Continued from previous page...

Atom-1	Atom-2	Distance(Å)	Clash(Å)
6:AG:139:LEU:HD21	6:AG:146:TYR:HA	1.86	0.56
1:AA:2870:C:H5''	13:A0:65:LEU:HD21	1.86	0.56
1:DA:2208:U:O2'	1:DA:2209:C:H5'	2.05	0.56
39:BL:3:GLN:OE1	39:BL:20:ARG:NH1	2.38	0.56
49:CV:39:THR:HG22	49:CV:40:ILE:H	1.70	0.56
1:DA:363(F):A:OP2	1:DA:363(F):A:H8	1.88	0.56
32:BE:100:GLY:O	32:BE:104:ASN:N	2.26	0.56
1:DA:1039:G:H1	1:DA:1116:C:H42	1.53	0.56
39:BL:125:TYR:HD2	39:BL:126:SER:H	1.52	0.56
31:BA:250:A:H4'	31:BA:251:G:C5'	2.35	0.56
1:AA:1568:G:H4'	3:AD:59:LYS:HG2	1.87	0.56
28:D6:27:LYS:HB3	28:D6:27:LYS:HZ3	1.69	0.56
17:D2:85:LYS:CG	17:D2:87:HIS:H	1.99	0.56
35:CH:92:LYS:HB3	35:CH:119:LEU:HB2	1.88	0.56
1:DA:529:A:H4'	1:DA:530:G:H5'	1.86	0.56
5:AF:46:ARG:HG2	5:AF:46:ARG:NH1	2.10	0.56
1:AA:443:A:H1'	1:AA:1201:C:O4'	2.06	0.56
11:AO:47:ASP:OD1	11:AO:50:ARG:NH2	2.38	0.56
1:AA:918:A:N3	2:AB:80:U:O2'	2.36	0.56
1:DA:2067:G:O2'	1:DA:2069:G:H5''	2.05	0.56
1:AA:676:A:N1	1:AA:802:A:N1	2.53	0.56
1:AA:2749:A:H5''	7:AH:6:ARG:HD3	1.87	0.56
8:AK:92:VAL:O	8:AK:120:ILE:HG22	2.05	0.56
15:AR:24:PRO:HA	15:AR:49:VAL:HG22	1.86	0.56
1:DA:1056:G:H4'	1:DA:1086:A:H1'	1.85	0.56
31:CA:1053:G:O2'	31:CA:1054:C:P	2.62	0.56
47:BT:67:LYS:HA	47:BT:70:ARG:NH1	2.18	0.56
1:AA:654(D):G:N2	1:AA:654(Q):C:N3	2.48	0.56
33:CF:157:ILE:CD1	33:CF:166:GLU:HB2	2.36	0.56
32:CE:55:PHE:CD1	32:CE:58:ILE:HD12	2.40	0.56
1:DA:2059:A:C5'	1:DA:2060:A:OP2	2.51	0.56
8:DK:77:LEU:HG	8:DK:78:THR:H	1.70	0.56
31:CA:181:G:H4'	31:CA:182:U:H5'	1.88	0.56
49:BV:65:ASN:N	49:BV:65:ASN:HD22	2.02	0.56
53:CD:64:G:H2'	53:CD:65:G:H8	1.68	0.56
36:BI:19:LEU:HD23	36:BI:23:LYS:NZ	2.20	0.56
52:CB:3:C:H2'	52:CB:4:G:H8	1.68	0.56
31:CA:600:C:H2'	31:CA:601:C:C6	2.39	0.56
31:BA:353:A:H2'	31:BA:354:G:OP2	2.05	0.56
53:CD:38:A:H2'	53:CD:39:A:O4'	2.05	0.56
58:D3:25:ARG:HD2	58:D3:29:GLN:NE2	2.20	0.56
22:A3:42:GLY:O	22:A3:57:PHE:HD1	1.88	0.56

Continued on next page...

Continued from previous page...

Atom-1	Atom-2	Distance(Å)	Clash(Å)
45:BR:77:ARG:HA	45:BR:80:ALA:HB3	1.87	0.56
1:AA:658:C:H2'	1:AA:659:C:C6	2.41	0.56
1:AA:587:C:N3	11:AO:33:ARG:NH1	2.52	0.56
1:DA:286:C:O2'	1:DA:287:C:H5'	2.05	0.56
1:DA:673:C:H5''	55:DF:81:PRO:HD2	1.86	0.56
1:AA:1348:G:H2'	1:AA:1349:A:H5''	1.86	0.56
31:CA:426:G:OP1	34:CG:36:ARG:NH2	2.37	0.56
1:AA:635:C:O2'	1:AA:639:U:OP1	2.22	0.56
4:AE:152:LYS:HG2	9:AM:78:TYR:CE1	2.40	0.56
1:AA:1826:G:H4'	3:AD:242:ARG:CZ	2.35	0.56
1:AA:2795:G:H3'	1:AA:2797:U:C5'	2.34	0.56
9:DM:71:ILE:O	9:DM:71:ILE:HD12	2.05	0.56
31:CA:131:C:H2'	31:CA:132:C:C6	2.40	0.56
1:AA:102:G:OP1	24:AW:7:ARG:NH2	2.39	0.56
8:AK:104:GLN:O	8:AK:105:HIS:HB2	2.06	0.56
1:DA:2296:U:OP2	14:DQ:9:ARG:NH1	2.38	0.56
1:DA:278:A:O2'	1:DA:279:C:P	2.62	0.56
48:BU:58:LEU:HD22	48:BU:62:GLU:HB3	1.87	0.56
39:BL:114:TYR:O	39:BL:114:TYR:HD2	1.88	0.56
20:AU:34:LYS:O	20:AU:34:LYS:HG2	2.06	0.56
31:BA:1148:U:OP1	39:BL:7:THR:HG21	2.05	0.56
41:CN:57:THR:HG22	41:CN:58:PRO:HD2	1.87	0.56
6:AG:66:GLN:OE1	6:AG:98:ARG:NH1	2.38	0.56
1:AA:890:A:H2'	1:AA:892:G:O4'	2.06	0.56
12:DP:3:MET:HB2	12:DP:93:TYR:CD1	2.41	0.56
1:AA:1126:A:H4'	1:AA:1127:A:O5'	2.05	0.56
17:A2:22:VAL:HG12	17:A2:23:GLU:N	2.21	0.56
31:BA:1321:C:C3'	31:BA:1322:C:H5''	2.28	0.56
31:BA:1305:G:OP2	31:BA:1305:G:H8	1.87	0.56
1:DA:2786:U:H4'	4:DE:65:GLY:N	2.20	0.56
4:DE:8:LYS:HE3	4:DE:188:VAL:HG13	1.87	0.56
1:AA:1786:A:H2	1:AA:2606:C:H1'	1.70	0.56
32:CE:43:ASP:O	32:CE:47:THR:OG1	2.24	0.56
37:BJ:36:LYS:HB2	37:BJ:36:LYS:HZ2	1.70	0.56
8:DK:125:GLU:HB3	8:DK:141:LYS:HD3	1.86	0.56
49:CV:42:PRO:HA	49:CV:45:VAL:HG13	1.87	0.56
37:CJ:79:ARG:HG2	37:CJ:84:ASN:ND2	2.19	0.56
42:CO:20:LYS:HE2	42:CO:20:LYS:N	2.20	0.56
31:BA:96:G:C6	31:BA:97:U:C2	2.94	0.56
7:DH:137:ASP:OD2	7:DH:140:LYS:HG3	2.05	0.56
7:DH:78:GLY:O	7:DH:136:ILE:HG22	2.05	0.56
12:AP:35:VAL:CG1	12:AP:130:LYS:HB3	2.34	0.56

Continued on next page...

Continued from previous page...

Atom-1	Atom-2	Distance(Å)	Clash(Å)
4:DE:203:LYS:O	4:DE:204:ALA:HB3	2.05	0.56
31:CA:977:A:H2'	31:CA:978:A:H5'	1.86	0.56
21:AV:106:GLY:O	21:AV:107:THR:HG23	2.05	0.56
18:AS:84:ARG:HB2	18:AS:96:ILE:HD13	1.87	0.56
35:CH:83:GLU:HB3	35:CH:88:LYS:CG	2.34	0.56
11:AO:112:LEU:H	11:AO:128:HIS:HD2	1.51	0.56
53:CD:22:A:C2	53:CD:47:G:H2'	2.41	0.56
1:AA:626:U:O4	11:AO:107:LYS:HE2	2.05	0.56
15:AR:5:ALA:O	15:AR:8:LYS:HG2	2.05	0.56
7:AH:20:ALA:HB3	7:AH:23:ARG:HD2	1.86	0.56
2:DB:30:C:H2'	2:DB:31:C:H5'	1.87	0.56
3:AD:11:PRO:O	3:AD:12:SER:OG	2.18	0.56
3:AD:70:TRP:HZ3	3:AD:146:GLU:OE2	1.87	0.56
6:DG:105:LYS:HE3	60:D4:26:SER:HB3	1.88	0.56
53:CC:24:C:H2'	53:CC:25:U:H6	1.71	0.56
1:AA:500:G:N2	1:AA:502:A:H3'	2.21	0.56
9:AM:127:ASP:O	9:AM:128:HIS:HB3	2.06	0.56
19:DT:15:GLU:H	19:DT:15:GLU:CD	2.08	0.56
26:A4:36:CYS:O	26:A4:39:CYS:SG	2.64	0.56
12:DP:132:VAL:HG13	57:DV:81:ARG:NH1	2.21	0.56
12:DP:26:TYR:HB2	12:DP:138:ASP:HA	1.87	0.56
27:A5:4:HIS:CB	27:A5:5:PRO:HD3	2.21	0.56
11:DO:59:LEU:HD21	30:D8:10:ALA:HA	1.87	0.56
55:DF:31:HIS:CB	11:DO:9:ASN:OD1	2.54	0.56
1:DA:1651:G:OP1	56:D0:37:THR:HG21	2.06	0.56
7:DH:153:LYS:CB	7:DH:161:GLY:HA2	2.33	0.56
4:DE:36:ARG:NH1	4:DE:85:ASN:OD1	2.38	0.56
1:AA:330:A:H2	1:AA:1210:A:O2'	1.88	0.56
60:D4:18:CYS:N	60:D4:19:GLY:HA2	2.14	0.56
14:AQ:106:ARG:O	14:AQ:107:GLU:HB3	2.05	0.56
53:CD:59:A:H1'	53:CD:61:U:H5	1.69	0.56
38:BK:25:ASP:OD2	38:BK:60:ARG:HG2	2.06	0.56
31:BA:542:G:OP1	34:BG:10:ARG:NH2	2.38	0.56
31:BA:80:G:C6	31:BA:89:U:O2	2.58	0.56
1:DA:2543:G:H2'	1:DA:2544:G:C8	2.41	0.56
1:DA:1786:A:H1'	1:DA:1938:A:N6	2.20	0.56
3:AD:166:GLN:HE21	3:AD:166:GLN:CA	2.18	0.56
44:BQ:4:LYS:HA	44:BQ:7:ILE:HG23	1.87	0.56
31:CA:1266:G:N2	31:CA:1269:A:OP2	2.38	0.56
52:CB:31:C:H2'	52:CB:32:C:H6	1.70	0.56
38:BK:54:ASP:O	38:BK:56:LYS:HD2	2.05	0.56
12:AP:136:ALA:HA	12:AP:139:GLU:CG	2.35	0.56

Continued on next page...

Continued from previous page...

Atom-1	Atom-2	Distance(Å)	Clash(Å)
30:D8:48:PHE:CD2	30:D8:49:VAL:N	2.73	0.56
30:A8:32:LEU:O	30:A8:36:LYS:HE3	2.05	0.56
1:AA:1509:C:C2'	1:AA:1510:A:OP1	2.54	0.56
2:DB:44:G:O2'	2:DB:47:C:N4	2.34	0.56
31:CA:1306:A:N6	31:CA:1331:G:H1'	2.21	0.56
31:BA:791:G:C5	31:BA:792:A:N7	2.74	0.56
53:BD:8:U:H1'	53:BD:49:C:O2'	2.05	0.56
55:DF:118:ALA:HB2	55:DF:123:LEU:CD2	2.34	0.56
9:AM:47:ALA:HB2	9:AM:112:LEU:CD1	2.35	0.56
25:DX:29:ARG:N	25:DX:33:GLN:HE22	2.03	0.56
31:CA:1286:A:C8	31:CA:1287:A:H4'	2.40	0.56
33:BF:64:VAL:HG23	33:BF:99:VAL:HA	1.88	0.56
32:CE:95:GLN:HB3	32:CE:148:TYR:CD1	2.40	0.56
15:DR:126:ALA:C	15:DR:128:GLU:H	2.08	0.56
11:AO:75:ILE:N	11:AO:75:ILE:HD13	2.20	0.56
31:CA:1067:A:N1	31:CA:1108:G:O2'	2.33	0.56
31:CA:828:A:H5''	31:CA:859:A:C2	2.41	0.56
31:BA:345:C:HO2'	31:BA:346:G:N2	2.04	0.56
49:BV:32:LYS:HA	49:BV:50:ALA:HB3	1.88	0.56
1:DA:1151:G:H5''	16:D1:81:HIS:CE1	2.41	0.56
17:A2:18:LEU:HD22	17:A2:19:LYS:N	2.20	0.56
20:DU:30:VAL:O	20:DU:36:ALA:O	2.24	0.56
53:BC:24:C:H2'	53:BC:25:U:C6	2.41	0.56
1:AA:2050:C:H2'	1:AA:2051:A:O4'	2.06	0.56
35:CH:100:VAL:HG11	35:CH:107:ARG:HG3	1.88	0.56
31:BA:575:G:H4'	31:BA:576:G:OP1	2.06	0.56
11:DO:90:ARG:HG3	11:DO:91:PHE:H	1.71	0.56
12:DP:141:GLN:O	12:DP:141:GLN:HG3	2.05	0.56
28:D6:25:LYS:HB3	30:D8:34:TRP:HZ3	1.71	0.56
30:D8:50:LEU:CG	30:D8:51:ALA:H	2.19	0.56
49:BV:13:ASP:O	49:BV:16:LEU:N	2.38	0.56
49:BV:41:VAL:HG21	49:BV:67:VAL:HG22	1.87	0.56
1:AA:1291:C:H5'	1:AA:1536:A:H5'	1.87	0.56
1:AA:1538:G:H2'	1:AA:1539:G:C8	2.40	0.56
44:BQ:12:ARG:C	44:BQ:14:PRO:HD2	2.26	0.56
31:CA:1145:C:H5'	31:CA:1146:A:OP1	2.05	0.56
1:AA:1509:C:H3'	1:AA:1510:A:H5''	1.88	0.56
8:AK:112:LYS:O	8:AK:113:ARG:C	2.44	0.56
1:DA:2212:A:H1'	1:DA:2215:G:C5	2.41	0.56
1:AA:2168:G:N2	1:AA:2170:A:P	2.78	0.56
1:DA:2065:C:H2'	1:DA:2066:C:C6	2.39	0.56
8:AK:102:SER:HA	8:AK:107:VAL:O	2.05	0.56

Continued on next page...

Continued from previous page...

Atom-1	Atom-2	Distance(Å)	Clash(Å)
1:AA:270(F):U:H2'	1:AA:270(G):C:C6	2.40	0.56
56:D0:81:ASP:O	56:D0:82:GLU:HB2	2.05	0.56
49:CV:76:PRO:HB2	49:CV:78:ARG:HD2	1.88	0.56
31:CA:1367:C:H5'	40:CM:60:ARG:NH2	2.21	0.56
1:AA:592:G:H21	30:A8:4:MET:HE1	1.69	0.56
31:CA:828:A:H2'	31:CA:829:G:O4'	2.06	0.56
1:AA:2199:A:H5'	23:AZ:50:ARG:HH21	1.69	0.56
1:DA:1600:C:O2'	29:D7:49:ARG:HD3	2.05	0.56
53:CC:24:C:H2'	53:CC:25:U:C6	2.39	0.56
4:DE:119:ARG:CG	4:DE:160:TYR:HB2	2.36	0.56
50:CW:82:SER:OG	50:CW:86:ARG:NH2	2.38	0.56
10:DN:98:VAL:HG11	10:DN:114:ILE:HG23	1.88	0.56
31:CA:723:U:C2'	31:CA:724:G:OP1	2.53	0.56
31:CA:920:U:H2'	31:CA:921:U:C6	2.40	0.56
1:DA:2765:A:H2	1:DA:2766:G:O4'	1.89	0.56
41:CN:34:ASP:HB2	41:CN:35:PRO:CD	2.35	0.56
31:CA:1499:A:H1'	31:CA:1520:G:H5'	1.88	0.56
2:AB:75:G:H21	21:AV:85:HIS:CE1	2.23	0.56
55:DF:167:ALA:HB1	55:DF:173:VAL:HG11	1.86	0.56
1:DA:2681:C:H2'	1:DA:2681:C:O2	2.06	0.56
1:DA:2473:U:O2	1:DA:2473:U:C2'	2.53	0.56
30:D8:25:MET:O	30:D8:48:PHE:HE1	1.87	0.56
31:CA:1158:C:C2	31:CA:1160:G:N7	2.74	0.56
28:A6:30:THR:HA	28:A6:31:PRO:C	2.25	0.56
1:AA:442:G:O4'	5:AF:46:ARG:HD3	2.06	0.56
31:BA:687:A:H4'	31:BA:688:G:O5'	2.06	0.56
1:DA:1022:G:H1'	1:DA:1023:U:OP2	2.06	0.56
4:DE:52:LEU:O	4:DE:75:VAL:N	2.33	0.56
27:A5:51:TYR:H	27:A5:56:LYS:CB	2.19	0.56
1:DA:1085:A:C4'	1:DA:1086:A:OP1	2.54	0.56
23:AZ:73:LEU:HD13	23:AZ:90:ILE:HG22	1.86	0.56
1:AA:1179:C:C2'	1:AA:1180:C:H5''	2.33	0.56
32:BE:173:ALA:HA	32:BE:176:GLU:HB2	1.87	0.56
1:DA:603:A:H8	1:DA:604:G:H1'	1.71	0.56
1:DA:901:A:H2'	1:DA:901:A:N3	2.19	0.56
2:DB:15:A:H1'	2:DB:109:G:C8	2.41	0.56
19:AT:57:LEU:HD11	19:AT:78:LYS:HZ2	1.70	0.56
1:AA:5:A:N6	1:AA:2898:U:H3	2.03	0.56
53:CD:39:A:H2'	53:CD:40:C:H5'	1.87	0.56
53:BC:1:C:O2'	53:BC:2:G:OP2	2.23	0.56
1:DA:2103:C:H2'	1:DA:2104:G:C8	2.41	0.56
4:DE:119:ARG:HG2	4:DE:160:TYR:HB2	1.86	0.56

Continued on next page...

Continued from previous page...

Atom-1	Atom-2	Distance(Å)	Clash(Å)
7:AH:106:THR:HG22	7:AH:112:PRO:HB3	1.88	0.56
4:DE:197:ILE:HD11	4:DE:199:ARG:HE	1.71	0.56
36:CI:11:ASN:O	36:CI:14:LEU:HD22	2.05	0.56
11:AO:85:LEU:O	11:AO:88:LEU:HD23	2.06	0.56
3:DD:72:LYS:HE2	3:DD:101:GLU:OE2	2.05	0.56
31:CA:928:G:O2'	31:CA:1533:C:OP1	2.24	0.56
34:BG:92:VAL:O	34:BG:96:LEU:HD22	2.06	0.56
32:BE:17:PHE:HD1	32:BE:17:PHE:H	1.54	0.56
1:AA:995:C:OP2	16:A1:54:LYS:NZ	2.39	0.56
31:CA:498:A:H4'	31:CA:500:G:OP1	2.04	0.56
3:AD:65:ILE:HD11	3:AD:67:PHE:CD2	2.41	0.56
1:DA:1607:C:H4'	1:DA:1608:A:C5'	2.36	0.56
31:BA:1176:A:N6	31:BA:1177:G:C5	2.74	0.56
1:AA:1332:G:N2	1:AA:1610:A:C8	2.73	0.56
42:CO:57:LEU:O	42:CO:59:SER:N	2.38	0.56
1:AA:2156:G:H2'	1:AA:2157:G:N3	2.20	0.56
31:BA:1009:G:C2	31:BA:1010:G:C8	2.94	0.56
31:BA:1004:A:H8	31:BA:1036:G:C2	2.24	0.56
31:BA:1285:A:H1'	31:BA:1286:A:OP2	2.06	0.56
1:AA:1049:C:C2'	1:AA:1050:A:H5''	2.36	0.56
31:BA:1330:U:H5''	31:BA:1331:G:OP2	2.06	0.56
1:DA:1140:C:C1'	1:DA:1143:A:H8	2.19	0.56
5:AF:67:GLN:HG3	5:AF:67:GLN:O	2.05	0.56
32:BE:80:ILE:HG21	32:BE:212:GLN:HA	1.86	0.56
31:BA:162:A:H3'	31:BA:163:C:C5'	2.35	0.56
7:AH:92:ILE:HD12	7:AH:92:ILE:N	2.20	0.56
53:CD:9:G:O2'	53:CD:10:G:H8	1.89	0.56
1:AA:2543:G:H2'	1:AA:2544:G:C8	2.41	0.56
1:AA:246:C:H2'	1:AA:247:G:H5'	1.88	0.56
1:DA:1487:G:H1	1:DA:1502:C:H42	1.53	0.56
52:BB:23:A:O2'	52:BB:24:C:OP1	2.22	0.56
38:BK:134:ILE:HG22	38:BK:135:CYS:SG	2.46	0.56
1:DA:1754:C:OP1	15:DR:96:ARG:NH1	2.38	0.56
1:DA:1270:C:H5''	1:DA:1271:G:O5'	2.06	0.56
1:DA:1839:G:C8	1:DA:1927:A:H1'	2.41	0.56
31:BA:82:U:H5'	31:BA:84:U:OP2	2.06	0.56
26:A4:37:SER:HB3	26:A4:42:PHE:HD1	1.69	0.56
11:DO:64:LYS:HB2	30:D8:25:MET:CG	2.32	0.56
28:A6:19:ARG:O	28:A6:20:ASN:HB2	2.06	0.56
1:DA:1069:A:O2'	1:DA:1072:C:OP2	2.24	0.56
1:DA:363(B):G:H2'	1:DA:363(C):G:C8	2.41	0.56
50:BW:67:ALA:HA	50:BW:72:LEU:O	2.06	0.56

Continued on next page...

Continued from previous page...

Atom-1	Atom-2	Distance(Å)	Clash(Å)
15:AR:125:ARG:NH1	31:BA:1446:A:O2'	2.39	0.56
31:BA:57:G:H2'	31:BA:58:C:C6	2.41	0.56
1:DA:1342:A:C6	1:DA:1397:U:C5	2.94	0.56
15:DR:8:LYS:HA	15:DR:11:GLU:OE1	2.05	0.56
1:DA:1419:A:N6	1:DA:1421:G:C2	2.74	0.56
28:D6:15:GLU:HG2	28:D6:16:CYS:N	2.18	0.56
1:DA:2689:U:H5''	1:DA:2690:C:H5'	1.88	0.56
11:DO:85:LEU:HB3	11:DO:114:ILE:HD11	1.88	0.56
1:DA:1255:U:H5''	1:DA:1256:G:C5'	2.35	0.56
1:DA:1049:C:N3	7:DH:2:SER:N	2.54	0.56
11:AO:21:ARG:HE	11:AO:21:ARG:HA	1.70	0.56
31:BA:736:C:H2'	31:BA:737:A:C8	2.40	0.56
1:DA:1678:G:N2	1:DA:1989:G:N2	2.54	0.56
44:CQ:23:ARG:HG3	44:CQ:23:ARG:O	2.06	0.56
1:DA:1257:C:H4'	55:DF:83:PHE:CE2	2.41	0.56
1:DA:2188:C:H2'	1:DA:2189:U:O4'	2.05	0.56
34:BG:102:ASP:HB2	34:BG:118:ARG:HG2	1.87	0.56
33:BF:121:ALA:HB1	33:BF:188:LEU:O	2.05	0.56
7:DH:104:GLU:HB2	7:DH:114:VAL:HG13	1.87	0.56
19:DT:66:LEU:O	19:DT:66:LEU:HD13	2.06	0.56
12:DP:35:VAL:CG2	12:DP:130:LYS:HE2	2.36	0.55
1:DA:885:C:N4	1:DA:890:A:C6	2.73	0.55
1:DA:882:G:H1	1:DA:894:C:H42	0.62	0.55
1:DA:1061:U:O2	1:DA:1061:U:H2'	2.06	0.55
31:CA:1320:C:H2'	31:CA:1321:C:C6	2.41	0.55
1:AA:1077:A:N3	1:AA:1078:U:H5''	2.21	0.55
1:DA:507:A:H5''	1:DA:508:G:H3'	1.88	0.55
32:BE:237:ALA:C	32:BE:239:VAL:H	2.10	0.55
31:BA:163:C:H2'	31:BA:164:U:C6	2.42	0.55
16:A1:79:PHE:O	16:A1:79:PHE:HD2	1.89	0.55
32:CE:102:LEU:HD12	32:CE:102:LEU:H	1.71	0.55
1:DA:545:G:H21	1:DA:548:A:N6	2.03	0.55
27:D5:31:VAL:HG13	27:D5:42:PRO:HG3	1.88	0.55
31:CA:184:G:O2'	31:CA:185:A:H5'	2.07	0.55
53:CC:51:U:H2'	53:CC:52:C:C6	2.41	0.55
22:A3:23:VAL:HA	22:A3:38:VAL:HG22	1.88	0.55
1:AA:2246:G:H2'	1:AA:2247:A:C8	2.40	0.55
6:AG:112:PRO:CG	26:A4:38:LYS:HD3	2.37	0.55
1:AA:883:G:C6	1:AA:884:C:O2	2.60	0.55
12:DP:138:ASP:OD1	12:DP:138:ASP:N	2.38	0.55
3:AD:30:GLU:HG3	3:AD:63:ARG:NH2	2.22	0.55
28:A6:15:GLU:OE2	28:A6:44:ARG:NH1	2.40	0.55

Continued on next page...

Continued from previous page...

Atom-1	Atom-2	Distance(Å)	Clash(Å)
39:BL:9:ARG:HB2	39:BL:13:ALA:O	2.05	0.55
39:CL:85:LEU:HD12	39:CL:86:VAL:N	2.21	0.55
57:DV:156:LYS:O	57:DV:157:LEU:HB2	2.07	0.55
1:DA:1342:A:C6	1:DA:1397:U:C6	2.94	0.55
1:DA:708:C:H5'	1:DA:709:U:OP2	2.06	0.55
17:A2:38:LEU:HD12	17:A2:57:VAL:HG12	1.88	0.55
1:DA:1385:G:O2'	1:DA:1396:U:H6	1.88	0.55
1:AA:478:A:C6	1:AA:480:A:C6	2.95	0.55
1:DA:2816:C:O2	1:DA:2883:A:O2'	2.23	0.55
1:DA:660:G:H5'	55:DF:99:TYR:CE2	2.42	0.55
19:AT:80:ILE:O	19:AT:80:ILE:HG13	2.07	0.55
43:BP:12:ASN:OD1	43:BP:13:LYS:N	2.39	0.55
34:BG:96:LEU:HD12	34:BG:139:ARG:NH1	2.21	0.55
25:AX:11:SER:OG	25:AX:13:ILE:HG12	2.06	0.55
38:BK:12:ARG:NH1	38:BK:27:PRO:HD2	2.21	0.55
39:BL:22:GLY:HA3	39:BL:60:ASP:OD2	2.06	0.55
31:BA:60:A:H4'	31:BA:61:G:H5'	1.88	0.55
1:DA:362:U:H6	1:DA:362:U:H3'	1.70	0.55
1:AA:2319:G:OP2	1:AA:2319:G:H4'	2.06	0.55
6:AG:94:LEU:H	6:AG:94:LEU:HD23	1.72	0.55
12:AP:8:LYS:HG2	12:AP:9:TYR:CE1	2.42	0.55
15:DR:132:LYS:NZ	15:DR:132:LYS:HB2	2.21	0.55
50:CW:51:GLU:HA	50:CW:54:LYS:HE3	1.87	0.55
1:AA:890:A:H3'	1:AA:892:G:H8	1.71	0.55
6:AG:83:ARG:H	6:AG:86:MET:CE	2.18	0.55
53:CC:18:C:C2'	53:CC:18:C:O2	2.54	0.55
1:DA:483:A:C4'	20:DU:49:VAL:HA	2.35	0.55
28:A6:41:PRO:HD2	28:A6:46:HIS:N	2.21	0.55
1:DA:1070:A:H5'	1:DA:1071:G:C5'	2.28	0.55
43:CP:92:HIS:CE1	43:CP:98:VAL:HG11	2.42	0.55
34:CG:25:ARG:HG3	34:CG:26:CYS:N	2.21	0.55
39:BL:29:ASN:OD1	39:BL:64:THR:HA	2.06	0.55
53:BD:69:C:H2'	53:BD:70:C:O4'	2.05	0.55
6:AG:67:LYS:H	6:AG:67:LYS:HE2	1.70	0.55
20:DU:83:THR:HG21	20:DU:94:LYS:HG2	1.87	0.55
53:BD:8:U:H3	53:BD:14:A:H62	1.54	0.55
4:AE:116:VAL:O	4:AE:117:MET:CB	2.49	0.55
1:AA:654(A):A:C2	1:AA:654(T):A:N1	2.75	0.55
52:CB:6:G:H2'	52:CB:7:G:C8	2.40	0.55
1:DA:1048:A:H5'	1:DA:1049:C:OP2	2.07	0.55
50:BW:99:LEU:O	50:BW:100:ILE:HB	2.06	0.55
8:AK:73:GLU:HG3	8:AK:137:PRO:HD2	1.89	0.55

Continued on next page...

Continued from previous page...

Atom-1	Atom-2	Distance(Å)	Clash(Å)
8:AK:69:LYS:O	8:AK:73:GLU:HB2	2.05	0.55
32:CE:95:GLN:O	32:CE:97:TRP:N	2.40	0.55
56:D0:53:HIS:ND1	56:D0:53:HIS:O	2.37	0.55
31:CA:6:G:H4'	31:CA:298:A:H4'	1.89	0.55
1:AA:2311:A:H2	6:AG:88:ILE:HD11	1.70	0.55
3:AD:166:GLN:HE21	3:AD:166:GLN:HA	1.71	0.55
6:AG:94:LEU:N	6:AG:94:LEU:HD23	2.21	0.55
31:CA:1170:A:H8	31:CA:1170:A:O5'	1.89	0.55
35:CH:31:LEU:HD22	35:CH:43:LEU:HD11	1.88	0.55
1:DA:845:G:H8	1:DA:845:G:OP2	1.88	0.55
31:CA:1449:C:O3'	31:CA:1450:U:H4'	2.04	0.55
31:CA:909:A:H2'	31:CA:910:C:O4'	2.05	0.55
31:BA:625:G:H4'	46:BS:16:HIS:CD2	2.41	0.55
32:CE:237:ALA:O	32:CE:238:LEU:HB3	2.06	0.55
1:DA:734:A:O2'	1:DA:1635:G:H5'	2.07	0.55
1:DA:405:U:O2	1:DA:405:U:H3'	2.07	0.55
37:BJ:15:ASP:O	37:BJ:19:GLY:HA2	2.05	0.55
11:DO:49:ARG:O	11:DO:49:ARG:HG2	2.05	0.55
11:DO:61:ARG:O	11:DO:62:LEU:HB3	2.05	0.55
11:AO:11:GLY:O	11:AO:13:ASN:N	2.38	0.55
1:DA:1005:C:O2'	1:DA:1006:C:H5'	2.07	0.55
53:BD:16:C:H5''	53:BD:17:C:C5	2.41	0.55
60:D4:61:ARG:O	60:D4:62:ARG:NH2	2.40	0.55
31:BA:254:G:OP1	47:BT:68:ARG:HB3	2.07	0.55
31:BA:254:G:O2'	47:BT:16:GLN:O	2.25	0.55
32:BE:239:VAL:O	32:BE:240:GLN:HG2	2.06	0.55
1:AA:1582:C:O2'	1:AA:1586:A:C8	2.57	0.55
1:DA:242:G:O5'	30:D8:3:LYS:HE3	2.07	0.55
59:DW:17:SER:OG	59:DW:18:PRO:HA	2.06	0.55
31:CA:1399:C:C2	31:CA:1502:A:N6	2.74	0.55
1:AA:405:U:H2'	1:AA:405:U:O2	2.07	0.55
31:CA:1327:C:H2'	31:CA:1328:C:C6	2.41	0.55
1:DA:2327:A:H2'	1:DA:2328:A:C8	2.41	0.55
31:CA:723:U:O2'	31:CA:724:G:OP1	2.23	0.55
34:BG:121:VAL:O	34:BG:134:ASP:HA	2.06	0.55
1:DA:2197:U:H1'	1:DA:2198:A:C8	2.42	0.55
31:CA:130:A:C8	47:CT:63:ARG:HG3	2.41	0.55
15:AR:33:LYS:O	15:AR:82:LEU:HD23	2.06	0.55
57:DV:24:LEU:HD12	57:DV:25:PRO:O	2.07	0.55
35:BH:91:LEU:HD12	35:BH:120:THR:HG22	1.87	0.55
1:AA:2082:A:H2'	1:AA:2083:G:O4'	2.07	0.55
1:AA:232:G:OP2	1:AA:232:G:H8	1.90	0.55

Continued on next page...

Continued from previous page...

Atom-1	Atom-2	Distance(Å)	Clash(Å)
53:BD:50:G:N2	53:BD:66:C:O2	2.37	0.55
31:BA:923:A:OP1	35:BH:21:ALA:HB2	2.07	0.55
1:DA:2872:G:N7	1:DA:2873:A:N1	2.54	0.55
31:BA:695:A:OP1	41:BN:52:GLY:HA3	2.06	0.55
9:AM:35:ARG:HB2	9:AM:42:TRP:CH2	2.41	0.55
4:DE:58:ARG:O	4:DE:60:ASN:N	2.39	0.55
1:AA:139:G:N2	1:AA:141:A:N1	2.52	0.55
52:CB:48:C:O2'	52:CB:49:C:OP1	2.21	0.55
15:AR:24:PRO:HD3	15:AR:52:ILE:HD12	1.88	0.55
53:BD:22:A:H2	53:BD:47:G:H2'	1.72	0.55
40:CM:54:PHE:CZ	40:CM:55:LYS:NZ	2.63	0.55
1:AA:2820:A:HO2'	1:AA:2821:A:P	2.28	0.55
53:CD:15:G:N2	53:CD:60:A:H1'	2.22	0.55
6:DG:117:PHE:C	6:DG:117:PHE:CD1	2.80	0.55
1:DA:1047:G:H2'	1:DA:1110:G:H1	1.71	0.55
8:AK:65:ALA:O	8:AK:69:LYS:N	2.39	0.55
31:BA:95:G:C6	31:BA:96:G:C6	2.94	0.55
35:CH:6:PHE:HB3	35:CH:35:GLY:C	2.27	0.55
49:CV:22:LEU:O	49:CV:27:GLU:HA	2.06	0.55
1:DA:2303:G:H2'	1:DA:2304:G:H5'	1.88	0.55
31:BA:1281:U:H5''	31:BA:1282:C:OP2	2.07	0.55
31:CA:1435:G:H2'	31:CA:1436:U:H6	1.71	0.55
1:DA:2335:A:C8	1:DA:2337:G:C5	2.95	0.55
31:BA:389:A:H2'	31:BA:390:C:C5'	2.36	0.55
1:AA:639:U:H2'	1:AA:640:C:C6	2.42	0.55
31:CA:115:G:H4'	31:CA:116:A:O5'	2.06	0.55
1:DA:910:A:H62	12:DP:12:GLN:HA	1.72	0.55
32:BE:17:PHE:N	32:BE:17:PHE:CD1	2.72	0.55
43:CP:35:GLU:HG3	43:CP:36:LYS:N	2.20	0.55
46:BS:19:ILE:HG22	46:BS:36:ILE:HG13	1.88	0.55
50:CW:87:LYS:O	50:CW:91:LEU:HG	2.07	0.55
1:DA:270(F):U:H2'	1:DA:270(G):C:C6	2.41	0.55
31:BA:1220:G:O3'	49:BV:36:ARG:HD3	2.06	0.55
49:BV:36:ARG:NH1	49:BV:52:TYR:O	2.40	0.55
21:AV:80:ARG:HG3	21:AV:82:ARG:HG2	1.89	0.55
1:DA:2316:C:O2'	6:DG:128:ARG:NH2	2.37	0.55
1:AA:899:A:O2'	1:AA:900:A:H8	1.89	0.55
12:AP:75:THR:HG21	12:AP:87:LYS:HE2	1.87	0.55
1:DA:250:G:OP2	30:D8:13:ARG:NH2	2.38	0.55
30:D8:14:VAL:HG11	30:D8:22:VAL:HG13	1.88	0.55
1:AA:2287:A:C2	1:AA:2346:A:C2	2.95	0.55
1:DA:1210:A:H4'	1:DA:1211:U:O5'	2.05	0.55

Continued on next page...

Continued from previous page...

Atom-1	Atom-2	Distance(Å)	Clash(Å)
7:DH:116:GLU:HG2	7:DH:117:PRO:HD2	1.89	0.55
1:DA:2211:G:H3'	1:DA:2212:A:C2	2.42	0.55
1:DA:1012:U:C4	9:DM:25:ARG:HD3	2.42	0.55
2:DB:83:G:N2	2:DB:93:C:N3	2.49	0.55
1:AA:2173:A:OP1	1:AA:2173:A:H8	1.90	0.55
1:DA:1858:G:H1'	1:DA:1884:A:N6	2.22	0.55
32:CE:45:GLN:O	32:CE:47:THR:N	2.40	0.55
42:BO:44:LYS:HE3	54:B1:21:C:OP1	2.06	0.55
23:DZ:81:LYS:H	23:DZ:82:LEU:HD23	1.72	0.55
11:AO:23:PRO:C	11:AO:25:SER:H	2.09	0.55
37:BJ:111:ARG:HD2	37:BJ:123:GLU:HB2	1.88	0.55
23:DZ:78:LYS:O	23:DZ:80:LEU:HD22	2.07	0.55
53:BC:24:C:H2'	53:BC:25:U:H6	1.71	0.55
45:CR:16:ALA:HB1	45:CR:21:ASP:HB3	1.87	0.55
6:DG:53:LEU:HD21	6:DG:90:LEU:HD11	1.88	0.55
31:BA:1329:A:H5'	43:BP:29:ARG:HD2	1.89	0.55
24:AW:28:LYS:HB3	24:AW:53:LEU:HD21	1.87	0.55
1:AA:2815:C:H5'	27:A5:29:THR:HG21	1.89	0.55
14:AQ:30:ARG:CG	14:AQ:30:ARG:HH11	2.19	0.55
39:BL:65:VAL:HG21	39:BL:73:GLN:HB3	1.88	0.55
47:CT:59:ILE:CG2	47:CT:71:PHE:HB3	2.36	0.55
2:DB:70:C:H42	2:DB:106:G:H1	1.54	0.55
3:DD:43:ARG:CB	3:DD:54:ARG:HB2	2.36	0.55
16:A1:92:ARG:HD2	16:A1:95:LEU:HD12	1.88	0.55
1:DA:1314:C:OP1	1:DA:1332:G:H5''	2.07	0.55
15:DR:25:GLY:H	15:DR:49:VAL:HG13	1.72	0.55
34:CG:11:LEU:C	34:CG:13:ARG:N	2.58	0.55
31:CA:1124:G:O2'	31:CA:1145:C:N4	2.40	0.55
1:AA:573:G:O2'	1:AA:574:C:H3'	2.06	0.55
31:CA:255:G:H1'	47:CT:16:GLN:NE2	2.22	0.55
20:DU:20:TYR:CD1	20:DU:20:TYR:N	2.73	0.55
1:AA:2119:A:C5	1:AA:2171:A:H2	2.24	0.55
1:AA:1771:C:C1'	1:AA:1786:A:H8	2.19	0.55
31:CA:1297:C:H4'	31:CA:1298:C:O5'	2.07	0.55
32:BE:29:ALA:O	32:BE:32:ILE:HG22	2.06	0.55
35:BH:106:PRO:O	35:BH:110:LEU:HG	2.07	0.55
1:DA:1204:A:C2	1:DA:1241:A:N1	2.75	0.55
8:AK:33:ARG:O	8:AK:35:LEU:N	2.40	0.55
6:AG:110:ALA:HA	6:AG:140:ILE:O	2.06	0.55
1:DA:598:G:H1'	11:DO:12:ALA:HB2	1.87	0.55
42:CO:21:VAL:HG12	42:CO:23:ALA:HB2	1.88	0.55
1:DA:2820:A:C6	56:D0:4:LEU:HD11	2.41	0.55

Continued on next page...

Continued from previous page...

Atom-1	Atom-2	Distance(Å)	Clash(Å)
32:CE:8:LYS:HG2	32:CE:11:LEU:HB2	1.88	0.55
1:DA:1416:G:O2'	1:DA:1417:C:O5'	2.22	0.55
32:CE:238:LEU:HD12	32:CE:238:LEU:O	2.07	0.55
33:BF:61:ALA:O	33:BF:62:ASP:HB2	2.07	0.55
43:CP:37:THR:O	43:CP:55:ARG:NH2	2.38	0.55
22:A3:25:ARG:HD3	22:A3:29:GLN:NE2	2.22	0.55
23:DZ:51:VAL:HG23	23:DZ:58:ILE:HB	1.87	0.55
1:AA:2496:C:OP1	12:AP:82:ARG:HB3	2.06	0.55
35:BH:147:ASP:OD2	35:BH:147:ASP:N	2.40	0.55
4:DE:112:GLY:O	4:DE:159:HIS:HA	2.07	0.55
32:CE:179:LYS:HA	38:CK:72:PRO:HG3	1.89	0.55
1:AA:1709:U:H2'	1:AA:1710:C:C6	2.42	0.55
31:CA:316:G:OP2	31:CA:351:G:O2'	2.23	0.55
1:AA:815:C:H2'	1:AA:816:C:H6	1.70	0.55
31:BA:1054:C:H42	52:BB:35:G:H1'	1.71	0.55
4:AE:14:ILE:O	4:AE:15:PHE:HB2	2.07	0.55
31:BA:1366:C:O2'	40:BM:60:ARG:NH2	2.30	0.55
7:DH:152:ARG:C	7:DH:154:PRO:HD3	2.27	0.55
7:AH:152:ARG:O	7:AH:153:LYS:HB2	2.04	0.55
6:DG:43:LEU:O	6:DG:88:ILE:HG12	2.06	0.55
42:BO:86:ARG:HH21	42:BO:88:LYS:CE	2.20	0.55
30:A8:22:VAL:HB	30:A8:53:PRO:HB3	1.89	0.55
1:AA:2165:G:H2'	1:AA:2165:G:N3	2.22	0.55
1:AA:2168:G:N2	1:AA:2170:A:C8	2.75	0.55
1:AA:654(C):G:H2'	1:AA:654(D):G:O4'	2.07	0.55
1:AA:475:U:C4	1:AA:481:G:O6	2.59	0.55
55:DF:18:ARG:HG2	55:DF:19:GLU:N	2.21	0.55
37:BJ:20:ASP:HB3	37:BJ:23:VAL:HG23	1.88	0.55
31:CA:191:G:O2'	50:CW:103:GLY:HA2	2.07	0.55
31:BA:49:U:O2'	31:BA:50:A:P	2.65	0.55
1:DA:1525:G:H2'	1:DA:1526:G:C8	2.41	0.55
1:AA:2199:A:H3'	1:AA:2205:C:C6	2.42	0.55
8:AK:21:VAL:HG22	8:AK:22:LYS:N	2.21	0.55
51:BX:14:TRP:HE3	51:BX:15:ARG:HG2	1.70	0.55
1:AA:2869:G:H2'	1:AA:2870:C:H6	1.71	0.55
1:AA:2619:C:H4'	4:AE:151:TYR:O	2.07	0.55
41:BN:91:ARG:O	41:BN:95:ILE:HG13	2.06	0.55
55:DF:101:LEU:O	55:DF:106:ARG:NH1	2.40	0.55
1:AA:1118:C:H2'	1:AA:1119:C:C6	2.42	0.55
21:AV:33:LEU:HG	21:AV:34:ASN:N	2.22	0.55
2:DB:12:C:O2'	58:D3:74:ARG:HG2	2.06	0.55
11:DO:122:PRO:HB3	11:DO:141:ALA:HB1	1.89	0.55

Continued on next page...

Continued from previous page...

Atom-1	Atom-2	Distance(Å)	Clash(Å)
4:AE:107:THR:HG23	4:AE:107:THR:O	2.07	0.55
1:DA:887:A:H3'	1:DA:888:C:C5'	2.36	0.55
30:D8:32:LEU:HD22	30:D8:36:LYS:HG3	1.89	0.55
3:DD:58:HIS:CD2	3:DD:59:LYS:N	2.75	0.55
31:BA:673:G:H5''	36:BI:87:ARG:NH1	2.22	0.55
11:AO:46:LYS:O	11:AO:47:ASP:HB2	2.07	0.55
1:DA:99:U:H4'	1:DA:102:G:H1'	1.89	0.55
1:DA:2127:G:H21	1:DA:2173:A:H8	1.53	0.55
1:DA:2128:C:H4'	1:DA:2173:A:N6	2.21	0.55
30:A8:51:ALA:N	30:A8:53:PRO:HD2	2.22	0.55
16:D1:91:ASP:O	16:D1:92:ARG:HG2	2.07	0.55
55:DF:8:GLN:HA	55:DF:15:SER:HA	1.88	0.55
24:AW:41:ILE:HD11	24:AW:44:LEU:HD12	1.89	0.55
31:BA:818:G:O2'	31:BA:819:A:H5'	2.06	0.55
1:DA:572:A:H5''	1:DA:573:G:OP2	2.07	0.55
17:D2:79:VAL:O	17:D2:80:GLN:NE2	2.40	0.55
1:DA:1278:A:H2'	1:DA:1279:G:C8	2.42	0.55
31:CA:1015:A:N3	31:CA:1218:C:O2'	2.36	0.55
1:DA:2267:A:H5''	1:DA:2268:A:H5'	1.89	0.55
28:A6:34:LEU:HD22	28:A6:34:LEU:H	1.71	0.55
19:DT:57:LEU:CD2	19:DT:78:LYS:HB2	2.36	0.55
1:AA:587:C:C4'	1:AA:588:U:OP2	2.55	0.55
6:DG:146:TYR:O	6:DG:149:VAL:HG22	2.07	0.55
18:DS:75:TYR:CZ	18:DS:104:THR:HG21	2.42	0.55
31:CA:32:A:C2	31:CA:33:A:C4	2.95	0.55
1:DA:479:A:H4'	1:DA:480:A:OP1	2.05	0.55
32:BE:200:ILE:H	32:BE:200:ILE:HD12	1.72	0.55
31:CA:1040:U:H2'	31:CA:1041:A:C8	2.41	0.55
53:CD:50:G:H22	53:CD:67:C:H1'	1.71	0.55
26:A4:40:HIS:N	26:A4:41:PRO:HD3	2.20	0.55
1:AA:2472:G:O6	1:AA:2476:A:H4'	2.07	0.55
12:DP:28:ALA:C	12:DP:29:PHE:CD1	2.81	0.55
53:BC:18:C:O2	53:BC:18:C:O2'	2.22	0.55
31:CA:1320:C:OP1	49:CV:70:LYS:HE3	2.06	0.55
1:AA:1728:G:C2	1:AA:1730:U:OP2	2.60	0.55
31:BA:1059:C:O2'	40:BM:53:PRO:HD3	2.06	0.55
31:CA:1128:C:N4	31:CA:1139:G:C2	2.74	0.55
3:DD:71:ASP:CG	3:DD:103:ARG:HH22	2.11	0.55
3:DD:35:LYS:HD3	3:DD:63:ARG:CB	2.37	0.55
2:AB:15:A:C4'	2:AB:15:A:OP1	2.54	0.55
31:BA:1025:U:H1'	31:BA:1026:G:H8	1.72	0.55
1:DA:998:C:C2'	1:DA:999:U:O5'	2.54	0.55

Continued on next page...

Continued from previous page...

Atom-1	Atom-2	Distance(Å)	Clash(Å)
42:BO:67:ILE:HG12	42:BO:97:ILE:HD12	1.88	0.55
1:DA:1858:G:H1'	1:DA:1884:A:H61	1.71	0.55
16:D1:98:LEU:O	16:D1:99:ALA:HB3	2.07	0.55
8:DK:75:LEU:HD21	8:DK:77:LEU:HB2	1.87	0.55
1:DA:2572:A:OP1	4:DE:144:ARG:HB2	2.07	0.55
3:AD:182:LEU:H	3:AD:272:ALA:CB	2.20	0.55
31:BA:411:A:C4	31:BA:413:G:H1'	2.41	0.55
1:AA:1130:U:C1'	1:AA:1131:G:OP1	2.55	0.55
31:BA:438:G:OP1	34:BG:125:HIS:HE1	1.90	0.55
32:CE:7:VAL:HG22	32:CE:8:LYS:N	2.21	0.55
19:AT:3:THR:O	19:AT:6:ASP:HB2	2.07	0.55
1:DA:764:A:O4'	3:DD:213:ARG:HG3	2.07	0.55
41:BN:124:LYS:HE3	41:BN:125:PHE:CE1	2.42	0.55
53:CD:72:C:H2'	53:CD:73:A:C8	2.42	0.55
31:CA:757:U:H2'	31:CA:758:G:O4'	2.06	0.55
35:CH:13:ILE:HD13	35:CH:13:ILE:H	1.71	0.55
1:DA:2057:A:H2'	1:DA:2058:A:O4'	2.06	0.55
34:BG:162:LEU:HD13	34:BG:181:MET:HG2	1.89	0.55
12:AP:32:TYR:CE1	12:AP:133:ARG:HG3	2.43	0.54
1:DA:2469:A:N1	1:DA:2482:G:C8	2.75	0.54
31:CA:1160:G:N3	31:CA:1160:G:H2'	2.22	0.54
31:CA:1133:G:H2'	31:CA:1134:G:C8	2.41	0.54
31:BA:1004:A:O4'	31:BA:1025:U:N3	2.40	0.54
32:BE:211:ILE:O	32:BE:215:LEU:HB2	2.07	0.54
1:DA:242:G:H5'	30:D8:62:LEU:HB3	1.88	0.54
9:AM:17:ASP:O	9:AM:18:ALA:HB3	2.08	0.54
9:DM:128:HIS:HB2	9:DM:129:PRO:HD2	1.89	0.54
50:BW:98:PRO:C	50:BW:100:ILE:H	2.10	0.54
33:CF:52:LEU:H	33:CF:52:LEU:CD2	2.20	0.54
2:DB:13:A:N1	2:DB:69:G:O2'	2.33	0.54
31:BA:871:U:H1'	31:BA:872:A:OP1	2.08	0.54
1:DA:1181:C:O2'	1:DA:1182:A:H5'	2.07	0.54
52:BB:52:U:H2'	52:BB:53:A:C5'	2.37	0.54
31:BA:1336:C:OP1	31:BA:1336:C:C4'	2.55	0.54
38:CK:103:VAL:CG2	38:CK:110:ALA:HB2	2.37	0.54
1:AA:1409:C:O2'	1:AA:1410:G:H5'	2.07	0.54
1:AA:1297:C:OP1	1:AA:2710:C:H4'	2.07	0.54
1:AA:2869:G:H2'	1:AA:2870:C:C6	2.42	0.54
57:DV:1:MET:HG2	57:DV:2:GLU:H	1.72	0.54
57:DV:108:PRO:O	57:DV:110:GLY:N	2.40	0.54
31:BA:229:U:O2'	46:BS:23:ASP:OD2	2.23	0.54
8:DK:120:ILE:HG22	8:DK:122:GLU:H	1.71	0.54

Continued on next page...

Continued from previous page...

Atom-1	Atom-2	Distance(Å)	Clash(Å)
3:DD:231:HIS:ND1	3:DD:232:PRO:HD2	2.22	0.54
1:DA:270(L):U:H3	8:DK:50:ARG:NH1	2.04	0.54
31:CA:57:G:H2'	31:CA:58:C:C6	2.42	0.54
31:BA:127:G:N2	47:BT:61:GLU:OE1	2.32	0.54
1:DA:116:C:H2'	1:DA:117:G:O4'	2.07	0.54
1:DA:1826:G:O2'	3:DD:242:ARG:NH2	2.41	0.54
1:DA:483:A:C5'	20:DU:49:VAL:HA	2.37	0.54
13:A0:55:ALA:HB2	13:A0:79:LEU:HD13	1.88	0.54
34:CG:139:ARG:HH11	34:CG:139:ARG:CG	2.06	0.54
31:BA:1143:G:N1	31:BA:1144:G:C2	2.76	0.54
1:DA:67:U:C2	1:DA:74:A:H2	2.25	0.54
50:BW:72:LEU:HD21	50:BW:77:ALA:N	2.21	0.54
1:DA:2115:G:H1'	1:DA:2171:A:N1	2.22	0.54
1:DA:1143:A:N3	1:DA:1143:A:O4'	2.38	0.54
1:AA:2015:A:H1'	27:A5:2:ALA:CA	2.34	0.54
55:DF:118:ALA:HB2	55:DF:123:LEU:HD23	1.90	0.54
59:DW:17:SER:HB3	59:DW:21:LEU:H	1.73	0.54
34:BG:209:ARG:NE	34:BG:209:ARG:HA	2.22	0.54
33:CF:77:ILE:O	33:CF:83:ARG:HB3	2.07	0.54
1:DA:1266:G:O6	18:DS:13:SER:OG	2.17	0.54
31:BA:50:A:H4'	31:BA:51:A:O5'	2.08	0.54
47:BT:55:ASP:HA	47:BT:79:SER:HA	1.89	0.54
31:BA:601:C:H2'	31:BA:602:A:C8	2.42	0.54
31:CA:625:G:H2'	31:CA:626:U:C6	2.41	0.54
35:CH:144:THR:O	35:CH:148:VAL:HG23	2.07	0.54
4:DE:119:ARG:HG2	4:DE:160:TYR:CG	2.43	0.54
9:AM:70:LYS:HE3	9:AM:72:TYR:CE1	2.43	0.54
31:BA:1198:G:HO2'	40:BM:54:PHE:HD2	1.55	0.54
31:CA:457:C:H2'	31:CA:458:C:C6	2.42	0.54
8:DK:10:GLU:OE1	8:DK:11:ASN:HB2	2.07	0.54
38:CK:5:PRO:O	38:CK:8:ASP:HB3	2.07	0.54
1:AA:671:C:OP1	11:AO:42:SER:O	2.24	0.54
34:CG:173:TRP:HB3	34:CG:187:ARG:HH11	1.72	0.54
49:BV:53:ASN:O	49:BV:77:THR:HG22	2.07	0.54
1:DA:1899:G:N2	1:DA:1902:C:N4	2.28	0.54
1:AA:2210:G:H2'	1:AA:2211:G:N7	2.21	0.54
31:CA:1149:C:OP2	39:CL:9:ARG:NH1	2.40	0.54
3:DD:35:LYS:CB	3:DD:63:ARG:HA	2.38	0.54
17:D2:49:THR:CB	17:D2:50:PRO:HD2	2.33	0.54
1:DA:1340:U:H4'	1:DA:1341:U:OP2	2.06	0.54
6:DG:60:LEU:O	6:DG:64:THR:HG22	2.07	0.54
15:DR:3:ARG:HG2	15:DR:6:LEU:HB2	1.89	0.54

Continued on next page...

Continued from previous page...

Atom-1	Atom-2	Distance(Å)	Clash(Å)
33:BF:112:SER:HB3	33:BF:115:LEU:HD13	1.89	0.54
31:CA:345:C:H1'	31:CA:346:G:N1	2.23	0.54
55:DF:123:LEU:O	55:DF:124:LEU:C	2.44	0.54
21:AV:76:LEU:HD23	21:AV:76:LEU:N	2.18	0.54
31:BA:652:U:H1'	31:BA:653:A:H2	1.69	0.54
1:DA:1570:A:C4'	3:DD:38:LYS:HE2	2.37	0.54
1:DA:2271:G:H5''	58:D3:20:ARG:CD	2.37	0.54
36:BI:23:LYS:O	36:BI:27:GLN:HG3	2.08	0.54
36:BI:23:LYS:HD3	36:BI:61:LEU:HD21	1.90	0.54
34:BG:173:TRP:CD1	34:BG:174:LEU:HG	2.43	0.54
1:AA:2771:C:O3'	4:AE:168:MET:HE1	2.08	0.54
1:AA:2773:C:H5''	4:AE:164:ARG:HG2	1.88	0.54
45:BR:74:ASP:CG	45:BR:77:ARG:HG2	2.27	0.54
38:CK:103:VAL:HG21	38:CK:110:ALA:HB2	1.89	0.54
25:AX:31:LEU:O	25:AX:32:GLN:HB2	2.06	0.54
4:AE:2:LYS:HD3	4:AE:95:ILE:HG22	1.89	0.54
31:BA:368:U:P	8:DK:91:SER:HG	2.29	0.54
12:AP:110:THR:HG23	12:AP:113:GLN:OE1	2.07	0.54
31:BA:624:C:O3'	46:BS:10:GLY:HA2	2.06	0.54
35:CH:11:ILE:HG21	35:CH:105:VAL:HG22	1.90	0.54
34:BG:95:GLY:HA3	34:BG:188:LEU:HD11	1.88	0.54
1:AA:234:C:H2'	1:AA:235:U:H6	1.72	0.54
31:CA:564:C:O2'	38:CK:91:ARG:NH2	2.35	0.54
8:DK:25:TYR:HE2	8:DK:29:TYR:CD2	2.24	0.54
31:BA:324:G:N1	31:BA:327:A:OP2	2.38	0.54
19:DT:56:THR:HB	19:DT:77:LYS:HE2	1.89	0.54
32:BE:75:LYS:HD3	32:BE:75:LYS:O	2.07	0.54
1:DA:912:C:O2	1:DA:912:C:H2'	2.06	0.54
31:BA:1513:A:H2'	31:BA:1514:C:C6	2.42	0.54
5:AF:125:LEU:HD21	5:AF:199:TRP:CE3	2.42	0.54
31:CA:1176:A:N6	31:CA:1177:G:C6	2.76	0.54
1:DA:1225:C:H5''	17:D2:85:LYS:HD3	1.90	0.54
1:DA:1869:G:H5'	1:DA:1869:G:H8	1.73	0.54
1:DA:946:G:H2'	1:DA:947:G:C8	2.43	0.54
31:CA:1129:C:N3	31:CA:1139:G:N1	2.55	0.54
2:AB:80:U:O2'	2:AB:81:G:H5''	2.07	0.54
31:CA:1006:C:H2'	31:CA:1007:C:C6	2.43	0.54
31:CA:1004:A:C8	31:CA:1025:U:C2	2.96	0.54
31:CA:558:G:H2'	31:CA:559:A:H2	1.72	0.54
42:CO:25:LYS:HG2	42:CO:25:LYS:O	2.08	0.54
1:DA:84:A:OP2	20:DU:8:LYS:HD3	2.06	0.54
9:AM:35:ARG:HG3	9:AM:37:LYS:HG3	1.88	0.54

Continued on next page...

Continued from previous page...

Atom-1	Atom-2	Distance(Å)	Clash(Å)
6:DG:80:PHE:O	6:DG:81:LYS:CB	2.52	0.54
31:CA:632:A:OP2	31:CA:632:A:H8	1.90	0.54
2:AB:52:A:H62	14:AQ:33:LYS:CG	2.17	0.54
37:BJ:22:LEU:HD23	37:BJ:62:PHE:CE2	2.42	0.54
1:DA:2875:C:O2'	15:DR:3:ARG:HG3	2.08	0.54
32:BE:97:TRP:CZ3	32:BE:99:GLY:HA2	2.43	0.54
31:BA:1497:G:C2'	31:BA:1498:U:H5'	2.35	0.54
1:AA:787:U:H5''	1:AA:788:A:H5'	1.90	0.54
12:AP:30:GLY:CA	12:AP:107:ALA:HB2	2.38	0.54
36:BI:75:LEU:HD22	36:BI:79:LEU:HG	1.89	0.54
56:D0:53:HIS:HB2	56:D0:94:TYR:HE1	1.72	0.54
56:D0:87:TYR:HD1	56:D0:90:ARG:HD2	1.72	0.54
14:DQ:86:ALA:O	14:DQ:87:PHE:HB3	2.07	0.54
18:AS:79:GLY:CA	18:AS:100:THR:HG22	2.38	0.54
31:CA:1486:G:H2'	31:CA:1487:G:O4'	2.07	0.54
4:AE:201:THR:HG22	4:AE:202:LYS:N	2.23	0.54
31:BA:1073:U:H2'	31:BA:1074:G:C8	2.43	0.54
58:D3:56:ASP:OD1	58:D3:58:THR:OG1	2.26	0.54
49:CV:79:THR:O	49:CV:79:THR:OG1	2.26	0.54
11:DO:131:SER:HB3	11:DO:134:ALA:HB2	1.89	0.54
8:AK:104:GLN:O	8:AK:105:HIS:CB	2.55	0.54
1:AA:1464:C:HO2'	1:AA:1528:A:H8	1.54	0.54
35:BH:84:PHE:HB3	35:BH:134:ALA:HB2	1.89	0.54
26:A4:13:ARG:HB2	26:A4:30:GLU:HA	1.90	0.54
31:BA:771:G:O2'	31:BA:772:U:H5'	2.08	0.54
1:AA:1794:U:H2'	1:AA:1795:C:H6	1.71	0.54
26:A4:45:GLY:O	26:A4:47:GLN:N	2.41	0.54
18:AS:66:GLU:HG2	18:AS:66:GLU:O	2.08	0.54
1:AA:1432:C:H2'	1:AA:1433:U:O4'	2.07	0.54
1:DA:2345:G:N3	1:DA:2381:C:H2'	2.22	0.54
12:DP:2:LEU:HB3	12:DP:70:PRO:HD2	1.90	0.54
12:DP:35:VAL:HG12	12:DP:102:VAL:HG22	1.88	0.54
1:DA:1088:A:H4'	1:DA:1089:G:C8	2.42	0.54
1:AA:483:A:H5''	20:AU:49:VAL:HG22	1.89	0.54
1:DA:153:C:OP1	23:DZ:88:LYS:HE3	2.08	0.54
1:DA:654(D):G:N2	1:DA:654(R):C:N3	2.56	0.54
1:AA:67:U:H3	1:AA:74:A:H2	1.49	0.54
1:AA:654(G):C:N3	1:AA:654(N):G:C6	2.75	0.54
1:AA:329:G:H4'	1:AA:330:A:OP2	2.05	0.54
60:D4:12:ALA:HB3	60:D4:24:THR:HG21	1.88	0.54
21:AV:19:ARG:NH1	21:AV:84:GLU:HB2	2.23	0.54
1:AA:1053:C:H42	1:AA:1106:G:H1	1.54	0.54

Continued on next page...

Continued from previous page...

Atom-1	Atom-2	Distance(Å)	Clash(Å)
11:DO:81:GLN:HB3	11:DO:106:LEU:HD12	1.90	0.54
32:BE:170:GLU:O	32:BE:174:VAL:HG23	2.07	0.54
8:DK:97:ILE:O	8:DK:100:ALA:HB3	2.08	0.54
32:CE:236:TYR:CB	32:CE:239:VAL:HB	2.38	0.54
1:DA:2142:C:H2'	1:DA:2143:C:C6	2.42	0.54
43:BP:105:THR:O	43:BP:107:ALA:N	2.41	0.54
1:AA:2788:C:P	4:AE:61:ARG:HH12	2.29	0.54
44:CQ:29:ARG:HG3	44:CQ:40:CYS:HB3	1.88	0.54
31:BA:881:G:OP2	42:BO:9:ARG:NH2	2.40	0.54
21:AV:151:HIS:HD2	21:AV:168:GLU:HG3	1.73	0.54
25:DX:6:VAL:HG12	25:DX:56:VAL:HB	1.90	0.54
31:CA:1460:A:H2'	31:CA:1461:G:O4'	2.08	0.54
14:DQ:24:LEU:HD22	14:DQ:24:LEU:H	1.72	0.54
50:BW:10:LEU:O	50:BW:10:LEU:HD23	2.06	0.54
1:AA:1429:G:H2'	1:AA:1430:C:C6	2.43	0.54
1:AA:1607:C:H4'	1:AA:1608:A:O5'	2.08	0.54
34:CG:17:VAL:HG12	34:CG:18:LYS:H	1.73	0.54
1:AA:2298:A:H2'	1:AA:2299:G:O4'	2.08	0.54
3:AD:27:THR:HG22	3:AD:28:GLU:N	2.22	0.54
1:DA:1794:U:H2'	1:DA:1795:C:C6	2.42	0.54
1:DA:1075:C:H2'	1:DA:1076:C:H6	1.73	0.54
44:BQ:45:ARG:NH1	44:BQ:49:HIS:HE1	2.06	0.54
3:DD:35:LYS:HG2	3:DD:64:ILE:CA	2.37	0.54
23:DZ:92:LYS:O	23:DZ:93:GLU:C	2.45	0.54
1:DA:959:A:H62	12:DP:83:MET:CE	2.21	0.54
15:DR:118:ARG:HA	15:DR:121:ILE:HB	1.89	0.54
18:AS:14:PRO:HB3	18:AS:18:ARG:NH2	2.22	0.54
1:DA:2116:G:OP1	1:DA:2165:G:N2	2.35	0.54
59:DW:47:ASN:C	59:DW:49:LYS:H	2.10	0.54
2:AB:86:G:H1	2:AB:90:C:N4	2.04	0.54
1:AA:1469:A:H2'	1:AA:1470:G:C8	2.42	0.54
52:CB:48:C:H4'	52:CB:49:C:OP1	2.08	0.54
1:DA:2875:C:H4'	15:DR:5:ALA:HB2	1.89	0.54
33:BF:109:PRO:C	33:BF:111:LEU:H	2.10	0.54
33:BF:181:ASN:ND2	33:BF:204:LEU:HB2	2.21	0.54
49:CV:67:VAL:HG12	49:CV:68:GLY:N	2.23	0.54
1:DA:2135:A:H62	1:DA:2156:G:H21	1.51	0.54
1:DA:2124:G:H2'	1:DA:2125:G:H5'	1.88	0.54
1:AA:2502:G:H5''	1:AA:2503:A:H5''	1.89	0.54
17:D2:79:VAL:O	17:D2:80:GLN:CB	2.54	0.54
1:DA:1887:C:C2'	1:DA:1888:G:H5''	2.37	0.54
34:BG:11:LEU:C	34:BG:13:ARG:N	2.60	0.54

Continued on next page...

Continued from previous page...

Atom-1	Atom-2	Distance(Å)	Clash(Å)
1:AA:271(C):U:H2'	1:AA:271:G:OP1	2.07	0.54
1:AA:1486:A:H2'	1:AA:1487:G:C8	2.41	0.54
15:AR:55:ASN:H	15:AR:59:THR:HB	1.73	0.54
1:AA:1972:A:H2'	1:AA:1973:G:H8	1.73	0.54
31:BA:344:A:H5'	31:BA:345:C:OP2	2.07	0.54
42:BO:85:GLY:H	42:BO:95:TYR:HA	1.73	0.54
11:AO:94:GLU:O	11:AO:95:VAL:HB	2.07	0.54
31:CA:1513:A:H2'	31:CA:1514:C:C6	2.42	0.54
2:AB:29:A:H2'	2:AB:30:C:O4'	2.07	0.54
43:BP:58:GLU:O	43:BP:62:ASN:HB2	2.08	0.54
33:CF:63:ASN:O	33:CF:64:VAL:HB	2.08	0.54
1:DA:445:C:OP1	16:D1:2:PRO:HA	2.07	0.54
1:DA:1165:U:H2'	1:DA:1166:C:C6	2.42	0.54
1:DA:2859:G:H2'	1:DA:2860:A:C8	2.43	0.54
18:DS:95:ILE:HG13	18:DS:95:ILE:O	2.08	0.54
4:AE:169:ASN:ND2	4:AE:169:ASN:O	2.32	0.54
1:DA:633:A:H8	1:DA:633:A:O5'	1.91	0.54
32:CE:178:ARG:HH11	32:CE:178:ARG:HB2	1.72	0.54
1:DA:868:U:C4	1:DA:869:G:N7	2.76	0.54
1:DA:2475:C:H5'	1:DA:2476:A:OP2	2.06	0.54
1:DA:1075:C:H2'	1:DA:1076:C:C6	2.43	0.54
1:DA:1268:A:H2'	1:DA:1269:A:O4'	2.07	0.54
33:BF:18:TRP:HZ2	44:BQ:57:ARG:HD2	1.72	0.54
1:DA:2292:C:OP1	14:DQ:17:ARG:NH2	2.41	0.54
1:DA:960:A:N6	12:DP:83:MET:HE2	2.12	0.54
31:BA:1003:G:C2'	31:BA:1004:A:H5'	2.37	0.54
31:BA:1299:A:H2'	31:BA:1301:U:C1'	2.38	0.54
31:BA:1305:G:H5'	51:BX:4:GLY:HA3	1.90	0.54
17:A2:44:LYS:CG	17:A2:45:THR:H	2.21	0.54
4:DE:8:LYS:HB3	4:DE:192:ASN:HA	1.90	0.54
1:AA:2562:U:C1'	10:AN:23:ARG:HH11	2.15	0.54
1:AA:1309:G:H4'	29:A7:7:PRO:HB2	1.89	0.54
1:DA:5:A:N6	1:DA:2897:U:O4	2.40	0.54
14:AQ:110:LEU:HA	14:AQ:112:PHE:CE1	2.42	0.54
31:CA:1211:U:H1'	31:CA:1213:A:C2	2.43	0.54
19:AT:57:LEU:O	19:AT:57:LEU:HD12	2.08	0.54
37:CJ:26:PHE:CD2	37:CJ:30:ILE:HD11	2.43	0.54
5:AF:10:PRO:O	5:AF:124:LEU:HD12	2.08	0.54
54:C1:13:U:H2'	54:C1:13:U:O2	2.07	0.54
31:BA:940:C:H2'	31:BA:941:G:H8	1.73	0.54
3:AD:270:ILE:HG22	3:AD:271:ILE:N	2.23	0.54
1:DA:196:A:N3	1:DA:196:A:H2'	2.23	0.54

Continued on next page...

Continued from previous page...

Atom-1	Atom-2	Distance(Å)	Clash(Å)
1:DA:879:G:C2	1:DA:880:G:H1'	2.43	0.54
40:BM:16:LEU:HD11	40:BM:70:ARG:HB2	1.89	0.54
2:DB:80:U:O2'	2:DB:81:G:H5''	2.07	0.54
35:CH:57:LYS:HG2	35:CH:61:TYR:HE2	1.73	0.54
34:BG:98:GLU:OE2	34:BG:103:ASN:ND2	2.39	0.54
6:AG:13:GLU:O	6:AG:14:GLU:HB2	2.07	0.54
1:DA:2672:G:H2'	1:DA:2673:G:H5''	1.90	0.54
17:A2:59:ALA:HB2	17:A2:96:ILE:HD13	1.90	0.54
7:DH:125:VAL:HG13	7:DH:126:PRO:HD2	1.90	0.54
31:BA:1157:A:O2'	31:BA:1158:C:O4'	2.26	0.54
1:AA:1869:G:N2	1:AA:1872:A:OP2	2.37	0.54
31:CA:1127:G:O2'	31:CA:1128:C:H5'	2.07	0.54
1:AA:847:U:C5	1:AA:933:A:C2	2.95	0.54
1:AA:1558:A:H1'	1:AA:1559:G:OP2	2.08	0.54
1:DA:620:G:H2'	1:DA:620:G:N3	2.23	0.54
31:BA:1004:A:OP1	31:BA:1025:U:O4	2.26	0.54
1:DA:1140:C:H1'	1:DA:1143:A:H8	1.73	0.54
1:DA:298:G:OP1	20:DU:84:ARG:O	2.26	0.54
3:AD:236:GLY:O	3:AD:237:GLU:CG	2.56	0.54
31:CA:250:A:C4'	31:CA:251:G:O5'	2.54	0.54
35:BH:71:LEU:C	35:BH:72:GLN:HG2	2.28	0.54
37:BJ:28:ASN:HA	37:BJ:31:MET:HE3	1.89	0.54
9:AM:112:LEU:O	9:AM:114:ARG:O	2.26	0.54
43:CP:22:ILE:HD12	43:CP:25:ILE:HG13	1.90	0.54
1:AA:1230:C:H2'	1:AA:1231:G:C8	2.42	0.54
1:AA:2023:G:H5'	1:AA:2617:C:H4'	1.90	0.54
43:CP:57:ARG:NH2	60:D4:34:GLU:HB2	2.23	0.54
34:BG:138:TYR:C	34:BG:138:TYR:HD2	2.11	0.54
1:DA:1316:U:H2'	1:DA:1317:A:C8	2.43	0.54
31:CA:983:A:H2	31:CA:984:C:C6	2.25	0.54
31:BA:445:G:H1	31:BA:489:C:H42	1.55	0.54
2:DB:89(A):A:C8	2:DB:90:C:H1'	2.43	0.54
55:DF:57:VAL:HG11	55:DF:59:TYR:CD1	2.43	0.54
25:DX:59:VAL:HG12	25:DX:60:GLU:N	2.22	0.54
1:DA:524:U:H2'	1:DA:525:U:C6	2.43	0.54
2:DB:14:U:O3'	2:DB:107:U:O2'	2.22	0.54
31:CA:1292:U:H2'	31:CA:1293:G:C8	2.42	0.54
37:BJ:86:GLN:HB2	37:BJ:148:ASN:ND2	2.22	0.54
1:DA:128:C:H2'	1:DA:129:C:H6	1.72	0.54
1:DA:745:G:H2'	1:DA:746:A:H5'	1.90	0.54
32:BE:168:THR:OG1	32:BE:192:SER:HB2	2.08	0.54
1:DA:2681:C:C5	1:DA:2727:G:C2	2.95	0.54

Continued on next page...

Continued from previous page...

Atom-1	Atom-2	Distance(Å)	Clash(Å)
12:DP:6:ARG:C	12:DP:7:MET:HG2	2.22	0.54
21:AV:48:PHE:HE2	21:AV:71:VAL:HG11	1.72	0.54
1:DA:2777:G:OP2	1:DA:2781:A:O2'	2.21	0.54
3:AD:35:LYS:HE2	3:AD:104:TYR:HB2	1.89	0.54
3:AD:33:LEU:N	3:AD:35:LYS:O	2.24	0.54
1:DA:2469:A:N6	1:DA:2481:G:H1'	2.23	0.54
28:A6:29:ASN:O	28:A6:32:ASN:HB3	2.07	0.54
1:AA:860:U:H5	1:AA:917:A:N1	2.03	0.54
1:AA:2135:A:N6	1:AA:2156:G:O2'	2.40	0.54
53:BD:13:C:HO2'	53:BD:14:A:P	2.30	0.54
32:BE:172:ILE:O	32:BE:176:GLU:HB2	2.08	0.54
43:BP:3:ARG:HG2	43:BP:9:ILE:HG12	1.88	0.54
53:CC:48:U:H1'	53:CC:49:C:O5'	2.08	0.54
31:BA:955:U:H1'	31:BA:1227:A:N6	2.23	0.54
31:BA:97:U:H2'	31:BA:99:C:C6	2.43	0.54
31:BA:438:G:H4'	34:BG:123:HIS:ND1	2.23	0.54
55:DF:78:ILE:HA	55:DF:83:PHE:CD1	2.43	0.54
45:CR:39:LEU:CD1	45:CR:56:LEU:HB2	2.37	0.54
31:CA:792:A:H4'	31:CA:793:U:O5'	2.08	0.54
1:DA:2564:A:OP1	1:DA:2648:C:H4'	2.08	0.54
1:DA:880:G:H2'	1:DA:880:G:N3	2.23	0.54
32:CE:142:LEU:HD23	32:CE:142:LEU:O	2.07	0.54
7:AH:74:ASN:O	7:AH:77:LYS:HG2	2.08	0.54
47:BT:6:LEU:HD22	47:BT:23:VAL:HG11	1.90	0.54
17:D2:73:SER:HB2	17:D2:82:ARG:O	2.08	0.54
10:DN:122:LEU:HD13	15:DR:72:VAL:HG11	1.88	0.54
1:DA:265:A:H1'	1:DA:266:G:O4'	2.08	0.54
1:DA:198:C:O2'	1:DA:199:A:H5'	2.07	0.54
1:DA:830:G:H4'	1:DA:831:G:OP2	2.08	0.54
53:CC:18:C:O2'	53:CC:19:G:H5''	2.07	0.54
30:D8:28:GLY:O	30:D8:32:LEU:HB3	2.09	0.54
16:D1:50:ARG:HH12	17:D2:72:VAL:CG1	2.18	0.54
31:BA:975:A:O2'	44:BQ:32:SER:OG	2.19	0.54
1:DA:2015:A:H1'	27:D5:2:ALA:CA	2.38	0.54
53:CD:20:G:H8	53:CD:58:A:N6	2.06	0.54
1:DA:1310:G:OP2	29:D7:9:ARG:HD2	2.07	0.54
1:AA:2394:C:OP1	11:AO:63:PRO:CD	2.54	0.54
49:CV:66:MET:CA	49:CV:67:VAL:HB	2.36	0.54
32:CE:5:ILE:HD13	32:CE:56:ARG:HH12	1.72	0.54
11:DO:84:ASN:OD1	11:DO:117:GLU:HB3	2.08	0.54
1:DA:2512:C:H2'	1:DA:2513:G:O4'	2.06	0.54
43:CP:22:ILE:HB	43:CP:25:ILE:CG1	2.37	0.54

Continued on next page...

Continued from previous page...

Atom-1	Atom-2	Distance(Å)	Clash(Å)
49:CV:22:LEU:C	49:CV:24:ALA:H	2.10	0.54
19:AT:55:ASN:HB2	19:AT:80:ILE:HG13	1.90	0.54
49:BV:30:LEU:H	49:BV:30:LEU:CD1	2.21	0.54
49:BV:30:LEU:HD13	49:BV:30:LEU:H	1.71	0.54
1:DA:1444:G:N2	1:DA:1548:C:C2	2.76	0.54
31:BA:719:C:O2'	48:BU:49:LYS:HB3	2.07	0.54
1:DA:2552:U:H2'	1:DA:2554:U:OP2	2.08	0.54
15:AR:66:VAL:HA	15:AR:71:GLY:HA2	1.90	0.54
17:D2:89:GLN:HE21	17:D2:90:PRO:HD2	1.72	0.54
36:CI:3:ARG:NH1	36:CI:38:GLU:OE1	2.40	0.54
14:DQ:61:ASN:HB3	14:DQ:64:GLU:HB3	1.90	0.54
31:BA:134:A:H1'	31:BA:325:A:C5	2.43	0.54
1:AA:1080:A:O2'	1:AA:1081:U:O4'	2.14	0.53
1:DA:1060:U:H3	1:DA:1088:A:H8	1.54	0.53
49:BV:41:VAL:CG1	49:BV:44:MET:HB2	2.39	0.53
31:BA:1057:G:H2'	31:BA:1058:G:O4'	2.08	0.53
1:AA:1077:A:N3	1:AA:1077:A:H2'	2.23	0.53
21:AV:142:SER:HB3	21:AV:143:GLY:CA	2.31	0.53
1:DA:2831:G:P	4:DE:58:ARG:HH11	2.31	0.53
40:BM:48:THR:HG23	40:BM:62:HIS:ND1	2.23	0.53
1:AA:139:G:N3	1:AA:141:A:N1	2.55	0.53
1:DA:593:G:C1'	30:D8:4:MET:HE1	2.33	0.53
45:CR:17:ARG:HG3	45:CR:17:ARG:NH1	2.14	0.53
32:CE:166:ASP:OD2	32:CE:169:LYS:HB2	2.06	0.53
5:AF:184:TYR:O	5:AF:188:ARG:HG3	2.08	0.53
49:CV:41:VAL:HG13	60:D4:63:TYR:CE1	2.43	0.53
1:DA:90:U:O2	1:DA:90:U:C2'	2.55	0.53
31:BA:129(A):G:N2	31:BA:191(A):G:N7	2.56	0.53
39:BL:43:ALA:O	39:BL:45:ALA:N	2.41	0.53
1:DA:1252:G:O4'	16:D1:33:ARG:HD3	2.08	0.53
37:BJ:113:GLU:CG	37:BJ:119:ARG:HG2	2.38	0.53
1:DA:669:G:O2'	1:DA:670:A:OP1	2.26	0.53
6:DG:109:VAL:O	6:DG:113:ARG:HG3	2.08	0.53
35:CH:75:THR:OG1	35:CH:76:ILE:N	2.41	0.53
46:CS:48:TRP:CE3	46:CS:49:LEU:HB2	2.43	0.53
6:DG:145:THR:OG1	6:DG:148:MET:HB2	2.08	0.53
1:DA:2864:G:OP1	15:DR:119:LYS:HD3	2.08	0.53
3:DD:137:PRO:O	3:DD:140:THR:CG2	2.56	0.53
31:CA:518:C:H4'	31:CA:519:C:O5'	2.08	0.53
6:AG:63:ILE:HD12	6:AG:141:PHE:CG	2.43	0.53
38:CK:64:LYS:HG2	38:CK:79:VAL:HG21	1.88	0.53
1:AA:850:C:O2'	25:AX:46:ASN:ND2	2.40	0.53

Continued on next page...

Continued from previous page...

Atom-1	Atom-2	Distance(Å)	Clash(Å)
14:DQ:59:LYS:CD	14:DQ:60:GLY:H	2.19	0.53
1:AA:236:C:H2'	1:AA:237:C:C6	2.43	0.53
31:BA:723:U:O2	31:BA:723:U:H2'	2.07	0.53
1:AA:882:G:N1	1:AA:894:C:N4	2.14	0.53
12:DP:35:VAL:HG22	12:DP:130:LYS:HB3	1.90	0.53
12:DP:64:ILE:C	12:DP:65:PHE:CD2	2.81	0.53
3:AD:61:LEU:O	3:AD:63:ARG:NH1	2.40	0.53
31:CA:1324:A:H4'	31:CA:1362:C:H4'	1.90	0.53
30:A8:60:LEU:O	30:A8:61:LEU:C	2.44	0.53
1:DA:2748:A:N7	1:DA:2754:U:C4	2.75	0.53
23:DZ:87:PRO:O	23:DZ:88:LYS:C	2.46	0.53
31:BA:1129:C:H41	31:BA:1141:C:H41	1.56	0.53
16:A1:50:ARG:HG2	16:A1:53:ARG:NH2	2.23	0.53
1:AA:1162:G:O4'	17:A2:23:GLU:HG3	2.08	0.53
1:DA:607:U:H3	1:DA:621:A:H2	1.53	0.53
1:DA:1019:U:O2'	1:DA:1021:A:C2	2.61	0.53
1:DA:2210:G:H5'	1:DA:2211:G:C2	2.43	0.53
4:DE:68:ALA:C	4:DE:70:ALA:H	2.10	0.53
1:DA:996:A:H4'	16:D1:92:ARG:CZ	2.38	0.53
1:DA:996:A:H4'	16:D1:92:ARG:NH1	2.22	0.53
31:CA:1347:G:O2'	31:CA:1373:G:O6	2.22	0.53
32:CE:47:THR:HA	32:CE:202:PRO:HG2	1.89	0.53
1:AA:528:A:N1	1:AA:2043:C:O5'	2.42	0.53
32:CE:102:LEU:HD23	32:CE:182:ILE:HD12	1.89	0.53
1:AA:1858:G:H1'	1:AA:1884:A:N6	2.23	0.53
1:DA:1358:G:N2	1:DA:1372:U:C5	2.76	0.53
39:BL:53:VAL:O	39:BL:54:ASP:HB2	2.08	0.53
31:BA:1240:U:C4	37:BJ:32:ARG:HD3	2.43	0.53
45:BR:39:LEU:HD22	45:BR:43:LEU:HG	1.90	0.53
40:CM:33:GLN:HB2	40:CM:75:ILE:CD1	2.38	0.53
21:AV:117:LEU:HD13	21:AV:118:GLN:H	1.73	0.53
16:D1:81:HIS:CE1	16:D1:85:LYS:HD2	2.43	0.53
37:CJ:149:ARG:HD2	41:CN:59:TYR:CZ	2.43	0.53
47:CT:63:ARG:HG2	47:CT:64:PRO:HD2	1.90	0.53
26:A4:13:ARG:H	26:A4:30:GLU:H	1.56	0.53
1:DA:128:C:H2'	1:DA:129:C:C6	2.43	0.53
1:DA:128:C:O2'	1:DA:129:C:P	2.66	0.53
1:DA:1505:C:H2'	1:DA:1506:C:C6	2.43	0.53
1:AA:2397:G:H5''	23:AZ:28:GLY:HA2	1.89	0.53
33:CF:100:ALA:O	33:CF:101:LEU:HB2	2.09	0.53
32:CE:224:GLN:HG3	32:CE:225:ALA:N	2.23	0.53
7:AH:98:LEU:HD12	7:AH:102:ALA:O	2.08	0.53

Continued on next page...

Continued from previous page...

Atom-1	Atom-2	Distance(Å)	Clash(Å)
31:BA:958:A:C6	31:BA:959:A:C6	2.96	0.53
9:DM:10:GLU:HG3	9:DM:11:PRO:HD2	1.89	0.53
31:CA:201:C:H4'	31:CA:208:U:OP1	2.07	0.53
1:AA:1079:C:H3'	1:AA:1080:A:H8	1.70	0.53
1:AA:883:G:H2'	1:AA:884:C:C4'	2.38	0.53
4:AE:23:VAL:HG13	4:AE:185:LYS:N	2.23	0.53
30:A8:23:VAL:CG1	30:A8:46:ARG:HD3	2.38	0.53
1:DA:2468:G:N1	1:DA:2481:G:C4	2.77	0.53
28:D6:10:LEU:C	28:D6:11:LEU:HD22	2.29	0.53
15:DR:91:ARG:NH1	15:DR:124:ASP:OD1	2.30	0.53
1:AA:1028:A:N6	1:AA:1125:G:H2'	2.23	0.53
7:DH:150:ALA:C	7:DH:152:ARG:N	2.62	0.53
31:BA:1025:U:H4'	31:BA:1026:G:H5'	1.91	0.53
20:DU:17:SER:HB2	20:DU:71:LYS:CE	2.38	0.53
1:DA:2794:C:H2'	1:DA:2795:G:O4'	2.08	0.53
33:BF:70:VAL:HG12	33:BF:71:ALA:N	2.23	0.53
31:CA:352:C:O2'	31:CA:354:G:OP1	2.21	0.53
7:DH:4:ILE:HD11	7:DH:7:LEU:HD23	1.90	0.53
39:BL:43:ALA:C	39:BL:45:ALA:H	2.11	0.53
7:DH:89:ILE:HD11	7:DH:94:TYR:HB2	1.89	0.53
1:DA:1007:C:OP1	9:DM:37:LYS:NZ	2.35	0.53
38:CK:84:ARG:O	38:CK:135:CYS:HB2	2.09	0.53
6:DG:138:GLN:NE2	6:DG:153:ARG:HB2	2.24	0.53
1:DA:2321:G:N3	1:DA:2321:G:H2'	2.22	0.53
1:DA:218:A:H2	1:DA:235:U:H4'	1.72	0.53
6:AG:16:ARG:NH2	6:AG:31:VAL:HG13	2.24	0.53
2:DB:89:G:H8	2:DB:89:G:OP2	1.91	0.53
1:AA:2335:A:C8	1:AA:2337:G:C5	2.96	0.53
1:DA:2209:C:O2	1:DA:2216:G:C2	2.61	0.53
40:BM:9:ARG:HH22	40:BM:97:GLU:HG3	1.73	0.53
33:CF:199:LYS:HB3	33:CF:201:TYR:HE1	1.72	0.53
36:BI:4:TYR:HD1	36:BI:92:LYS:HA	1.73	0.53
18:DS:46:PHE:O	18:DS:50:VAL:HG12	2.09	0.53
31:BA:232:G:H1'	31:BA:262:A:N1	2.23	0.53
3:AD:134:ARG:HG3	3:AD:135:PHE:CD2	2.43	0.53
12:AP:39:PRO:HA	12:AP:97:VAL:O	2.07	0.53
1:DA:125:G:H4'	1:DA:126:A:OP2	2.08	0.53
12:DP:133:ARG:O	12:DP:134:ARG:HB3	2.09	0.53
28:A6:15:GLU:HG2	28:A6:16:CYS:H	1.73	0.53
1:AA:482:A:H5''	1:AA:483:A:OP1	2.08	0.53
1:AA:1899:G:HO2'	1:AA:1900:A:P	2.29	0.53
30:A8:58:ILE:HA	30:A8:61:LEU:CD1	2.39	0.53

Continued on next page...

Continued from previous page...

Atom-1	Atom-2	Distance(Å)	Clash(Å)
7:DH:152:ARG:HA	7:DH:154:PRO:HD3	1.89	0.53
50:BW:26:ASN:HD22	50:BW:26:ASN:N	2.00	0.53
20:DU:60:PHE:CD2	20:DU:60:PHE:N	2.59	0.53
31:CA:1446:A:C4'	31:CA:1446:A:OP1	2.56	0.53
7:AH:152:ARG:HG2	7:AH:153:LYS:H	1.74	0.53
27:A5:33:CYS:HB2	27:A5:40:LYS:HD3	1.90	0.53
53:BD:20:G:H5''	53:BD:60:A:H61	1.73	0.53
1:AA:2439:A:P	1:AA:2439:A:H3'	2.48	0.53
17:A2:34:GLU:HA	17:A2:57:VAL:O	2.09	0.53
32:BE:194:PRO:HG2	32:BE:195:ASP:OD1	2.07	0.53
6:AG:27:ASN:OD1	6:AG:28:VAL:N	2.41	0.53
31:CA:422:C:O2'	31:CA:423:G:N2	2.41	0.53
1:DA:1011:G:H1	1:DA:1150:C:N4	2.07	0.53
31:CA:464:G:C5	31:CA:466:C:OP2	2.61	0.53
31:CA:197:A:H8	31:CA:198:G:N9	2.07	0.53
1:DA:1819:A:H5''	3:DD:158:ALA:HB3	1.90	0.53
1:AA:2746:U:O4	1:AA:2755:C:H4'	2.08	0.53
19:DT:50:LYS:H	19:DT:87:GLN:HE22	1.57	0.53
14:DQ:59:LYS:HD2	14:DQ:60:GLY:H	1.73	0.53
1:AA:2584:U:H2'	1:AA:2585:U:H2'	1.90	0.53
31:BA:464:G:C6	31:BA:466:C:H5'	2.42	0.53
31:BA:1287:A:H2'	31:BA:1288:A:C8	2.43	0.53
1:AA:764:A:O4'	3:AD:213:ARG:HG3	2.08	0.53
36:BI:67:MET:HB2	36:BI:68:PRO:HD2	1.89	0.53
23:DZ:41:ARG:HG3	23:DZ:43:TYR:CZ	2.43	0.53
3:AD:142:VAL:HG23	3:AD:193:VAL:HA	1.89	0.53
1:DA:458:G:C8	29:D7:37:LYS:HG2	2.44	0.53
1:DA:270(N):G:H1'	1:DA:270(P):C:O4'	2.07	0.53
31:CA:1495:U:O2'	1:DA:1919:A:N1	2.35	0.53
32:BE:158:LEU:O	32:BE:158:LEU:HD12	2.07	0.53
7:AH:58:GLU:O	7:AH:60:ARG:N	2.41	0.53
6:AG:107:LEU:O	26:A4:38:LYS:CG	2.56	0.53
1:DA:1226:G:H5'	17:D2:85:LYS:H	1.73	0.53
1:AA:2287:A:N6	1:AA:2344:U:C2	2.77	0.53
1:DA:1066:U:N3	1:DA:1069:A:OP2	2.42	0.53
34:CG:13:ARG:HB3	34:CG:33:MET:SD	2.49	0.53
31:CA:1129:C:N4	31:CA:1139:G:C2	2.77	0.53
39:CL:85:LEU:HD13	39:CL:92:TYR:CD2	2.44	0.53
42:BO:15:VAL:CG2	42:BO:16:ARG:H	2.16	0.53
21:AV:6:LYS:O	21:AV:7:ALA:HB2	2.08	0.53
4:DE:6:GLY:HA2	4:DE:51:PHE:CZ	2.44	0.53
44:CQ:3:ARG:O	44:CQ:7:ILE:HG23	2.09	0.53

Continued on next page...

Continued from previous page...

Atom-1	Atom-2	Distance(Å)	Clash(Å)
42:CO:72:HIS:HD2	42:CO:74:LEU:N	2.04	0.53
1:AA:1177:A:H4'	1:AA:1178:C:H5''	1.90	0.53
34:BG:30:LYS:C	34:BG:32:ALA:N	2.62	0.53
1:DA:2299:G:N1	1:DA:2318:G:H8	2.06	0.53
7:DH:168:PRO:HG2	7:DH:169:VAL:H	1.74	0.53
31:CA:537:G:H5''	42:CO:110:ARG:HH12	1.73	0.53
3:DD:5:LYS:HB2	3:DD:5:LYS:HZ2	1.72	0.53
31:CA:321:A:H62	31:CA:328:C:H1'	1.74	0.53
31:BA:1337:G:H5''	31:BA:1338:G:OP1	2.09	0.53
17:D2:48:GLY:HA3	17:D2:52:VAL:CG2	2.38	0.53
45:BR:56:LEU:O	45:BR:60:VAL:HG23	2.07	0.53
1:DA:2648:C:H2'	1:DA:2649:U:C6	2.43	0.53
31:BA:659:U:H2'	31:BA:660:G:H8	1.74	0.53
1:AA:2335:A:C8	1:AA:2337:G:N7	2.77	0.53
34:BG:61:LYS:HD3	34:BG:206:PHE:CE2	2.43	0.53
40:CM:84:GLN:O	40:CM:88:LEU:HB3	2.09	0.53
57:DV:29:TYR:CE2	57:DV:87:ASP:HB3	2.43	0.53
45:CR:2:PRO:HB2	45:CR:3:ILE:HD13	1.91	0.53
1:AA:864:G:C6	1:AA:865:C:N4	2.76	0.53
1:DA:453:C:H4'	1:DA:472:A:N6	2.23	0.53
17:A2:66:ARG:CZ	17:A2:88:ARG:HD3	2.38	0.53
12:DP:57:HIS:O	12:DP:57:HIS:CG	2.61	0.53
1:DA:110:G:C2	1:DA:111:A:C8	2.96	0.53
31:CA:965:A:C2	31:CA:969:A:C2	2.97	0.53
1:AA:2466:C:C2'	1:AA:2467:C:H5'	2.38	0.53
1:AA:164:U:H5''	1:AA:165:U:N3	2.24	0.53
31:CA:1028(B):C:H3'	31:CA:1029:G:C5'	2.34	0.53
1:AA:1727:U:H2'	1:AA:1728:G:O4'	2.08	0.53
1:AA:1728:G:C3'	1:AA:1729:A:H5'	2.25	0.53
1:DA:517:C:OP1	27:D5:16:ARG:NH2	2.42	0.53
1:DA:363(B):G:H2'	1:DA:363(C):G:H8	1.74	0.53
1:DA:1495:A:O2'	1:DA:1496:A:H5'	2.09	0.53
32:BE:233:SER:HB2	32:BE:234:PRO:CD	2.32	0.53
1:AA:2157:G:HO2'	1:AA:2158:A:P	2.31	0.53
37:BJ:22:LEU:HD23	37:BJ:62:PHE:HE2	1.71	0.53
1:AA:2688:U:O5'	1:AA:2688:U:O2	2.26	0.53
1:AA:141:A:C8	1:AA:1408:C:H1'	2.43	0.53
4:DE:88:GLY:O	4:DE:89:ASP:HB3	2.08	0.53
32:BE:125:PRO:O	32:BE:126:GLU:HB2	2.07	0.53
55:DF:63:LYS:HE3	55:DF:75:HIS:O	2.08	0.53
1:DA:877:U:H4'	1:DA:878:A:OP2	2.07	0.53
1:DA:2143:C:H42	1:DA:2148:G:H1	1.55	0.53

Continued on next page...

Continued from previous page...

Atom-1	Atom-2	Distance(Å)	Clash(Å)
3:DD:68:LYS:O	3:DD:68:LYS:HG3	2.09	0.53
45:BR:87:ILE:CG2	45:BR:88:ARG:H	2.21	0.53
1:DA:2733:A:H61	4:DE:202:LYS:HB3	1.74	0.53
31:CA:690:G:H22	41:CN:55:LYS:CE	2.22	0.53
3:AD:130:ALA:C	3:AD:131:LEU:HD12	2.28	0.53
1:DA:1434:A:H61	1:DA:1558:A:N6	2.07	0.53
31:CA:406:G:N2	34:CG:119:GLN:HE22	2.07	0.53
30:A8:29:LYS:CB	30:A8:44:LYS:HG2	2.39	0.53
1:AA:2199:A:C5'	1:AA:2205:C:OP2	2.56	0.53
55:DF:152:GLU:HA	55:DF:190:GLU:OE2	2.09	0.53
31:BA:1251:A:H4'	39:BL:12:GLU:OE1	2.08	0.53
3:DD:218:ARG:HB3	3:DD:219:PRO:HD2	1.91	0.53
35:CH:87:SER:HB3	35:CH:125:SER:O	2.08	0.53
1:AA:1519:G:C2'	1:AA:1520:U:H5'	2.39	0.53
1:AA:1018:C:O2	1:AA:1018:C:H2'	2.08	0.53
1:AA:1530:G:O6	1:AA:1542:G:N2	2.42	0.53
1:AA:889:C:H3'	1:AA:890:A:H4'	1.91	0.53
21:AV:48:PHE:CE2	21:AV:71:VAL:HG11	2.43	0.53
31:CA:1175:G:C2	31:CA:1176:A:C5	2.96	0.53
4:AE:48:GLN:NE2	4:AE:77:ILE:HD12	2.23	0.53
31:CA:1149:C:H2'	31:CA:1150:U:C6	2.43	0.53
12:AP:78:PRO:O	12:AP:79:LEU:CG	2.57	0.53
31:CA:1005:A:C2	31:CA:1006:C:H1'	2.42	0.53
1:AA:2712:U:O2'	1:AA:2712(A):A:P	2.66	0.53
1:AA:1062:G:H1'	1:AA:1088:A:C5	2.43	0.53
31:BA:1025:U:O2'	31:BA:1026:G:H8	1.91	0.53
7:AH:7:LEU:N	7:AH:8:PRO:CD	2.70	0.53
2:DB:43:C:H1'	6:DG:93:THR:O	2.09	0.53
1:AA:2164:C:OP2	1:AA:2166:G:N2	2.40	0.53
29:A7:9:ARG:HE	29:A7:48:LYS:HD3	1.73	0.53
31:BA:162:A:H3'	31:BA:163:C:H5''	1.90	0.53
1:DA:2157:G:H2'	1:DA:2158:A:C8	2.41	0.53
20:DU:39:VAL:HG23	20:DU:40:GLU:N	2.22	0.53
1:DA:943:U:OP2	11:DO:36:LYS:HG3	2.08	0.53
33:CF:73:PRO:O	33:CF:76:VAL:HG22	2.07	0.53
31:CA:1045:C:H2'	31:CA:1046:A:O4'	2.08	0.53
1:DA:38:A:H2'	1:DA:39:C:H6	1.72	0.53
20:DU:88:LYS:O	20:DU:90:LEU:N	2.41	0.53
49:BV:5:LEU:HD13	49:BV:10:PHE:CD1	2.44	0.53
1:AA:2376:A:H2'	1:AA:2377:A:O4'	2.09	0.53
23:AZ:92:LYS:NZ	23:AZ:92:LYS:HB2	2.23	0.53
2:DB:110:G:H2'	2:DB:111:U:O4'	2.09	0.53

Continued on next page...

Continued from previous page...

Atom-1	Atom-2	Distance(Å)	Clash(Å)
1:DA:234:C:H2'	1:DA:235:U:H6	1.73	0.53
1:AA:302:C:H2'	1:AA:303:U:H6	1.73	0.53
41:CN:34:ASP:HB2	41:CN:35:PRO:HD2	1.91	0.53
1:DA:96:G:H4'	59:DW:48:HIS:CD2	2.44	0.53
31:CA:77:C:C3'	31:CA:78:G:H5''	2.38	0.53
1:AA:566:U:O4	17:A2:78:LYS:HD3	2.08	0.53
14:DQ:49:VAL:HG22	14:DQ:80:LEU:HD12	1.91	0.53
3:DD:96:HIS:CE1	3:DD:102:LYS:HE2	2.44	0.53
11:AO:29:LYS:HG2	11:AO:30:THR:N	2.24	0.53
1:AA:675:A:N3	1:AA:2443:C:O2'	2.37	0.53
1:DA:1126:A:H4'	1:DA:1127:A:O5'	2.09	0.53
50:CW:50:GLU:HA	50:CW:100:ILE:HG12	1.90	0.53
1:DA:864:G:C6	1:DA:865:C:N4	2.76	0.53
1:AA:631:A:H2'	1:AA:632:A:O4'	2.07	0.53
17:A2:8:GLY:O	17:A2:10:LYS:HE3	2.08	0.53
28:A6:48:VAL:O	28:A6:49:HIS:HB2	2.08	0.53
1:AA:1027:A:C2	1:AA:2488:A:H5'	2.44	0.53
39:CL:77:ILE:O	39:CL:81:ILE:HG12	2.08	0.53
53:CD:6:G:O2'	53:CD:7:G:H5'	2.09	0.53
20:DU:47:LYS:HG2	20:DU:60:PHE:CD1	2.43	0.53
20:DU:81:LYS:HD3	20:DU:97:ARG:NH2	2.24	0.53
1:AA:654(S):G:H4'	1:AA:654(T):A:OP1	2.07	0.53
1:DA:5:A:H2'	1:DA:6:A:C8	2.44	0.53
1:AA:1204:A:N1	1:AA:1241:A:C2	2.77	0.53
1:DA:2150:U:H2'	1:DA:2151:G:C8	2.40	0.53
4:DE:171:GLU:O	4:DE:184:VAL:HA	2.09	0.53
31:BA:1126:U:OP2	31:BA:1281:U:H1'	2.09	0.53
31:BA:606:G:N2	31:BA:631:G:H8	2.07	0.53
15:AR:112:ARG:HA	15:AR:115:ARG:HD2	1.90	0.53
1:AA:248:G:H5'	1:AA:250:G:N7	2.23	0.53
49:BV:50:ALA:HB1	49:BV:57:HIS:HB3	1.90	0.53
1:DA:1430:C:H2'	1:DA:1431:U:H6	1.73	0.53
57:DV:108:PRO:C	57:DV:110:GLY:H	2.11	0.53
6:AG:9:ARG:O	6:AG:13:GLU:HG2	2.09	0.53
2:DB:89(A):A:N7	2:DB:90:C:H1'	2.24	0.53
31:CA:77:C:H2'	31:CA:78:G:H5''	1.89	0.53
15:DR:74:ARG:HD3	15:DR:76:PHE:CZ	2.44	0.53
1:AA:1578:U:H2'	1:AA:1579:A:H5'	1.89	0.53
38:CK:29:SER:HB3	38:CK:32:LYS:HD2	1.91	0.53
31:BA:377:G:OP1	46:BS:3:LYS:HD2	2.08	0.53
34:BG:150:GLU:C	34:BG:152:SER:H	2.13	0.53
1:DA:1641:A:H2'	1:DA:1642:G:O4'	2.09	0.53

Continued on next page...

Continued from previous page...

Atom-1	Atom-2	Distance(Å)	Clash(Å)
5:AF:40:GLN:NE2	5:AF:183:VAL:HG13	2.24	0.53
30:D8:49:VAL:O	30:D8:50:LEU:CB	2.55	0.53
31:CA:1177:G:H4'	31:CA:1178:G:OP1	2.08	0.53
31:CA:673:G:O3'	36:CI:87:ARG:NH2	2.42	0.53
31:CA:1224:G:C6	31:CA:1322:C:H1'	2.44	0.53
1:DA:528:A:C2	1:DA:2042:A:H2'	2.44	0.53
31:CA:1137:C:H4'	31:CA:1138:G:C2	2.43	0.53
31:BA:1003:G:N2	31:BA:1004:A:HO2'	2.07	0.53
31:CA:991:U:H1'	31:CA:993:G:H1'	1.90	0.53
1:DA:2875:C:HO2'	15:DR:3:ARG:HG3	1.73	0.53
12:AP:62:GLY:O	12:AP:63:LYS:CB	2.52	0.53
8:DK:77:LEU:CG	8:DK:78:THR:H	2.22	0.53
12:DP:16:ARG:O	12:DP:17:LEU:HD23	2.09	0.53
4:AE:167:VAL:HG12	4:AE:189:PRO:HD3	1.89	0.53
1:DA:1043:C:H42	1:DA:1112:G:H1	1.57	0.53
22:A3:27:GLU:HB2	22:A3:69:PHE:HD1	1.73	0.53
31:BA:1279:A:H5''	31:BA:1280:A:OP2	2.09	0.53
38:BK:103:VAL:HG23	38:BK:110:ALA:HB2	1.90	0.53
13:A0:81:ASP:O	13:A0:85:PRO:HG2	2.08	0.53
34:CG:60:GLU:HG2	34:CG:202:LEU:HB2	1.90	0.53
21:AV:130:PRO:HA	21:AV:133:ILE:HD11	1.90	0.53
4:DE:111:ARG:HD2	4:DE:160:TYR:CE1	2.44	0.53
33:CF:64:VAL:HG12	33:CF:99:VAL:HA	1.91	0.53
1:AA:463:G:N2	1:AA:466:A:OP2	2.39	0.53
2:AB:35:U:H2'	2:AB:36:C:C6	2.44	0.53
31:CA:19:C:H5''	35:CH:86:ALA:HB1	1.91	0.53
1:AA:82:G:O2'	1:AA:83:G:H5'	2.08	0.53
31:BA:465:A:N6	31:BA:467:G:C2	2.77	0.53
1:DA:706:A:H2'	1:DA:707:G:O4'	2.09	0.53
6:DG:97:ASP:H	6:DG:100:TRP:HD1	1.56	0.53
31:BA:662:G:H2'	31:BA:663:A:C8	2.43	0.53
1:AA:307:G:N2	1:AA:310:A:C8	2.77	0.53
45:CR:55:GLY:O	45:CR:59:MET:HG3	2.09	0.53
31:BA:1310:G:O2'	31:BA:1311:G:H5'	2.09	0.53
50:CW:36:LEU:HD12	50:CW:55:ILE:HG23	1.91	0.53
1:AA:883:G:H2'	1:AA:884:C:H4'	1.91	0.53
30:D8:35:GLN:O	30:D8:35:GLN:HG3	2.09	0.53
49:BV:40:ILE:HG22	49:BV:69:HIS:O	2.09	0.53
31:CA:1127:G:H1'	31:CA:1147:C:N4	2.24	0.53
3:DD:83:GLU:OE1	3:DD:104:TYR:OH	2.26	0.53
31:CA:501:C:H2'	31:CA:502:G:C8	2.44	0.53
1:AA:994:C:OP1	16:A1:53:ARG:NH2	2.42	0.53

Continued on next page...

Continued from previous page...

Atom-1	Atom-2	Distance(Å)	Clash(Å)
31:BA:1022:G:H2'	31:BA:1023:G:O4'	2.08	0.53
57:DV:105:VAL:HG22	57:DV:106:GLY:N	2.15	0.53
1:AA:1141:U:C6	9:AM:63:THR:OG1	2.56	0.53
1:DA:1342:A:C8	1:DA:1345:C:C4	2.97	0.53
1:AA:827:U:H5'	1:AA:828:U:O5'	2.09	0.53
1:AA:2688:U:H1'	1:AA:2721:A:N6	2.23	0.53
53:BD:18:C:H5''	53:BD:19:G:P	2.49	0.53
9:AM:137:LYS:HG3	9:AM:138:LEU:N	2.20	0.53
32:CE:95:GLN:CB	32:CE:148:TYR:HD1	2.21	0.53
31:CA:994:A:N7	31:CA:1216:G:H4'	2.24	0.53
1:AA:1329:U:H5''	1:AA:1330:C:C5	2.42	0.53
28:D6:43:CYS:O	28:D6:44:ARG:HB2	2.09	0.53
31:CA:188:U:O2'	31:CA:189:U:H5'	2.09	0.53
53:CC:30:G:C2'	53:CC:31:G:H5'	2.39	0.53
9:DM:31:ALA:O	9:DM:35:ARG:HG3	2.08	0.53
31:BA:1240:U:P	37:BJ:116:ALA:HB2	2.48	0.53
1:DA:2854:G:N2	1:DA:2864:G:C4	2.77	0.53
3:AD:270:ILE:O	3:AD:271:ILE:HG23	2.09	0.53
1:DA:1926:U:H2'	1:DA:1928:A:OP2	2.09	0.53
31:CA:999:U:H2'	31:CA:1000:A:C8	2.44	0.53
35:CH:57:LYS:O	35:CH:60:TYR:HB2	2.08	0.53
31:CA:1510:U:H2'	31:CA:1511:G:C8	2.44	0.53
9:DM:2:LYS:O	9:DM:3:THR:O	2.27	0.53
14:DQ:29:PHE:CD2	14:DQ:30:ARG:N	2.77	0.53
57:DV:120:ILE:HB	57:DV:169:GLU:OE2	2.09	0.53
40:BM:21:GLN:O	40:BM:25:GLU:HG2	2.09	0.53
1:DA:1910:G:H1	1:DA:1920:C:H42	1.56	0.53
39:CL:78:LYS:HZ3	39:CL:78:LYS:HB2	1.73	0.53
15:DR:62:THR:HG22	15:DR:75:ILE:HG12	1.90	0.53
16:D1:48:ALA:O	16:D1:52:ARG:HG3	2.09	0.53
1:DA:534:U:O2'	16:D1:49:HIS:HD2	1.92	0.53
12:AP:136:ALA:HA	12:AP:139:GLU:HG2	1.91	0.52
53:CC:20:G:C2	53:CC:58:A:C2	2.97	0.52
31:CA:1162:C:C2	31:CA:1175:G:C2	2.97	0.52
49:BV:15:LEU:O	49:BV:19:VAL:HG23	2.09	0.52
1:AA:1534:G:O2'	1:AA:1535:U:H4'	2.09	0.52
44:BQ:12:ARG:HD3	44:BQ:14:PRO:HG2	1.92	0.52
3:DD:71:ASP:OD2	3:DD:103:ARG:NH2	2.42	0.52
31:BA:1140:C:H2'	31:BA:1141:C:H6	1.73	0.52
1:DA:2294:C:P	14:DQ:89:ARG:HH22	2.32	0.52
1:DA:2212:A:H1'	1:DA:2215:G:C4	2.44	0.52
31:CA:1306:A:H61	31:CA:1331:G:H1'	1.73	0.52

Continued on next page...

Continued from previous page...

Atom-1	Atom-2	Distance(Å)	Clash(Å)
60:D4:16:CYS:SG	60:D4:17:GLY:N	2.83	0.52
4:AE:24:THR:HG21	4:AE:188:VAL:CG2	2.39	0.52
1:AA:2419:U:H4'	28:A6:23:THR:HG21	1.91	0.52
42:CO:14:LYS:HD3	42:CO:15:VAL:N	2.22	0.52
4:AE:203:LYS:HD2	4:AE:203:LYS:O	2.09	0.52
35:BH:76:ILE:CG1	35:BH:93:PRO:HB3	2.39	0.52
34:BG:138:TYR:C	34:BG:138:TYR:CD2	2.83	0.52
55:DF:103:LYS:HA	55:DF:106:ARG:HG3	1.90	0.52
35:CH:10:MET:HB2	35:CH:32:VAL:HG22	1.91	0.52
31:CA:951:G:OP2	43:CP:102:ARG:NH2	2.42	0.52
1:DA:1665:A:H4'	10:DN:67:LYS:HB2	1.92	0.52
1:AA:1690:A:H2'	1:AA:1691:C:O4'	2.09	0.52
5:AF:34:TRP:NE1	11:AO:8:PRO:HD3	2.24	0.52
6:AG:53:LEU:HD22	6:AG:87:PRO:HB2	1.90	0.52
1:AA:1081:U:H2'	1:AA:1082:U:O4'	2.09	0.52
30:D8:22:VAL:H	30:D8:50:LEU:HD22	1.74	0.52
57:DV:128:VAL:CG2	57:DV:129:SER:H	2.13	0.52
39:CL:10:ARG:HD3	39:CL:75:ASP:HB3	1.91	0.52
31:CA:1446:A:N3	31:CA:1446:A:H3'	2.24	0.52
12:DP:78:PRO:C	12:DP:79:LEU:HG	2.29	0.52
1:DA:1341:U:H2'	1:DA:1397:U:O2	2.10	0.52
34:CG:21:LEU:H	34:CG:21:LEU:HD12	1.75	0.52
32:CE:16:HIS:HD2	32:CE:209:ARG:HB3	1.73	0.52
12:DP:19:GLY:H	12:DP:98:LYS:NZ	2.08	0.52
1:DA:1427:A:H8	1:DA:1427:A:OP1	1.92	0.52
21:AV:107:THR:C	21:AV:109:ALA:H	2.12	0.52
20:AU:20:TYR:CE1	20:AU:42:VAL:HA	2.44	0.52
28:A6:11:LEU:HD11	28:A6:51:GLU:HG2	1.90	0.52
49:BV:5:LEU:HD13	49:BV:10:PHE:CE1	2.44	0.52
31:CA:1206:G:C6	31:CA:1207:G:C5	2.97	0.52
1:AA:1575:C:H2'	1:AA:1576:U:H6	1.74	0.52
34:BG:196:LEU:C	34:BG:198:VAL:H	2.12	0.52
10:DN:98:VAL:CG2	10:DN:118:ALA:HA	2.39	0.52
1:DA:1027:A:N6	1:DA:1126:A:C4	2.77	0.52
57:DV:169:GLU:O	57:DV:171:ILE:HG13	2.09	0.52
31:CA:719:C:O2'	48:CU:49:LYS:HB3	2.08	0.52
31:BA:667:G:H4'	45:BR:51:HIS:CE1	2.43	0.52
45:BR:7:GLU:OE1	45:BR:38:ARG:NH2	2.39	0.52
57:DV:103:ARG:HB2	57:DV:137:ILE:O	2.08	0.52
24:AW:22:GLU:HG2	24:AW:64:LEU:HD11	1.91	0.52
8:DK:5:LEU:HD11	8:DK:19:VAL:CG1	2.39	0.52
20:AU:5:MET:CE	20:AU:32:PRO:HA	2.39	0.52

Continued on next page...

Continued from previous page...

Atom-1	Atom-2	Distance(Å)	Clash(Å)
46:BS:68:ASP:C	46:BS:70:ALA:H	2.10	0.52
1:DA:372:G:O2'	1:DA:373:U:OP2	2.27	0.52
1:AA:2001:A:H2'	1:AA:2002:G:C8	2.44	0.52
37:CJ:69:VAL:HG12	37:CJ:69:VAL:O	2.08	0.52
26:A4:39:CYS:O	26:A4:40:HIS:HB2	2.08	0.52
12:AP:136:ALA:O	12:AP:139:GLU:CG	2.33	0.52
3:AD:35:LYS:CG	3:AD:64:ILE:H	2.22	0.52
42:CO:43:LYS:HZ3	42:CO:44:LYS:HB2	1.75	0.52
1:AA:1359:A:N1	1:AA:1372:U:C4	2.78	0.52
31:CA:1128:C:H5''	39:CL:16:ARG:HH22	1.74	0.52
31:CA:501:C:H2'	31:CA:502:G:H8	1.73	0.52
1:AA:1510:A:H2'	1:AA:1510:A:N3	2.25	0.52
1:AA:2131:G:H1'	1:AA:2158:A:H62	1.73	0.52
31:BA:1002:G:H2'	31:BA:1003:G:O4'	2.09	0.52
7:AH:4:ILE:HD13	7:AH:4:ILE:N	2.24	0.52
52:CB:87:A:C8	1:DA:2583:G:N2	2.61	0.52
21:AV:5:LEU:O	21:AV:6:LYS:CB	2.57	0.52
1:DA:748:G:C8	18:DS:89:ALA:HB1	2.45	0.52
1:DA:298:G:H5''	1:DA:299:A:OP1	2.09	0.52
1:DA:323:G:H5'	55:DF:169:ASN:HD21	1.74	0.52
31:CA:1348:U:N3	31:CA:1374:A:H2	2.06	0.52
31:CA:963:G:H21	40:CM:55:LYS:CD	2.23	0.52
31:BA:1374:A:C2'	31:BA:1375:A:H5'	2.40	0.52
31:BA:1502:A:H2	31:BA:1505:G:N1	2.06	0.52
31:BA:73:G:O6	31:BA:97:U:C2	2.62	0.52
31:BA:66:G:N2	31:BA:172:A:C2	2.77	0.52
31:CA:1263:C:N4	31:CA:1272:G:H1	2.08	0.52
31:CA:328:C:H4'	31:CA:329:A:C5'	2.38	0.52
15:AR:56:GLY:O	15:AR:59:THR:HG22	2.10	0.52
5:AF:123:LEU:HD12	5:AF:124:LEU:N	2.24	0.52
1:DA:1786:A:H2	1:DA:2606:C:H1'	1.74	0.52
9:AM:22:THR:HG22	9:AM:23:LEU:N	2.23	0.52
1:AA:265:A:C8	1:AA:266:G:H1'	2.45	0.52
1:DA:1486:A:H2'	1:DA:1487:G:H8	1.74	0.52
13:A0:54:LEU:HD21	13:A0:65:LEU:HD23	1.91	0.52
3:AD:12:SER:O	3:AD:16:MET:HB2	2.09	0.52
35:CH:105:VAL:HB	35:CH:106:PRO:HD3	1.91	0.52
1:AA:218:A:C2	1:AA:235:U:H4'	2.45	0.52
1:DA:128:C:O2'	1:DA:129:C:O5'	2.25	0.52
1:AA:1338:G:N7	19:AT:62:LYS:NZ	2.47	0.52
1:DA:922:U:H2'	1:DA:923:C:C6	2.43	0.52
1:DA:2815:C:O2'	27:D5:43:HIS:HD2	1.93	0.52

Continued on next page...

Continued from previous page...

Atom-1	Atom-2	Distance(Å)	Clash(Å)
1:DA:1244:G:H4'	11:DO:7:ARG:HB2	1.91	0.52
38:CK:14:ARG:O	38:CK:18:ARG:HD3	2.09	0.52
1:DA:1991:U:H2'	1:DA:1992:G:H5''	1.91	0.52
31:CA:1100:C:OP2	32:CE:96:ARG:HG2	2.09	0.52
16:D1:24:TYR:O	16:D1:29:SER:HB3	2.08	0.52
17:D2:14:VAL:HB	17:D2:96:ILE:HG13	1.92	0.52
1:AA:363(B):G:H2'	1:AA:363(C):G:H8	1.75	0.52
12:DP:3:MET:O	12:DP:3:MET:HG2	2.07	0.52
12:DP:30:GLY:C	12:DP:107:ALA:HB2	2.30	0.52
1:AA:2055:C:H5'	1:AA:2056:G:O5'	2.10	0.52
30:D8:30:ARG:C	30:D8:32:LEU:N	2.63	0.52
1:AA:259:G:N2	1:AA:621:A:H8	2.06	0.52
31:BA:1175:G:C2	31:BA:1176:A:C6	2.97	0.52
1:AA:442:G:C4'	5:AF:46:ARG:HD3	2.39	0.52
33:BF:19:GLU:HA	33:BF:54:ARG:NH1	2.19	0.52
1:AA:1063:G:H1	1:AA:1075:C:N4	2.07	0.52
7:AH:154:PRO:C	7:AH:156:ALA:H	2.11	0.52
1:AA:67:U:N3	1:AA:74:A:C2	2.65	0.52
32:BE:12:GLU:HA	32:BE:16:HIS:CD2	2.29	0.52
3:DD:69:ARG:HD3	3:DD:105:ILE:HD11	1.91	0.52
17:D2:40:LEU:HD23	17:D2:41:GLY:N	2.25	0.52
33:BF:8:ILE:O	33:BF:10:PHE:N	2.43	0.52
31:CA:1196:U:HO2'	31:CA:1197:G:P	2.33	0.52
1:AA:2602:A:H4'	1:AA:2603:G:C5'	2.39	0.52
8:AK:40:THR:O	8:AK:44:LEU:HB2	2.10	0.52
32:CE:239:VAL:HG12	32:CE:240:GLN:HG3	1.92	0.52
9:AM:15:LEU:HD13	9:AM:16:ILE:N	2.24	0.52
1:DA:141:A:C8	1:DA:1408:C:H1'	2.45	0.52
1:AA:1204:A:C2	1:AA:1241:A:N1	2.77	0.52
31:CA:1286:A:H2	51:CX:18:TYR:HH	1.57	0.52
9:DM:123:TYR:O	9:DM:125:GLY:N	2.41	0.52
1:DA:1170:G:O6	1:DA:1179:C:N3	2.42	0.52
1:AA:2665:A:H2'	1:AA:2666:C:O4'	2.08	0.52
8:AK:38:LEU:H	8:AK:38:LEU:HD12	1.75	0.52
32:CE:231:GLU:OE1	32:CE:232:PRO:HD2	2.10	0.52
26:A4:23:GLU:OE1	26:A4:24:THR:N	2.42	0.52
31:BA:606:G:H1	31:BA:631:G:H5''	1.74	0.52
16:A1:76:TYR:CZ	16:A1:80:ILE:HG13	2.44	0.52
51:BX:6:ARG:HE	51:BX:15:ARG:CD	2.23	0.52
40:BM:47:PHE:CZ	44:BQ:37:PHE:HE2	2.28	0.52
32:BE:47:THR:O	32:BE:51:LEU:HB2	2.09	0.52
34:BG:79:PHE:HE1	34:BG:204:ILE:HG12	1.74	0.52

Continued on next page...

Continued from previous page...

Atom-1	Atom-2	Distance(Å)	Clash(Å)
27:D5:52:TYR:O	27:D5:53:ALA:HB3	2.10	0.52
1:DA:1259:G:H2'	1:DA:1260:G:C8	2.45	0.52
38:CK:35:ILE:O	38:CK:39:LEU:HB2	2.10	0.52
31:CA:300:A:H8	31:CA:300:A:O5'	1.92	0.52
1:DA:1827:C:C2'	1:DA:1828:G:H5'	2.40	0.52
1:DA:531:C:OP1	1:DA:561:G:N2	2.43	0.52
45:BR:3:ILE:HG13	45:BR:3:ILE:O	2.10	0.52
8:AK:71:ILE:HG12	8:AK:71:ILE:O	2.08	0.52
1:DA:988:A:H3'	25:DX:11:SER:OG	2.08	0.52
36:BI:15:ASP:H	36:BI:18:GLN:NE2	2.08	0.52
1:DA:228:A:H3'	1:DA:228:A:C8	2.44	0.52
12:DP:137:TYR:O	12:DP:139:GLU:N	2.43	0.52
1:AA:2415:G:H4'	11:AO:66:GLY:C	2.30	0.52
31:BA:1053:G:H5'	31:BA:1054:C:C5'	2.17	0.52
6:AG:77:ILE:O	6:AG:77:ILE:HG23	2.10	0.52
3:AD:35:LYS:CB	3:AD:36:PRO:HA	2.39	0.52
1:DA:200:U:O4	1:DA:250:G:N2	2.43	0.52
31:CA:1160:G:N2	31:CA:1161:C:C6	2.78	0.52
1:AA:2347:C:H2'	1:AA:2348:U:C6	2.45	0.52
31:BA:974:A:C2'	31:BA:975:A:OP2	2.57	0.52
32:BE:21:ARG:C	32:BE:23:ARG:H	2.13	0.52
57:DV:105:VAL:O	57:DV:140:ASP:HA	2.09	0.52
1:AA:2169:A:N6	1:AA:2170:A:N1	2.57	0.52
31:CA:1052:U:H5'	31:CA:1053:G:OP2	2.10	0.52
31:CA:973:G:H3'	31:CA:974:A:C5'	2.39	0.52
15:DR:64:ARG:CB	15:DR:73:GLU:HG2	2.36	0.52
1:AA:1586:A:H3'	1:AA:1587:A:H8	1.75	0.52
1:AA:1858:G:H1'	1:AA:1884:A:H61	1.75	0.52
18:DS:78:GLU:OE1	18:DS:99:ARG:HD2	2.09	0.52
25:DX:19:GLN:HE22	25:DX:52:HIS:HE1	1.57	0.52
1:AA:2667:C:H2'	1:AA:2668:G:O4'	2.10	0.52
40:BM:75:ILE:O	40:BM:77:PRO:HD3	2.09	0.52
31:BA:1334:G:H5''	31:BA:1335:C:OP2	2.10	0.52
1:DA:2189:U:H2'	1:DA:2190:G:H5'	1.91	0.52
31:CA:1378:C:H5	31:CA:1379:G:N9	2.07	0.52
1:AA:908:C:OP1	12:AP:22:LYS:HB3	2.08	0.52
5:AF:36:VAL:HG11	5:AF:183:VAL:HG11	1.92	0.52
31:BA:711:G:O2'	31:BA:712:A:H5'	2.10	0.52
31:CA:1152:A:H2'	31:CA:1153:C:H6	1.74	0.52
40:CM:78:ASN:C	40:CM:80:LYS:H	2.12	0.52
8:AK:29:TYR:HD2	8:AK:30:LEU:HD23	1.75	0.52
38:CK:51:VAL:HG11	38:CK:60:ARG:HH11	1.73	0.52

Continued on next page...

Continued from previous page...

Atom-1	Atom-2	Distance(Å)	Clash(Å)
29:D7:24:THR:O	29:D7:28:ARG:HG3	2.10	0.52
1:DA:1161:C:H1'	17:D2:8:GLY:O	2.08	0.52
3:DD:148:GLU:HB2	3:DD:151:LYS:HD2	1.90	0.52
1:AA:2529:G:H5''	1:AA:2530:A:H5''	1.91	0.52
31:CA:28:G:O2'	31:CA:296:U:OP1	2.18	0.52
31:CA:577:G:C8	31:CA:816:A:C6	2.98	0.52
1:AA:2564:A:C2	1:AA:2647:U:H4'	2.45	0.52
16:A1:47:TYR:CD2	16:A1:47:TYR:C	2.82	0.52
19:DT:55:ASN:O	19:DT:79:ALA:HA	2.10	0.52
1:AA:2389:G:H5''	1:AA:2390:U:O4'	2.08	0.52
32:BE:60:ASP:O	32:BE:64:ARG:HG2	2.08	0.52
3:AD:27:THR:HG22	3:AD:28:GLU:H	1.73	0.52
55:DF:25:PRO:C	55:DF:27:GLU:H	2.12	0.52
1:DA:2307:G:O2'	1:DA:2308:G:C8	2.63	0.52
31:BA:1060:C:C4	33:BF:2:GLY:HA2	2.44	0.52
19:AT:82:GLN:HE21	19:AT:83:VAL:N	2.08	0.52
31:CA:1137:C:H5''	31:CA:1138:G:OP1	2.09	0.52
1:AA:2610:C:C4'	1:AA:2611:U:OP2	2.47	0.52
53:CD:57:C:H42	1:DA:2112:G:H22	1.58	0.52
2:AB:42:C:O2'	6:AG:67:LYS:HE3	2.09	0.52
37:CJ:113:GLU:CB	37:CJ:119:ARG:HG2	2.34	0.52
4:DE:33:VAL:HA	4:DE:49:LEU:HA	1.90	0.52
52:CB:47:C:C2	52:CB:56:G:N2	2.78	0.52
5:AF:65:TRP:HB3	5:AF:66:PRO:HD2	1.91	0.52
32:BE:8:LYS:HG2	32:BE:10:LEU:HB2	1.90	0.52
8:DK:131:LYS:HA	8:DK:132:PRO:O	2.09	0.52
35:CH:90:VAL:O	35:CH:120:THR:HA	2.10	0.52
1:DA:1405:U:H2'	1:DA:1406:U:H6	1.73	0.52
1:DA:1045:A:H1'	1:DA:1111:A:H61	1.75	0.52
3:AD:17:THR:CG2	3:AD:204:ILE:HA	2.38	0.52
31:BA:129(A):G:C2	31:BA:191(A):G:C8	2.98	0.52
31:BA:66:G:O4'	31:BA:173:U:C4	2.63	0.52
33:CF:119:ARG:HH22	33:CF:140:ARG:HD2	1.74	0.52
1:DA:1889:A:N1	1:DA:2234:G:H1'	2.25	0.52
53:BC:48:U:H4'	53:BC:49:C:H5'	1.91	0.52
1:AA:1570:A:H2'	1:AA:1571:A:C8	2.45	0.52
34:BG:138:TYR:HD2	34:BG:139:ARG:N	2.08	0.52
1:DA:919:G:N2	1:DA:2269:A:OP2	2.43	0.52
1:DA:2716:U:O2'	1:DA:2717:G:H5'	2.08	0.52
1:DA:1575:C:H2'	1:DA:1576:U:C6	2.44	0.52
46:CS:40:ASP:OD2	46:CS:44:THR:OG1	2.23	0.52
31:CA:1105:A:H2'	31:CA:1106:G:H8	1.75	0.52

Continued on next page...

Continued from previous page...

Atom-1	Atom-2	Distance(Å)	Clash(Å)
1:DA:1190:G:H2'	1:DA:1191:G:H8	1.74	0.52
31:CA:390:C:H2'	31:CA:391:G:C8	2.44	0.52
3:AD:106:ILE:HD11	3:AD:144:ALA:HB2	1.92	0.52
1:AA:2348:U:H4'	28:A6:42:TRP:HD1	1.74	0.52
1:AA:2286:A:H4'	1:AA:2287:A:O4'	2.09	0.52
31:BA:1157:A:H1'	31:BA:1158:C:N3	2.25	0.52
1:AA:1535:U:N3	1:AA:1537:C:O4'	2.41	0.52
31:CA:1142:G:H3'	31:CA:1143:G:C8	2.44	0.52
31:CA:1277:C:O2'	31:CA:1279:A:C8	2.56	0.52
1:DA:2056:G:N2	27:D5:4:HIS:O	2.42	0.52
2:AB:79:C:H2'	2:AB:80:U:O4'	2.09	0.52
53:CD:6:G:H1	53:CD:68:C:N4	2.08	0.52
1:AA:2155:G:H2'	1:AA:2156:G:H5'	1.92	0.52
1:DA:1019:U:HO2'	1:DA:1021:A:H2	1.54	0.52
24:AW:50:ILE:O	24:AW:54:LYS:HB2	2.10	0.52
31:BA:1305:G:OP2	31:BA:1305:G:C8	2.63	0.52
20:DU:96:ILE:HG12	20:DU:101:LYS:CG	2.36	0.52
1:DA:1053:C:C3'	1:DA:1054:A:H5''	2.39	0.52
1:DA:1057:A:N1	1:DA:1081:U:C4	2.78	0.52
1:AA:1053:C:N4	1:AA:1106:G:H1	2.07	0.52
1:DA:1188:U:H4'	17:D2:79:VAL:HG12	1.91	0.52
1:DA:2746:U:H4'	7:DH:138:LYS:HG3	1.92	0.52
31:BA:1096:C:H2'	31:BA:1097:C:C6	2.43	0.52
21:AV:107:THR:C	21:AV:109:ALA:N	2.62	0.52
31:CA:1272:G:H2'	31:CA:1273:G:O4'	2.10	0.52
31:CA:892:A:O2'	31:CA:1415:G:H4'	2.10	0.52
43:BP:13:LYS:O	43:BP:44:ARG:NH1	2.43	0.52
1:AA:32:C:C2'	1:AA:33:U:H5'	2.40	0.52
32:CE:8:LYS:O	32:CE:9:GLU:HB3	2.09	0.52
46:BS:22:THR:HA	46:BS:33:ILE:HG13	1.92	0.52
1:AA:975:G:H1'	1:AA:990:A:C2	2.45	0.52
40:CM:31:GLY:O	40:CM:32:ALA:CB	2.58	0.52
46:BS:36:ILE:O	46:BS:36:ILE:HG13	2.10	0.52
35:CH:60:TYR:O	35:CH:64:ARG:HG2	2.09	0.52
43:CP:102:ARG:HG2	43:CP:103:THR:N	2.24	0.52
32:CE:129:GLU:O	32:CE:130:ARG:C	2.48	0.52
53:CD:42:C:H2'	53:CD:43:G:C8	2.45	0.52
8:AK:114:LEU:HG	8:AK:114:LEU:O	2.09	0.52
31:CA:109:A:C6	31:CA:326:G:C6	2.98	0.52
8:AK:14:ASP:O	8:AK:16:GLY:N	2.43	0.52
1:DA:847:U:C6	1:DA:933:A:N6	2.70	0.52
12:DP:54:MET:CE	12:DP:118:LEU:HD23	2.38	0.52

Continued on next page...

Continued from previous page...

Atom-1	Atom-2	Distance(Å)	Clash(Å)
1:DA:812:C:H5''	1:DA:1250:G:O2'	2.09	0.52
31:CA:1158:C:C6	31:CA:1160:G:C8	2.98	0.52
1:AA:1358:G:N2	1:AA:1372:U:C5	2.78	0.52
40:BM:61:GLU:OE2	44:BQ:45:ARG:HD2	2.10	0.52
33:BF:20:SER:OG	33:BF:36:ASP:OD1	2.23	0.52
15:AR:74:ARG:HD3	15:AR:76:PHE:CZ	2.45	0.52
42:CO:25:LYS:O	42:CO:27:ALA:N	2.43	0.52
7:AH:59:ARG:NH1	7:AH:59:ARG:HG3	2.12	0.52
40:CM:8:LEU:HG	40:CM:96:ILE:HG23	1.91	0.52
1:AA:654(G):C:C2	1:AA:654(N):G:N1	2.75	0.52
1:AA:2115:G:O3'	1:AA:2165:G:N2	2.42	0.52
1:DA:592:G:O2'	30:D8:4:MET:HB2	2.10	0.52
1:DA:1084:A:H3'	1:DA:1085:A:C8	2.45	0.52
31:BA:164:U:H2'	31:BA:165:C:C6	2.45	0.52
14:DQ:110:LEU:HD22	14:DQ:111:GLU:N	2.24	0.52
1:AA:1061:U:H4'	1:AA:1070:A:C1'	2.39	0.52
47:CT:66:SER:O	47:CT:70:ARG:NH1	2.42	0.52
19:AT:57:LEU:HD11	19:AT:78:LYS:HZ1	1.74	0.52
1:DA:2342:C:O2'	1:DA:2374:C:H5''	2.10	0.52
35:CH:48:ALA:HB1	35:CH:49:PRO:HD2	1.92	0.52
40:BM:32:ALA:N	40:BM:78:ASN:OD1	2.40	0.52
1:AA:1005:C:O2'	9:AM:28:THR:HG21	2.10	0.52
31:CA:323:U:O3'	50:CW:22:ARG:HD3	2.09	0.52
43:CP:3:ARG:O	60:D4:34:GLU:HG3	2.09	0.52
46:BS:7:ALA:O	46:BS:9:PHE:HD2	1.93	0.52
50:CW:58:LYS:O	50:CW:58:LYS:HD3	2.10	0.52
1:AA:1653:G:H1'	1:AA:1654:A:OP2	2.10	0.52
31:CA:775:G:N2	31:CA:804:U:O4	2.42	0.52
31:BA:928:G:C2	31:BA:1390:U:O2	2.63	0.52
1:AA:207:A:H2'	1:AA:208:C:O4'	2.09	0.52
1:DA:807:U:H2'	1:DA:808:G:H8	1.75	0.52
31:BA:1015:A:H2'	31:BA:1016:A:C8	2.45	0.52
1:DA:270(H):C:H2'	1:DA:270(I):G:C8	2.44	0.52
37:CJ:94:ARG:O	37:CJ:97:GLN:HB3	2.09	0.52
1:AA:2473:U:H2'	1:AA:2474:C:H5''	1.91	0.52
21:AV:54:HIS:NE2	21:AV:123:ASP:OD2	2.42	0.52
11:DO:9:ASN:HB3	11:DO:10:PRO:CD	2.37	0.52
15:DR:88:ILE:HD11	15:DR:91:ARG:HG2	1.92	0.52
39:BL:9:ARG:HA	39:BL:76:ALA:HB1	1.92	0.52
31:CA:409:G:H1	31:CA:433:C:H42	1.58	0.52
3:DD:58:HIS:HD2	3:DD:59:LYS:N	2.08	0.52
1:DA:747:U:C2	27:D5:2:ALA:N	2.77	0.52

Continued on next page...

Continued from previous page...

Atom-1	Atom-2	Distance(Å)	Clash(Å)
8:AK:133:HIS:HB2	8:AK:134:PRO:CD	2.35	0.52
6:DG:67:LYS:HB3	60:D4:6:HIS:HD2	1.72	0.52
7:AH:6:ARG:N	7:AH:8:PRO:HD2	2.25	0.52
21:AV:6:LYS:NZ	21:AV:43:GLU:HG3	2.25	0.52
1:AA:1408:C:C2	1:AA:1595:G:N2	2.78	0.52
24:AW:15:LYS:H	24:AW:67:LYS:HZ3	1.53	0.52
53:BD:22:A:C2	53:BD:47:G:H2'	2.45	0.52
60:D4:23:GLU:HG3	60:D4:24:THR:N	2.25	0.52
33:BF:12:LEU:C	33:BF:14:ILE:N	2.59	0.52
31:CA:1200:C:O2	31:CA:1200:C:H2'	2.09	0.52
31:BA:254:G:H21	47:BT:16:GLN:NE2	2.07	0.52
42:BO:44:LYS:HG3	42:BO:44:LYS:O	2.08	0.52
31:BA:1347:G:OP2	39:BL:107:ARG:HG2	2.10	0.52
9:AM:46:VAL:HG13	9:AM:48:MET:HG3	1.92	0.52
17:D2:35:LEU:CD2	17:D2:35:LEU:H	2.23	0.52
10:AN:13:ASN:ND2	10:AN:97:ARG:HB3	2.25	0.52
31:CA:980:C:H3'	31:CA:981:U:H6	1.74	0.52
34:BG:172:PRO:C	34:BG:174:LEU:H	2.13	0.52
1:AA:1188:U:C2'	1:AA:1189:A:H5'	2.40	0.52
26:A4:12:ALA:CB	26:A4:29:PRO:HA	2.40	0.52
1:AA:592:G:N2	30:A8:4:MET:HE1	2.25	0.52
31:CA:1248:A:H2'	39:CL:70:LYS:HZ1	1.75	0.52
18:AS:1:MET:HG3	18:AS:64:MET:HE1	1.92	0.52
31:BA:280:C:O2	47:BT:38:ARG:HG3	2.10	0.52
34:BG:162:LEU:O	34:BG:165:MET:HB2	2.09	0.52
37:CJ:143:ARG:NH1	53:CD:42:C:O2'	2.42	0.52
6:AG:118:ARG:O	6:AG:181:ARG:HG3	2.10	0.52
31:BA:901:A:C5	31:BA:902:G:H1'	2.45	0.52
6:DG:91:ARG:HD2	6:DG:92:VAL:N	2.25	0.52
31:BA:757:U:H2'	31:BA:758:G:O4'	2.10	0.52
20:AU:54:LYS:O	20:AU:55:TYR:HB2	2.09	0.52
46:CS:17:TYR:HE1	46:CS:41:PRO:HG3	1.74	0.52
36:CI:35:ALA:HB1	36:CI:65:VAL:HG11	1.91	0.52
7:AH:149:ARG:NH1	7:AH:167:GLU:OE1	2.43	0.52
1:AA:1888:G:N3	1:AA:1888:G:H5''	2.25	0.52
31:BA:528:C:H41	42:BO:46:ASN:ND2	2.08	0.52
9:DM:38:HIS:CE1	9:DM:39:ARG:HG3	2.45	0.52
1:DA:893:C:HO2'	1:DA:894:C:H5	1.56	0.52
1:DA:2419:U:O4	30:D8:31:HIS:CG	2.63	0.52
16:A1:61:TRP:CD2	16:A1:94:ASN:HA	2.45	0.52
17:D2:69:LYS:CG	17:D2:86:GLY:HA3	2.28	0.52
1:DA:1062:G:N1	1:DA:1076:C:N4	2.34	0.52

Continued on next page...

Continued from previous page...

Atom-1	Atom-2	Distance(Å)	Clash(Å)
55:DF:25:PRO:O	55:DF:26:ALA:HB3	2.10	0.52
34:CG:15:GLU:OE1	34:CG:66:ARG:NH1	2.43	0.52
19:AT:49:VAL:CG1	19:AT:50:LYS:N	2.73	0.52
31:CA:1139:G:N2	31:CA:1143:G:N1	2.52	0.52
1:DA:320:A:H4'	1:DA:322:A:C8	2.45	0.52
1:DA:876:C:N4	1:DA:877:U:O4	2.43	0.52
31:CA:1391:U:H2'	31:CA:1392:G:C8	2.45	0.52
31:CA:1503:A:C1'	31:CA:1504:G:OP1	2.57	0.52
50:BW:101:GLY:O	50:BW:103:GLY:N	2.43	0.52
31:CA:736:C:H2'	31:CA:737:A:H8	1.74	0.52
1:DA:39:C:O2	55:DF:46:ARG:NH2	2.43	0.52
48:BU:31:LEU:H	48:BU:31:LEU:HD23	1.75	0.52
1:DA:1358:G:O2'	1:DA:1359:A:H5''	2.09	0.52
1:AA:2262:U:H4'	1:AA:2328:A:C2	2.45	0.52
1:DA:288:C:H3'	1:DA:289:A:H8	1.74	0.52
8:AK:21:VAL:HG22	8:AK:22:LYS:H	1.74	0.52
2:DB:61:G:C6	2:DB:62:C:C4	2.97	0.52
2:DB:88:C:C5	2:DB:89:G:C4	2.98	0.52
2:DB:24:G:C2	2:DB:56:G:C2	2.97	0.52
48:BU:56:THR:HB	48:BU:58:LEU:HD12	1.91	0.52
55:DF:102:PRO:O	55:DF:105:VAL:N	2.43	0.52
1:AA:184:C:H2'	1:AA:185:U:C6	2.45	0.52
31:CA:1152:A:OP1	40:CM:68:HIS:CE1	2.63	0.52
7:DH:86:GLU:OE2	7:DH:165:ALA:HB2	2.09	0.52
60:D4:49:PHE:O	60:D4:51:ASP:N	2.42	0.52
1:AA:1382:G:C2'	1:AA:1383:C:H5'	2.40	0.52
1:DA:2180:U:H2'	1:DA:2181:G:O4'	2.10	0.52
20:DU:35:TYR:CE1	20:DU:69:ALA:HB3	2.45	0.52
31:BA:1486:G:H2'	31:BA:1487:G:O4'	2.10	0.52
31:BA:1410:G:H2'	31:BA:1411:C:C6	2.45	0.52
1:AA:1319:G:C6	1:AA:1320:C:N4	2.78	0.52
1:AA:800:A:OP1	1:AA:800:A:H8	1.93	0.52
43:CP:13:LYS:NZ	43:CP:21:TYR:OH	2.43	0.52
57:DV:45:ASP:O	57:DV:49:ARG:HG2	2.09	0.52
3:DD:43:ARG:HB2	3:DD:54:ARG:HB2	1.92	0.51
28:A6:14:THR:OG1	28:A6:15:GLU:N	2.43	0.51
1:AA:2344:U:O2'	28:A6:37:ARG:HG2	2.10	0.51
26:A4:61:ARG:C	26:A4:63:TYR:H	2.14	0.51
4:AE:31:CYS:HB3	4:AE:49:LEU:HG	1.92	0.51
31:BA:1014:A:C2	31:BA:1219:U:H1'	2.46	0.51
1:AA:1026:U:C1'	1:AA:1027:A:O5'	2.47	0.51
1:DA:2015:A:C1'	27:D5:2:ALA:HA	2.38	0.51

Continued on next page...

Continued from previous page...

Atom-1	Atom-2	Distance(Å)	Clash(Å)
1:DA:1019:U:H2'	1:DA:1020:A:H8	1.75	0.51
4:DE:61:ARG:HB3	4:DE:62:PRO:HD3	1.92	0.51
29:A7:8:ASN:C	29:A7:8:ASN:HD22	2.13	0.51
1:AA:2169:A:C6	1:AA:2170:A:N1	2.78	0.51
1:AA:1416:G:H2'	1:AA:1417:C:C6	2.44	0.51
11:DO:83:VAL:CG1	11:DO:112:LEU:HD21	2.40	0.51
30:D8:16:ILE:HD11	30:D8:60:LEU:HD12	1.93	0.51
1:DA:242:G:C5'	30:D8:62:LEU:HD13	2.38	0.51
8:DK:72:LEU:HD21	8:DK:107:VAL:HG11	1.92	0.51
9:AM:114:ARG:O	9:AM:115:ARG:HB3	2.10	0.51
50:BW:35:THR:O	50:BW:38:LYS:HB2	2.10	0.51
53:CD:14:A:O4'	53:CD:14:A:OP1	2.28	0.51
49:CV:22:LEU:O	49:CV:24:ALA:N	2.42	0.51
45:CR:87:ILE:CG2	45:CR:88:ARG:N	2.73	0.51
45:BR:25:THR:HG21	45:BR:70:LEU:HB2	1.91	0.51
45:CR:79:ARG:O	45:CR:83:GLU:HB3	2.10	0.51
1:DA:2320:A:H1'	1:DA:2321:G:C6	2.45	0.51
3:AD:70:TRP:C	3:AD:70:TRP:CD1	2.82	0.51
30:A8:39:LYS:HA	30:A8:42:ARG:NH2	2.25	0.51
31:BA:443:C:H2'	31:BA:444:C:H6	1.75	0.51
31:BA:1263:C:H2'	31:BA:1264:C:C6	2.45	0.51
1:DA:2291:U:OP1	1:DA:2380:C:O2'	2.23	0.51
2:DB:17:C:H2'	2:DB:18:G:O4'	2.10	0.51
52:BB:48:C:N3	52:BB:56:G:N2	2.57	0.51
1:DA:2667:C:H1'	7:DH:109:PHE:CD2	2.45	0.51
1:DA:2761:G:H1'	7:DH:143:GLN:OE1	2.09	0.51
32:BE:55:PHE:HD1	32:BE:58:ILE:HD12	1.75	0.51
1:AA:1517:G:H4'	1:AA:1556:C:O2'	2.10	0.51
42:BO:81:LEU:HD22	42:BO:101:VAL:HG11	1.91	0.51
3:AD:27:THR:HG21	3:AD:84:TYR:H	1.75	0.51
30:D8:32:LEU:HB2	30:D8:36:LYS:CE	2.35	0.51
31:CA:1159:U:O2'	31:CA:1160:G:C5	2.63	0.51
55:DF:116:ASP:OD1	55:DF:119:ARG:NH2	2.41	0.51
55:DF:24:LEU:CB	55:DF:25:PRO:CD	2.82	0.51
31:BA:971:G:N2	31:BA:1363:A:OP2	2.37	0.51
33:BF:6:HIS:ND1	44:BQ:49:HIS:HB3	2.25	0.51
1:AA:1509:C:H2'	1:AA:1510:A:OP1	2.10	0.51
2:DB:39:A:N1	60:D4:1:MET:N	2.59	0.51
1:DA:1024:G:C3'	1:DA:1025:G:H5''	2.39	0.51
40:CM:8:LEU:HD22	40:CM:20:ALA:CB	2.35	0.51
15:AR:26:ASP:HB2	15:AR:90:GLN:O	2.09	0.51
33:BF:15:THR:HG21	33:BF:181:ASN:HA	1.93	0.51

Continued on next page...

Continued from previous page...

Atom-1	Atom-2	Distance(Å)	Clash(Å)
5:AF:65:TRP:HZ2	5:AF:72:ARG:HH21	1.58	0.51
1:DA:2156:G:C6	1:DA:2157:G:C2	2.99	0.51
17:A2:34:GLU:O	17:A2:34:GLU:HG3	2.11	0.51
32:CE:215:LEU:O	32:CE:219:VAL:HG12	2.10	0.51
49:CV:41:VAL:HG22	60:D4:63:TYR:OH	2.10	0.51
11:AO:125:VAL:CG1	11:AO:144:GLU:HB3	2.39	0.51
7:DH:136:ILE:O	7:DH:137:ASP:HB2	2.09	0.51
28:A6:34:LEU:HB2	28:A6:36:LEU:HD22	1.92	0.51
1:AA:588:U:C2	5:AF:90:PHE:CE1	2.99	0.51
1:AA:1065:U:H1'	1:AA:1074:G:N2	2.26	0.51
1:DA:2320:A:C6	1:DA:2333:A:C8	2.99	0.51
31:CA:426:G:P	34:CG:36:ARG:NH2	2.83	0.51
7:AH:26:VAL:O	7:AH:27:LYS:HB3	2.09	0.51
1:AA:389:G:H22	11:AO:72:PRO:CD	2.24	0.51
31:BA:81:G:C2	31:BA:82:U:O2	2.63	0.51
37:BJ:16:LEU:HD12	39:BL:42:ARG:HA	1.91	0.51
12:AP:109:VAL:CG1	12:AP:113:GLN:HB3	2.41	0.51
1:AA:1894:C:O2'	1:AA:1895:C:H5'	2.10	0.51
1:DA:2547:U:O2	10:DN:23:ARG:NH2	2.44	0.51
50:BW:96:GLY:O	50:BW:97:ALA:HB3	2.10	0.51
1:DA:244:A:C2	1:DA:255:A:C4	2.99	0.51
38:BK:33:GLU:O	38:BK:36:LEU:N	2.43	0.51
6:DG:4:ASP:OD2	6:DG:9:ARG:NH1	2.29	0.51
32:BE:69:LEU:HB3	32:BE:162:ILE:HG22	1.92	0.51
1:AA:613:U:O5'	1:AA:613:U:O2	2.28	0.51
32:BE:25:ASN:O	32:BE:27:LYS:N	2.43	0.51
4:DE:175:VAL:HG23	4:DE:177:PRO:HD3	1.92	0.51
31:BA:321:A:N7	31:BA:328:C:O2'	2.33	0.51
37:BJ:107:ALA:HB3	37:BJ:134:ALA:HB2	1.91	0.51
1:DA:781:A:H2	1:DA:1776:G:N3	2.09	0.51
1:DA:872:A:C4	1:DA:906:G:C2	2.99	0.51
1:DA:2726:U:O2'	1:DA:2727:G:H8	1.92	0.51
11:DO:59:LEU:HD23	30:D8:56:GLU:OE2	2.09	0.51
13:A0:67:LEU:HD22	13:A0:76:VAL:HG21	1.92	0.51
3:DD:35:LYS:HD2	3:DD:104:TYR:CE1	2.42	0.51
14:DQ:10:ARG:O	14:DQ:14:VAL:HG12	2.10	0.51
14:DQ:88:ASP:OD2	14:DQ:89:ARG:N	2.43	0.51
31:CA:1025:U:O2'	31:CA:1026:G:O5'	2.26	0.51
1:AA:1479:G:O2'	1:AA:1558:A:H5'	2.10	0.51
1:AA:1063:G:H2'	1:AA:1064:C:H6	1.76	0.51
31:BA:1306:A:H61	31:BA:1331:G:H1'	1.73	0.51
53:CD:20:G:N2	1:DA:2112:G:H5'	2.26	0.51

Continued on next page...

Continued from previous page...

Atom-1	Atom-2	Distance(Å)	Clash(Å)
1:AA:2394:C:OP1	11:AO:62:LEU:HA	2.10	0.51
1:DA:2638:G:OP1	4:DE:82:ARG:NH2	2.37	0.51
16:D1:68:ALA:O	16:D1:71:GLN:HB2	2.10	0.51
1:AA:2114:A:H2'	1:AA:2168:G:C8	2.45	0.51
1:DA:2875:C:O2'	15:DR:5:ALA:HB3	2.10	0.51
31:BA:1077:G:N1	31:BA:1081:G:C6	2.78	0.51
32:BE:87:ARG:NH1	32:BE:220:ASP:OD1	2.30	0.51
41:CN:105:VAL:O	41:CN:105:VAL:HG23	2.10	0.51
1:DA:898:C:H3'	1:DA:899:A:C5'	2.39	0.51
1:DA:753:C:H2'	1:DA:754:C:H6	1.75	0.51
7:AH:89:ILE:O	7:AH:89:ILE:HG12	2.10	0.51
31:BA:191:G:N3	50:BW:105:SER:HB2	2.26	0.51
32:CE:102:LEU:HD12	32:CE:102:LEU:N	2.25	0.51
1:AA:813:U:OP2	11:AO:23:PRO:O	2.27	0.51
2:AB:73:A:C3'	2:AB:74:U:H5'	2.41	0.51
37:BJ:23:VAL:CG1	37:BJ:43:PHE:HE2	2.22	0.51
31:BA:1277:C:HO2'	31:BA:1279:A:C1'	2.24	0.51
31:CA:509:A:O2'	31:CA:510:A:P	2.68	0.51
1:AA:2772:C:H2'	1:AA:2773:C:H6	1.75	0.51
31:CA:197:A:O2'	31:CA:198:G:OP2	2.20	0.51
1:AA:1931:U:O2	1:AA:1931:U:O4'	2.29	0.51
44:CQ:23:ARG:NH1	44:CQ:29:ARG:O	2.43	0.51
1:DA:2712:U:O2'	1:DA:2712(A):A:P	2.68	0.51
31:BA:939:G:H2'	31:BA:940:C:C6	2.46	0.51
1:AA:385:C:O2	11:AO:71:VAL:HG21	2.10	0.51
26:A4:56:VAL:O	26:A4:60:GLN:HG2	2.10	0.51
1:DA:764:A:H5'	3:DD:210:GLY:CA	2.41	0.51
1:AA:2815:C:H2'	1:AA:2816:C:H6	1.75	0.51
31:BA:1015:A:H2'	31:BA:1016:A:H8	1.74	0.51
32:BE:55:PHE:CD1	32:BE:58:ILE:HD12	2.44	0.51
42:CO:4:ILE:HD13	42:CO:7:LEU:HD12	1.91	0.51
31:BA:468:A:O2'	46:BS:81:ARG:HA	2.11	0.51
1:DA:486:C:H4'	18:DS:60:ASN:HD21	1.75	0.51
1:DA:928:G:H2'	1:DA:929:G:O4'	2.10	0.51
57:DV:164:ALA:O	57:DV:165:VAL:HG13	2.09	0.51
4:AE:66:HIS:ND1	4:AE:66:HIS:C	2.63	0.51
40:CM:47:PHE:CZ	44:CQ:37:PHE:HE2	2.28	0.51
6:AG:97:ASP:H	6:AG:100:TRP:HD1	1.57	0.51
2:DB:78:A:C2	2:DB:99:A:C4	2.98	0.51
1:AA:890:A:C8	1:AA:892:G:C8	2.99	0.51
1:DA:886:C:H1'	1:DA:890:A:C2	2.45	0.51
3:AD:35:LYS:HG2	3:AD:64:ILE:CA	2.39	0.51

Continued on next page...

Continued from previous page...

Atom-1	Atom-2	Distance(Å)	Clash(Å)
20:AU:96:ILE:HG23	20:AU:101:LYS:HG2	1.93	0.51
16:A1:58:ARG:HA	16:A1:61:TRP:CE3	2.46	0.51
11:DO:9:ASN:CB	11:DO:10:PRO:CD	2.89	0.51
7:AH:80:SER:O	7:AH:81:GLU:HG3	2.10	0.51
31:BA:1161:C:N3	31:BA:1177:G:N2	2.58	0.51
31:CA:1129:C:H5	31:CA:1140:C:H41	1.57	0.51
1:DA:654(S):G:C4'	1:DA:654(T):A:OP1	2.58	0.51
1:AA:2636:U:P	4:AE:79:ARG:HA	2.51	0.51
31:BA:1285:A:H4'	31:BA:1286:A:C5'	2.41	0.51
1:DA:1142(A):A:C8	1:DA:1144:G:N7	2.79	0.51
43:BP:25:ILE:HD11	43:BP:60:VAL:HG11	1.92	0.51
55:DF:178:PRO:HG2	55:DF:179:GLU:OE1	2.11	0.51
4:DE:68:ALA:HB1	4:DE:71:GLY:N	2.25	0.51
1:AA:806:C:OP2	11:AO:41:ARG:HD3	2.11	0.51
1:DA:1006:C:C2	1:DA:1138:G:N2	2.78	0.51
1:DA:1005:C:O4'	1:DA:1143:A:H2	1.91	0.51
37:BJ:21:VAL:HG23	37:BJ:22:LEU:H	1.75	0.51
3:DD:186:HIS:CD2	3:DD:188:GLU:H	2.17	0.51
5:AF:29:ASN:H	5:AF:112:MET:HE1	1.73	0.51
53:CD:18:C:O2	53:CD:18:C:C2'	2.56	0.51
52:CB:21:A:C4'	52:CB:22:G:OP1	2.58	0.51
31:BA:1392:G:H21	31:BA:1502:A:H8	1.57	0.51
50:BW:53:LEU:HD12	50:BW:100:ILE:HG23	1.93	0.51
50:BW:57:ARG:HD3	50:BW:102:GLY:O	2.11	0.51
31:BA:64:G:C4'	31:BA:65:U:H5'	2.40	0.51
53:CC:76:C:H2'	53:CC:77:A:N7	2.25	0.51
31:CA:827:U:H3	31:CA:872:A:N6	2.05	0.51
1:DA:1677:A:H2'	1:DA:1678:G:O4'	2.10	0.51
14:AQ:95:HIS:CG	14:AQ:96:GLY:H	2.29	0.51
1:DA:274:G:H2'	1:DA:275:G:C8	2.45	0.51
31:BA:1091:U:H1'	31:BA:1095:U:O2	2.11	0.51
42:BO:21:VAL:HG12	42:BO:24:LEU:HG	1.92	0.51
31:BA:658:G:H2'	31:BA:659:U:H6	1.76	0.51
1:AA:1827:C:C2'	1:AA:1828:G:H5'	2.41	0.51
1:AA:2795:G:H3'	1:AA:2797:U:H5''	1.92	0.51
51:BX:7:ARG:O	51:BX:8:THR:HG23	2.10	0.51
52:CB:29:U:H2'	52:CB:30:A:C8	2.45	0.51
9:DM:38:HIS:ND1	9:DM:39:ARG:HG3	2.26	0.51
1:AA:1799:G:O2'	1:AA:1800:C:OP2	2.22	0.51
31:BA:41:G:H2'	31:BA:42:G:C8	2.45	0.51
1:DA:2724:C:OP1	4:DE:118:LYS:HE3	2.10	0.51
46:BS:45:THR:HG22	46:BS:47:ASP:H	1.73	0.51

Continued on next page...

Continued from previous page...

Atom-1	Atom-2	Distance(Å)	Clash(Å)
1:AA:336:C:H5''	20:AU:6:HIS:CD2	2.45	0.51
18:DS:36:LEU:HD13	18:DS:48:ALA:HA	1.92	0.51
31:CA:619:U:O2	34:CG:135:LEU:HD22	2.11	0.51
31:CA:882:C:O2'	31:CA:883:C:H5'	2.10	0.51
3:DD:10:THR:OG1	3:DD:13:ARG:HB2	2.10	0.51
32:CE:4:GLU:OE2	32:CE:4:GLU:N	2.44	0.51
1:DA:2324:C:H5''	1:DA:2325:G:H5'	1.91	0.51
15:DR:125:ARG:HB3	15:DR:129:ARG:NH2	2.26	0.51
31:BA:1250:A:H4'	39:BL:68:GLY:N	2.24	0.51
1:AA:1300:U:H4'	1:AA:1301:A:H5'	1.92	0.51
29:A7:16:HIS:HB2	29:A7:44:PRO:HG2	1.93	0.51
1:DA:906:G:P	12:DP:141:GLN:HG2	2.51	0.51
4:AE:23:VAL:CG1	4:AE:185:LYS:N	2.72	0.51
20:AU:80:GLY:C	20:AU:81:LYS:HD2	2.31	0.51
1:AA:1798:U:C5'	3:AD:259:THR:HG22	2.21	0.51
30:D8:30:ARG:C	30:D8:32:LEU:H	2.12	0.51
1:DA:1327:C:H2'	1:DA:1328:G:O4'	2.11	0.51
5:AF:101:LEU:O	5:AF:106:ARG:NH1	2.42	0.51
40:BM:55:LYS:O	40:BM:56:HIS:CB	2.58	0.51
19:AT:49:VAL:HG12	19:AT:50:LYS:N	2.24	0.51
39:CL:17:VAL:HG21	39:CL:81:ILE:N	2.26	0.51
1:DA:2056:G:N3	1:DA:2056:G:H2'	2.25	0.51
31:CA:266:G:H4'	31:CA:267:C:O5'	2.10	0.51
37:CJ:16:LEU:CD1	39:CL:45:ALA:HB2	2.39	0.51
16:A1:108:GLU:HG3	17:A2:44:LYS:CD	2.40	0.51
59:DW:65:ASN:HD22	59:DW:69:ARG:NH2	1.97	0.51
6:DG:95:ARG:O	6:DG:99:MET:HG2	2.10	0.51
59:DW:46:GLN:HB2	59:DW:49:LYS:HE3	1.91	0.51
33:BF:68:VAL:HG12	33:BF:70:VAL:HG23	1.92	0.51
1:AA:1416:G:H1	1:AA:1582:C:H42	1.56	0.51
8:DK:125:GLU:O	8:DK:125:GLU:HG3	2.11	0.51
31:BA:620:C:C6	34:BG:135:LEU:HD23	2.45	0.51
11:DO:85:LEU:HD22	11:DO:116:GLY:O	2.10	0.51
14:AQ:106:ARG:HA	14:AQ:110:LEU:CD1	2.39	0.51
1:DA:2355:C:H5'	58:D3:36:ILE:CD1	2.40	0.51
31:BA:955:U:H1'	31:BA:1227:A:H61	1.76	0.51
1:DA:1188:U:O2'	1:DA:1189:A:H5'	2.10	0.51
31:CA:940:C:H2'	31:CA:941:G:C8	2.46	0.51
39:BL:48:GLU:H	39:BL:49:PRO:HD2	1.76	0.51
2:AB:40:U:O2'	2:AB:45:A:N6	2.38	0.51
34:BG:173:TRP:HA	34:BG:187:ARG:HG2	1.92	0.51
1:AA:2401:U:H2'	1:AA:2402:C:C6	2.46	0.51

Continued on next page...

Continued from previous page...

Atom-1	Atom-2	Distance(Å)	Clash(Å)
1:AA:1187:G:H5''	17:A2:81:TYR:CE2	2.45	0.51
35:CH:76:ILE:HG22	35:CH:78:HIS:H	1.76	0.51
31:BA:1194:U:H2'	31:BA:1195:C:H6	1.74	0.51
1:AA:1590:U:H2'	1:AA:1591:G:H8	1.73	0.51
1:AA:511:U:C5	1:AA:512:G:C5	2.99	0.51
14:DQ:69:VAL:HG13	14:DQ:101:LEU:HD22	1.91	0.51
32:CE:178:ARG:NH2	38:CK:74:PRO:HG2	2.26	0.51
31:CA:309:G:H1'	31:CA:608:A:C2	2.45	0.51
40:BM:4:ILE:HB	40:BM:74:ILE:HG13	1.91	0.51
18:DS:92:ARG:O	18:DS:93:ALA:HB3	2.10	0.51
57:DV:53:ILE:H	57:DV:71:VAL:CG1	2.24	0.51
39:BL:32:ASP:O	39:BL:35:GLU:N	2.31	0.51
18:AS:75:TYR:CZ	18:AS:104:THR:HG21	2.46	0.51
2:AB:78:A:C2	2:AB:99:A:C4	2.98	0.51
41:BN:22:HIS:HB3	41:BN:29:ILE:HG23	1.91	0.51
31:CA:1236:A:O2'	31:CA:1304:G:H4'	2.10	0.51
39:BL:23:ASN:ND2	39:BL:23:ASN:H	2.09	0.51
1:DA:1418:G:OP1	1:DA:1588:C:O2'	2.29	0.51
1:AA:871:U:OP1	12:AP:5:ARG:HG2	2.11	0.51
1:DA:214:G:H1'	1:DA:216:A:O2'	2.11	0.51
1:AA:2108:C:H2'	1:AA:2109:U:O4'	2.10	0.51
3:AD:35:LYS:HE3	3:AD:65:ILE:N	2.25	0.51
11:DO:48:PRO:HG2	11:DO:49:ARG:H	1.75	0.51
4:AE:15:PHE:HA	4:AE:19:ARG:O	2.10	0.51
17:D2:70:ILE:HG22	17:D2:72:VAL:HG23	1.93	0.51
1:DA:1342:A:C6	1:DA:1602:U:C2	2.99	0.51
53:BD:49:C:C5	53:BD:60:A:H5'	2.46	0.51
31:CA:1053:G:C2'	31:CA:1054:C:OP2	2.58	0.51
31:CA:1052:U:C2	31:CA:1200:C:N4	2.79	0.51
42:BO:44:LYS:CG	42:BO:44:LYS:O	2.58	0.51
17:A2:35:LEU:N	17:A2:35:LEU:HD22	2.22	0.51
31:BA:1347:G:H22	31:BA:1373:G:H2'	1.73	0.51
20:DU:40:GLU:HA	20:DU:40:GLU:OE2	2.11	0.51
46:CS:5:ARG:NH1	46:CS:22:THR:HG21	2.25	0.51
31:BA:1399:C:H4'	31:BA:1400:C:O5'	2.10	0.51
31:BA:1502:A:H2	31:BA:1505:G:N2	2.06	0.51
41:BN:87:THR:HG22	41:BN:88:GLY:N	2.22	0.51
31:CA:939:G:C6	31:CA:940:C:N4	2.79	0.51
1:AA:527:C:OP2	1:AA:2779:U:C5	2.60	0.51
1:DA:389:G:H1	11:DO:71:VAL:HG12	1.76	0.51
49:BV:10:PHE:CD1	49:BV:10:PHE:N	2.78	0.51
31:BA:344:A:H5''	31:BA:345:C:P	2.51	0.51

Continued on next page...

Continued from previous page...

Atom-1	Atom-2	Distance(Å)	Clash(Å)
1:DA:1491:G:O4'	3:DD:99:ASP:OD2	2.27	0.51
1:AA:2311:A:C2	6:AG:44:GLY:HA3	2.46	0.51
4:AE:152:LYS:HG2	9:AM:78:TYR:CD1	2.46	0.51
1:DA:278:A:O2'	1:DA:279:C:OP1	2.25	0.51
57:DV:49:ARG:HB2	57:DV:50:GLN:HE21	1.76	0.51
11:DO:37:GLY:O	11:DO:40:SER:N	2.41	0.51
42:CO:3:THR:OG1	42:CO:6:GLN:HG3	2.09	0.51
31:BA:724:G:O2'	31:BA:725:G:H5'	2.10	0.51
1:AA:600:G:N2	1:AA:605:C:O3'	2.43	0.51
1:AA:1935:G:H1'	1:AA:1964:G:N2	2.25	0.51
43:BP:74:VAL:O	43:BP:78:ILE:HG12	2.11	0.51
1:AA:1669:A:H5''	1:AA:2550:G:OP1	2.10	0.51
1:AA:2141:G:H2'	1:AA:2142:C:C6	2.46	0.51
9:DM:67:LEU:O	9:DM:88:GLU:HG3	2.11	0.51
1:DA:449:A:OP1	55:DF:84:VAL:O	2.28	0.51
31:BA:1327:C:OP2	51:BX:12:LYS:NZ	2.43	0.51
1:AA:2556:C:H2'	1:AA:2557:G:O4'	2.11	0.51
33:BF:27:LYS:HA	33:BF:27:LYS:NZ	2.25	0.51
41:CN:33:THR:HG22	41:CN:39:PRO:HA	1.93	0.51
8:DK:4:ILE:HG12	8:DK:18:VAL:HG22	1.92	0.51
1:AA:2364:C:H2'	1:AA:2365:G:O4'	2.11	0.51
1:DA:225:A:N6	1:DA:226:G:N1	2.58	0.51
1:DA:228:A:H2'	1:DA:230:U:O4'	2.11	0.51
12:AP:12:GLN:C	12:AP:13:GLN:O	2.47	0.51
12:AP:141:GLN:C	12:AP:141:GLN:NE2	2.50	0.51
11:AO:64:LYS:C	11:AO:66:GLY:N	2.44	0.51
53:BC:20:G:C4	53:BC:58:A:C2	2.99	0.51
28:D6:25:LYS:HD2	30:D8:34:TRP:CZ3	2.44	0.51
30:D8:52:LYS:N	30:D8:52:LYS:HD2	2.26	0.51
7:AH:131:VAL:HG12	7:AH:132:ARG:N	2.25	0.51
28:A6:24:GLU:OE1	30:A8:35:GLN:HG3	2.11	0.51
23:DZ:91:LYS:HG3	23:DZ:92:LYS:H	1.71	0.51
15:AR:7:ILE:O	15:AR:10:VAL:HB	2.11	0.51
1:DA:330:A:H2	1:DA:1210:A:HO2'	0.69	0.51
31:CA:1346:A:OP2	31:CA:1346:A:H3'	2.11	0.51
1:AA:2168:G:H2'	1:AA:2168:G:N3	2.25	0.51
1:DA:2439:A:H5'	1:DA:2439:A:C8	2.45	0.51
8:DK:76:THR:HG22	8:DK:139:GLN:O	2.11	0.51
14:AQ:101:LEU:HD12	14:AQ:101:LEU:O	2.11	0.51
9:AM:133:GLN:O	9:AM:134:ARG:HB3	2.10	0.51
1:AA:782:A:H5'	1:AA:783:A:C2	2.45	0.51
9:AM:91:LEU:O	9:AM:95:PRO:HD3	2.11	0.51

Continued on next page...

Continued from previous page...

Atom-1	Atom-2	Distance(Å)	Clash(Å)
50:BW:100:ILE:HG13	50:BW:102:GLY:H	1.76	0.51
58:D3:18:ALA:HB3	58:D3:20:ARG:HE	1.75	0.51
56:D0:92:GLY:O	56:D0:94:TYR:CE2	2.64	0.51
19:AT:57:LEU:CD1	19:AT:78:LYS:HB2	2.40	0.51
31:CA:544:G:OP1	34:CG:59:ARG:NH2	2.34	0.51
1:DA:856:C:HO2'	1:DA:857:C:P	2.32	0.51
31:CA:406:G:N3	34:CG:119:GLN:NE2	2.58	0.51
31:CA:197:A:H1'	31:CA:198:G:O4'	2.11	0.51
8:DK:143:SER:O	8:DK:144:VAL:HB	2.10	0.51
31:BA:1450:U:O2'	31:BA:1451:A:C8	2.62	0.51
31:BA:922:G:C6	31:BA:923:A:C6	2.99	0.51
50:CW:44:ALA:HB1	50:CW:91:LEU:HB2	1.92	0.51
31:CA:983:A:N1	31:CA:1222:G:N2	2.59	0.51
7:AH:98:LEU:HD22	7:AH:125:VAL:HG23	1.93	0.51
1:AA:1298:C:H5''	1:AA:1299:G:OP2	2.10	0.51
18:AS:37:ARG:HG2	18:AS:38:TYR:CE2	2.46	0.51
31:CA:971:G:N2	31:CA:1363:A:OP2	2.38	0.51
1:DA:51:G:N3	1:DA:119:A:C2	2.79	0.51
17:A2:52:VAL:HG22	17:A2:55:ALA:H	1.76	0.51
31:CA:1019:C:O2'	31:CA:1020:U:H5'	2.11	0.51
1:AA:1323:U:H2'	1:AA:1324:G:H5'	1.93	0.51
3:DD:4:LYS:HB3	3:DD:18:VAL:HG13	1.93	0.51
31:CA:219:C:H2'	31:CA:220:G:O4'	2.11	0.51
12:DP:66:ILE:O	12:DP:67:ARG:HG3	2.10	0.51
12:AP:136:ALA:O	12:AP:139:GLU:N	2.39	0.51
20:AU:95:LYS:HB2	20:AU:99:CYS:O	2.11	0.51
1:DA:2720:U:N3	1:DA:2721:A:C5	2.79	0.51
31:CA:1036:G:H5'	31:CA:1037:C:OP2	2.11	0.51
1:AA:2053:G:H5'	4:AE:144:ARG:O	2.10	0.51
42:CO:25:LYS:O	42:CO:26:GLY:C	2.49	0.51
39:CL:45:ALA:O	39:CL:48:GLU:HB2	2.10	0.51
1:AA:654(M):C:C2'	1:AA:654(N):G:C8	2.93	0.51
12:DP:58:PHE:C	12:DP:60:ARG:H	2.13	0.51
53:BD:45:A:H5''	53:BD:46:G:OP2	2.11	0.51
33:BF:70:VAL:HG12	33:BF:72:LYS:N	2.20	0.51
1:AA:2791:C:O2	1:AA:2807:G:N2	2.44	0.51
17:A2:35:LEU:C	17:A2:37:VAL:N	2.58	0.51
1:DA:242:G:C8	30:D8:5:LYS:HG2	2.46	0.51
1:DA:2145:C:H2'	1:DA:2147:G:N2	2.26	0.51
31:BA:1503:A:H1'	31:BA:1504:G:OP1	2.11	0.51
50:BW:100:ILE:HG13	50:BW:102:GLY:N	2.26	0.51
7:DH:68:THR:O	7:DH:72:ILE:HG13	2.11	0.51

Continued on next page...

Continued from previous page...

Atom-1	Atom-2	Distance(Å)	Clash(Å)
56:D0:87:TYR:HE1	56:D0:117:VAL:HG12	1.76	0.51
1:DA:854:G:H2'	1:DA:855:G:C8	2.41	0.51
31:BA:1097:C:O2'	31:BA:1169:A:N3	2.34	0.51
4:DE:23:VAL:HA	4:DE:184:VAL:O	2.11	0.51
31:BA:66:G:N2	31:BA:172:A:H2	2.08	0.51
31:CA:509:A:H2'	31:CA:510:A:C8	2.46	0.51
32:CE:7:VAL:HG22	32:CE:8:LYS:H	1.75	0.51
40:BM:81:THR:O	40:BM:84:GLN:HB2	2.10	0.51
8:DK:91:SER:HB3	8:DK:119:PRO:HB3	1.93	0.51
37:CJ:150:ALA:O	41:CN:57:THR:HG21	2.11	0.51
11:DO:90:ARG:HG3	11:DO:91:PHE:N	2.25	0.51
1:AA:1430:C:H2'	1:AA:1431:U:C6	2.46	0.51
1:DA:373:U:H2'	1:DA:374:A:C8	2.46	0.51
1:DA:1575:C:H2'	1:DA:1576:U:H6	1.75	0.51
47:BT:17:LYS:HG3	47:BT:47:PRO:HA	1.93	0.51
1:AA:2593:U:H2'	1:AA:2594:C:C6	2.45	0.51
38:BK:16:ALA:HB2	38:BK:24:THR:HG21	1.92	0.51
10:DN:92:GLU:OE1	10:DN:113:LYS:NZ	2.40	0.51
6:DG:107:LEU:HD11	6:DG:178:PHE:CE1	2.46	0.51
4:AE:30:PRO:O	4:AE:32:PRO:HD3	2.11	0.51
55:DF:128:ALA:C	55:DF:142:TRP:HE1	2.14	0.51
52:BB:68:A:H2'	52:BB:69:A:H5'	1.92	0.51
31:CA:1278:U:H2'	31:CA:1278:U:O2	2.10	0.51
13:A0:10:LEU:O	13:A0:12:ARG:NH1	2.44	0.51
1:DA:93:C:H5'	20:DU:54:LYS:HE3	1.93	0.51
1:AA:1056:G:O4'	1:AA:1086:A:C8	2.64	0.51
1:DA:870:A:OP1	12:DP:6:ARG:CD	2.55	0.51
1:AA:2404:C:O3'	11:AO:77:ARG:NH2	2.44	0.51
1:DA:890:A:H2'	1:DA:892:G:C8	2.46	0.51
16:A1:92:ARG:NE	17:A2:11:GLN:H	2.09	0.51
1:DA:1331:A:O2'	1:DA:1332:G:H8	1.93	0.51
1:DA:1093:G:H2'	1:DA:1094:U:H5'	1.92	0.51
31:BA:1149:C:P	39:BL:9:ARG:HH21	2.34	0.51
31:CA:1126:U:H1'	31:CA:1127:G:P	2.51	0.51
3:DD:35:LYS:HG2	3:DD:64:ILE:HG12	1.93	0.51
1:AA:847:U:O4	1:AA:933:A:C6	2.64	0.51
1:AA:2636:U:P	4:AE:79:ARG:HE	2.32	0.51
1:AA:2164:C:H2'	1:AA:2165:G:C8	2.44	0.51
60:D4:61:ARG:HA	60:D4:61:ARG:HH11	1.74	0.51
13:A0:3:HIS:O	13:A0:5:LYS:HG3	2.11	0.51
8:AK:5:LEU:HD21	8:AK:12:LEU:HD23	1.92	0.51
11:DO:39:LYS:HB2	11:DO:45:LEU:HD21	1.93	0.51

Continued on next page...

Continued from previous page...

Atom-1	Atom-2	Distance(Å)	Clash(Å)
9:DM:56:ASN:H	9:DM:125:GLY:CA	2.22	0.51
1:DA:1597:A:C5'	1:DA:1598:C:OP1	2.59	0.51
4:AE:37:ARG:HB3	4:AE:42:ASP:CG	2.31	0.51
40:BM:3:LYS:HD2	40:BM:75:ILE:O	2.11	0.51
40:BM:75:ILE:HG13	40:BM:76:ASN:N	2.26	0.51
32:CE:6:THR:O	32:CE:7:VAL:HB	2.11	0.51
10:DN:113:LYS:O	10:DN:117:LEU:HD23	2.10	0.51
1:AA:2679:A:H4'	4:AE:165:VAL:HG11	1.93	0.51
31:BA:544:G:C6	31:BA:545:C:C4	2.99	0.51
33:BF:189:ALA:O	33:BF:191:THR:HG23	2.11	0.51
1:AA:760:G:H2'	1:AA:761:A:O4'	2.11	0.51
31:BA:1293:G:H2'	31:BA:1294:G:O4'	2.11	0.51
10:AN:25:LEU:HD12	10:AN:38:VAL:HG22	1.91	0.51
39:BL:50:LEU:HD22	39:BL:55:ALA:HB3	1.92	0.51
31:CA:123:C:OP1	31:CA:312:C:H5'	2.11	0.51
1:DA:848:G:H1'	1:DA:933:A:C8	2.45	0.51
1:AA:889:C:H3'	1:AA:890:A:C4'	2.41	0.51
12:DP:2:LEU:HB3	12:DP:70:PRO:CG	2.42	0.51
1:AA:165:U:H2'	1:AA:171:G:O4'	2.10	0.51
4:AE:14:ILE:CB	4:AE:21:VAL:CG2	2.73	0.51
1:AA:2370:G:H21	28:A6:45:LYS:HE2	1.76	0.51
31:BA:1147:C:O2	39:BL:16:ARG:NH1	2.44	0.51
2:DB:38:C:O2	2:DB:48:A:H1'	2.11	0.51
12:DP:59:ARG:NH2	12:DP:59:ARG:CG	2.71	0.51
2:AB:42:C:O2	6:AG:93:THR:N	2.33	0.51
33:CF:16:ARG:HH11	33:CF:16:ARG:HA	1.75	0.51
53:BD:18:C:H5''	53:BD:19:G:OP2	2.11	0.51
31:BA:1348:U:N3	31:BA:1374:A:C2	2.75	0.51
32:BE:97:TRP:HZ3	32:BE:99:GLY:HA2	1.76	0.51
1:DA:2061:G:H5''	1:DA:2503:A:C2	2.45	0.51
31:BA:1504:G:C4'	31:BA:1505:G:OP2	2.59	0.51
4:AE:167:VAL:CG1	4:AE:189:PRO:HD3	2.41	0.51
1:AA:2419:U:O4	30:A8:30:ARG:CZ	2.59	0.51
15:DR:29:ARG:HG3	15:DR:29:ARG:NH1	2.24	0.51
39:BL:48:GLU:N	39:BL:49:PRO:CD	2.74	0.51
22:A3:68:GLU:HG3	22:A3:80:HIS:HB2	1.93	0.51
34:BG:33:MET:HE2	34:BG:37:PRO:HA	1.93	0.51
1:DA:857:C:H4'	58:D3:23:VAL:HG21	1.92	0.51
53:CD:21:U:C3'	53:CD:22:A:H5''	2.41	0.51
9:AM:38:HIS:O	16:A1:67:ALA:HB1	2.11	0.51
2:DB:111:U:H2'	2:DB:112:G:H8	1.76	0.51
6:DG:131:TYR:O	6:DG:159:VAL:HG22	2.11	0.51

Continued on next page...

Continued from previous page...

Atom-1	Atom-2	Distance(Å)	Clash(Å)
43:CP:11:ARG:O	43:CP:13:LYS:N	2.44	0.51
1:AA:616:A:C8	5:AF:176:LEU:HD11	2.46	0.51
1:AA:280:C:C2	1:AA:361:G:N2	2.79	0.51
31:BA:913:A:H4'	31:BA:914:A:O5'	2.11	0.51
37:BJ:45:ASP:O	37:BJ:48:LYS:HB3	2.11	0.51
33:CF:29:TYR:OH	44:CQ:54:PRO:HD2	2.11	0.51
31:BA:567:G:H2'	31:BA:568:G:O4'	2.10	0.51
33:CF:82:GLU:HA	33:CF:85:ARG:HB2	1.92	0.51
37:BJ:5:ARG:HG2	37:BJ:6:ARG:N	2.26	0.51
1:DA:859:G:O2'	1:DA:916:G:O6	2.22	0.51
25:AX:52:HIS:H	25:AX:52:HIS:CD2	2.27	0.51
1:DA:588:U:H2'	1:DA:589:C:C6	2.45	0.51
31:CA:986:A:H1'	49:CV:54:GLY:O	2.11	0.51
1:DA:1592:C:H2'	1:DA:1593:G:H8	1.76	0.51
1:AA:2467:C:H4'	12:AP:123:HIS:CD2	2.46	0.50
1:DA:881:G:C6	1:DA:895:U:O2	2.64	0.50
31:CA:1118:C:H1'	31:CA:1179:A:C4	2.47	0.50
1:AA:1161:C:H4'	17:A2:8:GLY:HA2	1.93	0.50
17:D2:85:LYS:CG	17:D2:86:GLY:N	2.74	0.50
2:AB:82:G:O2'	2:AB:83:G:H5'	2.11	0.50
7:AH:153:LYS:HB3	7:AH:154:PRO:HD2	1.93	0.50
1:DA:2211:G:H1'	1:DA:2212:A:P	2.51	0.50
31:CA:1305:G:H1'	31:CA:1332:A:N6	2.26	0.50
4:DE:10:GLY:O	4:DE:24:THR:O	2.29	0.50
1:DA:1085:A:H4'	1:DA:1086:A:OP1	2.10	0.50
32:BE:220:ASP:O	32:BE:223:ILE:HG12	2.10	0.50
9:AM:114:ARG:O	9:AM:115:ARG:CB	2.59	0.50
50:BW:89:ARG:NH2	50:BW:104:LEU:HD11	2.22	0.50
31:BA:1504:G:H4'	31:BA:1505:G:OP2	2.11	0.50
41:BN:99:GLN:HG2	41:BN:105:VAL:HG21	1.92	0.50
1:DA:635:C:H2'	1:DA:636:G:O4'	2.11	0.50
39:BL:70:LYS:O	39:BL:74:ILE:HG13	2.10	0.50
31:BA:495:A:H4'	31:BA:496:A:OP1	2.11	0.50
1:AA:2378:A:H8	1:AA:2378:A:O5'	1.93	0.50
1:DA:1000:A:C6	1:DA:1001:A:N1	2.79	0.50
31:CA:339:C:H2'	31:CA:340:U:H5'	1.92	0.50
45:CR:24:SER:O	45:CR:28:GLN:HG3	2.10	0.50
6:AG:44:GLY:HA2	6:AG:88:ILE:CD1	2.41	0.50
2:DB:56:G:H4'	2:DB:57:A:H8	1.75	0.50
12:AP:57:HIS:O	12:AP:57:HIS:ND1	2.44	0.50
33:CF:35:GLU:HG3	33:CF:38:ARG:HH21	1.76	0.50
1:AA:1819:A:H4'	1:AA:1820:U:O5'	2.10	0.50

Continued on next page...

Continued from previous page...

Atom-1	Atom-2	Distance(Å)	Clash(Å)
41:CN:48:ILE:HD11	41:CN:67:ASP:HB3	1.92	0.50
28:D6:22:ALA:HB2	28:D6:42:TRP:CH2	2.46	0.50
1:DA:842:G:H2'	1:DA:843:G:O4'	2.11	0.50
1:AA:1316:U:H2'	1:AA:1317:A:C8	2.46	0.50
1:AA:539:G:N3	1:AA:539:G:H2'	2.25	0.50
52:BB:1:G:N3	52:BB:1:G:H2'	2.24	0.50
3:DD:166:GLN:HE21	3:DD:166:GLN:CA	2.22	0.50
1:AA:1725:G:H1	1:AA:1735:C:H42	1.58	0.50
1:AA:1364:G:OP2	23:AZ:2:SER:OG	2.28	0.50
12:DP:132:VAL:HG12	12:DP:133:ARG:N	2.27	0.50
12:DP:27:VAL:HG13	12:DP:105:GLU:OE2	2.10	0.50
31:BA:1176:A:H2'	31:BA:1177:G:C5'	2.34	0.50
31:BA:1131:G:C2'	31:BA:1132:C:H5'	2.41	0.50
1:DA:2804:C:O2'	1:DA:2805:G:H5'	2.11	0.50
55:DF:164:ARG:NH1	55:DF:177:ALA:HB2	2.27	0.50
1:DA:999:U:H5''	1:DA:1154:G:O6	2.12	0.50
27:A5:58:LEU:HD13	27:A5:60:VAL:OXT	2.11	0.50
23:AZ:86:SER:H	23:AZ:87:PRO:HD2	1.73	0.50
1:AA:1177:A:H5''	1:AA:1178:C:O5'	2.11	0.50
11:DO:56:SER:O	11:DO:57:THR:CB	2.59	0.50
1:DA:26:G:C6	1:DA:27:G:C6	3.00	0.50
2:AB:32:C:C2	2:AB:51:G:N2	2.79	0.50
8:AK:5:LEU:HD11	8:AK:12:LEU:HB3	1.92	0.50
1:DA:1043:C:H2'	1:DA:1044:G:H5'	1.93	0.50
2:AB:73:A:C4	2:AB:104:A:C2	2.99	0.50
4:DE:101:ARG:HG3	4:DE:203:LYS:HD3	1.94	0.50
4:DE:12:THR:O	4:DE:23:VAL:HG22	2.11	0.50
21:AV:105:VAL:HG11	21:AV:138:GLU:OE1	2.11	0.50
4:AE:13:ARG:HH11	4:AE:13:ARG:CG	2.24	0.50
27:D5:40:LYS:HE3	27:D5:46:CYS:HB2	1.93	0.50
1:DA:444:C:H4'	55:DF:49:ALA:HB2	1.93	0.50
58:D3:23:VAL:HG12	58:D3:25:ARG:O	2.12	0.50
1:AA:507:A:H5''	1:AA:508:G:H5'	1.93	0.50
38:BK:87:SER:HA	38:BK:93:VAL:HG23	1.94	0.50
1:AA:492:A:H2'	1:AA:493:G:O4'	2.10	0.50
4:DE:111:ARG:HB2	4:DE:160:TYR:O	2.10	0.50
31:CA:1449:C:HO2'	31:CA:1450:U:P	2.34	0.50
1:AA:815:C:H2'	1:AA:816:C:C6	2.46	0.50
32:CE:114:ARG:O	32:CE:118:LEU:HG	2.10	0.50
50:CW:49:ALA:O	50:CW:52:ALA:N	2.41	0.50
31:CA:719:C:OP2	31:CA:720:C:N4	2.35	0.50
32:BE:60:ASP:HB3	32:BE:64:ARG:NH1	2.26	0.50

Continued on next page...

Continued from previous page...

Atom-1	Atom-2	Distance(Å)	Clash(Å)
31:BA:1410:G:H2'	31:BA:1411:C:H6	1.77	0.50
1:AA:1477:A:C2	1:AA:1517:G:C2	2.99	0.50
47:BT:45:HIS:NE2	47:BT:47:PRO:HG3	2.26	0.50
16:A1:17:ILE:HG23	16:A1:39:LEU:HD12	1.93	0.50
34:BG:27:TYR:OH	36:CI:15:ASP:OD2	2.27	0.50
12:DP:111:GLU:C	12:DP:113:GLN:H	2.15	0.50
1:DA:839:U:H2'	1:DA:840:C:C6	2.46	0.50
20:AU:90:LEU:H	20:AU:90:LEU:HD22	1.75	0.50
31:CA:404:U:H2'	31:CA:405:U:C6	2.46	0.50
31:CA:1316:G:H2'	31:CA:1317:C:H5''	1.93	0.50
1:AA:2758:A:C2	1:AA:2759:G:H1'	2.46	0.50
1:AA:725:G:C6	1:AA:726:G:N1	2.78	0.50
1:DA:226:G:H21	1:DA:228:A:H61	0.50	0.50
31:BA:1032(B):G:H2'	31:BA:1033:G:C8	2.46	0.50
6:AG:78:SER:O	6:AG:81:LYS:N	2.45	0.50
1:AA:996:A:OP2	16:A1:92:ARG:NH2	2.44	0.50
31:BA:1150:U:H5''	31:BA:1151:A:OP2	2.11	0.50
4:AE:74:PRO:HG2	4:AE:77:ILE:HG22	1.93	0.50
1:AA:1558:A:OP2	1:AA:1558:A:H3'	2.11	0.50
14:AQ:89:ARG:HG2	14:AQ:89:ARG:O	2.10	0.50
31:BA:1441:G:H5''	31:BA:1442:G:OP1	2.12	0.50
31:BA:1299:A:H5'	31:BA:1300:G:OP1	2.11	0.50
1:AA:2427:C:C5'	1:AA:2428:G:OP1	2.59	0.50
16:D1:58:ARG:HG2	16:D1:62:ILE:HD13	1.94	0.50
16:D1:65:ILE:HD11	16:D1:93:LYS:HA	1.93	0.50
31:BA:991:U:H2'	31:BA:1212:U:O2	2.10	0.50
1:DA:2131:G:H5'	1:DA:2132:U:OP1	2.12	0.50
1:DA:2134:A:H2'	1:DA:2134:A:N3	2.25	0.50
17:A2:38:LEU:O	17:A2:51:VAL:HG13	2.12	0.50
31:BA:1378:C:C2'	31:BA:1378:C:O2	2.59	0.50
12:DP:19:GLY:HA3	12:DP:98:LYS:HZ2	1.76	0.50
35:BH:78:HIS:HB3	38:BK:107:LEU:HD12	1.93	0.50
33:CF:47:LEU:O	33:CF:48:TYR:C	2.50	0.50
8:AK:79:ILE:HG22	8:AK:81:VAL:HG13	1.94	0.50
3:DD:70:TRP:CH2	3:DD:150:LYS:HA	2.47	0.50
18:DS:73:ALA:O	18:DS:106:ILE:HG12	2.11	0.50
45:BR:70:LEU:HD11	45:BR:77:ARG:HG3	1.93	0.50
1:DA:286:C:C2'	1:DA:287:C:H5'	2.41	0.50
1:AA:1066:U:O2	1:AA:1066:U:H3'	2.11	0.50
31:CA:197:A:OP2	31:CA:197:A:H3'	2.11	0.50
60:D4:26:SER:OG	60:D4:27:THR:N	2.44	0.50
32:BE:200:ILE:N	32:BE:200:ILE:HD12	2.26	0.50

Continued on next page...

Continued from previous page...

Atom-1	Atom-2	Distance(Å)	Clash(Å)
32:CE:96:ARG:HD3	32:CE:96:ARG:H	1.77	0.50
1:AA:2762:G:C2'	1:AA:2763:G:H5'	2.41	0.50
52:CB:18:G:O2'	52:CB:19:G:O5'	2.28	0.50
4:DE:77:ILE:O	4:DE:78:LEU:O	2.30	0.50
27:D5:51:TYR:HB2	27:D5:54:GLY:HA3	1.93	0.50
1:DA:717:G:H2'	1:DA:718:A:O4'	2.12	0.50
1:DA:911:A:H2'	12:DP:9:TYR:OH	2.11	0.50
45:CR:43:LEU:HD11	45:CR:53:HIS:HA	1.93	0.50
1:AA:776:G:H4'	1:AA:777:A:O5'	2.11	0.50
41:BN:34:ASP:OD1	41:BN:37:GLY:N	2.44	0.50
9:AM:62:VAL:CG2	9:AM:66:LYS:HD2	2.42	0.50
3:DD:26:LYS:H	3:DD:26:LYS:HD2	1.76	0.50
1:AA:2638:G:OP1	4:AE:82:ARG:NH2	2.44	0.50
34:BG:86:LYS:HD3	34:BG:86:LYS:H	1.76	0.50
26:A4:42:PHE:CD1	26:A4:43:TYR:HB3	2.46	0.50
12:DP:137:TYR:C	12:DP:139:GLU:N	2.65	0.50
1:DA:872:A:H4'	12:DP:66:ILE:HD11	1.93	0.50
1:DA:892:G:N7	1:DA:893:C:C4	2.80	0.50
28:D6:28:ARG:HD2	28:D6:30:THR:O	2.12	0.50
1:DA:2420:C:OP1	30:D8:34:TRP:CD1	2.64	0.50
7:AH:83:TYR:O	7:AH:84:SER:OG	2.24	0.50
31:CA:1007:C:C2	31:CA:1023:G:N2	2.78	0.50
27:A5:56:LYS:O	27:A5:57:VAL:C	2.50	0.50
1:DA:1085:A:H1'	1:DA:1086:A:O5'	2.11	0.50
28:D6:52:VAL:HG22	28:D6:53:LYS:N	2.21	0.50
1:AA:1581:G:C6	1:AA:1582:C:C4	3.00	0.50
8:DK:76:THR:HG23	8:DK:77:LEU:H	1.76	0.50
32:CE:19:HIS:NE2	32:CE:206:ASP:HB2	2.26	0.50
43:BP:4:ILE:HG22	43:BP:5:ALA:N	2.26	0.50
49:CV:9:VAL:HG21	60:D4:63:TYR:CD2	2.47	0.50
1:DA:1042:G:H2'	1:DA:1043:C:O4'	2.12	0.50
33:CF:48:TYR:O	33:CF:50:ALA:N	2.44	0.50
32:CE:100:GLY:N	32:CE:176:GLU:OE2	2.33	0.50
12:DP:87:LYS:O	12:DP:88:GLY:O	2.30	0.50
3:DD:146:GLU:HB2	3:DD:189:CYS:HB3	1.93	0.50
3:DD:70:TRP:C	3:DD:70:TRP:CD1	2.84	0.50
22:A3:69:PHE:CE2	22:A3:79:VAL:HG22	2.46	0.50
1:DA:1678:G:H22	1:DA:1989:G:H1	1.60	0.50
31:BA:559:A:OP1	35:BH:126:ARG:NH2	2.44	0.50
31:CA:328:C:H1'	31:CA:329:A:OP2	2.11	0.50
33:BF:32:LEU:CD1	33:BF:59:ARG:HD3	2.41	0.50
1:DA:2297:C:H2'	1:DA:2298:A:H8	1.75	0.50

Continued on next page...

Continued from previous page...

Atom-1	Atom-2	Distance(Å)	Clash(Å)
31:CA:505:G:OP2	31:CA:534:U:H2'	2.11	0.50
21:AV:117:LEU:HD21	21:AV:119:GLU:HB3	1.93	0.50
1:AA:864:G:N7	12:AP:22:LYS:NZ	2.39	0.50
12:AP:5:ARG:O	12:AP:6:ARG:O	2.30	0.50
9:DM:68:GLU:HG2	9:DM:88:GLU:OE1	2.12	0.50
23:AZ:3:LYS:O	23:AZ:12:PRO:HD3	2.11	0.50
1:AA:1012:U:O4	9:AM:25:ARG:HA	2.12	0.50
31:BA:195:A:C5	31:BA:196:A:N1	2.79	0.50
42:BO:39:THR:HA	42:BO:50:ARG:O	2.12	0.50
48:CU:19:LYS:HD3	48:CU:20:ALA:H	1.77	0.50
46:CS:25:ARG:HH11	46:CS:25:ARG:HG3	1.77	0.50
23:AZ:32:LYS:O	23:AZ:33:LYS:HD2	2.11	0.50
34:BG:176:LEU:HD12	34:BG:182:LYS:O	2.12	0.50
6:AG:116:ASP:O	6:AG:117:PHE:HB3	2.12	0.50
1:AA:1085:A:O2'	1:AA:1086:A:N1	2.43	0.50
12:DP:25:ASP:OD1	12:DP:25:ASP:O	2.30	0.50
12:AP:14:ARG:O	12:AP:15:GLY:O	2.30	0.50
31:BA:1028:C:N4	31:BA:1033:G:H1	2.08	0.50
30:D8:30:ARG:O	30:D8:31:HIS:C	2.49	0.50
1:DA:2393:A:H62	1:DA:2422:A:H61	1.60	0.50
39:CL:11:LYS:H	39:CL:104:ARG:HH21	1.59	0.50
30:A8:16:ILE:HD13	30:A8:57:ARG:HG2	1.94	0.50
31:BA:1131:G:H8	31:BA:1131:G:OP2	1.94	0.50
1:DA:67:U:O4	1:DA:74:A:N1	2.44	0.50
1:AA:2689:U:C4'	1:AA:2690:C:OP2	2.59	0.50
31:BA:1025:U:O2'	31:BA:1026:G:C5'	2.59	0.50
31:BA:1036:G:C5'	31:BA:1037:C:OP2	2.58	0.50
31:CA:266:G:N3	31:CA:266:G:H2'	2.25	0.50
20:DU:17:SER:HB2	20:DU:71:LYS:HE2	1.94	0.50
1:DA:2798:C:H5	1:DA:2799:A:H62	1.60	0.50
43:BP:60:VAL:HG13	43:BP:64:TRP:HE1	1.76	0.50
4:DE:71:GLY:O	4:DE:73:GLU:HG2	2.11	0.50
24:AW:15:LYS:N	24:AW:67:LYS:NZ	2.53	0.50
16:D1:66:ASN:ND2	16:D1:70:ARG:HE	2.09	0.50
1:DA:2876:G:O5'	15:DR:3:ARG:HA	2.11	0.50
12:AP:58:PHE:C	12:AP:60:ARG:H	2.13	0.50
60:D4:61:ARG:HA	60:D4:61:ARG:NH1	2.26	0.50
31:BA:1226:C:H4'	31:BA:1227:A:OP1	2.11	0.50
1:AA:674:G:C1'	5:AF:74:ARG:HD3	2.39	0.50
33:CF:70:VAL:HG12	33:CF:72:LYS:N	2.26	0.50
1:AA:2250:G:C5	12:AP:83:MET:HB2	2.47	0.50
27:D5:33:CYS:SG	27:D5:46:CYS:SG	3.10	0.50

Continued on next page...

Continued from previous page...

Atom-1	Atom-2	Distance(Å)	Clash(Å)
4:AE:6:GLY:HA2	4:AE:51:PHE:CZ	2.47	0.50
3:DD:238:GLY:O	3:DD:239:ARG:O	2.30	0.50
49:BV:24:ALA:C	49:BV:26:GLY:H	2.15	0.50
18:AS:3:ALA:HB2	18:AS:64:MET:HE3	1.93	0.50
1:AA:638:G:C5	1:AA:651:G:C2	2.99	0.50
1:DA:2262:U:O2'	1:DA:2263:C:H5'	2.10	0.50
7:DH:11:VAL:HB	7:DH:13:LYS:HG3	1.93	0.50
33:CF:35:GLU:CG	33:CF:38:ARG:HH21	2.24	0.50
31:CA:131:C:H2'	31:CA:132:C:H6	1.75	0.50
46:BS:23:ASP:OD1	46:BS:25:ARG:HD3	2.11	0.50
50:CW:47:GLY:C	50:CW:49:ALA:H	2.14	0.50
14:DQ:29:PHE:O	14:DQ:35:ILE:HD12	2.12	0.50
31:BA:928:G:O2'	31:BA:1533:C:OP1	2.29	0.50
31:BA:359:U:OP1	8:DK:87:LYS:HG3	2.11	0.50
31:CA:157:G:C2	31:CA:165:C:C2	3.00	0.50
42:CO:107:VAL:HG23	42:CO:117:TYR:HB3	1.93	0.50
1:DA:1534:G:H5'	1:DA:1535:U:OP2	2.11	0.50
31:CA:728:A:C5	45:CR:54:ARG:HD2	2.47	0.50
1:AA:1996:C:OP1	10:AN:31:LYS:HE2	2.12	0.50
1:DA:271(B):G:N7	1:DA:421:U:H2'	2.27	0.50
38:BK:7:ALA:HB2	38:BK:85:ARG:CD	2.40	0.50
53:BD:40:C:H2'	53:BD:41:C:C6	2.46	0.50
56:D0:63:ARG:O	56:D0:67:LEU:HB2	2.12	0.50
14:AQ:41:ASP:OD2	14:AQ:44:LYS:HB2	2.12	0.50
12:AP:25:ASP:OD1	12:AP:25:ASP:O	2.30	0.50
1:AA:900:A:H3'	1:AA:901:A:C8	2.47	0.50
12:DP:29:PHE:O	12:DP:30:GLY:O	2.30	0.50
20:AU:95:LYS:HE3	20:AU:99:CYS:O	2.11	0.50
11:DO:9:ASN:O	11:DO:10:PRO:O	2.30	0.50
31:BA:690:G:H22	41:BN:55:LYS:NZ	2.08	0.50
1:DA:1022:G:C2'	1:DA:1023:U:OP2	2.59	0.50
7:AH:3:ARG:HH21	7:AH:7:LEU:HD11	1.77	0.50
12:DP:77:LYS:O	12:DP:79:LEU:N	2.45	0.50
1:AA:654(M):C:H5''	1:AA:654(N):G:N7	2.27	0.50
4:DE:50:GLY:O	4:DE:51:PHE:HB3	2.11	0.50
20:DU:81:LYS:NZ	20:DU:97:ARG:HH12	2.10	0.50
60:D4:20:ASN:CG	60:D4:21:VAL:N	2.65	0.50
1:DA:2849:U:H4'	1:DA:2868:A:C2	2.46	0.50
32:BE:124:SER:HB2	32:BE:125:PRO:CD	2.39	0.50
1:AA:1771:C:C1'	1:AA:1786:A:C8	2.95	0.50
1:DA:11:G:H2'	1:DA:12:U:H5'	1.92	0.50
33:CF:72:LYS:HD2	33:CF:75:VAL:HG23	1.93	0.50

Continued on next page...

Continued from previous page...

Atom-1	Atom-2	Distance(Å)	Clash(Å)
16:A1:79:PHE:C	16:A1:79:PHE:CD2	2.84	0.50
1:AA:1173:G:H4'	1:AA:1174:A:N1	2.26	0.50
1:DA:1380:G:N2	1:DA:1570:A:N1	2.52	0.50
31:CA:1015:A:C5	31:CA:1016:A:C5	2.99	0.50
31:BA:412:A:C4'	31:BA:413:G:O5'	2.60	0.50
3:DD:68:LYS:HB2	3:DD:70:TRP:CZ3	2.46	0.50
1:DA:639:U:H2'	1:DA:640:C:C6	2.46	0.50
1:DA:2557:G:H2'	1:DA:2558:C:H6	1.75	0.50
53:BC:48:U:H1'	53:BC:49:C:OP2	2.11	0.50
32:CE:8:LYS:C	32:CE:10:LEU:H	2.15	0.50
33:BF:45:LYS:HZ2	33:BF:45:LYS:HB2	1.77	0.50
1:DA:1416:G:H2'	1:DA:1417:C:H6	1.77	0.50
31:BA:642:A:N3	38:BK:113:SER:OG	2.44	0.50
7:DH:125:VAL:HG13	7:DH:126:PRO:CD	2.41	0.50
1:AA:1520:U:H2'	1:AA:1521:G:O4'	2.12	0.50
23:AZ:7:ILE:HD12	23:AZ:62:VAL:HG11	1.92	0.50
1:AA:672:C:O2'	1:AA:673:C:H5'	2.11	0.50
40:CM:37:PRO:HA	40:CM:72:VAL:HG22	1.92	0.50
1:DA:1246:A:O2'	55:DF:45:ARG:NH2	2.36	0.50
38:BK:100:ILE:HG23	38:BK:101:PRO:HD2	1.93	0.50
1:AA:1228:G:OP1	16:A1:13:LYS:HE3	2.11	0.50
1:AA:824:A:O2'	1:AA:2358:G:O6	2.25	0.50
1:DA:1657:C:H2'	1:DA:1658:C:C6	2.47	0.50
2:DB:76:G:N2	2:DB:100:G:O6	2.31	0.50
1:DA:861:A:C2	1:DA:917:A:C4	2.99	0.50
1:AA:882:G:C2'	1:AA:883:G:C8	2.95	0.50
4:AE:22:PRO:O	4:AE:185:LYS:HB2	2.11	0.50
12:AP:139:GLU:N	12:AP:139:GLU:OE1	2.45	0.50
3:AD:35:LYS:CE	3:AD:104:TYR:CD1	2.94	0.50
20:AU:12:THR:OG1	20:AU:26:LYS:HE2	2.12	0.50
1:AA:2212:A:O2'	1:AA:2215:G:C8	2.61	0.50
1:DA:2287:A:N6	1:DA:2344:U:C2	2.80	0.50
20:AU:49:VAL:HB	20:AU:50:ARG:HE	1.76	0.50
31:BA:1133:G:H1	31:BA:1141:C:H42	1.58	0.50
1:DA:2805:G:H2'	1:DA:2807:G:H8	1.76	0.50
1:DA:1012:U:C2	1:DA:1143:A:C6	2.99	0.50
12:AP:18:LYS:O	12:AP:19:GLY:O	2.30	0.50
53:BD:19:G:H5'	53:BD:20:G:P	2.51	0.50
32:BE:212:GLN:CD	32:BE:235:SER:HB2	2.31	0.50
46:CS:8:ARG:HG2	46:CS:8:ARG:HH11	1.73	0.50
49:CV:45:VAL:HA	49:CV:62:ILE:CG2	2.41	0.50
1:DA:2139:C:H2'	1:DA:2140:C:H5'	1.92	0.50

Continued on next page...

Continued from previous page...

Atom-1	Atom-2	Distance(Å)	Clash(Å)
1:DA:2331:G:O3'	58:D3:43:THR:HG22	2.12	0.50
19:DT:43:VAL:HG22	19:DT:51:VAL:HG21	1.94	0.50
22:A3:27:GLU:HA	22:A3:67:VAL:HG12	1.94	0.50
1:DA:654(I):C:N4	1:DA:654(M):C:H42	2.08	0.50
33:CF:119:ARG:HH22	33:CF:140:ARG:CD	2.25	0.50
34:BG:119:GLN:HG2	34:BG:123:HIS:CD2	2.46	0.50
31:BA:78:G:H2'	31:BA:79:G:O4'	2.11	0.50
52:BB:53:A:H5''	52:BB:54:G:OP2	2.11	0.50
11:DO:138:LEU:HD21	11:DO:144:GLU:CG	2.42	0.50
4:DE:92:THR:O	4:DE:95:ILE:HG13	2.12	0.50
39:CL:37:PHE:HB3	39:CL:43:ALA:CB	2.42	0.50
31:BA:501:C:H1'	31:BA:549:C:H1'	1.93	0.50
1:AA:857:C:H1'	22:A3:26:TYR:CE2	2.47	0.50
31:CA:1170:A:H2'	31:CA:1171:G:O4'	2.11	0.50
55:DF:101:LEU:HD12	55:DF:102:PRO:HD2	1.93	0.50
1:DA:270(N):G:O2'	1:DA:270(P):C:H5'	2.12	0.50
45:BR:4:THR:OG1	45:BR:7:GLU:HB2	2.11	0.50
31:BA:914:A:H2'	31:BA:915:A:H8	1.77	0.50
1:AA:2312:U:H3'	1:AA:2312:U:C6	2.47	0.50
31:CA:1070:U:H2'	31:CA:1071:C:H6	1.76	0.50
2:AB:3:C:H2'	2:AB:4:C:H6	1.76	0.50
31:CA:186(E):C:C2	31:CA:191(C):G:N2	2.80	0.50
1:DA:1718:G:N3	1:DA:1718:G:H2'	2.27	0.50
4:AE:67:PHE:O	4:AE:68:ALA:C	2.50	0.50
1:DA:2844:G:H3'	1:DA:2845:G:H8	1.77	0.50
38:BK:58:TYR:O	38:BK:59:LEU:HD23	2.11	0.50
31:CA:1530:G:H4'	31:CA:1530:G:OP1	2.12	0.50
48:CU:29:PHE:CD2	48:CU:29:PHE:N	2.80	0.50
6:AG:115:ARG:HB3	6:AG:115:ARG:NH1	2.26	0.50
1:AA:2468:G:O2'	1:AA:2469:A:OP2	2.30	0.50
1:DA:848:G:C4	1:DA:933:A:H8	2.29	0.50
12:AP:136:ALA:HB3	21:AV:48:PHE:CE1	2.46	0.50
12:AP:136:ALA:CA	12:AP:139:GLU:HG2	2.41	0.50
3:AD:65:ILE:HD12	3:AD:66:ASP:N	2.27	0.50
53:BC:20:G:C5	53:BC:58:A:C2	3.00	0.50
1:DA:666:G:OP1	11:DO:47:ASP:O	2.29	0.50
28:A6:29:ASN:OD1	28:A6:30:THR:HG22	2.12	0.50
31:BA:972:C:OP2	40:BM:57:LYS:HE2	2.12	0.50
39:CL:9:ARG:HA	39:CL:13:ALA:O	2.12	0.50
50:BW:63:ILE:HG22	50:BW:77:ALA:HB1	1.94	0.50
1:DA:959:A:N6	1:DA:960:A:N1	2.59	0.50
6:DG:67:LYS:HE3	60:D4:6:HIS:CD2	2.47	0.50

Continued on next page...

Continued from previous page...

Atom-1	Atom-2	Distance(Å)	Clash(Å)
51:BX:2:GLY:C	51:BX:4:GLY:H	2.15	0.50
4:DE:58:ARG:O	4:DE:59:VAL:C	2.50	0.50
1:AA:1006:C:C2	1:AA:1138:G:N2	2.79	0.50
31:CA:632:A:C1'	31:CA:633:G:OP2	2.56	0.50
1:AA:2392:A:H8	11:AO:60:MET:CB	2.20	0.50
4:DE:47:VAL:HG11	4:DE:49:LEU:HD23	1.94	0.50
1:AA:2171:A:H2'	1:AA:2172:U:H6	1.75	0.50
40:CM:58:ASP:O	40:CM:59:SER:C	2.49	0.50
8:DK:72:LEU:O	8:DK:74:ASN:N	2.41	0.50
53:CC:65:G:H4'	12:DP:10:ARG:HH12	1.76	0.50
1:DA:627:A:H4'	1:DA:628:G:OP1	2.12	0.50
1:DA:2354:G:O2'	58:D3:36:ILE:HD12	2.11	0.50
1:AA:2779:U:O4'	1:AA:2779:U:O2	2.29	0.50
31:BA:812:C:OP1	31:BA:903:G:H1'	2.12	0.50
35:BH:11:ILE:CD1	35:BH:31:LEU:HB3	2.42	0.50
31:CA:543:C:OP1	34:CG:14:ARG:NE	2.45	0.50
38:BK:11:THR:HG22	38:BK:15:ASN:HD21	1.77	0.50
1:AA:582:G:H2'	1:AA:583:G:C8	2.46	0.50
17:D2:62:LEU:H	17:D2:62:LEU:HD22	1.77	0.50
40:BM:78:ASN:O	40:BM:81:THR:N	2.45	0.50
6:AG:16:ARG:N	6:AG:17:PRO:HD2	2.26	0.50
11:AO:88:LEU:HD12	11:AO:95:VAL:HG11	1.92	0.50
36:BI:15:ASP:H	36:BI:18:GLN:HE21	1.58	0.50
32:CE:128:GLU:O	32:CE:129:GLU:HB2	2.12	0.50
4:DE:98:PRO:HD3	4:DE:175:VAL:HG13	1.94	0.50
25:AX:19:GLN:HE22	25:AX:52:HIS:HE1	1.60	0.50
46:BS:11:SER:HB2	46:BS:14:ASN:HB3	1.93	0.50
1:DA:1131:G:O6	1:DA:2040:C:H1'	2.11	0.50
40:BM:5:ARG:HH21	40:BM:99:LYS:HD2	1.77	0.50
1:DA:1796:U:H2'	1:DA:1797:C:C6	2.47	0.50
1:DA:684:G:OP1	29:D7:16:HIS:ND1	2.45	0.50
31:CA:1084:G:H5'	31:CA:1102:A:OP2	2.12	0.50
1:DA:2567:G:H2'	1:DA:2568:C:C6	2.47	0.50
4:DE:120:TRP:O	4:DE:121:ASN:HB2	2.11	0.50
31:BA:109:A:C6	31:BA:326:G:C6	3.00	0.50
31:CA:861:G:C5	31:CA:862:C:C5	3.00	0.50
1:DA:2395:C:H2'	1:DA:2396:G:O4'	2.12	0.50
1:DA:820:A:H2'	1:DA:821:A:O4'	2.11	0.50
8:AK:95:LYS:HD3	8:AK:95:LYS:O	2.11	0.50
38:BK:122:ARG:HB2	38:BK:122:ARG:HH11	1.76	0.50
3:AD:176:ARG:HH11	3:AD:176:ARG:HG2	1.77	0.50
8:DK:7:GLU:HA	8:DK:15:VAL:HG22	1.93	0.50

Continued on next page...

Continued from previous page...

Atom-1	Atom-2	Distance(Å)	Clash(Å)
41:CN:20:TYR:HB2	41:CN:31:THR:HG23	1.92	0.50
1:AA:270(J):G:H2'	1:AA:270(K):C:O4'	2.12	0.50
30:D8:48:PHE:O	30:D8:49:VAL:O	2.29	0.50
1:DA:1225:C:O3'	17:D2:85:LYS:HD3	2.12	0.50
28:A6:25:LYS:HE2	28:A6:27:LYS:HE3	1.94	0.50
28:A6:44:ARG:HD3	28:A6:44:ARG:N	2.20	0.50
31:BA:1218:C:H2'	31:BA:1219:U:C6	2.47	0.50
39:CL:63:ILE:HD13	39:CL:77:ILE:HG23	1.94	0.50
2:AB:95:U:N3	2:AB:96:G:N7	2.60	0.50
31:CA:1022:G:H3'	31:CA:1023:G:H8	1.77	0.50
8:AK:110:ASP:HB3	8:AK:111:PRO:CA	2.42	0.50
31:BA:1004:A:O5'	31:BA:1025:U:O4	2.30	0.50
31:CA:266:G:N1	31:CA:270:A:N6	2.42	0.50
1:DA:2893:G:H8	1:DA:2893:G:OP2	1.95	0.50
53:CD:20:G:C2'	53:CD:20:G:N3	2.74	0.50
4:DE:9:VAL:CG2	4:DE:10:GLY:N	2.75	0.50
31:CA:1239:A:O2'	31:CA:1298:C:N4	2.45	0.50
32:BE:6:THR:OG1	32:BE:7:VAL:N	2.45	0.50
48:CU:53:ARG:HH21	48:CU:60:ALA:N	2.10	0.50
1:DA:1255:U:C5'	1:DA:1256:G:H5''	2.40	0.50
16:A1:79:PHE:C	16:A1:79:PHE:HD2	2.15	0.50
3:AD:17:THR:HG22	3:AD:204:ILE:HA	1.93	0.50
42:CO:52:VAL:HG22	42:CO:53:ALA:N	2.24	0.50
31:CA:688:G:H2'	31:CA:689:C:H6	1.76	0.50
1:DA:2836:U:C4	1:DA:2883:A:N6	2.80	0.50
1:AA:1813:G:H1'	3:AD:50:THR:OG1	2.12	0.50
32:BE:109:SER:O	32:BE:112:VAL:HG12	2.11	0.50
19:DT:57:LEU:N	19:DT:57:LEU:HD23	2.27	0.50
23:AZ:50:ARG:HD2	23:AZ:57:GLU:OE1	2.12	0.50
46:BS:8:ARG:HB3	46:BS:28:ARG:NH1	2.27	0.50
1:DA:278:A:HO2'	1:DA:279:C:P	2.35	0.50
1:DA:476:G:H4'	1:DA:502:A:N1	2.27	0.50
1:AA:1465:G:H5'	1:AA:1528:A:H1'	1.94	0.50
1:DA:2859:G:O2'	1:DA:2860:A:O5'	2.30	0.50
7:DH:111:HIS:ND1	7:DH:112:PRO:HD2	2.26	0.50
1:AA:1639:U:H2'	1:AA:1640:C:H5'	1.94	0.50
1:AA:2024:G:H2'	1:AA:2025:C:H6	1.76	0.50
55:DF:34:TRP:CZ3	11:DO:8:PRO:HB3	2.47	0.50
1:AA:2574:G:O2'	4:AE:143:ASN:HB3	2.11	0.50
1:DA:1503:U:H2'	1:DA:1504:C:C6	2.47	0.50
1:AA:468:G:N7	29:A7:39:ARG:NH2	2.53	0.50
1:AA:2128:C:H2'	1:AA:2128:C:O2	2.12	0.50

Continued on next page...

Continued from previous page...

Atom-1	Atom-2	Distance(Å)	Clash(Å)
1:AA:833:U:H2'	1:AA:834:C:C6	2.47	0.50
29:D7:17:GLY:O	29:D7:21:ARG:HG2	2.12	0.50
1:DA:2093:G:O5'	8:DK:24:GLY:HA3	2.12	0.50
33:CF:95:THR:HG22	33:CF:97:LYS:HG2	1.93	0.50
48:BU:47:THR:O	48:BU:83:GLU:HG2	2.11	0.50
31:CA:930:C:C4	31:CA:931:C:C5	2.99	0.50
23:DZ:67:ILE:N	23:DZ:68:PRO:HD2	2.27	0.50
31:CA:1417:G:C6	31:CA:1482:G:C6	3.00	0.50
1:AA:2552:U:H2'	1:AA:2554:U:OP2	2.11	0.50
16:D1:25:TRP:CD1	16:D1:26:GLY:N	2.79	0.50
1:AA:548:A:O5'	1:AA:548:A:H8	1.95	0.50
31:CA:1343:G:H2'	31:CA:1344:C:C6	2.47	0.50
1:AA:881:G:H5''	1:AA:882:G:O5'	2.12	0.49
28:D6:9:LEU:N	28:D6:27:LYS:HG3	2.27	0.49
30:D8:50:LEU:O	30:D8:51:ALA:HB3	2.11	0.49
30:D8:52:LYS:H	30:D8:52:LYS:HD2	1.76	0.49
17:D2:85:LYS:CG	17:D2:86:GLY:H	2.24	0.49
1:DA:1063:G:C6	1:DA:1064:C:C2	2.99	0.49
1:DA:1070:A:H8	1:DA:1096:A:O2'	1.94	0.49
3:DD:61:LEU:O	3:DD:63:ARG:NH1	2.44	0.49
17:A2:49:THR:CB	17:A2:50:PRO:HD2	2.28	0.49
17:A2:35:LEU:CD2	17:A2:57:VAL:HG13	2.42	0.49
8:DK:109:ILE:HD13	8:DK:109:ILE:N	2.27	0.49
59:DW:17:SER:CB	59:DW:21:LEU:H	2.24	0.49
31:BA:509:A:O2'	31:BA:510:A:P	2.70	0.49
9:DM:15:LEU:HD13	9:DM:16:ILE:N	2.27	0.49
14:AQ:37:ALA:HB2	14:AQ:101:LEU:HD21	1.94	0.49
8:AK:33:ARG:C	8:AK:35:LEU:N	2.62	0.49
31:CA:353:A:H2'	31:CA:354:G:OP2	2.12	0.49
31:CA:748:C:H1'	31:CA:749:C:OP2	2.12	0.49
43:BP:108:ARG:O	43:BP:111:LYS:N	2.43	0.49
1:AA:2208:U:H4'	3:AD:151:LYS:HG2	1.93	0.49
31:CA:1015:A:N6	31:CA:1016:A:N1	2.60	0.49
33:CF:119:ARG:O	33:CF:123:GLN:HG3	2.11	0.49
31:CA:511:C:C2	31:CA:512:U:C5	3.00	0.49
31:CA:1433:A:C8	31:CA:1467:G:N2	2.80	0.49
35:BH:126:ARG:NH1	35:BH:126:ARG:HG3	2.27	0.49
4:DE:55:ASN:O	4:DE:57:LYS:N	2.43	0.49
7:AH:10:PRO:HD2	7:AH:50:VAL:O	2.12	0.49
31:CA:197:A:C8	31:CA:198:G:C1'	2.95	0.49
44:CQ:27:CYS:O	44:CQ:28:GLY:C	2.50	0.49
1:DA:1819:A:H4'	1:DA:1820:U:O5'	2.12	0.49

Continued on next page...

Continued from previous page...

Atom-1	Atom-2	Distance(Å)	Clash(Å)
37:CJ:6:ARG:O	37:CJ:7:ALA:C	2.51	0.49
12:DP:12:GLN:HE21	12:DP:73:PRO:HD3	1.76	0.49
38:BK:113:SER:H	38:BK:134:ILE:HD13	1.77	0.49
31:CA:457:C:H2'	31:CA:458:C:H6	1.76	0.49
7:AH:97:ARG:O	7:AH:125:VAL:HG21	2.12	0.49
31:CA:1018:C:H2'	31:CA:1019:C:O4'	2.11	0.49
46:BS:14:ASN:N	46:BS:15:PRO:HD3	2.27	0.49
56:D0:84:ALA:N	56:D0:85:PRO:CD	2.74	0.49
13:A0:107:ASP:C	13:A0:107:ASP:OD2	2.50	0.49
22:A3:36:ILE:CD1	22:A3:39:ARG:HG2	2.42	0.49
31:BA:865:A:H2	31:BA:918:A:H4'	1.77	0.49
38:CK:38:ILE:HD12	38:CK:118:VAL:HG12	1.92	0.49
1:AA:2182:G:H2'	1:AA:2183:C:C6	2.47	0.49
1:AA:2184:G:C6	1:AA:2185:C:N4	2.79	0.49
12:AP:33:GLY:HA2	12:AP:105:GLU:HA	1.94	0.49
1:DA:881:G:H5'	1:DA:882:G:OP2	2.12	0.49
3:AD:35:LYS:HG2	3:AD:64:ILE:HG23	1.93	0.49
28:D6:11:LEU:HD23	28:D6:26:ASN:CB	2.37	0.49
31:CA:1176:A:N6	31:CA:1177:G:C5	2.80	0.49
1:AA:1290:C:H2'	1:AA:1291:C:C6	2.48	0.49
1:AA:1729:A:H2'	1:AA:1731:G:C8	2.47	0.49
31:CA:1126:U:H1'	31:CA:1127:G:OP2	2.11	0.49
3:DD:30:GLU:CG	3:DD:63:ARG:NH2	2.71	0.49
12:AP:78:PRO:O	12:AP:79:LEU:O	2.30	0.49
1:AA:2689:U:C4'	1:AA:2690:C:H5'	2.32	0.49
31:BA:1002:G:C2'	31:BA:1003:G:H8	2.25	0.49
42:BO:15:VAL:O	42:BO:16:ARG:HB2	2.11	0.49
35:CH:18:ARG:HD2	35:CH:25:ARG:O	2.11	0.49
1:DA:2162:G:O2'	1:DA:2173:A:OP2	2.29	0.49
31:CA:1184:G:H2'	31:CA:1185:G:H5'	1.94	0.49
59:DW:15:LYS:HD3	59:DW:67:LYS:HE2	1.94	0.49
35:BH:100:VAL:HG22	35:BH:118:ILE:HG22	1.94	0.49
1:AA:1992:G:C1'	1:AA:1993:U:OP2	2.60	0.49
31:CA:254:G:OP1	47:CT:67:LYS:O	2.30	0.49
31:CA:943:U:H1'	39:CL:124:GLN:HE22	1.77	0.49
32:BE:31:TYR:O	32:BE:42:ILE:HG13	2.11	0.49
7:DH:26:VAL:O	7:DH:27:LYS:C	2.50	0.49
8:AK:81:VAL:O	8:AK:83:ALA:N	2.45	0.49
14:AQ:56:LEU:HB2	14:AQ:58:LEU:CD2	2.42	0.49
34:BG:11:LEU:O	34:BG:13:ARG:N	2.46	0.49
31:CA:1436:U:H2'	31:CA:1437:C:C6	2.48	0.49
57:DV:116:VAL:HG12	57:DV:117:LEU:N	2.25	0.49

Continued on next page...

Continued from previous page...

Atom-1	Atom-2	Distance(Å)	Clash(Å)
3:AD:70:TRP:CH2	3:AD:150:LYS:HA	2.48	0.49
1:DA:85:G:OP1	20:DU:30:VAL:HG21	2.12	0.49
8:DK:92:VAL:HB	8:DK:120:ILE:HB	1.92	0.49
45:CR:54:ARG:NH1	45:CR:58:MET:SD	2.85	0.49
50:CW:29:LYS:O	50:CW:33:ILE:HG12	2.12	0.49
1:AA:2683:C:OP1	15:AR:53:ARG:NH2	2.45	0.49
11:AO:149:GLU:HG2	11:AO:150:ALA:N	2.27	0.49
31:BA:644:G:H2'	31:BA:645:C:O4'	2.12	0.49
2:AB:24:G:C2	2:AB:56:G:C2	3.00	0.49
1:AA:950:G:C5	1:AA:951:C:C4	3.00	0.49
1:AA:2077:A:H2'	1:AA:2078:C:H6	1.77	0.49
31:CA:9:G:OP2	35:CH:121:LYS:HD2	2.11	0.49
35:CH:73:ASN:N	35:CH:73:ASN:OD1	2.44	0.49
7:DH:144:VAL:O	7:DH:148:ILE:HG12	2.11	0.49
1:AA:1264:G:H5'	27:A5:11:THR:CG2	2.42	0.49
1:AA:540:G:H5'	1:AA:541:C:OP2	2.12	0.49
12:DP:31:ASP:H	12:DP:107:ALA:CB	2.20	0.49
1:DA:1061:U:H4'	1:DA:1070:A:C1'	2.42	0.49
31:BA:1175:G:N1	31:BA:1176:A:N6	2.60	0.49
31:BA:1203:C:H2'	31:BA:1204:A:O4'	2.12	0.49
31:BA:674:G:H2'	31:BA:675:A:C8	2.47	0.49
39:BL:16:ARG:CB	39:BL:64:THR:HG22	2.39	0.49
1:AA:1479:G:C5	1:AA:1510:A:N6	2.79	0.49
1:DA:959:A:H62	12:DP:83:MET:HE1	1.77	0.49
1:DA:1342:A:N1	1:DA:1397:U:N3	2.60	0.49
4:DE:67:PHE:CD1	4:DE:67:PHE:C	2.84	0.49
16:D1:92:ARG:CD	16:D1:95:LEU:HD12	2.42	0.49
1:DA:996:A:C2	1:DA:997:G:C8	3.00	0.49
15:AR:26:ASP:CB	15:AR:91:ARG:HA	2.42	0.49
37:CJ:23:VAL:HG13	37:CJ:43:PHE:CE2	2.35	0.49
37:CJ:15:ASP:OD2	37:CJ:44:TYR:OH	2.30	0.49
31:BA:619:U:O2	34:BG:135:LEU:HD22	2.12	0.49
47:CT:66:SER:OG	47:CT:69:LYS:HB2	2.12	0.49
32:CE:97:TRP:HH2	32:CE:176:GLU:CD	2.15	0.49
36:BI:19:LEU:HD21	36:BI:59:TYR:CZ	2.47	0.49
37:CJ:87:VAL:CG1	37:CJ:154:TYR:HB2	2.40	0.49
53:BC:1:C:C2'	53:BC:2:G:OP2	2.60	0.49
1:AA:592:G:H21	30:A8:4:MET:CE	2.25	0.49
15:AR:111:ARG:O	15:AR:112:ARG:HG3	2.12	0.49
1:AA:221:A:C4	1:AA:266:G:N7	2.80	0.49
31:BA:107:G:H2'	31:BA:108:G:O4'	2.12	0.49
1:DA:2079:U:H2'	1:DA:2080:G:O4'	2.12	0.49

Continued on next page...

Continued from previous page...

Atom-1	Atom-2	Distance(Å)	Clash(Å)
1:AA:988:A:C6	25:AX:13:ILE:HG21	2.47	0.49
55:DF:57:VAL:CG1	55:DF:59:TYR:CD1	2.95	0.49
1:DA:270(I):G:H1	1:DA:270(Q):C:H42	1.60	0.49
20:AU:90:LEU:HD13	20:AU:90:LEU:N	2.27	0.49
1:AA:1641:A:H2'	1:AA:1642:G:O4'	2.13	0.49
19:DT:27:THR:HB	19:DT:80:ILE:HG22	1.93	0.49
1:AA:1939:U:OP1	1:AA:2604:U:O2'	2.29	0.49
6:DG:16:ARG:N	6:DG:17:PRO:HD2	2.26	0.49
1:AA:1085:A:OP2	1:AA:1085:A:H3'	2.13	0.49
1:DA:1060:U:O4'	1:DA:1062:G:H5'	2.12	0.49
31:BA:1158:C:H3'	31:BA:1158:C:O2	2.12	0.49
1:AA:2292:C:P	14:AQ:17:ARG:HH22	2.36	0.49
18:AS:18:ARG:HG3	18:AS:76:VAL:HG13	1.94	0.49
31:BA:1298:C:H4'	31:BA:1299:A:C4	2.47	0.49
1:DA:2788:C:OP1	4:DE:61:ARG:NH1	2.45	0.49
31:BA:310:G:P	46:BS:27:LYS:HZ1	2.29	0.49
20:DU:83:THR:CG2	20:DU:94:LYS:HG2	2.42	0.49
27:A5:58:LEU:O	27:A5:58:LEU:HD12	2.12	0.49
1:DA:71:A:H2	19:DT:31:HIS:HE1	1.56	0.49
15:AR:42:ILE:HG21	15:AR:84:GLN:NE2	2.27	0.49
12:DP:1:MET:HE2	12:DP:1:MET:HA	1.93	0.49
37:BJ:155:ARG:HG2	37:BJ:156:TRP:N	2.27	0.49
52:CB:21:A:H4'	52:CB:22:G:OP1	2.12	0.49
1:AA:1204:A:HO2'	1:AA:1205:U:P	2.34	0.49
33:CF:73:PRO:O	33:CF:76:VAL:N	2.36	0.49
53:CD:52:C:H2'	53:CD:53:G:C8	2.46	0.49
1:DA:654:A:H2'	1:DA:654:A:N3	2.26	0.49
42:CO:21:VAL:C	42:CO:23:ALA:N	2.63	0.49
1:AA:974(A):C:O2	1:AA:974(A):C:H2'	2.12	0.49
1:AA:974(A):C:H4'	1:AA:975:G:C5'	2.41	0.49
23:AZ:83:GLU:C	23:AZ:85:LEU:N	2.66	0.49
1:DA:2712:U:OP1	1:DA:2714:G:H4'	2.13	0.49
31:BA:389:A:H2'	31:BA:390:C:H5'	1.93	0.49
1:AA:627:A:H62	11:AO:84:ASN:HD21	1.60	0.49
32:BE:17:PHE:N	32:BE:17:PHE:HD1	2.07	0.49
1:DA:1991:U:C2'	1:DA:1992:G:H5''	2.43	0.49
31:CA:862:C:O2'	31:CA:863:U:H5'	2.12	0.49
31:CA:523:A:H61	42:CO:89:ASP:HB2	1.78	0.49
3:DD:108:PRO:HA	3:DD:196:VAL:O	2.12	0.49
23:DZ:23:LYS:CD	23:DZ:28:GLY:HA3	2.43	0.49
50:BW:94:ALA:O	50:BW:95:ALA:HB3	2.11	0.49
13:A0:44:LEU:HD22	13:A0:48:VAL:HG23	1.95	0.49

Continued on next page...

Continued from previous page...

Atom-1	Atom-2	Distance(Å)	Clash(Å)
10:AN:14:THR:HG22	10:AN:95:GLY:N	2.27	0.49
28:D6:41:PRO:HG3	28:D6:47:THR:HG22	1.94	0.49
1:AA:2705:A:O2'	1:AA:2852:G:OP1	2.23	0.49
10:DN:14:THR:HG22	10:DN:52:VAL:HG22	1.94	0.49
3:AD:108:PRO:HD2	3:AD:111:LEU:HG	1.94	0.49
23:DZ:62:VAL:HG12	23:DZ:63:ALA:O	2.13	0.49
1:AA:1600:C:O2'	1:AA:1601:G:H5'	2.12	0.49
57:DV:14:LYS:HZ2	57:DV:14:LYS:HB3	1.76	0.49
1:DA:2507:C:H2'	1:DA:2508:G:O4'	2.12	0.49
1:AA:2465:C:O2'	1:AA:2466:C:H5'	2.12	0.49
30:D8:29:LYS:O	30:D8:31:HIS:N	2.45	0.49
31:BA:1177:G:H5''	31:BA:1178:G:OP1	2.13	0.49
31:BA:1177:G:OP2	39:BL:97:LYS:NZ	2.43	0.49
4:AE:111:ARG:HD2	4:AE:160:TYR:CD1	2.47	0.49
1:AA:594:U:C5'	30:A8:61:LEU:HD13	2.32	0.49
23:DZ:91:LYS:O	23:DZ:93:GLU:N	2.46	0.49
1:DA:1496:A:C8	1:DA:1577:C:O2'	2.57	0.49
1:DA:155:C:O2	1:DA:155:C:H2'	2.12	0.49
1:AA:1077:A:OP1	1:AA:1077:A:H4'	2.11	0.49
1:AA:2114:A:H61	1:AA:2119:A:H62	1.60	0.49
20:AU:57:GLN:O	20:AU:58:GLY:C	2.49	0.49
31:BA:1374:A:O2'	37:BJ:28:ASN:HB3	2.13	0.49
8:DK:97:ILE:O	8:DK:101:LEU:HD23	2.13	0.49
1:AA:1858:G:O2'	1:AA:1859:A:C8	2.64	0.49
31:CA:980:C:H5'	31:CA:981:U:H5	1.77	0.49
31:BA:827:U:C5	31:BA:870:U:C4	3.00	0.49
39:BL:18:PHE:CD1	39:BL:62:TYR:HD2	2.27	0.49
1:AA:581:C:OP1	16:A1:33:ARG:HG3	2.12	0.49
31:BA:49:U:O2'	31:BA:50:A:H3'	2.12	0.49
42:CO:21:VAL:O	42:CO:23:ALA:N	2.42	0.49
9:DM:47:ALA:HB2	9:DM:112:LEU:CD1	2.42	0.49
31:CA:532:A:N6	31:CA:1206:G:O2'	2.45	0.49
31:BA:1070:U:H2'	31:BA:1071:C:C6	2.48	0.49
17:D2:61:VAL:O	17:D2:62:LEU:C	2.51	0.49
1:DA:218:A:C2	1:DA:235:U:H4'	2.48	0.49
1:AA:494:G:H4'	18:AS:6:ILE:HB	1.94	0.49
1:DA:2262:U:H4'	1:DA:2328:A:C2	2.47	0.49
1:DA:1935:G:H1'	1:DA:1964:G:N2	2.27	0.49
31:CA:1153:C:N3	31:CA:1154:G:C8	2.80	0.49
31:BA:913:A:H1'	31:BA:914:A:OP2	2.12	0.49
11:AO:135:LEU:O	11:AO:139:LYS:HG3	2.11	0.49
10:DN:66:LYS:HA	10:DN:79:PHE:O	2.12	0.49

Continued on next page...

Continued from previous page...

Atom-1	Atom-2	Distance(Å)	Clash(Å)
1:DA:52:A:O2'	1:DA:53:A:H5'	2.11	0.49
7:AH:35:VAL:O	7:AH:37:VAL:HG23	2.13	0.49
3:DD:270:ILE:HG22	3:DD:271:ILE:N	2.28	0.49
10:DN:7:TYR:HE1	10:DN:20:MET:HE3	1.77	0.49
6:AG:112:PRO:HB3	26:A4:37:SER:N	2.27	0.49
31:BA:1177:G:O6	31:BA:1182:G:O6	2.31	0.49
1:DA:2410:G:C2	1:DA:2411:A:H1'	2.48	0.49
31:CA:1132:C:C2'	31:CA:1133:G:H5'	2.43	0.49
1:AA:859:G:O2'	1:AA:916:G:O6	2.29	0.49
2:AB:94:C:C4	2:AB:95:U:C5	3.00	0.49
1:DA:2292:C:O2'	1:DA:2293:C:H5'	2.11	0.49
31:CA:1003:G:H1	31:CA:1037:C:H42	1.60	0.49
1:AA:572:A:H5''	1:AA:573:G:OP2	2.12	0.49
42:CO:24:LEU:HD21	42:CO:59:SER:OG	2.12	0.49
3:AD:186:HIS:CD2	3:AD:188:GLU:H	2.06	0.49
1:AA:1019:U:H3	1:AA:1142(A):A:H62	1.60	0.49
43:BP:23:TYR:CE1	43:BP:71:ARG:HG3	2.47	0.49
35:BH:153:LYS:HD3	35:BH:154:GLY:N	2.22	0.49
34:CG:8:VAL:CG1	34:CG:21:LEU:HD13	2.40	0.49
13:A0:33:ARG:NH2	27:A5:55:ARG:HG2	2.27	0.49
1:DA:2111:C:O2	1:DA:2118:U:O2'	2.31	0.49
53:CD:61:U:O2'	53:CD:62:C:H5'	2.12	0.49
53:CD:9:G:O3'	53:CD:46:G:O2'	2.31	0.49
1:AA:1992:G:H1'	1:AA:1993:U:OP2	2.12	0.49
31:BA:191:G:C4	50:BW:105:SER:HB2	2.47	0.49
1:DA:2447:G:C1'	1:DA:2448:A:OP2	2.60	0.49
25:DX:52:HIS:HD2	25:DX:52:HIS:H	1.60	0.49
44:CQ:12:ARG:HB3	44:CQ:14:PRO:HD3	1.95	0.49
1:AA:495:G:H1'	18:AS:57:ASN:HD21	1.77	0.49
1:DA:1337:G:H2'	1:DA:1338:G:H8	1.77	0.49
31:BA:1106:G:H2'	31:BA:1107:C:C6	2.47	0.49
1:DA:2319:G:H4'	1:DA:2320:A:O4'	2.13	0.49
31:BA:5:U:H1'	31:BA:6:G:C6	2.47	0.49
36:CI:14:LEU:O	36:CI:14:LEU:HD23	2.12	0.49
31:CA:1000:A:O2'	31:CA:1001:G:H5'	2.13	0.49
5:AF:34:TRP:CE2	11:AO:8:PRO:HD3	2.47	0.49
1:AA:1668:A:N3	1:AA:1670:C:C4	2.81	0.49
1:DA:49:A:H5''	1:DA:50:U:H3'	1.94	0.49
1:AA:1324:G:C4	1:AA:1328:G:O6	2.66	0.49
1:AA:1642:G:O2'	1:AA:1643:G:H5'	2.11	0.49
31:BA:277:C:H2'	31:BA:278:G:H8	1.77	0.49
8:DK:95:LYS:O	8:DK:99:GLU:HG3	2.13	0.49

Continued on next page...

Continued from previous page...

Atom-1	Atom-2	Distance(Å)	Clash(Å)
1:AA:2:G:H2'	1:AA:3:U:C6	2.47	0.49
53:CC:12:G:H1'	1:DA:1923:U:O2'	2.13	0.49
1:DA:1442:G:H2'	1:DA:1443:G:H5''	1.93	0.49
1:DA:2751:G:H5'	1:DA:2752:C:OP2	2.12	0.49
1:DA:1728:G:C2	1:DA:1730:U:OP2	2.66	0.49
48:CU:37:VAL:CG1	48:CU:78:LEU:HB3	2.43	0.49
53:BC:54:G:O2'	53:BC:55:U:H5'	2.12	0.49
1:AA:1268:A:C2	1:AA:2013:A:C4	3.01	0.49
4:DE:29:GLY:HA2	4:DE:180:ASN:HB3	1.93	0.49
4:DE:182:LEU:C	4:DE:183:LEU:HD12	2.33	0.49
1:AA:1082:U:N3	1:AA:1083:U:O2	2.45	0.49
16:A1:92:ARG:HB3	16:A1:95:LEU:HD12	1.94	0.49
31:CA:1308:U:H5''	43:CP:98:VAL:HG23	1.93	0.49
57:DV:59:LEU:O	57:DV:60:GLU:HB3	2.12	0.49
2:AB:81:G:O6	2:AB:95:U:O2	2.31	0.49
1:AA:2689:U:P	1:AA:2719:G:H22	2.35	0.49
1:DA:620:G:H4'	1:DA:621:A:H5''	1.94	0.49
14:AQ:86:ALA:O	14:AQ:87:PHE:CB	2.61	0.49
31:BA:1442:G:C6	31:BA:1446:A:N6	2.81	0.49
8:DK:83:ALA:O	8:DK:89:TYR:CE2	2.65	0.49
2:DB:44:G:C2	2:DB:48:A:C2	3.01	0.49
1:DA:298:G:O2'	1:DA:322:A:N1	2.36	0.49
20:AU:52:SER:HB2	20:AU:53:PRO:CD	2.36	0.49
1:DA:71:A:H5''	1:DA:73:A:C8	2.48	0.49
42:BO:59:SER:C	42:BO:61:TYR:N	2.65	0.49
1:DA:2898:U:H2'	1:DA:2899:G:C8	2.47	0.49
12:DP:18:LYS:O	12:DP:19:GLY:O	2.30	0.49
31:CA:1504:G:H4'	31:CA:1505:G:O5'	2.13	0.49
11:DO:39:LYS:HD2	11:DO:45:LEU:CD2	2.43	0.49
31:BA:1392:G:N2	31:BA:1502:A:H8	2.09	0.49
34:CG:91:SER:OG	34:CG:191:ARG:HG3	2.12	0.49
1:DA:1278:A:C5'	56:D0:36:THR:HG22	2.43	0.49
5:AF:127:GLU:C	5:AF:129:PHE:H	2.15	0.49
4:DE:170:LEU:HD23	4:DE:184:VAL:HB	1.94	0.49
1:DA:858:U:O2	1:DA:2268:A:H2'	2.13	0.49
31:CA:129(A):G:C6	31:CA:188:U:H4'	2.47	0.49
8:AK:144:VAL:HG22	8:AK:145:VAL:N	2.28	0.49
31:BA:581:G:OP1	45:BR:65:ARG:NH1	2.44	0.49
1:DA:535:C:C2'	1:DA:536:A:H5'	2.42	0.49
1:DA:2522:U:H2'	1:DA:2523:G:C5'	2.43	0.49
26:A4:9:LEU:H	26:A4:27:THR:CG2	2.25	0.49
1:AA:218:A:H2	1:AA:235:U:H4'	1.76	0.49

Continued on next page...

Continued from previous page...

Atom-1	Atom-2	Distance(Å)	Clash(Å)
43:BP:78:ILE:HG22	43:BP:82:MET:HE2	1.95	0.49
1:DA:2845:G:O2'	1:DA:2846:G:H5'	2.12	0.49
1:AA:2128:C:H5'	1:AA:2129:C:OP2	2.12	0.49
2:AB:20:C:O2'	2:AB:21:G:H5'	2.13	0.49
36:CI:82:ARG:HB2	36:CI:85:VAL:HG23	1.94	0.49
44:BQ:26:ARG:HH11	44:BQ:43:CYS:HB3	1.77	0.49
1:DA:1973:G:H2'	1:DA:1974:C:C6	2.47	0.49
1:DA:1239:G:H2'	1:DA:1240:U:O4'	2.12	0.49
1:DA:2461:C:H2'	1:DA:2462:U:C6	2.47	0.49
1:DA:1139:G:O3'	9:DM:24:GLY:HA3	2.12	0.49
1:AA:2086:U:H2'	1:AA:2087:G:C8	2.48	0.49
1:DA:1472:A:C2'	1:DA:1473:G:H5'	2.42	0.49
31:CA:745:C:OP1	31:CA:851:G:O2'	2.29	0.49
1:DA:495:G:H1'	18:DS:57:ASN:ND2	2.25	0.49
11:AO:66:GLY:O	11:AO:67:MET:CB	2.59	0.49
1:DA:889:C:H2'	1:DA:890:A:H4'	1.94	0.49
1:DA:2475:C:H2'	1:DA:2477:C:OP1	2.12	0.49
1:AA:1729:A:H8	1:AA:1730:U:C5	2.31	0.49
31:CA:407:G:H2'	31:CA:408:A:C8	2.47	0.49
31:CA:409:G:OP1	34:CG:25:ARG:HB3	2.12	0.49
1:DA:1568:G:OP2	3:DD:63:ARG:NH2	2.43	0.49
59:DW:71:ASN:O	59:DW:72:ALA:HB3	2.13	0.49
20:DU:17:SER:HB2	20:DU:71:LYS:HD2	1.94	0.49
1:DA:1019:U:H3	1:DA:1142(A):A:H62	1.59	0.49
16:A1:108:GLU:HG3	17:A2:44:LYS:HD3	1.95	0.49
2:AB:42:C:O2	6:AG:92:VAL:HA	2.13	0.49
4:AE:38:THR:HB	4:AE:39:PRO:CD	2.35	0.49
12:AP:19:GLY:HA3	12:AP:98:LYS:HD3	1.94	0.49
4:DE:89:ASP:O	4:DE:90:THR:HB	2.12	0.49
1:AA:1210:A:C5'	1:AA:1210:A:H8	2.20	0.49
1:AA:1210:A:C4'	1:AA:1211:U:OP2	2.60	0.49
15:DR:5:ALA:O	15:DR:8:LYS:N	2.31	0.49
12:AP:60:ARG:HG3	12:AP:60:ARG:O	2.13	0.49
1:AA:2439:A:O2'	1:AA:2440:C:OP2	2.23	0.49
59:DW:10:LEU:O	59:DW:14:ARG:HB2	2.12	0.49
32:CE:236:TYR:HA	32:CE:239:VAL:CG2	2.43	0.49
41:BN:79:SER:CB	41:BN:106:LYS:HD2	2.39	0.49
1:DA:2147:G:H2'	1:DA:2148:G:O4'	2.12	0.49
31:BA:1391:U:H2'	31:BA:1392:G:H8	1.72	0.49
1:DA:856:C:O2'	1:DA:857:C:P	2.71	0.49
1:DA:288:C:C3'	1:DA:289:A:H8	2.26	0.49
43:BP:12:ASN:O	43:BP:14:ARG:N	2.46	0.49

Continued on next page...

Continued from previous page...

Atom-1	Atom-2	Distance(Å)	Clash(Å)
1:DA:669:G:H1'	1:DA:670:A:OP1	2.12	0.49
1:AA:2378:A:C5	1:AA:2379:G:H1'	2.47	0.49
39:CL:70:LYS:O	39:CL:74:ILE:HG13	2.13	0.49
15:AR:5:ALA:O	15:AR:9:LEU:HB2	2.12	0.49
46:CS:3:LYS:O	46:CS:21:VAL:HA	2.13	0.49
31:BA:939:G:H5''	37:BJ:102:ARG:NH2	2.28	0.49
1:AA:988:A:H4'	1:AA:1155:A:N1	2.28	0.49
1:AA:1794:U:H2'	1:AA:1795:C:C6	2.47	0.49
31:CA:1292:U:H2'	31:CA:1293:G:H8	1.78	0.49
4:DE:98:PRO:HG3	4:DE:174:ASP:HA	1.95	0.49
1:AA:194:G:H2'	1:AA:195:A:O4'	2.12	0.49
1:AA:53:A:H2'	1:AA:54:G:O4'	2.12	0.49
45:BR:6:GLU:HA	45:BR:9:GLN:HB2	1.95	0.49
1:AA:270(T):G:OP1	23:AZ:97:LEU:HD22	2.13	0.49
6:AG:124:SER:HB2	6:AG:131:TYR:CE1	2.48	0.49
31:CA:468:A:H2'	31:CA:474:G:H5'	1.95	0.49
1:AA:868:U:C4	1:AA:869:G:N7	2.81	0.49
1:DA:1798:U:H5'	3:DD:259:THR:OG1	2.13	0.49
1:DA:836:G:C5	1:DA:837:C:C4	3.01	0.49
1:DA:1914:C:O2	1:DA:1914:C:O4'	2.31	0.49
1:DA:654(J):A:H2'	1:DA:654(J):A:N3	2.27	0.49
1:DA:2314:C:O2'	1:DA:2315:G:H5'	2.12	0.49
1:AA:1568:G:H5''	3:AD:61:LEU:HD22	1.93	0.49
1:DA:690:G:H2'	1:DA:691:C:C6	2.48	0.49
55:DF:31:HIS:ND1	11:DO:9:ASN:OD1	2.46	0.49
1:AA:2287:A:H2	1:AA:2346:A:N1	2.10	0.49
53:BD:67:C:H2'	53:BD:68:C:C6	2.48	0.49
31:BA:686:U:O4	31:BA:703:G:H1'	2.13	0.49
4:DE:71:GLY:O	4:DE:73:GLU:N	2.46	0.49
12:DP:60:ARG:HG3	12:DP:60:ARG:O	2.13	0.49
1:AA:137(A):G:H2'	1:AA:139:G:N7	2.27	0.49
32:CE:137:ARG:HH12	32:CE:140:HIS:CB	2.24	0.49
1:AA:2173:A:H2'	1:AA:2174:C:O4'	2.11	0.49
1:DA:5:A:H61	1:DA:2898:U:H3	1.60	0.49
1:DA:2148:G:H2'	1:DA:2149:G:C8	2.42	0.49
53:CC:48:U:H1'	53:CC:49:C:P	2.52	0.49
2:DB:15:A:H1'	2:DB:109:G:N9	2.28	0.49
1:DA:1087:G:H1	1:DA:1102:C:N4	2.10	0.49
36:BI:60:PHE:C	36:BI:61:LEU:HD12	2.33	0.49
9:AM:51:PHE:CE2	9:AM:119:ARG:HG2	2.47	0.49
31:CA:168:G:H2'	31:CA:169:C:H5''	1.93	0.49
17:A2:76:LYS:HG3	17:A2:81:TYR:HD1	1.77	0.49

Continued on next page...

Continued from previous page...

Atom-1	Atom-2	Distance(Å)	Clash(Å)
31:BA:606:G:N2	31:BA:631:G:C8	2.81	0.49
1:DA:2745:C:H4'	7:DH:142:GLY:C	2.33	0.49
7:DH:6:ARG:HE	7:DH:54:ARG:NH1	2.11	0.49
42:BO:21:VAL:HG13	42:BO:95:TYR:HE2	1.75	0.49
33:CF:130:VAL:O	33:CF:134:ILE:HG12	2.12	0.49
34:CG:9:CYS:HA	34:CG:12:CYS:CB	2.42	0.49
32:CE:96:ARG:CD	32:CE:96:ARG:H	2.25	0.49
1:AA:2281:C:O2'	1:AA:2282:G:H5'	2.13	0.49
27:D5:45:VAL:HG13	27:D5:50:GLY:HA2	1.94	0.49
1:DA:550:G:O2'	1:DA:1220:A:N3	2.41	0.49
1:AA:2031:A:C6	1:AA:2498:C:H1'	2.47	0.49
31:BA:453:A:C6	31:BA:454:C:C4	3.01	0.49
1:DA:1614:A:N1	18:DS:91:GLY:HA2	2.26	0.49
1:DA:613:U:O4'	1:DA:613:U:O2	2.29	0.49
31:BA:450:G:N7	31:BA:481:G:C6	2.81	0.49
31:BA:998:G:H2'	31:BA:998(A):C:C6	2.48	0.49
1:AA:1079:C:N4	1:AA:1080:A:N6	2.61	0.49
1:AA:1085:A:N3	1:AA:1086:A:C5	2.81	0.49
12:AP:87:LYS:O	12:AP:88:GLY:O	2.30	0.49
1:AA:2310:A:C2	6:AG:77:ILE:HG12	2.47	0.49
31:CA:1118:C:P	39:CL:104:ARG:HH11	2.35	0.49
31:BA:976:G:OP1	44:BQ:32:SER:N	2.46	0.49
3:DD:35:LYS:HZ1	3:DD:104:TYR:HB2	1.78	0.49
11:AO:50:ARG:HD3	30:A8:7:HIS:HD2	1.67	0.49
2:AB:95:U:C2	2:AB:96:G:C8	3.01	0.49
14:DQ:15:ARG:HD2	14:DQ:88:ASP:OD1	2.12	0.49
53:BD:5:G:N2	53:BD:70:C:C2	2.81	0.49
14:AQ:87:PHE:CE2	14:AQ:89:ARG:HB2	2.47	0.49
7:AH:152:ARG:HE	7:AH:153:LYS:NZ	2.11	0.49
7:AH:154:PRO:HB3	7:AH:163:TYR:CE2	2.47	0.49
12:DP:78:PRO:O	12:DP:79:LEU:O	2.30	0.49
4:DE:56:PRO:HD2	4:DE:58:ARG:HH22	1.76	0.49
1:AA:1006:C:H1'	9:AM:106:MET:CE	2.42	0.49
16:D1:76:TYR:OH	16:D1:93:LYS:HE3	2.12	0.49
15:AR:24:PRO:HA	15:AR:49:VAL:CG2	2.43	0.49
19:AT:31:HIS:CD2	19:AT:33:LYS:H	2.31	0.49
23:AZ:58:ILE:HD11	23:AZ:86:SER:HB2	1.94	0.49
3:AD:238:GLY:O	3:AD:239:ARG:O	2.30	0.49
8:AK:4:ILE:HD11	8:AK:44:LEU:HD12	1.95	0.49
43:BP:7:VAL:HG12	43:BP:8:GLU:N	2.28	0.49
1:DA:1204:A:HO2'	1:DA:1205:U:P	2.34	0.49
1:AA:525:U:H5'	1:AA:556:G:OP1	2.12	0.49

Continued on next page...

Continued from previous page...

Atom-1	Atom-2	Distance(Å)	Clash(Å)
43:CP:4:ILE:HG13	43:CP:5:ALA:H	1.77	0.49
1:AA:2699:C:H2'	1:AA:2700:C:O4'	2.12	0.49
50:CW:103:GLY:O	50:CW:104:LEU:HD12	2.12	0.49
57:DV:62:PRO:C	57:DV:64:GLY:N	2.65	0.49
31:BA:1073:U:H2'	31:BA:1074:G:H8	1.77	0.49
1:DA:1771:C:C1'	1:DA:1786:A:C8	2.96	0.49
44:CQ:29:ARG:O	44:CQ:30:ALA:HB2	2.13	0.49
1:AA:129:C:H2'	1:AA:130:C:C6	2.48	0.49
15:AR:5:ALA:HB1	15:AR:8:LYS:HE2	1.94	0.49
49:CV:39:THR:HG22	49:CV:40:ILE:N	2.28	0.49
31:CA:201:C:C4'	31:CA:208:U:OP1	2.61	0.49
23:DZ:41:ARG:HG3	23:DZ:43:TYR:CE2	2.48	0.49
31:CA:1099:G:C6	31:CA:1100:C:N3	2.80	0.49
1:AA:1819:A:H5''	3:AD:158:ALA:CB	2.43	0.49
31:BA:864:A:H5''	31:BA:865:A:OP2	2.13	0.49
1:DA:1784:A:H4'	1:DA:1785:A:C5'	2.43	0.49
31:CA:17:U:H2'	31:CA:18:C:C6	2.47	0.49
3:DD:12:SER:HB2	3:DD:208:LYS:HB3	1.93	0.49
23:AZ:51:VAL:HG21	23:AZ:74:VAL:HG21	1.95	0.49
33:CF:60:ALA:HA	40:CM:93:GLY:HA2	1.95	0.49
31:CA:540:G:H2'	31:CA:541:G:O4'	2.13	0.49
1:AA:2512:C:H2'	1:AA:2513:G:O4'	2.13	0.49
12:DP:39:PRO:HA	12:DP:97:VAL:O	2.13	0.49
1:DA:637:A:OP1	11:DO:133:SER:OG	2.30	0.49
1:AA:2340:G:H2'	1:AA:2341:G:H8	1.78	0.49
53:BD:31:G:H2'	53:BD:32:G:C8	2.48	0.49
43:CP:94:ARG:O	43:CP:96:LEU:N	2.46	0.49
1:AA:2537:U:H2'	1:AA:2538:C:C6	2.48	0.49
6:DG:114:ILE:HD13	6:DG:140:ILE:HG21	1.95	0.49
1:DA:2881:C:C2	1:DA:2882:A:C8	3.01	0.49
31:BA:258:G:H2'	31:BA:259:G:H8	1.78	0.49
1:AA:892:G:H5''	1:AA:893:C:OP1	2.13	0.48
20:AU:74:PRO:O	20:AU:80:GLY:HA2	2.12	0.48
1:DA:811:U:H3'	11:DO:22:GLY:HA3	1.94	0.48
7:AH:86:GLU:OE1	7:AH:86:GLU:N	2.34	0.48
1:AA:607:U:OP1	5:AF:102:PRO:HA	2.13	0.48
15:DR:26:ASP:HB3	15:DR:91:ARG:CA	2.24	0.48
31:CA:1129:C:C2	31:CA:1139:G:C6	3.01	0.48
1:AA:1313:U:H2'	1:AA:1610:A:C2	2.47	0.48
31:BA:1132:C:O2'	31:BA:1133:G:H5'	2.13	0.48
32:BE:21:ARG:CB	32:BE:39:ILE:HA	2.33	0.48
1:AA:1557:C:H5''	1:AA:1558:A:OP2	2.12	0.48

Continued on next page...

Continued from previous page...

Atom-1	Atom-2	Distance(Å)	Clash(Å)
1:DA:607:U:O2	1:DA:621:A:N1	2.46	0.48
60:D4:2:LYS:HD2	60:D4:6:HIS:ND1	2.28	0.48
1:DA:1019:U:O2'	1:DA:1021:A:H2	1.95	0.48
1:AA:1050:A:H1'	1:AA:2751:G:C8	2.48	0.48
7:AH:6:ARG:C	7:AH:8:PRO:HD2	2.32	0.48
31:BA:1303:C:H2'	31:BA:1304:G:H5'	1.95	0.48
1:DA:1342:A:N1	1:DA:1602:U:C4	2.81	0.48
1:DA:61:G:C8	59:DW:47:ASN:HB3	2.48	0.48
2:AB:90:C:H5'	12:AP:18:LYS:CA	2.36	0.48
1:AA:2173:A:C8	1:AA:2173:A:OP1	2.66	0.48
1:AA:1937:A:C2'	1:AA:1938:A:OP1	2.59	0.48
5:AF:178:PRO:HG2	5:AF:179:GLU:OE2	2.13	0.48
31:CA:630:G:N3	31:CA:630:G:H2'	2.28	0.48
8:DK:77:LEU:CG	8:DK:78:THR:N	2.75	0.48
12:AP:2:LEU:HD11	12:AP:69:PHE:HE1	1.78	0.48
31:CA:652:U:H1'	31:CA:653:A:C2	2.39	0.48
31:CA:940:C:H2'	31:CA:941:G:H8	1.77	0.48
32:CE:101:MET:HB2	32:CE:102:LEU:HD12	1.95	0.48
2:DB:15:A:H1'	2:DB:109:G:C4	2.48	0.48
1:DA:2272:U:C5'	1:DA:2273:A:OP1	2.60	0.48
41:BN:99:GLN:NE2	41:BN:105:VAL:HG21	2.27	0.48
1:AA:2567:G:H2'	1:AA:2568:C:C6	2.48	0.48
1:DA:547:A:C5	1:DA:548:A:C6	3.01	0.48
31:BA:484:G:H1'	31:BA:485:G:OP2	2.12	0.48
1:DA:385:C:H5''	1:DA:386:G:OP1	2.13	0.48
1:AA:606:U:H4'	1:AA:658:C:H4'	1.94	0.48
35:BH:76:ILE:HB	35:BH:77:PRO:HD2	1.95	0.48
60:D4:40:HIS:N	60:D4:41:PRO:CD	2.76	0.48
1:AA:1995:U:H1'	10:AN:3:GLN:HE22	1.78	0.48
39:BL:86:VAL:O	39:BL:90:PRO:HA	2.13	0.48
36:BI:4:TYR:CD1	36:BI:92:LYS:HA	2.48	0.48
57:DV:150:LEU:O	57:DV:171:ILE:HB	2.12	0.48
1:DA:534:U:O2'	16:D1:49:HIS:CD2	2.66	0.48
1:AA:2312:U:H6	1:AA:2312:U:H3'	1.77	0.48
12:AP:72:LYS:HB3	12:AP:94:VAL:HG23	1.95	0.48
42:BO:116:LYS:O	42:BO:117:TYR:HB2	2.13	0.48
51:CX:5:ASP:O	51:CX:11:GLY:HA3	2.13	0.48
17:D2:60:GLU:OE2	17:D2:97:LYS:HE3	2.12	0.48
31:CA:232:G:H1'	31:CA:262:A:N1	2.27	0.48
1:DA:2695:C:H2'	1:DA:2696:U:C6	2.47	0.48
14:DQ:38:GLN:OE1	14:DQ:47:THR:OG1	2.27	0.48
1:AA:116:C:O2'	1:AA:117:G:H5'	2.13	0.48

Continued on next page...

Continued from previous page...

Atom-1	Atom-2	Distance(Å)	Clash(Å)
1:DA:370:G:H4'	1:DA:371:A:OP2	2.13	0.48
9:AM:57:ALA:HB3	9:AM:123:TYR:O	2.13	0.48
12:DP:81:VAL:HG23	12:DP:82:ARG:O	2.12	0.48
4:AE:134:ILE:HD12	4:AE:134:ILE:C	2.32	0.48
31:CA:495:A:H4'	31:CA:496:A:OP1	2.13	0.48
38:CK:120:THR:OG1	38:CK:123:GLU:HG2	2.12	0.48
1:DA:2402:C:H2'	1:DA:2403:C:O5'	2.13	0.48
31:BA:1435:G:H2'	31:BA:1436:U:C6	2.48	0.48
1:AA:880:G:O2'	1:AA:881:G:P	2.71	0.48
11:AO:65:ARG:HH21	30:A8:15:LYS:CB	2.23	0.48
1:DA:2468:G:C5	1:DA:2481:G:C2	3.02	0.48
31:CA:976:G:P	44:CQ:32:SER:H	2.34	0.48
1:AA:1728:G:C3'	1:AA:1729:A:C5'	2.87	0.48
31:CA:1132:C:H2'	31:CA:1133:G:H8	1.77	0.48
39:CL:85:LEU:HD13	39:CL:92:TYR:HD2	1.77	0.48
23:DZ:87:PRO:HA	23:DZ:90:ILE:HG23	1.94	0.48
7:AH:154:PRO:HD3	7:AH:162:ILE:O	2.13	0.48
1:DA:975:G:N2	1:DA:990:A:O4'	2.47	0.48
1:DA:990:A:OP2	1:DA:991:C:OP2	2.31	0.48
1:AA:1387:C:H5'	1:AA:1469:A:H4'	1.95	0.48
1:AA:273(F):C:H42	1:AA:363:G:H1	1.61	0.48
33:BF:53:ALA:HB2	33:BF:115:LEU:CD1	2.40	0.48
31:CA:973:G:C4	40:CM:55:LYS:HE2	2.48	0.48
49:CV:66:MET:HA	49:CV:67:VAL:CB	2.29	0.48
32:CE:74:LYS:O	32:CE:75:LYS:CB	2.57	0.48
34:BG:135:LEU:C	34:BG:137:SER:H	2.17	0.48
42:CO:15:VAL:O	42:CO:16:ARG:HB2	2.13	0.48
47:CT:67:LYS:C	47:CT:69:LYS:H	2.15	0.48
41:BN:99:GLN:HG2	41:BN:105:VAL:CG2	2.42	0.48
36:BI:8:ILE:HG22	36:BI:10:LEU:CD1	2.42	0.48
31:CA:691:G:H1'	31:CA:696:A:N6	2.28	0.48
45:CR:48:LYS:HE2	45:CR:48:LYS:CA	2.42	0.48
1:DA:1169:G:N2	1:DA:1181:C:C2	2.81	0.48
1:AA:1252:G:O4'	16:A1:33:ARG:HD3	2.13	0.48
15:AR:23:ARG:HG3	15:AR:120:ARG:HH12	1.78	0.48
31:BA:160:A:H61	31:BA:347:G:H1'	1.77	0.48
37:CJ:26:PHE:CE2	37:CJ:30:ILE:HD11	2.47	0.48
1:AA:2811:G:C2'	1:AA:2812:G:H5'	2.43	0.48
1:DA:1547:C:H2'	1:DA:1548:C:H6	1.78	0.48
1:AA:27:G:C2	1:AA:512:G:N3	2.81	0.48
31:BA:942:G:C2	31:BA:1342:C:C2	3.01	0.48
31:BA:967:C:O2'	39:BL:125:TYR:OH	2.16	0.48

Continued on next page...

Continued from previous page...

Atom-1	Atom-2	Distance(Å)	Clash(Å)
9:AM:128:HIS:HD2	9:AM:129:PRO:O	1.95	0.48
31:BA:458:C:H2'	31:BA:464:G:H8	1.78	0.48
1:AA:1531:C:O2'	1:AA:1532:C:H5'	2.13	0.48
1:DA:373:U:H2'	1:DA:374:A:H8	1.78	0.48
31:BA:328:C:O2	31:BA:328:C:H2'	2.12	0.48
1:AA:1299:G:H3'	1:AA:1639:U:O4	2.13	0.48
55:DF:128:ALA:O	55:DF:142:TRP:NE1	2.45	0.48
31:BA:614:A:OP1	34:BG:86:LYS:NZ	2.40	0.48
23:DZ:67:ILE:N	23:DZ:68:PRO:CD	2.76	0.48
31:CA:9:G:H5'	35:CH:122:GLU:OE2	2.13	0.48
31:CA:245:C:O2	31:CA:283:C:N3	2.47	0.48
23:AZ:67:ILE:N	23:AZ:68:PRO:HD2	2.27	0.48
4:DE:1:MET:HB2	4:DE:200:GLU:OE2	2.13	0.48
52:CB:15:A:OP2	52:CB:16:U:H5	1.96	0.48
1:DA:1265:A:H3'	27:D5:19:ARG:NH1	2.28	0.48
31:CA:644:G:H4'	38:CK:92:ARG:NH1	2.28	0.48
1:AA:1512:G:H2'	1:AA:1513:C:C6	2.48	0.48
1:AA:2266:A:H4'	1:AA:2267:A:N3	2.27	0.48
35:CH:12:LEU:O	35:CH:30:ALA:HA	2.13	0.48
53:CC:73:A:N6	53:CC:74:A:N6	2.61	0.48
56:D0:72:ASP:HB3	56:D0:75:LEU:HB3	1.95	0.48
39:BL:99:LEU:HB3	39:BL:101:PHE:CE1	2.48	0.48
12:AP:66:ILE:CA	12:AP:104:PHE:HA	2.41	0.48
3:AD:34:VAL:CG1	3:AD:34:VAL:O	2.62	0.48
3:AD:62:TYR:CE1	3:AD:64:ILE:HA	2.48	0.48
20:AU:74:PRO:HB2	20:AU:101:LYS:NZ	2.28	0.48
11:DO:22:GLY:O	11:DO:23:PRO:O	2.30	0.48
1:DA:1225:C:H4'	17:D2:85:LYS:CB	2.42	0.48
1:DA:1608:A:H1'	1:DA:1610:A:OP2	2.13	0.48
49:BV:39:THR:HG22	49:BV:40:ILE:N	2.24	0.48
57:DV:58:VAL:O	57:DV:59:LEU:HB2	2.12	0.48
1:AA:483:A:C5'	20:AU:49:VAL:HG22	2.44	0.48
31:BA:1058:G:C6	31:BA:1059:C:N3	2.82	0.48
1:DA:971:C:H2'	1:DA:972:G:H5'	1.95	0.48
31:CA:1004:A:H8	31:CA:1036:G:H22	1.61	0.48
1:AA:2134:A:O5'	1:AA:2134:A:H8	1.96	0.48
7:AH:12:PRO:HD3	7:AH:48:GLY:O	2.14	0.48
51:BX:2:GLY:O	51:BX:4:GLY:N	2.46	0.48
55:DF:161:GLU:HA	55:DF:164:ARG:HE	1.78	0.48
4:DE:61:ARG:C	4:DE:63:LEU:N	2.67	0.48
11:AO:58:THR:HG22	11:AO:61:ARG:HD3	1.95	0.48
4:DE:51:PHE:O	4:DE:52:LEU:HB2	2.12	0.48

Continued on next page...

Continued from previous page...

Atom-1	Atom-2	Distance(Å)	Clash(Å)
20:DU:75:ILE:O	20:DU:76:CYS:HB2	2.13	0.48
33:CF:164:ARG:HG2	33:CF:165:THR:N	2.25	0.48
19:DT:63:LYS:HA	19:DT:72:LYS:HA	1.95	0.48
1:DA:833:U:O2	11:DO:55:ARG:NH1	2.40	0.48
14:AQ:35:ILE:HD11	14:AQ:101:LEU:HD23	1.94	0.48
1:DA:2572:A:C8	4:DE:144:ARG:HD2	2.48	0.48
31:BA:1498:U:C1'	31:BA:1499:A:OP2	2.61	0.48
1:DA:1109:C:H5''	1:DA:1110:G:OP2	2.13	0.48
32:CE:91:PRO:HG3	32:CE:154:LEU:CB	2.41	0.48
55:DF:4:VAL:HG22	55:DF:19:GLU:OE1	2.12	0.48
19:AT:29:TRP:CZ3	19:AT:78:LYS:CG	2.97	0.48
1:AA:1015:G:H2'	1:AA:1016:G:H5'	1.96	0.48
34:BG:173:TRP:CD2	34:BG:189:PRO:HB3	2.48	0.48
12:DP:84:GLY:O	12:DP:85:LYS:CB	2.61	0.48
35:CH:80:ILE:HG22	38:CK:104:ARG:NH2	2.28	0.48
43:CP:116:THR:O	43:CP:117:VAL:C	2.50	0.48
1:DA:2516:G:C6	1:DA:2517:C:N4	2.82	0.48
26:A4:12:ALA:HB3	26:A4:24:THR:HB	1.94	0.48
34:CG:149:ALA:HB1	34:CG:150:GLU:OE2	2.13	0.48
6:DG:138:GLN:HE21	6:DG:153:ARG:HB2	1.77	0.48
1:DA:986:C:C2'	1:DA:987:G:H5'	2.43	0.48
1:DA:1999:C:H5''	1:DA:2723:C:O2'	2.14	0.48
50:CW:82:SER:O	50:CW:86:ARG:HB2	2.13	0.48
50:CW:49:ALA:O	50:CW:50:GLU:C	2.51	0.48
1:AA:2355:C:H1'	22:A3:39:ARG:HH21	1.78	0.48
25:DX:46:ASN:O	25:DX:50:VAL:HG22	2.13	0.48
28:D6:31:PRO:O	28:D6:32:ASN:CB	2.61	0.48
1:AA:1593:G:H2'	1:AA:1594:G:C8	2.48	0.48
11:DO:78:PRO:HA	11:DO:110:TYR:CD2	2.49	0.48
5:AF:9:ILE:O	5:AF:9:ILE:HD13	2.12	0.48
10:AN:104:ARG:HH22	15:AR:43:GLN:NE2	2.11	0.48
6:AG:105:LYS:HE3	6:AG:143:GLU:OE1	2.12	0.48
10:AN:86:ILE:HG22	10:AN:94:ARG:HG3	1.95	0.48
12:DP:66:ILE:O	12:DP:67:ARG:CG	2.61	0.48
1:DA:888:C:H4'	1:DA:889:C:H5'	1.94	0.48
1:DA:890:A:H2'	1:DA:892:G:N7	2.29	0.48
1:AA:1535:U:H2'	1:AA:1536:A:H8	1.78	0.48
13:A0:52:ILE:O	13:A0:55:ALA:N	2.45	0.48
8:AK:130:TYR:C	8:AK:131:LYS:HD2	2.34	0.48
1:AA:1063:G:H2'	1:AA:1064:C:C6	2.48	0.48
31:BA:690:G:H2'	31:BA:691:G:O4'	2.13	0.48
1:DA:329:G:H4'	1:DA:330:A:OP2	2.12	0.48

Continued on next page...

Continued from previous page...

Atom-1	Atom-2	Distance(Å)	Clash(Å)
15:DR:90:GLN:CA	15:DR:90:GLN:HE21	2.23	0.48
1:DA:1342:A:N6	1:DA:1397:U:C4	2.82	0.48
1:DA:1005:C:N1	1:DA:1143:A:C2	2.81	0.48
47:BT:48:GLU:O	47:BT:50:LYS:HG2	2.14	0.48
31:CA:1348:U:C4	31:CA:1374:A:H2	2.31	0.48
1:DA:2154:G:C2	1:DA:2155:G:C5	3.02	0.48
11:DO:97:PRO:O	11:DO:98:GLU:CB	2.59	0.48
34:BG:30:LYS:HA	34:BG:34:GLU:HB2	1.94	0.48
1:AA:1999:C:H4'	1:AA:2723:C:O2	2.13	0.48
46:CS:22:THR:HA	46:CS:33:ILE:HG13	1.94	0.48
9:AM:90:MET:O	9:AM:94:HIS:N	2.32	0.48
32:BE:204:ASN:ND2	32:BE:206:ASP:N	2.58	0.48
31:BA:741:G:H2'	31:BA:742:G:O4'	2.13	0.48
16:D1:33:ARG:O	16:D1:37:GLU:HG3	2.14	0.48
31:BA:51:A:OP2	31:BA:52:G:H8	1.95	0.48
11:DO:71:VAL:HG12	11:DO:72:PRO:HD3	1.96	0.48
1:AA:602:G:O2'	1:AA:655:A:N6	2.47	0.48
40:CM:16:LEU:C	40:CM:18:ALA:N	2.66	0.48
34:BG:108:LEU:HB3	34:BG:110:PHE:HE1	1.77	0.48
1:DA:1483:G:C2	1:DA:1484:G:C8	3.01	0.48
31:CA:791:G:C5	31:CA:792:A:N7	2.81	0.48
35:CH:152:ARG:NH2	38:CK:107:LEU:O	2.46	0.48
34:CG:17:VAL:HG12	34:CG:18:LYS:N	2.27	0.48
31:BA:321:A:C2	31:BA:333:G:C2	3.01	0.48
31:BA:865:A:C2	31:BA:918:A:H4'	2.48	0.48
9:AM:121:LYS:HB3	9:AM:123:TYR:CE1	2.49	0.48
1:DA:311:A:C6	1:DA:328:U:C4	3.01	0.48
31:BA:1084:G:C5	31:BA:1085:U:C4	3.02	0.48
31:CA:1072:G:C5	31:CA:1073:U:C4	3.02	0.48
1:AA:1812:A:O2'	3:AD:45:ASN:HB2	2.12	0.48
3:DD:176:ARG:HH11	3:DD:176:ARG:HG2	1.79	0.48
44:BQ:24:CYS:HB2	44:BQ:40:CYS:HB3	1.78	0.48
26:A4:42:PHE:CZ	26:A4:43:TYR:HB3	2.47	0.48
1:AA:1057:A:H2'	1:AA:1058:U:C6	2.49	0.48
1:DA:2469:A:H61	1:DA:2481:G:H1'	1.78	0.48
49:BV:41:VAL:HG12	49:BV:45:VAL:N	2.28	0.48
40:BM:50:ILE:HB	44:BQ:41:ARG:HE	1.78	0.48
12:AP:79:LEU:HD13	12:AP:80:GLU:OE2	2.13	0.48
1:DA:310:A:OP1	20:DU:17:SER:O	2.31	0.48
31:CA:922:G:O2'	31:CA:1398:A:N1	2.38	0.48
9:DM:22:THR:HA	9:DM:61:ARG:O	2.13	0.48
1:AA:654(N):G:H2'	1:AA:654(O):G:C8	2.47	0.48

Continued on next page...

Continued from previous page...

Atom-1	Atom-2	Distance(Å)	Clash(Å)
1:AA:71:A:OP2	1:AA:113:G:H5'	2.13	0.48
52:CB:83:U:OP2	1:DA:1942:C:H4'	2.14	0.48
1:DA:2689:U:C5'	1:DA:2690:C:H5'	2.43	0.48
1:DA:12:U:O2	1:DA:12:U:C2'	2.58	0.48
32:CE:209:ARG:HG2	32:CE:240:GLN:HE21	1.79	0.48
5:AF:184:TYR:CE2	5:AF:188:ARG:HD2	2.47	0.48
7:AH:92:ILE:C	7:AH:94:TYR:H	2.17	0.48
31:BA:96:G:C2'	31:BA:97:U:H5'	2.43	0.48
36:BI:3:ARG:NH1	36:BI:38:GLU:OE2	2.47	0.48
1:DA:1379:A:H4'	1:DA:1380:G:OP2	2.13	0.48
1:DA:954:G:O2'	1:DA:2274:A:N1	2.36	0.48
31:BA:429:U:H4'	31:BA:430:A:OP1	2.13	0.48
1:DA:39:C:H2'	1:DA:40:C:C6	2.49	0.48
31:BA:439:A:H2'	31:BA:440:A:O5'	2.14	0.48
1:DA:2773:C:H5''	4:DE:164:ARG:HG2	1.94	0.48
1:DA:2531:A:H5'	7:DH:157:TYR:CE2	2.44	0.48
1:DA:1544:C:H2'	1:DA:1544:C:O2	2.14	0.48
25:AX:59:VAL:HG22	25:AX:60:GLU:N	2.28	0.48
1:DA:184:C:H2'	1:DA:185:U:C6	2.48	0.48
1:AA:1505:C:H2'	1:AA:1506:C:H6	1.78	0.48
31:CA:1497:G:C2'	31:CA:1498:U:H5'	2.44	0.48
31:BA:323:U:H2'	31:BA:324:G:O4'	2.12	0.48
1:AA:2283:C:H2'	1:AA:2284:C:O4'	2.13	0.48
1:AA:1316:U:H2'	1:AA:1317:A:H8	1.78	0.48
1:AA:2762:G:H2'	1:AA:2763:G:H5'	1.95	0.48
31:CA:728:A:C6	45:CR:54:ARG:HD2	2.49	0.48
1:DA:1050:A:H2'	1:DA:1051:G:O4'	2.13	0.48
4:DE:173:VAL:N	4:DE:183:LEU:O	2.42	0.48
31:CA:262:A:N6	31:CA:263:A:N6	2.62	0.48
33:BF:132:ARG:O	33:BF:136:GLN:HG2	2.13	0.48
45:CR:4:THR:OG1	45:CR:7:GLU:HB2	2.13	0.48
9:AM:39:ARG:NH2	9:AM:41:ASP:OD2	2.47	0.48
1:DA:2756:U:H4'	1:DA:2757:A:OP1	2.14	0.48
1:DA:1540:G:H2'	1:DA:1541:U:O4'	2.14	0.48
1:DA:1368:G:O2'	1:DA:1369:G:H5'	2.13	0.48
31:BA:1493:A:H5''	31:BA:1494:G:OP2	2.14	0.48
31:CA:682:G:N2	31:CA:709:G:C4	2.81	0.48
17:A2:31:ALA:O	17:A2:61:VAL:HG22	2.13	0.48
6:AG:35:GLU:O	6:AG:35:GLU:HG3	2.13	0.48
31:CA:785:G:H1	31:CA:797:C:H42	1.59	0.48
31:CA:1056:U:O2	31:CA:1056:U:H2'	2.13	0.48
1:AA:2019:A:H2'	1:AA:2020:A:O5'	2.13	0.48

Continued on next page...

Continued from previous page...

Atom-1	Atom-2	Distance(Å)	Clash(Å)
31:BA:990:C:C2	31:BA:1216:G:C2	3.01	0.48
14:AQ:3:ARG:O	14:AQ:4:LEU:O	2.32	0.48
1:AA:1085:A:C2	1:AA:1086:A:N7	2.82	0.48
53:BC:17:C:O2'	53:BC:18:C:C6	2.66	0.48
53:BC:63:C:H2'	53:BC:63:C:O2	2.12	0.48
1:DA:249:C:H4'	1:DA:250:G:O5'	2.13	0.48
31:CA:485:G:O2'	31:CA:486:U:P	2.71	0.48
30:A8:36:LYS:HD3	30:A8:40:GLU:OE2	2.13	0.48
31:CA:976:G:N2	31:CA:1362(A):C:OP2	2.26	0.48
1:DA:609(A):G:N2	1:DA:619:G:H1'	2.29	0.48
1:AA:1266:G:O5'	18:AS:15:ARG:NH2	2.46	0.48
14:AQ:88:ASP:O	14:AQ:89:ARG:CB	2.49	0.48
1:DA:1003:G:N2	1:DA:1153:C:C2	2.81	0.48
31:BA:35:G:N2	42:BO:115:SER:OG	2.40	0.48
43:CP:17:VAL:C	43:CP:19:LEU:H	2.16	0.48
60:D4:58:ARG:O	60:D4:61:ARG:HB3	2.13	0.48
32:BE:77:ALA:CB	32:BE:211:ILE:HG21	2.44	0.48
32:CE:45:GLN:C	32:CE:47:THR:H	2.17	0.48
59:DW:17:SER:HB3	59:DW:21:LEU:HG	1.95	0.48
31:CA:1285:A:C1'	31:CA:1286:A:OP2	2.60	0.48
31:CA:838:G:H2'	31:CA:841:U:H5'	1.95	0.48
1:DA:2274:A:C5	1:DA:2276:G:C8	3.01	0.48
31:CA:1311:G:N2	31:CA:1327:C:C2	2.82	0.48
28:D6:44:ARG:O	28:D6:45:LYS:CB	2.62	0.48
1:AA:2667:C:O2	7:AH:110:SER:OG	2.31	0.48
1:DA:2250:G:O2'	1:DA:2496:C:OP1	2.13	0.48
15:AR:105:LEU:O	15:AR:107:ASP:OD1	2.32	0.48
53:BC:48:U:H1'	53:BC:49:C:P	2.54	0.48
8:AK:37:VAL:HG22	8:AK:38:LEU:H	1.79	0.48
43:CP:84:ILE:HD12	49:CV:65:ASN:HD21	1.79	0.48
1:AA:270(P):C:H2'	1:AA:270(Q):C:C6	2.49	0.48
1:DA:2219:G:C2'	1:DA:2224:G:H5'	2.42	0.48
39:CL:23:ASN:H	39:CL:23:ASN:ND2	2.10	0.48
11:AO:84:ASN:ND2	11:AO:115:LEU:HB2	2.28	0.48
10:DN:10:VAL:O	10:DN:10:VAL:HG23	2.14	0.48
44:BQ:37:PHE:CE1	44:BQ:53:LEU:HD13	2.49	0.48
1:DA:2766:G:H2'	1:DA:2766:G:N3	2.28	0.48
47:CT:59:ILE:HG22	47:CT:71:PHE:HD1	1.79	0.48
1:DA:2815:C:O2'	27:D5:43:HIS:CD2	2.67	0.48
38:BK:4:ASP:CG	38:BK:85:ARG:HH11	2.17	0.48
45:CR:32:LEU:O	45:CR:36:ILE:HG13	2.14	0.48
1:AA:667:U:O2	30:A8:2:PRO:HD2	2.13	0.48

Continued on next page...

Continued from previous page...

Atom-1	Atom-2	Distance(Å)	Clash(Å)
1:DA:1445:C:H2'	1:DA:1446:C:H6	1.77	0.48
13:A0:70:LEU:O	13:A0:72:ASP:N	2.45	0.48
33:BF:23:TYR:CD2	33:BF:24:ALA:N	2.81	0.48
1:AA:2291:U:O2'	1:AA:2374:C:O2	2.29	0.48
10:AN:66:LYS:H	10:AN:82:ASN:ND2	2.10	0.48
31:BA:1254:C:H41	40:BM:43:ARG:HH12	1.60	0.48
31:BA:1054:C:O2'	31:BA:1055:A:H5''	2.14	0.48
31:CA:1127:G:N2	31:CA:1144:G:H22	2.11	0.48
1:AA:2572:A:C8	4:AE:144:ARG:HB3	2.48	0.48
7:AH:4:ILE:HD11	7:AH:7:LEU:HD21	1.96	0.48
1:AA:2392:A:H2	1:AA:2424:C:N4	2.03	0.48
1:AA:330:A:H2	1:AA:1210:A:H2'	1.79	0.48
39:CL:105:ASP:OD2	39:CL:107:ARG:HD3	2.14	0.48
27:A5:40:LYS:HZ3	27:A5:46:CYS:C	2.17	0.48
1:AA:2169:A:O4'	53:BD:57:C:H5'	2.14	0.48
31:CA:1301:U:C2'	31:CA:1302:U:OP1	2.60	0.48
8:DK:125:GLU:HB2	8:DK:141:LYS:HD3	1.96	0.48
32:CE:210:SER:O	32:CE:214:ILE:HG12	2.14	0.48
31:CA:1502:A:H2	31:CA:1505:G:N1	2.05	0.48
31:CA:1502:A:H4'	31:CA:1503:A:OP2	2.14	0.48
50:BW:100:ILE:HG13	50:BW:101:GLY:N	2.29	0.48
12:DP:21:THR:O	12:DP:21:THR:HG23	2.11	0.48
1:AA:2064:C:H2'	1:AA:2065:C:C6	2.48	0.48
1:DA:2271:G:OP1	58:D3:18:ALA:HB1	2.13	0.48
45:BR:87:ILE:CG2	45:BR:88:ARG:N	2.76	0.48
1:DA:1174:A:C6	1:DA:1175:U:O2'	2.66	0.48
33:BF:107:GLN:CD	33:BF:107:GLN:H	2.08	0.48
4:AE:103:ASP:OD1	4:AE:201:THR:HA	2.14	0.48
47:BT:76:LEU:HD12	47:BT:77:VAL:H	1.79	0.48
1:DA:2542:A:O2'	1:DA:2544:G:N7	2.46	0.48
41:BN:126:ARG:O	41:BN:128:ALA:N	2.46	0.48
25:AX:6:VAL:HG12	25:AX:54:VAL:CG2	2.43	0.48
32:CE:6:THR:OG1	32:CE:7:VAL:N	2.47	0.48
1:AA:1218:C:N4	1:AA:1231:G:H1	2.11	0.48
31:BA:1106:G:C4	31:BA:1107:C:C5	3.02	0.48
1:AA:299:A:H5'	20:AU:84:ARG:HH21	1.79	0.48
31:CA:57:G:C5	31:CA:58:C:C4	3.02	0.48
1:AA:2443:C:H2'	1:AA:2444:G:H8	1.78	0.48
1:DA:1676:A:C2	1:DA:1993:U:H5'	2.48	0.48
11:AO:138:LEU:HD12	11:AO:139:LYS:N	2.28	0.48
42:BO:107:VAL:HG23	42:BO:117:TYR:HB3	1.95	0.48
2:AB:25:A:C2'	2:AB:26:A:H5'	2.43	0.48

Continued on next page...

Continued from previous page...

Atom-1	Atom-2	Distance(Å)	Clash(Å)
31:CA:160:A:H1'	31:CA:344:A:C5	2.49	0.48
21:AV:37:VAL:HG23	21:AV:38:TYR:N	2.29	0.48
32:BE:71:VAL:HG23	32:BE:164:VAL:HA	1.95	0.48
1:DA:2052:G:O4'	4:DE:142:GLY:HA3	2.14	0.48
31:CA:247:G:OP2	47:CT:100:LYS:HG2	2.13	0.48
6:AG:108:ASN:HD22	26:A4:38:LYS:HG3	1.78	0.48
1:AA:1056:G:O4'	1:AA:1086:A:H8	1.96	0.48
1:DA:889:C:C4	1:DA:890:A:H1'	2.49	0.48
3:AD:64:ILE:O	3:AD:64:ILE:HG12	2.13	0.48
1:AA:2056:G:H1	27:A5:4:HIS:CD2	2.31	0.48
1:DA:1330:C:O2'	1:DA:1331:A:H5'	2.14	0.48
1:AA:1357:U:H2'	1:AA:1358:G:O4'	2.13	0.48
1:DA:321:G:H5'	55:DF:134:GLY:O	2.14	0.48
3:DD:35:LYS:HD3	3:DD:63:ARG:HA	1.94	0.48
31:BA:1131:G:O2'	31:BA:1132:C:H5'	2.13	0.48
31:BA:1142:G:H2'	31:BA:1143:G:O4'	2.13	0.48
31:CA:1004:A:H8	31:CA:1036:G:N1	2.10	0.48
31:CA:1037:C:H2'	31:CA:1038:C:O4'	2.14	0.48
1:DA:676:A:N1	1:DA:802:A:N1	2.61	0.48
1:DA:774:A:H2	1:DA:787:U:O2'	1.72	0.48
31:CA:1305:G:H5'	51:CX:4:GLY:HA3	1.96	0.48
8:AK:92:VAL:HG13	8:AK:120:ILE:CG2	2.37	0.48
1:DA:997:G:O2'	1:DA:998:C:H5'	2.13	0.48
1:AA:2125:G:N2	1:AA:2172:U:OP1	2.46	0.48
32:CE:18:GLY:H	32:CE:42:ILE:HG22	1.78	0.48
50:BW:89:ARG:HD2	50:BW:104:LEU:CD2	2.43	0.48
1:DA:753:C:O2'	1:DA:754:C:H5'	2.14	0.48
31:CA:182:U:C5	31:CA:183:G:C4	3.02	0.48
53:CD:59:A:O2'	53:CD:60:A:C8	2.67	0.48
1:AA:1147:C:C2'	1:AA:1148:A:H5''	2.40	0.48
1:DA:953:A:O2'	1:DA:954:G:H5'	2.14	0.48
31:BA:872:A:H2'	31:BA:872:A:N3	2.29	0.48
1:DA:2836:U:H2'	1:DA:2837:G:C8	2.49	0.48
2:AB:45:A:O4'	6:AG:95:ARG:NH1	2.46	0.48
4:AE:201:THR:HG22	4:AE:202:LYS:H	1.79	0.48
9:DM:46:VAL:O	9:DM:47:ALA:HB3	2.14	0.48
1:AA:2401:U:H2'	1:AA:2402:C:H6	1.77	0.48
9:DM:66:LYS:O	9:DM:70:LYS:HB3	2.14	0.48
1:DA:1771:C:C1'	1:DA:1786:A:H8	2.26	0.48
20:AU:61:ILE:HG23	20:AU:62:GLU:N	2.28	0.48
31:BA:376:G:H5''	46:BS:5:ARG:HD2	1.95	0.48
18:DS:36:LEU:HD13	18:DS:48:ALA:CA	2.44	0.48

Continued on next page...

Continued from previous page...

Atom-1	Atom-2	Distance(Å)	Clash(Å)
3:DD:196:VAL:HG12	3:DD:197:GLY:N	2.29	0.48
1:DA:2882:A:H5'	56:D0:96:ARG:HG3	1.96	0.48
42:BO:107:VAL:CG2	42:BO:117:TYR:HB3	2.44	0.48
19:AT:26:TYR:O	19:AT:81:VAL:HG12	2.13	0.48
1:AA:2693:A:H2'	1:AA:2694:G:H8	1.79	0.48
8:AK:2:LYS:NZ	8:AK:20:ASP:OD1	2.36	0.48
49:BV:18:LYS:O	49:BV:22:LEU:HD13	2.13	0.48
7:DH:9:ILE:HG22	7:DH:51:ARG:HA	1.96	0.48
46:CS:56:ALA:O	46:CS:60:LEU:HG	2.14	0.48
7:DH:60:ARG:O	7:DH:64:LEU:HG	2.14	0.48
31:BA:1238:A:N3	31:BA:1241:G:O2'	2.39	0.48
31:BA:117:G:O5'	31:BA:117:G:H8	1.97	0.48
5:AF:197:ASP:N	5:AF:197:ASP:OD2	2.46	0.48
1:AA:1637:A:H4'	1:AA:2711:A:O2'	2.14	0.48
6:AG:112:PRO:CB	26:A4:37:SER:H	2.23	0.48
1:AA:889:C:H5''	1:AA:890:A:P	2.54	0.48
11:AO:15:ARG:O	11:AO:16:ARG:C	2.52	0.48
53:CC:19:G:H4'	53:CC:20:G:OP1	2.13	0.48
32:CE:109:SER:C	32:CE:111:ARG:H	2.17	0.48
15:DR:24:PRO:HD3	15:DR:52:ILE:HG13	1.94	0.48
1:AA:1292:U:H2'	1:AA:1293:C:C6	2.48	0.48
11:AO:50:ARG:CG	11:AO:50:ARG:HH21	2.24	0.48
50:BW:63:ILE:CG2	50:BW:77:ALA:HB1	2.44	0.48
39:CL:48:GLU:HB3	39:CL:101:PHE:HE2	1.79	0.48
1:AA:1047:G:H2'	1:AA:1110:G:N1	2.29	0.48
1:AA:2751:G:H1'	1:AA:2752:C:OP1	2.13	0.48
31:BA:1305:G:N2	31:BA:1331:G:C4	2.82	0.48
2:AB:42:C:O3'	6:AG:67:LYS:NZ	2.27	0.48
1:AA:2313:C:H4'	6:AG:91:ARG:HG3	1.95	0.48
27:A5:50:GLY:H	27:A5:56:LYS:HB2	1.77	0.48
1:AA:2168:G:N2	1:AA:2170:A:O5'	2.47	0.48
6:DG:104:GLU:HG2	60:D4:23:GLU:CG	2.42	0.48
15:DR:3:ARG:NE	15:DR:6:LEU:HD13	2.28	0.48
31:BA:235:C:H5'	47:BT:70:ARG:HG2	1.95	0.48
11:DO:83:VAL:HG12	11:DO:112:LEU:HD21	1.95	0.48
31:BA:819:A:H4'	31:BA:820:U:OP2	2.14	0.48
43:CP:49:THR:N	43:CP:52:GLU:OE1	2.46	0.48
9:AM:134:ARG:O	9:AM:136:GLU:N	2.47	0.48
43:BP:4:ILE:HG23	43:BP:57:ARG:HA	1.94	0.48
1:DA:2192:G:H2'	1:DA:2193:G:H5'	1.95	0.48
53:CD:48:U:O2	53:CD:48:U:H2'	2.13	0.48
8:DK:6:LEU:HD11	8:DK:37:VAL:HG22	1.95	0.48

Continued on next page...

Continued from previous page...

Atom-1	Atom-2	Distance(Å)	Clash(Å)
47:BT:66:SER:OG	47:BT:69:LYS:HB2	2.13	0.48
1:AA:286:C:H2'	1:AA:287:C:H6	1.79	0.48
1:AA:2566:A:H1'	1:AA:2567:G:OP2	2.14	0.48
1:DA:945:A:C4	1:DA:2448:A:C2	3.02	0.48
31:BA:858:G:O6	31:BA:869:G:H3'	2.14	0.48
31:BA:871:U:C1'	31:BA:872:A:OP1	2.62	0.48
57:DV:30:ASN:OD1	57:DV:90:VAL:HB	2.14	0.48
46:CS:9:PHE:HB2	46:CS:16:HIS:O	2.14	0.48
31:CA:1434:A:H2'	31:CA:1435:G:O4'	2.13	0.48
1:DA:857:C:C4	1:DA:858:U:O4	2.67	0.48
31:CA:1226:C:N4	43:CP:104:ARG:HD2	2.28	0.48
35:CH:110:LEU:HB3	35:CH:115:VAL:CG2	2.44	0.48
31:CA:1109:C:H2'	31:CA:1110:A:O4'	2.14	0.48
31:CA:527:G:O2'	31:CA:535:A:N1	2.38	0.48
59:DW:44:LEU:HD23	59:DW:44:LEU:HA	1.75	0.48
1:AA:26:G:C6	1:AA:27:G:C6	3.02	0.48
1:AA:1494:A:H2'	1:AA:1495:A:C8	2.49	0.48
35:CH:103:GLY:O	35:CH:105:VAL:N	2.46	0.48
31:BA:723:U:C2'	31:BA:723:U:O2	2.61	0.48
31:BA:1288:A:H1'	31:BA:1352:C:O2'	2.14	0.48
31:CA:1278:U:C2'	31:CA:1278:U:O2	2.62	0.48
31:BA:1434:A:H2'	31:BA:1435:G:O4'	2.14	0.48
34:BG:146:ILE:HD12	34:BG:146:ILE:N	2.29	0.48
1:AA:1001:A:H2'	1:AA:1002:G:O4'	2.13	0.48
20:AU:13:VAL:HG22	20:AU:27:VAL:HG12	1.96	0.48
43:BP:87:TYR:HA	43:BP:90:LEU:HG	1.95	0.48
31:CA:911:U:H2'	31:CA:912:C:C6	2.49	0.48
41:BN:12:ARG:HG2	41:BN:13:GLN:H	1.79	0.48
1:AA:325:G:O2'	1:AA:326:G:H5'	2.13	0.48
1:DA:740:U:O4'	1:DA:1981:A:C4	2.67	0.48
31:CA:853:G:H2'	31:CA:854:G:H8	1.78	0.48
1:AA:1344:G:H4'	1:AA:1384:A:C5	2.48	0.48
31:CA:236:G:OP1	47:CT:40:LYS:NZ	2.45	0.48
1:AA:2468:G:N2	1:AA:2481:G:H2'	2.28	0.48
1:AA:2210:G:H2'	1:AA:2210:G:N3	2.28	0.48
20:DU:49:VAL:O	20:DU:50:ARG:C	2.53	0.48
31:BA:1162:C:C2	31:BA:1175:G:N2	2.82	0.48
3:DD:35:LYS:CE	3:DD:64:ILE:C	2.78	0.48
1:AA:2139:C:C2'	1:AA:2140:C:H5'	2.37	0.48
7:DH:153:LYS:N	7:DH:154:PRO:HD3	2.29	0.48
1:DA:197:A:N6	1:DA:2430:A:H2'	2.28	0.48
39:CL:48:GLU:HB3	39:CL:101:PHE:CE2	2.49	0.48

Continued on next page...

Continued from previous page...

Atom-1	Atom-2	Distance(Å)	Clash(Å)
1:DA:1342:A:N6	1:DA:1602:U:N3	2.62	0.48
21:AV:60:GLU:O	21:AV:61:LEU:HG	2.13	0.48
15:AR:39:ARG:HG2	15:AR:40:THR:N	2.18	0.48
4:DE:31:CYS:SG	4:DE:51:PHE:HB2	2.54	0.48
33:CF:11:ARG:O	33:CF:14:ILE:O	2.32	0.48
23:DZ:82:LEU:HD23	23:DZ:82:LEU:N	2.23	0.48
1:DA:2131:G:N2	1:DA:2158:A:H2'	2.29	0.48
37:BJ:153:HIS:CD2	37:BJ:154:TYR:CD1	3.01	0.48
14:AQ:74:ALA:HB1	14:AQ:107:GLU:O	2.13	0.48
25:AX:12:PRO:HA	25:AX:15:TYR:CD1	2.49	0.48
31:BA:73:G:C6	31:BA:97:U:O2	2.67	0.48
1:AA:774:A:H2	1:AA:787:U:C2'	2.27	0.48
1:DA:2140:C:N3	1:DA:2151:G:O6	2.47	0.48
1:AA:1792:G:H5'	3:AD:205:VAL:HG13	1.96	0.48
31:BA:1278:U:H3'	31:BA:1278:U:H6	1.77	0.48
31:BA:1279:A:H5''	31:BA:1280:A:P	2.53	0.48
43:CP:50:GLU:O	43:CP:54:VAL:HG23	2.14	0.48
20:AU:41:GLY:O	20:AU:42:VAL:C	2.52	0.48
1:AA:2731:G:C6	1:AA:2732:G:O6	2.67	0.48
5:AF:136:THR:HG22	5:AF:166:ALA:O	2.13	0.48
8:AK:144:VAL:O	8:AK:145:VAL:HG22	2.14	0.48
1:AA:655:A:H8	1:AA:656:G:O4'	1.97	0.48
1:DA:1558:A:H1'	1:DA:1559:G:OP2	2.13	0.48
31:BA:1336:C:O2'	31:BA:1337:G:N3	2.43	0.48
1:DA:669:G:C2'	1:DA:670:A:OP1	2.62	0.48
1:DA:581:C:H2'	1:DA:582:G:H8	1.78	0.48
32:BE:100:GLY:O	32:BE:102:LEU:N	2.46	0.48
31:CA:1166:G:C2	31:CA:1171:G:C6	3.02	0.48
1:AA:236:C:H2'	1:AA:237:C:H6	1.78	0.48
2:DB:6:C:HO2'	14:DQ:29:PHE:HE1	1.62	0.48
13:A0:12:ARG:HG2	13:A0:16:HIS:CD2	2.49	0.48
33:CF:82:GLU:H	33:CF:85:ARG:HD3	1.78	0.48
31:CA:1343:G:H1'	39:CL:121:ARG:HH11	1.78	0.48
1:AA:2774:C:H2'	1:AA:2775:A:O4'	2.14	0.48
34:BG:112:VAL:HG12	34:BG:116:GLN:OE1	2.14	0.48
40:CM:12:ASP:HB3	40:CM:15:THR:OG1	2.13	0.48
31:BA:834:C:C2	31:BA:853:G:C2	3.01	0.48
1:AA:1705:G:C6	1:AA:1706:U:C4	3.02	0.48
7:DH:87:LEU:N	7:DH:131:VAL:O	2.27	0.48
1:AA:1169:G:N2	1:AA:1181:C:O2	2.46	0.48
1:DA:207:A:H2'	1:DA:208:C:O4'	2.14	0.48
3:AD:147:LEU:HD13	3:AD:155:LEU:HD21	1.96	0.48

Continued on next page...

Continued from previous page...

Atom-1	Atom-2	Distance(Å)	Clash(Å)
26:A4:37:SER:CB	26:A4:42:PHE:CD1	2.90	0.47
1:DA:2681:C:C4	1:DA:2725:A:N6	2.59	0.47
1:DA:869:G:C2'	1:DA:870:A:H5'	2.44	0.47
1:AA:1125:G:C6	1:AA:1126:A:N6	2.82	0.47
1:AA:917:A:H2'	1:AA:918:A:O4'	2.14	0.47
1:DA:2292:C:H2'	1:DA:2293:C:H6	1.79	0.47
1:AA:1510:A:O3'	1:AA:1510:A:OP1	2.30	0.47
57:DV:138:GLU:O	57:DV:156:LYS:HE3	2.14	0.47
53:BD:67:C:N3	53:BD:68:C:N4	2.62	0.47
14:AQ:26:LEU:HD12	14:AQ:39:ILE:HG12	1.96	0.47
2:DB:38:C:N4	2:DB:44:G:H1	2.11	0.47
29:A7:8:ASN:ND2	29:A7:8:ASN:C	2.67	0.47
12:AP:59:ARG:NH2	12:AP:59:ARG:CG	2.71	0.47
1:DA:1538:G:O2'	1:DA:1539:G:H5'	2.14	0.47
1:DA:1671:U:O2'	1:DA:1673:U:H5	1.91	0.47
1:AA:2805:G:C6	1:AA:2807:G:C6	3.01	0.47
1:DA:2159:G:H2'	1:DA:2160:G:O4'	2.13	0.47
1:DA:137(A):G:H2'	1:DA:139:G:N7	2.29	0.47
1:DA:2192:G:C2'	1:DA:2193:G:H5'	2.43	0.47
17:A2:47:VAL:O	17:A2:48:GLY:O	2.31	0.47
31:CA:1213:A:N6	31:CA:1215:G:N3	2.61	0.47
19:AT:57:LEU:HD11	19:AT:78:LYS:HB2	1.95	0.47
31:CA:1190:G:H3'	33:CF:3:ASN:ND2	2.29	0.47
15:AR:36:GLU:HG3	15:AR:41:ARG:HD2	1.96	0.47
21:AV:105:VAL:HG22	21:AV:106:GLY:N	2.30	0.47
1:DA:634:C:H2'	1:DA:635:C:C6	2.49	0.47
1:DA:2341:G:H2'	1:DA:2342:C:C6	2.49	0.47
1:DA:2340:G:HO2'	1:DA:2341:G:H5'	1.78	0.47
32:CE:8:LYS:HB2	32:CE:217:ARG:HE	1.79	0.47
31:CA:1080:A:H4'	35:CH:16:THR:HB	1.96	0.47
37:BJ:26:PHE:O	37:BJ:30:ILE:HG13	2.14	0.47
31:BA:959:A:C2	31:BA:1222:G:O4'	2.67	0.47
1:DA:270(N):G:C2'	1:DA:270(O):U:H5'	2.44	0.47
1:DA:270(H):C:H2'	1:DA:270(I):G:H8	1.79	0.47
1:AA:1820:U:H4'	1:AA:1821:A:OP2	2.14	0.47
1:AA:724:U:H2'	1:AA:725:G:O4'	2.13	0.47
44:BQ:43:CYS:HA	44:BQ:46:GLU:HG3	1.95	0.47
1:AA:839:U:H1'	1:AA:1191:G:H1'	1.96	0.47
1:AA:390:A:H4'	1:AA:391:G:H5'	1.96	0.47
31:BA:838:G:H1	31:BA:848:C:H42	1.62	0.47
29:D7:35:ARG:HG3	29:D7:42:LEU:HD11	1.95	0.47
36:CI:97:PHE:CD2	48:CU:65:ILE:HD11	2.48	0.47

Continued on next page...

Continued from previous page...

Atom-1	Atom-2	Distance(Å)	Clash(Å)
31:BA:1402:C:H2'	31:BA:1403:C:O4'	2.14	0.47
1:DA:2887:U:O2'	1:DA:2888:C:H5'	2.13	0.47
31:BA:1062:U:H2'	31:BA:1063:C:C6	2.49	0.47
1:AA:1444:G:N2	1:AA:1548:C:C2	2.82	0.47
41:BN:62:GLN:HG3	41:BN:97:ALA:HB2	1.96	0.47
16:D1:112:ARG:NH1	17:D2:47:VAL:HG13	2.29	0.47
1:AA:762:U:H4'	1:AA:763:G:O5'	2.14	0.47
31:BA:1076:C:C2	31:BA:1082:G:C2	3.02	0.47
1:AA:2297:C:C2'	1:AA:2298:A:H5'	2.44	0.47
53:BD:6:G:H2'	53:BD:7:G:H8	1.78	0.47
20:DU:17:SER:CB	20:DU:71:LYS:HE2	2.44	0.47
7:DH:102:ALA:HA	7:DH:117:PRO:HD3	1.95	0.47
30:A8:22:VAL:HB	30:A8:53:PRO:CB	2.45	0.47
6:AG:67:LYS:O	6:AG:67:LYS:HE3	2.14	0.47
31:BA:1274:G:H2'	31:BA:1275:A:H8	1.79	0.47
1:AA:1210:A:H5''	1:AA:1212:G:O4'	2.14	0.47
6:DG:104:GLU:O	6:DG:108:ASN:HB2	2.14	0.47
1:DA:1421:G:C2	1:DA:1422:G:C8	3.02	0.47
37:CJ:44:TYR:HA	37:CJ:47:CYS:HB2	1.95	0.47
23:AZ:87:PRO:O	23:AZ:91:LYS:HB2	2.13	0.47
55:DF:123:LEU:HA	55:DF:192:LEU:HB3	1.96	0.47
19:DT:63:LYS:CD	19:DT:63:LYS:H	2.28	0.47
31:BA:1503:A:C1'	31:BA:1504:G:OP1	2.62	0.47
1:DA:2299:G:N1	1:DA:2318:G:C8	2.82	0.47
32:CE:98:LEU:O	32:CE:101:MET:HG2	2.14	0.47
1:DA:1570:A:H2'	1:DA:1571:A:C8	2.49	0.47
1:DA:1887:C:C3'	1:DA:1888:G:H5''	2.44	0.47
31:CA:977:A:O2'	31:CA:981:U:N3	2.47	0.47
34:BG:31:CYS:SG	34:BG:31:CYS:O	2.71	0.47
31:BA:872:A:C4	31:BA:874:G:N7	2.82	0.47
1:DA:1171:G:H1	1:DA:1178:C:N4	2.08	0.47
45:CR:87:ILE:HG22	45:CR:88:ARG:H	1.79	0.47
49:BV:6:LYS:O	49:BV:7:LYS:HB3	2.14	0.47
32:CE:8:LYS:CD	32:CE:11:LEU:HD22	2.44	0.47
31:BA:939:G:C6	31:BA:940:C:N4	2.83	0.47
35:CH:17:ALA:HB2	35:CH:26:PHE:HD2	1.78	0.47
39:BL:7:THR:O	39:BL:83:ARG:HD2	2.14	0.47
52:BB:12:G:H1	52:BB:24:C:N4	2.12	0.47
34:BG:134:ASP:N	34:BG:134:ASP:OD2	2.45	0.47
12:AP:110:THR:HG23	12:AP:113:GLN:HB2	1.96	0.47
1:AA:1578:U:C2'	1:AA:1579:A:H5'	2.44	0.47
31:CA:719:C:C5	31:CA:720:C:C4	3.02	0.47

Continued on next page...

Continued from previous page...

Atom-1	Atom-2	Distance(Å)	Clash(Å)
31:CA:1151:A:H5'	40:CM:41:PRO:HA	1.96	0.47
13:A0:12:ARG:HG3	13:A0:12:ARG:HH11	1.78	0.47
1:DA:839:U:H2'	1:DA:840:C:H6	1.78	0.47
31:BA:989:C:N4	31:BA:1216:G:H1	2.13	0.47
18:AS:40:ASN:O	18:AS:41:LYS:HG2	2.14	0.47
2:AB:49:C:C2'	2:AB:50:G:H5'	2.44	0.47
38:CK:16:ALA:HB1	38:CK:21:LYS:HB3	1.96	0.47
1:DA:1666:G:C2'	1:DA:1667:G:H5'	2.43	0.47
31:BA:475:G:H2'	31:BA:476:G:H8	1.78	0.47
1:AA:2822:G:OP1	4:AE:159:HIS:NE2	2.43	0.47
1:DA:2010:G:H5''	18:DS:42:ARG:HB2	1.95	0.47
33:CF:141:VAL:HG12	33:CF:141:VAL:O	2.14	0.47
1:DA:1833:U:H2'	1:DA:1834:U:H6	1.78	0.47
1:DA:1292:U:H2'	1:DA:1293:C:C6	2.49	0.47
9:AM:108:PRO:O	9:AM:113:GLY:HA3	2.14	0.47
16:D1:27:LEU:N	16:D1:27:LEU:HD23	2.30	0.47
18:DS:1:MET:HE2	18:DS:62:HIS:HB3	1.95	0.47
32:CE:26:PRO:C	32:CE:28:PHE:H	2.17	0.47
1:DA:2607:G:H2'	1:DA:2608:G:O4'	2.14	0.47
12:DP:2:LEU:HD13	12:DP:69:PHE:CD1	2.50	0.47
6:AG:83:ARG:H	6:AG:86:MET:HE2	1.79	0.47
16:A1:92:ARG:CZ	17:A2:11:GLN:H	2.26	0.47
28:A6:15:GLU:HG2	28:A6:16:CYS:N	2.29	0.47
31:BA:1158:C:N4	31:BA:1160:G:C4	2.82	0.47
31:BA:1160:G:H1	31:BA:1177:G:N2	2.11	0.47
31:CA:408:A:H2'	31:CA:409:G:O4'	2.14	0.47
1:DA:971:C:H2'	1:DA:972:G:C5'	2.44	0.47
31:BA:1128:C:H5'	39:BL:16:ARG:HH12	1.79	0.47
31:CA:269:C:H2'	31:CA:270:A:O4'	2.15	0.47
1:DA:1006:C:H1'	9:DM:106:MET:CE	2.44	0.47
31:CA:1053:G:H4'	31:CA:1054:C:H5'	1.95	0.47
37:CJ:44:TYR:HA	37:CJ:47:CYS:CB	2.44	0.47
32:BE:80:ILE:O	32:BE:80:ILE:HG22	2.15	0.47
1:AA:2789:C:C3'	1:AA:2790:A:H5''	2.44	0.47
55:DF:122:LYS:HD2	55:DF:191:ARG:HG2	1.96	0.47
8:AK:41:GLU:O	8:AK:45:LYS:HG3	2.14	0.47
1:AA:1204:A:O2'	1:AA:1205:U:OP2	2.21	0.47
38:CK:42:GLU:HG3	38:CK:109:ILE:HD12	1.96	0.47
41:BN:105:VAL:O	41:BN:105:VAL:HG23	2.14	0.47
36:BI:8:ILE:HG22	36:BI:10:LEU:HD12	1.96	0.47
1:DA:2840:C:H5''	56:D0:53:HIS:HD2	1.79	0.47
1:AA:2189:U:C3'	1:AA:2190:G:H5''	2.44	0.47

Continued on next page...

Continued from previous page...

Atom-1	Atom-2	Distance(Å)	Clash(Å)
53:BD:53:G:H1	53:BD:63:C:N4	2.11	0.47
31:BA:486:U:H2'	31:BA:487:A:H8	1.75	0.47
33:BF:34:LEU:CD2	33:BF:38:ARG:HH11	2.26	0.47
31:BA:960:U:N3	31:BA:1225:A:C4	2.82	0.47
31:CA:1248:A:H2'	39:CL:70:LYS:NZ	2.29	0.47
46:CS:48:TRP:HE3	46:CS:48:TRP:O	1.97	0.47
1:AA:2206:C:H2'	1:AA:2207:C:C6	2.49	0.47
1:AA:2607:G:H2'	1:AA:2608:G:O4'	2.14	0.47
37:CJ:146:GLU:O	37:CJ:149:ARG:HB2	2.14	0.47
3:AD:134:ARG:HG3	3:AD:135:PHE:CE2	2.49	0.47
31:CA:77:C:H3'	31:CA:78:G:H5''	1.96	0.47
1:DA:818:G:H4'	1:DA:838:C:O3'	2.14	0.47
31:CA:728:A:H2'	31:CA:729:A:C8	2.49	0.47
31:CA:1073:U:H2'	31:CA:1074:G:H8	1.79	0.47
43:BP:97:PRO:HB3	43:BP:101:GLN:NE2	2.30	0.47
1:AA:375:C:H2'	1:AA:376:C:C6	2.49	0.47
47:CT:10:VAL:HG13	47:CT:19:VAL:HB	1.95	0.47
31:CA:38:G:C2	31:CA:397:A:C2	3.02	0.47
31:BA:28:G:O2'	31:BA:296:U:OP1	2.28	0.47
31:BA:775:G:O2'	31:BA:776:G:H5'	2.14	0.47
1:DA:1436:G:O2'	1:DA:1477:A:H4'	2.14	0.47
21:AV:102:LEU:HD12	21:AV:121:HIS:O	2.14	0.47
39:CL:114:TYR:CD2	39:CL:114:TYR:N	2.82	0.47
33:CF:188:LEU:HD22	33:CF:188:LEU:N	2.30	0.47
32:CE:188:ALA:O	32:CE:189:ASP:HB3	2.15	0.47
1:DA:1471:A:N3	1:DA:1471:A:H2'	2.29	0.47
8:DK:56:LYS:HG3	8:DK:57:ARG:N	2.30	0.47
47:CT:81:ARG:NH2	47:CT:84:LEU:HD11	2.29	0.47
7:AH:43:VAL:HB	7:AH:52:VAL:HG22	1.96	0.47
32:BE:70:PHE:HE1	32:BE:90:MET:HB2	1.79	0.47
1:AA:2475:C:H3'	1:AA:2476:A:H5''	1.95	0.47
12:AP:87:LYS:HG3	12:AP:88:GLY:N	2.28	0.47
12:AP:65:PHE:C	12:AP:66:ILE:HG13	2.30	0.47
28:A6:16:CYS:O	28:A6:17:LYS:HD2	2.14	0.47
30:A8:33:ASN:O	30:A8:34:TRP:C	2.52	0.47
1:DA:625:G:O6	11:DO:107:LYS:HD3	2.14	0.47
1:AA:484:C:O2'	1:AA:485:C:H5'	2.14	0.47
1:DA:528:A:C2	1:DA:2043:C:H4'	2.49	0.47
31:BA:1060:C:H5''	40:BM:51:ARG:HG2	1.95	0.47
3:DD:61:LEU:HA	3:DD:61:LEU:HD12	1.74	0.47
1:DA:2754:U:H6	1:DA:2754:U:H5''	1.79	0.47
1:DA:2292:C:H2'	1:DA:2293:C:C6	2.49	0.47

Continued on next page...

Continued from previous page...

Atom-1	Atom-2	Distance(Å)	Clash(Å)
50:BW:26:ASN:HB2	50:BW:71:THR:CG2	2.43	0.47
1:AA:1498:C:O4'	1:AA:1577:C:H4'	2.14	0.47
4:DE:68:ALA:C	4:DE:70:ALA:N	2.67	0.47
1:AA:2313:C:H2'	1:AA:2314:C:H6	1.79	0.47
31:CA:960:U:O2	31:CA:1225:A:C8	2.67	0.47
16:D1:90:VAL:HG12	16:D1:91:ASP:N	2.29	0.47
15:DR:7:ILE:O	15:DR:7:ILE:HD13	2.14	0.47
15:AR:84:GLN:HG3	15:AR:85:LYS:N	2.28	0.47
32:BE:216:SER:C	32:BE:218:ALA:H	2.18	0.47
32:BE:223:ILE:HG13	32:BE:229:VAL:HG22	1.96	0.47
9:AM:133:GLN:O	9:AM:134:ARG:CB	2.62	0.47
9:AM:13:TRP:HB2	9:AM:133:GLN:HG2	1.95	0.47
1:DA:2572:A:N7	4:DE:145:LYS:HB2	2.30	0.47
53:CD:49:C:C4	53:CD:60:A:C8	3.02	0.47
1:DA:769:G:H5'	1:DA:1379:A:N6	2.30	0.47
2:AB:41:U:O4	6:AG:70:VAL:O	2.32	0.47
1:DA:2176:A:H2'	1:DA:2177:C:C6	2.50	0.47
40:BM:38:ILE:HG12	40:BM:71:LEU:O	2.13	0.47
55:DF:188:ARG:HA	11:DO:3:LEU:CD1	2.43	0.47
37:BJ:113:GLU:HG3	37:BJ:119:ARG:HG2	1.96	0.47
9:DM:112:LEU:HD12	9:DM:112:LEU:O	2.14	0.47
34:BG:108:LEU:HB3	34:BG:110:PHE:CD1	2.50	0.47
46:BS:4:ILE:HB	46:BS:66:PRO:HB3	1.96	0.47
6:DG:59:GLU:OE2	6:DG:153:ARG:NH2	2.47	0.47
1:DA:492:A:C2'	1:DA:493:G:H5'	2.44	0.47
1:AA:299:A:C5'	1:AA:300:A:OP2	2.63	0.47
36:CI:12:PRO:HG3	36:CI:57:GLN:O	2.14	0.47
1:DA:362:U:H5'	1:DA:363:G:OP2	2.15	0.47
1:AA:1466:G:H2'	1:AA:1547:C:N4	2.30	0.47
31:CA:984:C:H2'	31:CA:985:C:C6	2.49	0.47
31:CA:984:C:H2'	31:CA:985:C:H6	1.80	0.47
18:DS:47:VAL:O	18:DS:50:VAL:HG13	2.13	0.47
31:BA:458:C:H2'	31:BA:464:G:C8	2.48	0.47
1:DA:372:G:O2'	1:DA:373:U:P	2.72	0.47
1:AA:2109:U:H1'	1:AA:2181:G:N2	2.28	0.47
31:CA:1220:G:N2	49:CV:54:GLY:O	2.43	0.47
34:BG:25:ARG:C	34:BG:27:TYR:H	2.18	0.47
1:DA:2396:G:H4'	23:DZ:30:VAL:H	1.79	0.47
16:D1:112:ARG:HD3	17:D2:47:VAL:HG11	1.97	0.47
1:AA:1914:C:H2'	1:AA:1915:U:O4'	2.14	0.47
31:CA:646:U:H2'	31:CA:647:C:C6	2.49	0.47
1:AA:2243:U:H2'	1:AA:2244:U:C6	2.49	0.47

Continued on next page...

Continued from previous page...

Atom-1	Atom-2	Distance(Å)	Clash(Å)
14:DQ:53:SER:O	14:DQ:57:LYS:HA	2.14	0.47
5:AF:57:VAL:HG13	5:AF:58:ALA:N	2.29	0.47
1:AA:229:A:C4'	1:AA:230:U:OP2	2.63	0.47
1:AA:1885:A:H2'	1:AA:1886:C:O4'	2.14	0.47
60:D4:15:ILE:N	60:D4:15:ILE:HD12	2.29	0.47
31:BA:722:A:H3'	31:BA:722:A:N3	2.29	0.47
1:AA:719:C:H2'	1:AA:720:C:H6	1.79	0.47
1:AA:2469:A:C8	1:AA:2469:A:H3'	2.50	0.47
1:AA:51:G:N3	1:AA:119:A:C2	2.82	0.47
12:DP:139:GLU:OE2	57:DV:123:ASP:OD1	2.33	0.47
6:AG:78:SER:O	6:AG:79:ASN:C	2.53	0.47
1:DA:2286:A:H5'	28:D6:28:ARG:NE	2.28	0.47
17:D2:87:HIS:ND1	17:D2:87:HIS:O	2.48	0.47
11:DO:15:ARG:O	11:DO:16:ARG:C	2.53	0.47
31:BA:1162:C:C2	31:BA:1175:G:C2	3.02	0.47
1:DA:1869:G:N2	1:DA:1872:A:OP2	2.47	0.47
13:A0:63:ARG:O	13:A0:67:LEU:HD23	2.13	0.47
1:DA:2307:G:O2'	1:DA:2308:G:C5	2.66	0.47
31:CA:413:G:C2'	31:CA:414:A:OP2	2.63	0.47
1:DA:2720:U:H2'	1:DA:2721:A:O4'	2.15	0.47
1:AA:443:A:H3'	5:AF:45:ARG:NH1	2.28	0.47
31:BA:674:G:H2'	31:BA:675:A:H8	1.80	0.47
1:AA:859:G:O3'	1:AA:860:U:O2	2.32	0.47
24:AW:47:ASN:C	24:AW:49:LYS:H	2.13	0.47
7:AH:59:ARG:CG	7:AH:59:ARG:NH1	2.69	0.47
31:BA:690:G:O2'	31:BA:691:G:H5'	2.15	0.47
1:AA:1496:A:H8	1:AA:1577:C:O2'	1.79	0.47
43:BP:67:GLU:HG2	43:BP:71:ARG:NH2	2.30	0.47
2:DB:45:A:H1'	6:DG:95:ARG:NH2	2.29	0.47
43:CP:67:GLU:HG3	43:CP:68:GLY:H	1.78	0.47
1:AA:2314:C:H2'	1:AA:2315:G:H8	1.79	0.47
4:DE:48:GLN:O	4:DE:49:LEU:O	2.33	0.47
1:AA:2114:A:N6	1:AA:2119:A:H62	2.12	0.47
1:AA:2119:A:C6	1:AA:2171:A:C2	3.03	0.47
53:BD:20:G:C5'	53:BD:60:A:H61	2.26	0.47
60:D4:53:GLU:CD	60:D4:58:ARG:HB2	2.34	0.47
1:AA:528:A:C2	1:AA:2043:C:H5'	2.49	0.47
46:CS:8:ARG:HG2	46:CS:8:ARG:NH1	2.29	0.47
7:AH:92:ILE:O	7:AH:94:TYR:N	2.48	0.47
36:BI:3:ARG:HA	36:BI:65:VAL:O	2.14	0.47
31:CA:1212:U:O2'	31:CA:1213:A:H8	1.97	0.47
12:DP:87:LYS:O	12:DP:88:GLY:C	2.52	0.47

Continued on next page...

Continued from previous page...

Atom-1	Atom-2	Distance(Å)	Clash(Å)
31:BA:1279:A:O2'	31:BA:1281:U:OP2	2.21	0.47
1:AA:271(C):U:C2'	1:AA:271:G:OP1	2.62	0.47
13:A0:37:THR:HG22	13:A0:39:PRO:HD2	1.96	0.47
18:AS:24:ILE:HG21	18:AS:36:LEU:HD21	1.96	0.47
1:AA:2418:A:P	30:A8:29:LYS:HZ1	2.37	0.47
60:D4:38:LYS:C	60:D4:40:HIS:H	2.16	0.47
31:CA:339:C:O2'	31:CA:340:U:H5'	2.14	0.47
43:BP:84:ILE:HG12	49:BV:66:MET:HG2	1.96	0.47
31:BA:1342:C:H4'	39:BL:125:TYR:HB3	1.95	0.47
33:CF:64:VAL:CG1	33:CF:99:VAL:HA	2.45	0.47
55:DF:57:VAL:CG1	55:DF:58:ALA:N	2.77	0.47
44:BQ:29:ARG:HD3	44:BQ:40:CYS:HB2	1.97	0.47
48:CU:30:ASP:C	48:CU:32:ARG:H	2.17	0.47
51:CX:9:ARG:HG3	51:CX:10:ARG:H	1.79	0.47
31:CA:711:G:O2'	31:CA:712:A:H5'	2.13	0.47
15:AR:106:SER:HA	15:AR:110:ILE:HG21	1.97	0.47
35:BH:82:VAL:HG21	35:BH:138:ALA:HA	1.97	0.47
38:CK:30:ARG:O	38:CK:34:GLU:HG2	2.15	0.47
31:CA:1112:C:C2	33:CF:178:LEU:HB2	2.50	0.47
52:CB:72:C:H2'	52:CB:73:C:H5'	1.97	0.47
1:AA:1441:G:H2'	1:AA:1442:G:H8	1.79	0.47
1:DA:1952:A:C6	10:DN:22:ILE:HD12	2.49	0.47
1:AA:1056:G:N2	1:AA:1103:A:C5	2.82	0.47
1:AA:2469:A:H8	1:AA:2469:A:C5'	2.28	0.47
1:DA:993:G:H1'	17:D2:87:HIS:HE1	1.78	0.47
1:AA:2345:G:H1'	1:AA:2382:G:H5'	1.95	0.47
31:CA:1323:G:H4'	31:CA:1362(A):C:N3	2.30	0.47
39:CL:9:ARG:HG2	39:CL:14:VAL:HG22	1.96	0.47
1:AA:1063:G:N2	1:AA:1076:C:H1'	2.28	0.47
31:CA:991:U:O2'	31:CA:992:U:O5'	2.31	0.47
12:DP:79:LEU:CD1	12:DP:79:LEU:C	2.83	0.47
1:AA:2393:A:C5'	11:AO:62:LEU:HB2	2.45	0.47
32:CE:137:ARG:HD3	32:CE:137:ARG:C	2.35	0.47
4:DE:47:VAL:HG13	4:DE:48:GLN:H	1.79	0.47
16:D1:62:ILE:HD12	16:D1:93:LYS:HG2	1.97	0.47
20:DU:98:VAL:HG13	20:DU:99:CYS:N	2.29	0.47
1:AA:2119:A:C6	1:AA:2171:A:H2	2.32	0.47
31:BA:1346:A:C4	37:BJ:10:ARG:NH1	2.82	0.47
32:BE:174:VAL:HG11	32:BE:196:LEU:HD13	1.96	0.47
31:BA:509:A:H5''	34:BG:55:ALA:HB2	1.95	0.47
18:AS:110:LYS:C	18:AS:112:GLY:H	2.18	0.47
1:AA:957:A:C2	1:AA:959:A:H1'	2.49	0.47

Continued on next page...

Continued from previous page...

Atom-1	Atom-2	Distance(Å)	Clash(Å)
1:DA:1380:G:N2	1:DA:1570:A:C2	2.83	0.47
31:BA:31:G:H1'	31:BA:32:A:OP1	2.13	0.47
31:CA:1190:G:OP1	33:CF:4:LYS:HA	2.15	0.47
1:DA:598:G:H1'	11:DO:12:ALA:CB	2.44	0.47
3:AD:118:VAL:HG22	3:AD:119:ALA:N	2.29	0.47
1:AA:2331:G:C4'	22:A3:42:GLY:HA3	2.45	0.47
1:DA:686:G:N7	29:D7:5:TRP:CH2	2.83	0.47
17:A2:76:LYS:O	17:A2:79:VAL:HG12	2.14	0.47
1:AA:2275:C:O2	12:AP:85:LYS:HG2	2.13	0.47
39:CL:117:HIS:O	39:CL:118:LYS:HB3	2.15	0.47
1:AA:1405:U:H2'	1:AA:1406:U:C6	2.50	0.47
39:BL:114:TYR:CD2	39:BL:114:TYR:O	2.67	0.47
31:BA:1013:G:H1'	31:BA:1016:A:N6	2.30	0.47
7:DH:86:GLU:H	7:DH:86:GLU:CD	2.18	0.47
31:CA:156:G:O2'	31:CA:157:G:H5'	2.14	0.47
53:BD:41:C:H2'	53:BD:42:C:H6	1.79	0.47
56:D0:29:LEU:HB3	56:D0:75:LEU:HD21	1.96	0.47
34:BG:104:VAL:HG11	34:BG:146:ILE:HG12	1.96	0.47
1:AA:1913:A:H4'	1:AA:1914:C:H5''	1.97	0.47
42:CO:48:ALA:O	42:CO:49:LEU:HD23	2.15	0.47
33:CF:9:GLY:HA3	44:CQ:49:HIS:HA	1.96	0.47
1:DA:1348:G:H2'	1:DA:1349:A:H5''	1.95	0.47
58:D3:69:PHE:CE2	58:D3:79:VAL:HG22	2.49	0.47
3:DD:133:LEU:HB3	3:DD:173:VAL:HG21	1.97	0.47
1:AA:1502:C:C2'	1:AA:1503:U:H5'	2.44	0.47
49:CV:28:LYS:HD3	49:CV:29:ARG:O	2.14	0.47
1:AA:414:C:H2'	1:AA:415:A:C8	2.48	0.47
1:AA:1544:C:O2	1:AA:1544:C:H2'	2.14	0.47
33:BF:131:ARG:HG3	33:BF:131:ARG:HH11	1.79	0.47
4:AE:16:ARG:O	4:AE:16:ARG:HG3	2.13	0.47
17:D2:81:TYR:CD1	17:D2:81:TYR:N	2.82	0.47
1:DA:2884:U:H2'	1:DA:2885:C:H5'	1.96	0.47
1:AA:2017:U:H5''	1:AA:2018:G:P	2.53	0.47
31:BA:342:C:N3	31:BA:348:G:C2	2.82	0.47
12:DP:65:PHE:C	12:DP:66:ILE:HG12	2.26	0.47
12:AP:16:ARG:HE	12:AP:16:ARG:HB3	1.41	0.47
12:AP:32:TYR:CZ	12:AP:111:GLU:HG3	2.49	0.47
31:CA:1159:U:O2'	31:CA:1160:G:N7	2.47	0.47
39:CL:97:LYS:CB	39:CL:102:LEU:HD12	2.45	0.47
16:A1:91:ASP:O	16:A1:95:LEU:HB2	2.13	0.47
17:D2:84:LYS:HZ3	17:D2:84:LYS:HB2	1.78	0.47
28:A6:25:LYS:HE2	28:A6:27:LYS:CE	2.44	0.47

Continued on next page...

Continued from previous page...

Atom-1	Atom-2	Distance(Å)	Clash(Å)
31:CA:1322:C:C2'	31:CA:1322:C:O2	2.62	0.47
31:BA:1151:A:N6	31:BA:1152:A:N6	2.62	0.47
31:BA:1157:A:H1'	31:BA:1158:C:C4	2.49	0.47
31:BA:1159:U:C2	31:BA:1182:G:C2	3.03	0.47
1:DA:529:A:H2'	1:DA:529:A:N3	2.29	0.47
31:CA:1127:G:H1'	31:CA:1147:C:H42	1.78	0.47
31:CA:1279:A:H5''	31:CA:1280:A:P	2.55	0.47
3:DD:58:HIS:HD2	3:DD:59:LYS:O	1.98	0.47
11:AO:49:ARG:HD2	30:A8:58:ILE:CG2	2.45	0.47
31:BA:1129:C:N3	31:BA:1139:G:O6	2.48	0.47
31:CA:1022:G:H2'	31:CA:1023:G:O4'	2.13	0.47
31:CA:1004:A:H2	31:CA:1024:G:H8	1.61	0.47
1:AA:1482:U:O4	1:AA:1510:A:C8	2.68	0.47
1:AA:1076:C:HO2'	1:AA:1077:A:H8	1.63	0.47
1:AA:1062:G:H8	1:AA:1062:G:OP1	1.98	0.47
1:DA:309:G:N3	1:DA:329:G:O2'	2.44	0.47
7:AH:153:LYS:CB	7:AH:154:PRO:HD2	2.45	0.47
43:BP:60:VAL:HG12	43:BP:66:LEU:HD11	1.95	0.47
1:DA:2116:G:P	1:DA:2165:G:H22	2.38	0.47
55:DF:177:ALA:HB1	55:DF:178:PRO:HD2	1.95	0.47
31:BA:749:C:O2	31:BA:749:C:H2'	2.13	0.47
1:AA:826:U:OP1	1:AA:2428:G:H3'	2.15	0.47
14:AQ:78:LEU:O	14:AQ:78:LEU:HD23	2.14	0.47
4:DE:34:VAL:HB	4:DE:48:GLN:HE21	1.78	0.47
20:DU:76:CYS:HB3	20:DU:96:ILE:HD11	1.97	0.47
1:AA:2119:A:H61	1:AA:2170:A:N6	2.12	0.47
5:AF:63:LYS:NZ	5:AF:67:GLN:HE21	2.13	0.47
31:BA:1211:U:C5'	31:BA:1212:U:OP1	2.56	0.47
31:CA:345:C:O2	31:CA:346:G:N2	2.48	0.47
40:CM:48:THR:HA	40:CM:62:HIS:CB	2.41	0.47
1:DA:2896:C:H5'	1:DA:2897:U:OP2	2.14	0.47
11:DO:85:LEU:HD23	11:DO:86:LYS:N	2.29	0.47
31:BA:1064:G:H4'	31:BA:1065:U:OP1	2.15	0.47
31:BA:1065:U:C1'	31:BA:1066:C:OP2	2.60	0.47
1:AA:1060:U:C4'	1:AA:1061:U:O5'	2.62	0.47
11:DO:75:ILE:HG12	11:DO:75:ILE:O	2.14	0.47
1:AA:811:U:C4	11:AO:21:ARG:NH2	2.83	0.47
33:BF:151:VAL:C	33:BF:152:ILE:HD12	2.36	0.47
3:DD:2:ALA:O	3:DD:3:VAL:CB	2.59	0.47
31:BA:265:G:H5'	47:BT:64:PRO:O	2.14	0.47
14:DQ:86:ALA:O	14:DQ:87:PHE:CB	2.61	0.47
1:AA:2563:U:H4'	10:AN:28:SER:HA	1.97	0.47

Continued on next page...

Continued from previous page...

Atom-1	Atom-2	Distance(Å)	Clash(Å)
21:AV:69:THR:HA	21:AV:89:PHE:O	2.15	0.47
6:AG:70:VAL:HA	6:AG:90:LEU:HD12	1.97	0.47
1:DA:2120:G:O2'	1:DA:2121:G:H5'	2.15	0.47
21:AV:107:THR:HB	21:AV:108:PRO:CD	2.43	0.47
1:AA:271(B):G:H1'	1:AA:271(C):U:OP2	2.15	0.47
31:CA:510:A:H5''	31:CA:511:C:P	2.55	0.47
1:DA:856:C:O2'	1:DA:857:C:OP1	2.28	0.47
15:AR:56:GLY:O	15:AR:59:THR:CG2	2.62	0.47
31:CA:197:A:C8	31:CA:198:G:H1'	2.50	0.47
9:DM:30:ILE:HG22	9:DM:34:LEU:CD2	2.45	0.47
31:BA:186(C):G:H2'	31:BA:186(D):C:C6	2.46	0.47
1:DA:2103:C:O2	1:DA:2187:G:C2	2.68	0.47
1:DA:2187:G:H2'	1:DA:2188:C:O4'	2.15	0.47
31:CA:1248:A:C2'	39:CL:70:LYS:HZ1	2.28	0.47
31:CA:901:A:O5'	31:CA:901:A:H8	1.98	0.47
1:DA:1819:A:H5''	3:DD:161:THR:HG21	1.96	0.47
1:DA:1820:U:O2	3:DD:201:HIS:HB3	2.15	0.47
43:CP:40:ASN:OD1	43:CP:41:PRO:HD2	2.14	0.47
1:DA:1347:G:H21	29:D7:49:ARG:HH22	1.63	0.47
21:AV:150:LEU:H	21:AV:172:ALA:HB3	1.79	0.47
34:BG:107:ARG:NH2	34:BG:194:LEU:HD21	2.29	0.47
31:BA:84:U:H2'	31:BA:85:U:OP1	2.15	0.47
27:D5:31:VAL:CG1	27:D5:42:PRO:HG3	2.45	0.47
1:DA:844:C:C5	1:DA:845:G:C6	3.03	0.47
21:AV:151:HIS:HD2	21:AV:168:GLU:CG	2.28	0.47
31:BA:1352:C:H2'	31:BA:1353:G:C8	2.49	0.47
52:BB:56:G:H2'	52:BB:57:C:C6	2.49	0.47
3:AD:158:ALA:HB3	3:AD:161:THR:HG21	1.97	0.47
13:A0:13:HIS:CE1	13:A0:16:HIS:HB2	2.50	0.47
1:DA:1657:C:H2'	1:DA:1658:C:H6	1.79	0.47
8:DK:9:LEU:H	8:DK:9:LEU:HD23	1.79	0.47
1:DA:2314:C:C2'	1:DA:2315:G:H5'	2.45	0.47
43:CP:96:LEU:HB3	43:CP:97:PRO:HD2	1.97	0.47
1:AA:719:C:H2'	1:AA:720:C:C6	2.50	0.47
19:DT:29:TRP:CZ3	19:DT:76:ARG:HB3	2.49	0.47
31:CA:1333:A:H2'	31:CA:1334:G:O4'	2.15	0.47
1:AA:978:G:C2	1:AA:986:C:C2	3.03	0.47
1:AA:1925:C:C2'	1:AA:1926:U:H5'	2.43	0.47
1:AA:1657:C:H2'	1:AA:1658:C:C6	2.49	0.47
24:AW:17:SER:HB2	24:AW:20:GLU:HG3	1.96	0.47
20:DU:28:LYS:O	20:DU:38:ILE:HB	2.15	0.47
38:CK:20:TYR:HD1	38:CK:65:TYR:CD2	2.32	0.47

Continued on next page...

Continued from previous page...

Atom-1	Atom-2	Distance(Å)	Clash(Å)
58:D3:81:VAL:O	58:D3:83:PRO:HD3	2.14	0.47
41:CN:17:GLY:O	41:CN:80:VAL:HA	2.15	0.47
4:AE:26:ILE:C	4:AE:26:ILE:HD13	2.34	0.47
28:A6:9:LEU:HB3	28:A6:26:ASN:O	2.15	0.47
1:DA:1686:C:C2'	1:DA:1687:G:H5'	2.45	0.47
35:CH:36:ASP:O	35:CH:38:GLN:HG2	2.15	0.47
1:AA:2865:U:C4	1:AA:2866:U:C4	3.03	0.47
31:BA:273:A:N6	31:BA:274:A:N6	2.63	0.47
3:AD:263:ARG:HB2	3:AD:263:ARG:HE	1.38	0.47
1:DA:343:C:O2'	1:DA:344:G:H5'	2.14	0.47
7:DH:37:VAL:HG22	7:DH:38:SER:H	1.80	0.47
13:A0:1:MET:HB3	13:A0:2:ARG:H	1.56	0.47
1:DA:2565:A:H5''	1:DA:2566:A:OP2	2.15	0.47
1:DA:2569:G:C2'	1:DA:2570:G:H5'	2.45	0.47
7:DH:80:SER:O	7:DH:81:GLU:HB2	2.15	0.47
39:CL:51:ARG:HG2	39:CL:56:LEU:HD13	1.97	0.47
2:AB:71:C:C2	2:AB:72:G:C8	3.02	0.47
21:AV:103:ARG:HG3	21:AV:136:PHE:CD1	2.50	0.47
1:AA:1514:U:O2	1:AA:1514:U:H2'	2.13	0.47
1:DA:1963:U:O2	1:DA:1963:U:H2'	2.13	0.47
1:DA:2584:U:O4'	1:DA:2584:U:O2	2.33	0.47
1:DA:760:G:H2'	1:DA:761:A:O4'	2.15	0.47
29:A7:35:ARG:HG3	29:A7:42:LEU:HD11	1.97	0.47
1:DA:2252:G:H2'	1:DA:2253:G:O4'	2.15	0.47
1:AA:910:A:N1	1:AA:2277:G:H1'	2.29	0.47
1:DA:865:C:H4'	1:DA:866:A:OP1	2.15	0.47
20:AU:77:PRO:O	20:AU:78:ALA:HB2	2.15	0.47
1:DA:2470:G:C2'	1:DA:2471:C:H5'	2.45	0.47
1:DA:1607:C:C4'	1:DA:1608:A:H5'	2.44	0.47
1:DA:1060:U:N3	1:DA:1088:A:C8	2.82	0.47
26:A4:61:ARG:NE	26:A4:61:ARG:HA	2.30	0.47
3:DD:35:LYS:CE	3:DD:104:TYR:CD1	2.98	0.47
3:DD:32:SER:C	3:DD:35:LYS:O	2.53	0.47
23:DZ:85:LEU:C	23:DZ:87:PRO:HD2	2.35	0.47
53:CD:5:G:H1	53:CD:69:C:H42	1.63	0.47
16:A1:64:ARG:HG2	16:A1:64:ARG:NH2	2.13	0.47
52:CB:87:A:H8	1:DA:2583:G:N2	1.96	0.47
31:CA:632:A:C4'	31:CA:633:G:O5'	2.56	0.47
26:A4:5:ILE:HG23	26:A4:5:ILE:O	2.15	0.47
6:AG:67:LYS:H	6:AG:67:LYS:CE	2.27	0.47
1:DA:2637:U:H2'	1:DA:2638:G:O4'	2.14	0.47
33:CF:181:ASN:HD21	33:CF:204:LEU:HD12	1.79	0.47

Continued on next page...

Continued from previous page...

Atom-1	Atom-2	Distance(Å)	Clash(Å)
60:D4:21:VAL:HG22	60:D4:22:ILE:N	2.19	0.47
31:CA:1302:U:C5	43:CP:17:VAL:HG21	2.49	0.47
34:BG:28:SER:HB3	34:BG:29:PRO:CD	2.40	0.47
31:BA:509:A:H2'	31:BA:510:A:C8	2.50	0.47
1:DA:11:G:C2'	1:DA:12:U:H5'	2.45	0.47
7:AH:170:ARG:HB3	7:AH:171:LEU:H	1.52	0.47
31:BA:926:G:C6	31:BA:1505:G:C5	3.03	0.47
34:CG:200:GLU:HG2	34:CG:201:GLN:N	2.30	0.47
36:BI:37:VAL:HG12	36:BI:38:GLU:N	2.29	0.47
1:AA:960:A:H61	12:AP:83:MET:CE	2.28	0.47
1:AA:1174:A:H3'	1:AA:1175:U:C5'	2.43	0.47
57:DV:146:ILE:HG23	57:DV:147:GLY:N	2.30	0.47
1:AA:286:C:H2'	1:AA:287:C:C6	2.50	0.47
1:AA:856:C:O4'	22:A3:27:GLU:HB3	2.15	0.47
28:D6:23:THR:O	28:D6:24:GLU:HB2	2.14	0.47
41:CN:100:ALA:C	41:CN:102:GLY:H	2.15	0.47
6:DG:180:PHE:C	6:DG:182:LYS:H	2.18	0.47
31:BA:439:A:OP2	31:BA:493:G:N2	2.47	0.47
31:BA:1319:A:OP1	49:BV:5:LEU:HD22	2.15	0.47
33:CF:22:TRP:CB	33:CF:59:ARG:HB2	2.45	0.47
2:DB:31:C:H2'	2:DB:32:C:H5'	1.97	0.47
34:BG:163:GLU:C	34:BG:165:MET:H	2.18	0.47
40:BM:8:LEU:HB3	40:BM:16:LEU:HD21	1.97	0.47
31:BA:914:A:O2'	31:BA:915:A:H5'	2.15	0.47
34:BG:25:ARG:C	34:BG:27:TYR:N	2.67	0.47
13:A0:41:ALA:O	13:A0:44:LEU:N	2.43	0.47
1:DA:1472:A:H2'	1:DA:1473:G:H5'	1.97	0.47
31:BA:989:C:H42	31:BA:1216:G:H1	1.62	0.47
45:CR:11:VAL:HG21	45:CR:34:LEU:HD22	1.96	0.47
1:DA:2359:C:H2'	1:DA:2360:A:O4'	2.15	0.47
14:AQ:65:VAL:O	14:AQ:69:VAL:HG12	2.15	0.47
17:D2:21:ARG:HD3	17:D2:91:TYR:HB3	1.97	0.47
1:AA:57:C:H2'	1:AA:58:G:O4'	2.15	0.47
31:CA:174:C:H2'	31:CA:175:C:H6	1.80	0.47
1:DA:1668:A:N3	1:DA:1670:C:C4	2.83	0.47
52:BB:49:C:H3'	52:BB:50:A:H5''	1.97	0.47
1:DA:571:A:C5	1:DA:575:A:C8	3.03	0.47
1:DA:270(Y):G:C2	1:DA:270(Z):U:O4	2.67	0.47
32:BE:20:GLU:HB2	32:BE:190:THR:OG1	2.15	0.47
11:AO:51:PHE:CE2	11:AO:53:GLY:HA2	2.50	0.47
11:AO:31:ALA:O	11:AO:32:THR:HG22	2.15	0.47
15:DR:99:LEU:HD22	15:DR:101:PHE:HE1	1.80	0.47

Continued on next page...

Continued from previous page...

Atom-1	Atom-2	Distance(Å)	Clash(Å)
33:BF:3:ASN:OD1	33:BF:3:ASN:N	2.48	0.47
15:AR:128:GLU:O	15:AR:128:GLU:HG2	2.14	0.47
32:CE:147:LYS:O	32:CE:147:LYS:NZ	2.40	0.47
1:DA:2662:A:H8	1:DA:2662:A:O5'	1.98	0.47
31:BA:986:A:H2'	31:BA:987:G:O4'	2.14	0.47
33:BF:69:HIS:HA	33:BF:104:GLN:O	2.14	0.47
26:A4:43:TYR:O	26:A4:46:GLN:HA	2.15	0.47
6:AG:111:LEU:HB2	6:AG:112:PRO:HD3	1.97	0.47
4:AE:185:LYS:O	4:AE:185:LYS:HG3	2.15	0.47
12:AP:136:ALA:CB	21:AV:48:PHE:HE1	2.26	0.47
3:AD:97:TYR:CE1	3:AD:103:ARG:HG3	2.50	0.47
3:AD:35:LYS:CB	3:AD:63:ARG:HA	2.39	0.47
53:BC:20:G:HO2'	53:BC:21:U:H5	1.60	0.47
31:CA:1176:A:C2'	31:CA:1177:G:H5'	2.45	0.47
1:AA:2285:C:OP1	28:A6:28:ARG:CD	2.62	0.47
49:BV:15:LEU:HD23	49:BV:15:LEU:H	1.79	0.47
44:BQ:13:THR:H	44:BQ:14:PRO:HD2	1.70	0.47
2:AB:81:G:O6	2:AB:95:U:C2	2.68	0.47
1:AA:1332:G:C8	1:AA:1332:G:H5'	2.49	0.47
1:AA:1509:C:N4	1:AA:1511:A:N6	2.63	0.47
57:DV:160:GLY:O	57:DV:161:VAL:C	2.53	0.47
7:DH:102:ALA:HB1	7:DH:115:VAL:C	2.34	0.47
1:AA:1021:A:H8	1:AA:1022:G:H5''	1.79	0.47
20:DU:76:CYS:CB	20:DU:77:PRO:HD2	2.44	0.47
31:CA:1239:A:H4'	31:CA:1240:U:C5'	2.45	0.47
1:AA:654(A):A:C2	1:AA:654(T):A:N6	2.82	0.47
1:AA:2790:A:H2	1:AA:2894:G:H5'	1.80	0.47
12:AP:69:PHE:HA	12:AP:70:PRO:HD3	1.75	0.47
14:AQ:35:ILE:HD11	14:AQ:101:LEU:CD2	2.44	0.47
14:DQ:110:LEU:HB2	14:DQ:112:PHE:CE1	2.50	0.47
17:D2:5:VAL:HB	17:D2:37:VAL:CG1	2.40	0.47
1:AA:1206:G:C6	1:AA:1207:C:C4	3.02	0.47
47:CT:45:HIS:HB2	47:CT:65:ILE:HD13	1.97	0.47
1:AA:1061:U:H4'	1:AA:1070:A:H1'	1.96	0.47
22:A3:53:MET:HA	22:A3:58:THR:O	2.15	0.47
15:AR:50:ILE:HA	15:AR:50:ILE:HD13	1.73	0.47
53:CD:52:C:N3	53:CD:64:G:N2	2.56	0.47
31:BA:116:A:H61	31:BA:313:A:H1'	1.79	0.47
34:BG:11:LEU:C	34:BG:13:ARG:H	2.17	0.47
31:CA:687:A:C1'	31:CA:688:G:OP2	2.63	0.47
31:BA:353:A:C2'	31:BA:354:G:OP2	2.62	0.47
1:DA:2820:A:O5'	56:D0:4:LEU:HD23	2.14	0.47

Continued on next page...

Continued from previous page...

Atom-1	Atom-2	Distance(Å)	Clash(Å)
53:CD:21:U:H3'	53:CD:22:A:H5''	1.95	0.47
1:AA:2492:U:H2'	1:AA:2493:U:H6	1.80	0.47
18:AS:64:MET:O	18:AS:65:LEU:HB2	2.14	0.47
60:D4:49:PHE:CD1	60:D4:50:VAL:HG13	2.49	0.47
6:DG:173:LEU:O	6:DG:178:PHE:HB2	2.15	0.47
28:D6:31:PRO:O	28:D6:32:ASN:HB2	2.14	0.47
7:DH:41:MET:CE	7:DH:64:LEU:HB2	2.44	0.47
1:AA:2853:C:H2'	1:AA:2854:G:C8	2.50	0.47
36:CI:24:GLU:HG2	36:CI:28:ARG:HD3	1.97	0.47
1:AA:2785:C:H2'	1:AA:2786:U:O4'	2.15	0.47
1:DA:1449(A):G:O2'	1:DA:1450:C:H5'	2.15	0.47
15:DR:106:SER:HA	15:DR:110:ILE:HG13	1.96	0.47
40:CM:45:ARG:HB3	40:CM:65:LEU:HB3	1.97	0.47
14:DQ:58:LEU:N	14:DQ:58:LEU:HD23	2.30	0.47
6:AG:108:ASN:C	26:A4:38:LYS:HG2	2.29	0.47
1:AA:1055:G:H1'	1:AA:1085:A:H61	1.79	0.47
1:AA:1056:G:HO2'	1:AA:1057:A:P	2.38	0.47
2:DB:74:U:C3'	2:DB:75:G:H5''	2.44	0.47
3:AD:30:GLU:HG3	3:AD:63:ARG:CZ	2.44	0.47
1:DA:1902:C:H5'	3:DD:246:PRO:HD3	1.97	0.47
28:A6:28:ARG:HH12	28:A6:30:THR:HG23	1.80	0.47
28:A6:40:CYS:SG	28:A6:45:LYS:HD3	2.54	0.47
1:DA:1324:G:C4	1:DA:1328:G:O6	2.67	0.47
1:DA:1064:C:H2'	1:DA:1065:U:C6	2.50	0.47
31:BA:1152:A:C5	31:BA:1153:C:C5	3.03	0.47
31:CA:1003:G:H2'	31:CA:1004:A:C5'	2.45	0.47
7:AH:137:ASP:O	7:AH:138:LYS:CB	2.55	0.47
1:AA:2721:A:H2'	1:AA:2722:G:O4'	2.15	0.47
1:AA:2166:G:C2'	1:AA:2167:U:OP1	2.63	0.47
1:AA:69:C:O2'	1:AA:70:G:H5'	2.15	0.47
4:DE:8:LYS:CG	4:DE:192:ASN:HD22	2.28	0.47
5:AF:64:ILE:HG23	5:AF:65:TRP:CD1	2.50	0.47
54:B1:20:U:H2'	54:B1:21:C:C6	2.49	0.47
50:BW:38:LYS:O	50:BW:39:LYS:C	2.54	0.47
9:AM:15:LEU:HB2	9:AM:134:ARG:HB2	1.95	0.47
42:BO:89:ASP:O	42:BO:91:PRO:HD3	2.15	0.47
18:AS:111:HIS:O	18:AS:112:GLY:C	2.53	0.47
1:DA:2406:U:C2	11:DO:75:ILE:HG22	2.50	0.47
31:CA:570:G:H1'	31:CA:820:U:C4	2.49	0.47
31:CA:575:G:O2'	31:CA:821:G:H5'	2.15	0.47
38:BK:103:VAL:CG2	38:BK:110:ALA:HB2	2.44	0.47
11:AO:112:LEU:HD13	11:AO:127:ALA:HB2	1.96	0.47

Continued on next page...

Continued from previous page...

Atom-1	Atom-2	Distance(Å)	Clash(Å)
28:A6:11:LEU:HD11	28:A6:51:GLU:HG3	1.96	0.47
1:DA:2819:G:H2'	1:DA:2821:A:N7	2.30	0.47
30:A8:29:LYS:CG	30:A8:44:LYS:HG2	2.45	0.47
1:AA:2402:C:H2'	1:AA:2403:C:C5'	2.43	0.47
1:AA:372:G:O2'	1:AA:373:U:P	2.72	0.47
1:DA:1257:C:H4'	55:DF:83:PHE:CD2	2.50	0.47
31:BA:345:C:H5'	31:BA:346:G:OP1	2.15	0.47
31:BA:540:G:H2'	31:BA:541:G:O4'	2.15	0.47
17:D2:57:VAL:HB	17:D2:99:ILE:HG12	1.97	0.47
39:BL:125:TYR:HD2	39:BL:126:SER:N	2.13	0.47
35:CH:105:VAL:HB	35:CH:106:PRO:CD	2.45	0.47
1:AA:363(B):G:H2'	1:AA:363(C):G:C8	2.49	0.47
1:AA:2303:G:C2'	1:AA:2304:G:H5'	2.45	0.47
1:DA:1040:C:H2'	1:DA:1041:C:C6	2.50	0.47
1:AA:2645:G:N2	1:AA:2767:C:OP2	2.48	0.47
35:BH:45:PHE:CE2	35:BH:47:LYS:HD2	2.49	0.47
1:AA:2224:G:H4'	1:AA:2226:C:C2	2.50	0.47
1:DA:614:U:H4'	1:DA:615:G:OP1	2.14	0.47
20:AU:39:VAL:O	20:AU:40:GLU:CD	2.53	0.47
1:DA:623:G:H2'	1:DA:624:C:C6	2.50	0.47
1:DA:28:A:C2	1:DA:513:A:C8	3.02	0.47
1:DA:2101:G:H2'	1:DA:2102:U:O4'	2.15	0.47
4:DE:134:ILE:HA	4:DE:137:HIS:CD2	2.50	0.47
43:CP:85:GLY:O	43:CP:86:CYS:HB3	2.15	0.47
37:CJ:131:LYS:HG2	37:CJ:131:LYS:O	2.15	0.47
31:BA:336:C:O2'	31:BA:337:C:H5'	2.14	0.47
57:DV:40:ASP:OD1	57:DV:42:VAL:HB	2.13	0.47
1:AA:2404:C:H1'	11:AO:67:MET:CE	2.45	0.46
3:AD:28:GLU:O	3:AD:29:PRO:O	2.33	0.46
1:DA:1902:C:OP1	3:DD:242:ARG:HD3	2.15	0.46
28:D6:28:ARG:HB3	28:D6:30:THR:C	2.35	0.46
1:DA:2721:A:H2'	1:DA:2722:G:O4'	2.14	0.46
1:DA:2872:G:C5	1:DA:2873:A:C6	3.02	0.46
1:DA:2872:G:N1	1:DA:2873:A:N6	2.48	0.46
1:AA:2139:C:N3	1:AA:2152:G:N2	2.52	0.46
1:DA:2378:A:C5	1:DA:2379:G:H1'	2.49	0.46
1:AA:2689:U:H5''	1:AA:2713:A:C2	2.50	0.46
1:DA:959:A:C6	1:DA:960:A:N1	2.83	0.46
1:DA:607:U:H5	1:DA:619:G:C5	2.34	0.46
60:D4:4:GLY:C	60:D4:5:ILE:HG13	2.36	0.46
9:AM:63:THR:OG1	9:AM:64:GLY:N	2.47	0.46
1:DA:2211:G:H1'	1:DA:2212:A:OP1	2.14	0.46

Continued on next page...

Continued from previous page...

Atom-1	Atom-2	Distance(Å)	Clash(Å)
1:AA:456:C:C4	19:AT:69:TYR:CE1	3.02	0.46
17:D2:44:LYS:O	17:D2:46:VAL:HG12	2.15	0.46
37:CJ:44:TYR:O	37:CJ:48:LYS:HG2	2.15	0.46
1:AA:654(A):A:O2'	1:AA:654(B):C:H5'	2.15	0.46
1:DA:953:A:H2'	1:DA:954:G:H8	1.81	0.46
36:BI:44:GLY:HA2	36:BI:59:TYR:CE1	2.49	0.46
31:CA:1217:C:H2'	31:CA:1218:C:O4'	2.14	0.46
19:DT:49:VAL:HB	19:DT:83:VAL:HG21	1.97	0.46
1:AA:2330:G:H2'	1:AA:2331:G:O4'	2.15	0.46
44:CQ:13:THR:N	44:CQ:14:PRO:CD	2.78	0.46
1:DA:2531:A:H4'	7:DH:157:TYR:CD2	2.50	0.46
31:BA:878:G:H5'	38:BK:89:PRO:HG2	1.97	0.46
9:DM:30:ILE:O	9:DM:34:LEU:HD22	2.15	0.46
31:CA:1095:U:H2'	31:CA:1096:C:O4'	2.15	0.46
27:A5:42:PRO:HB2	27:A5:43:HIS:HD2	1.80	0.46
1:AA:2022:U:O2'	1:AA:2617:C:H5'	2.15	0.46
1:DA:217:G:H2'	1:DA:218:A:O4'	2.15	0.46
35:CH:17:ALA:HA	35:CH:26:PHE:HA	1.97	0.46
41:CN:57:THR:HG22	41:CN:58:PRO:CD	2.46	0.46
1:DA:807:U:H2'	1:DA:808:G:C8	2.50	0.46
7:AH:166:GLY:O	7:AH:167:GLU:HG3	2.14	0.46
4:AE:68:ALA:O	4:AE:70:ALA:N	2.49	0.46
40:BM:99:LYS:HG2	40:BM:100:THR:N	2.30	0.46
2:AB:24:G:N7	2:AB:56:G:H2'	2.31	0.46
52:CB:15:A:OP2	52:CB:16:U:C5	2.69	0.46
1:DA:1952:A:C5	10:DN:22:ILE:HD12	2.50	0.46
4:DE:134:ILE:HD12	4:DE:134:ILE:C	2.35	0.46
43:BP:50:GLU:O	43:BP:54:VAL:HG23	2.15	0.46
55:DF:40:GLN:HE22	55:DF:182:ASN:HB2	1.80	0.46
1:AA:2121:G:H2'	1:AA:2122:U:O4'	2.15	0.46
19:DT:21:PHE:CZ	19:DT:92:LEU:HD22	2.50	0.46
1:DA:1152:C:H4'	16:D1:77:SER:HA	1.96	0.46
31:CA:358:U:H2'	31:CA:359:U:H6	1.80	0.46
55:DF:51:THR:HB	55:DF:88:VAL:HG11	1.97	0.46
31:CA:1477:C:H2'	31:CA:1478:C:C6	2.50	0.46
31:BA:1414:U:H2'	31:BA:1415:G:H8	1.80	0.46
50:CW:16:HIS:O	50:CW:19:SER:OG	2.26	0.46
9:DM:58:ASP:OD1	9:DM:58:ASP:N	2.40	0.46
1:AA:654(I):C:H3'	1:AA:654(I):C:O2	2.14	0.46
1:DA:2833:G:H8	1:DA:2833:G:OP1	1.98	0.46
55:DF:125:LEU:H	55:DF:125:LEU:HD23	1.80	0.46
47:BT:52:LYS:HD3	47:BT:52:LYS:H	1.80	0.46

Continued on next page...

Continued from previous page...

Atom-1	Atom-2	Distance(Å)	Clash(Å)
8:AK:135:GLU:H	8:AK:135:GLU:CD	2.18	0.46
1:AA:714:U:O2'	1:AA:716:A:N7	2.44	0.46
50:CW:23:ARG:O	50:CW:27:LYS:HB2	2.15	0.46
1:DA:1401:G:H2'	1:DA:1402:C:O4'	2.15	0.46
6:AG:178:PHE:HB3	6:AG:180:PHE:CE1	2.50	0.46
12:AP:23:GLY:HA2	12:AP:24:GLY:HA3	1.74	0.46
1:AA:892:G:N3	1:AA:892:G:H2'	2.31	0.46
3:DD:48:ARG:HG3	3:DD:48:ARG:NH1	2.30	0.46
11:DO:20:GLY:O	11:DO:21:ARG:O	2.32	0.46
30:D8:49:VAL:CG1	30:D8:50:LEU:N	2.78	0.46
7:AH:86:GLU:O	7:AH:131:VAL:O	2.34	0.46
1:DA:1093:G:H22	1:DA:1097:U:H5''	1.80	0.46
1:DA:2378:A:O2'	14:DQ:21:THR:HG21	2.15	0.46
1:AA:1036:G:OP1	7:AH:59:ARG:HB2	2.15	0.46
43:BP:65:LYS:O	43:BP:66:LEU:HD23	2.16	0.46
32:BE:96:ARG:HD2	32:BE:96:ARG:N	2.18	0.46
31:CA:1225:A:C8	31:CA:1225:A:OP2	2.68	0.46
20:DU:96:ILE:HD12	20:DU:98:VAL:CG1	2.45	0.46
60:D4:20:ASN:CG	60:D4:21:VAL:H	2.19	0.46
33:BF:111:LEU:HD23	33:BF:144:SER:OG	2.15	0.46
4:AE:117:MET:O	4:AE:118:LYS:CB	2.64	0.46
23:AZ:58:ILE:HD13	23:AZ:87:PRO:HD3	1.97	0.46
8:DK:74:ASN:O	8:DK:75:LEU:HB2	2.16	0.46
48:CU:22:VAL:HG22	48:CU:23:LYS:N	2.29	0.46
8:AK:6:LEU:O	8:AK:7:GLU:HB2	2.15	0.46
3:AD:182:LEU:N	3:AD:272:ALA:HB3	2.26	0.46
14:AQ:106:ARG:HA	14:AQ:110:LEU:CD2	2.41	0.46
33:BF:95:THR:HG22	33:BF:96:GLY:N	2.26	0.46
1:DA:89:G:H3'	1:DA:90:U:C5'	2.42	0.46
1:AA:960:A:H61	12:AP:83:MET:HE2	1.80	0.46
31:BA:651:C:H2'	31:BA:652:U:C6	2.51	0.46
31:BA:411:A:C2	31:BA:431:A:N6	2.83	0.46
1:AA:270(M):U:H1'	1:AA:270(N):G:C5	2.49	0.46
32:BE:111:ARG:HH11	32:BE:111:ARG:HA	1.80	0.46
38:BK:110:ALA:HB3	38:BK:121:ASP:HB3	1.97	0.46
1:AA:2881:C:C2	1:AA:2882:A:C8	3.03	0.46
58:D3:24:LYS:O	58:D3:25:ARG:HD3	2.15	0.46
31:BA:731:G:H5'	31:BA:766:A:H4'	1.97	0.46
31:CA:1227:A:O3'	43:CP:115:LYS:HD2	2.16	0.46
6:DG:109:VAL:HG11	6:DG:142:PRO:HD3	1.97	0.46
31:CA:900:A:H2'	31:CA:901:A:C8	2.50	0.46
1:DA:873:G:C2	1:DA:905:U:O2	2.68	0.46

Continued on next page...

Continued from previous page...

Atom-1	Atom-2	Distance(Å)	Clash(Å)
31:CA:1379:G:OP1	37:CJ:6:ARG:NH1	2.48	0.46
2:DB:29:A:C2	2:DB:56:G:C2	3.03	0.46
2:DB:56:G:H4'	2:DB:57:A:C8	2.50	0.46
1:DA:491:G:O6	18:DS:49:LYS:HD3	2.15	0.46
31:CA:983:A:H3'	31:CA:983:A:N3	2.31	0.46
1:AA:2129:C:N3	1:AA:2159:G:O6	2.48	0.46
1:DA:2752:C:OP2	1:DA:2752:C:O4'	2.33	0.46
4:DE:1:MET:N	4:DE:83:ASP:O	2.37	0.46
8:AK:1:MET:O	8:AK:20:ASP:HA	2.15	0.46
3:AD:155:LEU:HD23	3:AD:177:LEU:HD22	1.97	0.46
7:DH:149:ARG:HG3	7:DH:162:ILE:O	2.14	0.46
31:BA:316:G:OP2	31:BA:351:G:O2'	2.33	0.46
1:AA:1000:A:H62	1:AA:1154:G:H2'	1.79	0.46
32:CE:207:ALA:O	32:CE:211:ILE:HG13	2.15	0.46
19:DT:25:LYS:HA	19:DT:81:VAL:O	2.14	0.46
5:AF:181:LEU:O	5:AF:205:ARG:NH2	2.48	0.46
10:AN:7:TYR:CZ	10:AN:44:LYS:HG3	2.51	0.46
1:AA:2794:C:H2'	1:AA:2794:C:O2	2.15	0.46
29:A7:29:LYS:HA	29:A7:32:LYS:HB2	1.97	0.46
7:AH:64:LEU:HD23	7:AH:67:LEU:HD23	1.97	0.46
12:DP:67:ARG:HD3	12:DP:102:VAL:O	2.15	0.46
4:AE:23:VAL:HG13	4:AE:185:LYS:CB	2.44	0.46
31:CA:1180:A:H5''	31:CA:1181:G:OP1	2.16	0.46
11:DO:10:PRO:O	11:DO:11:GLY:O	2.32	0.46
1:DA:1651:G:H2'	1:DA:1652:A:O4'	2.16	0.46
39:BL:81:ILE:O	39:BL:85:LEU:HG	2.15	0.46
4:AE:78:LEU:CD2	4:AE:79:ARG:HD2	2.45	0.46
34:BG:114:ARG:CG	34:BG:114:ARG:NH1	2.72	0.46
31:BA:686:U:HO2'	31:BA:687:A:P	2.28	0.46
1:AA:1019:U:H2'	1:AA:1020:A:H8	1.80	0.46
7:AH:151:ILE:O	7:AH:153:LYS:CD	2.64	0.46
31:BA:1298:C:H4'	31:BA:1299:A:N9	2.30	0.46
1:DA:2168:G:N2	1:DA:2170:A:C8	2.83	0.46
31:CA:1203:C:H2'	31:CA:1204:A:O4'	2.15	0.46
40:CM:28:ARG:NH2	40:CM:34:VAL:HB	2.30	0.46
31:CA:182:U:H5	31:CA:183:G:C4	2.32	0.46
53:CD:15:G:H2'	53:CD:60:A:C2	2.50	0.46
44:CQ:26:ARG:HH12	44:CQ:47:LEU:HD21	1.76	0.46
31:BA:1315:U:H2'	31:BA:1316:G:O4'	2.15	0.46
39:BL:53:VAL:HB	39:BL:95:LYS:HZ2	1.80	0.46
11:AO:100:LEU:HA	11:AO:100:LEU:HD12	1.75	0.46
9:DM:35:ARG:HB3	9:DM:42:TRP:CH2	2.50	0.46

Continued on next page...

Continued from previous page...

Atom-1	Atom-2	Distance(Å)	Clash(Å)
33:BF:195:VAL:CG1	33:BF:196:LEU:N	2.78	0.46
4:DE:92:THR:C	4:DE:94:GLU:H	2.19	0.46
1:DA:2224:G:H4'	1:DA:2226:C:C2	2.50	0.46
1:AA:248:G:H5''	1:AA:386:G:N2	2.31	0.46
9:DM:91:LEU:O	9:DM:95:PRO:HB3	2.15	0.46
31:BA:658:G:O2'	31:BA:659:U:H5'	2.15	0.46
1:AA:1494:A:C2'	1:AA:1495:A:H5'	2.45	0.46
1:AA:989:G:N7	25:AX:13:ILE:HD12	2.30	0.46
32:CE:237:ALA:O	32:CE:238:LEU:CB	2.63	0.46
1:DA:1125:G:C6	1:DA:1126:A:N6	2.83	0.46
32:BE:60:ASP:HB3	32:BE:64:ARG:CZ	2.45	0.46
1:AA:613:U:O4'	1:AA:613:U:O2	2.34	0.46
31:CA:945:G:N3	31:CA:945:G:H2'	2.30	0.46
31:CA:946:A:H2'	31:CA:947:G:C8	2.50	0.46
2:AB:3:C:H2'	2:AB:4:C:C6	2.50	0.46
23:DZ:30:VAL:O	23:DZ:31:GLY:O	2.33	0.46
1:DA:1783:A:H5'	1:DA:2608:G:H4'	1.97	0.46
7:DH:77:LYS:HE2	7:DH:81:GLU:HB3	1.98	0.46
1:AA:2766:G:N3	1:AA:2766:G:H2'	2.31	0.46
1:AA:1651:G:N2	1:AA:2007:C:C2	2.83	0.46
4:DE:14:ILE:HB	15:DR:14:TYR:CZ	2.51	0.46
1:DA:1638:C:O2	1:DA:2698:U:O2'	2.30	0.46
1:AA:1790:C:H5''	1:AA:1791:A:OP1	2.15	0.46
44:CQ:15:LYS:NZ	44:CQ:15:LYS:HB3	2.30	0.46
31:CA:1267:C:H3'	31:CA:1267:C:O2	2.16	0.46
1:DA:1946:U:H2'	1:DA:1947:C:C6	2.49	0.46
1:DA:2433:A:H5''	1:DA:2434:A:OP1	2.14	0.46
6:AG:108:ASN:ND2	26:A4:38:LYS:HG3	2.30	0.46
1:AA:1055:G:H1'	1:AA:1085:A:N6	2.30	0.46
3:AD:35:LYS:CA	3:AD:64:ILE:HG22	2.45	0.46
31:CA:449:C:O4'	31:CA:449:C:O2	2.33	0.46
1:DA:1225:C:H4'	17:D2:85:LYS:CG	2.46	0.46
31:CA:1320:C:O2	49:CV:36:ARG:NH2	2.48	0.46
12:AP:21:THR:O	12:AP:21:THR:HG23	2.12	0.46
1:DA:2688:U:H1'	1:DA:2721:A:N6	2.30	0.46
31:CA:1126:U:C1'	31:CA:1127:G:OP2	2.64	0.46
3:DD:36:PRO:HA	3:DD:62:TYR:O	2.15	0.46
39:CL:99:LEU:HB3	39:CL:101:PHE:CD1	2.50	0.46
7:AH:138:LYS:HA	7:AH:141:VAL:HB	1.97	0.46
31:CA:958:A:H5''	31:CA:959:A:OP2	2.15	0.46
1:AA:330:A:H2	1:AA:1210:A:C2'	2.28	0.46
27:A5:16:ARG:HD2	27:A5:20:ARG:NH1	2.30	0.46

Continued on next page...

Continued from previous page...

Atom-1	Atom-2	Distance(Å)	Clash(Å)
12:AP:58:PHE:CE1	12:AP:117:ALA:HB2	2.51	0.46
1:DA:1057:A:H61	1:DA:1080:A:N6	2.14	0.46
1:AA:2807:G:H5'	1:AA:2808:U:OP2	2.15	0.46
35:BH:74:GLY:O	35:BH:115:VAL:HA	2.15	0.46
55:DF:148:LEU:CD2	55:DF:191:ARG:HH12	2.27	0.46
37:BJ:31:MET:SD	37:BJ:34:GLY:HA2	2.55	0.46
32:CE:5:ILE:CG2	32:CE:5:ILE:O	2.62	0.46
1:AA:1178:C:O2'	1:AA:1179:C:O5'	2.33	0.46
52:CB:21:A:H1'	52:CB:22:G:P	2.56	0.46
40:CM:24:VAL:O	40:CM:28:ARG:HB2	2.16	0.46
1:AA:1060:U:H4'	1:AA:1061:U:O5'	2.15	0.46
1:AA:1071:G:C8	1:AA:1089:G:C5	3.03	0.46
31:BA:652:U:O4	31:BA:752:G:H1'	2.16	0.46
7:DH:26:VAL:CG1	7:DH:33:LEU:HB2	2.45	0.46
21:AV:30:ASN:O	21:AV:32:HIS:N	2.49	0.46
31:CA:980:C:H3'	31:CA:981:U:C6	2.49	0.46
48:BU:29:PHE:CE1	48:BU:31:LEU:HB3	2.49	0.46
38:BK:11:THR:HG23	38:BK:14:ARG:NH1	2.27	0.46
2:AB:40:U:C2'	2:AB:45:A:H61	2.29	0.46
56:D0:78:LYS:HE2	56:D0:83:ILE:HD11	1.98	0.46
1:DA:1171:G:H1'	1:DA:1173:G:O5'	2.15	0.46
1:DA:2309:A:OP1	1:DA:2309:A:C8	2.68	0.46
1:DA:856:C:H2'	1:DA:857:C:C6	2.50	0.46
1:DA:287:C:H2'	1:DA:288:C:C6	2.50	0.46
30:A8:44:LYS:N	30:A8:44:LYS:HD2	2.28	0.46
19:DT:23:GLU:HG3	19:DT:24:GLY:N	2.29	0.46
1:AA:507:A:O5'	1:AA:508:G:H5'	2.16	0.46
1:AA:1073:A:C8	1:AA:1074:G:C8	3.04	0.46
41:BN:21:ILE:HG12	41:BN:30:VAL:HG12	1.96	0.46
1:AA:1973:G:H2'	1:AA:1974:C:C6	2.50	0.46
14:DQ:44:LYS:O	14:DQ:46:VAL:HG23	2.16	0.46
1:DA:271:G:H2'	1:DA:272:G:C8	2.50	0.46
39:CL:26:VAL:HG13	39:CL:61:ALA:HB3	1.97	0.46
1:DA:492:A:H2'	1:DA:493:G:H5'	1.97	0.46
39:BL:83:ARG:O	39:BL:86:VAL:HG12	2.14	0.46
34:BG:150:GLU:O	34:BG:152:SER:N	2.49	0.46
1:DA:1244:G:C2'	1:DA:1245:G:H5'	2.45	0.46
1:AA:1819:A:H5''	3:AD:158:ALA:HB3	1.97	0.46
38:BK:101:PRO:HG2	38:BK:133:LEU:HD11	1.96	0.46
60:D4:15:ILE:O	60:D4:15:ILE:HG22	2.15	0.46
1:DA:1669:A:H5''	1:DA:2550:G:OP1	2.15	0.46
43:CP:39:ILE:HD12	43:CP:56:LEU:HG	1.97	0.46

Continued on next page...

Continued from previous page...

Atom-1	Atom-2	Distance(Å)	Clash(Å)
31:CA:524:G:H2'	31:CA:525:C:C6	2.50	0.46
3:AD:10:THR:OG1	3:AD:13:ARG:HB2	2.15	0.46
44:BQ:8:GLU:OE2	44:BQ:11:LYS:HD2	2.15	0.46
18:AS:55:ALA:O	18:AS:58:ALA:N	2.46	0.46
32:BE:150:SER:OG	32:BE:151:GLY:N	2.47	0.46
31:CA:373:A:C2	31:CA:374:A:C8	3.04	0.46
1:AA:305:U:H2'	1:AA:306:U:C6	2.50	0.46
3:AD:211:ARG:HD2	3:AD:214:TRP:CZ3	2.50	0.46
38:BK:81:HIS:HB2	38:BK:138:TRP:CE3	2.50	0.46
1:AA:690:G:H2'	1:AA:691:C:C6	2.51	0.46
1:DA:826:U:H2'	1:DA:828:U:O4'	2.16	0.46
20:DU:14:LEU:HD12	20:DU:15:VAL:N	2.29	0.46
1:AA:971:C:H2'	1:AA:972:G:H5'	1.97	0.46
31:CA:67:C:H2'	31:CA:68:G:C8	2.50	0.46
4:AE:55:ASN:O	4:AE:57:LYS:N	2.44	0.46
31:CA:147:G:O2'	31:CA:148:G:H5'	2.16	0.46
1:AA:1090:U:N3	1:AA:1102:C:O2	2.48	0.46
1:DA:2469:A:C6	1:DA:2482:G:C8	3.04	0.46
28:D6:26:ASN:OD1	28:D6:28:ARG:HB2	2.15	0.46
1:AA:2285:C:C5	28:A6:27:LYS:HE2	2.50	0.46
35:CH:92:LYS:HA	35:CH:93:PRO:HD3	1.80	0.46
1:DA:528:A:C3'	1:DA:528:A:C8	2.98	0.46
5:AF:46:ARG:CG	5:AF:46:ARG:NH1	2.73	0.46
23:DZ:6:GLU:O	23:DZ:91:LYS:HE2	2.15	0.46
1:AA:745:G:H2'	1:AA:746:A:H5'	1.97	0.46
1:DA:1012:U:N3	1:DA:1143:A:N1	2.62	0.46
6:AG:67:LYS:N	6:AG:67:LYS:CE	2.78	0.46
1:AA:2148:G:H2'	1:AA:2149:G:C8	2.47	0.46
1:AA:2114:A:H2'	1:AA:2168:G:H8	1.79	0.46
53:BD:8:U:H5''	53:BD:9:G:OP2	2.15	0.46
55:DF:67:GLN:HG3	55:DF:67:GLN:O	2.10	0.46
1:AA:1971:A:C5	3:AD:241:PRO:HD3	2.50	0.46
31:BA:1347:G:HO2'	31:BA:1348:U:P	2.39	0.46
34:BG:30:LYS:N	34:BG:30:LYS:HD3	2.31	0.46
32:CE:16:HIS:CE1	32:CE:213:LEU:HD13	2.50	0.46
34:BG:135:LEU:O	34:BG:137:SER:N	2.48	0.46
21:AV:27:VAL:HG22	21:AV:28:MET:N	2.31	0.46
21:AV:96:VAL:HG22	21:AV:97:GLU:N	2.27	0.46
1:DA:1013:C:N4	1:DA:1149:G:H1	2.11	0.46
32:CE:168:THR:CG2	32:CE:192:SER:HB3	2.43	0.46
58:D3:43:THR:O	58:D3:43:THR:HG23	2.15	0.46
50:BW:65:LYS:HA	50:BW:68:LYS:HG3	1.97	0.46

Continued on next page...

Continued from previous page...

Atom-1	Atom-2	Distance(Å)	Clash(Å)
31:BA:221:C:H2'	31:BA:222:U:H6	1.81	0.46
57:DV:30:ASN:O	57:DV:33:LEU:N	2.46	0.46
31:BA:1256:A:H4'	31:BA:1258:G:C4	2.50	0.46
31:BA:437:U:O2'	34:BG:123:HIS:HD2	1.97	0.46
31:BA:91:C:H2'	31:BA:92:G:O4'	2.16	0.46
29:D7:43:THR:HG23	29:D7:44:PRO:HD2	1.97	0.46
1:DA:1036:G:H1	1:DA:1119:C:N4	2.13	0.46
1:AA:372:G:HO2'	1:AA:373:U:P	2.39	0.46
31:BA:1090:U:H2'	31:BA:1091:U:C6	2.49	0.46
1:DA:234:C:H2'	1:DA:235:U:C6	2.50	0.46
34:BG:107:ARG:HH22	34:BG:194:LEU:HD11	1.81	0.46
31:BA:942:G:H21	39:BL:124:GLN:NE2	2.13	0.46
3:AD:70:TRP:CZ3	3:AD:150:LYS:HA	2.51	0.46
52:CB:31:C:H2'	52:CB:32:C:C6	2.50	0.46
3:DD:97:TYR:HB2	3:DD:101:GLU:O	2.15	0.46
34:BG:101:LEU:HD23	34:BG:121:VAL:HG11	1.98	0.46
1:AA:851:U:H5'	25:AX:46:ASN:ND2	2.30	0.46
60:D4:49:PHE:CE1	60:D4:50:VAL:HG13	2.50	0.46
8:DK:40:THR:O	8:DK:44:LEU:HB2	2.16	0.46
6:AG:131:TYR:O	6:AG:159:VAL:HG13	2.16	0.46
18:DS:62:HIS:O	18:DS:63:ASP:C	2.54	0.46
32:BE:169:LYS:HB3	32:BE:169:LYS:NZ	2.30	0.46
31:CA:1062:U:H2'	31:CA:1063:C:C6	2.51	0.46
32:BE:163:PHE:HA	32:BE:185:ILE:O	2.15	0.46
11:AO:114:ILE:HD11	11:AO:130:PHE:HD1	1.79	0.46
42:CO:54:LYS:HG3	42:CO:64:THR:HG22	1.97	0.46
31:CA:530:G:O6	54:C1:21:C:H1'	2.16	0.46
1:AA:2876:G:H5'	15:AR:2:ASN:HB3	1.97	0.46
1:DA:705:A:H1'	3:DD:9:TYR:CE1	2.51	0.46
1:AA:2059:A:O2'	5:AF:69:HIS:HD2	1.98	0.46
31:BA:105:G:H2'	31:BA:106:C:C6	2.50	0.46
31:BA:937:A:C5	31:BA:938:A:N7	2.83	0.46
36:CI:19:LEU:HD11	36:CI:59:TYR:CE1	2.50	0.46
49:BV:58:VAL:O	49:BV:58:VAL:HG23	2.14	0.46
8:DK:54:GLN:HB2	8:DK:54:GLN:HE21	1.57	0.46
3:DD:31:LYS:HG3	3:DD:31:LYS:O	2.15	0.46
27:A5:3:LYS:HE3	27:A5:3:LYS:HA	1.96	0.46
31:BA:1049:U:H4'	31:BA:1050:G:C5'	2.45	0.46
4:DE:87:GLU:HG3	4:DE:87:GLU:O	2.14	0.46
31:CA:967:C:H3'	31:CA:968:A:H2'	1.96	0.46
17:A2:65:GLY:HA3	17:A2:91:TYR:CZ	2.50	0.46
1:AA:1907:G:H2'	1:AA:1908:C:C6	2.50	0.46

Continued on next page...

Continued from previous page...

Atom-1	Atom-2	Distance(Å)	Clash(Å)
1:DA:908:C:OP1	12:DP:22:LYS:HB3	2.16	0.46
12:AP:135:ASP:O	12:AP:139:GLU:OE1	2.34	0.46
31:BA:1053:G:N7	31:BA:1199:U:C6	2.84	0.46
3:DD:43:ARG:HB3	3:DD:54:ARG:HB2	1.97	0.46
31:CA:1163:C:C2	31:CA:1174:G:N2	2.84	0.46
28:A6:19:ARG:O	28:A6:20:ASN:CB	2.63	0.46
1:AA:2420:C:OP1	30:A8:34:TRP:HB3	2.16	0.46
1:AA:2286:A:H4'	1:AA:2287:A:O5'	2.15	0.46
31:CA:1126:U:O4	31:CA:1281:U:C6	2.67	0.46
3:DD:30:GLU:HG3	3:DD:63:ARG:HH21	1.76	0.46
32:BE:21:ARG:C	32:BE:23:ARG:N	2.68	0.46
33:CF:40:ARG:HG2	33:CF:55:VAL:HG11	1.96	0.46
1:DA:2791:C:C4	1:DA:2893:G:C5	3.03	0.46
31:BA:1306:A:H2'	31:BA:1307:U:O4'	2.16	0.46
43:BP:66:LEU:O	43:BP:67:GLU:C	2.54	0.46
6:DG:76:SER:C	6:DG:77:ILE:HD12	2.36	0.46
6:DG:64:THR:OG1	6:DG:94:LEU:HD13	2.16	0.46
2:DB:48:A:H4'	14:DQ:95:HIS:CD2	2.51	0.46
31:CA:1330:U:H5'	31:CA:1331:G:OP2	2.16	0.46
1:DA:1005:C:C2	1:DA:1143:A:C6	3.04	0.46
1:DA:1012:U:C2	9:DM:25:ARG:NH1	2.84	0.46
31:CA:1183:A:HO2'	31:CA:1184:G:P	2.28	0.46
1:AA:2168:G:H2'	1:AA:2169:A:OP1	2.16	0.46
32:BE:80:ILE:HD13	32:BE:212:GLN:HB2	1.97	0.46
1:AA:2591:C:H2'	1:AA:2592:G:C8	2.50	0.46
32:CE:236:TYR:HA	32:CE:239:VAL:HB	1.98	0.46
49:CV:43:GLU:H	49:CV:45:VAL:HG22	1.80	0.46
1:DA:1044:G:O3'	1:DA:1045:A:H4'	2.16	0.46
35:BH:139:LEU:HA	35:BH:142:LEU:HD12	1.97	0.46
31:BA:652:U:O2'	31:BA:653:A:O5'	2.33	0.46
31:BA:1223:C:P	31:BA:1224:G:H2'	2.56	0.46
31:BA:977:A:C8	31:BA:1223:C:N3	2.77	0.46
38:BK:29:SER:OG	38:BK:32:LYS:HB2	2.15	0.46
48:BU:29:PHE:HE1	48:BU:31:LEU:HB3	1.81	0.46
3:AD:119:ALA:CB	3:AD:130:ALA:HB3	2.45	0.46
1:AA:1015:G:C2'	1:AA:1016:G:H5'	2.45	0.46
1:DA:2275:C:O2'	12:DP:84:GLY:HA3	2.15	0.46
1:DA:857:C:OP2	58:D3:77:ARG:NH2	2.48	0.46
58:D3:53:MET:HG3	58:D3:59:LEU:HD23	1.96	0.46
9:DM:35:ARG:HD3	9:DM:37:LYS:HD3	1.98	0.46
31:CA:828:A:H61	31:CA:858:G:C2'	2.29	0.46
1:DA:2693:A:H2'	1:DA:2694:G:C8	2.50	0.46

Continued on next page...

Continued from previous page...

Atom-1	Atom-2	Distance(Å)	Clash(Å)
31:CA:920:U:H2'	31:CA:921:U:H6	1.81	0.46
1:AA:234:C:H2'	1:AA:235:U:C6	2.50	0.46
31:BA:262:A:H2'	31:BA:263:A:C8	2.49	0.46
1:DA:1592:C:H2'	1:DA:1593:G:C8	2.49	0.46
52:CB:17:U:H5'	52:CB:18:G:OP2	2.15	0.46
1:AA:950:G:H2'	1:AA:951:C:C6	2.51	0.46
1:AA:2077:A:H2'	1:AA:2078:C:C6	2.51	0.46
1:AA:1642:G:C2'	1:AA:1643:G:H5'	2.46	0.46
1:DA:828:U:O2	1:DA:828:U:H3'	2.16	0.46
11:AO:114:ILE:HD11	11:AO:130:PHE:CD1	2.51	0.46
37:CJ:12:LEU:HD21	37:CJ:28:ASN:HD21	1.79	0.46
10:DN:103:ALA:HB1	10:DN:105:GLU:OE1	2.15	0.46
33:CF:184:TYR:HA	33:CF:200:ALA:O	2.16	0.46
31:BA:1376:U:H2'	31:BA:1377:A:C8	2.50	0.46
53:BC:64:G:H2'	53:BC:65:G:H8	1.80	0.46
45:BR:55:GLY:HA2	45:BR:58:MET:CE	2.46	0.46
13:A0:57:ARG:O	13:A0:59:ASP:N	2.48	0.46
1:DA:1742:C:H5'	1:DA:1743:G:OP2	2.15	0.46
53:BC:73:A:C6	53:BC:74:A:C6	3.04	0.46
42:BO:47:SER:O	42:BO:48:ALA:HB2	2.16	0.46
51:BX:9:ARG:O	51:BX:13:ILE:HG13	2.15	0.46
31:CA:149:A:O2'	31:CA:150:C:H5'	2.15	0.46
1:AA:459:U:H5''	29:A7:40:TRP:CD2	2.50	0.46
12:AP:135:ASP:O	12:AP:136:ALA:C	2.53	0.46
12:AP:29:PHE:HB3	12:AP:65:PHE:CZ	2.51	0.46
3:AD:77:ALA:HB2	3:AD:97:TYR:CD2	2.50	0.46
1:AA:1798:U:HO2'	1:AA:1802:A:HO2'	1.63	0.46
53:CC:17:C:H5'	53:CC:62:C:OP1	2.16	0.46
28:A6:19:ARG:HB3	28:A6:21:TYR:CE2	2.50	0.46
31:CA:1279:A:O2'	31:CA:1282:C:N4	2.48	0.46
23:DZ:87:PRO:C	23:DZ:91:LYS:HB3	2.36	0.46
2:AB:8:U:H5''	14:AQ:15:ARG:HH12	1.80	0.46
31:BA:1004:A:N3	31:BA:1025:U:C4	2.83	0.46
1:DA:35:G:H2'	1:DA:36:G:O4'	2.15	0.46
8:DK:82:ARG:HB3	8:DK:89:TYR:CD2	2.50	0.46
1:AA:805:G:O4'	11:AO:38:GLN:NE2	2.49	0.46
1:AA:2428:G:H21	11:AO:60:MET:CE	2.29	0.46
15:DR:8:LYS:C	15:DR:10:VAL:N	2.68	0.46
52:CB:1:G:H5''	52:CB:2:C:OP2	2.16	0.46
1:DA:1536:A:C8	1:DA:1537:C:H1'	2.50	0.46
31:BA:1078:U:C5	31:BA:1079:G:C5	3.03	0.46
32:BE:8:LYS:N	32:BE:8:LYS:HE2	2.24	0.46

Continued on next page...

Continued from previous page...

Atom-1	Atom-2	Distance(Å)	Clash(Å)
12:DP:74:TYR:O	12:DP:90:VAL:HA	2.16	0.46
48:BU:36:ASN:H	48:BU:36:ASN:ND2	2.07	0.46
1:DA:141:A:H1'	1:DA:1408:C:O4'	2.16	0.46
31:CA:838:G:H1	31:CA:848:C:H42	1.63	0.46
15:DR:19:LEU:HD22	15:DR:86:ILE:HG22	1.97	0.46
33:CF:50:ALA:HB1	33:CF:70:VAL:HG11	1.98	0.46
31:BA:736:C:H2'	31:BA:737:A:H8	1.80	0.46
39:BL:118:LYS:HB3	39:BL:118:LYS:NZ	2.30	0.46
31:BA:221:C:C2'	31:BA:222:U:H5'	2.46	0.46
40:BM:6:ILE:HD11	40:BM:72:VAL:HB	1.97	0.46
1:AA:795:C:H2'	1:AA:796:C:C6	2.50	0.46
31:CA:1356:G:N2	31:CA:1367:C:O2	2.49	0.46
6:AG:44:GLY:HA2	6:AG:88:ILE:HD11	1.97	0.46
11:AO:140:ALA:O	11:AO:141:ALA:CB	2.64	0.46
21:AV:26:GLY:HA2	21:AV:85:HIS:CD2	2.51	0.46
1:AA:1541:U:H2'	1:AA:1542:G:O4'	2.16	0.46
31:CA:1104:G:C4	31:CA:1105:A:C8	3.04	0.46
4:DE:120:TRP:CE3	4:DE:155:LYS:HD3	2.50	0.46
1:DA:1778:U:H2'	1:DA:1784:A:N6	2.30	0.46
8:DK:128:LEU:O	8:DK:138:ILE:HG22	2.15	0.46
38:CK:61:VAL:HG12	38:CK:63:LEU:HD13	1.97	0.46
35:BH:111:GLU:C	35:BH:113:ALA:H	2.19	0.46
42:BO:36:VAL:HG23	42:BO:54:LYS:HB3	1.98	0.46
39:CL:3:GLN:HG2	39:CL:20:ARG:CG	2.45	0.46
1:DA:1217:C:P	16:D1:15:LYS:HE3	2.55	0.46
1:AA:91:A:C4	1:AA:92:G:C8	3.03	0.46
3:AD:123:ALA:HA	3:AD:124:PRO:HD2	1.77	0.46
1:DA:657:U:H2'	1:DA:658:C:C6	2.51	0.46
1:AA:1449:A:OP2	1:AA:1449:A:H8	1.99	0.46
1:DA:1034:G:H2'	1:DA:1035:U:O4'	2.16	0.46
56:D0:32:GLY:HA2	56:D0:116:LEU:HD12	1.98	0.46
31:CA:1058:G:C6	31:CA:1059:C:N3	2.83	0.46
33:CF:37:GLN:O	33:CF:41:GLY:N	2.44	0.46
1:DA:2683:C:OP1	15:DR:53:ARG:NH2	2.39	0.46
1:AA:154:G:H2'	1:AA:155:C:O4'	2.15	0.46
1:DA:2467:C:H4'	12:DP:123:HIS:CG	2.51	0.46
1:DA:2872:G:N7	1:DA:2873:A:C2	2.83	0.46
1:DA:747:U:C5	27:D5:3:LYS:HB2	2.51	0.46
2:AB:9:G:OP1	14:AQ:15:ARG:HD2	2.16	0.46
14:AQ:27:SER:HA	14:AQ:88:ASP:HB2	1.98	0.46
1:AA:2751:G:N1	7:AH:3:ARG:HB3	2.30	0.46
1:DA:2169:A:N3	1:DA:2169:A:H2'	2.31	0.46

Continued on next page...

Continued from previous page...

Atom-1	Atom-2	Distance(Å)	Clash(Å)
1:DA:95:G:H4'	59:DW:46:GLN:HB3	1.98	0.46
1:AA:2393:A:O3'	11:AO:62:LEU:HA	2.16	0.46
17:D2:41:GLY:H	17:D2:46:VAL:HG13	1.81	0.46
31:BA:791:G:N1	31:BA:792:A:N6	2.64	0.46
1:AA:2144:U:O2	1:AA:2148:G:C2	2.69	0.46
4:DE:27:LEU:HA	4:DE:181:LEU:HD12	1.97	0.46
31:CA:1239:A:H4'	31:CA:1240:U:H5'	1.96	0.46
32:CE:82:ARG:HA	32:CE:92:TYR:CE1	2.36	0.46
32:BE:80:ILE:CD1	32:BE:208:ILE:HG23	2.44	0.46
1:DA:833:U:H2'	1:DA:834:C:C6	2.51	0.46
1:DA:1:G:H2'	1:DA:2:G:O4'	2.16	0.46
37:BJ:153:HIS:CE1	41:BN:57:THR:HG23	2.50	0.46
52:BB:59:U:H4'	52:BB:60:A:H5''	1.98	0.46
14:AQ:107:GLU:O	14:AQ:107:GLU:HG3	2.16	0.46
42:CO:61:TYR:O	42:CO:62:GLU:CB	2.64	0.46
60:D4:36:CYS:O	60:D4:37:SER:HB3	2.15	0.46
1:DA:1111:A:H4'	7:DH:3:ARG:HD3	1.97	0.46
15:AR:64:ARG:HA	15:AR:72:VAL:O	2.16	0.46
49:BV:65:ASN:H	49:BV:65:ASN:ND2	2.10	0.46
31:BA:186(F):C:H2'	31:BA:187:C:O4'	2.16	0.46
31:BA:177:C:OP1	50:BW:65:LYS:NZ	2.42	0.46
18:AS:79:GLY:HA3	18:AS:100:THR:CG2	2.45	0.46
31:CA:509:A:H5''	34:CG:55:ALA:HB2	1.97	0.46
31:BA:437:U:O2'	34:BG:123:HIS:CD2	2.69	0.46
1:AA:2331:G:H4'	22:A3:43:THR:H	1.80	0.46
31:BA:1074:G:N3	31:BA:1102:A:C2	2.84	0.46
1:DA:2542:A:H5'	1:DA:2543:G:OP1	2.16	0.46
60:D4:31:ILE:HG22	60:D4:32:TYR:N	2.31	0.46
1:AA:1065:U:C5	1:AA:1066:U:C6	3.02	0.46
31:CA:954:G:H2'	31:CA:955:U:H6	1.79	0.46
31:BA:626:U:N3	31:BA:627:G:N7	2.64	0.46
18:AS:1:MET:HG3	18:AS:64:MET:HE2	1.98	0.46
1:DA:2711:A:OP1	1:DA:2712(A):A:OP2	2.33	0.46
9:AM:4:TYR:HB2	16:A1:101:ARG:NH1	2.31	0.46
1:AA:1406:U:H2'	1:AA:1407:C:C6	2.50	0.46
44:BQ:51:GLY:C	44:BQ:53:LEU:H	2.19	0.46
15:DR:132:LYS:O	15:DR:136:GLN:HB2	2.15	0.46
25:DX:59:VAL:CG1	25:DX:60:GLU:N	2.77	0.46
1:DA:1992:G:C1'	1:DA:1993:U:OP2	2.64	0.46
47:BT:45:HIS:O	47:BT:73:VAL:HG23	2.16	0.46
1:AA:2593:U:H2'	1:AA:2594:C:H6	1.79	0.46
1:AA:1502:C:O2'	1:AA:1503:U:H5'	2.16	0.46

Continued on next page...

Continued from previous page...

Atom-1	Atom-2	Distance(Å)	Clash(Å)
38:CK:20:TYR:HE2	38:CK:75:ARG:HD2	1.80	0.46
7:DH:77:LYS:HA	7:DH:80:SER:HB2	1.97	0.46
31:CA:374:A:C6	31:CA:375:U:C4	3.03	0.46
57:DV:5:LEU:HG	57:DV:47:VAL:HG21	1.97	0.46
9:DM:111:PRO:HA	9:DM:114:ARG:CZ	2.46	0.46
1:AA:2841:C:C2	1:AA:2877:G:N2	2.84	0.46
31:BA:1372:U:OP1	39:BL:72:GLY:N	2.47	0.46
1:DA:1488:G:H5'	1:DA:1489:U:OP2	2.16	0.46
31:BA:1206:G:C6	31:BA:1207:G:C5	3.04	0.46
1:DA:1198:U:H2'	1:DA:1199:U:C6	2.51	0.46
8:AK:82:ARG:O	8:AK:89:TYR:HD1	1.98	0.46
6:AG:128:ARG:HB2	6:AG:128:ARG:NH2	2.31	0.46
6:AG:111:LEU:HB3	6:AG:117:PHE:HE2	1.81	0.46
12:DP:62:GLY:O	12:DP:63:LYS:CB	2.60	0.46
30:A8:23:VAL:HG12	30:A8:46:ARG:HD3	1.97	0.46
1:DA:2468:G:C4	1:DA:2481:G:N2	2.83	0.46
4:AE:14:ILE:HG22	4:AE:21:VAL:HG21	1.92	0.46
31:CA:1321:C:N4	31:CA:1322:C:N4	2.51	0.46
31:CA:1128:C:C5'	39:CL:16:ARG:HH22	2.28	0.46
31:CA:255:G:H2'	31:CA:256:U:C6	2.51	0.46
31:CA:266:G:C1'	31:CA:267:C:OP2	2.63	0.46
6:DG:81:LYS:HB3	6:DG:82:LEU:H	1.56	0.46
1:AA:1851:U:O2'	53:BD:73:A:OP1	2.31	0.46
43:CP:70:LEU:HD22	43:CP:70:LEU:O	2.16	0.46
43:CP:23:TYR:CE1	43:CP:71:ARG:HB2	2.51	0.46
31:BA:791:G:C6	31:BA:792:A:N7	2.84	0.46
1:AA:1937:A:H1'	1:AA:1938:A:OP1	2.15	0.46
4:AE:116:VAL:H	4:AE:157:ALA:HB2	1.81	0.46
32:BE:8:LYS:NZ	32:BE:11:LEU:HD22	2.31	0.46
32:CE:166:ASP:CG	32:CE:169:LYS:HB2	2.36	0.46
32:CE:166:ASP:OD1	32:CE:205:ASP:OD2	2.34	0.46
1:AA:1412:A:C4	1:AA:1413:G:C8	3.04	0.46
8:AK:77:LEU:HD12	8:AK:77:LEU:C	2.37	0.46
14:AQ:106:ARG:HB2	14:AQ:106:ARG:NH1	2.30	0.46
31:BA:99:C:H2'	31:BA:101:A:C8	2.51	0.46
1:DA:775:G:C4	1:DA:794:G:C8	3.04	0.46
1:AA:1175:U:H4'	1:AA:1176:G:OP1	2.15	0.46
32:BE:18:GLY:N	32:BE:42:ILE:HG22	2.30	0.46
1:AA:141(A):C:H2'	1:AA:142:G:O4'	2.15	0.46
1:DA:2274:A:N1	1:DA:2276:G:H1'	2.31	0.46
31:BA:31:G:C1'	31:BA:32:A:OP1	2.63	0.46
25:DX:19:GLN:NE2	25:DX:52:HIS:CE1	2.83	0.46

Continued on next page...

Continued from previous page...

Atom-1	Atom-2	Distance(Å)	Clash(Å)
20:DU:87:LYS:O	20:DU:88:LYS:HD3	2.16	0.46
4:AE:75:VAL:HG23	4:AE:76:ARG:HD2	1.98	0.46
31:BA:219:C:H2'	31:BA:220:G:O4'	2.16	0.46
1:AA:2336:A:H61	22:A3:43:THR:CG2	2.28	0.46
53:BC:2:G:H2'	53:BC:3:C:C6	2.51	0.46
52:BB:19:G:H4'	52:BB:20:U:OP2	2.16	0.46
25:AX:32:GLN:HE21	25:AX:32:GLN:HA	1.80	0.46
1:DA:2261:C:O2'	1:DA:2262:U:H5'	2.16	0.46
9:AM:126:PRO:O	9:AM:127:ASP:HB2	2.16	0.46
31:CA:1269:A:H5''	31:CA:1270:C:OP2	2.16	0.46
1:AA:863:A:O2'	1:AA:864:G:H5'	2.16	0.46
1:DA:49:A:H4'	1:DA:50:U:O5'	2.16	0.46
13:A0:12:ARG:NH1	13:A0:12:ARG:HG3	2.31	0.46
4:DE:78:LEU:N	4:DE:78:LEU:HD23	2.31	0.46
31:CA:1086:U:OP2	31:CA:1086:U:H6	1.99	0.46
1:DA:2695:C:H2'	1:DA:2696:U:H6	1.79	0.46
9:AM:40:PRO:HB3	16:A1:68:ALA:HB2	1.98	0.46
1:AA:2094:G:O2'	1:AA:2095:C:H5'	2.16	0.46
31:BA:1350:A:C6	31:BA:1351:U:N3	2.84	0.46
1:DA:142:G:H2'	1:DA:143:C:C6	2.51	0.46
33:CF:67:THR:HG23	33:CF:102:ASN:HB2	1.97	0.46
13:A0:42:LYS:O	13:A0:45:ARG:HD2	2.16	0.46
17:D2:66:ARG:HB2	17:D2:88:ARG:HB3	1.97	0.46
31:BA:451:A:N6	31:BA:480:U:H2'	2.31	0.46
31:CA:1009:G:C2	31:CA:1010:G:C8	3.03	0.46
1:AA:1701:A:H2'	1:AA:1702:G:H5'	1.98	0.46
49:CV:47:HIS:O	49:CV:48:THR:C	2.54	0.46
1:AA:2662:A:H2'	1:AA:2663:G:O4'	2.16	0.46
1:DA:2615:U:H2'	1:DA:2616:C:H6	1.81	0.46
39:CL:127:LYS:C	39:CL:128:ARG:HG2	2.36	0.46
1:AA:1055:G:O2'	1:AA:1085:A:N1	2.39	0.46
1:AA:2481:G:C2'	1:AA:2482:G:OP2	2.64	0.46
31:BA:1028:C:N4	31:BA:1028(A):C:C4	2.84	0.46
31:BA:1052:U:H2'	31:BA:1055:A:OP1	2.16	0.46
3:AD:36:PRO:HA	3:AD:62:TYR:O	2.16	0.46
34:CG:31:CYS:O	34:CG:31:CYS:SG	2.74	0.46
31:BA:1059:C:O2	40:BM:53:PRO:HG3	2.16	0.46
1:AA:1478:G:H2'	1:AA:1479:G:C8	2.47	0.46
1:DA:654(B):C:C2	1:DA:654(T):A:H2	2.34	0.46
1:AA:1266:G:C6	18:AS:16:LYS:HD2	2.51	0.46
1:DA:99:U:C4'	1:DA:102:G:H1'	2.46	0.46
14:AQ:27:SER:HA	14:AQ:88:ASP:CB	2.46	0.46

Continued on next page...

Continued from previous page...

Atom-1	Atom-2	Distance(Å)	Clash(Å)
20:DU:42:VAL:O	20:DU:65:ALA:N	2.35	0.46
16:A1:105:VAL:HG22	17:A2:44:LYS:HG3	1.98	0.46
53:CD:57:C:N3	1:DA:2112:G:N2	2.64	0.46
1:DA:1601:G:C6	1:DA:1602:U:C4	3.04	0.46
4:DE:61:ARG:HB3	4:DE:62:PRO:CD	2.46	0.46
1:AA:654(M):C:H2'	1:AA:654(N):G:N7	2.30	0.46
1:AA:2124:G:H2'	1:AA:2125:G:H5'	1.98	0.46
33:BF:8:ILE:C	33:BF:10:PHE:N	2.69	0.46
31:CA:1054:C:N4	52:CB:35:G:C1'	2.79	0.46
32:BE:77:ALA:HB2	32:BE:211:ILE:HG21	1.97	0.46
32:CE:16:HIS:HB2	32:CE:210:SER:HB2	1.97	0.46
31:BA:713:G:H2'	31:BA:714:G:C8	2.51	0.46
31:CA:838:G:N2	31:CA:849:C:C2	2.84	0.46
21:AV:27:VAL:HG12	21:AV:87:ASP:HB3	1.97	0.46
32:CE:144:ARG:HG3	32:CE:145:LEU:N	2.30	0.46
49:CV:20:LEU:O	49:CV:23:ASN:HB3	2.16	0.46
49:CV:23:ASN:HA	49:CV:27:GLU:CD	2.36	0.46
1:DA:24:G:O2'	18:DS:78:GLU:O	2.32	0.46
13:A0:87:TYR:O	13:A0:90:ARG:N	2.37	0.46
54:B1:14:U:H4'	54:B1:14:U:OP1	2.15	0.46
31:BA:439:A:C4	31:BA:496:A:C2	3.04	0.46
1:AA:1073:A:H3'	1:AA:1074:G:H8	1.81	0.46
1:AA:2836:U:C4	1:AA:2883:A:N6	2.84	0.46
37:BJ:99:LEU:HD23	37:BJ:102:ARG:HH12	1.80	0.46
31:BA:270:A:C5	31:BA:271:C:C4	3.03	0.46
14:AQ:30:ARG:CG	14:AQ:30:ARG:NH1	2.78	0.46
1:DA:128:C:H4'	1:DA:129:C:OP1	2.16	0.46
45:CR:3:ILE:HD13	45:CR:3:ILE:H	1.81	0.46
8:DK:5:LEU:H	8:DK:5:LEU:HD12	1.80	0.46
31:CA:1152:A:H4'	40:CM:13:HIS:CD2	2.51	0.46
40:CM:78:ASN:HB2	40:CM:81:THR:HG23	1.98	0.46
19:DT:12:VAL:HG13	19:DT:27:THR:O	2.16	0.46
2:DB:7:G:N2	14:DQ:38:GLN:OE1	2.33	0.46
31:CA:1056:U:H5'	33:CF:163:ALA:CB	2.46	0.46
1:DA:2443:C:OP1	55:DF:68:LYS:HG2	2.15	0.46
7:AH:54:ARG:NH1	7:AH:65:HIS:ND1	2.63	0.46
25:DX:4:LEU:O	25:DX:36:VAL:HA	2.15	0.46
1:DA:2749:A:N6	1:DA:2750:A:H62	2.13	0.46
3:AD:218:ARG:HB3	3:AD:219:PRO:HD2	1.96	0.46
21:AV:67:LEU:HA	21:AV:68:PRO:HD3	1.78	0.46
20:DU:4:LYS:HD3	20:DU:4:LYS:HA	1.68	0.46
31:BA:1290:G:H2'	31:BA:1290:G:N3	2.31	0.46

Continued on next page...

Continued from previous page...

Atom-1	Atom-2	Distance(Å)	Clash(Å)
43:CP:10:PRO:HB2	43:CP:18:ALA:HB1	1.98	0.46
31:CA:1402:C:O2	31:CA:1500:A:N1	2.49	0.46
1:DA:228:A:C3'	1:DA:228:A:C8	2.98	0.45
12:AP:66:ILE:HD12	12:AP:67:ARG:H	1.80	0.45
1:DA:886:C:HO2'	1:DA:887:A:P	2.39	0.45
20:AU:75:ILE:HG22	20:AU:80:GLY:HA2	1.98	0.45
31:BA:209:U:H5'	31:BA:210:U:OP2	2.16	0.45
31:BA:1363:A:H1'	31:BA:1365:G:N7	2.31	0.45
40:BM:56:HIS:O	40:BM:58:ASP:O	2.35	0.45
1:DA:2748:A:N6	1:DA:2754:U:H3	2.03	0.45
23:DZ:91:LYS:O	23:DZ:92:LYS:C	2.54	0.45
24:AW:47:ASN:ND2	24:AW:47:ASN:H	2.14	0.45
53:CD:5:G:H1	53:CD:69:C:N4	2.13	0.45
1:DA:960:A:C5'	1:DA:961:C:OP1	2.64	0.45
31:BA:686:U:C2'	31:BA:687:A:O5'	2.63	0.45
21:AV:63:ASP:C	21:AV:65:GLN:H	2.19	0.45
15:AR:39:ARG:CG	15:AR:40:THR:H	2.13	0.45
31:BA:1260:C:O5'	31:BA:1284:C:H4'	2.15	0.45
52:CB:49:C:H2'	52:CB:50:A:O4'	2.16	0.45
42:BO:112:LYS:O	42:BO:114:ARG:HG3	2.16	0.45
1:AA:2162:G:H4'	1:AA:2173:A:OP2	2.16	0.45
5:AF:63:LYS:CE	5:AF:67:GLN:HB2	2.44	0.45
23:AZ:87:PRO:O	23:AZ:91:LYS:N	2.39	0.45
32:CE:19:HIS:HD2	32:CE:20:GLU:OE1	1.99	0.45
1:AA:7:G:H4'	9:AM:13:TRP:CH2	2.50	0.45
1:AA:1204:A:N1	1:AA:1241:A:N1	2.64	0.45
31:BA:954:G:C2	31:BA:955:U:C2	3.04	0.45
1:DA:794:G:H2'	1:DA:795:C:C6	2.51	0.45
32:BE:204:ASN:HD22	32:BE:206:ASP:N	2.11	0.45
1:AA:1171:G:C6	1:AA:1174:A:N6	2.84	0.45
4:AE:35:GLN:HE21	4:AE:37:ARG:CD	2.29	0.45
31:CA:543:C:O2'	31:CA:544:G:H5'	2.16	0.45
22:A3:42:GLY:C	22:A3:57:PHE:HD1	2.19	0.45
1:AA:2328:A:H2'	1:AA:2329:G:C8	2.51	0.45
11:DO:71:VAL:CG1	11:DO:72:PRO:HD3	2.46	0.45
1:DA:1543:A:OP1	1:DA:1543:A:C4'	2.64	0.45
49:CV:78:ARG:HD3	49:CV:78:ARG:H	1.81	0.45
1:DA:2516:G:C5	1:DA:2517:C:C4	3.04	0.45
5:AF:23:ASP:CG	5:AF:24:LEU:H	2.19	0.45
6:AG:6:ALA:HB3	6:AG:104:GLU:OE2	2.15	0.45
15:DR:119:LYS:O	15:DR:123:GLN:HG3	2.16	0.45
31:CA:636:U:H2'	31:CA:637:G:H8	1.81	0.45

Continued on next page...

Continued from previous page...

Atom-1	Atom-2	Distance(Å)	Clash(Å)
45:BR:71:GLN:HB2	45:BR:71:GLN:HE21	1.55	0.45
37:CJ:149:ARG:HD3	37:CJ:149:ARG:O	2.16	0.45
31:CA:1497:G:H2'	31:CA:1498:U:H5'	1.97	0.45
53:CD:71:G:C2'	53:CD:72:C:H5'	2.47	0.45
12:DP:57:HIS:ND1	12:DP:57:HIS:O	2.49	0.45
8:DK:4:ILE:HD11	8:DK:44:LEU:HD23	1.98	0.45
47:BT:45:HIS:CE1	47:BT:47:PRO:HG3	2.51	0.45
41:BN:34:ASP:HB2	41:BN:35:PRO:HD2	1.98	0.45
41:BN:34:ASP:OD2	41:BN:36:ASP:HB2	2.16	0.45
16:D1:25:TRP:C	16:D1:25:TRP:CD1	2.89	0.45
3:AD:79:VAL:HG21	3:AD:111:LEU:HD11	1.98	0.45
1:AA:2244:U:O2'	1:AA:2245:U:H5'	2.16	0.45
1:DA:1668:A:H4'	1:DA:1669:A:O5'	2.15	0.45
4:DE:137:HIS:HB3	4:DE:138:PRO:CD	2.45	0.45
41:CN:73:MET:O	41:CN:76:GLY:N	2.43	0.45
35:CH:142:LEU:O	35:CH:143:ARG:NE	2.40	0.45
1:DA:702:G:C2	1:DA:731:C:C2	3.04	0.45
31:BA:851:G:O2'	31:BA:852:G:H5'	2.16	0.45
1:DA:586:A:H5'	55:DF:89:VAL:HG21	1.98	0.45
46:BS:71:ARG:O	46:BS:75:ARG:N	2.49	0.45
1:DA:1283:G:N2	1:DA:1285:G:H3'	2.30	0.45
1:DA:468:G:N7	29:D7:39:ARG:NH2	2.61	0.45
44:BQ:44:LEU:HD12	44:BQ:44:LEU:O	2.17	0.45
1:AA:196:A:H2'	1:AA:196:A:N3	2.31	0.45
52:BB:25:A:N3	52:BB:25:A:H2'	2.32	0.45
35:BH:68:GLU:HG3	35:BH:68:GLU:O	2.15	0.45
34:BG:142:PRO:HA	34:BG:185:PHE:O	2.15	0.45
57:DV:28:MET:SD	57:DV:37:VAL:HG11	2.56	0.45
1:AA:354:G:O2'	1:AA:355:G:H5'	2.16	0.45
1:AA:2466:C:O2'	1:AA:2467:C:H5'	2.16	0.45
1:AA:2469:A:C8	1:AA:2469:A:C3'	2.99	0.45
7:AH:83:TYR:CB	7:AH:134:SER:HA	2.42	0.45
1:DA:1062:G:C2	1:DA:1063:G:N7	2.84	0.45
5:AF:101:LEU:CD1	5:AF:102:PRO:HD2	2.27	0.45
4:AE:50:GLY:HA3	4:AE:74:PRO:HG2	1.98	0.45
31:CA:412:A:C1'	31:CA:413:G:OP2	2.64	0.45
1:DA:2720:U:C2	1:DA:2873:A:C2	3.04	0.45
14:DQ:10:ARG:HH21	14:DQ:91:PRO:HB3	1.80	0.45
31:CA:1023:G:H3'	31:CA:1024:G:C5'	2.45	0.45
42:CO:24:LEU:HB3	42:CO:30:ARG:HG2	1.98	0.45
1:AA:1076:C:C2'	1:AA:1076:C:O2	2.64	0.45
1:AA:2701:C:C3'	1:AA:2702:U:C5'	2.82	0.45

Continued on next page...

Continued from previous page...

Atom-1	Atom-2	Distance(Å)	Clash(Å)
31:BA:1239:A:H62	31:BA:1299:A:H62	1.63	0.45
31:BA:1299:A:O3'	31:BA:1300:G:H4'	2.16	0.45
2:DB:40:U:C4	2:DB:43:C:OP2	2.69	0.45
3:AD:69:ARG:HH12	3:AD:117:VAL:HG12	1.80	0.45
23:AZ:87:PRO:HA	23:AZ:90:ILE:HB	1.97	0.45
31:BA:1373:G:O3'	37:BJ:36:LYS:NZ	2.49	0.45
52:CB:5:A:H2'	52:CB:6:G:O4'	2.16	0.45
8:DK:75:LEU:HD21	8:DK:77:LEU:HB3	1.98	0.45
52:BB:9:G:OP1	52:BB:22:G:N1	2.48	0.45
1:DA:2143:C:N3	1:DA:2148:G:N2	2.59	0.45
6:DG:111:LEU:CB	6:DG:112:PRO:HD3	2.43	0.45
9:AM:120:LEU:HD22	9:AM:122:VAL:HG23	1.97	0.45
20:AU:44:ILE:HG13	20:AU:45:VAL:N	2.28	0.45
22:A3:40:GLN:NE2	22:A3:44:ARG:HB2	2.31	0.45
31:CA:192:U:H2'	31:CA:193:C:C6	2.46	0.45
13:A0:117:VAL:O	13:A0:118:GLU:CB	2.65	0.45
1:AA:2322:A:H2'	1:AA:2323:G:O4'	2.17	0.45
26:A4:12:ALA:HB1	26:A4:29:PRO:HA	1.98	0.45
38:BK:19:VAL:HG23	38:BK:21:LYS:HG3	1.96	0.45
31:CA:589:C:N4	31:CA:650:G:H1	2.14	0.45
16:A1:66:ASN:CB	16:A1:76:TYR:HB2	2.44	0.45
1:DA:2648:C:H2'	1:DA:2649:U:H6	1.79	0.45
31:BA:368:U:P	8:DK:91:SER:OG	2.74	0.45
31:CA:56:U:H2'	31:CA:57:G:C8	2.51	0.45
12:AP:97:VAL:HG12	12:AP:97:VAL:O	2.15	0.45
7:AH:58:GLU:C	7:AH:60:ARG:H	2.19	0.45
1:DA:1259:G:H2'	1:DA:1260:G:H8	1.79	0.45
31:CA:300:A:H1'	31:CA:565:U:O2	2.16	0.45
52:CB:18:G:H1	52:CB:71:U:H3	1.64	0.45
3:DD:108:PRO:HD2	3:DD:111:LEU:HG	1.99	0.45
1:AA:2019:A:OP2	27:A5:9:LYS:HE2	2.16	0.45
31:CA:1477:C:H2'	31:CA:1478:C:H6	1.81	0.45
31:BA:1206:G:O4'	33:BF:194:GLY:HA2	2.16	0.45
39:CL:127:LYS:O	39:CL:128:ARG:HG2	2.17	0.45
32:BE:79:ASP:C	32:BE:81:VAL:H	2.20	0.45
33:CF:124:ILE:O	33:CF:127:ARG:N	2.49	0.45
1:AA:1038:C:H2'	1:AA:1039:G:O4'	2.15	0.45
47:CT:29:HIS:CG	47:CT:30:PRO:HD2	2.50	0.45
50:BW:48:LYS:HD3	50:BW:51:GLU:OE2	2.16	0.45
1:AA:1650:G:N2	1:AA:2008:C:C2	2.85	0.45
31:BA:149:A:C2	31:BA:150:C:C2	3.04	0.45
53:BD:71:G:O2'	53:BD:72:C:H5'	2.15	0.45

Continued on next page...

Continued from previous page...

Atom-1	Atom-2	Distance(Å)	Clash(Å)
1:DA:2726:U:HO2'	1:DA:2727:G:H8	1.63	0.45
1:AA:2310:A:C2	6:AG:77:ILE:CG1	2.99	0.45
53:CC:20:G:H4'	53:CC:21:U:OP2	2.15	0.45
31:BA:1157:A:N6	31:BA:1180:A:C5	2.84	0.45
31:CA:1128:C:O2'	31:CA:1129:C:P	2.74	0.45
39:BL:17:VAL:HG11	39:BL:81:ILE:HD13	1.97	0.45
31:CA:561:U:O2'	31:CA:562:C:P	2.73	0.45
1:AA:993:G:H1'	17:A2:89:GLN:NE2	2.30	0.45
1:DA:481:G:OP2	20:DU:47:LYS:HB2	2.17	0.45
1:AA:1021:A:C3'	1:AA:1022:G:H5''	2.41	0.45
4:DE:71:GLY:C	4:DE:73:GLU:N	2.69	0.45
3:DD:206:LEU:CD2	3:DD:211:ARG:HG2	2.35	0.45
1:AA:2315:G:OP1	6:AG:36:LYS:NZ	2.49	0.45
6:AG:91:ARG:C	6:AG:91:ARG:HD2	2.37	0.45
1:AA:2144:U:HO2'	1:AA:2145:C:H5	1.64	0.45
32:BE:236:TYR:HA	32:BE:239:VAL:CG2	2.46	0.45
32:CE:97:TRP:CE2	32:CE:101:MET:HG3	2.51	0.45
10:DN:119:PRO:HB2	15:DR:68:TYR:CD2	2.51	0.45
21:AV:140:ASP:O	21:AV:141:VAL:HB	2.16	0.45
1:DA:1176:G:H5'	1:DA:1177:A:OP1	2.17	0.45
19:AT:54:VAL:C	19:AT:55:ASN:HD22	2.18	0.45
1:AA:2533:A:OP1	1:AA:2665:A:H1'	2.16	0.45
39:CL:82:ALA:HB1	39:CL:96:LEU:HD21	1.98	0.45
8:DK:31:LEU:N	8:DK:32:PRO:HD2	2.32	0.45
1:DA:2544:G:O5'	1:DA:2544:G:H8	1.99	0.45
1:DA:1786:A:H1'	1:DA:1938:A:H62	1.80	0.45
1:DA:1000:A:C6	1:DA:1155:A:C8	3.05	0.45
1:AA:614:U:O4	5:AF:175:THR:HG22	2.16	0.45
40:CM:33:GLN:HB2	40:CM:75:ILE:HD13	1.97	0.45
1:AA:2746:U:H2'	1:AA:2747:G:H5'	1.98	0.45
31:CA:635:G:C6	31:CA:636:U:C4	3.04	0.45
12:DP:12:GLN:HG2	12:DP:73:PRO:HD2	1.98	0.45
6:AG:145:THR:O	6:AG:146:TYR:HB3	2.15	0.45
37:BJ:15:ASP:OD2	37:BJ:16:LEU:N	2.50	0.45
17:A2:66:ARG:NH1	17:A2:88:ARG:HD3	2.31	0.45
46:BS:68:ASP:O	46:BS:70:ALA:N	2.48	0.45
31:BA:543:C:O2'	31:BA:544:G:H5'	2.16	0.45
52:CB:18:G:O2'	52:CB:19:G:P	2.75	0.45
1:AA:2312:U:C6	1:AA:2312:U:C3'	2.99	0.45
35:BH:41:VAL:CG1	35:BH:113:ALA:HB2	2.46	0.45
31:BA:1525:G:OP1	41:BN:120:ARG:NH2	2.50	0.45
31:CA:1469:G:H2'	31:CA:1470:G:C8	2.52	0.45

Continued on next page...

Continued from previous page...

Atom-1	Atom-2	Distance(Å)	Clash(Å)
29:A7:10:ARG:O	29:A7:14:LYS:HB2	2.17	0.45
31:BA:1028(A):C:C2	31:BA:1028(B):C:C5	3.04	0.45
1:DA:1899:G:N2	1:DA:1902:C:C4	2.82	0.45
1:DA:2629:A:C2'	1:DA:2630:G:OP2	2.64	0.45
39:CL:97:LYS:HG3	39:CL:98:PRO:HD3	1.97	0.45
42:CO:43:LYS:HZ1	42:CO:44:LYS:HD3	1.80	0.45
16:D1:50:ARG:NH1	17:D2:72:VAL:HG11	2.22	0.45
31:BA:1160:G:C6	31:BA:1181:G:O6	2.63	0.45
3:DD:35:LYS:CE	3:DD:64:ILE:O	2.64	0.45
11:AO:50:ARG:HG3	30:A8:59:LYS:CD	2.46	0.45
31:BA:1138:G:N3	31:BA:1138:G:H3'	2.31	0.45
1:AA:1508:A:O2'	1:AA:1509:C:O4'	2.29	0.45
1:AA:1558:A:O2'	1:AA:1559:G:OP2	2.34	0.45
31:CA:562:C:H4'	31:CA:563:A:O5'	2.16	0.45
31:BA:119:A:H5'	31:BA:120:A:C4	2.51	0.45
18:AS:14:PRO:CB	18:AS:18:ARG:NH2	2.74	0.45
1:AA:1022:G:H4'	1:AA:1023:U:O5'	2.16	0.45
1:AA:1141:U:O2	1:AA:1142(A):A:C6	2.69	0.45
1:DA:2893:G:H4'	1:DA:2894:G:O5'	2.16	0.45
16:A1:105:VAL:HA	17:A2:44:LYS:HG3	1.98	0.45
1:AA:2259:G:H1'	1:AA:2427:C:C2	2.51	0.45
2:AB:43:C:P	6:AG:67:LYS:HZ2	2.37	0.45
1:AA:2168:G:N3	1:AA:2168:G:C2'	2.79	0.45
57:DV:52:SER:C	57:DV:54:HIS:H	2.11	0.45
1:AA:1309:G:P	29:A7:9:ARG:HD3	2.57	0.45
1:AA:528:A:C2	1:AA:2043:C:H4'	2.51	0.45
9:AM:134:ARG:H	9:AM:135:PRO:CD	2.24	0.45
9:AM:134:ARG:N	9:AM:135:PRO:HD3	2.27	0.45
1:AA:2818:G:O2'	1:AA:2819:G:H5'	2.16	0.45
1:AA:2820:A:C8	4:AE:109:LYS:HE2	2.52	0.45
42:CO:20:LYS:H	42:CO:20:LYS:CE	2.25	0.45
1:AA:2186:G:O2'	1:AA:2187:G:H5'	2.17	0.45
1:AA:404:C:C1'	1:AA:405:U:OP2	2.60	0.45
17:D2:80:GLN:CA	17:D2:80:GLN:NE2	2.76	0.45
31:BA:413:G:H2'	31:BA:428:G:N2	2.32	0.45
41:CN:69:ALA:HB1	41:CN:103:LEU:CD2	2.45	0.45
31:BA:1349:A:P	39:BL:118:LYS:NZ	2.90	0.45
34:BG:111:ALA:HB2	34:BG:120:LEU:CD1	2.45	0.45
20:DU:87:LYS:HE3	20:DU:92:ASN:HB3	1.98	0.45
1:DA:1180:C:H2'	1:DA:1181:C:C6	2.51	0.45
31:BA:448:A:OP2	31:BA:485:G:N2	2.26	0.45
44:CQ:43:CYS:O	44:CQ:46:GLU:N	2.50	0.45

Continued on next page...

Continued from previous page...

Atom-1	Atom-2	Distance(Å)	Clash(Å)
25:AX:38:GLU:O	25:AX:43:ILE:HD12	2.17	0.45
9:DM:36:GLY:H	9:DM:42:TRP:HZ3	1.64	0.45
15:AR:77:PRO:HB2	15:AR:80:SER:HB2	1.96	0.45
20:AU:46:LYS:HE2	20:AU:63:LYS:HB3	1.98	0.45
8:AK:75:LEU:HB3	8:AK:105:HIS:CE1	2.51	0.45
3:AD:146:GLU:HB2	3:AD:189:CYS:HB3	1.99	0.45
1:AA:2496:C:P	12:AP:82:ARG:HB3	2.56	0.45
31:BA:263:A:OP2	50:BW:79:ARG:NH1	2.50	0.45
31:BA:667:G:H4'	45:BR:51:HIS:ND1	2.32	0.45
52:CB:63:G:N2	52:CB:73:C:O2	2.33	0.45
20:DU:14:LEU:HD12	20:DU:15:VAL:H	1.81	0.45
1:AA:1908:C:O2	53:BC:12:G:H4'	2.16	0.45
38:CK:95:VAL:HB	38:CK:99:GLU:HB2	1.99	0.45
37:BJ:13:GLN:O	37:BJ:24:THR:HG21	2.16	0.45
31:BA:1369:C:H2'	31:BA:1370:G:O4'	2.16	0.45
44:BQ:59:ALA:O	44:BQ:60:SER:OG	2.29	0.45
18:AS:46:PHE:O	18:AS:50:VAL:HG23	2.16	0.45
1:AA:2887:U:H2'	1:AA:2888:C:C6	2.51	0.45
1:DA:2006:C:H2'	1:DA:2007:C:H6	1.80	0.45
5:AF:11:VAL:HG12	5:AF:12:LEU:N	2.31	0.45
2:DB:10:C:C4	2:DB:11:C:C5	3.04	0.45
36:BI:78:GLU:O	36:BI:81:ILE:HG13	2.16	0.45
36:CI:33:TYR:CE1	36:CI:78:GLU:HG3	2.52	0.45
7:AH:105:LEU:HD23	7:AH:105:LEU:H	1.81	0.45
21:AV:128:VAL:HG22	21:AV:129:SER:N	2.32	0.45
33:CF:25:GLY:C	33:CF:27:LYS:H	2.20	0.45
1:DA:1769:G:O2'	1:DA:1958:C:OP1	2.24	0.45
1:AA:705:A:C2	1:AA:727:A:H1'	2.51	0.45
1:AA:882:G:H2'	1:AA:883:G:N7	2.31	0.45
12:AP:138:ASP:CG	21:AV:81:ARG:HH22	2.15	0.45
53:BC:17:C:OP1	53:BC:62:C:H5'	2.16	0.45
1:DA:2286:A:C8	1:DA:2287:A:N6	2.84	0.45
1:DA:2289:G:H1'	1:DA:2346:A:H2	1.82	0.45
17:A2:5:VAL:O	17:A2:11:GLN:HA	2.17	0.45
1:DA:993:G:C5	1:DA:994:C:C5	3.05	0.45
39:CL:81:ILE:O	39:CL:85:LEU:HG	2.16	0.45
1:AA:845:G:H21	1:AA:933:A:N6	2.15	0.45
33:BF:18:TRP:CZ2	44:BQ:57:ARG:HD2	2.51	0.45
31:CA:1004:A:C8	31:CA:1036:G:N1	2.84	0.45
11:AO:10:PRO:HB2	11:AO:11:GLY:H	1.60	0.45
1:DA:1005:C:O2'	9:DM:28:THR:HG23	2.17	0.45
1:DA:298:G:H1'	1:DA:340:A:H61	1.81	0.45

Continued on next page...

Continued from previous page...

Atom-1	Atom-2	Distance(Å)	Clash(Å)
1:DA:1444(A):A:O2'	1:DA:1460:A:C2	2.70	0.45
5:AF:29:ASN:HB3	5:AF:112:MET:HE1	1.99	0.45
32:BE:195:ASP:OD1	32:BE:195:ASP:N	2.49	0.45
32:CE:239:VAL:O	32:CE:240:GLN:HB2	2.17	0.45
1:AA:1205:U:H4'	1:AA:1206:G:OP2	2.16	0.45
1:DA:2191:G:HO2'	1:DA:2192:G:P	2.27	0.45
2:AB:37:C:C3'	2:AB:38:C:H5'	2.46	0.45
36:BI:72:VAL:HG23	36:BI:90:VAL:HG11	1.99	0.45
1:DA:2839:G:H5'	56:D0:46:GLY:CA	2.41	0.45
1:DA:1357:U:H2'	1:DA:1358:G:O4'	2.17	0.45
35:CH:9:LYS:CB	35:CH:112:LEU:HD11	2.46	0.45
35:CH:37:ARG:HG2	35:CH:112:LEU:HA	1.97	0.45
1:DA:1287:A:N7	56:D0:107:ASP:HB2	2.31	0.45
46:BS:34:GLU:HG2	46:BS:35:LYS:N	2.32	0.45
31:CA:532:A:H2'	31:CA:532:A:N3	2.32	0.45
1:DA:2297:C:H2'	1:DA:2298:A:C8	2.50	0.45
48:BU:53:ARG:HE	48:BU:59:SER:C	2.19	0.45
31:CA:533:A:O2'	31:CA:534:U:H5'	2.16	0.45
40:BM:96:ILE:N	40:BM:96:ILE:HD13	2.31	0.45
52:CB:31:C:O2	52:CB:41:G:N2	2.49	0.45
31:CA:77:C:C2'	31:CA:78:G:H5''	2.45	0.45
8:DK:5:LEU:HD11	8:DK:19:VAL:HG12	1.96	0.45
1:DA:311:A:C8	1:DA:332:A:N7	2.84	0.45
31:BA:843:U:H5'	31:BA:848:C:C5	2.52	0.45
14:DQ:56:LEU:O	14:DQ:57:LYS:C	2.55	0.45
1:DA:2749:A:C6	1:DA:2750:A:N6	2.84	0.45
1:DA:809:G:O4'	1:DA:1254:A:H1'	2.17	0.45
1:AA:2209:C:O2	1:AA:2216:G:C2	2.70	0.45
59:DW:51:ARG:HH12	59:DW:55:ARG:NH2	2.14	0.45
47:BT:20:THR:HG21	47:BT:41:LYS:HD2	1.99	0.45
33:CF:112:SER:O	33:CF:116:VAL:HG23	2.17	0.45
31:BA:836:G:OP1	48:BU:61:LYS:NZ	2.42	0.45
43:CP:76:ALA:HA	43:CP:79:LYS:HB2	1.98	0.45
1:DA:2505:G:O6	1:DA:2576:G:H2'	2.17	0.45
1:DA:1645:G:H5''	1:DA:1646:C:H5'	1.97	0.45
6:AG:41:GLN:HB3	6:AG:43:LEU:HD13	1.98	0.45
57:DV:131:ARG:N	57:DV:131:ARG:HD2	2.32	0.45
48:CU:41:LYS:O	48:CU:41:LYS:HD3	2.17	0.45
1:DA:2232:U:P	23:DZ:40:ARG:HH12	2.40	0.45
45:BR:8:LYS:O	45:BR:12:ILE:HG13	2.16	0.45
31:BA:153:C:H42	31:BA:168:G:H1	1.64	0.45
1:AA:2473:U:C3'	1:AA:2474:C:H5''	2.46	0.45

Continued on next page...

Continued from previous page...

Atom-1	Atom-2	Distance(Å)	Clash(Å)
1:AA:2473:U:H3'	1:AA:2474:C:H5''	1.98	0.45
3:AD:92:ILE:HD12	3:AD:104:TYR:CD2	2.52	0.45
1:DA:2468:G:H22	1:DA:2481:G:C2'	2.16	0.45
1:DA:2393:A:H2'	1:DA:2394:C:O4'	2.17	0.45
31:CA:1177:G:H5''	31:CA:1178:G:P	2.56	0.45
15:DR:26:ASP:OD2	15:DR:120:ARG:NH1	2.48	0.45
34:CG:96:LEU:HD12	34:CG:139:ARG:NH1	2.32	0.45
1:DA:528:A:C2	1:DA:2043:C:C5'	2.82	0.45
31:BA:973:G:OP1	40:BM:57:LYS:HD3	2.16	0.45
31:CA:1126:U:C1'	31:CA:1127:G:P	3.05	0.45
31:CA:1148:U:H2'	31:CA:1149:C:O4'	2.17	0.45
31:CA:1004:A:OP1	31:CA:1025:U:O4	2.35	0.45
8:AK:132:PRO:O	8:AK:133:HIS:CG	2.70	0.45
33:CF:15:THR:HG22	33:CF:16:ARG:N	2.31	0.45
1:AA:330:A:O2'	1:AA:331:A:C8	2.63	0.45
31:CA:1348:U:N3	31:CA:1374:A:C2	2.84	0.45
31:CA:1348:U:H3	31:CA:1374:A:H2	1.64	0.45
1:DA:1420:U:HO2'	1:DA:1421:G:P	2.35	0.45
49:CV:66:MET:HE1	60:D4:55:ARG:CB	2.45	0.45
1:AA:2790:A:C2	1:AA:2894:G:H5'	2.52	0.45
11:DO:101:VAL:HA	11:DO:105:LEU:O	2.16	0.45
1:AA:35:G:H1'	1:AA:454:A:C4	2.51	0.45
8:DK:102:SER:HA	8:DK:107:VAL:O	2.16	0.45
48:CU:22:VAL:HG13	48:CU:56:THR:HA	1.97	0.45
41:BN:103:LEU:HD22	41:BN:103:LEU:H	1.81	0.45
41:BN:72:ALA:HB1	41:BN:77:MET:HG2	1.98	0.45
22:A3:53:MET:HB2	22:A3:59:LEU:CD2	2.42	0.45
50:CW:14:LYS:HD2	50:CW:18:GLN:OE1	2.17	0.45
1:DA:1188:U:C2'	1:DA:1189:A:H5'	2.47	0.45
1:DA:2273:A:O2'	1:DA:2274:A:H5'	2.16	0.45
41:CN:103:LEU:HD22	41:CN:103:LEU:N	2.32	0.45
11:DO:3:LEU:H	11:DO:3:LEU:HD12	1.80	0.45
1:DA:545:G:N2	1:DA:548:A:H62	2.13	0.45
31:CA:328:C:O2	31:CA:328:C:C2'	2.62	0.45
49:CV:78:ARG:NH2	49:CV:80:TYR:H	2.13	0.45
4:DE:2:LYS:NZ	4:DE:95:ILE:O	2.34	0.45
27:A5:31:VAL:HG13	27:A5:42:PRO:HG3	1.98	0.45
14:DQ:41:ASP:OD2	14:DQ:44:LYS:HE3	2.16	0.45
31:BA:940:C:C2	31:BA:941:G:C8	3.05	0.45
4:AE:92:THR:H	4:AE:95:ILE:HD11	1.81	0.45
31:BA:266:G:H5''	31:BA:268:C:C5	2.52	0.45
1:AA:1465:G:C4	1:AA:1466:G:C8	3.04	0.45

Continued on next page...

Continued from previous page...

Atom-1	Atom-2	Distance(Å)	Clash(Å)
36:CI:97:PHE:HD2	48:CU:31:LEU:HD21	1.81	0.45
1:DA:315:G:H2'	1:DA:316:C:C6	2.51	0.45
1:DA:1146:C:O2'	1:DA:1147:C:H5'	2.17	0.45
1:AA:106:C:H2'	1:AA:107:C:H6	1.81	0.45
21:AV:16:SER:O	21:AV:20:ARG:HD2	2.17	0.45
9:DM:133:GLN:HG2	9:DM:135:PRO:HD3	1.98	0.45
10:DN:87:ILE:HG23	10:DN:91:LEU:HA	1.99	0.45
1:DA:646:A:H2'	1:DA:647:G:O4'	2.16	0.45
37:CJ:153:HIS:O	37:CJ:153:HIS:ND1	2.50	0.45
1:AA:2136:C:O5'	1:AA:2136:C:H6	1.99	0.45
33:BF:139:GLN:OE1	33:BF:139:GLN:HA	2.17	0.45
56:D0:2:ARG:HG3	56:D0:3:HIS:H	1.81	0.45
6:AG:108:ASN:HD22	26:A4:38:LYS:CG	2.30	0.45
26:A4:42:PHE:CD1	26:A4:42:PHE:C	2.90	0.45
1:AA:2469:A:H5'	1:AA:2469:A:H8	1.81	0.45
6:AG:81:LYS:HB3	6:AG:82:LEU:H	1.58	0.45
1:DA:779:U:P	3:DD:49:ILE:HG22	2.57	0.45
53:BC:59:A:H4'	53:BC:60:A:OP1	2.17	0.45
31:CA:1177:G:H2'	31:CA:1178:G:C2	2.52	0.45
28:A6:40:CYS:SG	28:A6:45:LYS:HE2	2.56	0.45
1:DA:1328:G:H2'	1:DA:1330:C:C5	2.52	0.45
11:DO:15:ARG:CB	11:DO:15:ARG:NH1	2.75	0.45
5:AF:45:ARG:NH1	5:AF:45:ARG:CG	2.63	0.45
11:AO:50:ARG:HG3	11:AO:50:ARG:NH2	2.24	0.45
16:D1:76:TYR:CZ	16:D1:80:ILE:HG13	2.52	0.45
1:DA:996:A:N3	1:DA:997:G:C8	2.84	0.45
52:CB:48:C:O2'	52:CB:49:C:P	2.75	0.45
15:DR:6:LEU:O	15:DR:10:VAL:HG23	2.17	0.45
12:AP:63:LYS:HA	12:AP:63:LYS:HD3	1.62	0.45
37:BJ:78:ARG:HH11	37:BJ:80:VAL:CG1	2.29	0.45
32:BE:178:ARG:NH2	32:BE:196:LEU:HA	2.31	0.45
34:BG:30:LYS:HG2	34:BG:30:LYS:O	2.17	0.45
8:DK:105:HIS:C	8:DK:107:VAL:H	2.20	0.45
52:CB:22:G:N2	52:CB:59:U:H5'	2.31	0.45
53:CD:48:U:H2'	53:CD:49:C:OP1	2.16	0.45
7:DH:3:ARG:HG3	7:DH:4:ILE:N	2.30	0.45
7:DH:33:LEU:HD21	7:DH:136:ILE:O	2.15	0.45
14:DQ:26:LEU:HD22	14:DQ:87:PHE:CD1	2.52	0.45
31:BA:181:G:O2'	31:BA:182:U:O5'	2.31	0.45
1:DA:1854:A:H62	1:DA:1888:G:H8	1.63	0.45
19:AT:70:LEU:N	19:AT:70:LEU:HD23	2.32	0.45
1:DA:548:A:O5'	1:DA:548:A:H8	2.00	0.45

Continued on next page...

Continued from previous page...

Atom-1	Atom-2	Distance(Å)	Clash(Å)
1:DA:1525:G:C2	1:DA:1526:G:C4	3.05	0.45
16:A1:65:ILE:C	16:A1:67:ALA:N	2.66	0.45
56:D0:106:GLY:O	56:D0:107:ASP:HB2	2.17	0.45
50:BW:30:LYS:HZ3	50:BW:80:ARG:HH12	1.63	0.45
11:DO:41:ARG:HD2	11:DO:41:ARG:N	2.31	0.45
2:DB:29:A:H2'	2:DB:30:C:O4'	2.17	0.45
57:DV:24:LEU:HD23	57:DV:41:LEU:HG	1.98	0.45
3:DD:223:GLY:HA3	3:DD:231:HIS:CD2	2.52	0.45
1:DA:2859:G:O2'	1:DA:2860:A:P	2.74	0.45
60:D4:49:PHE:C	60:D4:51:ASP:H	2.20	0.45
6:DG:4:ASP:O	6:DG:5:VAL:HB	2.16	0.45
1:AA:673:C:H5''	5:AF:81:PRO:HD2	1.97	0.45
55:DF:34:TRP:CE3	11:DO:8:PRO:HB3	2.51	0.45
53:CC:12:G:H4'	1:DA:1908:C:O2	2.17	0.45
31:CA:468:A:O2'	46:CS:81:ARG:HA	2.16	0.45
32:BE:164:VAL:HB	32:BE:186:ALA:CB	2.46	0.45
7:AH:41:MET:HE1	7:AH:64:LEU:HB3	1.99	0.45
6:AG:126:ASP:OD2	6:AG:130:ASN:HB2	2.17	0.45
31:BA:1466:C:H2'	31:BA:1467:G:O4'	2.16	0.45
31:BA:1255:G:C2	31:BA:1283:G:C2	3.05	0.45
13:A0:51:LEU:HD22	13:A0:66:VAL:HG13	1.99	0.45
47:BT:33:GLY:O	47:BT:34:LYS:C	2.55	0.45
33:CF:129:ALA:O	33:CF:133:ALA:N	2.44	0.45
1:AA:2760:C:O2'	1:AA:2761:G:H5'	2.16	0.45
4:DE:17:ASP:O	4:DE:18:ASP:HB2	2.17	0.45
1:AA:222:A:H1'	1:AA:223:A:OP1	2.16	0.45
45:BR:15:PHE:CE2	45:BR:84:LYS:HE3	2.51	0.45
1:AA:2360:A:H8	1:AA:2360:A:O5'	2.00	0.45
1:DA:1782:C:H1'	1:DA:2609:U:H5''	1.99	0.45
50:BW:64:ASP:OD1	50:BW:81:LYS:HD3	2.16	0.45
12:DP:133:ARG:O	12:DP:134:ARG:CB	2.65	0.45
1:AA:956:G:OP2	12:AP:14:ARG:NH2	2.50	0.45
53:CC:21:U:C2'	53:CC:21:U:O2	2.65	0.45
1:DA:2420:C:H6	1:DA:2420:C:O5'	2.00	0.45
7:AH:124:GLU:HB2	7:AH:132:ARG:HG2	1.99	0.45
1:AA:2345:G:N3	1:AA:2381:C:H2'	2.32	0.45
1:DA:1607:C:C5'	1:DA:1608:A:H5'	2.45	0.45
31:BA:404:U:H2'	31:BA:405:U:H6	1.82	0.45
26:A4:61:ARG:HE	26:A4:61:ARG:HA	1.81	0.45
31:BA:1157:A:O2'	31:BA:1158:C:H5''	2.17	0.45
1:AA:484:C:OP1	20:AU:51:VAL:HG11	2.16	0.45
31:BA:1358:U:H5''	44:BQ:33:VAL:O	2.16	0.45

Continued on next page...

Continued from previous page...

Atom-1	Atom-2	Distance(Å)	Clash(Å)
31:CA:1135:U:H4'	31:CA:1136:U:H5	1.82	0.45
31:CA:1141:C:H2'	31:CA:1142:G:H8	1.81	0.45
31:CA:1002:G:C4	31:CA:1003:G:C8	3.05	0.45
1:DA:171:G:H2'	1:DA:172:C:C6	2.52	0.45
42:CO:57:LEU:C	42:CO:59:SER:N	2.68	0.45
31:CA:1306:A:C6	31:CA:1331:G:O2'	2.70	0.45
31:CA:1347:G:C6	39:CL:107:ARG:NH2	2.85	0.45
6:DG:7:LEU:O	6:DG:7:LEU:HD23	2.15	0.45
1:DA:1055:G:O2'	1:DA:1085:A:N1	2.40	0.45
33:BF:14:ILE:O	33:BF:15:THR:HB	2.15	0.45
31:CA:1301:U:O4	31:CA:1303:C:H1'	2.17	0.45
1:DA:1419:A:N6	1:DA:1421:G:N3	2.65	0.45
1:DA:2135:A:OP2	1:DA:2135:A:H8	2.00	0.45
1:DA:1408:C:C2	1:DA:1595:G:N2	2.85	0.45
7:AH:92:ILE:CD1	7:AH:92:ILE:H	2.24	0.45
34:BG:11:LEU:O	34:BG:12:CYS:C	2.55	0.45
31:BA:827:U:O2	31:BA:827:U:O5'	2.34	0.45
38:BK:11:THR:HG22	38:BK:15:ASN:ND2	2.32	0.45
18:AS:69:LEU:HA	18:AS:108:GLY:O	2.17	0.45
32:BE:109:SER:C	32:BE:111:ARG:N	2.68	0.45
18:DS:106:ILE:HG13	18:DS:106:ILE:O	2.17	0.45
11:AO:97:PRO:HB3	11:AO:112:LEU:HB2	1.99	0.45
31:CA:452:A:H2'	31:CA:453:A:H8	1.81	0.45
31:BA:1073:U:OP2	35:BH:57:LYS:NZ	2.50	0.45
1:DA:289:A:H3'	1:DA:290:G:H8	1.81	0.45
1:AA:2402:C:H4'	1:AA:2402:C:OP1	2.16	0.45
1:DA:669:G:C1'	1:DA:670:A:OP1	2.64	0.45
44:CQ:27:CYS:SG	44:CQ:29:ARG:HG2	2.57	0.45
1:AA:592:G:N3	30:A8:4:MET:HE2	2.32	0.45
52:BB:42:U:H3'	52:BB:43:A:C8	2.52	0.45
52:BB:42:U:H3'	52:BB:43:A:H8	1.82	0.45
1:AA:530:G:C5	1:AA:2022:U:H5''	2.52	0.45
1:DA:873:G:N2	1:DA:905:U:C2	2.85	0.45
20:AU:46:LYS:HB2	20:AU:61:ILE:HG22	1.98	0.45
51:CX:6:ARG:C	51:CX:8:THR:H	2.20	0.45
13:A0:94:TYR:N	13:A0:94:TYR:CD2	2.83	0.45
22:A3:25:ARG:HA	22:A3:29:GLN:HE22	1.82	0.45
1:DA:127:A:H5''	1:DA:128:C:C6	2.51	0.45
1:AA:1799:G:H5'	1:AA:1819:A:N6	2.32	0.45
1:AA:360:G:O2'	1:AA:361:G:H5'	2.17	0.45
1:DA:843:G:N2	1:DA:936:C:C2	2.85	0.45
1:AA:1444:G:C2	1:AA:1548:C:N3	2.85	0.45

Continued on next page...

Continued from previous page...

Atom-1	Atom-2	Distance(Å)	Clash(Å)
10:DN:22:ILE:HD13	10:DN:22:ILE:HA	1.80	0.45
31:CA:542:G:H5'	34:CG:41:GLY:HA3	1.97	0.45
31:CA:616:G:C2	31:CA:617:G:C8	3.04	0.45
54:B1:16:A:H2'	54:B1:17:U:O4'	2.17	0.45
1:DA:337:C:H2'	1:DA:338:G:O4'	2.17	0.45
9:DM:76:SER:HB3	9:DM:81:GLY:HA3	1.98	0.45
12:DP:42:ILE:CG2	12:DP:47:ILE:HG13	2.47	0.45
34:CG:62:GLN:HE22	34:CG:65:ARG:HE	1.65	0.45
31:BA:1005:A:C2	31:BA:1006:C:C2	3.05	0.45
31:CA:210:U:O2'	31:CA:216:G:OP2	2.35	0.45
1:DA:1480:G:C6	1:DA:1482:U:N3	2.85	0.45
31:CA:287:U:O2'	31:CA:288:A:H5'	2.16	0.45
31:CA:386:C:C2'	31:CA:387:U:H5'	2.46	0.45
1:AA:2356:C:H2'	1:AA:2357:U:O4'	2.16	0.45
12:DP:126:PRO:O	12:DP:127:ILE:HG23	2.17	0.45
9:DM:17:ASP:O	9:DM:18:ALA:HB3	2.16	0.45
37:BJ:90:GLU:N	37:BJ:90:GLU:OE2	2.48	0.45
28:A6:33:LYS:O	28:A6:35:GLU:HG3	2.15	0.45
33:CF:173:VAL:N	33:CF:174:PRO:HD3	2.32	0.45
55:DF:160:ASN:OD1	55:DF:163:VAL:HG23	2.16	0.45
31:BA:980:C:H2'	31:BA:981:U:O4'	2.17	0.45
1:DA:300:A:H2'	1:DA:334:C:H1'	1.99	0.45
31:CA:324:G:OP1	50:CW:70:SER:HB2	2.17	0.45
1:AA:270(X):G:C6	1:AA:270(Y):G:N1	2.85	0.45
26:A4:41:PRO:O	26:A4:42:PHE:CB	2.59	0.45
12:AP:141:GLN:CA	12:AP:141:GLN:NE2	2.80	0.45
31:BA:1028(B):C:N4	31:BA:1032(A):G:N1	2.20	0.45
1:DA:881:G:O6	1:DA:895:U:C2	2.69	0.45
1:DA:2419:U:O4	30:D8:31:HIS:ND1	2.50	0.45
30:D8:32:LEU:HD22	30:D8:36:LYS:CD	2.47	0.45
1:DA:2393:A:H62	1:DA:2422:A:N6	2.15	0.45
4:AE:73:GLU:HG3	4:AE:74:PRO:HD2	1.98	0.45
27:D5:3:LYS:HA	27:D5:3:LYS:CE	2.27	0.45
59:DW:70:GLN:CG	59:DW:71:ASN:H	2.13	0.45
31:BA:1026:G:N3	31:BA:1026:G:H2'	2.31	0.45
39:CL:42:ARG:NH1	39:CL:71:SER:O	2.50	0.45
1:DA:2801:A:H5'	1:DA:2895:U:O2'	2.17	0.45
55:DF:178:PRO:HB2	55:DF:201:VAL:CG1	2.38	0.45
1:AA:2393:A:H5'	11:AO:62:LEU:CB	2.45	0.45
31:CA:960:U:H3	31:CA:1225:A:H1'	1.81	0.45
16:D1:62:ILE:HG13	16:D1:76:TYR:CE1	2.52	0.45
20:DU:77:PRO:O	20:DU:78:ALA:HB2	2.17	0.45

Continued on next page...

Continued from previous page...

Atom-1	Atom-2	Distance(Å)	Clash(Å)
1:AA:2125:G:C2	1:AA:2172:U:OP1	2.69	0.45
60:D4:22:ILE:HG13	60:D4:23:GLU:H	1.81	0.45
1:DA:2138:C:C2	1:DA:2154:G:N2	2.85	0.45
31:BA:1375:A:H4'	37:BJ:29:LYS:HE3	1.98	0.45
32:CE:12:GLU:HB2	32:CE:16:HIS:CE1	2.51	0.45
1:AA:1069:A:H5''	1:AA:1070:A:P	2.57	0.45
53:CD:59:A:OP2	53:CD:59:A:H8	1.99	0.45
1:DA:631:A:O2'	11:DO:67:MET:HB2	2.17	0.45
55:DF:2:LYS:O	55:DF:3:GLU:HB3	2.17	0.45
19:DT:47:PHE:O	19:DT:49:VAL:HG13	2.17	0.45
31:BA:827:U:O4'	31:BA:827:U:O2	2.35	0.45
31:BA:858:G:N1	31:BA:870:U:OP2	2.48	0.45
15:AR:57:PHE:O	15:AR:58:ASN:C	2.53	0.45
1:DA:1543:A:H1'	1:DA:1545:A:H1'	1.99	0.45
31:CA:197:A:H8	31:CA:198:G:C1'	2.29	0.45
1:DA:2428:G:H5''	1:DA:2429:G:O5'	2.16	0.45
45:BR:53:HIS:O	45:BR:56:LEU:HB3	2.17	0.45
5:AF:164:ARG:HG2	5:AF:175:THR:OG1	2.17	0.45
1:DA:756:C:C2'	1:DA:757:U:H5'	2.47	0.45
6:AG:145:THR:C	6:AG:147:ASP:H	2.19	0.45
39:BL:125:TYR:CD2	39:BL:126:SER:N	2.85	0.45
32:CE:178:ARG:HH22	32:CE:196:LEU:C	2.20	0.45
31:BA:41:G:H2'	31:BA:42:G:H8	1.80	0.45
23:DZ:67:ILE:HB	23:DZ:68:PRO:HD3	1.99	0.45
1:AA:950:G:C6	1:AA:951:C:C4	3.05	0.45
31:CA:836:G:C6	31:CA:851:G:C6	3.05	0.45
1:DA:656:G:H2'	1:DA:657:U:O4'	2.17	0.45
31:CA:707:C:O2'	31:CA:708:C:H5'	2.16	0.45
3:AD:172:TYR:HD1	3:AD:185:VAL:C	2.20	0.45
4:DE:130:GLY:O	4:DE:131:ALA:C	2.54	0.45
1:DA:270(R):G:OP1	8:DK:42:SER:OG	2.30	0.45
31:CA:222:U:H2'	31:CA:223:U:C6	2.52	0.45
10:AN:48:PRO:HB3	31:BA:1422:G:H5'	1.99	0.45
39:CL:125:TYR:CD2	39:CL:126:SER:N	2.85	0.45
1:AA:2481:G:O2'	1:AA:2482:G:O5'	2.35	0.45
1:AA:905:U:C3'	1:AA:906:G:H5''	2.46	0.45
3:AD:31:LYS:NZ	3:AD:33:LEU:HB3	2.29	0.45
1:DA:2392:A:H8	11:DO:61:ARG:CD	2.29	0.45
31:CA:1178:G:C8	31:CA:1180:A:OP2	2.70	0.45
31:CA:485:G:H1'	31:CA:486:U:H5	1.81	0.45
7:AH:30:LYS:NZ	7:AH:83:TYR:HE2	2.15	0.45
31:CA:433:C:O2'	31:CA:434:U:H5'	2.16	0.45

Continued on next page...

Continued from previous page...

Atom-1	Atom-2	Distance(Å)	Clash(Å)
1:DA:529:A:N3	1:DA:529:A:C2'	2.79	0.45
40:BM:55:LYS:HE3	40:BM:56:HIS:CE1	2.52	0.45
55:DF:134:GLY:HA2	55:DF:166:ALA:HB2	1.99	0.45
1:DA:1568:G:H21	3:DD:58:HIS:CE1	2.35	0.45
1:DA:2657:A:O2'	7:DH:160:LYS:HE3	2.17	0.45
57:DV:132:ASN:C	57:DV:133:ILE:HD12	2.38	0.45
42:CO:24:LEU:O	42:CO:25:LYS:HB3	2.17	0.45
20:DU:42:VAL:CG2	20:DU:65:ALA:HB3	2.46	0.45
31:CA:1446:A:C5	15:DR:118:ARG:CZ	3.00	0.45
31:CA:992:U:C1'	31:CA:993:G:OP2	2.60	0.45
7:AH:137:ASP:HB3	7:AH:140:LYS:HB3	1.99	0.45
1:DA:1138:G:H21	9:DM:106:MET:CE	2.24	0.45
4:DE:37:ARG:HG3	4:DE:46:ALA:O	2.17	0.45
20:DU:81:LYS:HD3	20:DU:97:ARG:CZ	2.47	0.45
53:BD:21:U:H3'	53:BD:22:A:H5'	1.99	0.45
1:AA:70:G:H21	1:AA:71:A:H62	1.64	0.45
27:A5:20:ARG:HA	27:A5:23:HIS:CD2	2.52	0.45
13:A0:104:ARG:H	13:A0:111:LEU:HD11	1.82	0.45
33:BF:181:ASN:HD21	33:BF:204:LEU:HD12	1.82	0.45
35:BH:114:GLY:O	35:BH:115:VAL:O	2.35	0.45
1:AA:1416:G:H2'	1:AA:1417:C:H6	1.81	0.45
32:CE:185:ILE:O	32:CE:185:ILE:HG12	2.16	0.45
41:BN:57:THR:HG23	41:BN:58:PRO:HD2	1.98	0.45
41:BN:77:MET:CG	41:BN:103:LEU:HD11	2.41	0.45
8:AK:9:LEU:O	8:AK:10:GLU:HB3	2.15	0.45
47:CT:45:HIS:O	47:CT:73:VAL:HG12	2.15	0.45
1:DA:2406:U:N3	11:DO:73:GLY:O	2.37	0.45
16:A1:106:PHE:O	16:A1:110:VAL:HG23	2.17	0.45
52:CB:3:C:O5'	52:CB:3:C:H6	2.00	0.45
56:D0:86:ARG:HD2	56:D0:118:GLU:OE2	2.17	0.45
19:DT:39:ILE:O	19:DT:43:VAL:HG13	2.17	0.45
21:AV:160:GLY:O	21:AV:161:VAL:HG23	2.17	0.45
1:AA:2189:U:H2'	1:AA:2190:G:H5''	1.99	0.45
20:DU:89:PHE:CD1	20:DU:90:LEU:HG	2.50	0.45
38:BK:121:ASP:N	38:BK:121:ASP:OD1	2.50	0.45
34:CG:119:GLN:HG2	34:CG:123:HIS:CD2	2.52	0.45
4:AE:61:ARG:N	4:AE:62:PRO:CD	2.80	0.45
43:CP:2:ALA:N	60:D4:32:TYR:HH	2.15	0.45
1:DA:1392:A:N6	1:DA:1393:A:N6	2.64	0.45
31:BA:1313:U:C5	49:BV:4:SER:HB3	2.52	0.45
31:CA:197:A:C6	31:CA:221:C:H4'	2.52	0.45
53:CC:59:A:H4'	53:CC:60:A:OP1	2.17	0.45

Continued on next page...

Continued from previous page...

Atom-1	Atom-2	Distance(Å)	Clash(Å)
44:CQ:23:ARG:O	44:CQ:24:CYS:C	2.55	0.45
31:CA:1207:G:C6	31:CA:1208:C:C4	3.05	0.45
33:BF:78:GLY:HA3	33:BF:83:ARG:HB3	1.98	0.45
1:AA:638:G:H2'	1:AA:639:U:O4'	2.16	0.45
42:BO:21:VAL:CG1	42:BO:24:LEU:HG	2.47	0.45
24:AW:28:LYS:HB3	24:AW:53:LEU:CD2	2.47	0.45
47:CT:59:ILE:HG22	47:CT:71:PHE:CD1	2.51	0.45
37:CJ:69:VAL:HG13	37:CJ:134:ALA:O	2.16	0.45
31:CA:1084:G:OP1	31:CA:1086:U:C2	2.70	0.45
32:BE:185:ILE:HG13	32:BE:199:TYR:O	2.16	0.45
40:CM:35:SER:OG	40:CM:73:ASP:HB2	2.18	0.45
1:DA:1967:C:H2'	1:DA:1968:G:H5'	1.98	0.45
43:CP:65:LYS:HD2	43:CP:69:GLU:HG2	1.99	0.45
31:BA:477:G:H2'	31:BA:478:A:C8	2.52	0.45
22:A3:51:VAL:N	22:A3:62:LEU:HD12	2.32	0.45
1:DA:1653:G:H1'	1:DA:1654:A:OP2	2.16	0.45
3:AD:125:ILE:O	3:AD:125:ILE:HG22	2.17	0.45
56:D0:18:LEU:HD23	56:D0:18:LEU:HA	1.71	0.45
1:AA:2433:A:C2	23:AZ:35:THR:HG22	2.52	0.45
22:A3:72:ARG:HB2	22:A3:75:LEU:HB2	1.99	0.45
1:AA:2481:G:H2'	1:AA:2482:G:OP2	2.17	0.44
1:AA:907:U:O2'	12:AP:101:ARG:NH2	2.48	0.44
30:D8:32:LEU:HB2	30:D8:33:ASN:H	1.42	0.44
31:CA:485:G:C2'	31:CA:486:U:OP2	2.64	0.44
1:DA:1061:U:H4'	1:DA:1070:A:H1'	1.99	0.44
31:BA:1175:G:C6	31:BA:1176:A:N6	2.85	0.44
1:AA:1533:C:C5'	1:AA:1534:G:OP2	2.65	0.44
31:BA:1323:G:H4'	31:BA:1362(A):C:N3	2.33	0.44
31:CA:560:U:H4'	31:CA:561:U:O5'	2.16	0.44
57:DV:132:ASN:HD21	57:DV:159:PRO:HB2	1.81	0.44
1:AA:2783:G:H2'	1:AA:2784:C:C6	2.52	0.44
1:DA:330:A:C2	1:DA:1210:A:O2'	2.40	0.44
1:AA:2701:C:C2'	1:AA:2702:U:H5''	2.47	0.44
1:AA:1496:A:H2'	1:AA:1577:C:O2'	2.17	0.44
31:BA:947:G:O2'	31:BA:1306:A:H4'	2.17	0.44
1:DA:2786:U:H4'	4:DE:64:LYS:C	2.38	0.44
16:D1:92:ARG:HD3	16:D1:95:LEU:HD12	1.98	0.44
53:BD:57:C:H2'	53:BD:58:A:O4'	2.16	0.44
33:BF:11:ARG:O	33:BF:12:LEU:C	2.55	0.44
31:BA:254:G:H21	47:BT:16:GLN:HE21	1.65	0.44
36:CI:100:ASN:HB2	48:CU:23:LYS:HE2	1.99	0.44
1:AA:7:G:H2'	1:AA:8:A:O4'	2.17	0.44

Continued on next page...

Continued from previous page...

Atom-1	Atom-2	Distance(Å)	Clash(Å)
10:DN:47:ILE:CG1	10:DN:48:PRO:HD2	2.43	0.44
31:CA:1288:A:N1	31:CA:1371:G:H1'	2.32	0.44
31:CA:1287:A:H2	31:CA:1353:G:N3	2.14	0.44
36:BI:72:VAL:CG2	36:BI:90:VAL:HG11	2.47	0.44
1:AA:821:A:O2'	1:AA:945:A:H3'	2.17	0.44
56:D0:24:GLN:NE2	56:D0:36:THR:HG21	2.32	0.44
1:DA:1599:C:C5'	19:DT:35:THR:HG22	2.47	0.44
49:CV:22:LEU:C	49:CV:24:ALA:N	2.71	0.44
35:BH:12:LEU:O	35:BH:13:ILE:HD12	2.17	0.44
32:CE:36:ARG:HB3	32:CE:41:ILE:HD11	1.98	0.44
31:CA:892:A:C2	31:CA:907:A:C4	3.05	0.44
1:AA:558:G:P	9:AM:111:PRO:HG2	2.57	0.44
1:AA:873:G:H1	1:AA:904:C:N4	2.12	0.44
7:AH:88:LEU:HD12	7:AH:129:THR:O	2.17	0.44
46:BS:21:VAL:O	46:BS:33:ILE:N	2.50	0.44
1:DA:2104:G:C2	1:DA:2186:G:C2	3.05	0.44
1:AA:129:C:H2'	1:AA:130:C:H6	1.82	0.44
14:DQ:42:ASP:C	14:DQ:44:LYS:H	2.21	0.44
7:AH:20:ALA:HB1	7:AH:21:PRO:HD2	1.99	0.44
1:DA:1484:G:O2'	1:DA:1485:G:H5'	2.16	0.44
1:AA:2320:A:C8	1:AA:2333:A:N6	2.86	0.44
31:BA:271:C:H2'	31:BA:272:C:H6	1.82	0.44
1:AA:857:C:H4'	22:A3:23:VAL:HG21	1.99	0.44
35:CH:102:ALA:HB1	35:CH:106:PRO:HG2	1.99	0.44
1:AA:466:A:N3	1:AA:683:C:H1'	2.32	0.44
31:CA:775:G:H2'	31:CA:776:G:O4'	2.16	0.44
38:BK:7:ALA:HB2	38:BK:85:ARG:HD2	1.99	0.44
41:BN:12:ARG:HG2	41:BN:13:GLN:N	2.32	0.44
31:BA:838:G:H2'	31:BA:841:U:H5''	1.99	0.44
31:CA:1112:C:C4	33:CF:178:LEU:HD23	2.52	0.44
31:CA:1402:C:H2'	31:CA:1403:C:O4'	2.16	0.44
20:AU:14:LEU:HB2	20:AU:24:VAL:HG22	1.99	0.44
31:BA:1266:G:N2	31:BA:1270:C:C2	2.85	0.44
37:CJ:41:ARG:O	37:CJ:45:ASP:HB2	2.17	0.44
31:BA:224:C:H2'	31:BA:225:C:C6	2.52	0.44
31:BA:763:G:H2'	31:BA:764:C:H6	1.82	0.44
1:AA:1788:C:O2'	1:AA:1789:A:H5'	2.17	0.44
31:CA:683:G:C6	31:CA:684:A:C6	3.05	0.44
14:DQ:67:ARG:HB2	14:DQ:67:ARG:CZ	2.48	0.44
1:DA:1113:U:H2'	1:DA:1114:G:C8	2.52	0.44
1:DA:1585:C:C2'	1:DA:1585:C:O2	2.65	0.44
1:DA:497:A:H2'	1:DA:498:G:O4'	2.16	0.44

Continued on next page...

Continued from previous page...

Atom-1	Atom-2	Distance(Å)	Clash(Å)
6:DG:125:PHE:HB3	6:DG:166:ASP:HB2	1.98	0.44
21:AV:57:ILE:N	21:AV:57:ILE:HD12	2.32	0.44
20:AU:12:THR:O	20:AU:75:ILE:HG12	2.18	0.44
32:CE:109:SER:C	32:CE:111:ARG:N	2.69	0.44
30:D8:14:VAL:CG1	30:D8:15:LYS:N	2.80	0.44
17:D2:71:LEU:CA	17:D2:86:GLY:HA2	2.46	0.44
1:AA:1537:C:C2'	1:AA:1538:G:O4'	2.64	0.44
23:DZ:95:LEU:C	23:DZ:97:LEU:N	2.68	0.44
1:DA:2069:G:C2'	1:DA:2070:G:H5'	2.48	0.44
4:AE:27:LEU:HD13	15:AR:1:MET:CE	2.47	0.44
16:D1:83:LEU:HG	16:D1:88:ILE:HD11	1.99	0.44
7:AH:151:ILE:O	7:AH:152:ARG:CB	2.65	0.44
7:AH:107:VAL:O	7:AH:152:ARG:NH2	2.50	0.44
1:DA:2211:G:C1'	1:DA:2212:A:P	3.05	0.44
1:AA:2118:U:O2	1:AA:2148:G:O2'	2.31	0.44
31:CA:1053:G:H2'	31:CA:1054:C:OP2	2.18	0.44
31:CA:1392:G:N2	31:CA:1502:A:C8	2.83	0.44
1:AA:654:A:C2'	1:AA:654:A:N3	2.75	0.44
50:BW:49:ALA:HB3	50:BW:99:LEU:HB2	2.00	0.44
1:DA:2387:U:H1'	58:D3:41:ARG:HD2	2.00	0.44
1:DA:2140:C:O2	1:DA:2151:G:N1	2.42	0.44
2:DB:1:U:H2'	2:DB:2:C:O4'	2.17	0.44
1:DA:2731:G:C6	1:DA:2732:G:O6	2.70	0.44
1:DA:653:A:H5''	1:DA:654:A:P	2.57	0.44
1:AA:1095:A:C2'	1:AA:1095:A:N3	2.78	0.44
1:AA:655:A:C8	1:AA:656:G:O4'	2.70	0.44
31:CA:438:G:H4'	34:CG:123:HIS:ND1	2.32	0.44
1:AA:2255:G:N2	12:AP:85:LYS:HE2	2.32	0.44
40:CM:49:VAL:O	40:CM:60:ARG:HB2	2.17	0.44
31:CA:340:U:H2'	31:CA:341:C:O4'	2.17	0.44
26:A4:9:LEU:H	26:A4:27:THR:HG23	1.82	0.44
31:BA:658:G:C5	31:BA:659:U:C5	3.05	0.44
33:CF:134:ILE:HG23	33:CF:151:VAL:HB	1.99	0.44
20:AU:84:ARG:HH12	20:AU:97:ARG:CB	2.30	0.44
1:AA:2870:C:H2'	1:AA:2871:C:O5'	2.17	0.44
1:DA:844:C:N4	1:DA:845:G:N1	2.65	0.44
46:BS:9:PHE:HB2	46:BS:16:HIS:O	2.17	0.44
1:DA:476:G:N1	1:DA:479:A:OP2	2.49	0.44
50:CW:48:LYS:O	50:CW:49:ALA:C	2.56	0.44
1:DA:921:G:H4'	1:DA:2269:A:C5	2.52	0.44
37:BJ:5:ARG:HG2	37:BJ:6:ARG:H	1.82	0.44
1:DA:1265:A:O4'	1:DA:1267:U:C6	2.71	0.44

Continued on next page...

Continued from previous page...

Atom-1	Atom-2	Distance(Å)	Clash(Å)
17:A2:61:VAL:HA	17:A2:94:LEU:HD23	1.99	0.44
31:BA:1216:G:OP1	44:BQ:2:ALA:HA	2.18	0.44
1:AA:2855:C:H2'	1:AA:2856:C:H6	1.82	0.44
32:BE:74:LYS:HD2	32:BE:166:ASP:HB2	1.98	0.44
31:BA:1355:G:H2'	31:BA:1356:G:C8	2.52	0.44
41:CN:82:VAL:HB	41:CN:108:ILE:HG12	1.99	0.44
31:BA:1011:G:N2	31:BA:1019:C:O2	2.49	0.44
3:AD:95:LEU:HD12	3:AD:95:LEU:O	2.18	0.44
60:D4:9:LEU:H	60:D4:9:LEU:HD22	1.83	0.44
31:BA:309:G:H1'	31:BA:608:A:C2	2.52	0.44
12:DP:141:GLN:O	12:DP:141:GLN:CG	2.66	0.44
1:DA:866:A:H2'	1:DA:866:A:N3	2.32	0.44
12:AP:104:PHE:O	12:AP:105:GLU:HB3	2.16	0.44
31:BA:1179:A:H2'	31:BA:1180:A:O4'	2.18	0.44
31:BA:1181:G:N1	31:BA:1182:G:N2	2.65	0.44
31:CA:411:A:N7	31:CA:429:U:C5	2.86	0.44
23:DZ:86:SER:O	23:DZ:87:PRO:C	2.56	0.44
31:BA:1129:C:H41	31:BA:1141:C:N4	2.16	0.44
1:DA:2294:C:OP2	14:DQ:13:ARG:NH1	2.51	0.44
1:AA:1435:G:H21	1:AA:1478:G:H5'	1.82	0.44
21:AV:142:SER:CB	21:AV:143:GLY:CA	2.93	0.44
1:AA:1385:G:O6	1:AA:1403:C:N4	2.51	0.44
1:AA:1209:G:N2	1:AA:1210:A:H62	2.14	0.44
42:BO:72:HIS:CD2	42:BO:74:LEU:H	2.17	0.44
31:CA:1346:A:C8	31:CA:1348:U:C2	3.05	0.44
31:CA:1374:A:H2'	31:CA:1375:A:H5'	1.99	0.44
53:BD:56:U:C4	53:BD:58:A:H5''	2.53	0.44
32:BE:221:LEU:O	32:BE:221:LEU:HD13	2.17	0.44
32:BE:223:ILE:O	32:BE:227:GLY:N	2.33	0.44
32:BE:235:SER:OG	32:BE:236:TYR:N	2.51	0.44
16:D1:100:VAL:C	16:D1:102:GLU:H	2.21	0.44
1:AA:2629:A:O2'	1:AA:2630:G:H5''	2.18	0.44
1:DA:2155:G:H2'	1:DA:2156:G:O4'	2.17	0.44
9:DM:126:PRO:O	9:DM:127:ASP:HB2	2.18	0.44
21:AV:72:ARG:O	21:AV:73:GLN:HB2	2.17	0.44
21:AV:29:TYR:CE2	21:AV:87:ASP:HB2	2.49	0.44
31:BA:925:G:N2	31:BA:1503:A:OP1	2.50	0.44
42:CO:19:SER:HA	42:CO:20:LYS:HE2	1.99	0.44
53:CD:51:U:H2'	53:CD:52:C:O4'	2.18	0.44
1:AA:960:A:H5''	1:AA:961:C:OP1	2.17	0.44
43:CP:22:ILE:HB	43:CP:25:ILE:HG12	1.98	0.44
31:CA:994:A:C5	31:CA:1216:G:H4'	2.52	0.44

Continued on next page...

Continued from previous page...

Atom-1	Atom-2	Distance(Å)	Clash(Å)
31:BA:114:U:O2'	31:BA:115:G:H5'	2.18	0.44
58:D3:72:ARG:CB	58:D3:75:LEU:HB2	2.46	0.44
22:A3:43:THR:O	22:A3:43:THR:HG23	2.16	0.44
31:BA:397:A:C6	31:BA:548:G:N7	2.85	0.44
31:BA:397:A:H3'	31:BA:397:A:N3	2.33	0.44
46:BS:17:TYR:CE1	46:BS:41:PRO:HG3	2.50	0.44
23:AZ:83:GLU:O	23:AZ:85:LEU:N	2.50	0.44
2:DB:55:U:O2'	2:DB:56:G:H5'	2.18	0.44
55:DF:155:LEU:HD12	55:DF:174:VAL:O	2.18	0.44
45:BR:78:TYR:CE1	45:BR:82:ILE:HD11	2.52	0.44
1:DA:2855:C:H2'	1:DA:2856:C:C6	2.51	0.44
8:AK:75:LEU:HB3	8:AK:105:HIS:ND1	2.33	0.44
21:AV:80:ARG:HD3	21:AV:82:ARG:HH11	1.82	0.44
1:AA:1528:A:N1	1:AA:1543:A:N1	2.65	0.44
31:BA:464:G:C5	31:BA:466:C:OP2	2.69	0.44
31:CA:951:G:C6	31:CA:1231:G:C6	3.05	0.44
7:AH:167:GLU:HA	7:AH:168:PRO:HD3	1.77	0.44
11:DO:110:TYR:HB3	11:DO:111:ARG:H	1.60	0.44
1:AA:1003:G:N2	1:AA:1153:C:C2	2.85	0.44
31:BA:184:G:H2'	31:BA:185:A:C8	2.53	0.44
49:BV:28:LYS:HG2	49:BV:47:HIS:HE1	1.82	0.44
1:AA:1686:C:H2'	1:AA:1687:G:O4'	2.18	0.44
4:AE:9:VAL:HB	4:AE:25:VAL:O	2.18	0.44
32:CE:162:ILE:O	32:CE:162:ILE:HG13	2.16	0.44
13:A0:91:GLN:N	13:A0:91:GLN:OE1	2.38	0.44
31:CA:1107:C:OP1	33:CF:172:ARG:HB3	2.18	0.44
1:DA:869:G:O2'	1:DA:870:A:H5'	2.17	0.44
1:AA:2210:G:C3'	1:AA:2211:G:C8	2.90	0.44
31:CA:448:A:H2'	31:CA:449:C:O2	2.18	0.44
55:DF:24:LEU:HD11	55:DF:119:ARG:HB2	1.98	0.44
2:AB:93:C:O2'	2:AB:94:C:H5'	2.17	0.44
1:AA:2611:U:OP1	1:AA:2611:U:H3'	2.17	0.44
1:DA:2376:A:H2'	1:DA:2377:A:O4'	2.18	0.44
31:CA:1004:A:O5'	31:CA:1025:U:O4	2.35	0.44
8:AK:112:LYS:HG2	8:AK:112:LYS:H	1.51	0.44
53:BD:6:G:H2'	53:BD:7:G:C8	2.52	0.44
1:DA:1144:G:C6	1:DA:1145:C:C4	3.06	0.44
53:BD:19:G:H4'	53:BD:61:U:H3	1.82	0.44
1:AA:2439:A:H5'	1:AA:2439:A:C8	2.52	0.44
49:CV:67:VAL:HG12	49:CV:68:GLY:H	1.81	0.44
34:CG:8:VAL:HG11	34:CG:21:LEU:HB2	1.99	0.44
13:A0:32:GLY:O	13:A0:115:GLU:HA	2.17	0.44

Continued on next page...

Continued from previous page...

Atom-1	Atom-2	Distance(Å)	Clash(Å)
52:BB:9:G:O2'	52:BB:10:G:N7	2.45	0.44
8:AK:5:LEU:C	8:AK:6:LEU:HD12	2.37	0.44
31:BA:1392:G:N2	31:BA:1502:A:C8	2.85	0.44
1:DA:603:A:H1'	1:DA:604:G:O4'	2.18	0.44
12:DP:43:THR:OG1	12:DP:45:GLN:HG2	2.17	0.44
31:BA:1226:C:H4'	49:BV:80:TYR:OH	2.18	0.44
1:DA:598:G:C6	1:DA:599:G:C5	3.05	0.44
31:BA:875:C:O2'	38:BK:14:ARG:NH1	2.48	0.44
57:DV:61:LEU:HB3	57:DV:62:PRO:HD2	1.99	0.44
8:DK:130:TYR:HB3	8:DK:136:VAL:HG13	2.00	0.44
45:CR:87:ILE:CG2	45:CR:88:ARG:H	2.30	0.44
8:AK:37:VAL:HG22	8:AK:38:LEU:N	2.33	0.44
1:DA:289:A:H2'	1:DA:289:A:N3	2.32	0.44
31:BA:1237:C:C5	31:BA:1336:C:C5	3.05	0.44
31:BA:1269:A:H2	31:BA:1312:G:N3	2.16	0.44
31:BA:1312:G:C5'	49:BV:6:LYS:HD3	2.47	0.44
33:BF:155:GLY:HA3	33:BF:196:LEU:HB3	1.98	0.44
9:DM:137:LYS:HZ3	9:DM:137:LYS:HA	1.82	0.44
31:CA:1243:C:OP1	51:CX:8:THR:HG21	2.18	0.44
1:DA:2815:C:H5'	27:D5:29:THR:HG21	1.99	0.44
1:AA:1653:G:C1'	1:AA:1654:A:OP2	2.65	0.44
31:BA:1389:C:H2'	31:BA:1390:U:O4'	2.17	0.44
1:AA:1799:G:H5'	1:AA:1819:A:H61	1.81	0.44
1:AA:870:A:H5''	12:AP:6:ARG:O	2.17	0.44
28:D6:22:ALA:HB2	28:D6:42:TRP:HH2	1.82	0.44
31:BA:258:G:H2'	31:BA:259:G:C8	2.52	0.44
1:DA:2006:C:H2'	1:DA:2007:C:C6	2.53	0.44
1:DA:1930:G:N2	1:DA:1968:G:H2'	2.32	0.44
1:DA:239:U:H2'	1:DA:240:G:O4'	2.18	0.44
37:CJ:73:MET:HA	37:CJ:91:VAL:HG23	1.98	0.44
14:AQ:67:ARG:O	14:AQ:71:ARG:HG3	2.18	0.44
53:BD:29:C:H2'	53:BD:30:G:H8	1.82	0.44
2:AB:116:G:H4'	14:AQ:54:LEU:HD13	1.99	0.44
10:AN:34:THR:HG22	10:AN:37:ASP:OD2	2.18	0.44
31:BA:1508:G:H2'	31:BA:1509:C:O4'	2.18	0.44
18:AS:86:LEU:HA	18:AS:87:PRO:HD2	1.90	0.44
31:BA:683:G:H2'	31:BA:684:A:C8	2.52	0.44
40:BM:46:ARG:HG2	40:BM:64:GLU:HB3	1.99	0.44
35:BH:151:LEU:HD11	38:BK:77:GLU:OE2	2.17	0.44
1:DA:1478:G:N2	1:DA:1516:U:C2	2.85	0.44
8:DK:79:ILE:O	8:DK:79:ILE:HG22	2.17	0.44
40:CM:90:LEU:HD12	40:CM:90:LEU:N	2.32	0.44

Continued on next page...

Continued from previous page...

Atom-1	Atom-2	Distance(Å)	Clash(Å)
50:BW:25:ARG:HG3	50:BW:25:ARG:HH11	1.82	0.44
53:CC:40:C:H6	53:CC:40:C:O5'	2.00	0.44
48:BU:74:ARG:HA	48:BU:79:LEU:O	2.17	0.44
31:BA:782:A:O3'	31:BA:1515:C:H4'	2.18	0.44
1:AA:1056:G:H21	1:AA:1103:A:H62	0.49	0.44
12:AP:138:ASP:HB2	12:AP:139:GLU:OE1	2.17	0.44
53:CC:62:C:H2'	53:CC:63:C:C6	2.50	0.44
31:CA:1321:C:C5	31:CA:1322:C:C5	3.05	0.44
31:CA:976:G:N2	31:CA:1362:C:H2'	2.32	0.44
31:BA:1179:A:C6	31:BA:1180:A:C2	3.05	0.44
13:A0:55:ALA:HB2	13:A0:79:LEU:CD1	2.48	0.44
4:AE:119:ARG:HD3	4:AE:160:TYR:CD2	2.53	0.44
31:CA:409:G:C2'	31:CA:410:G:H5'	2.48	0.44
1:DA:946:G:O6	1:DA:972:G:N2	2.51	0.44
39:CL:5:TYR:CD2	39:CL:18:PHE:CE2	3.05	0.44
1:AA:442:G:C6	1:AA:444:C:N4	2.85	0.44
1:AA:1312:U:H4'	1:AA:1313:U:O5'	2.18	0.44
39:BL:17:VAL:CG1	39:BL:81:ILE:HD13	2.48	0.44
1:AA:812:C:H5"	1:AA:1250:G:O2'	2.17	0.44
31:CA:1003:G:N2	31:CA:1037:C:N3	2.65	0.44
1:DA:620:G:H5'	1:DA:620:G:N3	2.32	0.44
31:BA:1004:A:H8	31:BA:1036:G:N2	2.16	0.44
16:A1:64:ARG:NH2	16:A1:64:ARG:CG	2.60	0.44
1:DA:2795:G:N2	1:DA:2798:C:OP1	2.50	0.44
31:BA:1098:C:H2'	31:BA:1099:G:O4'	2.17	0.44
30:A8:52:LYS:HE3	30:A8:52:LYS:HB2	1.76	0.44
9:DM:20:GLY:HA2	9:DM:61:ARG:HG2	1.98	0.44
6:AG:91:ARG:HD2	6:AG:92:VAL:N	2.32	0.44
31:BA:611:A:N1	31:BA:629:G:N2	2.56	0.44
1:AA:2113:U:H5'	1:AA:2114:A:C8	2.52	0.44
1:DA:2876:G:P	15:DR:4:GLY:H	2.40	0.44
52:CB:2:C:N3	52:CB:82:G:N1	2.63	0.44
16:D1:98:LEU:HD13	16:D1:106:PHE:HB2	1.99	0.44
1:DA:1459:G:C2'	1:DA:1460:A:H5'	2.43	0.44
55:DF:118:ALA:HB2	55:DF:123:LEU:HD22	2.00	0.44
8:DK:72:LEU:C	8:DK:74:ASN:H	2.21	0.44
8:AK:40:THR:HG22	8:AK:41:GLU:N	2.32	0.44
34:CG:108:LEU:HD13	34:CG:174:LEU:HD13	1.99	0.44
1:AA:1207:C:H2'	1:AA:1208:C:H6	1.83	0.44
1:DA:2111:C:C2	1:DA:2118:U:O2'	2.58	0.44
31:CA:1286:A:C2	51:CX:18:TYR:OH	2.67	0.44
1:AA:1060:U:H1'	1:AA:1061:U:P	2.57	0.44

Continued on next page...

Continued from previous page...

Atom-1	Atom-2	Distance(Å)	Clash(Å)
4:AE:28:ALA:HB3	4:AE:93:VAL:CG1	2.48	0.44
15:DR:29:ARG:HE	15:DR:85:LYS:HZ1	1.64	0.44
31:CA:1213:A:C6	31:CA:1215:G:C4	3.05	0.44
31:BA:1047:G:C2'	31:BA:1048:G:H5'	2.47	0.44
32:BE:109:SER:O	32:BE:111:ARG:N	2.51	0.44
53:CD:37:U:C4	53:CD:38:A:N6	2.85	0.44
31:CA:892:A:H2'	31:CA:893:C:H6	1.78	0.44
4:AE:101:ARG:NH1	4:AE:171:GLU:HB2	2.33	0.44
30:A8:29:LYS:HG2	30:A8:44:LYS:HG2	2.00	0.44
53:BC:1:C:O2'	53:BC:2:G:O5'	2.34	0.44
1:DA:1543:A:H1'	1:DA:1545:A:C1'	2.48	0.44
60:D4:38:LYS:C	60:D4:40:HIS:N	2.71	0.44
1:AA:592:G:N3	30:A8:4:MET:CE	2.80	0.44
36:CI:60:PHE:C	36:CI:61:LEU:HD12	2.38	0.44
1:AA:1379:A:H1'	1:AA:1380:G:OP1	2.17	0.44
42:CO:80:VAL:HG13	42:CO:81:LEU:N	2.32	0.44
27:D5:55:ARG:HD3	27:D5:56:LYS:H	1.82	0.44
27:D5:56:LYS:O	27:D5:57:VAL:C	2.56	0.44
37:BJ:26:PHE:CD2	37:BJ:30:ILE:HD11	2.52	0.44
35:CH:100:VAL:HG12	35:CH:100:VAL:O	2.16	0.44
35:BH:147:ASP:HA	35:BH:150:ARG:NH1	2.32	0.44
31:CA:1041:A:N6	31:CA:1042:G:C5	2.86	0.44
19:DT:36:LYS:HG2	19:DT:54:VAL:HB	2.00	0.44
1:AA:863:A:H2'	1:AA:864:G:H8	1.81	0.44
53:CD:42:C:H2'	53:CD:43:G:H8	1.82	0.44
57:DV:165:VAL:HB	57:DV:166:SER:H	1.51	0.44
22:A3:36:ILE:HD11	22:A3:39:ARG:HG2	1.98	0.44
1:AA:1264:G:H5'	27:A5:11:THR:HG23	1.99	0.44
1:DA:612:G:H2'	1:DA:613:U:O2	2.17	0.44
16:A1:68:ALA:O	16:A1:71:GLN:HB2	2.17	0.44
1:AA:2343:C:O2'	1:AA:2373:G:O2'	2.23	0.44
31:BA:745:C:OP1	31:BA:851:G:O2'	2.35	0.44
50:BW:50:GLU:HG3	50:BW:51:GLU:N	2.32	0.44
1:AA:106:C:H2'	1:AA:107:C:C6	2.53	0.44
1:AA:571:A:C8	1:AA:2030:A:N6	2.86	0.44
1:DA:1517:G:H2'	1:DA:1518:C:C6	2.52	0.44
31:BA:297:G:H4'	31:BA:557:G:H4'	1.99	0.44
32:CE:17:PHE:CE2	32:CE:44:LEU:HA	2.52	0.44
1:DA:2593:U:H2'	1:DA:2594:C:C6	2.52	0.44
36:BI:21:LEU:HD12	36:BI:21:LEU:HA	1.81	0.44
6:DG:10:LYS:O	6:DG:10:LYS:HD3	2.17	0.44
47:BT:86:GLU:O	47:BT:90:ILE:HG13	2.17	0.44

Continued on next page...

Continued from previous page...

Atom-1	Atom-2	Distance(Å)	Clash(Å)
37:CJ:57:GLU:N	37:CJ:57:GLU:OE1	2.30	0.44
1:AA:2727:G:O3'	10:AN:70:LYS:HE2	2.18	0.44
31:BA:1068:G:N7	31:BA:1094:G:C8	2.85	0.44
1:AA:2469:A:H61	1:AA:2481:G:C1'	2.15	0.44
1:AA:2474:C:H3'	1:AA:2475:C:C6	2.53	0.44
1:AA:893:C:N4	1:AA:894:C:N4	2.65	0.44
12:DP:26:TYR:HD2	12:DP:26:TYR:C	2.21	0.44
12:AP:138:ASP:C	12:AP:140:ALA:H	2.21	0.44
31:BA:1027:C:H1'	31:BA:1028:C:O5'	2.18	0.44
3:AD:71:ASP:CB	3:AD:103:ARG:HH22	2.23	0.44
30:D8:52:LYS:HB2	30:D8:53:PRO:HD3	2.00	0.44
1:DA:1226:G:H5'	17:D2:85:LYS:N	2.33	0.44
31:CA:1128:C:C2	31:CA:1139:G:C6	3.05	0.44
39:CL:4:TYR:CB	39:CL:19:LEU:HB2	2.33	0.44
3:DD:35:LYS:NZ	3:DD:65:ILE:HA	2.32	0.44
1:DA:2014:A:H2'	1:DA:2015:A:C8	2.53	0.44
12:AP:78:PRO:O	12:AP:79:LEU:HG	2.18	0.44
31:CA:1004:A:O4'	31:CA:1025:U:N3	2.49	0.44
1:AA:1479:G:H5'	1:AA:1558:A:H2	1.82	0.44
16:D1:88:ILE:HG13	16:D1:88:ILE:O	2.17	0.44
33:CF:8:ILE:C	33:CF:10:PHE:N	2.71	0.44
1:AA:2173:A:P	1:AA:2173:A:H8	2.41	0.44
4:DE:176:ILE:HB	4:DE:181:LEU:HB2	2.00	0.44
31:BA:921:U:O2	35:BH:19:MET:HB2	2.17	0.44
31:CA:243:A:C2	31:CA:246:A:C8	3.05	0.44
35:BH:69:VAL:O	35:BH:71:LEU:N	2.50	0.44
9:DM:15:LEU:HB2	9:DM:134:ARG:CG	2.47	0.44
49:CV:42:PRO:O	49:CV:43:GLU:CB	2.64	0.44
1:DA:91:A:O2'	1:DA:92:G:H5'	2.17	0.44
1:DA:1188:U:C4'	17:D2:79:VAL:HG12	2.47	0.44
31:BA:411:A:C2	31:BA:413:G:O2'	2.70	0.44
32:BE:61:LEU:HD23	32:BE:68:ILE:CD1	2.45	0.44
2:DB:0:A:H2'	2:DB:1:U:C6	2.53	0.44
18:AS:95:ILE:CG1	18:AS:95:ILE:O	2.64	0.44
14:AQ:95:HIS:CG	14:AQ:96:GLY:N	2.85	0.44
1:AA:2543:G:H21	1:AA:2646:C:H5''	1.83	0.44
1:AA:2881:C:N4	1:AA:2882:A:N6	2.64	0.44
1:DA:383:U:H2'	1:DA:385:C:H5	1.83	0.44
53:BC:2:G:H2'	53:BC:3:C:H6	1.82	0.44
31:BA:960:U:O2	31:BA:960:U:C2'	2.66	0.44
15:DR:107:ASP:HB2	15:DR:108:ARG:H	1.59	0.44
1:DA:581:C:H2'	1:DA:582:G:C8	2.53	0.44

Continued on next page...

Continued from previous page...

Atom-1	Atom-2	Distance(Å)	Clash(Å)
9:DM:91:LEU:HA	9:DM:95:PRO:HB3	2.00	0.44
31:CA:505:G:C6	31:CA:535:A:C2	3.06	0.44
57:DV:148:ASP:O	57:DV:149:SER:CB	2.65	0.44
1:AA:633:A:H8	1:AA:633:A:O5'	2.01	0.44
1:DA:1429:G:H2'	1:DA:1430:C:C6	2.52	0.44
55:DF:102:PRO:HB2	55:DF:105:VAL:HG23	2.00	0.44
19:DT:36:LYS:HG3	19:DT:56:THR:HG23	1.99	0.44
20:AU:54:LYS:O	20:AU:55:TYR:CB	2.65	0.44
1:AA:778:G:H5'	3:AD:48:ARG:NH1	2.33	0.44
31:CA:157:G:H2'	31:CA:158:G:H8	1.82	0.44
4:AE:70:ALA:O	4:AE:71:GLY:C	2.56	0.44
1:DA:637:A:H4'	1:DA:638:G:O5'	2.18	0.44
43:CP:94:ARG:O	43:CP:96:LEU:HG	2.18	0.44
15:AR:110:ILE:O	15:AR:110:ILE:HD12	2.17	0.44
44:CQ:45:ARG:O	44:CQ:49:HIS:CD2	2.70	0.44
32:BE:19:HIS:HD2	32:BE:20:GLU:OE1	2.00	0.44
31:CA:1058:G:H2'	31:CA:1059:C:O4'	2.18	0.44
14:AQ:67:ARG:CZ	14:AQ:67:ARG:HB2	2.47	0.44
31:CA:604:G:H2'	31:CA:605:U:O4'	2.18	0.44
31:BA:804:U:H5''	31:BA:805:C:OP2	2.17	0.44
31:BA:186:C:H2'	31:BA:186(A):C:C6	2.53	0.44
1:AA:1754:C:OP1	15:AR:96:ARG:NH1	2.51	0.44
31:CA:186(B):C:H1'	50:CW:105:SER:OG	2.18	0.44
31:CA:1194:U:H2'	31:CA:1195:C:C6	2.52	0.44
1:AA:125:G:H4'	1:AA:126:A:OP2	2.18	0.44
19:DT:18:TYR:O	19:DT:20:GLY:N	2.51	0.44
20:DU:12:THR:OG1	20:DU:26:LYS:HE2	2.17	0.44
38:CK:112:LEU:N	38:CK:112:LEU:HD23	2.33	0.44
33:BF:5:ILE:HD13	33:BF:5:ILE:H	1.82	0.44
23:AZ:56:GLN:NE2	23:AZ:56:GLN:HA	2.33	0.44
28:A6:52:VAL:HG22	28:A6:53:LYS:N	2.33	0.44
12:DP:26:TYR:CD2	12:DP:26:TYR:C	2.91	0.44
1:DA:864:G:O2'	1:DA:865:C:H5'	2.18	0.44
1:AA:1796:U:H2'	1:AA:1797:C:H6	1.79	0.44
1:AA:2212:A:N3	1:AA:2215:G:N1	2.66	0.44
28:D6:28:ARG:HB3	28:D6:30:THR:O	2.17	0.44
31:CA:1028:C:N4	31:CA:1028(A):C:C4	2.85	0.44
1:DA:1314:C:C2	1:DA:1339:G:N2	2.86	0.44
31:CA:411:A:C2	31:CA:431:A:N6	2.86	0.44
31:BA:210:U:O2'	31:BA:216:G:C8	2.65	0.44
3:DD:35:LYS:CE	3:DD:104:TYR:HD1	2.31	0.44
3:DD:25:THR:HG21	3:DD:81:ALA:HA	1.99	0.44

Continued on next page...

Continued from previous page...

Atom-1	Atom-2	Distance(Å)	Clash(Å)
1:AA:860:U:O4'	1:AA:860:U:O2	2.34	0.44
31:BA:689:C:C2'	31:BA:690:G:H5'	2.47	0.44
31:BA:1286:A:C2	51:BX:18:TYR:OH	2.70	0.44
4:DE:50:GLY:HA3	4:DE:74:PRO:HG3	2.00	0.44
20:DU:81:LYS:HZ3	20:DU:97:ARG:NH1	2.16	0.44
1:AA:2171:A:H2'	1:AA:2172:U:C6	2.53	0.44
15:AR:42:ILE:HD12	15:AR:42:ILE:H	1.81	0.44
31:BA:1034:G:N1	31:BA:1035:A:N6	2.66	0.44
9:AM:7:LYS:O	9:AM:9:VAL:N	2.50	0.44
1:AA:2895:U:H2'	1:AA:2896:C:O4'	2.17	0.44
31:CA:345:C:O2'	31:CA:346:G:P	2.75	0.44
28:D6:16:CYS:O	28:D6:17:LYS:CB	2.63	0.44
31:BA:1346:A:O3'	31:BA:1347:G:H4'	2.17	0.44
1:AA:478:A:N6	1:AA:480:A:C6	2.86	0.44
1:AA:142:G:C1'	19:AT:37:THR:HG21	2.45	0.44
1:DA:2271:G:H5''	58:D3:20:ARG:NE	2.32	0.44
1:DA:1955:U:H1'	1:DA:1956:U:OP1	2.17	0.44
8:DK:68:LEU:O	8:DK:69:LYS:C	2.56	0.44
1:AA:2097:C:H2'	1:AA:2098:U:O4'	2.17	0.44
1:DA:2340:G:H2'	1:DA:2341:G:H8	1.83	0.44
4:AE:105:THR:HG21	4:AE:164:ARG:CZ	2.47	0.44
1:AA:2331:G:O4'	22:A3:42:GLY:HA3	2.17	0.44
1:AA:2418:A:P	30:A8:29:LYS:NZ	2.91	0.44
1:AA:371:A:O3'	1:AA:372:G:H4'	2.18	0.44
31:CA:1031:G:H2'	31:CA:1032:A:C8	2.53	0.44
35:CH:72:GLN:O	35:CH:75:THR:HG22	2.18	0.44
52:BB:19:G:H1'	52:BB:20:U:P	2.58	0.44
34:CG:121:VAL:O	34:CG:134:ASP:HA	2.18	0.44
1:DA:1484:G:C6	1:DA:1485:G:C5	3.06	0.44
4:DE:127:ASP:HA	4:DE:135:HIS:CD2	2.51	0.44
11:AO:71:VAL:HG12	11:AO:72:PRO:HD3	2.00	0.44
17:D2:98:GLU:O	17:D2:99:ILE:CB	2.65	0.44
31:CA:116:A:OP2	31:CA:116:A:C8	2.71	0.44
32:BE:44:LEU:O	32:BE:47:THR:HB	2.17	0.44
31:BA:84:U:C2'	31:BA:85:U:OP1	2.66	0.44
15:DR:136:GLN:HB3	15:DR:136:GLN:HE21	1.52	0.44
22:A3:25:ARG:HA	22:A3:29:GLN:NE2	2.33	0.44
33:CF:64:VAL:HG12	33:CF:98:ASN:O	2.18	0.44
35:CH:57:LYS:O	35:CH:61:TYR:HD2	2.01	0.44
1:AA:2443:C:H2'	1:AA:2444:G:C8	2.53	0.44
5:AF:183:VAL:O	5:AF:187:VAL:HG23	2.18	0.44
57:DV:141:VAL:CG2	57:DV:150:LEU:HG	2.47	0.44

Continued on next page...

Continued from previous page...

Atom-1	Atom-2	Distance(Å)	Clash(Å)
31:CA:1154:G:C2	31:CA:1155:G:C8	3.06	0.44
1:AA:2283:C:C2	1:AA:2389:G:C2	3.05	0.44
1:DA:486:C:H4'	18:DS:60:ASN:ND2	2.33	0.44
1:AA:2678:C:H2'	1:AA:2679:A:O4'	2.17	0.44
1:DA:17:G:H4'	16:D1:25:TRP:CH2	2.53	0.44
1:DA:2507:C:H5''	1:DA:2573:C:N4	2.31	0.44
1:DA:1973:G:H2'	1:DA:1974:C:H6	1.83	0.44
31:CA:1073:U:H2'	31:CA:1074:G:C8	2.52	0.44
52:BB:49:C:H2'	52:BB:50:A:C4'	2.48	0.44
31:CA:359:U:H2'	31:CA:360:A:C8	2.53	0.44
7:AH:41:MET:CE	7:AH:64:LEU:HB3	2.48	0.44
32:BE:74:LYS:NZ	32:BE:76:GLN:OE1	2.50	0.44
1:DA:646:A:N6	1:DA:647:G:C2	2.86	0.44
52:CB:57:C:H2'	52:CB:58:U:O4'	2.18	0.44
38:CK:111:ILE:C	38:CK:112:LEU:HD23	2.37	0.44
1:DA:1321:A:H2'	1:DA:1322:A:O4'	2.18	0.44
32:CE:132:LYS:HD3	32:CE:132:LYS:O	2.18	0.44
34:CG:70:ILE:HD11	34:CG:74:GLN:HB3	2.00	0.44
2:AB:61:G:C6	2:AB:62:C:C4	3.05	0.44
1:AA:407:G:H2'	1:AA:408:G:H8	1.82	0.44
1:DA:460:A:H2'	1:DA:461:C:O4'	2.17	0.44
31:CA:655:A:C2	31:CA:754:C:N4	2.86	0.44
1:AA:1326:U:C2'	1:AA:1327:C:H5'	2.47	0.44
1:AA:1029:A:O5'	1:AA:1029:A:H8	2.00	0.44
12:AP:43:THR:O	12:AP:46:GLN:N	2.42	0.44
39:BL:79:LEU:O	39:BL:82:ALA:HB3	2.18	0.44
1:AA:2288:A:C2	1:AA:2325:G:C8	3.06	0.44
40:CM:7:LYS:HB3	40:CM:97:GLU:HB2	2.00	0.44
34:BG:38:TYR:OH	34:BG:45:GLN:NE2	2.51	0.44
1:AA:2467:C:C3'	1:AA:2468:G:C5'	2.91	0.44
1:DA:862:G:H2'	1:DA:863:A:O4'	2.18	0.44
31:BA:1054:C:O2	31:BA:1054:C:C2'	2.65	0.44
28:D6:27:LYS:NZ	28:D6:28:ARG:HH12	2.15	0.44
30:D8:34:TRP:CD2	30:D8:35:GLN:N	2.76	0.44
1:AA:2371:G:H21	28:A6:46:HIS:HE1	1.66	0.44
1:DA:1312:U:H4'	1:DA:1313:U:O5'	2.18	0.44
7:AH:80:SER:C	7:AH:81:GLU:HG3	2.38	0.44
40:BM:49:VAL:HG12	40:BM:61:GLU:O	2.18	0.44
31:CA:1275:A:C2	31:CA:1276:G:H1'	2.52	0.44
3:DD:33:LEU:CD2	3:DD:34:VAL:H	2.29	0.44
1:AA:1331:A:H2'	1:AA:1333:C:C5	2.53	0.44
1:DA:2379:G:O2'	14:DQ:17:ARG:NH1	2.50	0.44

Continued on next page...

Continued from previous page...

Atom-1	Atom-2	Distance(Å)	Clash(Å)
14:DQ:89:ARG:HG3	14:DQ:92:TYR:O	2.18	0.44
1:DA:654(B):C:C2	1:DA:654(T):A:C2	3.06	0.44
1:AA:1062:G:C8	1:AA:1062:G:OP1	2.70	0.44
31:BA:1004:A:H2	31:BA:1024:G:C8	2.34	0.44
1:DA:307:G:N2	1:DA:309:G:H3'	2.33	0.44
1:AA:1142(A):A:C4	1:AA:1144:G:C8	3.06	0.44
31:BA:1301:U:C4	31:BA:1303:C:N1	2.86	0.44
59:DW:47:ASN:ND2	59:DW:47:ASN:H	2.15	0.44
30:A8:8:LYS:O	30:A8:12:LYS:HG3	2.18	0.44
16:D1:105:VAL:HG11	17:D2:40:LEU:HD21	2.00	0.44
1:DA:320:A:H4'	1:DA:322:A:N7	2.32	0.44
13:A0:104:ARG:HD3	13:A0:111:LEU:HD21	1.99	0.44
31:CA:963:G:H21	40:CM:55:LYS:HD3	1.83	0.44
1:DA:2437:U:H2'	1:DA:2438:U:C6	2.52	0.44
32:BE:178:ARG:NH2	38:BK:74:PRO:HG3	2.33	0.44
2:AB:31:C:C2'	2:AB:32:C:H5'	2.47	0.44
1:DA:1183:G:H4'	25:DX:29:ARG:HH21	1.83	0.44
14:DQ:110:LEU:HD23	14:DQ:112:PHE:CE2	2.53	0.44
35:CH:51:VAL:HB	35:CH:52:PRO:CD	2.42	0.44
1:AA:2820:A:OP1	13:A0:4:LEU:HA	2.18	0.44
52:BB:7:G:O6	52:BB:60:A:N6	2.51	0.44
1:AA:1070:A:C3'	1:AA:1071:G:H5''	2.48	0.44
1:DA:1043:C:N4	1:DA:1112:G:H1	2.16	0.44
40:CM:99:LYS:HE2	40:CM:100:THR:H	1.82	0.44
1:DA:2575:C:O2'	1:DA:2578:G:N7	2.43	0.44
4:AE:13:ARG:HH11	4:AE:13:ARG:HB3	1.83	0.44
1:DA:247:G:H4'	1:DA:386:G:C6	2.53	0.44
31:BA:1102:A:C2'	31:BA:1103:C:H5'	2.48	0.44
60:D4:32:TYR:HB3	60:D4:33:VAL:H	1.41	0.44
5:AF:23:ASP:O	5:AF:24:LEU:O	2.35	0.44
49:BV:4:SER:OG	49:BV:5:LEU:N	2.51	0.44
38:BK:21:LYS:O	38:BK:63:LEU:HD23	2.17	0.44
1:AA:2745:C:C4	1:AA:2746:U:C4	3.06	0.44
1:DA:278:A:H4'	1:DA:279:C:OP1	2.17	0.44
9:AM:55:VAL:HB	9:AM:126:PRO:HA	2.00	0.44
35:CH:107:ARG:HG2	35:CH:108:ALA:N	2.33	0.44
1:DA:1316:U:H2'	1:DA:1317:A:H8	1.82	0.44
11:DO:6:LEU:HB3	11:DO:7:ARG:H	1.54	0.44
20:DU:54:LYS:HG2	20:DU:55:TYR:CE2	2.52	0.44
1:AA:1268:A:H2'	1:AA:1269:A:O4'	2.18	0.44
31:CA:262:A:C6	31:CA:263:A:C6	3.06	0.44
19:DT:26:TYR:O	19:DT:81:VAL:HG22	2.17	0.44

Continued on next page...

Continued from previous page...

Atom-1	Atom-2	Distance(Å)	Clash(Å)
1:AA:971:C:C2'	1:AA:972:G:H5'	2.48	0.44
1:DA:558:G:OP1	9:DM:111:PRO:HD2	2.18	0.44
1:AA:2094:G:C2'	1:AA:2095:C:H5'	2.47	0.44
33:CF:148:GLY:HA3	33:CF:172:ARG:O	2.18	0.44
1:DA:1133:U:H2'	1:DA:1137:G:OP1	2.17	0.44
21:AV:110:GLY:O	21:AV:112:ARG:N	2.51	0.44
45:BR:27:VAL:O	45:BR:31:LEU:HB2	2.18	0.44
31:CA:622:A:C8	31:CA:623:C:C6	3.06	0.44
2:AB:39:A:O2'	2:AB:46:A:N1	2.39	0.44
48:BU:21:LYS:O	48:BU:22:VAL:HB	2.18	0.44
31:BA:1394:A:C5	31:BA:1501:C:H4'	2.53	0.44
35:CH:41:VAL:HG13	35:CH:113:ALA:HA	2.00	0.44
37:BJ:115:ARG:O	37:BJ:118:VAL:HG12	2.18	0.44
31:BA:1490:C:O2'	31:BA:1491:G:H5'	2.17	0.44
38:CK:102:ARG:HD2	38:CK:102:ARG:O	2.18	0.44
3:DD:7:LYS:HB3	3:DD:7:LYS:NZ	2.32	0.44
31:BA:1468:A:H8	31:BA:1468:A:O5'	2.01	0.44
47:BT:31:LEU:O	47:BT:31:LEU:HD23	2.18	0.44
34:CG:110:PHE:CD1	34:CG:110:PHE:N	2.86	0.44
1:AA:1763:G:C4'	1:AA:1763:G:OP1	2.66	0.44
38:CK:25:ASP:N	38:CK:25:ASP:OD1	2.51	0.44
34:CG:19:LEU:HB3	34:CG:67:ILE:HG12	1.98	0.44
43:BP:30:ALA:C	43:BP:32:GLU:H	2.21	0.44
1:AA:2470:G:N2	1:AA:2480:C:C2	2.76	0.44
1:AA:880:G:H1	1:AA:897:C:H42	1.66	0.44
1:DA:908:C:OP1	12:DP:22:LYS:CB	2.66	0.44
6:AG:82:LEU:HA	6:AG:86:MET:HE3	2.00	0.44
20:AU:81:LYS:N	20:AU:81:LYS:HD2	2.33	0.44
1:DA:1794:U:H1'	1:DA:1900:A:C2	2.52	0.44
39:CL:97:LYS:HG3	39:CL:98:PRO:CD	2.48	0.44
28:A6:28:ARG:HH12	28:A6:30:THR:CG2	2.31	0.44
7:AH:30:LYS:HZ3	7:AH:83:TYR:HE2	1.65	0.44
1:AA:607:U:O2	1:AA:621:A:N1	2.51	0.44
15:DR:91:ARG:HD2	15:DR:124:ASP:OD1	2.17	0.44
31:CA:434:U:H2'	31:CA:435:C:C6	2.53	0.44
31:BA:975:A:N6	40:BM:60:ARG:HH12	2.16	0.44
1:DA:947:G:H2'	1:DA:948:G:C8	2.53	0.44
55:DF:132:VAL:HG13	55:DF:133:ASN:N	2.32	0.44
1:AA:2157:G:O2'	1:AA:2158:A:P	2.74	0.44
7:AH:12:PRO:O	7:AH:13:LYS:HB2	2.17	0.44
1:DA:1018:C:O2'	1:DA:1019:U:H5'	2.18	0.44
1:DA:1019:U:H2'	1:DA:1020:A:C8	2.52	0.44

Continued on next page...

Continued from previous page...

Atom-1	Atom-2	Distance(Å)	Clash(Å)
7:AH:150:ALA:C	7:AH:152:ARG:N	2.71	0.44
17:A2:44:LYS:C	17:A2:46:VAL:N	2.68	0.44
31:BA:57:G:C5	31:BA:58:C:C4	3.06	0.44
1:AA:1210:A:C8	1:AA:1210:A:C5'	2.99	0.44
1:DA:322:A:C5	1:DA:340:A:C2	3.06	0.44
1:DA:1054:A:H2'	1:DA:1055:G:O4'	2.17	0.44
5:AF:67:GLN:HE21	5:AF:67:GLN:HB2	1.63	0.44
37:CJ:23:VAL:O	37:CJ:27:ILE:HG13	2.18	0.44
49:CV:66:MET:CA	49:CV:67:VAL:CB	2.96	0.44
1:AA:314:A:O2'	1:AA:315:G:H5'	2.17	0.44
52:BB:75:G:H2'	52:BB:76:U:H6	1.83	0.44
45:BR:24:SER:O	45:BR:28:GLN:HG3	2.18	0.44
31:CA:465:A:N6	31:CA:467:G:C2	2.86	0.44
7:DH:169:VAL:O	7:DH:170:ARG:HG2	2.18	0.44
31:BA:312:C:H2'	31:BA:313:A:C8	2.53	0.44
31:CA:1068:G:N3	31:CA:1191:A:C2	2.86	0.44
18:DS:13:SER:HA	18:DS:99:ARG:HB2	2.00	0.44
38:BK:29:SER:HB3	38:BK:32:LYS:HE3	1.99	0.44
1:DA:2311:A:C2	6:DG:44:GLY:HA3	2.52	0.44
2:AB:48:A:H4'	14:AQ:95:HIS:CD2	2.47	0.44
31:BA:49:U:O2'	31:BA:50:A:OP1	2.35	0.44
31:BA:142:G:H2'	31:BA:143:A:C8	2.53	0.44
58:D3:72:ARG:HG3	58:D3:78:TYR:CD1	2.53	0.44
31:CA:321:A:N7	31:CA:328:C:C6	2.86	0.44
1:DA:1479:G:O2'	1:DA:1558:A:H5'	2.18	0.44
43:BP:13:LYS:O	43:BP:44:ARG:HD2	2.17	0.44
38:BK:23:SER:HA	38:BK:63:LEU:HD22	2.00	0.44
31:BA:46:G:H2'	31:BA:366:C:C5	2.52	0.44
1:DA:1487:G:H1	1:DA:1502:C:N4	2.15	0.44
43:CP:3:ARG:HG2	43:CP:9:ILE:CG1	2.48	0.44
1:AA:299:A:H5'	1:AA:300:A:OP2	2.18	0.44
32:BE:17:PHE:HB3	32:BE:44:LEU:HD11	1.98	0.44
34:BG:102:ASP:CB	34:BG:118:ARG:HG2	2.48	0.44
34:CG:173:TRP:HB3	34:CG:187:ARG:NH1	2.33	0.44
5:AF:36:VAL:HG11	5:AF:183:VAL:CG1	2.48	0.44
1:AA:684:G:OP1	29:A7:16:HIS:ND1	2.51	0.44
51:BX:12:LYS:HB3	51:BX:22:ARG:HD2	2.00	0.44
12:DP:111:GLU:O	12:DP:115:MET:HG2	2.18	0.44
1:AA:986:C:O2'	1:AA:987:G:H5'	2.18	0.44
53:CC:75:C:O2	1:DA:2252:G:N2	2.50	0.44
31:CA:1267:C:O2	31:CA:1267:C:C2'	2.66	0.44
1:DA:606:U:H4'	1:DA:658:C:H4'	1.99	0.44

Continued on next page...

Continued from previous page...

Atom-1	Atom-2	Distance(Å)	Clash(Å)
57:DV:5:LEU:O	57:DV:6:LYS:C	2.55	0.44
1:DA:469:G:C6	29:D7:39:ARG:NH1	2.86	0.44
31:BA:184:G:H2'	31:BA:185:A:H8	1.83	0.44
21:AV:110:GLY:O	21:AV:111:VAL:C	2.56	0.44
1:DA:784:A:C8	1:DA:792:G:C5	3.06	0.44
46:BS:20:VAL:HG13	46:BS:32:TYR:HB2	1.99	0.44
1:DA:608:A:H2'	1:DA:609:A:C8	2.52	0.44
31:BA:1381:U:O2'	31:BA:1382:C:H5'	2.18	0.44
1:AA:1116:C:H2'	1:AA:1117:G:O4'	2.17	0.44
1:DA:273(E):U:O2'	1:DA:273(F):C:H5'	2.18	0.44
20:AU:68:HIS:ND1	20:AU:70:SER:HB3	2.33	0.44
38:BK:73:ASP:OD2	38:BK:75:ARG:NE	2.50	0.44
1:DA:1274:A:N3	1:DA:1297:C:H1'	2.33	0.44
48:BU:88:LYS:NZ	48:BU:88:LYS:HB3	2.32	0.44
40:BM:85:LEU:H	40:BM:85:LEU:HG	1.52	0.44
34:BG:151:LYS:O	34:BG:151:LYS:HG2	2.18	0.44
12:AP:26:TYR:C	12:AP:26:TYR:HD2	2.21	0.44
5:AF:116:ASP:OD2	11:AO:1:MET:HB2	2.17	0.44
44:BQ:23:ARG:NH1	44:BQ:30:ALA:HB2	2.32	0.44
12:DP:63:LYS:HB3	12:DP:107:ALA:O	2.18	0.43
1:DA:863:A:O2'	1:DA:864:G:H5'	2.18	0.43
11:AO:65:ARG:O	11:AO:66:GLY:C	2.56	0.43
3:AD:33:LEU:CD1	3:AD:34:VAL:N	2.81	0.43
1:DA:691:C:O4'	3:DD:43:ARG:NH2	2.51	0.43
31:CA:1159:U:O2	31:CA:1181:G:C6	2.71	0.43
7:AH:86:GLU:HG3	7:AH:165:ALA:CB	2.48	0.43
34:CG:78:LEU:HD22	34:CG:96:LEU:HB3	2.00	0.43
36:BI:87:ARG:NH1	36:BI:87:ARG:CG	2.73	0.43
1:DA:1300:U:C4'	1:DA:1301:A:H5''	2.45	0.43
20:DU:47:LYS:HG2	20:DU:60:PHE:HD1	1.82	0.43
7:DH:103:LEU:HD23	7:DH:115:VAL:O	2.18	0.43
1:DA:1142(A):A:C8	1:DA:1144:G:C5	3.05	0.43
31:BA:1305:G:C5'	51:BX:4:GLY:HA3	2.47	0.43
31:BA:58:C:O2'	31:BA:388:G:N7	2.44	0.43
1:DA:1342:A:C2	1:DA:1602:U:C4	3.05	0.43
1:AA:1138:G:N2	9:AM:106:MET:HE3	2.19	0.43
31:CA:1183:A:C2'	31:CA:1184:G:OP1	2.66	0.43
37:CJ:115:ARG:O	37:CJ:119:ARG:HG3	2.18	0.43
17:D2:4:ILE:HA	17:D2:12:TYR:O	2.18	0.43
31:BA:1211:U:H1'	31:BA:1213:A:C2	2.53	0.43
4:AE:116:VAL:HG11	4:AE:138:PRO:HB3	2.00	0.43
32:BE:8:LYS:CD	32:BE:8:LYS:H	2.31	0.43

Continued on next page...

Continued from previous page...

Atom-1	Atom-2	Distance(Å)	Clash(Å)
1:AA:654(A):A:H2	1:AA:654(T):A:N1	2.16	0.43
17:A2:4:ILE:O	17:A2:39:LEU:HB2	2.18	0.43
1:AA:1170:G:C2	1:AA:1180:C:C2	3.05	0.43
59:DW:17:SER:HB3	59:DW:21:LEU:N	2.33	0.43
9:AM:46:VAL:O	9:AM:47:ALA:CB	2.65	0.43
47:CT:45:HIS:CG	47:CT:65:ILE:HD13	2.53	0.43
31:CA:423:G:N2	31:CA:424:G:C8	2.85	0.43
53:CD:14:A:C8	53:CD:15:G:C8	3.05	0.43
1:DA:603:A:C2	1:DA:655:A:C2	3.05	0.43
1:DA:1045:A:N3	1:DA:1045:A:H2'	2.33	0.43
26:A4:14:ILE:HA	26:A4:31:ILE:O	2.17	0.43
22:A3:40:GLN:NE2	22:A3:45:PHE:H	2.12	0.43
8:DK:68:LEU:O	8:DK:71:ILE:N	2.48	0.43
1:DA:2086:U:H2'	1:DA:2087:G:C8	2.53	0.43
1:DA:1180:C:O2'	1:DA:1181:C:H5'	2.17	0.43
1:DA:2558:C:H2'	1:DA:2559:C:O4'	2.19	0.43
31:BA:90:C:C5	31:BA:91:C:C5	3.06	0.43
1:AA:602:G:N2	1:AA:655:A:C8	2.78	0.43
1:AA:795:C:H2'	1:AA:796:C:H6	1.83	0.43
31:BA:983:A:H3'	31:BA:983:A:N3	2.33	0.43
1:DA:2517:C:C2	1:DA:2542:A:C6	3.05	0.43
9:DM:120:LEU:HD21	9:DM:122:VAL:HG23	1.99	0.43
39:CL:37:PHE:HB3	39:CL:43:ALA:HB1	1.99	0.43
31:CA:340:U:H3	31:CA:349:A:N6	2.14	0.43
25:DX:7:LYS:O	25:DX:9:VAL:HG13	2.17	0.43
17:D2:28:GLU:O	17:D2:61:VAL:HG11	2.18	0.43
15:AR:62:THR:HG22	15:AR:75:ILE:HG23	2.00	0.43
31:BA:281:G:OP2	31:BA:281:G:H8	2.00	0.43
43:BP:84:ILE:HD12	43:BP:84:ILE:HA	1.87	0.43
12:AP:109:VAL:HG13	12:AP:113:GLN:HB3	1.99	0.43
31:BA:262:A:C6	31:BA:263:A:C6	3.05	0.43
45:CR:3:ILE:HD13	45:CR:3:ILE:N	2.33	0.43
31:CA:78:G:H2'	31:CA:79:G:O4'	2.18	0.43
57:DV:103:ARG:O	57:DV:104:PHE:HB2	2.17	0.43
9:DM:33:LEU:CD1	9:DM:38:HIS:CD2	3.01	0.43
7:DH:109:PHE:C	7:DH:111:HIS:H	2.22	0.43
2:AB:55:U:H2'	2:AB:56:G:O4'	2.18	0.43
31:CA:1056:U:H5'	33:CF:163:ALA:HB2	2.00	0.43
1:DA:1488:G:C6	1:DA:1489:U:N3	2.86	0.43
33:BF:149:ALA:HA	33:BF:201:TYR:O	2.18	0.43
19:AT:40:LYS:HG3	19:AT:51:VAL:HB	2.00	0.43
28:D6:37:ARG:O	28:D6:49:HIS:HB2	2.18	0.43

Continued on next page...

Continued from previous page...

Atom-1	Atom-2	Distance(Å)	Clash(Å)
31:BA:1495:U:H2'	31:BA:1496:C:C6	2.53	0.43
31:BA:950:U:H2'	31:BA:951:G:C8	2.53	0.43
7:DH:119:GLU:O	7:DH:121:ILE:HG12	2.18	0.43
3:AD:60:ARG:HD3	3:AD:86:PRO:HB2	2.00	0.43
6:DG:86:MET:HA	6:DG:87:PRO:HD3	1.90	0.43
37:BJ:38:LEU:HD12	37:BJ:38:LEU:O	2.18	0.43
32:CE:158:LEU:HD12	32:CE:158:LEU:H	1.81	0.43
43:BP:16:ASP:OD2	43:BP:16:ASP:N	2.49	0.43
8:DK:2:LYS:HB2	8:DK:39:ALA:HB3	2.00	0.43
15:DR:131:ALA:O	15:DR:134:GLU:HB2	2.18	0.43
31:CA:1412:C:H2'	31:CA:1413:A:C8	2.53	0.43
31:BA:693:G:C4	54:B1:13:U:H1'	2.52	0.43
1:DA:848:G:H1'	1:DA:933:A:H8	1.83	0.43
12:DP:133:ARG:HD3	12:DP:133:ARG:O	2.18	0.43
53:CC:17:C:O2	53:CC:17:C:C2'	2.66	0.43
32:CE:109:SER:O	32:CE:111:ARG:N	2.50	0.43
28:A6:47:THR:HG22	28:A6:48:VAL:N	2.23	0.43
5:AF:107:LYS:O	5:AF:108:LYS:C	2.55	0.43
23:DZ:91:LYS:HA	23:DZ:91:LYS:NZ	2.32	0.43
7:DH:150:ALA:C	7:DH:152:ARG:H	2.21	0.43
31:CA:560:U:H5'	31:CA:566:G:N2	2.32	0.43
1:AA:1265:A:H3'	27:A5:19:ARG:NH1	2.32	0.43
57:DV:105:VAL:CG2	57:DV:106:GLY:H	2.17	0.43
31:BA:1285:A:OP1	31:BA:1285:A:C8	2.71	0.43
1:AA:2751:G:C1'	1:AA:2752:C:OP1	2.67	0.43
1:DA:2115:G:H2'	1:DA:2116:G:N7	2.34	0.43
1:DA:2126:A:C1'	1:DA:2127:G:H5''	2.47	0.43
6:DG:88:ILE:HG23	6:DG:88:ILE:O	2.18	0.43
40:BM:48:THR:HA	40:BM:62:HIS:CB	2.39	0.43
4:DE:36:ARG:O	4:DE:37:ARG:C	2.56	0.43
31:BA:1273:G:C6	31:BA:1274:G:C4	3.06	0.43
42:BO:67:ILE:CD1	42:BO:74:LEU:HD12	2.49	0.43
20:DU:74:PRO:HB2	20:DU:101:LYS:NZ	2.33	0.43
27:A5:47:PRO:O	27:A5:48:GLU:HG3	2.18	0.43
1:DA:1055:G:N3	1:DA:1085:A:C2	2.86	0.43
32:BE:8:LYS:C	32:BE:10:LEU:H	2.21	0.43
1:AA:2601:C:H2'	1:AA:2603:G:C8	2.53	0.43
32:CE:239:VAL:CG1	32:CE:240:GLN:HG3	2.47	0.43
1:AA:2819:G:H2'	1:AA:2821:A:N7	2.32	0.43
42:CO:61:TYR:O	42:CO:62:GLU:HB3	2.19	0.43
1:AA:811:U:H2'	11:AO:21:ARG:C	2.37	0.43
32:CE:115:LEU:HD21	32:CE:153:ARG:NH1	2.33	0.43

Continued on next page...

Continued from previous page...

Atom-1	Atom-2	Distance(Å)	Clash(Å)
8:DK:68:LEU:O	8:DK:71:ILE:HG22	2.18	0.43
31:CA:191:G:C6	31:CA:192:U:C4	3.06	0.43
39:BL:95:LYS:HE2	39:BL:95:LYS:HB2	1.69	0.43
31:BA:50:A:H1'	31:BA:52:G:C8	2.53	0.43
31:BA:78:G:H1	31:BA:91:C:H42	1.67	0.43
44:CQ:12:ARG:NH2	44:CQ:14:PRO:HG2	2.33	0.43
49:CV:65:ASN:ND2	49:CV:65:ASN:O	2.51	0.43
60:D4:40:HIS:N	60:D4:41:PRO:HD3	2.32	0.43
1:DA:797:C:H2'	1:DA:798:G:O4'	2.18	0.43
33:BF:32:LEU:HD13	33:BF:59:ARG:NH1	2.34	0.43
31:BA:940:C:H2'	31:BA:941:G:C8	2.52	0.43
1:DA:2522:U:H2'	1:DA:2523:G:H5'	1.99	0.43
1:AA:176:G:C2'	1:AA:177:G:H5'	2.48	0.43
2:AB:88:C:H2'	2:AB:89:G:O4'	2.18	0.43
43:CP:33:ALA:HA	43:CP:59:TYR:HE2	1.83	0.43
31:BA:110:C:O2'	46:BS:25:ARG:O	2.34	0.43
1:AA:185:U:H4'	1:AA:218:A:H4'	2.00	0.43
18:DS:20:VAL:HG22	18:DS:47:VAL:HG21	1.99	0.43
1:AA:2389:G:H5''	1:AA:2390:U:H5'	1.98	0.43
1:AA:1799:G:P	1:AA:1799:G:H3'	2.58	0.43
31:CA:946:A:C2	31:CA:1236:A:C2	3.06	0.43
1:AA:1735:C:C2'	1:AA:1741:C:H5'	2.48	0.43
1:DA:1758:G:C2	1:DA:2696:U:H5'	2.53	0.43
31:CA:797:C:O2'	31:CA:798:G:H5'	2.17	0.43
30:A8:2:PRO:O	30:A8:3:LYS:C	2.56	0.43
31:BA:273:A:N6	31:BA:274:A:C6	2.86	0.43
1:DA:1963:U:C2'	1:DA:1963:U:O2	2.66	0.43
1:DA:1449:A:H5'	1:DA:1449(A):G:OP2	2.18	0.43
37:CJ:12:LEU:HD21	37:CJ:28:ASN:ND2	2.33	0.43
43:BP:30:ALA:O	43:BP:32:GLU:N	2.51	0.43
12:AP:26:TYR:C	12:AP:26:TYR:CD2	2.91	0.43
28:D6:48:VAL:O	28:D6:49:HIS:ND1	2.50	0.43
33:BF:67:THR:HG23	33:BF:102:ASN:HB2	2.00	0.43
1:DA:1879:C:H2'	1:DA:1880:C:O4'	2.17	0.43
25:DX:43:ILE:O	25:DX:47:VAL:HG23	2.18	0.43
59:DW:62:THR:O	59:DW:66:GLU:HG3	2.18	0.43
50:CW:97:ALA:O	50:CW:99:LEU:N	2.44	0.43
10:AN:63:VAL:HG12	10:AN:106:LEU:HD11	2.00	0.43
53:CC:28:U:O2	53:CC:45:A:C2	2.71	0.43
1:DA:648:G:O2'	1:DA:649:G:H5'	2.18	0.43
37:BJ:77:SER:OG	53:BD:33:C:H4'	2.17	0.43
40:CM:23:ILE:HA	40:CM:26:ALA:HB3	2.00	0.43

Continued on next page...

Continued from previous page...

Atom-1	Atom-2	Distance(Å)	Clash(Å)
31:CA:89:U:C4'	31:CA:90:C:OP1	2.66	0.43
1:DA:57:C:H2'	1:DA:58:G:O5'	2.18	0.43
11:AO:116:GLY:O	11:AO:117:GLU:C	2.56	0.43
4:DE:38:THR:O	4:DE:40:GLU:N	2.51	0.43
35:BH:33:VAL:HG11	35:BH:109:ILE:HA	1.99	0.43
12:DP:132:VAL:CG1	12:DP:133:ARG:N	2.81	0.43
12:DP:63:LYS:HD2	12:DP:63:LYS:HA	1.66	0.43
11:AO:15:ARG:NH1	11:AO:15:ARG:CB	2.77	0.43
3:AD:96:HIS:CD2	3:AD:102:LYS:HE2	2.54	0.43
1:DA:2286:A:H4'	1:DA:2287:A:O4'	2.18	0.43
31:CA:1028(A):C:N4	31:CA:1028(B):C:H41	2.16	0.43
17:D2:85:LYS:HD2	17:D2:86:GLY:N	2.28	0.43
28:A6:15:GLU:CG	28:A6:16:CYS:H	2.29	0.43
1:AA:2371:G:H1'	28:A6:45:LYS:HD2	2.01	0.43
49:BV:41:VAL:HG12	49:BV:44:MET:CB	2.47	0.43
31:BA:1160:G:C6	31:BA:1177:G:N2	2.86	0.43
1:AA:1535:U:H3'	1:AA:1536:A:C5'	2.43	0.43
31:BA:1061:G:OP2	33:BF:2:GLY:O	2.36	0.43
1:DA:948:G:C2	1:DA:970:C:O2	2.71	0.43
1:AA:1793:C:O2	1:AA:1900:A:H2	2.01	0.43
31:CA:1129:C:N3	31:CA:1139:G:C2	2.86	0.43
2:AB:79:C:H6	2:AB:79:C:O5'	2.02	0.43
23:DZ:88:LYS:O	23:DZ:93:GLU:HG3	2.18	0.43
8:AK:133:HIS:CB	8:AK:134:PRO:CD	2.96	0.43
1:AA:2636:U:OP1	4:AE:80:GLU:N	2.48	0.43
20:DU:20:TYR:CE2	20:DU:42:VAL:N	2.86	0.43
57:DV:106:GLY:HA3	57:DV:140:ASP:HB3	2.00	0.43
9:AM:42:TRP:CD1	16:A1:63:VAL:HG11	2.52	0.43
11:AO:10:PRO:O	11:AO:11:GLY:O	2.36	0.43
12:DP:77:LYS:C	12:DP:79:LEU:N	2.71	0.43
1:DA:2126:A:H4'	1:DA:2127:G:OP1	2.18	0.43
31:CA:1330:U:O4	31:CA:1331:G:C2	2.71	0.43
59:DW:47:ASN:ND2	59:DW:47:ASN:N	2.65	0.43
16:D1:62:ILE:CD1	16:D1:93:LYS:HG2	2.48	0.43
1:AA:309:G:C5	1:AA:330:A:C6	3.06	0.43
28:D6:12:GLU:O	28:D6:52:VAL:HG12	2.18	0.43
1:DA:2154:G:H2'	1:DA:2155:G:H8	1.82	0.43
17:A2:35:LEU:HB2	17:A2:37:VAL:CG2	2.48	0.43
37:BJ:78:ARG:HH11	37:BJ:80:VAL:HG13	1.83	0.43
55:DF:123:LEU:O	55:DF:123:LEU:HD12	2.18	0.43
1:AA:1170:G:N2	1:AA:1180:C:C2	2.86	0.43
31:BA:817:C:H4'	31:BA:818:G:OP1	2.17	0.43

Continued on next page...

Continued from previous page...

Atom-1	Atom-2	Distance(Å)	Clash(Å)
41:BN:32:ILE:HD11	41:BN:68:ALA:HB1	2.00	0.43
31:CA:926:G:C6	31:CA:1505:G:C5	3.06	0.43
19:AT:87:GLN:HE21	19:AT:87:GLN:HB2	1.59	0.43
14:AQ:58:LEU:H	14:AQ:58:LEU:CD2	2.29	0.43
4:DE:201:THR:HG22	4:DE:202:LYS:N	2.30	0.43
31:CA:186:C:H42	31:CA:191:G:H1	1.64	0.43
31:BA:438:G:O2'	31:BA:439:A:H5''	2.17	0.43
8:AK:3:VAL:HG12	8:AK:38:LEU:HA	1.99	0.43
33:BF:22:TRP:CH2	33:BF:32:LEU:HB3	2.53	0.43
7:DH:6:ARG:HE	7:DH:54:ARG:HH12	1.66	0.43
3:AD:70:TRP:O	3:AD:73:VAL:HG23	2.18	0.43
35:CH:100:VAL:HG22	35:CH:118:ILE:HG22	2.00	0.43
1:AA:2648:C:H2'	1:AA:2649:U:C6	2.53	0.43
1:DA:818:G:H5'	1:DA:839:U:OP1	2.19	0.43
8:AK:2:LYS:HA	8:AK:20:ASP:HA	1.99	0.43
17:D2:47:VAL:O	17:D2:47:VAL:HG22	2.18	0.43
31:BA:892:A:O2'	31:BA:1415:G:H4'	2.18	0.43
10:AN:7:TYR:OH	10:AN:44:LYS:HG3	2.18	0.43
11:AO:83:VAL:O	11:AO:114:ILE:HA	2.18	0.43
1:AA:654(E):C:H42	1:AA:654(P):G:H1	1.65	0.43
5:AF:155:LEU:HB2	5:AF:189:THR:HG21	2.00	0.43
1:AA:1215:G:C4	1:AA:1216:G:C8	3.06	0.43
1:DA:2113:U:H5	1:DA:2114:A:HO2'	1.66	0.43
38:BK:114:THR:C	38:BK:116:LYS:H	2.21	0.43
25:DX:13:ILE:H	25:DX:13:ILE:HD12	1.84	0.43
1:AA:618:G:H2'	1:AA:618(A):C:O4'	2.18	0.43
59:DW:33:MET:O	59:DW:37:PHE:HD1	2.01	0.43
36:BI:22:GLU:O	36:BI:26:ILE:HG13	2.18	0.43
1:DA:893:C:O2'	1:DA:894:C:H5	2.02	0.43
53:BC:18:C:O2'	53:BC:19:G:H5''	2.18	0.43
30:D8:14:VAL:CG1	30:D8:22:VAL:HG13	2.47	0.43
20:DU:49:VAL:O	20:DU:51:VAL:N	2.51	0.43
31:BA:1362(A):C:H5'	31:BA:1363:A:O5'	2.19	0.43
39:CL:17:VAL:HA	39:CL:63:ILE:HG12	2.00	0.43
39:CL:5:TYR:OH	39:CL:16:ARG:HG2	2.17	0.43
1:AA:1331:A:O2'	1:AA:1332:G:H8	2.01	0.43
31:BA:1129:C:C4	31:BA:1139:G:C6	3.06	0.43
1:DA:197:A:H62	1:DA:2430:A:H2'	1.83	0.43
1:DA:2377:A:H2'	1:DA:2378:A:C8	2.53	0.43
1:DA:273(C):C:H5'	1:DA:273(D):C:OP2	2.18	0.43
1:DA:1498:C:O4'	1:DA:1577:C:H4'	2.18	0.43
1:AA:993:G:H4'	17:A2:70:ILE:HD11	2.01	0.43

Continued on next page...

Continued from previous page...

Atom-1	Atom-2	Distance(Å)	Clash(Å)
1:AA:1077:A:C2'	1:AA:1077:A:N3	2.81	0.43
14:AQ:89:ARG:HG3	14:AQ:92:TYR:O	2.18	0.43
1:DA:2115:G:H2'	1:DA:2116:G:C5	2.53	0.43
6:DG:82:LEU:HD21	6:DG:88:ILE:HG21	2.00	0.43
2:AB:11:C:H5''	2:AB:12:C:OP2	2.18	0.43
4:AE:38:THR:CB	4:AE:39:PRO:HD2	2.38	0.43
31:CA:960:U:O2	31:CA:960:U:C2'	2.65	0.43
4:DE:31:CYS:HB3	4:DE:49:LEU:HB2	1.99	0.43
16:D1:90:VAL:HG12	16:D1:91:ASP:H	1.82	0.43
1:DA:77:C:OP1	59:DW:59:ARG:HD3	2.19	0.43
33:CF:164:ARG:CG	33:CF:165:THR:H	2.26	0.43
32:BE:170:GLU:HA	32:BE:172:ILE:HD12	1.99	0.43
41:BN:32:ILE:HD12	41:BN:72:ALA:HB2	2.00	0.43
11:DO:36:LYS:NZ	11:DO:39:LYS:HB3	2.33	0.43
1:DA:1149:G:C2	1:DA:1150:C:N3	2.86	0.43
1:DA:466:A:H2	1:DA:795:C:O2	2.01	0.43
31:CA:383:A:H8	31:CA:383:A:O5'	2.01	0.43
1:DA:2732:G:H3'	1:DA:2733:A:O4'	2.18	0.43
31:BA:1282:C:H6	31:BA:1282:C:OP2	2.01	0.43
8:DK:68:LEU:O	8:DK:70:GLU:N	2.51	0.43
15:AR:58:ASN:C	15:AR:58:ASN:HD22	2.20	0.43
39:BL:18:PHE:HB2	39:BL:62:TYR:O	2.18	0.43
31:BA:439:A:C2'	31:BA:440:A:O5'	2.66	0.43
31:BA:49:U:H1'	31:BA:50:A:OP1	2.19	0.43
31:BA:142:G:C6	31:BA:143:A:C6	3.07	0.43
1:DA:383:U:O2	1:DA:385:C:N4	2.52	0.43
1:DA:977:G:C6	1:DA:987:G:C6	3.06	0.43
43:BP:39:ILE:HD12	43:BP:56:LEU:HD21	1.99	0.43
31:BA:939:G:H2'	31:BA:940:C:H6	1.83	0.43
60:D4:34:GLU:OE2	60:D4:35:VAL:HG23	2.19	0.43
53:BD:52:C:N3	53:BD:64:G:N2	2.54	0.43
31:BA:81:G:H2'	31:BA:82:U:O4'	2.19	0.43
34:BG:3:ARG:HG2	34:BG:118:ARG:CZ	2.48	0.43
24:AW:31:GLU:HB2	24:AW:53:LEU:HD11	2.00	0.43
1:DA:55:G:C2	1:DA:116:C:C2	3.06	0.43
35:CH:61:TYR:HA	35:CH:64:ARG:HG3	1.99	0.43
34:BG:79:PHE:CE1	34:BG:204:ILE:HG12	2.52	0.43
31:CA:1106:G:H4'	33:CF:171:GLY:O	2.17	0.43
31:BA:443:C:H2'	31:BA:444:C:C6	2.53	0.43
31:CA:947:G:H2'	31:CA:948:C:O4'	2.18	0.43
1:AA:2180:U:H2'	1:AA:2181:G:O4'	2.18	0.43
1:AA:733:G:C8	1:AA:761:A:N6	2.87	0.43

Continued on next page...

Continued from previous page...

Atom-1	Atom-2	Distance(Å)	Clash(Å)
42:BO:50:ARG:CB	42:BO:90:LEU:HD11	2.48	0.43
1:DA:612:G:N2	1:DA:617:G:C5	2.87	0.43
1:AA:1442:G:C2	1:AA:1550:C:O2	2.72	0.43
31:CA:149:A:H2'	31:CA:150:C:C6	2.54	0.43
31:BA:223:U:C4	31:BA:224:C:C5	3.06	0.43
31:CA:1423:G:H2'	31:CA:1424:C:C6	2.54	0.43
1:AA:1920:C:O2	1:AA:1920:C:H2'	2.18	0.43
31:CA:1261:A:C6	31:CA:1262:C:C2	3.07	0.43
24:AW:10:LEU:O	24:AW:14:ARG:HG3	2.17	0.43
33:BF:90:GLU:HA	33:BF:93:LYS:CB	2.49	0.43
9:AM:26:LEU:O	9:AM:30:ILE:HG13	2.18	0.43
1:DA:2389:G:H5''	1:DA:2390:U:O4'	2.18	0.43
32:CE:73:THR:HG23	32:CE:170:GLU:OE1	2.18	0.43
15:DR:82:LEU:HD12	15:DR:82:LEU:H	1.82	0.43
40:BM:65:LEU:HD12	44:BQ:55:GLY:O	2.18	0.43
18:AS:12:ILE:HG13	18:AS:42:ARG:NH1	2.33	0.43
16:A1:83:LEU:HA	16:A1:86:ALA:HB3	1.99	0.43
1:AA:2846:G:H2'	1:AA:2847:U:O4'	2.18	0.43
1:AA:1055:G:H1	1:AA:1104:C:N4	2.14	0.43
1:AA:1090:U:C2	1:AA:1102:C:O2	2.72	0.43
1:AA:2475:C:H5''	1:AA:2476:A:OP2	2.18	0.43
1:AA:165:U:O2	1:AA:165:U:H3'	2.18	0.43
31:BA:1032:A:H3'	31:BA:1032(A):G:C5'	2.47	0.43
31:BA:1032(B):G:C6	31:BA:1033:G:C6	3.07	0.43
1:AA:1797:C:C3'	1:AA:1798:U:H5'	2.48	0.43
31:CA:1179:A:OP2	39:CL:93:ARG:NH2	2.48	0.43
31:BA:1176:A:N6	31:BA:1177:G:C4	2.87	0.43
4:AE:120:TRP:CD2	4:AE:155:LYS:HD3	2.53	0.43
31:BA:972:C:O2'	40:BM:55:LYS:HG2	2.18	0.43
1:DA:946:G:C2'	1:DA:947:G:O5'	2.66	0.43
31:CA:1002:G:N1	31:CA:1038:C:N4	2.51	0.43
4:AE:144:ARG:HB3	4:AE:145:LYS:H	1.41	0.43
31:BA:691:G:H1'	31:BA:696:A:N6	2.33	0.43
1:DA:2119:A:N6	1:DA:2170:A:C8	2.85	0.43
1:DA:1341:U:O4	19:DT:16:LYS:HE2	2.19	0.43
16:D1:92:ARG:HG3	16:D1:94:ASN:HB3	2.00	0.43
27:A5:40:LYS:CD	27:A5:46:CYS:HB3	2.49	0.43
60:D4:53:GLU:OE2	60:D4:58:ARG:HB2	2.18	0.43
31:CA:963:G:C2	40:CM:55:LYS:NZ	2.86	0.43
1:DA:2134:A:N6	1:DA:2157:G:H1'	2.34	0.43
11:DO:147:LEU:HD23	11:DO:148:LEU:H	1.83	0.43
1:DA:2689:U:C3'	1:DA:2690:C:H5'	2.48	0.43

Continued on next page...

Continued from previous page...

Atom-1	Atom-2	Distance(Å)	Clash(Å)
7:AH:169:VAL:HG13	7:AH:170:ARG:N	2.33	0.43
50:BW:54:LYS:HG3	50:BW:57:ARG:NH2	2.34	0.43
1:AA:2419:U:P	30:A8:41:ILE:HD12	2.58	0.43
11:AO:144:GLU:HA	11:AO:145:PRO:HD3	1.75	0.43
31:BA:116:A:OP2	31:BA:116:A:C8	2.72	0.43
1:AA:856:C:H5'	22:A3:27:GLU:OE2	2.18	0.43
1:AA:1014:U:C2'	1:AA:1015:G:H5''	2.44	0.43
18:AS:29:LEU:HD13	18:AS:69:LEU:HD13	2.00	0.43
1:AA:2811:G:OP1	4:AE:61:ARG:HG2	2.19	0.43
1:AA:1354:A:H2'	1:AA:1355:G:O4'	2.19	0.43
16:A1:76:TYR:C	16:A1:76:TYR:CD2	2.90	0.43
50:CW:26:ASN:HB3	50:CW:71:THR:OG1	2.18	0.43
8:AK:99:GLU:OE2	8:AK:103:ARG:NH1	2.52	0.43
1:AA:2282:G:H4'	1:AA:2389:G:O2'	2.18	0.43
42:BO:90:LEU:O	42:BO:93:VAL:HG13	2.17	0.43
50:CW:33:ILE:HD13	50:CW:62:LEU:HB3	2.01	0.43
28:D6:41:PRO:HD2	28:D6:46:HIS:N	2.34	0.43
4:DE:30:PRO:HD3	4:DE:180:ASN:OD1	2.18	0.43
31:BA:475:G:C4	31:BA:476:G:C8	3.07	0.43
31:BA:147:G:C2	31:BA:148:G:C4	3.06	0.43
6:AG:130:ASN:OD1	6:AG:160:VAL:HG13	2.18	0.43
1:AA:222:A:C1'	1:AA:223:A:OP1	2.67	0.43
1:DA:1319:G:C6	1:DA:1320:C:N4	2.86	0.43
1:DA:1106:G:H2'	1:DA:1107:G:O4'	2.18	0.43
1:AA:848:G:H2'	1:AA:849:A:C8	2.53	0.43
10:AN:22:ILE:HA	10:AN:22:ILE:HD12	1.82	0.43
1:AA:2514:U:H2'	1:AA:2515:C:C6	2.53	0.43
1:AA:775:G:C4	1:AA:794:G:C8	3.07	0.43
35:CH:96:PRO:HA	35:CH:117:ASP:OD2	2.18	0.43
1:AA:318:C:H2'	1:AA:319:C:H6	1.83	0.43
1:DA:2494:G:H2'	1:DA:2495:G:H8	1.83	0.43
1:AA:1665:A:H1'	10:AN:1:MET:HG3	2.00	0.43
60:D4:8:LYS:HA	60:D4:8:LYS:HD2	1.86	0.43
1:AA:991:C:H2'	1:AA:992:C:H6	1.83	0.43
41:BN:108:ILE:H	48:BU:87:ARG:HD2	1.83	0.43
44:BQ:25:VAL:HG13	44:BQ:38:GLY:O	2.19	0.43
26:A4:38:LYS:HD2	26:A4:38:LYS:N	2.27	0.43
12:AP:136:ALA:O	12:AP:137:TYR:C	2.56	0.43
6:AG:77:ILE:O	6:AG:81:LYS:O	2.36	0.43
3:AD:35:LYS:CE	3:AD:64:ILE:C	2.81	0.43
1:DA:2472:G:C4	1:DA:2475:C:N4	2.87	0.43
17:D2:85:LYS:HG3	17:D2:86:GLY:N	2.33	0.43

Continued on next page...

Continued from previous page...

Atom-1	Atom-2	Distance(Å)	Clash(Å)
1:DA:1288:U:H4'	1:DA:1289:C:OP2	2.19	0.43
1:DA:1071:G:N2	1:DA:1090:U:C5	2.86	0.43
31:CA:1321:C:H4'	43:CP:87:TYR:CZ	2.54	0.43
31:CA:1139:G:N2	31:CA:1143:G:C6	2.86	0.43
15:DR:90:GLN:NE2	15:DR:121:ILE:HD11	2.34	0.43
11:AO:9:ASN:CB	11:AO:10:PRO:CD	2.93	0.43
6:DG:35:GLU:CG	6:DG:35:GLU:O	2.66	0.43
1:DA:1012:U:C4	1:DA:1143:A:C6	3.02	0.43
1:AA:2428:G:H21	11:AO:60:MET:HE2	1.84	0.43
3:DD:105:ILE:HD13	3:DD:105:ILE:HA	1.67	0.43
11:AO:61:ARG:HG3	30:A8:27:THR:CG2	2.48	0.43
4:DE:51:PHE:O	4:DE:74:PRO:HB2	2.18	0.43
1:DA:997:G:N2	1:DA:998:C:C2	2.87	0.43
20:DU:81:LYS:NZ	20:DU:97:ARG:NH1	2.66	0.43
55:DF:66:PRO:O	55:DF:67:GLN:CB	2.53	0.43
29:D7:11:LYS:O	29:D7:11:LYS:HD3	2.19	0.43
1:DA:2157:G:C2'	1:DA:2158:A:H8	2.28	0.43
53:CD:18:C:H5''	53:CD:19:G:OP1	2.18	0.43
31:CA:812:C:C1'	31:CA:813:U:OP2	2.64	0.43
31:CA:848:C:O2'	31:CA:849:C:H5'	2.18	0.43
9:AM:95:PRO:O	9:AM:96:GLU:CD	2.56	0.43
31:CA:1309:G:C6	31:CA:1329:A:C2	3.07	0.43
43:CP:22:ILE:HB	43:CP:25:ILE:HG13	2.01	0.43
43:CP:8:GLU:OE1	43:CP:22:ILE:HG12	2.19	0.43
31:CA:1216:G:H2'	31:CA:1217:C:C6	2.53	0.43
31:BA:130:A:HO2'	31:BA:131:C:P	2.38	0.43
31:BA:411:A:C8	31:BA:413:G:H1'	2.54	0.43
31:BA:428:G:O4'	31:BA:430:A:C8	2.72	0.43
4:AE:35:GLN:HG2	4:AE:37:ARG:HG2	2.01	0.43
1:AA:2532:G:O2'	1:AA:2657:A:N1	2.46	0.43
37:BJ:108:ALA:HA	37:BJ:111:ARG:HD2	2.01	0.43
1:AA:2329:G:H2'	1:AA:2330:G:C8	2.54	0.43
4:AE:101:ARG:C	4:AE:201:THR:OG1	2.57	0.43
1:AA:1188:U:H4'	17:A2:79:VAL:CG2	2.47	0.43
5:AF:24:LEU:HA	5:AF:25:PRO:HD2	1.74	0.43
38:BK:94:TYR:HD1	38:BK:132:GLU:HA	1.83	0.43
32:CE:8:LYS:HB3	32:CE:9:GLU:H	1.56	0.43
18:AS:70:TYR:N	18:AS:70:TYR:CD2	2.85	0.43
52:BB:19:G:C4'	52:BB:20:U:OP2	2.67	0.43
31:CA:1378:C:C5	31:CA:1379:G:N9	2.87	0.43
7:DH:54:ARG:HB3	7:DH:65:HIS:CD2	2.53	0.43
31:CA:527:G:C2'	31:CA:528:C:H5'	2.49	0.43

Continued on next page...

Continued from previous page...

Atom-1	Atom-2	Distance(Å)	Clash(Å)
43:BP:84:ILE:HG13	49:BV:74:PHE:HE1	1.82	0.43
57:DV:108:PRO:HG2	57:DV:109:ALA:H	1.84	0.43
31:BA:324:G:OP1	50:BW:70:SER:HB2	2.18	0.43
32:BE:192:SER:OG	32:BE:193:ASP:N	2.49	0.43
20:AU:5:MET:HE1	20:AU:32:PRO:HA	2.00	0.43
1:DA:531:C:C5	1:DA:2035:G:C2	3.07	0.43
1:AA:2528:U:H2'	1:AA:2530:A:O5'	2.18	0.43
31:CA:1235:U:H2'	31:CA:1236:A:O4'	2.19	0.43
48:CU:29:PHE:HD2	48:CU:29:PHE:N	2.16	0.43
1:DA:1907:G:O2'	1:DA:1908:C:H5'	2.18	0.43
9:AM:39:ARG:HA	9:AM:40:PRO:HD3	1.85	0.43
52:BB:36:A:H2'	52:BB:37:G:O5'	2.18	0.43
1:AA:1952:A:C6	10:AN:22:ILE:HD11	2.53	0.43
7:DH:16:SER:O	7:DH:17:VAL:HB	2.18	0.43
31:CA:1525:G:OP1	41:CN:120:ARG:NH2	2.52	0.43
16:A1:24:TYR:HB2	16:A1:29:SER:HB3	2.01	0.43
31:CA:1097:C:O2'	31:CA:1169:A:N3	2.42	0.43
2:DB:97:G:H2'	2:DB:98:G:O4'	2.17	0.43
1:AA:663:G:H2'	1:AA:664:C:O4'	2.19	0.43
1:DA:1438:U:O2'	1:DA:1439:A:H5'	2.19	0.43
1:AA:1420:U:H3'	1:AA:1420:U:H6	1.83	0.43
1:AA:537:C:H2'	1:AA:537:C:O2	2.19	0.43
1:AA:2461:C:H2'	1:AA:2462:U:C6	2.54	0.43
32:CE:121:LEU:O	32:CE:121:LEU:HD23	2.19	0.43
1:DA:269:U:O2	1:DA:269:U:H2'	2.18	0.43
58:D3:31:VAL:HG22	58:D3:65:GLY:O	2.17	0.43
12:DP:23:GLY:HA2	12:DP:24:GLY:HA3	1.74	0.43
1:AA:889:C:H5''	1:AA:890:A:OP2	2.19	0.43
21:AV:101:PRO:HA	21:AV:122:ARG:O	2.18	0.43
1:DA:2472:G:H5''	1:DA:2473:U:H5''	2.00	0.43
28:A6:14:THR:N	28:A6:50:ARG:O	2.51	0.43
1:DA:1288:U:C2	1:DA:1327:C:O2	2.72	0.43
31:BA:1176:A:N6	31:BA:1177:G:C2	2.85	0.43
1:AA:1124:C:H2'	1:AA:1125:G:O4'	2.19	0.43
31:CA:1147:C:O2	39:CL:16:ARG:NE	2.52	0.43
3:DD:65:ILE:HD11	3:DD:67:PHE:CZ	2.54	0.43
14:DQ:27:SER:HA	14:DQ:88:ASP:CB	2.49	0.43
1:AA:1063:G:C6	1:AA:1064:C:C4	3.06	0.43
31:BA:695:A:H2'	31:BA:696:A:C8	2.54	0.43
1:AA:2751:G:O5'	1:AA:2751:G:C8	2.72	0.43
31:BA:947:G:H2'	31:BA:948:C:O4'	2.18	0.43
31:BA:55:A:C6	8:DK:89:TYR:CD1	3.06	0.43

Continued on next page...

Continued from previous page...

Atom-1	Atom-2	Distance(Å)	Clash(Å)
1:DA:340:A:H2'	1:DA:341:G:H5'	2.00	0.43
27:A5:36:CYS:SG	27:A5:48:GLU:O	2.76	0.43
1:AA:2119:A:N6	1:AA:2170:A:N6	2.67	0.43
53:BD:8:U:H5''	53:BD:9:G:P	2.59	0.43
31:CA:1053:G:O6	31:CA:1199:U:H2'	2.19	0.43
40:CM:55:LYS:O	40:CM:56:HIS:CG	2.71	0.43
30:D8:61:LEU:CD1	30:D8:62:LEU:H	2.32	0.43
25:DX:30:ARG:H	25:DX:33:GLN:NE2	2.16	0.43
14:DQ:106:ARG:H	14:DQ:106:ARG:HG3	1.35	0.43
31:CA:1392:G:O2'	31:CA:1393:U:H5'	2.19	0.43
21:AV:73:GLN:HB3	21:AV:87:ASP:OD1	2.18	0.43
25:AX:12:PRO:HA	25:AX:15:TYR:HD1	1.84	0.43
33:BF:92:ALA:HB2	33:BF:99:VAL:HG22	2.01	0.43
26:A4:14:ILE:HG23	26:A4:15:ILE:N	2.34	0.43
9:DM:45:ASN:HD22	9:DM:45:ASN:N	2.08	0.43
31:BA:76:G:C6	31:BA:77:C:C2	3.06	0.43
31:CA:940:C:C2	31:CA:941:G:C8	3.07	0.43
19:DT:35:THR:O	19:DT:39:ILE:HG13	2.18	0.43
4:DE:169:ASN:HA	4:DE:201:THR:HG21	2.00	0.43
31:BA:1258:G:C6	31:BA:1259:C:N4	2.87	0.43
40:BM:6:ILE:HG12	40:BM:72:VAL:O	2.18	0.43
52:CB:26:C:C5	52:CB:27:G:N2	2.87	0.43
11:AO:100:LEU:HB3	11:AO:106:LEU:HB2	2.00	0.43
1:DA:2517:C:C6	1:DA:2542:A:N1	2.87	0.43
1:DA:1337:G:H2'	1:DA:1338:G:C8	2.53	0.43
44:CQ:23:ARG:HB2	44:CQ:28:GLY:O	2.18	0.43
1:DA:2189:U:C2'	1:DA:2190:G:H5'	2.49	0.43
1:DA:581:C:C2	1:DA:582:G:C8	3.07	0.43
21:AV:118:GLN:HG2	21:AV:173:ALA:HB3	2.00	0.43
31:CA:265:G:H5'	47:CT:64:PRO:O	2.18	0.43
38:CK:73:ASP:N	38:CK:74:PRO:HD3	2.34	0.43
7:AH:98:LEU:HB2	7:AH:125:VAL:HG21	2.01	0.43
34:BG:150:GLU:C	34:BG:152:SER:N	2.72	0.43
6:DG:101:ILE:HD12	6:DG:102:PHE:N	2.34	0.43
40:CM:40:LEU:HG	40:CM:41:PRO:HD2	2.00	0.43
31:CA:1011:G:C2	31:CA:1019:C:O2	2.72	0.43
1:AA:2854:G:H2'	1:AA:2855:C:C6	2.54	0.43
31:CA:967:C:H2'	31:CA:968:A:C8	2.53	0.43
45:BR:55:GLY:HA2	45:BR:58:MET:HE2	2.00	0.43
1:AA:91:A:H2'	1:AA:92:G:O4'	2.19	0.43
17:D2:66:ARG:HG2	17:D2:66:ARG:H	1.55	0.43
49:CV:48:THR:HG22	49:CV:61:TYR:HA	2.01	0.43

Continued on next page...

Continued from previous page...

Atom-1	Atom-2	Distance(Å)	Clash(Å)
36:BI:22:GLU:OE1	36:BI:82:ARG:NH2	2.50	0.43
1:DA:392:C:H5''	1:DA:409:C:H5''	2.01	0.43
31:CA:303:A:H2'	31:CA:304:U:O4'	2.19	0.43
31:CA:16:A:N1	31:CA:919:A:H2	2.17	0.43
33:BF:154:SER:OG	33:BF:165:THR:HB	2.18	0.43
33:CF:23:TYR:CD2	33:CF:24:ALA:N	2.86	0.43
31:BA:419:C:H42	31:BA:424:G:H1	1.67	0.43
6:DG:165:THR:OG1	6:DG:168:GLU:HG3	2.19	0.43
12:DP:31:ASP:HA	12:DP:134:ARG:HD2	2.00	0.43
12:AP:31:ASP:O	12:AP:133:ARG:O	2.37	0.43
3:AD:28:GLU:CB	3:AD:29:PRO:HD2	2.28	0.43
3:AD:35:LYS:HA	3:AD:64:ILE:HG22	2.01	0.43
30:D8:34:TRP:C	30:D8:36:LYS:H	2.21	0.43
17:D2:71:LEU:N	17:D2:86:GLY:CA	2.60	0.43
15:DR:21:GLU:O	15:DR:91:ARG:NH2	2.52	0.43
1:AA:1535:U:C4	1:AA:1537:C:H1'	2.53	0.43
39:CL:16:ARG:O	39:CL:63:ILE:HG23	2.18	0.43
1:DA:2013:A:N6	1:DA:2014:A:C6	2.87	0.43
2:AB:94:C:H2'	2:AB:95:U:C6	2.49	0.43
33:BF:18:TRP:C	33:BF:20:SER:H	2.21	0.43
12:AP:79:LEU:O	12:AP:81:VAL:HG13	2.19	0.43
14:DQ:27:SER:HA	14:DQ:88:ASP:HB3	2.01	0.43
1:AA:2572:A:H8	4:AE:144:ARG:HB3	1.84	0.43
1:AA:536:A:P	16:A1:53:ARG:HH11	2.41	0.43
17:A2:22:VAL:CG1	17:A2:23:GLU:N	2.81	0.43
31:BA:686:U:C1'	41:BN:42:TRP:HE1	2.17	0.43
31:CA:991:U:HO2'	31:CA:992:U:P	2.41	0.43
7:AH:154:PRO:HB2	7:AH:155:SER:H	1.48	0.43
1:AA:1386:C:H2'	1:AA:1387:C:H6	1.83	0.43
1:AA:1471:A:N3	1:AA:1471:A:H2'	2.33	0.43
4:DE:35:GLN:O	4:DE:36:ARG:HG3	2.18	0.43
1:AA:747:U:C2	27:A5:2:ALA:N	2.87	0.43
1:DA:1003:G:O2'	1:DA:1010:A:N1	2.42	0.43
20:DU:74:PRO:O	20:DU:80:GLY:HA2	2.17	0.43
27:A5:49:CYS:SG	27:A5:60:VAL:HG23	2.59	0.43
1:AA:2146:C:H4'	1:AA:2147:G:C5	2.54	0.43
60:D4:16:CYS:C	60:D4:18:CYS:H	2.22	0.43
45:CR:17:ARG:CG	45:CR:17:ARG:NH1	2.81	0.43
31:CA:1053:G:C4	31:CA:1199:U:C5	3.07	0.43
1:AA:10:G:C2	1:AA:2629:A:C2	3.06	0.43
1:AA:2894:G:H2'	1:AA:2895:U:OP2	2.18	0.43
8:AK:44:LEU:HD12	8:AK:44:LEU:HA	1.83	0.43

Continued on next page...

Continued from previous page...

Atom-1	Atom-2	Distance(Å)	Clash(Å)
41:BN:102:GLY:O	41:BN:103:LEU:C	2.55	0.43
53:CC:48:U:C1'	53:CC:49:C:O5'	2.67	0.43
1:DA:1111:A:O2'	1:DA:1112:G:H4'	2.19	0.43
3:AD:18:VAL:HG12	3:AD:19:ALA:N	2.34	0.43
55:DF:127:GLU:C	55:DF:129:PHE:H	2.16	0.43
34:BG:31:CYS:C	34:BG:33:MET:N	2.64	0.43
33:CF:115:LEU:O	33:CF:119:ARG:N	2.51	0.43
1:DA:2655:G:N2	1:DA:2665:A:OP2	2.52	0.43
7:DH:94:TYR:CD1	7:DH:107:VAL:HA	2.54	0.43
31:BA:533:A:C2	31:BA:536:C:C5	3.06	0.43
1:AA:819:A:C4	1:AA:1189:A:C2	3.06	0.43
1:AA:973:A:H8	1:AA:973:A:OP1	2.02	0.43
31:CA:649:G:O2'	31:CA:650:G:H5'	2.17	0.43
2:DB:56:G:H5'	6:DG:27:ASN:HD21	1.83	0.43
37:BJ:26:PHE:HD1	37:BJ:101:LEU:HD22	1.84	0.43
10:DN:10:VAL:HG22	10:DN:17:ARG:O	2.19	0.43
31:BA:1309:G:C6	31:BA:1329:A:C2	3.07	0.43
46:CS:17:TYR:CE1	46:CS:41:PRO:HG3	2.52	0.43
20:AU:88:LYS:HB2	20:AU:90:LEU:HD22	2.00	0.43
31:BA:864:A:H3'	31:BA:865:A:C8	2.53	0.43
1:AA:817:C:O2'	1:AA:839:U:H5'	2.18	0.43
55:DF:51:THR:HG23	55:DF:92:PRO:HG2	2.01	0.43
42:CO:54:LYS:HD2	42:CO:54:LYS:N	2.34	0.43
37:CJ:45:ASP:O	37:CJ:49:ILE:HG13	2.19	0.43
12:AP:115:MET:HG2	12:AP:131:ILE:HG21	2.00	0.43
1:DA:699:A:C2'	1:DA:700:G:H5'	2.48	0.43
1:AA:2489:G:C2'	1:AA:2490:G:H5'	2.48	0.43
17:D2:7:THR:HG23	17:D2:22:VAL:HG21	2.01	0.43
1:AA:458:G:O2'	1:AA:469:G:O6	2.26	0.43
3:AD:264:LYS:O	3:AD:265:PRO:C	2.57	0.43
1:AA:205:G:O2'	1:AA:206:U:P	2.77	0.43
1:DA:296:C:O2'	1:DA:297:C:H5'	2.18	0.43
1:DA:1228:G:OP1	16:D1:13:LYS:HG2	2.18	0.43
1:DA:1915:U:H2'	1:DA:1916:A:O4'	2.18	0.43
1:DA:1387:C:C2	1:DA:1388:G:C8	3.06	0.43
31:CA:1187:G:H2'	31:CA:1187:G:N3	2.34	0.43
32:CE:187:LEU:HD23	32:CE:201:ILE:O	2.19	0.43
1:AA:162:U:HO2'	1:AA:163:U:H5	1.66	0.43
1:AA:1419:A:O2'	1:AA:1421:G:N7	2.39	0.43
34:CG:23:GLY:HA3	34:CG:112:VAL:HG22	2.01	0.43
6:AG:103:LEU:HD23	6:AG:106:LEU:HD23	2.00	0.43
1:AA:2016:U:H1'	27:A5:6:VAL:HG13	2.01	0.43

Continued on next page...

Continued from previous page...

Atom-1	Atom-2	Distance(Å)	Clash(Å)
31:BA:433:C:H2'	31:BA:434:U:H6	1.84	0.43
1:AA:818:G:H4'	1:AA:838:C:O3'	2.18	0.43
1:DA:871:U:H4'	12:DP:69:PHE:CE2	2.53	0.43
12:DP:139:GLU:O	12:DP:141:GLN:OXT	2.37	0.43
1:DA:1899:G:HO2'	1:DA:1900:A:H5''	1.81	0.43
31:CA:486:U:O2	31:CA:486:U:H2'	2.18	0.43
31:CA:1022:G:C6	31:CA:1023:G:C5	3.07	0.43
31:CA:1004:A:C8	31:CA:1036:G:N2	2.87	0.43
8:AK:110:ASP:HB2	8:AK:130:TYR:HE1	1.84	0.43
14:AQ:11:LYS:CD	14:AQ:15:ARG:HH21	2.32	0.43
15:DR:90:GLN:HA	15:DR:90:GLN:NE2	2.24	0.43
20:DU:13:VAL:HG21	20:DU:72:VAL:CB	2.38	0.43
40:BM:48:THR:CG2	40:BM:62:HIS:HB3	2.47	0.43
1:DA:1012:U:N3	9:DM:25:ARG:HD3	2.34	0.43
1:AA:828:U:H3'	1:AA:828:U:O2	2.19	0.43
53:BD:13:C:O2'	53:BD:14:A:OP2	2.36	0.43
6:DG:7:LEU:HD12	6:DG:104:GLU:HA	1.99	0.43
33:BF:15:THR:HG22	33:BF:15:THR:O	2.18	0.43
31:CA:963:G:HO2'	40:CM:54:PHE:HZ	1.67	0.43
52:CB:59:U:H4'	52:CB:60:A:H5''	2.01	0.43
16:A1:49:HIS:HA	16:A1:52:ARG:HG2	2.01	0.43
14:AQ:109:GLY:O	14:AQ:110:LEU:HB2	2.19	0.43
1:DA:2575:C:H5'	4:DE:143:ASN:O	2.19	0.43
2:DB:13:A:O2'	2:DB:15:A:O5'	2.36	0.43
31:BA:811:C:C5	31:BA:812:C:N4	2.86	0.43
31:BA:197:A:N6	31:BA:221:C:H5'	2.33	0.43
31:BA:978:A:H61	31:BA:1316:G:H1'	1.84	0.43
31:CA:167:G:O2'	31:CA:168:G:H5'	2.19	0.43
1:DA:2250:G:OP2	1:DA:2275:C:H2'	2.19	0.43
31:BA:447:G:H2'	31:BA:485:G:N2	2.34	0.43
44:CQ:12:ARG:CB	44:CQ:14:PRO:HD3	2.49	0.43
2:DB:66:A:C2	2:DB:108:C:C4	3.07	0.43
1:DA:2745:C:O2'	7:DH:142:GLY:HA3	2.19	0.43
1:AA:633:A:C8	1:AA:633:A:H3'	2.54	0.43
29:D7:48:LYS:HG3	29:D7:49:ARG:N	2.33	0.43
1:DA:492:A:H2'	1:DA:493:G:O4'	2.19	0.43
1:AA:1118:C:H2'	1:AA:1119:C:H6	1.82	0.43
1:AA:184:C:H2'	1:AA:185:U:H6	1.83	0.43
31:CA:1291:G:C6	31:CA:1292:U:C4	3.06	0.43
1:AA:1578:U:H2'	1:AA:1578:U:O2	2.19	0.43
6:DG:97:ASP:O	6:DG:101:ILE:HG23	2.19	0.43
2:AB:24:G:N2	2:AB:28:C:O2	2.51	0.43

Continued on next page...

Continued from previous page...

Atom-1	Atom-2	Distance(Å)	Clash(Å)
42:CO:50:ARG:HH12	42:CO:89:ASP:CB	2.31	0.43
17:A2:29:PRO:C	17:A2:61:VAL:HG23	2.39	0.43
31:CA:853:G:O2'	31:CA:854:G:H5'	2.18	0.43
31:BA:295:C:H2'	31:BA:296:U:C6	2.54	0.43
21:AV:68:PRO:O	21:AV:91:LEU:HD22	2.19	0.43
31:CA:1194:U:H4'	35:CH:22:GLY:O	2.19	0.43
11:DO:31:ALA:O	11:DO:32:THR:OG1	2.27	0.43
1:AA:1373:A:H2'	1:AA:1374:G:O4'	2.19	0.43
33:BF:87:LEU:O	33:BF:91:LEU:HG	2.18	0.43
33:BF:35:GLU:O	33:BF:39:ILE:HG13	2.19	0.43
47:BT:29:HIS:CE1	47:BT:32:TYR:CD1	3.07	0.43
34:BG:99:SER:O	34:BG:140:VAL:HG22	2.19	0.43
1:DA:2740:A:C6	1:DA:2764:A:C8	3.07	0.43
1:DA:2768:C:O2'	9:DM:89:LYS:HE2	2.17	0.43
31:CA:784:C:H4'	1:DA:1837:C:OP1	2.18	0.43
56:D0:44:LEU:HD22	56:D0:48:VAL:HG23	2.00	0.43
6:AG:108:ASN:HD22	26:A4:38:LYS:HB3	1.83	0.43
1:AA:889:C:O5'	1:AA:889:C:O2	2.37	0.43
1:DA:867:C:C5	1:DA:868:U:C5	3.07	0.43
16:A1:61:TRP:CE2	16:A1:94:ASN:HA	2.53	0.43
1:AA:259:G:N2	1:AA:621:A:C8	2.85	0.43
34:CG:15:GLU:HB3	34:CG:63:LYS:HE2	2.01	0.43
56:D0:37:THR:HG22	56:D0:39:PRO:CD	2.47	0.43
31:BA:1128:C:C6	31:BA:1139:G:N7	2.87	0.43
1:DA:84:A:H2'	1:DA:99:U:O4	2.19	0.43
1:DA:481:G:C4	1:DA:507:A:C2	3.07	0.43
1:AA:1045:A:C2	1:AA:1111:A:N6	2.86	0.43
31:BA:1235:U:H2'	31:BA:1236:A:O4'	2.19	0.43
32:BE:16:HIS:HB3	32:BE:210:SER:OG	2.19	0.43
1:DA:748:G:OP2	18:DS:88:ARG:HG3	2.19	0.43
1:DA:1537:C:O2'	1:DA:1538:G:O4'	2.28	0.43
31:CA:244:U:H6	31:CA:244:U:H5'	1.83	0.43
12:AP:2:LEU:HD11	12:AP:69:PHE:CE1	2.54	0.43
11:DO:75:ILE:H	11:DO:75:ILE:CD1	2.25	0.43
1:DA:90:U:C3'	1:DA:91:A:H5''	2.48	0.43
31:CA:818:G:HO2'	31:CA:820:U:H6	1.63	0.43
19:DT:49:VAL:HB	19:DT:83:VAL:CG2	2.49	0.43
2:AB:41:U:C5	6:AG:69:ALA:HB1	2.54	0.43
6:AG:90:LEU:HD12	6:AG:90:LEU:HA	1.90	0.43
1:DA:2121:G:H1	1:DA:2177:C:N4	2.11	0.43
41:BN:21:ILE:HG12	41:BN:30:VAL:CG1	2.49	0.43
1:DA:2187:G:C6	1:DA:2188:C:N3	2.86	0.43

Continued on next page...

Continued from previous page...

Atom-1	Atom-2	Distance(Å)	Clash(Å)
34:CG:122:ARG:HH21	34:CG:134:ASP:HB2	1.84	0.43
1:AA:1410:G:H1	1:AA:1592:C:H42	1.66	0.43
1:DA:2321:G:H5'	1:DA:2322:A:OP2	2.19	0.43
21:AV:150:LEU:HD23	21:AV:154:ASP:HB2	2.01	0.43
34:BG:194:LEU:HG	34:BG:196:LEU:HG	2.00	0.43
1:DA:64:A:H1'	19:DT:66:LEU:HB2	2.01	0.43
31:BA:1329:A:N7	51:BX:7:ARG:NH2	2.67	0.43
34:BG:163:GLU:O	34:BG:165:MET:N	2.52	0.43
32:CE:118:LEU:HB3	32:CE:142:LEU:HD12	2.01	0.43
6:DG:13:GLU:O	6:DG:14:GLU:HB2	2.18	0.43
15:AR:53:ARG:HB3	15:AR:53:ARG:CZ	2.47	0.43
1:AA:2059:A:O3'	5:AF:69:HIS:HA	2.19	0.43
43:BP:30:ALA:O	43:BP:34:LEU:HD23	2.18	0.43
19:DT:5:TYR:HB3	59:DW:33:MET:HB2	2.01	0.43
1:AA:1952:A:C5	10:AN:22:ILE:HD11	2.54	0.43
1:DA:696:G:H2'	1:DA:697:C:H6	1.84	0.43
32:BE:134:GLU:HG2	32:BE:138:LEU:HG	2.01	0.43
3:DD:261:LYS:HB3	3:DD:264:LYS:HG3	2.01	0.43
1:DA:957:A:N6	1:DA:2459:A:C8	2.87	0.43
36:CI:6:VAL:HG22	36:CI:90:VAL:HG22	2.01	0.43
52:BB:5:A:H61	52:BB:79:U:H3	1.67	0.43
31:BA:491:G:H2'	31:BA:492:G:O4'	2.19	0.43
1:DA:1475:G:C2	1:DA:1519:G:C2	3.07	0.43
31:CA:949:A:C2	31:CA:1233:G:N3	2.87	0.43
32:CE:24:TRP:CD1	32:CE:24:TRP:C	2.90	0.43
57:DV:70:LEU:HA	57:DV:70:LEU:HD23	1.85	0.43
56:D0:101:ALA:HB2	27:D5:44:THR:CB	2.49	0.43
53:CD:55:U:C4	53:CD:56:U:C5	3.07	0.43
18:DS:82:LEU:HB2	18:DS:98:LYS:HB2	2.01	0.43
1:AA:1058:U:H2'	1:AA:1059:G:H8	1.82	0.42
1:AA:1085:A:N3	1:AA:1086:A:N7	2.67	0.42
31:CA:1320:C:H2'	31:CA:1321:C:H6	1.79	0.42
31:BA:1177:G:H2'	31:BA:1178:G:N3	2.34	0.42
4:AE:72:VAL:O	4:AE:73:GLU:C	2.58	0.42
31:CA:407:G:H1	31:CA:435:C:N4	2.17	0.42
31:CA:1127:G:C2	31:CA:1145:C:C2	3.07	0.42
31:CA:1138:G:H3'	31:CA:1138:G:N3	2.34	0.42
1:DA:1568:G:P	3:DD:63:ARG:HH22	2.42	0.42
31:CA:1024:G:H3'	31:CA:1024:G:N3	2.34	0.42
57:DV:94:GLU:O	57:DV:130:PRO:HD3	2.18	0.42
1:AA:1063:G:C5	1:AA:1064:C:C5	3.07	0.42
1:DA:2582:G:C2	1:DA:2583:G:C8	3.07	0.42

Continued on next page...

Continued from previous page...

Atom-1	Atom-2	Distance(Å)	Clash(Å)
31:BA:946:A:C2	31:BA:1236:A:C2	3.07	0.42
31:CA:1185:G:H2'	31:CA:1186:G:O4'	2.19	0.42
30:D8:4:MET:HB2	30:D8:4:MET:HE2	1.90	0.42
31:CA:1200:C:H1'	31:CA:1204:A:H61	1.83	0.42
44:CQ:4:LYS:C	44:CQ:6:LEU:N	2.70	0.42
32:BE:218:ALA:O	32:BE:222:ILE:HG13	2.19	0.42
11:AO:6:LEU:O	11:AO:7:ARG:O	2.36	0.42
31:BA:509:A:O2'	31:BA:510:A:OP1	2.36	0.42
32:CE:12:GLU:HB3	32:CE:213:LEU:CD1	2.48	0.42
14:DQ:84:GLN:HG2	14:DQ:109:GLY:HA3	2.00	0.42
8:AK:13:GLY:HA3	8:AK:17:GLN:OE1	2.18	0.42
36:BI:2:ARG:CZ	36:BI:69:GLU:HG3	2.48	0.42
58:D3:12:ASN:HA	58:D3:14:ARG:NH2	2.27	0.42
31:CA:748:C:C1'	31:CA:749:C:OP2	2.67	0.42
9:AM:94:HIS:C	9:AM:95:PRO:O	2.54	0.42
33:BF:92:ALA:HA	33:BF:95:THR:HB	2.01	0.42
1:AA:945:A:C4	1:AA:2448:A:C2	3.07	0.42
53:CD:53:G:C6	53:CD:63:C:N4	2.87	0.42
36:BI:61:LEU:HB3	36:BI:63:TYR:HE2	1.83	0.42
31:BA:123:C:OP1	31:BA:312:C:H5'	2.19	0.42
31:CA:1121:U:C4	31:CA:1122:U:C5	3.07	0.42
28:D6:23:THR:CG2	28:D6:24:GLU:N	2.82	0.42
37:BJ:43:PHE:O	37:BJ:46:ALA:HB3	2.19	0.42
60:D4:56:VAL:HG22	60:D4:57:GLU:N	2.34	0.42
60:D4:56:VAL:O	60:D4:57:GLU:CB	2.66	0.42
18:DS:17:VAL:C	18:DS:19:LEU:N	2.73	0.42
39:BL:69:GLY:O	39:BL:70:LYS:C	2.57	0.42
31:BA:438:G:H4'	34:BG:123:HIS:CE1	2.54	0.42
1:DA:547:A:N7	1:DA:548:A:N6	2.67	0.42
1:AA:2771:C:H2'	1:AA:2772:C:C6	2.53	0.42
1:DA:288:C:O2	1:DA:288:C:H2'	2.20	0.42
31:BA:1095:U:P	31:BA:1108:G:H1	2.42	0.42
52:BB:27:G:O6	52:BB:45:U:C2	2.72	0.42
1:AA:1221:C:H2'	1:AA:1222:C:C6	2.50	0.42
1:DA:2854:G:N2	1:DA:2864:G:N3	2.67	0.42
31:CA:126:G:H4'	31:CA:634:C:H1'	2.01	0.42
31:BA:1325:C:P	51:BX:6:ARG:HH22	2.42	0.42
36:CI:11:ASN:OD1	36:CI:12:PRO:HD2	2.19	0.42
31:BA:110:C:H2'	31:BA:111:G:O4'	2.19	0.42
1:DA:746:A:H2'	1:DA:2612:C:H5''	2.01	0.42
1:DA:1505:C:H2'	1:DA:1506:C:H6	1.83	0.42
31:BA:232:G:C5	31:BA:233:C:C5	3.07	0.42

Continued on next page...

Continued from previous page...

Atom-1	Atom-2	Distance(Å)	Clash(Å)
1:AA:2564:A:OP1	1:AA:2648:C:H4'	2.19	0.42
33:CF:18:TRP:CD1	44:CQ:54:PRO:HA	2.54	0.42
1:AA:777:A:C2	1:AA:778:G:C4	3.08	0.42
1:AA:1263:U:O2'	27:A5:11:THR:HG23	2.19	0.42
1:AA:540:G:H3'	1:AA:541:C:H6	1.82	0.42
9:DM:18:ALA:HA	9:DM:21:LYS:HD2	2.01	0.42
1:AA:1763:G:OP1	1:AA:1763:G:H4'	2.19	0.42
1:AA:562:U:O4	1:AA:2036:C:H1'	2.19	0.42
9:DM:72:TYR:HE1	9:DM:101:HIS:HD2	1.67	0.42
31:BA:562:C:H1'	42:BO:12:ARG:HB3	2.00	0.42
31:BA:1039:C:H2'	31:BA:1040:U:O4'	2.18	0.42
1:AA:1861:G:C2	1:AA:1862:G:C8	3.07	0.42
1:DA:1814:G:C6	1:DA:1815:A:C6	3.06	0.42
36:CI:76:ALA:HB1	36:CI:80:ARG:HH21	1.84	0.42
14:DQ:93:LYS:HE3	14:DQ:93:LYS:HB2	1.74	0.42
12:DP:55:VAL:O	12:DP:55:VAL:CG1	2.67	0.42
39:BL:4:TYR:CE2	39:BL:88:TYR:HD2	2.37	0.42
43:CP:27:LYS:HE3	43:CP:31:LYS:HE3	2.01	0.42
37:CJ:72:ARG:HB2	37:CJ:142:GLU:OE2	2.19	0.42
31:CA:692:U:O4	41:CN:53:SER:HA	2.19	0.42
1:DA:848:G:N9	1:DA:933:A:C8	2.87	0.42
12:DP:3:MET:HG2	12:DP:4:PRO:O	2.19	0.42
1:AA:49:A:C8	1:AA:51:G:C2	3.06	0.42
12:DP:61:GLY:HA2	12:DP:62:GLY:HA3	1.71	0.42
1:DA:870:A:C2	1:DA:908:C:C2	3.07	0.42
1:AA:2317:C:H2'	1:AA:2318:G:C5'	2.19	0.42
20:AU:76:CYS:O	20:AU:77:PRO:C	2.57	0.42
1:AA:2346:A:H5''	1:AA:2383:G:H1'	2.00	0.42
31:BA:1151:A:O2'	40:BM:39:PRO:HB2	2.19	0.42
1:AA:1508:A:O2'	1:AA:1509:C:O5'	2.36	0.42
39:CL:48:GLU:N	39:CL:49:PRO:CD	2.82	0.42
1:AA:1019:U:H2'	1:AA:1020:A:C8	2.54	0.42
1:DA:2786:U:H5''	4:DE:65:GLY:HA3	2.01	0.42
31:BA:310:G:P	46:BS:27:LYS:NZ	2.92	0.42
1:AA:2314:C:O2'	1:AA:2315:G:H5'	2.18	0.42
59:DW:46:GLN:N	59:DW:49:LYS:HZ2	2.16	0.42
31:CA:956:U:C2	31:CA:1225:A:C2	3.07	0.42
20:DU:81:LYS:HZ2	20:DU:97:ARG:HH12	1.67	0.42
1:AA:2119:A:N6	1:AA:2170:A:C6	2.86	0.42
60:D4:24:THR:O	60:D4:25:TYR:HB2	2.19	0.42
33:BF:10:PHE:HD2	33:BF:11:ARG:NH1	2.17	0.42
33:BF:9:GLY:HA2	33:BF:12:LEU:HG	2.01	0.42

Continued on next page...

Continued from previous page...

Atom-1	Atom-2	Distance(Å)	Clash(Å)
55:DF:63:LYS:NZ	55:DF:67:GLN:HB2	2.35	0.42
32:BE:219:VAL:HA	32:BE:222:ILE:HD12	2.01	0.42
43:BP:4:ILE:HA	43:BP:57:ARG:HD3	2.00	0.42
1:DA:573:G:O6	1:DA:2029:G:H2'	2.18	0.42
1:AA:559:G:N2	16:A1:49:HIS:CD2	2.79	0.42
6:AG:26:GLN:HG3	6:AG:30:GLU:OE2	2.19	0.42
1:AA:524:U:H2'	1:AA:525:U:C6	2.54	0.42
1:AA:811:U:H2'	11:AO:21:ARG:O	2.18	0.42
1:AA:2208:U:O4'	3:AD:151:LYS:HE2	2.20	0.42
19:DT:51:VAL:H	19:DT:83:VAL:HG23	1.84	0.42
33:CF:113:ALA:O	33:CF:115:LEU:N	2.52	0.42
1:AA:2666:C:H42	7:AH:109:PHE:HA	1.84	0.42
31:CA:600:C:H5''	38:CK:97:VAL:HG23	2.00	0.42
45:BR:74:ASP:OD1	45:BR:76:GLU:HB3	2.18	0.42
1:DA:389:G:H22	11:DO:72:PRO:HD3	1.83	0.42
1:AA:587:C:H4'	1:AA:588:U:OP2	2.19	0.42
38:CK:86:ILE:O	38:CK:88:LYS:HD2	2.18	0.42
1:AA:1379:A:C1'	1:AA:1380:G:OP1	2.67	0.42
49:BV:51:VAL:O	49:BV:57:HIS:HA	2.19	0.42
2:AB:89:G:C6	2:AB:89(A):A:N1	2.87	0.42
33:CF:138:VAL:HG23	33:CF:151:VAL:HG23	2.01	0.42
33:CF:34:LEU:O	33:CF:38:ARG:HG2	2.19	0.42
1:AA:2870:C:C2'	1:AA:2871:C:O5'	2.67	0.42
31:BA:1309:G:C6	31:BA:1329:A:N1	2.87	0.42
7:AH:97:ARG:NH2	7:AH:104:GLU:OE1	2.52	0.42
31:CA:619:U:C2	34:CG:135:LEU:HD22	2.54	0.42
31:CA:403:C:O2'	31:CA:404:U:H5'	2.19	0.42
14:AQ:41:ASP:OD2	14:AQ:44:LYS:HD2	2.18	0.42
1:AA:1600:C:OP1	19:AT:58:HIS:NE2	2.33	0.42
36:CI:97:PHE:O	48:CU:31:LEU:HD23	2.19	0.42
53:BC:64:G:H2'	53:BC:65:G:C8	2.54	0.42
49:CV:48:THR:HG22	49:CV:61:TYR:CD1	2.54	0.42
31:BA:979:C:H2'	31:BA:980:C:H5'	2.00	0.42
31:CA:949:A:N7	43:CP:106:ASN:ND2	2.66	0.42
26:A4:49:PHE:HE2	43:BP:61:GLU:O	2.02	0.42
4:DE:53:PRO:O	4:DE:54:GLN:C	2.58	0.42
1:DA:1354:A:H2'	1:DA:1355:G:O4'	2.19	0.42
38:BK:49:GLU:HG2	38:BK:62:TYR:HE2	1.84	0.42
1:AA:2063:C:O2	1:AA:2450:A:N1	2.51	0.42
1:AA:2436:G:C5	1:AA:2437:U:C5	3.07	0.42
32:BE:154:LEU:HD23	32:BE:154:LEU:H	1.84	0.42
14:DQ:54:LEU:HG	14:DQ:54:LEU:O	2.20	0.42

Continued on next page...

Continued from previous page...

Atom-1	Atom-2	Distance(Å)	Clash(Å)
1:DA:212:G:O2'	1:DA:213:A:H5'	2.20	0.42
1:DA:846:C:C4	1:DA:847:U:O4	2.73	0.42
1:DA:868:U:N3	1:DA:869:G:N7	2.67	0.42
2:DB:73:A:H3'	2:DB:74:U:H6	1.84	0.42
3:DD:48:ARG:HG3	3:DD:48:ARG:HH11	1.82	0.42
32:CE:111:ARG:CG	32:CE:111:ARG:NH1	2.59	0.42
34:CG:20:TYR:HD2	34:CG:26:CYS:O	2.02	0.42
40:BM:55:LYS:HD2	40:BM:56:HIS:ND1	2.35	0.42
31:CA:1279:A:H5''	31:CA:1280:A:OP1	2.18	0.42
3:DD:65:ILE:HD12	3:DD:66:ASP:N	2.34	0.42
1:DA:2055:C:OP1	1:DA:2056:G:H4'	2.19	0.42
1:DA:2791:C:C4	1:DA:2893:G:C6	3.07	0.42
31:BA:1305:G:N2	31:BA:1331:G:N3	2.67	0.42
2:DB:43:C:H4'	6:DG:66:GLN:NE2	2.34	0.42
43:CP:23:TYR:HB3	43:CP:67:GLU:HA	2.01	0.42
37:BJ:21:VAL:HG23	37:BJ:22:LEU:N	2.34	0.42
16:D1:90:VAL:CG1	16:D1:91:ASP:H	2.32	0.42
1:DA:996:A:N6	1:DA:1160:G:C6	2.87	0.42
6:AG:121:ASN:ND2	6:AG:123:ASN:H	2.02	0.42
1:AA:1212:G:H1'	1:AA:1237:A:N6	2.33	0.42
31:CA:1348:U:H4'	39:CL:120:ARG:HD2	2.00	0.42
31:BA:276:G:O2'	47:BT:68:ARG:NH1	2.52	0.42
32:BE:220:ASP:C	32:BE:222:ILE:N	2.73	0.42
32:BE:5:ILE:HG13	32:BE:6:THR:N	2.34	0.42
31:BA:1492:A:H5''	42:BO:44:LYS:HB3	2.01	0.42
8:DK:100:ALA:C	8:DK:102:SER:H	2.22	0.42
9:AM:15:LEU:O	9:AM:136:GLU:HA	2.18	0.42
1:AA:1087:G:N7	1:AA:1089:G:H1'	2.35	0.42
32:CE:100:GLY:O	32:CE:104:ASN:N	2.34	0.42
32:CE:145:LEU:HD12	32:CE:145:LEU:HA	1.91	0.42
31:CA:1015:A:N6	31:CA:1016:A:C6	2.88	0.42
11:AO:23:PRO:C	11:AO:25:SER:N	2.73	0.42
40:BM:98:ILE:N	40:BM:98:ILE:HD12	2.34	0.42
1:DA:1171:G:H1'	1:DA:1173:G:P	2.59	0.42
28:D6:43:CYS:O	28:D6:44:ARG:CB	2.67	0.42
1:DA:547:A:H3'	1:DA:548:A:C8	2.54	0.42
1:DA:2665:A:H2'	1:DA:2666:C:O4'	2.19	0.42
23:DZ:78:LYS:CD	23:DZ:78:LYS:O	2.67	0.42
15:AR:98:LYS:HB3	15:AR:100:TYR:CE1	2.54	0.42
31:BA:1335:C:H5''	31:BA:1336:C:OP1	2.19	0.42
49:CV:78:ARG:HD3	49:CV:79:THR:N	2.34	0.42
1:AA:1694:C:H1'	1:AA:1695:G:OP2	2.20	0.42

Continued on next page...

Continued from previous page...

Atom-1	Atom-2	Distance(Å)	Clash(Å)
1:DA:1484:G:C4	1:DA:1485:G:C8	3.07	0.42
31:BA:1510:U:H1'	31:BA:1526:G:N2	2.34	0.42
1:AA:27:G:C4	1:AA:512:G:N2	2.86	0.42
34:CG:9:CYS:CA	34:CG:12:CYS:HB2	2.47	0.42
1:AA:2335:A:N7	1:AA:2337:G:C5	2.88	0.42
31:CA:1498:U:H1'	31:CA:1499:A:OP2	2.20	0.42
4:DE:197:ILE:HD11	4:DE:199:ARG:HH21	1.83	0.42
15:DR:136:GLN:C	15:DR:137:LYS:HD2	2.39	0.42
31:BA:445:G:H1	31:BA:489:C:N4	2.16	0.42
1:DA:921:G:H2'	1:DA:922:U:C6	2.54	0.42
4:DE:182:LEU:HD12	4:DE:183:LEU:H	1.83	0.42
1:DA:2251:G:OP1	12:DP:82:ARG:NH1	2.50	0.42
11:DO:77:ARG:HB2	11:DO:78:PRO:CD	2.49	0.42
31:BA:475:G:H2'	31:BA:476:G:O4'	2.19	0.42
14:DQ:55:ALA:C	14:DQ:57:LYS:H	2.23	0.42
31:BA:1049:U:H4'	31:BA:1050:G:H5''	2.00	0.42
13:A0:57:ARG:HB3	13:A0:59:ASP:OD1	2.19	0.42
1:DA:1283:G:H2'	1:DA:1285:G:OP2	2.19	0.42
1:DA:1585:C:O2	1:DA:1585:C:H3'	2.20	0.42
1:DA:649:G:C5	1:DA:650:C:C4	3.07	0.42
1:DA:1386:C:H2'	1:DA:1387:C:C6	2.54	0.42
1:DA:963:U:H2'	1:DA:964:C:C6	2.54	0.42
16:D1:110:VAL:O	16:D1:113:ALA:HB3	2.19	0.42
41:CN:114:VAL:HA	41:CN:115:PRO:HD3	1.89	0.42
31:BA:636:U:H5'	47:BT:2:PRO:HG3	2.01	0.42
43:CP:6:GLY:O	43:CP:7:VAL:HG13	2.19	0.42
31:CA:1376:U:OP1	37:CJ:98:SER:OG	2.26	0.42
1:AA:1414:G:O2'	1:AA:1415:U:H5'	2.19	0.42
21:AV:58:VAL:HG12	21:AV:66:SER:HB3	2.02	0.42
56:D0:51:LEU:HD23	56:D0:51:LEU:HA	1.89	0.42
5:AF:117:ARG:HD2	5:AF:117:ARG:HA	1.93	0.42
42:CO:82:ILE:HA	42:CO:82:ILE:HD12	1.69	0.42
15:DR:78:LEU:HD22	15:DR:79:HIS:CD2	2.54	0.42
1:DA:679:C:H2'	1:DA:680:G:H8	1.84	0.42
6:DG:15:VAL:HG21	6:DG:176:LEU:HD23	2.01	0.42
12:DP:2:LEU:HD22	12:DP:2:LEU:HA	1.84	0.42
1:AA:164:U:C2'	1:AA:164:U:O2	2.67	0.42
20:AU:76:CYS:O	20:AU:78:ALA:N	2.52	0.42
1:DA:2468:G:C4	1:DA:2481:G:C2	3.07	0.42
7:AH:83:TYR:HB2	7:AH:84:SER:H	1.60	0.42
1:DA:971:C:C2'	1:DA:972:G:H5'	2.50	0.42
31:CA:1124:G:HO2'	31:CA:1145:C:N4	2.10	0.42

Continued on next page...

Continued from previous page...

Atom-1	Atom-2	Distance(Å)	Clash(Å)
31:CA:1145:C:O2	31:CA:1145:C:C2'	2.67	0.42
1:DA:654(D):G:N2	1:DA:654(Q):C:C2	2.84	0.42
20:DU:19:LYS:HE3	20:DU:71:LYS:NZ	2.35	0.42
31:CA:1442:G:H8	31:CA:1442:G:H3'	1.84	0.42
31:BA:58:C:O2'	31:BA:59:A:H5'	2.19	0.42
1:DA:1005:C:O2	1:DA:1143:A:C6	2.71	0.42
4:DE:52:LEU:HD12	4:DE:76:ARG:HD2	2.02	0.42
19:DT:31:HIS:ND1	19:DT:32:PRO:HD2	2.34	0.42
47:BT:67:LYS:O	47:BT:68:ARG:HB3	2.19	0.42
31:BA:1079:G:C6	31:BA:1080:A:N6	2.88	0.42
49:CV:66:MET:HB3	49:CV:69:HIS:CD2	2.54	0.42
1:DA:1406:U:H2'	1:DA:1406:U:O2	2.18	0.42
1:DA:1111:A:H5'	7:DH:3:ARG:HD3	2.00	0.42
1:DA:90:U:O2'	1:DA:91:A:H8	1.92	0.42
1:AA:674:G:H1'	5:AF:74:ARG:CD	2.45	0.42
1:DA:631:A:N3	1:DA:2415:G:O2'	2.38	0.42
31:CA:941:G:H2'	31:CA:942:G:O5'	2.18	0.42
32:CE:69:LEU:C	32:CE:69:LEU:HD23	2.40	0.42
31:BA:129(A):G:H5'	31:BA:191(A):G:H5'	2.01	0.42
31:BA:411:A:C6	31:BA:429:U:C4	3.07	0.42
31:CA:979:C:C5	31:CA:980:C:C6	3.07	0.42
31:BA:868:C:H2'	31:BA:869:G:O4'	2.18	0.42
18:DS:17:VAL:O	18:DS:19:LEU:N	2.52	0.42
1:DA:2275:C:O2'	12:DP:84:GLY:CA	2.68	0.42
1:DA:857:C:N4	1:DA:858:U:O4	2.52	0.42
17:D2:2:PHE:N	17:D2:42:GLY:HA3	2.32	0.42
1:AA:1833:U:H2'	1:AA:1834:U:H6	1.84	0.42
6:AG:101:ILE:HD13	6:AG:102:PHE:N	2.34	0.42
39:CL:113:LYS:N	39:CL:113:LYS:HD2	2.34	0.42
1:DA:977:G:O2'	1:DA:978:G:H5'	2.19	0.42
1:AA:634:C:H2'	1:AA:635:C:C6	2.53	0.42
31:CA:87:A:C2	31:CA:88:C:C6	3.06	0.42
1:AA:2334:G:H4'	1:AA:2335:A:OP2	2.19	0.42
3:AD:68:LYS:HB2	3:AD:70:TRP:CZ3	2.54	0.42
2:AB:75:G:N2	21:AV:85:HIS:CE1	2.87	0.42
31:BA:1221:G:H4'	49:BV:77:THR:HG21	2.01	0.42
1:DA:1248:G:OP1	16:D1:2:PRO:HD2	2.20	0.42
6:AG:63:ILE:HD12	6:AG:141:PHE:CD1	2.54	0.42
1:AA:1530:G:C5	1:AA:1531:C:C4	3.07	0.42
6:AG:99:MET:HG3	6:AG:100:TRP:N	2.33	0.42
31:CA:157:G:C4	31:CA:158:G:C8	3.07	0.42
42:CO:46:ASN:OD1	42:CO:89:ASP:OD2	2.36	0.42

Continued on next page...

Continued from previous page...

Atom-1	Atom-2	Distance(Å)	Clash(Å)
38:CK:123:GLU:O	38:CK:127:LEU:HD23	2.20	0.42
1:DA:1779:U:C6	1:DA:1783:A:N7	2.87	0.42
4:AE:54:GLN:O	4:AE:55:ASN:HB2	2.19	0.42
1:DA:1388:G:C2'	1:DA:1389:G:H5'	2.49	0.42
6:DG:15:VAL:HG13	6:DG:175:LEU:HB2	2.02	0.42
19:DT:64:LYS:NZ	19:DT:73:ARG:HH21	2.18	0.42
33:BF:81:GLY:O	33:BF:85:ARG:HB2	2.18	0.42
31:BA:1379:G:C6	31:BA:1380:U:O4	2.72	0.42
1:DA:256:A:H2'	1:DA:257:A:C8	2.55	0.42
1:AA:66:C:C2	1:AA:89:G:N2	2.87	0.42
32:CE:134:GLU:O	32:CE:138:LEU:HG	2.19	0.42
8:AK:54:GLN:O	8:AK:56:LYS:N	2.53	0.42
35:CH:63:ARG:HA	35:CH:66:MET:CE	2.49	0.42
1:DA:903:C:H1'	57:DV:168:GLU:OE1	2.19	0.42
31:CA:662:G:H2'	31:CA:663:A:C8	2.54	0.42
35:CH:24:ARG:H	35:CH:24:ARG:HG2	1.67	0.42
55:DF:21:ALA:C	55:DF:23:ASP:H	2.21	0.42
1:AA:2470:G:O5'	1:AA:2470:G:H8	2.02	0.42
1:AA:897:C:H2'	1:AA:898:C:O5'	2.18	0.42
12:DP:28:ALA:C	12:DP:29:PHE:HD1	2.22	0.42
57:DV:72:ARG:HD2	57:DV:72:ARG:HA	1.83	0.42
3:AD:35:LYS:HG2	3:AD:64:ILE:HG22	2.00	0.42
53:CD:77:A:O2'	1:DA:2394:C:C2	2.65	0.42
1:DA:2393:A:H5'	11:DO:62:LEU:HB2	2.01	0.42
31:BA:1117:G:O3'	39:BL:104:ARG:NH1	2.52	0.42
31:CA:407:G:C6	31:CA:408:A:N6	2.87	0.42
34:CG:26:CYS:HA	34:CG:31:CYS:CB	2.48	0.42
40:BM:57:LYS:HE3	40:BM:60:ARG:NH2	2.35	0.42
1:AA:594:U:OP1	30:A8:61:LEU:HD22	2.20	0.42
60:D4:6:HIS:HA	60:D4:7:PRO:HD3	1.91	0.42
1:AA:1496:A:C8	1:AA:1577:C:O2'	2.56	0.42
31:BA:1301:U:O4	31:BA:1303:C:H1'	2.19	0.42
11:AO:38:GLN:HG2	11:AO:45:LEU:HD12	2.02	0.42
31:BA:1274:G:H2'	31:BA:1275:A:C8	2.55	0.42
53:BD:18:C:H3'	53:BD:18:C:O2	2.20	0.42
60:D4:11:PRO:HA	60:D4:25:TYR:H	1.84	0.42
31:BA:1213:A:N1	31:BA:1215:G:H1'	2.34	0.42
31:CA:1052:U:H2'	31:CA:1055:A:OP1	2.19	0.42
32:CE:47:THR:O	32:CE:51:LEU:HB2	2.20	0.42
35:BH:153:LYS:H	38:BK:64:LYS:NZ	2.17	0.42
1:AA:528:A:N1	1:AA:2043:C:C5'	2.82	0.42
12:AP:47:ILE:HD12	12:AP:70:PRO:HG3	2.00	0.42

Continued on next page...

Continued from previous page...

Atom-1	Atom-2	Distance(Å)	Clash(Å)
1:DA:2353:G:H2'	1:DA:2354:G:O4'	2.19	0.42
32:BE:204:ASN:ND2	32:BE:206:ASP:O	2.52	0.42
2:DB:15:A:H2'	2:DB:16:G:OP1	2.19	0.42
31:CA:1329:A:H5''	43:CP:25:ILE:O	2.19	0.42
31:CA:990:C:C2	31:CA:1216:G:C2	3.08	0.42
56:D0:87:TYR:CE1	56:D0:117:VAL:HG12	2.54	0.42
1:DA:1252:G:O2'	1:DA:1253:A:C8	2.73	0.42
7:DH:107:VAL:O	7:DH:107:VAL:HG12	2.20	0.42
4:AE:101:ARG:O	4:AE:201:THR:OG1	2.37	0.42
7:AH:10:PRO:C	7:AH:11:VAL:HG13	2.40	0.42
1:AA:1188:U:C4'	17:A2:79:VAL:HG22	2.48	0.42
31:BA:1296:C:OP1	43:BP:44:ARG:NH2	2.52	0.42
34:BG:105:VAL:HG13	34:BG:110:PHE:HB2	2.01	0.42
31:BA:883:C:H2'	31:BA:884:U:H5'	2.00	0.42
31:CA:751:U:H4'	45:CR:24:SER:HA	2.01	0.42
43:CP:57:ARG:CZ	60:D4:34:GLU:HB2	2.49	0.42
7:DH:11:VAL:HA	7:DH:12:PRO:HD2	1.86	0.42
32:BE:100:GLY:O	32:BE:101:MET:C	2.58	0.42
31:CA:1268:A:O2'	31:CA:1269:A:O5'	2.33	0.42
36:CI:12:PRO:HB3	36:CI:58:GLY:HA2	2.02	0.42
1:DA:1270:C:O2'	1:DA:1648:C:OP2	2.29	0.42
1:AA:988:A:H8	1:AA:988:A:O5'	2.01	0.42
1:DA:362:U:H3'	1:DA:362:U:C6	2.52	0.42
31:CA:1449:C:O2'	31:CA:1450:U:P	2.77	0.42
43:CP:36:LYS:HD3	43:CP:59:TYR:OH	2.20	0.42
1:DA:1657:C:H2'	1:DA:1658:C:O4'	2.20	0.42
1:DA:1131:G:OP1	9:DM:80:GLY:N	2.47	0.42
31:CA:860:A:H2'	31:CA:861:G:O4'	2.20	0.42
53:CC:73:A:C6	53:CC:74:A:C6	3.08	0.42
1:AA:2019:A:C2'	1:AA:2020:A:O5'	2.68	0.42
1:AA:2017:U:H5''	1:AA:2018:G:OP2	2.19	0.42
5:AF:155:LEU:HD13	5:AF:174:VAL:HG22	2.00	0.42
10:AN:1:MET:HE3	10:AN:1:MET:HB3	1.82	0.42
1:AA:1862:G:H2'	1:AA:1863:G:H8	1.84	0.42
14:AQ:64:GLU:O	14:AQ:68:GLN:HG3	2.19	0.42
8:AK:31:LEU:HB2	8:AK:32:PRO:HD3	2.01	0.42
40:CM:89:ASP:C	40:CM:91:PRO:HD3	2.40	0.42
31:BA:646:U:H2'	31:BA:647:C:C6	2.54	0.42
20:DU:33:LYS:NZ	20:DU:34:LYS:HE3	2.35	0.42
1:AA:2271:G:OP1	22:A3:18:ALA:HB1	2.19	0.42
31:CA:275:G:O5'	47:CT:14:LYS:HB3	2.19	0.42
31:CA:1289:A:H2'	31:CA:1290:G:H5'	2.01	0.42

Continued on next page...

Continued from previous page...

Atom-1	Atom-2	Distance(Å)	Clash(Å)
1:DA:2369:A:O2'	1:DA:2370:G:H5'	2.19	0.42
55:DF:117:ARG:HD3	55:DF:117:ARG:HA	1.88	0.42
31:CA:1318:A:O2'	49:CV:37:ARG:HB3	2.20	0.42
31:BA:1438:G:H2'	31:BA:1439:C:C6	2.55	0.42
1:AA:898:C:C5	1:AA:899:A:C5	3.07	0.42
12:AP:29:PHE:HB3	12:AP:65:PHE:CE1	2.54	0.42
3:AD:43:ARG:HD2	3:AD:44:ASN:OD1	2.20	0.42
53:BC:20:G:C2	53:BC:58:A:N3	2.87	0.42
28:A6:39:TYR:HB3	28:A6:49:HIS:CD2	2.55	0.42
1:DA:1324:G:N2	1:DA:1331:A:C4	2.88	0.42
7:AH:30:LYS:HG3	7:AH:79:VAL:O	2.19	0.42
49:BV:19:VAL:HG11	49:BV:44:MET:HG2	2.02	0.42
39:BL:93:ARG:HB2	39:BL:93:ARG:HH11	1.84	0.42
1:AA:1533:C:H5'	1:AA:1534:G:OP2	2.20	0.42
1:DA:1864:U:OP1	1:DA:2410:G:O2'	2.24	0.42
11:DO:52:GLU:CD	11:DO:52:GLU:H	2.22	0.42
31:CA:410:G:N1	31:CA:431:A:OP2	2.37	0.42
31:CA:1125:U:H2'	31:CA:1126:U:C5	2.54	0.42
1:AA:1480:G:C6	1:AA:1482:U:N3	2.85	0.42
1:AA:1266:G:OP2	27:A5:19:ARG:NH1	2.50	0.42
31:BA:1004:A:P	31:BA:1025:U:O4	2.77	0.42
4:DE:66:HIS:HE1	4:DE:73:GLU:HG2	1.85	0.42
1:DA:1140:C:H4'	1:DA:1143:A:N7	2.35	0.42
1:AA:197:A:N6	1:AA:2430:A:H2'	2.35	0.42
1:AA:654(M):C:H3'	1:AA:654(N):G:C8	2.50	0.42
1:AA:2315:G:H2'	1:AA:2316:C:C6	2.54	0.42
17:D2:44:LYS:C	17:D2:46:VAL:N	2.67	0.42
50:CW:10:LEU:CD2	50:CW:12:ALA:H	2.21	0.42
16:D1:92:ARG:CZ	17:D2:11:GLN:H	2.32	0.42
1:DA:1153:C:H2'	1:DA:1154:G:O4'	2.19	0.42
53:BD:8:U:OP2	53:BD:13:C:H5	2.02	0.42
34:CG:8:VAL:C	34:CG:10:ARG:N	2.67	0.42
32:CE:12:GLU:HB2	32:CE:16:HIS:ND1	2.34	0.42
43:BP:3:ARG:HG2	43:BP:9:ILE:HD11	2.02	0.42
11:DO:85:LEU:HB3	11:DO:114:ILE:HD13	2.02	0.42
31:CA:421:U:H3'	31:CA:421:U:O2	2.19	0.42
53:CD:61:U:P	53:CD:62:C:H41	2.41	0.42
53:CD:8:U:H5"	53:CD:9:G:P	2.60	0.42
50:BW:98:PRO:O	50:BW:100:ILE:N	2.52	0.42
31:BA:968:A:H4'	31:BA:969:A:OP2	2.19	0.42
55:DF:36:VAL:CG1	55:DF:183:VAL:HG11	2.47	0.42
1:DA:2602:A:H4'	1:DA:2603:G:C5'	2.48	0.42

Continued on next page...

Continued from previous page...

Atom-1	Atom-2	Distance(Å)	Clash(Å)
6:AG:114:ILE:HD11	6:AG:140:ILE:HD13	2.02	0.42
47:BT:65:ILE:HD12	47:BT:65:ILE:N	2.35	0.42
31:BA:735:C:O2'	31:BA:736:C:H5'	2.20	0.42
5:AF:129:PHE:O	5:AF:130:ALA:HB2	2.17	0.42
1:DA:1887:C:H3'	1:DA:1888:G:H5''	2.02	0.42
49:CV:22:LEU:HD12	49:CV:27:GLU:HA	2.01	0.42
14:DQ:19:LYS:O	14:DQ:20:ARG:CB	2.60	0.42
57:DV:30:ASN:O	57:DV:31:ARG:C	2.58	0.42
1:DA:1889:A:O2'	1:DA:2087:G:H5'	2.20	0.42
4:AE:61:ARG:C	4:AE:63:LEU:H	2.23	0.42
49:BV:30:LEU:HD13	49:BV:30:LEU:N	2.33	0.42
31:CA:45:U:H2'	31:CA:46:G:H8	1.84	0.42
31:BA:627:G:O2'	31:BA:628:G:H5'	2.19	0.42
21:AV:170:THR:O	21:AV:171:ILE:HB	2.20	0.42
46:BS:28:ARG:NH1	46:BS:29:ASP:OD2	2.51	0.42
1:AA:1783:A:C5'	1:AA:2608:G:H4'	2.48	0.42
36:CI:68:PRO:HB2	36:CI:70:ASP:OD1	2.20	0.42
9:AM:128:HIS:CD2	9:AM:129:PRO:O	2.72	0.42
33:BF:188:LEU:HA	33:BF:188:LEU:HD23	1.75	0.42
2:AB:29:A:H2'	2:AB:30:C:C6	2.55	0.42
1:DA:2857:G:N2	1:DA:2859:G:H3'	2.34	0.42
1:AA:851:U:O2'	25:AX:45:GLY:HA3	2.19	0.42
34:BG:61:LYS:HD2	34:BG:207:TYR:OH	2.20	0.42
8:DK:5:LEU:HD12	8:DK:5:LEU:N	2.35	0.42
1:AA:1337:G:H2'	1:AA:1338:G:O4'	2.19	0.42
36:CI:15:ASP:OD1	36:CI:15:ASP:C	2.58	0.42
31:CA:402:G:C6	31:CA:403:C:C4	3.07	0.42
27:D5:50:GLY:O	27:D5:51:TYR:HD1	2.03	0.42
41:BN:33:THR:HB	41:BN:37:GLY:C	2.40	0.42
1:DA:1728:G:N1	1:DA:1730:U:OP2	2.52	0.42
31:CA:967:C:H5''	31:CA:968:A:OP2	2.20	0.42
56:D0:3:HIS:H	56:D0:3:HIS:CD2	2.38	0.42
1:DA:616:A:C4	55:DF:180:GLY:HA2	2.55	0.42
38:BK:17:THR:O	38:BK:78:GLN:NE2	2.42	0.42
21:AV:166:SER:N	21:AV:167:PRO:HD3	2.34	0.42
1:DA:223:A:O2'	1:DA:420:C:O2	2.36	0.42
4:AE:108:SER:O	4:AE:162:ALA:HA	2.19	0.42
31:CA:1060:C:C2	31:CA:1198:G:C2	3.08	0.42
46:CS:55:ARG:HA	46:CS:55:ARG:HE	1.85	0.42
30:D8:58:ILE:H	30:D8:58:ILE:HG12	1.65	0.42
11:AO:119:GLU:OE2	11:AO:119:GLU:HA	2.19	0.42
1:AA:1580:A:OP2	1:AA:1580:A:H8	2.02	0.42

Continued on next page...

Continued from previous page...

Atom-1	Atom-2	Distance(Å)	Clash(Å)
31:BA:754:C:O2	31:BA:754:C:H3'	2.20	0.42
20:DU:43:ASN:O	20:DU:44:ILE:O	2.37	0.42
15:AR:37:GLY:O	15:AR:38:ASN:HB3	2.20	0.42
31:CA:1418:A:H5''	31:CA:1419:G:OP2	2.19	0.42
31:BA:1164:G:C6	31:BA:1165:C:C4	3.08	0.42
31:BA:692:U:O2	31:BA:694:A:C8	2.72	0.42
1:DA:872:A:C4	1:DA:906:G:N2	2.87	0.42
12:DP:64:ILE:HA	12:DP:106:VAL:HG12	2.00	0.42
53:BC:19:G:C6	53:BC:59:A:C6	3.08	0.42
1:DA:1063:G:O6	1:DA:1075:C:N3	2.52	0.42
34:BG:122:ARG:NH1	34:BG:122:ARG:CG	2.59	0.42
55:DF:119:ARG:HG2	55:DF:119:ARG:O	2.20	0.42
31:CA:409:G:H2'	31:CA:410:G:H5'	2.01	0.42
31:CA:412:A:O2'	31:CA:413:G:OP2	2.24	0.42
57:DV:130:PRO:HA	57:DV:133:ILE:HD11	2.01	0.42
4:AE:78:LEU:HD23	4:AE:79:ARG:HB2	2.02	0.42
31:BA:1026:G:C5	31:BA:1036:G:N2	2.88	0.42
1:DA:2163:C:C5	1:DA:2164:C:C4	3.07	0.42
1:AA:747:U:O2	1:AA:2014:A:H1'	2.19	0.42
19:AT:31:HIS:HA	19:AT:32:PRO:HD3	1.83	0.42
12:AP:61:GLY:HA2	12:AP:62:GLY:HA3	1.71	0.42
16:D1:97:ASP:OD2	16:D1:98:LEU:N	2.53	0.42
3:AD:240:ALA:HA	3:AD:241:PRO:HD2	1.91	0.42
35:BH:152:ARG:C	35:BH:153:LYS:HG3	2.40	0.42
1:DA:5:A:C6	1:DA:6:A:C6	3.08	0.42
37:CJ:78:ARG:HD2	37:CJ:79:ARG:N	2.34	0.42
31:BA:245:C:O2	31:BA:283:C:N3	2.53	0.42
31:CA:1286:A:H5'	51:CX:25:LYS:HG3	2.00	0.42
31:CA:181:G:O2'	31:CA:183:G:O6	2.36	0.42
31:BA:1502:A:C2	31:BA:1505:G:N2	2.79	0.42
55:DF:32:LEU:HB3	55:DF:112:MET:HE1	2.02	0.42
31:CA:1309:G:C6	31:CA:1329:A:N1	2.88	0.42
31:BA:812:C:H1'	31:BA:813:U:OP2	2.19	0.42
47:BT:63:ARG:O	47:BT:65:ILE:HD12	2.20	0.42
31:BA:265:G:H4'	47:BT:66:SER:HA	2.02	0.42
39:BL:118:LYS:O	39:BL:119:ALA:CB	2.68	0.42
1:AA:2188:C:H2'	1:AA:2189:U:O4'	2.20	0.42
34:BG:88:VAL:O	34:BG:88:VAL:HG12	2.19	0.42
1:DA:1174:A:H3'	1:DA:1175:U:C5'	2.50	0.42
7:AH:109:PHE:C	7:AH:111:HIS:H	2.23	0.42
7:DH:89:ILE:HG21	7:DH:129:THR:HG22	2.02	0.42
1:DA:686:G:O6	29:D7:12:ARG:HG3	2.20	0.42

Continued on next page...

Continued from previous page...

Atom-1	Atom-2	Distance(Å)	Clash(Å)
31:CA:135:C:C2	46:CS:1:MET:HB3	2.55	0.42
4:AE:97:LYS:O	4:AE:100:GLU:HG3	2.20	0.42
57:DV:10:ARG:HG2	57:DV:11:GLU:N	2.34	0.42
37:BJ:50:ILE:HG22	37:BJ:50:ILE:O	2.19	0.42
20:AU:97:ARG:HD3	20:AU:97:ARG:H	1.85	0.42
3:AD:164:GLN:HB3	3:AD:166:GLN:HE22	1.84	0.42
4:DE:111:ARG:HD2	4:DE:160:TYR:CD1	2.54	0.42
55:DF:57:VAL:HG13	55:DF:58:ALA:N	2.34	0.42
50:CW:55:ILE:O	50:CW:58:LYS:N	2.51	0.42
52:BB:56:G:H2'	52:BB:57:C:H6	1.84	0.42
1:DA:2667:C:H1'	7:DH:109:PHE:HD2	1.84	0.42
1:DA:244:A:H2'	1:DA:245:G:O4'	2.20	0.42
1:AA:1299:G:H5''	1:AA:1300:U:OP1	2.19	0.42
23:AZ:11:ARG:HB2	23:AZ:12:PRO:HD2	2.00	0.42
1:DA:2635:C:H5''	4:DE:77:ILE:O	2.20	0.42
1:DA:2402:C:C2'	1:DA:2403:C:O5'	2.68	0.42
52:BB:49:C:H2'	52:BB:50:A:H4'	2.02	0.42
1:DA:2698:U:H2'	1:DA:2699:C:C6	2.54	0.42
23:AZ:56:GLN:HE21	23:AZ:56:GLN:HA	1.85	0.42
31:BA:433:C:H2'	31:BA:434:U:C6	2.55	0.42
33:BF:89:GLU:C	33:BF:91:LEU:H	2.23	0.42
6:DG:15:VAL:HG13	6:DG:175:LEU:CB	2.50	0.42
1:DA:2258:C:H4'	1:DA:2259:G:OP2	2.19	0.42
18:AS:28:SER:O	18:AS:30:GLU:N	2.53	0.42
31:CA:627:G:O2'	31:CA:628:G:H5'	2.19	0.42
52:CB:66:U:O2	52:CB:68:A:N7	2.53	0.42
1:DA:2645:G:N2	1:DA:2767:C:OP2	2.53	0.42
46:BS:48:TRP:O	46:BS:49:LEU:HB2	2.20	0.42
1:AA:2409:G:H2'	1:AA:2410:G:O4'	2.19	0.42
8:AK:63:ALA:HA	8:AK:66:GLU:HG2	2.02	0.42
8:DK:14:ASP:N	8:DK:17:GLN:OE1	2.44	0.42
1:DA:2577:A:H2'	1:DA:2614:A:N6	2.35	0.42
31:BA:402:G:C6	31:BA:403:C:C4	3.06	0.42
39:BL:89:ASN:OD1	39:BL:89:ASN:N	2.52	0.42
38:CK:136:GLU:HG3	38:CK:136:GLU:O	2.19	0.42
36:CI:54:LYS:NZ	36:CI:54:LYS:HB2	2.35	0.42
1:AA:228:A:N3	1:AA:228:A:C2'	2.83	0.42
1:AA:268:C:H2'	1:AA:269:U:O4'	2.19	0.42
42:BO:3:THR:H	42:BO:6:GLN:NE2	2.17	0.42
1:AA:2660:A:C2	1:AA:2661:G:H1'	2.54	0.42
1:AA:2473:U:C2'	1:AA:2474:C:H5''	2.49	0.42
11:AO:16:ARG:NH1	11:AO:16:ARG:CG	2.80	0.42

Continued on next page...

Continued from previous page...

Atom-1	Atom-2	Distance(Å)	Clash(Å)
31:BA:1054:C:H42	52:BB:35:G:C1'	2.33	0.42
31:CA:1158:C:H2'	31:CA:1160:G:C8	2.55	0.42
31:BA:1110:A:H5''	31:BA:1183:A:H2	1.83	0.42
1:AA:1536:A:H2'	1:AA:1537:C:OP1	2.20	0.42
31:CA:1127:G:OP2	31:CA:1127:G:H8	2.03	0.42
31:CA:1141:C:O2'	31:CA:1142:G:H5'	2.20	0.42
1:AA:2495:G:H5'	12:AP:81:VAL:O	2.20	0.42
1:DA:2293:C:O3'	14:DQ:89:ARG:NH2	2.52	0.42
1:DA:1300:U:C5'	1:DA:1301:A:H5''	2.46	0.42
1:AA:2712:U:O2'	1:AA:2712(A):A:OP2	2.36	0.42
16:A1:50:ARG:HG2	16:A1:53:ARG:HH22	1.84	0.42
1:DA:2790:A:H1'	1:DA:2791:C:OP2	2.20	0.42
1:DA:2793:G:N2	1:DA:2804:C:C2	2.87	0.42
1:DA:1006:C:O2'	9:DM:106:MET:O	2.34	0.42
31:CA:1346:A:C8	31:CA:1348:U:O2	2.73	0.42
1:DA:1536:A:H3'	1:DA:1537:C:O4'	2.19	0.42
32:CE:45:GLN:C	32:CE:47:THR:N	2.72	0.42
1:DA:174:C:O2	1:DA:174:C:H2'	2.19	0.42
38:BK:64:LYS:CB	38:BK:79:VAL:HG21	2.47	0.42
31:CA:927:G:N2	31:CA:1391:U:H1'	2.34	0.42
31:CA:51:A:C2	31:CA:353:A:N1	2.88	0.42
1:AA:2850:A:H2	13:A0:61:HIS:CG	2.36	0.42
55:DF:74:ARG:O	55:DF:74:ARG:HG2	2.19	0.42
22:A3:42:GLY:O	22:A3:57:PHE:CD1	2.71	0.42
31:BA:1072:G:H2'	31:BA:1073:U:C6	2.54	0.42
1:AA:2402:C:HO2'	1:AA:2403:C:P	2.36	0.42
47:BT:56:VAL:O	47:BT:77:VAL:HB	2.20	0.42
6:DG:142:PRO:HG2	6:DG:143:GLU:OE2	2.20	0.42
33:BF:196:LEU:N	33:BF:196:LEU:HD23	2.35	0.42
31:BA:1190:G:C5'	33:BF:176:HIS:CE1	3.03	0.42
34:CG:32:ALA:O	34:CG:36:ARG:HG3	2.20	0.42
59:DW:41:ILE:CD1	59:DW:44:LEU:HD12	2.48	0.42
1:AA:637:A:OP1	11:AO:133:SER:HB3	2.19	0.42
37:CJ:149:ARG:HD2	41:CN:59:TYR:CE1	2.55	0.42
1:AA:2251:G:OP1	12:AP:82:ARG:NH1	2.52	0.42
7:AH:97:ARG:O	7:AH:98:LEU:HB2	2.19	0.42
1:DA:2324:C:H5''	1:DA:2325:G:C5'	2.50	0.42
8:DK:7:GLU:O	8:DK:9:LEU:HD23	2.19	0.42
37:CJ:131:LYS:HB2	37:CJ:131:LYS:NZ	2.35	0.42
36:CI:19:LEU:O	36:CI:19:LEU:HD23	2.20	0.42
4:DE:16:ARG:O	4:DE:17:ASP:HB2	2.19	0.42
49:BV:28:LYS:HG2	49:BV:47:HIS:CE1	2.54	0.42

Continued on next page...

Continued from previous page...

Atom-1	Atom-2	Distance(Å)	Clash(Å)
43:CP:105:THR:O	43:CP:106:ASN:C	2.58	0.42
33:BF:30:ARG:HB2	44:BQ:36:PHE:O	2.19	0.42
32:CE:83:MET:O	32:CE:85:ALA:N	2.53	0.42
31:CA:730:G:O6	45:CR:51:HIS:NE2	2.50	0.42
46:BS:58:TYR:O	46:BS:62:VAL:HG22	2.19	0.42
1:AA:127:A:H5''	1:AA:128:C:C6	2.54	0.42
1:DA:813:U:H2'	1:DA:814:C:C6	2.55	0.42
5:AF:150:GLY:HA2	5:AF:172:TRP:CD2	2.55	0.42
1:AA:2716:U:O2'	1:AA:2717:G:H5'	2.19	0.42
23:AZ:8:SER:OG	23:AZ:10:LYS:HG3	2.20	0.42
47:CT:74:LEU:HD23	47:CT:74:LEU:HA	1.91	0.42
8:DK:62:LYS:O	8:DK:62:LYS:HD2	2.19	0.42
1:AA:2308:G:N3	1:AA:2308:G:H2'	2.34	0.42
11:AO:19:VAL:HG22	11:AO:20:GLY:N	2.32	0.42
12:DP:2:LEU:HD13	12:DP:69:PHE:CE1	2.54	0.42
1:AA:906:G:HO2'	12:AP:67:ARG:HH21	1.59	0.42
1:DA:1899:G:H2'	1:DA:1900:A:OP2	2.18	0.42
53:CC:20:G:HO2'	53:CC:21:U:H6	1.61	0.42
13:A0:55:ALA:HA	13:A0:80:PHE:HE2	1.82	0.42
1:AA:845:G:OP2	1:AA:845:G:H8	2.02	0.42
11:AO:47:ASP:OD2	11:AO:49:ARG:HG2	2.19	0.42
31:CA:1021:G:H2'	31:CA:1022:G:O4'	2.19	0.42
1:DA:1299:G:H5''	1:DA:1300:U:H5''	2.00	0.42
1:DA:67:U:C4	1:DA:74:A:N1	2.87	0.42
1:DA:2170:A:H5''	1:DA:2171:A:OP2	2.20	0.42
2:DB:40:U:H1'	2:DB:46:A:C2	2.55	0.42
1:DA:1012:U:N3	1:DA:1143:A:N6	2.63	0.42
50:CW:10:LEU:HD23	50:CW:10:LEU:C	2.40	0.42
4:DE:37:ARG:HA	4:DE:42:ASP:OD2	2.20	0.42
16:D1:66:ASN:HD21	16:D1:70:ARG:NE	2.12	0.42
27:A5:48:GLU:O	27:A5:49:CYS:HB2	2.20	0.42
1:DA:709:U:H2'	1:DA:710:G:C8	2.54	0.42
55:DF:124:LEU:HG	55:DF:124:LEU:O	2.19	0.42
1:AA:1416:G:O2'	1:AA:1417:C:O4'	2.38	0.42
30:D8:61:LEU:HD12	30:D8:62:LEU:H	1.85	0.42
8:DK:76:THR:HG23	8:DK:77:LEU:N	2.34	0.42
1:DA:2690:C:H6	1:DA:2690:C:OP2	2.02	0.42
14:DQ:106:ARG:CZ	14:DQ:106:ARG:O	2.67	0.42
52:CB:22:G:H22	52:CB:59:U:H5'	1.85	0.42
43:BP:57:ARG:HH11	43:BP:57:ARG:HB2	1.85	0.42
4:AE:188:VAL:HA	4:AE:189:PRO:HD3	1.83	0.42
1:AA:2419:U:OP1	30:A8:41:ILE:HD12	2.20	0.42

Continued on next page...

Continued from previous page...

Atom-1	Atom-2	Distance(Å)	Clash(Å)
31:BA:965:A:C2	31:BA:969:A:C2	3.08	0.42
7:DH:168:PRO:O	7:DH:169:VAL:CB	2.60	0.42
19:AT:29:TRP:CZ3	19:AT:78:LYS:HG2	2.55	0.42
39:BL:117:HIS:O	39:BL:118:LYS:HG3	2.19	0.42
31:CA:1190:G:H5'	33:CF:176:HIS:NE2	2.34	0.42
57:DV:69:THR:HG22	57:DV:90:VAL:HG22	2.02	0.42
31:CA:689:C:H2'	31:CA:690:G:C5'	2.46	0.42
41:CN:27:ASN:OD1	41:CN:55:LYS:HB3	2.19	0.42
1:DA:565:C:H2'	1:DA:566:U:O4'	2.20	0.42
31:BA:766:A:C8	31:BA:814:A:C6	3.08	0.42
31:CA:322:C:H5	31:CA:328:C:C5	2.31	0.42
23:DZ:78:LYS:HE2	23:DZ:80:LEU:HD21	2.02	0.42
11:AO:106:LEU:HD23	11:AO:106:LEU:HA	1.94	0.42
18:AS:57:ASN:HA	18:AS:57:ASN:HD22	1.63	0.42
38:BK:23:SER:HA	38:BK:61:VAL:O	2.19	0.42
1:AA:1348:G:C2'	1:AA:1349:A:H5''	2.48	0.42
49:BV:51:VAL:HG23	49:BV:60:VAL:CG1	2.50	0.42
31:BA:659:U:O2'	31:BA:660:G:H5'	2.20	0.42
17:D2:99:ILE:O	17:D2:99:ILE:HG22	2.20	0.42
35:CH:103:GLY:C	35:CH:105:VAL:N	2.73	0.42
1:DA:1506:C:H2'	1:DA:1507:A:O4'	2.20	0.42
31:CA:391:G:C6	31:CA:392:G:C5	3.08	0.42
1:AA:600:G:H2'	1:AA:601:C:O4'	2.19	0.42
1:DA:49:A:H5'	1:DA:51:G:O4'	2.19	0.42
37:BJ:6:ARG:O	37:BJ:7:ALA:C	2.58	0.42
31:BA:195:A:N7	31:BA:196:A:C6	2.88	0.42
1:AA:547:A:H3'	1:AA:548:A:C8	2.55	0.42
42:CO:50:ARG:HG3	42:CO:90:LEU:HD21	2.02	0.42
33:CF:41:GLY:O	33:CF:45:LYS:HB3	2.20	0.42
1:DA:2443:C:O2'	1:DA:2444:G:H5'	2.18	0.42
31:BA:684:A:O2'	41:BN:38:ASN:HB3	2.20	0.42
1:AA:1918:A:O2'	1:AA:1920:C:N4	2.52	0.42
1:AA:65:C:H2'	1:AA:66:C:H6	1.84	0.42
1:DA:643:A:N1	1:DA:2369:A:O2'	2.49	0.42
1:AA:1376:C:H2'	1:AA:1377:G:O4'	2.19	0.42
15:AR:65:LYS:HE3	15:AR:67:SER:HB2	2.02	0.42
53:CC:54:G:H2'	53:CC:55:U:C6	2.54	0.42
37:BJ:100:ALA:O	37:BJ:104:LEU:HD23	2.20	0.42
1:AA:1042:G:H2'	1:AA:1043:C:O4'	2.20	0.42
36:BI:14:LEU:HD11	36:BI:84:ASN:HB3	2.01	0.42
1:AA:2352:A:C4	1:AA:2366:A:C2	3.08	0.42
7:AH:119:GLU:HA	7:AH:119:GLU:OE2	2.19	0.42

Continued on next page...

Continued from previous page...

Atom-1	Atom-2	Distance(Å)	Clash(Å)
15:DR:18:ASP:OD1	15:DR:18:ASP:N	2.36	0.42
6:AG:60:LEU:HB3	6:AG:68:PRO:HG3	2.01	0.42
1:AA:2467:C:N4	1:AA:2468:G:N1	2.68	0.42
3:AD:58:HIS:HD2	3:AD:59:LYS:O	2.02	0.42
28:A6:43:CYS:HB3	28:A6:44:ARG:HH11	1.85	0.42
31:BA:404:U:H5'	34:BG:122:ARG:HD2	2.01	0.42
4:AE:49:LEU:O	4:AE:50:GLY:C	2.58	0.42
44:BQ:58:LYS:NZ	44:BQ:58:LYS:HB3	2.35	0.42
31:CA:502:G:H2'	31:CA:503:C:O4'	2.20	0.42
42:CO:24:LEU:HD23	42:CO:30:ARG:CG	2.35	0.42
31:BA:1037:C:H6	31:BA:1037:C:H3'	1.85	0.42
11:AO:11:GLY:C	11:AO:13:ASN:N	2.71	0.42
1:DA:1023:U:OP2	1:DA:1024:G:N7	2.53	0.42
7:AH:152:ARG:HE	7:AH:153:LYS:HZ3	1.67	0.42
31:BA:1306:A:C2	31:BA:1307:U:H1'	2.55	0.42
43:BP:25:ILE:HD11	43:BP:60:VAL:CG1	2.49	0.42
53:CD:57:C:O4'	1:DA:2169:A:H1'	2.20	0.42
1:DA:2210:G:H5'	1:DA:2211:G:N1	2.35	0.42
4:DE:35:GLN:H	4:DE:48:GLN:HB3	1.84	0.42
31:BA:36:C:O2'	42:BO:114:ARG:NH2	2.52	0.42
20:DU:101:LYS:HE2	20:DU:101:LYS:HB3	1.80	0.42
27:A5:40:LYS:HZ2	27:A5:46:CYS:HB3	1.84	0.42
1:AA:2164:C:C6	1:AA:2165:G:N7	2.88	0.42
53:BD:9:G:C6	53:BD:47:G:N1	2.88	0.42
24:AW:59:ARG:O	24:AW:62:THR:HG23	2.19	0.42
31:CA:963:G:N2	40:CM:55:LYS:CE	2.83	0.42
31:BA:920:U:O4'	31:BA:1080:A:C2	2.73	0.42
1:DA:1858:G:OP2	1:DA:1858:G:H8	2.03	0.42
55:DF:118:ALA:C	55:DF:120:GLU:H	2.23	0.42
32:CE:163:PHE:HA	32:CE:185:ILE:O	2.19	0.42
1:DA:2689:U:H4'	1:DA:2690:C:C5'	2.47	0.42
41:BN:79:SER:HB2	41:BN:106:LYS:CD	2.44	0.42
12:DP:17:LEU:HA	12:DP:98:LYS:HE2	2.02	0.42
8:AK:129:THR:HA	8:AK:137:PRO:HA	2.01	0.42
50:CW:14:LYS:HB2	50:CW:17:ARG:CZ	2.50	0.42
31:BA:96:G:H2'	31:BA:97:U:C5'	2.50	0.42
31:CA:940:C:O2'	31:CA:941:G:H5'	2.20	0.42
19:AT:29:TRP:CZ2	19:AT:76:ARG:NH2	2.88	0.42
1:DA:1266:G:C6	18:DS:16:LYS:HE3	2.55	0.42
6:AG:109:VAL:CG1	26:A4:33:VAL:HG21	2.50	0.42
34:CG:178:VAL:CG1	34:CG:179:GLU:N	2.83	0.42
31:BA:439:A:H2'	31:BA:440:A:O4'	2.20	0.42

Continued on next page...

Continued from previous page...

Atom-1	Atom-2	Distance(Å)	Clash(Å)
18:AS:29:LEU:HD21	18:AS:33:ARG:NH2	2.34	0.42
1:AA:2666:C:H5''	1:AA:2667:C:OP2	2.20	0.42
34:BG:173:TRP:CZ3	34:BG:193:ASP:HB3	2.55	0.42
12:DP:85:LYS:O	12:DP:86:GLY:C	2.57	0.42
40:BM:35:SER:O	40:BM:36:GLY:C	2.59	0.42
1:AA:2262:U:H4'	1:AA:2328:A:H2	1.84	0.42
1:DA:2335:A:C8	1:DA:2337:G:N7	2.88	0.42
1:AA:657:U:H2'	1:AA:658:C:C6	2.55	0.42
35:CH:78:HIS:HA	38:CK:105:ARG:HG3	2.02	0.42
31:CA:1095:U:H5''	31:CA:1109:C:O2	2.20	0.42
1:AA:529:A:C8	1:AA:530:G:C6	3.06	0.42
33:BF:78:GLY:HA3	33:BF:83:ARG:CB	2.50	0.42
1:AA:1005:C:O2'	9:AM:28:THR:CG2	2.68	0.42
21:AV:150:LEU:CD2	21:AV:154:ASP:HB2	2.50	0.42
2:AB:66:A:N6	2:AB:107:U:H2'	2.33	0.42
31:BA:250:A:H4'	31:BA:251:G:H5''	2.01	0.42
3:AD:149:PRO:O	3:AD:150:LYS:HB2	2.20	0.42
52:CB:40:G:O2'	52:CB:41:G:H5'	2.19	0.42
10:DN:11:ALA:O	10:DN:98:VAL:HA	2.20	0.42
1:AA:911:A:H2'	12:AP:9:TYR:OH	2.20	0.42
2:AB:29:A:C2	2:AB:30:C:C2	3.08	0.42
1:DA:1507:A:H2'	1:DA:1508:A:O4'	2.19	0.42
15:DR:61:PHE:CE2	15:DR:76:PHE:HB2	2.55	0.42
11:DO:6:LEU:HD12	11:DO:6:LEU:HA	1.65	0.42
7:DH:86:GLU:HA	7:DH:132:ARG:HB3	2.01	0.42
1:AA:1317:A:H2'	1:AA:1318:C:C6	2.55	0.42
1:DA:612:G:C2	1:DA:617:G:C6	3.07	0.42
40:CM:15:THR:HG21	40:CM:92:THR:HG21	2.01	0.42
32:BE:70:PHE:O	32:BE:93:VAL:N	2.49	0.42
1:DA:570:G:H2'	1:DA:2030:A:C5	2.55	0.42
10:AN:7:TYR:C	10:AN:8:LEU:HD22	2.40	0.42
1:AA:305:U:H6	1:AA:305:U:O5'	2.03	0.42
31:BA:1206:G:C5	31:BA:1207:G:N7	2.88	0.42
1:AA:705:A:H2'	1:AA:706:A:O4'	2.20	0.42
1:AA:270(Y):G:C2	1:AA:270(Z):U:O4	2.73	0.42
19:DT:18:TYR:C	19:DT:20:GLY:N	2.73	0.42
19:DT:5:TYR:HD2	59:DW:33:MET:SD	2.42	0.42
19:DT:11:PRO:HD3	59:DW:37:PHE:CD2	2.54	0.42
1:AA:469:G:H2'	1:AA:470:A:H5''	2.02	0.42
35:BH:43:LEU:HD23	35:BH:133:TYR:CD1	2.55	0.42
18:DS:86:LEU:HB2	18:DS:96:ILE:HG23	2.01	0.42
31:CA:1522:U:H2'	31:CA:1523:G:H8	1.85	0.42

Continued on next page...

Continued from previous page...

Atom-1	Atom-2	Distance(Å)	Clash(Å)
1:AA:576:U:H2'	1:AA:577:G:C8	2.54	0.42
31:BA:384:G:C6	31:BA:385:C:N4	2.88	0.42
47:CT:27:PHE:CZ	47:CT:36:ILE:HD11	2.54	0.42
33:CF:86:VAL:O	33:CF:90:GLU:HG2	2.20	0.42
1:DA:394:A:H5''	1:DA:395:U:OP2	2.20	0.42
1:DA:824:A:H1'	1:DA:2358:G:N7	2.35	0.42
1:AA:969:U:H2'	1:AA:970:C:C6	2.55	0.42
31:CA:779:C:H2'	31:CA:780:A:O4'	2.19	0.42
29:D7:19:ARG:HH11	29:D7:19:ARG:HG2	1.85	0.42
4:AE:183:LEU:HD12	4:AE:183:LEU:N	2.34	0.42
40:CM:22:LYS:HD2	40:CM:22:LYS:C	2.40	0.42
56:D0:52:ILE:O	56:D0:55:ALA:N	2.53	0.42
12:DP:37:LEU:HD21	12:DP:130:LYS:HB2	2.01	0.41
4:AE:23:VAL:CG1	4:AE:185:LYS:CA	2.81	0.41
31:BA:1028(A):C:N4	31:BA:1028(B):C:H41	2.18	0.41
3:AD:97:TYR:HE1	3:AD:103:ARG:HG3	1.85	0.41
1:DA:2629:A:H2'	1:DA:2630:G:OP2	2.20	0.41
31:CA:1158:C:O2'	32:CE:133:LYS:HD3	2.20	0.41
16:D1:50:ARG:HG3	16:D1:53:ARG:NH2	2.35	0.41
1:AA:2348:U:O4	1:AA:2382:G:C2	2.73	0.41
15:DR:88:ILE:HG13	15:DR:88:ILE:O	2.17	0.41
1:DA:2720:U:C4	1:DA:2873:A:N6	2.88	0.41
34:CG:139:ARG:CG	34:CG:139:ARG:NH1	2.71	0.41
39:CL:18:PHE:HB2	39:CL:62:TYR:O	2.20	0.41
1:AA:252:G:OP2	11:AO:50:ARG:NH1	2.52	0.41
11:AO:46:LYS:HB3	11:AO:46:LYS:HE2	1.79	0.41
7:DH:159:GLU:O	7:DH:160:LYS:C	2.57	0.41
31:CA:1007:C:H2'	31:CA:1008:C:O4'	2.20	0.41
15:AR:118:ARG:NH1	31:BA:1446:A:C6	2.88	0.41
1:DA:2892:A:N6	1:DA:2893:G:C2	2.88	0.41
1:DA:2169:A:H2	1:DA:2170:A:C5	2.38	0.41
6:DG:88:ILE:HD13	6:DG:88:ILE:C	2.40	0.41
31:BA:1086:U:O5'	31:BA:1086:U:H6	2.03	0.41
11:AO:58:THR:HG22	11:AO:61:ARG:NH2	2.35	0.41
4:DE:46:ALA:CB	4:DE:82:ARG:HA	2.50	0.41
16:D1:92:ARG:HG2	16:D1:95:LEU:H	1.85	0.41
16:D1:92:ARG:HD2	16:D1:95:LEU:HD12	2.01	0.41
27:A5:33:CYS:HA	27:A5:34:PRO:HD2	1.83	0.41
1:AA:2163:C:H5'	1:AA:2172:U:OP2	2.19	0.41
60:D4:23:GLU:HG3	60:D4:24:THR:H	1.83	0.41
49:CV:31:ILE:CG1	49:CV:32:LYS:N	2.77	0.41
1:DA:6:A:O2'	9:DM:129:PRO:HB2	2.19	0.41

Continued on next page...

Continued from previous page...

Atom-1	Atom-2	Distance(Å)	Clash(Å)
31:CA:652:U:O2'	31:CA:653:A:C2	2.70	0.41
37:CJ:78:ARG:NH2	37:CJ:80:VAL:HB	2.35	0.41
21:AV:27:VAL:HG13	21:AV:29:TYR:HD2	1.84	0.41
31:BA:1504:G:H3'	31:BA:1504:G:P	2.59	0.41
31:BA:1503:A:H5'	31:BA:1531:A:H1'	2.02	0.41
43:BP:108:ARG:O	43:BP:109:THR:C	2.58	0.41
43:CP:45:VAL:HG12	43:CP:45:VAL:O	2.20	0.41
4:DE:201:THR:C	4:DE:202:LYS:HD2	2.39	0.41
31:CA:977:A:H1'	31:CA:981:U:H3	1.85	0.41
20:DU:87:LYS:HB3	20:DU:92:ASN:CB	2.45	0.41
18:AS:29:LEU:O	18:AS:33:ARG:HG3	2.20	0.41
1:AA:2656:U:O2	1:AA:2656:U:H2'	2.19	0.41
57:DV:114:GLY:C	57:DV:116:VAL:N	2.72	0.41
1:DA:2591:C:H2'	1:DA:2592:G:C8	2.55	0.41
34:BG:10:ARG:NH1	34:BG:10:ARG:HB2	2.35	0.41
1:DA:389:G:C6	11:DO:70:GLN:HB3	2.54	0.41
1:DA:2531:A:H4'	7:DH:157:TYR:HD2	1.84	0.41
31:BA:1072:G:C5	31:BA:1073:U:C4	3.07	0.41
35:CH:48:ALA:HB3	35:CH:54:ALA:CB	2.50	0.41
15:AR:111:ARG:O	15:AR:112:ARG:C	2.57	0.41
31:CA:88:C:O2	31:CA:88:C:H2'	2.19	0.41
31:BA:1342:C:H2'	31:BA:1343:G:H8	1.84	0.41
1:AA:1826:G:H2'	1:AA:1827:C:H6	1.85	0.41
39:BL:83:ARG:HA	39:BL:86:VAL:CG1	2.50	0.41
9:AM:70:LYS:C	9:AM:71:ILE:HD12	2.41	0.41
16:D1:52:ARG:HB3	16:D1:52:ARG:NH1	2.34	0.41
5:AF:81:PRO:HB3	5:AF:89:VAL:HG23	2.01	0.41
1:DA:1050:A:O2'	1:DA:2752:C:O2	2.37	0.41
1:AA:1926:U:H2'	1:AA:1928:A:OP2	2.19	0.41
7:AH:41:MET:HB2	7:AH:41:MET:HE2	1.94	0.41
1:AA:2886:G:H2'	1:AA:2887:U:H6	1.85	0.41
57:DV:131:ARG:H	57:DV:131:ARG:CD	2.33	0.41
21:AV:156:LYS:O	21:AV:157:LEU:HB2	2.19	0.41
1:DA:979:G:H3'	1:DA:980:A:C5'	2.49	0.41
31:BA:374:A:C6	31:BA:375:U:C4	3.07	0.41
21:AV:39:VAL:HG21	21:AV:44:PHE:HB2	2.03	0.41
1:DA:1261:C:C2'	1:DA:1262:A:O5'	2.68	0.41
31:BA:303:A:H2'	31:BA:304:U:O4'	2.20	0.41
20:AU:33:LYS:HE3	20:AU:33:LYS:HB2	1.73	0.41
33:BF:94:LEU:C	33:BF:94:LEU:HD12	2.40	0.41
56:D0:28:LEU:HA	56:D0:28:LEU:HD23	1.84	0.41
42:BO:18:LYS:N	42:BO:18:LYS:HD2	2.35	0.41

Continued on next page...

Continued from previous page...

Atom-1	Atom-2	Distance(Å)	Clash(Å)
1:DA:952:G:C6	1:DA:966:G:C6	3.08	0.41
31:BA:706:A:H2'	31:BA:707:C:H5'	2.02	0.41
1:AA:2467:C:O2'	1:AA:2468:G:H5''	2.21	0.41
1:DA:908:C:O2'	1:DA:909:A:H5'	2.20	0.41
28:D6:10:LEU:HD12	28:D6:10:LEU:H	1.84	0.41
1:DA:2383:G:O2'	1:DA:2384:G:H5'	2.19	0.41
16:A1:92:ARG:CZ	17:A2:11:GLN:O	2.67	0.41
30:A8:34:TRP:O	30:A8:35:GLN:HG2	2.21	0.41
1:DA:1332:G:H21	1:DA:1610:A:H8	1.49	0.41
49:BV:40:ILE:HG12	49:BV:41:VAL:N	2.34	0.41
1:AA:1291:C:H2'	1:AA:1292:U:C6	2.55	0.41
31:CA:1128:C:N3	31:CA:1139:G:C6	2.88	0.41
2:AB:13:A:H2'	2:AB:70:C:O2'	2.20	0.41
1:DA:607:U:C2	1:DA:621:A:N1	2.88	0.41
31:BA:1021:G:H2'	31:BA:1022:G:O4'	2.20	0.41
33:CF:20:SER:HB2	33:CF:40:ARG:NH2	2.17	0.41
1:DA:1021:A:C6	1:DA:1023:U:C4	3.08	0.41
1:AA:1050:A:C8	1:AA:2751:G:C5	3.08	0.41
7:AH:3:ARG:HA	7:AH:3:ARG:HE	1.84	0.41
1:AA:2751:G:C2	7:AH:3:ARG:HB3	2.54	0.41
31:BA:1331:G:O2'	31:BA:1332:A:H8	2.03	0.41
1:DA:2128:C:O2'	1:DA:2173:A:N1	2.49	0.41
31:BA:748:C:H1'	31:BA:749:C:OP2	2.20	0.41
4:DE:35:GLN:HB2	4:DE:48:GLN:NE2	2.36	0.41
31:BA:789:U:O4'	31:BA:789:U:O2	2.38	0.41
4:AE:115:GLY:HA2	4:AE:157:ALA:CB	2.50	0.41
35:BH:71:LEU:HD11	35:BH:114:GLY:HA3	2.02	0.41
35:BH:154:GLY:O	35:BH:155:GLU:CB	2.66	0.41
43:BP:57:ARG:NH1	43:BP:57:ARG:HB2	2.35	0.41
1:AA:2820:A:C5	13:A0:4:LEU:HD21	2.56	0.41
31:CA:925:G:H1'	31:CA:1502:A:C4	2.55	0.41
14:AQ:106:ARG:NH2	14:AQ:107:GLU:HB2	2.34	0.41
41:BN:23:ALA:O	41:BN:87:THR:O	2.38	0.41
31:BA:192:U:H4'	50:BW:102:GLY:O	2.20	0.41
33:BF:95:THR:CG2	33:BF:96:GLY:H	2.23	0.41
32:CE:141:GLU:O	32:CE:145:LEU:HB2	2.21	0.41
1:DA:1599:C:H5''	19:DT:35:THR:HG22	2.02	0.41
31:BA:123:C:OP1	31:BA:311:C:O2'	2.37	0.41
13:A0:60:LEU:HD23	13:A0:61:HIS:N	2.35	0.41
31:CA:978:A:C5'	31:CA:979:C:OP2	2.68	0.41
31:BA:872:A:C4	31:BA:874:G:C8	3.08	0.41
31:BA:1126:U:C5	31:BA:1127:G:C4	3.09	0.41

Continued on next page...

Continued from previous page...

Atom-1	Atom-2	Distance(Å)	Clash(Å)
12:DP:85:LYS:C	12:DP:86:GLY:O	2.58	0.41
1:AA:2332:U:H5'	1:AA:2336:A:N6	2.35	0.41
32:CE:231:GLU:CB	32:CE:232:PRO:HD2	2.47	0.41
1:AA:18:C:H4'	16:A1:23:GLY:O	2.20	0.41
31:CA:584:G:OP1	47:CT:87:LYS:HE2	2.19	0.41
1:AA:1065:U:C4	1:AA:1066:U:H6	2.38	0.41
1:AA:1969:A:O2'	1:AA:1972:A:N3	2.46	0.41
1:DA:30:G:H2'	1:DA:31:C:H6	1.81	0.41
1:DA:1790:C:H2'	1:DA:1791:A:C4	2.55	0.41
1:DA:2280:G:H4'	1:DA:2327:A:O4'	2.19	0.41
1:AA:1506:C:H2'	1:AA:1506:C:O2	2.19	0.41
1:AA:85:G:HO2'	1:AA:103:A:H2	1.63	0.41
8:AK:29:TYR:CD2	8:AK:30:LEU:HD23	2.54	0.41
19:DT:80:ILE:HG13	19:DT:80:ILE:O	2.18	0.41
6:DG:110:ALA:HA	6:DG:140:ILE:O	2.20	0.41
56:D0:29:LEU:HA	56:D0:29:LEU:HD12	1.82	0.41
2:AB:25:A:H2'	2:AB:26:A:H5'	2.02	0.41
1:AA:729:G:O2'	1:AA:763:G:H4'	2.20	0.41
11:AO:32:THR:HG23	11:AO:32:THR:O	2.20	0.41
37:CJ:73:MET:CE	37:CJ:90:GLU:HG3	2.50	0.41
1:DA:979:G:H3'	1:DA:980:A:H5''	2.01	0.41
1:AA:30:G:H2'	1:AA:31:C:C6	2.56	0.41
1:AA:2038:G:H2'	1:AA:2039:C:C6	2.55	0.41
36:BI:49:ALA:HB1	48:BU:80:PRO:HB3	2.02	0.41
1:AA:1757:U:C2'	1:AA:1758:G:OP1	2.68	0.41
36:BI:55:ASP:HA	36:BI:56:PRO:HD2	1.85	0.41
1:DA:519:U:H2'	1:DA:520:G:C8	2.55	0.41
31:CA:1091:U:C2	31:CA:1093:A:OP2	2.73	0.41
10:AN:60:ALA:HB1	10:AN:84:ALA:HB1	2.02	0.41
1:DA:2741:A:H2'	1:DA:2742:C:O4'	2.19	0.41
31:CA:194:C:H2'	31:CA:195:A:H5''	2.02	0.41
31:BA:1417:G:C6	31:BA:1482:G:C6	3.08	0.41
5:AF:170:LEU:HA	5:AF:171:PRO:HD2	1.93	0.41
20:AU:86:ARG:HD2	20:AU:86:ARG:HA	1.88	0.41
40:BM:79:ARG:HA	40:BM:79:ARG:HD3	1.91	0.41
45:BR:47:LYS:HB3	45:BR:47:LYS:HE2	1.84	0.41
20:AU:67:LEU:HA	20:AU:67:LEU:HD12	1.87	0.41
1:AA:1448:G:O2'	1:AA:1529:A:N1	2.48	0.41
29:A7:46:VAL:HG12	29:A7:47:ARG:N	2.34	0.41
12:AP:29:PHE:N	12:AP:105:GLU:OE2	2.51	0.41
21:AV:52:SER:O	21:AV:53:ILE:HG12	2.20	0.41
3:AD:28:GLU:CB	3:AD:29:PRO:CD	2.81	0.41

Continued on next page...

Continued from previous page...

Atom-1	Atom-2	Distance(Å)	Clash(Å)
1:AA:2212:A:N3	1:AA:2215:G:C2	2.88	0.41
1:DA:1062:G:N2	1:DA:1077:A:H1'	2.35	0.41
4:AE:119:ARG:HB3	4:AE:120:TRP:CD1	2.56	0.41
1:DA:2720:U:C4	1:DA:2873:A:C6	3.08	0.41
40:BM:55:LYS:HG2	40:BM:56:HIS:N	2.35	0.41
1:AA:1899:G:C2'	1:AA:1900:A:OP2	2.67	0.41
31:CA:1134:G:H2'	31:CA:1135:U:H5'	2.03	0.41
30:A8:58:ILE:O	30:A8:58:ILE:HG23	2.19	0.41
1:DA:620:G:H4'	1:DA:621:A:C5'	2.50	0.41
53:BD:6:G:N2	53:BD:69:C:C4	2.87	0.41
39:CL:99:LEU:HB3	39:CL:101:PHE:CE1	2.55	0.41
33:CF:36:ASP:O	33:CF:40:ARG:HG3	2.21	0.41
1:AA:1045:A:C8	1:AA:1047:G:C2	3.08	0.41
6:DG:42:GLY:HA2	6:DG:89:GLY:CA	2.49	0.41
4:DE:36:ARG:O	4:DE:37:ARG:O	2.38	0.41
16:D1:66:ASN:CB	16:D1:76:TYR:HB2	2.50	0.41
15:AR:94:ALA:O	15:AR:95:ARG:CB	2.68	0.41
60:D4:12:ALA:H	60:D4:24:THR:CB	2.30	0.41
4:DE:26:ILE:HG22	4:DE:27:LEU:N	2.34	0.41
1:DA:1080:A:H2'	1:DA:1081:U:C6	2.55	0.41
55:DF:63:LYS:HB2	55:DF:63:LYS:HE3	1.84	0.41
50:CW:67:ALA:O	50:CW:73:HIS:CE1	2.72	0.41
1:AA:304:G:C2	1:AA:314:A:C2	3.08	0.41
8:DK:77:LEU:HD13	8:DK:141:LYS:HB3	2.02	0.41
31:BA:570:G:H1'	31:BA:820:U:C4	2.56	0.41
41:BN:57:THR:CG2	41:BN:58:PRO:HD2	2.51	0.41
14:DQ:106:ARG:HA	14:DQ:110:LEU:HD21	2.01	0.41
53:CC:48:U:C1'	53:CC:49:C:P	3.08	0.41
35:BH:144:THR:O	35:BH:148:VAL:HG23	2.20	0.41
35:BH:78:HIS:HE1	35:BH:143:ARG:H	1.68	0.41
1:AA:480:A:C2'	1:AA:481:G:OP1	2.68	0.41
53:CC:76:C:H2'	53:CC:77:A:C8	2.55	0.41
1:DA:2051:A:H5'	1:DA:2578:G:O4'	2.20	0.41
56:D0:27:SER:HB3	56:D0:34:ILE:HD13	2.02	0.41
15:AR:30:VAL:HG23	15:AR:83:ILE:HG23	2.02	0.41
39:BL:46:ALA:O	39:BL:49:PRO:HD2	2.20	0.41
53:BD:36:A:H2	54:B1:14:U:C5	2.38	0.41
7:DH:89:ILE:HG23	7:DH:90:LYS:N	2.30	0.41
2:DB:49:C:H2'	2:DB:50:G:C8	2.56	0.41
35:BH:57:LYS:O	35:BH:61:TYR:CD2	2.72	0.41
1:AA:2418:A:OP1	30:A8:29:LYS:NZ	2.53	0.41
31:CA:1226:C:H4'	31:CA:1227:A:OP1	2.20	0.41

Continued on next page...

Continued from previous page...

Atom-1	Atom-2	Distance(Å)	Clash(Å)
1:DA:2517:C:N3	1:DA:2542:A:C6	2.88	0.41
1:DA:1786:A:C1'	1:DA:1938:A:N6	2.84	0.41
46:CS:1:MET:HE1	46:CS:65:GLN:HG2	2.02	0.41
1:AA:250:G:C6	1:AA:251:A:C6	3.08	0.41
1:AA:493:G:H2'	1:AA:494:G:O4'	2.20	0.41
51:CX:6:ARG:O	51:CX:12:LYS:HG2	2.21	0.41
49:BV:62:ILE:HA	49:BV:66:MET:SD	2.60	0.41
21:AV:26:GLY:CA	21:AV:86:VAL:O	2.68	0.41
1:AA:1710:C:N3	1:AA:1749:A:C2	2.88	0.41
1:AA:208:C:H2'	1:AA:209:C:C6	2.55	0.41
3:AD:158:ALA:O	3:AD:159:ALA:C	2.58	0.41
1:AA:2109:U:O2	1:AA:2181:G:C2	2.74	0.41
1:DA:838:C:O2'	1:DA:839:U:H5'	2.20	0.41
52:CB:69:A:H1'	52:CB:71:U:OP2	2.21	0.41
13:A0:44:LEU:O	13:A0:44:LEU:HD22	2.20	0.41
31:BA:277:C:H2'	31:BA:278:G:C8	2.55	0.41
31:CA:1072:G:C6	31:CA:1073:U:C4	3.08	0.41
1:AA:839:U:H2'	1:AA:840:C:C6	2.55	0.41
36:CI:97:PHE:N	48:CU:30:ASP:OD2	2.50	0.41
38:CK:16:ALA:HB2	38:CK:24:THR:OG1	2.20	0.41
57:DV:8:TYR:HB2	57:DV:38:TYR:CE2	2.55	0.41
5:AF:11:VAL:HB	5:AF:18:ARG:HG3	2.01	0.41
31:BA:1495:U:H2'	31:BA:1496:C:H6	1.85	0.41
1:DA:2494:G:C4	1:DA:2495:G:C8	3.09	0.41
1:AA:1099:G:H2'	1:AA:1100:C:O4'	2.19	0.41
31:CA:1515:C:O2'	31:CA:1516:G:H5'	2.20	0.41
32:BE:127:ILE:HG23	32:BE:128:GLU:H	1.84	0.41
1:DA:2094:G:O2'	1:DA:2095:C:H5'	2.20	0.41
19:AT:39:ILE:O	19:AT:43:VAL:HG23	2.20	0.41
57:DV:74:VAL:HG22	57:DV:86:VAL:HG23	2.01	0.41
1:DA:800:A:O4'	1:DA:801:G:H3'	2.20	0.41
1:AA:213:A:H2'	1:AA:214:G:O4'	2.19	0.41
3:DD:244:ARG:HB2	3:DD:245:PRO:CD	2.49	0.41
55:DF:28:ILE:HG22	55:DF:28:ILE:O	2.20	0.41
48:CU:84:LYS:HE2	48:CU:84:LYS:HA	2.02	0.41
59:DW:22:GLU:HG3	59:DW:64:LEU:HD11	2.01	0.41
6:AG:173:LEU:HD22	6:AG:178:PHE:CE2	2.56	0.41
3:AD:65:ILE:CG1	3:AD:67:PHE:CE1	3.03	0.41
1:DA:250:G:C6	1:DA:251:A:C6	3.08	0.41
11:DO:63:PRO:C	11:DO:65:ARG:N	2.71	0.41
1:AA:2286:A:H2'	28:A6:31:PRO:CG	2.51	0.41
31:BA:1157:A:O2'	31:BA:1158:C:C2	2.64	0.41

Continued on next page...

Continued from previous page...

Atom-1	Atom-2	Distance(Å)	Clash(Å)
4:AE:47:VAL:HB	4:AE:49:LEU:HD13	2.03	0.41
1:DA:1268:A:C2	1:DA:2013:A:C4	3.07	0.41
2:AB:16:G:N2	2:AB:69:G:H1'	2.36	0.41
1:DA:260:G:O4'	1:DA:621:A:H1'	2.21	0.41
31:BA:1003:G:H2'	31:BA:1004:A:C5'	2.49	0.41
1:AA:67:U:N3	1:AA:74:A:H2	2.14	0.41
31:BA:1298:C:O4'	31:BA:1299:A:C5	2.74	0.41
40:BM:62:HIS:CD2	40:BM:62:HIS:H	2.38	0.41
20:DU:97:ARG:HH21	20:DU:98:VAL:HB	1.83	0.41
1:AA:2163:C:C5	1:AA:2164:C:C5	3.09	0.41
3:AD:69:ARG:HD3	3:AD:105:ILE:HD11	2.02	0.41
4:AE:118:LYS:H	4:AE:121:ASN:H	1.68	0.41
33:BF:70:VAL:O	33:BF:106:VAL:N	2.53	0.41
32:CE:84:GLU:O	32:CE:219:VAL:HG21	2.21	0.41
31:BA:509:A:H4'	31:BA:510:A:OP1	2.21	0.41
1:DA:139:G:C4'	1:DA:140:A:H2	2.32	0.41
31:BA:86:U:O2'	31:BA:87:A:O4'	2.28	0.41
31:CA:421:U:C5'	31:CA:422:C:OP2	2.63	0.41
9:AM:120:LEU:CD2	9:AM:122:VAL:HG23	2.51	0.41
3:DD:70:TRP:HZ3	3:DD:146:GLU:OE2	2.04	0.41
31:BA:115:G:C2	31:BA:289:G:N7	2.89	0.41
4:DE:101:ARG:NH1	4:DE:171:GLU:HB2	2.35	0.41
21:AV:105:VAL:HG22	21:AV:106:GLY:H	1.84	0.41
31:CA:152:A:N6	31:CA:170:U:C2	2.88	0.41
38:BK:121:ASP:HB2	38:BK:125:ARG:HH22	1.85	0.41
28:A6:34:LEU:O	28:A6:51:GLU:HB3	2.21	0.41
1:DA:2728:U:C2'	1:DA:2729:G:H5'	2.50	0.41
31:BA:397:A:N6	31:BA:548:G:C5	2.88	0.41
53:BC:48:U:H4'	53:BC:49:C:C5'	2.50	0.41
1:DA:1582:C:O2'	1:DA:1586:A:C8	2.64	0.41
1:DA:1338:G:N3	1:DA:1393:A:H2	2.18	0.41
10:AN:3:GLN:HG3	10:AN:4:PRO:HD2	2.02	0.41
40:CM:29:ARG:C	40:CM:31:GLY:H	2.23	0.41
3:DD:132:PRO:HG3	3:DD:190:TYR:CE1	2.56	0.41
34:CG:122:ARG:HH21	34:CG:134:ASP:CB	2.33	0.41
1:AA:221:A:N1	1:AA:265:A:O2'	2.46	0.41
1:DA:2322:A:H2'	1:DA:2323:G:O4'	2.21	0.41
50:CW:26:ASN:ND2	50:CW:26:ASN:H	2.18	0.41
31:CA:636:U:H2'	31:CA:637:G:C8	2.55	0.41
21:AV:172:ALA:O	21:AV:173:ALA:HB2	2.20	0.41
45:BR:71:GLN:HB3	45:BR:78:TYR:CD1	2.55	0.41
59:DW:9:GLN:HE22	59:DW:56:GLN:HG3	1.85	0.41

Continued on next page...

Continued from previous page...

Atom-1	Atom-2	Distance(Å)	Clash(Å)
20:AU:84:ARG:HH12	20:AU:97:ARG:HB2	1.86	0.41
31:CA:1496:C:H2'	31:CA:1497:G:O4'	2.21	0.41
1:AA:764:A:OP1	3:AD:208:LYS:HE2	2.21	0.41
31:CA:720:C:O5'	31:CA:720:C:H6	2.03	0.41
1:DA:920:G:H2'	1:DA:921:G:H8	1.86	0.41
31:CA:109:A:H2'	31:CA:326:G:N2	2.35	0.41
1:AA:613:U:H5'	1:AA:616:A:N6	2.35	0.41
6:AG:5:VAL:HG11	6:AG:100:TRP:HB3	2.02	0.41
1:DA:49:A:H5''	1:DA:51:G:H5'	2.02	0.41
31:CA:164:U:H2'	31:CA:165:C:C6	2.55	0.41
1:AA:2304:G:H22	1:AA:2312:U:H3	1.66	0.41
1:DA:2092:U:H4'	1:DA:2093:G:O5'	2.20	0.41
1:AA:2704:C:H2'	1:AA:2705:A:O4'	2.21	0.41
1:DA:2313:C:O2'	1:DA:2314:C:H5'	2.21	0.41
6:DG:106:LEU:HA	6:DG:110:ALA:HB3	2.02	0.41
31:CA:911:U:H2'	31:CA:912:C:H6	1.85	0.41
1:DA:571:A:H5'	1:DA:2030:A:N7	2.35	0.41
7:AH:40:GLU:O	7:AH:41:MET:O	2.39	0.41
4:DE:131:ALA:O	4:DE:132:HIS:HB3	2.20	0.41
14:AQ:67:ARG:NH1	14:AQ:67:ARG:HB2	2.35	0.41
2:AB:116:G:O2'	2:AB:117:G:H5'	2.21	0.41
1:AA:2845:G:H2'	1:AA:2846:G:C8	2.54	0.41
1:DA:2459:A:C5	1:DA:2460:U:C5	3.08	0.41
31:BA:1164:G:C2	31:BA:1165:C:C2	3.08	0.41
31:BA:1164:G:N1	31:BA:1173:G:C6	2.88	0.41
1:DA:433:C:C4	1:DA:434:U:O4	2.74	0.41
55:DF:110:LEU:CD1	55:DF:205:ARG:HG2	2.50	0.41
1:DA:1759:A:H4'	1:DA:2715:C:O4'	2.20	0.41
1:AA:64:A:O3'	19:AT:71:GLY:HA3	2.20	0.41
35:BH:122:GLU:OE1	35:BH:131:ILE:HG13	2.20	0.41
55:DF:135:LYS:HB3	55:DF:138:GLU:HG3	2.01	0.41
32:BE:177:ALA:HB1	32:BE:182:ILE:HB	2.03	0.41
11:AO:147:LEU:HA	11:AO:147:LEU:HD12	1.78	0.41
33:BF:48:TYR:O	33:BF:51:GLY:N	2.53	0.41
49:CV:51:VAL:HG12	49:CV:52:TYR:N	2.35	0.41
1:DA:78:A:H2'	1:DA:79:G:C8	2.55	0.41
1:AA:1275:A:H4'	1:AA:1276:A:O5'	2.20	0.41
1:AA:1085:A:H4'	1:AA:1086:A:OP1	2.18	0.41
12:AP:13:GLN:HB3	12:AP:14:ARG:H	1.73	0.41
21:AV:52:SER:C	21:AV:54:HIS:H	2.24	0.41
31:BA:1053:G:C6	31:BA:1199:U:C2	3.08	0.41
3:AD:72:LYS:HG3	3:AD:103:ARG:NH2	2.35	0.41

Continued on next page...

Continued from previous page...

Atom-1	Atom-2	Distance(Å)	Clash(Å)
3:AD:83:GLU:HB2	3:AD:92:ILE:HG13	2.03	0.41
1:DA:2287:A:C4	1:DA:2289:G:C8	3.08	0.41
16:A1:95:LEU:CD1	17:A2:11:GLN:HB2	2.49	0.41
19:AT:44:GLU:HG3	19:AT:49:VAL:O	2.20	0.41
3:DD:64:ILE:O	3:DD:64:ILE:HG12	2.20	0.41
2:AB:81:G:C6	2:AB:82:G:C5	3.09	0.41
2:AB:13:A:C5	2:AB:70:C:H4'	2.55	0.41
31:BA:686:U:H2'	31:BA:687:A:C8	2.55	0.41
1:AA:1049:C:C4	1:AA:1050:A:C2	3.09	0.41
1:AA:74:A:H3'	24:AW:51:ARG:HH21	1.86	0.41
4:DE:66:HIS:C	4:DE:68:ALA:N	2.71	0.41
2:DB:44:G:C5'	2:DB:45:A:OP1	2.68	0.41
31:BA:291:C:O2	31:BA:310:G:C2	2.74	0.41
1:AA:1209:G:H21	1:AA:1210:A:N6	2.18	0.41
15:AR:26:ASP:HB3	15:AR:91:ARG:HA	2.02	0.41
45:CR:26:GLU:H	45:CR:26:GLU:HG2	1.60	0.41
31:CA:1054:C:C4	31:CA:1196:U:C4	3.09	0.41
32:BE:215:LEU:O	32:BE:219:VAL:HG23	2.21	0.41
1:AA:2893:G:H5''	1:AA:2894:G:OP1	2.21	0.41
1:DA:2135:A:HO2'	1:DA:2136:C:P	2.37	0.41
1:DA:2154:G:H2'	1:DA:2155:G:C8	2.55	0.41
11:DO:81:GLN:HG3	11:DO:106:LEU:O	2.20	0.41
1:DA:510:C:H2'	1:DA:511:U:O4'	2.20	0.41
21:AV:76:LEU:CD2	21:AV:76:LEU:N	2.84	0.41
31:BA:299:G:C6	31:BA:300:A:N1	2.88	0.41
53:CC:64:G:H2'	53:CC:65:G:H8	1.84	0.41
1:DA:5:A:C2	1:DA:2899:G:C2	3.09	0.41
1:DA:2144:U:H5	1:DA:2146:C:H42	1.68	0.41
46:CS:53:VAL:HG23	46:CS:54:GLU:OE1	2.20	0.41
31:CA:1218:C:H2'	31:CA:1219:U:C6	2.56	0.41
1:DA:1598:C:H2'	1:DA:1599:C:H6	1.85	0.41
15:AR:57:PHE:C	15:AR:58:ASN:HD22	2.22	0.41
1:AA:2098:U:N3	1:AA:2099:U:C5	2.89	0.41
10:AN:98:VAL:HG13	10:AN:117:LEU:CB	2.48	0.41
31:BA:89:U:O2'	31:BA:90:C:O5'	2.39	0.41
4:DE:55:ASN:C	4:DE:57:LYS:N	2.69	0.41
53:BC:48:U:C1'	53:BC:49:C:P	3.09	0.41
29:D7:12:ARG:NH2	29:D7:44:PRO:HB3	2.35	0.41
46:BS:4:ILE:O	46:BS:66:PRO:HA	2.21	0.41
31:BA:1106:G:C5	31:BA:1107:C:C5	3.09	0.41
7:AH:9:ILE:HG21	7:AH:49:VAL:HB	2.03	0.41
31:CA:1247:U:H1'	31:CA:1291:G:N2	2.36	0.41

Continued on next page...

Continued from previous page...

Atom-1	Atom-2	Distance(Å)	Clash(Å)
31:BA:958:A:C6	31:BA:959:A:N1	2.88	0.41
1:AA:2584:U:O2	1:AA:2584:U:O4'	2.36	0.41
6:DG:98:ARG:O	6:DG:101:ILE:HG13	2.20	0.41
20:AU:5:MET:HE3	20:AU:32:PRO:HA	2.02	0.41
1:DA:1992:G:H1'	1:DA:1993:U:OP2	2.20	0.41
31:CA:1151:A:N6	31:CA:1152:A:N6	2.69	0.41
31:CA:945:G:C2	31:CA:946:A:C8	3.08	0.41
31:BA:914:A:H2'	31:BA:915:A:C8	2.55	0.41
1:AA:1512:G:H2'	1:AA:1513:C:H6	1.84	0.41
1:AA:979:G:C4	1:AA:982:C:N4	2.88	0.41
1:AA:977:G:C6	1:AA:987:G:C6	3.09	0.41
14:AQ:66:ALA:O	14:AQ:69:VAL:HG13	2.20	0.41
1:AA:2764:A:N6	1:AA:2766:G:C2	2.88	0.41
31:BA:1490:C:C2'	31:BA:1491:G:H5'	2.50	0.41
31:BA:1489:G:H2'	31:BA:1490:C:O4'	2.20	0.41
56:D0:44:LEU:HD23	56:D0:44:LEU:HA	1.93	0.41
31:CA:1090:U:H2'	31:CA:1091:U:H6	1.85	0.41
29:A7:12:ARG:HD3	29:A7:46:VAL:HG22	2.02	0.41
1:AA:1158:C:O2'	1:AA:1159:U:H5'	2.20	0.41
33:CF:206:GLU:O	33:CF:207:VAL:C	2.58	0.41
48:BU:17:SER:C	48:BU:18:ARG:HD2	2.41	0.41
1:DA:2735:G:H2'	1:DA:2736:G:H8	1.85	0.41
41:CN:16:SER:HA	41:CN:79:SER:O	2.21	0.41
53:CC:13:C:O2'	1:DA:1924:C:H4'	2.20	0.41
5:AF:8:GLN:CD	5:AF:8:GLN:H	2.23	0.41
48:BU:26:LEU:N	48:BU:26:LEU:HD23	2.35	0.41
1:AA:1136:G:N3	1:AA:1136:G:H2'	2.35	0.41
1:DA:1466:G:H2'	1:DA:1466:G:N3	2.35	0.41
1:AA:263:C:H2'	1:AA:264:C:O4'	2.21	0.41
18:DS:83:LYS:O	18:DS:84:ARG:HD3	2.20	0.41
21:AV:53:ILE:O	21:AV:53:ILE:HG13	2.18	0.41
3:AD:32:SER:O	3:AD:33:LEU:HB2	2.20	0.41
53:CC:17:C:C3'	53:CC:18:C:H5''	2.21	0.41
1:DA:2469:A:C2	1:DA:2482:G:N9	2.89	0.41
31:CA:1034:G:H2'	31:CA:1035:A:C8	2.56	0.41
28:A6:15:GLU:CD	28:A6:44:ARG:NH2	2.73	0.41
5:AF:32:LEU:HD11	5:AF:105:VAL:HG13	2.02	0.41
49:BV:41:VAL:CB	49:BV:42:PRO:CA	2.86	0.41
31:CA:408:A:C2	31:CA:409:G:C4	3.09	0.41
31:CA:412:A:C2'	31:CA:413:G:OP2	2.68	0.41
1:AA:442:G:H1'	5:AF:48:THR:HG21	2.03	0.41
1:AA:847:U:C5	1:AA:933:A:N1	2.86	0.41

Continued on next page...

Continued from previous page...

Atom-1	Atom-2	Distance(Å)	Clash(Å)
23:DZ:92:LYS:HB3	23:DZ:93:GLU:H	1.69	0.41
1:AA:746:A:C6	1:AA:2611:U:H5''	2.56	0.41
31:BA:1141:C:O2'	31:BA:1142:G:H5'	2.21	0.41
6:DG:42:GLY:O	6:DG:43:LEU:HD13	2.20	0.41
31:BA:56:U:H2'	31:BA:57:G:H8	1.83	0.41
4:DE:67:PHE:CD1	4:DE:68:ALA:N	2.88	0.41
2:DB:41:U:C2'	2:DB:42:C:OP1	2.69	0.41
33:CF:14:ILE:CG1	33:CF:15:THR:H	2.21	0.41
15:AR:26:ASP:HB2	15:AR:91:ARG:HA	2.02	0.41
31:CA:250:A:H5'	31:CA:252:U:O4'	2.21	0.41
1:DA:2154:G:O2'	1:DA:2155:G:H5'	2.21	0.41
1:AA:1416:G:HO2'	1:AA:1417:C:P	2.37	0.41
32:CE:16:HIS:CB	32:CE:210:SER:HB2	2.51	0.41
1:DA:573:G:O2'	1:DA:574:C:H3'	2.20	0.41
31:BA:1503:A:O2'	31:BA:1504:G:C5'	2.69	0.41
31:CA:353:A:C2'	31:CA:354:G:OP2	2.67	0.41
43:BP:108:ARG:NH1	43:BP:112:GLY:O	2.54	0.41
17:D2:76:LYS:O	17:D2:79:VAL:HG23	2.20	0.41
55:DF:3:GLU:O	55:DF:19:GLU:HB2	2.21	0.41
3:DD:70:TRP:CZ3	3:DD:146:GLU:OE2	2.74	0.41
4:AE:35:GLN:HE21	4:AE:37:ARG:NE	2.19	0.41
31:BA:857:C:H2'	31:BA:858:G:O4'	2.20	0.41
40:BM:38:ILE:CG1	40:BM:71:LEU:HB3	2.51	0.41
1:DA:1360:A:H2'	1:DA:1361:G:O4'	2.20	0.41
1:DA:565:C:H4'	1:DA:1253:A:C6	2.54	0.41
38:BK:51:VAL:CG1	38:BK:60:ARG:HG3	2.49	0.41
53:CD:39:A:H2'	53:CD:40:C:C5'	2.49	0.41
1:DA:65:C:O2'	19:DT:69:TYR:CE2	2.73	0.41
58:D3:54:GLY:O	58:D3:56:ASP:N	2.54	0.41
11:AO:121:LYS:HE2	11:AO:121:LYS:HB3	1.86	0.41
31:BA:1240:U:C5	37:BJ:32:ARG:HD3	2.56	0.41
46:CS:1:MET:HG3	46:CS:1:MET:O	2.20	0.41
27:A5:42:PRO:CB	27:A5:43:HIS:HD2	2.34	0.41
31:BA:601:C:O2'	31:BA:602:A:H5'	2.21	0.41
31:CA:528:C:H4'	31:CA:535:A:C5	2.55	0.41
55:DF:16:GLY:O	55:DF:17:ARG:C	2.57	0.41
1:AA:633:A:C8	1:AA:633:A:C3'	3.03	0.41
1:AA:630:G:N2	1:AA:633:A:OP2	2.43	0.41
31:CA:634:C:O2'	31:CA:635:G:H5'	2.21	0.41
2:AB:89(A):A:H8	2:AB:89(A):A:O5'	2.04	0.41
1:DA:2080:G:H2'	1:DA:2081:C:H6	1.86	0.41
37:CJ:149:ARG:O	37:CJ:150:ALA:C	2.58	0.41

Continued on next page...

Continued from previous page...

Atom-1	Atom-2	Distance(Å)	Clash(Å)
31:CA:1268:A:O2'	51:CX:19:GLY:HA2	2.21	0.41
36:CI:14:LEU:CD2	36:CI:14:LEU:H	2.34	0.41
11:AO:85:LEU:HA	11:AO:88:LEU:CD2	2.50	0.41
31:BA:1320:C:N4	49:BV:36:ARG:HG3	2.36	0.41
36:BI:35:ALA:HA	36:BI:67:MET:HB3	2.02	0.41
7:AH:58:GLU:C	7:AH:60:ARG:N	2.72	0.41
1:AA:1668:A:H4'	1:AA:1669:A:O5'	2.20	0.41
1:AA:280:C:H2'	1:AA:281:G:H5'	2.03	0.41
1:AA:1364:G:OP1	23:AZ:3:LYS:HG3	2.21	0.41
1:DA:2846:G:H2'	1:DA:2847:U:C6	2.56	0.41
23:DZ:62:VAL:HG21	23:DZ:70:VAL:HG21	2.02	0.41
52:CB:85:C:N4	1:DA:2507:C:O3'	2.54	0.41
36:CI:25:ILE:HG21	36:CI:82:ARG:HD2	2.02	0.41
10:AN:64:ARG:O	10:AN:82:ASN:HA	2.21	0.41
31:BA:342:C:H2'	31:BA:343:U:O4'	2.21	0.41
32:CE:77:ALA:HB2	32:CE:211:ILE:HD13	2.02	0.41
1:DA:469:G:O6	29:D7:39:ARG:NH1	2.53	0.41
1:DA:1583:A:H5'	1:DA:1585:C:O5'	2.20	0.41
8:DK:133:HIS:N	8:DK:134:PRO:HD2	2.36	0.41
34:CG:50:ARG:HA	34:CG:51:PRO:HD3	1.80	0.41
34:CG:57:ARG:HB3	34:CG:206:PHE:HB2	2.02	0.41
52:CB:9:G:O2'	52:CB:10:G:N7	2.47	0.41
32:CE:72:GLY:O	32:CE:94:ASN:HA	2.20	0.41
3:AD:107:ALA:O	3:AD:196:VAL:O	2.37	0.41
1:DA:576:U:H2'	1:DA:577:G:C8	2.56	0.41
1:DA:451:C:N4	1:DA:454:A:H5'	2.35	0.41
23:DZ:11:ARG:HB2	23:DZ:12:PRO:HD2	2.02	0.41
23:DZ:4:VAL:HG11	23:DZ:11:ARG:NH1	2.35	0.41
1:DA:1098:A:H2'	1:DA:1099:G:H5'	2.03	0.41
1:DA:2199:A:C8	1:DA:2205:C:C5	3.08	0.41
21:AV:9:TYR:CE2	21:AV:35:ARG:NH1	2.89	0.41
1:DA:2301:C:H2'	1:DA:2302:G:H8	1.85	0.41
1:DA:1829:A:N3	3:DD:15:PHE:HE1	2.19	0.41
9:DM:13:TRP:O	9:DM:14:VAL:HG23	2.20	0.41
35:CH:141:GLN:HB2	35:CH:141:GLN:HE21	1.69	0.41
44:CQ:33:VAL:HG13	44:CQ:33:VAL:O	2.20	0.41
1:AA:2407:G:H2'	1:AA:2407:G:N3	2.35	0.41
17:D2:19:LYS:HB2	17:D2:19:LYS:HE3	1.93	0.41
18:AS:11:ARG:CZ	18:AS:98:LYS:HB3	2.51	0.41
1:AA:2652:C:H2'	1:AA:2653:U:O4'	2.21	0.41
4:AE:86:PRO:HB3	4:AE:91:VAL:HG22	2.02	0.41
60:D4:29:PRO:C	60:D4:30:GLU:HG3	2.41	0.41

Continued on next page...

Continued from previous page...

Atom-1	Atom-2	Distance(Å)	Clash(Å)
1:DA:2528:U:H2'	1:DA:2530:A:O5'	2.21	0.41
1:AA:2309:A:H8	1:AA:2309:A:O5'	2.03	0.41
3:AD:33:LEU:CD1	3:AD:34:VAL:H	2.33	0.41
3:AD:35:LYS:HB3	3:AD:64:ILE:H	1.85	0.41
28:D6:27:LYS:HZ3	28:D6:28:ARG:NH1	2.18	0.41
1:DA:1607:C:H4'	1:DA:1608:A:O5'	2.21	0.41
1:DA:1065:U:H1'	1:DA:1074:G:N2	2.36	0.41
26:A4:63:TYR:OH	49:BV:41:VAL:O	2.17	0.41
31:CA:1129:C:H4'	31:CA:1130:A:H5'	2.02	0.41
31:CA:1281:U:H3'	31:CA:1282:C:H5	1.86	0.41
39:CL:5:TYR:CG	39:CL:6:GLY:N	2.89	0.41
31:BA:1138:G:N1	31:BA:1140:C:C2	2.89	0.41
1:AA:2032:G:H1'	4:AE:145:LYS:HD3	2.02	0.41
1:DA:654(S):G:C1'	1:DA:654(T):A:OP1	2.69	0.41
1:DA:654(B):C:N3	1:DA:654(T):A:C2	2.88	0.41
1:DA:1025:G:C5	1:DA:1135:C:H1'	2.56	0.41
7:AH:153:LYS:N	7:AH:153:LYS:CD	2.81	0.41
20:DU:13:VAL:HG23	20:DU:73:ARG:O	2.20	0.41
1:AA:141:A:H1'	1:AA:1408:C:O4'	2.19	0.41
31:CA:1374:A:C2'	31:CA:1375:A:H5'	2.51	0.41
27:A5:33:CYS:HB2	27:A5:40:LYS:CD	2.51	0.41
32:CE:5:ILE:HD11	32:CE:221:LEU:HD21	2.02	0.41
11:DO:101:VAL:HG12	11:DO:102:ARG:N	2.35	0.41
11:DO:106:LEU:HD13	11:DO:112:LEU:HG	2.03	0.41
1:AA:528:A:C2	1:AA:2042:A:H2'	2.56	0.41
11:AO:6:LEU:HD12	11:AO:6:LEU:HA	1.66	0.41
1:AA:6:A:H2'	1:AA:7:G:O4'	2.21	0.41
52:CB:21:A:C1'	52:CB:22:G:P	3.09	0.41
52:CB:21:A:H1'	52:CB:22:G:H5'	2.00	0.41
31:CA:376:G:C5'	46:CS:5:ARG:HD3	2.46	0.41
31:CA:1287:A:C6	31:CA:1288:A:C6	3.09	0.41
14:AQ:83:LYS:HE3	14:AQ:109:GLY:CA	2.51	0.41
53:CD:9:G:O2'	53:CD:10:G:O5'	2.38	0.41
1:AA:1678:G:N2	1:AA:1989:G:H1	2.17	0.41
56:D0:97:VAL:HA	56:D0:113:LEU:O	2.20	0.41
31:BA:131:C:H2'	31:BA:132:C:C6	2.56	0.41
4:DE:169:ASN:OD1	4:DE:203:LYS:HB3	2.21	0.41
18:AS:84:ARG:O	18:AS:95:ILE:HA	2.21	0.41
31:BA:51:A:C2	31:BA:353:A:N1	2.89	0.41
12:DP:85:LYS:HG2	58:D3:9:SER:HB2	2.02	0.41
31:CA:1415:G:C6	31:CA:1486:G:C6	3.09	0.41
1:AA:2262:U:C2'	1:AA:2263:C:H5'	2.51	0.41

Continued on next page...

Continued from previous page...

Atom-1	Atom-2	Distance(Å)	Clash(Å)
8:DK:31:LEU:HD21	8:DK:38:LEU:HD11	2.01	0.41
53:BC:2:G:C4	53:BC:3:C:C5	3.09	0.41
31:CA:1355:G:H2'	31:CA:1356:G:C8	2.55	0.41
39:CL:117:HIS:O	39:CL:118:LYS:CB	2.69	0.41
1:AA:715:G:C2	45:BR:56:LEU:HD21	2.56	0.41
31:CA:901:A:C5	31:CA:902:G:H1'	2.56	0.41
1:AA:2199:A:H5'	1:AA:2205:C:OP2	2.21	0.41
1:AA:627:A:C6	1:AA:637:A:C8	3.09	0.41
31:CA:87:A:C2	31:CA:88:C:C5	3.09	0.41
3:AD:145:VAL:HG12	3:AD:146:GLU:O	2.21	0.41
53:BC:24:C:C2	53:BC:25:U:C5	3.09	0.41
1:DA:1674:G:H1'	1:DA:1676:A:N6	2.35	0.41
52:BB:48:C:C2	52:BB:56:G:N2	2.89	0.41
31:CA:619:U:C2	34:CG:135:LEU:CD2	3.04	0.41
1:AA:2108:C:H42	1:AA:2181:G:H1	1.69	0.41
34:BG:116:GLN:NE2	34:BG:157:LEU:HD11	2.35	0.41
14:AQ:61:ASN:O	14:AQ:65:VAL:HG23	2.21	0.41
38:BK:104:ARG:HD2	38:BK:138:TRP:CG	2.56	0.41
38:CK:63:LEU:HD22	38:CK:63:LEU:H	1.86	0.41
55:DF:89:VAL:HG12	55:DF:90:PHE:N	2.34	0.41
1:DA:642:G:H21	1:DA:646:A:H2	1.64	0.41
32:CE:132:LYS:HA	32:CE:135:GLN:NE2	2.36	0.41
9:DM:72:TYR:CE1	9:DM:101:HIS:HD2	2.39	0.41
1:AA:65:C:H2'	1:AA:66:C:C6	2.56	0.41
37:CJ:13:GLN:HA	37:CJ:14:PRO:HD3	1.93	0.41
1:DA:651:G:H4'	30:D8:18:ALA:HB3	2.02	0.41
1:DA:726:G:O2'	1:DA:727:A:OP2	2.35	0.41
31:BA:859:A:H2'	31:BA:860:A:O4'	2.21	0.41
31:CA:660:G:H2'	31:CA:661:G:O4'	2.20	0.41
1:AA:1810:A:H8	1:AA:1810:A:O5'	2.04	0.41
5:AF:195:ASP:OD1	5:AF:195:ASP:C	2.59	0.41
31:CA:313:A:H2'	31:CA:314:C:C6	2.56	0.41
31:BA:513:C:H2'	31:BA:514:C:O4'	2.21	0.41
56:D0:59:ASP:O	56:D0:62:ALA:N	2.54	0.41
1:AA:885:C:N3	1:AA:892:G:C4	2.89	0.41
12:DP:4:PRO:HD3	12:DP:70:PRO:O	2.21	0.41
31:BA:1031:G:C5	31:BA:1032:A:N7	2.89	0.41
1:DA:1250:G:OP2	11:DO:21:ARG:NH1	2.54	0.41
53:CC:17:C:OP1	53:CC:62:C:H5'	2.21	0.41
31:CA:1028:C:C4	31:CA:1034:G:N2	2.88	0.41
28:A6:14:THR:O	28:A6:50:ARG:N	2.54	0.41
30:A8:37:SER:O	30:A8:40:GLU:N	2.52	0.41

Continued on next page...

Continued from previous page...

Atom-1	Atom-2	Distance(Å)	Clash(Å)
31:BA:1180:A:H8	31:BA:1180:A:O5'	2.03	0.41
35:CH:101:ILE:HG13	35:CH:101:ILE:O	2.21	0.41
1:AA:484:C:H2'	1:AA:485:C:C6	2.56	0.41
31:BA:1059:C:O3'	44:BQ:45:ARG:NH2	2.52	0.41
31:CA:1276:G:H2'	31:CA:1277:C:H6	1.86	0.41
23:DZ:87:PRO:CA	23:DZ:90:ILE:HG23	2.51	0.41
1:AA:2689:U:H4'	1:AA:2690:C:OP2	2.20	0.41
1:AA:2690:C:OP2	1:AA:2690:C:H6	2.04	0.41
1:AA:2156:G:H2'	1:AA:2157:G:C2	2.56	0.41
39:CL:42:ARG:NH2	39:CL:75:ASP:OD2	2.54	0.41
6:DG:36:LYS:HB2	6:DG:95:ARG:HG2	2.03	0.41
21:AV:61:LEU:HG	21:AV:61:LEU:O	2.21	0.41
1:DA:204:A:H4'	1:DA:205:G:OP1	2.20	0.41
1:DA:299:A:N1	1:DA:322:A:O2'	2.43	0.41
31:BA:299:G:H2'	31:BA:300:A:C8	2.56	0.41
32:CE:213:LEU:O	32:CE:213:LEU:HD23	2.21	0.41
11:DO:114:ILE:HD12	11:DO:115:LEU:N	2.35	0.41
7:AH:89:ILE:HD11	7:AH:94:TYR:HB3	2.03	0.41
31:BA:968:A:OP1	31:BA:968:A:H8	2.03	0.41
2:DB:1:U:C4	2:DB:119:A:N1	2.88	0.41
31:BA:436:C:H2'	31:BA:437:U:O4'	2.21	0.41
52:BB:52:U:C5	52:BB:53:A:C8	3.08	0.41
49:BV:5:LEU:HD12	49:BV:5:LEU:C	2.41	0.41
31:CA:198:G:OP2	31:CA:198:G:H8	2.04	0.41
9:AM:38:HIS:CE1	9:AM:50:ASP:OD2	2.73	0.41
1:AA:2257:U:H2'	1:AA:2258:C:C6	2.56	0.41
23:AZ:83:GLU:CD	23:AZ:83:GLU:H	2.24	0.41
52:BB:19:G:C1'	52:BB:20:U:P	3.09	0.41
40:BM:40:LEU:HB2	40:BM:69:ASN:HB2	2.02	0.41
2:AB:89:G:C6	2:AB:89(A):A:C6	3.08	0.41
31:BA:250:A:H4'	31:BA:251:G:O5'	2.21	0.41
21:AV:24:LEU:HD21	21:AV:86:VAL:CG2	2.51	0.41
15:DR:137:LYS:HA	15:DR:137:LYS:HZ3	1.86	0.41
31:CA:1449:C:H2'	31:CA:1450:U:OP1	2.21	0.41
17:D2:89:GLN:HE21	17:D2:89:GLN:HA	1.86	0.41
5:AF:40:GLN:HE22	5:AF:183:VAL:H	1.68	0.41
31:CA:814:A:H2'	31:CA:816:A:H5''	2.01	0.41
31:CA:573:A:N3	31:CA:883:C:O2'	2.49	0.41
4:DE:77:ILE:C	4:DE:78:LEU:HG	2.41	0.41
5:AF:80:ALA:HA	5:AF:81:PRO:HD3	1.90	0.41
31:CA:1101:A:H4'	31:CA:1102:A:O5'	2.20	0.41
31:CA:785:G:H1	31:CA:797:C:N4	2.17	0.41

Continued on next page...

Continued from previous page...

Atom-1	Atom-2	Distance(Å)	Clash(Å)
1:AA:1169:G:N2	1:AA:1181:C:C2	2.89	0.41
52:CB:72:C:C2'	52:CB:73:C:H5'	2.51	0.41
1:AA:978:G:C2'	1:AA:979:G:H5'	2.51	0.41
20:DU:29:GLU:HB2	20:DU:38:ILE:HD12	2.02	0.41
31:BA:148:G:C2	31:BA:149:A:N7	2.88	0.41
31:BA:1255:G:OP1	40:BM:45:ARG:NH2	2.51	0.41
1:AA:1665:A:H2'	1:AA:1666:G:O4'	2.21	0.41
1:DA:2094:G:OP1	8:DK:22:LYS:HD2	2.20	0.41
55:DF:107:LYS:HE2	55:DF:205:ARG:HG3	2.03	0.41
1:AA:2545:G:H2'	1:AA:2546:U:O4'	2.20	0.41
32:BE:82:ARG:HG2	32:BE:92:TYR:CZ	2.56	0.41
42:CO:108:LYS:O	42:CO:109:ASP:HB2	2.21	0.41
1:AA:1388:G:H2'	1:AA:1389:G:H8	1.86	0.41
1:DA:2097:C:H2'	1:DA:2098:U:O4'	2.21	0.41
1:DA:937:U:H2'	1:DA:938:G:C8	2.55	0.41
31:BA:721:G:C6	31:BA:733:A:C2	3.08	0.41
2:DB:52:A:N6	14:DQ:33:LYS:HG2	2.35	0.41
1:DA:1805:U:O2	3:DD:50:THR:HB	2.21	0.41
1:DA:579:G:H2'	1:DA:580:C:C6	2.56	0.41
31:BA:1208:C:H2'	31:BA:1209:C:O4'	2.21	0.41
31:CA:105:G:H2'	31:CA:106:C:C6	2.56	0.41
1:AA:1235:G:C6	1:AA:1236:G:N1	2.89	0.41
38:BK:39:LEU:CD1	38:BK:111:ILE:HD11	2.51	0.41
56:D0:65:LEU:HD12	56:D0:65:LEU:HA	1.76	0.41
1:AA:520:G:H2'	1:AA:521:G:H8	1.86	0.41
31:CA:586:C:O2'	31:CA:878:G:H4'	2.20	0.41
1:AA:889:C:H5''	1:AA:890:A:O5'	2.21	0.41
12:DP:132:VAL:HG13	57:DV:81:ARG:HH12	1.85	0.41
31:BA:1053:G:C5	31:BA:1199:U:C5	3.09	0.41
6:AG:85:GLY:O	6:AG:86:MET:O	2.38	0.41
3:AD:35:LYS:CE	3:AD:104:TYR:HD1	2.33	0.41
3:AD:35:LYS:CD	3:AD:63:ARG:HB3	2.41	0.41
1:DA:812:C:H5''	1:DA:1250:G:HO2'	1.85	0.41
53:BC:20:G:H4'	53:BC:21:U:OP1	2.20	0.41
31:CA:1028(B):C:N4	31:CA:1032(B):G:N1	2.69	0.41
31:CA:485:G:H2'	31:CA:486:U:OP2	2.20	0.41
20:DU:50:ARG:HD3	20:DU:50:ARG:H	1.85	0.41
1:DA:1225:C:C4'	17:D2:85:LYS:HD3	2.51	0.41
1:AA:2287:A:C4	1:AA:2289:G:C8	3.09	0.41
1:DA:1065:U:O2	1:DA:1073:A:N1	2.54	0.41
31:BA:1176:A:O5'	31:BA:1176:A:H8	2.04	0.41
1:DA:2872:G:C8	1:DA:2873:A:N1	2.87	0.41

Continued on next page...

Continued from previous page...

Atom-1	Atom-2	Distance(Å)	Clash(Å)
31:BA:1058:G:C5	31:BA:1059:C:C4	3.09	0.41
31:BA:1057:G:C5	31:BA:1204:A:C2	3.08	0.41
39:CL:28:VAL:HA	39:CL:63:ILE:O	2.21	0.41
39:CL:4:TYR:O	39:CL:18:PHE:HA	2.21	0.41
3:DD:35:LYS:HE2	3:DD:104:TYR:CB	2.41	0.41
31:CA:1023:G:N1	31:CA:1024:G:C8	2.89	0.41
1:DA:1300:U:H4'	1:DA:1301:A:OP2	2.19	0.41
1:AA:1434:A:N6	1:AA:1558:A:H62	2.06	0.41
31:CA:559:A:H4'	31:CA:560:U:H5''	2.03	0.41
59:DW:68:ARG:HA	59:DW:72:ALA:HB2	2.02	0.41
53:BD:67:C:N3	53:BD:68:C:C4	2.89	0.41
4:AE:181:LEU:HD23	15:AR:11:GLU:OE2	2.20	0.41
4:AE:181:LEU:HA	4:AE:181:LEU:HD12	1.87	0.41
1:AA:2138:C:N3	1:AA:2154:G:N2	2.68	0.41
31:CA:1442:G:C2'	31:CA:1443:G:O5'	2.68	0.41
31:CA:1441:G:H4'	31:CA:1442:G:C5	2.55	0.41
31:CA:991:U:O2	31:CA:993:G:C8	2.66	0.41
1:AA:1144:G:C6	1:AA:1145:C:N4	2.89	0.41
1:AA:1142(A):A:C8	1:AA:1144:G:C5	3.08	0.41
1:DA:2790:A:C1'	1:DA:2791:C:OP2	2.68	0.41
1:DA:33:U:H4'	1:DA:34:C:OP1	2.21	0.41
31:BA:1298:C:H4'	31:BA:1299:A:O4'	2.21	0.41
1:DA:2211:G:N3	1:DA:2211:G:C2'	2.80	0.41
6:DG:60:LEU:HD23	6:DG:60:LEU:O	2.21	0.41
2:DB:41:U:H2'	2:DB:42:C:OP1	2.21	0.41
2:DB:45:A:H1'	6:DG:95:ARG:CZ	2.50	0.41
1:DA:1138:G:O2'	9:DM:106:MET:HG3	2.21	0.41
9:DM:22:THR:HB	9:DM:25:ARG:HG3	2.02	0.41
11:AO:60:MET:O	11:AO:60:MET:HG3	2.20	0.41
32:CE:137:ARG:NH1	32:CE:140:HIS:HB2	2.28	0.41
24:AW:15:LYS:N	24:AW:67:LYS:HZ1	2.09	0.41
16:D1:92:ARG:HD2	17:D2:11:GLN:HB2	2.02	0.41
49:CV:67:VAL:O	49:CV:69:HIS:N	2.48	0.41
32:BE:224:GLN:HB2	32:BE:229:VAL:CG2	2.50	0.41
1:AA:2600:A:H2'	1:AA:2601:C:C6	2.55	0.41
3:AD:238:GLY:C	3:AD:239:ARG:O	2.59	0.41
11:DO:147:LEU:CD2	11:DO:148:LEU:H	2.33	0.41
32:CE:163:PHE:HE1	32:CE:215:LEU:HD21	1.86	0.41
32:CE:219:VAL:O	32:CE:222:ILE:HB	2.21	0.41
34:BG:29:PRO:C	34:BG:30:LYS:HD3	2.41	0.41
8:AK:35:LEU:O	8:AK:36:ALA:HB2	2.20	0.41
8:AK:6:LEU:HD13	8:AK:36:ALA:HA	2.01	0.41

Continued on next page...

Continued from previous page...

Atom-1	Atom-2	Distance(Å)	Clash(Å)
31:CA:1286:A:H2'	31:CA:1287:A:O5'	2.21	0.41
14:AQ:106:ARG:O	14:AQ:107:GLU:CB	2.69	0.41
21:AV:27:VAL:HG13	21:AV:29:TYR:CD2	2.56	0.41
58:D3:36:ILE:CD1	58:D3:36:ILE:N	2.84	0.41
1:DA:2601:C:H2'	1:DA:2603:G:C8	2.55	0.41
33:BF:166:GLU:HG2	33:BF:167:TRP:N	2.35	0.41
47:CT:67:LYS:CA	47:CT:70:ARG:HH12	2.30	0.41
31:CA:464:G:C6	31:CA:466:C:H5'	2.56	0.41
7:DH:74:ASN:ND2	7:DH:138:LYS:HG2	2.35	0.41
12:AP:37:LEU:HD21	12:AP:130:LYS:CE	2.50	0.41
57:DV:146:ILE:HG13	57:DV:147:GLY:N	2.31	0.41
31:CA:1338:G:C6	31:CA:1339:A:C6	3.08	0.41
14:AQ:56:LEU:CB	14:AQ:58:LEU:HD22	2.48	0.41
38:BK:41:ARG:HD2	38:BK:41:ARG:O	2.21	0.41
31:CA:1191:A:OP1	33:CF:3:ASN:ND2	2.54	0.41
35:BH:12:LEU:O	35:BH:30:ALA:HA	2.20	0.41
31:BA:870:U:H5'	31:BA:871:U:H3'	2.03	0.41
6:DG:120:LEU:HB2	6:DG:180:PHE:HD2	1.86	0.41
32:CE:36:ARG:H	32:CE:41:ILE:HD13	1.85	0.41
50:CW:103:GLY:C	50:CW:104:LEU:HD12	2.40	0.41
31:BA:198:G:C6	31:BA:220:G:C2	3.09	0.41
4:AE:81:ILE:HG22	4:AE:81:ILE:O	2.20	0.41
1:AA:755:C:H2'	1:AA:756:C:C6	2.55	0.41
1:DA:2818:G:O2'	1:DA:2819:G:H5'	2.21	0.41
29:D7:12:ARG:HD3	29:D7:46:VAL:HG13	2.03	0.41
1:AA:973:A:O4'	1:AA:1188:U:C6	2.74	0.41
58:D3:50:ASN:C	58:D3:62:LEU:HD12	2.40	0.41
60:D4:33:VAL:HG23	60:D4:33:VAL:O	2.21	0.41
5:AF:23:ASP:CG	5:AF:24:LEU:N	2.74	0.41
31:CA:198:G:H2'	31:CA:199:G:C8	2.56	0.41
31:CA:1207:G:O2'	31:CA:1208:C:H5'	2.21	0.41
31:CA:1206:G:HO2'	33:CF:193:TYR:HA	1.84	0.41
31:BA:186(C):G:C4	31:BA:191(E):G:N2	2.88	0.41
1:AA:592:G:O2'	30:A8:4:MET:HB2	2.21	0.41
50:BW:30:LYS:HA	50:BW:30:LYS:HD2	1.95	0.41
39:CL:112:LYS:HD3	39:CL:113:LYS:N	2.36	0.41
18:AS:1:MET:HE3	18:AS:1:MET:HA	2.03	0.41
7:DH:54:ARG:HB3	7:DH:65:HIS:HD2	1.86	0.41
31:CA:279:A:H2'	31:CA:279:A:N3	2.36	0.41
20:AU:64:GLU:H	20:AU:64:GLU:HG2	1.67	0.41
11:AO:113:LYS:HA	11:AO:129:ALA:O	2.20	0.41
35:BH:91:LEU:HD12	35:BH:120:THR:CG2	2.49	0.41

Continued on next page...

Continued from previous page...

Atom-1	Atom-2	Distance(Å)	Clash(Å)
12:AP:109:VAL:HG12	12:AP:110:THR:O	2.21	0.41
1:AA:185:U:C2	1:AA:186:G:C8	3.09	0.41
1:DA:2859:G:H4'	1:DA:2860:A:OP1	2.21	0.41
1:DA:633:A:C8	1:DA:633:A:O5'	2.73	0.41
40:BM:9:ARG:O	40:BM:94:VAL:HG13	2.20	0.41
2:DB:6:C:O2'	14:DQ:29:PHE:HE1	2.04	0.41
8:DK:3:VAL:O	8:DK:18:VAL:HA	2.20	0.41
33:CF:82:GLU:CA	33:CF:85:ARG:HB2	2.51	0.41
1:AA:1364:G:N7	23:AZ:2:SER:HB3	2.36	0.41
1:DA:1717:G:C4	1:DA:1718:G:C8	3.09	0.41
31:BA:109:A:H2'	31:BA:326:G:N2	2.35	0.41
1:AA:2024:G:H2'	1:AA:2025:C:C6	2.56	0.41
1:AA:2127:G:H2'	1:AA:2128:C:H1'	2.03	0.41
9:AM:121:LYS:HB3	9:AM:123:TYR:HE1	1.86	0.41
10:AN:104:ARG:HH22	15:AR:43:GLN:HE22	1.68	0.41
1:DA:1834:U:H2'	1:DA:1834:U:O2	2.21	0.41
31:CA:593:G:C2	31:CA:647:C:O2	2.74	0.41
31:BA:341:C:O2'	31:BA:342:C:H5'	2.21	0.41
1:DA:2563:U:O2	1:DA:2565:A:C8	2.74	0.41
32:BE:19:HIS:HD2	32:BE:20:GLU:CD	2.24	0.41
33:CF:117:ALA:HB2	33:CF:200:ALA:HB2	2.02	0.41
25:DX:4:LEU:HD11	25:DX:44:ARG:HG3	2.01	0.41
1:DA:586:A:N1	1:DA:809:G:O2'	2.38	0.41
57:DV:37:VAL:O	57:DV:38:TYR:HB3	2.20	0.41
10:DN:87:ILE:HG23	10:DN:88:ASN:O	2.20	0.41
10:DN:88:ASN:HB3	10:DN:94:ARG:HD3	2.02	0.41
1:AA:2761:G:H1'	7:AH:143:GLN:OE1	2.21	0.41
31:CA:209:U:H4'	31:CA:210:U:OP2	2.16	0.41
32:CE:44:LEU:H	32:CE:44:LEU:HD23	1.85	0.41
1:AA:1288:U:C2	1:AA:1327:C:O2	2.74	0.41
2:AB:5:C:OP1	2:AB:61:G:O2'	2.25	0.41
31:CA:754:C:H3'	31:CA:754:C:O2	2.21	0.41
38:CK:102:ARG:H	38:CK:102:ARG:HG3	1.74	0.41
56:D0:101:ALA:HB2	27:D5:44:THR:OG1	2.20	0.41
32:BE:154:LEU:HD23	32:BE:154:LEU:N	2.36	0.41
57:DV:167:PRO:O	57:DV:168:GLU:C	2.59	0.41
31:CA:1091:U:O2	31:CA:1093:A:C8	2.74	0.41
1:AA:686:G:O6	29:A7:12:ARG:HG3	2.20	0.41
1:DA:2301:C:H2'	1:DA:2302:G:C8	2.56	0.41
32:BE:82:ARG:HG2	32:BE:92:TYR:OH	2.21	0.41
31:CA:241:C:C2	31:CA:286:G:C2	3.09	0.41
1:AA:43:G:H2'	1:AA:44:A:O4'	2.20	0.41

Continued on next page...

Continued from previous page...

Atom-1	Atom-2	Distance(Å)	Clash(Å)
41:CN:116:HIS:O	41:CN:117:ASN:HB2	2.20	0.41
1:AA:1655:A:H3'	1:AA:1656:C:C6	2.56	0.41
1:DA:934:G:H2'	1:DA:935:C:H6	1.86	0.41
31:CA:444:C:H2'	31:CA:445:G:C8	2.55	0.41
1:DA:2001:A:H2'	1:DA:2002:G:C8	2.56	0.41
1:AA:579:G:H2'	1:AA:580:C:C6	2.56	0.41
10:AN:35:VAL:HA	10:AN:62:VAL:O	2.21	0.41
31:CA:1480:G:C5	31:CA:1481:U:C5	3.09	0.41
17:A2:64:HIS:N	17:A2:64:HIS:ND1	2.68	0.41
32:CE:172:ILE:N	32:CE:172:ILE:HD12	2.36	0.41
10:DN:26:LYS:HB3	10:DN:27:GLY:H	1.74	0.41
3:DD:162:SER:HB3	3:DD:195:ALA:HA	2.03	0.41
31:CA:337:C:H2'	31:CA:338:A:C8	2.56	0.41
55:DF:195:ASP:OD1	55:DF:196:LEU:N	2.54	0.41
3:DD:125:ILE:O	3:DD:126:GLN:HG3	2.20	0.41
53:BC:34:U:O2	53:BC:36:A:C8	2.73	0.41
56:D0:13:HIS:CE1	56:D0:16:HIS:HB2	2.55	0.41
1:AA:301:G:C6	1:AA:317:G:C5	3.08	0.41
1:DA:729:G:H2'	1:DA:1775:U:H1'	2.03	0.41
1:DA:2020:A:O2'	1:DA:2021:C:H5'	2.21	0.41
34:CG:101:LEU:HB2	34:CG:138:TYR:HB3	2.02	0.41
32:BE:181:PHE:O	32:BE:183:PRO:HD3	2.21	0.41
44:BQ:15:LYS:HB3	44:BQ:16:PHE:CE2	2.55	0.41
19:DT:41:ASN:HD22	19:DT:41:ASN:N	2.17	0.41
17:D2:83:ARG:N	17:D2:83:ARG:HD2	2.35	0.41
1:AA:433:C:C4	1:AA:434:U:O4	2.74	0.41
1:AA:1424:G:H2'	1:AA:1425:G:O4'	2.20	0.41
59:DW:31:GLU:HB2	59:DW:53:LEU:HD11	2.03	0.41
1:AA:1368:G:C2	1:AA:1369:G:C8	3.09	0.41
1:AA:1086:A:N3	1:AA:1086:A:O5'	2.54	0.41
1:AA:952:G:OP1	12:AP:16:ARG:NH1	2.54	0.41
1:AA:2415:G:H2'	1:AA:2416:C:C6	2.56	0.41
2:DB:73:A:H5'	2:DB:74:U:OP2	2.21	0.41
3:AD:35:LYS:CG	3:AD:64:ILE:CG2	2.98	0.41
20:AU:96:ILE:CG1	20:AU:99:CYS:H	2.30	0.41
1:DA:1899:G:O2'	1:DA:1900:A:OP2	2.39	0.41
1:DA:2466:C:O2'	1:DA:2467:C:H5'	2.16	0.41
1:DA:2468:G:H2'	1:DA:2481:G:H21	1.86	0.41
31:BA:1118:C:P	39:BL:104:ARG:NH1	2.92	0.41
1:AA:1869:G:C5'	1:AA:1869:G:H8	2.33	0.41
3:DD:35:LYS:CB	3:DD:64:ILE:HG23	2.51	0.41
3:DD:35:LYS:HZ1	3:DD:65:ILE:HA	1.86	0.41

Continued on next page...

Continued from previous page...

Atom-1	Atom-2	Distance(Å)	Clash(Å)
1:AA:1609:A:O2'	1:AA:1610:A:H5'	2.21	0.41
8:AK:109:ILE:HB	8:AK:130:TYR:CZ	2.56	0.41
50:BW:26:ASN:H	50:BW:26:ASN:ND2	2.08	0.41
17:A2:87:HIS:NE2	17:A2:89:GLN:NE2	2.69	0.41
1:AA:2292:C:O2'	1:AA:2293:C:H5'	2.21	0.41
1:DA:2795:G:H1'	1:DA:2802:G:N2	2.36	0.41
1:AA:2701:C:H2'	1:AA:2702:U:H5''	2.03	0.41
31:BA:1299:A:H2'	31:BA:1301:U:H1'	2.02	0.41
31:BA:1304:G:N1	31:BA:1332:A:OP2	2.33	0.41
6:DG:35:GLU:O	6:DG:160:VAL:HB	2.20	0.41
16:D1:80:ILE:HA	16:D1:80:ILE:HD13	1.97	0.41
1:AA:329:G:P	20:AU:71:LYS:HE3	2.61	0.41
31:BA:35:G:H2'	31:BA:36:C:C6	2.56	0.41
1:AA:2143:C:H2'	1:AA:2144:U:O4'	2.21	0.41
3:AD:69:ARG:HH12	3:AD:117:VAL:CG1	2.34	0.41
47:BT:70:ARG:O	47:BT:71:PHE:CD2	2.74	0.41
1:AA:654(B):C:C2	1:AA:654(T):A:C2	3.08	0.41
1:DA:2135:A:N6	1:DA:2156:G:N2	2.55	0.41
1:AA:528:A:H8	9:AM:114:ARG:HH12	1.68	0.41
9:AM:134:ARG:N	9:AM:135:PRO:CD	2.84	0.41
17:D2:37:VAL:HG23	17:D2:38:LEU:N	2.35	0.41
18:AS:110:LYS:C	18:AS:112:GLY:N	2.75	0.41
15:DR:19:LEU:HD22	15:DR:86:ILE:CG2	2.51	0.41
32:CE:144:ARG:HD2	32:CE:148:TYR:CE2	2.56	0.41
32:CE:69:LEU:HG	32:CE:91:PRO:HB2	2.02	0.41
31:CA:1329:A:OP2	51:CX:7:ARG:NH1	2.47	0.41
1:DA:2270:G:C2'	1:DA:2271:G:H5'	2.50	0.41
31:CA:1215:G:C2	31:CA:1216:G:C8	3.08	0.41
4:AE:37:ARG:HD3	4:AE:37:ARG:HA	1.92	0.41
1:AA:1882:C:H2'	1:AA:1882:C:O2	2.20	0.41
1:AA:2850:A:H5'	1:AA:2868:A:C2	2.56	0.41
15:DR:98:LYS:HB3	15:DR:100:TYR:CE1	2.55	0.41
8:AK:85:GLU:OE2	8:AK:85:GLU:HA	2.20	0.41
32:CE:21:ARG:C	32:CE:23:ARG:N	2.75	0.41
1:AA:587:C:H42	11:AO:33:ARG:HD2	1.85	0.41
31:BA:1336:C:O2	31:BA:1336:C:C2'	2.69	0.41
41:BN:48:ILE:HG13	41:BN:63:LEU:HB3	2.02	0.41
31:CA:197:A:H1'	31:CA:198:G:P	2.61	0.41
31:CA:1206:G:C6	31:CA:1207:G:C6	3.08	0.41
6:DG:58:GLN:HG3	6:DG:59:GLU:N	2.36	0.41
1:AA:529:A:C2'	1:AA:529:A:N3	2.83	0.41
1:DA:587:C:C2	11:DO:33:ARG:NH1	2.89	0.41

Continued on next page...

Continued from previous page...

Atom-1	Atom-2	Distance(Å)	Clash(Å)
21:AV:26:GLY:HA2	21:AV:85:HIS:NE2	2.36	0.41
1:DA:1927:A:C6	1:DA:1928:A:C6	3.09	0.41
24:AW:28:LYS:HB2	24:AW:57:ILE:HG12	2.02	0.41
31:CA:999:U:H3	31:CA:1041:A:H61	1.69	0.41
8:DK:25:TYR:CE2	8:DK:29:TYR:CD2	3.08	0.41
7:DH:164:TYR:HB3	7:DH:165:ALA:H	1.69	0.41
1:DA:1716:U:O2'	1:DA:1717:G:H5'	2.21	0.41
1:DA:2751:G:H5'	1:DA:2752:C:P	2.61	0.41
1:AA:1548:C:H2'	1:AA:1549:C:C6	2.56	0.41
36:CI:44:GLY:HA2	36:CI:59:TYR:CE1	2.56	0.41
36:CI:33:TYR:OH	36:CI:78:GLU:HG3	2.20	0.41
46:CS:52:ASP:OD1	46:CS:55:ARG:HG3	2.21	0.41
31:CA:890:G:O2'	31:CA:891:U:OP2	2.38	0.41
1:AA:150:C:H2'	1:AA:151:C:C6	2.56	0.41
31:BA:191(C):G:C2	31:BA:191(D):U:C2	3.09	0.41
57:DV:100:VAL:O	57:DV:124:ILE:HG22	2.20	0.41
33:BF:177:THR:HB	33:BF:180:ALA:HB2	2.03	0.41
1:DA:810:U:H6	1:DA:810:U:O5'	2.03	0.41
1:AA:807:U:H2'	1:AA:808:G:H8	1.86	0.41
1:AA:174:C:H2'	1:AA:175:G:O4'	2.21	0.41
6:AG:83:ARG:HG2	6:AG:86:MET:HE2	2.03	0.40
3:AD:30:GLU:CD	3:AD:63:ARG:HH21	2.24	0.40
1:DA:10:G:C6	1:DA:2629:A:C4	3.09	0.40
31:CA:1162:C:C2	31:CA:1175:G:N2	2.89	0.40
1:DA:1313:U:H2'	1:DA:1610:A:C2	2.56	0.40
1:DA:1323:U:C2'	1:DA:1324:G:H5'	2.49	0.40
31:CA:1324:A:C6	31:CA:1325:C:C4	3.09	0.40
1:DA:2873:A:C2'	1:DA:2873:A:N3	2.80	0.40
31:CA:1128:C:N3	31:CA:1139:G:N1	2.70	0.40
1:AA:442:G:H4'	5:AF:46:ARG:HD3	2.03	0.40
1:AA:444:C:H4'	5:AF:49:ALA:HB2	2.01	0.40
34:CG:30:LYS:CB	34:CG:35:ARG:HD2	2.36	0.40
6:DG:38:VAL:HG22	6:DG:93:THR:HG23	2.04	0.40
1:AA:828:U:H2'	1:AA:829:A:C8	2.56	0.40
31:CA:1114:C:H2'	31:CA:1115:C:H6	1.85	0.40
1:AA:2313:C:H2'	1:AA:2314:C:C6	2.56	0.40
31:BA:792:A:O2'	31:BA:794:A:N7	2.47	0.40
27:A5:51:TYR:HB3	27:A5:52:TYR:H	1.53	0.40
5:AF:178:PRO:HG2	5:AF:179:GLU:CD	2.41	0.40
31:BA:1213:A:C5	31:BA:1215:G:C4	3.10	0.40
31:CA:1199:U:H5'	40:CM:54:PHE:CE2	2.57	0.40
40:CM:54:PHE:CE1	40:CM:55:LYS:HE3	2.56	0.40

Continued on next page...

Continued from previous page...

Atom-1	Atom-2	Distance(Å)	Clash(Å)
31:CA:973:G:O4'	40:CM:55:LYS:HG3	2.21	0.40
1:AA:528:A:C2	1:AA:2043:C:C5'	3.03	0.40
35:BH:8:GLU:HG2	35:BH:34:VAL:HG22	2.02	0.40
1:AA:480:A:O4'	20:AU:44:ILE:HG12	2.21	0.40
31:BA:102:G:O2'	31:BA:151:A:N3	2.45	0.40
3:DD:183:ARG:HG2	3:DD:184:LYS:N	2.35	0.40
31:BA:813:U:OP2	31:BA:813:U:H6	2.05	0.40
20:DU:62:GLU:OE2	20:DU:63:LYS:N	2.40	0.40
31:CA:1213:A:C5	31:CA:1215:G:C4	3.09	0.40
31:BA:181:G:H2'	31:BA:182:U:OP2	2.21	0.40
1:AA:1860:G:H1	1:AA:1882:C:H42	1.69	0.40
4:DE:101:ARG:O	4:DE:201:THR:OG1	2.39	0.40
19:AT:53:LYS:NZ	19:AT:55:ASN:HD21	2.19	0.40
8:DK:110:ASP:OD2	8:DK:113:ARG:HB3	2.22	0.40
1:DA:860:U:N3	1:DA:2268:A:C8	2.89	0.40
52:BB:52:U:C2'	52:BB:53:A:H5'	2.47	0.40
6:DG:62:LEU:O	6:DG:143:GLU:HG2	2.21	0.40
11:DO:138:LEU:HD13	11:DO:139:LYS:N	2.37	0.40
31:BA:46:G:HO2'	31:BA:365:U:C2'	2.34	0.40
9:DM:94:HIS:HB2	9:DM:97:ARG:CD	2.51	0.40
31:BA:1171:G:H2'	31:BA:1172:C:C6	2.56	0.40
1:AA:792:G:H5''	1:AA:793:A:H5'	2.02	0.40
31:BA:659:U:H2'	31:BA:660:G:C8	2.55	0.40
1:AA:2333:A:O4'	1:AA:2335:A:C5	2.74	0.40
33:CF:35:GLU:HA	33:CF:38:ARG:HG2	2.03	0.40
21:AV:26:GLY:HA3	21:AV:86:VAL:O	2.20	0.40
34:BG:162:LEU:HA	34:BG:162:LEU:HD23	1.93	0.40
1:DA:270(N):G:O2'	1:DA:270(O):U:H5'	2.21	0.40
20:AU:3:VAL:HG12	20:AU:5:MET:HE2	2.03	0.40
31:CA:1154:G:N3	31:CA:1155:G:C8	2.89	0.40
6:DG:91:ARG:C	6:DG:91:ARG:HD2	2.41	0.40
43:BP:70:LEU:O	43:BP:74:VAL:HG23	2.21	0.40
49:CV:53:ASN:OD1	49:CV:54:GLY:N	2.54	0.40
12:DP:111:GLU:C	12:DP:113:GLN:N	2.74	0.40
38:BK:100:ILE:HA	38:BK:101:PRO:HD3	1.89	0.40
2:AB:20:C:C2'	2:AB:21:G:H5'	2.51	0.40
1:DA:1784:A:H4'	1:DA:1785:A:O5'	2.21	0.40
56:D0:70:LEU:O	56:D0:72:ASP:N	2.54	0.40
1:DA:780:G:H21	1:DA:783:A:H62	1.68	0.40
31:CA:1112:C:N4	33:CF:178:LEU:HD23	2.35	0.40
1:DA:1952:A:C2	10:DN:22:ILE:HG23	2.56	0.40
31:CA:1333:A:C8	31:CA:1334:G:C8	3.09	0.40

Continued on next page...

Continued from previous page...

Atom-1	Atom-2	Distance(Å)	Clash(Å)
8:DK:138:ILE:O	8:DK:138:ILE:HG23	2.21	0.40
1:DA:558:G:P	9:DM:111:PRO:HD2	2.62	0.40
33:CF:27:LYS:NZ	33:CF:27:LYS:HB3	2.36	0.40
31:BA:186:C:H2'	31:BA:186(A):C:H6	1.86	0.40
1:AA:991:C:C5	1:AA:1185:C:N4	2.89	0.40
34:CG:112:VAL:HG12	34:CG:116:GLN:OE1	2.21	0.40
7:DH:166:GLY:O	7:DH:167:GLU:O	2.40	0.40
1:DA:1231:G:H2'	1:DA:1232:G:C8	2.55	0.40
31:BA:729:A:H2'	31:BA:730:G:H8	1.87	0.40
35:BH:7:GLU:OE1	35:BH:37:ARG:NH2	2.51	0.40
33:BF:29:TYR:OH	44:BQ:54:PRO:HD2	2.21	0.40
1:AA:1474:C:H2'	1:AA:1475:G:C8	2.56	0.40
53:CD:11:A:H61	53:CD:25:U:H3	1.69	0.40
18:DS:39:THR:HG22	18:DS:44:ALA:HB2	2.02	0.40
1:AA:966:G:H2'	1:AA:967:C:C6	2.56	0.40
31:CA:668:G:O2'	31:CA:669:U:H5'	2.21	0.40
55:DF:157:VAL:O	55:DF:194:MET:HA	2.22	0.40
33:BF:173:VAL:N	33:BF:174:PRO:HD3	2.36	0.40
46:CS:74:LEU:HD23	46:CS:74:LEU:HA	1.89	0.40
33:BF:98:ASN:OD1	33:BF:98:ASN:N	2.54	0.40
15:AR:93:ARG:HG3	15:AR:93:ARG:HH11	1.85	0.40
52:CB:51:A:C8	52:CB:51:A:P	3.14	0.40
31:CA:1047:G:C2'	31:CA:1048:G:H5'	2.50	0.40
1:DA:1680:U:O2	1:DA:1763:G:H3'	2.21	0.40
21:AV:52:SER:O	21:AV:54:HIS:N	2.53	0.40
31:CA:1162:C:H42	31:CA:1174:G:H1	1.69	0.40
1:DA:1606:G:H5''	1:DA:1607:C:OP1	2.21	0.40
5:AF:102:PRO:O	5:AF:105:VAL:HB	2.20	0.40
49:BV:41:VAL:HG23	49:BV:67:VAL:HG13	2.03	0.40
4:AE:111:ARG:CD	4:AE:160:TYR:CE1	3.02	0.40
44:BQ:9:LYS:HA	44:BQ:12:ARG:HG2	2.02	0.40
19:AT:82:GLN:HA	19:AT:82:GLN:NE2	2.37	0.40
31:CA:1143:G:H2'	31:CA:1144:G:C8	2.57	0.40
7:DH:153:LYS:HE3	7:DH:160:LYS:O	2.20	0.40
31:BA:1128:C:H5'	39:BL:16:ARG:NH2	2.32	0.40
1:DA:654(A):A:C2	1:DA:654(T):A:N1	2.89	0.40
1:DA:654(S):G:O2'	1:DA:654(T):A:C8	2.74	0.40
1:AA:1265:A:C8	1:AA:1265:A:OP1	2.62	0.40
1:DA:1464:C:O2'	1:DA:1528:A:C8	2.58	0.40
1:AA:2156:G:C4	1:AA:2157:G:N2	2.90	0.40
7:AH:4:ILE:HG21	7:AH:6:ARG:CZ	2.51	0.40
7:AH:151:ILE:O	7:AH:152:ARG:HB3	2.21	0.40

Continued on next page...

Continued from previous page...

Atom-1	Atom-2	Distance(Å)	Clash(Å)
51:BX:2:GLY:C	51:BX:4:GLY:N	2.75	0.40
8:DK:82:ARG:NH1	8:DK:146:ALA:HA	2.36	0.40
20:DU:96:ILE:HD12	20:DU:98:VAL:HG13	2.03	0.40
4:DE:8:LYS:O	4:DE:9:VAL:CG2	2.59	0.40
33:BF:108:ASN:ND2	33:BF:144:SER:OG	2.54	0.40
31:CA:1204:A:OP1	44:CQ:3:ARG:NH1	2.41	0.40
31:BA:156:G:N2	31:BA:165:C:N3	2.57	0.40
12:DP:90:VAL:HG12	12:DP:90:VAL:O	2.16	0.40
38:BK:68:ARG:HD2	38:BK:74:PRO:HB2	2.02	0.40
9:AM:17:ASP:O	9:AM:56:ASN:HB2	2.21	0.40
31:BA:8:A:H5'	35:BH:101:ILE:HG22	2.04	0.40
52:BB:7:G:C6	52:BB:60:A:C6	3.09	0.40
51:CX:25:LYS:C	51:CX:25:LYS:HD3	2.41	0.40
1:AA:1087:G:C2	1:AA:1089:G:O2'	2.74	0.40
21:AV:27:VAL:HG12	21:AV:87:ASP:CB	2.51	0.40
9:AM:94:HIS:O	9:AM:97:ARG:HB2	2.20	0.40
1:AA:480:A:H2'	1:AA:481:G:OP1	2.21	0.40
56:D0:34:ILE:HG22	56:D0:114:VAL:HB	2.03	0.40
31:CA:382:A:C6	31:CA:383:A:C6	3.09	0.40
1:DA:2274:A:C6	1:DA:2276:G:C8	3.09	0.40
31:BA:186(F):C:N3	31:BA:191(B):G:C2	2.90	0.40
1:DA:2331:G:H4'	58:D3:43:THR:N	2.31	0.40
31:BA:1281:U:H5"	31:BA:1282:C:P	2.61	0.40
36:CI:69:GLU:CD	36:CI:69:GLU:H	2.24	0.40
8:DK:110:ASP:CG	8:DK:130:TYR:HH	2.24	0.40
31:BA:448:A:C4	31:BA:487:A:C2	3.09	0.40
1:AA:2881:C:C5'	13:A0:117:VAL:HG21	2.52	0.40
1:DA:385:C:O2	11:DO:71:VAL:HG21	2.20	0.40
31:BA:1296:C:H5'	43:BP:14:ARG:NH1	2.37	0.40
31:CA:1226:C:H4'	49:CV:80:TYR:CZ	2.55	0.40
34:CG:117:ALA:O	34:CG:121:VAL:HG23	2.21	0.40
31:BA:1170:A:H8	31:BA:1170:A:O5'	2.03	0.40
31:CA:280:C:H3'	31:CA:281:G:H5'	2.04	0.40
33:CF:134:ILE:CG2	33:CF:168:ALA:HB3	2.49	0.40
1:DA:488:G:H1'	1:DA:492:A:N6	2.35	0.40
31:BA:1342:C:H2'	31:BA:1343:G:C8	2.57	0.40
4:DE:119:ARG:HG2	4:DE:160:TYR:CB	2.49	0.40
14:AQ:30:ARG:HG3	14:AQ:30:ARG:HH11	1.84	0.40
1:AA:612:G:H2'	1:AA:613:U:O2	2.20	0.40
6:DG:103:LEU:O	6:DG:107:LEU:HG	2.21	0.40
1:DA:52:A:C2'	1:DA:53:A:H5'	2.50	0.40
1:DA:2882:A:OP1	56:D0:96:ARG:NE	2.52	0.40

Continued on next page...

Continued from previous page...

Atom-1	Atom-2	Distance(Å)	Clash(Å)
1:AA:1593:G:H2'	1:AA:1594:G:H8	1.87	0.40
17:A2:61:VAL:HG23	17:A2:61:VAL:O	2.21	0.40
1:AA:2228:G:OP2	3:AD:263:ARG:NH2	2.54	0.40
55:DF:40:GLN:NE2	55:DF:182:ASN:HB2	2.36	0.40
1:AA:2726:U:H4'	10:AN:1:MET:HE1	2.04	0.40
31:BA:375:U:O3'	46:BS:6:LEU:HB2	2.21	0.40
31:CA:878:G:OP1	38:CK:90:GLY:HA3	2.21	0.40
1:AA:1368:G:O2'	1:AA:1369:G:H5'	2.21	0.40
13:A0:28:LEU:C	13:A0:30:THR:H	2.23	0.40
27:D5:27:PRO:HA	27:D5:28:PRO:HD3	1.95	0.40
21:AV:14:LYS:HA	21:AV:15:PRO:HD3	1.91	0.40
1:AA:394:A:O2'	1:AA:395:U:H5'	2.20	0.40
31:BA:565:U:H3'	31:BA:566:G:H2'	2.03	0.40
53:BD:25:U:H2'	53:BD:26:C:C6	2.55	0.40
3:DD:153:ALA:O	3:DD:157:ARG:NH1	2.54	0.40
1:DA:281:G:O2'	1:DA:282:A:O4'	2.31	0.40
5:AF:7:TYR:O	5:AF:21:ALA:HA	2.21	0.40
34:BG:156:GLU:O	34:BG:160:GLN:HB3	2.21	0.40
42:BO:82:ILE:HD13	42:BO:82:ILE:HA	1.83	0.40
15:AR:113:LYS:HD2	15:AR:113:LYS:HA	1.93	0.40
19:DT:3:THR:HA	19:DT:6:ASP:OD2	2.21	0.40
32:CE:48:MET:O	32:CE:52:GLU:N	2.32	0.40
58:D3:34:GLY:O	58:D3:35:ASN:C	2.59	0.40
1:AA:455:C:N3	1:AA:472:A:H2'	2.37	0.40
11:DO:63:PRO:HB3	30:D8:13:ARG:CG	2.48	0.40
31:CA:1028(A):C:C2	31:CA:1028(B):C:H5	2.40	0.40
1:DA:1225:C:O3'	17:D2:85:LYS:CA	2.68	0.40
1:DA:1089:G:H5''	1:DA:1090:U:OP2	2.21	0.40
31:BA:1158:C:C4	31:BA:1160:G:C4	3.10	0.40
1:AA:1538:G:H8	1:AA:1538:G:O5'	2.05	0.40
1:DA:2872:G:C6	1:DA:2873:A:N1	2.86	0.40
31:CA:1147:C:O2'	39:CL:16:ARG:HD3	2.22	0.40
3:DD:35:LYS:HE3	3:DD:65:ILE:N	2.36	0.40
39:BL:5:TYR:HA	39:BL:17:VAL:O	2.21	0.40
33:BF:44:GLU:HA	33:BF:44:GLU:OE1	2.21	0.40
1:AA:2636:U:H1'	1:AA:2783:G:N2	2.37	0.40
1:AA:2134:A:C5	1:AA:2158:A:C2	3.09	0.40
7:DH:117:PRO:CB	7:DH:123:PHE:HE1	2.18	0.40
31:CA:1446:A:N6	15:DR:118:ARG:NH1	2.69	0.40
1:DA:2162:G:O2'	1:DA:2163:C:H5'	2.22	0.40
1:DA:2164:C:C5	1:DA:2165:G:N7	2.89	0.40
6:DG:88:ILE:HD13	6:DG:88:ILE:O	2.22	0.40

Continued on next page...

Continued from previous page...

Atom-1	Atom-2	Distance(Å)	Clash(Å)
32:BE:95:GLN:HB3	32:BE:96:ARG:HD2	2.04	0.40
1:AA:942:G:OP2	11:AO:39:LYS:HE2	2.21	0.40
3:DD:16:MET:HG3	3:DD:211:ARG:HH21	1.86	0.40
1:AA:2392:A:N1	1:AA:2424:C:N3	2.69	0.40
4:DE:41:LYS:HG3	4:DE:42:ASP:OD2	2.21	0.40
32:BE:220:ASP:O	32:BE:222:ILE:N	2.54	0.40
35:BH:72:GLN:O	35:BH:73:ASN:CB	2.58	0.40
46:CS:8:ARG:CG	46:CS:8:ARG:NH1	2.64	0.40
1:DA:7:G:H1	1:DA:2896:C:H42	1.66	0.40
1:DA:2053:G:H5'	4:DE:144:ARG:O	2.21	0.40
8:AK:12:LEU:HB3	8:AK:13:GLY:H	1.62	0.40
8:AK:8:PRO:O	8:AK:9:LEU:HD22	2.22	0.40
31:CA:1399:C:H4'	31:CA:1400:C:O5'	2.22	0.40
1:DA:1142:U:C2'	1:DA:1142:U:O2	2.60	0.40
55:DF:32:LEU:HD23	55:DF:32:LEU:O	2.20	0.40
1:AA:1678:G:N2	1:AA:1989:G:N2	2.63	0.40
32:BE:204:ASN:HD22	32:BE:204:ASN:C	2.25	0.40
1:DA:2271:G:C6	1:DA:2272:U:C4	3.09	0.40
56:D0:92:GLY:O	56:D0:94:TYR:CD2	2.74	0.40
31:CA:1123:A:H4'	40:CM:36:GLY:CA	2.49	0.40
1:DA:1171:G:C1'	1:DA:1173:G:P	3.09	0.40
1:AA:2657:A:H1'	1:AA:2665:A:N6	2.36	0.40
31:BA:49:U:C2'	31:BA:50:A:OP1	2.69	0.40
18:DS:73:ALA:HB3	18:DS:106:ILE:HD11	2.04	0.40
7:DH:20:ALA:HB1	7:DH:21:PRO:HD2	2.03	0.40
43:BP:105:THR:O	43:BP:106:ASN:C	2.59	0.40
1:DA:288:C:H5'	1:DA:289:A:OP1	2.20	0.40
1:AA:2418:A:OP2	30:A8:29:LYS:NZ	2.50	0.40
1:DA:669:G:O2'	1:DA:670:A:O5'	2.38	0.40
52:BB:45:U:H2'	52:BB:46:G:H5''	1.99	0.40
7:AH:46:GLU:HB2	7:AH:49:VAL:CG2	2.50	0.40
9:DM:90:MET:HB3	9:DM:98:VAL:CG1	2.51	0.40
1:DA:2320:A:O2'	1:DA:2321:G:C4	2.74	0.40
7:DH:6:ARG:HB2	7:DH:66:GLY:HA2	2.04	0.40
1:AA:633:A:H2'	1:AA:634:C:H5'	2.03	0.40
31:BA:659:U:N3	31:BA:660:G:N7	2.69	0.40
1:DA:1027:A:C2	1:DA:2488:A:H5'	2.56	0.40
50:CW:50:GLU:HA	50:CW:100:ILE:CG1	2.50	0.40
1:AA:1320:C:H4'	1:AA:1321:A:OP1	2.21	0.40
55:DF:128:ALA:O	55:DF:130:ALA:N	2.54	0.40
31:CA:986:A:H2'	31:CA:987:G:O4'	2.21	0.40
31:CA:1086:U:OP2	31:CA:1086:U:C6	2.74	0.40

Continued on next page...

Continued from previous page...

Atom-1	Atom-2	Distance(Å)	Clash(Å)
48:BU:47:THR:O	48:BU:83:GLU:N	2.48	0.40
22:A3:36:ILE:HG13	22:A3:36:ILE:O	2.22	0.40
43:CP:94:ARG:O	43:CP:95:GLY:C	2.58	0.40
56:D0:70:LEU:C	56:D0:72:ASP:H	2.24	0.40
31:BA:775:G:C2'	31:BA:776:G:H5'	2.51	0.40
42:CO:48:ALA:C	42:CO:49:LEU:HD23	2.42	0.40
1:AA:986:C:C2'	1:AA:987:G:H5'	2.51	0.40
35:BH:47:LYS:HB2	35:BH:47:LYS:HE2	1.94	0.40
32:BE:166:ASP:HB3	32:BE:169:LYS:HB2	2.04	0.40
31:BA:1465:C:H2'	31:BA:1466:C:O4'	2.21	0.40
15:DR:131:ALA:O	15:DR:133:GLU:N	2.54	0.40
5:AF:174:VAL:HG22	5:AF:174:VAL:O	2.22	0.40
52:CB:51:A:H8	52:CB:51:A:OP2	2.03	0.40
34:BG:4:TYR:CG	34:BG:5:ILE:N	2.89	0.40
1:AA:1825:A:OP1	3:AD:249:PRO:HD3	2.21	0.40
1:DA:2441:C:OP2	1:DA:2586:C:O2'	2.33	0.40
40:BM:90:LEU:N	40:BM:91:PRO:HD3	2.36	0.40
1:AA:1924:C:H4'	53:BC:13:C:O2'	2.22	0.40
1:AA:2627:G:N3	1:AA:2781:A:H2	2.19	0.40
1:DA:21:A:O2'	1:DA:22:C:H5'	2.21	0.40
31:CA:833:U:H2'	31:CA:834:C:C6	2.56	0.40
31:BA:767:A:H2'	31:BA:768:A:O4'	2.22	0.40
53:CD:23:G:N2	53:CD:24:C:O2	2.54	0.40
31:BA:1121:U:H2'	31:BA:1122:U:H6	1.84	0.40
1:DA:43:G:H2'	1:DA:44:A:O4'	2.21	0.40
1:AA:311:A:C6	1:AA:328:U:C4	3.09	0.40
20:DU:24:VAL:HG12	20:DU:25:GLY:N	2.36	0.40
41:CN:81:ASP:N	41:CN:81:ASP:OD1	2.54	0.40
7:AH:136:ILE:HG13	7:AH:136:ILE:H	1.73	0.40
52:BB:66:U:H6	52:BB:66:U:O5'	2.04	0.40
10:DN:34:THR:O	10:DN:37:ASP:HB2	2.22	0.40
12:AP:64:ILE:H	12:AP:64:ILE:HG12	1.62	0.40
1:AA:155:C:N4	1:AA:171:G:C6	2.81	0.40
53:BC:18:C:O2	53:BC:18:C:C2'	2.68	0.40
30:D8:21:LYS:HA	30:D8:50:LEU:CD2	2.52	0.40
30:D8:54:GLU:C	30:D8:56:GLU:N	2.75	0.40
31:CA:1158:C:H2'	31:CA:1160:G:H8	1.87	0.40
31:CA:1028(A):C:C2	31:CA:1028(B):C:C5	3.10	0.40
36:CI:87:ARG:NH1	36:CI:87:ARG:CG	2.63	0.40
28:A6:43:CYS:HB3	28:A6:44:ARG:NH1	2.37	0.40
40:BM:55:LYS:HD2	40:BM:56:HIS:N	2.37	0.40
31:CA:685:G:N2	31:CA:686:U:C4	2.89	0.40

Continued on next page...

Continued from previous page...

Atom-1	Atom-2	Distance(Å)	Clash(Å)
1:AA:745:G:C2'	1:AA:746:A:H5'	2.52	0.40
31:BA:1133:G:H2'	31:BA:1134:G:H8	1.86	0.40
1:AA:1478:G:O2'	1:AA:1558:A:H2	2.04	0.40
31:BA:992:U:OP1	31:BA:992:U:H3'	2.21	0.40
17:A2:46:VAL:HG13	17:A2:46:VAL:O	2.21	0.40
1:DA:991:C:O2	1:DA:1164:G:C2	2.75	0.40
14:DQ:95:HIS:CG	14:DQ:96:GLY:N	2.90	0.40
16:D1:65:ILE:O	16:D1:68:ALA:N	2.51	0.40
16:D1:92:ARG:CG	16:D1:95:LEU:H	2.34	0.40
1:AA:309:G:O2'	1:AA:329:G:C8	2.75	0.40
1:AA:2115:G:O6	1:AA:2117:A:H3'	2.22	0.40
60:D4:16:CYS:HB3	60:D4:20:ASN:N	2.35	0.40
15:DR:5:ALA:O	15:DR:6:LEU:C	2.60	0.40
31:CA:1297:C:OP2	31:CA:1297:C:H6	2.05	0.40
31:CA:1054:C:N4	52:CB:35:G:N9	2.69	0.40
19:DT:53:LYS:HB3	19:DT:82:GLN:CB	2.41	0.40
59:DW:10:LEU:HD13	59:DW:59:ARG:HD2	2.04	0.40
32:BE:213:LEU:HG	32:BE:217:ARG:HH12	1.86	0.40
42:CO:51:LYS:HE2	42:CO:72:HIS:CE1	2.56	0.40
1:AA:2808:U:C5	1:AA:2891:G:C5	3.09	0.40
31:BA:298:A:H2'	31:BA:299:G:O4'	2.21	0.40
9:AM:137:LYS:CG	9:AM:138:LEU:N	2.80	0.40
49:CV:62:ILE:N	49:CV:62:ILE:HD12	2.37	0.40
31:BA:76:G:C2	31:BA:95:G:N3	2.90	0.40
53:CC:76:C:OP1	1:DA:2602:A:OP1	2.39	0.40
1:AA:2863:C:O2'	1:AA:2864:G:H5'	2.21	0.40
31:BA:811:C:N4	31:BA:812:C:N4	2.70	0.40
3:AD:17:THR:HG22	3:AD:205:VAL:N	2.30	0.40
31:BA:412:A:C1'	31:BA:413:G:OP2	2.66	0.40
31:BA:411:A:C5	31:BA:429:U:C5	3.10	0.40
31:BA:431:A:H2'	31:BA:432:A:O4'	2.21	0.40
31:CA:1120:G:H2'	31:CA:1121:U:H6	1.87	0.40
1:DA:2121:G:H2'	1:DA:2122:U:C6	2.57	0.40
34:BG:120:LEU:HD23	34:BG:120:LEU:HA	1.83	0.40
39:BL:53:VAL:O	39:BL:53:VAL:HG22	2.21	0.40
1:AA:2732:G:H3'	1:AA:2733:A:O4'	2.22	0.40
1:DA:2275:C:H5'	1:DA:2275:C:C6	2.57	0.40
1:AA:656:G:H2'	1:AA:657:U:O4'	2.21	0.40
34:CG:56:VAL:HG12	34:CG:202:LEU:HD12	2.03	0.40
31:BA:1102:A:C6	31:BA:1103:C:N4	2.89	0.40
1:AA:2811:G:H2'	1:AA:2812:G:H5'	2.03	0.40
58:D3:53:MET:HA	58:D3:58:THR:O	2.21	0.40

Continued on next page...

Continued from previous page...

Atom-1	Atom-2	Distance(Å)	Clash(Å)
1:DA:1543:A:H1'	1:DA:1545:A:O4'	2.21	0.40
6:AG:6:ALA:HB3	26:A4:23:GLU:HG3	2.04	0.40
44:CQ:27:CYS:O	44:CQ:29:ARG:N	2.54	0.40
1:DA:2103:C:H2'	1:DA:2104:G:H8	1.86	0.40
39:CL:112:LYS:HD3	39:CL:112:LYS:C	2.41	0.40
3:DD:201:HIS:O	3:DD:204:ILE:HG12	2.21	0.40
2:DB:60:C:H2'	2:DB:61:G:C8	2.57	0.40
1:DA:2522:U:O2'	1:DA:2647:U:H5''	2.22	0.40
59:DW:41:ILE:O	59:DW:41:ILE:HG13	2.21	0.40
2:AB:88:C:H2'	2:AB:89:G:C1'	2.52	0.40
1:DA:2328:A:H2'	1:DA:2329:G:O4'	2.22	0.40
1:DA:362:U:C3'	1:DA:362:U:C6	3.04	0.40
22:A3:25:ARG:HD3	22:A3:29:GLN:HE21	1.86	0.40
12:AP:109:VAL:CG1	12:AP:110:THR:N	2.83	0.40
3:AD:127:VAL:HA	3:AD:193:VAL:HG22	2.03	0.40
1:DA:2744:G:N2	7:DH:143:GLN:OE1	2.55	0.40
1:AA:1718:G:C2	1:AA:1725:G:C8	3.09	0.40
48:BU:82:THR:HG22	48:BU:83:GLU:N	2.36	0.40
1:AA:540:G:H3'	1:AA:541:C:C6	2.57	0.40
31:CA:468:A:H2'	31:CA:474:G:C5'	2.50	0.40
1:AA:2373:G:H2'	1:AA:2374:C:C6	2.57	0.40
1:AA:2291:U:O2'	1:AA:2374:C:H1'	2.21	0.40
5:AF:57:VAL:CG1	5:AF:58:ALA:N	2.84	0.40
1:AA:1441:G:H2'	1:AA:1442:G:C8	2.56	0.40
1:DA:270(A):A:N6	1:DA:270(Y):G:H1'	2.37	0.40
1:AA:2095:C:H2'	1:AA:2096:U:O4'	2.22	0.40
1:AA:781:A:OP1	3:AD:218:ARG:NH2	2.53	0.40
34:CG:62:GLN:HA	34:CG:62:GLN:NE2	2.36	0.40
15:DR:82:LEU:HD12	15:DR:82:LEU:N	2.37	0.40
1:AA:848:G:O6	1:AA:929:G:H2'	2.21	0.40
31:BA:707:C:O2'	31:BA:708:C:H5'	2.21	0.40
52:CB:51:A:OP1	52:CB:51:A:C8	2.75	0.40
13:A0:28:LEU:HA	13:A0:28:LEU:HD23	1.92	0.40
1:AA:2695:C:H2'	1:AA:2696:U:C6	2.57	0.40
34:CG:61:LYS:HA	34:CG:203:VAL:HG22	2.02	0.40
31:BA:837:G:C2	31:BA:850:U:O2	2.75	0.40
31:CA:1388:C:H2'	31:CA:1389:C:H6	1.86	0.40
17:A2:62:LEU:HB2	17:A2:93:GLU:O	2.21	0.40
29:D7:31:LEU:HA	29:D7:31:LEU:HD23	1.93	0.40
31:CA:398:C:H6	31:CA:398:C:OP1	2.04	0.40
1:DA:68:G:H2'	1:DA:69:C:C6	2.55	0.40
31:CA:1490:C:O2'	31:CA:1491:G:H5'	2.22	0.40

Continued on next page...

Continued from previous page...

Atom-1	Atom-2	Distance(Å)	Clash(Å)
1:DA:1499:C:O2'	1:DA:1500:G:H5'	2.21	0.40
1:AA:1168:G:C2	1:AA:1182:A:C2	3.09	0.40
1:AA:1057:A:N7	1:AA:1086:A:C2	2.89	0.40
21:AV:51:ALA:O	21:AV:52:SER:HB3	2.20	0.40
1:DA:2468:G:N1	1:DA:2481:G:N3	2.70	0.40
1:DA:251:A:H2'	1:DA:252:G:O4'	2.22	0.40
42:CO:43:LYS:NZ	42:CO:44:LYS:HD3	2.36	0.40
28:A6:14:THR:O	28:A6:49:HIS:HA	2.22	0.40
30:A8:33:ASN:O	30:A8:35:GLN:N	2.55	0.40
30:A8:37:SER:O	30:A8:40:GLU:HB3	2.21	0.40
31:CA:1223:C:OP2	31:CA:1224:G:H2'	2.21	0.40
40:BM:55:LYS:CG	40:BM:56:HIS:N	2.85	0.40
40:BM:49:VAL:HG22	44:BQ:41:ARG:HB2	2.02	0.40
31:CA:1127:G:H2'	31:CA:1128:C:C6	2.56	0.40
31:CA:1127:G:C1'	31:CA:1147:C:H42	2.35	0.40
39:CL:4:TYR:CZ	39:CL:88:TYR:CG	3.10	0.40
53:BD:68:C:H2'	53:BD:69:C:C6	2.56	0.40
34:CG:29:PRO:HD2	34:CG:30:LYS:HE2	2.04	0.40
20:DU:19:LYS:HB2	20:DU:20:TYR:H	1.48	0.40
6:DG:73:ALA:HB2	6:DG:82:LEU:HD22	2.02	0.40
4:DE:66:HIS:CB	4:DE:68:ALA:HB2	2.45	0.40
2:DB:40:U:H5''	2:DB:41:U:H5'	2.03	0.40
6:DG:36:LYS:HE2	6:DG:160:VAL:HG21	2.04	0.40
31:CA:922:G:C6	31:CA:923:A:C6	3.09	0.40
6:AG:67:LYS:N	6:AG:67:LYS:HE2	2.36	0.40
31:CA:1347:G:C5	39:CL:107:ARG:NH2	2.90	0.40
15:AR:24:PRO:HD3	15:AR:52:ILE:CD1	2.51	0.40
1:AA:2147:G:H2'	1:AA:2148:G:O4'	2.22	0.40
53:BD:19:G:H22	53:BD:56:U:H1'	1.86	0.40
15:DR:5:ALA:C	15:DR:7:ILE:N	2.72	0.40
33:BF:111:LEU:CD1	33:BF:204:LEU:HD21	2.52	0.40
3:AD:105:ILE:HA	3:AD:105:ILE:HD12	1.83	0.40
31:CA:963:G:H21	40:CM:55:LYS:NZ	2.19	0.40
12:DP:1:MET:CE	12:DP:1:MET:H3	2.34	0.40
32:BE:212:GLN:NE2	32:BE:216:SER:HB2	2.36	0.40
1:AA:654(S):G:N3	1:AA:654(T):A:C8	2.89	0.40
3:AD:239:ARG:O	3:AD:240:ALA:HB2	2.22	0.40
33:BF:70:VAL:CG1	33:BF:71:ALA:N	2.84	0.40
1:AA:1416:G:C2'	1:AA:1417:C:C6	3.05	0.40
1:AA:1416:G:C2'	1:AA:1417:C:H6	2.34	0.40
1:DA:26:G:C5	1:DA:27:G:C6	3.10	0.40
34:BG:29:PRO:O	34:BG:30:LYS:HB3	2.21	0.40

Continued on next page...

Continued from previous page...

Atom-1	Atom-2	Distance(Å)	Clash(Å)
1:DA:2059:A:N6	1:DA:2503:A:H2'	2.37	0.40
11:DO:116:GLY:O	11:DO:117:GLU:C	2.60	0.40
1:AA:1204:A:C8	1:AA:1206:G:C6	3.09	0.40
47:CT:45:HIS:CB	47:CT:65:ILE:HD13	2.51	0.40
38:CK:122:ARG:HE	38:CK:122:ARG:HB2	1.68	0.40
14:AQ:105:ALA:C	14:AQ:110:LEU:HD21	2.42	0.40
31:BA:101:A:C4	31:BA:102:G:C8	3.10	0.40
32:CE:115:LEU:HA	32:CE:145:LEU:HD23	2.03	0.40
36:BI:19:LEU:HD21	36:BI:59:TYR:CE2	2.57	0.40
19:AT:29:TRP:CE3	19:AT:78:LYS:HG2	2.56	0.40
2:DB:1:U:N3	2:DB:119:A:C2	2.73	0.40
28:D6:23:THR:CG2	28:D6:24:GLU:H	2.31	0.40
1:DA:598:G:O4'	11:DO:12:ALA:HB2	2.22	0.40
31:BA:1315:U:C4	31:BA:1316:G:C6	3.10	0.40
32:CE:39:ILE:O	32:CE:41:ILE:HD12	2.22	0.40
28:D6:45:LYS:HD2	28:D6:45:LYS:HA	1.82	0.40
1:AA:1067:A:H5''	1:AA:1068:G:N7	2.37	0.40
9:DM:120:LEU:CD2	9:DM:122:VAL:HG23	2.52	0.40
9:DM:30:ILE:HG21	9:DM:120:LEU:HD12	2.02	0.40
53:CC:60:A:C2'	53:CC:61:U:H5'	2.48	0.40
31:BA:1107:C:C4	31:BA:1108:G:C8	3.10	0.40
40:CM:57:LYS:O	40:CM:57:LYS:HD3	2.21	0.40
1:AA:2728:U:H2'	1:AA:2729:G:H8	1.83	0.40
1:DA:1486:A:C4	1:DA:1487:G:C8	3.10	0.40
1:AA:1591:G:H2'	1:AA:1592:C:C6	2.57	0.40
1:AA:2746:U:C2'	1:AA:2747:G:H5'	2.52	0.40
20:AU:43:ASN:HA	20:AU:64:GLU:HA	2.03	0.40
14:DQ:66:ALA:O	14:DQ:69:VAL:HG12	2.21	0.40
16:D1:81:HIS:NE2	16:D1:85:LYS:HD2	2.36	0.40
3:AD:166:GLN:HA	3:AD:166:GLN:NE2	2.36	0.40
2:AB:75:G:H21	21:AV:85:HIS:HE1	1.69	0.40
1:DA:265:A:H4'	1:DA:266:G:O5'	2.21	0.40
1:AA:908:C:O2'	1:AA:909:A:H5'	2.21	0.40
46:BS:68:ASP:C	46:BS:70:ALA:N	2.75	0.40
1:DA:533:G:H5'	16:D1:24:TYR:CD2	2.57	0.40
6:DG:9:ARG:HD3	6:DG:13:GLU:OE1	2.21	0.40
1:AA:2025:C:H2'	1:AA:2026:C:C6	2.57	0.40
13:A0:106:GLY:O	13:A0:107:ASP:CB	2.69	0.40
16:D1:112:ARG:H	16:D1:112:ARG:HG2	1.66	0.40
33:CF:137:ALA:O	33:CF:141:VAL:HG23	2.22	0.40
31:CA:1112:C:N3	33:CF:178:LEU:HD23	2.37	0.40
38:BK:82:HIS:HB3	38:BK:138:TRP:CD2	2.56	0.40

Continued on next page...

Continued from previous page...

Atom-1	Atom-2	Distance(Å)	Clash(Å)
31:BA:1371:G:C5	31:BA:1372:U:C5	3.10	0.40
55:DF:20:LEU:HD23	55:DF:21:ALA:N	2.36	0.40
8:DK:22:LYS:HA	8:DK:23:PRO:HD3	1.99	0.40
31:BA:622:A:C8	31:BA:623:C:C6	3.10	0.40
1:DA:883:G:C5	1:DA:884:C:N4	2.90	0.40
52:BB:38:G:H2'	52:BB:39:U:O4'	2.22	0.40
9:DM:131:GLN:OE1	9:DM:132:ALA:HB2	2.22	0.40
3:AD:197:GLY:O	3:AD:198:ASN:HB3	2.20	0.40
2:DB:21:G:H2'	2:DB:22:U:O4'	2.22	0.40
11:AO:3:LEU:HD23	11:AO:3:LEU:HA	1.85	0.40
41:BN:104:GLN:HB2	41:BN:104:GLN:HE21	1.63	0.40
38:CK:82:HIS:CD2	38:CK:82:HIS:C	2.93	0.40
23:AZ:80:LEU:N	23:AZ:80:LEU:HD23	2.37	0.40
15:AR:88:ILE:O	15:AR:88:ILE:HG13	2.21	0.40
31:CA:389:A:N3	31:CA:389:A:H2'	2.35	0.40
31:BA:22:G:H4'	31:BA:885:G:C8	2.56	0.40
1:DA:2352:A:C2	58:D3:33:ALA:O	2.75	0.40
19:AT:10:ALA:HB1	19:AT:11:PRO:HD2	2.03	0.40

All (4) symmetry-related close contacts are listed below. The label for Atom-2 includes the symmetry operator and encoded unit-cell translations to be applied.

Atom-1	Atom-2	Distance(Å)	Clash(Å)
31:BA:85:U:O2'	7:DH:100:GLY:O[3_555]	1.87	0.33
1:AA:2137:C:OP1	31:CA:999:U:O2'[4_555]	1.89	0.31
36:BI:15:ASP:OD2	34:CG:27:TYR:OH[4_555]	2.05	0.15
31:CA:86:U:O2'	1:DA:276:A:OP2[3_545]	2.15	0.05

5.3 Torsion angles

5.3.1 Protein backbone ⓘ

In the following table, the Percentiles column shows the percent Ramachandran outliers of the chain as a percentile score with respect to all X-ray entries followed by that with respect to entries of similar resolution.

The Analysed column shows the number of residues for which the backbone conformation was analysed, and the total number of residues.

Mol	Chain	Analysed	Favoured	Allowed	Outliers	Percentiles
3	AD	270/272 (99%)	226 (84%)	31 (12%)	13 (5%)	4 23

Continued on next page...

Continued from previous page...

Mol	Chain	Analysed	Favoured	Allowed	Outliers	Percentiles	
3	DD	270/272 (99%)	231 (86%)	25 (9%)	14 (5%)	3	21
4	AE	203/205 (99%)	152 (75%)	33 (16%)	18 (9%)	1	8
4	DE	203/205 (99%)	128 (63%)	41 (20%)	34 (17%)	0	0
5	AF	200/202 (99%)	177 (88%)	12 (6%)	11 (6%)	3	19
6	AG	179/181 (99%)	147 (82%)	21 (12%)	11 (6%)	2	16
6	DG	179/181 (99%)	141 (79%)	27 (15%)	11 (6%)	2	16
7	AH	168/170 (99%)	116 (69%)	22 (13%)	30 (18%)	0	0
7	DH	168/170 (99%)	108 (64%)	37 (22%)	23 (14%)	0	2
8	AK	144/146 (99%)	97 (67%)	27 (19%)	20 (14%)	0	2
8	DK	144/146 (99%)	106 (74%)	26 (18%)	12 (8%)	1	9
9	AM	136/138 (99%)	105 (77%)	18 (13%)	13 (10%)	1	7
9	DM	136/138 (99%)	108 (79%)	20 (15%)	8 (6%)	2	17
10	AN	120/122 (98%)	111 (92%)	7 (6%)	2 (2%)	14	54
10	DN	120/122 (98%)	108 (90%)	11 (9%)	1 (1%)	27	74
11	AO	148/150 (99%)	106 (72%)	25 (17%)	17 (12%)	1	4
11	DO	148/150 (99%)	92 (62%)	28 (19%)	28 (19%)	0	0
12	AP	139/141 (99%)	95 (68%)	25 (18%)	19 (14%)	0	2
12	DP	139/141 (99%)	91 (66%)	20 (14%)	28 (20%)	0	0
13	A0	116/118 (98%)	93 (80%)	15 (13%)	8 (7%)	2	13
14	AQ	109/111 (98%)	77 (71%)	24 (22%)	8 (7%)	2	12
14	DQ	109/111 (98%)	78 (72%)	21 (19%)	10 (9%)	1	7
15	AR	135/137 (98%)	100 (74%)	25 (18%)	10 (7%)	2	11
15	DR	135/137 (98%)	103 (76%)	23 (17%)	9 (7%)	2	14
16	A1	115/117 (98%)	101 (88%)	7 (6%)	7 (6%)	2	16
16	D1	115/117 (98%)	93 (81%)	15 (13%)	7 (6%)	2	16
17	A2	99/101 (98%)	83 (84%)	9 (9%)	7 (7%)	2	12
17	D2	99/101 (98%)	73 (74%)	14 (14%)	12 (12%)	1	4
18	AS	111/113 (98%)	92 (83%)	14 (13%)	5 (4%)	4	24
18	DS	111/113 (98%)	99 (89%)	10 (9%)	2 (2%)	13	52
19	AT	90/92 (98%)	83 (92%)	6 (7%)	1 (1%)	21	65
19	DT	90/92 (98%)	75 (83%)	12 (13%)	3 (3%)	6	33

Continued on next page...

Continued from previous page...

Mol	Chain	Analysed	Favoured	Allowed	Outliers	Percentiles	
20	AU	100/102 (98%)	68 (68%)	19 (19%)	13 (13%)	0	3
20	DU	100/102 (98%)	61 (61%)	22 (22%)	17 (17%)	0	0
21	AV	173/175 (99%)	112 (65%)	36 (21%)	25 (14%)	0	2
22	A3	74/76 (97%)	57 (77%)	15 (20%)	2 (3%)	8	39
23	AZ	95/97 (98%)	78 (82%)	10 (10%)	7 (7%)	2	11
23	DZ	95/97 (98%)	77 (81%)	7 (7%)	11 (12%)	1	4
24	AW	64/66 (97%)	56 (88%)	3 (5%)	5 (8%)	1	11
25	AX	57/59 (97%)	49 (86%)	8 (14%)	0	100	100
25	DX	57/59 (97%)	51 (90%)	5 (9%)	1 (2%)	13	52
26	A4	64/66 (97%)	38 (59%)	16 (25%)	10 (16%)	0	1
27	A5	57/59 (97%)	40 (70%)	10 (18%)	7 (12%)	1	3
27	D5	57/59 (97%)	46 (81%)	7 (12%)	4 (7%)	2	13
28	A6	43/45 (96%)	25 (58%)	12 (28%)	6 (14%)	0	2
28	D6	43/45 (96%)	25 (58%)	12 (28%)	6 (14%)	0	2
29	A7	47/49 (96%)	43 (92%)	3 (6%)	1 (2%)	11	48
29	D7	47/49 (96%)	46 (98%)	1 (2%)	0	100	100
30	A8	59/61 (97%)	50 (85%)	5 (8%)	4 (7%)	2	14
30	D8	59/61 (97%)	39 (66%)	11 (19%)	9 (15%)	0	1
32	BE	235/256 (92%)	170 (72%)	47 (20%)	18 (8%)	1	11
32	CE	235/256 (92%)	188 (80%)	23 (10%)	24 (10%)	1	6
33	BF	203/239 (85%)	141 (70%)	46 (23%)	16 (8%)	1	11
33	CF	204/239 (85%)	152 (74%)	37 (18%)	15 (7%)	2	11
34	BG	206/208 (99%)	168 (82%)	27 (13%)	11 (5%)	3	21
34	CG	206/208 (99%)	171 (83%)	30 (15%)	5 (2%)	9	43
35	BH	149/162 (92%)	129 (87%)	14 (9%)	6 (4%)	5	28
35	CH	149/162 (92%)	134 (90%)	11 (7%)	4 (3%)	8	39
36	BI	99/101 (98%)	93 (94%)	4 (4%)	2 (2%)	11	49
36	CI	99/101 (98%)	94 (95%)	4 (4%)	1 (1%)	22	68
37	BJ	153/156 (98%)	137 (90%)	15 (10%)	1 (1%)	30	76
37	CJ	153/156 (98%)	137 (90%)	13 (8%)	3 (2%)	11	49
38	BK	136/138 (99%)	115 (85%)	14 (10%)	7 (5%)	3	22

Continued on next page...

Continued from previous page...

Mol	Chain	Analysed	Favoured	Allowed	Outliers	Percentiles	
38	CK	136/138 (99%)	122 (90%)	11 (8%)	3 (2%)	10	46
39	BL	125/128 (98%)	100 (80%)	22 (18%)	3 (2%)	9	43
39	CL	125/128 (98%)	102 (82%)	19 (15%)	4 (3%)	6	35
40	BM	97/105 (92%)	76 (78%)	19 (20%)	2 (2%)	11	48
40	CM	97/105 (92%)	75 (77%)	13 (13%)	9 (9%)	1	7
41	BN	117/129 (91%)	97 (83%)	15 (13%)	5 (4%)	4	26
41	CN	117/129 (91%)	100 (86%)	14 (12%)	3 (3%)	8	41
42	BO	123/132 (93%)	101 (82%)	13 (11%)	9 (7%)	2	12
42	CO	123/132 (93%)	96 (78%)	19 (15%)	8 (6%)	2	15
43	BP	114/126 (90%)	86 (75%)	20 (18%)	8 (7%)	2	13
43	CP	115/126 (91%)	83 (72%)	22 (19%)	10 (9%)	1	9
44	BQ	58/61 (95%)	42 (72%)	11 (19%)	5 (9%)	1	9
44	CQ	58/61 (95%)	41 (71%)	11 (19%)	6 (10%)	1	6
45	BR	86/89 (97%)	75 (87%)	9 (10%)	2 (2%)	10	45
45	CR	86/89 (97%)	76 (88%)	9 (10%)	1 (1%)	19	62
46	BS	82/88 (93%)	65 (79%)	14 (17%)	3 (4%)	5	31
46	CS	82/88 (93%)	69 (84%)	13 (16%)	0	100	100
47	BT	98/105 (93%)	85 (87%)	11 (11%)	2 (2%)	11	49
47	CT	98/105 (93%)	92 (94%)	4 (4%)	2 (2%)	11	49
48	BU	70/88 (80%)	60 (86%)	8 (11%)	2 (3%)	7	38
48	CU	70/88 (80%)	63 (90%)	7 (10%)	0	100	100
49	BV	81/93 (87%)	63 (78%)	11 (14%)	7 (9%)	1	9
49	CV	76/93 (82%)	53 (70%)	16 (21%)	7 (9%)	1	7
50	BW	97/106 (92%)	75 (77%)	12 (12%)	10 (10%)	1	6
50	CW	97/106 (92%)	73 (75%)	13 (13%)	11 (11%)	1	4
51	BX	23/27 (85%)	19 (83%)	3 (13%)	1 (4%)	4	26
51	CX	23/27 (85%)	19 (83%)	0	4 (17%)	0	0
55	DF	206/208 (99%)	162 (79%)	25 (12%)	19 (9%)	1	7
56	D0	115/117 (98%)	93 (81%)	17 (15%)	5 (4%)	4	26
57	DV	177/179 (99%)	120 (68%)	27 (15%)	30 (17%)	0	0
58	D3	75/77 (97%)	62 (83%)	13 (17%)	0	100	100

Continued on next page...

Continued from previous page...

Mol	Chain	Analysed	Favoured	Allowed	Outliers	Percentiles	
59	DW	67/69 (97%)	56 (84%)	5 (8%)	6 (9%)	1	8
60	D4	61/63 (97%)	24 (39%)	25 (41%)	12 (20%)	0	0
All	All	11341/11826 (96%)	8910 (79%)	1589 (14%)	842 (7%)	2	11

All (842) Ramachandran outliers are listed below:

Mol	Chain	Res	Type
3	AD	26	LYS
3	AD	28	GLU
3	AD	33	LEU
3	AD	122	ASP
3	AD	237	GLU
3	AD	271	ILE
4	AE	54	GLN
4	AE	68	ALA
4	AE	78	LEU
4	AE	90	THR
4	AE	118	LYS
4	AE	132	HIS
5	AF	24	LEU
6	AG	78	SER
6	AG	79	ASN
7	AH	12	PRO
7	AH	81	GLU
7	AH	84	SER
7	AH	86	GLU
7	AH	87	LEU
7	AH	92	ILE
7	AH	151	ILE
7	AH	152	ARG
7	AH	153	LYS
7	AH	154	PRO
7	AH	155	SER
7	AH	156	ALA
7	AH	159	GLU
7	AH	169	VAL
8	AK	11	ASN
8	AK	12	LEU
8	AK	15	VAL
8	AK	117	GLU
9	AM	22	THR

Continued on next page...

Continued from previous page...

Mol	Chain	Res	Type
9	AM	36	GLY
9	AM	58	ASP
9	AM	134	ARG
11	AO	6	LEU
11	AO	10	PRO
11	AO	16	ARG
11	AO	65	ARG
11	AO	141	ALA
11	AO	148	LEU
12	AP	6	ARG
12	AP	13	GLN
12	AP	25	ASP
12	AP	60	ARG
12	AP	63	LYS
12	AP	79	LEU
12	AP	89	ASN
12	AP	134	ARG
13	A0	4	LEU
13	A0	75	LEU
13	A0	107	ASP
14	AQ	4	LEU
14	AQ	88	ASP
15	AR	2	ASN
15	AR	107	ASP
15	AR	124	ASP
16	A1	91	ASP
16	A1	93	LYS
17	A2	45	THR
17	A2	48	GLY
17	A2	49	THR
18	AS	66	GLU
19	AT	68	ARG
20	AU	11	ASP
20	AU	42	VAL
20	AU	50	ARG
20	AU	57	GLN
20	AU	77	PRO
20	AU	78	ALA
21	AV	6	LYS
21	AV	51	ALA
21	AV	60	GLU
21	AV	63	ASP

Continued on next page...

Continued from previous page...

Mol	Chain	Res	Type
21	AV	151	HIS
21	AV	165	VAL
21	AV	170	THR
22	A3	84	LEU
24	AW	43	GLN
24	AW	47	ASN
24	AW	48	HIS
26	A4	40	HIS
26	A4	43	TYR
26	A4	46	GLN
27	A5	4	HIS
27	A5	35	GLU
28	A6	20	ASN
28	A6	44	ARG
28	A6	46	HIS
30	A8	52	LYS
32	BE	15	VAL
32	BE	22	LYS
32	BE	126	GLU
32	BE	194	PRO
32	BE	195	ASP
32	BE	237	ALA
33	BF	12	LEU
33	BF	13	GLY
35	BH	115	VAL
37	BJ	7	ALA
38	BK	2	LEU
40	BM	56	HIS
41	BN	82	VAL
41	BN	103	LEU
41	BN	127	LYS
42	BO	15	VAL
43	BP	106	ASN
44	BQ	14	PRO
47	BT	49	GLU
49	BV	5	LEU
49	BV	14	HIS
50	BW	48	LYS
50	BW	100	ILE
32	CE	13	ALA
32	CE	22	LYS
32	CE	39	ILE

Continued on next page...

Continued from previous page...

Mol	Chain	Res	Type
32	CE	75	LYS
32	CE	96	ARG
32	CE	154	LEU
33	CF	48	TYR
34	CG	14	ARG
34	CG	150	GLU
39	CL	118	LYS
40	CM	17	ASP
40	CM	32	ALA
40	CM	59	SER
41	CN	106	LYS
42	CO	23	ALA
42	CO	44	LYS
42	CO	61	TYR
42	CO	76	GLU
43	CP	12	ASN
43	CP	117	VAL
44	CQ	15	LYS
44	CQ	28	GLY
44	CQ	30	ALA
49	CV	9	VAL
49	CV	67	VAL
50	CW	49	ALA
50	CW	99	LEU
51	CX	3	LYS
3	DD	3	VAL
3	DD	26	LYS
3	DD	28	GLU
3	DD	32	SER
3	DD	267	SER
3	DD	268	ARG
4	DE	26	ILE
4	DE	37	ARG
4	DE	49	LEU
4	DE	54	GLN
4	DE	59	VAL
4	DE	61	ARG
4	DE	71	GLY
4	DE	78	LEU
4	DE	89	ASP
4	DE	131	ALA
4	DE	187	ALA

Continued on next page...

Continued from previous page...

Mol	Chain	Res	Type
55	DF	23	ASP
55	DF	24	LEU
55	DF	25	PRO
55	DF	89	VAL
55	DF	128	ALA
55	DF	132	VAL
55	DF	133	ASN
6	DG	81	LYS
7	DH	16	SER
7	DH	102	ALA
7	DH	153	LYS
7	DH	160	LYS
7	DH	167	GLU
7	DH	168	PRO
7	DH	169	VAL
8	DK	117	GLU
8	DK	143	SER
9	DM	3	THR
10	DN	5	GLN
11	DO	6	LEU
11	DO	10	PRO
11	DO	12	ALA
11	DO	16	ARG
11	DO	21	ARG
11	DO	23	PRO
11	DO	49	ARG
11	DO	63	PRO
11	DO	108	LYS
11	DO	117	GLU
11	DO	147	LEU
12	DP	4	PRO
12	DP	13	GLN
12	DP	25	ASP
12	DP	60	ARG
12	DP	63	LYS
12	DP	67	ARG
12	DP	140	ALA
56	D0	107	ASP
14	DQ	57	LYS
14	DQ	88	ASP
14	DQ	110	LEU
15	DR	6	LEU

Continued on next page...

Continued from previous page...

Mol	Chain	Res	Type
15	DR	86	ILE
15	DR	127	ALA
16	D1	91	ASP
17	D2	44	LYS
17	D2	50	PRO
17	D2	62	LEU
17	D2	79	VAL
17	D2	80	GLN
17	D2	85	LYS
20	DU	3	VAL
20	DU	17	SER
20	DU	42	VAL
20	DU	44	ILE
20	DU	50	ARG
20	DU	63	LYS
20	DU	77	PRO
20	DU	78	ALA
20	DU	89	PHE
20	DU	90	LEU
20	DU	96	ILE
57	DV	6	LYS
57	DV	31	ARG
57	DV	53	ILE
57	DV	93	ASP
57	DV	116	VAL
57	DV	149	SER
57	DV	161	VAL
57	DV	162	GLU
57	DV	165	VAL
23	DZ	84	GLY
23	DZ	93	GLU
23	DZ	96	LYS
59	DW	17	SER
59	DW	47	ASN
59	DW	48	HIS
60	D4	5	ILE
60	D4	22	ILE
60	D4	40	HIS
60	D4	50	VAL
27	D5	4	HIS
27	D5	49	CYS
27	D5	57	VAL

Continued on next page...

Continued from previous page...

Mol	Chain	Res	Type
28	D6	44	ARG
30	D8	31	HIS
30	D8	32	LEU
30	D8	35	GLN
30	D8	49	VAL
30	D8	50	LEU
30	D8	51	ALA
3	AD	29	PRO
3	AD	239	ARG
4	AE	50	GLY
4	AE	53	PRO
4	AE	60	ASN
4	AE	69	LYS
5	AF	67	GLN
5	AF	73	ALA
5	AF	128	ALA
5	AF	130	ALA
5	AF	134	GLY
6	AG	5	VAL
6	AG	14	GLU
6	AG	86	MET
6	AG	110	ALA
7	AH	10	PRO
7	AH	59	ARG
7	AH	83	TYR
7	AH	85	LYS
7	AH	138	LYS
8	AK	34	GLY
8	AK	82	ARG
8	AK	105	HIS
8	AK	112	LYS
8	AK	113	ARG
8	AK	133	HIS
8	AK	134	PRO
8	AK	145	VAL
9	AM	9	VAL
9	AM	23	LEU
9	AM	96	GLU
10	AN	5	GLN
10	AN	97	ARG
11	AO	11	GLY
11	AO	42	SER

Continued on next page...

Continued from previous page...

Mol	Chain	Res	Type
11	AO	47	ASP
11	AO	66	GLY
12	AP	15	GLY
12	AP	19	GLY
12	AP	27	VAL
12	AP	88	GLY
13	A0	3	HIS
14	AQ	87	PHE
14	AQ	89	ARG
15	AR	39	ARG
15	AR	58	ASN
16	A1	66	ASN
16	A1	90	VAL
17	A2	31	ALA
18	AS	111	HIS
18	AS	112	GLY
20	AU	3	VAL
20	AU	58	GLY
21	AV	103	ARG
21	AV	144	LEU
21	AV	161	VAL
21	AV	171	ILE
23	AZ	79	GLY
23	AZ	84	GLY
23	AZ	91	LYS
23	AZ	92	LYS
23	AZ	95	LEU
23	AZ	97	LEU
24	AW	16	LEU
26	A4	18	CYS
26	A4	23	GLU
27	A5	43	HIS
28	A6	17	LYS
30	A8	31	HIS
32	BE	101	MET
32	BE	122	PHE
33	BF	79	ARG
34	BG	30	LYS
34	BG	89	THR
34	BG	173	TRP
35	BH	73	ASN
35	BH	77	PRO

Continued on next page...

Continued from previous page...

Mol	Chain	Res	Type
36	BI	40	VAL
39	BL	44	VAL
41	BN	91	ARG
42	BO	60	GLY
42	BO	88	LYS
43	BP	6	GLY
43	BP	7	VAL
43	BP	8	GLU
43	BP	67	GLU
44	BQ	15	LYS
46	BS	68	ASP
46	BS	69	THR
47	BT	34	LYS
49	BV	9	VAL
49	BV	41	VAL
50	BW	102	GLY
32	CE	7	VAL
32	CE	8	LYS
32	CE	46	LYS
32	CE	97	TRP
32	CE	101	MET
33	CF	9	GLY
33	CF	49	SER
33	CF	64	VAL
33	CF	129	ALA
33	CF	146	ALA
34	CG	9	CYS
36	CI	40	VAL
37	CJ	7	ALA
39	CL	109	VAL
40	CM	57	LYS
41	CN	101	SER
42	CO	15	VAL
42	CO	26	GLY
42	CO	58	THR
42	CO	62	GLU
43	CP	21	TYR
43	CP	95	GLY
43	CP	116	THR
47	CT	99	SER
49	CV	23	ASN
49	CV	31	ILE

Continued on next page...

Continued from previous page...

Mol	Chain	Res	Type
49	CV	48	THR
50	CW	101	GLY
50	CW	103	GLY
51	CX	25	LYS
3	DD	239	ARG
4	DE	25	VAL
4	DE	68	ALA
4	DE	117	MET
55	DF	3	GLU
55	DF	21	ALA
55	DF	62	ARG
55	DF	124	LEU
55	DF	127	GLU
6	DG	14	GLU
6	DG	36	LYS
6	DG	82	LEU
6	DG	110	ALA
6	DG	119	GLY
7	DH	27	LYS
7	DH	137	ASP
8	DK	144	VAL
8	DK	145	VAL
9	DM	2	LYS
11	DO	11	GLY
11	DO	24	GLY
11	DO	34	GLY
11	DO	141	ALA
12	DP	7	MET
12	DP	19	GLY
12	DP	27	VAL
12	DP	30	GLY
12	DP	65	PHE
12	DP	66	ILE
12	DP	79	LEU
12	DP	86	GLY
12	DP	88	GLY
12	DP	105	GLU
12	DP	134	ARG
12	DP	138	ASP
56	D0	82	GLU
14	DQ	4	LEU
14	DQ	89	ARG

Continued on next page...

Continued from previous page...

Mol	Chain	Res	Type
14	DQ	94	TYR
14	DQ	111	GLU
15	DR	5	ALA
15	DR	105	LEU
16	D1	90	VAL
17	D2	37	VAL
17	D2	45	THR
17	D2	99	ILE
18	DS	63	ASP
20	DU	29	GLU
20	DU	49	VAL
20	DU	102	CYS
57	DV	51	ALA
57	DV	66	SER
57	DV	108	PRO
57	DV	148	ASP
23	DZ	28	GLY
23	DZ	31	GLY
23	DZ	55	GLY
23	DZ	87	PRO
23	DZ	88	LYS
23	DZ	92	LYS
60	D4	31	ILE
60	D4	32	TYR
60	D4	57	GLU
27	D5	56	LYS
28	D6	24	GLU
28	D6	46	HIS
30	D8	30	ARG
30	D8	34	TRP
4	AE	87	GLU
6	AG	96	ARG
6	AG	116	ASP
7	AH	3	ARG
7	AH	41	MET
7	AH	167	GLU
8	AK	10	GLU
8	AK	16	GLY
9	AM	47	ALA
9	AM	95	PRO
9	AM	133	GLN
11	AO	95	VAL

Continued on next page...

Continued from previous page...

Mol	Chain	Res	Type
13	A0	42	LYS
13	A0	74	LYS
14	AQ	110	LEU
15	AR	116	ALA
15	AR	123	GLN
15	AR	136	GLN
16	A1	117	GLN
17	A2	36	PRO
17	A2	50	PRO
21	AV	13	GLU
21	AV	31	ARG
21	AV	104	PHE
26	A4	53	GLU
27	A5	34	PRO
27	A5	48	GLU
28	A6	25	LYS
28	A6	33	LYS
32	BE	19	HIS
32	BE	110	GLN
32	BE	121	LEU
33	BF	4	LYS
33	BF	9	GLY
33	BF	90	GLU
34	BG	12	CYS
34	BG	136	PRO
34	BG	151	LYS
34	BG	155	LEU
35	BH	70	PRO
38	BK	101	PRO
39	BL	56	LEU
42	BO	45	PRO
42	BO	59	SER
43	BP	13	LYS
44	BQ	16	PHE
44	BQ	36	PHE
44	BQ	52	GLN
45	BR	23	GLY
46	BS	49	LEU
48	BU	87	ARG
50	BW	71	THR
50	BW	99	LEU
51	BX	3	LYS

Continued on next page...

Continued from previous page...

Mol	Chain	Res	Type
32	CE	20	GLU
32	CE	130	ARG
32	CE	189	ASP
32	CE	191	ASP
35	CH	60	TYR
35	CH	104	ALA
39	CL	95	LYS
43	CP	5	ALA
43	CP	7	VAL
43	CP	106	ASN
44	CQ	24	CYS
44	CQ	29	ARG
49	CV	79	THR
50	CW	10	LEU
50	CW	50	GLU
50	CW	71	THR
50	CW	73	HIS
51	CX	7	ARG
4	DE	39	PRO
4	DE	62	PRO
4	DE	66	HIS
4	DE	93	VAL
55	DF	129	PHE
6	DG	116	ASP
7	DH	3	ARG
7	DH	17	VAL
7	DH	55	PRO
7	DH	81	GLU
7	DH	83	TYR
7	DH	126	PRO
7	DH	130	ARG
7	DH	138	LYS
8	DK	69	LYS
8	DK	73	GLU
8	DK	84	GLY
9	DM	8	GLN
9	DM	124	ALA
11	DO	36	LYS
11	DO	47	ASP
11	DO	50	ARG
11	DO	57	THR
11	DO	62	LEU

Continued on next page...

Continued from previous page...

Mol	Chain	Res	Type
11	DO	64	LYS
11	DO	110	TYR
12	DP	21	THR
56	D0	3	HIS
56	D0	45	ARG
14	DQ	13	ARG
14	DQ	87	PHE
16	D1	98	LEU
19	DT	68	ARG
20	DU	57	GLN
20	DU	85	VAL
57	DV	52	SER
57	DV	62	PRO
57	DV	63	ASP
57	DV	109	ALA
57	DV	115	GLY
57	DV	118	GLN
57	DV	169	GLU
23	DZ	81	LYS
59	DW	16	LEU
59	DW	41	ILE
60	D4	23	GLU
28	D6	35	GLU
28	D6	45	LYS
30	D8	48	PHE
3	AD	111	LEU
3	AD	123	ALA
3	AD	262	ARG
4	AE	37	ARG
4	AE	72	VAL
4	AE	79	ARG
4	AE	82	ARG
4	AE	117	MET
5	AF	107	LYS
5	AF	129	PHE
5	AF	168	ARG
7	AH	5	GLY
7	AH	13	LYS
8	AK	39	ALA
8	AK	55	ALA
8	AK	87	LYS
8	AK	118	LYS

Continued on next page...

Continued from previous page...

Mol	Chain	Res	Type
9	AM	8	GLN
9	AM	135	PRO
11	AO	62	LEU
11	AO	93	GLY
12	AP	11	LYS
12	AP	105	GLU
12	AP	139	GLU
13	A0	71	GLN
14	AQ	96	GLY
14	AQ	109	GLY
16	A1	88	ILE
20	AU	5	MET
21	AV	7	ALA
21	AV	53	ILE
21	AV	61	LEU
23	AZ	80	LEU
26	A4	9	LEU
32	BE	74	LYS
33	BF	81	GLY
33	BF	110	ASN
33	BF	189	ALA
33	BF	190	ARG
34	BG	164	ALA
35	BH	153	LYS
36	BI	43	LEU
38	BK	34	GLU
38	BK	77	GLU
39	BL	54	ASP
42	BO	112	LYS
43	BP	31	LYS
49	BV	3	ARG
49	BV	61	TYR
50	BW	95	ALA
50	BW	96	GLY
50	BW	103	GLY
32	CE	45	GLN
32	CE	84	GLU
32	CE	110	GLN
32	CE	238	LEU
33	CF	26	LYS
33	CF	101	LEU
33	CF	181	ASN

Continued on next page...

Continued from previous page...

Mol	Chain	Res	Type
34	CG	149	ALA
37	CJ	54	THR
40	CM	30	SER
49	CV	66	MET
50	CW	48	LYS
3	DD	156	ALA
4	DE	45	THR
4	DE	82	ARG
4	DE	132	HIS
6	DG	5	VAL
7	DH	164	TYR
8	DK	11	ASN
9	DM	128	HIS
11	DO	48	PRO
11	DO	98	GLU
11	DO	109	GLY
11	DO	148	LEU
12	DP	78	PRO
12	DP	83	MET
12	DP	89	ASN
12	DP	90	VAL
15	DR	97	ALA
15	DR	126	ALA
15	DR	132	LYS
18	DS	93	ALA
20	DU	53	PRO
57	DV	59	LEU
57	DV	65	GLN
60	D4	56	VAL
28	D6	17	LYS
3	AD	46	GLN
6	AG	36	LYS
6	AG	97	ASP
7	AH	98	LEU
8	AK	30	LEU
11	AO	107	LYS
12	AP	90	VAL
12	AP	104	PHE
18	AS	29	LEU
18	AS	63	ASP
20	AU	55	TYR
21	AV	118	GLN

Continued on next page...

Continued from previous page...

Mol	Chain	Res	Type
21	AV	121	HIS
21	AV	141	VAL
21	AV	152	ALA
29	A7	48	LYS
30	A8	61	LEU
32	BE	155	LEU
32	BE	207	ALA
32	BE	221	LEU
33	BF	22	TRP
33	BF	53	ALA
35	BH	112	LEU
43	BP	4	ILE
49	BV	7	LYS
32	CE	83	MET
32	CE	129	GLU
33	CF	8	ILE
33	CF	15	THR
33	CF	47	LEU
33	CF	63	ASN
34	CG	171	GLY
38	CK	100	ILE
38	CK	103	VAL
39	CL	58	HIS
40	CM	36	GLY
41	CN	100	ALA
43	CP	18	ALA
47	CT	74	LEU
51	CX	24	ARG
3	DD	45	ASN
3	DD	240	ALA
4	DE	9	VAL
4	DE	44	TYR
4	DE	51	PHE
4	DE	52	LEU
4	DE	56	PRO
4	DE	88	GLY
4	DE	144	ARG
55	DF	99	TYR
7	DH	21	PRO
7	DH	99	VAL
7	DH	156	ALA
8	DK	101	LEU

Continued on next page...

Continued from previous page...

Mol	Chain	Res	Type
9	DM	64	GLY
9	DM	125	GLY
12	DP	64	ILE
12	DP	85	LYS
16	D1	93	LYS
16	D1	101	ARG
17	D2	49	THR
19	DT	51	VAL
19	DT	93	GLU
57	DV	61	LEU
57	DV	113	ALA
57	DV	141	VAL
57	DV	157	LEU
59	DW	15	LYS
60	D4	10	VAL
4	AE	62	PRO
6	AG	117	PHE
7	AH	27	LYS
9	AM	128	HIS
13	A0	58	GLY
15	AR	37	GLY
15	AR	97	ALA
16	A1	73	GLY
21	AV	64	GLY
22	A3	83	PRO
26	A4	42	PHE
30	A8	43	GLN
32	BE	26	PRO
33	BF	83	ARG
34	BG	172	PRO
38	BK	103	VAL
42	BO	16	ARG
42	BO	48	ALA
42	BO	58	THR
48	BU	27	GLY
50	BW	49	ALA
32	CE	216	SER
35	CH	85	GLY
35	CH	105	VAL
37	CJ	150	ALA
40	CM	93	GLY
3	DD	35	LYS

Continued on next page...

Continued from previous page...

Mol	Chain	Res	Type
4	DE	53	PRO
4	DE	75	VAL
55	DF	9	ILE
55	DF	16	GLY
6	DG	24	GLY
6	DG	117	PHE
8	DK	100	ALA
8	DK	119	PRO
11	DO	103	ALA
11	DO	116	GLY
12	DP	84	GLY
14	DQ	20	ARG
16	D1	92	ARG
17	D2	47	VAL
23	DZ	30	VAL
25	DX	13	ILE
60	D4	29	PRO
3	AD	35	LYS
7	AH	93	GLY
7	AH	168	PRO
11	AO	8	PRO
21	AV	107	THR
26	A4	5	ILE
32	BE	230	VAL
34	BG	7	PRO
38	BK	86	ILE
33	CF	157	ILE
50	CW	97	ALA
4	DE	73	GLU
4	DE	81	ILE
57	DV	177	PRO
5	AF	132	VAL
7	AH	127	GLU
11	AO	7	ARG
11	AO	34	GLY
17	A2	47	VAL
21	AV	108	PRO
27	A5	47	PRO
34	BG	142	PRO
32	CE	233	SER
32	CE	239	VAL
38	CK	51	VAL

Continued on next page...

Continued from previous page...

Mol	Chain	Res	Type
40	CM	31	GLY
40	CM	39	PRO
43	CP	84	ILE
4	DE	72	VAL
7	DH	8	PRO
7	DH	50	VAL
56	D0	106	GLY
57	DV	105	VAL
4	AE	71	GLY
7	AH	7	LEU
8	AK	7	GLU
12	AP	61	GLY
14	AQ	108	GLY
20	AU	98	VAL
21	AV	158	PRO
27	A5	57	VAL
32	BE	239	VAL
33	BF	14	ILE
33	BF	157	ILE
45	BR	19	PRO
33	CF	174	PRO
50	CW	100	ILE
3	DD	271	ILE
4	DE	77	ILE
55	DF	28	ILE
55	DF	61	GLY
55	DF	84	VAL
6	DG	109	VAL
8	DK	132	PRO
9	DM	108	PRO
12	DP	61	GLY
60	D4	21	VAL
12	AP	64	ILE
20	AU	39	VAL
20	AU	76	CYS
24	AW	42	GLY
33	BF	8	ILE
40	BM	37	PRO
50	BW	97	ALA
44	CQ	14	PRO
45	CR	86	GLY
3	DD	34	VAL

Continued on next page...

Continued from previous page...

Mol	Chain	Res	Type
15	DR	20	PRO
16	D1	65	ILE
17	D2	36	PRO
57	DV	114	GLY
57	DV	158	PRO
5	AF	66	PRO
26	A4	35	VAL
38	BK	83	ILE
41	BN	49	GLY
3	DD	127	VAL

5.3.2 Protein sidechains ⓘ

In the following table, the Percentiles column shows the percent sidechain outliers of the chain as a percentile score with respect to all X-ray entries followed by that with respect to entries of similar resolution. The Analysed column shows the number of residues for which the sidechain conformation was analysed, and the total number of residues.

Mol	Chain	Analysed	Rotameric	Outliers	Percentiles	
3	AD	214/214 (100%)	182 (85%)	32 (15%)	4	17
3	DD	214/214 (100%)	179 (84%)	35 (16%)	3	12
4	AE	165/165 (100%)	133 (81%)	32 (19%)	2	8
4	DE	165/165 (100%)	138 (84%)	27 (16%)	3	12
5	AF	161/161 (100%)	139 (86%)	22 (14%)	5	21
6	AG	155/155 (100%)	134 (86%)	21 (14%)	6	22
6	DG	155/155 (100%)	135 (87%)	20 (13%)	6	24
7	AH	142/142 (100%)	118 (83%)	24 (17%)	3	11
7	DH	142/142 (100%)	130 (92%)	12 (8%)	15	51
8	AK	122/122 (100%)	106 (87%)	16 (13%)	6	23
8	DK	122/122 (100%)	103 (84%)	19 (16%)	4	14
9	AM	117/117 (100%)	99 (85%)	18 (15%)	4	15
9	DM	117/117 (100%)	98 (84%)	19 (16%)	3	13
10	AN	100/100 (100%)	91 (91%)	9 (9%)	14	47
10	DN	100/100 (100%)	89 (89%)	11 (11%)	9	34
11	AO	116/116 (100%)	87 (75%)	29 (25%)	1	3
11	DO	116/116 (100%)	84 (72%)	32 (28%)	0	1

Continued on next page...

Continued from previous page...

Mol	Chain	Analysed	Rotameric	Outliers	Percentiles	
12	AP	111/111 (100%)	87 (78%)	24 (22%)	1	6
12	DP	111/111 (100%)	85 (77%)	26 (23%)	1	5
13	A0	101/101 (100%)	82 (81%)	19 (19%)	2	9
14	AQ	87/87 (100%)	68 (78%)	19 (22%)	1	6
14	DQ	87/87 (100%)	76 (87%)	11 (13%)	7	24
15	AR	120/120 (100%)	100 (83%)	20 (17%)	3	11
15	DR	120/120 (100%)	91 (76%)	29 (24%)	1	4
16	A1	93/93 (100%)	82 (88%)	11 (12%)	8	29
16	D1	93/93 (100%)	88 (95%)	5 (5%)	31	72
17	A2	82/82 (100%)	71 (87%)	11 (13%)	6	22
17	D2	82/82 (100%)	68 (83%)	14 (17%)	3	11
18	AS	92/92 (100%)	74 (80%)	18 (20%)	2	8
18	DS	92/92 (100%)	77 (84%)	15 (16%)	3	12
19	AT	74/74 (100%)	62 (84%)	12 (16%)	3	13
19	DT	74/74 (100%)	63 (85%)	11 (15%)	4	17
20	AU	85/85 (100%)	70 (82%)	15 (18%)	3	10
20	DU	85/85 (100%)	67 (79%)	18 (21%)	1	7
21	AV	154/154 (100%)	130 (84%)	24 (16%)	4	14
22	A3	61/61 (100%)	57 (93%)	4 (7%)	24	64
23	AZ	82/82 (100%)	72 (88%)	10 (12%)	7	26
23	DZ	82/82 (100%)	71 (87%)	11 (13%)	6	22
24	AW	62/62 (100%)	50 (81%)	12 (19%)	2	8
25	AX	51/51 (100%)	46 (90%)	5 (10%)	12	40
25	DX	51/51 (100%)	48 (94%)	3 (6%)	28	68
26	A4	59/59 (100%)	49 (83%)	10 (17%)	3	11
27	A5	51/51 (100%)	39 (76%)	12 (24%)	1	5
27	D5	51/51 (100%)	41 (80%)	10 (20%)	2	8
28	A6	44/44 (100%)	37 (84%)	7 (16%)	4	13
28	D6	44/44 (100%)	34 (77%)	10 (23%)	1	5
29	A7	42/42 (100%)	35 (83%)	7 (17%)	3	11
29	D7	42/42 (100%)	34 (81%)	8 (19%)	2	9

Continued on next page...

Continued from previous page...

Mol	Chain	Analysed	Rotameric	Outliers	Percentiles	
30	A8	51/51 (100%)	40 (78%)	11 (22%)	1	6
30	D8	51/51 (100%)	44 (86%)	7 (14%)	5	21
32	BE	205/220 (93%)	174 (85%)	31 (15%)	4	16
32	CE	205/220 (93%)	174 (85%)	31 (15%)	4	16
33	BF	159/188 (85%)	137 (86%)	22 (14%)	5	21
33	CF	160/188 (85%)	139 (87%)	21 (13%)	6	23
34	BG	180/180 (100%)	161 (89%)	19 (11%)	10	35
34	CG	180/180 (100%)	152 (84%)	28 (16%)	4	14
35	BH	116/123 (94%)	101 (87%)	15 (13%)	6	24
35	CH	116/123 (94%)	101 (87%)	15 (13%)	6	24
36	BI	90/90 (100%)	82 (91%)	8 (9%)	14	47
36	CI	90/90 (100%)	85 (94%)	5 (6%)	30	70
37	BJ	126/127 (99%)	113 (90%)	13 (10%)	10	36
37	CJ	126/127 (99%)	107 (85%)	19 (15%)	4	16
38	BK	119/119 (100%)	109 (92%)	10 (8%)	16	52
38	CK	119/119 (100%)	109 (92%)	10 (8%)	16	52
39	BL	98/99 (99%)	81 (83%)	17 (17%)	3	11
39	CL	98/99 (99%)	85 (87%)	13 (13%)	6	22
40	BM	89/92 (97%)	79 (89%)	10 (11%)	9	33
40	CM	89/92 (97%)	78 (88%)	11 (12%)	7	25
41	BN	90/99 (91%)	81 (90%)	9 (10%)	11	38
41	CN	90/99 (91%)	82 (91%)	8 (9%)	14	47
42	BO	104/109 (95%)	87 (84%)	17 (16%)	3	12
42	CO	104/109 (95%)	92 (88%)	12 (12%)	8	31
43	BP	94/101 (93%)	85 (90%)	9 (10%)	12	42
43	CP	94/101 (93%)	80 (85%)	14 (15%)	4	17
44	BQ	49/50 (98%)	40 (82%)	9 (18%)	2	9
44	CQ	49/50 (98%)	47 (96%)	2 (4%)	41	82
45	BR	79/80 (99%)	76 (96%)	3 (4%)	44	84
45	CR	79/80 (99%)	72 (91%)	7 (9%)	14	47
46	BS	72/74 (97%)	64 (89%)	8 (11%)	9	33

Continued on next page...

Continued from previous page...

Mol	Chain	Analysed	Rotameric	Outliers	Percentiles	
46	CS	72/74 (97%)	63 (88%)	9 (12%)	7	25
47	BT	95/97 (98%)	86 (90%)	9 (10%)	12	42
47	CT	95/97 (98%)	91 (96%)	4 (4%)	40	81
48	BU	63/77 (82%)	58 (92%)	5 (8%)	18	55
48	CU	63/77 (82%)	56 (89%)	7 (11%)	9	33
49	BV	72/80 (90%)	60 (83%)	12 (17%)	3	11
49	CV	67/80 (84%)	55 (82%)	12 (18%)	2	10
50	BW	76/82 (93%)	67 (88%)	9 (12%)	8	29
50	CW	76/82 (93%)	66 (87%)	10 (13%)	6	23
51	BX	20/22 (91%)	19 (95%)	1 (5%)	34	75
51	CX	20/22 (91%)	20 (100%)	0	100	100
55	DF	165/165 (100%)	142 (86%)	23 (14%)	5	21
56	D0	100/100 (100%)	85 (85%)	15 (15%)	4	17
57	DV	158/158 (100%)	146 (92%)	12 (8%)	19	58
58	D3	62/62 (100%)	58 (94%)	4 (6%)	24	65
59	DW	64/64 (100%)	56 (88%)	8 (12%)	7	25
60	D4	57/57 (100%)	50 (88%)	7 (12%)	7	26
All	All	9584/9814 (98%)	8234 (86%)	1350 (14%)	5	20

All (1350) residues with a non-rotameric sidechain are listed below:

Mol	Chain	Res	Type
3	AD	3	VAL
3	AD	14	ARG
3	AD	17	THR
3	AD	31	LYS
3	AD	35	LYS
3	AD	43	ARG
3	AD	44	ASN
3	AD	46	GLN
3	AD	61	LEU
3	AD	64	ILE
3	AD	65	ILE
3	AD	94	LEU
3	AD	95	LEU
3	AD	99	ASP

Continued on next page...

Continued from previous page...

Mol	Chain	Res	Type
3	AD	103	ARG
3	AD	105	ILE
3	AD	126	GLN
3	AD	141	VAL
3	AD	142	VAL
3	AD	164	GLN
3	AD	165	ILE
3	AD	166	GLN
3	AD	171	ASP
3	AD	192	THR
3	AD	193	VAL
3	AD	206	LEU
3	AD	217	ARG
3	AD	221	VAL
3	AD	242	ARG
3	AD	257	LEU
3	AD	259	THR
3	AD	271	ILE
4	AE	13	ARG
4	AE	14	ILE
4	AE	16	ARG
4	AE	21	VAL
4	AE	23	VAL
4	AE	25	VAL
4	AE	26	ILE
4	AE	33	VAL
4	AE	40	GLU
4	AE	41	LYS
4	AE	47	VAL
4	AE	59	VAL
4	AE	63	LEU
4	AE	66	HIS
4	AE	78	LEU
4	AE	79	ARG
4	AE	95	ILE
4	AE	113	PHE
4	AE	116	VAL
4	AE	119	ARG
4	AE	128	SER
4	AE	144	ARG
4	AE	154	LYS
4	AE	163	GLU

Continued on next page...

Continued from previous page...

Mol	Chain	Res	Type
4	AE	169	ASN
4	AE	175	VAL
4	AE	179	GLU
4	AE	181	LEU
4	AE	188	VAL
4	AE	197	ILE
4	AE	202	LYS
4	AE	203	LYS
5	AF	8	GLN
5	AF	9	ILE
5	AF	27	GLU
5	AF	38	ARG
5	AF	43	LYS
5	AF	45	ARG
5	AF	64	ILE
5	AF	65	TRP
5	AF	67	GLN
5	AF	82	ILE
5	AF	106	ARG
5	AF	117	ARG
5	AF	127	GLU
5	AF	161	GLU
5	AF	165	ARG
5	AF	170	LEU
5	AF	174	VAL
5	AF	181	LEU
5	AF	183	VAL
5	AF	197	ASP
5	AF	203	GLN
5	AF	206	ILE
6	AG	19	LEU
6	AG	28	VAL
6	AG	31	VAL
6	AG	33	ARG
6	AG	43	LEU
6	AG	45	GLU
6	AG	48	GLU
6	AG	60	LEU
6	AG	63	ILE
6	AG	67	LYS
6	AG	80	PHE
6	AG	81	LYS

Continued on next page...

Continued from previous page...

Mol	Chain	Res	Type
6	AG	82	LEU
6	AG	94	LEU
6	AG	97	ASP
6	AG	101	ILE
6	AG	116	ASP
6	AG	121	ASN
6	AG	128	ARG
6	AG	159	VAL
6	AG	174	GLU
7	AH	4	ILE
7	AH	7	LEU
7	AH	9	ILE
7	AH	23	ARG
7	AH	24	VAL
7	AH	41	MET
7	AH	43	VAL
7	AH	50	VAL
7	AH	57	ASP
7	AH	59	ARG
7	AH	89	ILE
7	AH	105	LEU
7	AH	113	VAL
7	AH	122	THR
7	AH	127	GLU
7	AH	129	THR
7	AH	136	ILE
7	AH	138	LYS
7	AH	139	GLN
7	AH	143	GLN
7	AH	153	LYS
7	AH	158	HIS
7	AH	169	VAL
7	AH	170	ARG
8	AK	10	GLU
8	AK	12	LEU
8	AK	20	ASP
8	AK	38	LEU
8	AK	57	ARG
8	AK	68	LEU
8	AK	71	ILE
8	AK	78	THR
8	AK	82	ARG

Continued on next page...

Continued from previous page...

Mol	Chain	Res	Type
8	AK	92	VAL
8	AK	101	LEU
8	AK	107	VAL
8	AK	108	THR
8	AK	110	ASP
8	AK	135	GLU
8	AK	136	VAL
9	AM	2	LYS
9	AM	7	LYS
9	AM	10	GLU
9	AM	15	LEU
9	AM	19	GLU
9	AM	28	THR
9	AM	34	LEU
9	AM	60	ILE
9	AM	61	ARG
9	AM	63	THR
9	AM	67	LEU
9	AM	87	LEU
9	AM	89	LYS
9	AM	90	MET
9	AM	120	LEU
9	AM	130	HIS
9	AM	131	GLN
9	AM	133	GLN
10	AN	9	GLU
10	AN	20	MET
10	AN	22	ILE
10	AN	24	VAL
10	AN	28	SER
10	AN	47	ILE
10	AN	52	VAL
10	AN	68	GLU
10	AN	94	ARG
11	AO	6	LEU
11	AO	15	ARG
11	AO	16	ARG
11	AO	21	ARG
11	AO	27	HIS
11	AO	30	THR
11	AO	32	THR
11	AO	36	LYS

Continued on next page...

Continued from previous page...

Mol	Chain	Res	Type
11	AO	41	ARG
11	AO	45	LEU
11	AO	49	ARG
11	AO	58	THR
11	AO	59	LEU
11	AO	61	ARG
11	AO	65	ARG
11	AO	68	GLN
11	AO	70	GLN
11	AO	75	ILE
11	AO	81	GLN
11	AO	96	THR
11	AO	100	LEU
11	AO	105	LEU
11	AO	106	LEU
11	AO	112	LEU
11	AO	135	LEU
11	AO	138	LEU
11	AO	144	GLU
11	AO	146	VAL
11	AO	147	LEU
12	AP	5	ARG
12	AP	16	ARG
12	AP	18	LYS
12	AP	21	THR
12	AP	25	ASP
12	AP	26	TYR
12	AP	45	GLN
12	AP	59	ARG
12	AP	63	LYS
12	AP	64	ILE
12	AP	75	THR
12	AP	76	LYS
12	AP	79	LEU
12	AP	80	GLU
12	AP	82	ARG
12	AP	83	MET
12	AP	87	LYS
12	AP	90	VAL
12	AP	110	THR
12	AP	112	GLU
12	AP	134	ARG

Continued on next page...

Continued from previous page...

Mol	Chain	Res	Type
12	AP	135	ASP
12	AP	139	GLU
12	AP	141	GLN
13	A0	4	LEU
13	A0	6	SER
13	A0	16	HIS
13	A0	18	LEU
13	A0	23	ASN
13	A0	28	LEU
13	A0	29	LEU
13	A0	36	THR
13	A0	37	THR
13	A0	44	LEU
13	A0	45	ARG
13	A0	60	LEU
13	A0	65	LEU
13	A0	74	LYS
13	A0	79	LEU
13	A0	91	GLN
13	A0	104	ARG
13	A0	105	ARG
13	A0	107	ASP
14	AQ	5	THR
14	AQ	15	ARG
14	AQ	24	LEU
14	AQ	30	ARG
14	AQ	35	ILE
14	AQ	36	TYR
14	AQ	43	GLU
14	AQ	46	VAL
14	AQ	52	SER
14	AQ	63	THR
14	AQ	69	VAL
14	AQ	73	LEU
14	AQ	83	LYS
14	AQ	97	ARG
14	AQ	98	VAL
14	AQ	101	LEU
14	AQ	106	ARG
14	AQ	110	LEU
14	AQ	111	GLU
15	AR	9	LEU

Continued on next page...

Continued from previous page...

Mol	Chain	Res	Type
15	AR	17	THR
15	AR	27	THR
15	AR	35	LYS
15	AR	41	ARG
15	AR	42	ILE
15	AR	53	ARG
15	AR	58	ASN
15	AR	59	THR
15	AR	64	ARG
15	AR	74	ARG
15	AR	84	GLN
15	AR	85	LYS
15	AR	86	ILE
15	AR	87	ASP
15	AR	88	ILE
15	AR	89	VAL
15	AR	110	ILE
15	AR	112	ARG
15	AR	128	GLU
16	A1	5	LYS
16	A1	31	SER
16	A1	49	HIS
16	A1	52	ARG
16	A1	64	ARG
16	A1	78	THR
16	A1	79	PHE
16	A1	89	GLU
16	A1	108	GLU
16	A1	111	GLU
16	A1	117	GLN
17	A2	18	LEU
17	A2	21	ARG
17	A2	33	VAL
17	A2	35	LEU
17	A2	40	LEU
17	A2	52	VAL
17	A2	57	VAL
17	A2	64	HIS
17	A2	72	VAL
17	A2	92	THR
17	A2	99	ILE
18	AS	1	MET

Continued on next page...

Continued from previous page...

Mol	Chain	Res	Type
18	AS	11	ARG
18	AS	15	ARG
18	AS	16	LYS
18	AS	17	VAL
18	AS	37	ARG
18	AS	67	ASP
18	AS	69	LEU
18	AS	70	TYR
18	AS	76	VAL
18	AS	78	GLU
18	AS	88	ARG
18	AS	92	ARG
18	AS	96	ILE
18	AS	100	THR
18	AS	106	ILE
18	AS	107	LEU
18	AS	111	HIS
19	AT	12	VAL
19	AT	23	GLU
19	AT	44	GLU
19	AT	45	THR
19	AT	57	LEU
19	AT	65	ARG
19	AT	69	TYR
19	AT	70	LEU
19	AT	80	ILE
19	AT	87	GLN
19	AT	88	LYS
19	AT	92	LEU
20	AU	6	HIS
20	AU	14	LEU
20	AU	26	LYS
20	AU	38	ILE
20	AU	40	GLU
20	AU	57	GLN
20	AU	61	ILE
20	AU	64	GLU
20	AU	67	LEU
20	AU	76	CYS
20	AU	79	CYS
20	AU	81	LYS
20	AU	86	ARG

Continued on next page...

Continued from previous page...

Mol	Chain	Res	Type
20	AU	90	LEU
20	AU	97	ARG
21	AV	2	GLU
21	AV	5	LEU
21	AV	16	SER
21	AV	19	ARG
21	AV	33	LEU
21	AV	41	LEU
21	AV	59	LEU
21	AV	61	LEU
21	AV	71	VAL
21	AV	76	LEU
21	AV	77	ASP
21	AV	86	VAL
21	AV	91	LEU
21	AV	107	THR
21	AV	112	ARG
21	AV	117	LEU
21	AV	119	GLU
21	AV	120	ILE
21	AV	121	HIS
21	AV	122	ARG
21	AV	132	ASN
21	AV	135	GLU
21	AV	169	GLU
21	AV	175	VAL
22	A3	20	ARG
22	A3	35	ASN
22	A3	36	ILE
22	A3	64	ASP
23	AZ	4	VAL
23	AZ	19	GLN
23	AZ	21	ARG
23	AZ	38	SER
23	AZ	40	ARG
23	AZ	46	LEU
23	AZ	52	ARG
23	AZ	78	LYS
23	AZ	83	GLU
23	AZ	91	LYS
24	AW	4	SER
24	AW	5	GLU

Continued on next page...

Continued from previous page...

Mol	Chain	Res	Type
24	AW	9	GLN
24	AW	23	LYS
24	AW	24	LEU
24	AW	32	LEU
24	AW	44	LEU
24	AW	47	ASN
24	AW	53	LEU
24	AW	54	LYS
24	AW	62	THR
24	AW	65	ASN
25	AX	6	VAL
25	AX	8	LEU
25	AX	31	LEU
25	AX	32	GLN
25	AX	40	THR
26	A4	10	VAL
26	A4	14	ILE
26	A4	16	CYS
26	A4	34	GLU
26	A4	38	LYS
26	A4	39	CYS
26	A4	42	PHE
26	A4	49	PHE
26	A4	59	PHE
26	A4	61	ARG
27	A5	3	LYS
27	A5	4	HIS
27	A5	6	VAL
27	A5	11	THR
27	A5	16	ARG
27	A5	29	THR
27	A5	36	CYS
27	A5	40	LYS
27	A5	48	GLU
27	A5	52	TYR
27	A5	55	ARG
27	A5	56	LYS
28	A6	12	GLU
28	A6	17	LYS
28	A6	26	ASN
28	A6	27	LYS
28	A6	34	LEU

Continued on next page...

Continued from previous page...

Mol	Chain	Res	Type
28	A6	39	TYR
28	A6	44	ARG
29	A7	4	THR
29	A7	8	ASN
29	A7	14	LYS
29	A7	24	THR
29	A7	32	LYS
29	A7	43	THR
29	A7	49	ARG
30	A8	8	LYS
30	A8	14	VAL
30	A8	29	LYS
30	A8	33	ASN
30	A8	41	ILE
30	A8	44	LYS
30	A8	47	LYS
30	A8	52	LYS
30	A8	56	GLU
30	A8	58	ILE
30	A8	62	LEU
32	BE	8	LYS
32	BE	9	GLU
32	BE	15	VAL
32	BE	17	PHE
32	BE	21	ARG
32	BE	24	TRP
32	BE	28	PHE
32	BE	33	TYR
32	BE	51	LEU
32	BE	81	VAL
32	BE	82	ARG
32	BE	96	ARG
32	BE	111	ARG
32	BE	113	HIS
32	BE	119	GLU
32	BE	121	LEU
32	BE	133	LYS
32	BE	136	VAL
32	BE	145	LEU
32	BE	154	LEU
32	BE	156	LYS
32	BE	163	PHE

Continued on next page...

Continued from previous page...

Mol	Chain	Res	Type
32	BE	169	LYS
32	BE	170	GLU
32	BE	172	ILE
32	BE	176	GLU
32	BE	178	ARG
32	BE	187	LEU
32	BE	195	ASP
32	BE	204	ASN
32	BE	215	LEU
33	BF	3	ASN
33	BF	5	ILE
33	BF	6	HIS
33	BF	21	ARG
33	BF	26	LYS
33	BF	27	LYS
33	BF	29	TYR
33	BF	36	ASP
33	BF	52	LEU
33	BF	63	ASN
33	BF	79	ARG
33	BF	104	GLN
33	BF	111	LEU
33	BF	122	GLU
33	BF	128	PHE
33	BF	161	GLU
33	BF	165	THR
33	BF	167	TRP
33	BF	188	LEU
33	BF	190	ARG
33	BF	192	THR
33	BF	196	LEU
34	BG	3	ARG
34	BG	10	ARG
34	BG	12	CYS
34	BG	15	GLU
34	BG	19	LEU
34	BG	26	CYS
34	BG	30	LYS
34	BG	33	MET
34	BG	58	LEU
34	BG	65	ARG
34	BG	86	LYS

Continued on next page...

Continued from previous page...

Mol	Chain	Res	Type
34	BG	114	ARG
34	BG	122	ARG
34	BG	135	LEU
34	BG	138	TYR
34	BG	159	ARG
34	BG	188	LEU
34	BG	190	ASP
34	BG	201	GLN
35	BH	6	PHE
35	BH	10	MET
35	BH	11	ILE
35	BH	20	GLN
35	BH	31	LEU
35	BH	41	VAL
35	BH	60	TYR
35	BH	64	ARG
35	BH	73	ASN
35	BH	79	GLU
35	BH	91	LEU
35	BH	116	THR
35	BH	121	LYS
35	BH	147	ASP
35	BH	153	LYS
36	BI	16	GLN
36	BI	19	LEU
36	BI	24	GLU
36	BI	25	ILE
36	BI	55	ASP
36	BI	64	GLN
36	BI	75	LEU
36	BI	98	LEU
37	BJ	8	GLU
37	BJ	35	LYS
37	BJ	38	LEU
37	BJ	63	LYS
37	BJ	75	VAL
37	BJ	78	ARG
37	BJ	80	VAL
37	BJ	89	MET
37	BJ	90	GLU
37	BJ	91	VAL
37	BJ	104	LEU

Continued on next page...

Continued from previous page...

Mol	Chain	Res	Type
37	BJ	113	GLU
37	BJ	155	ARG
38	BK	24	THR
38	BK	26	VAL
38	BK	29	SER
38	BK	52	ASP
38	BK	54	ASP
38	BK	63	LEU
38	BK	68	ARG
38	BK	80	ILE
38	BK	95	VAL
38	BK	122	ARG
39	BL	2	GLU
39	BL	7	THR
39	BL	9	ARG
39	BL	10	ARG
39	BL	14	VAL
39	BL	23	ASN
39	BL	47	LEU
39	BL	58	HIS
39	BL	64	THR
39	BL	65	VAL
39	BL	79	LEU
39	BL	89	ASN
39	BL	93	ARG
39	BL	95	LYS
39	BL	114	TYR
39	BL	121	ARG
39	BL	125	TYR
40	BM	33	GLN
40	BM	48	THR
40	BM	49	VAL
40	BM	55	LYS
40	BM	62	HIS
40	BM	70	ARG
40	BM	74	ILE
40	BM	80	LYS
40	BM	85	LEU
40	BM	96	ILE
41	BN	28	THR
41	BN	29	ILE
41	BN	30	VAL

Continued on next page...

Continued from previous page...

Mol	Chain	Res	Type
41	BN	36	ASP
41	BN	63	LEU
41	BN	93	GLN
41	BN	104	GLN
41	BN	109	VAL
41	BN	114	VAL
42	BO	4	ILE
42	BO	8	VAL
42	BO	17	LYS
42	BO	18	LYS
42	BO	36	VAL
42	BO	52	VAL
42	BO	56	ARG
42	BO	57	LEU
42	BO	59	SER
42	BO	64	THR
42	BO	78	SER
42	BO	80	VAL
42	BO	86	ARG
42	BO	93	VAL
42	BO	111	LYS
42	BO	116	LYS
42	BO	124	GLU
43	BP	17	VAL
43	BP	45	VAL
43	BP	64	TRP
43	BP	70	LEU
43	BP	88	ARG
43	BP	102	ARG
43	BP	105	THR
43	BP	108	ARG
43	BP	114	ARG
44	BQ	3	ARG
44	BQ	7	ILE
44	BQ	16	PHE
44	BQ	17	LYS
44	BQ	18	VAL
44	BQ	23	ARG
44	BQ	27	CYS
44	BQ	43	CYS
44	BQ	57	ARG
45	BR	39	LEU

Continued on next page...

Continued from previous page...

Mol	Chain	Res	Type
45	BR	47	LYS
45	BR	71	GLN
46	BS	8	ARG
46	BS	21	VAL
46	BS	25	ARG
46	BS	47	ASP
46	BS	53	VAL
46	BS	55	ARG
46	BS	69	THR
46	BS	72	ARG
47	BT	9	VAL
47	BT	17	LYS
47	BT	31	LEU
47	BT	35	VAL
47	BT	52	LYS
47	BT	57	VAL
47	BT	86	GLU
47	BT	89	LEU
47	BT	101	ARG
48	BU	26	LEU
48	BU	36	ASN
48	BU	42	ARG
48	BU	76	LEU
48	BU	88	LYS
49	BV	6	LYS
49	BV	7	LYS
49	BV	10	PHE
49	BV	27	GLU
49	BV	29	ARG
49	BV	30	LEU
49	BV	31	ILE
49	BV	37	ARG
49	BV	43	GLU
49	BV	61	TYR
49	BV	65	ASN
49	BV	83	HIS
50	BW	9	ASN
50	BW	10	LEU
50	BW	18	GLN
50	BW	26	ASN
50	BW	34	LYS
50	BW	73	HIS

Continued on next page...

Continued from previous page...

Mol	Chain	Res	Type
50	BW	75	ASN
50	BW	84	LEU
50	BW	93	GLU
51	BX	26	LYS
32	CE	12	GLU
32	CE	16	HIS
32	CE	19	HIS
32	CE	20	GLU
32	CE	23	ARG
32	CE	24	TRP
32	CE	44	LEU
32	CE	51	LEU
32	CE	73	THR
32	CE	80	ILE
32	CE	90	MET
32	CE	92	TYR
32	CE	96	ARG
32	CE	105	PHE
32	CE	107	THR
32	CE	111	ARG
32	CE	114	ARG
32	CE	130	ARG
32	CE	137	ARG
32	CE	140	HIS
32	CE	144	ARG
32	CE	169	LYS
32	CE	170	GLU
32	CE	178	ARG
32	CE	185	ILE
32	CE	187	LEU
32	CE	196	LEU
32	CE	215	LEU
32	CE	224	GLN
32	CE	230	VAL
32	CE	238	LEU
33	CF	5	ILE
33	CF	6	HIS
33	CF	16	ARG
33	CF	17	ASP
33	CF	27	LYS
33	CF	28	GLN
33	CF	29	TYR

Continued on next page...

Continued from previous page...

Mol	Chain	Res	Type
33	CF	36	ASP
33	CF	42	LEU
33	CF	52	LEU
33	CF	59	ARG
33	CF	79	ARG
33	CF	84	ILE
33	CF	94	LEU
33	CF	98	ASN
33	CF	128	PHE
33	CF	140	ARG
33	CF	190	ARG
33	CF	192	THR
33	CF	195	VAL
33	CF	196	LEU
34	CG	9	CYS
34	CG	10	ARG
34	CG	11	LEU
34	CG	12	CYS
34	CG	19	LEU
34	CG	21	LEU
34	CG	25	ARG
34	CG	26	CYS
34	CG	27	TYR
34	CG	30	LYS
34	CG	36	ARG
34	CG	49	ARG
34	CG	58	LEU
34	CG	84	LYS
34	CG	119	GLN
34	CG	122	ARG
34	CG	134	ASP
34	CG	135	LEU
34	CG	139	ARG
34	CG	141	ARG
34	CG	170	VAL
34	CG	175	SER
34	CG	187	ARG
34	CG	191	ARG
34	CG	194	LEU
34	CG	196	LEU
34	CG	200	GLU
34	CG	202	LEU

Continued on next page...

Continued from previous page...

Mol	Chain	Res	Type
35	CH	12	LEU
35	CH	13	ILE
35	CH	18	ARG
35	CH	20	GLN
35	CH	41	VAL
35	CH	47	LYS
35	CH	53	LEU
35	CH	73	ASN
35	CH	78	HIS
35	CH	79	GLU
35	CH	82	VAL
35	CH	87	SER
35	CH	91	LEU
35	CH	100	VAL
35	CH	141	GLN
36	CI	14	LEU
36	CI	27	GLN
36	CI	54	LYS
36	CI	65	VAL
36	CI	87	ARG
37	CJ	6	ARG
37	CJ	8	GLU
37	CJ	24	THR
37	CJ	29	LYS
37	CJ	38	LEU
37	CJ	51	GLN
37	CJ	54	THR
37	CJ	57	GLU
37	CJ	59	LEU
37	CJ	63	LYS
37	CJ	72	ARG
37	CJ	85	TYR
37	CJ	89	MET
37	CJ	104	LEU
37	CJ	113	GLU
37	CJ	114	ARG
37	CJ	137	LYS
37	CJ	149	ARG
37	CJ	151	TYR
38	CK	1	MET
38	CK	25	ASP
38	CK	88	LYS

Continued on next page...

Continued from previous page...

Mol	Chain	Res	Type
38	CK	91	ARG
38	CK	92	ARG
38	CK	100	ILE
38	CK	102	ARG
38	CK	104	ARG
38	CK	109	ILE
38	CK	112	LEU
39	CL	10	ARG
39	CL	23	ASN
39	CL	58	HIS
39	CL	75	ASP
39	CL	88	TYR
39	CL	95	LYS
39	CL	97	LYS
39	CL	104	ARG
39	CL	110	GLU
39	CL	113	LYS
39	CL	114	TYR
39	CL	117	HIS
39	CL	118	LYS
40	CM	13	HIS
40	CM	22	LYS
40	CM	38	ILE
40	CM	47	PHE
40	CM	54	PHE
40	CM	62	HIS
40	CM	69	ASN
40	CM	74	ILE
40	CM	84	GLN
40	CM	98	ILE
40	CM	99	LYS
41	CN	14	VAL
41	CN	18	ARG
41	CN	48	ILE
41	CN	57	THR
41	CN	81	ASP
41	CN	84	VAL
41	CN	124	LYS
41	CN	126	ARG
42	CO	16	ARG
42	CO	20	LYS
42	CO	30	ARG

Continued on next page...

Continued from previous page...

Mol	Chain	Res	Type
42	CO	33	VAL
42	CO	38	ARG
42	CO	39	THR
42	CO	44	LYS
42	CO	57	LEU
42	CO	61	TYR
42	CO	80	VAL
42	CO	81	LEU
42	CO	82	ILE
43	CP	17	VAL
43	CP	19	LEU
43	CP	32	GLU
43	CP	58	GLU
43	CP	64	TRP
43	CP	66	LEU
43	CP	70	LEU
43	CP	82	MET
43	CP	83	ASP
43	CP	98	VAL
43	CP	101	GLN
43	CP	103	THR
43	CP	108	ARG
43	CP	110	ARG
44	CQ	6	LEU
44	CQ	22	THR
45	CR	3	ILE
45	CR	4	THR
45	CR	22	THR
45	CR	38	ARG
45	CR	82	ILE
45	CR	83	GLU
45	CR	88	ARG
46	CS	2	VAL
46	CS	5	ARG
46	CS	8	ARG
46	CS	21	VAL
46	CS	45	THR
46	CS	47	ASP
46	CS	53	VAL
46	CS	55	ARG
46	CS	67	THR
47	CT	52	LYS

Continued on next page...

Continued from previous page...

Mol	Chain	Res	Type
47	CT	53	LEU
47	CT	68	ARG
47	CT	74	LEU
48	CU	26	LEU
48	CU	29	PHE
48	CU	32	ARG
48	CU	44	LEU
48	CU	54	ARG
48	CU	58	LEU
48	CU	86	VAL
49	CV	15	LEU
49	CV	22	LEU
49	CV	25	LYS
49	CV	28	LYS
49	CV	30	LEU
49	CV	33	THR
49	CV	41	VAL
49	CV	60	VAL
49	CV	63	THR
49	CV	78	ARG
49	CV	79	THR
49	CV	83	HIS
50	CW	9	ASN
50	CW	14	LYS
50	CW	26	ASN
50	CW	27	LYS
50	CW	56	MET
50	CW	73	HIS
50	CW	75	ASN
50	CW	83	ARG
50	CW	84	LEU
50	CW	87	LYS
3	DD	4	LYS
3	DD	25	THR
3	DD	26	LYS
3	DD	27	THR
3	DD	31	LYS
3	DD	32	SER
3	DD	35	LYS
3	DD	43	ARG
3	DD	49	ILE
3	DD	61	LEU

Continued on next page...

Continued from previous page...

Mol	Chain	Res	Type
3	DD	64	ILE
3	DD	65	ILE
3	DD	69	ARG
3	DD	73	VAL
3	DD	94	LEU
3	DD	103	ARG
3	DD	105	ILE
3	DD	106	ILE
3	DD	112	GLN
3	DD	138	VAL
3	DD	140	THR
3	DD	147	LEU
3	DD	155	LEU
3	DD	157	ARG
3	DD	166	GLN
3	DD	176	ARG
3	DD	192	THR
3	DD	211	ARG
3	DD	212	SER
3	DD	244	ARG
3	DD	255	LYS
3	DD	257	LEU
3	DD	266	SER
3	DD	271	ILE
3	DD	273	ARG
4	DE	26	ILE
4	DE	33	VAL
4	DE	35	GLN
4	DE	37	ARG
4	DE	47	VAL
4	DE	60	ASN
4	DE	61	ARG
4	DE	63	LEU
4	DE	64	LYS
4	DE	67	PHE
4	DE	76	ARG
4	DE	78	LEU
4	DE	79	ARG
4	DE	82	ARG
4	DE	93	VAL
4	DE	95	ILE
4	DE	113	PHE

Continued on next page...

Continued from previous page...

Mol	Chain	Res	Type
4	DE	116	VAL
4	DE	119	ARG
4	DE	144	ARG
4	DE	154	LYS
4	DE	175	VAL
4	DE	181	LEU
4	DE	188	VAL
4	DE	197	ILE
4	DE	200	GLU
4	DE	201	THR
55	DF	7	TYR
55	DF	8	GLN
55	DF	11	VAL
55	DF	24	LEU
55	DF	33	LEU
55	DF	38	ARG
55	DF	53	THR
55	DF	62	ARG
55	DF	67	GLN
55	DF	74	ARG
55	DF	83	PHE
55	DF	88	VAL
55	DF	107	LYS
55	DF	110	LEU
55	DF	125	LEU
55	DF	153	SER
55	DF	158	THR
55	DF	181	LEU
55	DF	183	VAL
55	DF	188	ARG
55	DF	192	LEU
55	DF	203	GLN
55	DF	205	ARG
6	DG	16	ARG
6	DG	22	ARG
6	DG	26	GLN
6	DG	28	VAL
6	DG	31	VAL
6	DG	33	ARG
6	DG	35	GLU
6	DG	45	GLU
6	DG	47	LYS

Continued on next page...

Continued from previous page...

Mol	Chain	Res	Type
6	DG	67	LYS
6	DG	76	SER
6	DG	88	ILE
6	DG	96	ARG
6	DG	115	ARG
6	DG	117	PHE
6	DG	137	GLU
6	DG	138	GLN
6	DG	139	LEU
6	DG	148	MET
6	DG	162	THR
7	DH	30	LYS
7	DH	41	MET
7	DH	51	ARG
7	DH	57	ASP
7	DH	59	ARG
7	DH	72	ILE
7	DH	86	GLU
7	DH	89	ILE
7	DH	105	LEU
7	DH	114	VAL
7	DH	136	ILE
7	DH	152	ARG
8	DK	9	LEU
8	DK	11	ASN
8	DK	42	SER
8	DK	44	LEU
8	DK	54	GLN
8	DK	56	LYS
8	DK	62	LYS
8	DK	67	ARG
8	DK	76	THR
8	DK	82	ARG
8	DK	107	VAL
8	DK	109	ILE
8	DK	110	ASP
8	DK	113	ARG
8	DK	117	GLU
8	DK	122	GLU
8	DK	125	GLU
8	DK	133	HIS
8	DK	142	VAL

Continued on next page...

Continued from previous page...

Mol	Chain	Res	Type
9	DM	7	LYS
9	DM	9	VAL
9	DM	14	VAL
9	DM	32	THR
9	DM	33	LEU
9	DM	34	LEU
9	DM	38	HIS
9	DM	43	THR
9	DM	45	ASN
9	DM	48	MET
9	DM	58	ASP
9	DM	63	THR
9	DM	69	GLN
9	DM	87	LEU
9	DM	93	THR
9	DM	94	HIS
9	DM	97	ARG
9	DM	131	GLN
9	DM	137	LYS
10	DN	8	LEU
10	DN	9	GLU
10	DN	14	THR
10	DN	24	VAL
10	DN	28	SER
10	DN	49	ARG
10	DN	85	VAL
10	DN	87	ILE
10	DN	94	ARG
10	DN	97	ARG
10	DN	108	GLU
11	DO	1	MET
11	DO	6	LEU
11	DO	14	LYS
11	DO	15	ARG
11	DO	16	ARG
11	DO	19	VAL
11	DO	21	ARG
11	DO	36	LYS
11	DO	41	ARG
11	DO	45	LEU
11	DO	50	ARG
11	DO	52	GLU

Continued on next page...

Continued from previous page...

Mol	Chain	Res	Type
11	DO	61	ARG
11	DO	62	LEU
11	DO	75	ILE
11	DO	81	GLN
11	DO	85	LEU
11	DO	96	THR
11	DO	98	GLU
11	DO	102	ARG
11	DO	105	LEU
11	DO	110	TYR
11	DO	111	ARG
11	DO	112	LEU
11	DO	114	ILE
11	DO	117	GLU
11	DO	124	LYS
11	DO	125	VAL
11	DO	138	LEU
11	DO	144	GLU
11	DO	147	LEU
11	DO	148	LEU
12	DP	1	MET
12	DP	2	LEU
12	DP	3	MET
12	DP	5	ARG
12	DP	8	LYS
12	DP	18	LYS
12	DP	21	THR
12	DP	25	ASP
12	DP	26	TYR
12	DP	45	GLN
12	DP	59	ARG
12	DP	64	ILE
12	DP	68	ILE
12	DP	73	PRO
12	DP	80	GLU
12	DP	82	ARG
12	DP	83	MET
12	DP	85	LYS
12	DP	87	LYS
12	DP	90	VAL
12	DP	103	MET
12	DP	105	GLU

Continued on next page...

Continued from previous page...

Mol	Chain	Res	Type
12	DP	110	THR
12	DP	133	ARG
12	DP	135	ASP
12	DP	138	ASP
56	D0	6	SER
56	D0	16	HIS
56	D0	18	LEU
56	D0	28	LEU
56	D0	29	LEU
56	D0	35	THR
56	D0	44	LEU
56	D0	57	ARG
56	D0	65	LEU
56	D0	76	VAL
56	D0	79	LEU
56	D0	81	ASP
56	D0	95	THR
56	D0	105	ARG
56	D0	117	VAL
14	DQ	8	GLU
14	DQ	15	ARG
14	DQ	17	ARG
14	DQ	20	ARG
14	DQ	71	ARG
14	DQ	85	VAL
14	DQ	89	ARG
14	DQ	101	LEU
14	DQ	106	ARG
14	DQ	107	GLU
14	DQ	110	LEU
15	DR	7	ILE
15	DR	8	LYS
15	DR	9	LEU
15	DR	13	ARG
15	DR	15	VAL
15	DR	23	ARG
15	DR	26	ASP
15	DR	27	THR
15	DR	28	VAL
15	DR	29	ARG
15	DR	30	VAL
15	DR	33	LYS

Continued on next page...

Continued from previous page...

Mol	Chain	Res	Type
15	DR	59	THR
15	DR	64	ARG
15	DR	66	VAL
15	DR	74	ARG
15	DR	87	ASP
15	DR	88	ILE
15	DR	89	VAL
15	DR	90	GLN
15	DR	96	ARG
15	DR	98	LYS
15	DR	105	LEU
15	DR	107	ASP
15	DR	117	ASP
15	DR	132	LYS
15	DR	134	GLU
15	DR	136	GLN
15	DR	137	LYS
16	D1	20	LEU
16	D1	27	LEU
16	D1	64	ARG
16	D1	74	LEU
16	D1	97	ASP
17	D2	35	LEU
17	D2	38	LEU
17	D2	47	VAL
17	D2	57	VAL
17	D2	66	ARG
17	D2	76	LYS
17	D2	79	VAL
17	D2	80	GLN
17	D2	81	TYR
17	D2	82	ARG
17	D2	84	LYS
17	D2	89	GLN
17	D2	91	TYR
17	D2	95	LEU
18	DS	11	ARG
18	DS	17	VAL
18	DS	19	LEU
18	DS	39	THR
18	DS	40	ASN
18	DS	50	VAL

Continued on next page...

Continued from previous page...

Mol	Chain	Res	Type
18	DS	51	LEU
18	DS	61	ASN
18	DS	63	ASP
18	DS	65	LEU
18	DS	70	TYR
18	DS	76	VAL
18	DS	100	THR
18	DS	107	LEU
18	DS	111	HIS
19	DT	12	VAL
19	DT	27	THR
19	DT	30	VAL
19	DT	48	LYS
19	DT	52	VAL
19	DT	55	ASN
19	DT	63	LYS
19	DT	66	LEU
19	DT	69	TYR
19	DT	76	ARG
19	DT	80	ILE
20	DU	3	VAL
20	DU	5	MET
20	DU	20	TYR
20	DU	23	ARG
20	DU	26	LYS
20	DU	27	VAL
20	DU	50	ARG
20	DU	57	GLN
20	DU	60	PHE
20	DU	62	GLU
20	DU	63	LYS
20	DU	76	CYS
20	DU	81	LYS
20	DU	86	ARG
20	DU	95	LYS
20	DU	96	ILE
20	DU	97	ARG
20	DU	99	CYS
57	DV	5	LEU
57	DV	14	LYS
57	DV	18	LEU
57	DV	24	LEU

Continued on next page...

Continued from previous page...

Mol	Chain	Res	Type
57	DV	32	HIS
57	DV	60	GLU
57	DV	73	GLN
57	DV	76	LEU
57	DV	81	ARG
57	DV	87	ASP
57	DV	119	GLU
57	DV	165	VAL
58	D3	11	ARG
58	D3	12	ASN
58	D3	36	ILE
58	D3	50	ASN
23	DZ	4	VAL
23	DZ	41	ARG
23	DZ	56	GLN
23	DZ	78	LYS
23	DZ	81	LYS
23	DZ	82	LEU
23	DZ	83	GLU
23	DZ	90	ILE
23	DZ	91	LYS
23	DZ	92	LYS
23	DZ	95	LEU
59	DW	9	GLN
59	DW	16	LEU
59	DW	24	LEU
59	DW	30	ARG
59	DW	47	ASN
59	DW	52	ASP
59	DW	53	LEU
59	DW	64	LEU
25	DX	8	LEU
25	DX	18	ASP
25	DX	24	LYS
60	D4	1	MET
60	D4	6	HIS
60	D4	18	CYS
60	D4	30	GLU
60	D4	32	TYR
60	D4	53	GLU
60	D4	62	ARG
27	D5	3	LYS

Continued on next page...

Continued from previous page...

Mol	Chain	Res	Type
27	D5	4	HIS
27	D5	6	VAL
27	D5	16	ARG
27	D5	23	HIS
27	D5	25	LEU
27	D5	26	THR
27	D5	29	THR
27	D5	35	GLU
27	D5	52	TYR
28	D6	9	LEU
28	D6	10	LEU
28	D6	24	GLU
28	D6	29	ASN
28	D6	30	THR
28	D6	32	ASN
28	D6	37	ARG
28	D6	43	CYS
28	D6	45	LYS
28	D6	53	LYS
29	D7	1	MET
29	D7	3	ARG
29	D7	4	THR
29	D7	8	ASN
29	D7	9	ARG
29	D7	24	THR
29	D7	43	THR
29	D7	46	VAL
30	D8	8	LYS
30	D8	23	VAL
30	D8	30	ARG
30	D8	33	ASN
30	D8	54	GLU
30	D8	58	ILE
30	D8	61	LEU

Some sidechains can be flipped to improve hydrogen bonding and reduce clashes. All (259) such sidechains are listed below:

Mol	Chain	Res	Type
3	AD	58	HIS
3	AD	112	GLN
3	AD	166	GLN
3	AD	186	HIS

Continued on next page...

Continued from previous page...

Mol	Chain	Res	Type
3	AD	198	ASN
4	AE	35	GLN
4	AE	48	GLN
4	AE	54	GLN
4	AE	192	ASN
5	AF	67	GLN
5	AF	69	HIS
5	AF	169	ASN
5	AF	203	GLN
6	AG	40	ASN
6	AG	41	GLN
6	AG	108	ASN
6	AG	121	ASN
6	AG	123	ASN
8	AK	139	GLN
9	AM	128	HIS
9	AM	131	GLN
9	AM	133	GLN
10	AN	3	GLN
10	AN	82	ASN
11	AO	9	ASN
11	AO	27	HIS
11	AO	68	GLN
11	AO	70	GLN
11	AO	81	GLN
11	AO	84	ASN
11	AO	128	HIS
12	AP	13	GLN
12	AP	45	GLN
12	AP	141	GLN
13	A0	3	HIS
13	A0	16	HIS
13	A0	23	ASN
13	A0	71	GLN
15	AR	43	GLN
15	AR	79	HIS
16	A1	44	ASN
16	A1	49	HIS
16	A1	71	GLN
16	A1	81	HIS
17	A2	11	GLN
17	A2	89	GLN

Continued on next page...

Continued from previous page...

Mol	Chain	Res	Type
18	AS	34	ASN
18	AS	40	ASN
18	AS	57	ASN
18	AS	62	HIS
18	AS	102	HIS
19	AT	31	HIS
19	AT	41	ASN
19	AT	55	ASN
19	AT	82	GLN
19	AT	87	GLN
21	AV	65	GLN
21	AV	75	ASN
21	AV	85	HIS
21	AV	151	HIS
22	A3	17	GLN
22	A3	35	ASN
22	A3	40	GLN
23	AZ	19	GLN
23	AZ	56	GLN
23	AZ	66	HIS
24	AW	9	GLN
24	AW	38	GLN
24	AW	43	GLN
24	AW	47	ASN
24	AW	65	ASN
25	AX	19	GLN
25	AX	32	GLN
25	AX	46	ASN
25	AX	52	HIS
26	A4	47	GLN
27	A5	4	HIS
27	A5	23	HIS
27	A5	43	HIS
28	A6	26	ASN
28	A6	49	HIS
29	A7	8	ASN
29	A7	36	GLN
30	A8	31	HIS
30	A8	35	GLN
32	BE	19	HIS
32	BE	78	GLN
32	BE	204	ASN

Continued on next page...

Continued from previous page...

Mol	Chain	Res	Type
32	BE	212	GLN
33	BF	136	GLN
33	BF	170	GLN
33	BF	176	HIS
33	BF	181	ASN
34	BG	42	GLN
34	BG	45	GLN
34	BG	160	GLN
34	BG	161	ASN
34	BG	201	GLN
35	BH	78	HIS
36	BI	18	GLN
36	BI	57	GLN
36	BI	100	ASN
37	BJ	37	ASN
37	BJ	84	ASN
37	BJ	106	GLN
38	BK	70	GLN
39	BL	23	ASN
39	BL	124	GLN
40	BM	33	GLN
40	BM	56	HIS
40	BM	62	HIS
40	BM	68	HIS
40	BM	84	GLN
41	BN	38	ASN
41	BN	99	GLN
41	BN	104	GLN
42	BO	6	GLN
42	BO	46	ASN
42	BO	72	HIS
43	BP	62	ASN
43	BP	101	GLN
43	BP	106	ASN
44	BQ	49	HIS
45	BR	37	ASN
45	BR	46	HIS
45	BR	71	GLN
46	BS	82	GLN
47	BT	16	GLN
47	BT	94	ASN
48	BU	36	ASN

Continued on next page...

Continued from previous page...

Mol	Chain	Res	Type
49	BV	47	HIS
49	BV	56	GLN
49	BV	57	HIS
49	BV	65	ASN
50	BW	9	ASN
50	BW	26	ASN
32	CE	16	HIS
32	CE	78	GLN
32	CE	240	GLN
33	CF	3	ASN
33	CF	28	GLN
33	CF	98	ASN
33	CF	170	GLN
33	CF	181	ASN
34	CG	43	HIS
34	CG	45	GLN
34	CG	62	GLN
34	CG	77	ASN
34	CG	119	GLN
34	CG	160	GLN
34	CG	199	ASN
34	CG	201	GLN
35	CH	20	GLN
35	CH	141	GLN
36	CI	32	ASN
36	CI	100	ASN
37	CJ	37	ASN
37	CJ	51	GLN
37	CJ	84	ASN
37	CJ	86	GLN
37	CJ	97	GLN
37	CJ	106	GLN
38	CK	82	HIS
39	CL	89	ASN
39	CL	124	GLN
40	CM	84	GLN
41	CN	38	ASN
41	CN	93	GLN
41	CN	99	GLN
41	CN	117	ASN
42	CO	5	ASN
42	CO	46	ASN

Continued on next page...

Continued from previous page...

Mol	Chain	Res	Type
42	CO	72	HIS
43	CP	101	GLN
45	CR	13	GLN
45	CR	46	HIS
46	CS	65	GLN
46	CS	82	GLN
47	CT	16	GLN
47	CT	26	GLN
49	CV	23	ASN
49	CV	56	GLN
49	CV	57	HIS
50	CW	9	ASN
50	CW	26	ASN
3	DD	44	ASN
3	DD	58	HIS
3	DD	96	HIS
3	DD	126	GLN
3	DD	166	GLN
3	DD	186	HIS
3	DD	198	ASN
4	DE	35	GLN
4	DE	48	GLN
4	DE	66	HIS
4	DE	132	HIS
4	DE	192	ASN
55	DF	169	ASN
55	DF	203	GLN
6	DG	27	ASN
6	DG	79	ASN
6	DG	108	ASN
6	DG	138	GLN
8	DK	11	ASN
8	DK	54	GLN
8	DK	104	GLN
9	DM	45	ASN
9	DM	101	HIS
10	DN	5	GLN
10	DN	82	ASN
11	DO	81	GLN
11	DO	128	HIS
12	DP	12	GLN
12	DP	45	GLN

Continued on next page...

Continued from previous page...

Mol	Chain	Res	Type
12	DP	113	GLN
12	DP	123	HIS
56	D0	11	ASN
56	D0	13	HIS
56	D0	23	ASN
56	D0	24	GLN
15	DR	90	GLN
15	DR	136	GLN
16	D1	49	HIS
16	D1	94	ASN
17	D2	64	HIS
17	D2	80	GLN
17	D2	89	GLN
18	DS	57	ASN
18	DS	60	ASN
18	DS	62	HIS
18	DS	102	HIS
19	DT	31	HIS
19	DT	41	ASN
19	DT	55	ASN
19	DT	82	GLN
19	DT	87	GLN
20	DU	57	GLN
57	DV	34	ASN
57	DV	50	GLN
57	DV	65	GLN
57	DV	132	ASN
58	D3	17	GLN
58	D3	29	GLN
58	D3	50	ASN
58	D3	70	GLN
23	DZ	19	GLN
23	DZ	56	GLN
23	DZ	66	HIS
59	DW	65	ASN
25	DX	19	GLN
25	DX	33	GLN
25	DX	46	ASN
25	DX	52	HIS
60	D4	40	HIS
60	D4	60	GLN
27	D5	43	HIS

Continued on next page...

Continued from previous page...

Mol	Chain	Res	Type
28	D6	29	ASN
29	D7	8	ASN
29	D7	36	GLN

5.3.3 RNA ⓘ

Mol	Chain	Analysed	Backbone Outliers	Pucker Outliers
1	AA	2911/2912 (99%)	555 (19%)	51 (1%)
1	DA	2905/2912 (99%)	601 (20%)	50 (1%)
2	AB	121/122 (99%)	24 (19%)	0
2	DB	121/122 (99%)	28 (23%)	0
31	BA	1506/1506 (100%)	291 (19%)	32 (2%)
31	CA	1505/1506 (99%)	315 (20%)	42 (2%)
52	BB	86/87 (98%)	26 (30%)	4 (4%)
52	CB	86/87 (98%)	30 (34%)	3 (3%)
53	BC	77/77 (100%)	12 (15%)	3 (3%)
53	BD	76/77 (98%)	25 (32%)	2 (2%)
53	CC	76/77 (98%)	14 (18%)	3 (3%)
53	CD	76/77 (98%)	16 (21%)	2 (2%)
54	B1	9/10 (90%)	2 (22%)	0
54	C1	9/10 (90%)	2 (22%)	0
All	All	9564/9582 (99%)	1941 (20%)	192 (2%)

All (1941) RNA backbone outliers are listed below:

Mol	Chain	Res	Type
1	AA	10	G
1	AA	15	G
1	AA	23	G
1	AA	34	C
1	AA	35	G
1	AA	46	C
1	AA	51	G
1	AA	63	U
1	AA	71	A
1	AA	74	A
1	AA	75	G
1	AA	85	G
1	AA	95	G
1	AA	101	G
1	AA	118	A

Continued on next page...

Continued from previous page...

Mol	Chain	Res	Type
1	AA	119	A
1	AA	120	U
1	AA	123	G
1	AA	155	C
1	AA	164	U
1	AA	165	U
1	AA	181	A
1	AA	196	A
1	AA	199	A
1	AA	214	G
1	AA	215	G
1	AA	216	A
1	AA	222	A
1	AA	223	A
1	AA	227	A
1	AA	228	A
1	AA	229	A
1	AA	230	U
1	AA	232	G
1	AA	233	A
1	AA	248	G
1	AA	249	C
1	AA	250	G
1	AA	252	G
1	AA	269	U
1	AA	270(K)	C
1	AA	270(L)	U
1	AA	270(M)	U
1	AA	270(N)	G
1	AA	270(O)	U
1	AA	270(P)	C
1	AA	271(C)	U
1	AA	271	G
1	AA	274	G
1	AA	275	G
1	AA	278	A
1	AA	299	A
1	AA	311	A
1	AA	315	G
1	AA	323	G
1	AA	324	A
1	AA	326	G

Continued on next page...

Continued from previous page...

Mol	Chain	Res	Type
1	AA	329	G
1	AA	330	A
1	AA	352	G
1	AA	357	A
1	AA	363	G
1	AA	364	C
1	AA	372	G
1	AA	385	C
1	AA	386	G
1	AA	396	G
1	AA	405	U
1	AA	411	G
1	AA	428	A
1	AA	441	U
1	AA	443	A
1	AA	444	C
1	AA	448	U
1	AA	457	A
1	AA	470	A
1	AA	471	A
1	AA	479	A
1	AA	481	G
1	AA	482	A
1	AA	504	U
1	AA	505	A
1	AA	509	C
1	AA	529	A
1	AA	530	G
1	AA	531	C
1	AA	532	A
1	AA	533	G
1	AA	537	C
1	AA	539	G
1	AA	540	G
1	AA	546	C
1	AA	563	G
1	AA	573	G
1	AA	575	A
1	AA	586	A
1	AA	588	U
1	AA	603	A
1	AA	607	U

Continued on next page...

Continued from previous page...

Mol	Chain	Res	Type
1	AA	614	U
1	AA	617	G
1	AA	622	G
1	AA	627	A
1	AA	637	A
1	AA	644	A
1	AA	645	C
1	AA	646	A
1	AA	652	C
1	AA	654(A)	A
1	AA	654(G)	C
1	AA	654(I)	C
1	AA	654(J)	A
1	AA	654(K)	C
1	AA	654(L)	G
1	AA	654(N)	G
1	AA	654(T)	A
1	AA	686	G
1	AA	717	G
1	AA	730	C
1	AA	740	U
1	AA	753	C
1	AA	764	A
1	AA	765	G
1	AA	776	G
1	AA	782	A
1	AA	784	A
1	AA	785	G
1	AA	789	A
1	AA	790	C
1	AA	791	C
1	AA	792	G
1	AA	793	A
1	AA	805	G
1	AA	812	C
1	AA	819	A
1	AA	827	U
1	AA	828	U
1	AA	859	G
1	AA	866	A
1	AA	879	G
1	AA	880	G

Continued on next page...

Continued from previous page...

Mol	Chain	Res	Type
1	AA	881	G
1	AA	882	G
1	AA	883	G
1	AA	884	C
1	AA	885	C
1	AA	886	C
1	AA	887	A
1	AA	890	A
1	AA	893	C
1	AA	894	C
1	AA	895	U
1	AA	896	A
1	AA	897	C
1	AA	898	C
1	AA	900	A
1	AA	901	A
1	AA	902	C
1	AA	906	G
1	AA	910	A
1	AA	915	C
1	AA	917	A
1	AA	932	G
1	AA	938	G
1	AA	941	A
1	AA	946	G
1	AA	959	A
1	AA	961	C
1	AA	968	G
1	AA	974	G
1	AA	974(A)	C
1	AA	975	G
1	AA	983	A
1	AA	990	A
1	AA	996	A
1	AA	1003	G
1	AA	1005	C
1	AA	1011	G
1	AA	1012	U
1	AA	1013	C
1	AA	1015	G
1	AA	1016	G
1	AA	1022	G

Continued on next page...

Continued from previous page...

Mol	Chain	Res	Type
1	AA	1023	U
1	AA	1025	G
1	AA	1026	U
1	AA	1027	A
1	AA	1033	U
1	AA	1037	G
1	AA	1045	A
1	AA	1046	A
1	AA	1047	G
1	AA	1050	A
1	AA	1056	G
1	AA	1057	A
1	AA	1060	U
1	AA	1061	U
1	AA	1062	G
1	AA	1066	U
1	AA	1067	A
1	AA	1068	G
1	AA	1070	A
1	AA	1071	G
1	AA	1073	A
1	AA	1075	C
1	AA	1076	C
1	AA	1077	A
1	AA	1078	U
1	AA	1079	C
1	AA	1083	U
1	AA	1084	A
1	AA	1085	A
1	AA	1086	A
1	AA	1087	G
1	AA	1088	A
1	AA	1089	G
1	AA	1090	U
1	AA	1092	C
1	AA	1095	A
1	AA	1096	A
1	AA	1097	U
1	AA	1105	U
1	AA	1106	G
1	AA	1110	G
1	AA	1111	A

Continued on next page...

Continued from previous page...

Mol	Chain	Res	Type
1	AA	1112	G
1	AA	1117	G
1	AA	1122	G
1	AA	1131	G
1	AA	1135	C
1	AA	1136	G
1	AA	1139	G
1	AA	1142	U
1	AA	1142(A)	A
1	AA	1148	A
1	AA	1149	G
1	AA	1151	G
1	AA	1155	A
1	AA	1176	G
1	AA	1178	C
1	AA	1179	C
1	AA	1180	C
1	AA	1195	G
1	AA	1204	A
1	AA	1205	U
1	AA	1211	U
1	AA	1220	A
1	AA	1241	A
1	AA	1244	G
1	AA	1253	A
1	AA	1256	G
1	AA	1265	A
1	AA	1271	G
1	AA	1272	A
1	AA	1273	U
1	AA	1298	C
1	AA	1300	U
1	AA	1301	A
1	AA	1312	U
1	AA	1313	U
1	AA	1314	C
1	AA	1329	U
1	AA	1344	G
1	AA	1345	C
1	AA	1349	A
1	AA	1352	U
1	AA	1359	A

Continued on next page...

Continued from previous page...

Mol	Chain	Res	Type
1	AA	1360	A
1	AA	1365	A
1	AA	1368	G
1	AA	1380	G
1	AA	1383	C
1	AA	1384	A
1	AA	1385	G
1	AA	1386	C
1	AA	1404	C
1	AA	1416	G
1	AA	1417	C
1	AA	1420	U
1	AA	1421	G
1	AA	1428	C
1	AA	1437	C
1	AA	1444(A)	A
1	AA	1449	A
1	AA	1449(A)	G
1	AA	1453	A
1	AA	1455	G
1	AA	1458	C
1	AA	1459	G
1	AA	1460	A
1	AA	1461	G
1	AA	1466	G
1	AA	1467	C
1	AA	1470	G
1	AA	1471	A
1	AA	1483	G
1	AA	1493	C
1	AA	1497	U
1	AA	1506	C
1	AA	1507	A
1	AA	1508	A
1	AA	1510	A
1	AA	1511	A
1	AA	1522	G
1	AA	1526	G
1	AA	1528	A
1	AA	1534	G
1	AA	1535	U
1	AA	1536	A

Continued on next page...

Continued from previous page...

Mol	Chain	Res	Type
1	AA	1537	C
1	AA	1540	G
1	AA	1543	A
1	AA	1545	A
1	AA	1548	C
1	AA	1554	A
1	AA	1558	A
1	AA	1559	G
1	AA	1560	G
1	AA	1569	A
1	AA	1578	U
1	AA	1579	A
1	AA	1585	C
1	AA	1586	A
1	AA	1608	A
1	AA	1609	A
1	AA	1610	A
1	AA	1617	C
1	AA	1618	A
1	AA	1639	U
1	AA	1640	C
1	AA	1648	C
1	AA	1654	A
1	AA	1674	G
1	AA	1695	G
1	AA	1698	A
1	AA	1728	G
1	AA	1729	A
1	AA	1730	U
1	AA	1731	G
1	AA	1733	G
1	AA	1735	C
1	AA	1743	G
1	AA	1750	G
1	AA	1756	G
1	AA	1762	A
1	AA	1763	G
1	AA	1764	G
1	AA	1773	A
1	AA	1780	A
1	AA	1791	A
1	AA	1798	U

Continued on next page...

Continued from previous page...

Mol	Chain	Res	Type
1	AA	1799	G
1	AA	1800	C
1	AA	1801	G
1	AA	1802	A
1	AA	1816	G
1	AA	1819	A
1	AA	1820	U
1	AA	1829	A
1	AA	1835	G
1	AA	1847	A
1	AA	1858	G
1	AA	1869	G
1	AA	1878	G
1	AA	1882	C
1	AA	1889	A
1	AA	1900	A
1	AA	1906	G
1	AA	1914	C
1	AA	1916	A
1	AA	1929	G
1	AA	1930	G
1	AA	1931	U
1	AA	1936	A
1	AA	1937	A
1	AA	1938	A
1	AA	1955	U
1	AA	1956	U
1	AA	1963	U
1	AA	1967	C
1	AA	1969	A
1	AA	1970	A
1	AA	1971	A
1	AA	1972	A
1	AA	1982	C
1	AA	1993	U
1	AA	2018	G
1	AA	2020	A
1	AA	2023	G
1	AA	2031	A
1	AA	2032	G
1	AA	2033	A
1	AA	2043	C

Continued on next page...

Continued from previous page...

Mol	Chain	Res	Type
1	AA	2051	A
1	AA	2055	C
1	AA	2056	G
1	AA	2060	A
1	AA	2061	G
1	AA	2062	A
1	AA	2069	G
1	AA	2099	U
1	AA	2110	G
1	AA	2111	C
1	AA	2112	G
1	AA	2113	U
1	AA	2114	A
1	AA	2115	G
1	AA	2116	G
1	AA	2126	A
1	AA	2128	C
1	AA	2131	G
1	AA	2132	U
1	AA	2133	G
1	AA	2146	C
1	AA	2148	G
1	AA	2151	G
1	AA	2157	G
1	AA	2158	A
1	AA	2159	G
1	AA	2165	G
1	AA	2166	G
1	AA	2168	G
1	AA	2169	A
1	AA	2173	A
1	AA	2176	A
1	AA	2190	G
1	AA	2192	G
1	AA	2198	A
1	AA	2199	A
1	AA	2210	G
1	AA	2211	G
1	AA	2212	A
1	AA	2213	U
1	AA	2215	G
1	AA	2225	A

Continued on next page...

Continued from previous page...

Mol	Chain	Res	Type
1	AA	2238	G
1	AA	2239	G
1	AA	2273	A
1	AA	2275	C
1	AA	2283	C
1	AA	2287	A
1	AA	2294	C
1	AA	2307	G
1	AA	2308	G
1	AA	2310	A
1	AA	2311	A
1	AA	2319	G
1	AA	2320	A
1	AA	2325	G
1	AA	2334	G
1	AA	2336	A
1	AA	2342	C
1	AA	2346	A
1	AA	2347	C
1	AA	2350	C
1	AA	2364	C
1	AA	2383	G
1	AA	2385	C
1	AA	2392	A
1	AA	2393	A
1	AA	2402	C
1	AA	2403	C
1	AA	2406	U
1	AA	2408	U
1	AA	2410	G
1	AA	2414	G
1	AA	2423	U
1	AA	2425	A
1	AA	2428	G
1	AA	2429	G
1	AA	2430	A
1	AA	2434	A
1	AA	2435	A
1	AA	2439	A
1	AA	2440	C
1	AA	2441	C
1	AA	2445	G

Continued on next page...

Continued from previous page...

Mol	Chain	Res	Type
1	AA	2448	A
1	AA	2468	G
1	AA	2469	A
1	AA	2470	G
1	AA	2474	C
1	AA	2475	C
1	AA	2482	G
1	AA	2494	G
1	AA	2502	G
1	AA	2505	G
1	AA	2518	A
1	AA	2525	G
1	AA	2529	G
1	AA	2554	U
1	AA	2566	A
1	AA	2567	G
1	AA	2573	C
1	AA	2582	G
1	AA	2585	U
1	AA	2601	C
1	AA	2602	A
1	AA	2603	G
1	AA	2609	U
1	AA	2611	U
1	AA	2612	C
1	AA	2613	U
1	AA	2614	A
1	AA	2615	U
1	AA	2629	A
1	AA	2636	U
1	AA	2654	A
1	AA	2665	A
1	AA	2666	C
1	AA	2673	G
1	AA	2682	U
1	AA	2683	C
1	AA	2689	U
1	AA	2690	C
1	AA	2702	U
1	AA	2703	C
1	AA	2707	G
1	AA	2712	U

Continued on next page...

Continued from previous page...

Mol	Chain	Res	Type
1	AA	2712(A)	A
1	AA	2713	A
1	AA	2714	G
1	AA	2726	U
1	AA	2733	A
1	AA	2752	C
1	AA	2757	A
1	AA	2758	A
1	AA	2765	A
1	AA	2766	G
1	AA	2778	A
1	AA	2779	U
1	AA	2789	C
1	AA	2790	A
1	AA	2791	C
1	AA	2794	C
1	AA	2795	G
1	AA	2797	U
1	AA	2799	A
1	AA	2805	G
1	AA	2807	G
1	AA	2808	U
1	AA	2818	G
1	AA	2820	A
1	AA	2821	A
1	AA	2830	G
1	AA	2833	G
1	AA	2834	G
1	AA	2835	A
1	AA	2850	A
1	AA	2851	A
1	AA	2871	C
1	AA	2872	G
1	AA	2892	A
1	AA	2894	G
1	AA	2901	C
2	AB	1	U
2	AB	7	G
2	AB	13	A
2	AB	15	A
2	AB	24	G
2	AB	32	C

Continued on next page...

Continued from previous page...

Mol	Chain	Res	Type
2	AB	38	C
2	AB	40	U
2	AB	41	U
2	AB	42	C
2	AB	50	G
2	AB	52	A
2	AB	53	A
2	AB	56	G
2	AB	73	A
2	AB	74	U
2	AB	81	G
2	AB	82	G
2	AB	89	G
2	AB	95	U
2	AB	96	G
2	AB	105	G
2	AB	109	G
2	AB	116	G
31	BA	6	G
31	BA	8	A
31	BA	9	G
31	BA	32	A
31	BA	39	G
31	BA	48	C
31	BA	49	U
31	BA	50	A
31	BA	51	A
31	BA	54	C
31	BA	61	G
31	BA	65	U
31	BA	66	G
31	BA	76	G
31	BA	81	G
31	BA	84	U
31	BA	85	U
31	BA	86	U
31	BA	87	A
31	BA	88	C
31	BA	89	U
31	BA	90	C
31	BA	91	C
31	BA	95	G

Continued on next page...

Continued from previous page...

Mol	Chain	Res	Type
31	BA	101	A
31	BA	116	A
31	BA	120	A
31	BA	121	C
31	BA	131	C
31	BA	144	G
31	BA	163	C
31	BA	172	A
31	BA	174	C
31	BA	182	U
31	BA	189	U
31	BA	190	G
31	BA	195	A
31	BA	197	A
31	BA	199	G
31	BA	201	C
31	BA	208	U
31	BA	209	U
31	BA	210	U
31	BA	216	G
31	BA	222	U
31	BA	243	A
31	BA	245	C
31	BA	247	G
31	BA	251	G
31	BA	262	A
31	BA	266	G
31	BA	267	C
31	BA	268	C
31	BA	281	G
31	BA	289	G
31	BA	321	A
31	BA	328	C
31	BA	332	G
31	BA	342	C
31	BA	345	C
31	BA	346	G
31	BA	352	C
31	BA	353	A
31	BA	354	G
31	BA	365	U
31	BA	367	U

Continued on next page...

Continued from previous page...

Mol	Chain	Res	Type
31	BA	372	C
31	BA	383	A
31	BA	384	G
31	BA	390	C
31	BA	397	A
31	BA	398	C
31	BA	406	G
31	BA	412	A
31	BA	413	G
31	BA	419	C
31	BA	421	U
31	BA	422	C
31	BA	429	U
31	BA	430	A
31	BA	439	A
31	BA	452	A
31	BA	466	C
31	BA	467	G
31	BA	485	G
31	BA	496	A
31	BA	497	U
31	BA	505	G
31	BA	509	A
31	BA	510	A
31	BA	511	C
31	BA	518	C
31	BA	527	G
31	BA	531	U
31	BA	533	A
31	BA	536	C
31	BA	545	C
31	BA	547	A
31	BA	559	A
31	BA	561	U
31	BA	564	C
31	BA	572	A
31	BA	573	A
31	BA	576	G
31	BA	577	G
31	BA	579	G
31	BA	596	C
31	BA	619	U

Continued on next page...

Continued from previous page...

Mol	Chain	Res	Type
31	BA	623	C
31	BA	630	G
31	BA	631	G
31	BA	632	A
31	BA	633	G
31	BA	639	G
31	BA	642	A
31	BA	646	U
31	BA	653	A
31	BA	665	A
31	BA	666	G
31	BA	687	A
31	BA	688	G
31	BA	704	A
31	BA	720	C
31	BA	723	U
31	BA	724	G
31	BA	731	G
31	BA	748	C
31	BA	749	C
31	BA	755	G
31	BA	777	A
31	BA	792	A
31	BA	793	U
31	BA	794	A
31	BA	802	A
31	BA	813	U
31	BA	815	A
31	BA	817	C
31	BA	828	A
31	BA	841	U
31	BA	842	C
31	BA	843	U
31	BA	848	C
31	BA	859	A
31	BA	864	A
31	BA	871	U
31	BA	872	A
31	BA	884	U
31	BA	891	U
31	BA	902	G
31	BA	914	A

Continued on next page...

Continued from previous page...

Mol	Chain	Res	Type
31	BA	926	G
31	BA	927	G
31	BA	934	C
31	BA	936	C
31	BA	941	G
31	BA	960	U
31	BA	969	A
31	BA	971	G
31	BA	972	C
31	BA	974	A
31	BA	975	A
31	BA	976	G
31	BA	977	A
31	BA	983	A
31	BA	991	U
31	BA	992	U
31	BA	993	G
31	BA	1002	G
31	BA	1004	A
31	BA	1006	C
31	BA	1009	G
31	BA	1020	U
31	BA	1021	G
31	BA	1024	G
31	BA	1025	U
31	BA	1026	G
31	BA	1028	C
31	BA	1029	G
31	BA	1032(A)	G
31	BA	1036	G
31	BA	1038	C
31	BA	1040	U
31	BA	1042	G
31	BA	1054	C
31	BA	1055	A
31	BA	1064	G
31	BA	1065	U
31	BA	1066	C
31	BA	1067	A
31	BA	1081	G
31	BA	1094	G
31	BA	1095	U

Continued on next page...

Continued from previous page...

Mol	Chain	Res	Type
31	BA	1101	A
31	BA	1103	C
31	BA	1123	A
31	BA	1124	G
31	BA	1125	U
31	BA	1126	U
31	BA	1127	G
31	BA	1129	C
31	BA	1130	A
31	BA	1131	G
31	BA	1132	C
31	BA	1136	U
31	BA	1137	C
31	BA	1138	G
31	BA	1139	G
31	BA	1146	A
31	BA	1151	A
31	BA	1152	A
31	BA	1157	A
31	BA	1158	C
31	BA	1159	U
31	BA	1160	G
31	BA	1170	A
31	BA	1177	G
31	BA	1178	G
31	BA	1179	A
31	BA	1181	G
31	BA	1182	G
31	BA	1183	A
31	BA	1196	U
31	BA	1197	G
31	BA	1201	A
31	BA	1212	U
31	BA	1213	A
31	BA	1225	A
31	BA	1227	A
31	BA	1238	A
31	BA	1240	U
31	BA	1241	G
31	BA	1256	A
31	BA	1257	U
31	BA	1258	G

Continued on next page...

Continued from previous page...

Mol	Chain	Res	Type
31	BA	1270	C
31	BA	1273	G
31	BA	1278	U
31	BA	1279	A
31	BA	1280	A
31	BA	1282	C
31	BA	1286	A
31	BA	1287	A
31	BA	1288	A
31	BA	1290	G
31	BA	1291	G
31	BA	1300	G
31	BA	1302	U
31	BA	1303	C
31	BA	1305	G
31	BA	1306	A
31	BA	1317	C
31	BA	1319	A
31	BA	1320	C
31	BA	1322	C
31	BA	1331	G
31	BA	1333	A
31	BA	1334	G
31	BA	1336	C
31	BA	1338	G
31	BA	1346	A
31	BA	1347	G
31	BA	1350	A
31	BA	1353	G
31	BA	1363	A
31	BA	1370	G
31	BA	1373	G
31	BA	1377	A
31	BA	1378	C
31	BA	1397	C
31	BA	1401	G
31	BA	1419	G
31	BA	1442	G
31	BA	1443	G
31	BA	1446	A
31	BA	1447	G
31	BA	1452	C

Continued on next page...

Continued from previous page...

Mol	Chain	Res	Type
31	BA	1453	G
31	BA	1454	G
31	BA	1487	G
31	BA	1492	A
31	BA	1494	G
31	BA	1497	G
31	BA	1499	A
31	BA	1502	A
31	BA	1504	G
31	BA	1505	G
31	BA	1506	U
31	BA	1517	G
31	BA	1529	G
31	BA	1530	G
31	BA	1531	A
52	BB	2	C
52	BB	8	U
52	BB	9	G
52	BB	13	G
52	BB	16	U
52	BB	17	U
52	BB	18	G
52	BB	19	G
52	BB	20	U
52	BB	21	A
52	BB	22	G
52	BB	23	A
52	BB	24	C
52	BB	26	C
52	BB	46	G
52	BB	48	C
52	BB	49	C
52	BB	50	A
52	BB	54	G
52	BB	55	G
52	BB	56	G
52	BB	58	U
52	BB	71	U
52	BB	74	C
52	BB	77	C
52	BB	87	A
53	BC	2	G

Continued on next page...

Continued from previous page...

Mol	Chain	Res	Type
53	BC	9	G
53	BC	14	A
53	BC	16	C
53	BC	18	C
53	BC	19	G
53	BC	20	G
53	BC	21	U
53	BC	22	A
53	BC	32	G
53	BC	48	U
53	BC	49	C
53	BD	6	G
53	BD	8	U
53	BD	9	G
53	BD	10	G
53	BD	13	C
53	BD	14	A
53	BD	17	C
53	BD	19	G
53	BD	20	G
53	BD	21	U
53	BD	22	A
53	BD	23	G
53	BD	24	C
53	BD	40	C
53	BD	45	A
53	BD	46	G
53	BD	49	C
53	BD	54	G
53	BD	58	A
53	BD	59	A
53	BD	62	C
53	BD	65	G
53	BD	68	C
53	BD	74	A
53	BD	77	A
54	B1	14	U
54	B1	19	C
31	CA	9	G
31	CA	22	G
31	CA	32	A
31	CA	39	G

Continued on next page...

Continued from previous page...

Mol	Chain	Res	Type
31	CA	47	C
31	CA	48	C
31	CA	51	A
31	CA	54	C
31	CA	65	U
31	CA	66	G
31	CA	76	G
31	CA	78	G
31	CA	81	G
31	CA	84	U
31	CA	85	U
31	CA	86	U
31	CA	87	A
31	CA	90	C
31	CA	91	C
31	CA	95	G
31	CA	101	A
31	CA	108	G
31	CA	116	A
31	CA	121	C
31	CA	131	C
31	CA	163	C
31	CA	169	C
31	CA	174	C
31	CA	182	U
31	CA	188	U
31	CA	189	U
31	CA	190	G
31	CA	191(A)	G
31	CA	191(D)	U
31	CA	195	A
31	CA	197	A
31	CA	198	G
31	CA	208	U
31	CA	209	U
31	CA	210	U
31	CA	216	G
31	CA	231	G
31	CA	244	U
31	CA	247	G
31	CA	251	G
31	CA	252	U

Continued on next page...

Continued from previous page...

Mol	Chain	Res	Type
31	CA	266	G
31	CA	267	C
31	CA	268	C
31	CA	279	A
31	CA	280	C
31	CA	281	G
31	CA	289	G
31	CA	321	A
31	CA	328	C
31	CA	329	A
31	CA	332	G
31	CA	340	U
31	CA	345	C
31	CA	346	G
31	CA	347	G
31	CA	350	G
31	CA	351	G
31	CA	352	C
31	CA	353	A
31	CA	354	G
31	CA	356	A
31	CA	367	U
31	CA	372	C
31	CA	373	A
31	CA	384	G
31	CA	397	A
31	CA	398	C
31	CA	406	G
31	CA	411	A
31	CA	412	A
31	CA	413	G
31	CA	422	C
31	CA	423	G
31	CA	429	U
31	CA	439	A
31	CA	442	C
31	CA	445	G
31	CA	451	A
31	CA	452	A
31	CA	466	C
31	CA	467	G
31	CA	478	A

Continued on next page...

Continued from previous page...

Mol	Chain	Res	Type
31	CA	482	A
31	CA	484	G
31	CA	485	G
31	CA	486	U
31	CA	496	A
31	CA	497	U
31	CA	505	G
31	CA	509	A
31	CA	510	A
31	CA	511	C
31	CA	518	C
31	CA	519	C
31	CA	527	G
31	CA	530	G
31	CA	531	U
31	CA	532	A
31	CA	533	A
31	CA	535	A
31	CA	536	C
31	CA	547	A
31	CA	559	A
31	CA	561	U
31	CA	562	C
31	CA	572	A
31	CA	573	A
31	CA	576	G
31	CA	577	G
31	CA	607	A
31	CA	618	C
31	CA	630	G
31	CA	632	A
31	CA	633	G
31	CA	651	C
31	CA	653	A
31	CA	656	C
31	CA	665	A
31	CA	687	A
31	CA	688	G
31	CA	702	A
31	CA	703	G
31	CA	704	A
31	CA	721	G

Continued on next page...

Continued from previous page...

Mol	Chain	Res	Type
31	CA	722	A
31	CA	723	U
31	CA	724	G
31	CA	731	G
31	CA	734	G
31	CA	749	C
31	CA	755	G
31	CA	773	G
31	CA	777	A
31	CA	778	G
31	CA	787	A
31	CA	792	A
31	CA	793	U
31	CA	794	A
31	CA	801	U
31	CA	802	A
31	CA	812	C
31	CA	813	U
31	CA	817	C
31	CA	819	A
31	CA	821	G
31	CA	828	A
31	CA	841	U
31	CA	842	C
31	CA	843	U
31	CA	848	C
31	CA	859	A
31	CA	870	U
31	CA	874	G
31	CA	885	G
31	CA	913	A
31	CA	914	A
31	CA	922	G
31	CA	926	G
31	CA	927	G
31	CA	934	C
31	CA	935	A
31	CA	958	A
31	CA	960	U
31	CA	961	U
31	CA	968	A
31	CA	969	A

Continued on next page...

Continued from previous page...

Mol	Chain	Res	Type
31	CA	972	C
31	CA	974	A
31	CA	976	G
31	CA	977	A
31	CA	978	A
31	CA	980	C
31	CA	989	C
31	CA	991	U
31	CA	992	U
31	CA	993	G
31	CA	994	A
31	CA	1004	A
31	CA	1006	C
31	CA	1009	G
31	CA	1016	A
31	CA	1022	G
31	CA	1024	G
31	CA	1025	U
31	CA	1026	G
31	CA	1028	C
31	CA	1029	G
31	CA	1030	C
31	CA	1031	G
31	CA	1032(A)	G
31	CA	1032(B)	G
31	CA	1033	G
31	CA	1036	G
31	CA	1037	C
31	CA	1040	U
31	CA	1042	G
31	CA	1046	A
31	CA	1052	U
31	CA	1053	G
31	CA	1054	C
31	CA	1055	A
31	CA	1066	C
31	CA	1067	A
31	CA	1081	G
31	CA	1086	U
31	CA	1087	G
31	CA	1092	A
31	CA	1094	G

Continued on next page...

Continued from previous page...

Mol	Chain	Res	Type
31	CA	1095	U
31	CA	1101	A
31	CA	1118	C
31	CA	1124	G
31	CA	1125	U
31	CA	1127	G
31	CA	1128	C
31	CA	1129	C
31	CA	1130	A
31	CA	1131	G
31	CA	1133	G
31	CA	1136	U
31	CA	1137	C
31	CA	1138	G
31	CA	1139	G
31	CA	1145	C
31	CA	1146	A
31	CA	1147	C
31	CA	1157	A
31	CA	1159	U
31	CA	1160	G
31	CA	1178	G
31	CA	1179	A
31	CA	1181	G
31	CA	1182	G
31	CA	1183	A
31	CA	1184	G
31	CA	1185	G
31	CA	1196	U
31	CA	1197	G
31	CA	1200	C
31	CA	1201	A
31	CA	1202	G
31	CA	1212	U
31	CA	1213	A
31	CA	1220	G
31	CA	1225	A
31	CA	1227	A
31	CA	1238	A
31	CA	1240	U
31	CA	1241	G
31	CA	1256	A

Continued on next page...

Continued from previous page...

Mol	Chain	Res	Type
31	CA	1257	U
31	CA	1258	G
31	CA	1260	C
31	CA	1269	A
31	CA	1270	C
31	CA	1278	U
31	CA	1279	A
31	CA	1280	A
31	CA	1286	A
31	CA	1287	A
31	CA	1288	A
31	CA	1297	C
31	CA	1298	C
31	CA	1299	A
31	CA	1300	G
31	CA	1301	U
31	CA	1302	U
31	CA	1303	C
31	CA	1305	G
31	CA	1306	A
31	CA	1317	C
31	CA	1320	C
31	CA	1322	C
31	CA	1323	G
31	CA	1331	G
31	CA	1335	C
31	CA	1336	C
31	CA	1338	G
31	CA	1346	A
31	CA	1347	G
31	CA	1353	G
31	CA	1363	A
31	CA	1368	G
31	CA	1370	G
31	CA	1397	C
31	CA	1398	A
31	CA	1404	C
31	CA	1419	G
31	CA	1442	G
31	CA	1443	G
31	CA	1446	A
31	CA	1447	G

Continued on next page...

Continued from previous page...

Mol	Chain	Res	Type
31	CA	1450	U
31	CA	1451	A
31	CA	1453	G
31	CA	1487	G
31	CA	1492	A
31	CA	1494	G
31	CA	1497	G
31	CA	1499	A
31	CA	1504	G
31	CA	1506	U
31	CA	1507	A
31	CA	1517	G
31	CA	1519	A
31	CA	1520	G
31	CA	1529	G
31	CA	1530	G
31	CA	1531	A
52	CB	2	C
52	CB	7	G
52	CB	8	U
52	CB	9	G
52	CB	14	A
52	CB	17	U
52	CB	18	G
52	CB	19	G
52	CB	20	U
52	CB	21	A
52	CB	22	G
52	CB	23	A
52	CB	24	C
52	CB	26	C
52	CB	27	G
52	CB	45	U
52	CB	46	G
52	CB	48	C
52	CB	49	C
52	CB	51	A
52	CB	52	U
52	CB	56	G
52	CB	58	U
52	CB	70	G
52	CB	71	U

Continued on next page...

Continued from previous page...

Mol	Chain	Res	Type
52	CB	72	C
52	CB	74	C
52	CB	85	C
52	CB	86	C
52	CB	87	A
53	CC	2	G
53	CC	8	U
53	CC	9	G
53	CC	16	C
53	CC	17	C
53	CC	18	C
53	CC	19	G
53	CC	20	G
53	CC	21	U
53	CC	22	A
53	CC	32	G
53	CC	48	U
53	CC	49	C
53	CC	50	G
53	CD	9	G
53	CD	10	G
53	CD	14	A
53	CD	15	G
53	CD	16	C
53	CD	17	C
53	CD	19	G
53	CD	21	U
53	CD	23	G
53	CD	24	C
53	CD	40	C
53	CD	48	U
53	CD	49	C
53	CD	59	A
53	CD	62	C
53	CD	70	C
54	C1	14	U
54	C1	19	C
1	DA	10	G
1	DA	34	C
1	DA	46	C
1	DA	49	A
1	DA	50	U

Continued on next page...

Continued from previous page...

Mol	Chain	Res	Type
1	DA	54	G
1	DA	55	G
1	DA	58	G
1	DA	69	C
1	DA	71	A
1	DA	72	U
1	DA	74	A
1	DA	75	G
1	DA	90	U
1	DA	91	A
1	DA	95	G
1	DA	102	G
1	DA	118	A
1	DA	119	A
1	DA	120	U
1	DA	129	C
1	DA	138	G
1	DA	148	C
1	DA	154	G
1	DA	155	C
1	DA	173	G
1	DA	174	C
1	DA	175	G
1	DA	196	A
1	DA	199	A
1	DA	205	G
1	DA	206	U
1	DA	214	G
1	DA	215	G
1	DA	216	A
1	DA	222	A
1	DA	225	A
1	DA	228	A
1	DA	229	A
1	DA	233	A
1	DA	248	G
1	DA	249	C
1	DA	250	G
1	DA	252	G
1	DA	270(K)	C
1	DA	270(L)	U
1	DA	270(M)	U

Continued on next page...

Continued from previous page...

Mol	Chain	Res	Type
1	DA	270(N)	G
1	DA	270(O)	U
1	DA	271(C)	U
1	DA	271	G
1	DA	273(D)	C
1	DA	274	G
1	DA	275	G
1	DA	276	A
1	DA	278	A
1	DA	279	C
1	DA	287	C
1	DA	289	A
1	DA	311	A
1	DA	324	A
1	DA	329	G
1	DA	330	A
1	DA	331	A
1	DA	332	A
1	DA	342	G
1	DA	352	G
1	DA	354	G
1	DA	356	G
1	DA	363	G
1	DA	363(E)	U
1	DA	363(F)	A
1	DA	385	C
1	DA	386	G
1	DA	394	A
1	DA	395	U
1	DA	405	U
1	DA	406	G
1	DA	411	G
1	DA	412	A
1	DA	428	A
1	DA	443	A
1	DA	444	C
1	DA	448	U
1	DA	454	A
1	DA	455	C
1	DA	457	A
1	DA	459	U
1	DA	470	A

Continued on next page...

Continued from previous page...

Mol	Chain	Res	Type
1	DA	471	A
1	DA	481	G
1	DA	482	A
1	DA	501	A
1	DA	504	U
1	DA	505	A
1	DA	509	C
1	DA	512	G
1	DA	529	A
1	DA	530	G
1	DA	531	C
1	DA	532	A
1	DA	533	G
1	DA	543	C
1	DA	547	A
1	DA	556	G
1	DA	563	G
1	DA	573	G
1	DA	575	A
1	DA	586	A
1	DA	593	G
1	DA	603	A
1	DA	607	U
1	DA	614	U
1	DA	617	G
1	DA	619	G
1	DA	621	A
1	DA	622	G
1	DA	627	A
1	DA	637	A
1	DA	645	C
1	DA	646	A
1	DA	647	G
1	DA	651	G
1	DA	654	A
1	DA	654(A)	A
1	DA	654(G)	C
1	DA	654(I)	C
1	DA	654(K)	C
1	DA	654(L)	G
1	DA	654(N)	G
1	DA	654(R)	C

Continued on next page...

Continued from previous page...

Mol	Chain	Res	Type
1	DA	654(T)	A
1	DA	669	G
1	DA	670	A
1	DA	676	A
1	DA	686	G
1	DA	706	A
1	DA	707	G
1	DA	708	C
1	DA	717	G
1	DA	730	C
1	DA	753	C
1	DA	758	C
1	DA	765	G
1	DA	776	G
1	DA	779	U
1	DA	782	A
1	DA	784	A
1	DA	785	G
1	DA	789	A
1	DA	792	G
1	DA	793	A
1	DA	805	G
1	DA	812	C
1	DA	819	A
1	DA	827	U
1	DA	828	U
1	DA	832	G
1	DA	845	G
1	DA	846	C
1	DA	857	C
1	DA	859	G
1	DA	869	G
1	DA	878	A
1	DA	880	G
1	DA	881	G
1	DA	882	G
1	DA	885	C
1	DA	887	A
1	DA	888	C
1	DA	889	C
1	DA	890	A
1	DA	894	C

Continued on next page...

Continued from previous page...

Mol	Chain	Res	Type
1	DA	896	A
1	DA	897	C
1	DA	899	A
1	DA	900	A
1	DA	901	A
1	DA	906	G
1	DA	910	A
1	DA	914	C
1	DA	917	A
1	DA	932	G
1	DA	933	A
1	DA	934	G
1	DA	938	G
1	DA	941	A
1	DA	945	A
1	DA	946	G
1	DA	960	A
1	DA	961	C
1	DA	974	G
1	DA	983	A
1	DA	990	A
1	DA	991	C
1	DA	996	A
1	DA	999	U
1	DA	1005	C
1	DA	1012	U
1	DA	1013	C
1	DA	1016	G
1	DA	1022	G
1	DA	1023	U
1	DA	1025	G
1	DA	1026	U
1	DA	1033	U
1	DA	1039	G
1	DA	1044	G
1	DA	1045	A
1	DA	1048	A
1	DA	1054	A
1	DA	1060	U
1	DA	1061	U
1	DA	1062	G
1	DA	1064	C

Continued on next page...

Continued from previous page...

Mol	Chain	Res	Type
1	DA	1067	A
1	DA	1070	A
1	DA	1071	G
1	DA	1072	C
1	DA	1073	A
1	DA	1076	C
1	DA	1083	U
1	DA	1085	A
1	DA	1086	A
1	DA	1087	G
1	DA	1088	A
1	DA	1090	U
1	DA	1095	A
1	DA	1096	A
1	DA	1098	A
1	DA	1099	G
1	DA	1105	U
1	DA	1111	A
1	DA	1112	G
1	DA	1115	G
1	DA	1122	G
1	DA	1129	A
1	DA	1130	U
1	DA	1135	C
1	DA	1136	G
1	DA	1139	G
1	DA	1142(A)	A
1	DA	1143	A
1	DA	1144	G
1	DA	1160	G
1	DA	1171	G
1	DA	1173	G
1	DA	1174	A
1	DA	1175	U
1	DA	1176	G
1	DA	1177	A
1	DA	1178	C
1	DA	1183	G
1	DA	1204	A
1	DA	1205	U
1	DA	1210	A
1	DA	1211	U

Continued on next page...

Continued from previous page...

Mol	Chain	Res	Type
1	DA	1212	G
1	DA	1220	A
1	DA	1246	A
1	DA	1247	A
1	DA	1248	G
1	DA	1253	A
1	DA	1255	U
1	DA	1256	G
1	DA	1271	G
1	DA	1272	A
1	DA	1273	U
1	DA	1284	A
1	DA	1298	C
1	DA	1300	U
1	DA	1301	A
1	DA	1313	U
1	DA	1314	C
1	DA	1319	G
1	DA	1325	G
1	DA	1329	U
1	DA	1332	G
1	DA	1345	C
1	DA	1349	A
1	DA	1352	U
1	DA	1359	A
1	DA	1360	A
1	DA	1365	A
1	DA	1368	G
1	DA	1379	A
1	DA	1384	A
1	DA	1385	G
1	DA	1389	G
1	DA	1391	U
1	DA	1406	U
1	DA	1407	C
1	DA	1416	G
1	DA	1417	C
1	DA	1419	A
1	DA	1420	U
1	DA	1421	G
1	DA	1428	C
1	DA	1437	C

Continued on next page...

Continued from previous page...

Mol	Chain	Res	Type
1	DA	1443	G
1	DA	1444(A)	A
1	DA	1449	A
1	DA	1449(A)	G
1	DA	1455	G
1	DA	1458	C
1	DA	1460	A
1	DA	1461	G
1	DA	1467	C
1	DA	1471	A
1	DA	1475	G
1	DA	1483	G
1	DA	1488	G
1	DA	1490	A
1	DA	1493	C
1	DA	1508	A
1	DA	1509	C
1	DA	1510	A
1	DA	1515	C
1	DA	1522	G
1	DA	1534	G
1	DA	1535	U
1	DA	1536	A
1	DA	1537	C
1	DA	1543	A
1	DA	1558	A
1	DA	1559	G
1	DA	1560	G
1	DA	1569	A
1	DA	1578	U
1	DA	1580	A
1	DA	1586	A
1	DA	1587	A
1	DA	1588	C
1	DA	1598	C
1	DA	1608	A
1	DA	1609	A
1	DA	1610	A
1	DA	1616	A
1	DA	1625	C
1	DA	1635	G
1	DA	1648	C

Continued on next page...

Continued from previous page...

Mol	Chain	Res	Type
1	DA	1654	A
1	DA	1674	G
1	DA	1675	C
1	DA	1678	G
1	DA	1696	G
1	DA	1700	A
1	DA	1701	A
1	DA	1725	G
1	DA	1728	G
1	DA	1729	A
1	DA	1731	G
1	DA	1743	G
1	DA	1756	G
1	DA	1758	G
1	DA	1761	C
1	DA	1762	A
1	DA	1763	G
1	DA	1764	G
1	DA	1773	A
1	DA	1780	A
1	DA	1781	C
1	DA	1787	A
1	DA	1791	A
1	DA	1800	C
1	DA	1801	G
1	DA	1802	A
1	DA	1812	A
1	DA	1816	G
1	DA	1820	U
1	DA	1828	G
1	DA	1829	A
1	DA	1834	U
1	DA	1835	G
1	DA	1839	G
1	DA	1847	A
1	DA	1858	G
1	DA	1869	G
1	DA	1878	G
1	DA	1888	G
1	DA	1889	A
1	DA	1900	A
1	DA	1906	G

Continued on next page...

Continued from previous page...

Mol	Chain	Res	Type
1	DA	1909	C
1	DA	1916	A
1	DA	1917	U
1	DA	1929	G
1	DA	1930	G
1	DA	1936	A
1	DA	1938	A
1	DA	1955	U
1	DA	1956	U
1	DA	1963	U
1	DA	1967	C
1	DA	1970	A
1	DA	1971	A
1	DA	1972	A
1	DA	1993	U
1	DA	1994	C
1	DA	2023	G
1	DA	2031	A
1	DA	2032	G
1	DA	2033	A
1	DA	2036	C
1	DA	2039	C
1	DA	2043	C
1	DA	2055	C
1	DA	2056	G
1	DA	2059	A
1	DA	2060	A
1	DA	2061	G
1	DA	2062	A
1	DA	2063	C
1	DA	2069	G
1	DA	2082	A
1	DA	2099	U
1	DA	2100	G
1	DA	2107	C
1	DA	2108	C
1	DA	2111	C
1	DA	2113	U
1	DA	2114	A
1	DA	2115	G
1	DA	2116	G
1	DA	2118	U

Continued on next page...

Continued from previous page...

Mol	Chain	Res	Type
1	DA	2119	A
1	DA	2120	G
1	DA	2123	G
1	DA	2126	A
1	DA	2127	G
1	DA	2128	C
1	DA	2130	U
1	DA	2131	G
1	DA	2132	U
1	DA	2133	G
1	DA	2135	A
1	DA	2136	C
1	DA	2145	C
1	DA	2146	C
1	DA	2147	G
1	DA	2148	G
1	DA	2158	A
1	DA	2164	C
1	DA	2166	G
1	DA	2167	U
1	DA	2168	G
1	DA	2169	A
1	DA	2170	A
1	DA	2171	A
1	DA	2172	U
1	DA	2173	A
1	DA	2174	C
1	DA	2189	U
1	DA	2190	G
1	DA	2192	G
1	DA	2193	G
1	DA	2198	A
1	DA	2210	G
1	DA	2211	G
1	DA	2212	A
1	DA	2213	U
1	DA	2215	G
1	DA	2225	A
1	DA	2226	C
1	DA	2238	G
1	DA	2239	G
1	DA	2245	U

Continued on next page...

Continued from previous page...

Mol	Chain	Res	Type
1	DA	2246	G
1	DA	2272	U
1	DA	2273	A
1	DA	2275	C
1	DA	2276	G
1	DA	2278	A
1	DA	2283	C
1	DA	2287	A
1	DA	2297	C
1	DA	2298	A
1	DA	2307	G
1	DA	2308	G
1	DA	2309	A
1	DA	2312	U
1	DA	2316	C
1	DA	2319	G
1	DA	2321	G
1	DA	2325	G
1	DA	2335	A
1	DA	2336	A
1	DA	2342	C
1	DA	2343	C
1	DA	2346	A
1	DA	2347	C
1	DA	2350	C
1	DA	2383	G
1	DA	2385	C
1	DA	2387	U
1	DA	2388	A
1	DA	2392	A
1	DA	2394	C
1	DA	2402	C
1	DA	2403	C
1	DA	2406	U
1	DA	2410	G
1	DA	2411	A
1	DA	2414	G
1	DA	2422	A
1	DA	2423	U
1	DA	2425	A
1	DA	2428	G
1	DA	2429	G

Continued on next page...

Continued from previous page...

Mol	Chain	Res	Type
1	DA	2430	A
1	DA	2431	U
1	DA	2434	A
1	DA	2435	A
1	DA	2439	A
1	DA	2440	C
1	DA	2441	C
1	DA	2446	G
1	DA	2448	A
1	DA	2467	C
1	DA	2468	G
1	DA	2469	A
1	DA	2472	G
1	DA	2476	A
1	DA	2482	G
1	DA	2484	G
1	DA	2502	G
1	DA	2505	G
1	DA	2506	U
1	DA	2518	A
1	DA	2523	G
1	DA	2525	G
1	DA	2529	G
1	DA	2532	G
1	DA	2543	G
1	DA	2554	U
1	DA	2566	A
1	DA	2567	G
1	DA	2569	G
1	DA	2570	G
1	DA	2572	A
1	DA	2573	C
1	DA	2574	G
1	DA	2585	U
1	DA	2601	C
1	DA	2602	A
1	DA	2603	G
1	DA	2609	U
1	DA	2611	U
1	DA	2612	C
1	DA	2615	U
1	DA	2621	A

Continued on next page...

Continued from previous page...

Mol	Chain	Res	Type
1	DA	2629	A
1	DA	2630	G
1	DA	2636	U
1	DA	2665	A
1	DA	2673	G
1	DA	2689	U
1	DA	2690	C
1	DA	2691	C
1	DA	2707	G
1	DA	2712(A)	A
1	DA	2713	A
1	DA	2714	G
1	DA	2726	U
1	DA	2733	A
1	DA	2748	A
1	DA	2750	A
1	DA	2751	G
1	DA	2752	C
1	DA	2754	U
1	DA	2758	A
1	DA	2761	G
1	DA	2762	G
1	DA	2764	A
1	DA	2765	A
1	DA	2769	C
1	DA	2777	G
1	DA	2778	A
1	DA	2779	U
1	DA	2780	G
1	DA	2790	A
1	DA	2791	C
1	DA	2797	U
1	DA	2798	C
1	DA	2799	A
1	DA	2807	G
1	DA	2818	G
1	DA	2820	A
1	DA	2821	A
1	DA	2833	G
1	DA	2834	G
1	DA	2835	A
1	DA	2845	G

Continued on next page...

Continued from previous page...

Mol	Chain	Res	Type
1	DA	2860	A
1	DA	2872	G
1	DA	2873	A
1	DA	2880	C
1	DA	2892	A
1	DA	2894	G
1	DA	2896	C
1	DA	2897	U
2	DB	0	A
2	DB	3	C
2	DB	8	U
2	DB	9	G
2	DB	13	A
2	DB	15	A
2	DB	16	G
2	DB	25	A
2	DB	26	A
2	DB	30	C
2	DB	32	C
2	DB	40	U
2	DB	41	U
2	DB	42	C
2	DB	44	G
2	DB	45	A
2	DB	46	A
2	DB	47	C
2	DB	73	A
2	DB	75	G
2	DB	81	G
2	DB	82	G
2	DB	88	C
2	DB	89	G
2	DB	89(A)	A
2	DB	90	C
2	DB	109	G
2	DB	112	G

All (192) RNA pucker outliers are listed below:

Mol	Chain	Res	Type
1	AA	74	A
1	AA	196	A

Continued on next page...

Continued from previous page...

Mol	Chain	Res	Type
1	AA	222	A
1	AA	229	A
1	AA	270(M)	U
1	AA	271(B)	G
1	AA	271(C)	U
1	AA	404	C
1	AA	587	C
1	AA	654(S)	G
1	AA	752	A
1	AA	880	G
1	AA	974(A)	C
1	AA	1022	G
1	AA	1026	U
1	AA	1060	U
1	AA	1069	A
1	AA	1085	A
1	AA	1130	U
1	AA	1175	U
1	AA	1178	C
1	AA	1210	A
1	AA	1312	U
1	AA	1379	A
1	AA	1416	G
1	AA	1427	A
1	AA	1558	A
1	AA	1608	A
1	AA	1653	G
1	AA	1694	C
1	AA	1799	G
1	AA	1819	A
1	AA	1899	G
1	AA	1937	A
1	AA	1955	U
1	AA	1992	G
1	AA	2157	G
1	AA	2211	G
1	AA	2318	G
1	AA	2346	A
1	AA	2402	C
1	AA	2422	A
1	AA	2439	A
1	AA	2481	G

Continued on next page...

Continued from previous page...

Mol	Chain	Res	Type
1	AA	2566	A
1	AA	2610	C
1	AA	2613	U
1	AA	2681	C
1	AA	2689	U
1	AA	2751	G
1	AA	2756	U
31	BA	5	U
31	BA	31	G
31	BA	49	U
31	BA	50	A
31	BA	115	G
31	BA	119	A
31	BA	181	G
31	BA	244	U
31	BA	266	G
31	BA	389	A
31	BA	412	A
31	BA	429	U
31	BA	484	G
31	BA	509	A
31	BA	560	U
31	BA	687	A
31	BA	703	G
31	BA	748	C
31	BA	812	C
31	BA	871	U
31	BA	913	A
31	BA	974	A
31	BA	992	U
31	BA	1025	U
31	BA	1027	C
31	BA	1065	U
31	BA	1178	G
31	BA	1279	A
31	BA	1285	A
31	BA	1498	U
31	BA	1503	A
31	BA	1504	G
52	BB	18	G
52	BB	19	G
52	BB	20	U

Continued on next page...

Continued from previous page...

Mol	Chain	Res	Type
52	BB	23	A
53	BC	1	C
53	BC	19	G
53	BC	48	U
53	BD	13	C
53	BD	18	C
31	CA	31	G
31	CA	89	U
31	CA	115	G
31	CA	197	A
31	CA	201	C
31	CA	209	U
31	CA	243	A
31	CA	250	A
31	CA	251	G
31	CA	266	G
31	CA	328	C
31	CA	345	C
31	CA	412	A
31	CA	485	G
31	CA	509	A
31	CA	560	U
31	CA	632	A
31	CA	687	A
31	CA	748	C
31	CA	812	C
31	CA	913	A
31	CA	991	U
31	CA	992	U
31	CA	993	G
31	CA	1025	U
31	CA	1053	G
31	CA	1126	U
31	CA	1128	C
31	CA	1177	G
31	CA	1183	A
31	CA	1196	U
31	CA	1285	A
31	CA	1297	C
31	CA	1300	G
31	CA	1301	U
31	CA	1305	G

Continued on next page...

Continued from previous page...

Mol	Chain	Res	Type
31	CA	1330	U
31	CA	1346	A
31	CA	1442	G
31	CA	1449	C
31	CA	1498	U
31	CA	1503	A
52	CB	21	A
52	CB	23	A
52	CB	48	C
53	CC	19	G
53	CC	20	G
53	CC	48	U
53	CD	13	C
53	CD	48	U
1	DA	49	A
1	DA	71	A
1	DA	128	C
1	DA	196	A
1	DA	204	A
1	DA	205	G
1	DA	278	A
1	DA	653	A
1	DA	654(S)	G
1	DA	669	G
1	DA	752	A
1	DA	856	C
1	DA	877	U
1	DA	886	C
1	DA	888	C
1	DA	893	C
1	DA	945	A
1	DA	1022	G
1	DA	1085	A
1	DA	1089	G
1	DA	1171	G
1	DA	1210	A
1	DA	1300	U
1	DA	1420	U
1	DA	1427	A
1	DA	1460	A
1	DA	1558	A
1	DA	1653	G

Continued on next page...

Continued from previous page...

Mol	Chain	Res	Type
1	DA	1819	A
1	DA	1955	U
1	DA	1992	G
1	DA	2126	A
1	DA	2135	A
1	DA	2166	G
1	DA	2191	G
1	DA	2210	G
1	DA	2211	G
1	DA	2225	A
1	DA	2275	C
1	DA	2282	G
1	DA	2422	A
1	DA	2439	A
1	DA	2447	G
1	DA	2602	A
1	DA	2610	C
1	DA	2689	U
1	DA	2776	A
1	DA	2790	A
1	DA	2859	G
1	DA	2893	G

5.4 Non-standard residues in protein, DNA, RNA chains ⓘ

There are no non-standard protein/DNA/RNA residues in this entry.

5.5 Carbohydrates ⓘ

There are no carbohydrates in this entry.

5.6 Ligand geometry ⓘ

Of 1720 ligands modelled in this entry, 1720 are monoatomic - leaving 0 for Mogul analysis.

There are no bond length outliers.

There are no bond angle outliers.

There are no chirality outliers.

There are no torsion outliers.

There are no ring outliers.

5.7 Other polymers ⓘ

There are no such residues in this entry.

5.8 Polymer linkage issues

There are no chain breaks in this entry.

6 Fit of model and data ⓘ

6.1 Protein, DNA and RNA chains ⓘ

In the following table, the column labelled ‘#RSRZ> 2’ contains the number (and percentage) of RSRZ outliers, followed by percent RSRZ outliers for the chain as percentile scores relative to all X-ray entries and entries of similar resolution. The OWAB column contains the minimum, median, 95th percentile and maximum values of the occupancy-weighted average B-factor per residue. The column labelled ‘Q< 0.9’ lists the number of (and percentage) of residues with an average occupancy less than 0.9.

Mol	Chain	Analysed	<RSRZ>	#RSRZ>2			OWAB(Å ²)	Q<0.9
1	AA	2912/2912 (100%)	0.03	32 (1%)	77	22	38, 71, 209, 243	0
1	DA	2907/2912 (99%)	0.08	62 (2%)	60	11	49, 82, 229, 246	0
2	AB	122/122 (100%)	-0.27	0	100	100	73, 98, 119, 180	0
2	DB	122/122 (100%)	-0.20	1 (0%)	83	28	87, 121, 145, 200	0
3	AD	272/272 (100%)	-0.04	0	100	100	38, 61, 83, 107	0
3	DD	272/272 (100%)	-0.04	1 (0%)	90	45	45, 69, 94, 125	0
4	AE	205/205 (100%)	-0.04	1 (0%)	88	39	44, 82, 133, 147	0
4	DE	205/205 (100%)	0.04	2 (0%)	79	23	51, 90, 144, 167	0
5	AF	202/202 (100%)	-0.08	0	100	100	40, 74, 116, 133	0
6	AG	181/181 (100%)	0.31	3 (1%)	67	15	91, 110, 140, 149	0
6	DG	181/181 (100%)	0.35	3 (1%)	67	15	112, 138, 161, 171	0
7	AH	170/170 (100%)	0.04	1 (0%)	86	36	80, 110, 129, 154	0
7	DH	170/170 (100%)	0.81	17 (10%)	8	2	150, 196, 217, 230	0
8	AK	146/146 (100%)	0.13	0	100	100	75, 124, 142, 149	0
8	DK	146/146 (100%)	0.13	1 (0%)	84	32	76, 127, 150, 154	0
9	AM	138/138 (100%)	-0.09	0	100	100	63, 86, 124, 137	0
9	DM	138/138 (100%)	-0.10	0	100	100	74, 105, 136, 148	0
10	AN	122/122 (100%)	-0.00	0	100	100	54, 74, 92, 103	0
10	DN	122/122 (100%)	-0.04	0	100	100	62, 84, 106, 123	0
11	AO	150/150 (100%)	0.01	2 (1%)	74	19	45, 82, 112, 166	0
11	DO	150/150 (100%)	0.22	5 (3%)	44	6	50, 100, 140, 180	0
12	AP	141/141 (100%)	0.10	0	100	100	58, 85, 110, 134	0
12	DP	141/141 (100%)	0.17	0	100	100	58, 101, 131, 154	0
13	A0	118/118 (100%)	-0.07	0	100	100	55, 80, 102, 114	0

Continued on next page...

Continued from previous page...

Mol	Chain	Analysed	<RSRZ>	#RSRZ>2	OWAB(Å ²)	Q<0.9
14	AQ	111/111 (100%)	-0.01	0 100 100	75, 96, 120, 136	0
14	DQ	111/111 (100%)	0.05	1 (0%) 81 25	80, 118, 143, 165	0
15	AR	137/137 (100%)	-0.04	0 100 100	69, 89, 140, 171	0
15	DR	137/137 (100%)	0.11	1 (0%) 84 32	70, 94, 158, 186	0
16	A1	117/117 (100%)	0.01	2 (1%) 67 15	46, 74, 108, 149	0
16	D1	117/117 (100%)	-0.02	0 100 100	59, 95, 138, 157	0
17	A2	101/101 (100%)	-0.00	1 (0%) 79 23	47, 96, 125, 142	0
17	D2	101/101 (100%)	0.07	1 (0%) 79 23	57, 121, 140, 151	0
18	AS	113/113 (100%)	-0.07	0 100 100	46, 70, 106, 155	0
18	DS	113/113 (100%)	-0.03	2 (1%) 65 14	61, 74, 107, 155	0
19	AT	92/92 (100%)	-0.08	0 100 100	54, 68, 98, 112	0
19	DT	92/92 (100%)	-0.03	1 (1%) 77 22	64, 86, 112, 128	0
20	AU	102/102 (100%)	0.10	2 (1%) 62 12	70, 97, 148, 168	0
20	DU	102/102 (100%)	0.54	10 (9%) 8 2	85, 113, 163, 184	0
21	AV	175/175 (100%)	0.50	7 (4%) 36 5	87, 125, 190, 195	0
22	A3	76/76 (100%)	-0.06	0 100 100	56, 75, 95, 135	0
23	AZ	97/97 (100%)	0.08	2 (2%) 60 11	50, 69, 126, 161	0
23	DZ	97/97 (100%)	0.09	2 (2%) 60 11	52, 78, 131, 156	0
24	AW	66/66 (100%)	-0.10	0 100 100	60, 77, 97, 134	0
25	AX	59/59 (100%)	0.14	1 (1%) 67 15	63, 80, 112, 127	0
25	DX	59/59 (100%)	0.05	0 100 100	74, 100, 138, 162	0
26	A4	66/66 (100%)	0.71	4 (6%) 21 3	117, 153, 177, 184	0
27	A5	59/59 (100%)	0.18	4 (6%) 17 3	43, 85, 167, 172	0
27	D5	59/59 (100%)	0.29	5 (8%) 11 2	55, 83, 177, 186	0
28	A6	45/45 (100%)	0.53	3 (6%) 17 3	107, 136, 159, 163	0
28	D6	45/45 (100%)	1.22	9 (20%) 2 0	121, 158, 176, 182	0
29	A7	49/49 (100%)	-0.02	1 (2%) 62 12	38, 47, 95, 123	0
29	D7	49/49 (100%)	0.08	1 (2%) 62 12	49, 58, 115, 133	0
30	A8	61/61 (100%)	-0.05	0 100 100	55, 68, 85, 108	0
30	D8	61/61 (100%)	0.16	1 (1%) 68 15	65, 81, 103, 120	0
31	BA	1506/1506 (100%)	-0.04	16 (1%) 77 22	54, 103, 187, 244	0

Continued on next page...

Continued from previous page...

Mol	Chain	Analysed	<RSRZ>	#RSRZ>2		OWAB(Å ²)	Q<0.9
31	CA	1506/1506 (100%)	-0.05	8 (0%)	88 39	59, 109, 187, 245	0
32	BE	237/256 (92%)	0.17	1 (0%)	90 45	107, 142, 181, 191	0
32	CE	237/256 (92%)	0.33	5 (2%)	60 11	117, 158, 190, 208	0
33	BF	205/239 (85%)	0.13	2 (0%)	79 23	88, 118, 150, 162	0
33	CF	206/239 (86%)	0.27	3 (1%)	70 16	119, 143, 172, 183	0
34	BG	208/208 (100%)	0.08	1 (0%)	88 39	84, 110, 135, 149	0
34	CG	208/208 (100%)	-0.05	0	100 100	74, 101, 128, 142	0
35	BH	151/162 (93%)	0.01	0	100 100	79, 101, 129, 159	0
35	CH	151/162 (93%)	0.08	0	100 100	90, 114, 139, 162	0
36	BI	101/101 (100%)	-0.05	0	100 100	77, 102, 122, 143	0
36	CI	101/101 (100%)	-0.15	0	100 100	73, 98, 121, 149	0
37	BJ	155/156 (99%)	0.07	3 (1%)	64 13	101, 122, 156, 167	0
37	CJ	155/156 (99%)	0.15	4 (2%)	53 8	105, 127, 158, 165	0
38	BK	138/138 (100%)	-0.07	0	100 100	84, 108, 123, 132	0
38	CK	138/138 (100%)	-0.04	0	100 100	93, 118, 131, 141	0
39	BL	127/128 (99%)	0.14	1 (0%)	83 28	91, 141, 160, 169	0
39	CL	127/128 (99%)	0.35	3 (2%)	56 9	107, 151, 168, 172	0
40	BM	99/105 (94%)	0.29	0	100 100	87, 140, 171, 176	0
40	CM	99/105 (94%)	0.39	0	100 100	113, 154, 173, 176	0
41	BN	119/129 (92%)	0.06	2 (1%)	67 15	63, 101, 133, 162	0
41	CN	119/129 (92%)	0.15	3 (2%)	54 9	77, 103, 141, 166	0
42	BO	125/132 (94%)	0.07	2 (1%)	68 15	61, 78, 116, 162	0
42	CO	125/132 (94%)	0.06	0	100 100	70, 97, 130, 168	0
43	BP	116/126 (92%)	0.10	1 (0%)	81 25	87, 124, 144, 158	0
43	CP	117/126 (92%)	0.23	2 (1%)	67 15	105, 152, 166, 174	0
44	BQ	60/61 (98%)	0.08	1 (1%)	67 15	84, 107, 124, 134	0
44	CQ	60/61 (98%)	0.48	2 (3%)	44 6	120, 136, 153, 161	0
45	BR	88/89 (98%)	0.03	1 (1%)	77 22	73, 97, 120, 126	0
45	CR	88/89 (98%)	-0.05	0	100 100	75, 105, 129, 135	0
46	BS	84/88 (95%)	0.06	0	100 100	98, 113, 141, 173	0
46	CS	84/88 (95%)	-0.04	0	100 100	79, 96, 122, 161	0

Continued on next page...

Continued from previous page...

Mol	Chain	Analysed	<RSRZ>	#RSRZ>2	OWAB(Å ²)	Q<0.9
47	BT	100/105 (95%)	0.07	0 100 100	85, 105, 123, 137	0
47	CT	100/105 (95%)	0.15	1 (1%) 79 23	81, 104, 126, 143	0
48	BU	72/88 (81%)	0.14	1 (1%) 72 17	75, 102, 140, 169	0
48	CU	72/88 (81%)	0.11	1 (1%) 72 17	86, 109, 150, 165	0
49	BV	83/93 (89%)	0.23	1 (1%) 75 20	103, 129, 145, 156	0
49	CV	78/93 (83%)	0.50	0 100 100	137, 160, 180, 183	0
50	BW	99/106 (93%)	0.12	0 100 100	101, 123, 152, 162	0
50	CW	99/106 (93%)	0.10	1 (1%) 79 23	79, 110, 149, 164	0
51	BX	25/27 (92%)	0.34	0 100 100	93, 114, 133, 155	0
51	CX	25/27 (92%)	0.45	2 (8%) 12 2	110, 134, 152, 170	0
52	BB	87/87 (100%)	1.12	16 (18%) 2 0	83, 164, 192, 209	0
52	CB	87/87 (100%)	1.11	24 (27%) 1 0	99, 167, 196, 209	0
53	BC	77/77 (100%)	0.08	0 100 100	66, 101, 139, 152	0
53	BD	77/77 (100%)	1.04	14 (18%) 2 0	75, 226, 239, 242	0
53	CC	77/77 (100%)	0.07	1 (1%) 74 19	77, 110, 148, 162	0
53	CD	77/77 (100%)	1.20	11 (14%) 3 1	78, 227, 239, 242	0
54	B1	10/10 (100%)	0.45	1 (10%) 8 2	73, 80, 132, 141	0
54	C1	10/10 (100%)	0.57	1 (10%) 8 2	81, 98, 145, 150	0
55	DF	208/208 (100%)	0.19	4 (1%) 64 13	54, 96, 161, 183	0
56	D0	117/117 (100%)	-0.13	0 100 100	58, 78, 100, 119	0
57	DV	179/179 (100%)	0.65	9 (5%) 28 4	112, 156, 209, 216	0
58	D3	77/77 (100%)	-0.07	0 100 100	66, 88, 113, 152	0
59	DW	69/69 (100%)	0.10	0 100 100	79, 105, 134, 172	0
60	D4	63/63 (100%)	0.86	4 (6%) 19 3	143, 184, 193, 201	0
All	All	21110/21408 (98%)	0.09	345 (1%) 68 15	38, 99, 184, 246	0

All (345) RSRZ outliers are listed below:

Mol	Chain	Res	Type	RSRZ
1	AA	654(J)	A	7.2
16	A1	118	GLY	7.1
52	CB	17	U	7.1
55	DF	1	MET	6.7
1	AA	654(K)	C	6.4

Continued on next page...

Continued from previous page...

Mol	Chain	Res	Type	RSRZ
42	BO	126	ALA	6.3
47	CT	101	ARG	6.1
60	D4	63	TYR	5.9
53	BD	18	C	5.8
1	DA	1509	C	5.8
11	DO	64	LYS	5.3
52	BB	1	G	5.2
11	DO	150	ALA	5.0
23	AZ	98	LEU	5.0
31	BA	1032(A)	G	4.9
52	CB	16	U	4.9
53	CD	19	G	4.9
1	DA	2798	C	4.9
20	DU	102	CYS	4.9
31	BA	1129	C	4.9
52	CB	18	G	4.9
1	DA	654(F)	C	4.8
1	DA	654(H)	G	4.8
53	CD	18	C	4.8
1	DA	654(J)	A	4.7
1	AA	2901	C	4.6
27	D5	59	GLU	4.6
37	BJ	78	ARG	4.6
7	DH	32	GLU	4.6
7	DH	48	GLY	4.5
48	CU	88	LYS	4.5
1	DA	1177	A	4.4
54	C1	14	U	4.4
21	AV	173	ALA	4.3
57	DV	112	ARG	4.3
29	A7	49	ARG	4.3
1	DA	654(M)	C	4.3
52	BB	84	A	4.2
2	DB	1(M)	A	4.2
52	CB	19	G	4.1
53	BD	17	C	4.1
1	DA	2797	U	4.1
1	DA	2799	A	4.1
1	DA	654(L)	G	4.1
52	CB	82	G	4.1
53	BD	21	U	4.0
1	AA	2169	A	4.0

Continued on next page...

Continued from previous page...

Mol	Chain	Res	Type	RSRZ
31	BA	1032	A	4.0
1	AA	2798	C	4.0
1	DA	654(K)	C	4.0
7	DH	25	LYS	4.0
20	DU	47	LYS	4.0
7	DH	18	GLU	3.9
29	D7	49	ARG	3.9
41	BN	11	LYS	3.8
8	DK	146	ALA	3.8
1	DA	2901	C	3.8
4	DE	205	ALA	3.8
53	CD	16	C	3.8
53	CD	35	C	3.8
1	DA	654(O)	G	3.8
6	DG	139	LEU	3.8
6	AG	80	PHE	3.7
1	DA	654(I)	C	3.7
50	CW	106	ALA	3.7
1	DA	1	G	3.7
27	D5	60	VAL	3.7
1	DA	2477	C	3.7
52	BB	46	G	3.7
41	CN	129	SER	3.7
33	CF	60	ALA	3.6
1	DA	2	G	3.6
31	BA	1028(B)	C	3.6
52	BB	51	A	3.6
31	CA	85	U	3.6
28	A6	42	TRP	3.6
28	D6	50	ARG	3.5
53	CD	66	C	3.5
57	DV	173	ALA	3.5
52	BB	52	U	3.5
28	D6	13	CYS	3.5
53	BD	48	U	3.5
1	DA	2116	G	3.5
53	BD	16	C	3.4
1	DA	654	A	3.4
1	AA	654(L)	G	3.4
1	DA	883	G	3.4
31	BA	1029	G	3.4
55	DF	208	GLY	3.4

Continued on next page...

Continued from previous page...

Mol	Chain	Res	Type	RSRZ
1	AA	2797	U	3.4
20	DU	49	VAL	3.4
60	D4	55	ARG	3.4
31	CA	84	U	3.4
52	BB	22	G	3.4
57	DV	117	LEU	3.3
1	AA	884	C	3.3
55	DF	12	LEU	3.3
25	AX	60	GLU	3.3
7	DH	126	PRO	3.2
1	AA	1	G	3.2
1	AA	885	C	3.2
1	DA	2147	G	3.2
37	CJ	79	ARG	3.2
7	AH	3	ARG	3.2
7	DH	98	LEU	3.2
1	DA	654(G)	C	3.2
27	A5	2	ALA	3.2
26	A4	40	HIS	3.2
1	DA	885	C	3.2
37	BJ	85	TYR	3.1
52	BB	48	C	3.1
1	DA	2114	A	3.1
27	D5	53	ALA	3.1
4	AE	205	ALA	3.1
1	AA	1534	G	3.1
28	D6	42	TRP	3.1
7	DH	99	VAL	3.1
23	AZ	96	LYS	3.1
31	BA	1031	G	3.1
52	CB	22	G	3.1
52	CB	83	U	3.0
1	AA	654	A	3.0
11	DO	149	GLU	3.0
1	AA	163	U	3.0
1	AA	1536	A	3.0
20	AU	4	LYS	3.0
57	DV	162	GLU	3.0
31	BA	210	U	3.0
54	B1	14	U	3.0
11	AO	149	GLU	3.0
52	CB	84	A	3.0

Continued on next page...

Continued from previous page...

Mol	Chain	Res	Type	RSRZ
31	BA	1027	C	3.0
1	DA	1082	U	3.0
21	AV	172	ALA	2.9
52	BB	21	A	2.9
1	DA	1535	U	2.9
20	DU	50	ARG	2.9
37	CJ	78	ARG	2.9
6	AG	2	PRO	2.9
52	CB	57	C	2.9
53	CC	1	C	2.9
52	BB	25	A	2.9
1	DA	1066	U	2.9
28	D6	46	HIS	2.9
52	CB	48	C	2.9
1	DA	2802	G	2.8
52	CB	20	U	2.8
20	DU	46	LYS	2.8
41	CN	13	GLN	2.8
53	BD	50	G	2.8
52	BB	13	G	2.8
52	CB	54	G	2.8
52	CB	58	U	2.8
42	BO	125	ALA	2.8
32	CE	5	ILE	2.8
1	DA	2167	U	2.8
53	CD	48	U	2.8
1	AA	2146	C	2.8
7	DH	96	ALA	2.8
31	CA	1029	G	2.8
52	BB	53	A	2.8
1	DA	1068	G	2.8
7	DH	52	VAL	2.8
52	CB	85	C	2.8
1	AA	2	G	2.8
31	BA	86	U	2.7
1	DA	2115	G	2.7
53	BD	47	G	2.7
1	DA	888	C	2.7
27	A5	53	ALA	2.7
23	DZ	96	LYS	2.7
18	DS	112	GLY	2.7
43	BP	6	GLY	2.7

Continued on next page...

Continued from previous page...

Mol	Chain	Res	Type	RSRZ
21	AV	99	TYR	2.7
26	A4	31	ILE	2.7
6	AG	135	LEU	2.7
1	DA	654(N)	G	2.7
53	CD	37	U	2.7
1	DA	2145	C	2.7
52	BB	18	G	2.7
16	A1	117	GLN	2.7
1	DA	1095	A	2.7
1	DA	2164	C	2.7
1	DA	1083	U	2.7
28	A6	19	ARG	2.7
1	DA	654(A)	A	2.6
11	AO	150	ALA	2.6
11	DO	110	TYR	2.6
55	DF	14	PRO	2.6
52	CB	51	A	2.6
39	BL	8	GLY	2.6
41	BN	129	SER	2.6
53	BD	22	A	2.6
53	BD	37	U	2.6
1	DA	2902	C	2.6
17	A2	45	THR	2.6
21	AV	171	ILE	2.6
27	A5	59	GLU	2.6
20	AU	2	ARG	2.6
7	DH	128	PRO	2.6
26	A4	64	GLY	2.6
27	D5	2	ALA	2.5
30	D8	40	GLU	2.5
31	BA	1026	G	2.5
1	AA	277	C	2.5
20	DU	48	ALA	2.5
1	DA	1046	A	2.5
1	DA	1067	A	2.5
45	BR	89	GLY	2.5
1	DA	2119	A	2.5
1	DA	2795	G	2.5
1	AA	888	C	2.5
52	BB	57	C	2.5
1	DA	887	A	2.5
52	CB	55	G	2.5

Continued on next page...

Continued from previous page...

Mol	Chain	Res	Type	RSRZ
1	AA	2902	C	2.5
1	DA	2138	C	2.5
53	BD	33	C	2.5
19	DT	69	TYR	2.5
53	CD	17	C	2.5
60	D4	40	HIS	2.5
57	DV	146	ILE	2.5
33	BF	107	GLN	2.5
53	BD	38	A	2.5
53	CD	46	G	2.5
1	DA	1065	U	2.5
34	BG	21	LEU	2.5
1	AA	654(P)	G	2.5
20	DU	101	LYS	2.5
6	DG	146	TYR	2.4
1	DA	1086	A	2.4
48	BU	18	ARG	2.4
15	DR	106	SER	2.4
53	CD	6	G	2.4
28	D6	18	ARG	2.4
57	DV	168	GLU	2.4
32	CE	135	GLN	2.4
7	DH	105	LEU	2.4
52	CB	49	C	2.4
1	AA	2801	A	2.4
1	DA	1057	A	2.4
39	CL	95	LYS	2.4
52	CB	50	A	2.4
31	BA	1030	C	2.3
37	CJ	153	HIS	2.3
52	CB	8	U	2.3
1	AA	895	U	2.3
1	AA	2135	A	2.3
1	DA	2168	G	2.3
1	DA	1064	C	2.3
28	A6	18	ARG	2.3
44	CQ	2	ALA	2.3
1	DA	1176	G	2.3
33	CF	79	ARG	2.3
3	DD	26	LYS	2.3
31	CA	1032	A	2.3
21	AV	113	ALA	2.3

Continued on next page...

Continued from previous page...

Mol	Chain	Res	Type	RSRZ
21	AV	146	ILE	2.2
52	CB	23	A	2.2
31	CA	1129	C	2.2
26	A4	39	CYS	2.2
28	D6	39	TYR	2.2
28	D6	49	HIS	2.2
7	DH	33	LEU	2.2
52	CB	53	A	2.2
57	DV	116	VAL	2.2
1	AA	2167	U	2.2
1	DA	1061	U	2.2
31	BA	82	U	2.2
4	DE	69	LYS	2.2
1	DA	2136	C	2.2
51	CX	25	LYS	2.2
7	DH	24	VAL	2.2
57	DV	178	GLU	2.2
1	DA	3	U	2.2
18	DS	113	LYS	2.2
52	BB	9	G	2.2
6	DG	182	LYS	2.2
7	DH	45	VAL	2.2
28	D6	41	PRO	2.1
31	BA	1028(A)	C	2.1
32	BE	188	ALA	2.1
11	DO	106	LEU	2.1
1	AA	654(S)	G	2.1
1	AA	2173	A	2.1
53	BD	46	G	2.1
53	BD	62	C	2.1
20	DU	29	GLU	2.1
57	DV	50	GLN	2.1
33	BF	193	TYR	2.1
1	AA	1066	U	2.1
31	CA	81	G	2.1
52	BB	14	A	2.1
31	BA	1028	C	2.1
1	AA	2112	G	2.1
20	DU	58	GLY	2.1
31	BA	1032(B)	G	2.1
7	DH	125	VAL	2.1
53	CD	26	C	2.1

Continued on next page...

Continued from previous page...

Mol	Chain	Res	Type	RSRZ
7	DH	46	GLU	2.1
51	CX	2	GLY	2.1
1	DA	1059	G	2.1
1	DA	2166	G	2.1
31	CA	1032(A)	G	2.1
33	CF	64	VAL	2.1
1	DA	2111	C	2.1
28	D6	23	THR	2.1
32	CE	211	ILE	2.1
43	CP	4	ILE	2.1
27	D5	55	ARG	2.1
37	CJ	82	GLY	2.1
1	AA	2136	C	2.1
23	DZ	98	LEU	2.1
1	DA	2131	G	2.1
31	BA	81	G	2.1
32	CE	165	VAL	2.1
39	CL	56	LEU	2.1
21	AV	145	GLU	2.1
1	DA	1092	C	2.1
43	CP	3	ARG	2.1
49	BV	3	ARG	2.1
60	D4	44	THR	2.1
52	CB	24	C	2.1
14	DQ	60	GLY	2.1
52	CB	87	A	2.0
20	DU	59	GLY	2.0
27	A5	54	GLY	2.0
44	CQ	6	LEU	2.0
1	DA	2476	A	2.0
32	CE	96	ARG	2.0
44	BQ	2	ALA	2.0
53	BD	52	C	2.0
39	CL	93	ARG	2.0
1	AA	1096	A	2.0
31	CA	1451	A	2.0
37	BJ	5	ARG	2.0
1	AA	2795	G	2.0
52	CB	47	C	2.0
7	DH	17	VAL	2.0
1	AA	1057	A	2.0
41	CN	128	ALA	2.0

Continued on next page...

Continued from previous page...

Mol	Chain	Res	Type	RSRZ
1	DA	1081	U	2.0
52	BB	58	U	2.0
17	D2	36	PRO	2.0
1	DA	2900	A	2.0

6.2 Non-standard residues in protein, DNA, RNA chains ⓘ

There are no non-standard protein/DNA/RNA residues in this entry.

6.3 Carbohydrates ⓘ

There are no carbohydrates in this entry.

6.4 Ligands ⓘ

In the following table, the Atoms column lists the number of modelled atoms in the group and the number defined in the chemical component dictionary. LLDF column lists the quality of electron density of the group with respect to its neighbouring residues in protein, DNA or RNA chains. The B-factors column lists the minimum, median, 95th percentile and maximum values of B factors of atoms in the group. The column labelled 'Q< 0.9' lists the number of atoms with occupancy less than 0.9.

Mol	Type	Chain	Res	Atoms	RSR	LLDF	B-factors(Å ²)	Q<0.9
61	MG	BA	1795	1/1	0.43	-	66,66,66,66	0
61	MG	AA	3529	1/1	0.32	-	78,78,78,78	0
61	MG	BA	1703	1/1	0.50	-	118,118,118,118	0
61	MG	DA	3222	1/1	0.44	-	57,57,57,57	0
61	MG	BA	1630	1/1	0.25	-	105,105,105,105	0
61	MG	CA	1601	1/1	0.27	-	95,95,95,95	0
61	MG	CA	1634	1/1	0.76	-	90,90,90,90	0
61	MG	AA	3255	1/1	0.18	-	61,61,61,61	0
61	MG	DA	3056	1/1	0.62	-	100,100,100,100	0
61	MG	AA	3181	1/1	0.26	-	92,92,92,92	0
61	MG	BA	1706	1/1	0.66	-	55,55,55,55	0
61	MG	DA	3202	1/1	0.36	-	65,65,65,65	0
61	MG	AA	3208	1/1	0.17	-	66,66,66,66	0
61	MG	AA	3448	1/1	0.17	-	85,85,85,85	0
61	MG	DA	3196	1/1	0.47	-	82,82,82,82	0
61	MG	AA	3461	1/1	0.34	-	78,78,78,78	0
61	MG	AA	3543	1/1	0.52	-	61,61,61,61	0

Continued on next page...

Continued from previous page...

Mol	Type	Chain	Res	Atoms	RSR	LLDF	B-factors(\AA^2)	Q<0.9
61	MG	AA	3067	1/1	0.25	-	61,61,61,61	0
61	MG	DA	3519	1/1	0.36	-	114,114,114,114	0
61	MG	AA	3511	1/1	0.32	-	51,51,51,51	0
61	MG	BA	1812	1/1	0.32	-	76,76,76,76	0
61	MG	AA	3417	1/1	0.34	-	78,78,78,78	0
61	MG	DA	3314	1/1	0.35	-	78,78,78,78	0
61	MG	AA	3541	1/1	0.65	-	94,94,94,94	0
61	MG	CA	1780	1/1	0.22	-	124,124,124,124	0
61	MG	BA	1738	1/1	0.39	-	73,73,73,73	0
61	MG	CA	1662	1/1	0.28	-	102,102,102,102	0
61	MG	DA	3238	1/1	0.25	-	80,80,80,80	0
61	MG	AA	3470	1/1	0.23	-	59,59,59,59	0
61	MG	AA	3508	1/1	0.41	-	96,96,96,96	0
61	MG	CA	1678	1/1	0.13	-	67,67,67,67	0
61	MG	DA	3320	1/1	0.24	-	73,73,73,73	0
61	MG	DA	3465	1/1	0.56	-	51,51,51,51	0
61	MG	DA	3254	1/1	0.30	-	84,84,84,84	0
61	MG	AA	3182	1/1	0.14	-	77,77,77,77	0
61	MG	DA	3248	1/1	0.23	-	98,98,98,98	0
61	MG	DA	3287	1/1	0.52	-	62,62,62,62	0
61	MG	CA	1661	1/1	0.24	-	105,105,105,105	0
61	MG	DA	3199	1/1	0.37	-	49,49,49,49	0
61	MG	AA	3184	1/1	0.34	-	90,90,90,90	0
61	MG	AA	3537	1/1	0.45	-	39,39,39,39	0
61	MG	AA	3419	1/1	0.19	-	102,102,102,102	0
61	MG	AA	3145	1/1	0.51	-	98,98,98,98	0
61	MG	CA	1685	1/1	0.37	-	85,85,85,85	0
61	MG	DA	3520	1/1	0.14	-	99,99,99,99	0
61	MG	DA	3291	1/1	0.43	-	70,70,70,70	0
61	MG	AA	3586	1/1	0.29	-	80,80,80,80	0
61	MG	DA	3229	1/1	0.45	-	109,109,109,109	0
61	MG	BA	1785	1/1	0.72	-	91,91,91,91	0
61	MG	AB	216	1/1	0.21	-	112,112,112,112	0
61	MG	CA	1670	1/1	0.47	-	54,54,54,54	0
61	MG	AA	3061	1/1	0.13	-	75,75,75,75	0
61	MG	AA	3428	1/1	0.36	-	106,106,106,106	0
61	MG	BA	1674	1/1	0.21	-	113,113,113,113	0
61	MG	AB	213	1/1	0.21	-	54,54,54,54	0
61	MG	DA	3284	1/1	0.78	-	81,81,81,81	0
61	MG	CA	1652	1/1	0.27	-	70,70,70,70	0
61	MG	BA	1741	1/1	0.24	-	124,124,124,124	0
61	MG	CG	301	1/1	0.43	-	86,86,86,86	0

Continued on next page...

Continued from previous page...

Mol	Type	Chain	Res	Atoms	RSR	LLDF	B-factors(\AA^2)	Q<0.9
61	MG	DA	3507	1/1	0.17	-	88,88,88,88	0
61	MG	DA	3399	1/1	0.34	-	97,97,97,97	0
61	MG	AA	3516	1/1	0.49	-	57,57,57,57	0
61	MG	CA	1688	1/1	0.42	-	75,75,75,75	0
61	MG	BA	1830	1/1	0.42	-	96,96,96,96	0
61	MG	AA	3050	1/1	0.21	-	69,69,69,69	0
61	MG	DA	3207	1/1	0.35	-	61,61,61,61	0
61	MG	AA	3445	1/1	0.42	-	69,69,69,69	0
61	MG	BA	1639	1/1	0.24	-	94,94,94,94	0
61	MG	DA	3113	1/1	0.29	-	44,44,44,44	0
61	MG	AA	3532	1/1	0.31	-	89,89,89,89	0
61	MG	CA	1667	1/1	0.13	-	144,144,144,144	0
61	MG	AA	3299	1/1	0.20	-	94,94,94,94	0
61	MG	AA	3284	1/1	0.47	-	80,80,80,80	0
61	MG	BA	1743	1/1	0.34	-	58,58,58,58	0
61	MG	BA	1828	1/1	0.51	-	85,85,85,85	0
61	MG	DA	3114	1/1	0.44	-	70,70,70,70	0
61	MG	DA	3060	1/1	0.42	-	85,85,85,85	0
61	MG	DA	3481	1/1	0.43	-	45,45,45,45	0
61	MG	AA	3630	1/1	0.45	-	92,92,92,92	0
61	MG	DA	3025	1/1	0.18	-	111,111,111,111	0
61	MG	BQ	101	1/1	0.22	-	99,99,99,99	0
61	MG	CA	1733	1/1	0.33	-	66,66,66,66	0
61	MG	AA	3113	1/1	0.46	-	55,55,55,55	0
61	MG	CA	1710	1/1	0.11	-	105,105,105,105	0
61	MG	DA	3181	1/1	0.40	-	48,48,48,48	0
61	MG	DA	3409	1/1	0.15	-	70,70,70,70	0
61	MG	BA	1638	1/1	0.10	-	123,123,123,123	0
61	MG	AA	3008	1/1	0.40	-	42,42,42,42	0
61	MG	CA	1709	1/1	0.36	-	81,81,81,81	0
61	MG	DB	204	1/1	0.30	-	102,102,102,102	0
61	MG	DA	3132	1/1	0.32	-	56,56,56,56	0
61	MG	AA	3367	1/1	0.39	-	101,101,101,101	0
61	MG	BB	108	1/1	0.20	-	106,106,106,106	0
61	MG	BA	1736	1/1	0.93	-	89,89,89,89	0
61	MG	BA	1729	1/1	0.12	-	85,85,85,85	0
61	MG	BA	1807	1/1	0.48	-	70,70,70,70	0
61	MG	DA	3047	1/1	0.30	-	84,84,84,84	0
61	MG	DA	3230	1/1	0.23	-	68,68,68,68	0
61	MG	BA	1602	1/1	0.24	-	65,65,65,65	0
61	MG	BA	1607	1/1	0.14	-	87,87,87,87	0
61	MG	AA	3584	1/1	0.25	-	94,94,94,94	0

Continued on next page...

Continued from previous page...

Mol	Type	Chain	Res	Atoms	RSR	LLDF	B-factors(\AA^2)	Q<0.9
61	MG	DA	3294	1/1	0.25	-	93,93,93,93	0
61	MG	AA	3278	1/1	0.84	-	81,81,81,81	0
61	MG	DA	3374	1/1	0.60	-	72,72,72,72	0
61	MG	AA	3454	1/1	0.23	-	78,78,78,78	0
61	MG	BA	1760	1/1	0.53	-	67,67,67,67	0
61	MG	AA	3170	1/1	0.36	-	34,34,34,34	0
61	MG	CA	1712	1/1	0.23	-	86,86,86,86	0
61	MG	DA	3220	1/1	0.47	-	67,67,67,67	0
61	MG	AA	3353	1/1	0.41	-	105,105,105,105	0
61	MG	AA	3402	1/1	0.34	-	94,94,94,94	0
61	MG	AA	3553	1/1	0.60	-	100,100,100,100	0
61	MG	BA	1650	1/1	0.46	-	78,78,78,78	0
61	MG	AD	301	1/1	0.77	-	100,100,100,100	0
61	MG	DA	3050	1/1	0.63	-	78,78,78,78	0
61	MG	AA	3179	1/1	0.52	-	70,70,70,70	0
61	MG	BA	1769	1/1	0.34	-	86,86,86,86	0
61	MG	CA	1766	1/1	0.21	-	75,75,75,75	0
61	MG	B1	102	1/1	0.39	-	69,69,69,69	0
61	MG	DA	3262	1/1	0.26	-	39,39,39,39	0
61	MG	AA	3307	1/1	0.88	-	75,75,75,75	0
61	MG	BA	1744	1/1	0.42	-	93,93,93,93	0
61	MG	DA	3347	1/1	0.46	-	66,66,66,66	0
61	MG	AA	3166	1/1	0.37	-	63,63,63,63	0
61	MG	AA	3542	1/1	0.41	-	40,40,40,40	0
61	MG	AA	3477	1/1	0.18	-	65,65,65,65	0
61	MG	BA	1660	1/1	0.67	-	64,64,64,64	0
61	MG	AA	3139	1/1	0.35	-	42,42,42,42	0
61	MG	AA	3288	1/1	0.71	-	73,73,73,73	0
61	MG	DA	3326	1/1	0.50	-	63,63,63,63	0
61	MG	DA	3011	1/1	0.46	-	68,68,68,68	0
61	MG	DA	3189	1/1	0.42	-	43,43,43,43	0
61	MG	DA	3214	1/1	0.47	-	70,70,70,70	0
61	MG	BA	1754	1/1	0.30	-	80,80,80,80	0
61	MG	CA	1617	1/1	0.30	-	91,91,91,91	0
61	MG	DA	3064	1/1	0.40	-	54,54,54,54	0
61	MG	AA	3409	1/1	0.74	-	98,98,98,98	0
61	MG	AA	3335	1/1	0.14	-	90,90,90,90	0
61	MG	AA	3130	1/1	0.18	-	59,59,59,59	0
61	MG	AA	3016	1/1	0.29	-	53,53,53,53	0
61	MG	DA	3308	1/1	0.12	-	95,95,95,95	0
61	MG	BA	1814	1/1	0.28	-	86,86,86,86	0
61	MG	AE	301	1/1	0.24	-	52,52,52,52	0

Continued on next page...

Continued from previous page...

Mol	Type	Chain	Res	Atoms	RSR	LLDF	B-factors(\AA^2)	Q<0.9
61	MG	AA	3281	1/1	0.23	-	67,67,67,67	0
61	MG	AA	3399	1/1	0.36	-	71,71,71,71	0
62	ZN	BQ	103	1/1	0.08	-	129,129,129,129	0
61	MG	AA	3295	1/1	0.28	-	70,70,70,70	0
61	MG	DA	3394	1/1	0.39	-	70,70,70,70	0
61	MG	BA	1819	1/1	0.13	-	107,107,107,107	0
61	MG	DA	3361	1/1	0.46	-	102,102,102,102	0
61	MG	D1	201	1/1	0.47	-	73,73,73,73	0
61	MG	DA	3515	1/1	0.32	-	52,52,52,52	0
61	MG	DA	3125	1/1	0.20	-	86,86,86,86	0
61	MG	CA	1784	1/1	0.29	-	102,102,102,102	0
61	MG	DA	3476	1/1	0.54	-	76,76,76,76	0
61	MG	AA	3112	1/1	0.50	-	48,48,48,48	0
61	MG	AA	3105	1/1	0.27	-	64,64,64,64	0
61	MG	DA	3407	1/1	0.11	-	80,80,80,80	0
61	MG	AA	3277	1/1	0.74	-	98,98,98,98	0
61	MG	BA	1679	1/1	0.32	-	86,86,86,86	0
61	MG	BA	1764	1/1	0.36	-	93,93,93,93	0
61	MG	DA	3237	1/1	0.91	-	84,84,84,84	0
61	MG	BB	105	1/1	0.32	-	115,115,115,115	0
61	MG	AA	3374	1/1	0.48	-	96,96,96,96	0
61	MG	DA	3505	1/1	0.52	-	87,87,87,87	0
61	MG	DA	3223	1/1	0.16	-	83,83,83,83	0
61	MG	DA	3273	1/1	0.53	-	108,108,108,108	0
61	MG	AA	3264	1/1	0.53	-	74,74,74,74	0
61	MG	DB	206	1/1	0.32	-	122,122,122,122	0
61	MG	DA	3401	1/1	0.37	-	75,75,75,75	0
61	MG	AA	3491	1/1	0.12	-	93,93,93,93	0
61	MG	AA	3333	1/1	0.23	-	80,80,80,80	0
61	MG	BA	1753	1/1	0.13	-	91,91,91,91	0
61	MG	CA	1731	1/1	0.56	-	85,85,85,85	0
61	MG	CA	1800	1/1	0.14	-	102,102,102,102	0
61	MG	DA	3318	1/1	0.62	-	93,93,93,93	0
61	MG	BA	1737	1/1	0.13	-	102,102,102,102	0
61	MG	BA	1653	1/1	0.32	-	91,91,91,91	0
61	MG	BA	1672	1/1	0.36	-	104,104,104,104	0
61	MG	AA	3039	1/1	0.24	-	80,80,80,80	0
61	MG	DA	3431	1/1	0.15	-	93,93,93,93	0
61	MG	DA	3482	1/1	0.40	-	56,56,56,56	0
61	MG	DA	3345	1/1	0.25	-	75,75,75,75	0
61	MG	DA	3439	1/1	0.49	-	92,92,92,92	0
61	MG	BA	1704	1/1	0.35	-	87,87,87,87	0

Continued on next page...

Continued from previous page...

Mol	Type	Chain	Res	Atoms	RSR	LLDF	B-factors(\AA^2)	Q<0.9
61	MG	AA	3120	1/1	0.34	-	92,92,92,92	0
61	MG	AA	3334	1/1	0.12	-	73,73,73,73	0
61	MG	AA	3251	1/1	0.47	-	97,97,97,97	0
61	MG	AA	3097	1/1	0.27	-	65,65,65,65	0
61	MG	AA	3575	1/1	0.33	-	40,40,40,40	0
61	MG	AA	3029	1/1	0.29	-	50,50,50,50	0
61	MG	AA	3020	1/1	0.41	-	31,31,31,31	0
61	MG	BA	1820	1/1	0.42	-	97,97,97,97	0
61	MG	AA	3383	1/1	0.08	-	70,70,70,70	0
61	MG	DA	3444	1/1	0.10	-	82,82,82,82	0
61	MG	DA	3246	1/1	0.21	-	66,66,66,66	0
61	MG	DA	3042	1/1	0.36	-	84,84,84,84	0
61	MG	AA	3356	1/1	0.30	-	72,72,72,72	0
61	MG	AA	3236	1/1	0.29	-	93,93,93,93	0
61	MG	CA	1636	1/1	0.34	-	80,80,80,80	0
61	MG	BA	1676	1/1	0.43	-	81,81,81,81	0
61	MG	CA	1799	1/1	0.50	-	95,95,95,95	0
61	MG	AB	209	1/1	0.13	-	103,103,103,103	0
61	MG	AA	3371	1/1	0.51	-	69,69,69,69	0
61	MG	AA	3556	1/1	0.58	-	85,85,85,85	0
61	MG	DA	3074	1/1	0.36	-	89,89,89,89	0
61	MG	DA	3381	1/1	0.25	-	89,89,89,89	0
61	MG	DA	3357	1/1	0.29	-	89,89,89,89	0
61	MG	CA	1742	1/1	0.34	-	93,93,93,93	0
61	MG	AA	3015	1/1	0.43	-	30,30,30,30	0
61	MG	DA	3316	1/1	0.18	-	87,87,87,87	0
61	MG	A6	101	1/1	0.83	-	121,121,121,121	0
61	MG	AA	3293	1/1	0.58	-	87,87,87,87	0
61	MG	BA	1671	1/1	0.28	-	74,74,74,74	0
61	MG	DA	3268	1/1	0.39	-	82,82,82,82	0
61	MG	DA	3363	1/1	0.39	-	73,73,73,73	0
61	MG	DA	3348	1/1	0.50	-	77,77,77,77	0
61	MG	AA	3206	1/1	0.33	-	53,53,53,53	0
61	MG	AA	3025	1/1	0.57	-	46,46,46,46	0
61	MG	DA	3004	1/1	0.29	-	91,91,91,91	0
61	MG	AA	3574	1/1	0.38	-	29,29,29,29	0
61	MG	AA	3300	1/1	0.24	-	77,77,77,77	0
61	MG	DA	3052	1/1	0.29	-	84,84,84,84	0
61	MG	AA	3392	1/1	0.62	-	94,94,94,94	0
61	MG	AA	3193	1/1	0.15	-	94,94,94,94	0
61	MG	DA	3383	1/1	0.54	-	79,79,79,79	0
61	MG	BA	1818	1/1	0.19	-	82,82,82,82	0

Continued on next page...

Continued from previous page...

Mol	Type	Chain	Res	Atoms	RSR	LLDF	B-factors(\AA^2)	Q<0.9
61	MG	DA	3014	1/1	0.30	-	62,62,62,62	0
61	MG	AA	3297	1/1	0.47	-	63,63,63,63	0
61	MG	CA	1715	1/1	0.20	-	99,99,99,99	0
61	MG	DA	3489	1/1	0.51	-	57,57,57,57	0
61	MG	AA	3600	1/1	0.14	-	79,79,79,79	0
61	MG	BA	1643	1/1	0.35	-	80,80,80,80	0
61	MG	BA	1686	1/1	0.38	-	94,94,94,94	0
61	MG	AA	3545	1/1	0.38	-	72,72,72,72	0
61	MG	CA	1729	1/1	0.84	-	81,81,81,81	0
61	MG	DA	3019	1/1	0.66	-	66,66,66,66	0
61	MG	CA	1684	1/1	0.57	-	77,77,77,77	0
61	MG	AA	3433	1/1	0.42	-	77,77,77,77	0
61	MG	CA	1657	1/1	0.12	-	94,94,94,94	0
61	MG	AA	3118	1/1	0.26	-	74,74,74,74	0
61	MG	DA	3402	1/1	0.71	-	73,73,73,73	0
61	MG	AA	3256	1/1	0.32	-	65,65,65,65	0
61	MG	AA	3366	1/1	0.42	-	78,78,78,78	0
61	MG	DA	3184	1/1	0.27	-	71,71,71,71	0
61	MG	CA	1619	1/1	0.57	-	62,62,62,62	0
61	MG	BA	1826	1/1	0.40	-	73,73,73,73	0
61	MG	BA	1702	1/1	0.23	-	98,98,98,98	0
61	MG	AA	3610	1/1	0.31	-	34,34,34,34	0
61	MG	DA	3283	1/1	0.35	-	78,78,78,78	0
61	MG	AA	3321	1/1	0.70	-	68,68,68,68	0
61	MG	AA	3342	1/1	0.25	-	65,65,65,65	0
61	MG	BA	1742	1/1	0.09	-	133,133,133,133	0
61	MG	DA	3083	1/1	0.31	-	108,108,108,108	0
61	MG	AA	3345	1/1	0.32	-	78,78,78,78	0
61	MG	BA	1790	1/1	0.39	-	83,83,83,83	0
61	MG	BA	1606	1/1	0.21	-	88,88,88,88	0
61	MG	AA	3391	1/1	0.19	-	90,90,90,90	0
61	MG	AA	3404	1/1	0.25	-	89,89,89,89	0
61	MG	DA	3329	1/1	0.84	-	80,80,80,80	0
61	MG	CA	1604	1/1	0.22	-	78,78,78,78	0
61	MG	AA	3084	1/1	0.44	-	40,40,40,40	0
61	MG	BA	1689	1/1	0.11	-	110,110,110,110	0
61	MG	CA	1602	1/1	0.21	-	81,81,81,81	0
61	MG	CA	1713	1/1	0.30	-	109,109,109,109	0
61	MG	CA	1707	1/1	0.48	-	88,88,88,88	0
61	MG	BA	1797	1/1	0.26	-	89,89,89,89	0
61	MG	AB	204	1/1	0.19	-	94,94,94,94	0
61	MG	AA	3121	1/1	0.55	-	93,93,93,93	0

Continued on next page...

Continued from previous page...

Mol	Type	Chain	Res	Atoms	RSR	LLDF	B-factors(\AA^2)	Q<0.9
61	MG	DA	3305	1/1	0.30	-	83,83,83,83	0
61	MG	AA	3046	1/1	0.19	-	54,54,54,54	0
61	MG	AA	3126	1/1	0.19	-	63,63,63,63	0
61	MG	BC	108	1/1	0.58	-	101,101,101,101	0
61	MG	AA	3465	1/1	0.32	-	88,88,88,88	0
61	MG	AA	3598	1/1	0.30	-	84,84,84,84	0
61	MG	CA	1637	1/1	0.30	-	97,97,97,97	0
61	MG	DA	3048	1/1	0.59	-	84,84,84,84	0
61	MG	DA	3412	1/1	0.47	-	97,97,97,97	0
61	MG	DA	3217	1/1	0.53	-	51,51,51,51	0
61	MG	AA	3282	1/1	0.30	-	87,87,87,87	0
61	MG	AA	3551	1/1	0.51	-	73,73,73,73	0
61	MG	AA	3096	1/1	0.16	-	75,75,75,75	0
61	MG	AA	3257	1/1	0.22	-	84,84,84,84	0
61	MG	DA	3169	1/1	0.68	-	68,68,68,68	0
61	MG	AA	3488	1/1	0.43	-	94,94,94,94	0
61	MG	DA	3366	1/1	0.34	-	97,97,97,97	0
61	MG	DA	3312	1/1	0.18	-	101,101,101,101	0
61	MG	AA	3525	1/1	0.29	-	67,67,67,67	0
61	MG	AB	214	1/1	0.10	-	88,88,88,88	0
61	MG	BA	1755	1/1	0.57	-	106,106,106,106	0
61	MG	DA	3382	1/1	0.23	-	84,84,84,84	0
61	MG	AA	3361	1/1	0.34	-	88,88,88,88	0
61	MG	BA	1629	1/1	0.19	-	100,100,100,100	0
61	MG	DA	3093	1/1	0.34	-	51,51,51,51	0
61	MG	AA	3060	1/1	0.19	-	57,57,57,57	0
61	MG	DE	302	1/1	0.19	-	75,75,75,75	0
61	MG	AA	3301	1/1	0.81	-	113,113,113,113	0
61	MG	CA	1706	1/1	0.33	-	77,77,77,77	0
61	MG	AA	3460	1/1	0.23	-	89,89,89,89	0
61	MG	DA	3203	1/1	0.67	-	52,52,52,52	0
61	MG	CA	1673	1/1	0.66	-	65,65,65,65	0
61	MG	DA	3226	1/1	0.37	-	57,57,57,57	0
61	MG	AE	304	1/1	0.28	-	85,85,85,85	0
61	MG	AA	3358	1/1	0.45	-	79,79,79,79	0
61	MG	CA	1751	1/1	0.32	-	102,102,102,102	0
61	MG	AA	3310	1/1	0.39	-	74,74,74,74	0
61	MG	AA	3114	1/1	0.44	-	41,41,41,41	0
61	MG	AA	3289	1/1	0.41	-	62,62,62,62	0
61	MG	AA	3316	1/1	0.63	-	87,87,87,87	0
61	MG	BA	1813	1/1	0.39	-	80,80,80,80	0
61	MG	AA	3583	1/1	0.55	-	44,44,44,44	0

Continued on next page...

Continued from previous page...

Mol	Type	Chain	Res	Atoms	RSR	LLDF	B-factors(\AA^2)	Q<0.9
61	MG	AA	3319	1/1	0.22	-	61,61,61,61	0
61	MG	CA	1624	1/1	0.26	-	83,83,83,83	0
61	MG	BA	1711	1/1	0.40	-	86,86,86,86	0
61	MG	AA	3527	1/1	0.20	-	77,77,77,77	0
61	MG	DA	3508	1/1	0.60	-	77,77,77,77	0
61	MG	BA	1761	1/1	0.15	-	85,85,85,85	0
61	MG	BA	1654	1/1	0.24	-	74,74,74,74	0
61	MG	BA	1617	1/1	0.49	-	64,64,64,64	0
62	ZN	CG	304	1/1	0.26	-	112,112,112,112	0
61	MG	DA	3127	1/1	0.65	-	44,44,44,44	0
61	MG	DA	3256	1/1	0.43	-	82,82,82,82	0
61	MG	AA	3474	1/1	0.24	-	93,93,93,93	0
61	MG	CA	1730	1/1	0.09	-	118,118,118,118	0
61	MG	AA	3429	1/1	0.28	-	85,85,85,85	0
61	MG	A1	201	1/1	0.34	-	49,49,49,49	0
61	MG	BA	1695	1/1	0.17	-	101,101,101,101	0
61	MG	AA	3191	1/1	0.31	-	61,61,61,61	0
61	MG	AA	3194	1/1	0.15	-	54,54,54,54	0
61	MG	BA	1669	1/1	0.37	-	76,76,76,76	0
61	MG	AA	3497	1/1	0.24	-	105,105,105,105	0
61	MG	BA	1662	1/1	0.62	-	80,80,80,80	0
61	MG	DA	3003	1/1	0.43	-	70,70,70,70	0
61	MG	AA	3028	1/1	0.40	-	51,51,51,51	0
61	MG	AA	3080	1/1	0.47	-	52,52,52,52	0
61	MG	AA	3405	1/1	0.96	-	86,86,86,86	0
61	MG	CA	1769	1/1	0.20	-	109,109,109,109	0
61	MG	AB	212	1/1	0.29	-	76,76,76,76	0
61	MG	BA	1782	1/1	0.28	-	88,88,88,88	0
61	MG	DA	3524	1/1	1.13	-	99,99,99,99	0
61	MG	DA	3448	1/1	0.36	-	75,75,75,75	0
61	MG	DA	3102	1/1	0.24	-	72,72,72,72	0
61	MG	BA	1735	1/1	0.25	-	80,80,80,80	0
61	MG	DA	3389	1/1	0.61	-	85,85,85,85	0
61	MG	DA	3304	1/1	0.39	-	106,106,106,106	0
61	MG	AA	3560	1/1	0.56	-	84,84,84,84	0
61	MG	AA	3077	1/1	0.46	-	94,94,94,94	0
61	MG	BA	1823	1/1	0.36	-	93,93,93,93	0
61	MG	CA	1804	1/1	0.19	-	81,81,81,81	0
61	MG	BA	1601	1/1	0.36	-	65,65,65,65	0
61	MG	DA	3406	1/1	0.74	-	72,72,72,72	0
61	MG	BA	1693	1/1	0.18	-	80,80,80,80	0
61	MG	DA	3512	1/1	0.31	-	70,70,70,70	0

Continued on next page...

Continued from previous page...

Mol	Type	Chain	Res	Atoms	RSR	LLDF	B-factors(\AA^2)	Q<0.9
61	MG	DA	3212	1/1	0.41	-	70,70,70,70	0
61	MG	CA	1651	1/1	0.14	-	79,79,79,79	0
61	MG	BA	1810	1/1	0.19	-	110,110,110,110	0
61	MG	DA	3377	1/1	0.88	-	92,92,92,92	0
61	MG	BA	1811	1/1	0.17	-	86,86,86,86	0
61	MG	CA	1740	1/1	0.43	-	75,75,75,75	0
61	MG	AA	3603	1/1	0.36	-	65,65,65,65	0
61	MG	AA	3167	1/1	0.32	-	51,51,51,51	0
61	MG	DA	3462	1/1	0.56	-	67,67,67,67	0
61	MG	BA	1683	1/1	0.14	-	112,112,112,112	0
61	MG	DA	3288	1/1	0.72	-	82,82,82,82	0
61	MG	DA	3397	1/1	0.45	-	150,150,150,150	0
61	MG	DA	3516	1/1	0.28	-	60,60,60,60	0
61	MG	CA	1671	1/1	0.56	-	51,51,51,51	0
61	MG	AF	301	1/1	0.11	-	75,75,75,75	0
61	MG	DA	3257	1/1	0.18	-	75,75,75,75	0
61	MG	AA	3416	1/1	0.27	-	70,70,70,70	0
61	MG	CA	1704	1/1	0.57	-	129,129,129,129	0
61	MG	DA	3274	1/1	0.49	-	80,80,80,80	0
61	MG	AA	3141	1/1	0.49	-	37,37,37,37	0
61	MG	DA	3224	1/1	0.36	-	59,59,59,59	0
61	MG	CA	1774	1/1	0.29	-	72,72,72,72	0
61	MG	CA	1607	1/1	0.28	-	77,77,77,77	0
61	MG	AA	3619	1/1	0.28	-	94,94,94,94	0
61	MG	AA	3156	1/1	0.34	-	87,87,87,87	0
61	MG	CA	1692	1/1	0.30	-	75,75,75,75	0
61	MG	CA	1677	1/1	0.28	-	68,68,68,68	0
61	MG	DA	3358	1/1	0.22	-	90,90,90,90	0
61	MG	BA	1832	1/1	0.28	-	100,100,100,100	0
61	MG	BA	1673	1/1	0.28	-	80,80,80,80	0
61	MG	AA	3506	1/1	0.51	-	73,73,73,73	0
61	MG	BA	1839	1/1	0.27	-	61,61,61,61	0
61	MG	AA	3614	1/1	0.28	-	91,91,91,91	0
61	MG	DA	3213	1/1	0.17	-	94,94,94,94	0
61	MG	BA	1747	1/1	0.19	-	97,97,97,97	0
61	MG	CA	1793	1/1	0.46	-	78,78,78,78	0
61	MG	BA	1778	1/1	0.23	-	93,93,93,93	0
61	MG	AA	3041	1/1	0.20	-	62,62,62,62	0
61	MG	DA	3388	1/1	0.39	-	85,85,85,85	0
61	MG	DA	3130	1/1	0.50	-	64,64,64,64	0
61	MG	CA	1629	1/1	0.29	-	82,82,82,82	0
61	MG	DA	3195	1/1	0.21	-	73,73,73,73	0

Continued on next page...

Continued from previous page...

Mol	Type	Chain	Res	Atoms	RSR	LLDF	B-factors(\AA^2)	Q<0.9
61	MG	BA	1829	1/1	0.31	-	102,102,102,102	0
61	MG	CA	1803	1/1	0.26	-	87,87,87,87	0
61	MG	CA	1646	1/1	0.44	-	56,56,56,56	0
61	MG	AB	211	1/1	0.07	-	105,105,105,105	0
61	MG	AA	3027	1/1	0.47	-	49,49,49,49	0
61	MG	DA	3457	1/1	0.42	-	62,62,62,62	0
61	MG	DA	3309	1/1	0.34	-	69,69,69,69	0
61	MG	CA	1741	1/1	0.27	-	83,83,83,83	0
61	MG	DA	3185	1/1	0.37	-	64,64,64,64	0
61	MG	BQ	102	1/1	0.51	-	89,89,89,89	0
61	MG	CA	1781	1/1	0.33	-	92,92,92,92	0
61	MG	BA	1717	1/1	0.77	-	79,79,79,79	0
61	MG	AA	3153	1/1	0.39	-	33,33,33,33	0
61	MG	BA	1696	1/1	0.38	-	90,90,90,90	0
61	MG	DA	3522	1/1	0.47	-	85,85,85,85	0
61	MG	DA	3473	1/1	0.22	-	103,103,103,103	0
61	MG	CA	1632	1/1	0.17	-	77,77,77,77	0
61	MG	DA	3073	1/1	0.14	-	69,69,69,69	0
61	MG	AA	3040	1/1	0.35	-	67,67,67,67	0
61	MG	DA	3334	1/1	0.57	-	95,95,95,95	0
61	MG	CA	1690	1/1	0.37	-	74,74,74,74	0
61	MG	DA	3404	1/1	1.10	-	91,91,91,91	0
61	MG	BA	1603	1/1	0.34	-	63,63,63,63	0
61	MG	CA	1737	1/1	0.23	-	109,109,109,109	0
61	MG	CA	1689	1/1	0.31	-	87,87,87,87	0
61	MG	AA	3161	1/1	0.55	-	41,41,41,41	0
61	MG	DB	211	1/1	0.20	-	104,104,104,104	0
61	MG	CA	1801	1/1	0.55	-	71,71,71,71	0
61	MG	DA	3215	1/1	0.51	-	50,50,50,50	0
61	MG	AA	3001	1/1	0.58	-	49,49,49,49	0
61	MG	AB	205	1/1	0.16	-	75,75,75,75	0
61	MG	DA	3190	1/1	0.44	-	46,46,46,46	0
61	MG	AA	3436	1/1	0.33	-	82,82,82,82	0
61	MG	DA	3298	1/1	0.38	-	95,95,95,95	0
61	MG	AA	3026	1/1	0.50	-	35,35,35,35	0
61	MG	CA	1791	1/1	0.59	-	70,70,70,70	0
61	MG	AA	3086	1/1	0.27	-	70,70,70,70	0
61	MG	AA	3062	1/1	0.36	-	73,73,73,73	0
61	MG	DA	3153	1/1	0.44	-	54,54,54,54	0
61	MG	AA	3056	1/1	0.21	-	64,64,64,64	0
61	MG	DA	3120	1/1	0.29	-	78,78,78,78	0
61	MG	AA	3136	1/1	0.20	-	40,40,40,40	0

Continued on next page...

Continued from previous page...

Mol	Type	Chain	Res	Atoms	RSR	LLDF	B-factors(\AA^2)	Q<0.9
61	MG	DA	3469	1/1	0.30	-	64,64,64,64	0
61	MG	DA	3066	1/1	0.29	-	83,83,83,83	0
61	MG	AA	3350	1/1	0.58	-	59,59,59,59	0
61	MG	AA	3165	1/1	0.26	-	71,71,71,71	0
61	MG	DA	3390	1/1	0.16	-	81,81,81,81	0
61	MG	DA	3478	1/1	0.54	-	99,99,99,99	0
61	MG	AA	3162	1/1	0.52	-	45,45,45,45	0
61	MG	AA	3115	1/1	0.37	-	56,56,56,56	0
61	MG	AA	3625	1/1	0.57	-	70,70,70,70	0
61	MG	AA	3243	1/1	0.33	-	52,52,52,52	0
61	MG	AA	3518	1/1	0.24	-	71,71,71,71	0
61	MG	CA	1611	1/1	0.54	-	76,76,76,76	0
61	MG	DA	3436	1/1	0.22	-	69,69,69,69	0
61	MG	DA	3075	1/1	0.42	-	80,80,80,80	0
61	MG	DA	3058	1/1	0.36	-	75,75,75,75	0
61	MG	DA	3342	1/1	0.34	-	96,96,96,96	0
61	MG	CA	1641	1/1	0.20	-	101,101,101,101	0
61	MG	AA	3222	1/1	0.35	-	59,59,59,59	0
61	MG	DA	3192	1/1	0.38	-	51,51,51,51	0
61	MG	DA	3007	1/1	0.27	-	75,75,75,75	0
61	MG	AA	3292	1/1	0.45	-	80,80,80,80	0
61	MG	DA	3452	1/1	0.26	-	91,91,91,91	0
61	MG	DA	3143	1/1	0.48	-	69,69,69,69	0
61	MG	D5	101	1/1	0.42	-	50,50,50,50	0
61	MG	DA	3245	1/1	0.30	-	80,80,80,80	0
61	MG	AA	3265	1/1	0.52	-	42,42,42,42	0
61	MG	BA	1699	1/1	0.26	-	58,58,58,58	0
61	MG	AA	3309	1/1	0.35	-	64,64,64,64	0
61	MG	AA	3479	1/1	0.17	-	97,97,97,97	0
61	MG	DA	3337	1/1	0.79	-	75,75,75,75	0
61	MG	BA	1751	1/1	0.16	-	122,122,122,122	0
61	MG	CA	1736	1/1	1.06	-	90,90,90,90	0
61	MG	AA	3623	1/1	0.21	-	107,107,107,107	0
61	MG	AA	3539	1/1	0.53	-	54,54,54,54	0
61	MG	AA	3006	1/1	0.53	-	60,60,60,60	0
61	MG	CA	1747	1/1	0.32	-	114,114,114,114	0
61	MG	CB	101	1/1	0.34	-	102,102,102,102	0
61	MG	AA	3324	1/1	0.75	-	60,60,60,60	0
61	MG	AA	3393	1/1	0.23	-	91,91,91,91	0
61	MG	CA	1768	1/1	0.22	-	115,115,115,115	0
61	MG	AA	3432	1/1	0.59	-	41,41,41,41	0
61	MG	BA	1802	1/1	0.40	-	69,69,69,69	0

Continued on next page...

Continued from previous page...

Mol	Type	Chain	Res	Atoms	RSR	LLDF	B-factors(\AA^2)	Q<0.9
61	MG	AA	3174	1/1	0.47	-	43,43,43,43	0
61	MG	CA	1649	1/1	0.12	-	70,70,70,70	0
61	MG	AA	3125	1/1	0.45	-	49,49,49,49	0
61	MG	AA	3226	1/1	0.81	-	85,85,85,85	0
61	MG	AA	3494	1/1	0.46	-	88,88,88,88	0
61	MG	DA	3355	1/1	0.32	-	93,93,93,93	0
61	MG	BA	1645	1/1	0.43	-	52,52,52,52	0
61	MG	DA	3458	1/1	0.57	-	88,88,88,88	0
61	MG	BA	1620	1/1	0.22	-	58,58,58,58	0
61	MG	AA	3042	1/1	0.13	-	67,67,67,67	0
61	MG	DA	3470	1/1	0.39	-	75,75,75,75	0
61	MG	CA	1794	1/1	0.37	-	72,72,72,72	0
61	MG	CA	1628	1/1	0.13	-	86,86,86,86	0
61	MG	AA	3010	1/1	0.31	-	52,52,52,52	0
61	MG	DA	3428	1/1	0.35	-	79,79,79,79	0
61	MG	AA	3422	1/1	0.78	-	73,73,73,73	0
61	MG	BA	1625	1/1	0.39	-	61,61,61,61	0
61	MG	AA	3260	1/1	0.22	-	70,70,70,70	0
61	MG	AA	3303	1/1	0.41	-	91,91,91,91	0
61	MG	AA	3244	1/1	0.25	-	69,69,69,69	0
61	MG	DA	3154	1/1	0.55	-	59,59,59,59	0
61	MG	DB	205	1/1	0.10	-	90,90,90,90	0
61	MG	CA	1748	1/1	0.47	-	91,91,91,91	0
61	MG	AA	3571	1/1	0.40	-	48,48,48,48	0
61	MG	BA	1779	1/1	0.39	-	105,105,105,105	0
61	MG	CC	105	1/1	0.36	-	74,74,74,74	0
61	MG	AA	3362	1/1	0.54	-	86,86,86,86	0
61	MG	AA	3509	1/1	0.96	-	80,80,80,80	0
61	MG	CA	1658	1/1	0.21	-	78,78,78,78	0
61	MG	DA	3067	1/1	0.24	-	75,75,75,75	0
61	MG	BA	1726	1/1	0.69	-	98,98,98,98	0
61	MG	BA	1715	1/1	0.27	-	69,69,69,69	0
61	MG	DA	3211	1/1	0.44	-	49,49,49,49	0
61	MG	AE	303	1/1	0.64	-	91,91,91,91	0
61	MG	AA	3076	1/1	0.08	-	109,109,109,109	0
61	MG	DA	3443	1/1	0.70	-	94,94,94,94	0
61	MG	DA	3033	1/1	0.07	-	94,94,94,94	0
61	MG	AA	3476	1/1	0.63	-	94,94,94,94	0
61	MG	AA	3435	1/1	0.26	-	137,137,137,137	0
61	MG	AA	3489	1/1	0.80	-	93,93,93,93	0
61	MG	BA	1801	1/1	0.07	-	93,93,93,93	0
61	MG	AA	3178	1/1	0.38	-	49,49,49,49	0

Continued on next page...

Continued from previous page...

Mol	Type	Chain	Res	Atoms	RSR	LLDF	B-factors(\AA^2)	Q<0.9
61	MG	AA	3225	1/1	0.24	-	69,69,69,69	0
61	MG	AA	3385	1/1	0.17	-	75,75,75,75	0
61	MG	BA	1622	1/1	0.17	-	84,84,84,84	0
61	MG	DA	3255	1/1	0.21	-	83,83,83,83	0
61	MG	BA	1763	1/1	0.23	-	93,93,93,93	0
61	MG	AA	3534	1/1	0.40	-	100,100,100,100	0
61	MG	DA	3081	1/1	0.17	-	73,73,73,73	0
61	MG	AA	3621	1/1	0.18	-	100,100,100,100	0
61	MG	DA	3415	1/1	0.18	-	84,84,84,84	0
61	MG	CA	1615	1/1	0.30	-	92,92,92,92	0
61	MG	BA	1636	1/1	0.18	-	92,92,92,92	0
61	MG	AA	3159	1/1	0.28	-	30,30,30,30	0
61	MG	AA	3604	1/1	0.38	-	84,84,84,84	0
61	MG	AA	3369	1/1	0.50	-	85,85,85,85	0
61	MG	AA	3569	1/1	0.51	-	40,40,40,40	0
61	MG	BA	1838	1/1	0.44	-	101,101,101,101	0
61	MG	BA	1675	1/1	0.47	-	89,89,89,89	0
61	MG	AA	3498	1/1	0.42	-	86,86,86,86	0
61	MG	CA	1630	1/1	0.27	-	76,76,76,76	0
61	MG	DA	3367	1/1	0.35	-	85,85,85,85	0
61	MG	AA	3368	1/1	0.40	-	83,83,83,83	0
61	MG	DA	3352	1/1	0.27	-	77,77,77,77	0
61	MG	BB	104	1/1	0.28	-	103,103,103,103	0
61	MG	BA	1690	1/1	0.13	-	109,109,109,109	0
61	MG	AA	3325	1/1	0.13	-	78,78,78,78	0
61	MG	DA	3408	1/1	0.24	-	61,61,61,61	0
61	MG	DA	3387	1/1	0.52	-	45,45,45,45	0
61	MG	DA	3141	1/1	0.53	-	44,44,44,44	0
61	MG	AA	3011	1/1	0.44	-	38,38,38,38	0
61	MG	CA	1608	1/1	0.30	-	81,81,81,81	0
61	MG	AA	3068	1/1	0.36	-	49,49,49,49	0
61	MG	A5	102	1/1	0.38	-	75,75,75,75	0
61	MG	DA	3281	1/1	0.30	-	75,75,75,75	0
61	MG	AA	3245	1/1	0.32	-	81,81,81,81	0
61	MG	AB	201	1/1	0.09	-	91,91,91,91	0
61	MG	AA	3215	1/1	0.33	-	55,55,55,55	0
61	MG	DA	3280	1/1	0.18	-	80,80,80,80	0
61	MG	DA	3008	1/1	0.66	-	76,76,76,76	0
61	MG	DA	3071	1/1	0.17	-	74,74,74,74	0
61	MG	CA	1779	1/1	0.17	-	82,82,82,82	0
61	MG	BG	301	1/1	0.18	-	110,110,110,110	0
61	MG	AA	3228	1/1	0.30	-	89,89,89,89	0

Continued on next page...

Continued from previous page...

Mol	Type	Chain	Res	Atoms	RSR	LLDF	B-factors(\AA^2)	Q<0.9
61	MG	DA	3461	1/1	0.37	-	50,50,50,50	0
61	MG	DA	3049	1/1	0.85	-	72,72,72,72	0
61	MG	DA	3193	1/1	0.29	-	49,49,49,49	0
61	MG	AA	3312	1/1	0.28	-	88,88,88,88	0
61	MG	BA	1612	1/1	0.23	-	90,90,90,90	0
61	MG	AA	3588	1/1	0.51	-	63,63,63,63	0
61	MG	DB	209	1/1	0.60	-	103,103,103,103	0
61	MG	AA	3049	1/1	0.68	-	106,106,106,106	0
61	MG	BA	1659	1/1	0.76	-	70,70,70,70	0
61	MG	CA	1771	1/1	0.24	-	64,64,64,64	0
61	MG	DA	3518	1/1	0.47	-	63,63,63,63	0
61	MG	AA	3054	1/1	0.32	-	52,52,52,52	0
61	MG	DA	3386	1/1	0.20	-	88,88,88,88	0
61	MG	AA	3250	1/1	0.22	-	73,73,73,73	0
61	MG	AA	3408	1/1	0.70	-	70,70,70,70	0
61	MG	BA	1604	1/1	0.29	-	77,77,77,77	0
61	MG	A7	101	1/1	0.43	-	69,69,69,69	0
61	MG	CG	302	1/1	0.13	-	83,83,83,83	0
61	MG	BA	1799	1/1	0.34	-	85,85,85,85	0
61	MG	BA	1722	1/1	0.22	-	90,90,90,90	0
61	MG	CA	1681	1/1	0.30	-	71,71,71,71	0
61	MG	AA	3616	1/1	0.30	-	69,69,69,69	0
61	MG	BA	1641	1/1	0.56	-	62,62,62,62	0
61	MG	DA	3249	1/1	0.16	-	87,87,87,87	0
61	MG	BA	1789	1/1	0.20	-	69,69,69,69	0
61	MG	AA	3002	1/1	0.42	-	40,40,40,40	0
61	MG	AB	206	1/1	0.24	-	97,97,97,97	0
61	MG	AA	3318	1/1	0.46	-	120,120,120,120	0
61	MG	BA	1749	1/1	0.34	-	95,95,95,95	0
61	MG	BA	1667	1/1	0.30	-	78,78,78,78	0
61	MG	AA	3576	1/1	0.31	-	36,36,36,36	0
61	MG	BA	1644	1/1	0.14	-	78,78,78,78	0
61	MG	AA	3279	1/1	0.60	-	81,81,81,81	0
61	MG	AA	3438	1/1	0.21	-	77,77,77,77	0
61	MG	DA	3188	1/1	0.54	-	48,48,48,48	0
61	MG	DA	3128	1/1	0.26	-	66,66,66,66	0
61	MG	DA	3373	1/1	0.55	-	90,90,90,90	0
61	MG	DA	3279	1/1	0.28	-	66,66,66,66	0
61	MG	CA	1753	1/1	0.52	-	129,129,129,129	0
61	MG	CS	101	1/1	0.24	-	84,84,84,84	0
61	MG	DA	3385	1/1	0.45	-	90,90,90,90	0
61	MG	AA	3414	1/1	0.35	-	68,68,68,68	0

Continued on next page...

Continued from previous page...

Mol	Type	Chain	Res	Atoms	RSR	LLDF	B-factors(\AA^2)	Q<0.9
61	MG	DA	3258	1/1	0.46	-	56,56,56,56	0
61	MG	AA	3268	1/1	0.66	-	47,47,47,47	0
61	MG	CA	1705	1/1	0.29	-	86,86,86,86	0
61	MG	CA	1650	1/1	0.20	-	90,90,90,90	0
61	MG	BA	1774	1/1	0.26	-	98,98,98,98	0
61	MG	DA	3070	1/1	0.12	-	73,73,73,73	0
61	MG	AA	3523	1/1	0.35	-	87,87,87,87	0
61	MG	DA	3167	1/1	0.23	-	72,72,72,72	0
61	MG	DA	3339	1/1	0.48	-	77,77,77,77	0
61	MG	AA	3622	1/1	0.16	-	71,71,71,71	0
61	MG	BA	1670	1/1	0.34	-	62,62,62,62	0
61	MG	DA	3332	1/1	0.50	-	90,90,90,90	0
61	MG	AA	3499	1/1	0.52	-	79,79,79,79	0
61	MG	CA	1735	1/1	0.14	-	86,86,86,86	0
61	MG	A5	101	1/1	0.48	-	49,49,49,49	0
61	MG	CA	1665	1/1	0.17	-	101,101,101,101	0
61	MG	AA	3258	1/1	0.12	-	80,80,80,80	0
61	MG	AA	3098	1/1	0.46	-	71,71,71,71	0
61	MG	DA	3006	1/1	0.44	-	78,78,78,78	0
61	MG	DA	3016	1/1	0.72	-	105,105,105,105	0
61	MG	BA	1740	1/1	0.19	-	72,72,72,72	0
61	MG	CA	1700	1/1	0.35	-	60,60,60,60	0
61	MG	AA	3274	1/1	0.22	-	77,77,77,77	0
61	MG	DA	3405	1/1	0.09	-	97,97,97,97	0
61	MG	AA	3513	1/1	0.37	-	73,73,73,73	0
61	MG	AA	3504	1/1	0.30	-	103,103,103,103	0
61	MG	BC	105	1/1	0.36	-	95,95,95,95	0
61	MG	DA	3013	1/1	0.54	-	55,55,55,55	0
61	MG	DA	3252	1/1	0.34	-	45,45,45,45	0
61	MG	BA	1816	1/1	0.36	-	87,87,87,87	0
61	MG	DA	3110	1/1	0.18	-	84,84,84,84	0
61	MG	DA	3466	1/1	0.55	-	78,78,78,78	0
61	MG	DA	3236	1/1	0.53	-	57,57,57,57	0
61	MG	BA	1792	1/1	0.16	-	94,94,94,94	0
61	MG	AA	3519	1/1	0.15	-	91,91,91,91	0
61	MG	BB	106	1/1	0.48	-	120,120,120,120	0
61	MG	AA	3411	1/1	0.18	-	84,84,84,84	0
61	MG	AA	3085	1/1	0.35	-	62,62,62,62	0
61	MG	AA	3398	1/1	0.21	-	91,91,91,91	0
61	MG	AA	3357	1/1	0.52	-	61,61,61,61	0
61	MG	AA	3580	1/1	0.71	-	44,44,44,44	0
61	MG	AA	3143	1/1	0.42	-	40,40,40,40	0

Continued on next page...

Continued from previous page...

Mol	Type	Chain	Res	Atoms	RSR	LLDF	B-factors(\AA^2)	Q<0.9
61	MG	DA	3523	1/1	0.61	-	86,86,86,86	0
61	MG	DB	208	1/1	0.55	-	114,114,114,114	0
61	MG	BA	1697	1/1	0.33	-	84,84,84,84	0
61	MG	CA	1761	1/1	0.35	-	96,96,96,96	0
61	MG	AA	3535	1/1	0.29	-	82,82,82,82	0
61	MG	DA	3430	1/1	0.31	-	102,102,102,102	0
61	MG	CA	1656	1/1	0.22	-	87,87,87,87	0
61	MG	DA	3349	1/1	0.22	-	83,83,83,83	0
61	MG	AA	3160	1/1	0.51	-	31,31,31,31	0
61	MG	AA	3473	1/1	0.35	-	70,70,70,70	0
61	MG	DA	3333	1/1	0.37	-	85,85,85,85	0
61	MG	DA	3106	1/1	0.33	-	46,46,46,46	0
61	MG	AA	3133	1/1	0.51	-	38,38,38,38	0
61	MG	DA	3146	1/1	0.48	-	38,38,38,38	0
61	MG	DA	3208	1/1	0.45	-	40,40,40,40	0
61	MG	DA	3210	1/1	0.37	-	51,51,51,51	0
61	MG	AA	3157	1/1	0.53	-	41,41,41,41	0
61	MG	DA	3018	1/1	0.53	-	85,85,85,85	0
61	MG	DA	3126	1/1	0.56	-	39,39,39,39	0
61	MG	AA	3568	1/1	0.49	-	29,29,29,29	0
61	MG	DA	3078	1/1	0.18	-	87,87,87,87	0
61	MG	AA	3134	1/1	0.45	-	59,59,59,59	0
61	MG	DA	3330	1/1	0.13	-	74,74,74,74	0
61	MG	BA	1682	1/1	0.18	-	98,98,98,98	0
61	MG	AA	3424	1/1	0.41	-	77,77,77,77	0
61	MG	BA	1701	1/1	0.23	-	73,73,73,73	0
61	MG	AA	3095	1/1	0.19	-	75,75,75,75	0
61	MG	AA	3452	1/1	0.21	-	95,95,95,95	0
61	MG	AA	3273	1/1	0.70	-	63,63,63,63	0
61	MG	DA	3057	1/1	0.51	-	81,81,81,81	0
61	MG	DA	3076	1/1	0.20	-	96,96,96,96	0
61	MG	DA	3163	1/1	0.21	-	97,97,97,97	0
61	MG	AA	3565	1/1	1.02	-	81,81,81,81	0
61	MG	BA	1803	1/1	0.21	-	81,81,81,81	0
61	MG	AA	3626	1/1	0.34	-	63,63,63,63	0
61	MG	CA	1718	1/1	0.13	-	78,78,78,78	0
61	MG	DA	3293	1/1	0.25	-	67,67,67,67	0
61	MG	CA	1675	1/1	0.52	-	65,65,65,65	0
61	MG	AA	3533	1/1	0.42	-	89,89,89,89	0
61	MG	DA	3200	1/1	0.40	-	66,66,66,66	0
61	MG	BA	1825	1/1	0.11	-	104,104,104,104	0
61	MG	BA	1773	1/1	0.34	-	79,79,79,79	0

Continued on next page...

Continued from previous page...

Mol	Type	Chain	Res	Atoms	RSR	LLDF	B-factors(\AA^2)	Q<0.9
61	MG	DA	3240	1/1	0.34	-	80,80,80,80	0
61	MG	BA	1800	1/1	0.26	-	101,101,101,101	0
61	MG	BA	1677	1/1	0.26	-	92,92,92,92	0
61	MG	CA	1721	1/1	0.28	-	94,94,94,94	0
61	MG	BA	1815	1/1	0.53	-	81,81,81,81	0
61	MG	CA	1767	1/1	0.41	-	94,94,94,94	0
61	MG	AA	3210	1/1	0.64	-	58,58,58,58	0
61	MG	AA	3441	1/1	0.17	-	76,76,76,76	0
61	MG	AA	3074	1/1	0.42	-	81,81,81,81	0
61	MG	BA	1796	1/1	0.30	-	78,78,78,78	0
61	MG	AA	3439	1/1	0.18	-	93,93,93,93	0
61	MG	BA	1770	1/1	0.20	-	106,106,106,106	0
61	MG	DA	3121	1/1	0.41	-	99,99,99,99	0
61	MG	DB	207	1/1	0.28	-	98,98,98,98	0
61	MG	AA	3538	1/1	0.37	-	37,37,37,37	0
61	MG	DA	3039	1/1	0.32	-	82,82,82,82	0
61	MG	AA	3033	1/1	0.29	-	46,46,46,46	0
61	MG	DA	3266	1/1	0.24	-	97,97,97,97	0
61	MG	DA	3479	1/1	1.16	-	87,87,87,87	0
61	MG	AA	3449	1/1	0.19	-	76,76,76,76	0
61	MG	AA	3480	1/1	0.20	-	77,77,77,77	0
61	MG	DA	3336	1/1	0.21	-	68,68,68,68	0
61	MG	BA	1817	1/1	0.35	-	92,92,92,92	0
61	MG	CA	1691	1/1	0.31	-	69,69,69,69	0
61	MG	AA	3140	1/1	0.38	-	53,53,53,53	0
61	MG	CC	103	1/1	0.87	-	72,72,72,72	0
61	MG	BA	1628	1/1	0.27	-	86,86,86,86	0
61	MG	AA	3248	1/1	0.40	-	53,53,53,53	0
61	MG	DA	3158	1/1	0.29	-	77,77,77,77	0
61	MG	AA	3420	1/1	0.21	-	107,107,107,107	0
61	MG	AA	3078	1/1	0.19	-	84,84,84,84	0
61	MG	AA	3221	1/1	0.41	-	51,51,51,51	0
61	MG	AA	3351	1/1	0.90	-	84,84,84,84	0
61	MG	DA	3315	1/1	0.26	-	82,82,82,82	0
61	MG	AA	3347	1/1	0.40	-	92,92,92,92	0
61	MG	AA	3035	1/1	0.26	-	46,46,46,46	0
61	MG	DA	3290	1/1	0.40	-	59,59,59,59	0
61	MG	AA	3180	1/1	0.40	-	56,56,56,56	0
61	MG	AA	3612	1/1	0.19	-	38,38,38,38	0
61	MG	AA	3510	1/1	0.17	-	73,73,73,73	0
61	MG	DA	3119	1/1	0.26	-	80,80,80,80	0
61	MG	AA	3415	1/1	0.23	-	86,86,86,86	0

Continued on next page...

Continued from previous page...

Mol	Type	Chain	Res	Atoms	RSR	LLDF	B-factors(\AA^2)	Q<0.9
61	MG	BA	1776	1/1	0.35	-	84,84,84,84	0
61	MG	AA	3055	1/1	0.20	-	100,100,100,100	0
61	MG	DA	3395	1/1	0.48	-	80,80,80,80	0
61	MG	AA	3064	1/1	0.32	-	77,77,77,77	0
61	MG	AA	3102	1/1	0.22	-	108,108,108,108	0
61	MG	AA	3052	1/1	0.62	-	74,74,74,74	0
61	MG	AA	3154	1/1	0.56	-	55,55,55,55	0
61	MG	DA	3046	1/1	0.39	-	60,60,60,60	0
61	MG	DA	3494	1/1	0.63	-	81,81,81,81	0
61	MG	DA	3166	1/1	0.54	-	86,86,86,86	0
61	MG	CA	1805	1/1	0.21	-	81,81,81,81	0
61	MG	AA	3286	1/1	0.45	-	69,69,69,69	0
61	MG	BA	1723	1/1	0.45	-	95,95,95,95	0
61	MG	AA	3490	1/1	0.22	-	88,88,88,88	0
61	MG	DA	3112	1/1	0.14	-	70,70,70,70	0
61	MG	AA	3088	1/1	0.60	-	60,60,60,60	0
61	MG	BA	1635	1/1	0.13	-	87,87,87,87	0
61	MG	CA	1743	1/1	0.35	-	71,71,71,71	0
61	MG	DA	3510	1/1	0.60	-	67,67,67,67	0
61	MG	CA	1809	1/1	0.19	-	100,100,100,100	0
61	MG	CA	1760	1/1	0.27	-	103,103,103,103	0
61	MG	AA	3239	1/1	0.10	-	70,70,70,70	0
61	MG	BA	1806	1/1	0.23	-	75,75,75,75	0
61	MG	DA	3379	1/1	0.43	-	99,99,99,99	0
61	MG	DA	3502	1/1	0.28	-	96,96,96,96	0
61	MG	AA	3168	1/1	0.27	-	64,64,64,64	0
61	MG	BA	1710	1/1	0.27	-	99,99,99,99	0
61	MG	BA	1700	1/1	0.99	-	97,97,97,97	0
61	MG	DA	3475	1/1	0.91	-	81,81,81,81	0
61	MG	CA	1653	1/1	0.20	-	73,73,73,73	0
61	MG	AA	3007	1/1	0.24	-	33,33,33,33	0
61	MG	BA	1618	1/1	0.27	-	94,94,94,94	0
61	MG	DA	3094	1/1	0.46	-	45,45,45,45	0
61	MG	AA	3104	1/1	0.42	-	54,54,54,54	0
61	MG	BA	1694	1/1	0.24	-	99,99,99,99	0
61	MG	AA	3081	1/1	0.58	-	41,41,41,41	0
61	MG	DA	3432	1/1	0.32	-	89,89,89,89	0
61	MG	CA	1798	1/1	0.09	-	96,96,96,96	0
61	MG	DA	3499	1/1	0.70	-	78,78,78,78	0
61	MG	AA	3348	1/1	0.31	-	92,92,92,92	0
61	MG	CA	1789	1/1	0.16	-	117,117,117,117	0
61	MG	AA	3271	1/1	0.44	-	68,68,68,68	0

Continued on next page...

Continued from previous page...

Mol	Type	Chain	Res	Atoms	RSR	LLDF	B-factors(\AA^2)	Q<0.9
61	MG	AA	3444	1/1	0.27	-	87,87,87,87	0
61	MG	BA	1794	1/1	0.82	-	94,94,94,94	0
61	MG	DA	3235	1/1	0.31	-	53,53,53,53	0
61	MG	DA	3045	1/1	0.57	-	79,79,79,79	0
61	MG	AA	3594	1/1	0.24	-	97,97,97,97	0
61	MG	CA	1777	1/1	0.38	-	95,95,95,95	0
61	MG	AA	3044	1/1	0.30	-	54,54,54,54	0
61	MG	AA	3397	1/1	0.38	-	40,40,40,40	0
61	MG	BB	103	1/1	0.37	-	87,87,87,87	0
61	MG	DA	3241	1/1	0.22	-	85,85,85,85	0
61	MG	CC	106	1/1	0.52	-	115,115,115,115	0
61	MG	DA	3362	1/1	0.54	-	86,86,86,86	0
61	MG	DA	3364	1/1	0.37	-	85,85,85,85	0
61	MG	AA	3388	1/1	2.06	-	119,119,119,119	0
61	MG	BA	1691	1/1	0.70	-	60,60,60,60	0
61	MG	AA	3059	1/1	0.12	-	84,84,84,84	0
61	MG	BA	1681	1/1	0.16	-	79,79,79,79	0
61	MG	AA	3218	1/1	0.56	-	77,77,77,77	0
61	MG	DA	3328	1/1	0.34	-	83,83,83,83	0
61	MG	DA	3378	1/1	0.25	-	56,56,56,56	0
61	MG	AA	3122	1/1	0.73	-	87,87,87,87	0
61	MG	DA	3109	1/1	0.26	-	97,97,97,97	0
61	MG	AA	3446	1/1	0.10	-	93,93,93,93	0
61	MG	DA	3380	1/1	0.78	-	74,74,74,74	0
61	MG	DA	3311	1/1	0.22	-	80,80,80,80	0
61	MG	AA	3401	1/1	0.21	-	98,98,98,98	0
61	MG	DB	201	1/1	0.19	-	77,77,77,77	0
61	MG	AA	3024	1/1	0.41	-	35,35,35,35	0
61	MG	DA	3063	1/1	0.35	-	86,86,86,86	0
61	MG	AA	3410	1/1	0.13	-	99,99,99,99	0
61	MG	AA	3203	1/1	0.47	-	53,53,53,53	0
61	MG	DA	3267	1/1	0.44	-	74,74,74,74	0
61	MG	BA	1623	1/1	0.72	-	68,68,68,68	0
61	MG	CA	1659	1/1	0.17	-	111,111,111,111	0
61	MG	AA	3283	1/1	0.36	-	74,74,74,74	0
61	MG	AA	3406	1/1	0.15	-	99,99,99,99	0
61	MG	AA	3246	1/1	0.31	-	73,73,73,73	0
61	MG	AA	3322	1/1	0.11	-	83,83,83,83	0
61	MG	CA	1702	1/1	0.30	-	74,74,74,74	0
61	MG	AA	3572	1/1	0.42	-	40,40,40,40	0
61	MG	AA	3578	1/1	0.44	-	52,52,52,52	0
61	MG	DA	3376	1/1	0.14	-	88,88,88,88	0

Continued on next page...

Continued from previous page...

Mol	Type	Chain	Res	Atoms	RSR	LLDF	B-factors(\AA^2)	Q<0.9
61	MG	CA	1738	1/1	0.38	-	75,75,75,75	0
61	MG	BA	1833	1/1	0.29	-	88,88,88,88	0
61	MG	DA	3089	1/1	0.30	-	46,46,46,46	0
61	MG	AA	3075	1/1	0.24	-	71,71,71,71	0
61	MG	D0	201	1/1	0.20	-	78,78,78,78	0
61	MG	AA	3305	1/1	0.35	-	62,62,62,62	0
61	MG	CA	1723	1/1	0.07	-	93,93,93,93	0
61	MG	DA	3206	1/1	0.24	-	65,65,65,65	0
61	MG	BA	1716	1/1	0.31	-	90,90,90,90	0
61	MG	AA	3101	1/1	0.16	-	69,69,69,69	0
61	MG	CA	1745	1/1	0.12	-	87,87,87,87	0
61	MG	AA	3524	1/1	0.25	-	72,72,72,72	0
61	MG	CA	1770	1/1	0.39	-	75,75,75,75	0
61	MG	CC	107	1/1	0.91	-	102,102,102,102	0
61	MG	AA	3592	1/1	0.45	-	69,69,69,69	0
61	MG	CA	1788	1/1	0.60	-	68,68,68,68	0
61	MG	DA	3375	1/1	0.55	-	82,82,82,82	0
61	MG	BA	1786	1/1	0.36	-	72,72,72,72	0
61	MG	BA	1609	1/1	0.51	-	84,84,84,84	0
61	MG	DA	3079	1/1	0.23	-	83,83,83,83	0
61	MG	DA	3504	1/1	0.16	-	119,119,119,119	0
61	MG	CA	1772	1/1	0.44	-	76,76,76,76	0
61	MG	CA	1703	1/1	0.09	-	88,88,88,88	0
61	MG	CA	1699	1/1	0.19	-	106,106,106,106	0
61	MG	DA	3438	1/1	0.57	-	102,102,102,102	0
61	MG	AA	3211	1/1	0.49	-	43,43,43,43	0
61	MG	AA	3464	1/1	0.54	-	83,83,83,83	0
61	MG	DA	3426	1/1	0.17	-	94,94,94,94	0
61	MG	AA	3280	1/1	0.45	-	65,65,65,65	0
61	MG	AA	3030	1/1	0.46	-	51,51,51,51	0
61	MG	AA	3196	1/1	0.33	-	60,60,60,60	0
61	MG	BA	1772	1/1	0.21	-	89,89,89,89	0
61	MG	BA	1739	1/1	0.26	-	79,79,79,79	0
61	MG	BA	1634	1/1	0.34	-	68,68,68,68	0
61	MG	DA	3117	1/1	0.21	-	68,68,68,68	0
61	MG	DA	3183	1/1	0.35	-	59,59,59,59	0
61	MG	AA	3425	1/1	0.29	-	70,70,70,70	0
61	MG	AA	3327	1/1	0.17	-	82,82,82,82	0
61	MG	DA	3265	1/1	0.21	-	63,63,63,63	0
61	MG	CA	1711	1/1	0.30	-	88,88,88,88	0
61	MG	AA	3564	1/1	0.50	-	54,54,54,54	0
61	MG	DA	3506	1/1	0.23	-	80,80,80,80	0

Continued on next page...

Continued from previous page...

Mol	Type	Chain	Res	Atoms	RSR	LLDF	B-factors(\AA^2)	Q<0.9
61	MG	CA	1622	1/1	0.14	-	74,74,74,74	0
61	MG	AA	3609	1/1	0.32	-	39,39,39,39	0
61	MG	AA	3566	1/1	0.58	-	73,73,73,73	0
61	MG	DA	3450	1/1	0.16	-	86,86,86,86	0
61	MG	AA	3458	1/1	0.26	-	105,105,105,105	0
61	MG	AA	3372	1/1	0.14	-	77,77,77,77	0
61	MG	DA	3077	1/1	0.46	-	82,82,82,82	0
61	MG	DA	3175	1/1	0.27	-	70,70,70,70	0
61	MG	AA	3430	1/1	0.44	-	88,88,88,88	0
61	MG	AA	3437	1/1	0.14	-	105,105,105,105	0
61	MG	BA	1631	1/1	0.22	-	67,67,67,67	0
61	MG	AA	3579	1/1	0.41	-	35,35,35,35	0
61	MG	AA	3467	1/1	0.26	-	83,83,83,83	0
61	MG	DA	3270	1/1	0.47	-	73,73,73,73	0
61	MG	AA	3455	1/1	0.45	-	61,61,61,61	0
61	MG	DA	3414	1/1	0.32	-	74,74,74,74	0
61	MG	AA	3453	1/1	0.33	-	47,47,47,47	0
61	MG	AA	3036	1/1	0.34	-	34,34,34,34	0
61	MG	BA	1748	1/1	0.70	-	61,61,61,61	0
61	MG	DA	3098	1/1	0.32	-	41,41,41,41	0
61	MG	AA	3253	1/1	0.41	-	82,82,82,82	0
61	MG	DA	3219	1/1	0.51	-	79,79,79,79	0
61	MG	BC	102	1/1	0.31	-	100,100,100,100	0
61	MG	CA	1603	1/1	0.36	-	75,75,75,75	0
61	MG	AA	3083	1/1	0.27	-	47,47,47,47	0
61	MG	AA	3254	1/1	0.40	-	97,97,97,97	0
61	MG	DA	3289	1/1	0.14	-	47,47,47,47	0
61	MG	DA	3292	1/1	0.64	-	56,56,56,56	0
61	MG	BA	1663	1/1	0.19	-	47,47,47,47	0
61	MG	BA	1720	1/1	0.30	-	71,71,71,71	0
61	MG	CA	1620	1/1	0.61	-	70,70,70,70	0
61	MG	BA	1834	1/1	0.78	-	86,86,86,86	0
61	MG	CA	1639	1/1	0.25	-	64,64,64,64	0
61	MG	CA	1776	1/1	0.29	-	91,91,91,91	0
61	MG	AA	3311	1/1	0.27	-	58,58,58,58	0
61	MG	AA	3155	1/1	0.66	-	61,61,61,61	0
61	MG	DA	3425	1/1	0.48	-	88,88,88,88	0
61	MG	AA	3373	1/1	0.74	-	71,71,71,71	0
61	MG	BC	104	1/1	0.93	-	106,106,106,106	0
61	MG	DA	3468	1/1	0.37	-	53,53,53,53	0
61	MG	DA	3012	1/1	0.44	-	64,64,64,64	0
61	MG	BA	1837	1/1	0.64	-	88,88,88,88	0

Continued on next page...

Continued from previous page...

Mol	Type	Chain	Res	Atoms	RSR	LLDF	B-factors(\AA^2)	Q<0.9
61	MG	DA	3260	1/1	0.39	-	82,82,82,82	0
61	MG	CA	1763	1/1	0.23	-	96,96,96,96	0
61	MG	AA	3597	1/1	0.47	-	67,67,67,67	0
61	MG	DA	3137	1/1	0.29	-	78,78,78,78	0
61	MG	DA	3253	1/1	0.30	-	83,83,83,83	0
61	MG	AA	3379	1/1	0.68	-	88,88,88,88	0
61	MG	BA	1730	1/1	0.28	-	97,97,97,97	0
61	MG	CA	1716	1/1	0.35	-	78,78,78,78	0
61	MG	BC	109	1/1	0.48	-	92,92,92,92	0
61	MG	DA	3286	1/1	0.68	-	86,86,86,86	0
61	MG	DA	3278	1/1	0.40	-	116,116,116,116	0
61	MG	AO	202	1/1	0.28	-	74,74,74,74	0
61	MG	BA	1680	1/1	0.31	-	71,71,71,71	0
61	MG	DA	3191	1/1	0.58	-	47,47,47,47	0
61	MG	CA	1785	1/1	0.32	-	81,81,81,81	0
61	MG	DA	3087	1/1	0.48	-	48,48,48,48	0
61	MG	DA	3488	1/1	0.20	-	45,45,45,45	0
61	MG	DA	3147	1/1	0.12	-	16,16,16,16	0
61	MG	BA	1687	1/1	0.25	-	74,74,74,74	0
61	MG	CA	1783	1/1	0.23	-	72,72,72,72	0
61	MG	BA	1614	1/1	0.19	-	93,93,93,93	0
61	MG	AA	3090	1/1	0.41	-	68,68,68,68	0
61	MG	DA	3034	1/1	0.20	-	72,72,72,72	0
61	MG	DA	3429	1/1	0.41	-	94,94,94,94	0
61	MG	DA	3517	1/1	0.27	-	62,62,62,62	0
61	MG	AA	3375	1/1	0.18	-	74,74,74,74	0
61	MG	BA	1610	1/1	0.45	-	53,53,53,53	0
61	MG	BA	1731	1/1	0.39	-	67,67,67,67	0
61	MG	DA	3391	1/1	0.21	-	86,86,86,86	0
61	MG	CB	103	1/1	0.34	-	110,110,110,110	0
61	MG	AA	3163	1/1	0.37	-	48,48,48,48	0
61	MG	AA	3323	1/1	0.10	-	93,93,93,93	0
61	MG	DA	3124	1/1	0.78	-	111,111,111,111	0
61	MG	BA	1831	1/1	0.50	-	116,116,116,116	0
61	MG	AA	3547	1/1	0.33	-	45,45,45,45	0
61	MG	DA	3335	1/1	0.33	-	72,72,72,72	0
61	MG	BA	1642	1/1	0.40	-	69,69,69,69	0
61	MG	DA	3164	1/1	0.19	-	65,65,65,65	0
61	MG	DA	3323	1/1	0.60	-	85,85,85,85	0
61	MG	DA	3463	1/1	0.59	-	44,44,44,44	0
61	MG	DA	3194	1/1	0.32	-	59,59,59,59	0
61	MG	DA	3122	1/1	0.06	-	71,71,71,71	0

Continued on next page...

Continued from previous page...

Mol	Type	Chain	Res	Atoms	RSR	LLDF	B-factors(\AA^2)	Q<0.9
61	MG	AA	3540	1/1	0.29	-	44,44,44,44	0
61	MG	DA	3419	1/1	0.60	-	90,90,90,90	0
61	MG	DA	3232	1/1	0.29	-	75,75,75,75	0
61	MG	AA	3079	1/1	0.34	-	100,100,100,100	0
61	MG	AA	3514	1/1	0.50	-	59,59,59,59	0
61	MG	DA	3411	1/1	0.15	-	77,77,77,77	0
61	MG	DA	3338	1/1	0.89	-	75,75,75,75	0
61	MG	AA	3058	1/1	0.11	-	85,85,85,85	0
61	MG	CA	1719	1/1	0.15	-	157,157,157,157	0
61	MG	DA	3149	1/1	0.56	-	60,60,60,60	0
61	MG	DA	3054	1/1	0.55	-	105,105,105,105	0
61	MG	DA	3423	1/1	0.39	-	102,102,102,102	0
61	MG	AA	3070	1/1	0.63	-	66,66,66,66	0
61	MG	AA	3223	1/1	0.59	-	72,72,72,72	0
61	MG	AA	3482	1/1	0.53	-	82,82,82,82	0
61	MG	DA	3092	1/1	0.39	-	47,47,47,47	0
61	MG	DA	3072	1/1	0.27	-	98,98,98,98	0
61	MG	AA	3354	1/1	0.48	-	79,79,79,79	0
61	MG	AA	3164	1/1	0.33	-	102,102,102,102	0
61	MG	AA	3217	1/1	0.34	-	58,58,58,58	0
61	MG	AA	3107	1/1	0.34	-	56,56,56,56	0
61	MG	DA	3297	1/1	0.32	-	70,70,70,70	0
61	MG	CA	1625	1/1	0.11	-	85,85,85,85	0
61	MG	BA	1624	1/1	0.40	-	92,92,92,92	0
61	MG	DA	3104	1/1	0.55	-	38,38,38,38	0
61	MG	AA	3063	1/1	0.13	-	64,64,64,64	0
61	MG	DA	3216	1/1	0.59	-	47,47,47,47	0
61	MG	AA	3521	1/1	0.31	-	87,87,87,87	0
61	MG	AA	3607	1/1	0.32	-	54,54,54,54	0
61	MG	BA	1784	1/1	0.27	-	106,106,106,106	0
61	MG	BA	1824	1/1	0.16	-	97,97,97,97	0
61	MG	DB	213	1/1	0.27	-	90,90,90,90	0
61	MG	AA	3109	1/1	0.28	-	33,33,33,33	0
61	MG	DA	3242	1/1	0.61	-	61,61,61,61	0
61	MG	DA	3313	1/1	0.48	-	75,75,75,75	0
61	MG	AA	3262	1/1	0.33	-	71,71,71,71	0
61	MG	DA	3299	1/1	0.30	-	92,92,92,92	0
61	MG	BA	1714	1/1	0.22	-	127,127,127,127	0
61	MG	AA	3213	1/1	0.52	-	50,50,50,50	0
61	MG	DA	3173	1/1	0.63	-	59,59,59,59	0
61	MG	CA	1797	1/1	0.26	-	94,94,94,94	0
61	MG	DA	3456	1/1	0.29	-	83,83,83,83	0

Continued on next page...

Continued from previous page...

Mol	Type	Chain	Res	Atoms	RSR	LLDF	B-factors(\AA^2)	Q<0.9
61	MG	DA	3317	1/1	0.38	-	87,87,87,87	0
61	MG	CA	1717	1/1	0.34	-	106,106,106,106	0
61	MG	CA	1726	1/1	0.63	-	82,82,82,82	0
61	MG	AA	3147	1/1	0.52	-	77,77,77,77	0
61	MG	DA	3131	1/1	0.80	-	93,93,93,93	0
61	MG	AA	3376	1/1	0.28	-	67,67,67,67	0
61	MG	DA	3151	1/1	0.69	-	75,75,75,75	0
61	MG	AA	3528	1/1	0.18	-	88,88,88,88	0
61	MG	AB	203	1/1	0.24	-	70,70,70,70	0
61	MG	AA	3332	1/1	0.61	-	82,82,82,82	0
61	MG	AA	3012	1/1	0.44	-	45,45,45,45	0
61	MG	AA	3185	1/1	0.23	-	43,43,43,43	0
61	MG	DA	3493	1/1	0.60	-	46,46,46,46	0
61	MG	DA	3091	1/1	0.45	-	52,52,52,52	0
61	MG	DA	3310	1/1	0.44	-	80,80,80,80	0
61	MG	DA	3513	1/1	0.14	-	103,103,103,103	0
62	ZN	BG	302	1/1	0.32	-	95,95,95,95	0
61	MG	AA	3238	1/1	0.57	-	48,48,48,48	0
61	MG	AA	3219	1/1	0.28	-	60,60,60,60	0
61	MG	BC	103	1/1	0.44	-	65,65,65,65	0
61	MG	AA	3091	1/1	0.26	-	69,69,69,69	0
61	MG	DA	3142	1/1	0.62	-	51,51,51,51	0
61	MG	BA	1727	1/1	0.14	-	125,125,125,125	0
61	MG	BA	1685	1/1	0.19	-	82,82,82,82	0
61	MG	DA	3116	1/1	0.09	-	96,96,96,96	0
61	MG	AA	3188	1/1	0.35	-	72,72,72,72	0
61	MG	DA	3472	1/1	0.53	-	85,85,85,85	0
61	MG	AA	3624	1/1	0.17	-	80,80,80,80	0
61	MG	AA	3456	1/1	0.56	-	70,70,70,70	0
61	MG	DA	3403	1/1	0.14	-	78,78,78,78	0
61	MG	BA	1775	1/1	0.20	-	100,100,100,100	0
61	MG	BA	1771	1/1	0.17	-	100,100,100,100	0
61	MG	AA	3128	1/1	0.30	-	54,54,54,54	0
61	MG	AA	3224	1/1	0.33	-	77,77,77,77	0
61	MG	AA	3263	1/1	0.28	-	56,56,56,56	0
61	MG	DA	3269	1/1	0.41	-	86,86,86,86	0
61	MG	CA	1660	1/1	0.16	-	76,76,76,76	0
61	MG	DB	214	1/1	0.17	-	99,99,99,99	0
61	MG	AA	3043	1/1	0.24	-	83,83,83,83	0
61	MG	CA	1790	1/1	0.18	-	75,75,75,75	0
61	MG	CA	1752	1/1	0.21	-	70,70,70,70	0
61	MG	AA	3326	1/1	0.32	-	81,81,81,81	0

Continued on next page...

Continued from previous page...

Mol	Type	Chain	Res	Atoms	RSR	LLDF	B-factors(\AA^2)	Q<0.9
61	MG	AA	3585	1/1	0.07	-	46,46,46,46	0
61	MG	BA	1640	1/1	0.33	-	80,80,80,80	0
61	MG	AA	3175	1/1	0.48	-	70,70,70,70	0
61	MG	CA	1645	1/1	0.33	-	71,71,71,71	0
61	MG	AA	3031	1/1	0.54	-	44,44,44,44	0
61	MG	DB	203	1/1	0.21	-	71,71,71,71	0
61	MG	DA	3139	1/1	0.49	-	51,51,51,51	0
61	MG	DA	3420	1/1	0.75	-	73,73,73,73	0
61	MG	AA	3380	1/1	0.53	-	84,84,84,84	0
61	MG	DA	3369	1/1	0.49	-	61,61,61,61	0
61	MG	AA	3389	1/1	0.81	-	89,89,89,89	0
61	MG	DA	3209	1/1	0.55	-	54,54,54,54	0
61	MG	BA	1844	1/1	0.39	-	95,95,95,95	0
61	MG	AA	3544	1/1	0.77	-	67,67,67,67	0
61	MG	AA	3427	1/1	0.22	-	78,78,78,78	0
61	MG	BA	1713	1/1	0.09	-	107,107,107,107	0
61	MG	AA	3261	1/1	0.26	-	30,30,30,30	0
61	MG	DA	3218	1/1	0.67	-	75,75,75,75	0
61	MG	AA	3302	1/1	0.30	-	84,84,84,84	0
61	MG	AA	3259	1/1	0.29	-	91,91,91,91	0
61	MG	AA	3536	1/1	0.73	-	102,102,102,102	0
61	MG	BA	1718	1/1	0.19	-	104,104,104,104	0
61	MG	AA	3072	1/1	0.49	-	75,75,75,75	0
61	MG	DA	3028	1/1	0.29	-	71,71,71,71	0
61	MG	DA	3107	1/1	0.36	-	89,89,89,89	0
61	MG	DA	3068	1/1	0.19	-	100,100,100,100	0
62	ZN	CQ	101	1/1	0.17	-	113,113,113,113	0
61	MG	DA	3447	1/1	0.53	-	86,86,86,86	0
61	MG	DA	3350	1/1	0.30	-	79,79,79,79	0
61	MG	AA	3298	1/1	0.43	-	80,80,80,80	0
61	MG	CA	1627	1/1	0.39	-	102,102,102,102	0
61	MG	AA	3017	1/1	0.42	-	59,59,59,59	0
61	MG	DA	3001	1/1	0.27	-	58,58,58,58	0
61	MG	CA	1786	1/1	0.16	-	97,97,97,97	0
61	MG	DA	3327	1/1	0.41	-	85,85,85,85	0
61	MG	DA	3359	1/1	0.14	-	75,75,75,75	0
61	MG	AA	3530	1/1	0.16	-	65,65,65,65	0
61	MG	CC	101	1/1	0.24	-	110,110,110,110	0
61	MG	AB	217	1/1	0.68	-	109,109,109,109	0
61	MG	DA	3082	1/1	0.23	-	83,83,83,83	0
61	MG	AA	3176	1/1	0.53	-	38,38,38,38	0
61	MG	BA	1835	1/1	0.60	-	82,82,82,82	0

Continued on next page...

Continued from previous page...

Mol	Type	Chain	Res	Atoms	RSR	LLDF	B-factors(\AA^2)	Q<0.9
61	MG	AA	3618	1/1	0.39	-	76,76,76,76	0
61	MG	AA	3131	1/1	0.38	-	88,88,88,88	0
61	MG	DA	3225	1/1	0.32	-	64,64,64,64	0
61	MG	DA	3023	1/1	0.10	-	107,107,107,107	0
61	MG	AA	3290	1/1	0.81	-	62,62,62,62	0
61	MG	BA	1656	1/1	0.27	-	78,78,78,78	0
61	MG	CA	1642	1/1	0.32	-	78,78,78,78	0
61	MG	BA	1732	1/1	0.29	-	94,94,94,94	0
61	MG	DA	3392	1/1	0.29	-	106,106,106,106	0
61	MG	AA	3082	1/1	0.48	-	39,39,39,39	0
61	MG	AA	3149	1/1	0.36	-	49,49,49,49	0
61	MG	DA	3201	1/1	0.44	-	75,75,75,75	0
61	MG	DA	3101	1/1	0.30	-	57,57,57,57	0
61	MG	AA	3038	1/1	0.19	-	70,70,70,70	0
61	MG	DA	3344	1/1	0.28	-	93,93,93,93	0
61	MG	CA	1744	1/1	0.22	-	70,70,70,70	0
61	MG	DA	3090	1/1	0.24	-	47,47,47,47	0
61	MG	AA	3100	1/1	0.15	-	79,79,79,79	0
61	MG	DE	303	1/1	0.52	-	52,52,52,52	0
61	MG	AA	3559	1/1	0.38	-	93,93,93,93	0
61	MG	BA	1766	1/1	0.51	-	116,116,116,116	0
61	MG	DA	3144	1/1	0.85	-	68,68,68,68	0
61	MG	AA	3512	1/1	0.32	-	71,71,71,71	0
61	MG	AA	3492	1/1	0.34	-	84,84,84,84	0
61	MG	AA	3048	1/1	0.17	-	63,63,63,63	0
61	MG	BA	1719	1/1	0.33	-	91,91,91,91	0
61	MG	AA	3382	1/1	0.40	-	83,83,83,83	0
61	MG	DA	3032	1/1	0.45	-	73,73,73,73	0
61	MG	CC	102	1/1	0.47	-	69,69,69,69	0
61	MG	DA	3040	1/1	0.37	-	92,92,92,92	0
61	MG	DA	3138	1/1	0.22	-	71,71,71,71	0
61	MG	AO	201	1/1	0.25	-	39,39,39,39	0
61	MG	AA	3617	1/1	0.42	-	92,92,92,92	0
61	MG	DA	3491	1/1	0.27	-	43,43,43,43	0
61	MG	BA	1788	1/1	0.13	-	108,108,108,108	0
61	MG	DA	3324	1/1	1.26	-	89,89,89,89	0
61	MG	CA	1644	1/1	0.21	-	59,59,59,59	0
61	MG	AA	3065	1/1	0.41	-	52,52,52,52	0
61	MG	CA	1643	1/1	0.17	-	97,97,97,97	0
61	MG	AA	3613	1/1	0.62	-	104,104,104,104	0
61	MG	AA	3412	1/1	0.77	-	88,88,88,88	0
61	MG	DA	3480	1/1	0.68	-	56,56,56,56	0

Continued on next page...

Continued from previous page...

Mol	Type	Chain	Res	Atoms	RSR	LLDF	B-factors(\AA^2)	Q<0.9
61	MG	AA	3563	1/1	0.66	-	75,75,75,75	0
61	MG	CA	1623	1/1	0.10	-	98,98,98,98	0
61	MG	AA	3426	1/1	0.14	-	123,123,123,123	0
61	MG	BA	1725	1/1	0.58	-	82,82,82,82	0
61	MG	AA	3431	1/1	0.48	-	197,197,197,197	0
61	MG	CA	1655	1/1	0.32	-	87,87,87,87	0
61	MG	AA	3558	1/1	0.51	-	110,110,110,110	0
61	MG	DA	3002	1/1	0.64	-	91,91,91,91	0
61	MG	CA	1618	1/1	0.14	-	89,89,89,89	0
61	MG	DA	3159	1/1	0.32	-	52,52,52,52	0
61	MG	AA	3595	1/1	0.40	-	90,90,90,90	0
61	MG	DA	3500	1/1	0.56	-	100,100,100,100	0
61	MG	AA	3135	1/1	0.33	-	66,66,66,66	0
61	MG	DA	3346	1/1	0.24	-	83,83,83,83	0
61	MG	CA	1775	1/1	0.38	-	66,66,66,66	0
61	MG	DA	3455	1/1	0.47	-	95,95,95,95	0
61	MG	AA	3377	1/1	0.33	-	85,85,85,85	0
61	MG	AF	303	1/1	0.43	-	77,77,77,77	0
61	MG	DA	3485	1/1	0.49	-	40,40,40,40	0
61	MG	DA	3413	1/1	0.46	-	96,96,96,96	0
61	MG	DA	3115	1/1	0.23	-	76,76,76,76	0
61	MG	CA	1610	1/1	0.15	-	75,75,75,75	0
61	MG	BA	1767	1/1	0.25	-	101,101,101,101	0
61	MG	AA	3172	1/1	0.48	-	102,102,102,102	0
61	MG	DA	3303	1/1	0.72	-	61,61,61,61	0
61	MG	CA	1778	1/1	0.29	-	69,69,69,69	0
61	MG	DA	3103	1/1	0.47	-	82,82,82,82	0
61	MG	AA	3605	1/1	0.47	-	45,45,45,45	0
61	MG	AA	3515	1/1	1.02	-	67,67,67,67	0
61	MG	BA	1791	1/1	0.14	-	89,89,89,89	0
61	MG	DA	3301	1/1	0.30	-	91,91,91,91	0
61	MG	DA	3417	1/1	0.20	-	83,83,83,83	0
61	MG	BA	1621	1/1	0.34	-	116,116,116,116	0
61	MG	DA	3396	1/1	0.19	-	89,89,89,89	0
61	MG	AA	3418	1/1	0.80	-	85,85,85,85	0
61	MG	AA	3053	1/1	0.35	-	59,59,59,59	0
61	MG	CA	1698	1/1	0.32	-	104,104,104,104	0
61	MG	DA	3271	1/1	0.33	-	76,76,76,76	0
61	MG	AA	3520	1/1	0.20	-	97,97,97,97	0
61	MG	DA	3371	1/1	0.28	-	82,82,82,82	0
61	MG	BC	107	1/1	0.22	-	88,88,88,88	0
61	MG	AA	3199	1/1	0.36	-	66,66,66,66	0

Continued on next page...

Continued from previous page...

Mol	Type	Chain	Res	Atoms	RSR	LLDF	B-factors(\AA^2)	Q<0.9
61	MG	DA	3174	1/1	0.36	-	49,49,49,49	0
61	MG	CA	1708	1/1	0.28	-	91,91,91,91	0
61	MG	DA	3243	1/1	0.23	-	83,83,83,83	0
61	MG	DA	3467	1/1	0.32	-	49,49,49,49	0
61	MG	DA	3496	1/1	0.25	-	85,85,85,85	0
61	MG	AA	3627	1/1	1.01	-	108,108,108,108	0
61	MG	AA	3611	1/1	0.37	-	54,54,54,54	0
61	MG	AA	3517	1/1	0.35	-	61,61,61,61	0
61	MG	CA	1664	1/1	0.24	-	97,97,97,97	0
61	MG	DA	3296	1/1	0.21	-	56,56,56,56	0
61	MG	DA	3418	1/1	0.36	-	81,81,81,81	0
61	MG	CA	1638	1/1	0.32	-	93,93,93,93	0
61	MG	DA	3250	1/1	0.32	-	54,54,54,54	0
61	MG	AA	3005	1/1	0.47	-	38,38,38,38	0
61	MG	AA	3495	1/1	0.37	-	98,98,98,98	0
61	MG	DA	3487	1/1	0.46	-	59,59,59,59	0
61	MG	DA	3446	1/1	0.28	-	98,98,98,98	0
61	MG	CA	1605	1/1	0.27	-	72,72,72,72	0
61	MG	AA	3363	1/1	0.30	-	80,80,80,80	0
61	MG	AA	3457	1/1	0.20	-	73,73,73,73	0
61	MG	CA	1669	1/1	0.21	-	67,67,67,67	0
61	MG	AA	3602	1/1	0.16	-	70,70,70,70	0
61	MG	DA	3319	1/1	0.40	-	68,68,68,68	0
61	MG	AB	207	1/1	0.07	-	97,97,97,97	0
61	MG	AA	3330	1/1	0.13	-	61,61,61,61	0
61	MG	CA	1720	1/1	0.42	-	108,108,108,108	0
61	MG	AO	203	1/1	0.50	-	63,63,63,63	0
61	MG	DA	3168	1/1	0.43	-	49,49,49,49	0
61	MG	AA	3381	1/1	0.33	-	88,88,88,88	0
61	MG	DA	3424	1/1	0.30	-	79,79,79,79	0
61	MG	CA	1686	1/1	0.34	-	68,68,68,68	0
61	MG	CA	1682	1/1	0.41	-	97,97,97,97	0
61	MG	AA	3216	1/1	0.26	-	56,56,56,56	0
61	MG	AA	3111	1/1	0.58	-	43,43,43,43	0
61	MG	CA	1782	1/1	0.45	-	104,104,104,104	0
61	MG	AA	3317	1/1	0.62	-	95,95,95,95	0
61	MG	AA	3442	1/1	0.36	-	49,49,49,49	0
61	MG	DA	3435	1/1	0.34	-	104,104,104,104	0
61	MG	BA	1611	1/1	0.34	-	97,97,97,97	0
61	MG	BA	1657	1/1	0.44	-	44,44,44,44	0
61	MG	AA	3413	1/1	0.32	-	82,82,82,82	0
61	MG	AA	3434	1/1	0.39	-	65,65,65,65	0

Continued on next page...

Continued from previous page...

Mol	Type	Chain	Res	Atoms	RSR	LLDF	B-factors(\AA^2)	Q<0.9
61	MG	CA	1734	1/1	0.26	-	92,92,92,92	0
61	MG	DA	3020	1/1	0.51	-	51,51,51,51	0
61	MG	AA	3249	1/1	0.23	-	92,92,92,92	0
61	MG	DA	3030	1/1	0.22	-	66,66,66,66	0
61	MG	DA	3503	1/1	0.29	-	52,52,52,52	0
61	MG	AA	3234	1/1	0.43	-	83,83,83,83	0
61	MG	AA	3103	1/1	0.41	-	75,75,75,75	0
61	MG	CA	1755	1/1	0.49	-	94,94,94,94	0
61	MG	AA	3503	1/1	0.16	-	72,72,72,72	0
61	MG	AA	3150	1/1	0.54	-	58,58,58,58	0
61	MG	DA	3370	1/1	0.16	-	85,85,85,85	0
61	MG	DA	3285	1/1	0.37	-	109,109,109,109	0
61	MG	DA	3177	1/1	0.46	-	51,51,51,51	0
61	MG	AA	3127	1/1	0.28	-	47,47,47,47	0
61	MG	DA	3176	1/1	0.60	-	78,78,78,78	0
61	MG	AA	3137	1/1	0.20	-	43,43,43,43	0
61	MG	DA	3263	1/1	0.34	-	88,88,88,88	0
61	MG	AA	3177	1/1	0.18	-	45,45,45,45	0
61	MG	BA	1768	1/1	0.40	-	86,86,86,86	0
61	MG	DA	3521	1/1	0.45	-	89,89,89,89	0
61	MG	DA	3123	1/1	0.12	-	73,73,73,73	0
61	MG	DA	3156	1/1	0.49	-	62,62,62,62	0
61	MG	AA	3214	1/1	0.47	-	66,66,66,66	0
61	MG	CC	108	1/1	0.59	-	110,110,110,110	0
61	MG	DA	3043	1/1	0.24	-	81,81,81,81	0
61	MG	AA	3590	1/1	0.41	-	56,56,56,56	0
61	MG	BA	1781	1/1	0.42	-	57,57,57,57	0
61	MG	AA	3315	1/1	0.63	-	68,68,68,68	0
61	MG	AA	3106	1/1	0.59	-	65,65,65,65	0
61	MG	BB	101	1/1	0.16	-	88,88,88,88	0
61	MG	BC	106	1/1	0.19	-	80,80,80,80	0
61	MG	DA	3080	1/1	0.07	-	114,114,114,114	0
61	MG	AF	302	1/1	0.68	-	80,80,80,80	0
61	MG	BA	1842	1/1	0.28	-	88,88,88,88	0
61	MG	BA	1733	1/1	0.30	-	88,88,88,88	0
61	MG	AA	3269	1/1	0.28	-	72,72,72,72	0
61	MG	DA	3053	1/1	0.54	-	86,86,86,86	0
61	MG	AA	3496	1/1	0.35	-	91,91,91,91	0
61	MG	BA	1836	1/1	0.51	-	73,73,73,73	0
61	MG	AA	3469	1/1	0.39	-	76,76,76,76	0
61	MG	DA	3099	1/1	0.29	-	51,51,51,51	0
61	MG	AA	3233	1/1	0.22	-	74,74,74,74	0

Continued on next page...

Continued from previous page...

Mol	Type	Chain	Res	Atoms	RSR	LLDF	B-factors(\AA^2)	Q<0.9
61	MG	AA	3116	1/1	0.36	-	43,43,43,43	0
61	MG	AA	3151	1/1	0.50	-	61,61,61,61	0
61	MG	CA	1697	1/1	0.31	-	56,56,56,56	0
61	MG	CA	1701	1/1	0.34	-	77,77,77,77	0
61	MG	DE	301	1/1	0.40	-	43,43,43,43	0
61	MG	AA	3328	1/1	0.47	-	71,71,71,71	0
61	MG	DA	3421	1/1	0.27	-	76,76,76,76	0
61	MG	BA	1745	1/1	0.53	-	90,90,90,90	0
61	MG	DA	3021	1/1	0.57	-	61,61,61,61	0
61	MG	DA	3437	1/1	0.26	-	140,140,140,140	0
61	MG	DA	3027	1/1	0.43	-	93,93,93,93	0
61	MG	DA	3498	1/1	1.21	-	90,90,90,90	0
61	MG	CA	1714	1/1	1.14	-	115,115,115,115	0
61	MG	DA	3062	1/1	0.19	-	85,85,85,85	0
61	MG	AA	3123	1/1	0.38	-	47,47,47,47	0
61	MG	BA	1809	1/1	1.11	-	88,88,88,88	0
61	MG	AA	3484	1/1	0.24	-	86,86,86,86	0
61	MG	AA	3108	1/1	0.70	-	79,79,79,79	0
61	MG	CA	1725	1/1	0.23	-	75,75,75,75	0
61	MG	AD	302	1/1	0.30	-	44,44,44,44	0
61	MG	CA	1765	1/1	0.34	-	97,97,97,97	0
61	MG	DA	3239	1/1	0.54	-	75,75,75,75	0
61	MG	DA	3182	1/1	0.61	-	72,72,72,72	0
61	MG	AA	3423	1/1	0.24	-	69,69,69,69	0
61	MG	AA	3329	1/1	0.27	-	77,77,77,77	0
61	MG	DA	3365	1/1	0.55	-	89,89,89,89	0
61	MG	CA	1759	1/1	0.22	-	100,100,100,100	0
61	MG	AA	3270	1/1	0.21	-	96,96,96,96	0
61	MG	CA	1762	1/1	0.30	-	105,105,105,105	0
61	MG	AA	3019	1/1	0.33	-	35,35,35,35	0
61	MG	AA	3200	1/1	0.33	-	80,80,80,80	0
61	MG	DA	3514	1/1	0.52	-	49,49,49,49	0
61	MG	CG	303	1/1	0.12	-	100,100,100,100	0
61	MG	AA	3198	1/1	0.62	-	57,57,57,57	0
61	MG	CA	1680	1/1	0.50	-	68,68,68,68	0
61	MG	DA	3471	1/1	0.57	-	89,89,89,89	0
61	MG	AA	3092	1/1	0.45	-	59,59,59,59	0
61	MG	CA	1808	1/1	0.21	-	73,73,73,73	0
61	MG	AA	3599	1/1	0.60	-	84,84,84,84	0
61	MG	A0	201	1/1	0.24	-	46,46,46,46	0
61	MG	DA	3307	1/1	0.48	-	77,77,77,77	0
61	MG	DA	3108	1/1	0.30	-	69,69,69,69	0

Continued on next page...

Continued from previous page...

Mol	Type	Chain	Res	Atoms	RSR	LLDF	B-factors(\AA^2)	Q<0.9
61	MG	CH	201	1/1	0.15	-	96,96,96,96	0
61	MG	AA	3009	1/1	0.28	-	48,48,48,48	0
61	MG	AA	3387	1/1	0.35	-	102,102,102,102	0
61	MG	DA	3051	1/1	0.40	-	81,81,81,81	0
61	MG	DA	3464	1/1	0.34	-	55,55,55,55	0
61	MG	AA	3501	1/1	0.35	-	73,73,73,73	0
61	MG	DA	3088	1/1	0.50	-	49,49,49,49	0
61	MG	BA	1616	1/1	0.16	-	92,92,92,92	0
61	MG	DA	3302	1/1	0.65	-	91,91,91,91	0
61	MG	CA	1796	1/1	0.34	-	81,81,81,81	0
61	MG	AA	3451	1/1	0.33	-	85,85,85,85	0
61	MG	BA	1734	1/1	0.60	-	96,96,96,96	0
61	MG	AA	3500	1/1	0.41	-	32,32,32,32	0
61	MG	AA	3341	1/1	0.23	-	63,63,63,63	0
61	MG	AA	3275	1/1	0.37	-	65,65,65,65	0
61	MG	BA	1780	1/1	0.45	-	58,58,58,58	0
61	MG	DA	3353	1/1	0.58	-	70,70,70,70	0
61	MG	CA	1696	1/1	0.14	-	79,79,79,79	0
61	MG	BA	1627	1/1	0.31	-	62,62,62,62	0
61	MG	AA	3124	1/1	0.61	-	56,56,56,56	0
61	MG	DA	3272	1/1	0.26	-	117,117,117,117	0
61	MG	CB	104	1/1	0.26	-	114,114,114,114	0
61	MG	AA	3365	1/1	0.24	-	83,83,83,83	0
61	MG	AA	3285	1/1	0.32	-	77,77,77,77	0
61	MG	AA	3057	1/1	0.26	-	52,52,52,52	0
61	MG	DA	3372	1/1	0.45	-	108,108,108,108	0
61	MG	AA	3195	1/1	0.12	-	62,62,62,62	0
61	MG	DA	3085	1/1	0.25	-	89,89,89,89	0
61	MG	AA	3336	1/1	0.44	-	48,48,48,48	0
61	MG	DA	3322	1/1	0.56	-	83,83,83,83	0
61	MG	AA	3189	1/1	0.32	-	57,57,57,57	0
61	MG	DA	3416	1/1	0.25	-	75,75,75,75	0
61	MG	BA	1750	1/1	0.41	-	79,79,79,79	0
61	MG	AA	3355	1/1	0.56	-	87,87,87,87	0
61	MG	BA	1668	1/1	0.52	-	73,73,73,73	0
61	MG	AA	3570	1/1	0.25	-	49,49,49,49	0
61	MG	BA	1615	1/1	0.34	-	104,104,104,104	0
61	MG	AA	3403	1/1	0.10	-	74,74,74,74	0
61	MG	CA	1749	1/1	0.15	-	106,106,106,106	0
61	MG	AA	3099	1/1	0.36	-	64,64,64,64	0
61	MG	DA	3024	1/1	0.79	-	100,100,100,100	0
61	MG	BA	1698	1/1	0.42	-	73,73,73,73	0

Continued on next page...

Continued from previous page...

Mol	Type	Chain	Res	Atoms	RSR	LLDF	B-factors(\AA^2)	Q<0.9
61	MG	BA	1613	1/1	0.47	-	96,96,96,96	0
61	MG	AA	3475	1/1	0.30	-	67,67,67,67	0
61	MG	AA	3227	1/1	0.37	-	66,66,66,66	0
61	MG	BA	1665	1/1	0.62	-	66,66,66,66	0
61	MG	AB	202	1/1	0.16	-	86,86,86,86	0
61	MG	AU	201	1/1	0.24	-	74,74,74,74	0
61	MG	AA	3018	1/1	0.51	-	38,38,38,38	0
61	MG	DA	3161	1/1	0.44	-	73,73,73,73	0
61	MG	BA	1840	1/1	0.46	-	80,80,80,80	0
61	MG	AA	3343	1/1	0.30	-	94,94,94,94	0
61	MG	BA	1708	1/1	0.19	-	78,78,78,78	0
61	MG	DA	3037	1/1	0.19	-	84,84,84,84	0
61	MG	CA	1722	1/1	0.33	-	63,63,63,63	0
61	MG	BC	101	1/1	0.42	-	58,58,58,58	0
61	MG	CA	1640	1/1	0.34	-	78,78,78,78	0
61	MG	AA	3552	1/1	0.69	-	75,75,75,75	0
61	MG	DA	3511	1/1	0.34	-	65,65,65,65	0
61	MG	AA	3073	1/1	0.44	-	76,76,76,76	0
61	MG	BA	1822	1/1	0.52	-	107,107,107,107	0
61	MG	AA	3207	1/1	0.51	-	44,44,44,44	0
61	MG	AA	3235	1/1	0.39	-	86,86,86,86	0
61	MG	AA	3522	1/1	0.24	-	67,67,67,67	0
61	MG	DA	3434	1/1	0.49	-	75,75,75,75	0
61	MG	CA	1633	1/1	0.42	-	79,79,79,79	0
61	MG	DA	3105	1/1	0.30	-	72,72,72,72	0
61	MG	DA	3022	1/1	0.70	-	66,66,66,66	0
61	MG	DA	3227	1/1	0.29	-	81,81,81,81	0
61	MG	BA	1783	1/1	0.52	-	91,91,91,91	0
61	MG	BA	1752	1/1	0.17	-	116,116,116,116	0
61	MG	DA	3044	1/1	0.17	-	66,66,66,66	0
61	MG	AA	3478	1/1	0.11	-	93,93,93,93	0
61	MG	AA	3396	1/1	0.29	-	58,58,58,58	0
61	MG	DA	3069	1/1	0.36	-	82,82,82,82	0
61	MG	AA	3205	1/1	0.28	-	43,43,43,43	0
61	MG	AA	3276	1/1	0.50	-	59,59,59,59	0
61	MG	AA	3466	1/1	0.65	-	106,106,106,106	0
61	MG	AA	3220	1/1	0.27	-	44,44,44,44	0
61	MG	DA	3097	1/1	0.34	-	42,42,42,42	0
61	MG	DA	3460	1/1	0.47	-	45,45,45,45	0
61	MG	AA	3047	1/1	0.22	-	87,87,87,87	0
61	MG	AA	3339	1/1	0.22	-	95,95,95,95	0
61	MG	BA	1661	1/1	0.29	-	49,49,49,49	0

Continued on next page...

Continued from previous page...

Mol	Type	Chain	Res	Atoms	RSR	LLDF	B-factors(\AA^2)	Q<0.9
61	MG	BB	107	1/1	0.19	-	97,97,97,97	0
61	MG	AA	3183	1/1	0.25	-	79,79,79,79	0
61	MG	AA	3287	1/1	0.12	-	88,88,88,88	0
61	MG	BA	1647	1/1	0.23	-	93,93,93,93	0
61	MG	D3	101	1/1	0.34	-	68,68,68,68	0
61	MG	DA	3065	1/1	0.54	-	95,95,95,95	0
61	MG	DA	3282	1/1	0.46	-	55,55,55,55	0
61	MG	AA	3596	1/1	0.22	-	87,87,87,87	0
61	MG	AA	3209	1/1	0.69	-	71,71,71,71	0
61	MG	BA	1655	1/1	0.22	-	89,89,89,89	0
61	MG	AA	3187	1/1	0.57	-	65,65,65,65	0
61	MG	AA	3242	1/1	0.35	-	58,58,58,58	0
61	MG	BA	1798	1/1	0.31	-	89,89,89,89	0
61	MG	DA	3162	1/1	0.25	-	70,70,70,70	0
61	MG	DA	3341	1/1	0.47	-	62,62,62,62	0
61	MG	AA	3071	1/1	0.16	-	99,99,99,99	0
61	MG	AA	3119	1/1	0.18	-	64,64,64,64	0
61	MG	DA	3228	1/1	0.41	-	71,71,71,71	0
61	MG	DA	3005	1/1	0.37	-	83,83,83,83	0
61	MG	AA	3308	1/1	0.25	-	58,58,58,58	0
61	MG	BA	1688	1/1	0.20	-	76,76,76,76	0
61	MG	AA	3589	1/1	0.29	-	72,72,72,72	0
61	MG	AA	3360	1/1	0.41	-	89,89,89,89	0
61	MG	AA	3378	1/1	0.68	-	86,86,86,86	0
61	MG	AA	3606	1/1	0.21	-	77,77,77,77	0
61	MG	DA	3086	1/1	1.65	-	98,98,98,98	0
61	MG	DA	3484	1/1	0.53	-	46,46,46,46	0
61	MG	AA	3266	1/1	0.18	-	47,47,47,47	0
61	MG	DA	3129	1/1	0.29	-	55,55,55,55	0
61	MG	CA	1676	1/1	0.43	-	55,55,55,55	0
61	MG	AA	3240	1/1	0.37	-	76,76,76,76	0
61	MG	BA	1712	1/1	0.44	-	125,125,125,125	0
61	MG	DB	212	1/1	0.33	-	94,94,94,94	0
61	MG	AA	3562	1/1	0.31	-	96,96,96,96	0
61	MG	BD	101	1/1	0.38	-	108,108,108,108	0
61	MG	AB	215	1/1	0.10	-	92,92,92,92	0
61	MG	AA	3337	1/1	0.75	-	88,88,88,88	0
61	MG	DA	3205	1/1	0.34	-	60,60,60,60	0
61	MG	CB	105	1/1	0.26	-	80,80,80,80	0
61	MG	DA	3009	1/1	0.25	-	88,88,88,88	0
61	MG	AA	3421	1/1	0.20	-	64,64,64,64	0
61	MG	AA	3370	1/1	0.19	-	103,103,103,103	0

Continued on next page...

Continued from previous page...

Mol	Type	Chain	Res	Atoms	RSR	LLDF	B-factors(\AA^2)	Q<0.9
61	MG	DA	3059	1/1	0.57	-	104,104,104,104	0
61	MG	AA	3202	1/1	0.43	-	55,55,55,55	0
61	MG	BA	1684	1/1	0.29	-	100,100,100,100	0
61	MG	BA	1759	1/1	0.22	-	97,97,97,97	0
61	MG	DA	3140	1/1	0.69	-	49,49,49,49	0
61	MG	DA	3010	1/1	0.38	-	121,121,121,121	0
61	MG	AA	3386	1/1	0.33	-	74,74,74,74	0
61	MG	AA	3346	1/1	0.38	-	98,98,98,98	0
61	MG	CA	1609	1/1	0.18	-	108,108,108,108	0
61	MG	DA	3038	1/1	0.27	-	102,102,102,102	0
61	MG	DA	3247	1/1	0.40	-	71,71,71,71	0
61	MG	CA	1732	1/1	0.17	-	93,93,93,93	0
61	MG	CA	1807	1/1	0.84	-	121,121,121,121	0
61	MG	DA	3231	1/1	0.30	-	55,55,55,55	0
61	MG	AA	3192	1/1	0.19	-	90,90,90,90	0
61	MG	CA	1654	1/1	0.15	-	88,88,88,88	0
61	MG	BA	1757	1/1	0.32	-	88,88,88,88	0
61	MG	DA	3055	1/1	0.65	-	80,80,80,80	0
61	MG	DA	3340	1/1	0.26	-	107,107,107,107	0
61	MG	BA	1793	1/1	0.17	-	82,82,82,82	0
61	MG	DA	3442	1/1	0.25	-	96,96,96,96	0
61	MG	DA	3528	1/1	0.33	-	87,87,87,87	0
61	MG	DA	3445	1/1	0.24	-	72,72,72,72	0
61	MG	DA	3483	1/1	0.71	-	45,45,45,45	0
61	MG	DA	3178	1/1	0.33	-	45,45,45,45	0
61	MG	AA	3229	1/1	0.11	-	18,18,18,18	0
61	MG	AA	3110	1/1	0.24	-	39,39,39,39	0
61	MG	BA	1762	1/1	0.56	-	85,85,85,85	0
61	MG	DA	3251	1/1	0.14	-	50,50,50,50	0
61	MG	BA	1724	1/1	0.23	-	100,100,100,100	0
61	MG	DA	3036	1/1	0.33	-	87,87,87,87	0
61	MG	AA	3463	1/1	0.74	-	108,108,108,108	0
61	MG	DA	3264	1/1	0.18	-	76,76,76,76	0
61	MG	BA	1633	1/1	0.28	-	75,75,75,75	0
61	MG	AA	3320	1/1	0.42	-	70,70,70,70	0
61	MG	AA	3573	1/1	0.37	-	47,47,47,47	0
61	MG	DA	3451	1/1	0.58	-	65,65,65,65	0
61	MG	BA	1692	1/1	0.27	-	132,132,132,132	0
61	MG	CA	1679	1/1	0.40	-	84,84,84,84	0
61	MG	D1	202	1/1	0.60	-	102,102,102,102	0
61	MG	AA	3601	1/1	0.31	-	79,79,79,79	0
61	MG	A2	201	1/1	0.34	-	81,81,81,81	0

Continued on next page...

Continued from previous page...

Mol	Type	Chain	Res	Atoms	RSR	LLDF	B-factors(\AA^2)	Q<0.9
61	MG	BA	1649	1/1	0.26	-	85,85,85,85	0
61	MG	AA	3087	1/1	0.26	-	45,45,45,45	0
61	MG	DA	3187	1/1	0.54	-	40,40,40,40	0
61	MG	AA	3014	1/1	0.53	-	41,41,41,41	0
61	MG	AA	3608	1/1	0.52	-	69,69,69,69	0
61	MG	AA	3169	1/1	0.19	-	74,74,74,74	0
61	MG	CB	102	1/1	0.42	-	94,94,94,94	0
61	MG	AA	3554	1/1	0.43	-	86,86,86,86	0
61	MG	DA	3356	1/1	0.32	-	80,80,80,80	0
61	MG	AB	210	1/1	0.29	-	71,71,71,71	0
61	MG	AA	3129	1/1	0.29	-	75,75,75,75	0
61	MG	DA	3155	1/1	0.48	-	49,49,49,49	0
61	MG	AA	3089	1/1	0.37	-	44,44,44,44	0
61	MG	DA	3449	1/1	0.55	-	96,96,96,96	0
61	MG	AA	3272	1/1	0.12	-	86,86,86,86	0
61	MG	DA	3300	1/1	0.37	-	71,71,71,71	0
61	MG	BA	1646	1/1	0.32	-	70,70,70,70	0
61	MG	BA	1678	1/1	0.31	-	75,75,75,75	0
61	MG	CA	1693	1/1	0.59	-	73,73,73,73	0
61	MG	DA	3179	1/1	0.48	-	56,56,56,56	0
61	MG	CA	1674	1/1	0.28	-	76,76,76,76	0
61	MG	BA	1804	1/1	0.47	-	80,80,80,80	0
61	MG	BA	1619	1/1	0.28	-	67,67,67,67	0
61	MG	AA	3550	1/1	0.60	-	52,52,52,52	0
61	MG	DU	201	1/1	0.22	-	72,72,72,72	0
61	MG	DA	3525	1/1	0.32	-	88,88,88,88	0
61	MG	AA	3462	1/1	0.35	-	69,69,69,69	0
61	MG	DA	3321	1/1	0.27	-	81,81,81,81	0
61	MG	BN	201	1/1	0.18	-	67,67,67,67	0
61	MG	AA	3190	1/1	0.15	-	83,83,83,83	0
61	MG	AA	3146	1/1	0.37	-	62,62,62,62	0
61	MG	DA	3096	1/1	0.35	-	47,47,47,47	0
61	MG	AA	3557	1/1	0.54	-	68,68,68,68	0
61	MG	DA	3133	1/1	0.31	-	77,77,77,77	0
61	MG	AA	3344	1/1	0.49	-	71,71,71,71	0
61	MG	DA	3061	1/1	0.45	-	67,67,67,67	0
61	MG	CA	1606	1/1	0.28	-	96,96,96,96	0
61	MG	AA	3138	1/1	0.64	-	41,41,41,41	0
61	MG	AA	3212	1/1	0.53	-	56,56,56,56	0
61	MG	CA	1802	1/1	0.10	-	107,107,107,107	0
61	MG	DA	3398	1/1	0.23	-	107,107,107,107	0
61	MG	DA	3261	1/1	0.41	-	89,89,89,89	0

Continued on next page...

Continued from previous page...

Mol	Type	Chain	Res	Atoms	RSR	LLDF	B-factors(\AA^2)	Q<0.9
61	MG	CA	1757	1/1	0.24	-	83,83,83,83	0
61	MG	AA	3247	1/1	0.47	-	76,76,76,76	0
61	MG	BA	1605	1/1	0.20	-	69,69,69,69	0
61	MG	DA	3509	1/1	0.45	-	65,65,65,65	0
61	MG	AA	3450	1/1	0.35	-	84,84,84,84	0
61	MG	CA	1683	1/1	0.52	-	84,84,84,84	0
61	MG	DA	3157	1/1	0.42	-	51,51,51,51	0
61	MG	AA	3013	1/1	0.35	-	49,49,49,49	0
61	MG	AA	3034	1/1	0.30	-	61,61,61,61	0
61	MG	BA	1664	1/1	0.32	-	52,52,52,52	0
61	MG	AA	3487	1/1	0.16	-	78,78,78,78	0
61	MG	BA	1608	1/1	0.32	-	63,63,63,63	0
61	MG	BA	1827	1/1	0.38	-	85,85,85,85	0
61	MG	DA	3198	1/1	0.54	-	68,68,68,68	0
61	MG	AA	3493	1/1	0.40	-	89,89,89,89	0
61	MG	BA	1666	1/1	0.51	-	74,74,74,74	0
61	MG	AA	3481	1/1	0.61	-	66,66,66,66	0
61	MG	CA	1792	1/1	0.24	-	91,91,91,91	0
61	MG	CA	1694	1/1	0.24	-	94,94,94,94	0
61	MG	AA	3440	1/1	0.26	-	83,83,83,83	0
61	MG	DA	3306	1/1	0.78	-	73,73,73,73	0
61	MG	DA	3118	1/1	0.19	-	72,72,72,72	0
61	MG	AA	3173	1/1	0.54	-	70,70,70,70	0
61	MG	CA	1621	1/1	0.43	-	84,84,84,84	0
61	MG	AA	3204	1/1	0.30	-	56,56,56,56	0
61	MG	DA	3275	1/1	0.38	-	81,81,81,81	0
61	MG	AB	208	1/1	0.18	-	87,87,87,87	0
61	MG	CA	1626	1/1	0.25	-	103,103,103,103	0
61	MG	DA	3492	1/1	0.57	-	48,48,48,48	0
61	MG	DA	3454	1/1	0.14	-	108,108,108,108	0
61	MG	DA	3440	1/1	0.25	-	92,92,92,92	0
61	MG	AA	3051	1/1	0.40	-	51,51,51,51	0
61	MG	AA	3142	1/1	0.17	-	61,61,61,61	0
61	MG	DA	3495	1/1	0.60	-	65,65,65,65	0
61	MG	AA	3230	1/1	0.15	-	112,112,112,112	0
61	MG	DA	3393	1/1	0.21	-	93,93,93,93	0
61	MG	AA	3241	1/1	0.17	-	101,101,101,101	0
61	MG	AA	3022	1/1	0.33	-	43,43,43,43	0
61	MG	CA	1666	1/1	0.18	-	76,76,76,76	0
61	MG	AA	3331	1/1	0.35	-	79,79,79,79	0
61	MG	DA	3171	1/1	0.28	-	81,81,81,81	0
61	MG	AA	3069	1/1	0.18	-	64,64,64,64	0

Continued on next page...

Continued from previous page...

Mol	Type	Chain	Res	Atoms	RSR	LLDF	B-factors(\AA^2)	Q<0.9
61	MG	AA	3231	1/1	0.48	-	120,120,120,120	0
61	MG	BB	102	1/1	0.32	-	86,86,86,86	0
61	MG	CA	1635	1/1	0.26	-	87,87,87,87	0
61	MG	AA	3620	1/1	0.29	-	99,99,99,99	0
61	MG	AA	3472	1/1	0.10	-	81,81,81,81	0
61	MG	AA	3158	1/1	0.64	-	66,66,66,66	0
61	MG	CA	1739	1/1	0.48	-	69,69,69,69	0
61	MG	DA	3259	1/1	0.73	-	56,56,56,56	0
61	MG	DA	3160	1/1	0.32	-	65,65,65,65	0
61	MG	DA	3095	1/1	0.34	-	45,45,45,45	0
61	MG	AE	302	1/1	0.44	-	38,38,38,38	0
61	MG	DA	3427	1/1	0.43	-	78,78,78,78	0
61	MG	AA	3340	1/1	0.42	-	61,61,61,61	0
61	MG	CA	1728	1/1	0.39	-	58,58,58,58	0
61	MG	DB	210	1/1	0.16	-	76,76,76,76	0
61	MG	AA	3471	1/1	0.22	-	69,69,69,69	0
61	MG	DA	3422	1/1	0.20	-	96,96,96,96	0
61	MG	DA	3172	1/1	0.34	-	59,59,59,59	0
61	MG	AA	3267	1/1	0.24	-	80,80,80,80	0
61	MG	AA	3093	1/1	0.17	-	55,55,55,55	0
61	MG	BA	1637	1/1	0.13	-	93,93,93,93	0
61	MG	DA	3015	1/1	0.18	-	83,83,83,83	0
61	MG	DA	3497	1/1	0.19	-	62,62,62,62	0
61	MG	AA	3045	1/1	0.27	-	50,50,50,50	0
61	MG	DA	3197	1/1	0.60	-	52,52,52,52	0
61	MG	DA	3152	1/1	0.17	-	44,44,44,44	0
61	MG	DA	3351	1/1	0.35	-	70,70,70,70	0
61	MG	BA	1777	1/1	0.09	-	88,88,88,88	0
61	MG	DA	3084	1/1	0.44	-	87,87,87,87	0
61	MG	AA	3152	1/1	0.46	-	53,53,53,53	0
61	MG	DA	3325	1/1	0.29	-	70,70,70,70	0
61	MG	AA	3232	1/1	0.22	-	47,47,47,47	0
61	MG	DA	3170	1/1	0.77	-	66,66,66,66	0
61	MG	AA	3023	1/1	0.49	-	52,52,52,52	0
61	MG	BA	1707	1/1	0.33	-	94,94,94,94	0
61	MG	CA	1758	1/1	0.31	-	64,64,64,64	0
61	MG	DA	3233	1/1	0.87	-	84,84,84,84	0
61	MG	AA	3486	1/1	0.27	-	96,96,96,96	0
61	MG	CA	1787	1/1	0.37	-	84,84,84,84	0
61	MG	AA	3390	1/1	0.36	-	73,73,73,73	0
61	MG	AA	3132	1/1	0.29	-	89,89,89,89	0
61	MG	BA	1705	1/1	0.34	-	70,70,70,70	0

Continued on next page...

Continued from previous page...

Mol	Type	Chain	Res	Atoms	RSR	LLDF	B-factors(\AA^2)	Q<0.9
61	MG	CA	1756	1/1	0.55	-	93,93,93,93	0
61	MG	BA	1787	1/1	0.26	-	107,107,107,107	0
61	MG	BA	1843	1/1	0.64	-	87,87,87,87	0
61	MG	DA	3486	1/1	0.59	-	46,46,46,46	0
61	MG	AA	3561	1/1	0.14	-	88,88,88,88	0
61	MG	AA	3171	1/1	0.31	-	81,81,81,81	0
61	MG	DA	3186	1/1	0.43	-	56,56,56,56	0
61	MG	AA	3548	1/1	0.22	-	31,31,31,31	0
61	MG	CA	1754	1/1	0.30	-	84,84,84,84	0
61	MG	DA	3244	1/1	0.42	-	106,106,106,106	0
61	MG	AA	3384	1/1	0.51	-	79,79,79,79	0
61	MG	DA	3360	1/1	0.24	-	96,96,96,96	0
61	MG	AA	3447	1/1	0.18	-	51,51,51,51	0
61	MG	DA	3134	1/1	0.51	-	56,56,56,56	0
61	MG	DA	3433	1/1	0.43	-	110,110,110,110	0
61	MG	AA	3304	1/1	0.31	-	59,59,59,59	0
61	MG	AA	3117	1/1	0.31	-	62,62,62,62	0
61	MG	AA	3291	1/1	0.64	-	70,70,70,70	0
61	MG	AA	3459	1/1	0.46	-	110,110,110,110	0
61	MG	AA	3306	1/1	0.37	-	63,63,63,63	0
61	MG	AA	3066	1/1	0.82	-	103,103,103,103	0
61	MG	CA	1613	1/1	0.17	-	84,84,84,84	0
61	MG	DA	3453	1/1	0.56	-	94,94,94,94	0
61	MG	AA	3359	1/1	0.51	-	60,60,60,60	0
61	MG	DA	3400	1/1	0.52	-	82,82,82,82	0
61	MG	BA	1805	1/1	0.51	-	62,62,62,62	0
61	MG	BA	1648	1/1	0.24	-	77,77,77,77	0
61	MG	AA	3037	1/1	0.13	-	50,50,50,50	0
61	MG	DA	3234	1/1	0.49	-	55,55,55,55	0
61	MG	AA	3526	1/1	0.28	-	57,57,57,57	0
61	MG	DA	3354	1/1	0.21	-	92,92,92,92	0
61	MG	DA	3490	1/1	0.41	-	49,49,49,49	0
61	MG	BA	1632	1/1	0.23	-	72,72,72,72	0
61	MG	DA	3459	1/1	0.52	-	49,49,49,49	0
61	MG	AA	3296	1/1	0.13	-	75,75,75,75	0
61	MG	DA	3150	1/1	0.72	-	76,76,76,76	0
61	MG	DA	3026	1/1	0.43	-	82,82,82,82	0
61	MG	DA	3165	1/1	0.28	-	73,73,73,73	0
61	MG	DA	3276	1/1	0.13	-	86,86,86,86	0
61	MG	AA	3294	1/1	0.46	-	99,99,99,99	0
61	MG	AA	3003	1/1	0.44	-	43,43,43,43	0
61	MG	AA	3186	1/1	0.32	-	77,77,77,77	0

Continued on next page...

Continued from previous page...

Mol	Type	Chain	Res	Atoms	RSR	LLDF	B-factors(\AA^2)	Q<0.9
61	MG	AA	3338	1/1	0.28	-	72,72,72,72	0
61	MG	CA	1695	1/1	0.36	-	77,77,77,77	0
61	MG	AA	3531	1/1	0.57	-	53,53,53,53	0
61	MG	BA	1626	1/1	0.63	-	76,76,76,76	0
61	MG	DA	3277	1/1	0.35	-	77,77,77,77	0
61	MG	AA	3507	1/1	0.24	-	62,62,62,62	0
61	MG	DA	3148	1/1	0.41	-	42,42,42,42	0
61	MG	AA	3593	1/1	0.37	-	90,90,90,90	0
61	MG	AA	3314	1/1	0.45	-	82,82,82,82	0
61	MG	BA	1709	1/1	0.25	-	101,101,101,101	0
61	MG	AA	3582	1/1	0.26	-	33,33,33,33	0
61	MG	AA	3237	1/1	0.28	-	81,81,81,81	0
61	MG	DA	3035	1/1	0.62	-	102,102,102,102	0
61	MG	CA	1687	1/1	0.25	-	99,99,99,99	0
61	MG	AA	3628	1/1	0.26	-	89,89,89,89	0
61	MG	DA	3135	1/1	0.19	-	64,64,64,64	0
61	MG	AA	3407	1/1	0.30	-	84,84,84,84	0
61	MG	BA	1808	1/1	0.40	-	69,69,69,69	0
61	MG	CA	1773	1/1	0.29	-	115,115,115,115	0
61	MG	BA	1821	1/1	0.23	-	78,78,78,78	0
61	MG	DA	3368	1/1	0.47	-	87,87,87,87	0
61	MG	AA	3032	1/1	0.34	-	60,60,60,60	0
61	MG	DA	3527	1/1	0.44	-	96,96,96,96	0
61	MG	CA	1795	1/1	0.25	-	110,110,110,110	0
61	MG	BA	1728	1/1	0.70	-	90,90,90,90	0
61	MG	AA	3485	1/1	0.50	-	96,96,96,96	0
61	MG	AA	3400	1/1	0.64	-	86,86,86,86	0
61	MG	CC	104	1/1	0.45	-	90,90,90,90	0
61	MG	AA	3349	1/1	0.17	-	79,79,79,79	0
61	MG	DA	3136	1/1	0.19	-	97,97,97,97	0
61	MG	CA	1746	1/1	0.57	-	59,59,59,59	0
61	MG	BA	1841	1/1	0.28	-	105,105,105,105	0
61	MG	AA	3395	1/1	0.16	-	57,57,57,57	0
61	MG	DB	202	1/1	0.13	-	101,101,101,101	0
61	MG	AA	3502	1/1	0.38	-	81,81,81,81	0
61	MG	DA	3384	1/1	0.55	-	64,64,64,64	0
61	MG	AA	3021	1/1	0.39	-	38,38,38,38	0
61	MG	DA	3221	1/1	0.51	-	66,66,66,66	0
61	MG	BA	1758	1/1	0.23	-	110,110,110,110	0
61	MG	AA	3352	1/1	0.43	-	91,91,91,91	0
61	MG	AA	3549	1/1	0.55	-	41,41,41,41	0
61	MG	AA	3094	1/1	0.34	-	81,81,81,81	0

Continued on next page...

Continued from previous page...

Mol	Type	Chain	Res	Atoms	RSR	LLDF	B-factors(\AA^2)	Q<0.9
61	MG	DA	3041	1/1	0.48	-	91,91,91,91	0
61	MG	DA	3474	1/1	0.61	-	103,103,103,103	0
61	MG	CA	1647	1/1	0.40	-	65,65,65,65	0
61	MG	CA	1672	1/1	0.53	-	76,76,76,76	0
61	MG	AA	3197	1/1	0.54	-	63,63,63,63	0
61	MG	DA	3029	1/1	0.26	-	92,92,92,92	0
61	MG	DA	3017	1/1	0.57	-	88,88,88,88	0
61	MG	DA	3180	1/1	0.45	-	50,50,50,50	0
61	MG	DA	3111	1/1	0.17	-	67,67,67,67	0
61	MG	DA	3145	1/1	0.50	-	54,54,54,54	0
61	MG	CA	1614	1/1	0.46	-	95,95,95,95	0
61	MG	DA	3410	1/1	0.49	-	99,99,99,99	0
61	MG	A3	101	1/1	0.43	-	80,80,80,80	0
61	MG	AA	3555	1/1	0.41	-	68,68,68,68	0
61	MG	DA	3100	1/1	0.24	-	62,62,62,62	0
61	MG	AA	3546	1/1	0.27	-	33,33,33,33	0
61	MG	AA	3629	1/1	0.51	-	107,107,107,107	0
61	MG	DA	3331	1/1	0.25	-	76,76,76,76	0
61	MG	AA	3201	1/1	0.42	-	42,42,42,42	0
61	MG	CA	1727	1/1	0.15	-	84,84,84,84	0
61	MG	CA	1764	1/1	0.48	-	67,67,67,67	0
61	MG	AA	3567	1/1	0.49	-	38,38,38,38	0
61	MG	DA	3343	1/1	0.44	-	145,145,145,145	0
61	MG	AA	3483	1/1	0.24	-	70,70,70,70	0
61	MG	CA	1612	1/1	0.40	-	91,91,91,91	0
61	MG	AA	3144	1/1	0.68	-	51,51,51,51	0
61	MG	CA	1616	1/1	0.14	-	90,90,90,90	0
61	MG	DA	3441	1/1	0.10	-	67,67,67,67	0
61	MG	AA	3252	1/1	0.22	-	68,68,68,68	0
61	MG	AA	3505	1/1	0.24	-	103,103,103,103	0
61	MG	DA	3477	1/1	0.59	-	125,125,125,125	0
61	MG	AA	3004	1/1	0.40	-	37,37,37,37	0
61	MG	AA	3587	1/1	0.15	-	28,28,28,28	0
61	MG	BA	1651	1/1	0.43	-	73,73,73,73	0
61	MG	BA	1658	1/1	0.71	-	54,54,54,54	0
61	MG	BA	1652	1/1	0.29	-	86,86,86,86	0
61	MG	CA	1631	1/1	0.22	-	95,95,95,95	0
61	MG	AA	3581	1/1	0.48	-	67,67,67,67	0
61	MG	DA	3031	1/1	0.27	-	69,69,69,69	0
61	MG	DA	3526	1/1	0.27	-	92,92,92,92	0
61	MG	BA	1756	1/1	0.57	-	96,96,96,96	0
61	MG	BA	1721	1/1	0.38	-	109,109,109,109	0

Continued on next page...

Continued from previous page...

Mol	Type	Chain	Res	Atoms	RSR	LLDF	B-factors(\AA^2)	Q<0.9
61	MG	DA	3295	1/1	0.42	-	66,66,66,66	0
61	MG	CA	1648	1/1	0.26	-	65,65,65,65	0
61	MG	CA	1668	1/1	0.36	-	75,75,75,75	0
61	MG	AA	3615	1/1	0.32	-	84,84,84,84	0
61	MG	AA	3443	1/1	0.20	-	95,95,95,95	0
61	MG	CA	1663	1/1	0.25	-	72,72,72,72	0
61	MG	DA	3204	1/1	0.40	-	50,50,50,50	0
61	MG	AA	3591	1/1	1.22	-	80,80,80,80	0
61	MG	AA	3468	1/1	0.49	-	92,92,92,92	0
61	MG	AA	3394	1/1	0.16	-	85,85,85,85	0
61	MG	CA	1806	1/1	0.27	-	115,115,115,115	0
61	MG	AA	3148	1/1	0.42	-	70,70,70,70	0
61	MG	BN	202	1/1	0.46	-	104,104,104,104	0
61	MG	CA	1724	1/1	0.53	-	88,88,88,88	0
61	MG	BA	1746	1/1	0.43	-	95,95,95,95	0
61	MG	BA	1765	1/1	0.28	-	99,99,99,99	0
61	MG	AA	3577	1/1	0.41	-	42,42,42,42	0
61	MG	B1	101	1/1	0.23	-	64,64,64,64	0
61	MG	CA	1750	1/1	0.49	-	91,91,91,91	0
61	MG	DP	201	1/1	0.28	-	63,63,63,63	0
61	MG	AA	3313	1/1	0.33	-	62,62,62,62	0
61	MG	AA	3364	1/1	0.50	-	89,89,89,89	0
61	MG	DA	3501	1/1	0.40	-	77,77,77,77	0

6.5 Other polymers ⓘ

There are no such residues in this entry.