



Full wwPDB X-ray Structure Validation Report

Jun 16, 2014 – 06:27 PM BST

PDB ID : 4V90
Title : THERMUS THERMOPHILUS RIBOSOME
Authors : CHEN, Y.; FENG, S.; KUMAR, V.; ERO, R.; GAO, Y.G.
Deposited on : 2014-02-22
Resolution : 2.95 Å(reported)

This is a full wwPDB validation report for a publicly released PDB entry.
We welcome your comments at validation@mail.wwpdb.org
A user guide is available at <http://wwpdb.org/ValidationPDFNotes.html>

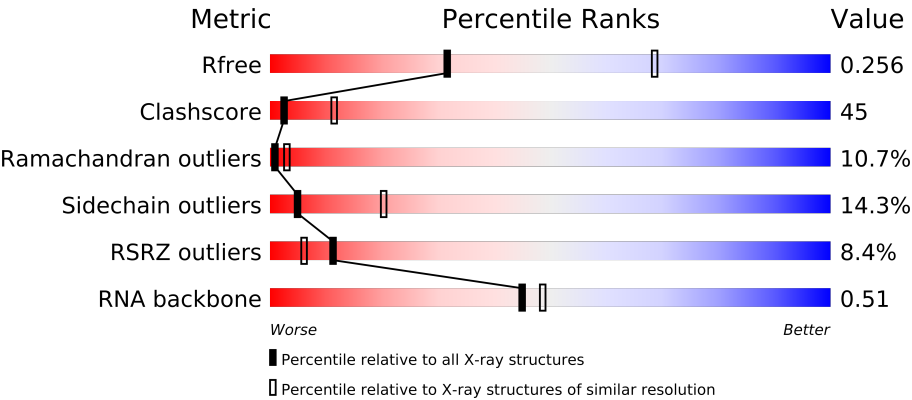
The following versions of software and data (see [references](#)) were used in the production of this report:

MolProbity : 4.02b-467
Mogul : 1.16 November 2013
Xtriage (Phenix) : dev-1323
EDS : stable23397
Percentile statistics : 21963
Refmac : 5.8.0049
CCP4 : 6.3.0 (Settle)
Ideal geometry (proteins) : Engh & Huber (2001)
Ideal geometry (DNA, RNA) : Parkinson et. al. (1996)
Validation Pipeline (wwPDB-VP) : stable23397

1 Overall quality at a glance

The reported resolution of this entry is 2.95 Å.

Percentile scores (ranging between 0-100) for global validation metrics of the entry are shown in the following graphic. The table shows the number of entries on which the scores are based.



Metric	Whole archive (#Entries)	Similar resolution (#Entries, resolution range(Å))
R_{free}	66092	1587 (3.00-2.92)
Clashscore	79885	2029 (3.00-2.92)
Ramachandran outliers	78287	1955 (3.00-2.92)
Sidechain outliers	78261	1958 (3.00-2.92)
RSRZ outliers	66119	1588 (3.00-2.92)
RNA backbone	1838	1019 (3.46-2.46)

The table below summarises the geometric issues observed across the polymeric chains and their fit to the electron density. The red, orange, yellow and green segments on the lower bar indicate the fraction of residues that contain outliers for ≥ 3 , 2, 1 and 0 types of geometric quality criteria. The upper red bar (where present) indicates the fraction of residues that have poor fit to the electron density.

Mol	Chain	Length	Quality of chain
1	AA	1519	
2	AB	256	
3	AC	239	
4	AD	209	
5	AE	162	
6	AF	101	
7	AG	156	
8	AH	138	
9	AI	128	
10	AJ	105	
11	AK	129	
12	AL	132	





Continued on next page...

Continued from previous page...

Mol	Chain	Length	Quality of chain
13	AM	126	
14	AN	61	
15	AO	89	
16	AP	88	
17	AQ	105	
18	AR	88	
19	AS	93	
20	AT	106	
21	AU	27	
22	AV	76	
23	AX	9	
24	AY	691	
25	B0	84	
26	B1	97	
27	B2	71	
28	B3	60	
29	B4	71	
30	B5	59	
31	B6	53	
32	B7	48	
33	B8	64	
34	B9	37	
35	BA	2915	
36	BB	122	
37	BC	228	
38	BD	275	
39	BE	206	
40	BF	210	
41	BG	181	
42	BH	180	
43	BJ	130	
44	BK	140	
45	BL	71	
46	BN	140	
47	BO	122	
48	BP	149	
49	BQ	141	
50	BR	117	
51	BS	111	
52	BT	146	
53	BU	117	
54	BV	101	

Continued on next page...

Continued from previous page...

Mol	Chain	Length	Quality of chain
55	BW	113	
56	BX	95	
57	BY	109	
58	BZ	205	

2 Entry composition

There are 62 unique types of molecules in this entry. The entry contains 153829 atoms, of which 0 are hydrogen and 0 are deuterium.

In the tables below, the ZeroOcc column contains the number of atoms modelled with zero occupancy, the AltConf column contains the number of residues with at least one atom in alternate conformation and the Trace column contains the number of residues modelled with at most 2 atoms.

- Molecule 1 is a RNA chain called 16S RIBOSOMAL RNA.

Mol	Chain	Residues	Atoms					ZeroOcc	AltConf	Trace
1	AA	1507	Total	C	N	O	P	0	0	0
			32391	14418	6002	10465	1506			

There are 4 discrepancies between the modelled and reference sequences:

Chain	Residue	Modelled	Actual	Comment	Reference
AA	1030	C	-	INSERTION	GB 48256
AA	1034	G	-	INSERTION	GB 48256
AA	1245	A	-	INSERTION	GB 48256
AA	1246	C	-	INSERTION	GB 48256

- Molecule 2 is a protein called 30S RIBOSOMAL PROTEIN S2.

Mol	Chain	Residues	Atoms					ZeroOcc	AltConf	Trace
2	AB	235	Total	C	N	O	S	0	0	1
			1901	1213	342	341	5			

- Molecule 3 is a protein called 30S RIBOSOMAL PROTEIN S3.

Mol	Chain	Residues	Atoms					ZeroOcc	AltConf	Trace
3	AC	207	Total	C	N	O	S	0	0	1
			1613	1016	315	281	1			

- Molecule 4 is a protein called 30S RIBOSOMAL PROTEIN S4.

Mol	Chain	Residues	Atoms					ZeroOcc	AltConf	Trace
4	AD	208	Total	C	N	O	S	0	0	0
			1703	1066	339	291	7			

- Molecule 5 is a protein called 30S RIBOSOMAL PROTEIN S5.

Mol	Chain	Residues	Atoms					ZeroOcc	AltConf	Trace
5	AE	151	Total	C	N	O	S	0	0	1
			1147	724	218	201	4			

- Molecule 6 is a protein called 30S RIBOSOMAL PROTEIN S6.

Mol	Chain	Residues	Atoms					ZeroOcc	AltConf	Trace
6	AF	101	Total	C	N	O	S	0	0	0
			843	531	155	154	3			

- Molecule 7 is a protein called 30S RIBOSOMAL PROTEIN S7.

Mol	Chain	Residues	Atoms					ZeroOcc	AltConf	Trace
7	AG	155	Total	C	N	O	S	0	0	0
			1257	781	252	218	6			

- Molecule 8 is a protein called 30S RIBOSOMAL PROTEIN S8.

Mol	Chain	Residues	Atoms					ZeroOcc	AltConf	Trace
8	AH	138	Total	C	N	O	S	0	0	0
			1116	705	215	193	3			

- Molecule 9 is a protein called 30S RIBOSOMAL PROTEIN S9.

Mol	Chain	Residues	Atoms				ZeroOcc	AltConf	Trace
9	AI	127	Total	C	N	O	0	0	0
			1010	639	197	174			

- Molecule 10 is a protein called 30S RIBOSOMAL PROTEIN S10.

Mol	Chain	Residues	Atoms					ZeroOcc	AltConf	Trace
10	AJ	99	Total	C	N	O	S	0	0	1
			795	499	157	138	1			

- Molecule 11 is a protein called 30S RIBOSOMAL PROTEIN S11.

Mol	Chain	Residues	Atoms					ZeroOcc	AltConf	Trace
11	AK	119	Total	C	N	O	S	0	0	0
			885	549	168	165	3			

- Molecule 12 is a protein called 30S RIBOSOMAL PROTEIN S12.

Mol	Chain	Residues	Atoms					ZeroOcc	AltConf	Trace
12	AL	125	Total	C	N	O	S	0	0	1
			971	611	196	163	1			

- Molecule 13 is a protein called 30S RIBOSOMAL PROTEIN S13.

Mol	Chain	Residues	Atoms					ZeroOcc	AltConf	Trace
13	AM	119	Total	C	N	O	S	0	0	1
			938	579	194	163	2			

- Molecule 14 is a protein called 30S RIBOSOMAL PROTEIN S14 TYPE Z.

Mol	Chain	Residues	Atoms					ZeroOcc	AltConf	Trace
14	AN	60	Total	C	N	O	S	0	0	0
			492	312	104	72	4			

- Molecule 15 is a protein called 30S RIBOSOMAL PROTEIN S15.

Mol	Chain	Residues	Atoms					ZeroOcc	AltConf	Trace
15	AO	88	Total	C	N	O	S	0	0	0
			734	459	147	126	2			

- Molecule 16 is a protein called 30S RIBOSOMAL PROTEIN S16.

Mol	Chain	Residues	Atoms					ZeroOcc	AltConf	Trace
16	AP	84	Total	C	N	O	S	0	0	1
			701	443	140	117	1			

- Molecule 17 is a protein called 30S RIBOSOMAL PROTEIN S17.

Mol	Chain	Residues	Atoms					ZeroOcc	AltConf	Trace
17	AQ	100	Total	C	N	O	S	0	0	1
			824	528	152	142	2			

- Molecule 18 is a protein called 30S RIBOSOMAL PROTEIN S18.

Mol	Chain	Residues	Atoms					ZeroOcc	AltConf	Trace
18	AR	70	Total	C	N	O		0	0	0
			574	367	112	95				

- Molecule 19 is a protein called 30S RIBOSOMAL PROTEIN S19.

Mol	Chain	Residues	Atoms					ZeroOcc	AltConf	Trace
19	AS	88	Total	C	N	O	S	0	0	1
			692	440	128	122	2			

- Molecule 20 is a protein called 30S RIBOSOMAL PROTEIN S20.

Mol	Chain	Residues	Atoms					ZeroOcc	AltConf	Trace
20	AT	99	Total	C	N	O	S	0	0	0
			763	470	162	129	2			

- Molecule 21 is a protein called 30S RIBOSOMAL PROTEIN THX.

Mol	Chain	Residues	Atoms					ZeroOcc	AltConf	Trace
21	AU	25	Total	C	N	O		0	0	1
			209	128	51	30				

- Molecule 22 is a RNA chain called RNA (77-MER).

Mol	Chain	Residues	Atoms					ZeroOcc	AltConf	Trace
22	AV	76	Total	C	N	O	P	0	0	0
			1619	723	291	530	75			

- Molecule 23 is a RNA chain called 5'-R(*UP*AP*AP*AP*AP*AP*UP*GP*UP)-3'.

Mol	Chain	Residues	Atoms					ZeroOcc	AltConf	Trace
23	AX	9	Total	C	N	O	P	0	0	0
			188	86	34	60	8			

- Molecule 24 is a protein called ELONGATION FACTOR G.

Mol	Chain	Residues	Atoms					ZeroOcc	AltConf	Trace
24	AY	687	Total	C	N	O	S	0	0	1
			5376	3412	922	1022	20			

- Molecule 25 is a protein called 50S RIBOSOMAL PROTEIN L27.

Mol	Chain	Residues	Atoms					ZeroOcc	AltConf	Trace
25	B0	84	Total	C	N	O	S	0	0	0
			662	410	140	111	1			

- Molecule 26 is a protein called 50S RIBOSOMAL PROTEIN L28.

Mol	Chain	Residues	Atoms					ZeroOcc	AltConf	Trace
26	B1	94	Total	C	N	O	S	0	0	1
			732	460	146	125	1			

- Molecule 27 is a protein called 50S RIBOSOMAL PROTEIN L29.

Mol	Chain	Residues	Atoms					ZeroOcc	AltConf	Trace
27	B2	71	Total	C	N	O	S	0	0	0
			598	370	121	106	1			

- Molecule 28 is a protein called 50S RIBOSOMAL PROTEIN L30.

Mol	Chain	Residues	Atoms					ZeroOcc	AltConf	Trace
28	B3	60	Total	C	N	O	S	0	0	1
			468	298	91	78	1			

- Molecule 29 is a protein called 50S RIBOSOMAL PROTEIN L31.

Mol	Chain	Residues	Atoms					ZeroOcc	AltConf	Trace
29	B4	71	Total	C	N	O	S	0	0	0
			581	364	108	104	5			

- Molecule 30 is a protein called 50S RIBOSOMAL PROTEIN L32.

Mol	Chain	Residues	Atoms					ZeroOcc	AltConf	Trace
30	B5	59	Total	C	N	O	S	0	0	0
			459	288	90	76	5			

- Molecule 31 is a protein called 50S RIBOSOMAL PROTEIN L33.

Mol	Chain	Residues	Atoms					ZeroOcc	AltConf	Trace
31	B6	50	Total	C	N	O	S	0	0	0
			433	270	88	71	4			

- Molecule 32 is a protein called 50S RIBOSOMAL PROTEIN L34.

Mol	Chain	Residues	Atoms					ZeroOcc	AltConf	Trace
32	B7	48	Total	C	N	O	S	0	0	0
			419	257	104	56	2			

- Molecule 33 is a protein called 50S RIBOSOMAL PROTEIN L35.

Mol	Chain	Residues	Atoms					ZeroOcc	AltConf	Trace
33	B8	64	Total	C	N	O	S	0	0	1
			508	326	102	78	2			

- Molecule 34 is a protein called 50S RIBOSOMAL PROTEIN L36.

Mol	Chain	Residues	Atoms					ZeroOcc	AltConf	Trace
34	B9	37	Total	C	N	O	S	0	0	0
			307	188	68	47	4			

- Molecule 35 is a RNA chain called 23S RIBOSOMAL RNA.

Mol	Chain	Residues	Atoms					ZeroOcc	AltConf	Trace
35	BA	2901	Total	C	N	O	P	0	0	0
			62476	27807	11683	20086	2900			

There is a discrepancy between the modelled and reference sequences:

Chain	Residue	Modelled	Actual	Comment	Reference
BA	2155	G	A	CONFLICT	GB 55771382

- Molecule 36 is a RNA chain called 5S RIBOSOMAL RNA.

Mol	Chain	Residues	Atoms					ZeroOcc	AltConf	Trace
36	BB	119	Total	C	N	O	P	0	0	0
			2551	1136	471	826	118			

- Molecule 37 is a protein called RIBOSOMAL PROTEIN L1.

Mol	Chain	Residues	Atoms					ZeroOcc	AltConf	Trace
37	BC	227	Total	C	N	O	S	0	0	0
			1735	1096	318	318	3			

- Molecule 38 is a protein called 50S RIBOSOMAL PROTEIN L2.

Mol	Chain	Residues	Atoms					ZeroOcc	AltConf	Trace
38	BD	275	Total	C	N	O	S	0	0	0
			2145	1353	428	361	3			

- Molecule 39 is a protein called 50S RIBOSOMAL PROTEIN L3.

Mol	Chain	Residues	Atoms					ZeroOcc	AltConf	Trace
39	BE	205	Total	C	N	O	S	0	0	1
			1564	988	300	270	6			

- Molecule 40 is a protein called 50S RIBOSOMAL PROTEIN L4.

Mol	Chain	Residues	Atoms					ZeroOcc	AltConf	Trace
40	BF	208	Total	C	N	O	S	0	0	1
			1624	1035	304	282	3			

- Molecule 41 is a protein called 50S RIBOSOMAL PROTEIN L5.

Mol	Chain	Residues	Atoms					ZeroOcc	AltConf	Trace
41	BG	179	Total	C	N	O	S	0	0	0
			1459	931	266	258	4			

- Molecule 42 is a protein called 50S RIBOSOMAL PROTEIN L6.

Mol	Chain	Residues	Atoms					ZeroOcc	AltConf	Trace
42	BH	176	Total	C	N	O	S	0	0	1
			1345	853	253	237	2			

- Molecule 43 is a protein called CHAIN J.

Mol	Chain	Residues	Atoms				ZeroOcc	AltConf	Trace
43	BJ	130	Total	C	N	O	0	0	0
			654	393	130	131			

- Molecule 44 is a protein called CHAIN K.

Mol	Chain	Residues	Atoms				ZeroOcc	AltConf	Trace
44	BK	140	Total	C	N	O	0	0	0
			701	420	140	141			

- Molecule 45 is a protein called CHAIN L.

Mol	Chain	Residues	Atoms				ZeroOcc	AltConf	Trace
45	BL	71	Total	C	N	O	0	0	0
			356	213	71	72			

- Molecule 46 is a protein called 50S RIBOSOMAL PROTEIN L13.

Mol	Chain	Residues	Atoms					ZeroOcc	AltConf	Trace
46	BN	139	Total	C	N	O	S	0	0	1
			1105	712	207	182	4			

- Molecule 47 is a protein called 50S RIBOSOMAL PROTEIN L14.

Mol	Chain	Residues	Atoms					ZeroOcc	AltConf	Trace
47	BO	122	Total	C	N	O	S	0	0	0
			933	588	171	170	4			

- Molecule 48 is a protein called 50S RIBOSOMAL PROTEIN L15.

Mol	Chain	Residues	Atoms					ZeroOcc	AltConf	Trace
48	BP	146	Total	C	N	O	S	0	0	0
			1114	692	227	193	2			

- Molecule 49 is a protein called 50S RIBOSOMAL PROTEIN L16.

Mol	Chain	Residues	Atoms					ZeroOcc	AltConf	Trace
49	BQ	141	Total	C	N	O	S	0	0	0
			1122	715	212	188	7			

- Molecule 50 is a protein called 50S RIBOSOMAL PROTEIN L17.

Mol	Chain	Residues	Atoms					ZeroOcc	AltConf	Trace
50	BR	117	Total	C	N	O		0	0	0
			960	599	202	159				

- Molecule 51 is a protein called 50S RIBOSOMAL PROTEIN L18.

Mol	Chain	Residues	Atoms					ZeroOcc	AltConf	Trace
51	BS	99	Total	C	N	O		0	0	1
			771	486	155	130				

- Molecule 52 is a protein called 50S RIBOSOMAL PROTEIN L19.

Mol	Chain	Residues	Atoms					ZeroOcc	AltConf	Trace
52	BT	138	Total	C	N	O	S	0	0	1
			1142	710	235	196	1			

- Molecule 53 is a protein called 50S RIBOSOMAL PROTEIN L20.

Mol	Chain	Residues	Atoms					ZeroOcc	AltConf	Trace
53	BU	117	Total	C	N	O	S	0	0	0
			958	604	202	151	1			

- Molecule 54 is a protein called 50S RIBOSOMAL PROTEIN L21.

Mol	Chain	Residues	Atoms					ZeroOcc	AltConf	Trace
54	BV	101	Total	C	N	O	S	0	0	0
			779	501	142	135	1			

- Molecule 55 is a protein called 50S RIBOSOMAL PROTEIN L22.

Mol	Chain	Residues	Atoms					ZeroOcc	AltConf	Trace
55	BW	113	Total	C	N	O	S	0	0	0
			896	563	176	155	2			

- Molecule 56 is a protein called 50S RIBOSOMAL PROTEIN L23.

Mol	Chain	Residues	Atoms					ZeroOcc	AltConf	Trace
56	BX	93	Total	C	N	O	S	0	0	1
			726	471	132	123				

- Molecule 57 is a protein called 50S RIBOSOMAL PROTEIN L24.

Mol	Chain	Residues	Atoms					ZeroOcc	AltConf	Trace
57	BY	101	Total	C	N	O	S	0	0	1
			776	500	149	123	4			

- Molecule 58 is a protein called 50S RIBOSOMAL PROTEIN L25.

Mol	Chain	Residues	Atoms					ZeroOcc	AltConf	Trace
58	BZ	185	Total	C	N	O	S	0	0	1
			1468	936	262	268	2			

- Molecule 59 is MAGNESIUM ION (three-letter code: MG) (formula: Mg).

Mol	Chain	Residues	Atoms		ZeroOcc	AltConf
59	B5	1	Total	Mg	0	0
			1	1		
59	BU	1	Total	Mg	0	0
			1	1		
59	BA	320	Total	Mg	0	0
			320	320		

Continued on next page...

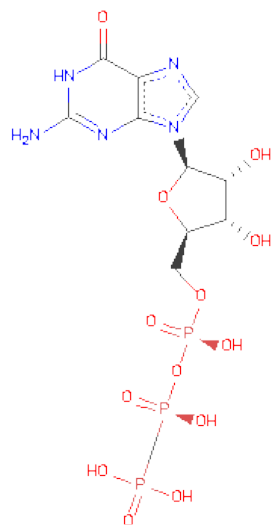
Continued from previous page...

Mol	Chain	Residues	Atoms		ZeroOcc	AltConf
59	AA	198	Total	Mg	0	0
			198	198		
59	B0	1	Total	Mg	0	0
			1	1		
59	AY	1	Total	Mg	0	0
			1	1		
59	BC	1	Total	Mg	0	0
			1	1		

- Molecule 60 is ZINC ION (three-letter code: ZN) (formula: Zn).

Mol	Chain	Residues	Atoms		ZeroOcc	AltConf
60	B9	1	Total	Zn	0	0
			1	1		
60	AD	1	Total	Zn	0	0
			1	1		
60	AN	1	Total	Zn	0	0
			1	1		

- Molecule 61 is PHOSPHOMETHYLPHOSPHONICACID GUANYLATE ESTER (three-letter code: GCP) (formula: C₁₁H₁₈N₅O₁₃P₃).



Mol	Chain	Residues	Atoms					ZeroOcc	AltConf
61	AY	1	Total	C	N	O	P	0	0
			32	11	5	13	3		

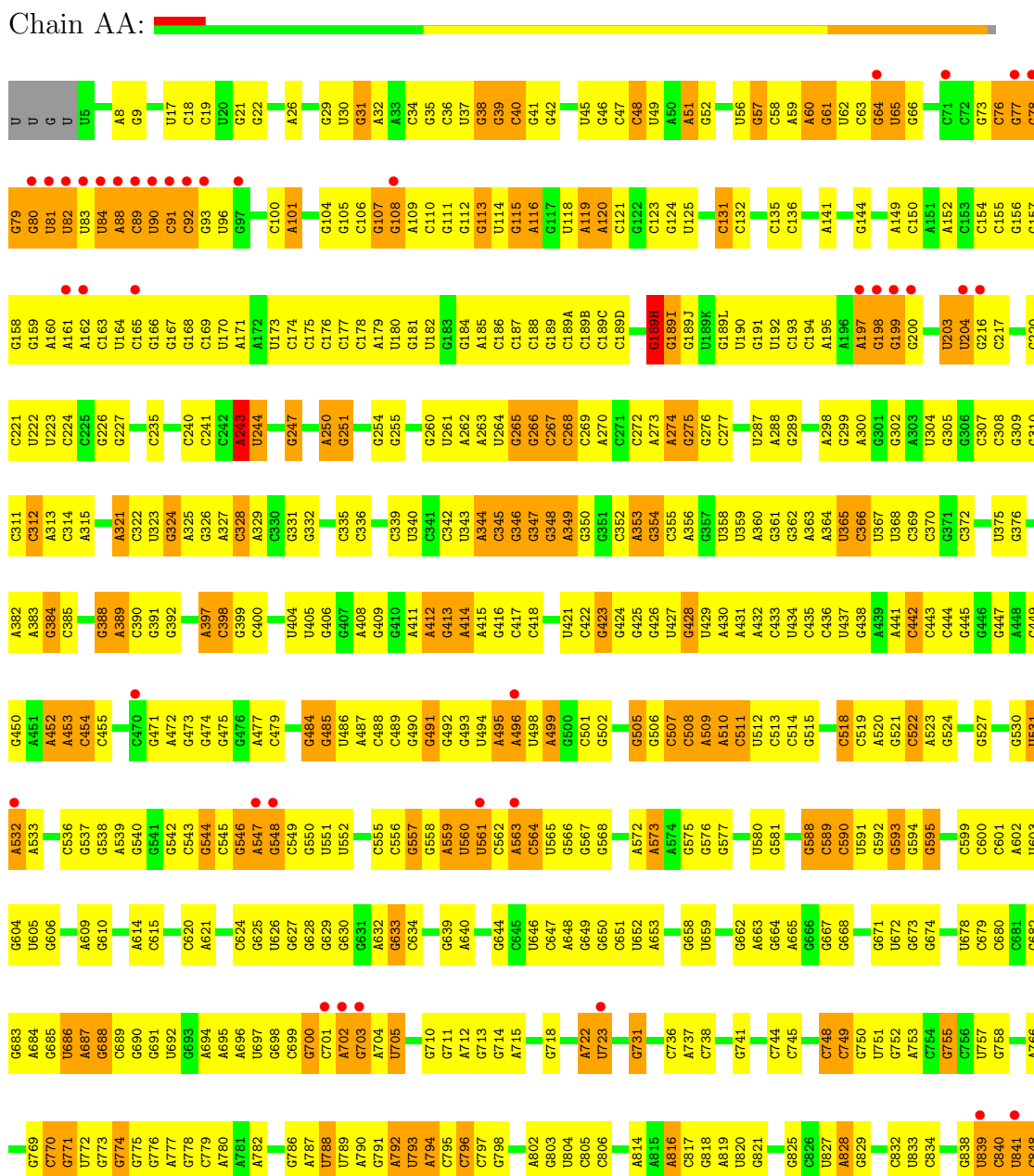
- Molecule 62 is water.

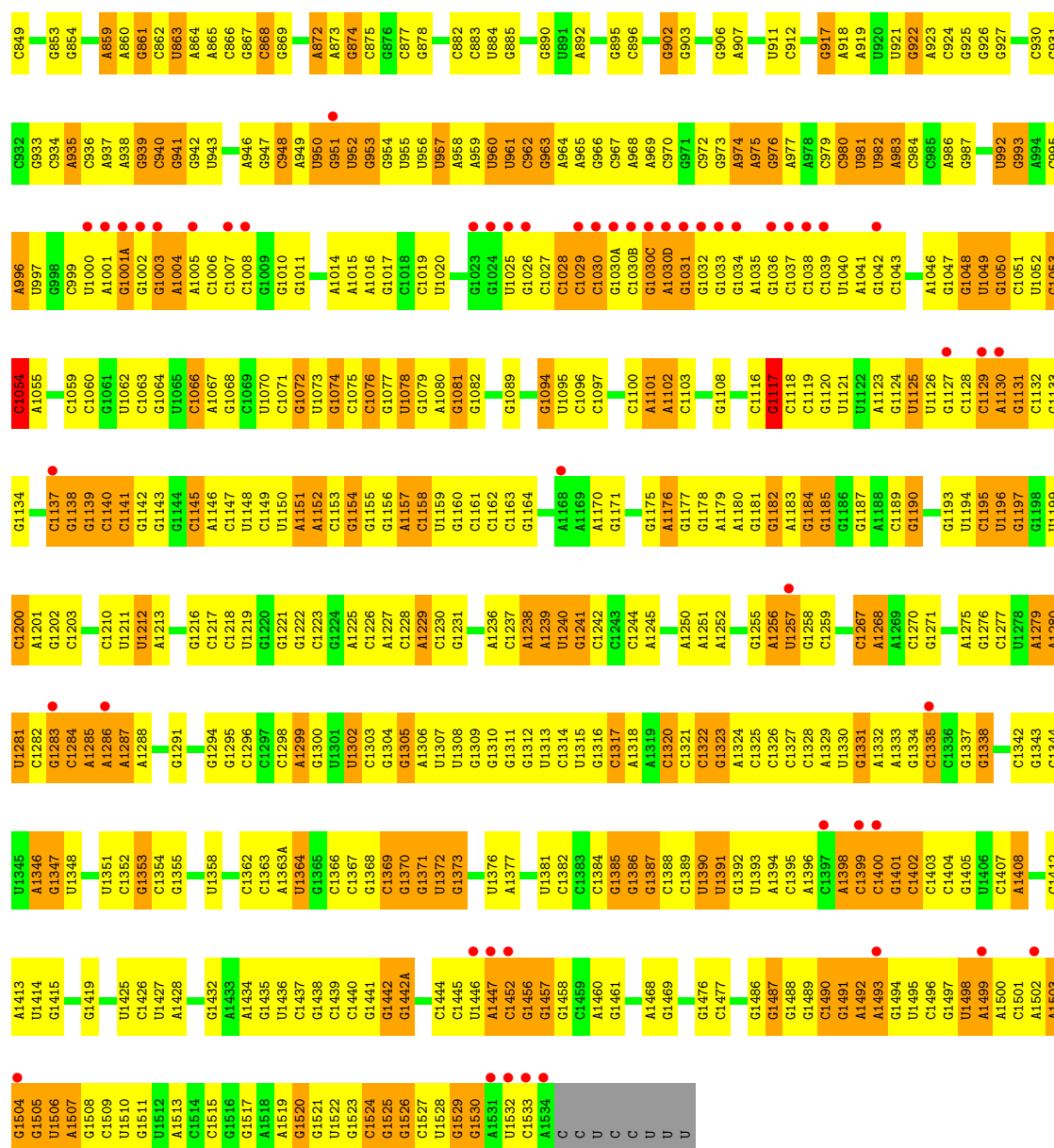
Mol	Chain	Residues	Atoms		ZeroOcc	AltConf
62	AY	2	Total	O	0	0
			2	2		

3 Residue-property plots

These plots are drawn for all protein, RNA and DNA chains in the entry. The first graphic for a chain summarises the proportions of errors displayed in the second graphic. The second graphic shows the sequence view annotated by issues in geometry and electron density. Residues are color-coded according to the number of geometric quality criteria for which they contain at least one outlier: green = 0, yellow = 1, orange = 2 and red = 3 or more. A red dot above a residue indicates a poor fit to the electron density ($RSRZ > 2$). Stretches of 2 or more consecutive residues without any outlier are shown as a green connector. Residues present in the sample, but not in the model, are shown in grey.

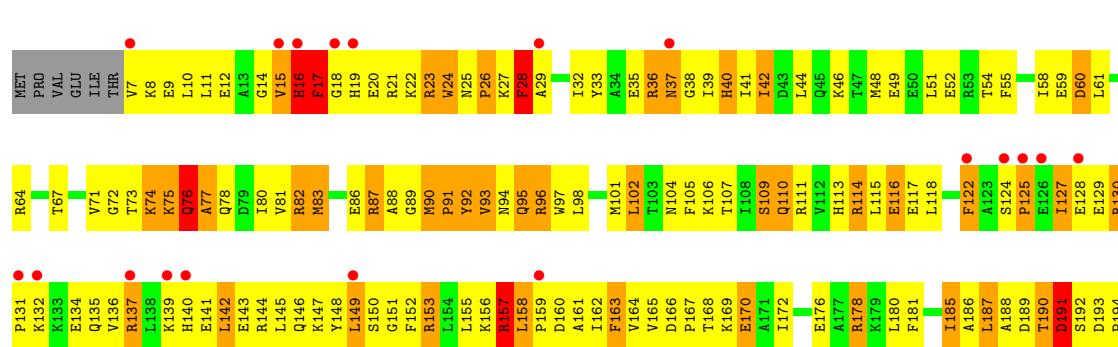
• Molecule 1: 16S RIBOSOMAL RNA

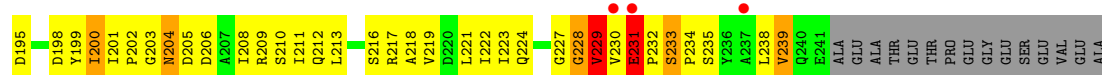




• Molecule 2: 30S RIBOSOMAL PROTEIN S2

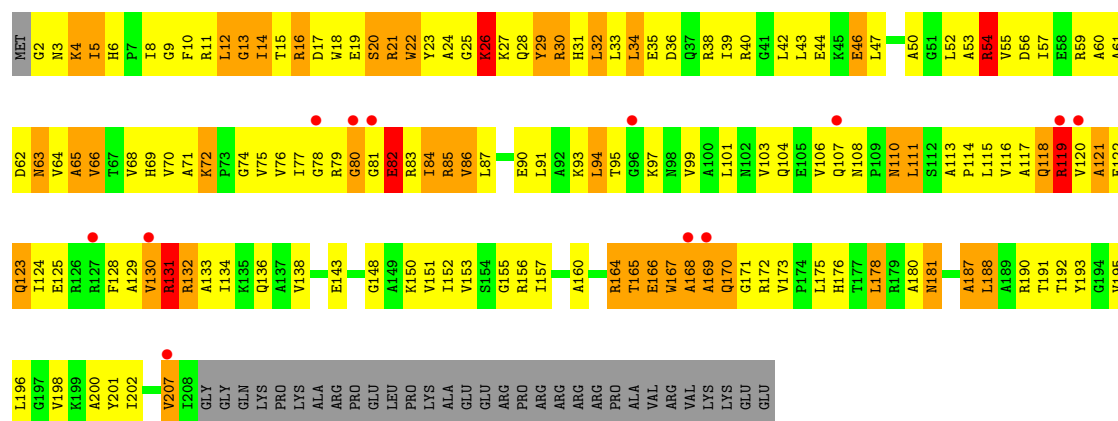
Chain AB:





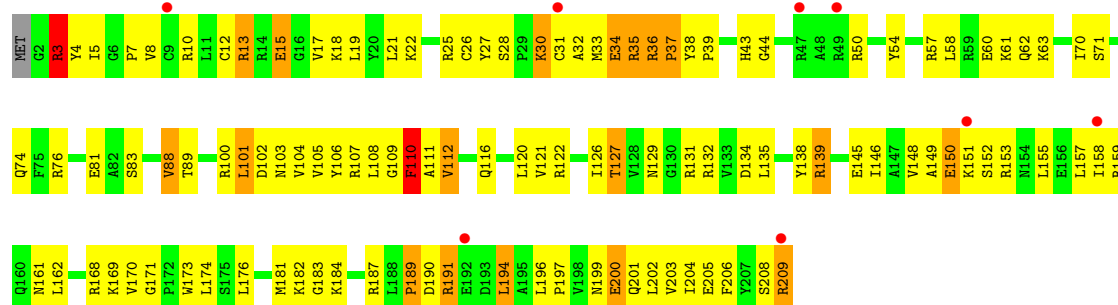
• Molecule 3: 30S RIBOSOMAL PROTEIN S3

Chain AC:



• Molecule 4: 30S RIBOSOMAL PROTEIN S4

Chain AD:



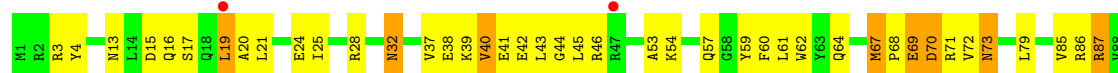
• Molecule 5: 30S RIBOSOMAL PROTEIN S5

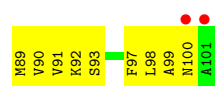
Chain AE:



• Molecule 6: 30S RIBOSOMAL PROTEIN S6

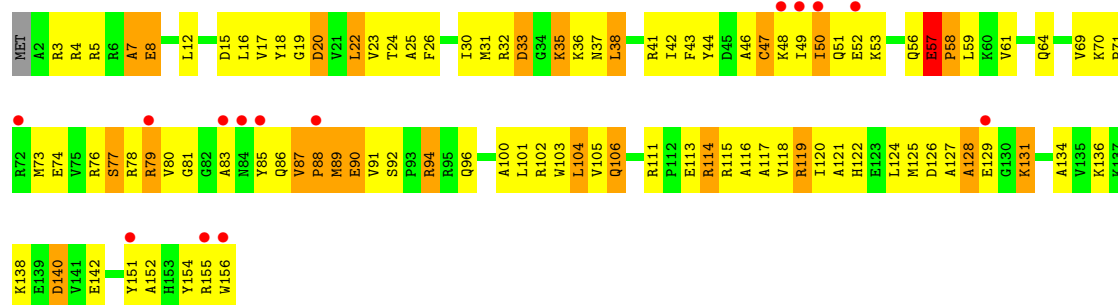
Chain AF:





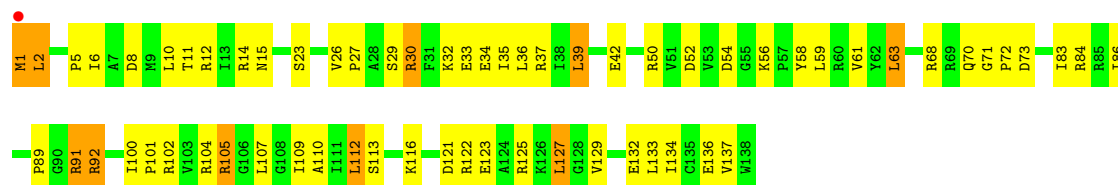
• Molecule 7: 30S RIBOSOMAL PROTEIN S7

Chain AG:



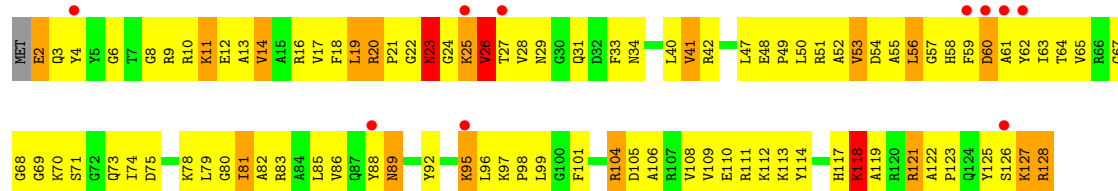
• Molecule 8: 30S RIBOSOMAL PROTEIN S8

Chain AH:



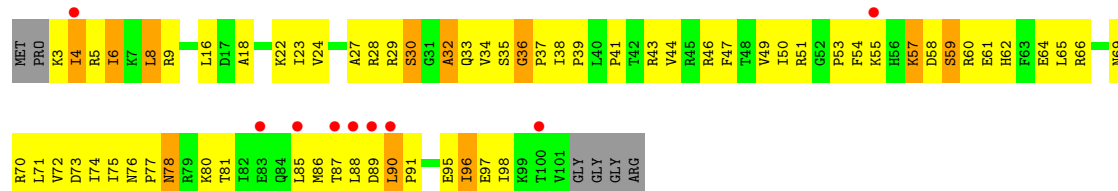
• Molecule 9: 30S RIBOSOMAL PROTEIN S9

Chain AI:



• Molecule 10: 30S RIBOSOMAL PROTEIN S10

Chain AJ:



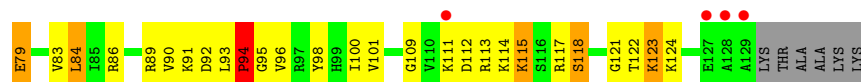
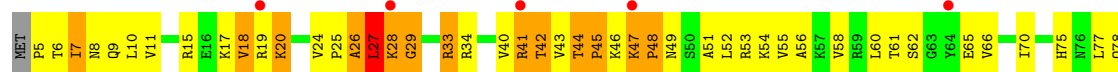
• Molecule 11: 30S RIBOSOMAL PROTEIN S11

Chain AK:



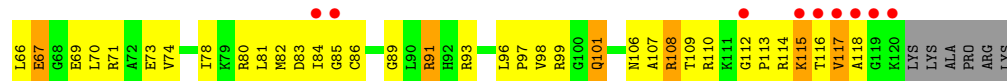
• Molecule 12: 30S RIBOSOMAL PROTEIN S12

Chain AL:



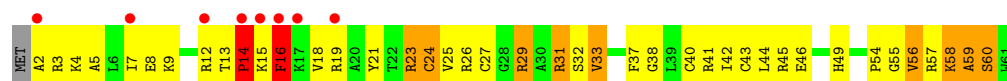
• Molecule 13: 30S RIBOSOMAL PROTEIN S13

Chain AM:



• Molecule 14: 30S RIBOSOMAL PROTEIN S14 TYPE Z

Chain AN:



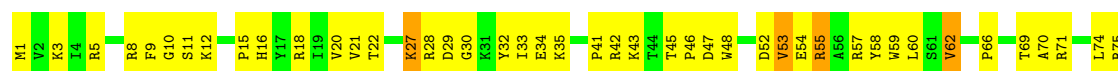
• Molecule 15: 30S RIBOSOMAL PROTEIN S15

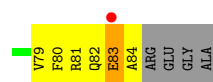
Chain AO:



• Molecule 16: 30S RIBOSOMAL PROTEIN S16

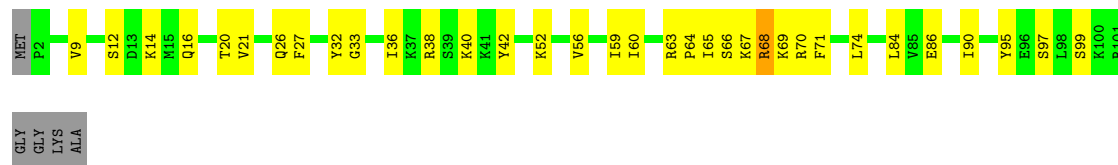
Chain AP:





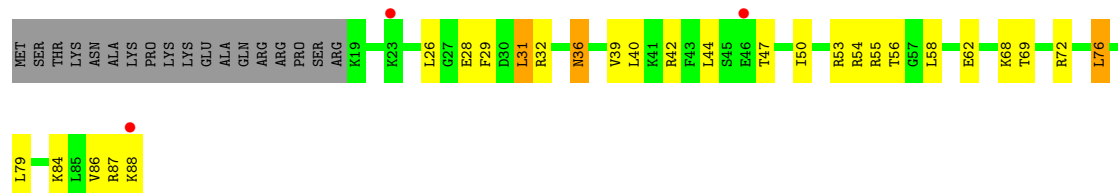
• Molecule 17: 30S RIBOSOMAL PROTEIN S17

Chain AQ:



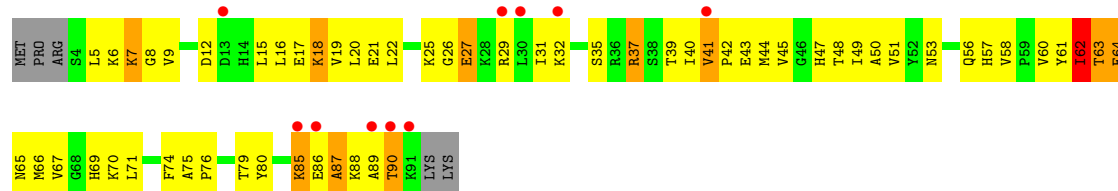
• Molecule 18: 30S RIBOSOMAL PROTEIN S18

Chain AR:



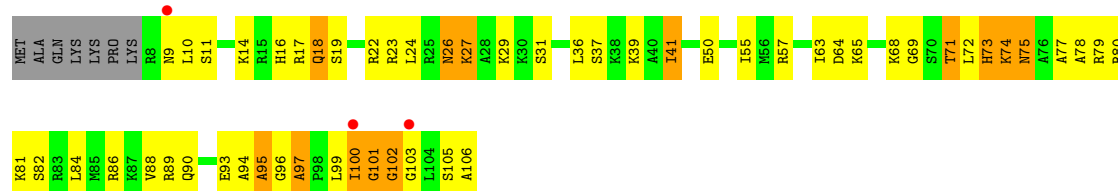
• Molecule 19: 30S RIBOSOMAL PROTEIN S19

Chain AS:



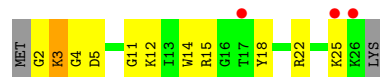
• Molecule 20: 30S RIBOSOMAL PROTEIN S20

Chain AT:



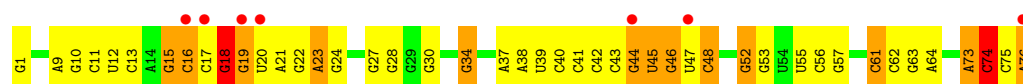
• Molecule 21: 30S RIBOSOMAL PROTEIN THX

Chain AU:



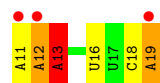
• Molecule 22: RNA (77-MER)

Chain AV:




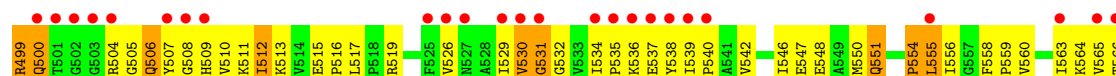

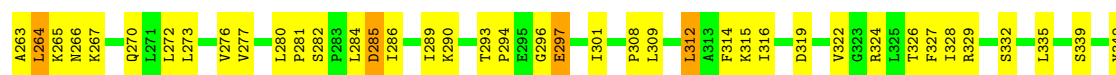
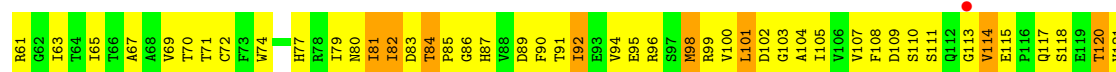

- Molecule 23: 5'-R(*UP*AP*AP*AP*AP*AP*UP*GP*UP)-3'

Chain AX:



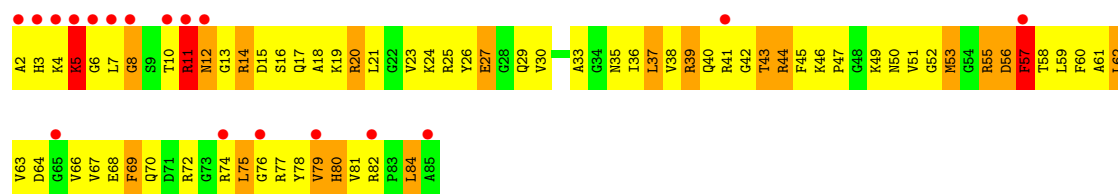
- Molecule 24: ELONGATION FACTOR G

Chain AY:



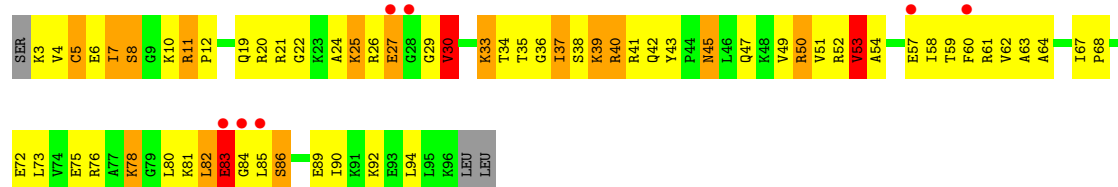
- Molecule 25: 50S RIBOSOMAL PROTEIN L27

Chain B0:



• Molecule 26: 50S RIBOSOMAL PROTEIN L28

Chain B1:



• Molecule 27: 50S RIBOSOMAL PROTEIN L29

Chain B2:



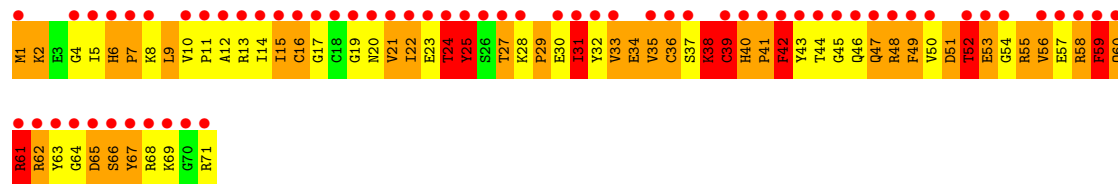
• Molecule 28: 50S RIBOSOMAL PROTEIN L30

Chain B3:



• Molecule 29: 50S RIBOSOMAL PROTEIN L31

Chain B4:



• Molecule 30: 50S RIBOSOMAL PROTEIN L32

Chain B5:



• Molecule 31: 50S RIBOSOMAL PROTEIN L33

Chain B6:



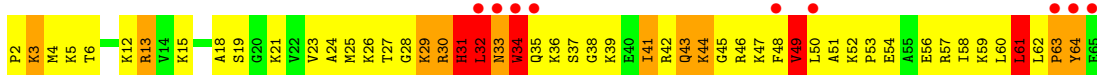
● Molecule 32: 50S RIBOSOMAL PROTEIN L34

Chain B7:



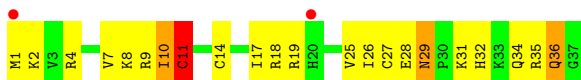
● Molecule 33: 50S RIBOSOMAL PROTEIN L35

Chain B8:



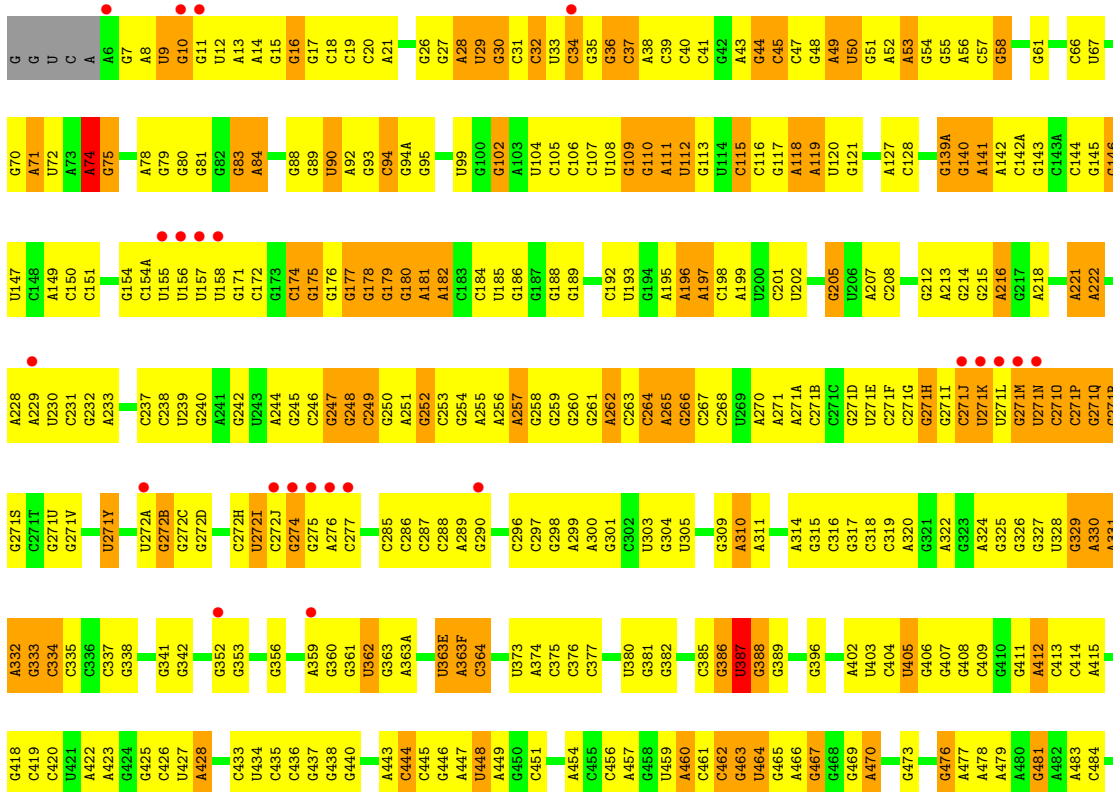
- Molecule 34: 50S RIBOSOMAL PROTEIN L36


Chain B9:



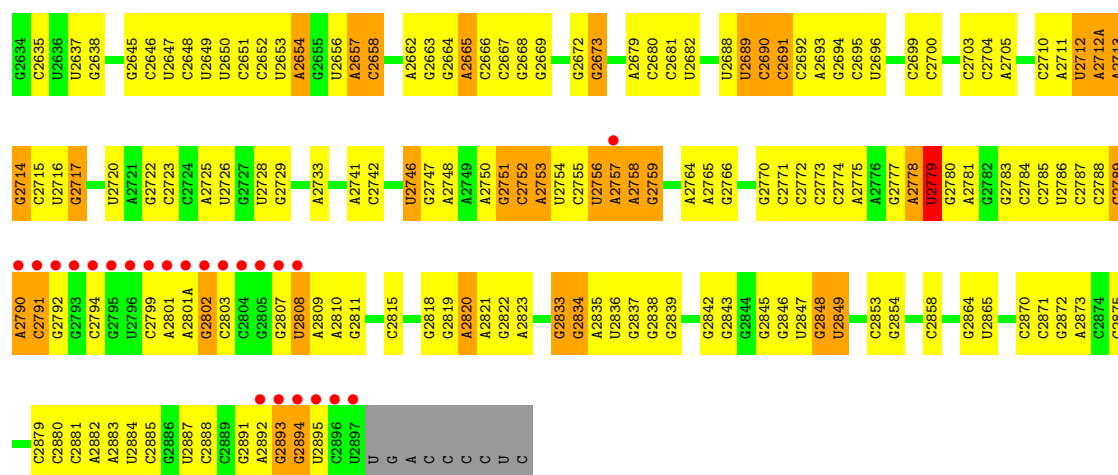
- Molecule 35: 23S RIBOSOMAL RNA

Chain BA:



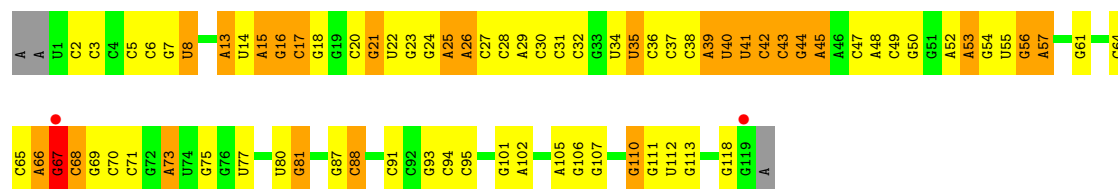


U2563	G2484	U2408	G2343	G2271	G2194	G2127	C2043	A1981	A1901	G1817	G1748	G1568
A2564	G2485	G2409	U2344	U2272	C2195	C2128	A2043	C1982	C1902	U1818	A1749	A1569
A2565	G2410	G2410	G2345	A2273	C2196	C2129	A2051	C1983	G1903	A1819	A1750	A1570
A2566	A2346	A2411	A2346	A2274	U2197	U2130	G2052	G1984	G1906	A1820	C1751	A1571
G2567	G2347		C2347	G2275	A2198	U2132	C2055	G1985	G1907	A1821	G1754	A1572
G2568		G2414		G2276	A2199	A2133	G2056	A1986	G1908	G1822		
G2569	G2350	G2415	G2350	G2277	C2200	A2133		G1987	G1923	G1823		
G2570	G2351		G2351	A2278	C2201	A2134		G1988	A1912	G1824		
G2571	A2352	U2419	A2352	G2282	C2202	A2135	A2060	G1989	A1913	A1762		
A2572	G2353	G2420	G2353	G2283	C2203	C2136	A2061	G1990	G1914	G1763		
C2573	G2354	G2421	G2354	G2284	C2205	C2137	A2062	U1991	U1915	G1764		
	C2355	A2422	C2355	C2285	G2206	C2138		U1992	U1916	G1765		
G2576	G2356	U2423	G2356	C2286	G2207	C2139	C2065	U1993	U1917	U1766		
A2577	U2357	C2424	U2357	A2287	A2208	C2140	C2066	C1994	A1918	C1767		
G2578	G2358	A2425	G2358	A2288	U2218	G2141	G2067	U1995	A1919	U1768		
C2579	C2359	A2426	C2359	A2289	G2219	C2142	G2068	G1996	G1920	G1769		
U2580	A2360	C2427	A2360	A2290	G2220	C2143	G2069	G1997	G1921	G1770		
G2581	A2361	G2428	A2361	U2291	G2221	U2144	G2070	G1998	G1922	C1771		
	C2362	G2429	C2362	C2292	G2222	C2145	A2071	C1999	U1923	A1772		
U2584	C2363	A2430	C2363	C2293	G2223	G2146		G2000	G1924	G1682		
U2585	G2364	U2431	G2364	C2297	G2224	C2147	U2074	A2001	C1925	C1774		
C2586	G2365	A2432	G2365	A2298	A2225	G2148	U2075	G2002	U1926	C1683		
A2587				G2299	C2226	G2149			A1927	G1776		
G2588	A2369	G2439	A2369	G2300	G2230	U2150	C2078	C2006	G1930	U1778		
		G2440			C2231	G2151	U2079	C2007	U1831	A1847		
C2591	G2373	G2441	G2373	A2305	U2232	G2152		C2008	U1832	A1780		
U2592	C2374	C2442	C2374	C2306	U2233	G2153	U2086	G2009	G1932	C1781		
U2593	G2375	A2443	G2375	G2307	G2234	G2154	G2087	U2011	G1933	A1932		
C2594	A2376	G2444	A2376	G2308	G2235	G2155		A1936	A1854	C1782		
G2595	A2377	G2445	A2377	G2309	G2236	U2091	U2092	A1937	A1785	U1779		
U2596	A2378	G2446	A2378	A2310	C2237	A2158		A1938	G1856	A1786		
G2597	G2379	G2447	G2379	A2311	G2238	G2159		C1941	G1857	A1787		
	C2380	A2448	C2380	A2312	G2239			C1942	G1858	A1698		
A2600	C2381	U2449	C2381	C2313	G2240			U2017	A1859	G1789		
A2602	G2382		G2382	C2314	A2241			U2018	A1790	C1790		
G2603	G2383	G2454	G2383	G2315	G2242	A2169		A2019	G1945	A1701		
	G2384	U2457	G2384	C2316	U2243	A2170		G2020	U1946	G1702		
G2606	C2385	G2458	C2385	C2317	U2244	A2171		C2021	C1947	G1703		
G2607	G2386		G2386	G2318	U2245	U2172		U2022	A1876			
G2608	U2387		U2387	G2319	G2246	A2173		G2023	G1878	U1709		
U2609	A2388	C2461	A2388	G2320	G2247	C2174		G2024	U1796	C1710		
C2610	G2389	U2462	G2389	A2321	A2248	C2175		C2025	U1797	C1711		
U2611	U2390	C2463	U2390	G2321	C2249	A2176		C2026	G1798	C1712		
G2612	G2391	G2464	G2391	A2327	U2249	C2177		G2027	C1800	G1713		
U2613	A2392	C2465	A2392	A2328	G2252	C2178		U2028	G1882	U1714		
A2614	A2393	C2466	A2393	A2329	G2253	C2179		G2029	G1883	G1715		
G2615	C2394	C2467	C2394	G2330	C2254	U2180		A2030	A1802	G1716		
G2616	G2395	G2468	G2395	G2331	U2257	G2181		G1964	A1803	G1718		
C2617	C2396	A2469	C2396	G2332	G2258	G2182		A2031	C1886	G1719		
	G2397	G2470	G2397	U2333	G2259	C2183		G2032	C1887	U1720		
	U2398		U2398	A2334	G2260	G2184		A2033	C1806	G1721		
G2620	G2399	C2475	G2399	G2334	C2261	C2185		U2034	G1888	G1722		
	G2400	A2476	G2400	A2335	C2262	G2186		G1967	A1889	C1644		
C2626	U2401	G2477	U2401	A2336	U2262	G2187		A1969	U1808	C1645		
U2629	A2478	G2479	C2403	G2337	C2263	G2188		A1970	A1809	C1646		
G2630	C2404	G2480	C2404	G2338	G2264	U2189		A1971	C1892	A1741		
A2631	G2405	G2481	G2405	G2339	A2267	G2190		A1972	C1893	G1811		
A2632	G2406	G2482	G2406	G2340	A2268	G2191		G1973	A1812	C1745A		
	A2407	G2483	A2407	G2341	A2269	C2192		C1974	G1813	G1746		
G2633				C2342	G2270	G2193		G1980	G1816	G1747A		



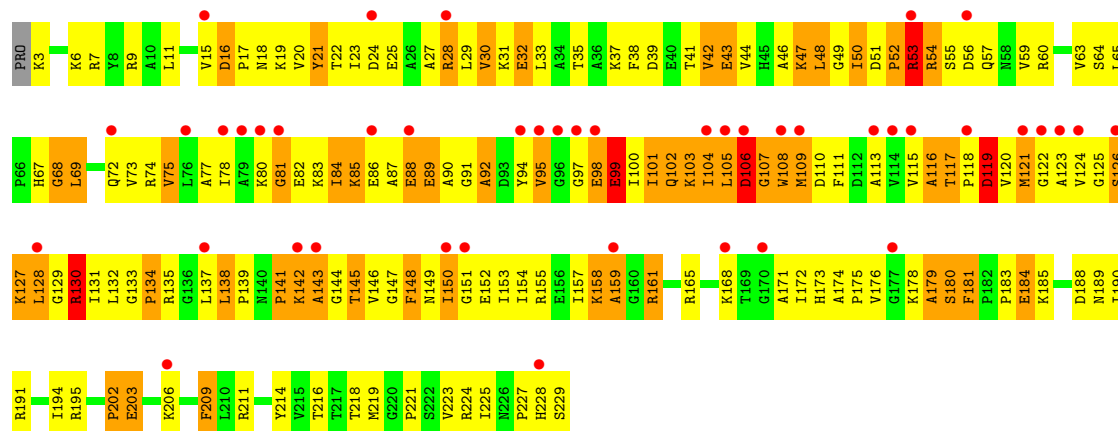
• Molecule 36: 5S RIBOSOMAL RNA

Chain BB:



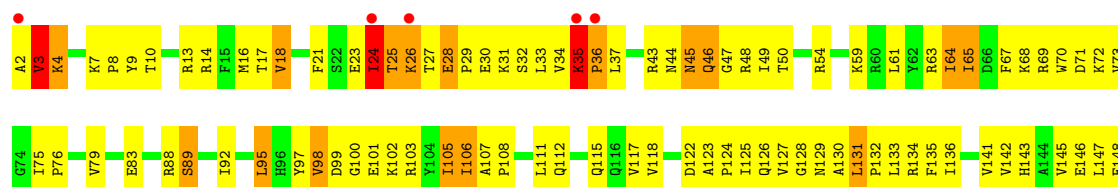
• Molecule 37: RIBOSOMAL PROTEIN L1

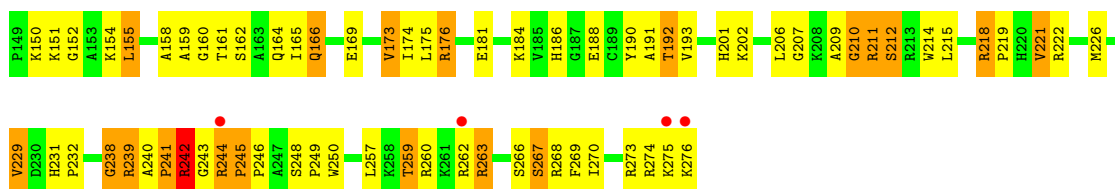
Chain BC:



• Molecule 38: 50S RIBOSOMAL PROTEIN L2

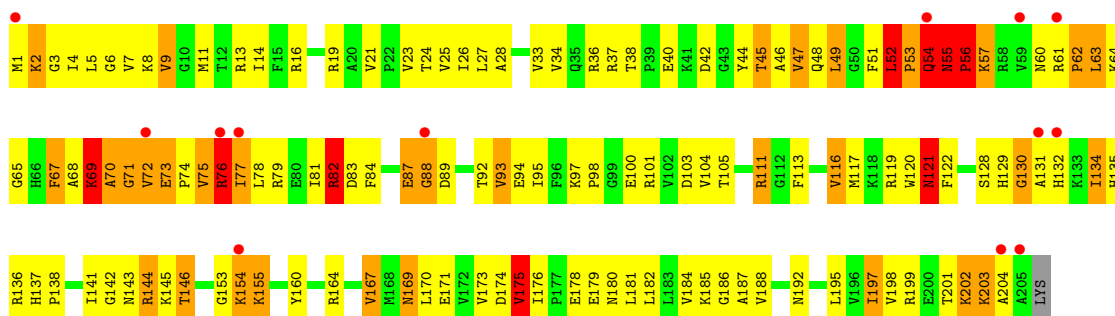
Chain BD:





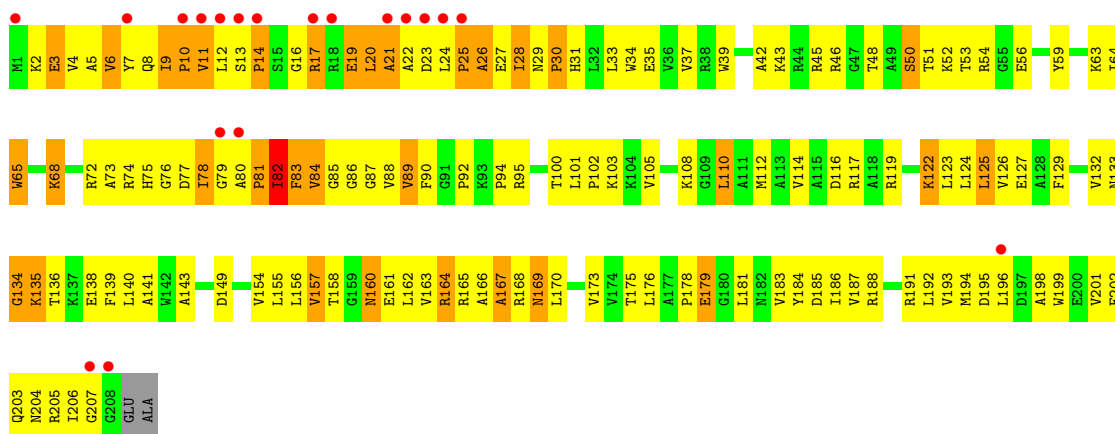
• Molecule 39: 50S RIBOSOMAL PROTEIN L3

Chain BE:



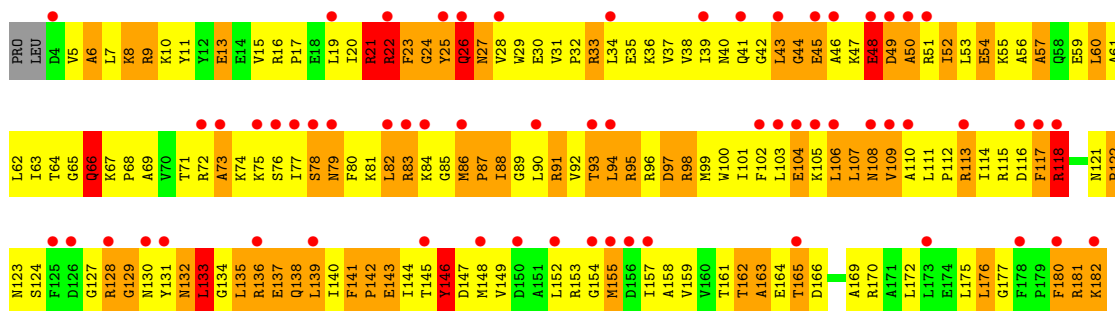
• Molecule 40: 50S RIBOSOMAL PROTEIN L4

Chain BF:



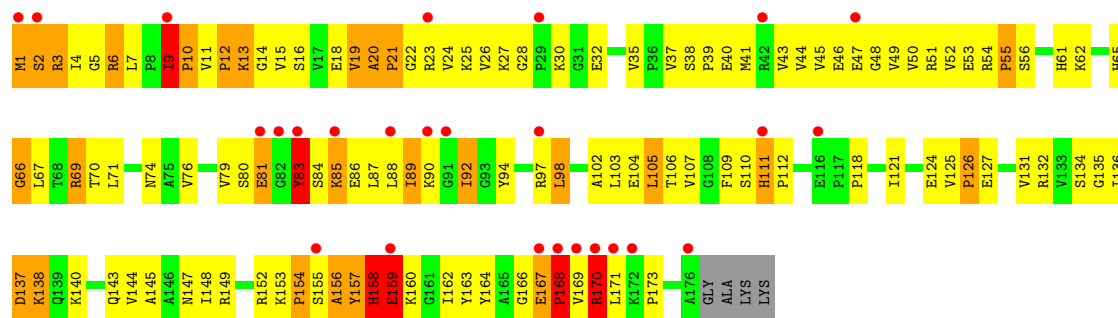
• Molecule 41: 50S RIBOSOMAL PROTEIN L5

Chain BG:



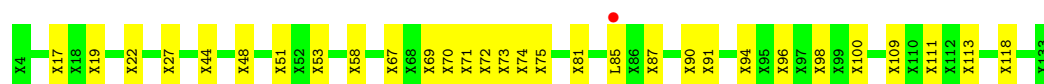
• Molecule 42: 50S RIBOSOMAL PROTEIN L6

Chain BH: 



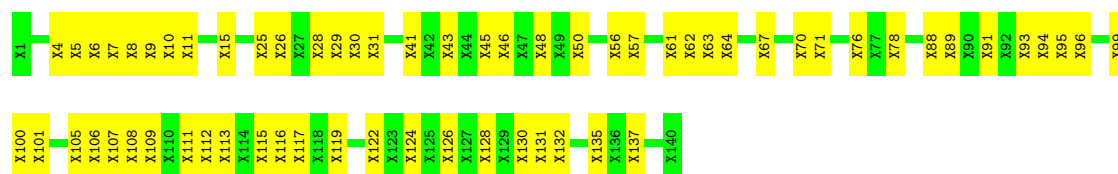
• Molecule 43: CHAIN J

Chain BJ: 




• Molecule 44: CHAIN K

Chain BK: 



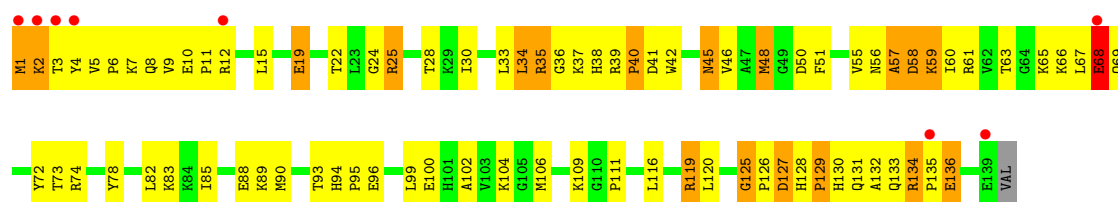
• Molecule 45: CHAIN L

Chain BL: 

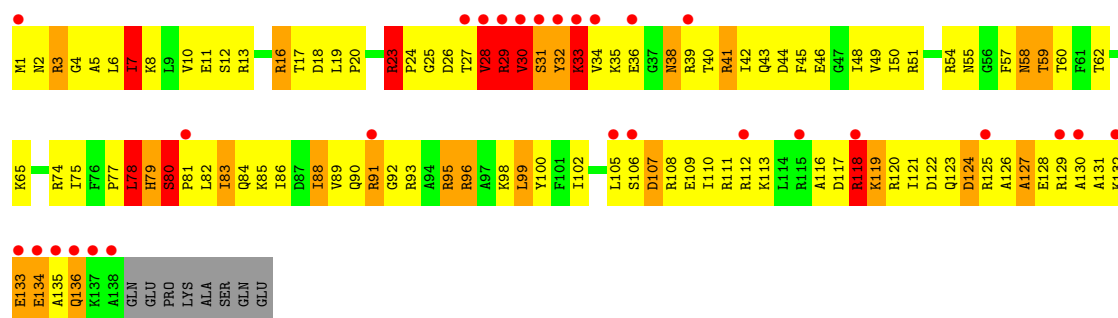


• Molecule 46: 50S RIBOSOMAL PROTEIN L13

Chain BN: 

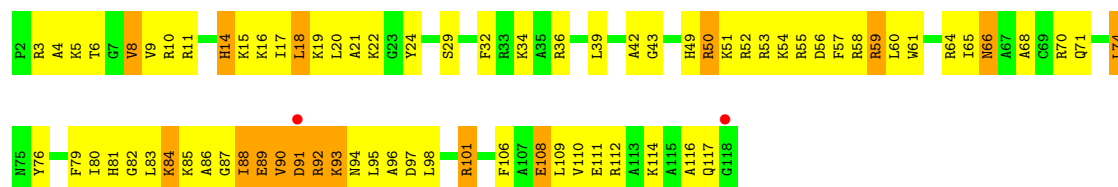






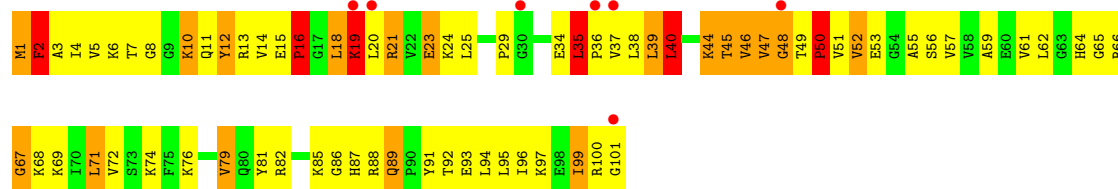
• Molecule 53: 50S RIBOSOMAL PROTEIN L20

Chain BU:



• Molecule 54: 50S RIBOSOMAL PROTEIN L21

Chain BV:



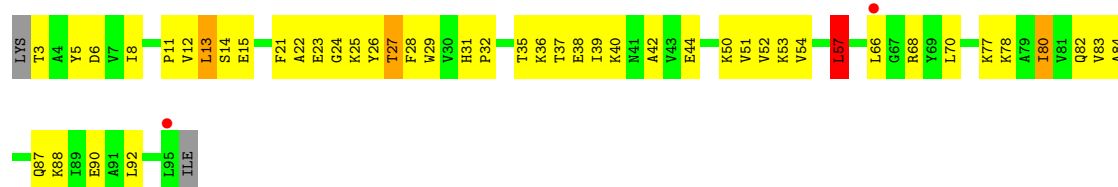
• Molecule 55: 50S RIBOSOMAL PROTEIN L22

Chain BW:



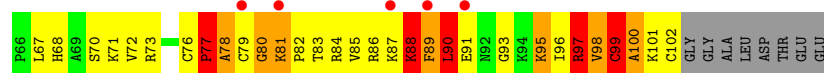
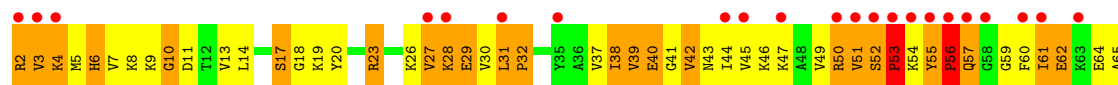
• Molecule 56: 50S RIBOSOMAL PROTEIN L23

Chain BX:




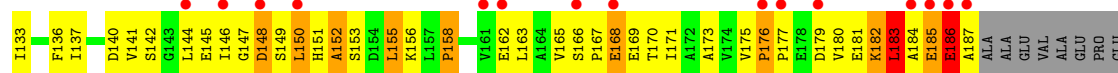
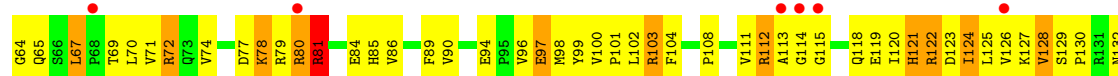
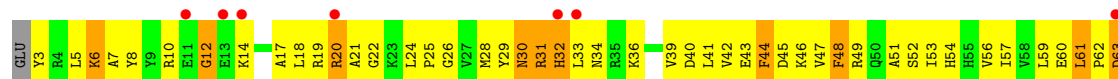
• Molecule 57: 50S RIBOSOMAL PROTEIN L24

Chain BY: 



• Molecule 58: 50S RIBOSOMAL PROTEIN L25

Chain BZ: 



4 Data and refinement statistics

Property	Value	Source
Space group	P 1 21 1	Depositor
Cell constants a, b, c, α , β , γ	202.90Å 242.63Å 309.32Å 90.00° 99.60° 90.00°	Depositor
Resolution (Å)	49.75 – 2.95 49.75 – 2.95	Depositor EDS
% Data completeness (in resolution range)	99.9 (49.75-2.95) 100.0 (49.75-2.95)	Depositor EDS
R_{merge}	0.26	Depositor
R_{sym}	(Not available)	Depositor
$\langle I/\sigma(I) \rangle$ ¹	1.70 (at 2.96Å)	Xtriage
Refinement program	CNS 1.2	Depositor
R, R_{free}	0.210 , 0.244 0.226 , 0.256	Depositor DCC
R_{free} test set	30895 reflections (5.26%)	DCC
Wilson B-factor (Å ²)	49.6	Xtriage
Anisotropy	0.435	Xtriage
Bulk solvent k_{sol} (e/Å ³), B_{sol} (Å ²)	0.30 , 28.8	EDS
Estimated twinning fraction	No twinning to report.	Xtriage
L-test for twinning	$\langle L \rangle = 0.48$, $\langle L^2 \rangle = 0.31$	Xtriage
Outliers	0 of 617901 reflections	Xtriage
F_o, F_c correlation	0.91	EDS
Total number of atoms	153829	wwPDB-VP
Average B, all atoms (Å ²)	58.0	wwPDB-VP

Xtriage's analysis on translational NCS is as follows: *The largest off-origin peak in the Patterson function is 1.73% of the height of the origin peak. No significant pseudotranslation is detected.*

¹Intensities estimated from amplitudes.

5 Model quality ⓘ

5.1 Standard geometry ⓘ

Bond lengths and bond angles in the following residue types are not validated in this section: GCP, ZN, MG

The Z score for a bond length (or angle) is the number of standard deviations the observed value is removed from the expected value. A bond length (or angle) with $|Z| > 5$ is considered an outlier worth inspection. RMSZ is the root-mean-square of all Z scores of the bond lengths (or angles).

Mol	Chain	Bond lengths		Bond angles	
		RMSZ	# $ Z > 5$	RMSZ	# $ Z > 5$
1	AA	0.41	0/36258	0.70	5/56589 (0.0%)
2	AB	0.26	0/1936	0.46	0/2611
3	AC	0.36	0/1637	0.58	0/2207
4	AD	0.36	0/1733	0.61	0/2318
5	AE	0.46	0/1163	0.67	0/1566
6	AF	0.36	0/856	0.63	0/1154
7	AG	0.36	0/1276	0.62	0/1709
8	AH	0.39	0/1136	0.69	0/1527
9	AI	0.36	0/1029	0.69	0/1379
10	AJ	0.40	0/808	0.69	0/1087
11	AK	0.39	0/900	0.68	0/1213
12	AL	0.42	0/987	0.73	1/1322 (0.1%)
13	AM	0.32	0/948	0.60	0/1272
14	AN	0.41	0/501	0.77	0/664
15	AO	0.37	0/745	0.62	0/992
16	AP	0.40	0/717	0.71	0/965
17	AQ	0.40	0/837	0.69	0/1119
18	AR	0.38	0/579	0.60	0/768
19	AS	0.37	0/706	0.64	0/950
20	AT	0.39	0/765	0.76	0/1007
21	AU	0.43	0/213	0.62	0/279
22	AV	0.84	2/1809 (0.1%)	1.27	7/2819 (0.2%)
23	AX	1.26	2/210 (1.0%)	1.37	2/325 (0.6%)
24	AY	0.33	0/5477	0.61	3/7415 (0.0%)
25	B0	0.29	0/671	0.43	0/892
26	B1	0.37	0/739	0.58	0/983
27	B2	10.54	1/600 (0.2%)	0.42	0/793
28	B3	0.32	0/473	0.50	0/636
29	B4	0.29	0/594	0.45	0/795
30	B5	0.40	0/473	0.70	0/639
31	B6	0.48	0/440	0.80	0/586
32	B7	0.44	0/427	0.71	0/561

Mol	Chain	Bond lengths		Bond angles	
		RMSZ	# Z >5	RMSZ	# Z >5
33	B8	0.56	0/516	0.87	1/681 (0.1%)
34	B9	0.45	0/310	0.72	0/407
35	BA	0.46	1/69972 (0.0%)	0.72	25/109230 (0.0%)
36	BB	0.37	0/2853	0.72	1/4451 (0.0%)
37	BC	0.32	0/1766	0.62	0/2380
38	BD	0.47	0/2195	0.82	1/2955 (0.0%)
39	BE	0.42	0/1597	0.71	0/2155
40	BF	0.39	0/1659	0.66	0/2246
41	BG	0.45	0/1483	0.80	1/1994 (0.1%)
42	BH	0.40	0/1371	0.67	0/1853
43	BJ	0.20	0/7	0.87	0/8
46	BN	0.46	0/1132	0.76	0/1527
47	BO	0.44	0/943	0.71	0/1269
48	BP	0.45	0/1131	0.86	4/1504 (0.3%)
49	BQ	0.41	0/1143	0.65	0/1527
50	BR	0.43	0/974	0.75	0/1302
51	BS	0.39	0/779	0.66	0/1038
52	BT	0.42	0/1156	0.66	0/1544
53	BU	0.48	0/975	0.70	0/1297
54	BV	0.40	0/790	0.72	0/1057
55	BW	0.42	0/907	0.71	0/1216
56	BX	0.47	0/740	0.69	1/995 (0.1%)
57	BY	0.52	0/789	0.87	0/1053
58	BZ	0.34	0/1500	0.63	0/2037
All	All	0.77	6/164331 (0.0%)	0.71	52/244868 (0.0%)

Chiral center outliers are detected by calculating the chiral volume of a chiral center and verifying if the center is modelled as a planar moiety or with the opposite hand. A planarity outlier is detected by checking planarity of atoms in a peptide group, atoms in a mainchain group or atoms of a sidechain that are expected to be planar.

Mol	Chain	#Chirality outliers	#Planarity outliers
1	AA	0	1
24	AY	0	1
35	BA	0	19
36	BB	0	2
All	All	0	23

All (6) bond length outliers are listed below:

Mol	Chain	Res	Type	Atoms	Z	Observed(Å)	Ideal(Å)
27	B2	72	ALA	C-OXT	258.07	6.13	1.23

Continued on next page...

Continued from previous page...

Mol	Chain	Res	Type	Atoms	Z	Observed(Å)	Ideal(Å)
35	BA	1453	U	O3'-P	-17.05	1.40	1.61
22	AV	37	A	N3-C4	7.56	1.39	1.34
22	AV	37	A	C6-N1	7.26	1.40	1.35
23	AX	11	A	N9-C4	5.43	1.41	1.37
23	AX	11	A	N3-C4	5.08	1.37	1.34

All (52) bond angle outliers are listed below:

Mol	Chain	Res	Type	Atoms	Z	Observed(°)	Ideal(°)
35	BA	2208	A	P-O3'-C3'	9.92	131.60	119.70
22	AV	37	A	N1-C2-N3	-9.87	124.36	129.30
22	AV	74	C	O4'-C1'-N1	8.40	114.92	108.20
22	AV	37	A	N9-C4-C5	-7.54	102.79	105.80
22	AV	37	A	N1-C6-N6	6.87	122.72	118.60
23	AX	18	C	N1-C2-O2	-6.77	114.84	118.90
1	AA	189(H)	G	N9-C1'-C2'	-6.57	104.77	112.00
22	AV	37	A	C8-N9-C4	6.50	108.40	105.80
22	AV	37	A	C2-N3-C4	6.30	113.75	110.60
23	AX	13	A	C2-N3-C4	-6.26	107.47	110.60
35	BA	1453	U	OP1-P-O3'	6.15	118.74	105.20
35	BA	945	A	N9-C1'-C2'	5.99	121.78	114.00
38	BD	210	GLY	N-CA-C	-5.97	98.17	113.10
35	BA	387	U	C2'-C3'-O3'	5.91	123.15	113.70
48	BP	41	ARG	N-CA-C	-5.91	95.05	111.00
41	BG	22	ARG	N-CA-C	-5.87	95.15	111.00
35	BA	1495	A	N9-C1'-C2'	5.79	121.53	114.00
24	AY	356	LEU	CA-CB-CG	5.78	128.59	115.30
56	BX	57	LEU	CA-CB-CG	5.68	128.36	115.30
35	BA	2481	G	N9-C1'-C2'	5.65	121.35	114.00
1	AA	428	G	C2'-C3'-O3'	5.63	122.71	113.70
35	BA	2136	C	C2'-C3'-O3'	5.60	122.66	113.70
48	BP	24	GLY	N-CA-C	5.55	126.98	113.10
24	AY	260	LEU	CA-CB-CG	5.53	128.02	115.30
48	BP	20	GLY	N-CA-C	-5.51	99.34	113.10
35	BA	783	A	N9-C1'-C2'	-5.50	105.95	112.00
35	BA	2542	A	N9-C1'-C2'	5.42	121.04	114.00
33	B8	32	LEU	CA-CB-CG	5.34	127.58	115.30
35	BA	310	A	C5'-C4'-C3'	-5.33	107.48	116.00
35	BA	1015	G	C5'-C4'-C3'	-5.32	107.49	116.00
35	BA	512	G	O4'-C1'-N9	5.29	112.43	108.20
22	AV	18	G	N3-C4-C5	-5.27	125.97	128.60
35	BA	1159	U	C5'-C4'-C3'	-5.26	107.58	116.00

Continued on next page...

Continued from previous page...

Mol	Chain	Res	Type	Atoms	Z	Observed(°)	Ideal(°)
35	BA	708	C	C5'-C4'-C3'	-5.25	107.60	116.00
35	BA	1947	C	C5'-C4'-C3'	-5.24	107.61	116.00
1	AA	1117	G	C5'-C4'-O4'	-5.23	102.82	109.10
48	BP	29	LYS	N-CA-C	-5.18	97.01	111.00
35	BA	1493	C	N1-C1'-C2'	5.17	120.73	114.00
35	BA	1558	A	C2'-C3'-O3'	5.17	121.97	113.70
36	BB	44	G	N9-C1'-C2'	5.15	120.70	114.00
1	AA	243	A	N9-C1'-C2'	5.15	120.69	114.00
35	BA	74	A	C2'-C3'-O3'	5.15	121.94	113.70
35	BA	2665	A	N9-C1'-C2'	-5.13	106.35	112.00
12	AL	26	ALA	N-CA-C	-5.12	97.17	111.00
24	AY	379	GLY	N-CA-C	-5.11	100.32	113.10
35	BA	1549	C	C5'-C4'-C3'	-5.11	107.82	116.00
35	BA	2346	A	O4'-C1'-N9	5.11	112.29	108.20
35	BA	2346	A	N9-C1'-C2'	5.08	120.61	114.00
35	BA	1838	C	N1-C1'-C2'	5.08	120.61	114.00
1	AA	1054	C	C5'-C4'-C3'	-5.07	107.88	116.00
35	BA	2581	G	O4'-C1'-N9	5.02	112.22	108.20
35	BA	2286	A	N9-C1'-C2'	5.02	120.52	114.00

There are no chirality outliers.

All (23) planarity outliers are listed below:

Mol	Chain	Res	Type	Group
1	AA	189(H)	G	Sidechain
24	AY	499	ARG	Sidechain
35	BA	1192	G	Sidechain
35	BA	2414	G	Sidechain
35	BA	2464	C	Sidechain
35	BA	2504	U	Sidechain
35	BA	2508	G	Sidechain
35	BA	2516	G	Sidechain
35	BA	2542	A	Sidechain
35	BA	2578	G	Sidechain
35	BA	2581	G	Sidechain
35	BA	2595	G	Sidechain
35	BA	2597	G	Sidechain
35	BA	2664	G	Sidechain
35	BA	271(H)	G	Sidechain
35	BA	271(Q)	G	Sidechain
35	BA	271(Y)	U	Sidechain
35	BA	2746	U	Sidechain

Continued on next page...

Continued from previous page...

Mol	Chain	Res	Type	Group
35	BA	2779	U	Sidechain
35	BA	2848	G	Sidechain
35	BA	476	G	Sidechain
36	BB	16	G	Sidechain
36	BB	67	G	Sidechain

5.2 Close contacts ⓘ

In the following table, the Non-H and H(model) columns list the number of non-hydrogen atoms and hydrogen atoms in the chain respectively. The H(added) column lists the number of hydrogens added by MolProbity. The Clashes column lists the number of clashes within the asymmetric unit, and the number in parentheses is this value normalized per 1000 atoms of the molecule in the chain. The Symm-Clashes column gives symmetry related clashes, in the same way as for the Clashes column.

Mol	Chain	Non-H	H(model)	H(added)	Clashes	Symm-Clashes
1	AA	32391	0	16349	1995	0
2	AB	1901	0	1947	322	1
3	AC	1613	0	1677	223	28
4	AD	1703	0	1765	125	0
5	AE	1147	0	1207	56	0
6	AF	843	0	857	53	0
7	AG	1257	0	1296	138	0
8	AH	1116	0	1177	63	0
9	AI	1010	0	1037	150	0
10	AJ	795	0	840	114	0
11	AK	885	0	904	56	0
12	AL	971	0	1057	112	0
13	AM	938	0	995	124	0
14	AN	492	0	529	68	0
15	AO	734	0	771	49	0
16	AP	701	0	720	58	0
17	AQ	824	0	891	47	0
18	AR	574	0	644	26	0
19	AS	692	0	714	109	0
20	AT	763	0	861	71	11
21	AU	209	0	221	12	0
22	AV	1619	0	823	60	0
23	AX	188	0	98	7	0
24	AY	5376	0	5433	565	0
25	B0	662	0	688	160	0
26	B1	732	0	808	114	0

Continued on next page...

Continued from previous page...

Mol	Chain	Non-H	H(model)	H(added)	Clashes	Symm-Clashes
27	B2	598	0	651	125	11
28	B3	468	0	523	66	0
29	B4	581	0	577	214	0
30	B5	459	0	478	75	0
31	B6	433	0	461	128	0
32	B7	419	0	467	29	0
33	B8	508	0	576	112	0
34	B9	307	0	335	31	0
35	BA	62476	0	31499	3287	28
36	BB	2551	0	1295	107	0
37	BC	1735	0	1790	277	1
38	BD	2145	0	2234	255	0
39	BE	1564	0	1629	233	0
40	BF	1624	0	1677	220	0
41	BG	1459	0	1516	395	0
42	BH	1345	0	1430	187	0
43	BJ	654	0	156	22	0
44	BK	701	0	168	46	0
45	BL	356	0	86	20	0
46	BN	1105	0	1180	111	0
47	BO	933	0	996	67	0
48	BP	1114	0	1186	302	0
49	BQ	1122	0	1179	111	0
50	BR	960	0	1021	104	0
51	BS	771	0	832	158	0
52	BT	1142	0	1200	229	0
53	BU	958	0	1015	122	0
54	BV	779	0	852	147	0
55	BW	896	0	953	56	0
56	BX	726	0	778	47	0
57	BY	776	0	870	164	0
58	BZ	1468	0	1492	216	0
59	AA	198	0	0	0	0
59	AY	1	0	0	0	0
59	B0	1	0	0	0	0
59	B5	1	0	0	0	0
59	BA	320	0	0	0	0
59	BC	1	0	0	0	0
59	BU	1	0	0	0	0
60	AD	1	0	0	0	0
60	AN	1	0	0	0	0
60	B9	1	0	0	0	0

Continued on next page...

Continued from previous page...

Mol	Chain	Non-H	H(model)	H(added)	Clashes	Symm-Clashes
61	AY	32	0	14	11	0
62	AY	2	0	0	2	0
All	All	153829	0	105425	11647	40

Clashscore is defined as the number of clashes calculated for the entry per 1000 atoms (including hydrogens) of the entry. The overall clashscore for this entry is 45.

All (11647) close contacts within the same asymmetric unit are listed below.

Atom-1	Atom-2	Distance(Å)	Clash(Å)
30:B5:46:CYS:SG	30:B5:47:PRO:HD2	1.41	1.57
29:B4:12:ALA:H	29:B4:24:THR:CG2	1.16	1.56
9:AI:19:LEU:HA	9:AI:61:ALA:CB	1.39	1.53
52:BT:80:SER:HB3	52:BT:81:PRO:CD	1.40	1.51
9:AI:18:PHE:C	9:AI:61:ALA:HB1	1.27	1.50
42:BH:1:MET:SD	42:BH:1:MET:CE	2.04	1.46
1:AA:311:C:C2'	1:AA:312:C:H5'	1.46	1.45
1:AA:950:U:C2'	1:AA:951:G:H5''	1.41	1.45
29:B4:12:ALA:N	29:B4:24:THR:CG2	1.79	1.41
9:AI:19:LEU:CB	9:AI:61:ALA:HB2	1.48	1.40
9:AI:19:LEU:CA	9:AI:61:ALA:HB2	0.93	1.39
1:AA:950:U:H2'	1:AA:951:G:C5'	1.51	1.39
35:BA:111:A:C2'	35:BA:112:U:H5'	1.51	1.38
48:BP:84:ASN:CG	48:BP:116:GLY:HA3	1.45	1.38
35:BA:967:C:C2'	35:BA:968:G:H5'	1.53	1.37
35:BA:2555:U:C2'	35:BA:2556:C:H5'	1.56	1.36
29:B4:12:ALA:N	29:B4:24:THR:HG21	1.38	1.36
35:BA:252:G:OP2	48:BP:50:ARG:NH1	1.58	1.35
37:BC:117:THR:HG22	37:BC:118:PRO:C	1.45	1.33
27:B2:16:LEU:HD22	27:B2:20:GLU:CG	1.58	1.33
48:BP:85:LEU:CD2	48:BP:117:GLU:O	1.76	1.33
35:BA:954:G:C2'	35:BA:955:C:H5'	1.62	1.29
1:AA:37:U:C2'	1:AA:38:G:H5'	1.63	1.28
35:BA:1988:C:C2'	35:BA:1989:G:H5'	1.61	1.28
29:B4:12:ALA:CA	29:B4:24:THR:HG21	1.63	1.28
9:AI:26:VAL:HG21	9:AI:61:ALA:O	1.32	1.28
49:BQ:60:ARG:HG3	58:BZ:179:ASP:OD1	1.16	1.28
35:BA:108:U:O2'	35:BA:109:G:H5'	1.35	1.27
1:AA:545:C:C2'	1:AA:546:G:H5'	1.62	1.27
2:AB:228:GLY:CA	2:AB:229:VAL:HG22	1.65	1.27
31:B6:7:ILE:HG21	31:B6:27:LYS:NZ	1.50	1.26
35:BA:955:C:C2'	35:BA:956:G:H5'	1.66	1.26
35:BA:1417:C:O2'	35:BA:1418:G:H5'	1.34	1.26

Continued on next page...

Continued from previous page...

Atom-1	Atom-2	Distance(Å)	Clash(Å)
2:AB:167:PRO:CD	2:AB:188:ALA:HB2	1.65	1.26
2:AB:89:GLY:O	2:AB:90:MET:HG2	1.35	1.25
35:BA:653:A:H5'	35:BA:654:A:OP2	1.35	1.25
35:BA:1678:G:N2	35:BA:1989:G:H22	1.30	1.25
35:BA:246:C:C2'	35:BA:247:G:H5'	1.67	1.25
1:AA:773:G:O2'	1:AA:774:G:H5'	1.33	1.25
35:BA:1596:A:C2'	35:BA:1597:A:H5'	1.64	1.25
1:AA:936:C:O2'	1:AA:937:A:H5'	1.36	1.24
35:BA:697:C:O2'	35:BA:698:C:H5'	1.37	1.24
29:B4:12:ALA:C	29:B4:24:THR:HG21	1.57	1.24
35:BA:856:C:H2'	35:BA:857:C:C6	1.70	1.24
1:AA:775:G:O2'	1:AA:776:G:H5'	1.36	1.24
1:AA:1371:G:C2'	1:AA:1372:U:H5'	1.68	1.24
35:BA:953:A:C2'	35:BA:954:G:H5'	1.67	1.24
35:BA:179:G:C2'	35:BA:180:G:H5'	1.66	1.24
1:AA:590:C:O2'	1:AA:591:U:H5'	1.35	1.23
1:AA:106:C:O2'	1:AA:107:G:H5'	1.34	1.23
2:AB:231:GLU:HB2	2:AB:232:PRO:CD	1.67	1.23
35:BA:702:G:O2'	35:BA:703:U:H5'	1.37	1.23
28:B3:9:VAL:HG11	28:B3:55:ARG:CD	1.69	1.23
22:AV:41:C:O2'	22:AV:42:C:H5'	1.38	1.23
29:B4:12:ALA:C	29:B4:24:THR:CG2	2.06	1.22
1:AA:949:A:H2'	1:AA:950:U:C5'	1.67	1.22
1:AA:543:C:C2'	1:AA:544:G:H5'	1.68	1.22
1:AA:266:G:C5'	1:AA:267:C:H5	1.52	1.22
2:AB:145:LEU:O	2:AB:149:LEU:HB2	1.39	1.22
1:AA:593:G:O2'	1:AA:594:G:H5'	1.36	1.22
1:AA:770:C:O2'	1:AA:771:G:H5'	1.40	1.22
2:AB:228:GLY:HA2	2:AB:229:VAL:CG1	1.68	1.21
48:BP:47:ASP:HB3	48:BP:48:PRO:CA	1.71	1.21
1:AA:490:G:O2'	1:AA:491:G:H5'	1.41	1.21
35:BA:1773:A:C2'	35:BA:1774:C:H5'	1.69	1.21
35:BA:523:C:O2'	35:BA:524:U:H5'	1.37	1.21
31:B6:10:LEU:CD2	31:B6:10:LEU:H	1.54	1.21
1:AA:688:G:O2'	1:AA:689:C:H5'	1.38	1.21
35:BA:2007:C:O2'	35:BA:2008:C:H5'	1.41	1.21
27:B2:16:LEU:CD2	27:B2:20:GLU:HG2	1.71	1.21
35:BA:1902:C:O2'	38:BD:244:ARG:HB2	1.40	1.21
1:AA:359:U:O2'	1:AA:360:A:H5'	1.36	1.21
35:BA:1822:G:O2'	35:BA:1823:G:H5'	1.37	1.21
1:AA:360:A:O2'	1:AA:361:G:H5'	1.37	1.20
35:BA:1984:G:O2'	35:BA:1985:G:H5'	1.41	1.20

Continued on next page...

Continued from previous page...

Atom-1	Atom-2	Distance(Å)	Clash(Å)
9:AI:18:PHE:O	9:AI:61:ALA:HB1	1.08	1.20
35:BA:968:G:O2'	35:BA:969:U:H5'	1.40	1.20
35:BA:2753:A:O2'	35:BA:2754:U:H5'	1.36	1.20
2:AB:187:LEU:HD23	2:AB:201:ILE:O	1.38	1.20
1:AA:685:G:O2'	1:AA:686:U:H5'	1.40	1.20
35:BA:1423:G:O2'	35:BA:1424:G:H5'	1.36	1.19
35:BA:1464:C:O2'	35:BA:1465:G:H5'	1.42	1.19
35:BA:179:G:H2'	35:BA:180:G:H5'	1.24	1.19
1:AA:509:A:H5'	4:AD:54:TYR:CD2	1.76	1.19
35:BA:2555:U:H2'	35:BA:2556:C:C5'	1.72	1.19
3:AC:81:GLY:O	3:AC:82:GLU:HG3	1.42	1.19
35:BA:2606:C:C2'	35:BA:2607:G:H5'	1.72	1.19
35:BA:1720:U:H2'	35:BA:1721:G:H5''	1.25	1.18
48:BP:51:PHE:CE2	48:BP:53:GLY:HA2	1.78	1.18
1:AA:495:A:H4'	1:AA:496:A:H5'	1.26	1.18
26:B1:29:GLY:HA3	35:BA:2396:G:O2'	1.41	1.18
35:BA:49:A:H5''	35:BA:51:G:O4'	1.44	1.18
35:BA:1301:A:O2'	35:BA:1302:A:H2'	1.40	1.18
35:BA:2715:C:O2'	35:BA:2716:U:H5'	1.43	1.18
35:BA:39:C:O2'	35:BA:40:C:H5'	1.43	1.18
35:BA:747:U:C2	35:BA:2613:U:O4	1.95	1.18
57:BY:76:CYS:SG	57:BY:77:PRO:HD2	1.83	1.18
35:BA:605:C:O2'	35:BA:606:U:H5'	1.39	1.18
57:BY:28:LYS:HD2	57:BY:28:LYS:H	1.06	1.18
48:BP:84:ASN:ND2	48:BP:116:GLY:HA3	1.57	1.17
2:AB:228:GLY:CA	2:AB:229:VAL:HG13	1.75	1.17
1:AA:265:G:H2'	1:AA:266:G:H5''	1.26	1.17
2:AB:14:GLY:O	2:AB:15:VAL:HG23	1.43	1.17
35:BA:246:C:H2'	35:BA:247:G:C5'	1.73	1.17
37:BC:117:THR:CG2	37:BC:119:ASP:HB2	1.75	1.17
35:BA:1222:C:O2'	35:BA:1223:G:H5'	1.45	1.17
1:AA:556:C:O2'	1:AA:557:G:H5'	1.43	1.17
1:AA:862:C:C2'	1:AA:863:U:H5'	1.74	1.17
35:BA:1778:U:O2'	35:BA:1779:U:H5'	1.40	1.17
1:AA:774:G:O2'	1:AA:775:G:H5'	1.40	1.17
30:B5:4:HIS:HB3	30:B5:5:PRO:HD3	1.23	1.16
35:BA:1999:C:O2'	35:BA:2000:G:H5'	1.43	1.16
27:B2:38:GLN:O	27:B2:41:ILE:HG13	1.43	1.16
9:AI:18:PHE:C	9:AI:61:ALA:CB	2.07	1.16
48:BP:57:THR:O	48:BP:59:LEU:N	1.78	1.16
1:AA:119:A:O2'	1:AA:120:A:OP2	1.60	1.16
35:BA:2201:C:O2'	35:BA:2202:C:H5'	1.43	1.16

Continued on next page...

Continued from previous page...

Atom-1	Atom-2	Distance(Å)	Clash(Å)
1:AA:687:A:H1'	1:AA:688:G:OP2	1.46	1.16
7:AG:121:ALA:H	7:AG:124:LEU:HD13	1.09	1.16
1:AA:37:U:H2'	1:AA:38:G:H5'	1.21	1.15
1:AA:556:C:C2'	1:AA:557:G:H5'	1.75	1.15
35:BA:1747(A):G:H2'	35:BA:1748:G:H5''	1.25	1.15
35:BA:259:G:O2'	35:BA:260:G:H5'	1.43	1.15
1:AA:1502:A:H2	1:AA:1505:G:N2	1.43	1.15
37:BC:80:LYS:HE3	37:BC:120:VAL:HG12	1.23	1.15
35:BA:2010:G:O2'	35:BA:2011:U:H5'	1.47	1.15
35:BA:1137:G:O2'	35:BA:1138:G:H5'	1.46	1.15
35:BA:1678:G:N2	35:BA:1989:G:N2	1.95	1.15
40:BF:6:VAL:HG12	40:BF:7:TYR:H	1.12	1.15
13:AM:11:ARG:HA	13:AM:45:VAL:HB	1.25	1.15
30:B5:51:TYR:O	30:B5:53:ALA:N	1.80	1.15
52:BT:80:SER:HB3	52:BT:81:PRO:HD2	1.21	1.14
48:BP:85:LEU:HD21	48:BP:117:GLU:O	1.34	1.14
35:BA:1821:A:C2'	35:BA:1822:G:H5'	1.76	1.14
1:AA:1179:A:O2'	1:AA:1180:A:H5'	1.47	1.14
35:BA:742:G:C2'	35:BA:743:G:H5'	1.77	1.14
33:B8:62:LEU:HD13	35:BA:242:G:H5''	1.22	1.14
35:BA:689:A:C2'	35:BA:690:G:H5'	1.78	1.14
35:BA:1540:U:H3'	35:BA:1541:G:H3'	1.29	1.14
9:AI:65:VAL:HG21	9:AI:73:GLN:HB3	1.24	1.14
1:AA:266:G:C5'	1:AA:267:C:C5	2.30	1.14
35:BA:2312:U:H2'	35:BA:2313:C:H5''	1.15	1.14
31:B6:41:PRO:HD2	31:B6:46:HIS:H	1.02	1.14
48:BP:51:PHE:CE2	48:BP:53:GLY:CA	2.31	1.14
1:AA:1175:G:O2'	1:AA:1176:A:H5'	1.46	1.14
35:BA:2010:G:C2'	35:BA:2011:U:H5'	1.78	1.13
35:BA:15:G:C2'	35:BA:16:G:H5'	1.77	1.13
35:BA:1038:C:H3'	35:BA:1039:G:H5''	1.30	1.13
35:BA:1988:C:O2'	35:BA:1989:G:H5'	1.49	1.13
35:BA:176:G:C2'	35:BA:177:G:H5'	1.76	1.13
35:BA:1023:U:C2'	35:BA:1024:G:H5'	1.79	1.13
1:AA:1281:U:H5'	1:AA:1282:C:H5	1.08	1.13
1:AA:1490:C:C2'	1:AA:1491:G:H5'	1.79	1.13
37:BC:117:THR:H	37:BC:118:PRO:CA	1.61	1.13
29:B4:32:TYR:O	29:B4:33:VAL:HG12	1.49	1.13
48:BP:23:PRO:HB2	48:BP:33:ARG:HE	1.11	1.13
35:BA:1890:A:H2'	35:BA:1891:G:H5'	1.25	1.13
1:AA:1238:A:OP1	1:AA:1335:C:H1'	1.44	1.12
35:BA:1381:G:C2'	35:BA:1382:G:H5'	1.77	1.12

Continued on next page...

Continued from previous page...

Atom-1	Atom-2	Distance(Å)	Clash(Å)
52:BT:30:VAL:CB	52:BT:31:SER:HB3	1.77	1.12
48:BP:47:ASP:HB3	48:BP:48:PRO:C	1.68	1.12
35:BA:689:A:O2'	35:BA:690:G:H5'	1.47	1.12
42:BH:30:LYS:HE2	42:BH:81:GLU:HG3	1.23	1.12
2:AB:87:ARG:NE	2:AB:233:SER:OG	1.82	1.12
35:BA:954:G:H2'	35:BA:955:C:H5'	1.18	1.12
31:B6:9:LEU:HD13	31:B6:9:LEU:O	1.48	1.12
1:AA:938:A:C2'	1:AA:939:G:H5'	1.78	1.12
28:B3:9:VAL:HG11	28:B3:55:ARG:HD3	1.30	1.12
30:B5:46:CYS:SG	30:B5:47:PRO:CD	2.37	1.12
2:AB:152:PHE:CE1	2:AB:155:LEU:HD12	1.83	1.12
27:B2:8:LYS:O	27:B2:11:GLU:HG2	1.48	1.12
9:AI:18:PHE:O	9:AI:61:ALA:CA	1.97	1.12
9:AI:19:LEU:HB3	9:AI:61:ALA:CB	1.80	1.12
52:BT:30:VAL:CG1	52:BT:31:SER:HB3	1.78	1.12
35:BA:743:G:H2'	35:BA:744:G:C8	1.83	1.12
35:BA:2403:C:OP2	35:BA:2403:C:H3'	1.47	1.12
19:AS:40:ILE:HD11	19:AS:62:ILE:HG13	1.32	1.11
52:BT:77:PRO:O	52:BT:78:LEU:HB2	1.49	1.11
27:B2:70:GLN:HG2	27:B2:71:ASN:H	1.03	1.11
1:AA:266:G:H5''	1:AA:267:C:H5	1.10	1.11
35:BA:1300:U:H4'	35:BA:1301:A:O5'	1.47	1.11
2:AB:122:PHE:HE2	2:AB:142:LEU:HD22	1.11	1.11
1:AA:1488:G:O2'	1:AA:1489:G:H5'	1.47	1.11
35:BA:2363:C:O2'	35:BA:2364:C:H5'	1.47	1.11
1:AA:1490:C:H2'	1:AA:1491:G:H5'	1.15	1.11
1:AA:349:A:O2'	1:AA:350:G:H5'	1.46	1.11
24:AY:69:VAL:HB	24:AY:82:ILE:HD11	1.23	1.11
2:AB:228:GLY:HA3	2:AB:229:VAL:CG2	1.81	1.11
9:AI:19:LEU:HA	9:AI:61:ALA:CA	1.79	1.11
35:BA:1590:U:H2'	35:BA:1591:G:H5''	1.30	1.11
1:AA:1526:G:O2'	1:AA:1527:C:H5'	1.49	1.11
35:BA:1596:A:H2'	35:BA:1597:A:H5'	1.26	1.10
35:BA:37:C:O2'	35:BA:38:A:H5'	1.50	1.10
51:BS:97:ARG:HH21	51:BS:98:VAL:HA	1.14	1.10
9:AI:19:LEU:N	9:AI:61:ALA:CB	2.15	1.10
2:AB:230:VAL:HB	2:AB:231:GLU:HA	1.16	1.10
35:BA:523:C:C2'	35:BA:524:U:H5'	1.80	1.10
35:BA:1770:G:O2'	35:BA:1771:C:H5'	1.51	1.10
1:AA:1047:G:H2'	1:AA:1048:G:H5'	1.34	1.10
52:BT:80:SER:HB3	52:BT:81:PRO:HD3	1.24	1.10
37:BC:117:THR:N	37:BC:118:PRO:HA	1.57	1.10

Continued on next page...

Continued from previous page...

Atom-1	Atom-2	Distance(Å)	Clash(Å)
1:AA:543:C:H2'	1:AA:544:G:H5'	1.15	1.10
22:AV:40:C:O2'	22:AV:41:C:H5'	1.52	1.10
1:AA:88:A:H4'	1:AA:89:C:H5'	1.20	1.10
35:BA:963:U:O2'	35:BA:964:C:H5'	1.51	1.10
35:BA:612:C:C2'	35:BA:613:G:H5''	1.82	1.10
27:B2:70:GLN:CG	27:B2:71:ASN:H	1.65	1.10
1:AA:938:A:H2'	1:AA:939:G:H5'	1.30	1.10
1:AA:264:U:C2'	1:AA:265:G:H5'	1.80	1.10
1:AA:311:C:H2'	1:AA:312:C:C5'	1.82	1.09
35:BA:1892:C:C2'	35:BA:1893:C:H5'	1.81	1.09
35:BA:2189:U:H2'	35:BA:2190:G:H5''	1.28	1.09
1:AA:112:G:C2'	1:AA:113:G:H5'	1.80	1.09
37:BC:117:THR:HG21	37:BC:119:ASP:HB2	1.20	1.09
35:BA:2009:G:C2'	35:BA:2010:G:H5'	1.82	1.09
35:BA:1642:G:H2'	35:BA:1643:G:H5'	1.33	1.09
41:BG:77:ILE:HG13	41:BG:82:LEU:HB2	1.31	1.09
35:BA:1970:A:C5'	35:BA:1972:A:H1'	1.81	1.09
1:AA:949:A:H2'	1:AA:950:U:H5'	1.28	1.09
27:B2:16:LEU:HD22	27:B2:20:GLU:HG2	1.11	1.09
35:BA:747:U:C4	35:BA:2613:U:C4	2.40	1.09
27:B2:10:LEU:O	27:B2:14:ARG:HD2	1.50	1.09
1:AA:1399:C:H4'	1:AA:1400:C:O5'	1.45	1.09
41:BG:38:VAL:HG22	41:BG:93:THR:HG23	1.19	1.09
1:AA:1282:C:C2'	1:AA:1283:G:H5'	1.81	1.09
1:AA:1053:G:H4'	1:AA:1054:C:H5'	1.16	1.09
35:BA:461:C:H2'	35:BA:462:C:H5'	1.26	1.09
1:AA:949:A:C2'	1:AA:950:U:H5''	1.80	1.09
1:AA:697:U:H2'	1:AA:698:G:H5'	1.34	1.09
35:BA:1642:G:C2'	35:BA:1643:G:H5'	1.81	1.09
35:BA:15:G:O2'	35:BA:16:G:H5'	1.49	1.09
24:AY:55:MET:HG2	24:AY:56:GLU:N	1.64	1.09
35:BA:1983:C:H2'	35:BA:1984:G:H5'	1.32	1.08
57:BY:28:LYS:HB2	57:BY:37:VAL:HB	1.32	1.08
35:BA:1999:C:C2'	35:BA:2000:G:H5'	1.81	1.08
1:AA:696:A:O2'	1:AA:697:U:H5'	1.54	1.08
35:BA:2206:G:H21	35:BA:2207:G:H5'	0.97	1.08
31:B6:27:LYS:HG3	31:B6:30:THR:HB	1.35	1.08
1:AA:1277:C:O2'	1:AA:1279:A:H8	1.36	1.08
35:BA:1484:G:H2'	35:BA:1485:G:H5''	1.30	1.08
58:BZ:180:VAL:HG12	58:BZ:181:GLU:H	1.14	1.08
1:AA:197:A:C6	1:AA:221:C:H4'	1.88	1.08
35:BA:1988:C:H2'	35:BA:1989:G:H5'	1.28	1.08

Continued on next page...

Continued from previous page...

Atom-1	Atom-2	Distance(Å)	Clash(Å)
35:BA:603:A:H1'	35:BA:604:G:OP2	1.52	1.08
35:BA:2000:G:N2	35:BA:2001:A:C4	2.21	1.08
35:BA:890:A:H3'	35:BA:892:G:H5''	1.34	1.08
35:BA:1297:C:O2'	35:BA:1298:C:H5'	1.51	1.08
35:BA:31:C:C2'	35:BA:32:C:H5''	1.84	1.08
35:BA:612:C:H2'	35:BA:613:G:H5''	1.14	1.07
24:AY:55:MET:CG	24:AY:56:GLU:H	1.67	1.07
35:BA:1806:C:O2'	35:BA:1807:G:H5'	1.52	1.07
35:BA:2757:A:H2'	35:BA:2758:A:H5'	1.32	1.07
39:BE:132:HIS:HA	39:BE:135:HIS:CE1	1.89	1.07
29:B4:21:VAL:HG12	29:B4:22:ILE:H	1.00	1.07
42:BH:3:ARG:CB	42:BH:3:ARG:HH11	1.66	1.07
35:BA:1215:G:O2'	35:BA:1216:G:H5'	1.52	1.07
35:BA:1799:G:OP1	35:BA:1799:G:H3'	1.53	1.07
1:AA:1237:C:O2'	1:AA:1335:C:O4'	1.69	1.07
1:AA:1371:G:H2'	1:AA:1372:U:H5'	1.15	1.07
27:B2:44:LEU:HD13	27:B2:45:SER:N	1.70	1.07
42:BH:3:ARG:HB2	42:BH:3:ARG:NH1	1.70	1.07
35:BA:953:A:H2'	35:BA:954:G:H5'	1.28	1.07
3:AC:83:ARG:HG3	3:AC:84:ILE:N	1.69	1.07
35:BA:31:C:H2'	35:BA:32:C:H5''	1.31	1.07
27:B2:44:LEU:HD13	27:B2:44:LEU:C	1.70	1.07
58:BZ:185:GLU:HG2	58:BZ:185:GLU:O	1.54	1.07
35:BA:2757:A:H2'	35:BA:2758:A:C5'	1.83	1.07
1:AA:1498:U:H1'	1:AA:1499:A:OP2	1.53	1.07
35:BA:1119:C:C2'	35:BA:1120:G:H5'	1.85	1.07
27:B2:70:GLN:HG2	27:B2:71:ASN:N	1.69	1.07
1:AA:112:G:H2'	1:AA:113:G:H5'	1.35	1.07
35:BA:654(H):G:H2'	35:BA:654(I):C:H5'	1.37	1.07
1:AA:1052:U:O4	1:AA:1200:C:H2'	1.55	1.07
1:AA:560:U:H4'	1:AA:561:U:C5'	1.85	1.06
1:AA:1157:A:H1'	1:AA:1158:C:OP2	1.52	1.06
52:BT:80:SER:CB	52:BT:81:PRO:CD	2.30	1.06
1:AA:311:C:C2'	1:AA:312:C:C5'	2.33	1.06
35:BA:627:A:H4'	35:BA:628:G:OP2	1.41	1.06
1:AA:264:U:H2'	1:AA:265:G:H5'	1.31	1.06
58:BZ:180:VAL:HG12	58:BZ:181:GLU:N	1.68	1.06
1:AA:1313:U:H3'	19:AS:6:LYS:HZ2	1.13	1.06
2:AB:172:ILE:HD12	2:AB:172:ILE:H	1.16	1.06
35:BA:1600:C:O2'	35:BA:1601:G:H5'	1.55	1.06
2:AB:23:ARG:CG	2:AB:23:ARG:HH11	1.65	1.06
29:B4:12:ALA:H	29:B4:24:THR:HG22	0.96	1.06

Continued on next page...

Continued from previous page...

Atom-1	Atom-2	Distance(Å)	Clash(Å)
35:BA:1427:A:H4'	35:BA:1428:C:O5'	1.55	1.06
35:BA:2126:A:H4'	35:BA:2127:G:O5'	1.54	1.06
36:BB:20:C:H2'	36:BB:21:G:H5''	1.33	1.06
35:BA:604:G:C2'	35:BA:605:C:H5'	1.86	1.06
35:BA:743:G:H2'	35:BA:744:G:H8	0.92	1.06
35:BA:2105:C:H2'	35:BA:2106:G:H5''	1.38	1.06
46:BN:4:TYR:HB3	53:BU:64:ARG:HH12	1.19	1.06
1:AA:521:G:C2'	1:AA:522:C:H5'	1.84	1.06
35:BA:2645:G:H3'	35:BA:2646:C:H5'	1.37	1.06
35:BA:1174:A:H5''	35:BA:1175:U:H5''	1.31	1.06
29:B4:40:HIS:N	29:B4:41:PRO:HD2	1.71	1.06
35:BA:1890:A:C2'	35:BA:1891:G:H5'	1.85	1.06
3:AC:72:LYS:HG2	3:AC:75:VAL:HG23	1.07	1.06
54:BV:62:LEU:HD21	54:BV:95:LEU:HB2	1.35	1.06
33:B8:13:ARG:HD2	48:BP:61:ARG:HD2	1.37	1.05
1:AA:688:G:O6	1:AA:700:G:C6	2.09	1.05
27:B2:9:GLN:H	27:B2:9:GLN:CD	1.50	1.05
35:BA:742:G:H2'	35:BA:743:G:H5'	1.07	1.05
35:BA:1119:C:O2'	35:BA:1120:G:H5'	1.56	1.05
35:BA:1375:C:O2'	35:BA:1376:C:H5'	1.53	1.05
1:AA:949:A:C2'	1:AA:950:U:C5'	2.34	1.05
49:BQ:60:ARG:HG3	58:BZ:179:ASP:CG	1.75	1.05
1:AA:266:G:H4'	1:AA:267:C:O5'	1.48	1.05
1:AA:266:G:H5''	1:AA:267:C:C5	1.89	1.05
29:B4:2:LYS:HE2	29:B4:5:ILE:HB	1.29	1.05
1:AA:1281:U:H5'	1:AA:1282:C:C5	1.91	1.05
35:BA:2176:A:H4'	35:BA:2177:C:OP1	1.53	1.05
5:AE:31:LEU:HD21	5:AE:43:LEU:HD11	1.37	1.05
52:BT:29:ARG:O	52:BT:30:VAL:HG23	1.56	1.05
35:BA:955:C:H2'	35:BA:956:G:H5'	1.06	1.05
35:BA:1822:G:H2'	35:BA:1823:G:H8	1.22	1.05
35:BA:18:C:C2	35:BA:19:C:C5	2.43	1.05
1:AA:1073:U:C2'	1:AA:1074:G:H5'	1.85	1.05
52:BT:54:ARG:HA	52:BT:59:THR:HB	1.34	1.05
25:B0:36:ILE:HG13	25:B0:36:ILE:O	1.57	1.05
2:AB:15:VAL:HG12	2:AB:15:VAL:O	1.57	1.05
58:BZ:166:SER:HB2	58:BZ:168:GLU:N	1.70	1.05
35:BA:953:A:O2'	35:BA:954:G:H5'	1.56	1.05
35:BA:1805:U:O2'	35:BA:1806:C:H5'	1.57	1.05
2:AB:228:GLY:HA3	2:AB:229:VAL:HG22	1.07	1.04
35:BA:1773:A:H2'	35:BA:1774:C:H5'	1.06	1.04
35:BA:1797:C:O2	35:BA:1822:G:N2	1.90	1.04

Continued on next page...

Continued from previous page...

Atom-1	Atom-2	Distance(Å)	Clash(Å)
35:BA:747:U:N3	35:BA:2613:U:C4	2.25	1.04
1:AA:1505:G:H5''	1:AA:1506:U:OP2	1.57	1.04
24:AY:55:MET:HG2	24:AY:56:GLU:H	1.10	1.04
1:AA:495:A:C4'	1:AA:496:A:H5'	1.88	1.04
35:BA:1596:A:O2'	35:BA:1597:A:H5'	1.54	1.04
35:BA:18:C:H2'	35:BA:19:C:H6	1.19	1.04
1:AA:521:G:H2'	1:AA:522:C:H5'	1.35	1.04
1:AA:1047:G:C2'	1:AA:1048:G:H5'	1.87	1.04
42:BH:168:PRO:HA	42:BH:170:ARG:HH22	1.19	1.04
52:BT:16:ARG:NH2	52:BT:82:LEU:O	1.91	1.04
1:AA:545:C:H2'	1:AA:546:G:H5'	1.07	1.04
1:AA:495:A:H4'	1:AA:496:A:C5'	1.87	1.04
31:B6:10:LEU:H	31:B6:10:LEU:HD22	1.19	1.04
35:BA:31:C:H2'	35:BA:32:C:C5'	1.86	1.04
15:AO:82:ILE:HD11	15:AO:88:ARG:HB2	1.39	1.04
35:BA:955:C:H2'	35:BA:956:G:C5'	1.87	1.04
2:AB:231:GLU:HB2	2:AB:232:PRO:HD2	1.31	1.04
35:BA:179:G:O2'	35:BA:180:G:H5'	1.56	1.04
35:BA:2189:U:C2'	35:BA:2190:G:H5''	1.88	1.04
35:BA:954:G:O2'	35:BA:955:C:H5'	1.56	1.03
35:BA:176:G:H2'	35:BA:177:G:H5'	1.34	1.03
1:AA:560:U:H4'	1:AA:561:U:O5'	1.53	1.03
31:B6:19:ARG:HG3	31:B6:20:ASN:H	0.89	1.03
52:BT:23:ARG:HB2	52:BT:24:PRO:CD	1.80	1.03
52:BT:85:LYS:NZ	52:BT:85:LYS:HB3	1.70	1.03
35:BA:1997:G:H2'	35:BA:1998:G:H5'	1.34	1.03
35:BA:692:C:O2'	35:BA:693:C:H5'	1.58	1.03
35:BA:1023:U:H2'	35:BA:1024:G:H5'	1.04	1.03
24:AY:69:VAL:HA	24:AY:82:ILE:HG12	1.38	1.03
35:BA:462:C:C2'	35:BA:463:G:H5'	1.88	1.03
58:BZ:166:SER:HB2	58:BZ:168:GLU:H	0.88	1.03
1:AA:975:A:H4'	1:AA:976:G:H5''	1.35	1.03
5:AE:80:ILE:HD12	5:AE:138:ALA:HB1	1.41	1.03
15:AO:68:ARG:HB2	15:AO:68:ARG:HH11	1.20	1.03
9:AI:19:LEU:N	9:AI:61:ALA:HB2	1.71	1.03
1:AA:495:A:O2'	1:AA:496:A:H2'	1.57	1.03
1:AA:704:A:H2'	1:AA:705:U:H5'	1.41	1.03
31:B6:19:ARG:CG	31:B6:20:ASN:H	1.70	1.03
1:AA:699:C:C2'	1:AA:700:G:H5'	1.88	1.03
1:AA:862:C:H2'	1:AA:863:U:H5'	1.06	1.03
35:BA:741:G:O2'	35:BA:742:G:H5'	1.57	1.03
40:BF:9:ILE:HG12	40:BF:14:PRO:HA	1.37	1.03

Continued on next page...

Continued from previous page...

Atom-1	Atom-2	Distance(Å)	Clash(Å)
1:AA:312:C:H2'	1:AA:313:A:H8	1.17	1.03
48:BP:65:ARG:HB3	48:BP:68:GLN:HE22	1.24	1.03
2:AB:190:THR:O	2:AB:191:ASP:HB3	1.59	1.03
35:BA:2581:G:C4	35:BA:2610:C:N4	2.27	1.03
35:BA:256:A:H2'	35:BA:257:A:H5'	1.40	1.03
29:B4:15:ILE:HD13	29:B4:33:VAL:HB	1.39	1.03
1:AA:522:C:H41	12:AL:53:ARG:NH2	1.55	1.03
28:B3:6:VAL:HG12	28:B3:56:VAL:HG22	1.41	1.03
29:B4:40:HIS:H	29:B4:41:PRO:HD2	1.23	1.02
1:AA:1282:C:H2'	1:AA:1283:G:H5'	1.36	1.02
58:BZ:180:VAL:CG1	58:BZ:181:GLU:H	1.71	1.02
58:BZ:185:GLU:O	58:BZ:187:ALA:N	1.91	1.02
35:BA:1767:C:C2'	35:BA:1768:U:H5'	1.88	1.02
1:AA:979:C:H2'	1:AA:980:C:H5''	1.41	1.02
35:BA:673:C:H4'	40:BF:82:ILE:HD11	1.35	1.02
48:BP:59:LEU:HA	48:BP:61:ARG:HE	1.22	1.02
35:BA:1747(A):G:C2'	35:BA:1748:G:H5''	1.88	1.02
35:BA:18:C:H2'	35:BA:19:C:C6	1.92	1.02
35:BA:1970:A:H5'	35:BA:1972:A:H1'	1.08	1.02
35:BA:605:C:C2'	35:BA:606:U:H5'	1.90	1.02
1:AA:699:C:H2'	1:AA:700:G:H5'	1.35	1.02
41:BG:133:LEU:HD11	41:BG:157:ILE:HB	1.41	1.02
13:AM:10:PRO:CB	13:AM:18:ALA:HB1	1.90	1.02
35:BA:1892:C:H2'	35:BA:1893:C:H5'	1.41	1.02
24:AY:82:ILE:O	24:AY:82:ILE:HG22	1.59	1.02
35:BA:1106:G:O2'	35:BA:1107:G:H5'	1.57	1.02
52:BT:30:VAL:HG12	52:BT:31:SER:CB	1.90	1.02
2:AB:87:ARG:NH2	2:AB:233:SER:OG	1.93	1.02
35:BA:1982:C:C4	35:BA:1983:C:N4	2.27	1.02
35:BA:1445:A:C8	35:BA:1460:A:C2	2.48	1.02
35:BA:2715:C:H2'	35:BA:2716:U:H6	1.23	1.02
35:BA:256:A:C2'	35:BA:257:A:H5'	1.90	1.02
35:BA:1381:G:H2'	35:BA:1382:G:H5'	1.04	1.02
52:BT:23:ARG:HB2	52:BT:24:PRO:HD2	1.38	1.02
55:BW:1:MET:HG2	55:BW:2:GLU:H	1.25	1.02
35:BA:1103:A:H5'	35:BA:1104:C:OP1	1.60	1.02
34:B9:17:ILE:HG13	34:B9:26:ILE:HD12	1.41	1.02
35:BA:111:A:H2'	35:BA:112:U:C5'	1.90	1.01
48:BP:88:LEU:HD11	48:BP:95:VAL:HG21	1.40	1.01
35:BA:2360:A:O2'	35:BA:2361:A:H5''	1.59	1.01
35:BA:2008:C:H2'	35:BA:2009:G:H8	1.24	1.01
35:BA:1983:C:C2'	35:BA:1984:G:H5'	1.89	1.01

Continued on next page...

Continued from previous page...

Atom-1	Atom-2	Distance(Å)	Clash(Å)
35:BA:141:A:H8	35:BA:1408:C:HO2'	1.07	1.01
12:AL:27:LEU:HD13	12:AL:28:LYS:H	1.23	1.01
48:BP:58:THR:O	48:BP:61:ARG:HG2	1.58	1.01
1:AA:365:U:H3'	1:AA:365:U:O2	1.60	1.01
3:AC:81:GLY:C	3:AC:82:GLU:HG3	1.77	1.01
35:BA:2402:C:H4'	35:BA:2403:C:O5'	1.57	1.01
2:AB:187:LEU:HD22	2:AB:187:LEU:O	1.59	1.01
35:BA:1273:U:H5''	35:BA:1646:C:N4	1.73	1.01
42:BH:106:THR:HG22	42:BH:112:PRO:HB3	1.42	1.01
2:AB:87:ARG:HD2	2:AB:219:VAL:HG11	1.41	1.01
48:BP:51:PHE:CZ	48:BP:53:GLY:HA2	1.95	1.01
13:AM:19:LEU:HB3	13:AM:25:ILE:HG21	1.41	1.01
35:BA:742:G:O2'	35:BA:743:G:H5''	1.61	1.01
35:BA:1799:G:H4'	35:BA:1800:C:O5'	1.60	1.01
38:BD:248:SER:HB2	38:BD:249:PRO:HD2	1.39	1.01
35:BA:2009:G:H2'	35:BA:2010:G:C5'	1.91	1.01
35:BA:2716:U:O2'	35:BA:2717:G:H5'	1.59	1.01
41:BG:137:GLU:HG2	41:BG:154:GLY:N	1.75	1.01
2:AB:23:ARG:HG3	2:AB:23:ARG:HH11	0.90	1.01
1:AA:1030(B):C:H2'	1:AA:1030(C):G:H4'	1.39	1.01
36:BB:40:U:H3'	36:BB:41:U:H5''	1.41	1.01
35:BA:326:G:O2'	35:BA:327:G:H5'	1.59	1.01
1:AA:1388:C:H2'	1:AA:1389:C:C6	1.95	1.01
37:BC:117:THR:HG21	37:BC:119:ASP:CB	1.91	1.00
35:BA:1446:C:N4	35:BA:1465:G:H1	1.59	1.00
2:AB:23:ARG:HG3	2:AB:23:ARG:NH1	1.66	1.00
35:BA:2128:C:O2'	35:BA:2129:C:H5'	1.58	1.00
51:BS:106:ARG:HB3	51:BS:106:ARG:HH11	1.19	1.00
20:AT:74:LYS:HG3	20:AT:75:ASN:H	1.22	1.00
1:AA:312:C:H2'	1:AA:313:A:C8	1.95	1.00
48:BP:51:PHE:HA	48:BP:52:GLU:CB	1.89	1.00
35:BA:860:U:O2'	35:BA:861:A:H5'	1.61	1.00
35:BA:2606:C:H2'	35:BA:2607:G:H5'	1.02	1.00
35:BA:1222:C:C2'	35:BA:1223:G:H5'	1.91	1.00
35:BA:16:G:O2'	35:BA:17:G:H5'	1.60	1.00
1:AA:547:A:H1'	1:AA:548:G:OP2	1.59	1.00
31:B6:19:ARG:HG3	31:B6:20:ASN:N	1.73	1.00
35:BA:462:C:O2'	35:BA:463:G:H5'	1.61	1.00
35:BA:2206:G:N2	35:BA:2207:G:H5'	1.75	1.00
38:BD:44:ASN:HB2	38:BD:48:ARG:O	1.60	1.00
25:B0:10:THR:HG22	25:B0:11:ARG:H	1.24	1.00
50:BR:42:LYS:O	50:BR:45:ARG:HG2	1.60	1.00

Continued on next page...

Continued from previous page...

Atom-1	Atom-2	Distance(Å)	Clash(Å)
35:BA:2009:G:H2'	35:BA:2010:G:H5'	1.03	1.00
29:B4:39:CYS:HB3	29:B4:41:PRO:HD2	1.38	1.00
50:BR:2:ARG:O	50:BR:2:ARG:HD2	1.59	1.00
42:BH:3:ARG:HB2	42:BH:3:ARG:HH11	1.19	1.00
4:AD:139:ARG:HG2	4:AD:139:ARG:HH11	0.84	1.00
1:AA:1285:A:H4'	1:AA:1286:A:C5'	1.91	1.00
26:B1:29:GLY:O	26:B1:30:VAL:HG23	1.59	1.00
1:AA:1492:A:H1'	1:AA:1493:A:OP1	1.62	1.00
39:BE:24:THR:HG21	39:BE:188:VAL:HG11	1.44	1.00
4:AD:110:PHE:HD1	4:AD:110:PHE:H	1.04	1.00
35:BA:856:C:H2'	35:BA:857:C:H6	1.02	0.99
41:BG:137:GLU:HG2	41:BG:154:GLY:H	1.27	0.99
57:BY:28:LYS:H	57:BY:28:LYS:CD	1.72	0.99
1:AA:1154:G:O2'	1:AA:1155:G:H5'	1.62	0.99
2:AB:20:GLU:HG3	2:AB:190:THR:O	1.63	0.99
35:BA:702:G:C2'	35:BA:703:U:H5'	1.92	0.99
35:BA:1821:A:H2'	35:BA:1822:G:H5'	1.37	0.99
1:AA:769:G:C2'	1:AA:770:C:H5'	1.91	0.99
52:BT:27:THR:HG23	52:BT:28:VAL:H	1.24	0.99
53:BU:90:VAL:HG11	54:BV:39:LEU:HG	1.45	0.99
39:BE:57:LYS:HA	39:BE:57:LYS:HE3	1.44	0.99
51:BS:35:ILE:H	51:BS:53:SER:HB2	1.25	0.99
29:B4:12:ALA:CA	29:B4:24:THR:CG2	2.29	0.99
35:BA:2606:C:H2'	35:BA:2607:G:C5'	1.93	0.99
35:BA:29:U:O2'	35:BA:30:G:H5'	1.63	0.99
3:AC:72:LYS:CG	3:AC:75:VAL:HG23	1.91	0.99
35:BA:111:A:C2'	35:BA:112:U:C5'	2.41	0.99
15:AO:87:ILE:HG22	15:AO:88:ARG:H	1.28	0.99
58:BZ:128:VAL:HG22	58:BZ:129:SER:H	1.26	0.99
35:BA:967:C:H2'	35:BA:968:G:H5'	0.99	0.98
58:BZ:166:SER:CB	58:BZ:168:GLU:H	1.74	0.98
4:AD:139:ARG:HG2	4:AD:139:ARG:NH1	1.63	0.98
1:AA:37:U:O2'	1:AA:38:G:H5'	1.63	0.98
13:AM:15:VAL:O	13:AM:19:LEU:HD23	1.63	0.98
1:AA:188:C:H2'	1:AA:189:G:C8	1.96	0.98
1:AA:197:A:H4'	1:AA:198:G:O5'	1.57	0.98
35:BA:1820:U:H4'	35:BA:1821:A:OP2	1.57	0.98
35:BA:967:C:C2'	35:BA:968:G:C5'	2.41	0.98
1:AA:188:C:H2'	1:AA:189:G:H8	1.23	0.98
1:AA:57:G:H2'	1:AA:58:C:C6	1.98	0.98
37:BC:117:THR:HG22	37:BC:118:PRO:O	1.61	0.98
1:AA:509:A:H5'	4:AD:54:TYR:HD2	1.23	0.98

Continued on next page...

Continued from previous page...

Atom-1	Atom-2	Distance(Å)	Clash(Å)
1:AA:119:A:N6	1:AA:287:U:O2	1.97	0.98
35:BA:1817:G:H2'	35:BA:1818:U:H5'	1.42	0.98
1:AA:593:G:C2'	1:AA:594:G:H5'	1.94	0.98
35:BA:655:A:H4'	35:BA:656:G:H5'	1.42	0.98
24:AY:264:LEU:HB2	61:AY:701:GCP:C5	1.93	0.98
26:B1:5:CYS:SG	26:B1:8:SER:N	2.37	0.98
10:AJ:90:LEU:H	10:AJ:91:PRO:CD	1.76	0.98
1:AA:951:G:N2	1:AA:970:C:O2	1.96	0.98
27:B2:5:GLU:HA	27:B2:8:LYS:HD2	1.46	0.98
2:AB:122:PHE:CE2	2:AB:142:LEU:HD22	1.97	0.98
35:BA:1590:U:C2'	35:BA:1591:G:H5''	1.92	0.98
1:AA:792:A:H4'	1:AA:793:U:O5'	1.62	0.98
1:AA:266:G:H5'	1:AA:267:C:C5	1.99	0.98
35:BA:145:G:C2'	35:BA:146:G:H5''	1.94	0.98
52:BT:30:VAL:HB	52:BT:31:SER:HB3	1.41	0.97
2:AB:15:VAL:HG21	2:AB:209:ARG:HH21	1.26	0.97
35:BA:1767:C:H2'	35:BA:1768:U:H5'	1.43	0.97
35:BA:653:A:C5'	35:BA:654:A:OP2	2.11	0.97
35:BA:1902:C:O2'	38:BD:244:ARG:CB	2.10	0.97
2:AB:17:PHE:HB3	2:AB:44:LEU:HD11	1.47	0.97
35:BA:743:G:C2'	35:BA:744:G:H8	1.77	0.97
1:AA:1002:G:H2'	1:AA:1003:G:H8	1.26	0.97
35:BA:1417:C:C2'	35:BA:1418:G:H5'	1.93	0.97
1:AA:1371:G:H2'	1:AA:1372:U:C5'	1.93	0.97
30:B5:4:HIS:HB3	30:B5:5:PRO:CD	1.89	0.97
35:BA:747:U:C4	35:BA:2613:U:N3	2.32	0.97
35:BA:742:G:C2'	35:BA:743:G:C5'	2.40	0.97
35:BA:692:C:C2'	35:BA:693:C:H5'	1.95	0.97
35:BA:145:G:H2'	35:BA:146:G:H5''	1.43	0.97
7:AG:36:LYS:HG2	7:AG:37:ASN:H	1.28	0.97
35:BA:43:A:C2'	35:BA:44:G:H5'	1.93	0.97
2:AB:228:GLY:CA	2:AB:229:VAL:CG2	2.38	0.97
35:BA:742:G:H2'	35:BA:743:G:C5'	1.93	0.97
24:AY:191:ASP:HB3	24:AY:265:LYS:HG3	1.46	0.97
12:AL:46:LYS:C	12:AL:48:PRO:HD2	1.84	0.97
4:AD:139:ARG:CG	4:AD:139:ARG:HH11	1.77	0.97
1:AA:796:C:O2'	1:AA:797:C:H5'	1.65	0.97
49:BQ:60:ARG:CG	58:BZ:179:ASP:OD1	2.12	0.97
2:AB:167:PRO:HD3	2:AB:188:ALA:HB2	1.46	0.97
35:BA:890:A:C3'	35:BA:892:G:H5''	1.94	0.97
1:AA:1285:A:H4'	1:AA:1286:A:O5'	1.63	0.97
24:AY:31:ARG:NH1	24:AY:31:ARG:HA	1.79	0.97

Continued on next page...

Continued from previous page...

Atom-1	Atom-2	Distance(Å)	Clash(Å)
12:AL:6:THR:H	12:AL:9:GLN:HE21	1.08	0.97
35:BA:676:A:H8	35:BA:2069:G:H21	1.00	0.97
35:BA:2893:G:H5'	35:BA:2894:G:H5'	1.45	0.97
35:BA:1770:G:C2'	35:BA:1771:C:H5'	1.95	0.97
1:AA:1388:C:H2'	1:AA:1389:C:H6	1.27	0.97
35:BA:2620:C:H5''	39:BE:153:GLY:HA2	1.45	0.97
1:AA:868:C:O2'	1:AA:869:G:H5'	1.64	0.97
52:BT:30:VAL:HG12	52:BT:31:SER:HB3	1.42	0.97
27:B2:69:ARG:O	27:B2:70:GLN:HB3	1.65	0.97
35:BA:2068:U:H3	35:BA:2430:A:H2	1.01	0.97
1:AA:508:C:H4'	1:AA:509:A:O5'	1.62	0.96
35:BA:1291:C:O2'	35:BA:1292:U:H5'	1.64	0.96
1:AA:688:G:C6	1:AA:700:G:N1	2.32	0.96
1:AA:701:C:H5'	1:AA:702:A:OP1	1.63	0.96
24:AY:201:ILE:H	24:AY:201:ILE:HD12	1.29	0.96
1:AA:555:C:C4	1:AA:556:C:N4	2.33	0.96
26:B1:57:GLU:HG2	26:B1:58:ILE:N	1.77	0.96
2:AB:200:ILE:HD12	2:AB:200:ILE:H	1.30	0.96
1:AA:1073:U:H2'	1:AA:1074:G:H5'	1.45	0.96
39:BE:77:ILE:HG22	39:BE:78:LEU:H	1.29	0.96
24:AY:137:ASN:ND2	24:AY:138:LYS:H	1.63	0.96
35:BA:741:G:C2'	35:BA:742:G:H5'	1.95	0.96
1:AA:1053:G:H4'	1:AA:1054:C:C5'	1.96	0.96
35:BA:271(L):U:H5''	35:BA:271(M):G:H5'	1.46	0.96
37:BC:117:THR:CG2	37:BC:118:PRO:C	2.32	0.96
35:BA:2207:G:H5''	35:BA:2207:G:N3	1.80	0.96
20:AT:73:HIS:O	20:AT:74:LYS:HG2	1.64	0.96
1:AA:1150:U:H2'	1:AA:1151:A:H5'	1.47	0.96
35:BA:1282:U:O2	35:BA:1286:A:N6	1.99	0.96
35:BA:84:A:H5''	57:BY:9:LYS:HD2	1.47	0.96
29:B4:22:ILE:HG12	41:BG:105:LYS:HA	1.47	0.96
40:BF:178:PRO:HB2	40:BF:201:VAL:HG11	1.46	0.96
35:BA:2358:G:C2'	35:BA:2359:C:H5'	1.95	0.96
35:BA:650:C:H3'	35:BA:651:G:H5''	1.45	0.96
35:BA:2713:A:H3'	35:BA:2714:G:H5'	1.47	0.96
1:AA:1282:C:O2'	1:AA:1283:G:H5'	1.64	0.96
1:AA:1029:C:H3'	1:AA:1030:C:H5''	1.47	0.96
35:BA:896:A:H1'	58:BZ:176:PRO:CG	1.95	0.96
35:BA:2010:G:H2'	35:BA:2011:U:H5'	1.43	0.96
38:BD:24:ILE:HG23	38:BD:25:THR:H	1.30	0.96
57:BY:101:LYS:HG2	57:BY:102:CYS:N	1.79	0.96
9:AI:19:LEU:HB3	9:AI:61:ALA:HB3	1.46	0.96

Continued on next page...

Continued from previous page...

Atom-1	Atom-2	Distance(Å)	Clash(Å)
35:BA:1997:G:C2'	35:BA:1998:G:H5'	1.96	0.96
58:BZ:149:SER:CB	58:BZ:173:ALA:HA	1.96	0.96
1:AA:1303:C:H2'	1:AA:1304:G:H5'	1.47	0.95
1:AA:106:C:HO2'	1:AA:107:G:H5'	1.21	0.95
35:BA:53:A:H2'	35:BA:54:G:H5'	1.43	0.95
35:BA:330:A:H2	35:BA:1210:A:H2'	1.30	0.95
35:BA:1067:A:H5''	35:BA:1068:G:H5''	1.45	0.95
19:AS:29:ARG:HB3	19:AS:48:THR:HB	1.48	0.95
35:BA:27:G:N2	35:BA:512:G:H2'	1.81	0.95
27:B2:64:LEU:HD23	27:B2:64:LEU:O	1.64	0.95
39:BE:179:GLU:HB3	39:BE:181:LEU:HD23	1.44	0.95
58:BZ:5:LEU:HD23	58:BZ:47:VAL:HG21	1.44	0.95
1:AA:60:A:H4'	1:AA:61:G:O5'	1.64	0.95
40:BF:24:LEU:HB3	40:BF:25:PRO:HD2	1.48	0.95
1:AA:312:C:O2'	1:AA:313:A:H5'	1.67	0.95
1:AA:949:A:O2'	1:AA:950:U:H5''	1.65	0.95
35:BA:689:A:H2'	35:BA:690:G:H5'	1.48	0.95
1:AA:348:G:H2'	1:AA:349:A:H5'	1.47	0.95
35:BA:630:G:N2	35:BA:633:A:OP1	1.99	0.95
35:BA:967:C:H2'	35:BA:968:G:C5'	1.96	0.95
13:AM:7:VAL:HG21	41:BG:147:ASP:OD1	1.67	0.95
39:BE:36:ARG:HH21	39:BE:88:GLY:HA2	1.31	0.95
35:BA:111:A:H2'	35:BA:112:U:H5'	0.97	0.95
35:BA:2355:C:H2'	35:BA:2356:C:H5'	1.46	0.95
48:BP:47:ASP:OD2	48:BP:49:ARG:HB2	1.65	0.95
26:B1:45:ASN:HD21	35:BA:2090:G:H21	1.14	0.95
1:AA:491:G:H2'	1:AA:492:G:H8	1.32	0.95
35:BA:2126:A:H1'	35:BA:2127:G:O4'	1.67	0.95
1:AA:1153:C:O2'	1:AA:1154:G:H5''	1.66	0.95
4:AD:17:VAL:HG12	4:AD:18:LYS:H	1.29	0.95
35:BA:604:G:O2'	35:BA:605:C:H5'	1.66	0.95
35:BA:1899:G:H21	35:BA:1902:C:H41	1.00	0.95
35:BA:2606:C:C2'	35:BA:2607:G:C5'	2.44	0.95
1:AA:1399:C:OP2	1:AA:1399:C:H2'	1.65	0.95
12:AL:27:LEU:HD12	12:AL:28:LYS:HE2	1.44	0.95
35:BA:954:G:H2'	35:BA:955:C:C5'	1.97	0.94
35:BA:461:C:C2'	35:BA:462:C:H5'	1.96	0.94
35:BA:53:A:C2'	35:BA:54:G:H5'	1.97	0.94
35:BA:612:C:H2'	35:BA:613:G:C5'	1.96	0.94
35:BA:2756:U:H1'	35:BA:2757:A:OP1	1.67	0.94
52:BT:79:HIS:O	52:BT:80:SER:HB2	1.64	0.94
48:BP:47:ASP:CB	48:BP:48:PRO:HA	1.96	0.94

Continued on next page...

Continued from previous page...

Atom-1	Atom-2	Distance(Å)	Clash(Å)
13:AM:101:GLN:HE21	13:AM:101:GLN:H	1.12	0.94
51:BS:13:ARG:HG3	51:BS:14:VAL:H	1.32	0.94
3:AC:138:VAL:HG21	3:AC:168:ALA:CB	1.98	0.94
8:AH:89:PRO:HA	8:AH:92:ARG:HH11	1.32	0.94
51:BS:54:LEU:HD13	51:BS:57:LYS:HA	1.48	0.94
2:AB:187:LEU:C	2:AB:187:LEU:HD22	1.87	0.94
10:AJ:34:VAL:HG22	10:AJ:74:ILE:HG22	1.49	0.94
1:AA:173:U:H5'	1:AA:197:A:O4'	1.65	0.94
35:BA:1528(A):A:H62	35:BA:1541:G:N2	1.65	0.94
30:B5:3:LYS:HD3	35:BA:2611:U:O2'	1.68	0.94
35:BA:2306:C:O2	41:BG:45:GLU:HA	1.68	0.94
48:BP:23:PRO:CB	48:BP:33:ARG:HE	1.81	0.94
35:BA:329:G:H1	57:BY:19:LYS:HE3	1.33	0.94
35:BA:1058:G:H2'	35:BA:1059:G:H5''	1.48	0.94
28:B3:9:VAL:CG1	28:B3:55:ARG:CD	2.44	0.94
40:BF:84:VAL:HG22	40:BF:85:GLY:H	1.31	0.94
6:AF:24:GLU:HG2	6:AF:28:ARG:HH12	1.30	0.94
24:AY:454:MET:H	24:AY:458:HIS:HD2	1.06	0.94
30:B5:40:LYS:CE	30:B5:46:CYS:HB3	1.98	0.94
1:AA:1368:G:H2'	1:AA:1369:C:H5'	1.49	0.94
1:AA:198:G:C6	1:AA:220:G:C2	2.55	0.93
1:AA:769:G:H2'	1:AA:770:C:H5'	1.47	0.93
29:B4:40:HIS:N	29:B4:41:PRO:CD	2.30	0.93
1:AA:522:C:C2'	1:AA:523:A:H5'	1.97	0.93
3:AC:53:ALA:HB2	3:AC:115:LEU:HD13	1.50	0.93
48:BP:23:PRO:HB2	48:BP:33:ARG:NE	1.82	0.93
33:B8:59:LYS:HB2	33:B8:59:LYS:HZ3	1.32	0.93
9:AI:19:LEU:CB	9:AI:61:ALA:CB	2.23	0.93
35:BA:697:C:HO2'	35:BA:698:C:H5'	1.25	0.93
48:BP:51:PHE:CE2	48:BP:53:GLY:HA3	2.03	0.93
2:AB:228:GLY:HA2	2:AB:229:VAL:HG13	0.94	0.93
35:BA:178:G:C2'	35:BA:179:G:H5'	1.97	0.93
29:B4:39:CYS:O	29:B4:40:HIS:HB2	1.68	0.93
35:BA:327:G:O2'	35:BA:328:U:H5'	1.68	0.93
25:B0:51:VAL:HG21	25:B0:79:VAL:O	1.68	0.93
54:BV:24:LYS:HA	54:BV:92:THR:HG23	1.51	0.93
17:AQ:9:VAL:HG12	17:AQ:56:VAL:HG22	1.47	0.93
35:BA:600:G:O2'	35:BA:601:C:H5'	1.67	0.93
12:AL:33:ARG:HD3	12:AL:62:SER:HB3	1.49	0.93
39:BE:54:GLN:O	39:BE:55:ASN:HB2	1.68	0.93
28:B3:19:GLN:NE2	28:B3:52:HIS:HE1	1.66	0.93
48:BP:47:ASP:HB3	48:BP:48:PRO:HA	1.48	0.93

Continued on next page...

Continued from previous page...

Atom-1	Atom-2	Distance(Å)	Clash(Å)
1:AA:198:G:O6	1:AA:220:G:N1	2.01	0.93
57:BY:28:LYS:HA	57:BY:38:ILE:HG22	1.51	0.93
52:BT:85:LYS:HB3	52:BT:85:LYS:HZ2	1.26	0.93
35:BA:1773:A:H2'	35:BA:1774:C:C5'	1.97	0.93
35:BA:2716:U:C2'	35:BA:2717:G:H5'	1.97	0.93
35:BA:693:C:H2'	35:BA:694:U:C6	2.03	0.93
37:BC:117:THR:CG2	37:BC:119:ASP:CB	2.45	0.93
31:B6:9:LEU:HD13	31:B6:9:LEU:C	1.88	0.93
1:AA:1371:G:O2'	1:AA:1372:U:H5'	1.67	0.93
1:AA:49:U:C2	1:AA:361:G:N2	2.37	0.93
51:BS:106:ARG:HD2	51:BS:108:GLY:H	1.31	0.93
31:B6:41:PRO:HD2	31:B6:46:HIS:N	1.82	0.93
1:AA:961:U:H1'	1:AA:962:C:H5'	1.49	0.93
31:B6:7:ILE:HG21	31:B6:27:LYS:HZ3	1.07	0.93
1:AA:788:U:O2'	1:AA:789:U:H5'	1.68	0.93
42:BH:171:LEU:O	42:BH:173:PRO:HD3	1.69	0.93
2:AB:223:ILE:HG22	2:AB:227:GLY:O	1.69	0.92
1:AA:1238:A:P	1:AA:1335:C:H1'	2.09	0.92
35:BA:2032:G:H21	39:BE:146:THR:CG2	1.80	0.92
24:AY:115:GLU:O	24:AY:118:SER:HB3	1.69	0.92
1:AA:73:G:H1	1:AA:96:U:H3	0.99	0.92
2:AB:152:PHE:CZ	2:AB:155:LEU:HD12	2.05	0.92
35:BA:1416:G:O2'	35:BA:1417:C:H5	1.50	0.92
35:BA:27:G:N2	35:BA:512:G:C2'	2.32	0.92
35:BA:1190:G:H5'	48:BP:35:HIS:H	1.31	0.92
35:BA:673:C:C4'	40:BF:82:ILE:HD11	1.98	0.92
1:AA:1029:C:H3'	1:AA:1030:C:C5'	2.00	0.92
51:BS:15:ARG:HH11	51:BS:15:ARG:HB2	1.32	0.92
24:AY:99:ARG:HH11	24:AY:402:ILE:N	1.68	0.92
2:AB:230:VAL:CB	2:AB:231:GLU:HA	1.94	0.92
19:AS:63:THR:HG23	19:AS:64:GLU:H	1.32	0.92
35:BA:1381:G:H2'	35:BA:1382:G:C5'	1.97	0.92
53:BU:91:ASP:OD1	53:BU:96:ALA:HB2	1.70	0.92
38:BD:44:ASN:HB3	38:BD:49:ILE:HA	1.51	0.92
18:AR:32:ARG:HA	18:AR:69:THR:HG21	1.49	0.92
28:B3:9:VAL:HG11	28:B3:55:ARG:HD2	1.48	0.92
3:AC:138:VAL:HG21	3:AC:168:ALA:HB1	1.51	0.92
35:BA:2008:C:H2'	35:BA:2009:G:C8	2.05	0.92
13:AM:8:GLU:OE1	13:AM:22:ILE:HA	1.70	0.92
52:BT:28:VAL:HG13	52:BT:29:ARG:N	1.81	0.92
48:BP:47:ASP:CB	48:BP:48:PRO:CA	2.47	0.92
50:BR:3:HIS:O	50:BR:5:LYS:N	2.03	0.92

Continued on next page...

Continued from previous page...

Atom-1	Atom-2	Distance(Å)	Clash(Å)
1:AA:964:A:N6	1:AA:965:A:N6	2.17	0.92
1:AA:60:A:H1'	1:AA:61:G:O4'	1.70	0.92
1:AA:688:G:C6	1:AA:700:G:C6	2.58	0.92
35:BA:747:U:N3	35:BA:2613:U:O4	2.01	0.92
29:B4:16:CYS:HA	29:B4:33:VAL:HG21	1.52	0.92
1:AA:1049:U:H4'	1:AA:1050:G:O5'	1.66	0.92
27:B2:44:LEU:CD1	27:B2:44:LEU:C	2.37	0.92
35:BA:2176:A:H2'	35:BA:2177:C:C6	2.05	0.92
35:BA:1649:G:O2'	35:BA:1650:G:H5'	1.69	0.92
37:BC:103:LYS:HE3	37:BC:107:GLY:HA3	1.50	0.92
35:BA:1899:G:N2	35:BA:1902:C:H41	1.68	0.92
1:AA:556:C:H2'	1:AA:557:G:H5'	1.51	0.92
29:B4:21:VAL:HG12	29:B4:22:ILE:N	1.83	0.92
39:BE:60:ASN:OD1	39:BE:62:PRO:HD2	1.66	0.92
24:AY:534:ILE:HD11	24:AY:570:GLY:HA3	1.49	0.92
57:BY:7:VAL:HB	57:BY:8:LYS:NZ	1.85	0.92
35:BA:954:G:C2'	35:BA:955:C:C5'	2.47	0.91
30:B5:47:PRO:HG2	30:B5:48:GLU:OE1	1.68	0.91
48:BP:146:VAL:HG22	48:BP:147:LEU:H	1.34	0.91
35:BA:1720:U:C2'	35:BA:1721:G:H5''	2.00	0.91
29:B4:33:VAL:HG13	29:B4:34:GLU:N	1.80	0.91
1:AA:964:A:N6	1:AA:965:A:H62	1.69	0.91
1:AA:673:G:H2'	1:AA:674:G:C8	2.05	0.91
48:BP:84:ASN:ND2	48:BP:116:GLY:CA	2.33	0.91
48:BP:52:GLU:HG2	48:BP:57:THR:CG2	2.00	0.91
1:AA:1371:G:C2'	1:AA:1372:U:C5'	2.48	0.91
1:AA:704:A:C2'	1:AA:705:U:H5'	1.99	0.91
35:BA:1540:U:C3'	35:BA:1541:G:H3'	1.98	0.91
35:BA:1104:C:H2'	35:BA:1105:U:H5'	1.49	0.91
9:AI:112:LYS:HG3	9:AI:118:LYS:HA	1.50	0.91
17:AQ:67:LYS:HA	17:AQ:70:ARG:HH12	1.33	0.91
13:AM:22:ILE:HG21	13:AM:66:LEU:HD23	1.53	0.91
35:BA:1104:C:C2'	35:BA:1105:U:H5'	1.99	0.91
50:BR:99:LYS:HD2	50:BR:99:LYS:H	1.35	0.91
39:BE:36:ARG:HH21	39:BE:88:GLY:CA	1.82	0.91
2:AB:130:ARG:HH22	2:AB:134:GLU:HG3	1.36	0.91
29:B4:56:VAL:HA	29:B4:60:GLN:CD	1.91	0.91
24:AY:497:PHE:O	24:AY:507:TYR:HB2	1.69	0.91
35:BA:2362:G:O2'	35:BA:2363:C:H5'	1.70	0.91
7:AG:15:ASP:HB3	7:AG:19:GLY:O	1.71	0.91
1:AA:1279:A:H3'	1:AA:1279:A:N3	1.84	0.91
29:B4:56:VAL:HG22	29:B4:57:GLU:H	1.32	0.91

Continued on next page...

Continued from previous page...

Atom-1	Atom-2	Distance(Å)	Clash(Å)
26:B1:29:GLY:C	26:B1:30:VAL:HG23	1.89	0.91
30:B5:53:ALA:HA	30:B5:56:LYS:NZ	1.84	0.91
24:AY:99:ARG:HD3	24:AY:401:SER:HA	1.51	0.91
46:BN:24:GLY:O	46:BN:28:THR:HG23	1.69	0.91
53:BU:34:LYS:HE2	53:BU:34:LYS:HA	1.50	0.91
1:AA:314:C:O2'	1:AA:315:A:H5'	1.70	0.91
35:BA:953:A:N6	35:BA:965:C:N4	2.17	0.91
12:AL:45:PRO:HG2	12:AL:51:ALA:N	1.86	0.91
1:AA:1148:U:C2'	1:AA:1149:C:H5'	2.00	0.91
1:AA:1368:G:C2'	1:AA:1369:C:H5'	1.99	0.91
29:B4:60:GLN:HB2	29:B4:62:ARG:NH1	1.85	0.91
35:BA:2029:G:O6	35:BA:2033:A:OP1	1.88	0.91
31:B6:7:ILE:CG2	31:B6:27:LYS:NZ	2.32	0.91
35:BA:2312:U:C2'	35:BA:2313:C:H5''	1.98	0.91
1:AA:353:A:H5'	1:AA:353:A:H8	1.34	0.91
1:AA:1386:G:C2	1:AA:1387:G:N7	2.38	0.91
35:BA:2409:G:O2'	35:BA:2410:G:H5'	1.71	0.91
28:B3:19:GLN:HE22	28:B3:52:HIS:HE1	1.01	0.91
22:AV:18:G:O2'	22:AV:57:G:N2	2.02	0.91
38:BD:69:ARG:HD3	38:BD:105:ILE:HD11	1.53	0.91
35:BA:697:C:C2'	35:BA:698:C:H5'	2.00	0.90
22:AV:41:C:C2'	22:AV:42:C:H5'	2.00	0.90
35:BA:1994:C:O2'	35:BA:1995:U:H5'	1.71	0.90
35:BA:1216:G:O2'	35:BA:1217:C:H5'	1.70	0.90
1:AA:186:C:O2'	1:AA:187:C:H5'	1.71	0.90
48:BP:16:ARG:HB2	48:BP:16:ARG:NH1	1.85	0.90
1:AA:115:G:H1'	1:AA:116:A:OP2	1.70	0.90
35:BA:2713:A:H3'	35:BA:2714:G:C5'	2.00	0.90
29:B4:15:ILE:O	29:B4:16:CYS:HB2	1.69	0.90
1:AA:1387:G:O2'	1:AA:1388:C:H5'	1.70	0.90
38:BD:24:ILE:HG23	38:BD:25:THR:N	1.86	0.90
58:BZ:97:GLU:HG3	58:BZ:127:LYS:HB3	1.52	0.90
52:BT:28:VAL:HG22	52:BT:45:PHE:O	1.30	0.90
35:BA:2124:G:H5''	37:BC:175:PRO:HG3	1.54	0.90
53:BU:92:ARG:HD3	53:BU:94:ASN:HB3	1.52	0.90
35:BA:176:G:O2'	35:BA:177:G:H5'	1.69	0.90
35:BA:1984:G:C2'	35:BA:1985:G:H5'	2.01	0.90
1:AA:1279:A:H5''	1:AA:1280:A:OP1	1.71	0.90
4:AD:17:VAL:HG12	4:AD:18:LYS:N	1.85	0.90
35:BA:925:C:H2'	35:BA:926:A:H5''	1.53	0.90
35:BA:1484:G:C2'	35:BA:1485:G:H5''	2.02	0.90
9:AI:19:LEU:N	9:AI:61:ALA:HB1	1.84	0.90

Continued on next page...

Continued from previous page...

Atom-1	Atom-2	Distance(Å)	Clash(Å)
52:BT:16:ARG:HB3	52:BT:16:ARG:HH11	1.35	0.90
25:B0:45:PHE:HE1	25:B0:77:ARG:HE	1.17	0.90
58:BZ:165:VAL:HG12	58:BZ:167:PRO:HA	1.54	0.90
35:BA:1455:G:C2'	35:BA:1456:G:H5'	2.01	0.90
26:B1:75:GLU:O	26:B1:78:LYS:HG2	1.70	0.90
1:AA:155:C:H2'	1:AA:156:G:H8	1.35	0.90
2:AB:167:PRO:HD2	2:AB:188:ALA:HB2	1.49	0.90
41:BG:59:GLU:HG3	41:BG:60:LEU:H	1.37	0.90
29:B4:60:GLN:HB2	29:B4:62:ARG:HH11	1.37	0.90
50:BR:2:ARG:HG3	50:BR:2:ARG:HH11	1.34	0.90
35:BA:15:G:H2'	35:BA:16:G:H5'	1.53	0.90
51:BS:34:HIS:HB3	51:BS:53:SER:HB3	1.53	0.90
1:AA:187:C:O2'	1:AA:188:C:H5'	1.72	0.90
35:BA:1884:A:H2'	35:BA:1885:A:H5''	1.50	0.90
1:AA:775:G:C2'	1:AA:776:G:H5'	2.02	0.90
40:BF:84:VAL:CG2	40:BF:85:GLY:N	2.33	0.90
35:BA:55:G:N2	35:BA:115:C:O2	2.04	0.90
33:B8:59:LYS:HB2	33:B8:59:LYS:NZ	1.85	0.90
57:BY:42:VAL:HG21	57:BY:67:LEU:HD13	1.52	0.90
52:BT:28:VAL:CG2	52:BT:45:PHE:O	2.19	0.90
35:BA:1786:A:H1'	35:BA:1938:A:N6	1.86	0.90
35:BA:2000:G:C2	35:BA:2001:A:C8	2.60	0.90
1:AA:1391:U:H2'	1:AA:1392:G:C8	2.07	0.90
20:AT:75:ASN:HD22	20:AT:75:ASN:H	1.15	0.90
38:BD:27:THR:HG23	38:BD:83:GLU:HG2	1.54	0.90
35:BA:2656:U:H3	35:BA:2665:A:H2	1.15	0.90
35:BA:629:G:H2'	35:BA:630:G:H5'	1.52	0.89
48:BP:52:GLU:HG2	48:BP:57:THR:HG22	1.53	0.89
35:BA:27:G:H22	35:BA:512:G:H2'	1.36	0.89
24:AY:454:MET:H	24:AY:458:HIS:CD2	1.91	0.89
3:AC:120:VAL:O	3:AC:123:GLN:HB2	1.72	0.89
40:BF:160:ASN:HD21	40:BF:162:LEU:HD13	1.34	0.89
35:BA:1963:U:H2'	35:BA:1963:U:O2	1.70	0.89
1:AA:491:G:H2'	1:AA:492:G:C8	2.07	0.89
1:AA:938:A:O2'	1:AA:939:G:H5'	1.73	0.89
35:BA:17:G:H2'	35:BA:18:C:C6	2.06	0.89
29:B4:21:VAL:CG1	29:B4:22:ILE:H	1.86	0.89
9:AI:95:LYS:HE3	9:AI:96:LEU:HD22	1.54	0.89
35:BA:2105:C:C2'	35:BA:2106:G:H5''	2.01	0.89
1:AA:1152:A:O2'	1:AA:1153:C:H5'	1.72	0.89
37:BC:31:LYS:NZ	37:BC:181:PHE:O	2.06	0.89
35:BA:1076:C:H4'	58:BZ:112:ARG:CZ	2.02	0.89

Continued on next page...

Continued from previous page...

Atom-1	Atom-2	Distance(Å)	Clash(Å)
24:AY:526:VAL:HB	24:AY:566:THR:HA	1.51	0.89
52:BT:78:LEU:O	52:BT:79:HIS:HD2	1.54	0.89
35:BA:1970:A:H5'	35:BA:1972:A:C1'	2.01	0.89
35:BA:1799:G:H1'	35:BA:1800:C:OP2	1.70	0.89
35:BA:2129:C:N4	35:BA:2159:G:O6	2.04	0.89
1:AA:859:A:C2'	1:AA:860:A:H5'	2.03	0.89
30:B5:2:ALA:HA	35:BA:2015:A:H1'	1.55	0.89
1:AA:204:U:H4'	1:AA:216:G:O5'	1.72	0.89
52:BT:29:ARG:NH1	52:BT:88:ILE:HD11	1.87	0.89
2:AB:82:ARG:O	2:AB:86:GLU:HG3	1.71	0.89
37:BC:121:MET:HA	37:BC:124:VAL:HG12	1.55	0.89
35:BA:178:G:H2'	35:BA:179:G:H5'	1.54	0.89
35:BA:2131:G:N2	35:BA:2133:A:C2	2.40	0.89
37:BC:117:THR:H	37:BC:118:PRO:HA	0.74	0.89
33:B8:28:GLY:O	33:B8:32:LEU:HD23	1.70	0.89
1:AA:364:A:O2'	1:AA:365:U:H5'	1.73	0.89
41:BG:77:ILE:HG23	41:BG:80:PHE:HB2	1.52	0.89
1:AA:522:C:H2'	1:AA:523:A:H5'	1.53	0.89
3:AC:72:LYS:HG2	3:AC:75:VAL:CG2	1.97	0.89
35:BA:2032:G:H21	39:BE:146:THR:HG23	1.36	0.89
12:AL:18:VAL:HG23	12:AL:19:ARG:H	1.38	0.89
58:BZ:151:HIS:HB2	58:BZ:170:THR:HA	1.53	0.89
13:AM:4:ILE:HG22	13:AM:5:ALA:N	1.88	0.89
35:BA:910:A:H62	49:BQ:12:GLN:HA	1.37	0.89
38:BD:35:LYS:H	38:BD:36:PRO:CD	1.85	0.89
35:BA:155:U:H2'	35:BA:156:U:H5'	1.51	0.89
24:AY:546:ILE:HG23	24:AY:590:ILE:HG13	1.54	0.89
48:BP:59:LEU:HA	48:BP:61:ARG:NE	1.87	0.88
1:AA:40:C:O2'	1:AA:41:G:H5'	1.73	0.88
25:B0:7:LEU:HD13	49:BQ:85:LYS:HE2	1.53	0.88
48:BP:50:ARG:O	48:BP:52:GLU:HB2	1.71	0.88
25:B0:43:THR:O	25:B0:43:THR:HG23	1.72	0.88
1:AA:697:U:C2'	1:AA:698:G:H5'	2.02	0.88
35:BA:30:G:H2'	35:BA:31:C:C6	2.08	0.88
52:BT:23:ARG:CB	52:BT:24:PRO:CD	2.49	0.88
35:BA:262:A:O2'	35:BA:263:C:H5'	1.73	0.88
1:AA:322:C:O2'	1:AA:323:U:H5'	1.72	0.88
1:AA:862:C:C2'	1:AA:863:U:C5'	2.52	0.88
33:B8:56:GLU:HA	33:B8:59:LYS:HZ1	1.38	0.88
57:BY:8:LYS:N	57:BY:8:LYS:HD2	1.88	0.88
48:BP:77:ARG:HD3	48:BP:78:PRO:HD2	1.53	0.88
4:AD:7:PRO:HB2	4:AD:10:ARG:HD2	1.54	0.88

Continued on next page...

Continued from previous page...

Atom-1	Atom-2	Distance(Å)	Clash(Å)
1:AA:1238:A:OP1	1:AA:1335:C:O2'	1.91	0.88
35:BA:856:C:C2'	35:BA:857:C:H6	1.87	0.88
54:BV:15:GLU:HG3	54:BV:16:PRO:HD2	1.56	0.88
35:BA:953:A:N6	35:BA:965:C:H42	1.72	0.88
35:BA:1902:C:C2'	38:BD:244:ARG:HB2	2.03	0.88
35:BA:743:G:O2'	35:BA:744:G:H5'	1.74	0.88
1:AA:1285:A:H4'	1:AA:1286:A:H5'	1.55	0.88
35:BA:332:A:H1'	35:BA:333:G:OP2	1.74	0.88
38:BD:30:GLU:HG3	38:BD:63:ARG:CZ	2.04	0.88
27:B2:70:GLN:HE21	27:B2:71:ASN:N	1.72	0.88
1:AA:593:G:HO2'	1:AA:594:G:H5'	1.35	0.88
27:B2:10:LEU:O	27:B2:14:ARG:HB2	1.73	0.88
1:AA:548:G:C2'	1:AA:549:C:H5'	2.04	0.88
31:B6:25:LYS:HE2	33:B8:34:TRP:HE1	1.39	0.88
41:BG:139:LEU:HB3	41:BG:153:ARG:O	1.74	0.88
47:BO:4:PRO:O	47:BO:5:GLN:HB2	1.71	0.88
35:BA:2681:C:H5	35:BA:2725:A:H62	1.19	0.88
41:BG:77:ILE:HG13	41:BG:82:LEU:CB	2.02	0.88
31:B6:52:VAL:HG22	31:B6:53:LYS:H	1.39	0.88
39:BE:141:ILE:CA	39:BE:154:LYS:HE2	2.03	0.88
28:B3:9:VAL:CG1	28:B3:55:ARG:HD2	2.03	0.88
1:AA:197:A:N6	1:AA:221:C:H4'	1.88	0.88
35:BA:179:G:C2'	35:BA:180:G:C5'	2.51	0.88
35:BA:179:G:H2'	35:BA:180:G:C5'	2.04	0.88
32:B7:8:ASN:HD22	32:B7:8:ASN:C	1.78	0.88
1:AA:1330:U:H3'	1:AA:1331:G:O4'	1.74	0.87
35:BA:1120:G:O2'	35:BA:1121:C:H5'	1.73	0.87
1:AA:1184:G:O2'	1:AA:1185:G:H5'	1.74	0.87
1:AA:1127:G:H1	1:AA:1145:C:H42	1.20	0.87
1:AA:1229:A:H8	1:AA:1229:A:H5'	1.36	0.87
28:B3:1:MET:HB3	28:B3:2:PRO:HD2	1.56	0.87
35:BA:2147:G:H2'	35:BA:2148:G:O4'	1.74	0.87
31:B6:10:LEU:CD2	31:B6:10:LEU:N	2.30	0.87
25:B0:14:ARG:HG2	25:B0:14:ARG:HH11	1.39	0.87
35:BA:1332:G:N2	35:BA:1609:A:O2'	2.07	0.87
1:AA:173:U:H5''	1:AA:197:A:H5'	1.57	0.87
28:B3:9:VAL:CG1	28:B3:55:ARG:HD3	2.02	0.87
35:BA:1890:A:H2'	35:BA:1891:G:C5'	2.03	0.87
35:BA:2127:G:H2'	35:BA:2128:C:H5'	1.54	0.87
20:AT:75:ASN:HD22	20:AT:75:ASN:N	1.66	0.87
24:AY:618:GLY:HA3	35:BA:1095:A:OP2	1.75	0.87
1:AA:774:G:HO2'	1:AA:775:G:H5'	1.36	0.87

Continued on next page...

Continued from previous page...

Atom-1	Atom-2	Distance(Å)	Clash(Å)
42:BH:3:ARG:HB3	42:BH:6:ARG:HB2	1.56	0.87
35:BA:2029:G:H1	35:BA:2033:A:P	1.98	0.87
35:BA:2180:U:H6	35:BA:2180:U:H5'	1.39	0.87
35:BA:2393:A:H4'	48:BP:61:ARG:O	1.74	0.87
24:AY:84:THR:HG21	24:AY:94:VAL:HG22	1.56	0.87
51:BS:30:ARG:HD3	51:BS:97:ARG:HG2	1.54	0.87
1:AA:522:C:O2'	1:AA:523:A:H5'	1.74	0.87
27:B2:41:ILE:HD12	27:B2:43:GLN:HG3	1.56	0.87
1:AA:1307:U:H2'	1:AA:1308:U:C6	2.09	0.87
1:AA:1076:C:O2'	1:AA:1077:G:H5'	1.73	0.87
50:BR:45:ARG:HG3	50:BR:46:GLY:H	1.37	0.87
58:BZ:48:PHE:HE2	58:BZ:74:VAL:HG21	1.37	0.87
48:BP:112:LEU:H	48:BP:128:HIS:HD2	1.19	0.87
37:BC:124:VAL:O	37:BC:128:LEU:HB3	1.75	0.87
2:AB:228:GLY:C	2:AB:229:VAL:HG22	1.91	0.87
2:AB:16:HIS:HE1	2:AB:210:SER:O	1.58	0.87
35:BA:2207:G:O2'	35:BA:2208:A:H5''	1.74	0.87
1:AA:1313:U:H3'	19:AS:6:LYS:NZ	1.90	0.87
35:BA:896:A:H1'	58:BZ:176:PRO:HG3	1.56	0.87
54:BV:1:MET:O	54:BV:2:PHE:HB3	1.72	0.87
35:BA:968:G:HO2'	35:BA:969:U:H5'	1.37	0.87
3:AC:83:ARG:HG3	3:AC:84:ILE:H	1.37	0.87
35:BA:462:C:H2'	35:BA:463:G:H5'	1.56	0.87
58:BZ:151:HIS:HA	58:BZ:171:ILE:HG12	1.57	0.87
38:BD:35:LYS:O	38:BD:35:LYS:HD2	1.73	0.87
47:BO:13:ASN:HD21	47:BO:96:THR:H	1.20	0.87
35:BA:699:A:C2'	35:BA:700:G:H5'	2.05	0.87
31:B6:11:LEU:H	31:B6:11:LEU:HD13	1.39	0.87
1:AA:688:G:O6	1:AA:700:G:N1	2.08	0.87
1:AA:46:G:O2'	1:AA:365:U:H1'	1.75	0.86
35:BA:1821:A:O2'	35:BA:1822:G:H5'	1.74	0.86
1:AA:560:U:H4'	1:AA:561:U:H5''	1.55	0.86
35:BA:1892:C:O2'	35:BA:1893:C:H5'	1.73	0.86
35:BA:1412:A:O2'	35:BA:1413:G:H5'	1.73	0.86
46:BN:12:ARG:HH21	46:BN:135:PRO:HG2	1.37	0.86
35:BA:272(I):U:H6	35:BA:272(I):U:H5'	1.40	0.86
2:AB:155:LEU:HD21	2:AB:159:PRO:HG3	1.57	0.86
35:BA:2000:G:O2'	35:BA:2001:A:H5'	1.73	0.86
35:BA:43:A:O2'	35:BA:44:G:H5'	1.75	0.86
6:AF:24:GLU:HG2	6:AF:28:ARG:NH1	1.89	0.86
35:BA:958:U:OP1	49:BQ:14:ARG:NH1	2.07	0.86
1:AA:106:C:C2'	1:AA:107:G:H5'	2.05	0.86

Continued on next page...

Continued from previous page...

Atom-1	Atom-2	Distance(Å)	Clash(Å)
35:BA:2715:C:H2'	35:BA:2716:U:C6	2.11	0.86
29:B4:39:CYS:HB3	29:B4:41:PRO:CD	2.05	0.86
26:B1:57:GLU:HG2	26:B1:58:ILE:H	1.38	0.86
57:BY:42:VAL:HG12	57:BY:65:ALA:HB3	1.57	0.86
1:AA:547:A:H4'	1:AA:548:G:O5'	1.76	0.86
35:BA:2392:A:H2	35:BA:2424:C:H42	1.18	0.86
7:AG:115:ARG:O	7:AG:118:VAL:HG12	1.76	0.86
57:BY:28:LYS:HB2	57:BY:38:ILE:H	1.41	0.86
1:AA:1305:G:HO2'	1:AA:1306:A:H8	0.91	0.86
35:BA:1023:U:H2'	35:BA:1024:G:C5'	2.00	0.86
1:AA:112:G:O2'	1:AA:113:G:H5'	1.75	0.86
1:AA:105:G:H2'	1:AA:106:C:C6	2.11	0.86
29:B4:56:VAL:HA	29:B4:60:GLN:NE2	1.90	0.86
35:BA:528:A:C2	35:BA:2042:A:H2'	2.11	0.86
25:B0:66:VAL:O	25:B0:81:VAL:HG13	1.76	0.86
35:BA:1822:G:H2'	35:BA:1823:G:C8	2.11	0.86
13:AM:7:VAL:CG2	41:BG:147:ASP:OD1	2.24	0.86
24:AY:238:THR:HG22	24:AY:241:GLU:HG2	1.56	0.86
46:BN:128:HIS:CD2	46:BN:130:HIS:H	1.92	0.86
35:BA:2580:U:H5'	39:BE:131:ALA:HB2	1.58	0.86
50:BR:7:GLY:HA3	50:BR:8:ARG:NH2	1.90	0.86
1:AA:940:C:C2'	1:AA:941:G:H5'	2.05	0.86
1:AA:558:G:H2'	1:AA:559:A:H2	1.40	0.86
28:B3:8:LEU:HD13	28:B3:31:LEU:HD23	1.56	0.86
35:BA:2029:G:C6	35:BA:2033:A:OP1	2.28	0.86
46:BN:133:GLN:HG2	46:BN:134:ARG:H	1.41	0.86
35:BA:2787:C:H1'	39:BE:61:ARG:HH11	1.38	0.86
52:BT:32:TYR:O	52:BT:33:LYS:HB2	1.75	0.86
1:AA:37:U:C2'	1:AA:38:G:C5'	2.53	0.86
1:AA:1238:A:OP1	1:AA:1335:C:C2'	2.24	0.86
35:BA:604:G:H2'	35:BA:605:C:H5'	1.54	0.86
1:AA:61:G:O2'	1:AA:62:U:H5'	1.75	0.86
41:BG:39:ILE:HD12	41:BG:157:ILE:HG12	1.55	0.86
35:BA:1890:A:C3'	35:BA:1891:G:H5'	2.06	0.86
50:BR:118:GLU:HA	50:BR:118:GLU:OE1	1.75	0.86
35:BA:914:C:H2'	35:BA:915:C:H5'	1.54	0.86
1:AA:308:C:H2'	1:AA:309:G:H8	1.39	0.86
35:BA:32:C:O2'	35:BA:33:U:H5'	1.76	0.86
1:AA:1305:G:OP1	21:AU:2:GLY:HA2	1.73	0.86
40:BF:11:VAL:HG12	40:BF:12:LEU:HG	1.56	0.86
10:AJ:4:ILE:HD13	10:AJ:77:PRO:HG3	1.57	0.86
1:AA:1077:G:N1	1:AA:1081:G:C6	2.44	0.86

Continued on next page...

Continued from previous page...

Atom-1	Atom-2	Distance(Å)	Clash(Å)
1:AA:1388:C:O2'	1:AA:1389:C:H5'	1.75	0.86
37:BC:52:PRO:HG2	37:BC:53:ARG:HD3	1.57	0.86
1:AA:311:C:H2'	1:AA:312:C:H5'	0.86	0.85
35:BA:1494:A:C2'	35:BA:1495:A:H5''	2.06	0.85
48:BP:57:THR:C	48:BP:59:LEU:H	1.79	0.85
31:B6:10:LEU:HD23	31:B6:10:LEU:H	1.40	0.85
35:BA:693:C:O2'	35:BA:694:U:H5'	1.74	0.85
42:BH:83:TYR:HB3	42:BH:134:SER:HA	1.58	0.85
15:AO:68:ARG:CB	15:AO:68:ARG:HH11	1.89	0.85
12:AL:83:VAL:HG11	12:AL:100:ILE:HG12	1.58	0.85
35:BA:1988:C:C2'	35:BA:1989:G:C5'	2.52	0.85
2:AB:231:GLU:CB	2:AB:232:PRO:CD	2.48	0.85
2:AB:204:ASN:ND2	2:AB:206:ASP:H	1.74	0.85
1:AA:773:G:HO2'	1:AA:774:G:H5'	1.40	0.85
35:BA:1819:A:OP1	38:BD:158:ALA:N	2.09	0.85
31:B6:17:LYS:HB2	31:B6:18:ARG:HH11	1.41	0.85
1:AA:1523:G:C2'	1:AA:1524:C:H5'	2.06	0.85
10:AJ:54:PHE:CE2	10:AJ:55:LYS:HD2	2.09	0.85
1:AA:522:C:N4	12:AL:53:ARG:NH2	2.24	0.85
1:AA:980:C:H5'	1:AA:980:C:H6	1.40	0.85
56:BX:8:ILE:HD11	56:BX:42:ALA:HB1	1.56	0.85
35:BA:27:G:N2	35:BA:512:G:O2'	2.08	0.85
19:AS:41:VAL:HB	19:AS:44:MET:HB3	1.56	0.85
1:AA:1498:U:H4'	1:AA:1499:A:O5'	1.76	0.85
54:BV:39:LEU:HD12	54:BV:47:VAL:HG11	1.58	0.85
35:BA:528:A:N1	35:BA:2042:A:H2'	1.92	0.85
35:BA:111:A:O2'	35:BA:112:U:H5'	1.73	0.85
35:BA:1988:C:H2'	35:BA:1989:G:C5'	2.07	0.85
35:BA:653:A:H3'	35:BA:653:A:N3	1.91	0.85
24:AY:109:ASP:OD1	24:AY:138:LYS:HD2	1.77	0.85
48:BP:16:ARG:CZ	48:BP:18:ARG:HG2	2.06	0.85
35:BA:2009:G:OP1	55:BW:41:LYS:HE2	1.76	0.85
35:BA:2757:A:C2'	35:BA:2758:A:C5'	2.54	0.85
40:BF:89:VAL:HG12	40:BF:90:PHE:N	1.90	0.85
48:BP:16:ARG:HB2	48:BP:16:ARG:HH11	1.37	0.85
36:BB:7:G:H2'	36:BB:8:U:H5''	1.59	0.85
1:AA:509:A:OP1	1:AA:509:A:H3'	1.76	0.85
35:BA:1779:U:H5	35:BA:1784:A:N7	1.74	0.85
41:BG:59:GLU:HG3	41:BG:60:LEU:N	1.90	0.85
32:B7:34:ARG:HH11	32:B7:34:ARG:HG3	1.41	0.85
10:AJ:33:GLN:HB2	10:AJ:75:ILE:HG12	1.58	0.85
35:BA:526:A:O2'	35:BA:2043:C:O2'	1.93	0.85

Continued on next page...

Continued from previous page...

Atom-1	Atom-2	Distance(Å)	Clash(Å)
35:BA:629:G:C2'	35:BA:630:G:H5'	2.06	0.85
48:BP:51:PHE:CD2	48:BP:52:GLU:O	2.30	0.85
26:B1:29:GLY:CA	35:BA:2396:G:O2'	2.24	0.85
13:AM:91:ARG:HB3	13:AM:98:VAL:HG12	1.57	0.85
35:BA:1379:A:H4'	35:BA:1380:G:OP1	1.77	0.85
1:AA:495:A:O4'	1:AA:496:A:C8	2.30	0.85
35:BA:2712:U:O2'	35:BA:2713:A:H5'	1.76	0.85
2:AB:17:PHE:CD1	2:AB:17:PHE:C	2.44	0.85
35:BA:2032:G:N2	39:BE:146:THR:HG23	1.92	0.85
1:AA:1127:G:H1	1:AA:1145:C:N4	1.73	0.85
52:BT:80:SER:CB	52:BT:81:PRO:HD3	2.01	0.84
27:B2:16:LEU:O	27:B2:17:SER:HB3	1.75	0.84
2:AB:17:PHE:C	2:AB:17:PHE:HD1	1.76	0.84
35:BA:2127:G:O2'	35:BA:2128:C:H5''	1.76	0.84
41:BG:105:LYS:HE2	41:BG:105:LYS:N	1.92	0.84
9:AI:53:VAL:HG22	9:AI:95:LYS:HZ3	1.40	0.84
1:AA:1157:A:H4'	1:AA:1158:C:O5'	1.77	0.84
61:AY:701:GCP:O1G	62:AY:2002:HOH:O	1.94	0.84
40:BF:25:PRO:HB3	40:BF:119:ARG:HB2	1.59	0.84
1:AA:949:A:H2'	1:AA:950:U:H5''	1.42	0.84
25:B0:29:GLN:O	25:B0:67:VAL:HG23	1.76	0.84
57:BY:28:LYS:CB	57:BY:37:VAL:HB	2.07	0.84
41:BG:141:PHE:HD1	41:BG:142:PRO:HA	1.42	0.84
1:AA:1002:G:H2'	1:AA:1003:G:C8	2.12	0.84
3:AC:40:ARG:O	3:AC:44:GLU:HG2	1.77	0.84
30:B5:40:LYS:NZ	30:B5:46:CYS:HB3	1.91	0.84
40:BF:157:VAL:HG13	40:BF:194:MET:HG2	1.57	0.84
24:AY:69:VAL:HA	24:AY:82:ILE:CG1	2.07	0.84
1:AA:1124:G:H5'	10:AJ:35:SER:HB2	1.60	0.84
1:AA:682:G:H5''	38:BD:169:GLU:OE1	1.78	0.84
57:BY:96:ILE:HG21	57:BY:99:CYS:SG	2.18	0.84
56:BX:35:THR:HG22	56:BX:37:THR:H	1.42	0.84
1:AA:1182:G:OP2	1:AA:1182:G:C8	2.30	0.84
29:B4:12:ALA:H	29:B4:24:THR:CB	1.88	0.84
9:AI:23:ASN:N	9:AI:23:ASN:HD22	1.75	0.84
1:AA:264:U:H2'	1:AA:265:G:C5'	2.07	0.84
35:BA:1412:A:C2'	35:BA:1413:G:H5'	2.07	0.84
2:AB:204:ASN:HD22	2:AB:205:ASP:N	1.76	0.84
35:BA:2009:G:C2'	35:BA:2010:G:C5'	2.51	0.84
1:AA:348:G:C2'	1:AA:349:A:H5'	2.08	0.84
40:BF:84:VAL:HG22	40:BF:85:GLY:N	1.91	0.84
58:BZ:149:SER:HB2	58:BZ:173:ALA:HA	1.57	0.84

Continued on next page...

Continued from previous page...

Atom-1	Atom-2	Distance(Å)	Clash(Å)
35:BA:1455:G:H2'	35:BA:1456:G:H5'	1.57	0.84
7:AG:56:GLN:O	7:AG:57:GLU:HB3	1.78	0.84
3:AC:22:TRP:CE3	3:AC:22:TRP:O	2.30	0.84
1:AA:264:U:O2'	1:AA:265:G:H5'	1.76	0.84
2:AB:16:HIS:O	2:AB:17:PHE:CG	2.30	0.84
25:B0:62:LEU:HD23	25:B0:62:LEU:N	1.93	0.84
24:AY:530:VAL:HG22	24:AY:531:GLY:H	1.40	0.84
35:BA:1865:G:H8	35:BA:1865:G:H5'	1.42	0.84
2:AB:82:ARG:HA	2:AB:92:TYR:CZ	2.13	0.84
31:B6:27:LYS:CG	31:B6:30:THR:HB	2.08	0.84
35:BA:1803:A:O2'	38:BD:259:THR:HG21	1.78	0.84
35:BA:1460:A:O2'	35:BA:1461:G:H5'	1.77	0.84
1:AA:1175:G:C2'	1:AA:1176:A:H5'	2.06	0.84
35:BA:699:A:H2'	35:BA:700:G:H5'	1.60	0.84
1:AA:173:U:C2	1:AA:197:A:C2	2.66	0.84
35:BA:1297:C:O2	35:BA:1643:G:N2	2.11	0.84
1:AA:1488:G:HO2'	1:AA:1489:G:H5'	1.40	0.84
1:AA:1523:G:H2'	1:AA:1524:C:H5'	1.60	0.84
38:BD:267:SER:O	38:BD:269:PHE:N	2.11	0.84
35:BA:1119:C:H2'	35:BA:1120:G:H5'	1.57	0.84
25:B0:19:LYS:NZ	25:B0:41:ARG:HH22	1.75	0.84
10:AJ:44:VAL:HG22	10:AJ:66:ARG:HG2	1.59	0.84
1:AA:773:G:C2'	1:AA:774:G:H5'	2.08	0.84
38:BD:32:SER:O	38:BD:36:PRO:HD3	1.78	0.84
35:BA:2787:C:H1'	39:BE:61:ARG:HG3	1.60	0.84
1:AA:191:G:C4	20:AT:105:SER:HB3	2.13	0.84
1:AA:495:A:C1'	1:AA:496:A:C8	2.60	0.83
7:AG:50:ILE:HD11	7:AG:61:VAL:HB	1.58	0.83
35:BA:1228:G:N2	35:BA:1229:G:H1'	1.93	0.83
1:AA:1400:C:H4'	1:AA:1401:G:OP2	1.74	0.83
51:BS:66:ALA:HA	51:BS:69:VAL:HG12	1.59	0.83
35:BA:1106:G:C2'	35:BA:1107:G:H5'	2.07	0.83
55:BW:2:GLU:OE1	55:BW:72:LYS:HE3	1.77	0.83
25:B0:11:ARG:HD3	25:B0:12:ASN:H	1.41	0.83
58:BZ:51:ALA:HB1	58:BZ:57:ILE:HD11	1.58	0.83
24:AY:252:ASP:HB3	24:AY:254:LYS:NZ	1.93	0.83
35:BA:528:A:O2'	35:BA:529:A:H5'	1.78	0.83
35:BA:2355:C:C2'	35:BA:2356:C:H5'	2.07	0.83
35:BA:2358:G:H2'	35:BA:2359:C:H5'	1.59	0.83
35:BA:2753:A:HO2'	35:BA:2754:U:H5'	1.39	0.83
1:AA:1399:C:H5'	1:AA:1400:C:H3'	1.60	0.83
3:AC:22:TRP:CE2	14:AN:54:PRO:HG2	2.13	0.83

Continued on next page...

Continued from previous page...

Atom-1	Atom-2	Distance(Å)	Clash(Å)
35:BA:1653:G:H1'	35:BA:1654:A:OP1	1.78	0.83
26:B1:11:ARG:HB3	26:B1:12:PRO:HD2	1.60	0.83
35:BA:108:U:C2'	35:BA:109:G:H5'	2.08	0.83
35:BA:259:G:H2'	35:BA:260:G:H8	1.42	0.83
1:AA:1073:U:O2'	1:AA:1074:G:H5'	1.77	0.83
35:BA:1640:C:H2'	35:BA:1641:A:H5'	1.59	0.83
1:AA:63:C:H5'	1:AA:64:G:OP2	1.78	0.83
35:BA:955:C:C2'	35:BA:956:G:C5'	2.51	0.83
35:BA:71:A:H2	56:BX:31:HIS:HE1	1.27	0.83
24:AY:196:ILE:HG13	24:AY:197:ARG:H	1.43	0.83
31:B6:17:LYS:HA	31:B6:17:LYS:HE2	1.58	0.83
35:BA:1038:C:C3'	35:BA:1039:G:H5''	2.08	0.83
35:BA:2403:C:OP1	35:BA:2403:C:C5	2.31	0.83
35:BA:1805:U:C2'	35:BA:1806:C:H5'	2.08	0.83
50:BR:9:LYS:C	50:BR:10:LEU:HD23	1.99	0.83
35:BA:2287:A:H62	35:BA:2344:U:H3	1.27	0.83
29:B4:68:ARG:HD3	29:B4:71:ARG:HD3	1.58	0.83
9:AI:20:ARG:O	9:AI:59:PHE:CA	2.26	0.83
47:BO:107:ARG:HD3	52:BT:36:GLU:HG3	1.60	0.83
35:BA:246:C:C2'	35:BA:247:G:C5'	2.42	0.83
37:BC:80:LYS:CE	37:BC:120:VAL:HG12	2.08	0.83
25:B0:24:LYS:HB2	25:B0:37:LEU:O	1.78	0.83
1:AA:862:C:H2'	1:AA:863:U:C5'	2.00	0.83
3:AC:152:ILE:HG12	3:AC:167:TRP:HB2	1.60	0.83
1:AA:1495:U:O2'	1:AA:1496:C:H5'	1.78	0.83
2:AB:42:ILE:HD11	2:AB:202:PRO:HB2	1.60	0.83
26:B1:59:THR:O	26:B1:60:PHE:CD1	2.30	0.83
42:BH:43:VAL:HG12	42:BH:52:VAL:HG22	1.59	0.83
35:BA:955:C:O2'	35:BA:956:G:H5'	1.79	0.83
2:AB:228:GLY:CA	2:AB:229:VAL:CB	2.56	0.83
35:BA:1596:A:C2'	35:BA:1597:A:C5'	2.53	0.83
7:AG:121:ALA:N	7:AG:124:LEU:HD13	1.92	0.83
13:AM:4:ILE:HG22	13:AM:5:ALA:H	1.41	0.83
19:AS:62:ILE:HD13	19:AS:62:ILE:O	1.78	0.83
46:BN:3:THR:HG22	46:BN:4:TYR:H	1.43	0.83
35:BA:953:A:H61	35:BA:965:C:N4	1.77	0.83
31:B6:7:ILE:HG21	31:B6:27:LYS:HZ2	1.38	0.83
2:AB:16:HIS:CE1	2:AB:210:SER:HG	1.97	0.83
19:AS:62:ILE:HA	19:AS:66:MET:HE2	1.59	0.83
29:B4:14:ILE:O	29:B4:15:ILE:HD12	1.79	0.83
41:BG:137:GLU:HG2	41:BG:154:GLY:CA	2.09	0.83
39:BE:75:VAL:O	39:BE:77:ILE:N	2.11	0.83

Continued on next page...

Continued from previous page...

Atom-1	Atom-2	Distance(Å)	Clash(Å)
40:BF:110:LEU:HD22	40:BF:202:PHE:HE1	1.41	0.83
24:AY:99:ARG:HD3	24:AY:401:SER:CA	2.09	0.83
10:AJ:58:ASP:O	10:AJ:59:SER:HB3	1.79	0.83
14:AN:25:VAL:HG23	14:AN:38:GLY:O	1.77	0.83
35:BA:833:U:C4'	48:BP:52:GLU:H	1.91	0.83
35:BA:523:C:H2'	35:BA:524:U:H5'	1.58	0.83
35:BA:1697:G:H3'	35:BA:1698:A:H5'	1.59	0.83
26:B1:26:ARG:HG3	26:B1:27:GLU:H	1.43	0.83
9:AI:20:ARG:O	9:AI:59:PHE:HB3	1.77	0.83
2:AB:152:PHE:CE1	2:AB:155:LEU:CD1	2.62	0.83
48:BP:52:GLU:HG2	48:BP:57:THR:CB	2.09	0.83
1:AA:40:C:H2'	1:AA:41:G:H8	1.44	0.83
1:AA:1250:A:H4'	9:AI:68:GLY:H	1.44	0.83
35:BA:2007:C:HO2'	35:BA:2008:C:H5'	1.40	0.83
2:AB:185:ILE:HG23	2:AB:199:TYR:HB2	1.61	0.83
35:BA:2581:G:C6	35:BA:2610:C:N3	2.47	0.83
24:AY:17:ILE:HG22	24:AY:25:LYS:HG2	1.59	0.83
35:BA:1291:C:H2'	35:BA:1292:U:C6	2.14	0.83
28:B3:7:LYS:HG3	28:B3:32:GLN:O	1.79	0.83
2:AB:228:GLY:CA	2:AB:229:VAL:CG1	2.45	0.82
35:BA:2010:G:C2'	35:BA:2011:U:C5'	2.57	0.82
35:BA:327:G:H2'	35:BA:328:U:C6	2.14	0.82
57:BY:81:LYS:HD3	57:BY:97:ARG:HG3	1.60	0.82
9:AI:23:ASN:ND2	9:AI:23:ASN:H	1.76	0.82
57:BY:28:LYS:N	57:BY:28:LYS:HD2	1.92	0.82
35:BA:654(N):G:H2'	35:BA:654(O):G:O4'	1.77	0.82
42:BH:168:PRO:CA	42:BH:170:ARG:HH22	1.93	0.82
49:BQ:141:GLN:O	58:BZ:53:ILE:HB	1.79	0.82
3:AC:187:ALA:CB	3:AC:198:VAL:HB	2.09	0.82
24:AY:507:TYR:CE1	24:AY:572:TYR:HA	2.13	0.82
4:AD:148:VAL:HG12	4:AD:149:ALA:H	1.40	0.82
1:AA:938:A:H2'	1:AA:939:G:C5'	2.09	0.82
40:BF:6:VAL:HG12	40:BF:7:TYR:N	1.93	0.82
42:BH:30:LYS:HE2	42:BH:81:GLU:CG	2.08	0.82
31:B6:12:GLU:HG3	31:B6:23:THR:HG22	1.61	0.82
31:B6:53:LYS:HD3	31:B6:54:ILE:H	1.43	0.82
1:AA:1129:C:O5'	1:AA:1130:A:H5'	1.79	0.82
1:AA:105:G:C5	1:AA:106:C:C4	2.67	0.82
1:AA:1399:C:H5'	1:AA:1401:G:H5'	1.61	0.82
1:AA:1049:U:H4'	1:AA:1050:G:C5'	2.08	0.82
15:AO:87:ILE:HG22	15:AO:88:ARG:N	1.94	0.82
31:B6:12:GLU:CG	31:B6:23:THR:HG22	2.10	0.82

Continued on next page...

Continued from previous page...

Atom-1	Atom-2	Distance(Å)	Clash(Å)
38:BD:108:PRO:HG2	38:BD:111:LEU:HB2	1.60	0.82
31:B6:44:ARG:O	31:B6:45:LYS:HG2	1.79	0.82
31:B6:41:PRO:CD	31:B6:46:HIS:H	1.90	0.82
35:BA:1022:G:N2	35:BA:1142(A):A:C2	2.47	0.82
51:BS:97:ARG:HH21	51:BS:98:VAL:CA	1.93	0.82
1:AA:1053:G:C4'	1:AA:1054:C:H5'	2.07	0.82
25:B0:7:LEU:CD1	49:BQ:85:LYS:HE2	2.09	0.82
46:BN:58:ASP:O	46:BN:60:ILE:HG13	1.79	0.82
35:BA:2469:A:H2'	35:BA:2470:G:H5'	1.60	0.82
2:AB:145:LEU:CD2	2:AB:149:LEU:CD2	2.58	0.82
2:AB:16:HIS:CE1	2:AB:210:SER:OG	2.33	0.82
35:BA:2000:G:N2	35:BA:2001:A:N9	2.28	0.82
35:BA:2313:C:H4'	41:BG:40:ASN:ND2	1.95	0.82
1:AA:961:U:O2'	1:AA:962:C:H5'	1.79	0.82
1:AA:979:C:C2'	1:AA:980:C:H5''	2.10	0.82
54:BV:19:LYS:HG2	54:BV:94:LEU:HB2	1.61	0.82
2:AB:75:LYS:HA	2:AB:78:GLN:HE21	1.44	0.82
52:BT:106:SER:HA	52:BT:110:ILE:HG12	1.61	0.82
58:BZ:69:THR:HG22	58:BZ:90:VAL:HA	1.61	0.82
2:AB:145:LEU:HD22	2:AB:149:LEU:HD23	1.62	0.82
35:BA:1747(A):G:H2'	35:BA:1748:G:C5'	2.08	0.82
14:AN:27:CYS:SG	14:AN:29:ARG:HB2	2.20	0.82
26:B1:57:GLU:O	26:B1:58:ILE:HG13	1.79	0.82
50:BR:4:LEU:HG	50:BR:4:LEU:O	1.77	0.82
1:AA:375:U:OP1	16:AP:69:THR:HG21	1.79	0.82
31:B6:33:LYS:HA	31:B6:33:LYS:HE2	1.59	0.82
35:BA:702:G:HO2'	35:BA:703:U:H5'	1.43	0.82
35:BA:2610:C:O2'	35:BA:2611:U:P	2.38	0.82
27:B2:8:LYS:O	27:B2:11:GLU:CG	2.28	0.82
20:AT:74:LYS:CG	20:AT:75:ASN:H	1.87	0.82
1:AA:792:A:H1'	1:AA:793:U:OP2	1.79	0.82
36:BB:8:U:H5'	36:BB:8:U:H6	1.43	0.82
10:AJ:78:ASN:HD22	10:AJ:80:LYS:H	1.27	0.82
37:BC:54:ARG:NH2	37:BC:56:ASP:HB3	1.95	0.82
39:BE:52:LEU:HD11	52:BT:1:MET:HE3	1.60	0.82
2:AB:114:ARG:HH12	2:AB:118:LEU:HD11	1.43	0.82
1:AA:198:G:C4	1:AA:199:G:N7	2.47	0.82
33:B8:32:LEU:HD22	35:BA:2392:A:OP1	1.78	0.82
35:BA:693:C:H2'	35:BA:694:U:H6	1.43	0.82
1:AA:1525:G:C2'	1:AA:1526:G:H5'	2.10	0.82
53:BU:92:ARG:NH1	53:BU:94:ASN:HD22	1.78	0.82
50:BR:45:ARG:HG3	50:BR:46:GLY:N	1.95	0.82

Continued on next page...

Continued from previous page...

Atom-1	Atom-2	Distance(Å)	Clash(Å)
35:BA:43:A:H2'	35:BA:44:G:H5'	1.59	0.82
35:BA:262:A:C2'	35:BA:263:C:H5'	2.10	0.82
29:B4:12:ALA:C	29:B4:24:THR:HG23	1.97	0.82
9:AI:19:LEU:HA	9:AI:61:ALA:HB2	0.85	0.82
35:BA:1820:U:O2'	38:BD:201:HIS:HD2	1.63	0.82
35:BA:1798:U:OP1	38:BD:274:ARG:NH2	2.12	0.82
1:AA:88:A:C4'	1:AA:89:C:H5'	2.08	0.82
38:BD:35:LYS:NZ	38:BD:35:LYS:HB3	1.93	0.82
22:AV:44:G:C2'	22:AV:45:U:H5'	2.09	0.82
35:BA:2358:G:O2'	35:BA:2359:C:H5'	1.80	0.81
31:B6:10:LEU:HD22	31:B6:10:LEU:N	1.94	0.81
1:AA:346:G:H4'	52:BT:41:ARG:NH2	1.95	0.81
20:AT:74:LYS:HG3	20:AT:75:ASN:N	1.94	0.81
35:BA:2415:G:O3'	48:BP:66:GLY:HA3	1.80	0.81
27:B2:16:LEU:HD22	27:B2:20:GLU:HG3	1.60	0.81
1:AA:359:U:HO2'	1:AA:360:A:H5'	1.41	0.81
35:BA:1779:U:C5	35:BA:1784:A:N7	2.49	0.81
30:B5:53:ALA:HA	30:B5:56:LYS:HZ1	1.42	0.81
35:BA:2127:G:C2'	35:BA:2128:C:H5'	2.10	0.81
58:BZ:74:VAL:HG22	58:BZ:86:VAL:HG13	1.62	0.81
2:AB:128:GLU:HG3	2:AB:128:GLU:O	1.80	0.81
52:BT:129:ARG:NH1	52:BT:131:ALA:HB3	1.95	0.81
39:BE:69:LYS:HE2	39:BE:69:LYS:H	1.43	0.81
1:AA:1442(A):G:O6	52:BT:118:ARG:HB2	1.80	0.81
33:B8:32:LEU:HB2	33:B8:36:LYS:NZ	1.95	0.81
1:AA:697:U:H2'	1:AA:698:G:C5'	2.10	0.81
35:BA:29:U:C2'	35:BA:30:G:H5'	2.10	0.81
35:BA:2581:G:H2'	35:BA:2610:C:H41	1.45	0.81
27:B2:47:ASN:ND2	35:BA:94(A):G:H21	1.78	0.81
52:BT:102:ILE:HB	52:BT:110:ILE:HD12	1.62	0.81
30:B5:29:THR:HG21	35:BA:2815:C:H5'	1.62	0.81
5:AE:68:GLU:HG3	5:AE:68:GLU:O	1.78	0.81
1:AA:773:G:H2'	1:AA:774:G:H8	1.45	0.81
35:BA:896:A:C1'	58:BZ:176:PRO:HG3	2.10	0.81
36:BB:56:G:H5'	41:BG:27:ASN:HD21	1.44	0.81
37:BC:149:ASN:HD22	37:BC:152:GLU:HB3	1.46	0.81
1:AA:115:G:H4'	1:AA:116:A:O5'	1.80	0.81
48:BP:47:ASP:HB3	48:BP:49:ARG:N	1.95	0.81
1:AA:771:G:C6	1:AA:772:U:O4	2.33	0.81
35:BA:2010:G:H2'	35:BA:2011:U:C5'	2.09	0.81
27:B2:48:HIS:O	27:B2:52:ASP:HB2	1.81	0.81
29:B4:40:HIS:NE2	41:BG:118:ARG:HA	1.95	0.81

Continued on next page...

Continued from previous page...

Atom-1	Atom-2	Distance(Å)	Clash(Å)
1:AA:1151:A:C4	1:AA:1152:A:N7	2.49	0.81
55:BW:26:GLY:H	55:BW:71:VAL:HG23	1.45	0.81
47:BO:49:ARG:HA	47:BO:53:LYS:HZ1	1.46	0.81
9:AI:20:ARG:O	9:AI:59:PHE:HA	1.79	0.81
35:BA:666:G:OP1	48:BP:47:ASP:O	1.98	0.81
37:BC:117:THR:HG22	37:BC:119:ASP:N	1.96	0.81
1:AA:347:G:O2'	1:AA:348:G:H5''	1.80	0.81
36:BB:40:U:H3'	36:BB:41:U:C5'	2.11	0.81
1:AA:1101:A:H4'	1:AA:1102:A:O5'	1.81	0.81
1:AA:1307:U:H2'	1:AA:1308:U:H6	1.44	0.81
35:BA:1062:G:H1	35:BA:1075:C:H42	1.27	0.81
35:BA:1170:G:H1	35:BA:1179:C:H42	1.28	0.81
36:BB:16:G:HO2'	36:BB:17:C:H6	1.25	0.81
35:BA:2491:U:H5'	35:BA:2570:G:H5''	1.63	0.81
2:AB:145:LEU:HD22	2:AB:149:LEU:CD2	2.11	0.81
48:BP:23:PRO:HG2	48:BP:33:ARG:HH21	1.46	0.81
35:BA:1273:U:H5''	35:BA:1646:C:H42	1.44	0.81
26:B1:53:VAL:HG21	26:B1:58:ILE:HD12	1.63	0.81
10:AJ:30:SER:OG	10:AJ:81:THR:HG22	1.81	0.81
24:AY:572:TYR:HD1	24:AY:572:TYR:H	1.29	0.81
48:BP:16:ARG:NE	48:BP:18:ARG:HG2	1.96	0.81
26:B1:75:GLU:O	26:B1:78:LYS:HD2	1.80	0.81
42:BH:10:PRO:HB2	42:BH:49:VAL:HG12	1.62	0.81
35:BA:459:U:C2'	35:BA:460:A:H5'	2.10	0.81
35:BA:2363:C:HO2'	35:BA:2364:C:H5'	1.43	0.81
1:AA:737:A:H1'	6:AF:73:ASN:HD21	1.45	0.81
52:BT:28:VAL:O	52:BT:29:ARG:HB2	1.81	0.81
1:AA:543:C:C2'	1:AA:544:G:C5'	2.55	0.81
2:AB:231:GLU:HB2	2:AB:232:PRO:HD3	1.60	0.81
35:BA:1983:C:O2'	35:BA:1984:G:H5''	1.81	0.81
35:BA:1996:C:H4'	35:BA:1997:G:OP1	1.81	0.81
27:B2:10:LEU:HD13	35:BA:78:A:OP2	1.80	0.81
41:BG:66:GLN:NE2	41:BG:94:LEU:HG	1.96	0.81
1:AA:1148:U:H2'	1:AA:1149:C:H5'	1.63	0.81
27:B2:64:LEU:HD23	27:B2:64:LEU:C	2.02	0.81
38:BD:35:LYS:N	38:BD:36:PRO:HD2	1.96	0.81
2:AB:89:GLY:C	2:AB:90:MET:HG2	2.00	0.80
41:BG:41:GLN:OE1	41:BG:56:ALA:HB1	1.81	0.80
38:BD:30:GLU:HG3	38:BD:63:ARG:NE	1.94	0.80
58:BZ:81:ARG:CZ	58:BZ:81:ARG:HB2	2.10	0.80
49:BQ:76:LYS:HB3	49:BQ:91:GLU:HG3	1.62	0.80
36:BB:80:U:H2'	36:BB:81:G:H21	1.43	0.80

Continued on next page...

Continued from previous page...

Atom-1	Atom-2	Distance(Å)	Clash(Å)
1:AA:46:G:HO2'	1:AA:365:U:H1'	1.45	0.80
35:BA:1999:C:H2'	35:BA:2000:G:H5'	1.61	0.80
41:BG:102:PHE:O	41:BG:106:LEU:HB3	1.80	0.80
22:AV:44:G:H2'	22:AV:45:U:H5'	1.61	0.80
35:BA:2807:G:H3'	35:BA:2808:U:H5''	1.62	0.80
1:AA:489:C:O2'	1:AA:490:G:H5'	1.81	0.80
1:AA:939:G:H2'	1:AA:940:C:C6	2.17	0.80
1:AA:360:A:C2'	1:AA:361:G:H5'	2.11	0.80
54:BV:15:GLU:CG	54:BV:16:PRO:HD2	2.11	0.80
36:BB:56:G:C5'	41:BG:27:ASN:HD21	1.95	0.80
9:AI:20:ARG:O	9:AI:59:PHE:CB	2.29	0.80
1:AA:936:C:C2'	1:AA:937:A:H5'	2.12	0.80
1:AA:321:A:O2'	1:AA:322:C:H5'	1.81	0.80
35:BA:2710:C:HO2'	35:BA:2711:A:H5'	1.45	0.80
1:AA:1384:C:C2'	1:AA:1385:G:H5'	2.12	0.80
33:B8:52:LYS:N	33:B8:53:PRO:HD2	1.96	0.80
2:AB:164:VAL:O	2:AB:186:ALA:HA	1.81	0.80
4:AD:101:LEU:HB2	4:AD:138:TYR:HB3	1.62	0.80
35:BA:1187:G:H5''	54:BV:81:TYR:CE2	2.16	0.80
1:AA:308:C:H2'	1:AA:309:G:C8	2.15	0.80
1:AA:198:G:O6	1:AA:220:G:C5'	2.35	0.80
1:AA:490:G:H2'	1:AA:491:G:H8	1.46	0.80
35:BA:142:A:H8	35:BA:1595:G:H21	1.26	0.80
35:BA:1596:A:H2'	35:BA:1597:A:C5'	2.09	0.80
35:BA:179:G:O2'	35:BA:180:G:C5'	2.30	0.80
35:BA:1899:G:H21	35:BA:1902:C:N4	1.79	0.80
35:BA:1820:U:O4	38:BD:160:GLY:O	1.99	0.80
35:BA:1021:A:H2'	35:BA:1022:G:H4'	1.62	0.80
42:BH:3:ARG:CG	42:BH:3:ARG:HH11	1.94	0.80
35:BA:2287:A:N6	35:BA:2344:U:H3	1.80	0.80
35:BA:1517:G:H5'	35:BA:1517:G:H8	1.45	0.80
35:BA:361:G:H2'	35:BA:362:U:H5''	1.61	0.80
2:AB:114:ARG:HH11	2:AB:114:ARG:HG3	1.44	0.80
1:AA:198:G:N3	1:AA:199:G:N7	2.30	0.80
35:BA:742:G:O2'	35:BA:743:G:C5'	2.30	0.80
42:BH:85:LYS:HE3	42:BH:145:ALA:HB1	1.63	0.80
1:AA:1049:U:OP1	14:AN:3:ARG:HD3	1.81	0.80
35:BA:963:U:O2'	35:BA:964:C:C5'	2.30	0.80
35:BA:2124:G:H1	35:BA:2174:C:H42	1.30	0.80
48:BP:84:ASN:OD1	48:BP:116:GLY:HA3	1.81	0.80
1:AA:545:C:H2'	1:AA:546:G:C5'	2.02	0.80
12:AL:27:LEU:HD13	12:AL:28:LYS:N	1.95	0.80

Continued on next page...

Continued from previous page...

Atom-1	Atom-2	Distance(Å)	Clash(Å)
35:BA:331:A:C1'	35:BA:332:A:OP2	2.30	0.80
34:B9:1:MET:HG2	35:BA:2478:A:OP1	1.82	0.80
48:BP:135:LEU:HD21	48:BP:144:GLU:HG3	1.62	0.80
48:BP:58:THR:O	48:BP:61:ARG:CG	2.29	0.80
35:BA:1678:G:H22	35:BA:1989:G:N2	1.62	0.80
35:BA:1983:C:C2'	35:BA:1984:G:C5'	2.60	0.80
19:AS:40:ILE:HD11	19:AS:62:ILE:CG1	2.11	0.80
29:B4:16:CYS:SG	29:B4:19:GLY:O	2.39	0.80
41:BG:66:GLN:HE22	41:BG:94:LEU:HG	1.47	0.80
1:AA:349:A:O2'	1:AA:350:G:C5'	2.30	0.80
4:AD:17:VAL:CG1	4:AD:18:LYS:H	1.95	0.80
16:AP:20:VAL:HG21	16:AP:32:TYR:CG	2.16	0.80
40:BF:154:VAL:HG22	40:BF:191:ARG:HB3	1.63	0.80
48:BP:47:ASP:OD2	48:BP:49:ARG:CB	2.30	0.80
1:AA:197:A:C6	1:AA:221:C:C4'	2.64	0.80
1:AA:37:U:O2'	1:AA:38:G:C5'	2.30	0.80
57:BY:26:LYS:HG2	57:BY:27:VAL:H	1.47	0.80
29:B4:28:LYS:HD3	41:BG:143:GLU:HA	1.64	0.80
1:AA:1176:A:H2'	1:AA:1177:G:C8	2.17	0.80
24:AY:312:LEU:HD11	24:AY:401:SER:HB2	1.64	0.80
35:BA:2131:G:N2	35:BA:2133:A:N3	2.30	0.80
53:BU:50:ARG:HH12	54:BV:72:VAL:HG12	1.46	0.80
35:BA:2360:A:O2'	35:BA:2361:A:C5'	2.30	0.80
1:AA:39:G:C2'	1:AA:40:C:H5'	2.11	0.80
1:AA:590:C:HO2'	1:AA:591:U:H5'	1.46	0.80
35:BA:1227:G:H2'	35:BA:1228:G:H8	1.47	0.80
39:BE:111:ARG:HA	50:BR:2:ARG:HG2	1.64	0.80
51:BS:28:VAL:HG12	51:BS:29:PHE:H	1.47	0.80
19:AS:6:LYS:HG3	19:AS:7:LYS:H	1.46	0.80
58:BZ:53:ILE:HG22	58:BZ:71:VAL:HB	1.62	0.80
3:AC:123:GLN:NE2	3:AC:128:PHE:HB2	1.97	0.80
48:BP:16:ARG:HD3	48:BP:16:ARG:C	2.02	0.80
35:BA:83:G:N2	35:BA:102:G:H2'	1.97	0.80
5:AE:50:GLU:HG3	5:AE:52:PRO:HD2	1.61	0.80
1:AA:718:G:H5'	11:AK:117:ASN:OD1	1.82	0.80
1:AA:773:G:C2	1:AA:774:G:C5	2.69	0.79
35:BA:1210:A:H8	35:BA:1210:A:H5'	1.47	0.79
1:AA:946:A:H2'	1:AA:947:G:C8	2.17	0.79
1:AA:1027:C:H3'	1:AA:1028:C:H5''	1.63	0.79
24:AY:171:GLU:HG3	24:AY:172:ASP:H	1.45	0.79
1:AA:1321:C:H3'	1:AA:1322:C:H5''	1.64	0.79
1:AA:198:G:C6	1:AA:220:G:N1	2.50	0.79

Continued on next page...

Continued from previous page...

Atom-1	Atom-2	Distance(Å)	Clash(Å)
35:BA:1983:C:O2'	35:BA:1984:G:C5'	2.30	0.79
35:BA:1227:G:O2'	35:BA:1228:G:H5'	1.83	0.79
41:BG:21:ARG:HE	41:BG:21:ARG:HA	1.47	0.79
41:BG:66:GLN:OE1	41:BG:94:LEU:HG	1.81	0.79
35:BA:16:G:C2'	35:BA:17:G:H5'	2.12	0.79
30:B5:41:PRO:HG2	30:B5:44:THR:HG21	1.65	0.79
35:BA:967:C:O2'	35:BA:968:G:C5'	2.30	0.79
2:AB:187:LEU:HD13	2:AB:187:LEU:O	1.81	0.79
1:AA:685:G:C2'	1:AA:686:U:H5'	2.12	0.79
1:AA:509:A:C5'	4:AD:54:TYR:HD2	1.94	0.79
35:BA:1301:A:H4'	35:BA:1302:A:OP2	1.81	0.79
2:AB:41:ILE:O	2:AB:41:ILE:HG22	1.82	0.79
41:BG:21:ARG:NE	41:BG:21:ARG:HA	1.97	0.79
54:BV:49:THR:HB	54:BV:50:PRO:HD2	1.64	0.79
1:AA:1286:A:O2'	1:AA:1287:A:C5'	2.30	0.79
1:AA:1151:A:C6	1:AA:1152:A:N6	2.51	0.79
2:AB:82:ARG:HH11	2:AB:82:ARG:HG3	1.46	0.79
2:AB:230:VAL:HB	2:AB:231:GLU:CA	2.06	0.79
25:B0:26:TYR:CE2	35:BA:857:C:H1'	2.17	0.79
1:AA:60:A:C1'	1:AA:61:G:O4'	2.31	0.79
1:AA:560:U:C4'	1:AA:561:U:O5'	2.30	0.79
35:BA:1777:U:O2'	35:BA:1778:U:H5'	1.82	0.79
41:BG:56:ALA:O	41:BG:60:LEU:HB3	1.83	0.79
41:BG:38:VAL:HA	41:BG:93:THR:HA	1.64	0.79
35:BA:1381:G:C2'	35:BA:1382:G:C5'	2.58	0.79
1:AA:975:A:H8	1:AA:975:A:H5'	1.47	0.79
35:BA:327:G:O2'	35:BA:328:U:C5'	2.30	0.79
35:BA:2068:U:N3	35:BA:2430:A:H2	1.78	0.79
58:BZ:28:MET:O	58:BZ:34:ASN:HA	1.82	0.79
40:BF:20:LEU:HD23	40:BF:21:ALA:H	1.48	0.79
24:AY:21:ILE:H	24:AY:21:ILE:HD12	1.46	0.79
35:BA:1077:A:C5	35:BA:1078:U:H1'	2.17	0.79
52:BT:93:ARG:HG2	52:BT:117:ASP:HA	1.63	0.79
1:AA:35:G:O2'	1:AA:36:C:H5'	1.82	0.79
35:BA:1988:C:O2'	35:BA:1989:G:C5'	2.31	0.79
35:BA:49:A:H4'	35:BA:50:U:OP2	1.80	0.79
2:AB:15:VAL:CG1	2:AB:15:VAL:O	2.30	0.79
35:BA:1992:G:C1'	35:BA:1993:U:OP2	2.30	0.79
41:BG:65:GLY:O	41:BG:66:GLN:HB3	1.81	0.79
24:AY:614:GLU:HA	24:AY:617:MET:HE3	1.65	0.79
33:B8:23:VAL:HG12	33:B8:46:ARG:HH11	1.45	0.79
35:BA:271(P):C:O2'	35:BA:271(Q):G:H5'	1.83	0.79

Continued on next page...

Continued from previous page...

Atom-1	Atom-2	Distance(Å)	Clash(Å)
35:BA:953:A:O2'	35:BA:954:G:C5'	2.31	0.79
1:AA:1504:G:C4'	1:AA:1505:G:OP2	2.30	0.79
35:BA:996:A:H4'	53:BU:92:ARG:NE	1.96	0.79
20:AT:75:ASN:H	20:AT:75:ASN:ND2	1.79	0.79
30:B5:57:VAL:HG12	30:B5:58:LEU:H	1.46	0.79
1:AA:563:A:H5'	1:AA:566:G:N2	1.97	0.79
1:AA:106:C:H2'	1:AA:107:G:H8	1.48	0.79
1:AA:266:G:C4'	1:AA:267:C:O5'	2.30	0.79
35:BA:692:C:H2'	35:BA:693:C:H5'	1.63	0.79
1:AA:1282:C:C2'	1:AA:1283:G:C5'	2.60	0.79
1:AA:1282:C:H2'	1:AA:1283:G:C5'	2.13	0.79
1:AA:1527:C:O2'	1:AA:1528:U:H5'	1.82	0.79
35:BA:613:G:H5'	35:BA:613:G:H8	1.45	0.79
35:BA:2127:G:O2'	35:BA:2128:C:C5'	2.30	0.79
35:BA:332:A:C1'	35:BA:333:G:OP2	2.30	0.79
40:BF:20:LEU:O	40:BF:24:LEU:HD23	1.82	0.79
37:BC:20:VAL:O	37:BC:21:TYR:HB2	1.83	0.79
35:BA:1820:U:H1'	38:BD:202:LYS:HB3	1.65	0.79
35:BA:1769:G:C6	35:BA:1984:G:C6	2.70	0.79
1:AA:686:U:O2	1:AA:704:A:N6	2.16	0.79
1:AA:119:A:H4'	1:AA:120:A:O5'	1.82	0.79
40:BF:157:VAL:CG1	40:BF:194:MET:HG2	2.12	0.79
29:B4:35:VAL:HA	41:BG:109:VAL:HA	1.62	0.79
1:AA:1179:A:HO2'	1:AA:1180:A:H5'	1.46	0.79
35:BA:743:G:O2'	35:BA:744:G:C5'	2.30	0.79
42:BH:168:PRO:HA	42:BH:170:ARG:NH2	1.97	0.79
1:AA:859:A:H2'	1:AA:860:A:H5'	1.62	0.79
13:AM:53:VAL:HG12	13:AM:57:ARG:HH21	1.48	0.79
29:B4:12:ALA:N	29:B4:24:THR:HG22	1.67	0.79
35:BA:954:G:O2'	35:BA:955:C:C5'	2.30	0.79
35:BA:1819:A:H5''	38:BD:158:ALA:HB3	1.62	0.79
35:BA:38:A:H2'	35:BA:39:C:C6	2.18	0.79
35:BA:2201:C:C2'	35:BA:2202:C:H5'	2.13	0.79
35:BA:1119:C:O2'	35:BA:1120:G:C5'	2.31	0.79
1:AA:788:U:C2'	1:AA:789:U:H5'	2.13	0.79
4:AD:150:GLU:CD	4:AD:151:LYS:H	1.85	0.79
35:BA:1920:C:H6	35:BA:1920:C:H5'	1.46	0.79
35:BA:629:G:O6	35:BA:634:C:N4	2.16	0.79
36:BB:20:C:C2'	36:BB:21:G:H5''	2.13	0.79
1:AA:789:U:H2'	1:AA:791:G:OP2	1.82	0.79
35:BA:2033:A:H4'	35:BA:2034:U:OP1	1.81	0.79
2:AB:114:ARG:NH1	2:AB:118:LEU:HD11	1.97	0.78

Continued on next page...

Continued from previous page...

Atom-1	Atom-2	Distance(Å)	Clash(Å)
1:AA:115:G:C1'	1:AA:116:A:OP2	2.30	0.78
35:BA:1596:A:O2'	35:BA:1597:A:C5'	2.30	0.78
41:BG:20:ILE:HA	41:BG:24:GLY:HA3	1.62	0.78
1:AA:1313:U:C3'	19:AS:6:LYS:HZ2	1.95	0.78
1:AA:1150:U:C2'	1:AA:1151:A:H5'	2.12	0.78
1:AA:1153:C:O2'	1:AA:1154:G:C5'	2.30	0.78
48:BP:112:LEU:H	48:BP:128:HIS:CD2	2.00	0.78
48:BP:58:THR:O	48:BP:61:ARG:NE	2.16	0.78
1:AA:547:A:C4'	1:AA:548:G:O5'	2.31	0.78
58:BZ:115:GLY:N	58:BZ:177:PRO:HD3	1.98	0.78
28:B3:19:GLN:HE22	28:B3:52:HIS:CE1	1.93	0.78
58:BZ:151:HIS:CB	58:BZ:170:THR:HA	2.13	0.78
35:BA:1494:A:H2'	35:BA:1495:A:H5''	1.63	0.78
50:BR:104:ARG:HG3	50:BR:111:LEU:HD11	1.64	0.78
55:BW:9:TYR:H	55:BW:102:HIS:HD2	1.29	0.78
5:AE:76:ILE:HG13	5:AE:93:PRO:HG3	1.66	0.78
4:AD:3:ARG:HH21	4:AD:5:ILE:HG12	1.48	0.78
35:BA:2403:C:O2'	35:BA:2404:C:H5'	1.83	0.78
24:AY:82:ILE:CG2	24:AY:82:ILE:O	2.32	0.78
1:AA:1157:A:C1'	1:AA:1158:C:OP2	2.30	0.78
54:BV:29:PRO:HA	54:BV:61:VAL:HG23	1.63	0.78
31:B6:12:GLU:HA	31:B6:23:THR:HA	1.64	0.78
35:BA:1434:A:H61	35:BA:1558:A:H62	1.30	0.78
24:AY:181:LEU:HD23	24:AY:182:ARG:NH1	1.97	0.78
35:BA:1419:A:O2'	35:BA:1420:U:H5''	1.82	0.78
24:AY:100:VAL:HG23	24:AY:329:ARG:HB2	1.66	0.78
1:AA:59:A:H3'	1:AA:331:G:H22	1.48	0.78
35:BA:953:A:C2'	35:BA:954:G:C5'	2.56	0.78
35:BA:955:C:OP1	49:BQ:14:ARG:HD2	1.84	0.78
35:BA:1301:A:N3	35:BA:1301:A:H5''	1.99	0.78
30:B5:2:ALA:HA	35:BA:2015:A:C1'	2.14	0.78
41:BG:82:LEU:HD13	41:BG:88:ILE:HD13	1.64	0.78
35:BA:2126:A:C1'	35:BA:2127:G:O4'	2.30	0.78
12:AL:45:PRO:HD3	12:AL:51:ALA:O	1.83	0.78
20:AT:26:ASN:HB3	20:AT:71:THR:OG1	1.84	0.78
12:AL:17:LYS:HD3	12:AL:18:VAL:H	1.49	0.78
35:BA:1475:G:H5'	35:BA:1475:G:H8	1.48	0.78
24:AY:165:GLN:HE21	24:AY:177:ILE:HG21	1.47	0.78
52:BT:31:SER:N	52:BT:43:GLN:O	2.16	0.78
33:B8:27:THR:HG23	35:BA:2361:A:OP1	1.83	0.78
1:AA:495:A:O2'	1:AA:496:A:C2'	2.30	0.78
41:BG:117:PHE:HD2	41:BG:118:ARG:HD3	1.49	0.78

Continued on next page...

Continued from previous page...

Atom-1	Atom-2	Distance(Å)	Clash(Å)
24:AY:84:THR:HG23	24:AY:85:PRO:HD2	1.65	0.78
1:AA:1029:C:C3'	1:AA:1030:C:H5''	2.12	0.78
40:BF:20:LEU:H	40:BF:24:LEU:CD2	1.97	0.78
46:BN:22:THR:HG22	46:BN:61:ARG:HD3	1.65	0.78
24:AY:628:ARG:HG2	24:AY:628:ARG:HH11	1.47	0.78
2:AB:153:ARG:HG3	2:AB:153:ARG:O	1.82	0.78
1:AA:173:U:C5'	1:AA:197:A:H5'	2.14	0.78
35:BA:691:C:H2'	35:BA:692:C:H5'	1.66	0.78
38:BD:24:ILE:CD1	38:BD:25:THR:H	1.97	0.78
35:BA:2036:C:O2'	35:BA:2037:G:H5'	1.83	0.78
57:BY:81:LYS:HB3	57:BY:96:ILE:HD11	1.63	0.78
26:B1:3:LYS:HB2	26:B1:61:ARG:NH2	1.98	0.78
14:AN:16:PHE:CD1	14:AN:16:PHE:N	2.51	0.78
35:BA:740:U:H2'	35:BA:741:G:C8	2.18	0.78
40:BF:9:ILE:HG12	40:BF:14:PRO:CA	2.13	0.78
35:BA:1646:C:C5'	35:BA:1647:G:H5''	2.14	0.78
24:AY:95:GLU:OE1	24:AY:403:GLU:HG2	1.83	0.78
36:BB:3:C:H42	36:BB:118:G:H1	1.30	0.78
35:BA:1887:C:H2'	35:BA:1888:G:H5''	1.66	0.78
35:BA:1678:G:H22	35:BA:1989:G:H22	0.79	0.78
33:B8:30:ARG:HA	33:B8:30:ARG:HE	1.48	0.78
1:AA:688:G:H2'	1:AA:689:C:H6	1.48	0.78
1:AA:365:U:C3'	1:AA:365:U:O2	2.31	0.78
41:BG:87:PRO:HG2	41:BG:88:ILE:H	1.48	0.78
35:BA:2123:G:O2'	35:BA:2124:G:H5'	1.83	0.78
53:BU:90:VAL:O	53:BU:92:ARG:N	2.17	0.78
54:BV:40:LEU:HD22	54:BV:46:VAL:HA	1.65	0.78
1:AA:1148:U:O2'	1:AA:1149:C:H5'	1.84	0.78
1:AA:155:C:H2'	1:AA:156:G:C8	2.18	0.78
25:B0:42:GLY:O	25:B0:57:PHE:CG	2.36	0.78
1:AA:311:C:O2'	1:AA:312:C:C5'	2.32	0.78
1:AA:688:G:H2'	1:AA:689:C:C6	2.19	0.78
41:BG:172:LEU:O	41:BG:176:LEU:HB2	1.84	0.78
1:AA:1279:A:C5'	1:AA:1280:A:OP1	2.32	0.78
2:AB:122:PHE:CE2	2:AB:139:LYS:HA	2.17	0.78
51:BS:30:ARG:HH11	51:BS:97:ARG:HG2	1.49	0.78
1:AA:1030:C:H4'	1:AA:1030(A):G:H5'	1.66	0.78
3:AC:150:LYS:HE2	3:AC:152:ILE:HD11	1.65	0.78
6:AF:69:GLU:O	6:AF:72:VAL:HG12	1.84	0.78
48:BP:46:LYS:HG2	48:BP:51:PHE:CD1	2.18	0.78
29:B4:39:CYS:O	29:B4:40:HIS:CB	2.32	0.78
35:BA:2206:G:H21	35:BA:2207:G:C5'	1.88	0.78

Continued on next page...

Continued from previous page...

Atom-1	Atom-2	Distance(Å)	Clash(Å)
2:AB:172:ILE:N	2:AB:172:ILE:HD12	1.97	0.78
58:BZ:6:LYS:HE3	58:BZ:6:LYS:H	1.47	0.78
1:AA:64:G:C5'	1:AA:65:U:OP2	2.32	0.78
1:AA:942:G:C4	1:AA:943:U:C5	2.72	0.77
7:AG:48:LYS:HG2	7:AG:49:ILE:HG12	1.66	0.77
35:BA:2010:G:O2'	35:BA:2011:U:C5'	2.30	0.77
41:BG:75:LYS:HG2	41:BG:76:SER:H	1.46	0.77
35:BA:1375:C:H2'	35:BA:1376:C:H6	1.49	0.77
28:B3:19:GLN:NE2	28:B3:52:HIS:CE1	2.49	0.77
35:BA:2689:U:H5''	35:BA:2690:C:H5'	1.66	0.77
29:B4:12:ALA:O	29:B4:24:THR:HG21	1.84	0.77
52:BT:78:LEU:O	52:BT:79:HIS:CD2	2.37	0.77
35:BA:49:A:N6	35:BA:177:G:C4	2.52	0.77
35:BA:2011:U:O2'	35:BA:2012:G:H5'	1.83	0.77
35:BA:2203:U:O3'	35:BA:2205:C:P	2.42	0.77
35:BA:2403:C:C3'	35:BA:2403:C:OP2	2.31	0.77
35:BA:1375:C:H2'	35:BA:1376:C:C6	2.19	0.77
58:BZ:115:GLY:HA2	58:BZ:177:PRO:HD3	1.66	0.77
39:BE:117:MET:O	39:BE:121:ASN:HA	1.83	0.77
12:AL:41:ARG:HH11	12:AL:43:VAL:HG22	1.50	0.77
47:BO:104:ARG:HH12	47:BO:107:ARG:NH1	1.82	0.77
52:BT:89:VAL:HB	52:BT:91:ARG:HG3	1.66	0.77
2:AB:87:ARG:CD	2:AB:219:VAL:HG11	2.14	0.77
1:AA:197:A:C5	1:AA:221:C:H4'	2.17	0.77
35:BA:1902:C:H4'	38:BD:244:ARG:HA	1.65	0.77
35:BA:1786:A:C1'	35:BA:1938:A:N6	2.46	0.77
35:BA:1984:G:O2'	35:BA:1985:G:C5'	2.30	0.77
1:AA:685:G:HO2'	1:AA:686:U:H5'	1.46	0.77
35:BA:2713:A:C3'	35:BA:2714:G:C5'	2.62	0.77
35:BA:1892:C:HO2'	35:BA:1893:C:H5'	1.46	0.77
24:AY:264:LEU:HB2	61:AY:701:GCP:C6	2.14	0.77
1:AA:967:C:H4'	9:AI:125:TYR:HE1	1.48	0.77
1:AA:633:G:H5'	1:AA:634:C:OP2	1.83	0.77
1:AA:1502:A:C2	1:AA:1505:G:N2	2.30	0.77
29:B4:1:MET:HB2	36:BB:39:A:H61	1.50	0.77
30:B5:16:ARG:HH11	30:B5:16:ARG:HG2	1.49	0.77
2:AB:139:LYS:O	2:AB:143:GLU:HG3	1.84	0.77
51:BS:97:ARG:HE	51:BS:97:ARG:C	1.88	0.77
12:AL:18:VAL:HG23	12:AL:19:ARG:N	1.99	0.77
35:BA:1640:C:C2'	35:BA:1641:A:H5'	2.14	0.77
35:BA:1419:A:O2'	35:BA:1421:G:N7	2.16	0.77
42:BH:12:PRO:HD2	42:BH:15:VAL:HG21	1.66	0.77

Continued on next page...

Continued from previous page...

Atom-1	Atom-2	Distance(Å)	Clash(Å)
37:BC:92:ALA:HB2	37:BC:154:ILE:HD13	1.66	0.77
48:BP:51:PHE:CD2	48:BP:53:GLY:CA	2.68	0.77
1:AA:39:G:O2'	1:AA:40:C:H5'	1.85	0.77
1:AA:936:C:HO2'	1:AA:937:A:H5'	1.45	0.77
1:AA:936:C:H2'	1:AA:937:A:H8	1.49	0.77
35:BA:523:C:C2'	35:BA:524:U:C5'	2.61	0.77
35:BA:2715:C:C2'	35:BA:2716:U:H5'	2.14	0.77
41:BG:137:GLU:CG	41:BG:154:GLY:H	1.97	0.77
48:BP:59:LEU:CA	48:BP:61:ARG:HE	1.95	0.77
7:AG:23:VAL:HG13	7:AG:43:PHE:CE2	2.19	0.77
9:AI:11:LYS:O	9:AI:12:GLU:HB2	1.83	0.77
13:AM:96:LEU:HB3	13:AM:97:PRO:HD2	1.66	0.77
37:BC:24:ASP:O	37:BC:28:ARG:HG3	1.85	0.77
24:AY:584:ILE:HG22	24:AY:588:MET:HE2	1.67	0.77
35:BA:605:C:H1'	35:BA:657:U:O2'	1.85	0.77
35:BA:654(S):G:H2'	35:BA:654(T):C:O4'	1.85	0.77
35:BA:2710:C:O2'	35:BA:2711:A:H5'	1.84	0.77
27:B2:10:LEU:O	27:B2:14:ARG:CD	2.31	0.77
29:B4:15:ILE:O	29:B4:16:CYS:CB	2.31	0.77
35:BA:1799:G:H8	38:BD:181:GLU:OE2	1.68	0.77
35:BA:997:G:OP1	53:BU:93:LYS:HD3	1.85	0.77
35:BA:146:G:H8	35:BA:146:G:H5'	1.50	0.77
39:BE:9:VAL:HG23	52:BT:4:GLY:HA2	1.66	0.77
39:BE:141:ILE:HA	39:BE:154:LYS:HE2	1.64	0.77
1:AA:1321:C:H5''	1:AA:1322:C:H5''	1.64	0.77
2:AB:113:HIS:O	2:AB:117:GLU:HG3	1.84	0.77
1:AA:918:A:H2'	1:AA:919:A:C8	2.20	0.77
52:BT:77:PRO:O	52:BT:78:LEU:CB	2.32	0.77
37:BC:144:GLY:O	37:BC:145:THR:HG23	1.85	0.77
35:BA:856:C:H4'	35:BA:857:C:OP1	1.82	0.77
1:AA:973:G:O4'	10:AJ:55:LYS:HG2	1.85	0.77
1:AA:1071:C:O2'	1:AA:1072:G:H5'	1.84	0.77
46:BN:133:GLN:HG2	46:BN:135:PRO:HD3	1.67	0.77
35:BA:1459:G:N3	35:BA:1459:G:H3'	1.98	0.77
48:BP:144:GLU:H	48:BP:145:PRO:HD3	1.49	0.77
1:AA:490:G:C2'	1:AA:491:G:H5'	2.14	0.77
7:AG:15:ASP:O	7:AG:19:GLY:HA2	1.85	0.77
35:BA:1819:A:H1'	35:BA:1820:U:OP1	1.85	0.77
3:AC:81:GLY:O	3:AC:82:GLU:CG	2.31	0.77
35:BA:1778:U:HO2'	35:BA:1779:U:H5'	1.44	0.77
35:BA:607:U:OP2	40:BF:103:LYS:HG3	1.84	0.77
35:BA:962:G:C2'	35:BA:963:U:H5'	2.15	0.77

Continued on next page...

Continued from previous page...

Atom-1	Atom-2	Distance(Å)	Clash(Å)
35:BA:2104:G:H1'	35:BA:2105:C:OP2	1.85	0.77
7:AG:81:GLY:HA3	23:AX:12:A:H4'	1.67	0.77
12:AL:83:VAL:HG13	12:AL:100:ILE:HG23	1.67	0.77
35:BA:1653:G:C1'	35:BA:1654:A:OP1	2.33	0.77
44:BK:99:UNK:C	44:BK:101:UNK:H	1.98	0.77
1:AA:494:U:O5'	1:AA:494:U:H6	1.67	0.77
1:AA:266:G:H5'	1:AA:267:C:H5	1.36	0.77
41:BG:38:VAL:HG22	41:BG:93:THR:CG2	2.08	0.77
41:BG:61:ALA:HB2	41:BG:68:PRO:HD3	1.66	0.77
41:BG:61:ALA:HB1	41:BG:67:LYS:HA	1.65	0.77
58:BZ:165:VAL:HG12	58:BZ:166:SER:N	1.99	0.77
24:AY:227:ILE:HG23	24:AY:237:PRO:HG2	1.65	0.77
52:BT:50:ILE:HD11	52:BT:102:ILE:HD11	1.65	0.77
44:BK:46:UNK:C	44:BK:48:UNK:H	1.97	0.77
48:BP:84:ASN:CG	48:BP:116:GLY:CA	2.41	0.76
35:BA:195:A:OP1	48:BP:46:LYS:NZ	2.18	0.76
1:AA:1306:A:H61	1:AA:1331:G:H1'	1.49	0.76
35:BA:743:G:C2'	35:BA:744:G:O5'	2.33	0.76
33:B8:62:LEU:HD13	35:BA:242:G:C5'	2.08	0.76
35:BA:1799:G:C4'	35:BA:1800:C:O5'	2.32	0.76
35:BA:1919:A:H2'	35:BA:1920:C:H5''	1.66	0.76
22:AV:27:G:H22	22:AV:43:C:H5	1.32	0.76
15:AO:28:GLN:O	15:AO:32:LEU:HD23	1.85	0.76
1:AA:548:G:O2'	1:AA:549:C:H5'	1.84	0.76
35:BA:1767:C:O2'	35:BA:1768:U:H5'	1.86	0.76
39:BE:48:GLN:NE2	39:BE:78:LEU:HD22	2.00	0.76
40:BF:2:LYS:HG3	40:BF:25:PRO:HG2	1.67	0.76
38:BD:35:LYS:H	38:BD:36:PRO:HD2	1.46	0.76
20:AT:93:GLU:O	20:AT:93:GLU:HG2	1.84	0.76
1:AA:664:G:H22	1:AA:741:G:H1	1.30	0.76
35:BA:967:C:O2'	35:BA:968:G:H5'	1.83	0.76
26:B1:11:ARG:HG2	26:B1:11:ARG:HH11	1.49	0.76
42:BH:65:HIS:O	42:BH:67:LEU:N	2.18	0.76
41:BG:15:VAL:HG22	41:BG:175:LEU:O	1.85	0.76
35:BA:1131:G:H21	46:BN:73:THR:HG21	1.48	0.76
48:BP:101:VAL:HB	48:BP:107:LYS:HA	1.67	0.76
27:B2:8:LYS:HG3	27:B2:9:GLN:OE1	1.85	0.76
29:B4:16:CYS:SG	29:B4:21:VAL:CG2	2.73	0.76
2:AB:122:PHE:HE2	2:AB:142:LEU:CD2	1.95	0.76
40:BF:12:LEU:O	40:BF:14:PRO:HD3	1.86	0.76
38:BD:24:ILE:HD13	38:BD:25:THR:N	2.00	0.76
52:BT:60:THR:HG22	52:BT:77:PRO:HA	1.68	0.76

Continued on next page...

Continued from previous page...

Atom-1	Atom-2	Distance(Å)	Clash(Å)
27:B2:69:ARG:O	27:B2:70:GLN:CB	2.33	0.76
35:BA:969:U:H2'	35:BA:970:C:C6	2.21	0.76
35:BA:247:G:H3'	35:BA:249:C:C5	2.21	0.76
2:AB:167:PRO:CD	2:AB:188:ALA:CB	2.58	0.76
13:AM:11:ARG:HA	13:AM:45:VAL:CB	2.12	0.76
35:BA:17:G:H2'	35:BA:18:C:H6	1.46	0.76
24:AY:26:THR:HG22	24:AY:52:MET:HG2	1.67	0.76
1:AA:1498:U:C1'	1:AA:1499:A:OP2	2.31	0.76
35:BA:1257:C:O2'	40:BF:83:PHE:HA	1.84	0.76
20:AT:74:LYS:CG	20:AT:75:ASN:N	2.49	0.76
57:BY:7:VAL:HB	57:BY:8:LYS:HZ2	1.50	0.76
37:BC:27:ALA:O	37:BC:30:VAL:HG22	1.85	0.76
35:BA:582:G:OP2	53:BU:14:HIS:HD2	1.68	0.76
40:BF:167:ALA:HB1	40:BF:173:VAL:HG11	1.68	0.76
1:AA:1363(A):A:H4'	1:AA:1364:U:H5''	1.68	0.76
13:AM:108:ARG:HH11	13:AM:108:ARG:HG3	1.50	0.76
2:AB:91:PRO:HG3	2:AB:155:LEU:HD23	1.65	0.76
1:AA:107:G:H2'	1:AA:108:G:O5'	1.86	0.76
3:AC:47:LEU:HD23	3:AC:68:VAL:HG11	1.68	0.76
2:AB:16:HIS:CE1	2:AB:210:SER:HA	2.21	0.76
35:BA:1019:U:H3	35:BA:1142(A):A:H62	1.34	0.76
35:BA:1087:G:H21	35:BA:1103:A:H61	1.30	0.76
1:AA:1384:C:H2'	1:AA:1385:G:H5'	1.67	0.76
37:BC:153:ILE:HG23	37:BC:161:ARG:HH12	1.49	0.76
35:BA:956:G:OP1	49:BQ:14:ARG:NH2	2.19	0.76
7:AG:49:ILE:O	7:AG:50:ILE:HB	1.86	0.76
22:AV:40:C:H2'	22:AV:41:C:H6	1.51	0.76
27:B2:50:ILE:HG22	27:B2:51:ARG:N	2.00	0.76
2:AB:16:HIS:CE1	2:AB:210:SER:O	2.39	0.76
1:AA:1399:C:C4'	1:AA:1400:C:O5'	2.31	0.76
1:AA:1504:G:OP1	1:AA:1507:A:H4'	1.84	0.76
51:BS:89:ARG:O	51:BS:92:TYR:HB3	1.85	0.76
35:BA:673:C:H4'	40:BF:82:ILE:CD1	2.14	0.76
20:AT:26:ASN:HA	20:AT:29:LYS:HG3	1.68	0.76
25:B0:10:THR:HG22	25:B0:11:ARG:N	2.01	0.76
35:BA:1283:G:N2	35:BA:1286:A:OP1	2.18	0.76
39:BE:51:PHE:O	39:BE:74:PRO:HB2	1.86	0.76
51:BS:78:LEU:HD11	51:BS:103:GLU:CB	2.16	0.76
17:AQ:27:PHE:CZ	17:AQ:36:ILE:HD11	2.20	0.76
50:BR:58:GLY:HA2	50:BR:80:PHE:CE2	2.20	0.76
1:AA:940:C:O2'	1:AA:941:G:H5'	1.86	0.76
2:AB:33:TYR:HB3	2:AB:41:ILE:O	1.85	0.76

Continued on next page...

Continued from previous page...

Atom-1	Atom-2	Distance(Å)	Clash(Å)
31:B6:18:ARG:HG2	31:B6:19:ARG:H	1.50	0.76
1:AA:859:A:O2'	1:AA:860:A:H5'	1.86	0.76
43:BJ:53:UNK:O	43:BJ:85:LEU:HD12	1.85	0.76
14:AN:12:ARG:C	14:AN:14:PRO:HD2	2.05	0.76
1:AA:770:C:O2'	1:AA:771:G:C5'	2.30	0.76
9:AI:53:VAL:CG1	9:AI:95:LYS:HE2	2.16	0.76
40:BF:80:ALA:HB1	40:BF:81:PRO:HD2	1.68	0.76
3:AC:22:TRP:CZ2	14:AN:54:PRO:HG2	2.20	0.76
39:BE:203:LYS:HE3	39:BE:204:ALA:HB2	1.65	0.76
48:BP:121:LYS:O	48:BP:123:LEU:HD23	1.85	0.76
1:AA:265:G:C2'	1:AA:266:G:H5''	2.11	0.75
1:AA:696:A:C2'	1:AA:697:U:H5'	2.16	0.75
58:BZ:165:VAL:HG12	58:BZ:166:SER:H	1.52	0.75
24:AY:138:LYS:HG2	61:AY:701:GCP:C6	2.15	0.75
35:BA:925:C:C2'	35:BA:926:A:H5''	2.16	0.75
42:BH:11:VAL:HG23	42:BH:50:VAL:HG23	1.66	0.75
8:AH:42:GLU:HG3	8:AH:109:ILE:HD12	1.68	0.75
1:AA:199:G:O2'	1:AA:200:G:H5'	1.86	0.75
35:BA:1676:A:C2	35:BA:1993:U:H5'	2.20	0.75
3:AC:117:ALA:HB2	3:AC:200:ALA:CB	2.16	0.75
54:BV:19:LYS:HG3	54:BV:20:LEU:O	1.86	0.75
52:BT:79:HIS:O	52:BT:80:SER:CB	2.33	0.75
52:BT:83:ILE:HG13	52:BT:84:GLN:N	1.99	0.75
1:AA:769:G:O2'	1:AA:770:C:H5'	1.86	0.75
35:BA:1445:A:C8	35:BA:1460:A:N1	2.54	0.75
13:AM:2:ALA:C	13:AM:9:ILE:HG22	2.07	0.75
35:BA:691:C:C2'	35:BA:692:C:H5'	2.16	0.75
39:BE:132:HIS:CA	39:BE:135:HIS:CE1	2.69	0.75
35:BA:1215:G:C2'	35:BA:1216:G:H5'	2.16	0.75
35:BA:1216:G:C2'	35:BA:1217:C:H5'	2.17	0.75
42:BH:156:ALA:O	42:BH:158:HIS:HD2	1.69	0.75
35:BA:407:G:H2'	35:BA:408:G:H8	1.51	0.75
39:BE:4:ILE:HD13	39:BE:28:ALA:HB1	1.67	0.75
24:AY:308:PRO:HB2	24:AY:394:ALA:HB1	1.69	0.75
37:BC:105:LEU:O	37:BC:106:ASP:HB3	1.86	0.75
1:AA:495:A:H1'	1:AA:496:A:H2'	1.69	0.75
2:AB:190:THR:O	2:AB:191:ASP:CB	2.35	0.75
1:AA:687:A:C1'	1:AA:688:G:OP2	2.30	0.75
2:AB:16:HIS:O	2:AB:17:PHE:CD1	2.40	0.75
35:BA:1222:C:H2'	35:BA:1223:G:H5'	1.66	0.75
41:BG:94:LEU:HD12	41:BG:98:ARG:CD	2.16	0.75
1:AA:1282:C:O2'	1:AA:1283:G:C5'	2.34	0.75

Continued on next page...

Continued from previous page...

Atom-1	Atom-2	Distance(Å)	Clash(Å)
48:BP:38:GLN:HG3	48:BP:39:LYS:H	1.51	0.75
1:AA:973:G:H1'	10:AJ:55:LYS:HZ2	1.51	0.75
15:AO:79:ARG:O	15:AO:82:ILE:HG22	1.86	0.75
35:BA:661:C:H4'	48:BP:16:ARG:HH12	1.51	0.75
28:B3:35:ARG:CD	28:B3:37:LEU:HD21	2.16	0.75
1:AA:342:C:O2'	1:AA:343:U:H5'	1.86	0.75
17:AQ:12:SER:HB3	17:AQ:20:THR:HB	1.68	0.75
35:BA:1722:A:O2'	35:BA:1739:U:H5''	1.85	0.75
2:AB:14:GLY:O	2:AB:15:VAL:CG2	2.30	0.75
1:AA:1390:U:C2'	1:AA:1391:U:H5'	2.16	0.75
19:AS:45:VAL:HB	19:AS:64:GLU:HB3	1.68	0.75
41:BG:77:ILE:CG1	41:BG:82:LEU:HB2	2.15	0.75
38:BD:27:THR:CG2	38:BD:83:GLU:HG2	2.16	0.75
54:BV:64:HIS:ND1	54:BV:92:THR:HG22	2.01	0.75
57:BY:95:LYS:HD2	57:BY:100:ALA:HA	1.69	0.75
12:AL:41:ARG:HG2	12:AL:42:THR:H	1.51	0.75
35:BA:389:G:H1	48:BP:71:VAL:HG12	1.51	0.75
37:BC:102:GLN:C	37:BC:104:ILE:H	1.89	0.75
25:B0:37:LEU:H	25:B0:37:LEU:HD22	1.52	0.75
13:AM:10:PRO:HB2	13:AM:18:ALA:HB1	1.67	0.75
13:AM:10:PRO:HB3	13:AM:18:ALA:HB1	1.69	0.75
35:BA:2313:C:H4'	41:BG:40:ASN:HD21	1.52	0.75
1:AA:521:G:O2'	1:AA:522:C:H5'	1.87	0.75
12:AL:6:THR:N	12:AL:9:GLN:HE21	1.85	0.75
35:BA:1332:G:N2	35:BA:1610:A:H8	1.83	0.75
35:BA:1396:U:H2'	35:BA:1396:U:O2	1.86	0.75
1:AA:949:A:C2'	1:AA:950:U:H5'	2.07	0.75
1:AA:37:U:H2'	1:AA:38:G:C5'	2.12	0.75
31:B6:9:LEU:CD1	31:B6:9:LEU:O	2.31	0.75
35:BA:1770:G:H2'	35:BA:1771:C:H5'	1.66	0.75
35:BA:1464:C:H2'	35:BA:1465:G:H8	1.51	0.75
27:B2:2:LYS:HD3	27:B2:5:GLU:OE2	1.87	0.75
41:BG:69:ALA:O	41:BG:90:LEU:HA	1.87	0.75
33:B8:61:LEU:HD12	33:B8:63:PRO:HD2	1.69	0.75
35:BA:962:G:O2'	35:BA:963:U:H5'	1.86	0.75
2:AB:172:ILE:H	2:AB:172:ILE:CD1	1.92	0.75
49:BQ:141:GLN:C	58:BZ:53:ILE:HB	2.06	0.75
24:AY:165:GLN:NE2	24:AY:177:ILE:HG21	2.01	0.75
48:BP:124:LYS:HD3	48:BP:143:GLY:HA3	1.68	0.75
35:BA:246:C:H2'	35:BA:247:G:H5'	0.82	0.75
48:BP:51:PHE:HA	48:BP:52:GLU:HB3	1.67	0.75
48:BP:52:GLU:HG2	48:BP:57:THR:HB	1.68	0.75

Continued on next page...

Continued from previous page...

Atom-1	Atom-2	Distance(Å)	Clash(Å)
27:B2:16:LEU:O	27:B2:17:SER:CB	2.33	0.75
35:BA:1417:C:C2'	35:BA:1418:G:C5'	2.64	0.75
35:BA:599:G:C2'	35:BA:600:G:H5'	2.16	0.75
35:BA:1999:C:O2'	35:BA:2000:G:C5'	2.30	0.75
24:AY:55:MET:CG	24:AY:56:GLU:N	2.32	0.75
35:BA:145:G:H2'	35:BA:146:G:C5'	2.17	0.75
24:AY:127:LYS:HE3	24:AY:128:TYR:HE1	1.51	0.75
25:B0:19:LYS:HB3	25:B0:19:LYS:HZ3	1.52	0.75
1:AA:737:A:H1'	6:AF:73:ASN:ND2	2.01	0.75
52:BT:78:LEU:C	52:BT:79:HIS:CD2	2.60	0.75
33:B8:32:LEU:HB2	33:B8:36:LYS:HZ2	1.52	0.75
3:AC:83:ARG:O	3:AC:86:VAL:HG13	1.87	0.75
52:BT:96:ARG:HB2	52:BT:96:ARG:NH1	2.01	0.75
35:BA:31:C:C2'	35:BA:32:C:C5'	2.55	0.75
54:BV:38:LEU:O	54:BV:39:LEU:HD13	1.86	0.75
22:AV:27:G:H1	22:AV:43:C:H41	1.35	0.75
35:BA:2245:U:H5'	35:BA:2246:G:H5'	1.68	0.75
37:BC:117:THR:CG2	37:BC:119:ASP:N	2.50	0.74
25:B0:27:GLU:CB	25:B0:68:GLU:HA	2.17	0.74
1:AA:359:U:C2'	1:AA:360:A:H5'	2.17	0.74
2:AB:187:LEU:O	2:AB:187:LEU:CD2	2.34	0.74
41:BG:45:GLU:OE2	41:BG:152:LEU:HD21	1.86	0.74
41:BG:71:THR:OG1	41:BG:89:GLY:HA3	1.87	0.74
9:AI:53:VAL:HG13	9:AI:95:LYS:HE2	1.69	0.74
35:BA:2286:A:H4'	35:BA:2287:A:O4'	1.86	0.74
38:BD:65:ILE:HD11	38:BD:67:PHE:CE2	2.22	0.74
35:BA:1809:A:H2'	35:BA:1810:A:C8	2.21	0.74
48:BP:62:LEU:HD23	48:BP:62:LEU:N	2.02	0.74
31:B6:32:ASN:O	31:B6:33:LYS:HG2	1.86	0.74
1:AA:771:G:C6	1:AA:772:U:C4	2.75	0.74
2:AB:24:TRP:HE3	2:AB:32:ILE:HD11	1.52	0.74
13:AM:3:ARG:N	13:AM:9:ILE:HG22	2.02	0.74
24:AY:157:LEU:HD23	24:AY:157:LEU:H	1.50	0.74
1:AA:1229:A:C8	1:AA:1229:A:H5'	2.20	0.74
46:BN:128:HIS:HD2	46:BN:130:HIS:H	1.34	0.74
1:AA:192:U:O4'	20:AT:103:GLY:HA2	1.87	0.74
35:BA:882:G:H2'	35:BA:883:G:H8	1.52	0.74
30:B5:33:CYS:HB2	30:B5:40:LYS:HE3	1.68	0.74
52:BT:27:THR:HG23	52:BT:28:VAL:N	2.02	0.74
35:BA:1041:G:H22	35:BA:1114:G:H22	1.31	0.74
48:BP:85:LEU:HD23	48:BP:86:LYS:N	2.02	0.74
1:AA:774:G:O2'	1:AA:775:G:C5'	2.30	0.74

Continued on next page...

Continued from previous page...

Atom-1	Atom-2	Distance(Å)	Clash(Å)
1:AA:1371:G:O2'	1:AA:1372:U:C5'	2.35	0.74
1:AA:770:C:C2'	1:AA:771:G:H5'	2.17	0.74
1:AA:690:G:C6	1:AA:691:G:C6	2.75	0.74
3:AC:81:GLY:C	3:AC:82:GLU:CG	2.56	0.74
13:AM:101:GLN:NE2	13:AM:101:GLN:H	1.86	0.74
41:BG:38:VAL:CG2	41:BG:93:THR:HG23	2.09	0.74
35:BA:743:G:C4	35:BA:744:G:C8	2.75	0.74
31:B6:15:GLU:CD	31:B6:18:ARG:CZ	2.55	0.74
1:AA:1073:U:H6	1:AA:1073:U:O5'	1.70	0.74
35:BA:673:C:H5''	40:BF:81:PRO:HD2	1.70	0.74
38:BD:35:LYS:N	38:BD:36:PRO:CD	2.49	0.74
1:AA:226:G:O2'	1:AA:227:G:H5'	1.88	0.74
24:AY:290:LYS:O	24:AY:400:GLU:HG3	1.87	0.74
1:AA:274:A:O2'	1:AA:275:G:O4'	2.05	0.74
17:AQ:21:VAL:HG21	17:AQ:59:ILE:HD11	1.68	0.74
35:BA:111:A:O2'	35:BA:112:U:C5'	2.35	0.74
35:BA:1798:U:H5'	38:BD:259:THR:HG22	1.69	0.74
35:BA:1079:C:H2'	35:BA:1079:C:O2	1.85	0.74
35:BA:267:C:H2'	35:BA:268:C:H6	1.52	0.74
1:AA:490:G:O2'	1:AA:491:G:C5'	2.30	0.74
1:AA:105:G:N7	1:AA:106:C:N4	2.36	0.74
9:AI:53:VAL:HG22	9:AI:95:LYS:NZ	2.02	0.74
42:BH:28:GLY:HA3	42:BH:79:VAL:HB	1.70	0.74
3:AC:168:ALA:O	3:AC:169:ALA:HB2	1.86	0.74
35:BA:1332:G:N2	35:BA:1610:A:C8	2.55	0.74
38:BD:130:ALA:C	38:BD:131:LEU:HD12	2.07	0.74
13:AM:14:ARG:HB3	13:AM:16:ASP:OD1	1.86	0.74
35:BA:628:G:H2'	35:BA:629:G:H5''	1.70	0.74
35:BA:1464:C:O2'	35:BA:1465:G:C5'	2.30	0.74
26:B1:29:GLY:O	26:B1:30:VAL:CG2	2.35	0.74
35:BA:1817:G:C2'	35:BA:1818:U:H5'	2.17	0.74
1:AA:522:C:H2'	1:AA:523:A:C5'	2.17	0.74
35:BA:330:A:C2	35:BA:1210:A:H2'	2.20	0.74
50:BR:56:LYS:HE3	50:BR:88:ARG:HA	1.69	0.74
35:BA:1503:U:H2'	35:BA:1504:C:C6	2.22	0.74
1:AA:573:A:H5'	1:AA:573:A:H8	1.52	0.74
22:AV:47:U:O5'	22:AV:47:U:H6	1.68	0.74
35:BA:2555:U:C2'	35:BA:2556:C:C5'	2.49	0.74
35:BA:2581:G:C2'	35:BA:2610:C:H41	2.00	0.74
35:BA:1223:G:N1	35:BA:1227:G:C6	2.56	0.74
41:BG:77:ILE:HD12	41:BG:80:PHE:HB2	1.69	0.74
35:BA:2645:G:H3'	35:BA:2646:C:C5'	2.15	0.74

Continued on next page...

Continued from previous page...

Atom-1	Atom-2	Distance(Å)	Clash(Å)
25:B0:50:ASN:HB3	25:B0:63:VAL:CG2	2.17	0.74
10:AJ:46:ARG:HG2	10:AJ:64:GLU:HB3	1.70	0.74
38:BD:176:ARG:HG2	38:BD:176:ARG:HH11	1.51	0.74
56:BX:3:THR:HA	56:BX:6:ASP:OD2	1.87	0.74
48:BP:146:VAL:HG22	48:BP:147:LEU:N	2.02	0.74
1:AA:489:C:H2'	1:AA:490:G:H8	1.53	0.74
35:BA:605:C:H2'	35:BA:606:U:H5'	1.68	0.74
1:AA:509:A:H5'	4:AD:54:TYR:CE2	2.22	0.74
42:BH:83:TYR:HB3	42:BH:135:GLY:H	1.52	0.74
1:AA:190:U:H3	20:AT:105:SER:HB2	1.52	0.74
1:AA:492:G:O2'	1:AA:493:G:H5'	1.88	0.74
35:BA:2203:U:HO3'	35:BA:2205:C:P	2.11	0.74
35:BA:1970:A:C5'	35:BA:1972:A:C1'	2.63	0.74
12:AL:25:PRO:C	12:AL:27:LEU:H	1.89	0.74
1:AA:186:C:H2'	1:AA:187:C:C6	2.23	0.74
1:AA:57:G:O2'	1:AA:58:C:H5'	1.87	0.74
58:BZ:115:GLY:CA	58:BZ:177:PRO:HD3	2.16	0.74
24:AY:99:ARG:NH2	24:AY:403:GLU:HB2	2.01	0.74
35:BA:1696:G:H2'	35:BA:1697:G:H5'	1.70	0.74
27:B2:55:ARG:HH11	27:B2:55:ARG:HG3	1.52	0.74
27:B2:55:ARG:NH2	35:BA:75:G:H4'	2.03	0.74
20:AT:10:LEU:HD12	20:AT:11:SER:H	1.51	0.74
20:AT:16:HIS:O	20:AT:19:SER:HB3	1.87	0.74
47:BO:107:ARG:HD3	52:BT:36:GLU:CG	2.18	0.74
52:BT:29:ARG:HG2	52:BT:86:ILE:HG22	1.69	0.74
35:BA:1822:G:O2'	35:BA:1823:G:C5'	2.30	0.74
35:BA:2403:C:OP1	35:BA:2403:C:C6	2.41	0.74
40:BF:9:ILE:CG1	40:BF:14:PRO:HA	2.16	0.74
31:B6:12:GLU:HG3	31:B6:23:THR:CG2	2.18	0.74
35:BA:2111:C:N3	35:BA:2147:G:N2	2.31	0.74
37:BC:48:LEU:HB3	37:BC:50:ILE:HD12	1.70	0.74
53:BU:6:THR:O	53:BU:9:VAL:HG22	1.86	0.74
24:AY:631:ILE:HA	24:AY:645:ALA:HB2	1.69	0.74
35:BA:2555:U:H2'	35:BA:2556:C:H5'	0.76	0.73
1:AA:198:G:N3	1:AA:199:G:C8	2.56	0.73
35:BA:1416:G:N3	35:BA:1417:C:C4	2.55	0.73
2:AB:187:LEU:CD2	2:AB:201:ILE:O	2.30	0.73
1:AA:556:C:O2'	1:AA:557:G:C5'	2.30	0.73
24:AY:69:VAL:CA	24:AY:82:ILE:HG12	2.17	0.73
14:AN:16:PHE:HD1	14:AN:16:PHE:H	1.36	0.73
52:BT:80:SER:CB	52:BT:81:PRO:HD2	2.09	0.73
35:BA:1041:G:H1	35:BA:1114:G:H1	1.35	0.73

Continued on next page...

Continued from previous page...

Atom-1	Atom-2	Distance(Å)	Clash(Å)
35:BA:523:C:H2'	35:BA:524:U:C5'	2.17	0.73
1:AA:688:G:C6	1:AA:700:G:C2	2.75	0.73
27:B2:9:GLN:N	27:B2:9:GLN:CD	2.30	0.73
29:B4:16:CYS:HA	29:B4:33:VAL:HG11	1.70	0.73
36:BB:43:C:O2'	41:BG:94:LEU:HD13	1.88	0.73
35:BA:332:A:C4	35:BA:335:C:N4	2.55	0.73
1:AA:1193:G:O2'	1:AA:1194:U:H5'	1.89	0.73
1:AA:1190:G:OP1	3:AC:4:LYS:HA	1.89	0.73
52:BT:62:THR:HG22	52:BT:75:ILE:HG12	1.69	0.73
35:BA:1819:A:H4'	35:BA:1820:U:O5'	1.87	0.73
35:BA:1423:G:C2'	35:BA:1424:G:H5'	2.18	0.73
51:BS:97:ARG:NH2	51:BS:98:VAL:HA	1.97	0.73
35:BA:1036:G:C6	35:BA:1120:G:O6	2.41	0.73
3:AC:50:ALA:HB2	3:AC:75:VAL:CG1	2.18	0.73
35:BA:1494:A:H5'	35:BA:1494:A:N3	2.04	0.73
35:BA:880:G:H2'	35:BA:881:G:H5''	1.69	0.73
35:BA:1945:G:C6	35:BA:1946:U:C4	2.76	0.73
1:AA:243:A:H4'	1:AA:244:U:O5'	1.89	0.73
35:BA:1041:G:H22	35:BA:1114:G:N2	1.85	0.73
35:BA:2751:G:C4	42:BH:2:SER:OG	2.38	0.73
1:AA:950:U:C2'	1:AA:951:G:C5'	2.30	0.73
3:AC:82:GLU:O	3:AC:84:ILE:HG22	1.88	0.73
35:BA:2201:C:H2'	35:BA:2202:C:C6	2.24	0.73
29:B4:21:VAL:HG21	29:B4:35:VAL:CG2	2.18	0.73
1:AA:1277:C:O2'	1:AA:1279:A:C8	2.22	0.73
42:BH:156:ALA:O	42:BH:158:HIS:N	2.21	0.73
34:B9:17:ILE:HG22	34:B9:18:ARG:H	1.52	0.73
1:AA:1150:U:O5'	1:AA:1150:U:H6	1.71	0.73
2:AB:130:ARG:NH2	2:AB:134:GLU:HG3	2.02	0.73
10:AJ:78:ASN:HD21	10:AJ:80:LYS:HB2	1.51	0.73
20:AT:50:GLU:OE2	20:AT:100:ILE:HD13	1.87	0.73
35:BA:2152:G:H5'	35:BA:2153:G:OP2	1.88	0.73
3:AC:148:GLY:HA2	3:AC:171:GLY:HA3	1.69	0.73
7:AG:48:LYS:HE2	7:AG:115:ARG:HH12	1.52	0.73
35:BA:2606:C:O2'	35:BA:2607:G:H5''	1.88	0.73
35:BA:1543:C:H3'	35:BA:1544:A:H5''	1.70	0.73
1:AA:1402:C:H2'	1:AA:1403:C:H5'	1.70	0.73
1:AA:1255:G:C6	1:AA:1283:G:C6	2.75	0.73
35:BA:2128:C:O2'	35:BA:2129:C:C5'	2.36	0.73
9:AI:83:ARG:O	9:AI:86:VAL:HG12	1.87	0.73
12:AL:20:LYS:HD3	12:AL:20:LYS:H	1.54	0.73
40:BF:64:ILE:N	40:BF:76:GLY:O	2.21	0.73

Continued on next page...

Continued from previous page...

Atom-1	Atom-2	Distance(Å)	Clash(Å)
22:AV:76:A:H4'	22:AV:76:A:OP1	1.87	0.73
27:B2:70:GLN:CG	27:B2:71:ASN:N	2.35	0.73
27:B2:17:SER:HB2	27:B2:18:PRO:HD2	1.70	0.73
1:AA:254:G:OP1	17:AQ:67:LYS:O	2.07	0.73
29:B4:33:VAL:HG13	29:B4:34:GLU:H	1.52	0.73
29:B4:5:ILE:HG21	41:BG:67:LYS:HD3	1.71	0.73
35:BA:2126:A:C4'	35:BA:2127:G:O5'	2.35	0.73
35:BA:1702:G:H2'	35:BA:1703:G:O4'	1.89	0.73
24:AY:680:PRO:HD2	24:AY:683:VAL:HG21	1.70	0.73
48:BP:96:THR:HG22	48:BP:126:VAL:HB	1.69	0.73
28:B3:17:LYS:HG2	35:BA:969:U:OP1	1.88	0.73
35:BA:1899:G:N2	35:BA:1902:C:N4	2.35	0.73
35:BA:2208:A:H1'	35:BA:2219:G:C5	2.22	0.73
3:AC:50:ALA:HB2	3:AC:75:VAL:HB	1.71	0.73
38:BD:43:ARG:HD2	38:BD:44:ASN:OD1	1.88	0.73
24:AY:126:GLU:HG2	24:AY:132:ARG:HH22	1.54	0.73
42:BH:5:GLY:H	42:BH:69:ARG:HD3	1.54	0.73
5:AE:51:VAL:HB	5:AE:52:PRO:HD3	1.70	0.73
12:AL:40:VAL:O	12:AL:40:VAL:HG12	1.88	0.73
58:BZ:17:ALA:HA	58:BZ:20:ARG:CD	2.18	0.73
3:AC:173:VAL:O	3:AC:175:LEU:HD22	1.87	0.73
9:AI:18:PHE:O	9:AI:61:ALA:HA	1.88	0.73
52:BT:83:ILE:CG1	52:BT:84:GLN:N	2.52	0.73
1:AA:1238:A:OP1	1:AA:1335:C:O4'	2.06	0.73
1:AA:1504:G:H4'	1:AA:1505:G:OP2	1.87	0.73
1:AA:1490:C:C2'	1:AA:1491:G:C5'	2.64	0.73
42:BH:85:LYS:HZ3	42:BH:87:LEU:HG	1.54	0.73
12:AL:45:PRO:CD	12:AL:51:ALA:O	2.37	0.73
40:BF:8:GLN:HB3	40:BF:126:VAL:HA	1.70	0.73
35:BA:1695:G:H3'	35:BA:1695:G:N3	2.04	0.73
2:AB:60:ASP:O	2:AB:64:ARG:HG2	1.89	0.73
20:AT:23:ARG:O	20:AT:27:LYS:HB2	1.89	0.73
49:BQ:32:TYR:O	49:BQ:105:GLU:HB2	1.89	0.73
1:AA:311:C:O2'	1:AA:312:C:H5'	1.87	0.73
48:BP:64:LYS:O	48:BP:66:GLY:N	2.22	0.73
35:BA:654(A):G:C2'	35:BA:654(B):C:H5'	2.19	0.73
1:AA:938:A:C2'	1:AA:939:G:C5'	2.64	0.73
35:BA:1448:G:H1'	35:BA:1528:A:H62	1.54	0.73
35:BA:1778:U:O2'	35:BA:1779:U:C5'	2.31	0.73
35:BA:2401:U:C2'	35:BA:2402:C:OP1	2.36	0.73
24:AY:69:VAL:CB	24:AY:82:ILE:HD11	2.11	0.73
51:BS:17:ARG:O	51:BS:20:ARG:HB2	1.89	0.73

Continued on next page...

Continued from previous page...

Atom-1	Atom-2	Distance(Å)	Clash(Å)
35:BA:1799:G:H3'	35:BA:1799:G:P	2.29	0.73
33:B8:50:LEU:HD12	33:B8:51:ALA:H	1.53	0.73
35:BA:1653:G:H4'	35:BA:1654:A:O5'	1.87	0.73
38:BD:131:LEU:HB2	38:BD:136:ILE:HD11	1.69	0.73
24:AY:168:ILE:HG23	24:AY:205:TYR:HE2	1.54	0.73
24:AY:205:TYR:O	24:AY:207:ASP:N	2.22	0.73
35:BA:1464:C:H2'	35:BA:1465:G:C8	2.24	0.73
35:BA:2712:U:H1'	35:BA:2712(A):A:C8	2.23	0.73
41:BG:77:ILE:HG22	41:BG:78:SER:N	2.04	0.73
1:AA:1179:A:C2'	1:AA:1180:A:H5'	2.19	0.73
18:AR:36:ASN:ND2	18:AR:39:VAL:HG23	2.03	0.73
35:BA:2192:G:O2'	35:BA:2193:G:H5''	1.89	0.73
1:AA:922:G:C6	1:AA:923:A:C6	2.77	0.73
37:BC:117:THR:HG22	37:BC:119:ASP:HB2	1.69	0.72
1:AA:40:C:H2'	1:AA:41:G:C8	2.23	0.72
1:AA:322:C:C2'	1:AA:323:U:H5'	2.19	0.72
35:BA:1819:A:C1'	35:BA:1820:U:OP1	2.37	0.72
1:AA:555:C:H2'	1:AA:556:C:C6	2.24	0.72
39:BE:132:HIS:CD2	39:BE:135:HIS:CE1	2.77	0.72
35:BA:2129:C:OP1	37:BC:7:ARG:HD2	1.89	0.72
35:BA:327:G:H2'	35:BA:328:U:H6	1.51	0.72
38:BD:44:ASN:CB	38:BD:49:ILE:HA	2.18	0.72
35:BA:1291:C:H2'	35:BA:1292:U:H6	1.53	0.72
36:BB:80:U:O2'	36:BB:81:G:H5''	1.88	0.72
35:BA:1403:C:H5''	35:BA:1471:A:H1'	1.69	0.72
24:AY:71:THR:HG21	24:AY:357:ARG:HD3	1.70	0.72
9:AI:23:ASN:HD22	9:AI:23:ASN:H	1.32	0.72
52:BT:29:ARG:C	52:BT:30:VAL:CG2	2.58	0.72
35:BA:2007:C:O2'	35:BA:2008:C:C5'	2.30	0.72
1:AA:556:C:C2'	1:AA:557:G:C5'	2.64	0.72
41:BG:77:ILE:HB	41:BG:82:LEU:O	1.88	0.72
35:BA:1799:G:N2	35:BA:1800:C:C5	2.57	0.72
35:BA:2103:C:C2'	35:BA:2104:G:H5'	2.19	0.72
1:AA:1074:G:H2'	1:AA:1075:C:C6	2.24	0.72
49:BQ:12:GLN:HG2	49:BQ:73:PRO:HD2	1.71	0.72
38:BD:79:VAL:HG21	38:BD:111:LEU:HD11	1.70	0.72
35:BA:2801(A):A:H4'	35:BA:2802:G:H5'	1.71	0.72
35:BA:2463:C:O2'	35:BA:2464:C:H5'	1.87	0.72
46:BN:96:GLU:O	46:BN:100:GLU:HG3	1.88	0.72
1:AA:545:C:C2'	1:AA:546:G:C5'	2.56	0.72
25:B0:27:GLU:HB3	25:B0:68:GLU:HA	1.70	0.72
7:AG:49:ILE:CD1	7:AG:118:VAL:HA	2.18	0.72

Continued on next page...

Continued from previous page...

Atom-1	Atom-2	Distance(Å)	Clash(Å)
35:BA:31:C:H6	35:BA:31:C:O5'	1.72	0.72
29:B4:16:CYS:CA	29:B4:33:VAL:HG21	2.18	0.72
1:AA:346:G:H4'	52:BT:41:ARG:CZ	2.18	0.72
1:AA:1075:C:H6	1:AA:1075:C:O5'	1.72	0.72
7:AG:80:VAL:HB	7:AG:83:ALA:HB3	1.68	0.72
6:AF:28:ARG:O	6:AF:32:ASN:HB2	1.88	0.72
38:BD:30:GLU:CD	38:BD:63:ARG:HE	1.92	0.72
57:BY:95:LYS:NZ	57:BY:99:CYS:O	2.22	0.72
27:B2:63:VAL:O	27:B2:66:GLU:HG2	1.89	0.72
6:AF:68:PRO:HG2	6:AF:71:ARG:HG3	1.70	0.72
10:AJ:8:LEU:HB3	10:AJ:96:ILE:HG22	1.70	0.72
35:BA:1796:U:H2'	35:BA:1797:C:C6	2.25	0.72
19:AS:64:GLU:HB2	29:B4:48:ARG:HH22	1.53	0.72
9:AI:104:ARG:C	9:AI:104:ARG:HD3	2.10	0.72
1:AA:89:C:O2'	1:AA:90:U:H2'	1.89	0.72
24:AY:57:GLN:O	24:AY:60:GLU:N	2.20	0.72
1:AA:1030(B):C:H2'	1:AA:1030(C):G:C4'	2.18	0.72
24:AY:14:ASN:HD21	24:AY:80:ASN:HD22	1.36	0.72
8:AH:83:ILE:HD12	8:AH:137:VAL:HG22	1.71	0.72
1:AA:1060:C:C5	3:AC:2:GLY:HA2	2.25	0.72
1:AA:839:U:O2	1:AA:839:U:H2'	1.89	0.72
1:AA:266:G:O2'	1:AA:267:C:C5'	2.37	0.72
1:AA:46:G:H2'	1:AA:366:C:N4	2.04	0.72
1:AA:961:U:C1'	1:AA:962:C:H5'	2.20	0.72
35:BA:1805:U:H5''	38:BD:250:TRP:CE2	2.25	0.72
35:BA:2123:G:C2'	35:BA:2124:G:H5'	2.19	0.72
1:AA:1151:A:C2	1:AA:1152:A:C5	2.78	0.72
58:BZ:128:VAL:HG22	58:BZ:129:SER:N	2.01	0.72
40:BF:24:LEU:O	40:BF:26:ALA:N	2.21	0.72
35:BA:2811:G:OP2	39:BE:60:ASN:HB2	1.90	0.72
35:BA:267:C:H2'	35:BA:268:C:C6	2.24	0.72
35:BA:2023:G:H5'	35:BA:2617:C:H4'	1.70	0.72
8:AH:23:SER:HA	8:AH:63:LEU:HD22	1.71	0.72
47:BO:35:VAL:HG11	47:BO:103:ALA:HB3	1.71	0.72
52:BT:16:ARG:HG2	52:BT:79:HIS:HB3	1.71	0.72
1:AA:1303:C:C2'	1:AA:1304:G:H5'	2.19	0.72
35:BA:1464:C:HO2'	35:BA:1528:A:H8	1.36	0.72
35:BA:654(H):G:C2'	35:BA:654(I):C:H5'	2.16	0.72
1:AA:1386:G:N2	1:AA:1387:G:C5	2.57	0.72
12:AL:47:LYS:N	12:AL:48:PRO:HD2	2.02	0.72
24:AY:252:ASP:O	24:AY:254:LYS:HE3	1.89	0.72
24:AY:608:VAL:HG22	24:AY:671:MET:HB2	1.70	0.72

Continued on next page...

Continued from previous page...

Atom-1	Atom-2	Distance(Å)	Clash(Å)
28:B3:22:ALA:HA	28:B3:46:ASN:HD22	1.55	0.72
2:AB:192:SER:O	2:AB:194:PRO:HD3	1.90	0.72
35:BA:2716:U:H2'	35:BA:2717:G:H5'	1.71	0.72
35:BA:31:C:H2'	35:BA:32:C:H5'	1.72	0.72
41:BG:55:LYS:O	41:BG:59:GLU:HG2	1.90	0.72
58:BZ:183:LEU:C	58:BZ:183:LEU:CD1	2.57	0.72
42:BH:149:ARG:HD3	42:BH:164:TYR:CE1	2.25	0.72
36:BB:7:G:C2'	36:BB:8:U:H5''	2.20	0.72
35:BA:2807:G:C3'	35:BA:2808:U:H5''	2.19	0.72
25:B0:42:GLY:O	25:B0:57:PHE:CD2	2.43	0.72
39:BE:203:LYS:O	39:BE:203:LYS:HD2	1.90	0.72
9:AI:49:PRO:HG2	9:AI:81:ILE:HG21	1.70	0.72
35:BA:2443:C:O2'	35:BA:2444:G:H5'	1.89	0.72
9:AI:26:VAL:HG21	9:AI:61:ALA:C	2.10	0.72
1:AA:543:C:O2'	1:AA:544:G:H5'	1.88	0.72
35:BA:1417:C:H2'	35:BA:1418:G:C5'	2.20	0.72
1:AA:590:C:C2'	1:AA:591:U:H5'	2.19	0.72
1:AA:685:G:O2'	1:AA:686:U:C5'	2.31	0.72
2:AB:15:VAL:HG21	2:AB:209:ARG:NH2	2.03	0.72
41:BG:60:LEU:O	41:BG:63:ILE:HG12	1.90	0.72
19:AS:7:LYS:HD3	19:AS:7:LYS:H	1.55	0.72
35:BA:115:C:O2'	35:BA:116:C:H5'	1.90	0.72
3:AC:117:ALA:HB2	3:AC:200:ALA:HB2	1.72	0.72
1:AA:311:C:H6	1:AA:311:C:O5'	1.72	0.72
48:BP:51:PHE:HA	48:BP:52:GLU:HB2	1.70	0.72
35:BA:462:C:HO2'	35:BA:463:G:H5'	1.54	0.72
29:B4:56:VAL:HG23	29:B4:60:GLN:HG3	1.71	0.72
35:BA:833:U:C5'	48:BP:51:PHE:O	2.38	0.72
35:BA:1133:U:O3'	35:BA:1135:C:P	2.48	0.72
29:B4:2:LYS:HE2	29:B4:4:GLY:O	1.89	0.72
1:AA:1280:A:O4'	10:AJ:41:PRO:HG3	1.90	0.72
35:BA:2206:G:H3'	35:BA:2206:G:N3	2.05	0.72
35:BA:1658:C:OP1	39:BE:132:HIS:O	2.07	0.72
42:BH:158:HIS:HA	42:BH:170:ARG:HD2	1.71	0.72
51:BS:106:ARG:HD2	51:BS:108:GLY:N	2.04	0.72
26:B1:75:GLU:O	26:B1:78:LYS:CG	2.37	0.72
54:BV:19:LYS:HZ1	54:BV:20:LEU:HB2	1.54	0.72
37:BC:88:GLU:CB	37:BC:92:ALA:HB3	2.19	0.72
1:AA:118:U:H6	1:AA:118:U:O5'	1.73	0.72
1:AA:356:A:O2'	1:AA:368:U:O2'	2.03	0.72
1:AA:60:A:O2'	1:AA:61:G:C5'	2.38	0.71
35:BA:1954:G:N2	35:BA:1986:A:OP1	2.22	0.71

Continued on next page...

Continued from previous page...

Atom-1	Atom-2	Distance(Å)	Clash(Å)
35:BA:1224:C:H6	35:BA:1224:C:O5'	1.73	0.71
1:AA:556:C:H6	1:AA:556:C:O5'	1.73	0.71
29:B4:35:VAL:O	41:BG:112:PRO:HG2	1.88	0.71
35:BA:2310:A:O2'	35:BA:2311:A:H5''	1.90	0.71
30:B5:52:TYR:O	30:B5:53:ALA:CB	2.37	0.71
55:BW:1:MET:HG2	55:BW:2:GLU:N	2.03	0.71
33:B8:56:GLU:HA	33:B8:59:LYS:NZ	2.04	0.71
35:BA:2873:A:C2	50:BR:6:SER:HB2	2.25	0.71
35:BA:1097:U:H2'	35:BA:1098:A:H5'	1.70	0.71
52:BT:95:ARG:NH1	52:BT:95:ARG:HB3	2.05	0.71
1:AA:369:C:O2'	1:AA:370:C:H5'	1.88	0.71
49:BQ:56:ARG:HG3	49:BQ:56:ARG:HH11	1.52	0.71
38:BD:70:TRP:CH2	38:BD:150:LYS:HA	2.25	0.71
50:BR:55:ALA:HB2	50:BR:79:LEU:HD11	1.72	0.71
1:AA:123:C:OP1	1:AA:311:C:O2'	2.07	0.71
48:BP:114:ILE:HD12	48:BP:114:ILE:C	2.10	0.71
1:AA:1237:C:O2'	1:AA:1335:C:C4'	2.38	0.71
41:BG:7:LEU:O	41:BG:9:ARG:N	2.23	0.71
1:AA:1152:A:O2'	1:AA:1153:C:C5'	2.37	0.71
25:B0:78:TYR:O	25:B0:79:VAL:HG23	1.90	0.71
48:BP:16:ARG:CB	48:BP:16:ARG:HH11	2.03	0.71
37:BC:51:ASP:HB3	37:BC:57:GLN:OE1	1.91	0.71
20:AT:86:ARG:O	20:AT:90:GLN:HG2	1.90	0.71
35:BA:1405:U:H2'	35:BA:1406:U:C6	2.25	0.71
19:AS:32:LYS:HB3	19:AS:50:ALA:HB3	1.72	0.71
52:BT:29:ARG:N	52:BT:45:PHE:O	2.23	0.71
35:BA:652:C:C2	35:BA:653:A:H8	2.08	0.71
3:AC:68:VAL:HG12	3:AC:70:VAL:HG13	1.72	0.71
35:BA:1994:C:H6	35:BA:1994:C:O5'	1.74	0.71
35:BA:689:A:O2'	35:BA:690:G:C5'	2.32	0.71
42:BH:3:ARG:HG2	42:BH:4:ILE:O	1.90	0.71
35:BA:1646:C:H5'	35:BA:1647:G:H5''	1.70	0.71
10:AJ:90:LEU:H	10:AJ:91:PRO:HD3	1.53	0.71
51:BS:15:ARG:CB	51:BS:15:ARG:HH11	2.01	0.71
3:AC:119:ARG:O	3:AC:122:GLU:HB2	1.90	0.71
24:AY:507:TYR:HE1	24:AY:572:TYR:HA	1.55	0.71
14:AN:13:THR:N	14:AN:14:PRO:HD2	2.04	0.71
42:BH:70:THR:HG22	42:BH:74:ASN:HD21	1.55	0.71
1:AA:39:G:O6	1:AA:547:A:H2'	1.90	0.71
29:B4:15:ILE:HD13	29:B4:33:VAL:CB	2.19	0.71
1:AA:1525:G:H2'	1:AA:1526:G:H5'	1.71	0.71
25:B0:14:ARG:CG	25:B0:14:ARG:HH11	2.01	0.71

Continued on next page...

Continued from previous page...

Atom-1	Atom-2	Distance(Å)	Clash(Å)
6:AF:28:ARG:HG3	6:AF:28:ARG:HH11	1.55	0.71
28:B3:1:MET:CB	28:B3:2:PRO:HD2	2.19	0.71
58:BZ:46:LYS:HD2	58:BZ:46:LYS:O	1.91	0.71
10:AJ:9:ARG:HG2	10:AJ:69:ASN:OD1	1.90	0.71
33:B8:48:PHE:O	33:B8:49:VAL:HG22	1.90	0.71
2:AB:20:GLU:HA	2:AB:20:GLU:OE1	1.89	0.71
35:BA:605:C:C2'	35:BA:606:U:C5'	2.69	0.71
25:B0:26:TYR:HE2	35:BA:857:C:H1'	1.54	0.71
35:BA:859:G:O2'	35:BA:916:G:O6	2.08	0.71
35:BA:1540:U:H3'	35:BA:1541:G:C3'	2.14	0.71
35:BA:1748:G:H5'	35:BA:1748:G:H8	1.56	0.71
41:BG:104:GLU:HB3	41:BG:105:LYS:CE	2.19	0.71
35:BA:2756:U:H1'	35:BA:2757:A:P	2.30	0.71
48:BP:16:ARG:HD3	48:BP:16:ARG:O	1.91	0.71
26:B1:75:GLU:HA	26:B1:78:LYS:HD2	1.71	0.71
58:BZ:123:ASP:O	58:BZ:124:ILE:HG23	1.89	0.71
49:BQ:17:LEU:HD21	49:BQ:96:VAL:HG13	1.71	0.71
1:AA:495:A:H1'	1:AA:496:A:N9	2.04	0.71
35:BA:39:C:C2'	35:BA:40:C:H5'	2.20	0.71
1:AA:1305:G:OP1	21:AU:2:GLY:CA	2.38	0.71
30:B5:52:TYR:O	30:B5:53:ALA:HB3	1.89	0.71
35:BA:688:U:C2'	35:BA:689:A:H5'	2.20	0.71
1:AA:89:C:H1'	1:AA:90:U:OP1	1.91	0.71
35:BA:1806:C:C2'	35:BA:1807:G:H5'	2.20	0.71
53:BU:85:LYS:HD3	53:BU:117:GLN:HE21	1.56	0.71
38:BD:43:ARG:HB3	38:BD:54:ARG:HB2	1.71	0.71
58:BZ:149:SER:OG	58:BZ:173:ALA:HA	1.90	0.71
35:BA:1210:A:H5''	35:BA:1212:G:O4'	1.91	0.71
25:B0:79:VAL:O	25:B0:79:VAL:HG12	1.90	0.71
35:BA:526:A:O2'	35:BA:2043:C:C2'	2.38	0.71
11:AK:40:ILE:HG23	11:AK:75:TYR:CD2	2.26	0.71
46:BN:7:LYS:O	46:BN:9:VAL:HG23	1.89	0.71
35:BA:1318:C:H3'	35:BA:1319:G:H5''	1.73	0.71
33:B8:15:LYS:HB2	48:BP:65:ARG:HH12	1.55	0.71
35:BA:2364:C:O2'	35:BA:2365:G:H5'	1.89	0.71
48:BP:51:PHE:CD2	48:BP:53:GLY:HA3	2.26	0.71
17:AQ:67:LYS:O	17:AQ:68:ARG:HB2	1.90	0.71
27:B2:47:ASN:O	27:B2:49:LYS:N	2.24	0.71
1:AA:1305:G:O2'	1:AA:1306:A:H8	1.69	0.71
29:B4:15:ILE:HD11	29:B4:31:ILE:HG23	1.71	0.71
41:BG:66:GLN:CD	41:BG:94:LEU:HG	2.11	0.71
1:AA:1279:A:C4'	1:AA:1280:A:OP1	2.39	0.71

Continued on next page...

Continued from previous page...

Atom-1	Atom-2	Distance(Å)	Clash(Å)
1:AA:973:G:C4	10:AJ:55:LYS:HE3	2.25	0.71
1:AA:1149:C:H2'	1:AA:1150:U:C6	2.25	0.71
1:AA:538:G:H5''	12:AL:114:LYS:HB2	1.72	0.71
31:B6:30:THR:HG23	31:B6:31:PRO:HD2	1.73	0.71
1:AA:360:A:O2'	1:AA:361:G:C5'	2.30	0.71
35:BA:1769:G:C6	35:BA:1984:G:O6	2.43	0.71
35:BA:1228:G:H21	35:BA:1229:G:H1'	1.54	0.71
9:AI:95:LYS:HE3	9:AI:96:LEU:CD2	2.21	0.71
35:BA:654(F):C:H2'	35:BA:654(G):C:O4'	1.91	0.71
53:BU:90:VAL:HG11	54:BV:39:LEU:CG	2.21	0.71
1:AA:185:A:C6	1:AA:186:C:N4	2.58	0.71
40:BF:132:VAL:HG22	40:BF:133:ASN:H	1.53	0.71
38:BD:35:LYS:HD3	38:BD:61:LEU:HB3	1.73	0.71
35:BA:459:U:H2'	35:BA:460:A:H5'	1.72	0.71
28:B3:22:ALA:HB3	28:B3:50:VAL:HG11	1.72	0.71
44:BK:57:UNK:HA	44:BK:67:UNK:HA	1.73	0.71
35:BA:404:C:H4'	35:BA:405:U:H5'	1.71	0.71
1:AA:250:A:H4'	1:AA:251:G:O5'	1.90	0.71
35:BA:1713:U:O2'	35:BA:1714:G:H5'	1.91	0.71
47:BO:87:ILE:CG2	47:BO:91:LEU:HA	2.20	0.71
39:BE:87:GLU:O	39:BE:87:GLU:OE1	2.09	0.71
35:BA:630:G:N2	35:BA:632:A:H3'	2.06	0.71
48:BP:144:GLU:N	48:BP:145:PRO:HD3	2.06	0.71
49:BQ:60:ARG:CG	58:BZ:179:ASP:CG	2.58	0.71
25:B0:37:LEU:HD21	25:B0:61:ALA:HB2	1.73	0.71
2:AB:51:LEU:O	2:AB:55:PHE:HB2	1.91	0.71
1:AA:558:G:H2'	1:AA:559:A:C2	2.24	0.71
29:B4:1:MET:HB2	36:BB:39:A:N6	2.05	0.71
1:AA:1049:U:H1'	1:AA:1050:G:OP2	1.90	0.71
35:BA:1210:A:C8	35:BA:1210:A:H5'	2.24	0.71
4:AD:13:ARG:HB3	4:AD:38:TYR:O	1.90	0.71
2:AB:132:LYS:HA	2:AB:135:GLN:HG3	1.72	0.71
35:BA:1332:G:N2	35:BA:1609:A:HO2'	1.89	0.71
35:BA:272(H):C:C2'	35:BA:272(I):U:H5''	2.21	0.71
50:BR:7:GLY:HA3	50:BR:8:ARG:CZ	2.21	0.71
35:BA:1639:U:C2'	35:BA:1640:C:H5''	2.19	0.71
37:BC:55:SER:O	37:BC:57:GLN:N	2.22	0.71
1:AA:921:U:H2'	1:AA:922:G:O4'	1.91	0.71
38:BD:10:THR:OG1	38:BD:13:ARG:HB2	1.89	0.71
35:BA:500:G:N2	35:BA:502:A:H3'	2.06	0.71
35:BA:930:U:H4'	35:BA:931:G:O5'	1.91	0.71
53:BU:108:GLU:HG3	54:BV:44:LYS:HD3	1.72	0.71

Continued on next page...

Continued from previous page...

Atom-1	Atom-2	Distance(Å)	Clash(Å)
37:BC:72:GLN:HA	37:BC:72:GLN:HE21	1.56	0.71
35:BA:248:G:N7	35:BA:250:G:C4	2.59	0.71
1:AA:199:G:O2'	1:AA:200:G:C5'	2.39	0.71
1:AA:1240:U:OP1	7:AG:116:ALA:HB2	1.91	0.71
1:AA:1176:A:H2'	1:AA:1177:G:H8	1.55	0.71
1:AA:701:C:C5'	1:AA:702:A:OP1	2.37	0.71
35:BA:415:A:N1	35:BA:2409:G:C6	2.59	0.71
58:BZ:112:ARG:HD3	58:BZ:112:ARG:C	2.11	0.71
24:AY:517:LEU:HD11	24:AY:564:LYS:CB	2.21	0.71
16:AP:21:VAL:HG13	16:AP:33:ILE:HB	1.73	0.71
37:BC:88:GLU:HG3	37:BC:89:GLU:H	1.55	0.71
48:BP:71:VAL:HG13	48:BP:72:PRO:HD3	1.73	0.71
1:AA:1408:A:H5'	1:AA:1408:A:H8	1.56	0.71
1:AA:548:G:H2'	1:AA:549:C:H5'	1.72	0.70
1:AA:406:G:H5''	4:AD:5:ILE:HG23	1.73	0.70
35:BA:603:A:C4'	35:BA:604:G:O5'	2.39	0.70
35:BA:603:A:C1'	35:BA:604:G:OP2	2.36	0.70
35:BA:2753:A:C2'	35:BA:2754:U:H5'	2.20	0.70
30:B5:56:LYS:HD2	30:B5:59:GLU:OE2	1.89	0.70
1:AA:1176:A:O2'	1:AA:1177:G:H5'	1.91	0.70
1:AA:1498:U:C4'	1:AA:1499:A:O5'	2.39	0.70
37:BC:85:LYS:HD2	37:BC:151:GLY:HA3	1.72	0.70
2:AB:71:VAL:HG21	2:AB:162:ILE:HD11	1.72	0.70
35:BA:83:G:H22	35:BA:102:G:H2'	1.56	0.70
1:AA:563:A:H61	1:AA:884:U:H3	1.39	0.70
22:AV:73:A:H2'	22:AV:74:C:H5'	1.73	0.70
24:AY:342:TYR:CE2	24:AY:347:GLY:HA2	2.26	0.70
15:AO:39:LEU:HD13	15:AO:56:LEU:HB2	1.71	0.70
28:B3:59:VAL:HG12	28:B3:60:GLU:N	2.05	0.70
46:BN:39:ARG:HH21	46:BN:41:ASP:CB	2.04	0.70
52:BT:32:TYR:O	52:BT:33:LYS:CB	2.39	0.70
1:AA:495:A:H1'	1:AA:496:A:C8	2.26	0.70
1:AA:1399:C:C2	1:AA:1502:A:N6	2.59	0.70
41:BG:107:LEU:HD11	41:BG:177:GLY:O	1.90	0.70
35:BA:689:A:H2'	35:BA:690:G:C5'	2.21	0.70
30:B5:20:ARG:HG2	30:B5:23:HIS:CD2	2.26	0.70
53:BU:55:ARG:HA	53:BU:58:ARG:HD2	1.72	0.70
4:AD:30:LYS:C	4:AD:32:ALA:H	1.94	0.70
3:AC:167:TRP:CD1	3:AC:168:ALA:O	2.44	0.70
24:AY:530:VAL:HG22	24:AY:531:GLY:N	2.06	0.70
35:BA:71:A:C2	56:BX:31:HIS:HE1	2.09	0.70
35:BA:1808:U:H2'	35:BA:1809:A:H5'	1.72	0.70

Continued on next page...

Continued from previous page...

Atom-1	Atom-2	Distance(Å)	Clash(Å)
41:BG:83:ARG:H	41:BG:83:ARG:HD2	1.56	0.70
1:AA:1039:C:H2'	1:AA:1040:U:C6	2.26	0.70
1:AA:874:G:C6	1:AA:875:C:N4	2.59	0.70
35:BA:1416:G:O2'	35:BA:1417:C:C5	2.30	0.70
1:AA:774:G:H2'	1:AA:775:G:H8	1.56	0.70
1:AA:939:G:H1	1:AA:1344:C:H42	1.37	0.70
1:AA:1370:G:O2'	1:AA:1371:G:H5'	1.92	0.70
57:BY:28:LYS:N	57:BY:28:LYS:CD	2.49	0.70
40:BF:6:VAL:CG1	40:BF:7:TYR:H	1.98	0.70
1:AA:1305:G:H5'	21:AU:4:GLY:HA3	1.73	0.70
35:BA:796:C:H2'	35:BA:797:C:C6	2.26	0.70
35:BA:1649:G:C2'	35:BA:1650:G:H5'	2.20	0.70
35:BA:8:A:H2'	35:BA:9:U:C5	2.26	0.70
58:BZ:152:ALA:HB2	58:BZ:169:GLU:O	1.91	0.70
4:AD:105:VAL:HG21	4:AD:126:ILE:HG12	1.72	0.70
35:BA:2007:C:H2'	35:BA:2008:C:H6	1.56	0.70
35:BA:27:G:H22	35:BA:512:G:C2'	1.97	0.70
35:BA:1778:U:H2'	35:BA:1784:A:N6	2.07	0.70
35:BA:689:A:C2'	35:BA:690:G:C5'	2.63	0.70
48:BP:34:GLY:O	48:BP:35:HIS:HB2	1.91	0.70
1:AA:1001(A):G:H2'	1:AA:1002:G:O4'	1.90	0.70
26:B1:52:ARG:O	26:B1:53:VAL:HG22	1.92	0.70
24:AY:122:TRP:CD2	24:AY:157:LEU:HD12	2.26	0.70
54:BV:19:LYS:NZ	54:BV:20:LEU:H	1.89	0.70
42:BH:9:ILE:HG22	42:BH:10:PRO:CA	2.20	0.70
35:BA:1808:U:O5'	35:BA:1808:U:H6	1.74	0.70
35:BA:893:C:H2'	35:BA:894:C:H6	1.56	0.70
4:AD:129:ASN:ND2	4:AD:145:GLU:H	1.88	0.70
35:BA:774:A:H2	35:BA:787:U:HO2'	1.36	0.70
9:AI:13:ALA:HA	9:AI:67:GLY:O	1.91	0.70
52:BT:29:ARG:HH11	52:BT:88:ILE:HD11	1.53	0.70
35:BA:968:G:O2'	35:BA:969:U:C5'	2.30	0.70
1:AA:489:C:H2'	1:AA:490:G:C8	2.26	0.70
1:AA:543:C:O2'	1:AA:544:G:C5'	2.39	0.70
35:BA:603:A:C8	35:BA:655:A:N6	2.59	0.70
35:BA:2715:C:HO2'	35:BA:2716:U:H5'	1.56	0.70
35:BA:743:G:H2'	35:BA:744:G:O5'	1.90	0.70
10:AJ:50:ILE:HA	10:AJ:60:ARG:HG2	1.73	0.70
15:AO:82:ILE:CD1	15:AO:88:ARG:HB2	2.19	0.70
3:AC:118:GLN:O	3:AC:121:ALA:N	2.25	0.70
26:B1:75:GLU:O	26:B1:78:LYS:CD	2.39	0.70
35:BA:1884:A:C2'	35:BA:1885:A:H5''	2.21	0.70

Continued on next page...

Continued from previous page...

Atom-1	Atom-2	Distance(Å)	Clash(Å)
15:AO:17:ARG:HD3	15:AO:26:GLU:HG3	1.71	0.70
37:BC:15:VAL:O	37:BC:16:ASP:HB3	1.92	0.70
1:AA:1103:C:OP1	2:AB:96:ARG:NH2	2.23	0.70
48:BP:115:LEU:HD23	48:BP:116:GLY:N	2.07	0.70
35:BA:2362:G:C2'	35:BA:2363:C:H5'	2.21	0.70
31:B6:7:ILE:CG2	31:B6:27:LYS:HZ3	1.93	0.70
35:BA:599:G:H2'	35:BA:600:G:H5'	1.71	0.70
1:AA:109:A:C6	1:AA:326:G:C6	2.78	0.70
1:AA:1279:A:H4'	1:AA:1280:A:OP1	1.92	0.70
24:AY:25:LYS:NZ	24:AY:86:GLY:N	2.40	0.70
42:BH:149:ARG:HD3	42:BH:164:TYR:HE1	1.56	0.70
35:BA:144:C:H2'	35:BA:145:G:H8	1.56	0.70
35:BA:1963:U:C2'	35:BA:1963:U:O2	2.39	0.70
1:AA:946:A:O2'	1:AA:947:G:H5'	1.92	0.70
2:AB:212:GLN:HG2	2:AB:235:SER:HB2	1.73	0.70
41:BG:61:ALA:CB	41:BG:68:PRO:HD3	2.20	0.70
9:AI:65:VAL:HG21	9:AI:73:GLN:CB	2.13	0.70
51:BS:28:VAL:HG12	51:BS:29:PHE:N	2.06	0.70
15:AO:87:ILE:CG2	15:AO:88:ARG:H	2.03	0.70
51:BS:106:ARG:HB3	51:BS:106:ARG:NH1	2.02	0.70
25:B0:19:LYS:NZ	25:B0:41:ARG:NH2	2.39	0.70
34:B9:1:MET:SD	34:B9:31:LYS:HB3	2.31	0.70
25:B0:53:MET:SD	25:B0:57:PHE:HA	2.31	0.70
35:BA:880:G:C2'	35:BA:881:G:H5''	2.21	0.70
24:AY:14:ASN:ND2	24:AY:80:ASN:HD22	1.89	0.70
34:B9:10:ILE:O	34:B9:11:CYS:HB3	1.91	0.70
24:AY:461:ILE:O	24:AY:465:ARG:HB2	1.92	0.70
40:BF:101:LEU:HD12	40:BF:102:PRO:HD2	1.74	0.70
2:AB:82:ARG:HA	2:AB:92:TYR:CE1	2.26	0.70
35:BA:968:G:H2'	35:BA:969:U:C6	2.27	0.70
35:BA:658:C:H2'	35:BA:659:C:C6	2.27	0.70
1:AA:940:C:H2'	1:AA:941:G:H5'	1.73	0.70
22:AV:40:C:H2'	22:AV:41:C:C6	2.26	0.70
35:BA:1786:A:H1'	35:BA:1938:A:H62	1.54	0.70
2:AB:36:ARG:O	2:AB:37:ASN:CB	2.40	0.70
24:AY:86:GLY:O	24:AY:117:GLN:HG2	1.92	0.70
1:AA:1047:G:O2'	1:AA:1048:G:H5'	1.91	0.70
1:AA:1075:C:C2'	1:AA:1076:C:H5'	2.22	0.70
26:B1:57:GLU:C	26:B1:58:ILE:HG13	2.12	0.70
1:AA:1368:G:O2'	1:AA:1369:C:H5'	1.92	0.70
3:AC:187:ALA:HB2	3:AC:198:VAL:HB	1.74	0.70
35:BA:1941:C:C2'	35:BA:1942:C:H5'	2.22	0.70

Continued on next page...

Continued from previous page...

Atom-1	Atom-2	Distance(Å)	Clash(Å)
58:BZ:19:ARG:NH1	58:BZ:84:GLU:O	2.25	0.70
24:AY:8:ASP:HB3	24:AY:11:ARG:HD2	1.74	0.70
33:B8:15:LYS:HD2	48:BP:65:ARG:HH22	1.56	0.70
37:BC:153:ILE:HG23	37:BC:161:ARG:NH1	2.06	0.70
1:AA:46:G:O2'	1:AA:365:U:C1'	2.40	0.70
24:AY:15:ILE:O	24:AY:81:ILE:HA	1.92	0.70
39:BE:34:VAL:HG22	39:BE:48:GLN:HE21	1.56	0.70
24:AY:111:SER:OG	24:AY:141:LYS:HD2	1.92	0.70
7:AG:36:LYS:HG2	7:AG:37:ASN:N	2.04	0.70
35:BA:1058:G:H2'	35:BA:1059:G:C5'	2.22	0.70
58:BZ:104:PHE:HB3	58:BZ:141:VAL:HG21	1.73	0.70
35:BA:2870:C:H2'	35:BA:2871:C:O4'	1.92	0.70
35:BA:171:G:O2'	35:BA:172:C:H5'	1.91	0.70
24:AY:301:ILE:HG22	24:AY:332:SER:HB2	1.73	0.70
35:BA:110:G:C2'	35:BA:111:A:H5'	2.22	0.70
1:AA:110:C:C2'	1:AA:111:G:H5'	2.22	0.70
57:BY:11:ASP:O	57:BY:28:LYS:HE3	1.92	0.70
41:BG:104:GLU:OE2	41:BG:107:LEU:HD12	1.92	0.70
35:BA:461:C:C2'	35:BA:462:C:C5'	2.69	0.70
35:BA:2176:A:C4'	35:BA:2177:C:OP1	2.37	0.70
24:AY:149:VAL:O	24:AY:153:MET:HG3	1.92	0.70
52:BT:50:ILE:HA	52:BT:99:LEU:CD1	2.22	0.70
55:BW:71:VAL:O	55:BW:71:VAL:HG23	1.90	0.70
30:B5:44:THR:HG21	50:BR:101:ALA:HB2	1.74	0.70
4:AD:189:PRO:HB2	4:AD:194:LEU:HD21	1.73	0.70
11:AK:82:VAL:HG13	11:AK:108:ILE:HA	1.74	0.70
12:AL:123:LYS:H	12:AL:123:LYS:HE3	1.56	0.70
1:AA:1442(A):G:C6	52:BT:118:ARG:HB2	2.26	0.69
35:BA:630:G:C4	35:BA:632:A:OP1	2.45	0.69
27:B2:16:LEU:HD23	27:B2:20:GLU:HG2	1.71	0.69
25:B0:27:GLU:CD	25:B0:27:GLU:N	2.45	0.69
7:AG:26:PHE:CE2	7:AG:30:ILE:HD11	2.26	0.69
35:BA:702:G:H2'	35:BA:703:U:H5'	1.74	0.69
35:BA:89:G:H3'	35:BA:90:U:C5'	2.21	0.69
19:AS:63:THR:HG23	19:AS:64:GLU:N	2.06	0.69
29:B4:14:ILE:HG22	29:B4:14:ILE:O	1.92	0.69
31:B6:41:PRO:HD2	31:B6:45:LYS:HA	1.74	0.69
25:B0:10:THR:O	25:B0:11:ARG:HG3	1.92	0.69
1:AA:57:G:H2'	1:AA:58:C:H6	1.52	0.69
24:AY:386:GLY:CA	24:AY:402:ILE:HG12	2.21	0.69
25:B0:19:LYS:HZ3	25:B0:41:ARG:NH2	1.90	0.69
35:BA:1696:G:C2'	35:BA:1697:G:H5'	2.22	0.69

Continued on next page...

Continued from previous page...

Atom-1	Atom-2	Distance(Å)	Clash(Å)
28:B3:35:ARG:HD3	28:B3:37:LEU:HD21	1.73	0.69
2:AB:96:ARG:O	2:AB:96:ARG:HG3	1.92	0.69
2:AB:156:LYS:O	2:AB:157:ARG:HB2	1.91	0.69
47:BO:77:ILE:HD13	52:BT:74:ARG:HD3	1.74	0.69
49:BQ:54:MET:HB3	49:BQ:64:ILE:HD13	1.72	0.69
27:B2:70:GLN:NE2	27:B2:71:ASN:H	1.90	0.69
1:AA:264:U:C2'	1:AA:265:G:C5'	2.65	0.69
35:BA:1300:U:C4'	35:BA:1301:A:O5'	2.34	0.69
35:BA:1221(A):C:O2'	35:BA:1222:C:H5'	1.93	0.69
29:B4:31:ILE:HG12	29:B4:32:TYR:N	2.07	0.69
24:AY:84:THR:HG23	24:AY:85:PRO:CD	2.22	0.69
42:BH:168:PRO:CA	42:BH:170:ARG:NH2	2.54	0.69
35:BA:1289:C:O2'	35:BA:1290:C:H5'	1.92	0.69
35:BA:2580:U:H5'	39:BE:131:ALA:CB	2.23	0.69
35:BA:1516:C:H2'	35:BA:1517:G:H5'	1.73	0.69
34:B9:10:ILE:HD13	34:B9:34:GLN:HE22	1.56	0.69
37:BC:183:PRO:HG2	37:BC:184:GLU:OE2	1.92	0.69
35:BA:2836:U:H2'	35:BA:2837:G:C8	2.27	0.69
37:BC:100:ILE:C	37:BC:102:GLN:H	1.96	0.69
37:BC:80:LYS:HE3	37:BC:120:VAL:CG1	2.14	0.69
35:BA:1539:G:C5	35:BA:1540:U:H1'	2.27	0.69
35:BA:1998:G:H2'	35:BA:1999:C:C6	2.27	0.69
29:B4:43:TYR:C	29:B4:45:GLY:H	1.96	0.69
41:BG:136:ARG:O	41:BG:136:ARG:HG3	1.92	0.69
58:BZ:185:GLU:C	58:BZ:187:ALA:N	2.44	0.69
1:AA:100:C:H2'	1:AA:101:A:C8	2.27	0.69
58:BZ:17:ALA:HA	58:BZ:20:ARG:HG2	1.74	0.69
24:AY:551:GLN:O	24:AY:559:PRO:HA	1.93	0.69
1:AA:542:G:H2'	1:AA:543:C:C6	2.28	0.69
25:B0:43:THR:H	35:BA:2331:G:H4'	1.57	0.69
1:AA:982:U:H4'	1:AA:983:A:O5'	1.92	0.69
35:BA:2645:G:C3'	35:BA:2646:C:H5'	2.20	0.69
35:BA:1104:C:O2'	35:BA:1105:U:H5'	1.92	0.69
29:B4:56:VAL:HG13	29:B4:57:GLU:HG3	1.75	0.69
56:BX:35:THR:HG22	56:BX:37:THR:N	2.07	0.69
25:B0:53:MET:CG	25:B0:57:PHE:HA	2.23	0.69
29:B4:15:ILE:CD1	29:B4:33:VAL:HB	2.18	0.69
12:AL:6:THR:OG1	12:AL:9:GLN:HG3	1.92	0.69
35:BA:1290:C:O2'	35:BA:1291:C:H5'	1.93	0.69
35:BA:2875:C:O2'	52:BT:5:ALA:HB3	1.92	0.69
51:BS:13:ARG:CG	51:BS:14:VAL:H	2.04	0.69
1:AA:1027:C:H2'	1:AA:1028:C:O4'	1.92	0.69

Continued on next page...

Continued from previous page...

Atom-1	Atom-2	Distance(Å)	Clash(Å)
47:BO:2:ILE:HB	47:BO:33:ALA:HB3	1.75	0.69
25:B0:43:THR:O	25:B0:43:THR:CG2	2.40	0.69
7:AG:50:ILE:HG23	7:AG:58:PRO:HG3	1.74	0.69
35:BA:176:G:C2'	35:BA:177:G:C5'	2.65	0.69
1:AA:60:A:C4'	1:AA:61:G:O5'	2.40	0.69
1:AA:360:A:HO2'	1:AA:361:G:H5'	1.58	0.69
27:B2:2:LYS:HD2	27:B2:5:GLU:HG3	1.74	0.69
35:BA:806:C:OP2	48:BP:39:LYS:HG3	1.91	0.69
42:BH:3:ARG:CB	42:BH:3:ARG:NH1	2.41	0.69
1:AA:1072:G:H2'	1:AA:1073:U:C6	2.26	0.69
26:B1:82:LEU:O	26:B1:83:GLU:CB	2.40	0.69
26:B1:45:ASN:ND2	35:BA:2090:G:H21	1.89	0.69
1:AA:1139:G:H5'	1:AA:1140:C:OP1	1.92	0.69
37:BC:80:LYS:HG3	37:BC:120:VAL:CG1	2.22	0.69
27:B2:16:LEU:CD2	27:B2:20:GLU:CG	2.45	0.69
1:AA:942:G:H2'	1:AA:943:U:C6	2.28	0.69
1:AA:688:G:C2'	1:AA:689:C:H5'	2.22	0.69
35:BA:1301:A:H2'	35:BA:1302:A:H3'	1.75	0.69
2:AB:16:HIS:CE1	2:AB:210:SER:CA	2.76	0.69
1:AA:1306:A:N6	1:AA:1331:G:H1'	2.07	0.69
1:AA:973:G:H1'	10:AJ:55:LYS:NZ	2.07	0.69
25:B0:10:THR:C	25:B0:11:ARG:HG3	2.13	0.69
24:AY:138:LYS:HG2	61:AY:701:GCP:C5	2.22	0.69
57:BY:84:ARG:NH2	57:BY:97:ARG:HB3	2.07	0.69
58:BZ:152:ALA:O	58:BZ:155:LEU:HD22	1.93	0.69
6:AF:97:PHE:HD2	18:AR:31:LEU:HD21	1.57	0.69
1:AA:1337:G:H5''	1:AA:1338:G:OP2	1.93	0.69
52:BT:32:TYR:CD2	52:BT:81:PRO:O	1.95	0.69
48:BP:115:LEU:CG	48:BP:116:GLY:H	2.05	0.69
37:BC:122:GLY:O	37:BC:127:LYS:CE	2.41	0.69
1:AA:199:G:H2'	1:AA:200:G:C8	2.28	0.69
35:BA:652:C:C2	35:BA:653:A:C8	2.81	0.69
1:AA:688:G:O2'	1:AA:689:C:C5'	2.31	0.69
35:BA:1423:G:HO2'	35:BA:1424:G:H5'	1.55	0.69
26:B1:29:GLY:C	26:B1:30:VAL:CG2	2.62	0.69
35:BA:1301:A:O2'	35:BA:1302:A:C2'	2.30	0.69
2:AB:33:TYR:HB3	2:AB:41:ILE:HG22	1.75	0.69
35:BA:1222:C:O2'	35:BA:1223:G:C5'	2.35	0.69
35:BA:2201:C:H2'	35:BA:2202:C:H6	1.57	0.69
35:BA:259:G:HO2'	35:BA:260:G:H5'	1.55	0.69
41:BG:7:LEU:HD13	41:BG:100:TRP:CE3	2.27	0.69
29:B4:7:PRO:HD3	41:BG:66:GLN:HA	1.74	0.69

Continued on next page...

Continued from previous page...

Atom-1	Atom-2	Distance(Å)	Clash(Å)
1:AA:114:U:O5'	1:AA:114:U:H6	1.75	0.69
1:AA:961:U:H5'	1:AA:984:C:H1'	1.75	0.69
1:AA:1157:A:C4'	1:AA:1158:C:O5'	2.40	0.69
29:B4:66:SER:O	29:B4:67:TYR:HB2	1.93	0.69
47:BO:4:PRO:O	47:BO:5:GLN:CB	2.40	0.69
1:AA:921:U:O2'	5:AE:19:MET:O	2.11	0.69
11:AK:56:GLY:O	11:AK:89:ALA:HB1	1.92	0.69
3:AC:130:VAL:HG13	3:AC:157:ILE:HG22	1.74	0.69
3:AC:15:THR:CG2	3:AC:181:ASN:HA	2.23	0.69
24:AY:98:MET:HG2	24:AY:125:ALA:HA	1.74	0.69
1:AA:505:G:H2'	1:AA:506:G:C8	2.28	0.69
38:BD:210:GLY:O	38:BD:211:ARG:HB3	1.92	0.69
9:AI:25:LYS:O	9:AI:26:VAL:HG12	1.93	0.69
35:BA:1041:G:N2	35:BA:1114:G:H22	1.91	0.69
31:B6:25:LYS:HZ1	33:B8:34:TRP:HZ2	1.40	0.69
35:BA:860:U:C2'	35:BA:861:A:H5'	2.22	0.69
9:AI:70:LYS:O	9:AI:74:ILE:HG13	1.92	0.69
35:BA:1446:C:N4	35:BA:1465:G:N1	2.39	0.69
3:AC:83:ARG:CG	3:AC:84:ILE:H	2.05	0.69
31:B6:15:GLU:OE2	31:B6:41:PRO:HB3	1.92	0.69
48:BP:30:THR:HG22	48:BP:31:ALA:N	2.08	0.69
35:BA:465:G:H2'	35:BA:466:A:C8	2.28	0.69
50:BR:103:ARG:HH12	50:BR:110:PRO:HD3	1.58	0.69
19:AS:88:LYS:O	19:AS:90:THR:HG22	1.92	0.69
13:AM:81:LEU:O	13:AM:86:CYS:HB3	1.92	0.69
1:AA:170:U:O2'	1:AA:171:A:H5'	1.91	0.69
35:BA:285:C:H2'	35:BA:286:C:C6	2.28	0.69
29:B4:24:THR:O	29:B4:25:TYR:CG	2.46	0.69
52:BT:30:VAL:HG12	52:BT:31:SER:HB2	1.73	0.69
48:BP:115:LEU:HG	48:BP:116:GLY:H	1.58	0.69
1:AA:698:G:H2'	1:AA:699:C:C6	2.27	0.69
35:BA:259:G:C2'	35:BA:260:G:H5'	2.22	0.69
51:BS:66:ALA:HB1	51:BS:99:LYS:HG2	1.74	0.69
58:BZ:165:VAL:CG1	58:BZ:166:SER:H	2.06	0.69
35:BA:326:G:HO2'	35:BA:327:G:H5'	1.57	0.69
49:BQ:76:LYS:HB3	49:BQ:91:GLU:CG	2.23	0.69
1:AA:539:A:H2'	1:AA:540:G:C8	2.28	0.69
44:BK:100:UNK:HA	44:BK:137:UNK:O	1.93	0.69
38:BD:76:PRO:HG2	38:BD:98:VAL:HG21	1.75	0.69
35:BA:2291:U:H2'	35:BA:2292:C:C6	2.28	0.69
35:BA:907:U:OP2	49:BQ:24:GLY:N	2.26	0.69
52:BT:29:ARG:O	52:BT:30:VAL:CG2	2.37	0.68

Continued on next page...

Continued from previous page...

Atom-1	Atom-2	Distance(Å)	Clash(Å)
1:AA:593:G:C2'	1:AA:594:G:C5'	2.71	0.68
1:AA:593:G:H2'	1:AA:594:G:H5'	1.75	0.68
50:BR:2:ARG:C	50:BR:2:ARG:HD2	2.13	0.68
29:B4:14:ILE:C	29:B4:15:ILE:HD12	2.12	0.68
29:B4:22:ILE:CG2	41:BG:105:LYS:HD3	2.23	0.68
42:BH:30:LYS:HG2	42:BH:79:VAL:O	1.93	0.68
51:BS:23:ARG:HB3	51:BS:24:LEU:HD22	1.74	0.68
58:BZ:79:ARG:C	58:BZ:81:ARG:H	1.96	0.68
49:BQ:54:MET:HB3	49:BQ:64:ILE:CD1	2.23	0.68
35:BA:34:C:O5'	35:BA:34:C:H6	1.76	0.68
13:AM:65:LYS:HD3	13:AM:69:GLU:HG3	1.75	0.68
35:BA:1383:C:O5'	35:BA:1383:C:H6	1.75	0.68
1:AA:353:A:C8	1:AA:353:A:H5'	2.23	0.68
24:AY:53:ASP:HB3	24:AY:58:GLU:OE1	1.92	0.68
35:BA:262:A:H2'	35:BA:263:C:H5'	1.75	0.68
35:BA:1864:U:C2'	35:BA:1865:G:H5''	2.23	0.68
52:BT:102:ILE:HB	52:BT:110:ILE:CD1	2.22	0.68
37:BC:25:GLU:HA	37:BC:28:ARG:HD2	1.74	0.68
11:AK:82:VAL:HG11	11:AK:108:ILE:HG12	1.75	0.68
25:B0:64:ASP:O	25:B0:84:LEU:HG	1.94	0.68
35:BA:2524:G:H5'	35:BA:2524:G:H8	1.57	0.68
2:AB:145:LEU:HD23	2:AB:149:LEU:CD2	2.22	0.68
1:AA:311:C:HO2'	1:AA:312:C:C5'	2.07	0.68
35:BA:1989:G:O2'	35:BA:1990:C:H5'	1.93	0.68
7:AG:120:ILE:O	7:AG:121:ALA:HB3	1.94	0.68
7:AG:49:ILE:HD13	7:AG:118:VAL:HA	1.76	0.68
1:AA:267:C:P	17:AQ:67:LYS:HB2	2.33	0.68
35:BA:1296:G:O2'	35:BA:1297:C:H5'	1.93	0.68
35:BA:326:G:C2'	35:BA:327:G:H5'	2.22	0.68
24:AY:153:MET:HA	24:AY:157:LEU:HD21	1.76	0.68
35:BA:2409:G:H2'	35:BA:2410:G:H8	1.57	0.68
58:BZ:81:ARG:O	58:BZ:81:ARG:HG3	1.92	0.68
35:BA:1941:C:H2'	35:BA:1942:C:H5'	1.75	0.68
13:AM:118:ALA:HB1	19:AS:88:LYS:HZ3	1.58	0.68
24:AY:246:ILE:HG23	24:AY:255:ILE:HD11	1.75	0.68
1:AA:166:G:H2'	1:AA:167:G:H8	1.56	0.68
49:BQ:21:THR:HG22	49:BQ:23:GLY:O	1.93	0.68
35:BA:248:G:N7	35:BA:250:G:N3	2.41	0.68
4:AD:3:ARG:H	4:AD:3:ARG:HD3	1.57	0.68
31:B6:11:LEU:HD13	31:B6:11:LEU:N	2.09	0.68
35:BA:1223:G:C6	35:BA:1227:G:O6	2.47	0.68
1:AA:1281:U:C5'	1:AA:1282:C:H5	1.98	0.68

Continued on next page...

Continued from previous page...

Atom-1	Atom-2	Distance(Å)	Clash(Å)
48:BP:38:GLN:O	48:BP:39:LYS:HB2	1.91	0.68
1:AA:112:G:C2'	1:AA:113:G:C5'	2.67	0.68
35:BA:1054:A:C6	35:BA:1106:G:O6	2.46	0.68
35:BA:141:A:H8	35:BA:1408:C:O2'	1.73	0.68
51:BS:104:GLY:O	51:BS:106:ARG:N	2.27	0.68
52:BT:3:ARG:O	52:BT:7:ILE:HG13	1.93	0.68
35:BA:1062:G:H1	35:BA:1075:C:N4	1.91	0.68
31:B6:53:LYS:CD	31:B6:54:ILE:H	2.05	0.68
50:BR:4:LEU:O	50:BR:4:LEU:CG	2.41	0.68
39:BE:65:GLY:HA2	39:BE:70:ALA:HB2	1.76	0.68
40:BF:123:LEU:HD12	40:BF:124:LEU:H	1.58	0.68
50:BR:59:ASP:O	50:BR:60:LEU:HB3	1.94	0.68
25:B0:66:VAL:CG1	25:B0:67:VAL:N	2.57	0.68
7:AG:47:CYS:HA	7:AG:50:ILE:HG22	1.76	0.68
26:B1:25:LYS:HD3	35:BA:2396:G:O5'	1.94	0.68
57:BY:76:CYS:HG	57:BY:77:PRO:HD2	1.58	0.68
13:AM:101:GLN:HE21	13:AM:101:GLN:N	1.90	0.68
29:B4:33:VAL:O	29:B4:34:GLU:CB	2.40	0.68
35:BA:15:G:O2'	35:BA:16:G:C5'	2.36	0.68
35:BA:327:G:HO2'	35:BA:328:U:H5'	1.58	0.68
35:BA:896:A:C1'	58:BZ:176:PRO:CG	2.69	0.68
40:BF:3:GLU:CA	40:BF:24:LEU:HG	2.24	0.68
35:BA:699:A:O2'	35:BA:700:G:H5'	1.94	0.68
24:AY:238:THR:HG22	24:AY:241:GLU:CG	2.24	0.68
12:AL:75:HIS:HD2	12:AL:77:LEU:H	1.40	0.68
58:BZ:63:ASP:HB2	58:BZ:65:GLN:HE21	1.59	0.68
48:BP:85:LEU:HD22	48:BP:117:GLU:O	1.88	0.68
2:AB:168:THR:HG21	2:AB:191:ASP:O	1.93	0.68
7:AG:125:MET:O	7:AG:128:ALA:HB3	1.93	0.68
35:BA:2009:G:C2	35:BA:2010:G:C8	2.82	0.68
35:BA:1642:G:O2'	35:BA:1643:G:H5'	1.94	0.68
41:BG:6:ALA:HB1	41:BG:105:LYS:HZ2	1.58	0.68
39:BE:34:VAL:CG2	39:BE:48:GLN:HE21	2.06	0.68
58:BZ:44:PHE:CZ	58:BZ:48:PHE:HD2	2.11	0.68
38:BD:65:ILE:HD11	38:BD:67:PHE:CD2	2.28	0.68
15:AO:17:ARG:HH11	15:AO:17:ARG:HG3	1.58	0.68
38:BD:166:GLN:HE21	38:BD:166:GLN:N	1.92	0.68
35:BA:697:C:O2'	35:BA:698:C:C5'	2.30	0.68
35:BA:2007:C:H2'	35:BA:2008:C:C6	2.28	0.68
1:AA:46:G:HO2'	1:AA:365:U:C1'	2.06	0.68
1:AA:1402:C:C2'	1:AA:1403:C:H5'	2.23	0.68
1:AA:1305:G:N2	1:AA:1331:G:H2'	2.09	0.68

Continued on next page...

Continued from previous page...

Atom-1	Atom-2	Distance(Å)	Clash(Å)
31:B6:43:CYS:O	31:B6:44:ARG:HB2	1.92	0.68
30:B5:16:ARG:NH1	30:B5:17:ASP:OD1	2.26	0.68
1:AA:88:A:H5''	1:AA:89:C:OP1	1.93	0.68
35:BA:2208:A:H1'	35:BA:2219:G:C4	2.28	0.68
52:BT:3:ARG:HD2	52:BT:6:LEU:HB2	1.75	0.68
35:BA:2783:G:H2'	35:BA:2784:C:C6	2.28	0.68
1:AA:1218:C:H2'	1:AA:1219:U:C6	2.28	0.68
37:BC:46:ALA:HB3	37:BC:172:ILE:CG2	2.23	0.68
12:AL:93:LEU:HB3	12:AL:96:VAL:HG21	1.76	0.68
2:AB:145:LEU:CD2	2:AB:149:LEU:HD23	2.23	0.68
35:BA:175:G:C2'	35:BA:176:G:H5'	2.23	0.68
35:BA:1821:A:O2'	35:BA:1822:G:C5'	2.39	0.68
35:BA:1461:G:C2'	35:BA:1462:C:H5'	2.24	0.68
41:BG:94:LEU:HD12	41:BG:98:ARG:HD3	1.76	0.68
7:AG:38:LEU:O	7:AG:38:LEU:HD22	1.93	0.68
49:BQ:12:GLN:CG	49:BQ:73:PRO:HD2	2.23	0.68
39:BE:69:LYS:C	39:BE:71:GLY:H	1.96	0.68
30:B5:44:THR:CG2	50:BR:101:ALA:HB2	2.23	0.68
35:BA:1887:C:H2'	35:BA:1888:G:C5'	2.24	0.68
50:BR:38:VAL:HB	50:BR:39:PRO:HD3	1.76	0.68
52:BT:92:GLY:HA3	52:BT:120:ARG:HH21	1.59	0.68
27:B2:70:GLN:NE2	27:B2:71:ASN:N	2.42	0.68
37:BC:123:ALA:O	37:BC:127:LYS:HG2	1.94	0.68
1:AA:593:G:O2'	1:AA:594:G:C5'	2.30	0.68
41:BG:37:VAL:HG21	41:BG:99:MET:HG3	1.76	0.68
48:BP:29:LYS:HD2	48:BP:29:LYS:N	2.09	0.68
12:AL:45:PRO:HG3	12:AL:53:ARG:HD3	1.75	0.68
55:BW:64:MET:O	55:BW:65:LEU:HB2	1.92	0.68
35:BA:1646:C:H5''	35:BA:1647:G:C5'	2.24	0.68
25:B0:7:LEU:HB3	49:BQ:85:LYS:HG3	1.76	0.68
35:BA:1352:U:O2'	35:BA:1353:A:H5'	1.94	0.68
37:BC:57:GLN:HG3	37:BC:57:GLN:O	1.93	0.68
13:AM:108:ARG:HG3	13:AM:108:ARG:NH1	2.08	0.68
51:BS:49:VAL:HG12	51:BS:50:SER:H	1.57	0.68
52:BT:28:VAL:CG1	52:BT:29:ARG:N	2.54	0.68
1:AA:309:G:O2'	1:AA:310:G:H5'	1.94	0.68
1:AA:198:G:C6	1:AA:220:G:C6	2.80	0.68
29:B4:33:VAL:O	29:B4:34:GLU:HB2	1.94	0.68
10:AJ:54:PHE:CE1	10:AJ:55:LYS:NZ	2.56	0.68
37:BC:30:VAL:HG23	37:BC:31:LYS:N	2.09	0.68
35:BA:261:G:H2'	35:BA:262:A:H5'	1.76	0.68
31:B6:12:GLU:CB	31:B6:23:THR:HG22	2.24	0.68

Continued on next page...

Continued from previous page...

Atom-1	Atom-2	Distance(Å)	Clash(Å)
12:AL:70:ILE:HG12	12:AL:100:ILE:HD12	1.74	0.68
1:AA:563:A:H2	12:AL:15:ARG:CZ	2.06	0.68
13:AM:118:ALA:HB1	19:AS:88:LYS:NZ	2.09	0.68
37:BC:176:VAL:HG11	37:BC:190:ILE:HD13	1.76	0.68
24:AY:169:GLY:HA3	24:AY:173:THR:O	1.93	0.68
52:BT:109:GLU:O	52:BT:112:ARG:HG2	1.94	0.68
30:B5:40:LYS:HE2	30:B5:46:CYS:HB3	1.75	0.67
35:BA:953:A:H2'	35:BA:954:G:C5'	2.13	0.67
1:AA:490:G:C4	1:AA:491:G:N7	2.62	0.67
1:AA:39:G:N7	1:AA:547:A:C8	2.62	0.67
1:AA:35:G:N2	1:AA:549:C:O2	2.17	0.67
35:BA:1415:U:O5'	35:BA:1415:U:H6	1.76	0.67
27:B2:48:HIS:C	27:B2:48:HIS:CD2	2.67	0.67
19:AS:40:ILE:HG12	19:AS:66:MET:O	1.93	0.67
31:B6:15:GLU:OE1	31:B6:18:ARG:NE	2.27	0.67
30:B5:16:ARG:HD2	30:B5:20:ARG:NH1	2.10	0.67
25:B0:62:LEU:H	25:B0:62:LEU:HD23	1.59	0.67
38:BD:241:PRO:O	38:BD:242:ARG:HB2	1.92	0.67
29:B4:11:PRO:CB	29:B4:24:THR:HB	2.25	0.67
27:B2:70:GLN:HE21	27:B2:71:ASN:H	1.40	0.67
35:BA:967:C:O5'	35:BA:967:C:H6	1.77	0.67
35:BA:833:U:C4'	48:BP:52:GLU:N	2.56	0.67
1:AA:495:A:H4'	1:AA:496:A:OP1	1.94	0.67
1:AA:107:G:C2'	1:AA:108:G:O5'	2.40	0.67
1:AA:687:A:H4'	1:AA:688:G:O5'	1.94	0.67
57:BY:28:LYS:CB	57:BY:38:ILE:H	2.07	0.67
1:AA:1504:G:H4'	1:AA:1505:G:O4'	1.93	0.67
35:BA:2128:C:OP1	37:BC:37:LYS:HG2	1.94	0.67
46:BN:1:MET:C	46:BN:2:LYS:HE3	2.13	0.67
39:BE:24:THR:HG21	39:BE:188:VAL:CG1	2.23	0.67
54:BV:2:PHE:CD1	54:BV:2:PHE:C	2.66	0.67
3:AC:22:TRP:HZ3	3:AC:24:ALA:HB2	1.58	0.67
26:B1:41:ARG:HH12	35:BA:1365:A:H5''	1.58	0.67
26:B1:59:THR:C	26:B1:60:PHE:CD1	2.67	0.67
39:BE:197:ILE:HD11	39:BE:199:ARG:NE	2.09	0.67
35:BA:2562:U:H1'	47:BO:23:ARG:HH11	1.58	0.67
35:BA:900:A:H3'	35:BA:901:A:H8	1.58	0.67
29:B4:11:PRO:CA	29:B4:24:THR:HB	2.24	0.67
48:BP:97:PRO:O	48:BP:98:GLU:HB3	1.94	0.67
35:BA:1769:G:C5	35:BA:1984:G:C6	2.83	0.67
35:BA:1446:C:C5	35:BA:1465:G:N2	2.59	0.67
51:BS:36:TYR:HD1	51:BS:36:TYR:N	1.92	0.67

Continued on next page...

Continued from previous page...

Atom-1	Atom-2	Distance(Å)	Clash(Å)
35:BA:52:A:C2'	35:BA:53:A:H5'	2.23	0.67
3:AC:16:ARG:CD	3:AC:17:ASP:H	2.07	0.67
48:BP:14:LYS:O	48:BP:15:ARG:HB2	1.94	0.67
31:B6:6:ARG:NH1	31:B6:6:ARG:HB3	2.07	0.67
33:B8:15:LYS:CD	48:BP:65:ARG:HH22	2.07	0.67
35:BA:603:A:H4'	35:BA:604:G:O5'	1.94	0.67
1:AA:61:G:O6	1:AA:107:G:C6	2.48	0.67
17:AQ:67:LYS:HA	17:AQ:70:ARG:NH1	2.08	0.67
35:BA:2007:C:C2	35:BA:2008:C:C5	2.82	0.67
26:B1:25:LYS:HD3	35:BA:2396:G:C5'	2.24	0.67
35:BA:37:C:C2'	35:BA:38:A:H5'	2.24	0.67
50:BR:2:ARG:HG3	50:BR:2:ARG:NH1	2.05	0.67
35:BA:461:C:H2'	35:BA:462:C:C5'	2.14	0.67
35:BA:2103:C:H42	35:BA:2186:G:H1	1.41	0.67
57:BY:17:SER:HB2	57:BY:71:LYS:HE2	1.75	0.67
35:BA:2657:A:H2'	35:BA:2658:C:H5'	1.76	0.67
57:BY:82:PRO:O	57:BY:96:ILE:HG13	1.94	0.67
2:AB:42:ILE:CD1	2:AB:202:PRO:HB2	2.25	0.67
42:BH:54:ARG:HH11	42:BH:65:HIS:CD2	2.13	0.67
3:AC:129:ALA:HB1	3:AC:132:ARG:HG3	1.76	0.67
35:BA:1028:A:H2'	35:BA:1029:A:C8	2.30	0.67
27:B2:40:SER:O	56:BX:13:LEU:CD1	2.43	0.67
6:AF:99:ALA:O	6:AF:100:ASN:HB2	1.93	0.67
40:BF:52:LYS:O	40:BF:88:VAL:HG12	1.95	0.67
1:AA:197:A:C4'	1:AA:198:G:O5'	2.34	0.67
1:AA:36:C:H2'	1:AA:37:U:C6	2.30	0.67
35:BA:1902:C:H5'	38:BD:246:PRO:HD3	1.76	0.67
41:BG:152:LEU:HD23	41:BG:152:LEU:H	1.60	0.67
35:BA:2033:A:H2'	35:BA:2035:G:OP1	1.95	0.67
37:BC:30:VAL:HG23	37:BC:31:LYS:H	1.58	0.67
14:AN:15:LYS:O	14:AN:16:PHE:O	2.13	0.67
37:BC:46:ALA:HB3	37:BC:172:ILE:HG22	1.75	0.67
1:AA:179:A:H2'	1:AA:180:U:H6	1.58	0.67
9:AI:26:VAL:CG2	9:AI:61:ALA:O	2.27	0.67
1:AA:37:U:H6	1:AA:37:U:O5'	1.78	0.67
1:AA:687:A:C4'	1:AA:688:G:O5'	2.43	0.67
35:BA:1446:C:C5	35:BA:1466:G:C2	2.83	0.67
35:BA:36:G:C2'	35:BA:37:C:H5'	2.25	0.67
13:AM:64:TRP:HD1	13:AM:66:LEU:HD11	1.59	0.67
41:BG:59:GLU:CG	41:BG:60:LEU:H	2.06	0.67
5:AE:31:LEU:CD2	5:AE:43:LEU:HD11	2.21	0.67
1:AA:792:A:C1'	1:AA:793:U:OP2	2.43	0.67

Continued on next page...

Continued from previous page...

Atom-1	Atom-2	Distance(Å)	Clash(Å)
40:BF:20:LEU:H	40:BF:24:LEU:HD23	1.57	0.67
54:BV:61:VAL:HG23	54:BV:61:VAL:O	1.94	0.67
50:BR:10:LEU:HD23	50:BR:10:LEU:N	2.09	0.67
4:AD:120:LEU:HB3	4:AD:126:ILE:HD11	1.75	0.67
35:BA:285:C:H2'	35:BA:286:C:H6	1.60	0.67
25:B0:46:LYS:HE3	25:B0:75:LEU:O	1.92	0.67
29:B4:38:LYS:O	29:B4:38:LYS:HD2	1.95	0.67
41:BG:24:GLY:O	41:BG:25:TYR:HB2	1.95	0.67
7:AG:81:GLY:O	23:AX:13:A:P	2.52	0.67
24:AY:487:ILE:H	24:AY:487:ILE:HD13	1.59	0.67
35:BA:2469:A:H2	35:BA:2481:G:H21	1.40	0.67
42:BH:9:ILE:HG22	42:BH:10:PRO:C	2.15	0.67
33:B8:23:VAL:CG1	33:B8:46:ARG:HH11	2.07	0.67
24:AY:92:ILE:O	24:AY:96:ARG:HG2	1.95	0.67
1:AA:274:A:O2'	1:AA:275:G:C8	2.48	0.67
42:BH:143:GLN:NE2	42:BH:147:ASN:HD21	1.92	0.67
24:AY:539:ILE:HB	24:AY:540:PRO:HD3	1.76	0.67
35:BA:1270:C:H5''	35:BA:1271:G:O5'	1.94	0.67
33:B8:29:LYS:HD3	33:B8:44:LYS:CB	2.25	0.67
7:AG:115:ARG:O	7:AG:119:ARG:HD3	1.94	0.67
35:BA:39:C:H6	35:BA:39:C:O5'	1.76	0.67
1:AA:1052:U:O4	1:AA:1200:C:C2'	2.39	0.67
16:AP:22:THR:HA	16:AP:33:ILE:HG12	1.76	0.67
6:AF:67:MET:HB2	6:AF:68:PRO:HD2	1.76	0.67
35:BA:1926:U:H2'	35:BA:1927:A:C8	2.29	0.67
35:BA:1858:G:H2'	35:BA:1883:G:H22	1.60	0.67
24:AY:42:ILE:HG22	24:AY:44:GLU:H	1.60	0.67
35:BA:1358:G:O2'	35:BA:1359:A:H5''	1.94	0.67
7:AG:111:ARG:NH2	7:AG:126:ASP:OD2	2.28	0.67
1:AA:547:A:C1'	1:AA:548:G:OP2	2.40	0.67
1:AA:235:C:H5'	17:AQ:70:ARG:HG2	1.76	0.67
35:BA:1773:A:C2'	35:BA:1774:C:C5'	2.62	0.67
29:B4:1:MET:O	29:B4:2:LYS:HB3	1.94	0.67
36:BB:43:C:H4'	41:BG:94:LEU:HD11	1.77	0.67
35:BA:2403:C:P	35:BA:2403:C:H3'	2.34	0.67
54:BV:52:VAL:CG1	54:BV:55:ALA:HB3	2.24	0.67
12:AL:27:LEU:O	12:AL:29:GLY:N	2.28	0.67
26:B1:82:LEU:O	26:B1:83:GLU:HG3	1.94	0.67
55:BW:36:LEU:H	55:BW:36:LEU:HD22	1.59	0.67
14:AN:15:LYS:HB3	14:AN:16:PHE:CE1	2.30	0.67
48:BP:71:VAL:CG1	48:BP:72:PRO:HD3	2.24	0.67
35:BA:893:C:H2'	35:BA:894:C:C6	2.29	0.67

Continued on next page...

Continued from previous page...

Atom-1	Atom-2	Distance(Å)	Clash(Å)
35:BA:2345:G:N3	35:BA:2381:C:H2'	2.10	0.67
24:AY:423:LYS:HD3	24:AY:472:VAL:HG22	1.77	0.67
43:BJ:72:UNK:O	43:BJ:74:UNK:N	2.28	0.67
24:AY:358:MET:SD	24:AY:363:ARG:HD3	2.34	0.67
39:BE:134:ILE:C	39:BE:134:ILE:HD12	2.14	0.67
49:BQ:43:THR:OG1	49:BQ:46:GLN:HG3	1.94	0.67
35:BA:902:C:H2'	35:BA:903:C:C6	2.29	0.67
37:BC:133:GLY:C	37:BC:135:ARG:H	1.98	0.67
24:AY:26:THR:CG2	24:AY:52:MET:HG2	2.25	0.67
15:AO:68:ARG:NH1	15:AO:68:ARG:HB2	2.03	0.67
49:BQ:140:ALA:HB1	58:BZ:99:TYR:CE2	2.30	0.67
35:BA:2157:G:H4'	35:BA:2158:A:OP2	1.95	0.67
35:BA:1331:A:O2'	35:BA:1332:G:H5''	1.95	0.67
1:AA:64:G:H4'	1:AA:65:U:O5'	1.95	0.67
55:BW:37:ARG:HH11	55:BW:37:ARG:HG3	1.59	0.67
9:AI:19:LEU:HA	9:AI:61:ALA:HA	1.75	0.66
1:AA:116:A:C8	1:AA:116:A:OP2	2.47	0.66
35:BA:49:A:O2'	35:BA:50:U:P	2.53	0.66
1:AA:321:A:C2'	1:AA:322:C:H5'	2.24	0.66
35:BA:1770:G:C2'	35:BA:1771:C:C5'	2.73	0.66
29:B4:30:GLU:HG2	29:B4:31:ILE:N	2.08	0.66
41:BG:136:ARG:HB3	41:BG:138:GLN:OE1	1.94	0.66
1:AA:1255:G:C6	1:AA:1283:G:O6	2.48	0.66
1:AA:1490:C:H2'	1:AA:1491:G:C5'	2.09	0.66
35:BA:942:G:H5'	48:BP:35:HIS:HA	1.76	0.66
35:BA:1890:A:C2'	35:BA:1891:G:C5'	2.66	0.66
35:BA:1892:C:H2'	35:BA:1893:C:C5'	2.23	0.66
1:AA:1160:G:O6	1:AA:1181:G:O6	2.13	0.66
42:BH:149:ARG:HA	42:BH:162:ILE:CD1	2.24	0.66
35:BA:1646:C:C5'	35:BA:1647:G:C5'	2.73	0.66
3:AC:116:VAL:HG11	3:AC:202:ILE:HD11	1.77	0.66
35:BA:2552:U:O5'	35:BA:2552:U:H6	1.78	0.66
31:B6:7:ILE:CG2	31:B6:27:LYS:HZ2	2.01	0.66
7:AG:43:PHE:O	7:AG:46:ALA:HB3	1.95	0.66
35:BA:607:U:C4	35:BA:620:G:C5	2.83	0.66
1:AA:1399:C:H4'	1:AA:1400:C:C5'	2.25	0.66
13:AM:65:LYS:HB2	13:AM:69:GLU:HG2	1.77	0.66
1:AA:961:U:O2'	1:AA:962:C:C5'	2.44	0.66
35:BA:1600:C:HO2'	35:BA:1601:G:H5'	1.57	0.66
1:AA:185:A:O2'	1:AA:186:C:H5'	1.95	0.66
26:B1:82:LEU:O	26:B1:83:GLU:CG	2.43	0.66
37:BC:31:LYS:NZ	37:BC:180:SER:O	2.28	0.66

Continued on next page...

Continued from previous page...

Atom-1	Atom-2	Distance(Å)	Clash(Å)
38:BD:35:LYS:C	38:BD:35:LYS:HZ2	1.99	0.66
35:BA:2117:A:O2'	35:BA:2118:U:H3'	1.95	0.66
36:BB:56:G:H5'	41:BG:27:ASN:ND2	2.10	0.66
16:AP:20:VAL:HG23	16:AP:34:GLU:O	1.93	0.66
26:B1:76:ARG:HD2	35:BA:271(R):G:OP1	1.96	0.66
35:BA:1886:C:O2'	35:BA:1887:C:H5'	1.95	0.66
3:AC:91:LEU:HB3	3:AC:99:VAL:HG21	1.77	0.66
13:AM:17:VAL:HG22	13:AM:27:LYS:HE3	1.77	0.66
35:BA:1416:G:C2	35:BA:1417:C:N3	2.64	0.66
1:AA:46:G:HO2'	1:AA:365:U:C2'	2.07	0.66
35:BA:688:U:H6	35:BA:688:U:O5'	1.78	0.66
9:AI:69:GLY:O	9:AI:73:GLN:HG3	1.94	0.66
35:BA:1019:U:HO2'	35:BA:1021:A:H2	1.40	0.66
10:AJ:43:ARG:HH11	10:AJ:43:ARG:HG3	1.61	0.66
35:BA:1799:G:C1'	35:BA:1800:C:OP2	2.43	0.66
35:BA:1105:U:O2'	35:BA:1106:G:H5'	1.95	0.66
35:BA:2334:G:H21	51:BS:18:ILE:HG12	1.60	0.66
55:BW:9:TYR:H	55:BW:102:HIS:CD2	2.11	0.66
11:AK:21:ILE:HD13	11:AK:82:VAL:HG23	1.78	0.66
35:BA:1151:G:H5''	53:BU:81:HIS:CE1	2.30	0.66
1:AA:1062:U:H2'	1:AA:1063:C:C6	2.29	0.66
48:BP:64:LYS:O	48:BP:65:ARG:C	2.34	0.66
25:B0:25:ARG:HB2	25:B0:37:LEU:HD12	1.77	0.66
2:AB:24:TRP:CE3	2:AB:32:ILE:HD11	2.31	0.66
35:BA:1221:C:H2'	35:BA:1221(A):C:H6	1.59	0.66
41:BG:72:ARG:HA	41:BG:87:PRO:O	1.95	0.66
35:BA:741:G:H2'	35:BA:742:G:H5'	1.75	0.66
35:BA:2401:U:H2'	35:BA:2402:C:OP1	1.95	0.66
24:AY:84:THR:CG2	24:AY:85:PRO:N	2.57	0.66
39:BE:76:ARG:HG3	39:BE:195:LEU:HD22	1.76	0.66
35:BA:1412:A:H2'	35:BA:1413:G:H5'	1.76	0.66
2:AB:76:GLN:O	2:AB:77:ALA:HB2	1.94	0.66
1:AA:532:A:N1	3:AC:193:TYR:HB3	2.11	0.66
35:BA:2145:C:H5'	35:BA:2146:C:C5	2.30	0.66
2:AB:7:VAL:O	2:AB:11:LEU:HB2	1.95	0.66
37:BC:65:LEU:HB3	37:BC:189:ASN:ND2	2.11	0.66
35:BA:2195:C:O2'	35:BA:2196:C:H5'	1.96	0.66
52:BT:91:ARG:HA	52:BT:116:ALA:HA	1.78	0.66
37:BC:63:VAL:O	37:BC:161:ARG:HA	1.96	0.66
31:B6:10:LEU:HD12	33:B8:34:TRP:HB2	1.76	0.66
35:BA:650:C:C3'	35:BA:651:G:H5''	2.24	0.66
35:BA:36:G:H2'	35:BA:37:C:H5'	1.76	0.66

Continued on next page...

Continued from previous page...

Atom-1	Atom-2	Distance(Å)	Clash(Å)
35:BA:607:U:C4	35:BA:620:G:C4	2.82	0.66
1:AA:1401:G:N2	1:AA:1501:C:O2	2.18	0.66
13:AM:45:VAL:HG13	13:AM:48:LEU:HD12	1.77	0.66
1:AA:1386:G:H2'	1:AA:1387:G:H5'	1.76	0.66
51:BS:14:VAL:HG12	51:BS:15:ARG:N	2.10	0.66
35:BA:1058:G:C2'	35:BA:1059:G:H5''	2.24	0.66
16:AP:20:VAL:HG21	16:AP:32:TYR:CB	2.26	0.66
13:AM:27:LYS:HG3	13:AM:31:LYS:HE3	1.76	0.66
1:AA:722:A:N3	1:AA:722:A:H2'	2.08	0.66
5:AE:10:MET:SD	5:AE:10:MET:N	2.69	0.66
35:BA:2845:G:O2'	35:BA:2846:G:H5'	1.95	0.66
47:BO:66:LYS:H	47:BO:82:ASN:ND2	1.94	0.66
52:BT:16:ARG:CB	52:BT:16:ARG:HH11	2.07	0.66
35:BA:1587:A:H3'	35:BA:1588:C:H6	1.60	0.66
1:AA:774:G:C2'	1:AA:775:G:H5'	2.25	0.66
1:AA:699:C:O2'	1:AA:700:G:H5'	1.94	0.66
35:BA:1222:C:C2'	35:BA:1223:G:C5'	2.72	0.66
27:B2:42:GLY:O	27:B2:43:GLN:C	2.34	0.66
41:BG:147:ASP:O	41:BG:149:VAL:HG13	1.95	0.66
1:AA:975:A:C8	1:AA:975:A:H5'	2.28	0.66
40:BF:155:LEU:HD11	40:BF:176:LEU:HD13	1.76	0.66
1:AA:748:C:H1'	1:AA:749:C:H5	1.61	0.66
52:BT:29:ARG:C	52:BT:30:VAL:HG23	2.15	0.66
35:BA:833:U:H4'	48:BP:51:PHE:O	1.96	0.66
35:BA:2006:C:C4	35:BA:2007:C:N4	2.64	0.66
35:BA:259:G:H21	35:BA:621:A:H8	1.43	0.66
35:BA:943:U:OP1	48:BP:38:GLN:CD	2.34	0.66
36:BB:48:A:H4'	51:BS:95:HIS:HD2	1.60	0.66
1:AA:522:C:C2'	1:AA:523:A:C5'	2.74	0.66
1:AA:522:C:N4	12:AL:53:ARG:HH22	1.92	0.66
42:BH:159:GLU:OE1	42:BH:159:GLU:HA	1.96	0.66
1:AA:792:A:C4'	1:AA:793:U:O5'	2.41	0.66
8:AH:89:PRO:HA	8:AH:92:ARG:NH1	2.06	0.66
35:BA:2033:A:O2'	35:BA:2034:U:P	2.54	0.66
24:AY:685:GLU:HA	24:AY:688:ILE:HD13	1.78	0.66
24:AY:44:GLU:O	24:AY:45:VAL:HG22	1.96	0.66
35:BA:1782:C:H1'	35:BA:2609:U:H5'	1.78	0.66
24:AY:228:MET:O	24:AY:231:TYR:HB3	1.96	0.66
52:BT:19:LEU:HD22	52:BT:85:LYS:HB2	1.78	0.66
35:BA:110:G:H2'	35:BA:111:A:H5'	1.76	0.66
35:BA:952:G:C6	35:BA:953:A:N7	2.64	0.66
35:BA:49:A:P	35:BA:51:G:H5'	2.36	0.66

Continued on next page...

Continued from previous page...

Atom-1	Atom-2	Distance(Å)	Clash(Å)
39:BE:111:ARG:HG3	39:BE:160:TYR:CD2	2.31	0.66
41:BG:7:LEU:C	41:BG:7:LEU:HD23	2.16	0.66
1:AA:346:G:C5'	52:BT:35:LYS:HZ1	2.09	0.66
34:B9:17:ILE:HG22	34:B9:18:ARG:N	2.10	0.66
35:BA:1273:U:H5''	35:BA:1646:C:H41	1.60	0.66
24:AY:114:VAL:HG23	24:AY:152:THR:HG23	1.76	0.66
35:BA:2408:U:H2'	35:BA:2409:G:C8	2.30	0.66
35:BA:2656:U:H2'	35:BA:2657:A:H5''	1.77	0.66
14:AN:15:LYS:HB3	14:AN:16:PHE:CD1	2.30	0.66
1:AA:917:G:O2'	1:AA:918:A:H5'	1.96	0.66
35:BA:674:G:H1'	40:BF:74:ARG:HD2	1.78	0.66
24:AY:199:ILE:O	24:AY:199:ILE:HD12	1.95	0.66
42:BH:44:VAL:HG12	42:BH:46:GLU:H	1.61	0.66
1:AA:939:G:N2	1:AA:1344:C:N3	2.42	0.66
35:BA:176:G:O2'	35:BA:177:G:C5'	2.44	0.66
35:BA:1982:C:N4	35:BA:1983:C:N4	2.44	0.66
27:B2:5:GLU:HA	27:B2:8:LYS:CD	2.25	0.66
19:AS:62:ILE:HA	19:AS:66:MET:CE	2.26	0.66
41:BG:117:PHE:CD2	41:BG:118:ARG:HD3	2.31	0.66
35:BA:2305:A:C6	41:BG:137:GLU:OE2	2.49	0.66
41:BG:39:ILE:HD11	41:BG:155:MET:CG	2.26	0.66
53:BU:85:LYS:HD3	53:BU:117:GLN:NE2	2.10	0.66
1:AA:1003:G:H2'	1:AA:1004:A:O4'	1.96	0.66
37:BC:41:THR:O	37:BC:42:VAL:HB	1.94	0.66
50:BR:87:TYR:O	50:BR:89:ASP:N	2.27	0.66
41:BG:124:SER:HB3	41:BG:131:TYR:CE1	2.31	0.66
49:BQ:1:MET:CE	49:BQ:1:MET:HA	2.26	0.66
35:BA:108:U:H2'	35:BA:109:G:H8	1.61	0.66
1:AA:1370:G:C2'	1:AA:1371:G:H5'	2.26	0.66
35:BA:1961:C:H6	35:BA:1961:C:O5'	1.79	0.66
35:BA:144:C:H2'	35:BA:145:G:C8	2.31	0.66
35:BA:271(L):U:H5''	35:BA:271(M):G:C5'	2.25	0.66
35:BA:271(M):G:H2'	35:BA:271(N):U:H5''	1.78	0.66
49:BQ:141:GLN:H	58:BZ:53:ILE:HD12	1.61	0.66
35:BA:2131:G:OP1	35:BA:2132:U:H5''	1.96	0.66
57:BY:13:VAL:HG21	57:BY:72:VAL:HB	1.77	0.66
37:BC:42:VAL:HG13	37:BC:43:GLU:N	2.10	0.66
48:BP:6:LEU:H	48:BP:6:LEU:HD23	1.60	0.66
11:AK:126:ARG:NH1	11:AK:126:ARG:HB3	2.11	0.66
1:AA:344:A:H4'	1:AA:345:C:OP2	1.94	0.66
57:BY:2:ARG:HD3	57:BY:3:VAL:HG23	1.78	0.66
52:BT:28:VAL:HG11	52:BT:46:GLU:HG3	1.76	0.65

Continued on next page...

Continued from previous page...

Atom-1	Atom-2	Distance(Å)	Clash(Å)
35:BA:247:G:C2'	35:BA:248:G:O5'	2.44	0.65
37:BC:129:GLY:O	37:BC:132:LEU:N	2.29	0.65
35:BA:48:G:H2'	35:BA:49:A:H2	1.61	0.65
35:BA:2611:U:H6	35:BA:2611:U:OP2	1.79	0.65
41:BG:94:LEU:HD12	41:BG:98:ARG:HD2	1.77	0.65
35:BA:2401:U:O2'	35:BA:2402:C:P	2.54	0.65
1:AA:113:G:H2'	1:AA:114:U:C6	2.31	0.65
35:BA:2123:G:C6	35:BA:2176:A:N6	2.64	0.65
35:BA:1375:C:O2'	35:BA:1376:C:C5'	2.38	0.65
40:BF:10:PRO:HA	40:BF:127:GLU:HG2	1.78	0.65
12:AL:17:LYS:CD	12:AL:18:VAL:H	2.08	0.65
49:BQ:134:ARG:HA	49:BQ:137:TYR:HD2	1.60	0.65
35:BA:2422:A:H4'	35:BA:2423:U:OP2	1.96	0.65
35:BA:535:C:O2'	35:BA:536:A:H5'	1.96	0.65
48:BP:112:LEU:HD23	48:BP:113:LYS:N	2.11	0.65
35:BA:2356:C:C2'	35:BA:2357:U:O5'	2.43	0.65
37:BC:144:GLY:C	37:BC:161:ARG:HH21	1.99	0.65
35:BA:2392:A:H2	35:BA:2424:C:N4	1.94	0.65
35:BA:1797:C:O5'	35:BA:1797:C:H6	1.79	0.65
58:BZ:183:LEU:C	58:BZ:183:LEU:HD13	2.15	0.65
35:BA:2103:C:O2'	35:BA:2104:G:H5'	1.96	0.65
24:AY:137:ASN:ND2	24:AY:138:LYS:N	2.42	0.65
3:AC:187:ALA:HB3	3:AC:198:VAL:HB	1.77	0.65
35:BA:2134:A:C8	35:BA:2158:A:H2	2.14	0.65
10:AJ:66:ARG:HH11	10:AJ:66:ARG:HB2	1.60	0.65
24:AY:627:ARG:O	24:AY:628:ARG:HB2	1.96	0.65
12:AL:41:ARG:O	12:AL:55:VAL:O	2.14	0.65
3:AC:173:VAL:O	3:AC:173:VAL:HG13	1.94	0.65
39:BE:87:GLU:O	39:BE:89:ASP:N	2.28	0.65
47:BO:10:VAL:HG21	47:BO:16:ALA:O	1.96	0.65
37:BC:206:LYS:NZ	37:BC:206:LYS:HB3	2.12	0.65
12:AL:24:VAL:HG13	12:AL:98:TYR:HE2	1.61	0.65
37:BC:84:ILE:HG13	37:BC:84:ILE:O	1.95	0.65
1:AA:1195:C:H6	1:AA:1195:C:O5'	1.79	0.65
1:AA:311:C:O2'	1:AA:312:C:H5''	1.96	0.65
31:B6:9:LEU:CD1	31:B6:9:LEU:C	2.63	0.65
1:AA:255:G:H1'	17:AQ:16:GLN:NE2	2.11	0.65
57:BY:9:LYS:O	57:BY:28:LYS:HD3	1.96	0.65
41:BG:75:LYS:HG2	41:BG:76:SER:N	2.10	0.65
33:B8:4:MET:HG2	33:B8:61:LEU:HD23	1.77	0.65
1:AA:17:U:H2'	1:AA:18:C:C6	2.30	0.65
40:BF:24:LEU:HB3	40:BF:25:PRO:CD	2.24	0.65

Continued on next page...

Continued from previous page...

Atom-1	Atom-2	Distance(Å)	Clash(Å)
3:AC:123:GLN:HE22	3:AC:128:PHE:HB2	1.61	0.65
24:AY:238:THR:CG2	24:AY:241:GLU:HG2	2.24	0.65
36:BB:56:G:H4'	36:BB:57:A:O5'	1.96	0.65
42:BH:12:PRO:HD3	42:BH:76:VAL:CG1	2.26	0.65
35:BA:2777:G:H5''	35:BA:2778:A:H5'	1.77	0.65
1:AA:1116:C:H2'	1:AA:1117:G:H5'	1.75	0.65
35:BA:1990:C:H6	35:BA:1990:C:O5'	1.78	0.65
35:BA:856:C:O2'	35:BA:857:C:P	2.54	0.65
9:AI:71:SER:HA	9:AI:74:ILE:HD12	1.78	0.65
1:AA:62:U:O5'	1:AA:62:U:H6	1.79	0.65
35:BA:702:G:C2'	35:BA:703:U:C5'	2.72	0.65
17:AQ:68:ARG:H	17:AQ:70:ARG:HH11	1.45	0.65
35:BA:1025:G:C4	35:BA:1135:C:H1'	2.31	0.65
29:B4:32:TYR:O	29:B4:33:VAL:CG1	2.35	0.65
35:BA:2308:G:H2'	35:BA:2309:A:C8	2.31	0.65
35:BA:688:U:H2'	35:BA:689:A:H5'	1.76	0.65
1:AA:1488:G:H2'	1:AA:1489:G:C8	2.31	0.65
1:AA:112:G:O2'	1:AA:113:G:C5'	2.45	0.65
1:AA:1384:C:O2'	1:AA:1385:G:H5'	1.96	0.65
25:B0:12:ASN:HB2	35:BA:2278:A:N7	2.11	0.65
1:AA:56:U:O2'	1:AA:57:G:H5'	1.97	0.65
42:BH:157:TYR:HE1	42:BH:171:LEU:HD22	1.61	0.65
24:AY:252:ASP:HB3	24:AY:254:LYS:HZ2	1.59	0.65
35:BA:1653:G:OP2	35:BA:2822:G:N1	2.30	0.65
39:BE:51:PHE:CE2	39:BE:52:LEU:HD13	2.32	0.65
3:AC:191:THR:HG22	3:AC:192:THR:N	2.12	0.65
39:BE:16:ARG:HH21	39:BE:173:VAL:HG13	1.62	0.65
35:BA:971:C:H2'	35:BA:972:G:O4'	1.95	0.65
35:BA:2653:U:H5''	35:BA:2654:A:H2'	1.78	0.65
35:BA:627:A:N6	48:BP:116:GLY:HA2	2.11	0.65
48:BP:66:GLY:O	48:BP:67:MET:HB2	1.96	0.65
1:AA:39:G:H2'	1:AA:40:C:H5'	1.78	0.65
35:BA:49:A:N6	35:BA:177:G:N3	2.44	0.65
35:BA:523:C:O2'	35:BA:524:U:C5'	2.31	0.65
35:BA:2000:G:N2	35:BA:2001:A:C5	2.65	0.65
40:BF:125:LEU:H	40:BF:125:LEU:HD23	1.61	0.65
13:AM:91:ARG:CB	13:AM:98:VAL:HG12	2.25	0.65
35:BA:743:G:O6	35:BA:755:C:N4	2.29	0.65
38:BD:43:ARG:CB	38:BD:54:ARG:HB2	2.26	0.65
35:BA:332:A:C2	35:BA:335:C:C5	2.84	0.65
35:BA:1062:G:H2'	35:BA:1063:G:C8	2.32	0.65
35:BA:155:U:C2'	35:BA:156:U:H5''	2.23	0.65

Continued on next page...

Continued from previous page...

Atom-1	Atom-2	Distance(Å)	Clash(Å)
31:B6:35:GLU:H	31:B6:51:GLU:HG3	1.60	0.65
41:BG:83:ARG:N	41:BG:83:ARG:HD2	2.11	0.65
37:BC:84:ILE:O	37:BC:86:GLU:N	2.30	0.65
24:AY:282:SER:HB3	24:AY:285:ASP:OD1	1.97	0.65
40:BF:161:GLU:O	40:BF:165:ARG:HG3	1.96	0.65
12:AL:78:GLN:NE2	24:AY:444:PRO:HA	2.12	0.65
56:BX:80:ILE:O	56:BX:80:ILE:HG12	1.97	0.65
9:AI:21:PRO:HA	9:AI:58:HIS:O	1.97	0.65
15:AO:80:ALA:O	15:AO:84:LYS:HG3	1.97	0.65
1:AA:1304:G:H1'	1:AA:1333:A:H61	1.62	0.65
1:AA:773:G:H2'	1:AA:774:G:C8	2.28	0.65
35:BA:1983:C:H5''	35:BA:2607:G:OP2	1.95	0.65
30:B5:51:TYR:O	30:B5:54:GLY:N	2.30	0.65
35:BA:742:G:HO2'	35:BA:743:G:H5''	1.60	0.65
39:BE:132:HIS:HA	39:BE:135:HIS:HE1	1.57	0.65
35:BA:2124:G:C2'	35:BA:2125:G:H5'	2.27	0.65
1:AA:1492:A:H1'	1:AA:1493:A:P	2.35	0.65
54:BV:25:LEU:H	54:BV:92:THR:HG21	1.61	0.65
1:AA:204:U:H2'	1:AA:204:U:O2	1.97	0.65
35:BA:459:U:O2'	35:BA:460:A:H5'	1.95	0.65
16:AP:20:VAL:HG21	16:AP:32:TYR:HB2	1.78	0.65
24:AY:683:VAL:O	24:AY:687:LEU:HG	1.96	0.65
18:AR:26:LEU:HD21	18:AR:42:ARG:NH2	2.12	0.65
3:AC:16:ARG:HH11	3:AC:16:ARG:HB2	1.61	0.65
24:AY:156:ARG:HH22	24:AY:666:ARG:NH1	1.93	0.65
46:BN:120:LEU:HD13	46:BN:120:LEU:O	1.96	0.65
1:AA:1026:G:N3	1:AA:1026:G:H2'	2.12	0.65
14:AN:58:LYS:NZ	14:AN:58:LYS:HB3	2.12	0.65
1:AA:193:C:O2'	1:AA:194:C:H5'	1.95	0.65
9:AI:23:ASN:N	9:AI:60:ASP:OD1	2.29	0.65
2:AB:149:LEU:O	2:AB:151:GLY:N	2.30	0.65
33:B8:33:ASN:CG	33:B8:34:TRP:N	2.50	0.65
35:BA:1773:A:N7	35:BA:1829:A:C1'	2.60	0.65
1:AA:509:A:OP1	1:AA:509:A:C3'	2.44	0.65
41:BG:103:LEU:O	41:BG:104:GLU:HG2	1.96	0.65
41:BG:145:THR:O	41:BG:146:TYR:O	2.15	0.65
51:BS:54:LEU:HD21	51:BS:59:LYS:O	1.96	0.65
20:AT:69:GLY:O	20:AT:73:HIS:CD2	2.49	0.65
1:AA:1148:U:H2'	1:AA:1149:C:C5'	2.27	0.65
1:AA:1151:A:N3	1:AA:1152:A:N7	2.43	0.65
1:AA:1151:A:N3	1:AA:1152:A:C5	2.64	0.65
57:BY:44:ILE:HG22	57:BY:45:VAL:N	2.11	0.65

Continued on next page...

Continued from previous page...

Atom-1	Atom-2	Distance(Å)	Clash(Å)
35:BA:2512:C:H2'	35:BA:2513:G:O4'	1.97	0.65
35:BA:629:G:N1	35:BA:634:C:N3	2.43	0.65
52:BT:96:ARG:HB2	52:BT:96:ARG:CZ	2.26	0.65
35:BA:1994:C:C2'	35:BA:1995:U:H5'	2.26	0.65
1:AA:1255:G:O6	1:AA:1283:G:O6	2.15	0.65
35:BA:1892:C:O5'	35:BA:1892:C:H6	1.79	0.65
51:BS:36:TYR:CD1	51:BS:36:TYR:N	2.64	0.65
35:BA:2104:G:H1'	35:BA:2105:C:P	2.36	0.65
54:BV:52:VAL:HG11	54:BV:55:ALA:HB3	1.79	0.65
12:AL:46:LYS:O	12:AL:47:LYS:C	2.35	0.65
35:BA:769:G:H4'	35:BA:1379:A:C6	2.32	0.65
57:BY:98:VAL:HG12	57:BY:99:CYS:N	2.11	0.65
25:B0:19:LYS:HZ2	25:B0:41:ARG:HH22	1.45	0.65
13:AM:116:THR:HG22	13:AM:117:VAL:H	1.61	0.65
1:AA:179:A:H2'	1:AA:180:U:C6	2.31	0.65
3:AC:64:VAL:HG12	3:AC:66:VAL:HG23	1.77	0.65
35:BA:2145:C:H4'	35:BA:2146:C:OP1	1.96	0.65
1:AA:1005:A:H2'	1:AA:1006:C:H5'	1.79	0.65
42:BH:55:PRO:HG2	42:BH:56:SER:H	1.60	0.65
31:B6:8:LYS:HG3	31:B6:26:ASN:O	1.96	0.65
1:AA:110:C:H2'	1:AA:111:G:H5'	1.79	0.65
35:BA:28:A:H2'	35:BA:29:U:H5'	1.79	0.65
1:AA:1526:G:C2'	1:AA:1527:C:H5'	2.26	0.65
1:AA:1285:A:C4'	1:AA:1286:A:O5'	2.39	0.65
24:AY:99:ARG:HD3	24:AY:401:SER:CB	2.26	0.65
39:BE:117:MET:CE	39:BE:136:ARG:HA	2.27	0.65
35:BA:272(H):C:H2'	35:BA:272(I):U:H5''	1.79	0.65
1:AA:189(L):G:H2'	1:AA:190:U:C6	2.32	0.65
42:BH:5:GLY:N	42:BH:69:ARG:HD3	2.12	0.65
1:AA:1228:C:OP1	13:AM:115:LYS:HB2	1.96	0.65
37:BC:69:LEU:O	37:BC:178:LYS:HG3	1.97	0.65
52:BT:85:LYS:HZ3	52:BT:85:LYS:HB3	1.60	0.65
1:AA:495:A:C2'	1:AA:496:A:H2'	2.27	0.65
35:BA:856:C:C2'	35:BA:857:C:C6	2.63	0.65
7:AG:12:LEU:HD13	7:AG:24:THR:HG22	1.80	0.65
35:BA:1902:C:H4'	38:BD:244:ARG:CA	2.26	0.65
13:AM:15:VAL:HG11	13:AM:48:LEU:HD21	1.79	0.65
29:B4:7:PRO:HG2	29:B4:9:LEU:CD1	2.26	0.65
29:B4:7:PRO:HB3	41:BG:62:LEU:HG	1.78	0.65
35:BA:811:U:OP2	48:BP:33:ARG:NH1	2.30	0.65
26:B1:82:LEU:C	26:B1:83:GLU:HG3	2.17	0.65
52:BT:50:ILE:HA	52:BT:99:LEU:HD11	1.79	0.65

Continued on next page...

Continued from previous page...

Atom-1	Atom-2	Distance(Å)	Clash(Å)
35:BA:267:C:O2'	35:BA:268:C:H5'	1.97	0.65
52:BT:34:VAL:HG22	52:BT:39:ARG:HB3	1.79	0.65
35:BA:2779:U:H1'	35:BA:2781:A:C5	2.32	0.65
26:B1:37:ILE:HD12	26:B1:37:ILE:C	2.17	0.65
35:BA:944:G:H5'	35:BA:945:A:O5'	1.97	0.65
6:AF:4:TYR:HD1	6:AF:92:LYS:HA	1.60	0.65
1:AA:1237:C:HO2'	1:AA:1335:C:C4'	2.07	0.64
3:AC:83:ARG:O	3:AC:85:ARG:N	2.30	0.64
1:AA:1385:G:H2'	1:AA:1386:G:H8	1.61	0.64
2:AB:200:ILE:CD1	2:AB:200:ILE:H	2.08	0.64
48:BP:78:PRO:HA	48:BP:110:TYR:CE2	2.32	0.64
10:AJ:66:ARG:NH1	10:AJ:66:ARG:HB2	2.11	0.64
1:AA:64:G:H5'	1:AA:65:U:OP2	1.96	0.64
1:AA:738:C:H5''	6:AF:69:GLU:HB2	1.79	0.64
1:AA:838:G:H2'	1:AA:839:U:H5''	1.79	0.64
12:AL:90:VAL:HG11	12:AL:93:LEU:HD12	1.77	0.64
54:BV:67:GLY:O	54:BV:88:ARG:HD2	1.97	0.64
39:BE:97:LYS:O	39:BE:100:GLU:HG3	1.97	0.64
35:BA:2389:G:H5''	35:BA:2390:U:H5'	1.79	0.64
2:AB:178:ARG:HH22	8:AH:68:ARG:HH12	1.45	0.64
52:BT:29:ARG:NH1	52:BT:88:ILE:CD1	2.60	0.64
2:AB:82:ARG:HB2	2:AB:92:TYR:OH	1.97	0.64
37:BC:102:GLN:O	37:BC:104:ILE:HG13	1.97	0.64
37:BC:122:GLY:O	37:BC:127:LYS:HE3	1.96	0.64
1:AA:545:C:O2'	1:AA:546:G:H5'	1.98	0.64
2:AB:20:GLU:HB2	2:AB:190:THR:OG1	1.97	0.64
35:BA:605:C:H2'	35:BA:606:U:C5'	2.27	0.64
35:BA:1992:G:H1'	35:BA:1993:U:OP2	1.96	0.64
29:B4:34:GLU:O	29:B4:36:CYS:N	2.30	0.64
42:BH:85:LYS:C	42:BH:85:LYS:HD3	2.18	0.64
53:BU:101:ARG:HH11	53:BU:101:ARG:HG3	1.61	0.64
54:BV:51:VAL:HG12	54:BV:52:VAL:N	2.12	0.64
39:BE:36:ARG:NH2	39:BE:88:GLY:HA2	2.07	0.64
24:AY:21:ILE:N	24:AY:21:ILE:HD12	2.12	0.64
24:AY:401:SER:O	24:AY:402:ILE:HG13	1.97	0.64
58:BZ:119:GLU:HG3	58:BZ:122:ARG:HH12	1.62	0.64
35:BA:271(Q):G:HO2'	35:BA:271(R):G:H8	1.45	0.64
4:AD:150:GLU:CG	4:AD:151:LYS:N	2.60	0.64
1:AA:1216:G:O2'	1:AA:1217:C:H5'	1.98	0.64
35:BA:197:A:H5'	35:BA:197:A:C8	2.32	0.64
35:BA:195:A:H5''	48:BP:46:LYS:HZ1	1.62	0.64
48:BP:58:THR:O	48:BP:61:ARG:CD	2.45	0.64

Continued on next page...

Continued from previous page...

Atom-1	Atom-2	Distance(Å)	Clash(Å)
48:BP:61:ARG:C	48:BP:62:LEU:HD23	2.18	0.64
1:AA:589:C:H6	1:AA:589:C:O5'	1.79	0.64
1:AA:362:G:N2	1:AA:365:U:OP2	2.30	0.64
2:AB:218:ALA:O	2:AB:222:ILE:HG12	1.95	0.64
35:BA:36:G:H4'	35:BA:451:C:C2	2.32	0.64
24:AY:86:GLY:O	24:AY:117:GLN:CG	2.45	0.64
24:AY:69:VAL:HB	24:AY:82:ILE:CD1	2.14	0.64
35:BA:2757:A:C2'	35:BA:2758:A:H5'	2.19	0.64
1:AA:1075:C:H2'	1:AA:1076:C:H5'	1.79	0.64
1:AA:1153:C:O2'	1:AA:1154:G:P	2.55	0.64
33:B8:52:LYS:H	33:B8:53:PRO:HD2	1.62	0.64
57:BY:42:VAL:HG21	57:BY:67:LEU:CD1	2.26	0.64
35:BA:2579:C:O3'	39:BE:131:ALA:HB2	1.97	0.64
50:BR:7:GLY:O	50:BR:8:ARG:HB2	1.97	0.64
35:BA:2469:A:C2'	35:BA:2470:G:H5'	2.27	0.64
1:AA:1040:U:H2'	1:AA:1041:A:C8	2.32	0.64
47:BO:104:ARG:HH21	52:BT:33:LYS:HE3	1.62	0.64
37:BC:117:THR:HG21	37:BC:119:ASP:CG	2.18	0.64
2:AB:167:PRO:CG	2:AB:188:ALA:HB2	2.25	0.64
1:AA:46:G:O2'	1:AA:365:U:C2'	2.46	0.64
35:BA:1984:G:H2'	35:BA:1985:G:H5'	1.79	0.64
35:BA:1984:G:HO2'	35:BA:1985:G:H5'	1.61	0.64
1:AA:1390:U:H2'	1:AA:1391:U:H5'	1.78	0.64
19:AS:67:VAL:HB	29:B4:50:VAL:HG13	1.79	0.64
35:BA:962:G:H2'	35:BA:963:U:H5'	1.77	0.64
35:BA:2105:C:C3'	35:BA:2106:G:H5''	2.27	0.64
57:BY:17:SER:HB2	57:BY:71:LYS:NZ	2.11	0.64
35:BA:1075:C:H2'	35:BA:1076:C:C6	2.31	0.64
58:BZ:108:PRO:HB3	58:BZ:141:VAL:HG12	1.78	0.64
3:AC:129:ALA:HB3	3:AC:133:ALA:HB2	1.79	0.64
1:AA:960:U:O2'	1:AA:1223:C:H4'	1.98	0.64
1:AA:408:A:H4'	4:AD:112:VAL:HG11	1.78	0.64
16:AP:28:ARG:HG2	16:AP:28:ARG:HH11	1.63	0.64
21:AU:5:ASP:O	21:AU:11:GLY:HA3	1.97	0.64
6:AF:3:ARG:HB2	6:AF:3:ARG:CZ	2.25	0.64
35:BA:2360:A:HO2'	35:BA:2361:A:H5''	1.58	0.64
1:AA:39:G:C8	1:AA:498:U:N3	2.44	0.64
35:BA:49:A:O5'	35:BA:51:G:H5'	1.97	0.64
35:BA:1984:G:C2'	35:BA:1985:G:C5'	2.75	0.64
35:BA:37:C:H2'	35:BA:38:A:H8	1.63	0.64
41:BG:96:ARG:O	41:BG:99:MET:HB3	1.97	0.64
35:BA:2756:U:C1'	35:BA:2757:A:P	2.86	0.64

Continued on next page...

Continued from previous page...

Atom-1	Atom-2	Distance(Å)	Clash(Å)
35:BA:1036:G:C6	35:BA:1120:G:C6	2.86	0.64
12:AL:27:LEU:CD1	12:AL:28:LYS:HG3	2.27	0.64
57:BY:17:SER:OG	57:BY:18:GLY:N	2.30	0.64
1:AA:788:U:H3	1:AA:792:A:HO2'	1.43	0.64
58:BZ:145:GLU:HG3	58:BZ:146:ILE:H	1.63	0.64
35:BA:53:A:H2'	35:BA:54:G:C5'	2.24	0.64
1:AA:1432:G:OP1	52:BT:107:ASP:HB2	1.98	0.64
24:AY:98:MET:CG	24:AY:125:ALA:HA	2.28	0.64
41:BG:131:TYR:O	41:BG:132:ASN:HB2	1.96	0.64
11:AK:97:ALA:O	11:AK:101:SER:HB3	1.97	0.64
54:BV:65:GLY:HA3	54:BV:91:TYR:CZ	2.32	0.64
39:BE:11:MET:HB2	39:BE:23:VAL:O	1.96	0.64
36:BB:13:A:O2'	36:BB:14:U:H3'	1.98	0.64
50:BR:50:HIS:NE2	50:BR:54:LEU:HD11	2.13	0.64
35:BA:1797:C:O2'	35:BA:1798:U:H5'	1.97	0.64
29:B4:33:VAL:CG1	29:B4:34:GLU:N	2.54	0.64
30:B5:16:ARG:NH2	35:BA:517:C:OP2	2.31	0.64
35:BA:325:G:H2'	35:BA:326:G:H8	1.63	0.64
39:BE:48:GLN:HE21	39:BE:78:LEU:HD22	1.62	0.64
57:BY:44:ILE:N	57:BY:44:ILE:HD12	2.12	0.64
24:AY:546:ILE:HD13	24:AY:565:VAL:HG11	1.79	0.64
3:AC:25:GLY:O	3:AC:27:LYS:N	2.31	0.64
36:BB:2:C:H2'	36:BB:3:C:H6	1.63	0.64
3:AC:11:ARG:O	3:AC:12:LEU:C	2.35	0.64
50:BR:97:VAL:O	50:BR:98:LEU:HD23	1.96	0.64
24:AY:438:PHE:CZ	24:AY:451:ILE:HG13	2.32	0.64
12:AL:86:ARG:O	12:AL:86:ARG:HG2	1.98	0.64
9:AI:4:TYR:CD2	9:AI:88:TYR:HB2	2.33	0.64
2:AB:87:ARG:NH2	2:AB:233:SER:H	1.96	0.64
35:BA:2555:U:C3'	35:BA:2556:C:H5'	2.27	0.64
35:BA:1221:C:H2'	35:BA:1221(A):C:C6	2.32	0.64
35:BA:607:U:O4	35:BA:620:G:C4	2.51	0.64
41:BG:104:GLU:HB3	41:BG:105:LYS:HE2	1.79	0.64
51:BS:66:ALA:HA	51:BS:69:VAL:CG1	2.26	0.64
35:BA:465:G:C6	35:BA:466:A:N6	2.65	0.64
1:AA:1184:G:C2'	1:AA:1185:G:H5'	2.28	0.64
35:BA:2124:G:O2'	35:BA:2125:G:H5'	1.96	0.64
1:AA:188:C:C2	1:AA:189:G:N7	2.66	0.64
35:BA:52:A:O2'	35:BA:53:A:H5'	1.97	0.64
35:BA:699:A:H2'	35:BA:700:G:C5'	2.28	0.64
26:B1:50:ARG:HA	26:B1:59:THR:HA	1.80	0.64
46:BN:57:ALA:O	46:BN:58:ASP:O	2.15	0.64

Continued on next page...

Continued from previous page...

Atom-1	Atom-2	Distance(Å)	Clash(Å)
49:BQ:52:VAL:O	49:BQ:56:ARG:HB2	1.97	0.64
42:BH:98:LEU:HD12	42:BH:102:ALA:O	1.98	0.64
42:BH:136:ILE:HD12	42:BH:136:ILE:N	2.13	0.64
48:BP:81:GLN:NE2	48:BP:106:LEU:HA	2.12	0.64
25:B0:44:ARG:NH2	35:BA:858:U:OP2	2.29	0.64
35:BA:2581:G:C5	35:BA:2610:C:N4	2.66	0.64
27:B2:2:LYS:HE3	27:B2:52:ASP:OD1	1.97	0.64
19:AS:49:ILE:O	19:AS:60:VAL:HG12	1.98	0.64
29:B4:22:ILE:HG23	41:BG:105:LYS:HD3	1.79	0.64
41:BG:144:ILE:HG23	41:BG:145:THR:N	2.12	0.64
35:BA:2123:G:N1	35:BA:2176:A:C6	2.66	0.64
40:BF:89:VAL:HG12	40:BF:90:PHE:H	1.63	0.64
1:AA:58:C:O5'	1:AA:58:C:H6	1.80	0.64
33:B8:50:LEU:C	33:B8:52:LYS:H	2.01	0.64
33:B8:52:LYS:N	33:B8:53:PRO:CD	2.60	0.64
24:AY:99:ARG:HG2	24:AY:401:SER:OG	1.97	0.64
28:B3:1:MET:HB3	28:B3:2:PRO:CD	2.22	0.64
35:BA:1701:A:H2'	35:BA:1702:G:H5'	1.80	0.64
38:BD:123:ALA:HB3	38:BD:131:LEU:HG	1.80	0.64
25:B0:53:MET:HG3	25:B0:57:PHE:HA	1.79	0.64
3:AC:11:ARG:HH11	3:AC:11:ARG:HG2	1.63	0.64
57:BY:88:LYS:NZ	57:BY:93:GLY:HA3	2.13	0.64
1:AA:710:G:OP1	6:AF:54:LYS:HE3	1.98	0.64
55:BW:90:ARG:HH11	55:BW:90:ARG:HG3	1.62	0.64
55:BW:69:LEU:HA	55:BW:108:GLY:O	1.98	0.64
35:BA:1113:U:P	42:BH:1:MET:H1	2.21	0.64
48:BP:65:ARG:CB	48:BP:68:GLN:HE22	2.06	0.64
1:AA:263:A:O2'	1:AA:264:U:H5'	1.98	0.64
35:BA:1770:G:H2'	35:BA:1771:C:C5'	2.27	0.64
35:BA:37:C:H2'	35:BA:38:A:C8	2.33	0.64
2:AB:17:PHE:CB	2:AB:44:LEU:HD11	2.24	0.64
24:AY:17:ILE:CD1	24:AY:81:ILE:CG2	2.76	0.64
35:BA:654(O):G:H2'	35:BA:654(P):C:C5	2.33	0.64
53:BU:95:LEU:C	53:BU:97:ASP:H	2.02	0.64
35:BA:1173:G:H5'	35:BA:1174:A:O5'	1.98	0.64
51:BS:24:LEU:HB3	51:BS:85:VAL:HG12	1.78	0.64
10:AJ:90:LEU:H	10:AJ:91:PRO:HD2	1.61	0.64
25:B0:69:PHE:CG	25:B0:79:VAL:HG22	2.33	0.64
24:AY:386:GLY:HA3	24:AY:402:ILE:HG12	1.77	0.64
9:AI:47:LEU:C	9:AI:49:PRO:HD2	2.18	0.64
48:BP:9:ASN:H	48:BP:10:PRO:CD	2.11	0.64
24:AY:471:LYS:O	24:AY:471:LYS:HG2	1.98	0.64

Continued on next page...

Continued from previous page...

Atom-1	Atom-2	Distance(Å)	Clash(Å)
35:BA:2361:A:C2'	35:BA:2362:G:H5'	2.28	0.64
35:BA:247:G:OP2	35:BA:249:C:N4	2.30	0.64
35:BA:696:G:C2'	35:BA:697:C:H5'	2.28	0.64
29:B4:16:CYS:HA	29:B4:33:VAL:CG2	2.26	0.64
24:AY:31:ARG:HH11	24:AY:31:ARG:HA	1.61	0.64
40:BF:3:GLU:HA	40:BF:24:LEU:CB	2.28	0.64
29:B4:56:VAL:HG22	29:B4:57:GLU:N	2.11	0.64
54:BV:19:LYS:CE	54:BV:20:LEU:H	2.11	0.64
38:BD:30:GLU:HG3	38:BD:63:ARG:NH2	2.12	0.64
35:BA:1808:U:C2'	35:BA:1809:A:H5'	2.28	0.64
47:BO:65:THR:HA	47:BO:82:ASN:HD22	1.63	0.64
40:BF:165:ARG:HH11	40:BF:165:ARG:HB3	1.64	0.64
35:BA:1847:A:H4'	35:BA:1848:A:OP1	1.97	0.64
1:AA:1241:G:H2'	1:AA:1242:C:C6	2.33	0.64
35:BA:2567:G:H2'	35:BA:2568:C:C6	2.32	0.64
35:BA:1449:A:H5'	35:BA:1450:G:OP2	1.97	0.64
37:BC:121:MET:HA	37:BC:124:VAL:CG1	2.27	0.63
1:AA:60:A:O2'	1:AA:61:G:P	2.56	0.63
1:AA:361:G:O2'	1:AA:362:G:H5'	1.98	0.63
35:BA:2581:G:N9	35:BA:2610:C:N4	2.46	0.63
35:BA:2681:C:H5	35:BA:2725:A:N6	1.93	0.63
29:B4:34:GLU:O	29:B4:35:VAL:C	2.36	0.63
41:BG:106:LEU:O	41:BG:110:ALA:HB3	1.97	0.63
41:BG:48:GLU:CD	41:BG:49:ASP:H	2.00	0.63
41:BG:93:THR:HG22	41:BG:94:LEU:N	2.12	0.63
1:AA:1199:U:H4'	10:AJ:54:PHE:CE1	2.33	0.63
35:BA:2756:U:C4	35:BA:2759:G:O6	2.51	0.63
54:BV:38:LEU:C	54:BV:39:LEU:HD13	2.18	0.63
35:BA:331:A:H1'	35:BA:332:A:OP2	1.96	0.63
38:BD:108:PRO:HB3	38:BD:143:HIS:CE1	2.33	0.63
35:BA:389:G:N1	48:BP:70:GLN:HG3	2.13	0.63
34:B9:10:ILE:CD1	34:B9:34:GLN:HE22	2.10	0.63
12:AL:60:LEU:HD21	12:AL:66:VAL:HG22	1.80	0.63
10:AJ:65:LEU:HD13	14:AN:56:VAL:HG23	1.80	0.63
1:AA:163:C:H2'	1:AA:164:U:C6	2.33	0.63
35:BA:627:A:C4'	35:BA:628:G:OP2	2.31	0.63
35:BA:605:C:O2'	35:BA:606:U:C5'	2.33	0.63
32:B7:32:LYS:NZ	35:BA:181:A:OP1	2.32	0.63
13:AM:11:ARG:C	13:AM:13:LYS:H	2.01	0.63
41:BG:66:GLN:HE22	41:BG:94:LEU:CG	2.11	0.63
35:BA:2189:U:H2'	35:BA:2190:G:C5'	2.17	0.63
54:BV:39:LEU:CD1	54:BV:47:VAL:HG11	2.27	0.63

Continued on next page...

Continued from previous page...

Atom-1	Atom-2	Distance(Å)	Clash(Å)
58:BZ:71:VAL:HG11	58:BZ:74:VAL:HG23	1.78	0.63
35:BA:2036:C:C2'	35:BA:2037:G:H5'	2.29	0.63
38:BD:35:LYS:HZ2	38:BD:36:PRO:N	1.96	0.63
35:BA:1170:G:H1	35:BA:1179:C:N4	1.94	0.63
24:AY:431:LEU:HD11	24:AY:465:ARG:NH1	2.12	0.63
37:BC:68:GLY:N	37:BC:189:ASN:HD21	1.96	0.63
34:B9:36:GLN:HG2	35:BA:1124:C:O2'	1.99	0.63
35:BA:967:C:O2'	35:BA:968:G:H5''	1.97	0.63
33:B8:13:ARG:HD2	48:BP:61:ARG:CD	2.20	0.63
35:BA:2363:C:H2'	35:BA:2364:C:C6	2.33	0.63
35:BA:654(T):C:O2'	35:BA:654(U):A:O4'	2.16	0.63
1:AA:592:G:C2	1:AA:593:G:C8	2.86	0.63
3:AC:84:ILE:O	3:AC:86:VAL:N	2.31	0.63
35:BA:1022:G:O6	46:BN:66:LYS:HE3	1.99	0.63
24:AY:17:ILE:HD13	24:AY:81:ILE:CG2	2.29	0.63
39:BE:132:HIS:ND1	39:BE:132:HIS:O	2.30	0.63
19:AS:7:LYS:O	19:AS:7:LYS:HG2	1.98	0.63
35:BA:310:A:OP2	57:BY:17:SER:O	2.16	0.63
35:BA:1282:U:C2	35:BA:1286:A:N6	2.66	0.63
58:BZ:30:ASN:O	58:BZ:32:HIS:N	2.31	0.63
3:AC:71:ALA:HB2	3:AC:115:LEU:HD21	1.78	0.63
1:AA:190:U:N3	20:AT:105:SER:HB2	2.13	0.63
1:AA:539:A:H2'	1:AA:540:G:H8	1.64	0.63
3:AC:15:THR:HG23	3:AC:181:ASN:HA	1.80	0.63
48:BP:136:GLU:O	48:BP:139:LYS:HB2	1.98	0.63
51:BS:61:ASN:HB3	51:BS:64:GLU:HB2	1.78	0.63
54:BV:12:TYR:CD1	54:BV:12:TYR:N	2.66	0.63
47:BO:104:ARG:HH21	52:BT:33:LYS:CE	2.12	0.63
37:BC:101:ILE:C	37:BC:103:LYS:H	1.99	0.63
2:AB:19:HIS:CE1	2:AB:206:ASP:HB2	2.33	0.63
1:AA:60:A:O2'	1:AA:61:G:H5''	1.98	0.63
35:BA:702:G:O2'	35:BA:703:U:C5'	2.30	0.63
35:BA:694:U:H6	35:BA:694:U:O5'	1.80	0.63
35:BA:463:G:N2	35:BA:466:A:OP1	2.30	0.63
35:BA:2757:A:O2'	35:BA:2758:A:H5''	1.98	0.63
1:AA:1158:C:O2	1:AA:1158:C:C2'	2.47	0.63
26:B1:52:ARG:NH1	35:BA:2218:U:O2'	2.32	0.63
10:AJ:78:ASN:ND2	10:AJ:80:LYS:HB2	2.14	0.63
12:AL:123:LYS:CE	12:AL:123:LYS:H	2.11	0.63
48:BP:51:PHE:CA	48:BP:52:GLU:CB	2.70	0.63
37:BC:115:VAL:HA	37:BC:139:PRO:HB3	1.80	0.63
1:AA:942:G:N3	1:AA:943:U:C6	2.67	0.63

Continued on next page...

Continued from previous page...

Atom-1	Atom-2	Distance(Å)	Clash(Å)
35:BA:1301:A:O2'	35:BA:1302:A:P	2.55	0.63
24:AY:84:THR:CG2	24:AY:94:VAL:HG22	2.27	0.63
1:AA:973:G:H3'	1:AA:974:A:H5''	1.81	0.63
35:BA:1805:U:HO2'	35:BA:1806:C:H5'	1.61	0.63
35:BA:327:G:C2'	35:BA:328:U:O5'	2.47	0.63
35:BA:1434:A:H61	35:BA:1558:A:N6	1.95	0.63
9:AI:48:GLU:N	9:AI:49:PRO:HD2	2.12	0.63
38:BD:186:HIS:CD2	38:BD:188:GLU:H	2.16	0.63
9:AI:28:VAL:O	9:AI:29:ASN:HB2	1.99	0.63
56:BX:53:LYS:HB3	56:BX:82:GLN:HB3	1.79	0.63
25:B0:20:ARG:NH1	35:BA:2357:U:OP1	2.32	0.63
33:B8:33:ASN:CG	33:B8:34:TRP:H	2.01	0.63
35:BA:860:U:H5	35:BA:917:A:N7	1.96	0.63
35:BA:2606:C:O2'	35:BA:2607:G:C5'	2.46	0.63
35:BA:1543:C:H3'	35:BA:1544:A:C5'	2.28	0.63
35:BA:28:A:C2'	35:BA:29:U:H5'	2.28	0.63
35:BA:1223:G:N2	35:BA:1226:A:OP1	2.31	0.63
35:BA:2313:C:C4'	41:BG:40:ASN:ND2	2.60	0.63
41:BG:33:ARG:HA	41:BG:172:LEU:HD11	1.81	0.63
41:BG:38:VAL:HG13	41:BG:93:THR:HA	1.81	0.63
58:BZ:108:PRO:HG2	58:BZ:111:VAL:HG23	1.80	0.63
48:BP:78:PRO:HA	48:BP:110:TYR:HE2	1.64	0.63
3:AC:22:TRP:CZ3	3:AC:24:ALA:HB2	2.33	0.63
35:BA:1698:A:H4'	35:BA:1699:G:OP1	1.97	0.63
3:AC:180:ALA:O	3:AC:181:ASN:HB3	1.99	0.63
35:BA:1925:C:H5'	35:BA:1926:U:OP2	1.98	0.63
1:AA:1195:C:H5''	1:AA:1196:U:O5'	1.99	0.63
1:AA:1116:C:H2'	1:AA:1117:G:C5'	2.29	0.63
16:AP:45:THR:HG22	16:AP:47:ASP:N	2.14	0.63
1:AA:314:C:O5'	1:AA:314:C:H6	1.82	0.63
7:AG:121:ALA:H	7:AG:124:LEU:CD1	1.99	0.63
35:BA:1461:G:H2'	35:BA:1462:C:H5'	1.81	0.63
57:BY:28:LYS:HB2	57:BY:38:ILE:N	2.10	0.63
41:BG:65:GLY:O	41:BG:66:GLN:CB	2.46	0.63
1:AA:961:U:H1'	1:AA:962:C:C5'	2.28	0.63
35:BA:1086:A:O2'	35:BA:1103:A:N6	2.31	0.63
39:BE:48:GLN:HE22	39:BE:64:LYS:HE3	1.62	0.63
1:AA:56:U:H2'	1:AA:57:G:C8	2.33	0.63
10:AJ:22:LYS:HD2	10:AJ:90:LEU:HD22	1.80	0.63
58:BZ:79:ARG:HG3	58:BZ:80:ARG:HG2	1.81	0.63
35:BA:848:G:H2'	35:BA:849:A:C8	2.34	0.63
37:BC:44:VAL:CG2	37:BC:176:VAL:HG21	2.28	0.63

Continued on next page...

Continued from previous page...

Atom-1	Atom-2	Distance(Å)	Clash(Å)
35:BA:2423:U:H5'	35:BA:2423:U:H6	1.63	0.63
9:AI:126:SER:O	9:AI:127:LYS:HB3	1.96	0.63
2:AB:25:ASN:O	2:AB:26:PRO:C	2.36	0.63
5:AE:147:ASP:HB3	5:AE:150:ARG:NH1	2.14	0.63
37:BC:158:LYS:O	37:BC:159:ALA:HB3	1.99	0.63
1:AA:491:G:O2'	1:AA:492:G:H5'	1.98	0.63
1:AA:942:G:H2'	1:AA:943:U:H6	1.63	0.63
25:B0:66:VAL:HG12	25:B0:67:VAL:N	2.13	0.63
1:AA:105:G:C5	1:AA:106:C:N4	2.67	0.63
3:AC:83:ARG:O	3:AC:84:ILE:C	2.37	0.63
29:B4:16:CYS:SG	29:B4:21:VAL:HG23	2.37	0.63
29:B4:7:PRO:HG2	29:B4:9:LEU:HD11	1.80	0.63
41:BG:144:ILE:HG23	41:BG:145:THR:H	1.62	0.63
35:BA:1890:A:C3'	35:BA:1891:G:C5'	2.77	0.63
24:AY:56:GLU:O	24:AY:57:GLN:C	2.37	0.63
37:BC:7:ARG:O	37:BC:11:LEU:HD23	1.99	0.63
38:BD:35:LYS:HB3	38:BD:35:LYS:HZ2	1.64	0.63
38:BD:142:VAL:HG23	38:BD:192:THR:C	2.19	0.63
1:AA:1321:C:C3'	1:AA:1322:C:H5''	2.29	0.63
24:AY:614:GLU:HG3	24:AY:617:MET:HE3	1.80	0.63
24:AY:96:ARG:HD3	24:AY:314:PHE:O	1.99	0.63
13:AM:108:ARG:N	13:AM:108:ARG:HD2	2.14	0.63
35:BA:1695:G:H1'	38:BD:8:PRO:O	1.98	0.63
35:BA:848:G:H5'	35:BA:848:G:H8	1.63	0.63
26:B1:34:THR:HG22	26:B1:36:GLY:H	1.63	0.63
35:BA:1839:G:H5'	35:BA:1839:G:H8	1.64	0.63
42:BH:22:GLY:O	42:BH:37:VAL:N	2.27	0.63
54:BV:5:VAL:HG23	54:BV:37:VAL:O	1.98	0.63
35:BA:2492:U:O2'	35:BA:2493:U:H5'	1.99	0.63
1:AA:313:A:H2'	1:AA:314:C:C6	2.34	0.63
37:BC:133:GLY:O	37:BC:135:ARG:N	2.32	0.63
1:AA:1348:U:C5	1:AA:1373:G:N2	2.67	0.63
57:BY:27:VAL:HB	57:BY:29:GLU:OE1	1.98	0.63
35:BA:89:G:OP1	35:BA:90:U:H2'	1.99	0.63
1:AA:1281:U:C5'	1:AA:1282:C:C5	2.77	0.63
1:AA:349:A:HO2'	1:AA:350:G:H5'	1.62	0.63
1:AA:1049:U:C1'	1:AA:1050:G:OP2	2.46	0.63
35:BA:2126:A:H1'	35:BA:2127:G:C1'	2.29	0.63
37:BC:6:LYS:HG3	37:BC:7:ARG:N	2.14	0.63
35:BA:1646:C:H5''	35:BA:1647:G:O5'	1.99	0.63
1:AA:1286:A:O2'	1:AA:1287:A:H4'	1.99	0.63
32:B7:8:ASN:ND2	32:B7:11:LYS:H	1.97	0.63

Continued on next page...

Continued from previous page...

Atom-1	Atom-2	Distance(Å)	Clash(Å)
3:AC:55:VAL:O	3:AC:55:VAL:HG12	1.97	0.63
36:BB:28:C:H42	36:BB:56:G:H1	1.45	0.63
48:BP:6:LEU:HD12	48:BP:9:ASN:OD1	1.99	0.63
50:BR:50:HIS:O	50:BR:54:LEU:HD12	1.99	0.63
2:AB:10:LEU:HD23	2:AB:10:LEU:C	2.19	0.63
1:AA:1320:C:H5'	1:AA:1320:C:H6	1.64	0.63
48:BP:55:ARG:HG2	48:BP:56:SER:N	2.14	0.63
35:BA:968:G:H2'	35:BA:969:U:H6	1.64	0.62
35:BA:247:G:H4'	35:BA:386:G:C5	2.34	0.62
1:AA:198:G:C2	1:AA:199:G:C5	2.88	0.62
1:AA:936:C:C2'	1:AA:937:A:C5'	2.76	0.62
13:AM:3:ARG:CZ	13:AM:7:VAL:HG13	2.29	0.62
19:AS:42:PRO:HB3	19:AS:67:VAL:CG1	2.29	0.62
53:BU:95:LEU:HD13	54:BV:4:ILE:HG23	1.80	0.62
1:AA:521:G:C2'	1:AA:522:C:C5'	2.72	0.62
20:AT:71:THR:HG22	20:AT:72:LEU:N	2.13	0.62
1:AA:1287:A:C6	1:AA:1288:A:C6	2.86	0.62
35:BA:2029:G:N1	35:BA:2033:A:P	2.71	0.62
39:BE:68:ALA:C	39:BE:70:ALA:H	2.02	0.62
25:B0:57:PHE:CD1	25:B0:57:PHE:N	2.67	0.62
35:BA:408:G:O2'	35:BA:409:C:H5'	1.99	0.62
58:BZ:18:LEU:O	58:BZ:21:ALA:HB3	1.99	0.62
1:AA:166:G:H2'	1:AA:167:G:C8	2.34	0.62
40:BF:51:THR:HB	40:BF:88:VAL:HG11	1.80	0.62
35:BA:2445:G:OP2	40:BF:74:ARG:NH2	2.32	0.62
41:BG:129:GLY:HA3	41:BG:169:ALA:HB2	1.81	0.62
47:BO:104:ARG:HE	52:BT:33:LYS:HE3	1.63	0.62
2:AB:82:ARG:HG3	2:AB:82:ARG:NH1	2.13	0.62
1:AA:200:G:H1	1:AA:217:C:H42	1.46	0.62
2:AB:204:ASN:HD22	2:AB:205:ASP:H	1.44	0.62
1:AA:61:G:C6	1:AA:107:G:C6	2.88	0.62
52:BT:98:LYS:HB3	52:BT:100:TYR:CE2	2.34	0.62
1:AA:1305:G:H5'	21:AU:4:GLY:CA	2.28	0.62
36:BB:34:U:O4	36:BB:44:G:H2'	1.99	0.62
24:AY:262:SER:OG	24:AY:265:LYS:HB2	1.98	0.62
1:AA:788:U:H2'	1:AA:789:U:H5'	1.80	0.62
35:BA:146:G:H5'	35:BA:146:G:C8	2.32	0.62
38:BD:24:ILE:CD1	38:BD:25:THR:N	2.61	0.62
28:B3:7:LYS:CG	28:B3:32:GLN:O	2.45	0.62
37:BC:29:LEU:O	37:BC:32:GLU:N	2.31	0.62
35:BA:2134:A:H5'	35:BA:2134:A:H8	1.64	0.62
28:B3:4:LEU:HD11	28:B3:44:ARG:CZ	2.29	0.62

Continued on next page...

Continued from previous page...

Atom-1	Atom-2	Distance(Å)	Clash(Å)
26:B1:3:LYS:NZ	35:BA:1364:G:C8	2.65	0.62
52:BT:102:ILE:O	52:BT:106:SER:HB3	1.99	0.62
41:BG:85:GLY:O	41:BG:86:MET:HB2	1.99	0.62
42:BH:18:GLU:HG3	42:BH:25:LYS:HB2	1.81	0.62
35:BA:363(E):U:H5'	35:BA:363(F):A:OP1	1.98	0.62
25:B0:36:ILE:CG1	25:B0:36:ILE:O	2.41	0.62
37:BC:73:VAL:HG13	37:BC:74:ARG:N	2.15	0.62
31:B6:11:LEU:HD22	31:B6:11:LEU:C	2.19	0.62
1:AA:560:U:H5'	1:AA:561:U:H3'	1.80	0.62
35:BA:752:A:O2'	35:BA:753:C:OP1	2.16	0.62
9:AI:52:ALA:HB3	9:AI:95:LYS:NZ	2.13	0.62
1:AA:346:G:H5''	52:BT:35:LYS:HZ1	1.65	0.62
24:AY:25:LYS:NZ	24:AY:86:GLY:CA	2.62	0.62
1:AA:963:G:H21	10:AJ:55:LYS:CE	2.11	0.62
51:BS:106:ARG:CB	51:BS:106:ARG:HH11	2.05	0.62
40:BF:3:GLU:HA	40:BF:24:LEU:HB3	1.80	0.62
4:AD:17:VAL:CG1	4:AD:18:LYS:N	2.54	0.62
35:BA:2130:U:O3'	35:BA:2133:A:H5'	2.00	0.62
35:BA:2822:G:O6	50:BR:4:LEU:HD22	2.00	0.62
14:AN:13:THR:N	14:AN:14:PRO:CD	2.61	0.62
1:AA:192:U:C1'	20:AT:103:GLY:HA2	2.28	0.62
52:BT:27:THR:O	52:BT:28:VAL:HG12	2.00	0.62
1:AA:495:A:C1'	1:AA:496:A:H2'	2.28	0.62
25:B0:45:PHE:HZ	25:B0:77:ARG:HH21	1.47	0.62
35:BA:48:G:O3'	35:BA:51:G:H5'	1.99	0.62
57:BY:39:VAL:O	57:BY:40:GLU:HG2	1.99	0.62
1:AA:559:A:H4'	1:AA:560:U:H5''	1.80	0.62
1:AA:863:U:C5'	1:AA:863:U:O2	2.47	0.62
54:BV:49:THR:HB	54:BV:50:PRO:CD	2.28	0.62
1:AA:1076:C:C2'	1:AA:1077:G:H5'	2.29	0.62
35:BA:1107:G:H4'	43:BJ:81:UNK:HA	1.80	0.62
28:B3:8:LEU:HD23	28:B3:53:LEU:O	2.00	0.62
38:BD:35:LYS:C	38:BD:35:LYS:HD2	2.19	0.62
35:BA:2580:U:C5'	39:BE:131:ALA:HB2	2.29	0.62
22:AV:12:U:H3	22:AV:23:A:N6	1.97	0.62
35:BA:2137:C:H2'	35:BA:2138:C:C6	2.35	0.62
42:BH:70:THR:HG22	42:BH:74:ASN:ND2	2.13	0.62
1:AA:1042:G:O2'	1:AA:1043:C:H5'	2.00	0.62
35:BA:774:A:H2	35:BA:787:U:O2'	1.81	0.62
3:AC:131:ARG:HB2	3:AC:131:ARG:HH11	1.65	0.62
46:BN:25:ARG:HH11	46:BN:25:ARG:HG3	1.65	0.62
35:BA:518:G:H4'	55:BW:18:ARG:NH1	2.15	0.62

Continued on next page...

Continued from previous page...

Atom-1	Atom-2	Distance(Å)	Clash(Å)
35:BA:1902:C:C5'	38:BD:246:PRO:HD3	2.30	0.62
41:BG:104:GLU:C	41:BG:105:LYS:HE2	2.20	0.62
35:BA:2123:G:O6	35:BA:2176:A:N6	2.31	0.62
35:BA:2185:C:HO2'	35:BA:2186:G:H8	1.48	0.62
58:BZ:165:VAL:CG1	58:BZ:166:SER:N	2.61	0.62
57:BY:17:SER:HB2	57:BY:71:LYS:CE	2.29	0.62
2:AB:129:GLU:O	2:AB:130:ARG:C	2.38	0.62
24:AY:590:ILE:HG22	24:AY:594:VAL:HG23	1.82	0.62
47:BO:13:ASN:H	47:BO:13:ASN:HD22	1.46	0.62
2:AB:73:THR:HA	2:AB:94:ASN:O	2.00	0.62
55:BW:36:LEU:HD22	55:BW:36:LEU:N	2.15	0.62
1:AA:946:A:H2'	1:AA:947:G:H8	1.61	0.62
1:AA:564:C:O2'	8:AH:91:ARG:NH2	2.33	0.62
46:BN:96:GLU:CD	46:BN:96:GLU:H	2.00	0.62
35:BA:1093:G:H1'	35:BA:1099:G:H22	1.65	0.62
1:AA:505:G:H2'	1:AA:506:G:H8	1.65	0.62
35:BA:1925:C:H3'	35:BA:1926:U:C5'	2.29	0.62
47:BO:66:LYS:H	47:BO:82:ASN:HD21	1.47	0.62
40:BF:185:ASP:HA	40:BF:188:ARG:CG	2.30	0.62
56:BX:87:GLN:O	56:BX:88:LYS:HD3	1.98	0.62
35:BA:1786:A:N9	35:BA:1938:A:N6	2.47	0.62
35:BA:2581:G:C4	35:BA:2610:C:C4	2.88	0.62
41:BG:142:PRO:O	41:BG:143:GLU:C	2.37	0.62
40:BF:54:ARG:CZ	40:BF:80:ALA:HB2	2.29	0.62
40:BF:135:LYS:H	40:BF:166:ALA:HB2	1.64	0.62
1:AA:274:A:O2'	1:AA:275:G:H8	1.83	0.62
39:BE:47:VAL:HG23	39:BE:84:PHE:HB3	1.81	0.62
15:AO:53:HIS:O	15:AO:56:LEU:HB3	2.00	0.62
3:AC:130:VAL:HG13	3:AC:157:ILE:CG2	2.29	0.62
1:AA:1510:U:H2'	1:AA:1511:G:C8	2.34	0.62
55:BW:20:VAL:CG2	55:BW:47:VAL:HG21	2.29	0.62
38:BD:276:LYS:HD3	38:BD:276:LYS:OXT	1.99	0.62
35:BA:1906:G:H3'	35:BA:1907:G:H5''	1.80	0.62
1:AA:312:C:O2'	1:AA:313:A:C5'	2.46	0.62
1:AA:942:G:N2	1:AA:943:U:C2	2.67	0.62
39:BE:111:ARG:CA	50:BR:2:ARG:HG2	2.30	0.62
27:B2:5:GLU:CA	27:B2:8:LYS:HD2	2.27	0.62
1:AA:963:G:H21	10:AJ:55:LYS:HD3	1.64	0.62
1:AA:1160:G:C6	1:AA:1181:G:O6	2.52	0.62
40:BF:10:PRO:HA	40:BF:127:GLU:HB3	1.82	0.62
4:AD:110:PHE:CD1	4:AD:110:PHE:N	2.56	0.62
24:AY:252:ASP:HB3	24:AY:254:LYS:HZ1	1.65	0.62

Continued on next page...

Continued from previous page...

Atom-1	Atom-2	Distance(Å)	Clash(Å)
3:AC:25:GLY:C	3:AC:27:LYS:H	2.03	0.62
52:BT:106:SER:HA	52:BT:110:ILE:CG1	2.29	0.62
13:AM:53:VAL:CG1	13:AM:57:ARG:HH21	2.13	0.62
24:AY:100:VAL:HG21	24:AY:314:PHE:CE1	2.35	0.62
35:BA:2887:U:H2'	35:BA:2888:C:C6	2.34	0.62
53:BU:49:HIS:C	53:BU:51:LYS:H	2.03	0.62
38:BD:4:LYS:HB3	38:BD:18:VAL:HG13	1.82	0.62
35:BA:247:G:O2'	35:BA:248:G:C5'	2.47	0.62
35:BA:965:C:C2'	35:BA:966:G:H5'	2.30	0.62
1:AA:405:U:H3'	1:AA:406:G:H5'	1.82	0.62
35:BA:41:C:H42	35:BA:437:G:H1	1.47	0.62
22:AV:41:C:O2'	22:AV:42:C:C5'	2.32	0.62
13:AM:66:LEU:N	13:AM:66:LEU:HD12	2.14	0.62
35:BA:2305:A:C2	35:BA:2306:C:H1'	2.35	0.62
35:BA:1019:U:O2'	35:BA:1021:A:H2	1.82	0.62
1:AA:963:G:H21	10:AJ:55:LYS:CD	2.13	0.62
35:BA:1806:C:HO2'	35:BA:1807:G:H5'	1.62	0.62
37:BC:11:LEU:HD12	37:BC:33:LEU:HA	1.82	0.62
1:AA:1077:G:N2	1:AA:1080:A:OP2	2.30	0.62
42:BH:89:ILE:CD1	42:BH:94:TYR:HB3	2.29	0.62
25:B0:12:ASN:HA	25:B0:14:ARG:HH12	1.64	0.62
1:AA:1152:A:C6	1:AA:1153:C:N4	2.68	0.62
12:AL:46:LYS:O	12:AL:48:PRO:HD2	1.99	0.62
56:BX:8:ILE:N	56:BX:8:ILE:HD12	2.15	0.62
46:BN:58:ASP:O	46:BN:59:LYS:C	2.38	0.62
35:BA:389:G:N1	48:BP:71:VAL:HG12	2.15	0.62
58:BZ:17:ALA:HA	58:BZ:20:ARG:CG	2.30	0.62
2:AB:25:ASN:O	2:AB:27:LYS:N	2.33	0.62
35:BA:1932:A:H2'	35:BA:1933:G:O4'	1.99	0.62
25:B0:56:ASP:O	25:B0:58:THR:N	2.33	0.62
1:AA:92:C:H2'	1:AA:93:G:H5'	1.82	0.62
24:AY:459:LEU:HD12	24:AY:459:LEU:H	1.65	0.62
17:AQ:65:ILE:N	17:AQ:65:ILE:HD12	2.14	0.62
2:AB:87:ARG:O	2:AB:87:ARG:HG2	1.99	0.62
2:AB:91:PRO:O	2:AB:92:TYR:HB3	2.00	0.62
35:BA:833:U:H4'	48:BP:52:GLU:N	2.15	0.62
37:BC:125:GLY:O	37:BC:127:LYS:N	2.31	0.62
1:AA:436:C:H2'	1:AA:437:U:C6	2.35	0.62
1:AA:936:C:H2'	1:AA:937:A:C8	2.32	0.62
1:AA:688:G:O6	1:AA:700:G:O6	2.17	0.62
1:AA:359:U:O2'	1:AA:360:A:C5'	2.30	0.62
35:BA:1803:A:H4'	38:BD:259:THR:HG23	1.82	0.62

Continued on next page...

Continued from previous page...

Atom-1	Atom-2	Distance(Å)	Clash(Å)
35:BA:1227:G:N3	35:BA:1228:G:C8	2.68	0.62
1:AA:556:C:H2'	1:AA:557:G:C5'	2.27	0.62
35:BA:2207:G:C2'	35:BA:2208:A:H5''	2.29	0.62
35:BA:1216:G:HO2'	35:BA:1217:C:H5'	1.65	0.62
3:AC:50:ALA:HB2	3:AC:75:VAL:CB	2.29	0.62
12:AL:47:LYS:HB3	12:AL:48:PRO:CD	2.29	0.62
12:AL:6:THR:H	12:AL:9:GLN:NE2	1.89	0.62
33:B8:51:ALA:N	33:B8:53:PRO:HD2	2.15	0.62
41:BG:164:GLU:HG3	41:BG:165:THR:H	1.65	0.62
56:BX:40:LYS:HG2	56:BX:51:VAL:HB	1.82	0.62
7:AG:92:SER:O	7:AG:96:GLN:HG3	2.00	0.62
29:B4:12:ALA:O	29:B4:24:THR:CG2	2.43	0.62
52:BT:28:VAL:HG13	52:BT:29:ARG:H	1.60	0.62
1:AA:775:G:C2'	1:AA:776:G:C5'	2.76	0.62
57:BY:28:LYS:HA	57:BY:39:VAL:H	1.64	0.62
35:BA:1999:C:C2'	35:BA:2000:G:C5'	2.71	0.62
27:B2:10:LEU:CD1	35:BA:78:A:OP2	2.48	0.62
1:AA:1390:U:O2'	1:AA:1391:U:H5'	1.99	0.62
31:B6:15:GLU:HG2	31:B6:18:ARG:HH11	1.65	0.62
48:BP:24:GLY:N	48:BP:33:ARG:NE	2.47	0.62
35:BA:1428:C:N4	35:BA:1570:A:OP2	2.29	0.62
1:AA:1492:A:C1'	1:AA:1493:A:OP1	2.45	0.62
10:AJ:4:ILE:CD1	10:AJ:77:PRO:HG3	2.28	0.62
39:BE:52:LEU:HD11	52:BT:1:MET:CE	2.29	0.62
35:BA:221:A:C8	35:BA:266:G:O6	2.52	0.62
35:BA:2773:C:H5''	39:BE:164:ARG:HG2	1.82	0.62
24:AY:539:ILE:O	24:AY:542:VAL:HG12	2.00	0.62
35:BA:105:C:H2'	35:BA:106:C:C6	2.34	0.62
38:BD:174:ILE:HG12	38:BD:184:LYS:HG2	1.82	0.62
52:BT:58:ASN:H	52:BT:58:ASN:ND2	1.97	0.62
35:BA:1300:U:H5''	35:BA:1301:A:C2	2.35	0.61
1:AA:861:G:O2'	1:AA:862:C:H5'	2.00	0.61
41:BG:101:ILE:HA	41:BG:105:LYS:HG2	1.82	0.61
35:BA:1141:U:H4'	35:BA:1142(A):A:O4'	2.00	0.61
51:BS:89:ARG:HG2	51:BS:92:TYR:HA	1.83	0.61
1:AA:1047:G:C2'	1:AA:1048:G:C5'	2.72	0.61
1:AA:1270:C:O2'	1:AA:1314:C:H5'	2.00	0.61
35:BA:328:U:H6	35:BA:328:U:O5'	1.82	0.61
35:BA:331:A:O2'	35:BA:332:A:P	2.58	0.61
35:BA:262:A:H2'	35:BA:263:C:C5'	2.29	0.61
54:BV:19:LYS:HB3	54:BV:94:LEU:O	2.00	0.61
32:B7:8:ASN:HD22	32:B7:9:ARG:N	1.98	0.61

Continued on next page...

Continued from previous page...

Atom-1	Atom-2	Distance(Å)	Clash(Å)
49:BQ:137:TYR:HE1	58:BZ:81:ARG:NH2	1.97	0.61
3:AC:64:VAL:HB	3:AC:99:VAL:HG12	1.82	0.61
52:BT:58:ASN:HD22	52:BT:58:ASN:H	1.48	0.61
13:AM:40:ASN:HD22	13:AM:43:THR:HG23	1.64	0.61
26:B1:40:ARG:NH2	26:B1:42:GLN:HG2	2.15	0.61
25:B0:43:THR:HG22	35:BA:2331:G:O3'	1.99	0.61
7:AG:47:CYS:SG	7:AG:48:LYS:N	2.73	0.61
35:BA:1798:U:C5'	38:BD:259:THR:HG22	2.29	0.61
35:BA:1820:U:C1'	38:BD:202:LYS:HB3	2.29	0.61
41:BG:137:GLU:C	41:BG:138:GLN:HG2	2.20	0.61
41:BG:11:TYR:O	41:BG:16:ARG:HB2	2.00	0.61
41:BG:66:GLN:HE22	41:BG:94:LEU:CD2	2.13	0.61
46:BN:3:THR:HG22	46:BN:4:TYR:N	2.14	0.61
15:AO:82:ILE:HD13	15:AO:82:ILE:O	2.01	0.61
35:BA:1065:U:H2'	35:BA:1067:A:OP2	1.99	0.61
3:AC:168:ALA:O	3:AC:169:ALA:CB	2.46	0.61
35:BA:2408:U:H2'	35:BA:2409:G:H8	1.65	0.61
57:BY:81:LYS:CB	57:BY:96:ILE:HD11	2.30	0.61
28:B3:22:ALA:HB3	28:B3:50:VAL:CG1	2.29	0.61
1:AA:1015:A:H2'	1:AA:1016:A:C8	2.35	0.61
39:BE:134:ILE:C	39:BE:134:ILE:CD1	2.68	0.61
35:BA:674:G:O2'	40:BF:74:ARG:HD3	2.00	0.61
48:BP:6:LEU:N	48:BP:6:LEU:HD23	2.14	0.61
6:AF:4:TYR:CD1	6:AF:92:LYS:HA	2.35	0.61
35:BA:12:U:O2	35:BA:2626:C:H4'	2.00	0.61
5:AE:148:VAL:HG21	8:AH:107:LEU:HD13	1.82	0.61
35:BA:548:A:H2'	35:BA:549:G:O4'	2.00	0.61
35:BA:271(A):A:H5'	35:BA:271(B):C:OP2	2.00	0.61
9:AI:18:PHE:O	9:AI:61:ALA:C	2.39	0.61
37:BC:103:LYS:HA	37:BC:103:LYS:NZ	2.15	0.61
37:BC:127:LYS:N	37:BC:127:LYS:HD3	2.15	0.61
35:BA:696:G:H2'	35:BA:697:C:H5'	1.81	0.61
1:AA:110:C:O2'	1:AA:111:G:H5'	2.00	0.61
35:BA:1460:A:O2'	35:BA:1461:G:C5'	2.48	0.61
35:BA:2712:U:O2'	35:BA:2712(A):A:P	2.58	0.61
27:B2:33:MET:O	27:B2:37:PHE:HB2	1.99	0.61
35:BA:1599:C:O2'	35:BA:1600:C:H5'	2.01	0.61
1:AA:975:A:H4'	1:AA:976:G:C5'	2.21	0.61
1:AA:1286:A:O2'	1:AA:1287:A:H5''	1.98	0.61
1:AA:1492:A:C1'	1:AA:1493:A:P	2.88	0.61
1:AA:1151:A:C2	1:AA:1152:A:C6	2.89	0.61
52:BT:11:GLU:CD	52:BT:11:GLU:N	2.53	0.61

Continued on next page...

Continued from previous page...

Atom-1	Atom-2	Distance(Å)	Clash(Å)
33:B8:50:LEU:C	33:B8:53:PRO:HD2	2.20	0.61
24:AY:127:LYS:HE3	24:AY:128:TYR:CE1	2.34	0.61
28:B3:1:MET:CB	28:B3:2:PRO:CD	2.77	0.61
24:AY:100:VAL:CG2	24:AY:329:ARG:HB2	2.29	0.61
46:BN:6:PRO:O	46:BN:7:LYS:HB3	2.00	0.61
29:B4:42:PHE:CE1	41:BG:180:PHE:HE1	2.18	0.61
1:AA:828:A:N3	2:AB:26:PRO:HG2	2.15	0.61
1:AA:77:G:H1	1:AA:92:C:N4	1.99	0.61
10:AJ:24:VAL:HG21	10:AJ:37:PRO:HG3	1.81	0.61
24:AY:535:PRO:C	24:AY:537:GLU:H	2.03	0.61
24:AY:210:ARG:HH11	24:AY:210:ARG:HG2	1.65	0.61
15:AO:54:ARG:HG2	15:AO:58:MET:HE2	1.82	0.61
15:AO:47:LYS:H	15:AO:47:LYS:HD2	1.64	0.61
35:BA:2359:C:N4	35:BA:2360:A:N6	2.49	0.61
48:BP:51:PHE:CA	48:BP:52:GLU:HB2	2.30	0.61
2:AB:228:GLY:C	2:AB:229:VAL:CG2	2.62	0.61
2:AB:15:VAL:O	2:AB:16:HIS:ND1	2.31	0.61
1:AA:1399:C:C5'	1:AA:1400:C:H3'	2.29	0.61
30:B5:55:ARG:NE	30:B5:55:ARG:HA	2.15	0.61
1:AA:961:U:OP1	1:AA:961:U:H3'	2.01	0.61
35:BA:2185:C:O2'	35:BA:2186:G:H8	1.83	0.61
42:BH:89:ILE:HB	42:BH:162:ILE:HG22	1.83	0.61
4:AD:148:VAL:HG12	4:AD:149:ALA:N	2.14	0.61
35:BA:1474:C:H2'	35:BA:1475:G:H5''	1.81	0.61
34:B9:10:ILE:HD13	34:B9:34:GLN:NE2	2.15	0.61
3:AC:191:THR:HG21	3:AC:193:TYR:CZ	2.35	0.61
2:AB:27:LYS:HD2	2:AB:193:ASP:OD1	2.00	0.61
45:BL:113:UNK:C	45:BL:115:UNK:N	2.62	0.61
2:AB:80:ILE:H	2:AB:80:ILE:HD12	1.66	0.61
5:AE:100:VAL:HG23	5:AE:107:ARG:NH2	2.15	0.61
35:BA:2062:A:H8	35:BA:2062:A:H5'	1.65	0.61
35:BA:1964:G:H4'	35:BA:1965:C:OP2	2.00	0.61
35:BA:1153:C:H2'	35:BA:1154:G:O4'	2.00	0.61
1:AA:384:G:H2'	1:AA:385:C:C6	2.35	0.61
51:BS:42:ASP:O	51:BS:43:GLU:HB3	1.99	0.61
48:BP:115:LEU:HD23	48:BP:115:LEU:C	2.21	0.61
33:B8:30:ARG:NH2	35:BA:2419:U:O4	2.34	0.61
35:BA:1227:G:C2'	35:BA:1228:G:H5'	2.29	0.61
50:BR:3:HIS:C	50:BR:5:LYS:H	2.02	0.61
41:BG:7:LEU:HD12	41:BG:104:GLU:CD	2.20	0.61
51:BS:34:HIS:HB2	51:BS:36:TYR:HE1	1.65	0.61
1:AA:1048:G:N3	1:AA:1050:G:N7	2.49	0.61

Continued on next page...

Continued from previous page...

Atom-1	Atom-2	Distance(Å)	Clash(Å)
35:BA:1600:C:C2'	35:BA:1601:G:H5'	2.30	0.61
53:BU:88:ILE:O	53:BU:90:VAL:N	2.33	0.61
53:BU:91:ASP:O	53:BU:92:ARG:HB3	1.99	0.61
38:BD:248:SER:HB2	38:BD:249:PRO:CD	2.22	0.61
35:BA:2620:C:OP1	39:BE:153:GLY:N	2.34	0.61
10:AJ:75:ILE:HG13	10:AJ:76:ASN:N	2.14	0.61
1:AA:1124:G:O2'	1:AA:1145:C:N4	2.33	0.61
40:BF:136:THR:HG23	40:BF:170:LEU:HD21	1.82	0.61
52:BT:34:VAL:HG22	52:BT:39:ARG:CB	2.31	0.61
41:BG:129:GLY:HA3	41:BG:169:ALA:CB	2.31	0.61
35:BA:118:A:H5'	35:BA:119:A:H8	1.65	0.61
46:BN:90:MET:O	46:BN:93:THR:O	2.19	0.61
35:BA:1113:U:OP1	42:BH:1:MET:N	2.34	0.61
1:AA:936:C:O2'	1:AA:937:A:C5'	2.30	0.61
30:B5:3:LYS:HD2	35:BA:747:U:OP1	2.00	0.61
27:B2:35:LEU:O	27:B2:37:PHE:N	2.33	0.61
27:B2:2:LYS:O	27:B2:6:VAL:HG23	1.99	0.61
19:AS:22:LEU:HD13	19:AS:26:GLY:HA2	1.82	0.61
29:B4:31:ILE:HG12	29:B4:33:VAL:H	1.65	0.61
35:BA:1019:U:O2'	35:BA:1021:A:C2	2.52	0.61
35:BA:2126:A:O2'	35:BA:2127:G:P	2.59	0.61
12:AL:45:PRO:HG2	12:AL:51:ALA:H	1.63	0.61
35:BA:2130:U:H6	35:BA:2130:U:O5'	1.83	0.61
13:AM:49:THR:O	13:AM:53:VAL:HG23	2.01	0.61
38:BD:8:PRO:HB3	38:BD:14:ARG:HB3	1.81	0.61
38:BD:134:ARG:NH1	38:BD:135:PHE:HE1	1.98	0.61
35:BA:2492:U:H2'	35:BA:2493:U:H6	1.65	0.61
35:BA:654(C):G:H2'	35:BA:654(D):G:H5'	1.82	0.61
42:BH:118:PRO:HG2	42:BH:121:ILE:HD12	1.81	0.61
42:BH:144:VAL:O	42:BH:148:ILE:HG12	2.00	0.61
24:AY:276:VAL:HA	24:AY:280:LEU:HD23	1.81	0.61
48:BP:125:VAL:O	48:BP:145:PRO:HD2	2.00	0.61
35:BA:45:C:C2	35:BA:47:C:C5	2.89	0.61
1:AA:267:C:OP2	17:AQ:67:LYS:HD2	2.00	0.61
2:AB:54:THR:HG21	2:AB:201:ILE:HD11	1.81	0.61
35:BA:622:G:O2'	35:BA:623:G:H5'	2.00	0.61
1:AA:925:G:H1'	1:AA:1502:A:C4	2.35	0.61
41:BG:7:LEU:O	41:BG:10:LYS:N	2.33	0.61
10:AJ:50:ILE:HD11	10:AJ:57:LYS:HD3	1.82	0.61
1:AA:1285:A:O2'	1:AA:1286:A:P	2.57	0.61
1:AA:1286:A:O2'	1:AA:1287:A:C4'	2.48	0.61
24:AY:252:ASP:O	24:AY:253:LEU:HB2	1.99	0.61

Continued on next page...

Continued from previous page...

Atom-1	Atom-2	Distance(Å)	Clash(Å)
32:B7:12:ARG:HD3	32:B7:46:VAL:HG21	1.82	0.61
1:AA:1494:G:O2'	1:AA:1495:U:H5'	2.01	0.61
58:BZ:79:ARG:O	58:BZ:81:ARG:N	2.34	0.61
35:BA:1475:G:O2'	35:BA:1476:C:H5'	2.01	0.61
35:BA:1810:A:O5'	35:BA:1810:A:H8	1.82	0.61
24:AY:681:LYS:O	24:AY:681:LYS:HD2	1.99	0.61
56:BX:24:GLY:O	56:BX:82:GLN:HA	2.00	0.61
5:AE:147:ASP:HB3	5:AE:150:ARG:HH12	1.65	0.61
51:BS:42:ASP:C	51:BS:44:LYS:H	2.03	0.61
35:BA:2317:C:C2'	35:BA:2318:G:H5'	2.31	0.61
24:AY:5:VAL:C	24:AY:7:TYR:H	2.04	0.61
58:BZ:156:LYS:O	58:BZ:158:PRO:HD3	2.00	0.61
40:BF:108:LYS:O	40:BF:112:MET:HG3	2.01	0.61
35:BA:271(U):G:O2'	35:BA:271(V):G:H5'	2.01	0.61
36:BB:25:A:H2'	36:BB:25:A:N3	2.15	0.61
49:BQ:61:GLY:O	49:BQ:62:GLY:O	2.18	0.61
35:BA:2031:A:O2'	35:BA:2454:G:N2	2.33	0.61
37:BC:117:THR:O	37:BC:147:GLY:O	2.19	0.61
1:AA:542:G:OP1	4:AD:10:ARG:NH2	2.34	0.61
35:BA:1417:C:H2'	35:BA:1418:G:H5'	1.76	0.61
35:BA:175:G:O2'	35:BA:176:G:H5'	1.99	0.61
1:AA:590:C:O2'	1:AA:591:U:C5'	2.30	0.61
35:BA:2753:A:O2'	35:BA:2754:U:C5'	2.30	0.61
2:AB:187:LEU:O	2:AB:187:LEU:CD1	2.48	0.61
35:BA:1995:U:H3'	35:BA:1996:C:H2'	1.82	0.61
13:AM:15:VAL:HG22	13:AM:41:PRO:O	2.01	0.61
54:BV:47:VAL:HG12	54:BV:52:VAL:HB	1.82	0.61
30:B5:57:VAL:HG12	30:B5:58:LEU:N	2.12	0.61
34:B9:35:ARG:O	34:B9:36:GLN:HB2	1.99	0.61
24:AY:198:GLU:HG3	24:AY:198:GLU:O	2.00	0.61
36:BB:87:G:H2'	36:BB:88:C:H5''	1.81	0.61
1:AA:1354:C:O2'	1:AA:1355:G:H5'	2.01	0.61
35:BA:2359:C:N4	35:BA:2360:A:C6	2.68	0.61
2:AB:189:ASP:HB3	2:AB:203:GLY:O	2.01	0.61
1:AA:1305:G:N2	1:AA:1332:A:OP2	2.34	0.61
13:AM:5:ALA:HB2	13:AM:66:LEU:HD22	1.82	0.61
41:BG:118:ARG:NH1	41:BG:182:LYS:HD3	2.15	0.61
40:BF:10:PRO:HA	40:BF:127:GLU:CB	2.31	0.61
1:AA:787:A:H2'	1:AA:788:U:H5'	1.82	0.61
4:AD:33:MET:O	4:AD:37:PRO:HG3	2.00	0.61
39:BE:141:ILE:HA	39:BE:154:LYS:CE	2.30	0.61
38:BD:70:TRP:HZ3	38:BD:146:GLU:OE2	1.83	0.61

Continued on next page...

Continued from previous page...

Atom-1	Atom-2	Distance(Å)	Clash(Å)
33:B8:43:GLN:O	33:B8:44:LYS:HD2	2.00	0.61
35:BA:1925:C:C3'	35:BA:1926:U:H5''	2.30	0.61
35:BA:2492:U:H2'	35:BA:2493:U:C6	2.35	0.61
35:BA:1204:A:N1	35:BA:1241:A:H2	1.98	0.61
1:AA:1457:G:OP2	1:AA:1457:G:H8	1.84	0.61
1:AA:119:A:HO2'	1:AA:120:A:P	2.23	0.61
58:BZ:183:LEU:HD13	58:BZ:184:ALA:N	2.15	0.61
35:BA:1646:C:H5''	35:BA:1647:G:H5''	1.79	0.61
38:BD:248:SER:CB	38:BD:249:PRO:HD2	2.23	0.61
1:AA:1386:G:C2'	1:AA:1387:G:H5'	2.30	0.61
39:BE:76:ARG:O	39:BE:77:ILE:O	2.19	0.61
24:AY:191:ASP:CB	24:AY:265:LYS:HG3	2.27	0.61
35:BA:2620:C:C5'	39:BE:153:GLY:HA2	2.27	0.61
1:AA:1193:G:C2'	1:AA:1194:U:H5'	2.30	0.61
24:AY:21:ILE:H	24:AY:21:ILE:CD1	2.12	0.61
50:BR:99:LYS:N	50:BR:99:LYS:HD2	2.11	0.61
12:AL:18:VAL:CG2	12:AL:19:ARG:H	2.13	0.61
35:BA:2787:C:H1'	39:BE:61:ARG:NH1	2.14	0.61
57:BY:96:ILE:CG2	57:BY:99:CYS:SG	2.89	0.61
35:BA:1181:C:O2'	35:BA:1182:A:H5'	2.00	0.61
35:BA:582:G:H2'	35:BA:583:G:C8	2.35	0.61
35:BA:1945:G:C5	35:BA:1946:U:C4	2.88	0.61
35:BA:7:G:H2'	35:BA:8:A:O4'	2.01	0.61
40:BF:183:VAL:O	40:BF:187:VAL:HG23	1.99	0.61
26:B1:89:GLU:HA	26:B1:92:LYS:HG2	1.83	0.61
8:AH:116:LYS:HD3	8:AH:127:LEU:HD12	1.82	0.61
17:AQ:68:ARG:H	17:AQ:70:ARG:NH1	1.99	0.60
35:BA:1820:U:C2	38:BD:159:ALA:O	2.54	0.60
2:AB:187:LEU:C	2:AB:187:LEU:CD2	2.61	0.60
35:BA:1445:A:H5'	35:BA:1460:A:H1'	1.83	0.60
33:B8:6:THR:HA	33:B8:61:LEU:HD11	1.82	0.60
51:BS:34:HIS:HB3	51:BS:53:SER:CB	2.29	0.60
35:BA:1107:G:OP1	43:BJ:58:UNK:HA	2.00	0.60
1:AA:877:C:O2'	1:AA:878:G:H5'	2.01	0.60
2:AB:127:ILE:HD13	2:AB:127:ILE:O	2.01	0.60
57:BY:44:ILE:HG22	57:BY:45:VAL:H	1.64	0.60
38:BD:35:LYS:NZ	38:BD:35:LYS:CB	2.64	0.60
22:AV:45:U:O2	22:AV:45:U:C5'	2.49	0.60
58:BZ:122:ARG:HH11	58:BZ:122:ARG:HB3	1.66	0.60
13:AM:116:THR:O	13:AM:117:VAL:HB	2.01	0.60
12:AL:20:LYS:HD3	12:AL:20:LYS:N	2.16	0.60
34:B9:9:ARG:O	34:B9:14:CYS:SG	2.59	0.60

Continued on next page...

Continued from previous page...

Atom-1	Atom-2	Distance(Å)	Clash(Å)
9:AI:22:GLY:N	9:AI:58:HIS:O	2.33	0.60
1:AA:957:U:H2'	1:AA:959:A:OP2	2.01	0.60
53:BU:86:ALA:HB2	53:BU:116:ALA:HB2	1.83	0.60
35:BA:1709:U:H2'	35:BA:1710:C:C6	2.36	0.60
9:AI:27:THR:HA	9:AI:31:GLN:O	2.01	0.60
35:BA:1048:A:N6	42:BH:1:MET:HE1	2.15	0.60
33:B8:32:LEU:CB	33:B8:36:LYS:NZ	2.64	0.60
7:AG:22:LEU:HD21	7:AG:101:LEU:HD11	1.82	0.60
1:AA:688:G:N1	1:AA:700:G:C5	2.68	0.60
1:AA:358:U:H2'	1:AA:359:U:C6	2.36	0.60
58:BZ:183:LEU:HD11	58:BZ:186:GLU:N	2.16	0.60
58:BZ:128:VAL:CG2	58:BZ:129:SER:H	2.08	0.60
24:AY:31:ARG:HH12	24:AY:34:TYR:HB3	1.67	0.60
24:AY:201:ILE:CD1	24:AY:201:ILE:H	2.08	0.60
35:BA:896:A:H1'	58:BZ:176:PRO:CB	2.30	0.60
35:BA:261:G:C2'	35:BA:262:A:H5'	2.30	0.60
37:BC:53:ARG:H	37:BC:53:ARG:HD3	1.65	0.60
35:BA:271(Q):G:O2'	35:BA:271(R):G:H8	1.84	0.60
35:BA:1403:C:H5''	35:BA:1471:A:C1'	2.31	0.60
1:AA:874:G:C6	1:AA:875:C:C4	2.89	0.60
51:BS:63:THR:O	51:BS:67:ARG:HG3	2.01	0.60
5:AE:100:VAL:HG23	5:AE:107:ARG:HH21	1.65	0.60
40:BF:42:ALA:O	40:BF:45:ARG:HG3	2.01	0.60
33:B8:27:THR:HG22	48:BP:62:LEU:HD22	1.82	0.60
35:BA:2356:C:H2'	35:BA:2357:U:O5'	2.00	0.60
33:B8:30:ARG:CZ	35:BA:2419:U:O4	2.49	0.60
26:B1:25:LYS:HD3	35:BA:2396:G:H5'	1.82	0.60
35:BA:31:C:O2'	35:BA:32:C:H5''	2.00	0.60
1:AA:1305:G:H1'	1:AA:1332:A:N6	2.16	0.60
41:BG:7:LEU:HD12	41:BG:104:GLU:CG	2.31	0.60
1:AA:1281:U:OP2	1:AA:1282:C:N4	2.34	0.60
35:BA:2405:G:H8	35:BA:2405:G:O5'	1.85	0.60
52:BT:35:LYS:HE2	52:BT:41:ARG:HD2	1.82	0.60
35:BA:1348:G:H2'	35:BA:1349:A:H5''	1.83	0.60
32:B7:37:LYS:HE2	35:BA:469:G:O6	2.01	0.60
1:AA:1385:G:H2'	1:AA:1386:G:C8	2.36	0.60
25:B0:21:LEU:CD1	25:B0:41:ARG:HG2	2.31	0.60
39:BE:69:LYS:HE2	39:BE:69:LYS:N	2.15	0.60
38:BD:68:LYS:HG3	38:BD:68:LYS:O	2.01	0.60
1:AA:501:C:H2'	1:AA:502:G:H8	1.66	0.60
2:AB:27:LYS:O	2:AB:29:ALA:N	2.32	0.60
1:AA:189(H):G:O2'	1:AA:189(I):G:H8	1.83	0.60

Continued on next page...

Continued from previous page...

Atom-1	Atom-2	Distance(Å)	Clash(Å)
40:BF:116:ASP:OD2	48:BP:5:ASP:N	2.34	0.60
1:AA:313:A:O2'	1:AA:314:C:H5'	2.01	0.60
37:BC:121:MET:SD	37:BC:124:VAL:HG11	2.41	0.60
1:AA:199:G:H2'	1:AA:200:G:H8	1.66	0.60
31:B6:10:LEU:HD23	31:B6:10:LEU:N	2.06	0.60
1:AA:937:A:O2'	1:AA:938:A:H5'	2.00	0.60
35:BA:1820:U:C4'	35:BA:1821:A:OP2	2.40	0.60
35:BA:1446:C:H5	35:BA:1466:G:N3	1.99	0.60
35:BA:1528(A):A:N6	35:BA:1541:G:N2	2.45	0.60
9:AI:95:LYS:O	9:AI:98:PRO:HD2	2.00	0.60
35:BA:1894:C:O5'	35:BA:1894:C:H6	1.85	0.60
1:AA:1488:G:H2'	1:AA:1489:G:H8	1.66	0.60
51:BS:92:TYR:CG	51:BS:93:LYS:N	2.65	0.60
40:BF:84:VAL:HG23	40:BF:85:GLY:N	2.16	0.60
35:BA:141:A:C8	35:BA:1408:C:O2'	2.52	0.60
58:BZ:130:PRO:O	58:BZ:133:ILE:HG12	2.01	0.60
10:AJ:89:ASP:HB3	10:AJ:91:PRO:CD	2.31	0.60
40:BF:3:GLU:HB2	40:BF:24:LEU:HG	1.84	0.60
3:AC:118:GLN:O	3:AC:120:VAL:N	2.34	0.60
38:BD:30:GLU:CG	38:BD:63:ARG:NH2	2.64	0.60
37:BC:214:TYR:CE2	37:BC:224:ARG:HG2	2.37	0.60
50:BR:97:VAL:HA	50:BR:113:LEU:O	2.02	0.60
48:BP:122:PRO:HA	48:BP:141:ALA:O	2.01	0.60
38:BD:186:HIS:HD2	38:BD:188:GLU:H	1.50	0.60
35:BA:2298:A:H62	35:BA:2318:G:H8	1.47	0.60
37:BC:80:LYS:HE2	37:BC:99:GLU:HG2	1.84	0.60
35:BA:1821:A:C2'	35:BA:1822:G:C5'	2.68	0.60
35:BA:1769:G:C2'	35:BA:1770:G:H5'	2.31	0.60
35:BA:37:C:HO2'	35:BA:38:A:H5'	1.65	0.60
2:AB:17:PHE:O	2:AB:17:PHE:HD1	1.83	0.60
35:BA:1225:G:O2'	35:BA:1226:A:H5'	2.02	0.60
19:AS:64:GLU:HB2	29:B4:48:ARG:NH2	2.16	0.60
29:B4:14:ILE:O	29:B4:15:ILE:C	2.39	0.60
41:BG:182:LYS:HD2	41:BG:182:LYS:OXT	2.02	0.60
38:BD:232:PRO:HD2	38:BD:249:PRO:HA	1.83	0.60
10:AJ:89:ASP:HB3	10:AJ:91:PRO:HD2	1.84	0.60
10:AJ:4:ILE:HD12	10:AJ:4:ILE:N	2.16	0.60
15:AO:26:GLU:OE2	15:AO:77:ARG:HD2	2.01	0.60
11:AK:82:VAL:CG1	11:AK:108:ILE:HG12	2.31	0.60
27:B2:40:SER:O	56:BX:13:LEU:HD11	2.02	0.60
39:BE:134:ILE:O	39:BE:134:ILE:CD1	2.48	0.60
1:AA:1108:G:H5'	3:AC:176:HIS:CD2	2.35	0.60

Continued on next page...

Continued from previous page...

Atom-1	Atom-2	Distance(Å)	Clash(Å)
20:AT:96:GLY:O	20:AT:97:ALA:HB3	2.00	0.60
48:BP:85:LEU:HD23	48:BP:117:GLU:O	1.91	0.60
1:AA:328:C:H4'	1:AA:329:A:H5'	1.82	0.60
1:AA:265:G:H2'	1:AA:266:G:C5'	2.18	0.60
35:BA:1422:G:C6	35:BA:1423:G:C6	2.90	0.60
29:B4:6:HIS:CE1	41:BG:66:GLN:HB2	2.37	0.60
51:BS:97:ARG:O	51:BS:99:LYS:HG3	2.01	0.60
1:AA:1158:C:O2	1:AA:1181:G:N2	2.34	0.60
35:BA:1067:A:H5''	35:BA:1068:G:C5'	2.28	0.60
40:BF:132:VAL:HG13	40:BF:133:ASN:ND2	2.16	0.60
46:BN:12:ARG:NH2	46:BN:135:PRO:HG2	2.13	0.60
35:BA:1864:U:H2'	35:BA:1865:G:H5''	1.83	0.60
1:AA:563:A:O2'	1:AA:566:G:O3'	2.19	0.60
58:BZ:17:ALA:O	58:BZ:20:ARG:HG2	2.00	0.60
24:AY:8:ASP:O	24:AY:9:LEU:HB3	1.99	0.60
1:AA:167:G:O2'	1:AA:168:G:H5'	2.02	0.60
39:BE:134:ILE:O	39:BE:134:ILE:HD13	2.02	0.60
2:AB:106:LYS:O	2:AB:110:GLN:HB3	2.02	0.60
35:BA:947:G:H2'	35:BA:948:G:C8	2.36	0.60
1:AA:1170:A:H2'	1:AA:1171:G:O4'	2.02	0.60
37:BC:121:MET:CE	37:BC:139:PRO:O	2.49	0.60
1:AA:490:G:C2'	1:AA:491:G:C5'	2.80	0.60
1:AA:545:C:C3'	1:AA:546:G:H5'	2.32	0.60
35:BA:652:C:C6	35:BA:653:A:N7	2.70	0.60
35:BA:654(A):G:H2'	35:BA:654(B):C:H5'	1.83	0.60
1:AA:328:C:O2	1:AA:328:C:H2'	2.01	0.60
35:BA:258:G:O2'	35:BA:259:G:H5'	2.01	0.60
29:B4:38:LYS:HD2	29:B4:38:LYS:C	2.22	0.60
41:BG:103:LEU:HD11	41:BG:107:LEU:HG	1.84	0.60
41:BG:88:ILE:O	41:BG:88:ILE:HG22	2.02	0.60
35:BA:15:G:C2'	35:BA:16:G:C5'	2.69	0.60
1:AA:1279:A:O2'	1:AA:1282:C:N4	2.34	0.60
1:AA:796:C:H2'	1:AA:797:C:H6	1.67	0.60
57:BY:101:LYS:CG	57:BY:102:CYS:N	2.56	0.60
3:AC:124:ILE:HD11	3:AC:196:LEU:HG	1.84	0.60
50:BR:99:LYS:CD	50:BR:99:LYS:H	2.08	0.60
24:AY:227:ILE:HG23	24:AY:237:PRO:CG	2.30	0.60
56:BX:8:ILE:H	56:BX:8:ILE:HD12	1.66	0.60
10:AJ:78:ASN:HD22	10:AJ:80:LYS:N	1.95	0.60
10:AJ:80:LYS:HB3	10:AJ:80:LYS:NZ	2.16	0.60
35:BA:2808:U:O2'	35:BA:2809:A:H5'	2.01	0.60
1:AA:1321:C:H5''	1:AA:1322:C:C5'	2.32	0.60

Continued on next page...

Continued from previous page...

Atom-1	Atom-2	Distance(Å)	Clash(Å)
10:AJ:96:ILE:HD13	10:AJ:96:ILE:H	1.66	0.60
37:BC:68:GLY:H	37:BC:189:ASN:HD21	1.47	0.60
35:BA:2653:U:H5'	35:BA:2654:A:OP1	2.02	0.60
25:B0:4:LYS:HD3	35:BA:2252:G:O6	2.01	0.60
1:AA:755:G:OP2	15:AO:65:ARG:HD2	2.02	0.60
48:BP:146:VAL:HG13	48:BP:147:LEU:N	2.17	0.60
1:AA:936:C:O5'	1:AA:936:C:H6	1.85	0.60
25:B0:27:GLU:OE1	25:B0:27:GLU:N	2.34	0.60
26:B1:29:GLY:HA3	35:BA:2396:G:HO2'	1.63	0.60
27:B2:35:LEU:O	27:B2:38:GLN:N	2.32	0.60
13:AM:23:TYR:HE2	13:AM:70:LEU:HD22	1.67	0.60
1:AA:1179:A:C2'	1:AA:1180:A:C5'	2.79	0.60
42:BH:83:TYR:HB3	42:BH:135:GLY:N	2.17	0.60
1:AA:89:C:O2	1:AA:89:C:H2'	2.00	0.60
42:BH:153:LYS:HG3	42:BH:154:PRO:HD2	1.83	0.60
42:BH:89:ILE:HD13	42:BH:94:TYR:HB3	1.83	0.60
1:AA:979:C:C3'	1:AA:980:C:H5''	2.32	0.60
1:AA:1387:G:C6	1:AA:1388:C:N4	2.69	0.60
1:AA:1286:A:C2	21:AU:18:TYR:OH	2.54	0.60
1:AA:1154:G:C2'	1:AA:1155:G:H5'	2.31	0.60
35:BA:676:A:H8	35:BA:2069:G:N2	1.86	0.60
26:B1:90:ILE:O	26:B1:94:LEU:HD13	2.01	0.60
35:BA:2633:G:H1'	39:BE:61:ARG:HD2	1.84	0.60
56:BX:8:ILE:CD1	56:BX:42:ALA:HB1	2.30	0.60
35:BA:1865:G:C8	35:BA:1865:G:H5'	2.31	0.60
49:BQ:56:ARG:HH11	49:BQ:56:ARG:CG	2.15	0.60
35:BA:2682:U:H6	35:BA:2682:U:H5'	1.67	0.60
15:AO:9:GLN:O	15:AO:13:GLN:HG3	2.01	0.60
32:B7:10:ARG:O	32:B7:14:LYS:HG2	2.02	0.60
35:BA:274:G:OP2	35:BA:274:G:H3'	2.00	0.60
33:B8:25:MET:HG3	48:BP:64:LYS:HD3	1.84	0.60
7:AG:49:ILE:HD12	7:AG:121:ALA:HB3	1.84	0.60
1:AA:109:A:N6	1:AA:326:G:C6	2.69	0.60
35:BA:1819:A:OP1	38:BD:158:ALA:CB	2.49	0.60
35:BA:1797:C:O2'	38:BD:259:THR:CG2	2.50	0.60
13:AM:97:PRO:HA	13:AM:110:ARG:HD3	1.83	0.60
29:B4:28:LYS:HE3	41:BG:145:THR:OG1	2.00	0.60
31:B6:15:GLU:O	31:B6:17:LYS:N	2.31	0.60
35:BA:1119:C:H2'	35:BA:1120:G:H8	1.67	0.60
3:AC:50:ALA:CB	3:AC:75:VAL:HB	2.31	0.60
1:AA:1285:A:O4'	1:AA:1286:A:C8	2.55	0.60
33:B8:50:LEU:O	33:B8:51:ALA:HB3	2.02	0.60

Continued on next page...

Continued from previous page...

Atom-1	Atom-2	Distance(Å)	Clash(Å)
24:AY:99:ARG:NH1	24:AY:402:ILE:N	2.46	0.60
35:BA:2409:G:C2'	35:BA:2410:G:H5'	2.31	0.60
54:BV:15:GLU:O	54:BV:18:LEU:HD13	2.02	0.60
26:B1:41:ARG:NH2	35:BA:1365:A:OP2	2.34	0.60
36:BB:56:G:C5'	41:BG:27:ASN:ND2	2.65	0.60
35:BA:221:A:C5	35:BA:266:G:N7	2.70	0.60
8:AH:116:LYS:HD2	8:AH:129:VAL:HG11	1.84	0.60
38:BD:28:GLU:HB2	38:BD:29:PRO:CD	2.32	0.60
1:AA:1037:C:H2'	1:AA:1038:C:C2	2.36	0.60
53:BU:106:PHE:O	53:BU:109:LEU:HB2	2.01	0.60
40:BF:164:ARG:HH11	40:BF:164:ARG:HG2	1.67	0.60
24:AY:293:THR:HB	24:AY:294:PRO:HD2	1.82	0.60
16:AP:58:TYR:O	16:AP:62:VAL:HG22	2.01	0.60
24:AY:61:ARG:HB3	35:BA:2663:G:OP2	2.02	0.60
35:BA:1113:U:H2'	35:BA:1114:G:C8	2.37	0.60
27:B2:16:LEU:HD22	27:B2:20:GLU:CB	2.29	0.60
1:AA:198:G:N1	1:AA:220:G:C4	2.69	0.60
1:AA:197:A:C6	1:AA:221:C:C5'	2.85	0.60
1:AA:438:G:O2'	1:AA:494:U:O4	2.19	0.60
35:BA:654(V):A:OP2	35:BA:655:A:H3'	2.02	0.60
35:BA:1297:C:H2'	35:BA:1298:C:C6	2.37	0.60
29:B4:2:LYS:CE	29:B4:5:ILE:HB	2.19	0.60
35:BA:886:C:H3'	35:BA:887:A:H5''	1.83	0.60
35:BA:2127:G:C2'	35:BA:2128:C:C5'	2.79	0.60
36:BB:21:G:H2'	36:BB:22:U:O4'	2.01	0.60
35:BA:995:C:C2	46:BN:1:MET:HG2	2.37	0.60
35:BA:2580:U:H4'	39:BE:130:GLY:CA	2.32	0.60
57:BY:73:ARG:NH2	57:BY:82:PRO:HD3	2.16	0.60
35:BA:1925:C:C4	35:BA:1926:U:C5	2.90	0.60
50:BR:84:ALA:HB3	50:BR:85:PRO:HD3	1.82	0.60
52:BT:39:ARG:HD2	52:BT:39:ARG:H	1.67	0.60
57:BY:88:LYS:HZ1	57:BY:93:GLY:HA3	1.66	0.60
35:BA:1837:C:H2'	35:BA:1838:C:H5''	1.82	0.60
39:BE:167:VAL:HG22	39:BE:170:LEU:HD11	1.83	0.60
49:BQ:70:PRO:HA	49:BQ:94:VAL:O	2.01	0.60
35:BA:644:A:C2	35:BA:2369:A:H1'	2.36	0.60
16:AP:66:PRO:HD2	16:AP:71:ARG:HH12	1.67	0.60
34:B9:19:ARG:NH1	35:BA:2755:C:C4	2.70	0.60
26:B1:21:ARG:HG2	26:B1:22:GLY:N	2.16	0.60
37:BC:121:MET:SD	37:BC:124:VAL:CG1	2.89	0.59
33:B8:32:LEU:CD2	35:BA:2392:A:OP1	2.49	0.59
7:AG:47:CYS:O	7:AG:51:GLN:N	2.35	0.59

Continued on next page...

Continued from previous page...

Atom-1	Atom-2	Distance(Å)	Clash(Å)
1:AA:592:G:C2	1:AA:593:G:N7	2.70	0.59
35:BA:1264:G:H2'	35:BA:2014:A:N6	2.16	0.59
2:AB:41:ILE:CG2	2:AB:41:ILE:O	2.50	0.59
35:BA:61:G:H1	35:BA:94:C:H42	1.49	0.59
1:AA:1306:A:C2'	1:AA:1307:U:H5'	2.32	0.59
41:BG:59:GLU:O	41:BG:63:ILE:HG23	2.02	0.59
42:BH:85:LYS:CE	42:BH:145:ALA:HB1	2.32	0.59
35:BA:2128:C:H1'	35:BA:2129:C:H5''	1.83	0.59
1:AA:1079:G:H2'	1:AA:1080:A:C8	2.37	0.59
35:BA:1106:G:C2'	35:BA:1107:G:C5'	2.78	0.59
35:BA:1106:G:HO2'	35:BA:1107:G:H5'	1.66	0.59
25:B0:50:ASN:HB3	25:B0:63:VAL:HG22	1.83	0.59
24:AY:526:VAL:CG1	24:AY:566:THR:HG23	2.32	0.59
39:BE:37:ARG:HA	39:BE:42:ASP:OD2	2.02	0.59
42:BH:143:GLN:HE22	42:BH:147:ASN:HD21	1.48	0.59
5:AE:144:THR:O	5:AE:148:VAL:HG23	2.01	0.59
41:BG:159:VAL:O	41:BG:159:VAL:HG13	2.03	0.59
24:AY:554:PRO:HG2	24:AY:555:LEU:H	1.66	0.59
6:AF:19:LEU:HD23	6:AF:19:LEU:C	2.23	0.59
35:BA:784:A:C5	38:BD:229:VAL:HG21	2.37	0.59
30:B5:7:PRO:HG2	35:BA:2016:U:O2	2.02	0.59
1:AA:639:G:O2'	1:AA:640:A:H5'	2.02	0.59
39:BE:44:TYR:O	39:BE:45:THR:HB	2.02	0.59
2:AB:88:ALA:HB2	2:AB:219:VAL:HG13	1.83	0.59
37:BC:103:LYS:HZ1	37:BC:103:LYS:HA	1.67	0.59
7:AG:49:ILE:CD1	7:AG:121:ALA:HB3	2.32	0.59
35:BA:176:G:H2'	35:BA:177:G:C5'	2.22	0.59
35:BA:49:A:H5''	35:BA:51:G:C4'	2.32	0.59
27:B2:44:LEU:HD13	27:B2:45:SER:CA	2.32	0.59
1:AA:1308:U:OP1	13:AM:98:VAL:HG22	2.02	0.59
13:AM:11:ARG:O	13:AM:13:LYS:N	2.35	0.59
35:BA:15:G:N3	35:BA:16:G:C8	2.70	0.59
35:BA:18:C:O2'	35:BA:19:C:H5'	2.02	0.59
1:AA:1049:U:HO2'	14:AN:2:ALA:N	2.00	0.59
53:BU:92:ARG:NH2	54:BV:11:GLN:H	2.00	0.59
35:BA:676:A:H2	35:BA:802:A:H61	1.49	0.59
35:BA:1516:C:H2'	35:BA:1517:G:C5'	2.32	0.59
3:AC:130:VAL:O	3:AC:131:ARG:CB	2.50	0.59
40:BF:185:ASP:OD1	40:BF:188:ARG:NH1	2.34	0.59
35:BA:947:G:H2'	35:BA:948:G:H8	1.66	0.59
35:BA:2746:U:O2'	35:BA:2747:G:H5'	2.02	0.59
38:BD:71:ASP:HB2	38:BD:103:ARG:HH22	1.67	0.59

Continued on next page...

Continued from previous page...

Atom-1	Atom-2	Distance(Å)	Clash(Å)
3:AC:108:ASN:OD1	3:AC:110:ASN:ND2	2.35	0.59
24:AY:637:ARG:HD2	24:AY:642:VAL:HG21	1.84	0.59
1:AA:629:G:H2'	1:AA:630:G:O4'	2.02	0.59
48:BP:107:LYS:O	48:BP:109:GLY:N	2.36	0.59
37:BC:122:GLY:O	37:BC:127:LYS:HE2	2.02	0.59
35:BA:1529:G:C2	35:BA:1541:G:N2	2.71	0.59
35:BA:1301:A:C2'	35:BA:1302:A:H2'	2.31	0.59
57:BY:26:LYS:O	57:BY:28:LYS:HE2	2.03	0.59
19:AS:44:MET:HA	19:AS:44:MET:HE2	1.83	0.59
29:B4:4:GLY:O	29:B4:5:ILE:HB	2.02	0.59
35:BA:2312:U:OP1	41:BG:74:LYS:HG2	2.02	0.59
41:BG:113:ARG:HA	41:BG:113:ARG:NE	2.17	0.59
35:BA:755:C:H2'	35:BA:756:C:C6	2.37	0.59
31:B6:15:GLU:OE1	31:B6:18:ARG:CD	2.51	0.59
35:BA:1805:U:H2'	35:BA:1806:C:H5'	1.83	0.59
35:BA:654(E):G:H2'	35:BA:654(F):C:O4'	2.02	0.59
35:BA:1571:A:H2'	35:BA:1572:A:C8	2.37	0.59
53:BU:59:ARG:HH11	53:BU:59:ARG:HG2	1.67	0.59
35:BA:1087:G:H21	35:BA:1103:A:N6	1.99	0.59
35:BA:1106:G:H2'	35:BA:1107:G:C5'	2.32	0.59
57:BY:17:SER:CB	57:BY:71:LYS:HE2	2.32	0.59
1:AA:1288:A:O5'	1:AA:1288:A:H8	1.85	0.59
1:AA:788:U:H2'	1:AA:789:U:C5'	2.31	0.59
22:AV:43:C:O2	22:AV:43:C:O4'	2.20	0.59
35:BA:1503:U:H2'	35:BA:1504:C:H6	1.64	0.59
12:AL:113:ARG:O	12:AL:114:LYS:HD2	2.01	0.59
44:BK:41:UNK:C	44:BK:43:UNK:H	2.14	0.59
35:BA:483:A:H5''	57:BY:49:VAL:HG22	1.83	0.59
25:B0:55:ARG:HD3	35:BA:2384:G:OP1	2.03	0.59
1:AA:397:A:N7	1:AA:548:G:OP2	2.35	0.59
35:BA:178:G:O2'	35:BA:179:G:H5'	2.02	0.59
1:AA:326:G:O5'	1:AA:326:G:H8	1.85	0.59
35:BA:1822:G:C2'	35:BA:1823:G:H5'	2.30	0.59
35:BA:28:A:H61	35:BA:512:G:H1'	1.65	0.59
27:B2:46:GLN:O	27:B2:47:ASN:C	2.41	0.59
19:AS:40:ILE:HG22	19:AS:69:HIS:O	2.01	0.59
41:BG:133:LEU:HD13	41:BG:134:GLY:H	1.66	0.59
48:BP:23:PRO:HB2	48:BP:33:ARG:HG2	1.82	0.59
1:AA:1049:U:H4'	1:AA:1050:G:H5'	1.82	0.59
1:AA:522:C:H41	12:AL:53:ARG:HH21	1.46	0.59
42:BH:169:VAL:HG13	42:BH:170:ARG:N	2.18	0.59
26:B1:82:LEU:O	26:B1:83:GLU:HB3	2.03	0.59

Continued on next page...

Continued from previous page...

Atom-1	Atom-2	Distance(Å)	Clash(Å)
35:BA:1652:A:N6	35:BA:1653:G:N1	2.51	0.59
35:BA:2469:A:H2'	35:BA:2470:G:C5'	2.29	0.59
1:AA:946:A:C6	1:AA:947:G:C6	2.91	0.59
35:BA:1887:C:C2'	35:BA:1888:G:H5''	2.32	0.59
37:BC:89:GLU:C	37:BC:91:GLY:H	2.06	0.59
24:AY:688:ILE:HG22	24:AY:688:ILE:O	2.02	0.59
35:BA:476:G:H4'	35:BA:502:A:N1	2.18	0.59
41:BG:132:ASN:OD1	41:BG:158:ALA:HA	2.02	0.59
35:BA:1578:U:O2'	35:BA:1579:A:H5''	2.02	0.59
1:AA:865:A:O5'	1:AA:865:A:H8	1.83	0.59
51:BS:83:LYS:O	51:BS:105:ALA:HB3	2.02	0.59
5:AE:69:VAL:O	5:AE:71:LEU:N	2.35	0.59
47:BO:9:GLU:HG3	47:BO:18:LYS:HZ2	1.67	0.59
2:AB:97:TRP:CZ3	2:AB:176:GLU:OE2	2.55	0.59
43:BJ:27:UNK:CB	43:BJ:113:UNK:HA	2.32	0.59
33:B8:13:ARG:CD	48:BP:61:ARG:HD2	2.24	0.59
7:AG:15:ASP:OD1	7:AG:44:TYR:OH	2.20	0.59
1:AA:359:U:H2'	1:AA:360:A:H8	1.66	0.59
35:BA:1445:A:O4'	35:BA:1460:A:N3	2.36	0.59
2:AB:24:TRP:CE3	2:AB:32:ILE:CD1	2.84	0.59
35:BA:1999:C:H6	35:BA:1999:C:O5'	1.85	0.59
29:B4:43:TYR:C	29:B4:45:GLY:N	2.56	0.59
41:BG:107:LEU:HD23	41:BG:111:LEU:HD11	1.84	0.59
41:BG:146:TYR:O	41:BG:147:ASP:HB2	2.02	0.59
24:AY:81:ILE:O	24:AY:82:ILE:HG13	2.02	0.59
54:BV:39:LEU:HA	54:BV:47:VAL:HG13	1.84	0.59
58:BZ:5:LEU:O	58:BZ:59:LEU:HA	2.01	0.59
40:BF:20:LEU:H	40:BF:24:LEU:HD21	1.67	0.59
46:BN:56:ASN:H	46:BN:125:GLY:HA3	1.68	0.59
1:AA:563:A:O4'	1:AA:566:G:N3	2.36	0.59
51:BS:78:LEU:HD11	51:BS:103:GLU:HB2	1.83	0.59
37:BC:41:THR:HG22	37:BC:42:VAL:N	2.17	0.59
4:AD:205:GLU:OE2	5:AE:100:VAL:HG22	2.02	0.59
24:AY:5:VAL:O	24:AY:7:TYR:N	2.34	0.59
47:BO:18:LYS:HD2	47:BO:45:GLU:OE1	2.02	0.59
37:BC:194:ILE:HD11	37:BC:227:PRO:CB	2.32	0.59
1:AA:512:U:H2'	1:AA:513:C:C6	2.38	0.59
24:AY:616:TYR:HE2	24:AY:664:GLN:HG3	1.66	0.59
2:AB:204:ASN:HD21	2:AB:206:ASP:H	1.47	0.59
35:BA:651:G:C6	35:BA:652:C:N4	2.71	0.59
1:AA:941:G:C2'	1:AA:942:G:O5'	2.51	0.59
7:AG:16:LEU:HD12	9:AI:42:ARG:HA	1.83	0.59

Continued on next page...

Continued from previous page...

Atom-1	Atom-2	Distance(Å)	Clash(Å)
35:BA:1267:U:C5	35:BA:2012:G:N2	2.70	0.59
35:BA:1445:A:O2'	35:BA:1445(A):C:H5'	2.02	0.59
35:BA:2201:C:HO2'	35:BA:2202:C:H5'	1.61	0.59
1:AA:1281:U:H4'	1:AA:1282:C:OP2	2.02	0.59
24:AY:25:LYS:HZ2	24:AY:86:GLY:N	1.98	0.59
1:AA:961:U:C2'	1:AA:962:C:H5'	2.33	0.59
1:AA:519:C:N4	1:AA:520:A:C6	2.71	0.59
12:AL:27:LEU:CD1	12:AL:28:LYS:HE2	2.25	0.59
1:AA:1286:A:O2'	1:AA:1287:A:P	2.60	0.59
12:AL:47:LYS:HB3	12:AL:48:PRO:HD3	1.82	0.59
33:B8:50:LEU:HD12	33:B8:51:ALA:N	2.17	0.59
48:BP:108:LYS:C	48:BP:110:TYR:H	2.05	0.59
35:BA:1639:U:H2'	35:BA:1640:C:H5''	1.83	0.59
35:BA:1517:G:H5'	35:BA:1517:G:C8	2.34	0.59
37:BC:214:TYR:CZ	37:BC:224:ARG:HG2	2.37	0.59
35:BA:1504:C:O2'	35:BA:1505:C:H5'	2.02	0.59
4:AD:120:LEU:HB3	4:AD:126:ILE:CD1	2.32	0.59
35:BA:1027:A:N6	35:BA:1126:A:C4	2.70	0.59
1:AA:1005:A:C2'	1:AA:1006:C:H5'	2.33	0.59
52:BT:126:ALA:C	52:BT:128:GLU:H	2.05	0.59
16:AP:18:ARG:HD3	16:AP:35:LYS:HD2	1.84	0.59
1:AA:530:G:H3'	1:AA:531:U:C5'	2.33	0.59
35:BA:860:U:C5'	35:BA:860:U:O2	2.50	0.59
22:AV:39:U:H2'	22:AV:40:C:C6	2.38	0.59
1:AA:266:G:H4'	1:AA:267:C:H6	1.68	0.59
1:AA:266:G:H4'	1:AA:267:C:C6	2.38	0.59
1:AA:360:A:C2'	1:AA:361:G:C5'	2.80	0.59
35:BA:1997:G:C2'	35:BA:1998:G:C5'	2.77	0.59
35:BA:237:C:O2'	35:BA:238:C:H5'	2.02	0.59
1:AA:1306:A:H2'	1:AA:1307:U:H5'	1.84	0.59
41:BG:81:LYS:HG3	41:BG:82:LEU:HD23	1.84	0.59
41:BG:48:GLU:HG2	41:BG:87:PRO:HD2	1.84	0.59
31:B6:45:LYS:O	31:B6:46:HIS:HB3	2.02	0.59
35:BA:890:A:C2'	35:BA:892:G:H5''	2.32	0.59
25:B0:10:THR:HG21	35:BA:2277:G:OP1	2.02	0.59
1:AA:185:A:C6	1:AA:186:C:C4	2.90	0.59
1:AA:701:C:O2'	1:AA:703:G:C5	2.50	0.59
35:BA:1062:G:H21	44:BK:132:UNK:CB	2.15	0.59
38:BD:35:LYS:O	38:BD:37:LEU:N	2.35	0.59
12:AL:43:VAL:HG12	12:AL:44:THR:N	2.18	0.59
9:AI:48:GLU:OE2	9:AI:51:ARG:HD3	2.03	0.59
34:B9:7:VAL:HG21	34:B9:35:ARG:O	2.02	0.59

Continued on next page...

Continued from previous page...

Atom-1	Atom-2	Distance(Å)	Clash(Å)
35:BA:2298:A:H2'	35:BA:2299:G:O4'	2.02	0.59
57:BY:50:ARG:HG3	57:BY:52:SER:O	2.03	0.59
7:AG:102:ARG:O	7:AG:106:GLN:HB2	2.02	0.59
27:B2:70:GLN:CD	27:B2:71:ASN:H	2.05	0.59
35:BA:108:U:O2'	35:BA:109:G:C5'	2.30	0.59
7:AG:50:ILE:HD11	7:AG:61:VAL:CB	2.30	0.59
35:BA:2581:G:C5	35:BA:2610:C:N3	2.70	0.59
35:BA:2000:G:C2	35:BA:2001:A:N7	2.70	0.59
14:AN:33:VAL:HA	14:AN:40:CYS:HA	1.83	0.59
35:BA:1804:C:H6	35:BA:1804:C:O5'	1.85	0.59
39:BE:117:MET:HE1	39:BE:136:ARG:HA	1.83	0.59
32:B7:12:ARG:HG3	35:BA:686:G:O6	2.03	0.59
35:BA:1474:C:C2'	35:BA:1475:G:H5''	2.33	0.59
24:AY:309:LEU:HB3	24:AY:391:GLY:H	1.66	0.59
50:BR:78:LYS:HE2	50:BR:83:ILE:HD11	1.85	0.59
1:AA:956:U:C2'	1:AA:957:U:H5'	2.33	0.59
57:BY:50:ARG:C	57:BY:52:SER:H	2.06	0.59
52:BT:128:GLU:OE1	52:BT:130:ALA:HB2	2.03	0.59
22:AV:52:G:O6	22:AV:62:C:N4	2.24	0.59
19:AS:5:LEU:H	19:AS:5:LEU:HD23	1.67	0.59
35:BA:2379:G:H2'	35:BA:2380:C:C6	2.38	0.59
35:BA:2415:G:O3'	48:BP:66:GLY:CA	2.50	0.59
37:BC:118:PRO:C	37:BC:120:VAL:H	2.04	0.59
22:AV:41:C:C2'	22:AV:42:C:C5'	2.79	0.59
35:BA:2202:C:H2'	35:BA:2203:U:H6	1.66	0.59
35:BA:613:G:C8	35:BA:613:G:H5'	2.34	0.59
35:BA:466:A:C2	35:BA:796:C:O4'	2.55	0.59
53:BU:83:LEU:CD1	53:BU:88:ILE:HD11	2.33	0.59
1:AA:1386:G:N2	1:AA:1387:G:N7	2.51	0.59
25:B0:50:ASN:HB3	25:B0:63:VAL:HG21	1.83	0.59
35:BA:1568:G:O5'	38:BD:61:LEU:HD23	2.03	0.59
54:BV:2:PHE:CD1	54:BV:13:ARG:NH1	2.71	0.59
46:BN:133:GLN:O	46:BN:134:ARG:HB3	2.02	0.59
24:AY:530:VAL:HG13	24:AY:531:GLY:N	2.18	0.59
26:B1:3:LYS:CB	26:B1:61:ARG:NH2	2.65	0.59
39:BE:197:ILE:HD11	39:BE:199:ARG:HE	1.65	0.59
35:BA:674:G:H1'	40:BF:74:ARG:CD	2.32	0.59
1:AA:956:U:H2'	1:AA:957:U:H5'	1.83	0.59
57:BY:50:ARG:O	57:BY:52:SER:N	2.36	0.59
53:BU:20:LEU:HD22	53:BU:20:LEU:H	1.67	0.59
32:B7:23:ARG:HH11	32:B7:23:ARG:HG3	1.67	0.59
49:BQ:63:LYS:HD2	58:BZ:175:VAL:HG21	1.85	0.59

Continued on next page...

Continued from previous page...

Atom-1	Atom-2	Distance(Å)	Clash(Å)
1:AA:31:G:N1	1:AA:48:C:H5''	2.18	0.59
7:AG:74:GLU:HG2	7:AG:91:VAL:HG22	1.84	0.59
1:AA:951:G:O6	1:AA:1230:C:N3	2.36	0.59
35:BA:824:A:O2'	35:BA:2358:G:O6	2.09	0.59
35:BA:952:G:C6	35:BA:966:G:C6	2.91	0.59
31:B6:25:LYS:HD2	35:BA:2285:C:H41	1.66	0.59
57:BY:29:GLU:OE1	57:BY:29:GLU:N	2.32	0.59
35:BA:2000:G:C2	35:BA:2001:A:C5	2.91	0.59
48:BP:39:LYS:HD2	48:BP:40:SER:H	1.68	0.59
42:BH:149:ARG:HA	42:BH:162:ILE:HG13	1.85	0.59
38:BD:26:LYS:HA	38:BD:26:LYS:CE	2.33	0.59
58:BZ:5:LEU:HD21	58:BZ:44:PHE:HA	1.85	0.59
4:AD:36:ARG:N	4:AD:37:PRO:HD3	2.17	0.59
35:BA:1455:G:O2'	35:BA:1456:G:H5'	2.01	0.59
35:BA:2787:C:O2	39:BE:61:ARG:NH1	2.35	0.59
26:B1:4:VAL:HA	26:B1:10:LYS:O	2.02	0.59
24:AY:327:PHE:CE1	24:AY:376:ALA:HB2	2.38	0.59
24:AY:580:MET:O	24:AY:584:ILE:HG12	2.02	0.59
35:BA:2394:C:OP2	48:BP:63:PRO:HD2	2.03	0.59
1:AA:501:C:H2'	1:AA:502:G:C8	2.38	0.59
58:BZ:19:ARG:NH1	58:BZ:84:GLU:HG2	2.18	0.59
16:AP:45:THR:HG22	16:AP:47:ASP:H	1.66	0.59
35:BA:547:A:H2'	35:BA:548:A:C8	2.37	0.59
57:BY:52:SER:O	57:BY:54:LYS:N	2.35	0.59
2:AB:9:GLU:N	2:AB:9:GLU:OE1	2.30	0.59
49:BQ:131:ILE:N	49:BQ:131:ILE:HD12	2.17	0.59
40:BF:53:THR:HG22	40:BF:56:GLU:CD	2.24	0.59
35:BA:1430:C:H6	35:BA:1430:C:O5'	1.85	0.59
35:BA:270:A:O2'	35:BA:271:A:H5'	2.03	0.59
33:B8:34:TRP:HA	35:BA:2420:C:OP1	2.03	0.58
1:AA:324:G:N2	1:AA:327:A:OP2	2.37	0.58
35:BA:1980:G:O2'	35:BA:1982:C:OP1	2.20	0.58
35:BA:2581:G:C5	35:BA:2610:C:C4	2.91	0.58
29:B4:35:VAL:O	29:B4:36:CYS:SG	2.58	0.58
41:BG:53:LEU:O	41:BG:55:LYS:N	2.36	0.58
41:BG:93:THR:HG22	41:BG:94:LEU:H	1.68	0.58
31:B6:19:ARG:CG	31:B6:20:ASN:N	2.48	0.58
24:AY:47:GLU:HG3	24:AY:52:MET:SD	2.43	0.58
51:BS:89:ARG:CG	51:BS:92:TYR:HA	2.32	0.58
49:BQ:141:GLN:HG3	58:BZ:72:ARG:NH1	2.18	0.58
26:B1:75:GLU:CA	26:B1:78:LYS:HD2	2.33	0.58
46:BN:133:GLN:HG2	46:BN:134:ARG:N	2.16	0.58

Continued on next page...

Continued from previous page...

Atom-1	Atom-2	Distance(Å)	Clash(Å)
39:BE:7:VAL:HG12	39:BE:27:LEU:HB3	1.85	0.58
35:BA:2406:U:O4	48:BP:70:GLN:HB2	2.03	0.58
1:AA:177:C:O2'	1:AA:178:C:H5'	2.02	0.58
44:BK:122:UNK:C	44:BK:124:UNK:N	2.65	0.58
48:BP:97:PRO:HG3	48:BP:112:LEU:HD12	1.86	0.58
25:B0:36:ILE:HD11	35:BA:2355:C:C4'	2.33	0.58
1:AA:942:G:N3	1:AA:943:U:C5	2.71	0.58
35:BA:1297:C:HO2'	35:BA:1298:C:H5'	1.67	0.58
35:BA:259:G:H2'	35:BA:260:G:C8	2.32	0.58
41:BG:57:ALA:O	41:BG:61:ALA:HB2	2.03	0.58
1:AA:1279:A:C3'	1:AA:1279:A:N3	2.62	0.58
1:AA:89:C:O2'	1:AA:90:U:O5'	2.19	0.58
58:BZ:180:VAL:CG1	58:BZ:181:GLU:N	2.34	0.58
19:AS:7:LYS:O	19:AS:7:LYS:NZ	2.33	0.58
26:B1:6:GLU:O	26:B1:7:ILE:CG1	2.51	0.58
26:B1:53:VAL:CG2	26:B1:58:ILE:HD12	2.32	0.58
9:AI:118:LYS:O	9:AI:119:ALA:HB3	2.02	0.58
35:BA:528:A:H2	35:BA:2043:C:H5'	1.67	0.58
1:AA:190:U:H3	20:AT:105:SER:CB	2.16	0.58
54:BV:72:VAL:HG23	54:BV:85:LYS:HB3	1.84	0.58
4:AD:150:GLU:HG2	4:AD:151:LYS:N	2.18	0.58
33:B8:43:GLN:C	33:B8:44:LYS:HD2	2.23	0.58
16:AP:18:ARG:CG	16:AP:35:LYS:HE3	2.32	0.58
24:AY:443:HIS:HB3	24:AY:446:THR:O	2.04	0.58
25:B0:16:SER:OG	35:BA:2261:C:H3'	2.02	0.58
35:BA:316:C:H2'	35:BA:317:G:O5'	2.03	0.58
47:BO:20:MET:HE3	47:BO:44:LYS:HE3	1.85	0.58
1:AA:452:A:H1'	1:AA:453:A:H5''	1.85	0.58
1:AA:950:U:O2'	1:AA:951:G:H5''	2.01	0.58
1:AA:690:G:H8	1:AA:690:G:O5'	1.86	0.58
19:AS:64:GLU:O	29:B4:50:VAL:HG21	2.02	0.58
29:B4:30:GLU:C	29:B4:31:ILE:HG22	2.23	0.58
29:B4:43:TYR:O	29:B4:45:GLY:N	2.36	0.58
41:BG:112:PRO:O	41:BG:113:ARG:HB3	2.03	0.58
41:BG:172:LEU:HD23	41:BG:172:LEU:O	2.03	0.58
51:BS:28:VAL:HB	51:BS:89:ARG:HB2	1.86	0.58
51:BS:34:HIS:CB	51:BS:53:SER:HB3	2.32	0.58
35:BA:1970:A:H4'	35:BA:1972:A:O4'	2.03	0.58
46:BN:4:TYR:HB3	53:BU:64:ARG:NH1	2.04	0.58
35:BA:1593:G:C6	35:BA:1594:G:C6	2.91	0.58
20:AT:18:GLN:O	20:AT:22:ARG:HG3	2.02	0.58
40:BF:199:TRP:O	40:BF:203:GLN:HG2	2.02	0.58

Continued on next page...

Continued from previous page...

Atom-1	Atom-2	Distance(Å)	Clash(Å)
10:AJ:62:HIS:HB2	14:AN:59:ALA:HB3	1.85	0.58
50:BR:55:ALA:HB2	50:BR:79:LEU:CD1	2.32	0.58
34:B9:9:ARG:C	34:B9:10:ILE:HD12	2.24	0.58
47:BO:9:GLU:HG3	47:BO:18:LYS:NZ	2.19	0.58
35:BA:296:C:O2'	35:BA:297:C:H5'	2.04	0.58
35:BA:2327:A:H2'	35:BA:2328:A:C8	2.37	0.58
35:BA:2243:U:H2'	35:BA:2244:U:C6	2.39	0.58
1:AA:1078:U:H6	1:AA:1078:U:O5'	1.85	0.58
1:AA:1532:U:O5'	1:AA:1532:U:H6	1.87	0.58
29:B4:61:ARG:HH11	29:B4:61:ARG:HB2	1.68	0.58
29:B4:13:ARG:N	29:B4:24:THR:CG2	2.64	0.58
35:BA:1048:A:N6	42:BH:1:MET:CE	2.67	0.58
1:AA:940:C:O5'	1:AA:940:C:H6	1.85	0.58
35:BA:47:C:C4	35:BA:179:G:N1	2.71	0.58
1:AA:594:G:O2'	1:AA:595:G:H5'	2.04	0.58
1:AA:555:C:N4	1:AA:556:C:N4	2.51	0.58
41:BG:6:ALA:HB3	41:BG:105:LYS:CE	2.33	0.58
33:B8:61:LEU:N	33:B8:61:LEU:HD12	2.18	0.58
35:BA:692:C:C2'	35:BA:693:C:C5'	2.77	0.58
9:AI:95:LYS:HZ2	9:AI:96:LEU:HD13	1.67	0.58
35:BA:18:C:H2'	35:BA:19:C:C5	2.37	0.58
53:BU:76:TYR:OH	53:BU:93:LYS:HE3	2.03	0.58
29:B4:56:VAL:CG2	29:B4:60:GLN:HG3	2.33	0.58
48:BP:16:ARG:O	48:BP:16:ARG:NH1	2.35	0.58
1:AA:204:U:O4'	1:AA:216:G:C8	2.57	0.58
35:BA:2784:C:H1'	39:BE:37:ARG:HH12	1.68	0.58
40:BF:185:ASP:HA	40:BF:188:ARG:HG2	1.84	0.58
7:AG:70:LYS:HD3	7:AG:96:GLN:HB3	1.85	0.58
24:AY:600:VAL:CG2	24:AY:678:GLU:HG3	2.34	0.58
39:BE:13:ARG:O	52:BT:57:PHE:HE2	1.86	0.58
7:AG:76:ARG:HD2	7:AG:156:TRP:CZ2	2.39	0.58
35:BA:1778:U:C2'	35:BA:1779:U:H5'	2.32	0.58
35:BA:1999:C:H2'	35:BA:2000:G:H8	1.68	0.58
27:B2:9:GLN:O	27:B2:11:GLU:N	2.37	0.58
1:AA:1391:U:H2'	1:AA:1392:G:H8	1.66	0.58
24:AY:15:ILE:HG22	24:AY:103:GLY:C	2.24	0.58
1:AA:1154:G:HO2'	1:AA:1155:G:H5'	1.66	0.58
49:BQ:141:GLN:N	58:BZ:53:ILE:HD12	2.18	0.58
58:BZ:51:ALA:HB1	58:BZ:57:ILE:CD1	2.32	0.58
10:AJ:74:ILE:HG13	10:AJ:74:ILE:O	2.03	0.58
15:AO:39:LEU:HB3	15:AO:56:LEU:HD23	1.85	0.58
34:B9:32:HIS:O	34:B9:34:GLN:HG3	2.03	0.58

Continued on next page...

Continued from previous page...

Atom-1	Atom-2	Distance(Å)	Clash(Å)
35:BA:2523:G:C2'	35:BA:2524:G:H5''	2.32	0.58
1:AA:1296:C:H4'	1:AA:1302:U:C4	2.38	0.58
53:BU:74:LEU:HD11	53:BU:79:PHE:HB2	1.85	0.58
1:AA:1163:C:H2'	1:AA:1164:G:H8	1.67	0.58
37:BC:73:VAL:HG13	37:BC:74:ARG:H	1.67	0.58
33:B8:41:ILE:HD12	35:BA:2419:U:OP2	2.03	0.58
2:AB:167:PRO:HD2	2:AB:188:ALA:CB	2.26	0.58
35:BA:1676:A:H2	35:BA:1993:U:H5'	1.66	0.58
1:AA:1306:A:N6	1:AA:1331:G:O2'	2.36	0.58
35:BA:554:U:O2'	35:BA:555:U:H5'	2.04	0.58
46:BN:63:THR:O	46:BN:66:LYS:HG3	2.04	0.58
2:AB:122:PHE:CE2	2:AB:142:LEU:CD2	2.79	0.58
14:AN:32:SER:HB3	14:AN:41:ARG:HG3	1.84	0.58
39:BE:132:HIS:CG	39:BE:135:HIS:CE1	2.92	0.58
1:AA:1071:C:H2'	1:AA:1072:G:H8	1.67	0.58
42:BH:88:LEU:HD23	42:BH:164:TYR:O	2.04	0.58
24:AY:137:ASN:HD21	24:AY:263:ALA:H	1.51	0.58
26:B1:6:GLU:O	26:B1:7:ILE:HG12	2.03	0.58
25:B0:50:ASN:O	25:B0:62:LEU:CD2	2.52	0.58
54:BV:25:LEU:N	54:BV:92:THR:HG21	2.17	0.58
24:AY:517:LEU:HD12	24:AY:517:LEU:N	2.18	0.58
26:B1:11:ARG:NH1	26:B1:11:ARG:HG2	2.17	0.58
42:BH:46:GLU:OE2	42:BH:51:ARG:HD2	2.04	0.58
48:BP:139:LYS:O	48:BP:141:ALA:N	2.30	0.58
35:BA:272(C):G:H2'	35:BA:272(D):G:H8	1.69	0.58
35:BA:2150:U:H2'	35:BA:2151:G:H8	1.68	0.58
8:AH:122:ARG:NH1	8:AH:122:ARG:HB2	2.18	0.58
51:BS:101:LEU:O	51:BS:101:LEU:HD12	2.04	0.58
2:AB:166:ASP:OD2	2:AB:169:LYS:HB2	2.03	0.58
35:BA:184:C:H2'	35:BA:185:U:C6	2.38	0.58
1:AA:840:C:H5'	1:AA:841:U:OP1	2.02	0.58
35:BA:1798:U:O2	35:BA:1821:A:H2	1.87	0.58
35:BA:747:U:C5	35:BA:2613:U:N3	2.72	0.58
19:AS:40:ILE:HG23	19:AS:67:VAL:O	2.02	0.58
41:BG:141:PHE:CD1	41:BG:142:PRO:HA	2.30	0.58
1:AA:962:C:H2'	1:AA:963:G:H8	1.66	0.58
35:BA:654(O):G:H2'	35:BA:654(P):C:C6	2.38	0.58
1:AA:1029:C:N4	1:AA:1033:G:H1	2.01	0.58
1:AA:1388:C:O2'	1:AA:1389:C:C5'	2.50	0.58
25:B0:11:ARG:O	25:B0:13:GLY:N	2.31	0.58
21:AU:12:LYS:HB3	21:AU:22:ARG:HD2	1.85	0.58
35:BA:271(L):U:H4'	35:BA:271(M):G:C8	2.38	0.58

Continued on next page...

Continued from previous page...

Atom-1	Atom-2	Distance(Å)	Clash(Å)
3:AC:167:TRP:NE1	3:AC:168:ALA:O	2.37	0.58
35:BA:527:C:H1'	35:BA:528:A:N7	2.18	0.58
1:AA:682:G:C5'	38:BD:169:GLU:OE1	2.52	0.58
26:B1:4:VAL:HG23	26:B1:10:LYS:O	2.03	0.58
35:BA:1701:A:C3'	35:BA:1702:G:H5'	2.34	0.58
35:BA:1516:C:O2'	35:BA:1517:G:H5''	2.04	0.58
25:B0:53:MET:HE1	25:B0:57:PHE:HD2	1.68	0.58
1:AA:502:G:OP1	12:AL:118:SER:HB3	2.03	0.58
25:B0:46:LYS:CE	25:B0:75:LEU:O	2.52	0.58
1:AA:1221:G:O2'	1:AA:1222:G:H5'	2.02	0.58
35:BA:272(J):C:H2'	35:BA:274:G:C5'	2.34	0.58
4:AD:70:ILE:HG22	4:AD:71:SER:O	2.03	0.58
1:AA:954:G:H2'	1:AA:955:U:C6	2.39	0.58
11:AK:84:VAL:HG11	11:AK:91:ARG:HD3	1.84	0.58
8:AH:1:MET:HE3	8:AH:1:MET:H3	1.68	0.58
25:B0:66:VAL:O	25:B0:81:VAL:CG1	2.51	0.58
3:AC:46:GLU:OE1	3:AC:83:ARG:NH2	2.37	0.58
35:BA:2710:C:C2'	35:BA:2711:A:H5'	2.33	0.58
52:BT:35:LYS:CE	52:BT:41:ARG:HD2	2.34	0.58
1:AA:796:C:C2'	1:AA:797:C:H5'	2.34	0.58
39:BE:25:VAL:CG1	39:BE:181:LEU:HD12	2.33	0.58
40:BF:24:LEU:CB	40:BF:25:PRO:HD2	2.30	0.58
57:BY:44:ILE:H	57:BY:44:ILE:HD12	1.68	0.58
46:BN:126:PRO:O	46:BN:127:ASP:O	2.21	0.58
46:BN:57:ALA:C	46:BN:58:ASP:O	2.41	0.58
35:BA:407:G:H2'	35:BA:408:G:C8	2.37	0.58
39:BE:47:VAL:O	39:BE:49:LEU:HD23	2.04	0.58
41:BG:73:ALA:HB3	41:BG:85:GLY:HA2	1.85	0.58
35:BA:2145:C:H5'	35:BA:2146:C:H5	1.66	0.58
7:AG:88:PRO:O	7:AG:89:MET:CB	2.51	0.58
58:BZ:67:LEU:HD12	58:BZ:67:LEU:O	2.04	0.58
1:AA:536:C:H2'	1:AA:537:G:C8	2.39	0.58
35:BA:1914:C:H5'	35:BA:1915:U:OP2	2.04	0.58
35:BA:600:G:C2'	35:BA:601:C:H5'	2.34	0.58
35:BA:2754:U:O5'	35:BA:2754:U:H6	1.86	0.58
35:BA:1422:G:H2'	35:BA:1423:G:H8	1.69	0.58
35:BA:1299:G:O5'	35:BA:1299:G:H8	1.86	0.58
29:B4:53:GLU:CD	29:B4:54:GLY:N	2.57	0.58
35:BA:15:G:H2'	35:BA:16:G:H8	1.69	0.58
35:BA:2124:G:H2'	35:BA:2125:G:H5'	1.86	0.58
1:AA:1154:G:H2'	1:AA:1155:G:H8	1.69	0.58
58:BZ:48:PHE:CE1	58:BZ:52:SER:HA	2.39	0.58

Continued on next page...

Continued from previous page...

Atom-1	Atom-2	Distance(Å)	Clash(Å)
35:BA:1076:C:H4'	58:BZ:112:ARG:NH2	2.17	0.58
31:B6:51:GLU:O	31:B6:52:VAL:HB	2.04	0.58
56:BX:35:THR:O	56:BX:39:ILE:HG13	2.04	0.58
3:AC:22:TRP:O	3:AC:22:TRP:CD2	2.56	0.58
50:BR:58:GLY:HA2	50:BR:80:PHE:HE2	1.69	0.58
1:AA:874:G:C4	1:AA:875:C:C5	2.92	0.58
35:BA:2836:U:H2'	35:BA:2837:G:H8	1.65	0.58
47:BO:10:VAL:HG21	47:BO:16:ALA:C	2.24	0.58
24:AY:156:ARG:NH2	24:AY:666:ARG:CZ	2.67	0.58
17:AQ:63:ARG:O	17:AQ:65:ILE:HD12	2.03	0.58
58:BZ:10:ARG:NH2	58:BZ:26:GLY:O	2.36	0.58
24:AY:478:LYS:HA	24:AY:653:PHE:CE1	2.38	0.58
11:AK:92:GLU:HG3	11:AK:96:ARG:NH2	2.18	0.58
37:BC:108:TRP:C	37:BC:110:ASP:H	2.07	0.58
35:BA:107:C:O2'	35:BA:108:U:H5'	2.03	0.58
35:BA:195:A:H5''	48:BP:46:LYS:NZ	2.18	0.58
35:BA:857:C:N4	35:BA:858:U:O4	2.36	0.58
35:BA:1798:U:C5	38:BD:274:ARG:NH2	2.71	0.58
35:BA:1463:C:O2'	35:BA:1464:C:H5'	2.03	0.58
2:AB:12:GLU:O	2:AB:16:HIS:HB2	2.04	0.58
1:AA:1118:C:OP1	9:AI:104:ARG:NH1	2.37	0.58
35:BA:752:A:C5	35:BA:1781:C:O4'	2.57	0.58
24:AY:104:ALA:C	24:AY:105:ILE:HD12	2.24	0.58
51:BS:35:ILE:H	51:BS:53:SER:CB	2.08	0.58
1:AA:1049:U:C2'	14:AN:2:ALA:N	2.67	0.58
53:BU:65:ILE:HD11	53:BU:96:ALA:HB3	1.85	0.58
39:BE:9:VAL:HG13	39:BE:25:VAL:HB	1.86	0.58
58:BZ:48:PHE:CE2	58:BZ:74:VAL:HG21	2.28	0.58
3:AC:53:ALA:O	3:AC:54:ARG:CB	2.51	0.58
38:BD:35:LYS:HZ2	38:BD:35:LYS:CB	2.15	0.58
24:AY:488:THR:OG1	24:AY:598:ASP:HB3	2.04	0.58
32:B7:12:ARG:CD	32:B7:46:VAL:HG21	2.34	0.58
35:BA:1652:A:N6	35:BA:1653:G:H1	2.00	0.58
8:AH:83:ILE:HG23	8:AH:83:ILE:O	2.04	0.58
35:BA:1027:A:C6	35:BA:1126:A:C4	2.92	0.58
57:BY:3:VAL:H	57:BY:5:MET:HE3	1.68	0.58
13:AM:40:ASN:ND2	13:AM:43:THR:HG23	2.19	0.58
46:BN:10:GLU:OE2	46:BN:11:PRO:HD2	2.03	0.58
19:AS:86:GLU:O	19:AS:87:ALA:HB3	2.03	0.58
9:AI:121:ARG:HH11	9:AI:121:ARG:HG2	1.68	0.58
3:AC:35:GLU:HG2	3:AC:39:ILE:CD1	2.34	0.58
35:BA:2199:A:C5'	35:BA:2200:C:OP1	2.52	0.58

Continued on next page...

Continued from previous page...

Atom-1	Atom-2	Distance(Å)	Clash(Å)
3:AC:19:GLU:O	3:AC:56:ASP:HA	2.03	0.58
1:AA:1316:G:N2	1:AA:1318:A:H3'	2.19	0.58
52:BT:81:PRO:O	52:BT:82:LEU:HG	2.04	0.57
37:BC:103:LYS:O	37:BC:103:LYS:HG3	2.03	0.57
37:BC:103:LYS:O	37:BC:105:LEU:N	2.36	0.57
35:BA:1528(A):A:H62	35:BA:1541:G:H21	1.50	0.57
31:B6:40:CYS:SG	31:B6:45:LYS:NZ	2.71	0.57
30:B5:16:ARG:NH1	30:B5:16:ARG:HG2	2.17	0.57
51:BS:35:ILE:HG23	51:BS:35:ILE:O	2.03	0.57
10:AJ:51:ARG:HG3	10:AJ:60:ARG:HA	1.85	0.57
24:AY:57:GLN:O	24:AY:58:GLU:C	2.42	0.57
35:BA:1484:G:C3'	35:BA:1485:G:H5''	2.34	0.57
42:BH:3:ARG:CG	42:BH:3:ARG:NH1	2.63	0.57
19:AS:7:LYS:HD3	19:AS:7:LYS:N	2.19	0.57
35:BA:300:A:H2'	35:BA:334:C:H1'	1.86	0.57
27:B2:64:LEU:C	27:B2:64:LEU:CD2	2.72	0.57
24:AY:496:LYS:HE2	24:AY:498:ILE:HD13	1.85	0.57
58:BZ:97:GLU:HA	58:BZ:127:LYS:HA	1.85	0.57
48:BP:79:ARG:H	48:BP:110:TYR:HD2	1.52	0.57
36:BB:56:G:O2'	36:BB:57:A:OP2	2.22	0.57
35:BA:1458:C:H5'	35:BA:1459:G:C8	2.39	0.57
24:AY:343:ASN:C	24:AY:343:ASN:HD22	2.06	0.57
50:BR:87:TYR:C	50:BR:89:ASP:H	2.07	0.57
36:BB:25:A:H3'	36:BB:26:A:H8	1.69	0.57
35:BA:272(J):C:H2'	35:BA:274:G:H5'	1.84	0.57
24:AY:379:GLY:O	24:AY:380:LEU:HB2	2.03	0.57
1:AA:1414:U:H2'	1:AA:1415:G:H8	1.69	0.57
52:BT:25:GLY:O	52:BT:48:ILE:HG23	2.05	0.57
52:BT:46:GLU:HB3	52:BT:65:LYS:HE3	1.85	0.57
35:BA:651:G:H2'	35:BA:652:C:H5'	1.85	0.57
35:BA:697:C:C2'	35:BA:698:C:C5'	2.78	0.57
1:AA:651:C:O2'	1:AA:652:U:H5'	2.04	0.57
1:AA:109:A:H3'	1:AA:110:C:H5'	1.85	0.57
17:AQ:67:LYS:O	17:AQ:68:ARG:CB	2.53	0.57
35:BA:1462:C:H2'	35:BA:1463:C:C6	2.39	0.57
35:BA:621:A:H2'	35:BA:622:G:H5'	1.85	0.57
41:BG:48:GLU:O	41:BG:49:ASP:HB2	2.05	0.57
41:BG:5:VAL:CG1	41:BG:8:LYS:HB2	2.34	0.57
41:BG:9:ARG:HD2	41:BG:9:ARG:H	1.69	0.57
33:B8:63:PRO:O	33:B8:64:TYR:O	2.22	0.57
31:B6:20:ASN:O	31:B6:21:TYR:CG	2.57	0.57
9:AI:95:LYS:HD2	9:AI:95:LYS:C	2.25	0.57

Continued on next page...

Continued from previous page...

Atom-1	Atom-2	Distance(Å)	Clash(Å)
35:BA:461:C:O5'	35:BA:461:C:H6	1.86	0.57
24:AY:55:MET:HG3	24:AY:56:GLU:H	1.66	0.57
37:BC:6:LYS:HG3	37:BC:7:ARG:H	1.69	0.57
38:BD:24:ILE:CG2	38:BD:25:THR:N	2.59	0.57
35:BA:332:A:OP1	35:BA:332:A:H3'	2.03	0.57
25:B0:80:HIS:H	25:B0:80:HIS:CD2	2.21	0.57
35:BA:2029:G:N1	35:BA:2033:A:OP1	2.37	0.57
1:AA:563:A:H3'	1:AA:563:A:N3	2.19	0.57
1:AA:919:A:O5'	1:AA:919:A:H8	1.87	0.57
28:B3:45:GLY:HA3	35:BA:851:U:O2'	2.04	0.57
56:BX:26:TYR:OH	56:BX:88:LYS:HD2	2.04	0.57
38:BD:2:ALA:O	38:BD:3:VAL:HG23	2.04	0.57
26:B1:40:ARG:HH11	26:B1:40:ARG:HG2	1.69	0.57
35:BA:1914:C:H5''	35:BA:1915:U:H5	1.68	0.57
35:BA:588:U:H2'	35:BA:589:C:C6	2.39	0.57
52:BT:125:ARG:HG2	52:BT:125:ARG:HH11	1.69	0.57
1:AA:723:U:H2'	1:AA:723:U:O2	2.04	0.57
35:BA:1607:C:H4'	35:BA:1608:A:O5'	2.03	0.57
1:AA:757:U:H2'	1:AA:758:G:O4'	2.04	0.57
2:AB:87:ARG:CD	2:AB:219:VAL:CG1	2.82	0.57
31:B6:9:LEU:CD1	31:B6:11:LEU:HD12	2.34	0.57
35:BA:604:G:C6	35:BA:605:C:N4	2.73	0.57
35:BA:2267:A:H5''	35:BA:2268:A:H5'	1.86	0.57
35:BA:2715:C:C2	35:BA:2716:U:C5	2.91	0.57
29:B4:17:GLY:H	29:B4:33:VAL:HG11	1.69	0.57
24:AY:57:GLN:O	24:AY:60:GLU:HB2	2.03	0.57
24:AY:57:GLN:O	24:AY:60:GLU:CB	2.53	0.57
35:BA:1060:U:C5	35:BA:1062:G:H4'	2.39	0.57
46:BN:22:THR:HA	46:BN:61:ARG:O	2.05	0.57
1:AA:180:U:H2'	1:AA:181:G:H5'	1.86	0.57
3:AC:191:THR:HG22	3:AC:192:THR:H	1.69	0.57
1:AA:952:U:C2'	1:AA:953:G:H5'	2.34	0.57
36:BB:45:A:H1'	41:BG:95:ARG:NH2	2.19	0.57
24:AY:385:THR:HG21	24:AY:436:PRO:HD3	1.86	0.57
34:B9:27:CYS:SG	34:B9:28:GLU:N	2.76	0.57
20:AT:37:SER:O	20:AT:41:ILE:HG12	2.03	0.57
37:BC:117:THR:N	37:BC:118:PRO:CA	2.35	0.57
2:AB:168:THR:CG2	2:AB:192:SER:HA	2.34	0.57
35:BA:654(A):G:O2'	35:BA:654(B):C:H5'	2.05	0.57
1:AA:942:G:C6	1:AA:943:U:C4	2.92	0.57
35:BA:1464:C:H1'	35:BA:1528:A:H8	1.69	0.57
35:BA:1038:C:H3'	35:BA:1039:G:C5'	2.20	0.57

Continued on next page...

Continued from previous page...

Atom-1	Atom-2	Distance(Å)	Clash(Å)
35:BA:1891:G:H2'	35:BA:1892:C:C6	2.40	0.57
1:AA:1203:C:OP1	14:AN:3:ARG:HD2	2.04	0.57
35:BA:2748:A:C4	35:BA:2757:A:C6	2.92	0.57
54:BV:47:VAL:HG23	54:BV:47:VAL:O	2.03	0.57
1:AA:1000:U:H2'	1:AA:1001:A:C8	2.39	0.57
35:BA:272(I):U:C5'	35:BA:272(I):U:H6	2.16	0.57
42:BH:7:LEU:CD2	42:BH:69:ARG:HE	2.16	0.57
1:AA:1216:G:H5''	14:AN:5:ALA:CB	2.33	0.57
35:BA:826:U:O2'	48:BP:54:GLY:HA3	2.03	0.57
56:BX:50:LYS:H	56:BX:87:GLN:HE22	1.52	0.57
24:AY:600:VAL:HG21	24:AY:678:GLU:HG3	1.86	0.57
8:AH:33:GLU:OE1	8:AH:50:ARG:NH1	2.37	0.57
1:AA:1251:A:H2'	1:AA:1252:A:C8	2.39	0.57
42:BH:19:VAL:O	42:BH:20:ALA:HB3	2.03	0.57
1:AA:1468:A:H2'	1:AA:1469:G:O4'	2.04	0.57
1:AA:488:C:O2'	1:AA:489:C:H5'	2.05	0.57
1:AA:1237:C:HO2'	1:AA:1335:C:C1'	2.12	0.57
1:AA:324:G:H22	1:AA:327:A:P	2.27	0.57
35:BA:729:G:N2	35:BA:1774:C:O2	2.25	0.57
35:BA:1422:G:C5	35:BA:1423:G:N7	2.72	0.57
30:B5:3:LYS:HA	30:B5:3:LYS:HE3	1.86	0.57
41:BG:147:ASP:O	41:BG:148:MET:C	2.42	0.57
35:BA:16:G:H2'	35:BA:17:G:H8	1.69	0.57
1:AA:1054:C:OP1	1:AA:1197:G:OP1	2.22	0.57
3:AC:72:LYS:HE3	3:AC:74:GLY:HA3	1.86	0.57
5:AE:11:ILE:HD11	5:AE:31:LEU:HD22	1.86	0.57
25:B0:14:ARG:CG	25:B0:14:ARG:NH1	2.63	0.57
39:BE:77:ILE:HG22	39:BE:78:LEU:N	2.09	0.57
24:AY:137:ASN:ND2	24:AY:263:ALA:H	2.03	0.57
10:AJ:22:LYS:NZ	10:AJ:90:LEU:HD22	2.19	0.57
35:BA:1068:G:N3	35:BA:1068:G:H2'	2.19	0.57
24:AY:517:LEU:HD11	24:AY:564:LYS:HB2	1.85	0.57
57:BY:95:LYS:HD2	57:BY:100:ALA:CA	2.34	0.57
35:BA:1864:U:C3'	35:BA:1865:G:H5''	2.34	0.57
38:BD:142:VAL:HG21	38:BD:191:ALA:HB1	1.87	0.57
2:AB:75:LYS:O	2:AB:77:ALA:N	2.37	0.57
58:BZ:122:ARG:HB3	58:BZ:122:ARG:NH1	2.19	0.57
35:BA:221:A:N6	35:BA:265:A:H8	2.03	0.57
40:BF:63:LYS:HA	40:BF:76:GLY:O	2.04	0.57
44:BK:57:UNK:HA	44:BK:67:UNK:CA	2.34	0.57
35:BA:8:A:H2'	35:BA:9:U:C6	2.40	0.57
1:AA:1302:U:C5	13:AM:17:VAL:HG21	2.39	0.57

Continued on next page...

Continued from previous page...

Atom-1	Atom-2	Distance(Å)	Clash(Å)
24:AY:232:LEU:HD13	24:AY:232:LEU:N	2.20	0.57
16:AP:8:ARG:HB3	16:AP:28:ARG:NH1	2.19	0.57
2:AB:97:TRP:HZ3	2:AB:176:GLU:OE2	1.86	0.57
42:BH:20:ALA:HB1	42:BH:21:PRO:HD2	1.85	0.57
4:AD:116:GLN:NE2	4:AD:157:LEU:HD21	2.19	0.57
1:AA:832:C:O2'	1:AA:833:U:H5'	2.05	0.57
27:B2:17:SER:CB	27:B2:18:PRO:HD2	2.34	0.57
35:BA:1769:G:H2'	35:BA:1770:G:H5'	1.84	0.57
3:AC:86:VAL:CG2	3:AC:87:LEU:N	2.68	0.57
1:AA:119:A:O2'	1:AA:120:A:P	2.62	0.57
29:B4:33:VAL:HG22	29:B4:34:GLU:H	1.69	0.57
33:B8:61:LEU:CD1	33:B8:63:PRO:HD2	2.34	0.57
35:BA:1022:G:N2	35:BA:1142(A):A:H2	1.99	0.57
35:BA:309:G:N3	35:BA:329:G:O2'	2.37	0.57
39:BE:56:PRO:O	39:BE:57:LYS:CE	2.53	0.57
35:BA:1701:A:C2'	35:BA:1702:G:H5'	2.34	0.57
2:AB:71:VAL:HB	2:AB:164:VAL:HG22	1.85	0.57
20:AT:100:ILE:O	20:AT:101:GLY:C	2.42	0.57
50:BR:52:ILE:O	50:BR:55:ALA:HB3	2.04	0.57
41:BG:85:GLY:O	41:BG:86:MET:CB	2.51	0.57
41:BG:122:PRO:HD3	41:BG:181:ARG:HA	1.87	0.57
41:BG:122:PRO:O	41:BG:124:SER:N	2.37	0.57
46:BN:34:LEU:HD21	46:BN:120:LEU:HB2	1.87	0.57
7:AG:88:PRO:HG2	7:AG:152:ALA:HB2	1.86	0.57
1:AA:872:A:O2'	1:AA:873:A:H3'	2.04	0.57
2:AB:91:PRO:HA	2:AB:151:GLY:O	2.05	0.57
1:AA:35:G:H2'	1:AA:36:C:C6	2.39	0.57
35:BA:862:G:H2'	35:BA:863:A:O4'	2.04	0.57
1:AA:593:G:H2'	1:AA:594:G:C5'	2.32	0.57
35:BA:90:U:O2'	35:BA:92:A:OP2	2.21	0.57
19:AS:67:VAL:HB	29:B4:50:VAL:CG1	2.34	0.57
29:B4:21:VAL:CG2	29:B4:35:VAL:CG2	2.83	0.57
51:BS:30:ARG:CD	51:BS:97:ARG:HG2	2.32	0.57
35:BA:963:U:HO2'	35:BA:964:C:H5'	1.64	0.57
35:BA:1970:A:C4'	35:BA:1972:A:O4'	2.52	0.57
35:BA:462:C:C2'	35:BA:463:G:C5'	2.75	0.57
1:AA:1313:U:C6	19:AS:6:LYS:NZ	2.73	0.57
42:BH:89:ILE:HG13	42:BH:89:ILE:O	2.04	0.57
35:BA:1054:A:O2'	35:BA:1055:G:H5'	2.05	0.57
10:AJ:58:ASP:O	10:AJ:59:SER:CB	2.49	0.57
46:BN:56:ASN:C	46:BN:57:ALA:O	2.42	0.57
36:BB:2:C:H2'	36:BB:3:C:C6	2.39	0.57

Continued on next page...

Continued from previous page...

Atom-1	Atom-2	Distance(Å)	Clash(Å)
35:BA:2690:C:OP1	50:BR:14:SER:HB3	2.04	0.57
35:BA:221:A:H61	35:BA:265:A:H8	1.50	0.57
1:AA:573:A:H5'	1:AA:573:A:C8	2.38	0.57
18:AR:26:LEU:HD21	18:AR:42:ARG:HH22	1.67	0.57
24:AY:9:LEU:HD21	24:AY:284:LEU:HD13	1.86	0.57
54:BV:5:VAL:HG22	54:BV:6:LYS:N	2.20	0.57
35:BA:1906:G:H2'	35:BA:1907:G:O4'	2.05	0.57
33:B8:54:GLU:O	33:B8:58:ILE:HG12	2.04	0.57
3:AC:103:VAL:HG12	3:AC:104:GLN:N	2.20	0.57
20:AT:84:LEU:O	20:AT:88:VAL:HG23	2.05	0.57
35:BA:2340:G:O2'	35:BA:2341:G:H5'	2.05	0.57
5:AE:64:ARG:O	5:AE:64:ARG:HG2	2.05	0.57
1:AA:1435:G:H2'	1:AA:1436:U:C6	2.38	0.57
25:B0:20:ARG:HG2	25:B0:20:ARG:HH11	1.68	0.57
35:BA:248:G:H2'	35:BA:249:C:OP2	2.04	0.57
2:AB:231:GLU:CB	2:AB:232:PRO:HD2	2.20	0.57
33:B8:37:SER:O	33:B8:41:ILE:HG22	2.05	0.57
35:BA:651:G:O6	35:BA:652:C:N4	2.38	0.57
1:AA:937:A:C2'	1:AA:938:A:H5'	2.35	0.57
7:AG:48:LYS:CG	7:AG:49:ILE:N	2.67	0.57
7:AG:48:LYS:HG3	7:AG:49:ILE:HG23	1.84	0.57
35:BA:1423:G:O2'	35:BA:1424:G:C5'	2.30	0.57
41:BG:152:LEU:CD2	41:BG:152:LEU:H	2.17	0.57
33:B8:62:LEU:CD1	35:BA:242:G:H5''	2.15	0.57
1:AA:1385:G:C2	1:AA:1386:G:C4	2.93	0.57
39:BE:8:LYS:HE2	39:BE:192:ASN:ND2	2.20	0.57
16:AP:20:VAL:HG22	16:AP:21:VAL:N	2.18	0.57
35:BA:1131:G:N2	46:BN:73:THR:HG21	2.19	0.57
35:BA:1945:G:C4	35:BA:1946:U:C5	2.92	0.57
24:AY:357:ARG:NH1	24:AY:366:VAL:HG11	2.20	0.57
1:AA:1296:C:H5'	1:AA:1302:U:O4	2.05	0.57
35:BA:81:G:H21	57:BY:2:ARG:NH1	2.02	0.57
35:BA:2662:A:H2'	35:BA:2663:G:O4'	2.04	0.57
7:AG:76:ARG:O	7:AG:77:SER:HB2	2.05	0.57
2:AB:239:VAL:HG12	2:AB:239:VAL:O	2.03	0.57
35:BA:1889:A:N1	35:BA:2234:G:H1'	2.19	0.57
35:BA:2397:G:O2'	35:BA:2398:U:H5'	2.05	0.57
52:BT:30:VAL:HB	52:BT:31:SER:CB	2.27	0.57
1:AA:493:G:H8	1:AA:493:G:O5'	1.87	0.57
35:BA:599:G:O2'	35:BA:600:G:H5'	2.05	0.57
1:AA:649:G:O2'	1:AA:650:G:H5'	2.05	0.57
35:BA:702:G:H2'	35:BA:703:U:C5'	2.35	0.57

Continued on next page...

Continued from previous page...

Atom-1	Atom-2	Distance(Å)	Clash(Å)
35:BA:1902:C:C1'	38:BD:244:ARG:HB2	2.35	0.57
35:BA:1771:C:C1'	35:BA:1786:A:C8	2.87	0.57
41:BG:77:ILE:HG21	41:BG:82:LEU:H	1.70	0.57
35:BA:832:G:OP2	48:BP:40:SER:HB3	2.04	0.57
51:BS:88:ASP:CG	51:BS:89:ARG:H	2.07	0.57
35:BA:462:C:H2'	35:BA:463:G:C5'	2.32	0.57
35:BA:2123:G:C6	35:BA:2176:A:C6	2.93	0.57
53:BU:83:LEU:HD12	53:BU:88:ILE:HD11	1.86	0.57
1:AA:518:C:H4'	1:AA:519:C:H5''	1.87	0.57
42:BH:156:ALA:O	42:BH:158:HIS:CD2	2.54	0.57
1:AA:1003:G:C2	1:AA:1004:A:H1'	2.39	0.57
58:BZ:44:PHE:C	58:BZ:44:PHE:CD1	2.79	0.57
3:AC:195:VAL:O	3:AC:196:LEU:HD22	2.04	0.57
35:BA:2409:G:H2'	35:BA:2410:G:C8	2.39	0.57
40:BF:138:GLU:O	40:BF:141:ALA:HB3	2.05	0.57
40:BF:134:GLY:HA2	40:BF:166:ALA:HB2	1.86	0.57
49:BQ:74:TYR:HD1	49:BQ:75:THR:N	2.03	0.57
24:AY:316:ILE:CD1	24:AY:326:THR:HG23	2.35	0.57
38:BD:176:ARG:HG2	38:BD:176:ARG:NH1	2.20	0.57
3:AC:14:ILE:O	3:AC:15:THR:HB	2.03	0.57
35:BA:598:G:H5'	48:BP:15:ARG:HB3	1.87	0.57
10:AJ:38:ILE:HG12	10:AJ:71:LEU:HB3	1.87	0.57
35:BA:2052:G:H4'	39:BE:143:ASN:O	2.05	0.57
35:BA:271(G):C:O2'	35:BA:271(H):G:H5'	2.05	0.57
54:BV:79:VAL:HG12	54:BV:79:VAL:O	2.04	0.57
29:B4:13:ARG:N	29:B4:24:THR:HG23	2.19	0.57
37:BC:124:VAL:HG13	37:BC:125:GLY:N	2.20	0.57
31:B6:8:LYS:HE3	31:B6:25:LYS:HG3	1.87	0.57
1:AA:60:A:H1'	1:AA:61:G:C1'	2.34	0.57
35:BA:1422:G:C6	35:BA:1423:G:C5	2.92	0.57
35:BA:1721:G:N3	35:BA:1721:G:H5'	2.19	0.57
30:B5:2:ALA:CA	35:BA:2015:A:H1'	2.31	0.57
19:AS:26:GLY:O	19:AS:27:GLU:HG3	2.04	0.57
24:AY:81:ILE:HG22	24:AY:82:ILE:H	1.69	0.57
35:BA:1119:C:C2'	35:BA:1120:G:C5'	2.74	0.57
35:BA:470:A:OP1	40:BF:59:TYR:HE1	1.88	0.57
35:BA:271(L):U:H4'	35:BA:271(M):G:N7	2.19	0.57
25:B0:69:PHE:CD2	25:B0:79:VAL:CG2	2.88	0.57
35:BA:1062:G:H2'	35:BA:1063:G:H8	1.70	0.57
35:BA:2118:U:O4	35:BA:2149:G:H1'	2.04	0.57
38:BD:142:VAL:HG23	38:BD:192:THR:O	2.04	0.57
42:BH:5:GLY:CA	42:BH:69:ARG:HD3	2.35	0.57

Continued on next page...

Continued from previous page...

Atom-1	Atom-2	Distance(Å)	Clash(Å)
10:AJ:8:LEU:HD13	10:AJ:70:ARG:HB2	1.87	0.57
35:BA:1316:U:H2'	35:BA:1317:A:C8	2.40	0.57
24:AY:9:LEU:C	24:AY:9:LEU:HD23	2.26	0.57
16:AP:28:ARG:NH1	16:AP:29:ASP:OD1	2.38	0.57
1:AA:1447:A:C2'	1:AA:1452:C:O5'	2.53	0.57
35:BA:2790:A:N3	35:BA:2790:A:H2'	2.20	0.57
35:BA:852:G:O2'	35:BA:853:G:H5'	2.04	0.57
35:BA:1088:A:N3	35:BA:1088:A:H3'	2.20	0.57
39:BE:2:LYS:HD3	39:BE:95:ILE:HG22	1.86	0.57
1:AA:992:U:O2	1:AA:992:U:H2'	2.05	0.57
18:AR:58:LEU:HD22	18:AR:62:GLU:HB3	1.86	0.57
1:AA:986:A:H2'	1:AA:987:G:C8	2.39	0.57
1:AA:314:C:HO2'	1:AA:315:A:H5'	1.70	0.56
4:AD:3:ARG:HE	4:AD:5:ILE:CG1	2.18	0.56
35:BA:604:G:O2'	35:BA:605:C:C5'	2.48	0.56
35:BA:174:C:H5'	35:BA:175:G:OP2	2.05	0.56
35:BA:1540:U:O3'	35:BA:1541:G:H3'	2.05	0.56
40:BF:192:LEU:CD2	40:BF:194:MET:HG3	2.35	0.56
19:AS:42:PRO:C	19:AS:44:MET:H	2.09	0.56
19:AS:63:THR:CG2	19:AS:64:GLU:H	2.07	0.56
30:B5:51:TYR:O	30:B5:52:TYR:C	2.37	0.56
31:B6:15:GLU:HB2	31:B6:20:ASN:HB3	1.85	0.56
35:BA:1800:C:OP1	38:BD:266:SER:OG	2.18	0.56
35:BA:1427:A:H1'	35:BA:1428:C:OP2	2.05	0.56
24:AY:183:MET:O	24:AY:201:ILE:HD11	2.05	0.56
3:AC:117:ALA:HB2	3:AC:200:ALA:HB3	1.87	0.56
24:AY:99:ARG:HH11	24:AY:401:SER:C	2.08	0.56
47:BO:13:ASN:N	47:BO:13:ASN:HD22	2.01	0.56
28:B3:50:VAL:O	28:B3:54:VAL:HG13	2.05	0.56
41:BG:84:LYS:HG3	41:BG:84:LYS:O	2.04	0.56
3:AC:12:LEU:O	3:AC:14:ILE:N	2.38	0.56
43:BJ:67:UNK:C	43:BJ:69:UNK:H	2.17	0.56
41:BG:114:ILE:O	41:BG:114:ILE:HG23	2.04	0.56
24:AY:297:GLU:O	24:AY:297:GLU:HG3	2.05	0.56
35:BA:2668:G:O2'	35:BA:2669:G:H5'	2.05	0.56
9:AI:24:GLY:O	9:AI:26:VAL:N	2.38	0.56
48:BP:115:LEU:CG	48:BP:116:GLY:N	2.68	0.56
35:BA:833:U:H4'	48:BP:52:GLU:H	1.65	0.56
37:BC:102:GLN:C	37:BC:104:ILE:N	2.58	0.56
37:BC:133:GLY:N	37:BC:134:PRO:HD2	2.19	0.56
35:BA:1771:C:O4'	35:BA:1786:A:C8	2.58	0.56
1:AA:684:A:O2'	11:AK:39:PRO:O	2.21	0.56

Continued on next page...

Continued from previous page...

Atom-1	Atom-2	Distance(Å)	Clash(Å)
35:BA:1465:G:H5'	35:BA:1528:A:H1'	1.87	0.56
35:BA:2610:C:H4'	35:BA:2611:U:OP2	2.05	0.56
35:BA:93:G:H2'	35:BA:94:C:C6	2.40	0.56
35:BA:2306:C:N4	35:BA:2311:A:N7	2.53	0.56
41:BG:7:LEU:HB2	41:BG:104:GLU:OE1	2.05	0.56
41:BG:66:GLN:NE2	41:BG:92:VAL:CG2	2.67	0.56
35:BA:16:G:H2'	35:BA:17:G:H5'	1.87	0.56
51:BS:58:LEU:HD21	51:BS:68:GLN:HB2	1.87	0.56
10:AJ:54:PHE:C	10:AJ:55:LYS:HG3	2.25	0.56
1:AA:189:G:O2'	1:AA:189(A):C:H5'	2.05	0.56
35:BA:896:A:H5'	58:BZ:146:ILE:HD12	1.88	0.56
26:B1:45:ASN:ND2	26:B1:47:GLN:HE21	2.02	0.56
31:B6:52:VAL:HG22	31:B6:53:LYS:N	2.14	0.56
35:BA:272(I):U:H5'	35:BA:272(I):U:C6	2.30	0.56
1:AA:190:U:C2	20:AT:105:SER:HB2	2.40	0.56
51:BS:102:ALA:HB3	51:BS:103:GLU:OE1	2.05	0.56
1:AA:1100:C:C4	2:AB:96:ARG:NH2	2.74	0.56
35:BA:197:A:H5'	35:BA:197:A:H8	1.68	0.56
1:AA:511:C:O2'	1:AA:512:U:H5''	2.05	0.56
13:AM:39:ILE:HD11	13:AM:56:LEU:HB2	1.87	0.56
35:BA:1213:A:O2'	35:BA:1214:A:H5'	2.04	0.56
35:BA:1441:G:O2'	35:BA:1442:G:H5'	2.04	0.56
35:BA:1789:A:OP2	38:BD:222:ARG:NH1	2.36	0.56
1:AA:123:C:OP1	1:AA:312:C:H5''	2.05	0.56
37:BC:109:MET:HA	37:BC:111:PHE:CZ	2.40	0.56
1:AA:197:A:N6	1:AA:221:C:C4'	2.67	0.56
49:BQ:14:ARG:HG2	49:BQ:14:ARG:HH11	1.70	0.56
1:AA:490:G:C4	1:AA:491:G:C8	2.93	0.56
33:B8:30:ARG:NE	33:B8:30:ARG:HA	2.19	0.56
35:BA:1416:G:HO2'	35:BA:1417:C:H5	0.70	0.56
35:BA:652:C:N1	35:BA:653:A:C8	2.73	0.56
35:BA:697:C:H2'	35:BA:698:C:H5'	1.84	0.56
35:BA:1268:A:H2'	35:BA:1269:A:O4'	2.06	0.56
35:BA:1461:G:C6	35:BA:1462:C:C4	2.93	0.56
57:BY:39:VAL:HG12	57:BY:40:GLU:N	2.21	0.56
1:AA:862:C:O2'	1:AA:863:U:H5''	2.06	0.56
35:BA:258:G:C2'	35:BA:259:G:H5'	2.35	0.56
35:BA:1137:G:C2'	35:BA:1138:G:H5'	2.33	0.56
29:B4:32:TYR:CE2	29:B4:34:GLU:HB2	2.40	0.56
41:BG:110:ALA:CB	41:BG:142:PRO:HB3	2.35	0.56
35:BA:693:C:O2'	35:BA:694:U:C5'	2.50	0.56
35:BA:2401:U:H3'	35:BA:2402:C:C6	2.40	0.56

Continued on next page...

Continued from previous page...

Atom-1	Atom-2	Distance(Å)	Clash(Å)
1:AA:1525:G:O2'	1:AA:1526:G:H5'	2.04	0.56
42:BH:166:GLY:O	42:BH:167:GLU:CB	2.53	0.56
35:BA:1257:C:H4'	40:BF:83:PHE:CD2	2.40	0.56
12:AL:27:LEU:HD13	12:AL:28:LYS:HG3	1.86	0.56
57:BY:17:SER:CA	57:BY:71:LYS:HE2	2.35	0.56
1:AA:1001:A:H2'	1:AA:1001:A:N3	2.20	0.56
26:B1:45:ASN:HD21	35:BA:2090:G:N2	1.93	0.56
24:AY:534:ILE:CD1	24:AY:570:GLY:HA3	2.30	0.56
35:BA:2408:U:C2	35:BA:2409:G:N7	2.73	0.56
35:BA:412:A:N7	35:BA:2411:A:H2	2.03	0.56
40:BF:160:ASN:ND2	40:BF:162:LEU:HD13	2.14	0.56
35:BA:1077:A:C6	35:BA:1078:U:H1'	2.40	0.56
35:BA:1688:U:H1'	35:BA:1701:A:C6	2.40	0.56
55:BW:24:ILE:O	55:BW:71:VAL:HG21	2.04	0.56
37:BC:88:GLU:HB2	37:BC:92:ALA:HB3	1.85	0.56
47:BO:35:VAL:HG23	47:BO:69:ILE:HD11	1.86	0.56
33:B8:48:PHE:C	33:B8:49:VAL:HG22	2.25	0.56
44:BK:56:UNK:O	44:BK:67:UNK:HA	2.05	0.56
22:AV:73:A:C2'	22:AV:74:C:H5'	2.36	0.56
4:AD:145:GLU:OE1	4:AD:182:LYS:HD3	2.05	0.56
3:AC:131:ARG:O	3:AC:134:ILE:HB	2.05	0.56
38:BD:211:ARG:HD3	38:BD:214:TRP:CZ3	2.41	0.56
40:BF:175:THR:C	40:BF:176:LEU:HD12	2.24	0.56
35:BA:492:A:H2'	35:BA:493:G:O4'	2.04	0.56
1:AA:882:C:O2'	1:AA:883:C:H5'	2.06	0.56
58:BZ:103:ARG:HH11	58:BZ:103:ARG:HB2	1.70	0.56
35:BA:1047:G:H2'	35:BA:1110:G:H21	1.69	0.56
29:B4:12:ALA:N	29:B4:24:THR:CB	2.55	0.56
35:BA:252:G:O2'	35:BA:253:C:H5'	2.05	0.56
35:BA:965:C:H2'	35:BA:966:G:H5'	1.87	0.56
33:B8:28:GLY:O	33:B8:30:ARG:N	2.35	0.56
2:AB:19:HIS:NE2	2:AB:206:ASP:HB2	2.20	0.56
1:AA:685:G:H8	1:AA:685:G:O5'	1.87	0.56
35:BA:1445:A:C8	35:BA:1460:A:C6	2.94	0.56
13:AM:97:PRO:HB2	13:AM:101:GLN:NE2	2.19	0.56
29:B4:48:ARG:HG2	29:B4:48:ARG:HH11	1.70	0.56
41:BG:52:ILE:O	41:BG:53:LEU:HG	2.06	0.56
1:AA:1175:G:H2'	1:AA:1176:A:H5'	1.87	0.56
1:AA:89:C:C2	1:AA:90:U:H5	2.23	0.56
35:BA:2106:G:H5'	35:BA:2106:G:H8	1.70	0.56
1:AA:1366:C:O2'	1:AA:1367:C:H5'	2.05	0.56
35:BA:2410:G:N2	35:BA:2411:A:H1'	2.20	0.56

Continued on next page...

Continued from previous page...

Atom-1	Atom-2	Distance(Å)	Clash(Å)
58:BZ:56:VAL:HG13	58:BZ:69:THR:O	2.05	0.56
24:AY:631:ILE:HA	24:AY:645:ALA:CB	2.34	0.56
4:AD:126:ILE:HD12	4:AD:126:ILE:N	2.20	0.56
24:AY:5:VAL:HG13	24:AY:6:GLU:N	2.21	0.56
24:AY:151:ARG:O	24:AY:155:GLU:HB2	2.05	0.56
56:BX:11:PRO:HB3	56:BX:92:LEU:HD21	1.86	0.56
41:BG:128:ARG:O	41:BG:128:ARG:HG3	2.05	0.56
35:BA:2363:C:C2	35:BA:2364:C:C5	2.93	0.56
37:BC:74:ARG:HG2	37:BC:111:PHE:HA	1.87	0.56
1:AA:197:A:N6	1:AA:221:C:C5'	2.68	0.56
2:AB:204:ASN:ND2	2:AB:205:ASP:N	2.50	0.56
2:AB:20:GLU:CA	2:AB:20:GLU:OE1	2.54	0.56
35:BA:1797:C:O2'	38:BD:259:THR:HG22	2.04	0.56
35:BA:89:G:H3'	35:BA:90:U:H5'	1.88	0.56
13:AM:65:LYS:HD2	13:AM:73:GLU:HG3	1.86	0.56
35:BA:692:C:H2'	35:BA:693:C:C5'	2.36	0.56
35:BA:1893:C:O2'	35:BA:1894:C:H5'	2.06	0.56
1:AA:1488:G:C2'	1:AA:1489:G:H5'	2.35	0.56
35:BA:885:C:O2	35:BA:885:C:H2'	2.05	0.56
35:BA:2756:U:C1'	35:BA:2757:A:OP1	2.47	0.56
1:AA:1077:G:C6	1:AA:1081:G:O6	2.59	0.56
38:BD:43:ARG:HH11	38:BD:44:ASN:CG	2.08	0.56
24:AY:38:ARG:HH22	24:AY:270:GLN:NE2	2.03	0.56
3:AC:190:ARG:HG3	3:AC:190:ARG:HH11	1.71	0.56
40:BF:132:VAL:HG22	40:BF:133:ASN:N	2.20	0.56
1:AA:501:C:OP1	12:AL:117:ARG:NH2	2.37	0.56
24:AY:431:LEU:HD11	24:AY:465:ARG:HH12	1.71	0.56
1:AA:552:U:H4'	12:AL:86:ARG:HG2	1.88	0.56
39:BE:101:ARG:HD2	39:BE:169:ASN:ND2	2.19	0.56
35:BA:1493:C:H2'	35:BA:1493:C:O2	2.05	0.56
17:AQ:40:LYS:HD3	17:AQ:42:TYR:OH	2.05	0.56
2:AB:145:LEU:O	2:AB:149:LEU:CB	2.32	0.56
35:BA:2751:G:C6	42:BH:1:MET:HG2	2.41	0.56
35:BA:108:U:C2'	35:BA:109:G:C5'	2.83	0.56
35:BA:2556:C:C2'	35:BA:2557:G:O5'	2.52	0.56
35:BA:2361:A:H2'	35:BA:2362:G:H5'	1.86	0.56
1:AA:36:C:O5'	1:AA:36:C:H6	1.88	0.56
1:AA:322:C:H41	1:AA:328:C:H6	1.53	0.56
1:AA:327:A:C2	1:AA:329:A:C4	2.94	0.56
35:BA:1821:A:H2'	35:BA:1822:G:H8	1.71	0.56
1:AA:555:C:N3	1:AA:556:C:C4	2.74	0.56
35:BA:2001:A:H2'	35:BA:2002:G:C8	2.40	0.56

Continued on next page...

Continued from previous page...

Atom-1	Atom-2	Distance(Å)	Clash(Å)
35:BA:256:A:O2'	35:BA:257:A:H5'	2.04	0.56
35:BA:259:G:O2'	35:BA:260:G:C5'	2.36	0.56
35:BA:1137:G:O2'	35:BA:1138:G:C5'	2.38	0.56
41:BG:68:PRO:HB3	41:BG:92:VAL:HB	1.87	0.56
35:BA:692:C:O2'	35:BA:693:C:C5'	2.45	0.56
52:BT:41:ARG:HD3	52:BT:41:ARG:C	2.26	0.56
1:AA:961:U:H2'	1:AA:961:U:OP1	2.05	0.56
40:BF:80:ALA:O	40:BF:81:PRO:C	2.43	0.56
39:BE:34:VAL:HG21	39:BE:78:LEU:CD2	2.35	0.56
35:BA:145:G:O2'	35:BA:146:G:H5''	2.05	0.56
57:BY:8:LYS:N	57:BY:8:LYS:CD	2.65	0.56
29:B4:42:PHE:HD1	29:B4:42:PHE:N	2.03	0.56
41:BG:127:GLY:C	41:BG:129:GLY:H	2.08	0.56
35:BA:2699:C:O2'	35:BA:2700:C:H5'	2.06	0.56
53:BU:52:ARG:HB3	53:BU:52:ARG:NH1	2.20	0.56
35:BA:2439:A:H5'	35:BA:2439:A:C8	2.41	0.56
39:BE:201:THR:C	39:BE:202:LYS:HD2	2.26	0.56
48:BP:96:THR:O	48:BP:100:LEU:HD23	2.05	0.56
1:AA:39:G:N7	1:AA:547:A:H8	2.03	0.56
35:BA:659:C:H4'	40:BF:100:THR:O	2.06	0.56
35:BA:30:G:OP1	53:BU:5:LYS:NZ	2.39	0.56
35:BA:747:U:N1	35:BA:2613:U:O4	2.35	0.56
41:BG:52:ILE:HB	41:BG:54:GLU:HG3	1.88	0.56
41:BG:6:ALA:CB	41:BG:105:LYS:NZ	2.69	0.56
51:BS:53:SER:OG	51:BS:54:LEU:N	2.38	0.56
51:BS:89:ARG:HB3	51:BS:92:TYR:HB3	1.87	0.56
35:BA:1804:C:O2'	35:BA:1805:U:H5'	2.05	0.56
35:BA:1806:C:C2'	35:BA:1807:G:C5'	2.84	0.56
4:AD:36:ARG:HA	4:AD:38:TYR:CE1	2.40	0.56
10:AJ:35:SER:OG	10:AJ:73:ASP:HB2	2.05	0.56
26:B1:72:GLU:O	26:B1:76:ARG:HG3	2.05	0.56
35:BA:2784:C:H1'	39:BE:37:ARG:NH1	2.21	0.56
39:BE:14:ILE:HD11	39:BE:173:VAL:HG11	1.86	0.56
57:BY:52:SER:O	57:BY:53:PRO:C	2.44	0.56
46:BN:45:ASN:N	46:BN:45:ASN:HD22	2.03	0.56
1:AA:614:A:H2'	1:AA:615:C:C6	2.41	0.56
35:BA:627:A:H62	48:BP:116:GLY:HA2	1.70	0.56
1:AA:490:G:HO2'	1:AA:491:G:H5'	1.68	0.56
1:AA:592:G:H2'	1:AA:593:G:H5'	1.86	0.56
1:AA:61:G:H2'	1:AA:62:U:C6	2.41	0.56
1:AA:698:G:O2'	1:AA:699:C:H5'	2.05	0.56
35:BA:1222:C:H2'	35:BA:1223:G:C5'	2.33	0.56

Continued on next page...

Continued from previous page...

Atom-1	Atom-2	Distance(Å)	Clash(Å)
51:BS:97:ARG:NE	51:BS:97:ARG:C	2.58	0.56
46:BN:2:LYS:HE3	46:BN:2:LYS:N	2.19	0.56
35:BA:54:G:C6	35:BA:117:G:N2	2.74	0.56
52:BT:6:LEU:O	52:BT:10:VAL:HG23	2.06	0.56
4:AD:31:CYS:C	4:AD:33:MET:H	2.08	0.56
35:BA:925:C:C3'	35:BA:926:A:H5''	2.36	0.56
1:AA:154:C:H2'	1:AA:155:C:C6	2.41	0.56
57:BY:42:VAL:HG12	57:BY:42:VAL:O	2.06	0.56
35:BA:1459:G:N3	35:BA:1459:G:C3'	2.68	0.56
8:AH:10:LEU:HD22	8:AH:83:ILE:HD11	1.88	0.56
1:AA:118:U:H3'	1:AA:288:A:H61	1.69	0.56
41:BG:83:ARG:C	41:BG:85:GLY:H	2.08	0.56
16:AP:45:THR:HG23	16:AP:46:PRO:HD2	1.87	0.56
42:BH:137:ASP:O	42:BH:138:LYS:HB2	2.05	0.56
35:BA:644:A:H2	35:BA:2369:A:H1'	1.69	0.56
38:BD:106:ILE:HG12	38:BD:106:ILE:O	2.05	0.56
24:AY:686:LYS:HD3	24:AY:686:LYS:O	2.06	0.56
1:AA:1275:A:O2'	1:AA:1276:G:H5'	2.05	0.56
57:BY:43:ASN:HA	57:BY:64:GLU:HA	1.88	0.56
30:B5:47:PRO:O	30:B5:48:GLU:C	2.44	0.56
48:BP:115:LEU:HA	48:BP:134:ALA:HB2	1.86	0.56
48:BP:126:VAL:HG12	48:BP:148:LEU:HD11	1.88	0.56
1:AA:1239:A:H4'	1:AA:1240:U:O5'	2.06	0.56
35:BA:49:A:O4'	35:BA:51:G:C4	2.59	0.56
1:AA:1179:A:H2'	1:AA:1180:A:C5'	2.35	0.56
1:AA:1490:C:C3'	1:AA:1491:G:H5'	2.34	0.56
51:BS:54:LEU:C	51:BS:56:LEU:H	2.07	0.56
1:AA:1314:C:H2'	1:AA:1315:U:C6	2.41	0.56
54:BV:55:ALA:CB	54:BV:101:GLY:HA2	2.35	0.56
1:AA:1386:G:C2	1:AA:1387:G:C8	2.94	0.56
1:AA:788:U:N3	1:AA:792:A:O2'	2.34	0.56
24:AY:506:GLN:HB2	24:AY:576:ASP:O	2.05	0.56
46:BN:94:HIS:N	46:BN:95:PRO:CD	2.69	0.56
1:AA:967:C:H4'	9:AI:125:TYR:CE1	2.36	0.56
38:BD:8:PRO:HB3	38:BD:14:ARG:CB	2.36	0.56
15:AO:17:ARG:NH1	15:AO:17:ARG:HG3	2.20	0.56
13:AM:40:ASN:HD22	13:AM:43:THR:CG2	2.18	0.56
1:AA:1036:G:H5''	1:AA:1037:C:C5	2.41	0.56
7:AG:152:ALA:HB1	7:AG:155:ARG:HH21	1.70	0.56
1:AA:953:G:H2'	1:AA:954:G:O4'	2.06	0.56
2:AB:59:GLU:HB2	2:AB:221:LEU:HD21	1.86	0.56
24:AY:348:ARG:HG3	24:AY:348:ARG:HH11	1.69	0.56

Continued on next page...

Continued from previous page...

Atom-1	Atom-2	Distance(Å)	Clash(Å)
58:BZ:60:GLU:O	58:BZ:61:LEU:CB	2.54	0.56
52:BT:28:VAL:O	52:BT:29:ARG:CB	2.51	0.56
48:BP:115:LEU:HB2	48:BP:131:SER:OG	2.05	0.56
22:AV:39:U:H2'	22:AV:40:C:H6	1.69	0.56
22:AV:41:C:H2'	22:AV:42:C:H5'	1.85	0.56
1:AA:1505:G:H4'	1:AA:1506:U:H5''	1.88	0.56
13:AM:11:ARG:H	13:AM:45:VAL:HG21	1.70	0.56
41:BG:93:THR:O	41:BG:94:LEU:HB2	2.06	0.56
53:BU:87:GLY:C	53:BU:89:GLU:H	2.09	0.56
1:AA:1029:C:H42	1:AA:1033:G:H1	1.54	0.56
17:AQ:9:VAL:HG11	17:AQ:84:LEU:CD1	2.36	0.56
48:BP:77:ARG:HH11	48:BP:77:ARG:HG2	1.71	0.56
2:AB:77:ALA:O	2:AB:81:VAL:HG23	2.06	0.56
35:BA:1695:G:H5''	35:BA:1695:G:N3	2.20	0.56
1:AA:1041:A:H2'	1:AA:1042:G:H8	1.70	0.56
24:AY:228:MET:O	24:AY:232:LEU:HD22	2.06	0.56
39:BE:16:ARG:NH2	39:BE:171:GLU:OE2	2.39	0.56
54:BV:5:VAL:CG2	54:BV:6:LYS:N	2.69	0.56
24:AY:7:TYR:CE2	24:AY:370:LYS:HD2	2.40	0.56
1:AA:1447:A:H2'	1:AA:1452:C:O5'	2.06	0.56
7:AG:73:MET:HE2	7:AG:89:MET:C	2.26	0.56
1:AA:453:A:O2'	1:AA:454:C:C6	2.58	0.56
2:AB:102:LEU:HB3	2:AB:180:LEU:HD12	1.87	0.56
52:BT:38:ASN:ND2	52:BT:38:ASN:H	2.04	0.56
41:BG:34:LEU:HG	41:BG:161:THR:HG22	1.87	0.56
30:B5:40:LYS:HD3	30:B5:46:CYS:HB2	1.87	0.55
1:AA:775:G:O2'	1:AA:776:G:C5'	2.30	0.55
25:B0:45:PHE:CE1	25:B0:77:ARG:NE	2.71	0.55
35:BA:49:A:N6	35:BA:177:G:C2	2.74	0.55
1:AA:106:C:C2'	1:AA:107:G:C5'	2.83	0.55
35:BA:1902:C:C4'	38:BD:244:ARG:HB2	2.35	0.55
1:AA:359:U:H2'	1:AA:360:A:C8	2.41	0.55
1:AA:683:G:C6	1:AA:684:A:C6	2.94	0.55
35:BA:1424:G:H2'	35:BA:1425:G:O5'	2.06	0.55
35:BA:2610:C:HO2'	35:BA:2611:U:P	2.27	0.55
1:AA:1305:G:H5'	21:AU:4:GLY:C	2.26	0.55
35:BA:1970:A:C4'	35:BA:1972:A:C1'	2.83	0.55
40:BF:8:GLN:O	40:BF:9:ILE:C	2.44	0.55
1:AA:1033:G:H2'	1:AA:1034:G:H8	1.71	0.55
20:AT:73:HIS:O	20:AT:74:LYS:CG	2.48	0.55
1:AA:788:U:C2'	1:AA:789:U:C5'	2.83	0.55
1:AA:792:A:H1'	1:AA:794:A:N7	2.21	0.55

Continued on next page...

Continued from previous page...

Atom-1	Atom-2	Distance(Å)	Clash(Å)
7:AG:83:ALA:HB1	7:AG:85:TYR:CZ	2.40	0.55
58:BZ:141:VAL:O	58:BZ:144:LEU:HD23	2.06	0.55
12:AL:83:VAL:CG1	12:AL:100:ILE:HG23	2.35	0.55
36:BB:7:G:C3'	36:BB:8:U:H5''	2.36	0.55
24:AY:610:VAL:HG22	24:AY:643:ILE:HB	1.89	0.55
35:BA:894:C:O2'	35:BA:895:U:H5'	2.06	0.55
35:BA:2464:C:O2'	35:BA:2465:C:H6	1.88	0.55
35:BA:848:G:N3	35:BA:933:A:H1'	2.21	0.55
19:AS:32:LYS:CB	19:AS:50:ALA:HB3	2.36	0.55
37:BC:42:VAL:O	37:BC:216:THR:O	2.24	0.55
29:B4:42:PHE:N	29:B4:42:PHE:CD1	2.74	0.55
1:AA:959:A:O3'	1:AA:960:U:H4'	2.06	0.55
9:AI:126:SER:O	9:AI:127:LYS:CB	2.53	0.55
43:BJ:69:UNK:O	43:BJ:70:UNK:O	2.24	0.55
35:BA:1835:G:H1'	35:BA:1931:U:C2	2.41	0.55
36:BB:111:G:O2'	36:BB:112:U:H5'	2.06	0.55
3:AC:164:ARG:HG2	3:AC:164:ARG:HH11	1.71	0.55
1:AA:948:C:H6	1:AA:948:C:O5'	1.89	0.55
44:BK:128:UNK:O	44:BK:130:UNK:N	2.39	0.55
7:AG:71:PRO:HD3	7:AG:103:TRP:CZ3	2.41	0.55
44:BK:28:UNK:O	44:BK:29:UNK:C	2.52	0.55
35:BA:1192:G:O2'	35:BA:1193:G:H5'	2.06	0.55
9:AI:3:GLN:OE1	9:AI:20:ARG:NH1	2.38	0.55
52:BT:42:ILE:O	52:BT:42:ILE:HG13	2.05	0.55
35:BA:247:G:H2'	35:BA:248:G:O5'	2.06	0.55
37:BC:129:GLY:O	37:BC:131:ILE:N	2.38	0.55
1:AA:591:U:C2'	1:AA:592:G:O5'	2.54	0.55
35:BA:1773:A:O2'	35:BA:1774:C:H5'	2.03	0.55
2:AB:37:ASN:O	2:AB:39:ILE:HG13	2.06	0.55
41:BG:39:ILE:HD11	41:BG:155:MET:HG3	1.88	0.55
24:AY:84:THR:HG23	24:AY:85:PRO:N	2.20	0.55
10:AJ:49:VAL:O	10:AJ:60:ARG:HB3	2.05	0.55
35:BA:889:C:H2'	35:BA:890:A:O4'	2.06	0.55
35:BA:1804:C:C2'	35:BA:1805:U:H5'	2.36	0.55
35:BA:1216:G:H2'	35:BA:1217:C:H5'	1.88	0.55
24:AY:264:LEU:CB	61:AY:701:GCP:C6	2.84	0.55
1:AA:867:G:C2'	1:AA:868:C:H5'	2.36	0.55
35:BA:896:A:N3	58:BZ:176:PRO:HB3	2.21	0.55
24:AY:506:GLN:HG2	24:AY:573:HIS:CE1	2.41	0.55
24:AY:550:MET:HE1	24:AY:563:ILE:HD11	1.88	0.55
25:B0:33:ALA:N	25:B0:64:ASP:OD1	2.34	0.55
49:BQ:110:THR:HG23	49:BQ:113:GLN:OE1	2.06	0.55

Continued on next page...

Continued from previous page...

Atom-1	Atom-2	Distance(Å)	Clash(Å)
35:BA:1204:A:N1	35:BA:1241:A:C2	2.74	0.55
57:BY:55:TYR:N	57:BY:56:PRO:HD3	2.22	0.55
55:BW:10:VAL:O	55:BW:11:ARG:CB	2.54	0.55
35:BA:2182:G:O2'	35:BA:2183:C:H5'	2.06	0.55
58:BZ:100:VAL:HG11	58:BZ:137:ILE:HD11	1.89	0.55
52:BT:28:VAL:HG11	52:BT:46:GLU:CG	2.36	0.55
35:BA:1041:G:H1	35:BA:1114:G:H22	1.54	0.55
1:AA:951:G:O6	1:AA:1230:C:C4	2.59	0.55
1:AA:197:A:N6	1:AA:221:C:H5''	2.21	0.55
2:AB:168:THR:HG23	2:AB:192:SER:CB	2.36	0.55
35:BA:658:C:H2'	35:BA:659:C:H6	1.72	0.55
1:AA:588:G:H2'	1:AA:589:C:C6	2.41	0.55
35:BA:1798:U:O2	35:BA:1821:A:C2	2.59	0.55
35:BA:1297:C:H2'	35:BA:1298:C:H6	1.71	0.55
1:AA:1505:G:C5'	1:AA:1506:U:OP2	2.42	0.55
41:BG:11:TYR:OH	41:BG:33:ARG:HB3	2.07	0.55
41:BG:54:GLU:O	41:BG:57:ALA:HB3	2.06	0.55
48:BP:23:PRO:C	48:BP:33:ARG:NE	2.60	0.55
51:BS:29:PHE:HD1	51:BS:30:ARG:N	2.04	0.55
10:AJ:49:VAL:HG23	14:AN:41:ARG:HB2	1.88	0.55
52:BT:6:LEU:C	52:BT:8:LYS:H	2.08	0.55
40:BF:3:GLU:CB	40:BF:24:LEU:HG	2.36	0.55
35:BA:1313:U:H2'	35:BA:1610:A:C2	2.41	0.55
3:AC:28:GLN:O	3:AC:29:TYR:C	2.44	0.55
4:AD:150:GLU:CG	4:AD:151:LYS:H	2.19	0.55
1:AA:356:A:H1'	1:AA:368:U:O2'	2.06	0.55
52:BT:34:VAL:CG1	52:BT:39:ARG:HG3	2.36	0.55
24:AY:348:ARG:CG	24:AY:348:ARG:HH11	2.19	0.55
54:BV:59:ALA:HB2	54:BV:96:ILE:HD13	1.88	0.55
44:BK:61:UNK:O	44:BK:62:UNK:CB	2.54	0.55
35:BA:2461:C:H2'	35:BA:2462:U:C6	2.42	0.55
1:AA:1427:U:H2'	1:AA:1428:A:C8	2.41	0.55
1:AA:1396:A:O4'	1:AA:1398:A:H1'	2.07	0.55
52:BT:118:ARG:O	52:BT:119:LYS:HB2	2.07	0.55
35:BA:1048:A:H62	42:BH:1:MET:HE1	1.71	0.55
35:BA:2360:A:O2'	35:BA:2361:A:P	2.63	0.55
1:AA:495:A:H1'	1:AA:496:A:C2'	2.36	0.55
35:BA:657:U:H2'	35:BA:658:C:C6	2.41	0.55
7:AG:121:ALA:O	7:AG:125:MET:N	2.38	0.55
2:AB:187:LEU:O	2:AB:187:LEU:CG	2.52	0.55
41:BG:6:ALA:HB1	41:BG:105:LYS:NZ	2.21	0.55
41:BG:71:THR:H	41:BG:90:LEU:H	1.54	0.55

Continued on next page...

Continued from previous page...

Atom-1	Atom-2	Distance(Å)	Clash(Å)
35:BA:1142(A):A:C4	35:BA:1144:G:N7	2.74	0.55
1:AA:1282:C:H6	1:AA:1282:C:O5'	1.89	0.55
48:BP:33:ARG:O	48:BP:34:GLY:O	2.24	0.55
1:AA:1048:G:O6	1:AA:1210:C:N4	2.39	0.55
1:AA:91:C:O2	1:AA:91:C:H2'	2.07	0.55
14:AN:32:SER:HB3	14:AN:41:ARG:CG	2.37	0.55
35:BA:2129:C:N3	35:BA:2159:G:N1	2.39	0.55
51:BS:85:VAL:O	51:BS:106:ARG:HG2	2.06	0.55
58:BZ:129:SER:OG	58:BZ:132:ASN:HB3	2.07	0.55
1:AA:186:C:O2'	1:AA:187:C:C5'	2.48	0.55
40:BF:110:LEU:HD22	40:BF:202:PHE:CE1	2.32	0.55
3:AC:169:ALA:O	3:AC:170:GLN:HB2	2.05	0.55
3:AC:120:VAL:C	3:AC:122:GLU:H	2.09	0.55
54:BV:18:LEU:HD22	54:BV:18:LEU:C	2.27	0.55
38:BD:30:GLU:CG	38:BD:63:ARG:NE	2.67	0.55
12:AL:83:VAL:HG11	12:AL:100:ILE:CG1	2.35	0.55
39:BE:203:LYS:C	39:BE:203:LYS:HD2	2.26	0.55
51:BS:83:LYS:O	51:BS:105:ALA:N	2.39	0.55
13:AM:56:LEU:HD13	13:AM:56:LEU:C	2.27	0.55
35:BA:2169:A:H5'	37:BC:130:ARG:NH2	2.21	0.55
35:BA:2559:C:C2'	35:BA:2560:C:H5'	2.36	0.55
35:BA:603:A:N7	35:BA:655:A:C6	2.74	0.55
35:BA:655:A:C4'	35:BA:656:G:H5'	2.29	0.55
1:AA:774:G:C2'	1:AA:775:G:C5'	2.84	0.55
7:AG:121:ALA:HA	7:AG:124:LEU:HB2	1.88	0.55
35:BA:1983:C:O5'	35:BA:1983:C:H6	1.89	0.55
40:BF:125:LEU:HA	40:BF:194:MET:O	2.06	0.55
29:B4:21:VAL:HG21	29:B4:35:VAL:HG23	1.88	0.55
33:B8:4:MET:CE	33:B8:61:LEU:HD23	2.36	0.55
35:BA:18:C:O2	35:BA:19:C:C6	2.60	0.55
35:BA:1144:G:O2'	35:BA:1145:C:H5'	2.07	0.55
53:BU:101:ARG:HG3	53:BU:101:ARG:NH1	2.20	0.55
53:BU:92:ARG:HH11	53:BU:94:ASN:HD22	1.52	0.55
20:AT:72:LEU:O	20:AT:73:HIS:HB2	2.06	0.55
4:AD:34:GLU:O	4:AD:35:ARG:CB	2.55	0.55
10:AJ:28:ARG:C	10:AJ:30:SER:H	2.09	0.55
24:AY:122:TRP:CH2	24:AY:132:ARG:HD2	2.41	0.55
54:BV:19:LYS:HG3	54:BV:20:LEU:N	2.22	0.55
35:BA:914:C:C2'	35:BA:915:C:H5'	2.30	0.55
35:BA:1945:G:C5	35:BA:1946:U:C5	2.94	0.55
35:BA:2849:U:P	52:BT:95:ARG:HH12	2.29	0.55
24:AY:8:ASP:CB	24:AY:11:ARG:HD2	2.36	0.55

Continued on next page...

Continued from previous page...

Atom-1	Atom-2	Distance(Å)	Clash(Å)
31:B6:5:VAL:O	31:B6:6:ARG:HB2	2.05	0.55
35:BA:363(F):A:H1'	35:BA:364:C:H5	1.72	0.55
24:AY:469:GLU:HG2	24:AY:469:GLU:O	2.07	0.55
35:BA:1377:G:O5'	35:BA:1377:G:H8	1.90	0.55
35:BA:1877:A:H5'	35:BA:1878:G:OP2	2.07	0.55
16:AP:82:GLN:O	16:AP:84:ALA:N	2.39	0.55
48:BP:115:LEU:N	48:BP:115:LEU:HD22	2.21	0.55
37:BC:121:MET:CA	37:BC:124:VAL:HG12	2.34	0.55
35:BA:858:U:O2	35:BA:2268:A:H2'	2.07	0.55
35:BA:47:C:N3	35:BA:179:G:N1	2.54	0.55
35:BA:49:A:HO2'	35:BA:50:U:P	2.28	0.55
35:BA:39:C:HO2'	35:BA:40:C:H5'	1.67	0.55
1:AA:560:U:C4'	1:AA:561:U:H5''	2.32	0.55
13:AM:84:ILE:HD12	19:AS:66:MET:SD	2.46	0.55
35:BA:1144:G:H2'	35:BA:1145:C:C6	2.41	0.55
32:B7:34:ARG:HG3	32:B7:34:ARG:NH1	2.18	0.55
35:BA:1426:G:O5'	35:BA:1426:G:H8	1.90	0.55
42:BH:106:THR:CG2	42:BH:112:PRO:HB3	2.29	0.55
58:BZ:48:PHE:HD1	58:BZ:48:PHE:O	1.90	0.55
24:AY:157:LEU:N	24:AY:157:LEU:HD23	2.21	0.55
58:BZ:150:LEU:O	58:BZ:151:HIS:HB3	2.06	0.55
38:BD:35:LYS:HZ1	38:BD:35:LYS:HB3	1.72	0.55
46:BN:133:GLN:O	46:BN:134:ARG:CB	2.54	0.55
9:AI:78:LYS:HD3	9:AI:79:LEU:N	2.21	0.55
35:BA:2523:G:H2'	35:BA:2524:G:C5'	2.36	0.55
24:AY:232:LEU:HD12	45:BL:87:UNK:CB	2.36	0.55
29:B4:42:PHE:CE1	41:BG:180:PHE:CE1	2.95	0.55
26:B1:86:SER:OG	26:B1:89:GLU:HG3	2.07	0.55
8:AH:113:SER:HB2	8:AH:134:ILE:HD11	1.89	0.55
35:BA:1385:G:H4'	35:BA:1386:C:OP1	2.05	0.55
35:BA:762:U:H4'	35:BA:763:G:O5'	2.06	0.55
56:BX:66:LEU:HD23	56:BX:66:LEU:O	2.06	0.55
38:BD:132:PRO:HG3	38:BD:190:TYR:CE1	2.42	0.55
52:BT:16:ARG:HG3	52:BT:79:HIS:HA	1.88	0.55
52:BT:90:GLN:O	52:BT:92:GLY:N	2.40	0.55
35:BA:70:G:H2'	35:BA:113:G:O2'	2.06	0.55
35:BA:2360:A:O2'	35:BA:2361:A:H8	1.89	0.55
35:BA:1416:G:C4	35:BA:1417:C:C4	2.95	0.55
35:BA:1543:C:C3'	35:BA:1544:A:H5''	2.37	0.55
35:BA:2581:G:C2'	35:BA:2610:C:N4	2.68	0.55
35:BA:1223:G:C2	35:BA:1227:G:C6	2.95	0.55
1:AA:555:C:N3	1:AA:556:C:N4	2.55	0.55

Continued on next page...

Continued from previous page...

Atom-1	Atom-2	Distance(Å)	Clash(Å)
27:B2:47:ASN:ND2	35:BA:94(A):G:N2	2.51	0.55
13:AM:3:ARG:N	13:AM:9:ILE:CG2	2.70	0.55
41:BG:133:LEU:CD1	41:BG:134:GLY:N	2.70	0.55
30:B5:45:VAL:HG13	30:B5:51:TYR:CD1	2.42	0.55
48:BP:23:PRO:CB	48:BP:33:ARG:HG2	2.37	0.55
24:AY:47:GLU:HB3	24:AY:52:MET:HB2	1.89	0.55
51:BS:89:ARG:HG2	51:BS:89:ARG:HH11	1.72	0.55
35:BA:1599:C:H2'	35:BA:1600:C:C6	2.42	0.55
53:BU:84:LYS:CD	53:BU:89:GLU:HG3	2.37	0.55
54:BV:51:VAL:HG12	54:BV:52:VAL:H	1.72	0.55
35:BA:1106:G:H2'	35:BA:1107:G:O4'	2.06	0.55
1:AA:1030:C:H4'	1:AA:1030(A):G:C5'	2.36	0.55
35:BA:1845:G:O2'	35:BA:1846:G:H5'	2.06	0.55
58:BZ:43:GLU:O	58:BZ:47:VAL:HG23	2.07	0.55
39:BE:120:TRP:O	39:BE:121:ASN:C	2.45	0.55
35:BA:2111:C:C2	35:BA:2147:G:N2	2.74	0.55
37:BC:52:PRO:HB2	37:BC:168:LYS:O	2.07	0.55
3:AC:25:GLY:C	3:AC:27:LYS:N	2.60	0.55
36:BB:17:C:O2'	36:BB:18:G:H5'	2.06	0.55
2:AB:164:VAL:O	2:AB:186:ALA:CA	2.53	0.55
2:AB:71:VAL:CG1	2:AB:170:GLU:HG2	2.37	0.55
35:BA:2136:C:H2'	35:BA:2137:C:C6	2.42	0.55
1:AA:1100:C:C5	2:AB:96:ARG:NH2	2.75	0.55
3:AC:16:ARG:NH1	3:AC:16:ARG:HB2	2.20	0.55
36:BB:24:G:H4'	36:BB:25:A:C8	2.42	0.55
2:AB:165:VAL:HG23	2:AB:166:ASP:N	2.22	0.55
35:BA:188:G:H2'	35:BA:189:G:H5'	1.88	0.55
35:BA:1971:A:H1'	38:BD:240:ALA:O	2.07	0.55
39:BE:104:VAL:HG22	39:BE:198:VAL:HG13	1.88	0.55
1:AA:714:G:H2'	1:AA:715:A:C8	2.41	0.55
11:AK:26:ASN:O	11:AK:27:ASN:HB2	2.06	0.55
1:AA:472:A:H2'	1:AA:473:G:O4'	2.07	0.55
52:BT:25:GLY:HA2	52:BT:92:GLY:HA2	1.89	0.55
31:B6:26:ASN:HD21	31:B6:32:ASN:ND2	2.05	0.55
35:BA:637:A:N1	35:BA:652:C:H5'	2.22	0.55
1:AA:775:G:H2'	1:AA:776:G:H5'	1.87	0.55
35:BA:858:U:O2'	35:BA:859:G:C4	2.60	0.55
22:AV:41:C:HO2'	22:AV:42:C:H5'	1.67	0.55
1:AA:688:G:N2	1:AA:699:C:O2	2.36	0.55
35:BA:28:A:N6	35:BA:512:G:H1'	2.21	0.55
35:BA:747:U:H5	35:BA:2014:A:N3	2.04	0.55
41:BG:7:LEU:HB2	41:BG:104:GLU:HG3	1.88	0.55

Continued on next page...

Continued from previous page...

Atom-1	Atom-2	Distance(Å)	Clash(Å)
31:B6:44:ARG:C	31:B6:45:LYS:HG2	2.27	0.55
35:BA:1021:A:H61	35:BA:1142(A):A:N6	2.04	0.55
35:BA:2757:A:H2'	35:BA:2758:A:O5'	2.06	0.55
35:BA:2126:A:O2'	35:BA:2127:G:C5'	2.54	0.55
1:AA:1071:C:H2'	1:AA:1072:G:C8	2.41	0.55
1:AA:1081:G:O2'	1:AA:1082:G:H5'	2.07	0.55
25:B0:10:THR:C	25:B0:11:ARG:CG	2.75	0.55
1:AA:187:C:H2'	1:AA:188:C:H6	1.72	0.55
1:AA:187:C:H2'	1:AA:188:C:C6	2.41	0.55
24:AY:264:LEU:HD12	61:AY:701:GCP:C2	2.37	0.55
51:BS:12:PHE:O	51:BS:14:VAL:HG23	2.07	0.55
35:BA:1649:G:HO2'	35:BA:1650:G:H5'	1.68	0.55
1:AA:191:G:H1'	20:AT:105:SER:HA	1.87	0.55
24:AY:309:LEU:HB3	24:AY:391:GLY:N	2.22	0.55
3:AC:11:ARG:HB3	3:AC:15:THR:HB	1.89	0.55
54:BV:21:ARG:HG2	54:BV:91:TYR:CD1	2.42	0.55
35:BA:363(F):A:H4'	35:BA:364:C:O5'	2.07	0.55
40:BF:184:TYR:O	40:BF:188:ARG:HG2	2.07	0.55
24:AY:556:ILE:HD13	24:AY:601:ILE:HD13	1.89	0.55
53:BU:17:ILE:HA	53:BU:20:LEU:HD23	1.88	0.55
35:BA:1827:C:C2'	35:BA:1828:G:H5'	2.36	0.55
35:BA:573:G:O2'	35:BA:574:C:H3'	2.07	0.55
14:AN:7:ILE:HG13	14:AN:8:GLU:HG3	1.88	0.55
1:AA:795:C:H6	1:AA:795:C:O5'	1.90	0.55
38:BD:218:ARG:HB3	38:BD:219:PRO:HD2	1.88	0.55
1:AA:490:G:C5	1:AA:491:G:N7	2.74	0.55
1:AA:936:C:H2'	1:AA:937:A:C5'	2.37	0.55
35:BA:175:G:H2'	35:BA:176:G:H5'	1.88	0.55
1:AA:751:U:O2'	1:AA:752:G:H5'	2.06	0.55
35:BA:1301:A:HO2'	35:BA:1302:A:P	2.30	0.55
57:BY:76:CYS:SG	57:BY:77:PRO:CD	2.77	0.55
1:AA:561:U:C6	1:AA:561:U:OP1	2.59	0.55
1:AA:862:C:O2'	1:AA:863:U:C5'	2.55	0.55
41:BG:41:GLN:HG3	41:BG:154:GLY:O	2.07	0.55
6:AF:28:ARG:HG3	6:AF:28:ARG:NH1	2.21	0.55
3:AC:113:ALA:HB3	3:AC:114:PRO:HD3	1.87	0.55
24:AY:505:GLY:O	24:AY:506:GLN:HG3	2.07	0.55
57:BY:13:VAL:HG23	57:BY:73:ARG:C	2.28	0.55
34:B9:31:LYS:HE2	35:BA:2478:A:H5'	1.87	0.55
40:BF:64:ILE:HD12	40:BF:78:ILE:CG2	2.37	0.55
3:AC:131:ARG:HD3	3:AC:166:GLU:HG2	1.89	0.55
26:B1:37:ILE:HD12	26:B1:38:SER:N	2.22	0.55

Continued on next page...

Continued from previous page...

Atom-1	Atom-2	Distance(Å)	Clash(Å)
52:BT:126:ALA:O	52:BT:128:GLU:N	2.39	0.55
1:AA:996:A:H2'	1:AA:997:U:C6	2.42	0.55
43:BJ:22:UNK:O	43:BJ:118:UNK:HA	2.06	0.55
35:BA:1684:C:H2'	35:BA:1685:C:C6	2.42	0.55
35:BA:2448:A:HO2'	35:BA:2449:U:H5	1.54	0.55
16:AP:75:ARG:HH11	16:AP:75:ARG:HG3	1.72	0.55
24:AY:192:LEU:HD12	24:AY:194:THR:HG23	1.89	0.55
35:BA:1050:A:H2'	35:BA:1051:G:C8	2.41	0.55
35:BA:541:C:O2'	35:BA:542:C:H5'	2.07	0.55
35:BA:968:G:C2'	35:BA:969:U:H5'	2.33	0.55
1:AA:495:A:O2'	1:AA:496:A:C3'	2.55	0.55
35:BA:1902:C:H1'	38:BD:244:ARG:HG3	1.89	0.55
35:BA:1445:A:H8	35:BA:1460:A:C2	2.18	0.55
19:AS:22:LEU:O	19:AS:26:GLY:N	2.40	0.55
31:B6:15:GLU:CG	31:B6:18:ARG:NH1	2.70	0.55
1:AA:1281:U:P	1:AA:1282:C:H41	2.30	0.55
51:BS:96:GLY:C	51:BS:98:VAL:H	2.10	0.55
35:BA:1658:C:OP1	39:BE:132:HIS:CE1	2.60	0.55
1:AA:1499:A:N3	1:AA:1500:A:C8	2.75	0.55
1:AA:184:G:O2'	1:AA:185:A:H5'	2.06	0.55
24:AY:36:THR:O	24:AY:38:ARG:N	2.40	0.55
24:AY:454:MET:N	24:AY:458:HIS:HD2	1.90	0.55
35:BA:2115:G:H5'	35:BA:2116:G:OP2	2.07	0.55
36:BB:28:C:H2'	36:BB:29:A:C8	2.42	0.55
42:BH:10:PRO:HB2	42:BH:49:VAL:CG1	2.36	0.55
58:BZ:81:ARG:NH1	58:BZ:81:ARG:HB2	2.22	0.55
1:AA:21:G:H2'	1:AA:22:G:C8	2.41	0.55
47:BO:87:ILE:HG23	47:BO:91:LEU:HA	1.88	0.55
3:AC:13:GLY:HA3	14:AN:57:ARG:NH1	2.22	0.55
35:BA:81:G:H21	57:BY:2:ARG:CZ	2.20	0.55
1:AA:163:C:H2'	1:AA:164:U:H6	1.70	0.55
34:B9:4:ARG:O	34:B9:36:GLN:HA	2.07	0.55
1:AA:828:A:H2'	1:AA:829:G:O4'	2.07	0.55
1:AA:848:C:H2'	1:AA:849:C:H6	1.71	0.55
1:AA:1329:A:P	13:AM:28:ALA:HB3	2.47	0.55
7:AG:131:LYS:H	7:AG:131:LYS:HD2	1.71	0.55
38:BD:148:GLU:HB2	38:BD:151:LYS:HD2	1.89	0.55
7:AG:69:VAL:HG21	7:AG:134:ALA:HB1	1.89	0.55
4:AD:173:TRP:HB2	4:AD:187:ARG:O	2.06	0.55
9:AI:59:PHE:HZ	9:AI:88:TYR:CE2	2.25	0.54
35:BA:248:G:C2'	35:BA:249:C:OP2	2.55	0.54
33:B8:13:ARG:NH2	35:BA:250:G:OP1	2.40	0.54

Continued on next page...

Continued from previous page...

Atom-1	Atom-2	Distance(Å)	Clash(Å)
35:BA:603:A:C1'	35:BA:604:G:P	2.96	0.54
25:B0:45:PHE:HZ	25:B0:77:ARG:NH2	2.04	0.54
35:BA:856:C:HO2'	35:BA:857:C:P	2.30	0.54
35:BA:35:G:C6	35:BA:446:G:N2	2.75	0.54
27:B2:10:LEU:O	27:B2:14:ARG:CB	2.50	0.54
41:BG:104:GLU:CB	41:BG:105:LYS:HE2	2.37	0.54
31:B6:13:CYS:O	31:B6:21:TYR:HA	2.07	0.54
35:BA:831:G:O3'	48:BP:40:SER:CB	2.56	0.54
42:BH:81:GLU:HG2	42:BH:83:TYR:OH	2.07	0.54
1:AA:1051:C:O5'	1:AA:1051:C:H6	1.90	0.54
39:BE:132:HIS:C	39:BE:135:HIS:NE2	2.60	0.54
53:BU:84:LYS:HD3	53:BU:89:GLU:HG3	1.89	0.54
51:BS:15:ARG:CB	51:BS:15:ARG:NH1	2.70	0.54
24:AY:99:ARG:HH22	24:AY:403:GLU:HB2	1.70	0.54
44:BK:131:UNK:O	44:BK:132:UNK:C	2.54	0.54
1:AA:859:A:H2'	1:AA:860:A:C5'	2.34	0.54
24:AY:490:PRO:HG3	24:AY:516:PRO:HD2	1.89	0.54
35:BA:2481:G:O2'	35:BA:2482:G:P	2.65	0.54
52:BT:106:SER:O	52:BT:107:ASP:CB	2.54	0.54
22:AV:45:U:O2	22:AV:45:U:H3'	2.07	0.54
39:BE:71:GLY:C	39:BE:73:GLU:H	2.10	0.54
35:BA:1168:G:O2'	35:BA:1169:G:H5'	2.07	0.54
1:AA:875:C:H1'	8:AH:15:ASN:OD1	2.07	0.54
38:BD:210:GLY:O	38:BD:211:ARG:CB	2.53	0.54
1:AA:1216:G:H5''	14:AN:5:ALA:HB2	1.89	0.54
57:BY:3:VAL:H	57:BY:5:MET:CE	2.20	0.54
35:BA:536:A:H2'	35:BA:537:C:C6	2.42	0.54
4:AD:70:ILE:HD11	4:AD:100:ARG:HD2	1.89	0.54
54:BV:79:VAL:CG1	54:BV:79:VAL:O	2.54	0.54
35:BA:2466:C:O2'	35:BA:2467:C:H5'	2.07	0.54
1:AA:298:A:H2'	1:AA:299:G:O4'	2.08	0.54
52:BT:92:GLY:HA3	52:BT:120:ARG:NH2	2.22	0.54
52:BT:30:VAL:HG13	52:BT:84:GLN:O	2.07	0.54
35:BA:109:G:C2'	35:BA:110:G:O5'	2.55	0.54
7:AG:50:ILE:CG2	7:AG:58:PRO:HG3	2.37	0.54
22:AV:40:C:C2'	22:AV:41:C:H5'	2.36	0.54
3:AC:43:LEU:HD22	3:AC:47:LEU:HD22	1.90	0.54
35:BA:1722:A:C2	35:BA:1740:G:H2'	2.42	0.54
35:BA:29:U:HO2'	35:BA:30:G:H5'	1.70	0.54
13:AM:10:PRO:HB2	13:AM:18:ALA:CB	2.37	0.54
13:AM:4:ILE:CG2	13:AM:5:ALA:N	2.58	0.54
19:AS:22:LEU:O	19:AS:22:LEU:HD13	2.06	0.54

Continued on next page...

Continued from previous page...

Atom-1	Atom-2	Distance(Å)	Clash(Å)
41:BG:108:ASN:O	41:BG:109:VAL:HB	2.07	0.54
31:B6:15:GLU:HG2	31:B6:18:ARG:NH1	2.22	0.54
35:BA:15:G:HO2'	35:BA:16:G:H5'	1.69	0.54
35:BA:2403:C:C2'	35:BA:2404:C:H5'	2.37	0.54
1:AA:348:G:C2	1:AA:349:A:C8	2.94	0.54
24:AY:30:GLU:HB2	24:AY:52:MET:HE2	1.89	0.54
51:BS:30:ARG:NH1	51:BS:97:ARG:HG2	2.19	0.54
10:AJ:22:LYS:CD	10:AJ:90:LEU:HD22	2.37	0.54
1:AA:792:A:H4'	1:AA:793:U:C5'	2.37	0.54
3:AC:187:ALA:O	3:AC:188:LEU:HB2	2.07	0.54
2:AB:132:LYS:HA	2:AB:135:GLN:CG	2.37	0.54
29:B4:64:GLY:HA3	29:B4:67:TYR:CE2	2.42	0.54
35:BA:2409:G:HO2'	35:BA:2410:G:H5'	1.71	0.54
39:BE:141:ILE:C	39:BE:154:LYS:HE2	2.26	0.54
35:BA:1313:U:H2'	35:BA:1610:A:N1	2.21	0.54
1:AA:368:U:H3'	1:AA:368:U:H6	1.73	0.54
24:AY:156:ARG:NH2	24:AY:666:ARG:NH1	2.55	0.54
38:BD:186:HIS:HD2	38:BD:188:GLU:HB2	1.72	0.54
7:AG:89:MET:HG3	7:AG:90:GLU:OE2	2.08	0.54
4:AD:61:LYS:HA	4:AD:203:VAL:HG22	1.89	0.54
35:BA:1813:G:H1'	38:BD:50:THR:OG1	2.06	0.54
35:BA:433:C:H2'	35:BA:434:U:C6	2.42	0.54
8:AH:110:ALA:HB3	8:AH:121:ASP:HB3	1.89	0.54
9:AI:18:PHE:O	9:AI:62:TYR:N	2.41	0.54
9:AI:26:VAL:HG13	9:AI:27:THR:N	2.21	0.54
48:BP:115:LEU:CD2	48:BP:115:LEU:N	2.70	0.54
1:AA:40:C:O2'	1:AA:41:G:C5'	2.53	0.54
2:AB:223:ILE:CG2	2:AB:227:GLY:O	2.50	0.54
31:B6:25:LYS:CE	33:B8:34:TRP:HE1	2.18	0.54
35:BA:858:U:O2'	35:BA:859:G:C5	2.60	0.54
1:AA:1372:U:H2'	1:AA:1373:G:O4'	2.07	0.54
1:AA:266:G:O2'	1:AA:267:C:P	2.66	0.54
35:BA:1541:G:O2'	35:BA:1542:A:H5''	2.08	0.54
35:BA:1995:U:H2'	35:BA:1996:C:C5	2.42	0.54
35:BA:2203:U:H1'	35:BA:2221:G:N2	2.23	0.54
35:BA:942:G:O2'	35:BA:943:U:H5'	2.06	0.54
51:BS:28:VAL:CG1	51:BS:29:PHE:H	2.19	0.54
51:BS:66:ALA:CA	51:BS:69:VAL:HG12	2.33	0.54
1:AA:1048:G:C2	1:AA:1050:G:N7	2.75	0.54
35:BA:654(G):C:HO2'	35:BA:654(H):G:H8	1.55	0.54
37:BC:6:LYS:HA	37:BC:9:ARG:HH11	1.72	0.54
35:BA:2894:G:N3	35:BA:2894:G:H2'	2.23	0.54

Continued on next page...

Continued from previous page...

Atom-1	Atom-2	Distance(Å)	Clash(Å)
35:BA:54:G:O6	35:BA:117:G:N2	2.40	0.54
6:AF:20:ALA:O	6:AF:24:GLU:HB2	2.07	0.54
37:BC:88:GLU:HG3	37:BC:89:GLU:N	2.22	0.54
20:AT:99:LEU:O	20:AT:100:ILE:C	2.46	0.54
35:BA:1092:C:H2'	35:BA:1093:G:O4'	2.07	0.54
2:AB:104:ASN:ND2	2:AB:107:THR:HB	2.22	0.54
47:BO:68:GLU:HB3	47:BO:78:ARG:HD3	1.90	0.54
35:BA:718:A:H2'	35:BA:719:C:O4'	2.06	0.54
1:AA:1351:U:H4'	7:AG:33:ASP:OD2	2.07	0.54
37:BC:117:THR:HG23	37:BC:119:ASP:OD1	2.07	0.54
35:BA:1416:G:C2	35:BA:1417:C:C4	2.95	0.54
2:AB:167:PRO:HG2	2:AB:192:SER:HB2	1.90	0.54
35:BA:654(A):G:H1	35:BA:654(S):G:N2	2.05	0.54
1:AA:773:G:N3	1:AA:774:G:C8	2.76	0.54
25:B0:26:TYR:CD2	35:BA:857:C:H1'	2.42	0.54
1:AA:106:C:H2'	1:AA:107:G:C8	2.36	0.54
1:AA:690:G:O6	1:AA:691:G:C6	2.61	0.54
1:AA:47:C:OP2	1:AA:366:C:N4	2.36	0.54
2:AB:185:ILE:HG23	2:AB:199:TYR:CB	2.36	0.54
27:B2:47:ASN:O	27:B2:50:ILE:N	2.41	0.54
41:BG:141:PHE:HA	41:BG:142:PRO:O	2.08	0.54
31:B6:15:GLU:HG2	31:B6:18:ARG:HD3	1.89	0.54
1:AA:113:G:O4'	1:AA:354:G:H4'	2.06	0.54
51:BS:14:VAL:HG12	51:BS:15:ARG:H	1.72	0.54
33:B8:53:PRO:HA	33:B8:56:GLU:HB2	1.88	0.54
35:BA:2579:C:O2'	39:BE:131:ALA:HB3	2.07	0.54
39:BE:69:LYS:C	39:BE:71:GLY:N	2.58	0.54
11:AK:20:TYR:C	11:AK:21:ILE:HD12	2.28	0.54
12:AL:24:VAL:HG13	12:AL:98:TYR:CE2	2.40	0.54
19:AS:39:THR:HA	19:AS:70:LYS:HD3	1.90	0.54
19:AS:20:LEU:HD13	29:B4:61:ARG:HH21	1.73	0.54
58:BZ:60:GLU:O	58:BZ:61:LEU:HG	2.08	0.54
42:BH:86:GLU:HA	42:BH:132:ARG:HA	1.88	0.54
10:AJ:87:THR:OG1	10:AJ:88:LEU:N	2.40	0.54
35:BA:2101:G:H2'	35:BA:2102:U:O4'	2.08	0.54
20:AT:36:LEU:CD1	20:AT:55:ILE:HG23	2.37	0.54
26:B1:19:GLN:O	26:B1:35:THR:HG22	2.06	0.54
25:B0:36:ILE:HD11	35:BA:2355:C:O4'	2.08	0.54
2:AB:167:PRO:CG	2:AB:188:ALA:CB	2.86	0.54
1:AA:1250:A:H4'	9:AI:68:GLY:N	2.20	0.54
35:BA:1982:C:N3	35:BA:1983:C:C4	2.76	0.54
27:B2:47:ASN:O	27:B2:48:HIS:C	2.45	0.54

Continued on next page...

Continued from previous page...

Atom-1	Atom-2	Distance(Å)	Clash(Å)
35:BA:1382:G:H2'	35:BA:1383:C:C6	2.43	0.54
1:AA:346:G:H2'	1:AA:346:G:N3	2.22	0.54
53:BU:90:VAL:HG21	54:BV:47:VAL:HG21	1.90	0.54
5:AE:47:LYS:O	5:AE:57:LYS:HE3	2.06	0.54
1:AA:1387:G:H2'	1:AA:1388:C:C6	2.43	0.54
1:AA:1352:C:H2'	1:AA:1353:G:C8	2.43	0.54
1:AA:867:G:H2'	1:AA:868:C:H5'	1.89	0.54
40:BF:20:LEU:N	40:BF:24:LEU:CD2	2.69	0.54
54:BV:25:LEU:H	54:BV:92:THR:CG2	2.20	0.54
28:B3:7:LYS:HB2	28:B3:34:GLU:HB3	1.90	0.54
40:BF:133:ASN:HA	40:BF:162:LEU:HD23	1.88	0.54
37:BC:30:VAL:HG23	37:BC:31:LYS:HG2	1.89	0.54
35:BA:272(H):C:H2'	35:BA:272(I):U:C5'	2.37	0.54
50:BR:7:GLY:CA	50:BR:8:ARG:NH2	2.67	0.54
38:BD:79:VAL:CG2	38:BD:111:LEU:HD11	2.37	0.54
35:BA:1092:C:C2'	35:BA:1093:G:H5'	2.38	0.54
15:AO:17:ARG:NH1	15:AO:77:ARG:NH1	2.55	0.54
37:BC:44:VAL:HG23	37:BC:176:VAL:HG21	1.89	0.54
39:BE:21:VAL:O	39:BE:23:VAL:HG13	2.07	0.54
19:AS:35:SER:C	19:AS:37:ARG:H	2.09	0.54
14:AN:7:ILE:HG13	14:AN:8:GLU:N	2.23	0.54
30:B5:37:LYS:O	30:B5:37:LYS:HG3	2.07	0.54
2:AB:35:GLU:HG2	2:AB:35:GLU:O	2.07	0.54
35:BA:794:G:H2'	35:BA:795:C:C6	2.43	0.54
46:BN:67:LEU:HB3	46:BN:88:GLU:HG2	1.88	0.54
11:AK:22:HIS:HB3	11:AK:29:ILE:HG23	1.89	0.54
28:B3:29:ARG:NH1	35:BA:1183:G:O3'	2.37	0.54
2:AB:89:GLY:C	2:AB:90:MET:CG	2.75	0.54
48:BP:114:ILE:HD12	48:BP:114:ILE:O	2.08	0.54
1:AA:773:G:N2	1:AA:774:G:C4	2.76	0.54
1:AA:690:G:C6	1:AA:691:G:N1	2.76	0.54
2:AB:16:HIS:O	2:AB:17:PHE:CB	2.54	0.54
13:AM:20:THR:HA	13:AM:25:ILE:O	2.08	0.54
13:AM:45:VAL:C	13:AM:47:ASP:H	2.11	0.54
33:B8:4:MET:HB3	33:B8:61:LEU:HD22	1.89	0.54
1:AA:1256:A:H2	1:AA:1277:C:N3	2.06	0.54
35:BA:963:U:H2'	35:BA:964:C:C6	2.43	0.54
10:AJ:53:PRO:HA	14:AN:42:ILE:CD1	2.37	0.54
52:BT:23:ARG:CB	52:BT:24:PRO:HD3	2.35	0.54
39:BE:53:PRO:C	39:BE:54:GLN:HG2	2.28	0.54
1:AA:427:U:OP1	4:AD:13:ARG:NH2	2.41	0.54
28:B3:31:LEU:O	28:B3:33:GLN:N	2.31	0.54

Continued on next page...

Continued from previous page...

Atom-1	Atom-2	Distance(Å)	Clash(Å)
24:AY:122:TRP:CZ3	24:AY:132:ARG:HD2	2.42	0.54
53:BU:34:LYS:CA	53:BU:34:LYS:HE2	2.30	0.54
35:BA:1516:C:C2'	35:BA:1517:G:C5'	2.86	0.54
54:BV:72:VAL:CG2	54:BV:85:LYS:HB3	2.38	0.54
42:BH:11:VAL:HG13	42:BH:15:VAL:CG2	2.38	0.54
50:BR:88:ARG:O	50:BR:88:ARG:HD2	2.07	0.54
3:AC:130:VAL:O	3:AC:130:VAL:HG12	2.07	0.54
1:AA:1089:G:HO2'	1:AA:1170:A:H2	1.55	0.54
1:AA:1035:A:H2'	1:AA:1036:G:O4'	2.08	0.54
35:BA:484:C:OP1	57:BY:49:VAL:HG13	2.07	0.54
37:BC:194:ILE:HD11	37:BC:227:PRO:HB3	1.89	0.54
47:BO:7:TYR:CZ	47:BO:44:LYS:HG3	2.42	0.54
53:BU:52:ARG:HB3	53:BU:52:ARG:HH11	1.71	0.54
46:BN:99:LEU:O	46:BN:99:LEU:HD13	2.08	0.54
37:BC:49:GLY:N	37:BC:209:PHE:O	2.39	0.54
35:BA:653:A:C3'	35:BA:653:A:N3	2.66	0.54
35:BA:1595:G:C2'	35:BA:1596:A:H5'	2.37	0.54
1:AA:235:C:C5'	17:AQ:70:ARG:HG2	2.37	0.54
1:AA:687:A:C1'	1:AA:688:G:P	2.96	0.54
35:BA:26:G:C6	35:BA:27:G:N1	2.75	0.54
1:AA:561:U:H6	1:AA:561:U:OP1	1.91	0.54
1:AA:1400:C:N4	22:AV:34:G:C8	2.76	0.54
1:AA:1306:A:N6	1:AA:1331:G:C2'	2.70	0.54
13:AM:13:LYS:O	13:AM:45:VAL:HG23	2.08	0.54
42:BH:85:LYS:O	42:BH:85:LYS:HD3	2.07	0.54
35:BA:2404:C:C4	35:BA:2414:G:N1	2.75	0.54
24:AY:25:LYS:NZ	24:AY:86:GLY:HA3	2.22	0.54
1:AA:1314:C:C5	19:AS:6:LYS:NZ	2.75	0.54
12:AL:28:LYS:HE3	12:AL:33:ARG:HH12	1.73	0.54
1:AA:1384:C:N3	1:AA:1385:G:N7	2.56	0.54
58:BZ:6:LYS:N	58:BZ:6:LYS:HD3	2.23	0.54
40:BF:3:GLU:C	40:BF:24:LEU:HG	2.26	0.54
24:AY:312:LEU:HD11	24:AY:401:SER:CB	2.36	0.54
24:AY:573:HIS:CG	24:AY:573:HIS:O	2.60	0.54
12:AL:17:LYS:NZ	12:AL:18:VAL:HG22	2.23	0.54
31:B6:12:GLU:HB3	31:B6:23:THR:HG22	1.89	0.54
39:BE:141:ILE:O	39:BE:154:LYS:HE2	2.07	0.54
24:AY:614:GLU:HA	24:AY:617:MET:CE	2.37	0.54
46:BN:73:THR:HG23	46:BN:82:LEU:HD11	1.90	0.54
1:AA:1228:C:H4'	13:AM:116:THR:O	2.07	0.54
13:AM:108:ARG:CG	13:AM:108:ARG:HH11	2.19	0.54
37:BC:72:GLN:HA	37:BC:72:GLN:NE2	2.23	0.54

Continued on next page...

Continued from previous page...

Atom-1	Atom-2	Distance(Å)	Clash(Å)
40:BF:102:PRO:HB2	40:BF:105:VAL:HG23	1.89	0.54
35:BA:2523:G:H2'	35:BA:2524:G:H5''	1.88	0.54
2:AB:10:LEU:O	2:AB:10:LEU:HD23	2.07	0.54
7:AG:70:LYS:HB3	7:AG:100:ALA:HB2	1.89	0.54
35:BA:2062:A:H5'	35:BA:2062:A:C8	2.43	0.54
1:AA:1323:G:H2'	1:AA:1324:A:C8	2.43	0.54
35:BA:706:A:H2'	35:BA:707:G:O4'	2.08	0.54
35:BA:1071:G:H1'	35:BA:1089:G:C8	2.43	0.54
53:BU:8:VAL:HG23	53:BU:11:ARG:HH21	1.73	0.54
37:BC:73:VAL:HG21	37:BC:157:ILE:HG22	1.88	0.54
49:BQ:60:ARG:HA	58:BZ:179:ASP:HA	1.90	0.54
1:AA:591:U:C2	1:AA:592:G:C8	2.95	0.54
35:BA:688:U:O2'	35:BA:689:A:H5'	2.08	0.54
52:BT:35:LYS:NZ	52:BT:41:ARG:HD2	2.23	0.54
39:BE:179:GLU:CB	39:BE:181:LEU:HD23	2.28	0.54
1:AA:1368:G:H2'	1:AA:1369:C:C5'	2.33	0.54
24:AY:498:ILE:HG22	24:AY:507:TYR:CD2	2.42	0.54
48:BP:16:ARG:NH2	48:BP:18:ARG:HG2	2.22	0.54
24:AY:513:LYS:HB2	24:AY:566:THR:HB	1.89	0.54
48:BP:108:LYS:O	48:BP:110:TYR:N	2.41	0.54
35:BA:1652:A:O5'	35:BA:1652:A:H8	1.91	0.54
37:BC:54:ARG:CZ	37:BC:56:ASP:HB3	2.37	0.54
1:AA:563:A:H5'	1:AA:566:G:H21	1.70	0.54
1:AA:1228:C:OP1	13:AM:108:ARG:NH2	2.38	0.54
22:AV:1:G:C2	22:AV:73:A:C8	2.95	0.54
49:BQ:1:MET:HE3	49:BQ:1:MET:HA	1.90	0.54
8:AH:123:GLU:O	8:AH:127:LEU:HB2	2.07	0.54
1:AA:848:C:O2'	1:AA:849:C:H5'	2.08	0.54
35:BA:2339:G:H2'	35:BA:2340:G:C8	2.43	0.54
5:AE:64:ARG:HH11	5:AE:64:ARG:HG3	1.73	0.54
1:AA:1137:C:H4'	1:AA:1138:G:N2	2.22	0.54
12:AL:58:VAL:O	12:AL:65:GLU:HA	2.08	0.54
7:AG:79:ARG:HD3	7:AG:79:ARG:N	2.23	0.54
18:AR:84:LYS:N	18:AR:84:LYS:HD3	2.22	0.54
48:BP:17:LYS:O	48:BP:17:LYS:HG2	2.08	0.54
1:AA:609:A:C2'	1:AA:610:G:H5'	2.37	0.54
1:AA:477:A:O2'	1:AA:479:C:H5'	2.07	0.54
24:AY:89:ASP:O	24:AY:90:PHE:CD1	2.61	0.54
52:BT:46:GLU:O	52:BT:65:LYS:HE3	2.07	0.54
35:BA:2556:C:H2'	35:BA:2557:G:O5'	2.08	0.54
22:AV:39:U:O2'	22:AV:40:C:H5'	2.07	0.54
1:AA:507:C:H3'	1:AA:508:C:H2'	1.88	0.54

Continued on next page...

Continued from previous page...

Atom-1	Atom-2	Distance(Å)	Clash(Å)
2:AB:39:ILE:O	2:AB:40:HIS:C	2.46	0.54
35:BA:259:G:H1'	35:BA:621:A:O2'	2.07	0.54
40:BF:7:TYR:HB3	40:BF:16:GLY:H	1.73	0.54
41:BG:91:ARG:HG2	41:BG:92:VAL:N	2.23	0.54
33:B8:62:LEU:C	33:B8:64:TYR:H	2.11	0.54
31:B6:15:GLU:CD	31:B6:18:ARG:NH1	2.62	0.54
24:AY:26:THR:HA	24:AY:83:ASP:OD2	2.07	0.54
24:AY:25:LYS:HZ1	24:AY:86:GLY:H	1.54	0.54
1:AA:1077:G:C2	1:AA:1081:G:C6	2.96	0.54
27:B2:21:LEU:O	27:B2:24:LEU:N	2.41	0.54
25:B0:69:PHE:CD1	25:B0:69:PHE:N	2.75	0.54
16:AP:20:VAL:CG2	16:AP:32:TYR:HB2	2.38	0.54
20:AT:27:LYS:HD3	20:AT:27:LYS:C	2.29	0.54
1:AA:355:C:H2'	1:AA:356:A:O4'	2.08	0.54
4:AD:129:ASN:HD21	4:AD:145:GLU:H	1.53	0.54
3:AC:14:ILE:HG12	3:AC:15:THR:N	2.17	0.54
40:BF:34:TRP:HB2	48:BP:10:PRO:HB2	1.89	0.54
47:BO:10:VAL:HG23	47:BO:10:VAL:O	2.08	0.54
1:AA:78:G:H1'	1:AA:79:G:O5'	2.08	0.54
35:BA:1842:G:H2'	35:BA:1843:C:C6	2.43	0.54
35:BA:207:A:H2'	35:BA:208:C:O4'	2.08	0.54
11:AK:93:GLN:OE1	11:AK:93:GLN:HA	2.06	0.54
35:BA:1084:A:N7	35:BA:1085:A:C5	2.76	0.54
30:B5:48:GLU:N	30:B5:48:GLU:OE1	2.39	0.54
7:AG:49:ILE:HG22	7:AG:53:LYS:HE3	1.89	0.54
1:AA:699:C:C2'	1:AA:700:G:C5'	2.75	0.54
29:B4:28:LYS:HZ2	41:BG:145:THR:H	1.56	0.54
29:B4:6:HIS:CE1	41:BG:66:GLN:HG3	2.44	0.54
41:BG:42:GLY:C	41:BG:47:LYS:HZ2	2.11	0.54
41:BG:37:VAL:O	41:BG:93:THR:O	2.25	0.54
35:BA:15:G:H2'	35:BA:16:G:C5'	2.32	0.54
58:BZ:180:VAL:O	58:BZ:181:GLU:HB2	2.08	0.54
35:BA:1120:G:H2'	35:BA:1121:C:C6	2.43	0.54
19:AS:6:LYS:HG3	19:AS:7:LYS:N	2.20	0.54
35:BA:2126:A:N6	35:BA:2163:C:H4'	2.22	0.54
54:BV:62:LEU:HD21	54:BV:95:LEU:CB	2.25	0.54
40:BF:126:VAL:HG21	40:BF:129:PHE:CZ	2.43	0.54
1:AA:1029:C:C4	1:AA:1030(A):G:O6	2.61	0.54
35:BA:327:G:H2'	35:BA:328:U:O5'	2.08	0.54
35:BA:896:A:O4'	58:BZ:176:PRO:HG3	2.07	0.54
51:BS:13:ARG:HG3	51:BS:14:VAL:N	2.15	0.54
24:AY:516:PRO:C	24:AY:517:LEU:HD12	2.28	0.54

Continued on next page...

Continued from previous page...

Atom-1	Atom-2	Distance(Å)	Clash(Å)
35:BA:262:A:C2'	35:BA:263:C:C5'	2.83	0.54
39:BE:141:ILE:CB	39:BE:154:LYS:HE2	2.38	0.54
22:AV:27:G:H1	22:AV:43:C:N4	2.03	0.54
1:AA:679:C:H2'	1:AA:680:C:H6	1.73	0.54
48:BP:9:ASN:H	48:BP:10:PRO:HD2	1.71	0.54
1:AA:536:C:H2'	1:AA:537:G:H8	1.71	0.54
39:BE:101:ARG:HB3	39:BE:169:ASN:HD22	1.72	0.54
4:AD:83:SER:HA	4:AD:89:THR:HG21	1.89	0.54
1:AA:625:G:H2'	1:AA:626:U:C6	2.42	0.54
35:BA:877:U:O2'	35:BA:878:A:H5''	2.07	0.54
52:BT:91:ARG:O	52:BT:117:ASP:HB2	2.07	0.53
48:BP:66:GLY:O	48:BP:67:MET:CB	2.56	0.53
35:BA:250:G:C6	35:BA:251:A:C6	2.96	0.53
1:AA:41:G:H2'	1:AA:42:G:C8	2.43	0.53
1:AA:588:G:O6	1:AA:753:A:H2'	2.08	0.53
1:AA:699:C:O5'	1:AA:699:C:H6	1.91	0.53
35:BA:1446:C:H41	35:BA:1465:G:H1	1.49	0.53
35:BA:1301:A:N3	35:BA:1301:A:C5'	2.71	0.53
35:BA:2000:G:N3	35:BA:2001:A:C8	2.75	0.53
39:BE:111:ARG:HB3	50:BR:2:ARG:CZ	2.39	0.53
41:BG:113:ARG:HG2	41:BG:141:PHE:CD2	2.43	0.53
41:BG:60:LEU:HD12	41:BG:60:LEU:O	2.08	0.53
35:BA:18:C:O2	35:BA:19:C:C5	2.60	0.53
48:BP:24:GLY:HA3	48:BP:29:LYS:O	2.08	0.53
24:AY:25:LYS:NZ	24:AY:86:GLY:H	2.05	0.53
53:BU:90:VAL:O	53:BU:91:ASP:C	2.47	0.53
40:BF:27:GLU:OE1	40:BF:27:GLU:N	2.41	0.53
3:AC:187:ALA:O	3:AC:188:LEU:CB	2.55	0.53
39:BE:87:GLU:OE1	39:BE:89:ASP:HB3	2.08	0.53
24:AY:9:LEU:CD2	24:AY:284:LEU:HD13	2.38	0.53
1:AA:92:C:C2'	1:AA:93:G:H5'	2.37	0.53
16:AP:18:ARG:HG3	16:AP:35:LYS:HE3	1.89	0.53
53:BU:17:ILE:HG23	53:BU:39:LEU:HD12	1.89	0.53
35:BA:2328:A:H2'	35:BA:2329:G:C8	2.42	0.53
3:AC:35:GLU:HG2	3:AC:39:ILE:HD11	1.90	0.53
3:AC:60:ALA:HB3	3:AC:63:ASN:HD22	1.72	0.53
51:BS:39:ILE:O	51:BS:39:ILE:HG22	2.08	0.53
35:BA:1231:G:H2'	35:BA:1232:G:C8	2.43	0.53
5:AE:12:LEU:C	5:AE:13:ILE:HD12	2.28	0.53
27:B2:70:GLN:HE21	27:B2:71:ASN:HB2	1.73	0.53
35:BA:955:C:OP1	49:BQ:14:ARG:CD	2.55	0.53
35:BA:1587:A:H3'	35:BA:1588:C:C6	2.43	0.53

Continued on next page...

Continued from previous page...

Atom-1	Atom-2	Distance(Å)	Clash(Å)
1:AA:1372:U:H2'	1:AA:1373:G:O5'	2.07	0.53
7:AG:113:GLU:HB2	7:AG:119:ARG:HD2	1.90	0.53
7:AG:48:LYS:HG2	7:AG:49:ILE:N	2.22	0.53
7:AG:16:LEU:CD1	9:AI:42:ARG:HA	2.39	0.53
35:BA:2753:A:C2'	35:BA:2754:U:C5'	2.85	0.53
57:BY:26:LYS:CG	57:BY:27:VAL:H	2.18	0.53
1:AA:1047:G:H2'	1:AA:1048:G:C5'	2.24	0.53
53:BU:15:LYS:O	53:BU:19:LYS:HD3	2.08	0.53
1:AA:188:C:O2'	1:AA:189:G:H5'	2.08	0.53
7:AG:38:LEU:O	7:AG:42:ILE:HG13	2.08	0.53
25:B0:76:GLY:O	25:B0:78:TYR:CE1	2.60	0.53
35:BA:1063:G:H22	35:BA:1074:G:H1	1.56	0.53
31:B6:53:LYS:O	31:B6:54:ILE:OXT	2.25	0.53
26:B1:49:VAL:HG13	26:B1:60:PHE:HB2	1.91	0.53
36:BB:30:C:H1'	36:BB:57:A:H61	1.72	0.53
24:AY:617:MET:CE	24:AY:641:GLN:HG2	2.38	0.53
35:BA:1475:G:C8	35:BA:1475:G:H5'	2.37	0.53
2:AB:169:LYS:O	2:AB:169:LYS:HD3	2.08	0.53
9:AI:121:ARG:HG2	9:AI:121:ARG:NH1	2.22	0.53
3:AC:35:GLU:OE1	3:AC:97:LYS:HE2	2.08	0.53
37:BC:103:LYS:HZ2	37:BC:103:LYS:HB2	1.74	0.53
37:BC:106:ASP:O	37:BC:107:GLY:C	2.46	0.53
37:BC:127:LYS:H	37:BC:127:LYS:HD3	1.73	0.53
1:AA:36:C:O2'	1:AA:37:U:H5'	2.08	0.53
35:BA:177:G:N3	35:BA:177:G:H2'	2.23	0.53
1:AA:263:A:OP2	20:AT:79:ARG:NH1	2.40	0.53
27:B2:11:GLU:O	27:B2:15:LYS:HG2	2.09	0.53
1:AA:1305:G:H1'	1:AA:1332:A:H62	1.73	0.53
41:BG:104:GLU:C	41:BG:106:LEU:H	2.12	0.53
41:BG:77:ILE:CG2	41:BG:80:PHE:HB2	2.32	0.53
41:BG:9:ARG:HD2	41:BG:9:ARG:N	2.23	0.53
24:AY:58:GLU:HG2	24:AY:63:ILE:O	2.08	0.53
25:B0:10:THR:CG2	25:B0:11:ARG:H	2.02	0.53
35:BA:2838:G:O2'	50:BR:45:ARG:HD3	2.08	0.53
25:B0:69:PHE:CD2	25:B0:79:VAL:HG22	2.43	0.53
35:BA:686:G:N2	35:BA:788:A:H61	2.06	0.53
1:AA:64:G:C4'	1:AA:65:U:OP2	2.56	0.53
29:B4:71:ARG:O	29:B4:71:ARG:HG3	2.08	0.53
35:BA:1516:C:C2'	35:BA:1517:G:H5''	2.37	0.53
35:BA:265:A:H1'	35:BA:266:G:O4'	2.08	0.53
12:AL:75:HIS:CD2	12:AL:77:LEU:H	2.23	0.53
1:AA:1241:G:H2'	1:AA:1242:C:H6	1.69	0.53

Continued on next page...

Continued from previous page...

Atom-1	Atom-2	Distance(Å)	Clash(Å)
17:AQ:40:LYS:HD3	17:AQ:42:TYR:CZ	2.43	0.53
42:BH:124:GLU:HB2	42:BH:132:ARG:HG2	1.90	0.53
53:BU:24:TYR:HB2	53:BU:29:SER:HB3	1.89	0.53
40:BF:140:LEU:O	40:BF:143:ALA:HB3	2.07	0.53
11:AK:48:ILE:HD11	11:AK:64:ALA:HA	1.90	0.53
47:BO:34:THR:HG22	47:BO:37:ASP:OD2	2.08	0.53
50:BR:13:HIS:CE1	50:BR:16:HIS:HB2	2.43	0.53
1:AA:152:A:H62	1:AA:169:C:H42	1.57	0.53
37:BC:100:ILE:O	37:BC:102:GLN:N	2.42	0.53
1:AA:937:A:H2'	1:AA:938:A:H5'	1.90	0.53
35:BA:860:U:H5'	35:BA:860:U:O2	2.08	0.53
1:AA:266:G:O2'	1:AA:267:C:H5''	2.08	0.53
1:AA:359:U:C2'	1:AA:360:A:C5'	2.87	0.53
35:BA:1528:A:N1	35:BA:1542:A:H2	2.07	0.53
35:BA:2712:U:H1'	35:BA:2712(A):A:N7	2.23	0.53
35:BA:2717:G:O2'	52:BT:96:ARG:HD3	2.09	0.53
2:AB:39:ILE:O	2:AB:41:ILE:CD1	2.57	0.53
35:BA:2310:A:N7	41:BG:75:LYS:HE2	2.24	0.53
41:BG:94:LEU:N	41:BG:94:LEU:HD22	2.22	0.53
24:AY:69:VAL:O	24:AY:69:VAL:HG13	2.08	0.53
51:BS:88:ASP:CG	51:BS:89:ARG:N	2.61	0.53
35:BA:1427:A:C4'	35:BA:1428:C:O5'	2.40	0.53
55:BW:1:MET:HB3	55:BW:64:MET:CE	2.38	0.53
10:AJ:90:LEU:O	10:AJ:90:LEU:HG	2.08	0.53
24:AY:402:ILE:HG22	24:AY:403:GLU:N	2.23	0.53
50:BR:101:ALA:O	50:BR:102:GLU:HB2	2.08	0.53
25:B0:53:MET:HE1	25:B0:57:PHE:CD2	2.43	0.53
35:BA:1451:C:H2'	35:BA:1458:C:H41	1.73	0.53
44:BK:56:UNK:C	44:BK:67:UNK:HA	2.38	0.53
41:BG:131:TYR:O	41:BG:132:ASN:CB	2.55	0.53
35:BA:843:G:O2'	35:BA:844:C:H5'	2.09	0.53
35:BA:419:C:H2'	35:BA:420:C:H6	1.72	0.53
8:AH:72:PRO:O	8:AH:73:ASP:HB3	2.08	0.53
2:AB:89:GLY:O	2:AB:90:MET:CG	2.30	0.53
37:BC:124:VAL:CG1	37:BC:125:GLY:N	2.71	0.53
1:AA:199:G:C2'	1:AA:200:G:O5'	2.57	0.53
1:AA:1347:G:N7	9:AI:10:ARG:NH2	2.56	0.53
7:AG:46:ALA:HB1	7:AG:121:ALA:HB2	1.89	0.53
9:AI:11:LYS:HG3	9:AI:11:LYS:O	2.09	0.53
35:BA:1798:U:H5	38:BD:274:ARG:NH2	2.06	0.53
35:BA:1539:G:C6	35:BA:1540:U:H1'	2.43	0.53
35:BA:1300:U:H1'	35:BA:1301:A:OP2	2.09	0.53

Continued on next page...

Continued from previous page...

Atom-1	Atom-2	Distance(Å)	Clash(Å)
2:AB:15:VAL:HG13	2:AB:209:ARG:HB3	1.91	0.53
1:AA:1504:G:P	1:AA:1504:G:H3'	2.48	0.53
13:AM:65:LYS:O	13:AM:65:LYS:HG3	2.08	0.53
29:B4:32:TYR:CD2	29:B4:33:VAL:O	2.62	0.53
35:BA:2312:U:H2'	35:BA:2313:C:C5'	2.10	0.53
41:BG:53:LEU:C	41:BG:55:LYS:H	2.11	0.53
35:BA:755:C:H2'	35:BA:756:C:H6	1.74	0.53
35:BA:1145:C:O2'	35:BA:1146:C:H5'	2.09	0.53
1:AA:1279:A:H2'	1:AA:1282:C:N4	2.24	0.53
35:BA:1122:G:C2	35:BA:1123:C:C5	2.97	0.53
10:AJ:89:ASP:O	10:AJ:90:LEU:HB2	2.09	0.53
1:AA:701:C:OP1	1:AA:703:G:H5'	2.09	0.53
35:BA:1413:G:C2'	35:BA:1414:G:O5'	2.56	0.53
35:BA:2022:U:O2'	35:BA:2617:C:H5'	2.07	0.53
24:AY:342:TYR:CZ	24:AY:347:GLY:HA2	2.44	0.53
35:BA:900:A:H3'	35:BA:901:A:C8	2.41	0.53
35:BA:2779:U:H1'	35:BA:2781:A:C6	2.44	0.53
38:BD:134:ARG:CZ	38:BD:135:PHE:HE1	2.20	0.53
55:BW:20:VAL:HG23	55:BW:47:VAL:HG21	1.90	0.53
35:BA:492:A:C2'	35:BA:493:G:H5'	2.39	0.53
22:AV:19:G:N2	22:AV:56:C:N3	2.47	0.53
35:BA:2467:C:H4'	49:BQ:123:HIS:CD2	2.43	0.53
24:AY:408:VAL:HG12	24:AY:656:ALA:HB2	1.89	0.53
35:BA:244:A:C2	35:BA:255:A:C4	2.97	0.53
35:BA:2373:G:H2'	35:BA:2374:C:C6	2.44	0.53
24:AY:689:LYS:HG3	24:AY:690:GLY:N	2.23	0.53
4:AD:170:VAL:HG21	4:AD:176:LEU:HB2	1.90	0.53
27:B2:69:ARG:O	27:B2:70:GLN:CD	2.47	0.53
35:BA:632:A:H8	35:BA:632:A:O5'	1.90	0.53
35:BA:2363:C:O2'	35:BA:2364:C:C5'	2.39	0.53
35:BA:2363:C:H2'	35:BA:2364:C:H6	1.72	0.53
37:BC:128:LEU:HD12	37:BC:128:LEU:O	2.09	0.53
1:AA:436:C:H2'	1:AA:437:U:H6	1.72	0.53
1:AA:942:G:C2	1:AA:943:U:C2	2.97	0.53
25:B0:35:ASN:O	25:B0:37:LEU:HD22	2.08	0.53
1:AA:592:G:C2'	1:AA:593:G:H5'	2.38	0.53
1:AA:105:G:C6	1:AA:106:C:N3	2.77	0.53
55:BW:13:SER:HB3	55:BW:16:LYS:HD2	1.89	0.53
35:BA:1461:G:C6	35:BA:1462:C:N4	2.76	0.53
35:BA:1227:G:C4	35:BA:1228:G:C8	2.96	0.53
35:BA:813:U:O2'	35:BA:1225:G:H1'	2.09	0.53
13:AM:23:TYR:HB3	13:AM:67:GLU:HA	1.91	0.53

Continued on next page...

Continued from previous page...

Atom-1	Atom-2	Distance(Å)	Clash(Å)
41:BG:39:ILE:HD11	41:BG:155:MET:SD	2.48	0.53
31:B6:15:GLU:OE2	31:B6:41:PRO:CB	2.56	0.53
31:B6:17:LYS:HB2	31:B6:18:ARG:NH1	2.19	0.53
35:BA:2403:C:P	35:BA:2403:C:C6	3.01	0.53
35:BA:2758:A:C4	35:BA:2759:G:C8	2.97	0.53
54:BV:47:VAL:O	54:BV:49:THR:N	2.41	0.53
35:BA:1767:C:H2'	35:BA:1768:U:C5'	2.29	0.53
35:BA:672:C:O3'	40:BF:81:PRO:HG2	2.08	0.53
35:BA:1291:C:HO2'	35:BA:1292:U:H5'	1.70	0.53
24:AY:312:LEU:HD23	24:AY:387:ASP:O	2.08	0.53
25:B0:21:LEU:HD13	25:B0:41:ARG:HG2	1.90	0.53
2:AB:74:LYS:O	2:AB:75:LYS:C	2.46	0.53
55:BW:26:GLY:N	55:BW:71:VAL:HG23	2.21	0.53
35:BA:2491:U:H4'	35:BA:2570:G:OP1	2.09	0.53
24:AY:5:VAL:HG13	24:AY:6:GLU:H	1.74	0.53
39:BE:101:ARG:HB3	39:BE:169:ASN:ND2	2.24	0.53
35:BA:1684:C:O2'	35:BA:1685:C:H5'	2.09	0.53
35:BA:1050:A:H2'	35:BA:1051:G:H8	1.74	0.53
20:AT:64:ASP:OD1	20:AT:81:LYS:HD2	2.07	0.53
38:BD:92:ILE:HA	38:BD:107:ALA:H	1.74	0.53
35:BA:11:G:H8	35:BA:11:G:O5'	1.90	0.53
35:BA:14:A:H8	35:BA:14:A:O5'	1.91	0.53
51:BS:19:LYS:HG2	51:BS:19:LYS:O	2.09	0.53
35:BA:2092:U:H5	35:BA:2226:C:OP1	1.91	0.53
29:B4:12:ALA:O	29:B4:13:ARG:HG2	2.09	0.53
1:AA:1372:U:OP2	9:AI:11:LYS:HE3	2.07	0.53
1:AA:696:A:O5'	1:AA:696:A:H8	1.91	0.53
35:BA:2000:G:N2	35:BA:2001:A:C8	2.75	0.53
31:B6:20:ASN:CG	31:B6:21:TYR:H	2.12	0.53
35:BA:1021:A:O2'	35:BA:1023:U:H5''	2.08	0.53
51:BS:68:GLN:C	51:BS:70:GLY:N	2.62	0.53
51:BS:88:ASP:OD1	51:BS:89:ARG:N	2.42	0.53
35:BA:963:U:C2'	35:BA:964:C:O5'	2.56	0.53
35:BA:888:C:O2'	35:BA:889:C:H5''	2.08	0.53
19:AS:7:LYS:O	19:AS:7:LYS:CG	2.56	0.53
54:BV:47:VAL:HB	54:BV:49:THR:O	2.09	0.53
12:AL:27:LEU:HD12	12:AL:28:LYS:CE	2.28	0.53
26:B1:57:GLU:O	26:B1:58:ILE:CG1	2.54	0.53
4:AD:34:GLU:O	4:AD:35:ARG:HB2	2.08	0.53
24:AY:99:ARG:NH1	24:AY:402:ILE:C	2.62	0.53
10:AJ:8:LEU:HD12	10:AJ:8:LEU:H	1.73	0.53
35:BA:597:U:O2'	48:BP:15:ARG:HG2	2.08	0.53

Continued on next page...

Continued from previous page...

Atom-1	Atom-2	Distance(Å)	Clash(Å)
37:BC:65:LEU:HD22	37:BC:189:ASN:HB3	1.91	0.53
35:BA:1839:G:C8	35:BA:1839:G:H5'	2.42	0.53
1:AA:92:C:H2'	1:AA:93:G:C5'	2.38	0.53
25:B0:4:LYS:O	25:B0:5:LYS:C	2.47	0.53
35:BA:2262:U:O2'	35:BA:2263:C:H5'	2.09	0.53
4:AD:170:VAL:HG12	4:AD:174:LEU:HB2	1.91	0.53
47:BO:98:VAL:HG12	47:BO:117:LEU:HB3	1.89	0.53
57:BY:57:GLN:HA	57:BY:57:GLN:OE1	2.08	0.53
52:BT:93:ARG:CG	52:BT:117:ASP:HA	2.36	0.53
37:BC:116:ALA:HB1	37:BC:118:PRO:HA	1.91	0.53
1:AA:198:G:O2'	1:AA:199:G:P	2.66	0.53
1:AA:543:C:O2'	1:AA:544:G:H5''	2.09	0.53
1:AA:1298:C:H4'	1:AA:1299:A:C4	2.44	0.53
1:AA:1370:G:H2'	1:AA:1371:G:H5'	1.91	0.53
35:BA:1771:C:C1'	35:BA:1786:A:H8	2.22	0.53
27:B2:41:ILE:HD12	27:B2:43:GLN:CG	2.34	0.53
35:BA:2404:C:H2'	35:BA:2405:G:O5'	2.09	0.53
1:AA:1048:G:N3	1:AA:1050:G:C8	2.77	0.53
1:AA:89:C:O2'	1:AA:90:U:H6	1.92	0.53
42:BH:166:GLY:O	42:BH:167:GLU:HB2	2.09	0.53
35:BA:1258:C:O4'	40:BF:84:VAL:HG11	2.08	0.53
12:AL:46:LYS:O	12:AL:48:PRO:CD	2.57	0.53
35:BA:2801:A:O2'	35:BA:2895:U:H5'	2.08	0.53
27:B2:21:LEU:HD13	27:B2:64:LEU:HB2	1.90	0.53
32:B7:8:ASN:C	32:B7:8:ASN:ND2	2.52	0.53
50:BR:21:TYR:OH	50:BR:43:GLU:HG2	2.09	0.53
35:BA:1252:G:OP1	53:BU:14:HIS:HE1	1.91	0.53
3:AC:12:LEU:O	3:AC:13:GLY:C	2.47	0.53
38:BD:206:LEU:HD23	38:BD:211:ARG:NH1	2.24	0.53
24:AY:229:LEU:C	24:AY:231:TYR:H	2.12	0.53
35:BA:2150:U:H2'	35:BA:2151:G:C8	2.43	0.53
1:AA:609:A:H2'	1:AA:610:G:H5'	1.91	0.53
46:BN:46:VAL:HG13	46:BN:48:MET:HG2	1.90	0.53
50:BR:70:LEU:HD13	50:BR:75:LEU:CD1	2.39	0.53
16:AP:10:GLY:CA	16:AP:16:HIS:HB2	2.39	0.53
27:B2:31:GLU:HB3	27:B2:53:LEU:HD11	1.91	0.53
1:AA:790:A:H5'	22:AV:38:A:O3'	2.09	0.53
6:AF:45:LEU:O	6:AF:46:ARG:HG2	2.08	0.53
40:BF:46:ARG:HH11	40:BF:46:ARG:HG3	1.74	0.53
58:BZ:40:ASP:OD1	58:BZ:42:VAL:HG12	2.09	0.53
37:BC:116:ALA:CB	37:BC:118:PRO:HA	2.37	0.53
7:AG:47:CYS:HA	7:AG:50:ILE:CG2	2.39	0.53

Continued on next page...

Continued from previous page...

Atom-1	Atom-2	Distance(Å)	Clash(Å)
35:BA:1821:A:O5'	35:BA:1821:A:H8	1.92	0.53
35:BA:1984:G:H2'	35:BA:1985:G:C5'	2.37	0.53
57:BY:38:ILE:CG2	57:BY:39:VAL:N	2.72	0.53
19:AS:40:ILE:HG23	19:AS:67:VAL:HA	1.91	0.53
10:AJ:4:ILE:HG21	10:AJ:74:ILE:HD11	1.91	0.53
58:BZ:112:ARG:HD3	58:BZ:112:ARG:O	2.09	0.53
52:BT:106:SER:C	52:BT:107:ASP:OD1	2.47	0.53
16:AP:3:LYS:O	16:AP:21:VAL:HA	2.09	0.53
46:BN:22:THR:HG22	46:BN:61:ARG:HB3	1.91	0.53
52:BT:34:VAL:HG13	52:BT:39:ARG:HA	1.90	0.53
10:AJ:37:PRO:HA	10:AJ:72:VAL:HG22	1.91	0.53
35:BA:2317:C:H2'	35:BA:2318:G:H5'	1.91	0.53
37:BC:108:TRP:C	37:BC:110:ASP:N	2.62	0.53
49:BQ:65:PHE:CD1	49:BQ:65:PHE:N	2.77	0.53
35:BA:558:G:OP2	46:BN:111:PRO:HD2	2.09	0.53
46:BN:119:ARG:CG	46:BN:119:ARG:HH11	2.22	0.53
31:B6:16:CYS:SG	31:B6:48:VAL:HG23	2.48	0.53
39:BE:93:VAL:HG12	39:BE:182:LEU:HD13	1.91	0.53
48:BP:101:VAL:CG2	48:BP:102:ARG:N	2.71	0.53
33:B8:39:LYS:HE3	35:BA:2365:G:O6	2.09	0.53
36:BB:91:C:H5'	49:BQ:18:LYS:HG2	1.91	0.53
1:AA:106:C:O2'	1:AA:107:G:C5'	2.30	0.53
1:AA:770:C:C2'	1:AA:771:G:C5'	2.86	0.53
35:BA:523:C:HO2'	35:BA:524:U:H5'	1.65	0.53
35:BA:1301:A:C4'	35:BA:1302:A:OP2	2.56	0.53
24:AY:17:ILE:N	24:AY:17:ILE:HD12	2.24	0.53
35:BA:1121:C:H2'	35:BA:1122:G:O5'	2.09	0.53
53:BU:95:LEU:HD12	54:BV:11:GLN:HG3	1.91	0.53
54:BV:39:LEU:HA	54:BV:47:VAL:CG1	2.38	0.53
54:BV:49:THR:O	54:BV:50:PRO:C	2.47	0.53
35:BA:1104:C:C2'	35:BA:1105:U:C5'	2.82	0.53
35:BA:1272:A:OP2	35:BA:1647:G:OP2	2.26	0.53
1:AA:868:C:C2'	1:AA:869:G:H5'	2.39	0.53
1:AA:1125:U:O4	10:AJ:5:ARG:NE	2.41	0.53
35:BA:1412:A:HO2'	35:BA:1413:G:H5'	1.72	0.53
37:BC:52:PRO:HG2	37:BC:53:ARG:H	1.73	0.53
53:BU:50:ARG:NH1	54:BV:72:VAL:HG12	2.19	0.53
35:BA:1458:C:H4'	35:BA:1459:G:O5'	2.09	0.53
35:BA:1694:C:H4'	35:BA:1695:G:H5''	1.91	0.53
24:AY:459:LEU:HD12	24:AY:459:LEU:N	2.23	0.53
40:BF:50:SER:HB2	40:BF:94:PRO:HD3	1.90	0.53
5:AE:6:PHE:CB	5:AE:34:VAL:HG22	2.39	0.53

Continued on next page...

Continued from previous page...

Atom-1	Atom-2	Distance(Å)	Clash(Å)
35:BA:402:A:O2'	35:BA:403:U:H5'	2.09	0.53
35:BA:2649:U:H2'	35:BA:2650:U:C6	2.44	0.53
35:BA:1711:C:O2'	35:BA:1712:C:H5'	2.08	0.53
35:BA:2584:U:C2'	35:BA:2585:U:H5'	2.38	0.53
52:BT:89:VAL:HG12	52:BT:91:ARG:H	1.74	0.52
2:AB:114:ARG:HG3	2:AB:114:ARG:NH1	2.15	0.52
37:BC:138:LEU:HD23	37:BC:139:PRO:HD2	1.90	0.52
1:AA:406:G:H5''	4:AD:5:ILE:CG2	2.39	0.52
35:BA:174:C:O2	35:BA:174:C:H2'	2.08	0.52
35:BA:2011:U:H2'	35:BA:2012:G:O5'	2.09	0.52
1:AA:46:G:O2'	1:AA:365:U:O2'	2.25	0.52
35:BA:1461:G:O2'	35:BA:1462:C:H5'	2.09	0.52
35:BA:1541:G:H1'	35:BA:1542:A:C4	2.44	0.52
35:BA:2611:U:OP2	35:BA:2611:U:C6	2.61	0.52
1:AA:1400:C:H3'	1:AA:1401:G:H5'	1.91	0.52
13:AM:70:LEU:O	13:AM:73:GLU:HB2	2.09	0.52
29:B4:16:CYS:HA	29:B4:33:VAL:CG1	2.39	0.52
41:BG:135:LEU:O	41:BG:137:GLU:N	2.31	0.52
41:BG:154:GLY:O	41:BG:155:MET:HB3	2.09	0.52
35:BA:2401:U:H5''	35:BA:2402:C:C5	2.44	0.52
1:AA:1487:G:H2'	1:AA:1488:G:H5'	1.90	0.52
1:AA:1029:C:C3'	1:AA:1030:C:C5'	2.80	0.52
24:AY:498:ILE:HA	24:AY:507:TYR:CB	2.39	0.52
40:BF:162:LEU:H	40:BF:162:LEU:HD12	1.74	0.52
39:BE:116:VAL:HG13	39:BE:122:PHE:HB2	1.90	0.52
35:BA:1494:A:H2'	35:BA:1495:A:C5'	2.38	0.52
52:BT:50:ILE:HA	52:BT:99:LEU:HD12	1.90	0.52
37:BC:88:GLU:HB2	37:BC:91:GLY:O	2.09	0.52
38:BD:218:ARG:HH11	38:BD:218:ARG:HG3	1.74	0.52
46:BN:15:LEU:HD12	46:BN:136:GLU:CG	2.39	0.52
1:AA:627:G:O2'	1:AA:628:G:H5'	2.07	0.52
35:BA:375:C:H2'	35:BA:376:C:C6	2.44	0.52
1:AA:447:G:H2'	1:AA:485:G:N2	2.23	0.52
35:BA:2554:U:O2'	35:BA:2555:U:H5'	2.09	0.52
37:BC:118:PRO:CB	37:BC:121:MET:HG2	2.40	0.52
1:AA:406:G:H1'	1:AA:495:A:N1	2.24	0.52
1:AA:108:G:N3	1:AA:108:G:H5''	2.23	0.52
2:AB:54:THR:HG23	2:AB:185:ILE:CG2	2.40	0.52
26:B1:30:VAL:O	35:BA:2395:C:O2'	2.26	0.52
2:AB:36:ARG:O	2:AB:37:ASN:HB2	2.08	0.52
29:B4:21:VAL:HG11	29:B4:35:VAL:HG22	1.91	0.52
29:B4:39:CYS:CB	29:B4:41:PRO:CD	2.86	0.52

Continued on next page...

Continued from previous page...

Atom-1	Atom-2	Distance(Å)	Clash(Å)
41:BG:111:LEU:HB2	41:BG:112:PRO:HD3	1.92	0.52
42:BH:83:TYR:HB3	42:BH:134:SER:CA	2.36	0.52
51:BS:17:ARG:NH2	51:BS:90:GLY:H	2.07	0.52
1:AA:1052:U:H6	1:AA:1052:U:O5'	1.92	0.52
35:BA:1601:G:C5	35:BA:1602:U:C4	2.98	0.52
20:AT:74:LYS:HG3	20:AT:75:ASN:ND2	2.23	0.52
35:BA:331:A:HO2'	35:BA:332:A:P	2.31	0.52
3:AC:116:VAL:C	3:AC:118:GLN:H	2.12	0.52
24:AY:99:ARG:NE	24:AY:128:TYR:CE2	2.69	0.52
24:AY:490:PRO:HB3	24:AY:515:GLU:HB3	1.91	0.52
37:BC:51:ASP:OD2	37:BC:54:ARG:HB2	2.09	0.52
49:BQ:137:TYR:HE1	58:BZ:81:ARG:CZ	2.22	0.52
16:AP:20:VAL:CG2	16:AP:21:VAL:N	2.71	0.52
35:BA:1419:A:O2'	35:BA:1420:U:C5'	2.54	0.52
1:AA:275:G:H5'	17:AQ:14:LYS:HD3	1.91	0.52
35:BA:1695:G:C3'	35:BA:1695:G:N3	2.71	0.52
28:B3:22:ALA:HA	28:B3:46:ASN:ND2	2.23	0.52
35:BA:1925:C:C5	35:BA:1926:U:H5	2.28	0.52
35:BA:185:U:H4'	35:BA:218:A:H4'	1.90	0.52
15:AO:23:GLY:O	15:AO:24:SER:O	2.28	0.52
1:AA:1156:G:H8	1:AA:1156:G:O5'	1.91	0.52
7:AG:94:ARG:HH11	7:AG:94:ARG:HG3	1.73	0.52
8:AH:35:ILE:HG22	8:AH:39:LEU:CD2	2.38	0.52
38:BD:16:MET:HB3	38:BD:207:GLY:HA3	1.91	0.52
7:AG:59:LEU:HD23	7:AG:59:LEU:C	2.29	0.52
46:BN:35:ARG:NH2	46:BN:42:TRP:HH2	2.08	0.52
9:AI:62:TYR:CE2	9:AI:64:THR:OG1	2.63	0.52
1:AA:950:U:O2'	1:AA:951:G:C5'	2.57	0.52
48:BP:88:LEU:HD11	48:BP:95:VAL:CG2	2.26	0.52
1:AA:397:A:H5'	1:AA:398:C:OP1	2.09	0.52
31:B6:29:ASN:O	31:B6:30:THR:C	2.48	0.52
35:BA:41:C:N4	35:BA:437:G:H1	2.07	0.52
1:AA:699:C:H2'	1:AA:700:G:C5'	2.25	0.52
1:AA:1390:U:O5'	1:AA:1390:U:H6	1.92	0.52
19:AS:47:HIS:O	19:AS:62:ILE:HG23	2.09	0.52
48:BP:23:PRO:C	48:BP:33:ARG:HE	2.12	0.52
1:AA:346:G:H5''	52:BT:35:LYS:NZ	2.23	0.52
24:AY:24:GLY:O	24:AY:28:THR:N	2.25	0.52
35:BA:2206:G:H5''	35:BA:2207:G:OP1	2.08	0.52
54:BV:4:ILE:HD12	54:BV:40:LEU:HG	1.90	0.52
1:AA:1287:A:N6	1:AA:1288:A:N6	2.58	0.52
1:AA:186:C:H2'	1:AA:187:C:C5	2.44	0.52

Continued on next page...

Continued from previous page...

Atom-1	Atom-2	Distance(Å)	Clash(Å)
20:AT:89:ARG:NH2	20:AT:106:ALA:HB2	2.24	0.52
26:B1:57:GLU:CG	26:B1:58:ILE:N	2.61	0.52
51:BS:12:PHE:CD1	51:BS:12:PHE:C	2.82	0.52
35:BA:926:A:H5'	35:BA:926:A:H8	1.73	0.52
10:AJ:35:SER:O	10:AJ:36:GLY:O	2.28	0.52
29:B4:68:ARG:CD	29:B4:71:ARG:HD3	2.36	0.52
9:AI:114:TYR:CE1	10:AJ:59:SER:HA	2.45	0.52
42:BH:5:GLY:HA2	42:BH:69:ARG:HD3	1.91	0.52
44:BK:57:UNK:HA	44:BK:67:UNK:N	2.24	0.52
1:AA:1116:C:C2'	1:AA:1117:G:H5''	2.38	0.52
55:BW:90:ARG:NH1	55:BW:90:ARG:HG3	2.24	0.52
54:BV:6:LYS:O	54:BV:37:VAL:HG21	2.09	0.52
52:BT:38:ASN:N	52:BT:38:ASN:HD22	2.07	0.52
58:BZ:3:TYR:CD1	58:BZ:3:TYR:N	2.78	0.52
35:BA:2818:G:O2'	35:BA:2819:G:H5'	2.10	0.52
8:AH:58:TYR:O	8:AH:59:LEU:HD23	2.09	0.52
37:BC:171:ALA:HB1	37:BC:173:HIS:CE1	2.43	0.52
35:BA:1048:A:H62	42:BH:1:MET:CE	2.22	0.52
1:AA:493:G:H2'	1:AA:494:U:C5	2.45	0.52
1:AA:543:C:H6	1:AA:543:C:O5'	1.92	0.52
35:BA:142:A:H5'	35:BA:142(A):C:OP2	2.10	0.52
35:BA:35:G:O6	35:BA:446:G:N2	2.43	0.52
1:AA:302:G:N3	1:AA:556:C:H4'	2.25	0.52
30:B5:17:ASP:HB3	35:BA:16:G:OP1	2.09	0.52
42:BH:83:TYR:CB	42:BH:134:SER:HA	2.35	0.52
51:BS:66:ALA:HB1	51:BS:99:LYS:CG	2.40	0.52
35:BA:1484:G:H2'	35:BA:1485:G:C5'	2.22	0.52
35:BA:1570:A:H2'	35:BA:1571:A:C8	2.44	0.52
3:AC:74:GLY:O	3:AC:78:GLY:HA2	2.09	0.52
1:AA:1075:C:O2'	1:AA:1076:C:H5'	2.10	0.52
42:BH:149:ARG:NH1	42:BH:167:GLU:OE1	2.43	0.52
51:BS:22:GLY:O	51:BS:23:ARG:HB2	2.09	0.52
54:BV:99:ILE:HD13	54:BV:99:ILE:N	2.24	0.52
58:BZ:119:GLU:HG3	58:BZ:122:ARG:NH1	2.25	0.52
42:BH:13:LYS:O	42:BH:15:VAL:N	2.42	0.52
1:AA:355:C:O4'	1:AA:388:G:O2'	2.26	0.52
24:AY:281:PRO:HB2	24:AY:286:ILE:HD13	1.92	0.52
35:BA:1848:A:H2'	35:BA:1849:G:O4'	2.10	0.52
24:AY:61:ARG:NH2	24:AY:460:GLU:OE1	2.41	0.52
1:AA:625:G:H2'	1:AA:626:U:H6	1.74	0.52
35:BA:212:G:O2'	35:BA:213:A:H5'	2.10	0.52
9:AI:20:ARG:O	9:AI:60:ASP:N	2.41	0.52

Continued on next page...

Continued from previous page...

Atom-1	Atom-2	Distance(Å)	Clash(Å)
9:AI:88:TYR:O	9:AI:89:ASN:HB3	2.10	0.52
35:BA:195:A:H61	35:BA:198:C:H3'	1.75	0.52
37:BC:109:MET:HA	37:BC:111:PHE:CE2	2.45	0.52
8:AH:30:ARG:HB3	8:AH:30:ARG:NH1	2.25	0.52
1:AA:697:U:C2'	1:AA:698:G:C5'	2.80	0.52
35:BA:1424:G:C2'	35:BA:1425:G:O5'	2.58	0.52
3:AC:47:LEU:HD11	3:AC:87:LEU:HD13	1.90	0.52
27:B2:4:SER:C	27:B2:6:VAL:H	2.12	0.52
29:B4:46:GLN:C	29:B4:48:ARG:H	2.10	0.52
41:BG:110:ALA:HB1	41:BG:142:PRO:CG	2.40	0.52
35:BA:812:C:O5'	48:BP:25:SER:HB2	2.09	0.52
35:BA:1121:C:C2	35:BA:1122:G:C8	2.98	0.52
42:BH:156:ALA:C	42:BH:158:HIS:H	2.11	0.52
1:AA:1030:C:C4'	1:AA:1030(A):G:H5'	2.38	0.52
35:BA:271(L):U:C5'	35:BA:271(M):G:H5'	2.29	0.52
58:BZ:6:LYS:CD	58:BZ:6:LYS:N	2.72	0.52
24:AY:437:THR:HG23	24:AY:454:MET:HG2	1.92	0.52
24:AY:526:VAL:HB	24:AY:566:THR:CA	2.34	0.52
35:BA:1568:G:C5'	38:BD:61:LEU:HD23	2.39	0.52
54:BV:2:PHE:CG	54:BV:13:ARG:NH1	2.77	0.52
35:BA:2580:U:H4'	39:BE:130:GLY:HA3	1.91	0.52
15:AO:56:LEU:O	15:AO:60:VAL:HG23	2.10	0.52
48:BP:6:LEU:HG	48:BP:9:ASN:CG	2.29	0.52
35:BA:2777:G:H5''	35:BA:2778:A:C5'	2.40	0.52
16:AP:59:TRP:HA	16:AP:62:VAL:CG2	2.39	0.52
49:BQ:29:PHE:HB3	49:BQ:65:PHE:CE2	2.44	0.52
13:AM:74:VAL:O	13:AM:78:ILE:HG12	2.09	0.52
13:AM:46:LYS:O	13:AM:46:LYS:HG2	2.09	0.52
35:BA:2543:G:H2'	35:BA:2544:G:C8	2.43	0.52
24:AY:624:LEU:HD11	24:AY:655:TYR:OH	2.09	0.52
35:BA:1149:G:H2'	35:BA:1150:C:C6	2.44	0.52
11:AK:23:ALA:HB2	11:AK:28:THR:HG23	1.92	0.52
40:BF:65:TRP:HZ3	40:BF:73:ALA:O	1.93	0.52
39:BE:38:THR:HG21	39:BE:40:GLU:OE1	2.10	0.52
1:AA:1066:C:H5'	1:AA:1067:A:OP2	2.09	0.52
29:B4:23:GLU:O	29:B4:24:THR:C	2.48	0.52
48:BP:101:VAL:HA	48:BP:105:LEU:O	2.10	0.52
35:BA:654(U):A:H2'	35:BA:654(V):A:H8	1.75	0.52
1:AA:359:U:O5'	1:AA:359:U:H6	1.91	0.52
35:BA:1820:U:O2'	38:BD:201:HIS:CD2	2.54	0.52
35:BA:747:U:O4	35:BA:2613:U:N3	2.42	0.52
35:BA:1993:U:H2'	35:BA:1994:C:C6	2.45	0.52

Continued on next page...

Continued from previous page...

Atom-1	Atom-2	Distance(Å)	Clash(Å)
35:BA:2680:C:H2'	35:BA:2681:C:O2	2.09	0.52
35:BA:1137:G:H2'	35:BA:1138:G:C8	2.44	0.52
40:BF:192:LEU:HD23	40:BF:193:VAL:N	2.25	0.52
1:AA:1306:A:N6	1:AA:1331:G:HO2'	2.08	0.52
41:BG:135:LEU:HD12	41:BG:135:LEU:N	2.25	0.52
35:BA:1022:G:O6	46:BN:66:LYS:CE	2.57	0.52
35:BA:2176:A:C2'	35:BA:2177:C:C6	2.86	0.52
12:AL:45:PRO:HG3	12:AL:53:ARG:CD	2.39	0.52
57:BY:17:SER:HB3	57:BY:71:LYS:HB3	1.90	0.52
7:AG:80:VAL:HG12	7:AG:81:GLY:N	2.24	0.52
35:BA:1281:G:O2'	35:BA:1282:U:H5'	2.09	0.52
38:BD:69:ARG:NH2	38:BD:128:GLY:O	2.43	0.52
35:BA:1455:G:O6	35:BA:2705:A:C2	2.62	0.52
24:AY:487:ILE:CD1	24:AY:563:ILE:HG22	2.39	0.52
26:B1:62:VAL:HG22	26:B1:63:ALA:N	2.25	0.52
44:BK:99:UNK:O	44:BK:101:UNK:N	2.40	0.52
24:AY:357:ARG:HG3	24:AY:357:ARG:HH11	1.74	0.52
35:BA:1405:U:H2'	35:BA:1406:U:H6	1.73	0.52
1:AA:1016:A:H2'	1:AA:1017:G:O4'	2.09	0.52
41:BG:170:ARG:CZ	41:BG:180:PHE:HE2	2.22	0.52
1:AA:992:U:H1'	1:AA:993:G:C2	2.45	0.52
10:AJ:61:GLU:OE2	14:AN:49:HIS:HE1	1.93	0.52
1:AA:415:A:O2'	1:AA:416:G:H5'	2.09	0.52
1:AA:603:U:O2'	1:AA:604:G:H5'	2.10	0.52
35:BA:2376:A:H2'	35:BA:2377:A:O4'	2.09	0.52
30:B5:19:ARG:NH1	35:BA:1265:A:H3'	2.24	0.52
48:BP:101:VAL:CG1	48:BP:106:LEU:HD23	2.39	0.52
1:AA:198:G:C5	1:AA:220:G:C2	2.96	0.52
1:AA:495:A:O4'	1:AA:496:A:H5'	2.10	0.52
33:B8:28:GLY:O	33:B8:32:LEU:CD2	2.53	0.52
35:BA:603:A:H1'	35:BA:604:G:P	2.48	0.52
9:AI:40:LEU:HD11	9:AI:70:LYS:HG2	1.92	0.52
35:BA:1739:U:O2'	35:BA:1740:G:H5'	2.10	0.52
1:AA:1306:A:H61	1:AA:1331:G:C1'	2.22	0.52
1:AA:1331:G:OP2	13:AM:23:TYR:CD1	2.63	0.52
41:BG:48:GLU:CD	41:BG:49:ASP:N	2.62	0.52
31:B6:45:LYS:O	31:B6:46:HIS:CB	2.58	0.52
1:AA:346:G:N3	1:AA:346:G:C2'	2.73	0.52
39:BE:132:HIS:CG	39:BE:135:HIS:NE2	2.77	0.52
53:BU:85:LYS:NZ	53:BU:117:GLN:HE22	2.08	0.52
40:BF:77:ASP:O	40:BF:79:GLY:N	2.34	0.52
51:BS:106:ARG:NE	51:BS:108:GLY:HA3	2.25	0.52

Continued on next page...

Continued from previous page...

Atom-1	Atom-2	Distance(Å)	Clash(Å)
51:BS:12:PHE:HD1	51:BS:13:ARG:N	2.07	0.52
35:BA:263:C:H2'	35:BA:264:C:C6	2.44	0.52
57:BY:97:ARG:O	57:BY:98:VAL:HB	2.09	0.52
35:BA:1420:U:H5'	35:BA:1421:G:OP2	2.09	0.52
17:AQ:26:GLN:O	17:AQ:27:PHE:HB3	2.09	0.52
6:AF:71:ARG:HH11	6:AF:71:ARG:HG3	1.75	0.52
41:BG:83:ARG:N	41:BG:83:ARG:CD	2.69	0.52
1:AA:1320:C:H5''	19:AS:70:LYS:HG3	1.92	0.52
49:BQ:58:PHE:O	49:BQ:58:PHE:HD1	1.91	0.52
35:BA:2747:G:O6	35:BA:2755:C:H5''	2.10	0.52
41:BG:130:ASN:O	41:BG:159:VAL:HG13	2.09	0.52
25:B0:16:SER:HB2	35:BA:2262:U:H5	1.74	0.52
18:AR:53:ARG:HA	18:AR:56:THR:OG1	2.10	0.52
36:BB:106:G:O2'	36:BB:107:G:H5'	2.09	0.52
1:AA:80:G:H2'	1:AA:80:G:N3	2.24	0.52
35:BA:565:C:H4'	35:BA:1253:A:C6	2.45	0.52
9:AI:106:ALA:O	9:AI:108:VAL:HG23	2.10	0.52
35:BA:2853:C:H2'	35:BA:2854:G:H8	1.75	0.52
52:BT:30:VAL:CB	52:BT:31:SER:CB	2.69	0.52
1:AA:198:G:C6	1:AA:220:G:C4	2.98	0.52
25:B0:45:PHE:CZ	25:B0:77:ARG:NH2	2.77	0.52
1:AA:61:G:C6	1:AA:107:G:N1	2.78	0.52
22:AV:39:U:H6	22:AV:39:U:O5'	1.92	0.52
35:BA:260:G:O4'	35:BA:621:A:H1'	2.10	0.52
41:BG:89:GLY:O	41:BG:90:LEU:HB3	2.10	0.52
30:B5:16:ARG:HD2	30:B5:20:ARG:HH12	1.74	0.52
42:BH:168:PRO:HB3	42:BH:170:ARG:NH2	2.25	0.52
1:AA:793:U:OP2	1:AA:794:A:C8	2.63	0.52
7:AG:36:LYS:O	7:AG:37:ASN:HB3	2.10	0.52
39:BE:36:ARG:NH2	39:BE:88:GLY:CA	2.63	0.52
3:AC:188:LEU:HD12	3:AC:190:ARG:NH1	2.24	0.52
35:BA:413:C:H42	35:BA:2410:G:H1	1.57	0.52
35:BA:661:C:H4'	48:BP:16:ARG:NH1	2.23	0.52
24:AY:487:ILE:CD1	24:AY:487:ILE:H	2.23	0.52
49:BQ:134:ARG:NH1	58:BZ:122:ARG:NH2	2.58	0.52
1:AA:1321:C:C5'	1:AA:1322:C:H5''	2.38	0.52
24:AY:393:ASP:O	24:AY:394:ALA:O	2.28	0.52
20:AT:27:LYS:HD3	20:AT:27:LYS:O	2.09	0.52
37:BC:44:VAL:HG21	37:BC:176:VAL:HG21	1.92	0.52
48:BP:9:ASN:N	48:BP:10:PRO:CD	2.72	0.52
41:BG:127:GLY:O	41:BG:129:GLY:N	2.43	0.52
1:AA:750:G:N3	15:AO:23:GLY:HA3	2.25	0.52

Continued on next page...

Continued from previous page...

Atom-1	Atom-2	Distance(Å)	Clash(Å)
58:BZ:98:MET:O	58:BZ:125:LEU:HA	2.09	0.52
1:AA:1120:G:H2'	1:AA:1121:U:H6	1.75	0.52
6:AF:37:VAL:HG12	6:AF:38:GLU:N	2.24	0.52
13:AM:113:PRO:O	13:AM:114:ARG:HB2	2.09	0.52
42:BH:1:MET:O	42:BH:2:SER:OG	2.28	0.52
31:B6:30:THR:O	31:B6:31:PRO:C	2.46	0.52
35:BA:2203:U:H3'	35:BA:2205:C:OP2	2.10	0.52
29:B4:16:CYS:SG	29:B4:21:VAL:HG21	2.50	0.52
41:BG:55:LYS:HD3	41:BG:148:MET:CE	2.39	0.52
41:BG:77:ILE:HG21	41:BG:82:LEU:N	2.25	0.52
41:BG:77:ILE:HD12	41:BG:80:PHE:CB	2.37	0.52
48:BP:30:THR:HA	48:BP:33:ARG:HD2	1.91	0.52
37:BC:6:LYS:N	37:BC:9:ARG:NH1	2.58	0.52
35:BA:2105:C:OP2	35:BA:2105:C:O4'	2.27	0.52
35:BA:996:A:H4'	53:BU:92:ARG:HE	1.74	0.52
51:BS:11:LYS:HG2	51:BS:11:LYS:O	2.10	0.52
28:B3:4:LEU:HD11	28:B3:44:ARG:NE	2.25	0.52
26:B1:49:VAL:HG13	26:B1:49:VAL:O	2.09	0.52
2:AB:77:ALA:HB2	2:AB:211:ILE:HD13	1.91	0.52
24:AY:327:PHE:CD1	24:AY:376:ALA:HB2	2.45	0.52
35:BA:1486:A:C1'	35:BA:1505:C:H42	2.23	0.52
4:AD:145:GLU:HG2	4:AD:184:LYS:HG2	1.92	0.52
42:BH:35:VAL:O	42:BH:37:VAL:HG23	2.10	0.52
35:BA:272(C):G:H2'	35:BA:272(D):G:C8	2.45	0.52
10:AJ:38:ILE:HG13	10:AJ:38:ILE:O	2.10	0.52
35:BA:316:C:C2'	35:BA:317:G:O5'	2.58	0.52
20:AT:65:LYS:O	20:AT:68:LYS:HG2	2.10	0.52
41:BG:29:TRP:C	41:BG:31:VAL:H	2.13	0.52
1:AA:1529:G:N3	1:AA:1529:G:H2'	2.25	0.52
1:AA:1342:C:H2'	1:AA:1343:G:H8	1.74	0.52
35:BA:639:U:H2'	35:BA:640:C:C6	2.44	0.52
1:AA:942:G:C2	1:AA:943:U:C4	2.98	0.52
7:AG:51:GLN:O	7:AG:52:GLU:HB2	2.10	0.52
1:AA:321:A:H62	1:AA:328:C:H1'	1.75	0.52
35:BA:1445:A:H8	35:BA:1460:A:C4	2.28	0.52
35:BA:1999:C:C2	35:BA:2000:G:C8	2.98	0.52
27:B2:48:HIS:CD2	27:B2:49:LYS:N	2.78	0.52
35:BA:1892:C:C2'	35:BA:1893:C:C5'	2.72	0.52
3:AC:74:GLY:O	3:AC:78:GLY:N	2.43	0.52
35:BA:1258:C:O4'	40:BF:84:VAL:CG1	2.58	0.52
1:AA:787:A:C2'	1:AA:788:U:H5'	2.40	0.52
1:AA:797:C:O2'	1:AA:798:G:H5'	2.10	0.52

Continued on next page...

Continued from previous page...

Atom-1	Atom-2	Distance(Å)	Clash(Å)
49:BQ:141:GLN:HG3	58:BZ:72:ARG:CZ	2.40	0.52
57:BY:44:ILE:HD13	57:BY:65:ALA:HB2	1.91	0.52
32:B7:12:ARG:HD3	32:B7:46:VAL:CG2	2.40	0.52
42:BH:7:LEU:HD21	42:BH:69:ARG:HE	1.75	0.52
54:BV:81:TYR:C	54:BV:82:ARG:HD2	2.29	0.52
27:B2:63:VAL:O	27:B2:66:GLU:CG	2.57	0.52
2:AB:212:GLN:NE2	2:AB:216:SER:OG	2.43	0.52
35:BA:1925:C:H3'	35:BA:1926:U:H5''	1.91	0.52
35:BA:1151:G:H2'	35:BA:1152:C:C6	2.45	0.52
52:BT:34:VAL:HG22	52:BT:39:ARG:HA	1.91	0.52
24:AY:276:VAL:O	24:AY:280:LEU:HB2	2.10	0.52
35:BA:1579:A:H8	35:BA:1579:A:H5'	1.75	0.52
14:AN:21:TYR:OH	14:AN:23:ARG:NH1	2.43	0.52
35:BA:1013:C:O2'	35:BA:1014:U:H5'	2.10	0.52
35:BA:1488:G:H5'	35:BA:1489:U:OP1	2.10	0.52
36:BB:52:A:O2'	36:BB:53:A:C8	2.62	0.52
3:AC:90:GLU:HA	3:AC:93:LYS:HB2	1.91	0.52
1:AA:268:C:O2'	1:AA:269:C:H5'	2.10	0.52
35:BA:1917:U:O2'	35:BA:1918:A:H5'	2.10	0.52
33:B8:18:ALA:HB2	35:BA:628:G:O3'	2.10	0.51
37:BC:100:ILE:C	37:BC:102:GLN:N	2.64	0.51
1:AA:437:U:C2'	1:AA:438:G:H5'	2.40	0.51
35:BA:1423:G:C2'	35:BA:1424:G:C5'	2.88	0.51
35:BA:1221:C:O2'	35:BA:1221(A):C:H5'	2.10	0.51
35:BA:1784:A:H4'	35:BA:1785:A:C5'	2.40	0.51
1:AA:1399:C:N3	1:AA:1502:A:N6	2.58	0.51
1:AA:1305:G:OP2	1:AA:1305:G:C8	2.63	0.51
19:AS:40:ILE:HG23	19:AS:67:VAL:C	2.30	0.51
35:BA:1381:G:O2'	35:BA:1382:G:H5'	2.10	0.51
35:BA:2404:C:C2'	35:BA:2405:G:O5'	2.58	0.51
51:BS:92:TYR:O	51:BS:93:LYS:CB	2.57	0.51
51:BS:30:ARG:HH11	51:BS:97:ARG:CG	2.19	0.51
1:AA:982:U:H1'	1:AA:983:A:C2	2.44	0.51
1:AA:90:U:H4'	1:AA:91:C:OP1	2.09	0.51
1:AA:91:C:O2	1:AA:91:C:C2'	2.57	0.51
35:BA:1173:G:H3'	35:BA:1174:A:H5'	1.92	0.51
1:AA:1285:A:C1'	1:AA:1286:A:C8	2.93	0.51
57:BY:7:VAL:HB	57:BY:8:LYS:CE	2.40	0.51
48:BP:108:LYS:HD2	48:BP:108:LYS:N	2.24	0.51
32:B7:45:ALA:O	32:B7:46:VAL:HG23	2.10	0.51
12:AL:83:VAL:HG12	12:AL:84:LEU:N	2.24	0.51
35:BA:1697:G:H3'	35:BA:1698:A:C5'	2.37	0.51

Continued on next page...

Continued from previous page...

Atom-1	Atom-2	Distance(Å)	Clash(Å)
24:AY:96:ARG:HH11	24:AY:315:LYS:HG2	1.75	0.51
1:AA:663:A:O2'	1:AA:664:G:H5'	2.10	0.51
51:BS:78:LEU:HD11	51:BS:103:GLU:CG	2.40	0.51
37:BC:48:LEU:CB	37:BC:50:ILE:HD12	2.38	0.51
4:AD:182:LYS:HG2	4:AD:183:GLY:H	1.75	0.51
37:BC:67:HIS:CG	37:BC:185:LYS:HD2	2.45	0.51
1:AA:506:G:O5'	1:AA:506:G:H8	1.92	0.51
37:BC:42:VAL:CG1	37:BC:43:GLU:N	2.73	0.51
16:AP:28:ARG:HG2	16:AP:28:ARG:NH1	2.25	0.51
35:BA:935:C:H2'	35:BA:936:C:H6	1.75	0.51
35:BA:1073:A:N3	35:BA:1073:A:H2'	2.24	0.51
9:AI:2:GLU:HG2	9:AI:2:GLU:O	2.10	0.51
1:AA:1161:C:H2'	1:AA:1162:C:H6	1.75	0.51
6:AF:60:PHE:HE2	18:AR:76:LEU:HD12	1.75	0.51
24:AY:604:PRO:C	24:AY:605:ILE:HD12	2.31	0.51
35:BA:960:A:H8	35:BA:960:A:O5'	1.93	0.51
44:BK:25:UNK:O	44:BK:26:UNK:C	2.58	0.51
48:BP:101:VAL:HG23	48:BP:102:ARG:N	2.24	0.51
48:BP:111:ARG:HG3	48:BP:128:HIS:CG	2.45	0.51
37:BC:64:SER:HA	37:BC:161:ARG:H	1.74	0.51
1:AA:197:A:O2'	1:AA:198:G:P	2.68	0.51
1:AA:544:G:H2'	1:AA:545:C:O5'	2.09	0.51
1:AA:266:G:C5'	1:AA:267:C:C6	2.90	0.51
35:BA:1992:G:C4	35:BA:1997:G:O6	2.63	0.51
35:BA:2000:G:C2'	35:BA:2001:A:H5'	2.40	0.51
1:AA:119:A:H62	1:AA:287:U:H3	1.57	0.51
40:BF:139:PHE:CZ	40:BF:156:LEU:HD22	2.45	0.51
13:AM:11:ARG:C	13:AM:13:LYS:N	2.64	0.51
1:AA:1256:A:H2	1:AA:1277:C:C4	2.27	0.51
1:AA:1524:C:H2'	1:AA:1525:G:C8	2.45	0.51
1:AA:1499:A:C2	1:AA:1500:A:C8	2.99	0.51
35:BA:654(E):G:O2'	35:BA:654(F):C:H5'	2.09	0.51
35:BA:2103:C:H2'	35:BA:2104:G:H5'	1.92	0.51
53:BU:83:LEU:HG	53:BU:88:ILE:HD11	1.92	0.51
40:BF:10:PRO:HA	40:BF:127:GLU:CG	2.40	0.51
12:AL:26:ALA:O	12:AL:27:LEU:O	2.27	0.51
1:AA:796:C:H2'	1:AA:797:C:C6	2.43	0.51
58:BZ:54:HIS:HB3	58:BZ:101:PRO:HD3	1.92	0.51
40:BF:20:LEU:N	40:BF:24:LEU:HD21	2.25	0.51
24:AY:386:GLY:HA2	24:AY:402:ILE:HG12	1.91	0.51
37:BC:29:LEU:O	37:BC:30:VAL:C	2.48	0.51
1:AA:1495:U:O5'	1:AA:1495:U:H6	1.93	0.51

Continued on next page...

Continued from previous page...

Atom-1	Atom-2	Distance(Å)	Clash(Å)
49:BQ:134:ARG:HA	49:BQ:137:TYR:CD2	2.43	0.51
42:BH:12:PRO:CD	42:BH:15:VAL:HG21	2.36	0.51
24:AY:71:THR:HG22	24:AY:80:ASN:OD1	2.09	0.51
11:AK:21:ILE:HG13	11:AK:30:VAL:HG12	1.91	0.51
44:BK:135:UNK:O	44:BK:137:UNK:N	2.44	0.51
1:AA:680:C:O2'	38:BD:166:GLN:HG2	2.10	0.51
12:AL:78:GLN:HE22	24:AY:444:PRO:HA	1.74	0.51
36:BB:70:C:H2'	36:BB:71:C:H6	1.75	0.51
9:AI:126:SER:OG	9:AI:127:LYS:N	2.41	0.51
35:BA:2199:A:H5'	35:BA:2200:C:OP1	2.09	0.51
35:BA:2109:U:H1'	35:BA:2181:G:N2	2.24	0.51
35:BA:2853:C:H2'	35:BA:2854:G:C8	2.46	0.51
1:AA:580:U:H2'	1:AA:581:G:O4'	2.10	0.51
1:AA:1211:U:H5'	1:AA:1212:U:OP1	2.09	0.51
35:BA:2320:A:C2	35:BA:2333:A:C8	2.98	0.51
40:BF:28:ILE:N	40:BF:28:ILE:HD13	2.24	0.51
35:BA:107:C:C2'	35:BA:108:U:H5'	2.40	0.51
48:BP:52:GLU:CG	48:BP:57:THR:HB	2.38	0.51
37:BC:101:ILE:O	37:BC:103:LYS:N	2.42	0.51
35:BA:1588:C:H2'	35:BA:1588:C:O2	2.10	0.51
55:BW:40:ASN:O	55:BW:41:LYS:HD3	2.10	0.51
1:AA:509:A:H3'	1:AA:509:A:P	2.50	0.51
27:B2:38:GLN:HA	27:B2:41:ILE:HD11	1.91	0.51
35:BA:2404:C:N4	35:BA:2414:G:C6	2.78	0.51
1:AA:81:U:H3'	1:AA:81:U:O2	2.10	0.51
1:AA:1499:A:H2'	1:AA:1500:A:H8	1.75	0.51
38:BD:21:PHE:HB3	38:BD:24:ILE:HG21	1.93	0.51
47:BO:13:ASN:ND2	47:BO:13:ASN:H	2.09	0.51
3:AC:22:TRP:HZ3	3:AC:24:ALA:CB	2.22	0.51
26:B1:4:VAL:HG23	26:B1:11:ARG:HG3	1.91	0.51
39:BE:26:ILE:HG22	39:BE:27:LEU:N	2.24	0.51
1:AA:662:G:H2'	1:AA:663:A:C8	2.45	0.51
39:BE:47:VAL:HB	39:BE:49:LEU:CD2	2.40	0.51
35:BA:1029:A:O5'	35:BA:1029:A:H8	1.93	0.51
35:BA:1926:U:O2	35:BA:1926:U:H2'	2.10	0.51
42:BH:136:ILE:HD12	42:BH:136:ILE:H	1.75	0.51
41:BG:35:GLU:O	41:BG:95:ARG:HB3	2.10	0.51
1:AA:833:U:H2'	1:AA:834:C:H6	1.75	0.51
18:AR:53:ARG:C	18:AR:55:ARG:H	2.13	0.51
35:BA:1213:A:H2'	35:BA:1214:A:H8	1.76	0.51
35:BA:1213:A:H2'	35:BA:1214:A:C8	2.45	0.51
58:BZ:136:PHE:O	58:BZ:136:PHE:CD1	2.63	0.51

Continued on next page...

Continued from previous page...

Atom-1	Atom-2	Distance(Å)	Clash(Å)
48:BP:95:VAL:CG2	48:BP:125:VAL:HG23	2.39	0.51
1:AA:490:G:N3	1:AA:491:G:C8	2.79	0.51
7:AG:15:ASP:CB	7:AG:19:GLY:O	2.52	0.51
35:BA:1643:G:C2	35:BA:1644:C:C2	2.99	0.51
35:BA:2713:A:C3'	35:BA:2714:G:H5'	2.26	0.51
35:BA:1223:G:C6	35:BA:1227:G:C6	2.98	0.51
50:BR:2:ARG:C	50:BR:2:ARG:CD	2.79	0.51
50:BR:2:ARG:O	50:BR:3:HIS:ND1	2.44	0.51
40:BF:7:TYR:CD2	40:BF:16:GLY:HA3	2.45	0.51
41:BG:82:LEU:HD22	41:BG:88:ILE:HD11	1.91	0.51
41:BG:94:LEU:N	41:BG:94:LEU:CD2	2.74	0.51
35:BA:1139:G:O2'	35:BA:1140:C:H5'	2.10	0.51
35:BA:1142:U:H2'	35:BA:1142(A):A:OP1	2.10	0.51
24:AY:69:VAL:CA	24:AY:82:ILE:CG1	2.84	0.51
51:BS:68:GLN:C	51:BS:70:GLY:H	2.14	0.51
51:BS:93:LYS:O	51:BS:94:TYR:C	2.47	0.51
10:AJ:51:ARG:HG3	10:AJ:60:ARG:CA	2.40	0.51
35:BA:1215:G:H2'	35:BA:1216:G:H8	1.76	0.51
35:BA:1036:G:N2	35:BA:1119:C:O2	2.37	0.51
40:BF:83:PHE:O	40:BF:86:GLY:N	2.35	0.51
1:AA:1151:A:C5	1:AA:1152:A:N6	2.78	0.51
26:B1:5:CYS:SG	26:B1:8:SER:HB3	2.51	0.51
1:AA:1291:G:OP1	7:AG:37:ASN:ND2	2.42	0.51
7:AG:38:LEU:C	7:AG:38:LEU:HD13	2.31	0.51
40:BF:20:LEU:HD23	40:BF:21:ALA:N	2.23	0.51
3:AC:167:TRP:CD1	3:AC:167:TRP:C	2.83	0.51
24:AY:507:TYR:HD1	24:AY:508:GLY:N	2.08	0.51
35:BA:662:G:OP2	48:BP:18:ARG:CZ	2.59	0.51
38:BD:30:GLU:CG	38:BD:63:ARG:HH21	2.23	0.51
57:BY:97:ARG:O	57:BY:98:VAL:HG23	2.10	0.51
16:AP:34:GLU:OE1	16:AP:55:ARG:NH1	2.44	0.51
15:AO:39:LEU:HD13	15:AO:56:LEU:HD23	1.91	0.51
11:AK:21:ILE:HD12	11:AK:21:ILE:N	2.26	0.51
24:AY:10:LYS:HA	24:AY:282:SER:OG	2.10	0.51
25:B0:4:LYS:HD2	49:BQ:82:ARG:CZ	2.40	0.51
22:AV:61:C:H2'	22:AV:62:C:H6	1.76	0.51
42:BH:20:ALA:HB1	42:BH:21:PRO:CD	2.40	0.51
35:BA:494:G:OP1	55:BW:8:ARG:NH1	2.41	0.51
4:AD:208:SER:O	4:AD:209:ARG:HB2	2.09	0.51
31:B6:42:TRP:HA	31:B6:42:TRP:CE3	2.46	0.51
24:AY:345:THR:HG22	24:AY:345:THR:O	2.11	0.51
13:AM:80:ARG:HG3	19:AS:65:ASN:HD21	1.76	0.51

Continued on next page...

Continued from previous page...

Atom-1	Atom-2	Distance(Å)	Clash(Å)
35:BA:1177:A:H4'	35:BA:1178:C:C5	2.45	0.51
29:B4:10:VAL:CG2	29:B4:11:PRO:HD2	2.40	0.51
1:AA:310:G:H2'	1:AA:311:C:C6	2.45	0.51
48:BP:147:LEU:O	48:BP:148:LEU:HB2	2.11	0.51
1:AA:60:A:N6	1:AA:110:C:N3	2.58	0.51
1:AA:771:G:C5	1:AA:772:U:C5	2.98	0.51
1:AA:1392:G:N2	1:AA:1502:A:C8	2.79	0.51
41:BG:135:LEU:C	41:BG:137:GLU:H	2.11	0.51
41:BG:145:THR:HG22	41:BG:145:THR:O	2.10	0.51
41:BG:7:LEU:CD2	41:BG:7:LEU:C	2.79	0.51
9:AI:95:LYS:HD2	9:AI:96:LEU:N	2.25	0.51
35:BA:15:G:C2	35:BA:16:G:C8	2.99	0.51
51:BS:27:SER:HA	51:BS:88:ASP:HB3	1.93	0.51
1:AA:868:C:H2'	1:AA:869:G:O5'	2.11	0.51
26:B1:51:VAL:N	26:B1:58:ILE:O	2.35	0.51
35:BA:52:A:H2'	35:BA:53:A:H5'	1.92	0.51
54:BV:64:HIS:ND1	54:BV:92:THR:CG2	2.71	0.51
17:AQ:9:VAL:CG1	17:AQ:56:VAL:HG22	2.31	0.51
7:AG:57:GLU:O	7:AG:57:GLU:HG3	2.10	0.51
1:AA:1496:C:H2'	1:AA:1497:G:O4'	2.11	0.51
46:BN:58:ASP:HB3	46:BN:95:PRO:HB2	1.91	0.51
39:BE:67:PHE:CD1	39:BE:69:LYS:HE3	2.45	0.51
4:AD:152:SER:O	4:AD:155:LEU:HB2	2.11	0.51
24:AY:165:GLN:HE21	24:AY:177:ILE:CG2	2.21	0.51
22:AV:23:A:H2'	22:AV:24:G:H5'	1.92	0.51
9:AI:48:GLU:N	9:AI:49:PRO:CD	2.74	0.51
9:AI:82:ALA:O	9:AI:86:VAL:HB	2.11	0.51
46:BN:39:ARG:HH21	46:BN:41:ASP:HB2	1.73	0.51
37:BC:68:GLY:H	37:BC:189:ASN:ND2	2.09	0.51
37:BC:42:VAL:HG13	37:BC:43:GLU:H	1.73	0.51
6:AF:3:ARG:HB3	6:AF:93:SER:HB3	1.92	0.51
35:BA:960:A:H5''	35:BA:961:C:OP2	2.10	0.51
43:BJ:90:UNK:O	43:BJ:91:UNK:C	2.58	0.51
35:BA:127:A:H5''	35:BA:128:C:O4'	2.10	0.51
48:BP:111:ARG:HG2	48:BP:111:ARG:HH11	1.75	0.51
35:BA:833:U:H2'	35:BA:834:C:C6	2.46	0.51
35:BA:601:C:H2'	35:BA:602:G:O4'	2.10	0.51
1:AA:324:G:N2	1:AA:326:G:H3'	2.26	0.51
1:AA:688:G:C5	1:AA:700:G:C2	2.98	0.51
3:AC:84:ILE:C	3:AC:86:VAL:N	2.64	0.51
35:BA:35:G:H2'	35:BA:36:G:H8	1.76	0.51
35:BA:444:C:O2'	35:BA:445:C:H5'	2.09	0.51

Continued on next page...

Continued from previous page...

Atom-1	Atom-2	Distance(Å)	Clash(Å)
35:BA:1676:A:H2'	35:BA:1677:A:O4'	2.11	0.51
27:B2:39:ALA:O	27:B2:42:GLY:N	2.41	0.51
13:AM:2:ALA:N	13:AM:9:ILE:CG2	2.74	0.51
41:BG:36:LYS:HD3	41:BG:38:VAL:CG2	2.41	0.51
1:AA:1175:G:C2'	1:AA:1176:A:C5'	2.86	0.51
1:AA:347:G:N3	1:AA:348:G:C8	2.78	0.51
35:BA:1121:C:H6	35:BA:1121:C:O5'	1.93	0.51
42:BH:168:PRO:HB3	42:BH:170:ARG:HH21	1.76	0.51
55:BW:72:LYS:HD2	55:BW:106:ILE:HD11	1.92	0.51
9:AI:9:ARG:CG	9:AI:14:VAL:HG13	2.40	0.51
35:BA:330:A:H2	35:BA:1210:A:C2'	2.14	0.51
24:AY:401:SER:O	24:AY:402:ILE:CG1	2.59	0.51
57:BY:7:VAL:C	57:BY:8:LYS:HD2	2.30	0.51
35:BA:2632:A:O2'	39:BE:61:ARG:NH2	2.43	0.51
57:BY:97:ARG:O	57:BY:98:VAL:CB	2.57	0.51
2:AB:76:GLN:O	2:AB:77:ALA:CB	2.58	0.51
39:BE:71:GLY:O	39:BE:73:GLU:N	2.43	0.51
25:B0:53:MET:CE	25:B0:57:PHE:CD2	2.94	0.51
35:BA:881:G:H2'	35:BA:882:G:O4'	2.10	0.51
38:BD:70:TRP:CZ3	38:BD:150:LYS:HA	2.46	0.51
35:BA:1941:C:O2'	35:BA:1942:C:H5'	2.10	0.51
57:BY:2:ARG:CD	57:BY:3:VAL:HG23	2.40	0.51
8:AH:2:LEU:HD21	8:AH:5:PRO:HA	1.92	0.51
1:AA:1395:C:H2'	1:AA:1396:A:H5'	1.93	0.51
35:BA:1876:A:H2'	35:BA:1877:A:C8	2.45	0.51
51:BS:51:ALA:CB	51:BS:73:LEU:HB2	2.41	0.51
51:BS:51:ALA:HB3	51:BS:73:LEU:HB2	1.91	0.51
4:AD:199:ASN:OD1	4:AD:201:GLN:HB2	2.11	0.51
35:BA:320:A:H4'	35:BA:322:A:N7	2.25	0.51
6:AF:90:VAL:HG13	6:AF:90:VAL:O	2.09	0.51
48:BP:83:VAL:O	48:BP:83:VAL:HG13	2.11	0.51
24:AY:491:VAL:HG12	24:AY:492:ASP:N	2.25	0.51
8:AH:29:SER:HB3	8:AH:32:LYS:HG3	1.93	0.51
48:BP:95:VAL:HG23	48:BP:125:VAL:HG23	1.92	0.51
7:AG:47:CYS:O	7:AG:48:LYS:C	2.48	0.51
1:AA:687:A:H1'	1:AA:688:G:P	2.49	0.51
35:BA:2012:G:O5'	35:BA:2012:G:H8	1.94	0.51
35:BA:1462:C:O2'	35:BA:1463:C:H5'	2.11	0.51
41:BG:39:ILE:CD1	41:BG:157:ILE:HG12	2.35	0.51
41:BG:43:LEU:CD1	41:BG:48:GLU:H	2.24	0.51
1:AA:1126:U:OP2	1:AA:1281:U:O2	2.29	0.51
35:BA:1799:G:OP1	35:BA:1799:G:C3'	2.43	0.51

Continued on next page...

Continued from previous page...

Atom-1	Atom-2	Distance(Å)	Clash(Å)
35:BA:1107:G:H4'	43:BJ:81:UNK:CA	2.39	0.51
57:BY:42:VAL:O	57:BY:65:ALA:HB3	2.11	0.51
40:BF:132:VAL:O	40:BF:138:GLU:OE1	2.29	0.51
35:BA:1496:A:H8	35:BA:1577:C:O2'	1.93	0.51
50:BR:9:LYS:C	50:BR:10:LEU:CD2	2.75	0.51
47:BO:23:ARG:HG3	47:BO:24:VAL:N	2.25	0.51
31:B6:6:ARG:CB	31:B6:6:ARG:HH11	2.23	0.51
38:BD:134:ARG:CZ	38:BD:135:PHE:CE1	2.94	0.51
8:AH:1:MET:H3	8:AH:1:MET:CE	2.24	0.51
24:AY:478:LYS:HG3	24:AY:478:LYS:O	2.10	0.51
24:AY:575:VAL:HG12	24:AY:575:VAL:O	2.10	0.51
35:BA:1233:C:O2'	35:BA:1234:U:H5'	2.11	0.51
1:AA:161:A:O2'	1:AA:162:A:H5'	2.08	0.51
35:BA:1248:G:P	40:BF:92:PRO:HG3	2.51	0.51
1:AA:1147:C:O2	9:AI:16:ARG:CZ	2.59	0.51
48:BP:101:VAL:HG12	48:BP:106:LEU:HD23	1.93	0.51
48:BP:107:LYS:C	48:BP:109:GLY:H	2.14	0.51
48:BP:84:ASN:HD22	48:BP:115:LEU:HD23	1.75	0.51
48:BP:84:ASN:OD1	48:BP:116:GLY:CA	2.54	0.51
33:B8:32:LEU:CB	33:B8:36:LYS:HZ1	2.23	0.51
35:BA:747:U:C4	35:BA:2613:U:O4	2.53	0.51
2:AB:24:TRP:CZ3	2:AB:32:ILE:HD12	2.46	0.51
35:BA:1227:G:H2'	35:BA:1228:G:C8	2.37	0.51
31:B6:41:PRO:CD	31:B6:45:LYS:HA	2.39	0.51
9:AI:95:LYS:NZ	9:AI:96:LEU:HD13	2.26	0.51
35:BA:1022:G:C6	35:BA:1141:U:C4	2.99	0.51
58:BZ:183:LEU:HD11	58:BZ:186:GLU:CA	2.41	0.51
35:BA:654(M):C:H2'	35:BA:654(N):G:C8	2.45	0.51
35:BA:1601:G:C6	35:BA:1602:U:C4	2.99	0.51
53:BU:80:ILE:O	53:BU:84:LYS:HB2	2.11	0.51
53:BU:92:ARG:HB2	54:BV:11:GLN:NE2	2.24	0.51
57:BY:17:SER:HA	57:BY:71:LYS:HE2	1.93	0.51
35:BA:896:A:H1'	58:BZ:176:PRO:HB3	1.92	0.51
4:AD:30:LYS:C	4:AD:32:ALA:N	2.63	0.51
24:AY:129:LYS:HA	24:AY:253:LEU:HD21	1.92	0.51
35:BA:1859:A:C2	35:BA:1884:A:H1'	2.45	0.51
58:BZ:108:PRO:HA	58:BZ:142:SER:HA	1.92	0.51
48:BP:79:ARG:O	48:BP:110:TYR:HB3	2.10	0.51
57:BY:99:CYS:O	57:BY:100:ALA:HB2	2.11	0.51
39:BE:69:LYS:O	39:BE:71:GLY:N	2.43	0.51
42:BH:5:GLY:C	42:BH:65:HIS:HE1	2.14	0.51
35:BA:1919:A:H2'	35:BA:1920:C:C5'	2.39	0.51

Continued on next page...

Continued from previous page...

Atom-1	Atom-2	Distance(Å)	Clash(Å)
1:AA:1228:C:O5'	13:AM:115:LYS:HB3	2.10	0.51
52:BT:95:ARG:HA	52:BT:95:ARG:HH11	1.76	0.51
50:BR:85:PRO:O	50:BR:87:TYR:N	2.44	0.51
54:BV:21:ARG:HD3	54:BV:21:ARG:N	2.26	0.51
25:B0:56:ASP:C	25:B0:58:THR:N	2.63	0.51
35:BA:315:G:H2'	35:BA:316:C:C6	2.45	0.51
35:BA:1827:C:H2'	35:BA:1828:G:H5'	1.92	0.51
1:AA:473:G:H2'	1:AA:474:G:H8	1.75	0.51
35:BA:2591:C:H2'	35:BA:2592:G:C8	2.46	0.51
1:AA:1189:C:O3'	3:AC:5:ILE:HD12	2.10	0.51
3:AC:106:VAL:O	3:AC:107:GLN:C	2.48	0.51
39:BE:174:ASP:OD1	39:BE:175:VAL:N	2.39	0.51
1:AA:1521:G:H2'	1:AA:1522:U:C6	2.45	0.51
55:BW:6:ILE:HA	55:BW:103:ILE:O	2.11	0.51
36:BB:94:C:O2'	36:BB:95:C:H5'	2.11	0.51
24:AY:494:GLU:CB	24:AY:511:LYS:HG2	2.40	0.51
16:AP:54:GLU:HA	16:AP:54:GLU:OE1	2.11	0.51
1:AA:311:C:C3'	1:AA:312:C:H5'	2.30	0.51
48:BP:115:LEU:CD2	48:BP:116:GLY:N	2.74	0.51
1:AA:322:C:H2'	1:AA:323:U:H5'	1.93	0.51
17:AQ:68:ARG:N	17:AQ:70:ARG:HH11	2.08	0.51
41:BG:106:LEU:HA	41:BG:110:ALA:CB	2.41	0.51
1:AA:973:G:OP1	10:AJ:57:LYS:NZ	2.35	0.51
35:BA:2207:G:C5'	35:BA:2207:G:N3	2.64	0.51
53:BU:95:LEU:O	53:BU:98:LEU:HG	2.11	0.51
53:BU:91:ASP:CG	53:BU:96:ALA:HB2	2.30	0.51
42:BH:149:ARG:HA	42:BH:162:ILE:CG1	2.41	0.51
42:BH:169:VAL:HG13	42:BH:170:ARG:H	1.75	0.51
24:AY:264:LEU:HB2	61:AY:701:GCP:N7	2.26	0.51
26:B1:53:VAL:HG21	26:B1:58:ILE:CD1	2.38	0.51
58:BZ:28:MET:HE3	58:BZ:59:LEU:HD12	1.93	0.51
35:BA:1649:G:H2'	35:BA:1650:G:H5'	1.92	0.51
58:BZ:108:PRO:HG2	58:BZ:111:VAL:CG2	2.41	0.51
35:BA:264:C:O5'	35:BA:264:C:H6	1.92	0.51
57:BY:84:ARG:HH21	57:BY:97:ARG:HB3	1.76	0.51
22:AV:45:U:O2	22:AV:45:U:C3'	2.59	0.51
35:BA:2808:U:H5'	35:BA:2891:G:O6	2.10	0.51
9:AI:80:GLY:O	9:AI:81:ILE:C	2.49	0.51
35:BA:7:G:H2'	35:BA:8:A:C8	2.46	0.51
4:AD:126:ILE:HG22	4:AD:127:THR:N	2.25	0.51
40:BF:101:LEU:HD12	40:BF:102:PRO:CD	2.40	0.51
35:BA:1027:A:O2'	35:BA:1028:A:H5'	2.11	0.51

Continued on next page...

Continued from previous page...

Atom-1	Atom-2	Distance(Å)	Clash(Å)
41:BG:180:PHE:O	41:BG:181:ARG:O	2.29	0.51
35:BA:2653:U:O2'	42:BH:110:SER:HB2	2.11	0.51
46:BN:90:MET:CE	46:BN:90:MET:HA	2.41	0.51
53:BU:74:LEU:CD1	53:BU:79:PHE:HB2	2.41	0.51
35:BA:1188:U:O2'	35:BA:1189:A:H5'	2.10	0.51
35:BA:2181:G:O2'	35:BA:2182:G:H5'	2.11	0.51
1:AA:1412:C:H2'	1:AA:1413:A:C8	2.46	0.51
35:BA:2273:A:H2'	35:BA:2274:A:C8	2.46	0.51
42:BH:26:VAL:O	42:BH:32:GLU:HA	2.10	0.51
35:BA:627:A:H62	48:BP:84:ASN:HD21	1.59	0.51
1:AA:397:A:N3	1:AA:397:A:H3'	2.26	0.51
1:AA:549:C:C2	1:AA:550:G:C8	2.99	0.51
35:BA:139(A):G:H3'	35:BA:140:G:H8	1.76	0.51
1:AA:110:C:H2'	1:AA:111:G:C5'	2.40	0.51
26:B1:29:GLY:O	26:B1:30:VAL:CB	2.58	0.51
1:AA:555:C:H2'	1:AA:556:C:C5	2.46	0.51
1:AA:560:U:C5'	1:AA:561:U:H3'	2.39	0.51
27:B2:50:ILE:CG2	27:B2:51:ARG:N	2.72	0.51
41:BG:103:LEU:CD1	41:BG:107:LEU:HG	2.41	0.51
41:BG:137:GLU:HG3	41:BG:155:MET:N	2.25	0.51
41:BG:55:LYS:HD3	41:BG:148:MET:HE1	1.92	0.51
51:BS:20:ARG:NE	51:BS:20:ARG:HA	2.24	0.51
51:BS:35:ILE:HD13	51:BS:99:LYS:HD3	1.92	0.51
35:BA:886:C:N3	35:BA:890:A:N6	2.59	0.51
19:AS:6:LYS:CG	19:AS:7:LYS:H	2.12	0.51
35:BA:1348:G:C2'	35:BA:1349:A:H5''	2.40	0.51
5:AE:80:ILE:HG22	8:AH:104:ARG:NH2	2.26	0.51
55:BW:58:ALA:O	55:BW:64:MET:HG3	2.10	0.51
35:BA:779:U:OP2	38:BD:49:ILE:HG13	2.11	0.51
1:AA:868:C:C2'	1:AA:869:G:C5'	2.89	0.51
35:BA:271(J):C:HO2'	35:BA:271(K):U:H6	1.57	0.51
38:BD:26:LYS:NZ	38:BD:26:LYS:HA	2.25	0.51
58:BZ:44:PHE:CE1	58:BZ:48:PHE:HD2	2.29	0.51
54:BV:18:LEU:O	54:BV:19:LYS:HB2	2.10	0.51
1:AA:1128:C:O2'	1:AA:1129:C:H5''	2.11	0.51
56:BX:35:THR:CG2	56:BX:36:LYS:N	2.74	0.51
1:AA:63:C:C5'	1:AA:64:G:OP2	2.54	0.51
35:BA:1180:C:C2'	35:BA:1181:C:H5'	2.41	0.51
5:AE:51:VAL:O	5:AE:55:VAL:HG23	2.10	0.51
4:AD:152:SER:HA	4:AD:155:LEU:HD12	1.93	0.51
35:BA:1854:A:H62	35:BA:1888:G:H8	1.59	0.51
42:BH:12:PRO:HD3	42:BH:76:VAL:HG13	1.92	0.51

Continued on next page...

Continued from previous page...

Atom-1	Atom-2	Distance(Å)	Clash(Å)
17:AQ:59:ILE:HG22	17:AQ:71:PHE:CD2	2.46	0.51
24:AY:70:THR:O	24:AY:80:ASN:HA	2.11	0.51
1:AA:388:G:O2'	1:AA:389:A:P	2.69	0.51
37:BC:65:LEU:HB3	37:BC:189:ASN:HD22	1.75	0.51
1:AA:1316:G:H2'	1:AA:1317:C:H5''	1.93	0.51
44:BK:28:UNK:O	44:BK:31:UNK:N	2.44	0.51
35:BA:2648:C:H2'	35:BA:2649:U:C6	2.46	0.51
35:BA:213:A:O2'	35:BA:214:G:H5'	2.11	0.51
11:AK:79:SER:OG	11:AK:106:LYS:HD2	2.11	0.51
45:BL:92:UNK:O	45:BL:94:UNK:N	2.43	0.51
24:AY:512:ILE:H	24:AY:512:ILE:HD13	1.76	0.51
58:BZ:45:ASP:O	58:BZ:49:ARG:HG2	2.10	0.51
1:AA:157:G:H2'	1:AA:158:G:H8	1.75	0.51
33:B8:15:LYS:HD2	48:BP:65:ARG:NH2	2.25	0.50
35:BA:833:U:C4'	48:BP:51:PHE:O	2.59	0.50
37:BC:138:LEU:HD23	37:BC:139:PRO:CD	2.41	0.50
35:BA:953:A:N6	35:BA:965:C:C4	2.78	0.50
35:BA:965:C:O2'	35:BA:966:G:H5'	2.11	0.50
35:BA:436:C:H2'	35:BA:437:G:C8	2.47	0.50
35:BA:1786:A:C4	35:BA:1938:A:C6	2.98	0.50
2:AB:39:ILE:O	2:AB:41:ILE:HD13	2.10	0.50
31:B6:18:ARG:HH22	31:B6:44:ARG:HB3	1.76	0.50
35:BA:17:G:H2'	35:BA:18:C:C5	2.45	0.50
24:AY:15:ILE:HD12	24:AY:81:ILE:HG23	1.94	0.50
51:BS:24:LEU:CB	51:BS:85:VAL:HG12	2.41	0.50
39:BE:6:GLY:O	39:BE:195:LEU:HD12	2.10	0.50
24:AY:38:ARG:NH2	24:AY:270:GLN:NE2	2.58	0.50
25:B0:69:PHE:N	25:B0:69:PHE:HD1	2.08	0.50
42:BH:171:LEU:O	42:BH:173:PRO:CD	2.51	0.50
38:BD:69:ARG:CD	38:BD:105:ILE:HD11	2.34	0.50
58:BZ:97:GLU:HG3	58:BZ:127:LYS:CB	2.35	0.50
40:BF:135:LYS:H	40:BF:166:ALA:CB	2.24	0.50
35:BA:2180:U:H5'	35:BA:2180:U:C6	2.32	0.50
26:B1:63:ALA:O	26:B1:67:ILE:HG13	2.11	0.50
37:BC:50:ILE:H	37:BC:50:ILE:HD13	1.76	0.50
4:AD:126:ILE:CG2	4:AD:127:THR:N	2.73	0.50
1:AA:1014:A:C2	1:AA:1219:U:H1'	2.46	0.50
11:AK:121:PRO:HG2	11:AK:126:ARG:HG3	1.92	0.50
1:AA:1116:C:C2'	1:AA:1117:G:C5'	2.89	0.50
1:AA:77:G:N1	1:AA:92:C:N4	2.60	0.50
26:B1:85:LEU:O	26:B1:86:SER:HB3	2.11	0.50
37:BC:191:ARG:O	37:BC:195:ARG:HG2	2.11	0.50

Continued on next page...

Continued from previous page...

Atom-1	Atom-2	Distance(Å)	Clash(Å)
1:AA:511:C:O4'	4:AD:43:HIS:NE2	2.44	0.50
35:BA:2339:G:H2'	35:BA:2340:G:H8	1.74	0.50
4:AD:83:SER:HA	4:AD:89:THR:CG2	2.41	0.50
35:BA:402:A:C2'	35:BA:403:U:H5'	2.42	0.50
33:B8:2:PRO:O	33:B8:3:LYS:C	2.49	0.50
35:BA:1762:A:O5'	35:BA:1762:A:H8	1.93	0.50
43:BJ:96:UNK:C	43:BJ:98:UNK:N	2.74	0.50
46:BN:85:ILE:HD12	46:BN:85:ILE:N	2.26	0.50
6:AF:87:ARG:HG2	6:AF:87:ARG:HH11	1.77	0.50
56:BX:83:VAL:HG12	56:BX:84:ALA:N	2.26	0.50
52:BT:121:ILE:O	52:BT:124:ASP:HB2	2.11	0.50
33:B8:31:HIS:O	33:B8:32:LEU:C	2.48	0.50
35:BA:637:A:H4'	35:BA:638:G:O5'	2.11	0.50
1:AA:323:U:H2'	1:AA:324:G:O4'	2.11	0.50
1:AA:769:G:C2'	1:AA:770:C:C5'	2.78	0.50
35:BA:1301:A:H2'	35:BA:1302:A:C3'	2.41	0.50
41:BG:16:ARG:HB3	41:BG:17:PRO:HD3	1.92	0.50
41:BG:69:ALA:O	41:BG:90:LEU:HD12	2.11	0.50
1:AA:963:G:N2	10:AJ:55:LYS:CE	2.75	0.50
35:BA:1215:G:HO2'	35:BA:1216:G:H5'	1.66	0.50
35:BA:996:A:O2'	53:BU:92:ARG:HG3	2.11	0.50
1:AA:1152:A:C2	1:AA:1153:C:N3	2.79	0.50
57:BY:81:LYS:HD3	57:BY:97:ARG:O	2.11	0.50
35:BA:71:A:C2	56:BX:31:HIS:CE1	2.97	0.50
36:BB:30:C:H2'	36:BB:31:C:O4'	2.11	0.50
42:BH:9:ILE:HA	42:BH:69:ARG:NH1	2.26	0.50
35:BA:271(R):G:O2'	35:BA:271(S):G:H5'	2.11	0.50
42:BH:11:VAL:HB	42:BH:48:GLY:O	2.12	0.50
40:BF:167:ALA:O	40:BF:169:ASN:N	2.44	0.50
49:BQ:51:ARG:O	49:BQ:55:VAL:HG12	2.11	0.50
24:AY:11:ARG:HA	24:AY:77:HIS:CE1	2.46	0.50
3:AC:64:VAL:HG12	3:AC:66:VAL:CG2	2.41	0.50
2:AB:104:ASN:CG	2:AB:107:THR:HB	2.31	0.50
35:BA:2261:C:O2'	35:BA:2262:U:H5'	2.10	0.50
8:AH:122:ARG:CZ	8:AH:122:ARG:HB2	2.41	0.50
3:AC:95:THR:O	3:AC:97:LYS:N	2.38	0.50
35:BA:1788:C:O2'	35:BA:1789:A:H5'	2.10	0.50
35:BA:1453:U:H5'	50:BR:63:ARG:NE	2.26	0.50
10:AJ:6:ILE:HB	10:AJ:98:ILE:HD12	1.94	0.50
11:AK:124:LYS:HZ3	11:AK:125:PHE:HE1	1.57	0.50
24:AY:463:VAL:O	24:AY:466:LEU:HB2	2.11	0.50
35:BA:2691:C:H5'	35:BA:2691:C:H6	1.76	0.50

Continued on next page...

Continued from previous page...

Atom-1	Atom-2	Distance(Å)	Clash(Å)
1:AA:514:C:H2'	1:AA:515:G:H8	1.75	0.50
1:AA:1444:C:O2'	1:AA:1445:C:H5'	2.11	0.50
9:AI:33:PHE:HD2	9:AI:34:ASN:ND2	2.09	0.50
42:BH:39:PRO:C	42:BH:41:MET:H	2.14	0.50
42:BH:1:MET:HG3	42:BH:2:SER:N	2.26	0.50
35:BA:109:G:C2	35:BA:110:G:C4	2.99	0.50
1:AA:775:G:H2'	1:AA:776:G:C5'	2.41	0.50
35:BA:139(A):G:H3'	35:BA:140:G:C8	2.47	0.50
1:AA:107:G:OP1	1:AA:325:A:N6	2.45	0.50
35:BA:1773:A:N7	35:BA:1829:A:H1'	2.26	0.50
35:BA:2009:G:N1	35:BA:2010:G:N7	2.59	0.50
35:BA:2606:C:C3'	35:BA:2607:G:H5'	2.41	0.50
35:BA:1446:C:H5	35:BA:1466:G:C2	2.28	0.50
35:BA:1544:A:H2'	35:BA:1545:A:C8	2.46	0.50
27:B2:47:ASN:ND2	35:BA:95:G:H1'	2.25	0.50
35:BA:2305:A:C2	35:BA:2306:C:C1'	2.94	0.50
35:BA:692:C:H2'	35:BA:693:C:H6	1.75	0.50
35:BA:1023:U:C3'	35:BA:1024:G:H5'	2.38	0.50
36:BB:49:C:OP1	51:BS:97:ARG:HG3	2.11	0.50
35:BA:2124:G:H2'	35:BA:2125:G:C5'	2.41	0.50
5:AE:80:ILE:HG13	5:AE:91:LEU:HB2	1.93	0.50
35:BA:1256:G:H21	40:BF:82:ILE:HG22	1.77	0.50
1:AA:1285:A:HO2'	1:AA:1286:A:P	2.32	0.50
1:AA:788:U:HO2'	23:AX:13:A:H2	1.57	0.50
35:BA:2875:C:H4'	52:BT:5:ALA:HB2	1.93	0.50
39:BE:179:GLU:O	39:BE:180:ASN:HB2	2.11	0.50
58:BZ:30:ASN:O	58:BZ:31:ARG:C	2.50	0.50
58:BZ:32:HIS:O	58:BZ:33:LEU:HB3	2.11	0.50
57:BY:60:PHE:C	57:BY:61:ILE:HG13	2.32	0.50
49:BQ:12:GLN:OE1	49:BQ:72:LYS:HG3	2.11	0.50
35:BA:699:A:C2'	35:BA:700:G:C5'	2.86	0.50
35:BA:527:C:O2	35:BA:527:C:H5'	2.12	0.50
49:BQ:135:ASP:N	49:BQ:137:TYR:CD2	2.79	0.50
22:AV:9:A:H62	22:AV:23:A:H2	1.60	0.50
38:BD:146:GLU:HG2	38:BD:152:GLY:C	2.31	0.50
1:AA:390:C:O3'	16:AP:28:ARG:NH2	2.44	0.50
13:AM:40:ASN:HB3	13:AM:43:THR:HG23	1.93	0.50
10:AJ:38:ILE:CG1	10:AJ:71:LEU:HB3	2.41	0.50
24:AY:616:TYR:CE2	24:AY:664:GLN:HG3	2.45	0.50
11:AK:58:PRO:O	11:AK:61:ALA:HB3	2.11	0.50
30:B5:40:LYS:HZ3	30:B5:46:CYS:HB3	1.72	0.50
35:BA:1784:A:H4'	35:BA:1785:A:H5''	1.93	0.50

Continued on next page...

Continued from previous page...

Atom-1	Atom-2	Distance(Å)	Clash(Å)
1:AA:1392:G:H21	1:AA:1502:A:H8	1.57	0.50
35:BA:1025:G:C4	35:BA:1135:C:C1'	2.95	0.50
41:BG:139:LEU:CD2	41:BG:139:LEU:H	2.25	0.50
48:BP:38:GLN:HG3	48:BP:39:LYS:N	2.24	0.50
51:BS:58:LEU:HD21	51:BS:68:GLN:CB	2.41	0.50
1:AA:1049:U:H2'	14:AN:2:ALA:N	2.25	0.50
37:BC:218:THR:HG22	37:BC:219:MET:SD	2.50	0.50
12:AL:27:LEU:O	12:AL:28:LYS:C	2.49	0.50
25:B0:11:ARG:HD3	25:B0:12:ASN:N	2.17	0.50
25:B0:11:ARG:O	25:B0:14:ARG:NH1	2.44	0.50
24:AY:141:LYS:HG2	24:AY:142:THR:N	2.27	0.50
35:BA:2040:C:H2'	35:BA:2041:U:C6	2.46	0.50
26:B1:75:GLU:C	26:B1:78:LYS:HD2	2.32	0.50
57:BY:42:VAL:CG2	57:BY:67:LEU:HD13	2.33	0.50
10:AJ:66:ARG:HH11	10:AJ:66:ARG:CB	2.25	0.50
26:B1:26:ARG:HG3	26:B1:27:GLU:N	2.21	0.50
35:BA:1503:U:H2'	35:BA:1504:C:C5	2.46	0.50
14:AN:58:LYS:HZ2	14:AN:58:LYS:HB3	1.74	0.50
5:AE:100:VAL:O	5:AE:107:ARG:NH2	2.45	0.50
3:AC:108:ASN:HB3	3:AC:111:LEU:HB2	1.93	0.50
35:BA:2397:G:C2'	35:BA:2398:U:H5'	2.41	0.50
26:B1:81:LYS:HE3	35:BA:271(H):G:H5''	1.92	0.50
35:BA:491:G:O2'	35:BA:492:A:H5'	2.11	0.50
35:BA:1109:C:H2'	35:BA:1110:G:O4'	2.11	0.50
49:BQ:65:PHE:N	49:BQ:65:PHE:HD1	2.08	0.50
35:BA:565:C:H4'	35:BA:1253:A:N6	2.26	0.50
35:BA:298:G:H5'	35:BA:299:A:OP1	2.11	0.50
16:AP:52:ASP:OD1	16:AP:54:GLU:HB2	2.12	0.50
1:AA:175:C:H2'	1:AA:176:C:H6	1.77	0.50
35:BA:2475:C:H5'	35:BA:2476:A:OP1	2.11	0.50
24:AY:211:GLU:O	24:AY:215:LYS:HG3	2.11	0.50
35:BA:252:G:P	48:BP:50:ARG:NH1	2.78	0.50
35:BA:860:U:HO2'	35:BA:861:A:H5'	1.74	0.50
1:AA:695:A:H2'	1:AA:696:A:C8	2.46	0.50
1:AA:360:A:OP1	24:AY:430:ARG:NH2	2.45	0.50
1:AA:1306:A:N6	1:AA:1331:G:C1'	2.73	0.50
41:BG:104:GLU:HA	41:BG:107:LEU:HB3	1.92	0.50
41:BG:137:GLU:HA	41:BG:155:MET:H	1.76	0.50
1:AA:346:G:O2'	1:AA:347:G:P	2.69	0.50
35:BA:2206:G:C3'	35:BA:2206:G:N3	2.72	0.50
35:BA:1103:A:C5'	35:BA:1104:C:OP1	2.46	0.50
39:BE:55:ASN:O	39:BE:56:PRO:C	2.50	0.50

Continued on next page...

Continued from previous page...

Atom-1	Atom-2	Distance(Å)	Clash(Å)
1:AA:188:C:C4'	20:AT:89:ARG:NH1	2.75	0.50
10:AJ:90:LEU:N	10:AJ:91:PRO:CD	2.56	0.50
1:AA:1127:G:O2'	1:AA:1128:C:H5'	2.12	0.50
50:BR:4:LEU:C	50:BR:6:SER:H	2.14	0.50
42:BH:9:ILE:HG22	42:BH:10:PRO:N	2.25	0.50
1:AA:563:A:OP2	1:AA:564:C:OP1	2.30	0.50
24:AY:100:VAL:HG23	24:AY:329:ARG:CB	2.40	0.50
24:AY:628:ARG:NH1	24:AY:628:ARG:HG2	2.24	0.50
22:AV:43:C:O2	22:AV:43:C:C5'	2.59	0.50
13:AM:116:THR:O	13:AM:117:VAL:CB	2.60	0.50
1:AA:1041:A:H2'	1:AA:1042:G:C8	2.46	0.50
35:BA:272(B):G:H2'	35:BA:272(C):G:H8	1.76	0.50
1:AA:1414:U:H2'	1:AA:1415:G:C8	2.46	0.50
3:AC:6:HIS:ND1	3:AC:8:ILE:HB	2.26	0.50
1:AA:1120:G:H2'	1:AA:1121:U:C6	2.47	0.50
38:BD:45:ASN:CG	38:BD:46:GLN:H	2.14	0.50
24:AY:146:LEU:HD23	24:AY:146:LEU:C	2.32	0.50
24:AY:457:LEU:O	24:AY:457:LEU:HD23	2.12	0.50
1:AA:260:G:H2'	1:AA:261:U:C6	2.47	0.50
2:AB:148:TYR:O	2:AB:149:LEU:HD13	2.12	0.50
48:BP:95:VAL:HA	48:BP:99:LEU:HD23	1.94	0.50
37:BC:117:THR:CG2	37:BC:119:ASP:OD1	2.60	0.50
1:AA:1372:U:H2'	1:AA:1373:G:H8	1.76	0.50
1:AA:771:G:O6	1:AA:772:U:O4	2.30	0.50
1:AA:507:C:C6	1:AA:508:C:C6	2.99	0.50
1:AA:559:A:O4'	1:AA:561:U:H2'	2.10	0.50
27:B2:45:SER:O	27:B2:47:ASN:OD1	2.30	0.50
13:AM:9:ILE:O	13:AM:10:PRO:O	2.30	0.50
13:AM:4:ILE:CG2	13:AM:5:ALA:H	2.08	0.50
29:B4:16:CYS:CA	29:B4:33:VAL:HG11	2.41	0.50
29:B4:5:ILE:O	29:B4:6:HIS:O	2.30	0.50
41:BG:24:GLY:O	41:BG:25:TYR:CB	2.58	0.50
41:BG:5:VAL:HB	41:BG:8:LYS:CB	2.41	0.50
41:BG:7:LEU:O	41:BG:8:LYS:C	2.50	0.50
1:AA:1118:C:H1'	1:AA:1179:A:C4	2.47	0.50
35:BA:1890:A:H3'	35:BA:1891:G:H5'	1.91	0.50
42:BH:30:LYS:CE	42:BH:81:GLU:HG3	2.17	0.50
35:BA:2189:U:C3'	35:BA:2190:G:H5''	2.40	0.50
35:BA:1806:C:H2'	35:BA:1807:G:C5'	2.41	0.50
35:BA:1036:G:C2	35:BA:1120:G:C5	3.00	0.50
36:BB:22:U:H2'	36:BB:23:G:C8	2.47	0.50
54:BV:47:VAL:C	54:BV:49:THR:N	2.65	0.50

Continued on next page...

Continued from previous page...

Atom-1	Atom-2	Distance(Å)	Clash(Å)
35:BA:1087:G:N2	35:BA:1103:A:H61	2.03	0.50
35:BA:1054:A:C6	35:BA:1106:G:C6	3.00	0.50
39:BE:77:ILE:HG22	39:BE:78:LEU:HD12	1.93	0.50
26:B1:57:GLU:CG	26:B1:58:ILE:H	2.18	0.50
49:BQ:141:GLN:HE21	58:BZ:72:ARG:HA	1.77	0.50
24:AY:128:TYR:HD1	24:AY:128:TYR:N	2.10	0.50
12:AL:18:VAL:CG2	12:AL:19:ARG:N	2.70	0.50
28:B3:39:ASP:CG	28:B3:44:ARG:HH21	2.13	0.50
35:BA:1411:C:H2'	35:BA:1412:A:C8	2.47	0.50
3:AC:40:ARG:NH1	3:AC:40:ARG:HG3	2.27	0.50
3:AC:34:LEU:HG	14:AN:25:VAL:HG11	1.94	0.50
47:BO:53:LYS:O	47:BO:56:ASP:HB2	2.12	0.50
2:AB:71:VAL:HG11	2:AB:170:GLU:HG2	1.93	0.50
14:AN:12:ARG:NH1	14:AN:14:PRO:HG2	2.26	0.50
48:BP:71:VAL:HG13	48:BP:72:PRO:CD	2.41	0.50
24:AY:339:SER:O	24:AY:351:ARG:HD2	2.11	0.50
35:BA:1914:C:H5'	35:BA:1915:U:C5	2.46	0.50
1:AA:614:A:H2'	1:AA:615:C:H6	1.76	0.50
35:BA:2182:G:H2'	35:BA:2183:C:C6	2.46	0.50
42:BH:124:GLU:HG3	42:BH:132:ARG:HG3	1.93	0.50
36:BB:101:G:H2'	36:BB:102:A:O4'	2.12	0.50
4:AD:12:CYS:SG	4:AD:19:LEU:HB2	2.52	0.50
2:AB:115:LEU:HD22	2:AB:153:ARG:NH1	2.26	0.50
35:BA:958:U:C2'	35:BA:959:A:OP1	2.60	0.50
1:AA:437:U:O2'	1:AA:438:G:H5'	2.11	0.50
35:BA:654:A:C8	35:BA:654(V):A:H4'	2.47	0.50
17:AQ:66:SER:O	17:AQ:70:ARG:NH1	2.45	0.50
35:BA:1902:C:O2'	38:BD:244:ARG:HB3	2.06	0.50
35:BA:1464:C:H1'	35:BA:1528:A:C8	2.47	0.50
2:AB:16:HIS:CD2	2:AB:210:SER:OG	2.65	0.50
27:B2:2:LYS:HA	27:B2:5:GLU:HG2	1.94	0.50
19:AS:67:VAL:CG1	29:B4:52:THR:HG23	2.42	0.50
29:B4:14:ILE:O	29:B4:15:ILE:O	2.30	0.50
29:B4:5:ILE:O	29:B4:6:HIS:C	2.50	0.50
41:BG:38:VAL:HG13	41:BG:93:THR:CA	2.41	0.50
9:AI:53:VAL:HG13	9:AI:95:LYS:CE	2.40	0.50
35:BA:2401:U:C5	35:BA:2402:C:N4	2.79	0.50
1:AA:1499:A:OP1	1:AA:1499:A:H3'	2.12	0.50
35:BA:2893:G:H5'	35:BA:2894:G:C5'	2.32	0.50
40:BF:203:GLN:C	40:BF:205:ARG:H	2.15	0.50
24:AY:20:HIS:CG	24:AY:115:GLU:HB2	2.47	0.50
24:AY:20:HIS:CD2	24:AY:21:ILE:N	2.80	0.50

Continued on next page...

Continued from previous page...

Atom-1	Atom-2	Distance(Å)	Clash(Å)
18:AR:32:ARG:CA	18:AR:69:THR:HG21	2.32	0.50
46:BN:57:ALA:O	46:BN:58:ASP:C	2.48	0.50
36:BB:16:G:O2'	36:BB:17:C:H6	1.92	0.50
54:BV:82:ARG:HD2	54:BV:82:ARG:N	2.26	0.50
28:B3:35:ARG:HD2	28:B3:37:LEU:HD21	1.93	0.50
39:BE:33:VAL:HG12	39:BE:89:ASP:O	2.12	0.50
3:AC:130:VAL:O	3:AC:131:ARG:HB2	2.11	0.50
35:BA:2524:G:H2'	35:BA:2525:G:O4'	2.11	0.50
36:BB:66:A:O2'	36:BB:67:G:O5'	2.30	0.50
42:BH:37:VAL:HG12	42:BH:38:SER:N	2.27	0.50
15:AO:54:ARG:HG2	15:AO:58:MET:CE	2.41	0.50
37:BC:108:TRP:O	37:BC:110:ASP:N	2.45	0.50
41:BG:34:LEU:N	41:BG:34:LEU:HD12	2.26	0.50
2:AB:105:PHE:O	2:AB:109:SER:N	2.42	0.50
35:BA:1669:A:O3'	35:BA:2549:G:H5'	2.12	0.50
25:B0:52:GLY:O	25:B0:60:PHE:CD1	2.64	0.50
19:AS:58:VAL:O	19:AS:58:VAL:HG23	2.10	0.50
5:AE:40:ARG:HG2	5:AE:40:ARG:HH11	1.76	0.50
35:BA:1274:A:C2	35:BA:1645:G:O4'	2.65	0.50
30:B5:40:LYS:CE	30:B5:46:CYS:CB	2.80	0.50
27:B2:70:GLN:O	27:B2:71:ASN:C	2.50	0.50
48:BP:105:LEU:N	48:BP:105:LEU:HD12	2.26	0.50
35:BA:1416:G:O2'	35:BA:1417:C:OP1	2.30	0.50
35:BA:860:U:C2'	35:BA:861:A:C5'	2.90	0.50
1:AA:688:G:N1	1:AA:700:G:C6	2.80	0.50
35:BA:2009:G:C6	35:BA:2010:G:N7	2.79	0.50
1:AA:1399:C:H1'	1:AA:1400:C:OP2	2.12	0.50
29:B4:36:CYS:O	29:B4:38:LYS:HE2	2.11	0.50
41:BG:133:LEU:HD13	41:BG:134:GLY:N	2.26	0.50
35:BA:2401:U:O2'	35:BA:2402:C:OP1	2.30	0.50
51:BS:88:ASP:O	51:BS:89:ARG:HB3	2.11	0.50
1:AA:962:C:C2'	1:AA:963:G:O5'	2.60	0.50
53:BU:59:ARG:HH11	53:BU:59:ARG:CG	2.25	0.50
53:BU:92:ARG:NH1	54:BV:11:GLN:O	2.44	0.50
5:AE:80:ILE:HD12	5:AE:138:ALA:CB	2.28	0.50
35:BA:2620:C:P	39:BE:153:GLY:H	2.34	0.50
38:BD:21:PHE:C	38:BD:24:ILE:HG22	2.31	0.50
52:BT:11:GLU:OE1	52:BT:11:GLU:N	2.44	0.50
51:BS:13:ARG:CG	51:BS:14:VAL:N	2.74	0.50
35:BA:2035:G:H4'	35:BA:2036:C:OP2	2.09	0.50
35:BA:1495:A:N3	35:BA:1496:A:C2	2.80	0.50
35:BA:1653:G:O4'	35:BA:1654:A:OP1	2.30	0.50

Continued on next page...

Continued from previous page...

Atom-1	Atom-2	Distance(Å)	Clash(Å)
1:AA:563:A:O5'	1:AA:564:C:OP1	2.30	0.50
2:AB:157:ARG:O	2:AB:158:LEU:O	2.30	0.50
3:AC:129:ALA:CB	3:AC:133:ALA:HB2	2.42	0.50
43:BJ:72:UNK:C	43:BJ:74:UNK:N	2.75	0.50
35:BA:2145:C:C5'	35:BA:2146:C:H5	2.25	0.50
57:BY:2:ARG:O	57:BY:3:VAL:HB	2.11	0.50
36:BB:15:A:H1'	36:BB:110:G:C5	2.47	0.50
37:BC:191:ARG:O	37:BC:194:ILE:HG22	2.12	0.50
35:BA:271(D):G:O2'	35:BA:271(E):U:H5'	2.12	0.50
39:BE:103:ASP:OD2	39:BE:201:THR:HA	2.11	0.50
58:BZ:60:GLU:O	58:BZ:61:LEU:CG	2.60	0.50
35:BA:2461:C:H2'	35:BA:2462:U:H6	1.75	0.50
8:AH:121:ASP:HB2	8:AH:125:ARG:NH2	2.26	0.50
35:BA:2320:A:H8	35:BA:2321:G:O6	1.95	0.50
35:BA:443:A:H1'	35:BA:1201:C:O4'	2.12	0.50
1:AA:149:A:O2'	1:AA:150:C:H5'	2.11	0.50
50:BR:53:HIS:HD2	50:BR:94:TYR:OH	1.95	0.50
3:AC:94:LEU:C	3:AC:94:LEU:HD12	2.32	0.50
1:AA:272:C:O2'	1:AA:273:A:H5'	2.12	0.50
47:BO:115:VAL:HG13	47:BO:121:VAL:HG21	1.93	0.50
1:AA:311:C:HO2'	1:AA:312:C:H5''	1.72	0.50
48:BP:115:LEU:O	48:BP:116:GLY:O	2.30	0.50
35:BA:833:U:H4'	48:BP:51:PHE:C	2.32	0.50
37:BC:144:GLY:C	37:BC:161:ARG:NH2	2.65	0.50
35:BA:956:G:H2'	35:BA:957:A:H2'	1.93	0.50
1:AA:774:G:H2'	1:AA:775:G:C8	2.40	0.50
35:BA:1424:G:H2'	35:BA:1425:G:C8	2.46	0.50
35:BA:1425:G:H8	35:BA:1425:G:O5'	1.95	0.50
35:BA:1301:A:N7	35:BA:1303:G:C8	2.80	0.50
27:B2:35:LEU:C	27:B2:37:PHE:N	2.64	0.50
19:AS:19:VAL:CG1	19:AS:44:MET:HG2	2.41	0.50
29:B4:22:ILE:HG21	41:BG:105:LYS:HB3	1.93	0.50
41:BG:82:LEU:HD22	41:BG:88:ILE:CD1	2.41	0.50
35:BA:740:U:H2'	35:BA:741:G:H8	1.75	0.50
31:B6:15:GLU:C	31:B6:17:LYS:H	2.13	0.50
9:AI:52:ALA:HB3	9:AI:95:LYS:HZ2	1.77	0.50
10:AJ:43:ARG:NH1	10:AJ:43:ARG:HG3	2.23	0.50
48:BP:30:THR:CG2	48:BP:31:ALA:N	2.74	0.50
48:BP:39:LYS:HD2	48:BP:40:SER:N	2.27	0.50
35:BA:1890:A:O5'	35:BA:1890:A:H8	1.95	0.50
1:AA:1047:G:O2'	1:AA:1048:G:C5'	2.59	0.50
35:BA:2126:A:O2'	35:BA:2127:G:OP1	2.30	0.50

Continued on next page...

Continued from previous page...

Atom-1	Atom-2	Distance(Å)	Clash(Å)
35:BA:2173:A:H5'	35:BA:2174:C:OP1	2.12	0.50
12:AL:27:LEU:CD1	12:AL:28:LYS:H	2.11	0.50
35:BA:331:A:O2'	35:BA:332:A:O5'	2.30	0.50
36:BB:73:A:C4	36:BB:105:A:C2	3.00	0.50
48:BP:16:ARG:O	48:BP:18:ARG:N	2.45	0.50
46:BN:128:HIS:C	46:BN:128:HIS:CD2	2.84	0.50
38:BD:133:LEU:HA	38:BD:136:ILE:HD13	1.93	0.50
2:AB:76:GLN:H	2:AB:76:GLN:NE2	2.10	0.50
2:AB:76:GLN:O	2:AB:211:ILE:HD12	2.11	0.50
37:BC:57:GLN:HB2	37:BC:202:PRO:HG2	1.93	0.50
35:BA:265:A:C1'	35:BA:266:G:O4'	2.59	0.50
35:BA:74:A:H5''	35:BA:75:G:O4'	2.12	0.50
4:AD:194:LEU:HD22	4:AD:194:LEU:N	2.27	0.50
3:AC:12:LEU:O	3:AC:16:ARG:O	2.30	0.50
3:AC:35:GLU:OE1	3:AC:95:THR:HG23	2.12	0.50
1:AA:833:U:H2'	1:AA:834:C:C6	2.46	0.50
35:BA:271(F):C:H2'	35:BA:271(G):C:C6	2.47	0.50
7:AG:86:GLN:O	7:AG:87:VAL:HG12	2.12	0.50
1:AA:1132:C:O2'	1:AA:1133:G:H5'	2.12	0.50
35:BA:2386:C:H2'	35:BA:2387:U:C6	2.47	0.50
2:AB:90:MET:O	2:AB:91:PRO:O	2.30	0.49
35:BA:2554:U:C4	35:BA:2555:U:O4	2.65	0.49
25:B0:36:ILE:HD11	35:BA:2355:C:H4'	1.94	0.49
48:BP:47:ASP:OD2	48:BP:49:ARG:N	2.45	0.49
37:BC:118:PRO:C	37:BC:120:VAL:N	2.66	0.49
37:BC:118:PRO:O	37:BC:120:VAL:N	2.45	0.49
31:B6:11:LEU:CD1	31:B6:11:LEU:N	2.75	0.49
31:B6:32:ASN:O	31:B6:33:LYS:CG	2.58	0.49
7:AG:50:ILE:HD13	7:AG:58:PRO:HA	1.93	0.49
35:BA:1423:G:H2'	35:BA:1424:G:H8	1.76	0.49
41:BG:106:LEU:HG	41:BG:110:ALA:HB3	1.94	0.49
41:BG:110:ALA:HB1	41:BG:142:PRO:HB3	1.92	0.49
41:BG:62:LEU:HD12	41:BG:62:LEU:N	2.26	0.49
41:BG:66:GLN:NE2	41:BG:94:LEU:CG	2.72	0.49
1:AA:1283:G:O2'	1:AA:1284:C:OP2	2.30	0.49
51:BS:99:LYS:NZ	51:BS:99:LYS:CB	2.75	0.49
35:BA:1799:G:C8	38:BD:181:GLU:OE2	2.56	0.49
42:BH:158:HIS:CA	42:BH:170:ARG:HD2	2.40	0.49
40:BF:81:PRO:O	40:BF:82:ILE:O	2.30	0.49
58:BZ:128:VAL:CG1	58:BZ:133:ILE:HD13	2.42	0.49
35:BA:896:A:O2'	58:BZ:176:PRO:HG2	2.12	0.49
4:AD:13:ARG:HD2	4:AD:36:ARG:O	2.12	0.49

Continued on next page...

Continued from previous page...

Atom-1	Atom-2	Distance(Å)	Clash(Å)
3:AC:150:LYS:HB3	3:AC:201:TYR:HB2	1.94	0.49
35:BA:1062:G:N2	35:BA:1076:C:H42	2.09	0.49
24:AY:488:THR:HG1	24:AY:598:ASP:HB3	1.77	0.49
24:AY:490:PRO:HG3	24:AY:515:GLU:HB2	1.94	0.49
22:AV:45:U:O2	22:AV:45:U:O5'	2.30	0.49
6:AF:72:VAL:HG13	6:AF:73:ASN:N	2.26	0.49
50:BR:50:HIS:CE1	50:BR:54:LEU:HD11	2.47	0.49
7:AG:102:ARG:HG3	7:AG:102:ARG:HH11	1.76	0.49
35:BA:1914:C:H3'	35:BA:1915:U:H6	1.76	0.49
56:BX:28:PHE:CZ	56:BX:92:LEU:HD11	2.47	0.49
7:AG:94:ARG:HG3	7:AG:94:ARG:NH1	2.26	0.49
35:BA:1917:U:C2'	35:BA:1918:A:H5'	2.42	0.49
35:BA:2593:U:H2'	35:BA:2594:C:C6	2.46	0.49
35:BA:773:U:H5'	38:BD:47:GLY:HA3	1.94	0.49
55:BW:68:ARG:HB3	55:BW:110:LYS:H	1.77	0.49
20:AT:94:ALA:O	20:AT:95:ALA:HB3	2.11	0.49
29:B4:23:GLU:O	29:B4:24:THR:O	2.30	0.49
9:AI:16:ARG:HB2	9:AI:64:THR:HB	1.94	0.49
48:BP:146:VAL:O	48:BP:148:LEU:HG	2.13	0.49
1:AA:197:A:O2'	1:AA:198:G:O5'	2.30	0.49
1:AA:491:G:O2'	1:AA:492:G:C5'	2.60	0.49
1:AA:940:C:H2'	1:AA:941:G:H8	1.78	0.49
25:B0:26:TYR:O	25:B0:29:GLN:HG3	2.12	0.49
11:AK:33:THR:HG22	11:AK:39:PRO:HA	1.94	0.49
35:BA:1228:G:N2	35:BA:1229:G:C1'	2.70	0.49
1:AA:1394:A:C5	1:AA:1501:C:H4'	2.48	0.49
19:AS:17:GLU:O	19:AS:18:LYS:C	2.50	0.49
41:BG:87:PRO:HG2	41:BG:88:ILE:N	2.22	0.49
33:B8:4:MET:HE2	33:B8:61:LEU:HB3	1.95	0.49
35:BA:1021:A:H61	35:BA:1142(A):A:H61	1.61	0.49
1:AA:961:U:C3'	1:AA:961:U:OP1	2.59	0.49
1:AA:962:C:H2'	1:AA:963:G:C8	2.46	0.49
35:BA:1799:G:P	35:BA:1799:G:C3'	3.00	0.49
35:BA:1009:A:C4'	53:BU:59:ARG:HD3	2.42	0.49
1:AA:56:U:H2'	1:AA:57:G:H8	1.75	0.49
26:B1:83:GLU:OE1	26:B1:84:GLY:N	2.44	0.49
35:BA:331:A:C2'	35:BA:332:A:OP2	2.60	0.49
19:AS:29:ARG:CB	19:AS:48:THR:HB	2.32	0.49
49:BQ:140:ALA:O	58:BZ:72:ARG:O	2.29	0.49
24:AY:128:TYR:CD1	24:AY:128:TYR:N	2.80	0.49
35:BA:2115:G:H2'	35:BA:2117:A:H62	1.77	0.49
35:BA:2810:A:O2'	39:BE:61:ARG:NH1	2.45	0.49

Continued on next page...

Continued from previous page...

Atom-1	Atom-2	Distance(Å)	Clash(Å)
25:B0:19:LYS:HZ3	25:B0:41:ARG:HH22	1.45	0.49
37:BC:54:ARG:HD2	37:BC:55:SER:H	1.76	0.49
38:BD:70:TRP:CZ3	38:BD:146:GLU:OE2	2.65	0.49
4:AD:121:VAL:N	4:AD:126:ILE:HD13	2.26	0.49
24:AY:431:LEU:CD1	24:AY:465:ARG:HH12	2.24	0.49
37:BC:183:PRO:C	37:BC:185:LYS:H	2.16	0.49
35:BA:2524:G:C8	35:BA:2524:G:H5'	2.44	0.49
49:BQ:21:THR:HG23	49:BQ:101:ARG:HB2	1.94	0.49
12:AL:93:LEU:HB3	12:AL:96:VAL:CG2	2.40	0.49
39:BE:197:ILE:HD11	39:BE:199:ARG:CZ	2.42	0.49
2:AB:25:ASN:O	2:AB:28:PHE:N	2.46	0.49
25:B0:56:ASP:C	25:B0:58:THR:H	2.15	0.49
1:AA:512:U:H2'	1:AA:513:C:H6	1.75	0.49
24:AY:348:ARG:HG2	24:AY:382:GLU:HG3	1.95	0.49
5:AE:6:PHE:HB3	5:AE:34:VAL:HG22	1.94	0.49
46:BN:15:LEU:HD12	46:BN:136:GLU:HG3	1.94	0.49
40:BF:65:TRP:CZ3	40:BF:72:ARG:HB3	2.47	0.49
21:AU:3:LYS:HD3	21:AU:14:TRP:CD1	2.47	0.49
13:AM:106:ASN:O	13:AM:107:ALA:HB3	2.12	0.49
30:B5:28:PRO:HD2	55:BW:35:ILE:HD12	1.94	0.49
14:AN:44:LEU:O	14:AN:44:LEU:HD12	2.11	0.49
35:BA:2842:G:O2'	35:BA:2843:G:H5'	2.12	0.49
18:AR:68:LYS:O	18:AR:72:ARG:HG3	2.13	0.49
1:AA:314:C:O2'	1:AA:315:A:C5'	2.54	0.49
48:BP:96:THR:HG22	48:BP:126:VAL:CB	2.41	0.49
35:BA:967:C:C3'	35:BA:968:G:H5'	2.33	0.49
35:BA:2361:A:O2'	35:BA:2362:G:H5'	2.12	0.49
1:AA:199:G:O2'	1:AA:200:G:O5'	2.30	0.49
1:AA:200:G:H8	1:AA:200:G:O5'	1.95	0.49
1:AA:35:G:HO2'	1:AA:36:C:H5'	1.76	0.49
25:B0:77:ARG:NH2	35:BA:857:C:H5'	2.26	0.49
1:AA:648:A:H2'	1:AA:649:G:C8	2.47	0.49
1:AA:60:A:O2'	1:AA:61:G:OP2	2.30	0.49
35:BA:1301:A:O2'	35:BA:1302:A:O5'	2.31	0.49
2:AB:18:GLY:HA2	2:AB:41:ILE:HD12	1.93	0.49
9:AI:95:LYS:C	9:AI:98:PRO:HD2	2.32	0.49
42:BH:83:TYR:O	42:BH:84:SER:HB3	2.12	0.49
35:BA:466:A:O4'	35:BA:683:C:H4'	2.12	0.49
57:BY:68:HIS:ND1	57:BY:70:SER:HB3	2.27	0.49
1:AA:1267:C:O2'	1:AA:1268:A:O4'	2.29	0.49
1:AA:868:C:H2'	1:AA:869:G:C5'	2.42	0.49
38:BD:26:LYS:HE2	38:BD:26:LYS:HA	1.93	0.49

Continued on next page...

Continued from previous page...

Atom-1	Atom-2	Distance(Å)	Clash(Å)
17:AQ:9:VAL:HG11	17:AQ:84:LEU:HD13	1.94	0.49
24:AY:402:ILE:O	24:AY:403:GLU:HB3	2.11	0.49
55:BW:71:VAL:CG2	55:BW:71:VAL:O	2.60	0.49
42:BH:53:GLU:HG3	42:BH:54:ARG:N	2.27	0.49
22:AV:46:G:H3'	22:AV:47:U:H5'	1.94	0.49
35:BA:34:C:O5'	35:BA:34:C:C6	2.63	0.49
57:BY:55:TYR:N	57:BY:56:PRO:CD	2.74	0.49
1:AA:1318:A:H1'	19:AS:37:ARG:HH21	1.77	0.49
35:BA:491:G:H2'	35:BA:492:A:C8	2.48	0.49
24:AY:192:LEU:O	24:AY:192:LEU:HD13	2.12	0.49
35:BA:1049:C:H2'	35:BA:1050:A:H8	1.77	0.49
7:AG:18:TYR:HB3	7:AG:59:LEU:HD12	1.93	0.49
35:BA:2321:G:N3	35:BA:2321:G:H2'	2.27	0.49
8:AH:29:SER:HB3	8:AH:32:LYS:CG	2.42	0.49
35:BA:2074:U:H2'	35:BA:2075:U:C6	2.47	0.49
36:BB:75:G:H21	58:BZ:85:HIS:CE1	2.30	0.49
1:AA:223:U:H2'	1:AA:224:C:C6	2.47	0.49
35:BA:776:G:H4'	35:BA:777:A:O5'	2.12	0.49
35:BA:2095:C:O2'	35:BA:2096:U:H5'	2.12	0.49
1:AA:818:G:O2'	1:AA:819:A:H5'	2.11	0.49
37:BC:94:TYR:O	37:BC:95:VAL:O	2.30	0.49
35:BA:1278:A:O2'	35:BA:1279:G:H5'	2.11	0.49
24:AY:72:CYS:SG	24:AY:79:ILE:HB	2.52	0.49
35:BA:720:C:H2'	35:BA:721:C:H6	1.77	0.49
11:AK:34:ASP:HB2	11:AK:35:PRO:CD	2.42	0.49
1:AA:549:C:C2'	1:AA:550:G:O5'	2.60	0.49
35:BA:1721:G:C6	35:BA:1739:U:H5'	2.47	0.49
35:BA:2203:U:O3'	35:BA:2205:C:OP2	2.30	0.49
35:BA:259:G:C2'	35:BA:260:G:C5'	2.90	0.49
40:BF:156:LEU:HD12	40:BF:193:VAL:O	2.11	0.49
1:AA:1330:U:H5'	1:AA:1331:G:OP2	2.12	0.49
29:B4:17:GLY:N	29:B4:33:VAL:HG11	2.26	0.49
31:B6:40:CYS:SG	31:B6:45:LYS:HB2	2.53	0.49
24:AY:19:ALA:N	24:AY:25:LYS:HD3	2.26	0.49
51:BS:57:LYS:C	51:BS:57:LYS:HD2	2.33	0.49
1:AA:983:A:O2'	1:AA:1050:G:OP2	2.31	0.49
42:BH:3:ARG:HG3	42:BH:3:ARG:HH11	1.75	0.49
46:BN:2:LYS:O	46:BN:4:TYR:CE1	2.65	0.49
58:BZ:114:GLY:O	58:BZ:146:ILE:HG22	2.12	0.49
49:BQ:141:GLN:HG2	58:BZ:72:ARG:HD3	1.94	0.49
40:BF:22:ALA:O	40:BF:26:ALA:HB2	2.12	0.49
9:AI:117:HIS:C	9:AI:118:LYS:HG3	2.33	0.49

Continued on next page...

Continued from previous page...

Atom-1	Atom-2	Distance(Å)	Clash(Å)
57:BY:44:ILE:CD1	57:BY:65:ALA:HB2	2.42	0.49
35:BA:2580:U:C5'	39:BE:131:ALA:N	2.75	0.49
46:BN:19:GLU:O	46:BN:59:LYS:O	2.30	0.49
24:AY:14:ASN:HD21	24:AY:80:ASN:ND2	2.06	0.49
35:BA:2464:C:O2'	35:BA:2465:C:P	2.70	0.49
2:AB:212:GLN:CG	2:AB:235:SER:HB2	2.42	0.49
1:AA:1217:C:H2'	1:AA:1218:C:H6	1.77	0.49
38:BD:241:PRO:O	38:BD:242:ARG:CB	2.58	0.49
35:BA:1925:C:C3'	35:BA:1926:U:C5'	2.90	0.49
38:BD:3:VAL:CG1	38:BD:17:THR:HB	2.42	0.49
16:AP:60:LEU:HD21	16:AP:66:PRO:HG3	1.95	0.49
35:BA:184:C:H2'	35:BA:185:U:H6	1.77	0.49
33:B8:54:GLU:HG2	33:B8:57:ARG:HH21	1.77	0.49
1:AA:1395:C:C2'	1:AA:1396:A:H5'	2.43	0.49
46:BN:119:ARG:NH1	46:BN:119:ARG:HG3	2.27	0.49
39:BE:38:THR:CG2	39:BE:40:GLU:OE1	2.60	0.49
44:BK:117:UNK:C	44:BK:119:UNK:N	2.73	0.49
1:AA:376:G:H5''	16:AP:5:ARG:HB2	1.94	0.49
1:AA:399:G:H2'	1:AA:400:C:C6	2.48	0.49
52:BT:27:THR:CG2	52:BT:28:VAL:H	2.03	0.49
35:BA:246:C:O5'	35:BA:246:C:H6	1.94	0.49
1:AA:493:G:H2'	1:AA:494:U:H5	1.76	0.49
31:B6:33:LYS:HA	31:B6:33:LYS:CE	2.38	0.49
35:BA:1819:A:O4'	35:BA:1820:U:OP1	2.30	0.49
35:BA:2679:A:O2'	35:BA:2680:C:H5'	2.13	0.49
27:B2:42:GLY:O	27:B2:43:GLN:O	2.31	0.49
1:AA:1504:G:O4'	1:AA:1505:G:OP2	2.30	0.49
19:AS:16:LEU:O	19:AS:19:VAL:HB	2.13	0.49
29:B4:53:GLU:CD	29:B4:54:GLY:H	2.13	0.49
41:BG:20:ILE:O	41:BG:21:ARG:CB	2.59	0.49
41:BG:77:ILE:CG2	41:BG:78:SER:N	2.75	0.49
35:BA:2311:A:C2	41:BG:80:PHE:HD2	2.29	0.49
41:BG:66:GLN:NE2	41:BG:94:LEU:CD2	2.75	0.49
1:AA:1118:C:H1'	1:AA:1179:A:C5	2.47	0.49
35:BA:1142:U:C2'	35:BA:1142(A):A:OP1	2.61	0.49
15:AO:82:ILE:HD11	15:AO:87:ILE:C	2.33	0.49
40:BF:10:PRO:CA	40:BF:127:GLU:HG2	2.41	0.49
35:BA:1067:A:H3'	35:BA:1068:G:H5''	1.94	0.49
1:AA:946:A:C6	1:AA:947:G:O6	2.65	0.49
35:BA:1420:U:O4'	35:BA:1420:U:OP1	2.30	0.49
58:BZ:17:ALA:HA	58:BZ:20:ARG:HD3	1.95	0.49
1:AA:838:G:C2'	1:AA:839:U:H5''	2.40	0.49

Continued on next page...

Continued from previous page...

Atom-1	Atom-2	Distance(Å)	Clash(Å)
58:BZ:19:ARG:C	58:BZ:21:ALA:N	2.65	0.49
24:AY:285:ASP:O	24:AY:286:ILE:HD12	2.13	0.49
54:BV:37:VAL:HG23	54:BV:37:VAL:O	2.13	0.49
35:BA:363(F):A:O2'	35:BA:364:C:OP2	2.28	0.49
1:AA:1452:C:H5'	1:AA:1457:G:N7	2.27	0.49
35:BA:643:A:O2'	35:BA:644:A:H5'	2.12	0.49
1:AA:1163:C:H2'	1:AA:1164:G:C8	2.46	0.49
37:BC:3:LYS:O	37:BC:3:LYS:HG2	2.13	0.49
42:BH:124:GLU:HB2	42:BH:132:ARG:CG	2.42	0.49
24:AY:510:VAL:CG1	24:AY:511:LYS:N	2.76	0.49
47:BO:111:PHE:HB3	47:BO:114:ILE:HD13	1.95	0.49
30:B5:46:CYS:SG	30:B5:48:GLU:HG2	2.53	0.49
48:BP:50:ARG:O	48:BP:52:GLU:CB	2.52	0.49
1:AA:197:A:O2'	1:AA:198:G:C8	2.65	0.49
1:AA:60:A:O2'	1:AA:61:G:O4'	2.30	0.49
35:BA:1819:A:H5"	38:BD:158:ALA:CB	2.37	0.49
35:BA:1462:C:H2'	35:BA:1463:C:H6	1.77	0.49
2:AB:16:HIS:ND1	2:AB:210:SER:OG	2.45	0.49
1:AA:26:A:N6	1:AA:558:G:H1'	2.28	0.49
27:B2:2:LYS:CE	27:B2:52:ASP:OD1	2.61	0.49
1:AA:1503:A:H3'	1:AA:1504:G:H5'	1.94	0.49
41:BG:144:ILE:O	41:BG:145:THR:C	2.51	0.49
35:BA:16:G:C2'	35:BA:17:G:C5'	2.89	0.49
1:AA:1279:A:C2'	1:AA:1282:C:N4	2.76	0.49
35:BA:2403:C:H6	35:BA:2403:C:O5'	1.95	0.49
1:AA:81:U:H2'	1:AA:82:U:H5"	1.94	0.49
1:AA:519:C:C2'	1:AA:520:A:H5'	2.43	0.49
35:BA:1408:C:H42	35:BA:1594:G:H1	1.59	0.49
1:AA:1385:G:N2	1:AA:1386:G:C4	2.81	0.49
35:BA:53:A:O2'	35:BA:54:G:H5'	2.11	0.49
57:BY:13:VAL:CG2	57:BY:72:VAL:HB	2.43	0.49
35:BA:2468:G:N2	35:BA:2481:G:O2'	2.46	0.49
6:AF:69:GLU:CD	6:AF:69:GLU:H	2.16	0.49
58:BZ:79:ARG:C	58:BZ:81:ARG:N	2.65	0.49
33:B8:23:VAL:HG11	33:B8:46:ARG:HD3	1.94	0.49
12:AL:41:ARG:HG2	12:AL:42:THR:N	2.23	0.49
24:AY:688:ILE:HD12	24:AY:688:ILE:N	2.28	0.49
10:AJ:8:LEU:HD12	10:AJ:8:LEU:N	2.27	0.49
35:BA:2023:G:H4'	35:BA:2617:C:O3'	2.13	0.49
38:BD:145:VAL:HG12	38:BD:146:GLU:O	2.12	0.49
57:BY:88:LYS:NZ	57:BY:93:GLY:CA	2.75	0.49
41:BG:164:GLU:OE1	41:BG:164:GLU:HA	2.11	0.49

Continued on next page...

Continued from previous page...

Atom-1	Atom-2	Distance(Å)	Clash(Å)
46:BN:89:LYS:O	46:BN:93:THR:HG22	2.12	0.49
35:BA:2298:A:N6	35:BA:2318:G:C8	2.76	0.49
38:BD:97:TYR:C	38:BD:99:ASP:N	2.65	0.49
22:AV:19:G:C6	35:BA:2169:A:H1'	2.48	0.49
1:AA:78:G:N3	1:AA:78:G:H2'	2.27	0.49
51:BS:39:ILE:HD11	51:BS:73:LEU:HD21	1.94	0.49
46:BN:116:LEU:O	46:BN:119:ARG:HB2	2.12	0.49
1:AA:1161:C:H2'	1:AA:1162:C:C6	2.47	0.49
35:BA:2248:C:C2'	35:BA:2249:U:H5'	2.42	0.49
35:BA:2728:U:H2'	35:BA:2729:G:C8	2.48	0.49
49:BQ:39:PRO:O	49:BQ:40:ALA:HB2	2.13	0.49
30:B5:10:LYS:HG3	35:BA:1263:U:H1'	1.95	0.49
1:AA:1376:U:H2'	1:AA:1377:A:C8	2.47	0.49
45:BL:85:UNK:O	45:BL:86:UNK:O	2.31	0.49
57:BY:46:LYS:H	57:BY:62:GLU:CG	2.26	0.49
11:AK:44:SER:H	11:AK:47:VAL:HB	1.78	0.49
1:AA:1019:C:O2'	1:AA:1020:U:H5'	2.13	0.49
2:AB:145:LEU:HD23	2:AB:149:LEU:HD22	1.94	0.49
2:AB:155:LEU:CD2	2:AB:159:PRO:HG3	2.37	0.49
35:BA:2362:G:H2'	35:BA:2363:C:H5'	1.93	0.49
1:AA:404:U:H2'	1:AA:405:U:C6	2.47	0.49
1:AA:942:G:N1	1:AA:943:U:C4	2.81	0.49
25:B0:27:GLU:HB2	25:B0:68:GLU:HA	1.94	0.49
1:AA:771:G:N1	1:AA:772:U:C4	2.80	0.49
35:BA:1821:A:C2	35:BA:1822:G:C5	3.01	0.49
3:AC:84:ILE:O	3:AC:87:LEU:N	2.46	0.49
35:BA:1295:C:H2'	35:BA:1296:G:C8	2.47	0.49
57:BY:28:LYS:CA	57:BY:38:ILE:H	2.25	0.49
50:BR:3:HIS:O	50:BR:5:LYS:HD3	2.13	0.49
35:BA:2309:A:C2	35:BA:2310:A:H2	2.30	0.49
35:BA:2309:A:H2	35:BA:2310:A:H2	1.60	0.49
14:AN:24:CYS:HB2	14:AN:29:ARG:HB3	1.95	0.49
1:AA:1384:C:C4	1:AA:1385:G:N7	2.81	0.49
38:BD:24:ILE:HD12	38:BD:25:THR:H	1.78	0.49
39:BE:176:ILE:HB	39:BE:181:LEU:HB2	1.93	0.49
39:BE:181:LEU:HD21	52:BT:7:ILE:HG22	1.93	0.49
35:BA:2410:G:H21	35:BA:2411:A:H1'	1.77	0.49
35:BA:2656:U:N3	35:BA:2665:A:H2	1.97	0.49
39:BE:154:LYS:O	39:BE:155:LYS:O	2.30	0.49
35:BA:1496:A:C8	35:BA:1577:C:O2'	2.66	0.49
48:BP:27:HIS:CE1	54:BV:82:ARG:O	2.66	0.49
35:BA:2478:A:H2'	35:BA:2479:G:O4'	2.13	0.49

Continued on next page...

Continued from previous page...

Atom-1	Atom-2	Distance(Å)	Clash(Å)
35:BA:272(D):G:H1	35:BA:364:C:H42	1.60	0.49
39:BE:44:TYR:O	39:BE:45:THR:CB	2.59	0.49
35:BA:314:A:O2'	35:BA:315:G:H5'	2.13	0.49
35:BA:189:G:H2'	35:BA:205:G:N2	2.28	0.49
35:BA:214:G:H1'	35:BA:216:A:O2'	2.13	0.49
1:AA:415:A:H2'	1:AA:416:G:C8	2.47	0.49
44:BK:93:UNK:O	44:BK:94:UNK:C	2.60	0.49
29:B4:11:PRO:HA	29:B4:24:THR:HB	1.93	0.49
48:BP:120:ALA:HB1	48:BP:138:LEU:HD12	1.95	0.49
35:BA:247:G:O2'	35:BA:248:G:O5'	2.30	0.49
35:BA:248:G:C2	35:BA:2431:U:H4'	2.47	0.49
37:BC:133:GLY:C	37:BC:135:ARG:N	2.65	0.49
37:BC:115:VAL:HG23	37:BC:145:THR:O	2.13	0.49
1:AA:1372:U:C2'	1:AA:1373:G:O5'	2.61	0.49
1:AA:255:G:H1'	17:AQ:16:GLN:HE21	1.76	0.49
1:AA:365:U:O2	1:AA:365:U:O5'	2.30	0.49
1:AA:1392:G:O5'	1:AA:1392:G:H8	1.96	0.49
41:BG:41:GLN:NE2	41:BG:60:LEU:HD22	2.27	0.49
48:BP:31:ALA:C	48:BP:33:ARG:N	2.65	0.49
14:AN:29:ARG:HG2	14:AN:40:CYS:HB2	1.93	0.49
35:BA:2756:U:O4'	35:BA:2757:A:O5'	2.30	0.49
35:BA:2756:U:C4'	35:BA:2757:A:O5'	2.61	0.49
35:BA:2756:U:O4	35:BA:2759:G:O6	2.30	0.49
35:BA:2128:C:O2'	35:BA:2129:C:OP2	2.31	0.49
35:BA:2104:G:C1'	35:BA:2105:C:P	2.99	0.49
35:BA:995:C:O2	46:BN:4:TYR:OH	2.23	0.49
35:BA:996:A:O2'	35:BA:997:G:H5'	2.13	0.49
5:AE:82:VAL:HG11	5:AE:137:GLU:HB3	1.94	0.49
61:AY:701:GCP:H3B1	62:AY:2001:HOH:O	2.13	0.49
35:BA:1067:A:N3	35:BA:1067:A:H2'	2.28	0.49
58:BZ:6:LYS:CE	58:BZ:6:LYS:H	2.22	0.49
40:BF:25:PRO:HB3	40:BF:119:ARG:CB	2.36	0.49
51:BS:11:LYS:C	51:BS:13:ARG:H	2.14	0.49
3:AC:53:ALA:HB2	3:AC:115:LEU:CD1	2.32	0.49
24:AY:403:GLU:HA	24:AY:403:GLU:OE1	2.13	0.49
24:AY:517:LEU:HD11	24:AY:564:LYS:HB3	1.94	0.49
30:B5:57:VAL:HG12	30:B5:58:LEU:HD12	1.95	0.49
12:AL:115:LYS:O	12:AL:117:ARG:N	2.42	0.49
3:AC:9:GLY:HA2	3:AC:12:LEU:HG	1.93	0.49
35:BA:287:C:H2'	35:BA:288:C:H6	1.78	0.49
35:BA:105:C:H2'	35:BA:106:C:H6	1.76	0.49
35:BA:1231:G:H2'	35:BA:1232:G:H8	1.76	0.49

Continued on next page...

Continued from previous page...

Atom-1	Atom-2	Distance(Å)	Clash(Å)
16:AP:9:PHE:HB2	16:AP:16:HIS:O	2.12	0.49
6:AF:86:ARG:O	6:AF:87:ARG:CB	2.61	0.49
35:BA:2695:C:H2'	35:BA:2696:U:C6	2.48	0.49
5:AE:98:THR:HB	5:AE:117:ASP:HB3	1.94	0.49
49:BQ:66:ILE:HD12	49:BQ:66:ILE:O	2.12	0.49
7:AG:7:ALA:O	7:AG:8:GLU:CB	2.60	0.49
1:AA:1294:G:O2'	1:AA:1295:G:H5'	2.12	0.49
35:BA:2415:G:H4'	48:BP:67:MET:N	2.28	0.49
35:BA:856:C:O2'	35:BA:857:C:O5'	2.30	0.49
35:BA:1269:A:H61	35:BA:2011:U:H3	1.60	0.49
35:BA:1227:G:C4	35:BA:1228:G:N7	2.81	0.49
41:BG:77:ILE:O	41:BG:78:SER:OG	2.27	0.49
42:BH:6:ARG:HG3	42:BH:6:ARG:HH11	1.78	0.49
40:BF:54:ARG:NH2	40:BF:80:ALA:HB2	2.28	0.49
38:BD:25:THR:O	38:BD:26:LYS:HB3	2.13	0.49
35:BA:332:A:O4'	35:BA:333:G:OP2	2.30	0.49
40:BF:4:VAL:HG11	40:BF:17:ARG:HE	1.77	0.49
1:AA:964:A:C6	1:AA:965:A:N6	2.79	0.49
1:AA:190:U:O2	20:AT:105:SER:HB2	2.13	0.49
39:BE:70:ALA:O	39:BE:71:GLY:C	2.51	0.49
24:AY:617:MET:HG3	24:AY:643:ILE:HD11	1.94	0.49
35:BA:2836:U:C4	35:BA:2883:A:N6	2.81	0.49
3:AC:16:ARG:CB	3:AC:16:ARG:HH11	2.24	0.49
24:AY:356:LEU:HD23	24:AY:356:LEU:C	2.33	0.49
54:BV:21:ARG:HG2	54:BV:21:ARG:HH11	1.78	0.49
16:AP:47:ASP:CG	16:AP:47:ASP:O	2.51	0.49
39:BE:82:ARG:O	39:BE:83:ASP:HB2	2.12	0.49
5:AE:64:ARG:HG3	5:AE:64:ARG:NH1	2.28	0.49
9:AI:128:ARG:H	9:AI:128:ARG:HD3	1.77	0.49
9:AI:26:VAL:HG22	9:AI:27:THR:H	1.78	0.49
47:BO:104:ARG:HB2	47:BO:104:ARG:NH1	2.27	0.49
35:BA:953:A:C6	35:BA:965:C:N3	2.81	0.49
1:AA:1333:A:H2'	1:AA:1334:G:O4'	2.13	0.49
1:AA:594:G:H2'	1:AA:595:G:C5'	2.42	0.49
35:BA:1297:C:C2'	35:BA:1298:C:H5'	2.41	0.49
1:AA:861:G:H8	1:AA:861:G:O5'	1.95	0.49
13:AM:10:PRO:CG	13:AM:18:ALA:HB1	2.40	0.49
19:AS:41:VAL:HG21	19:AS:44:MET:HG3	1.94	0.49
21:AU:2:GLY:O	21:AU:4:GLY:N	2.46	0.49
35:BA:18:C:C2	35:BA:19:C:C6	3.00	0.49
35:BA:18:C:N3	35:BA:19:C:C4	2.81	0.49
35:BA:2404:C:N4	35:BA:2414:G:N1	2.61	0.49

Continued on next page...

Continued from previous page...

Atom-1	Atom-2	Distance(Å)	Clash(Å)
24:AY:47:GLU:HB3	24:AY:52:MET:CB	2.42	0.49
1:AA:1523:G:O2'	1:AA:1524:C:H5'	2.12	0.49
1:AA:1049:U:C4'	1:AA:1050:G:O5'	2.49	0.49
1:AA:1053:G:O2'	1:AA:1054:C:OP2	2.29	0.49
24:AY:55:MET:SD	24:AY:65:ILE:HD11	2.53	0.49
42:BH:6:ARG:HG3	42:BH:6:ARG:NH1	2.27	0.49
35:BA:1121:C:C2'	35:BA:1122:G:O5'	2.61	0.49
35:BA:1427:A:C1'	35:BA:1428:C:OP2	2.61	0.49
20:AT:26:ASN:N	20:AT:26:ASN:HD22	2.11	0.49
1:AA:184:G:H2'	1:AA:185:A:H8	1.78	0.49
35:BA:2068:U:N3	35:BA:2430:A:C2	2.56	0.49
1:AA:1366:C:C4	1:AA:1367:C:N4	2.81	0.49
29:B4:65:ASP:O	29:B4:66:SER:C	2.51	0.49
57:BY:41:GLY:O	57:BY:42:VAL:C	2.50	0.49
35:BA:1062:G:H8	35:BA:1062:G:OP1	1.96	0.49
54:BV:19:LYS:HE2	54:BV:20:LEU:H	1.78	0.49
39:BE:129:HIS:O	39:BE:130:GLY:O	2.31	0.49
52:BT:106:SER:CA	52:BT:110:ILE:HG12	2.38	0.49
35:BA:1181:C:C2'	35:BA:1182:A:H5'	2.43	0.49
30:B5:41:PRO:HG2	30:B5:44:THR:CG2	2.39	0.49
35:BA:1887:C:C3'	35:BA:1888:G:H5''	2.43	0.49
24:AY:308:PRO:HB2	24:AY:394:ALA:CB	2.41	0.49
34:B9:10:ILE:N	34:B9:10:ILE:HD12	2.28	0.49
46:BN:25:ARG:HH11	46:BN:25:ARG:CG	2.24	0.49
2:AB:166:ASP:CG	2:AB:169:LYS:HB2	2.33	0.49
35:BA:1453:U:OP2	50:BR:77:ARG:NH1	2.45	0.49
45:BL:86:UNK:C	45:BL:88:UNK:N	2.71	0.49
4:AD:158:ILE:CG2	4:AD:181:MET:HE2	2.42	0.49
24:AY:422:GLU:O	24:AY:426:GLN:HB2	2.13	0.49
24:AY:120:THR:HG23	24:AY:123:ARG:HH22	1.77	0.49
29:B4:10:VAL:HG23	29:B4:11:PRO:HD2	1.94	0.48
35:BA:958:U:H6	35:BA:958:U:H3'	1.78	0.48
1:AA:495:A:C4'	1:AA:496:A:OP1	2.61	0.48
35:BA:652:C:O2'	35:BA:653:A:O5'	2.31	0.48
35:BA:858:U:O2'	35:BA:859:G:C8	2.56	0.48
35:BA:436:C:H2'	35:BA:437:G:H8	1.78	0.48
1:AA:105:G:H2'	1:AA:106:C:C5	2.47	0.48
35:BA:1899:G:O2'	35:BA:1900:A:H5''	2.12	0.48
1:AA:362:G:H8	1:AA:362:G:O5'	1.94	0.48
35:BA:1985:G:C2'	35:BA:1986:A:O5'	2.60	0.48
29:B4:21:VAL:CG2	29:B4:35:VAL:HG21	2.43	0.48
29:B4:6:HIS:O	29:B4:7:PRO:O	2.30	0.48

Continued on next page...

Continued from previous page...

Atom-1	Atom-2	Distance(Å)	Clash(Å)
41:BG:133:LEU:CD1	41:BG:134:GLY:H	2.24	0.48
41:BG:80:PHE:O	41:BG:81:LYS:CG	2.61	0.48
35:BA:690:G:H2'	35:BA:691:C:C6	2.48	0.48
1:AA:1177:G:H8	1:AA:1177:G:O5'	1.96	0.48
35:BA:18:C:O2'	35:BA:554:U:OP1	2.31	0.48
2:AB:122:PHE:HE2	2:AB:139:LYS:HA	1.75	0.48
35:BA:2757:A:O2'	35:BA:2758:A:C5'	2.57	0.48
35:BA:1426:G:OP2	35:BA:1427:A:O2'	2.30	0.48
35:BA:2123:G:H2'	35:BA:2124:G:H5'	1.92	0.48
58:BZ:115:GLY:HA2	58:BZ:177:PRO:CD	2.41	0.48
4:AD:31:CYS:O	4:AD:31:CYS:SG	2.71	0.48
1:AA:1367:C:C2'	1:AA:1368:G:O5'	2.61	0.48
3:AC:155:GLY:HA3	3:AC:196:LEU:HD13	1.94	0.48
25:B0:50:ASN:CB	25:B0:63:VAL:HG21	2.43	0.48
24:AY:99:ARG:CD	24:AY:402:ILE:H	2.26	0.48
56:BX:36:LYS:HD3	56:BX:54:VAL:O	2.13	0.48
34:B9:1:MET:SD	34:B9:31:LYS:C	2.92	0.48
35:BA:1504:C:O2'	35:BA:1505:C:C5'	2.60	0.48
37:BC:184:GLU:O	37:BC:188:ASP:OD2	2.31	0.48
41:BG:127:GLY:C	41:BG:129:GLY:N	2.65	0.48
1:AA:1447:A:H3'	1:AA:1447:A:N3	2.27	0.48
57:BY:50:ARG:HD2	57:BY:54:LYS:O	2.13	0.48
35:BA:2199:A:H2'	35:BA:2199:A:N3	2.27	0.48
54:BV:14:VAL:HB	54:BV:96:ILE:HG13	1.94	0.48
6:AF:89:MET:HG2	6:AF:91:VAL:HG23	1.95	0.48
35:BA:680:G:H2'	35:BA:681:G:C8	2.48	0.48
3:AC:38:ARG:HB2	3:AC:38:ARG:HH11	1.78	0.48
35:BA:464:U:O5'	35:BA:464:U:H6	1.96	0.48
41:BG:162:THR:HG22	41:BG:163:ALA:N	2.28	0.48
35:BA:782:A:H5'	35:BA:783:A:C2	2.48	0.48
24:AY:32:ILE:HG23	24:AY:273:LEU:HD21	1.95	0.48
2:AB:82:ARG:HG2	2:AB:83:MET:N	2.26	0.48
48:BP:65:ARG:HB3	48:BP:68:GLN:NE2	2.08	0.48
1:AA:34:C:O2'	1:AA:35:G:H5'	2.13	0.48
1:AA:442:C:H42	1:AA:492:G:H1	1.62	0.48
35:BA:1416:G:N2	35:BA:1417:C:C2	2.82	0.48
35:BA:1415:U:H3	35:BA:1587:A:H61	1.62	0.48
35:BA:605:C:H1'	35:BA:657:U:HO2'	1.78	0.48
35:BA:1595:G:H2'	35:BA:1596:A:H5'	1.95	0.48
35:BA:2009:G:O2'	35:BA:2010:G:H5''	2.13	0.48
38:BD:89:SER:HB2	38:BD:159:ALA:H	1.78	0.48
35:BA:2606:C:H6	35:BA:2606:C:O5'	1.96	0.48

Continued on next page...

Continued from previous page...

Atom-1	Atom-2	Distance(Å)	Clash(Å)
3:AC:84:ILE:HG23	3:AC:85:ARG:H	1.77	0.48
35:BA:1296:G:C2'	35:BA:1297:C:H5'	2.43	0.48
35:BA:29:U:H2'	35:BA:30:G:H5'	1.88	0.48
35:BA:1992:G:O4'	35:BA:1993:U:OP2	2.30	0.48
19:AS:17:GLU:O	19:AS:19:VAL:N	2.46	0.48
41:BG:118:ARG:HD3	41:BG:118:ARG:H	1.78	0.48
41:BG:40:ASN:HD21	41:BG:91:ARG:HG3	1.77	0.48
31:B6:20:ASN:CG	31:B6:21:TYR:N	2.67	0.48
35:BA:17:G:C4	35:BA:18:C:C5	3.00	0.48
35:BA:1144:G:C6	35:BA:1145:C:N4	2.81	0.48
35:BA:2103:C:O2'	35:BA:2104:G:C5'	2.59	0.48
35:BA:2103:C:N4	35:BA:2186:G:H1	2.08	0.48
1:AA:980:C:H2'	1:AA:981:U:H5'	1.94	0.48
1:AA:1153:C:O2'	1:AA:1154:G:O5'	2.30	0.48
38:BD:21:PHE:O	38:BD:24:ILE:HG22	2.13	0.48
4:AD:36:ARG:HH11	4:AD:36:ARG:HB3	1.78	0.48
25:B0:7:LEU:HD12	49:BQ:85:LYS:HE2	1.93	0.48
54:BV:2:PHE:HD1	54:BV:3:ALA:N	2.11	0.48
3:AC:40:ARG:HG3	3:AC:40:ARG:HH11	1.78	0.48
35:BA:143:G:H4'	56:BX:35:THR:HG21	1.95	0.48
35:BA:2807:G:C2'	35:BA:2808:U:H5''	2.42	0.48
33:B8:24:ALA:O	33:B8:46:ARG:HA	2.12	0.48
35:BA:1925:C:O2	35:BA:1925:C:H2'	2.12	0.48
35:BA:1848:A:H3'	35:BA:1848:A:OP2	2.13	0.48
35:BA:1579:A:H2'	35:BA:1580:A:O4'	2.14	0.48
46:BN:45:ASN:HD22	46:BN:45:ASN:H	1.58	0.48
35:BA:2169:A:O2'	35:BA:2170:A:H5'	2.13	0.48
40:BF:46:ARG:NH1	40:BF:46:ARG:HG3	2.29	0.48
35:BA:2651:C:O2'	35:BA:2652:C:H5'	2.12	0.48
35:BA:1645:G:O5'	35:BA:1645:G:H8	1.96	0.48
35:BA:2770:G:H5'	35:BA:2771:C:OP1	2.13	0.48
1:AA:1030(D):A:O2'	1:AA:1031:G:P	2.70	0.48
1:AA:667:G:H4'	15:AO:51:HIS:ND1	2.27	0.48
35:BA:869:G:O2'	35:BA:870:A:H5'	2.13	0.48
35:BA:2197:U:O2'	35:BA:2198:A:H2'	2.13	0.48
1:AA:335:C:H2'	1:AA:336:C:H6	1.78	0.48
27:B2:69:ARG:O	27:B2:70:GLN:OE1	2.31	0.48
1:AA:773:G:N1	1:AA:774:G:C6	2.81	0.48
1:AA:265:G:H2'	1:AA:267:C:C5	2.48	0.48
35:BA:39:C:H2'	35:BA:40:C:C6	2.48	0.48
30:B5:3:LYS:HG3	30:B5:4:HIS:H	1.77	0.48
57:BY:39:VAL:O	57:BY:40:GLU:CG	2.60	0.48

Continued on next page...

Continued from previous page...

Atom-1	Atom-2	Distance(Å)	Clash(Å)
1:AA:863:U:O2	1:AA:863:U:H5'	2.13	0.48
35:BA:621:A:H2'	35:BA:622:G:C5'	2.42	0.48
29:B4:47:GLN:O	29:B4:48:ARG:C	2.51	0.48
41:BG:55:LYS:HB3	41:BG:148:MET:HE1	1.96	0.48
30:B5:53:ALA:O	30:B5:55:ARG:N	2.46	0.48
24:AY:47:GLU:HB3	24:AY:52:MET:HA	1.94	0.48
35:BA:890:A:H2'	35:BA:892:G:H5''	1.94	0.48
1:AA:1385:G:C2'	1:AA:1386:G:O5'	2.61	0.48
20:AT:26:ASN:N	20:AT:26:ASN:ND2	2.60	0.48
40:BF:19:GLU:CD	40:BF:19:GLU:N	2.67	0.48
4:AD:13:ARG:HG2	4:AD:33:MET:HE3	1.94	0.48
2:AB:130:ARG:HE	2:AB:131:PRO:HD2	1.79	0.48
35:BA:2033:A:O2'	35:BA:2034:U:O5'	2.30	0.48
38:BD:117:VAL:HG22	38:BD:118:VAL:N	2.28	0.48
31:B6:53:LYS:HD3	31:B6:54:ILE:N	2.22	0.48
35:BA:271(P):C:C2'	35:BA:271(Q):G:H5'	2.43	0.48
24:AY:628:ARG:HH11	24:AY:628:ARG:CG	2.16	0.48
25:B0:53:MET:SD	25:B0:57:PHE:CA	3.00	0.48
28:B3:36:VAL:O	28:B3:36:VAL:HG23	2.12	0.48
24:AY:680:PRO:HD2	24:AY:683:VAL:CG2	2.40	0.48
24:AY:606:MET:HE3	24:AY:671:MET:HG3	1.96	0.48
35:BA:848:G:N9	35:BA:933:A:H8	2.12	0.48
36:BB:77:U:P	58:BZ:19:ARG:NH2	2.86	0.48
3:AC:11:ARG:O	3:AC:14:ILE:N	2.38	0.48
35:BA:2485:G:H5''	49:BQ:46:GLN:HE21	1.78	0.48
48:BP:9:ASN:N	48:BP:10:PRO:HD2	2.27	0.48
38:BD:97:TYR:C	38:BD:99:ASP:H	2.17	0.48
1:AA:723:U:C2'	1:AA:723:U:O2	2.61	0.48
52:BT:38:ASN:H	52:BT:38:ASN:HD22	1.61	0.48
35:BA:2559:C:H2'	35:BA:2560:C:H5'	1.94	0.48
35:BA:1684:C:H2'	35:BA:1685:C:H6	1.77	0.48
31:B6:42:TRP:HA	31:B6:42:TRP:HE3	1.77	0.48
35:BA:2142:C:O2'	35:BA:2143:C:H5'	2.13	0.48
11:AK:15:ALA:HA	11:AK:76:GLY:O	2.13	0.48
24:AY:623:ASP:O	24:AY:626:ALA:HB3	2.13	0.48
22:AV:63:G:H2'	22:AV:64:A:O4'	2.14	0.48
4:AD:159:ARG:HH11	4:AD:159:ARG:HB3	1.78	0.48
35:BA:1967:C:N4	35:BA:1968:G:C6	2.81	0.48
35:BA:1968:G:O2'	35:BA:1969:A:O4'	2.30	0.48
37:BC:81:GLY:O	37:BC:82:GLU:HB3	2.12	0.48
35:BA:738:G:O6	35:BA:739:G:N1	2.46	0.48
1:AA:486:U:H2'	1:AA:487:A:C8	2.48	0.48

Continued on next page...

Continued from previous page...

Atom-1	Atom-2	Distance(Å)	Clash(Å)
48:BP:85:LEU:HD22	48:BP:115:LEU:O	2.13	0.48
37:BC:101:ILE:C	37:BC:103:LYS:N	2.67	0.48
37:BC:129:GLY:O	37:BC:133:GLY:N	2.29	0.48
1:AA:490:G:H2'	1:AA:491:G:C5'	2.43	0.48
1:AA:1239:A:H62	1:AA:1299:A:H61	1.60	0.48
7:AG:49:ILE:HD11	7:AG:118:VAL:HA	1.94	0.48
35:BA:36:G:C6	35:BA:37:C:C4	3.02	0.48
57:BY:28:LYS:HB2	57:BY:37:VAL:CB	2.22	0.48
13:AM:96:LEU:HB3	13:AM:97:PRO:CD	2.41	0.48
29:B4:29:PRO:HG2	29:B4:30:GLU:H	1.78	0.48
9:AI:92:TYR:O	9:AI:95:LYS:HG3	2.14	0.48
40:BF:89:VAL:CG1	40:BF:90:PHE:N	2.63	0.48
29:B4:56:VAL:C	29:B4:58:ARG:H	2.16	0.48
40:BF:133:ASN:HD22	40:BF:133:ASN:N	2.10	0.48
54:BV:15:GLU:CG	54:BV:16:PRO:CD	2.86	0.48
35:BA:528:A:C2	35:BA:2043:C:C5'	2.96	0.48
57:BY:95:LYS:CE	57:BY:99:CYS:O	2.61	0.48
57:BY:81:LYS:CD	57:BY:97:ARG:HG3	2.38	0.48
4:AD:149:ALA:O	4:AD:153:ARG:HG3	2.13	0.48
35:BA:2481:G:O2'	35:BA:2482:G:OP2	2.30	0.48
39:BE:68:ALA:C	39:BE:70:ALA:N	2.66	0.48
54:BV:72:VAL:HG23	54:BV:72:VAL:O	2.13	0.48
24:AY:315:LYS:HB3	24:AY:327:PHE:HD2	1.78	0.48
35:BA:34:C:H42	35:BA:447:A:H61	1.61	0.48
57:BY:3:VAL:C	57:BY:5:MET:H	2.15	0.48
35:BA:2151:G:OP1	37:BC:3:LYS:HE2	2.12	0.48
53:BU:42:ALA:O	53:BU:43:GLY:C	2.51	0.48
9:AI:50:LEU:HD23	9:AI:85:LEU:CD2	2.44	0.48
33:B8:15:LYS:HE3	35:BA:630:G:OP1	2.14	0.48
33:B8:32:LEU:HB2	33:B8:36:LYS:HZ1	1.75	0.48
1:AA:697:U:O2'	1:AA:698:G:H5'	2.13	0.48
29:B4:2:LYS:O	29:B4:2:LYS:HD3	2.13	0.48
29:B4:9:LEU:N	29:B4:9:LEU:HD12	2.28	0.48
33:B8:4:MET:HG2	33:B8:61:LEU:CD2	2.43	0.48
51:BS:89:ARG:HG3	51:BS:92:TYR:CA	2.43	0.48
38:BD:260:ARG:HH22	38:BD:266:SER:HB3	1.79	0.48
1:AA:519:C:H2'	1:AA:520:A:H5'	1.95	0.48
24:AY:138:LYS:HG2	61:AY:701:GCP:C4	2.43	0.48
35:BA:332:A:C6	35:BA:335:C:C4	3.01	0.48
35:BA:331:A:O4'	35:BA:332:A:OP2	2.32	0.48
25:B0:49:LYS:O	25:B0:50:ASN:HB2	2.14	0.48
28:B3:5:LYS:CE	28:B3:34:GLU:OE2	2.61	0.48

Continued on next page...

Continued from previous page...

Atom-1	Atom-2	Distance(Å)	Clash(Å)
24:AY:127:LYS:C	24:AY:128:TYR:HD1	2.16	0.48
24:AY:401:SER:O	24:AY:402:ILE:CB	2.61	0.48
24:AY:99:ARG:HD2	24:AY:402:ILE:H	1.78	0.48
2:AB:132:LYS:HG3	2:AB:135:GLN:OE1	2.13	0.48
29:B4:60:GLN:C	29:B4:62:ARG:HD2	2.33	0.48
35:BA:2410:G:C2	35:BA:2411:A:C4	3.01	0.48
12:AL:18:VAL:O	12:AL:19:ARG:HB3	2.13	0.48
58:BZ:121:HIS:HB2	58:BZ:171:ILE:HA	1.95	0.48
25:B0:19:LYS:HG3	25:B0:41:ARG:HH21	1.79	0.48
35:BA:2287:A:N6	35:BA:2344:U:N3	2.57	0.48
38:BD:133:LEU:HB3	38:BD:173:VAL:HG11	1.94	0.48
46:BN:22:THR:CG2	46:BN:61:ARG:HD3	2.40	0.48
37:BC:88:GLU:O	37:BC:89:GLU:HB3	2.14	0.48
13:AM:112:GLY:HA3	13:AM:115:LYS:HE2	1.93	0.48
20:AT:23:ARG:HH11	20:AT:23:ARG:HG2	1.79	0.48
49:BQ:52:VAL:HA	49:BQ:55:VAL:CG1	2.44	0.48
24:AY:44:GLU:C	24:AY:45:VAL:HG13	2.33	0.48
46:BN:30:ILE:HG22	46:BN:34:LEU:HD22	1.95	0.48
35:BA:570:G:H2'	35:BA:2030:A:C5	2.49	0.48
1:AA:454:C:H5'	1:AA:455:C:OP2	2.13	0.48
35:BA:1188:U:H4'	54:BV:79:VAL:HG13	1.95	0.48
43:BJ:70:UNK:O	43:BJ:71:UNK:CB	2.61	0.48
7:AG:131:LYS:N	7:AG:131:LYS:HD2	2.29	0.48
46:BN:67:LEU:O	46:BN:68:GLU:CB	2.61	0.48
1:AA:484:G:H4'	1:AA:485:G:O5'	2.14	0.48
35:BA:872:A:H4'	49:BQ:66:ILE:HD11	1.94	0.48
53:BU:110:VAL:O	53:BU:114:LYS:HG2	2.13	0.48
24:AY:538:TYR:CD1	24:AY:579:GLU:HG2	2.48	0.48
4:AD:104:VAL:O	4:AD:108:LEU:HB2	2.13	0.48
55:BW:59:VAL:O	55:BW:63:ASP:HA	2.13	0.48
35:BA:2457:U:O2'	35:BA:2458:G:H5'	2.13	0.48
52:BT:117:ASP:O	52:BT:119:LYS:N	2.46	0.48
2:AB:141:GLU:O	2:AB:144:ARG:HG2	2.13	0.48
2:AB:87:ARG:HD2	2:AB:219:VAL:CG1	2.27	0.48
1:AA:123:C:H2'	1:AA:124:G:H8	1.79	0.48
35:BA:635:C:O2'	35:BA:639:U:OP2	2.31	0.48
31:B6:26:ASN:HD21	31:B6:32:ASN:HD22	1.60	0.48
7:AG:47:CYS:CA	7:AG:50:ILE:HG22	2.42	0.48
9:AI:10:ARG:O	9:AI:11:LYS:C	2.52	0.48
1:AA:60:A:O2'	1:AA:61:G:O5'	2.32	0.48
35:BA:2011:U:C2'	35:BA:2012:G:O5'	2.61	0.48
35:BA:1771:C:H1'	35:BA:1786:A:C8	2.48	0.48

Continued on next page...

Continued from previous page...

Atom-1	Atom-2	Distance(Å)	Clash(Å)
35:BA:2713:A:O2'	35:BA:2714:G:H5''	2.14	0.48
35:BA:2820:A:H1'	50:BR:5:LYS:HE3	1.95	0.48
27:B2:5:GLU:O	27:B2:8:LYS:HG3	2.14	0.48
35:BA:256:A:C2'	35:BA:257:A:C5'	2.80	0.48
35:BA:607:U:N3	35:BA:620:G:C8	2.82	0.48
19:AS:41:VAL:CB	19:AS:44:MET:HB3	2.37	0.48
41:BG:106:LEU:HA	41:BG:110:ALA:HB2	1.96	0.48
35:BA:2305:A:H5''	41:BG:134:GLY:HA3	1.95	0.48
29:B4:28:LYS:CD	41:BG:143:GLU:HA	2.38	0.48
35:BA:1140:C:H6	35:BA:1140:C:O5'	1.97	0.48
48:BP:30:THR:HG22	48:BP:31:ALA:H	1.75	0.48
51:BS:30:ARG:NH1	51:BS:97:ARG:HB3	2.28	0.48
39:BE:132:HIS:CG	39:BE:132:HIS:O	2.64	0.48
38:BD:147:LEU:HD22	38:BD:155:LEU:HD11	1.94	0.48
35:BA:2175:C:C2	35:BA:2176:A:N7	2.82	0.48
53:BU:92:ARG:NH1	53:BU:94:ASN:ND2	2.57	0.48
12:AL:53:ARG:HH12	12:AL:92:ASP:HB2	1.79	0.48
52:BT:23:ARG:CB	52:BT:24:PRO:HD2	2.23	0.48
20:AT:26:ASN:H	20:AT:26:ASN:ND2	2.11	0.48
1:AA:1152:A:C2	1:AA:1153:C:C4	3.01	0.48
24:AY:34:TYR:O	24:AY:38:ARG:HB2	2.12	0.48
25:B0:19:LYS:HE2	25:B0:19:LYS:HA	1.95	0.48
3:AC:28:GLN:O	3:AC:31:HIS:N	2.47	0.48
36:BB:55:U:H2'	36:BB:56:G:C8	2.48	0.48
36:BB:17:C:H2'	36:BB:18:G:O4'	2.14	0.48
35:BA:1458:C:H4'	35:BA:1459:G:C4	2.49	0.48
51:BS:102:ALA:O	51:BS:103:GLU:HG2	2.13	0.48
19:AS:32:LYS:HA	19:AS:50:ALA:HB3	1.95	0.48
35:BA:1319:G:O2'	35:BA:1320:C:H5'	2.13	0.48
1:AA:1123:A:O2'	10:AJ:38:ILE:HG22	2.14	0.48
38:BD:28:GLU:CD	38:BD:28:GLU:N	2.66	0.48
35:BA:2383:G:O2'	35:BA:2384:G:H5'	2.13	0.48
1:AA:995:C:H4'	14:AN:8:GLU:OE2	2.14	0.48
6:AF:44:GLY:HA2	6:AF:59:TYR:CE1	2.49	0.48
10:AJ:23:ILE:HG23	10:AJ:85:LEU:HD22	1.95	0.48
35:BA:780:G:H21	35:BA:783:A:H62	1.60	0.48
1:AA:853:G:O2'	1:AA:854:G:H5'	2.13	0.48
35:BA:2692:C:H1'	35:BA:2847:U:O2'	2.13	0.48
24:AY:421:GLN:C	24:AY:421:GLN:HE21	2.17	0.48
38:BD:33:LEU:C	38:BD:33:LEU:HD23	2.34	0.48
35:BA:1090:U:H2'	35:BA:1091:G:C8	2.49	0.48
2:AB:111:ARG:HG3	2:AB:145:LEU:HD21	1.94	0.48

Continued on next page...

Continued from previous page...

Atom-1	Atom-2	Distance(Å)	Clash(Å)
35:BA:968:G:C2'	35:BA:969:U:C5'	2.92	0.48
35:BA:246:C:C3'	35:BA:247:G:C5'	2.91	0.48
35:BA:248:G:C8	35:BA:250:G:C4	3.02	0.48
48:BP:51:PHE:CD2	48:BP:52:GLU:C	2.87	0.48
1:AA:405:U:O2	1:AA:498:U:H2'	2.14	0.48
35:BA:140:G:N3	35:BA:142:A:N1	2.61	0.48
35:BA:856:C:C4'	35:BA:857:C:OP1	2.57	0.48
35:BA:435:C:H2'	35:BA:436:C:H5'	1.95	0.48
35:BA:48:G:C6	35:BA:178:G:O6	2.66	0.48
1:AA:590:C:C2'	1:AA:591:U:C5'	2.90	0.48
35:BA:1820:U:C4	38:BD:160:GLY:O	2.65	0.48
35:BA:1982:C:N3	35:BA:1983:C:N4	2.60	0.48
35:BA:35:G:H2'	35:BA:36:G:C8	2.48	0.48
57:BY:38:ILE:HG22	57:BY:39:VAL:N	2.27	0.48
35:BA:743:G:O2'	35:BA:744:G:O5'	2.30	0.48
48:BP:24:GLY:N	48:BP:33:ARG:CZ	2.76	0.48
1:AA:961:U:HO2'	1:AA:962:C:H6	1.62	0.48
39:BE:56:PRO:O	39:BE:57:LYS:NZ	2.47	0.48
35:BA:146:G:H2'	35:BA:147:U:O4'	2.14	0.48
35:BA:271(M):G:N7	35:BA:271(O):C:C4	2.82	0.48
35:BA:896:A:C8	58:BZ:146:ILE:HD12	2.49	0.48
35:BA:333:G:C6	35:BA:334:C:N4	2.82	0.48
58:BZ:72:ARG:HG2	58:BZ:89:PHE:HB2	1.96	0.48
24:AY:99:ARG:NH2	24:AY:128:TYR:OH	2.46	0.48
40:BF:133:ASN:O	40:BF:134:GLY:C	2.52	0.48
35:BA:1062:G:H22	35:BA:1076:C:H42	1.61	0.48
54:BV:61:VAL:HG12	54:BV:94:LEU:CD2	2.43	0.48
39:BE:141:ILE:HB	39:BE:154:LYS:HE2	1.95	0.48
3:AC:22:TRP:HB2	3:AC:59:ARG:HB2	1.96	0.48
47:BO:17:ARG:HE	47:BO:47:ILE:HD12	1.78	0.48
1:AA:567:G:H2'	1:AA:568:G:O4'	2.14	0.48
25:B0:42:GLY:O	25:B0:57:PHE:CB	2.62	0.48
50:BR:103:ARG:NH1	50:BR:110:PRO:HB3	2.28	0.48
12:AL:94:PRO:C	12:AL:96:VAL:H	2.17	0.48
37:BC:42:VAL:HA	37:BC:216:THR:O	2.13	0.48
1:AA:390:C:H2'	1:AA:391:G:C8	2.49	0.48
54:BV:21:ARG:HG3	54:BV:93:GLU:HB2	1.96	0.48
35:BA:644:A:H2'	35:BA:646:A:C2	2.49	0.48
32:B7:23:ARG:NH1	32:B7:23:ARG:HG3	2.28	0.48
35:BA:558:G:P	46:BN:111:PRO:HD2	2.53	0.48
35:BA:534:U:H5'	53:BU:42:ALA:HB1	1.96	0.48
17:AQ:95:TYR:C	17:AQ:97:SER:H	2.17	0.48

Continued on next page...

Continued from previous page...

Atom-1	Atom-2	Distance(Å)	Clash(Å)
35:BA:1249:U:O4'	53:BU:4:ALA:HB3	2.14	0.48
42:BH:16:SER:HB2	42:BH:27:LYS:HB2	1.94	0.48
35:BA:387:U:H6	35:BA:387:U:O5'	1.96	0.48
49:BQ:50:ALA:O	49:BQ:53:ALA:HB3	2.14	0.48
37:BC:125:GLY:O	37:BC:127:LYS:HG2	2.13	0.48
31:B6:26:ASN:ND2	31:B6:32:ASN:ND2	2.61	0.48
7:AG:22:LEU:O	7:AG:24:THR:N	2.38	0.48
1:AA:591:U:H2'	1:AA:592:G:H8	1.79	0.48
35:BA:1786:A:H2'	35:BA:1786:A:N3	2.29	0.48
1:AA:1401:G:H2'	1:AA:1402:C:O4'	2.13	0.48
1:AA:1305:G:O2'	1:AA:1306:A:O5'	2.30	0.48
19:AS:42:PRO:HB3	19:AS:67:VAL:HG13	1.95	0.48
41:BG:6:ALA:CB	41:BG:105:LYS:HZ2	2.22	0.48
30:B5:51:TYR:OH	35:BA:2884:U:C2	2.55	0.48
33:B8:4:MET:O	33:B8:62:LEU:HD11	2.14	0.48
33:B8:61:LEU:HD13	33:B8:62:LEU:H	1.78	0.48
31:B6:15:GLU:OE1	31:B6:18:ARG:CG	2.61	0.48
35:BA:19:C:O2'	35:BA:20:C:H5'	2.13	0.48
35:BA:1215:G:O6	35:BA:1235:G:N3	2.47	0.48
55:BW:73:ALA:HB3	55:BW:106:ILE:HG12	1.95	0.48
39:BE:188:VAL:O	39:BE:188:VAL:HG13	2.14	0.48
1:AA:1151:A:H1'	1:AA:1152:A:C8	2.48	0.48
3:AC:167:TRP:CD1	3:AC:168:ALA:N	2.82	0.48
10:AJ:32:ALA:HB2	10:AJ:81:THR:HG21	1.95	0.48
39:BE:60:ASN:OD1	39:BE:62:PRO:CD	2.53	0.48
24:AY:497:PHE:CE2	24:AY:581:ALA:HA	2.49	0.48
38:BD:36:PRO:O	38:BD:37:LEU:HG	2.14	0.48
31:B6:53:LYS:CD	31:B6:54:ILE:N	2.76	0.48
39:BE:120:TRP:CE3	39:BE:155:LYS:HE2	2.48	0.48
56:BX:35:THR:HG22	56:BX:36:LYS:N	2.27	0.48
38:BD:142:VAL:CG2	38:BD:191:ALA:HB1	2.43	0.48
2:AB:74:LYS:O	2:AB:74:LYS:HG3	2.14	0.48
36:BB:80:U:H2'	36:BB:81:G:N2	2.22	0.48
58:BZ:155:LEU:CD2	58:BZ:155:LEU:H	2.27	0.48
35:BA:971:C:OP1	35:BA:974:G:C8	2.67	0.48
1:AA:193:C:H2'	1:AA:194:C:C6	2.48	0.48
36:BB:65:C:O2'	36:BB:66:A:H5'	2.13	0.48
5:AE:100:VAL:O	5:AE:100:VAL:HG23	2.13	0.48
24:AY:272:LEU:O	24:AY:276:VAL:HG23	2.13	0.48
35:BA:1430:C:H2'	35:BA:1431:U:C6	2.48	0.48
1:AA:453:A:O2'	1:AA:454:C:O4'	2.32	0.48
26:B1:39:LYS:NZ	35:BA:189:G:OP1	2.47	0.48

Continued on next page...

Continued from previous page...

Atom-1	Atom-2	Distance(Å)	Clash(Å)
20:AT:36:LEU:HD13	20:AT:55:ILE:HG23	1.95	0.48
1:AA:339:C:OP2	47:BO:97:ARG:NH1	2.46	0.48
1:AA:339:C:H2'	1:AA:340:U:C6	2.48	0.48
35:BA:250:G:H2'	35:BA:251:A:C8	2.49	0.48
1:AA:1370:G:C2	1:AA:1371:G:N7	2.82	0.48
7:AG:15:ASP:OD2	7:AG:23:VAL:HG11	2.13	0.48
1:AA:770:C:HO2'	1:AA:771:G:H5'	1.66	0.48
35:BA:1295:C:H2'	35:BA:1296:G:H8	1.78	0.48
13:AM:65:LYS:HB2	13:AM:69:GLU:CG	2.43	0.48
35:BA:1893:C:H2'	35:BA:1894:C:C5'	2.43	0.48
52:BT:35:LYS:NZ	52:BT:41:ARG:HE	2.12	0.48
24:AY:25:LYS:HZ3	24:AY:86:GLY:HA3	1.79	0.48
1:AA:89:C:C2	1:AA:90:U:C5	3.02	0.48
35:BA:2126:A:C6	35:BA:2163:C:H4'	2.48	0.48
53:BU:92:ARG:CB	54:BV:11:GLN:NE2	2.76	0.48
1:AA:1387:G:C2'	1:AA:1388:C:H5'	2.42	0.48
25:B0:12:ASN:HB2	35:BA:2278:A:C8	2.49	0.48
1:AA:1154:G:N3	1:AA:1155:G:C8	2.82	0.48
40:BF:20:LEU:HB3	40:BF:23:ASP:OD1	2.14	0.48
4:AD:36:ARG:CB	4:AD:36:ARG:HH11	2.26	0.48
24:AY:148:LEU:O	24:AY:152:THR:HG22	2.14	0.48
24:AY:384:ILE:HG12	24:AY:387:ASP:OD2	2.13	0.48
31:B6:35:GLU:HB3	31:B6:51:GLU:HG3	1.96	0.48
31:B6:35:GLU:HB3	31:B6:51:GLU:CG	2.44	0.48
24:AY:196:ILE:HG13	24:AY:197:ARG:N	2.21	0.48
35:BA:1169:G:H2'	35:BA:1170:G:O4'	2.14	0.48
35:BA:848:G:C4	35:BA:933:A:H8	2.31	0.48
35:BA:1099:G:O2'	35:BA:1100:C:H5'	2.14	0.48
28:B3:59:VAL:CG1	28:B3:60:GLU:N	2.75	0.48
24:AY:249:GLY:C	24:AY:255:ILE:HG23	2.34	0.48
24:AY:438:PHE:CE1	24:AY:451:ILE:HG13	2.48	0.48
36:BB:50:G:OP2	51:BS:62:LYS:HB2	2.14	0.48
40:BF:185:ASP:HA	40:BF:188:ARG:HD3	1.95	0.48
35:BA:271(D):G:H2'	35:BA:271(E):U:H6	1.78	0.48
35:BA:1683:C:H2'	35:BA:1684:C:C6	2.49	0.48
51:BS:73:LEU:HD23	51:BS:73:LEU:C	2.34	0.48
1:AA:484:G:H8	1:AA:484:G:OP1	1.96	0.48
1:AA:667:G:H4'	15:AO:51:HIS:CE1	2.48	0.48
11:AK:69:ALA:O	11:AK:72:ALA:N	2.47	0.48
38:BD:263:ARG:HB2	38:BD:263:ARG:CZ	2.44	0.48
22:AV:55:U:OP2	37:BC:142:LYS:HD2	2.14	0.48
2:AB:114:ARG:NH1	2:AB:118:LEU:CD1	2.72	0.48

Continued on next page...

Continued from previous page...

Atom-1	Atom-2	Distance(Å)	Clash(Å)
35:BA:654(A):G:N1	35:BA:654(S):G:N2	2.61	0.48
1:AA:1371:G:HO2'	1:AA:1372:U:H5'	1.78	0.48
7:AG:26:PHE:HD1	7:AG:101:LEU:HD22	1.79	0.48
35:BA:177:G:N2	35:BA:177:G:OP1	2.41	0.48
35:BA:1465:G:C4	35:BA:1466:G:C8	3.02	0.48
1:AA:509:A:OP1	1:AA:510:A:OP2	2.32	0.48
2:AB:16:HIS:CG	2:AB:210:SER:OG	2.66	0.48
2:AB:17:PHE:CD1	2:AB:18:GLY:N	2.81	0.48
19:AS:19:VAL:HG13	19:AS:44:MET:HG2	1.96	0.48
29:B4:1:MET:O	29:B4:2:LYS:CB	2.58	0.48
35:BA:743:G:C6	35:BA:755:C:N3	2.81	0.48
2:AB:142:LEU:O	2:AB:146:GLN:HB2	2.14	0.48
53:BU:88:ILE:O	53:BU:88:ILE:HG13	2.14	0.48
54:BV:47:VAL:HG12	54:BV:52:VAL:N	2.29	0.48
1:AA:521:G:O2'	1:AA:522:C:C5'	2.59	0.48
40:BF:9:ILE:O	40:BF:11:VAL:N	2.47	0.48
40:BF:54:ARG:HB2	40:BF:79:GLY:O	2.13	0.48
34:B9:18:ARG:HG2	34:B9:18:ARG:HH11	1.79	0.48
1:AA:1152:A:N1	1:AA:1153:C:N4	2.62	0.48
38:BD:23:GLU:O	38:BD:24:ILE:O	2.32	0.48
54:BV:19:LYS:HZ1	54:BV:20:LEU:H	1.61	0.48
38:BD:30:GLU:CG	38:BD:63:ARG:HE	2.26	0.48
57:BY:13:VAL:HG22	57:BY:14:LEU:N	2.29	0.48
6:AF:69:GLU:CD	6:AF:69:GLU:N	2.68	0.48
35:BA:99:U:C4'	35:BA:102:G:H1'	2.44	0.48
37:BC:88:GLU:CA	37:BC:92:ALA:HB3	2.43	0.48
58:BZ:19:ARG:C	58:BZ:21:ALA:H	2.16	0.48
47:BO:66:LYS:HA	47:BO:79:PHE:O	2.13	0.48
37:BC:158:LYS:O	37:BC:159:ALA:CB	2.62	0.48
38:BD:95:LEU:HD13	38:BD:97:TYR:CE1	2.49	0.48
53:BU:16:LYS:O	53:BU:20:LEU:HD22	2.14	0.48
1:AA:452:A:O2'	1:AA:453:A:H5'	2.14	0.48
1:AA:161:A:H2'	1:AA:162:A:C8	2.49	0.48
35:BA:2257:U:O2'	35:BA:2258:C:H5'	2.14	0.48
35:BA:425:G:O2'	35:BA:426:C:H5'	2.14	0.48
16:AP:70:ALA:O	16:AP:74:LEU:HG	2.13	0.48
35:BA:627:A:O2'	35:BA:636:G:N2	2.47	0.47
35:BA:859:G:N2	35:BA:917:A:OP1	2.36	0.47
35:BA:47:C:N4	35:BA:179:G:H1	2.12	0.47
35:BA:1786:A:C2'	35:BA:1786:A:N3	2.77	0.47
1:AA:560:U:O2'	1:AA:561:U:OP2	2.30	0.47
1:AA:1504:G:H3'	1:AA:1504:G:OP2	2.14	0.47

Continued on next page...

Continued from previous page...

Atom-1	Atom-2	Distance(Å)	Clash(Å)
19:AS:18:LYS:O	19:AS:22:LEU:HB2	2.14	0.47
41:BG:49:ASP:O	41:BG:50:ALA:C	2.52	0.47
41:BG:80:PHE:O	41:BG:81:LYS:HG2	2.14	0.47
35:BA:18:C:N3	35:BA:19:C:C5	2.81	0.47
35:BA:963:U:H2'	35:BA:964:C:O5'	2.14	0.47
35:BA:2206:G:C2'	35:BA:2206:G:N3	2.76	0.47
2:AB:23:ARG:CG	2:AB:23:ARG:NH1	2.37	0.47
35:BA:2104:G:N3	35:BA:2104:G:H2'	2.29	0.47
35:BA:326:G:H2'	35:BA:327:G:H8	1.78	0.47
1:AA:1153:C:O2'	1:AA:1154:G:OP2	2.30	0.47
1:AA:187:C:O5'	1:AA:187:C:H6	1.97	0.47
4:AD:36:ARG:O	4:AD:38:TYR:N	2.46	0.47
57:BY:47:LYS:HG3	57:BY:60:PHE:CZ	2.49	0.47
38:BD:35:LYS:CD	38:BD:35:LYS:C	2.82	0.47
46:BN:128:HIS:HD2	46:BN:130:HIS:N	2.08	0.47
3:AC:23:TYR:CG	3:AC:24:ALA:N	2.82	0.47
55:BW:32:ALA:O	55:BW:36:LEU:HD22	2.14	0.47
35:BA:2807:G:H2'	35:BA:2808:U:H5''	1.96	0.47
35:BA:583:G:OP2	53:BU:10:ARG:HD2	2.14	0.47
1:AA:1015:A:H1'	1:AA:1218:C:O2'	2.14	0.47
24:AY:229:LEU:C	24:AY:231:TYR:N	2.66	0.47
35:BA:1239:G:H2'	35:BA:1240:U:O4'	2.14	0.47
35:BA:2746:U:C2'	35:BA:2747:G:H5'	2.44	0.47
1:AA:952:U:H2'	1:AA:953:G:H5'	1.96	0.47
42:BH:86:GLU:OE1	42:BH:86:GLU:N	2.47	0.47
1:AA:624:C:H4'	16:AP:10:GLY:O	2.14	0.47
16:AP:53:VAL:HG12	16:AP:79:VAL:HG22	1.96	0.47
1:AA:247:G:OP2	17:AQ:99:SER:HB2	2.13	0.47
44:BK:15:UNK:HA	44:BK:45:UNK:O	2.13	0.47
16:AP:27:LYS:HG2	16:AP:30:GLY:H	1.79	0.47
54:BV:71:LEU:HD12	54:BV:86:GLY:HA2	1.95	0.47
1:AA:1239:A:O2'	1:AA:1240:U:OP2	2.28	0.47
35:BA:1448:G:H1'	35:BA:1528:A:N6	2.26	0.47
1:AA:1305:G:OP2	1:AA:1305:G:H8	1.97	0.47
29:B4:31:ILE:HG12	29:B4:33:VAL:N	2.29	0.47
36:BB:44:G:H1'	36:BB:47:C:N4	2.28	0.47
41:BG:135:LEU:C	41:BG:137:GLU:N	2.68	0.47
41:BG:152:LEU:HD23	41:BG:152:LEU:N	2.25	0.47
41:BG:66:GLN:HE21	41:BG:92:VAL:CG2	2.26	0.47
41:BG:5:VAL:HG21	41:BG:8:LYS:NZ	2.29	0.47
35:BA:2207:G:HO2'	35:BA:2208:A:H5''	1.76	0.47
35:BA:1215:G:O6	35:BA:1235:G:C2	2.67	0.47

Continued on next page...

Continued from previous page...

Atom-1	Atom-2	Distance(Å)	Clash(Å)
1:AA:521:G:H2'	1:AA:522:C:C5'	2.25	0.47
1:AA:868:C:HO2'	1:AA:869:G:H5'	1.74	0.47
38:BD:26:LYS:O	38:BD:27:THR:HB	2.14	0.47
37:BC:180:SER:O	37:BC:181:PHE:O	2.33	0.47
24:AY:550:MET:HG2	24:AY:560:VAL:HB	1.97	0.47
56:BX:8:ILE:HD11	56:BX:42:ALA:CB	2.34	0.47
26:B1:3:LYS:NZ	35:BA:1364:G:N7	2.46	0.47
35:BA:1698:A:N3	35:BA:1700:A:O4'	2.47	0.47
39:BE:52:LEU:HD21	52:BT:1:MET:HE1	1.96	0.47
22:AV:45:U:O2	22:AV:45:U:C4'	2.62	0.47
55:BW:24:ILE:HG21	55:BW:36:LEU:CD1	2.44	0.47
13:AM:54:VAL:HA	13:AM:57:ARG:HB3	1.96	0.47
42:BH:13:LYS:O	42:BH:15:VAL:HG22	2.15	0.47
49:BQ:33:GLY:HA2	49:BQ:105:GLU:HA	1.96	0.47
28:B3:46:ASN:ND2	35:BA:850:C:O2'	2.47	0.47
35:BA:286:C:H2'	35:BA:287:C:C6	2.49	0.47
38:BD:76:PRO:HG2	38:BD:98:VAL:CG2	2.43	0.47
37:BC:206:LYS:HB3	37:BC:206:LYS:HZ3	1.79	0.47
35:BA:2389:G:C5'	35:BA:2390:U:H5'	2.43	0.47
43:BJ:69:UNK:O	43:BJ:70:UNK:C	2.62	0.47
1:AA:1396:A:C4'	1:AA:1398:A:H1'	2.44	0.47
52:BT:123:GLN:O	52:BT:127:ALA:HB3	2.13	0.47
53:BU:32:PHE:O	53:BU:36:ARG:HB2	2.14	0.47
1:AA:778:G:O2'	1:AA:779:C:H5'	2.14	0.47
45:BL:59:UNK:C	45:BL:61:UNK:N	2.75	0.47
15:AO:72:ARG:HG2	15:AO:73:GLU:OE2	2.14	0.47
37:BC:17:PRO:HG2	37:BC:18:ASN:H	1.79	0.47
1:AA:197:A:C5	1:AA:221:C:C4'	2.95	0.47
35:BA:602:G:O6	35:BA:654(T):C:C2	2.67	0.47
25:B0:61:ALA:HB2	25:B0:81:VAL:HG21	1.96	0.47
8:AH:30:ARG:CZ	8:AH:30:ARG:HB3	2.44	0.47
13:AM:83:ASP:CG	13:AM:84:ILE:H	2.17	0.47
35:BA:2401:U:HO2'	35:BA:2402:C:P	2.37	0.47
35:BA:1036:G:N1	35:BA:1120:G:C6	2.82	0.47
1:AA:1073:U:O2'	1:AA:1074:G:C5'	2.58	0.47
51:BS:24:LEU:O	51:BS:85:VAL:HB	2.15	0.47
1:AA:867:G:C6	1:AA:868:C:C4	3.02	0.47
40:BF:20:LEU:HD13	40:BF:203:GLN:OE1	2.15	0.47
10:AJ:3:LYS:HB3	10:AJ:4:ILE:CD1	2.45	0.47
1:AA:1368:G:C2'	1:AA:1369:C:C5'	2.83	0.47
29:B4:66:SER:O	29:B4:69:LYS:HG2	2.14	0.47
58:BZ:151:HIS:CB	58:BZ:171:ILE:H	2.27	0.47

Continued on next page...

Continued from previous page...

Atom-1	Atom-2	Distance(Å)	Clash(Å)
24:AY:550:MET:CE	24:AY:563:ILE:HD11	2.44	0.47
35:BA:527:C:O2	35:BA:527:C:O4'	2.30	0.47
35:BA:1652:A:H62	50:BR:11:ASN:ND2	2.12	0.47
55:BW:24:ILE:HG21	55:BW:36:LEU:HD13	1.96	0.47
1:AA:563:A:C2	1:AA:567:G:C5	3.03	0.47
37:BC:20:VAL:O	37:BC:21:TYR:CB	2.58	0.47
4:AD:150:GLU:C	4:AD:152:SER:N	2.67	0.47
1:AA:342:C:C2'	1:AA:343:U:H5'	2.43	0.47
35:BA:882:G:N2	35:BA:895:U:C2	2.82	0.47
9:AI:17:VAL:O	9:AI:17:VAL:HG13	2.15	0.47
15:AO:39:LEU:HD13	15:AO:56:LEU:CB	2.43	0.47
35:BA:7:G:O2'	35:BA:8:A:H5'	2.15	0.47
35:BA:1151:G:H2'	35:BA:1152:C:H6	1.79	0.47
25:B0:4:LYS:O	25:B0:5:LYS:O	2.31	0.47
53:BU:74:LEU:C	53:BU:74:LEU:HD12	2.35	0.47
4:AD:70:ILE:HG23	4:AD:74:GLN:HB2	1.96	0.47
35:BA:2052:G:O4'	39:BE:142:GLY:HA3	2.14	0.47
35:BA:717:G:H2'	35:BA:718:A:O4'	2.15	0.47
46:BN:119:ARG:HH11	46:BN:119:ARG:HG3	1.77	0.47
44:BK:4:UNK:O	44:BK:5:UNK:C	2.62	0.47
29:B4:59:PHE:O	29:B4:59:PHE:CD1	2.66	0.47
35:BA:2110:G:H8	35:BA:2110:G:OP2	1.96	0.47
26:B1:20:ARG:HH11	26:B1:20:ARG:HG2	1.79	0.47
55:BW:5:ALA:HB2	55:BW:54:ALA:HB2	1.96	0.47
37:BC:129:GLY:C	37:BC:131:ILE:N	2.67	0.47
37:BC:80:LYS:O	37:BC:83:LYS:HB3	2.14	0.47
33:B8:41:ILE:O	33:B8:41:ILE:HG12	2.14	0.47
7:AG:22:LEU:CD2	7:AG:101:LEU:HD11	2.45	0.47
1:AA:1298:C:H2'	7:AG:114:ARG:HH12	1.78	0.47
35:BA:27:G:C2	35:BA:512:G:H2'	2.48	0.47
1:AA:863:U:O2	1:AA:863:U:C4'	2.62	0.47
27:B2:4:SER:OG	27:B2:5:GLU:N	2.48	0.47
1:AA:1392:G:N2	1:AA:1502:A:H8	2.12	0.47
1:AA:1400:C:C4'	1:AA:1401:G:OP2	2.56	0.47
35:BA:1133:U:O2	35:BA:1137:G:H5''	2.15	0.47
29:B4:16:CYS:CB	29:B4:19:GLY:O	2.62	0.47
41:BG:137:GLU:CD	41:BG:154:GLY:H	2.18	0.47
35:BA:806:C:P	48:BP:39:LYS:HG3	2.53	0.47
58:BZ:183:LEU:HD11	58:BZ:186:GLU:HA	1.96	0.47
42:BH:153:LYS:CG	42:BH:154:PRO:HD2	2.44	0.47
35:BA:325:G:H2'	35:BA:326:G:C8	2.46	0.47
40:BF:181:LEU:HD23	40:BF:202:PHE:HD1	1.79	0.47

Continued on next page...

Continued from previous page...

Atom-1	Atom-2	Distance(Å)	Clash(Å)
10:AJ:34:VAL:CG2	10:AJ:74:ILE:HG22	2.32	0.47
39:BE:117:MET:HE3	39:BE:136:ARG:HA	1.94	0.47
35:BA:993:G:OP1	53:BU:50:ARG:NH1	2.48	0.47
24:AY:614:GLU:CA	24:AY:617:MET:HE3	2.39	0.47
37:BC:75:VAL:HG12	37:BC:113:ALA:HB3	1.97	0.47
37:BC:42:VAL:CG1	37:BC:43:GLU:H	2.27	0.47
40:BF:53:THR:HG22	40:BF:56:GLU:OE1	2.14	0.47
1:AA:177:C:H2'	1:AA:178:C:H6	1.78	0.47
1:AA:605:U:O2'	1:AA:606:G:H5'	2.14	0.47
35:BA:738:G:C6	35:BA:739:G:C2	3.02	0.47
35:BA:201:C:C2'	35:BA:202:U:H5'	2.45	0.47
24:AY:164:MET:O	24:AY:180:VAL:HG22	2.14	0.47
56:BX:32:PRO:HA	56:BX:77:LYS:HB2	1.97	0.47
49:BQ:3:MET:HB2	49:BQ:4:PRO:HD2	1.95	0.47
1:AA:1381:U:H5	1:AA:1382:C:C4	2.31	0.47
2:AB:46:LYS:HA	2:AB:49:GLU:OE1	2.15	0.47
52:BT:90:GLN:CB	52:BT:121:ILE:HG12	2.44	0.47
35:BA:108:U:H2'	35:BA:109:G:C8	2.46	0.47
35:BA:2557:G:C2'	35:BA:2558:C:H5'	2.44	0.47
1:AA:490:G:H2'	1:AA:491:G:C8	2.38	0.47
7:AG:116:ALA:HA	7:AG:119:ARG:NH1	2.30	0.47
7:AG:49:ILE:O	7:AG:50:ILE:CB	2.61	0.47
1:AA:646:U:H2'	1:AA:647:C:C6	2.49	0.47
35:BA:39:C:C2'	35:BA:40:C:C5'	2.91	0.47
35:BA:2610:C:O2'	35:BA:2611:U:OP1	2.32	0.47
35:BA:1992:G:C2'	35:BA:1993:U:OP2	2.62	0.47
35:BA:620:G:H4'	35:BA:621:A:H5''	1.97	0.47
35:BA:1132:A:O2'	35:BA:1133:U:H5'	2.15	0.47
41:BG:7:LEU:HB2	41:BG:104:GLU:CG	2.43	0.47
41:BG:77:ILE:CG2	41:BG:80:PHE:H	2.28	0.47
33:B8:4:MET:HB2	35:BA:592:G:O2'	2.14	0.47
33:B8:60:LEU:C	33:B8:61:LEU:HD12	2.35	0.47
35:BA:1023:U:C2'	35:BA:1024:G:C5'	2.72	0.47
35:BA:1800:C:H5'	38:BD:147:LEU:HD21	1.96	0.47
53:BU:54:LYS:O	53:BU:58:ARG:HG3	2.15	0.47
40:BF:81:PRO:HB3	40:BF:89:VAL:HG23	1.96	0.47
34:B9:17:ILE:CG2	34:B9:18:ARG:H	2.25	0.47
1:AA:868:C:C2'	1:AA:869:G:O5'	2.62	0.47
35:BA:1885:A:H8	35:BA:1885:A:H5'	1.79	0.47
35:BA:2134:A:C8	35:BA:2158:A:C2	3.00	0.47
39:BE:61:ARG:C	39:BE:63:LEU:H	2.16	0.47
38:BD:131:LEU:N	38:BD:131:LEU:HD12	2.28	0.47

Continued on next page...

Continued from previous page...

Atom-1	Atom-2	Distance(Å)	Clash(Å)
35:BA:271(Q):G:O2'	35:BA:271(R):G:P	2.72	0.47
1:AA:563:A:N3	1:AA:563:A:C2'	2.77	0.47
24:AY:584:ILE:HG22	24:AY:588:MET:CE	2.43	0.47
22:AV:76:A:H8	35:BA:2394:C:H42	1.60	0.47
1:AA:839:U:O2	1:AA:839:U:C2'	2.61	0.47
35:BA:1097:U:C2'	35:BA:1098:A:H5'	2.43	0.47
34:B9:29:ASN:ND2	34:B9:32:HIS:CE1	2.83	0.47
39:BE:2:LYS:HD3	39:BE:95:ILE:CG2	2.45	0.47
7:AG:69:VAL:O	7:AG:69:VAL:HG22	2.14	0.47
7:AG:33:ASP:C	7:AG:35:LYS:H	2.17	0.47
24:AY:512:ILE:N	24:AY:512:ILE:HD13	2.29	0.47
25:B0:52:GLY:C	25:B0:60:PHE:CE1	2.88	0.47
1:AA:1133:G:C4	1:AA:1142:G:N2	2.81	0.47
1:AA:431:A:O2'	1:AA:432:A:H5'	2.14	0.47
35:BA:709:U:H2'	35:BA:710:G:C8	2.49	0.47
35:BA:363:G:H2'	35:BA:363(A):A:H8	1.79	0.47
35:BA:2364:C:C2'	35:BA:2365:G:H5'	2.45	0.47
48:BP:52:GLU:CG	48:BP:57:THR:HG22	2.35	0.47
35:BA:1678:G:O5'	35:BA:1678:G:H8	1.98	0.47
35:BA:747:U:H1'	55:BW:92:ARG:NH2	2.29	0.47
35:BA:1223:G:C2	35:BA:1227:G:C5	3.03	0.47
35:BA:90:U:HO2'	35:BA:92:A:P	2.37	0.47
29:B4:21:VAL:O	29:B4:22:ILE:C	2.52	0.47
29:B4:38:LYS:HG2	29:B4:47:GLN:OE1	2.15	0.47
31:B6:17:LYS:C	31:B6:18:ARG:HD2	2.35	0.47
1:AA:1487:G:C2'	1:AA:1488:G:H5'	2.45	0.47
1:AA:963:G:N2	10:AJ:55:LYS:HD3	2.29	0.47
35:BA:1805:U:O2'	35:BA:1806:C:C5'	2.47	0.47
35:BA:2175:C:H2'	35:BA:2176:A:H8	1.78	0.47
53:BU:61:TRP:O	53:BU:65:ILE:HD13	2.15	0.47
25:B0:12:ASN:HA	25:B0:14:ARG:NH1	2.30	0.47
1:AA:1151:A:C4	1:AA:1152:A:C5	3.02	0.47
1:AA:188:C:O5'	1:AA:188:C:H6	1.97	0.47
40:BF:198:ALA:O	40:BF:201:VAL:HG12	2.15	0.47
52:BT:13:ARG:NE	52:BT:13:ARG:HA	2.27	0.47
49:BQ:141:GLN:CG	58:BZ:72:ARG:CZ	2.93	0.47
40:BF:20:LEU:HB3	40:BF:23:ASP:CG	2.35	0.47
3:AC:190:ARG:NH1	3:AC:190:ARG:HG3	2.30	0.47
58:BZ:102:LEU:HD12	58:BZ:121:HIS:O	2.14	0.47
24:AY:488:THR:O	24:AY:516:PRO:HG3	2.14	0.47
24:AY:550:MET:SD	24:AY:563:ILE:HD11	2.54	0.47
35:BA:2147:G:H2'	35:BA:2148:G:C4'	2.44	0.47

Continued on next page...

Continued from previous page...

Atom-1	Atom-2	Distance(Å)	Clash(Å)
35:BA:527:C:H1'	35:BA:528:A:C8	2.49	0.47
39:BE:61:ARG:O	39:BE:63:LEU:N	2.41	0.47
32:B7:40:TRP:CD2	35:BA:459:U:H5''	2.49	0.47
58:BZ:20:ARG:HB3	58:BZ:20:ARG:HH11	1.80	0.47
35:BA:2193:G:C4	35:BA:2194:G:C8	3.02	0.47
28:B3:22:ALA:CA	28:B3:46:ASN:HD22	2.26	0.47
41:BG:83:ARG:C	41:BG:85:GLY:N	2.68	0.47
36:BB:13:A:N1	36:BB:69:G:O2'	2.40	0.47
35:BA:2615:U:H2'	35:BA:2616:C:H6	1.79	0.47
7:AG:89:MET:HE1	7:AG:155:ARG:HB3	1.96	0.47
47:BO:11:ALA:O	47:BO:98:VAL:HG23	2.14	0.47
27:B2:53:LEU:HD23	27:B2:53:LEU:O	2.14	0.47
46:BN:15:LEU:O	46:BN:136:GLU:HA	2.15	0.47
13:AM:32:GLU:O	13:AM:35:GLU:HG2	2.14	0.47
43:BJ:51:UNK:O	43:BJ:87:UNK:HA	2.14	0.47
24:AY:186:TYR:N	24:AY:186:TYR:CD1	2.82	0.47
1:AA:425:G:O2'	1:AA:426:G:H5'	2.15	0.47
19:AS:51:VAL:HG21	19:AS:71:LEU:HB3	1.95	0.47
35:BA:1198:U:H2'	35:BA:1199:U:C6	2.50	0.47
52:BT:48:ILE:HD12	52:BT:48:ILE:H	1.79	0.47
52:BT:25:GLY:CA	52:BT:92:GLY:HA2	2.45	0.47
1:AA:123:C:H2'	1:AA:124:G:C8	2.50	0.47
35:BA:628:G:H2'	35:BA:629:G:C5'	2.42	0.47
48:BP:46:LYS:HG2	48:BP:51:PHE:CG	2.49	0.47
37:BC:105:LEU:H	37:BC:105:LEU:HD22	1.80	0.47
1:AA:491:G:C2'	1:AA:492:G:O5'	2.62	0.47
1:AA:544:G:C2'	1:AA:545:C:O5'	2.63	0.47
35:BA:603:A:C8	35:BA:655:A:C6	3.03	0.47
7:AG:15:ASP:HB3	7:AG:19:GLY:C	2.34	0.47
1:AA:590:C:OP1	8:AH:30:ARG:N	2.43	0.47
35:BA:2009:G:C2'	35:BA:2010:G:H5''	2.43	0.47
1:AA:360:A:H2'	1:AA:361:G:C5'	2.45	0.47
1:AA:360:A:H2'	1:AA:361:G:C8	2.50	0.47
35:BA:1779:U:H3'	35:BA:1779:U:H6	1.79	0.47
41:BG:5:VAL:HG11	41:BG:8:LYS:HB2	1.96	0.47
30:B5:54:GLY:O	30:B5:55:ARG:C	2.53	0.47
35:BA:753:C:H2'	35:BA:754:C:H6	1.78	0.47
35:BA:15:G:C4	35:BA:16:G:C8	3.03	0.47
35:BA:1893:C:C2'	35:BA:1894:C:H5'	2.44	0.47
36:BB:37:C:H2'	36:BB:38:C:H5'	1.97	0.47
51:BS:93:LYS:O	51:BS:93:LYS:HG3	2.14	0.47
51:BS:56:LEU:HD23	51:BS:57:LYS:O	2.14	0.47

Continued on next page...

Continued from previous page...

Atom-1	Atom-2	Distance(Å)	Clash(Å)
35:BA:612:C:C2'	35:BA:613:G:C5'	2.71	0.47
1:AA:353:A:H2'	1:AA:354:G:OP2	2.15	0.47
1:AA:961:U:C2'	1:AA:961:U:OP1	2.63	0.47
35:BA:796:C:H2'	35:BA:797:C:H6	1.77	0.47
58:BZ:185:GLU:O	58:BZ:186:GLU:C	2.50	0.47
2:AB:21:ARG:O	2:AB:23:ARG:N	2.40	0.47
1:AA:1073:U:H2'	1:AA:1074:G:C5'	2.32	0.47
5:AE:82:VAL:HG21	5:AE:138:ALA:HA	1.97	0.47
40:BF:82:ILE:H	40:BF:82:ILE:HG12	1.32	0.47
20:AT:22:ARG:O	20:AT:26:ASN:ND2	2.47	0.47
1:AA:187:C:C2'	1:AA:188:C:H5'	2.44	0.47
7:AG:81:GLY:C	23:AX:12:A:O3'	2.53	0.47
12:AL:47:LYS:O	12:AL:48:PRO:C	2.53	0.47
40:BF:3:GLU:HA	40:BF:24:LEU:CG	2.44	0.47
28:B3:10:LYS:HB3	28:B3:53:LEU:HD23	1.95	0.47
24:AY:126:GLU:O	24:AY:129:LYS:N	2.37	0.47
35:BA:2148:G:O2'	35:BA:2149:G:H5'	2.14	0.47
35:BA:528:A:C2	35:BA:2043:C:H5'	2.47	0.47
24:AY:238:THR:HG23	24:AY:241:GLU:H	1.79	0.47
57:BY:81:LYS:HD3	57:BY:97:ARG:CG	2.39	0.47
26:B1:24:ALA:HB3	26:B1:27:GLU:HG3	1.97	0.47
1:AA:564:C:C4	1:AA:565:U:C4	3.02	0.47
24:AY:588:MET:HA	24:AY:591:LYS:HB3	1.96	0.47
24:AY:584:ILE:O	24:AY:588:MET:HE2	2.14	0.47
35:BA:582:G:H2'	35:BA:583:G:H8	1.78	0.47
9:AI:6:GLY:O	9:AI:17:VAL:HG12	2.14	0.47
6:AF:71:ARG:NH1	6:AF:71:ARG:HG3	2.29	0.47
47:BO:77:ILE:CD1	52:BT:74:ARG:HD3	2.44	0.47
35:BA:2783:G:H2'	35:BA:2784:C:H6	1.79	0.47
33:B8:29:LYS:HD3	33:B8:44:LYS:HB3	1.95	0.47
35:BA:902:C:H2'	35:BA:903:C:H6	1.76	0.47
3:AC:91:LEU:CB	3:AC:99:VAL:HG21	2.44	0.47
49:BQ:1:MET:HE2	49:BQ:1:MET:HA	1.97	0.47
1:AA:160:A:H1'	1:AA:344:A:C2	2.49	0.47
38:BD:186:HIS:CD2	38:BD:188:GLU:HB2	2.50	0.47
19:AS:20:LEU:CD1	29:B4:61:ARG:HH21	2.28	0.47
1:AA:954:G:H2'	1:AA:955:U:H6	1.78	0.47
18:AR:56:THR:HB	18:AR:58:LEU:HD12	1.94	0.47
1:AA:713:G:H2'	1:AA:714:G:C8	2.49	0.47
7:AG:69:VAL:HG11	7:AG:104:LEU:HD13	1.96	0.47
11:AK:57:THR:OG1	11:AK:58:PRO:HD2	2.14	0.47
1:AA:1142:G:C8	1:AA:1143:G:C8	3.03	0.47

Continued on next page...

Continued from previous page...

Atom-1	Atom-2	Distance(Å)	Clash(Å)
9:AI:50:LEU:HD23	9:AI:85:LEU:HD23	1.97	0.47
1:AA:339:C:H2'	1:AA:340:U:H6	1.80	0.47
35:BA:1197:G:O2'	35:BA:1198:U:H5'	2.14	0.47
35:BA:576:U:H2'	35:BA:577:G:C8	2.50	0.47
35:BA:2352:A:H2'	35:BA:2353:G:O4'	2.14	0.47
56:BX:23:GLU:CD	56:BX:23:GLU:H	2.18	0.47
41:BG:28:VAL:O	41:BG:28:VAL:HG12	2.13	0.47
24:AY:583:LYS:HD3	24:AY:583:LYS:C	2.35	0.47
35:BA:1288:U:C2	35:BA:1327:C:O2	2.67	0.47
54:BV:68:LYS:HD2	54:BV:69:LYS:H	1.80	0.47
1:AA:933:G:OP2	7:AG:3:ARG:HB2	2.14	0.47
24:AY:35:TYR:OH	24:AY:266:ASN:HB3	2.14	0.47
35:BA:2505:G:O6	35:BA:2576:G:H2'	2.15	0.47
1:AA:1476:G:H2'	1:AA:1477:C:C6	2.50	0.47
3:AC:207:VAL:HG12	3:AC:207:VAL:O	2.14	0.47
52:BT:133:GLU:OE1	52:BT:136:GLN:HB3	2.15	0.47
30:B5:40:LYS:HD3	30:B5:46:CYS:CB	2.44	0.47
35:BA:2360:A:HO2'	35:BA:2361:A:P	2.37	0.47
37:BC:118:PRO:HB3	37:BC:121:MET:HG2	1.97	0.47
1:AA:444:C:H2'	1:AA:445:G:C8	2.50	0.47
2:AB:19:HIS:O	2:AB:20:GLU:HB2	2.14	0.47
2:AB:20:GLU:CB	2:AB:190:THR:OG1	2.62	0.47
1:AA:774:G:H2'	1:AA:775:G:O5'	2.15	0.47
35:BA:150:C:H2'	35:BA:151:C:C6	2.50	0.47
1:AA:751:U:C2'	1:AA:752:G:H5'	2.45	0.47
38:BD:243:GLY:O	38:BD:244:ARG:O	2.32	0.47
35:BA:1540:U:O2'	35:BA:1541:G:OP1	2.33	0.47
35:BA:1995:U:H2'	35:BA:1996:C:C6	2.50	0.47
35:BA:1133:U:O3'	35:BA:1135:C:OP2	2.33	0.47
40:BF:192:LEU:HD22	40:BF:194:MET:HE2	1.96	0.47
19:AS:25:LYS:HG3	19:AS:26:GLY:N	2.30	0.47
29:B4:35:VAL:HG13	41:BG:108:ASN:O	2.15	0.47
41:BG:51:ARG:C	41:BG:52:ILE:HG13	2.33	0.47
35:BA:2401:U:H5''	35:BA:2402:C:H5	1.79	0.47
1:AA:961:U:O2'	1:AA:962:C:P	2.73	0.47
38:BD:266:SER:O	38:BD:267:SER:O	2.33	0.47
1:AA:1157:A:H4'	1:AA:1158:C:C5'	2.43	0.47
35:BA:2126:A:O2'	35:BA:2127:G:O4'	2.30	0.47
35:BA:1106:G:H2'	35:BA:1107:G:H8	1.80	0.47
1:AA:1384:C:C2	1:AA:1385:G:C8	3.03	0.47
9:AI:9:ARG:HG2	9:AI:14:VAL:HG13	1.96	0.47
1:AA:412:A:H5'	1:AA:413:G:OP2	2.15	0.47

Continued on next page...

Continued from previous page...

Atom-1	Atom-2	Distance(Å)	Clash(Å)
3:AC:113:ALA:HA	3:AC:116:VAL:HG12	1.96	0.47
35:BA:2580:U:H5'	39:BE:131:ALA:H	1.79	0.47
39:BE:61:ARG:HH11	39:BE:61:ARG:HG3	1.79	0.47
36:BB:3:C:N4	36:BB:118:G:H1	2.05	0.47
35:BA:285:C:O2'	35:BA:286:C:H5'	2.15	0.47
44:BK:88:UNK:HA	44:BK:96:UNK:H2	1.79	0.47
35:BA:2291:U:OP1	35:BA:2381:C:H5'	2.15	0.47
12:AL:94:PRO:O	12:AL:96:VAL:N	2.48	0.47
41:BG:180:PHE:C	41:BG:180:PHE:CD1	2.88	0.47
12:AL:24:VAL:O	12:AL:24:VAL:HG12	2.15	0.47
19:AS:35:SER:C	19:AS:37:ARG:N	2.67	0.47
46:BN:45:ASN:ND2	46:BN:45:ASN:H	2.13	0.47
1:AA:820:U:H4'	1:AA:821:G:OP2	2.15	0.47
49:BQ:116:GLU:O	49:BQ:120:ILE:HG12	2.14	0.47
35:BA:1501:C:H1'	38:BD:100:GLY:HA2	1.95	0.47
35:BA:2337:G:H2'	35:BA:2338:G:H8	1.80	0.47
37:BC:228:HIS:O	37:BC:229:SER:HB3	2.15	0.47
24:AY:319:ASP:OD2	24:AY:322:VAL:HG22	2.15	0.47
35:BA:860:U:O4'	35:BA:860:U:O2	2.31	0.47
1:AA:1346:A:O3'	1:AA:1347:G:H4'	2.15	0.47
35:BA:1541:G:O2'	35:BA:1542:A:C5'	2.63	0.47
35:BA:1542:A:C8	35:BA:1544:A:H5'	2.50	0.47
35:BA:31:C:C3'	35:BA:32:C:C5'	2.93	0.47
35:BA:1999:C:H5''	35:BA:2723:C:O2'	2.15	0.47
13:AM:2:ALA:N	13:AM:9:ILE:HG22	2.29	0.47
29:B4:16:CYS:HB3	29:B4:19:GLY:O	2.15	0.47
29:B4:2:LYS:HD2	29:B4:6:HIS:CD2	2.50	0.47
41:BG:9:ARG:HB3	41:BG:13:GLU:OE1	2.15	0.47
41:BG:39:ILE:HG23	41:BG:39:ILE:O	2.14	0.47
33:B8:61:LEU:N	33:B8:61:LEU:CD1	2.76	0.47
31:B6:45:LYS:CB	31:B6:45:LYS:NZ	2.78	0.47
1:AA:1283:G:O2'	1:AA:1284:C:P	2.73	0.47
48:BP:34:GLY:O	48:BP:35:HIS:CB	2.62	0.47
32:B7:34:ARG:HD3	35:BA:467:G:OP2	2.14	0.47
35:BA:2757:A:C2'	35:BA:2758:A:O5'	2.61	0.47
37:BC:6:LYS:HA	37:BC:9:ARG:NH1	2.30	0.47
3:AC:72:LYS:HE3	3:AC:74:GLY:H	1.80	0.47
1:AA:17:U:H4'	1:AA:1080:A:O4'	2.15	0.47
42:BH:89:ILE:O	42:BH:89:ILE:CG1	2.62	0.47
1:AA:701:C:P	1:AA:703:G:H5'	2.55	0.47
26:B1:84:GLY:O	26:B1:90:ILE:HD11	2.15	0.47
35:BA:1286:A:C4	35:BA:1329:U:C4	3.03	0.47

Continued on next page...

Continued from previous page...

Atom-1	Atom-2	Distance(Å)	Clash(Å)
38:BD:21:PHE:HB3	38:BD:24:ILE:CG2	2.44	0.47
35:BA:1067:A:C3'	35:BA:1068:G:H5''	2.45	0.47
3:AC:121:ALA:O	3:AC:124:ILE:HG22	2.14	0.47
24:AY:108:PHE:CE2	24:AY:114:VAL:HG22	2.50	0.47
2:AB:127:ILE:HD13	2:AB:135:GLN:NE2	2.29	0.47
48:BP:18:ARG:O	48:BP:20:GLY:N	2.48	0.47
35:BA:2134:A:N6	35:BA:2157:G:H1'	2.30	0.47
24:AY:547:GLU:O	24:AY:550:MET:HB3	2.15	0.47
1:AA:1129:C:O3'	1:AA:1131:G:OP2	2.33	0.47
57:BY:95:LYS:HE3	57:BY:96:ILE:O	2.14	0.47
9:AI:114:TYR:HE1	10:AJ:59:SER:HA	1.80	0.47
52:BT:106:SER:O	52:BT:107:ASP:HB3	2.15	0.47
37:BC:88:GLU:HA	37:BC:92:ALA:CB	2.45	0.47
35:BA:2848:G:H3'	52:BT:95:ARG:O	2.14	0.47
1:AA:539:A:OP2	12:AL:115:LYS:HE3	2.15	0.47
11:AK:108:ILE:HG21	18:AR:88:LYS:HB3	1.97	0.47
38:BD:209:ALA:C	38:BD:210:GLY:O	2.52	0.47
38:BD:210:GLY:O	38:BD:212:SER:N	2.46	0.47
25:B0:72:ARG:HB3	25:B0:75:LEU:HB2	1.96	0.47
40:BF:29:ASN:H	40:BF:112:MET:CE	2.28	0.47
24:AY:600:VAL:HG21	24:AY:678:GLU:CG	2.45	0.47
36:BB:53:A:H2'	36:BB:53:A:N3	2.29	0.47
24:AY:428:LEU:HB3	24:AY:440:VAL:HG21	1.96	0.47
50:BR:28:LEU:HD23	50:BR:28:LEU:O	2.15	0.47
3:AC:42:LEU:HD12	3:AC:42:LEU:O	2.14	0.47
25:B0:38:VAL:HG12	25:B0:39:ARG:N	2.29	0.47
33:B8:27:THR:CG2	35:BA:2361:A:OP1	2.59	0.47
35:BA:958:U:O4	49:BQ:17:LEU:HG	2.15	0.47
1:AA:41:G:O2'	1:AA:42:G:H5'	2.15	0.47
1:AA:941:G:H2'	1:AA:942:G:O5'	2.15	0.47
1:AA:942:G:C2	1:AA:943:U:C5	3.03	0.47
1:AA:255:G:O6	1:AA:266:G:O6	2.33	0.47
35:BA:1461:G:H8	35:BA:1461:G:P	2.38	0.47
27:B2:8:LYS:O	27:B2:9:GLN:C	2.53	0.47
1:AA:1305:G:O2'	1:AA:1306:A:C8	2.54	0.47
41:BG:100:TRP:O	41:BG:104:GLU:HB2	2.15	0.47
13:AM:7:VAL:HG22	41:BG:147:ASP:OD1	2.10	0.47
35:BA:693:C:C2'	35:BA:694:U:O5'	2.63	0.47
35:BA:1818:U:O4	38:BD:154:LYS:HD3	2.16	0.47
29:B4:62:ARG:C	29:B4:64:GLY:H	2.19	0.47
31:B6:22:ALA:C	31:B6:23:THR:HG23	2.35	0.47
42:BH:67:LEU:O	42:BH:71:LEU:HD12	2.15	0.47

Continued on next page...

Continued from previous page...

Atom-1	Atom-2	Distance(Å)	Clash(Å)
35:BA:880:G:H2'	35:BA:881:G:C5'	2.42	0.47
35:BA:9:U:O2'	35:BA:10:G:P	2.73	0.47
2:AB:96:ARG:HG3	2:AB:98:LEU:HD23	1.97	0.47
51:BS:49:VAL:HG12	51:BS:50:SER:N	2.28	0.47
56:BX:14:SER:O	56:BX:15:GLU:C	2.54	0.47
36:BB:14:U:OP2	36:BB:71:C:H5'	2.15	0.47
50:BR:54:LEU:HB3	50:BR:62:ALA:HB1	1.97	0.47
1:AA:1036:G:H3'	1:AA:1037:C:C6	2.49	0.47
38:BD:95:LEU:HD11	38:BD:103:ARG:HB2	1.97	0.47
57:BY:49:VAL:O	57:BY:50:ARG:HB2	2.14	0.47
8:AH:121:ASP:HB2	8:AH:125:ARG:HH22	1.80	0.47
35:BA:2236:C:H2'	35:BA:2237:G:O4'	2.15	0.47
35:BA:614:U:O2	35:BA:614:U:O4'	2.31	0.47
56:BX:57:LEU:HD22	56:BX:78:LYS:HB3	1.97	0.47
4:AD:25:ARG:C	4:AD:27:TYR:H	2.18	0.47
52:BT:16:ARG:HH12	52:BT:19:LEU:HG	1.80	0.46
52:BT:27:THR:O	52:BT:28:VAL:CB	2.63	0.46
52:BT:90:GLN:HB3	52:BT:121:ILE:HG12	1.96	0.46
2:AB:115:LEU:CD1	2:AB:149:LEU:HB3	2.45	0.46
2:AB:115:LEU:HD23	2:AB:115:LEU:C	2.35	0.46
35:BA:1113:U:H2'	35:BA:1114:G:H8	1.79	0.46
1:AA:949:A:C3'	1:AA:950:U:C5'	2.91	0.46
48:BP:146:VAL:CG2	48:BP:147:LEU:H	2.07	0.46
1:AA:198:G:C6	1:AA:220:G:C5	3.00	0.46
1:AA:774:G:C2'	1:AA:775:G:O5'	2.63	0.46
35:BA:860:U:H2'	35:BA:861:A:H5'	1.97	0.46
28:B3:9:VAL:CG2	28:B3:55:ARG:HD2	2.44	0.46
1:AA:688:G:N1	1:AA:700:G:C4	2.83	0.46
35:BA:1422:G:H2'	35:BA:1423:G:C8	2.49	0.46
35:BA:2713:A:C3'	35:BA:2714:G:H5''	2.43	0.46
35:BA:33:U:O4	35:BA:446:G:O2'	2.17	0.46
40:BF:192:LEU:HD22	40:BF:194:MET:HG3	1.97	0.46
1:AA:1307:U:C2	1:AA:1308:U:C5	3.02	0.46
41:BG:56:ALA:HB2	41:BG:153:ARG:CZ	2.45	0.46
41:BG:52:ILE:HD12	41:BG:53:LEU:N	2.30	0.46
30:B5:51:TYR:HB3	30:B5:54:GLY:HA3	1.97	0.46
42:BH:85:LYS:HZ2	42:BH:145:ALA:HA	1.80	0.46
24:AY:86:GLY:O	24:AY:117:GLN:HG3	2.15	0.46
32:B7:34:ARG:CG	32:B7:34:ARG:HH11	2.20	0.46
1:AA:1498:U:H4'	1:AA:1499:A:C5'	2.44	0.46
1:AA:1312:G:O2'	1:AA:1313:U:H5'	2.15	0.46
3:AC:72:LYS:HE3	3:AC:74:GLY:CA	2.45	0.46

Continued on next page...

Continued from previous page...

Atom-1	Atom-2	Distance(Å)	Clash(Å)
1:AA:1388:C:HO2'	1:AA:1389:C:H5'	1.75	0.46
24:AY:36:THR:OG1	24:AY:37:GLY:N	2.49	0.46
40:BF:178:PRO:HG2	40:BF:179:GLU:OE1	2.15	0.46
4:AD:13:ARG:HG2	4:AD:33:MET:CE	2.45	0.46
10:AJ:33:GLN:CG	10:AJ:75:ILE:HD11	2.45	0.46
28:B3:5:LYS:HE2	28:B3:34:GLU:CD	2.35	0.46
24:AY:108:PHE:HE2	24:AY:114:VAL:HG22	1.80	0.46
24:AY:148:LEU:O	24:AY:152:THR:HB	2.14	0.46
29:B4:65:ASP:O	29:B4:67:TYR:N	2.48	0.46
54:BV:19:LYS:NZ	54:BV:20:LEU:N	2.62	0.46
35:BA:2580:U:H5'	39:BE:131:ALA:N	2.30	0.46
36:BB:8:U:H5'	36:BB:8:U:C6	2.35	0.46
46:BN:58:ASP:O	46:BN:60:ILE:N	2.48	0.46
36:BB:54:G:O2'	36:BB:55:U:H5'	2.15	0.46
35:BA:221:A:N7	35:BA:266:G:C6	2.83	0.46
58:BZ:20:ARG:HH11	58:BZ:20:ARG:CB	2.27	0.46
24:AY:343:ASN:O	24:AY:347:GLY:N	2.48	0.46
3:AC:17:ASP:CG	3:AC:18:TRP:H	2.18	0.46
1:AA:679:C:H2'	1:AA:680:C:C6	2.50	0.46
37:BC:176:VAL:O	37:BC:176:VAL:HG12	2.15	0.46
2:AB:93:VAL:HG22	2:AB:93:VAL:O	2.14	0.46
24:AY:600:VAL:HG21	24:AY:678:GLU:CD	2.36	0.46
46:BN:37:LYS:HG3	46:BN:42:TRP:CE3	2.50	0.46
44:BK:112:UNK:O	44:BK:113:UNK:C	2.62	0.46
1:AA:423:G:C2'	1:AA:424:G:H5'	2.45	0.46
52:BT:16:ARG:NH1	52:BT:18:ASP:OD1	2.49	0.46
2:AB:111:ARG:HD2	2:AB:111:ARG:HA	1.64	0.46
37:BC:115:VAL:HG22	37:BC:150:ILE:HD13	1.97	0.46
35:BA:1416:G:N2	35:BA:1417:C:N3	2.63	0.46
35:BA:1769:G:O6	35:BA:1984:G:O6	2.34	0.46
35:BA:1463:C:H2'	35:BA:1464:C:C6	2.50	0.46
3:AC:84:ILE:HG23	3:AC:85:ARG:N	2.30	0.46
35:BA:2581:G:C6	35:BA:2610:C:C2	3.02	0.46
13:AM:66:LEU:N	13:AM:66:LEU:CD1	2.77	0.46
29:B4:6:HIS:ND1	29:B4:7:PRO:HD2	2.30	0.46
1:AA:1180:A:O5'	1:AA:1180:A:H8	1.99	0.46
51:BS:54:LEU:C	51:BS:56:LEU:N	2.68	0.46
51:BS:95:HIS:CG	51:BS:96:GLY:N	2.84	0.46
1:AA:1046:A:H2'	1:AA:1047:G:H5'	1.97	0.46
36:BB:22:U:H2'	36:BB:23:G:H8	1.79	0.46
35:BA:1104:C:O5'	35:BA:1104:C:H6	1.97	0.46
1:AA:1151:A:N1	1:AA:1152:A:C6	2.83	0.46

Continued on next page...

Continued from previous page...

Atom-1	Atom-2	Distance(Å)	Clash(Å)
1:AA:789:U:H6	1:AA:789:U:O5'	1.98	0.46
35:BA:1290:C:H2'	35:BA:1291:C:C6	2.49	0.46
24:AY:122:TRP:CG	24:AY:157:LEU:HD12	2.50	0.46
1:AA:859:A:C2'	1:AA:860:A:C5'	2.87	0.46
35:BA:155:U:C3'	35:BA:156:U:H5''	2.46	0.46
50:BR:9:LYS:HG3	50:BR:43:GLU:OE1	2.15	0.46
3:AC:31:HIS:O	3:AC:34:LEU:N	2.49	0.46
37:BC:54:ARG:HH22	37:BC:56:ASP:HB3	1.76	0.46
1:AA:736:C:H2'	1:AA:737:A:C8	2.50	0.46
35:BA:361:G:C2'	35:BA:362:U:H5''	2.38	0.46
40:BF:122:LYS:HG3	40:BF:191:ARG:HA	1.97	0.46
35:BA:1434:A:H2'	35:BA:1435:G:C8	2.50	0.46
22:AV:47:U:H3'	22:AV:48:C:H5''	1.98	0.46
40:BF:63:LYS:NZ	40:BF:75:HIS:O	2.48	0.46
18:AR:26:LEU:HG	18:AR:42:ARG:NH1	2.30	0.46
1:AA:389:A:N3	1:AA:389:A:H2'	2.30	0.46
15:AO:17:ARG:O	15:AO:18:PHE:HB3	2.16	0.46
3:AC:99:VAL:O	3:AC:99:VAL:HG23	2.14	0.46
1:AA:1296:C:C5'	1:AA:1302:U:O4	2.63	0.46
37:BC:68:GLY:N	37:BC:189:ASN:ND2	2.62	0.46
36:BB:67:G:O2'	36:BB:68:C:H6	1.97	0.46
35:BA:2741:A:H2'	35:BA:2742:C:O4'	2.15	0.46
36:BB:50:G:OP2	51:BS:62:LYS:HD3	2.15	0.46
35:BA:570:G:H2'	35:BA:2030:A:N7	2.30	0.46
1:AA:865:A:C5	1:AA:866:C:C4	3.03	0.46
37:BC:108:TRP:CD1	37:BC:108:TRP:N	2.82	0.46
35:BA:2572:A:N7	39:BE:144:ARG:HD2	2.30	0.46
35:BA:843:G:C2'	35:BA:844:C:H5'	2.45	0.46
4:AD:158:ILE:HG22	4:AD:181:MET:HE2	1.98	0.46
4:AD:158:ILE:HG22	4:AD:181:MET:CE	2.45	0.46
24:AY:421:GLN:CA	24:AY:421:GLN:HE21	2.28	0.46
36:BB:5:C:O2'	36:BB:6:C:H5'	2.14	0.46
43:BJ:109:UNK:C	43:BJ:111:UNK:N	2.78	0.46
2:AB:95:GLN:HE21	2:AB:147:LYS:HE2	1.80	0.46
1:AA:29:G:O2'	1:AA:30:U:H5'	2.15	0.46
35:BA:1625:C:H2'	35:BA:1626:G:H5'	1.97	0.46
35:BA:833:U:H5'	48:BP:51:PHE:O	2.11	0.46
1:AA:545:C:O2'	1:AA:546:G:C5'	2.63	0.46
4:AD:5:ILE:O	4:AD:5:ILE:HG22	2.15	0.46
35:BA:1988:C:H2'	35:BA:1989:G:H8	1.80	0.46
1:AA:589:C:C2'	1:AA:590:C:H5'	2.44	0.46
35:BA:1773:A:C8	35:BA:1829:A:C8	3.03	0.46

Continued on next page...

Continued from previous page...

Atom-1	Atom-2	Distance(Å)	Clash(Å)
1:AA:688:G:C2'	1:AA:689:C:C5'	2.93	0.46
35:BA:1797:C:C2'	35:BA:1798:U:H5'	2.45	0.46
35:BA:2714:G:C6	35:BA:2715:C:C4	3.03	0.46
1:AA:559:A:H1'	1:AA:561:U:O2'	2.16	0.46
27:B2:5:GLU:O	27:B2:9:GLN:OE1	2.33	0.46
19:AS:42:PRO:HG2	19:AS:43:GLU:H	1.80	0.46
36:BB:43:C:C4'	41:BG:94:LEU:HD11	2.44	0.46
33:B8:60:LEU:O	33:B8:63:PRO:HG2	2.15	0.46
35:BA:18:C:H6	35:BA:18:C:O5'	1.99	0.46
32:B7:33:ARG:NH1	35:BA:467:G:OP1	2.47	0.46
35:BA:1599:C:H2'	35:BA:1600:C:H6	1.81	0.46
2:AB:21:ARG:C	2:AB:23:ARG:H	2.16	0.46
53:BU:90:VAL:CG1	54:BV:39:LEU:HG	2.29	0.46
54:BV:47:VAL:C	54:BV:49:THR:H	2.17	0.46
3:AC:50:ALA:HB2	3:AC:75:VAL:HG11	1.93	0.46
3:AC:74:GLY:O	3:AC:78:GLY:CA	2.64	0.46
52:BT:3:ARG:O	52:BT:4:GLY:C	2.53	0.46
4:AD:36:ARG:C	4:AD:38:TYR:H	2.19	0.46
24:AY:455:GLY:O	24:AY:458:HIS:HB3	2.15	0.46
3:AC:115:LEU:O	3:AC:118:GLN:HB3	2.15	0.46
31:B6:53:LYS:CG	31:B6:54:ILE:N	2.78	0.46
46:BN:133:GLN:C	46:BN:134:ARG:HG2	2.36	0.46
24:AY:241:GLU:O	24:AY:245:ALA:HB2	2.16	0.46
35:BA:1353:A:C8	35:BA:1378:A:N6	2.83	0.46
1:AA:1407:C:H2'	1:AA:1408:A:H5'	1.97	0.46
46:BN:39:ARG:HE	46:BN:41:ASP:HB2	1.80	0.46
52:BT:109:GLU:HG2	52:BT:112:ARG:CZ	2.45	0.46
16:AP:8:ARG:NH2	16:AP:15:PRO:HG3	2.30	0.46
35:BA:1431:U:H2'	35:BA:1432:C:C6	2.50	0.46
35:BA:2200:C:H42	35:BA:2223:G:H1	1.62	0.46
35:BA:271(E):U:H2'	35:BA:271(F):C:C6	2.51	0.46
39:BE:98:PRO:HG3	39:BE:175:VAL:HG12	1.97	0.46
1:AA:135:C:H2'	1:AA:136:C:H5'	1.97	0.46
1:AA:309:G:H2'	1:AA:310:G:H8	1.80	0.46
37:BC:126:SER:C	37:BC:128:LEU:H	2.19	0.46
2:AB:227:GLY:O	2:AB:228:GLY:C	2.54	0.46
1:AA:942:G:C2	1:AA:943:U:C6	3.03	0.46
1:AA:61:G:C2'	1:AA:62:U:H5'	2.46	0.46
1:AA:266:G:C4'	1:AA:267:C:C6	2.99	0.46
35:BA:2716:U:O2'	35:BA:2717:G:C5'	2.48	0.46
2:AB:16:HIS:ND1	2:AB:210:SER:HA	2.30	0.46
27:B2:47:ASN:C	27:B2:49:LYS:N	2.67	0.46

Continued on next page...

Continued from previous page...

Atom-1	Atom-2	Distance(Å)	Clash(Å)
24:AY:49:ALA:N	24:AY:52:MET:HB3	2.31	0.46
1:AA:972:C:O3'	10:AJ:57:LYS:HG2	2.16	0.46
58:BZ:181:GLU:C	58:BZ:182:LYS:HG3	2.35	0.46
39:BE:55:ASN:O	39:BE:56:PRO:O	2.34	0.46
39:BE:76:ARG:CG	39:BE:195:LEU:HD22	2.42	0.46
1:AA:869:G:O5'	1:AA:869:G:H8	1.97	0.46
58:BZ:5:LEU:HD23	58:BZ:47:VAL:CG2	2.30	0.46
1:AA:859:A:H2'	1:AA:860:A:H8	1.81	0.46
35:BA:157:U:O2'	35:BA:158:U:H5'	2.15	0.46
46:BN:134:ARG:H	46:BN:135:PRO:HD3	1.80	0.46
24:AY:238:THR:C	24:AY:240:GLU:H	2.18	0.46
38:BD:108:PRO:HB3	38:BD:143:HIS:HE1	1.79	0.46
49:BQ:134:ARG:CZ	58:BZ:122:ARG:NH2	2.79	0.46
38:BD:164:GLN:O	38:BD:166:GLN:NE2	2.48	0.46
56:BX:27:THR:HA	56:BX:80:ILE:HA	1.97	0.46
1:AA:1452:C:OP1	1:AA:1457:G:C6	2.69	0.46
35:BA:1828:G:O6	38:BD:222:ARG:HD2	2.16	0.46
35:BA:2650:U:H2'	35:BA:2651:C:C6	2.50	0.46
41:BG:29:TRP:O	41:BG:31:VAL:N	2.46	0.46
57:BY:89:PHE:O	57:BY:90:LEU:HD23	2.16	0.46
1:AA:84:U:O2	1:AA:84:U:O4'	2.32	0.46
35:BA:1336:A:H2'	35:BA:1337:G:C8	2.49	0.46
58:BZ:77:ASP:O	58:BZ:78:LYS:HB2	2.16	0.46
47:BO:102:VAL:HB	47:BO:106:LEU:HD12	1.98	0.46
37:BC:117:THR:CG2	37:BC:119:ASP:CG	2.81	0.46
37:BC:123:ALA:O	37:BC:127:LYS:CG	2.63	0.46
1:AA:38:G:O2'	1:AA:39:G:O5'	2.30	0.46
7:AG:120:ILE:O	7:AG:121:ALA:CB	2.59	0.46
7:AG:22:LEU:O	7:AG:23:VAL:HB	2.15	0.46
35:BA:1993:U:H2'	35:BA:1994:C:H6	1.80	0.46
39:BE:111:ARG:C	50:BR:2:ARG:HG2	2.36	0.46
35:BA:2723:C:O3'	50:BR:2:ARG:NH2	2.49	0.46
27:B2:9:GLN:C	27:B2:11:GLU:N	2.69	0.46
35:BA:1133:U:HO3'	35:BA:1135:C:P	2.38	0.46
41:BG:118:ARG:HH12	41:BG:182:LYS:HD3	1.79	0.46
41:BG:16:ARG:O	41:BG:20:ILE:HG13	2.16	0.46
41:BG:57:ALA:O	41:BG:61:ALA:CB	2.63	0.46
41:BG:61:ALA:CB	41:BG:67:LYS:HA	2.42	0.46
35:BA:832:G:P	48:BP:40:SER:HB3	2.55	0.46
42:BH:30:LYS:HZ3	42:BH:80:SER:HA	1.80	0.46
1:AA:346:G:O2'	1:AA:347:G:OP1	2.33	0.46
35:BA:1591:G:H5'	35:BA:1591:G:H8	1.80	0.46

Continued on next page...

Continued from previous page...

Atom-1	Atom-2	Distance(Å)	Clash(Å)
36:BB:37:C:C2'	36:BB:38:C:H5'	2.45	0.46
51:BS:28:VAL:CG1	51:BS:29:PHE:N	2.76	0.46
35:BA:2748:A:C4	35:BA:2757:A:N6	2.83	0.46
1:AA:1157:A:C4	1:AA:1181:G:C2	3.04	0.46
42:BH:168:PRO:CB	42:BH:170:ARG:NH2	2.78	0.46
35:BA:1285:G:O5'	35:BA:1285:G:H8	1.99	0.46
58:BZ:114:GLY:C	58:BZ:177:PRO:HD3	2.36	0.46
40:BF:4:VAL:N	40:BF:24:LEU:HD12	2.30	0.46
25:B0:51:VAL:CA	25:B0:62:LEU:HD21	2.45	0.46
35:BA:1063:G:H1	35:BA:1074:G:H1	1.63	0.46
12:AL:17:LYS:CD	12:AL:18:VAL:N	2.76	0.46
26:B1:11:ARG:NH2	35:BA:1365:A:O2'	2.49	0.46
35:BA:1639:U:H2'	35:BA:1640:C:C5'	2.46	0.46
37:BC:88:GLU:CG	37:BC:89:GLU:H	2.18	0.46
17:AQ:59:ILE:HG23	17:AQ:71:PHE:HB3	1.98	0.46
3:AC:14:ILE:CG1	3:AC:15:THR:N	2.79	0.46
50:BR:57:ARG:HB3	50:BR:59:ASP:OD1	2.15	0.46
1:AA:77:G:H1	1:AA:92:C:H42	1.63	0.46
24:AY:296:GLY:O	24:AY:297:GLU:HB3	2.14	0.46
35:BA:1265:A:OP1	35:BA:1265:A:H8	1.99	0.46
41:BG:32:PRO:HB3	41:BG:163:ALA:HB2	1.96	0.46
39:BE:19:ARG:HA	47:BO:73:ASP:HA	1.96	0.46
44:BK:76:UNK:C	44:BK:78:UNK:N	2.75	0.46
47:BO:36:GLY:HA3	47:BO:109:LYS:HD2	1.96	0.46
37:BC:223:VAL:O	37:BC:223:VAL:HG23	2.15	0.46
38:BD:124:PRO:O	38:BD:126:GLN:HG2	2.16	0.46
46:BN:40:PRO:HB3	53:BU:68:ALA:HB2	1.97	0.46
3:AC:10:PHE:CZ	3:AC:178:LEU:HD11	2.51	0.46
2:AB:90:MET:HB3	2:AB:91:PRO:HD2	1.97	0.46
35:BA:602:G:N1	35:BA:654(U):A:N7	2.64	0.46
1:AA:773:G:N2	1:AA:806:C:O2	2.48	0.46
1:AA:366:C:H6	1:AA:366:C:O5'	1.98	0.46
50:BR:2:ARG:NH1	50:BR:2:ARG:CG	2.71	0.46
40:BF:125:LEU:HD23	40:BF:125:LEU:N	2.29	0.46
41:BG:42:GLY:O	41:BG:47:LYS:HD2	2.15	0.46
1:AA:1279:A:H5''	1:AA:1280:A:P	2.55	0.46
42:BH:85:LYS:HZ3	42:BH:87:LEU:CG	2.27	0.46
51:BS:30:ARG:HD3	51:BS:97:ARG:CG	2.34	0.46
39:BE:132:HIS:CA	39:BE:135:HIS:NE2	2.79	0.46
35:BA:2125:G:O5'	35:BA:2125:G:H8	1.99	0.46
1:AA:930:C:O2'	1:AA:931:C:H5'	2.15	0.46
39:BE:57:LYS:HA	39:BE:57:LYS:CE	2.27	0.46

Continued on next page...

Continued from previous page...

Atom-1	Atom-2	Distance(Å)	Clash(Å)
58:BZ:149:SER:HB2	58:BZ:173:ALA:CA	2.39	0.46
52:BT:10:VAL:O	52:BT:13:ARG:HG2	2.14	0.46
40:BF:22:ALA:HB1	40:BF:26:ALA:HB2	1.97	0.46
10:AJ:28:ARG:NH1	10:AJ:34:VAL:HB	2.31	0.46
35:BA:2533:A:OP2	35:BA:2665:A:H1'	2.15	0.46
35:BA:2287:A:H2	35:BA:2346:A:N1	2.14	0.46
26:B1:59:THR:O	26:B1:60:PHE:CG	2.67	0.46
35:BA:1689:A:H62	35:BA:1698:A:H2	1.63	0.46
1:AA:946:A:N1	1:AA:947:G:C6	2.83	0.46
35:BA:1478:G:HO2'	35:BA:1558:A:H2	1.61	0.46
24:AY:357:ARG:NH1	24:AY:357:ARG:HG3	2.31	0.46
28:B3:54:VAL:O	28:B3:54:VAL:CG2	2.63	0.46
35:BA:34:C:N4	35:BA:447:A:N6	2.63	0.46
37:BC:46:ALA:O	37:BC:47:LYS:HB2	2.15	0.46
3:AC:191:THR:CG2	3:AC:192:THR:N	2.79	0.46
1:AA:958:A:H8	1:AA:958:A:O5'	1.99	0.46
45:BL:115:UNK:O	45:BL:116:UNK:C	2.63	0.46
35:BA:2317:C:O2'	35:BA:2318:G:H5'	2.15	0.46
35:BA:1240:U:O2'	35:BA:1241:A:H5'	2.16	0.46
16:AP:60:LEU:HD21	16:AP:66:PRO:CG	2.44	0.46
24:AY:324:ARG:HD3	24:AY:380:LEU:O	2.15	0.46
1:AA:827:U:H3	1:AA:872:A:H61	1.62	0.46
35:BA:2572:A:C8	39:BE:144:ARG:HD2	2.50	0.46
35:BA:574:C:N3	39:BE:145:LYS:HE2	2.31	0.46
35:BA:2770:G:C5'	35:BA:2771:C:OP1	2.64	0.46
45:BL:65:UNK:O	45:BL:67:UNK:N	2.49	0.46
44:BK:10:UNK:O	44:BK:11:UNK:CB	2.63	0.46
35:BA:904:C:O2'	35:BA:905:U:H5'	2.15	0.46
52:BT:78:LEU:HB3	52:BT:79:HIS:CD2	2.51	0.46
48:BP:105:LEU:O	48:BP:106:LEU:HB3	2.16	0.46
48:BP:48:PRO:HB2	48:BP:51:PHE:O	2.15	0.46
25:B0:25:ARG:CB	25:B0:37:LEU:HD12	2.43	0.46
1:AA:1250:A:H2	1:AA:1370:G:H1'	1.81	0.46
35:BA:1983:C:O2'	35:BA:1984:G:H5'	1.99	0.46
57:BY:10:GLY:CA	57:BY:27:VAL:HG12	2.46	0.46
1:AA:555:C:N4	1:AA:556:C:H42	2.12	0.46
1:AA:557:G:O2'	1:AA:558:G:H5'	2.16	0.46
27:B2:9:GLN:NE2	27:B2:9:GLN:H	2.08	0.46
35:BA:2203:U:C3'	35:BA:2205:C:OP2	2.64	0.46
41:BG:144:ILE:HD11	41:BG:146:TYR:CE1	2.50	0.46
35:BA:742:G:C2'	35:BA:743:G:H5''	2.22	0.46
35:BA:812:C:H5'	48:BP:25:SER:CB	2.45	0.46

Continued on next page...

Continued from previous page...

Atom-1	Atom-2	Distance(Å)	Clash(Å)
32:B7:34:ARG:HB2	32:B7:42:LEU:HD22	1.96	0.46
35:BA:2126:A:HO2'	35:BA:2127:G:H8	1.63	0.46
42:BH:149:ARG:HA	42:BH:162:ILE:HD11	1.94	0.46
1:AA:1286:A:HO2'	1:AA:1287:A:H5''	1.80	0.46
1:AA:1151:A:O4'	10:AJ:39:PRO:HB2	2.16	0.46
1:AA:701:C:H6	1:AA:701:C:H3'	1.80	0.46
38:BD:27:THR:CG2	38:BD:83:GLU:CG	2.90	0.46
37:BC:30:VAL:CG2	37:BC:31:LYS:H	2.27	0.46
58:BZ:151:HIS:CG	58:BZ:170:THR:HA	2.51	0.46
35:BA:1639:U:H6	35:BA:1639:U:O5'	1.99	0.46
2:AB:76:GLN:H	2:AB:76:GLN:HE21	1.63	0.46
39:BE:65:GLY:C	39:BE:67:PHE:N	2.69	0.46
24:AY:628:ARG:NH1	24:AY:628:ARG:CG	2.76	0.46
35:BA:2849:U:OP2	52:BT:95:ARG:NH1	2.49	0.46
3:AC:11:ARG:O	3:AC:14:ILE:O	2.34	0.46
35:BA:535:C:C2'	35:BA:536:A:H5'	2.46	0.46
50:BR:97:VAL:C	50:BR:98:LEU:HD23	2.35	0.46
35:BA:999:U:O2'	35:BA:1000:A:H5'	2.16	0.46
1:AA:1037:C:C2	1:AA:1038:C:N3	2.84	0.46
57:BY:50:ARG:NE	57:BY:55:TYR:O	2.48	0.46
7:AG:88:PRO:O	7:AG:89:MET:HB3	2.15	0.46
1:AA:841:U:H3'	1:AA:848:C:O4'	2.15	0.46
1:AA:614:A:O2'	1:AA:615:C:H5'	2.16	0.46
3:AC:60:ALA:O	3:AC:62:ASP:N	2.45	0.46
39:BE:38:THR:HG22	39:BE:40:GLU:H	1.81	0.46
1:AA:602:A:H2'	1:AA:603:U:C6	2.51	0.46
41:BG:162:THR:O	41:BG:163:ALA:O	2.34	0.46
50:BR:44:LEU:HD13	50:BR:44:LEU:O	2.16	0.46
52:BT:134:GLU:O	52:BT:135:ALA:HB3	2.16	0.46
30:B5:40:LYS:HE2	30:B5:46:CYS:CB	2.43	0.46
35:BA:2751:G:C6	42:BH:1:MET:CG	2.99	0.46
31:B6:11:LEU:C	31:B6:11:LEU:CD2	2.83	0.46
35:BA:604:G:C2'	35:BA:605:C:C5'	2.77	0.46
1:AA:648:A:H2'	1:AA:649:G:H8	1.81	0.46
1:AA:364:A:H8	1:AA:364:A:O5'	1.99	0.46
35:BA:1820:U:O2'	35:BA:1821:A:OP1	2.30	0.46
40:BF:125:LEU:HD12	40:BF:196:LEU:HD23	1.98	0.46
29:B4:21:VAL:HG12	29:B4:22:ILE:HD13	1.97	0.46
36:BB:42:C:O2'	36:BB:43:C:P	2.74	0.46
35:BA:1142(A):A:N3	35:BA:1144:G:C8	2.84	0.46
1:AA:982:U:O2'	1:AA:983:A:OP2	2.30	0.46
38:BD:181:GLU:HB2	38:BD:273:ARG:O	2.16	0.46

Continued on next page...

Continued from previous page...

Atom-1	Atom-2	Distance(Å)	Clash(Å)
46:BN:1:MET:SD	46:BN:1:MET:C	2.94	0.46
54:BV:55:ALA:HA	54:BV:100:ARG:O	2.15	0.46
1:AA:185:A:C4	1:AA:186:C:C5	3.03	0.46
26:B1:5:CYS:SG	26:B1:8:SER:CB	3.04	0.46
52:BT:7:ILE:O	52:BT:11:GLU:OE1	2.34	0.46
33:B8:50:LEU:C	33:B8:52:LYS:N	2.68	0.46
46:BN:132:ALA:O	46:BN:133:GLN:HB3	2.15	0.46
3:AC:21:ARG:O	3:AC:22:TRP:HB3	2.15	0.46
30:B5:57:VAL:HG12	30:B5:58:LEU:CD1	2.46	0.46
1:AA:1408:A:H5'	1:AA:1408:A:C8	2.43	0.46
46:BN:39:ARG:HH21	46:BN:41:ASP:CG	2.19	0.46
24:AY:246:ILE:HG23	24:AY:255:ILE:CD1	2.46	0.46
1:AA:892:A:O2'	1:AA:1415:G:H4'	2.15	0.46
18:AR:53:ARG:C	18:AR:55:ARG:N	2.69	0.46
18:AR:53:ARG:O	18:AR:55:ARG:N	2.49	0.46
6:AF:86:ARG:O	6:AF:87:ARG:HB2	2.16	0.46
45:BL:83:UNK:O	45:BL:86:UNK:CB	2.64	0.46
1:AA:599:C:O2'	1:AA:600:C:H5'	2.16	0.46
24:AY:448:GLN:OE1	24:AY:480:GLN:HG3	2.16	0.46
48:BP:91:PHE:CD1	48:BP:91:PHE:N	2.84	0.46
1:AA:1405:G:O4'	1:AA:1519:A:H4'	2.16	0.46
24:AY:445:GLU:OE1	24:AY:482:ALA:HB1	2.16	0.46
55:BW:75:TYR:O	55:BW:104:THR:HG23	2.15	0.46
9:AI:4:TYR:CG	9:AI:88:TYR:HB2	2.50	0.46
52:BT:88:ILE:HG22	52:BT:89:VAL:N	2.30	0.46
1:AA:307:C:C5	1:AA:308:C:N4	2.84	0.46
48:BP:98:GLU:HA	48:BP:101:VAL:HG22	1.98	0.46
25:B0:39:ARG:HG3	25:B0:39:ARG:O	2.15	0.46
1:AA:66:G:H4'	1:AA:173:U:C5	2.51	0.46
1:AA:492:G:H2'	1:AA:493:G:O5'	2.14	0.46
1:AA:547:A:C1'	1:AA:548:G:P	3.03	0.46
35:BA:863:A:O2'	35:BA:864:G:H5'	2.16	0.46
1:AA:769:G:H4'	1:AA:1513:A:H4'	1.98	0.46
35:BA:1982:C:C2	35:BA:1983:C:C5	3.04	0.46
35:BA:1528:A:C2	35:BA:1542:A:H2	2.34	0.46
35:BA:1297:C:OP1	35:BA:2710:C:H4'	2.16	0.46
35:BA:2715:C:C2'	35:BA:2716:U:C5'	2.90	0.46
1:AA:863:U:O2	1:AA:863:U:H3'	2.16	0.46
1:AA:925:G:N3	1:AA:1502:A:H1'	2.31	0.46
41:BG:6:ALA:O	41:BG:7:LEU:C	2.52	0.46
41:BG:7:LEU:HD11	41:BG:176:LEU:CD2	2.46	0.46
35:BA:2403:C:C2	35:BA:2404:C:C5	3.03	0.46

Continued on next page...

Continued from previous page...

Atom-1	Atom-2	Distance(Å)	Clash(Å)
42:BH:154:PRO:HB2	42:BH:163:TYR:CZ	2.50	0.46
1:AA:185:A:H2'	1:AA:186:C:C6	2.50	0.46
35:BA:332:A:C5	35:BA:335:C:N4	2.83	0.46
24:AY:487:ILE:N	24:AY:487:ILE:HD13	2.28	0.46
35:BA:1187:G:H5''	54:BV:81:TYR:HE2	1.73	0.46
37:BC:20:VAL:O	37:BC:224:ARG:O	2.34	0.46
35:BA:1434:A:O2'	35:BA:1435:G:H5'	2.16	0.46
28:B3:3:ARG:HA	28:B3:37:LEU:O	2.16	0.46
35:BA:267:C:C2	35:BA:268:C:C5	3.04	0.46
3:AC:148:GLY:HA3	3:AC:172:ARG:O	2.16	0.46
11:AK:40:ILE:HG23	11:AK:75:TYR:CE2	2.51	0.46
3:AC:11:ARG:CG	3:AC:11:ARG:HH11	2.28	0.46
35:BA:1027:A:H61	35:BA:1126:A:C1'	2.29	0.46
52:BT:34:VAL:HG13	52:BT:39:ARG:CA	2.45	0.46
34:B9:7:VAL:HG13	34:B9:25:VAL:HG23	1.98	0.46
36:BB:50:G:OP1	51:BS:63:THR:HG23	2.15	0.46
49:BQ:109:VAL:HG12	49:BQ:113:GLN:OE1	2.15	0.46
39:BE:46:ALA:HB2	39:BE:82:ARG:HA	1.97	0.46
24:AY:616:TYR:CD2	24:AY:663:THR:HA	2.51	0.46
35:BA:2791:C:H4'	35:BA:2792:G:O5'	2.14	0.46
35:BA:590:A:OP1	40:BF:95:ARG:NH1	2.49	0.46
4:AD:109:GLY:O	4:AD:111:ALA:N	2.49	0.46
6:AF:79:LEU:O	6:AF:85:VAL:HG11	2.15	0.46
47:BO:86:ILE:HG22	47:BO:94:ARG:HG3	1.98	0.46
8:AH:84:ARG:NH2	8:AH:136:GLU:OE2	2.49	0.46
48:BP:84:ASN:ND2	48:BP:115:LEU:HD23	2.30	0.46
48:BP:61:ARG:C	48:BP:62:LEU:CD2	2.84	0.46
31:B6:26:ASN:O	31:B6:27:LYS:HB2	2.15	0.46
25:B0:66:VAL:CG1	25:B0:67:VAL:H	2.28	0.46
1:AA:1250:A:C2	1:AA:1370:G:H1'	2.50	0.46
41:BG:43:LEU:HD13	41:BG:53:LEU:HD12	1.97	0.46
41:BG:87:PRO:O	41:BG:88:ILE:HB	2.16	0.46
33:B8:4:MET:HB3	33:B8:61:LEU:CD2	2.45	0.46
35:BA:831:G:O3'	48:BP:40:SER:HB3	2.16	0.46
1:AA:90:U:C4'	1:AA:91:C:OP1	2.64	0.46
35:BA:2208:A:H1'	35:BA:2219:G:C6	2.51	0.46
35:BA:686:G:H21	35:BA:788:A:H61	1.64	0.46
1:AA:1494:G:O3'	24:AY:499:ARG:NH2	2.49	0.46
11:AK:115:PRO:C	11:AK:117:ASN:H	2.19	0.46
1:AA:192:U:H1'	20:AT:103:GLY:HA2	1.97	0.46
49:BQ:104:PHE:O	49:BQ:105:GLU:HB3	2.15	0.46
35:BA:34:C:H42	35:BA:447:A:N6	2.13	0.46

Continued on next page...

Continued from previous page...

Atom-1	Atom-2	Distance(Å)	Clash(Å)
36:BB:64:C:H2'	36:BB:65:C:C6	2.51	0.46
1:AA:551:U:H2'	1:AA:552:U:C6	2.51	0.46
25:B0:16:SER:HB2	35:BA:2262:U:C5	2.51	0.46
35:BA:185:U:H2'	35:BA:186:G:C8	2.51	0.46
42:BH:19:VAL:HG12	42:BH:20:ALA:N	2.31	0.46
8:AH:132:GLU:HG2	8:AH:134:ILE:HD13	1.96	0.46
40:BF:65:TRP:CZ3	40:BF:73:ALA:O	2.69	0.46
47:BO:114:ILE:HD12	47:BO:114:ILE:H	1.81	0.46
35:BA:426:C:O2'	35:BA:427:U:H5'	2.16	0.46
35:BA:363(A):A:N3	35:BA:363(A):A:H2'	2.31	0.46
42:BH:126:PRO:HG2	42:BH:127:GLU:H	1.81	0.46
11:AK:65:ALA:O	11:AK:68:ALA:HB3	2.15	0.46
4:AD:60:GLU:HG2	4:AD:202:LEU:HD12	1.98	0.46
1:AA:1068:G:N7	1:AA:1094:G:H2'	2.30	0.46
48:BP:81:GLN:CD	48:BP:106:LEU:HA	2.36	0.45
9:AI:40:LEU:O	9:AI:42:ARG:N	2.49	0.45
1:AA:769:G:O2'	1:AA:770:C:C5'	2.62	0.45
35:BA:1771:C:O4'	35:BA:1786:A:H8	1.99	0.45
35:BA:1529:G:N1	35:BA:1541:G:N2	2.64	0.45
27:B2:10:LEU:HB3	27:B2:14:ARG:NH1	2.31	0.45
27:B2:50:ILE:HG21	35:BA:61:G:H5'	1.98	0.45
35:BA:2205:C:O5'	35:BA:2205:C:H6	1.99	0.45
1:AA:1305:G:C6	1:AA:1331:G:C6	3.05	0.45
29:B4:40:HIS:NE2	41:BG:118:ARG:CA	2.74	0.45
41:BG:103:LEU:HD13	41:BG:103:LEU:C	2.36	0.45
41:BG:40:ASN:ND2	41:BG:91:ARG:HG3	2.31	0.45
41:BG:43:LEU:O	41:BG:44:GLY:O	2.34	0.45
35:BA:1022:G:C5	35:BA:1141:U:C4	3.03	0.45
53:BU:57:PHE:O	53:BU:58:ARG:C	2.54	0.45
35:BA:1155:A:OP1	53:BU:58:ARG:NH1	2.50	0.45
35:BA:1375:C:HO2'	35:BA:1376:C:H5'	1.75	0.45
1:AA:1286:A:O2'	1:AA:1287:A:OP2	2.30	0.45
1:AA:791:G:O5'	1:AA:791:G:H8	1.98	0.45
4:AD:15:GLU:C	4:AD:17:VAL:H	2.18	0.45
1:AA:644:G:H5'	8:AH:92:ARG:NH2	2.31	0.45
24:AY:526:VAL:HG11	24:AY:566:THR:HG23	1.96	0.45
58:BZ:124:ILE:O	58:BZ:126:VAL:HG13	2.16	0.45
38:BD:35:LYS:CA	38:BD:35:LYS:HZ2	2.29	0.45
24:AY:548:GLU:C	24:AY:550:MET:H	2.18	0.45
31:B6:53:LYS:O	31:B6:54:ILE:C	2.54	0.45
1:AA:1145:C:O2'	1:AA:1146:A:O5'	2.32	0.45
50:BR:7:GLY:C	50:BR:8:ARG:NE	2.70	0.45

Continued on next page...

Continued from previous page...

Atom-1	Atom-2	Distance(Å)	Clash(Å)
26:B1:67:ILE:N	26:B1:68:PRO:HD2	2.31	0.45
35:BA:2137:C:O2'	35:BA:2138:C:OP2	2.34	0.45
9:AI:8:GLY:HA2	9:AI:79:LEU:HD12	1.97	0.45
12:AL:123:LYS:N	12:AL:123:LYS:CE	2.78	0.45
3:AC:16:ARG:CG	3:AC:17:ASP:N	2.79	0.45
8:AH:86:ILE:HB	8:AH:133:LEU:O	2.16	0.45
5:AE:33:VAL:HG11	5:AE:109:ILE:HA	1.98	0.45
9:AI:99:LEU:N	9:AI:99:LEU:HD22	2.30	0.45
35:BA:438:G:O2'	35:BA:440:G:H5'	2.16	0.45
8:AH:8:ASP:O	8:AH:12:ARG:HG3	2.15	0.45
1:AA:951:G:C6	1:AA:1230:C:N3	2.85	0.45
1:AA:495:A:HO2'	1:AA:496:A:P	2.40	0.45
1:AA:937:A:H2'	1:AA:938:A:C5'	2.46	0.45
1:AA:1347:G:N2	1:AA:1373:G:H2'	2.30	0.45
35:BA:2606:C:N3	35:BA:2607:G:N7	2.64	0.45
1:AA:684:A:H2'	1:AA:685:G:C8	2.50	0.45
3:AC:86:VAL:HG23	3:AC:87:LEU:N	2.30	0.45
2:AB:16:HIS:CE1	2:AB:210:SER:C	2.89	0.45
39:BE:119:ARG:HG3	39:BE:160:TYR:HB2	1.99	0.45
1:AA:1402:C:OP2	23:AX:19:A:O3'	2.19	0.45
36:BB:42:C:H5''	41:BG:67:LYS:HE3	1.97	0.45
33:B8:4:MET:CG	33:B8:61:LEU:HD23	2.44	0.45
31:B6:17:LYS:CA	31:B6:17:LYS:HE2	2.39	0.45
51:BS:35:ILE:CD1	51:BS:99:LYS:HD3	2.45	0.45
35:BA:654(P):C:O2'	35:BA:654(Q):C:H5'	2.15	0.45
37:BC:37:LYS:O	37:BC:38:PHE:HB3	2.17	0.45
42:BH:154:PRO:C	42:BH:156:ALA:H	2.19	0.45
42:BH:166:GLY:O	42:BH:167:GLU:HG3	2.16	0.45
51:BS:106:ARG:C	51:BS:108:GLY:H	2.20	0.45
1:AA:1285:A:H8	1:AA:1285:A:O5'	1.98	0.45
1:AA:1151:A:O2'	1:AA:1152:A:P	2.74	0.45
39:BE:34:VAL:HG11	39:BE:78:LEU:HD23	1.98	0.45
39:BE:34:VAL:HG22	39:BE:48:GLN:NE2	2.30	0.45
24:AY:138:LYS:HG2	61:AY:701:GCP:N1	2.31	0.45
1:AA:797:C:H2'	1:AA:798:G:H8	1.81	0.45
58:BZ:31:ARG:HD2	58:BZ:94:GLU:OE1	2.17	0.45
3:AC:117:ALA:O	3:AC:187:ALA:HB2	2.16	0.45
35:BA:2531:A:H4'	42:BH:157:TYR:CD2	2.51	0.45
1:AA:73:G:H5'	1:AA:76:C:OP2	2.16	0.45
57:BY:44:ILE:CG2	57:BY:45:VAL:H	2.28	0.45
28:B3:2:PRO:O	28:B3:39:ASP:HB2	2.15	0.45
35:BA:2115:G:C5'	35:BA:2116:G:OP2	2.64	0.45

Continued on next page...

Continued from previous page...

Atom-1	Atom-2	Distance(Å)	Clash(Å)
35:BA:1412:A:C2'	35:BA:1413:G:C5'	2.89	0.45
35:BA:99:U:H4'	35:BA:102:G:H1'	1.98	0.45
18:AR:29:PHE:CD2	18:AR:39:VAL:HG11	2.50	0.45
1:AA:1407:C:H2'	1:AA:1408:A:C5'	2.46	0.45
40:BF:155:LEU:HD22	40:BF:186:ILE:HA	1.98	0.45
1:AA:959:A:C3'	1:AA:960:U:H4'	2.46	0.45
42:BH:19:VAL:O	42:BH:23:ARG:O	2.34	0.45
1:AA:1324:A:H2'	1:AA:1325:C:H6	1.81	0.45
3:AC:5:ILE:HD13	3:AC:5:ILE:H	1.82	0.45
24:AY:510:VAL:CG1	24:AY:567:LEU:HD11	2.46	0.45
43:BJ:98:UNK:C	43:BJ:100:UNK:N	2.77	0.45
4:AD:162:LEU:HG	4:AD:181:MET:HE2	1.99	0.45
24:AY:74:TRP:NE1	24:AY:273:LEU:HB3	2.31	0.45
4:AD:122:ARG:NH1	4:AD:134:ASP:OD2	2.49	0.45
3:AC:165:THR:HG22	3:AC:165:THR:O	2.15	0.45
6:AF:40:VAL:O	6:AF:40:VAL:HG13	2.16	0.45
45:BL:70:UNK:O	45:BL:71:UNK:C	2.65	0.45
13:AM:82:MET:SD	13:AM:93:ARG:HG3	2.57	0.45
32:B7:43:THR:O	32:B7:44:PRO:C	2.53	0.45
9:AI:23:ASN:ND2	9:AI:23:ASN:N	2.38	0.45
25:B0:20:ARG:CG	25:B0:20:ARG:HH11	2.29	0.45
35:BA:247:G:H3'	35:BA:249:C:H5	1.78	0.45
48:BP:48:PRO:O	48:BP:50:ARG:N	2.50	0.45
1:AA:444:C:H2'	1:AA:445:G:H8	1.80	0.45
35:BA:651:G:H2'	35:BA:652:C:C5'	2.46	0.45
35:BA:659:C:H2'	35:BA:660:G:H8	1.82	0.45
1:AA:938:A:O2'	1:AA:939:G:C5'	2.55	0.45
7:AG:113:GLU:OE1	7:AG:113:GLU:N	2.43	0.45
35:BA:1936:A:OP1	35:BA:1937:A:H5'	2.16	0.45
35:BA:2680:C:O2'	35:BA:2681:C:H5'	2.17	0.45
1:AA:1307:U:O2'	1:AA:1308:U:H5'	2.16	0.45
29:B4:21:VAL:O	29:B4:22:ILE:O	2.34	0.45
29:B4:48:ARG:HH11	29:B4:48:ARG:CG	2.29	0.45
1:AA:1178:G:H8	1:AA:1178:G:O5'	1.99	0.45
1:AA:1178:G:C4	1:AA:1180:A:OP2	2.69	0.45
51:BS:89:ARG:CG	51:BS:92:TYR:CA	2.94	0.45
1:AA:1202:G:H1'	14:AN:29:ARG:HD3	1.98	0.45
35:BA:997:G:O2'	35:BA:998:C:H5'	2.16	0.45
54:BV:38:LEU:HD23	54:BV:38:LEU:C	2.36	0.45
42:BH:154:PRO:CB	42:BH:163:TYR:CZ	2.99	0.45
40:BF:82:ILE:O	40:BF:83:PHE:O	2.33	0.45
12:AL:27:LEU:CB	12:AL:62:SER:HB2	2.46	0.45

Continued on next page...

Continued from previous page...

Atom-1	Atom-2	Distance(Å)	Clash(Å)
50:BR:45:ARG:CG	50:BR:46:GLY:N	2.72	0.45
10:AJ:89:ASP:HB3	10:AJ:91:PRO:HD3	1.99	0.45
35:BA:1058:G:N2	35:BA:1059:G:H1'	2.32	0.45
54:BV:19:LYS:HE2	54:BV:19:LYS:HA	1.98	0.45
32:B7:11:LYS:CE	35:BA:686:G:H5''	2.46	0.45
26:B1:11:ARG:CB	26:B1:12:PRO:HD2	2.40	0.45
35:BA:2287:A:C2	35:BA:2346:A:N1	2.85	0.45
26:B1:49:VAL:HG12	26:B1:62:VAL:HG12	1.98	0.45
2:AB:76:GLN:O	2:AB:211:ILE:CD1	2.65	0.45
1:AA:343:U:H6	1:AA:343:U:O5'	1.99	0.45
38:BD:65:ILE:HD11	38:BD:67:PHE:CZ	2.51	0.45
1:AA:356:A:C2'	1:AA:368:U:O2'	2.64	0.45
6:AF:97:PHE:CD2	18:AR:31:LEU:HD21	2.46	0.45
2:AB:178:ARG:NH1	8:AH:71:GLY:O	2.49	0.45
8:AH:112:LEU:CD2	8:AH:133:LEU:HD13	2.46	0.45
1:AA:1324:A:C4'	1:AA:1362:C:H4'	2.46	0.45
4:AD:170:VAL:CG1	4:AD:174:LEU:HB2	2.46	0.45
38:BD:34:VAL:O	38:BD:64:ILE:HG23	2.16	0.45
37:BC:23:ILE:HG12	37:BC:229:SER:OXT	2.16	0.45
7:AG:5:ARG:HE	7:AG:5:ARG:HB2	1.43	0.45
1:AA:1258:G:O2'	1:AA:1259:C:H5'	2.15	0.45
19:AS:53:ASN:N	19:AS:56:GLN:O	2.48	0.45
52:BT:91:ARG:O	52:BT:92:GLY:C	2.54	0.45
2:AB:114:ARG:CG	2:AB:114:ARG:NH1	2.77	0.45
35:BA:70:G:H5''	35:BA:112:U:O2	2.17	0.45
1:AA:495:A:O4'	1:AA:496:A:H8	1.93	0.45
35:BA:2009:G:C2	35:BA:2010:G:N7	2.84	0.45
35:BA:1786:A:C4	35:BA:1938:A:N6	2.84	0.45
35:BA:1981:A:H5''	35:BA:1982:C:OP1	2.16	0.45
1:AA:507:C:H3'	1:AA:507:C:H6	1.82	0.45
13:AM:10:PRO:O	13:AM:11:ARG:CB	2.63	0.45
36:BB:34:U:H5	41:BG:96:ARG:HH12	1.63	0.45
1:AA:113:G:H2'	1:AA:114:U:H6	1.78	0.45
35:BA:885:C:O2	35:BA:886:C:N4	2.50	0.45
1:AA:1499:A:H1'	1:AA:1520:G:H5'	1.96	0.45
1:AA:1314:C:OP2	19:AS:6:LYS:CD	2.65	0.45
54:BV:52:VAL:HG13	54:BV:55:ALA:HB3	1.98	0.45
35:BA:1646:C:H6	35:BA:1646:C:O5'	2.00	0.45
24:AY:137:ASN:CG	24:AY:138:LYS:H	2.18	0.45
35:BA:43:A:O5'	35:BA:43:A:H8	2.00	0.45
12:AL:48:PRO:HG2	12:AL:49:ASN:H	1.81	0.45
35:BA:1290:C:HO2'	35:BA:1291:C:H5'	1.80	0.45

Continued on next page...

Continued from previous page...

Atom-1	Atom-2	Distance(Å)	Clash(Å)
35:BA:1291:C:O2'	35:BA:1292:U:C5'	2.52	0.45
58:BZ:48:PHE:CD1	58:BZ:52:SER:HA	2.51	0.45
51:BS:12:PHE:HD1	51:BS:12:PHE:C	2.20	0.45
10:AJ:32:ALA:CB	10:AJ:81:THR:HG21	2.47	0.45
57:BY:60:PHE:O	57:BY:61:ILE:HG13	2.15	0.45
39:BE:120:TRP:O	39:BE:122:PHE:N	2.50	0.45
49:BQ:135:ASP:H	49:BQ:137:TYR:HD2	1.59	0.45
28:B3:35:ARG:HD3	28:B3:37:LEU:CD2	2.41	0.45
22:AV:47:U:H3'	22:AV:48:C:C5'	2.46	0.45
37:BC:48:LEU:HD23	37:BC:59:VAL:HG21	1.98	0.45
1:AA:368:U:P	24:AY:351:ARG:HH21	2.39	0.45
52:BT:95:ARG:CB	52:BT:95:ARG:HH11	2.30	0.45
52:BT:95:ARG:CZ	52:BT:95:ARG:HB3	2.47	0.45
38:BD:206:LEU:HD23	38:BD:206:LEU:HA	1.78	0.45
38:BD:211:ARG:O	38:BD:215:LEU:HG	2.17	0.45
52:BT:34:VAL:HG11	52:BT:39:ARG:HG3	1.97	0.45
36:BB:13:A:H5'	36:BB:13:A:H8	1.82	0.45
1:AA:159:G:H22	1:AA:163:C:H42	1.64	0.45
35:BA:2887:U:H2'	35:BA:2888:C:H6	1.81	0.45
1:AA:189(I):G:O2'	1:AA:189(J):G:H5'	2.16	0.45
4:AD:157:LEU:HG	4:AD:161:ASN:ND2	2.32	0.45
35:BA:491:G:H2'	35:BA:492:A:H8	1.81	0.45
44:BK:30:UNK:O	44:BK:31:UNK:C	2.64	0.45
24:AY:491:VAL:HG21	24:AY:597:GLY:HA2	1.97	0.45
56:BX:57:LEU:HD22	56:BX:57:LEU:O	2.15	0.45
53:BU:68:ALA:O	53:BU:71:GLN:HG3	2.17	0.45
12:AL:109:GLY:HA3	12:AL:121:GLY:O	2.17	0.45
24:AY:500:GLN:O	24:AY:500:GLN:NE2	2.38	0.45
48:BP:51:PHE:CG	48:BP:52:GLU:O	2.69	0.45
37:BC:104:ILE:O	37:BC:105:LEU:C	2.55	0.45
37:BC:139:PRO:HB2	37:BC:146:VAL:HG22	1.97	0.45
35:BA:956:G:P	49:BQ:14:ARG:HH21	2.38	0.45
1:AA:941:G:O2'	1:AA:942:G:O5'	2.34	0.45
35:BA:2007:C:C2'	35:BA:2008:C:H5'	2.40	0.45
35:BA:2009:G:C3'	35:BA:2010:G:C5'	2.95	0.45
35:BA:1422:G:C4	35:BA:1423:G:N7	2.85	0.45
51:BS:89:ARG:NH1	51:BS:92:TYR:HA	2.31	0.45
35:BA:654(N):G:H2'	35:BA:654(O):G:C4'	2.46	0.45
54:BV:39:LEU:N	54:BV:39:LEU:HD22	2.31	0.45
35:BA:1688:U:H5'	35:BA:1689:A:OP2	2.15	0.45
55:BW:26:GLY:H	55:BW:71:VAL:CG2	2.22	0.45
33:B8:48:PHE:C	33:B8:49:VAL:CG2	2.84	0.45

Continued on next page...

Continued from previous page...

Atom-1	Atom-2	Distance(Å)	Clash(Å)
35:BA:477:A:H2'	35:BA:478:A:C8	2.52	0.45
3:AC:65:ALA:O	3:AC:66:VAL:HB	2.17	0.45
2:AB:11:LEU:HD13	2:AB:217:ARG:NH2	2.32	0.45
40:BF:185:ASP:OD1	40:BF:188:ARG:HD3	2.17	0.45
1:AA:1447:A:H4'	1:AA:1447:A:OP2	2.16	0.45
41:BG:130:ASN:O	41:BG:159:VAL:O	2.34	0.45
51:BS:83:LYS:HG2	51:BS:105:ALA:CB	2.47	0.45
24:AY:600:VAL:HG21	24:AY:678:GLU:OE1	2.16	0.45
16:AP:57:ARG:HG3	16:AP:79:VAL:HG13	1.99	0.45
35:BA:1336:A:O2'	35:BA:1337:G:H5'	2.16	0.45
35:BA:79:G:O2'	35:BA:80:G:H5'	2.17	0.45
6:AF:41:GLU:HG3	6:AF:62:TRP:CE3	2.52	0.45
4:AD:107:ARG:HH11	4:AD:107:ARG:HG2	1.82	0.45
35:BA:2688:U:H5	35:BA:2720:U:OP1	2.00	0.45
35:BA:1243:G:H2'	35:BA:1244:G:O4'	2.16	0.45
1:AA:744:C:H2'	1:AA:745:C:C6	2.52	0.45
29:B4:24:THR:O	29:B4:25:TYR:CB	2.65	0.45
35:BA:111:A:O2'	35:BA:112:U:H5''	2.15	0.45
48:BP:82:GLY:HA2	48:BP:113:LYS:O	2.16	0.45
35:BA:2555:U:C3'	35:BA:2556:C:C5'	2.90	0.45
1:AA:773:G:C2	1:AA:774:G:C4	3.05	0.45
1:AA:943:U:H6	1:AA:943:U:O5'	1.98	0.45
35:BA:49:A:C6	35:BA:177:G:C2	3.04	0.45
35:BA:2012:G:O3'	55:BW:96:ILE:HG13	2.16	0.45
35:BA:1820:U:N3	38:BD:160:GLY:HA3	2.31	0.45
35:BA:1770:G:O2'	35:BA:1771:C:C5'	2.43	0.45
35:BA:1298:C:O2'	35:BA:1301:A:H1'	2.16	0.45
1:AA:863:U:O2	1:AA:863:U:C3'	2.65	0.45
35:BA:607:U:O2	35:BA:621:A:N1	2.50	0.45
13:AM:22:ILE:HB	13:AM:25:ILE:HB	1.98	0.45
29:B4:2:LYS:CE	29:B4:4:GLY:O	2.60	0.45
41:BG:106:LEU:C	41:BG:106:LEU:HD23	2.37	0.45
41:BG:110:ALA:HB1	41:BG:142:PRO:HG3	1.98	0.45
41:BG:113:ARG:NE	41:BG:113:ARG:CA	2.80	0.45
41:BG:77:ILE:HG21	41:BG:81:LYS:N	2.31	0.45
1:AA:1279:A:H2'	1:AA:1282:C:H42	1.80	0.45
1:AA:346:G:H5'	52:BT:35:LYS:HZ1	1.80	0.45
52:BT:40:THR:O	52:BT:41:ARG:HB3	2.17	0.45
51:BS:20:ARG:NE	51:BS:20:ARG:CA	2.80	0.45
35:BA:884:C:N4	35:BA:892:G:N1	2.61	0.45
53:BU:95:LEU:HD13	54:BV:4:ILE:CG2	2.46	0.45
54:BV:52:VAL:HG13	54:BV:52:VAL:O	2.16	0.45

Continued on next page...

Continued from previous page...

Atom-1	Atom-2	Distance(Å)	Clash(Å)
35:BA:1407:C:H5'	35:BA:1408:C:OP2	2.14	0.45
57:BY:17:SER:CB	57:BY:71:LYS:HB3	2.46	0.45
1:AA:1285:A:O2'	1:AA:1286:A:OP2	2.35	0.45
1:AA:1288:A:H1'	1:AA:1352:C:O2'	2.17	0.45
35:BA:271(M):G:H3'	35:BA:271(M):G:H8	1.80	0.45
19:AS:31:ILE:O	19:AS:31:ILE:HG23	2.16	0.45
25:B0:50:ASN:CG	25:B0:63:VAL:HG21	2.37	0.45
58:BZ:104:PHE:HB3	58:BZ:141:VAL:CG2	2.43	0.45
35:BA:1670:C:O2	39:BE:129:HIS:HE1	1.99	0.45
57:BY:13:VAL:HG22	57:BY:14:LEU:H	1.80	0.45
38:BD:108:PRO:HG2	38:BD:111:LEU:CB	2.40	0.45
33:B8:45:GLY:O	33:B8:46:ARG:HB2	2.17	0.45
24:AY:181:LEU:HD23	24:AY:182:ARG:CZ	2.47	0.45
28:B3:35:ARG:HG2	28:B3:36:VAL:N	2.31	0.45
1:AA:275:G:H5'	17:AQ:14:LYS:CD	2.47	0.45
35:BA:1504:C:HO2'	35:BA:1505:C:P	2.40	0.45
9:AI:78:LYS:HE2	9:AI:101:PHE:HA	1.99	0.45
34:B9:10:ILE:O	34:B9:11:CYS:CB	2.61	0.45
13:AM:81:LEU:O	13:AM:89:GLY:HA3	2.16	0.45
41:BG:180:PHE:CD1	41:BG:181:ARG:HG2	2.51	0.45
35:BA:2389:G:H5''	35:BA:2390:U:O4'	2.17	0.45
7:AG:70:LYS:CB	7:AG:100:ALA:HB2	2.46	0.45
3:AC:95:THR:C	3:AC:97:LYS:H	2.18	0.45
1:AA:161:A:H2'	1:AA:162:A:H8	1.81	0.45
7:AG:7:ALA:O	7:AG:8:GLU:HB3	2.17	0.45
35:BA:1967:C:C4	35:BA:1968:G:C5	3.04	0.45
53:BU:114:LYS:HG2	53:BU:114:LYS:H	1.57	0.45
44:BK:109:UNK:C	44:BK:111:UNK:N	2.80	0.45
35:BA:1336:A:H2'	35:BA:1337:G:H8	1.82	0.45
35:BA:2864:G:H2'	35:BA:2865:U:C6	2.51	0.45
17:AQ:86:GLU:O	17:AQ:90:ILE:HG12	2.17	0.45
1:AA:1310:G:O2'	1:AA:1311:G:H5'	2.16	0.45
37:BC:203:GLU:N	37:BC:203:GLU:CD	2.70	0.45
2:AB:61:LEU:HD11	2:AB:160:ASP:HB2	1.97	0.45
30:B5:8:LYS:O	35:BA:2017:U:H4'	2.16	0.45
1:AA:1442:G:H22	1:AA:1461:G:H21	1.65	0.45
58:BZ:62:PRO:C	58:BZ:64:GLY:H	2.20	0.45
2:AB:67:THR:HA	2:AB:90:MET:SD	2.57	0.45
25:B0:23:VAL:HG22	25:B0:38:VAL:HG22	1.98	0.45
37:BC:138:LEU:O	37:BC:139:PRO:C	2.53	0.45
49:BQ:17:LEU:CD2	49:BQ:96:VAL:HG13	2.44	0.45
35:BA:1786:A:C1'	35:BA:1938:A:H61	2.26	0.45

Continued on next page...

Continued from previous page...

Atom-1	Atom-2	Distance(Å)	Clash(Å)
35:BA:1422:G:C4	35:BA:1423:G:C8	3.04	0.45
30:B5:2:ALA:HA	35:BA:2015:A:O4'	2.17	0.45
35:BA:2612:C:H2'	35:BA:2613:U:H5'	1.98	0.45
2:AB:15:VAL:CG1	2:AB:209:ARG:HB3	2.46	0.45
27:B2:33:MET:HG3	27:B2:36:ARG:NH2	2.31	0.45
35:BA:1132:A:C2'	35:BA:1133:U:H5'	2.46	0.45
35:BA:2305:A:H2	35:BA:2306:C:H1'	1.80	0.45
29:B4:32:TYR:CD2	41:BG:113:ARG:HD2	2.51	0.45
41:BG:19:LEU:O	41:BG:21:ARG:N	2.50	0.45
35:BA:743:G:C2'	35:BA:744:G:C8	2.68	0.45
35:BA:1140:C:H2'	35:BA:1141:U:H5'	1.98	0.45
1:AA:81:U:H2'	1:AA:88:A:H61	1.81	0.45
35:BA:1658:C:OP1	39:BE:132:HIS:ND1	2.49	0.45
1:AA:1498:U:C1'	1:AA:1499:A:P	3.05	0.45
1:AA:1314:C:H5	19:AS:6:LYS:CE	2.30	0.45
2:AB:21:ARG:HB3	2:AB:38:GLY:O	2.17	0.45
35:BA:995:C:C2	53:BU:57:PHE:HE2	2.35	0.45
53:BU:95:LEU:C	53:BU:97:ASP:N	2.69	0.45
1:AA:1077:G:C6	1:AA:1081:G:C6	3.03	0.45
8:AH:105:ARG:HD3	8:AH:105:ARG:HA	1.63	0.45
40:BF:9:ILE:HA	40:BF:14:PRO:HA	1.98	0.45
35:BA:1105:U:O2'	35:BA:1106:G:OP1	2.30	0.45
20:AT:75:ASN:HA	20:AT:78:ALA:HB3	1.99	0.45
58:BZ:53:ILE:HG13	58:BZ:54:HIS:CD2	2.52	0.45
35:BA:2410:G:H2'	35:BA:2411:A:O4'	2.17	0.45
40:BF:160:ASN:HD21	40:BF:162:LEU:CD1	2.18	0.45
35:BA:2134:A:C8	35:BA:2134:A:H5'	2.49	0.45
38:BD:142:VAL:HG21	38:BD:191:ALA:CB	2.47	0.45
35:BA:1517:G:H2'	35:BA:1518:U:O4'	2.16	0.45
37:BC:22:THR:HG23	37:BC:25:GLU:OE1	2.17	0.45
2:AB:113:HIS:HA	2:AB:116:GLU:HG3	1.98	0.45
50:BR:103:ARG:HH12	50:BR:110:PRO:CD	2.27	0.45
24:AY:232:LEU:H	24:AY:232:LEU:HD13	1.81	0.45
42:BH:44:VAL:HG12	42:BH:45:VAL:N	2.32	0.45
52:BT:39:ARG:N	52:BT:39:ARG:HD2	2.29	0.45
35:BA:2030:A:H4'	35:BA:2031:A:C8	2.52	0.45
1:AA:1457:G:OP1	20:AT:39:LYS:NZ	2.50	0.45
24:AY:190:ASN:C	24:AY:192:LEU:H	2.20	0.45
4:AD:61:LYS:NZ	4:AD:62:GLN:NE2	2.65	0.45
35:BA:773:U:C5'	38:BD:47:GLY:HA3	2.46	0.45
44:BK:117:UNK:O	44:BK:119:UNK:N	2.49	0.45
4:AD:63:LYS:HD3	4:AD:197:PRO:O	2.17	0.45

Continued on next page...

Continued from previous page...

Atom-1	Atom-2	Distance(Å)	Clash(Å)
50:BR:33:ARG:HG3	50:BR:115:GLU:HG3	1.97	0.45
35:BA:2602:A:OP1	35:BA:2602:A:H4'	2.16	0.45
2:AB:124:SER:HB2	2:AB:125:PRO:CD	2.46	0.45
37:BC:211:ARG:HG2	37:BC:211:ARG:HH11	1.81	0.45
35:BA:2078:C:H2'	35:BA:2079:U:C6	2.51	0.45
35:BA:610:G:H2'	35:BA:611:C:C6	2.52	0.45
1:AA:189(B):C:O2'	1:AA:189(C):C:H5'	2.16	0.45
35:BA:1041:G:H1	35:BA:1114:G:N2	2.15	0.45
48:BP:113:LYS:HG2	48:BP:115:LEU:HD13	1.99	0.45
35:BA:698:C:O2'	35:BA:734:A:N6	2.48	0.45
25:B0:26:TYR:CD1	25:B0:26:TYR:N	2.84	0.45
25:B0:67:VAL:O	25:B0:68:GLU:HB3	2.16	0.45
7:AG:113:GLU:HB3	7:AG:118:VAL:CG1	2.47	0.45
9:AI:10:ARG:CD	9:AI:105:ASP:HB3	2.47	0.45
3:AC:43:LEU:O	3:AC:47:LEU:HB2	2.17	0.45
30:B5:2:ALA:N	35:BA:747:U:C5	2.85	0.45
57:BY:28:LYS:CE	57:BY:28:LYS:N	2.79	0.45
35:BA:1992:G:H5'	35:BA:1994:C:N4	2.32	0.45
27:B2:51:ARG:HE	27:B2:51:ARG:HB2	1.52	0.45
35:BA:1138:G:O2'	46:BN:102:ALA:O	2.34	0.45
24:AY:105:ILE:HD12	24:AY:105:ILE:N	2.31	0.45
51:BS:99:LYS:HB3	51:BS:99:LYS:HZ3	1.81	0.45
14:AN:33:VAL:O	14:AN:33:VAL:CG2	2.64	0.45
35:BA:1120:G:H2'	35:BA:1121:C:H6	1.82	0.45
35:BA:996:A:C4'	53:BU:92:ARG:NE	2.76	0.45
58:BZ:166:SER:N	58:BZ:167:PRO:HA	2.32	0.45
35:BA:673:C:H4'	40:BF:82:ILE:CG1	2.47	0.45
1:AA:1029:C:C2'	1:AA:1030:C:H5''	2.46	0.45
35:BA:324:A:H2'	35:BA:325:G:O4'	2.17	0.45
20:AT:26:ASN:CB	20:AT:71:THR:OG1	2.62	0.45
1:AA:188:C:O4'	20:AT:89:ARG:NH1	2.49	0.45
26:B1:52:ARG:C	26:B1:53:VAL:HG13	2.36	0.45
24:AY:517:LEU:HD11	24:AY:564:LYS:N	2.31	0.45
48:BP:77:ARG:CD	48:BP:78:PRO:HD2	2.37	0.45
57:BY:81:LYS:HG3	57:BY:82:PRO:HD2	1.98	0.45
26:B1:64:ALA:HA	26:B1:67:ILE:CD1	2.47	0.45
36:BB:16:G:O2'	36:BB:17:C:O5'	2.34	0.45
49:BQ:133:ARG:HG3	49:BQ:133:ARG:NH1	2.32	0.45
24:AY:96:ARG:O	24:AY:100:VAL:HG12	2.17	0.45
3:AC:129:ALA:HB1	3:AC:133:ALA:H	1.82	0.45
1:AA:180:U:C2'	1:AA:181:G:H5'	2.47	0.45
1:AA:159:G:H22	1:AA:163:C:N4	2.14	0.45

Continued on next page...

Continued from previous page...

Atom-1	Atom-2	Distance(Å)	Clash(Å)
2:AB:107:THR:O	2:AB:110:GLN:HG2	2.17	0.45
25:B0:15:ASP:OD1	25:B0:16:SER:N	2.41	0.45
1:AA:1119:C:O2'	1:AA:1120:G:H5'	2.17	0.45
35:BA:2695:C:H2'	35:BA:2696:U:H6	1.82	0.45
1:AA:335:C:H2'	1:AA:336:C:C6	2.52	0.45
53:BU:32:PHE:CB	53:BU:36:ARG:NH2	2.80	0.45
35:BA:201:C:O2'	35:BA:202:U:H5'	2.17	0.45
35:BA:1922:G:O2'	35:BA:1923:U:H5'	2.16	0.45
54:BV:8:GLY:O	54:BV:10:LYS:HE3	2.17	0.45
44:BK:8:UNK:O	44:BK:9:UNK:CB	2.64	0.45
29:B4:27:THR:OG1	29:B4:27:THR:O	2.31	0.45
35:BA:318:C:H2'	35:BA:319:C:H6	1.82	0.45
49:BQ:42:ILE:HG12	49:BQ:103:MET:CE	2.47	0.45
52:BT:30:VAL:CG1	52:BT:31:SER:CB	2.57	0.45
2:AB:229:VAL:HB	2:AB:230:VAL:H	1.46	0.45
35:BA:603:A:O4'	35:BA:604:G:O5'	2.35	0.45
35:BA:654(A):G:H2'	35:BA:654(B):C:C5'	2.47	0.45
35:BA:654(U):A:H2'	35:BA:654(V):A:C8	2.52	0.45
7:AG:30:ILE:HD13	7:AG:105:VAL:HG22	1.99	0.45
1:AA:591:U:H2'	1:AA:592:G:O5'	2.17	0.45
35:BA:13:A:H61	35:BA:525:U:H3'	1.82	0.45
2:AB:163:PHE:HA	2:AB:185:ILE:O	2.17	0.45
35:BA:1445:A:H8	35:BA:1460:A:C6	2.35	0.45
35:BA:1754:C:N3	35:BA:2716:U:O2'	2.43	0.45
35:BA:1999:C:H2'	35:BA:2000:G:C5'	2.40	0.45
35:BA:61:G:H1	35:BA:94:C:N4	2.14	0.45
41:BG:104:GLU:HB3	41:BG:105:LYS:NZ	2.31	0.45
35:BA:693:C:H2'	35:BA:694:U:O5'	2.17	0.45
31:B6:39:TYR:O	31:B6:41:PRO:HD3	2.16	0.45
1:AA:1486:G:H2'	1:AA:1487:G:O4'	2.17	0.45
24:AY:17:ILE:HD13	24:AY:81:ILE:HG22	1.99	0.45
1:AA:89:C:O2'	1:AA:90:U:C6	2.69	0.45
1:AA:973:G:N3	10:AJ:55:LYS:HE3	2.31	0.45
35:BA:885:C:H2'	35:BA:886:C:C5	2.52	0.45
35:BA:2748:A:C8	35:BA:2757:A:N6	2.85	0.45
37:BC:174:ALA:HA	37:BC:175:PRO:HD3	1.81	0.45
35:BA:2106:G:H5'	35:BA:2106:G:C8	2.51	0.45
42:BH:89:ILE:C	42:BH:89:ILE:HD12	2.37	0.45
35:BA:1055:G:H2'	35:BA:1056:G:O4'	2.16	0.45
1:AA:1387:G:HO2'	1:AA:1388:C:H5'	1.77	0.45
50:BR:45:ARG:HA	50:BR:95:THR:HG21	1.97	0.45
35:BA:271(J):C:O2	35:BA:271(M):G:O6	2.35	0.45

Continued on next page...

Continued from previous page...

Atom-1	Atom-2	Distance(Å)	Clash(Å)
35:BA:271(M):G:C8	35:BA:271(M):G:H3'	2.52	0.45
35:BA:2332:U:H5'	35:BA:2336:A:N6	2.32	0.45
24:AY:114:VAL:CG2	24:AY:152:THR:HG23	2.46	0.45
35:BA:2131:G:H5'	35:BA:2133:A:O4'	2.17	0.45
54:BV:61:VAL:CG2	54:BV:61:VAL:O	2.64	0.45
35:BA:1494:A:O2'	35:BA:1495:A:H5''	2.17	0.45
52:BT:107:ASP:CG	52:BT:108:ARG:H	2.20	0.45
1:AA:564:C:N4	1:AA:565:U:O4	2.50	0.45
22:AV:27:G:O2'	22:AV:28:G:H5'	2.17	0.45
35:BA:1810:A:H2'	35:BA:1811:G:O4'	2.17	0.45
6:AF:97:PHE:O	18:AR:31:LEU:HD23	2.17	0.45
1:AA:680:C:O2'	38:BD:166:GLN:CG	2.64	0.45
35:BA:1028:A:O2'	35:BA:1029:A:H5'	2.16	0.45
32:B7:10:ARG:NH1	35:BA:771:G:OP2	2.49	0.45
35:BA:869:G:C2'	35:BA:870:A:H5'	2.47	0.45
11:AK:15:ALA:O	11:AK:78:GLN:N	2.41	0.45
1:AA:1476:G:H2'	1:AA:1477:C:H6	1.81	0.45
2:AB:136:VAL:O	2:AB:140:HIS:HB2	2.17	0.45
40:BF:39:TRP:O	40:BF:43:LYS:HG2	2.17	0.45
35:BA:2879:C:H4'	35:BA:2880:C:OP1	2.17	0.45
55:BW:66:GLU:HG2	55:BW:66:GLU:O	2.17	0.45
27:B2:12:GLU:O	27:B2:12:GLU:HG2	2.16	0.45
1:AA:449:C:O2	16:AP:42:ARG:HD2	2.16	0.45
24:AY:29:THR:O	24:AY:33:LEU:HD13	2.17	0.45
2:AB:87:ARG:NH2	2:AB:233:SER:N	2.64	0.45
2:AB:86:GLU:C	2:AB:88:ALA:H	2.20	0.45
49:BQ:16:ARG:HH11	49:BQ:16:ARG:CG	2.30	0.45
1:AA:773:G:C2'	1:AA:774:G:C5'	2.88	0.45
1:AA:776:G:N2	1:AA:802:A:OP2	2.46	0.45
2:AB:36:ARG:O	2:AB:37:ASN:HB3	2.16	0.45
35:BA:94:C:H2'	35:BA:94:C:O2	2.17	0.45
40:BF:125:LEU:HD12	40:BF:196:LEU:CD2	2.47	0.45
35:BA:1146:C:O2'	35:BA:1147:C:H5'	2.17	0.45
42:BH:83:TYR:HB2	42:BH:84:SER:H	1.49	0.45
24:AY:67:ALA:HB3	24:AY:83:ASP:O	2.17	0.45
24:AY:81:ILE:O	24:AY:82:ILE:CG1	2.64	0.45
1:AA:1526:G:C2'	1:AA:1527:C:C5'	2.95	0.45
51:BS:52:SER:O	51:BS:69:VAL:HG23	2.16	0.45
10:AJ:53:PRO:HA	14:AN:42:ILE:HD12	1.98	0.45
35:BA:886:C:N4	35:BA:892:G:C2	2.85	0.45
35:BA:1806:C:H2'	35:BA:1807:G:C8	2.52	0.45
35:BA:1806:C:H2'	35:BA:1807:G:H8	1.82	0.45

Continued on next page...

Continued from previous page...

Atom-1	Atom-2	Distance(Å)	Clash(Å)
35:BA:2124:G:H1	35:BA:2174:C:N4	2.06	0.45
53:BU:57:PHE:HB3	53:BU:61:TRP:CZ2	2.52	0.45
20:AT:89:ARG:HH22	20:AT:106:ALA:HB2	1.82	0.45
39:BE:9:VAL:HG11	39:BE:25:VAL:HG12	1.99	0.45
40:BF:2:LYS:O	40:BF:3:GLU:HB3	2.17	0.45
10:AJ:4:ILE:CD1	10:AJ:4:ILE:N	2.80	0.45
40:BF:135:LYS:O	40:BF:138:GLU:N	2.50	0.45
37:BC:179:ALA:O	37:BC:180:SER:O	2.35	0.45
35:BA:2117:A:H4'	35:BA:2118:U:OP1	2.17	0.45
35:BA:1317:A:H2'	35:BA:1318:C:C6	2.51	0.45
37:BC:16:ASP:OD2	37:BC:19:LYS:HB2	2.17	0.45
3:AC:15:THR:HG21	3:AC:181:ASN:HA	1.98	0.45
35:BA:536:A:H2'	35:BA:537:C:H6	1.81	0.45
2:AB:80:ILE:HD11	2:AB:208:ILE:HG23	1.98	0.45
35:BA:1204:A:C2	35:BA:1241:A:N1	2.85	0.45
24:AY:554:PRO:HG2	24:AY:555:LEU:N	2.32	0.45
38:BD:97:TYR:HB3	38:BD:99:ASP:HB2	1.99	0.45
2:AB:97:TRP:CH2	2:AB:176:GLU:CD	2.90	0.45
35:BA:1827:C:O2'	35:BA:1828:G:H5'	2.16	0.45
35:BA:1047:G:N2	35:BA:1110:G:H2'	2.32	0.45
1:AA:627:G:H2'	1:AA:628:G:H8	1.82	0.45
1:AA:1529:G:H4'	1:AA:1530:G:OP2	2.17	0.45
1:AA:486:U:H2'	1:AA:487:A:H8	1.81	0.45
45:BL:68:UNK:HA	45:BL:71:UNK:CB	2.47	0.45
1:AA:141:A:H1'	1:AA:182:U:O2	2.17	0.45
53:BU:111:GLU:HA	53:BU:111:GLU:OE1	2.16	0.45
6:AF:98:LEU:N	6:AF:98:LEU:HD12	2.32	0.45
52:BT:113:LYS:HA	52:BT:113:LYS:HD3	1.77	0.45
5:AE:101:ILE:O	5:AE:120:THR:HB	2.18	0.45
1:AA:450:G:C5'	16:AP:41:PRO:O	2.65	0.45
35:BA:289:A:H2'	35:BA:290:G:O4'	2.17	0.45
29:B4:12:ALA:C	29:B4:13:ARG:HG2	2.36	0.44
35:BA:109:G:H2'	35:BA:110:G:O5'	2.18	0.44
1:AA:492:G:C2'	1:AA:493:G:O5'	2.64	0.44
35:BA:1268:A:C2	35:BA:2013:A:C4	3.05	0.44
27:B2:46:GLN:HE21	27:B2:48:HIS:CE1	2.36	0.44
35:BA:2307:G:H21	35:BA:2308:G:H5'	1.82	0.44
41:BG:137:GLU:O	41:BG:138:GLN:HG2	2.17	0.44
41:BG:78:SER:OG	41:BG:79:ASN:N	2.50	0.44
41:BG:5:VAL:HB	41:BG:8:LYS:HB2	1.99	0.44
1:AA:1175:G:O2'	1:AA:1176:A:C5'	2.39	0.44
35:BA:1591:G:H8	35:BA:1591:G:C5'	2.30	0.44

Continued on next page...

Continued from previous page...

Atom-1	Atom-2	Distance(Å)	Clash(Å)
51:BS:97:ARG:HG3	51:BS:97:ARG:H	1.52	0.44
35:BA:466:A:C2'	35:BA:467:G:H5'	2.47	0.44
35:BA:2126:A:O2'	35:BA:2127:G:H5''	2.17	0.44
54:BV:39:LEU:HD12	54:BV:47:VAL:HG21	1.99	0.44
3:AC:72:LYS:HG3	3:AC:72:LYS:O	2.16	0.44
1:AA:976:G:H5'	1:AA:1358:U:O2'	2.18	0.44
1:AA:1033:G:H2'	1:AA:1034:G:C8	2.50	0.44
39:BE:55:ASN:HA	39:BE:55:ASN:HD22	1.51	0.44
1:AA:1001:A:H2'	1:AA:1001(A):G:H5'	1.99	0.44
39:BE:181:LEU:HD21	52:BT:7:ILE:CG2	2.46	0.44
40:BF:4:VAL:HA	40:BF:19:GLU:HB3	1.98	0.44
35:BA:2334:G:H4'	35:BA:2335:A:OP1	2.16	0.44
57:BY:7:VAL:CB	57:BY:8:LYS:NZ	2.70	0.44
37:BC:30:VAL:CG2	37:BC:31:LYS:N	2.78	0.44
48:BP:79:ARG:N	48:BP:110:TYR:HD2	2.15	0.44
54:BV:1:MET:O	54:BV:2:PHE:CB	2.52	0.44
47:BO:47:ILE:HG12	47:BO:48:PRO:HD2	1.99	0.44
42:BH:7:LEU:HD23	42:BH:7:LEU:H	1.82	0.44
4:AD:102:ASP:OD1	4:AD:103:ASN:N	2.44	0.44
35:BA:1475:G:H2'	35:BA:1476:C:H6	1.82	0.44
24:AY:391:GLY:C	24:AY:393:ASP:H	2.21	0.44
33:B8:21:LYS:HD3	33:B8:48:PHE:CE1	2.52	0.44
1:AA:875:C:O2'	8:AH:14:ARG:HD2	2.17	0.44
35:BA:2300:G:N2	35:BA:2317:C:H1'	2.32	0.44
24:AY:556:ILE:HG13	24:AY:558:PHE:HD1	1.83	0.44
2:AB:93:VAL:HG11	2:AB:97:TRP:CD1	2.52	0.44
38:BD:46:GLN:N	38:BD:46:GLN:OE1	2.50	0.44
35:BA:1278:A:H4'	50:BR:34:ILE:HD12	1.98	0.44
35:BA:1967:C:H2'	35:BA:1968:G:H5'	1.99	0.44
49:BQ:20:ALA:HB1	58:BZ:78:LYS:HB3	1.98	0.44
1:AA:189(C):C:H2'	1:AA:189(D):C:O4'	2.17	0.44
35:BA:566:U:H2'	35:BA:567:A:O4'	2.17	0.44
49:BQ:37:LEU:HD11	49:BQ:130:LYS:HB2	1.97	0.44
4:AD:204:ILE:HD13	5:AE:97:GLY:O	2.17	0.44
40:BF:117:ARG:HD3	40:BF:117:ARG:HA	1.69	0.44
35:BA:614(A):U:H4'	35:BA:614(B):G:H5''	1.97	0.44
1:AA:814:A:H2'	1:AA:816:A:H5''	1.98	0.44
39:BE:3:GLY:HA3	39:BE:81:ILE:HD12	1.99	0.44
48:BP:114:ILE:O	48:BP:115:LEU:HB3	2.18	0.44
48:BP:85:LEU:HD23	48:BP:86:LYS:H	1.78	0.44
35:BA:958:U:O2'	35:BA:959:A:OP1	2.30	0.44
1:AA:1236:A:H2'	1:AA:1237:C:C6	2.53	0.44

Continued on next page...

Continued from previous page...

Atom-1	Atom-2	Distance(Å)	Clash(Å)
25:B0:66:VAL:HG13	25:B0:67:VAL:H	1.82	0.44
7:AG:22:LEU:C	7:AG:24:THR:H	2.18	0.44
35:BA:49:A:C5	35:BA:177:G:C6	3.05	0.44
1:AA:647:C:O2'	1:AA:648:A:H5'	2.16	0.44
1:AA:690:G:C5	1:AA:691:G:C5	3.05	0.44
1:AA:694:A:OP1	11:AK:53:SER:HB3	2.17	0.44
1:AA:692:U:H2'	1:AA:694:A:OP2	2.17	0.44
35:BA:2606:C:C3'	35:BA:2607:G:C5'	2.94	0.44
35:BA:1642:G:O2'	35:BA:1643:G:C5'	2.65	0.44
27:B2:38:GLN:HB3	27:B2:44:LEU:HB3	1.99	0.44
35:BA:1801:G:H3'	35:BA:1802:A:H5'	1.98	0.44
35:BA:623:G:H2'	35:BA:624:C:C6	2.52	0.44
1:AA:1501:C:C4	1:AA:1504:G:C5	3.04	0.44
35:BA:1006:C:O2	46:BN:106:MET:HG2	2.17	0.44
19:AS:41:VAL:HA	19:AS:42:PRO:HD2	1.86	0.44
35:BA:2308:G:N7	35:BA:2310:A:H5'	2.32	0.44
41:BG:16:ARG:N	41:BG:17:PRO:HD2	2.32	0.44
41:BG:25:TYR:CE2	41:BG:26:GLN:OE1	2.70	0.44
41:BG:80:PHE:O	41:BG:81:LYS:CB	2.65	0.44
41:BG:87:PRO:C	41:BG:88:ILE:HG13	2.37	0.44
9:AI:53:VAL:HG11	9:AI:95:LYS:HE2	1.95	0.44
52:BT:41:ARG:O	52:BT:41:ARG:HD3	2.17	0.44
1:AA:1202:G:H2'	1:AA:1203:C:H5'	1.99	0.44
1:AA:1080:A:O5'	1:AA:1080:A:H8	1.99	0.44
42:BH:158:HIS:HB2	42:BH:159:GLU:H	1.63	0.44
35:BA:1106:G:H2'	35:BA:1107:G:C8	2.52	0.44
35:BA:310:A:OP2	57:BY:18:GLY:HA2	2.16	0.44
25:B0:11:ARG:CD	25:B0:11:ARG:N	2.81	0.44
58:BZ:128:VAL:HG11	58:BZ:133:ILE:HD13	1.98	0.44
35:BA:2630:G:H1'	35:BA:2894:G:N9	2.32	0.44
26:B1:58:ILE:HD11	26:B1:90:ILE:CG2	2.48	0.44
58:BZ:5:LEU:HD13	58:BZ:6:LYS:N	2.32	0.44
4:AD:34:GLU:O	4:AD:35:ARG:HG3	2.16	0.44
14:AN:59:ALA:O	14:AN:60:SER:CB	2.65	0.44
9:AI:117:HIS:O	9:AI:118:LYS:CB	2.65	0.44
29:B4:57:GLU:HB2	29:B4:58:ARG:HD2	1.99	0.44
35:BA:2134:A:O2'	35:BA:2135:A:H5'	2.16	0.44
29:B4:68:ARG:O	29:B4:71:ARG:HG2	2.17	0.44
10:AJ:16:LEU:HD12	10:AJ:70:ARG:HG3	1.99	0.44
12:AL:117:ARG:CZ	12:AL:124:LYS:HA	2.47	0.44
39:BE:33:VAL:O	39:BE:33:VAL:HG13	2.17	0.44
4:AD:126:ILE:N	4:AD:126:ILE:CD1	2.81	0.44

Continued on next page...

Continued from previous page...

Atom-1	Atom-2	Distance(Å)	Clash(Å)
3:AC:129:ALA:O	3:AC:131:ARG:N	2.50	0.44
24:AY:424:LEU:HB2	24:AY:472:VAL:HG11	2.00	0.44
1:AA:748:C:O2'	1:AA:749:C:OP2	2.35	0.44
24:AY:229:LEU:O	24:AY:231:TYR:N	2.50	0.44
35:BA:104:U:C5	35:BA:105:C:C5	3.05	0.44
45:BL:113:UNK:O	45:BL:115:UNK:N	2.50	0.44
24:AY:555:LEU:HD13	24:AY:601:ILE:HG13	1.99	0.44
6:AF:44:GLY:O	6:AF:46:ARG:HG3	2.16	0.44
46:BN:15:LEU:C	46:BN:15:LEU:HD13	2.38	0.44
35:BA:2593:U:H2'	35:BA:2594:C:H6	1.83	0.44
35:BA:304:G:O2'	35:BA:305:U:H5'	2.16	0.44
30:B5:39:MET:HB2	55:BW:34:ASN:ND2	2.32	0.44
1:AA:1244:C:H2'	1:AA:1245:A:C8	2.52	0.44
33:B8:38:GLY:O	33:B8:42:ARG:N	2.48	0.44
2:AB:82:ARG:CG	2:AB:82:ARG:NH1	2.80	0.44
48:BP:138:LEU:HD23	48:BP:143:GLY:O	2.17	0.44
1:AA:488:C:N4	1:AA:489:C:N4	2.66	0.44
9:AI:42:ARG:NH2	9:AI:75:ASP:OD1	2.51	0.44
1:AA:324:G:O5'	1:AA:324:G:H8	2.00	0.44
35:BA:524:U:H2'	35:BA:525:U:C6	2.52	0.44
1:AA:698:G:H2'	1:AA:699:C:H6	1.79	0.44
35:BA:2008:C:O2'	35:BA:2009:G:H5'	2.17	0.44
35:BA:1902:C:H4'	38:BD:244:ARG:HB2	2.00	0.44
35:BA:2581:G:C6	35:BA:2610:C:C4	3.05	0.44
1:AA:861:G:C2'	1:AA:862:C:H5'	2.46	0.44
41:BG:110:ALA:O	41:BG:111:LEU:C	2.56	0.44
41:BG:136:ARG:O	41:BG:138:GLN:N	2.50	0.44
41:BG:144:ILE:CG2	41:BG:145:THR:N	2.80	0.44
35:BA:1799:G:H8	38:BD:181:GLU:CD	2.20	0.44
35:BA:654(M):C:H2'	35:BA:654(N):G:N7	2.33	0.44
35:BA:1345:C:H42	35:BA:1601:G:H1	1.64	0.44
35:BA:2128:C:O2'	35:BA:2129:C:P	2.76	0.44
42:BH:158:HIS:N	42:BH:158:HIS:CD2	2.85	0.44
40:BF:9:ILE:CB	40:BF:14:PRO:HA	2.47	0.44
40:BF:80:ALA:HB1	40:BF:81:PRO:CD	2.44	0.44
38:BD:248:SER:CB	38:BD:249:PRO:CD	2.89	0.44
1:AA:1384:C:H2'	1:AA:1385:G:H8	1.83	0.44
1:AA:413:G:O6	4:AD:35:ARG:HD2	2.17	0.44
1:AA:1367:C:H2'	1:AA:1368:G:O5'	2.16	0.44
25:B0:50:ASN:O	25:B0:62:LEU:HD23	2.15	0.44
24:AY:128:TYR:O	24:AY:129:LYS:C	2.54	0.44
35:BA:2410:G:C2	35:BA:2411:A:H1'	2.52	0.44

Continued on next page...

Continued from previous page...

Atom-1	Atom-2	Distance(Å)	Clash(Å)
40:BF:162:LEU:N	40:BF:162:LEU:HD12	2.31	0.44
54:BV:19:LYS:NZ	54:BV:20:LEU:HB2	2.28	0.44
32:B7:11:LYS:HE2	35:BA:686:G:H5''	1.99	0.44
46:BN:55:VAL:HG22	46:BN:56:ASN:N	2.33	0.44
1:AA:226:G:C2'	1:AA:227:G:H5'	2.47	0.44
19:AS:32:LYS:CA	19:AS:50:ALA:HB3	2.47	0.44
3:AC:129:ALA:HB1	3:AC:133:ALA:N	2.31	0.44
42:BH:61:HIS:O	42:BH:62:LYS:C	2.55	0.44
13:AM:40:ASN:HB3	13:AM:43:THR:CG2	2.47	0.44
44:BK:122:UNK:O	44:BK:124:UNK:N	2.50	0.44
1:AA:1342:C:H2'	1:AA:1343:G:C8	2.52	0.44
24:AY:510:VAL:HG13	24:AY:567:LEU:HD11	1.98	0.44
35:BA:1287:A:C5	35:BA:1288:U:C4	3.05	0.44
54:BV:34:GLU:O	54:BV:36:PRO:CD	2.65	0.44
35:BA:2065:C:H2'	35:BA:2066:C:C6	2.52	0.44
46:BN:65:LYS:O	46:BN:69:GLN:HB2	2.17	0.44
58:BZ:7:ALA:C	58:BZ:8:TYR:CD1	2.91	0.44
2:AB:145:LEU:CD2	2:AB:149:LEU:HD21	2.45	0.44
2:AB:155:LEU:HD23	2:AB:155:LEU:HA	1.78	0.44
35:BA:833:U:H5''	48:BP:48:PRO:HB2	1.99	0.44
1:AA:173:U:H5'	1:AA:197:A:H5'	1.95	0.44
35:BA:651:G:C6	35:BA:652:C:C4	3.05	0.44
1:AA:590:C:OP1	8:AH:30:ARG:HB2	2.18	0.44
35:BA:1224:C:N4	35:BA:1225:G:C6	2.85	0.44
35:BA:1994:C:C6	35:BA:1994:C:O5'	2.62	0.44
27:B2:35:LEU:C	27:B2:37:PHE:H	2.21	0.44
27:B2:45:SER:O	27:B2:47:ASN:N	2.45	0.44
46:BN:104:LYS:C	46:BN:106:MET:H	2.20	0.44
29:B4:38:LYS:O	29:B4:40:HIS:N	2.50	0.44
32:B7:34:ARG:HB2	32:B7:42:LEU:CD2	2.47	0.44
35:BA:461:C:C3'	35:BA:462:C:H5'	2.47	0.44
35:BA:2128:C:H1'	35:BA:2129:C:C5'	2.47	0.44
51:BS:106:ARG:CD	51:BS:108:GLY:HA3	2.48	0.44
1:AA:1001:A:O2'	1:AA:1001(A):G:H5''	2.17	0.44
38:BD:25:THR:C	38:BD:27:THR:H	2.19	0.44
35:BA:2875:C:O2'	52:BT:3:ARG:HD3	2.17	0.44
36:BB:105:A:H4'	58:BZ:89:PHE:CE1	2.53	0.44
58:BZ:29:TYR:HB3	58:BZ:34:ASN:HD22	1.81	0.44
51:BS:15:ARG:HH12	51:BS:18:ILE:HD11	1.81	0.44
28:B3:52:HIS:C	28:B3:53:LEU:HG	2.37	0.44
29:B4:62:ARG:O	29:B4:63:TYR:HB2	2.18	0.44
54:BV:18:LEU:C	54:BV:18:LEU:CD2	2.85	0.44

Continued on next page...

Continued from previous page...

Atom-1	Atom-2	Distance(Å)	Clash(Å)
35:BA:1413:G:H2'	35:BA:1414:G:O5'	2.17	0.44
35:BA:1379:A:N3	35:BA:1379:A:O5'	2.51	0.44
36:BB:81:G:N3	36:BB:81:G:H5'	2.32	0.44
1:AA:1027:C:C3'	1:AA:1028:C:H5''	2.41	0.44
1:AA:884:U:H4'	1:AA:885:G:H5''	2.00	0.44
37:BC:88:GLU:HA	37:BC:92:ALA:HB3	1.98	0.44
35:BA:1503:U:O2'	35:BA:1504:C:H5'	2.18	0.44
27:B2:55:ARG:NH1	27:B2:55:ARG:HG3	2.26	0.44
52:BT:95:ARG:NH1	52:BT:95:ARG:CB	2.79	0.44
39:BE:87:GLU:H	39:BE:87:GLU:HG3	1.65	0.44
35:BA:1925:C:C4	35:BA:1926:U:H5	2.36	0.44
39:BE:14:ILE:HD11	39:BE:173:VAL:CG1	2.47	0.44
2:AB:195:ASP:O	8:AH:68:ARG:NH2	2.50	0.44
36:BB:67:G:O2'	36:BB:68:C:C6	2.67	0.44
6:AF:53:ALA:O	6:AF:54:LYS:HB2	2.17	0.44
42:BH:121:ILE:HD11	42:BH:140:LYS:HB3	2.00	0.44
49:BQ:58:PHE:HB3	49:BQ:113:GLN:NE2	2.32	0.44
7:AG:73:MET:HA	7:AG:91:VAL:HG23	1.99	0.44
24:AY:348:ARG:NH1	24:AY:348:ARG:CG	2.80	0.44
1:AA:995:C:O4'	14:AN:8:GLU:OE1	2.35	0.44
35:BA:2585:U:O2'	35:BA:2586:C:OP1	2.33	0.44
16:AP:53:VAL:HG23	16:AP:54:GLU:N	2.32	0.44
50:BR:34:ILE:HA	50:BR:34:ILE:HD13	1.77	0.44
47:BO:114:ILE:N	47:BO:114:ILE:HD12	2.32	0.44
35:BA:839:U:H2'	35:BA:840:C:C6	2.53	0.44
35:BA:2537:U:H2'	35:BA:2538:C:C6	2.52	0.44
57:BY:51:VAL:O	57:BY:51:VAL:HG12	2.18	0.44
35:BA:2283:C:H2'	35:BA:2284:C:O4'	2.17	0.44
35:BA:1165:U:O2'	35:BA:1166:C:H5'	2.18	0.44
35:BA:449:A:H4'	53:BU:3:ARG:NH2	2.32	0.44
31:B6:36:LEU:CD1	31:B6:50:ARG:NH1	2.81	0.44
35:BA:2025:C:H2'	35:BA:2026:C:C6	2.52	0.44
35:BA:2556:C:H2'	35:BA:2557:G:O4'	2.17	0.44
37:BC:118:PRO:HB2	37:BC:121:MET:H	1.82	0.44
27:B2:16:LEU:HB3	27:B2:20:GLU:HB3	1.98	0.44
1:AA:198:G:C6	1:AA:220:G:N3	2.86	0.44
4:AD:3:ARG:HE	4:AD:5:ILE:HG13	1.82	0.44
31:B6:9:LEU:HD11	31:B6:11:LEU:HD12	2.00	0.44
1:AA:773:G:C2	1:AA:774:G:N7	2.86	0.44
35:BA:1595:G:C2	35:BA:1596:A:C8	3.06	0.44
1:AA:590:C:H2'	1:AA:591:U:C6	2.53	0.44
35:BA:1794:U:H1'	35:BA:1900:A:C2	2.53	0.44

Continued on next page...

Continued from previous page...

Atom-1	Atom-2	Distance(Å)	Clash(Å)
35:BA:1794:U:H1'	35:BA:1900:A:N3	2.32	0.44
1:AA:49:U:N3	1:AA:361:G:N2	2.66	0.44
1:AA:507:C:H2'	1:AA:508:C:OP1	2.18	0.44
35:BA:1299:G:H4'	35:BA:1301:A:C4	2.52	0.44
35:BA:1301:A:C8	35:BA:1303:G:C8	3.05	0.44
35:BA:445:C:O2'	35:BA:446:G:H5'	2.18	0.44
35:BA:747:U:O4'	35:BA:747:U:O2	2.35	0.44
1:AA:555:C:C2	1:AA:556:C:C4	3.06	0.44
27:B2:9:GLN:O	27:B2:10:LEU:C	2.56	0.44
13:AM:67:GLU:OE2	13:AM:71:ARG:NH2	2.43	0.44
19:AS:60:VAL:HG22	19:AS:62:ILE:H	1.82	0.44
1:AA:1177:G:OP2	9:AI:97:LYS:NZ	2.33	0.44
1:AA:1050:G:O2'	1:AA:1051:C:H5'	2.18	0.44
14:AN:31:ARG:O	14:AN:32:SER:HB2	2.18	0.44
1:AA:1181:G:O2'	1:AA:1184:G:H5'	2.17	0.44
1:AA:1270:C:C2'	1:AA:1271:G:H5'	2.47	0.44
1:AA:1270:C:O2'	1:AA:1271:G:H5'	2.17	0.44
1:AA:1079:G:C6	1:AA:1080:A:N6	2.85	0.44
42:BH:167:GLU:N	42:BH:168:PRO:CD	2.81	0.44
40:BF:84:VAL:C	40:BF:86:GLY:H	2.19	0.44
39:BE:8:LYS:NZ	39:BE:188:VAL:HG13	2.31	0.44
39:BE:53:PRO:O	39:BE:75:VAL:HG23	2.18	0.44
35:BA:1063:G:N2	35:BA:1074:G:H1	2.16	0.44
42:BH:5:GLY:HA2	42:BH:69:ARG:HB2	2.00	0.44
35:BA:1854:A:H2'	35:BA:1855:G:O4'	2.17	0.44
50:BR:79:LEU:C	50:BR:79:LEU:HD13	2.38	0.44
58:BZ:46:LYS:HD2	58:BZ:46:LYS:C	2.38	0.44
22:AV:73:A:C3'	22:AV:74:C:H5'	2.48	0.44
1:AA:1063:C:H3'	1:AA:1064:G:H2'	2.00	0.44
1:AA:345:C:OP1	1:AA:345:C:H6	2.00	0.44
54:BV:35:LEU:C	54:BV:37:VAL:N	2.71	0.44
35:BA:826:U:H4'	48:BP:55:ARG:HB2	1.99	0.44
35:BA:548:A:H2'	35:BA:549:G:C5'	2.47	0.44
20:AT:96:GLY:O	20:AT:97:ALA:CB	2.65	0.44
35:BA:2169:A:C4'	37:BC:130:ARG:HH21	2.30	0.44
1:AA:1328:C:O2'	1:AA:1329:A:H5'	2.18	0.44
50:BR:70:LEU:HD13	50:BR:75:LEU:HD12	1.98	0.44
54:BV:69:LYS:HA	54:BV:87:HIS:O	2.17	0.44
44:BK:111:UNK:O	44:BK:112:UNK:C	2.65	0.44
35:BA:381:G:O2'	35:BA:382:G:H5'	2.18	0.44
37:BC:77:ALA:O	37:BC:78:ILE:HD13	2.17	0.44
1:AA:1438:G:H2'	1:AA:1439:C:H6	1.82	0.44

Continued on next page...

Continued from previous page...

Atom-1	Atom-2	Distance(Å)	Clash(Å)
42:BH:109:PHE:CZ	42:BH:152:ARG:HD2	2.51	0.44
9:AI:23:ASN:HB2	9:AI:24:GLY:H	1.52	0.44
52:BT:117:ASP:OD1	52:BT:119:LYS:HB3	2.17	0.44
1:AA:312:C:C2'	1:AA:313:A:O5'	2.66	0.44
35:BA:967:C:C6	35:BA:967:C:O5'	2.66	0.44
35:BA:2358:G:H2'	35:BA:2359:C:C5'	2.39	0.44
48:BP:62:LEU:O	48:BP:62:LEU:HG	2.18	0.44
35:BA:47:C:N3	35:BA:179:G:C2	2.86	0.44
1:AA:109:A:H3'	1:AA:110:C:C5'	2.47	0.44
22:AV:39:U:C2	22:AV:40:C:C5	3.06	0.44
35:BA:1301:A:C2'	35:BA:1302:A:C2'	2.93	0.44
40:BF:6:VAL:CG1	40:BF:7:TYR:N	2.66	0.44
19:AS:40:ILE:CG2	19:AS:69:HIS:H	2.29	0.44
41:BG:57:ALA:N	41:BG:90:LEU:HD21	2.33	0.44
31:B6:19:ARG:O	31:B6:20:ASN:O	2.35	0.44
35:BA:1590:U:C3'	35:BA:1591:G:H5''	2.44	0.44
10:AJ:50:ILE:CD1	10:AJ:57:LYS:HD3	2.46	0.44
35:BA:1032:A:H2	35:BA:1122:G:H22	1.66	0.44
53:BU:66:ASN:ND2	53:BU:70:ARG:HE	2.15	0.44
7:AG:81:GLY:HA3	23:AX:12:A:O3'	2.17	0.44
7:AG:36:LYS:O	7:AG:37:ASN:CB	2.64	0.44
24:AY:20:HIS:CG	24:AY:21:ILE:N	2.86	0.44
29:B4:56:VAL:HG23	29:B4:60:GLN:CG	2.44	0.44
35:BA:414:C:H2'	35:BA:415:A:C8	2.53	0.44
57:BY:44:ILE:CG2	57:BY:45:VAL:N	2.78	0.44
35:BA:2656:U:C2'	35:BA:2657:A:H5''	2.45	0.44
24:AY:238:THR:C	24:AY:240:GLU:N	2.70	0.44
26:B1:11:ARG:CG	26:B1:11:ARG:HH11	2.25	0.44
30:B5:44:THR:HG21	50:BR:101:ALA:CB	2.46	0.44
35:BA:880:G:C3'	35:BA:881:G:H5''	2.46	0.44
35:BA:265:A:N3	35:BA:265:A:H5'	2.33	0.44
15:AO:56:LEU:HD13	15:AO:60:VAL:HG23	1.99	0.44
3:AC:64:VAL:CB	3:AC:99:VAL:HG12	2.47	0.44
1:AA:960:U:H2'	1:AA:960:U:O2	2.17	0.44
50:BR:50:HIS:CD2	50:BR:54:LEU:HD11	2.53	0.44
14:AN:55:GLY:O	14:AN:56:VAL:HB	2.18	0.44
19:AS:86:GLU:O	19:AS:87:ALA:CB	2.65	0.44
39:BE:1:MET:O	39:BE:2:LYS:C	2.55	0.44
39:BE:144:ARG:HB3	39:BE:145:LYS:H	1.46	0.44
8:AH:100:ILE:HA	8:AH:101:PRO:HD3	1.82	0.44
1:AA:514:C:O2'	1:AA:515:G:H5'	2.17	0.44
2:AB:124:SER:HB2	2:AB:125:PRO:HD2	1.99	0.44

Continued on next page...

Continued from previous page...

Atom-1	Atom-2	Distance(Å)	Clash(Å)
18:AR:44:LEU:HD22	18:AR:79:LEU:HD22	1.99	0.44
3:AC:36:ASP:OD1	3:AC:57:ILE:HG21	2.17	0.44
1:AA:19:C:H4'	1:AA:864:A:O4'	2.18	0.44
35:BA:2515:C:O2'	35:BA:2516:G:H5'	2.16	0.44
1:AA:434:U:H2'	1:AA:435:C:O4'	2.18	0.44
45:BL:97:UNK:O	45:BL:98:UNK:CB	2.65	0.44
48:BP:57:THR:C	48:BP:59:LEU:N	2.46	0.44
1:AA:173:U:H5'	1:AA:197:A:C4'	2.48	0.44
7:AG:44:TYR:C	7:AG:46:ALA:N	2.68	0.44
35:BA:181:A:C2	35:BA:435:C:C5	3.06	0.44
1:AA:105:G:C4	1:AA:106:C:C4	3.06	0.44
1:AA:262:A:H2'	1:AA:263:A:C8	2.53	0.44
38:BD:244:ARG:HA	38:BD:245:PRO:HA	1.51	0.44
35:BA:1778:U:H6	35:BA:1778:U:O5'	1.99	0.44
27:B2:44:LEU:O	27:B2:44:LEU:CD1	2.64	0.44
29:B4:7:PRO:HG2	29:B4:9:LEU:HD12	1.97	0.44
41:BG:16:ARG:HB3	41:BG:17:PRO:CD	2.48	0.44
41:BG:9:ARG:CD	41:BG:9:ARG:H	2.25	0.44
1:AA:1279:A:O2'	1:AA:1281:U:H5''	2.18	0.44
35:BA:2403:C:C6	35:BA:2403:C:O5'	2.71	0.44
35:BA:2402:C:H1'	35:BA:2403:C:OP1	2.18	0.44
1:AA:973:G:C1'	10:AJ:55:LYS:HG2	2.46	0.44
35:BA:1217:C:OP2	53:BU:15:LYS:HE3	2.18	0.44
37:BC:7:ARG:HH22	37:BC:219:MET:HB2	1.82	0.44
46:BN:3:THR:CG2	46:BN:4:TYR:H	2.23	0.44
54:BV:55:ALA:O	54:BV:56:SER:HB3	2.18	0.44
40:BF:10:PRO:O	40:BF:11:VAL:HG23	2.17	0.44
35:BA:1767:C:C2'	35:BA:1768:U:C5'	2.78	0.44
55:BW:2:GLU:OE2	55:BW:106:ILE:HD12	2.17	0.44
1:AA:1268:A:C8	1:AA:1326:C:O2'	2.70	0.44
58:BZ:44:PHE:CZ	58:BZ:48:PHE:CD2	2.98	0.44
24:AY:149:VAL:O	24:AY:152:THR:HG22	2.18	0.44
39:BE:154:LYS:O	39:BE:154:LYS:CG	2.66	0.44
35:BA:1094:U:H5'	35:BA:1095:A:OP1	2.17	0.44
35:BA:528:A:C2	35:BA:2043:C:H4'	2.53	0.44
24:AY:530:VAL:HG13	24:AY:531:GLY:H	1.82	0.44
50:BR:4:LEU:C	50:BR:6:SER:N	2.70	0.44
37:BC:55:SER:C	37:BC:57:GLN:N	2.71	0.44
58:BZ:122:ARG:HH11	58:BZ:122:ARG:CB	2.30	0.44
12:AL:43:VAL:CG1	12:AL:44:THR:N	2.81	0.44
46:BN:73:THR:HG23	46:BN:82:LEU:CD1	2.48	0.44
14:AN:9:LYS:HA	14:AN:12:ARG:NH2	2.33	0.44

Continued on next page...

Continued from previous page...

Atom-1	Atom-2	Distance(Å)	Clash(Å)
35:BA:2464:C:HO2'	35:BA:2465:C:P	2.41	0.44
19:AS:50:ALA:HB1	19:AS:57:HIS:HB3	1.99	0.44
15:AO:56:LEU:HD13	15:AO:56:LEU:C	2.38	0.44
39:BE:164:ARG:NH2	39:BE:199:ARG:NH2	2.65	0.44
24:AY:156:ARG:HH22	24:AY:666:ARG:CZ	2.29	0.44
34:B9:8:LYS:O	34:B9:25:VAL:HG21	2.17	0.44
35:BA:1204:A:H2	35:BA:1241:A:N1	2.15	0.44
1:AA:1452:C:O2'	1:AA:1456:G:P	2.75	0.44
40:BF:37:VAL:HG11	48:BP:7:ARG:HH12	1.81	0.44
19:AS:20:LEU:HD22	29:B4:61:ARG:HH21	1.82	0.44
35:BA:533:G:H5'	53:BU:24:TYR:CE1	2.52	0.44
46:BN:51:PHE:CZ	46:BN:119:ARG:HD2	2.52	0.44
24:AY:512:ILE:CD1	24:AY:589:ALA:HB1	2.47	0.44
55:BW:110:LYS:HA	55:BW:110:LYS:HD2	1.77	0.44
1:AA:1258:G:H2'	1:AA:1259:C:C6	2.53	0.44
19:AS:75:ALA:O	19:AS:76:PRO:C	2.56	0.44
35:BA:2517:C:C6	35:BA:2542:A:C2	3.06	0.44
57:BY:6:HIS:CD2	57:BY:6:HIS:N	2.85	0.44
24:AY:40:HIS:HB3	24:AY:41:LYS:H	1.60	0.44
35:BA:121:G:H4'	35:BA:149:A:H5'	2.00	0.44
1:AA:620:C:H2'	1:AA:621:A:O4'	2.18	0.44
35:BA:2019:A:H2'	35:BA:2020:A:O5'	2.18	0.44
35:BA:2364:C:H2'	35:BA:2365:G:O4'	2.18	0.44
49:BQ:16:ARG:HG3	49:BQ:17:LEU:H	1.82	0.44
1:AA:498:U:O2'	1:AA:499:A:P	2.76	0.44
1:AA:1371:G:OP1	9:AI:12:GLU:HB2	2.17	0.44
35:BA:181:A:C6	35:BA:182:A:C6	3.06	0.44
35:BA:1982:C:C4	35:BA:1983:C:C4	3.04	0.44
35:BA:1446:C:H3'	35:BA:1446:C:O2	2.18	0.44
35:BA:1992:G:C2	35:BA:1997:G:C5	3.06	0.44
13:AM:45:VAL:HA	13:AM:48:LEU:HG	1.99	0.44
13:AM:70:LEU:O	13:AM:71:ARG:C	2.56	0.44
29:B4:22:ILE:HG13	41:BG:105:LYS:HD3	2.00	0.44
29:B4:52:THR:O	29:B4:53:GLU:C	2.56	0.44
35:BA:2884:U:H2'	35:BA:2885:C:H5'	2.00	0.44
42:BH:85:LYS:NZ	42:BH:145:ALA:HA	2.32	0.44
36:BB:37:C:H2'	36:BB:38:C:C5'	2.48	0.44
1:AA:961:U:C6	1:AA:962:C:C5	3.06	0.44
35:BA:2207:G:H5''	35:BA:2207:G:C2	2.48	0.44
35:BA:1215:G:C2'	35:BA:1216:G:C5'	2.90	0.44
1:AA:1073:U:C2'	1:AA:1074:G:C5'	2.76	0.44
1:AA:979:C:C3'	1:AA:980:C:C5'	2.94	0.44

Continued on next page...

Continued from previous page...

Atom-1	Atom-2	Distance(Å)	Clash(Å)
35:BA:327:G:O2'	35:BA:328:U:O5'	2.36	0.44
38:BD:43:ARG:HB3	38:BD:54:ARG:CB	2.43	0.44
12:AL:5:PRO:HB2	12:AL:9:GLN:HB2	1.98	0.44
40:BF:26:ALA:C	40:BF:27:GLU:OE1	2.57	0.44
35:BA:264:C:H4'	35:BA:428:A:C2	2.53	0.44
54:BV:1:MET:HB3	54:BV:2:PHE:H	1.55	0.44
54:BV:57:VAL:HG23	54:BV:99:ILE:HG23	2.00	0.44
35:BA:2468:G:OP2	49:BQ:119:ARG:NH2	2.47	0.44
35:BA:1180:C:H2'	35:BA:1181:C:H5'	2.00	0.44
33:B8:23:VAL:HG12	33:B8:46:ARG:NH1	2.24	0.44
24:AY:165:GLN:OE1	24:AY:259:PHE:HD2	2.01	0.44
42:BH:11:VAL:HG12	42:BH:12:PRO:O	2.17	0.44
37:BC:75:VAL:CG2	37:BC:92:ALA:HA	2.47	0.44
24:AY:587:SER:O	24:AY:591:LYS:HB2	2.17	0.44
14:AN:12:ARG:HB3	14:AN:14:PRO:CD	2.48	0.44
35:BA:221:A:O2'	35:BA:222:A:OP2	2.32	0.44
28:B3:54:VAL:O	28:B3:54:VAL:HG22	2.17	0.44
55:BW:37:ARG:NH1	55:BW:37:ARG:HG3	2.30	0.44
24:AY:229:LEU:HA	24:AY:232:LEU:CD2	2.48	0.44
24:AY:7:TYR:CD2	24:AY:370:LYS:HD2	2.52	0.44
2:AB:165:VAL:HG23	2:AB:166:ASP:H	1.82	0.44
13:AM:39:ILE:CD1	13:AM:56:LEU:HB2	2.48	0.44
35:BA:1047:G:H2'	35:BA:1110:G:N2	2.33	0.44
35:BA:1493:C:C2'	35:BA:1493:C:O2	2.66	0.44
37:BC:130:ARG:O	37:BC:130:ARG:HG3	2.17	0.44
35:BA:876:C:H2'	35:BA:877:U:O4'	2.18	0.44
1:AA:818:G:HO2'	1:AA:820:U:H6	1.64	0.44
35:BA:1249:U:C4'	53:BU:4:ALA:HB3	2.47	0.44
58:BZ:118:GLN:HG2	58:BZ:120:ILE:HD13	2.00	0.44
44:BK:6:UNK:O	44:BK:7:UNK:CB	2.64	0.44
35:BA:2259:G:C8	35:BA:2427:C:C4	3.06	0.44
1:AA:363:A:H8	1:AA:363:A:O5'	2.01	0.44
12:AL:10:LEU:HB3	17:AQ:32:TYR:CE2	2.53	0.44
22:AV:15:G:H5'	22:AV:16:C:O2	2.18	0.44
9:AI:19:LEU:O	9:AI:19:LEU:HD12	2.18	0.44
52:BT:26:ASP:HB3	52:BT:89:VAL:O	2.18	0.44
48:BP:51:PHE:HD2	48:BP:52:GLU:O	1.91	0.44
25:B0:37:LEU:N	25:B0:37:LEU:HD22	2.27	0.44
35:BA:860:U:H2'	35:BA:861:A:C5'	2.48	0.44
9:AI:42:ARG:HH22	9:AI:75:ASP:CG	2.21	0.44
35:BA:49:A:N3	35:BA:49:A:H5'	2.33	0.44
35:BA:1464:C:O2'	35:BA:1528:A:H1'	2.18	0.44

Continued on next page...

Continued from previous page...

Atom-1	Atom-2	Distance(Å)	Clash(Å)
35:BA:2202:C:H2'	35:BA:2203:U:C6	2.51	0.44
35:BA:256:A:O2'	35:BA:257:A:C5'	2.66	0.44
35:BA:1136:G:C2	35:BA:1137:G:C5	3.06	0.44
13:AM:18:ALA:O	13:AM:19:LEU:C	2.55	0.44
19:AS:67:VAL:HG12	29:B4:52:THR:HG23	2.00	0.44
29:B4:7:PRO:HB2	29:B4:8:LYS:H	1.70	0.44
41:BG:117:PHE:CD2	41:BG:118:ARG:CD	2.99	0.44
41:BG:38:VAL:HG12	41:BG:39:ILE:N	2.33	0.44
30:B5:45:VAL:HG13	30:B5:51:TYR:HB2	1.99	0.44
1:AA:1280:A:O4'	10:AJ:41:PRO:CG	2.63	0.44
35:BA:807:U:OP2	48:BP:39:LYS:HG2	2.18	0.44
51:BS:54:LEU:CD1	51:BS:57:LYS:HA	2.34	0.44
35:BA:2756:U:C1'	35:BA:2757:A:O5'	2.66	0.44
1:AA:1157:A:C1'	1:AA:1158:C:P	3.05	0.44
1:AA:975:A:C4'	1:AA:976:G:H5"	2.25	0.44
12:AL:28:LYS:O	12:AL:29:GLY:C	2.55	0.44
40:BF:114:VAL:HG21	40:BF:202:PHE:CZ	2.52	0.44
58:BZ:39:VAL:HG21	58:BZ:44:PHE:HB2	1.99	0.44
40:BF:26:ALA:HB1	40:BF:27:GLU:OE1	2.17	0.44
3:AC:167:TRP:CD1	3:AC:168:ALA:C	2.91	0.44
25:B0:62:LEU:CD2	25:B0:62:LEU:N	2.66	0.44
17:AQ:9:VAL:HG11	17:AQ:84:LEU:HD12	1.99	0.44
24:AY:99:ARG:NE	24:AY:128:TYR:CZ	2.84	0.44
24:AY:498:ILE:HA	24:AY:507:TYR:HB3	2.00	0.44
35:BA:2037:G:H2'	35:BA:2038:G:C8	2.53	0.44
35:BA:1654:A:H1'	35:BA:2823:A:H5'	1.99	0.44
35:BA:2287:A:C2	35:BA:2346:A:C2	3.06	0.44
35:BA:1688:U:H1'	35:BA:1701:A:N6	2.33	0.44
39:BE:71:GLY:C	39:BE:73:GLU:N	2.71	0.44
35:BA:1169:G:N2	35:BA:1181:C:C2	2.86	0.44
13:AM:49:THR:O	13:AM:50:GLU:C	2.57	0.44
24:AY:92:ILE:HD12	24:AY:96:ARG:HE	1.83	0.44
35:BA:2394:C:OP2	48:BP:63:PRO:CD	2.66	0.44
39:BE:33:VAL:HG23	39:BE:47:VAL:HG12	2.00	0.44
35:BA:478:A:N1	35:BA:500:G:H4'	2.32	0.44
37:BC:86:GLU:O	37:BC:87:ALA:HB3	2.18	0.44
38:BD:134:ARG:NH1	38:BD:188:GLU:OE2	2.51	0.44
38:BD:3:VAL:HG13	38:BD:17:THR:HB	1.99	0.44
10:AJ:37:PRO:HA	10:AJ:71:LEU:O	2.18	0.44
35:BA:2233:U:H2'	35:BA:2234:G:C8	2.52	0.44
1:AA:415:A:H2'	1:AA:416:G:H8	1.83	0.44
45:BL:61:UNK:HA	45:BL:93:UNK:O	2.18	0.44

Continued on next page...

Continued from previous page...

Atom-1	Atom-2	Distance(Å)	Clash(Å)
53:BU:21:ALA:O	53:BU:22:LYS:C	2.56	0.44
35:BA:940:G:H2'	35:BA:941:A:O4'	2.18	0.44
52:BT:30:VAL:O	52:BT:44:ASP:HA	2.18	0.43
52:BT:59:THR:O	52:BT:77:PRO:O	2.36	0.43
48:BP:96:THR:HG22	48:BP:126:VAL:CG2	2.48	0.43
37:BC:121:MET:HE3	37:BC:139:PRO:O	2.17	0.43
1:AA:37:U:O2'	1:AA:38:G:H5''	2.17	0.43
1:AA:38:G:HO2'	1:AA:39:G:P	2.41	0.43
1:AA:545:C:O2'	1:AA:549:C:OP1	2.36	0.43
35:BA:1595:G:N3	35:BA:1596:A:C8	2.86	0.43
1:AA:936:C:H2'	1:AA:937:A:O5'	2.18	0.43
7:AG:48:LYS:HG2	7:AG:49:ILE:H	1.83	0.43
35:BA:47:C:N4	35:BA:179:G:N1	2.66	0.43
35:BA:701:G:C2'	35:BA:702:G:H5'	2.47	0.43
35:BA:1982:C:N4	35:BA:1983:C:H42	2.13	0.43
35:BA:2712:U:O2	35:BA:2712:U:H5'	2.17	0.43
35:BA:1221(A):C:C2'	35:BA:1222:C:H5'	2.47	0.43
27:B2:10:LEU:O	27:B2:14:ARG:CG	2.66	0.43
35:BA:2203:U:O2	35:BA:2203:U:H2'	2.17	0.43
29:B4:48:ARG:O	29:B4:50:VAL:N	2.48	0.43
29:B4:51:ASP:O	29:B4:53:GLU:N	2.50	0.43
29:B4:32:TYR:HB3	41:BG:141:PHE:CZ	2.52	0.43
41:BG:6:ALA:HB3	41:BG:105:LYS:HE3	1.99	0.43
41:BG:37:VAL:CG2	41:BG:99:MET:HG3	2.46	0.43
24:AY:27:THR:O	24:AY:30:GLU:HB3	2.18	0.43
32:B7:34:ARG:CD	35:BA:467:G:OP2	2.66	0.43
53:BU:76:TYR:CZ	53:BU:80:ILE:HG13	2.53	0.43
35:BA:1086:A:H3'	35:BA:1086:A:N3	2.33	0.43
40:BF:3:GLU:CA	40:BF:24:LEU:CG	2.95	0.43
35:BA:2033:A:O2'	35:BA:2034:U:OP1	2.30	0.43
24:AY:530:VAL:C	24:AY:532:GLY:H	2.20	0.43
26:B1:50:ARG:H	26:B1:50:ARG:HG2	1.50	0.43
54:BV:76:LYS:HB2	54:BV:81:TYR:HB3	1.99	0.43
40:BF:136:THR:HG23	40:BF:170:LEU:CD2	2.45	0.43
35:BA:221:A:C4	35:BA:266:G:N7	2.85	0.43
47:BO:76:ALA:HB3	52:BT:75:ILE:HD12	1.99	0.43
35:BA:1316:U:H2'	35:BA:1317:A:H8	1.83	0.43
28:B3:58:VAL:HG12	28:B3:59:VAL:N	2.33	0.43
3:AC:131:ARG:CB	3:AC:131:ARG:HH11	2.28	0.43
3:AC:16:ARG:CD	3:AC:17:ASP:N	2.80	0.43
6:AF:100:ASN:O	18:AR:28:GLU:HG2	2.17	0.43
37:BC:39:ASP:O	37:BC:178:LYS:HE3	2.17	0.43

Continued on next page...

Continued from previous page...

Atom-1	Atom-2	Distance(Å)	Clash(Å)
35:BA:1449:A:H5''	35:BA:1449:A:H8	1.82	0.43
34:B9:7:VAL:HG12	34:B9:7:VAL:O	2.17	0.43
35:BA:547:A:C6	35:BA:548:A:C6	3.06	0.43
35:BA:1578:U:H2'	35:BA:1579:A:H5'	1.98	0.43
35:BA:2199:A:OP2	35:BA:2200:C:H5	2.00	0.43
26:B1:19:GLN:HB2	26:B1:35:THR:HG22	1.99	0.43
35:BA:2543:G:H2'	35:BA:2544:G:H8	1.83	0.43
5:AE:105:VAL:HB	5:AE:106:PRO:CD	2.48	0.43
38:BD:221:VAL:HG22	38:BD:226:MET:CE	2.48	0.43
1:AA:1458:G:H5''	20:AT:31:SER:HB2	2.00	0.43
52:BT:29:ARG:H	52:BT:45:PHE:C	2.21	0.43
33:B8:27:THR:HG22	48:BP:62:LEU:CD2	2.48	0.43
35:BA:2354:G:N1	35:BA:2364:C:C4	2.86	0.43
1:AA:549:C:H2'	1:AA:550:G:O4'	2.17	0.43
2:AB:19:HIS:HB3	2:AB:189:ASP:OD2	2.18	0.43
35:BA:601:C:O2'	35:BA:605:C:OP2	2.36	0.43
1:AA:684:A:H1'	11:AK:39:PRO:HD2	1.99	0.43
29:B4:39:CYS:HB3	29:B4:40:HIS:H	1.68	0.43
41:BG:20:ILE:O	41:BG:21:ARG:HB2	2.17	0.43
41:BG:87:PRO:CG	41:BG:88:ILE:N	2.81	0.43
35:BA:16:G:N3	35:BA:17:G:C8	2.86	0.43
24:AY:47:GLU:HB3	24:AY:52:MET:CA	2.47	0.43
10:AJ:49:VAL:HG22	10:AJ:50:ILE:O	2.18	0.43
2:AB:23:ARG:CG	2:AB:23:ARG:O	2.66	0.43
1:AA:979:C:H3'	1:AA:980:C:C5'	2.48	0.43
1:AA:1032:G:H2'	1:AA:1033:G:C8	2.54	0.43
57:BY:17:SER:HB2	57:BY:71:LYS:HZ3	1.84	0.43
24:AY:138:LYS:C	24:AY:140:ASP:H	2.21	0.43
24:AY:140:ASP:OD2	24:AY:265:LYS:HD3	2.18	0.43
35:BA:333:G:N3	35:BA:333:G:H2'	2.33	0.43
51:BS:14:VAL:CG1	51:BS:15:ARG:H	2.29	0.43
29:B4:56:VAL:HG13	29:B4:57:GLU:N	2.33	0.43
24:AY:573:HIS:O	24:AY:574:GLU:HB2	2.18	0.43
36:BB:8:U:C5'	36:BB:8:U:H6	2.21	0.43
3:AC:25:GLY:O	3:AC:28:GLN:N	2.38	0.43
35:BA:2808:U:N3	35:BA:2892:A:N7	2.65	0.43
14:AN:12:ARG:CB	14:AN:14:PRO:HD2	2.48	0.43
24:AY:168:ILE:HB	24:AY:176:GLY:H	1.83	0.43
30:B5:35:GLU:HB2	30:B5:49:CYS:HB3	2.00	0.43
35:BA:900:A:N3	35:BA:900:A:H2'	2.32	0.43
24:AY:471:LYS:O	24:AY:471:LYS:CG	2.61	0.43
24:AY:535:PRO:O	24:AY:537:GLU:N	2.51	0.43

Continued on next page...

Continued from previous page...

Atom-1	Atom-2	Distance(Å)	Clash(Å)
52:BT:125:ARG:HG2	52:BT:125:ARG:NH1	2.32	0.43
16:AP:52:ASP:O	16:AP:54:GLU:N	2.51	0.43
24:AY:589:ALA:O	24:AY:592:GLU:HG2	2.17	0.43
7:AG:87:VAL:HG23	7:AG:151:TYR:O	2.18	0.43
4:AD:108:LEU:HD12	4:AD:108:LEU:HA	1.71	0.43
50:BR:44:LEU:HD13	50:BR:44:LEU:C	2.39	0.43
35:BA:590:A:H2'	35:BA:591:C:C6	2.52	0.43
45:BL:68:UNK:C	45:BL:70:UNK:N	2.79	0.43
35:BA:2688:U:C5	35:BA:2720:U:OP1	2.71	0.43
57:BY:86:ARG:HG2	57:BY:87:LYS:N	2.33	0.43
35:BA:2534:A:H2'	35:BA:2535:G:O5'	2.18	0.43
35:BA:239:U:H2'	35:BA:240:G:O4'	2.17	0.43
52:BT:29:ARG:HH11	52:BT:88:ILE:CD1	2.24	0.43
35:BA:630:G:H4'	35:BA:640:C:H4'	1.99	0.43
48:BP:144:GLU:N	48:BP:145:PRO:CD	2.78	0.43
35:BA:2362:G:C2'	35:BA:2363:C:C5'	2.94	0.43
1:AA:491:G:C2	1:AA:492:G:C5	3.05	0.43
1:AA:940:C:H2'	1:AA:941:G:C8	2.52	0.43
1:AA:360:A:C6	1:AA:361:G:C6	3.06	0.43
35:BA:1264:G:C2	35:BA:2014:A:N7	2.87	0.43
57:BY:28:LYS:HA	57:BY:38:ILE:CG2	2.34	0.43
57:BY:28:LYS:N	57:BY:28:LYS:HE2	2.34	0.43
35:BA:1784:A:C4'	35:BA:1785:A:H5''	2.48	0.43
35:BA:1784:A:H4'	35:BA:1785:A:O5'	2.18	0.43
1:AA:1508:G:O2'	1:AA:1509:C:H5'	2.18	0.43
29:B4:36:CYS:C	29:B4:38:LYS:H	2.22	0.43
35:BA:743:G:N9	35:BA:744:G:C8	2.85	0.43
31:B6:18:ARG:NH2	31:B6:44:ARG:CB	2.82	0.43
48:BP:39:LYS:O	48:BP:40:SER:CB	2.67	0.43
35:BA:2403:C:O2'	35:BA:2404:C:C5'	2.62	0.43
1:AA:1048:G:O2'	1:AA:1049:U:H3'	2.18	0.43
1:AA:983:A:H1'	1:AA:1049:U:O2	2.18	0.43
39:BE:132:HIS:CD2	39:BE:135:HIS:NE2	2.86	0.43
19:AS:6:LYS:CG	19:AS:7:LYS:N	2.81	0.43
40:BF:81:PRO:HA	40:BF:87:GLY:O	2.17	0.43
39:BE:56:PRO:O	39:BE:57:LYS:HE3	2.18	0.43
35:BA:2620:C:OP1	39:BE:153:GLY:CA	2.66	0.43
35:BA:1068:G:H1'	35:BA:1069:A:OP1	2.18	0.43
58:BZ:74:VAL:CG2	58:BZ:86:VAL:HG13	2.42	0.43
35:BA:2034:U:H2'	35:BA:2035:G:O5'	2.18	0.43
38:BD:117:VAL:HG23	38:BD:128:GLY:C	2.38	0.43
35:BA:1076:C:O5'	35:BA:1076:C:H6	2.00	0.43

Continued on next page...

Continued from previous page...

Atom-1	Atom-2	Distance(Å)	Clash(Å)
35:BA:910:A:H2'	35:BA:911:A:C8	2.53	0.43
35:BA:261:G:O2'	35:BA:262:A:H5'	2.18	0.43
35:BA:1412:A:H2'	35:BA:1413:G:C5'	2.46	0.43
35:BA:1378:A:C4	35:BA:1380:G:N7	2.86	0.43
14:AN:25:VAL:O	14:AN:25:VAL:HG12	2.18	0.43
35:BA:1458:C:O4'	35:BA:1459:G:C5	2.71	0.43
43:BJ:53:UNK:C	43:BJ:85:LEU:HD12	2.46	0.43
8:AH:42:GLU:HG3	8:AH:109:ILE:CD1	2.43	0.43
22:AV:11:C:H42	22:AV:24:G:H1	1.66	0.43
9:AI:81:ILE:HG22	9:AI:82:ALA:N	2.33	0.43
46:BN:120:LEU:HD13	46:BN:120:LEU:C	2.38	0.43
52:BT:34:VAL:HG22	52:BT:39:ARG:CA	2.48	0.43
42:BH:137:ASP:OD2	42:BH:140:LYS:HE3	2.18	0.43
35:BA:185:U:H2'	35:BA:186:G:H8	1.84	0.43
36:BB:111:G:H2'	36:BB:112:U:O4'	2.18	0.43
3:AC:164:ARG:CG	3:AC:164:ARG:HH11	2.30	0.43
1:AA:152:A:H62	1:AA:169:C:N4	2.16	0.43
35:BA:1681:G:O2'	35:BA:1762:A:C2'	2.66	0.43
11:AK:57:THR:CG2	11:AK:60:ALA:H	2.31	0.43
20:AT:57:ARG:HD2	20:AT:102:GLY:CA	2.48	0.43
26:B1:33:LYS:HB2	35:BA:2432:A:C2	2.53	0.43
15:AO:12:ILE:O	15:AO:16:ALA:HB2	2.18	0.43
11:AK:105:VAL:O	11:AK:105:VAL:HG23	2.17	0.43
35:BA:1211:U:O2	35:BA:1211:U:O5'	2.35	0.43
1:AA:1309:G:N7	13:AM:99:ARG:NH2	2.65	0.43
1:AA:937:A:H2'	1:AA:938:A:H8	1.84	0.43
7:AG:51:GLN:O	7:AG:52:GLU:CB	2.65	0.43
1:AA:321:A:H2'	1:AA:322:C:H5'	1.99	0.43
35:BA:1770:G:H2'	35:BA:1771:C:C6	2.53	0.43
35:BA:2607:G:C2'	35:BA:2608:G:O5'	2.66	0.43
35:BA:1424:G:H2'	35:BA:1425:G:H8	1.82	0.43
35:BA:1300:U:C1'	35:BA:1301:A:OP2	2.67	0.43
35:BA:1642:G:H8	35:BA:1642:G:O5'	2.02	0.43
57:BY:77:PRO:O	57:BY:78:ALA:HB2	2.17	0.43
35:BA:1748:G:C8	35:BA:1748:G:H5'	2.43	0.43
35:BA:1137:G:H2'	35:BA:1138:G:H8	1.81	0.43
19:AS:19:VAL:O	19:AS:22:LEU:HB3	2.18	0.43
41:BG:49:ASP:O	41:BG:52:ILE:N	2.50	0.43
35:BA:19:C:H5'	35:BA:554:U:OP1	2.18	0.43
48:BP:38:GLN:CG	48:BP:39:LYS:H	2.18	0.43
24:AY:15:ILE:HA	24:AY:103:GLY:O	2.18	0.43
51:BS:53:SER:C	51:BS:55:ALA:H	2.22	0.43

Continued on next page...

Continued from previous page...

Atom-1	Atom-2	Distance(Å)	Clash(Å)
58:BZ:180:VAL:HG13	58:BZ:181:GLU:H	1.73	0.43
35:BA:1122:G:C2	35:BA:1123:C:C6	3.07	0.43
53:BU:64:ARG:O	53:BU:65:ILE:C	2.56	0.43
1:AA:185:A:C5	1:AA:186:C:C4	3.06	0.43
35:BA:2032:G:N2	39:BE:146:THR:CG2	2.58	0.43
24:AY:153:MET:HA	24:AY:157:LEU:CD2	2.46	0.43
57:BY:59:GLY:C	57:BY:60:PHE:HD1	2.21	0.43
35:BA:1496:A:O3'	35:BA:1497:U:O2	2.36	0.43
35:BA:769:G:H4'	35:BA:1379:A:N6	2.33	0.43
57:BY:81:LYS:HA	57:BY:82:PRO:HD3	1.78	0.43
35:BA:2137:C:N3	35:BA:2154:G:O6	2.52	0.43
24:AY:684:GLN:O	24:AY:687:LEU:HB2	2.17	0.43
24:AY:606:MET:CE	24:AY:671:MET:HG3	2.48	0.43
3:AC:132:ARG:O	3:AC:136:GLN:HB2	2.18	0.43
3:AC:180:ALA:O	3:AC:181:ASN:CB	2.66	0.43
33:B8:29:LYS:HD3	33:B8:44:LYS:HB2	1.97	0.43
24:AY:229:LEU:HA	24:AY:232:LEU:HD22	2.00	0.43
35:BA:2298:A:N6	35:BA:2318:G:H8	2.14	0.43
36:BB:87:G:C2'	36:BB:88:C:H5''	2.45	0.43
35:BA:1710:C:H4'	35:BA:2858:C:O2	2.18	0.43
37:BC:194:ILE:HD11	37:BC:227:PRO:HB2	1.99	0.43
24:AY:348:ARG:NH1	24:AY:382:GLU:HG3	2.33	0.43
1:AA:1460:A:H2'	1:AA:1461:G:O4'	2.17	0.43
38:BD:72:LYS:HE2	38:BD:101:GLU:CD	2.38	0.43
24:AY:12:LEU:O	24:AY:13:ARG:HD2	2.19	0.43
46:BN:78:TYR:N	46:BN:78:TYR:CD1	2.87	0.43
1:AA:951:G:C6	1:AA:1231:G:C6	3.06	0.43
35:BA:628:G:O5'	35:BA:628:G:H8	2.02	0.43
48:BP:98:GLU:O	48:BP:101:VAL:HG22	2.17	0.43
35:BA:833:U:O4'	48:BP:52:GLU:N	2.44	0.43
1:AA:41:G:H2'	1:AA:42:G:H8	1.84	0.43
1:AA:488:C:C2'	1:AA:489:C:H5'	2.48	0.43
33:B8:33:ASN:N	33:B8:36:LYS:HE3	2.34	0.43
1:AA:774:G:H2'	1:AA:775:G:C5'	2.48	0.43
38:BD:274:ARG:HB3	38:BD:275:LYS:H	1.73	0.43
35:BA:1983:C:H4'	35:BA:2606:C:O3'	2.19	0.43
35:BA:2716:U:C2'	35:BA:2717:G:C5'	2.84	0.43
27:B2:4:SER:C	27:B2:6:VAL:N	2.72	0.43
13:AM:70:LEU:O	13:AM:73:GLU:N	2.51	0.43
41:BG:116:ASP:CG	41:BG:117:PHE:H	2.21	0.43
41:BG:60:LEU:HA	41:BG:63:ILE:CG2	2.49	0.43
29:B4:6:HIS:HE1	41:BG:66:GLN:HB2	1.82	0.43

Continued on next page...

Continued from previous page...

Atom-1	Atom-2	Distance(Å)	Clash(Å)
35:BA:1142(A):A:C4	35:BA:1144:G:C8	3.07	0.43
35:BA:1970:A:O4'	35:BA:1972:A:C8	2.72	0.43
1:AA:1314:C:OP2	19:AS:6:LYS:HD2	2.18	0.43
35:BA:2175:C:H1'	37:BC:218:THR:O	2.19	0.43
40:BF:201:VAL:HG13	40:BF:202:PHE:N	2.33	0.43
1:AA:412:A:H4'	1:AA:413:G:H8	1.82	0.43
24:AY:572:TYR:N	24:AY:572:TYR:CD1	2.77	0.43
35:BA:2036:C:H2'	35:BA:2037:G:H5'	1.99	0.43
35:BA:1568:G:H5''	38:BD:61:LEU:CD2	2.49	0.43
39:BE:27:LEU:HD23	52:BT:1:MET:HB2	2.00	0.43
34:B9:1:MET:HG3	34:B9:1:MET:O	2.18	0.43
4:AD:150:GLU:C	4:AD:152:SER:H	2.21	0.43
35:BA:448:U:C4	35:BA:583:G:H1'	2.54	0.43
24:AY:225:GLU:O	24:AY:228:MET:HB3	2.18	0.43
35:BA:971:C:O2'	35:BA:972:G:H5'	2.18	0.43
1:AA:1456:G:H2'	1:AA:1456:G:N3	2.34	0.43
8:AH:1:MET:CE	8:AH:1:MET:N	2.81	0.43
35:BA:1827:C:H2'	35:BA:1828:G:C5'	2.49	0.43
55:BW:10:VAL:O	55:BW:11:ARG:HB2	2.19	0.43
22:AV:19:G:O6	35:BA:2169:A:H1'	2.18	0.43
38:BD:45:ASN:CG	38:BD:46:GLN:N	2.71	0.43
35:BA:1669:A:H5''	35:BA:2550:G:OP1	2.19	0.43
1:AA:779:C:H2'	1:AA:780:A:O4'	2.18	0.43
24:AY:164:MET:C	24:AY:180:VAL:HG22	2.39	0.43
24:AY:33:LEU:HD23	24:AY:360:ALA:CB	2.48	0.43
38:BD:161:THR:O	38:BD:162:SER:HB3	2.18	0.43
9:AI:41:VAL:HG12	9:AI:41:VAL:O	2.19	0.43
24:AY:170:ARG:HD2	24:AY:170:ARG:N	2.32	0.43
35:BA:792:G:C3'	35:BA:793:A:H5'	2.47	0.43
35:BA:1259:G:O2'	35:BA:1260:G:H5'	2.18	0.43
1:AA:51:A:H4'	1:AA:52:G:C5'	2.49	0.43
9:AI:110:GLU:OE2	9:AI:113:LYS:NZ	2.52	0.43
37:BC:104:ILE:HD12	37:BC:104:ILE:O	2.18	0.43
1:AA:441:A:H3'	1:AA:442:C:H6	1.84	0.43
35:BA:653:A:C4'	35:BA:654:A:OP2	2.64	0.43
1:AA:594:G:H2'	1:AA:595:G:O5'	2.18	0.43
1:AA:691:G:H2'	1:AA:692:U:C6	2.53	0.43
35:BA:2753:A:H2'	35:BA:2754:U:C6	2.53	0.43
1:AA:508:C:C4'	1:AA:509:A:O5'	2.49	0.43
1:AA:560:U:C5'	1:AA:561:U:O5'	2.66	0.43
35:BA:2310:A:N7	41:BG:75:LYS:CE	2.82	0.43
41:BG:137:GLU:O	41:BG:138:GLN:C	2.57	0.43

Continued on next page...

Continued from previous page...

Atom-1	Atom-2	Distance(Å)	Clash(Å)
41:BG:139:LEU:N	41:BG:139:LEU:HD23	2.34	0.43
1:AA:982:U:HO2'	1:AA:983:A:P	2.41	0.43
35:BA:1036:G:O2'	35:BA:1037:G:H5'	2.18	0.43
35:BA:1348:G:C2	35:BA:1599:C:N3	2.87	0.43
37:BC:11:LEU:HD11	37:BC:35:THR:HG23	2.01	0.43
54:BV:38:LEU:HD23	54:BV:39:LEU:N	2.34	0.43
54:BV:46:VAL:O	54:BV:48:GLY:N	2.51	0.43
7:AG:36:LYS:O	7:AG:38:LEU:N	2.51	0.43
7:AG:41:ARG:O	7:AG:42:ILE:C	2.57	0.43
3:AC:118:GLN:O	3:AC:119:ARG:C	2.57	0.43
28:B3:31:LEU:C	28:B3:33:GLN:H	2.18	0.43
24:AY:148:LEU:O	24:AY:152:THR:CG2	2.66	0.43
35:BA:1649:G:C2'	35:BA:1650:G:C5'	2.95	0.43
9:AI:118:LYS:O	9:AI:119:ALA:CB	2.66	0.43
39:BE:116:VAL:HG13	39:BE:122:PHE:CB	2.49	0.43
57:BY:81:LYS:HG3	57:BY:97:ARG:HD3	2.00	0.43
24:AY:530:VAL:CG2	24:AY:531:GLY:N	2.74	0.43
35:BA:1652:A:C6	35:BA:1653:G:N1	2.86	0.43
2:AB:73:THR:O	2:AB:74:LYS:C	2.57	0.43
37:BC:149:ASN:ND2	37:BC:152:GLU:HB3	2.23	0.43
24:AY:610:VAL:CG2	24:AY:643:ILE:HB	2.48	0.43
12:AL:41:ARG:NH1	12:AL:43:VAL:HG22	2.26	0.43
17:AQ:26:GLN:HA	17:AQ:36:ILE:O	2.18	0.43
14:AN:12:ARG:HB3	14:AN:14:PRO:HD2	2.00	0.43
12:AL:117:ARG:HD2	12:AL:122:THR:OG1	2.19	0.43
35:BA:500:G:H22	35:BA:502:A:H3'	1.80	0.43
39:BE:105:THR:OG1	39:BE:199:ARG:NH2	2.45	0.43
2:AB:238:LEU:O	2:AB:239:VAL:C	2.55	0.43
1:AA:992:U:H4'	1:AA:993:G:O5'	2.18	0.43
57:BY:43:ASN:CG	57:BY:43:ASN:O	2.57	0.43
52:BT:38:ASN:N	52:BT:38:ASN:ND2	2.63	0.43
1:AA:223:U:H2'	1:AA:224:C:H6	1.83	0.43
37:BC:78:ILE:O	37:BC:78:ILE:HG22	2.19	0.43
57:BY:79:CYS:O	57:BY:80:GLY:O	2.35	0.43
35:BA:56:A:H2'	35:BA:57:C:O4'	2.19	0.43
35:BA:1208:C:C4	35:BA:1209:G:N7	2.86	0.43
35:BA:1490:A:C2	38:BD:75:ILE:HD13	2.54	0.43
35:BA:2350:C:H2'	35:BA:2351:G:O4'	2.18	0.43
46:BN:109:LYS:HB2	46:BN:109:LYS:HE3	1.83	0.43
24:AY:484:ARG:HA	24:AY:484:ARG:HD3	1.83	0.43
24:AY:615:GLU:HG3	24:AY:615:GLU:H	1.55	0.43
24:AY:102:ASP:O	24:AY:130:VAL:HG13	2.17	0.43

Continued on next page...

Continued from previous page...

Atom-1	Atom-2	Distance(Å)	Clash(Å)
1:AA:911:U:H2'	1:AA:912:C:C6	2.54	0.43
25:B0:18:ALA:HB1	35:BA:2271:G:OP2	2.19	0.43
52:BT:27:THR:O	52:BT:28:VAL:CG1	2.66	0.43
1:AA:115:G:O4'	1:AA:116:A:OP2	2.36	0.43
1:AA:124:G:C6	1:AA:125:U:C4	3.06	0.43
48:BP:125:VAL:HG11	48:BP:138:LEU:HD21	2.01	0.43
35:BA:2554:U:C2'	35:BA:2555:U:H5'	2.49	0.43
37:BC:73:VAL:CG1	37:BC:74:ARG:N	2.82	0.43
22:AV:41:C:H2'	22:AV:42:C:C5'	2.47	0.43
35:BA:1820:U:H3	38:BD:160:GLY:HA3	1.84	0.43
35:BA:1786:A:H1'	35:BA:1938:A:H61	1.77	0.43
35:BA:1445:A:H8	35:BA:1460:A:C5	2.36	0.43
27:B2:2:LYS:HD2	27:B2:5:GLU:CG	2.45	0.43
1:AA:1502:A:H4'	1:AA:1503:A:OP1	2.18	0.43
35:BA:2306:C:H4'	41:BG:136:ARG:NH1	2.34	0.43
41:BG:172:LEU:CD2	41:BG:176:LEU:HD12	2.48	0.43
35:BA:18:C:C4	35:BA:19:C:N4	2.87	0.43
35:BA:1145:C:H6	35:BA:1145:C:O5'	2.01	0.43
51:BS:89:ARG:CB	51:BS:92:TYR:HB3	2.48	0.43
58:BZ:185:GLU:HG2	58:BZ:187:ALA:N	2.33	0.43
53:BU:85:LYS:C	53:BU:87:GLY:H	2.22	0.43
40:BF:83:PHE:O	40:BF:84:VAL:C	2.57	0.43
52:BT:6:LEU:C	52:BT:8:LYS:N	2.72	0.43
40:BF:203:GLN:C	40:BF:205:ARG:N	2.72	0.43
28:B3:32:GLN:O	28:B3:33:GLN:C	2.56	0.43
1:AA:964:A:H8	1:AA:964:A:O5'	2.01	0.43
58:BZ:151:HIS:HB2	58:BZ:171:ILE:H	1.83	0.43
39:BE:154:LYS:O	39:BE:154:LYS:HG2	2.18	0.43
35:BA:1654:A:C1'	35:BA:2823:A:H5'	2.48	0.43
24:AY:165:GLN:HB2	24:AY:260:LEU:HD13	1.99	0.43
52:BT:62:THR:CG2	52:BT:75:ILE:HG12	2.46	0.43
18:AR:26:LEU:HD13	18:AR:39:VAL:HG13	2.00	0.43
35:BA:2192:G:HO2'	35:BA:2193:G:H5''	1.83	0.43
35:BA:1092:C:O2'	35:BA:1093:G:H5'	2.17	0.43
35:BA:1782:C:H1'	35:BA:2609:U:C5'	2.46	0.43
54:BV:21:ARG:HG2	54:BV:21:ARG:NH1	2.34	0.43
42:BH:125:VAL:O	42:BH:125:VAL:HG12	2.17	0.43
49:BQ:58:PHE:CD1	49:BQ:58:PHE:O	2.70	0.43
39:BE:45:THR:O	39:BE:46:ALA:HB2	2.18	0.43
35:BA:270:A:H2'	35:BA:271:A:O4'	2.19	0.43
14:AN:4:LYS:HA	14:AN:7:ILE:HG12	1.99	0.43
1:AA:299:G:H2'	1:AA:300:A:C8	2.53	0.43

Continued on next page...

Continued from previous page...

Atom-1	Atom-2	Distance(Å)	Clash(Å)
3:AC:6:HIS:CB	14:AN:49:HIS:HB3	2.48	0.43
49:BQ:50:ALA:HB1	49:BQ:121:ALA:HB1	2.00	0.43
35:BA:2230:G:C6	35:BA:2231:C:C4	3.06	0.43
35:BA:1171:G:H2'	35:BA:1171:G:N3	2.34	0.43
56:BX:21:PHE:N	56:BX:21:PHE:CD1	2.87	0.43
35:BA:2086:U:H2'	35:BA:2087:G:C8	2.52	0.43
35:BA:2833:G:H3'	35:BA:2834:G:C5'	2.49	0.43
52:BT:89:VAL:CB	52:BT:91:ARG:HG3	2.43	0.43
1:AA:406:G:C4	1:AA:495:A:C6	3.06	0.43
31:B6:9:LEU:HD22	31:B6:10:LEU:N	2.33	0.43
25:B0:45:PHE:O	25:B0:59:LEU:HD11	2.19	0.43
7:AG:122:HIS:HD2	7:AG:125:MET:CE	2.31	0.43
1:AA:650:G:O2'	1:AA:651:C:H5'	2.19	0.43
2:AB:58:ILE:HG22	2:AB:222:ILE:HD13	2.01	0.43
57:BY:29:GLU:N	57:BY:29:GLU:CD	2.71	0.43
35:BA:1227:G:C2	35:BA:1228:G:C8	3.07	0.43
1:AA:1403:C:H2'	1:AA:1404:C:C6	2.54	0.43
19:AS:66:MET:HE3	19:AS:74:PHE:CE2	2.54	0.43
41:BG:87:PRO:O	41:BG:88:ILE:CB	2.67	0.43
9:AI:97:LYS:HB3	9:AI:98:PRO:HD3	2.01	0.43
35:BA:1115:G:H2'	35:BA:1116:C:O4'	2.19	0.43
35:BA:1890:A:H2	35:BA:2235:G:O4'	2.02	0.43
42:BH:87:LEU:N	42:BH:131:VAL:O	2.40	0.43
24:AY:464:ASP:O	24:AY:468:ARG:HG3	2.19	0.43
24:AY:58:GLU:O	24:AY:60:GLU:N	2.51	0.43
35:BA:890:A:H2'	35:BA:892:G:C5'	2.48	0.43
35:BA:2103:C:H4'	35:BA:2104:G:OP1	2.19	0.43
53:BU:76:TYR:CE1	53:BU:80:ILE:HG13	2.54	0.43
53:BU:83:LEU:CG	53:BU:88:ILE:HD11	2.48	0.43
28:B3:47:VAL:CG1	28:B3:56:VAL:HG21	2.48	0.43
35:BA:329:G:P	57:BY:71:LYS:HD3	2.59	0.43
20:AT:71:THR:HG22	20:AT:72:LEU:H	1.84	0.43
35:BA:2839:G:H5'	50:BR:46:GLY:HA2	2.01	0.43
1:AA:1267:C:N4	1:AA:1327:C:O2'	2.51	0.43
1:AA:1366:C:N4	1:AA:1367:C:N4	2.66	0.43
25:B0:49:LYS:N	25:B0:80:HIS:HB3	2.33	0.43
24:AY:403:GLU:O	24:AY:404:VAL:HB	2.19	0.43
35:BA:2033:A:H8	35:BA:2033:A:O5'	2.01	0.43
35:BA:2029:G:N1	35:BA:2033:A:OP2	2.32	0.43
1:AA:1145:C:O2'	1:AA:1146:A:H8	2.01	0.43
39:BE:128:SER:O	39:BE:129:HIS:HB2	2.19	0.43
39:BE:70:ALA:O	39:BE:72:VAL:N	2.52	0.43

Continued on next page...

Continued from previous page...

Atom-1	Atom-2	Distance(Å)	Clash(Å)
37:BC:89:GLU:OE2	37:BC:90:ALA:HB2	2.19	0.43
35:BA:1079:C:C2'	35:BA:1079:C:O2	2.58	0.43
34:B9:9:ARG:O	34:B9:10:ILE:O	2.36	0.43
35:BA:171:G:C2'	35:BA:172:C:H5'	2.48	0.43
50:BR:59:ASP:O	50:BR:60:LEU:CB	2.65	0.43
24:AY:199:ILE:C	24:AY:199:ILE:HD12	2.39	0.43
54:BV:5:VAL:HG23	54:BV:37:VAL:HG23	2.01	0.43
35:BA:2318:G:H2'	35:BA:2319:G:OP1	2.19	0.43
37:BC:195:ARG:HH11	37:BC:195:ARG:HG3	1.83	0.43
1:AA:453:A:O2'	1:AA:454:C:H6	1.99	0.43
56:BX:11:PRO:HB3	56:BX:92:LEU:CD2	2.48	0.43
39:BE:202:LYS:HD2	39:BE:202:LYS:N	2.33	0.43
44:BK:128:UNK:C	44:BK:130:UNK:N	2.81	0.43
14:AN:4:LYS:O	14:AN:7:ILE:HG12	2.19	0.43
15:AO:23:GLY:O	15:AO:27:VAL:HB	2.19	0.43
4:AD:106:TYR:C	4:AD:108:LEU:H	2.22	0.43
50:BR:100:LEU:HD22	50:BR:112:ALA:HA	2.00	0.43
44:BK:105:UNK:O	44:BK:106:UNK:C	2.65	0.43
35:BA:2600:A:O2'	35:BA:2601:C:H5'	2.19	0.43
1:AA:524:G:O5'	1:AA:524:G:H8	2.02	0.43
40:BF:149:ASP:OD1	40:BF:149:ASP:N	2.50	0.43
5:AE:20:GLN:HE21	5:AE:20:GLN:HB3	1.54	0.43
1:AA:116:A:H8	1:AA:116:A:O5'	2.02	0.43
35:BA:634:C:H2'	35:BA:635:C:C6	2.53	0.43
48:BP:146:VAL:HG13	48:BP:147:LEU:H	1.81	0.43
37:BC:103:LYS:O	37:BC:104:ILE:C	2.57	0.43
37:BC:138:LEU:HA	37:BC:139:PRO:HD2	1.91	0.43
1:AA:198:G:N3	1:AA:199:G:C5	2.87	0.43
35:BA:652:C:O2'	35:BA:653:A:C4	2.71	0.43
7:AG:49:ILE:HD11	7:AG:117:ALA:O	2.19	0.43
1:AA:266:G:HO2'	1:AA:267:C:P	2.39	0.43
35:BA:2012:G:H4'	55:BW:96:ILE:CD1	2.49	0.43
35:BA:1902:C:H4'	38:BD:244:ARG:CB	2.49	0.43
3:AC:84:ILE:O	3:AC:85:ARG:C	2.57	0.43
35:BA:814:C:H2'	35:BA:815:C:H6	1.82	0.43
40:BF:157:VAL:O	40:BF:194:MET:HA	2.18	0.43
19:AS:41:VAL:CG2	19:AS:44:MET:HG3	2.49	0.43
35:BA:2313:C:H2'	35:BA:2314:C:C6	2.54	0.43
41:BG:104:GLU:H	41:BG:107:LEU:H	1.67	0.43
41:BG:182:LYS:OXT	41:BG:182:LYS:CD	2.66	0.43
35:BA:2758:A:C2	35:BA:2759:G:H1'	2.53	0.43
46:BN:1:MET:SD	46:BN:2:LYS:C	2.97	0.43

Continued on next page...

Continued from previous page...

Atom-1	Atom-2	Distance(Å)	Clash(Å)
1:AA:523:A:C2	12:AL:91:LYS:HB3	2.53	0.43
15:AO:68:ARG:CG	15:AO:68:ARG:HH11	2.31	0.43
35:BA:1054:A:C2	35:BA:1106:G:C6	3.07	0.43
20:AT:72:LEU:HD21	20:AT:80:ARG:HE	1.83	0.43
1:AA:1327:C:OP2	21:AU:12:LYS:NZ	2.52	0.43
26:B1:58:ILE:HD11	26:B1:90:ILE:HG21	2.00	0.43
57:BY:7:VAL:HB	57:BY:8:LYS:HZ1	1.76	0.43
54:BV:2:PHE:CD1	54:BV:3:ALA:N	2.87	0.43
35:BA:2579:C:H2'	35:BA:2580:U:O4'	2.19	0.43
35:BA:2580:U:O3'	39:BE:130:GLY:HA2	2.19	0.43
35:BA:2482:G:C2	35:BA:2483:C:H1'	2.53	0.43
30:B5:41:PRO:HA	30:B5:42:PRO:HD3	1.80	0.43
37:BC:90:ALA:HB1	37:BC:155:ARG:HG2	2.01	0.43
22:AV:27:G:N2	22:AV:43:C:H5	2.07	0.43
40:BF:167:ALA:HA	40:BF:170:LEU:HD23	2.01	0.43
35:BA:385:C:O2	48:BP:71:VAL:HG21	2.19	0.43
9:AI:48:GLU:CD	9:AI:51:ARG:HD3	2.39	0.43
35:BA:847:U:H2'	35:BA:848:G:H5''	1.99	0.43
35:BA:848:G:H5'	35:BA:848:G:C8	2.49	0.43
49:BQ:54:MET:HB3	49:BQ:64:ILE:HD11	1.99	0.43
35:BA:1858:G:OP2	35:BA:1858:G:H8	2.02	0.43
47:BO:8:LEU:HD13	47:BO:82:ASN:HB3	2.00	0.43
1:AA:160:A:H1'	1:AA:344:A:C6	2.54	0.43
35:BA:2423:U:C6	35:BA:2423:U:H5'	2.49	0.43
52:BT:58:ASN:ND2	52:BT:58:ASN:N	2.58	0.43
38:BD:31:LYS:NZ	38:BD:102:LYS:NZ	2.67	0.43
37:BC:225:ILE:O	37:BC:227:PRO:HD3	2.19	0.43
1:AA:474:G:O2'	1:AA:475:G:H5'	2.18	0.43
1:AA:376:G:H5''	16:AP:5:ARG:HD2	2.01	0.43
56:BX:12:VAL:HG12	56:BX:29:TRP:CE2	2.53	0.43
57:BY:31:LEU:HB2	57:BY:32:PRO:HA	2.01	0.43
35:BA:341:G:O2'	35:BA:342:G:H5'	2.18	0.43
24:AY:213:HIS:O	24:AY:217:VAL:HG23	2.19	0.43
7:AG:127:ALA:O	7:AG:129:GLU:N	2.52	0.43
27:B2:69:ARG:C	27:B2:70:GLN:CD	2.78	0.43
27:B2:70:GLN:O	27:B2:71:ASN:O	2.36	0.43
35:BA:108:U:H2'	35:BA:109:G:H5'	1.98	0.43
2:AB:231:GLU:CB	2:AB:232:PRO:HD3	2.33	0.43
33:B8:32:LEU:O	33:B8:33:ASN:O	2.36	0.43
1:AA:1238:A:C8	1:AA:1303:C:H1'	2.54	0.43
35:BA:859:G:O3'	35:BA:860:U:O2	2.37	0.43
7:AG:19:GLY:O	7:AG:20:ASP:CB	2.66	0.43

Continued on next page...

Continued from previous page...

Atom-1	Atom-2	Distance(Å)	Clash(Å)
32:B7:32:LYS:HE2	35:BA:180:G:OP2	2.19	0.43
35:BA:522:G:C6	35:BA:523:C:N4	2.86	0.43
35:BA:1794:U:H2'	35:BA:1795:C:C6	2.54	0.43
57:BY:28:LYS:O	57:BY:38:ILE:N	2.52	0.43
35:BA:92:A:H2'	35:BA:93:G:O4'	2.19	0.43
35:BA:1801:G:C6	35:BA:2202:C:O4'	2.71	0.43
19:AS:22:LEU:HD11	19:AS:27:GLU:H	1.84	0.43
29:B4:50:VAL:O	29:B4:51:ASP:C	2.57	0.43
41:BG:107:LEU:HD23	41:BG:111:LEU:CD1	2.49	0.43
35:BA:2305:A:O2'	41:BG:136:ARG:HD2	2.19	0.43
41:BG:39:ILE:HD12	41:BG:157:ILE:CG1	2.39	0.43
9:AI:52:ALA:HB3	9:AI:95:LYS:HZ3	1.82	0.43
35:BA:16:G:HO2'	35:BA:17:G:H5'	1.79	0.43
24:AY:82:ILE:O	24:AY:83:ASP:C	2.57	0.43
35:BA:462:C:O2'	35:BA:463:G:C5'	2.49	0.43
1:AA:1184:G:H2'	1:AA:1185:G:H5'	1.98	0.43
35:BA:2104:G:N7	35:BA:2186:G:N2	2.67	0.43
1:AA:1081:G:O6	5:AE:47:LYS:NZ	2.41	0.43
39:BE:24:THR:HB	39:BE:184:VAL:HG23	2.01	0.43
39:BE:8:LYS:HE2	39:BE:192:ASN:HD22	1.84	0.43
35:BA:1283:G:H2'	35:BA:1285:G:OP1	2.19	0.43
40:BF:178:PRO:HB3	40:BF:198:ALA:CB	2.49	0.43
4:AD:38:TYR:N	4:AD:38:TYR:CD1	2.87	0.43
24:AY:153:MET:O	24:AY:157:LEU:HD23	2.18	0.43
58:BZ:144:LEU:HD11	58:BZ:150:LEU:H	1.84	0.43
24:AY:517:LEU:CD1	24:AY:517:LEU:N	2.80	0.43
31:B6:12:GLU:OE1	31:B6:52:VAL:HG13	2.19	0.43
28:B3:2:PRO:HG2	28:B3:39:ASP:HB3	2.01	0.43
35:BA:1332:G:H4'	35:BA:1333:C:OP2	2.18	0.43
35:BA:301:G:OP2	57:BY:97:ARG:NH1	2.52	0.43
35:BA:71:A:H5'	35:BA:71:A:C8	2.54	0.43
35:BA:71:A:OP1	35:BA:71:A:H3'	2.18	0.43
46:BN:55:VAL:HG22	46:BN:56:ASN:H	1.83	0.43
36:BB:28:C:H2'	36:BB:29:A:H8	1.82	0.43
1:AA:563:A:N3	1:AA:563:A:H2'	2.34	0.43
35:BA:1478:G:O2'	35:BA:1558:A:C2	2.72	0.43
37:BC:24:ASP:C	37:BC:24:ASP:OD1	2.55	0.43
39:BE:4:ILE:HG12	39:BE:5:LEU:N	2.34	0.43
1:AA:192:U:H1'	20:AT:103:GLY:CA	2.49	0.43
24:AY:681:LYS:O	24:AY:684:GLN:HB3	2.19	0.43
52:BT:95:ARG:HG2	52:BT:95:ARG:H	1.67	0.43
24:AY:9:LEU:HD22	24:AY:284:LEU:HD22	2.00	0.43

Continued on next page...

Continued from previous page...

Atom-1	Atom-2	Distance(Å)	Clash(Å)
35:BA:2870:C:H5''	50:BR:65:LEU:HD21	2.01	0.43
35:BA:154:G:O2'	35:BA:154(A):C:H5'	2.18	0.43
1:AA:1217:C:O2'	1:AA:1218:C:H5'	2.19	0.43
24:AY:251:ILE:HD13	24:AY:285:ASP:HB3	2.00	0.43
49:BQ:81:VAL:CG1	49:BQ:82:ARG:N	2.81	0.43
57:BY:50:ARG:C	57:BY:52:SER:N	2.69	0.43
1:AA:865:A:H2'	1:AA:866:C:C6	2.54	0.43
37:BC:195:ARG:HG3	37:BC:195:ARG:NH1	2.34	0.43
42:BH:86:GLU:CB	42:BH:132:ARG:HB3	2.48	0.43
45:BL:85:UNK:O	45:BL:86:UNK:C	2.67	0.43
4:AD:104:VAL:HG11	4:AD:146:ILE:HG13	2.01	0.43
46:BN:36:GLY:HA2	46:BN:38:HIS:CE1	2.54	0.43
24:AY:658:ASP:O	24:AY:662:LYS:HG2	2.19	0.43
35:BA:422:A:H2'	35:BA:423:A:C8	2.54	0.43
1:AA:382:A:H2'	1:AA:383:A:C8	2.54	0.43
37:BC:60:ARG:HG3	37:BC:165:ARG:HB2	2.01	0.43
1:AA:309:G:C2	1:AA:310:G:N7	2.87	0.42
9:AI:10:ARG:HG2	9:AI:75:ASP:HB2	2.00	0.42
1:AA:262:A:C6	1:AA:263:A:C6	3.06	0.42
1:AA:264:U:O2'	17:AQ:64:PRO:O	2.37	0.42
35:BA:2007:C:H6	35:BA:2007:C:O5'	2.02	0.42
2:AB:54:THR:O	2:AB:58:ILE:HG13	2.19	0.42
35:BA:1446:C:O2	35:BA:1446:C:H5''	2.19	0.42
35:BA:1543:C:C3'	35:BA:1544:A:C5'	2.97	0.42
35:BA:1643:G:C2'	35:BA:1644:C:O5'	2.67	0.42
13:AM:8:GLU:OE1	13:AM:22:ILE:HG12	2.19	0.42
41:BG:51:ARG:O	41:BG:52:ILE:HG13	2.18	0.42
1:AA:1255:G:OP1	3:AC:26:LYS:HE2	2.18	0.42
48:BP:25:SER:O	48:BP:30:THR:OG1	2.33	0.42
24:AY:24:GLY:O	24:AY:25:LYS:C	2.56	0.42
24:AY:67:ALA:CB	24:AY:83:ASP:O	2.67	0.42
51:BS:30:ARG:HH11	51:BS:97:ARG:CB	2.32	0.42
51:BS:56:LEU:HD23	51:BS:56:LEU:O	2.19	0.42
35:BA:1658:C:H2'	35:BA:1659:U:C6	2.54	0.42
1:AA:519:C:C4	1:AA:520:A:C5	3.07	0.42
1:AA:57:G:O2'	1:AA:58:C:C5'	2.61	0.42
58:BZ:48:PHE:HA	58:BZ:51:ALA:HB3	2.00	0.42
40:BF:20:LEU:N	40:BF:24:LEU:HD23	2.30	0.42
35:BA:2334:G:N3	51:BS:18:ILE:CD1	2.82	0.42
3:AC:124:ILE:HG23	3:AC:125:GLU:N	2.33	0.42
35:BA:2703:C:H2'	35:BA:2704:C:H6	1.84	0.42
35:BA:1568:G:H5''	38:BD:61:LEU:HD23	2.00	0.42

Continued on next page...

Continued from previous page...

Atom-1	Atom-2	Distance(Å)	Clash(Å)
48:BP:108:LYS:C	48:BP:110:TYR:N	2.72	0.42
12:AL:83:VAL:CG1	12:AL:84:LEU:N	2.81	0.42
52:BT:106:SER:HB2	52:BT:110:ILE:HG13	2.01	0.42
12:AL:55:VAL:HG22	12:AL:56:ALA:H	1.83	0.42
42:BH:12:PRO:CD	42:BH:76:VAL:HG13	2.48	0.42
35:BA:405:U:H3'	35:BA:406:G:H5'	2.01	0.42
57:BY:2:ARG:N	57:BY:4:LYS:HG2	2.34	0.42
1:AA:960:U:C4	1:AA:1225:A:C8	3.07	0.42
51:BS:62:LYS:C	51:BS:64:GLU:H	2.22	0.42
46:BN:25:ARG:NH1	46:BN:25:ARG:CG	2.82	0.42
40:BF:187:VAL:HG12	48:BP:7:ARG:HA	2.01	0.42
2:AB:97:TRP:HH2	2:AB:176:GLU:CD	2.22	0.42
29:B4:61:ARG:NH1	29:B4:61:ARG:HB2	2.32	0.42
2:AB:166:ASP:HB3	2:AB:169:LYS:CB	2.49	0.42
3:AC:103:VAL:HG12	3:AC:104:GLN:H	1.82	0.42
35:BA:2341:G:H2'	35:BA:2342:C:C6	2.54	0.42
35:BA:852:G:H2'	35:BA:853:G:H8	1.84	0.42
51:BS:39:ILE:CD1	51:BS:73:LEU:HD21	2.48	0.42
24:AY:491:VAL:CG1	24:AY:492:ASP:N	2.81	0.42
17:AQ:95:TYR:C	17:AQ:97:SER:N	2.72	0.42
24:AY:166:LEU:HD13	24:AY:180:VAL:HG11	2.01	0.42
35:BA:1326:U:O2'	35:BA:1327:C:H5'	2.19	0.42
16:AP:11:SER:OG	16:AP:12:LYS:N	2.51	0.42
49:BQ:59:ARG:O	49:BQ:59:ARG:HD2	2.19	0.42
6:AF:21:LEU:C	6:AF:21:LEU:HD13	2.40	0.42
42:BH:97:ARG:O	42:BH:97:ARG:HG2	2.18	0.42
1:AA:902:G:H2'	1:AA:903:G:H8	1.84	0.42
1:AA:276:G:O2'	1:AA:277:C:H5'	2.18	0.42
52:BT:30:VAL:C	52:BT:43:GLN:O	2.57	0.42
1:AA:942:G:C6	1:AA:943:U:O4	2.72	0.42
35:BA:49:A:H5''	35:BA:51:G:C5'	2.49	0.42
1:AA:751:U:H2'	1:AA:752:G:O4'	2.19	0.42
35:BA:2010:G:H2'	35:BA:2011:U:H6	1.84	0.42
35:BA:1937:A:O2'	35:BA:1938:A:O5'	2.33	0.42
35:BA:1994:C:HO2'	35:BA:1995:U:H5'	1.79	0.42
13:AM:9:ILE:HA	13:AM:10:PRO:HD2	1.87	0.42
13:AM:70:LEU:HD23	13:AM:70:LEU:C	2.40	0.42
13:AM:91:ARG:CD	13:AM:97:PRO:O	2.67	0.42
29:B4:36:CYS:C	29:B4:38:LYS:N	2.72	0.42
51:BS:89:ARG:HG3	51:BS:92:TYR:HA	2.00	0.42
35:BA:1970:A:O4'	35:BA:1972:A:C1'	2.67	0.42
53:BU:66:ASN:CG	53:BU:76:TYR:HB2	2.40	0.42

Continued on next page...

Continued from previous page...

Atom-1	Atom-2	Distance(Å)	Clash(Å)
53:BU:97:ASP:OD2	53:BU:101:ARG:NH1	2.52	0.42
1:AA:520:A:OP2	12:AL:51:ALA:HB1	2.17	0.42
28:B3:6:VAL:HG12	28:B3:56:VAL:CG2	2.30	0.42
35:BA:309:G:O3'	57:BY:18:GLY:HA2	2.19	0.42
35:BA:2635:C:OP2	39:BE:77:ILE:HG21	2.19	0.42
1:AA:185:A:N6	1:AA:186:C:N4	2.67	0.42
10:AJ:90:LEU:N	10:AJ:91:PRO:HD3	2.29	0.42
35:BA:2069:G:C2'	35:BA:2070:G:H5'	2.49	0.42
58:BZ:53:ILE:HG13	58:BZ:54:HIS:HD2	1.84	0.42
3:AC:138:VAL:HG21	3:AC:168:ALA:HB2	1.93	0.42
10:AJ:28:ARG:O	10:AJ:30:SER:N	2.43	0.42
12:AL:17:LYS:HD3	12:AL:18:VAL:N	2.26	0.42
24:AY:546:ILE:HG22	24:AY:547:GLU:N	2.34	0.42
49:BQ:84:GLY:O	49:BQ:85:LYS:HB2	2.19	0.42
37:BC:54:ARG:HE	37:BC:57:GLN:HG2	1.83	0.42
47:BO:50:GLY:H	47:BO:53:LYS:NZ	2.16	0.42
24:AY:96:ARG:NH1	24:AY:315:LYS:HG2	2.34	0.42
20:AT:10:LEU:CD1	20:AT:11:SER:H	2.26	0.42
35:BA:2777:G:C5'	35:BA:2778:A:H5'	2.47	0.42
35:BA:1848:A:O2'	35:BA:1849:G:H5'	2.18	0.42
35:BA:548:A:H2'	35:BA:549:G:H5'	2.01	0.42
24:AY:535:PRO:C	24:AY:537:GLU:N	2.69	0.42
46:BN:72:TYR:CD2	46:BN:90:MET:HG3	2.54	0.42
35:BA:2031:A:C6	35:BA:2498:C:H1'	2.54	0.42
1:AA:1452:C:H4'	1:AA:1456:G:O5'	2.19	0.42
11:AK:48:ILE:HG22	11:AK:49:GLY:N	2.34	0.42
9:AI:108:VAL:HG12	9:AI:109:VAL:N	2.34	0.42
35:BA:792:G:H3'	35:BA:793:A:H5'	2.01	0.42
12:AL:54:LYS:HD2	12:AL:54:LYS:N	2.34	0.42
43:BJ:73:UNK:C	43:BJ:75:UNK:N	2.79	0.42
1:AA:825:G:N2	8:AH:11:THR:HG21	2.34	0.42
44:BK:115:UNK:O	44:BK:116:UNK:C	2.67	0.42
57:BY:23:ARG:HH11	57:BY:23:ARG:CG	2.31	0.42
11:AK:14:VAL:HG23	11:AK:14:VAL:O	2.19	0.42
5:AE:131:ILE:HA	5:AE:131:ILE:HD13	1.93	0.42
40:BF:68:LYS:HB3	40:BF:68:LYS:HE3	1.69	0.42
1:AA:1425:U:H2'	1:AA:1426:C:C6	2.54	0.42
35:BA:1690:A:H2'	35:BA:1691:C:O4'	2.19	0.42
2:AB:145:LEU:O	2:AB:149:LEU:N	2.52	0.42
35:BA:2751:G:O6	42:BH:1:MET:HG2	2.18	0.42
27:B2:69:ARG:NH2	35:BA:111:A:H4'	2.35	0.42
33:B8:12:LYS:HE2	48:BP:68:GLN:HG2	2.02	0.42

Continued on next page...

Continued from previous page...

Atom-1	Atom-2	Distance(Å)	Clash(Å)
48:BP:97:PRO:O	48:BP:98:GLU:CB	2.65	0.42
37:BC:153:ILE:O	37:BC:157:ILE:HG13	2.19	0.42
37:BC:97:GLY:O	37:BC:100:ILE:HG13	2.19	0.42
31:B6:30:THR:O	31:B6:32:ASN:HB2	2.19	0.42
2:AB:204:ASN:HD22	2:AB:204:ASN:C	2.16	0.42
7:AG:47:CYS:C	7:AG:49:ILE:N	2.71	0.42
35:BA:49:A:N7	35:BA:177:G:C6	2.86	0.42
28:B3:9:VAL:HG13	28:B3:55:ARG:CD	2.45	0.42
2:AB:58:ILE:CG2	2:AB:222:ILE:HD11	2.49	0.42
1:AA:686:U:O4'	11:AK:42:TRP:NE1	2.39	0.42
35:BA:814:C:H2'	35:BA:815:C:C6	2.54	0.42
1:AA:559:A:H2'	1:AA:559:A:N3	2.35	0.42
41:BG:139:LEU:CD2	41:BG:139:LEU:N	2.81	0.42
48:BP:35:HIS:O	48:BP:36:LYS:HB2	2.19	0.42
24:AY:15:ILE:HD13	24:AY:105:ILE:HD13	2.01	0.42
35:BA:1591:G:H5'	35:BA:1591:G:C8	2.54	0.42
35:BA:1035:U:H3	35:BA:1120:G:H1	1.67	0.42
35:BA:654(O):G:HO2'	35:BA:654(P):C:C1'	2.32	0.42
35:BA:2174:C:O2	37:BC:219:MET:HE3	2.19	0.42
25:B0:50:ASN:C	25:B0:62:LEU:HD21	2.39	0.42
24:AY:99:ARG:NH2	24:AY:128:TYR:CZ	2.83	0.42
9:AI:111:ARG:HG2	9:AI:112:LYS:N	2.33	0.42
38:BD:130:ALA:HA	38:BD:192:THR:HA	2.00	0.42
42:BH:9:ILE:HD12	42:BH:69:ARG:HH11	1.85	0.42
35:BA:1098:A:C2'	35:BA:1099:G:H5'	2.49	0.42
40:BF:101:LEU:CD1	40:BF:102:PRO:HD2	2.47	0.42
44:BK:95:UNK:CB	44:BK:135:UNK:HA	2.49	0.42
35:BA:598:G:C5'	48:BP:15:ARG:HB3	2.47	0.42
57:BY:2:ARG:C	57:BY:4:LYS:H	2.23	0.42
35:BA:2199:A:H3'	35:BA:2200:C:H6	1.84	0.42
10:AJ:6:ILE:CD1	10:AJ:23:ILE:HG21	2.48	0.42
10:AJ:27:ALA:HB2	10:AJ:85:LEU:HD11	2.01	0.42
3:AC:38:ARG:NH1	3:AC:38:ARG:CB	2.82	0.42
38:BD:33:LEU:HD22	38:BD:34:VAL:HG13	2.01	0.42
24:AY:166:LEU:HD21	24:AY:208:GLN:HG2	2.00	0.42
47:BO:63:VAL:HG12	47:BO:106:LEU:HD11	2.00	0.42
35:BA:479:A:N3	35:BA:481:G:H5''	2.34	0.42
6:AF:15:ASP:C	6:AF:17:SER:H	2.22	0.42
6:AF:15:ASP:O	6:AF:17:SER:N	2.52	0.42
11:AK:67:ASP:OD2	11:AK:71:LYS:HE3	2.19	0.42
1:AA:803:G:H2'	1:AA:804:U:C6	2.54	0.42
35:BA:994:C:OP1	53:BU:53:ARG:NH2	2.52	0.42

Continued on next page...

Continued from previous page...

Atom-1	Atom-2	Distance(Å)	Clash(Å)
40:BF:206:ILE:HG22	40:BF:207:GLY:N	2.34	0.42
47:BO:119:PRO:O	47:BO:120:GLU:HB2	2.19	0.42
48:BP:124:LYS:HE3	48:BP:142:GLY:O	2.20	0.42
35:BA:248:G:H5''	35:BA:386:G:N2	2.34	0.42
4:AD:3:ARG:NH2	4:AD:5:ILE:HG12	2.25	0.42
35:BA:45:C:N4	35:BA:47:C:H41	2.17	0.42
1:AA:264:U:HO2'	1:AA:265:G:H5'	1.77	0.42
35:BA:1770:G:C5	35:BA:1771:C:C4	3.07	0.42
1:AA:560:U:H6	1:AA:560:U:O5'	2.03	0.42
27:B2:43:GLN:HB2	27:B2:44:LEU:H	1.58	0.42
1:AA:924:C:H2'	1:AA:925:G:C8	2.54	0.42
13:AM:97:PRO:CA	13:AM:110:ARG:HD3	2.49	0.42
29:B4:21:VAL:HG22	29:B4:35:VAL:HG21	2.02	0.42
41:BG:104:GLU:HA	41:BG:107:LEU:CB	2.50	0.42
41:BG:137:GLU:CG	41:BG:155:MET:N	2.82	0.42
9:AI:95:LYS:NZ	9:AI:96:LEU:CD1	2.82	0.42
36:BB:38:C:O2	36:BB:48:A:H1'	2.19	0.42
51:BS:53:SER:C	51:BS:55:ALA:N	2.73	0.42
1:AA:112:G:H2'	1:AA:113:G:C5'	2.25	0.42
58:BZ:183:LEU:C	58:BZ:183:LEU:HD12	2.36	0.42
35:BA:1800:C:H5'	38:BD:147:LEU:CD2	2.49	0.42
1:AA:1498:U:O2'	23:AX:16:U:O3'	2.37	0.42
1:AA:1158:C:O2	1:AA:1158:C:O2'	2.36	0.42
54:BV:47:VAL:HG12	54:BV:52:VAL:CB	2.49	0.42
35:BA:1104:C:O2'	35:BA:1105:U:C5'	2.66	0.42
1:AA:1385:G:N2	1:AA:1386:G:N3	2.67	0.42
25:B0:10:THR:CG2	25:B0:11:ARG:N	2.70	0.42
1:AA:1286:A:C2	21:AU:22:ARG:NH2	2.88	0.42
26:B1:5:CYS:C	26:B1:7:ILE:H	2.22	0.42
35:BA:896:A:C2	58:BZ:177:PRO:HD2	2.54	0.42
49:BQ:141:GLN:NE2	58:BZ:72:ARG:NE	2.67	0.42
35:BA:2335:A:O2'	35:BA:2336:A:H5''	2.19	0.42
1:AA:1193:G:H2'	1:AA:1194:U:H5'	2.00	0.42
58:BZ:102:LEU:HD21	58:BZ:124:ILE:CD1	2.49	0.42
54:BV:29:PRO:CA	54:BV:61:VAL:HG23	2.43	0.42
50:BR:116:LEU:HA	50:BR:116:LEU:HD23	1.67	0.42
3:AC:20:SER:HB3	3:AC:40:ARG:HH22	1.84	0.42
6:AF:69:GLU:HG2	6:AF:70:ASP:N	2.34	0.42
35:BA:882:G:H2'	35:BA:883:G:C8	2.43	0.42
22:AV:47:U:C6	22:AV:47:U:O5'	2.59	0.42
35:BA:2153:G:N2	35:BA:2154:G:H1'	2.34	0.42
1:AA:370:C:C2	1:AA:392:G:N2	2.87	0.42

Continued on next page...

Continued from previous page...

Atom-1	Atom-2	Distance(Å)	Clash(Å)
18:AR:31:LEU:HD23	18:AR:31:LEU:H	1.84	0.42
41:BG:170:ARG:NE	41:BG:180:PHE:HE2	2.17	0.42
6:AF:3:ARG:HD3	6:AF:64:GLN:NE2	2.35	0.42
36:BB:68:C:O2'	36:BB:69:G:H5'	2.19	0.42
41:BG:164:GLU:O	41:BG:165:THR:C	2.58	0.42
51:BS:42:ASP:C	51:BS:44:LYS:N	2.71	0.42
47:BO:20:MET:CE	47:BO:44:LYS:HE3	2.48	0.42
13:AM:28:ALA:O	13:AM:29:ARG:C	2.56	0.42
35:BA:1084:A:N7	35:BA:1085:A:C4	2.88	0.42
6:AF:45:LEU:HD21	6:AF:57:GLN:HE22	1.85	0.42
35:BA:376:C:H2'	35:BA:377:C:C6	2.54	0.42
35:BA:868:U:C4	35:BA:869:G:N7	2.87	0.42
56:BX:23:GLU:O	56:BX:25:LYS:N	2.45	0.42
56:BX:22:ALA:HB3	56:BX:23:GLU:OE2	2.19	0.42
35:BA:2774:C:H2'	35:BA:2775:A:O4'	2.19	0.42
35:BA:2693:A:H2'	35:BA:2694:G:H8	1.84	0.42
35:BA:580:C:H2'	35:BA:581:C:C6	2.54	0.42
12:AL:34:ARG:O	12:AL:61:THR:HG23	2.19	0.42
1:AA:417:C:O2'	1:AA:418:C:H5'	2.19	0.42
45:BL:106:UNK:O	45:BL:107:UNK:C	2.68	0.42
56:BX:52:VAL:O	56:BX:52:VAL:HG12	2.20	0.42
35:BA:921:G:H4'	35:BA:2269:A:C5	2.54	0.42
1:AA:203:U:OP2	1:AA:203:U:C6	2.72	0.42
35:BA:1510:G:H2'	35:BA:1511:C:C6	2.54	0.42
35:BA:992:C:OP2	54:BV:74:LYS:NZ	2.51	0.42
35:BA:531:C:OP2	35:BA:561:G:N1	2.48	0.42
48:BP:115:LEU:CB	48:BP:131:SER:OG	2.67	0.42
2:AB:204:ASN:ND2	2:AB:204:ASN:C	2.72	0.42
35:BA:603:A:N7	35:BA:655:A:C5	2.87	0.42
17:AQ:68:ARG:N	17:AQ:70:ARG:NH1	2.64	0.42
35:BA:2009:G:N3	35:BA:2010:G:C8	2.88	0.42
1:AA:45:U:H2'	1:AA:46:G:C8	2.54	0.42
1:AA:862:C:C3'	1:AA:863:U:H5'	2.45	0.42
35:BA:2000:G:H21	35:BA:2001:A:C1'	2.32	0.42
27:B2:2:LYS:HE3	27:B2:52:ASP:CG	2.39	0.42
1:AA:1403:C:O5'	1:AA:1403:C:H6	2.03	0.42
13:AM:23:TYR:CD2	13:AM:70:LEU:HD13	2.55	0.42
41:BG:138:GLN:C	41:BG:140:ILE:H	2.23	0.42
41:BG:144:ILE:CG2	41:BG:145:THR:H	2.30	0.42
35:BA:2310:A:C5	41:BG:75:LYS:HE2	2.53	0.42
41:BG:38:VAL:CA	41:BG:93:THR:HA	2.41	0.42
41:BG:96:ARG:O	41:BG:97:ASP:C	2.58	0.42

Continued on next page...

Continued from previous page...

Atom-1	Atom-2	Distance(Å)	Clash(Å)
31:B6:17:LYS:O	31:B6:18:ARG:HD2	2.20	0.42
35:BA:811:U:P	48:BP:33:ARG:NH1	2.92	0.42
14:AN:41:ARG:NH1	14:AN:42:ILE:HD13	2.34	0.42
24:AY:57:GLN:NE2	24:AY:464:ASP:OD1	2.52	0.42
53:BU:91:ASP:O	53:BU:95:LEU:HB2	2.19	0.42
35:BA:310:A:P	57:BY:18:GLY:HA2	2.59	0.42
1:AA:1389:C:O5'	1:AA:1389:C:H6	2.03	0.42
24:AY:109:ASP:O	24:AY:111:SER:N	2.53	0.42
7:AG:31:MET:SD	7:AG:36:LYS:HB2	2.59	0.42
26:B1:58:ILE:HD11	26:B1:90:ILE:HB	2.01	0.42
40:BF:110:LEU:HD21	40:BF:181:LEU:HG	2.01	0.42
4:AD:18:LYS:HG3	4:AD:33:MET:HG3	2.00	0.42
24:AY:517:LEU:HD13	24:AY:563:ILE:CA	2.50	0.42
24:AY:238:THR:HG22	24:AY:241:GLU:CD	2.40	0.42
35:BA:2823:A:OP2	39:BE:113:PHE:HB2	2.19	0.42
24:AY:621:ILE:CG1	24:AY:643:ILE:HD13	2.49	0.42
25:B0:53:MET:SD	25:B0:57:PHE:HB3	2.59	0.42
37:BC:89:GLU:O	37:BC:91:GLY:N	2.51	0.42
38:BD:65:ILE:HD13	38:BD:65:ILE:C	2.39	0.42
13:AM:16:ASP:OD1	13:AM:16:ASP:N	2.53	0.42
9:AI:47:LEU:CD1	9:AI:47:LEU:N	2.82	0.42
49:BQ:56:ARG:NH1	49:BQ:56:ARG:CG	2.76	0.42
10:AJ:9:ARG:HH22	10:AJ:97:GLU:HG3	1.84	0.42
15:AO:74:ASP:HB3	15:AO:77:ARG:HG2	2.00	0.42
35:BA:1027:A:N6	35:BA:1126:A:N9	2.68	0.42
34:B9:35:ARG:HD3	35:BA:2742:C:OP1	2.20	0.42
5:AE:145:LYS:HA	8:AH:107:LEU:HD22	2.02	0.42
24:AY:87:HIS:HE2	35:BA:2662:A:P	2.42	0.42
35:BA:1787:A:C2	35:BA:1788:C:C5	3.08	0.42
56:BX:28:PHE:CE2	56:BX:92:LEU:HD11	2.54	0.42
7:AG:33:ASP:C	7:AG:35:LYS:N	2.72	0.42
40:BF:28:ILE:H	40:BF:28:ILE:CD1	2.32	0.42
35:BA:299:A:C5	35:BA:322:A:C2	3.07	0.42
45:BL:106:UNK:C	45:BL:108:UNK:N	2.81	0.42
35:BA:1564:C:O2'	35:BA:1565:C:H5'	2.19	0.42
4:AD:191:ARG:HD3	4:AD:200:GLU:OE1	2.19	0.42
12:AL:111:LYS:O	12:AL:112:ASP:HB2	2.19	0.42
50:BR:107:ASP:C	50:BR:107:ASP:OD1	2.56	0.42
1:AA:1440:C:O2'	1:AA:1441:G:H5'	2.19	0.42
1:AA:1096:C:O2'	1:AA:1097:C:H5'	2.20	0.42
24:AY:203:GLU:O	24:AY:204:GLU:C	2.57	0.42
49:BQ:6:ARG:O	49:BQ:7:MET:HG3	2.19	0.42

Continued on next page...

Continued from previous page...

Atom-1	Atom-2	Distance(Å)	Clash(Å)
47:BO:104:ARG:NH1	47:BO:107:ARG:NH1	2.60	0.42
35:BA:697:C:H2'	35:BA:698:C:C5'	2.45	0.42
28:B3:9:VAL:HG21	28:B3:55:ARG:HD2	2.01	0.42
35:BA:1936:A:OP2	35:BA:1961:C:N4	2.51	0.42
26:B1:25:LYS:HB2	26:B1:25:LYS:HE3	1.56	0.42
1:AA:1393:U:HO2'	1:AA:1501:C:HO2'	1.67	0.42
41:BG:140:ILE:O	41:BG:141:PHE:O	2.37	0.42
41:BG:50:ALA:C	41:BG:52:ILE:H	2.23	0.42
41:BG:93:THR:CG2	41:BG:94:LEU:H	2.29	0.42
31:B6:45:LYS:C	31:B6:46:HIS:ND1	2.73	0.42
35:BA:1022:G:C5	35:BA:1141:U:O4	2.73	0.42
35:BA:1144:G:C6	35:BA:1145:C:C4	3.08	0.42
35:BA:943:U:OP1	48:BP:38:GLN:NE2	2.52	0.42
51:BS:92:TYR:CD1	51:BS:93:LYS:N	2.87	0.42
35:BA:1817:G:H2'	35:BA:1818:U:C5'	2.31	0.42
35:BA:1348:G:H2'	35:BA:1349:A:C5'	2.47	0.42
35:BA:2174:C:C3'	35:BA:2175:C:H5'	2.49	0.42
1:AA:980:C:H6	1:AA:980:C:C5'	2.20	0.42
35:BA:328:U:H2'	35:BA:329:G:OP1	2.19	0.42
1:AA:1287:A:C6	1:AA:1288:A:N6	2.88	0.42
1:AA:867:G:O2'	1:AA:868:C:H5'	2.19	0.42
26:B1:52:ARG:O	26:B1:53:VAL:O	2.37	0.42
19:AS:29:ARG:O	19:AS:31:ILE:HG22	2.18	0.42
58:BZ:5:LEU:HD11	58:BZ:39:VAL:HB	2.02	0.42
40:BF:4:VAL:H	40:BF:24:LEU:HD12	1.84	0.42
1:AA:1368:G:OP1	10:AJ:62:HIS:NE2	2.44	0.42
3:AC:123:GLN:HE21	3:AC:123:GLN:CA	2.33	0.42
24:AY:126:GLU:HG2	24:AY:132:ARG:NH2	2.29	0.42
24:AY:113:GLY:HA3	24:AY:152:THR:HG21	2.02	0.42
38:BD:105:ILE:HD12	38:BD:105:ILE:HA	1.80	0.42
57:BY:97:ARG:O	57:BY:98:VAL:CG2	2.67	0.42
26:B1:3:LYS:O	26:B1:12:PRO:HD3	2.20	0.42
3:AC:31:HIS:O	3:AC:33:LEU:N	2.52	0.42
2:AB:72:GLY:O	2:AB:94:ASN:HA	2.19	0.42
1:AA:563:A:N3	1:AA:563:A:C3'	2.83	0.42
12:AL:20:LYS:CD	12:AL:20:LYS:N	2.83	0.42
47:BO:35:VAL:CG2	47:BO:69:ILE:HD11	2.48	0.42
38:BD:70:TRP:O	38:BD:73:VAL:HG23	2.19	0.42
11:AK:56:GLY:O	11:AK:89:ALA:CB	2.67	0.42
2:AB:7:VAL:O	2:AB:11:LEU:HD12	2.19	0.42
36:BB:66:A:O2'	36:BB:67:G:P	2.76	0.42
52:BT:58:ASN:HD22	52:BT:58:ASN:N	2.10	0.42

Continued on next page...

Continued from previous page...

Atom-1	Atom-2	Distance(Å)	Clash(Å)
35:BA:999:U:H5''	35:BA:1154:G:O6	2.19	0.42
25:B0:5:LYS:O	25:B0:6:GLY:C	2.58	0.42
35:BA:646:A:H2'	35:BA:647:G:O4'	2.19	0.42
7:AG:74:GLU:HG2	7:AG:91:VAL:CG2	2.47	0.42
19:AS:20:LEU:HD13	29:B4:61:ARG:NH2	2.33	0.42
1:AA:954:G:O2'	1:AA:955:U:H5'	2.19	0.42
7:AG:71:PRO:HD3	7:AG:103:TRP:HZ3	1.82	0.42
36:BB:106:G:H2'	36:BB:107:G:H8	1.84	0.42
5:AE:120:THR:HG22	5:AE:121:LYS:N	2.35	0.42
55:BW:12:ILE:HD13	55:BW:17:VAL:HG22	2.02	0.42
35:BA:2563:U:H4'	47:BO:28:SER:HA	2.00	0.42
35:BA:1530:C:H2'	35:BA:1531:C:C6	2.55	0.42
1:AA:1010:G:O2'	1:AA:1011:G:H5'	2.19	0.42
35:BA:192:C:C5	35:BA:193:U:C6	3.07	0.42
52:BT:93:ARG:HD2	52:BT:93:ARG:HA	1.79	0.42
37:BC:103:LYS:HZ2	37:BC:103:LYS:CB	2.32	0.42
37:BC:73:VAL:CG1	37:BC:74:ARG:H	2.33	0.42
1:AA:38:G:O2'	1:AA:39:G:C5'	2.68	0.42
1:AA:1304:G:H1'	1:AA:1333:A:N6	2.32	0.42
7:AG:125:MET:O	7:AG:128:ALA:CB	2.65	0.42
35:BA:1820:U:HO2'	35:BA:1821:A:P	2.42	0.42
2:AB:51:LEU:CD2	2:AB:201:ILE:HD12	2.49	0.42
1:AA:507:C:C2'	1:AA:508:C:OP1	2.68	0.42
3:AC:84:ILE:C	3:AC:86:VAL:H	2.23	0.42
35:BA:2722:G:H2'	35:BA:2723:C:C6	2.55	0.42
35:BA:2203:U:O3'	35:BA:2205:C:OP1	2.38	0.42
35:BA:607:U:H6	35:BA:607:U:H3'	1.85	0.42
29:B4:33:VAL:CG1	29:B4:34:GLU:H	2.22	0.42
41:BG:67:LYS:HA	41:BG:68:PRO:HD3	1.78	0.42
35:BA:752:A:HO2'	35:BA:753:C:P	2.39	0.42
35:BA:554:U:C2'	35:BA:555:U:H5'	2.50	0.42
14:AN:24:CYS:HB2	14:AN:40:CYS:HB3	2.01	0.42
8:AH:104:ARG:O	8:AH:105:ARG:C	2.58	0.42
38:BD:43:ARG:HB2	38:BD:54:ARG:HB2	2.01	0.42
35:BA:54:G:C2'	35:BA:55:G:O5'	2.67	0.42
38:BD:30:GLU:CG	38:BD:63:ARG:CZ	2.87	0.42
28:B3:1:MET:CG	28:B3:2:PRO:HD2	2.49	0.42
24:AY:237:PRO:HB2	24:AY:242:LEU:HG	2.02	0.42
55:BW:24:ILE:O	55:BW:71:VAL:CG2	2.67	0.42
35:BA:2808:U:H5	35:BA:2891:G:C5	2.37	0.42
1:AA:22:G:H4'	1:AA:885:G:C8	2.55	0.42
37:BC:89:GLU:C	37:BC:91:GLY:N	2.72	0.42

Continued on next page...

Continued from previous page...

Atom-1	Atom-2	Distance(Å)	Clash(Å)
35:BA:221:A:H4'	35:BA:222:A:O5'	2.20	0.42
52:BT:105:LEU:HD22	52:BT:109:GLU:OE1	2.20	0.42
1:AA:1116:C:O2'	1:AA:1117:G:H5''	2.19	0.42
24:AY:7:TYR:CZ	24:AY:370:LYS:HB2	2.55	0.42
24:AY:5:VAL:C	24:AY:7:TYR:N	2.72	0.42
35:BA:1203:G:H3'	35:BA:1204:A:H5''	2.01	0.42
35:BA:2789:C:H5'	35:BA:2790:A:OP1	2.20	0.42
24:AY:150:ILE:HD11	24:AY:163:VAL:HG22	2.01	0.42
16:AP:52:ASP:O	16:AP:53:VAL:C	2.57	0.42
35:BA:922:U:H2'	35:BA:923:C:C6	2.55	0.42
14:AN:26:ARG:HB3	14:AN:43:CYS:SG	2.59	0.42
35:BA:2241:A:H2'	35:BA:2242:G:C8	2.54	0.42
44:BK:70:UNK:O	44:BK:71:UNK:CB	2.68	0.42
15:AO:66:LEU:HD12	15:AO:66:LEU:HA	1.88	0.42
38:BD:7:LYS:O	38:BD:9:TYR:N	2.50	0.42
35:BA:359:A:H2'	35:BA:360:G:O4'	2.20	0.42
29:B4:12:ALA:CA	29:B4:24:THR:HG22	2.25	0.42
37:BC:97:GLY:O	37:BC:98:GLU:C	2.58	0.42
1:AA:38:G:O2'	1:AA:39:G:H5''	2.20	0.42
1:AA:39:G:N9	1:AA:498:U:C4	2.59	0.42
1:AA:490:G:C2	1:AA:491:G:C5	3.07	0.42
35:BA:1678:G:H21	35:BA:1989:G:N2	2.06	0.42
1:AA:936:C:C2'	1:AA:937:A:O5'	2.68	0.42
35:BA:861:A:H2'	35:BA:862:G:O4'	2.20	0.42
2:AB:51:LEU:HD23	2:AB:201:ILE:HD12	2.01	0.42
35:BA:1541:G:O2'	35:BA:1542:A:P	2.77	0.42
35:BA:36:G:N2	35:BA:444:C:O2	2.45	0.42
2:AB:15:VAL:CG2	2:AB:209:ARG:HH21	2.14	0.42
35:BA:1221:C:C2	35:BA:1221(A):C:C5	3.06	0.42
41:BG:64:THR:HA	41:BG:102:PHE:CD1	2.54	0.42
41:BG:40:ASN:HA	41:BG:91:ARG:HB2	2.01	0.42
41:BG:66:GLN:OE1	41:BG:94:LEU:CG	2.61	0.42
33:B8:5:LYS:HG2	35:BA:242:G:C8	2.54	0.42
51:BS:57:LYS:HD2	51:BS:58:LEU:N	2.35	0.42
51:BS:90:GLY:C	51:BS:92:TYR:H	2.22	0.42
1:AA:1053:G:O6	1:AA:1199:U:H2'	2.20	0.42
54:BV:39:LEU:CD1	54:BV:51:VAL:HA	2.50	0.42
1:AA:796:C:HO2'	1:AA:797:C:H5'	1.77	0.42
35:BA:2039:C:H2'	35:BA:2040:C:H6	1.85	0.42
35:BA:1060:U:C4	35:BA:1062:G:H4'	2.55	0.42
25:B0:7:LEU:O	25:B0:8:GLY:O	2.37	0.42
48:BP:78:PRO:CA	48:BP:110:TYR:HE2	2.31	0.42

Continued on next page...

Continued from previous page...

Atom-1	Atom-2	Distance(Å)	Clash(Å)
35:BA:526:A:O2'	35:BA:2043:C:H2'	2.14	0.42
35:BA:2810:A:H2'	39:BE:61:ARG:NH2	2.35	0.42
1:AA:190:U:O2'	1:AA:191:G:H5'	2.19	0.42
2:AB:73:THR:O	2:AB:78:GLN:HG3	2.20	0.42
39:BE:67:PHE:CE1	39:BE:69:LYS:HE3	2.55	0.42
24:AY:614:GLU:HG3	24:AY:617:MET:CE	2.48	0.42
24:AY:179:ASP:OD1	24:AY:181:LEU:HB3	2.20	0.42
35:BA:1856:G:C2	35:BA:1887:C:C2	3.08	0.42
4:AD:120:LEU:C	4:AD:126:ILE:HD13	2.40	0.42
3:AC:129:ALA:CB	3:AC:132:ARG:HG3	2.47	0.42
35:BA:1027:A:N6	35:BA:1126:A:C1'	2.83	0.42
54:BV:66:ARG:O	54:BV:67:GLY:O	2.38	0.42
36:BB:13:A:O2'	36:BB:15:A:H5''	2.19	0.42
42:BH:98:LEU:HB2	42:BH:125:VAL:CG2	2.50	0.42
57:BY:88:LYS:CB	57:BY:91:GLU:HB2	2.49	0.42
51:BS:61:ASN:O	51:BS:65:VAL:HG23	2.20	0.42
24:AY:210:ARG:CG	24:AY:210:ARG:HH11	2.31	0.42
24:AY:556:ILE:HG13	24:AY:558:PHE:CD1	2.55	0.42
52:BT:126:ALA:C	52:BT:128:GLU:N	2.69	0.42
20:AT:41:ILE:HG12	20:AT:41:ILE:H	1.58	0.42
35:BA:1213:A:C2'	35:BA:1214:A:H5'	2.50	0.42
24:AY:605:ILE:HD13	24:AY:677:GLN:HG2	2.02	0.42
24:AY:494:GLU:O	24:AY:494:GLU:HG3	2.20	0.42
24:AY:218:GLU:OE2	45:BL:83:UNK:CB	2.68	0.42
4:AD:39:PRO:HB2	4:AD:44:GLY:HA2	2.02	0.42
5:AE:36:ASP:O	5:AE:37:ARG:HB2	2.20	0.42
41:BG:22:ARG:O	41:BG:23:PHE:CG	2.72	0.42
4:AD:57:ARG:HB3	4:AD:206:PHE:HB2	2.01	0.42
7:AG:138:LYS:HD3	7:AG:138:LYS:C	2.40	0.42
38:BD:112:GLN:HB2	38:BD:115:GLN:NE2	2.35	0.42
25:B0:3:HIS:HB2	35:BA:2494:G:H5'	2.01	0.42
52:BT:90:GLN:HB3	52:BT:121:ILE:CG1	2.50	0.42
48:BP:88:LEU:HD21	48:BP:125:VAL:HG21	2.02	0.42
35:BA:1823:G:O2'	35:BA:1824:G:H5'	2.20	0.42
1:AA:683:G:C5	1:AA:684:A:C5	3.07	0.42
35:BA:92:A:C2	35:BA:93:G:H1'	2.55	0.42
40:BF:7:TYR:CE1	40:BF:196:LEU:HD11	2.55	0.42
29:B4:30:GLU:CG	29:B4:31:ILE:N	2.81	0.42
35:BA:2307:G:H3'	35:BA:2307:G:N3	2.35	0.42
41:BG:7:LEU:HD11	41:BG:176:LEU:HD21	2.02	0.42
41:BG:7:LEU:HD12	41:BG:104:GLU:HG3	2.01	0.42
35:BA:753:C:H2'	35:BA:754:C:C6	2.55	0.42

Continued on next page...

Continued from previous page...

Atom-1	Atom-2	Distance(Å)	Clash(Å)
35:BA:17:G:O2'	35:BA:18:C:H5'	2.20	0.42
1:AA:1279:A:H2	10:AJ:43:ARG:HH12	1.68	0.42
1:AA:347:G:H21	1:AA:348:G:H1'	1.85	0.42
24:AY:15:ILE:HG22	24:AY:103:GLY:CA	2.50	0.42
10:AJ:54:PHE:CZ	10:AJ:55:LYS:CE	3.03	0.42
35:BA:1036:G:N1	35:BA:1120:G:C5	2.88	0.42
53:BU:59:ARG:NH1	53:BU:59:ARG:CG	2.81	0.42
53:BU:84:LYS:HD2	53:BU:89:GLU:HG3	2.02	0.42
40:BF:10:PRO:HD2	40:BF:13:SER:O	2.19	0.42
3:AC:71:ALA:HB2	3:AC:115:LEU:CD2	2.47	0.42
26:B1:78:LYS:HB3	26:B1:78:LYS:HE2	1.68	0.42
24:AY:515:GLU:N	24:AY:515:GLU:OE1	2.53	0.42
50:BR:116:LEU:O	50:BR:117:VAL:HG12	2.20	0.42
56:BX:35:THR:HB	56:BX:38:GLU:HB2	2.02	0.42
3:AC:22:TRP:CE2	14:AN:54:PRO:CG	2.94	0.42
50:BR:104:ARG:HD2	50:BR:109:ALA:HB3	2.02	0.42
5:AE:92:LYS:HA	5:AE:93:PRO:HD3	1.95	0.42
35:BA:1558:A:H4'	35:BA:1559:G:H2'	2.02	0.42
24:AY:315:LYS:O	24:AY:316:ILE:HD13	2.19	0.42
37:BC:48:LEU:CD2	37:BC:59:VAL:HG21	2.50	0.42
15:AO:56:LEU:HD13	15:AO:56:LEU:O	2.20	0.42
19:AS:88:LYS:O	19:AS:90:THR:N	2.53	0.42
37:BC:42:VAL:O	37:BC:216:THR:C	2.59	0.42
35:BA:2567:G:H2'	35:BA:2568:C:H6	1.84	0.42
35:BA:548:A:C2'	35:BA:549:G:H5'	2.49	0.42
39:BE:170:LEU:N	39:BE:170:LEU:HD12	2.34	0.42
1:AA:1316:G:O2'	14:AN:18:VAL:HG11	2.19	0.42
39:BE:92:THR:O	39:BE:95:ILE:HG12	2.20	0.42
39:BE:201:THR:OG1	39:BE:202:LYS:N	2.52	0.42
7:AG:86:GLN:O	7:AG:87:VAL:CG1	2.68	0.42
30:B5:10:LYS:HG3	35:BA:1263:U:C1'	2.50	0.42
35:BA:1625:C:C2'	35:BA:1626:G:H5'	2.50	0.42
11:AK:81:ASP:OD1	11:AK:107:SER:OG	2.34	0.42
1:AA:1134:G:N2	1:AA:1141:C:C2	2.88	0.42
15:AO:75:PRO:O	15:AO:78:TYR:HB3	2.20	0.42
25:B0:36:ILE:CD1	35:BA:2355:C:O4'	2.68	0.42
48:BP:47:ASP:CB	48:BP:49:ARG:N	2.74	0.42
1:AA:495:A:O2'	1:AA:496:A:O5'	2.30	0.42
17:AQ:67:LYS:CA	17:AQ:70:ARG:NH1	2.81	0.42
35:BA:1902:C:H2'	35:BA:1903:G:O5'	2.19	0.42
1:AA:560:U:C4'	1:AA:561:U:C5'	2.76	0.42
39:BE:111:ARG:HB3	50:BR:2:ARG:NH1	2.35	0.42

Continued on next page...

Continued from previous page...

Atom-1	Atom-2	Distance(Å)	Clash(Å)
29:B4:22:ILE:CG1	41:BG:105:LYS:HD3	2.50	0.42
41:BG:110:ALA:HB1	41:BG:142:PRO:CB	2.50	0.42
36:BB:42:C:H41	41:BG:91:ARG:NH2	2.18	0.42
30:B5:53:ALA:HA	30:B5:56:LYS:HZ2	1.73	0.42
51:BS:87:PHE:O	51:BS:88:ASP:HB2	2.19	0.42
14:AN:42:ILE:O	14:AN:46:GLU:HG3	2.20	0.42
35:BA:2177:C:N4	35:BA:2178:C:C4	2.87	0.42
37:BC:6:LYS:N	37:BC:9:ARG:HH12	2.17	0.42
54:BV:47:VAL:HG12	54:BV:52:VAL:CA	2.49	0.42
4:AD:81:GLU:OE2	4:AD:139:ARG:NH2	2.52	0.42
25:B0:78:TYR:O	25:B0:79:VAL:CG2	2.63	0.42
24:AY:403:GLU:HG3	24:AY:404:VAL:N	2.35	0.42
2:AB:127:ILE:C	2:AB:129:GLU:H	2.23	0.42
35:BA:2033:A:C4'	35:BA:2034:U:OP1	2.57	0.42
35:BA:1076:C:C5	35:BA:1077:A:N7	2.88	0.42
54:BV:19:LYS:HG2	54:BV:94:LEU:CB	2.42	0.42
54:BV:19:LYS:HZ3	54:BV:20:LEU:C	2.23	0.42
50:BR:4:LEU:O	50:BR:4:LEU:CD2	2.68	0.42
1:AA:1495:U:H2'	1:AA:1496:C:C6	2.55	0.42
39:BE:51:PHE:CG	39:BE:52:LEU:N	2.88	0.42
55:BW:36:LEU:CD2	55:BW:36:LEU:N	2.83	0.42
1:AA:663:A:C2'	1:AA:664:G:H5'	2.49	0.42
1:AA:368:U:C6	1:AA:368:U:C3'	3.03	0.42
50:BR:79:LEU:HA	50:BR:83:ILE:HG12	2.02	0.42
58:BZ:155:LEU:H	58:BZ:155:LEU:HD23	1.85	0.42
35:BA:2292:C:O2'	35:BA:2293:C:H5'	2.20	0.42
1:AA:1296:C:H4'	1:AA:1302:U:O4	2.20	0.42
1:AA:748:C:H1'	1:AA:749:C:C5	2.48	0.42
36:BB:13:A:HO2'	36:BB:15:A:H5''	1.85	0.42
42:BH:98:LEU:HB2	42:BH:125:VAL:HG21	2.02	0.42
38:BD:4:LYS:O	38:BD:17:THR:HA	2.19	0.42
17:AQ:65:ILE:HG22	17:AQ:65:ILE:O	2.20	0.42
5:AE:145:LYS:HD2	8:AH:107:LEU:CD2	2.50	0.42
39:BE:167:VAL:CG2	39:BE:170:LEU:HD11	2.50	0.42
35:BA:2615:U:H2'	35:BA:2616:C:C6	2.55	0.42
53:BU:20:LEU:N	53:BU:20:LEU:HD22	2.32	0.42
42:BH:86:GLU:HB2	42:BH:132:ARG:HB3	2.02	0.42
40:BF:28:ILE:HD13	40:BF:28:ILE:H	1.85	0.42
24:AY:146:LEU:O	24:AY:146:LEU:HD23	2.19	0.42
25:B0:2:ALA:HB3	35:BA:2602:A:H61	1.85	0.42
5:AE:38:GLN:HB3	5:AE:38:GLN:HE21	1.69	0.42
35:BA:575:A:OP1	35:BA:2499:C:O2'	2.32	0.42

Continued on next page...

Continued from previous page...

Atom-1	Atom-2	Distance(Å)	Clash(Å)
35:BA:66:C:O2'	35:BA:67:U:H5'	2.20	0.42
35:BA:586:A:H2	35:BA:809:G:N3	2.18	0.42
44:BK:63:UNK:O	44:BK:64:UNK:CB	2.67	0.42
24:AY:486:THR:HG21	24:AY:519:ARG:NH2	2.35	0.42
1:AA:240:C:H2'	1:AA:241:C:H6	1.85	0.42
35:BA:908:C:O2'	35:BA:909:A:H5'	2.20	0.42
48:BP:104:GLY:H	48:BP:105:LEU:HD12	1.85	0.41
48:BP:114:ILE:CD1	48:BP:114:ILE:C	2.80	0.41
48:BP:85:LEU:HA	48:BP:88:LEU:CB	2.50	0.41
25:B0:39:ARG:NH2	35:BA:2355:C:O2	2.53	0.41
35:BA:2363:C:C2'	35:BA:2364:C:H5'	2.42	0.41
31:B6:25:LYS:HE2	33:B8:34:TRP:NE1	2.20	0.41
25:B0:67:VAL:HG12	25:B0:68:GLU:N	2.35	0.41
35:BA:2011:U:H2'	35:BA:2012:G:C5'	2.50	0.41
35:BA:1822:G:C2'	35:BA:1823:G:C5'	2.96	0.41
35:BA:2712(A):A:O5'	35:BA:2712(A):A:H8	2.03	0.41
52:BT:96:ARG:HG2	52:BT:98:LYS:O	2.19	0.41
35:BA:28:A:N6	35:BA:512:G:O2'	2.53	0.41
57:BY:28:LYS:CG	57:BY:37:VAL:HB	2.49	0.41
2:AB:39:ILE:O	2:AB:40:HIS:O	2.38	0.41
27:B2:2:LYS:HA	27:B2:5:GLU:OE2	2.20	0.41
13:AM:67:GLU:CD	13:AM:71:ARG:HH21	2.23	0.41
29:B4:37:SER:O	29:B4:38:LYS:HB3	2.20	0.41
29:B4:46:GLN:HG3	29:B4:48:ARG:HD3	2.02	0.41
41:BG:137:GLU:O	41:BG:138:GLN:O	2.37	0.41
41:BG:42:GLY:O	41:BG:43:LEU:CB	2.67	0.41
41:BG:7:LEU:HB2	41:BG:104:GLU:CD	2.40	0.41
35:BA:1038:C:C3'	35:BA:1039:G:C5'	2.90	0.41
51:BS:68:GLN:O	51:BS:70:GLY:N	2.52	0.41
1:AA:1053:G:O2'	1:AA:1054:C:P	2.78	0.41
1:AA:962:C:H2'	1:AA:963:G:O5'	2.20	0.41
10:AJ:49:VAL:HG23	14:AN:41:ARG:HD3	2.01	0.41
35:BA:1799:G:C2	35:BA:1800:C:C5	3.08	0.41
35:BA:654(F):C:N4	35:BA:654(M):C:H42	2.18	0.41
1:AA:1158:C:O2	1:AA:1158:C:H2'	2.17	0.41
53:BU:112:ARG:NH1	54:BV:46:VAL:HG11	2.35	0.41
1:AA:979:C:O2	14:AN:19:ARG:HG2	2.20	0.41
1:AA:1151:A:O2'	1:AA:1152:A:OP2	2.30	0.41
3:AC:120:VAL:O	3:AC:123:GLN:N	2.50	0.41
24:AY:402:ILE:O	24:AY:403:GLU:CB	2.68	0.41
29:B4:56:VAL:O	29:B4:58:ARG:N	2.53	0.41
24:AY:546:ILE:O	24:AY:550:MET:HB2	2.20	0.41

Continued on next page...

Continued from previous page...

Atom-1	Atom-2	Distance(Å)	Clash(Å)
54:BV:15:GLU:HG2	54:BV:16:PRO:CD	2.50	0.41
54:BV:16:PRO:HD3	54:BV:99:ILE:HD11	2.01	0.41
2:AB:75:LYS:HB3	2:AB:76:GLN:HE21	1.85	0.41
1:AA:917:G:H2'	1:AA:918:A:C8	2.54	0.41
9:AI:17:VAL:HG23	9:AI:63:ILE:HG12	2.01	0.41
24:AY:687:LEU:C	24:AY:688:ILE:HD12	2.40	0.41
35:BA:849:A:C8	35:BA:850:C:C5	3.07	0.41
50:BR:103:ARG:NH1	50:BR:110:PRO:HD3	2.30	0.41
1:AA:748:C:O2'	1:AA:749:C:P	2.78	0.41
35:BA:2653:U:H3'	35:BA:2654:A:C8	2.55	0.41
51:BS:67:ARG:HH21	51:BS:100:ALA:HB3	1.85	0.41
54:BV:35:LEU:HB3	54:BV:37:VAL:HG23	2.02	0.41
53:BU:49:HIS:C	53:BU:51:LYS:N	2.70	0.41
38:BD:28:GLU:O	38:BD:29:PRO:C	2.57	0.41
35:BA:1914:C:H3'	35:BA:1915:U:C6	2.55	0.41
35:BA:2788:C:H2'	35:BA:2789:C:O4'	2.20	0.41
1:AA:222:U:H2'	1:AA:223:U:C6	2.55	0.41
54:BV:34:GLU:O	54:BV:36:PRO:HD3	2.20	0.41
24:AY:328:ILE:HD11	24:AY:335:LEU:HD23	2.01	0.41
11:AK:50:TYR:CD1	11:AK:54:ARG:HB3	2.54	0.41
27:B2:22:GLU:O	27:B2:26:ARG:HD2	2.20	0.41
35:BA:2785:C:H2'	35:BA:2786:U:C6	2.55	0.41
1:AA:131:C:H2'	1:AA:132:C:H6	1.85	0.41
13:AM:52:GLU:HA	13:AM:55:ARG:HB3	2.02	0.41
5:AE:7:GLU:O	5:AE:8:GLU:HB3	2.19	0.41
35:BA:2171:A:O2'	35:BA:2172:U:O4'	2.26	0.41
35:BA:2191:G:H2'	35:BA:2191:G:N3	2.35	0.41
26:B1:43:TYR:CD1	26:B1:43:TYR:N	2.87	0.41
1:AA:116:A:OP2	1:AA:116:A:N7	2.53	0.41
33:B8:12:LYS:HG2	48:BP:68:GLN:CG	2.50	0.41
48:BP:97:PRO:HG3	48:BP:112:LEU:CD1	2.50	0.41
35:BA:196:A:H5''	48:BP:46:LYS:HE2	2.01	0.41
1:AA:773:G:C4	1:AA:774:G:N7	2.88	0.41
25:B0:37:LEU:CD2	25:B0:37:LEU:H	2.26	0.41
25:B0:43:THR:O	25:B0:44:ARG:C	2.58	0.41
35:BA:435:C:C2'	35:BA:436:C:H5'	2.51	0.41
1:AA:264:U:O5'	1:AA:264:U:H6	2.03	0.41
1:AA:771:G:C4	1:AA:772:U:C5	3.07	0.41
48:BP:30:THR:CG2	48:BP:31:ALA:H	2.33	0.41
1:AA:973:G:N3	10:AJ:55:LYS:CE	2.83	0.41
24:AY:58:GLU:HG3	24:AY:65:ILE:HG12	2.03	0.41
42:BH:6:ARG:HH11	42:BH:6:ARG:CG	2.33	0.41

Continued on next page...

Continued from previous page...

Atom-1	Atom-2	Distance(Å)	Clash(Å)
35:BA:996:A:H4'	53:BU:92:ARG:CD	2.51	0.41
38:BD:48:ARG:NH1	38:BD:48:ARG:HG3	2.35	0.41
58:BZ:129:SER:O	58:BZ:130:PRO:C	2.58	0.41
24:AY:137:ASN:CG	24:AY:138:LYS:N	2.73	0.41
35:BA:330:A:HO2'	35:BA:331:A:H8	1.67	0.41
1:AA:411:A:O2'	1:AA:413:G:H5'	2.20	0.41
35:BA:2040:C:H2'	35:BA:2041:U:H6	1.85	0.41
46:BN:55:VAL:HG22	46:BN:126:PRO:HA	2.02	0.41
46:BN:56:ASN:O	46:BN:57:ALA:O	2.37	0.41
35:BA:1475:G:H2'	35:BA:1476:C:C6	2.55	0.41
35:BA:1853:A:H2'	35:BA:1854:A:C8	2.54	0.41
24:AY:343:ASN:ND2	24:AY:346:LYS:N	2.68	0.41
30:B5:49:CYS:HB2	30:B5:50:GLY:H	1.63	0.41
24:AY:356:LEU:HD21	24:AY:358:MET:SD	2.60	0.41
47:BO:64:ARG:HG2	47:BO:79:PHE:CG	2.56	0.41
11:AK:126:ARG:CZ	11:AK:126:ARG:HB3	2.49	0.41
56:BX:27:THR:HB	56:BX:80:ILE:HB	2.03	0.41
35:BA:944:G:H5'	35:BA:945:A:C5'	2.50	0.41
1:AA:1222:G:O2'	1:AA:1223:C:H5'	2.20	0.41
26:B1:86:SER:O	26:B1:86:SER:OG	2.32	0.41
16:AP:59:TRP:HA	16:AP:62:VAL:HG23	2.02	0.41
16:AP:60:LEU:HA	16:AP:60:LEU:HD23	1.86	0.41
1:AA:872:A:O3'	1:AA:873:A:H2'	2.20	0.41
35:BA:1789:A:OP1	38:BD:222:ARG:HD3	2.20	0.41
35:BA:2648:C:H2'	35:BA:2649:U:H6	1.83	0.41
1:AA:432:A:C8	1:AA:433:C:C5	3.08	0.41
57:BY:6:HIS:CD2	57:BY:6:HIS:H	2.38	0.41
1:AA:304:U:O2'	1:AA:305:G:H5'	2.19	0.41
35:BA:231:C:O2'	35:BA:232:G:H5'	2.20	0.41
32:B7:4:THR:HG22	35:BA:687:C:O4'	2.20	0.41
1:AA:895:G:H2'	1:AA:896:C:C6	2.54	0.41
52:BT:85:LYS:NZ	52:BT:85:LYS:CB	2.54	0.41
35:BA:630:G:C4'	35:BA:640:C:H4'	2.50	0.41
35:BA:2362:G:H2'	35:BA:2363:C:C5'	2.49	0.41
36:BB:91:C:OP1	49:BQ:16:ARG:HG3	2.20	0.41
31:B6:8:LYS:HA	31:B6:27:LYS:HA	2.02	0.41
25:B0:67:VAL:HG12	25:B0:68:GLU:H	1.84	0.41
35:BA:1301:A:H2'	35:BA:1302:A:C2'	2.51	0.41
35:BA:29:U:H2'	35:BA:30:G:C8	2.55	0.41
35:BA:2611:U:H2'	35:BA:2611:U:O2	2.20	0.41
19:AS:47:HIS:O	19:AS:62:ILE:CG2	2.68	0.41
41:BG:60:LEU:HA	41:BG:63:ILE:HG23	2.02	0.41

Continued on next page...

Continued from previous page...

Atom-1	Atom-2	Distance(Å)	Clash(Å)
33:B8:4:MET:HE2	33:B8:61:LEU:HD23	2.03	0.41
33:B8:62:LEU:O	33:B8:64:TYR:N	2.53	0.41
35:BA:1039:G:O6	35:BA:1116:C:N3	2.53	0.41
35:BA:1144:G:C4	35:BA:1145:C:C5	3.08	0.41
1:AA:1049:U:O2'	14:AN:2:ALA:N	2.53	0.41
53:BU:66:ASN:HD21	53:BU:70:ARG:HE	1.67	0.41
35:BA:1374:G:O2'	35:BA:1375:C:H5'	2.19	0.41
35:BA:673:C:H5''	40:BF:80:ALA:HB1	2.02	0.41
20:AT:14:LYS:HE3	20:AT:18:GLN:HE22	1.85	0.41
1:AA:1148:U:H2'	1:AA:1149:C:O4'	2.19	0.41
35:BA:1289:C:H2'	35:BA:1290:C:C6	2.55	0.41
4:AD:28:SER:OG	4:AD:30:LYS:HG2	2.21	0.41
24:AY:95:GLU:OE1	24:AY:128:TYR:OH	2.37	0.41
24:AY:507:TYR:CD1	24:AY:508:GLY:N	2.88	0.41
1:AA:204:U:H4'	1:AA:216:G:C5'	2.48	0.41
35:BA:2117:A:O2'	35:BA:2118:U:O5'	2.35	0.41
57:BY:95:LYS:HD2	57:BY:99:CYS:O	2.20	0.41
16:AP:21:VAL:HG12	16:AP:34:GLU:O	2.20	0.41
38:BD:65:ILE:O	38:BD:65:ILE:HD13	2.21	0.41
35:BA:1486:A:O4'	35:BA:1505:C:N4	2.53	0.41
22:AV:12:U:H3	22:AV:23:A:H62	1.67	0.41
39:BE:47:VAL:HG22	39:BE:84:PHE:O	2.20	0.41
58:BZ:155:LEU:N	58:BZ:155:LEU:CD2	2.83	0.41
36:BB:77:U:P	58:BZ:19:ARG:HH22	2.43	0.41
33:B8:26:LYS:HB3	33:B8:44:LYS:HG3	2.01	0.41
16:AP:28:ARG:NH1	16:AP:29:ASP:OD2	2.54	0.41
26:B1:40:ARG:NH1	26:B1:40:ARG:HG2	2.35	0.41
35:BA:643:A:C2'	35:BA:644:A:H5'	2.51	0.41
38:BD:102:LYS:C	38:BD:103:ARG:HG2	2.40	0.41
57:BY:49:VAL:O	57:BY:50:ARG:CB	2.67	0.41
24:AY:150:ILE:O	24:AY:151:ARG:C	2.59	0.41
46:BN:45:ASN:ND2	46:BN:45:ASN:N	2.67	0.41
58:BZ:60:GLU:O	58:BZ:61:LEU:HB2	2.20	0.41
2:AB:160:ASP:O	2:AB:161:ALA:HB2	2.20	0.41
18:AR:40:LEU:HB3	18:AR:79:LEU:HD11	2.02	0.41
35:BA:664:C:H4'	35:BA:941:A:OP1	2.20	0.41
35:BA:2637:U:O2'	35:BA:2638:G:H5'	2.20	0.41
6:AF:42:GLU:HG3	6:AF:61:LEU:HD23	2.01	0.41
6:AF:42:GLU:HG3	6:AF:61:LEU:CD2	2.51	0.41
28:B3:13:ILE:HD11	35:BA:989:G:C8	2.55	0.41
38:BD:129:ASN:O	38:BD:193:VAL:HG12	2.20	0.41
35:BA:1344:G:H4'	35:BA:1384:A:C5	2.56	0.41

Continued on next page...

Continued from previous page...

Atom-1	Atom-2	Distance(Å)	Clash(Å)
9:AI:56:LEU:HB3	9:AI:57:GLY:H	1.71	0.41
1:AA:668:G:O2'	15:AO:46:HIS:CD2	2.74	0.41
2:AB:114:ARG:NH1	2:AB:141:GLU:OE2	2.54	0.41
35:BA:955:C:O2'	35:BA:956:G:C5'	2.57	0.41
2:AB:19:HIS:HE2	2:AB:206:ASP:CG	2.23	0.41
1:AA:266:G:O2'	1:AA:267:C:OP2	2.35	0.41
35:BA:1528:A:N1	35:BA:1542:A:C2	2.88	0.41
35:BA:1996:C:OP2	35:BA:1996:C:H6	2.03	0.41
35:BA:2680:C:OP2	39:BE:111:ARG:NH2	2.51	0.41
36:BB:43:C:H1'	41:BG:94:LEU:HD22	2.02	0.41
1:AA:1118:C:O2	1:AA:1179:A:C6	2.74	0.41
35:BA:20:C:O2'	35:BA:21:A:H5'	2.20	0.41
35:BA:942:G:C2'	35:BA:943:U:H5'	2.50	0.41
35:BA:1381:G:O2'	35:BA:1382:G:C5'	2.68	0.41
35:BA:1805:U:C2'	35:BA:1806:C:C5'	2.88	0.41
1:AA:1070:U:O2'	1:AA:1071:C:H5'	2.21	0.41
20:AT:14:LYS:HA	20:AT:17:ARG:NE	2.36	0.41
1:AA:1152:A:C2'	1:AA:1153:C:O5'	2.69	0.41
39:BE:77:ILE:CG2	39:BE:78:LEU:HD12	2.51	0.41
35:BA:1290:C:H6	35:BA:1290:C:O5'	2.04	0.41
1:AA:701:C:H1'	1:AA:703:G:C2	2.55	0.41
4:AD:31:CYS:O	4:AD:32:ALA:HB3	2.20	0.41
3:AC:151:VAL:O	3:AC:167:TRP:HA	2.20	0.41
24:AY:435:ASP:OD1	24:AY:437:THR:HB	2.20	0.41
35:BA:156:U:C2'	35:BA:157:U:H5'	2.50	0.41
35:BA:157:U:C2'	35:BA:158:U:H5'	2.50	0.41
24:AY:517:LEU:HD13	24:AY:563:ILE:HA	2.01	0.41
35:BA:262:A:HO2'	35:BA:263:C:H5'	1.79	0.41
35:BA:1495:A:H2'	35:BA:1495:A:N3	2.35	0.41
25:B0:19:LYS:NZ	25:B0:19:LYS:HB3	2.23	0.41
58:BZ:119:GLU:HG2	58:BZ:119:GLU:O	2.20	0.41
5:AE:50:GLU:CD	5:AE:51:VAL:H	2.24	0.41
1:AA:917:G:C2'	1:AA:918:A:H5'	2.50	0.41
35:BA:385:C:O2'	35:BA:388:G:N2	2.53	0.41
33:B8:48:PHE:HB3	33:B8:49:VAL:H	1.75	0.41
54:BV:5:VAL:CG2	54:BV:35:LEU:HB3	2.50	0.41
51:BS:83:LYS:HG2	51:BS:83:LYS:O	2.20	0.41
7:AG:152:ALA:HB1	7:AG:155:ARG:NH2	2.36	0.41
43:BJ:94:UNK:C	43:BJ:96:UNK:N	2.82	0.41
1:AA:149:A:H2'	1:AA:150:C:C6	2.55	0.41
35:BA:773:U:H4'	38:BD:47:GLY:HA3	2.01	0.41
49:BQ:66:ILE:HG13	49:BQ:66:ILE:H	1.66	0.41

Continued on next page...

Continued from previous page...

Atom-1	Atom-2	Distance(Å)	Clash(Å)
9:AI:85:LEU:C	9:AI:85:LEU:HD12	2.41	0.41
1:AA:431:A:H2'	1:AA:432:A:O4'	2.20	0.41
57:BY:31:LEU:HA	57:BY:31:LEU:HD13	1.92	0.41
44:BK:89:UNK:C	44:BK:91:UNK:N	2.82	0.41
58:BZ:12:GLY:HA2	58:BZ:36:LYS:NZ	2.35	0.41
35:BA:1692:U:O2'	35:BA:1693:U:H2'	2.20	0.41
2:AB:181:PHE:HD1	8:AH:70:GLN:HB3	1.86	0.41
43:BJ:44:UNK:O	43:BJ:48:UNK:CB	2.68	0.41
9:AI:59:PHE:CZ	9:AI:88:TYR:CE2	3.07	0.41
1:AA:1442(A):G:H2'	52:BT:122:ASP:OD2	2.21	0.41
2:AB:87:ARG:HD3	2:AB:219:VAL:CG1	2.49	0.41
48:BP:47:ASP:OD2	48:BP:49:ARG:CA	2.69	0.41
1:AA:494:U:O5'	1:AA:494:U:C6	2.59	0.41
4:AD:3:ARG:H	4:AD:3:ARG:CD	2.25	0.41
1:AA:939:G:H1	1:AA:1344:C:N4	2.13	0.41
1:AA:696:A:H1'	1:AA:786:G:O2'	2.21	0.41
35:BA:2006:C:N4	35:BA:2007:C:N4	2.68	0.41
1:AA:683:G:H3'	1:AA:684:A:C8	2.56	0.41
35:BA:747:U:O4	35:BA:2613:U:C2	2.72	0.41
2:AB:32:ILE:HD13	2:AB:40:HIS:CD2	2.55	0.41
35:BA:1748:G:H2'	35:BA:1749:A:O4'	2.20	0.41
29:B4:28:LYS:NZ	41:BG:144:ILE:HG22	2.36	0.41
29:B4:53:GLU:OE1	29:B4:54:GLY:N	2.54	0.41
41:BG:135:LEU:HD12	41:BG:135:LEU:H	1.84	0.41
35:BA:1893:C:H2'	35:BA:1894:C:O4'	2.20	0.41
52:BT:35:LYS:NZ	52:BT:41:ARG:CD	2.83	0.41
1:AA:1048:G:C6	1:AA:1210:C:N4	2.89	0.41
35:BA:962:G:H2'	35:BA:963:U:C5'	2.47	0.41
35:BA:2176:A:O2'	35:BA:2177:C:P	2.79	0.41
37:BC:11:LEU:H	37:BC:11:LEU:HD22	1.86	0.41
53:BU:112:ARG:NH2	54:BV:46:VAL:HG13	2.35	0.41
26:B1:82:LEU:HD12	26:B1:82:LEU:HA	1.82	0.41
3:AC:122:GLU:C	3:AC:124:ILE:N	2.74	0.41
3:AC:123:GLN:HE21	3:AC:123:GLN:HA	1.86	0.41
28:B3:7:LYS:CB	28:B3:34:GLU:HB3	2.49	0.41
2:AB:130:ARG:O	2:AB:131:PRO:C	2.59	0.41
36:BB:7:G:C3'	36:BB:8:U:C5'	2.99	0.41
3:AC:29:TYR:O	3:AC:30:ARG:C	2.59	0.41
38:BD:142:VAL:HG22	38:BD:143:HIS:N	2.36	0.41
38:BD:165:ILE:HA	38:BD:175:LEU:HD23	2.03	0.41
37:BC:149:ASN:O	37:BC:151:GLY:N	2.54	0.41
35:BA:361:G:H2'	35:BA:362:U:C5'	2.42	0.41

Continued on next page...

Continued from previous page...

Atom-1	Atom-2	Distance(Å)	Clash(Å)
16:AP:21:VAL:CG1	16:AP:34:GLU:HB3	2.50	0.41
1:AA:946:A:N6	1:AA:947:G:O6	2.54	0.41
35:BA:1887:C:H2'	35:BA:1888:G:C4'	2.51	0.41
35:BA:1855:G:N2	35:BA:1888:G:H1'	2.36	0.41
42:BH:11:VAL:HG13	42:BH:12:PRO:HD2	2.03	0.41
35:BA:1505:C:O4'	35:BA:1505:C:O2	2.39	0.41
9:AI:49:PRO:HG2	9:AI:81:ILE:CG2	2.43	0.41
49:BQ:32:TYR:O	49:BQ:105:GLU:CB	2.66	0.41
49:BQ:48:GLU:O	49:BQ:52:VAL:HG23	2.20	0.41
38:BD:68:LYS:HD3	38:BD:70:TRP:CZ2	2.55	0.41
35:BA:1318:C:C3'	35:BA:1319:G:H5''	2.47	0.41
47:BO:87:ILE:HD13	47:BO:93:PRO:HA	2.02	0.41
40:BF:102:PRO:HB2	40:BF:105:VAL:CG2	2.49	0.41
35:BA:2523:G:H2'	35:BA:2524:G:H5'	2.01	0.41
31:B6:6:ARG:NH1	31:B6:6:ARG:CB	2.78	0.41
1:AA:957:U:H4'	19:AS:79:THR:O	2.21	0.41
2:AB:10:LEU:CD2	2:AB:10:LEU:C	2.88	0.41
35:BA:569:U:C4	35:BA:570:G:C6	3.08	0.41
35:BA:483:A:H2'	35:BA:484:C:O4'	2.20	0.41
51:BS:101:LEU:C	51:BS:101:LEU:HD12	2.41	0.41
8:AH:1:MET:O	8:AH:2:LEU:CB	2.69	0.41
46:BN:37:LYS:HG3	46:BN:42:TRP:CZ3	2.55	0.41
24:AY:266:ASN:C	24:AY:267:LYS:HG3	2.41	0.41
35:BA:1509(B):A:H2'	35:BA:1510:G:C8	2.55	0.41
1:AA:671:G:H2'	1:AA:672:U:O4'	2.20	0.41
35:BA:2528:U:H2'	35:BA:2530:A:O5'	2.20	0.41
24:AY:635:GLU:OE2	24:AY:644:ARG:NH1	2.54	0.41
1:AA:711:G:O2'	1:AA:712:A:H5'	2.20	0.41
35:BA:749:C:O2	35:BA:1618:A:H2'	2.20	0.41
35:BA:245:G:C6	35:BA:254:G:N2	2.88	0.41
12:AL:7:ILE:O	12:AL:11:VAL:HG23	2.20	0.41
5:AE:139:LEU:HD23	5:AE:142:LEU:HD11	2.02	0.41
35:BA:2666:C:H5'	35:BA:2667:C:OP1	2.20	0.41
35:BA:1636:C:H2'	35:BA:1637:A:C8	2.55	0.41
52:BT:16:ARG:CG	52:BT:16:ARG:HH11	2.34	0.41
35:BA:1111:A:O4'	42:BH:1:MET:SD	2.79	0.41
1:AA:66:G:C6	1:AA:104:G:C2	3.09	0.41
1:AA:490:G:H2'	1:AA:491:G:O5'	2.20	0.41
1:AA:498:U:HO2'	1:AA:499:A:P	2.43	0.41
35:BA:600:G:H2'	35:BA:601:C:C6	2.54	0.41
1:AA:774:G:N2	1:AA:805:C:O2	2.54	0.41
35:BA:2011:U:OP1	55:BW:16:LYS:HD3	2.21	0.41

Continued on next page...

Continued from previous page...

Atom-1	Atom-2	Distance(Å)	Clash(Å)
35:BA:1770:G:C6	35:BA:1771:C:C4	3.08	0.41
35:BA:2606:C:C2	35:BA:2607:G:C8	3.08	0.41
30:B5:2:ALA:N	35:BA:747:U:C4	2.89	0.41
1:AA:862:C:C3'	1:AA:863:U:C5'	2.98	0.41
35:BA:257:A:H2'	35:BA:258:G:H8	1.86	0.41
1:AA:1505:G:C8	1:AA:1505:G:OP2	2.73	0.41
1:AA:1508:G:H2'	1:AA:1509:C:C6	2.56	0.41
31:B6:44:ARG:HA	31:B6:44:ARG:HD2	1.85	0.41
35:BA:2402:C:C1'	35:BA:2403:C:OP1	2.69	0.41
1:AA:1527:C:H6	1:AA:1527:C:O5'	2.03	0.41
35:BA:1599:C:HO2'	35:BA:1600:C:H5'	1.84	0.41
36:BB:22:U:H3	36:BB:61:G:H1	1.68	0.41
53:BU:112:ARG:NH1	54:BV:46:VAL:CG1	2.83	0.41
42:BH:92:ILE:C	42:BH:94:TYR:H	2.23	0.41
1:AA:1030(A):G:C6	1:AA:1030(B):C:N4	2.89	0.41
24:AY:137:ASN:HD22	24:AY:138:LYS:H	1.59	0.41
24:AY:31:ARG:HD2	24:AY:263:ALA:O	2.20	0.41
1:AA:999:C:O2'	1:AA:1000:U:H5'	2.20	0.41
40:BF:19:GLU:HA	40:BF:24:LEU:HD21	2.02	0.41
1:AA:878:G:C5'	8:AH:89:PRO:HG2	2.51	0.41
58:BZ:96:VAL:O	58:BZ:127:LYS:HA	2.20	0.41
57:BY:45:VAL:HG11	57:BY:60:PHE:HB3	2.02	0.41
12:AL:18:VAL:O	12:AL:19:ARG:CB	2.68	0.41
50:BR:10:LEU:HB2	50:BR:11:ASN:H	1.52	0.41
2:AB:42:ILE:CD1	2:AB:202:PRO:C	2.89	0.41
26:B1:26:ARG:O	26:B1:27:GLU:C	2.59	0.41
10:AJ:78:ASN:ND2	10:AJ:80:LYS:H	2.06	0.41
42:BH:5:GLY:HA2	42:BH:69:ARG:CB	2.50	0.41
49:BQ:75:THR:HG23	49:BQ:76:LYS:N	2.34	0.41
27:B2:7:ARG:NH2	35:BA:102:G:OP1	2.53	0.41
35:BA:2153:G:H2'	35:BA:2153:G:N3	2.34	0.41
9:AI:17:VAL:HG11	9:AI:80:GLY:C	2.41	0.41
40:BF:78:ILE:HG13	40:BF:78:ILE:O	2.20	0.41
58:BZ:20:ARG:NH1	58:BZ:20:ARG:CB	2.84	0.41
42:BH:70:THR:O	42:BH:74:ASN:ND2	2.52	0.41
1:AA:538:G:H2'	1:AA:539:A:C8	2.56	0.41
35:BA:2836:U:O5'	35:BA:2836:U:H6	2.02	0.41
3:AC:191:THR:HG21	3:AC:193:TYR:CE1	2.55	0.41
52:BT:34:VAL:HA	52:BT:39:ARG:HA	2.03	0.41
1:AA:958:A:C6	1:AA:959:A:N1	2.89	0.41
2:AB:9:GLU:CD	2:AB:9:GLU:N	2.74	0.41
29:B4:61:ARG:N	29:B4:61:ARG:NH1	2.69	0.41

Continued on next page...

Continued from previous page...

Atom-1	Atom-2	Distance(Å)	Clash(Å)
3:AC:69:HIS:HA	3:AC:104:GLN:HB2	2.02	0.41
24:AY:150:ILE:CD1	24:AY:163:VAL:HG22	2.51	0.41
39:BE:103:ASP:CG	39:BE:201:THR:HA	2.41	0.41
35:BA:1386:C:H2'	35:BA:1387:C:C6	2.56	0.41
8:AH:72:PRO:O	8:AH:73:ASP:CB	2.69	0.41
35:BA:2320:A:N3	35:BA:2320:A:H2'	2.36	0.41
45:BL:81:UNK:C	45:BL:83:UNK:N	2.84	0.41
35:BA:1750:G:O2'	35:BA:1751:C:H5'	2.20	0.41
1:AA:409:G:OP1	4:AD:22:LYS:O	2.38	0.41
44:BK:107:UNK:O	44:BK:108:UNK:C	2.68	0.41
35:BA:2553:G:O5'	35:BA:2553:G:H8	2.04	0.41
42:BH:105:LEU:HD23	42:BH:105:LEU:H	1.84	0.41
35:BA:1790:C:H5''	35:BA:1791:A:OP1	2.20	0.41
10:AJ:47:PHE:CE2	14:AN:37:PHE:HE2	2.38	0.41
35:BA:2577:A:H5''	35:BA:2578:G:H5'	2.02	0.41
17:AQ:74:LEU:HD13	17:AQ:74:LEU:C	2.41	0.41
36:BB:35:U:O2'	36:BB:36:C:H5'	2.21	0.41
47:BO:104:ARG:NH2	52:BT:33:LYS:HE3	2.31	0.41
48:BP:111:ARG:HA	48:BP:128:HIS:CD2	2.56	0.41
35:BA:2355:C:C4	35:BA:2356:C:C4	3.08	0.41
35:BA:247:G:H1'	35:BA:251:A:H62	1.86	0.41
1:AA:198:G:O2'	1:AA:199:G:OP2	2.38	0.41
35:BA:600:G:C2'	35:BA:601:C:C5'	2.98	0.41
25:B0:24:LYS:HA	25:B0:24:LYS:HD3	1.89	0.41
7:AG:22:LEU:C	7:AG:24:THR:N	2.74	0.41
7:AG:24:THR:O	7:AG:25:ALA:C	2.59	0.41
1:AA:592:G:N3	1:AA:593:G:C8	2.89	0.41
1:AA:323:U:H6	1:AA:323:U:O5'	2.03	0.41
35:BA:27:G:O2'	35:BA:28:A:OP2	2.30	0.41
35:BA:2612:C:C2'	35:BA:2613:U:H5'	2.51	0.41
19:AS:60:VAL:O	19:AS:60:VAL:HG13	2.20	0.41
41:BG:56:ALA:HB2	41:BG:153:ARG:NH1	2.36	0.41
41:BG:67:LYS:HG2	41:BG:68:PRO:O	2.20	0.41
33:B8:62:LEU:C	33:B8:64:TYR:N	2.74	0.41
35:BA:1144:G:H2'	35:BA:1145:C:H6	1.84	0.41
51:BS:66:ALA:O	51:BS:69:VAL:HG12	2.20	0.41
58:BZ:182:LYS:O	58:BZ:183:LEU:HB3	2.21	0.41
35:BA:1817:G:OP2	38:BD:88:ARG:NH2	2.50	0.41
38:BD:266:SER:C	38:BD:267:SER:O	2.59	0.41
40:BF:8:GLN:O	40:BF:10:PRO:N	2.53	0.41
40:BF:8:GLN:CB	40:BF:126:VAL:HA	2.44	0.41
40:BF:126:VAL:HG22	40:BF:195:ASP:HA	2.02	0.41

Continued on next page...

Continued from previous page...

Atom-1	Atom-2	Distance(Å)	Clash(Å)
1:AA:1385:G:H2'	1:AA:1386:G:O5'	2.21	0.41
40:BF:19:GLU:CA	40:BF:24:LEU:HD21	2.51	0.41
10:AJ:76:ASN:HA	10:AJ:77:PRO:HD2	1.96	0.41
29:B4:55:ARG:O	29:B4:56:VAL:C	2.57	0.41
35:BA:2131:G:C5'	35:BA:2133:A:O4'	2.69	0.41
24:AY:546:ILE:HG12	24:AY:590:ILE:HG12	2.02	0.41
25:B0:7:LEU:HB3	49:BQ:85:LYS:CG	2.46	0.41
39:BE:68:ALA:O	39:BE:70:ALA:N	2.54	0.41
49:BQ:133:ARG:O	49:BQ:137:TYR:HE2	2.04	0.41
46:BN:73:THR:CG2	46:BN:82:LEU:HD11	2.50	0.41
39:BE:203:LYS:CD	39:BE:203:LYS:C	2.88	0.41
48:BP:70:GLN:HB3	48:BP:72:PRO:HD2	2.02	0.41
11:AK:21:ILE:CD1	11:AK:21:ILE:N	2.83	0.41
1:AA:960:U:O2'	1:AA:1223:C:C5'	2.68	0.41
24:AY:438:PHE:CE1	24:AY:451:ILE:CG1	3.04	0.41
40:BF:185:ASP:HA	40:BF:188:ARG:CD	2.50	0.41
24:AY:459:LEU:CD1	24:AY:459:LEU:H	2.32	0.41
53:BU:82:GLY:O	53:BU:86:ALA:N	2.41	0.41
1:AA:530:G:H3'	1:AA:531:U:H5'	2.01	0.41
1:AA:892:A:C2	1:AA:907:A:C4	3.09	0.41
13:AM:29:ARG:O	13:AM:30:ALA:C	2.59	0.41
49:BQ:29:PHE:HB3	49:BQ:65:PHE:CD2	2.55	0.41
1:AA:269:C:H2'	1:AA:270:A:H8	1.86	0.41
35:BA:380:U:O2'	35:BA:381:G:H5'	2.20	0.41
42:BH:107:VAL:O	42:BH:152:ARG:NE	2.51	0.41
35:BA:732:C:H2'	35:BA:733:G:O4'	2.21	0.41
1:AA:307:C:C5	1:AA:308:C:C5	3.08	0.41
37:BC:117:THR:HG22	37:BC:118:PRO:CA	2.42	0.41
1:AA:490:G:C2'	1:AA:491:G:O5'	2.69	0.41
31:B6:8:LYS:HE3	31:B6:25:LYS:CD	2.51	0.41
31:B6:27:LYS:O	31:B6:28:ARG:C	2.59	0.41
35:BA:917:A:H2'	35:BA:918:A:O4'	2.20	0.41
1:AA:593:G:H1	1:AA:646:U:H3	1.68	0.41
2:AB:58:ILE:CG2	2:AB:222:ILE:CD1	2.99	0.41
35:BA:30:G:H2'	35:BA:31:C:H6	1.75	0.41
35:BA:1994:C:H2'	35:BA:1995:U:H5'	2.03	0.41
29:B4:2:LYS:HD3	29:B4:2:LYS:C	2.41	0.41
41:BG:103:LEU:HD13	41:BG:107:LEU:HB2	2.03	0.41
41:BG:77:ILE:HD11	41:BG:82:LEU:HD12	2.03	0.41
35:BA:1589:C:H2'	35:BA:1590:U:C6	2.56	0.41
51:BS:96:GLY:O	51:BS:98:VAL:N	2.52	0.41
1:AA:1073:U:H2'	1:AA:1074:G:H8	1.86	0.41

Continued on next page...

Continued from previous page...

Atom-1	Atom-2	Distance(Å)	Clash(Å)
40:BF:59:TYR:HE2	40:BF:85:GLY:O	2.04	0.41
1:AA:1149:C:P	9:AI:9:ARG:NH1	2.94	0.41
1:AA:1003:G:O2'	1:AA:1004:A:O5'	2.29	0.41
40:BF:110:LEU:O	40:BF:114:VAL:HG23	2.21	0.41
35:BA:115:C:H2'	35:BA:116:C:H6	1.84	0.41
4:AD:31:CYS:C	4:AD:33:MET:N	2.74	0.41
44:BK:48:UNK:O	44:BK:50:UNK:N	2.54	0.41
1:AA:356:A:C1'	1:AA:368:U:O2'	2.67	0.41
35:BA:1092:C:H2'	35:BA:1093:G:H5'	2.02	0.41
15:AO:39:LEU:HD13	15:AO:56:LEU:CD2	2.51	0.41
48:BP:13:ASN:HB3	48:BP:14:LYS:H	1.49	0.41
42:BH:56:SER:HB2	42:BH:61:HIS:CE1	2.55	0.41
12:AL:86:ARG:HB2	12:AL:101:VAL:HG23	2.03	0.41
1:AA:955:U:H4'	19:AS:85:LYS:O	2.20	0.41
46:BN:10:GLU:CD	46:BN:11:PRO:HD2	2.40	0.41
1:AA:872:A:N3	1:AA:872:A:H2'	2.35	0.41
35:BA:1047:G:C2'	35:BA:1110:G:H21	2.31	0.41
49:BQ:28:ALA:O	49:BQ:29:PHE:HD1	2.03	0.41
35:BA:2584:U:H2'	35:BA:2585:U:H5'	2.03	0.41
1:AA:269:C:H2'	1:AA:270:A:C8	2.56	0.41
11:AK:79:SER:HB2	11:AK:106:LYS:HG3	2.03	0.41
1:AA:175:C:H2'	1:AA:176:C:C6	2.54	0.41
49:BQ:25:ASP:OD2	58:BZ:78:LYS:HD3	2.20	0.41
40:BF:30:PRO:O	40:BF:31:HIS:C	2.59	0.41
35:BA:1472:A:C2'	35:BA:1473:G:H5'	2.51	0.41
35:BA:1569:A:O5'	38:BD:59:LYS:NZ	2.53	0.41
55:BW:43:GLY:O	55:BW:44:ALA:C	2.58	0.41
1:AA:1226:C:H4'	19:AS:80:TYR:CZ	2.55	0.41
1:AA:1059:C:O3'	14:AN:45:ARG:NH2	2.53	0.41
24:AY:367:GLU:O	24:AY:367:GLU:HG2	2.21	0.41
57:BY:20:TYR:N	57:BY:20:TYR:CD1	2.89	0.41
35:BA:2097:C:H2'	35:BA:2098:U:O4'	2.21	0.41
35:BA:1360:A:C8	35:BA:1361:G:C8	3.09	0.41
16:AP:81:ARG:HD3	16:AP:83:GLU:OE2	2.21	0.41
7:AG:140:ASP:C	7:AG:142:GLU:N	2.71	0.41
2:AB:82:ARG:NH1	2:AB:86:GLU:OE2	2.53	0.41
48:BP:48:PRO:C	48:BP:50:ARG:N	2.74	0.41
37:BC:129:GLY:HA3	37:BC:138:LEU:HD12	2.02	0.41
37:BC:117:THR:HG23	37:BC:119:ASP:N	2.32	0.41
49:BQ:16:ARG:NH1	49:BQ:16:ARG:CG	2.82	0.41
35:BA:958:U:C3'	35:BA:958:U:C6	3.04	0.41
4:AD:4:TYR:HE2	4:AD:7:PRO:O	2.03	0.41

Continued on next page...

Continued from previous page...

Atom-1	Atom-2	Distance(Å)	Clash(Å)
35:BA:637:A:C2	35:BA:652:C:H5'	2.56	0.41
35:BA:1595:G:O2'	35:BA:1596:A:H5'	2.21	0.41
1:AA:1372:U:H2'	1:AA:1373:G:C8	2.54	0.41
35:BA:49:A:C4'	35:BA:50:U:OP2	2.57	0.41
1:AA:105:G:C6	1:AA:106:C:C4	3.09	0.41
1:AA:106:C:O5'	1:AA:106:C:H6	2.03	0.41
1:AA:109:A:N3	1:AA:109:A:H5''	2.36	0.41
35:BA:522:G:C6	35:BA:523:C:C4	3.09	0.41
35:BA:1819:A:OP1	38:BD:158:ALA:HB3	2.20	0.41
1:AA:683:G:H2'	1:AA:684:A:C8	2.56	0.41
35:BA:1445:A:C8	35:BA:1460:A:N3	2.87	0.41
35:BA:1720:U:H2'	35:BA:1721:G:C5'	2.19	0.41
35:BA:1297:C:O2'	35:BA:1298:C:C5'	2.44	0.41
35:BA:28:A:C5	35:BA:29:U:C5	3.09	0.41
35:BA:1224:C:C4	35:BA:1225:G:C6	3.08	0.41
1:AA:302:G:O2'	1:AA:556:C:H5''	2.20	0.41
35:BA:1777:U:C2'	35:BA:1778:U:H5'	2.50	0.41
1:AA:1507:A:C2	1:AA:1508:G:C4	3.09	0.41
19:AS:17:GLU:C	19:AS:19:VAL:N	2.73	0.41
19:AS:61:TYR:O	19:AS:62:ILE:C	2.59	0.41
19:AS:60:VAL:O	19:AS:62:ILE:HG22	2.21	0.41
19:AS:42:PRO:HB3	19:AS:67:VAL:HG11	2.01	0.41
41:BG:45:GLU:N	41:BG:45:GLU:OE1	2.54	0.41
9:AI:53:VAL:O	9:AI:55:ALA:N	2.53	0.41
48:BP:29:LYS:CD	48:BP:29:LYS:N	2.82	0.41
35:BA:964:C:O5'	35:BA:964:C:H6	2.04	0.41
1:AA:89:C:N3	1:AA:90:U:H5	2.18	0.41
1:AA:114:U:O5'	1:AA:114:U:C6	2.65	0.41
35:BA:1215:G:H2'	35:BA:1216:G:H5'	2.00	0.41
1:AA:1314:C:H5	19:AS:6:LYS:NZ	2.16	0.41
37:BC:11:LEU:CD1	37:BC:33:LEU:HA	2.50	0.41
54:BV:46:VAL:HG13	54:BV:46:VAL:O	2.21	0.41
54:BV:45:THR:O	54:BV:46:VAL:C	2.59	0.41
35:BA:1375:C:O5'	35:BA:1375:C:H6	2.04	0.41
58:BZ:153:SER:HB2	58:BZ:167:PRO:HG2	2.02	0.41
15:AO:87:ILE:CG2	15:AO:88:ARG:N	2.65	0.41
40:BF:8:GLN:HB3	40:BF:126:VAL:CA	2.47	0.41
35:BA:469:G:C2'	35:BA:470:A:H5''	2.51	0.41
12:AL:27:LEU:HB2	12:AL:62:SER:HB2	2.03	0.41
38:BD:231:HIS:CD2	38:BD:249:PRO:HB3	2.56	0.41
35:BA:328:U:H4'	57:BY:68:HIS:CE1	2.56	0.41
1:AA:1384:C:H2'	1:AA:1385:G:C5'	2.44	0.41

Continued on next page...

Continued from previous page...

Atom-1	Atom-2	Distance(Å)	Clash(Å)
1:AA:1267:C:O2'	1:AA:1268:A:O5'	2.38	0.41
1:AA:185:A:C5	1:AA:186:C:N4	2.89	0.41
35:BA:2070:G:H2'	35:BA:2071:A:C8	2.55	0.41
1:AA:702:A:N6	35:BA:1846:G:OP1	2.54	0.41
35:BA:332:A:N1	35:BA:335:C:C5	2.88	0.41
52:BT:4:GLY:O	52:BT:8:LYS:HB2	2.20	0.41
39:BE:9:VAL:HG23	52:BT:4:GLY:CA	2.42	0.41
40:BF:4:VAL:HG11	40:BF:17:ARG:NE	2.36	0.41
35:BA:1057:A:H2'	35:BA:1058:G:H8	1.86	0.41
42:BH:155:SER:O	42:BH:157:TYR:N	2.54	0.41
24:AY:107:VAL:HG12	24:AY:108:PHE:N	2.35	0.41
24:AY:529:ILE:HD11	24:AY:534:ILE:HD12	2.03	0.41
1:AA:673:G:H2'	1:AA:674:G:H8	1.73	0.41
35:BA:2133:A:H1'	35:BA:2157:G:N2	2.35	0.41
54:BV:3:ALA:HB2	54:BV:99:ILE:HG21	2.02	0.41
50:BR:117:VAL:O	50:BR:118:GLU:HB2	2.21	0.41
24:AY:530:VAL:O	24:AY:532:GLY:N	2.53	0.41
38:BD:130:ALA:HB2	38:BD:192:THR:HB	2.03	0.41
1:AA:563:A:H2	12:AL:15:ARG:NH2	2.19	0.41
24:AY:181:LEU:HD21	24:AY:243:VAL:CG2	2.51	0.41
24:AY:100:VAL:HG13	24:AY:101:LEU:N	2.35	0.41
13:AM:116:THR:HG22	13:AM:117:VAL:N	2.31	0.41
35:BA:266:G:H2'	35:BA:267:C:O5'	2.21	0.41
22:AV:9:A:C2	22:AV:46:G:C6	3.09	0.41
35:BA:405:U:O4'	35:BA:405:U:O2	2.39	0.41
24:AY:461:ILE:HD12	24:AY:461:ILE:C	2.41	0.41
49:BQ:21:THR:CG2	49:BQ:23:GLY:O	2.67	0.41
25:B0:46:LYS:HA	25:B0:47:PRO:HD3	1.93	0.41
24:AY:356:LEU:O	24:AY:356:LEU:HD23	2.21	0.41
50:BR:85:PRO:C	50:BR:87:TYR:H	2.25	0.41
41:BG:166:ASP:O	41:BG:170:ARG:HB3	2.21	0.41
36:BB:50:G:OP2	51:BS:62:LYS:CB	2.69	0.41
42:BH:37:VAL:CG1	42:BH:38:SER:N	2.83	0.41
17:AQ:65:ILE:N	17:AQ:65:ILE:CD1	2.83	0.41
42:BH:103:LEU:HD23	42:BH:148:ILE:HD12	2.03	0.41
49:BQ:62:GLY:HA3	49:BQ:109:VAL:HG22	2.03	0.41
1:AA:1452:C:H5'	1:AA:1457:G:C8	2.56	0.41
1:AA:1036:G:H2'	1:AA:1036:G:N3	2.36	0.41
37:BC:194:ILE:CD1	37:BC:227:PRO:CB	2.99	0.41
35:BA:1188:U:C5'	54:BV:79:VAL:HG13	2.51	0.41
20:AT:36:LEU:HD12	20:AT:55:ILE:HG23	2.02	0.41
24:AY:689:LYS:CG	24:AY:690:GLY:N	2.83	0.41

Continued on next page...

Continued from previous page...

Atom-1	Atom-2	Distance(Å)	Clash(Å)
6:AF:37:VAL:CG1	6:AF:38:GLU:N	2.84	0.41
1:AA:1132:C:C4	1:AA:1133:G:C6	3.08	0.41
57:BY:46:LYS:HB3	57:BY:62:GLU:HG3	2.03	0.41
24:AY:74:TRP:CE2	24:AY:273:LEU:HB3	2.55	0.41
11:AK:15:ALA:HB1	11:AK:78:GLN:CG	2.51	0.41
35:BA:1288:U:C2	35:BA:1327:C:C2	3.09	0.41
33:B8:38:GLY:O	33:B8:42:ARG:CB	2.69	0.41
1:AA:203:U:H6	1:AA:203:U:OP2	2.03	0.41
35:BA:1510:G:O2'	35:BA:1511:C:H5'	2.21	0.41
5:AE:36:ASP:O	5:AE:38:GLN:HG2	2.21	0.41
28:B3:18:ASP:N	28:B3:18:ASP:OD1	2.53	0.41
35:BA:337:C:H2'	35:BA:338:G:O4'	2.21	0.41
38:BD:238:GLY:O	38:BD:239:ARG:O	2.39	0.41
39:BE:137:HIS:HB3	39:BE:138:PRO:HD2	2.03	0.41
35:BA:1362:C:O2'	35:BA:1363:C:H5'	2.21	0.41
9:AI:122:ALA:HB1	9:AI:123:PRO:HD2	2.03	0.41
54:BV:89:GLN:OE1	54:BV:89:GLN:HA	2.21	0.41
16:AP:43:LYS:HG3	16:AP:48:TRP:CD2	2.56	0.41
58:BZ:24:LEU:HA	58:BZ:25:PRO:HD2	1.96	0.41
1:AA:1055:A:H2'	3:AC:156:ARG:HD2	2.03	0.41
11:AK:18:ARG:O	11:AK:32:ILE:HA	2.21	0.41
52:BT:19:LEU:HA	52:BT:20:PRO:HD3	1.74	0.41
52:BT:42:ILE:HD13	52:BT:83:ILE:HD13	2.03	0.41
52:BT:55:ASN:H	52:BT:59:THR:HG22	1.86	0.41
1:AA:312:C:H2'	1:AA:313:A:O5'	2.21	0.41
35:BA:2712:U:O2'	35:BA:2712(A):A:O5'	2.39	0.41
57:BY:28:LYS:CA	57:BY:39:VAL:H	2.32	0.41
35:BA:1992:G:C2	35:BA:1997:G:C6	3.08	0.41
29:B4:1:MET:HB2	36:BB:39:A:C6	2.56	0.41
41:BG:36:LYS:HG2	41:BG:37:VAL:N	2.36	0.41
35:BA:1892:C:O2'	35:BA:1893:C:C5'	2.58	0.41
1:AA:1526:G:O2'	1:AA:1527:C:C5'	2.42	0.41
1:AA:961:U:O2'	1:AA:962:C:O5'	2.38	0.41
1:AA:1314:C:H5	19:AS:6:LYS:HE2	1.85	0.41
54:BV:51:VAL:CG1	54:BV:52:VAL:N	2.80	0.41
28:B3:56:VAL:HG12	28:B3:57:GLU:N	2.36	0.41
35:BA:1766:U:H2'	35:BA:1767:C:H6	1.86	0.41
1:AA:1003:G:N2	1:AA:1004:A:H1'	2.35	0.41
35:BA:271(N):U:P	35:BA:271(N):U:H6	2.44	0.41
8:AH:92:ARG:HD2	8:AH:92:ARG:HA	1.78	0.41
25:B0:49:LYS:O	25:B0:80:HIS:HB3	2.20	0.41
54:BV:24:LYS:HA	54:BV:92:THR:CG2	2.36	0.41

Continued on next page...

Continued from previous page...

Atom-1	Atom-2	Distance(Å)	Clash(Å)
2:AB:127:ILE:CD1	2:AB:135:GLN:NE2	2.84	0.41
35:BA:156:U:H2'	35:BA:157:U:C5'	2.51	0.41
42:BH:53:GLU:CG	42:BH:54:ARG:N	2.84	0.41
1:AA:718:G:H5'	11:AK:117:ASN:CG	2.40	0.41
11:AK:116:HIS:O	11:AK:117:ASN:HB2	2.21	0.41
22:AV:43:C:O2	22:AV:43:C:O5'	2.38	0.41
35:BA:850:C:O2'	35:BA:851:U:H5'	2.21	0.41
37:BC:44:VAL:HG23	37:BC:176:VAL:CG2	2.51	0.41
35:BA:2318:G:C2'	35:BA:2319:G:OP1	2.69	0.41
30:B5:7:PRO:HA	35:BA:2615:U:C2	2.56	0.41
1:AA:471:G:C6	1:AA:472:A:C5	3.09	0.41
30:B5:19:ARG:HH12	35:BA:1265:A:H3'	1.86	0.41
4:AD:106:TYR:C	4:AD:108:LEU:N	2.73	0.41
1:AA:1258:G:H2'	1:AA:1259:C:H6	1.85	0.41
35:BA:733:G:C8	35:BA:761:A:N6	2.88	0.41
1:AA:731:G:H5'	1:AA:766:A:H4'	2.03	0.41
25:B0:82:ARG:HB3	25:B0:82:ARG:HE	1.69	0.41
25:B0:17:GLN:HA	25:B0:17:GLN:NE2	2.34	0.41
16:AP:80:PHE:CD1	16:AP:80:PHE:N	2.89	0.41
1:AA:782:A:O3'	1:AA:1515:C:H4'	2.21	0.41
35:BA:803:U:O2'	35:BA:804:A:H5'	2.21	0.41
47:BO:107:ARG:HD3	52:BT:36:GLU:CD	2.42	0.40
48:BP:125:VAL:HG13	48:BP:125:VAL:O	2.21	0.40
37:BC:129:GLY:CA	37:BC:138:LEU:HD12	2.51	0.40
37:BC:135:ARG:O	37:BC:137:LEU:HG	2.20	0.40
1:AA:495:A:C4'	1:AA:496:A:C5'	2.67	0.40
1:AA:594:G:C2'	1:AA:595:G:H5'	2.50	0.40
1:AA:652:U:C2	1:AA:752:G:N2	2.89	0.40
35:BA:37:C:C2'	35:BA:38:A:C5'	2.97	0.40
35:BA:1779:U:C3'	35:BA:1779:U:C6	3.04	0.40
35:BA:1661:G:C6	35:BA:2000:G:C6	3.10	0.40
27:B2:10:LEU:HD13	35:BA:78:A:P	2.60	0.40
35:BA:258:G:H2'	35:BA:259:G:H5'	2.02	0.40
35:BA:1137:G:C2'	35:BA:1138:G:C5'	2.96	0.40
29:B4:40:HIS:HA	29:B4:45:GLY:HA3	2.03	0.40
35:BA:1022:G:C6	35:BA:1141:U:C5	3.09	0.40
1:AA:1256:A:H5'	1:AA:1257:U:OP1	2.21	0.40
42:BH:30:LYS:HG3	42:BH:81:GLU:H	1.86	0.40
52:BT:35:LYS:NZ	52:BT:41:ARG:NE	2.69	0.40
35:BA:1804:C:H2'	35:BA:1805:U:H5'	2.04	0.40
35:BA:1805:U:H5''	38:BD:250:TRP:CD2	2.56	0.40
46:BN:3:THR:O	46:BN:4:TYR:CG	2.74	0.40

Continued on next page...

Continued from previous page...

Atom-1	Atom-2	Distance(Å)	Clash(Å)
54:BV:47:VAL:HG21	54:BV:50:PRO:O	2.21	0.40
40:BF:129:PHE:CD2	40:BF:163:VAL:HG21	2.57	0.40
55:BW:1:MET:HB3	55:BW:64:MET:HE2	2.02	0.40
20:AT:69:GLY:O	20:AT:73:HIS:HD2	2.02	0.40
35:BA:146:G:H8	35:BA:146:G:C5'	2.29	0.40
26:B1:53:VAL:O	26:B1:54:ALA:C	2.59	0.40
35:BA:271(N):U:P	35:BA:271(N):U:C6	3.14	0.40
1:AA:1193:G:OP2	3:AC:167:TRP:HZ3	2.04	0.40
14:AN:59:ALA:O	14:AN:60:SER:HB2	2.20	0.40
35:BA:1060:U:O2'	35:BA:1061:U:P	2.78	0.40
31:B6:51:GLU:O	31:B6:52:VAL:CB	2.68	0.40
1:AA:1125:U:H5	10:AJ:73:ASP:OD2	2.04	0.40
24:AY:238:THR:O	24:AY:240:GLU:N	2.54	0.40
26:B1:3:LYS:CB	26:B1:61:ARG:HH21	2.33	0.40
37:BC:54:ARG:CZ	37:BC:55:SER:O	2.69	0.40
39:BE:72:VAL:O	39:BE:72:VAL:HG12	2.20	0.40
55:BW:26:GLY:N	55:BW:71:VAL:CG2	2.84	0.40
42:BH:66:GLY:O	42:BH:67:LEU:C	2.59	0.40
35:BA:2807:G:H3'	35:BA:2808:U:C5'	2.41	0.40
1:AA:59:A:H2'	1:AA:59:A:N3	2.37	0.40
1:AA:1363:C:H5'	1:AA:1363(A):A:O5'	2.20	0.40
14:AN:12:ARG:HB2	14:AN:12:ARG:NH1	2.36	0.40
35:BA:9:U:O2'	35:BA:10:G:O5'	2.35	0.40
35:BA:7:G:H2'	35:BA:8:A:H8	1.85	0.40
24:AY:8:ASP:O	24:AY:9:LEU:CB	2.69	0.40
35:BA:154:G:H1	35:BA:172:C:H42	1.69	0.40
38:BD:210:GLY:C	38:BD:212:SER:H	2.22	0.40
35:BA:2523:G:C2'	35:BA:2524:G:C5'	2.97	0.40
36:BB:13:A:HO2'	36:BB:14:U:H3'	1.82	0.40
53:BU:39:LEU:HA	53:BU:39:LEU:HD23	1.94	0.40
36:BB:111:G:C2'	36:BB:112:U:H5'	2.50	0.40
44:BK:126:UNK:C	44:BK:128:UNK:N	2.82	0.40
8:AH:101:PRO:HG2	8:AH:133:LEU:HD21	2.02	0.40
1:AA:604:G:O2'	1:AA:605:U:H5'	2.22	0.40
11:AK:124:LYS:NZ	11:AK:125:PHE:CE1	2.88	0.40
1:AA:174:C:H2'	1:AA:175:C:C6	2.56	0.40
4:AD:60:GLU:O	4:AD:63:LYS:HB3	2.20	0.40
1:AA:434:U:H2'	1:AA:435:C:C6	2.56	0.40
35:BA:1344:G:H5'	35:BA:1384:A:C6	2.56	0.40
17:AQ:60:ILE:HG21	17:AQ:74:LEU:HD23	2.02	0.40
35:BA:2881:C:O2'	35:BA:2882:A:H5'	2.20	0.40
20:AT:63:ILE:HG22	20:AT:77:ALA:HB1	2.04	0.40

Continued on next page...

Continued from previous page...

Atom-1	Atom-2	Distance(Å)	Clash(Å)
35:BA:2629:A:H5'	35:BA:2629:A:N3	2.36	0.40
35:BA:1506:C:O2	35:BA:1506:C:H2'	2.20	0.40
54:BV:97:LYS:HD3	54:BV:97:LYS:HA	1.89	0.40
35:BA:608:A:H2'	35:BA:609:A:C8	2.57	0.40
37:BC:141:PRO:O	37:BC:143:ALA:N	2.46	0.40
1:AA:658:G:O2'	1:AA:659:U:H5'	2.21	0.40
30:B5:47:PRO:HG2	30:B5:48:GLU:H	1.85	0.40
52:BT:33:LYS:NZ	52:BT:43:GLN:NE2	2.68	0.40
1:AA:951:G:C6	1:AA:1231:G:C5	3.09	0.40
1:AA:951:G:C5	1:AA:1231:G:C6	3.10	0.40
37:BC:98:GLU:O	37:BC:99:GLU:C	2.59	0.40
1:AA:443:C:H2'	1:AA:444:C:C6	2.56	0.40
35:BA:1415:U:HO2'	35:BA:1417:C:P	2.43	0.40
35:BA:860:U:C5	35:BA:917:A:N7	2.82	0.40
7:AG:15:ASP:OD1	7:AG:16:LEU:N	2.54	0.40
1:AA:46:G:H2'	1:AA:366:C:C4	2.55	0.40
35:BA:2752:C:H2'	35:BA:2753:A:H5'	2.03	0.40
2:AB:185:ILE:HG23	2:AB:199:TYR:O	2.22	0.40
33:B8:62:LEU:H	33:B8:62:LEU:HG	1.69	0.40
31:B6:15:GLU:OE1	31:B6:18:ARG:HG2	2.21	0.40
35:BA:16:G:H2'	35:BA:17:G:C5'	2.50	0.40
35:BA:2403:C:H2'	35:BA:2404:C:H5'	2.03	0.40
24:AY:17:ILE:O	24:AY:84:THR:HB	2.21	0.40
51:BS:33:LYS:HB3	51:BS:34:HIS:HD2	1.86	0.40
1:AA:1048:G:C2	1:AA:1050:G:C5	3.10	0.40
35:BA:1009:A:H5'	53:BU:59:ARG:HD3	2.03	0.40
42:BH:90:LYS:HD2	42:BH:163:TYR:CE1	2.55	0.40
5:AE:91:LEU:HD12	5:AE:91:LEU:HA	1.87	0.40
35:BA:1765:C:H2'	35:BA:1766:U:H6	1.86	0.40
1:AA:1149:C:OP2	9:AI:9:ARG:NH1	2.53	0.40
35:BA:145:G:C2'	35:BA:146:G:C5'	2.82	0.40
4:AD:32:ALA:C	4:AD:34:GLU:H	2.23	0.40
25:B0:69:PHE:CE2	25:B0:79:VAL:CG2	3.03	0.40
28:B3:31:LEU:HD23	28:B3:31:LEU:HA	1.85	0.40
29:B4:56:VAL:CG2	29:B4:57:GLU:N	2.80	0.40
35:BA:2038:G:H2'	35:BA:2039:C:O4'	2.21	0.40
3:AC:40:ARG:HG2	3:AC:55:VAL:HG11	2.03	0.40
25:B0:21:LEU:HD11	25:B0:41:ARG:HG2	2.02	0.40
26:B1:11:ARG:NH1	26:B1:11:ARG:CG	2.81	0.40
1:AA:1496:C:O5'	1:AA:1496:C:H6	2.04	0.40
35:BA:1697:G:C2'	35:BA:1698:A:OP1	2.69	0.40
35:BA:1131:G:N2	46:BN:73:THR:CG2	2.84	0.40

Continued on next page...

Continued from previous page...

Atom-1	Atom-2	Distance(Å)	Clash(Å)
35:BA:389:G:C6	48:BP:70:GLN:HG3	2.55	0.40
35:BA:1503:U:C2	35:BA:1504:C:C5	3.10	0.40
9:AI:79:LEU:HD13	9:AI:83:ARG:HD2	2.02	0.40
8:AH:23:SER:HB2	8:AH:61:VAL:O	2.22	0.40
50:BR:76:VAL:O	50:BR:79:LEU:HB3	2.22	0.40
24:AY:343:ASN:C	24:AY:343:ASN:ND2	2.74	0.40
41:BG:83:ARG:HB2	41:BG:84:LYS:H	1.51	0.40
11:AK:82:VAL:CG1	11:AK:108:ILE:HA	2.48	0.40
44:BK:95:UNK:O	44:BK:96:UNK:O	2.38	0.40
56:BX:13:LEU:O	56:BX:14:SER:HB3	2.21	0.40
35:BA:118:A:OP1	35:BA:119:A:H5''	2.21	0.40
35:BA:2297:C:O2'	35:BA:2298:A:H5'	2.21	0.40
15:AO:61:GLY:O	15:AO:65:ARG:HG2	2.22	0.40
1:AA:1434:A:H2'	1:AA:1435:G:O4'	2.21	0.40
39:BE:1:MET:O	39:BE:2:LYS:O	2.40	0.40
1:AA:995:C:O2'	1:AA:996:A:P	2.80	0.40
1:AA:995:C:HO2'	1:AA:996:A:P	2.44	0.40
16:AP:53:VAL:O	16:AP:57:ARG:HG3	2.21	0.40
35:BA:2771:C:H2'	35:BA:2772:C:C6	2.55	0.40
1:AA:600:C:H2'	1:AA:601:C:C6	2.56	0.40
12:AL:52:LEU:O	12:AL:54:LYS:HD2	2.21	0.40
35:BA:923:C:H2'	35:BA:924:C:C6	2.56	0.40
1:AA:131:C:H2'	1:AA:132:C:C6	2.56	0.40
4:AD:169:LYS:HB2	4:AD:169:LYS:HE2	1.98	0.40
1:AA:890:G:O2'	1:AA:906:G:O6	2.31	0.40
35:BA:2672:G:H3'	35:BA:2673:G:H5''	2.03	0.40
35:BA:2552:U:C2	35:BA:2554:U:H5'	2.56	0.40
35:BA:1956:U:H1'	35:BA:2552:U:OP2	2.21	0.40
1:AA:443:C:H2'	1:AA:444:C:H6	1.86	0.40
1:AA:546:G:O2'	1:AA:547:A:O5'	2.30	0.40
1:AA:589:C:H2'	1:AA:590:C:H5'	2.02	0.40
35:BA:2011:U:C2'	35:BA:2012:G:C5'	3.00	0.40
35:BA:1902:C:C3'	38:BD:244:ARG:HB2	2.51	0.40
35:BA:2588:G:O6	35:BA:2607:G:C6	2.75	0.40
2:AB:24:TRP:CE3	2:AB:32:ILE:HD12	2.54	0.40
35:BA:813:U:H2'	35:BA:814:C:C6	2.56	0.40
35:BA:815:C:H2'	35:BA:816:C:H6	1.85	0.40
1:AA:1307:U:O4'	13:AM:109:THR:HG21	2.21	0.40
41:BG:45:GLU:OE2	41:BG:152:LEU:HD11	2.21	0.40
1:AA:1179:A:H2'	1:AA:1180:A:O4'	2.21	0.40
42:BH:30:LYS:HG2	42:BH:30:LYS:HZ2	1.74	0.40
35:BA:1351:C:O2'	35:BA:1571:A:H1'	2.21	0.40

Continued on next page...

Continued from previous page...

Atom-1	Atom-2	Distance(Å)	Clash(Å)
12:AL:45:PRO:HD2	12:AL:51:ALA:O	2.19	0.40
58:BZ:29:TYR:O	58:BZ:30:ASN:HB3	2.21	0.40
58:BZ:30:ASN:HB3	58:BZ:89:PHE:CE1	2.56	0.40
24:AY:401:SER:O	24:AY:402:ILE:HB	2.21	0.40
9:AI:117:HIS:C	9:AI:118:LYS:CG	2.89	0.40
35:BA:2117:A:HO2'	35:BA:2118:U:H3'	1.83	0.40
24:AY:242:LEU:O	24:AY:245:ALA:HB3	2.22	0.40
10:AJ:44:VAL:HG22	10:AJ:66:ARG:CG	2.42	0.40
3:AC:31:HIS:O	3:AC:32:LEU:C	2.60	0.40
36:BB:56:G:H5''	41:BG:27:ASN:HD21	1.83	0.40
4:AD:101:LEU:O	4:AD:102:ASP:C	2.60	0.40
35:BA:265:A:O4'	35:BA:266:G:O4'	2.39	0.40
3:AC:134:ILE:HD11	3:AC:153:VAL:HG23	2.03	0.40
48:BP:6:LEU:CD1	48:BP:9:ASN:OD1	2.67	0.40
2:AB:26:PRO:O	2:AB:29:ALA:HB2	2.21	0.40
1:AA:1452:C:OP2	1:AA:1452:C:C6	2.74	0.40
3:AC:103:VAL:CG1	3:AC:104:GLN:N	2.84	0.40
1:AA:992:U:O2'	1:AA:993:G:P	2.80	0.40
8:AH:100:ILE:HG22	8:AH:125:ARG:HH12	1.87	0.40
40:BF:46:ARG:HG3	40:BF:48:THR:HG23	2.04	0.40
46:BN:119:ARG:CG	46:BN:119:ARG:NH1	2.83	0.40
37:BC:228:HIS:O	37:BC:229:SER:CB	2.68	0.40
1:AA:744:C:H2'	1:AA:745:C:H6	1.87	0.40
35:BA:303:U:O2'	35:BA:304:G:H5'	2.21	0.40
35:BA:1530:C:H2'	35:BA:1531:C:H6	1.86	0.40
11:AK:50:TYR:O	11:AK:51:LYS:HG3	2.21	0.40
47:BO:1:MET:HB3	47:BO:32:TYR:CD2	2.56	0.40
24:AY:568:TYR:HD1	24:AY:568:TYR:H	1.70	0.40
35:BA:2100:G:H2'	35:BA:2100:G:N3	2.36	0.40
35:BA:1973:G:O2'	35:BA:1974:C:H5'	2.22	0.40
35:BA:373:U:H2'	35:BA:374:A:H8	1.87	0.40
33:B8:15:LYS:CD	48:BP:65:ARG:NH2	2.79	0.40
48:BP:95:VAL:HB	48:BP:100:LEU:HD21	2.03	0.40
35:BA:967:C:H2'	35:BA:968:G:H8	1.86	0.40
2:AB:189:ASP:OD1	2:AB:189:ASP:N	2.55	0.40
1:AA:935:A:H2'	1:AA:936:C:C6	2.56	0.40
1:AA:937:A:C5	1:AA:938:A:N7	2.90	0.40
35:BA:1798:U:H5'	38:BD:259:THR:CG2	2.46	0.40
26:B1:30:VAL:H	35:BA:2396:G:H4'	1.87	0.40
27:B2:39:ALA:C	27:B2:41:ILE:N	2.74	0.40
27:B2:36:ARG:NH2	56:BX:5:TYR:O	2.39	0.40
13:AM:22:ILE:HG22	13:AM:23:TYR:N	2.37	0.40

Continued on next page...

Continued from previous page...

Atom-1	Atom-2	Distance(Å)	Clash(Å)
41:BG:40:ASN:CG	41:BG:91:ARG:HB2	2.42	0.40
1:AA:1118:C:H1'	1:AA:1179:A:C8	2.56	0.40
51:BS:52:SER:HB3	51:BS:55:ALA:HB3	2.02	0.40
1:AA:89:C:C1'	1:AA:90:U:OP1	2.66	0.40
35:BA:1216:G:C2'	35:BA:1217:C:C5'	2.95	0.40
35:BA:2104:G:C1'	35:BA:2105:C:OP2	2.64	0.40
53:BU:57:PHE:C	53:BU:59:ARG:N	2.71	0.40
15:AO:82:ILE:HD13	15:AO:82:ILE:C	2.41	0.40
35:BA:1103:A:H5'	35:BA:1104:C:H5	1.85	0.40
35:BA:1273:U:C5'	35:BA:1646:C:H41	2.31	0.40
1:AA:1154:G:C2	1:AA:1155:G:C8	3.10	0.40
3:AC:121:ALA:HB1	3:AC:198:VAL:HG21	2.02	0.40
2:AB:127:ILE:HD13	2:AB:135:GLN:HE21	1.86	0.40
24:AY:507:TYR:CD1	24:AY:507:TYR:C	2.94	0.40
58:BZ:151:HIS:HB2	58:BZ:170:THR:CA	2.38	0.40
35:BA:911:A:O5'	35:BA:911:A:H8	2.04	0.40
28:B3:4:LEU:HG	28:B3:39:ASP:HB2	2.02	0.40
47:BO:48:PRO:O	47:BO:49:ARG:C	2.59	0.40
35:BA:265:A:H4'	35:BA:266:G:O5'	2.22	0.40
35:BA:1093:G:H1'	35:BA:1099:G:N2	2.33	0.40
41:BG:73:ALA:HB3	41:BG:85:GLY:CA	2.50	0.40
44:BK:95:UNK:O	44:BK:96:UNK:C	2.70	0.40
1:AA:165:C:O2'	1:AA:166:G:H5'	2.20	0.40
47:BO:24:VAL:O	47:BO:24:VAL:CG2	2.70	0.40
57:BY:2:ARG:O	57:BY:3:VAL:CB	2.69	0.40
57:BY:3:VAL:C	57:BY:5:MET:N	2.74	0.40
24:AY:247:ARG:O	24:AY:251:ILE:HG13	2.21	0.40
20:AT:39:LYS:HB2	20:AT:39:LYS:HE3	1.93	0.40
35:BA:2252:G:H2'	35:BA:2253:G:C8	2.57	0.40
35:BA:2252:G:O2'	35:BA:2253:G:H5'	2.22	0.40
24:AY:87:HIS:NE2	35:BA:2662:A:OP2	2.48	0.40
35:BA:2199:A:H5''	35:BA:2200:C:OP1	2.20	0.40
1:AA:1316:G:O3'	14:AN:18:VAL:CG1	2.70	0.40
35:BA:1683:C:H2'	35:BA:1684:C:H6	1.85	0.40
6:AF:91:VAL:HG13	18:AR:72:ARG:NH2	2.36	0.40
55:BW:5:ALA:CB	55:BW:50:VAL:HG23	2.52	0.40
35:BA:1199:U:H2'	35:BA:1200:C:O4'	2.21	0.40
1:AA:1437:C:O2'	1:AA:1438:G:H5'	2.21	0.40
35:BA:57:C:H2'	35:BA:58:G:O4'	2.20	0.40
53:BU:18:LEU:HD13	53:BU:18:LEU:HA	1.96	0.40
8:AH:36:LEU:O	8:AH:37:ARG:C	2.59	0.40
8:AH:34:GLU:OE1	8:AH:37:ARG:NH1	2.55	0.40

Continued on next page...

Continued from previous page...

Atom-1	Atom-2	Distance(Å)	Clash(Å)
35:BA:1161:C:O2'	54:BV:23:GLU:HG3	2.21	0.40
46:BN:74:ARG:HH21	46:BN:83:LYS:HD3	1.85	0.40
2:AB:111:ARG:NH2	2:AB:114:ARG:HG2	2.36	0.40
35:BA:246:C:C2'	35:BA:247:G:H5''	2.45	0.40
35:BA:953:A:C2	35:BA:954:G:C8	3.10	0.40
1:AA:34:C:H2'	1:AA:35:G:H8	1.86	0.40
35:BA:1418:G:O5'	35:BA:1418:G:H8	2.04	0.40
2:AB:167:PRO:HG3	2:AB:188:ALA:CB	2.50	0.40
25:B0:25:ARG:HD2	25:B0:29:GLN:NE2	2.37	0.40
7:AG:64:GLN:HG3	7:AG:128:ALA:O	2.21	0.40
1:AA:60:A:H62	1:AA:110:C:N4	2.19	0.40
17:AQ:66:SER:OG	17:AQ:69:LYS:HB2	2.21	0.40
1:AA:689:C:O2'	1:AA:690:G:H5'	2.21	0.40
35:BA:2712:U:C1'	35:BA:2712(A):A:N7	2.84	0.40
35:BA:1228:G:C2	35:BA:1229:G:N9	2.89	0.40
27:B2:10:LEU:HB3	27:B2:14:ARG:CZ	2.51	0.40
29:B4:28:LYS:HZ2	41:BG:145:THR:N	2.19	0.40
41:BG:106:LEU:CA	41:BG:110:ALA:HB3	2.52	0.40
41:BG:43:LEU:HD13	41:BG:48:GLU:H	1.87	0.40
42:BH:84:SER:O	42:BH:85:LYS:HB3	2.22	0.40
24:AY:25:LYS:HZ2	24:AY:86:GLY:CA	2.34	0.40
1:AA:89:C:C4	1:AA:90:U:H5	2.40	0.40
36:BB:22:U:O2'	36:BB:23:G:H5'	2.21	0.40
35:BA:2105:C:P	35:BA:2105:C:O4'	2.80	0.40
1:AA:1151:A:N3	1:AA:1152:A:C8	2.89	0.40
35:BA:2801:A:O2'	35:BA:2894:G:H5''	2.21	0.40
35:BA:896:A:C8	58:BZ:146:ILE:CD1	3.05	0.40
51:BS:11:LYS:C	51:BS:13:ARG:N	2.74	0.40
24:AY:506:GLN:HB3	24:AY:507:TYR:H	1.70	0.40
35:BA:156:U:H2'	35:BA:157:U:H5'	2.04	0.40
35:BA:2117:A:O2'	35:BA:2118:U:P	2.80	0.40
38:BD:165:ILE:HG23	38:BD:173:VAL:CG2	2.52	0.40
1:AA:737:A:H2'	1:AA:738:C:C6	2.57	0.40
24:AY:100:VAL:HG21	24:AY:314:PHE:CD1	2.55	0.40
37:BC:89:GLU:O	37:BC:90:ALA:HB3	2.20	0.40
48:BP:121:LYS:O	48:BP:123:LEU:CD2	2.61	0.40
17:AQ:59:ILE:HG22	17:AQ:71:PHE:HD2	1.84	0.40
22:AV:46:G:H3'	22:AV:47:U:C5'	2.51	0.40
35:BA:848:G:C4	35:BA:933:A:C8	3.09	0.40
1:AA:678:U:H2'	1:AA:679:C:C6	2.57	0.40
33:B8:26:LYS:CB	33:B8:44:LYS:HG3	2.51	0.40
2:AB:213:LEU:HD23	2:AB:217:ARG:HG2	2.03	0.40

Continued on next page...

Continued from previous page...

Atom-1	Atom-2	Distance(Å)	Clash(Å)
24:AY:199:ILE:H	24:AY:199:ILE:HG13	1.72	0.40
56:BX:40:LYS:O	56:BX:44:GLU:HG3	2.20	0.40
5:AE:145:LYS:HA	8:AH:107:LEU:CD2	2.52	0.40
35:BA:492:A:H2'	35:BA:493:G:H5'	2.03	0.40
24:AY:192:LEU:HD12	24:AY:194:THR:CG2	2.49	0.40
8:AH:100:ILE:HB	8:AH:125:ARG:NH1	2.37	0.40
1:AA:414:A:C2	1:AA:415:A:C4	3.09	0.40
36:BB:93:G:H2'	36:BB:94:C:C6	2.56	0.40
1:AA:1030(D):A:H1'	1:AA:1031:G:OP2	2.21	0.40
19:AS:51:VAL:CG2	19:AS:71:LEU:HB3	2.51	0.40
2:AB:95:GLN:HA	2:AB:95:GLN:OE1	2.21	0.40
1:AA:8:A:H5'	5:AE:120:THR:O	2.21	0.40
35:BA:2026:C:H2'	35:BA:2027:G:O4'	2.22	0.40
13:AM:52:GLU:HA	13:AM:55:ARG:HD3	2.03	0.40
39:BE:137:HIS:CB	39:BE:138:PRO:HD2	2.51	0.40
35:BA:2061:G:H5''	35:BA:2503:A:C2	2.55	0.40
35:BA:545:C:OP1	35:BA:545:C:H6	2.04	0.40
5:AE:28:PHE:N	5:AE:28:PHE:CD1	2.90	0.40
2:AB:137:ARG:O	2:AB:137:ARG:HD3	2.21	0.40
43:BJ:17:UNK:C	43:BJ:19:UNK:N	2.85	0.40
35:BA:2564:A:C2	35:BA:2647:U:H4'	2.57	0.40
1:AA:1007:C:O2'	1:AA:1008:C:H5'	2.20	0.40

All (40) symmetry-related close contacts are listed below. The label for Atom-2 includes the symmetry operator and encoded unit-cell translations to be applied.

Atom-1	Atom-2	Distance(Å)	Clash(Å)
20:AT:100:ILE:CG1	27:B2:43:GLN:CD[2_554]	0.34	1.86
20:AT:100:ILE:CD1	27:B2:43:GLN:NE2[2_554]	0.69	1.51
3:AC:79:ARG:CD	35:BA:2139:C:C4[2_555]	0.83	1.37
3:AC:79:ARG:CD	35:BA:2139:C:C5[2_555]	0.87	1.33
3:AC:79:ARG:CG	35:BA:2139:C:C6[2_555]	0.96	1.24
3:AC:79:ARG:CZ	35:BA:2139:C:N4[2_555]	1.08	1.12
20:AT:100:ILE:CB	27:B2:43:GLN:OE1[2_554]	1.11	1.09
3:AC:79:ARG:NE	35:BA:2139:C:C4[2_555]	1.16	1.04
3:AC:79:ARG:NH1	35:BA:2139:C:N4[2_555]	1.19	1.01
20:AT:100:ILE:CG2	27:B2:43:GLN:OE1[2_554]	1.21	0.99
3:AC:79:ARG:CG	35:BA:2139:C:N1[2_555]	1.24	0.96
3:AC:79:ARG:NE	35:BA:2139:C:N4[2_555]	1.32	0.88
20:AT:100:ILE:CG1	27:B2:43:GLN:OE1[2_554]	1.33	0.87
3:AC:79:ARG:CG	35:BA:2139:C:C5[2_555]	1.42	0.78
20:AT:100:ILE:CG1	27:B2:43:GLN:CG[2_554]	1.43	0.77

Continued on next page...

Continued from previous page...

Atom-1	Atom-2	Distance(Å)	Clash(Å)
20:AT:100:ILE:CG1	27:B2:43:GLN:NE2[2.554]	1.43	0.77
20:AT:100:ILE:CD1	27:B2:43:GLN:CD[2.554]	1.48	0.72
3:AC:81:GLY:N	35:BA:2140:C:OP1[2.555]	1.54	0.66
20:AT:100:ILE:CB	27:B2:43:GLN:CD[2.554]	1.60	0.60
3:AC:79:ARG:NE	35:BA:2139:C:N3[2.555]	1.61	0.59
3:AC:77:ILE:O	35:BA:2140:C:OP2[2.555]	1.71	0.49
3:AC:78:GLY:O	35:BA:2140:C:O4'[2.555]	1.71	0.49
3:AC:79:ARG:N	35:BA:2139:C:C3'[2.555]	1.71	0.49
3:AC:79:ARG:CD	35:BA:2139:C:N4[2.555]	1.76	0.44
3:AC:79:ARG:N	35:BA:2139:C:C2'[2.555]	1.77	0.43
3:AC:79:ARG:CG	35:BA:2139:C:C2[2.555]	1.86	0.34
3:AC:79:ARG:CD	35:BA:2139:C:C6[2.555]	1.92	0.28
3:AC:78:GLY:C	35:BA:2140:C:O5'[2.555]	1.93	0.27
3:AC:79:ARG:CG	35:BA:2139:C:C4[2.555]	1.93	0.27
3:AC:79:ARG:CD	35:BA:2139:C:N3[2.555]	1.93	0.27
3:AC:80:GLY:N	35:BA:2139:C:O3'[2.555]	2.01	0.19
3:AC:78:GLY:O	35:BA:2140:C:O5'[2.555]	2.02	0.18
3:AC:79:ARG:CZ	35:BA:2139:C:C4[2.555]	2.06	0.14
3:AC:78:GLY:CA	35:BA:2140:C:OP2[2.555]	2.08	0.12
20:AT:100:ILE:CD1	27:B2:43:GLN:CG[2.554]	2.09	0.11
3:AC:79:ARG:NH1	35:BA:2152:G:N1[2.555]	2.11	0.09
3:AC:79:ARG:CB	35:BA:2139:C:C6[2.555]	2.12	0.08
3:AC:79:ARG:CG	35:BA:2139:C:N3[2.555]	2.12	0.08
20:AT:100:ILE:CB	27:B2:43:GLN:NE2[2.554]	2.12	0.08
2:AB:105:PHE:CE2	37:BC:28:ARG:NH2[2.555]	2.16	0.04

5.3 Torsion angles

5.3.1 Protein backbone ⓘ

In the following table, the Percentiles column shows the percent Ramachandran outliers of the chain as a percentile score with respect to all X-ray entries followed by that with respect to entries of similar resolution.

The Analysed column shows the number of residues for which the backbone conformation was analysed, and the total number of residues.

Mol	Chain	Analysed	Favoured	Allowed	Outliers	Percentiles
2	AB	233/256 (91%)	163 (70%)	44 (19%)	26 (11%)	1 2
3	AC	205/239 (86%)	145 (71%)	32 (16%)	28 (14%)	0 1
4	AD	206/209 (99%)	160 (78%)	35 (17%)	11 (5%)	3 15

Continued on next page...

Continued from previous page...

Mol	Chain	Analysed	Favoured	Allowed	Outliers	Percentiles	
5	AE	149/162 (92%)	134 (90%)	12 (8%)	3 (2%)	11	47
6	AF	99/101 (98%)	80 (81%)	13 (13%)	6 (6%)	2	12
7	AG	153/156 (98%)	113 (74%)	26 (17%)	14 (9%)	1	4
8	AH	136/138 (99%)	122 (90%)	13 (10%)	1 (1%)	30	76
9	AI	125/128 (98%)	93 (74%)	21 (17%)	11 (9%)	1	5
10	AJ	97/105 (92%)	73 (75%)	15 (16%)	9 (9%)	1	4
11	AK	117/129 (91%)	95 (81%)	19 (16%)	3 (3%)	8	37
12	AL	123/132 (93%)	101 (82%)	11 (9%)	11 (9%)	1	5
13	AM	117/126 (93%)	74 (63%)	32 (27%)	11 (9%)	1	4
14	AN	58/61 (95%)	44 (76%)	7 (12%)	7 (12%)	1	2
15	AO	86/89 (97%)	78 (91%)	7 (8%)	1 (1%)	19	63
16	AP	82/88 (93%)	73 (89%)	7 (8%)	2 (2%)	9	40
17	AQ	98/105 (93%)	86 (88%)	10 (10%)	2 (2%)	11	47
18	AR	68/88 (77%)	58 (85%)	8 (12%)	2 (3%)	7	33
19	AS	86/93 (92%)	53 (62%)	21 (24%)	12 (14%)	0	1
20	AT	97/106 (92%)	79 (81%)	10 (10%)	8 (8%)	1	5
21	AU	23/27 (85%)	17 (74%)	4 (17%)	2 (9%)	1	5
24	AY	685/691 (99%)	537 (78%)	99 (14%)	49 (7%)	2	7
25	B0	82/84 (98%)	56 (68%)	19 (23%)	7 (8%)	1	5
26	B1	92/97 (95%)	73 (79%)	14 (15%)	5 (5%)	3	15
27	B2	69/71 (97%)	45 (65%)	11 (16%)	13 (19%)	0	0
28	B3	58/60 (97%)	50 (86%)	7 (12%)	1 (2%)	14	52
29	B4	69/71 (97%)	16 (23%)	17 (25%)	36 (52%)	0	0
30	B5	57/59 (97%)	45 (79%)	3 (5%)	9 (16%)	0	1
31	B6	48/53 (91%)	22 (46%)	11 (23%)	15 (31%)	0	0
32	B7	46/48 (96%)	43 (94%)	3 (6%)	0	100	100
33	B8	62/64 (97%)	42 (68%)	8 (13%)	12 (19%)	0	0
34	B9	35/37 (95%)	23 (66%)	9 (26%)	3 (9%)	1	5
37	BC	225/228 (99%)	121 (54%)	56 (25%)	48 (21%)	0	0
38	BD	273/275 (99%)	222 (81%)	33 (12%)	18 (7%)	2	9
39	BE	203/206 (98%)	145 (71%)	34 (17%)	24 (12%)	1	2

Continued on next page...

Continued from previous page...

Mol	Chain	Analysed	Favoured	Allowed	Outliers	Percentiles	
40	BF	206/210 (98%)	165 (80%)	19 (9%)	22 (11%)	1	3
41	BG	177/181 (98%)	78 (44%)	49 (28%)	50 (28%)	0	0
42	BH	174/180 (97%)	112 (64%)	31 (18%)	31 (18%)	0	1
43	BJ	1/130 (1%)	0	1 (100%)	0	100	100
46	BN	137/140 (98%)	110 (80%)	15 (11%)	12 (9%)	1	5
47	BO	120/122 (98%)	109 (91%)	8 (7%)	3 (2%)	9	38
48	BP	144/149 (97%)	84 (58%)	23 (16%)	37 (26%)	0	0
49	BQ	139/141 (99%)	115 (83%)	18 (13%)	6 (4%)	4	21
50	BR	115/117 (98%)	90 (78%)	17 (15%)	8 (7%)	2	8
51	BS	97/111 (87%)	52 (54%)	25 (26%)	20 (21%)	0	0
52	BT	136/146 (93%)	90 (66%)	25 (18%)	21 (15%)	0	1
53	BU	115/117 (98%)	87 (76%)	22 (19%)	6 (5%)	3	16
54	BV	99/101 (98%)	73 (74%)	11 (11%)	15 (15%)	0	1
55	BW	111/113 (98%)	93 (84%)	14 (13%)	4 (4%)	5	26
56	BX	91/95 (96%)	79 (87%)	11 (12%)	1 (1%)	21	66
57	BY	99/109 (91%)	54 (54%)	17 (17%)	28 (28%)	0	0
58	BZ	183/205 (89%)	131 (72%)	30 (16%)	22 (12%)	1	2
All	All	6506/6949 (94%)	4803 (74%)	1007 (16%)	696 (11%)	1	3

All (696) Ramachandran outliers are listed below:

Mol	Chain	Res	Type
2	AB	15	VAL
2	AB	26	PRO
2	AB	37	ASN
2	AB	76	GLN
2	AB	77	ALA
2	AB	150	SER
2	AB	191	ASP
2	AB	229	VAL
2	AB	231	GLU
3	AC	12	LEU
3	AC	82	GLU
3	AC	84	ILE
3	AC	119	ARG
3	AC	131	ARG

Continued on next page...

Continued from previous page...

Mol	Chain	Res	Type
3	AC	160	ALA
3	AC	169	ALA
3	AC	188	LEU
4	AD	35	ARG
6	AF	87	ARG
7	AG	7	ALA
7	AG	8	GLU
7	AG	50	ILE
7	AG	77	SER
7	AG	87	VAL
7	AG	88	PRO
9	AI	23	ASN
9	AI	25	LYS
9	AI	26	VAL
9	AI	56	LEU
9	AI	118	LYS
10	AJ	36	GLY
10	AJ	90	LEU
11	AK	48	ILE
12	AL	27	LEU
12	AL	28	LYS
12	AL	47	LYS
12	AL	94	PRO
13	AM	10	PRO
13	AM	63	THR
13	AM	67	GLU
13	AM	117	VAL
14	AN	14	PRO
14	AN	16	PHE
14	AN	29	ARG
14	AN	59	ALA
15	AO	24	SER
18	AR	87	ARG
19	AS	63	THR
24	AY	40	HIS
24	AY	57	GLN
24	AY	82	ILE
24	AY	206	LEU
24	AY	394	ALA
24	AY	402	ILE
24	AY	403	GLU
24	AY	530	VAL

Continued on next page...

Continued from previous page...

Mol	Chain	Res	Type
24	AY	555	LEU
25	B0	37	LEU
25	B0	57	PHE
26	B1	83	GLU
27	B2	17	SER
27	B2	43	GLN
27	B2	48	HIS
27	B2	70	GLN
27	B2	71	ASN
29	B4	7	PRO
29	B4	15	ILE
29	B4	16	CYS
29	B4	22	ILE
29	B4	24	THR
29	B4	25	TYR
29	B4	29	PRO
29	B4	33	VAL
29	B4	34	GLU
29	B4	35	VAL
29	B4	38	LYS
29	B4	40	HIS
29	B4	55	ARG
29	B4	60	GLN
29	B4	66	SER
30	B5	4	HIS
30	B5	48	GLU
30	B5	49	CYS
30	B5	52	TYR
30	B5	53	ALA
30	B5	54	GLY
30	B5	57	VAL
31	B6	18	ARG
31	B6	20	ASN
31	B6	27	LYS
31	B6	31	PRO
31	B6	33	LYS
31	B6	46	HIS
31	B6	52	VAL
33	B8	29	LYS
33	B8	33	ASN
33	B8	34	TRP
33	B8	35	GLN

Continued on next page...

Continued from previous page...

Mol	Chain	Res	Type
33	B8	61	LEU
33	B8	64	TYR
37	BC	42	VAL
37	BC	47	LYS
37	BC	68	GLY
37	BC	95	VAL
37	BC	101	ILE
37	BC	104	ILE
37	BC	117	THR
37	BC	145	THR
37	BC	148	PHE
37	BC	180	SER
37	BC	181	PHE
38	BD	24	ILE
38	BD	45	ASN
38	BD	125	ILE
38	BD	127	VAL
38	BD	267	SER
39	BE	2	LYS
39	BE	55	ASN
39	BE	56	PRO
39	BE	72	VAL
39	BE	76	ARG
39	BE	77	ILE
39	BE	88	GLY
39	BE	130	GLY
39	BE	155	LYS
40	BF	3	GLU
40	BF	11	VAL
40	BF	14	PRO
40	BF	21	ALA
40	BF	26	ALA
40	BF	82	ILE
40	BF	83	PHE
40	BF	89	VAL
40	BF	168	ARG
41	BG	8	LYS
41	BG	21	ARG
41	BG	22	ARG
41	BG	23	PHE
41	BG	25	TYR
41	BG	44	GLY

Continued on next page...

Continued from previous page...

Mol	Chain	Res	Type
41	BG	48	GLU
41	BG	49	ASP
41	BG	54	GLU
41	BG	66	GLN
41	BG	73	ALA
41	BG	86	MET
41	BG	87	PRO
41	BG	88	ILE
41	BG	104	GLU
41	BG	109	VAL
41	BG	117	PHE
41	BG	118	ARG
41	BG	122	PRO
41	BG	123	ASN
41	BG	143	GLU
41	BG	146	TYR
41	BG	181	ARG
42	BH	21	PRO
42	BH	55	PRO
42	BH	83	TYR
42	BH	126	PRO
42	BH	137	ASP
42	BH	138	LYS
42	BH	157	TYR
42	BH	167	GLU
46	BN	58	ASP
46	BN	127	ASP
46	BN	134	ARG
48	BP	10	PRO
48	BP	13	ASN
48	BP	15	ARG
48	BP	17	LYS
48	BP	19	VAL
48	BP	34	GLY
48	BP	39	LYS
48	BP	40	SER
48	BP	47	ASP
48	BP	58	THR
48	BP	61	ARG
48	BP	65	ARG
48	BP	103	ALA
48	BP	107	LYS

Continued on next page...

Continued from previous page...

Mol	Chain	Res	Type
48	BP	108	LYS
48	BP	115	LEU
48	BP	140	ALA
48	BP	146	VAL
49	BQ	62	GLY
50	BR	4	LEU
50	BR	117	VAL
51	BS	53	SER
51	BS	88	ASP
51	BS	92	TYR
51	BS	93	LYS
51	BS	105	ALA
52	BT	23	ARG
52	BT	28	VAL
52	BT	30	VAL
52	BT	32	TYR
52	BT	33	LYS
52	BT	80	SER
52	BT	88	ILE
52	BT	91	ARG
52	BT	107	ASP
52	BT	119	LYS
52	BT	127	ALA
53	BU	89	GLU
53	BU	91	ASP
54	BV	2	PHE
54	BV	16	PRO
54	BV	53	GLU
55	BW	63	ASP
57	BY	17	SER
57	BY	27	VAL
57	BY	30	VAL
57	BY	50	ARG
57	BY	51	VAL
57	BY	56	PRO
57	BY	57	GLN
57	BY	62	GLU
57	BY	77	PRO
57	BY	78	ALA
57	BY	80	GLY
57	BY	90	LEU
57	BY	98	VAL

Continued on next page...

Continued from previous page...

Mol	Chain	Res	Type
57	BY	99	CYS
58	BZ	31	ARG
58	BZ	61	LEU
58	BZ	113	ALA
58	BZ	124	ILE
58	BZ	152	ALA
58	BZ	186	GLU
2	AB	17	PHE
2	AB	28	PHE
2	AB	40	HIS
2	AB	91	PRO
2	AB	95	GLN
2	AB	228	GLY
3	AC	13	GLY
3	AC	22	TRP
3	AC	26	LYS
3	AC	85	ARG
3	AC	168	ALA
3	AC	181	ASN
3	AC	207	VAL
4	AD	3	ARG
4	AD	26	CYS
4	AD	30	LYS
4	AD	88	VAL
4	AD	110	PHE
6	AF	39	LYS
6	AF	40	VAL
9	AI	11	LYS
9	AI	41	VAL
9	AI	127	LYS
10	AJ	32	ALA
10	AJ	86	MET
12	AL	79	GLU
13	AM	4	ILE
13	AM	12	ASN
13	AM	28	ALA
13	AM	46	LYS
14	AN	24	CYS
16	AP	83	GLU
17	AQ	33	GLY
19	AS	27	GLU
19	AS	62	ILE

Continued on next page...

Continued from previous page...

Mol	Chain	Res	Type
19	AS	64	GLU
20	AT	101	GLY
21	AU	3	LYS
21	AU	25	LYS
24	AY	6	GLU
24	AY	25	LYS
24	AY	45	VAL
24	AY	58	GLU
24	AY	110	SER
24	AY	114	VAL
24	AY	197	ARG
24	AY	224	ASP
24	AY	400	GLU
24	AY	401	SER
24	AY	447	GLY
24	AY	536	LYS
25	B0	5	LYS
25	B0	8	GLY
25	B0	11	ARG
25	B0	12	ASN
25	B0	79	VAL
26	B1	7	ILE
26	B1	53	VAL
27	B2	10	LEU
27	B2	36	ARG
27	B2	47	ASN
29	B4	20	ASN
29	B4	31	ILE
29	B4	39	CYS
29	B4	44	THR
29	B4	48	ARG
29	B4	49	PHE
29	B4	52	THR
29	B4	56	VAL
29	B4	61	ARG
29	B4	65	ASP
30	B5	55	ARG
31	B6	28	ARG
31	B6	29	ASN
31	B6	44	ARG
31	B6	51	GLU
34	B9	36	GLN

Continued on next page...

Continued from previous page...

Mol	Chain	Res	Type
37	BC	53	ARG
37	BC	81	GLY
37	BC	85	LYS
37	BC	92	ALA
37	BC	99	GLU
37	BC	102	GLN
37	BC	105	LEU
37	BC	106	ASP
37	BC	109	MET
37	BC	130	ARG
37	BC	143	ALA
37	BC	150	ILE
37	BC	159	ALA
37	BC	161	ARG
37	BC	179	ALA
38	BD	28	GLU
38	BD	239	ARG
38	BD	242	ARG
38	BD	244	ARG
38	BD	268	ARG
39	BE	71	GLY
39	BE	75	VAL
39	BE	121	ASN
39	BE	186	GLY
40	BF	5	ALA
40	BF	25	PRO
40	BF	78	ILE
40	BF	134	GLY
40	BF	167	ALA
41	BG	6	ALA
41	BG	24	GLY
41	BG	43	LEU
41	BG	52	ILE
41	BG	78	SER
41	BG	97	ASP
41	BG	98	ARG
41	BG	115	ARG
41	BG	128	ARG
41	BG	129	GLY
41	BG	132	ASN
41	BG	138	GLN
41	BG	162	THR

Continued on next page...

Continued from previous page...

Mol	Chain	Res	Type
41	BG	163	ALA
42	BH	2	SER
42	BH	14	GLY
42	BH	66	GLY
42	BH	156	ALA
42	BH	158	HIS
46	BN	19	GLU
46	BN	57	ALA
47	BO	5	GLN
47	BO	49	ARG
47	BO	111	PHE
48	BP	12	ALA
48	BP	26	GLY
48	BP	76	LYS
48	BP	109	GLY
48	BP	116	GLY
48	BP	117	GLU
48	BP	147	LEU
49	BQ	60	ARG
50	BR	10	LEU
50	BR	86	ARG
51	BS	58	LEU
51	BS	62	LYS
51	BS	90	GLY
51	BS	94	TYR
51	BS	97	ARG
51	BS	103	GLU
52	BT	29	ARG
52	BT	78	LEU
53	BU	88	ILE
54	BV	23	GLU
54	BV	40	LEU
54	BV	46	VAL
54	BV	47	VAL
54	BV	50	PRO
54	BV	67	GLY
55	BW	11	ARG
55	BW	68	ARG
57	BY	42	VAL
58	BZ	30	ASN
58	BZ	81	ARG
58	BZ	147	GLY

Continued on next page...

Continued from previous page...

Mol	Chain	Res	Type
58	BZ	148	ASP
58	BZ	150	LEU
2	AB	75	LYS
2	AB	92	TYR
2	AB	125	PRO
2	AB	157	ARG
3	AC	54	ARG
4	AD	37	PRO
4	AD	189	PRO
5	AE	70	PRO
6	AF	13	ASN
7	AG	57	GLU
7	AG	89	MET
8	AH	2	LEU
10	AJ	29	ARG
10	AJ	30	SER
10	AJ	59	SER
13	AM	51	ALA
17	AQ	68	ARG
18	AR	54	ARG
19	AS	8	GLY
19	AS	9	VAL
19	AS	85	LYS
20	AT	73	HIS
20	AT	95	ALA
24	AY	22	ASP
24	AY	55	MET
24	AY	127	LYS
24	AY	171	GLU
24	AY	204	GLU
24	AY	297	GLU
29	B4	36	CYS
29	B4	51	ASP
31	B6	9	LEU
31	B6	16	CYS
31	B6	45	LYS
33	B8	31	HIS
33	B8	49	VAL
34	B9	10	ILE
37	BC	30	VAL
37	BC	43	GLU
37	BC	52	PRO

Continued on next page...

Continued from previous page...

Mol	Chain	Res	Type
37	BC	69	LEU
37	BC	107	GLY
37	BC	119	ASP
37	BC	128	LEU
37	BC	134	PRO
37	BC	184	GLU
37	BC	202	PRO
37	BC	209	PHE
38	BD	35	LYS
38	BD	262	ARG
38	BD	263	ARG
39	BE	53	PRO
39	BE	54	GLN
39	BE	70	ALA
39	BE	82	ARG
39	BE	187	ALA
40	BF	10	PRO
40	BF	84	VAL
40	BF	135	LYS
41	BG	133	LEU
41	BG	137	GLU
41	BG	155	MET
42	BH	12	PRO
42	BH	24	VAL
42	BH	81	GLU
42	BH	154	PRO
42	BH	170	ARG
48	BP	49	ARG
48	BP	106	LEU
48	BP	111	ARG
48	BP	149	GLU
49	BQ	13	GLN
49	BQ	115	MET
50	BR	88	ARG
50	BR	106	GLY
51	BS	13	ARG
51	BS	24	LEU
51	BS	51	ALA
51	BS	57	LYS
52	BT	118	ARG
52	BT	134	GLU
52	BT	136	GLN

Continued on next page...

Continued from previous page...

Mol	Chain	Res	Type
53	BU	93	LYS
54	BV	19	LYS
55	BW	6	ILE
57	BY	39	VAL
57	BY	40	GLU
57	BY	53	PRO
57	BY	100	ALA
58	BZ	12	GLY
58	BZ	22	GLY
58	BZ	80	ARG
58	BZ	128	VAL
2	AB	190	THR
3	AC	4	LYS
3	AC	29	TYR
3	AC	61	ALA
3	AC	80	GLY
3	AC	170	GLN
5	AE	8	GLU
6	AF	16	GLN
12	AL	115	LYS
13	AM	85	GLY
14	AN	56	VAL
14	AN	60	SER
16	AP	53	VAL
19	AS	18	LYS
19	AS	89	ALA
19	AS	90	THR
20	AT	71	THR
20	AT	74	LYS
20	AT	97	ALA
24	AY	49	ALA
24	AY	551	GLN
27	B2	35	LEU
27	B2	46	GLN
27	B2	50	ILE
29	B4	21	VAL
29	B4	42	PHE
29	B4	47	GLN
29	B4	59	PHE
29	B4	67	TYR
30	B5	51	TYR
31	B6	23	THR

Continued on next page...

Continued from previous page...

Mol	Chain	Res	Type
33	B8	3	LYS
37	BC	16	ASP
37	BC	88	GLU
37	BC	141	PRO
37	BC	142	LYS
38	BD	3	VAL
38	BD	241	PRO
39	BE	69	LYS
40	BF	81	PRO
41	BG	26	GLN
41	BG	46	ALA
41	BG	57	ALA
42	BH	160	LYS
46	BN	8	GLN
46	BN	59	LYS
46	BN	68	GLU
48	BP	9	ASN
48	BP	25	SER
48	BP	33	ARG
49	BQ	20	ALA
49	BQ	140	ALA
51	BS	14	VAL
51	BS	102	ALA
52	BT	3	ARG
52	BT	12	SER
53	BU	50	ARG
56	BX	13	LEU
57	BY	97	ARG
58	BZ	14	LYS
58	BZ	78	LYS
2	AB	8	LYS
2	AB	16	HIS
3	AC	32	LEU
3	AC	66	VAL
3	AC	118	GLN
3	AC	121	ALA
3	AC	187	ALA
4	AD	191	ARG
6	AF	70	ASP
7	AG	4	ARG
7	AG	47	CYS
7	AG	58	PRO

Continued on next page...

Continued from previous page...

Mol	Chain	Res	Type
7	AG	128	ALA
9	AI	54	ASP
10	AJ	18	ALA
12	AL	29	GLY
12	AL	45	PRO
12	AL	95	GLY
19	AS	41	VAL
19	AS	87	ALA
20	AT	100	ILE
24	AY	47	GLU
24	AY	59	ARG
24	AY	183	MET
24	AY	205	TYR
24	AY	210	ARG
24	AY	253	LEU
24	AY	380	LEU
24	AY	506	GLN
24	AY	574	GLU
27	B2	5	GLU
27	B2	16	LEU
28	B3	16	PRO
29	B4	2	LYS
29	B4	6	HIS
29	B4	9	LEU
33	B8	32	LEU
33	B8	43	GLN
34	B9	11	CYS
37	BC	21	TYR
37	BC	89	GLU
37	BC	116	ALA
37	BC	126	SER
39	BE	52	LEU
40	BF	9	ILE
41	BG	93	THR
42	BH	13	LYS
42	BH	19	VAL
42	BH	40	GLU
42	BH	85	LYS
42	BH	98	LEU
42	BH	159	GLU
42	BH	168	PRO
46	BN	5	VAL

Continued on next page...

Continued from previous page...

Mol	Chain	Res	Type
48	BP	67	MET
48	BP	141	ALA
50	BR	8	ARG
50	BR	11	ASN
52	BT	7	ILE
52	BT	17	THR
54	BV	44	LYS
54	BV	48	GLY
57	BY	3	VAL
57	BY	10	GLY
57	BY	31	LEU
57	BY	61	ILE
58	BZ	63	ASP
58	BZ	158	PRO
58	BZ	162	GLU
58	BZ	183	LEU
2	AB	130	ARG
2	AB	158	LEU
3	AC	65	ALA
4	AD	150	GLU
4	AD	171	GLY
5	AE	22	GLY
7	AG	20	ASP
9	AI	89	ASN
11	AK	117	ASN
24	AY	23	ALA
24	AY	60	GLU
24	AY	81	ILE
24	AY	230	LYS
24	AY	239	GLU
24	AY	531	GLY
24	AY	554	PRO
24	AY	577	SER
24	AY	680	PRO
37	BC	221	PRO
38	BD	36	PRO
39	BE	45	THR
39	BE	73	GLU
40	BF	204	ASN
41	BG	30	GLU
41	BG	50	ALA
41	BG	94	LEU

Continued on next page...

Continued from previous page...

Mol	Chain	Res	Type
41	BG	165	THR
42	BH	9	ILE
46	BN	125	GLY
46	BN	129	PRO
48	BP	43	GLY
52	BT	31	SER
57	BY	4	LYS
57	BY	81	LYS
57	BY	88	LYS
2	AB	234	PRO
2	AB	239	VAL
3	AC	130	VAL
10	AJ	4	ILE
20	AT	102	GLY
24	AY	37	GLY
24	AY	404	VAL
26	B1	30	VAL
38	BD	238	GLY
40	BF	30	PRO
46	BN	40	PRO
48	BP	144	GLU
51	BS	82	ILE
54	BV	35	LEU
57	BY	52	SER
26	B1	86	SER
29	B4	41	PRO
37	BC	75	VAL
37	BC	84	ILE
39	BE	175	VAL
40	BF	6	VAL
41	BG	141	PHE
41	BG	142	PRO
42	BH	111	HIS
53	BU	90	VAL
7	AG	17	VAL
9	AI	81	ILE
12	AL	48	PRO
33	B8	63	PRO
48	BP	11	GLY
51	BS	60	GLY
54	BV	79	VAL
39	BE	62	PRO

Continued on next page...

Continued from previous page...

Mol	Chain	Res	Type
42	BH	92	ILE
51	BS	98	VAL
54	BV	52	VAL
58	BZ	176	PRO
11	AK	49	GLY
12	AL	18	VAL
13	AM	24	GLY
42	BH	20	ALA
42	BH	10	PRO
38	BD	245	PRO

5.3.2 Protein sidechains ⓘ

In the following table, the Percentiles column shows the percent sidechain outliers of the chain as a percentile score with respect to all X-ray entries followed by that with respect to entries of similar resolution. The Analysed column shows the number of residues for which the sidechain conformation was analysed, and the total number of residues.

Mol	Chain	Analysed	Rotameric	Outliers	Percentiles	
2	AB	202/220 (92%)	157 (78%)	45 (22%)	1	6
3	AC	160/188 (85%)	129 (81%)	31 (19%)	2	10
4	AD	180/181 (99%)	155 (86%)	25 (14%)	5	21
5	AE	115/123 (94%)	109 (95%)	6 (5%)	32	74
6	AF	90/90 (100%)	83 (92%)	7 (8%)	18	53
7	AG	126/127 (99%)	108 (86%)	18 (14%)	5	20
8	AH	119/119 (100%)	103 (87%)	16 (13%)	6	22
9	AI	98/99 (99%)	85 (87%)	13 (13%)	6	23
10	AJ	88/92 (96%)	82 (93%)	6 (7%)	22	61
11	AK	90/99 (91%)	84 (93%)	6 (7%)	23	62
12	AL	104/109 (95%)	90 (86%)	14 (14%)	6	22
13	AM	94/101 (93%)	84 (89%)	10 (11%)	10	34
14	AN	49/50 (98%)	43 (88%)	6 (12%)	7	27
15	AO	79/80 (99%)	71 (90%)	8 (10%)	11	37
16	AP	72/74 (97%)	68 (94%)	4 (6%)	30	71
17	AQ	94/97 (97%)	92 (98%)	2 (2%)	66	93
18	AR	61/77 (79%)	55 (90%)	6 (10%)	12	39

Continued on next page...

Continued from previous page...

Mol	Chain	Analysed	Rotameric	Outliers	Percentiles	
19	AS	74/80 (92%)	68 (92%)	6 (8%)	17	51
20	AT	76/82 (93%)	68 (90%)	8 (10%)	10	35
21	AU	19/22 (86%)	18 (95%)	1 (5%)	32	73
24	AY	579/582 (100%)	516 (89%)	63 (11%)	9	33
25	B0	66/66 (100%)	45 (68%)	21 (32%)	0	2
26	B1	78/82 (95%)	60 (77%)	18 (23%)	1	5
27	B2	66/66 (100%)	42 (64%)	24 (36%)	0	1
28	B3	51/52 (98%)	44 (86%)	7 (14%)	5	22
29	B4	63/63 (100%)	48 (76%)	15 (24%)	1	4
30	B5	51/51 (100%)	42 (82%)	9 (18%)	3	12
31	B6	49/51 (96%)	37 (76%)	12 (24%)	1	4
32	B7	41/41 (100%)	39 (95%)	2 (5%)	35	76
33	B8	53/54 (98%)	42 (79%)	11 (21%)	2	7
34	B9	34/34 (100%)	31 (91%)	3 (9%)	14	46
37	BC	179/180 (99%)	160 (89%)	19 (11%)	10	34
38	BD	217/217 (100%)	185 (85%)	32 (15%)	4	19
39	BE	165/166 (99%)	133 (81%)	32 (19%)	2	10
40	BF	165/166 (99%)	146 (88%)	19 (12%)	8	30
41	BG	153/155 (99%)	123 (80%)	30 (20%)	2	9
42	BH	146/148 (99%)	131 (90%)	15 (10%)	10	36
43	BJ	1/1 (100%)	1 (100%)	0	100	100
46	BN	117/119 (98%)	103 (88%)	14 (12%)	7	28
47	BO	100/100 (100%)	93 (93%)	7 (7%)	21	60
48	BP	112/115 (97%)	84 (75%)	28 (25%)	1	3
49	BQ	111/111 (100%)	96 (86%)	15 (14%)	6	22
50	BR	100/100 (100%)	82 (82%)	18 (18%)	2	12
51	BS	77/87 (88%)	62 (80%)	15 (20%)	2	9
52	BT	120/127 (94%)	94 (78%)	26 (22%)	1	6
53	BU	92/93 (99%)	80 (87%)	12 (13%)	6	24
54	BV	82/82 (100%)	65 (79%)	17 (21%)	2	7
55	BW	91/92 (99%)	79 (87%)	12 (13%)	6	23

Continued on next page...

Continued from previous page...

Mol	Chain	Analysed	Rotameric	Outliers	Percentiles	
56	BX	74/77 (96%)	68 (92%)	6 (8%)	17	51
57	BY	84/90 (93%)	65 (77%)	19 (23%)	1	5
58	BZ	162/178 (91%)	138 (85%)	24 (15%)	4	18
All	All	5469/5656 (97%)	4686 (86%)	783 (14%)	5	20

All (783) residues with a non-rotameric sidechain are listed below:

Mol	Chain	Res	Type
2	AB	16	HIS
2	AB	17	PHE
2	AB	22	LYS
2	AB	23	ARG
2	AB	24	TRP
2	AB	28	PHE
2	AB	36	ARG
2	AB	42	ILE
2	AB	48	MET
2	AB	52	GLU
2	AB	60	ASP
2	AB	74	LYS
2	AB	76	GLN
2	AB	82	ARG
2	AB	83	MET
2	AB	87	ARG
2	AB	90	MET
2	AB	93	VAL
2	AB	96	ARG
2	AB	101	MET
2	AB	102	LEU
2	AB	109	SER
2	AB	110	GLN
2	AB	114	ARG
2	AB	116	GLU
2	AB	122	PHE
2	AB	127	ILE
2	AB	137	ARG
2	AB	142	LEU
2	AB	149	LEU
2	AB	153	ARG
2	AB	157	ARG
2	AB	163	PHE

Continued on next page...

Continued from previous page...

Mol	Chain	Res	Type
2	AB	170	GLU
2	AB	178	ARG
2	AB	185	ILE
2	AB	187	LEU
2	AB	191	ASP
2	AB	198	ASP
2	AB	200	ILE
2	AB	204	ASN
2	AB	224	GLN
2	AB	229	VAL
2	AB	231	GLU
2	AB	233	SER
3	AC	3	ASN
3	AC	5	ILE
3	AC	14	ILE
3	AC	16	ARG
3	AC	20	SER
3	AC	21	ARG
3	AC	26	LYS
3	AC	30	ARG
3	AC	34	LEU
3	AC	46	GLU
3	AC	52	LEU
3	AC	54	ARG
3	AC	63	ASN
3	AC	72	LYS
3	AC	76	VAL
3	AC	82	GLU
3	AC	86	VAL
3	AC	94	LEU
3	AC	101	LEU
3	AC	110	ASN
3	AC	111	LEU
3	AC	119	ARG
3	AC	123	GLN
3	AC	131	ARG
3	AC	132	ARG
3	AC	143	GLU
3	AC	164	ARG
3	AC	165	THR
3	AC	166	GLU
3	AC	167	TRP

Continued on next page...

Continued from previous page...

Mol	Chain	Res	Type
3	AC	178	LEU
4	AD	3	ARG
4	AD	8	VAL
4	AD	13	ARG
4	AD	15	GLU
4	AD	21	LEU
4	AD	34	GLU
4	AD	36	ARG
4	AD	50	ARG
4	AD	58	LEU
4	AD	76	ARG
4	AD	88	VAL
4	AD	101	LEU
4	AD	110	PHE
4	AD	112	VAL
4	AD	127	THR
4	AD	131	ARG
4	AD	132	ARG
4	AD	135	LEU
4	AD	139	ARG
4	AD	168	ARG
4	AD	190	ASP
4	AD	194	LEU
4	AD	196	LEU
4	AD	200	GLU
4	AD	209	ARG
5	AE	10	MET
5	AE	20	GLN
5	AE	31	LEU
5	AE	68	GLU
5	AE	73	ASN
5	AE	91	LEU
6	AF	19	LEU
6	AF	25	ILE
6	AF	32	ASN
6	AF	43	LEU
6	AF	67	MET
6	AF	69	GLU
6	AF	73	ASN
7	AG	22	LEU
7	AG	32	ARG
7	AG	33	ASP

Continued on next page...

Continued from previous page...

Mol	Chain	Res	Type
7	AG	35	LYS
7	AG	38	LEU
7	AG	57	GLU
7	AG	78	ARG
7	AG	79	ARG
7	AG	90	GLU
7	AG	94	ARG
7	AG	104	LEU
7	AG	106	GLN
7	AG	114	ARG
7	AG	119	ARG
7	AG	131	LYS
7	AG	136	LYS
7	AG	140	ASP
7	AG	154	TYR
8	AH	1	MET
8	AH	6	ILE
8	AH	26	VAL
8	AH	27	PRO
8	AH	30	ARG
8	AH	39	LEU
8	AH	52	ASP
8	AH	54	ASP
8	AH	56	LYS
8	AH	63	LEU
8	AH	91	ARG
8	AH	92	ARG
8	AH	102	ARG
8	AH	105	ARG
8	AH	112	LEU
8	AH	127	LEU
9	AI	2	GLU
9	AI	14	VAL
9	AI	19	LEU
9	AI	20	ARG
9	AI	23	ASN
9	AI	26	VAL
9	AI	53	VAL
9	AI	60	ASP
9	AI	95	LYS
9	AI	104	ARG
9	AI	118	LYS

Continued on next page...

Continued from previous page...

Mol	Chain	Res	Type
9	AI	121	ARG
9	AI	128	ARG
10	AJ	6	ILE
10	AJ	8	LEU
10	AJ	57	LYS
10	AJ	78	ASN
10	AJ	95	GLU
10	AJ	96	ILE
11	AK	53	SER
11	AK	81	ASP
11	AK	96	ARG
11	AK	104	GLN
11	AK	124	LYS
11	AK	126	ARG
12	AL	7	ILE
12	AL	8	ASN
12	AL	20	LYS
12	AL	27	LEU
12	AL	33	ARG
12	AL	41	ARG
12	AL	42	THR
12	AL	44	THR
12	AL	79	GLU
12	AL	84	LEU
12	AL	89	ARG
12	AL	94	PRO
12	AL	118	SER
12	AL	123	LYS
13	AM	7	VAL
13	AM	8	GLU
13	AM	11	ARG
13	AM	47	ASP
13	AM	64	TRP
13	AM	65	LYS
13	AM	91	ARG
13	AM	101	GLN
13	AM	108	ARG
13	AM	115	LYS
14	AN	14	PRO
14	AN	16	PHE
14	AN	23	ARG
14	AN	31	ARG

Continued on next page...

Continued from previous page...

Mol	Chain	Res	Type
14	AN	33	VAL
14	AN	58	LYS
15	AO	25	THR
15	AO	31	LEU
15	AO	39	LEU
15	AO	56	LEU
15	AO	68	ARG
15	AO	74	ASP
15	AO	81	LEU
15	AO	82	ILE
16	AP	1	MET
16	AP	27	LYS
16	AP	55	ARG
16	AP	62	VAL
17	AQ	38	ARG
17	AQ	52	LYS
18	AR	31	LEU
18	AR	36	ASN
18	AR	47	THR
18	AR	50	ILE
18	AR	76	LEU
18	AR	86	VAL
19	AS	7	LYS
19	AS	12	ASP
19	AS	15	LEU
19	AS	21	GLU
19	AS	37	ARG
19	AS	62	ILE
20	AT	9	ASN
20	AT	18	GLN
20	AT	24	LEU
20	AT	26	ASN
20	AT	27	LYS
20	AT	41	ILE
20	AT	75	ASN
20	AT	82	SER
21	AU	15	ARG
24	AY	31	ARG
24	AY	40	HIS
24	AY	45	VAL
24	AY	52	MET
24	AY	54	PHE

Continued on next page...

Continued from previous page...

Mol	Chain	Res	Type
24	AY	59	ARG
24	AY	60	GLU
24	AY	84	THR
24	AY	91	THR
24	AY	92	ILE
24	AY	98	MET
24	AY	101	LEU
24	AY	120	THR
24	AY	121	VAL
24	AY	128	TYR
24	AY	157	LEU
24	AY	191	ASP
24	AY	192	LEU
24	AY	224	ASP
24	AY	225	GLU
24	AY	232	LEU
24	AY	236	GLU
24	AY	252	ASP
24	AY	255	ILE
24	AY	260	LEU
24	AY	264	LEU
24	AY	277	VAL
24	AY	285	ASP
24	AY	289	ILE
24	AY	312	LEU
24	AY	343	ASN
24	AY	348	ARG
24	AY	356	LEU
24	AY	357	ARG
24	AY	369	LEU
24	AY	381	LYS
24	AY	417	THR
24	AY	420	ASP
24	AY	421	GLN
24	AY	426	GLN
24	AY	431	LEU
24	AY	437	THR
24	AY	458	HIS
24	AY	466	LEU
24	AY	478	LYS
24	AY	481	VAL
24	AY	487	ILE

Continued on next page...

Continued from previous page...

Mol	Chain	Res	Type
24	AY	500	GLN
24	AY	504	ARG
24	AY	509	HIS
24	AY	512	ILE
24	AY	568	TYR
24	AY	572	TYR
24	AY	576	ASP
24	AY	580	MET
24	AY	607	ARG
24	AY	616	TYR
24	AY	623	ASP
24	AY	628	ARG
24	AY	635	GLU
24	AY	647	VAL
24	AY	649	LEU
24	AY	671	MET
25	B0	5	LYS
25	B0	11	ARG
25	B0	14	ARG
25	B0	20	ARG
25	B0	27	GLU
25	B0	30	VAL
25	B0	39	ARG
25	B0	40	GLN
25	B0	43	THR
25	B0	44	ARG
25	B0	53	MET
25	B0	55	ARG
25	B0	56	ASP
25	B0	57	PHE
25	B0	62	LEU
25	B0	69	PHE
25	B0	70	GLN
25	B0	74	ARG
25	B0	75	LEU
25	B0	80	HIS
25	B0	84	LEU
26	B1	5	CYS
26	B1	8	SER
26	B1	11	ARG
26	B1	25	LYS
26	B1	27	GLU

Continued on next page...

Continued from previous page...

Mol	Chain	Res	Type
26	B1	30	VAL
26	B1	33	LYS
26	B1	37	ILE
26	B1	39	LYS
26	B1	40	ARG
26	B1	45	ASN
26	B1	50	ARG
26	B1	53	VAL
26	B1	73	LEU
26	B1	78	LYS
26	B1	80	LEU
26	B1	82	LEU
26	B1	83	GLU
27	B2	2	LYS
27	B2	4	SER
27	B2	7	ARG
27	B2	8	LYS
27	B2	9	GLN
27	B2	20	GLU
27	B2	24	LEU
27	B2	26	ARG
27	B2	27	GLU
27	B2	32	LEU
27	B2	37	PHE
27	B2	40	SER
27	B2	41	ILE
27	B2	43	GLN
27	B2	44	LEU
27	B2	45	SER
27	B2	47	ASN
27	B2	48	HIS
27	B2	49	LYS
27	B2	51	ARG
27	B2	53	LEU
27	B2	65	ASN
27	B2	68	ARG
27	B2	70	GLN
28	B3	8	LEU
28	B3	10	LYS
28	B3	29	ARG
28	B3	30	ARG
28	B3	33	GLN

Continued on next page...

Continued from previous page...

Mol	Chain	Res	Type
28	B3	55	ARG
28	B3	57	GLU
29	B4	1	MET
29	B4	24	THR
29	B4	25	TYR
29	B4	27	THR
29	B4	31	ILE
29	B4	38	LYS
29	B4	39	CYS
29	B4	42	PHE
29	B4	49	PHE
29	B4	52	THR
29	B4	53	GLU
29	B4	58	ARG
29	B4	59	PHE
29	B4	61	ARG
29	B4	62	ARG
30	B5	3	LYS
30	B5	4	HIS
30	B5	26	THR
30	B5	29	THR
30	B5	44	THR
30	B5	48	GLU
30	B5	51	TYR
30	B5	52	TYR
30	B5	55	ARG
31	B6	7	ILE
31	B6	8	LYS
31	B6	9	LEU
31	B6	10	LEU
31	B6	11	LEU
31	B6	18	ARG
31	B6	29	ASN
31	B6	31	PRO
31	B6	35	GLU
31	B6	42	TRP
31	B6	45	LYS
31	B6	53	LYS
32	B7	8	ASN
32	B7	43	THR
33	B8	13	ARG
33	B8	19	SER

Continued on next page...

Continued from previous page...

Mol	Chain	Res	Type
33	B8	30	ARG
33	B8	31	HIS
33	B8	32	LEU
33	B8	34	TRP
33	B8	41	ILE
33	B8	44	LYS
33	B8	47	LYS
33	B8	49	VAL
33	B8	61	LEU
34	B9	2	LYS
34	B9	11	CYS
34	B9	29	ASN
37	BC	28	ARG
37	BC	32	GLU
37	BC	48	LEU
37	BC	50	ILE
37	BC	53	ARG
37	BC	54	ARG
37	BC	98	GLU
37	BC	99	GLU
37	BC	103	LYS
37	BC	106	ASP
37	BC	108	TRP
37	BC	119	ASP
37	BC	121	MET
37	BC	127	LYS
37	BC	130	ARG
37	BC	138	LEU
37	BC	148	PHE
37	BC	158	LYS
37	BC	203	GLU
38	BD	3	VAL
38	BD	4	LYS
38	BD	18	VAL
38	BD	24	ILE
38	BD	25	THR
38	BD	26	LYS
38	BD	35	LYS
38	BD	46	GLN
38	BD	64	ILE
38	BD	65	ILE
38	BD	89	SER

Continued on next page...

Continued from previous page...

Mol	Chain	Res	Type
38	BD	95	LEU
38	BD	98	VAL
38	BD	105	ILE
38	BD	106	ILE
38	BD	122	ASP
38	BD	131	LEU
38	BD	141	VAL
38	BD	155	LEU
38	BD	166	GLN
38	BD	173	VAL
38	BD	176	ARG
38	BD	192	THR
38	BD	211	ARG
38	BD	212	SER
38	BD	218	ARG
38	BD	221	VAL
38	BD	229	VAL
38	BD	242	ARG
38	BD	257	LEU
38	BD	259	THR
38	BD	270	ILE
39	BE	9	VAL
39	BE	47	VAL
39	BE	49	LEU
39	BE	52	LEU
39	BE	54	GLN
39	BE	55	ASN
39	BE	56	PRO
39	BE	57	LYS
39	BE	63	LEU
39	BE	67	PHE
39	BE	69	LYS
39	BE	76	ARG
39	BE	79	ARG
39	BE	82	ARG
39	BE	87	GLU
39	BE	93	VAL
39	BE	94	GLU
39	BE	111	ARG
39	BE	116	VAL
39	BE	121	ASN
39	BE	134	ILE

Continued on next page...

Continued from previous page...

Mol	Chain	Res	Type
39	BE	144	ARG
39	BE	146	THR
39	BE	154	LYS
39	BE	167	VAL
39	BE	169	ASN
39	BE	175	VAL
39	BE	178	GLU
39	BE	185	LYS
39	BE	197	ILE
39	BE	202	LYS
39	BE	203	LYS
40	BF	17	ARG
40	BF	19	GLU
40	BF	20	LEU
40	BF	28	ILE
40	BF	33	LEU
40	BF	35	GLU
40	BF	50	SER
40	BF	65	TRP
40	BF	68	LYS
40	BF	82	ILE
40	BF	110	LEU
40	BF	122	LYS
40	BF	125	LEU
40	BF	157	VAL
40	BF	158	THR
40	BF	160	ASN
40	BF	164	ARG
40	BF	169	ASN
40	BF	179	GLU
41	BG	9	ARG
41	BG	13	GLU
41	BG	21	ARG
41	BG	22	ARG
41	BG	26	GLN
41	BG	27	ASN
41	BG	33	ARG
41	BG	45	GLU
41	BG	48	GLU
41	BG	60	LEU
41	BG	66	GLN
41	BG	79	ASN

Continued on next page...

Continued from previous page...

Mol	Chain	Res	Type
41	BG	82	LEU
41	BG	83	ARG
41	BG	91	ARG
41	BG	95	ARG
41	BG	106	LEU
41	BG	107	LEU
41	BG	108	ASN
41	BG	113	ARG
41	BG	118	ARG
41	BG	121	ASN
41	BG	133	LEU
41	BG	135	LEU
41	BG	136	ARG
41	BG	139	LEU
41	BG	146	TYR
41	BG	176	LEU
41	BG	180	PHE
41	BG	182	LYS
42	BH	1	MET
42	BH	3	ARG
42	BH	6	ARG
42	BH	9	ILE
42	BH	47	GLU
42	BH	69	ARG
42	BH	83	TYR
42	BH	89	ILE
42	BH	104	GLU
42	BH	105	LEU
42	BH	111	HIS
42	BH	158	HIS
42	BH	159	GLU
42	BH	168	PRO
42	BH	170	ARG
46	BN	1	MET
46	BN	2	LYS
46	BN	25	ARG
46	BN	33	LEU
46	BN	34	LEU
46	BN	35	ARG
46	BN	45	ASN
46	BN	48	MET
46	BN	50	ASP

Continued on next page...

Continued from previous page...

Mol	Chain	Res	Type
46	BN	68	GLU
46	BN	119	ARG
46	BN	129	PRO
46	BN	131	GLN
46	BN	136	GLU
47	BO	13	ASN
47	BO	22	ILE
47	BO	23	ARG
47	BO	24	VAL
47	BO	47	ILE
47	BO	49	ARG
47	BO	52	VAL
48	BP	6	LEU
48	BP	9	ASN
48	BP	16	ARG
48	BP	18	ARG
48	BP	33	ARG
48	BP	35	HIS
48	BP	39	LYS
48	BP	41	ARG
48	BP	47	ASP
48	BP	49	ARG
48	BP	51	PHE
48	BP	52	GLU
48	BP	55	ARG
48	BP	57	THR
48	BP	59	LEU
48	BP	61	ARG
48	BP	62	LEU
48	BP	68	GLN
48	BP	70	GLN
48	BP	85	LEU
48	BP	91	PHE
48	BP	105	LEU
48	BP	108	LYS
48	BP	110	TYR
48	BP	111	ARG
48	BP	115	LEU
48	BP	119	GLU
48	BP	135	LEU
49	BQ	1	MET
49	BQ	14	ARG

Continued on next page...

Continued from previous page...

Mol	Chain	Res	Type
49	BQ	16	ARG
49	BQ	45	GLN
49	BQ	51	ARG
49	BQ	54	MET
49	BQ	56	ARG
49	BQ	59	ARG
49	BQ	65	PHE
49	BQ	74	TYR
49	BQ	75	THR
49	BQ	79	LEU
49	BQ	110	THR
49	BQ	133	ARG
49	BQ	141	GLN
50	BR	2	ARG
50	BR	8	ARG
50	BR	10	LEU
50	BR	11	ASN
50	BR	16	HIS
50	BR	18	LEU
50	BR	28	LEU
50	BR	29	LEU
50	BR	34	ILE
50	BR	71	GLN
50	BR	83	ILE
50	BR	89	ASP
50	BR	99	LYS
50	BR	100	LEU
50	BR	113	LEU
50	BR	116	LEU
50	BR	117	VAL
50	BR	118	GLU
51	BS	11	LYS
51	BS	12	PHE
51	BS	15	ARG
51	BS	17	ARG
51	BS	20	ARG
51	BS	29	PHE
51	BS	36	TYR
51	BS	40	ILE
51	BS	54	LEU
51	BS	56	LEU
51	BS	59	LYS

Continued on next page...

Continued from previous page...

Mol	Chain	Res	Type
51	BS	64	GLU
51	BS	92	TYR
51	BS	97	ARG
51	BS	106	ARG
52	BT	2	ASN
52	BT	7	ILE
52	BT	16	ARG
52	BT	23	ARG
52	BT	28	VAL
52	BT	29	ARG
52	BT	30	VAL
52	BT	33	LYS
52	BT	38	ASN
52	BT	41	ARG
52	BT	49	VAL
52	BT	51	ARG
52	BT	58	ASN
52	BT	59	THR
52	BT	78	LEU
52	BT	79	HIS
52	BT	80	SER
52	BT	83	ILE
52	BT	95	ARG
52	BT	96	ARG
52	BT	99	LEU
52	BT	111	ARG
52	BT	118	ARG
52	BT	124	ASP
52	BT	132	LYS
52	BT	133	GLU
53	BU	8	VAL
53	BU	14	HIS
53	BU	18	LEU
53	BU	56	ASP
53	BU	59	ARG
53	BU	60	LEU
53	BU	66	ASN
53	BU	74	LEU
53	BU	84	LYS
53	BU	92	ARG
53	BU	101	ARG
53	BU	108	GLU

Continued on next page...

Continued from previous page...

Mol	Chain	Res	Type
54	BV	1	MET
54	BV	2	PHE
54	BV	7	THR
54	BV	10	LYS
54	BV	12	TYR
54	BV	16	PRO
54	BV	18	LEU
54	BV	19	LYS
54	BV	21	ARG
54	BV	35	LEU
54	BV	39	LEU
54	BV	40	LEU
54	BV	45	THR
54	BV	50	PRO
54	BV	71	LEU
54	BV	89	GLN
54	BV	99	ILE
55	BW	11	ARG
55	BW	21	VAL
55	BW	23	LEU
55	BW	36	LEU
55	BW	50	VAL
55	BW	76	VAL
55	BW	78	GLU
55	BW	90	ARG
55	BW	95	ILE
55	BW	96	ILE
55	BW	104	THR
55	BW	106	ILE
56	BX	27	THR
56	BX	57	LEU
56	BX	68	ARG
56	BX	70	LEU
56	BX	80	ILE
56	BX	90	GLU
57	BY	2	ARG
57	BY	6	HIS
57	BY	23	ARG
57	BY	28	LYS
57	BY	29	GLU
57	BY	32	PRO
57	BY	38	ILE

Continued on next page...

Continued from previous page...

Mol	Chain	Res	Type
57	BY	53	PRO
57	BY	55	TYR
57	BY	56	PRO
57	BY	77	PRO
57	BY	83	THR
57	BY	85	VAL
57	BY	88	LYS
57	BY	89	PHE
57	BY	90	LEU
57	BY	95	LYS
57	BY	97	ARG
57	BY	99	CYS
58	BZ	6	LYS
58	BZ	20	ARG
58	BZ	32	HIS
58	BZ	41	LEU
58	BZ	44	PHE
58	BZ	48	PHE
58	BZ	67	LEU
58	BZ	70	LEU
58	BZ	72	ARG
58	BZ	81	ARG
58	BZ	97	GLU
58	BZ	103	ARG
58	BZ	112	ARG
58	BZ	121	HIS
58	BZ	122	ARG
58	BZ	140	ASP
58	BZ	148	ASP
58	BZ	155	LEU
58	BZ	163	LEU
58	BZ	168	GLU
58	BZ	182	LYS
58	BZ	183	LEU
58	BZ	185	GLU
58	BZ	186	GLU

Some sidechains can be flipped to improve hydrogen bonding and reduce clashes. All (168) such sidechains are listed below:

Mol	Chain	Res	Type
2	AB	37	ASN
2	AB	45	GLN

Continued on next page...

Continued from previous page...

Mol	Chain	Res	Type
2	AB	78	GLN
2	AB	146	GLN
2	AB	204	ASN
2	AB	212	GLN
3	AC	63	ASN
3	AC	110	ASN
3	AC	123	GLN
3	AC	170	GLN
3	AC	176	HIS
3	AC	181	ASN
4	AD	62	GLN
4	AD	77	ASN
4	AD	129	ASN
5	AE	20	GLN
5	AE	38	GLN
5	AE	73	ASN
6	AF	16	GLN
6	AF	18	GLN
6	AF	27	GLN
6	AF	32	ASN
6	AF	57	GLN
6	AF	73	ASN
6	AF	84	ASN
6	AF	94	GLN
6	AF	100	ASN
7	AG	64	GLN
7	AG	68	ASN
7	AG	84	ASN
7	AG	122	HIS
7	AG	153	HIS
9	AI	23	ASN
9	AI	34	ASN
9	AI	124	GLN
10	AJ	56	HIS
10	AJ	78	ASN
12	AL	8	ASN
12	AL	9	GLN
12	AL	49	ASN
12	AL	75	HIS
12	AL	78	GLN
13	AM	12	ASN
13	AM	40	ASN

Continued on next page...

Continued from previous page...

Mol	Chain	Res	Type
13	AM	62	ASN
13	AM	77	ASN
13	AM	101	GLN
14	AN	49	HIS
15	AO	37	ASN
15	AO	46	HIS
15	AO	71	GLN
16	AP	16	HIS
16	AP	76	GLN
17	AQ	16	GLN
18	AR	36	ASN
19	AS	47	HIS
19	AS	53	ASN
19	AS	65	ASN
20	AT	18	GLN
20	AT	26	ASN
20	AT	73	HIS
20	AT	75	ASN
24	AY	14	ASN
24	AY	137	ASN
24	AY	165	GLN
24	AY	208	GLN
24	AY	270	GLN
24	AY	343	ASN
24	AY	421	GLN
24	AY	458	HIS
24	AY	543	GLN
24	AY	625	ASN
24	AY	641	GLN
24	AY	664	GLN
24	AY	684	GLN
25	B0	17	GLN
25	B0	29	GLN
25	B0	50	ASN
25	B0	70	GLN
26	B1	19	GLN
26	B1	45	ASN
27	B2	46	GLN
27	B2	47	ASN
27	B2	70	GLN
28	B3	19	GLN
28	B3	46	ASN

Continued on next page...

Continued from previous page...

Mol	Chain	Res	Type
28	B3	52	HIS
30	B5	23	HIS
31	B6	32	ASN
32	B7	8	ASN
34	B9	34	GLN
37	BC	67	HIS
37	BC	72	GLN
37	BC	149	ASN
37	BC	189	ASN
37	BC	200	HIS
38	BD	96	HIS
38	BD	115	GLN
38	BD	116	GLN
38	BD	126	GLN
38	BD	166	GLN
38	BD	186	HIS
38	BD	198	ASN
38	BD	201	HIS
39	BE	48	GLN
39	BE	54	GLN
39	BE	55	ASN
39	BE	129	HIS
39	BE	143	ASN
39	BE	169	ASN
39	BE	192	ASN
40	BF	69	HIS
40	BF	133	ASN
40	BF	160	ASN
40	BF	169	ASN
40	BF	204	ASN
41	BG	27	ASN
41	BG	66	GLN
41	BG	108	ASN
42	BH	65	HIS
42	BH	74	ASN
42	BH	139	GLN
42	BH	147	ASN
42	BH	158	HIS
46	BN	45	ASN
46	BN	56	ASN
46	BN	128	HIS
47	BO	13	ASN

Continued on next page...

Continued from previous page...

Mol	Chain	Res	Type
47	BO	82	ASN
48	BP	27	HIS
48	BP	38	GLN
48	BP	68	GLN
48	BP	81	GLN
48	BP	84	ASN
48	BP	128	HIS
49	BQ	13	GLN
49	BQ	45	GLN
49	BQ	57	HIS
49	BQ	141	GLN
50	BR	3	HIS
50	BR	11	ASN
50	BR	13	HIS
50	BR	23	ASN
50	BR	53	HIS
50	BR	61	HIS
50	BR	71	GLN
51	BS	34	HIS
52	BT	38	ASN
52	BT	43	GLN
52	BT	79	HIS
52	BT	90	GLN
53	BU	14	HIS
53	BU	49	HIS
53	BU	66	ASN
53	BU	81	HIS
53	BU	94	ASN
53	BU	117	GLN
54	BV	11	GLN
55	BW	34	ASN
55	BW	57	ASN
55	BW	102	HIS
56	BX	31	HIS
56	BX	41	ASN
56	BX	87	GLN
58	BZ	34	ASN
58	BZ	54	HIS
58	BZ	65	GLN
58	BZ	132	ASN

5.3.3 RNA ⓘ

Mol	Chain	Analysed	Backbone Outliers	Pucker Outliers
1	AA	1505/1519 (99%)	320 (21%)	51 (3%)
22	AV	75/76 (98%)	24 (32%)	2 (2%)
23	AX	8/9 (88%)	3 (37%)	0
35	BA	2897/2915 (99%)	665 (22%)	60 (2%)
36	BB	118/122 (96%)	26 (22%)	2 (1%)
All	All	4603/4641 (99%)	1038 (22%)	115 (2%)

All (1038) RNA backbone outliers are listed below:

Mol	Chain	Res	Type
1	AA	9	G
1	AA	31	G
1	AA	32	A
1	AA	38	G
1	AA	39	G
1	AA	40	C
1	AA	48	C
1	AA	51	A
1	AA	57	G
1	AA	60	A
1	AA	61	G
1	AA	64	G
1	AA	65	U
1	AA	76	C
1	AA	77	G
1	AA	78	G
1	AA	79	G
1	AA	80	G
1	AA	81	U
1	AA	82	U
1	AA	83	U
1	AA	84	U
1	AA	88	A
1	AA	89	C
1	AA	90	U
1	AA	91	C
1	AA	92	C
1	AA	101	A
1	AA	107	G
1	AA	108	G
1	AA	113	G
1	AA	116	A
1	AA	120	A

Continued on next page...

Continued from previous page...

Mol	Chain	Res	Type
1	AA	121	C
1	AA	131	C
1	AA	144	G
1	AA	189(H)	G
1	AA	189(I)	G
1	AA	195	A
1	AA	197	A
1	AA	198	G
1	AA	199	G
1	AA	203	U
1	AA	204	U
1	AA	244	U
1	AA	247	G
1	AA	251	G
1	AA	265	G
1	AA	266	G
1	AA	267	C
1	AA	268	C
1	AA	275	G
1	AA	289	G
1	AA	312	C
1	AA	321	A
1	AA	324	G
1	AA	328	C
1	AA	332	G
1	AA	345	C
1	AA	346	G
1	AA	347	G
1	AA	348	G
1	AA	349	A
1	AA	352	C
1	AA	353	A
1	AA	354	G
1	AA	365	U
1	AA	366	C
1	AA	367	U
1	AA	372	C
1	AA	384	G
1	AA	389	A
1	AA	397	A
1	AA	398	C
1	AA	412	A

Continued on next page...

Continued from previous page...

Mol	Chain	Res	Type
1	AA	413	G
1	AA	414	A
1	AA	421	U
1	AA	422	C
1	AA	423	G
1	AA	429	U
1	AA	430	A
1	AA	442	C
1	AA	452	A
1	AA	453	A
1	AA	454	C
1	AA	484	G
1	AA	485	G
1	AA	491	G
1	AA	496	A
1	AA	499	A
1	AA	505	G
1	AA	507	C
1	AA	508	C
1	AA	509	A
1	AA	510	A
1	AA	511	C
1	AA	518	C
1	AA	522	C
1	AA	527	G
1	AA	531	U
1	AA	532	A
1	AA	533	A
1	AA	544	G
1	AA	546	G
1	AA	547	A
1	AA	548	G
1	AA	557	G
1	AA	559	A
1	AA	560	U
1	AA	561	U
1	AA	562	C
1	AA	563	A
1	AA	564	C
1	AA	572	A
1	AA	573	A
1	AA	576	G

Continued on next page...

Continued from previous page...

Mol	Chain	Res	Type
1	AA	577	G
1	AA	588	G
1	AA	589	C
1	AA	590	C
1	AA	593	G
1	AA	595	G
1	AA	632	A
1	AA	633	G
1	AA	653	A
1	AA	665	A
1	AA	686	U
1	AA	687	A
1	AA	688	G
1	AA	700	G
1	AA	702	A
1	AA	703	G
1	AA	705	U
1	AA	722	A
1	AA	723	U
1	AA	731	G
1	AA	749	C
1	AA	755	G
1	AA	770	C
1	AA	771	G
1	AA	774	G
1	AA	777	A
1	AA	788	U
1	AA	792	A
1	AA	793	U
1	AA	794	A
1	AA	796	C
1	AA	816	A
1	AA	817	C
1	AA	828	A
1	AA	839	U
1	AA	840	C
1	AA	841	U
1	AA	848	C
1	AA	859	A
1	AA	861	G
1	AA	863	U
1	AA	868	C

Continued on next page...

Continued from previous page...

Mol	Chain	Res	Type
1	AA	872	A
1	AA	874	G
1	AA	902	G
1	AA	917	G
1	AA	922	G
1	AA	926	G
1	AA	927	G
1	AA	934	C
1	AA	935	A
1	AA	939	G
1	AA	940	C
1	AA	941	G
1	AA	948	C
1	AA	950	U
1	AA	951	G
1	AA	952	U
1	AA	953	G
1	AA	957	U
1	AA	960	U
1	AA	961	U
1	AA	962	C
1	AA	963	G
1	AA	966	G
1	AA	968	A
1	AA	969	A
1	AA	974	A
1	AA	975	A
1	AA	976	G
1	AA	977	A
1	AA	980	C
1	AA	981	U
1	AA	982	U
1	AA	983	A
1	AA	992	U
1	AA	993	G
1	AA	996	A
1	AA	1001(A)	G
1	AA	1004	A
1	AA	1025	U
1	AA	1028	C
1	AA	1029	C
1	AA	1030	C

Continued on next page...

Continued from previous page...

Mol	Chain	Res	Type
1	AA	1030(C)	G
1	AA	1031	G
1	AA	1048	G
1	AA	1050	G
1	AA	1054	C
1	AA	1066	C
1	AA	1072	G
1	AA	1074	G
1	AA	1076	C
1	AA	1078	U
1	AA	1081	G
1	AA	1094	G
1	AA	1095	U
1	AA	1101	A
1	AA	1102	A
1	AA	1117	G
1	AA	1125	U
1	AA	1129	C
1	AA	1130	A
1	AA	1131	G
1	AA	1137	C
1	AA	1138	G
1	AA	1139	G
1	AA	1140	C
1	AA	1141	C
1	AA	1145	C
1	AA	1151	A
1	AA	1152	A
1	AA	1154	G
1	AA	1158	C
1	AA	1159	U
1	AA	1176	A
1	AA	1182	G
1	AA	1183	A
1	AA	1184	G
1	AA	1185	G
1	AA	1187	G
1	AA	1190	G
1	AA	1195	C
1	AA	1196	U
1	AA	1197	G
1	AA	1200	C

Continued on next page...

Continued from previous page...

Mol	Chain	Res	Type
1	AA	1201	A
1	AA	1212	U
1	AA	1213	A
1	AA	1227	A
1	AA	1229	A
1	AA	1238	A
1	AA	1240	U
1	AA	1241	G
1	AA	1256	A
1	AA	1257	U
1	AA	1267	C
1	AA	1268	A
1	AA	1280	A
1	AA	1281	U
1	AA	1283	G
1	AA	1284	C
1	AA	1285	A
1	AA	1286	A
1	AA	1287	A
1	AA	1299	A
1	AA	1300	G
1	AA	1302	U
1	AA	1305	G
1	AA	1317	C
1	AA	1320	C
1	AA	1322	C
1	AA	1323	G
1	AA	1331	G
1	AA	1335	C
1	AA	1338	G
1	AA	1346	A
1	AA	1347	G
1	AA	1353	G
1	AA	1364	U
1	AA	1369	C
1	AA	1370	G
1	AA	1371	G
1	AA	1372	U
1	AA	1373	G
1	AA	1385	G
1	AA	1386	G
1	AA	1387	G

Continued on next page...

Continued from previous page...

Mol	Chain	Res	Type
1	AA	1390	U
1	AA	1391	U
1	AA	1398	A
1	AA	1399	C
1	AA	1400	C
1	AA	1401	G
1	AA	1402	C
1	AA	1408	A
1	AA	1419	G
1	AA	1442	G
1	AA	1442(A)	G
1	AA	1446	U
1	AA	1447	A
1	AA	1452	C
1	AA	1456	G
1	AA	1457	G
1	AA	1487	G
1	AA	1490	C
1	AA	1491	G
1	AA	1492	A
1	AA	1493	A
1	AA	1499	A
1	AA	1503	A
1	AA	1504	G
1	AA	1505	G
1	AA	1506	U
1	AA	1507	A
1	AA	1517	G
1	AA	1520	G
1	AA	1524	C
1	AA	1525	G
1	AA	1526	G
1	AA	1529	G
1	AA	1530	G
1	AA	1533	C
22	AV	10	G
22	AV	13	C
22	AV	15	G
22	AV	16	C
22	AV	17	C
22	AV	18	G
22	AV	19	G

Continued on next page...

Continued from previous page...

Mol	Chain	Res	Type
22	AV	20	U
22	AV	21	A
22	AV	22	G
22	AV	23	A
22	AV	30	G
22	AV	34	G
22	AV	44	G
22	AV	45	U
22	AV	46	G
22	AV	48	C
22	AV	52	G
22	AV	53	G
22	AV	61	C
22	AV	73	A
22	AV	74	C
22	AV	75	C
22	AV	76	A
23	AX	12	A
23	AX	13	A
23	AX	19	A
35	BA	9	U
35	BA	10	G
35	BA	16	G
35	BA	28	A
35	BA	29	U
35	BA	30	G
35	BA	32	C
35	BA	34	C
35	BA	36	G
35	BA	37	C
35	BA	44	G
35	BA	45	C
35	BA	49	A
35	BA	50	U
35	BA	53	A
35	BA	58	G
35	BA	71	A
35	BA	72	U
35	BA	74	A
35	BA	75	G
35	BA	83	G
35	BA	84	A

Continued on next page...

Continued from previous page...

Mol	Chain	Res	Type
35	BA	88	G
35	BA	90	U
35	BA	94	C
35	BA	102	G
35	BA	109	G
35	BA	110	G
35	BA	111	A
35	BA	112	U
35	BA	115	C
35	BA	118	A
35	BA	119	A
35	BA	120	U
35	BA	139(A)	G
35	BA	140	G
35	BA	141	A
35	BA	146	G
35	BA	174	C
35	BA	175	G
35	BA	177	G
35	BA	178	G
35	BA	179	G
35	BA	180	G
35	BA	181	A
35	BA	182	A
35	BA	196	A
35	BA	197	A
35	BA	199	A
35	BA	205	G
35	BA	215	G
35	BA	216	A
35	BA	221	A
35	BA	222	A
35	BA	228	A
35	BA	229	A
35	BA	230	U
35	BA	233	A
35	BA	247	G
35	BA	248	G
35	BA	249	C
35	BA	252	G
35	BA	257	A
35	BA	262	A

Continued on next page...

Continued from previous page...

Mol	Chain	Res	Type
35	BA	264	C
35	BA	265	A
35	BA	266	G
35	BA	271(I)	G
35	BA	271(J)	C
35	BA	271(K)	U
35	BA	271(M)	G
35	BA	271(N)	U
35	BA	271(O)	C
35	BA	271(P)	C
35	BA	271(R)	G
35	BA	271(Y)	U
35	BA	272(A)	U
35	BA	272(B)	G
35	BA	272(I)	U
35	BA	274	G
35	BA	275	G
35	BA	276	A
35	BA	277	C
35	BA	311	A
35	BA	329	G
35	BA	330	A
35	BA	331	A
35	BA	332	A
35	BA	333	G
35	BA	334	C
35	BA	352	G
35	BA	353	G
35	BA	356	G
35	BA	362	U
35	BA	363(E)	U
35	BA	364	C
35	BA	386	G
35	BA	387	U
35	BA	388	G
35	BA	396	G
35	BA	405	U
35	BA	411	G
35	BA	412	A
35	BA	418	G
35	BA	428	A
35	BA	444	C

Continued on next page...

Continued from previous page...

Mol	Chain	Res	Type
35	BA	448	U
35	BA	454	A
35	BA	456	C
35	BA	457	A
35	BA	460	A
35	BA	462	C
35	BA	463	G
35	BA	464	U
35	BA	467	G
35	BA	470	A
35	BA	473	G
35	BA	481	G
35	BA	505	A
35	BA	508	G
35	BA	509	C
35	BA	525	U
35	BA	526	A
35	BA	527	C
35	BA	528	A
35	BA	530	G
35	BA	531	C
35	BA	532	A
35	BA	533	G
35	BA	563	G
35	BA	573	G
35	BA	575	A
35	BA	586	A
35	BA	588	U
35	BA	600	G
35	BA	603	A
35	BA	604	G
35	BA	605	C
35	BA	607	U
35	BA	613	G
35	BA	614(B)	G
35	BA	627	A
35	BA	628	G
35	BA	629	G
35	BA	630	G
35	BA	637	A
35	BA	645	C
35	BA	646	A

Continued on next page...

Continued from previous page...

Mol	Chain	Res	Type
35	BA	651	G
35	BA	653	A
35	BA	654	A
35	BA	654(I)	C
35	BA	654(J)	A
35	BA	654(K)	C
35	BA	654(T)	C
35	BA	655	A
35	BA	656	G
35	BA	686	G
35	BA	689	A
35	BA	690	G
35	BA	691	C
35	BA	692	C
35	BA	693	C
35	BA	697	C
35	BA	698	C
35	BA	699	A
35	BA	708	C
35	BA	722	A
35	BA	730	C
35	BA	740	U
35	BA	742	G
35	BA	743	G
35	BA	744	G
35	BA	753	C
35	BA	764	A
35	BA	776	G
35	BA	782	A
35	BA	784	A
35	BA	785	G
35	BA	790	C
35	BA	791	C
35	BA	792	G
35	BA	805	G
35	BA	812	C
35	BA	819	A
35	BA	827	U
35	BA	828	U
35	BA	830	G
35	BA	848	G
35	BA	856	C

Continued on next page...

Continued from previous page...

Mol	Chain	Res	Type
35	BA	857	C
35	BA	858	U
35	BA	859	G
35	BA	860	U
35	BA	866	A
35	BA	878	A
35	BA	881	G
35	BA	885	C
35	BA	886	C
35	BA	887	A
35	BA	888	C
35	BA	889	C
35	BA	890	A
35	BA	892	G
35	BA	893	C
35	BA	896	A
35	BA	897	C
35	BA	901	A
35	BA	910	A
35	BA	917	A
35	BA	926	A
35	BA	932	G
35	BA	934	G
35	BA	941	A
35	BA	945	A
35	BA	946	G
35	BA	954	G
35	BA	955	C
35	BA	956	G
35	BA	958	U
35	BA	959	A
35	BA	961	C
35	BA	966	G
35	BA	968	G
35	BA	970	C
35	BA	974	G
35	BA	975	C
35	BA	983	A
35	BA	996	A
35	BA	1011	G
35	BA	1012	U
35	BA	1013	C

Continued on next page...

Continued from previous page...

Mol	Chain	Res	Type
35	BA	1016	G
35	BA	1023	U
35	BA	1026	U
35	BA	1027	A
35	BA	1033	U
35	BA	1039	G
35	BA	1045	A
35	BA	1046	A
35	BA	1047	G
35	BA	1048	A
35	BA	1059	G
35	BA	1061	U
35	BA	1065	U
35	BA	1066	U
35	BA	1067	A
35	BA	1068	G
35	BA	1069	A
35	BA	1070	A
35	BA	1073	A
35	BA	1074	G
35	BA	1087	G
35	BA	1088	A
35	BA	1091	G
35	BA	1101	U
35	BA	1105	U
35	BA	1106	G
35	BA	1110	G
35	BA	1111	A
35	BA	1112	G
35	BA	1114	G
35	BA	1116	C
35	BA	1119	C
35	BA	1120	G
35	BA	1130	U
35	BA	1133	U
35	BA	1136	G
35	BA	1137	G
35	BA	1142	U
35	BA	1142(A)	A
35	BA	1155	A
35	BA	1173	G
35	BA	1174	A

Continued on next page...

Continued from previous page...

Mol	Chain	Res	Type
35	BA	1175	U
35	BA	1176	G
35	BA	1178	C
35	BA	1180	C
35	BA	1205	U
35	BA	1210	A
35	BA	1211	U
35	BA	1213	A
35	BA	1220	A
35	BA	1221	C
35	BA	1223	G
35	BA	1224	C
35	BA	1253	A
35	BA	1256	G
35	BA	1265	A
35	BA	1271	G
35	BA	1272	A
35	BA	1273	U
35	BA	1284	A
35	BA	1285	G
35	BA	1287	A
35	BA	1300	U
35	BA	1301	A
35	BA	1302	A
35	BA	1314	C
35	BA	1319	G
35	BA	1321	A
35	BA	1332	G
35	BA	1345	C
35	BA	1349	A
35	BA	1359	A
35	BA	1365	A
35	BA	1368	G
35	BA	1377	G
35	BA	1378	A
35	BA	1380	G
35	BA	1382	G
35	BA	1384	A
35	BA	1385	G
35	BA	1386	C
35	BA	1396	U
35	BA	1407	C

Continued on next page...

Continued from previous page...

Mol	Chain	Res	Type
35	BA	1416	G
35	BA	1417	C
35	BA	1420	U
35	BA	1425	G
35	BA	1426	G
35	BA	1427	A
35	BA	1428	C
35	BA	1437	C
35	BA	1445	A
35	BA	1449	A
35	BA	1450	G
35	BA	1456	G
35	BA	1459	G
35	BA	1460	A
35	BA	1461	G
35	BA	1462	C
35	BA	1467	C
35	BA	1471	A
35	BA	1475	G
35	BA	1478	G
35	BA	1482	G
35	BA	1485	G
35	BA	1490	A
35	BA	1493	C
35	BA	1494	A
35	BA	1495	A
35	BA	1497	U
35	BA	1501	C
35	BA	1502	C
35	BA	1505	C
35	BA	1509	C
35	BA	1509(A)	A
35	BA	1517	G
35	BA	1534	U
35	BA	1541	G
35	BA	1542	A
35	BA	1543	C
35	BA	1544	A
35	BA	1547	C
35	BA	1554	A
35	BA	1558	A
35	BA	1559	G

Continued on next page...

Continued from previous page...

Mol	Chain	Res	Type
35	BA	1569	A
35	BA	1578	U
35	BA	1579	A
35	BA	1581	G
35	BA	1584	C
35	BA	1586	A
35	BA	1588	C
35	BA	1591	G
35	BA	1597	A
35	BA	1598	C
35	BA	1599	C
35	BA	1608	A
35	BA	1616	A
35	BA	1617	C
35	BA	1618	A
35	BA	1639	U
35	BA	1640	C
35	BA	1642	G
35	BA	1643	G
35	BA	1646	C
35	BA	1647	G
35	BA	1648	C
35	BA	1653	G
35	BA	1654	A
35	BA	1674	G
35	BA	1696	G
35	BA	1698	A
35	BA	1699	G
35	BA	1702	G
35	BA	1718	G
35	BA	1721	G
35	BA	1722	A
35	BA	1739	U
35	BA	1740	G
35	BA	1741	A
35	BA	1745(A)	C
35	BA	1746	G
35	BA	1748	G
35	BA	1750	G
35	BA	1763	G
35	BA	1764	G
35	BA	1768	U

Continued on next page...

Continued from previous page...

Mol	Chain	Res	Type
35	BA	1770	G
35	BA	1772	G
35	BA	1773	A
35	BA	1776	G
35	BA	1779	U
35	BA	1780	A
35	BA	1781	C
35	BA	1782	C
35	BA	1786	A
35	BA	1787	A
35	BA	1788	C
35	BA	1791	A
35	BA	1799	G
35	BA	1800	C
35	BA	1801	G
35	BA	1805	U
35	BA	1806	C
35	BA	1808	U
35	BA	1816	G
35	BA	1820	U
35	BA	1821	A
35	BA	1822	G
35	BA	1829	A
35	BA	1835	G
35	BA	1839	G
35	BA	1847	A
35	BA	1848	A
35	BA	1858	G
35	BA	1865	G
35	BA	1877	A
35	BA	1878	G
35	BA	1881	C
35	BA	1885	A
35	BA	1888	G
35	BA	1889	A
35	BA	1890	A
35	BA	1891	G
35	BA	1893	C
35	BA	1906	G
35	BA	1907	G
35	BA	1912	A
35	BA	1913	A

Continued on next page...

Continued from previous page...

Mol	Chain	Res	Type
35	BA	1914	C
35	BA	1920	C
35	BA	1925	C
35	BA	1926	U
35	BA	1930	G
35	BA	1936	A
35	BA	1937	A
35	BA	1938	A
35	BA	1941	C
35	BA	1955	U
35	BA	1962	C
35	BA	1963	U
35	BA	1965	C
35	BA	1967	C
35	BA	1969	A
35	BA	1970	A
35	BA	1971	A
35	BA	1972	A
35	BA	1982	C
35	BA	1984	G
35	BA	1985	G
35	BA	1987	G
35	BA	1988	C
35	BA	1989	G
35	BA	1992	G
35	BA	1993	U
35	BA	1995	U
35	BA	1996	C
35	BA	1997	G
35	BA	1998	G
35	BA	2000	G
35	BA	2010	G
35	BA	2011	U
35	BA	2020	A
35	BA	2023	G
35	BA	2027	G
35	BA	2031	A
35	BA	2032	G
35	BA	2033	A
35	BA	2034	U
35	BA	2036	C
35	BA	2043	C

Continued on next page...

Continued from previous page...

Mol	Chain	Res	Type
35	BA	2051	A
35	BA	2055	C
35	BA	2056	G
35	BA	2060	A
35	BA	2061	G
35	BA	2062	A
35	BA	2069	G
35	BA	2099	U
35	BA	2100	G
35	BA	2103	C
35	BA	2104	G
35	BA	2105	C
35	BA	2106	G
35	BA	2110	G
35	BA	2111	C
35	BA	2112	G
35	BA	2116	G
35	BA	2117	A
35	BA	2118	U
35	BA	2127	G
35	BA	2128	C
35	BA	2129	C
35	BA	2132	U
35	BA	2133	A
35	BA	2134	A
35	BA	2137	C
35	BA	2138	C
35	BA	2140	C
35	BA	2145	C
35	BA	2146	C
35	BA	2147	G
35	BA	2152	G
35	BA	2153	G
35	BA	2154	G
35	BA	2158	A
35	BA	2159	G
35	BA	2172	U
35	BA	2173	A
35	BA	2174	C
35	BA	2175	C
35	BA	2177	C
35	BA	2178	C

Continued on next page...

Continued from previous page...

Mol	Chain	Res	Type
35	BA	2180	U
35	BA	2186	G
35	BA	2187	G
35	BA	2190	G
35	BA	2193	G
35	BA	2198	A
35	BA	2199	A
35	BA	2200	C
35	BA	2201	C
35	BA	2202	C
35	BA	2206	G
35	BA	2207	G
35	BA	2208	A
35	BA	2218	U
35	BA	2219	G
35	BA	2225	A
35	BA	2238	G
35	BA	2239	G
35	BA	2275	C
35	BA	2283	C
35	BA	2287	A
35	BA	2288	A
35	BA	2305	A
35	BA	2307	G
35	BA	2308	G
35	BA	2309	A
35	BA	2313	C
35	BA	2316	C
35	BA	2319	G
35	BA	2320	A
35	BA	2334	G
35	BA	2336	A
35	BA	2347	C
35	BA	2350	C
35	BA	2356	C
35	BA	2357	U
35	BA	2361	A
35	BA	2364	C
35	BA	2383	G
35	BA	2385	C
35	BA	2392	A
35	BA	2400	G

Continued on next page...

Continued from previous page...

Mol	Chain	Res	Type
35	BA	2401	U
35	BA	2402	C
35	BA	2403	C
35	BA	2404	C
35	BA	2405	G
35	BA	2406	U
35	BA	2409	G
35	BA	2423	U
35	BA	2425	A
35	BA	2429	G
35	BA	2430	A
35	BA	2431	U
35	BA	2439	A
35	BA	2441	C
35	BA	2447	G
35	BA	2448	A
35	BA	2465	C
35	BA	2469	A
35	BA	2470	G
35	BA	2476	A
35	BA	2482	G
35	BA	2484	G
35	BA	2491	U
35	BA	2502	G
35	BA	2505	G
35	BA	2518	A
35	BA	2524	G
35	BA	2529	G
35	BA	2542	A
35	BA	2543	G
35	BA	2552	U
35	BA	2554	U
35	BA	2555	U
35	BA	2556	C
35	BA	2557	G
35	BA	2558	C
35	BA	2560	C
35	BA	2566	A
35	BA	2567	G
35	BA	2573	C
35	BA	2578	G
35	BA	2586	C

Continued on next page...

Continued from previous page...

Mol	Chain	Res	Type
35	BA	2602	A
35	BA	2603	G
35	BA	2607	G
35	BA	2608	G
35	BA	2609	U
35	BA	2610	C
35	BA	2611	U
35	BA	2612	C
35	BA	2613	U
35	BA	2615	U
35	BA	2630	G
35	BA	2654	A
35	BA	2657	A
35	BA	2658	C
35	BA	2673	G
35	BA	2690	C
35	BA	2691	C
35	BA	2712	U
35	BA	2712(A)	A
35	BA	2713	A
35	BA	2714	G
35	BA	2717	G
35	BA	2726	U
35	BA	2733	A
35	BA	2750	A
35	BA	2751	G
35	BA	2752	C
35	BA	2753	A
35	BA	2756	U
35	BA	2757	A
35	BA	2758	A
35	BA	2759	G
35	BA	2764	A
35	BA	2765	A
35	BA	2766	G
35	BA	2778	A
35	BA	2779	U
35	BA	2780	G
35	BA	2789	C
35	BA	2790	A
35	BA	2791	C
35	BA	2794	C

Continued on next page...

Continued from previous page...

Mol	Chain	Res	Type
35	BA	2799	C
35	BA	2802	G
35	BA	2803	C
35	BA	2808	U
35	BA	2820	A
35	BA	2821	A
35	BA	2833	G
35	BA	2834	G
35	BA	2835	A
35	BA	2849	U
35	BA	2872	G
35	BA	2893	G
35	BA	2894	G
36	BB	8	U
36	BB	13	A
36	BB	15	A
36	BB	17	C
36	BB	21	G
36	BB	25	A
36	BB	26	A
36	BB	27	C
36	BB	32	C
36	BB	35	U
36	BB	39	A
36	BB	40	U
36	BB	41	U
36	BB	42	C
36	BB	43	C
36	BB	45	A
36	BB	53	A
36	BB	57	A
36	BB	66	A
36	BB	67	G
36	BB	68	C
36	BB	73	A
36	BB	81	G
36	BB	88	C
36	BB	110	G
36	BB	113	G

All (115) RNA pucker outliers are listed below:

Mol	Chain	Res	Type
1	AA	60	A
1	AA	64	G
1	AA	78	G
1	AA	84	U
1	AA	89	C
1	AA	90	U
1	AA	115	G
1	AA	119	A
1	AA	197	A
1	AA	243	A
1	AA	250	A
1	AA	266	G
1	AA	274	A
1	AA	344	A
1	AA	353	A
1	AA	388	G
1	AA	412	A
1	AA	428	G
1	AA	429	U
1	AA	484	G
1	AA	495	A
1	AA	547	A
1	AA	560	U
1	AA	573	A
1	AA	575	G
1	AA	687	A
1	AA	748	C
1	AA	792	A
1	AA	968	A
1	AA	980	C
1	AA	982	U
1	AA	992	U
1	AA	1003	G
1	AA	1030(D)	A
1	AA	1049	U
1	AA	1053	G
1	AA	1101	A
1	AA	1139	G
1	AA	1157	A
1	AA	1200	C
1	AA	1229	A
1	AA	1239	A
1	AA	1279	A

Continued on next page...

Continued from previous page...

Mol	Chain	Res	Type
1	AA	1285	A
1	AA	1399	C
1	AA	1447	A
1	AA	1452	C
1	AA	1456	G
1	AA	1492	A
1	AA	1498	U
1	AA	1504	G
22	AV	15	G
22	AV	16	C
35	BA	49	A
35	BA	71	A
35	BA	74	A
35	BA	197	A
35	BA	221	A
35	BA	331	A
35	BA	332	A
35	BA	363(F)	A
35	BA	387	U
35	BA	587	C
35	BA	603	A
35	BA	627	A
35	BA	752	A
35	BA	764	A
35	BA	790	C
35	BA	856	C
35	BA	887	A
35	BA	974	G
35	BA	1060	U
35	BA	1068	G
35	BA	1210	A
35	BA	1300	U
35	BA	1301	A
35	BA	1379	A
35	BA	1427	A
35	BA	1540	U
35	BA	1541	G
35	BA	1558	A
35	BA	1591	G
35	BA	1608	A
35	BA	1653	G
35	BA	1799	G

Continued on next page...

Continued from previous page...

Mol	Chain	Res	Type
35	BA	1819	A
35	BA	1820	U
35	BA	1839	G
35	BA	1992	G
35	BA	2033	A
35	BA	2103	C
35	BA	2104	G
35	BA	2111	C
35	BA	2116	G
35	BA	2117	A
35	BA	2126	A
35	BA	2136	C
35	BA	2137	C
35	BA	2145	C
35	BA	2157	G
35	BA	2176	A
35	BA	2180	U
35	BA	2282	G
35	BA	2401	U
35	BA	2402	C
35	BA	2422	A
35	BA	2439	A
35	BA	2481	G
35	BA	2542	A
35	BA	2610	C
35	BA	2689	U
35	BA	2750	A
35	BA	2756	U
36	BB	56	G
36	BB	66	A

5.4 Non-standard residues in protein, DNA, RNA chains ⓘ

There are no non-standard protein/DNA/RNA residues in this entry.

5.5 Carbohydrates ⓘ

There are no carbohydrates in this entry.

5.6 Ligand geometry

Of 527 ligands modelled in this entry, 526 are monoatomic - leaving 1 for Mogul analysis.

In the following table, the Counts columns list the number of bonds (or angles) for which Mogul statistics could be retrieved, the number of bonds (or angles) that are observed in the model and the number of bonds (or angles) that are defined in the chemical component dictionary. The Link column lists molecule types, if any, to which the group is linked. The Z score for a bond length (or angle) is the number of standard deviations the observed value is removed from the expected value. A bond length (or angle) with $|Z| > 2$ is considered an outlier worth inspection. RMSZ is the root-mean-square of all Z scores of the bond lengths (or angles).

Mol	Type	Chain	Res	Link	Bond lengths			Bond angles		
					Counts	RMSZ	$\# Z > 2$	Counts	RMSZ	$\# Z > 2$
61	GCP	AY	701	59	34,34,34	1.88	13 (38%)	52,54,54	3.66	14 (26%)

In the following table, the Chirals column lists the number of chiral outliers, the number of chiral centers analysed, the number of these observed in the model and the number defined in the chemical component dictionary. Similar counts are reported in the Torsion and Rings columns. '-' means no outliers of that kind were identified.

Mol	Type	Chain	Res	Link	Chirals	Torsions	Rings
61	GCP	AY	701	59	-	0/20/38/38	0/3/3/3

All (13) bond length outliers are listed below:

Mol	Chain	Res	Type	Atoms	Z	Observed(Å)	Ideal(Å)
61	AY	701	GCP	PG-O3G	-3.82	1.47	1.54
61	AY	701	GCP	C5-N7	-3.79	1.33	1.38
61	AY	701	GCP	PG-O2G	-3.23	1.48	1.54
61	AY	701	GCP	PB-O2B	-3.14	1.48	1.56
61	AY	701	GCP	PG-C3B	-3.10	1.76	1.79
61	AY	701	GCP	C4-N9	-2.97	1.33	1.37
61	AY	701	GCP	C5-C4	-2.93	1.33	1.40
61	AY	701	GCP	PB-O3A	2.44	1.61	1.58
61	AY	701	GCP	C6-N1	2.38	1.40	1.36
61	AY	701	GCP	O4'-C1'	2.20	1.44	1.41
61	AY	701	GCP	C8-N9	-2.19	1.33	1.36
61	AY	701	GCP	C2-N1	2.07	1.39	1.36
61	AY	701	GCP	C6-C5	-2.01	1.33	1.42

All (14) bond angle outliers are listed below:

Mol	Chain	Res	Type	Atoms	Z	Observed(°)	Ideal(°)
61	AY	701	GCP	C6-C5-N7	-22.09	131.16	134.14

Continued on next page...

Continued from previous page...

Mol	Chain	Res	Type	Atoms	Z	Observed(°)	Ideal(°)
61	AY	701	GCP	C4'-O4'-C1'	-5.24	103.96	109.72
61	AY	701	GCP	PB-C3B-PG	-4.95	109.50	118.95
61	AY	701	GCP	C2-N3-C4	4.48	120.68	115.30
61	AY	701	GCP	C5-C4-N3	-4.30	121.11	126.07
61	AY	701	GCP	PA-O3A-PB	-4.01	119.98	132.02
61	AY	701	GCP	C6-N1-C2	-3.44	118.26	120.20
61	AY	701	GCP	O1G-PG-C3B	-3.34	104.02	110.77
61	AY	701	GCP	O2B-PB-O1B	2.96	119.61	110.40
61	AY	701	GCP	N3-C4-N9	2.87	131.12	126.91
61	AY	701	GCP	C6-C5-C4	2.39	120.98	117.53
61	AY	701	GCP	N2-C2-N1	2.36	120.35	117.82
61	AY	701	GCP	O2G-PG-C3B	-2.23	101.00	106.40
61	AY	701	GCP	C3'-C2'-C1'	2.03	104.10	100.92

There are no chirality outliers.

There are no torsion outliers.

There are no ring outliers.

5.7 Other polymers

There are no such residues in this entry.

5.8 Polymer linkage issues

The following chains have linkage breaks:

Mol	Chain	Number of breaks
35	BA	3
1	AA	1

All chain breaks are listed below:

Model	Chain	Residue-1	Atom-1	Residue-2	Atom-2	Distance (Å)
1	AA	496:A	O3'	498:U	P	3.07
1	BA	45:C	O3'	47:C	P	2.97
1	BA	1133:U	O3'	1135:C	P	2.48
1	BA	2203:U	O3'	2205:C	P	2.42

6 Fit of model and data ⓘ

6.1 Protein, DNA and RNA chains ⓘ

In the following table, the column labelled ‘#RSRZ> 2’ contains the number (and percentage) of RSRZ outliers, followed by percent RSRZ outliers for the chain as percentile scores relative to all X-ray entries and entries of similar resolution. The OWAB column contains the minimum, median, 95th percentile and maximum values of the occupancy-weighted average B-factor per residue. The column labelled ‘Q< 0.9’ lists the number of (and percentage) of residues with an average occupancy less than 0.9.

Mol	Chain	Analysed	<RSRZ>	#RSRZ>2	OWAB(Å ²)	Q<0.9
1	AA	1507/1519 (99%)	0.49	90 (5%) 21 11	24, 47, 125, 239	0
2	AB	235/256 (91%)	0.53	22 (9%) 9 4	34, 61, 112, 122	0
3	AC	207/239 (86%)	0.40	12 (5%) 22 12	30, 54, 84, 102	0
4	AD	208/209 (99%)	0.21	8 (3%) 38 18	36, 57, 80, 89	0
5	AE	151/162 (93%)	-0.07	2 (1%) 74 35	29, 40, 59, 81	0
6	AF	101/101 (100%)	0.31	4 (3%) 36 17	41, 68, 86, 99	0
7	AG	155/156 (99%)	0.61	14 (9%) 10 5	44, 67, 112, 126	0
8	AH	138/138 (100%)	-0.11	1 (0%) 84 44	32, 45, 63, 74	0
9	AI	127/128 (99%)	0.49	10 (7%) 13 7	33, 61, 81, 90	0
10	AJ	99/105 (94%)	0.53	9 (9%) 9 5	38, 58, 100, 104	0
11	AK	119/129 (92%)	0.33	6 (5%) 28 14	26, 53, 76, 94	0
12	AL	125/132 (94%)	0.36	9 (7%) 15 8	27, 45, 64, 96	0
13	AM	119/126 (94%)	1.15	19 (15%) 3 2	46, 83, 107, 117	0
14	AN	60/61 (98%)	0.55	8 (13%) 4 2	35, 48, 83, 91	0
15	AO	88/89 (98%)	0.25	2 (2%) 57 26	33, 51, 75, 85	0
16	AP	84/88 (95%)	0.17	1 (1%) 75 36	37, 47, 70, 95	0
17	AQ	100/105 (95%)	-0.04	0 100 100	27, 44, 62, 65	0
18	AR	70/88 (79%)	0.31	3 (4%) 34 16	36, 57, 94, 95	0
19	AS	88/93 (94%)	0.90	10 (11%) 6 3	59, 82, 103, 109	0
20	AT	99/106 (93%)	0.18	3 (3%) 48 21	33, 45, 68, 73	0
21	AU	25/27 (92%)	1.08	3 (12%) 5 3	43, 59, 79, 81	0
22	AV	76/76 (100%)	0.77	7 (9%) 9 4	33, 74, 111, 145	0
23	AX	9/9 (100%)	1.66	3 (33%) 1 0	28, 51, 122, 134	0
24	AY	687/691 (99%)	0.59	64 (9%) 9 4	39, 67, 119, 141	0

Continued on next page...

Continued from previous page...

Mol	Chain	Analysed	<RSRZ>	#RSRZ>2	OWAB(Å ²)	Q<0.9
25	B0	84/84 (100%)	1.93	18 (21%) 1 1	43, 56, 121, 140	0
26	B1	94/97 (96%)	0.55	7 (7%) 14 8	26, 47, 76, 88	0
27	B2	71/71 (100%)	0.73	7 (9%) 8 4	41, 57, 88, 112	0
28	B3	60/60 (100%)	0.74	4 (6%) 17 10	35, 56, 75, 100	0
29	B4	71/71 (100%)	4.17	63 (88%) 0 0	129, 151, 159, 159	0
30	B5	59/59 (100%)	0.76	10 (16%) 2 2	20, 42, 109, 122	0
31	B6	50/53 (94%)	1.63	12 (24%) 1 1	41, 72, 91, 98	0
32	B7	48/48 (100%)	0.02	1 (2%) 60 27	18, 30, 60, 86	0
33	B8	64/64 (100%)	0.73	9 (14%) 3 2	32, 49, 70, 87	0
34	B9	37/37 (100%)	0.78	2 (5%) 25 12	40, 52, 62, 76	0
35	BA	2901/2915 (99%)	0.50	158 (5%) 25 12	18, 42, 116, 244	0
36	BB	119/122 (97%)	0.53	2 (1%) 67 31	42, 88, 115, 130	0
37	BC	227/228 (99%)	0.92	44 (19%) 2 1	25, 78, 124, 135	0
38	BD	275/275 (100%)	0.03	9 (3%) 44 20	18, 32, 58, 93	0
39	BE	205/206 (99%)	0.38	13 (6%) 19 10	23, 42, 78, 86	0
40	BF	208/210 (99%)	0.48	19 (9%) 9 5	17, 52, 104, 121	0
41	BG	179/181 (98%)	1.64	62 (34%) 1 0	94, 122, 138, 144	0
42	BH	176/180 (97%)	0.97	26 (14%) 3 2	52, 75, 97, 108	0
43	BJ	1/130 (0%)	2.96	1 (100%) 0 0	121, 121, 121, 121	0
44	BK	0/140	-	-	-	-
45	BL	0/71	-	-	-	-
46	BN	139/140 (99%)	0.19	8 (5%) 22 12	31, 45, 72, 93	0
47	BO	122/122 (100%)	-0.25	0 100 100	25, 39, 54, 63	0
48	BP	146/149 (97%)	1.42	35 (23%) 1 1	34, 67, 96, 118	0
49	BQ	141/141 (100%)	0.30	4 (2%) 50 22	33, 49, 75, 115	0
50	BR	117/117 (100%)	0.16	4 (3%) 43 19	23, 40, 59, 67	0
51	BS	99/111 (89%)	1.17	19 (19%) 2 1	68, 91, 113, 122	0
52	BT	138/146 (94%)	1.07	28 (20%) 1 1	32, 53, 122, 144	0
53	BU	117/117 (100%)	-0.02	2 (1%) 67 31	28, 42, 69, 85	0
54	BV	101/101 (100%)	0.45	7 (6%) 17 9	25, 62, 83, 87	0
55	BW	113/113 (100%)	0.18	5 (4%) 33 16	26, 38, 69, 104	0
56	BX	93/95 (97%)	-0.12	2 (2%) 59 26	30, 41, 58, 63	0

Continued on next page...

Continued from previous page...

Mol	Chain	Analysed	<RSRZ>	#RSRZ>2	OWAB(Å ²)	Q<0.9
57	BY	101/109 (92%)	1.47	27 (26%) 1 1	37, 61, 118, 127	0
58	BZ	185/205 (90%)	0.93	28 (15%) 3 2	25, 81, 96, 109	0
All	All	11218/11801 (95%)	0.55	946 (8%) 11 6	17, 52, 116, 244	0

All (946) RSRZ outliers are listed below:

Mol	Chain	Res	Type	RSRZ
35	BA	654(E)	G	18.7
39	BE	205	ALA	16.5
35	BA	654(V)	A	15.7
24	AY	48	GLY	15.5
49	BQ	140	ALA	15.3
25	B0	3	HIS	15.3
35	BA	654(I)	C	15.0
49	BQ	141	GLN	14.7
35	BA	1534	U	14.4
57	BY	51	VAL	14.3
13	AM	120	LYS	14.2
35	BA	654(H)	G	13.6
35	BA	654(G)	C	13.0
35	BA	2802	G	12.9
11	AK	128	ALA	12.6
25	B0	7	LEU	12.3
35	BA	1077	A	12.2
24	AY	50	ALA	12.1
35	BA	654(K)	C	11.7
25	B0	2	ALA	11.4
25	B0	5	LYS	11.3
24	AY	690	GLY	11.3
35	BA	2796	U	11.2
25	B0	4	LYS	11.1
35	BA	654(F)	C	11.0
12	AL	129	ALA	10.8
11	AK	129	SER	10.8
24	AY	573	HIS	10.4
35	BA	654(L)	G	10.3
24	AY	46	HIS	10.2
35	BA	2795	G	10.2
19	AS	91	LYS	10.2
1	AA	83	U	9.5
35	BA	2799	C	9.1

Continued on next page...

Continued from previous page...

Mol	Chain	Res	Type	RSRZ
35	BA	2803	C	9.1
29	B4	71	ARG	9.1
35	BA	654(D)	G	8.9
37	BC	105	LEU	8.8
13	AM	119	GLY	8.8
24	AY	52	MET	8.8
30	B5	2	ALA	8.7
38	BD	276	LYS	8.7
35	BA	2793	G	8.7
25	B0	6	GLY	8.6
48	BP	149	GLU	8.6
29	B4	63	TYR	8.4
34	B9	1	MET	8.4
35	BA	654(C)	G	8.4
29	B4	25	TYR	8.4
24	AY	537	GLU	8.2
29	B4	12	ALA	8.2
40	BF	11	VAL	8.2
29	B4	46	GLN	8.1
57	BY	52	SER	7.9
1	AA	88	A	7.9
35	BA	2805	G	7.8
29	B4	47	GLN	7.8
24	AY	51	THR	7.8
35	BA	2896	C	7.8
35	BA	2792	G	7.7
22	AV	16	C	7.7
41	BG	50	ALA	7.7
38	BD	36	PRO	7.7
57	BY	2	ARG	7.7
35	BA	2602	A	7.7
24	AY	44	GLU	7.7
22	AV	17	C	7.7
29	B4	42	PHE	7.5
31	B6	31	PRO	7.5
29	B4	68	ARG	7.5
40	BF	12	LEU	7.5
35	BA	2801	A	7.5
24	AY	5	VAL	7.4
35	BA	275	G	7.4
29	B4	64	GLY	7.4
54	BV	36	PRO	7.3

Continued on next page...

Continued from previous page...

Mol	Chain	Res	Type	RSRZ
39	BE	204	ALA	7.3
35	BA	2897	U	7.3
29	B4	67	TYR	7.3
41	BG	113	ARG	7.2
52	BT	136	GLN	7.2
29	B4	62	ARG	7.1
30	B5	58	LEU	7.1
25	B0	8	GLY	7.0
35	BA	654(U)	A	7.0
24	AY	43	GLY	6.9
29	B4	70	GLY	6.9
13	AM	84	ILE	6.9
40	BF	10	PRO	6.9
1	AA	89	C	6.9
29	B4	65	ASP	6.9
42	BH	176	ALA	6.9
52	BT	39	ARG	6.8
52	BT	1	MET	6.7
24	AY	503	GLY	6.7
5	AE	155	GLU	6.7
24	AY	42	ILE	6.6
35	BA	1847	A	6.6
40	BF	1	MET	6.6
35	BA	654(J)	A	6.6
24	AY	45	VAL	6.6
30	B5	59	GLU	6.6
1	AA	1030	C	6.5
35	BA	884	C	6.5
6	AF	101	ALA	6.5
14	AN	2	ALA	6.4
58	BZ	114	GLY	6.4
48	BP	150	ALA	6.4
35	BA	1536	C	6.4
1	AA	1534	A	6.4
24	AY	49	ALA	6.3
35	BA	2801(A)	A	6.3
37	BC	126	SER	6.3
23	AX	11	A	6.1
13	AM	7	VAL	6.1
21	AU	26	LYS	6.1
48	BP	110	TYR	6.1
52	BT	137	LYS	6.0

Continued on next page...

Continued from previous page...

Mol	Chain	Res	Type	RSRZ
13	AM	116	THR	6.0
13	AM	117	VAL	6.0
1	AA	1493	A	6.0
35	BA	2894	G	5.9
35	BA	654	A	5.9
29	B4	6	HIS	5.9
35	BA	1541	G	5.9
35	BA	654(T)	C	5.9
3	AC	78	GLY	5.9
29	B4	66	SER	5.8
52	BT	32	TYR	5.8
1	AA	82	U	5.8
35	BA	654(Q)	C	5.8
7	AG	84	ASN	5.7
35	BA	156	U	5.7
1	AA	1030(B)	C	5.7
35	BA	2310	A	5.7
24	AY	4	LYS	5.7
31	B6	54	ILE	5.7
35	BA	2794	C	5.7
35	BA	1535	A	5.6
35	BA	1509	C	5.6
3	AC	130	VAL	5.6
7	AG	49	ILE	5.6
35	BA	2804	C	5.5
52	BT	133	GLU	5.5
1	AA	1001(A)	G	5.5
46	BN	3	THR	5.4
51	BS	58	LEU	5.4
40	BF	24	LEU	5.4
35	BA	654(S)	G	5.4
24	AY	538	TYR	5.4
41	BG	154	GLY	5.4
41	BG	102	PHE	5.4
52	BT	135	ALA	5.3
1	AA	1030(A)	G	5.3
35	BA	508	G	5.3
29	B4	7	PRO	5.3
33	B8	48	PHE	5.3
35	BA	1076	C	5.2
29	B4	61	ARG	5.2
29	B4	69	LYS	5.2

Continued on next page...

Continued from previous page...

Mol	Chain	Res	Type	RSRZ
35	BA	1174	A	5.2
1	AA	1129	C	5.2
42	BH	168	PRO	5.2
1	AA	1031	G	5.2
1	AA	1030(D)	A	5.2
41	BG	4	ASP	5.1
29	B4	48	ARG	5.1
3	AC	120	VAL	5.1
29	B4	5	ILE	5.1
41	BG	118	ARG	5.1
24	AY	507	TYR	5.1
24	AY	500	GLN	5.1
24	AY	47	GLU	5.1
52	BT	138	ALA	5.0
38	BD	275	LYS	5.0
1	AA	1026	G	5.0
1	AA	1533	C	5.0
35	BA	1066	U	5.0
41	BG	76	SER	5.0
29	B4	39	CYS	5.0
1	AA	1032	G	5.0
52	BT	28	VAL	4.9
24	AY	539	ILE	4.9
29	B4	24	THR	4.9
37	BC	96	GLY	4.9
28	B3	1	MET	4.9
35	BA	277	C	4.9
35	BA	352	G	4.9
29	B4	22	ILE	4.9
37	BC	106	ASP	4.9
26	B1	85	LEU	4.9
53	BU	118	GLY	4.9
14	AN	14	PRO	4.9
29	B4	13	ARG	4.8
40	BF	7	TYR	4.8
39	BE	76	ARG	4.8
29	B4	58	ARG	4.8
42	BH	2	SER	4.8
35	BA	887	A	4.8
12	AL	128	ALA	4.7
24	AY	536	LYS	4.7
58	BZ	179	ASP	4.7

Continued on next page...

Continued from previous page...

Mol	Chain	Res	Type	RSRZ
35	BA	888	C	4.7
29	B4	27	THR	4.7
35	BA	2402	C	4.7
41	BG	51	ARG	4.7
57	BY	55	TYR	4.7
41	BG	82	LEU	4.7
35	BA	229	A	4.7
1	AA	1036	G	4.6
13	AM	118	ALA	4.6
35	BA	654(N)	G	4.6
35	BA	1173	G	4.6
35	BA	654(A)	G	4.6
30	B5	55	ARG	4.6
29	B4	28	LYS	4.6
57	BY	61	ILE	4.6
57	BY	89	PHE	4.6
52	BT	30	VAL	4.6
29	B4	40	HIS	4.6
29	B4	21	VAL	4.5
41	BG	128	ARG	4.5
42	BH	83	TYR	4.5
29	B4	1	MET	4.5
12	AL	28	LYS	4.5
51	BS	54	LEU	4.5
41	BG	26	GLN	4.5
41	BG	78	SER	4.5
48	BP	51	PHE	4.4
52	BT	27	THR	4.4
22	AV	20	U	4.4
32	B7	48	LYS	4.4
35	BA	881	G	4.4
57	BY	3	VAL	4.4
54	BV	48	GLY	4.4
10	AJ	85	LEU	4.4
27	B2	71	ASN	4.4
39	BE	72	VAL	4.4
2	AB	16	HIS	4.4
24	AY	502	GLY	4.4
20	AT	9	ASN	4.3
29	B4	11	PRO	4.3
37	BC	78	ILE	4.3
3	AC	169	ALA	4.3

Continued on next page...

Continued from previous page...

Mol	Chain	Res	Type	RSRZ
35	BA	1176	G	4.3
24	AY	501	THR	4.3
24	AY	504	ARG	4.3
24	AY	540	PRO	4.3
35	BA	886	C	4.2
35	BA	2140	C	4.2
35	BA	2207	G	4.2
24	AY	531	GLY	4.2
48	BP	118	GLY	4.2
55	BW	112	GLY	4.2
7	AG	79	ARG	4.2
2	AB	7	VAL	4.2
35	BA	654(M)	C	4.2
57	BY	58	GLY	4.2
30	B5	60	VAL	4.2
29	B4	10	VAL	4.2
24	AY	534	ILE	4.2
41	BG	90	LEU	4.2
24	AY	570	GLY	4.2
35	BA	2892	A	4.2
40	BF	208	GLY	4.1
57	BY	54	LYS	4.1
13	AM	85	GLY	4.1
58	BZ	150	LEU	4.1
57	BY	60	PHE	4.1
39	BE	132	HIS	4.1
58	BZ	176	PRO	4.1
20	AT	100	ILE	4.1
35	BA	883	G	4.1
35	BA	2807	G	4.1
41	BG	41	GLN	4.1
53	BU	91	ASP	4.1
35	BA	885	C	4.1
9	AI	61	ALA	4.1
39	BE	88	GLY	4.0
29	B4	37	SER	4.0
7	AG	72	ARG	4.0
1	AA	84	U	4.0
29	B4	23	GLU	4.0
24	AY	530	VAL	4.0
37	BC	114	VAL	4.0
35	BA	896	A	4.0

Continued on next page...

Continued from previous page...

Mol	Chain	Res	Type	RSRZ
57	BY	53	PRO	4.0
1	AA	1025	U	4.0
4	AD	209	ARG	4.0
3	AC	127	ARG	3.9
42	BH	42	ARG	3.9
51	BS	82	ILE	3.9
48	BP	50	ARG	3.9
12	AL	127	GLU	3.9
19	AS	90	THR	3.9
1	AA	1257	U	3.9
26	B1	57	GLU	3.9
35	BA	1848	A	3.9
41	BG	25	TYR	3.8
11	AK	127	LYS	3.8
24	AY	525	PHE	3.8
35	BA	276	A	3.8
2	AB	122	PHE	3.8
24	AY	571	SER	3.8
37	BC	86	GLU	3.8
35	BA	545	C	3.8
2	AB	18	GLY	3.8
31	B6	46	HIS	3.8
3	AC	119	ARG	3.7
35	BA	2139	C	3.7
24	AY	508	GLY	3.7
58	BZ	187	ALA	3.7
1	AA	78	G	3.7
33	B8	34	TRP	3.7
29	B4	43	TYR	3.7
29	B4	59	PHE	3.7
41	BG	104	GLU	3.7
48	BP	91	PHE	3.7
35	BA	34	C	3.7
35	BA	1068	G	3.7
2	AB	140	HIS	3.7
29	B4	31	ILE	3.7
31	B6	42	TRP	3.7
29	B4	41	PRO	3.7
27	B2	68	ARG	3.7
25	B0	76	GLY	3.7
58	BZ	115	GLY	3.7
52	BT	34	VAL	3.6

Continued on next page...

Continued from previous page...

Mol	Chain	Res	Type	RSRZ
35	BA	890	A	3.6
37	BC	128	LEU	3.6
37	BC	206	LYS	3.6
41	BG	94	LEU	3.6
38	BD	244	ARG	3.6
13	AM	10	PRO	3.6
1	AA	204	U	3.6
40	BF	13	SER	3.6
23	AX	19	A	3.6
35	BA	2790	A	3.6
51	BS	57	LYS	3.6
57	BY	56	PRO	3.6
35	BA	645	C	3.6
42	BH	85	LYS	3.6
27	B2	45	SER	3.6
29	B4	19	GLY	3.6
39	BE	54	GLN	3.6
42	BH	155	SER	3.6
48	BP	27	HIS	3.5
48	BP	53	GLY	3.5
27	B2	16	LEU	3.5
54	BV	30	GLY	3.5
29	B4	52	THR	3.5
7	AG	83	ALA	3.5
58	BZ	184	ALA	3.5
55	BW	111	HIS	3.5
10	AJ	55	LYS	3.5
29	B4	56	VAL	3.5
29	B4	57	GLU	3.5
1	AA	1002	G	3.5
21	AU	25	LYS	3.5
57	BY	4	LYS	3.5
35	BA	899	A	3.5
35	BA	1046	A	3.5
48	BP	52	GLU	3.5
3	AC	168	ALA	3.5
2	AB	19	HIS	3.5
42	BH	81	GLU	3.4
13	AM	115	LYS	3.4
41	BG	77	ILE	3.4
52	BT	91	ARG	3.4
57	BY	50	ARG	3.4

Continued on next page...

Continued from previous page...

Mol	Chain	Res	Type	RSRZ
1	AA	1399	C	3.4
12	AL	19	ARG	3.4
37	BC	124	VAL	3.4
52	BT	112	ARG	3.4
29	B4	36	CYS	3.4
41	BG	45	GLU	3.4
1	AA	162	A	3.4
19	AS	30	LEU	3.4
48	BP	15	ARG	3.4
1	AA	841	U	3.4
2	AB	15	VAL	3.4
51	BS	68	GLN	3.4
1	AA	1033	G	3.4
11	AK	11	LYS	3.4
35	BA	1078	U	3.4
2	AB	128	GLU	3.4
3	AC	81	GLY	3.4
58	BZ	148	ASP	3.4
5	AE	154	GLY	3.4
41	BG	117	PHE	3.4
40	BF	14	PRO	3.4
40	BF	23	ASP	3.4
35	BA	1026	U	3.4
9	AI	62	TYR	3.4
10	AJ	100	THR	3.4
58	BZ	186	GLU	3.4
35	BA	2610	C	3.4
41	BG	103	LEU	3.3
46	BN	68	GLU	3.3
51	BS	107	GLU	3.3
35	BA	271(L)	U	3.3
1	AA	90	U	3.3
2	AB	230	VAL	3.3
57	BY	28	LYS	3.3
25	B0	79	VAL	3.3
58	BZ	177	PRO	3.3
24	AY	6	GLU	3.3
24	AY	582	PHE	3.3
57	BY	87	LYS	3.3
25	B0	74	ARG	3.3
52	BT	134	GLU	3.3
7	AG	156	TRP	3.3

Continued on next page...

Continued from previous page...

Mol	Chain	Res	Type	RSRZ
9	AI	126	SER	3.3
24	AY	529	ILE	3.3
52	BT	115	ARG	3.3
58	BZ	166	SER	3.3
48	BP	23	PRO	3.2
9	AI	4	TYR	3.2
52	BT	106	SER	3.2
35	BA	1740	G	3.2
46	BN	1	MET	3.2
52	BT	29	ARG	3.2
35	BA	654(B)	C	3.2
1	AA	1024	G	3.2
24	AY	574	GLU	3.2
51	BS	60	GLY	3.2
48	BP	48	PRO	3.2
35	BA	654(O)	G	3.2
42	BH	170	ARG	3.2
3	AC	107	GLN	3.1
42	BH	171	LEU	3.1
37	BC	168	LYS	3.1
41	BG	148	MET	3.1
35	BA	155	U	3.1
10	AJ	4	ILE	3.1
14	AN	17	LYS	3.1
58	BZ	161	VAL	3.1
28	B3	55	ARG	3.1
33	B8	64	TYR	3.1
37	BC	123	ALA	3.1
41	BG	150	ASP	3.1
13	AM	4	ILE	3.1
35	BA	614(B)	G	3.1
19	AS	85	LYS	3.1
29	B4	8	LYS	3.1
52	BT	33	LYS	3.1
13	AM	8	GLU	3.1
25	B0	85	ALA	3.1
24	AY	203	GLU	3.1
35	BA	654(R)	C	3.1
35	BA	1075	C	3.1
10	AJ	89	ASP	3.1
25	B0	12	ASN	3.1
29	B4	49	PHE	3.1

Continued on next page...

Continued from previous page...

Mol	Chain	Res	Type	RSRZ
1	AA	563	A	3.1
58	BZ	146	ILE	3.1
58	BZ	13	GLU	3.1
58	BZ	162	GLU	3.1
19	AS	89	ALA	3.1
1	AA	470	C	3.0
35	BA	2791	C	3.0
57	BY	91	GLU	3.0
22	AV	47	U	3.0
1	AA	1504	G	3.0
14	AN	12	ARG	3.0
29	B4	16	CYS	3.0
58	BZ	168	GLU	3.0
40	BF	25	PRO	3.0
24	AY	569	ASP	3.0
37	BC	121	MET	3.0
13	AM	5	ALA	3.0
42	BH	167	GLU	3.0
27	B2	10	LEU	3.0
42	BH	9	ILE	3.0
37	BC	143	ALA	3.0
37	BC	72	GLN	3.0
14	AN	19	ARG	3.0
26	B1	28	GLY	3.0
29	B4	17	GLY	3.0
35	BA	1301	A	3.0
35	BA	2410	G	3.0
41	BG	126	ASP	3.0
29	B4	15	ILE	3.0
12	AL	47	LYS	3.0
14	AN	15	LYS	3.0
43	BJ	85	LEU	3.0
1	AA	77	G	3.0
1	AA	80	G	3.0
31	B6	7	ILE	3.0
1	AA	1037	C	2.9
30	B5	51	TYR	2.9
30	B5	57	VAL	2.9
31	B6	9	LEU	2.9
48	BP	95	VAL	2.9
24	AY	583	LYS	2.9
37	BC	122	GLY	2.9

Continued on next page...

Continued from previous page...

Mol	Chain	Res	Type	RSRZ
1	AA	81	U	2.9
37	BC	53	ARG	2.9
41	BG	125	PHE	2.9
41	BG	182	LYS	2.9
22	AV	19	G	2.9
35	BA	2893	G	2.9
1	AA	92	C	2.9
29	B4	45	GLY	2.9
37	BC	170	GLY	2.9
38	BD	262	ARG	2.9
50	BR	8	ARG	2.9
14	AN	16	PHE	2.9
24	AY	535	PRO	2.9
27	B2	72	ALA	2.9
57	BY	81	LYS	2.9
1	AA	702	A	2.9
35	BA	272(A)	U	2.9
31	B6	39	TYR	2.9
39	BE	61	ARG	2.9
42	BH	172	LYS	2.9
1	AA	701	C	2.9
35	BA	2403	C	2.9
37	BC	142	LYS	2.9
24	AY	197	ARG	2.9
41	BG	83	ARG	2.9
35	BA	158	U	2.9
2	AB	126	GLU	2.8
52	BT	129	ARG	2.8
1	AA	198	G	2.8
35	BA	157	U	2.8
25	B0	65	GLY	2.8
13	AM	11	ARG	2.8
40	BF	18	ARG	2.8
42	BH	23	ARG	2.8
37	BC	98	GLU	2.8
54	BV	19	LYS	2.8
51	BS	81	GLY	2.8
35	BA	290	G	2.8
1	AA	496	A	2.8
35	BA	1045	A	2.8
35	BA	2629	A	2.8
13	AM	9	ILE	2.8

Continued on next page...

Continued from previous page...

Mol	Chain	Res	Type	RSRZ
1	AA	91	C	2.8
35	BA	271(N)	U	2.8
19	AS	41	VAL	2.8
40	BF	17	ARG	2.8
1	AA	97	G	2.8
1	AA	1034	G	2.8
22	AV	44	G	2.8
57	BY	57	GLN	2.8
29	B4	32	TYR	2.8
41	BG	157	ILE	2.8
37	BC	109	MET	2.8
41	BG	79	ASN	2.8
16	AP	83	GLU	2.8
24	AY	526	VAL	2.8
37	BC	95	VAL	2.8
35	BA	889	C	2.8
50	BR	105	ARG	2.8
1	AA	1532	U	2.8
1	AA	1030(C)	G	2.8
35	BA	271(M)	G	2.8
41	BG	73	ALA	2.8
48	BP	65	ARG	2.7
24	AY	689	LYS	2.7
38	BD	26	LYS	2.7
1	AA	1007	C	2.7
10	AJ	83	GLU	2.7
1	AA	1499	A	2.7
50	BR	3	HIS	2.7
58	BZ	63	ASP	2.7
57	BY	79	CYS	2.7
29	B4	26	SER	2.7
35	BA	2611	U	2.7
39	BE	154	LYS	2.7
37	BC	113	ALA	2.7
1	AA	1001	A	2.7
42	BH	1	MET	2.7
35	BA	1087	G	2.7
2	AB	137	ARG	2.7
4	AD	151	LYS	2.7
18	AR	23	LYS	2.7
41	BG	75	LYS	2.7
37	BC	76	LEU	2.7

Continued on next page...

Continued from previous page...

Mol	Chain	Res	Type	RSRZ
41	BG	34	LEU	2.7
33	B8	65	GLU	2.7
41	BG	180	PHE	2.7
24	AY	576	ASP	2.7
1	AA	532	A	2.7
1	AA	1286	A	2.7
19	AS	86	GLU	2.7
35	BA	11	G	2.7
36	BB	67	G	2.7
35	BA	1646	C	2.7
23	AX	12	A	2.7
54	BV	101	GLY	2.7
7	AG	48	LYS	2.7
9	AI	25	LYS	2.7
37	BC	159	ALA	2.7
35	BA	2308	G	2.7
13	AM	60	VAL	2.7
37	BC	15	VAL	2.7
33	B8	35	GLN	2.7
55	BW	113	LYS	2.7
39	BE	131	ALA	2.7
48	BP	47	ASP	2.7
34	B9	20	HIS	2.7
1	AA	1137	C	2.7
35	BA	1533	G	2.7
52	BT	31	SER	2.7
41	BG	136	ARG	2.7
58	BZ	80	ARG	2.7
1	AA	197	A	2.7
6	AF	100	ASN	2.6
37	BC	81	GLY	2.6
35	BA	1177	A	2.6
35	BA	2808	U	2.6
41	BG	49	ASP	2.6
41	BG	116	ASP	2.6
42	BH	116	GLU	2.6
1	AA	1335	C	2.6
48	BP	107	LYS	2.6
48	BP	121	LYS	2.6
24	AY	580	MET	2.6
25	B0	11	ARG	2.6
25	B0	82	ARG	2.6

Continued on next page...

Continued from previous page...

Mol	Chain	Res	Type	RSRZ
31	B6	29	ASN	2.6
55	BW	68	ARG	2.6
29	B4	53	GLU	2.6
41	BG	39	ILE	2.6
57	BY	45	VAL	2.6
41	BG	178	PHE	2.6
29	B4	20	ASN	2.6
41	BG	48	GLU	2.6
52	BT	132	LYS	2.6
1	AA	1447	A	2.6
51	BS	43	GLU	2.6
58	BZ	14	LYS	2.6
1	AA	1452	C	2.6
12	AL	41	ARG	2.6
31	B6	37	ARG	2.6
48	BP	122	PRO	2.6
42	BH	88	LEU	2.6
2	AB	37	ASN	2.6
57	BY	44	ILE	2.6
6	AF	47	ARG	2.6
35	BA	1420	U	2.6
13	AM	112	GLY	2.6
24	AY	232	LEU	2.6
4	AD	158	ILE	2.6
48	BP	139	LYS	2.6
24	AY	578	SER	2.6
26	B1	27	GLU	2.6
42	BH	47	GLU	2.6
37	BC	151	GLY	2.6
1	AA	1023	G	2.5
35	BA	274	G	2.5
35	BA	2000	G	2.5
12	AL	64	TYR	2.5
41	BG	43	LEU	2.5
48	BP	94	GLU	2.5
3	AC	96	GLY	2.5
40	BF	207	GLY	2.5
35	BA	880	G	2.5
35	BA	1074	G	2.5
35	BA	2131	G	2.5
31	B6	40	CYS	2.5
41	BG	93	THR	2.5

Continued on next page...

Continued from previous page...

Mol	Chain	Res	Type	RSRZ
24	AY	527	ASN	2.5
13	AM	31	LYS	2.5
48	BP	147	LEU	2.5
58	BZ	68	PRO	2.5
4	AD	47	ARG	2.5
2	AB	237	ALA	2.5
24	AY	23	ALA	2.5
35	BA	1822	G	2.5
9	AI	95	LYS	2.5
58	BZ	20	ARG	2.5
35	BA	614(A)	U	2.5
51	BS	40	ILE	2.5
1	AA	951	G	2.5
38	BD	24	ILE	2.5
39	BE	59	VAL	2.5
48	BP	7	ARG	2.5
57	BY	47	LYS	2.5
38	BD	2	ALA	2.5
31	B6	23	THR	2.5
35	BA	653	A	2.5
35	BA	1073	A	2.5
35	BA	1088	A	2.5
48	BP	71	VAL	2.5
18	AR	46	GLU	2.5
41	BG	173	LEU	2.5
33	B8	63	PRO	2.5
24	AY	497	PHE	2.5
35	BA	10	G	2.5
41	BG	156	ASP	2.5
55	BW	63	ASP	2.5
41	BG	145	THR	2.5
1	AA	161	A	2.5
2	AB	125	PRO	2.4
7	AG	151	TYR	2.4
13	AM	15	VAL	2.4
29	B4	50	VAL	2.4
54	BV	37	VAL	2.4
35	BA	1175	U	2.4
41	BG	86	MET	2.4
41	BG	155	MET	2.4
9	AI	60	ASP	2.4
24	AY	563	ILE	2.4

Continued on next page...

Continued from previous page...

Mol	Chain	Res	Type	RSRZ
24	AY	584	ILE	2.4
56	BX	66	LEU	2.4
7	AG	155	ARG	2.4
35	BA	1584	C	2.4
49	BQ	59	ARG	2.4
29	B4	30	GLU	2.4
37	BC	80	LYS	2.4
1	AA	547	A	2.4
35	BA	6	A	2.4
35	BA	1494	A	2.4
33	B8	32	LEU	2.4
9	AI	27	THR	2.4
42	BH	97	ARG	2.4
7	AG	52	GLU	2.4
29	B4	35	VAL	2.4
33	B8	33	ASN	2.4
35	BA	1286	A	2.4
41	BG	22	ARG	2.4
48	BP	99	LEU	2.4
58	BZ	33	LEU	2.4
26	B1	83	GLU	2.4
29	B4	14	ILE	2.4
37	BC	104	ILE	2.4
39	BE	1	MET	2.4
24	AY	236	GLU	2.4
35	BA	1819	A	2.4
35	BA	1799	G	2.4
24	AY	509	HIS	2.4
52	BT	118	ARG	2.4
10	AJ	90	LEU	2.4
58	BZ	185	GLU	2.4
18	AR	88	LYS	2.4
19	AS	32	LYS	2.4
1	AA	64	G	2.4
42	BH	169	VAL	2.4
1	AA	1039	C	2.4
10	AJ	87	THR	2.4
35	BA	892	G	2.3
57	BY	27	VAL	2.3
19	AS	29	ARG	2.3
29	B4	44	THR	2.3
35	BA	893	C	2.3

Continued on next page...

Continued from previous page...

Mol	Chain	Res	Type	RSRZ
42	BH	29	PRO	2.3
41	BG	106	LEU	2.3
51	BS	46	VAL	2.3
51	BS	15	ARG	2.3
58	BZ	11	GLU	2.3
1	AA	93	G	2.3
1	AA	1283	G	2.3
2	AB	29	ALA	2.3
40	BF	22	ALA	2.3
37	BC	115	VAL	2.3
1	AA	1130	A	2.3
24	AY	211	GLU	2.3
35	BA	1970	A	2.3
31	B6	53	LYS	2.3
1	AA	216	G	2.3
1	AA	703	G	2.3
46	BN	4	TYR	2.3
57	BY	35	TYR	2.3
35	BA	1914	C	2.3
1	AA	1168	A	2.3
24	AY	555	LEU	2.3
4	AD	192	GLU	2.3
24	AY	581	ALA	2.3
42	BH	159	GLU	2.3
3	AC	80	GLY	2.3
42	BH	91	GLY	2.3
48	BP	24	GLY	2.3
1	AA	1400	C	2.3
11	AK	12	ARG	2.3
25	B0	41	ARG	2.3
37	BC	24	ASP	2.3
35	BA	271(K)	U	2.3
41	BG	84	LYS	2.3
24	AY	231	TYR	2.3
51	BS	92	TYR	2.3
30	B5	46	CYS	2.3
35	BA	2100	G	2.3
35	BA	1505	C	2.3
37	BC	88	GLU	2.3
1	AA	1531	A	2.3
41	BG	165	THR	2.3
51	BS	30	ARG	2.3

Continued on next page...

Continued from previous page...

Mol	Chain	Res	Type	RSRZ
2	AB	231	GLU	2.3
57	BY	63	LYS	2.3
52	BT	105	LEU	2.3
15	AO	89	GLY	2.3
20	AT	103	GLY	2.3
37	BC	79	ALA	2.3
41	BG	139	LEU	2.2
58	BZ	144	LEU	2.2
41	BG	72	ARG	2.2
1	AA	71	C	2.2
4	AD	9	CYS	2.2
10	AJ	88	LEU	2.2
37	BC	150	ILE	2.2
29	B4	54	GLY	2.2
40	BF	80	ALA	2.2
37	BC	94	TYR	2.2
35	BA	654(P)	C	2.2
35	BA	1653	G	2.2
58	BZ	32	HIS	2.2
48	BP	93	GLY	2.2
1	AA	723	U	2.2
19	AS	13	ASP	2.2
41	BG	105	LYS	2.2
4	AD	49	ARG	2.2
1	AA	1042	G	2.2
51	BS	55	ALA	2.2
2	AB	139	LYS	2.2
48	BP	88	LEU	2.2
37	BC	177	GLY	2.2
48	BP	98	GLU	2.2
1	AA	839	U	2.2
41	BG	109	VAL	2.2
46	BN	12	ARG	2.2
51	BS	48	LEU	2.2
57	BY	31	LEU	2.2
37	BC	56	ASP	2.2
41	BG	130	ASN	2.2
21	AU	17	THR	2.2
48	BP	92	GLU	2.2
42	BH	82	GLY	2.2
46	BN	2	LYS	2.2
2	AB	159	PRO	2.2

Continued on next page...

Continued from previous page...

Mol	Chain	Res	Type	RSRZ
1	AA	1008	C	2.2
35	BA	898	C	2.2
33	B8	50	LEU	2.2
50	BR	4	LEU	2.2
54	BV	20	LEU	2.2
40	BF	79	GLY	2.2
37	BC	228	HIS	2.2
1	AA	1127	G	2.2
37	BC	118	PRO	2.2
49	BQ	5	ARG	2.2
3	AC	207	VAL	2.2
48	BP	123	LEU	2.2
1	AA	165	C	2.2
29	B4	4	GLY	2.2
38	BD	35	LYS	2.2
51	BS	34	HIS	2.1
37	BC	108	TRP	2.1
46	BN	135	PRO	2.1
1	AA	1000	U	2.1
52	BT	130	ALA	2.1
48	BP	30	THR	2.1
35	BA	2062	A	2.1
58	BZ	113	ALA	2.1
58	BZ	126	VAL	2.1
7	AG	50	ILE	2.1
35	BA	1714	G	2.1
37	BC	28	ARG	2.1
1	AA	1397	C	2.1
2	AB	132	LYS	2.1
9	AI	59	PHE	2.1
52	BT	36	GLU	2.1
35	BA	271(J)	C	2.1
35	BA	272(J)	C	2.1
35	BA	1532	C	2.1
6	AF	19	LEU	2.1
24	AY	565	VAL	2.1
29	B4	33	VAL	2.1
15	AO	20	GLY	2.1
30	B5	54	GLY	2.1
35	BA	1773	A	2.1
35	BA	2033	A	2.1
52	BT	125	ARG	2.1

Continued on next page...

Continued from previous page...

Mol	Chain	Res	Type	RSRZ
35	BA	1041	G	2.1
48	BP	57	THR	2.1
1	AA	1038	C	2.1
40	BF	21	ALA	2.1
22	AV	76	A	2.1
28	B3	7	LYS	2.1
35	BA	528	A	2.1
26	B1	60	PHE	2.1
1	AA	108	G	2.1
1	AA	548	G	2.1
1	AA	561	U	2.1
41	BG	46	ALA	2.1
41	BG	131	TYR	2.1
4	AD	31	CYS	2.1
2	AB	131	PRO	2.1
51	BS	59	LYS	2.1
9	AI	88	TYR	2.1
39	BE	77	ILE	2.1
1	AA	1029	C	2.1
25	B0	57	PHE	2.1
12	AL	111	LYS	2.1
37	BC	137	LEU	2.1
56	BX	95	LEU	2.1
1	AA	1502	A	2.1
35	BA	1698	A	2.1
35	BA	1540	U	2.1
41	BG	110	ALA	2.1
29	B4	60	GLN	2.1
42	BH	90	LYS	2.1
27	B2	48	HIS	2.1
51	BS	23	ARG	2.1
1	AA	199	G	2.1
24	AY	113	GLY	2.1
26	B1	84	GLY	2.1
41	BG	19	LEU	2.1
35	BA	2032	G	2.1
35	BA	2101	G	2.1
36	BB	119	G	2.1
24	AY	393	ASP	2.0
1	AA	1005	A	2.0
35	BA	359	A	2.0
35	BA	547	A	2.0

Continued on next page...

Continued from previous page...

Mol	Chain	Res	Type	RSRZ
1	AA	1446	U	2.0
30	B5	52	TYR	2.0
41	BG	152	LEU	2.0
1	AA	200	G	2.0
35	BA	2360	A	2.0
35	BA	2757	A	2.0
48	BP	18	ARG	2.0
46	BN	139	GLU	2.0
2	AB	149	LEU	2.0
24	AY	206	LEU	2.0
37	BC	97	GLY	2.0
7	AG	88	PRO	2.0
8	AH	1	MET	2.0
24	AY	566	THR	2.0
7	AG	129	GLU	2.0
35	BA	2895	U	2.0
29	B4	18	CYS	2.0
1	AA	1003	G	2.0
28	B3	37	LEU	2.0
42	BH	111	HIS	2.0
2	AB	124	SER	2.0
11	AK	78	GLN	2.0
41	BG	28	VAL	2.0
48	BP	126	VAL	2.0
52	BT	81	PRO	2.0
14	AN	7	ILE	2.0
25	B0	10	THR	2.0
7	AG	85	TYR	2.0
40	BF	196	LEU	2.0
41	BG	108	ASN	2.0

6.2 Non-standard residues in protein, DNA, RNA chains ⓘ

There are no non-standard protein/DNA/RNA residues in this entry.

6.3 Carbohydrates ⓘ

There are no carbohydrates in this entry.

6.4 Ligands

In the following table, the Atoms column lists the number of modelled atoms in the group and the number defined in the chemical component dictionary. LLDF column lists the quality of electron density of the group with respect to its neighbouring residues in protein, DNA or RNA chains. The B-factors column lists the minimum, median, 95th percentile and maximum values of B factors of atoms in the group. The column labelled 'Q< 0.9' lists the number of atoms with occupancy less than 0.9.

Mol	Type	Chain	Res	Atoms	RSR	LLDF	B-factors(Å ²)	Q<0.9
59	MG	AA	1740	1/1	0.77	-	79,79,79,79	0
59	MG	BA	3132	1/1	0.29	-	59,59,59,59	0
59	MG	BA	3074	1/1	0.34	-	3,3,3,3	0
59	MG	BA	3257	1/1	0.22	-	43,43,43,43	0
59	MG	BA	3317	1/1	0.26	-	29,29,29,29	0
59	MG	BA	3284	1/1	0.40	-	61,61,61,61	0
59	MG	BA	3047	1/1	0.36	-	42,42,42,42	0
59	MG	AA	1647	1/1	0.38	-	79,79,79,79	0
59	MG	BA	3003	1/1	0.31	-	20,20,20,20	0
59	MG	AA	1622	1/1	0.45	-	49,49,49,49	0
59	MG	AA	1682	1/1	0.28	-	53,53,53,53	0
59	MG	BA	3079	1/1	0.33	-	34,34,34,34	0
59	MG	AA	1639	1/1	0.31	-	55,55,55,55	0
59	MG	BA	3249	1/1	0.30	-	22,22,22,22	0
59	MG	AA	1616	1/1	0.37	-	30,30,30,30	0
59	MG	AA	1618	1/1	0.37	-	47,47,47,47	0
60	ZN	AD	301	1/1	0.35	-	54,54,54,54	0
59	MG	AA	1716	1/1	0.33	-	71,71,71,71	0
59	MG	AA	1638	1/1	0.17	-	38,38,38,38	0
59	MG	AA	1670	1/1	0.22	-	57,57,57,57	0
59	MG	BA	3315	1/1	0.33	-	52,52,52,52	0
59	MG	AA	1631	1/1	0.20	-	40,40,40,40	0
59	MG	BA	3247	1/1	0.36	-	49,49,49,49	0
59	MG	BC	301	1/1	0.20	-	115,115,115,115	0
59	MG	BA	3148	1/1	0.24	-	53,53,53,53	0
59	MG	AA	1607	1/1	0.36	-	97,97,97,97	0
59	MG	AA	1695	1/1	0.32	-	50,50,50,50	0
59	MG	AA	1727	1/1	0.12	-	55,55,55,55	0
59	MG	BA	3216	1/1	0.17	-	54,54,54,54	0
59	MG	BA	3097	1/1	0.38	-	37,37,37,37	0
59	MG	AA	1706	1/1	0.15	-	43,43,43,43	0
59	MG	BA	3090	1/1	0.31	-	56,56,56,56	0
59	MG	AA	1705	1/1	0.07	-	23,23,23,23	0
59	MG	BA	3266	1/1	0.32	-	71,71,71,71	0
59	MG	BA	3227	1/1	0.28	-	27,27,27,27	0

Continued on next page...

Continued from previous page...

Mol	Type	Chain	Res	Atoms	RSR	LLDF	B-factors(\AA^2)	Q<0.9
59	MG	AA	1630	1/1	0.51	-	56,56,56,56	0
59	MG	BA	3231	1/1	0.31	-	13,13,13,13	0
59	MG	AA	1697	1/1	0.12	-	61,61,61,61	0
59	MG	AA	1746	1/1	0.34	-	47,47,47,47	0
59	MG	AA	1793	1/1	0.24	-	50,50,50,50	0
59	MG	BA	3300	1/1	0.17	-	65,65,65,65	0
59	MG	AA	1666	1/1	0.52	-	83,83,83,83	0
59	MG	AA	1794	1/1	0.23	-	53,53,53,53	0
59	MG	BA	3078	1/1	0.18	-	26,26,26,26	0
59	MG	BA	3065	1/1	0.28	-	21,21,21,21	0
59	MG	AA	1667	1/1	0.33	-	33,33,33,33	0
59	MG	BA	3111	1/1	0.30	-	30,30,30,30	0
59	MG	BA	3057	1/1	0.29	-	29,29,29,29	0
59	MG	BA	3018	1/1	0.52	-	43,43,43,43	0
61	GCP	AY	701	32/32	0.20	-	41,53,61,63	0
59	MG	BA	3224	1/1	0.43	-	32,32,32,32	0
59	MG	AA	1770	1/1	0.28	-	41,41,41,41	0
59	MG	BA	3168	1/1	0.12	-	58,58,58,58	0
59	MG	AA	1683	1/1	0.22	-	25,25,25,25	0
59	MG	AA	1781	1/1	0.28	-	54,54,54,54	0
59	MG	BA	3208	1/1	0.21	-	34,34,34,34	0
59	MG	AA	1645	1/1	0.25	-	22,22,22,22	0
59	MG	BA	3016	1/1	0.55	-	77,77,77,77	0
59	MG	BA	3028	1/1	0.40	-	60,60,60,60	0
59	MG	BA	3087	1/1	0.32	-	41,41,41,41	0
59	MG	AA	1787	1/1	0.21	-	55,55,55,55	0
59	MG	BA	3081	1/1	0.28	-	23,23,23,23	0
59	MG	BA	3095	1/1	0.34	-	47,47,47,47	0
59	MG	BA	3239	1/1	0.27	-	87,87,87,87	0
59	MG	BA	3102	1/1	0.24	-	30,30,30,30	0
59	MG	BA	3307	1/1	0.16	-	40,40,40,40	0
59	MG	AA	1709	1/1	0.22	-	41,41,41,41	0
59	MG	BA	3314	1/1	0.09	-	49,49,49,49	0
59	MG	BA	3201	1/1	0.41	-	64,64,64,64	0
59	MG	AA	1769	1/1	0.34	-	33,33,33,33	0
59	MG	BA	3170	1/1	0.50	-	41,41,41,41	0
59	MG	AA	1776	1/1	0.28	-	25,25,25,25	0
59	MG	AA	1606	1/1	0.48	-	60,60,60,60	0
59	MG	AA	1730	1/1	0.10	-	62,62,62,62	0
59	MG	BA	3241	1/1	0.14	-	65,65,65,65	0
59	MG	BA	3140	1/1	0.12	-	45,45,45,45	0
59	MG	BA	3131	1/1	0.41	-	33,33,33,33	0

Continued on next page...

Continued from previous page...

Mol	Type	Chain	Res	Atoms	RSR	LLDF	B-factors(Å ²)	Q<0.9
59	MG	BA	3075	1/1	0.23	-	31,31,31,31	0
59	MG	AA	1767	1/1	0.33	-	60,60,60,60	0
59	MG	BA	3160	1/1	0.18	-	55,55,55,55	0
59	MG	AA	1763	1/1	0.31	-	51,51,51,51	0
59	MG	AA	1701	1/1	0.14	-	30,30,30,30	0
59	MG	BA	3202	1/1	0.38	-	43,43,43,43	0
59	MG	AA	1687	1/1	0.20	-	30,30,30,30	0
59	MG	BA	3032	1/1	0.22	-	73,73,73,73	0
59	MG	BA	3205	1/1	0.11	-	35,35,35,35	0
59	MG	BA	3062	1/1	0.13	-	13,13,13,13	0
59	MG	BA	3178	1/1	0.25	-	43,43,43,43	0
59	MG	BA	3051	1/1	0.35	-	31,31,31,31	0
59	MG	AA	1611	1/1	0.32	-	75,75,75,75	0
59	MG	BA	3222	1/1	0.29	-	44,44,44,44	0
59	MG	BA	3019	1/1	0.59	-	77,77,77,77	0
59	MG	BA	3213	1/1	0.36	-	31,31,31,31	0
59	MG	BA	3258	1/1	0.30	-	51,51,51,51	0
59	MG	BA	3042	1/1	0.34	-	45,45,45,45	0
59	MG	AA	1798	1/1	0.07	-	39,39,39,39	0
59	MG	AA	1756	1/1	0.37	-	54,54,54,54	0
59	MG	AA	1720	1/1	0.45	-	37,37,37,37	0
59	MG	AA	1738	1/1	0.17	-	53,53,53,53	0
59	MG	BA	3211	1/1	0.62	-	58,58,58,58	0
59	MG	BA	3256	1/1	0.37	-	52,52,52,52	0
59	MG	AA	1655	1/1	0.38	-	30,30,30,30	0
59	MG	BA	3174	1/1	0.64	-	97,97,97,97	0
59	MG	BA	3104	1/1	0.30	-	30,30,30,30	0
59	MG	BA	3119	1/1	0.25	-	24,24,24,24	0
59	MG	BA	3083	1/1	0.40	-	23,23,23,23	0
59	MG	BA	3251	1/1	0.27	-	44,44,44,44	0
59	MG	BA	3195	1/1	0.22	-	32,32,32,32	0
59	MG	AA	1795	1/1	0.14	-	46,46,46,46	0
59	MG	AA	1766	1/1	0.28	-	58,58,58,58	0
59	MG	BA	3157	1/1	0.17	-	17,17,17,17	0
59	MG	AA	1775	1/1	0.13	-	45,45,45,45	0
59	MG	BA	3254	1/1	0.24	-	18,18,18,18	0
59	MG	AA	1741	1/1	0.47	-	58,58,58,58	0
59	MG	BA	3146	1/1	0.21	-	29,29,29,29	0
59	MG	BA	3092	1/1	0.57	-	37,37,37,37	0
59	MG	BA	3268	1/1	0.36	-	85,85,85,85	0
59	MG	AA	1617	1/1	0.46	-	49,49,49,49	0
59	MG	BA	3285	1/1	0.29	-	40,40,40,40	0

Continued on next page...

Continued from previous page...

Mol	Type	Chain	Res	Atoms	RSR	LLDF	B-factors(\AA^2)	Q<0.9
59	MG	AA	1620	1/1	0.41	-	75,75,75,75	0
59	MG	AA	1786	1/1	0.15	-	35,35,35,35	0
59	MG	AA	1725	1/1	0.25	-	35,35,35,35	0
59	MG	BA	3064	1/1	0.13	-	62,62,62,62	0
59	MG	AA	1796	1/1	0.26	-	44,44,44,44	0
59	MG	BA	3204	1/1	0.38	-	60,60,60,60	0
59	MG	AA	1722	1/1	0.21	-	32,32,32,32	0
59	MG	BA	3113	1/1	0.50	-	32,32,32,32	0
59	MG	BA	3177	1/1	0.39	-	31,31,31,31	0
59	MG	BA	3108	1/1	0.23	-	34,34,34,34	0
60	ZN	AN	101	1/1	0.13	-	45,45,45,45	0
59	MG	AA	1712	1/1	0.20	-	66,66,66,66	0
59	MG	BA	3190	1/1	0.37	-	81,81,81,81	0
59	MG	BA	3237	1/1	0.21	-	94,94,94,94	0
59	MG	BA	3053	1/1	0.31	-	24,24,24,24	0
59	MG	BA	3260	1/1	0.42	-	72,72,72,72	0
59	MG	BU	201	1/1	0.16	-	28,28,28,28	0
59	MG	AA	1640	1/1	0.25	-	74,74,74,74	0
59	MG	AA	1615	1/1	0.72	-	51,51,51,51	0
59	MG	BA	3045	1/1	0.64	-	54,54,54,54	0
59	MG	AA	1658	1/1	0.19	-	25,25,25,25	0
59	MG	BA	3162	1/1	0.27	-	45,45,45,45	0
59	MG	BA	3023	1/1	0.12	-	87,87,87,87	0
59	MG	BA	3302	1/1	0.37	-	52,52,52,52	0
59	MG	BA	3137	1/1	0.16	-	49,49,49,49	0
59	MG	BA	3320	1/1	0.15	-	39,39,39,39	0
59	MG	BA	3037	1/1	0.39	-	49,49,49,49	0
59	MG	BA	3277	1/1	0.35	-	57,57,57,57	0
59	MG	BA	3054	1/1	0.26	-	31,31,31,31	0
59	MG	AA	1685	1/1	0.40	-	40,40,40,40	0
59	MG	BA	3246	1/1	0.28	-	34,34,34,34	0
59	MG	BA	3006	1/1	0.40	-	30,30,30,30	0
59	MG	AA	1623	1/1	0.51	-	33,33,33,33	0
59	MG	BA	3214	1/1	0.27	-	39,39,39,39	0
59	MG	BA	3297	1/1	0.17	-	39,39,39,39	0
59	MG	BA	3082	1/1	0.46	-	23,23,23,23	0
59	MG	BA	3058	1/1	0.30	-	31,31,31,31	0
59	MG	AA	1774	1/1	0.57	-	51,51,51,51	0
59	MG	AA	1652	1/1	0.43	-	41,41,41,41	0
59	MG	BA	3186	1/1	0.12	-	50,50,50,50	0
59	MG	AA	1699	1/1	0.24	-	33,33,33,33	0
59	MG	AA	1679	1/1	0.55	-	32,32,32,32	0

Continued on next page...

Continued from previous page...

Mol	Type	Chain	Res	Atoms	RSR	LLDF	B-factors(\AA^2)	Q<0.9
59	MG	AA	1664	1/1	0.37	-	29,29,29,29	0
59	MG	AA	1710	1/1	0.06	-	35,35,35,35	0
59	MG	BA	3255	1/1	0.24	-	35,35,35,35	0
59	MG	AA	1789	1/1	0.29	-	61,61,61,61	0
59	MG	AA	1791	1/1	0.08	-	57,57,57,57	0
59	MG	BA	3020	1/1	0.20	-	63,63,63,63	0
59	MG	BA	3118	1/1	0.28	-	29,29,29,29	0
59	MG	BA	3156	1/1	0.18	-	25,25,25,25	0
59	MG	BA	3151	1/1	0.13	-	33,33,33,33	0
59	MG	AA	1610	1/1	0.61	-	46,46,46,46	0
59	MG	BA	3319	1/1	0.11	-	35,35,35,35	0
59	MG	BA	3197	1/1	0.56	-	58,58,58,58	0
59	MG	BA	3044	1/1	0.38	-	21,21,21,21	0
59	MG	BA	3234	1/1	0.21	-	63,63,63,63	0
59	MG	AA	1636	1/1	0.51	-	60,60,60,60	0
59	MG	AA	1748	1/1	0.33	-	56,56,56,56	0
59	MG	BA	3280	1/1	0.23	-	87,87,87,87	0
59	MG	BA	3060	1/1	0.35	-	31,31,31,31	0
59	MG	AA	1753	1/1	0.49	-	89,89,89,89	0
59	MG	BA	3175	1/1	0.20	-	62,62,62,62	0
59	MG	BA	3271	1/1	0.32	-	28,28,28,28	0
59	MG	BA	3106	1/1	0.22	-	47,47,47,47	0
59	MG	AA	1634	1/1	0.22	-	43,43,43,43	0
59	MG	BA	3144	1/1	0.21	-	28,28,28,28	0
59	MG	AA	1768	1/1	0.44	-	34,34,34,34	0
59	MG	BA	3232	1/1	0.21	-	33,33,33,33	0
59	MG	BA	3142	1/1	0.19	-	48,48,48,48	0
59	MG	BA	3166	1/1	0.28	-	68,68,68,68	0
59	MG	AA	1689	1/1	0.41	-	79,79,79,79	0
59	MG	AA	1674	1/1	0.42	-	74,74,74,74	0
59	MG	AA	1649	1/1	0.38	-	23,23,23,23	0
59	MG	BA	3149	1/1	0.47	-	29,29,29,29	0
59	MG	BA	3230	1/1	0.32	-	40,40,40,40	0
59	MG	AA	1761	1/1	0.17	-	30,30,30,30	0
59	MG	BA	3296	1/1	0.35	-	38,38,38,38	0
59	MG	BA	3105	1/1	0.20	-	69,69,69,69	0
59	MG	BA	3009	1/1	0.72	-	77,77,77,77	0
59	MG	BA	3077	1/1	0.31	-	31,31,31,31	0
59	MG	AA	1694	1/1	0.14	-	19,19,19,19	0
59	MG	BA	3303	1/1	0.10	-	42,42,42,42	0
59	MG	BA	3100	1/1	0.09	-	24,24,24,24	0
59	MG	AA	1707	1/1	0.20	-	60,60,60,60	0

Continued on next page...

Continued from previous page...

Mol	Type	Chain	Res	Atoms	RSR	LLDF	B-factors(\AA^2)	Q<0.9
59	MG	BA	3056	1/1	0.36	-	38,38,38,38	0
59	MG	BA	3183	1/1	0.15	-	58,58,58,58	0
59	MG	AA	1762	1/1	0.44	-	100,100,100,100	0
59	MG	AA	1765	1/1	0.54	-	63,63,63,63	0
59	MG	AA	1788	1/1	0.26	-	73,73,73,73	0
59	MG	BA	3225	1/1	0.14	-	44,44,44,44	0
60	ZN	B9	101	1/1	0.07	-	49,49,49,49	0
59	MG	BA	3242	1/1	0.41	-	78,78,78,78	0
59	MG	BA	3085	1/1	0.20	-	25,25,25,25	0
59	MG	BA	3120	1/1	0.35	-	43,43,43,43	0
59	MG	BA	3001	1/1	0.11	-	35,35,35,35	0
59	MG	AA	1739	1/1	0.40	-	28,28,28,28	0
59	MG	BA	3196	1/1	0.35	-	53,53,53,53	0
59	MG	AA	1755	1/1	0.34	-	60,60,60,60	0
59	MG	AA	1657	1/1	0.10	-	32,32,32,32	0
59	MG	BA	3007	1/1	0.41	-	26,26,26,26	0
59	MG	BA	3267	1/1	0.31	-	62,62,62,62	0
59	MG	AA	1603	1/1	0.37	-	38,38,38,38	0
59	MG	AA	1757	1/1	0.27	-	57,57,57,57	0
59	MG	BA	3121	1/1	0.34	-	33,33,33,33	0
59	MG	AA	1659	1/1	0.37	-	34,34,34,34	0
59	MG	BA	3295	1/1	0.30	-	32,32,32,32	0
59	MG	BA	3128	1/1	0.25	-	38,38,38,38	0
59	MG	BA	3134	1/1	0.29	-	65,65,65,65	0
59	MG	BA	3069	1/1	0.32	-	18,18,18,18	0
59	MG	AA	1625	1/1	0.34	-	17,17,17,17	0
59	MG	AA	1729	1/1	0.47	-	45,45,45,45	0
59	MG	BA	3279	1/1	0.40	-	63,63,63,63	0
59	MG	BA	3219	1/1	0.17	-	44,44,44,44	0
59	MG	AA	1626	1/1	0.39	-	59,59,59,59	0
59	MG	BA	3150	1/1	0.13	-	15,15,15,15	0
59	MG	BA	3059	1/1	0.42	-	45,45,45,45	0
59	MG	AA	1779	1/1	0.54	-	81,81,81,81	0
59	MG	BA	3312	1/1	0.51	-	44,44,44,44	0
59	MG	BA	3229	1/1	0.12	-	5,5,5,5	0
59	MG	BA	3198	1/1	0.15	-	63,63,63,63	0
59	MG	BA	3228	1/1	0.32	-	23,23,23,23	0
59	MG	BA	3114	1/1	0.19	-	29,29,29,29	0
59	MG	BA	3310	1/1	0.28	-	20,20,20,20	0
59	MG	AA	1743	1/1	0.37	-	38,38,38,38	0
59	MG	BA	3291	1/1	0.29	-	27,27,27,27	0
59	MG	BA	3243	1/1	0.22	-	32,32,32,32	0

Continued on next page...

Continued from previous page...

Mol	Type	Chain	Res	Atoms	RSR	LLDF	B-factors(\AA^2)	Q<0.9
59	MG	AA	1677	1/1	0.38	-	77,77,77,77	0
59	MG	BA	3048	1/1	0.37	-	28,28,28,28	0
59	MG	BA	3171	1/1	0.21	-	19,19,19,19	0
59	MG	AA	1773	1/1	0.52	-	60,60,60,60	0
59	MG	BA	3013	1/1	0.44	-	37,37,37,37	0
59	MG	BA	3220	1/1	0.18	-	56,56,56,56	0
59	MG	AA	1635	1/1	0.21	-	65,65,65,65	0
59	MG	BA	3143	1/1	0.22	-	57,57,57,57	0
59	MG	BA	3259	1/1	0.11	-	39,39,39,39	0
59	MG	BA	3153	1/1	0.23	-	54,54,54,54	0
59	MG	AA	1643	1/1	0.21	-	38,38,38,38	0
59	MG	AA	1764	1/1	0.26	-	61,61,61,61	0
59	MG	BA	3273	1/1	0.60	-	72,72,72,72	0
59	MG	AA	1671	1/1	0.61	-	43,43,43,43	0
59	MG	BA	3305	1/1	0.10	-	52,52,52,52	0
59	MG	BA	3163	1/1	0.26	-	55,55,55,55	0
59	MG	BA	3289	1/1	0.21	-	51,51,51,51	0
59	MG	AA	1629	1/1	0.27	-	44,44,44,44	0
59	MG	BA	3179	1/1	0.45	-	87,87,87,87	0
59	MG	BA	3250	1/1	0.20	-	53,53,53,53	0
59	MG	AA	1797	1/1	0.17	-	58,58,58,58	0
59	MG	AA	1678	1/1	0.33	-	29,29,29,29	0
59	MG	BA	3293	1/1	0.42	-	76,76,76,76	0
59	MG	AA	1686	1/1	0.25	-	34,34,34,34	0
59	MG	BA	3063	1/1	0.13	-	22,22,22,22	0
59	MG	BA	3169	1/1	0.34	-	43,43,43,43	0
59	MG	BA	3125	1/1	0.35	-	122,122,122,122	0
59	MG	BA	3217	1/1	0.15	-	35,35,35,35	0
59	MG	AA	1612	1/1	0.44	-	47,47,47,47	0
59	MG	BA	3200	1/1	0.27	-	71,71,71,71	0
59	MG	BA	3172	1/1	0.43	-	31,31,31,31	0
59	MG	BA	3269	1/1	0.16	-	48,48,48,48	0
59	MG	BA	3039	1/1	0.37	-	38,38,38,38	0
59	MG	AA	1604	1/1	0.38	-	59,59,59,59	0
59	MG	BA	3286	1/1	0.32	-	42,42,42,42	0
59	MG	BA	3212	1/1	0.26	-	46,46,46,46	0
59	MG	AA	1784	1/1	0.17	-	37,37,37,37	0
59	MG	BA	3088	1/1	0.22	-	27,27,27,27	0
59	MG	BA	3086	1/1	0.24	-	46,46,46,46	0
59	MG	AA	1646	1/1	0.37	-	34,34,34,34	0
59	MG	BA	3316	1/1	0.36	-	34,34,34,34	0
59	MG	BA	3094	1/1	0.30	-	25,25,25,25	0

Continued on next page...

Continued from previous page...

Mol	Type	Chain	Res	Atoms	RSR	LLDF	B-factors(\AA^2)	Q<0.9
59	MG	BA	3084	1/1	0.53	-	38,38,38,38	0
59	MG	BA	3015	1/1	0.52	-	63,63,63,63	0
59	MG	AA	1742	1/1	0.22	-	45,45,45,45	0
59	MG	BA	3030	1/1	1.17	-	86,86,86,86	0
59	MG	AA	1752	1/1	0.21	-	59,59,59,59	0
59	MG	AA	1653	1/1	0.31	-	19,19,19,19	0
59	MG	AA	1751	1/1	0.12	-	46,46,46,46	0
59	MG	AA	1724	1/1	0.40	-	48,48,48,48	0
59	MG	B5	101	1/1	0.24	-	47,47,47,47	0
59	MG	BA	3027	1/1	0.26	-	71,71,71,71	0
59	MG	AA	1708	1/1	0.27	-	57,57,57,57	0
59	MG	BA	3099	1/1	0.20	-	19,19,19,19	0
59	MG	AA	1692	1/1	0.22	-	48,48,48,48	0
59	MG	BA	3182	1/1	0.23	-	73,73,73,73	0
59	MG	BA	3154	1/1	0.57	-	59,59,59,59	0
59	MG	BA	3115	1/1	0.29	-	52,52,52,52	0
59	MG	BA	3049	1/1	0.43	-	47,47,47,47	0
59	MG	BA	3215	1/1	0.59	-	81,81,81,81	0
59	MG	AA	1627	1/1	0.22	-	74,74,74,74	0
59	MG	BA	3185	1/1	0.41	-	36,36,36,36	0
59	MG	BA	3309	1/1	0.16	-	50,50,50,50	0
59	MG	AA	1642	1/1	0.24	-	61,61,61,61	0
59	MG	AA	1662	1/1	0.30	-	34,34,34,34	0
59	MG	BA	3055	1/1	0.17	-	33,33,33,33	0
59	MG	BA	3287	1/1	0.16	-	41,41,41,41	0
59	MG	AA	1644	1/1	0.19	-	60,60,60,60	0
59	MG	AA	1614	1/1	0.39	-	26,26,26,26	0
59	MG	AA	1669	1/1	0.20	-	40,40,40,40	0
59	MG	BA	3223	1/1	0.32	-	32,32,32,32	0
59	MG	BA	3004	1/1	0.36	-	24,24,24,24	0
59	MG	BA	3181	1/1	0.18	-	32,32,32,32	0
59	MG	BA	3116	1/1	0.25	-	78,78,78,78	0
59	MG	AA	1602	1/1	0.45	-	42,42,42,42	0
59	MG	AA	1782	1/1	0.08	-	39,39,39,39	0
59	MG	BA	3248	1/1	0.48	-	58,58,58,58	0
59	MG	AA	1605	1/1	0.37	-	40,40,40,40	0
59	MG	AA	1619	1/1	0.34	-	37,37,37,37	0
59	MG	BA	3068	1/1	0.19	-	33,33,33,33	0
59	MG	AA	1632	1/1	0.25	-	56,56,56,56	0
59	MG	BA	3194	1/1	0.35	-	74,74,74,74	0
59	MG	BA	3133	1/1	0.30	-	39,39,39,39	0
59	MG	AA	1778	1/1	0.11	-	6,6,6,6	0

Continued on next page...

Continued from previous page...

Mol	Type	Chain	Res	Atoms	RSR	LLDF	B-factors(\AA^2)	Q<0.9
59	MG	BA	3107	1/1	0.27	-	44,44,44,44	0
59	MG	BA	3096	1/1	0.18	-	23,23,23,23	0
59	MG	BA	3136	1/1	0.29	-	90,90,90,90	0
59	MG	BA	3036	1/1	0.26	-	47,47,47,47	0
59	MG	BA	3276	1/1	0.50	-	46,46,46,46	0
59	MG	AA	1654	1/1	0.22	-	24,24,24,24	0
59	MG	BA	3292	1/1	0.46	-	64,64,64,64	0
59	MG	BA	3072	1/1	0.60	-	70,70,70,70	0
59	MG	BA	3187	1/1	0.84	-	68,68,68,68	0
59	MG	AA	1733	1/1	0.35	-	67,67,67,67	0
59	MG	AA	1723	1/1	0.12	-	10,10,10,10	0
59	MG	BA	3245	1/1	0.22	-	25,25,25,25	0
59	MG	AA	1749	1/1	0.12	-	38,38,38,38	0
59	MG	AA	1651	1/1	0.20	-	68,68,68,68	0
59	MG	BA	3313	1/1	0.25	-	36,36,36,36	0
59	MG	AA	1715	1/1	0.25	-	42,42,42,42	0
59	MG	AA	1681	1/1	0.42	-	34,34,34,34	0
59	MG	BA	3191	1/1	0.39	-	72,72,72,72	0
59	MG	BA	3052	1/1	0.29	-	32,32,32,32	0
59	MG	BA	3002	1/1	0.15	-	39,39,39,39	0
59	MG	AA	1717	1/1	0.41	-	41,41,41,41	0
59	MG	BA	3110	1/1	0.45	-	31,31,31,31	0
59	MG	AA	1637	1/1	0.52	-	65,65,65,65	0
59	MG	AA	1790	1/1	0.25	-	57,57,57,57	0
59	MG	BA	3124	1/1	0.26	-	15,15,15,15	0
59	MG	BA	3282	1/1	0.28	-	67,67,67,67	0
59	MG	BA	3192	1/1	0.32	-	51,51,51,51	0
59	MG	BA	3123	1/1	0.43	-	32,32,32,32	0
59	MG	BA	3301	1/1	0.38	-	45,45,45,45	0
59	MG	AA	1696	1/1	0.34	-	35,35,35,35	0
59	MG	AA	1668	1/1	0.16	-	34,34,34,34	0
59	MG	BA	3005	1/1	0.47	-	16,16,16,16	0
59	MG	AA	1704	1/1	0.35	-	25,25,25,25	0
59	MG	BA	3265	1/1	0.57	-	65,65,65,65	0
59	MG	AA	1672	1/1	0.16	-	42,42,42,42	0
59	MG	BA	3126	1/1	0.39	-	55,55,55,55	0
59	MG	BA	3158	1/1	0.29	-	27,27,27,27	0
59	MG	AA	1758	1/1	0.40	-	75,75,75,75	0
59	MG	AA	1745	1/1	0.41	-	66,66,66,66	0
59	MG	AA	1621	1/1	0.38	-	68,68,68,68	0
59	MG	BA	3270	1/1	0.32	-	70,70,70,70	0
59	MG	AA	1719	1/1	0.15	-	32,32,32,32	0

Continued on next page...

Continued from previous page...

Mol	Type	Chain	Res	Atoms	RSR	LLDF	B-factors(\AA^2)	Q<0.9
59	MG	AA	1744	1/1	0.19	-	90,90,90,90	0
59	MG	BA	3089	1/1	0.23	-	18,18,18,18	0
59	MG	BA	3029	1/1	0.25	-	73,73,73,73	0
59	MG	BA	3173	1/1	0.25	-	20,20,20,20	0
59	MG	B0	101	1/1	0.69	-	72,72,72,72	0
59	MG	AA	1656	1/1	0.15	-	46,46,46,46	0
59	MG	BA	3025	1/1	0.30	-	42,42,42,42	0
59	MG	BA	3067	1/1	0.26	-	71,71,71,71	0
59	MG	BA	3221	1/1	0.10	-	43,43,43,43	0
59	MG	BA	3235	1/1	0.19	-	29,29,29,29	0
59	MG	AA	1714	1/1	0.50	-	44,44,44,44	0
59	MG	AA	1780	1/1	0.18	-	54,54,54,54	0
59	MG	BA	3281	1/1	0.46	-	79,79,79,79	0
59	MG	BA	3236	1/1	0.25	-	52,52,52,52	0
59	MG	AA	1777	1/1	0.29	-	40,40,40,40	0
59	MG	BA	3061	1/1	0.05	-	37,37,37,37	0
59	MG	BA	3041	1/1	0.22	-	75,75,75,75	0
59	MG	BA	3109	1/1	0.43	-	20,20,20,20	0
59	MG	BA	3184	1/1	0.21	-	40,40,40,40	0
59	MG	BA	3193	1/1	0.49	-	64,64,64,64	0
59	MG	BA	3022	1/1	0.50	-	65,65,65,65	0
59	MG	BA	3152	1/1	0.40	-	64,64,64,64	0
59	MG	BA	3043	1/1	0.19	-	28,28,28,28	0
59	MG	AA	1728	1/1	0.30	-	47,47,47,47	0
59	MG	BA	3026	1/1	0.34	-	67,67,67,67	0
59	MG	AA	1721	1/1	0.11	-	17,17,17,17	0
59	MG	BA	3101	1/1	0.33	-	29,29,29,29	0
59	MG	BA	3080	1/1	0.38	-	38,38,38,38	0
59	MG	AA	1698	1/1	0.29	-	58,58,58,58	0
59	MG	AA	1760	1/1	0.60	-	70,70,70,70	0
59	MG	AA	1624	1/1	0.78	-	61,61,61,61	0
59	MG	BA	3130	1/1	0.54	-	56,56,56,56	0
59	MG	BA	3038	1/1	0.31	-	40,40,40,40	0
59	MG	BA	3311	1/1	0.32	-	22,22,22,22	0
59	MG	BA	3240	1/1	0.34	-	60,60,60,60	0
59	MG	BA	3209	1/1	0.61	-	81,81,81,81	0
59	MG	BA	3180	1/1	0.30	-	47,47,47,47	0
59	MG	BA	3012	1/1	0.40	-	79,79,79,79	0
59	MG	AA	1754	1/1	0.37	-	75,75,75,75	0
59	MG	BA	3141	1/1	0.21	-	29,29,29,29	0
59	MG	AY	702	1/1	0.08	-	23,23,23,23	0
59	MG	BA	3031	1/1	0.33	-	35,35,35,35	0

Continued on next page...

Continued from previous page...

Mol	Type	Chain	Res	Atoms	RSR	LLDF	B-factors(\AA^2)	Q<0.9
59	MG	AA	1691	1/1	0.10	-	65,65,65,65	0
59	MG	BA	3070	1/1	0.41	-	25,25,25,25	0
59	MG	BA	3093	1/1	0.38	-	69,69,69,69	0
59	MG	AA	1650	1/1	0.26	-	36,36,36,36	0
59	MG	AA	1772	1/1	0.55	-	79,79,79,79	0
59	MG	BA	3299	1/1	0.35	-	53,53,53,53	0
59	MG	BA	3165	1/1	0.43	-	29,29,29,29	0
59	MG	BA	3050	1/1	0.12	-	23,23,23,23	0
59	MG	BA	3306	1/1	0.20	-	39,39,39,39	0
59	MG	AA	1690	1/1	0.46	-	35,35,35,35	0
59	MG	BA	3040	1/1	0.41	-	71,71,71,71	0
59	MG	AA	1759	1/1	0.31	-	37,37,37,37	0
59	MG	BA	3138	1/1	0.43	-	57,57,57,57	0
59	MG	BA	3244	1/1	0.21	-	41,41,41,41	0
59	MG	BA	3071	1/1	0.34	-	22,22,22,22	0
59	MG	BA	3304	1/1	0.37	-	32,32,32,32	0
59	MG	BA	3127	1/1	0.19	-	38,38,38,38	0
59	MG	AA	1732	1/1	0.22	-	20,20,20,20	0
59	MG	AA	1750	1/1	0.28	-	42,42,42,42	0
59	MG	BA	3189	1/1	0.15	-	26,26,26,26	0
59	MG	AA	1735	1/1	0.34	-	62,62,62,62	0
59	MG	BA	3218	1/1	0.23	-	58,58,58,58	0
59	MG	BA	3264	1/1	0.50	-	77,77,77,77	0
59	MG	BA	3278	1/1	0.19	-	91,91,91,91	0
59	MG	AA	1702	1/1	0.51	-	44,44,44,44	0
59	MG	BA	3263	1/1	0.31	-	63,63,63,63	0
59	MG	AA	1688	1/1	0.24	-	30,30,30,30	0
59	MG	BA	3011	1/1	0.27	-	46,46,46,46	0
59	MG	AA	1660	1/1	0.08	-	19,19,19,19	0
59	MG	AA	1684	1/1	0.80	-	61,61,61,61	0
59	MG	AA	1731	1/1	0.10	-	48,48,48,48	0
59	MG	AA	1703	1/1	0.45	-	81,81,81,81	0
59	MG	BA	3176	1/1	0.43	-	23,23,23,23	0
59	MG	BA	3017	1/1	0.30	-	37,37,37,37	0
59	MG	BA	3283	1/1	0.20	-	73,73,73,73	0
59	MG	BA	3147	1/1	0.51	-	119,119,119,119	0
59	MG	BA	3238	1/1	0.29	-	42,42,42,42	0
59	MG	BA	3272	1/1	0.42	-	52,52,52,52	0
59	MG	AA	1676	1/1	0.24	-	62,62,62,62	0
59	MG	BA	3066	1/1	0.15	-	27,27,27,27	0
59	MG	AA	1675	1/1	0.26	-	45,45,45,45	0
59	MG	BA	3274	1/1	0.15	-	79,79,79,79	0

Continued on next page...

Continued from previous page...

Mol	Type	Chain	Res	Atoms	RSR	LLDF	B-factors(\AA^2)	Q<0.9
59	MG	BA	3294	1/1	0.19	-	42,42,42,42	0
59	MG	AA	1648	1/1	0.35	-	29,29,29,29	0
59	MG	AA	1693	1/1	0.17	-	30,30,30,30	0
59	MG	BA	3164	1/1	0.32	-	49,49,49,49	0
59	MG	AA	1601	1/1	0.23	-	97,97,97,97	0
59	MG	BA	3046	1/1	0.27	-	27,27,27,27	0
59	MG	AA	1718	1/1	0.47	-	35,35,35,35	0
59	MG	AA	1663	1/1	0.43	-	37,37,37,37	0
59	MG	BA	3290	1/1	0.41	-	43,43,43,43	0
59	MG	BA	3288	1/1	0.17	-	24,24,24,24	0
59	MG	AA	1785	1/1	0.08	-	47,47,47,47	0
59	MG	AA	1641	1/1	0.16	-	17,17,17,17	0
59	MG	AA	1713	1/1	0.14	-	40,40,40,40	0
59	MG	BA	3129	1/1	0.28	-	51,51,51,51	0
59	MG	BA	3098	1/1	0.21	-	25,25,25,25	0
59	MG	BA	3207	1/1	0.28	-	30,30,30,30	0
59	MG	BA	3203	1/1	0.25	-	30,30,30,30	0
59	MG	AA	1737	1/1	0.16	-	61,61,61,61	0
59	MG	BA	3117	1/1	0.18	-	26,26,26,26	0
59	MG	BA	3159	1/1	0.22	-	36,36,36,36	0
59	MG	BA	3035	1/1	0.47	-	31,31,31,31	0
59	MG	AA	1628	1/1	0.38	-	64,64,64,64	0
59	MG	BA	3233	1/1	0.20	-	42,42,42,42	0
59	MG	BA	3252	1/1	0.58	-	50,50,50,50	0
59	MG	BA	3135	1/1	0.23	-	58,58,58,58	0
59	MG	BA	3298	1/1	0.17	-	20,20,20,20	0
59	MG	AA	1700	1/1	0.31	-	27,27,27,27	0
59	MG	AA	1661	1/1	0.25	-	40,40,40,40	0
59	MG	AA	1680	1/1	0.18	-	37,37,37,37	0
59	MG	BA	3210	1/1	0.27	-	23,23,23,23	0
59	MG	AA	1711	1/1	0.18	-	34,34,34,34	0
59	MG	BA	3155	1/1	0.26	-	60,60,60,60	0
59	MG	BA	3188	1/1	0.40	-	34,34,34,34	0
59	MG	AA	1613	1/1	0.17	-	65,65,65,65	0
59	MG	BA	3253	1/1	0.30	-	98,98,98,98	0
59	MG	BA	3167	1/1	0.17	-	61,61,61,61	0
59	MG	AA	1747	1/1	0.08	-	23,23,23,23	0
59	MG	BA	3308	1/1	0.12	-	58,58,58,58	0
59	MG	BA	3262	1/1	0.14	-	68,68,68,68	0
59	MG	BA	3206	1/1	0.24	-	65,65,65,65	0
59	MG	BA	3010	1/1	0.40	-	33,33,33,33	0
59	MG	AA	1792	1/1	0.12	-	37,37,37,37	0

Continued on next page...

Continued from previous page...

Mol	Type	Chain	Res	Atoms	RSR	LLDF	B-factors(\AA^2)	Q<0.9
59	MG	BA	3103	1/1	0.20	-	35,35,35,35	0
59	MG	AA	1665	1/1	0.40	-	28,28,28,28	0
59	MG	AA	1783	1/1	0.13	-	43,43,43,43	0
59	MG	AA	1608	1/1	0.34	-	48,48,48,48	0
59	MG	BA	3226	1/1	0.32	-	56,56,56,56	0
59	MG	BA	3014	1/1	0.33	-	53,53,53,53	0
59	MG	BA	3008	1/1	0.46	-	45,45,45,45	0
59	MG	BA	3034	1/1	0.20	-	36,36,36,36	0
59	MG	BA	3199	1/1	0.27	-	26,26,26,26	0
59	MG	AA	1736	1/1	0.17	-	29,29,29,29	0
59	MG	BA	3112	1/1	0.65	-	51,51,51,51	0
59	MG	BA	3275	1/1	0.38	-	52,52,52,52	0
59	MG	BA	3139	1/1	0.27	-	35,35,35,35	0
59	MG	BA	3261	1/1	0.14	-	67,67,67,67	0
59	MG	AA	1771	1/1	0.22	-	40,40,40,40	0
59	MG	BA	3033	1/1	0.16	-	41,41,41,41	0
59	MG	AA	1609	1/1	0.40	-	40,40,40,40	0
59	MG	BA	3145	1/1	0.22	-	32,32,32,32	0
59	MG	BA	3091	1/1	0.21	-	21,21,21,21	0
59	MG	BA	3076	1/1	0.26	-	18,18,18,18	0
59	MG	AA	1734	1/1	0.11	-	41,41,41,41	0
59	MG	BA	3024	1/1	0.28	-	44,44,44,44	0
59	MG	BA	3021	1/1	0.31	-	37,37,37,37	0
59	MG	BA	3318	1/1	0.08	-	46,46,46,46	0
59	MG	AA	1673	1/1	0.20	-	35,35,35,35	0
59	MG	BA	3122	1/1	0.15	-	26,26,26,26	0
59	MG	AA	1726	1/1	0.19	-	45,45,45,45	0
59	MG	AA	1633	1/1	0.48	-	52,52,52,52	0
59	MG	BA	3161	1/1	0.39	-	30,30,30,30	0
59	MG	BA	3073	1/1	0.32	-	83,83,83,83	0

6.5 Other polymers ⓘ

There are no such residues in this entry.