



Full wwPDB X-ray Structure Validation Report ⓘ

Jun 16, 2014 – 07:13 PM BST

PDB ID : 4V9D
Title : Structures of the bacterial ribosome in classical and hybrid states of tRNA binding
Authors : Dunkle, J.A.; Wang, L.; Feldman, M.B.; Pulk, A.; Chen, V.B.; Kapral, G.J.; Noeske, J.; Richardson, J.S.; Blanchard, S.C.; Cate, J.H.D.
Deposited on : 2012-07-31
Resolution : 3.00 Å(reported)

This is a full wwPDB validation report for a publicly released PDB entry.
We welcome your comments at validation@mail.wwpdb.org
A user guide is available at <http://wwpdb.org/ValidationPDFNotes.html>

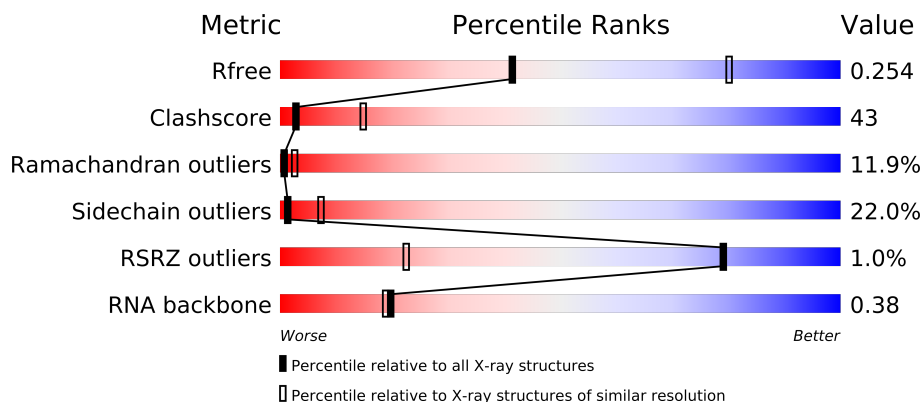
The following versions of software and data (see [references](#)) were used in the production of this report:

MolProbity : 4.02b-467
Mogul : 1.16 November 2013
Xtriage (Phenix) : dev-1323
EDS : stable23397
Percentile statistics : 21963
Refmac : 5.8.0049
CCP4 : 6.3.0 (Settle)
Ideal geometry (proteins) : Engh & Huber (2001)
Ideal geometry (DNA, RNA) : Parkinson et. al. (1996)
Validation Pipeline (wwPDB-VP) : stable23397

1 Overall quality at a glance

The reported resolution of this entry is 3.00 Å.

Percentile scores (ranging between 0-100) for global validation metrics of the entry are shown in the following graphic. The table shows the number of entries on which the scores are based.



Metric	Whole archive (#Entries)	Similar resolution (#Entries, resolution range(Å))
R_{free}	66092	1216 (3.00-3.00)
Clashscore	79885	1594 (3.00-3.00)
Ramachandran outliers	78287	1537 (3.00-3.00)
Sidechain outliers	78261	1540 (3.00-3.00)
RSRZ outliers	66119	1217 (3.00-3.00)
RNA backbone	1838	1070 (3.50-2.50)

The table below summarises the geometric issues observed across the polymeric chains and their fit to the electron density. The red, orange, yellow and green segments on the lower bar indicate the fraction of residues that contain outliers for ≥ 3 , 2, 1 and 0 types of geometric quality criteria. The upper red bar (where present) indicates the fraction of residues that have poor fit to the electron density.

Mol	Chain	Length	Quality of chain
1	AA	1539	
1	BA	1539	
2	AB	218	
2	BB	218	
3	AC	206	
3	BC	206	
4	AD	205	
4	BD	205	
5	AE	150	
5	BE	150	
6	AF	100	
6	BF	100	

Continued on next page...

Continued from previous page...

Mol	Chain	Length	Quality of chain
7	AG	151	
7	BG	151	
8	AH	129	
8	BH	129	
9	AI	127	
9	BI	127	
10	AJ	98	
10	BJ	98	
11	AK	117	
11	BK	117	
12	AL	123	
12	BL	123	
13	AM	114	
13	BM	114	
14	AN	100	
14	BN	100	
15	AO	88	
15	BO	88	
16	AP	82	
16	BP	82	
17	AQ	80	
17	BQ	80	
18	AR	55	
18	BR	55	
19	AS	79	
19	BS	79	
20	AT	85	
20	BT	85	
21	AU	51	
21	BU	51	
22	AV	76	
22	BV	76	
23	AX	16	
23	BX	16	
24	AY	183	
25	CA	2903	
25	DA	2903	
26	CB	119	
27	CC	271	
27	DC	271	
28	CD	209	
28	DD	209	

Continued on next page...

Continued from previous page...

Mol	Chain	Length	Quality of chain
29	CE	201	
29	DE	201	
30	CF	177	
30	DF	177	
31	CG	176	
31	DG	176	
32	CH	149	
32	DH	149	
33	CI	141	
33	DI	141	
34	CJ	142	
34	DJ	142	
35	CK	122	
35	DK	122	
36	CL	143	
36	DL	143	
37	CM	136	
37	DM	136	
38	CN	120	
38	DN	120	
39	CO	116	
39	DO	116	
40	CP	114	
40	DP	114	
41	CQ	117	
41	DQ	117	
42	CR	103	
42	DR	103	
43	CS	110	
43	DS	110	
44	CT	93	
44	DT	93	
45	CU	102	
45	DU	102	
46	CV	94	
46	DV	94	
47	CW	76	
48	CX	77	
48	DX	77	
49	CY	63	
49	DY	63	
50	CZ	58	

Continued on next page...

Continued from previous page...

Mol	Chain	Length	Quality of chain
50	DZ	58	
51	C0	56	
51	D0	56	
52	C1	50	
52	D1	50	
53	C2	46	
53	D2	46	
54	C3	64	
54	D3	64	
55	C4	38	
55	D4	38	
56	DB	118	
57	DW	75	

The following table lists non-polymeric compounds that are outliers for geometric or electron-density-fit criteria:

Mol	Type	Chain	Res	Geometry	Electron density
58	MG	AA	1604	-	X
58	MG	AA	1608	-	X
58	MG	AA	1619	-	X
58	MG	AA	1622	-	X
58	MG	AA	1631	-	X
58	MG	AA	1640	-	X
58	MG	AA	1643	-	X
58	MG	AA	1644	-	X
58	MG	AA	1645	-	X
58	MG	AA	1646	-	X
58	MG	AA	1647	-	X
58	MG	AA	1649	-	X
58	MG	AA	1651	-	X
58	MG	AA	1653	-	X
58	MG	AA	1655	-	X
58	MG	AA	1657	-	X
58	MG	AA	1658	-	X
58	MG	AA	1661	-	X
58	MG	AA	1666	-	X
58	MG	AA	1667	-	X
58	MG	AA	1670	-	X
58	MG	AA	1672	-	X
58	MG	BA	1608	-	X
58	MG	BA	1615	-	X

Continued on next page...

Continued from previous page...

Mol	Type	Chain	Res	Geometry	Electron density
58	MG	BA	1618	-	X
58	MG	BA	1637	-	X
58	MG	BA	1642	-	X
58	MG	BA	1648	-	X
58	MG	BA	1649	-	X
58	MG	BA	1650	-	X
58	MG	BA	1656	-	X
58	MG	CA	3018	-	X
58	MG	CA	3031	-	X
58	MG	CA	3066	-	X
58	MG	CA	3095	-	X
58	MG	CA	3110	-	X
58	MG	CA	3116	-	X
58	MG	CA	3132	-	X
58	MG	CA	3141	-	X
58	MG	CA	3142	-	X
58	MG	CA	3143	-	X
58	MG	CA	3144	-	X
58	MG	CA	3147	-	X
58	MG	CA	3149	-	X
58	MG	CA	3151	-	X
58	MG	CA	3153	-	X
58	MG	CA	3154	-	X
58	MG	CA	3155	-	X
58	MG	CA	3157	-	X
58	MG	CA	3158	-	X
58	MG	CA	3159	-	X
58	MG	CA	3163	-	X
58	MG	CA	3164	-	X
58	MG	CA	3165	-	X
58	MG	CA	3166	-	X
58	MG	CA	3167	-	X
58	MG	CA	3169	-	X
58	MG	CA	3173	-	X
58	MG	CA	3174	-	X
58	MG	CA	3182	-	X
58	MG	CA	3183	-	X
58	MG	CA	3184	-	X
58	MG	CA	3185	-	X
58	MG	CA	3186	-	X
58	MG	CA	3188	-	X
58	MG	CA	3190	-	X

Continued on next page...

Continued from previous page...

Mol	Type	Chain	Res	Geometry	Electron density
58	MG	CA	3191	-	X
58	MG	CA	3194	-	X
58	MG	CB	204	-	X
58	MG	DA	3007	-	X
58	MG	DA	3015	-	X
58	MG	DA	3025	-	X
58	MG	DA	3037	-	X
58	MG	DA	3061	-	X
58	MG	DA	3083	-	X
58	MG	DA	3085	-	X
58	MG	DA	3091	-	X
58	MG	DA	3092	-	X
58	MG	DA	3098	-	X
58	MG	DA	3115	-	X
58	MG	DA	3116	-	X
58	MG	DA	3119	-	X
58	MG	DA	3131	-	X
58	MG	DA	3133	-	X
58	MG	DA	3137	-	X
58	MG	DA	3139	-	X
58	MG	DA	3140	-	X
58	MG	DA	3141	-	X
58	MG	DA	3142	-	X
58	MG	DA	3143	-	X
58	MG	DA	3146	-	X
58	MG	DA	3147	-	X
58	MG	DA	3148	-	X
58	MG	DA	3149	-	X
58	MG	DA	3150	-	X
58	MG	DA	3152	-	X
58	MG	DA	3154	-	X
58	MG	DA	3156	-	X
58	MG	DA	3157	-	X
58	MG	DA	3159	-	X
58	MG	DA	3165	-	X
58	MG	DA	3166	-	X

2 Entry composition

There are 60 unique types of molecules in this entry. The entry contains 292354 atoms, of which 0 are hydrogen and 0 are deuterium.

In the tables below, the ZeroOcc column contains the number of atoms modelled with zero occupancy, the AltConf column contains the number of residues with at least one atom in alternate conformation and the Trace column contains the number of residues modelled with at most 2 atoms.

- Molecule 1 is a RNA chain called 16S rRNA.

Mol	Chain	Residues	Atoms					ZeroOcc	AltConf	Trace
1	AA	1538	Total	C	N	O	P	0	0	0
			32995	14716	6050	10691	1538			
1	BA	1539	Total	C	N	O	P	0	0	0
			33015	14725	6052	10699	1539			

- Molecule 2 is a protein called 30S ribosomal protein S2.

Mol	Chain	Residues	Atoms					ZeroOcc	AltConf	Trace
2	AB	218	Total	C	N	O	S	0	0	0
			1705	1081	305	312	7			
2	BB	218	Total	C	N	O	S	0	0	0
			1705	1081	305	312	7			

- Molecule 3 is a protein called 30S ribosomal protein S3.

Mol	Chain	Residues	Atoms					ZeroOcc	AltConf	Trace
3	AC	206	Total	C	N	O	S	0	0	0
			1625	1028	305	289	3			
3	BC	206	Total	C	N	O	S	0	0	0
			1625	1028	305	289	3			

- Molecule 4 is a protein called 30S ribosomal protein S4.

Mol	Chain	Residues	Atoms					ZeroOcc	AltConf	Trace
4	AD	205	Total	C	N	O	S	0	0	0
			1643	1026	315	298	4			
4	BD	205	Total	C	N	O	S	0	0	0
			1643	1026	315	298	4			

- Molecule 5 is a protein called 30S ribosomal protein S5.

Mol	Chain	Residues	Atoms					ZeroOcc	AltConf	Trace
5	AE	150	Total	C	N	O	S	0	0	0
			1106	687	211	202	6			
5	BE	150	Total	C	N	O	S	0	0	0
			1106	687	211	202	6			

- Molecule 6 is a protein called 30S ribosomal protein S6.

Mol	Chain	Residues	Atoms					ZeroOcc	AltConf	Trace
6	AF	100	Total	C	N	O	S	0	0	0
			818	515	148	149	6			
6	BF	100	Total	C	N	O	S	0	0	0
			818	515	148	149	6			

- Molecule 7 is a protein called 30S ribosomal protein S7.

Mol	Chain	Residues	Atoms					ZeroOcc	AltConf	Trace
7	AG	151	Total	C	N	O	S	0	0	0
			1182	735	227	216	4			
7	BG	151	Total	C	N	O	S	0	0	0
			1182	735	227	216	4			

- Molecule 8 is a protein called 30S ribosomal protein S8.

Mol	Chain	Residues	Atoms					ZeroOcc	AltConf	Trace
8	AH	129	Total	C	N	O	S	0	0	0
			979	616	173	184	6			
8	BH	129	Total	C	N	O	S	0	0	0
			979	616	173	184	6			

- Molecule 9 is a protein called 30S ribosomal protein S9.

Mol	Chain	Residues	Atoms					ZeroOcc	AltConf	Trace
9	AI	127	Total	C	N	O	S	0	0	0
			1022	634	206	179	3			
9	BI	127	Total	C	N	O	S	0	0	0
			1022	634	206	179	3			

- Molecule 10 is a protein called 30S ribosomal protein S10.

Mol	Chain	Residues	Atoms					ZeroOcc	AltConf	Trace
10	AJ	98	Total	C	N	O	S	0	0	0
			787	493	150	143	1			

Continued on next page...

Continued from previous page...

Mol	Chain	Residues	Atoms					ZeroOcc	AltConf	Trace
10	BJ	98	Total	C	N	O	S	0	0	0
			787	493	150	143	1			

- Molecule 11 is a protein called 30S ribosomal protein S11.

Mol	Chain	Residues	Atoms					ZeroOcc	AltConf	Trace
11	AK	117	Total	C	N	O	S	0	0	0
			877	540	174	160	3			
11	BK	117	Total	C	N	O	S	0	0	0
			877	540	174	160	3			

- Molecule 12 is a protein called 30S ribosomal protein S12.

Mol	Chain	Residues	Atoms					ZeroOcc	AltConf	Trace
12	AL	123	Total	C	N	O	S	0	0	0
			955	590	196	165	4			
12	BL	123	Total	C	N	O	S	0	0	0
			955	590	196	165	4			

- Molecule 13 is a protein called 30S ribosomal protein S13.

Mol	Chain	Residues	Atoms					ZeroOcc	AltConf	Trace
13	AM	114	Total	C	N	O	S	0	0	0
			884	546	178	157	3			
13	BM	114	Total	C	N	O	S	0	0	0
			884	546	178	157	3			

- Molecule 14 is a protein called 30S ribosomal protein S14.

Mol	Chain	Residues	Atoms					ZeroOcc	AltConf	Trace
14	AN	96	Total	C	N	O	S	0	0	0
			774	483	160	128	3			
14	BN	96	Total	C	N	O	S	0	0	0
			774	483	160	128	3			

- Molecule 15 is a protein called 30S ribosomal protein S15.

Mol	Chain	Residues	Atoms					ZeroOcc	AltConf	Trace
15	AO	88	Total	C	N	O	S	0	0	0
			714	439	144	130	1			
15	BO	88	Total	C	N	O	S	0	0	0
			714	439	144	130	1			

- Molecule 16 is a protein called 30S ribosomal protein S16.

Mol	Chain	Residues	Atoms					ZeroOcc	AltConf	Trace
16	AP	82	Total	C	N	O	S	0	0	0
			649	406	128	114	1			
16	BP	82	Total	C	N	O	S	0	0	0
			649	406	128	114	1			

- Molecule 17 is a protein called 30S ribosomal protein S17.

Mol	Chain	Residues	Atoms					ZeroOcc	AltConf	Trace
17	AQ	80	Total	C	N	O	S	0	0	0
			649	411	121	114	3			
17	BQ	80	Total	C	N	O	S	0	0	0
			649	411	121	114	3			

- Molecule 18 is a protein called 30S ribosomal protein S18.

Mol	Chain	Residues	Atoms				ZeroOcc	AltConf	Trace
18	AR	55	Total	C	N	O	0	0	0
			456	288	86	82			
18	BR	55	Total	C	N	O	0	0	0
			456	288	86	82			

- Molecule 19 is a protein called 30S ribosomal protein S19.

Mol	Chain	Residues	Atoms					ZeroOcc	AltConf	Trace
19	AS	79	Total	C	N	O	S	0	0	0
			638	408	120	108	2			
19	BS	79	Total	C	N	O	S	0	0	0
			638	408	120	108	2			

- Molecule 20 is a protein called 30S ribosomal protein S20.

Mol	Chain	Residues	Atoms					ZeroOcc	AltConf	Trace
20	AT	85	Total	C	N	O	S	0	0	0
			665	411	137	114	3			
20	BT	85	Total	C	N	O	S	0	0	0
			665	411	137	114	3			

- Molecule 21 is a protein called 30S ribosomal protein S21.

Mol	Chain	Residues	Atoms					ZeroOcc	AltConf	Trace
21	AU	51	Total	C	N	O	S	0	0	0
			426	265	86	74	1			
21	BU	51	Total	C	N	O	S	0	0	0
			426	265	86	74	1			

- Molecule 22 is a RNA chain called phenylalanine specific transfer RNA.

Mol	Chain	Residues	Atoms					ZeroOcc	AltConf	Trace
22	AV	76	Total	C	N	O	P	0	0	0
			1623	723	290	534	76			
22	BV	76	Total	C	N	O	P	0	0	0
			1623	723	290	534	76			

- Molecule 23 is a RNA chain called messenger RNA.

Mol	Chain	Residues	Atoms					ZeroOcc	AltConf	Trace
23	AX	15	Total	C	N	O	P	0	0	0
			324	145	61	103	15			
23	BX	16	Total	C	N	O	P	0	0	0
			346	155	66	109	16			

- Molecule 24 is a protein called ribosome recycling factor.

Mol	Chain	Residues	Atoms					ZeroOcc	AltConf	Trace
24	AY	183	Total	C	N	O	S	0	0	0
			1419	871	260	283	5			

There is a discrepancy between the modelled and reference sequences:

Chain	Residue	Modelled	Actual	Comment	Reference
AY	2	GLY	-	EXPRESSION TAG	UNP P0A805

- Molecule 25 is a RNA chain called 23S rRNA.

Mol	Chain	Residues	Atoms					ZeroOcc	AltConf	Trace
25	CA	2897	Total	C	N	O	P	0	0	0
			62195	27745	11446	20107	2897			
25	DA	2896	Total	C	N	O	P	0	0	0
			62173	27735	11441	20101	2896			

- Molecule 26 is a RNA chain called 5S rRNA.

Mol	Chain	Residues	Atoms					ZeroOcc	AltConf	Trace
26	CB	119	Total	C	N	O	P	0	0	0
			2548	1135	466	829	118			

- Molecule 27 is a protein called 50S ribosomal protein L2.

Mol	Chain	Residues	Atoms					ZeroOcc	AltConf	Trace
27	CC	271	Total	C	N	O	S	0	0	0
			2083	1288	423	365	7			
27	DC	271	Total	C	N	O	S	0	0	0
			2083	1288	423	365	7			

- Molecule 28 is a protein called 50S ribosomal protein L3.

Mol	Chain	Residues	Atoms					ZeroOcc	AltConf	Trace
28	CD	209	Total	C	N	O	S	0	0	0
			1565	979	288	294	4			
28	DD	209	Total	C	N	O	S	0	0	0
			1565	979	288	294	4			

- Molecule 29 is a protein called 50S ribosomal protein L4.

Mol	Chain	Residues	Atoms					ZeroOcc	AltConf	Trace
29	CE	201	Total	C	N	O	S	0	0	0
			1552	974	283	290	5			
29	DE	201	Total	C	N	O	S	0	0	0
			1552	974	283	290	5			

- Molecule 30 is a protein called 50S ribosomal protein L5.

Mol	Chain	Residues	Atoms					ZeroOcc	AltConf	Trace
30	CF	177	Total	C	N	O	S	0	0	0
			1411	899	249	257	6			
30	DF	177	Total	C	N	O	S	0	0	0
			1411	899	249	257	6			

- Molecule 31 is a protein called 50S ribosomal protein L6.

Mol	Chain	Residues	Atoms					ZeroOcc	AltConf	Trace
31	CG	176	Total	C	N	O	S	0	0	0
			1323	832	243	246	2			
31	DG	176	Total	C	N	O	S	0	0	0
			1323	832	243	246	2			

- Molecule 32 is a protein called 50S ribosomal protein L9.

Mol	Chain	Residues	Atoms					ZeroOcc	AltConf	Trace
32	CH	149	Total	C	N	O	S	0	0	0
			1110	699	197	213	1			
32	DH	149	Total	C	N	O	S	0	0	0
			1110	699	197	213	1			

- Molecule 33 is a protein called 50S ribosomal protein L11.

Mol	Chain	Residues	Atoms					ZeroOcc	AltConf	Trace
33	CI	141	Total	C	N	O	S	0	0	0
			1032	651	179	196	6			
33	DI	141	Total	C	N	O	S	0	0	0
			1032	651	179	196	6			

- Molecule 34 is a protein called 50S ribosomal protein L13.

Mol	Chain	Residues	Atoms					ZeroOcc	AltConf	Trace
34	CJ	142	Total	C	N	O	S	0	0	0
			1129	714	212	199	4			
34	DJ	142	Total	C	N	O	S	0	0	0
			1129	714	212	199	4			

- Molecule 35 is a protein called 50S ribosomal protein L14.

Mol	Chain	Residues	Atoms					ZeroOcc	AltConf	Trace
35	CK	122	Total	C	N	O	S	0	0	0
			939	587	180	166	6			
35	DK	122	Total	C	N	O	S	0	0	0
			939	587	180	166	6			

- Molecule 36 is a protein called 50S ribosomal protein L15.

Mol	Chain	Residues	Atoms					ZeroOcc	AltConf	Trace
36	CL	143	Total	C	N	O	S	0	0	0
			1045	649	206	189	1			
36	DL	143	Total	C	N	O	S	0	0	0
			1045	649	206	189	1			

- Molecule 37 is a protein called 50S ribosomal protein L16.

Mol	Chain	Residues	Atoms					ZeroOcc	AltConf	Trace
37	CM	136	Total	C	N	O	S	0	0	0
			1074	686	205	177	6			
37	DM	136	Total	C	N	O	S	0	0	0
			1074	686	205	177	6			

- Molecule 38 is a protein called 50S ribosomal protein L17.

Mol	Chain	Residues	Atoms					ZeroOcc	AltConf	Trace
38	CN	120	Total	C	N	O	S	0	0	0
			961	593	196	167	5			
38	DN	120	Total	C	N	O	S	0	0	0
			961	593	196	167	5			

- Molecule 39 is a protein called 50S ribosomal protein L18.

Mol	Chain	Residues	Atoms				ZeroOcc	AltConf	Trace
39	CO	116	Total	C	N	O	0	0	0
			892	552	178	162			
39	DO	116	Total	C	N	O	0	0	0
			892	552	178	162			

- Molecule 40 is a protein called 50S ribosomal protein L19.

Mol	Chain	Residues	Atoms					ZeroOcc	AltConf	Trace
40	CP	114	Total	C	N	O	S	0	0	0
			917	574	179	163	1			
40	DP	114	Total	C	N	O	S	0	0	0
			917	574	179	163	1			

- Molecule 41 is a protein called 50S ribosomal protein L20.

Mol	Chain	Residues	Atoms				ZeroOcc	AltConf	Trace
41	CQ	117	Total	C	N	O	0	0	0
			947	604	192	151			
41	DQ	117	Total	C	N	O	0	0	0
			947	604	192	151			

- Molecule 42 is a protein called 50S ribosomal protein L21.

Mol	Chain	Residues	Atoms					ZeroOcc	AltConf	Trace
42	CR	103	Total	C	N	O	S	0	0	0
			816	516	153	145	2			

Continued on next page...

Continued from previous page...

Mol	Chain	Residues	Atoms					ZeroOcc	AltConf	Trace
42	DR	103	Total	C	N	O	S	0	0	0
			816	516	153	145	2			

- Molecule 43 is a protein called 50S ribosomal protein L22.

Mol	Chain	Residues	Atoms					ZeroOcc	AltConf	Trace
43	CS	110	Total	C	N	O	S	0	0	0
			857	532	166	156	3			
43	DS	110	Total	C	N	O	S	0	0	0
			857	532	166	156	3			

- Molecule 44 is a protein called 50S ribosomal protein L23.

Mol	Chain	Residues	Atoms					ZeroOcc	AltConf	Trace
44	CT	93	Total	C	N	O	S	0	0	0
			739	466	139	132	2			
44	DT	93	Total	C	N	O	S	0	0	0
			739	466	139	132	2			

- Molecule 45 is a protein called 50S ribosomal protein L24.

Mol	Chain	Residues	Atoms					ZeroOcc	AltConf	Trace
45	CU	102	Total	C	N	O	S	0	0	0
			780	492	146	142				
45	DU	102	Total	C	N	O	S	0	0	0
			780	492	146	142				

- Molecule 46 is a protein called 50S ribosomal protein L25.

Mol	Chain	Residues	Atoms					ZeroOcc	AltConf	Trace
46	CV	94	Total	C	N	O	S	0	0	0
			753	479	137	134	3			
46	DV	94	Total	C	N	O	S	0	0	0
			753	479	137	134	3			

- Molecule 47 is a protein called 50S ribosomal protein L27.

Mol	Chain	Residues	Atoms					ZeroOcc	AltConf	Trace
47	CW	76	Total	C	N	O	S	0	0	0
			575	356	117	101	1			

- Molecule 48 is a protein called 50S ribosomal protein L28.

Mol	Chain	Residues	Atoms					ZeroOcc	AltConf	Trace
48	CX	77	Total	C	N	O	S	0	0	0
			625	388	129	106	2			
48	DX	77	Total	C	N	O	S	0	0	0
			625	388	129	106	2			

- Molecule 49 is a protein called 50S ribosomal protein L29.

Mol	Chain	Residues	Atoms					ZeroOcc	AltConf	Trace
49	CY	63	Total	C	N	O	S	0	0	0
			509	313	99	95	2			
49	DY	63	Total	C	N	O	S	0	0	0
			509	313	99	95	2			

- Molecule 50 is a protein called 50S ribosomal protein L30.

Mol	Chain	Residues	Atoms					ZeroOcc	AltConf	Trace
50	CZ	58	Total	C	N	O	S	0	0	0
			449	281	87	79	2			
50	DZ	58	Total	C	N	O	S	0	0	0
			449	281	87	79	2			

- Molecule 51 is a protein called 50S ribosomal protein L32.

Mol	Chain	Residues	Atoms					ZeroOcc	AltConf	Trace
51	C0	56	Total	C	N	O	S	0	0	0
			444	269	94	80	1			
51	D0	56	Total	C	N	O	S	0	0	0
			444	269	94	80	1			

- Molecule 52 is a protein called 50S ribosomal protein L33.

Mol	Chain	Residues	Atoms				ZeroOcc	AltConf	Trace
52	C1	50	Total	C	N	O	0	0	0
			410	263	75	72			
52	D1	50	Total	C	N	O	0	0	0
			410	263	75	72			

- Molecule 53 is a protein called 50S ribosomal protein L34.

Mol	Chain	Residues	Atoms					ZeroOcc	AltConf	Trace
53	C2	46	Total	C	N	O	S	0	0	0
			377	228	90	57	2			

Continued on next page...

Continued from previous page...

Mol	Chain	Residues	Atoms					ZeroOcc	AltConf	Trace
53	D2	46	Total	C	N	O	S	0	0	0
			377	228	90	57	2			

- Molecule 54 is a protein called 50S ribosomal protein L35.

Mol	Chain	Residues	Atoms					ZeroOcc	AltConf	Trace
54	C3	64	Total	C	N	O	S	0	0	0
			504	323	105	74	2			
54	D3	64	Total	C	N	O	S	0	0	0
			504	323	105	74	2			

- Molecule 55 is a protein called 50S ribosomal protein L36.

Mol	Chain	Residues	Atoms					ZeroOcc	AltConf	Trace
55	C4	38	Total	C	N	O	S	0	0	0
			302	185	65	48	4			
55	D4	38	Total	C	N	O	S	0	0	0
			302	185	65	48	4			

- Molecule 56 is a RNA chain called 5S rRNA.

Mol	Chain	Residues	Atoms					ZeroOcc	AltConf	Trace
56	DB	118	Total	C	N	O	P	0	0	0
			2529	1126	464	821	118			

- Molecule 57 is a protein called 50S ribosomal protein L27.

Mol	Chain	Residues	Atoms					ZeroOcc	AltConf	Trace
57	DW	75	Total	C	N	O	S	0	0	0
			564	350	113	100	1			

- Molecule 58 is MAGNESIUM ION (three-letter code: MG) (formula: Mg).

Mol	Chain	Residues	Atoms		ZeroOcc	AltConf
58	BA	56	Total	Mg	0	0
			56	56		
58	CA	194	Total	Mg	0	0
			194	194		
58	DQ	1	Total	Mg	0	0
			1	1		
58	CB	4	Total	Mg	0	0
			4	4		

Continued on next page...

Continued from previous page...

Mol	Chain	Residues	Atoms		ZeroOcc	AltConf
58	DL	1	Total 1	Mg 1	0	0
58	AA	72	Total 72	Mg 72	0	0
58	CQ	1	Total 1	Mg 1	0	0
58	DA	166	Total 166	Mg 166	0	0
58	DB	3	Total 3	Mg 3	0	0

- Molecule 59 is ZINC ION (three-letter code: ZN) (formula: Zn).

Mol	Chain	Residues	Atoms		ZeroOcc	AltConf
59	D4	1	Total 1	Zn 1	0	0
59	C4	1	Total 1	Zn 1	0	0

- Molecule 60 is water.

Mol	Chain	Residues	Atoms		ZeroOcc	AltConf
60	AA	197	Total 197	O 197	0	0
60	AN	4	Total 4	O 4	0	0
60	AT	1	Total 1	O 1	0	0
60	AU	1	Total 1	O 1	0	0
60	BA	190	Total 190	O 190	0	0
60	BL	1	Total 1	O 1	0	0
60	BN	5	Total 5	O 5	0	0
60	BT	1	Total 1	O 1	0	0
60	BU	1	Total 1	O 1	0	0
60	CA	625	Total 625	O 625	0	0

Continued on next page...

Continued from previous page...

Mol	Chain	Residues	Atoms		ZeroOcc	AltConf
60	CB	13	Total 13	O 13	0	0
60	CC	8	Total 8	O 8	0	0
60	CD	2	Total 2	O 2	0	0
60	CE	2	Total 2	O 2	0	0
60	CF	1	Total 1	O 1	0	0
60	CJ	1	Total 1	O 1	0	0
60	CL	6	Total 6	O 6	0	0
60	CN	4	Total 4	O 4	0	0
60	CS	1	Total 1	O 1	0	0
60	CV	1	Total 1	O 1	0	0
60	C2	1	Total 1	O 1	0	0
60	C3	1	Total 1	O 1	0	0
60	C4	2	Total 2	O 2	0	0
60	DA	622	Total 622	O 622	0	0
60	DB	14	Total 14	O 14	0	0
60	DC	4	Total 4	O 4	0	0
60	DD	5	Total 5	O 5	0	0
60	DE	2	Total 2	O 2	0	0
60	DJ	1	Total 1	O 1	0	0
60	DL	4	Total 4	O 4	0	0
60	DN	1	Total 1	O 1	0	0

Continued on next page...

Continued from previous page...

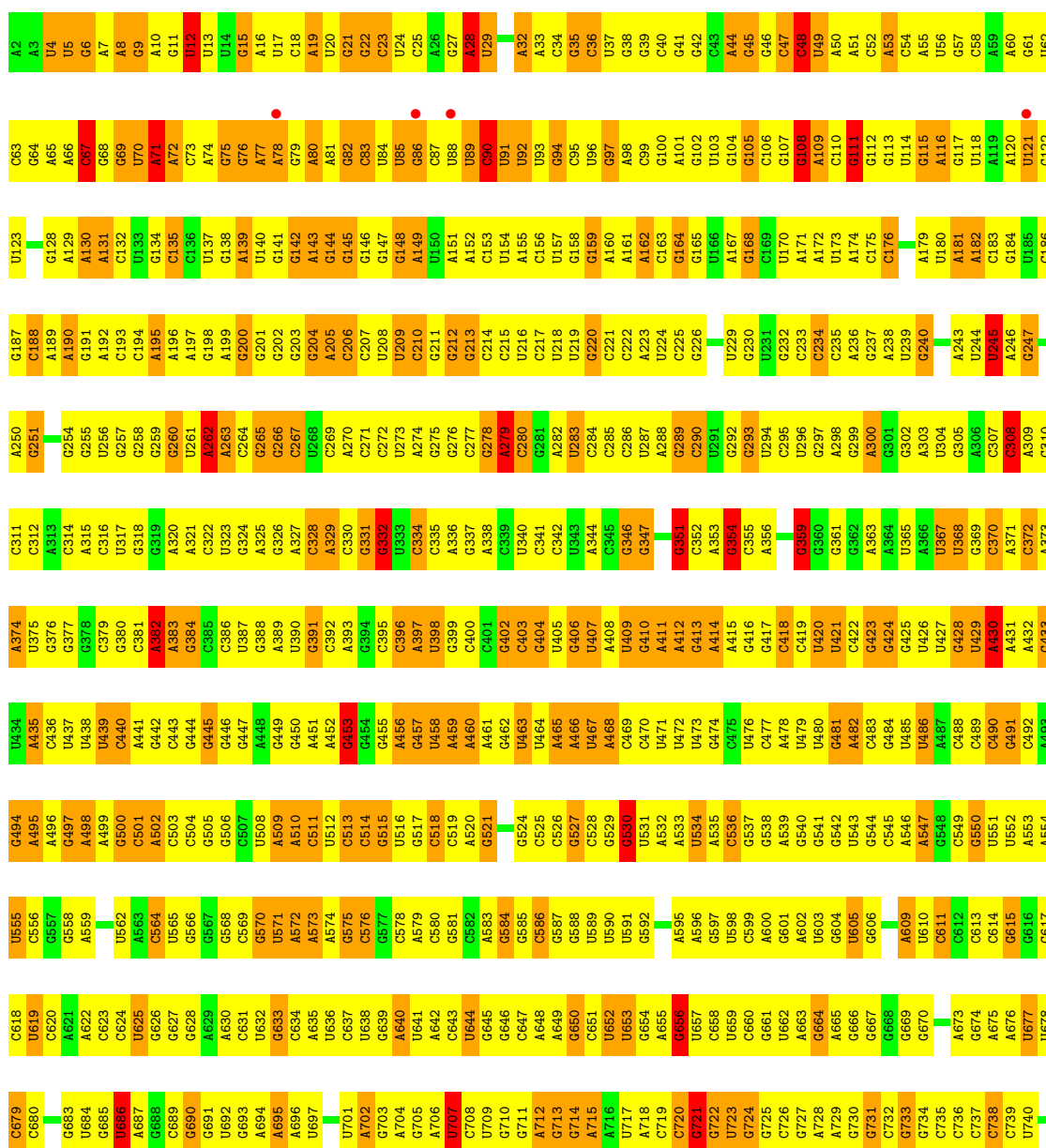
Mol	Chain	Residues	Atoms		ZeroOcc	AltConf
60	DR	1	Total	O	0	0
			1	1		
60	D2	1	Total	O	0	0
			1	1		
60	D3	2	Total	O	0	0
			2	2		
60	D4	1	Total	O	0	0
			1	1		

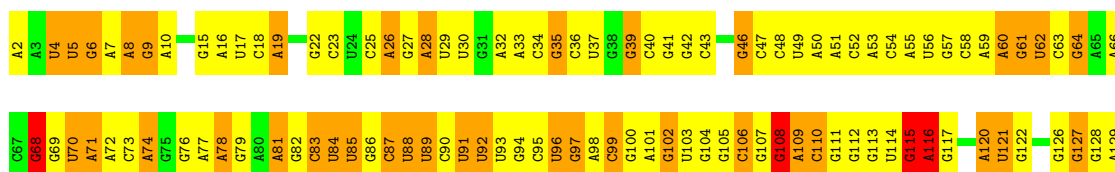
3 Residue-property plots

These plots are drawn for all protein, RNA and DNA chains in the entry. The first graphic for a chain summarises the proportions of errors displayed in the second graphic. The second graphic shows the sequence view annotated by issues in geometry and electron density. Residues are color-coded according to the number of geometric quality criteria for which they contain at least one outlier: green = 0, yellow = 1, orange = 2 and red = 3 or more. A red dot above a residue indicates a poor fit to the electron density ($RSRZ > 2$). Stretches of 2 or more consecutive residues without any outlier are shown as a green connector. Residues present in the sample, but not in the model, are shown in grey.

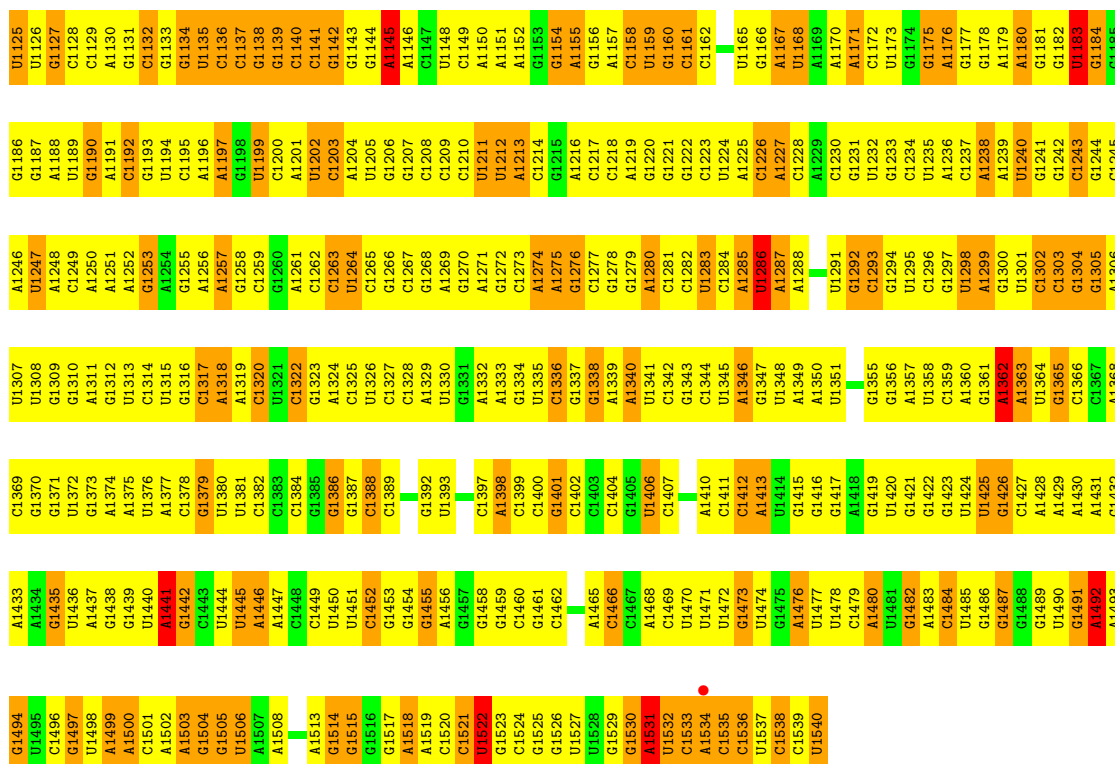
• Molecule 1: 16S rRNA

Chain AA: 



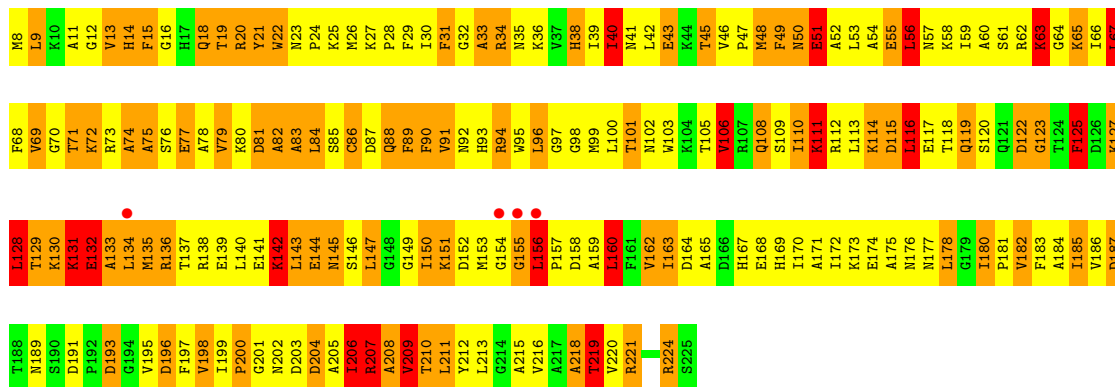


U1065	A1005	G939	C877	A815	U751	C689	G628	G566	A502	C443	C381	G319	G255	G191	A130
C1066	G1006	C940	A878	A816	G752	G690	A629	G567	C503	G444	A382	G320	U256	A192	A131
A1067	U1007	C941	C879	A817	A753	G691	A630	G568	C504	G445	A383	G321	C257	C193	C132
C1068	U1008	G942	C880	G818	C754	U692	G631	C569	G505	G446	G384	G322	G258	C194	G134
G1069	U1009	U943	C881	A819	G755	G693	U632	G570	G506	G445	C385		G259	A195	U133
U1070	U1010	G944	C882	U820	C756	A694	G633	U571	C507	G447	C386		G260	A196	G135
C1071	C1011		C883	G821	U757	A695	G634	A572		A448	U387		U261	A197	C136
G1072	A1012	G950	U884	G822	C758		C635	A573	A510	G449	G388			G198	G138
U1073	G1013	C951	C885	G823	A759		U636	A574	C512	G450	A389		G265	A199	
G1074	A1014	G951		G824			G637	A575	C513	A452	U390		G266	G200	
U1075	G1015	U952		A825	U762		U638	C576		A453	C391		G267	G201	G141
G1076	A1016	G953		C826	G763		G639	C577		G453	C392		C268	G202	
U1077	U1017	G954		U827	C764		A640	C578	U516	G454	A393		C269	G203	
G1078	G1018	U955	U891	U827	U765		U641	A579	C517	G455	A394		C270	G204	C143
U1079	A1019	U956	A892	U828	A766		U642	A580	C518	G456	C395		A270	A205	G144
C1080	G1020	U957	G894	G829	A767		G643	G581	C519	A457	C396		C271	C206	G146
A1081	A1021	U958	G895	A831	A768		U644	G582		U458	A397		C272	C207	
U1082	A1022	A959	C886	G832	G769		G645	A583	C522	A459	U398		U273	U208	G148
G1083	U1023	U960	C887	U833	C770		G646	G584	A523	A460	C399		A274	U209	A149
U1084	G1024		G898	G834	C771		U647	G585	C524	A461	C400		G275	U210	
G1085	U1025	G963	C899	U835			A648	C586	C525	G462	C401		G276	G211	A151
U1086	A1026	A964	A900	G836	G775		G649	G587	C526	U463	G402		C277	A152	
G1087	G1027	U965	A901	U837	G776		G650	G588	C527	U464	C403		G278	C213	C153
C1088	U1028	G966	G902	U837	A777		G651	U589		A465	G404		A279	C214	U154
U1089	A1029	C967	G903	C840	G778		U652	U590	C530	A466	U405		C280	C215	A155
C1090	U1030	A968	U904	C841	U779		U653	U591	U531	U467	A406		G281	U216	C156
U1091	G1031	A969	U905	U842	A780		G654	G592	A532	A468	U407		A282	C157	
A1092	C1032	C970	A906	U843	A781		A648	U593	A533	C469	U408		G283	U219	G158
G1093	G1033	G971	A907	G844	A782		U655	U594	U534	C470	U409		C284	G220	
U1094	G1034	C972	A908	A845	C783		U656	A595	A535	U471	C410		C285	C221	A160
C1095	A1035	G973	A909	G846	C784		G658	U596	C536	U472	A411		C286	C222	A161
U1096	G1036	A974	C910	G847	A785		U659	G601	A539	G473	A412		G289	C216	C163
C1097	C1037	A975	U911	C848	G786		C660	A602	A540	U476	A413		C290	C217	
G1098	U1038	G976	A787	G849	A787		G661	G603	A541	C477	A414		U291	G165	
U1099	G1039	A977	U788	G849	U788		U662	A604	C542	C477	A415		G292	U166	
C1100	U1040	A978	A914	G852	U789		A663	U605	C543	A478	C416		C293	A167	
A1101	G1041	C979	A915	C853	A790		G664	G606	U544	U479	G417		U229	G230	
U1102	A1042	C980	U916	U854	G791		A665	U607	C545	U480	C418		G231	U231	
G1103	G1043	U981	C917	U855	A792		G666	G608	C546	A481	C419		G232	G232	C169
A1044	A1044	U982	A918	C856	U793		G667	A607	C547	G481	C420		G233	U233	
C1105	G1045	A983	A919	C857	A794		G669	A608	A546	A482	U421		G234	C234	A171
U1106	A1046	C984	U920	G858	C795		G670	A609	A547	C483	C422		G235	A172	
C1107	G1047	C985	U921	G859	G733		G671	U610	C548	G484	C423		G236	U173	
G1108	U1048	U986	G922	A860	G734		U672	C611	C549	A485	G424		C240	C175	
C1109	U1049	G987	A923	C861	C735		A673	C612	C550	U486	G425		G242	G177	
A1110	G1050	G988	C924	G862	G674		G674	C613	U551	A487	U426		G243	A179	
C1111	C1051	U989	G925	U863	U801		A675	C614	U552	C488	U427		G244	C181	
G1112	U1052	C990	G926	A864	A802		A676	C615	A553	C489	G428		G245	A182	
C1113	C1113	U991	G927	A865	G803		U677	G616	A554	A490	G429		G246	C183	
U1114	U1054	U992	G928	C866	U804		U678	G617	U555	C490	U430		G247	C184	
G1115	A1055	G993	U929	C867	C905		G679	C618	C556	C492	A431		U248	G185	
U1116	U1056	A994	C930	C868	C806		G680	U619	C557	A493	G432		G249	C186	
A1117	G1057	C995	C931	C869	A807		A681	C620	C558	G494	G433		G250	A187	
U1118	U1058	A996	C932	U870	C808		G682	A621	A559	A495	U434		C248	G188	
C1119	C1059		G933	G871	G809		U683	A622	U560	A496	G435		G249	C189	
U1120	U1060		C934	A872	C810		U684	C623	A561	G497	C436		G250	A189	
G1121	G1061	C1001	A935	C811	G811		A685	C624	U562	A498	U437		A250	C190	
U1122	U1062	G1002	C936	G874	G812		U686	U625	A563	A499	U438		G251	C191	
C1123	C1063	U1003	A937	U875	U813		A687	G626	C564	G500	U439		G252	A190	
G1124	G1064	A1004	C938	C876	A814		U688	C627	U565	C501	U440		G253	A191	



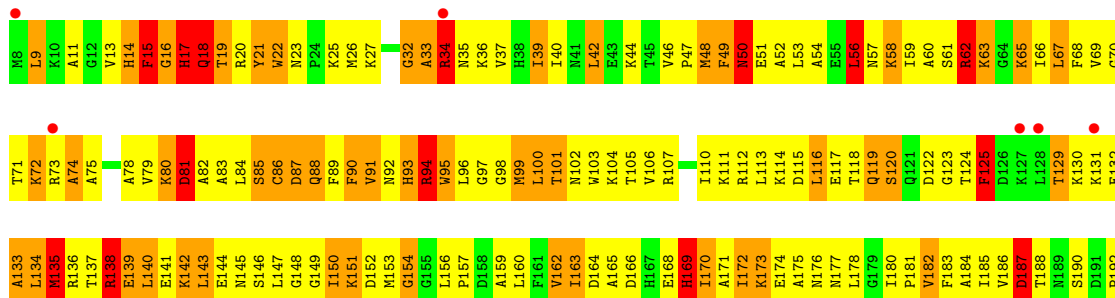
• Molecule 2: 30S ribosomal protein S2

Chain AB:



• Molecule 2: 30S ribosomal protein S2

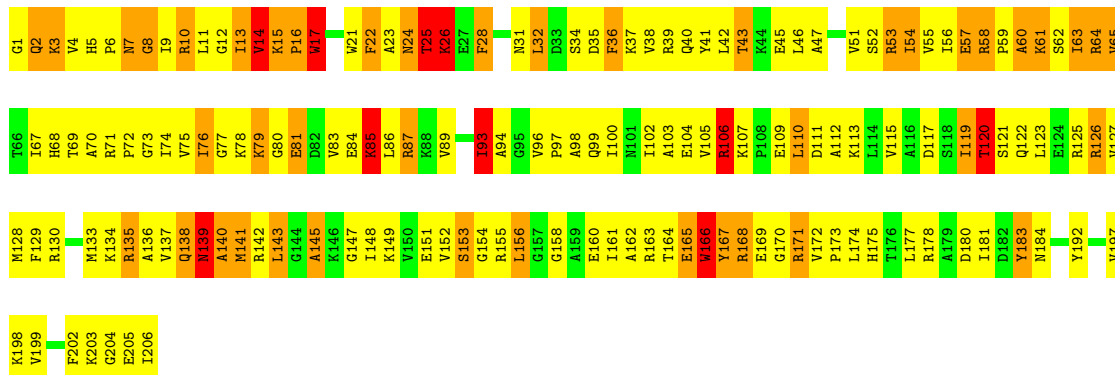
Chain BB:





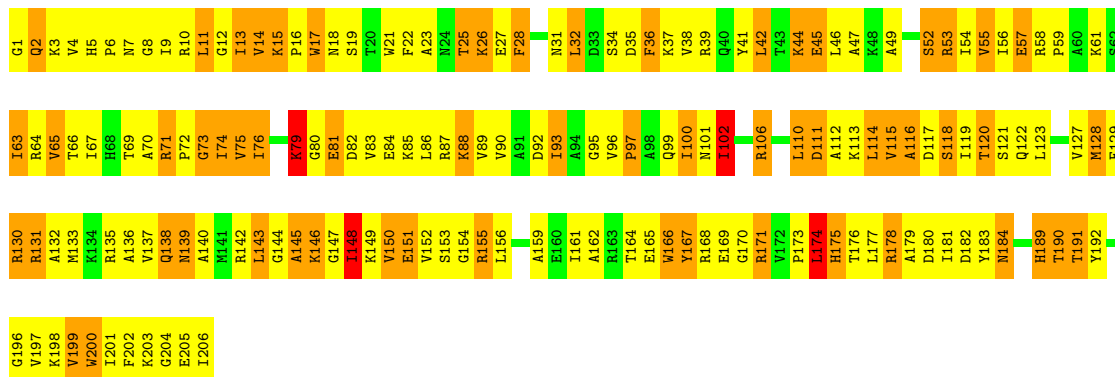
• Molecule 3: 30S ribosomal protein S3

Chain AC:




• Molecule 3: 30S ribosomal protein S3

Chain BC:



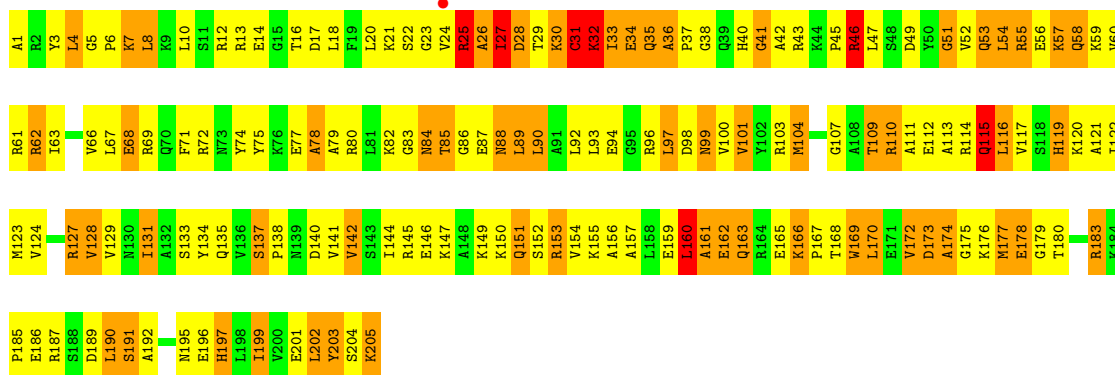
• Molecule 4: 30S ribosomal protein S4

Chain AD:



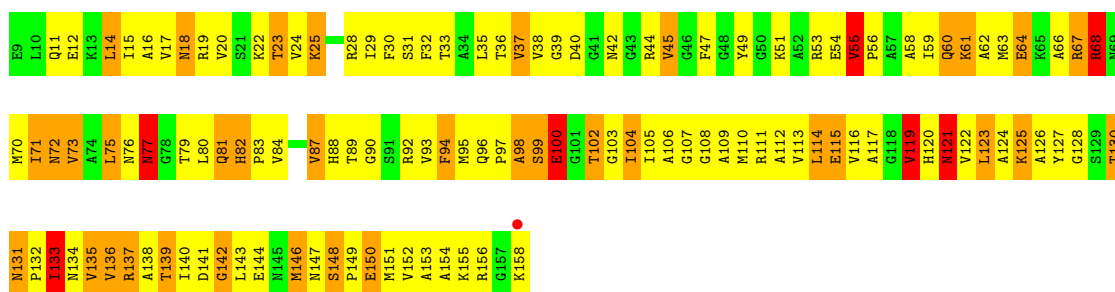
• Molecule 4: 30S ribosomal protein S4

Chain BD:



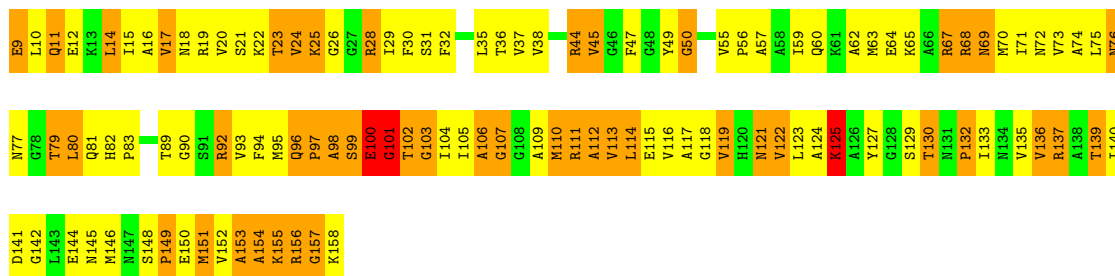
• Molecule 5: 30S ribosomal protein S5

Chain AE:



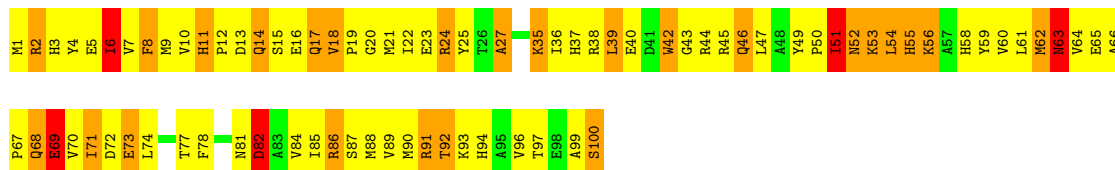
• Molecule 5: 30S ribosomal protein S5

Chain BE:



• Molecule 6: 30S ribosomal protein S6

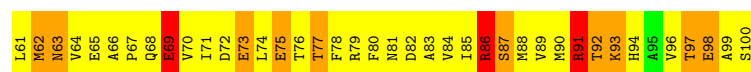
Chain AF:



• Molecule 6: 30S ribosomal protein S6

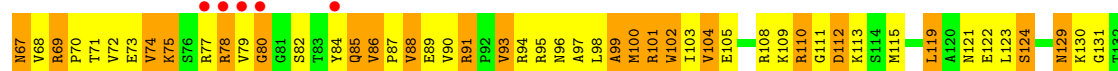
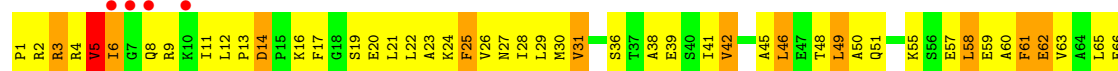
Chain BF:






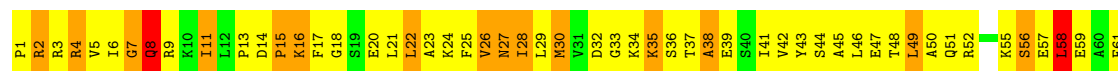
• Molecule 7: 30S ribosomal protein S7

Chain AG:



• Molecule 7: 30S ribosomal protein S7

Chain BG:



• Molecule 8: 30S ribosomal protein S8

Chain AH:

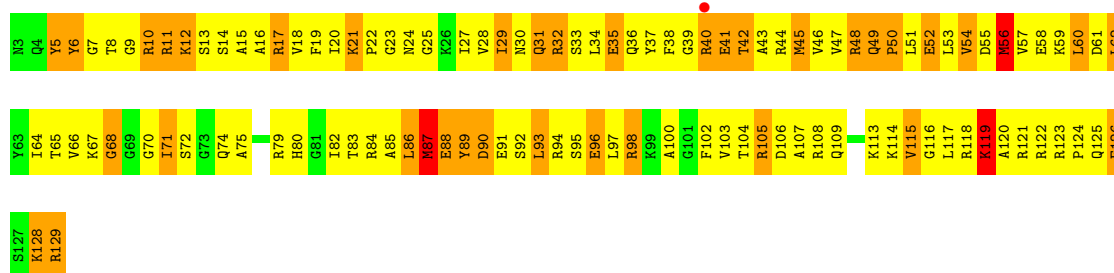


• Molecule 8: 30S ribosomal protein S8

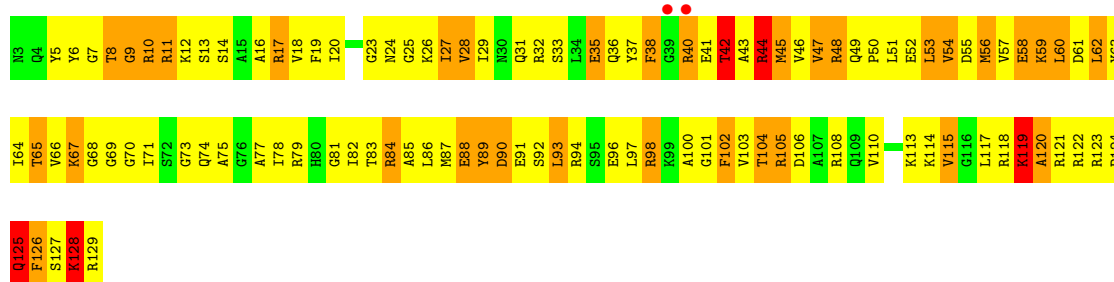
Chain BH:



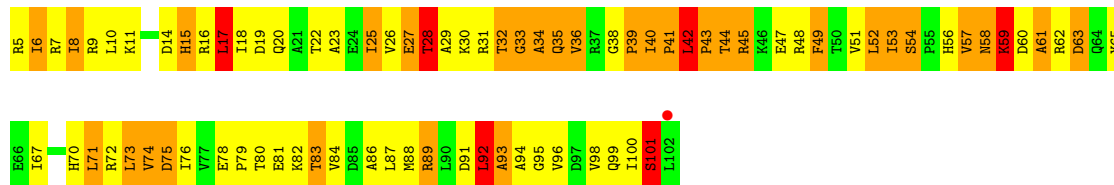
• Molecule 9: 30S ribosomal protein S9

Chain AI: 

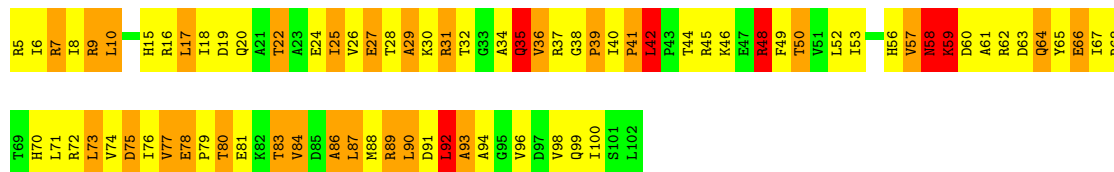
- Molecule 9: 30S ribosomal protein S9

Chain BI: 

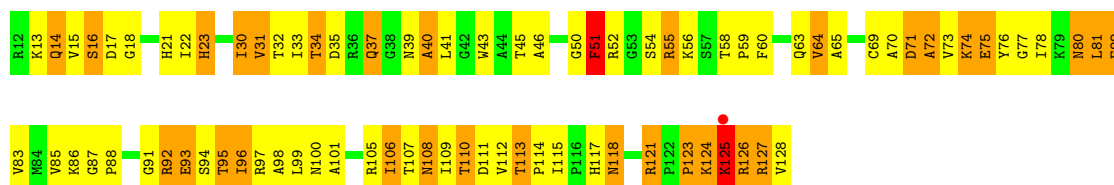
- Molecule 10: 30S ribosomal protein S10

Chain AJ: 

- Molecule 10: 30S ribosomal protein S10

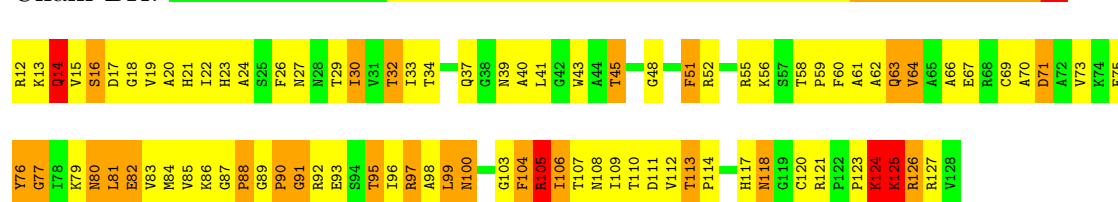
Chain BJ: 

- Molecule 11: 30S ribosomal protein S11

Chain AK: 

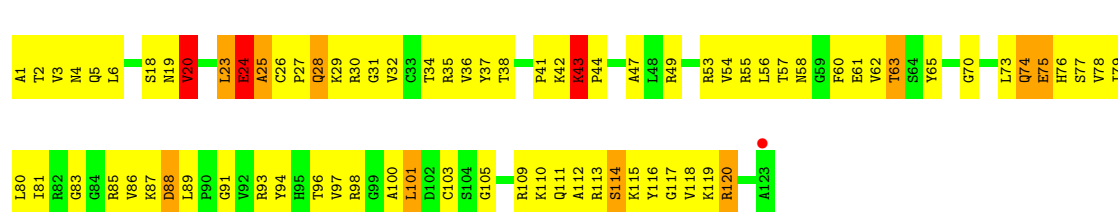
- Molecule 11: 30S ribosomal protein S11

Chain BK:



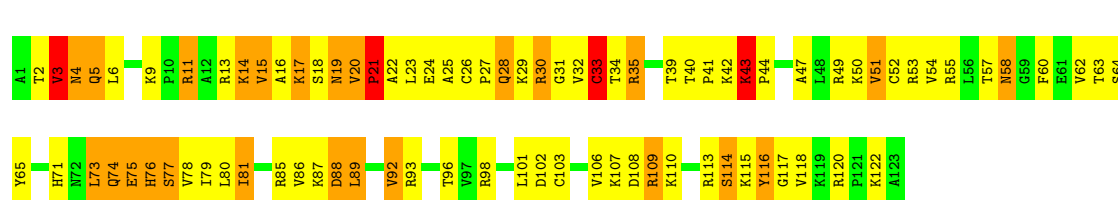
- Molecule 12: 30S ribosomal protein S12

Chain AL:



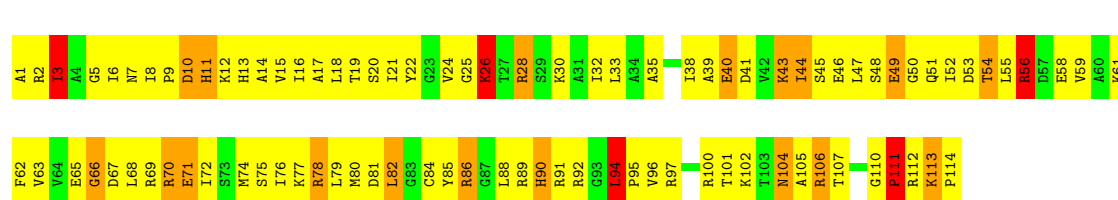
- Molecule 12: 30S ribosomal protein S12

Chain BL:



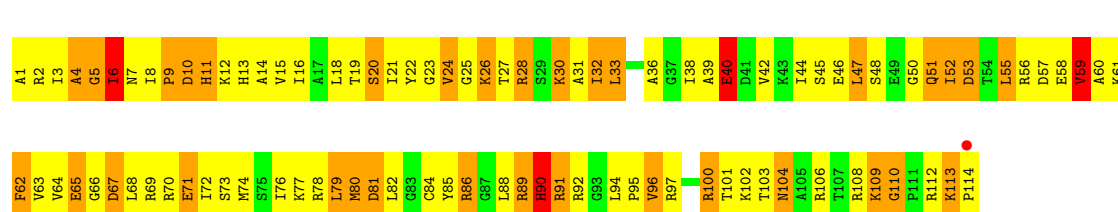
- Molecule 13: 30S ribosomal protein S13

Chain AM:



- Molecule 13: 30S ribosomal protein S13

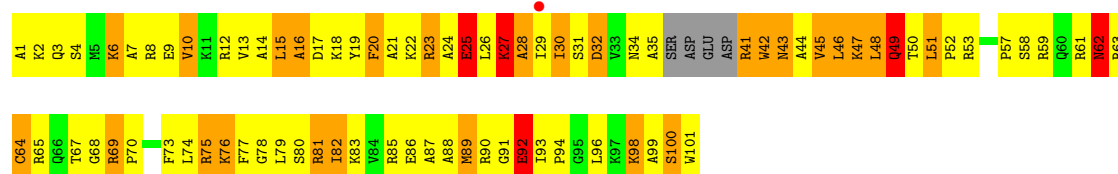
Chain BM:



- Molecule 14: 30S ribosomal protein S14

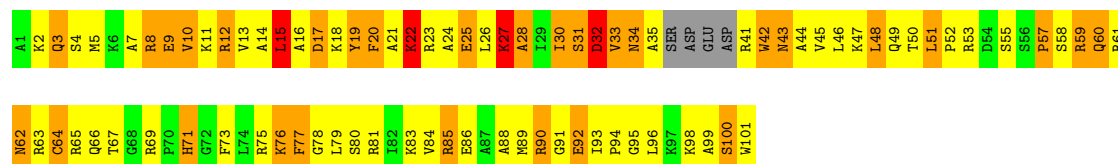
Chain AN:





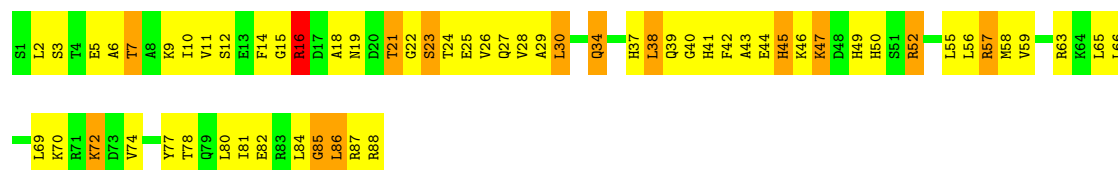
• Molecule 14: 30S ribosomal protein S14

Chain BN:



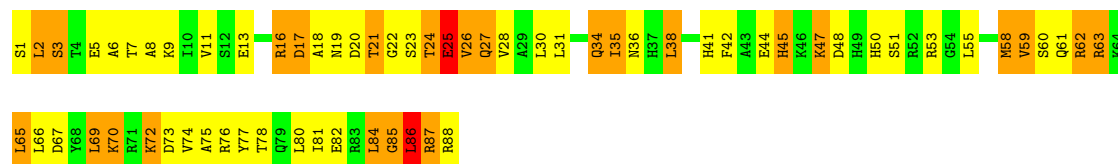
• Molecule 15: 30S ribosomal protein S15

Chain AO:



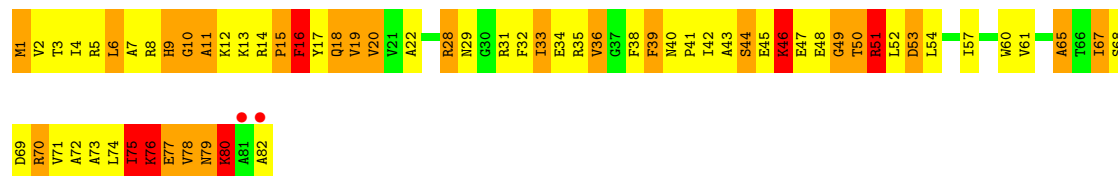
• Molecule 15: 30S ribosomal protein S15

Chain BO:




• Molecule 16: 30S ribosomal protein S16

Chain AP:



• Molecule 16: 30S ribosomal protein S16

Chain BP:





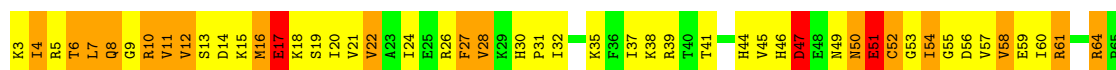
- Molecule 17: 30S ribosomal protein S17

Chain AQ:



- Molecule 17: 30S ribosomal protein S17

Chain BQ:



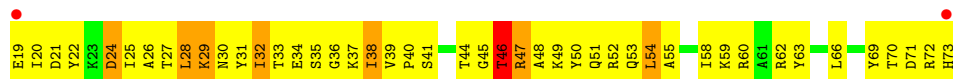
- Molecule 18: 30S ribosomal protein S18

Chain AR:




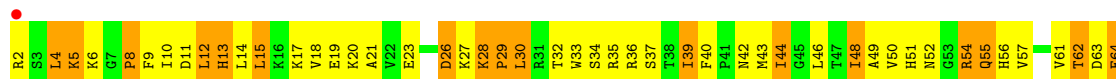
- Molecule 18: 30S ribosomal protein S18

Chain BR:



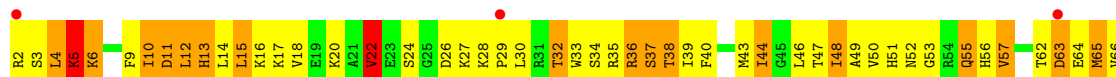
- Molecule 19: 30S ribosomal protein S19

Chain AS:



- Molecule 19: 30S ribosomal protein S19

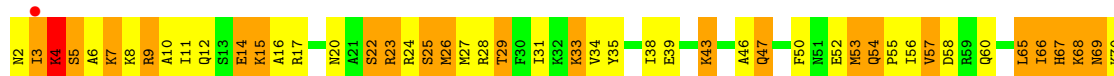
Chain BS:





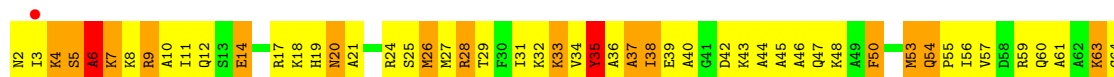
- Molecule 20: 30S ribosomal protein S20

Chain AT:



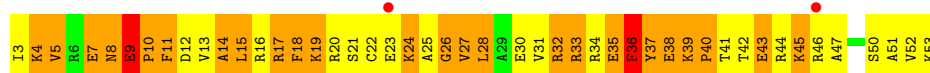
- Molecule 20: 30S ribosomal protein S20

Chain BT:



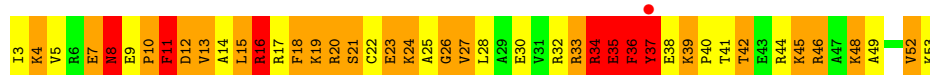
- Molecule 21: 30S ribosomal protein S21

Chain AU:



- Molecule 21: 30S ribosomal protein S21

Chain BU:



- Molecule 22: phenylalanine specific transfer RNA

Chain AV:



- Molecule 22: phenylalanine specific transfer RNA

Chain BV:





- Molecule 23: messenger RNA

Chain AX:



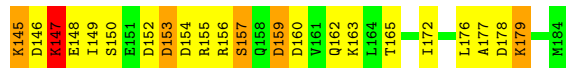
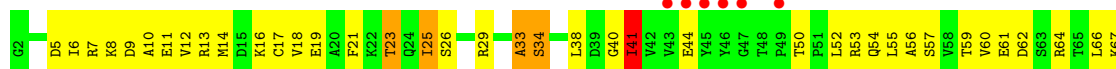
- Molecule 23: messenger RNA

Chain BX:




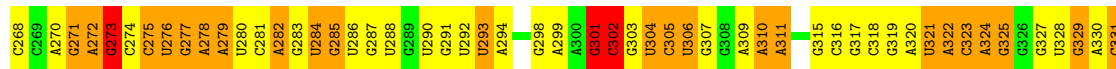
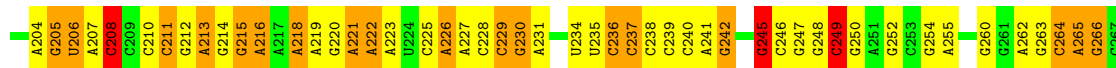
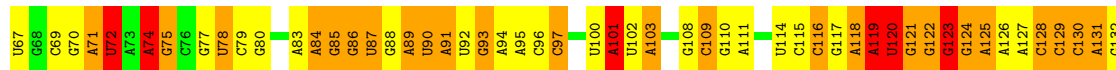

- Molecule 24: ribosome recycling factor

Chain AY:



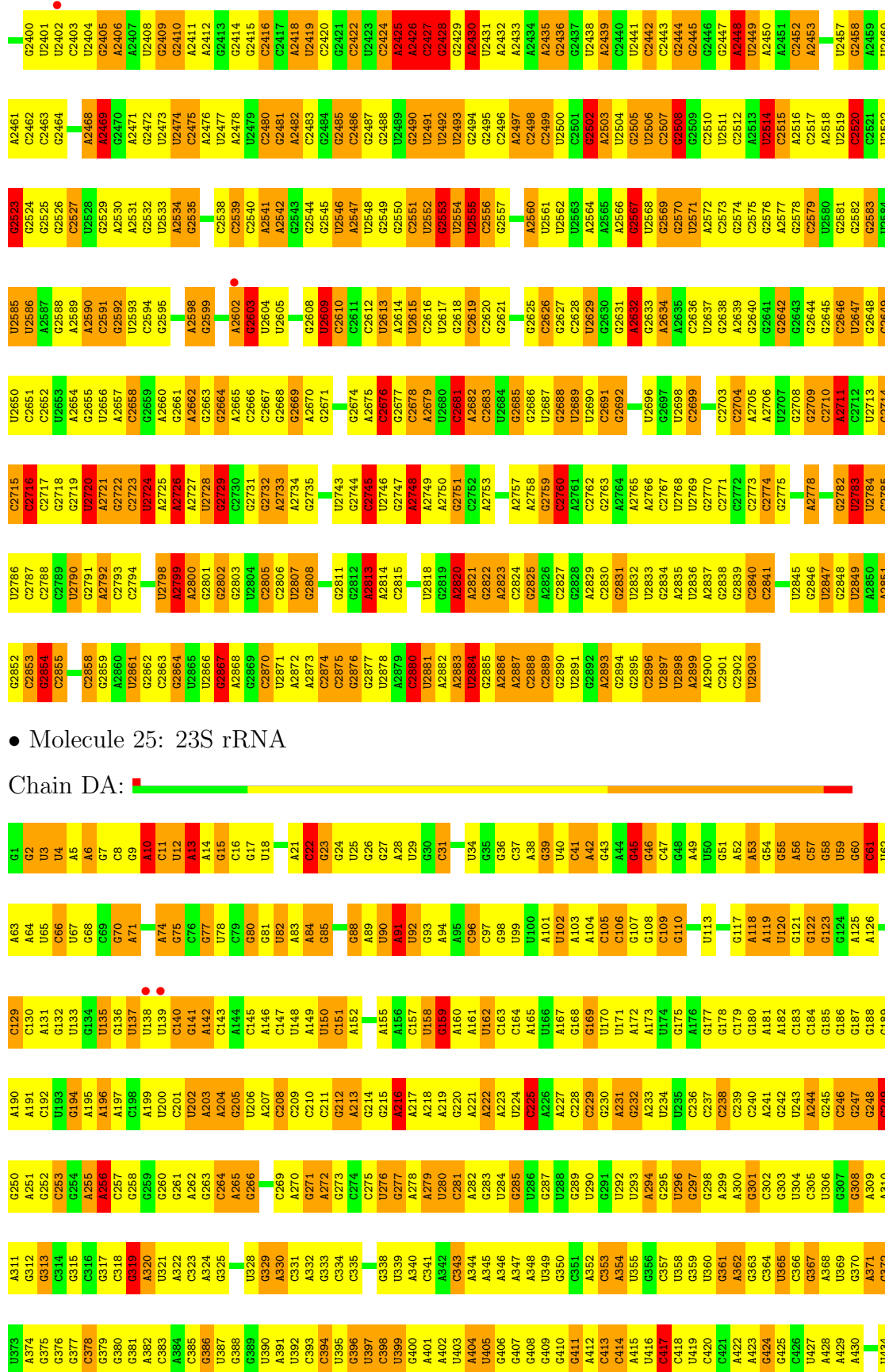
- Molecule 25: 23S rRNA

Chain CA:



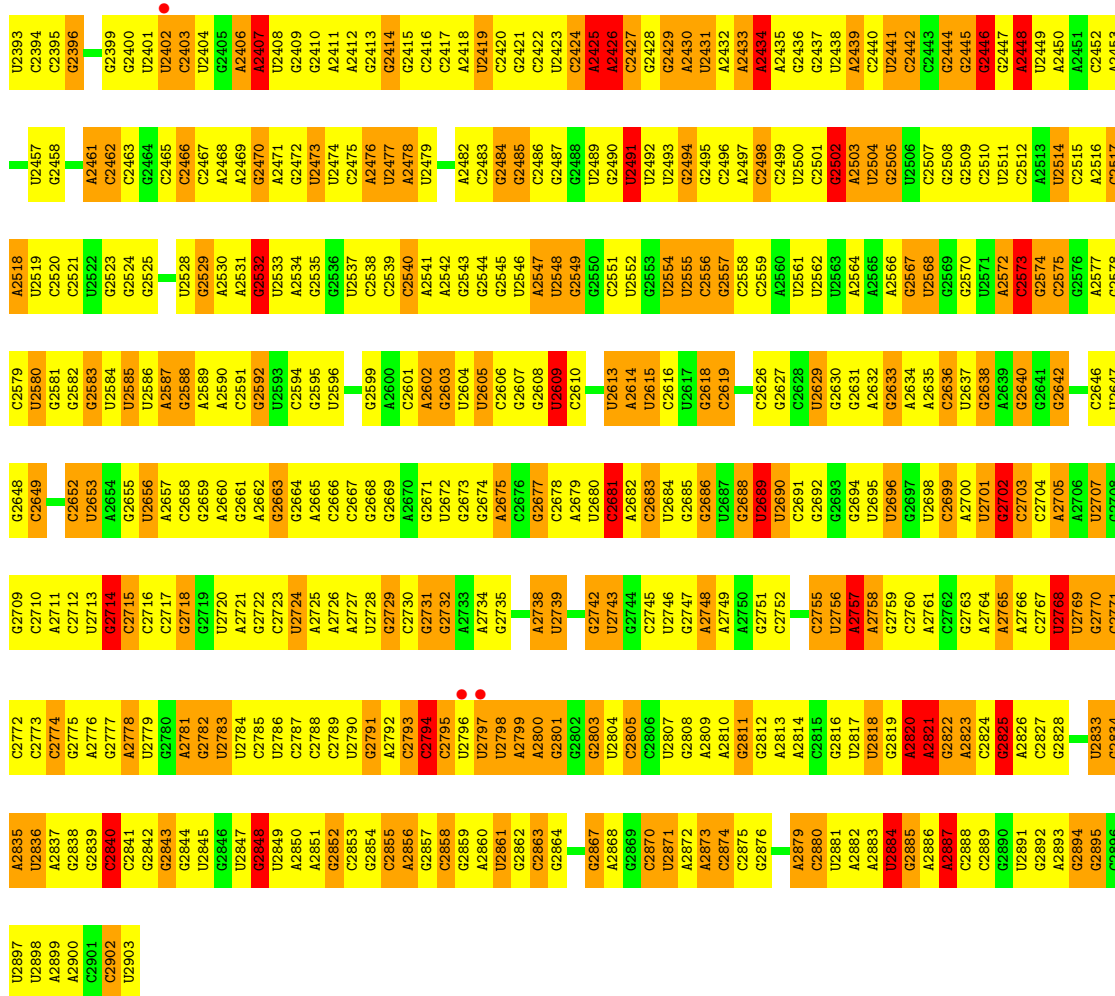


A2333	G2271	U2210	G2025	A1960	G1897	G1835	U1769	G1708	G1645	A1583	A1521	U1458	U1396
U2334	U2272	A2211	U2026	C1961	U1898	C1836	G1770	U1709	C1646	U1584	A1522	G1459	
A2335	A2273	A2212	G2027		A1899	C1837	C1771	G1710	U1647	C1585	U1523	U1460	G1399
A2336	U2150	A2088	U2028	C1965	A1900	C1838	A1772	G1711	U1648	U1586	G1524	C1461	
G2337	G2275	G2214	G2029	A1966	C1901	G1839	A1773	U1712	G1649	G1587	C1525	C1462	U1402
G2338	G2276	G2215	A2030	C1967	A1902	G1840	C1774	A1713	A1650	G1588	C1526	C1463	U1403
G2339	G2277	U2092	A2031	G1968	G1903	U1841	U1775	U1714	G1651	U1589	G1527	C1404	
A2340	A2278	G2093	G2032	A1969	G1904	C1842	G1776	G1715	A1652	U1590	U1528	G1464	
G2341	G2279	A2033	A2033	C1970	G1907	G1843		U1716	G1653	U1591	U1529	U1466	
G2342	G2280	U2034	U2034	U1971	C1908	C1844	A1717	A1718	U1654	C1592	U1468	G1407	
U2343	A2281	G2035	G2035	G1972	G1909	G1845	U1780	G1718	A1655	C1593	U1468	G1408	
U2344	G2282	U2036	G2036		C1910	G1846	U1781		C1656	U1594	A1532	U1409	
G2345	G2283	A2037	G2037	G1975	G1910	U1847	U1782	G1721	U1657	U1595	A1533	U1410	
A2346	A2284	G2038	G2038	U1976	U1911	A1848	A1783	A1722	C1658	U1596	U1534	U1411	
C2347	G2285	U2039	U2039	A1977	A1912		A1784	G1723	G1659		A1535	U1412	
G2348	G2286	G2040	G2040	A1978	A1913	U1851	A1785	G1724	G1660	U1599	C1472	U1413	
G2349	A2287	A2041	U2041	U1979	C1925	U1852	A1786	U1725	G1661	C1600	G1473	A1414	
G2350	A2288	G2042	A2042	G1980	U1915	A1853	A1787	G1726	U1662	G1601	U1474	U1415	
G2351	G2289	G2043	G2043	A1981	A1916	U1854	C1788	G1727	G1663	U1602	G1475	U1416	
A2352	U2229	C2044	C2044	U1982	U1917	U1855	A1789	C1728	A1664	A1603	U1476	G1417	
G2353	G2230	C2045	C2045	U1983	A1918	U1856	C1790	U1729	U1665	C1604	A1477	G1418	
G2354	U2231	G2046	G2046	G1984	A1919	G1857	A1791	G1730	G1666	C1605	G1478	G1419	
G2355	G2232	C2047	C2047	C1985	C1920	A1858	G1792	G1731	G1667	C1606	G1479	A1420	
G2356	A2171	G2048	G2048		G1921	U1859	C1793	G1732	U1668	C1607	U1481	G1421	
G2357	G2233	U2049	G2049	G1988	G1922	G1860	A1794	G1733	A1669	C1608	G1482	G1422	
A2358	G2234	C2050	C2050	G1989	U1923	G1861	C1795	G1734	C1670	A1609	G1483	G1423	
G2359	U2235	A2051	A2051	C1990	C1924	G1862	U1796	A1735	U1671	A1610	U1484	G1424	
G2360	G2236	A2052	A2052	U1991	C1925	G1863	G1797	U1736	A1672	C1550	U1485	G1425	
G2361	A2237	G2053	G2053	G1992	U1926	U1864	U1798	G1737	G1673	C1612	U1486	G1426	
	G2238	A2054	A2054	U1993	A1927	U1865	G1799	G1738	C1674	A1551	U1487	U1427	
	G2239	A2055	A2055	C2001	U1928	A1866	C1800	A1739	A1553	U1553	G1428	G1428	
	U2240	C2056	C2056	C1994	G1928	G1867	A1801	G1740	U1554	U1490	G1429	G1429	
A2362	A2241	G2057	G2057	C1997	G1930	G1868	A1802	C1741	U1555	G1491	G1430	G1430	
G2363	G2242	A2058	A2058	U1998	U1931	G1869	A1803	U1742	C1556	G1492	A1431	G1431	
G2364	U2243	A2059	A2059	C1999	A1932	C1870	C1804	G1743	C1557	C1493	G1432	G1432	
G2365	G2244	A2060	A2060	U1999	G1933	A1871	A1805	A1744	C1558	A1494	A1433	A1433	
G2366	U2245	G2061	G2061	C2000	G1933	A1872	C1806	A1745	U1559	A1495	A1434	A1434	
G2367	A2246	C2062	C2062	C2002	A1936	G1873	G1807	U1746	G1560	A1496	G1435	G1435	
G2368	G2247	C2063	C2063	G2002	A1937	C1874	A1808	U1747	C1561	G1436	G1436	G1436	
G2369	U2248	G2064	G2064	A2003	A1938	G1875	A1809	C1748	U1562	C1499	C1437	C1437	
A2370	G2249	C2065	C2065	G2004	U1939	A1876	A1810	U1749	U1563	G1500	U1438	U1438	
G2371	G2250	C2066	C2066	A2005	U1939	A1877	G1811	G1750	C1564	G1501	A1439	A1439	
G2372	U2251	G2067	G2067	C2006	U1940	A1878	G1812	U1751	C1565	A1502	U1440	U1440	
G2373	G2252	U2068	U2068	U2007	C1941	C1879	C1816	C1752	A1566	A1503	U1441	U1441	
G2374	G2253	G2069	G2069	A2008	C1942	U1880	G1817	G1753	G1567	A1504	U1442	U1442	
G2375	A2254	G2070	G2070	A2009	U1943	C1881	A1818	U1754	C1568	A1505	U1443	U1443	
G2376	U2255	A2071	A2071	G2010	G1945	U1882	A1819	A1755	A1569	U1506	G1444	G1444	
A2377	G2256	C2072	C2072	G2012	U1946	U1883	U1820	G1756	A1570	C1507	G1445	G1445	
G2378	U2257	U2075	U2075	G2013	C1947	G1884		U1757	A1571	G1446	C1446	C1446	
G2379	G2258	U2076	U2076	A2014		A1885	G1824	U1758	A1572	A1508	C1447	C1447	
G2380	U2259	A2077	A2077	A2015	G1950		U1825	U1759	C1694	A1509	G1448	G1448	
A2381	G2260	G2078	G2078	U2016	U1951	G1888	G1826	C1760	G1685	G1511	G1449	G1449	
G2382	C2261	U2079	U2079	U2017	A1952	A1889	U1827	C1761	C1575	C1450	C1450	C1450	
G2383	U2262	G2080	G2080	G2018	A1953	A1890	G1828	U1762	U1576	C1512	G1451	G1451	
G2384	U2263	A2081	A2081	A2019	G1954	G1891	A1829	G1763	C1639	C1513	G1452	G1452	
G2385	G2264	U2082	U2082	A2020	U1955	A1892	C1830	U1764	U1578	A1514	G1453	G1453	
	A2265	A2082	A2082	C2021	U1956	C1893	G1831	U1765	A1579	A1515	C1454	C1454	
	G2266	G2083	G2083	U2022	C1957	C1894	C1832	G1766	A1580	G1518	G1455	G1455	
	U2267	C2084	C2084	C2023	C1958	C1895	C1833	C1704	G1581	G1456	G1456	G1456	
	G2268	U2085	U2085	G2024	G1959	G1896	U1834	C1768	C1582	U1520	U1520	U1520	



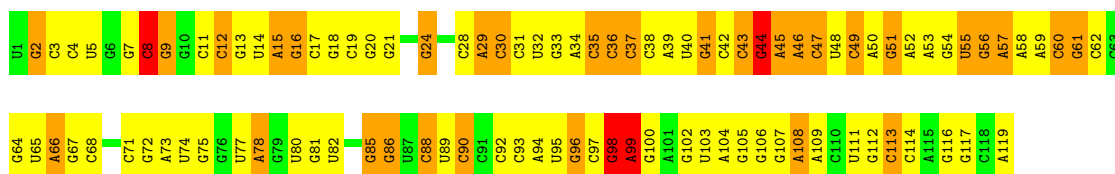


C2332	G2271	A2015	G1948	U1886	A1821	A1757	G1696	A1630	G1567	U1506	G1446
A2333	U2272	U2016	G1949	C1887	C1822	U1758	G1697	G1631	G1568	C1507	C1447
A2334	A2273	U2017	G1950	G1888	G1823	U1759		A1632	A1569	A1508	G1448
A2335	G2208	G2018	U1951		G1824	C1760	A1700	G1633	A1570	A1509	G1449
A2336	U2210	A2019	A1952	G1891	U1825	C1761	A1701	A1634	A1571	G1510	G1450
A2337	U2211	A2020	A1953	C1892	G1826	A1762	G1702	A1635	A1572	G1511	C1451
A2338	U2081	C2021	G1954	C1893	U1827	G1763	G1703	U1636	G1573	G1512	G1452
A2339		U2022	U1955	C1895	G1828	C1764	C1704	A1637	C1574	U1513	A1453
A2340	U2085	C2023	U1956	G1896	G1830	C1768		C1638	C1575	G1514	C1454
A2341	G2087	G2024	C1957	G1897	G1831	U1769	G1707	A1639	U1576	A1515	G1455
A2342		G2025	C1958	G1898	C1832	G1770	C1706		G1577	G1516	G1456
U2343		G2026		A1899	C1833	C1771	U1708	G1643	U1578	G1517	U1457
U2344	U2091	G2027	C1961	U1899	C1834	U1772	U1709	G1644	A1579	C1518	U1458
G2345	G2093	U2028	C1962	A1900	U1835	A1773	G1710	G1645	A1580	G1519	G1459
A2346	A2094	G2029	U1963	A1901	G1836	U1774	A1711	C1646	G1581	U1520	U1460
G2347	A2095	G2030	G1964	U1902	C1837	C1775	U1712	U1647	C1582	G1521	C1461
U2348	C2096	A2031	C1965	G1903	C1837	U1776	A1713	U1648	A1583	A1522	C1462
G2349	A2097	G2032	A1966	G1904	C1838	U1777	U1714	G1649	U1584	C1523	C1463
G2350	U2098	A2033	C1967	C1905		U1778	G1715	A1650	C1585	G1524	G1464
G2351	U2099	U2034	G1968	G1906	G1842	U1779	U1716	G1651	A1586	A1525	G1465
A2352	A2101	G2035	U1969	U1907	C1843	U1780	U1717	C1652	G1587	C1526	U1466
G2353	G2102	C2036	A1970	C1908	C1844	U1781	G1718	G1653	G1588	G1527	U1467
G2354	U2167	A2037	U1971	G1909	G1845	U1782	G1719	A1654	U1589	A1528	U1468
G2355	C2168	G2038	G1972	G1910	G1846	U1783	U1720	A1655	A1590	A1469	A1469
U2356	C2104	U2039	G1973	G1911	A	U1784	G1721	C1656	A1591	G1530	A1470
U2357	U2105	G2040	C1974	A1912	A1848	A1784	A1722	U1657	C1592	C1531	G1471
A2358	U2106	U2041	G1975	A1913	A1853	U1785	G1723	C1658	A1593	A1532	C1472
	G2107	A2042	G1976	C1914	A1854	A1786	G1724	C1659	G1594	C1533	G1473
	U2108	C2043	G1980	U1915	A1855	U1787	U1725	C1660	C1595	U1534	U1474
	U2109	C2044	A1981	A1916	A1856	C1788	C1726	A1596	A1535	A1475	G1475
	U2110	G2045	U1982	U1917	U1857	C1789	G1727	A1597	C1536	U1476	U1476
	U2111	G2046	G1983	A1918	G1857	C1790	C1728	A1598	G1537	A1477	A1477
	G2112	C2047	U1984	A1919	A1858	U1791	U1729	U1599	G1538	G1478	G1478
	U2113	G2048	C1986	C1920	G1859	G1792	G1730	C1600	U1539	G1479	G1479
	A2114	G2049	U1987	U1923	G1860	C1793	G1731	G1601	G1540	C1480	C1480
	G2115	C2050	A1987	C1924	G1861	U1794	C1732	A1602	C1541	U1481	U1481
	G2116	A2051	C1990	U1925	G1862	C1795	G1733	A1603	U1542	G1482	G1482
	A2117	A2052	U1991	U1926	G1863	U1796	G1734	C1604	G1543	G1483	G1483
	A2118	G2053	G1992	U1927	U1864	G1797	A1735	C1605	U1544	U1484	U1484
	A2119	A2054	G1993	A1928	U1865	U1798	U1736	C1606	A1545	A1485	A1485
	G2120	C2055	U1993	U1929	A1866	C1799	G1737	C1607	G1546	U1486	U1486
	G2121	G2056	C1994	G1929	G1867	C1800	G1738	A1608	C1547	U1487	U1487
		G2057	U1995	G1930	G1868	A1801	A1739	A1676	C1548		
		A2058	C1996	U1931	G1869	A1802	G1740	A1677	A1609	C1488	C1488
		A2059	C1997	A1932	C1870		C1741	A1678	A1610	C1489	A1490
		A2060	U1998	G1933	A1871		U1742	A1679	C1611	A1551	A1551
		G2061	C1999	C1934	A1872		G1743	U1680	G1612	A1552	G1491
		A2062		G1935	G1873		A1744	G1681	G1613	A1553	G1492
		C2064	G2002	A1936	C1874	A1808	A1745	G1682	A1614	U1554	C1493
		C2065	A2003	A1937	G1875	A1809	U1746	U1683	C1615	G1555	A1494
		C2066	G2004	U1938	A1876	A1810	U1747	G1684	A1616	C1556	A1495
			A2005	A1939	A1877	G1811	C1748	G1685	C1617	C1557	A1496
			C2006	U1940	G1878	A1812	U1749	G1686		C1558	U1497
			G2069	U1941	C1879	G1813	G1750	C1687	U1621	U1559	C1498
			C2008	C1942	U1880	A1815	U1751	U1688	U1622	G1560	C1499
			A2071	U1943	C1881	C1816	G1752		G1623	C1561	G1500
			A2070	U1944	U1882	C1817	G1753			U1562	G1501
			U2011	G1945	U1883	U1818	C1754			U1563	A1502
			A2012	A1946	G1884	A1755	A1755		A1626	C1564	A1503
			G2013	C1947	A1885	G1756				C1565	A1504
			A2014							A1566	A1505



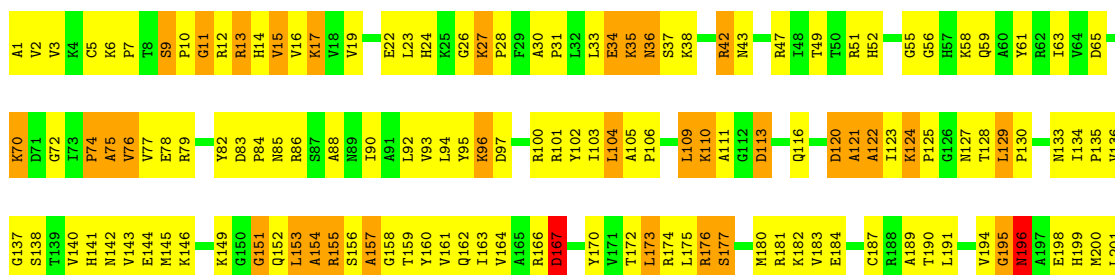
• Molecule 26: 5S rRNA

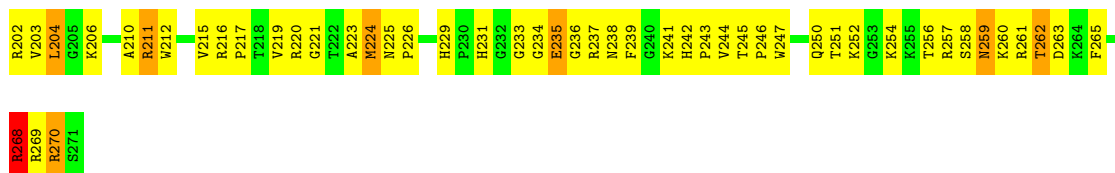
Chain CB:



• Molecule 27: 50S ribosomal protein L2

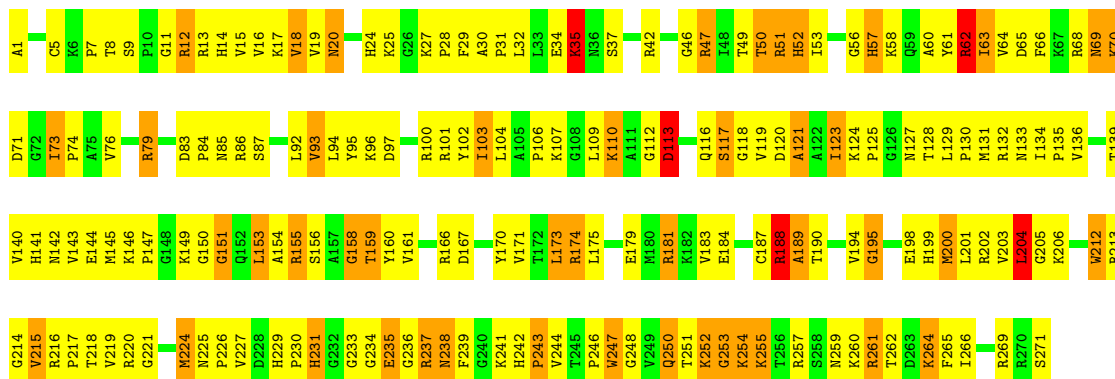
Chain CC:





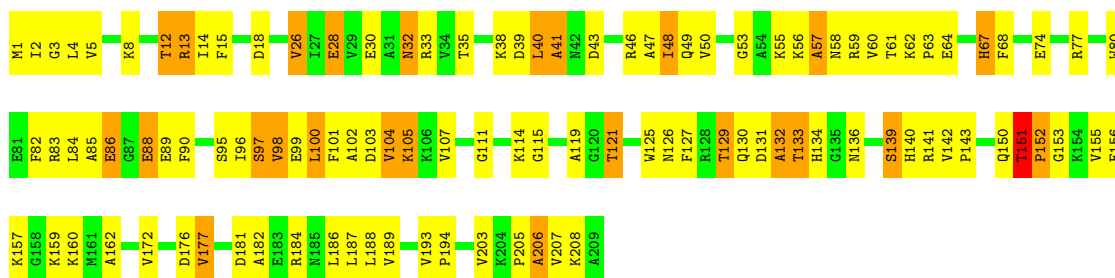
- Molecule 27: 50S ribosomal protein L2

Chain DC:



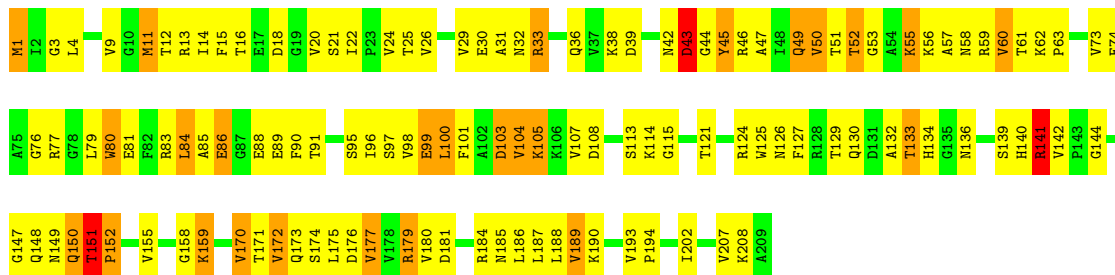
- Molecule 28: 50S ribosomal protein L3

Chain CD:



- Molecule 28: 50S ribosomal protein L3

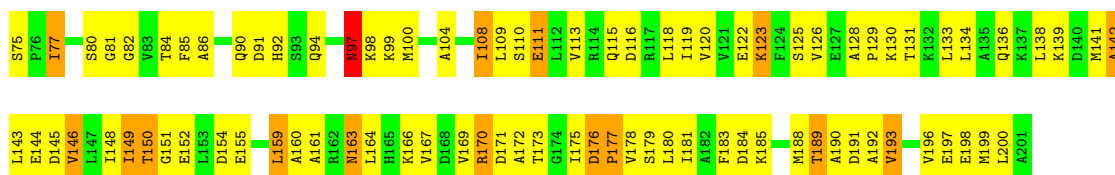
Chain DD:



- Molecule 29: 50S ribosomal protein L4

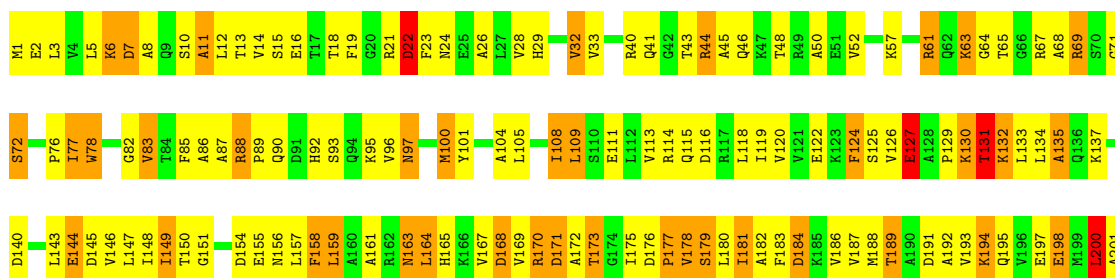
Chain CE:





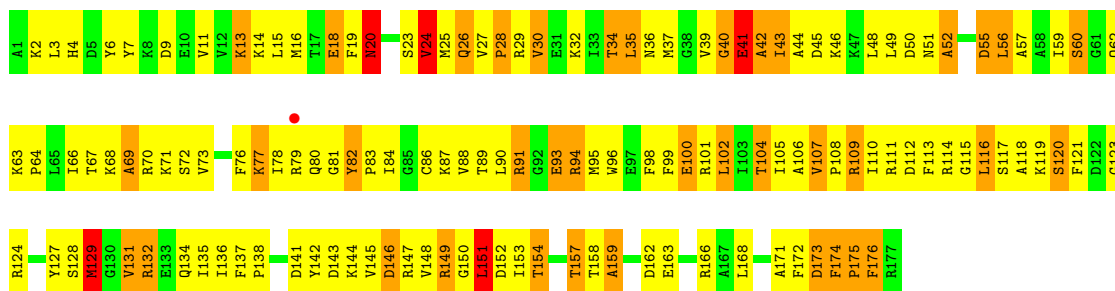
• Molecule 29: 50S ribosomal protein L4

Chain DE:



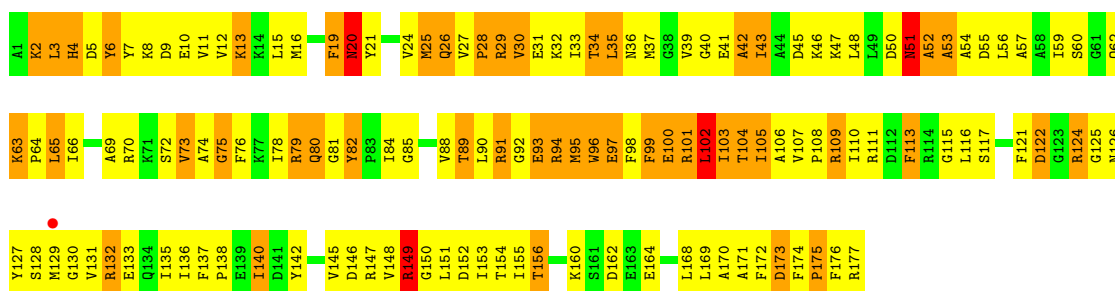
• Molecule 30: 50S ribosomal protein L5

Chain CF:




• Molecule 30: 50S ribosomal protein L5

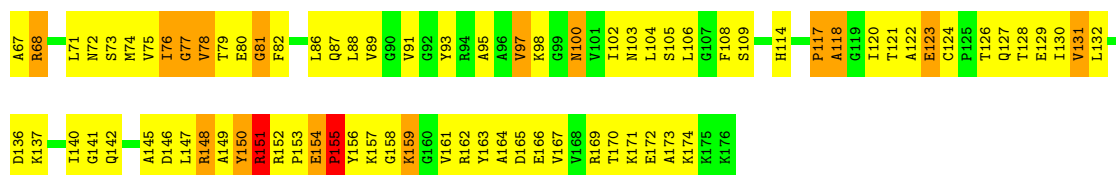
Chain DF:



• Molecule 31: 50S ribosomal protein L6

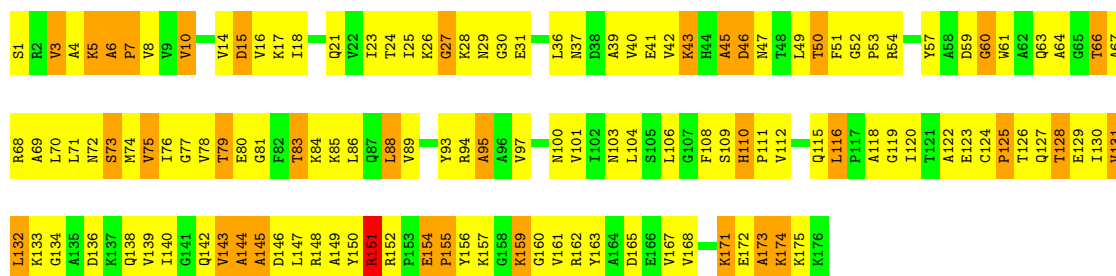
Chain CG:





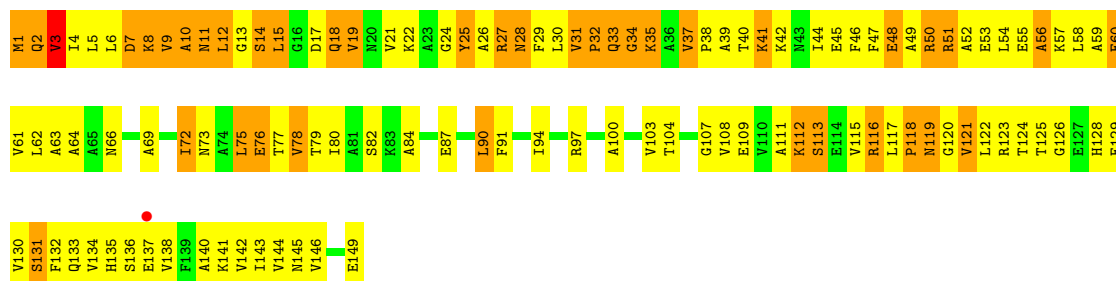
• Molecule 31: 50S ribosomal protein L6

Chain DG:



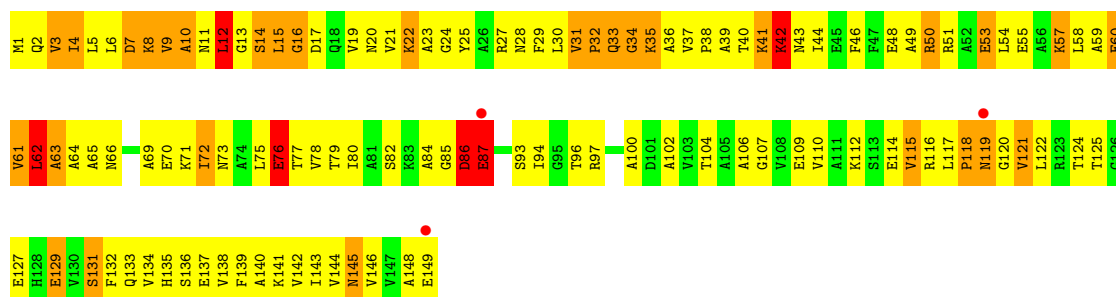
• Molecule 32: 50S ribosomal protein L9

Chain CH:



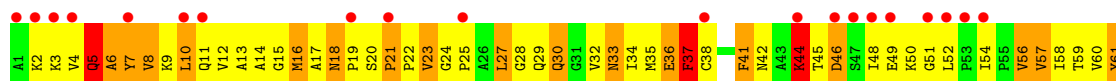
• Molecule 32: 50S ribosomal protein L9

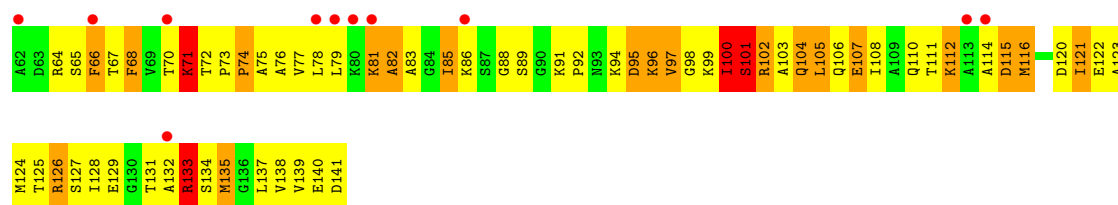
Chain DH:



• Molecule 33: 50S ribosomal protein L11

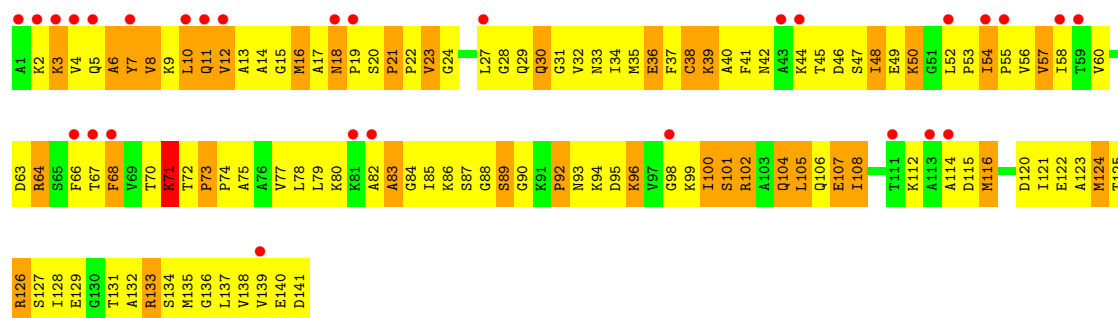
Chain CI:





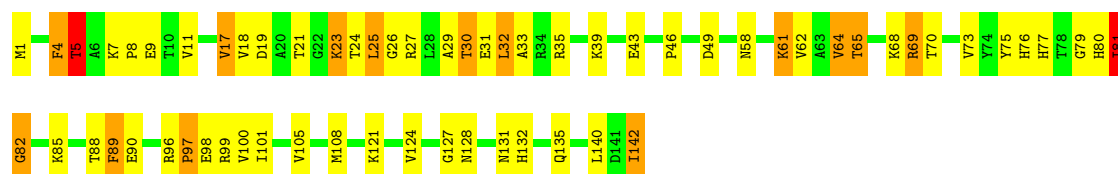
• Molecule 33: 50S ribosomal protein L11

Chain DI: [Diagram showing protein structure with a red segment indicating a region of poor quality.]



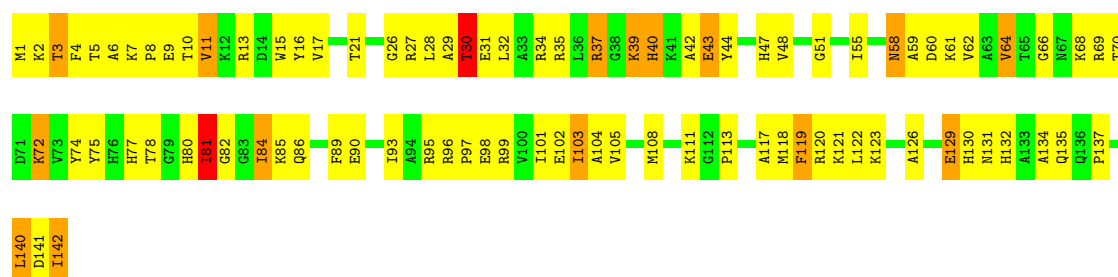
• Molecule 34: 50S ribosomal protein L13

Chain CJ: [Diagram showing protein structure with a red segment indicating a region of poor quality.]



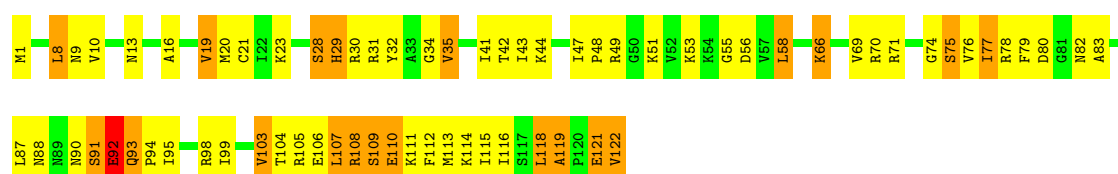
• Molecule 34: 50S ribosomal protein L13

Chain DJ: [Diagram showing protein structure with a red segment indicating a region of poor quality.]



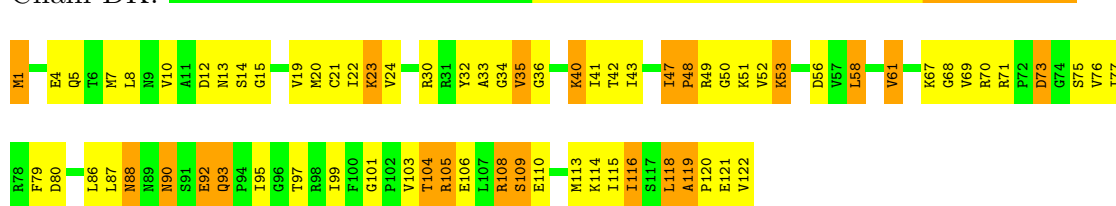
• Molecule 35: 50S ribosomal protein L14

Chain CK: [Diagram showing protein structure with a red segment indicating a region of poor quality.]



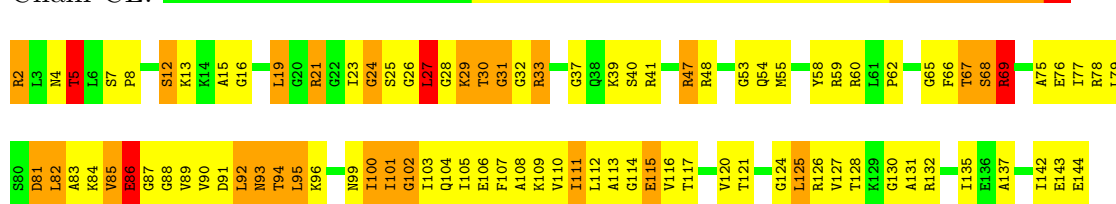
• Molecule 35: 50S ribosomal protein L14

Chain DK:




- Molecule 36: 50S ribosomal protein L15

Chain CL:



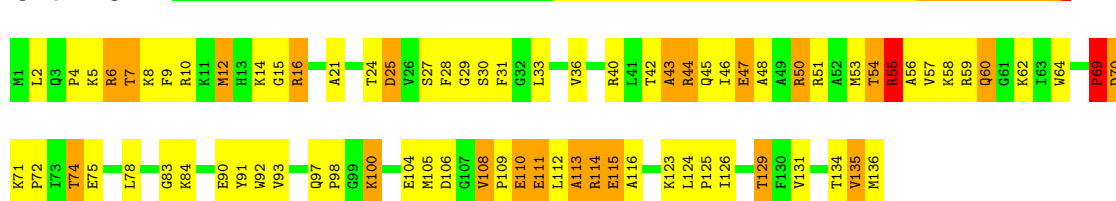
- Molecule 36: 50S ribosomal protein L15

Chain DL:



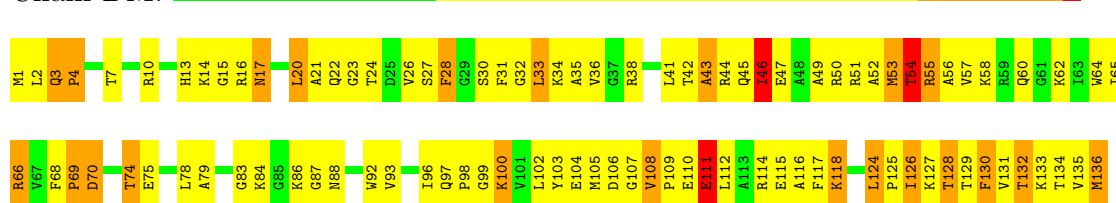
- Molecule 37: 50S ribosomal protein L16

Chain CM:



- Molecule 37: 50S ribosomal protein L16

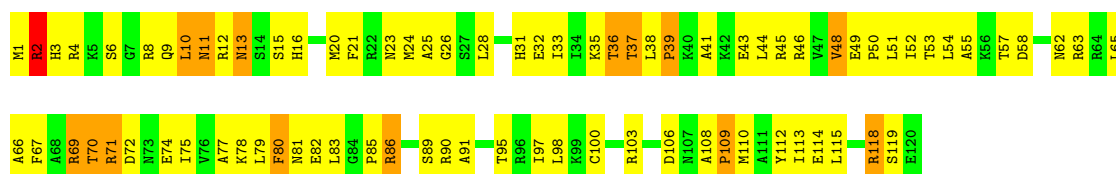
Chain DM:



- Molecule 38: 50S ribosomal protein L17

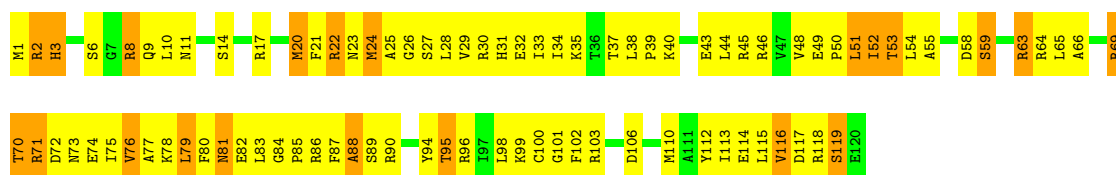
Chain CN:





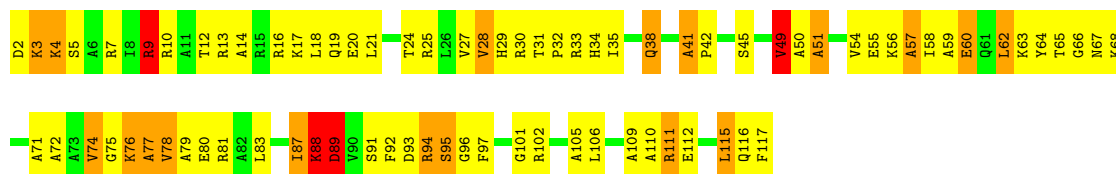
• Molecule 38: 50S ribosomal protein L17

Chain DN:



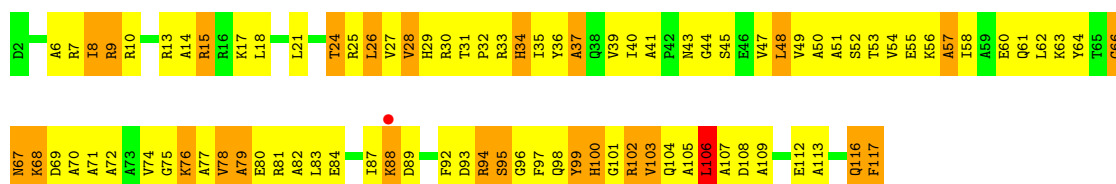
• Molecule 39: 50S ribosomal protein L18

Chain CO:



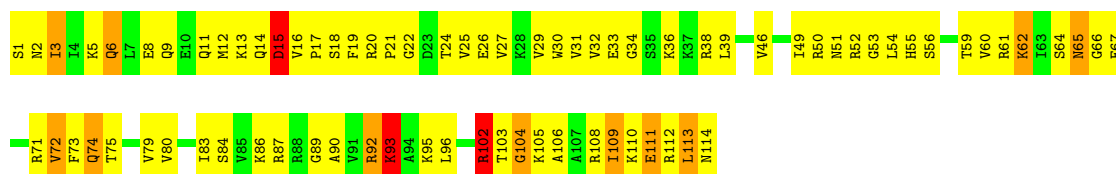
• Molecule 39: 50S ribosomal protein L18

Chain DO:



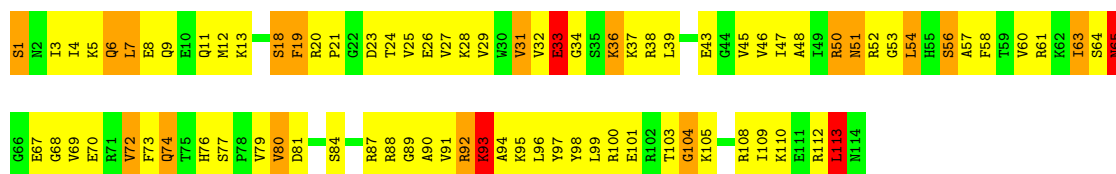
• Molecule 40: 50S ribosomal protein L19

Chain CP:



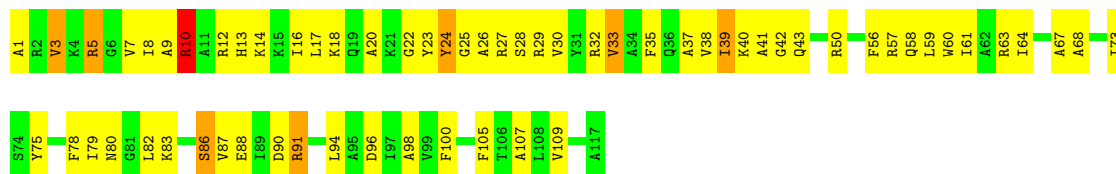
• Molecule 40: 50S ribosomal protein L19

Chain DP:



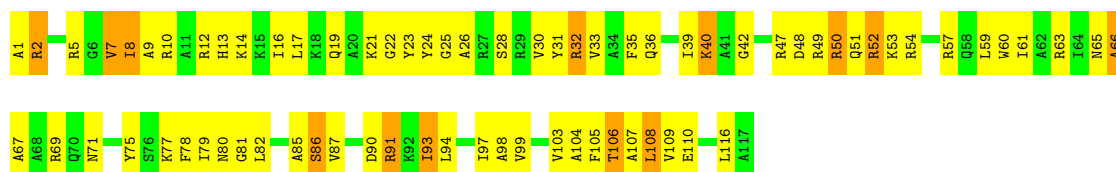
- Molecule 41: 50S ribosomal protein L20

Chain CQ:



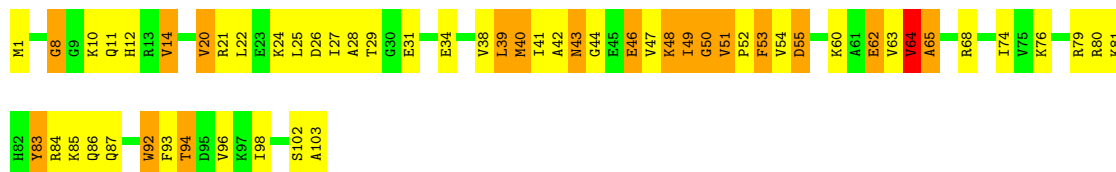
- Molecule 41: 50S ribosomal protein L20

Chain DQ:



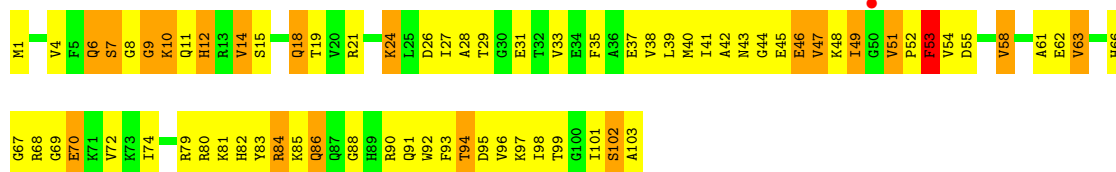
- Molecule 42: 50S ribosomal protein L21

Chain CR:



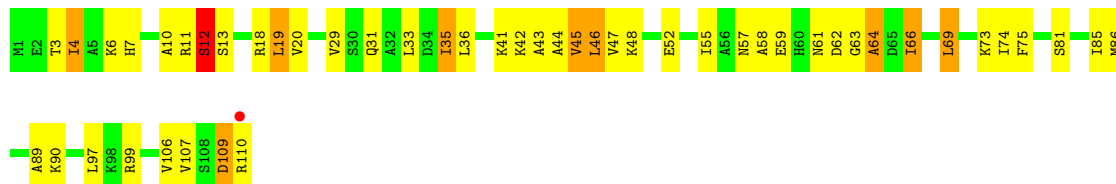
- Molecule 42: 50S ribosomal protein L21

Chain DR:



- Molecule 43: 50S ribosomal protein L22

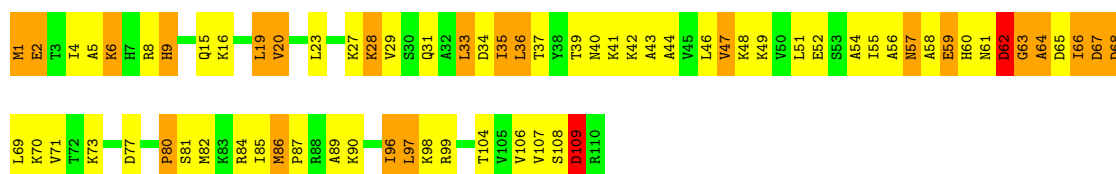
Chain CS:



- Molecule 43: 50S ribosomal protein L22


Chain DS:





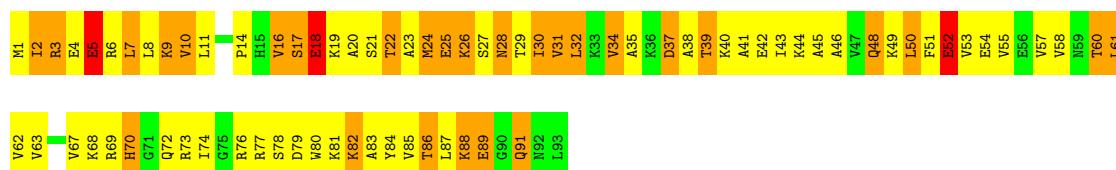
• Molecule 44: 50S ribosomal protein L23

Chain CT:



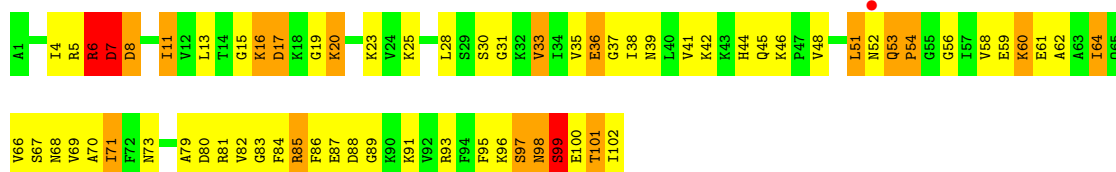
• Molecule 44: 50S ribosomal protein L23

Chain DT:



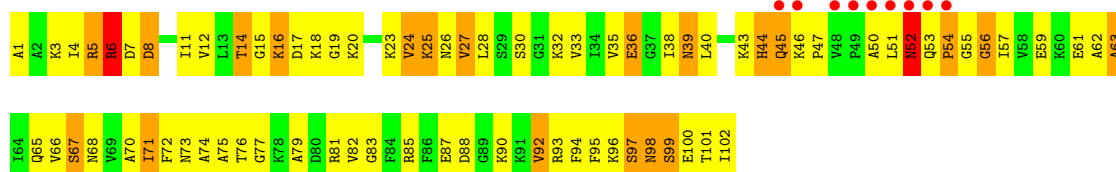
• Molecule 45: 50S ribosomal protein L24

Chain CU:



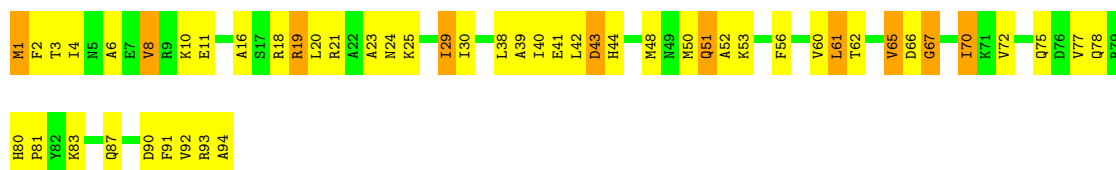
• Molecule 45: 50S ribosomal protein L24

Chain DU:



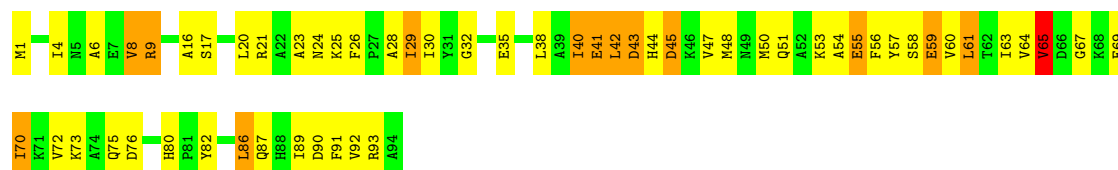
• Molecule 46: 50S ribosomal protein L25

Chain CV:



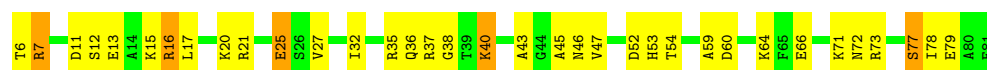
- Molecule 46: 50S ribosomal protein L25

Chain DV:



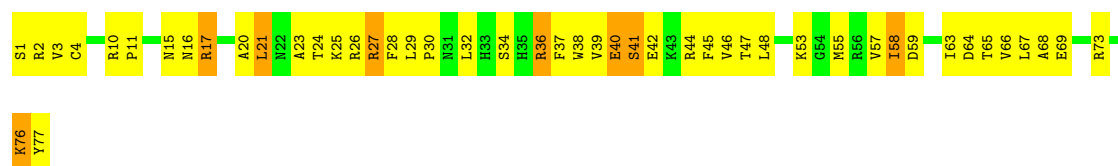
- Molecule 47: 50S ribosomal protein L27

Chain CW:



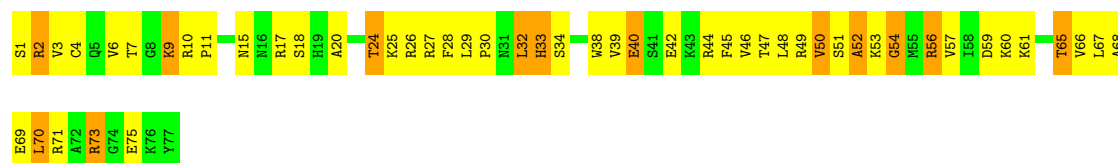
- Molecule 48: 50S ribosomal protein L28

Chain CX:



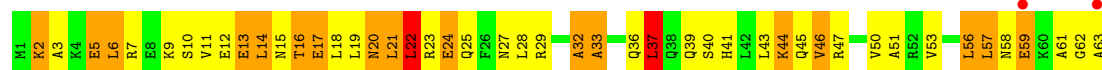
- Molecule 48: 50S ribosomal protein L28

Chain DX:




- Molecule 49: 50S ribosomal protein L29

Chain CY:



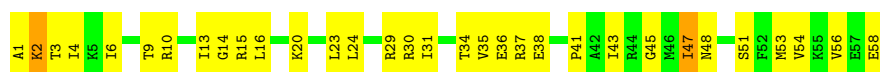
- Molecule 49: 50S ribosomal protein L29

Chain DY:



- Molecule 50: 50S ribosomal protein L30

Chain CZ:



- Molecule 50: 50S ribosomal protein L30

Chain DZ:



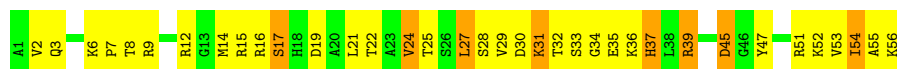
- Molecule 51: 50S ribosomal protein L32

Chain C0:



- Molecule 51: 50S ribosomal protein L32

Chain D0:




- Molecule 52: 50S ribosomal protein L33

Chain C1:



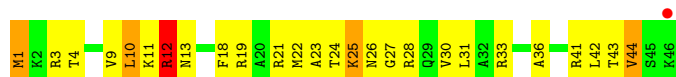
- Molecule 52: 50S ribosomal protein L33

Chain D1:



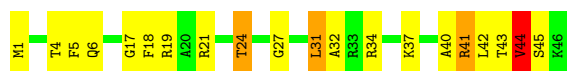
- Molecule 53: 50S ribosomal protein L34

Chain C2:



- Molecule 53: 50S ribosomal protein L34

Chain D2:



- Molecule 54: 50S ribosomal protein L35

Chain C3:



- Molecule 54: 50S ribosomal protein L35

Chain D3:



- Molecule 55: 50S ribosomal protein L36

Chain C4:



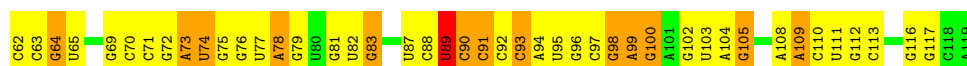
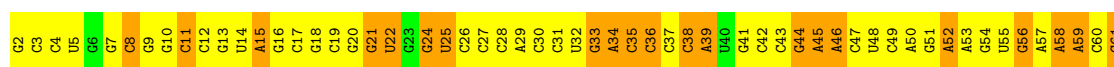
- Molecule 55: 50S ribosomal protein L36

Chain D4:



- Molecule 56: 5S rRNA

Chain DB:



- Molecule 57: 50S ribosomal protein L27

Chain DW:



4 Data and refinement statistics

Property	Value	Source
Space group	P 21 21 21	Depositor
Cell constants a, b, c, α , β , γ	211.67Å 438.07Å 613.42Å 90.00° 90.00° 90.00°	Depositor
Resolution (Å)	40.00 – 3.00 69.21 – 3.00	Depositor EDS
% Data completeness (in resolution range)	(Not available) (40.00-3.00) 83.5 (69.21-3.00)	Depositor EDS
R_{merge}	0.19	Depositor
R_{sym}	(Not available)	Depositor
$\langle I/\sigma(I) \rangle$ ¹	1.58 (at 3.01Å)	Xtriage
Refinement program	PHENIX	Depositor
R, R_{free}	0.202 , 0.260 0.197 , 0.254	Depositor DCC
R_{free} test set	19022 reflections (2.07%)	DCC
Wilson B-factor (Å ²)	44.7	Xtriage
Anisotropy	0.180	Xtriage
Bulk solvent k_{sol} (e/Å ³), B_{sol} (Å ²)	0.24 , -10.0	EDS
Estimated twinning fraction	No twinning to report.	Xtriage
L-test for twinning	$\langle L \rangle = 0.46$, $\langle L^2 \rangle = 0.28$	Xtriage
Outliers	0 of 938380 reflections	Xtriage
F_o, F_c correlation	0.92	EDS
Total number of atoms	292354	wwPDB-VP
Average B, all atoms (Å ²)	29.0	wwPDB-VP

Xtriage's analysis on translational NCS is as follows: *The largest off-origin peak in the Patterson function is 1.44% of the height of the origin peak. No significant pseudotranslation is detected.*

¹Intensities estimated from amplitudes.

5 Model quality ⓘ

5.1 Standard geometry ⓘ

Bond lengths and bond angles in the following residue types are not validated in this section: ZN, MG

The Z score for a bond length (or angle) is the number of standard deviations the observed value is removed from the expected value. A bond length (or angle) with $|Z| > 5$ is considered an outlier worth inspection. RMSZ is the root-mean-square of all Z scores of the bond lengths (or angles).

Mol	Chain	Bond lengths		Bond angles	
		RMSZ	$\# Z > 5$	RMSZ	$\# Z > 5$
1	AA	0.87	8/36944 (0.0%)	1.28	318/57632 (0.6%)
1	BA	0.86	8/36966 (0.0%)	1.30	335/57666 (0.6%)
2	AB	0.60	0/1736	0.79	0/2338
2	BB	0.54	0/1736	0.72	0/2338
3	AC	0.56	0/1652	0.72	0/2225
3	BC	0.51	0/1652	0.72	1/2225 (0.0%)
4	AD	0.59	0/1665	0.74	1/2227 (0.0%)
4	BD	0.65	0/1665	0.80	1/2227 (0.0%)
5	AE	0.62	0/1119	0.85	0/1504
5	BE	0.62	0/1119	0.85	0/1504
6	AF	0.65	0/836	0.82	1/1128 (0.1%)
6	BF	0.55	0/836	0.80	1/1128 (0.1%)
7	AG	0.50	0/1196	0.67	0/1602
7	BG	0.48	0/1196	0.67	0/1602
8	AH	0.60	0/989	0.77	0/1326
8	BH	0.58	0/989	0.74	0/1326
9	AI	0.48	0/1034	0.71	0/1375
9	BI	0.53	0/1034	0.75	0/1375
10	AJ	0.57	0/797	0.74	0/1077
10	BJ	0.52	0/797	0.76	1/1077 (0.1%)
11	AK	0.67	0/893	0.82	0/1205
11	BK	0.59	0/893	0.75	0/1205
12	AL	0.61	0/969	0.81	0/1300
12	BL	0.72	0/969	0.92	0/1300
13	AM	0.52	0/893	0.74	0/1193
13	BM	0.50	0/893	0.71	0/1193
14	AN	0.55	0/785	0.76	0/1043
14	BN	0.51	0/785	0.65	0/1043
15	AO	0.55	0/722	0.73	0/964
15	BO	0.53	0/722	0.73	0/964
16	AP	0.54	0/659	0.82	1/884 (0.1%)
16	BP	0.61	0/659	0.79	1/884 (0.1%)

Mol	Chain	Bond lengths		Bond angles	
		RMSZ	# Z >5	RMSZ	# Z >5
17	AQ	0.57	0/658	0.74	0/881
17	BQ	0.62	0/658	0.76	0/881
18	AR	0.61	0/463	0.69	0/621
18	BR	0.54	0/463	0.68	0/621
19	AS	0.48	0/653	0.73	0/877
19	BS	0.55	0/653	0.67	0/877
20	AT	0.54	0/671	0.69	0/888
20	BT	0.57	0/671	0.73	0/888
21	AU	0.93	0/431	0.96	0/570
21	BU	0.78	0/431	0.85	0/570
22	AV	0.76	1/1813 (0.1%)	1.22	14/2823 (0.5%)
22	BV	0.74	1/1813 (0.1%)	1.22	10/2823 (0.4%)
23	AX	0.86	0/363	1.11	0/564
23	BX	0.73	0/388	1.09	0/603
24	AY	0.65	0/1430	0.74	0/1924
25	CA	1.60	600/69659 (0.9%)	1.67	2062/108672 (1.9%)
25	DA	1.07	82/69633 (0.1%)	1.48	1284/108629 (1.2%)
26	CB	1.33	5/2847 (0.2%)	1.58	77/4440 (1.7%)
27	CC	0.80	0/2122	0.90	1/2852 (0.0%)
27	DC	0.68	1/2122 (0.0%)	0.86	1/2852 (0.0%)
28	CD	0.96	0/1586	0.92	1/2134 (0.0%)
28	DD	0.70	0/1586	0.87	2/2134 (0.1%)
29	CE	0.91	0/1571	0.89	1/2113 (0.0%)
29	DE	0.67	0/1571	0.81	0/2113
30	CF	0.64	0/1435	0.74	0/1926
30	DF	0.51	0/1435	0.67	0/1926
31	CG	0.75	0/1343	0.85	1/1816 (0.1%)
31	DG	0.51	0/1343	0.69	0/1816
32	CH	0.68	1/1121 (0.1%)	0.77	0/1515
32	DH	0.66	1/1121 (0.1%)	0.80	1/1515 (0.1%)
33	CI	0.72	0/1046	0.74	0/1410
33	DI	0.67	0/1046	0.72	0/1410
34	CJ	1.01	0/1152	0.84	1/1551 (0.1%)
34	DJ	0.77	0/1152	0.82	0/1551
35	CK	0.91	3/948 (0.3%)	0.94	1/1268 (0.1%)
35	DK	0.68	0/948	0.84	0/1268
36	CL	0.94	0/1054	1.01	0/1403
36	DL	0.65	0/1054	0.85	0/1403
37	CM	0.94	0/1093	0.96	0/1460
37	DM	0.64	0/1093	0.80	0/1460
38	CN	0.91	0/974	0.96	1/1301 (0.1%)
38	DN	0.67	0/974	0.82	0/1301
39	CO	0.76	0/902	0.87	1/1209 (0.1%)

Mol	Chain	Bond lengths		Bond angles	
		RMSZ	# Z >5	RMSZ	# Z >5
39	DO	0.50	0/902	0.66	0/1209
40	CP	0.89	0/929	0.88	1/1242 (0.1%)
40	DP	0.71	0/929	0.82	0/1242
41	CQ	1.14	0/960	0.96	1/1278 (0.1%)
41	DQ	0.80	0/960	0.79	0/1278
42	CR	1.01	1/829 (0.1%)	0.98	0/1107
42	DR	0.79	0/829	0.90	1/1107 (0.1%)
43	CS	1.08	1/864 (0.1%)	0.97	1/1156 (0.1%)
43	DS	0.71	0/864	0.89	1/1156 (0.1%)
44	CT	0.82	0/745	0.86	0/994
44	DT	0.59	0/745	0.74	0/994
45	CU	0.91	0/788	0.90	0/1051
45	DU	0.66	0/788	0.76	0/1051
46	CV	0.79	0/766	0.81	0/1025
46	DV	0.53	0/766	0.69	0/1025
47	CW	1.02	0/582	0.97	0/769
48	CX	0.78	0/635	0.84	0/848
48	DX	0.61	0/635	0.77	0/848
49	CY	0.76	0/510	0.96	1/677 (0.1%)
49	DY	0.56	0/510	0.77	0/677
50	CZ	1.04	0/453	0.94	0/605
50	DZ	0.58	0/453	0.78	0/605
51	C0	0.95	0/450	0.98	2/599 (0.3%)
51	D0	0.71	0/450	0.89	1/599 (0.2%)
52	C1	0.74	0/417	0.76	0/554
52	D1	0.50	0/417	0.66	0/554
53	C2	1.03	0/380	0.99	2/498 (0.4%)
53	D2	0.70	0/380	0.84	0/498
54	C3	0.94	0/513	0.85	0/676
54	D3	0.60	0/513	0.78	1/676 (0.1%)
55	C4	0.92	0/303	0.99	0/397
55	D4	0.68	0/303	0.76	0/397
56	DB	0.75	0/2828	1.23	18/4410 (0.4%)
57	DW	0.60	0/571	0.72	0/755
All	All	1.08	713/315257 (0.2%)	1.34	4150/471496 (0.9%)

Chiral center outliers are detected by calculating the chiral volume of a chiral center and verifying if the center is modelled as a planar moiety or with the opposite hand. A planarity outlier is detected by checking planarity of atoms in a peptide group, atoms in a mainchain group or atoms of a sidechain that are expected to be planar.

Mol	Chain	#Chirality outliers	#Planarity outliers
4	AD	0	1

Continued on next page...

Continued from previous page...

Mol	Chain	#Chirality outliers	#Planarity outliers
4	BD	0	1
5	AE	0	1
5	BE	0	2
6	BF	0	1
9	AI	0	1
11	AK	0	1
11	BK	0	2
12	BL	0	2
13	AM	0	1
14	AN	0	1
20	BT	0	1
21	AU	0	2
21	BU	0	1
27	CC	0	1
27	DC	0	1
28	CD	0	2
28	DD	0	1
32	DH	0	2
33	CI	0	1
34	DJ	0	1
39	DO	0	1
42	CR	0	1
45	CU	0	1
50	CZ	0	1
All	All	0	31

All (713) bond length outliers are listed below:

Mol	Chain	Res	Type	Atoms	Z	Observed(Å)	Ideal(Å)
25	CA	1142	A	N9-C4	-18.22	1.26	1.37
25	CA	984	A	N9-C4	-13.29	1.29	1.37
25	DA	984	A	N9-C4	-10.51	1.31	1.37
25	CA	984	A	C5-C6	-10.44	1.31	1.41
25	CA	528	A	N7-C5	-10.29	1.33	1.39
25	CA	2250	G	N9-C4	-10.25	1.29	1.38
22	AV	1	G	OP3-P	-9.85	1.49	1.61
25	CA	672	C	N1-C6	-9.61	1.31	1.37
25	DA	528	A	N9-C4	-9.48	1.32	1.37
25	CA	1452	G	N9-C4	-9.46	1.30	1.38
22	BV	1	G	OP3-P	-9.45	1.49	1.61
25	DA	783	A	N9-C4	-9.41	1.32	1.37
25	CA	783	A	N9-C4	-8.99	1.32	1.37

Continued on next page...

Continued from previous page...

Mol	Chain	Res	Type	Atoms	Z	Observed(Å)	Ideal(Å)
25	CA	1999	C	N1-C6	-8.99	1.31	1.37
25	CA	1322	A	N9-C4	-8.76	1.32	1.37
25	CA	1779	U	N3-C4	-8.62	1.30	1.38
25	CA	814	C	N1-C6	-8.54	1.32	1.37
25	CA	974	G	N9-C8	8.52	1.43	1.37
25	CA	2711	A	N9-C4	-8.49	1.32	1.37
25	CA	752	A	N7-C5	-8.46	1.34	1.39
25	CA	1779	U	C2-N3	-8.38	1.31	1.37
25	CA	473	G	C6-N1	-8.36	1.33	1.39
25	CA	1452	G	N3-C4	-8.34	1.29	1.35
25	CA	1677	A	N9-C4	-8.23	1.32	1.37
25	CA	1452	G	C5-C6	-8.20	1.34	1.42
25	CA	1322	A	N3-C4	-8.19	1.29	1.34
25	CA	2286	G	N9-C4	-8.18	1.31	1.38
25	CA	668	A	N7-C5	-8.09	1.34	1.39
25	CA	2241	A	N9-C4	-8.05	1.33	1.37
25	CA	64	A	N3-C4	-8.04	1.30	1.34
25	CA	690	G	C5-C4	-7.98	1.32	1.38
25	CA	2071	A	N9-C4	-7.94	1.33	1.37
25	CA	1646	C	N1-C6	-7.93	1.32	1.37
25	CA	1307	A	N3-C4	-7.93	1.30	1.34
25	CA	2725	A	N9-C4	-7.89	1.33	1.37
25	CA	16	C	N1-C6	-7.83	1.32	1.37
25	CA	371	A	N9-C4	-7.83	1.33	1.37
25	CA	940	G	N7-C5	-7.82	1.34	1.39
25	CA	752	A	C5-C6	-7.81	1.34	1.41
25	CA	668	A	N9-C4	-7.76	1.33	1.37
25	DA	735	A	N3-C4	-7.75	1.30	1.34
25	DA	1142	A	N9-C4	-7.73	1.33	1.37
25	CA	690	G	N9-C4	-7.73	1.31	1.38
32	DH	149	GLU	CD-OE2	7.69	1.34	1.25
25	CA	1936	A	N9-C4	-7.68	1.33	1.37
25	CA	1999	C	N1-C2	-7.68	1.32	1.40
25	CA	2270	A	N3-C4	-7.63	1.30	1.34
25	CA	513	A	N7-C5	-7.62	1.34	1.39
25	CA	2426	A	N7-C5	-7.62	1.34	1.39
25	CA	221	A	N9-C4	-7.53	1.33	1.37
25	CA	21	A	N9-C4	-7.46	1.33	1.37
25	CA	1242	U	N1-C2	-7.40	1.31	1.38
25	CA	206	U	C2-N3	-7.39	1.32	1.37
25	DA	1936	A	N9-C4	-7.31	1.33	1.37
25	CA	1294	U	C2-N3	-7.30	1.32	1.37

Continued on next page...

Continued from previous page...

Mol	Chain	Res	Type	Atoms	Z	Observed(Å)	Ideal(Å)
25	CA	856	G	N3-C4	-7.29	1.30	1.35
25	CA	2267	A	N3-C4	-7.29	1.30	1.34
25	DA	526	A	N3-C4	-7.29	1.30	1.34
25	CA	1226	A	C5-C4	-7.28	1.33	1.38
25	CA	492	A	N3-C4	-7.26	1.30	1.34
25	CA	2616	C	N1-C6	-7.25	1.32	1.37
25	CA	819	A	N9-C4	-7.25	1.33	1.37
25	CA	1936	A	N3-C4	-7.25	1.30	1.34
32	CH	149	GLU	CD-OE2	7.24	1.33	1.25
25	CA	204	A	C6-N1	-7.21	1.30	1.35
25	CA	241	A	N9-C4	-7.21	1.33	1.37
25	CA	1657	U	N1-C2	-7.20	1.32	1.38
25	CA	974	G	N9-C4	-7.19	1.32	1.38
25	CA	1231	U	N1-C2	-7.16	1.32	1.38
25	CA	2388	A	C5-C4	-7.15	1.33	1.38
25	CA	1142	A	N3-C4	-7.13	1.30	1.34
25	CA	439	A	N9-C4	-7.05	1.33	1.37
25	CA	813	U	N1-C2	-7.03	1.32	1.38
25	CA	1029	A	N7-C5	-7.03	1.35	1.39
25	DA	480	A	N9-C4	-7.00	1.33	1.37
25	CA	1393	A	N3-C4	-7.00	1.30	1.34
25	CA	614	A	N9-C4	-7.00	1.33	1.37
25	DA	1247	A	N9-C4	-6.94	1.33	1.37
25	CA	1396	U	C2-N3	-6.91	1.32	1.37
25	CA	802	A	N7-C5	-6.91	1.35	1.39
25	CA	478	A	N9-C4	-6.90	1.33	1.37
25	CA	832	U	N1-C2	-6.90	1.32	1.38
25	CA	668	A	N3-C4	-6.89	1.30	1.34
25	CA	960	A	N3-C4	-6.89	1.30	1.34
25	CA	1311	G	N9-C4	-6.88	1.32	1.38
25	CA	1270	C	N1-C6	-6.88	1.33	1.37
25	CA	2017	U	C2-N3	-6.87	1.32	1.37
25	DA	1971	U	N3-C4	6.87	1.44	1.38
25	CA	218	A	N9-C4	-6.87	1.33	1.37
25	CA	1278	C	N1-C6	-6.86	1.33	1.37
25	CA	964	C	N1-C6	-6.80	1.33	1.37
25	CA	832	U	C2-N3	-6.80	1.32	1.37
25	CA	2009	A	C6-N1	-6.80	1.30	1.35
25	CA	1242	U	C2-O2	-6.79	1.16	1.22
25	CA	1255	U	C4-C5	-6.78	1.37	1.43
25	CA	477	A	N3-C4	-6.78	1.30	1.34
25	DA	782	A	N9-C4	-6.77	1.33	1.37

Continued on next page...

Continued from previous page...

Mol	Chain	Res	Type	Atoms	Z	Observed(Å)	Ideal(Å)
25	CA	204	A	N3-C4	-6.77	1.30	1.34
25	CA	800	A	N7-C5	-6.76	1.35	1.39
25	CA	323	C	N1-C6	-6.75	1.33	1.37
25	CA	580	U	N1-C2	-6.74	1.32	1.38
25	CA	1572	A	N3-C4	-6.73	1.30	1.34
25	CA	1833	C	N1-C6	-6.69	1.33	1.37
25	CA	536	G	C5-C4	-6.68	1.33	1.38
25	CA	786	C	N1-C6	-6.68	1.33	1.37
25	CA	2679	A	N9-C4	-6.66	1.33	1.37
25	CA	16	C	N3-C4	-6.65	1.29	1.33
25	CA	1278	C	N1-C2	-6.64	1.33	1.40
25	CA	974	G	C5-C6	-6.64	1.35	1.42
25	CA	1269	A	N3-C4	-6.63	1.30	1.34
25	CA	829	A	N9-C4	-6.63	1.33	1.37
25	CA	856	G	C5-C4	-6.61	1.33	1.38
25	CA	1674	G	N7-C5	-6.60	1.35	1.39
25	DA	822	G	N9-C4	-6.60	1.32	1.38
25	CA	2240	U	C2-N3	-6.56	1.33	1.37
25	CA	1354	A	N9-C4	-6.56	1.33	1.37
25	CA	2725	A	N3-C4	-6.55	1.30	1.34
25	CA	1031	G	C5-C4	-6.55	1.33	1.38
25	CA	478	A	N3-C4	-6.54	1.30	1.34
25	DA	574	A	N9-C4	-6.54	1.33	1.37
25	CA	1638	C	N1-C6	-6.53	1.33	1.37
25	CA	2721	A	N7-C5	-6.53	1.35	1.39
25	CA	2625	G	N7-C5	-6.53	1.35	1.39
25	DA	1946	U	C2-N3	-6.52	1.33	1.37
25	CA	2732	G	N3-C4	-6.50	1.30	1.35
1	AA	1413	A	N9-C4	-6.50	1.33	1.37
25	CA	526	A	N3-C4	-6.50	1.30	1.34
25	CA	1901	A	N9-C4	-6.49	1.33	1.37
25	CA	2068	U	N1-C2	-6.48	1.32	1.38
25	CA	2595	G	C6-N1	-6.48	1.35	1.39
25	CA	533	G	N7-C5	-6.47	1.35	1.39
25	CA	1133	A	N3-C4	-6.47	1.30	1.34
25	CA	735	A	N9-C4	-6.45	1.33	1.37
25	CA	2388	A	N3-C4	-6.43	1.30	1.34
25	CA	744	U	C2-N3	-6.42	1.33	1.37
25	CA	585	G	N7-C5	-6.41	1.35	1.39
25	CA	2067	G	C5-C6	-6.40	1.35	1.42
25	DA	1302	A	N7-C5	-6.38	1.35	1.39
1	AA	1499	A	N9-C4	-6.37	1.34	1.37

Continued on next page...

Continued from previous page...

Mol	Chain	Res	Type	Atoms	Z	Observed(Å)	Ideal(Å)
25	CA	1246	A	N9-C4	-6.37	1.34	1.37
25	CA	2059	A	C5-C6	-6.36	1.35	1.41
25	DA	735	A	N9-C4	-6.36	1.34	1.37
25	CA	824	U	N1-C2	-6.36	1.32	1.38
25	DA	2069	G	N9-C4	-6.35	1.32	1.38
25	CA	526	A	C6-N1	-6.35	1.31	1.35
25	CA	1667	G	C6-N1	-6.34	1.35	1.39
25	CA	2498	C	N3-C4	-6.34	1.29	1.33
25	CA	2388	A	N9-C4	-6.33	1.34	1.37
25	CA	657	U	C2-N3	-6.33	1.33	1.37
25	CA	204	A	C5-C6	-6.32	1.35	1.41
25	CA	1395	A	N9-C4	-6.32	1.34	1.37
25	CA	2749	A	N9-C4	-6.31	1.34	1.37
25	DA	454	A	N9-C4	-6.31	1.34	1.37
25	CA	235	U	C2-N3	-6.31	1.33	1.37
25	CA	2838	G	N9-C8	-6.29	1.33	1.37
25	CA	757	G	N9-C4	-6.28	1.32	1.38
25	CA	690	G	N9-C8	-6.28	1.33	1.37
25	CA	1008	A	N3-C4	-6.27	1.31	1.34
25	CA	2376	A	N3-C4	-6.27	1.31	1.34
25	CA	817	C	N1-C2	-6.26	1.33	1.40
25	CA	1255	U	C4-O4	-6.26	1.18	1.23
25	CA	2725	A	P-O5'	-6.25	1.53	1.59
25	DA	2699	C	N1-C6	-6.24	1.33	1.37
25	CA	13	A	N3-C4	-6.24	1.31	1.34
25	CA	1638	C	N1-C2	-6.24	1.33	1.40
25	CA	1640	A	N7-C5	-6.23	1.35	1.39
25	CA	1687	G	C6-N1	-6.23	1.35	1.39
25	CA	14	A	N3-C4	-6.22	1.31	1.34
25	CA	922	C	N1-C6	-6.22	1.33	1.37
25	CA	802	A	N3-C4	-6.22	1.31	1.34
25	DA	825	A	N9-C4	-6.21	1.34	1.37
25	DA	783	A	C5-C6	-6.21	1.35	1.41
25	CA	2364	C	N1-C6	-6.21	1.33	1.37
25	CA	2689	U	C2-N3	-6.21	1.33	1.37
25	CA	1013	C	N1-C6	-6.20	1.33	1.37
25	CA	1282	U	N1-C2	-6.20	1.32	1.38
25	CA	1528	A	N3-C4	-6.20	1.31	1.34
25	CA	523	C	N1-C6	-6.19	1.33	1.37
25	CA	1133	A	N9-C4	-6.19	1.34	1.37
25	CA	1677	A	N3-C4	-6.18	1.31	1.34
25	DA	1452	G	N9-C4	-6.18	1.33	1.38

Continued on next page...

Continued from previous page...

Mol	Chain	Res	Type	Atoms	Z	Observed(Å)	Ideal(Å)
25	CA	568	U	C2-N3	-6.18	1.33	1.37
25	CA	2250	G	N3-C4	-6.17	1.31	1.35
25	CA	2377	A	N9-C4	-6.17	1.34	1.37
25	CA	575	A	C6-N1	-6.17	1.31	1.35
25	CA	575	A	N7-C5	-6.16	1.35	1.39
25	CA	752	A	N3-C4	-6.16	1.31	1.34
25	CA	1960	A	N9-C4	-6.16	1.34	1.37
25	CA	975	A	N3-C4	-6.15	1.31	1.34
25	CA	2820	A	N3-C4	6.14	1.38	1.34
25	CA	423	A	N9-C4	-6.14	1.34	1.37
25	CA	823	C	N1-C6	-6.14	1.33	1.37
25	CA	1126	A	N7-C5	-6.13	1.35	1.39
25	CA	1977	A	N9-C4	-6.13	1.34	1.37
25	CA	745	G	N1-C2	-6.12	1.32	1.37
25	CA	2686	G	N7-C5	-6.12	1.35	1.39
25	CA	2620	C	N3-C4	-6.12	1.29	1.33
25	CA	693	A	N3-C4	-6.12	1.31	1.34
25	CA	943	A	N7-C5	-6.10	1.35	1.39
25	CA	1951	U	N1-C2	-6.10	1.33	1.38
25	CA	2053	G	N7-C5	-6.10	1.35	1.39
25	CA	528	A	N9-C4	-6.09	1.34	1.37
25	CA	663	G	N9-C8	-6.09	1.33	1.37
25	CA	2286	G	N3-C4	-6.09	1.31	1.35
25	DA	1779	U	C2-N3	-6.09	1.33	1.37
25	DA	483	A	N9-C4	-6.08	1.34	1.37
25	DA	1787	A	N9-C4	-6.08	1.34	1.37
25	CA	470	A	N9-C4	-6.07	1.34	1.37
25	CA	2576	G	N3-C4	-6.06	1.31	1.35
25	CA	564	C	N3-C4	-6.06	1.29	1.33
25	CA	394	C	N1-C6	-6.06	1.33	1.37
25	CA	910	A	C6-N1	-6.05	1.31	1.35
25	CA	2389	G	N9-C4	-6.04	1.33	1.38
25	CA	2626	C	N1-C6	-6.04	1.33	1.37
25	CA	2551	C	N1-C6	-6.03	1.33	1.37
1	AA	1346	A	N9-C4	-6.02	1.34	1.37
25	CA	1608	A	N9-C4	-6.02	1.34	1.37
25	CA	814	C	N3-C4	-6.02	1.29	1.33
25	DA	2014	A	N7-C5	-6.02	1.35	1.39
25	CA	819	A	N3-C4	-6.01	1.31	1.34
25	CA	2542	A	N9-C4	-6.01	1.34	1.37
25	CA	1345	C	N1-C6	-6.00	1.33	1.37
25	CA	752	A	N9-C4	-5.99	1.34	1.37

Continued on next page...

Continued from previous page...

Mol	Chain	Res	Type	Atoms	Z	Observed(Å)	Ideal(Å)
25	CA	2792	A	N7-C5	-5.99	1.35	1.39
25	CA	2496	C	N1-C6	-5.98	1.33	1.37
43	CS	73	LYS	CD-CE	5.98	1.66	1.51
25	CA	667	U	C2-N3	-5.98	1.33	1.37
25	CA	2348	U	C2-N3	-5.98	1.33	1.37
25	CA	1011	G	N3-C4	-5.98	1.31	1.35
25	CA	598	U	N1-C2	-5.97	1.33	1.38
25	CA	1143	A	N7-C5	-5.97	1.35	1.39
25	CA	706	A	N3-C4	-5.96	1.31	1.34
1	BA	283	U	C2-N3	5.96	1.42	1.37
25	CA	1028	A	N3-C4	-5.96	1.31	1.34
25	CA	1769	U	N1-C2	-5.95	1.33	1.38
25	DA	783	A	N7-C5	-5.95	1.35	1.39
25	CA	1791	A	N3-C4	-5.94	1.31	1.34
25	CA	384	A	N9-C4	-5.94	1.34	1.37
25	DA	1387	A	N9-C4	-5.94	1.34	1.37
25	CA	451	U	C2-N3	-5.94	1.33	1.37
25	DA	1802	A	N3-C4	-5.94	1.31	1.34
25	DA	2821	A	N3-C4	-5.93	1.31	1.34
25	CA	461	C	N3-C4	-5.93	1.29	1.33
25	CA	474	G	C5-C4	-5.93	1.34	1.38
25	CA	525	U	N1-C2	-5.93	1.33	1.38
1	BA	816	A	N9-C4	-5.93	1.34	1.37
25	CA	2250	G	C5-C6	-5.92	1.36	1.42
25	CA	2270	A	N9-C4	-5.92	1.34	1.37
25	DA	2049	G	N1-C2	-5.92	1.33	1.37
25	DA	2821	A	N9-C4	-5.91	1.34	1.37
25	DA	753	A	N9-C4	-5.91	1.34	1.37
25	CA	2083	G	N9-C4	-5.91	1.33	1.38
25	CA	2005	A	N9-C4	-5.91	1.34	1.37
25	CA	821	A	N9-C4	-5.90	1.34	1.37
25	CA	977	G	N9-C8	-5.90	1.33	1.37
25	CA	2061	G	N7-C5	-5.90	1.35	1.39
25	CA	2004	G	C6-N1	-5.90	1.35	1.39
25	CA	1353	A	C6-N1	-5.89	1.31	1.35
25	CA	2002	G	C5-C4	-5.89	1.34	1.38
25	CA	984	A	N3-C4	-5.89	1.31	1.34
25	CA	674	G	N9-C8	-5.88	1.33	1.37
25	CA	768	G	C5-C4	-5.87	1.34	1.38
25	CA	2515	C	N1-C6	-5.87	1.33	1.37
25	CA	964	C	N3-C4	-5.86	1.29	1.33
25	CA	2511	U	N1-C2	-5.86	1.33	1.38

Continued on next page...

Continued from previous page...

Mol	Chain	Res	Type	Atoms	Z	Observed(Å)	Ideal(Å)
25	CA	17	G	N9-C8	-5.85	1.33	1.37
25	CA	2418	A	N7-C5	-5.85	1.35	1.39
25	CA	683	U	N1-C2	-5.85	1.33	1.38
25	CA	1993	U	C2-N3	-5.85	1.33	1.37
25	DA	1192	G	N9-C8	-5.85	1.33	1.37
25	CA	120	U	C2-N3	-5.84	1.33	1.37
25	CA	2389	G	N9-C8	-5.84	1.33	1.37
25	DA	794	A	N9-C4	-5.84	1.34	1.37
25	CA	1251	C	N1-C6	-5.84	1.33	1.37
25	CA	2275	C	N3-C4	-5.84	1.29	1.33
25	CA	2259	U	N1-C6	-5.83	1.32	1.38
25	CA	2562	U	C2-N3	-5.83	1.33	1.37
25	CA	1994	C	N1-C6	-5.82	1.33	1.37
25	CA	2898	U	C2-N3	-5.82	1.33	1.37
25	CA	754	U	N3-C4	-5.82	1.33	1.38
25	DA	13	A	N3-C4	-5.81	1.31	1.34
25	DA	2047	C	N1-C6	-5.81	1.33	1.37
25	DA	693	A	N7-C5	-5.81	1.35	1.39
25	CA	1602	U	C2-N3	-5.80	1.33	1.37
25	CA	1309	G	N1-C2	-5.80	1.33	1.37
25	CA	1002	G	N1-C2	-5.79	1.33	1.37
25	CA	1046	A	N7-C5	-5.79	1.35	1.39
25	CA	2067	G	C5-C4	-5.79	1.34	1.38
25	CA	527	C	N1-C6	-5.79	1.33	1.37
25	CA	2358	A	N9-C4	-5.79	1.34	1.37
25	CA	513	A	C5-C6	-5.78	1.35	1.41
25	CA	2510	C	C2-N3	-5.78	1.31	1.35
25	CA	2691	C	N1-C6	-5.78	1.33	1.37
25	CA	1971	U	N3-C4	5.78	1.43	1.38
25	CA	1282	U	C2-N3	-5.78	1.33	1.37
25	CA	2051	A	N3-C4	-5.78	1.31	1.34
25	CA	2615	U	C2-N3	-5.78	1.33	1.37
25	CA	533	G	N9-C8	-5.77	1.33	1.37
25	CA	346	A	N3-C4	-5.77	1.31	1.34
25	CA	2067	G	N7-C5	-5.76	1.35	1.39
25	CA	993	G	C6-N1	-5.76	1.35	1.39
25	CA	1311	G	N1-C2	5.76	1.42	1.37
1	BA	397	A	N3-C4	-5.75	1.31	1.34
25	CA	1452	G	N7-C5	-5.75	1.35	1.39
25	CA	2614	A	N3-C4	-5.74	1.31	1.34
25	DA	753	A	N3-C4	-5.73	1.31	1.34
25	CA	970	U	N1-C2	-5.73	1.33	1.38

Continued on next page...

Continued from previous page...

Mol	Chain	Res	Type	Atoms	Z	Observed(Å)	Ideal(Å)
1	AA	781	A	N3-C4	-5.73	1.31	1.34
25	DA	529	A	N9-C4	-5.73	1.34	1.37
25	CA	528	A	C5-C6	-5.72	1.35	1.41
25	CA	946	C	C4-N4	-5.72	1.28	1.33
25	CA	2894	G	N9-C8	-5.72	1.33	1.37
25	CA	1290	C	N1-C6	-5.72	1.33	1.37
1	BA	1514	G	C5-C4	-5.71	1.34	1.38
25	CA	443	A	N9-C4	-5.71	1.34	1.37
25	CA	1528	A	N9-C4	-5.71	1.34	1.37
25	CA	1254	A	N3-C4	-5.71	1.31	1.34
25	CA	1393	A	N9-C4	-5.71	1.34	1.37
25	CA	999	U	N1-C2	-5.71	1.33	1.38
25	CA	1245	G	C6-N1	-5.71	1.35	1.39
25	CA	2567	G	C5-C4	-5.70	1.34	1.38
25	CA	516	C	N3-C4	-5.70	1.29	1.33
25	CA	1218	G	N7-C5	-5.70	1.35	1.39
25	CA	589	U	C2-N3	-5.69	1.33	1.37
25	DA	2066	C	N1-C6	-5.69	1.33	1.37
25	CA	111	A	N9-C4	-5.69	1.34	1.37
25	CA	832	U	C2-O2	-5.69	1.17	1.22
25	CA	1123	C	N3-C4	-5.69	1.29	1.33
25	CA	2749	A	N3-C4	-5.69	1.31	1.34
25	DA	974	G	N9-C8	5.68	1.41	1.37
25	DA	2392	A	N9-C4	-5.68	1.34	1.37
25	DA	2811	G	N9-C4	-5.68	1.33	1.38
35	CK	92	GLU	CG-CD	5.68	1.60	1.51
25	CA	572	A	C6-N1	-5.67	1.31	1.35
25	CA	14	A	N9-C4	-5.67	1.34	1.37
25	CA	2523	G	N7-C5	-5.67	1.35	1.39
25	CA	2681	C	N1-C6	-5.67	1.33	1.37
25	CA	2579	C	N3-C4	-5.67	1.29	1.33
25	CA	1219	U	C2-N3	-5.66	1.33	1.37
25	CA	2591	C	N1-C6	-5.65	1.33	1.37
25	DA	910	A	N9-C4	-5.65	1.34	1.37
25	CA	1614	A	N9-C4	-5.65	1.34	1.37
25	CA	1396	U	N3-C4	-5.65	1.33	1.38
26	CB	78	A	N9-C4	-5.65	1.34	1.37
25	CA	1766	G	C5-C4	-5.64	1.34	1.38
25	CA	2264	C	N3-C4	-5.63	1.30	1.33
25	CA	2066	C	N1-C6	-5.63	1.33	1.37
25	CA	2478	A	N9-C4	-5.63	1.34	1.37
25	CA	2625	G	N9-C8	-5.62	1.33	1.37

Continued on next page...

Continued from previous page...

Mol	Chain	Res	Type	Atoms	Z	Observed(Å)	Ideal(Å)
42	CR	92	TRP	CB-CG	-5.62	1.40	1.50
25	CA	1286	A	N7-C5	-5.62	1.35	1.39
25	CA	863	A	N3-C4	-5.61	1.31	1.34
25	CA	2628	C	N3-C4	-5.61	1.30	1.33
25	CA	2060	A	N3-C4	-5.61	1.31	1.34
25	DA	203	A	N7-C5	-5.61	1.35	1.39
25	CA	204	A	N9-C4	-5.61	1.34	1.37
25	CA	946	C	N3-C4	-5.61	1.30	1.33
25	CA	1249	U	P-O5'	-5.60	1.54	1.59
25	CA	819	A	N7-C5	-5.60	1.35	1.39
25	CA	2628	C	N1-C6	-5.60	1.33	1.37
25	CA	735	A	N3-C4	-5.60	1.31	1.34
25	CA	1672	A	N7-C5	-5.60	1.35	1.39
25	CA	1009	A	N9-C4	-5.60	1.34	1.37
25	CA	554	U	N1-C2	-5.59	1.33	1.38
25	CA	2691	C	C2-N3	-5.59	1.31	1.35
25	CA	2724	U	C2-N3	-5.59	1.33	1.37
25	CA	1936	A	N9-C8	5.58	1.42	1.37
25	CA	2012	G	N9-C8	-5.58	1.33	1.37
25	CA	830	G	C6-N1	-5.58	1.35	1.39
25	CA	2053	G	C8-N7	-5.58	1.27	1.30
25	CA	1250	G	N9-C8	-5.57	1.33	1.37
25	CA	2049	G	C6-N1	-5.57	1.35	1.39
25	CA	1677	A	C6-N1	-5.57	1.31	1.35
25	CA	1470	A	N3-C4	-5.56	1.31	1.34
25	DA	2881	U	N1-C2	-5.56	1.33	1.38
25	CA	536	G	N9-C4	-5.56	1.33	1.38
25	CA	670	A	N9-C4	-5.56	1.34	1.37
25	CA	776	G	C8-N7	-5.56	1.27	1.30
25	CA	1250	G	N7-C5	-5.55	1.35	1.39
25	CA	2351	G	N7-C5	-5.55	1.35	1.39
25	CA	750	A	N9-C4	-5.55	1.34	1.37
25	CA	2052	A	N3-C4	-5.55	1.31	1.34
25	CA	579	G	N9-C8	-5.55	1.33	1.37
25	CA	656	G	N9-C4	-5.55	1.33	1.38
25	CA	1658	C	N1-C6	-5.55	1.33	1.37
25	CA	1929	G	P-O5'	-5.54	1.54	1.59
25	CA	384	A	C6-N1	-5.54	1.31	1.35
25	CA	2510	C	N1-C6	-5.54	1.33	1.37
25	CA	2728	U	C2-N3	-5.54	1.33	1.37
25	CA	1265	A	C6-N1	-5.54	1.31	1.35
25	CA	2866	U	C2-N3	-5.53	1.33	1.37

Continued on next page...

Continued from previous page...

Mol	Chain	Res	Type	Atoms	Z	Observed(Å)	Ideal(Å)
25	DA	2498	C	N1-C6	-5.53	1.33	1.37
25	CA	2753	A	N9-C4	-5.53	1.34	1.37
25	CA	908	C	N1-C6	-5.52	1.33	1.37
25	CA	1247	A	N9-C4	-5.52	1.34	1.37
25	CA	1319	C	N1-C2	-5.52	1.34	1.40
25	CA	2245	U	C2-N3	-5.52	1.33	1.37
1	AA	1408	A	N9-C4	-5.52	1.34	1.37
25	CA	2225	A	C5-C6	-5.52	1.36	1.41
25	CA	1196	C	N3-C4	-5.52	1.30	1.33
25	CA	1316	U	C2-N3	-5.51	1.33	1.37
25	CA	1620	G	N3-C4	-5.51	1.31	1.35
25	CA	1993	U	N1-C2	-5.51	1.33	1.38
25	CA	1667	G	N1-C2	-5.51	1.33	1.37
25	CA	2330	G	N3-C4	-5.51	1.31	1.35
25	DA	2497	A	N7-C5	-5.51	1.35	1.39
25	CA	1766	G	N9-C4	-5.51	1.33	1.38
25	CA	824	U	C2-N3	-5.50	1.33	1.37
25	CA	1216	G	C6-N1	-5.50	1.35	1.39
25	CA	518	G	N9-C8	-5.50	1.34	1.37
25	DA	1785	A	N9-C4	-5.50	1.34	1.37
25	CA	1125	G	N7-C5	-5.50	1.35	1.39
25	CA	1360	G	C6-N1	-5.49	1.35	1.39
25	CA	2012	G	C5-C4	-5.49	1.34	1.38
25	CA	1354	A	N3-C4	-5.49	1.31	1.34
25	CA	2435	A	N9-C4	-5.49	1.34	1.37
25	CA	980	A	N3-C4	-5.49	1.31	1.34
25	CA	555	G	C8-N7	-5.48	1.27	1.30
25	CA	536	G	C2-N3	-5.48	1.28	1.32
25	CA	1818	U	C2-N3	-5.48	1.33	1.37
25	CA	2633	G	N3-C4	-5.48	1.31	1.35
25	CA	1658	C	N3-C4	-5.48	1.30	1.33
25	DA	1129	A	N7-C5	-5.48	1.35	1.39
25	CA	2394	C	N1-C2	-5.48	1.34	1.40
25	CA	17	G	C5-C4	-5.47	1.34	1.38
25	CA	768	G	N7-C5	-5.47	1.35	1.39
25	DA	975	A	N3-C4	-5.47	1.31	1.34
25	CA	1284	A	N9-C4	-5.47	1.34	1.37
25	CA	672	C	N1-C2	-5.47	1.34	1.40
25	CA	474	G	N7-C5	-5.47	1.35	1.39
25	CA	1641	A	N7-C5	-5.47	1.35	1.39
25	CA	1654	A	N9-C4	-5.47	1.34	1.37
25	CA	2351	G	C5-C6	-5.47	1.36	1.42

Continued on next page...

Continued from previous page...

Mol	Chain	Res	Type	Atoms	Z	Observed(Å)	Ideal(Å)
25	DA	2485	G	N9-C4	-5.47	1.33	1.38
26	CB	78	A	N7-C5	-5.46	1.35	1.39
25	CA	985	C	C2-N3	-5.46	1.31	1.35
25	CA	620	G	N9-C4	-5.45	1.33	1.38
25	CA	2616	C	N1-C2	-5.45	1.34	1.40
25	DA	2614	A	N9-C4	-5.45	1.34	1.37
25	CA	188	G	C6-N1	-5.45	1.35	1.39
25	CA	453	A	N7-C5	-5.45	1.35	1.39
25	CA	482	A	N9-C4	-5.45	1.34	1.37
25	CA	567	U	N1-C2	-5.45	1.33	1.38
25	CA	760	G	C5-C4	-5.45	1.34	1.38
25	CA	2711	A	N3-C4	-5.44	1.31	1.34
25	CA	2485	G	C2-N3	-5.44	1.28	1.32
25	DA	975	A	N7-C5	-5.44	1.35	1.39
25	DA	2257	U	C2-N3	-5.44	1.33	1.37
25	CA	1187	G	N7-C5	-5.43	1.35	1.39
25	CA	501	A	C6-N1	-5.43	1.31	1.35
25	CA	2496	C	N3-C4	-5.43	1.30	1.33
25	CA	675	A	C6-N1	-5.43	1.31	1.35
25	CA	997	G	N9-C4	-5.43	1.33	1.38
25	CA	13	A	C6-N1	-5.42	1.31	1.35
25	CA	959	A	N3-C4	-5.42	1.31	1.34
25	CA	2012	G	N3-C4	-5.42	1.31	1.35
25	CA	2616	C	N3-C4	-5.42	1.30	1.33
25	CA	515	A	N7-C5	-5.41	1.36	1.39
25	CA	852	U	N1-C2	-5.41	1.33	1.38
25	CA	1787	A	N3-C4	-5.41	1.31	1.34
25	CA	586	A	C6-N1	-5.41	1.31	1.35
25	DA	2518	A	N7-C5	-5.41	1.36	1.39
25	CA	1312	U	C2-N3	-5.40	1.33	1.37
25	CA	1999	C	N3-C4	-5.40	1.30	1.33
25	CA	1656	C	C2-N3	-5.40	1.31	1.35
25	CA	1255	U	N1-C2	-5.40	1.33	1.38
25	CA	2005	A	N7-C5	-5.40	1.36	1.39
25	CA	2364	C	C2-N3	-5.40	1.31	1.35
25	CA	450	G	N9-C8	-5.39	1.34	1.37
25	DA	1971	U	C2-N3	5.39	1.41	1.37
25	CA	2500	U	N1-C2	-5.39	1.33	1.38
25	CA	2057	G	N1-C2	-5.38	1.33	1.37
25	CA	997	G	N3-C4	-5.38	1.31	1.35
25	CA	1790	C	N1-C6	-5.38	1.33	1.37
25	DA	2564	A	N7-C5	-5.38	1.36	1.39

Continued on next page...

Continued from previous page...

Mol	Chain	Res	Type	Atoms	Z	Observed(Å)	Ideal(Å)
25	CA	528	A	N3-C4	-5.38	1.31	1.34
25	CA	2046	G	C5-C6	-5.38	1.36	1.42
25	CA	1155	A	C5-C4	-5.37	1.34	1.38
25	CA	2685	G	P-O5'	-5.37	1.54	1.59
25	CA	1997	C	N1-C6	-5.37	1.33	1.37
25	DA	948	C	C2-O2	-5.37	1.19	1.24
25	CA	733	G	C5-C6	-5.37	1.36	1.42
25	CA	2376	A	C6-N1	-5.37	1.31	1.35
25	CA	817	C	C2-O2	-5.36	1.19	1.24
25	CA	1654	A	N7-C5	-5.36	1.36	1.39
25	CA	2788	C	N3-C4	-5.36	1.30	1.33
25	DA	2273	A	N9-C4	-5.36	1.34	1.37
25	CA	777	G	N9-C8	-5.36	1.34	1.37
25	CA	956	G	N9-C8	-5.36	1.34	1.37
25	CA	2020	A	N3-C4	-5.36	1.31	1.34
25	CA	2728	U	N3-C4	-5.36	1.33	1.38
25	CA	825	A	N9-C8	-5.36	1.33	1.37
25	CA	971	G	C5-C4	-5.35	1.34	1.38
26	CB	99	A	N7-C5	-5.35	1.36	1.39
25	CA	2590	A	N3-C4	-5.35	1.31	1.34
25	CA	1791	A	C5-C6	-5.34	1.36	1.41
25	CA	1301	A	N9-C4	-5.34	1.34	1.37
25	CA	2841	C	N1-C6	-5.34	1.33	1.37
25	CA	959	A	C6-N1	-5.34	1.31	1.35
25	CA	2579	C	C2-N3	-5.34	1.31	1.35
25	CA	1198	U	N1-C2	-5.34	1.33	1.38
25	CA	1226	A	N9-C8	-5.34	1.33	1.37
25	DA	2689	U	C2-N3	-5.34	1.34	1.37
25	CA	384	A	C5-C6	-5.33	1.36	1.41
25	CA	472	A	N9-C8	-5.33	1.33	1.37
25	CA	825	A	N9-C4	-5.33	1.34	1.37
25	DA	2013	A	N9-C4	-5.33	1.34	1.37
25	CA	2003	A	N7-C5	-5.33	1.36	1.39
25	CA	2349	G	C6-N1	-5.33	1.35	1.39
1	AA	1500	A	N9-C4	-5.33	1.34	1.37
25	CA	1641	A	N3-C4	-5.33	1.31	1.34
1	BA	1514	G	C5-C6	-5.33	1.37	1.42
25	DA	2508	G	N9-C8	-5.33	1.34	1.37
25	CA	1260	A	N9-C4	-5.32	1.34	1.37
25	CA	1672	A	P-O5'	-5.32	1.54	1.59
25	CA	1148	U	C2-N3	-5.32	1.34	1.37
25	CA	32	C	N1-C6	-5.32	1.33	1.37

Continued on next page...

Continued from previous page...

Mol	Chain	Res	Type	Atoms	Z	Observed(Å)	Ideal(Å)
25	CA	1661	G	C6-N1	-5.32	1.35	1.39
25	CA	1826	G	N9-C8	-5.32	1.34	1.37
25	CA	1656	C	C2-O2	-5.31	1.19	1.24
25	CA	2008	C	N1-C6	-5.31	1.33	1.37
25	CA	952	G	N9-C8	-5.31	1.34	1.37
25	CA	2277	G	C6-N1	-5.30	1.35	1.39
25	CA	2010	G	C5-C4	-5.30	1.34	1.38
25	DA	1131	G	N3-C4	-5.30	1.31	1.35
25	CA	2722	G	N9-C4	-5.30	1.33	1.38
25	CA	971	G	N9-C8	-5.30	1.34	1.37
26	CB	50	A	N9-C4	-5.29	1.34	1.37
25	CA	1774	C	C4-C5	-5.28	1.38	1.43
25	CA	961	C	N1-C6	-5.28	1.33	1.37
25	CA	618	G	C2-N3	-5.28	1.28	1.32
25	CA	856	G	C2-N3	-5.28	1.28	1.32
1	AA	896	C	N1-C6	-5.27	1.33	1.37
25	CA	1278	C	C4-C5	-5.27	1.38	1.43
25	CA	945	A	C5-C4	-5.27	1.35	1.38
25	CA	78	U	C2-N3	-5.26	1.34	1.37
25	CA	482	A	C5-C6	-5.26	1.36	1.41
25	CA	1163	G	N3-C4	-5.26	1.31	1.35
25	DA	1244	A	N9-C4	-5.26	1.34	1.37
25	CA	770	G	N3-C4	-5.25	1.31	1.35
25	CA	2790	U	N1-C2	5.25	1.43	1.38
25	CA	2397	G	C5-C4	-5.24	1.34	1.38
25	CA	2211	A	N9-C4	5.24	1.41	1.37
25	CA	2271	G	N1-C2	-5.24	1.33	1.37
25	DA	1928	A	N3-C4	5.24	1.38	1.34
25	CA	2560	A	N3-C4	-5.23	1.31	1.34
25	CA	640	C	N1-C6	-5.22	1.34	1.37
25	CA	2482	A	N9-C4	-5.22	1.34	1.37
25	CA	2716	C	N3-C4	-5.22	1.30	1.33
25	CA	95	A	N3-C4	-5.22	1.31	1.34
25	CA	384	A	C6-N6	-5.22	1.29	1.33
25	CA	1944	U	C2-N3	-5.22	1.34	1.37
25	CA	2453	A	N3-C4	-5.22	1.31	1.34
25	DA	1802	A	N9-C4	-5.22	1.34	1.37
25	CA	2286	G	C5-C6	-5.22	1.37	1.42
25	CA	482	A	N7-C5	-5.21	1.36	1.39
25	CA	2497	A	C8-N7	-5.21	1.27	1.31
25	CA	2751	G	N3-C4	-5.21	1.31	1.35
25	CA	754	U	C2-N3	-5.21	1.34	1.37

Continued on next page...

Continued from previous page...

Mol	Chain	Res	Type	Atoms	Z	Observed(Å)	Ideal(Å)
25	CA	960	A	C5-C4	-5.21	1.35	1.38
25	CA	749	A	N9-C4	-5.21	1.34	1.37
25	CA	89	A	C6-N1	-5.21	1.31	1.35
25	CA	2815	C	N3-C4	-5.21	1.30	1.33
25	CA	1332	G	C5-C4	-5.20	1.34	1.38
25	CA	2457	U	P-O5'	-5.20	1.54	1.59
25	CA	825	A	N3-C4	-5.20	1.31	1.34
25	CA	2277	G	N1-C2	-5.20	1.33	1.37
25	CA	522	A	N9-C8	-5.20	1.33	1.37
25	CA	1288	G	N9-C8	-5.20	1.34	1.37
25	CA	2709	G	C6-N1	-5.20	1.35	1.39
25	CA	1192	G	N7-C5	-5.19	1.36	1.39
25	CA	590	A	N9-C4	-5.19	1.34	1.37
25	CA	111	A	C5-C6	-5.19	1.36	1.41
25	CA	1950	G	C5-C4	-5.19	1.34	1.38
25	CA	533	G	C6-N1	-5.19	1.35	1.39
25	CA	1630	A	N3-C4	-5.19	1.31	1.34
25	CA	2010	G	N3-C4	-5.19	1.31	1.35
25	CA	1809	A	N9-C4	-5.19	1.34	1.37
25	CA	2508	G	C6-N1	-5.19	1.35	1.39
25	CA	2311	A	N9-C4	5.18	1.41	1.37
25	CA	1980	G	C6-N1	-5.18	1.35	1.39
25	CA	2071	A	N3-C4	-5.18	1.31	1.34
25	DA	1905	C	N1-C6	-5.18	1.34	1.37
25	CA	236	C	N1-C6	-5.18	1.34	1.37
25	CA	2589	A	C5-C6	-5.18	1.36	1.41
25	CA	679	C	N3-C4	-5.17	1.30	1.33
25	CA	1332	G	C6-N1	-5.17	1.35	1.39
25	CA	1791	A	N9-C4	-5.17	1.34	1.37
25	CA	1257	C	N1-C6	-5.16	1.34	1.37
25	CA	806	C	N3-C4	-5.16	1.30	1.33
25	CA	2056	G	C5-C4	-5.16	1.34	1.38
25	CA	2503	A	N7-C5	-5.16	1.36	1.39
25	CA	1570	A	N3-C4	-5.15	1.31	1.34
25	CA	827	U	N1-C2	-5.15	1.33	1.38
25	CA	2592	G	C6-N1	-5.15	1.35	1.39
25	CA	2851	A	N9-C4	5.15	1.41	1.37
25	CA	2823	A	N3-C4	-5.15	1.31	1.34
25	CA	1769	U	C2-N3	-5.15	1.34	1.37
25	CA	735	A	N9-C8	-5.14	1.33	1.37
25	CA	814	C	C4-C5	-5.14	1.38	1.43
25	DA	1217	U	C2-N3	-5.14	1.34	1.37

Continued on next page...

Continued from previous page...

Mol	Chain	Res	Type	Atoms	Z	Observed(Å)	Ideal(Å)
25	CA	971	G	C8-N7	-5.14	1.27	1.30
25	CA	1213	A	N3-C4	-5.14	1.31	1.34
25	CA	1980	G	C6-O6	-5.14	1.19	1.24
25	CA	743	A	N3-C4	-5.14	1.31	1.34
25	CA	1624	U	C2-N3	-5.14	1.34	1.37
25	CA	2822	G	N3-C4	-5.14	1.31	1.35
25	CA	245	G	C6-N1	-5.14	1.35	1.39
25	CA	2495	G	C6-N1	-5.14	1.35	1.39
25	CA	993	G	N1-C2	-5.13	1.33	1.37
25	CA	1315	C	N1-C6	-5.13	1.34	1.37
25	CA	21	A	N3-C4	-5.13	1.31	1.34
25	CA	1336	A	N9-C8	-5.13	1.33	1.37
25	CA	1265	A	C5-C4	-5.13	1.35	1.38
25	CA	598	U	C2-N3	-5.12	1.34	1.37
25	CA	1167	C	N3-C4	-5.12	1.30	1.33
25	CA	1278	C	N3-C4	-5.12	1.30	1.33
25	DA	534	U	C2-N3	-5.12	1.34	1.37
25	DA	1648	U	N1-C2	-5.12	1.33	1.38
25	CA	564	C	N1-C6	-5.12	1.34	1.37
25	CA	2802	G	N3-C4	-5.12	1.31	1.35
35	CK	122	VAL	CA-CB	5.12	1.65	1.54
25	DA	2066	C	N3-C4	-5.12	1.30	1.33
25	CA	856	G	N9-C4	-5.12	1.33	1.38
25	CA	1245	G	N1-C2	-5.12	1.33	1.37
1	AA	1101	A	N9-C4	5.11	1.41	1.37
25	CA	2060	A	N9-C4	-5.11	1.34	1.37
25	CA	2510	C	N3-C4	-5.11	1.30	1.33
25	DA	13	A	N7-C5	-5.11	1.36	1.39
25	CA	974	G	N3-C4	-5.11	1.31	1.35
25	CA	1331	G	N9-C4	-5.11	1.33	1.38
25	CA	1795	C	N1-C6	-5.11	1.34	1.37
25	CA	680	C	N1-C6	-5.11	1.34	1.37
25	CA	1677	A	C5-C4	-5.11	1.35	1.38
25	CA	2241	A	N3-C4	-5.11	1.31	1.34
25	CA	1271	G	N9-C8	-5.10	1.34	1.37
25	DA	2407	A	N3-C4	5.10	1.38	1.34
25	CA	825	A	C5-C4	-5.10	1.35	1.38
25	CA	978	G	N9-C8	-5.10	1.34	1.37
25	CA	1142	A	C5-C6	-5.10	1.36	1.41
27	DC	247	TRP	CB-CG	-5.09	1.41	1.50
25	CA	1125	G	C6-N1	-5.09	1.35	1.39
25	CA	2722	G	C6-N1	-5.09	1.35	1.39

Continued on next page...

Continued from previous page...

Mol	Chain	Res	Type	Atoms	Z	Observed(Å)	Ideal(Å)
25	CA	590	A	N3-C4	-5.09	1.31	1.34
25	CA	745	G	C6-N1	-5.09	1.35	1.39
25	CA	1767	G	C2-N3	-5.09	1.28	1.32
25	DA	2048	G	N1-C2	-5.09	1.33	1.37
25	CA	1318	U	C2-N3	-5.08	1.34	1.37
25	CA	2047	C	N1-C6	-5.08	1.34	1.37
25	CA	689	A	C6-N1	-5.08	1.31	1.35
25	CA	1301	A	N7-C5	-5.08	1.36	1.39
25	CA	704	G	N9-C8	-5.08	1.34	1.37
25	DA	2442	C	N1-C2	-5.08	1.35	1.40
25	CA	2571	U	N1-C2	-5.08	1.33	1.38
25	CA	2598	A	N9-C4	-5.08	1.34	1.37
25	CA	1399	C	N1-C6	-5.08	1.34	1.37
25	CA	1784	A	C5-C6	-5.07	1.36	1.41
25	CA	751	A	N7-C5	-5.07	1.36	1.39
1	BA	116	A	N9-C4	-5.07	1.34	1.37
25	CA	735	A	C6-N1	-5.07	1.32	1.35
25	CA	122	G	C5-C4	-5.06	1.34	1.38
25	CA	1009	A	N7-C5	-5.06	1.36	1.39
25	CA	409	G	N3-C4	-5.06	1.31	1.35
25	CA	2864	G	N1-C2	-5.06	1.33	1.37
26	CB	82	U	N1-C2	-5.06	1.33	1.38
25	DA	509	C	N1-C6	-5.06	1.34	1.37
25	CA	1770	G	N9-C8	-5.06	1.34	1.37
25	CA	2595	G	N3-C4	-5.06	1.31	1.35
25	CA	17	G	N9-C4	-5.05	1.33	1.38
25	CA	575	A	C5-C4	-5.05	1.35	1.38
25	CA	222	A	N3-C4	-5.05	1.31	1.34
25	CA	1031	G	N1-C2	-5.05	1.33	1.37
25	CA	2723	C	N3-C4	-5.05	1.30	1.33
25	CA	552	U	N1-C2	-5.05	1.34	1.38
25	CA	2838	G	N9-C4	-5.05	1.33	1.38
25	CA	1226	A	N3-C4	-5.04	1.31	1.34
25	CA	2254	C	N1-C2	-5.04	1.35	1.40
25	CA	2599	G	N7-C5	-5.04	1.36	1.39
25	CA	2364	C	N1-C2	-5.04	1.35	1.40
1	BA	1105	A	N9-C4	5.04	1.40	1.37
25	CA	1661	G	N1-C2	-5.04	1.33	1.37
25	CA	2021	C	P-O5'	-5.04	1.54	1.59
25	CA	777	G	N7-C5	-5.04	1.36	1.39
25	CA	2045	C	C2-N3	-5.04	1.31	1.35
25	CA	1188	U	N1-C2	-5.03	1.34	1.38

Continued on next page...

Continued from previous page...

Mol	Chain	Res	Type	Atoms	Z	Observed(Å)	Ideal(Å)
25	CA	17	G	C2-N3	-5.03	1.28	1.32
25	CA	1163	G	C5-C4	-5.03	1.34	1.38
25	DA	2053	G	C6-N1	-5.03	1.36	1.39
25	CA	591	U	C2-N3	-5.03	1.34	1.37
25	CA	1294	U	N1-C6	-5.03	1.33	1.38
25	CA	666	A	C6-N1	-5.03	1.32	1.35
25	CA	2802	G	N9-C4	-5.02	1.33	1.38
1	BA	1514	G	C6-N1	-5.02	1.36	1.39
25	CA	2598	A	N3-C4	-5.02	1.31	1.34
25	CA	675	A	N3-C4	-5.02	1.31	1.34
25	CA	2894	G	N9-C4	-5.02	1.33	1.38
25	CA	2523	G	C5-C6	-5.01	1.37	1.42
25	CA	784	G	P-O5'	-5.01	1.54	1.59
25	CA	409	G	C6-N1	-5.01	1.36	1.39
25	CA	917	A	N7-C5	-5.01	1.36	1.39
25	DA	2250	G	N9-C8	5.01	1.41	1.37
25	CA	739	A	N3-C4	-5.01	1.31	1.34
35	CK	92	GLU	CB-CG	5.01	1.61	1.52
25	DA	975	A	N9-C4	-5.01	1.34	1.37
25	CA	2047	C	C2-O2	-5.01	1.20	1.24
25	CA	382	A	C5-C6	-5.00	1.36	1.41
25	CA	575	A	C6-N6	-5.00	1.29	1.33
25	CA	690	G	N3-C4	-5.00	1.31	1.35
25	CA	2530	A	C5-C6	-5.00	1.36	1.41
25	CA	784	G	N7-C5	-5.00	1.36	1.39
25	CA	792	A	N7-C5	-5.00	1.36	1.39
25	CA	2498	C	N1-C6	-5.00	1.34	1.37
25	DA	1214	A	N9-C4	-5.00	1.34	1.37

All (4150) bond angle outliers are listed below:

Mol	Chain	Res	Type	Atoms	Z	Observed(°)	Ideal(°)
25	CA	984	A	C2-N3-C4	-18.86	101.17	110.60
25	CA	2250	G	N3-C4-C5	17.23	137.22	128.60
25	CA	1638	C	N1-C2-O2	-16.64	108.92	118.90
25	CA	1142	A	C2-N3-C4	-16.61	102.29	110.60
25	CA	1142	A	N3-C4-C5	16.11	138.07	126.80
25	CA	984	A	N1-C6-N6	15.63	127.98	118.60
25	CA	1452	G	C4-C5-N7	15.46	116.98	110.80
25	DA	974	G	C4-C5-N7	15.43	116.97	110.80
25	CA	974	G	C5-N7-C8	-15.28	96.66	104.30
25	CA	1452	G	N1-C6-O6	15.19	129.01	119.90

Continued on next page...

Continued from previous page...

Mol	Chain	Res	Type	Atoms	Z	Observed(°)	Ideal(°)
25	CA	2250	G	C2-N3-C4	-15.17	104.31	111.90
25	CA	752	A	C6-C5-N7	-15.15	121.70	132.30
25	CA	974	G	C4-C5-N7	15.10	116.84	110.80
25	CA	984	A	N3-C4-C5	14.97	137.28	126.80
25	CA	752	A	N1-C6-N6	14.67	127.40	118.60
25	CA	1142	A	N3-C4-N9	-14.48	115.81	127.40
25	DA	974	G	C5-N7-C8	-13.99	97.30	104.30
25	DA	1164	C	N1-C2-O2	-13.99	110.50	118.90
25	CA	974	G	N3-C4-C5	13.68	135.44	128.60
1	BA	245	U	C2-N1-C1'	-13.58	101.40	117.70
25	CA	1452	G	C5-N7-C8	-13.48	97.56	104.30
25	CA	1452	G	C6-C5-N7	-13.44	122.34	130.40
25	DA	984	A	C2-N3-C4	-13.34	103.93	110.60
25	CA	1452	G	C2-N3-C4	-13.22	105.29	111.90
25	CA	2250	G	N3-C4-N9	-13.20	118.08	126.00
25	DA	783	A	C5-N7-C8	-13.04	97.38	103.90
25	CA	752	A	C5-N7-C8	-12.86	97.47	103.90
25	CA	2250	G	C5-N7-C8	-12.78	97.91	104.30
28	CD	151	THR	C-N-CD	-12.63	92.82	120.60
25	CA	528	A	C6-C5-N7	-12.45	123.58	132.30
25	DA	974	G	N7-C8-N9	12.38	119.29	113.10
25	DA	1142	A	C2-N3-C4	-12.33	104.43	110.60
25	CA	752	A	C4-C5-N7	12.31	116.85	110.70
25	DA	783	A	C4-C5-N7	12.30	116.85	110.70
25	CA	783	A	C5-N7-C8	-12.28	97.76	103.90
25	CA	1779	U	C5-C4-O4	12.02	133.11	125.90
25	CA	2250	G	C4-C5-N7	11.98	115.59	110.80
25	CA	528	A	N7-C8-N9	11.88	119.74	113.80
25	CA	337	C	C6-N1-C2	11.86	125.04	120.30
25	CA	783	A	C4-C5-N7	11.75	116.57	110.70
25	DA	974	G	C6-C5-N7	-11.69	123.39	130.40
25	CA	1396	U	N3-C4-O4	-11.67	111.23	119.40
25	DA	660	C	C6-N1-C2	11.67	124.97	120.30
25	CA	2830	C	N1-C2-O2	-11.56	111.97	118.90
25	CA	1452	G	N3-C4-C5	11.49	134.34	128.60
25	CA	1547	C	N1-C2-O2	-11.48	112.01	118.90
25	DA	783	A	N1-C6-N6	11.30	125.38	118.60
25	DA	2594	C	N1-C2-O2	-11.30	112.12	118.90
25	DA	1936	A	C2-N3-C4	-11.25	104.97	110.60
25	CA	1319	C	C6-N1-C2	11.21	124.79	120.30
25	DA	253	C	N1-C2-O2	-11.18	112.19	118.90
25	CA	528	A	N1-C6-N6	11.16	125.30	118.60

Continued on next page...

Continued from previous page...

Mol	Chain	Res	Type	Atoms	Z	Observed(°)	Ideal(°)
26	CB	19	C	C6-N1-C2	11.15	124.76	120.30
25	CA	2364	C	C6-N1-C2	11.09	124.73	120.30
25	CA	528	A	C8-N9-C4	-11.01	101.39	105.80
25	CA	974	G	N3-C4-N9	-10.93	119.44	126.00
25	CA	1989	G	C5-C6-O6	-10.86	122.08	128.60
25	CA	1779	U	N3-C4-O4	-10.86	111.80	119.40
25	CA	1936	A	C2-N3-C4	-10.82	105.19	110.60
25	DA	2689	U	C5-C4-O4	10.80	132.38	125.90
25	CA	783	A	N1-C6-N6	10.76	125.06	118.60
25	CA	1547	C	N3-C2-O2	10.73	129.41	121.90
25	CA	2866	U	N3-C2-O2	-10.72	114.69	122.20
1	AA	1499	A	C8-N9-C4	10.69	110.08	105.80
25	DA	974	G	N1-C6-O6	10.60	126.26	119.90
25	CA	2286	G	C4-C5-N7	10.58	115.03	110.80
25	CA	342	A	N1-C6-N6	10.57	124.94	118.60
1	AA	245	U	C2-N1-C1'	-10.57	105.02	117.70
25	DA	2689	U	N3-C4-O4	-10.57	112.00	119.40
25	CA	528	A	C5-N7-C8	-10.53	98.64	103.90
25	CA	984	A	C5-C6-N1	-10.52	112.44	117.70
25	CA	974	G	N7-C8-N9	10.49	118.35	113.10
25	CA	984	A	C4-C5-N7	10.49	115.95	110.70
25	CA	1936	A	C5-N7-C8	-10.48	98.66	103.90
25	CA	444	C	N1-C2-O2	-10.46	112.62	118.90
25	DA	984	A	N3-C4-C5	10.43	134.10	126.80
25	CA	1142	A	C5-N7-C8	-10.42	98.69	103.90
25	CA	1311	G	N3-C4-C5	10.40	133.80	128.60
25	CA	1463	C	N1-C2-O2	-10.39	112.67	118.90
25	CA	752	A	C5-C6-N6	-10.36	115.41	123.70
25	CA	672	C	N3-C4-C5	-10.35	117.76	121.90
25	CA	2689	U	N3-C2-O2	-10.35	114.96	122.20
25	CA	332	A	N1-C6-N6	-10.34	112.39	118.60
1	BA	283	U	C2-N1-C1'	10.34	130.10	117.70
1	AA	1524	C	N1-C2-O2	-10.32	112.71	118.90
25	DA	129	C	C6-N1-C2	10.30	124.42	120.30
1	BA	245	U	C6-N1-C1'	10.30	135.62	121.20
25	CA	752	A	N7-C8-N9	10.29	118.94	113.80
25	CA	1779	U	N1-C2-N3	10.27	121.06	114.90
25	CA	914	G	N3-C4-C5	10.24	133.72	128.60
25	CA	528	A	C4-C5-C6	10.21	122.11	117.00
1	BA	677	U	N3-C2-O2	-10.19	115.07	122.20
25	CA	2286	G	C2-N3-C4	-10.19	106.81	111.90
25	CA	2286	G	N3-C4-C5	10.17	133.69	128.60

Continued on next page...

Continued from previous page...

Mol	Chain	Res	Type	Atoms	Z	Observed(°)	Ideal(°)
25	DA	1325	U	C2-N1-C1'	-10.11	105.56	117.70
25	CA	984	A	C5-N7-C8	-10.11	98.84	103.90
25	CA	2286	G	C5-N7-C8	-10.10	99.25	104.30
25	CA	2275	C	C6-N1-C2	-10.09	116.26	120.30
25	CA	2820	A	C8-N9-C4	10.08	109.83	105.80
25	CA	984	A	N3-C4-N9	-10.07	119.34	127.40
25	CA	446	G	C5-C6-O6	-10.06	122.56	128.60
25	CA	1351	C	N1-C2-O2	-10.06	112.87	118.90
25	CA	1212	G	C8-N9-C4	10.02	110.41	106.40
1	BA	713	G	N1-C6-O6	-10.01	113.89	119.90
25	CA	528	A	N1-C2-N3	10.01	134.30	129.30
25	CA	2232	C	N1-C2-O2	-9.98	112.91	118.90
25	CA	1990	C	C6-N1-C2	-9.98	116.31	120.30
26	CB	114	C	C6-N1-C2	9.96	124.28	120.30
25	CA	483	A	C8-N9-C4	9.95	109.78	105.80
25	CA	993	G	N1-C6-O6	-9.93	113.94	119.90
25	CA	752	A	C4-N9-C1'	9.91	144.15	126.30
25	CA	1756	G	C5-C6-O6	-9.88	122.67	128.60
25	CA	1971	U	C5-C4-O4	-9.87	119.98	125.90
25	CA	550	C	C2-N1-C1'	9.85	129.63	118.80
28	DD	151	THR	C-N-CD	-9.82	98.99	120.60
25	DA	528	A	C2-N3-C4	-9.80	105.70	110.60
25	CA	979	A	N1-C6-N6	9.78	124.47	118.60
25	CA	784	G	C4-N9-C1'	9.71	139.13	126.50
25	CA	2031	A	C8-N9-C4	-9.71	101.92	105.80
25	CA	784	G	C8-N9-C1'	-9.69	114.40	127.00
25	CA	2840	C	N3-C4-C5	9.69	125.78	121.90
25	CA	1301	A	N1-C6-N6	9.67	124.40	118.60
25	DA	2286	G	N3-C4-C5	9.66	133.43	128.60
25	CA	555	G	C8-N9-C1'	-9.64	114.47	127.00
25	CA	1289	C	N3-C4-C5	9.62	125.75	121.90
25	DA	2532	G	N1-C6-O6	9.61	125.67	119.90
25	DA	2884	U	N1-C2-O2	-9.61	116.08	122.80
25	DA	2226	C	C2-N3-C4	-9.60	115.10	119.90
25	CA	2254	C	N1-C2-O2	-9.57	113.16	118.90
25	CA	817	C	N1-C2-O2	-9.57	113.16	118.90
25	CA	1988	G	N1-C6-O6	9.56	125.64	119.90
25	DA	979	A	N1-C6-N6	-9.56	112.86	118.60
25	CA	906	U	C2-N1-C1'	-9.54	106.25	117.70
25	CA	726	G	C6-C5-N7	-9.52	124.69	130.40
25	CA	974	G	C2-N3-C4	-9.50	107.15	111.90
25	CA	1220	G	C5-C6-O6	9.49	134.29	128.60

Continued on next page...

Continued from previous page...

Mol	Chain	Res	Type	Atoms	Z	Observed(°)	Ideal(°)
25	CA	690	G	C8-N9-C4	9.48	110.19	106.40
25	DA	2226	C	N3-C4-C5	9.48	125.69	121.90
25	DA	2564	A	C8-N9-C4	-9.47	102.01	105.80
25	DA	528	A	C5-N7-C8	-9.46	99.17	103.90
25	DA	2686	G	C8-N9-C4	-9.44	102.62	106.40
25	CA	1311	G	C5-N7-C8	-9.40	99.60	104.30
25	DA	822	G	N3-C4-C5	9.37	133.29	128.60
25	DA	2841	C	C6-N1-C2	9.36	124.04	120.30
1	AA	283	U	C2-N1-C1'	9.35	128.92	117.70
25	CA	2820	A	N9-C4-C5	-9.32	102.07	105.80
1	BA	136	C	C6-N1-C2	9.31	124.02	120.30
1	AA	794	A	N1-C6-N6	-9.29	113.03	118.60
1	BA	691	G	N1-C6-O6	-9.29	114.33	119.90
1	BA	335	C	C6-N1-C2	-9.27	116.59	120.30
25	DA	1452	G	C2-N3-C4	-9.27	107.27	111.90
1	AA	1513	A	C8-N9-C4	9.26	109.50	105.80
25	DA	1653	G	C6-C5-N7	-9.24	124.86	130.40
25	CA	2762	C	C6-N1-C2	9.23	123.99	120.30
25	CA	733	G	C5-C6-O6	-9.21	123.07	128.60
25	CA	482	A	N1-C6-N6	9.21	124.13	118.60
25	DA	1278	C	C6-N1-C2	9.21	123.98	120.30
25	DA	1452	G	N3-C4-C5	9.20	133.20	128.60
25	CA	2771	C	N1-C2-O2	-9.19	113.39	118.90
25	CA	2689	U	N3-C4-O4	-9.17	112.98	119.40
1	AA	332	G	C8-N9-C4	9.17	110.07	106.40
1	BA	677	U	C2-N1-C1'	9.13	128.66	117.70
25	CA	528	A	C2-N3-C4	-9.12	106.04	110.60
1	BA	910	C	C6-N1-C2	-9.12	116.65	120.30
25	CA	2820	A	N1-C6-N6	9.10	124.06	118.60
25	CA	1249	U	N1-C2-O2	-9.09	116.44	122.80
25	DA	809	G	N9-C4-C5	9.09	109.04	105.40
22	AV	31	A	C8-N9-C4	9.09	109.43	105.80
25	CA	2295	C	N1-C2-O2	-9.05	113.47	118.90
25	DA	394	C	C6-N1-C2	9.05	123.92	120.30
25	CA	1315	C	N1-C2-O2	-9.01	113.50	118.90
25	CA	1779	U	C5-C6-N1	-9.01	118.20	122.70
25	CA	1572	A	N9-C4-C5	9.00	109.40	105.80
25	CA	2838	G	C8-N9-C4	9.00	110.00	106.40
1	BA	322	C	N3-C4-C5	8.98	125.49	121.90
25	CA	567	U	N1-C2-O2	-8.98	116.52	122.80
25	DA	424	G	N3-C4-C5	8.98	133.09	128.60
25	CA	1837	C	N1-C2-O2	-8.97	113.52	118.90

Continued on next page...

Continued from previous page...

Mol	Chain	Res	Type	Atoms	Z	Observed(°)	Ideal(°)
1	BA	677	U	C6-N1-C2	-8.97	115.62	121.00
25	CA	1936	A	C5-C6-N1	-8.96	113.22	117.70
25	DA	2811	G	N3-C4-C5	8.95	133.07	128.60
25	CA	598	U	C2-N1-C1'	-8.94	106.98	117.70
25	DA	488	G	N3-C4-N9	8.93	131.36	126.00
25	DA	2354	C	N1-C2-O2	-8.92	113.55	118.90
25	CA	1224	U	C2-N1-C1'	-8.91	107.00	117.70
25	DA	974	G	C8-N9-C4	-8.91	102.84	106.40
25	CA	1612	C	N1-C2-O2	-8.90	113.56	118.90
25	CA	752	A	C4-C5-C6	8.89	121.45	117.00
25	CA	992	C	N1-C2-O2	-8.89	113.56	118.90
25	DA	1142	A	C5-C6-N1	-8.89	113.25	117.70
25	CA	1638	C	N3-C2-O2	8.89	128.12	121.90
25	DA	1796	U	C6-N1-C2	8.89	126.33	121.00
25	CA	1756	G	N1-C6-O6	8.87	125.22	119.90
25	CA	1452	G	C5-C6-O6	-8.87	123.28	128.60
25	CA	332	A	N9-C4-C5	8.86	109.34	105.80
25	DA	1761	C	N1-C2-O2	-8.86	113.58	118.90
25	CA	237	C	N1-C2-O2	-8.85	113.59	118.90
25	CA	821	A	C8-N9-C4	8.84	109.34	105.80
25	DA	1939	U	C5-C4-O4	-8.84	120.60	125.90
25	CA	456	C	N1-C2-O2	-8.83	113.60	118.90
25	CA	1396	U	C5-C4-O4	8.83	131.20	125.90
25	DA	526	A	N9-C4-C5	8.83	109.33	105.80
25	DA	1423	G	C8-N9-C4	8.82	109.93	106.40
25	CA	2621	G	N9-C4-C5	8.82	108.93	105.40
1	AA	1457	G	C8-N9-C4	8.81	109.92	106.40
25	DA	826	U	N1-C2-O2	-8.80	116.64	122.80
25	DA	2521	C	N1-C2-O2	-8.80	113.62	118.90
25	CA	1936	A	N1-C6-N6	8.79	123.88	118.60
25	DA	787	C	N1-C2-O2	-8.79	113.62	118.90
25	DA	22	C	N3-C2-O2	-8.79	115.75	121.90
25	CA	1311	G	N1-C6-O6	8.78	125.17	119.90
25	CA	1319	C	N3-C2-O2	8.78	128.05	121.90
25	CA	807	U	C5-C4-O4	-8.78	120.63	125.90
25	CA	1573	G	N1-C6-O6	8.78	125.17	119.90
25	CA	63	A	N1-C6-N6	-8.76	113.34	118.60
25	CA	1985	C	N1-C2-O2	-8.76	113.64	118.90
25	DA	210	C	C6-N1-C2	8.75	123.80	120.30
25	CA	1612	C	N3-C2-O2	8.74	128.02	121.90
25	CA	675	A	C8-N9-C4	-8.74	102.31	105.80
25	CA	555	G	N3-C4-N9	8.73	131.24	126.00

Continued on next page...

Continued from previous page...

Mol	Chain	Res	Type	Atoms	Z	Observed(°)	Ideal(°)
1	AA	713	G	N1-C6-O6	-8.73	114.66	119.90
25	CA	2067	G	C5-C6-O6	-8.72	123.37	128.60
25	DA	376	G	N1-C6-O6	8.71	125.13	119.90
25	CA	1804	C	N3-C4-C5	8.71	125.38	121.90
25	DA	2448	A	N1-C6-N6	8.68	123.81	118.60
25	CA	1793	C	C6-N1-C2	8.67	123.77	120.30
25	CA	2462	C	N1-C2-O2	-8.67	113.70	118.90
25	DA	2626	C	C6-N1-C2	8.67	123.77	120.30
25	CA	812	C	N1-C2-O2	-8.66	113.70	118.90
25	CA	2293	G	N1-C6-O6	-8.65	114.71	119.90
1	BA	176	C	C6-N1-C2	8.65	123.76	120.30
25	DA	16	C	N1-C2-O2	-8.64	113.72	118.90
25	CA	1660	G	C4-C5-N7	-8.62	107.35	110.80
25	DA	1325	U	N3-C2-O2	8.62	128.24	122.20
25	DA	2709	G	N3-C4-C5	8.61	132.91	128.60
25	CA	2090	A	N1-C6-N6	-8.61	113.43	118.60
25	CA	1808	A	N1-C6-N6	8.61	123.76	118.60
25	DA	2049	G	N3-C4-N9	8.60	131.16	126.00
25	DA	417	C	C6-N1-C2	-8.59	116.86	120.30
26	CB	8	C	C6-N1-C2	8.59	123.74	120.30
1	AA	796	C	N1-C2-O2	8.56	124.03	118.90
25	DA	2445	G	C5-C6-O6	-8.55	123.47	128.60
25	CA	2351	G	C6-C5-N7	-8.53	125.28	130.40
1	BA	846	G	N3-C4-C5	-8.52	124.34	128.60
25	DA	2261	C	N1-C2-O2	-8.52	113.79	118.90
25	DA	329	G	N1-C6-O6	-8.52	114.79	119.90
25	CA	2551	C	N1-C2-O2	-8.51	113.80	118.90
25	CA	221	A	C2-N3-C4	-8.51	106.35	110.60
1	BA	1484	C	C6-N1-C2	8.50	123.70	120.30
25	DA	528	A	N1-C6-N6	8.50	123.70	118.60
25	DA	2677	G	N9-C4-C5	8.50	108.80	105.40
25	CA	555	G	N9-C4-C5	-8.49	102.00	105.40
25	DA	2046	G	C8-N9-C4	8.49	109.80	106.40
25	CA	1335	C	N1-C2-O2	-8.48	113.81	118.90
25	CA	1556	C	N1-C2-O2	-8.46	113.82	118.90
25	CA	2598	A	N9-C4-C5	8.46	109.18	105.80
25	CA	1122	G	C5-C6-O6	8.46	133.67	128.60
25	CA	974	G	C8-N9-C4	-8.46	103.02	106.40
25	CA	208	C	C6-N1-C2	8.45	123.68	120.30
25	DA	2049	G	N3-C4-C5	-8.45	124.38	128.60
25	CA	2059	A	N1-C6-N6	8.44	123.67	118.60
26	CB	61	G	C8-N9-C4	8.44	109.78	106.40

Continued on next page...

Continued from previous page...

Mol	Chain	Res	Type	Atoms	Z	Observed(°)	Ideal(°)
25	CA	501	A	C2-N3-C4	-8.44	106.38	110.60
25	DA	974	G	C5-C6-O6	-8.44	123.54	128.60
25	CA	1779	U	N3-C2-O2	-8.43	116.30	122.20
25	CA	1936	A	C8-N9-C4	-8.42	102.43	105.80
25	DA	984	A	N1-C6-N6	8.42	123.65	118.60
25	CA	1311	G	C4-C5-N7	8.39	114.16	110.80
25	CA	2553	G	N3-C4-N9	8.38	131.03	126.00
25	CA	1936	A	N7-C8-N9	8.37	117.98	113.80
25	CA	1564	C	N1-C2-O2	-8.37	113.88	118.90
25	CA	1311	G	C2-N3-C4	-8.36	107.72	111.90
25	CA	2277	G	N1-C6-O6	-8.36	114.88	119.90
25	CA	425	G	C5-C6-O6	-8.36	123.58	128.60
25	CA	2416	C	C6-N1-C2	-8.34	116.96	120.30
25	CA	1142	A	C5-C6-N1	-8.33	113.53	117.70
25	DA	783	A	N7-C8-N9	8.31	117.96	113.80
25	CA	446	G	N1-C6-O6	8.31	124.89	119.90
25	DA	22	C	C6-N1-C2	-8.31	116.98	120.30
25	CA	1378	A	N1-C6-N6	-8.31	113.62	118.60
25	CA	1437	C	N1-C2-O2	-8.31	113.92	118.90
25	DA	1646	C	C2-N1-C1'	-8.30	109.67	118.80
25	CA	1685	C	C6-N1-C2	8.28	123.61	120.30
25	DA	1676	A	C8-N9-C4	8.28	109.11	105.80
25	CA	2820	A	C2-N3-C4	-8.26	106.47	110.60
25	CA	1617	C	C6-N1-C2	8.25	123.60	120.30
25	CA	2147	A	N1-C6-N6	8.23	123.54	118.60
25	CA	752	A	C8-N9-C1'	-8.22	112.90	127.70
25	CA	2081	U	N1-C2-O2	-8.22	117.04	122.80
25	DA	871	U	C2-N1-C1'	-8.22	107.83	117.70
25	CA	2745	C	C6-N1-C2	8.22	123.59	120.30
25	DA	1936	A	C4-C5-N7	8.21	114.81	110.70
25	DA	2226	C	C5-C6-N1	-8.21	116.90	121.00
25	DA	814	C	C6-N1-C2	-8.20	117.02	120.30
1	BA	109	A	C2-N3-C4	-8.20	106.50	110.60
25	CA	90	U	N3-C2-O2	-8.20	116.46	122.20
25	DA	2885	G	C5-C6-O6	8.18	133.51	128.60
25	CA	1340	U	C5-C4-O4	8.18	130.81	125.90
25	CA	8	C	N1-C2-O2	-8.17	114.00	118.90
25	DA	2848	G	C4-C5-N7	-8.17	107.53	110.80
25	DA	1764	C	N1-C2-O2	-8.14	114.02	118.90
25	DA	732	C	N1-C2-O2	-8.14	114.02	118.90
25	DA	2226	C	N3-C4-N4	-8.13	112.31	118.00
25	CA	2745	C	N3-C4-C5	8.12	125.15	121.90

Continued on next page...

Continued from previous page...

Mol	Chain	Res	Type	Atoms	Z	Observed(°)	Ideal(°)
25	CA	647	G	C8-N9-C4	8.12	109.65	106.40
25	DA	528	A	C5-C6-N1	-8.11	113.64	117.70
25	DA	574	A	C8-N9-C4	8.11	109.04	105.80
25	CA	1357	C	N3-C4-C5	8.10	125.14	121.90
25	DA	2250	G	C5-N7-C8	-8.10	100.25	104.30
25	CA	508	A	C8-N9-C4	8.10	109.04	105.80
25	DA	2434	A	N1-C6-N6	8.10	123.46	118.60
25	CA	516	C	N1-C2-O2	-8.09	114.05	118.90
25	CA	2512	C	N1-C2-O2	-8.08	114.05	118.90
25	DA	2876	G	C8-N9-C4	8.07	109.63	106.40
25	CA	935	C	N1-C2-O2	-8.07	114.06	118.90
25	CA	552	U	N1-C2-O2	-8.06	117.16	122.80
25	CA	1595	C	C6-N1-C2	8.06	123.52	120.30
25	CA	223	A	N9-C4-C5	8.06	109.02	105.80
25	CA	371	A	C8-N9-C4	8.05	109.02	105.80
25	CA	2177	C	N3-C2-O2	-8.05	116.27	121.90
25	CA	908	C	N1-C2-O2	-8.05	114.07	118.90
25	DA	22	C	C2-N1-C1'	8.04	127.64	118.80
25	DA	1941	C	N1-C2-O2	-8.04	114.08	118.90
25	CA	239	C	C6-N1-C2	8.04	123.52	120.30
1	BA	365	U	C5-C6-N1	-8.04	118.68	122.70
25	CA	919	U	N1-C2-O2	8.04	128.43	122.80
25	CA	2177	C	N1-C2-O2	8.04	123.72	118.90
25	CA	748	G	C4-C5-N7	-8.02	107.59	110.80
1	AA	1484	C	N1-C2-O2	-8.02	114.09	118.90
25	CA	2699	C	C6-N1-C2	8.02	123.51	120.30
25	CA	2523	G	N9-C4-C5	-8.01	102.20	105.40
25	DA	2885	G	N3-C4-C5	-8.01	124.60	128.60
25	CA	676	A	N1-C6-N6	-8.00	113.80	118.60
25	CA	2031	A	N9-C4-C5	8.00	109.00	105.80
25	CA	1437	C	N3-C2-O2	8.00	127.50	121.90
25	CA	2069	G	N3-C4-C5	8.00	132.60	128.60
25	CA	2896	C	N3-C2-O2	-7.99	116.31	121.90
25	DA	1298	C	C6-N1-C2	7.98	123.49	120.30
25	CA	2278	A	N1-C6-N6	7.97	123.38	118.60
25	DA	1142	A	N1-C6-N6	7.96	123.38	118.60
25	CA	1892	C	N1-C2-O2	-7.96	114.13	118.90
26	CB	15	A	C2-N3-C4	-7.96	106.62	110.60
25	CA	997	G	N3-C4-N9	-7.95	121.23	126.00
25	CA	2621	G	C5-C6-O6	7.95	133.37	128.60
25	CA	2032	G	C8-N9-C4	7.95	109.58	106.40
1	AA	71	A	N1-C6-N6	7.94	123.37	118.60

Continued on next page...

Continued from previous page...

Mol	Chain	Res	Type	Atoms	Z	Observed(°)	Ideal(°)
1	BA	691	G	C5-C6-O6	7.94	133.37	128.60
25	DA	984	A	N3-C4-N9	-7.94	121.05	127.40
25	CA	1519	G	C4-C5-N7	-7.94	107.62	110.80
25	CA	2067	G	C4-C5-N7	7.94	113.97	110.80
25	CA	1325	U	C5-C4-O4	7.93	130.66	125.90
25	DA	2503	A	N1-C6-N6	7.93	123.36	118.60
1	BA	1482	G	N3-C4-N9	7.93	130.76	126.00
25	CA	930	G	C4-C5-N7	-7.93	107.63	110.80
25	CA	2447	G	N9-C4-C5	-7.92	102.23	105.40
25	CA	1220	G	N1-C6-O6	-7.92	115.15	119.90
25	DA	826	U	N3-C2-O2	7.91	127.74	122.20
25	CA	2616	C	C6-N1-C2	7.90	123.46	120.30
25	DA	238	C	N1-C2-O2	-7.90	114.16	118.90
25	DA	15	G	C2-N3-C4	-7.90	107.95	111.90
25	CA	942	G	C5-C6-O6	7.89	133.34	128.60
25	CA	2896	C	C2-N1-C1'	7.89	127.48	118.80
25	CA	1804	C	C6-N1-C2	7.89	123.45	120.30
25	CA	2422	C	N1-C2-O2	-7.89	114.17	118.90
26	CB	47	C	N1-C2-O2	-7.89	114.17	118.90
25	DA	2282	G	N1-C6-O6	-7.89	115.17	119.90
25	CA	1013	C	N1-C2-O2	-7.88	114.17	118.90
25	CA	1389	G	C5-C6-O6	-7.88	123.88	128.60
25	DA	823	C	C5-C4-N4	-7.88	114.69	120.20
1	BA	926	G	C5-C6-O6	7.87	133.32	128.60
25	CA	2691	C	N3-C4-C5	7.87	125.05	121.90
25	CA	1022	G	N3-C4-N9	-7.87	121.28	126.00
25	CA	2320	U	C5-C4-O4	7.86	130.61	125.90
25	CA	1212	G	N9-C4-C5	-7.85	102.26	105.40
25	DA	2677	G	C6-C5-N7	7.85	135.11	130.40
22	AV	4	C	N1-C2-O2	-7.84	114.19	118.90
25	CA	1660	G	N9-C4-C5	7.84	108.54	105.40
25	CA	984	A	C6-N1-C2	7.84	123.30	118.60
25	CA	1265	A	C6-N1-C2	-7.84	113.90	118.60
25	CA	988	A	C5-C6-N1	-7.83	113.78	117.70
25	CA	2699	C	C2-N1-C1'	-7.83	110.19	118.80
25	CA	2286	G	C6-C5-N7	-7.83	125.70	130.40
25	CA	2289	G	C5-C6-O6	7.82	133.29	128.60
25	CA	801	G	N9-C4-C5	7.81	108.53	105.40
25	CA	205	G	N1-C6-O6	-7.81	115.21	119.90
26	CB	75	G	N1-C6-O6	-7.81	115.22	119.90
25	CA	1328	A	C2-N3-C4	-7.80	106.70	110.60
25	DA	1030	C	N3-C4-C5	7.80	125.02	121.90

Continued on next page...

Continued from previous page...

Mol	Chain	Res	Type	Atoms	Z	Observed(°)	Ideal(°)
25	DA	984	A	C5-C6-N1	-7.80	113.80	117.70
25	CA	2289	G	N1-C6-O6	-7.80	115.22	119.90
25	DA	2885	G	C4-C5-N7	-7.79	107.68	110.80
25	CA	2067	G	C6-C5-N7	-7.79	125.73	130.40
25	CA	2760	C	C2-N1-C1'	-7.78	110.24	118.80
25	CA	754	U	C5-C4-O4	7.78	130.57	125.90
25	CA	2571	U	N1-C2-O2	-7.78	117.36	122.80
25	CA	1989	G	N1-C6-O6	7.77	124.56	119.90
25	CA	783	A	N7-C8-N9	7.77	117.68	113.80
26	CB	47	C	N3-C2-O2	7.77	127.34	121.90
25	DA	1904	G	C8-N9-C4	-7.76	103.29	106.40
25	DA	2226	C	C6-N1-C2	7.75	123.40	120.30
1	BA	297	G	N1-C6-O6	7.75	124.55	119.90
25	CA	626	A	N1-C6-N6	7.75	123.25	118.60
25	DA	974	G	C4-N9-C1'	7.75	136.58	126.50
25	CA	726	G	N1-C6-O6	7.75	124.55	119.90
25	DA	424	G	N3-C4-N9	-7.75	121.35	126.00
25	CA	11	C	N1-C2-O2	-7.75	114.25	118.90
25	CA	634	C	C5-C4-N4	-7.75	114.78	120.20
25	CA	2331	G	N3-C4-N9	7.75	130.65	126.00
25	CA	2468	A	N1-C6-N6	7.74	123.25	118.60
25	CA	1936	A	N3-C4-N9	-7.74	121.21	127.40
25	CA	2688	G	N3-C4-N9	-7.74	121.36	126.00
25	DA	1936	A	N1-C2-N3	7.73	133.16	129.30
25	CA	2853	C	N1-C2-O2	-7.73	114.26	118.90
25	CA	1133	A	C2-N3-C4	-7.72	106.74	110.60
25	CA	2447	G	N1-C6-O6	7.72	124.53	119.90
25	CA	1231	U	N3-C2-O2	7.72	127.60	122.20
25	CA	223	A	N1-C6-N6	-7.71	113.97	118.60
25	CA	341	C	C6-N1-C2	7.71	123.39	120.30
25	CA	1325	U	N3-C4-O4	-7.71	114.00	119.40
25	CA	1711	A	N1-C6-N6	-7.71	113.97	118.60
25	DA	1780	A	N1-C6-N6	7.71	123.22	118.60
25	CA	1519	G	N1-C6-O6	-7.70	115.28	119.90
25	DA	450	G	C5-C6-O6	7.70	133.22	128.60
16	AP	51	ARG	NE-CZ-NH1	7.70	124.15	120.30
25	CA	1436	G	N1-C6-O6	-7.70	115.28	119.90
25	CA	2840	C	C6-N1-C2	7.70	123.38	120.30
25	DA	862	G	N1-C6-O6	7.69	124.51	119.90
25	CA	1913	A	N1-C6-N6	7.68	123.21	118.60
25	CA	2682	A	N1-C6-N6	7.68	123.21	118.60
25	DA	1822	C	N1-C2-O2	-7.68	114.29	118.90

Continued on next page...

Continued from previous page...

Mol	Chain	Res	Type	Atoms	Z	Observed(°)	Ideal(°)
25	DA	1158	C	N1-C2-O2	-7.68	114.29	118.90
25	DA	1936	A	N9-C4-C5	-7.68	102.73	105.80
25	DA	1936	A	C5-N7-C8	-7.67	100.06	103.90
1	AA	1422	G	C6-C5-N7	-7.67	125.80	130.40
25	DA	2502	G	N1-C6-O6	-7.67	115.30	119.90
25	CA	2121	G	N3-C4-C5	-7.67	124.77	128.60
25	CA	2721	A	C5-C6-N6	-7.67	117.57	123.70
25	DA	2250	G	N3-C4-N9	-7.67	121.40	126.00
25	CA	2500	U	N1-C2-O2	-7.67	117.44	122.80
1	AA	1063	C	N1-C2-O2	-7.66	114.30	118.90
25	CA	1663	G	C8-N9-C4	7.66	109.47	106.40
25	DA	1653	G	N3-C4-N9	7.66	130.59	126.00
1	BA	642	A	C8-N9-C4	7.66	108.86	105.80
25	CA	2523	G	C6-C5-N7	-7.65	125.81	130.40
1	AA	880	C	N1-C2-O2	-7.65	114.31	118.90
25	CA	336	C	N3-C2-O2	7.64	127.25	121.90
25	CA	311	A	N9-C4-C5	-7.64	102.74	105.80
1	BA	397	A	N1-C2-N3	7.64	133.12	129.30
25	CA	2799	A	N1-C6-N6	7.63	123.18	118.60
25	CA	1780	A	N1-C6-N6	7.63	123.18	118.60
25	CA	1757	A	C8-N9-C4	7.63	108.85	105.80
25	CA	2658	C	C2-N1-C1'	-7.63	110.41	118.80
25	DA	783	A	C6-C5-N7	-7.63	126.96	132.30
25	CA	1336	A	N1-C6-N6	-7.62	114.03	118.60
25	DA	378	C	C6-N1-C2	7.62	123.35	120.30
25	CA	1792	G	C8-N9-C4	7.62	109.45	106.40
25	CA	1064	C	C6-N1-C2	-7.61	117.25	120.30
25	CA	2762	C	C5-C6-N1	-7.61	117.20	121.00
25	CA	1394	U	N1-C2-N3	7.60	119.46	114.90
25	CA	93	G	C4-C5-N7	-7.60	107.76	110.80
25	DA	1838	C	C2-N1-C1'	-7.60	110.44	118.80
25	DA	2689	U	C2-N1-C1'	-7.60	108.58	117.70
25	DA	1164	C	N3-C2-O2	7.59	127.22	121.90
25	CA	783	A	C5-C6-N6	-7.59	117.62	123.70
25	DA	1954	G	C5-C6-O6	-7.59	124.05	128.60
25	DA	2461	A	C5-C6-N1	-7.59	113.91	117.70
25	DA	1311	G	C4-C5-N7	7.59	113.83	110.80
25	CA	1452	G	C5-C6-N1	-7.59	107.71	111.50
25	DA	801	G	C4-C5-N7	-7.58	107.77	110.80
25	CA	315	G	N1-C6-O6	7.58	124.45	119.90
25	DA	757	G	N3-C4-C5	7.57	132.39	128.60
25	CA	2271	G	N3-C4-N9	7.56	130.54	126.00

Continued on next page...

Continued from previous page...

Mol	Chain	Res	Type	Atoms	Z	Observed(°)	Ideal(°)
25	CA	208	C	C2-N1-C1'	-7.55	110.49	118.80
25	CA	348	A	C8-N9-C4	7.55	108.82	105.80
25	DA	475	C	C6-N1-C2	-7.55	117.28	120.30
25	DA	784	G	N9-C4-C5	-7.55	102.38	105.40
1	BA	297	G	C2-N3-C4	-7.54	108.13	111.90
25	DA	660	C	C5-C6-N1	-7.54	117.23	121.00
25	CA	624	C	N1-C2-O2	-7.54	114.38	118.90
25	CA	2626	C	N1-C2-O2	-7.54	114.38	118.90
25	DA	2347	C	C2-N1-C1'	-7.54	110.51	118.80
1	BA	283	U	C6-N1-C2	-7.54	116.48	121.00
25	CA	1683	U	N1-C2-O2	-7.54	117.52	122.80
25	DA	1649	G	C5-C6-O6	7.54	133.12	128.60
25	DA	671	C	N1-C2-O2	-7.53	114.38	118.90
25	CA	1142	A	C6-N1-C2	7.53	123.12	118.60
25	DA	822	G	N1-C6-O6	7.52	124.41	119.90
25	DA	2540	C	C2-N1-C1'	-7.52	110.53	118.80
25	CA	2071	A	C2-N3-C4	-7.52	106.84	110.60
25	CA	311	A	N1-C6-N6	7.52	123.11	118.60
25	DA	757	G	C4-N9-C1'	-7.52	116.73	126.50
25	DA	2848	G	N9-C4-C5	7.52	108.41	105.40
25	CA	2447	G	C8-N9-C4	7.51	109.41	106.40
25	DA	765	C	N3-C4-C5	7.51	124.91	121.90
25	CA	1779	U	C2-N1-C1'	-7.51	108.69	117.70
25	CA	1780	A	C5-C6-N6	-7.51	117.69	123.70
25	CA	2866	U	C5-C4-O4	7.51	130.41	125.90
25	DA	1828	G	C5-C6-O6	7.51	133.11	128.60
1	BA	551	U	N1-C2-O2	-7.51	117.55	122.80
25	DA	1135	C	C6-N1-C2	7.50	123.30	120.30
25	DA	1340	U	C2-N1-C1'	7.50	126.70	117.70
25	CA	1563	U	C2-N1-C1'	-7.50	108.70	117.70
25	CA	1426	G	C6-C5-N7	-7.50	125.90	130.40
25	CA	1876	A	N1-C6-N6	-7.50	114.10	118.60
25	CA	124	G	C8-N9-C4	7.49	109.40	106.40
25	CA	210	C	C6-N1-C2	7.49	123.30	120.30
25	CA	1362	C	N1-C2-O2	-7.49	114.41	118.90
25	CA	2022	U	C5-C4-O4	-7.49	121.41	125.90
25	CA	2893	A	N1-C2-N3	7.49	133.04	129.30
25	DA	1649	G	N9-C4-C5	7.49	108.40	105.40
25	CA	458	G	N1-C6-O6	-7.49	115.41	119.90
1	AA	679	C	N1-C2-O2	7.48	123.39	118.90
25	CA	1045	C	N1-C2-O2	-7.48	114.41	118.90
25	CA	334	C	N1-C2-O2	-7.48	114.41	118.90

Continued on next page...

Continued from previous page...

Mol	Chain	Res	Type	Atoms	Z	Observed(°)	Ideal(°)
1	BA	503	C	N1-C2-O2	-7.48	114.41	118.90
25	CA	2678	C	C6-N1-C2	7.47	123.29	120.30
25	DA	1351	C	C6-N1-C2	7.47	123.29	120.30
1	BA	1226	C	C6-N1-C2	-7.47	117.31	120.30
1	AA	971	G	N3-C4-N9	-7.47	121.52	126.00
25	CA	97	C	N1-C2-O2	-7.47	114.42	118.90
1	BA	677	U	N1-C2-O2	7.46	128.02	122.80
25	CA	2803	G	N1-C6-O6	-7.46	115.42	119.90
25	DA	1950	G	C4-C5-N7	-7.46	107.82	110.80
25	CA	584	C	C6-N1-C2	7.46	123.28	120.30
25	CA	2884	U	C5-C4-O4	7.46	130.38	125.90
25	DA	2226	C	C2-N1-C1'	-7.46	110.60	118.80
25	DA	66	C	N1-C2-O2	-7.46	114.43	118.90
25	DA	682	G	C8-N9-C4	7.45	109.38	106.40
1	AA	1475	G	N1-C6-O6	7.45	124.37	119.90
25	CA	1426	G	C5-C6-O6	-7.45	124.13	128.60
1	BA	1482	G	N3-C4-C5	-7.45	124.88	128.60
25	CA	2227	A	N1-C6-N6	-7.45	114.13	118.60
25	DA	672	C	N1-C2-O2	-7.44	114.43	118.90
25	CA	208	C	N1-C2-O2	-7.44	114.44	118.90
1	BA	705	G	C5-C6-O6	7.44	133.06	128.60
25	DA	1970	A	C8-N9-C4	-7.44	102.83	105.80
25	CA	1209	U	N1-C2-O2	-7.43	117.59	122.80
25	CA	1315	C	C2-N3-C4	-7.43	116.18	119.90
25	CA	111	A	C2-N3-C4	-7.43	106.88	110.60
25	DA	1964	G	N3-C4-C5	-7.43	124.89	128.60
25	CA	2426	A	C8-N9-C4	-7.42	102.83	105.80
25	CA	1108	U	N1-C2-O2	-7.42	117.61	122.80
25	CA	2541	A	C8-N9-C4	7.41	108.77	105.80
25	DA	1649	G	C8-N9-C4	-7.41	103.44	106.40
25	CA	2155	U	N3-C2-O2	-7.41	117.02	122.20
25	CA	2591	C	N1-C2-O2	-7.40	114.46	118.90
25	CA	2067	G	N1-C6-O6	7.40	124.34	119.90
25	CA	2534	A	N9-C4-C5	-7.39	102.84	105.80
25	CA	1989	G	N9-C4-C5	-7.39	102.44	105.40
25	DA	442	G	N1-C6-O6	-7.39	115.47	119.90
25	CA	1640	A	C8-N9-C4	-7.39	102.84	105.80
25	CA	1727	C	C6-N1-C2	-7.39	117.34	120.30
1	BA	823	C	N1-C2-O2	-7.38	114.47	118.90
25	CA	1758	U	N1-C2-N3	7.37	119.33	114.90
25	CA	974	G	C6-C5-N7	-7.37	125.98	130.40
25	CA	2375	G	C5-C6-O6	-7.36	124.18	128.60

Continued on next page...

Continued from previous page...

Mol	Chain	Res	Type	Atoms	Z	Observed(°)	Ideal(°)
25	CA	2067	G	N9-C4-C5	-7.36	102.45	105.40
25	CA	555	G	C4-N9-C1'	7.36	136.06	126.50
25	DA	1163	G	C5-C6-O6	-7.35	124.19	128.60
25	CA	2534	A	N1-C6-N6	7.35	123.01	118.60
25	DA	967	U	C5-C4-O4	7.35	130.31	125.90
25	CA	971	G	C2-N3-C4	7.35	115.57	111.90
25	DA	308	G	N3-C4-N9	7.35	130.41	126.00
25	CA	1950	G	C5-C6-O6	-7.34	124.19	128.60
25	CA	2068	U	N1-C2-O2	-7.34	117.66	122.80
25	DA	1239	G	N1-C6-O6	-7.34	115.49	119.90
25	DA	1681	G	N9-C4-C5	-7.34	102.46	105.40
25	CA	2351	G	N1-C6-O6	7.33	124.30	119.90
25	DA	801	G	N1-C6-O6	-7.33	115.50	119.90
25	CA	1043	C	C6-N1-C2	7.32	123.23	120.30
25	DA	2885	G	N1-C6-O6	-7.32	115.51	119.90
25	DA	394	C	N3-C2-O2	7.32	127.02	121.90
25	CA	901	C	C6-N1-C2	7.32	123.23	120.30
25	CA	555	G	N3-C2-N2	7.32	125.02	119.90
25	DA	1192	G	C8-N9-C4	7.31	109.33	106.40
25	DA	823	C	N3-C4-N4	7.31	123.12	118.00
25	CA	425	G	N1-C6-O6	7.31	124.28	119.90
25	CA	2896	C	C6-N1-C2	-7.31	117.38	120.30
25	CA	213	A	C8-N9-C4	7.30	108.72	105.80
25	CA	2813	A	C8-N9-C4	7.30	108.72	105.80
1	AA	1067	A	N1-C6-N6	-7.29	114.22	118.60
25	DA	1311	G	C5-C6-O6	-7.29	124.23	128.60
25	DA	1833	C	N1-C2-O2	-7.29	114.53	118.90
25	DA	243	U	C2-N1-C1'	-7.29	108.95	117.70
25	DA	379	G	N1-C6-O6	7.29	124.27	119.90
25	DA	801	G	C6-C5-N7	7.28	134.77	130.40
25	DA	809	G	C4-C5-N7	-7.28	107.89	110.80
25	CA	2375	G	C8-N9-C1'	7.28	136.46	127.00
25	CA	1595	C	N1-C2-O2	-7.28	114.53	118.90
25	CA	470	A	C2-N3-C4	-7.27	106.96	110.60
25	DA	1770	G	N1-C6-O6	7.27	124.26	119.90
1	BA	876	C	C6-N1-C2	7.27	123.21	120.30
25	CA	1779	U	C6-N1-C1'	7.27	131.38	121.20
25	DA	2518	A	C8-N9-C4	-7.27	102.89	105.80
25	CA	1835	G	C5-C6-O6	-7.27	124.24	128.60
25	DA	786	C	C6-N1-C2	7.27	123.21	120.30
1	AA	971	G	C8-N9-C1'	7.26	136.44	127.00
25	CA	1608	A	N1-C6-N6	7.26	122.96	118.60

Continued on next page...

Continued from previous page...

Mol	Chain	Res	Type	Atoms	Z	Observed(°)	Ideal(°)
25	CA	1691	C	N1-C2-O2	-7.26	114.54	118.90
25	CA	2688	G	N9-C4-C5	7.26	108.31	105.40
25	CA	2347	C	C2-N1-C1'	-7.26	110.81	118.80
25	DA	396	G	C8-N9-C4	7.26	109.30	106.40
25	CA	2598	A	N1-C6-N6	-7.26	114.25	118.60
1	AA	245	U	C6-N1-C1'	7.25	131.35	121.20
1	AA	1422	G	C4-C5-N7	7.25	113.70	110.80
25	DA	645	C	C6-N1-C2	-7.25	117.40	120.30
1	AA	677	U	N3-C2-O2	-7.25	117.13	122.20
25	CA	1623	G	C4-C5-N7	7.25	113.70	110.80
25	CA	1833	C	N1-C2-O2	-7.25	114.55	118.90
25	DA	1786	A	N9-C4-C5	7.25	108.70	105.80
25	DA	1672	A	C4-C5-C6	7.25	120.62	117.00
25	CA	1704	C	C6-N1-C2	7.24	123.20	120.30
1	BA	488	C	C6-N1-C2	-7.24	117.40	120.30
25	CA	72	U	C2-N1-C1'	-7.24	109.01	117.70
25	DA	243	U	C5-C6-N1	-7.24	119.08	122.70
25	DA	2794	C	C6-N1-C2	-7.24	117.40	120.30
25	DA	467	G	C2-N3-C4	-7.24	108.28	111.90
25	CA	979	A	C5-C6-N6	-7.24	117.91	123.70
25	DA	2478	A	C8-N9-C4	7.24	108.69	105.80
25	DA	2518	A	C4-C5-C6	7.23	120.62	117.00
1	AA	90	C	N3-C2-O2	-7.23	116.84	121.90
25	CA	1117	C	C6-N1-C2	7.23	123.19	120.30
25	DA	467	G	C8-N9-C4	7.22	109.29	106.40
25	CA	473	G	N1-C6-O6	-7.22	115.57	119.90
25	CA	1142	A	C4-C5-C6	-7.22	113.39	117.00
1	AA	792	A	C8-N9-C4	7.22	108.69	105.80
25	CA	528	A	C4-C5-N7	7.22	114.31	110.70
25	DA	528	A	N7-C8-N9	7.22	117.41	113.80
25	DA	579	G	C4-C5-N7	-7.22	107.91	110.80
25	CA	2439	A	C8-N9-C4	7.22	108.69	105.80
25	DA	2442	C	N1-C2-O2	-7.21	114.57	118.90
25	CA	264	C	N1-C2-O2	7.21	123.23	118.90
25	CA	2551	C	N3-C2-O2	7.21	126.95	121.90
1	AA	90	C	N1-C2-O2	7.20	123.22	118.90
25	CA	1835	G	C2-N3-C4	7.20	115.50	111.90
25	CA	371	A	N1-C6-N6	-7.20	114.28	118.60
25	DA	822	G	N3-C4-N9	-7.20	121.68	126.00
1	BA	322	C	C6-N1-C2	7.19	123.18	120.30
25	CA	1904	G	N1-C6-O6	-7.19	115.58	119.90
25	DA	1333	G	C5-C6-O6	-7.19	124.28	128.60

Continued on next page...

Continued from previous page...

Mol	Chain	Res	Type	Atoms	Z	Observed(°)	Ideal(°)
25	DA	2250	G	N7-C8-N9	7.19	116.70	113.10
25	CA	1955	U	C2-N1-C1'	-7.19	109.07	117.70
25	DA	2619	C	C6-N1-C2	7.19	123.17	120.30
1	AA	713	G	C6-C5-N7	7.19	134.71	130.40
1	AA	297	G	N3-C4-N9	-7.18	121.69	126.00
1	BA	1520	C	N1-C2-O2	-7.18	114.59	118.90
25	CA	914	G	C8-N9-C4	7.18	109.27	106.40
51	C0	19	ASP	CB-CG-OD2	7.18	124.76	118.30
25	DA	2461	A	C2-N3-C4	-7.18	107.01	110.60
1	BA	209	U	C2-N1-C1'	7.18	126.31	117.70
1	BA	322	C	C2-N3-C4	-7.17	116.31	119.90
25	DA	562	U	N1-C2-O2	-7.17	117.78	122.80
1	BA	1504	G	C8-N9-C4	7.17	109.27	106.40
25	CA	382	A	N1-C6-N6	7.17	122.90	118.60
25	CA	1158	C	C6-N1-C2	-7.17	117.43	120.30
25	CA	2866	U	N1-C2-O2	7.17	127.81	122.80
25	CA	1977	A	C2-N3-C4	-7.16	107.02	110.60
25	CA	1007	C	N3-C2-O2	7.16	126.91	121.90
26	CB	96	G	N1-C6-O6	-7.16	115.60	119.90
1	AA	555	U	N1-C2-O2	-7.16	117.79	122.80
25	CA	129	C	N1-C2-O2	-7.16	114.61	118.90
25	CA	315	G	N9-C4-C5	-7.16	102.54	105.40
25	CA	2506	U	N3-C2-O2	-7.16	117.19	122.20
25	DA	2342	C	C6-N1-C2	-7.16	117.44	120.30
25	CA	2375	G	C4-N9-C1'	-7.15	117.21	126.50
25	DA	2636	C	C6-N1-C2	-7.15	117.44	120.30
1	AA	1481	U	C5-C4-O4	7.15	130.19	125.90
25	CA	2351	G	C4-C5-N7	7.15	113.66	110.80
25	DA	783	A	N9-C4-C5	-7.14	102.94	105.80
25	CA	2367	G	C6-C5-N7	7.14	134.68	130.40
56	DB	91	C	C6-N1-C2	7.14	123.16	120.30
26	CB	8	C	N1-C2-O2	-7.14	114.62	118.90
25	CA	1351	C	C2-N1-C1'	-7.13	110.95	118.80
25	DA	1234	U	C5-C4-O4	7.13	130.18	125.90
25	DA	2532	G	C5-C6-O6	-7.13	124.32	128.60
25	CA	624	C	C2-N1-C1'	-7.13	110.96	118.80
25	CA	1017	G	C8-N9-C4	-7.12	103.55	106.40
25	CA	1405	U	N3-C2-O2	-7.12	117.22	122.20
25	DA	636	G	N3-C4-C5	-7.11	125.04	128.60
25	CA	752	A	C8-N9-C4	-7.11	102.95	105.80
25	CA	2359	C	N1-C2-O2	-7.11	114.63	118.90
25	DA	2055	C	N1-C2-O2	-7.11	114.63	118.90

Continued on next page...

Continued from previous page...

Mol	Chain	Res	Type	Atoms	Z	Observed(°)	Ideal(°)
22	AV	16	U	N1-C2-O2	7.11	127.78	122.80
25	CA	1360	G	C5-C6-O6	7.11	132.87	128.60
25	CA	1245	G	N1-C6-O6	-7.10	115.64	119.90
26	CB	15	A	N1-C6-N6	7.10	122.86	118.60
1	AA	48	C	C6-N1-C2	7.10	123.14	120.30
25	DA	2638	G	C5-C6-O6	7.10	132.86	128.60
25	CA	1226	A	C2-N3-C4	7.10	114.15	110.60
25	DA	585	G	N9-C4-C5	7.10	108.24	105.40
25	CA	783	A	N9-C4-C5	-7.10	102.96	105.80
25	DA	789	A	C8-N9-C4	7.10	108.64	105.80
25	CA	758	C	C6-N1-C2	-7.10	117.46	120.30
1	AA	760	G	N1-C2-N2	-7.09	109.81	116.20
25	CA	74	A	C8-N9-C4	-7.09	102.96	105.80
25	CA	801	G	C4-C5-N7	-7.09	107.96	110.80
25	CA	389	G	C8-N9-C4	7.09	109.24	106.40
25	CA	409	G	C2-N3-C4	-7.09	108.36	111.90
25	CA	1971	U	N3-C4-O4	7.09	124.36	119.40
1	BA	530	G	C4-C5-N7	7.09	113.64	110.80
25	CA	982	C	C2-N3-C4	-7.08	116.36	119.90
25	DA	1163	G	C4-N9-C1'	-7.08	117.29	126.50
25	CA	1762	A	N1-C6-N6	7.08	122.85	118.60
25	CA	1231	U	C6-N1-C2	7.08	125.25	121.00
25	DA	955	U	C6-N1-C2	-7.08	116.75	121.00
25	DA	1261	C	N1-C2-O2	-7.08	114.66	118.90
25	CA	942	G	N1-C6-O6	-7.07	115.66	119.90
25	CA	1340	U	C2-N1-C1'	-7.07	109.21	117.70
25	CA	509	C	C2-N3-C4	-7.07	116.36	119.90
25	CA	2055	C	C6-N1-C2	7.07	123.13	120.30
26	CB	71	C	N1-C2-O2	-7.07	114.66	118.90
1	BA	882	C	C6-N1-C2	7.07	123.13	120.30
25	CA	428	A	C8-N9-C4	7.07	108.63	105.80
1	AA	71	A	C5-C6-N6	-7.06	118.05	123.70
25	CA	2721	A	N1-C6-N6	7.06	122.84	118.60
25	DA	1036	G	N3-C4-C5	7.06	132.13	128.60
25	CA	208	C	C5-C6-N1	-7.06	117.47	121.00
25	CA	1600	C	C6-N1-C2	7.06	123.12	120.30
25	CA	1780	A	C4-C5-N7	7.06	114.23	110.70
25	CA	1040	A	C8-N9-C4	7.06	108.62	105.80
26	CB	19	C	C5-C6-N1	-7.06	117.47	121.00
25	DA	525	U	C5-C4-O4	7.06	130.13	125.90
1	AA	1414	U	N1-C2-O2	7.05	127.74	122.80
25	CA	1819	A	N1-C6-N6	-7.05	114.37	118.60

Continued on next page...

Continued from previous page...

Mol	Chain	Res	Type	Atoms	Z	Observed(°)	Ideal(°)
1	AA	1527	U	N1-C2-N3	7.05	119.13	114.90
25	CA	1519	G	N9-C4-C5	7.05	108.22	105.40
25	CA	1205	A	N1-C6-N6	7.05	122.83	118.60
25	DA	2677	G	N1-C6-O6	-7.05	115.67	119.90
25	DA	1904	G	N3-C4-C5	-7.05	125.08	128.60
1	AA	734	G	C6-C5-N7	-7.05	126.17	130.40
25	CA	152	A	C8-N9-C4	7.05	108.62	105.80
25	CA	264	C	N3-C2-O2	-7.05	116.97	121.90
25	CA	2286	G	N1-C6-O6	7.04	124.13	119.90
25	DA	2069	G	N3-C4-C5	7.04	132.12	128.60
25	CA	2720	U	C6-N1-C2	-7.04	116.78	121.00
25	DA	1037	G	N3-C4-C5	7.04	132.12	128.60
25	CA	2266	A	C8-N9-C4	-7.04	102.98	105.80
25	CA	564	C	N3-C2-O2	-7.04	116.97	121.90
25	CA	2021	C	N1-C2-O2	-7.04	114.68	118.90
25	CA	2820	A	N3-C4-C5	7.04	131.72	126.80
25	CA	1936	A	N3-C4-C5	7.03	131.72	126.80
25	CA	2141	G	N3-C4-C5	-7.03	125.08	128.60
25	CA	2135	A	N1-C6-N6	7.03	122.82	118.60
1	AA	1408	A	C2-N3-C4	-7.03	107.09	110.60
25	DA	2519	U	C5-C4-O4	-7.02	121.69	125.90
25	CA	854	C	C5-C4-N4	-7.02	115.29	120.20
25	CA	1018	U	N3-C2-O2	7.02	127.11	122.20
25	DA	1360	G	N3-C4-N9	-7.02	121.79	126.00
25	DA	1947	C	C6-N1-C2	7.02	123.11	120.30
25	CA	116	C	N1-C2-O2	-7.02	114.69	118.90
25	CA	655	A	N9-C4-C5	7.02	108.61	105.80
25	CA	2745	C	C2-N3-C4	-7.02	116.39	119.90
25	DA	950	G	N1-C6-O6	7.02	124.11	119.90
25	DA	2503	A	N3-C4-N9	7.02	133.01	127.40
25	DA	587	C	N1-C2-O2	-7.02	114.69	118.90
25	DA	1005	C	C6-N1-C2	7.02	123.11	120.30
25	CA	2275	C	N1-C2-N3	7.01	124.11	119.20
25	CA	2831	G	N3-C4-C5	-7.01	125.09	128.60
25	CA	2689	U	C2-N3-C4	-7.01	122.79	127.00
1	AA	108	G	C8-N9-C4	-7.01	103.60	106.40
1	BA	741	G	N1-C6-O6	7.01	124.10	119.90
26	CB	51	G	C4-C5-N7	7.01	113.60	110.80
25	DA	208	C	C6-N1-C2	7.01	123.10	120.30
25	DA	911	A	N1-C6-N6	7.01	122.80	118.60
25	CA	1393	A	N9-C4-C5	7.00	108.60	105.80
25	CA	1793	C	C5-C6-N1	-7.00	117.50	121.00

Continued on next page...

Continued from previous page...

Mol	Chain	Res	Type	Atoms	Z	Observed(°)	Ideal(°)
25	CA	786	C	C2-N1-C1'	-7.00	111.10	118.80
25	CA	2629	U	C5-C4-O4	-7.00	121.70	125.90
25	CA	583	G	C8-N9-C4	7.00	109.20	106.40
25	DA	2874	C	C2-N1-C1'	-7.00	111.10	118.80
25	DA	979	A	C5-C6-N6	7.00	129.30	123.70
25	DA	1681	G	C5-C6-O6	-6.99	124.40	128.60
1	AA	334	C	C6-N1-C2	6.99	123.10	120.30
25	CA	2448	A	N1-C6-N6	6.99	122.80	118.60
1	BA	926	G	C4-C5-N7	-6.99	108.00	110.80
25	CA	1465	G	N1-C6-O6	-6.99	115.71	119.90
25	DA	488	G	N9-C4-C5	-6.99	102.60	105.40
25	CA	922	C	N1-C2-O2	-6.99	114.71	118.90
25	DA	679	C	C6-N1-C2	-6.98	117.51	120.30
25	DA	783	A	N3-C4-C5	6.98	131.69	126.80
1	AA	283	U	N3-C2-O2	-6.98	117.31	122.20
25	CA	1475	G	N3-C4-N9	-6.98	121.81	126.00
25	CA	2394	C	N1-C2-O2	-6.98	114.71	118.90
25	CA	332	A	C5-C6-N6	6.98	129.28	123.70
25	CA	2204	G	C6-C5-N7	-6.97	126.22	130.40
25	CA	2803	G	C4-C5-N7	-6.97	108.01	110.80
25	CA	567	U	N1-C2-N3	6.97	119.08	114.90
25	CA	2872	A	N9-C4-C5	6.97	108.59	105.80
1	AA	807	A	N1-C6-N6	-6.97	114.42	118.60
25	CA	2069	G	N3-C4-N9	-6.97	121.82	126.00
25	CA	1521	G	N3-C4-N9	6.96	130.18	126.00
25	CA	2068	U	N3-C2-O2	6.96	127.07	122.20
1	BA	713	G	C5-C6-O6	6.96	132.78	128.60
25	DA	216	A	N1-C6-N6	-6.96	114.42	118.60
25	CA	974	G	N1-C6-O6	6.96	124.08	119.90
25	DA	1799	G	C5-C6-O6	6.96	132.78	128.60
1	BA	1515	G	N1-C6-O6	6.96	124.07	119.90
25	DA	2286	G	N3-C4-N9	-6.96	121.83	126.00
25	CA	806	C	N1-C2-O2	6.96	123.07	118.90
25	DA	1569	A	C8-N9-C4	6.95	108.58	105.80
25	CA	813	U	N1-C2-O2	-6.95	117.93	122.80
25	DA	2686	G	N9-C4-C5	6.95	108.18	105.40
25	CA	1344	U	N3-C2-O2	-6.95	117.34	122.20
25	DA	1997	C	C5-C6-N1	-6.95	117.53	121.00
25	CA	2471	A	C8-N9-C4	6.94	108.58	105.80
25	DA	1019	U	N3-C2-O2	-6.94	117.34	122.20
25	CA	2347	C	C6-N1-C1'	6.94	129.12	120.80
25	CA	2760	C	C5-C6-N1	-6.94	117.53	121.00

Continued on next page...

Continued from previous page...

Mol	Chain	Res	Type	Atoms	Z	Observed(°)	Ideal(°)
25	CA	13	A	C4-C5-C6	6.93	120.47	117.00
25	CA	1661	G	N1-C6-O6	-6.93	115.74	119.90
25	CA	2320	U	C2-N1-C1'	-6.93	109.38	117.70
25	CA	550	C	C6-N1-C1'	-6.93	112.48	120.80
25	CA	1971	U	N3-C2-O2	6.93	127.05	122.20
25	CA	2385	C	C5-C4-N4	-6.93	115.35	120.20
1	AA	453	G	N3-C4-N9	6.93	130.16	126.00
1	BA	971	G	N3-C4-N9	6.93	130.16	126.00
25	DA	908	C	N1-C2-O2	-6.93	114.74	118.90
25	DA	1666	G	N3-C4-N9	-6.93	121.84	126.00
25	DA	324	A	C8-N9-C4	6.92	108.57	105.80
1	BA	1525	G	C8-N9-C4	6.92	109.17	106.40
25	CA	315	G	C4-C5-N7	6.92	113.57	110.80
25	CA	2084	C	C2-N3-C4	-6.92	116.44	119.90
25	CA	1577	C	N1-C2-O2	-6.91	114.75	118.90
25	DA	661	A	C6-N1-C2	-6.91	114.45	118.60
25	DA	2514	U	N1-C2-N3	6.91	119.05	114.90
25	CA	2658	C	C6-N1-C2	6.91	123.06	120.30
25	CA	1340	U	N1-C2-O2	-6.91	117.96	122.80
25	CA	923	G	C2-N3-C4	-6.91	108.45	111.90
25	DA	1788	C	N1-C2-O2	-6.91	114.76	118.90
25	DA	2046	G	N9-C4-C5	-6.90	102.64	105.40
25	CA	393	C	C6-N1-C2	-6.90	117.54	120.30
25	DA	213	A	C8-N9-C4	6.90	108.56	105.80
25	DA	1164	C	C6-N1-C1'	6.90	129.08	120.80
25	CA	790	U	N1-C2-O2	-6.90	117.97	122.80
25	CA	2551	C	C6-N1-C2	6.90	123.06	120.30
25	DA	2809	A	N1-C6-N6	6.90	122.74	118.60
25	CA	2458	G	C8-N9-C4	-6.89	103.64	106.40
25	DA	2250	G	C8-N9-C4	-6.89	103.64	106.40
25	DA	1779	U	C5-C6-N1	-6.89	119.25	122.70
25	DA	2782	G	C5-C6-O6	-6.89	124.46	128.60
25	CA	2725	A	C2-N3-C4	-6.89	107.16	110.60
25	DA	2540	C	C6-N1-C1'	6.88	129.06	120.80
1	BA	297	G	C8-N9-C4	6.88	109.15	106.40
1	BA	771	G	N9-C4-C5	6.88	108.15	105.40
25	CA	993	G	C5-C6-N1	6.88	114.94	111.50
25	DA	2503	A	C5-C6-N6	-6.88	118.20	123.70
25	DA	2046	G	C5-C6-O6	-6.87	124.48	128.60
25	CA	1819	A	N9-C4-C5	6.87	108.55	105.80
25	CA	2320	U	N3-C4-O4	-6.87	114.59	119.40
1	AA	707	U	C5-C4-O4	-6.87	121.78	125.90

Continued on next page...

Continued from previous page...

Mol	Chain	Res	Type	Atoms	Z	Observed(°)	Ideal(°)
25	CA	1252	G	N3-C2-N2	-6.87	115.09	119.90
25	DA	1681	G	C6-C5-N7	-6.87	126.28	130.40
1	AA	713	G	C4-C5-N7	-6.86	108.05	110.80
25	CA	578	G	C8-N9-C4	6.86	109.14	106.40
25	CA	1988	G	C6-C5-N7	-6.86	126.28	130.40
1	AA	869	G	N1-C6-O6	6.86	124.02	119.90
1	BA	586	C	N1-C2-O2	-6.86	114.78	118.90
25	CA	1989	G	N3-C4-N9	6.86	130.12	126.00
25	DA	2049	G	C4-N9-C1'	6.86	135.42	126.50
25	CA	2037	A	N1-C6-N6	-6.86	114.48	118.60
25	CA	2711	A	C8-N9-C4	6.86	108.54	105.80
25	CA	2265	U	N1-C2-O2	-6.86	118.00	122.80
25	DA	1967	C	N1-C2-O2	-6.86	114.79	118.90
25	CA	2553	G	N3-C2-N2	6.86	124.70	119.90
25	DA	22	C	N1-C2-O2	6.86	123.01	118.90
25	CA	2505	G	N3-C4-N9	-6.85	121.89	126.00
25	CA	578	G	C5-C6-N1	6.85	114.92	111.50
25	CA	830	G	N1-C6-O6	-6.85	115.79	119.90
25	CA	2790	U	N3-C2-O2	-6.85	117.41	122.20
25	CA	483	A	N7-C8-N9	-6.84	110.38	113.80
25	CA	1892	C	N3-C2-O2	6.84	126.69	121.90
25	DA	2323	G	N3-C4-C5	-6.84	125.18	128.60
25	CA	226	A	N1-C6-N6	6.84	122.70	118.60
25	CA	1501	G	N3-C4-C5	6.84	132.02	128.60
1	AA	1469	C	C6-N1-C2	6.84	123.03	120.30
25	CA	1521	G	C8-N9-C1'	-6.84	118.11	127.00
1	BA	771	G	N1-C6-O6	-6.83	115.80	119.90
25	CA	829	A	C8-N9-C4	6.83	108.53	105.80
25	CA	1001	A	C8-N9-C4	6.83	108.53	105.80
25	DA	1135	C	N1-C2-O2	-6.83	114.80	118.90
1	BA	963	G	N1-C6-O6	-6.83	115.80	119.90
25	CA	1587	G	N3-C4-C5	-6.83	125.19	128.60
25	CA	960	A	N9-C4-C5	6.83	108.53	105.80
1	AA	1422	G	N1-C6-O6	6.82	123.99	119.90
25	CA	784	G	N3-C4-C5	-6.82	125.19	128.60
25	DA	1002	G	N3-C2-N2	-6.82	115.13	119.90
25	CA	210	C	N1-C2-O2	-6.82	114.81	118.90
25	CA	2888	C	C2-N1-C1'	6.82	126.30	118.80
25	CA	2087	G	C5-C6-O6	-6.81	124.51	128.60
25	CA	77	G	N9-C4-C5	6.81	108.12	105.40
25	CA	1051	G	C4-N9-C1'	6.81	135.35	126.50
25	CA	2121	G	N3-C4-N9	6.81	130.09	126.00

Continued on next page...

Continued from previous page...

Mol	Chain	Res	Type	Atoms	Z	Observed(°)	Ideal(°)
25	CA	1030	C	C6-N1-C2	6.81	123.02	120.30
25	DA	2626	C	C5-C6-N1	-6.81	117.60	121.00
25	CA	1378	A	C5-C6-N6	6.81	129.15	123.70
25	CA	1764	C	N1-C2-O2	-6.80	114.82	118.90
25	CA	2649	C	N1-C2-O2	-6.80	114.82	118.90
25	CA	1064	C	C2-N1-C1'	6.80	126.28	118.80
25	DA	443	A	C8-N9-C4	-6.80	103.08	105.80
1	AA	575	G	C4-C5-N7	-6.80	108.08	110.80
25	CA	2462	C	N3-C2-O2	6.80	126.66	121.90
25	CA	1301	A	C5-C6-N6	-6.80	118.26	123.70
25	CA	2251	G	C5-C6-O6	-6.80	124.52	128.60
25	CA	2642	G	N1-C6-O6	-6.80	115.82	119.90
1	BA	677	U	C5-C6-N1	6.79	126.10	122.70
25	CA	2733	A	N9-C4-C5	6.79	108.52	105.80
25	CA	1209	U	C2-N1-C1'	-6.79	109.55	117.70
25	CA	1425	G	C8-N9-C4	6.79	109.12	106.40
1	AA	859	G	N3-C4-N9	6.79	130.07	126.00
1	AA	940	C	N3-C4-N4	6.79	122.75	118.00
25	DA	380	G	C5-C6-O6	-6.79	124.53	128.60
25	DA	831	G	N3-C2-N2	6.79	124.65	119.90
25	CA	1758	U	C5-C6-N1	-6.79	119.31	122.70
25	CA	823	C	N1-C2-O2	-6.79	114.83	118.90
25	CA	1817	G	N1-C6-O6	-6.79	115.83	119.90
25	CA	2706	A	C5-C6-N1	-6.79	114.31	117.70
6	BF	86	ARG	NE-CZ-NH1	6.79	123.69	120.30
25	DA	1119	U	C6-N1-C2	6.79	125.07	121.00
25	DA	2006	C	N3-C4-N4	6.79	122.75	118.00
25	CA	315	G	C6-C5-N7	-6.78	126.33	130.40
25	CA	473	G	C5-C6-O6	6.78	132.67	128.60
25	CA	1404	C	C6-N1-C2	6.78	123.01	120.30
25	CA	2367	G	N1-C6-O6	-6.78	115.83	119.90
25	CA	1797	G	C2-N3-C4	-6.78	108.51	111.90
25	DA	2246	G	C5-C6-O6	-6.78	124.53	128.60
25	CA	774	G	N1-C6-O6	-6.78	115.83	119.90
25	DA	2070	A	C2-N3-C4	-6.78	107.21	110.60
1	AA	90	C	C6-N1-C2	-6.77	117.59	120.30
1	AA	686	U	C2-N1-C1'	-6.77	109.57	117.70
1	BA	117	G	N3-C4-C5	-6.77	125.22	128.60
25	CA	1769	U	C2-N1-C1'	-6.77	109.58	117.70
25	CA	2059	A	N9-C4-C5	-6.77	103.09	105.80
25	CA	1463	C	N3-C2-O2	6.77	126.64	121.90
25	DA	1646	C	C6-N1-C1'	6.77	128.92	120.80

Continued on next page...

Continued from previous page...

Mol	Chain	Res	Type	Atoms	Z	Observed(°)	Ideal(°)
25	CA	1136	G	C8-N9-C4	6.77	109.11	106.40
1	BA	359	G	C5-C6-O6	-6.76	124.54	128.60
25	DA	2012	G	N9-C4-C5	-6.76	102.69	105.40
25	CA	2847	U	C5-C4-O4	6.76	129.96	125.90
25	CA	2751	G	N9-C4-C5	6.76	108.10	105.40
25	DA	985	C	C2-N1-C1'	6.76	126.23	118.80
25	CA	2090	A	C2-N3-C4	6.75	113.98	110.60
25	CA	1307	A	C8-N9-C4	-6.75	103.10	105.80
25	CA	1572	A	C8-N9-C4	-6.75	103.10	105.80
25	DA	243	U	N3-C4-O4	-6.75	114.67	119.40
25	DA	2588	G	C2-N3-C4	-6.75	108.52	111.90
25	DA	2848	G	C5-C6-O6	6.75	132.65	128.60
22	BV	74	C	C2-N1-C1'	6.75	126.23	118.80
25	DA	1666	G	N3-C4-C5	6.75	131.98	128.60
25	CA	1051	G	C8-N9-C1'	-6.75	118.22	127.00
25	DA	685	A	N1-C6-N6	6.75	122.65	118.60
25	DA	1666	G	C4-N9-C1'	-6.75	117.73	126.50
25	CA	1767	G	C8-N9-C4	6.74	109.10	106.40
25	CA	2225	A	N1-C6-N6	6.74	122.65	118.60
1	BA	705	G	N1-C6-O6	-6.74	115.86	119.90
25	CA	550	C	C5-C6-N1	6.74	124.37	121.00
25	CA	1650	A	N1-C6-N6	6.74	122.64	118.60
25	DA	2610	C	N1-C2-N3	6.74	123.92	119.20
25	DA	2811	G	C8-N9-C4	6.74	109.10	106.40
1	AA	351	G	N7-C8-N9	6.74	116.47	113.10
25	CA	205	G	N9-C4-C5	6.74	108.10	105.40
25	CA	818	G	C6-C5-N7	-6.74	126.36	130.40
25	CA	2523	G	N1-C6-O6	6.74	123.94	119.90
25	DA	1263	U	C6-N1-C2	-6.74	116.96	121.00
25	DA	2018	G	C8-N9-C4	6.74	109.09	106.40
25	CA	1404	C	C2-N1-C1'	-6.73	111.39	118.80
1	BA	428	G	C4-N9-C1'	-6.73	117.75	126.50
25	CA	2598	A	N3-C4-N9	-6.73	122.01	127.40
25	DA	180	G	C6-C5-N7	6.73	134.44	130.40
25	DA	967	U	C6-N1-C1'	6.73	130.62	121.20
25	DA	2619	C	N1-C2-O2	-6.73	114.86	118.90
1	AA	1499	A	N7-C8-N9	-6.72	110.44	113.80
25	CA	1006	C	N1-C2-O2	-6.72	114.87	118.90
25	DA	2532	G	C6-C5-N7	-6.72	126.37	130.40
25	DA	1452	G	C4-C5-N7	6.72	113.49	110.80
25	DA	2640	G	C8-N9-C4	6.72	109.09	106.40
25	CA	194	G	C8-N9-C4	6.72	109.09	106.40

Continued on next page...

Continued from previous page...

Mol	Chain	Res	Type	Atoms	Z	Observed(°)	Ideal(°)
25	CA	1295	C	N1-C2-O2	-6.72	114.87	118.90
25	DA	2811	G	N3-C4-N9	-6.71	121.97	126.00
25	DA	2046	G	N1-C6-O6	6.71	123.93	119.90
25	CA	273	G	C4-N9-C1'	-6.71	117.77	126.50
25	CA	1307	A	N9-C4-C5	6.71	108.48	105.80
25	DA	1792	G	N3-C4-N9	-6.71	121.97	126.00
56	DB	76	G	C4-C5-N7	-6.71	108.11	110.80
25	DA	2012	G	C8-N9-C4	6.71	109.08	106.40
1	BA	378	G	N3-C2-N2	6.71	124.60	119.90
1	BA	1127	G	N3-C4-N9	6.71	130.03	126.00
1	BA	563	A	C5-N7-C8	-6.71	100.55	103.90
25	DA	1952	A	C5-C6-N1	6.71	121.05	117.70
25	CA	782	A	N1-C6-N6	6.71	122.62	118.60
25	CA	2091	C	N1-C2-O2	-6.70	114.88	118.90
25	DA	453	A	C8-N9-C4	6.70	108.48	105.80
25	CA	2155	U	N1-C2-O2	6.70	127.49	122.80
25	DA	2049	G	C5-C6-O6	-6.70	124.58	128.60
25	CA	90	U	C5-C4-O4	6.70	129.92	125.90
25	DA	2466	C	N3-C2-O2	6.70	126.59	121.90
56	DB	74	U	N3-C4-O4	-6.70	114.71	119.40
25	DA	1142	A	N3-C4-C5	6.69	131.49	126.80
25	CA	2232	C	N3-C2-O2	6.69	126.58	121.90
25	CA	2534	A	C8-N9-C4	6.69	108.48	105.80
1	BA	357	G	C8-N9-C4	6.69	109.08	106.40
25	CA	1158	C	N1-C2-N3	6.69	123.88	119.20
1	AA	12	U	N1-C2-N3	6.69	118.91	114.90
1	AA	686	U	C6-N1-C1'	6.69	130.56	121.20
25	CA	2523	G	C4-C5-N7	6.69	113.47	110.80
25	CA	2553	G	N3-C4-C5	-6.69	125.26	128.60
25	DA	375	G	C8-N9-C4	6.69	109.08	106.40
25	CA	666	A	N1-C6-N6	-6.69	114.59	118.60
25	CA	2785	C	N1-C2-O2	-6.69	114.89	118.90
25	CA	2511	U	N1-C2-O2	-6.68	118.12	122.80
26	CB	92	C	N1-C2-O2	-6.68	114.89	118.90
25	DA	2250	G	N3-C4-C5	6.68	131.94	128.60
25	DA	2636	C	N3-C2-O2	-6.68	117.22	121.90
22	AV	16	U	N3-C2-O2	-6.68	117.53	122.20
1	AA	1530	G	C5-C6-N1	6.67	114.84	111.50
25	DA	1770	G	C5-C6-O6	-6.67	124.59	128.60
1	AA	351	G	C5-N7-C8	-6.67	100.96	104.30
25	CA	978	G	C8-N9-C4	6.67	109.07	106.40
25	CA	175	G	C8-N9-C4	6.67	109.07	106.40

Continued on next page...

Continued from previous page...

Mol	Chain	Res	Type	Atoms	Z	Observed(°)	Ideal(°)
25	DA	1278	C	C5-C6-N1	-6.67	117.66	121.00
25	DA	1770	G	C6-C5-N7	-6.67	126.40	130.40
25	DA	2606	C	C6-N1-C2	6.67	122.97	120.30
25	CA	1273	U	N1-C2-N3	6.67	118.90	114.90
25	DA	585	G	C8-N9-C4	-6.67	103.73	106.40
25	DA	2705	A	N9-C4-C5	-6.67	103.13	105.80
25	CA	1475	G	C4-N9-C1'	-6.67	117.83	126.50
1	AA	768	A	C8-N9-C4	6.67	108.47	105.80
1	BA	431	A	C8-N9-C4	6.67	108.47	105.80
56	DB	76	G	C5-C6-O6	6.67	132.60	128.60
1	BA	1482	G	C8-N9-C1'	-6.66	118.34	127.00
25	DA	1681	G	N3-C4-N9	6.66	130.00	126.00
1	BA	480	U	C6-N1-C2	6.66	125.00	121.00
1	BA	804	U	N3-C2-O2	-6.66	117.54	122.20
25	CA	2222	C	N1-C2-O2	-6.66	114.90	118.90
25	CA	1278	C	N1-C2-O2	-6.66	114.90	118.90
25	CA	1249	U	N3-C2-O2	6.66	126.86	122.20
25	DA	1002	G	N1-C2-N2	6.66	122.19	116.20
25	DA	2036	C	C6-N1-C2	-6.66	117.64	120.30
25	DA	2782	G	N1-C6-O6	6.66	123.90	119.90
1	BA	110	C	C6-N1-C1'	6.66	128.79	120.80
25	CA	2225	A	C2-N3-C4	-6.66	107.27	110.60
25	DA	488	G	C8-N9-C1'	-6.65	118.35	127.00
25	DA	1779	U	N3-C4-O4	-6.65	114.74	119.40
25	DA	2827	C	C6-N1-C2	6.65	122.96	120.30
25	DA	1838	C	C6-N1-C2	6.65	122.96	120.30
25	CA	1323	C	C6-N1-C2	6.65	122.96	120.30
25	CA	497	A	N1-C6-N6	6.64	122.59	118.60
25	CA	1125	G	N3-C4-C5	-6.64	125.28	128.60
25	CA	1319	C	N1-C2-O2	-6.64	114.91	118.90
1	BA	1480	A	N1-C6-N6	6.64	122.58	118.60
25	CA	1122	G	C4-C5-N7	-6.64	108.14	110.80
25	CA	176	A	C8-N9-C4	6.64	108.46	105.80
25	DA	1325	U	C6-N1-C2	6.64	124.98	121.00
25	DA	1270	C	C6-N1-C2	6.64	122.95	120.30
25	CA	27	G	C5-C6-N1	6.64	114.82	111.50
25	CA	1475	G	N3-C4-C5	6.64	131.92	128.60
25	DA	1164	C	C2-N1-C1'	-6.64	111.50	118.80
25	DA	1908	C	N1-C2-O2	-6.64	114.92	118.90
25	DA	1997	C	N1-C2-O2	-6.63	114.92	118.90
25	DA	10	A	C8-N9-C4	6.63	108.45	105.80
1	BA	106	C	N1-C2-O2	-6.63	114.92	118.90

Continued on next page...

Continued from previous page...

Mol	Chain	Res	Type	Atoms	Z	Observed(°)	Ideal(°)
1	AA	690	G	C4-C5-N7	6.63	113.45	110.80
25	CA	2760	C	C6-N1-C2	6.63	122.95	120.30
25	CA	51	G	N1-C6-O6	-6.63	115.92	119.90
25	CA	982	C	N3-C4-C5	6.63	124.55	121.90
25	DA	1606	C	C6-N1-C2	-6.63	117.65	120.30
25	CA	1985	C	N1-C2-N3	6.63	123.84	119.20
25	DA	528	A	N3-C4-C5	6.63	131.44	126.80
1	BA	1482	G	C4-N9-C1'	6.62	135.11	126.50
25	CA	2715	C	N3-C4-C5	-6.62	119.25	121.90
25	DA	1236	G	C6-C5-N7	-6.62	126.42	130.40
25	DA	1975	G	C4-C5-N7	6.62	113.45	110.80
25	DA	2587	A	C8-N9-C4	6.62	108.45	105.80
25	CA	758	C	N1-C2-N3	6.62	123.83	119.20
25	CA	930	G	C6-C5-N7	6.62	134.37	130.40
25	DA	1325	U	N1-C2-O2	-6.62	118.17	122.80
25	CA	655	A	N1-C6-N6	-6.62	114.63	118.60
25	CA	2379	G	C8-N9-C4	6.62	109.05	106.40
25	CA	1382	G	N1-C6-O6	-6.62	115.93	119.90
25	CA	1842	G	C6-C5-N7	-6.62	126.43	130.40
25	CA	804	A	C8-N9-C4	-6.61	103.16	105.80
25	DA	992	C	C6-N1-C2	6.61	122.94	120.30
25	DA	1236	G	N1-C6-O6	6.61	123.87	119.90
25	CA	1452	G	N7-C8-N9	6.61	116.40	113.10
25	CA	184	C	N3-C4-C5	-6.61	119.26	121.90
25	CA	514	A	C8-N9-C4	6.61	108.44	105.80
25	DA	2609	U	N3-C2-O2	6.61	126.82	122.20
25	CA	83	A	C4-C5-N7	-6.60	107.40	110.70
25	CA	74	A	N9-C4-C5	6.60	108.44	105.80
25	CA	690	G	N7-C8-N9	-6.60	109.80	113.10
25	CA	2682	A	C5-C6-N6	-6.60	118.42	123.70
56	DB	78	A	C8-N9-C4	6.60	108.44	105.80
25	DA	2444	G	N1-C6-O6	-6.60	115.94	119.90
25	DA	2874	C	N1-C2-O2	-6.60	114.94	118.90
25	CA	1793	C	C2-N3-C4	-6.60	116.60	119.90
25	DA	752	A	C5-N7-C8	-6.60	100.60	103.90
25	CA	705	A	C8-N9-C4	-6.60	103.16	105.80
25	CA	2621	G	C4-C5-N7	-6.60	108.16	110.80
25	CA	249	C	N3-C2-O2	6.59	126.52	121.90
25	CA	223	A	C5-C6-N6	6.59	128.97	123.70
25	DA	519	U	N3-C2-O2	-6.59	117.58	122.20
1	BA	530	G	C6-C5-N7	-6.59	126.44	130.40
25	CA	754	U	N3-C2-O2	-6.59	117.59	122.20

Continued on next page...

Continued from previous page...

Mol	Chain	Res	Type	Atoms	Z	Observed(°)	Ideal(°)
25	DA	2338	C	N1-C2-O2	-6.59	114.94	118.90
25	CA	1519	G	C6-C5-N7	6.59	134.35	130.40
25	CA	2770	G	C8-N9-C4	6.59	109.04	106.40
25	DA	1323	C	C6-N1-C2	-6.59	117.66	120.30
25	CA	332	A	C6-C5-N7	6.59	136.91	132.30
25	CA	1046	A	N1-C6-N6	6.59	122.55	118.60
25	CA	2824	C	N3-C4-N4	6.59	122.61	118.00
25	DA	1616	A	N9-C4-C5	6.59	108.43	105.80
25	CA	2621	G	C8-N9-C4	-6.58	103.77	106.40
25	CA	1808	A	N9-C4-C5	-6.58	103.17	105.80
25	DA	2801	G	C8-N9-C4	-6.58	103.77	106.40
25	DA	784	G	C8-N9-C1'	-6.58	118.44	127.00
25	CA	429	A	N1-C6-N6	6.58	122.55	118.60
1	AA	1417	G	N3-C2-N2	6.58	124.50	119.90
1	BA	46	G	N3-C4-C5	6.58	131.89	128.60
25	CA	439	A	C8-N9-C4	6.58	108.43	105.80
25	CA	1277	G	N1-C6-O6	-6.58	115.95	119.90
1	AA	788	U	N1-C2-O2	-6.58	118.20	122.80
25	CA	1426	G	N3-C4-N9	6.58	129.94	126.00
25	DA	330	A	N1-C6-N6	6.57	122.54	118.60
25	CA	446	G	C4-C5-N7	6.57	113.43	110.80
1	BA	378	G	N3-C4-N9	6.57	129.94	126.00
1	BA	924	C	C6-N1-C2	6.57	122.93	120.30
25	CA	667	U	N3-C4-C5	6.57	118.54	114.60
25	CA	2696	U	N1-C2-O2	6.57	127.40	122.80
25	DA	2432	A	C4-C5-C6	6.57	120.28	117.00
25	CA	2139	U	N1-C2-O2	6.57	127.40	122.80
1	AA	90	C	C2-N1-C1'	6.56	126.02	118.80
1	BA	1406	U	C2-N1-C1'	-6.56	109.82	117.70
25	CA	784	G	C6-C5-N7	-6.56	126.46	130.40
25	CA	2841	C	C6-N1-C2	-6.56	117.67	120.30
25	DA	1155	A	N9-C4-C5	6.56	108.42	105.80
25	DA	2439	A	N1-C6-N6	6.56	122.54	118.60
25	CA	431	U	C6-N1-C2	6.56	124.94	121.00
25	CA	1256	G	C8-N9-C4	6.56	109.02	106.40
25	DA	2559	C	N3-C4-N4	-6.56	113.41	118.00
25	CA	37	C	C6-N1-C2	6.56	122.92	120.30
25	CA	1351	C	N3-C2-O2	6.56	126.49	121.90
25	DA	1435	G	N1-C6-O6	-6.56	115.97	119.90
25	DA	2426	A	N1-C6-N6	-6.56	114.67	118.60
1	BA	812	G	N1-C6-O6	6.56	123.83	119.90
25	CA	470	A	C5-N7-C8	-6.56	100.62	103.90

Continued on next page...

Continued from previous page...

Mol	Chain	Res	Type	Atoms	Z	Observed(°)	Ideal(°)
25	CA	930	G	C4-N9-C1'	-6.56	117.98	126.50
1	AA	859	G	C8-N9-C1'	-6.55	118.48	127.00
25	CA	1852	U	N3-C2-O2	-6.55	117.61	122.20
25	CA	235	U	N3-C4-O4	-6.55	114.81	119.40
25	DA	1997	C	C2-N1-C1'	-6.55	111.59	118.80
25	CA	1219	U	N3-C4-O4	-6.55	114.82	119.40
25	DA	394	C	N1-C2-O2	-6.55	114.97	118.90
25	CA	1985	C	C6-N1-C1'	6.55	128.66	120.80
1	BA	110	C	C2-N1-C1'	-6.55	111.60	118.80
1	BA	896	C	C2-N3-C4	-6.55	116.63	119.90
25	CA	990	A	N1-C6-N6	-6.55	114.67	118.60
25	CA	997	G	N9-C4-C5	6.54	108.02	105.40
25	DA	2446	G	N1-C6-O6	6.54	123.83	119.90
25	CA	305	C	C6-N1-C2	6.54	122.92	120.30
1	AA	1094	G	N1-C6-O6	6.54	123.82	119.90
25	CA	975	A	N1-C6-N6	-6.54	114.68	118.60
1	AA	297	G	N3-C4-C5	6.54	131.87	128.60
25	CA	456	C	C2-N3-C4	-6.54	116.63	119.90
25	CA	807	U	N3-C4-O4	6.54	123.97	119.40
25	CA	1002	G	N1-C6-O6	-6.54	115.98	119.90
25	CA	1526	C	C6-N1-C2	6.54	122.91	120.30
25	CA	2547	A	C8-N9-C4	6.54	108.41	105.80
25	CA	997	G	N3-C2-N2	-6.53	115.33	119.90
25	CA	2824	C	N3-C4-C5	-6.53	119.29	121.90
25	CA	1612	C	N3-C4-N4	6.53	122.57	118.00
25	CA	210	C	N3-C2-O2	6.53	126.47	121.90
25	CA	2430	A	C8-N9-C4	6.53	108.41	105.80
25	DA	2606	C	N1-C2-O2	-6.53	114.98	118.90
25	DA	961	C	N1-C2-O2	-6.53	114.98	118.90
1	AA	1520	C	C5-C4-N4	-6.53	115.63	120.20
25	DA	117	G	C8-N9-C4	-6.53	103.79	106.40
1	BA	406	G	N3-C4-N9	6.52	129.91	126.00
25	CA	2469	A	C8-N9-C4	6.52	108.41	105.80
25	DA	830	G	C5-C6-N1	6.52	114.76	111.50
25	CA	1663	G	C2-N3-C4	-6.52	108.64	111.90
1	BA	1531	A	C8-N9-C4	6.52	108.41	105.80
25	CA	1889	A	N1-C6-N6	-6.52	114.69	118.60
1	AA	8	A	C8-N9-C4	6.51	108.41	105.80
25	CA	315	G	C8-N9-C4	6.51	109.01	106.40
25	DA	2282	G	N3-C4-C5	-6.51	125.34	128.60
25	CA	622	G	C5-C6-O6	-6.51	124.69	128.60
25	CA	2331	G	C6-C5-N7	-6.51	126.49	130.40

Continued on next page...

Continued from previous page...

Mol	Chain	Res	Type	Atoms	Z	Observed(°)	Ideal(°)
25	CA	2371	G	N9-C4-C5	6.51	108.00	105.40
1	BA	246	A	N1-C6-N6	6.51	122.50	118.60
25	CA	2633	G	N3-C4-N9	-6.51	122.09	126.00
25	CA	2295	C	N3-C2-O2	6.51	126.45	121.90
1	AA	330	C	N1-C2-O2	6.50	122.80	118.90
25	CA	1220	G	N1-C2-N2	-6.50	110.34	116.20
25	CA	994	C	N1-C2-O2	-6.50	115.00	118.90
25	CA	1026	G	N3-C4-C5	-6.50	125.35	128.60
25	CA	1602	U	N3-C4-C5	6.50	118.50	114.60
25	CA	2320	U	C6-N1-C1'	6.50	130.31	121.20
25	DA	2627	G	N1-C6-O6	-6.50	116.00	119.90
25	DA	2564	A	C4-C5-C6	6.50	120.25	117.00
26	CB	8	C	C5-C6-N1	-6.50	117.75	121.00
25	DA	1974	C	C6-N1-C2	6.50	122.90	120.30
25	CA	1946	U	C5-C4-O4	6.50	129.80	125.90
1	AA	111	G	C4-N9-C1'	-6.49	118.06	126.50
25	CA	461	C	C6-N1-C2	-6.49	117.70	120.30
25	DA	782	A	C5-C6-N6	6.49	128.89	123.70
25	DA	1311	G	N1-C6-O6	6.49	123.80	119.90
25	DA	1997	C	C6-N1-C2	6.49	122.90	120.30
25	DA	808	G	N1-C6-O6	6.49	123.79	119.90
25	DA	2825	G	C8-N9-C1'	-6.49	118.57	127.00
25	CA	2691	C	C6-N1-C2	6.49	122.89	120.30
25	DA	378	C	C2-N1-C1'	-6.48	111.67	118.80
25	DA	1655	A	C2-N3-C4	-6.48	107.36	110.60
25	DA	1903	G	N1-C6-O6	-6.48	116.01	119.90
25	DA	671	C	N3-C2-O2	6.48	126.44	121.90
25	DA	2556	C	N1-C2-O2	-6.48	115.01	118.90
1	AA	734	G	C4-C5-N7	6.48	113.39	110.80
25	CA	1662	U	N3-C4-O4	-6.48	114.87	119.40
25	DA	1125	G	C8-N9-C4	6.48	108.99	106.40
1	AA	1101	A	N3-C4-C5	-6.48	122.27	126.80
25	CA	192	C	C6-N1-C2	-6.48	117.71	120.30
25	DA	1964	G	N3-C4-N9	6.48	129.89	126.00
25	CA	129	C	N3-C2-O2	6.47	126.43	121.90
25	CA	1989	G	C6-C5-N7	-6.47	126.52	130.40
25	DA	2434	A	C5-C6-N6	-6.47	118.52	123.70
1	BA	359	G	N1-C6-O6	6.47	123.78	119.90
25	CA	919	U	N3-C2-O2	-6.47	117.67	122.20
1	BA	615	G	N3-C4-C5	-6.47	125.37	128.60
25	CA	783	A	N3-C4-C5	6.47	131.33	126.80
25	CA	1679	A	C8-N9-C4	6.47	108.39	105.80

Continued on next page...

Continued from previous page...

Mol	Chain	Res	Type	Atoms	Z	Observed(°)	Ideal(°)
25	CA	2069	G	C4-C5-C6	-6.47	114.92	118.80
25	DA	2677	G	C4-C5-N7	-6.47	108.21	110.80
25	DA	2709	G	C5-C6-O6	-6.46	124.72	128.60
25	DA	2049	G	C6-C5-N7	-6.46	126.52	130.40
1	BA	278	G	N3-C4-N9	-6.46	122.12	126.00
25	CA	1770	G	N3-C4-C5	-6.46	125.37	128.60
26	CB	13	G	C8-N9-C4	6.46	108.98	106.40
25	CA	154	U	N1-C2-O2	6.46	127.32	122.80
1	BA	1063	C	C6-N1-C2	6.46	122.88	120.30
25	CA	380	G	N3-C2-N2	-6.46	115.38	119.90
25	CA	62	U	N1-C2-O2	-6.45	118.28	122.80
25	CA	1555	G	N1-C2-N3	6.45	127.77	123.90
25	CA	2503	A	N1-C6-N6	6.45	122.47	118.60
25	CA	754	U	N3-C4-O4	-6.45	114.88	119.40
25	CA	1142	A	C4-C5-N7	6.45	113.92	110.70
25	CA	1242	U	N1-C2-N3	6.45	118.77	114.90
25	CA	1521	G	C6-C5-N7	-6.45	126.53	130.40
1	AA	760	G	N3-C2-N2	6.45	124.41	119.90
25	CA	1958	C	C6-N1-C2	-6.45	117.72	120.30
1	BA	61	G	N3-C4-N9	6.44	129.87	126.00
25	CA	302	C	C2-N1-C1'	-6.44	111.71	118.80
25	CA	2692	G	C8-N9-C4	6.44	108.98	106.40
1	AA	1478	U	C5-C4-O4	6.44	129.76	125.90
25	CA	792	A	C8-N9-C4	-6.44	103.22	105.80
25	CA	2820	A	C6-N1-C2	6.44	122.46	118.60
22	BV	49	C	N1-C2-O2	-6.43	115.04	118.90
1	BA	1484	C	N3-C2-O2	6.43	126.40	121.90
25	DA	783	A	C5-C6-N6	-6.43	118.55	123.70
25	DA	798	G	C5-C6-O6	6.43	132.46	128.60
25	DA	2841	C	N3-C4-C5	6.43	124.47	121.90
25	CA	1168	G	C4-C5-N7	6.43	113.37	110.80
1	BA	615	G	N1-C6-O6	-6.43	116.04	119.90
25	DA	1213	A	C5-C6-N1	-6.42	114.49	117.70
25	CA	598	U	C6-N1-C2	6.42	124.85	121.00
25	CA	2677	G	N1-C6-O6	6.42	123.75	119.90
25	CA	2010	G	N1-C6-O6	-6.42	116.05	119.90
25	CA	2428	G	C5-C6-O6	-6.42	124.75	128.60
25	DA	1298	C	N3-C2-O2	6.42	126.39	121.90
25	DA	2564	A	N7-C8-N9	6.42	117.01	113.80
25	DA	2532	G	C4-C5-N7	6.42	113.37	110.80
25	DA	1786	A	C4-C5-N7	-6.42	107.49	110.70
1	AA	351	G	C8-N9-C4	-6.41	103.83	106.40

Continued on next page...

Continued from previous page...

Mol	Chain	Res	Type	Atoms	Z	Observed(°)	Ideal(°)
25	CA	735	A	C8-N9-C4	6.41	108.37	105.80
25	CA	1769	U	N1-C2-O2	-6.41	118.31	122.80
25	CA	2375	G	N3-C2-N2	-6.41	115.41	119.90
25	CA	2890	G	C6-C5-N7	-6.41	126.55	130.40
25	DA	477	A	C5-C6-N6	-6.41	118.57	123.70
1	BA	1530	G	N3-C4-C5	6.41	131.80	128.60
25	CA	1977	A	C8-N9-C4	6.41	108.36	105.80
25	CA	2278	A	C5-C6-N6	-6.41	118.58	123.70
1	BA	1492	A	C8-N9-C4	-6.40	103.24	105.80
25	CA	518	G	N3-C2-N2	-6.40	115.42	119.90
25	CA	1499	C	N1-C2-O2	-6.40	115.06	118.90
25	CA	2699	C	N3-C4-C5	6.40	124.46	121.90
25	DA	85	G	N1-C6-O6	6.40	123.74	119.90
25	CA	513	A	C6-C5-N7	-6.40	127.82	132.30
25	CA	995	C	C6-N1-C2	-6.40	117.74	120.30
25	CA	1521	G	C4-N9-C1'	6.40	134.82	126.50
1	BA	728	A	C8-N9-C4	-6.40	103.24	105.80
25	CA	1443	U	N3-C2-O2	-6.40	117.72	122.20
25	CA	2716	C	N1-C2-O2	-6.40	115.06	118.90
25	DA	2029	G	N1-C2-N2	-6.40	110.44	116.20
26	CB	71	C	N3-C2-O2	6.40	126.38	121.90
25	DA	308	G	N3-C4-C5	-6.40	125.40	128.60
25	CA	1757	A	N9-C4-C5	-6.40	103.24	105.80
25	DA	1826	G	C8-N9-C4	6.40	108.96	106.40
1	AA	738	C	N1-C2-O2	-6.39	115.06	118.90
1	BA	1521	C	C6-N1-C2	6.39	122.86	120.30
25	DA	1648	U	N3-C2-O2	6.39	126.68	122.20
1	AA	1064	G	N1-C6-O6	-6.39	116.06	119.90
25	DA	1796	U	N3-C4-C5	6.39	118.44	114.60
25	DA	2487	G	C8-N9-C4	6.39	108.95	106.40
25	CA	942	G	N9-C4-C5	6.38	107.95	105.40
25	CA	1646	C	N1-C2-O2	-6.38	115.07	118.90
25	DA	1302	A	N1-C6-N6	6.38	122.43	118.60
1	AA	1520	C	N3-C4-C5	6.38	124.45	121.90
25	DA	1163	G	N3-C4-C5	6.38	131.79	128.60
25	DA	1970	A	N3-C4-C5	-6.38	122.33	126.80
25	DA	1225	G	C8-N9-C4	6.38	108.95	106.40
1	AA	914	A	C8-N9-C4	-6.38	103.25	105.80
1	BA	322	C	C5-C6-N1	-6.38	117.81	121.00
25	CA	1325	U	C2-N1-C1'	-6.38	110.05	117.70
25	DA	2811	G	C4-N9-C1'	-6.38	118.21	126.50
25	CA	743	A	N1-C6-N6	6.38	122.43	118.60

Continued on next page...

Continued from previous page...

Mol	Chain	Res	Type	Atoms	Z	Observed(°)	Ideal(°)
25	CA	2829	A	C2-N3-C4	-6.38	107.41	110.60
25	CA	2724	U	N3-C4-O4	-6.38	114.94	119.40
56	DB	83	G	N3-C4-N9	-6.38	122.17	126.00
25	CA	316	C	C6-N1-C2	6.37	122.85	120.30
25	CA	1835	G	C5-C6-N1	6.37	114.69	111.50
25	CA	2250	G	N7-C8-N9	6.37	116.28	113.10
29	CE	146	VAL	CB-CA-C	-6.37	99.30	111.40
25	CA	2331	G	C4-N9-C1'	6.37	134.78	126.50
25	CA	1357	C	N1-C2-O2	-6.37	115.08	118.90
25	DA	1842	G	N3-C4-C5	6.37	131.78	128.60
25	CA	1543	G	C4-C5-N7	-6.37	108.25	110.80
1	AA	881	G	C8-N9-C4	6.36	108.94	106.40
25	DA	477	A	N1-C6-N6	6.36	122.42	118.60
25	DA	582	A	N1-C6-N6	6.36	122.42	118.60
25	DA	39	G	N3-C4-N9	-6.36	122.18	126.00
25	DA	443	A	N9-C4-C5	6.36	108.34	105.80
25	CA	101	A	C4-C5-C6	6.36	120.18	117.00
25	CA	2253	G	N3-C2-N2	-6.36	115.45	119.90
25	CA	2717	C	N1-C2-N3	6.36	123.65	119.20
25	DA	967	U	C2-N1-C1'	-6.36	110.07	117.70
25	CA	2688	G	N1-C6-O6	-6.36	116.09	119.90
25	DA	1422	G	C8-N9-C4	6.36	108.94	106.40
25	CA	1007	C	N1-C2-O2	-6.36	115.09	118.90
25	CA	1757	A	N1-C6-N6	6.36	122.41	118.60
1	AA	914	A	N9-C4-C5	6.35	108.34	105.80
1	BA	530	G	N7-C8-N9	6.35	116.28	113.10
25	DA	1985	C	C2-N1-C1'	-6.35	111.81	118.80
25	CA	2426	A	N7-C8-N9	6.35	116.98	113.80
25	CA	2469	A	N7-C8-N9	-6.35	110.62	113.80
25	DA	1971	U	C5-C4-O4	-6.35	122.09	125.90
25	CA	324	A	C8-N9-C4	6.35	108.34	105.80
25	CA	1902	C	C6-N1-C2	6.35	122.84	120.30
25	CA	1138	G	N1-C6-O6	6.34	123.71	119.90
25	CA	1595	C	C2-N1-C1'	-6.34	111.82	118.80
25	CA	1602	U	C6-N1-C2	6.34	124.81	121.00
1	AA	342	C	C6-N1-C2	6.34	122.84	120.30
1	AA	351	G	C6-C5-N7	-6.34	126.59	130.40
25	CA	382	A	C4-C5-N7	6.34	113.87	110.70
25	CA	1466	U	C6-N1-C2	6.34	124.81	121.00
25	DA	784	G	N3-C4-N9	6.34	129.81	126.00
1	AA	555	U	N3-C2-O2	6.34	126.64	122.20
25	CA	221	A	N3-C4-C5	6.34	131.24	126.80

Continued on next page...

Continued from previous page...

Mol	Chain	Res	Type	Atoms	Z	Observed(°)	Ideal(°)
25	CA	2031	A	C2-N3-C4	6.34	113.77	110.60
25	CA	538	A	N9-C4-C5	6.34	108.33	105.80
25	CA	342	A	C5-C6-N6	-6.34	118.63	123.70
25	CA	1256	G	N9-C4-C5	-6.34	102.86	105.40
25	CA	2030	A	C5-C6-N6	6.34	128.77	123.70
1	BA	452	A	C2-N3-C4	-6.33	107.43	110.60
25	CA	2260	C	N3-C4-C5	6.33	124.43	121.90
25	DA	2503	A	N9-C4-C5	-6.33	103.27	105.80
1	AA	1060	U	N1-C2-O2	-6.33	118.37	122.80
25	CA	2530	A	N1-C6-N6	6.33	122.40	118.60
25	DA	752	A	C2-N3-C4	-6.33	107.44	110.60
1	BA	188	C	C6-N1-C2	-6.33	117.77	120.30
25	DA	1666	G	C8-N9-C1'	6.33	135.23	127.00
25	CA	772	C	N1-C2-O2	-6.33	115.10	118.90
25	CA	1164	C	N1-C2-O2	-6.33	115.10	118.90
25	CA	1759	A	C8-N9-C4	-6.33	103.27	105.80
25	CA	25	U	N3-C4-O4	6.33	123.83	119.40
25	DA	783	A	C2-N3-C4	-6.33	107.44	110.60
1	BA	278	G	C8-N9-C1'	6.33	135.22	127.00
25	CA	74	A	N1-C6-N6	-6.33	114.80	118.60
25	DA	462	C	C6-N1-C2	6.33	122.83	120.30
25	CA	1674	G	C4-N9-C1'	6.32	134.72	126.50
25	DA	13	A	C4-C5-C6	6.32	120.16	117.00
25	DA	2158	A	N1-C6-N6	6.32	122.39	118.60
25	DA	2447	G	C4-N9-C1'	-6.32	118.28	126.50
25	CA	2802	G	N1-C2-N3	6.32	127.69	123.90
25	DA	757	G	N3-C4-N9	-6.32	122.21	126.00
25	DA	1653	G	C8-N9-C1'	-6.32	118.78	127.00
25	CA	1679	A	N1-C6-N6	6.32	122.39	118.60
25	CA	2271	G	C4-N9-C1'	6.32	134.72	126.50
25	DA	1758	U	N3-C4-O4	-6.32	114.98	119.40
25	CA	626	A	C6-C5-N7	-6.32	127.88	132.30
32	DH	62	LEU	CB-CG-CD1	6.32	121.74	111.00
10	BJ	48	ARG	NE-CZ-NH1	6.31	123.46	120.30
25	CA	1232	G	N1-C6-O6	-6.31	116.11	119.90
25	DA	2631	G	N3-C4-N9	-6.31	122.21	126.00
25	CA	787	C	C6-N1-C2	-6.31	117.78	120.30
26	CB	55	U	C6-N1-C2	-6.31	117.22	121.00
1	BA	278	G	C4-N9-C1'	-6.31	118.30	126.50
1	BA	428	G	C8-N9-C1'	6.31	135.20	127.00
1	AA	1505	G	N1-C6-O6	6.30	123.68	119.90
25	CA	727	A	N1-C6-N6	6.30	122.38	118.60

Continued on next page...

Continued from previous page...

Mol	Chain	Res	Type	Atoms	Z	Observed(°)	Ideal(°)
22	BV	76	A	C8-N9-C4	6.30	108.32	105.80
25	DA	782	A	N1-C6-N6	-6.30	114.82	118.60
25	CA	187	G	C5-C6-O6	-6.30	124.82	128.60
25	CA	2492	U	C5-C4-O4	6.30	129.68	125.90
25	DA	424	G	C4-N9-C1'	-6.30	118.31	126.50
25	CA	2271	G	C4-C5-N7	6.30	113.32	110.80
25	CA	2354	C	C2-N3-C4	-6.30	116.75	119.90
25	DA	1653	G	N1-C6-O6	6.30	123.68	119.90
25	CA	2782	G	C8-N9-C4	6.29	108.92	106.40
25	CA	2598	A	C8-N9-C4	-6.29	103.28	105.80
25	DA	1836	C	N1-C2-O2	-6.29	115.13	118.90
25	CA	942	G	C4-C5-N7	-6.29	108.28	110.80
25	CA	832	U	N1-C2-O2	-6.29	118.40	122.80
25	CA	1341	G	C5-C6-O6	-6.29	124.83	128.60
25	CA	1672	A	C6-C5-N7	-6.29	127.90	132.30
26	CB	58	A	C5-C6-N1	6.29	120.84	117.70
25	DA	1659	G	N3-C4-N9	-6.29	122.23	126.00
25	DA	2502	G	C5-C6-N1	6.29	114.64	111.50
25	CA	1766	G	C8-N9-C4	6.29	108.92	106.40
1	BA	1466	C	C6-N1-C2	6.29	122.81	120.30
25	DA	77	G	N3-C4-C5	6.29	131.74	128.60
25	CA	459	U	N3-C4-C5	6.28	118.37	114.60
25	CA	1816	C	N3-C2-O2	6.28	126.30	121.90
25	CA	2009	A	N1-C6-N6	-6.28	114.83	118.60
25	CA	939	G	C5-C6-O6	-6.28	124.83	128.60
25	DA	249	C	C2-N1-C1'	-6.28	111.89	118.80
25	CA	821	A	N3-C4-C5	6.28	131.19	126.80
25	CA	1500	G	C5-C6-O6	-6.28	124.83	128.60
25	CA	2289	G	N3-C4-N9	-6.28	122.23	126.00
25	DA	955	U	C5-C6-N1	6.28	125.84	122.70
25	DA	985	C	C6-N1-C2	-6.28	117.79	120.30
25	DA	2884	U	N3-C2-O2	6.28	126.59	122.20
1	AA	35	G	N1-C6-O6	-6.27	116.14	119.90
1	AA	351	G	N1-C6-O6	6.27	123.66	119.90
25	CA	2147	A	C5-C6-N6	-6.27	118.68	123.70
27	CC	268	ARG	NE-CZ-NH1	6.27	123.44	120.30
25	CA	46	G	N9-C4-C5	6.27	107.91	105.40
25	CA	2626	C	N3-C2-O2	6.27	126.29	121.90
25	CA	2890	G	N1-C6-O6	6.27	123.66	119.90
25	DA	2030	A	C5-C6-N1	-6.27	114.56	117.70
25	DA	862	G	C5-C6-O6	-6.27	124.84	128.60
25	CA	171	U	C5-C4-O4	6.26	129.66	125.90

Continued on next page...

Continued from previous page...

Mol	Chain	Res	Type	Atoms	Z	Observed(°)	Ideal(°)
25	CA	2830	C	N3-C2-O2	6.26	126.28	121.90
25	DA	225	C	C6-N1-C2	-6.26	117.79	120.30
1	BA	400	C	N1-C2-O2	-6.26	115.14	118.90
25	CA	1897	G	C4-N9-C1'	6.26	134.64	126.50
25	CA	1989	G	C4-C5-N7	6.26	113.31	110.80
25	CA	2000	C	N3-C4-C5	6.26	124.41	121.90
25	CA	2400	G	C5-C6-N1	6.26	114.63	111.50
25	CA	2538	C	N3-C4-C5	6.26	124.40	121.90
25	CA	2802	G	C2-N3-C4	-6.26	108.77	111.90
26	CB	12	C	C2-N3-C4	-6.26	116.77	119.90
25	DA	2491	U	N1-C2-N3	-6.26	111.14	114.90
25	CA	471	A	N1-C6-N6	6.26	122.35	118.60
25	CA	2436	G	N1-C2-N3	6.26	127.65	123.90
25	CA	534	U	N3-C2-O2	6.25	126.58	122.20
25	DA	528	A	C4-C5-N7	6.25	113.83	110.70
25	DA	1125	G	C8-N9-C1'	-6.25	118.87	127.00
25	DA	1265	A	C4-C5-C6	6.25	120.12	117.00
25	CA	1574	C	C5-C4-N4	-6.25	115.83	120.20
25	DA	1198	U	C6-N1-C2	-6.25	117.25	121.00
1	AA	536	C	C6-N1-C2	6.25	122.80	120.30
25	CA	1819	A	C5-C6-N6	6.25	128.70	123.70
25	CA	2045	C	N3-C4-C5	6.25	124.40	121.90
1	AA	153	C	C6-N1-C2	6.25	122.80	120.30
25	CA	1138	G	C5-C6-O6	-6.25	124.85	128.60
25	DA	2705	A	N1-C6-N6	6.25	122.35	118.60
25	CA	1108	U	N3-C2-O2	6.24	126.57	122.20
25	CA	1336	A	C4-C5-N7	-6.24	107.58	110.70
25	DA	1845	G	C4-C5-N7	-6.24	108.30	110.80
25	CA	1573	G	C5-C6-O6	-6.24	124.86	128.60
25	CA	453	A	C5-C6-N1	-6.24	114.58	117.70
25	CA	683	U	N1-C2-O2	-6.23	118.44	122.80
25	CA	481	G	N1-C6-O6	6.23	123.64	119.90
25	CA	1519	G	C5-C6-O6	6.23	132.34	128.60
1	BA	106	C	C6-N1-C2	6.23	122.79	120.30
25	CA	618	G	C5-C6-O6	6.23	132.34	128.60
25	CA	1378	A	N9-C4-C5	6.23	108.29	105.80
25	CA	208	C	C2-N3-C4	-6.23	116.79	119.90
25	CA	618	G	C4-C5-N7	-6.23	108.31	110.80
25	CA	1695	G	C6-C5-N7	-6.23	126.66	130.40
25	CA	812	C	N3-C2-O2	6.23	126.26	121.90
25	DA	1648	U	N1-C2-O2	-6.23	118.44	122.80
25	CA	2621	G	N3-C4-N9	-6.22	122.27	126.00

Continued on next page...

Continued from previous page...

Mol	Chain	Res	Type	Atoms	Z	Observed(°)	Ideal(°)
25	CA	23	G	C8-N9-C4	6.22	108.89	106.40
26	CB	8	C	N3-C2-O2	6.22	126.25	121.90
1	AA	877	G	N1-C6-O6	-6.22	116.17	119.90
25	CA	222	A	N1-C2-N3	6.22	132.41	129.30
25	CA	640	C	N3-C2-O2	6.22	126.25	121.90
25	CA	2726	A	C2-N3-C4	6.22	113.71	110.60
25	DA	939	G	C4-N9-C1'	-6.22	118.41	126.50
25	DA	1135	C	C5-C4-N4	-6.22	115.85	120.20
25	DA	1681	G	C4-C5-N7	6.22	113.29	110.80
25	DA	2532	G	N9-C4-C5	-6.22	102.91	105.40
25	DA	979	A	N9-C4-C5	6.21	108.29	105.80
1	AA	904	U	N3-C2-O2	6.21	126.55	122.20
25	CA	2683	C	N3-C2-O2	-6.21	117.55	121.90
1	AA	404	G	N3-C2-N2	6.21	124.25	119.90
1	BA	1112	C	C6-N1-C2	-6.21	117.81	120.30
25	DA	2050	C	N1-C2-O2	-6.21	115.17	118.90
25	DA	2884	U	C5-C4-O4	6.21	129.63	125.90
25	CA	2583	G	N3-C2-N2	-6.21	115.55	119.90
25	DA	511	U	N3-C4-C5	6.21	118.33	114.60
25	CA	489	G	N3-C2-N2	-6.21	115.55	119.90
25	CA	2696	U	N3-C2-O2	-6.21	117.85	122.20
25	DA	1135	C	N3-C2-O2	6.21	126.25	121.90
25	DA	1340	U	N3-C2-O2	-6.21	117.85	122.20
25	CA	1402	U	C5-C6-N1	-6.21	119.60	122.70
25	CA	1936	A	C4-C5-N7	6.21	113.80	110.70
25	CA	727	A	N9-C4-C5	-6.21	103.32	105.80
25	CA	2855	C	N1-C2-O2	-6.20	115.18	118.90
25	DA	2208	C	C2-N1-C1'	6.20	125.62	118.80
25	DA	1930	G	C8-N9-C4	6.20	108.88	106.40
25	CA	2877	G	N1-C6-O6	6.20	123.62	119.90
1	BA	530	G	C5-N7-C8	-6.20	101.20	104.30
25	CA	122	G	N1-C6-O6	6.20	123.62	119.90
26	CB	43	C	C6-N1-C2	-6.20	117.82	120.30
1	AA	36	C	N3-C4-C5	-6.19	119.42	121.90
25	CA	1939	U	N3-C2-O2	6.19	126.53	122.20
25	DA	1447	C	C6-N1-C2	-6.19	117.82	120.30
25	CA	2331	G	C4-C5-N7	6.19	113.28	110.80
1	AA	1094	G	N9-C4-C5	-6.19	102.92	105.40
25	CA	1165	A	C2-N3-C4	-6.19	107.50	110.60
25	DA	2022	U	C5-C4-O4	-6.19	122.19	125.90
1	BA	735	C	C6-N1-C2	-6.19	117.83	120.30
25	DA	1791	A	N1-C6-N6	6.19	122.31	118.60

Continued on next page...

Continued from previous page...

Mol	Chain	Res	Type	Atoms	Z	Observed(°)	Ideal(°)
25	CA	1005	C	N1-C2-O2	-6.18	115.19	118.90
25	CA	2838	G	N7-C8-N9	-6.18	110.01	113.10
25	DA	238	C	N3-C2-O2	6.18	126.23	121.90
25	CA	859	G	N1-C6-O6	-6.18	116.19	119.90
25	DA	1377	G	C8-N9-C4	-6.18	103.93	106.40
25	DA	2619	C	C2-N1-C1'	-6.18	112.00	118.80
25	CA	2282	G	N3-C4-C5	-6.18	125.51	128.60
25	DA	1187	G	C4-N9-C1'	6.18	134.53	126.50
25	CA	488	G	N3-C4-C5	-6.18	125.51	128.60
25	CA	1311	G	C5-C6-O6	-6.18	124.89	128.60
25	CA	1394	U	C6-N1-C1'	6.18	129.85	121.20
25	DA	1327	A	C5-C6-N1	-6.18	114.61	117.70
25	DA	2601	C	C6-N1-C2	-6.18	117.83	120.30
25	CA	2689	U	N1-C2-O2	6.18	127.12	122.80
1	BA	283	U	C5-C6-N1	6.18	125.79	122.70
25	CA	1808	A	C8-N9-C4	6.18	108.27	105.80
25	CA	1981	A	N1-C6-N6	-6.18	114.89	118.60
25	DA	1303	G	C8-N9-C4	-6.18	103.93	106.40
1	AA	1481	U	C6-N1-C1'	6.17	129.84	121.20
25	CA	17	G	C8-N9-C4	6.17	108.87	106.40
25	CA	331	C	N1-C2-O2	-6.17	115.19	118.90
25	CA	1920	C	C6-N1-C2	-6.17	117.83	120.30
25	CA	2364	C	N1-C2-O2	-6.17	115.19	118.90
25	CA	550	C	C6-N1-C2	-6.17	117.83	120.30
26	CB	61	G	N3-C4-C5	6.17	131.69	128.60
1	AA	365	U	N3-C4-O4	-6.17	115.08	119.40
1	BA	871	U	N1-C2-O2	6.17	127.12	122.80
25	CA	398	C	C2-N1-C1'	-6.17	112.01	118.80
25	CA	748	G	C5-N7-C8	6.17	107.39	104.30
25	CA	2364	C	C5-C6-N1	-6.17	117.91	121.00
25	CA	2782	G	C5-C6-N1	6.17	114.59	111.50
25	CA	1680	U	N3-C2-O2	-6.17	117.88	122.20
1	AA	351	G	C4-C5-N7	6.17	113.27	110.80
1	BA	378	G	N9-C4-C5	-6.17	102.93	105.40
25	CA	83	A	C6-N1-C2	-6.17	114.90	118.60
25	DA	1163	G	C8-N9-C1'	6.17	135.02	127.00
1	AA	971	G	N9-C4-C5	6.17	107.87	105.40
25	CA	371	A	N7-C8-N9	-6.17	110.72	113.80
25	CA	708	G	C4-N9-C1'	-6.17	118.48	126.50
25	CA	51	G	C8-N9-C4	-6.16	103.94	106.40
25	DA	792	A	N9-C4-C5	6.16	108.27	105.80
25	CA	417	C	C6-N1-C2	-6.16	117.83	120.30

Continued on next page...

Continued from previous page...

Mol	Chain	Res	Type	Atoms	Z	Observed(°)	Ideal(°)
25	CA	984	A	N9-C4-C5	-6.16	103.33	105.80
25	DA	1970	A	C2-N3-C4	6.16	113.68	110.60
25	CA	171	U	N3-C4-O4	-6.16	115.09	119.40
25	CA	2808	G	N3-C2-N2	6.16	124.21	119.90
25	DA	2594	C	N3-C2-O2	6.16	126.21	121.90
25	CA	748	G	N9-C4-C5	6.16	107.86	105.40
25	CA	1446	C	N1-C2-O2	-6.16	115.20	118.90
25	DA	1681	G	N1-C6-O6	6.16	123.59	119.90
25	CA	1500	G	N1-C6-O6	6.15	123.59	119.90
25	CA	2688	G	C5-C6-O6	6.15	132.29	128.60
1	AA	664	G	C5-C6-O6	6.15	132.29	128.60
25	CA	66	C	C4-C5-C6	6.15	120.48	117.40
25	CA	1791	A	C2-N3-C4	-6.15	107.52	110.60
25	CA	2269	G	C8-N9-C4	-6.15	103.94	106.40
25	CA	2540	C	N1-C2-O2	-6.15	115.21	118.90
56	DB	100	G	C8-N9-C4	6.15	108.86	106.40
1	AA	822	U	N3-C2-O2	6.15	126.50	122.20
25	CA	215	G	N9-C4-C5	-6.15	102.94	105.40
25	CA	2271	G	N3-C2-N2	6.15	124.20	119.90
25	CA	2307	G	N3-C2-N2	-6.15	115.60	119.90
25	CA	2647	U	C5-C6-N1	-6.15	119.63	122.70
25	CA	91	A	C8-N9-C4	6.15	108.26	105.80
25	CA	642	U	N1-C2-O2	-6.15	118.50	122.80
25	CA	1456	G	N3-C4-C5	6.14	131.67	128.60
25	CA	1554	U	C5-C6-N1	-6.14	119.63	122.70
25	CA	2360	G	N1-C6-O6	6.14	123.59	119.90
25	DA	2709	G	N1-C6-O6	6.14	123.59	119.90
25	CA	335	C	N1-C2-O2	-6.14	115.22	118.90
25	CA	509	C	C5-C6-N1	-6.14	117.93	121.00
25	CA	1784	A	N1-C6-N6	6.14	122.28	118.60
25	CA	555	G	C6-C5-N7	-6.14	126.72	130.40
25	CA	2209	G	N1-C6-O6	6.14	123.58	119.90
25	CA	473	G	N9-C4-C5	6.14	107.86	105.40
25	DA	510	C	C5-C4-N4	-6.14	115.90	120.20
25	DA	661	A	C8-N9-C4	6.14	108.26	105.80
25	DA	1786	A	N1-C6-N6	-6.14	114.92	118.60
25	DA	2870	C	C2-N1-C1'	-6.14	112.05	118.80
25	DA	2503	A	C8-N9-C4	6.14	108.25	105.80
1	AA	279	A	N1-C6-N6	6.13	122.28	118.60
25	CA	2468	A	C6-C5-N7	-6.13	128.00	132.30
25	CA	11	C	N3-C2-O2	6.13	126.19	121.90
25	CA	2677	G	C5-C6-O6	-6.13	124.92	128.60

Continued on next page...

Continued from previous page...

Mol	Chain	Res	Type	Atoms	Z	Observed(°)	Ideal(°)
25	DA	325	G	C8-N9-C4	6.13	108.85	106.40
25	DA	968	C	N1-C2-O2	-6.13	115.22	118.90
25	DA	2019	A	C8-N9-C4	6.13	108.25	105.80
25	CA	585	G	C8-N9-C4	-6.13	103.95	106.40
25	CA	1955	U	C5-C4-O4	6.13	129.58	125.90
1	AA	677	U	C2-N1-C1'	6.13	125.05	117.70
25	CA	616	A	C2-N3-C4	-6.13	107.54	110.60
25	CA	748	G	C5-C6-O6	6.13	132.28	128.60
25	CA	1255	U	N3-C2-O2	6.13	126.49	122.20
25	CA	1939	U	C4-C5-C6	-6.13	116.02	119.70
25	CA	2689	U	C5-C6-N1	-6.13	119.64	122.70
25	DA	2884	U	C2-N1-C1'	-6.13	110.35	117.70
25	CA	116	C	C2-N1-C1'	-6.12	112.06	118.80
25	CA	1127	A	C2-N3-C4	6.12	113.66	110.60
25	CA	2502	G	C8-N9-C4	-6.12	103.95	106.40
25	CA	2720	U	N3-C2-O2	-6.12	117.91	122.20
25	DA	2445	G	N1-C6-O6	6.12	123.57	119.90
25	CA	1758	U	C5-C4-O4	6.12	129.57	125.90
25	CA	1817	G	C5-C6-O6	6.12	132.27	128.60
25	CA	2897	U	C2-N3-C4	-6.12	123.33	127.00
25	DA	450	G	C4-C5-N7	-6.12	108.35	110.80
25	CA	2354	C	C5-C6-N1	-6.12	117.94	121.00
25	CA	840	C	N1-C2-O2	6.12	122.57	118.90
25	CA	2271	G	C6-C5-N7	-6.12	126.73	130.40
25	CA	1827	U	N1-C2-N3	6.12	118.57	114.90
25	CA	1770	G	N3-C4-N9	6.11	129.67	126.00
25	CA	2056	G	N1-C6-O6	6.11	123.57	119.90
25	DA	815	C	N3-C4-N4	6.11	122.28	118.00
1	AA	791	G	C5-C6-O6	-6.11	124.93	128.60
25	CA	1842	G	N1-C6-O6	6.11	123.56	119.90
25	DA	1997	C	C2-N3-C4	-6.11	116.85	119.90
25	DA	180	G	C4-N9-C1'	-6.11	118.56	126.50
25	CA	1842	G	N3-C4-N9	6.11	129.66	126.00
25	DA	561	G	C4-C5-N7	6.11	113.24	110.80
25	DA	2884	U	C6-N1-C1'	6.11	129.75	121.20
1	BA	538	G	N1-C6-O6	-6.10	116.24	119.90
25	CA	2226	C	C2-N3-C4	-6.10	116.85	119.90
25	DA	962	G	C2-N3-C4	-6.10	108.85	111.90
25	DA	1002	G	N3-C4-N9	-6.10	122.34	126.00
25	DA	2278	A	N1-C6-N6	6.10	122.26	118.60
25	DA	2870	C	C6-N1-C2	6.10	122.74	120.30
1	BA	326	G	C5-C6-O6	6.10	132.26	128.60

Continued on next page...

Continued from previous page...

Mol	Chain	Res	Type	Atoms	Z	Observed(°)	Ideal(°)
25	CA	25	U	C5-C4-O4	-6.10	122.24	125.90
25	CA	268	C	C6-N1-C2	6.10	122.74	120.30
25	CA	827	U	N3-C2-O2	6.10	126.47	122.20
25	CA	1024	G	C4-C5-N7	6.10	113.24	110.80
25	CA	1436	G	C5-C6-O6	6.10	132.26	128.60
25	CA	2447	G	C5-C6-O6	-6.10	124.94	128.60
25	DA	562	U	N3-C4-O4	-6.10	115.13	119.40
25	DA	1074	G	N9-C4-C5	6.10	107.84	105.40
25	DA	2887	A	N1-C6-N6	6.10	122.26	118.60
25	CA	555	G	C4-C5-N7	6.10	113.24	110.80
25	CA	1572	A	N1-C6-N6	-6.10	114.94	118.60
1	AA	1524	C	N3-C2-O2	6.09	126.17	121.90
25	CA	1125	G	N1-C6-O6	-6.09	116.24	119.90
25	CA	1614	A	C8-N9-C4	6.09	108.24	105.80
25	DA	1573	G	C6-C5-N7	6.09	134.06	130.40
1	AA	53	A	N1-C6-N6	6.09	122.26	118.60
25	CA	2313	C	C6-N1-C2	-6.09	117.86	120.30
25	DA	2596	U	N3-C2-O2	-6.09	117.94	122.20
1	BA	1480	A	C5-C6-N1	-6.09	114.65	117.70
25	CA	1961	C	N3-C4-C5	6.09	124.34	121.90
25	DA	853	C	C6-N1-C2	6.09	122.74	120.30
25	DA	984	A	C4-N9-C1'	-6.09	115.34	126.30
25	DA	1845	G	N9-C4-C5	6.09	107.84	105.40
25	CA	175	G	C4-N9-C1'	-6.09	118.58	126.50
25	DA	2539	C	N1-C2-O2	-6.09	115.25	118.90
25	CA	2535	G	C8-N9-C4	6.09	108.83	106.40
25	CA	2553	G	N1-C2-N2	-6.09	110.72	116.20
25	DA	2433	A	C8-N9-C4	6.09	108.23	105.80
25	CA	404	A	N1-C6-N6	6.08	122.25	118.60
25	DA	757	G	C8-N9-C1'	6.08	134.91	127.00
25	CA	840	C	N3-C4-C5	6.08	124.33	121.90
25	CA	1336	A	N9-C4-C5	6.08	108.23	105.80
26	CB	58	A	C6-N1-C2	-6.08	114.95	118.60
25	DA	1001	A	C8-N9-C4	6.08	108.23	105.80
1	BA	823	C	N3-C2-O2	6.08	126.16	121.90
25	DA	1971	U	N3-C4-O4	6.08	123.66	119.40
1	AA	329	A	C8-N9-C4	6.08	108.23	105.80
25	CA	2490	G	C8-N9-C4	6.08	108.83	106.40
25	CA	2204	G	N1-C6-O6	6.08	123.55	119.90
25	CA	2289	G	N3-C4-C5	6.08	131.64	128.60
25	CA	2396	G	N1-C6-O6	-6.08	116.25	119.90
25	CA	2223	G	N1-C6-O6	6.08	123.55	119.90

Continued on next page...

Continued from previous page...

Mol	Chain	Res	Type	Atoms	Z	Observed(°)	Ideal(°)
25	CA	1389	G	N1-C6-O6	6.08	123.55	119.90
25	DA	2783	U	N3-C4-O4	-6.08	115.15	119.40
25	CA	533	G	C8-N9-C1'	-6.07	119.11	127.00
1	AA	859	G	N9-C4-C5	-6.07	102.97	105.40
25	CA	1513	U	C2-N1-C1'	-6.07	110.42	117.70
25	CA	2893	A	C4-C5-C6	6.07	120.03	117.00
25	DA	1006	C	N3-C2-O2	6.07	126.15	121.90
25	DA	1192	G	N7-C8-N9	-6.07	110.06	113.10
25	DA	1711	A	C8-N9-C4	-6.07	103.37	105.80
25	DA	1605	C	N1-C2-O2	-6.07	115.26	118.90
25	DA	1236	G	C4-C5-N7	6.07	113.23	110.80
56	DB	91	C	C2-N1-C1'	-6.07	112.12	118.80
26	CB	51	G	C5-C6-O6	-6.07	124.96	128.60
25	CA	1294	U	C5-C6-N1	-6.06	119.67	122.70
25	DA	109	C	N1-C2-O2	-6.06	115.26	118.90
1	AA	734	G	N3-C4-N9	6.06	129.64	126.00
25	CA	1623	G	N1-C6-O6	6.06	123.54	119.90
25	CA	2045	C	C2-N3-C4	-6.06	116.87	119.90
25	CA	2884	U	N3-C4-O4	-6.06	115.16	119.40
25	DA	517	C	N3-C4-N4	6.06	122.24	118.00
25	DA	2383	G	N1-C6-O6	6.06	123.54	119.90
25	CA	499	U	N1-C2-N3	6.06	118.54	114.90
25	CA	1512	C	N1-C2-O2	-6.06	115.26	118.90
25	DA	526	A	C4-C5-N7	-6.06	107.67	110.70
25	DA	2388	A	N1-C6-N6	-6.06	114.96	118.60
1	AA	530	G	C6-C5-N7	-6.06	126.76	130.40
25	CA	1764	C	N3-C2-O2	6.06	126.14	121.90
25	CA	1766	G	N3-C4-C5	6.06	131.63	128.60
25	CA	2056	G	N1-C2-N2	6.06	121.65	116.20
25	CA	2155	U	C2-N1-C1'	6.06	124.97	117.70
1	AA	1457	G	N3-C4-C5	6.06	131.63	128.60
25	CA	979	A	C6-C5-N7	-6.06	128.06	132.30
25	CA	1827	U	C6-N1-C2	-6.06	117.36	121.00
25	CA	1452	G	N3-C4-N9	-6.06	122.37	126.00
26	CB	90	C	N1-C2-O2	-6.05	115.27	118.90
25	DA	424	G	C6-C5-N7	6.05	134.03	130.40
25	CA	1426	G	N1-C6-O6	6.05	123.53	119.90
25	CA	1695	G	N1-C6-O6	6.05	123.53	119.90
25	DA	746	U	N3-C2-O2	-6.05	117.96	122.20
1	AA	521	G	C8-N9-C4	6.05	108.82	106.40
25	DA	2355	G	N1-C6-O6	6.05	123.53	119.90
25	DA	2517	C	N1-C2-O2	-6.05	115.27	118.90

Continued on next page...

Continued from previous page...

Mol	Chain	Res	Type	Atoms	Z	Observed(°)	Ideal(°)
25	DA	205	G	N3-C4-C5	-6.05	125.58	128.60
25	CA	1022	G	N3-C4-C5	6.05	131.62	128.60
25	DA	2445	G	N1-C2-N2	6.05	121.64	116.20
25	CA	1225	G	C4-C5-N7	6.04	113.22	110.80
25	CA	1587	G	C4-N9-C1'	6.04	134.36	126.50
25	DA	2647	U	C5-C6-N1	-6.04	119.68	122.70
25	CA	252	G	N3-C4-C5	6.04	131.62	128.60
25	CA	1450	G	C4-N9-C1'	-6.04	118.65	126.50
25	CA	1528	A	C2-N3-C4	-6.04	107.58	110.60
25	CA	1639	C	C6-N1-C2	-6.04	117.88	120.30
25	CA	2084	C	N1-C2-O2	-6.04	115.28	118.90
22	AV	41	C	N1-C2-O2	-6.04	115.28	118.90
25	CA	2011	U	C6-N1-C2	6.04	124.62	121.00
25	DA	29	U	N3-C2-O2	-6.04	117.97	122.20
25	DA	2843	G	N1-C6-O6	6.04	123.52	119.90
25	CA	1341	G	C8-N9-C4	6.04	108.81	106.40
25	CA	1617	C	C5-C6-N1	-6.04	117.98	121.00
1	BA	397	A	C6-N1-C2	-6.04	114.98	118.60
1	AA	1441	A	N1-C6-N6	-6.04	114.98	118.60
25	DA	1887	C	N1-C2-O2	6.04	122.52	118.90
1	BA	1080	A	C8-N9-C4	-6.03	103.39	105.80
25	DA	488	G	C8-N9-C4	6.03	108.81	106.40
25	DA	808	G	C8-N9-C1'	-6.03	119.16	127.00
1	AA	1174	G	C4-N9-C1'	-6.03	118.66	126.50
25	CA	2603	G	C2-N3-C4	-6.03	108.88	111.90
25	DA	1796	U	C2-N1-C1'	-6.03	110.46	117.70
1	AA	715	A	N1-C6-N6	6.03	122.22	118.60
25	CA	2053	G	C6-C5-N7	-6.03	126.78	130.40
25	CA	121	G	N1-C6-O6	6.03	123.52	119.90
25	CA	292	U	C5-C6-N1	-6.03	119.69	122.70
25	CA	1587	G	C8-N9-C4	-6.03	103.99	106.40
25	CA	1980	G	C5-C6-N1	6.03	114.52	111.50
26	CB	113	C	C5-C4-N4	-6.03	115.98	120.20
25	DA	122	G	N1-C6-O6	6.03	123.52	119.90
25	CA	946	C	N1-C2-O2	-6.03	115.28	118.90
25	DA	1757	A	C4-C5-C6	6.03	120.01	117.00
1	AA	190	A	N1-C6-N6	6.03	122.22	118.60
1	AA	308	C	C5-C6-N1	-6.03	117.99	121.00
25	CA	349	U	C6-N1-C2	6.03	124.61	121.00
25	DA	636	G	C4-N9-C1'	6.03	134.33	126.50
25	CA	2031	A	N3-C4-C5	-6.02	122.58	126.80
25	CA	2226	C	N1-C2-N3	6.02	123.42	119.20

Continued on next page...

Continued from previous page...

Mol	Chain	Res	Type	Atoms	Z	Observed(°)	Ideal(°)
25	DA	1223	G	N3-C4-C5	6.02	131.61	128.60
26	CB	86	G	C8-N9-C4	6.02	108.81	106.40
25	CA	2711	A	C2-N3-C4	-6.02	107.59	110.60
25	CA	2762	C	C2-N3-C4	-6.02	116.89	119.90
25	DA	122	G	C5-C6-O6	-6.02	124.99	128.60
25	DA	1030	C	C6-N1-C2	6.02	122.71	120.30
25	DA	2432	A	N1-C6-N6	6.02	122.21	118.60
22	BV	29	G	N3-C4-C5	6.02	131.61	128.60
25	CA	1122	G	N9-C4-C5	6.02	107.81	105.40
25	CA	1187	G	C8-N9-C4	-6.02	103.99	106.40
25	CA	1357	C	C2-N3-C4	-6.01	116.89	119.90
1	AA	1481	U	C2-N1-C1'	-6.01	110.49	117.70
25	DA	129	C	C5-C6-N1	-6.01	117.99	121.00
25	DA	1931	U	N1-C2-O2	6.01	127.01	122.80
1	AA	12	U	C5-C4-O4	6.01	129.51	125.90
25	CA	1646	C	C2-N3-C4	-6.01	116.90	119.90
25	CA	2331	G	C8-N9-C1'	-6.01	119.19	127.00
25	CA	441	U	N3-C2-O2	-6.01	117.99	122.20
25	CA	1410	G	C8-N9-C4	6.01	108.80	106.40
25	CA	2888	C	C6-N1-C1'	-6.01	113.59	120.80
1	BA	987	G	N3-C4-C5	-6.01	125.60	128.60
25	DA	595	C	C6-N1-C2	6.01	122.70	120.30
25	DA	805	G	C2-N3-C4	-6.00	108.90	111.90
25	CA	1470	A	N9-C4-C5	6.00	108.20	105.80
25	CA	1988	G	C5-C6-N1	-6.00	108.50	111.50
25	CA	2619	C	N3-C4-C5	6.00	124.30	121.90
25	DA	1143	A	C8-N9-C4	6.00	108.20	105.80
25	DA	1932	A	N1-C6-N6	6.00	122.20	118.60
25	CA	60	G	C5-C6-O6	-6.00	125.00	128.60
25	CA	1200	C	N1-C2-O2	-6.00	115.30	118.90
25	DA	1653	G	C4-N9-C1'	6.00	134.30	126.50
25	DA	380	G	N1-C6-O6	6.00	123.50	119.90
25	DA	1161	C	N3-C4-C5	6.00	124.30	121.90
25	DA	242	G	N1-C6-O6	-6.00	116.30	119.90
25	DA	275	C	C6-N1-C2	-6.00	117.90	120.30
25	DA	1360	G	N9-C4-C5	6.00	107.80	105.40
25	CA	990	A	C2-N3-C4	-6.00	107.60	110.60
25	CA	1767	G	N3-C4-C5	6.00	131.60	128.60
25	CA	2347	C	N1-C2-O2	-6.00	115.30	118.90
1	BA	1286	U	C2-N1-C1'	5.99	124.89	117.70
25	CA	793	A	C5-C6-N6	5.99	128.49	123.70
25	CA	914	G	C4-N9-C1'	-5.99	118.71	126.50

Continued on next page...

Continued from previous page...

Mol	Chain	Res	Type	Atoms	Z	Observed(°)	Ideal(°)
25	CA	1301	A	C4-C5-N7	5.99	113.70	110.70
25	DA	2677	G	C2-N3-C4	5.99	114.90	111.90
25	CA	2609	U	C6-N1-C2	5.99	124.59	121.00
25	CA	129	C	C6-N1-C2	5.99	122.70	120.30
25	CA	984	A	C4-N9-C1'	-5.99	115.52	126.30
25	CA	2032	G	N7-C8-N9	-5.99	110.11	113.10
25	DA	908	C	N3-C2-O2	5.99	126.09	121.90
25	CA	560	C	C6-N1-C2	-5.99	117.91	120.30
25	DA	29	U	C5-C4-O4	5.99	129.49	125.90
25	CA	1801	A	C2-N3-C4	-5.99	107.61	110.60
26	CB	80	U	N1-C2-O2	-5.98	118.61	122.80
25	DA	2396	G	N3-C4-C5	5.98	131.59	128.60
1	AA	67	C	C6-N1-C2	-5.98	117.91	120.30
1	BA	858	G	C5-C6-O6	5.98	132.19	128.60
25	CA	1999	C	N1-C2-O2	-5.98	115.31	118.90
25	DA	500	G	C8-N9-C4	5.98	108.79	106.40
25	CA	580	U	N1-C2-O2	-5.98	118.61	122.80
25	CA	2642	G	C5-C6-N1	5.98	114.49	111.50
56	DB	83	G	N9-C4-C5	5.98	107.79	105.40
25	DA	509	C	C2-N3-C4	-5.98	116.91	119.90
25	CA	1795	C	N1-C2-O2	-5.97	115.32	118.90
25	CA	2024	G	N3-C4-C5	-5.97	125.61	128.60
1	BA	713	G	C4-C5-N7	-5.97	108.41	110.80
25	CA	1073	A	C8-N9-C4	-5.97	103.41	105.80
25	DA	673	C	N3-C4-C5	5.97	124.29	121.90
25	CA	1660	G	N3-C2-N2	-5.97	115.72	119.90
25	DA	1910	G	C4-C5-N7	-5.97	108.41	110.80
1	BA	788	U	N3-C2-O2	5.97	126.38	122.20
25	CA	2621	G	C5-C6-N1	-5.97	108.52	111.50
25	DA	565	C	N3-C4-N4	5.97	122.18	118.00
25	DA	2006	C	N1-C2-O2	-5.97	115.32	118.90
25	CA	1208	C	C5-C6-N1	-5.97	118.02	121.00
25	DA	801	G	C5-C6-O6	5.97	132.18	128.60
25	DA	2061	G	N3-C4-C5	-5.97	125.62	128.60
25	DA	1753	G	N1-C6-O6	-5.97	116.32	119.90
1	AA	816	A	C8-N9-C4	5.96	108.19	105.80
25	CA	1674	G	N3-C4-C5	-5.96	125.62	128.60
25	CA	2435	A	C5-C6-N6	-5.96	118.93	123.70
25	DA	987	C	N1-C2-N3	5.96	123.37	119.20
1	AA	859	G	C4-N9-C1'	5.96	134.25	126.50
25	CA	315	G	C5-C6-O6	-5.96	125.02	128.60
25	DA	2018	G	N3-C4-C5	5.96	131.58	128.60

Continued on next page...

Continued from previous page...

Mol	Chain	Res	Type	Atoms	Z	Observed(°)	Ideal(°)
25	DA	2731	G	C2-N3-C4	5.96	114.88	111.90
25	DA	308	G	C4-N9-C1'	5.96	134.25	126.50
25	CA	634	C	N3-C4-C5	5.96	124.28	121.90
25	CA	2495	G	C5-C6-O6	5.96	132.17	128.60
25	DA	159	G	C4-C5-N7	-5.96	108.42	110.80
25	CA	1351	C	C6-N1-C1'	5.96	127.95	120.80
25	CA	2059	A	C8-N9-C4	5.96	108.18	105.80
25	CA	2232	C	C2-N1-C1'	-5.95	112.25	118.80
25	CA	1311	G	N3-C4-N9	-5.95	122.43	126.00
25	CA	1660	G	N1-C6-O6	-5.95	116.33	119.90
25	CA	1743	G	N3-C4-N9	5.95	129.57	126.00
25	DA	1451	C	N1-C2-O2	-5.95	115.33	118.90
25	DA	2532	G	C2-N3-C4	-5.95	108.92	111.90
1	AA	365	U	C2-N1-C1'	-5.95	110.56	117.70
25	CA	1842	G	N9-C4-C5	-5.95	103.02	105.40
25	DA	424	G	C4-C5-C6	-5.95	115.23	118.80
1	AA	1322	C	N1-C2-O2	-5.95	115.33	118.90
25	CA	450	G	N3-C4-C5	-5.95	125.63	128.60
25	DA	1004	U	N3-C2-O2	5.95	126.36	122.20
25	DA	1404	C	C6-N1-C2	-5.95	117.92	120.30
25	CA	795	C	N1-C2-O2	-5.95	115.33	118.90
25	CA	866	A	N1-C6-N6	5.95	122.17	118.60
25	CA	2834	G	N3-C2-N2	5.95	124.06	119.90
1	AA	1417	G	N3-C4-N9	5.94	129.57	126.00
1	AA	664	G	C4-C5-N7	-5.94	108.42	110.80
1	AA	903	G	N1-C6-O6	-5.94	116.33	119.90
1	AA	1417	G	C4-C5-N7	5.94	113.18	110.80
25	CA	311	A	C8-N9-C4	5.94	108.18	105.80
25	CA	1036	G	C5-C6-N1	5.94	114.47	111.50
25	DA	752	A	C4-C5-N7	5.94	113.67	110.70
25	DA	1036	G	C4-N9-C1'	-5.94	118.78	126.50
25	CA	1301	A	C6-C5-N7	-5.94	128.14	132.30
25	CA	2385	C	N3-C4-C5	5.94	124.28	121.90
25	CA	2799	A	C5-C6-N6	-5.94	118.95	123.70
25	CA	554	U	N1-C2-O2	-5.93	118.65	122.80
25	CA	746	U	N1-C2-O2	-5.93	118.65	122.80
25	CA	813	U	N1-C2-N3	5.93	118.46	114.90
25	CA	1661	G	N3-C4-C5	-5.93	125.63	128.60
1	BA	890	G	C8-N9-C4	5.93	108.77	106.40
25	CA	600	G	C5-C6-N1	-5.93	108.53	111.50
25	DA	2509	G	C5-C6-O6	-5.93	125.04	128.60
25	DA	731	C	C6-N1-C2	5.93	122.67	120.30

Continued on next page...

Continued from previous page...

Mol	Chain	Res	Type	Atoms	Z	Observed(°)	Ideal(°)
1	AA	734	G	N9-C4-C5	-5.93	103.03	105.40
25	CA	2546	U	C2-N1-C1'	-5.93	110.59	117.70
25	DA	1423	G	N7-C8-N9	-5.93	110.14	113.10
1	BA	365	U	C2-N1-C1'	-5.92	110.59	117.70
25	CA	1456	G	C2-N3-C4	-5.92	108.94	111.90
25	CA	1779	U	C2-N3-C4	-5.92	123.45	127.00
25	CA	2332	C	C5-C6-N1	-5.92	118.04	121.00
25	DA	242	G	C4-N9-C1'	-5.92	118.80	126.50
1	BA	1433	A	C4-C5-C6	5.92	119.96	117.00
25	CA	489	G	N3-C4-N9	-5.92	122.45	126.00
25	CA	1604	C	C2-N3-C4	-5.92	116.94	119.90
25	DA	2462	C	C4-C5-C6	5.92	120.36	117.40
25	DA	1897	G	C5-C6-O6	-5.92	125.05	128.60
25	CA	48	G	C5-C6-O6	-5.92	125.05	128.60
25	CA	786	C	C6-N1-C2	5.92	122.67	120.30
25	CA	1340	U	N3-C4-O4	-5.92	115.26	119.40
25	DA	1895	C	C6-N1-C2	5.92	122.67	120.30
25	CA	342	A	C2-N3-C4	-5.92	107.64	110.60
25	CA	1089	A	N1-C6-N6	-5.92	115.05	118.60
1	BA	286	C	C6-N1-C2	5.92	122.67	120.30
25	DA	1197	G	N1-C6-O6	5.92	123.45	119.90
25	CA	2251	G	C6-N1-C2	-5.91	121.55	125.10
25	DA	308	G	C8-N9-C1'	-5.91	119.31	127.00
25	CA	691	C	N1-C2-O2	-5.91	115.35	118.90
25	CA	1158	C	N1-C2-O2	-5.91	115.35	118.90
25	CA	1811	G	C5-C6-O6	-5.91	125.05	128.60
25	CA	2351	G	C5-C6-O6	-5.91	125.05	128.60
25	DA	2011	U	N1-C2-O2	-5.91	118.66	122.80
1	BA	134	G	C8-N9-C4	5.91	108.76	106.40
25	CA	398	C	N1-C2-O2	-5.91	115.36	118.90
25	CA	901	C	C5-C6-N1	-5.91	118.05	121.00
25	CA	2807	U	C2-N1-C1'	-5.91	110.61	117.70
25	DA	1756	G	N1-C6-O6	5.91	123.44	119.90
56	DB	76	G	N1-C6-O6	-5.91	116.35	119.90
26	CB	4	C	C6-N1-C2	5.91	122.66	120.30
1	AA	283	U	N1-C2-O2	5.91	126.93	122.80
25	CA	476	G	N1-C6-O6	-5.91	116.36	119.90
25	CA	827	U	N1-C2-O2	-5.91	118.67	122.80
25	DA	1290	C	C2-N1-C1'	-5.91	112.30	118.80
1	BA	498	A	C8-N9-C4	5.90	108.16	105.80
25	CA	242	G	N1-C6-O6	-5.90	116.36	119.90
25	CA	725	G	C4-N9-C1'	5.90	134.17	126.50

Continued on next page...

Continued from previous page...

Mol	Chain	Res	Type	Atoms	Z	Observed(°)	Ideal(°)
25	CA	783	A	C6-C5-N7	-5.90	128.17	132.30
25	CA	784	G	C5-C6-O6	-5.90	125.06	128.60
25	DA	376	G	C5-C6-O6	-5.90	125.06	128.60
1	AA	297	G	C2-N3-C4	-5.90	108.95	111.90
25	CA	526	A	N9-C4-C5	5.90	108.16	105.80
25	CA	764	A	N9-C4-C5	5.90	108.16	105.80
25	CA	1423	G	N9-C4-C5	5.90	107.76	105.40
25	CA	2271	G	N1-C2-N2	-5.90	110.89	116.20
25	DA	526	A	N1-C6-N6	-5.90	115.06	118.60
25	CA	814	C	C2-N3-C4	-5.90	116.95	119.90
25	CA	1038	G	N3-C4-N9	5.90	129.54	126.00
25	CA	2553	G	C8-N9-C1'	-5.90	119.33	127.00
25	DA	2452	C	C6-N1-C2	-5.90	117.94	120.30
25	CA	555	G	N1-C2-N2	-5.90	110.89	116.20
25	CA	906	U	C5-C4-O4	5.90	129.44	125.90
25	CA	1721	G	N3-C4-C5	-5.89	125.65	128.60
25	DA	2021	C	N1-C2-O2	-5.89	115.36	118.90
25	CA	1277	G	C5-C6-O6	5.89	132.14	128.60
25	CA	1855	U	N3-C4-O4	5.89	123.53	119.40
25	DA	1125	G	N9-C4-C5	-5.89	103.04	105.40
25	DA	1757	A	N3-C4-C5	-5.89	122.68	126.80
25	CA	1981	A	N9-C4-C5	5.89	108.16	105.80
25	DA	1998	A	N1-C2-N3	5.89	132.25	129.30
25	DA	2848	G	N1-C6-O6	-5.89	116.36	119.90
25	CA	2239	G	C8-N9-C4	5.89	108.76	106.40
25	CA	2251	G	C5-C6-N1	5.89	114.44	111.50
25	DA	998	C	C6-N1-C2	-5.89	117.94	120.30
1	AA	53	A	C5-C6-N6	-5.89	118.99	123.70
1	BA	429	U	N3-C2-O2	-5.89	118.08	122.20
25	CA	989	G	C5-C6-O6	-5.89	125.07	128.60
25	CA	1216	G	C5-C6-N1	5.89	114.44	111.50
25	CA	2254	C	N3-C2-O2	5.89	126.02	121.90
25	DA	1719	G	N3-C4-N9	-5.89	122.47	126.00
1	AA	1101	A	C4-C5-C6	5.88	119.94	117.00
1	BA	1531	A	N9-C4-C5	-5.88	103.45	105.80
25	CA	310	A	C4-N9-C1'	-5.88	115.71	126.30
25	DA	1435	G	C6-C5-N7	5.88	133.93	130.40
25	DA	1904	G	N9-C4-C5	5.88	107.75	105.40
25	DA	2510	C	N3-C2-O2	5.88	126.02	121.90
1	AA	794	A	C5-C6-N6	5.88	128.41	123.70
1	AA	1524	C	C2-N1-C1'	-5.88	112.33	118.80
25	CA	2774	C	N3-C2-O2	5.88	126.02	121.90

Continued on next page...

Continued from previous page...

Mol	Chain	Res	Type	Atoms	Z	Observed(°)	Ideal(°)
25	CA	2805	C	N1-C2-O2	-5.88	115.37	118.90
25	DA	786	C	N3-C4-C5	5.88	124.25	121.90
25	DA	509	C	N3-C4-C5	5.88	124.25	121.90
25	DA	1135	C	C2-N3-C4	-5.88	116.96	119.90
1	BA	26	A	C6-N1-C2	-5.88	115.07	118.60
25	CA	533	G	C2-N3-C4	-5.88	108.96	111.90
26	CB	93	C	N1-C2-O2	-5.88	115.37	118.90
25	DA	2633	G	C6-C5-N7	5.88	133.93	130.40
22	BV	13	C	C6-N1-C2	5.88	122.65	120.30
25	CA	444	C	N3-C2-O2	5.88	126.01	121.90
25	CA	2425	A	P-O3'-C3'	5.88	126.75	119.70
25	CA	2825	G	C8-N9-C1'	-5.88	119.36	127.00
25	CA	2832	U	N1-C2-O2	-5.88	118.69	122.80
25	CA	486	C	N3-C2-O2	5.88	126.01	121.90
25	CA	2069	G	C4-C5-N7	5.88	113.15	110.80
25	CA	2820	A	C5-C6-N1	-5.88	114.76	117.70
25	DA	1136	G	C4-C5-N7	5.88	113.15	110.80
25	CA	971	G	C5-C6-N1	5.87	114.44	111.50
25	CA	2553	G	C4-N9-C1'	5.87	134.14	126.50
25	CA	2557	G	N1-C6-O6	5.87	123.42	119.90
1	AA	105	G	C5-C6-O6	5.87	132.12	128.60
25	CA	1024	G	C6-C5-N7	-5.87	126.88	130.40
25	CA	2025	C	N3-C2-O2	-5.87	117.79	121.90
25	DA	770	G	N3-C4-C5	5.87	131.53	128.60
25	DA	862	G	N9-C4-C5	-5.87	103.05	105.40
25	DA	2825	G	N9-C4-C5	-5.87	103.05	105.40
1	AA	584	G	C8-N9-C4	5.87	108.75	106.40
1	BA	26	A	C5-C6-N1	5.87	120.64	117.70
25	DA	2520	C	C6-N1-C2	5.87	122.65	120.30
1	AA	853	C	N1-C2-O2	-5.87	115.38	118.90
25	CA	1228	G	N3-C4-N9	-5.87	122.48	126.00
25	DA	2049	G	C4-C5-N7	5.87	113.15	110.80
25	CA	2475	C	C6-N1-C2	5.87	122.65	120.30
25	CA	818	G	C4-N9-C1'	5.87	134.12	126.50
25	DA	1972	G	C8-N9-C4	-5.87	104.05	106.40
25	CA	1596	A	C8-N9-C4	5.86	108.15	105.80
25	CA	1761	C	N3-C4-N4	5.86	122.10	118.00
25	CA	2751	G	C8-N9-C4	-5.86	104.06	106.40
25	DA	2556	C	C6-N1-C2	-5.86	117.95	120.30
1	BA	1175	G	C4-N9-C1'	-5.86	118.88	126.50
25	CA	125	A	N9-C4-C5	5.86	108.14	105.80
25	CA	1255	U	N1-C2-O2	-5.86	118.70	122.80

Continued on next page...

Continued from previous page...

Mol	Chain	Res	Type	Atoms	Z	Observed(°)	Ideal(°)
25	DA	529	A	N1-C6-N6	-5.86	115.08	118.60
25	CA	1209	U	N3-C2-O2	5.86	126.30	122.20
25	CA	1402	U	C6-N1-C2	5.86	124.51	121.00
25	CA	1623	G	C2-N3-C4	-5.86	108.97	111.90
25	CA	2632	A	C8-N9-C4	-5.86	103.46	105.80
25	CA	1155	A	N7-C8-N9	-5.85	110.87	113.80
25	DA	319	G	C2-N3-C4	-5.85	108.97	111.90
1	BA	1079	G	N3-C4-C5	-5.85	125.67	128.60
25	CA	9	G	C6-C5-N7	-5.85	126.89	130.40
25	CA	1277	G	C4-C5-N7	-5.85	108.46	110.80
1	AA	938	A	N1-C6-N6	-5.85	115.09	118.60
1	BA	669	G	C8-N9-C4	-5.85	104.06	106.40
25	CA	1403	A	N1-C6-N6	5.85	122.11	118.60
25	CA	2271	G	C8-N9-C1'	-5.85	119.40	127.00
25	CA	2901	C	C6-N1-C2	-5.85	117.96	120.30
25	DA	468	G	C5-C6-N1	5.85	114.42	111.50
1	BA	297	G	N9-C4-C5	-5.85	103.06	105.40
25	CA	468	G	N3-C4-C5	-5.85	125.68	128.60
25	CA	906	U	C6-N1-C1'	5.85	129.39	121.20
25	CA	2793	C	C6-N1-C2	5.85	122.64	120.30
25	CA	1256	G	C8-N9-C1'	-5.85	119.40	127.00
25	CA	1966	A	N1-C6-N6	5.84	122.11	118.60
25	CA	2391	G	O4'-C1'-N9	5.84	112.87	108.20
25	DA	1395	A	C8-N9-C4	5.84	108.14	105.80
25	DA	45	G	C4-C5-N7	-5.84	108.46	110.80
1	AA	275	G	N3-C4-N9	5.84	129.50	126.00
1	BA	457	G	N3-C4-C5	-5.84	125.68	128.60
25	CA	1981	A	C4-C5-N7	-5.84	107.78	110.70
1	AA	881	G	N1-C6-O6	5.84	123.40	119.90
1	AA	1513	A	N7-C8-N9	-5.84	110.88	113.80
25	CA	2004	G	N1-C2-N3	5.84	127.40	123.90
25	CA	2520	C	N3-C4-N4	5.84	122.08	118.00
1	BA	823	C	C6-N1-C2	5.83	122.63	120.30
25	CA	2254	C	N3-C4-N4	5.83	122.08	118.00
25	DA	1000	A	N1-C6-N6	-5.83	115.10	118.60
25	CA	1315	C	N1-C2-N3	5.83	123.28	119.20
25	DA	1681	G	C8-N9-C1'	-5.83	119.42	127.00
1	AA	957	U	C6-N1-C2	-5.83	117.50	121.00
1	AA	971	G	C4-N9-C1'	-5.83	118.92	126.50
25	CA	310	A	C8-N9-C1'	5.83	138.20	127.70
25	CA	757	G	N3-C4-C5	5.83	131.52	128.60
25	DA	506	G	N3-C4-C5	-5.83	125.68	128.60

Continued on next page...

Continued from previous page...

Mol	Chain	Res	Type	Atoms	Z	Observed(°)	Ideal(°)
25	DA	2452	C	C2-N1-C1'	5.83	125.22	118.80
22	BV	40	C	N1-C2-O2	5.83	122.40	118.90
25	CA	1624	U	C6-N1-C2	5.83	124.50	121.00
25	CA	1769	U	C2-N3-C4	-5.83	123.50	127.00
1	BA	241	G	C8-N9-C4	-5.83	104.07	106.40
25	CA	1343	G	N3-C4-N9	5.83	129.50	126.00
25	CA	1816	C	C2-N1-C1'	-5.83	112.39	118.80
1	BA	897	C	C6-N1-C2	5.82	122.63	120.30
25	CA	342	A	N9-C4-C5	-5.82	103.47	105.80
25	CA	558	U	N1-C2-O2	-5.82	118.72	122.80
25	CA	861	A	N9-C4-C5	5.82	108.13	105.80
25	CA	1134	A	C2-N3-C4	-5.82	107.69	110.60
25	CA	1381	G	C5-C6-O6	5.82	132.09	128.60
25	DA	1934	C	C2-N3-C4	-5.82	116.99	119.90
25	CA	1359	A	C6-N1-C2	-5.82	115.11	118.60
1	BA	68	G	C8-N9-C4	-5.82	104.07	106.40
25	CA	291	G	N1-C6-O6	5.82	123.39	119.90
25	CA	302	C	N3-C4-C5	5.82	124.23	121.90
25	CA	2286	G	N3-C4-N9	-5.82	122.51	126.00
25	CA	2688	G	C8-N9-C4	-5.82	104.07	106.40
1	BA	858	G	N1-C6-O6	-5.82	116.41	119.90
25	CA	424	G	C8-N9-C4	5.82	108.73	106.40
25	CA	1816	C	N1-C2-O2	-5.82	115.41	118.90
25	CA	2346	A	N1-C6-N6	-5.82	115.11	118.60
25	CA	2365	G	C6-C5-N7	-5.82	126.91	130.40
25	CA	2840	C	C5-C4-N4	-5.82	116.13	120.20
25	DA	822	G	C5-N7-C8	-5.82	101.39	104.30
25	CA	1623	G	C5-N7-C8	-5.82	101.39	104.30
25	DA	515	A	N1-C6-N6	-5.81	115.11	118.60
1	BA	64	G	N1-C6-O6	5.81	123.39	119.90
1	BA	806	C	C6-N1-C2	-5.81	117.97	120.30
25	CA	371	A	C2-N3-C4	-5.81	107.69	110.60
25	CA	628	G	N1-C6-O6	-5.81	116.41	119.90
25	CA	2803	G	C5-C6-O6	5.81	132.09	128.60
25	CA	2894	G	C8-N9-C4	5.81	108.72	106.40
25	DA	242	G	C5-C6-N1	5.81	114.41	111.50
1	AA	337	G	C5-C6-N1	5.81	114.41	111.50
1	AA	1286	U	C2-N1-C1'	5.81	124.67	117.70
25	CA	793	A	N9-C4-C5	5.81	108.12	105.80
25	CA	2230	G	C4-C5-N7	-5.81	108.48	110.80
25	DA	694	U	N3-C2-O2	-5.81	118.13	122.20
25	DA	2012	G	N1-C6-O6	5.81	123.39	119.90

Continued on next page...

Continued from previous page...

Mol	Chain	Res	Type	Atoms	Z	Observed(°)	Ideal(°)
25	DA	2707	U	C2-N1-C1'	-5.81	110.73	117.70
1	BA	308	C	C6-N1-C2	-5.81	117.98	120.30
25	CA	476	G	C4-C5-N7	-5.81	108.48	110.80
25	CA	726	G	C4-C5-N7	5.81	113.12	110.80
25	CA	2689	U	C5-C4-O4	5.81	129.38	125.90
25	CA	2859	G	N9-C4-C5	5.81	107.72	105.40
25	DA	2681	C	N1-C2-O2	5.81	122.38	118.90
1	AA	1478	U	N3-C4-O4	-5.81	115.34	119.40
4	BD	160	LEU	CA-CB-CG	5.80	128.65	115.30
25	CA	77	G	N3-C2-N2	-5.80	115.84	119.90
25	DA	562	U	C2-N1-C1'	-5.80	110.73	117.70
25	DA	1234	U	N3-C4-O4	-5.80	115.34	119.40
25	DA	2518	A	C6-C5-N7	-5.80	128.24	132.30
25	CA	1289	C	C6-N1-C2	5.80	122.62	120.30
25	CA	2475	C	N3-C2-O2	5.80	125.96	121.90
42	DR	9	GLY	N-CA-C	-5.80	98.59	113.10
25	CA	656	G	N3-C4-C5	5.80	131.50	128.60
25	CA	2092	U	N3-C2-O2	-5.80	118.14	122.20
25	DA	556	A	C8-N9-C4	5.80	108.12	105.80
25	DA	1813	G	C8-N9-C4	5.80	108.72	106.40
25	DA	2006	C	C5-C4-N4	-5.80	116.14	120.20
25	CA	2409	G	C2-N3-C4	-5.80	109.00	111.90
25	CA	2733	A	N1-C6-N6	-5.80	115.12	118.60
25	DA	1653	G	N9-C4-C5	-5.80	103.08	105.40
25	DA	809	G	N3-C2-N2	-5.80	115.84	119.90
25	DA	1518	C	C6-N1-C2	5.80	122.62	120.30
25	CA	1150	C	C2-N3-C4	-5.79	117.00	119.90
25	CA	2745	C	C5-C4-N4	-5.79	116.14	120.20
25	DA	527	C	C6-N1-C1'	5.79	127.75	120.80
25	DA	559	G	C8-N9-C4	5.79	108.72	106.40
25	DA	2689	U	C6-N1-C1'	5.79	129.31	121.20
6	AF	86	ARG	NE-CZ-NH1	5.79	123.20	120.30
25	CA	1620	G	C5-C6-O6	5.79	132.08	128.60
25	DA	177	G	N3-C4-N9	5.79	129.48	126.00
25	DA	2709	G	C4-C5-N7	5.79	113.12	110.80
25	CA	317	G	C5-C6-O6	-5.79	125.12	128.60
25	DA	2609	U	C6-N1-C2	5.79	124.47	121.00
1	AA	188	C	C2-N1-C1'	5.79	125.17	118.80
1	AA	1484	C	N3-C2-O2	5.79	125.95	121.90
25	CA	1010	A	C5-C6-N1	5.79	120.59	117.70
25	CA	1913	A	N9-C4-C5	-5.79	103.48	105.80
25	DA	2568	U	C5-C6-N1	-5.79	119.81	122.70

Continued on next page...

Continued from previous page...

Mol	Chain	Res	Type	Atoms	Z	Observed(°)	Ideal(°)
1	BA	1362	A	C8-N9-C4	5.79	108.12	105.80
25	CA	735	A	N1-C2-N3	5.79	132.19	129.30
25	CA	2422	C	N3-C2-O2	5.79	125.95	121.90
25	DA	822	G	C5-C6-O6	-5.79	125.13	128.60
25	DA	1954	G	N1-C6-O6	5.79	123.37	119.90
25	DA	2827	C	N3-C4-C5	5.79	124.22	121.90
43	DS	20	VAL	CB-CA-C	-5.79	100.40	111.40
25	CA	1902	C	C5-C6-N1	-5.79	118.11	121.00
25	CA	194	G	N9-C4-C5	-5.79	103.09	105.40
25	CA	1470	A	N1-C6-N6	-5.79	115.13	118.60
25	DA	984	A	C8-N9-C4	5.79	108.11	105.80
25	DA	1217	U	N3-C4-C5	5.79	118.07	114.60
25	CA	1443	U	C2-N1-C1'	5.78	124.64	117.70
25	CA	2876	G	N1-C6-O6	-5.78	116.43	119.90
25	DA	1300	G	N9-C4-C5	-5.78	103.09	105.40
25	DA	2048	G	N1-C6-O6	-5.78	116.43	119.90
1	BA	299	G	N1-C6-O6	-5.78	116.43	119.90
25	CA	1685	C	N3-C2-O2	5.78	125.94	121.90
25	DA	1643	G	C8-N9-C4	5.78	108.71	106.40
25	CA	2640	G	N1-C6-O6	-5.78	116.43	119.90
1	AA	212	G	N3-C4-C5	-5.78	125.71	128.60
1	BA	400	C	C6-N1-C2	5.78	122.61	120.30
25	CA	584	C	N3-C4-C5	5.78	124.21	121.90
25	CA	2426	A	C6-C5-N7	-5.78	128.26	132.30
25	DA	1928	A	N1-C6-N6	5.78	122.07	118.60
25	CA	1426	G	C4-N9-C1'	5.77	134.00	126.50
25	DA	675	A	N1-C6-N6	5.77	122.06	118.60
25	CA	46	G	C8-N9-C4	-5.77	104.09	106.40
25	CA	497	A	C5-C6-N6	-5.77	119.08	123.70
25	CA	624	C	C6-N1-C1'	5.77	127.72	120.80
25	CA	1327	A	C2-N3-C4	-5.77	107.72	110.60
25	DA	1149	G	C8-N9-C4	5.77	108.71	106.40
25	CA	993	G	N3-C4-C5	-5.77	125.72	128.60
25	CA	1289	C	C2-N3-C4	-5.77	117.02	119.90
25	CA	1692	U	N1-C2-O2	-5.77	118.76	122.80
1	AA	145	G	C5-C6-O6	5.76	132.06	128.60
25	CA	1327	A	C5-C6-N1	-5.76	114.82	117.70
25	DA	1957	C	N1-C2-O2	-5.76	115.44	118.90
25	DA	1985	C	C6-N1-C1'	5.76	127.72	120.80
25	CA	1426	G	C8-N9-C1'	-5.76	119.51	127.00
25	CA	1657	U	N1-C2-O2	-5.76	118.77	122.80
25	DA	1653	G	C4-C5-N7	5.76	113.10	110.80

Continued on next page...

Continued from previous page...

Mol	Chain	Res	Type	Atoms	Z	Observed(°)	Ideal(°)
1	AA	721	G	N9-C4-C5	5.76	107.70	105.40
25	CA	2538	C	C5-C4-N4	-5.76	116.17	120.20
25	CA	2710	C	C4-C5-C6	5.76	120.28	117.40
25	CA	1130	U	N1-C2-O2	5.76	126.83	122.80
25	CA	2076	U	N1-C2-N3	5.76	118.36	114.90
25	CA	2598	A	C5-C6-N6	5.76	128.31	123.70
25	DA	2870	C	C5-C6-N1	-5.76	118.12	121.00
1	AA	1498	U	C6-N1-C2	-5.76	117.55	121.00
25	CA	1050	A	C8-N9-C4	5.76	108.10	105.80
25	CA	1126	A	C5-C6-N6	-5.76	119.09	123.70
25	CA	1555	G	C4-N9-C1'	5.76	133.98	126.50
25	CA	2831	G	N3-C4-N9	5.76	129.45	126.00
25	DA	1155	A	N1-C6-N6	-5.76	115.15	118.60
25	DA	1950	G	C5-C6-O6	5.76	132.05	128.60
25	CA	1287	A	N1-C2-N3	5.75	132.18	129.30
25	DA	468	G	C5-C6-O6	-5.75	125.15	128.60
25	CA	961	C	N3-C4-C5	-5.75	119.60	121.90
25	CA	1971	U	C6-N1-C2	5.75	124.45	121.00
25	DA	442	G	N9-C4-C5	5.75	107.70	105.40
25	CA	184	C	C6-N1-C2	-5.75	118.00	120.30
25	CA	686	U	C2-N1-C1'	-5.75	110.80	117.70
26	CB	71	C	C6-N1-C2	5.75	122.60	120.30
25	DA	661	A	C5-C6-N1	5.75	120.58	117.70
25	DA	1251	C	C6-N1-C2	-5.75	118.00	120.30
25	DA	2461	A	C4-C5-C6	5.75	119.88	117.00
25	CA	624	C	N3-C2-O2	5.75	125.92	121.90
25	DA	209	C	C6-N1-C2	5.75	122.60	120.30
25	DA	791	C	C6-N1-C2	5.75	122.60	120.30
1	AA	633	G	C8-N9-C4	-5.75	104.10	106.40
25	CA	446	G	N9-C4-C5	-5.75	103.10	105.40
1	AA	21	G	N3-C4-C5	-5.75	125.73	128.60
1	BA	713	G	C6-C5-N7	5.75	133.85	130.40
1	BA	1029	U	C2-N1-C1'	5.75	124.60	117.70
25	CA	463	G	C5-C6-O6	5.75	132.05	128.60
25	CA	821	A	N7-C8-N9	-5.75	110.93	113.80
25	CA	1183	U	N1-C2-N3	5.75	118.35	114.90
25	CA	1552	A	N9-C4-C5	5.75	108.10	105.80
25	CA	1988	G	C2-N3-C4	-5.75	109.03	111.90
25	DA	2426	A	N9-C4-C5	5.75	108.10	105.80
25	CA	2396	G	C5-C6-O6	5.75	132.05	128.60
25	DA	1720	U	N3-C4-O4	-5.74	115.38	119.40
25	CA	1817	G	C8-N9-C4	5.74	108.70	106.40

Continued on next page...

Continued from previous page...

Mol	Chain	Res	Type	Atoms	Z	Observed(°)	Ideal(°)
25	DA	1277	G	C4-N9-C1'	-5.74	119.03	126.50
25	DA	2444	G	C5-C6-O6	5.74	132.04	128.60
1	AA	283	U	C6-N1-C1'	-5.74	113.16	121.20
26	CB	47	C	C6-N1-C2	5.74	122.60	120.30
25	CA	342	A	C4-C5-N7	5.74	113.57	110.70
25	CA	2433	A	C8-N9-C4	5.74	108.09	105.80
25	DA	2616	C	C6-N1-C2	5.74	122.59	120.30
25	DA	2840	C	C6-N1-C1'	5.74	127.69	120.80
1	AA	1458	G	C8-N9-C4	5.74	108.69	106.40
25	CA	147	C	N1-C2-O2	-5.74	115.46	118.90
25	CA	832	U	N1-C2-N3	5.74	118.34	114.90
1	BA	615	G	N3-C2-N2	5.74	123.92	119.90
25	CA	582	A	C4-C5-C6	5.74	119.87	117.00
25	CA	1040	A	N1-C6-N6	5.74	122.04	118.60
1	AA	312	C	C2-N3-C4	-5.73	117.03	119.90
25	CA	489	G	N9-C4-C5	5.73	107.69	105.40
25	CA	1612	C	C5-C4-N4	-5.73	116.19	120.20
25	CA	1764	C	C6-N1-C2	5.73	122.59	120.30
1	AA	1408	A	N3-C4-C5	5.73	130.81	126.80
25	CA	101	A	C6-C5-N7	-5.73	128.29	132.30
26	CB	24	G	N3-C4-C5	-5.73	125.73	128.60
25	DA	2419	U	C5-C6-N1	-5.73	119.83	122.70
25	CA	979	A	N9-C4-C5	-5.73	103.51	105.80
25	CA	1893	C	N1-C2-O2	-5.73	115.46	118.90
25	DA	2	G	C8-N9-C4	5.73	108.69	106.40
25	CA	1360	G	N1-C6-O6	-5.73	116.46	119.90
25	CA	2424	C	N3-C4-C5	-5.73	119.61	121.90
25	DA	325	G	N7-C8-N9	-5.73	110.24	113.10
25	CA	482	A	C6-C5-N7	-5.73	128.29	132.30
25	CA	2056	G	C5-C6-O6	-5.73	125.16	128.60
25	DA	780	G	N3-C2-N2	5.73	123.91	119.90
1	BA	357	G	N1-C6-O6	5.72	123.33	119.90
25	CA	1224	U	C6-N1-C1'	5.72	129.22	121.20
1	BA	106	C	N3-C2-O2	5.72	125.91	121.90
25	CA	522	A	C8-N9-C4	5.72	108.09	105.80
25	CA	536	G	N3-C4-C5	5.72	131.46	128.60
25	CA	1195	G	N1-C6-O6	-5.72	116.47	119.90
25	CA	2082	A	C4-C5-C6	5.72	119.86	117.00
25	CA	2248	C	C2-N3-C4	-5.72	117.04	119.90
25	CA	2448	A	C5-C6-N1	-5.72	114.84	117.70
25	CA	2571	U	N1-C2-N3	5.72	118.33	114.90
25	CA	2880	C	C6-N1-C2	-5.72	118.01	120.30

Continued on next page...

Continued from previous page...

Mol	Chain	Res	Type	Atoms	Z	Observed(°)	Ideal(°)
25	DA	782	A	N3-C4-N9	-5.72	122.82	127.40
25	DA	1142	A	C6-C5-N7	-5.72	128.29	132.30
25	DA	2427	C	N1-C2-O2	-5.72	115.47	118.90
1	BA	1081	A	N1-C6-N6	5.72	122.03	118.60
25	CA	640	C	N1-C2-O2	-5.72	115.47	118.90
25	DA	1818	U	C6-N1-C2	5.72	124.43	121.00
25	CA	1303	G	C8-N9-C4	5.72	108.69	106.40
25	DA	488	G	N3-C2-N2	5.72	123.90	119.90
1	BA	846	G	N1-C6-O6	-5.72	116.47	119.90
1	BA	1402	C	N1-C2-O2	-5.72	115.47	118.90
25	CA	2306	C	C6-N1-C2	-5.72	118.01	120.30
25	DA	592	A	C2-N3-C4	5.72	113.46	110.60
25	CA	411	G	N1-C2-N3	5.71	127.33	123.90
25	CA	482	A	C5-C6-N6	-5.71	119.13	123.70
25	CA	1223	G	C8-N9-C4	5.71	108.69	106.40
25	DA	1562	U	N3-C2-O2	-5.71	118.20	122.20
25	DA	1668	A	C6-N1-C2	-5.71	115.17	118.60
25	CA	2555	U	N1-C2-O2	-5.71	118.80	122.80
25	DA	442	G	C2-N3-C4	5.71	114.76	111.90
1	AA	869	G	C5-C6-O6	-5.71	125.17	128.60
25	CA	1061	U	C2-N1-C1'	5.71	124.55	117.70
25	CA	1113	U	N3-C2-O2	5.71	126.20	122.20
25	CA	1232	G	N3-C2-N2	5.71	123.90	119.90
25	CA	1608	A	C2-N3-C4	-5.71	107.74	110.60
25	DA	455	C	C5-C4-N4	-5.71	116.20	120.20
25	DA	943	A	C5-C6-N1	-5.71	114.84	117.70
25	CA	757	G	C8-N9-C4	5.71	108.68	106.40
1	AA	836	G	N1-C6-O6	5.71	123.33	119.90
1	BA	546	A	N1-C6-N6	-5.71	115.17	118.60
25	CA	733	G	C4-C5-N7	5.71	113.08	110.80
25	CA	2866	U	N3-C4-O4	-5.71	115.41	119.40
26	CB	117	G	N3-C4-C5	5.71	131.45	128.60
25	CA	1767	G	C5-C6-N1	-5.71	108.65	111.50
1	BA	283	U	C6-N1-C1'	-5.71	113.21	121.20
1	AA	530	G	C4-C5-N7	5.70	113.08	110.80
1	AA	872	A	C8-N9-C4	-5.70	103.52	105.80
1	BA	109	A	N3-C4-C5	5.70	130.79	126.80
25	CA	944	C	N1-C2-O2	-5.70	115.48	118.90
25	CA	989	G	N3-C2-N2	-5.70	115.91	119.90
25	CA	2605	U	C2-N3-C4	5.70	130.42	127.00
25	DA	1300	G	N3-C2-N2	5.70	123.89	119.90
25	DA	2573	C	N1-C2-O2	-5.70	115.48	118.90

Continued on next page...

Continued from previous page...

Mol	Chain	Res	Type	Atoms	Z	Observed(°)	Ideal(°)
26	CB	46	A	N9-C4-C5	5.70	108.08	105.80
1	AA	921	U	C5-C4-O4	-5.70	122.48	125.90
25	CA	926	G	C2-N3-C4	-5.70	109.05	111.90
25	CA	1340	U	C6-N1-C1'	5.70	129.18	121.20
25	DA	2133	G	C4-N9-C1'	5.70	133.91	126.50
1	BA	768	A	N1-C6-N6	5.70	122.02	118.60
25	CA	1396	U	C2-N1-C1'	-5.70	110.86	117.70
25	CA	1595	C	N3-C2-O2	5.70	125.89	121.90
25	CA	1977	A	N3-C4-C5	5.70	130.79	126.80
26	CB	55	U	N1-C2-N3	5.70	118.32	114.90
25	CA	141	G	N3-C4-C5	-5.70	125.75	128.60
25	CA	1318	U	N3-C4-O4	-5.70	115.41	119.40
25	DA	2041	U	N1-C2-O2	-5.70	118.81	122.80
25	CA	241	A	C2-N3-C4	-5.70	107.75	110.60
25	CA	656	G	C2-N3-C4	-5.70	109.05	111.90
25	CA	1952	A	N1-C6-N6	-5.70	115.18	118.60
25	DA	1912	A	C8-N9-C4	5.70	108.08	105.80
25	CA	93	G	C5-N7-C8	5.69	107.15	104.30
25	CA	1842	G	C5-C6-O6	-5.69	125.18	128.60
25	DA	2595	G	C8-N9-C4	5.69	108.68	106.40
25	CA	1842	G	C8-N9-C1'	-5.69	119.60	127.00
25	DA	838	C	C5-C6-N1	-5.69	118.16	121.00
25	DA	1556	C	C6-N1-C2	5.69	122.58	120.30
25	DA	397	U	C6-N1-C2	5.69	124.41	121.00
25	DA	822	G	C2-N3-C4	-5.69	109.06	111.90
1	AA	690	G	N9-C4-C5	-5.69	103.12	105.40
1	BA	971	G	N3-C4-C5	-5.69	125.76	128.60
25	CA	60	G	P-O3'-C3'	5.69	126.53	119.70
25	CA	2676	C	C5-C4-N4	-5.69	116.22	120.20
25	DA	493	G	C8-N9-C1'	5.69	134.39	127.00
1	AA	957	U	N3-C2-O2	-5.68	118.22	122.20
1	AA	1174	G	C8-N9-C1'	5.68	134.39	127.00
1	BA	145	G	N3-C4-N9	-5.68	122.59	126.00
1	BA	1530	G	N3-C4-N9	-5.68	122.59	126.00
25	CA	1466	U	N3-C2-O2	5.68	126.18	122.20
25	CA	2485	G	N1-C6-O6	5.68	123.31	119.90
1	AA	822	U	N1-C2-O2	-5.68	118.82	122.80
1	BA	384	G	N1-C6-O6	-5.68	116.49	119.90
25	CA	1166	G	N1-C6-O6	5.68	123.31	119.90
25	CA	2395	C	N3-C4-N4	5.68	121.98	118.00
25	DA	2631	G	N3-C2-N2	-5.68	115.92	119.90
25	DA	621	A	C8-N9-C4	-5.68	103.53	105.80

Continued on next page...

Continued from previous page...

Mol	Chain	Res	Type	Atoms	Z	Observed(°)	Ideal(°)
1	BA	209	U	C6-N1-C1'	-5.68	113.25	121.20
25	CA	786	C	N1-C2-O2	-5.68	115.49	118.90
25	CA	1024	G	C5-N7-C8	-5.68	101.46	104.30
25	CA	1961	C	N1-C2-O2	5.68	122.31	118.90
25	CA	2030	A	C4-C5-N7	-5.68	107.86	110.70
25	CA	2085	U	C5-C6-N1	-5.68	119.86	122.70
25	DA	862	G	C6-C5-N7	-5.68	126.99	130.40
25	DA	1574	C	N1-C2-O2	-5.68	115.49	118.90
25	DA	2396	G	C4-N9-C1'	-5.68	119.12	126.50
1	AA	785	G	C5-C6-O6	-5.68	125.19	128.60
25	CA	1759	A	N1-C6-N6	-5.68	115.19	118.60
25	CA	2014	A	C8-N9-C4	-5.68	103.53	105.80
25	CA	1171	G	C8-N9-C4	-5.68	104.13	106.40
25	CA	1396	U	N3-C2-O2	-5.68	118.23	122.20
25	CA	2834	G	N3-C4-N9	5.68	129.41	126.00
25	DA	967	U	N1-C2-N3	5.68	118.31	114.90
1	BA	1081	A	C4-C5-C6	5.67	119.84	117.00
25	CA	1318	U	C5-C4-O4	5.67	129.30	125.90
25	DA	2367	G	C8-N9-C4	5.67	108.67	106.40
25	CA	1405	U	C2-N3-C4	-5.67	123.60	127.00
25	CA	914	G	N3-C4-N9	-5.67	122.60	126.00
25	DA	1161	C	C6-N1-C2	5.67	122.57	120.30
1	BA	771	G	C8-N9-C4	-5.67	104.13	106.40
25	CA	926	G	C5-C6-O6	5.67	132.00	128.60
25	DA	2165	C	C6-N1-C2	-5.67	118.03	120.30
1	AA	314	C	C6-N1-C2	5.67	122.57	120.30
1	AA	359	G	C8-N9-C4	5.67	108.67	106.40
25	CA	382	A	C5-N7-C8	-5.67	101.07	103.90
25	CA	497	A	C8-N9-C4	5.67	108.07	105.80
25	CA	1335	C	N1-C2-N3	5.67	123.17	119.20
25	CA	1552	A	N1-C6-N6	-5.67	115.20	118.60
25	CA	2802	G	C5-C6-O6	5.67	132.00	128.60
25	DA	2631	G	N3-C4-C5	5.67	131.43	128.60
1	BA	795	C	C2-N3-C4	-5.67	117.07	119.90
1	BA	1100	C	C6-N1-C2	-5.67	118.03	120.30
1	BA	1108	G	C5-C6-O6	5.67	132.00	128.60
25	DA	1254	A	C2-N3-C4	5.67	113.43	110.60
25	DA	748	G	N1-C6-O6	-5.66	116.50	119.90
25	DA	1786	A	C8-N9-C4	-5.66	103.53	105.80
25	DA	1827	U	N1-C2-N3	5.66	118.30	114.90
1	AA	506	G	C8-N9-C4	5.66	108.67	106.40
25	CA	1145	C	C2-N3-C4	-5.66	117.07	119.90

Continued on next page...

Continued from previous page...

Mol	Chain	Res	Type	Atoms	Z	Observed(°)	Ideal(°)
1	BA	404	G	N3-C2-N2	5.66	123.86	119.90
25	DA	527	C	N1-C2-N3	5.66	123.16	119.20
25	DA	851	C	N1-C2-O2	-5.66	115.50	118.90
25	DA	1325	U	N3-C4-C5	5.66	118.00	114.60
25	DA	1452	G	C5-N7-C8	-5.66	101.47	104.30
1	BA	563	A	N7-C8-N9	5.66	116.63	113.80
25	CA	2468	A	C5-C6-N6	-5.66	119.17	123.70
25	CA	2691	C	C5-C4-N4	-5.66	116.24	120.20
25	CA	2867	G	C5-C6-N1	5.66	114.33	111.50
25	DA	203	A	C5-C6-N1	-5.66	114.87	117.70
25	DA	2357	G	C8-N9-C4	5.66	108.66	106.40
1	AA	292	G	N3-C4-C5	-5.66	125.77	128.60
1	AA	903	G	C5-C6-O6	5.66	131.99	128.60
25	CA	2803	G	C6-C5-N7	5.66	133.79	130.40
25	DA	2049	G	C8-N9-C1'	-5.65	119.65	127.00
1	AA	798	U	C5-C4-O4	-5.65	122.51	125.90
1	AA	1515	G	C5-C6-O6	-5.65	125.21	128.60
25	DA	208	C	N1-C2-O2	-5.65	115.51	118.90
25	DA	1265	A	N9-C4-C5	5.65	108.06	105.80
25	DA	399	U	C2-N1-C1'	-5.65	110.92	117.70
25	DA	686	U	C2-N1-C1'	-5.65	110.92	117.70
25	DA	822	G	C4-C5-N7	5.65	113.06	110.80
25	CA	733	G	C6-C5-N7	-5.65	127.01	130.40
25	CA	1299	G	N1-C6-O6	-5.65	116.51	119.90
25	CA	1897	G	C8-N9-C1'	-5.65	119.66	127.00
25	CA	1161	C	C6-N1-C2	5.65	122.56	120.30
25	CA	342	A	C6-C5-N7	-5.64	128.35	132.30
25	CA	784	G	N3-C4-N9	5.64	129.39	126.00
25	CA	809	G	N1-C6-O6	-5.64	116.51	119.90
25	CA	1525	A	C2-N3-C4	-5.64	107.78	110.60
25	CA	164	C	C2-N1-C1'	-5.64	112.59	118.80
25	CA	440	C	N1-C2-O2	-5.64	115.52	118.90
25	CA	1299	G	C5-C6-O6	5.64	131.99	128.60
25	CA	2520	C	N1-C2-O2	-5.64	115.52	118.90
25	CA	873	C	N1-C2-O2	-5.64	115.52	118.90
1	BA	1476	A	C8-N9-C4	5.64	108.06	105.80
25	CA	301	G	C3'-C2'-C1'	-5.64	96.99	101.50
25	CA	471	A	C5-C6-N6	-5.64	119.19	123.70
25	CA	1296	G	N1-C6-O6	5.64	123.28	119.90
25	CA	1971	U	N1-C2-N3	-5.64	111.52	114.90
25	CA	2271	G	N3-C4-C5	-5.64	125.78	128.60
25	CA	2375	G	N1-C2-N2	5.64	121.28	116.20

Continued on next page...

Continued from previous page...

Mol	Chain	Res	Type	Atoms	Z	Observed(°)	Ideal(°)
26	CB	85	G	C4-C5-N7	-5.64	108.54	110.80
25	DA	91	A	N1-C6-N6	5.64	121.98	118.60
25	DA	494	G	N1-C6-O6	5.64	123.28	119.90
25	CA	726	G	C4-C5-C6	5.64	122.18	118.80
25	CA	2442	C	N1-C2-O2	-5.64	115.52	118.90
25	CA	2805	C	C2-N1-C1'	-5.64	112.60	118.80
25	DA	11	C	N1-C2-O2	-5.64	115.52	118.90
25	DA	1009	A	C5-C6-N1	5.64	120.52	117.70
25	DA	1779	U	C6-N1-C2	5.64	124.38	121.00
25	DA	2239	G	C8-N9-C4	5.64	108.65	106.40
1	BA	779	C	N3-C2-O2	5.63	125.84	121.90
25	CA	187	G	N1-C6-O6	5.63	123.28	119.90
25	CA	516	C	N3-C2-O2	5.63	125.84	121.90
25	DA	519	U	N3-C4-O4	-5.63	115.46	119.40
1	AA	4	U	N3-C2-O2	-5.63	118.26	122.20
1	BA	211	G	N3-C2-N2	5.63	123.84	119.90
25	CA	1220	G	N3-C2-N2	5.63	123.84	119.90
25	CA	2897	U	N3-C4-C5	5.63	117.98	114.60
25	DA	808	G	C6-C5-N7	-5.63	127.02	130.40
25	DA	1567	G	C5-C6-O6	-5.63	125.22	128.60
25	CA	392	U	C5-C4-O4	-5.63	122.52	125.90
25	CA	992	C	C5-C6-N1	-5.63	118.19	121.00
25	DA	1719	G	C4-N9-C1'	-5.63	119.18	126.50
25	DA	1314	C	N1-C2-O2	5.63	122.28	118.90
25	DA	2809	A	C5-C6-N6	-5.63	119.20	123.70
25	DA	1300	G	C4-C5-N7	5.62	113.05	110.80
1	BA	898	G	N3-C2-N2	-5.62	115.96	119.90
1	BA	926	G	N9-C4-C5	5.62	107.65	105.40
25	CA	463	G	N3-C4-N9	-5.62	122.63	126.00
25	CA	930	G	C8-N9-C1'	5.62	134.31	127.00
25	CA	1954	G	N1-C6-O6	5.62	123.27	119.90
25	CA	304	U	N3-C2-O2	5.62	126.13	122.20
25	CA	1762	A	N9-C4-C5	-5.62	103.55	105.80
25	CA	450	G	C2-N3-C4	5.62	114.71	111.90
25	DA	1761	C	N3-C2-O2	5.62	125.83	121.90
1	BA	377	G	C4-N9-C1'	5.62	133.81	126.50
25	CA	1265	A	N1-C2-N3	5.62	132.11	129.30
25	CA	2376	A	N1-C6-N6	-5.62	115.23	118.60
25	DA	1562	U	C6-N1-C2	-5.62	117.63	121.00
25	DA	2521	C	N1-C2-N3	5.62	123.13	119.20
1	AA	872	A	N7-C8-N9	5.62	116.61	113.80
1	AA	894	G	C2-N3-C4	-5.62	109.09	111.90

Continued on next page...

Continued from previous page...

Mol	Chain	Res	Type	Atoms	Z	Observed(°)	Ideal(°)
25	CA	1341	G	N9-C4-C5	-5.62	103.15	105.40
25	CA	589	U	N3-C4-O4	-5.62	115.47	119.40
25	CA	733	G	N1-C6-O6	5.62	123.27	119.90
25	CA	1608	A	C5-N7-C8	-5.62	101.09	103.90
25	DA	249	C	C6-N1-C2	5.62	122.55	120.30
25	DA	2294	G	C8-N9-C1'	5.62	134.30	127.00
25	CA	404	A	C6-C5-N7	-5.61	128.37	132.30
25	DA	2282	G	N9-C4-C5	5.61	107.65	105.40
25	CA	476	G	C5-C6-O6	5.61	131.97	128.60
25	CA	1563	U	C6-N1-C1'	5.61	129.06	121.20
25	DA	194	G	N1-C2-N3	5.61	127.27	123.90
25	CA	154	U	N3-C2-O2	-5.61	118.27	122.20
1	BA	497	G	C5-C6-N1	5.61	114.30	111.50
1	BA	713	G	N9-C4-C5	5.61	107.64	105.40
25	DA	592	A	C5-C6-N1	5.61	120.50	117.70
25	DA	1573	G	C4-N9-C1'	-5.61	119.21	126.50
25	DA	1846	G	C8-N9-C4	5.61	108.64	106.40
25	DA	2347	C	C5-C6-N1	-5.61	118.20	121.00
25	CA	634	C	N3-C2-O2	5.61	125.82	121.90
25	CA	790	U	C6-N1-C1'	5.61	129.05	121.20
25	CA	906	U	C5-C6-N1	-5.61	119.90	122.70
25	CA	2524	G	C5-C6-N1	5.61	114.30	111.50
1	BA	846	G	C8-N9-C4	-5.60	104.16	106.40
25	CA	276	U	N1-C2-O2	5.60	126.72	122.80
25	CA	439	A	C2-N3-C4	-5.60	107.80	110.60
25	CA	984	A	C6-C5-N7	-5.60	128.38	132.30
25	CA	1047	G	N1-C6-O6	5.60	123.26	119.90
40	CP	102	ARG	NE-CZ-NH1	5.60	123.10	120.30
25	DA	1796	U	N3-C2-O2	5.60	126.12	122.20
25	DA	2029	G	N3-C2-N2	5.60	123.82	119.90
25	DA	2396	G	N3-C4-N9	-5.60	122.64	126.00
1	AA	372	C	C6-N1-C2	5.60	122.54	120.30
25	DA	1708	C	C5-C6-N1	-5.60	118.20	121.00
25	CA	1040	A	N9-C4-C5	-5.60	103.56	105.80
25	CA	1590	A	N1-C6-N6	5.60	121.96	118.60
25	CA	1770	G	C5-C6-O6	-5.60	125.24	128.60
25	DA	39	G	C8-N9-C1'	5.60	134.28	127.00
25	DA	1759	A	N1-C6-N6	5.60	121.96	118.60
25	CA	1699	G	C4-C5-N7	-5.60	108.56	110.80
25	CA	2724	U	C5-C4-O4	5.60	129.26	125.90
25	CA	2878	U	N1-C2-O2	-5.60	118.88	122.80
1	AA	78	A	C6-N1-C2	-5.59	115.24	118.60

Continued on next page...

Continued from previous page...

Mol	Chain	Res	Type	Atoms	Z	Observed(°)	Ideal(°)
1	AA	337	G	C6-C5-N7	5.59	133.76	130.40
1	BA	274	A	C2-N3-C4	5.59	113.40	110.60
1	BA	615	G	N3-C4-N9	5.59	129.36	126.00
1	AA	135	C	C6-N1-C2	5.59	122.54	120.30
25	CA	528	A	C5-C6-N6	-5.59	119.22	123.70
25	CA	1266	G	C5-C6-N1	5.59	114.30	111.50
25	CA	2248	C	C6-N1-C2	-5.59	118.06	120.30
1	AA	734	G	C8-N9-C1'	-5.59	119.73	127.00
25	CA	336	C	C4-C5-C6	-5.59	114.60	117.40
25	DA	560	C	C6-N1-C2	5.59	122.54	120.30
25	DA	1407	G	C4-N9-C1'	-5.59	119.23	126.50
1	BA	110	C	N3-C4-C5	-5.59	119.66	121.90
1	BA	685	G	C2-N3-C4	-5.59	109.11	111.90
1	BA	863	U	C5-C4-O4	-5.59	122.55	125.90
1	BA	1226	C	N3-C4-C5	-5.59	119.66	121.90
25	CA	1273	U	N1-C2-O2	-5.59	118.89	122.80
25	CA	2307	G	C6-C5-N7	5.59	133.75	130.40
25	CA	2711	A	N3-C4-C5	5.59	130.71	126.80
25	DA	2250	G	C2-N3-C4	-5.59	109.11	111.90
1	BA	312	C	N1-C2-O2	-5.59	115.55	118.90
51	C0	19	ASP	CB-CG-OD1	-5.59	113.27	118.30
1	AA	947	G	C8-N9-C4	5.59	108.63	106.40
25	CA	958	U	C2-N1-C1'	-5.59	111.00	117.70
25	DA	1038	G	N3-C4-C5	5.59	131.39	128.60
25	DA	2437	G	C5-C6-O6	-5.59	125.25	128.60
25	CA	389	G	N9-C4-C5	-5.58	103.17	105.40
25	DA	1668	A	C5-C6-N1	5.58	120.49	117.70
1	BA	516	U	N3-C2-O2	-5.58	118.29	122.20
25	CA	793	A	N1-C6-N6	-5.58	115.25	118.60
25	CA	2030	A	N9-C4-C5	5.58	108.03	105.80
25	CA	2710	C	N1-C2-O2	-5.58	115.55	118.90
25	DA	2466	C	N1-C2-O2	-5.58	115.55	118.90
1	AA	738	C	N3-C2-O2	5.58	125.81	121.90
1	AA	875	U	N3-C2-O2	-5.58	118.29	122.20
25	CA	2893	A	C6-N1-C2	-5.58	115.25	118.60
1	AA	834	U	N3-C2-O2	-5.58	118.29	122.20
1	AA	809	G	C8-N9-C4	5.58	108.63	106.40
1	AA	828	U	N3-C2-O2	5.58	126.11	122.20
25	CA	1110	G	N9-C4-C5	-5.58	103.17	105.40
25	CA	1125	G	N3-C4-N9	5.58	129.35	126.00
25	CA	2621	G	N3-C2-N2	-5.58	115.99	119.90
25	CA	2732	G	N3-C4-N9	-5.58	122.65	126.00

Continued on next page...

Continued from previous page...

Mol	Chain	Res	Type	Atoms	Z	Observed(°)	Ideal(°)
25	DA	579	G	C6-C5-N7	5.58	133.75	130.40
25	DA	2354	C	N3-C2-O2	5.58	125.81	121.90
25	CA	1811	G	N3-C2-N2	-5.58	116.00	119.90
26	CB	24	G	N1-C6-O6	-5.58	116.55	119.90
25	CA	640	C	C6-N1-C2	5.58	122.53	120.30
25	CA	2760	C	C2-N3-C4	-5.58	117.11	119.90
25	DA	205	G	C5-C6-N1	5.58	114.29	111.50
25	DA	703	U	N3-C2-O2	5.58	126.10	122.20
25	DA	2696	U	N1-C2-O2	-5.58	118.90	122.80
1	AA	712	A	C6-N1-C2	-5.57	115.26	118.60
1	AA	1413	A	C5-N7-C8	-5.57	101.11	103.90
25	CA	116	C	C6-N1-C1'	5.57	127.49	120.80
25	CA	273	G	C8-N9-C1'	5.57	134.25	127.00
25	CA	2250	G	C5-C6-N1	-5.57	108.71	111.50
1	AA	814	A	C6-N1-C2	-5.57	115.26	118.60
25	CA	1427	A	C5-C6-N1	5.57	120.49	117.70
25	CA	2410	G	N3-C4-N9	5.57	129.34	126.00
25	DA	2252	G	C2-N3-C4	-5.57	109.11	111.90
25	CA	687	C	N1-C2-O2	-5.57	115.56	118.90
25	CA	2380	C	C2-N3-C4	-5.57	117.11	119.90
25	DA	10	A	N7-C8-N9	-5.57	111.02	113.80
1	AA	679	C	C2-N1-C1'	5.57	124.93	118.80
25	DA	1584	U	C2-N1-C1'	5.57	124.38	117.70
25	DA	1843	C	C5-C4-N4	-5.57	116.30	120.20
1	BA	136	C	N3-C2-O2	5.57	125.80	121.90
25	CA	1022	G	C2-N3-C4	-5.57	109.12	111.90
26	CB	113	C	N1-C2-O2	-5.57	115.56	118.90
25	DA	194	G	C2-N3-C4	-5.57	109.12	111.90
25	DA	726	G	N3-C4-C5	5.57	131.38	128.60
1	AA	874	G	N3-C4-C5	-5.57	125.82	128.60
25	CA	1393	A	N1-C6-N6	-5.57	115.26	118.60
25	DA	110	G	C4-N9-C1'	-5.57	119.26	126.50
25	DA	175	G	N3-C4-N9	-5.57	122.66	126.00
25	DA	1903	G	C5-C6-N1	5.57	114.28	111.50
25	CA	534	U	N1-C2-O2	-5.56	118.91	122.80
25	CA	2749	A	C2-N3-C4	-5.56	107.82	110.60
1	BA	357	G	N9-C4-C5	-5.56	103.17	105.40
25	CA	48	G	N3-C4-N9	5.56	129.34	126.00
25	CA	2135	A	C5-C6-N6	-5.56	119.25	123.70
25	DA	519	U	C5-C4-O4	5.56	129.24	125.90
25	DA	1403	A	C8-N9-C4	-5.56	103.58	105.80
1	BA	770	C	N3-C2-O2	-5.56	118.01	121.90

Continued on next page...

Continued from previous page...

Mol	Chain	Res	Type	Atoms	Z	Observed(°)	Ideal(°)
25	DA	2485	G	C8-N9-C4	5.56	108.62	106.40
1	AA	555	U	C2-N1-C1'	-5.56	111.03	117.70
25	DA	88	G	N3-C2-N2	-5.56	116.01	119.90
1	BA	234	C	N3-C2-O2	5.56	125.79	121.90
25	CA	1023	U	C2-N1-C1'	-5.56	111.03	117.70
25	CA	2008	C	C6-N1-C2	5.56	122.52	120.30
25	DA	1695	G	N3-C2-N2	5.56	123.79	119.90
1	BA	1433	A	C8-N9-C4	-5.56	103.58	105.80
25	DA	2794	C	C2-N1-C1'	5.56	124.91	118.80
16	BP	52	LEU	CA-CB-CG	5.55	128.07	115.30
25	CA	1955	U	C5-C6-N1	-5.55	119.92	122.70
25	DA	511	U	N1-C2-O2	5.55	126.69	122.80
25	DA	2228	G	N1-C6-O6	5.55	123.23	119.90
25	CA	302	C	C2-N3-C4	-5.55	117.12	119.90
25	CA	1208	C	C2-N3-C4	-5.55	117.12	119.90
25	CA	2717	C	N1-C2-O2	-5.55	115.57	118.90
22	AV	31	A	N9-C4-C5	-5.55	103.58	105.80
25	CA	509	C	N3-C4-N4	-5.55	114.11	118.00
25	CA	2382	G	C8-N9-C4	-5.55	104.18	106.40
25	CA	1388	G	C2-N3-C4	-5.55	109.12	111.90
25	CA	1608	A	C4-C5-N7	5.55	113.47	110.70
25	CA	2089	C	N1-C2-N3	5.55	123.08	119.20
25	CA	2632	A	N1-C6-N6	-5.55	115.27	118.60
25	CA	2851	A	C4-C5-C6	5.55	119.77	117.00
1	BA	357	G	C5-C6-O6	-5.55	125.27	128.60
25	CA	302	C	C5-C6-N1	-5.55	118.23	121.00
25	CA	1662	U	C5-C4-O4	5.55	129.23	125.90
25	CA	2783	U	C5-C4-O4	5.55	129.23	125.90
53	C2	10	LEU	CA-CB-CG	-5.55	102.54	115.30
25	DA	2771	C	C6-N1-C2	5.55	122.52	120.30
25	DA	1037	G	N3-C4-N9	-5.54	122.67	126.00
25	CA	708	G	C8-N9-C1'	5.54	134.21	127.00
25	DA	442	G	N3-C4-C5	-5.54	125.83	128.60
25	CA	462	C	N3-C4-C5	-5.54	119.68	121.90
25	CA	979	A	N3-C4-N9	5.54	131.83	127.40
25	CA	1936	A	C6-C5-N7	-5.54	128.42	132.30
25	DA	1277	G	C8-N9-C4	5.54	108.62	106.40
25	CA	2495	G	N1-C6-O6	-5.54	116.58	119.90
25	DA	869	G	C8-N9-C4	-5.54	104.18	106.40
1	AA	862	C	C6-N1-C2	-5.54	118.08	120.30
25	CA	395	U	N1-C2-O2	5.54	126.68	122.80
25	DA	3	U	N3-C4-C5	5.54	117.92	114.60

Continued on next page...

Continued from previous page...

Mol	Chain	Res	Type	Atoms	Z	Observed(°)	Ideal(°)
1	BA	1406	U	C5-C6-N1	-5.54	119.93	122.70
25	CA	949	G	C5-C6-O6	5.54	131.92	128.60
25	DA	828	U	N3-C2-O2	-5.54	118.32	122.20
1	BA	875	U	C5-C4-O4	5.54	129.22	125.90
25	DA	61	C	C2-N1-C1'	5.54	124.89	118.80
25	DA	211	C	N3-C4-N4	-5.54	114.12	118.00
25	CA	2592	G	C5-C6-O6	5.53	131.92	128.60
25	DA	805	G	N3-C4-C5	5.53	131.37	128.60
25	CA	482	A	C4-C5-N7	5.53	113.47	110.70
25	CA	2269	G	C6-N1-C2	-5.53	121.78	125.10
25	CA	2692	G	N9-C4-C5	-5.53	103.19	105.40
25	DA	211	C	C5-C4-N4	5.53	124.07	120.20
25	DA	2252	G	C4-N9-C1'	-5.53	119.31	126.50
25	CA	2280	G	N1-C6-O6	-5.53	116.58	119.90
25	DA	2709	G	C4-N9-C1'	-5.53	119.31	126.50
1	AA	21	G	N3-C4-N9	5.53	129.32	126.00
25	CA	738	G	C8-N9-C4	-5.53	104.19	106.40
25	CA	774	G	C5-C6-N1	5.53	114.26	111.50
25	DA	723	C	C6-N1-C2	5.53	122.51	120.30
25	DA	1833	C	C5-C4-N4	-5.53	116.33	120.20
1	BA	380	G	C5-C6-O6	-5.53	125.28	128.60
25	CA	501	A	N1-C2-N3	5.53	132.06	129.30
25	CA	598	U	N3-C2-O2	5.53	126.07	122.20
25	CA	1049	C	N1-C2-O2	-5.53	115.58	118.90
25	DA	541	A	C2-N3-C4	5.53	113.36	110.60
25	DA	1414	C	C6-N1-C2	-5.53	118.09	120.30
25	CA	205	G	C5-C6-O6	5.52	131.91	128.60
25	DA	619	G	N1-C6-O6	-5.52	116.58	119.90
25	DA	1659	G	C4-N9-C1'	-5.52	119.32	126.50
25	CA	121	G	C4-C5-N7	5.52	113.01	110.80
25	DA	1567	G	N1-C6-O6	5.52	123.21	119.90
25	DA	2048	G	N3-C2-N2	5.52	123.77	119.90
25	DA	2828	G	C8-N9-C4	5.52	108.61	106.40
1	BA	984	C	C6-N1-C2	5.52	122.51	120.30
26	CB	5	U	N1-C2-O2	5.52	126.67	122.80
25	DA	1843	C	N3-C4-N4	5.52	121.86	118.00
1	BA	1480	A	C2-N3-C4	-5.52	107.84	110.60
25	CA	801	G	N3-C4-N9	-5.52	122.69	126.00
25	CA	922	C	N3-C4-N4	5.52	121.86	118.00
25	DA	2445	G	C2-N3-C4	5.52	114.66	111.90
1	AA	818	G	C4-N9-C1'	-5.52	119.33	126.50
25	CA	2331	G	N3-C4-C5	-5.52	125.84	128.60

Continued on next page...

Continued from previous page...

Mol	Chain	Res	Type	Atoms	Z	Observed(°)	Ideal(°)
25	DA	979	A	C4-C5-N7	-5.52	107.94	110.70
25	DA	1325	U	C6-N1-C1'	5.52	128.92	121.20
26	CB	98	G	C5-C6-O6	-5.52	125.29	128.60
25	DA	967	U	N1-C2-O2	-5.52	118.94	122.80
25	CA	856	G	C8-N9-C4	5.51	108.61	106.40
25	CA	941	A	C4-C5-N7	5.51	113.46	110.70
25	CA	2089	C	C2-N3-C4	-5.51	117.14	119.90
25	CA	2533	U	N3-C4-O4	-5.51	115.54	119.40
25	DA	727	A	C8-N9-C4	5.51	108.01	105.80
25	DA	2283	C	N1-C2-O2	-5.51	115.59	118.90
25	CA	2514	U	C6-N1-C2	5.51	124.31	121.00
1	BA	117	G	C8-N9-C4	-5.51	104.19	106.40
25	CA	1410	G	N7-C8-N9	-5.51	110.34	113.10
25	CA	1985	C	C2-N1-C1'	-5.51	112.74	118.80
25	DA	1298	C	N1-C2-O2	-5.51	115.59	118.90
25	DA	1649	G	N1-C6-O6	-5.51	116.59	119.90
25	DA	1930	G	C4-N9-C1'	-5.51	119.33	126.50
25	DA	2364	C	C2-N3-C4	-5.51	117.14	119.90
1	AA	686	U	N1-C2-O2	-5.51	118.94	122.80
25	CA	221	A	C8-N9-C4	5.51	108.00	105.80
25	DA	1427	A	N1-C6-N6	-5.51	115.29	118.60
1	BA	963	G	C4-C5-N7	-5.51	108.60	110.80
25	DA	398	C	N1-C2-O2	-5.51	115.59	118.90
25	DA	985	C	C5-C6-N1	5.51	123.75	121.00
25	DA	1905	C	C5-C6-N1	-5.51	118.25	121.00
1	BA	911	U	C5-C4-O4	5.51	129.20	125.90
25	DA	1213	A	N1-C6-N6	5.51	121.90	118.60
25	DA	253	C	N3-C4-C5	-5.50	119.70	121.90
56	DB	74	U	C5-C6-N1	-5.50	119.95	122.70
25	CA	1151	A	C5-N7-C8	-5.50	101.15	103.90
1	AA	308	C	C6-N1-C2	5.50	122.50	120.30
1	BA	778	G	C5-C6-O6	5.50	131.90	128.60
1	BA	1515	G	C5-C6-N1	-5.50	108.75	111.50
25	CA	446	G	C6-C5-N7	-5.50	127.10	130.40
25	CA	2205	A	C5-C6-N1	-5.50	114.95	117.70
25	DA	1074	G	C8-N9-C1'	5.50	134.15	127.00
25	DA	2347	C	C6-N1-C1'	5.50	127.40	120.80
35	CK	118	LEU	N-CA-C	-5.50	96.15	111.00
25	DA	1152	C	C5-C4-N4	-5.50	116.35	120.20
25	CA	119	A	C5-C6-N1	5.50	120.45	117.70
25	CA	1125	G	C5-C6-N1	5.50	114.25	111.50
25	CA	2285	C	C6-N1-C2	5.50	122.50	120.30

Continued on next page...

Continued from previous page...

Mol	Chain	Res	Type	Atoms	Z	Observed(°)	Ideal(°)
25	DA	2642	G	N3-C4-N9	-5.50	122.70	126.00
25	CA	1223	G	N3-C4-C5	5.50	131.35	128.60
26	CB	43	C	N1-C2-N3	5.50	123.05	119.20
25	DA	648	G	C5-C6-O6	5.50	131.90	128.60
56	DB	98	G	C5-C6-O6	5.50	131.90	128.60
25	CA	906	U	C6-N1-C2	5.49	124.30	121.00
25	CA	2626	C	N3-C4-N4	5.49	121.84	118.00
25	DA	400	G	N3-C4-N9	5.49	129.30	126.00
25	DA	1996	C	C6-N1-C2	5.49	122.50	120.30
27	DC	62	ARG	NE-CZ-NH2	5.49	123.05	120.30
1	AA	1190	G	C5-C6-O6	-5.49	125.31	128.60
1	BA	779	C	N1-C2-O2	-5.49	115.61	118.90
25	CA	1563	U	C5-C4-O4	5.49	129.19	125.90
25	CA	2827	C	C6-N1-C2	5.49	122.50	120.30
25	DA	1970	A	C4-N9-C1'	5.49	136.18	126.30
25	DA	2070	A	C8-N9-C4	5.49	108.00	105.80
25	DA	2638	G	N1-C6-O6	-5.49	116.61	119.90
1	BA	1108	G	N1-C6-O6	-5.49	116.61	119.90
25	CA	229	C	N1-C2-O2	-5.49	115.61	118.90
25	CA	1369	G	N1-C6-O6	-5.49	116.61	119.90
25	CA	1372	U	C5-C4-O4	-5.49	122.61	125.90
25	CA	1405	U	N1-C2-N3	5.49	118.19	114.90
25	CA	2771	C	N3-C2-O2	5.49	125.74	121.90
25	CA	725	G	C8-N9-C1'	-5.49	119.87	127.00
25	CA	873	C	C6-N1-C2	5.49	122.49	120.30
25	CA	1122	G	N1-C6-O6	-5.49	116.61	119.90
25	DA	91	A	C5-C6-N6	-5.49	119.31	123.70
25	DA	1670	C	N3-C4-C5	-5.49	119.71	121.90
25	DA	2085	U	N3-C2-O2	-5.49	118.36	122.20
1	AA	858	G	N3-C2-N2	5.48	123.74	119.90
1	BA	326	G	N1-C6-O6	-5.48	116.61	119.90
25	CA	2523	G	C5-C6-O6	-5.48	125.31	128.60
25	CA	2682	A	C4-C5-C6	5.48	119.74	117.00
1	AA	19	A	N1-C6-N6	5.48	121.89	118.60
25	CA	606	U	N3-C4-O4	-5.48	115.56	119.40
25	CA	1525	A	N1-C6-N6	5.48	121.89	118.60
25	CA	2283	C	N1-C2-O2	-5.48	115.61	118.90
25	CA	2480	C	C6-N1-C2	-5.48	118.11	120.30
1	AA	283	U	C6-N1-C2	-5.48	117.71	121.00
25	CA	12	U	N3-C2-O2	-5.48	118.36	122.20
25	CA	919	U	C2-N1-C1'	5.48	124.28	117.70
25	CA	2897	U	C5-C6-N1	-5.48	119.96	122.70

Continued on next page...

Continued from previous page...

Mol	Chain	Res	Type	Atoms	Z	Observed(°)	Ideal(°)
25	DA	1288	G	N3-C4-N9	5.48	129.29	126.00
25	DA	1936	A	C8-N9-C4	5.48	107.99	105.80
1	BA	108	G	N3-C4-N9	-5.48	122.71	126.00
25	CA	2678	C	N3-C4-C5	5.48	124.09	121.90
25	CA	974	G	C3'-C2'-C1'	-5.48	97.12	101.50
25	CA	1024	G	N7-C8-N9	5.48	115.84	113.10
25	DA	770	G	N3-C4-N9	-5.48	122.71	126.00
25	DA	2508	G	N3-C2-N2	5.48	123.73	119.90
1	BA	1145	A	N1-C6-N6	5.48	121.89	118.60
1	AA	796	C	N3-C2-O2	-5.47	118.07	121.90
1	AA	1174	G	C6-C5-N7	5.47	133.69	130.40
22	BV	56	C	C6-N1-C2	-5.47	118.11	120.30
25	CA	563	A	C5-N7-C8	-5.47	101.16	103.90
25	CA	923	G	N3-C4-N9	-5.47	122.72	126.00
25	DA	2386	A	C8-N9-C4	5.47	107.99	105.80
25	DA	2702	G	N3-C4-C5	-5.47	125.86	128.60
1	BA	824	G	N3-C4-C5	5.47	131.34	128.60
25	CA	210	C	C2-N1-C1'	-5.47	112.78	118.80
25	CA	2859	G	N1-C2-N3	5.47	127.18	123.90
26	CB	11	C	C6-N1-C2	-5.47	118.11	120.30
25	DA	2705	A	C2-N3-C4	-5.47	107.86	110.60
25	DA	2755	C	N1-C2-O2	5.47	122.18	118.90
1	AA	111	G	C8-N9-C1'	5.47	134.11	127.00
25	CA	1038	G	N3-C4-C5	-5.47	125.86	128.60
25	DA	792	A	C8-N9-C4	-5.47	103.61	105.80
25	DA	1844	C	N1-C2-O2	-5.47	115.62	118.90
25	CA	489	G	N1-C2-N2	5.47	121.12	116.20
25	CA	1447	C	C4-C5-C6	5.47	120.14	117.40
25	CA	2265	U	N1-C2-N3	5.47	118.18	114.90
25	DA	1207	C	N1-C2-O2	-5.47	115.62	118.90
25	DA	2803	G	C4-N9-C1'	-5.47	119.39	126.50
1	AA	768	A	N1-C6-N6	5.47	121.88	118.60
25	CA	2289	G	C2-N3-C4	-5.47	109.17	111.90
25	CA	1427	A	C2-N3-C4	5.47	113.33	110.60
25	CA	2365	G	C2-N3-C4	-5.47	109.17	111.90
25	DA	75	G	N3-C4-N9	-5.47	122.72	126.00
25	DA	308	G	N3-C2-N2	5.47	123.73	119.90
25	DA	1785	A	C2-N3-C4	-5.47	107.87	110.60
25	DA	2045	C	C6-N1-C2	5.47	122.49	120.30
25	DA	2064	C	N3-C4-N4	5.47	121.83	118.00
25	CA	318	C	N1-C2-O2	-5.46	115.62	118.90
25	CA	781	A	C4-C5-C6	5.46	119.73	117.00

Continued on next page...

Continued from previous page...

Mol	Chain	Res	Type	Atoms	Z	Observed(°)	Ideal(°)
25	CA	2220	U	C2-N1-C1'	-5.46	111.14	117.70
25	CA	2330	G	N1-C2-N3	5.46	127.18	123.90
25	CA	2416	C	N1-C2-N3	5.46	123.03	119.20
25	DA	2539	C	C6-N1-C2	5.46	122.48	120.30
1	AA	234	C	C6-N1-C2	-5.46	118.12	120.30
25	CA	1243	C	N1-C2-O2	-5.46	115.62	118.90
25	CA	2054	A	N1-C6-N6	5.46	121.88	118.60
25	DA	598	U	N1-C2-O2	5.46	126.62	122.80
25	DA	740	C	N1-C2-O2	-5.46	115.62	118.90
25	DA	1265	A	C4-C5-N7	-5.46	107.97	110.70
25	DA	2688	G	N3-C4-C5	5.46	131.33	128.60
1	AA	1403	C	C2-N3-C4	-5.46	117.17	119.90
22	AV	70	G	C5-C6-O6	5.46	131.88	128.60
1	BA	109	A	C5-C6-N1	-5.46	114.97	117.70
25	CA	862	G	N1-C6-O6	-5.46	116.62	119.90
25	CA	2833	U	N3-C2-O2	-5.46	118.38	122.20
1	BA	653	U	N3-C2-O2	5.46	126.02	122.20
26	CB	16	G	N9-C4-C5	5.46	107.58	105.40
26	CB	72	G	C2-N3-C4	-5.46	109.17	111.90
25	DA	1797	G	C8-N9-C4	5.46	108.58	106.40
1	AA	245	U	C2-N3-C4	-5.46	123.73	127.00
1	AA	921	U	N3-C4-O4	5.46	123.22	119.40
1	BA	380	G	C8-N9-C4	5.46	108.58	106.40
1	BA	388	G	N1-C6-O6	-5.46	116.63	119.90
25	CA	92	U	N3-C2-O2	5.46	126.02	122.20
25	CA	856	G	N7-C8-N9	-5.46	110.37	113.10
25	DA	679	C	N3-C4-C5	-5.46	119.72	121.90
25	DA	1122	G	C4-N9-C1'	-5.46	119.41	126.50
25	DA	1614	A	C8-N9-C4	5.46	107.98	105.80
25	DA	2874	C	C6-N1-C1'	5.46	127.35	120.80
25	CA	960	A	C2-N3-C4	5.45	113.33	110.60
25	DA	781	A	C2-N3-C4	5.45	113.33	110.60
25	DA	1773	A	N9-C4-C5	5.45	107.98	105.80
1	AA	145	G	C8-N9-C4	-5.45	104.22	106.40
25	CA	1265	A	N3-C4-C5	-5.45	122.98	126.80
25	CA	1972	G	N3-C4-C5	-5.45	125.87	128.60
25	DA	2559	C	N3-C4-C5	5.45	124.08	121.90
25	CA	276	U	C2-N1-C1'	5.45	124.24	117.70
25	CA	2409	G	C8-N9-C4	5.45	108.58	106.40
25	DA	1369	G	C8-N9-C4	-5.45	104.22	106.40
25	CA	383	C	C2-N1-C1'	-5.45	112.81	118.80
25	CA	1958	C	N1-C2-N3	5.45	123.01	119.20

Continued on next page...

Continued from previous page...

Mol	Chain	Res	Type	Atoms	Z	Observed(°)	Ideal(°)
25	CA	2371	G	C8-N9-C4	-5.45	104.22	106.40
25	DA	528	A	C6-C5-N7	-5.45	128.49	132.30
1	AA	897	C	C6-N1-C2	5.45	122.48	120.30
1	BA	1494	G	N3-C2-N2	-5.45	116.09	119.90
1	BA	1522	U	N1-C2-O2	-5.45	118.99	122.80
25	CA	226	A	C6-C5-N7	-5.45	128.49	132.30
25	CA	240	C	N1-C2-O2	-5.45	115.63	118.90
25	CA	581	C	C6-N1-C2	-5.45	118.12	120.30
25	CA	758	C	N1-C2-O2	-5.45	115.63	118.90
25	DA	939	G	C6-C5-N7	5.45	133.67	130.40
25	DA	2030	A	C5-C6-N6	5.45	128.06	123.70
25	CA	2396	G	N9-C4-C5	5.45	107.58	105.40
25	DA	1002	G	C8-N9-C1'	5.45	134.08	127.00
1	BA	26	A	C2-N3-C4	5.44	113.32	110.60
25	DA	782	A	C2-N3-C4	-5.44	107.88	110.60
25	CA	38	A	C5-C6-N1	5.44	120.42	117.70
25	CA	475	C	N1-C2-O2	-5.44	115.64	118.90
25	CA	1384	A	N1-C6-N6	-5.44	115.34	118.60
25	DA	212	G	C5-C6-O6	-5.44	125.33	128.60
25	DA	562	U	C6-N1-C1'	5.44	128.82	121.20
25	DA	642	U	C5-C4-O4	5.44	129.16	125.90
25	DA	2002	G	N3-C4-N9	-5.44	122.74	126.00
25	CA	2562	U	N3-C4-O4	-5.44	115.59	119.40
25	CA	2682	A	C6-C5-N7	-5.44	128.49	132.30
1	AA	734	G	C4-N9-C1'	5.44	133.57	126.50
25	CA	454	A	C5-C6-N6	-5.44	119.35	123.70
25	CA	765	C	N3-C4-C5	-5.44	119.72	121.90
25	CA	2067	G	C8-N9-C4	5.44	108.58	106.40
25	DA	2715	C	C2-N3-C4	-5.44	117.18	119.90
1	BA	896	C	N1-C2-O2	-5.44	115.64	118.90
25	CA	1130	U	N3-C2-O2	-5.44	118.39	122.20
25	CA	2534	A	C5-C6-N6	-5.44	119.35	123.70
25	CA	2770	G	N9-C4-C5	-5.44	103.23	105.40
1	BA	447	G	N3-C4-N9	5.43	129.26	126.00
25	CA	817	C	N3-C2-O2	5.43	125.70	121.90
25	CA	1394	U	C5-C4-O4	5.43	129.16	125.90
25	CA	2679	A	N1-C6-N6	5.43	121.86	118.60
25	CA	2762	C	N1-C2-O2	-5.43	115.64	118.90
25	DA	911	A	N9-C4-C5	-5.43	103.63	105.80
25	CA	821	A	C4-C5-C6	-5.43	114.28	117.00
25	CA	2330	G	C2-N3-C4	-5.43	109.18	111.90
1	BA	642	A	N9-C4-C5	-5.43	103.63	105.80

Continued on next page...

Continued from previous page...

Mol	Chain	Res	Type	Atoms	Z	Observed(°)	Ideal(°)
25	DA	780	G	N1-C6-O6	-5.43	116.64	119.90
25	DA	1142	A	C5-N7-C8	-5.43	101.19	103.90
1	BA	776	G	N1-C6-O6	-5.43	116.64	119.90
25	CA	746	U	C6-N1-C2	-5.43	117.74	121.00
25	CA	2803	G	C5-N7-C8	5.43	107.02	104.30
26	CB	61	G	C2-N3-C4	-5.43	109.19	111.90
25	DA	1792	G	N3-C4-C5	5.43	131.31	128.60
25	DA	1831	G	C5-N7-C8	-5.43	101.59	104.30
25	DA	2470	G	N1-C6-O6	-5.43	116.64	119.90
25	DA	2781	A	C8-N9-C4	5.43	107.97	105.80
25	CA	680	C	C2-N1-C1'	5.43	124.77	118.80
1	BA	400	C	N3-C2-O2	5.43	125.70	121.90
25	CA	2794	C	C6-N1-C2	-5.43	118.13	120.30
25	DA	461	C	C6-N1-C2	5.43	122.47	120.30
25	DA	780	G	N3-C4-C5	-5.43	125.89	128.60
25	DA	1037	G	C4-N9-C1'	-5.43	119.45	126.50
25	DA	2263	C	C6-N1-C2	-5.43	118.13	120.30
1	AA	897	C	C2-N3-C4	-5.42	117.19	119.90
22	AV	31	A	N7-C8-N9	-5.42	111.09	113.80
1	BA	902	G	N1-C2-N2	-5.42	111.32	116.20
25	CA	47	C	N1-C2-O2	-5.42	115.64	118.90
25	CA	784	G	C6-N1-C2	-5.42	121.84	125.10
25	DA	1786	A	C4-C5-C6	5.42	119.71	117.00
1	AA	721	G	N3-C4-N9	-5.42	122.75	126.00
25	DA	579	G	N3-C2-N2	-5.42	116.10	119.90
25	DA	2070	A	C4-N9-C1'	-5.42	116.54	126.30
25	DA	2582	G	C4-C5-N7	-5.42	108.63	110.80
25	CA	404	A	N7-C8-N9	5.42	116.51	113.80
25	CA	1835	G	N1-C2-N2	5.42	121.08	116.20
25	DA	1617	C	N1-C2-O2	-5.42	115.65	118.90
1	BA	766	A	C8-N9-C4	5.42	107.97	105.80
25	CA	2426	A	C4-C5-C6	5.42	119.71	117.00
25	DA	1828	G	C8-N9-C4	-5.42	104.23	106.40
49	CY	56	LEU	N-CA-C	-5.42	96.38	111.00
1	BA	1199	U	C2-N1-C1'	-5.42	111.20	117.70
25	CA	921	C	N3-C4-N4	5.42	121.79	118.00
26	CB	9	G	C5-C6-N1	5.42	114.21	111.50
25	DA	1441	G	N9-C4-C5	-5.42	103.23	105.40
25	DA	2503	A	C2-N3-C4	5.42	113.31	110.60
1	BA	781	A	C8-N9-C4	5.41	107.97	105.80
25	CA	2158	A	C5-C6-N6	-5.41	119.37	123.70
25	CA	2609	U	N1-C2-N3	-5.41	111.65	114.90

Continued on next page...

Continued from previous page...

Mol	Chain	Res	Type	Atoms	Z	Observed(°)	Ideal(°)
26	CB	88	C	N3-C4-C5	-5.41	119.73	121.90
25	DA	1648	U	C5-C4-O4	-5.41	122.65	125.90
25	DA	2279	G	C8-N9-C4	5.41	108.56	106.40
1	BA	108	G	N1-C6-O6	-5.41	116.65	119.90
25	CA	1016	G	N1-C2-N2	5.41	121.07	116.20
25	CA	2333	A	C6-N1-C2	-5.41	115.35	118.60
25	DA	1846	G	N1-C6-O6	5.41	123.15	119.90
25	DA	2075	U	N3-C4-O4	-5.41	115.61	119.40
25	DA	2470	G	N9-C4-C5	5.41	107.56	105.40
1	BA	406	G	N3-C4-C5	-5.41	125.89	128.60
25	CA	1038	G	N1-C2-N2	-5.41	111.33	116.20
25	CA	1966	A	C5-C6-N6	-5.41	119.37	123.70
25	CA	2523	G	C8-N9-C1'	-5.41	119.97	127.00
25	DA	948	C	N1-C2-N3	5.41	122.99	119.20
1	BA	28	A	N1-C6-N6	5.41	121.84	118.60
1	BA	714	G	C4-C5-N7	5.41	112.96	110.80
25	CA	547	A	C8-N9-C4	-5.41	103.64	105.80
25	DA	1711	A	C2-N3-C4	5.41	113.30	110.60
25	DA	2044	C	C6-N1-C2	5.41	122.46	120.30
25	CA	733	G	N3-C4-N9	5.41	129.24	126.00
25	CA	2435	A	C8-N9-C4	5.41	107.96	105.80
25	CA	2444	G	N3-C2-N2	-5.41	116.11	119.90
25	DA	555	G	N1-C6-O6	5.41	123.14	119.90
25	DA	2502	G	N9-C4-C5	5.41	107.56	105.40
1	AA	1187	G	C4-N9-C1'	-5.41	119.47	126.50
1	AA	1360	A	C8-N9-C4	5.41	107.96	105.80
1	BA	822	U	C6-N1-C2	5.41	124.24	121.00
25	CA	32	C	C6-N1-C2	5.41	122.46	120.30
25	CA	332	A	C4-C5-N7	-5.41	108.00	110.70
25	CA	1841	U	N1-C2-O2	-5.41	119.02	122.80
25	CA	2250	G	C6-N1-C2	5.41	128.34	125.10
25	CA	2574	G	N1-C6-O6	5.40	123.14	119.90
25	DA	2053	G	C2-N3-C4	-5.40	109.20	111.90
25	DA	2852	G	C8-N9-C4	5.40	108.56	106.40
3	BC	174	LEU	CA-CB-CG	5.40	127.72	115.30
25	CA	1897	G	N3-C4-N9	5.40	129.24	126.00
25	CA	2535	G	N9-C4-C5	-5.40	103.24	105.40
25	DA	1939	U	N3-C4-C5	5.40	117.84	114.60
25	DA	2208	C	C6-N1-C2	-5.40	118.14	120.30
25	DA	2885	G	C8-N9-C4	-5.40	104.24	106.40
25	CA	1189	A	C5-C6-N1	5.40	120.40	117.70
25	DA	1653	G	C4-C5-C6	5.40	122.04	118.80

Continued on next page...

Continued from previous page...

Mol	Chain	Res	Type	Atoms	Z	Observed(°)	Ideal(°)
1	AA	633	G	N9-C4-C5	5.40	107.56	105.40
1	BA	354	G	C4-N9-C1'	5.40	133.52	126.50
25	CA	239	C	N3-C2-O2	5.40	125.68	121.90
25	CA	516	C	C2-N1-C1'	-5.40	112.86	118.80
25	DA	209	C	N3-C4-N4	-5.40	114.22	118.00
25	DA	771	G	C5-C6-O6	-5.40	125.36	128.60
25	DA	2017	U	C5-C4-O4	5.40	129.14	125.90
1	AA	586	C	C6-N1-C2	5.40	122.46	120.30
26	CB	96	G	C4-C5-N7	-5.40	108.64	110.80
25	DA	2055	C	C2-N1-C1'	-5.40	112.86	118.80
25	CA	35	G	C2-N3-C4	-5.39	109.20	111.90
25	CA	2790	U	N1-C2-O2	5.39	126.58	122.80
41	CQ	10	ARG	NE-CZ-NH1	-5.39	117.60	120.30
25	CA	235	U	N3-C2-O2	-5.39	118.42	122.20
25	CA	982	C	N3-C4-N4	-5.39	114.23	118.00
25	CA	1035	U	C6-N1-C2	5.39	124.23	121.00
1	BA	1190	G	C8-N9-C4	5.39	108.56	106.40
25	DA	6	A	C2-N3-C4	-5.39	107.91	110.60
25	CA	984	A	C8-N9-C4	5.39	107.96	105.80
25	CA	1128	G	C2-N3-C4	-5.39	109.21	111.90
25	CA	1750	G	C8-N9-C4	-5.39	104.24	106.40
25	CA	1767	G	C2-N3-C4	-5.39	109.20	111.90
25	CA	2523	G	C2-N3-C4	-5.39	109.20	111.90
25	CA	990	A	C5-C6-N6	5.39	128.01	123.70
25	CA	2056	G	C2-N3-C4	5.39	114.59	111.90
1	AA	1483	A	N1-C6-N6	5.39	121.83	118.60
1	BA	332	G	C5-C6-O6	-5.39	125.37	128.60
25	CA	1743	G	N9-C4-C5	-5.39	103.25	105.40
25	CA	2141	G	N3-C4-N9	5.39	129.23	126.00
25	DA	395	U	C2-N1-C1'	-5.39	111.24	117.70
25	DA	1130	U	N1-C2-O2	5.39	126.57	122.80
25	DA	1676	A	N7-C8-N9	-5.39	111.11	113.80
25	DA	2702	G	C4-N9-C1'	5.39	133.50	126.50
1	BA	241	G	C5-C6-O6	5.38	131.83	128.60
1	BA	611	C	C2-N3-C4	-5.38	117.21	119.90
25	CA	821	A	C2-N3-C4	-5.38	107.91	110.60
25	CA	1407	G	N1-C6-O6	5.38	123.13	119.90
25	DA	906	U	C2-N1-C1'	-5.38	111.24	117.70
25	DA	2783	U	C2-N1-C1'	-5.38	111.24	117.70
1	BA	220	G	N3-C4-N9	-5.38	122.77	126.00
25	CA	1475	G	C8-N9-C1'	5.38	134.00	127.00
25	DA	2677	G	C8-N9-C1'	5.38	134.00	127.00

Continued on next page...

Continued from previous page...

Mol	Chain	Res	Type	Atoms	Z	Observed(°)	Ideal(°)
25	CA	796	C	N1-C2-O2	-5.38	115.67	118.90
25	CA	1169	A	C8-N9-C4	5.38	107.95	105.80
1	AA	1499	A	N9-C4-C5	-5.38	103.65	105.80
25	CA	1783	A	N1-C6-N6	5.38	121.83	118.60
25	DA	1952	A	C2-N3-C4	5.38	113.29	110.60
25	DA	2371	G	N3-C2-N2	-5.38	116.13	119.90
1	AA	206	C	C6-N1-C2	-5.38	118.15	120.30
1	BA	563	A	C4-C5-N7	5.38	113.39	110.70
25	CA	218	A	N1-C6-N6	5.38	121.83	118.60
25	CA	249	C	N3-C4-N4	5.38	121.77	118.00
25	CA	2093	G	C5-C6-N1	-5.38	108.81	111.50
25	DA	2070	A	N1-C2-N3	5.38	131.99	129.30
25	DA	2652	C	C2-N1-C1'	-5.38	112.88	118.80
25	DA	400	G	N3-C4-C5	-5.38	125.91	128.60
25	DA	681	G	N1-C6-O6	5.38	123.13	119.90
25	DA	912	C	C6-N1-C2	-5.38	118.15	120.30
25	DA	1473	G	C8-N9-C4	5.38	108.55	106.40
25	DA	2518	A	N7-C8-N9	5.38	116.49	113.80
25	DA	2618	G	C8-N9-C4	5.38	108.55	106.40
1	AA	656	G	N3-C4-C5	-5.38	125.91	128.60
1	BA	35	G	N3-C4-C5	-5.38	125.91	128.60
1	BA	457	G	N3-C4-N9	5.38	129.22	126.00
25	CA	22	C	C2-N3-C4	-5.38	117.21	119.90
25	CA	1020	A	N3-C4-C5	5.38	130.56	126.80
25	CA	2679	A	C4-C5-N7	5.38	113.39	110.70
25	CA	2862	G	N3-C2-N2	-5.38	116.14	119.90
1	BA	358	U	N3-C2-O2	5.37	125.96	122.20
25	CA	620	G	N3-C2-N2	-5.37	116.14	119.90
25	CA	1997	C	C2-N1-C1'	-5.37	112.89	118.80
25	DA	246	C	N3-C2-O2	5.37	125.66	121.90
25	DA	297	G	C8-N9-C4	5.37	108.55	106.40
25	DA	1827	U	N1-C2-O2	-5.37	119.04	122.80
1	AA	29	U	C5-C4-O4	5.37	129.12	125.90
25	CA	169	G	N3-C4-N9	-5.37	122.78	126.00
25	CA	1652	A	N1-C6-N6	-5.37	115.38	118.60
26	CB	13	G	N9-C4-C5	-5.37	103.25	105.40
25	DA	1290	C	N1-C2-O2	-5.37	115.68	118.90
25	CA	946	C	N3-C4-C5	5.37	124.05	121.90
25	DA	1780	A	C5-C6-N6	-5.37	119.40	123.70
1	AA	212	G	N3-C4-N9	5.37	129.22	126.00
1	AA	293	G	C8-N9-C4	5.37	108.55	106.40
25	CA	760	G	N3-C2-N2	-5.37	116.14	119.90

Continued on next page...

Continued from previous page...

Mol	Chain	Res	Type	Atoms	Z	Observed(°)	Ideal(°)
25	DA	1137	G	C5-C6-O6	-5.37	125.38	128.60
25	DA	528	A	N3-C4-N9	-5.37	123.11	127.40
1	AA	859	G	N1-C2-N2	-5.37	111.37	116.20
1	AA	980	C	C6-N1-C2	5.37	122.45	120.30
25	CA	915	C	N1-C2-O2	-5.37	115.68	118.90
25	CA	1155	A	C5-N7-C8	5.37	106.58	103.90
25	CA	1157	G	C4-N9-C1'	5.37	133.48	126.50
25	CA	2293	G	C5-C6-N1	5.37	114.18	111.50
25	DA	77	G	N3-C4-N9	-5.37	122.78	126.00
25	DA	672	C	N3-C2-O2	5.37	125.66	121.90
25	DA	871	U	C6-N1-C1'	5.37	128.71	121.20
25	DA	2649	C	N1-C2-O2	-5.37	115.68	118.90
25	CA	1245	G	C5-C6-O6	5.36	131.82	128.60
25	CA	2728	U	N3-C4-O4	-5.36	115.64	119.40
25	DA	129	C	N3-C4-C5	5.36	124.05	121.90
25	DA	413	C	C6-N1-C2	5.36	122.45	120.30
25	DA	453	A	N9-C4-C5	-5.36	103.66	105.80
22	AV	17	C	C3'-C2'-C1'	-5.36	97.21	101.50
25	CA	1378	A	N3-C4-N9	-5.36	123.11	127.40
25	CA	2081	U	N1-C2-N3	5.36	118.12	114.90
25	DA	61	C	N3-C4-N4	5.36	121.75	118.00
1	AA	292	G	N1-C6-O6	-5.36	116.68	119.90
1	AA	1510	C	C6-N1-C2	5.36	122.44	120.30
1	BA	278	G	N3-C4-C5	5.36	131.28	128.60
25	CA	249	C	C5-C4-N4	-5.36	116.45	120.20
26	CB	51	G	C5-N7-C8	-5.36	101.62	104.30
22	AV	15	G	N3-C4-C5	5.36	131.28	128.60
25	CA	2416	C	N3-C2-O2	-5.36	118.15	121.90
25	CA	1939	U	N3-C4-C5	5.36	117.81	114.60
25	CA	2364	C	C2-N1-C1'	-5.36	112.91	118.80
25	CA	2488	G	C5-C6-O6	-5.36	125.39	128.60
25	CA	2499	C	N3-C2-O2	5.36	125.65	121.90
25	DA	229	C	C6-N1-C2	5.36	122.44	120.30
25	DA	2803	G	C8-N9-C4	5.36	108.54	106.40
25	DA	2834	G	N3-C4-N9	5.36	129.22	126.00
1	BA	566	G	N3-C4-N9	5.36	129.21	126.00
25	CA	2085	U	C6-N1-C2	5.36	124.21	121.00
25	CA	2688	G	C8-N9-C1'	5.36	133.96	127.00
25	DA	243	U	C5-C4-O4	5.36	129.11	125.90
25	DA	2355	G	C2-N3-C4	-5.36	109.22	111.90
25	CA	2298	A	N1-C6-N6	-5.35	115.39	118.60
25	DA	950	G	C8-N9-C4	5.35	108.54	106.40

Continued on next page...

Continued from previous page...

Mol	Chain	Res	Type	Atoms	Z	Observed(°)	Ideal(°)
1	BA	795	C	N1-C2-O2	-5.35	115.69	118.90
1	BA	896	C	N1-C2-N3	5.35	122.95	119.20
25	CA	1646	C	C6-N1-C2	5.35	122.44	120.30
25	CA	1981	A	C5-C6-N6	5.35	127.98	123.70
25	DA	450	G	N1-C6-O6	-5.35	116.69	119.90
25	DA	527	C	C5-C4-N4	5.35	123.95	120.20
25	DA	1842	G	N3-C4-N9	-5.35	122.79	126.00
25	DA	2691	C	N3-C4-N4	5.35	121.75	118.00
25	CA	337	C	N3-C4-C5	5.35	124.04	121.90
25	CA	997	G	C4-C5-N7	-5.35	108.66	110.80
25	CA	1395	A	N3-C4-N9	-5.35	123.12	127.40
25	DA	1617	C	C2-N3-C4	-5.35	117.22	119.90
25	DA	2432	A	C6-C5-N7	-5.35	128.55	132.30
25	CA	85	G	C5-C6-N1	5.35	114.17	111.50
25	CA	576	U	N1-C2-O2	5.35	126.54	122.80
25	CA	1638	C	N1-C2-N3	5.35	122.94	119.20
25	CA	1970	A	C5-N7-C8	-5.35	101.22	103.90
26	CB	15	A	C5-C6-N1	-5.35	115.03	117.70
25	DA	1686	C	N1-C2-O2	-5.35	115.69	118.90
25	DA	2267	A	C6-C5-N7	-5.35	128.56	132.30
25	DA	2434	A	C6-C5-N7	-5.35	128.56	132.30
22	BV	62	C	N1-C2-O2	-5.35	115.69	118.90
26	CB	81	G	C5-C6-N1	5.35	114.17	111.50
25	DA	1300	G	N3-C4-N9	5.35	129.21	126.00
25	CA	873	C	N3-C2-O2	5.35	125.64	121.90
25	CA	2503	A	C5-C6-N6	-5.35	119.42	123.70
25	DA	721	A	C8-N9-C4	5.35	107.94	105.80
25	DA	1340	U	C6-N1-C1'	-5.35	113.72	121.20
1	BA	365	U	N3-C4-O4	-5.34	115.66	119.40
26	CB	80	U	N3-C2-O2	5.34	125.94	122.20
25	DA	855	G	C8-N9-C4	-5.34	104.26	106.40
25	DA	1647	U	N3-C4-C5	-5.34	111.39	114.60
25	CA	290	U	C5-C4-O4	5.34	129.11	125.90
25	CA	636	G	C5-C6-O6	5.34	131.81	128.60
25	CA	2059	A	C2-N3-C4	-5.34	107.93	110.60
25	DA	85	G	N3-C4-C5	5.34	131.27	128.60
25	DA	1119	U	C5-C6-N1	-5.34	120.03	122.70
1	AA	396	C	C6-N1-C2	5.34	122.44	120.30
25	DA	981	A	C5-N7-C8	-5.34	101.23	103.90
25	CA	301	G	C4-N9-C1'	-5.34	119.56	126.50
25	CA	2590	A	C8-N9-C4	5.34	107.94	105.80
25	CA	187	G	N3-C4-N9	5.34	129.20	126.00

Continued on next page...

Continued from previous page...

Mol	Chain	Res	Type	Atoms	Z	Observed(°)	Ideal(°)
25	CA	647	G	N7-C8-N9	-5.34	110.43	113.10
25	CA	2867	G	N3-C4-N9	5.34	129.20	126.00
1	AA	502	A	N1-C6-N6	-5.34	115.40	118.60
1	AA	754	C	N3-C4-C5	-5.34	119.77	121.90
25	CA	310	A	C2-N3-C4	-5.34	107.93	110.60
25	CA	2071	A	N1-C2-N3	5.34	131.97	129.30
25	CA	2726	A	N9-C4-C5	5.34	107.94	105.80
25	DA	29	U	N3-C4-O4	-5.34	115.67	119.40
25	DA	2282	G	C5-C6-N1	5.34	114.17	111.50
25	DA	2425	A	P-O3'-C3'	5.34	126.10	119.70
25	DA	2564	A	C6-C5-N7	-5.34	128.56	132.30
4	AD	49	ASP	CB-CG-OD2	5.33	123.10	118.30
25	CA	1522	A	C4-C5-C6	5.33	119.67	117.00
25	DA	2823	A	N9-C4-C5	-5.33	103.67	105.80
28	DD	141	ARG	NE-CZ-NH1	5.33	122.97	120.30
1	AA	764	C	C6-N1-C2	-5.33	118.17	120.30
1	BA	823	C	C2-N1-C1'	-5.33	112.93	118.80
25	CA	533	G	C4-N9-C1'	5.33	133.43	126.50
25	DA	4	U	C5-C6-N1	-5.33	120.03	122.70
25	DA	1634	A	C8-N9-C4	5.33	107.93	105.80
25	CA	598	U	C5-C6-N1	-5.33	120.03	122.70
25	CA	1738	G	N3-C4-C5	-5.33	125.93	128.60
25	CA	2352	A	C5-N7-C8	5.33	106.57	103.90
26	CB	117	G	N3-C4-N9	-5.33	122.80	126.00
25	DA	785	G	C5-C6-N1	-5.33	108.83	111.50
25	DA	2029	G	C2-N3-C4	-5.33	109.23	111.90
25	DA	961	C	N3-C2-O2	5.33	125.63	121.90
1	AA	1309	G	C8-N9-C4	5.33	108.53	106.40
25	CA	223	A	N3-C4-N9	-5.33	123.14	127.40
25	DA	1157	G	C4-C5-N7	5.33	112.93	110.80
25	DA	1764	C	N1-C2-N3	5.33	122.93	119.20
1	BA	142	G	C4-N9-C1'	5.33	133.43	126.50
25	CA	488	G	N3-C4-N9	5.33	129.20	126.00
25	DA	1187	G	C8-N9-C1'	-5.33	120.08	127.00
1	BA	37	U	C6-N1-C2	5.33	124.20	121.00
1	BA	1433	A	C6-C5-N7	-5.33	128.57	132.30
25	CA	1892	C	C6-N1-C2	5.33	122.43	120.30
25	DA	211	C	C2-N1-C1'	-5.33	112.94	118.80
25	DA	1833	C	N3-C2-O2	5.33	125.63	121.90
1	BA	813	U	C5-C4-O4	-5.32	122.71	125.90
25	CA	1556	C	N3-C2-O2	5.32	125.63	121.90
25	CA	2177	C	C2-N1-C1'	5.32	124.66	118.80

Continued on next page...

Continued from previous page...

Mol	Chain	Res	Type	Atoms	Z	Observed(°)	Ideal(°)
25	CA	2388	A	N7-C8-N9	-5.32	111.14	113.80
25	DA	395	U	C5-C6-N1	-5.32	120.04	122.70
25	DA	2019	A	C5-C6-N6	-5.32	119.44	123.70
1	AA	798	U	N1-C2-O2	-5.32	119.08	122.80
1	AA	1457	G	N7-C8-N9	-5.32	110.44	113.10
25	CA	458	G	C6-C5-N7	5.32	133.59	130.40
25	CA	2763	G	N1-C6-O6	5.32	123.09	119.90
25	DA	122	G	N9-C4-C5	-5.32	103.27	105.40
25	DA	2019	A	N1-C6-N6	5.32	121.79	118.60
25	CA	991	C	N1-C2-O2	-5.32	115.71	118.90
25	DA	527	C	N3-C2-O2	-5.32	118.17	121.90
25	DA	2783	U	C5-C4-O4	5.32	129.09	125.90
1	AA	311	C	C6-N1-C2	-5.32	118.17	120.30
1	BA	686	U	C2-N1-C1'	-5.32	111.32	117.70
25	CA	90	U	N1-C2-O2	5.32	126.52	122.80
25	CA	2427	C	N1-C2-O2	-5.32	115.71	118.90
25	DA	583	G	C2-N3-C4	-5.32	109.24	111.90
25	DA	2842	G	C8-N9-C4	5.32	108.53	106.40
1	AA	938	A	C5-C6-N6	5.32	127.95	123.70
25	CA	431	U	N1-C2-N3	-5.32	111.71	114.90
25	CA	1064	C	C5-C6-N1	5.32	123.66	121.00
25	CA	2000	C	C2-N3-C4	-5.32	117.24	119.90
25	CA	2458	G	N9-C4-C5	5.32	107.53	105.40
25	DA	838	C	C6-N1-C2	5.32	122.43	120.30
25	DA	2705	A	C4-C5-N7	5.32	113.36	110.70
1	AA	368	U	N3-C2-O2	-5.32	118.48	122.20
1	BA	563	A	C6-C5-N7	-5.32	128.58	132.30
25	CA	1110	G	C8-N9-C4	5.32	108.53	106.40
25	CA	2076	U	C5-C4-O4	5.32	129.09	125.90
1	AA	245	U	N3-C4-C5	5.31	117.79	114.60
25	CA	517	C	N3-C2-O2	5.31	125.62	121.90
25	CA	2717	C	C6-N1-C2	-5.31	118.17	120.30
25	DA	1771	C	C2-N3-C4	-5.31	117.24	119.90
1	BA	987	G	C8-N9-C4	-5.31	104.28	106.40
25	DA	634	C	N3-C4-N4	5.31	121.72	118.00
1	AA	869	G	C4-C5-N7	5.31	112.92	110.80
25	CA	2055	C	N3-C4-C5	5.31	124.02	121.90
25	CA	2612	C	N1-C2-O2	-5.31	115.72	118.90
25	CA	2646	C	C5-C4-N4	-5.31	116.48	120.20
25	DA	1684	G	C8-N9-C4	5.31	108.52	106.40
1	AA	1194	U	C5-C6-N1	-5.31	120.05	122.70
25	CA	195	A	C5-C6-N1	5.31	120.35	117.70

Continued on next page...

Continued from previous page...

Mol	Chain	Res	Type	Atoms	Z	Observed(°)	Ideal(°)
25	CA	543	G	C8-N9-C1'	-5.31	120.10	127.00
25	CA	2277	G	C5-C6-N1	5.31	114.15	111.50
25	DA	122	G	C8-N9-C4	5.31	108.52	106.40
25	CA	1661	G	N3-C4-N9	5.31	129.18	126.00
25	CA	2030	A	C5-C6-N1	-5.31	115.05	117.70
25	DA	466	A	N1-C6-N6	-5.31	115.42	118.60
25	DA	634	C	C5-C4-N4	-5.31	116.48	120.20
1	BA	115	G	C5-C6-N1	5.30	114.15	111.50
1	BA	1441	A	C8-N9-C4	-5.30	103.68	105.80
22	BV	74	C	C6-N1-C1'	-5.30	114.44	120.80
25	CA	942	G	C6-C5-N7	5.30	133.58	130.40
25	DA	538	A	N1-C2-N3	5.30	131.95	129.30
25	DA	1951	U	N3-C4-C5	-5.30	111.42	114.60
25	DA	2069	G	N3-C4-N9	-5.30	122.82	126.00
56	DB	74	U	C5-C4-O4	5.30	129.08	125.90
56	DB	113	C	C6-N1-C2	-5.30	118.18	120.30
25	CA	1519	G	C5-N7-C8	5.30	106.95	104.30
25	CA	2158	A	N1-C6-N6	5.30	121.78	118.60
25	DA	1972	G	N3-C4-C5	-5.30	125.95	128.60
1	AA	332	G	N7-C8-N9	-5.30	110.45	113.10
25	CA	1228	G	C6-C5-N7	5.30	133.58	130.40
25	CA	2452	C	N1-C2-O2	-5.30	115.72	118.90
25	CA	2539	C	N1-C2-O2	-5.30	115.72	118.90
25	DA	746	U	N1-C2-O2	5.30	126.51	122.80
25	DA	2549	G	C4-N9-C1'	5.30	133.39	126.50
25	DA	2568	U	C6-N1-C2	5.30	124.18	121.00
25	DA	1651	G	C8-N9-C4	-5.30	104.28	106.40
25	DA	2364	C	N1-C2-O2	-5.30	115.72	118.90
1	AA	1524	C	C6-N1-C1'	5.30	127.16	120.80
25	DA	582	A	C5-C6-N6	-5.30	119.46	123.70
25	DA	1006	C	C5-C4-N4	-5.30	116.49	120.20
56	DB	76	G	N9-C4-C5	5.30	107.52	105.40
25	CA	221	A	C4-N9-C1'	-5.30	116.77	126.30
25	CA	542	C	N1-C2-O2	-5.30	115.72	118.90
25	CA	618	G	C6-C5-N7	5.30	133.58	130.40
25	CA	809	G	C5-C6-O6	5.30	131.78	128.60
25	CA	1190	G	C4-C5-N7	-5.30	108.68	110.80
25	CA	1595	C	C5-C6-N1	-5.30	118.35	121.00
25	CA	2031	A	N7-C8-N9	5.30	116.45	113.80
25	CA	2435	A	C6-N1-C2	-5.30	115.42	118.60
25	DA	1897	G	N9-C4-C5	-5.30	103.28	105.40
25	DA	2252	G	C8-N9-C4	5.30	108.52	106.40

Continued on next page...

Continued from previous page...

Mol	Chain	Res	Type	Atoms	Z	Observed(°)	Ideal(°)
25	DA	2757	A	C2-N3-C4	5.30	113.25	110.60
25	DA	2795	C	C6-N1-C2	-5.30	118.18	120.30
25	CA	2642	G	N3-C2-N2	5.29	123.61	119.90
1	AA	818	G	C8-N9-C1'	5.29	133.88	127.00
1	AA	1475	G	C6-C5-N7	-5.29	127.22	130.40
1	BA	987	G	C4-N9-C1'	5.29	133.38	126.50
25	DA	815	C	N3-C4-C5	-5.29	119.78	121.90
25	DA	964	C	C2-N1-C1'	-5.29	112.98	118.80
25	DA	2267	A	C4-C5-C6	5.29	119.65	117.00
25	DA	2436	G	C2-N3-C4	-5.29	109.25	111.90
25	DA	2675	A	C6-N1-C2	-5.29	115.42	118.60
1	AA	337	G	C4-N9-C1'	-5.29	119.62	126.50
1	AA	914	A	C6-N1-C2	-5.29	115.42	118.60
25	CA	317	G	N1-C6-O6	5.29	123.08	119.90
25	CA	971	G	N3-C4-N9	5.29	129.18	126.00
25	CA	2726	A	C5-C6-N1	5.29	120.35	117.70
25	CA	2802	G	N3-C4-N9	-5.29	122.83	126.00
25	CA	2877	G	C8-N9-C4	5.29	108.52	106.40
25	DA	794	A	C8-N9-C4	5.29	107.92	105.80
1	AA	1051	C	N1-C2-O2	-5.29	115.73	118.90
25	CA	215	G	C8-N9-C4	5.29	108.52	106.40
25	CA	1450	G	N3-C4-C5	5.29	131.25	128.60
1	AA	796	C	C2-N1-C1'	5.29	124.62	118.80
25	DA	480	A	C4-N9-C1'	-5.29	116.78	126.30
25	DA	1633	G	N9-C4-C5	-5.29	103.28	105.40
25	DA	2049	G	C5-C6-N1	5.29	114.14	111.50
25	CA	486	C	N3-C4-N4	5.29	121.70	118.00
25	CA	1512	C	N3-C2-O2	5.29	125.60	121.90
25	DA	461	C	C5-C6-N1	-5.29	118.36	121.00
25	DA	701	G	C8-N9-C4	5.29	108.51	106.40
25	DA	1006	C	C6-N1-C2	5.29	122.41	120.30
25	DA	1499	C	C2-N1-C1'	-5.29	112.99	118.80
25	DA	1547	C	C6-N1-C2	5.29	122.41	120.30
25	DA	2739	U	N3-C2-O2	5.29	125.90	122.20
22	AV	47	U	C2-N1-C1'	5.28	124.04	117.70
25	CA	1224	U	C5-C6-N1	-5.28	120.06	122.70
25	CA	2046	G	C4-C5-N7	5.28	112.91	110.80
25	CA	2570	G	N3-C4-C5	5.28	131.24	128.60
25	CA	2590	A	C4-C5-C6	5.28	119.64	117.00
25	CA	2763	G	C4-C5-C6	5.28	121.97	118.80
25	DA	561	G	N9-C4-C5	-5.28	103.29	105.40
26	CB	16	G	N3-C2-N2	-5.28	116.20	119.90

Continued on next page...

Continued from previous page...

Mol	Chain	Res	Type	Atoms	Z	Observed(°)	Ideal(°)
25	DA	1119	U	C2-N1-C1'	-5.28	111.36	117.70
54	D3	57	VAL	CB-CA-C	-5.28	101.36	111.40
25	CA	835	C	N3-C4-C5	-5.28	119.79	121.90
25	CA	859	G	C5-C6-O6	5.28	131.77	128.60
25	CA	2275	C	N3-C2-O2	-5.28	118.20	121.90
25	DA	2502	G	C8-N9-C4	-5.28	104.29	106.40
25	CA	528	A	C4-N9-C1'	5.28	135.80	126.30
1	BA	1504	G	C4-C5-C6	-5.28	115.63	118.80
25	CA	69	C	N1-C2-O2	-5.28	115.73	118.90
25	CA	1452	G	N9-C4-C5	-5.28	103.29	105.40
25	DA	698	C	C6-N1-C2	5.28	122.41	120.30
25	DA	2559	C	C2-N1-C1'	-5.28	113.00	118.80
1	AA	262	A	C8-N9-C4	5.28	107.91	105.80
1	AA	1167	A	N1-C6-N6	-5.28	115.44	118.60
25	CA	275	C	C6-N1-C2	-5.28	118.19	120.30
26	CB	19	C	C2-N1-C1'	-5.28	113.00	118.80
31	CG	97	VAL	CB-CA-C	-5.28	101.38	111.40
25	DA	1659	G	C8-N9-C1'	5.28	133.86	127.00
25	DA	2453	A	N1-C6-N6	5.28	121.77	118.60
1	BA	249	U	N3-C2-O2	-5.27	118.51	122.20
25	CA	813	U	C6-N1-C2	-5.27	117.84	121.00
25	DA	1234	U	C2-N1-C1'	-5.27	111.37	117.70
1	BA	281	G	N1-C6-O6	-5.27	116.74	119.90
1	BA	310	G	N1-C6-O6	5.27	123.06	119.90
25	CA	121	G	C5-N7-C8	-5.27	101.66	104.30
25	CA	324	A	C2-N3-C4	-5.27	107.96	110.60
25	CA	1660	G	C6-C5-N7	5.27	133.56	130.40
25	CA	1954	G	C5-C6-O6	-5.27	125.44	128.60
25	CA	2436	G	C2-N3-C4	-5.27	109.26	111.90
25	CA	2464	G	C8-N9-C1'	5.27	133.85	127.00
25	DA	2834	G	N3-C2-N2	5.27	123.59	119.90
1	AA	722	G	N1-C6-O6	5.27	123.06	119.90
1	BA	310	G	C5-C6-O6	-5.27	125.44	128.60
25	CA	1543	G	N3-C2-N2	-5.27	116.21	119.90
25	DA	1028	A	C2-N3-C4	-5.27	107.97	110.60
25	DA	2427	C	C6-N1-C2	-5.27	118.19	120.30
1	AA	265	G	C4-N9-C1'	-5.27	119.65	126.50
1	BA	404	G	C5-C6-N1	5.27	114.13	111.50
25	DA	192	C	N3-C4-C5	-5.27	119.79	121.90
25	CA	1954	G	N3-C2-N2	-5.27	116.21	119.90
26	CB	99	A	C8-N9-C4	-5.27	103.69	105.80
39	CO	9	ARG	NE-CZ-NH2	-5.27	117.67	120.30

Continued on next page...

Continued from previous page...

Mol	Chain	Res	Type	Atoms	Z	Observed(°)	Ideal(°)
25	DA	948	C	C6-N1-C2	-5.27	118.19	120.30
25	DA	1569	A	N7-C8-N9	-5.27	111.17	113.80
56	DB	78	A	N7-C8-N9	-5.27	111.17	113.80
25	CA	2337	G	N1-C6-O6	5.27	123.06	119.90
1	BA	1186	G	C8-N9-C4	5.26	108.51	106.40
25	CA	2060	A	C2-N3-C4	-5.26	107.97	110.60
25	CA	2089	C	N1-C2-O2	-5.26	115.74	118.90
25	CA	2510	C	C2-N1-C1'	-5.26	113.01	118.80
25	CA	2720	U	N1-C2-N3	5.26	118.06	114.90
25	DA	2782	G	N9-C4-C5	-5.26	103.30	105.40
1	AA	108	G	N9-C4-C5	5.26	107.50	105.40
25	CA	825	A	N1-C6-N6	-5.26	115.44	118.60
25	CA	1769	U	C5-C6-N1	-5.26	120.07	122.70
25	DA	203	A	C2-N3-C4	-5.26	107.97	110.60
25	DA	313	G	C8-N9-C4	5.26	108.50	106.40
22	BV	30	G	N3-C4-C5	-5.26	125.97	128.60
25	CA	692	C	N1-C2-O2	-5.26	115.74	118.90
25	CA	945	A	C6-N1-C2	-5.26	115.44	118.60
25	CA	2235	G	C6-N1-C2	-5.26	121.94	125.10
25	CA	2488	G	N1-C6-O6	5.26	123.06	119.90
25	CA	2718	G	C4-C5-N7	5.26	112.90	110.80
25	DA	2286	G	C2-N3-C4	-5.26	109.27	111.90
25	DA	2508	G	C8-N9-C4	5.26	108.50	106.40
25	CA	1330	C	N3-C4-C5	5.26	124.00	121.90
25	CA	1492	G	N1-C2-N3	5.26	127.06	123.90
25	CA	1501	G	N1-C6-O6	5.26	123.06	119.90
25	CA	2157	G	N3-C4-C5	5.26	131.23	128.60
25	CA	2260	C	C2-N3-C4	-5.26	117.27	119.90
1	BA	142	G	N3-C4-N9	5.26	129.16	126.00
25	CA	2321	U	N3-C4-O4	-5.26	115.72	119.40
25	CA	83	A	C5-N7-C8	5.26	106.53	103.90
25	CA	428	A	N7-C8-N9	-5.26	111.17	113.80
25	CA	542	C	N3-C2-O2	5.26	125.58	121.90
25	CA	1339	G	N3-C2-N2	5.26	123.58	119.90
25	CA	1659	G	C4-N9-C1'	-5.26	119.67	126.50
1	BA	897	C	N3-C4-C5	5.25	124.00	121.90
25	CA	499	U	N1-C2-O2	-5.25	119.12	122.80
25	CA	2759	G	N1-C6-O6	-5.25	116.75	119.90
25	DA	13	A	C4-N9-C1'	5.25	135.76	126.30
1	BA	501	C	C6-N1-C2	5.25	122.40	120.30
25	CA	784	G	C8-N9-C4	-5.25	104.30	106.40
25	CA	1045	C	N3-C2-O2	5.25	125.58	121.90

Continued on next page...

Continued from previous page...

Mol	Chain	Res	Type	Atoms	Z	Observed(°)	Ideal(°)
25	CA	1587	G	N3-C4-N9	5.25	129.15	126.00
25	CA	1638	C	C6-N1-C1'	5.25	127.11	120.80
26	CB	24	G	C5-C6-N1	5.25	114.13	111.50
25	DA	1653	G	C5-C6-O6	-5.25	125.45	128.60
25	CA	93	G	N7-C8-N9	-5.25	110.47	113.10
25	CA	1604	C	N3-C2-O2	-5.25	118.22	121.90
25	CA	1884	G	N9-C4-C5	-5.25	103.30	105.40
25	CA	1965	C	N1-C2-O2	-5.25	115.75	118.90
25	CA	2898	U	N1-C2-O2	5.25	126.48	122.80
25	DA	694	U	N1-C2-O2	5.25	126.48	122.80
25	DA	1217	U	N3-C4-O4	-5.25	115.72	119.40
25	DA	2321	U	N3-C2-O2	5.25	125.88	122.20
1	AA	453	G	C8-N9-C1'	-5.25	120.17	127.00
25	CA	680	C	N3-C2-O2	-5.25	118.22	121.90
25	CA	2002	G	C4-C5-N7	5.25	112.90	110.80
25	DA	2601	C	N3-C4-C5	-5.25	119.80	121.90
25	CA	778	G	C8-N9-C4	-5.25	104.30	106.40
25	CA	1272	A	N1-C6-N6	5.25	121.75	118.60
25	DA	831	G	C5-C6-O6	5.25	131.75	128.60
25	CA	93	G	N3-C2-N2	-5.25	116.23	119.90
25	CA	667	U	C4-C5-C6	-5.25	116.55	119.70
25	CA	1357	C	C2-N1-C1'	-5.25	113.03	118.80
25	CA	2765	A	N9-C4-C5	-5.25	103.70	105.80
26	CB	15	A	C5-N7-C8	-5.25	101.28	103.90
25	DA	2323	G	N3-C2-N2	5.25	123.57	119.90
25	DA	1802	A	C2-N3-C4	-5.25	107.98	110.60
25	DA	2286	G	C4-N9-C1'	-5.25	119.68	126.50
1	AA	759	A	C8-N9-C4	5.24	107.90	105.80
25	CA	962	G	N9-C4-C5	-5.24	103.30	105.40
25	CA	2375	G	N3-C4-N9	-5.24	122.85	126.00
25	CA	2477	U	C2-N1-C1'	-5.24	111.41	117.70
25	CA	2872	A	C4-C5-N7	-5.24	108.08	110.70
25	DA	2828	G	N7-C8-N9	-5.24	110.48	113.10
25	CA	2047	C	C2-N1-C1'	5.24	124.57	118.80
25	DA	527	C	C6-N1-C2	-5.24	118.20	120.30
1	BA	900	A	C5-C6-N6	5.24	127.89	123.70
25	CA	371	A	C5-C6-N6	5.24	127.89	123.70
25	CA	477	A	C6-N1-C2	-5.24	115.46	118.60
25	CA	1319	C	C5-C4-N4	-5.24	116.53	120.20
25	DA	2323	G	N1-C6-O6	-5.24	116.76	119.90
25	CA	832	U	C2-N1-C1'	-5.24	111.41	117.70
25	CA	1555	G	C8-N9-C1'	-5.24	120.19	127.00

Continued on next page...

Continued from previous page...

Mol	Chain	Res	Type	Atoms	Z	Observed(°)	Ideal(°)
25	CA	1790	C	C5-C4-N4	-5.24	116.53	120.20
25	DA	581	C	C6-N1-C2	-5.24	118.20	120.30
25	DA	1987	A	C8-N9-C4	5.24	107.90	105.80
25	CA	818	G	C8-N9-C1'	-5.24	120.19	127.00
25	CA	323	C	N1-C2-O2	-5.24	115.76	118.90
25	CA	835	C	C6-N1-C2	-5.24	118.21	120.30
25	CA	1234	U	N3-C2-O2	-5.24	118.54	122.20
25	CA	1743	G	C8-N9-C1'	-5.24	120.19	127.00
25	CA	2326	C	C6-N1-C1'	-5.24	114.52	120.80
25	CA	2360	G	C5-C6-O6	-5.24	125.46	128.60
25	CA	2485	G	N3-C2-N2	-5.24	116.23	119.90
25	DA	682	G	N7-C8-N9	-5.24	110.48	113.10
25	DA	771	G	N1-C6-O6	5.24	123.04	119.90
25	DA	1474	U	N3-C2-O2	-5.24	118.53	122.20
25	CA	2540	C	C2-N1-C1'	-5.23	113.04	118.80
25	DA	220	G	C6-C5-N7	-5.23	127.26	130.40
25	DA	1435	G	C4-N9-C1'	-5.23	119.70	126.50
1	BA	1525	G	N9-C4-C5	-5.23	103.31	105.40
25	CA	2512	C	C2-N1-C1'	-5.23	113.04	118.80
25	CA	2547	A	N9-C4-C5	-5.23	103.71	105.80
1	AA	752	G	N1-C6-O6	-5.23	116.76	119.90
25	CA	782	A	C5-C6-N6	-5.23	119.52	123.70
25	CA	1219	U	C2-N1-C1'	-5.23	111.42	117.70
25	CA	1240	U	C5-C4-O4	-5.23	122.76	125.90
25	DA	967	U	N3-C4-C5	-5.23	111.46	114.60
25	DA	1252	G	C8-N9-C4	5.23	108.49	106.40
25	DA	2258	C	C2-N3-C4	-5.23	117.28	119.90
25	DA	2590	A	N1-C6-N6	5.23	121.74	118.60
25	CA	2278	A	C6-C5-N7	-5.23	128.64	132.30
1	AA	1358	U	N3-C4-O4	-5.23	115.74	119.40
25	CA	191	A	N1-C6-N6	-5.23	115.46	118.60
25	CA	2107	G	C5-C6-O6	5.23	131.74	128.60
25	CA	2236	U	C5-C4-O4	5.23	129.04	125.90
25	DA	2590	A	C2-N3-C4	-5.23	107.99	110.60
25	DA	2834	G	N9-C4-C5	-5.23	103.31	105.40
25	CA	530	G	C6-C5-N7	-5.23	127.26	130.40
25	CA	2367	G	C4-C5-C6	-5.23	115.67	118.80
25	DA	525	U	C2-N1-C1'	-5.23	111.43	117.70
1	BA	570	G	C8-N9-C4	-5.22	104.31	106.40
25	CA	215	G	C2-N3-C4	-5.22	109.29	111.90
25	CA	509	C	N1-C2-N3	5.22	122.86	119.20
25	CA	946	C	C2-N3-C4	-5.22	117.29	119.90

Continued on next page...

Continued from previous page...

Mol	Chain	Res	Type	Atoms	Z	Observed(°)	Ideal(°)
25	CA	1343	G	N1-C2-N2	-5.22	111.50	116.20
25	CA	2067	G	C8-N9-C1'	-5.22	120.21	127.00
25	CA	2412	A	N1-C6-N6	5.22	121.73	118.60
25	CA	2831	G	C4-N9-C1'	5.22	133.29	126.50
25	DA	256	A	N1-C6-N6	-5.22	115.47	118.60
25	DA	1265	A	N1-C2-N3	5.22	131.91	129.30
25	DA	1764	C	C6-N1-C2	-5.22	118.21	120.30
25	DA	2049	G	C6-N1-C2	-5.22	121.97	125.10
25	CA	1407	G	C5-C6-O6	-5.22	125.47	128.60
25	CA	2447	G	C6-C5-N7	-5.22	127.27	130.40
25	CA	2678	C	N1-C2-O2	-5.22	115.77	118.90
25	DA	2649	C	N3-C2-O2	5.22	125.56	121.90
1	BA	1504	G	N9-C4-C5	-5.22	103.31	105.40
25	DA	612	G	N3-C4-C5	-5.22	125.99	128.60
25	DA	1258	U	N3-C2-O2	-5.22	118.55	122.20
25	DA	1326	U	C6-N1-C2	5.22	124.13	121.00
25	DA	2677	G	C5-C6-N1	5.22	114.11	111.50
25	CA	1343	G	N3-C2-N2	5.22	123.55	119.90
25	DA	13	A	C6-C5-N7	-5.22	128.65	132.30
25	DA	605	G	C5-C6-O6	-5.22	125.47	128.60
25	CA	125	A	N1-C6-N6	-5.22	115.47	118.60
25	DA	1006	C	N3-C4-N4	5.22	121.65	118.00
25	DA	2774	C	N1-C2-O2	-5.22	115.77	118.90
25	CA	533	G	C6-C5-N7	-5.22	127.27	130.40
25	CA	1037	G	N9-C4-C5	5.22	107.49	105.40
25	CA	1143	A	C8-N9-C4	-5.22	103.71	105.80
25	CA	1377	G	C8-N9-C4	5.22	108.49	106.40
25	CA	2710	C	N1-C2-N3	5.22	122.85	119.20
1	BA	480	U	N3-C2-O2	5.21	125.85	122.20
1	BA	898	G	N3-C4-C5	5.21	131.21	128.60
25	CA	1213	A	C5-N7-C8	5.21	106.51	103.90
25	CA	1955	U	C6-N1-C1'	5.21	128.50	121.20
25	CA	2367	G	C4-N9-C1'	-5.21	119.72	126.50
25	CA	2371	G	N3-C4-N9	-5.21	122.87	126.00
1	AA	1060	U	N3-C2-O2	5.21	125.85	122.20
1	BA	1084	G	C5-C6-O6	-5.21	125.47	128.60
1	BA	1515	G	C6-C5-N7	-5.21	127.27	130.40
25	CA	380	G	N3-C4-N9	-5.21	122.87	126.00
25	CA	786	C	N3-C2-O2	5.21	125.55	121.90
25	CA	992	C	C6-N1-C2	5.21	122.38	120.30
25	CA	2646	C	N3-C4-N4	5.21	121.65	118.00
25	CA	2717	C	C2-N3-C4	-5.21	117.30	119.90

Continued on next page...

Continued from previous page...

Mol	Chain	Res	Type	Atoms	Z	Observed(°)	Ideal(°)
26	CB	12	C	C6-N1-C2	5.21	122.38	120.30
25	DA	2267	A	C4-N9-C1'	5.21	135.68	126.30
1	BA	241	G	N9-C4-C5	5.21	107.48	105.40
1	BA	246	A	C5-C6-N6	-5.21	119.53	123.70
1	BA	894	G	C2-N3-C4	-5.21	109.30	111.90
1	BA	1504	G	N3-C4-C5	5.21	131.20	128.60
25	CA	378	C	C6-N1-C2	5.21	122.38	120.30
25	CA	461	C	N1-C2-N3	5.21	122.85	119.20
25	CA	2504	U	N1-C2-O2	5.21	126.45	122.80
25	DA	2530	A	N1-C6-N6	5.21	121.73	118.60
1	AA	1202	U	N3-C4-O4	-5.21	115.76	119.40
1	AA	1408	A	C8-N9-C4	5.21	107.88	105.80
1	BA	354	G	C6-C5-N7	-5.21	127.28	130.40
25	CA	481	G	N3-C2-N2	-5.21	116.25	119.90
25	CA	620	G	N3-C4-N9	-5.21	122.88	126.00
25	CA	1623	G	N3-C4-C5	5.21	131.20	128.60
25	CA	1817	G	N7-C8-N9	-5.21	110.50	113.10
25	CA	2321	U	C2-N1-C1'	-5.21	111.45	117.70
25	DA	2596	U	N1-C2-O2	5.21	126.44	122.80
25	CA	1043	C	N3-C4-C5	5.21	123.98	121.90
25	CA	2679	A	C5-C6-N6	-5.21	119.54	123.70
26	CB	114	C	N3-C2-O2	5.21	125.54	121.90
25	CA	321	U	N3-C2-O2	-5.20	118.56	122.20
25	CA	2890	G	C4-C5-N7	5.20	112.88	110.80
25	CA	2898	U	N3-C2-O2	-5.20	118.56	122.20
25	DA	790	U	N3-C4-O4	-5.20	115.76	119.40
25	DA	830	G	N1-C6-O6	-5.20	116.78	119.90
25	DA	2323	G	N3-C4-N9	5.20	129.12	126.00
25	CA	1228	G	N9-C4-C5	5.20	107.48	105.40
25	DA	2518	A	C4-N9-C1'	5.20	135.66	126.30
1	BA	1303	C	C6-N1-C2	-5.20	118.22	120.30
25	CA	1415	U	N3-C2-O2	-5.20	118.56	122.20
25	CA	2396	G	C4-C5-N7	-5.20	108.72	110.80
25	CA	2722	G	N1-C6-O6	-5.20	116.78	119.90
25	DA	518	G	N3-C2-N2	-5.20	116.26	119.90
25	DA	726	G	N3-C4-N9	-5.20	122.88	126.00
25	DA	2232	C	N3-C4-N4	5.20	121.64	118.00
25	DA	2609	U	C2-N1-C1'	-5.20	111.46	117.70
25	DA	2827	C	N3-C4-N4	-5.20	114.36	118.00
1	AA	796	C	C6-N1-C1'	-5.20	114.56	120.80
25	CA	2390	U	C6-N1-C2	5.20	124.12	121.00
25	CA	672	C	C4-C5-C6	5.20	120.00	117.40

Continued on next page...

Continued from previous page...

Mol	Chain	Res	Type	Atoms	Z	Observed(°)	Ideal(°)
25	CA	1521	G	C4-C5-C6	5.20	121.92	118.80
25	CA	1572	A	C5-C6-N6	5.20	127.86	123.70
25	CA	2514	U	C5-C6-N1	-5.20	120.10	122.70
25	DA	205	G	C2-N3-C4	5.20	114.50	111.90
25	DA	256	A	C4-C5-N7	-5.20	108.10	110.70
25	DA	728	G	C8-N9-C4	5.20	108.48	106.40
1	BA	926	G	N1-C6-O6	-5.20	116.78	119.90
25	CA	815	C	N3-C2-O2	5.20	125.54	121.90
25	CA	905	A	C8-N9-C4	5.20	107.88	105.80
25	CA	2371	G	N3-C2-N2	-5.20	116.26	119.90
1	BA	1482	G	C4-C5-C6	5.19	121.92	118.80
25	DA	1610	A	N1-C6-N6	5.19	121.72	118.60
25	CA	1050	A	C5-C6-N6	-5.19	119.55	123.70
1	AA	836	G	C5-C6-O6	-5.19	125.49	128.60
25	CA	9	G	C4-C5-C6	5.19	121.92	118.80
25	DA	808	G	C4-N9-C1'	5.19	133.25	126.50
25	DA	1633	G	N3-C4-N9	5.19	129.11	126.00
25	DA	2070	A	N7-C8-N9	-5.19	111.20	113.80
25	DA	2277	G	N9-C4-C5	5.19	107.48	105.40
1	BA	117	G	N3-C4-N9	5.19	129.11	126.00
1	BA	803	G	C4-C5-N7	-5.19	108.72	110.80
1	BA	898	G	C4-N9-C1'	-5.19	119.76	126.50
25	CA	1761	C	C5-C4-N4	-5.19	116.57	120.20
1	BA	1515	G	C4-C5-C6	5.18	121.91	118.80
25	CA	517	C	C5-C4-N4	-5.18	116.57	120.20
25	CA	1213	A	N7-C8-N9	-5.18	111.21	113.80
25	CA	2523	G	N3-C4-N9	5.18	129.11	126.00
26	CB	75	G	C5-C6-O6	5.18	131.71	128.60
25	CA	873	C	N3-C4-C5	5.18	123.97	121.90
25	CA	1492	G	C2-N3-C4	-5.18	109.31	111.90
25	CA	1721	G	N3-C4-N9	5.18	129.11	126.00
25	DA	581	C	C4-C5-C6	5.18	119.99	117.40
56	DB	87	U	C2-N1-C1'	5.18	123.92	117.70
1	AA	430	A	N1-C6-N6	5.18	121.71	118.60
25	DA	2069	G	C8-N9-C4	5.18	108.47	106.40
25	CA	175	G	N3-C4-C5	5.18	131.19	128.60
25	CA	260	G	N3-C2-N2	-5.18	116.27	119.90
25	CA	971	G	N3-C4-C5	-5.18	126.01	128.60
25	DA	2501	C	C6-N1-C2	-5.18	118.23	120.30
25	DA	2705	A	C8-N9-C4	5.18	107.87	105.80
25	CA	2108	A	C8-N9-C4	-5.18	103.73	105.80
25	DA	636	G	N3-C4-N9	5.18	129.11	126.00

Continued on next page...

Continued from previous page...

Mol	Chain	Res	Type	Atoms	Z	Observed(°)	Ideal(°)
25	DA	1288	G	N3-C2-N2	5.18	123.53	119.90
1	AA	859	G	C6-C5-N7	-5.18	127.30	130.40
1	BA	211	G	N3-C4-N9	5.18	129.11	126.00
25	CA	1809	A	N1-C6-N6	-5.18	115.49	118.60
25	DA	574	A	C2-N3-C4	-5.18	108.01	110.60
25	CA	9	G	C4-N9-C1'	5.17	133.23	126.50
25	CA	1212	G	N7-C8-N9	-5.17	110.51	113.10
25	DA	123	G	N3-C4-C5	5.17	131.19	128.60
25	DA	467	G	N1-C6-O6	5.17	123.00	119.90
25	DA	831	G	N1-C6-O6	-5.17	116.80	119.90
25	DA	1311	G	C6-C5-N7	-5.17	127.30	130.40
25	DA	2294	G	C4-N9-C1'	-5.17	119.77	126.50
1	BA	566	G	N3-C4-C5	-5.17	126.01	128.60
1	BA	1081	A	C6-C5-N7	-5.17	128.68	132.30
25	CA	2590	A	N1-C2-N3	5.17	131.89	129.30
25	CA	240	C	C6-N1-C2	-5.17	118.23	120.30
25	CA	645	C	N3-C2-O2	5.17	125.52	121.90
25	CA	686	U	N1-C2-O2	-5.17	119.18	122.80
25	CA	2724	U	C2-N1-C1'	-5.17	111.49	117.70
25	CA	2808	G	C6-C5-N7	-5.17	127.30	130.40
25	DA	2738	A	N1-C6-N6	-5.17	115.50	118.60
25	CA	109	C	C6-N1-C2	5.17	122.37	120.30
25	CA	1022	G	C5-C6-N1	-5.17	108.92	111.50
25	CA	1265	A	C4-C5-C6	5.17	119.58	117.00
25	CA	2276	G	N1-C2-N3	5.17	127.00	123.90
25	CA	873	C	C2-N1-C1'	-5.17	113.11	118.80
25	CA	991	C	N3-C2-O2	5.17	125.52	121.90
25	CA	1404	C	N3-C2-O2	5.17	125.52	121.90
25	DA	85	G	N3-C2-N2	-5.17	116.28	119.90
25	DA	784	G	C6-C5-N7	-5.17	127.30	130.40
25	DA	812	C	C6-N1-C2	-5.17	118.23	120.30
25	DA	1163	G	N1-C6-O6	5.17	123.00	119.90
25	DA	1967	C	N3-C2-O2	5.17	125.52	121.90
25	DA	2046	G	C4-C5-N7	5.17	112.87	110.80
1	AA	46	G	N3-C4-C5	5.17	131.18	128.60
1	BA	771	G	C5-C6-O6	5.17	131.70	128.60
25	CA	1271	G	C8-N9-C4	5.17	108.47	106.40
25	CA	1844	C	N1-C2-O2	-5.17	115.80	118.90
25	CA	2439	A	N9-C4-C5	-5.17	103.73	105.80
25	CA	2569	G	N9-C4-C5	5.17	107.47	105.40
25	CA	2733	A	C8-N9-C4	-5.17	103.73	105.80
34	CJ	5	THR	CB-CA-C	-5.17	97.65	111.60

Continued on next page...

Continued from previous page...

Mol	Chain	Res	Type	Atoms	Z	Observed(°)	Ideal(°)
25	DA	974	G	C3'-C2'-C1'	-5.17	97.37	101.50
1	AA	679	C	C6-N1-C1'	-5.16	114.60	120.80
25	CA	2066	C	N3-C2-O2	-5.16	118.28	121.90
25	DA	1327	A	N1-C6-N6	5.16	121.70	118.60
25	DA	1415	U	N1-C2-O2	5.16	126.41	122.80
25	DA	1621	U	N1-C2-O2	-5.16	119.19	122.80
1	BA	380	G	N9-C4-C5	-5.16	103.33	105.40
25	DA	253	C	C6-N1-C1'	5.16	126.99	120.80
1	AA	1417	G	C6-C5-N7	-5.16	127.30	130.40
25	CA	675	A	N9-C4-C5	5.16	107.86	105.80
25	CA	1142	A	C5-C6-N6	5.16	127.83	123.70
25	CA	1574	C	N3-C4-C5	5.16	123.96	121.90
25	DA	1415	U	C2-N1-C1'	5.16	123.89	117.70
25	DA	2076	U	N1-C2-N3	5.16	118.00	114.90
25	DA	2823	A	N1-C6-N6	5.16	121.70	118.60
25	CA	975	A	N9-C4-C5	5.16	107.86	105.80
25	CA	1783	A	C5-C6-N6	-5.16	119.57	123.70
25	CA	1972	G	C5-C6-N1	5.16	114.08	111.50
26	CB	74	U	N1-C2-N3	5.16	118.00	114.90
25	DA	2539	C	C5-C6-N1	-5.16	118.42	121.00
1	BA	533	A	N1-C6-N6	5.16	121.69	118.60
25	CA	1011	G	N3-C2-N2	-5.16	116.29	119.90
25	CA	2059	A	C6-C5-N7	-5.16	128.69	132.30
25	DA	571	U	N1-C2-O2	-5.16	119.19	122.80
25	DA	1709	U	N1-C2-O2	-5.16	119.19	122.80
25	DA	1941	C	N3-C2-O2	5.16	125.51	121.90
25	DA	2738	A	N3-C4-N9	-5.16	123.28	127.40
25	CA	1711	A	C6-C5-N7	5.15	135.91	132.30
25	CA	2057	G	N1-C2-N2	-5.15	111.56	116.20
25	CA	2884	U	N3-C2-O2	-5.15	118.59	122.20
51	D0	27	LEU	CA-CB-CG	5.15	127.15	115.30
1	BA	60	A	N1-C6-N6	-5.15	115.51	118.60
25	CA	725	G	C4-C5-C6	5.15	121.89	118.80
25	CA	783	A	C2-N3-C4	-5.15	108.02	110.60
25	CA	790	U	N3-C2-O2	5.15	125.81	122.20
25	CA	984	A	C5-C6-N6	-5.15	119.58	123.70
25	CA	1426	G	C4-C5-N7	5.15	112.86	110.80
25	CA	2831	G	C6-C5-N7	-5.15	127.31	130.40
25	DA	2714	G	N3-C4-C5	-5.15	126.02	128.60
1	AA	802	A	N1-C6-N6	5.15	121.69	118.60
1	BA	1090	U	N3-C4-O4	-5.15	115.79	119.40
25	CA	239	C	C5-C4-N4	-5.15	116.59	120.20

Continued on next page...

Continued from previous page...

Mol	Chain	Res	Type	Atoms	Z	Observed(°)	Ideal(°)
1	BA	1514	G	C5-C6-O6	-5.15	125.51	128.60
25	CA	293	U	C5-C6-N1	-5.15	120.13	122.70
25	DA	488	G	N3-C4-C5	-5.15	126.03	128.60
22	AV	70	G	N1-C6-O6	-5.15	116.81	119.90
25	CA	2355	G	C8-N9-C4	5.15	108.46	106.40
25	CA	2477	U	N3-C4-O4	-5.15	115.80	119.40
25	CA	2553	G	C6-C5-N7	-5.15	127.31	130.40
25	CA	2813	A	N9-C4-C5	-5.15	103.74	105.80
25	DA	1239	G	C5-C6-O6	5.15	131.69	128.60
25	DA	1331	G	N3-C4-C5	-5.15	126.03	128.60
25	DA	1435	G	C8-N9-C1'	5.15	133.69	127.00
25	DA	1818	U	C2-N1-C1'	-5.15	111.52	117.70
25	DA	2840	C	C2-N1-C1'	-5.15	113.14	118.80
25	CA	1430	G	C8-N9-C4	5.15	108.46	106.40
25	DA	2158	A	N9-C4-C5	-5.15	103.74	105.80
25	CA	1673	G	N3-C4-C5	5.14	131.17	128.60
25	CA	2305	U	C2-N1-C1'	-5.14	111.53	117.70
25	DA	23	G	C5-C6-O6	5.14	131.69	128.60
25	DA	2328	A	N1-C6-N6	-5.14	115.51	118.60
1	AA	609	A	N1-C6-N6	5.14	121.69	118.60
1	BA	804	U	C6-N1-C2	-5.14	117.91	121.00
1	BA	318	G	C4-C5-N7	-5.14	108.74	110.80
1	BA	819	A	C8-N9-C4	-5.14	103.74	105.80
1	BA	1183	U	N3-C2-O2	-5.14	118.60	122.20
25	CA	526	A	C5-C6-N6	5.14	127.81	123.70
25	CA	690	G	N3-C4-C5	5.14	131.17	128.60
25	CA	827	U	C5-C4-O4	-5.14	122.82	125.90
25	CA	1322	A	C2-N3-C4	-5.14	108.03	110.60
25	CA	2632	A	N9-C4-C5	5.14	107.86	105.80
25	CA	2748	A	N1-C6-N6	-5.14	115.52	118.60
25	DA	96	C	N1-C2-O2	-5.14	115.82	118.90
25	DA	517	C	N1-C2-O2	-5.14	115.82	118.90
25	DA	2246	G	N1-C6-O6	5.14	122.98	119.90
1	AA	90	C	N3-C4-N4	-5.14	114.40	118.00
1	AA	875	U	N1-C2-O2	5.14	126.40	122.80
1	AA	897	C	N1-C2-O2	-5.14	115.82	118.90
25	CA	551	G	C8-N9-C4	5.14	108.45	106.40
25	DA	1910	G	N9-C4-C5	5.14	107.45	105.40
25	CA	2723	C	N3-C2-O2	-5.14	118.31	121.90
25	DA	2002	G	C4-N9-C1'	-5.14	119.82	126.50
25	DA	2864	G	N1-C6-O6	-5.14	116.82	119.90
1	BA	1175	G	C8-N9-C1'	5.13	133.68	127.00

Continued on next page...

Continued from previous page...

Mol	Chain	Res	Type	Atoms	Z	Observed(°)	Ideal(°)
25	DA	315	G	N1-C6-O6	-5.13	116.82	119.90
25	DA	2688	G	C2-N3-C4	-5.13	109.33	111.90
25	CA	992	C	N3-C2-O2	5.13	125.49	121.90
25	CA	2468	A	C4-C5-C6	5.13	119.57	117.00
1	AA	251	G	N1-C6-O6	5.13	122.98	119.90
25	CA	131	A	N1-C6-N6	5.13	121.68	118.60
25	CA	1158	C	C2-N3-C4	-5.13	117.33	119.90
26	CB	66	A	C2-N3-C4	-5.13	108.03	110.60
25	DA	1278	C	C2-N1-C1'	-5.13	113.16	118.80
25	DA	2437	G	N1-C6-O6	5.13	122.98	119.90
25	CA	240	C	N3-C4-N4	5.13	121.59	118.00
25	CA	914	G	C4-C5-C6	-5.13	115.72	118.80
25	DA	2742	G	N3-C4-N9	-5.13	122.92	126.00
1	AA	894	G	N1-C6-O6	5.13	122.98	119.90
1	AA	1486	G	C5-C6-O6	-5.13	125.52	128.60
25	CA	989	G	N1-C2-N2	5.13	120.82	116.20
25	CA	2750	A	N9-C4-C5	5.13	107.85	105.80
25	DA	1936	A	N1-C6-N6	5.13	121.68	118.60
1	AA	331	G	N3-C4-C5	5.13	131.16	128.60
1	AA	782	A	C2-N3-C4	-5.13	108.04	110.60
1	BA	1522	U	C2-N1-C1'	-5.13	111.55	117.70
25	CA	642	U	N3-C2-O2	5.13	125.79	122.20
25	CA	1181	U	N1-C2-O2	-5.13	119.21	122.80
25	CA	1470	A	C4-C5-N7	-5.13	108.14	110.70
25	CA	2546	U	N3-C2-O2	5.13	125.79	122.20
25	DA	464	U	N1-C2-N3	5.13	117.98	114.90
25	DA	517	C	C6-N1-C2	-5.13	118.25	120.30
25	DA	752	A	C6-C5-N7	-5.13	128.71	132.30
25	DA	2252	G	N3-C4-C5	5.13	131.16	128.60
25	DA	493	G	C4-N9-C1'	-5.12	119.84	126.50
25	DA	681	G	C5-C6-O6	-5.12	125.53	128.60
25	DA	741	U	N3-C2-O2	5.12	125.79	122.20
25	DA	982	C	N3-C2-O2	-5.12	118.31	121.90
25	CA	1386	C	N1-C2-O2	-5.12	115.83	118.90
25	CA	1898	U	C2-N1-C1'	-5.12	111.55	117.70
25	CA	2699	C	C2-N3-C4	-5.12	117.34	119.90
25	DA	776	G	C8-N9-C1'	-5.12	120.34	127.00
1	AA	906	A	C4-C5-C6	5.12	119.56	117.00
1	BA	795	C	N1-C2-N3	5.12	122.78	119.20
25	CA	1331	G	C8-N9-C4	5.12	108.45	106.40
25	CA	1336	A	C5-C6-N6	5.12	127.80	123.70
25	DA	2446	G	C2-N3-C4	-5.12	109.34	111.90

Continued on next page...

Continued from previous page...

Mol	Chain	Res	Type	Atoms	Z	Observed(°)	Ideal(°)
25	CA	1901	A	N1-C6-N6	-5.12	115.53	118.60
1	AA	1406	U	C5-C6-N1	-5.12	120.14	122.70
1	AA	1499	A	N3-C4-C5	5.12	130.38	126.80
25	CA	382	A	C5-C6-N6	-5.12	119.61	123.70
25	CA	602	A	N1-C6-N6	5.12	121.67	118.60
25	CA	752	A	N9-C4-C5	-5.12	103.75	105.80
25	CA	808	G	N1-C6-O6	5.12	122.97	119.90
25	CA	1016	G	N1-C2-N3	-5.12	120.83	123.90
25	CA	1395	A	C4-N9-C1'	-5.12	117.08	126.30
26	CB	51	G	C6-C5-N7	-5.12	127.33	130.40
25	DA	1621	U	N3-C2-O2	5.12	125.78	122.20
25	CA	470	A	N7-C8-N9	5.12	116.36	113.80
22	AV	72	C	C6-N1-C2	5.12	122.35	120.30
25	CA	724	U	C5-C4-O4	-5.12	122.83	125.90
25	DA	2610	C	C6-N1-C2	-5.12	118.25	120.30
25	DA	2834	G	C8-N9-C4	5.12	108.45	106.40
1	AA	1331	G	C4-N9-C1'	-5.11	119.85	126.50
1	BA	159	G	C4-N9-C1'	5.11	133.15	126.50
25	CA	58	G	N1-C6-O6	-5.11	116.83	119.90
25	CA	517	C	C6-N1-C2	5.11	122.34	120.30
25	CA	1189	A	C6-N1-C2	-5.11	115.53	118.60
25	DA	129	C	C2-N3-C4	-5.11	117.34	119.90
25	DA	689	A	N1-C6-N6	5.11	121.67	118.60
25	DA	1637	A	C8-N9-C4	5.11	107.85	105.80
25	DA	2677	G	N3-C2-N2	-5.11	116.32	119.90
1	AA	732	C	N1-C2-O2	-5.11	115.83	118.90
1	BA	1455	G	C8-N9-C1'	5.11	133.65	127.00
25	CA	1856	U	C5-C4-O4	5.11	128.97	125.90
25	CA	2679	A	N9-C4-C5	-5.11	103.75	105.80
25	DA	1435	G	N3-C4-N9	-5.11	122.93	126.00
25	DA	2771	C	N1-C2-O2	-5.11	115.83	118.90
25	CA	39	G	C2-N3-C4	5.11	114.46	111.90
25	CA	121	G	C2-N3-C4	-5.11	109.34	111.90
25	CA	423	A	C8-N9-C4	5.11	107.84	105.80
26	CB	15	A	C4-C5-N7	5.11	113.25	110.70
25	CA	1526	C	N3-C4-C5	5.11	123.94	121.90
25	DA	110	G	C8-N9-C4	5.11	108.44	106.40
25	DA	1675	C	N3-C4-C5	-5.11	119.86	121.90
25	CA	1114	C	N1-C2-O2	5.11	121.96	118.90
25	CA	1684	G	C5-C6-O6	-5.11	125.53	128.60
25	CA	2248	C	N1-C2-N3	5.11	122.78	119.20
25	DA	151	C	N1-C2-O2	-5.11	115.83	118.90

Continued on next page...

Continued from previous page...

Mol	Chain	Res	Type	Atoms	Z	Observed(°)	Ideal(°)
25	DA	1786	A	N3-C4-C5	-5.11	123.22	126.80
25	DA	1788	C	N1-C2-N3	5.11	122.78	119.20
25	DA	2278	A	N9-C4-C5	-5.11	103.76	105.80
1	AA	331	G	C2-N3-C4	-5.11	109.35	111.90
25	CA	322	A	N1-C6-N6	-5.11	115.54	118.60
25	CA	522	A	C5-N7-C8	5.11	106.45	103.90
25	CA	1638	C	C2-N1-C1'	-5.11	113.19	118.80
25	DA	454	A	N1-C6-N6	5.11	121.66	118.60
25	DA	798	G	C8-N9-C4	-5.11	104.36	106.40
25	CA	787	C	N1-C2-N3	5.10	122.77	119.20
25	CA	987	C	N1-C2-O2	-5.10	115.84	118.90
25	CA	1238	G	N3-C4-C5	-5.10	126.05	128.60
25	CA	2841	C	N1-C2-N3	5.10	122.77	119.20
25	DA	1247	A	C2-N3-C4	-5.10	108.05	110.60
1	AA	815	A	N9-C4-C5	5.10	107.84	105.80
1	AA	966	G	C8-N9-C4	5.10	108.44	106.40
25	CA	841	G	C8-N9-C4	5.10	108.44	106.40
25	DA	177	G	N1-C2-N2	-5.10	111.61	116.20
25	DA	1403	A	N9-C4-C5	5.10	107.84	105.80
25	DA	2307	G	N3-C4-C5	-5.10	126.05	128.60
25	CA	2053	G	N9-C4-C5	-5.10	103.36	105.40
25	CA	130	C	C4-C5-C6	5.10	119.95	117.40
25	CA	190	A	N1-C6-N6	-5.10	115.54	118.60
25	CA	211	C	N3-C2-O2	-5.10	118.33	121.90
25	CA	411	G	C8-N9-C4	-5.10	104.36	106.40
25	DA	96	C	C6-N1-C2	5.10	122.34	120.30
25	DA	2437	G	C8-N9-C4	5.10	108.44	106.40
1	AA	904	U	C2-N1-C1'	-5.10	111.58	117.70
25	CA	59	U	C5-C4-O4	5.10	128.96	125.90
25	CA	1454	C	C6-N1-C2	5.10	122.34	120.30
25	DA	2874	C	N3-C2-O2	5.10	125.47	121.90
25	CA	1008	A	C6-N1-C2	-5.09	115.54	118.60
25	CA	2337	G	C5-C6-O6	-5.09	125.54	128.60
25	CA	2859	G	C8-N9-C4	-5.09	104.36	106.40
25	CA	2875	C	C2-N3-C4	-5.09	117.35	119.90
25	DA	1975	G	N3-C2-N2	5.09	123.47	119.90
25	DA	2582	G	C5-C6-O6	5.09	131.66	128.60
25	DA	1360	G	C4-C5-N7	-5.09	108.76	110.80
1	BA	705	G	C4-C5-N7	-5.09	108.76	110.80
25	CA	218	A	C5-N7-C8	-5.09	101.35	103.90
25	CA	245	G	N9-C4-C5	5.09	107.44	105.40
25	DA	789	A	N7-C8-N9	-5.09	111.25	113.80

Continued on next page...

Continued from previous page...

Mol	Chain	Res	Type	Atoms	Z	Observed(°)	Ideal(°)
25	DA	2144	G	C8-N9-C4	-5.09	104.36	106.40
25	DA	2549	G	N3-C4-C5	-5.09	126.05	128.60
1	AA	78	A	N3-C4-N9	5.09	131.47	127.40
22	AV	72	C	C5-C6-N1	-5.09	118.45	121.00
25	DA	246	C	N3-C4-N4	5.09	121.56	118.00
25	DA	2440	C	C2-N3-C4	5.09	122.44	119.90
25	CA	2633	G	N9-C4-C5	5.09	107.44	105.40
25	DA	1786	A	C5-N7-C8	5.09	106.44	103.90
1	BA	219	U	C2-N1-C1'	-5.09	111.60	117.70
25	CA	518	G	C8-N9-C4	5.09	108.44	106.40
25	CA	737	C	C5-C4-N4	-5.09	116.64	120.20
25	DA	518	G	C5-C6-O6	-5.09	125.55	128.60
25	DA	1928	A	C5-C6-N6	-5.09	119.63	123.70
25	DA	2885	G	N9-C4-C5	5.09	107.44	105.40
1	AA	1047	G	N3-C4-N9	-5.08	122.95	126.00
25	CA	54	G	C5-C6-N1	5.08	114.04	111.50
25	CA	424	G	N3-C4-C5	5.08	131.14	128.60
25	CA	476	G	C6-C5-N7	5.08	133.45	130.40
25	CA	1617	C	C2-N3-C4	-5.08	117.36	119.90
26	CB	51	G	C8-N9-C4	-5.08	104.37	106.40
53	C2	12	ARG	NE-CZ-NH2	5.08	122.84	120.30
25	DA	210	C	C5-C6-N1	-5.08	118.46	121.00
25	CA	218	A	C4-C5-N7	5.08	113.24	110.70
25	CA	638	G	N1-C6-O6	-5.08	116.85	119.90
25	CA	830	G	C5-C6-N1	5.08	114.04	111.50
25	CA	922	C	N3-C2-O2	5.08	125.46	121.90
25	CA	2729	G	C8-N9-C1'	-5.08	120.39	127.00
25	DA	324	A	N9-C4-C5	-5.08	103.77	105.80
25	DA	1954	G	C6-C5-N7	-5.08	127.35	130.40
25	DA	2575	C	C6-N1-C1'	5.08	126.90	120.80
25	DA	2820	A	C8-N9-C4	5.08	107.83	105.80
25	CA	304	U	N1-C2-O2	-5.08	119.24	122.80
25	CA	668	A	C2-N3-C4	-5.08	108.06	110.60
25	CA	735	A	C2-N3-C4	-5.08	108.06	110.60
1	BA	428	G	N1-C2-N3	-5.08	120.85	123.90
25	CA	74	A	C6-N1-C2	-5.08	115.55	118.60
25	CA	392	U	N1-C2-O2	-5.08	119.24	122.80
25	CA	2726	A	N1-C6-N6	-5.08	115.55	118.60
1	AA	876	C	C2-N3-C4	-5.08	117.36	119.90
1	BA	545	C	N3-C4-C5	5.08	123.93	121.90
1	BA	741	G	C8-N9-C4	5.08	108.43	106.40
25	CA	336	C	N1-C2-O2	-5.08	115.85	118.90

Continued on next page...

Continued from previous page...

Mol	Chain	Res	Type	Atoms	Z	Observed(°)	Ideal(°)
25	CA	540	C	N1-C2-O2	-5.08	115.85	118.90
25	CA	738	G	N7-C8-N9	5.08	115.64	113.10
25	CA	2039	U	N1-C2-N3	5.08	117.95	114.90
1	BA	1518	A	C4-C5-C6	5.08	119.54	117.00
25	DA	675	A	N9-C4-C5	-5.08	103.77	105.80
1	BA	1482	G	C6-C5-N7	-5.08	127.35	130.40
25	CA	598	U	N1-C2-O2	-5.08	119.25	122.80
25	CA	2331	G	C5-C6-O6	-5.08	125.56	128.60
25	DA	717	C	C6-N1-C2	5.08	122.33	120.30
25	DA	2446	G	N3-C2-N2	-5.08	116.35	119.90
1	BA	284	C	C6-N1-C2	5.07	122.33	120.30
25	CA	453	A	C4-C5-C6	5.07	119.54	117.00
25	CA	752	A	C1'-O4'-C4'	-5.07	105.84	109.90
25	CA	774	G	N1-C2-N2	-5.07	111.63	116.20
25	DA	374	A	C5-C6-N6	-5.07	119.64	123.70
25	DA	379	G	C5-C6-O6	-5.07	125.56	128.60
25	DA	533	G	N1-C6-O6	5.07	122.94	119.90
1	AA	23	C	N1-C2-O2	-5.07	115.86	118.90
1	BA	821	G	C8-N9-C4	5.07	108.43	106.40
25	CA	572	A	C5-N7-C8	-5.07	101.36	103.90
25	CA	1646	C	C5-C6-N1	-5.07	118.47	121.00
25	CA	1766	G	N7-C8-N9	-5.07	110.56	113.10
43	CS	73	LYS	CD-CE-NZ	5.07	123.36	111.70
25	DA	1009	A	C4-C5-C6	-5.07	114.46	117.00
1	AA	1331	G	N3-C4-N9	-5.07	122.96	126.00
25	CA	470	A	C6-C5-N7	-5.07	128.75	132.30
25	CA	2743	U	C5-C6-N1	-5.07	120.17	122.70
25	DA	585	G	C4-C5-N7	-5.07	108.77	110.80
25	DA	1820	U	N3-C4-O4	-5.07	115.85	119.40
25	DA	2900	A	N1-C6-N6	-5.07	115.56	118.60
1	AA	571	U	N3-C2-O2	5.07	125.75	122.20
25	CA	1240	U	N3-C2-O2	5.07	125.75	122.20
25	DA	398	C	N3-C2-O2	5.07	125.45	121.90
25	DA	2002	G	N3-C4-C5	5.07	131.13	128.60
1	AA	714	G	C5-C6-N1	5.07	114.03	111.50
25	CA	101	A	C5-C6-N1	-5.07	115.17	117.70
25	CA	379	G	N1-C6-O6	5.07	122.94	119.90
25	CA	963	U	N1-C2-O2	-5.07	119.25	122.80
25	CA	1232	G	C5-C6-O6	5.07	131.64	128.60
25	CA	1836	C	N3-C4-C5	5.07	123.93	121.90
25	CA	2034	U	C6-N1-C2	5.07	124.04	121.00
25	DA	2050	C	C6-N1-C2	-5.07	118.27	120.30

Continued on next page...

Continued from previous page...

Mol	Chain	Res	Type	Atoms	Z	Observed(°)	Ideal(°)
25	CA	575	A	N9-C4-C5	5.06	107.83	105.80
25	CA	322	A	C5-C6-N6	5.06	127.75	123.70
25	CA	1878	G	N1-C6-O6	5.06	122.94	119.90
25	DA	210	C	N3-C2-O2	5.06	125.44	121.90
25	DA	1678	A	N1-C2-N3	5.06	131.83	129.30
25	DA	1903	G	C4-N9-C1'	-5.06	119.92	126.50
25	DA	2064	C	N3-C4-C5	-5.06	119.88	121.90
25	DA	2626	C	C2-N3-C4	-5.06	117.37	119.90
25	CA	803	U	C2-N1-C1'	5.06	123.77	117.70
25	DA	946	C	N1-C2-O2	-5.06	115.86	118.90
1	AA	910	C	N1-C2-O2	-5.06	115.87	118.90
1	BA	347	G	C4-N9-C1'	-5.06	119.92	126.50
25	CA	151	C	N1-C2-O2	-5.06	115.86	118.90
25	CA	598	U	N3-C4-O4	-5.06	115.86	119.40
25	CA	2689	U	N3-C4-C5	5.06	117.64	114.60
25	DA	1759	A	C5-C6-N6	-5.06	119.65	123.70
25	DA	2822	G	C8-N9-C4	5.06	108.42	106.40
1	AA	586	C	N3-C4-C5	5.06	123.92	121.90
38	CN	86	ARG	NE-CZ-NH2	-5.06	117.77	120.30
1	BA	245	U	C5-C6-N1	-5.05	120.17	122.70
25	CA	626	A	C5-C6-N1	-5.05	115.17	117.70
25	CA	713	G	N9-C4-C5	-5.05	103.38	105.40
25	CA	1640	A	N9-C4-C5	5.05	107.82	105.80
25	CA	2504	U	N3-C4-C5	5.05	117.63	114.60
25	DA	954	G	C5-C6-O6	5.05	131.63	128.60
25	DA	1256	G	C4-N9-C1'	5.05	133.07	126.50
1	BA	60	A	C5-C6-N6	5.05	127.74	123.70
25	CA	235	U	C5-C6-N1	-5.05	120.17	122.70
1	AA	957	U	C2-N1-C1'	5.05	123.76	117.70
1	BA	1035	A	N1-C6-N6	5.05	121.63	118.60
25	CA	565	C	C2-N3-C4	-5.05	117.37	119.90
25	CA	2382	G	N3-C4-C5	-5.05	126.07	128.60
26	CB	108	A	N1-C6-N6	-5.05	115.57	118.60
25	DA	1768	C	C6-N1-C2	-5.05	118.28	120.30
25	DA	2811	G	C2-N3-C4	-5.05	109.38	111.90
1	BA	365	U	C5-C4-O4	5.05	128.93	125.90
1	BA	807	A	C2-N3-C4	5.05	113.12	110.60
1	BA	898	G	N3-C4-N9	-5.05	122.97	126.00
25	CA	1325	U	C6-N1-C1'	5.05	128.27	121.20
25	CA	1639	C	N1-C2-O2	-5.05	115.87	118.90
25	DA	1299	G	N3-C2-N2	5.05	123.44	119.90
1	AA	1417	G	N1-C2-N2	-5.05	111.66	116.20

Continued on next page...

Continued from previous page...

Mol	Chain	Res	Type	Atoms	Z	Observed(°)	Ideal(°)
25	CA	664	G	N9-C4-C5	5.05	107.42	105.40
25	DA	39	G	C4-N9-C1'	-5.05	119.94	126.50
1	AA	265	G	C8-N9-C1'	5.05	133.56	127.00
25	DA	1270	C	N3-C2-O2	5.05	125.43	121.90
25	CA	1191	G	C8-N9-C4	5.04	108.42	106.40
25	CA	2069	G	C5-N7-C8	-5.04	101.78	104.30
25	CA	2481	G	C8-N9-C4	-5.04	104.38	106.40
25	DA	2232	C	N3-C4-C5	-5.04	119.88	121.90
25	DA	2707	U	N3-C4-O4	-5.04	115.87	119.40
1	AA	4	U	C2-N1-C1'	5.04	123.75	117.70
1	AA	874	G	N3-C4-N9	5.04	129.03	126.00
1	BA	207	C	C2-N1-C1'	5.04	124.35	118.80
1	BA	1480	A	C6-C5-N7	-5.04	128.77	132.30
25	CA	2621	G	N1-C2-N3	5.04	126.93	123.90
25	DA	466	A	C5-N7-C8	5.04	106.42	103.90
25	DA	1657	U	N1-C2-N3	5.04	117.93	114.90
25	DA	2448	A	C4-C5-N7	5.04	113.22	110.70
25	DA	2825	G	C4-N9-C1'	5.04	133.06	126.50
1	BA	1386	G	C4-N9-C1'	-5.04	119.95	126.50
25	CA	486	C	C5-C4-N4	-5.04	116.67	120.20
25	CA	681	G	C8-N9-C1'	-5.04	120.45	127.00
25	DA	374	A	N1-C6-N6	5.04	121.62	118.60
25	DA	2555	U	N3-C4-C5	5.04	117.62	114.60
1	BA	377	G	N7-C8-N9	5.04	115.62	113.10
1	AA	35	G	N1-C2-N2	-5.04	111.67	116.20
1	AA	575	G	N9-C4-C5	5.04	107.42	105.40
1	AA	870	U	N3-C2-O2	5.04	125.73	122.20
25	CA	602	A	C5-C6-N6	-5.04	119.67	123.70
25	DA	325	G	C6-C5-N7	5.04	133.42	130.40
25	DA	2282	G	C4-C5-N7	-5.04	108.78	110.80
25	DA	2357	G	C5-C6-O6	-5.04	125.58	128.60
25	CA	123	G	N1-C6-O6	-5.04	116.88	119.90
25	DA	1303	G	N1-C6-O6	-5.04	116.88	119.90
25	DA	2447	G	C8-N9-C1'	5.04	133.55	127.00
1	BA	1494	G	N9-C4-C5	5.04	107.42	105.40
25	CA	385	C	N1-C2-O2	-5.04	115.88	118.90
25	DA	958	U	C2-N1-C1'	-5.04	111.66	117.70
1	AA	28	A	N1-C6-N6	5.03	121.62	118.60
25	CA	1844	C	C6-N1-C2	5.03	122.31	120.30
26	CB	14	U	N3-C2-O2	-5.03	118.68	122.20
25	DA	247	G	C2-N3-C4	5.03	114.42	111.90
25	DA	809	G	C8-N9-C4	-5.03	104.39	106.40

Continued on next page...

Continued from previous page...

Mol	Chain	Res	Type	Atoms	Z	Observed(°)	Ideal(°)
25	DA	1458	U	C2-N1-C1'	-5.03	111.66	117.70
25	CA	1901	A	N9-C4-C5	5.03	107.81	105.80
25	CA	2053	G	N3-C4-N9	5.03	129.02	126.00
25	CA	2266	A	N9-C4-C5	5.03	107.81	105.80
25	DA	2133	G	N3-C4-C5	-5.03	126.08	128.60
1	AA	453	G	N9-C4-C5	-5.03	103.39	105.40
25	CA	468	G	C8-N9-C4	-5.03	104.39	106.40
25	CA	2087	G	C4-C5-N7	5.03	112.81	110.80
25	DA	2583	G	C5-C6-N1	5.03	114.02	111.50
25	CA	1126	A	C6-N1-C2	-5.03	115.58	118.60
25	CA	1694	C	C6-N1-C2	5.03	122.31	120.30
25	CA	2133	G	N3-C4-N9	5.03	129.02	126.00
25	DA	375	G	N9-C4-C5	-5.03	103.39	105.40
25	DA	2610	C	C4-C5-C6	5.03	119.92	117.40
1	BA	846	G	C4-C5-N7	-5.03	108.79	110.80
25	CA	1482	G	N3-C4-C5	5.03	131.11	128.60
25	DA	1895	C	N1-C2-O2	-5.03	115.88	118.90
56	DB	89	U	N3-C2-O2	-5.03	118.68	122.20
1	BA	380	G	N1-C6-O6	5.03	122.92	119.90
25	CA	774	G	N3-C2-N2	5.03	123.42	119.90
26	CB	44	G	C6-C5-N7	-5.03	127.38	130.40
25	DA	1659	G	N3-C4-C5	5.03	131.11	128.60
25	DA	1897	G	C4-C5-N7	5.03	112.81	110.80
25	CA	775	G	C4-C5-C6	-5.02	115.79	118.80
25	CA	1631	G	C5-C6-O6	-5.02	125.58	128.60
25	CA	2377	A	C8-N9-C4	5.02	107.81	105.80
25	DA	1074	G	C4-C5-N7	-5.02	108.79	110.80
25	DA	2087	G	N3-C4-N9	-5.02	122.99	126.00
1	BA	1274	A	C8-N9-C4	-5.02	103.79	105.80
25	CA	238	C	N3-C2-O2	-5.02	118.38	121.90
25	CA	1168	G	N9-C4-C5	-5.02	103.39	105.40
25	CA	2067	G	N3-C4-N9	5.02	129.01	126.00
25	CA	2395	C	C5-C4-N4	-5.02	116.68	120.20
25	DA	329	G	C5-C6-O6	5.02	131.61	128.60
25	DA	579	G	N9-C4-C5	5.02	107.41	105.40
25	DA	787	C	N3-C2-O2	5.02	125.42	121.90
25	DA	1006	C	N1-C2-O2	-5.02	115.89	118.90
25	DA	1939	U	C4-C5-C6	-5.02	116.69	119.70
25	DA	1971	U	C5-C6-N1	5.02	125.21	122.70
1	AA	354	G	N1-C6-O6	5.02	122.91	119.90
25	CA	13	A	C6-C5-N7	-5.02	128.79	132.30
25	DA	1842	G	N1-C6-O6	5.02	122.91	119.90

Continued on next page...

Continued from previous page...

Mol	Chain	Res	Type	Atoms	Z	Observed(°)	Ideal(°)
1	AA	382	A	C8-N9-C4	5.02	107.81	105.80
1	BA	813	U	N1-C2-O2	-5.02	119.29	122.80
25	CA	1721	G	C4-N9-C1'	5.02	133.03	126.50
25	CA	2790	U	C2-N1-C1'	5.02	123.72	117.70
25	DA	177	G	C8-N9-C1'	-5.02	120.47	127.00
25	DA	1954	G	N3-C4-C5	-5.02	126.09	128.60
1	BA	615	G	C2-N3-C4	5.02	114.41	111.90
25	CA	1086	A	N1-C6-N6	5.02	121.61	118.60
25	CA	1439	A	N7-C8-N9	-5.02	111.29	113.80
25	CA	1837	C	N3-C2-O2	5.02	125.41	121.90
25	CA	2139	U	C2-N1-C1'	5.02	123.72	117.70
25	CA	2807	U	N3-C2-O2	5.02	125.71	122.20
25	DA	2548	U	N3-C4-O4	5.02	122.91	119.40
1	BA	656	G	C2-N3-C4	5.02	114.41	111.90
25	CA	1554	U	C5-C4-O4	5.02	128.91	125.90
1	BA	108	G	N9-C4-C5	5.01	107.41	105.40
25	CA	781	A	N1-C6-N6	5.01	121.61	118.60
25	CA	980	A	N1-C6-N6	5.01	121.61	118.60
25	CA	2762	C	C2-N1-C1'	-5.01	113.28	118.80
1	BA	447	G	N3-C4-C5	-5.01	126.09	128.60
1	AA	830	G	C5-C6-O6	-5.01	125.59	128.60
25	CA	1216	G	N3-C4-N9	5.01	129.01	126.00
25	CA	1680	U	N1-C2-O2	5.01	126.31	122.80
1	AA	934	C	C6-N1-C2	-5.01	118.30	120.30
1	BA	109	A	C6-N1-C2	5.01	121.61	118.60
1	BA	538	G	N3-C4-C5	-5.01	126.09	128.60
25	CA	715	A	C8-N9-C4	5.01	107.80	105.80
25	CA	729	G	N1-C2-N2	5.01	120.71	116.20
26	CB	29	A	N1-C6-N6	5.01	121.61	118.60
26	CB	61	G	N7-C8-N9	-5.01	110.59	113.10
25	DA	561	G	C5-C6-O6	-5.01	125.59	128.60
25	DA	1954	G	N3-C4-N9	5.01	129.01	126.00
25	DA	2006	C	N3-C2-O2	5.01	125.41	121.90
25	DA	2768	U	N3-C2-O2	-5.01	118.69	122.20
1	BA	1484	C	N1-C2-O2	-5.01	115.89	118.90
26	CB	55	U	N1-C2-O2	-5.01	119.29	122.80
25	DA	1421	G	C4-N9-C1'	5.01	133.01	126.50
25	CA	1876	A	N9-C4-C5	5.01	107.80	105.80
25	CA	2447	G	C4-C5-N7	5.01	112.80	110.80
25	CA	2486	C	C2-N1-C1'	5.01	124.31	118.80
25	DA	15	G	N3-C4-C5	5.01	131.10	128.60
1	AA	397	A	C4-N9-C1'	5.00	135.31	126.30

Continued on next page...

Continued from previous page...

Mol	Chain	Res	Type	Atoms	Z	Observed(°)	Ideal(°)
25	CA	835	C	N1-C2-O2	-5.00	115.90	118.90
25	CA	2564	A	C8-N9-C4	-5.00	103.80	105.80
25	DA	1980	G	C2-N3-C4	-5.00	109.40	111.90
25	DA	2015	A	C4-C5-N7	-5.00	108.20	110.70
1	AA	586	C	C2-N1-C1'	-5.00	113.30	118.80
1	AA	1358	U	C5-C4-O4	5.00	128.90	125.90
1	BA	1121	U	C5-C6-N1	5.00	125.20	122.70
25	CA	561	G	N9-C4-C5	-5.00	103.40	105.40
25	CA	675	A	N7-C8-N9	5.00	116.30	113.80
25	CA	941	A	C5-N7-C8	-5.00	101.40	103.90
25	CA	2088	A	N1-C6-N6	-5.00	115.60	118.60
25	CA	2575	C	N1-C2-N3	5.00	122.70	119.20
25	CA	2854	G	C5-C6-O6	5.00	131.60	128.60
25	DA	974	G	C8-N9-C1'	-5.00	120.50	127.00
25	DA	1136	G	N9-C4-C5	-5.00	103.40	105.40
25	DA	2462	C	N1-C2-O2	-5.00	115.90	118.90
25	CA	262	A	C8-N9-C4	5.00	107.80	105.80
25	CA	1913	A	C8-N9-C4	5.00	107.80	105.80
25	CA	2210	U	N3-C4-O4	5.00	122.90	119.40
25	CA	2750	A	N1-C6-N6	-5.00	115.60	118.60
26	CB	30	C	N1-C2-O2	5.00	121.90	118.90
25	DA	169	G	C4-N9-C1'	-5.00	120.00	126.50
25	DA	555	G	C5-C6-O6	-5.00	125.60	128.60
25	DA	1567	G	C4-C5-N7	5.00	112.80	110.80

There are no chirality outliers.

All (31) planarity outliers are listed below:

Mol	Chain	Res	Type	Group
4	AD	47	LEU	Peptide
5	AE	100	GLU	Peptide
9	AI	5	TYR	Peptide
11	AK	125	LYS	Peptide
13	AM	111	PRO	Peptide
14	AN	25	GLU	Peptide
21	AU	38	GLU	Peptide
21	AU	7	GLU	Peptide
4	BD	25	ARG	Peptide
5	BE	101	GLY	Peptide
5	BE	103	GLY	Peptide
6	BF	54	LEU	Peptide
11	BK	124	LYS	Peptide

Continued on next page...

Continued from previous page...

Mol	Chain	Res	Type	Group
11	BK	125	LYS	Peptide
12	BL	22	ALA	Peptide
12	BL	33	CYS	Peptide
20	BT	6	ALA	Peptide
21	BU	34	ARG	Peptide
27	CC	231	HIS	Peptide
28	CD	132	ALA	Peptide
28	CD	151	THR	Peptide
33	CI	37	PHE	Peptide
42	CR	8	GLY	Peptide
45	CU	52	ASN	Peptide
50	CZ	14	GLY	Peptide
27	DC	195	GLY	Peptide
28	DD	151	THR	Peptide
32	DH	4	ILE	Peptide
32	DH	63	ALA	Peptide
34	DJ	129	GLU	Peptide
39	DO	94	ARG	Peptide

5.2 Close contacts ⓘ

In the following table, the Non-H and H(model) columns list the number of non-hydrogen atoms and hydrogen atoms in the chain respectively. The H(added) column lists the number of hydrogens added by MolProbity. The Clashes column lists the number of clashes within the asymmetric unit, and the number in parentheses is this value normalized per 1000 atoms of the molecule in the chain. The Symm-Clashes column gives symmetry related clashes, in the same way as for the Clashes column.

Mol	Chain	Non-H	H(model)	H(added)	Clashes	Symm-Clashes
1	AA	32995	0	16607	2052	0
1	BA	33015	0	16617	2194	0
2	AB	1705	0	1732	374	0
2	BB	1705	0	1732	298	0
3	AC	1625	0	1699	235	0
3	BC	1625	0	1699	237	0
4	AD	1643	0	1710	291	0
4	BD	1643	0	1710	228	0
5	AE	1106	0	1148	214	0
5	BE	1106	0	1148	211	0
6	AF	818	0	808	116	0
6	BF	818	0	808	156	0
7	AG	1182	0	1240	116	0

Continued on next page...

Continued from previous page...

Mol	Chain	Non-H	H(model)	H(added)	Clashes	Symm-Clashes
7	BG	1182	0	1240	166	0
8	AH	979	0	1034	161	0
8	BH	979	0	1034	119	0
9	AI	1022	0	1070	189	0
9	BI	1022	0	1070	186	0
10	AJ	787	0	828	178	0
10	BJ	787	0	828	142	0
11	AK	877	0	887	160	0
11	BK	877	0	887	136	0
12	AL	955	0	1019	94	0
12	BL	955	0	1019	118	0
13	AM	884	0	944	163	0
13	BM	884	0	944	144	0
14	AN	774	0	827	130	0
14	BN	774	0	827	131	0
15	AO	714	0	737	61	0
15	BO	714	0	737	87	0
16	AP	649	0	666	106	0
16	BP	649	0	666	87	0
17	AQ	649	0	691	118	0
17	BQ	649	0	691	103	0
18	AR	456	0	478	46	0
18	BR	456	0	478	57	0
19	AS	638	0	665	88	0
19	BS	638	0	665	96	0
20	AT	665	0	714	84	0
20	BT	665	0	714	129	0
21	AU	426	0	449	139	0
21	BU	426	0	449	119	0
22	AV	1623	0	821	88	0
22	BV	1623	0	821	47	0
23	AX	324	0	162	19	0
23	BX	346	0	173	24	0
24	AY	1419	0	1467	97	0
25	CA	62195	0	31271	2445	0
25	DA	62173	0	31270	3398	0
26	CB	2548	0	1292	98	0
27	CC	2083	0	2157	227	0
27	DC	2083	0	2157	213	0
28	CD	1565	0	1616	129	0
28	DD	1565	0	1616	114	0
29	CE	1552	0	1619	143	0

Continued on next page...

Continued from previous page...

Mol	Chain	Non-H	H(model)	H(added)	Clashes	Symm-Clashes
29	DE	1552	0	1619	163	0
30	CF	1411	0	1447	202	0
30	DF	1411	0	1447	197	0
31	CG	1323	0	1374	146	0
31	DG	1323	0	1374	177	0
32	CH	1110	0	1148	145	0
32	DH	1110	0	1148	210	0
33	CI	1032	0	1088	246	0
33	DI	1032	0	1088	180	0
34	CJ	1129	0	1162	57	0
34	DJ	1129	0	1162	96	0
35	CK	939	0	1012	75	0
35	DK	939	0	1012	79	0
36	CL	1045	0	1117	130	0
36	DL	1045	0	1117	168	0
37	CM	1074	0	1157	96	0
37	DM	1074	0	1157	127	0
38	CN	961	0	1000	94	0
38	DN	961	0	1000	124	0
39	CO	892	0	923	84	0
39	DO	892	0	923	141	0
40	CP	917	0	965	93	0
40	DP	917	0	965	107	0
41	CQ	947	0	1022	63	0
41	DQ	947	0	1022	83	0
42	CR	816	0	839	84	0
42	DR	816	0	839	99	0
43	CS	857	0	922	42	0
43	DS	857	0	922	82	0
44	CT	739	0	807	71	0
44	DT	739	0	807	114	0
45	CU	780	0	834	66	0
45	DU	780	0	834	111	0
46	CV	753	0	780	59	0
46	DV	753	0	780	71	0
47	CW	575	0	589	27	0
48	CX	625	0	655	41	0
48	DX	625	0	655	58	0
49	CY	509	0	543	88	0
49	DY	509	0	543	109	0
50	CZ	449	0	491	26	0
50	DZ	449	0	491	47	0

Continued on next page...

Continued from previous page...

Mol	Chain	Non-H	H(model)	H(added)	Clashes	Symm-Clashes
51	C0	444	0	461	35	0
51	D0	444	0	461	41	0
52	C1	410	0	440	37	0
52	D1	410	0	440	45	0
53	C2	377	0	418	26	0
53	D2	377	0	418	18	0
54	C3	504	0	574	40	0
54	D3	504	0	574	42	0
55	C4	302	0	340	23	0
55	D4	302	0	340	34	0
56	DB	2529	0	1281	163	0
57	DW	564	0	576	36	0
58	AA	72	0	0	0	0
58	BA	56	0	0	0	0
58	CA	194	0	0	0	0
58	CB	4	0	0	0	0
58	CQ	1	0	0	0	0
58	DA	166	0	0	0	0
58	DB	3	0	0	0	0
58	DL	1	0	0	0	0
58	DQ	1	0	0	0	0
59	C4	1	0	0	0	0
59	D4	1	0	0	0	0
60	AA	197	0	0	11	0
60	AN	4	0	0	0	0
60	AT	1	0	0	0	0
60	AU	1	0	0	0	0
60	BA	190	0	0	12	0
60	BL	1	0	0	0	0
60	BN	5	0	0	1	0
60	BT	1	0	0	0	0
60	BU	1	0	0	0	0
60	C2	1	0	0	0	0
60	C3	1	0	0	0	0
60	C4	2	0	0	0	0
60	CA	625	0	0	62	0
60	CB	13	0	0	0	0
60	CC	8	0	0	0	0
60	CD	2	0	0	0	0
60	CE	2	0	0	0	0
60	CF	1	0	0	0	0
60	CJ	1	0	0	0	0

Continued on next page...

Continued from previous page...

Mol	Chain	Non-H	H(model)	H(added)	Clashes	Symm-Clashes
60	CL	6	0	0	2	0
60	CN	4	0	0	0	0
60	CS	1	0	0	0	0
60	CV	1	0	0	0	0
60	D2	1	0	0	0	0
60	D3	2	0	0	0	0
60	D4	1	0	0	0	0
60	DA	622	0	0	70	0
60	DB	14	0	0	0	0
60	DC	4	0	0	0	0
60	DD	5	0	0	2	0
60	DE	2	0	0	0	0
60	DJ	1	0	0	0	0
60	DL	4	0	0	1	0
60	DN	1	0	0	0	0
60	DR	1	0	0	0	0
All	All	292354	0	195461	20868	0

Clashscore is defined as the number of clashes calculated for the entry per 1000 atoms (including hydrogens) of the entry. The overall clashscore for this entry is 43.

All (20868) close contacts within the same asymmetric unit are listed below.

Atom-1	Atom-2	Distance(Å)	Clash(Å)
32:DH:93:SER:OG	32:DH:121:VAL:HG12	1.46	1.15
1:BA:1053:G:H4'	1:BA:1054:C:H5'	1.29	1.11
32:DH:93:SER:OG	32:DH:121:VAL:CG1	2.03	1.06
25:DA:1153:C:OP2	60:DA:3363:HOH:O	1.78	1.01
12:BL:33:CYS:HA	12:BL:54:VAL:HA	1.44	0.99
1:BA:1362:A:H4'	1:BA:1362:A:OP1	1.61	0.98
25:CA:2127:G:H4'	25:CA:2128:G:OP1	1.63	0.98
33:DI:38:CYS:HA	33:DI:41:PHE:HB3	1.46	0.98
25:DA:1060:U:H4'	25:DA:1061:U:H5'	1.41	0.98
25:DA:731:C:OP2	60:DA:3697:HOH:O	1.81	0.97
25:CA:416:U:C5	25:CA:417:C:C5	2.52	0.97
1:BA:1053:G:C4'	1:BA:1054:C:H5'	1.94	0.96
25:CA:2127:G:H2'	25:CA:2128:G:C8	2.00	0.95
25:CA:761:A:OP1	60:CA:3700:HOH:O	1.84	0.95
25:CA:2553:G:H5''	25:CA:2554:U:OP2	1.65	0.95
42:CR:42:ALA:HA	42:CR:46:GLU:HB2	1.45	0.95
4:BD:25:ARG:HG3	4:BD:26:ALA:N	1.80	0.95
25:CA:1779:U:H5	25:CA:1784:A:N7	1.63	0.94
32:CH:31:VAL:HB	32:CH:32:PRO:HD2	1.45	0.94

Continued on next page...

Continued from previous page...

Atom-1	Atom-2	Distance(Å)	Clash(Å)
25:CA:783:A:OP2	60:CA:3314:HOH:O	1.84	0.94
25:CA:999:U:OP2	60:CA:3360:HOH:O	1.82	0.94
25:DA:1314:C:OP1	60:DA:3770:HOH:O	1.84	0.94
1:AA:1142:G:C2	1:AA:1143:G:H1'	2.03	0.94
1:BA:1234:C:HO2'	1:BA:1364:U:H6	0.99	0.94
21:AU:19:LYS:CE	21:AU:19:LYS:HA	1.98	0.94
33:CI:21:PRO:HB2	33:CI:22:PRO:HD3	1.49	0.94
2:AB:49:PHE:HA	2:AB:52:ALA:HB3	1.49	0.93
1:AA:1313:U:OP2	19:AS:5:LYS:HB3	1.68	0.93
1:AA:255:G:O6	1:AA:266:G:O6	1.85	0.93
25:CA:1131:G:OP1	34:CJ:82:GLY:HA2	1.68	0.93
17:AQ:14:ASP:C	17:AQ:16:MET:SD	2.46	0.93
25:DA:219:A:N7	60:DA:3223:HOH:O	2.01	0.93
1:BA:1273:C:H2'	1:BA:1274:A:O4'	1.69	0.93
1:BA:1275:A:C2'	1:BA:1276:G:H5'	1.98	0.92
37:CM:57:VAL:O	37:CM:60:GLN:HG3	1.65	0.92
17:AQ:7:LEU:HD22	17:AQ:72:TRP:CZ3	2.04	0.92
1:BA:1062:U:H2'	1:BA:1063:C:C6	2.04	0.92
1:AA:1124:G:H3'	1:AA:1145:A:N6	1.83	0.92
1:BA:1151:A:C2	1:BA:1152:A:C5	2.57	0.92
25:DA:1746:A:H2'	25:DA:1747:U:C6	2.04	0.92
42:DR:39:LEU:HA	42:DR:49:ILE:HG21	1.50	0.92
25:DA:161:A:H3'	25:DA:162:U:H5''	1.50	0.92
1:AA:598:U:H4'	8:AH:85:TYR:CD1	2.05	0.92
25:CA:933:A:H5'	25:CA:934:U:OP2	1.70	0.92
1:AA:1074:G:O2'	2:AB:101:THR:HG21	1.70	0.92
25:CA:2473:U:C5	25:CA:2474:U:C5	2.57	0.92
13:BM:53:ASP:HA	13:BM:56:ARG:HB3	1.50	0.92
29:DE:108:ILE:HD11	29:DE:180:LEU:HB3	1.49	0.91
25:DA:2335:A:N7	25:DA:2337:G:C5	2.38	0.91
25:CA:981:A:OP1	60:CA:3598:HOH:O	1.85	0.91
32:DH:31:VAL:HB	32:DH:32:PRO:HD2	1.53	0.91
25:CA:1179:G:C5	25:CA:1180:U:H1'	2.04	0.91
31:CG:8:VAL:CG1	31:CG:49:LEU:HB2	1.99	0.91
25:CA:2346:A:H3'	25:CA:2347:C:C5'	1.99	0.91
2:AB:82:ALA:HA	2:AB:85:SER:OG	1.68	0.91
1:BA:484:G:H4'	1:BA:485:U:O5'	1.68	0.91
4:AD:169:TRP:NE1	4:AD:185:PRO:HG3	1.86	0.91
25:DA:958:U:H2'	56:DB:89:U:C6	2.04	0.90
25:CA:1287:A:H5'	38:CN:103:ARG:HD2	1.50	0.90
2:BB:209:VAL:O	2:BB:213:LEU:HB2	1.72	0.90
32:DH:59:ALA:O	32:DH:62:LEU:HD12	1.70	0.90

Continued on next page...

Continued from previous page...

Atom-1	Atom-2	Distance(Å)	Clash(Å)
1:AA:1101:A:H4'	1:AA:1102:A:O5'	1.69	0.90
52:D1:12:SER:HB2	52:D1:48:TYR:CE1	2.06	0.90
25:CA:1085:A:H2'	25:CA:1086:A:C2	2.07	0.89
25:DA:1993:U:H4'	28:DD:133:THR:HG21	1.52	0.89
34:CJ:80:HIS:HB3	34:CJ:81:ILE:HG22	1.54	0.89
1:AA:1123:U:H4'	10:AJ:39:PRO:HD2	1.54	0.89
35:DK:76:VAL:HG12	40:DP:72:VAL:CG2	2.03	0.89
1:AA:1539:C:H5''	21:AU:17:ARG:HG3	1.55	0.89
25:DA:860:U:C1'	25:DA:2268:A:H5'	2.02	0.89
25:DA:1315:C:OP2	60:DA:3770:HOH:O	1.91	0.89
1:AA:1538:C:C2'	1:AA:1539:C:H5'	2.03	0.88
25:DA:1494:A:C2	25:DA:1495:A:C4	2.62	0.88
16:BP:72:ALA:HA	16:BP:75:ILE:HD12	1.55	0.88
3:BC:149:LYS:HG3	3:BC:200:TRP:CE3	2.09	0.88
1:BA:1522:U:O2'	1:BA:1523:G:H5'	1.74	0.88
32:DH:94:ILE:HB	32:DH:122:LEU:HB2	1.56	0.88
1:BA:518:C:H2'	1:BA:530:G:C8	2.08	0.88
1:BA:1001:C:H2'	1:BA:1002:G:C8	2.08	0.88
25:CA:999:U:P	60:CA:3360:HOH:O	2.29	0.88
25:DA:2286:G:H4'	25:DA:2287:A:O5'	1.72	0.88
2:AB:207:ARG:C	2:AB:211:LEU:HD13	1.94	0.88
50:DZ:23:LEU:HD11	50:DZ:53:MET:HE1	1.56	0.88
17:BQ:13:SER:HB3	17:BQ:21:VAL:CG1	2.02	0.88
42:CR:49:ILE:HG22	42:CR:53:PHE:N	1.87	0.88
5:BE:148:SER:HB2	5:BE:151:MET:CG	2.04	0.87
40:CP:92:ARG:O	40:CP:93:LYS:HB2	1.71	0.87
25:CA:404:A:H1'	25:CA:405:U:OP2	1.74	0.87
43:CS:43:ALA:O	43:CS:47:VAL:HG12	1.74	0.87
1:BA:131:A:H2'	1:BA:132:C:C6	2.10	0.87
25:DA:988:A:O5'	50:DZ:11:SER:HB2	1.73	0.87
1:BA:1277:C:O2'	1:BA:1279:G:H1'	1.74	0.87
25:DA:1590:A:H2'	25:DA:1591:A:C8	2.09	0.87
25:CA:790:U:O2'	25:CA:791:C:OP2	1.93	0.87
3:BC:129:PHE:CE2	3:BC:130:ARG:HD3	2.10	0.87
25:CA:1187:G:H5''	42:CR:83:TYR:CE2	2.10	0.87
34:DJ:31:GLU:HG3	34:DJ:142:ILE:HD11	1.56	0.87
25:CA:721:A:H2'	25:CA:722:A:C8	2.09	0.86
11:AK:51:PHE:CB	11:AK:55:ARG:HB3	2.03	0.86
11:AK:69:CYS:O	11:AK:72:ALA:HB3	1.73	0.86
6:AF:5:GLU:HG2	6:AF:90:MET:HE1	1.58	0.86
33:DI:16:MET:SD	33:DI:19:PRO:HB3	2.15	0.86
33:CI:107:GLU:HA	33:CI:110:GLN:HB3	1.58	0.86

Continued on next page...

Continued from previous page...

Atom-1	Atom-2	Distance(Å)	Clash(Å)
8:AH:74:ILE:CD1	8:AH:128:VAL:HG22	2.04	0.86
25:DA:2491:U:H5''	25:DA:2570:G:H5''	1.57	0.86
25:CA:2711:A:P	60:CA:3551:HOH:O	2.33	0.86
1:BA:1166:G:C6	1:BA:1168:U:H5''	2.10	0.86
36:DL:91:ASP:HB3	36:DL:94:THR:HB	1.56	0.86
12:BL:24:GLU:O	12:BL:25:ALA:C	2.14	0.86
4:AD:36:ALA:HA	4:AD:41:GLY:HA3	1.57	0.86
15:AO:27:GLN:O	15:AO:30:LEU:HD12	1.76	0.86
46:CV:2:PHE:HD1	46:CV:50:MET:HE3	1.39	0.86
38:DN:77:ALA:O	38:DN:79:LEU:O	1.93	0.86
32:DH:62:LEU:HD13	32:DH:63:ALA:N	1.88	0.86
16:BP:61:VAL:CG2	16:BP:67:ILE:HD11	2.06	0.86
25:CA:2498:C:OP2	60:CA:3692:HOH:O	1.94	0.86
25:CA:1730:C:OP1	25:CA:1730:C:H4'	1.75	0.85
2:AB:105:THR:O	2:AB:106:VAL:HB	1.75	0.85
1:BA:1062:U:H2'	1:BA:1063:C:C5	2.10	0.85
25:DA:265:A:H4'	25:DA:266:G:OP1	1.75	0.85
25:DA:2223:G:H2'	25:DA:2224:G:H5'	1.56	0.85
32:CH:117:LEU:HD21	32:CH:121:VAL:HA	1.58	0.85
34:CJ:81:ILE:HG12	34:CJ:82:GLY:N	1.91	0.85
25:DA:2352:A:H2'	25:DA:2353:G:O4'	1.77	0.85
1:AA:142:G:C4	1:AA:143:A:C8	2.63	0.85
1:BA:1221:G:H4'	19:BS:76:THR:CG2	2.06	0.85
25:DA:2783:U:H2'	25:DA:2784:U:C6	2.12	0.85
25:CA:278:A:C2	25:CA:362:A:C8	2.63	0.85
25:CA:1854:A:H2'	25:CA:1855:U:H5'	1.57	0.85
4:BD:190:LEU:O	4:BD:191:SER:HB3	1.74	0.85
11:AK:16:SER:HA	11:AK:78:ILE:HA	1.58	0.85
1:AA:1181:G:O2'	1:AA:1182:G:C8	2.29	0.85
1:BA:8:A:C6	4:BD:205:LYS:HB3	2.12	0.85
25:CA:1060:U:C4'	25:CA:1062:G:H5'	2.07	0.85
25:DA:2335:A:OP1	39:DO:13:ARG:HD2	1.77	0.85
11:AK:80:ASN:HB3	11:AK:105:ARG:HB3	1.58	0.85
1:BA:1275:A:H2'	1:BA:1276:G:H5'	1.58	0.84
25:DA:214:G:H1'	25:DA:217:A:H5'	1.59	0.84
25:CA:2786:U:O2'	25:CA:2787:C:H5'	1.76	0.84
25:DA:2407:A:C4	25:DA:2408:U:C5	2.65	0.84
25:DA:2164:C:H2'	25:DA:2165:C:C6	2.11	0.84
1:BA:308:C:H2'	1:BA:309:A:H8	1.41	0.84
25:CA:1073:A:H3'	25:CA:1074:G:C5'	2.07	0.84
13:AM:19:THR:HA	13:AM:24:VAL:HG23	1.59	0.84
25:DA:1468:U:O2	25:DA:1525:A:C2	2.30	0.84

Continued on next page...

Continued from previous page...

Atom-1	Atom-2	Distance(Å)	Clash(Å)
25:DA:947:A:O2'	25:DA:984:A:H2	1.61	0.84
1:AA:554:A:H5'	12:AL:25:ALA:HB1	1.58	0.84
25:CA:2307:G:N2	25:CA:2311:A:H2'	1.93	0.84
42:DR:68:ARG:HD3	42:DR:92:TRP:CE2	2.13	0.84
4:AD:169:TRP:CE2	4:AD:185:PRO:HG3	2.11	0.84
1:AA:554:A:H5'	12:AL:25:ALA:CB	2.07	0.84
1:AA:657:U:O2	15:AO:21:THR:HG23	1.78	0.84
25:DA:528:A:H8	25:DA:528:A:H3'	1.43	0.84
10:AJ:29:ALA:HA	10:AJ:32:THR:HG22	1.58	0.84
43:DS:84:ARG:HB2	43:DS:96:ILE:CG1	2.08	0.84
37:DM:21:ALA:HB1	37:DM:100:LYS:HG2	1.57	0.84
8:AH:52:GLY:HA3	8:AH:56:PRO:HA	1.57	0.84
42:CR:39:LEU:HA	42:CR:49:ILE:CG2	2.06	0.84
21:AU:13:VAL:HG13	21:AU:15:LEU:CD2	2.08	0.84
52:C1:18:HIS:CD2	52:C1:40:PRO:HD2	2.13	0.84
32:CH:27:ARG:O	32:CH:28:ASN:HB2	1.76	0.84
36:DL:85:VAL:O	36:DL:86:GLU:HB3	1.78	0.84
25:CA:2757:A:N1	31:CG:66:THR:HG21	1.92	0.84
25:DA:1435:G:C2'	25:DA:1436:G:H5'	2.08	0.83
32:CH:61:VAL:O	32:CH:64:ALA:HB3	1.77	0.83
25:CA:2602:A:H4'	25:CA:2603:G:OP2	1.78	0.83
1:AA:1031:C:H4'	1:AA:1032:G:H5''	1.58	0.83
25:DA:2711:A:OP2	60:DA:3554:HOH:O	1.96	0.83
1:BA:1040:U:H2'	1:BA:1041:G:C8	2.12	0.83
3:AC:52:SER:O	3:AC:53:ARG:HB2	1.76	0.83
25:DA:1458:U:H4'	25:DA:1459:G:O5'	1.78	0.83
39:DO:33:ARG:HG2	39:DO:34:HIS:CD2	2.12	0.83
25:CA:1167:C:H2'	25:CA:1168:G:H5''	1.60	0.83
25:DA:1605:C:H2'	25:DA:1606:C:H5'	1.58	0.83
25:DA:1069:A:N1	25:DA:1073:A:N7	2.26	0.83
1:AA:459:A:H2'	1:AA:460:A:C1'	2.08	0.83
25:CA:372:G:O2'	48:CX:53:LYS:HE2	1.78	0.83
25:DA:1602:U:O4	60:DA:3719:HOH:O	1.97	0.83
11:AK:22:ILE:HD11	11:AK:85:VAL:HG13	1.58	0.83
1:AA:459:A:H2'	1:AA:460:A:O4'	1.78	0.83
30:CF:24:VAL:O	30:CF:27:VAL:HG12	1.78	0.83
42:DR:39:LEU:HA	42:DR:49:ILE:CG2	2.08	0.83
1:BA:765:G:H5''	1:BA:766:A:OP1	1.79	0.83
1:BA:1124:G:C2	1:BA:1127:G:N2	2.46	0.83
25:CA:2211:A:H1'	25:CA:2212:A:OP1	1.79	0.83
5:BE:68:ARG:O	5:BE:69:ASN:HB2	1.78	0.82
42:CR:49:ILE:HB	42:CR:52:PRO:HA	1.60	0.82

Continued on next page...

Continued from previous page...

Atom-1	Atom-2	Distance(Å)	Clash(Å)
12:AL:23:LEU:O	12:AL:25:ALA:N	2.12	0.82
1:AA:624:C:H4'	16:AP:11:ALA:HB2	1.59	0.82
25:DA:1124:G:H1'	55:D4:38:GLY:OXT	1.80	0.82
28:DD:104:VAL:O	28:DD:105:LYS:CB	2.26	0.82
3:AC:139:ASN:HA	3:AC:142:ARG:CB	2.10	0.82
25:DA:2127:G:H4'	25:DA:2128:G:OP1	1.79	0.82
36:DL:119:PRO:HB3	36:DL:139:GLY:HA3	1.59	0.82
51:C0:54:ILE:HG22	51:C0:55:ALA:N	1.91	0.82
25:DA:1943:U:H4'	25:DA:1944:U:OP1	1.79	0.82
39:DO:51:ALA:HB3	39:DO:78:VAL:HG22	1.61	0.82
1:AA:410:G:C5'	1:AA:411:A:OP1	2.28	0.82
33:CI:79:LEU:HD13	33:CI:135:MET:SD	2.19	0.82
5:BE:14:LEU:CB	5:BE:36:THR:HG22	2.09	0.82
5:BE:100:GLU:O	5:BE:102:THR:N	2.13	0.82
13:AM:21:ILE:HB	13:AM:24:VAL:CG2	2.08	0.82
25:DA:319:G:C2'	25:DA:320:A:O5'	2.28	0.82
21:AU:36:PHE:HA	21:AU:39:LYS:CE	2.10	0.82
1:AA:1083:U:H5	1:AA:1084:G:C5	1.98	0.82
41:CQ:23:TYR:O	41:CQ:24:TYR:CB	2.28	0.82
1:BA:86:G:H1'	1:BA:87:C:O4'	1.80	0.82
25:DA:2792:A:C2	25:DA:2793:C:C5	2.66	0.82
1:BA:1261:A:C2	1:BA:1262:C:C5	2.68	0.82
25:DA:1013:C:OP2	60:DA:3608:HOH:O	1.98	0.82
25:DA:2879:A:H4'	25:DA:2880:C:OP1	1.77	0.82
30:CF:118:ALA:HB1	30:CF:166:ARG:HD2	1.60	0.81
1:BA:188:C:H2'	1:BA:188:C:O2	1.80	0.81
1:AA:511:C:C2	1:AA:512:U:C5	2.68	0.81
1:BA:783:C:H2'	1:BA:784:A:H5'	1.62	0.81
25:DA:1779:U:C5	25:DA:1784:A:N7	2.48	0.81
1:AA:1397:C:O2'	1:AA:1398:A:OP1	1.96	0.81
1:BA:1108:G:H5''	3:BC:175:HIS:CD2	2.15	0.81
25:CA:1838:C:C2	25:CA:1898:U:C5	2.68	0.81
5:AE:136:VAL:O	5:AE:137:ARG:CB	2.27	0.81
41:CQ:78:PHE:CZ	41:CQ:82:LEU:HD11	2.15	0.81
42:DR:49:ILE:HD12	42:DR:52:PRO:HA	1.62	0.81
25:DA:2585:U:O2'	25:DA:2586:U:H5'	1.80	0.81
22:AV:52:G:C2	22:AV:53:G:C8	2.68	0.81
25:CA:2551:C:OP1	60:CA:3434:HOH:O	1.97	0.81
25:CA:804:A:H5''	25:CA:805:G:OP1	1.80	0.81
25:DA:1551:A:H2'	25:DA:1552:A:H5'	1.61	0.81
55:D4:17:VAL:HB	55:D4:26:ILE:HD11	1.62	0.81
33:CI:75:ALA:HB1	33:CI:128:ILE:CG2	2.11	0.81

Continued on next page...

Continued from previous page...

Atom-1	Atom-2	Distance(Å)	Clash(Å)
25:DA:528:A:C8	25:DA:528:A:H3'	2.16	0.81
1:AA:79:G:H1	1:AA:90:C:H42	1.28	0.81
3:BC:22:PHE:CD2	3:BC:23:ALA:N	2.49	0.81
1:BA:71:A:C2	1:BA:100:G:C8	2.67	0.81
28:CD:181:ASP:OD2	28:CD:184:ARG:HD3	1.80	0.81
25:DA:1539:U:O2	25:DA:1540:G:C8	2.34	0.81
25:CA:1462:C:H2'	25:CA:1463:C:H5'	1.63	0.81
25:DA:2666:C:C5	25:DA:2667:C:C5	2.68	0.81
25:DA:2326:C:H1'	25:DA:2327:A:OP1	1.80	0.81
25:CA:2007:U:C2'	25:CA:2008:C:H5'	2.10	0.81
33:DI:124:MET:HA	33:DI:127:SER:HB3	1.61	0.81
1:BA:1053:G:N7	1:BA:1199:U:H3'	1.93	0.81
32:DH:9:VAL:HG22	32:DH:35:LYS:HE2	1.63	0.81
14:AN:41:ARG:HB2	14:AN:42:TRP:CZ3	2.16	0.81
25:DA:2143:C:H2'	25:DA:2144:G:O4'	1.79	0.81
25:DA:319:G:H2'	25:DA:320:A:O5'	1.81	0.81
10:BJ:57:VAL:O	10:BJ:58:ASN:HB2	1.80	0.81
1:BA:965:U:O2'	1:BA:966:G:OP2	1.97	0.81
1:BA:1348:U:H4'	9:BI:121:ARG:HG3	1.63	0.81
25:DA:1866:A:C2	25:DA:1876:A:C5	2.68	0.81
25:DA:1333:G:C2	25:DA:1334:G:C8	2.69	0.81
25:CA:1603:A:OP1	60:CA:3414:HOH:O	1.99	0.80
17:BQ:45:VAL:HG21	17:BQ:60:ILE:HD11	1.63	0.80
11:BK:51:PHE:CZ	11:BK:61:ALA:HA	2.16	0.80
25:CA:2346:A:H3'	25:CA:2347:C:H5'	1.64	0.80
5:BE:148:SER:HB2	5:BE:151:MET:HG3	1.62	0.80
5:AE:89:THR:HG22	5:AE:90:GLY:N	1.96	0.80
25:CA:1993:U:H4'	28:CD:133:THR:HG21	1.63	0.80
1:BA:1239:A:H4'	1:BA:1240:U:OP1	1.81	0.80
25:DA:685:A:H4'	25:DA:686:U:O5'	1.79	0.80
5:BE:101:GLY:O	5:BE:103:GLY:N	2.14	0.80
1:AA:181:A:N6	1:AA:195:A:C8	2.49	0.80
25:CA:1269:A:OP2	60:CA:3382:HOH:O	1.99	0.80
37:CM:16:ARG:HG2	37:CM:16:ARG:HH11	1.46	0.80
1:AA:204:G:H3'	1:AA:205:A:C5'	2.10	0.80
11:BK:14:GLN:HA	11:BK:76:TYR:HA	1.63	0.80
27:CC:164:VAL:HG22	27:CC:172:THR:O	1.81	0.80
1:BA:532:A:N6	1:BA:1206:G:O2'	2.15	0.80
2:AB:212:TYR:O	2:AB:216:VAL:HG23	1.80	0.80
5:BE:95:MET:CE	5:BE:114:LEU:HD21	2.11	0.80
8:AH:58:LEU:HD13	8:AH:59:GLU:N	1.97	0.80
31:DG:53:PRO:HG3	31:DG:61:TRP:CE2	2.15	0.80

Continued on next page...

Continued from previous page...

Atom-1	Atom-2	Distance(Å)	Clash(Å)
1:AA:277:C:H2'	1:AA:278:G:O5'	1.82	0.80
32:CH:125:THR:HA	32:CH:146:VAL:HB	1.63	0.80
1:BA:1225:A:H2'	1:BA:1226:C:C5	2.17	0.80
25:DA:1401:G:C5	25:DA:1402:U:C5	2.70	0.80
25:DA:2340:A:H2'	25:DA:2341:G:C8	2.17	0.80
31:CG:37:ASN:O	31:CG:38:ASP:CB	2.30	0.80
3:AC:26:LYS:H	3:AC:26:LYS:HD2	1.47	0.80
1:BA:738:C:H2'	1:BA:739:C:H6	1.47	0.80
20:BT:35:TYR:CE1	20:BT:39:GLU:HB2	2.17	0.80
2:AB:162:VAL:HG11	2:AB:182:VAL:HG13	1.63	0.80
13:AM:28:ARG:CZ	13:AM:62:PHE:HB2	2.12	0.80
27:DC:242:HIS:O	27:DC:244:VAL:HG13	1.82	0.80
32:DH:53:GLU:O	32:DH:57:LYS:HB3	1.82	0.80
25:DA:1131:G:OP1	34:DJ:82:GLY:HA2	1.82	0.80
3:AC:76:ILE:HA	3:AC:83:VAL:HG23	1.64	0.80
2:AB:98:GLY:O	2:AB:102:ASN:HB2	1.81	0.80
2:AB:146:SER:O	2:AB:147:LEU:HG	1.80	0.80
25:DA:1444:G:H2'	25:DA:1445:G:C8	2.17	0.80
25:CA:2427:C:H5''	25:CA:2428:G:OP1	1.82	0.80
3:BC:71:ARG:HB3	3:BC:74:ILE:HG22	1.64	0.80
1:AA:17:U:H2'	1:AA:18:C:C6	2.17	0.80
1:AA:513:C:C2'	1:AA:514:C:O5'	2.30	0.80
25:DA:2262:U:O2'	25:DA:2263:C:H5'	1.82	0.80
42:DR:51:VAL:HB	42:DR:52:PRO:HD2	1.64	0.79
1:BA:1181:G:O2'	1:BA:1182:G:C8	2.35	0.79
1:BA:1181:G:O2'	1:BA:1182:G:N7	2.15	0.79
32:DH:117:LEU:HD21	32:DH:121:VAL:HA	1.62	0.79
37:CM:16:ARG:CG	37:CM:16:ARG:HH11	1.95	0.79
1:AA:481:G:H5''	1:AA:481:G:C8	2.17	0.79
1:AA:573:A:OP2	60:AA:1737:HOH:O	2.00	0.79
31:DG:112:VAL:HG11	31:DG:150:TYR:CE2	2.17	0.79
25:DA:2022:U:OP1	60:DA:3668:HOH:O	2.00	0.79
2:AB:46:VAL:HB	2:AB:47:PRO:HD3	1.64	0.79
1:BA:154:U:C2	1:BA:168:G:N2	2.50	0.79
1:AA:587:G:H4'	8:AH:3:GLN:HA	1.65	0.79
10:AJ:10:LEU:HB2	10:AJ:72:ARG:HB2	1.63	0.79
26:CB:57:A:H4'	30:CF:26:GLN:NE2	1.96	0.79
1:AA:91:U:H2'	1:AA:92:U:O4'	1.82	0.79
1:BA:1540:U:O3'	21:BU:17:ARG:CZ	2.31	0.79
49:DY:26:PHE:CE2	49:DY:30:MET:HG2	2.17	0.79
4:BD:160:LEU:HD22	4:BD:161:ALA:N	1.97	0.79
12:BL:33:CYS:HB3	12:BL:54:VAL:HG22	1.63	0.79

Continued on next page...

Continued from previous page...

Atom-1	Atom-2	Distance(Å)	Clash(Å)
2:AB:216:VAL:O	2:AB:219:THR:HG23	1.82	0.79
25:DA:2783:U:H2'	25:DA:2784:U:H6	1.47	0.79
1:AA:206:C:H2'	1:AA:207:C:O4'	1.80	0.79
2:AB:50:ASN:O	2:AB:51:GLU:HB2	1.80	0.79
1:BA:869:G:O6	60:BA:1819:HOH:O	1.99	0.79
25:CA:1410:G:N7	60:CA:3628:HOH:O	2.14	0.79
33:CI:15:GLY:HA2	33:CI:50:LYS:HB3	1.64	0.79
36:DL:81:ASP:HA	36:DL:84:LYS:HG3	1.63	0.79
25:DA:984:A:H5''	25:DA:985:C:OP2	1.82	0.79
1:BA:841:C:H3'	1:BA:843:U:H5''	1.64	0.79
25:DA:1587:G:C5	25:DA:1588:G:N7	2.50	0.79
33:CI:96:LYS:HG3	33:CI:138:VAL:HG22	1.65	0.79
22:AV:18:G:H2'	22:AV:58:A:C2	2.18	0.79
8:AH:9:MET:HE1	8:AH:32:LYS:HA	1.65	0.79
9:BI:49:GLN:HA	9:BI:52:GLU:CD	2.02	0.79
25:CA:2305:U:N3	30:CF:150:GLY:HA3	1.98	0.79
25:DA:1799:G:OP1	27:DC:257:ARG:HD2	1.81	0.79
25:CA:2800:A:H3'	25:CA:2801:G:C5'	2.13	0.79
25:DA:1084:A:H2'	25:DA:1085:A:C8	2.18	0.79
25:CA:1179:G:N7	25:CA:1180:U:C1'	2.45	0.79
4:AD:169:TRP:HB3	4:AD:183:ARG:NH1	1.97	0.79
32:DH:59:ALA:O	32:DH:62:LEU:CD1	2.30	0.79
5:BE:103:GLY:HA3	5:BE:121:ASN:HA	1.63	0.79
1:AA:143:A:N3	1:AA:143:A:H2'	1.97	0.79
20:AT:24:ARG:O	20:AT:28:ARG:HG3	1.82	0.79
37:DM:108:VAL:HG12	37:DM:109:PRO:HD2	1.65	0.79
43:DS:20:VAL:HG21	43:DS:43:ALA:CB	2.13	0.79
25:CA:323:C:H2'	29:CE:163:ASN:ND2	1.97	0.79
25:CA:960:A:H5''	25:CA:961:C:OP2	1.82	0.79
29:CE:189:THR:HG22	29:CE:192:ALA:H	1.46	0.79
1:AA:1425:U:O2'	1:AA:1426:G:H5'	1.81	0.79
25:DA:1342:A:OP2	60:DA:3719:HOH:O	2.00	0.79
2:AB:65:LYS:N	2:AB:65:LYS:HD3	1.96	0.79
1:AA:1538:C:H2'	1:AA:1539:C:H5'	1.63	0.79
4:AD:16:THR:HG22	4:AD:17:ASP:N	1.97	0.79
2:AB:103:TRP:CZ3	2:AB:157:PRO:HD3	2.17	0.79
4:BD:79:ALA:HA	4:BD:85:THR:OG1	1.82	0.79
2:AB:63:LYS:HE2	2:AB:63:LYS:HA	1.64	0.79
42:DR:68:ARG:HD3	42:DR:92:TRP:CZ2	2.18	0.79
56:DB:33:G:O2'	56:DB:34:A:O5'	2.00	0.79
21:AU:35:GLU:O	21:AU:36:PHE:HB2	1.83	0.79
1:AA:1285:A:H4'	1:AA:1286:U:N3	1.97	0.79

Continued on next page...

Continued from previous page...

Atom-1	Atom-2	Distance(Å)	Clash(Å)
1:AA:1330:U:H2'	1:AA:1331:G:H5'	1.62	0.79
32:DH:40:THR:O	32:DH:42:LYS:N	2.15	0.79
1:BA:463:U:H5'	1:BA:464:U:OP2	1.82	0.79
2:BB:98:GLY:HA2	2:BB:101:THR:HG23	1.63	0.79
4:AD:31:CYS:O	4:AD:32:LYS:HB2	1.83	0.79
5:AE:102:THR:HG22	5:AE:103:GLY:N	1.97	0.79
35:CK:118:LEU:O	35:CK:119:ALA:HB3	1.81	0.79
27:DC:65:ASP:OD2	27:DC:101:ARG:HD3	1.83	0.79
1:AA:4:U:OP1	1:AA:5:U:O4	2.01	0.79
1:BA:922:G:H4'	5:BE:24:VAL:HA	1.65	0.79
25:CA:2152:G:C5	25:CA:2153:C:C5	2.70	0.79
35:DK:118:LEU:O	35:DK:119:ALA:CB	2.31	0.79
2:AB:150:ILE:HG23	2:AB:151:LYS:H	1.47	0.78
25:CA:1179:G:N7	25:CA:1180:U:H1'	1.99	0.78
32:CH:116:ARG:HD2	32:CH:133:GLN:HG2	1.64	0.78
31:DG:29:ASN:HB3	31:DG:78:VAL:HA	1.65	0.78
36:DL:79:LEU:H	36:DL:113:ALA:HB3	1.47	0.78
25:CA:1854:A:C2'	25:CA:1855:U:H5'	2.11	0.78
1:AA:1159:U:O2	1:AA:1182:G:C2	2.35	0.78
25:DA:2793:C:H2'	25:DA:2794:C:C6	2.18	0.78
25:DA:2162:G:H4'	25:DA:2163:A:OP1	1.83	0.78
25:CA:752:A:N6	25:CA:2609:U:H3	1.80	0.78
10:AJ:51:VAL:O	10:AJ:62:ARG:HA	1.84	0.78
16:BP:18:GLN:HG3	16:BP:35:ARG:HD2	1.66	0.78
25:CA:1084:A:H3'	25:CA:1085:A:C8	2.18	0.78
11:AK:51:PHE:HB3	11:AK:55:ARG:HB3	1.65	0.78
2:BB:98:GLY:O	2:BB:100:LEU:N	2.17	0.78
25:DA:2135:A:C2	25:DA:2136:G:H1'	2.18	0.78
12:BL:109:ARG:NH2	12:BL:116:TYR:CE2	2.51	0.78
25:DA:1720:U:H2'	25:DA:1721:G:O4'	1.82	0.78
25:CA:1203:U:O4	25:CA:1204:A:C6	2.36	0.78
40:CP:14:GLN:O	40:CP:15:ASP:HB3	1.82	0.78
1:BA:1302:C:C5	13:BM:16:ILE:HD13	2.18	0.78
25:DA:761:A:OP1	60:DA:3697:HOH:O	2.00	0.78
32:DH:31:VAL:O	32:DH:32:PRO:C	2.21	0.78
25:CA:2498:C:P	60:CA:3692:HOH:O	2.40	0.78
1:AA:376:G:N3	1:AA:389:A:C2	2.52	0.78
42:CR:86:GLN:HG3	42:CR:87:GLN:N	1.97	0.78
1:AA:1113:C:H2'	1:AA:1114:C:H6	1.48	0.78
31:DG:42:VAL:HG23	31:DG:50:THR:O	1.83	0.78
4:AD:61:ARG:HG2	4:AD:71:PHE:CD2	2.18	0.78
25:DA:1277:G:H5'	38:DN:20:MET:CE	2.12	0.78

Continued on next page...

Continued from previous page...

Atom-1	Atom-2	Distance(Å)	Clash(Å)
2:BB:112:ARG:CZ	2:BB:116:LEU:HD11	2.13	0.78
25:DA:2531:A:H4'	31:DG:156:TYR:CE1	2.18	0.78
38:CN:49:GLU:OE2	38:CN:95:THR:HG22	1.83	0.78
25:DA:1070:A:H2'	25:DA:1097:U:OP1	1.84	0.78
25:CA:1779:U:C5	25:CA:1784:A:N7	2.51	0.78
25:CA:790:U:O2'	25:CA:791:C:P	2.42	0.78
2:AB:34:ARG:NE	2:AB:34:ARG:HA	1.98	0.78
10:BJ:6:ILE:HD12	10:BJ:76:ILE:HB	1.66	0.78
5:AE:114:LEU:HG	5:AE:119:VAL:HG21	1.64	0.78
1:BA:738:C:H2'	1:BA:739:C:C6	2.19	0.78
9:BI:29:ILE:HA	9:BI:64:ILE:O	1.82	0.78
25:DA:2125:G:H5'	25:DA:2126:A:OP2	1.84	0.78
27:DC:140:VAL:HG12	27:DC:190:THR:O	1.84	0.78
25:DA:1097:U:C5	25:DA:1098:A:H1'	2.19	0.78
33:DI:68:PHE:HD1	33:DI:68:PHE:N	1.82	0.78
1:BA:501:C:H1'	1:BA:549:C:H1'	1.66	0.78
25:CA:1567:G:C8	27:CC:82:TYR:CE1	2.72	0.78
24:AY:76:SER:HB3	24:AY:77:PRO:HD3	1.65	0.78
25:CA:219:A:N7	60:CA:3224:HOH:O	2.17	0.78
2:AB:81:ASP:O	2:AB:84:LEU:N	2.17	0.78
25:DA:1866:A:N1	25:DA:1876:A:C8	2.52	0.78
9:AI:29:ILE:HD11	9:AI:37:TYR:CG	2.19	0.78
25:CA:1474:U:C4	25:CA:1475:G:N2	2.52	0.78
25:CA:587:C:OP2	36:CL:21:ARG:NH1	2.17	0.78
25:CA:946:C:OP2	60:CA:3348:HOH:O	2.01	0.78
25:CA:1417:C:H2'	25:CA:1418:G:O4'	1.84	0.77
41:DQ:35:PHE:CZ	41:DQ:39:ILE:HD11	2.20	0.77
8:BH:77:VAL:HG11	8:BH:124:ILE:HD11	1.65	0.77
25:CA:2790:U:H5'	25:CA:2893:A:N7	1.99	0.77
32:CH:82:SER:HB2	32:CH:94:ILE:HD11	1.66	0.77
1:AA:1271:A:H5'	1:AA:1314:C:H5'	1.66	0.77
40:CP:92:ARG:O	40:CP:93:LYS:CB	2.30	0.77
25:DA:228:C:H4'	25:DA:229:C:H5''	1.65	0.77
6:BF:47:LEU:HB2	6:BF:55:HIS:HA	1.66	0.77
1:AA:1493:A:H8	1:AA:1493:A:OP2	1.67	0.77
25:DA:277:G:H1'	25:DA:361:G:O6	1.84	0.77
45:DU:11:ILE:HG21	45:DU:79:ALA:HB2	1.64	0.77
42:CR:46:GLU:OE1	42:CR:46:GLU:O	2.01	0.77
11:AK:30:ILE:HB	11:AK:45:THR:HG22	1.65	0.77
11:BK:126:ARG:H	21:BU:33:ARG:NH2	1.81	0.77
5:BE:152:VAL:HG23	5:BE:156:ARG:CB	2.13	0.77
25:DA:1588:G:C6	25:DA:1589:U:O4	2.37	0.77

Continued on next page...

Continued from previous page...

Atom-1	Atom-2	Distance(Å)	Clash(Å)
16:AP:75:ILE:O	16:AP:78:VAL:HG12	1.83	0.77
1:AA:1060:U:H4'	10:AJ:53:ILE:HG22	1.64	0.77
27:DC:140:VAL:CG1	27:DC:190:THR:O	2.32	0.77
25:DA:2822:G:O6	38:DN:2:ARG:HG2	1.84	0.77
48:DX:53:LYS:O	48:DX:56:ARG:HB2	1.84	0.77
1:BA:1006:G:H2'	1:BA:1007:U:C6	2.19	0.77
25:DA:1450:G:C6	25:DA:1451:C:N4	2.52	0.77
40:DP:45:VAL:O	40:DP:60:VAL:HA	1.83	0.77
25:DA:585:G:N7	41:DQ:5:ARG:NH1	2.32	0.77
17:AQ:47:ASP:OD1	17:AQ:50:ASN:HA	1.84	0.77
28:DD:172:VAL:CG2	28:DD:194:PRO:HD3	2.14	0.77
4:AD:36:ALA:HA	4:AD:41:GLY:CA	2.13	0.77
25:CA:2142:A:H2'	25:CA:2143:C:C6	2.18	0.77
25:CA:2152:G:C6	25:CA:2153:C:C4	2.73	0.77
27:CC:42:ARG:HH11	27:CC:42:ARG:CG	1.97	0.77
25:CA:1869:G:H3'	25:CA:1870:C:H5'	1.65	0.77
25:CA:1074:G:H2'	25:CA:1075:C:H5'	1.65	0.77
42:DR:49:ILE:CD1	42:DR:52:PRO:HA	2.15	0.77
1:BA:1073:U:O2	1:BA:1073:U:H2'	1.81	0.77
1:AA:1412:C:C2	1:AA:1489:G:N2	2.53	0.77
2:AB:22:TRP:CZ3	2:AB:24:PRO:HA	2.19	0.77
5:BE:136:VAL:O	5:BE:137:ARG:HB2	1.83	0.77
2:BB:89:PHE:HB3	2:BB:149:GLY:O	1.83	0.77
2:BB:162:VAL:HG23	2:BB:184:ALA:HB2	1.67	0.77
52:C1:16:THR:HG21	52:C1:41:VAL:HB	1.64	0.77
1:BA:978:A:P	1:BA:1362:A:N6	2.58	0.77
25:DA:1711:A:O2'	25:DA:1712:U:H5'	1.84	0.77
25:CA:2007:U:H2'	25:CA:2008:C:H5'	1.65	0.77
25:CA:1604:C:OP1	60:CA:3408:HOH:O	2.03	0.77
3:AC:21:TRP:CB	3:AC:58:ARG:HG2	2.15	0.77
25:DA:1179:G:C5	25:DA:1180:U:H1'	2.19	0.77
53:C2:43:THR:O	53:C2:44:VAL:HB	1.83	0.77
36:DL:30:THR:O	36:DL:33:ARG:HG2	1.83	0.77
32:DH:72:ILE:HG22	32:DH:73:ASN:N	1.99	0.77
1:BA:1129:C:O2'	1:BA:1139:G:N7	2.18	0.77
8:AH:74:ILE:HD12	8:AH:127:TYR:O	1.85	0.77
1:AA:71:A:H3'	1:AA:71:A:OP2	1.85	0.77
2:BB:162:VAL:O	2:BB:184:ALA:HA	1.84	0.77
36:CL:110:VAL:O	36:CL:111:ILE:O	2.02	0.77
30:DF:41:GLU:HB2	30:DF:48:LEU:CD2	2.15	0.77
25:CA:2283:C:H5''	25:CA:2389:G:O2'	1.83	0.77
25:CA:359:G:C6	25:CA:360:U:C5	2.73	0.77

Continued on next page...

Continued from previous page...

Atom-1	Atom-2	Distance(Å)	Clash(Å)
25:DA:2230:G:H2'	25:DA:2231:U:H6	1.50	0.77
1:BA:1244:G:C2	1:BA:1294:G:C2	2.73	0.77
50:CZ:1:ALA:HB1	50:CZ:2:LYS:HE3	1.66	0.77
13:AM:44:ILE:HG13	13:AM:47:LEU:HD13	1.67	0.77
16:AP:19:VAL:CG2	16:AP:36:VAL:O	2.33	0.77
27:CC:216:ARG:HB3	27:CC:217:PRO:CD	2.15	0.77
3:BC:149:LYS:HB3	3:BC:168:ARG:HG2	1.66	0.77
25:CA:278:A:H2	25:CA:362:A:C8	2.02	0.77
37:CM:111:GLU:CD	37:CM:111:GLU:C	2.43	0.77
27:DC:16:VAL:N	27:DC:203:VAL:HG22	1.99	0.77
9:AI:56:MET:SD	9:AI:57:VAL:N	2.57	0.77
1:BA:934:C:C5	1:BA:1344:C:C6	2.73	0.77
45:CU:6:ARG:O	45:CU:7:ASP:O	2.03	0.77
1:BA:332:G:H2'	1:BA:333:U:H5'	1.67	0.77
3:BC:41:TYR:CZ	3:BC:45:GLU:HG2	2.19	0.77
22:AV:59:U:C5	22:AV:60:U:C4	2.73	0.77
1:AA:205:A:OP1	1:AA:205:A:H4'	1.84	0.77
1:AA:1490:U:C2'	1:AA:1491:G:H5'	2.15	0.77
27:CC:234:GLY:O	27:CC:235:GLU:HB2	1.85	0.77
25:CA:1922:G:C5	25:CA:1923:U:C5	2.72	0.77
27:CC:35:LYS:O	27:CC:36:ASN:CB	2.31	0.77
1:AA:1439:G:C5	1:AA:1440:U:C5	2.73	0.77
1:BA:982:U:H4'	1:BA:983:A:H5'	1.67	0.76
25:DA:1084:A:C6	25:DA:1085:A:C6	2.73	0.76
17:AQ:15:LYS:N	17:AQ:16:MET:SD	2.58	0.76
1:BA:308:C:H2'	1:BA:309:A:C8	2.20	0.76
10:AJ:80:THR:HB	10:AJ:83:THR:HB	1.66	0.76
3:BC:17:TRP:CZ2	14:BN:95:GLY:HA2	2.20	0.76
1:BA:385:C:C5	1:BA:386:C:C5	2.73	0.76
1:BA:1492:A:N3	25:DA:1913:A:N6	2.33	0.76
12:BL:89:LEU:HB2	12:BL:92:VAL:HG21	1.66	0.76
5:BE:154:ALA:HB3	5:BE:155:LYS:HE3	1.66	0.76
25:DA:2112:G:N3	25:DA:2112:G:H2'	1.98	0.76
21:AU:36:PHE:HA	21:AU:39:LYS:HE3	1.65	0.76
25:CA:2151:U:H2'	25:CA:2152:G:C8	2.20	0.76
25:DA:1906:G:H2'	25:DA:1907:G:H5''	1.67	0.76
25:CA:197:A:N6	25:CA:2430:A:H2'	2.00	0.76
25:CA:1059:G:OP2	25:CA:1060:U:O2'	2.02	0.76
6:BF:39:LEU:HD12	6:BF:40:GLU:N	2.00	0.76
3:BC:171:ARG:O	3:BC:173:PRO:HD3	1.84	0.76
25:DA:722:A:H2'	25:DA:723:C:O4'	1.85	0.76
43:DS:59:GLU:HG3	43:DS:66:ILE:HD11	1.65	0.76

Continued on next page...

Continued from previous page...

Atom-1	Atom-2	Distance(Å)	Clash(Å)
2:AB:215:ALA:O	2:AB:219:THR:HG22	1.86	0.76
25:DA:2346:A:H3'	25:DA:2347:C:H5'	1.66	0.76
25:CA:1869:G:C3'	25:CA:1870:C:H5'	2.15	0.76
16:AP:19:VAL:HG13	16:AP:38:PHE:HA	1.64	0.76
25:DA:1045:C:C3'	25:DA:1046:A:H5'	2.16	0.76
49:CY:56:LEU:O	49:CY:57:LEU:CB	2.32	0.76
25:CA:2103:C:C2'	25:CA:2104:C:H5'	2.16	0.76
25:CA:195:A:N7	60:CA:3767:HOH:O	2.18	0.76
28:DD:181:ASP:HB3	28:DD:186:LEU:HB2	1.67	0.76
25:DA:1063:G:O2'	33:DI:88:GLY:HA3	1.84	0.76
2:AB:49:PHE:HA	2:AB:212:TYR:OH	1.85	0.76
25:DA:1746:A:H2'	25:DA:1747:U:H6	1.47	0.76
38:DN:55:ALA:HA	38:DN:80:PHE:CE1	2.21	0.76
3:BC:110:LEU:HD13	3:BC:145:ALA:HB2	1.68	0.76
43:DS:73:LYS:HB2	43:DS:106:VAL:HB	1.67	0.76
25:CA:1494:A:C2'	25:CA:1495:A:O5'	2.34	0.76
3:AC:71:ARG:O	3:AC:74:ILE:HG22	1.86	0.76
1:BA:1333:A:H2'	1:BA:1334:G:O4'	1.86	0.76
8:AH:100:ILE:HD11	8:AH:128:VAL:CG2	2.16	0.76
25:DA:1777:U:O2'	25:DA:1778:U:H5'	1.86	0.76
1:AA:209:U:C5'	1:AA:210:C:OP2	2.34	0.76
3:AC:24:ASN:O	3:AC:26:LYS:HG2	1.86	0.76
25:DA:1045:C:H1'	25:DA:1047:G:C6	2.20	0.76
25:CA:1528:A:H5''	25:CA:1529:G:OP2	1.85	0.76
9:BI:56:MET:HB3	9:BI:60:LEU:HD23	1.67	0.76
32:CH:59:ALA:O	32:CH:62:LEU:HG	1.86	0.76
5:AE:23:THR:HA	5:AE:28:ARG:HA	1.66	0.76
29:DE:149:ILE:HG23	29:DE:188:MET:HG2	1.67	0.76
25:CA:761:A:P	60:CA:3700:HOH:O	2.42	0.76
1:AA:1032:G:C2	1:AA:1033:G:H1'	2.20	0.76
1:BA:374:A:H5''	1:BA:452:A:C2	2.20	0.76
25:CA:1736:U:H2'	25:CA:1737:G:O4'	1.85	0.76
29:DE:148:ILE:HD13	29:DE:187:VAL:HG12	1.68	0.76
25:DA:1556:C:O2'	25:DA:1557:C:H5'	1.84	0.76
22:AV:21:A:N6	22:AV:46:G:C4	2.54	0.76
25:CA:1462:C:C2'	25:CA:1463:C:H5'	2.15	0.76
32:CH:79:THR:HA	32:CH:145:ASN:HB2	1.68	0.76
25:DA:1827:U:H5'	25:DA:1971:U:H5'	1.67	0.76
32:DH:116:ARG:HG3	32:DH:133:GLN:HG3	1.68	0.76
25:CA:999:U:OP2	60:CA:3358:HOH:O	2.03	0.76
1:BA:261:U:OP2	20:BT:70:LYS:HD2	1.86	0.76
19:BS:14:LEU:HA	19:BS:17:LYS:HD2	1.66	0.76

Continued on next page...

Continued from previous page...

Atom-1	Atom-2	Distance(Å)	Clash(Å)
16:AP:68:SER:HB2	16:AP:71:VAL:HB	1.67	0.76
1:BA:1538:C:H2'	1:BA:1539:C:C6	2.21	0.76
32:DH:2:GLN:O	32:DH:3:VAL:O	2.04	0.76
1:AA:1348:U:C5	1:AA:1373:G:N2	2.53	0.76
46:CV:80:HIS:CE1	46:CV:81:PRO:HD2	2.20	0.76
4:AD:190:LEU:O	4:AD:191:SER:HB2	1.86	0.76
28:DD:140:HIS:CD2	60:DD:303:HOH:O	2.37	0.76
25:DA:1725:U:H2'	25:DA:1726:C:O4'	1.86	0.76
25:CA:2277:G:H2'	25:CA:2278:A:O5'	1.85	0.76
25:CA:1046:A:H4'	25:CA:1046:A:OP2	1.86	0.76
10:AJ:44:THR:HG22	10:AJ:70:HIS:HA	1.67	0.76
25:DA:2340:A:H2'	25:DA:2341:G:H8	1.50	0.76
1:AA:1032:G:H5'	1:AA:1033:G:OP2	1.85	0.76
37:CM:15:GLY:O	37:CM:16:ARG:HD2	1.85	0.76
25:DA:1788:C:O2'	25:DA:1789:A:H5'	1.86	0.76
1:BA:381:C:H2'	1:BA:382:A:O4'	1.86	0.76
51:D0:54:ILE:HG22	51:D0:55:ALA:N	2.00	0.76
1:AA:620:C:H1'	4:AD:131:ILE:CD1	2.16	0.76
13:AM:21:ILE:HB	13:AM:24:VAL:HG21	1.66	0.75
10:AJ:27:GLU:HA	10:AJ:30:LYS:HE2	1.68	0.75
1:BA:1412:C:H2'	1:BA:1413:A:C8	2.21	0.75
15:AO:66:LEU:HD13	15:AO:87:ARG:NH2	2.01	0.75
25:CA:2681:C:OP2	28:CD:114:LYS:HE3	1.85	0.75
21:BU:9:GLU:CG	21:BU:10:PRO:HD3	2.15	0.75
33:CI:124:MET:HA	33:CI:127:SER:HB3	1.68	0.75
42:DR:46:GLU:CD	42:DR:46:GLU:C	2.44	0.75
32:DH:24:GLY:O	32:DH:28:ASN:HB2	1.87	0.75
25:DA:860:U:H1'	25:DA:2268:A:H5'	1.68	0.75
25:DA:1779:U:H5	25:DA:1784:A:N7	1.84	0.75
1:AA:204:G:H2'	1:AA:205:A:O4'	1.87	0.75
20:BT:42:ASP:CB	20:BT:45:ALA:HB3	2.16	0.75
9:AI:113:LYS:HG2	9:AI:119:LYS:HA	1.68	0.75
2:BB:67:LEU:HD22	2:BB:69:VAL:CG2	2.16	0.75
38:DN:85:PRO:HA	38:DN:88:ALA:HB2	1.68	0.75
1:BA:595:A:C2	1:BA:641:U:N3	2.54	0.75
25:CA:2071:A:H2'	25:CA:2072:C:C6	2.21	0.75
34:DJ:5:THR:HG22	34:DJ:6:ALA:O	1.86	0.75
11:AK:91:GLY:O	11:AK:95:THR:HG22	1.86	0.75
10:AJ:27:GLU:HA	10:AJ:30:LYS:CE	2.17	0.75
5:BE:136:VAL:O	5:BE:137:ARG:CB	2.34	0.75
45:CU:11:ILE:HG21	45:CU:79:ALA:HB2	1.68	0.75
25:CA:1509:A:O2'	25:CA:1510:G:OP2	2.03	0.75

Continued on next page...

Continued from previous page...

Atom-1	Atom-2	Distance(Å)	Clash(Å)
25:DA:45:G:H5''	25:DA:46:G:H5'	1.67	0.75
1:BA:1313:U:OP2	19:BS:5:LYS:HA	1.86	0.75
32:DH:57:LYS:HG3	32:DH:58:LEU:HD23	1.67	0.75
2:BB:116:LEU:HB3	2:BB:140:LEU:HD11	1.68	0.75
21:AU:9:GLU:CD	21:AU:10:PRO:HD3	2.06	0.75
37:CM:36:VAL:HG23	37:CM:129:THR:HG22	1.68	0.75
25:CA:547:A:N7	25:CA:548:G:H1'	2.01	0.75
56:DB:62:C:H2'	56:DB:63:C:H6	1.50	0.75
25:DA:1122:G:H2'	25:DA:1122:G:N3	2.02	0.75
21:AU:40:PRO:HA	21:AU:44:ARG:NH1	2.01	0.75
12:BL:106:VAL:HG21	12:BL:116:TYR:HB3	1.69	0.75
14:BN:64:CYS:HB2	14:BN:80:SER:OG	1.87	0.75
1:AA:131:A:H2'	1:AA:132:C:C6	2.20	0.75
25:CA:1053:C:N3	25:CA:1054:A:C8	2.54	0.75
2:BB:51:GLU:HG2	2:BB:197:PHE:CE1	2.21	0.75
8:AH:1:SER:C	8:AH:3:GLN:N	2.39	0.75
25:CA:1585:C:H2'	25:CA:1586:A:O5'	1.87	0.75
25:CA:1585:C:O2'	25:CA:1586:A:H5'	1.85	0.75
25:CA:2800:A:H3'	25:CA:2801:G:H5'	1.69	0.75
30:CF:42:ALA:HB1	30:CF:45:ASP:O	1.86	0.75
25:DA:419:U:H2'	25:DA:420:C:C6	2.22	0.75
40:CP:102:ARG:CG	40:CP:102:ARG:HH11	1.98	0.75
25:DA:346:A:C5	25:DA:347:A:C8	2.74	0.75
27:DC:158:GLY:HA2	27:DC:194:VAL:O	1.86	0.75
31:DG:3:VAL:HG12	31:DG:68:ARG:HG2	1.68	0.75
2:BB:52:ALA:O	2:BB:56:LEU:HB2	1.85	0.75
27:CC:72:GLY:HA2	27:CC:116:GLN:NE2	2.01	0.75
1:AA:1539:C:OP1	21:AU:17:ARG:CZ	2.35	0.75
25:DA:2585:U:O2'	25:DA:2586:U:C5'	2.35	0.75
25:CA:1071:G:H1'	25:CA:1089:A:C8	2.21	0.75
2:BB:80:LYS:HG2	2:BB:84:LEU:HD23	1.67	0.75
44:DT:30:ILE:HD11	44:DT:32:LEU:CD2	2.17	0.75
1:AA:428:G:O4'	1:AA:430:A:C8	2.40	0.75
1:AA:170:U:O2'	1:AA:171:A:H5'	1.86	0.75
25:DA:1866:A:C2	25:DA:1876:A:C8	2.75	0.75
38:CN:2:ARG:O	38:CN:2:ARG:HD3	1.87	0.75
25:CA:1455:G:OP2	60:CA:3418:HOH:O	2.04	0.75
3:AC:96:VAL:HB	3:AC:97:PRO:CD	2.16	0.75
44:CT:2:ILE:N	44:CT:3:ARG:HB2	2.00	0.75
25:DA:120:U:OP2	25:DA:120:U:H3'	1.86	0.75
1:BA:1314:C:H2'	1:BA:1315:U:C6	2.22	0.75
25:CA:2553:G:C5'	25:CA:2554:U:OP2	2.33	0.75

Continued on next page...

Continued from previous page...

Atom-1	Atom-2	Distance(Å)	Clash(Å)
11:AK:41:LEU:HB3	11:AK:76:TYR:CE2	2.21	0.75
24:AY:155:ARG:NH1	25:CA:2602:A:C2	2.55	0.75
5:AE:81:GLN:N	5:AE:146:MET:CE	2.50	0.75
3:AC:41:TYR:CE2	3:AC:45:GLU:HG3	2.22	0.75
25:DA:1105:U:O2	25:DA:1106:G:C8	2.40	0.75
25:DA:1372:U:O2'	25:DA:1373:A:H5'	1.86	0.75
15:AO:72:LYS:HA	15:AO:72:LYS:HE2	1.66	0.75
42:CR:24:LYS:HA	42:CR:94:THR:HG23	1.68	0.75
19:AS:14:LEU:HD13	19:AS:32:THR:HG21	1.68	0.75
56:DB:116:G:H4'	39:DO:54:VAL:O	1.86	0.75
13:BM:84:CYS:HA	19:BS:72:GLU:O	1.87	0.74
5:AE:44:ARG:HG2	5:AE:72:ASN:HB3	1.69	0.74
1:AA:462:G:H3'	1:AA:463:U:H6	1.51	0.74
1:BA:1182:G:H4'	1:BA:1183:U:C5'	2.16	0.74
25:CA:1530:G:O6	25:CA:1541:C:N3	2.20	0.74
38:CN:24:MET:HG2	38:CN:44:LEU:HD22	1.69	0.74
25:DA:1141:U:H4'	25:DA:1142:A:O4'	1.86	0.74
25:CA:2075:U:H2'	25:CA:2077:A:OP2	1.87	0.74
2:AB:60:ALA:HA	2:AB:64:GLY:CA	2.17	0.74
25:DA:2114:A:H5'	25:DA:2115:G:OP2	1.87	0.74
11:BK:70:ALA:O	11:BK:73:VAL:HG22	1.86	0.74
25:DA:1786:A:H1'	25:DA:1938:A:N6	2.03	0.74
25:DA:1242:U:H2'	25:DA:1243:C:C6	2.22	0.74
14:BN:15:LEU:HB3	14:BN:55:SER:HA	1.69	0.74
1:BA:1326:U:H2'	1:BA:1327:C:C6	2.23	0.74
1:BA:203:G:N2	1:BA:215:C:C2	2.55	0.74
2:BB:67:LEU:HB3	2:BB:160:LEU:CD1	2.16	0.74
25:DA:96:C:H4'	49:DY:41:HIS:CE1	2.22	0.74
1:BA:1386:G:C2	1:BA:1387:G:C8	2.75	0.74
1:AA:109:A:H2'	1:AA:326:G:N2	2.01	0.74
10:AJ:10:LEU:HD23	10:AJ:96:VAL:HG11	1.68	0.74
1:BA:100:G:N7	1:BA:101:A:N7	2.36	0.74
10:AJ:57:VAL:O	10:AJ:58:ASN:HB2	1.86	0.74
25:DA:1178:C:H2'	25:DA:1179:G:C8	2.22	0.74
4:AD:190:LEU:O	4:AD:191:SER:CB	2.34	0.74
34:CJ:30:THR:HG22	34:CJ:31:GLU:N	2.00	0.74
1:AA:447:G:N2	1:AA:486:U:C5	2.55	0.74
32:CH:112:LYS:HA	32:CH:115:VAL:HG23	1.69	0.74
25:DA:60:G:C8	25:DA:62:U:C6	2.74	0.74
1:BA:686:U:C2	1:BA:687:A:N7	2.56	0.74
44:CT:88:LYS:O	44:CT:89:GLU:HG2	1.88	0.74
1:AA:1161:C:H2'	1:AA:1162:C:C6	2.23	0.74

Continued on next page...

Continued from previous page...

Atom-1	Atom-2	Distance(Å)	Clash(Å)
3:BC:71:ARG:HB3	3:BC:74:ILE:CG2	2.17	0.74
17:AQ:59:GLU:HB3	17:AQ:75:VAL:HG23	1.68	0.74
1:BA:684:U:C2'	1:BA:685:G:H5'	2.17	0.74
4:BD:36:ALA:H	4:BD:37:PRO:HD3	1.52	0.74
25:DA:1385:A:H1'	25:DA:1386:C:C6	2.23	0.74
37:CM:51:ARG:O	37:CM:55:ARG:HB2	1.85	0.74
21:AU:19:LYS:NZ	21:AU:19:LYS:HA	2.01	0.74
56:DB:116:G:H5'	39:DO:55:GLU:HG3	1.70	0.74
25:DA:632:A:H2'	25:DA:633:A:C8	2.22	0.74
6:AF:18:VAL:HB	6:AF:19:PRO:CD	2.18	0.74
1:BA:1345:U:C4	1:BA:1377:A:C2	2.75	0.74
25:DA:2323:G:H2'	25:DA:2324:U:O4'	1.86	0.74
35:DK:118:LEU:O	35:DK:119:ALA:HB3	1.88	0.74
40:DP:32:VAL:HG12	40:DP:32:VAL:O	1.87	0.74
1:BA:66:A:H4'	1:BA:173:U:C5	2.22	0.74
25:CA:1929:G:N3	25:CA:1929:G:C5'	2.51	0.74
1:AA:711:G:O2'	1:AA:712:A:H5'	1.86	0.74
15:BO:3:SER:HB2	15:BO:6:ALA:HB3	1.70	0.74
1:AA:1138:G:H5''	1:AA:1138:G:N3	2.03	0.74
1:BA:783:C:C2'	1:BA:784:A:H5'	2.18	0.74
22:AV:65:G:N2	22:AV:66:U:C2	2.56	0.74
8:AH:1:SER:O	8:AH:3:GLN:N	2.21	0.74
25:CA:1494:A:H2'	25:CA:1495:A:O5'	1.86	0.74
18:AR:42:ARG:HG2	18:AR:43:ILE:HD13	1.70	0.74
1:AA:1108:G:N3	1:AA:1108:G:H2'	2.02	0.74
21:BU:25:ALA:HB3	23:BX:8:A:C5'	2.17	0.74
1:BA:859:G:H2'	1:BA:860:A:C8	2.22	0.74
25:DA:309:A:H5'	45:DU:16:LYS:HG2	1.69	0.74
29:CE:18:THR:HG22	29:CE:19:PHE:CD2	2.23	0.74
27:CC:110:LYS:HE2	27:CC:113:ASP:OD1	1.87	0.74
25:CA:1070:A:C2	25:CA:1097:U:H4'	2.22	0.74
25:CA:1179:G:OP2	25:CA:1180:U:H5''	1.88	0.74
9:BI:19:PHE:HB2	9:BI:63:TYR:HB3	1.68	0.74
25:CA:139:U:C4	44:CT:2:ILE:HD13	2.22	0.74
14:BN:15:LEU:HD22	14:BN:55:SER:HB3	1.70	0.74
56:DB:77:U:H2'	56:DB:78:A:H5'	1.68	0.74
25:DA:931:U:H4'	25:DA:932:U:OP2	1.88	0.74
3:BC:54:ILE:CD1	3:BC:56:ILE:HD13	2.18	0.74
9:AI:10:ARG:HB2	9:AI:14:SER:O	1.88	0.74
28:CD:151:THR:HG22	28:CD:152:PRO:HD2	1.70	0.74
26:CB:33:G:O2'	26:CB:34:A:H5'	1.88	0.74
23:BX:13:A:O2'	23:BX:14:A:OP2	2.06	0.74

Continued on next page...

Continued from previous page...

Atom-1	Atom-2	Distance(Å)	Clash(Å)
25:CA:78:U:OP2	49:CY:2:LYS:HD3	1.87	0.74
1:AA:1502:A:N7	1:AA:1504:G:C2	2.56	0.74
1:AA:536:C:OP1	60:AA:1887:HOH:O	2.06	0.74
1:BA:929:G:H2'	1:BA:930:C:O5'	1.88	0.74
33:DI:68:PHE:N	33:DI:68:PHE:CD1	2.55	0.74
49:DY:9:LYS:O	49:DY:12:GLU:HB2	1.88	0.74
33:CI:20:SER:HA	33:CI:24:GLY:CA	2.18	0.74
42:CR:49:ILE:HB	42:CR:52:PRO:CA	2.17	0.74
30:DF:35:LEU:HD12	30:DF:153:ILE:HD12	1.69	0.74
1:AA:496:A:C2	1:AA:497:G:C5	2.76	0.74
5:AE:81:GLN:H	5:AE:146:MET:CE	2.01	0.74
1:BA:1298:U:O2	1:BA:1298:U:H2'	1.88	0.74
4:AD:16:THR:CG2	4:AD:17:ASP:N	2.50	0.74
1:AA:946:A:C2	1:AA:1236:A:C2	2.76	0.74
25:DA:1385:A:N3	25:DA:1386:C:C5	2.55	0.74
25:DA:929:U:H4'	50:DZ:37:ARG:NH2	2.03	0.74
19:AS:50:VAL:HG22	19:AS:70:LEU:CD1	2.18	0.74
25:DA:14:A:OP2	60:DA:3555:HOH:O	2.04	0.74
1:BA:673:A:H2'	1:BA:674:G:C8	2.23	0.74
25:DA:2755:C:O2'	25:DA:2756:U:H2'	1.88	0.74
4:BD:135:GLN:OE1	4:BD:135:GLN:HA	1.88	0.74
34:CJ:17:VAL:HG12	34:CJ:17:VAL:O	1.86	0.74
31:CG:23:ILE:O	31:CG:33:THR:HA	1.87	0.74
32:DH:66:ASN:O	32:DH:69:ALA:HB3	1.88	0.73
20:BT:35:TYR:CD2	20:BT:36:ALA:N	2.56	0.73
10:AJ:65:TYR:HB3	14:AN:96:LEU:HD11	1.69	0.73
30:DF:41:GLU:HB2	30:DF:48:LEU:HD23	1.70	0.73
27:DC:14:HIS:O	27:DC:203:VAL:HG21	1.87	0.73
25:DA:65:U:H2'	25:DA:66:C:H6	1.53	0.73
28:DD:129:THR:HG22	28:DD:130:GLN:O	1.87	0.73
25:DA:1269:A:OP2	60:DA:3386:HOH:O	2.06	0.73
32:CH:76:GLU:HG2	32:CH:76:GLU:O	1.86	0.73
25:DA:1063:G:H2'	25:DA:1064:C:O4'	1.87	0.73
33:CI:18:ASN:HB2	33:CI:37:PHE:HB3	1.70	0.73
11:AK:75:GLU:N	11:AK:75:GLU:CD	2.41	0.73
25:DA:2131:U:H5'	25:DA:2132:U:H5''	1.70	0.73
9:AI:95:SER:HA	9:AI:98:ARG:HB2	1.69	0.73
28:DD:90:PHE:CE2	28:DD:96:ILE:HD11	2.23	0.73
25:CA:1082:U:OP1	33:CI:123:ALA:HB1	1.87	0.73
27:CC:268:ARG:HH11	27:CC:268:ARG:HG2	1.53	0.73
39:DO:26:LEU:HD13	39:DO:39:VAL:CG2	2.18	0.73
25:CA:2127:G:N1	25:CA:2161:C:C2	2.56	0.73

Continued on next page...

Continued from previous page...

Atom-1	Atom-2	Distance(Å)	Clash(Å)
25:DA:1021:A:H5"	25:DA:1022:G:OP2	1.88	0.73
25:DA:512:G:N7	60:DA:3778:HOH:O	2.21	0.73
25:DA:2652:C:C2'	25:DA:2653:U:H5'	2.17	0.73
36:CL:27:LEU:HD23	36:CL:27:LEU:H	1.51	0.73
25:CA:662:G:C2'	25:CA:663:G:H5'	2.18	0.73
25:DA:1195:G:O2'	25:DA:1196:C:H5'	1.88	0.73
1:BA:716:A:N3	11:BK:118:ASN:O	2.20	0.73
25:CA:2055:C:N3	60:CA:3533:HOH:O	2.20	0.73
1:BA:844:G:OP2	1:BA:844:G:C8	2.41	0.73
31:DG:154:GLU:HG2	31:DG:155:PRO:HD2	1.70	0.73
25:CA:416:U:C6	25:CA:417:C:C5	2.76	0.73
25:CA:1073:A:OP1	25:CA:1073:A:C8	2.40	0.73
43:DS:84:ARG:HB2	43:DS:96:ILE:HG12	1.69	0.73
21:AU:13:VAL:HG13	21:AU:15:LEU:HD21	1.69	0.73
45:DU:27:VAL:HA	45:DU:33:VAL:HG12	1.70	0.73
25:DA:51:G:H4'	25:DA:52:A:H5'	1.70	0.73
14:AN:31:SER:O	14:AN:32:ASP:HB2	1.88	0.73
25:DA:2747:G:O2'	31:DG:66:THR:HG22	1.89	0.73
25:DA:616:A:H2'	25:DA:617:G:O5'	1.89	0.73
25:DA:2852:G:H2'	25:DA:2853:C:O4'	1.87	0.73
25:DA:2346:A:H3'	25:DA:2347:C:C5'	2.18	0.73
21:AU:25:ALA:CB	23:AX:9:G:H5"	2.17	0.73
1:AA:1502:A:C8	1:AA:1504:G:C4	2.76	0.73
1:BA:674:G:H4'	18:BR:69:TYR:CD1	2.23	0.73
25:DA:692:C:C2'	25:DA:693:A:O5'	2.36	0.73
28:DD:121:THR:HB	28:DD:127:PHE:CD1	2.24	0.73
25:CA:1062:G:OP1	25:CA:1070:A:H4'	1.89	0.73
42:CR:25:LEU:H	42:CR:94:THR:CG2	2.01	0.73
25:DA:1025:G:H4'	25:DA:1026:G:OP2	1.89	0.73
25:DA:1385:A:N3	25:DA:1386:C:C6	2.57	0.73
25:CA:2469:A:H4'	37:CM:55:ARG:HH12	1.51	0.73
25:DA:2760:C:O2'	25:DA:2761:A:H5'	1.88	0.73
5:BE:44:ARG:HA	5:BE:71:ILE:O	1.88	0.73
25:CA:2275:C:O2	37:CM:84:LYS:HD3	1.88	0.73
29:CE:118:LEU:HD12	29:CE:119:ILE:N	2.03	0.73
28:CD:1:MET:SD	28:CD:100:LEU:HD11	2.29	0.73
44:CT:58:VAL:HG22	44:CT:85:VAL:HG22	1.71	0.73
42:DR:24:LYS:HA	42:DR:94:THR:OG1	1.88	0.73
1:AA:1452:C:H4'	1:AA:1453:G:H5"	1.70	0.73
25:CA:2711:A:OP1	60:CA:3551:HOH:O	2.05	0.73
25:DA:691:C:O2'	25:DA:692:C:H5'	1.89	0.73
25:CA:1519:G:C5	25:CA:1520:U:C5	2.77	0.73

Continued on next page...

Continued from previous page...

Atom-1	Atom-2	Distance(Å)	Clash(Å)
12:AL:20:VAL:HG23	12:AL:94:TYR:CE1	2.23	0.73
10:AJ:5:ARG:HG2	10:AJ:79:PRO:HB3	1.69	0.73
41:CQ:40:LYS:HA	41:CQ:43:GLN:HG3	1.70	0.73
25:CA:2297:A:N1	25:CA:2321:U:C5	2.57	0.73
24:AY:41:ILE:HD11	24:AY:83:ILE:HA	1.71	0.73
1:AA:1226:C:H4'	1:AA:1227:A:OP1	1.89	0.73
1:AA:913:A:H4'	1:AA:914:A:OP1	1.89	0.73
5:AE:152:VAL:HG11	8:AH:98:LEU:HD13	1.68	0.73
1:AA:1366:C:O2'	1:AA:1367:C:H5'	1.89	0.73
2:AB:20:ARG:O	2:AB:22:TRP:N	2.21	0.73
1:AA:114:U:H2'	1:AA:115:G:C8	2.23	0.73
2:AB:45:THR:HG23	2:AB:200:PRO:HB2	1.69	0.73
1:BA:330:C:O2	1:BA:330:C:H2'	1.87	0.73
30:DF:28:PRO:HB2	30:DF:168:LEU:HD22	1.68	0.73
25:DA:1187:G:OP1	42:DR:85:LYS:HE3	1.89	0.73
55:C4:18:LYS:HG3	55:C4:23:ILE:HD13	1.68	0.73
49:DY:18:LEU:HD21	49:DY:22:LEU:HD22	1.70	0.73
5:BE:14:LEU:HA	5:BE:36:THR:HG22	1.70	0.73
25:DA:2272:U:H5''	25:DA:2273:A:OP1	1.87	0.73
1:BA:61:G:H2'	1:BA:62:U:O4'	1.88	0.73
3:AC:180:ASP:OD2	3:AC:203:LYS:HB2	1.89	0.73
27:DC:62:ARG:HG2	27:DC:62:ARG:HH21	1.54	0.73
1:AA:1323:G:H2'	1:AA:1324:A:C8	2.24	0.73
1:BA:1000:A:C2	1:BA:1041:G:C2	2.76	0.73
11:AK:51:PHE:HZ	11:AK:64:VAL:HG11	1.54	0.73
9:AI:46:VAL:HG21	9:AI:75:ALA:HB1	1.71	0.73
25:DA:1469:A:H2'	25:DA:1470:A:C8	2.23	0.73
50:DZ:4:ILE:HD11	50:DZ:56:VAL:HG21	1.71	0.73
25:CA:614:A:O2'	25:CA:615:U:OP2	2.07	0.73
27:CC:16:VAL:HB	27:CC:203:VAL:HG22	1.71	0.73
25:DA:2579:C:C2'	25:DA:2580:U:H5'	2.19	0.73
32:DH:7:ASP:HB2	32:DH:35:LYS:HE3	1.71	0.72
1:AA:142:G:H3'	1:AA:143:A:H8	1.53	0.72
1:AA:208:U:C5	1:AA:210:C:C4	2.77	0.72
27:CC:226:PRO:HD3	27:CC:233:GLY:HA3	1.69	0.72
1:BA:1122:U:N3	1:BA:1123:U:C5	2.57	0.72
33:CI:33:ASN:HB2	33:CI:36:GLU:HG3	1.68	0.72
11:BK:24:ALA:HA	11:BK:29:THR:HG22	1.71	0.72
25:CA:1092:C:H2'	25:CA:1093:G:O4'	1.89	0.72
25:DA:2407:A:N3	25:DA:2408:U:C6	2.56	0.72
56:DB:33:G:C2'	56:DB:34:A:O5'	2.36	0.72
25:DA:2172:U:H4'	25:DA:2173:A:H5'	1.71	0.72

Continued on next page...

Continued from previous page...

Atom-1	Atom-2	Distance(Å)	Clash(Å)
4:AD:176:LYS:N	4:AD:176:LYS:HD3	2.04	0.72
4:AD:57:LYS:HB3	4:AD:199:ILE:HB	1.70	0.72
12:BL:115:LYS:O	12:BL:116:TYR:CD2	2.42	0.72
2:BB:131:LYS:O	2:BB:135:MET:HB2	1.88	0.72
52:C1:16:THR:HG22	52:C1:41:VAL:HG11	1.72	0.72
36:CL:111:ILE:N	36:CL:111:ILE:HD12	2.03	0.72
25:CA:2820:A:H4'	38:CN:3:HIS:CD2	2.25	0.72
1:AA:239:U:H5''	1:AA:240:G:OP2	1.88	0.72
25:DA:547:A:H3'	25:DA:548:G:H5'	1.70	0.72
1:AA:1043:G:H2'	1:AA:1044:A:H5''	1.69	0.72
1:BA:1048:G:H5''	14:BN:2:LYS:HG3	1.70	0.72
2:BB:209:VAL:O	2:BB:213:LEU:CB	2.36	0.72
1:BA:68:G:C5	1:BA:69:G:H1'	2.24	0.72
21:BU:10:PRO:O	21:BU:11:PHE:CG	2.43	0.72
1:BA:1048:G:H4'	14:BN:2:LYS:CE	2.19	0.72
25:DA:1881:C:H2'	25:DA:1882:U:O4'	1.89	0.72
1:BA:114:U:O2'	1:BA:115:G:H5'	1.89	0.72
25:CA:4:U:O2'	25:CA:5:A:H5'	1.90	0.72
1:AA:1053:G:C4'	1:AA:1054:C:H5'	2.20	0.72
7:BG:39:GLU:HB2	7:BG:43:TYR:CE2	2.24	0.72
25:CA:2230:G:H5''	48:CX:29:LEU:HD12	1.70	0.72
44:DT:14:PRO:HD2	49:DY:33:ALA:HB1	1.71	0.72
11:AK:22:ILE:HG12	11:AK:85:VAL:HG22	1.72	0.72
2:AB:84:LEU:HG	2:AB:85:SER:N	2.01	0.72
1:BA:1151:A:C2	1:BA:1152:A:N7	2.56	0.72
25:DA:1329:U:O2'	25:DA:1330:C:H5'	1.90	0.72
27:DC:229:HIS:O	27:DC:231:HIS:O	2.06	0.72
12:BL:115:LYS:O	12:BL:116:TYR:CG	2.42	0.72
2:BB:67:LEU:O	2:BB:160:LEU:HD12	1.88	0.72
13:AM:71:GLU:O	13:AM:74:MET:HB3	1.90	0.72
25:CA:1073:A:H3'	25:CA:1074:G:H5''	1.69	0.72
25:CA:981:A:C5'	60:CA:3598:HOH:O	2.36	0.72
21:AU:25:ALA:HA	21:AU:28:LEU:HB3	1.71	0.72
1:BA:463:U:H2'	1:BA:463:U:O2	1.88	0.72
1:BA:109:A:H2'	1:BA:326:G:N2	2.04	0.72
48:DX:32:LEU:O	48:DX:33:HIS:CG	2.42	0.72
25:CA:271:G:H4'	25:CA:272:A:OP1	1.89	0.72
25:DA:480:A:H5''	45:DU:43:LYS:HD2	1.72	0.72
28:CD:98:VAL:O	28:CD:98:VAL:HG22	1.89	0.72
1:BA:980:C:OP2	60:BA:1862:HOH:O	2.06	0.72
25:CA:1104:C:C2	25:CA:1105:U:C5	2.78	0.72
2:AB:65:LYS:HB2	2:AB:158:ASP:OD2	1.88	0.72

Continued on next page...

Continued from previous page...

Atom-1	Atom-2	Distance(Å)	Clash(Å)
1:AA:277:C:C2'	1:AA:278:G:O5'	2.38	0.72
31:CG:25:ILE:O	31:CG:78:VAL:HG11	1.89	0.72
39:DO:26:LEU:HD13	39:DO:39:VAL:HG22	1.71	0.72
25:DA:1195:G:C2'	25:DA:1196:C:H5'	2.19	0.72
1:AA:844:G:C5	1:AA:846:G:O2'	2.43	0.72
25:CA:479:A:N3	25:CA:481:G:H5''	2.04	0.72
6:BF:18:VAL:HB	6:BF:19:PRO:HD3	1.72	0.72
6:AF:53:LYS:O	6:AF:54:LEU:HB3	1.90	0.72
25:DA:2498:C:P	60:DA:3689:HOH:O	2.47	0.72
46:CV:6:ALA:HB1	46:CV:40:ILE:HG23	1.70	0.72
1:BA:1361:G:N1	1:BA:1362:A:N7	2.37	0.72
25:CA:1085:A:C6	25:CA:1086:A:N6	2.57	0.72
32:DH:69:ALA:HB2	32:DH:138:VAL:CG1	2.20	0.72
17:BQ:15:LYS:C	17:BQ:16:MET:SD	2.68	0.72
1:AA:63:C:H2'	1:AA:64:G:H5'	1.72	0.72
27:DC:106:PRO:HB3	27:DC:141:HIS:CE1	2.24	0.72
25:CA:528:A:H2	25:CA:2043:C:C5'	2.03	0.72
1:AA:279:A:H4'	1:AA:280:C:O5'	1.90	0.72
25:CA:1309:G:OP1	53:C2:9:VAL:HG23	1.89	0.72
25:CA:1925:C:H4'	25:CA:1926:U:C5	2.25	0.72
1:AA:138:G:C2'	1:AA:139:A:H5'	2.18	0.72
1:BA:147:G:N2	1:BA:176:C:C2	2.58	0.72
25:CA:1179:G:H3'	25:CA:1180:U:H4'	1.69	0.72
36:DL:109:LYS:HG2	36:DL:126:ARG:HB3	1.72	0.72
12:AL:24:GLU:O	12:AL:25:ALA:C	2.28	0.72
56:DB:44:G:N2	56:DB:48:U:C2	2.58	0.72
6:BF:4:TYR:O	6:BF:63:ASN:HA	1.89	0.72
25:DA:118:A:C8	25:DA:119:A:C8	2.78	0.72
25:DA:1385:A:C4	25:DA:1386:C:C5	2.78	0.72
33:CI:6:ALA:HB2	33:CI:60:VAL:HB	1.71	0.72
48:CX:40:GLU:HG3	48:CX:41:SER:N	2.04	0.72
25:CA:2648:G:H2'	25:CA:2649:C:C6	2.24	0.72
1:AA:649:A:H2'	1:AA:650:G:O4'	1.90	0.72
1:BA:1288:A:N1	1:BA:1371:G:H1'	2.04	0.72
25:CA:2845:U:H5''	40:CP:51:ASN:O	1.89	0.72
2:AB:70:GLY:HA2	2:AB:163:ILE:HG22	1.72	0.72
30:CF:48:LEU:HD12	30:CF:51:ASN:ND2	2.05	0.72
35:DK:20:MET:CE	35:DK:22:ILE:HG22	2.20	0.72
12:AL:62:VAL:HG22	12:AL:63:THR:H	1.54	0.72
34:DJ:47:HIS:ND1	34:DJ:48:VAL:HG23	2.05	0.72
1:AA:1168:U:H2'	1:AA:1168:U:O2	1.88	0.72
13:BM:113:LYS:HB2	13:BM:114:PRO:HD3	1.70	0.72

Continued on next page...

Continued from previous page...

Atom-1	Atom-2	Distance(Å)	Clash(Å)
3:BC:76:ILE:HA	3:BC:83:VAL:HG23	1.70	0.72
31:CG:172:GLU:HA	31:CG:172:GLU:OE1	1.88	0.72
1:BA:1361:G:C2	1:BA:1362:A:N7	2.58	0.72
11:AK:22:ILE:HG13	11:AK:85:VAL:HA	1.72	0.72
25:DA:161:A:C3'	25:DA:162:U:H5''	2.18	0.72
40:DP:57:ALA:HB1	40:DP:73:PHE:O	1.90	0.72
5:BE:150:GLU:HG3	5:BE:151:MET:SD	2.29	0.72
25:CA:2748:A:H1'	31:CG:66:THR:HG22	1.69	0.72
9:BI:28:VAL:O	9:BI:64:ILE:HG13	1.89	0.72
43:DS:20:VAL:HG21	43:DS:43:ALA:HB3	1.71	0.72
30:DF:7:TYR:HA	30:DF:11:VAL:HB	1.72	0.72
25:DA:1091:G:N3	25:DA:1092:C:C5	2.58	0.72
25:DA:1562:U:C2	25:DA:1563:U:C6	2.77	0.72
1:AA:613:C:O2'	1:AA:614:C:H5'	1.90	0.72
54:D3:14:LYS:HD3	54:D3:22:LYS:HE2	1.72	0.72
32:DH:31:VAL:CB	32:DH:32:PRO:HD2	2.20	0.72
25:DA:1454:C:C6	38:DN:63:ARG:HG2	2.25	0.72
20:AT:28:ARG:HA	20:AT:31:ILE:HD12	1.72	0.72
1:AA:513:C:H2'	1:AA:514:C:H6	1.54	0.72
6:BF:9:MET:HG3	6:BF:86:ARG:HB2	1.71	0.72
40:DP:20:ARG:HB3	40:DP:21:PRO:HD2	1.71	0.72
2:BB:181:PRO:HA	2:BB:196:ASP:OD1	1.90	0.72
3:AC:21:TRP:HB3	3:AC:58:ARG:HG2	1.72	0.72
1:BA:1491:G:H2'	1:BA:1492:A:C8	2.23	0.72
25:DA:346:A:C4	25:DA:347:A:C8	2.77	0.72
25:DA:616:A:H2'	25:DA:617:G:C5'	2.20	0.72
56:DB:45:A:C2	56:DB:46:A:C4	2.78	0.72
9:AI:62:LEU:N	9:AI:62:LEU:HD22	2.05	0.72
48:CX:65:THR:O	48:CX:68:ALA:HB3	1.89	0.72
7:BG:26:VAL:HG12	7:BG:42:VAL:HG21	1.71	0.72
13:AM:76:ILE:CG2	13:AM:80:MET:HE1	2.19	0.72
32:DH:93:SER:HG	32:DH:121:VAL:HG12	1.51	0.71
2:AB:56:LEU:HD22	2:AB:56:LEU:C	2.10	0.71
25:DA:2223:G:C2'	25:DA:2224:G:H5'	2.19	0.71
5:BE:148:SER:O	5:BE:152:VAL:N	2.23	0.71
11:AK:15:VAL:HG12	11:AK:76:TYR:HB3	1.71	0.71
20:AT:27:MET:HG2	20:AT:31:ILE:HD11	1.71	0.71
12:AL:24:GLU:O	12:AL:26:CYS:N	2.23	0.71
21:AU:13:VAL:O	21:AU:15:LEU:HG	1.89	0.71
1:AA:1031:C:O2'	1:AA:1032:G:OP2	2.08	0.71
25:CA:1063:G:C2	33:CI:135:MET:HA	2.25	0.71
29:DE:126:VAL:CG2	29:DE:133:LEU:HB3	2.20	0.71

Continued on next page...

Continued from previous page...

Atom-1	Atom-2	Distance(Å)	Clash(Å)
1:AA:1303:C:H2'	1:AA:1304:G:O5'	1.90	0.71
25:DA:348:A:H2'	25:DA:349:U:O4'	1.90	0.71
2:AB:163:ILE:HG23	2:AB:164:ASP:H	1.55	0.71
3:BC:76:ILE:HA	3:BC:83:VAL:CG2	2.20	0.71
27:DC:251:THR:HG22	27:DC:252:LYS:N	2.04	0.71
25:DA:804:A:H5''	25:DA:805:G:OP1	1.89	0.71
1:AA:590:U:O2'	1:AA:591:U:H5'	1.90	0.71
1:AA:997:U:H2'	1:AA:998:C:H5'	1.72	0.71
1:AA:1216:A:C6	1:AA:1217:C:N4	2.58	0.71
1:AA:978:A:C5	1:AA:1319:A:C2	2.77	0.71
25:DA:2199:A:C4	25:DA:2225:A:C2	2.78	0.71
36:DL:81:ASP:O	36:DL:82:LEU:HB3	1.90	0.71
1:AA:622:A:C8	1:AA:623:C:C6	2.78	0.71
42:CR:25:LEU:H	42:CR:94:THR:HG21	1.55	0.71
25:DA:60:G:N3	25:DA:74:A:C2	2.58	0.71
8:AH:110:MET:HE2	8:AH:115:ALA:N	2.04	0.71
1:AA:684:U:H1'	11:AK:39:ASN:O	1.90	0.71
18:BR:41:SER:HB3	18:BR:51:GLN:HE21	1.51	0.71
10:BJ:48:ARG:HH11	10:BJ:48:ARG:CG	2.02	0.71
32:DH:86:ASP:O	32:DH:87:GLU:HB2	1.89	0.71
32:DH:50:ARG:HA	32:DH:50:ARG:CZ	2.20	0.71
12:BL:64:SER:HB2	12:BL:81:ILE:HD11	1.71	0.71
13:BM:28:ARG:CZ	13:BM:62:PHE:HB2	2.21	0.71
25:CA:998:C:P	60:CA:3361:HOH:O	2.48	0.71
1:AA:1216:A:C4	1:AA:1217:C:C5	2.78	0.71
42:CR:49:ILE:CG2	42:CR:53:PHE:N	2.53	0.71
20:BT:66:ILE:HD11	20:BT:70:LYS:HD3	1.72	0.71
4:AD:58:GLN:O	4:AD:62:ARG:HG2	1.90	0.71
1:BA:1534:A:C5'	1:BA:1535:C:OP1	2.38	0.71
26:CB:33:G:C2'	26:CB:34:A:H5'	2.19	0.71
1:BA:171:A:O2'	1:BA:172:A:H5'	1.90	0.71
2:BB:20:ARG:O	2:BB:22:TRP:N	2.22	0.71
49:DY:56:LEU:O	49:DY:57:LEU:CB	2.38	0.71
51:D0:24:VAL:O	51:D0:25:THR:OG1	2.08	0.71
25:DA:443:A:C8	29:DE:40:ARG:HD3	2.24	0.71
1:BA:243:A:C2	1:BA:246:A:C8	2.78	0.71
25:DA:2701:U:H5''	25:DA:2702:G:H5''	1.71	0.71
1:BA:978:A:OP2	1:BA:1362:A:N6	2.22	0.71
19:BS:10:ILE:HG13	19:BS:11:ASP:N	2.04	0.71
42:DR:49:ILE:CG1	42:DR:49:ILE:O	2.37	0.71
56:DB:89:U:H4'	56:DB:89:U:OP2	1.88	0.71
33:CI:105:LEU:HA	33:CI:108:ILE:HB	1.70	0.71

Continued on next page...

Continued from previous page...

Atom-1	Atom-2	Distance(Å)	Clash(Å)
33:CI:96:LYS:HB3	33:CI:138:VAL:CG2	2.20	0.71
35:CK:118:LEU:O	35:CK:119:ALA:CB	2.38	0.71
2:AB:22:TRP:CH2	2:AB:24:PRO:HA	2.25	0.71
31:DG:8:VAL:HG23	31:DG:68:ARG:HD2	1.71	0.71
25:CA:893:C:H2'	25:CA:894:U:O4'	1.89	0.71
1:BA:1452:C:H4'	1:BA:1453:G:O5'	1.90	0.71
25:CA:58:G:OP1	44:CT:78:SER:HB3	1.90	0.71
1:BA:1032:G:H1'	25:CA:2138:G:OP1	1.90	0.71
1:AA:889:A:H4'	1:AA:890:G:OP1	1.91	0.71
25:DA:729:G:H4'	25:DA:763:G:H5'	1.72	0.71
45:DU:98:ASN:O	45:DU:100:GLU:N	2.23	0.71
47:CW:37:ARG:HH11	47:CW:37:ARG:HG3	1.56	0.71
1:BA:1269:A:N7	1:BA:1270:G:H1'	2.06	0.71
13:BM:28:ARG:NH1	13:BM:62:PHE:HB2	2.05	0.71
25:DA:2286:G:OP1	52:D1:29:LYS:HE3	1.90	0.71
11:AK:41:LEU:HD22	11:AK:76:TYR:CE2	2.26	0.71
12:BL:20:VAL:N	12:BL:21:PRO:CD	2.53	0.71
1:AA:950:U:H3'	13:AM:100:ARG:HH22	1.55	0.71
1:AA:245:U:H3	1:AA:283:U:H3	1.37	0.71
12:BL:28:GLN:HB2	12:BL:81:ILE:O	1.90	0.71
25:CA:1846:G:N2	25:CA:1895:C:C2	2.58	0.71
1:AA:380:G:N2	1:AA:384:G:C6	2.59	0.71
25:CA:45:G:H4'	25:CA:46:G:H5'	1.72	0.71
37:DM:27:SER:O	37:DM:28:PHE:CG	2.43	0.71
19:BS:62:THR:HB	19:BS:65:MET:HG3	1.72	0.71
43:CS:59:GLU:HA	43:CS:64:ALA:HA	1.70	0.71
25:CA:2886:A:C5	25:CA:2887:A:C8	2.78	0.71
1:BA:1138:G:C2	1:BA:1140:C:C5	2.79	0.71
25:DA:88:G:O2'	25:DA:89:A:H5'	1.90	0.71
25:DA:1670:C:C5	25:DA:1671:U:C4	2.79	0.71
13:AM:14:ALA:O	13:AM:18:LEU:HD23	1.90	0.71
39:DO:34:HIS:HA	39:DO:53:THR:OG1	1.90	0.71
1:BA:1535:C:O2'	1:BA:1536:C:OP2	2.08	0.71
27:DC:73:ILE:N	27:DC:73:ILE:HD12	2.05	0.71
25:CA:1908:C:H5''	25:CA:1909:C:OP2	1.90	0.71
27:CC:34:GLU:O	27:CC:35:LYS:O	2.08	0.71
31:CG:24:THR:O	31:CG:25:ILE:HD13	1.90	0.71
25:CA:997:G:OP1	41:CQ:91:ARG:HG2	1.91	0.71
4:AD:167:PRO:HG2	4:AD:170:LEU:HD11	1.71	0.71
25:DA:535:G:O2'	25:DA:536:G:H5'	1.90	0.71
45:CU:15:GLY:O	45:CU:17:ASP:N	2.23	0.71
25:CA:1161:C:H1'	42:CR:8:GLY:O	1.91	0.71

Continued on next page...

Continued from previous page...

Atom-1	Atom-2	Distance(Å)	Clash(Å)
24:AY:9:ASP:HB3	24:AY:13:ARG:NH2	2.05	0.71
25:DA:826:U:O2'	36:DL:53:GLY:HA3	1.90	0.71
25:CA:2506:U:H2'	25:CA:2507:C:H5'	1.72	0.71
17:AQ:44:HIS:HB2	17:AQ:69:THR:O	1.91	0.71
25:CA:2128:G:H2'	25:CA:2129:C:O4'	1.91	0.71
25:DA:1096:A:H2'	25:DA:1097:U:C4'	2.20	0.71
11:BK:126:ARG:N	21:BU:33:ARG:NH2	2.38	0.71
25:DA:2749:A:H5''	31:DG:1:SER:HB2	1.73	0.71
38:DN:103:ARG:HB2	38:DN:110:MET:CE	2.20	0.71
45:DU:85:ARG:HG2	45:DU:94:PHE:CD2	2.25	0.71
1:BA:827:U:C4	1:BA:870:U:C2	2.79	0.71
50:DZ:40:THR:HG23	50:DZ:43:ILE:HG12	1.72	0.71
25:DA:2884:U:O2	25:DA:2884:U:O4'	1.99	0.71
25:CA:675:A:OP1	29:CE:58:LYS:HE2	1.90	0.71
25:CA:321:U:OP2	29:CE:130:LYS:HD3	1.90	0.71
25:CA:2172:U:H4'	25:CA:2173:A:H5'	1.70	0.71
42:DR:49:ILE:CG1	42:DR:52:PRO:HA	2.21	0.71
1:AA:1330:U:C2'	1:AA:1331:G:H5'	2.20	0.71
1:AA:950:U:C5	13:AM:100:ARG:NH1	2.58	0.71
45:DU:40:LEU:N	45:DU:40:LEU:HD23	2.06	0.71
28:CD:4:LEU:HD21	28:CD:100:LEU:HD23	1.73	0.71
25:DA:977:G:N7	60:DA:3592:HOH:O	2.22	0.71
49:CY:46:VAL:O	49:CY:50:VAL:HG23	1.90	0.71
1:AA:1118:U:H5'	9:AI:105:ARG:HG3	1.72	0.71
1:AA:1476:A:H2'	1:AA:1477:U:O4'	1.91	0.71
39:CO:4:LYS:HG3	39:CO:5:SER:N	2.03	0.71
1:AA:414:A:H2'	1:AA:415:A:C8	2.26	0.71
1:BA:978:A:H4'	1:BA:1322:C:C5	2.26	0.71
25:CA:1086:A:O2'	25:CA:1087:G:N7	2.24	0.71
46:CV:2:PHE:CD1	46:CV:50:MET:HE3	2.25	0.71
1:AA:409:U:OP1	4:AD:23:GLY:HA3	1.91	0.71
25:DA:317:G:C5	25:DA:318:C:C5	2.79	0.71
1:AA:205:A:H2'	1:AA:205:A:N3	2.05	0.71
25:DA:346:A:C5	25:DA:347:A:N7	2.59	0.71
1:AA:1053:G:H4'	1:AA:1054:C:H5'	1.72	0.71
1:AA:659:U:O2	1:AA:660:C:C6	2.44	0.71
24:AY:145:LYS:H	24:AY:145:LYS:CE	2.04	0.71
25:CA:31:C:O2'	25:CA:1238:G:H5'	1.91	0.71
25:CA:2582:G:OP2	60:CA:3715:HOH:O	2.09	0.71
33:DI:44:LYS:HA	33:DI:47:SER:HB3	1.73	0.71
9:BI:89:TYR:C	9:BI:93:LEU:HD11	2.09	0.71
25:DA:1096:A:H2'	25:DA:1097:U:C5'	2.21	0.71

Continued on next page...

Continued from previous page...

Atom-1	Atom-2	Distance(Å)	Clash(Å)
25:CA:416:U:C5	25:CA:417:C:C4	2.79	0.71
2:AB:110:ILE:HD11	2:AB:147:LEU:HD22	1.71	0.71
42:DR:49:ILE:HB	42:DR:53:PHE:N	2.06	0.71
20:BT:61:ALA:HA	20:BT:67:HIS:H	1.56	0.71
32:DH:53:GLU:O	32:DH:57:LYS:CB	2.39	0.71
25:CA:2305:U:O2'	30:CF:132:ARG:NE	2.24	0.71
25:DA:2467:C:N4	25:DA:2468:A:C6	2.59	0.71
25:CA:1372:U:H2'	25:CA:1373:A:O5'	1.91	0.71
25:DA:2011:U:OP1	43:DS:42:LYS:HE2	1.90	0.71
1:BA:757:U:O2'	1:BA:879:C:H1'	1.90	0.71
25:CA:842:U:O4	60:CA:3590:HOH:O	2.08	0.71
27:CC:104:LEU:N	27:CC:104:LEU:CD1	2.53	0.71
32:DH:76:GLU:HG2	32:DH:143:ILE:HD13	1.73	0.71
38:DN:24:MET:HE3	38:DN:44:LEU:HD13	1.72	0.70
56:DB:43:C:H1'	30:DF:89:THR:CG2	2.21	0.70
25:DA:2793:C:H2'	25:DA:2794:C:H6	1.53	0.70
1:AA:8:A:C5	4:AD:205:LYS:HB3	2.25	0.70
5:AE:33:THR:HG22	5:AE:51:LYS:HB3	1.73	0.70
37:DM:46:ILE:O	37:DM:103:TYR:OH	2.08	0.70
4:AD:61:ARG:CG	4:AD:71:PHE:CD2	2.74	0.70
21:BU:10:PRO:C	21:BU:11:PHE:CG	2.60	0.70
25:CA:544:C:H2'	25:CA:545:U:O4'	1.91	0.70
1:AA:1043:G:C2'	1:AA:1044:A:H5''	2.21	0.70
2:BB:22:TRP:O	2:BB:22:TRP:CG	2.43	0.70
25:CA:1171:G:C2	25:CA:1172:C:C2	2.78	0.70
25:DA:1378:A:N3	25:DA:1380:G:C8	2.59	0.70
25:CA:2309:A:C6	25:CA:2310:C:N4	2.59	0.70
25:DA:2072:C:H5''	25:DA:2072:C:H6	1.54	0.70
1:AA:542:G:C2	1:AA:543:U:C5	2.79	0.70
25:DA:1084:A:N6	25:DA:1085:A:N6	2.39	0.70
25:DA:1096:A:N1	25:DA:1097:U:C5	2.59	0.70
17:AQ:11:VAL:HG12	17:AQ:12:VAL:N	2.06	0.70
25:DA:2209:G:N2	25:DA:2216:G:C2	2.58	0.70
50:DZ:9:THR:HG22	50:DZ:53:MET:HA	1.71	0.70
36:DL:82:LEU:O	36:DL:85:VAL:HG22	1.90	0.70
25:DA:2110:G:C6	25:DA:2120:G:C8	2.79	0.70
25:DA:528:A:C2	25:DA:2043:C:H4'	2.26	0.70
39:DO:31:THR:HG23	39:DO:32:PRO:HD2	1.72	0.70
25:CA:2210:U:H4'	25:CA:2211:A:H5'	1.72	0.70
4:AD:122:ILE:N	4:AD:122:ILE:HD13	2.06	0.70
22:AV:55:U:O2'	22:AV:57:G:N7	2.21	0.70
1:AA:464:U:N3	1:AA:466:A:H5''	2.05	0.70

Continued on next page...

Continued from previous page...

Atom-1	Atom-2	Distance(Å)	Clash(Å)
1:BA:245:U:H3	1:BA:283:U:H3	1.36	0.70
1:BA:246:A:H4'	1:BA:247:G:OP1	1.91	0.70
14:AN:19:TYR:O	14:AN:20:PHE:O	2.09	0.70
1:AA:872:A:C8	1:AA:874:G:C8	2.79	0.70
5:BE:113:VAL:HG22	5:BE:114:LEU:N	2.06	0.70
1:AA:147:G:H2'	1:AA:148:G:C8	2.26	0.70
25:DA:227:A:C2	25:DA:2407:A:H1'	2.26	0.70
25:DA:2165:C:H2'	25:DA:2165:C:O2	1.90	0.70
33:CI:132:ALA:O	33:CI:133:ARG:HB2	1.90	0.70
21:AU:39:LYS:N	21:AU:40:PRO:CD	2.55	0.70
45:DU:11:ILE:CG2	45:DU:79:ALA:HB2	2.20	0.70
7:BG:11:ILE:HD12	7:BG:23:ALA:HB1	1.73	0.70
1:AA:1179:A:H2'	1:AA:1180:A:O4'	1.91	0.70
25:CA:1171:G:C5	25:CA:1172:C:C4	2.80	0.70
16:AP:39:PHE:CD2	16:AP:74:LEU:HD11	2.27	0.70
42:CR:26:ASP:O	42:CR:27:ILE:HD13	1.91	0.70
25:DA:2278:A:OP1	37:DM:10:ARG:HD3	1.92	0.70
1:AA:763:G:H2'	1:AA:764:C:H6	1.56	0.70
4:BD:56:GLU:OE2	4:BD:195:ASN:HB2	1.91	0.70
25:DA:1205:A:N1	29:DE:165:HIS:HB2	2.05	0.70
44:CT:71:GLY:O	44:CT:73:ARG:N	2.25	0.70
19:AS:28:LYS:HB2	19:AS:29:PRO:HD2	1.73	0.70
1:BA:158:G:H2'	1:BA:159:G:H5''	1.72	0.70
1:BA:1377:A:N3	7:BG:1:PRO:HG3	2.05	0.70
1:BA:1234:C:H1'	1:BA:1364:U:C6	2.27	0.70
25:CA:1097:U:H1'	33:CI:8:VAL:HG12	1.71	0.70
1:BA:1261:A:C2	1:BA:1262:C:C4	2.79	0.70
38:DN:112:TYR:CD1	51:D0:54:ILE:HD11	2.27	0.70
51:D0:55:ALA:O	51:D0:56:LYS:HB2	1.92	0.70
25:CA:2075:U:O4	60:CA:3506:HOH:O	2.08	0.70
25:DA:58:G:H2'	25:DA:59:U:H5'	1.73	0.70
19:AS:39:ILE:HG12	19:AS:70:LEU:HD23	1.72	0.70
25:DA:2091:C:H3'	25:DA:2092:U:H5''	1.73	0.70
1:AA:499:A:H4'	1:AA:500:G:OP1	1.91	0.70
35:DK:103:VAL:O	35:DK:122:VAL:HB	1.90	0.70
7:AG:94:ARG:NH2	7:AG:98:LEU:HD21	2.06	0.70
12:BL:2:THR:HB	12:BL:5:GLN:HG2	1.74	0.70
29:DE:155:GLU:HG3	29:DE:159:LEU:CD1	2.21	0.70
27:CC:129:LEU:N	27:CC:129:LEU:HD23	2.07	0.70
25:DA:1154:G:OP2	41:DQ:57:ARG:NH1	2.25	0.70
33:CI:17:ALA:O	33:CI:18:ASN:CB	2.38	0.70
42:DR:39:LEU:O	42:DR:49:ILE:HG23	1.90	0.70

Continued on next page...

Continued from previous page...

Atom-1	Atom-2	Distance(Å)	Clash(Å)
4:AD:168:THR:HB	4:AD:183:ARG:HH22	1.55	0.70
32:DH:62:LEU:HD13	32:DH:63:ALA:H	1.55	0.70
1:AA:1446:A:O2'	1:AA:1447:A:H5'	1.90	0.70
3:AC:96:VAL:HB	3:AC:97:PRO:HD2	1.72	0.70
25:DA:55:G:O2'	25:DA:56:A:H5'	1.92	0.70
15:BO:7:THR:O	15:BO:11:VAL:HG23	1.92	0.70
25:DA:693:A:C2'	25:DA:694:U:O5'	2.40	0.70
12:AL:20:VAL:HG22	12:AL:20:VAL:O	1.92	0.70
25:CA:674:G:H1'	29:CE:69:ARG:HD3	1.72	0.70
11:BK:20:ALA:HA	11:BK:33:ILE:HD13	1.73	0.70
7:BG:79:VAL:HG12	7:BG:80:GLY:N	2.06	0.70
25:CA:2406:A:H2'	25:CA:2406:A:OP2	1.92	0.70
25:DA:1383:A:C2	25:DA:1384:A:C2	2.80	0.70
5:BE:149:PRO:O	5:BE:152:VAL:HG22	1.91	0.70
1:AA:439:U:C5	1:AA:440:C:C5	2.78	0.70
25:CA:1897:G:C2	25:CA:1898:U:O2	2.44	0.70
25:CA:2152:G:C2'	25:CA:2153:C:H5'	2.20	0.70
36:DL:28:GLY:O	36:DL:29:LYS:O	2.09	0.70
2:BB:58:LYS:O	2:BB:62:ARG:N	2.24	0.70
29:CE:111:GLU:OE1	29:CE:111:GLU:HA	1.89	0.70
16:AP:39:PHE:CD1	16:AP:39:PHE:C	2.64	0.70
32:CH:53:GLU:O	32:CH:57:LYS:HB3	1.90	0.70
25:DA:186:G:O2'	25:DA:187:G:H5'	1.90	0.70
25:CA:242:G:O5'	54:C3:2:LYS:HE2	1.90	0.70
1:AA:673:A:H2'	1:AA:674:G:C8	2.27	0.70
21:AU:19:LYS:CA	21:AU:19:LYS:CE	2.69	0.70
1:BA:1061:G:H5''	10:BJ:61:ALA:HB2	1.72	0.70
10:AJ:9:ARG:HB2	10:AJ:99:GLN:HB2	1.74	0.70
32:DH:5:LEU:C	32:DH:6:LEU:HD12	2.12	0.70
38:CN:103:ARG:HD3	38:CN:110:MET:CE	2.22	0.70
27:DC:144:GLU:HA	27:DC:151:GLY:HA2	1.72	0.70
9:AI:48:ARG:C	9:AI:48:ARG:HD3	2.11	0.70
37:CM:31:PHE:CZ	37:CM:110:GLU:HA	2.27	0.70
14:BN:66:GLN:HG3	14:BN:79:LEU:HD21	1.72	0.70
44:DT:69:ARG:HG3	44:DT:74:ILE:HG22	1.73	0.70
7:AG:26:VAL:HG12	7:AG:42:VAL:HG21	1.74	0.70
25:CA:287:G:H2'	25:CA:288:U:C6	2.26	0.70
25:DA:832:U:H2'	25:DA:833:A:C8	2.25	0.70
27:DC:1:ALA:HA	27:DC:198:GLU:OE2	1.92	0.70
55:C4:36:ARG:HG2	55:C4:37:GLN:H	1.56	0.70
49:CY:18:LEU:HD21	49:CY:22:LEU:HD22	1.74	0.70
1:BA:983:A:H2'	1:BA:983:A:N3	2.05	0.70

Continued on next page...

Continued from previous page...

Atom-1	Atom-2	Distance(Å)	Clash(Å)
25:DA:1063:G:H3'	25:DA:1064:C:C6	2.26	0.70
33:DI:71:LYS:O	33:DI:72:THR:HG23	1.92	0.70
1:AA:142:G:C5	1:AA:143:A:N7	2.59	0.70
11:AK:124:LYS:CG	11:AK:125:LYS:N	2.53	0.70
1:AA:923:A:O4'	1:AA:1398:A:C2	2.45	0.70
1:BA:1106:G:H2'	1:BA:1107:C:H6	1.57	0.70
25:CA:1452:G:O2'	25:CA:1453:A:P	2.49	0.70
25:DA:1866:A:C2	25:DA:1876:A:N7	2.60	0.70
37:CM:15:GLY:C	37:CM:16:ARG:HD3	2.10	0.70
25:CA:2258:C:H4'	25:CA:2259:U:OP2	1.92	0.70
1:AA:1305:G:H2'	1:AA:1331:G:H22	1.56	0.70
25:DA:547:A:H3'	25:DA:548:G:C5'	2.22	0.70
40:CP:30:TRP:CE2	40:CP:39:LEU:HD11	2.27	0.70
25:CA:1799:G:OP2	27:CC:269:ARG:NH2	2.25	0.70
25:DA:2188:U:H2'	25:DA:2189:U:O4'	1.91	0.70
25:CA:2334:U:C4	39:CO:16:ARG:HD3	2.26	0.70
25:CA:1026:G:H2'	25:CA:1027:A:C8	2.27	0.70
36:DL:57:LEU:HD12	36:DL:60:ARG:HD2	1.73	0.70
1:BA:1211:U:O2'	1:BA:1212:U:P	2.50	0.70
46:CV:41:GLU:O	46:CV:41:GLU:HG3	1.92	0.70
20:AT:66:ILE:HG23	20:AT:66:ILE:O	1.91	0.70
36:DL:107:PHE:CD2	36:DL:107:PHE:N	2.59	0.70
34:CJ:81:ILE:CG1	34:CJ:82:GLY:N	2.48	0.70
1:AA:1279:G:N2	10:AJ:45:ARG:HE	1.89	0.70
21:AU:25:ALA:HB3	23:AX:9:G:C5'	2.22	0.70
16:BP:61:VAL:HG22	16:BP:67:ILE:HD11	1.73	0.70
4:AD:57:LYS:HB3	4:AD:199:ILE:CG2	2.21	0.70
16:AP:71:VAL:O	16:AP:75:ILE:HG13	1.92	0.70
10:AJ:65:TYR:CB	14:AN:96:LEU:HD11	2.22	0.70
6:BF:86:ARG:CG	6:BF:86:ARG:HH11	2.05	0.70
19:AS:9:PHE:CD1	19:AS:10:ILE:N	2.60	0.70
1:BA:1284:C:C6	1:BA:1285:A:C8	2.80	0.70
45:DU:65:GLN:OE1	45:DU:65:GLN:HA	1.91	0.70
25:CA:2114:A:N3	25:CA:2114:A:H2'	2.06	0.70
12:BL:76:HIS:O	12:BL:77:SER:HB2	1.92	0.70
25:DA:1060:U:C4'	25:DA:1061:U:H5'	2.21	0.70
25:CA:1056:G:H4'	25:CA:1086:A:C8	2.26	0.70
5:BE:153:ALA:HA	5:BE:157:GLY:N	2.06	0.70
1:BA:1221:G:H4'	19:BS:76:THR:HG21	1.74	0.70
1:AA:657:U:O2	15:AO:21:THR:CG2	2.39	0.70
25:DA:1435:G:O2'	25:DA:1436:G:H5'	1.91	0.70
28:DD:104:VAL:O	28:DD:105:LYS:HB3	1.90	0.70

Continued on next page...

Continued from previous page...

Atom-1	Atom-2	Distance(Å)	Clash(Å)
1:AA:435:A:C6	1:AA:436:C:C4	2.80	0.70
25:DA:2326:C:C1'	25:DA:2327:A:OP1	2.40	0.70
16:AP:75:ILE:HG22	16:AP:80:LYS:HE2	1.73	0.70
9:BI:17:ARG:O	9:BI:64:ILE:HA	1.91	0.70
2:BB:63:LYS:C	2:BB:63:LYS:HD3	2.13	0.70
25:DA:512:G:C8	60:DA:3778:HOH:O	2.44	0.70
25:DA:1379:U:C6	25:DA:1379:U:OP1	2.45	0.70
1:BA:279:A:H5''	1:BA:281:G:O4'	1.92	0.70
25:CA:2404:U:H2'	25:CA:2405:G:O5'	1.92	0.70
29:CE:12:LEU:HD23	29:CE:13:THR:N	2.07	0.70
25:DA:459:U:H5''	53:D2:40:ALA:HB2	1.74	0.70
2:AB:136:ARG:O	2:AB:139:GLU:HB3	1.92	0.69
2:AB:81:ASP:O	2:AB:83:ALA:N	2.23	0.69
25:CA:1178:C:H2'	25:CA:1179:G:N7	2.06	0.69
33:CI:100:ILE:O	33:CI:140:GLU:HB2	1.91	0.69
29:DE:126:VAL:HG22	29:DE:133:LEU:HD13	1.73	0.69
3:BC:21:TRP:CD1	3:BC:56:ILE:HG22	2.27	0.69
6:BF:19:PRO:HA	6:BF:22:ILE:CD1	2.22	0.69
38:CN:75:ILE:O	38:CN:79:LEU:HD12	1.91	0.69
1:BA:560:A:N7	1:BA:566:G:C4	2.60	0.69
25:DA:910:A:C5	37:DM:13:HIS:CD2	2.80	0.69
1:AA:792:A:H4'	1:AA:793:U:O5'	1.92	0.69
25:DA:2209:G:C2	25:DA:2216:G:C2	2.79	0.69
25:DA:1416:G:O2'	25:DA:1417:C:OP2	2.05	0.69
25:DA:2711:A:OP2	60:DA:3551:HOH:O	2.09	0.69
5:AE:135:VAL:O	5:AE:138:ALA:HB3	1.92	0.69
30:CF:123:GLY:HA2	30:CF:162:ASP:OD1	1.92	0.69
1:BA:1072:G:C5	1:BA:1073:U:C5	2.79	0.69
25:CA:811:U:C4	36:CL:21:ARG:NH2	2.60	0.69
6:BF:5:GLU:C	6:BF:6:ILE:HD12	2.12	0.69
29:CE:28:VAL:O	29:CE:32:VAL:HG22	1.92	0.69
25:CA:528:A:C2	25:CA:2043:C:H4'	2.28	0.69
3:AC:166:TRP:N	3:AC:166:TRP:CE3	2.60	0.69
25:DA:2637:U:H2'	25:DA:2638:G:H5'	1.74	0.69
29:DE:76:PRO:HA	29:DE:82:GLY:HA3	1.75	0.69
1:BA:471:U:H2'	1:BA:472:U:O4'	1.91	0.69
25:CA:2852:G:H2'	25:CA:2853:C:H6	1.57	0.69
25:CA:2120:G:O2'	25:CA:2121:G:H5'	1.91	0.69
1:BA:852:G:C5	1:BA:853:C:C5	2.81	0.69
14:BN:22:LYS:HG3	14:BN:23:ARG:HG3	1.74	0.69
25:DA:2492:U:C2'	25:DA:2493:U:H5'	2.22	0.69
3:BC:174:LEU:HD12	3:BC:174:LEU:O	1.92	0.69

Continued on next page...

Continued from previous page...

Atom-1	Atom-2	Distance(Å)	Clash(Å)
24:AY:33:ALA:HB1	24:AY:66:LEU:HD21	1.74	0.69
25:DA:2893:A:C4'	25:DA:2894:G:H5'	2.22	0.69
30:DF:39:VAL:HG11	30:DF:42:ALA:HB2	1.74	0.69
4:BD:25:ARG:HG3	4:BD:26:ALA:CA	2.22	0.69
2:AB:195:VAL:HG11	2:AB:198:VAL:HA	1.73	0.69
2:AB:95:TRP:CZ2	2:AB:99:MET:HG2	2.27	0.69
13:AM:40:GLU:HG3	13:AM:41:ASP:N	2.08	0.69
21:AU:13:VAL:CG1	21:AU:15:LEU:HD21	2.22	0.69
1:AA:10:A:O2'	1:AA:11:G:H5'	1.92	0.69
5:AE:140:ILE:HG22	5:AE:141:ASP:N	2.05	0.69
1:AA:513:C:H2'	1:AA:514:C:C6	2.27	0.69
32:CH:72:ILE:HG22	32:CH:73:ASN:N	2.06	0.69
1:BA:114:U:C2'	1:BA:115:G:H5'	2.22	0.69
33:DI:98:GLY:HA3	33:DI:137:LEU:HD23	1.74	0.69
1:BA:1222:G:O6	60:BA:1862:HOH:O	2.09	0.69
25:CA:1784:A:P	60:CA:3703:HOH:O	2.50	0.69
49:DY:11:VAL:HA	49:DY:14:LEU:HB2	1.73	0.69
5:BE:155:LYS:HA	5:BE:158:LYS:NZ	2.07	0.69
25:DA:1587:G:C4	25:DA:1588:G:C8	2.81	0.69
56:DB:48:U:H4'	39:DO:100:HIS:CD2	2.28	0.69
39:DO:37:ALA:HB2	39:DO:106:LEU:HD11	1.73	0.69
21:AU:38:GLU:CA	21:AU:40:PRO:HD2	2.23	0.69
29:CE:189:THR:HG22	29:CE:192:ALA:N	2.07	0.69
1:AA:1303:C:OP1	60:AA:1796:HOH:O	2.09	0.69
1:BA:200:G:H2'	1:BA:201:G:H5'	1.73	0.69
3:BC:88:LYS:HD3	3:BC:89:VAL:HG13	1.74	0.69
27:CC:35:LYS:O	27:CC:36:ASN:HB3	1.89	0.69
21:BU:8:ASN:N	21:BU:11:PHE:HE2	1.90	0.69
25:CA:1929:G:N3	25:CA:1929:G:H5'	2.07	0.69
7:BG:78:ARG:HG2	7:BG:83:THR:HA	1.74	0.69
1:BA:254:G:OP1	17:BQ:68:LYS:O	2.10	0.69
56:DB:10:G:C8	56:DB:11:C:C5	2.81	0.69
29:CE:104:ALA:O	29:CE:108:ILE:HG22	1.91	0.69
25:CA:2131:U:H5'	25:CA:2132:U:H5''	1.74	0.69
33:DI:31:GLY:HA3	33:DI:60:VAL:HG11	1.73	0.69
25:CA:1073:A:N7	25:CA:1074:G:H8	1.90	0.69
12:BL:24:GLU:CB	12:BL:26:CYS:SG	2.80	0.69
25:DA:2305:U:H2'	25:DA:2306:C:C6	2.27	0.69
56:DB:49:C:OP1	39:DO:101:GLY:HA3	1.92	0.69
25:DA:1784:A:H4'	25:DA:1785:A:O5'	1.93	0.69
7:BG:64:ALA:HB1	7:BG:126:ALA:CB	2.23	0.69
25:CA:2547:A:H4'	35:CK:29:HIS:CE1	2.28	0.69

Continued on next page...

Continued from previous page...

Atom-1	Atom-2	Distance(Å)	Clash(Å)
27:DC:123:ILE:HD11	27:DC:135:PRO:HD3	1.74	0.69
18:AR:60:ARG:O	18:AR:63:TYR:HB3	1.93	0.69
25:DA:2511:U:O4	25:DA:2575:C:N3	2.24	0.69
33:DI:49:GLU:OE1	33:DI:52:LEU:HD13	1.91	0.69
25:DA:194:G:N7	60:DA:3767:HOH:O	2.24	0.69
25:DA:1776:G:N7	60:DA:3452:HOH:O	2.23	0.69
8:AH:46:GLU:CB	8:AH:63:LYS:HG2	2.22	0.69
32:CH:13:GLY:O	32:CH:14:SER:HB3	1.92	0.69
25:DA:1071:G:C2'	25:DA:1072:C:H5''	2.22	0.69
25:CA:1073:A:C3'	25:CA:1074:G:H5''	2.23	0.69
21:AU:25:ALA:HB1	23:AX:9:G:H5''	1.74	0.69
3:AC:10:ARG:HE	3:AC:177:LEU:HA	1.58	0.69
25:DA:1444:G:H2'	25:DA:1445:G:H8	1.56	0.69
25:CA:1462:C:O2'	25:CA:1463:C:H5''	1.92	0.69
1:BA:965:U:HO2'	1:BA:966:G:P	2.16	0.69
36:CL:109:LYS:HE2	36:CL:128:THR:HG22	1.74	0.69
1:BA:451:A:N6	1:BA:481:G:H5'	2.07	0.69
25:DA:611:C:C2'	25:DA:612:G:H5'	2.22	0.69
1:BA:1048:G:H4'	14:BN:2:LYS:HE3	1.74	0.69
25:DA:2498:C:OP2	60:DA:3689:HOH:O	2.10	0.69
25:CA:1372:U:O2'	25:CA:1373:A:H5'	1.93	0.69
32:DH:76:GLU:HG2	32:DH:76:GLU:O	1.92	0.69
32:DH:76:GLU:O	32:DH:143:ILE:HB	1.93	0.69
36:DL:106:GLU:C	36:DL:107:PHE:CD2	2.66	0.69
31:CG:39:ALA:HA	31:CG:57:TYR:CD1	2.28	0.69
25:DA:2731:G:C6	25:DA:2732:G:O6	2.44	0.69
1:AA:768:A:C2'	1:AA:769:G:H5'	2.22	0.69
27:CC:51:ARG:HH22	27:CC:246:PRO:HG3	1.57	0.69
14:AN:61:ARG:O	14:AN:62:ASN:HB2	1.91	0.69
1:AA:1126:U:O4'	1:AA:1281:C:O2	2.11	0.69
25:DA:204:A:O4'	25:DA:206:U:C6	2.46	0.69
25:DA:2499:C:N3	60:DA:3536:HOH:O	2.25	0.69
4:BD:43:ARG:HA	4:BD:43:ARG:NE	2.08	0.69
25:CA:1486:U:O2'	25:CA:1487:U:H5'	1.92	0.69
1:BA:929:G:C5	1:BA:930:C:C5	2.81	0.69
17:AQ:7:LEU:HB2	17:AQ:60:ILE:HG22	1.73	0.69
5:BE:37:VAL:HG11	5:BE:113:VAL:HA	1.72	0.69
3:AC:139:ASN:HA	3:AC:142:ARG:HB2	1.74	0.69
3:AC:137:VAL:HA	3:AC:148:ILE:HD13	1.74	0.69
32:DH:3:VAL:HG12	32:DH:38:PRO:HA	1.73	0.69
27:DC:140:VAL:HG11	27:DC:189:ALA:HB1	1.73	0.69
14:AN:47:LYS:HB3	19:AS:12:LEU:HD21	1.75	0.69

Continued on next page...

Continued from previous page...

Atom-1	Atom-2	Distance(Å)	Clash(Å)
27:CC:16:VAL:CB	27:CC:203:VAL:HG22	2.23	0.69
1:BA:632:U:O2	1:BA:632:U:H2'	1.92	0.69
27:CC:242:HIS:O	27:CC:243:PRO:C	2.30	0.69
5:AE:14:LEU:HB3	5:AE:36:THR:HG22	1.73	0.69
15:BO:62:ARG:O	15:BO:66:LEU:HD12	1.93	0.69
31:CG:148:ARG:CG	31:CG:148:ARG:HH11	2.06	0.69
25:CA:2881:U:O2'	25:CA:2882:A:H5'	1.93	0.69
2:AB:131:LYS:O	2:AB:135:MET:SD	2.51	0.69
5:BE:82:HIS:CG	8:BH:95:MET:HE2	2.27	0.69
25:DA:1412:U:H2'	25:DA:1413:A:C8	2.27	0.69
3:AC:142:ARG:HG3	3:AC:143:LEU:HD13	1.74	0.69
30:CF:7:TYR:HA	30:CF:11:VAL:CG2	2.22	0.69
1:BA:801:U:H2'	1:BA:802:A:H8	1.58	0.69
5:AE:136:VAL:O	5:AE:137:ARG:HB2	1.93	0.69
2:BB:143:LEU:HD23	2:BB:143:LEU:H	1.57	0.69
25:DA:2531:A:C4	25:DA:2532:G:C8	2.80	0.69
9:AI:25:GLY:N	9:AI:58:GLU:HA	2.08	0.69
31:DG:3:VAL:HG12	31:DG:68:ARG:CG	2.22	0.69
1:AA:108:G:C5	20:AT:9:ARG:HG2	2.28	0.69
21:BU:25:ALA:HB3	23:BX:8:A:H5''	1.74	0.69
25:CA:662:G:H2'	25:CA:663:G:H5'	1.75	0.69
13:AM:74:MET:SD	30:CF:111:ARG:CB	2.81	0.69
1:AA:613:C:C2'	1:AA:614:C:H5'	2.22	0.69
1:AA:663:A:O2'	1:AA:664:G:H5'	1.93	0.69
25:DA:2547:A:H2'	25:DA:2548:U:C6	2.27	0.69
14:BN:43:ASN:CG	14:BN:43:ASN:O	2.30	0.69
4:BD:150:LYS:HB2	4:BD:155:LYS:HE3	1.74	0.69
25:DA:1250:G:OP2	36:DL:21:ARG:NH2	2.26	0.69
13:AM:113:LYS:CB	13:AM:114:PRO:HD3	2.23	0.69
4:BD:90:LEU:HA	4:BD:93:LEU:HD12	1.73	0.69
21:BU:13:VAL:HG12	21:BU:15:LEU:CD2	2.22	0.69
25:CA:265:A:H4'	25:CA:266:G:OP1	1.91	0.69
1:BA:832:G:H2'	1:BA:833:G:H5'	1.74	0.69
1:AA:111:G:H5''	1:AA:112:G:OP2	1.93	0.69
25:DA:2768:U:H2'	25:DA:2769:U:O5'	1.93	0.69
25:DA:223:A:C8	25:DA:422:A:H1'	2.28	0.69
25:CA:1067:A:H2'	25:CA:1067:A:N3	2.06	0.69
25:DA:135:U:H2'	25:DA:136:G:C8	2.27	0.69
25:DA:1592:C:H2'	25:DA:1593:A:C8	2.28	0.69
13:BM:14:ALA:O	13:BM:18:LEU:HD23	1.93	0.69
49:DY:48:ARG:O	49:DY:51:ALA:HB3	1.93	0.69
1:BA:1000:A:C4	1:BA:1041:G:N2	2.61	0.69

Continued on next page...

Continued from previous page...

Atom-1	Atom-2	Distance(Å)	Clash(Å)
21:AU:13:VAL:O	21:AU:15:LEU:CD1	2.41	0.69
1:AA:1032:G:H3'	1:AA:1033:G:O4'	1.93	0.69
1:AA:436:C:H4'	4:AD:152:SER:CB	2.23	0.69
22:AV:18:G:C2'	22:AV:58:A:C2	2.75	0.69
9:AI:43:ALA:HA	9:AI:45:MET:SD	2.33	0.69
45:DU:7:ASP:O	45:DU:8:ASP:HB2	1.92	0.69
50:CZ:1:ALA:HB1	50:CZ:2:LYS:CE	2.22	0.69
49:CY:5:GLU:HG3	49:CY:56:LEU:CD1	2.21	0.69
46:CV:80:HIS:CG	46:CV:81:PRO:CD	2.76	0.69
25:DA:1356:G:C4	25:DA:1357:C:C6	2.81	0.69
8:AH:63:LYS:HB2	8:AH:70:VAL:HG21	1.73	0.69
25:CA:2291:U:H2'	25:CA:2292:U:C6	2.28	0.69
40:CP:1:SER:O	40:CP:5:LYS:HG2	1.92	0.69
1:AA:1049:U:H4'	1:AA:1050:G:OP2	1.92	0.69
13:AM:1:ALA:O	13:AM:9:PRO:HD2	1.93	0.69
25:DA:2403:C:C2	25:DA:2404:U:C5	2.81	0.69
25:CA:1056:G:N2	25:CA:1104:C:N4	2.40	0.69
2:AB:218:ALA:O	2:AB:219:THR:HG22	1.92	0.69
11:AK:51:PHE:CZ	11:AK:64:VAL:HG11	2.28	0.69
4:AD:146:GLU:O	4:AD:149:LYS:HB2	1.93	0.69
8:AH:98:LEU:N	8:AH:98:LEU:HD23	2.08	0.69
13:AM:28:ARG:HD2	13:AM:62:PHE:CD2	2.28	0.69
1:AA:1187:G:H5'	9:AI:114:LYS:HE3	1.74	0.69
1:BA:595:A:C2	1:BA:641:U:C2	2.81	0.69
31:DG:70:LEU:O	31:DG:74:MET:HG3	1.92	0.69
25:DA:692:C:H2'	25:DA:693:A:O5'	1.93	0.69
33:CI:4:VAL:O	33:CI:5:GLN:CB	2.40	0.69
25:DA:548:G:H4'	25:DA:549:G:C2	2.28	0.69
25:DA:2637:U:C2'	25:DA:2638:G:H5'	2.23	0.69
15:BO:85:GLY:O	15:BO:86:LEU:HB3	1.91	0.69
8:BH:79:ARG:HB2	8:BH:80:PRO:CD	2.23	0.69
25:DA:1739:A:H2'	25:DA:1740:G:O5'	1.92	0.69
31:CG:11:PRO:HD2	31:CG:14:VAL:HG21	1.72	0.69
40:CP:71:ARG:HD3	40:CP:73:PHE:CZ	2.28	0.69
1:BA:983:A:C2'	1:BA:983:A:N3	2.56	0.68
25:CA:2473:U:C5	25:CA:2474:U:H5	2.10	0.68
12:BL:24:GLU:HB3	12:BL:26:CYS:SG	2.33	0.68
25:DA:1605:C:C2'	25:DA:1606:C:H5'	2.23	0.68
1:BA:71:A:H5'	1:BA:71:A:H8	1.57	0.68
16:AP:77:GLU:C	16:AP:79:ASN:H	1.96	0.68
27:DC:16:VAL:HB	27:DC:203:VAL:HG13	1.74	0.68
14:AN:10:VAL:O	14:AN:13:VAL:HG12	1.93	0.68

Continued on next page...

Continued from previous page...

Atom-1	Atom-2	Distance(Å)	Clash(Å)
1:BA:299:G:H2'	1:BA:300:A:C8	2.28	0.68
14:BN:24:ALA:O	14:BN:27:LYS:HG3	1.92	0.68
1:BA:832:G:C2'	1:BA:833:G:H5'	2.23	0.68
25:DA:137:U:OP2	25:DA:137:U:C5	2.46	0.68
25:DA:2800:A:C2	25:DA:2895:G:H1'	2.28	0.68
57:DW:41:PHE:O	57:DW:55:LEU:HD11	1.93	0.68
1:AA:104:G:O2'	1:AA:105:G:H5'	1.93	0.68
25:CA:630:G:H5''	25:CA:631:A:OP2	1.94	0.68
3:BC:101:ASN:C	3:BC:102:ILE:HG13	2.14	0.68
25:CA:1866:A:C2	25:CA:1876:A:C4	2.81	0.68
6:AF:64:VAL:CG1	6:AF:65:GLU:N	2.56	0.68
1:AA:1351:U:H2'	1:AA:1352:C:C6	2.29	0.68
25:CA:978:G:C2'	25:CA:979:A:H5'	2.22	0.68
25:DA:1351:C:O2'	25:DA:1571:A:H1'	1.93	0.68
49:DY:8:GLU:HA	49:DY:12:GLU:HG3	1.75	0.68
2:AB:193:ASP:C	2:AB:193:ASP:OD1	2.32	0.68
1:BA:1142:G:C5	1:BA:1143:G:H1'	2.28	0.68
37:CM:15:GLY:O	37:CM:16:ARG:CD	2.41	0.68
1:BA:1072:G:H3'	1:BA:1073:U:H6	1.58	0.68
35:CK:113:MET:O	35:CK:114:LYS:C	2.30	0.68
6:BF:6:ILE:HA	6:BF:88:MET:O	1.92	0.68
6:BF:98:GLU:HG3	6:BF:99:ALA:N	2.07	0.68
21:BU:25:ALA:CB	23:BX:8:A:H5''	2.23	0.68
25:DA:1187:G:H5''	42:DR:83:TYR:CE2	2.28	0.68
12:BL:27:PRO:HB2	12:BL:28:GLN:OE1	1.92	0.68
1:AA:1118:U:C5'	9:AI:105:ARG:HG3	2.24	0.68
25:DA:783:A:C8	25:DA:784:G:H4'	2.28	0.68
46:DV:51:GLN:HB3	46:DV:56:PHE:CD2	2.28	0.68
1:BA:370:C:O2'	1:BA:371:A:H5'	1.93	0.68
1:AA:1038:C:C2'	1:AA:1039:G:H5'	2.23	0.68
28:CD:12:THR:HG23	40:CP:8:GLU:OE2	1.94	0.68
1:AA:223:A:H2'	1:AA:224:U:C6	2.28	0.68
8:AH:10:LEU:HD23	8:AH:10:LEU:H	1.58	0.68
12:BL:78:VAL:N	12:BL:102:ASP:OD2	2.25	0.68
25:DA:1031:G:H4'	55:D4:6:SER:HB2	1.75	0.68
28:DD:25:THR:HG21	28:DD:193:VAL:CG2	2.24	0.68
1:BA:613:C:O2'	1:BA:614:C:H5'	1.94	0.68
37:DM:124:LEU:HD23	37:DM:124:LEU:N	2.09	0.68
56:DB:41:G:H8	30:DF:65:LEU:HD11	1.59	0.68
25:DA:1936:A:H2	25:DA:1943:U:H3	1.40	0.68
33:CI:100:ILE:HG21	33:CI:105:LEU:HD12	1.73	0.68
11:AK:124:LYS:HG2	11:AK:125:LYS:N	2.08	0.68

Continued on next page...

Continued from previous page...

Atom-1	Atom-2	Distance(Å)	Clash(Å)
1:AA:11:G:C2'	1:AA:12:U:O5'	2.42	0.68
1:AA:513:C:H2'	1:AA:514:C:O5'	1.93	0.68
30:CF:150:GLY:O	30:CF:151:LEU:HB2	1.92	0.68
9:AI:43:ALA:CA	9:AI:45:MET:SD	2.81	0.68
25:DA:585:G:H5''	25:DA:586:A:OP1	1.94	0.68
1:BA:383:A:H2'	1:BA:384:G:H5'	1.75	0.68
25:DA:1788:C:C2'	25:DA:1789:A:H5'	2.23	0.68
25:DA:548:G:O2'	25:DA:549:G:C5	2.45	0.68
1:AA:659:U:O2	1:AA:659:U:H2'	1.93	0.68
29:DE:155:GLU:HG3	29:DE:159:LEU:HD12	1.73	0.68
25:DA:2310:C:H2'	25:DA:2311:A:O5'	1.93	0.68
25:CA:2106:U:H5''	25:CA:2107:G:OP2	1.93	0.68
25:CA:12:U:H2'	25:CA:12:U:O2	1.92	0.68
1:AA:468:A:C2	1:AA:469:C:C4	2.82	0.68
35:DK:7:MET:C	35:DK:8:LEU:HD12	2.13	0.68
25:CA:2785:C:O2'	28:CD:67:HIS:HD2	1.76	0.68
21:AU:3:ILE:N	21:AU:19:LYS:HE3	2.09	0.68
32:DH:4:ILE:HG23	32:DH:17:ASP:O	1.93	0.68
17:BQ:13:SER:OG	17:BQ:16:MET:HE1	1.93	0.68
3:AC:139:ASN:HA	3:AC:142:ARG:HB3	1.74	0.68
25:CA:585:G:O2'	29:CE:77:ILE:HG22	1.93	0.68
29:DE:149:ILE:CG2	29:DE:188:MET:HG2	2.23	0.68
1:AA:414:A:H2'	1:AA:415:A:H8	1.58	0.68
1:BA:628:G:H2'	1:BA:629:A:C8	2.29	0.68
8:BH:115:ALA:HA	8:BH:118:ALA:HB3	1.75	0.68
9:BI:98:ARG:HA	9:BI:103:VAL:HG21	1.75	0.68
28:DD:151:THR:HG22	28:DD:152:PRO:CD	2.22	0.68
30:CF:157:THR:CG2	30:CF:159:ALA:HB3	2.23	0.68
1:AA:718:A:H2'	1:AA:719:C:H5'	1.75	0.68
49:DY:45:GLN:O	49:DY:48:ARG:N	2.26	0.68
19:AS:4:LEU:O	19:AS:5:LYS:HG3	1.94	0.68
32:DH:9:VAL:CG2	32:DH:35:LYS:HE2	2.23	0.68
2:BB:205:ALA:O	2:BB:207:ARG:N	2.26	0.68
21:BU:36:PHE:HA	21:BU:39:LYS:HE3	1.76	0.68
1:BA:994:A:C2	1:BA:995:C:C6	2.81	0.68
9:AI:83:THR:HB	9:AI:97:LEU:HD21	1.74	0.68
2:BB:182:VAL:N	2:BB:196:ASP:OD1	2.27	0.68
29:CE:18:THR:HG21	29:CE:19:PHE:CE2	2.28	0.68
25:DA:2652:C:H2'	25:DA:2653:U:H5'	1.75	0.68
9:AI:6:TYR:HB2	9:AI:19:PHE:HA	1.76	0.68
25:CA:1172:C:C4	25:CA:1173:U:C6	2.82	0.68
25:DA:2730:C:O2'	25:DA:2731:G:H5'	1.93	0.68

Continued on next page...

Continued from previous page...

Atom-1	Atom-2	Distance(Å)	Clash(Å)
1:AA:937:A:C2	1:AA:1379:G:O6	2.47	0.68
27:DC:173:LEU:HD22	27:DC:183:VAL:HG23	1.75	0.68
45:CU:48:VAL:O	45:CU:53:GLN:CB	2.42	0.68
27:DC:261:ARG:HG2	27:DC:262:THR:HG23	1.73	0.68
12:AL:2:THR:HB	12:AL:5:GLN:HG3	1.76	0.68
29:CE:149:ILE:HD12	29:CE:150:THR:N	2.08	0.68
1:AA:804:U:H5''	1:AA:805:C:OP2	1.94	0.68
40:DP:9:GLN:HA	40:DP:12:MET:SD	2.34	0.68
25:DA:1570:A:H2'	25:DA:1571:A:C8	2.29	0.68
1:AA:260:G:H2'	1:AA:261:U:C6	2.29	0.68
42:DR:49:ILE:HG13	42:DR:49:ILE:O	1.94	0.68
25:DA:1551:A:H2'	25:DA:1552:A:C5'	2.23	0.68
25:CA:2133:G:HO2'	25:CA:2158:A:N6	1.92	0.68
25:CA:1505:A:H2'	25:CA:1506:U:O4'	1.92	0.68
7:BG:50:ALA:HB1	7:BG:56:SER:O	1.94	0.68
28:DD:148:GLN:HB2	28:DD:152:PRO:HG2	1.75	0.68
2:BB:46:VAL:HB	2:BB:47:PRO:HD3	1.76	0.68
29:CE:146:VAL:CG2	29:CE:167:VAL:HG22	2.24	0.68
4:AD:25:ARG:HD2	4:AD:30:LYS:HE2	1.75	0.68
4:AD:57:LYS:HB3	4:AD:199:ILE:CB	2.24	0.68
25:DA:340:A:H2'	25:DA:341:C:O4'	1.94	0.68
8:AH:5:PRO:O	8:AH:8:ASP:HB3	1.94	0.68
27:DC:66:PHE:HB3	27:DC:150:GLY:O	1.94	0.68
10:AJ:52:LEU:HB3	14:AN:81:ARG:HE	1.58	0.68
25:CA:1494:A:C2	25:CA:1495:A:C4	2.82	0.68
3:BC:54:ILE:HD13	3:BC:56:ILE:CD1	2.24	0.68
25:DA:1566:A:O2'	25:DA:1567:G:H5'	1.94	0.68
6:BF:16:GLU:O	6:BF:19:PRO:HD2	1.92	0.68
15:AO:6:ALA:O	15:AO:10:ILE:HD12	1.92	0.68
26:CB:7:G:H2'	26:CB:8:C:H5'	1.75	0.68
25:DA:1429:G:C2	25:DA:1430:G:C5	2.82	0.68
17:BQ:12:VAL:HG12	17:BQ:21:VAL:O	1.92	0.68
25:CA:1860:G:C2'	25:CA:1861:G:H5'	2.24	0.68
1:BA:87:C:H2'	1:BA:88:U:C6	2.29	0.68
25:DA:1551:A:C2'	25:DA:1552:A:H5'	2.24	0.68
1:AA:204:G:H3'	1:AA:205:A:H5''	1.76	0.68
25:CA:1734:G:H2'	25:CA:1735:A:H8	1.59	0.68
25:CA:1509:A:N3	25:CA:1510:G:C8	2.62	0.68
25:DA:481:G:C4	25:DA:507:A:C2	2.82	0.68
17:AQ:44:HIS:ND1	17:AQ:69:THR:CG2	2.56	0.68
49:CY:14:LEU:C	49:CY:17:GLU:HB3	2.14	0.68
25:DA:1593:A:H2'	25:DA:1594:U:O4'	1.93	0.68

Continued on next page...

Continued from previous page...

Atom-1	Atom-2	Distance(Å)	Clash(Å)
25:CA:978:G:N7	60:CA:3592:HOH:O	2.26	0.68
35:DK:8:LEU:HD12	35:DK:8:LEU:N	2.08	0.68
3:BC:133:MET:CE	3:BC:167:TYR:HB2	2.24	0.68
25:DA:2528:U:O2'	25:DA:2529:G:H3'	1.94	0.68
4:BD:25:ARG:CG	4:BD:26:ALA:N	2.49	0.68
21:AU:19:LYS:HE2	21:AU:19:LYS:N	2.09	0.68
1:AA:1314:C:H2'	1:AA:1314:C:O2	1.92	0.68
1:BA:1256:A:C8	1:BA:1258:G:C2	2.82	0.68
31:CG:71:LEU:HD12	31:CG:71:LEU:N	2.09	0.68
35:DK:76:VAL:CG1	40:DP:72:VAL:CG2	2.72	0.68
5:BE:109:ALA:O	5:BE:110:MET:HB2	1.94	0.68
25:DA:1588:G:C4	25:DA:1589:U:C5	2.82	0.68
21:AU:38:GLU:N	21:AU:40:PRO:CD	2.57	0.68
1:AA:376:G:C2	1:AA:389:A:C2	2.81	0.68
9:AI:117:LEU:HA	9:AI:124:PRO:HD3	1.76	0.68
2:BB:125:PHE:N	2:BB:125:PHE:HD2	1.92	0.68
3:BC:21:TRP:CZ3	3:BC:31:ASN:ND2	2.62	0.68
25:DA:2893:A:C3'	25:DA:2894:G:H5'	2.23	0.68
27:DC:173:LEU:HD22	27:DC:183:VAL:CG2	2.24	0.68
25:DA:1005:C:N3	25:DA:1143:A:C2	2.62	0.68
31:DG:59:ASP:OD2	31:DG:63:GLN:HG3	1.92	0.68
25:DA:2882:A:OP1	38:DN:96:ARG:HD3	1.93	0.68
1:AA:1413:A:C5	1:AA:1414:U:C5	2.82	0.68
29:DE:178:VAL:CG1	29:DE:179:SER:N	2.57	0.68
25:CA:1060:U:O4'	25:CA:1062:G:H5'	1.94	0.68
25:DA:2219:U:H2'	25:DA:2220:U:O5'	1.93	0.68
1:BA:484:G:N7	1:BA:486:U:H1'	2.09	0.68
25:DA:2792:A:N3	25:DA:2792:A:H2'	2.09	0.68
12:AL:113:ARG:HD2	12:AL:118:VAL:HG12	1.76	0.68
22:AV:55:U:C2	22:AV:57:G:OP2	2.47	0.68
16:BP:19:VAL:HG22	16:BP:36:VAL:HG12	1.76	0.68
6:BF:85:ILE:O	6:BF:86:ARG:O	2.11	0.68
14:AN:26:LEU:O	14:AN:27:LYS:HB3	1.93	0.68
6:BF:19:PRO:HA	6:BF:22:ILE:HD12	1.75	0.68
25:CA:247:G:C8	25:CA:249:C:C6	2.82	0.68
1:AA:158:G:H2'	1:AA:159:G:H5''	1.75	0.68
4:BD:16:THR:HG22	4:BD:17:ASP:O	1.94	0.68
37:DM:20:LEU:N	37:DM:20:LEU:HD22	2.09	0.68
9:AI:33:SER:HB3	9:AI:36:GLN:HG3	1.74	0.68
25:DA:2062:A:OP1	60:DA:3501:HOH:O	2.10	0.68
36:CL:58:TYR:O	54:C3:12:ARG:NE	2.26	0.68
27:CC:120:ASP:O	27:CC:121:ALA:O	2.12	0.68

Continued on next page...

Continued from previous page...

Atom-1	Atom-2	Distance(Å)	Clash(Å)
1:BA:1316:G:C5	1:BA:1318:A:OP2	2.46	0.67
25:DA:2223:G:H2'	25:DA:2224:G:C5'	2.24	0.67
5:BE:155:LYS:N	5:BE:155:LYS:HE3	2.09	0.67
25:DA:1411:U:H2'	25:DA:1412:U:O4'	1.94	0.67
3:BC:152:VAL:HB	3:BC:197:VAL:HG22	1.75	0.67
1:AA:207:C:H2'	1:AA:208:U:C2	2.29	0.67
1:AA:1333:A:H2'	1:AA:1334:G:O5'	1.94	0.67
1:BA:920:U:H2'	1:BA:921:U:C6	2.29	0.67
25:DA:2162:G:H1'	25:DA:2163:A:O5'	1.92	0.67
1:AA:1060:U:C4	3:AC:1:GLY:N	2.57	0.67
1:BA:453:G:H2'	1:BA:454:G:C8	2.29	0.67
25:CA:137:U:H2'	25:CA:140:C:C2	2.29	0.67
23:BX:13:A:N3	23:BX:14:A:C8	2.62	0.67
25:CA:1519:G:C4	25:CA:1520:U:C6	2.83	0.67
25:DA:479:A:H4'	25:DA:480:A:OP1	1.94	0.67
1:BA:1211:U:H1'	1:BA:1213:A:C2	2.27	0.67
1:AA:1126:U:C6	1:AA:1281:C:N3	2.62	0.67
42:CR:21:ARG:NH1	42:CR:93:PHE:CE1	2.62	0.67
56:DB:21:G:C5	56:DB:22:U:C5	2.82	0.67
33:DI:9:LYS:CB	33:DI:55:PRO:HB2	2.25	0.67
35:CK:8:LEU:N	35:CK:8:LEU:HD12	2.10	0.67
11:AK:33:ILE:HB	11:AK:73:VAL:HG11	1.76	0.67
36:DL:126:ARG:O	36:DL:127:VAL:HG23	1.94	0.67
13:AM:33:LEU:HD22	13:AM:40:GLU:HA	1.76	0.67
25:DA:1448:G:C2	25:DA:1449:G:C4	2.83	0.67
51:C0:43:THR:HG23	51:C0:47:TYR:O	1.94	0.67
1:BA:69:G:C4	1:BA:70:U:C5	2.81	0.67
20:BT:43:LYS:CG	20:BT:86:ALA:HA	2.24	0.67
20:BT:59:ARG:O	20:BT:63:LYS:HB2	1.95	0.67
25:CA:1589:U:H2'	25:CA:1589:U:O2	1.93	0.67
1:AA:1348:U:H4'	9:AI:121:ARG:HG3	1.77	0.67
9:AI:51:LEU:HA	9:AI:54:VAL:HG23	1.76	0.67
37:CM:111:GLU:OE1	37:CM:111:GLU:C	2.33	0.67
25:DA:1971:U:H6	25:DA:1971:U:H3'	1.59	0.67
25:CA:2297:A:N1	25:CA:2321:U:H5	1.91	0.67
25:CA:1171:G:C6	25:CA:1172:C:N3	2.62	0.67
25:CA:2110:G:H2'	25:CA:2120:G:OP2	1.94	0.67
25:CA:2665:A:C2	25:CA:2666:C:C6	2.82	0.67
25:CA:457:A:H5'	25:CA:459:U:H1'	1.75	0.67
1:BA:211:G:O2'	1:BA:212:G:C4'	2.42	0.67
31:CG:100:ASN:HD22	31:CG:100:ASN:H	1.40	0.67
1:BA:1338:G:H2'	1:BA:1339:A:C8	2.29	0.67

Continued on next page...

Continued from previous page...

Atom-1	Atom-2	Distance(Å)	Clash(Å)
32:CH:10:ALA:O	32:CH:12:LEU:HD23	1.93	0.67
33:DI:17:ALA:HB1	33:DI:42:ASN:HD21	1.60	0.67
42:DR:53:PHE:CD1	42:DR:53:PHE:N	2.60	0.67
32:DH:62:LEU:HD13	32:DH:63:ALA:CB	2.24	0.67
11:BK:124:LYS:C	11:BK:124:LYS:HE3	2.14	0.67
2:AB:206:ILE:O	2:AB:209:VAL:HG23	1.94	0.67
8:BH:95:MET:HB2	8:BH:98:LEU:O	1.94	0.67
25:DA:2491:U:C5'	25:DA:2570:G:H5''	2.24	0.67
38:DN:87:PHE:O	38:DN:89:SER:N	2.27	0.67
25:CA:2748:A:H1'	31:CG:66:THR:CG2	2.25	0.67
25:DA:301:G:H1'	25:DA:302:C:C6	2.30	0.67
1:AA:152:A:N6	1:AA:170:U:C2	2.63	0.67
1:BA:101:A:H2'	1:BA:102:G:O5'	1.94	0.67
1:AA:1303:C:C2'	1:AA:1304:G:O5'	2.42	0.67
25:CA:2146:C:H5''	25:CA:2147:A:OP1	1.95	0.67
1:BA:143:A:H5'	1:BA:144:G:H5'	1.75	0.67
17:AQ:67:SER:O	17:AQ:68:LYS:C	2.33	0.67
1:BA:1189:U:H5''	1:BA:1190:G:OP2	1.93	0.67
1:BA:192:A:C2'	1:BA:193:C:H5'	2.24	0.67
25:DA:2591:C:C2'	25:DA:2592:G:H5'	2.24	0.67
12:AL:88:ASP:HB3	12:AL:89:LEU:HD12	1.77	0.67
6:BF:11:HIS:CG	6:BF:12:PRO:HD2	2.30	0.67
1:AA:232:G:H1'	1:AA:262:A:N1	2.08	0.67
26:CB:53:A:H2'	26:CB:54:G:H5'	1.76	0.67
17:AQ:3:LYS:HG3	17:AQ:6:THR:HG22	1.76	0.67
25:DA:1350:C:C2	25:DA:1382:G:N2	2.63	0.67
25:DA:2195:U:C2	25:DA:2196:C:C6	2.83	0.67
5:BE:154:ALA:CB	5:BE:155:LYS:HE3	2.23	0.67
1:AA:141:G:C4	1:AA:142:G:C8	2.82	0.67
1:AA:459:A:C2	1:AA:460:A:C4	2.83	0.67
25:CA:2425:A:H4'	25:CA:2426:A:O5'	1.94	0.67
29:DE:149:ILE:HD11	29:DE:172:ALA:HA	1.75	0.67
27:DC:141:HIS:CB	27:DC:194:VAL:HG12	2.24	0.67
25:CA:995:C:H5'	25:CA:995:C:C6	2.30	0.67
1:AA:35:G:H2'	1:AA:36:C:H6	1.59	0.67
7:AG:59:GLU:HA	7:AG:62:GLU:HB2	1.76	0.67
1:AA:1275:A:H2'	1:AA:1276:G:O4'	1.93	0.67
3:BC:6:PRO:O	3:BC:9:ILE:HG22	1.94	0.67
31:CG:140:ILE:HD12	31:CG:141:GLY:N	2.10	0.67
29:CE:44:ARG:O	29:CE:45:ALA:HB2	1.93	0.67
19:BS:57:VAL:HG11	19:BS:74:ALA:HA	1.76	0.67
33:DI:60:VAL:HG22	33:DI:66:PHE:HB3	1.76	0.67

Continued on next page...

Continued from previous page...

Atom-1	Atom-2	Distance(Å)	Clash(Å)
25:CA:1084:A:C3'	25:CA:1085:A:C8	2.77	0.67
33:CI:27:LEU:HD12	33:CI:27:LEU:O	1.94	0.67
2:AB:53:LEU:HD12	2:AB:219:THR:HG21	1.76	0.67
1:AA:991:U:C5	1:AA:1212:U:H1'	2.29	0.67
41:CQ:88:GLU:H	42:CR:49:ILE:HD12	1.60	0.67
5:AE:93:VAL:HG21	5:AE:110:MET:SD	2.34	0.67
17:BQ:7:LEU:HB3	17:BQ:24:ILE:HD13	1.76	0.67
32:DH:1:MET:O	32:DH:20:ASN:HA	1.95	0.67
9:AI:18:VAL:HG11	9:AI:82:ILE:HA	1.75	0.67
1:AA:1490:U:O2'	1:AA:1491:G:H5'	1.94	0.67
49:CY:6:LEU:HD13	49:CY:56:LEU:HD22	1.77	0.67
25:DA:149:A:N3	25:DA:150:U:C6	2.63	0.67
1:AA:1057:G:H2'	1:AA:1058:G:O5'	1.95	0.67
27:CC:161:VAL:HG22	27:CC:175:LEU:HA	1.76	0.67
26:CB:116:G:H4'	39:CO:54:VAL:HG22	1.76	0.67
51:D0:33:SER:OG	51:D0:35:GLU:HG2	1.94	0.67
25:CA:1313:U:P	60:CA:3390:HOH:O	2.52	0.67
33:DI:100:ILE:O	33:DI:101:SER:HB3	1.95	0.67
1:BA:1231:G:H4'	9:BI:127:SER:HB2	1.76	0.67
25:DA:1096:A:H2'	25:DA:1097:U:H5''	1.77	0.67
25:DA:1383:A:C2	25:DA:1384:A:C4	2.82	0.67
21:AU:18:PHE:O	21:AU:21:SER:CB	2.42	0.67
25:CA:1055:G:H5''	25:CA:1056:G:OP2	1.95	0.67
10:AJ:40:ILE:HG22	10:AJ:73:LEU:HB2	1.77	0.67
42:DR:51:VAL:HB	42:DR:52:PRO:CD	2.24	0.67
25:CA:1180:U:H2'	25:CA:1181:U:H5'	1.75	0.67
42:CR:49:ILE:HB	42:CR:52:PRO:C	2.15	0.67
25:CA:2308:G:C5	30:CF:76:PHE:CZ	2.83	0.67
25:DA:1439:A:C2	25:DA:1553:A:C5	2.83	0.67
25:CA:2305:U:H1'	30:CF:132:ARG:HG2	1.75	0.67
1:BA:1078:U:C2'	1:BA:1079:G:H5'	2.25	0.67
1:AA:1204:A:C5	1:AA:1205:U:C5	2.82	0.67
25:CA:1567:G:C8	27:CC:82:TYR:HE1	2.11	0.67
25:DA:1181:U:H5''	25:DA:1182:G:P	2.35	0.67
9:AI:24:ASN:HB3	9:AI:58:GLU:CD	2.15	0.67
30:DF:19:PHE:HB2	30:DF:21:TYR:CE2	2.28	0.67
25:DA:1354:A:C8	25:DA:1355:G:C8	2.83	0.67
8:AH:46:GLU:CA	8:AH:63:LYS:HG2	2.25	0.67
3:BC:166:TRP:HE3	3:BC:166:TRP:C	1.97	0.67
4:BD:172:VAL:HG13	4:BD:173:ASP:H	1.59	0.67
5:BE:106:ALA:HA	5:BE:124:ALA:HB3	1.76	0.67
25:CA:381:G:OP1	48:CX:17:ARG:NH2	2.27	0.67

Continued on next page...

Continued from previous page...

Atom-1	Atom-2	Distance(Å)	Clash(Å)
7:AG:145:GLU:HA	7:AG:148:LYS:HB2	1.77	0.67
4:BD:170:LEU:N	4:BD:170:LEU:HD12	2.09	0.67
3:AC:111:ASP:O	3:AC:115:VAL:HG23	1.95	0.67
24:AY:19:GLU:O	24:AY:23:THR:HG23	1.95	0.67
15:BO:72:LYS:HE2	15:BO:72:LYS:HA	1.75	0.67
1:BA:1029:U:O2	1:BA:1029:U:H2'	1.94	0.67
11:AK:127:ARG:HG2	11:AK:127:ARG:HH11	1.60	0.67
49:DY:9:LYS:N	49:DY:12:GLU:CG	2.57	0.67
25:CA:1060:U:H5'	25:CA:1062:G:C5'	2.25	0.67
25:CA:1854:A:C3'	25:CA:1855:U:H5'	2.25	0.67
4:AD:202:LEU:HD23	4:AD:203:TYR:CE2	2.30	0.67
4:AD:28:ASP:C	4:AD:29:THR:O	2.31	0.67
20:BT:53:MET:HG3	20:BT:54:GLN:N	2.09	0.67
1:AA:481:G:O2'	1:AA:482:A:C8	2.48	0.67
1:BA:1540:U:H4'	21:BU:17:ARG:HG2	1.76	0.67
10:AJ:56:HIS:O	10:AJ:57:VAL:HG12	1.95	0.67
10:BJ:66:GLU:HG3	14:BN:99:ALA:HB2	1.77	0.67
1:BA:247:G:OP1	1:BA:247:G:H4'	1.92	0.67
44:DT:69:ARG:HG3	44:DT:74:ILE:CG2	2.25	0.67
25:DA:2492:U:H2'	25:DA:2493:U:H5'	1.75	0.67
32:CH:7:ASP:HA	32:CH:15:LEU:HD22	1.77	0.67
1:AA:198:G:C5	1:AA:220:G:C2	2.83	0.67
30:CF:157:THR:HG23	30:CF:159:ALA:H	1.59	0.67
26:CB:7:G:C2'	26:CB:8:C:H5'	2.24	0.67
27:DC:226:PRO:HD3	27:DC:233:GLY:HA2	1.75	0.67
25:DA:295:G:C2	25:DA:296:U:C5	2.83	0.67
25:DA:1165:A:H2'	25:DA:1166:G:H8	1.60	0.67
40:DP:74:GLN:HB2	40:DP:77:SER:HB2	1.76	0.67
1:BA:1053:G:C5'	1:BA:1054:C:H5'	2.24	0.67
25:CA:1180:U:H2'	25:CA:1181:U:C5'	2.24	0.67
32:DH:63:ALA:O	32:DH:66:ASN:HB2	1.95	0.67
1:AA:143:A:H5'	1:AA:144:G:H5'	1.75	0.67
25:DA:1446:C:H2'	25:DA:1447:C:H6	1.60	0.67
25:DA:1525:A:C5	25:DA:1526:C:C5	2.83	0.67
25:DA:2127:G:H2'	25:DA:2128:G:C8	2.29	0.67
1:BA:189:A:H2'	1:BA:190:A:O5'	1.93	0.67
25:DA:740:C:H5'	25:DA:1784:A:H3'	1.75	0.67
5:AE:81:GLN:H	5:AE:146:MET:HE1	1.59	0.67
11:BK:64:VAL:HA	11:BK:67:GLU:HG3	1.76	0.67
25:CA:2155:U:H2'	25:CA:2156:G:O4'	1.95	0.67
25:DA:1179:G:N7	25:DA:1180:U:C6	2.62	0.67
9:AI:24:ASN:HB3	9:AI:58:GLU:OE1	1.95	0.67

Continued on next page...

Continued from previous page...

Atom-1	Atom-2	Distance(Å)	Clash(Å)
33:CI:121:ILE:HA	33:CI:124:MET:SD	2.34	0.67
14:BN:43:ASN:HA	14:BN:45:VAL:HG22	1.76	0.67
25:DA:1738:G:O2'	25:DA:1739:A:P	2.53	0.67
25:DA:748:G:C8	43:DS:89:ALA:HB1	2.30	0.67
26:CB:20:G:O2'	26:CB:21:G:H5'	1.95	0.67
25:CA:1565:C:H3'	27:CC:17:LYS:NZ	2.10	0.67
4:BD:25:ARG:O	4:BD:26:ALA:HB2	1.94	0.67
17:AQ:14:ASP:CA	17:AQ:16:MET:SD	2.83	0.67
25:DA:2209:G:C5	25:DA:2210:U:C4	2.82	0.67
56:DB:8:C:H5''	39:DO:27:VAL:HG11	1.77	0.67
35:DK:118:LEU:N	35:DK:118:LEU:HD23	2.09	0.67
25:DA:232:G:H4'	25:DA:233:A:OP1	1.94	0.67
25:DA:58:G:N2	25:DA:70:G:C4	2.63	0.67
1:AA:1378:C:H2'	1:AA:1379:G:O5'	1.95	0.67
25:CA:1613:G:C2'	60:CA:3313:HOH:O	2.43	0.67
3:BC:28:PHE:HZ	14:BN:94:PRO:HD2	1.59	0.67
1:BA:1249:C:O2'	9:BI:70:GLY:HA2	1.94	0.67
5:AE:18:ASN:O	5:AE:32:PHE:HA	1.95	0.67
1:BA:206:C:H2'	1:BA:207:C:C4'	2.25	0.67
1:AA:1402:C:O2	1:AA:1500:A:N1	2.27	0.67
1:BA:497:G:O2'	1:BA:498:A:H5'	1.94	0.67
27:CC:38:LYS:HE2	27:CC:55:GLY:O	1.94	0.67
25:DA:1812:U:O2	25:DA:1812:U:H2'	1.93	0.67
12:BL:58:ASN:HD22	12:BL:58:ASN:H	1.43	0.67
42:DR:49:ILE:HG21	42:DR:53:PHE:H	1.58	0.67
21:AU:13:VAL:HG13	21:AU:15:LEU:CG	2.25	0.67
1:BA:88:U:C4	1:BA:89:U:C4	2.83	0.67
1:BA:499:A:H4'	1:BA:500:G:OP1	1.95	0.67
2:AB:34:ARG:HE	2:AB:34:ARG:HA	1.59	0.67
33:CI:6:ALA:HB3	33:CI:60:VAL:H	1.60	0.67
25:DA:1380:G:OP2	60:DA:3759:HOH:O	2.12	0.67
1:BA:1441:A:H3'	1:BA:1441:A:C8	2.29	0.67
25:DA:2005:A:H5''	60:DA:3384:HOH:O	1.94	0.67
25:CA:1387:A:H2'	25:CA:1388:G:O4'	1.95	0.67
10:BJ:80:THR:HB	10:BJ:83:THR:H	1.60	0.67
25:CA:1687:G:O2'	25:CA:1688:U:H5'	1.95	0.67
25:DA:2133:G:C2	25:DA:2158:A:N6	2.63	0.67
4:AD:96:ARG:O	4:AD:100:VAL:HG23	1.95	0.67
25:CA:322:A:H5'	25:CA:340:A:H1'	1.76	0.67
1:BA:269:C:H2'	1:BA:270:A:C8	2.30	0.67
42:CR:42:ALA:HA	42:CR:46:GLU:CB	2.22	0.66
25:DA:1315:C:H2'	25:DA:1316:U:H6	1.61	0.66

Continued on next page...

Continued from previous page...

Atom-1	Atom-2	Distance(Å)	Clash(Å)
1:AA:1134:G:C4	1:AA:1141:C:N4	2.63	0.66
2:AB:90:PHE:H	2:AB:149:GLY:HA3	1.60	0.66
5:BE:104:ILE:N	5:BE:121:ASN:O	2.27	0.66
3:BC:154:GLY:HA2	3:BC:162:ALA:HB1	1.75	0.66
25:DA:1526:C:N4	25:DA:1527:G:C6	2.63	0.66
3:AC:6:PRO:HG2	3:AC:183:TYR:CG	2.30	0.66
30:DF:34:THR:HG23	30:DF:89:THR:HA	1.77	0.66
55:D4:23:ILE:HB	55:D4:38:GLY:HA3	1.76	0.66
4:AD:31:CYS:SG	4:AD:32:LYS:N	2.68	0.66
30:CF:11:VAL:HG13	30:CF:171:ALA:HB1	1.76	0.66
3:AC:24:ASN:O	3:AC:26:LYS:N	2.27	0.66
25:CA:1585:C:C2'	25:CA:1586:A:O5'	2.43	0.66
9:BI:53:LEU:O	9:BI:54:VAL:HG22	1.95	0.66
3:BC:41:TYR:CE2	3:BC:45:GLU:HG2	2.30	0.66
25:CA:1530:G:H2'	25:CA:1530:G:N3	2.09	0.66
34:DJ:99:ARG:O	34:DJ:103:ILE:HD12	1.96	0.66
45:DU:15:GLY:O	45:DU:16:LYS:HB2	1.95	0.66
33:CI:74:PRO:HB2	33:CI:77:VAL:HG13	1.77	0.66
25:CA:2105:U:H2'	25:CA:2106:U:O4'	1.96	0.66
28:CD:85:ALA:HB3	28:CD:88:GLU:HG3	1.76	0.66
25:DA:168:G:H2'	25:DA:168:G:N3	2.10	0.66
8:AH:103:VAL:O	8:AH:103:VAL:HG22	1.94	0.66
25:DA:2615:U:H1'	51:D0:3:GLN:HB3	1.75	0.66
18:AR:24:ASP:HB3	18:AR:27:THR:HB	1.77	0.66
1:BA:1308:U:H5''	13:BM:96:VAL:CG2	2.25	0.66
25:DA:2196:C:C2'	25:DA:2197:U:H5'	2.25	0.66
25:CA:1179:G:N7	25:CA:1180:U:O4'	2.28	0.66
33:CI:83:ALA:HB2	33:CI:105:LEU:HD11	1.76	0.66
1:AA:510:A:H5''	1:AA:511:C:OP2	1.95	0.66
1:AA:1397:C:HO2'	1:AA:1398:A:P	2.17	0.66
5:BE:24:VAL:HG23	5:BE:26:GLY:H	1.59	0.66
10:BJ:10:LEU:N	10:BJ:10:LEU:HD12	2.10	0.66
6:BF:47:LEU:CD1	6:BF:51:ILE:CG2	2.73	0.66
49:CY:9:LYS:HE2	49:CY:11:VAL:CG2	2.25	0.66
17:BQ:44:HIS:ND1	17:BQ:69:THR:HG21	2.10	0.66
25:DA:422:A:OP2	60:DA:3567:HOH:O	2.12	0.66
13:AM:3:ILE:HD11	13:AM:9:PRO:CG	2.25	0.66
25:DA:2415:G:C4	25:DA:2416:C:C5	2.83	0.66
18:AR:54:LEU:CD1	18:AR:58:ILE:HD11	2.25	0.66
31:DG:36:LEU:HD13	31:DG:40:VAL:HG11	1.78	0.66
25:DA:323:C:N3	25:DA:333:G:C8	2.64	0.66
35:CK:34:GLY:O	35:CK:35:VAL:C	2.33	0.66

Continued on next page...

Continued from previous page...

Atom-1	Atom-2	Distance(Å)	Clash(Å)
25:CA:2172:U:OP1	25:CA:2174:C:C5	2.48	0.66
25:DA:1062:G:H2'	25:DA:1063:G:C4	2.30	0.66
25:DA:1351:C:O2	25:DA:1381:G:C2	2.48	0.66
32:DH:134:VAL:HG12	32:DH:138:VAL:O	1.94	0.66
1:BA:723:U:C5	21:BU:49:ALA:HA	2.31	0.66
20:BT:69:ASN:O	20:BT:70:LYS:C	2.34	0.66
1:AA:1031:C:C2'	1:AA:1032:G:OP2	2.43	0.66
30:DF:33:ILE:HG12	30:DF:155:ILE:HA	1.77	0.66
1:AA:1083:U:H5	1:AA:1084:G:C6	2.12	0.66
25:CA:2550:G:C2'	25:CA:2551:C:H5'	2.24	0.66
31:DG:112:VAL:HG21	31:DG:150:TYR:CD2	2.31	0.66
9:BI:43:ALA:HB1	9:BI:46:VAL:HG21	1.75	0.66
25:CA:2133:G:C2'	25:CA:2158:A:N6	2.59	0.66
2:BB:130:LYS:HA	2:BB:133:ALA:HB3	1.76	0.66
1:AA:518:C:H2'	1:AA:530:G:C8	2.30	0.66
25:CA:2887:A:H2'	25:CA:2887:A:N3	2.09	0.66
19:AS:28:LYS:CB	19:AS:29:PRO:HD2	2.25	0.66
45:CU:48:VAL:O	45:CU:53:GLN:HB2	1.95	0.66
4:BD:123:MET:HE3	4:BD:145:ARG:HB3	1.77	0.66
25:DA:82:U:H5'	25:DA:296:U:H5''	1.76	0.66
19:BS:3:SER:O	19:BS:4:LEU:HB2	1.93	0.66
24:AY:149:ILE:HG23	24:AY:153:ASP:CB	2.25	0.66
43:CS:45:VAL:O	43:CS:46:LEU:C	2.33	0.66
16:BP:10:GLY:HA3	16:BP:15:PRO:HA	1.76	0.66
25:CA:1180:U:OP1	25:CA:1180:U:O3'	2.14	0.66
25:DA:2146:C:H5''	25:DA:2147:A:OP1	1.95	0.66
25:CA:10:A:H2	25:CA:2800:A:HO2'	1.43	0.66
1:BA:469:C:H5	1:BA:470:C:C4	2.14	0.66
1:BA:423:G:N2	1:BA:424:G:C8	2.64	0.66
1:AA:1530:G:O2'	1:AA:1531:A:OP2	2.13	0.66
33:CI:54:ILE:HG12	33:CI:73:PRO:CA	2.25	0.66
45:DU:98:ASN:C	45:DU:98:ASN:OD1	2.34	0.66
4:BD:151:GLN:O	4:BD:154:VAL:HG12	1.96	0.66
10:BJ:87:LEU:HD13	10:BJ:88:MET:HG2	1.78	0.66
25:DA:2248:C:C2'	25:DA:2249:U:H5'	2.24	0.66
25:CA:1789:A:OP2	27:CC:220:ARG:NH1	2.28	0.66
5:BE:133:ILE:HD12	5:BE:133:ILE:H	1.59	0.66
27:DC:20:ASN:OD1	27:DC:20:ASN:C	2.33	0.66
10:AJ:49:PHE:CD1	10:AJ:49:PHE:N	2.63	0.66
36:DL:4:ASN:C	36:DL:5:THR:HG22	2.15	0.66
1:AA:959:A:C2	1:AA:1222:G:O4'	2.48	0.66
37:CM:57:VAL:O	37:CM:60:GLN:CG	2.42	0.66

Continued on next page...

Continued from previous page...

Atom-1	Atom-2	Distance(Å)	Clash(Å)
1:AA:1278:G:H4'	1:AA:1279:G:C8	2.31	0.66
42:DR:39:LEU:C	42:DR:49:ILE:HG23	2.16	0.66
1:BA:1262:C:C6	1:BA:1263:C:C5	2.83	0.66
6:BF:18:VAL:HA	6:BF:21:MET:CE	2.26	0.66
45:CU:17:ASP:HB3	45:CU:20:LYS:HD3	1.76	0.66
18:AR:35:SER:HA	18:AR:71:ASP:OD2	1.96	0.66
1:BA:590:U:H2'	1:BA:591:U:C6	2.30	0.66
1:BA:562:U:H4'	1:BA:563:A:H5'	1.78	0.66
25:DA:1001:A:OP2	60:DA:3742:HOH:O	2.13	0.66
25:DA:744:U:OP1	60:DA:3658:HOH:O	2.13	0.66
25:DA:1517:G:N2	25:DA:1732:C:C4	2.63	0.66
25:DA:2134:A:H62	25:DA:2157:G:H1'	1.61	0.66
2:AB:212:TYR:HA	2:AB:215:ALA:HB3	1.78	0.66
25:DA:2297:A:C2	25:DA:2298:A:C8	2.83	0.66
35:DK:76:VAL:HG12	40:DP:72:VAL:HG23	1.78	0.66
5:BE:121:ASN:O	5:BE:122:VAL:O	2.13	0.66
20:BT:64:GLY:HA2	20:BT:67:HIS:CE1	2.31	0.66
32:CH:117:LEU:HD21	32:CH:121:VAL:CA	2.24	0.66
11:AK:121:ARG:CZ	21:AU:35:GLU:HG3	2.26	0.66
21:AU:36:PHE:CD1	21:AU:39:LYS:HE3	2.31	0.66
25:DA:2666:C:C5	25:DA:2667:C:C4	2.83	0.66
9:BI:83:THR:HG21	9:BI:102:PHE:HB3	1.76	0.66
2:BB:98:GLY:HA2	2:BB:101:THR:CG2	2.24	0.66
35:DK:99:ILE:HD13	35:DK:118:LEU:HD12	1.77	0.66
25:CA:1474:U:H2'	25:CA:1475:G:H5'	1.76	0.66
21:AU:7:GLU:HB3	21:AU:11:PHE:HZ	1.60	0.66
44:CT:1:MET:C	44:CT:3:ARG:HB2	2.16	0.66
1:BA:1211:U:O2'	1:BA:1212:U:OP2	2.14	0.66
25:DA:2893:A:H4'	25:DA:2894:G:H5'	1.77	0.66
1:AA:918:A:H2'	1:AA:919:A:C8	2.30	0.66
1:BA:540:G:H2'	1:BA:541:G:O4'	1.95	0.66
27:DC:79:ARG:HD3	27:DC:92:LEU:HB3	1.76	0.66
36:DL:90:VAL:HG12	36:DL:90:VAL:O	1.94	0.66
25:CA:2203:U:H5''	25:CA:2204:G:OP1	1.95	0.66
25:DA:540:C:C2'	25:DA:541:A:H5'	2.25	0.66
47:CW:20:LYS:O	47:CW:21:ARG:HD3	1.94	0.66
40:CP:29:VAL:HG13	40:CP:79:VAL:HG12	1.77	0.66
42:DR:61:ALA:HB1	42:DR:97:LYS:O	1.95	0.66
1:BA:1323:G:H2'	1:BA:1324:A:C8	2.30	0.66
1:AA:1138:G:C8	1:AA:1140:C:H5'	2.30	0.66
25:CA:1080:A:C2	25:CA:1081:U:C5	2.83	0.66
30:CF:121:PHE:HB3	30:CF:162:ASP:OD2	1.95	0.66

Continued on next page...

Continued from previous page...

Atom-1	Atom-2	Distance(Å)	Clash(Å)
11:BK:62:ALA:CB	11:BK:91:GLY:HA2	2.26	0.66
7:AG:119:LEU:CD2	7:AG:123:LEU:CD2	2.73	0.66
55:C4:36:ARG:HG2	55:C4:37:GLN:N	2.11	0.66
25:CA:2334:U:O4	39:CO:16:ARG:NH2	2.29	0.66
33:DI:46:ASP:HA	33:DI:50:LYS:HD2	1.76	0.66
25:CA:246:C:H2'	25:CA:247:G:H5'	1.78	0.66
25:DA:900:A:C2	25:DA:901:C:C1'	2.78	0.66
8:BH:54:THR:C	8:BH:56:PRO:HD3	2.16	0.66
18:BR:38:ILE:CD1	18:BR:55:ALA:HA	2.26	0.66
3:BC:5:HIS:HD2	14:BN:89:MET:HB3	1.60	0.66
1:BA:328:C:H2'	1:BA:328:C:O2	1.93	0.66
34:CJ:64:VAL:HG13	34:CJ:68:LYS:HB2	1.78	0.66
25:DA:687:C:H2'	25:DA:688:U:O4'	1.96	0.66
25:DA:1087:G:C4	25:DA:1089:A:H1'	2.31	0.66
33:DI:38:CYS:CA	33:DI:41:PHE:HB3	2.22	0.66
42:CR:41:ILE:O	42:CR:46:GLU:HB2	1.95	0.66
32:CH:31:VAL:CB	32:CH:32:PRO:HD2	2.24	0.66
41:DQ:85:ALA:HB3	41:DQ:87:VAL:HG23	1.77	0.66
42:DR:49:ILE:HB	42:DR:51:VAL:O	1.96	0.66
1:AA:64:G:C2	1:AA:67:C:N4	2.64	0.66
17:BQ:61:ARG:C	17:BQ:72:TRP:CE3	2.69	0.66
32:DH:72:ILE:CG2	32:DH:73:ASN:N	2.59	0.66
1:BA:374:A:H5''	1:BA:452:A:H2	1.60	0.66
1:BA:451:A:H61	1:BA:481:G:H5'	1.61	0.66
4:AD:131:ILE:HD12	4:AD:134:TYR:N	2.11	0.66
49:CY:9:LYS:HE2	49:CY:11:VAL:HG21	1.77	0.66
25:DA:2133:G:N3	25:DA:2158:A:C6	2.64	0.66
25:DA:1477:A:C2	25:DA:1515:A:C4	2.82	0.66
1:BA:642:A:N3	8:BH:104:SER:OG	2.28	0.66
30:DF:103:ILE:HG22	30:DF:174:PHE:HA	1.78	0.66
40:DP:92:ARG:O	40:DP:93:LYS:HB2	1.95	0.66
25:DA:465:G:H2'	25:DA:466:A:C8	2.31	0.66
1:BA:940:C:H2'	1:BA:941:G:C8	2.30	0.66
33:DI:89:SER:HB3	33:DI:92:PRO:HG3	1.77	0.66
49:DY:9:LYS:HG2	49:DY:10:SER:N	2.10	0.66
25:DA:78:U:OP1	49:DY:2:LYS:HD2	1.96	0.66
1:AA:1133:G:N1	1:AA:1142:G:C6	2.64	0.66
25:DA:2345:G:C5	25:DA:2381:A:C2	2.84	0.66
38:DN:32:GLU:HA	38:DN:115:LEU:HG	1.78	0.66
25:DA:2115:G:O2'	25:DA:2117:A:N6	2.29	0.66
25:DA:2148:G:H2'	25:DA:2149:U:C6	2.31	0.66
8:AH:95:MET:HB2	8:AH:98:LEU:O	1.96	0.66

Continued on next page...

Continued from previous page...

Atom-1	Atom-2	Distance(Å)	Clash(Å)
1:BA:1239:A:H2'	1:BA:1298:U:O4	1.94	0.66
1:AA:204:G:C8	1:AA:205:A:H5''	2.31	0.66
1:BA:1005:A:N7	1:BA:1006:G:C4	2.64	0.66
21:AU:9:GLU:CG	21:AU:10:PRO:HD3	2.26	0.66
3:AC:87:ARG:HG2	3:AC:98:ALA:O	1.96	0.66
25:DA:1025:G:O2'	60:DA:3714:HOH:O	2.04	0.66
33:CI:71:LYS:CD	33:CI:71:LYS:N	2.58	0.66
25:DA:194:G:C8	60:DA:3767:HOH:O	2.49	0.66
27:CC:51:ARG:NH2	27:CC:246:PRO:HG3	2.11	0.66
25:DA:250:G:OP2	54:D3:12:ARG:NH1	2.29	0.66
28:DD:124:ARG:HD3	28:DD:125:TRP:NE1	2.11	0.66
12:AL:43:LYS:HB2	12:AL:44:PRO:CD	2.26	0.66
51:D0:12:ARG:O	51:D0:16:ARG:HG3	1.96	0.66
4:BD:169:TRP:CD1	4:BD:185:PRO:HG3	2.31	0.66
25:CA:2221:G:O2'	25:CA:2222:C:H5'	1.95	0.66
56:DB:102:G:H8	56:DB:102:G:O5'	1.78	0.66
25:CA:1058:U:H1'	25:CA:1081:U:O2	1.96	0.66
1:AA:1124:G:H3'	1:AA:1145:A:H61	1.59	0.66
25:DA:2206:C:O2'	25:DA:2207:C:H5'	1.95	0.66
25:DA:2338:C:C2	25:DA:2339:C:C5	2.84	0.66
25:CA:981:A:OP1	60:CA:3601:HOH:O	2.14	0.66
25:DA:860:U:O4'	25:DA:2268:A:H5'	1.96	0.66
5:BE:156:ARG:O	5:BE:158:LYS:N	2.29	0.66
1:AA:66:A:C2	1:AA:67:C:C6	2.84	0.66
17:BQ:7:LEU:HD22	17:BQ:72:TRP:CH2	2.31	0.66
2:BB:95:TRP:CZ3	2:BB:174:GLU:OE2	2.48	0.66
53:C2:43:THR:O	53:C2:44:VAL:CB	2.44	0.66
25:DA:418:C:H2'	25:DA:419:U:O4'	1.95	0.66
2:BB:49:PHE:CD1	2:BB:49:PHE:C	2.69	0.66
2:BB:56:LEU:O	2:BB:59:ILE:HG13	1.96	0.66
12:AL:89:LEU:HD12	12:AL:89:LEU:N	2.10	0.66
46:DV:42:LEU:HD12	46:DV:47:VAL:HG21	1.78	0.66
25:DA:1506:U:H2'	25:DA:1507:C:C6	2.30	0.66
7:BG:131:GLY:H	7:BG:134:VAL:CG1	2.08	0.66
1:BA:4:U:C5'	1:BA:5:U:OP1	2.44	0.66
8:BH:82:LEU:HD13	8:BH:82:LEU:O	1.95	0.66
44:CT:35:ALA:O	44:CT:38:ALA:HB3	1.96	0.66
36:DL:10:GLU:HA	36:DL:10:GLU:OE1	1.96	0.66
25:CA:408:G:C2	25:CA:420:C:O2	2.49	0.66
6:BF:50:PRO:HD3	18:BR:73:HIS:HB3	1.77	0.66
2:BB:17:HIS:O	2:BB:18:GLN:HB2	1.95	0.65
25:DA:1590:A:H2'	25:DA:1591:A:H8	1.60	0.65

Continued on next page...

Continued from previous page...

Atom-1	Atom-2	Distance(Å)	Clash(Å)
1:BA:1078:U:O2	5:BE:89:THR:HG21	1.96	0.65
25:DA:1177:G:H2'	25:DA:1178:C:O4'	1.96	0.65
9:AI:10:ARG:HB3	9:AI:15:ALA:HA	1.76	0.65
33:CI:57:VAL:HG23	33:CI:71:LYS:NZ	2.11	0.65
25:DA:1429:G:O2'	25:DA:1430:G:H5'	1.96	0.65
27:CC:17:LYS:HA	27:CC:17:LYS:HE3	1.78	0.65
25:DA:2133:G:N3	25:DA:2158:A:N6	2.43	0.65
25:CA:2202:U:H5''	25:CA:2203:U:OP1	1.96	0.65
30:DF:103:ILE:CG2	30:DF:174:PHE:HA	2.26	0.65
25:DA:2039:U:H2'	25:DA:2040:G:C8	2.30	0.65
25:DA:1638:C:H4'	25:DA:2710:C:O2	1.96	0.65
25:CA:2061:G:OP2	60:CA:3498:HOH:O	2.14	0.65
1:BA:414:A:C2	1:BA:415:A:H1'	2.31	0.65
33:DI:116:MET:SD	33:DI:128:ILE:HD11	2.36	0.65
32:CH:31:VAL:O	32:CH:32:PRO:C	2.31	0.65
25:CA:1060:U:H4'	25:CA:1061:U:H3'	1.78	0.65
25:DA:2216:G:H2'	25:DA:2217:G:C8	2.31	0.65
21:AU:28:LEU:O	21:AU:28:LEU:HD23	1.96	0.65
20:BT:64:GLY:C	20:BT:67:HIS:CE1	2.69	0.65
13:AM:21:ILE:HB	13:AM:24:VAL:HG22	1.76	0.65
25:DA:1542:U:O2'	25:DA:1543:G:H5'	1.95	0.65
1:BA:1142:G:C6	1:BA:1143:G:H1'	2.31	0.65
14:AN:35:ALA:CB	14:AN:41:ARG:HB3	2.25	0.65
8:AH:48:PHE:HD1	8:AH:48:PHE:H	1.42	0.65
16:AP:77:GLU:C	16:AP:79:ASN:N	2.48	0.65
9:BI:27:ILE:HG23	9:BI:62:LEU:CD1	2.25	0.65
3:AC:36:PHE:CZ	14:AN:92:GLU:OE2	2.49	0.65
1:BA:500:G:C6	1:BA:501:C:N4	2.64	0.65
2:BB:134:LEU:HA	2:BB:137:THR:OG1	1.95	0.65
1:BA:1113:C:C2	1:BA:1114:C:C5	2.85	0.65
33:CI:66:PHE:CE1	33:CI:68:PHE:CE1	2.84	0.65
25:CA:2114:A:C4	25:CA:2167:U:H5'	2.30	0.65
25:DA:2727:A:C6	25:DA:2728:U:O4	2.50	0.65
25:DA:137:U:OP2	25:DA:137:U:C6	2.50	0.65
30:DF:99:PHE:O	30:DF:102:LEU:HB3	1.96	0.65
9:AI:66:VAL:HG22	9:AI:74:GLN:HG2	1.76	0.65
34:DJ:140:LEU:HD12	34:DJ:141:ASP:N	2.10	0.65
38:CN:13:ASN:C	38:CN:13:ASN:HD22	2.00	0.65
25:CA:215:G:H4'	25:CA:216:A:H4'	1.78	0.65
25:CA:2318:G:C6	25:CA:2319:G:N1	2.65	0.65
1:AA:505:G:H4'	1:AA:534:U:C5	2.31	0.65
6:AF:7:VAL:O	6:AF:7:VAL:HG13	1.96	0.65

Continued on next page...

Continued from previous page...

Atom-1	Atom-2	Distance(Å)	Clash(Å)
22:BV:20:U:OP1	22:BV:20:U:O4'	2.15	0.65
1:AA:993:G:N3	1:AA:993:G:H2'	2.11	0.65
25:DA:2885:G:N7	51:D0:39:ARG:NH2	2.44	0.65
33:CI:38:CYS:HB3	33:CI:42:ASN:ND2	2.11	0.65
33:CI:42:ASN:OD1	33:CI:45:THR:HB	1.97	0.65
2:AB:119:GLN:N	2:AB:122:ASP:HB2	2.12	0.65
25:CA:981:A:H5''	60:CA:3598:HOH:O	1.93	0.65
20:BT:64:GLY:CA	20:BT:67:HIS:CE1	2.79	0.65
25:DA:2164:C:H2'	25:DA:2165:C:H6	1.60	0.65
56:DB:43:C:H5''	56:DB:44:G:OP2	1.96	0.65
25:CA:2055:C:H5'	25:CA:2056:G:H5''	1.77	0.65
1:BA:175:C:O2'	1:BA:176:C:H5'	1.96	0.65
25:DA:443:A:N7	29:DE:40:ARG:HD3	2.10	0.65
3:BC:102:ILE:N	3:BC:102:ILE:HD12	2.10	0.65
1:AA:805:C:O2'	1:AA:806:C:H5'	1.96	0.65
25:DA:1475:G:O2'	25:DA:1476:U:P	2.54	0.65
40:DP:93:LYS:HG2	40:DP:95:LYS:O	1.97	0.65
1:AA:744:C:H2'	1:AA:745:G:C8	2.31	0.65
40:CP:112:ARG:O	40:CP:113:LEU:HG	1.97	0.65
25:DA:665:U:O2	25:DA:665:U:H2'	1.96	0.65
8:BH:74:ILE:HD13	8:BH:128:VAL:HG22	1.78	0.65
1:AA:701:U:H4'	1:AA:702:A:H5''	1.79	0.65
1:BA:236:A:H2'	1:BA:237:G:C8	2.32	0.65
35:DK:1:MET:HG2	35:DK:32:TYR:CD1	2.31	0.65
33:DI:56:VAL:HB	33:DI:70:THR:HB	1.79	0.65
2:AB:102:ASN:HB3	2:AB:105:THR:HB	1.77	0.65
2:AB:88:GLN:CG	2:AB:220:VAL:HG11	2.26	0.65
32:DH:4:ILE:HG22	32:DH:5:LEU:H	1.61	0.65
1:BA:802:A:H5''	1:BA:803:G:OP2	1.96	0.65
5:AE:131:ASN:HD22	5:AE:131:ASN:C	1.99	0.65
10:AJ:63:ASP:OD1	14:AN:85:ARG:HD2	1.97	0.65
25:CA:544:C:C5	25:CA:545:U:C5	2.85	0.65
21:BU:23:GLU:HA	21:BU:27:VAL:HG22	1.77	0.65
11:BK:87:GLY:H	11:BK:113:THR:CG2	2.08	0.65
25:DA:479:A:N3	25:DA:481:G:H5''	2.11	0.65
1:AA:542:G:N3	1:AA:543:U:C5	2.64	0.65
1:AA:37:U:O2'	1:AA:500:G:H4'	1.97	0.65
25:CA:2119:A:C2	25:CA:2169:A:C2	2.85	0.65
44:DT:7:LEU:HD21	44:DT:46:ALA:CA	2.26	0.65
27:CC:161:VAL:CG1	27:CC:173:LEU:HB3	2.27	0.65
25:DA:2038:G:H2'	25:DA:2039:U:O4'	1.96	0.65
1:BA:1476:A:H2'	1:BA:1477:U:C6	2.31	0.65

Continued on next page...

Continued from previous page...

Atom-1	Atom-2	Distance(Å)	Clash(Å)
52:C1:7:LYS:HA	52:C1:23:THR:HG22	1.79	0.65
44:DT:22:THR:HA	44:DT:25:GLU:CG	2.26	0.65
54:C3:30:HIS:O	54:C3:31:ILE:C	2.33	0.65
45:CU:45:GLN:OE1	45:CU:58:VAL:HG21	1.95	0.65
12:BL:29:LYS:HE3	12:BL:29:LYS:HA	1.79	0.65
25:DA:1301:A:H4'	25:DA:1302:A:OP1	1.96	0.65
33:DI:20:SER:HB3	33:DI:21:PRO:HD3	1.78	0.65
25:CA:760:G:C2'	25:CA:761:A:H5'	2.27	0.65
32:CH:31:VAL:HB	32:CH:32:PRO:CD	2.25	0.65
1:AA:1314:C:O2	1:AA:1315:U:C6	2.49	0.65
1:AA:1279:G:H5''	10:AJ:9:ARG:NH2	2.12	0.65
25:CA:1169:A:C2	25:CA:1181:U:O2	2.49	0.65
42:CR:49:ILE:HG22	42:CR:53:PHE:H	1.60	0.65
36:DL:127:VAL:HG12	36:DL:131:ALA:HB3	1.78	0.65
36:DL:82:LEU:HD23	36:DL:83:ALA:N	2.10	0.65
25:DA:2407:A:N3	25:DA:2408:U:C5	2.65	0.65
8:AH:9:MET:HG3	8:AH:26:MET:SD	2.36	0.65
25:CA:2304:G:H1'	30:CF:128:SER:HB3	1.78	0.65
25:CA:2141:G:H2'	25:CA:2142:A:H5'	1.78	0.65
6:BF:77:THR:O	6:BF:80:PHE:HB3	1.96	0.65
1:BA:1007:U:H2'	1:BA:1008:U:H5''	1.78	0.65
2:BB:156:LEU:HD23	2:BB:156:LEU:O	1.96	0.65
3:AC:59:PRO:HB3	10:AJ:94:ALA:HB1	1.78	0.65
30:CF:141:ASP:O	30:CF:145:VAL:HG13	1.96	0.65
27:DC:132:ARG:HG3	27:DC:133:ASN:OD1	1.96	0.65
25:DA:1233:C:H2'	25:DA:1234:U:O5'	1.95	0.65
60:CA:3660:HOH:O	28:CD:140:HIS:NE2	2.29	0.65
32:CH:2:GLN:O	32:CH:3:VAL:HG22	1.96	0.65
25:CA:1098:A:C6	25:CA:1099:G:N1	2.65	0.65
1:AA:403:C:H2'	1:AA:404:G:O4'	1.96	0.65
5:AE:59:ILE:HG13	5:AE:60:GLN:N	2.10	0.65
56:DB:103:U:H2'	56:DB:104:A:H5'	1.78	0.65
1:BA:692:U:H2'	1:BA:694:A:OP2	1.97	0.65
1:BA:1160:G:HO2'	1:BA:1161:C:H6	1.42	0.65
49:DY:23:ARG:O	49:DY:24:GLU:C	2.35	0.65
17:AQ:15:LYS:C	17:AQ:16:MET:SD	2.75	0.65
38:CN:103:ARG:NE	38:CN:110:MET:HE2	2.11	0.65
20:BT:69:ASN:O	20:BT:71:ALA:N	2.30	0.65
37:DM:21:ALA:CB	37:DM:100:LYS:HG2	2.27	0.65
33:CI:83:ALA:CB	33:CI:105:LEU:HD11	2.27	0.65
22:AV:60:U:H5''	22:AV:61:C:H5	1.62	0.65
34:DJ:80:HIS:HB3	34:DJ:81:ILE:HG22	1.77	0.65

Continued on next page...

Continued from previous page...

Atom-1	Atom-2	Distance(Å)	Clash(Å)
3:AC:21:TRP:CG	3:AC:58:ARG:HG2	2.31	0.65
2:BB:56:LEU:HD13	2:BB:57:ASN:N	2.12	0.65
14:AN:43:ASN:OD1	14:AN:47:LYS:HE2	1.97	0.65
25:DA:64:A:H2'	25:DA:65:U:C6	2.32	0.65
7:AG:38:ALA:O	7:AG:41:ILE:HB	1.97	0.65
14:BN:17:ASP:HA	14:BN:20:PHE:O	1.96	0.65
44:DT:39:THR:HG22	44:DT:42:GLU:HB2	1.77	0.65
34:DJ:37:ARG:HG2	34:DJ:39:LYS:HG2	1.78	0.65
25:CA:870:U:OP1	37:CM:6:ARG:HD3	1.97	0.65
25:CA:2161:C:O2	25:CA:2161:C:H2'	1.97	0.65
25:DA:2287:A:C8	25:DA:2289:G:C8	2.85	0.65
25:DA:1589:U:H2'	25:DA:1590:A:C8	2.31	0.65
34:DJ:31:GLU:O	34:DJ:34:ARG:HB3	1.96	0.65
1:BA:64:G:C8	1:BA:99:C:N4	2.65	0.65
1:BA:463:U:C2'	1:BA:463:U:O2	2.45	0.65
2:BB:99:MET:CA	2:BB:106:VAL:HG21	2.27	0.65
1:AA:972:C:H4'	10:AJ:59:LYS:CE	2.27	0.65
1:BA:1093:A:C2	1:BA:1095:U:C4'	2.79	0.65
2:AB:16:GLY:HA3	2:AB:39:ILE:HA	1.77	0.65
43:DS:59:GLU:CG	43:DS:66:ILE:HD11	2.27	0.65
25:DA:149:A:C4	25:DA:150:U:C6	2.85	0.65
33:CI:57:VAL:HG12	33:CI:58:ILE:N	2.12	0.65
25:DA:1091:G:C4	25:DA:1092:C:C5	2.85	0.65
18:BR:41:SER:CB	18:BR:51:GLN:HE21	2.09	0.65
35:DK:104:THR:HG22	35:DK:122:VAL:HG11	1.77	0.65
25:CA:2404:U:C2'	25:CA:2405:G:O5'	2.44	0.65
44:DT:2:ILE:HG12	44:DT:7:LEU:HD12	1.78	0.65
1:AA:198:G:C4	1:AA:199:A:C8	2.84	0.65
10:AJ:48:ARG:C	10:AJ:49:PHE:CD1	2.70	0.65
25:DA:1873:G:H2'	25:DA:1874:C:H6	1.60	0.65
36:CL:92:LEU:HD12	36:CL:92:LEU:H	1.62	0.65
3:AC:181:ILE:HD13	3:AC:202:PHE:HA	1.79	0.65
25:DA:623:C:H2'	25:DA:624:C:H6	1.61	0.65
25:CA:743:A:O3'	60:CA:3659:HOH:O	2.14	0.65
4:AD:3:TYR:O	4:AD:4:LEU:HB2	1.97	0.65
41:DQ:78:PHE:CZ	41:DQ:82:LEU:HD11	2.31	0.65
7:BG:85:GLN:NE2	7:BG:85:GLN:HA	2.11	0.65
34:CJ:76:HIS:CE1	34:CJ:85:LYS:HB2	2.31	0.65
11:AK:13:LYS:O	11:AK:14:GLN:CB	2.45	0.65
11:AK:13:LYS:O	11:AK:14:GLN:HB2	1.97	0.65
36:CL:90:VAL:HG23	36:CL:120:VAL:HG21	1.78	0.65
1:AA:1145:A:H2'	1:AA:1146:A:OP2	1.97	0.65

Continued on next page...

Continued from previous page...

Atom-1	Atom-2	Distance(Å)	Clash(Å)
25:DA:2338:C:O2	25:DA:2339:C:C5	2.49	0.65
17:BQ:16:MET:HG2	17:BQ:19:SER:HB3	1.78	0.65
25:DA:1586:A:C8	25:DA:1587:G:C8	2.85	0.65
11:AK:41:LEU:HD22	11:AK:76:TYR:CD2	2.31	0.65
1:AA:144:G:C5	1:AA:179:A:C2	2.84	0.65
1:BA:82:G:O6	1:BA:87:C:N3	2.29	0.65
25:DA:362:A:N3	25:DA:362:A:H2'	2.10	0.65
2:AB:40:ILE:HG21	2:AB:201:GLY:HA2	1.79	0.65
2:BB:67:LEU:HD23	2:BB:90:PHE:HA	1.78	0.65
33:CI:56:VAL:HA	33:CI:71:LYS:HE2	1.79	0.65
33:CI:61:TYR:HH	33:CI:67:THR:HG1	1.42	0.65
13:AM:80:MET:HG2	13:AM:91:ARG:CZ	2.27	0.65
18:AR:56:ARG:HE	18:AR:60:ARG:NH1	1.95	0.65
1:BA:750:C:O2	15:BO:22:GLY:HA3	1.97	0.65
15:BO:80:LEU:HD11	15:BO:84:LEU:HD22	1.78	0.65
25:CA:973:A:OP2	42:CR:81:LYS:HE3	1.95	0.65
1:AA:737:C:O2'	1:AA:738:C:H5'	1.97	0.65
25:CA:1714:U:H5''	25:CA:1715:G:C5'	2.26	0.65
25:CA:34:U:O2'	25:CA:35:G:OP1	2.15	0.65
39:CO:31:THR:HG22	39:CO:33:ARG:H	1.61	0.65
25:DA:973:A:O4'	25:DA:1188:U:C6	2.49	0.65
1:BA:938:A:C2	1:BA:1345:U:O4	2.50	0.65
13:BM:85:TYR:CE2	13:BM:89:ARG:HG3	2.32	0.65
17:AQ:12:VAL:CG1	17:AQ:21:VAL:HG13	2.26	0.65
25:DA:2197:U:C6	25:DA:2224:G:N1	2.65	0.65
32:DH:31:VAL:HG12	32:DH:32:PRO:CD	2.27	0.65
32:DH:69:ALA:HB2	32:DH:138:VAL:HG12	1.78	0.65
13:AM:63:VAL:O	13:AM:68:LEU:HB2	1.97	0.65
25:DA:1538:G:O4'	25:DA:1538:G:OP2	2.15	0.65
12:AL:58:ASN:ND2	12:AL:60:PHE:CD1	2.64	0.65
1:BA:1126:U:C5	1:BA:1281:C:N4	2.65	0.65
4:AD:144:ILE:HG22	4:AD:145:ARG:O	1.97	0.65
2:AB:55:GLU:HA	2:AB:58:LYS:CB	2.27	0.65
35:DK:79:PHE:HB3	40:DP:67:GLU:OE2	1.97	0.65
1:BA:1492:A:C2	25:DA:1913:A:N6	2.65	0.65
11:AK:95:THR:O	11:AK:99:LEU:CD2	2.45	0.65
56:DB:62:C:H2'	56:DB:63:C:C6	2.31	0.65
31:DG:154:GLU:HG2	31:DG:155:PRO:CD	2.26	0.65
30:DF:28:PRO:CB	30:DF:168:LEU:HD22	2.26	0.65
1:AA:541:G:C4	1:AA:542:G:C8	2.85	0.65
1:AA:35:G:H2'	1:AA:36:C:C6	2.31	0.65
8:AH:63:LYS:HB2	8:AH:70:VAL:CG2	2.27	0.65

Continued on next page...

Continued from previous page...

Atom-1	Atom-2	Distance(Å)	Clash(Å)
4:BD:97:LEU:HD12	4:BD:97:LEU:C	2.17	0.65
26:CB:65:U:H2'	26:CB:108:A:N6	2.12	0.65
6:AF:7:VAL:HG11	18:AR:64:LEU:HD11	1.78	0.65
34:CJ:49:ASP:OD1	34:CJ:121:LYS:HE3	1.96	0.65
25:CA:1746:A:C2	25:CA:1747:U:C2	2.85	0.65
10:BJ:9:ARG:CZ	10:BJ:9:ARG:HB3	2.25	0.65
1:BA:240:G:OP1	1:BA:240:G:H4'	1.96	0.65
36:CL:126:ARG:HD3	36:CL:126:ARG:H	1.62	0.65
2:BB:104:LYS:HG2	2:BB:104:LYS:O	1.97	0.65
1:AA:421:U:C2	3:AC:126:ARG:NH2	2.65	0.65
36:DL:9:ALA:HB3	36:DL:12:SER:OG	1.97	0.65
4:BD:47:LEU:HD23	4:BD:52:VAL:CG1	2.27	0.65
33:DI:32:VAL:HG13	33:DI:66:PHE:CE2	2.32	0.65
25:DA:1338:G:O2'	25:DA:1339:G:H5'	1.96	0.65
1:BA:1234:C:C2'	1:BA:1235:U:H5'	2.26	0.65
25:DA:1414:C:C4	25:DA:1415:U:H5	2.14	0.65
25:DA:1589:U:C2	25:DA:1590:A:N7	2.65	0.65
36:DL:70:LYS:O	36:DL:74:THR:HG23	1.97	0.65
25:DA:1439:A:C2	25:DA:1553:A:C4	2.84	0.65
1:BA:840:C:N3	1:BA:842:U:H4'	2.11	0.65
1:BA:469:C:C5	1:BA:470:C:C4	2.84	0.65
2:BB:101:THR:HG22	2:BB:174:GLU:OE1	1.97	0.65
25:CA:2152:G:H2'	25:CA:2153:C:H5'	1.79	0.65
6:BF:36:ILE:HB	6:BF:64:VAL:HG22	1.78	0.65
25:DA:2749:A:OP1	31:DG:1:SER:HB3	1.97	0.65
44:CT:89:GLU:O	44:CT:91:GLN:HG2	1.97	0.65
1:BA:684:U:H2'	1:BA:685:G:H5'	1.78	0.65
29:CE:18:THR:CG2	29:CE:19:PHE:CD2	2.80	0.65
14:AN:20:PHE:C	14:AN:22:LYS:H	1.99	0.65
25:DA:1429:G:N2	25:DA:1430:G:C4	2.65	0.65
25:DA:2591:C:O2'	25:DA:2592:G:H5'	1.97	0.65
1:AA:1402:C:H2'	1:AA:1403:C:O4'	1.97	0.65
1:AA:1478:U:H2'	1:AA:1479:C:H6	1.62	0.65
4:AD:90:LEU:HD21	4:AD:194:ILE:HD11	1.79	0.65
25:CA:1840:G:C5	25:CA:1841:U:C5	2.85	0.65
1:BA:121:U:O4'	1:BA:121:U:OP2	2.15	0.65
25:CA:594:U:H2'	25:CA:595:C:C6	2.32	0.65
7:AG:105:GLU:O	7:AG:109:LYS:HG2	1.97	0.65
4:BD:4:LEU:HD13	4:BD:4:LEU:N	2.12	0.64
25:CA:1086:A:H5''	25:CA:1087:G:OP1	1.97	0.64
1:AA:1318:A:H1'	19:AS:36:ARG:NH1	2.13	0.64
25:DA:2219:U:C2'	25:DA:2220:U:O5'	2.45	0.64

Continued on next page...

Continued from previous page...

Atom-1	Atom-2	Distance(Å)	Clash(Å)
1:BA:1039:G:C6	1:BA:1040:U:C4	2.84	0.64
1:BA:986:U:H2'	1:BA:987:G:O4'	1.97	0.64
25:DA:529:A:H4'	25:DA:530:G:OP1	1.96	0.64
30:DF:33:ILE:HD13	30:DF:155:ILE:HG12	1.79	0.64
1:AA:410:G:H5''	4:AD:25:ARG:NH2	2.12	0.64
33:CI:92:PRO:HA	33:CI:97:VAL:HG21	1.79	0.64
20:BT:53:MET:CE	20:BT:57:VAL:HG21	2.27	0.64
20:BT:43:LYS:CE	20:BT:85:LEU:O	2.44	0.64
1:BA:1078:U:O2'	1:BA:1079:G:H5'	1.96	0.64
10:AJ:52:LEU:HD11	10:AJ:59:LYS:HA	1.78	0.64
25:CA:2103:C:H2'	25:CA:2104:C:H5'	1.78	0.64
25:DA:1469:A:C2	25:DA:1470:A:C5	2.85	0.64
11:AK:39:ASN:O	11:AK:40:ALA:HB3	1.97	0.64
32:DH:76:GLU:HG2	32:DH:143:ILE:CD1	2.27	0.64
7:AG:71:THR:HG23	7:AG:72:VAL:HG13	1.79	0.64
25:DA:811:U:C2	25:DA:1251:C:C5	2.84	0.64
25:CA:1313:U:H2'	25:CA:1610:A:C2	2.31	0.64
25:CA:192:C:H2'	25:CA:193:U:H5'	1.79	0.64
52:C1:33:LEU:H	52:C1:51:ALA:HB3	1.62	0.64
25:CA:2223:G:H2'	25:CA:2224:G:H5'	1.79	0.64
6:AF:42:TRP:CD1	6:AF:42:TRP:N	2.63	0.64
16:AP:20:VAL:CG2	16:AP:35:ARG:HA	2.27	0.64
35:DK:4:GLU:O	35:DK:5:GLN:HB2	1.96	0.64
1:AA:811:C:O2'	1:AA:901:A:N1	2.29	0.64
25:CA:1070:A:C2	33:CI:9:LYS:HG3	2.32	0.64
6:AF:3:HIS:HB2	6:AF:92:THR:HA	1.79	0.64
1:AA:1446:A:C2'	1:AA:1447:A:H5'	2.27	0.64
6:AF:16:GLU:OE2	4:BD:190:LEU:O	2.14	0.64
25:CA:2311:A:N7	30:CF:76:PHE:CD2	2.66	0.64
39:DO:37:ALA:O	39:DO:78:VAL:HG21	1.97	0.64
21:AU:38:GLU:N	21:AU:40:PRO:HD2	2.11	0.64
1:BA:1292:G:H2'	1:BA:1293:C:C6	2.32	0.64
9:BI:53:LEU:O	9:BI:54:VAL:HG13	1.98	0.64
29:DE:148:ILE:HD12	29:DE:187:VAL:HG11	1.79	0.64
25:CA:1045:C:H3'	25:CA:1046:A:H5'	1.78	0.64
27:CC:161:VAL:HG11	27:CC:173:LEU:HG	1.78	0.64
25:CA:1142:A:C2	25:CA:1144:A:C8	2.85	0.64
30:DF:100:GLU:O	30:DF:101:ARG:C	2.36	0.64
25:CA:26:G:C6	25:CA:27:G:N1	2.65	0.64
24:AY:118:VAL:HG12	24:AY:176:LEU:CD1	2.27	0.64
25:CA:2731:G:C6	25:CA:2732:G:O6	2.50	0.64
19:AS:49:ALA:HA	19:AS:57:VAL:O	1.97	0.64

Continued on next page...

Continued from previous page...

Atom-1	Atom-2	Distance(Å)	Clash(Å)
29:DE:61:ARG:HD2	29:DE:63:LYS:O	1.96	0.64
25:CA:1998:A:OP2	28:CD:141:ARG:NH2	2.30	0.64
31:CG:123:GLU:OE1	31:CG:123:GLU:HA	1.97	0.64
5:BE:56:PRO:O	5:BE:59:ILE:HG13	1.96	0.64
34:DJ:117:ALA:O	34:DJ:119:PHE:N	2.30	0.64
25:DA:517:C:OP2	51:D0:9:ARG:NH2	2.30	0.64
49:DY:10:SER:O	49:DY:14:LEU:HD12	1.97	0.64
25:DA:2296:U:C2	25:DA:2333:A:C2	2.86	0.64
5:BE:152:VAL:O	5:BE:153:ALA:C	2.35	0.64
34:DJ:142:ILE:HG23	34:DJ:142:ILE:OXT	1.97	0.64
25:DA:1454:C:C5	38:DN:63:ARG:HG2	2.33	0.64
1:AA:1033:G:N3	1:AA:1033:G:H2'	2.10	0.64
56:DB:52:A:C5	39:DO:33:ARG:NH2	2.66	0.64
5:BE:14:LEU:CA	5:BE:36:THR:HG22	2.27	0.64
25:DA:1442:U:C2'	25:DA:1443:U:O5'	2.45	0.64
1:AA:151:A:H2'	1:AA:152:A:O4'	1.98	0.64
1:BA:71:A:H5'	1:BA:71:A:C8	2.31	0.64
1:BA:72:A:N6	1:BA:99:C:H1'	2.11	0.64
20:BT:42:ASP:HB3	20:BT:45:ALA:HB3	1.78	0.64
1:AA:376:G:H2'	1:AA:377:G:H8	1.62	0.64
10:AJ:59:LYS:HE3	10:AJ:59:LYS:H	1.63	0.64
3:BC:84:GLU:HG3	3:BC:85:LYS:N	2.12	0.64
56:DB:63:C:C2'	56:DB:64:G:O5'	2.45	0.64
2:BB:221:ARG:HE	2:BB:222:GLU:H	1.44	0.64
27:CC:110:LYS:CE	27:CC:113:ASP:OD1	2.44	0.64
17:AQ:68:LYS:O	17:AQ:69:THR:HB	1.97	0.64
19:AS:28:LYS:CB	19:AS:29:PRO:CD	2.74	0.64
25:CA:2852:G:H2'	25:CA:2853:C:C6	2.33	0.64
1:BA:852:G:C6	1:BA:853:C:C4	2.85	0.64
25:DA:1621:U:H5''	25:DA:1622:G:OP1	1.97	0.64
9:AI:96:GLU:OE2	9:AI:96:GLU:N	2.30	0.64
22:BV:26:A:C2'	22:BV:27:G:H5'	2.28	0.64
35:CK:58:LEU:HD22	35:CK:58:LEU:N	2.13	0.64
25:DA:469:G:O6	53:D2:37:LYS:HE2	1.97	0.64
1:BA:929:G:C2'	1:BA:930:C:O5'	2.44	0.64
2:AB:116:LEU:HA	2:AB:119:GLN:OE1	1.98	0.64
17:AQ:56:ASP:O	17:AQ:58:VAL:HG12	1.97	0.64
1:BA:485:U:OP2	1:BA:485:U:H4'	1.96	0.64
12:AL:23:LEU:O	12:AL:24:GLU:C	2.34	0.64
33:CI:79:LEU:HD11	33:CI:132:ALA:HB2	1.79	0.64
25:DA:1445:G:N2	25:DA:1547:C:C2	2.65	0.64
25:CA:1414:C:C4	25:CA:1415:U:C5	2.86	0.64

Continued on next page...

Continued from previous page...

Atom-1	Atom-2	Distance(Å)	Clash(Å)
2:BB:125:PHE:N	2:BB:125:PHE:CD2	2.62	0.64
10:BJ:22:THR:HA	10:BJ:25:ILE:CG2	2.28	0.64
46:CV:80:HIS:CG	46:CV:81:PRO:HD2	2.32	0.64
21:BU:11:PHE:N	21:BU:11:PHE:CD1	2.63	0.64
1:AA:844:G:C6	1:AA:846:G:O2'	2.49	0.64
1:AA:874:G:C5	1:AA:875:U:C5	2.84	0.64
33:DI:9:LYS:HB2	33:DI:55:PRO:CB	2.26	0.64
32:CH:3:VAL:HB	32:CH:37:VAL:O	1.97	0.64
1:AA:1478:U:H2'	1:AA:1479:C:C6	2.32	0.64
28:DD:50:VAL:HG23	28:DD:51:THR:N	2.12	0.64
7:BG:68:VAL:O	7:BG:70:PRO:N	2.30	0.64
25:CA:557:C:H2'	25:CA:558:U:H6	1.62	0.64
25:CA:55:G:O2'	25:CA:127:A:N1	2.26	0.64
1:AA:419:C:H2'	1:AA:420:U:O5'	1.97	0.64
1:BA:430:A:OP2	4:BD:7:LYS:HD2	1.97	0.64
1:AA:271:C:H2'	1:AA:272:C:H6	1.63	0.64
13:BM:9:PRO:O	13:BM:10:ASP:HB2	1.96	0.64
3:AC:147:GLY:HA3	3:AC:171:ARG:O	1.97	0.64
1:AA:1083:U:C5	1:AA:1084:G:C4	2.86	0.64
5:AE:73:VAL:HG11	5:AE:143:LEU:HB3	1.80	0.64
5:AE:81:GLN:HG2	5:AE:149:PRO:HB3	1.79	0.64
1:BA:1130:A:H4'	9:BI:19:PHE:CE1	2.31	0.64
30:CF:128:SER:O	30:CF:129:MET:HB3	1.98	0.64
10:AJ:52:LEU:HD13	10:AJ:61:ALA:HB3	1.80	0.64
9:AI:39:GLY:O	9:AI:40:ARG:HB2	1.96	0.64
2:AB:40:ILE:HD13	2:AB:40:ILE:C	2.17	0.64
37:CM:108:VAL:HG12	37:CM:109:PRO:HD2	1.78	0.64
3:AC:71:ARG:N	3:AC:72:PRO:HD3	2.13	0.64
38:CN:10:LEU:O	38:CN:12:ARG:N	2.30	0.64
33:CI:6:ALA:CB	33:CI:60:VAL:H	2.10	0.64
1:AA:254:G:OP1	17:AQ:69:THR:HB	1.96	0.64
25:DA:2414:G:C6	25:DA:2415:G:N7	2.65	0.64
29:DE:176:ASP:OD2	29:DE:178:VAL:HG12	1.97	0.64
24:AY:149:ILE:HG23	24:AY:153:ASP:HB3	1.80	0.64
30:DF:104:THR:O	30:DF:108:PRO:HG2	1.97	0.64
25:DA:1871:A:O2'	25:DA:1872:A:N7	2.30	0.64
8:BH:46:GLU:O	8:BH:47:ASP:HB2	1.98	0.64
38:CN:35:LYS:HB2	38:CN:112:TYR:CE1	2.33	0.64
1:AA:832:G:C2'	1:AA:833:G:H5'	2.26	0.64
28:DD:9:VAL:HG23	28:DD:26:VAL:O	1.98	0.64
1:BA:1527:U:OP2	21:BU:38:GLU:HG3	1.98	0.64
44:CT:16:VAL:O	44:CT:16:VAL:HG23	1.96	0.64

Continued on next page...

Continued from previous page...

Atom-1	Atom-2	Distance(Å)	Clash(Å)
1:AA:1028:C:O2	1:AA:1028:C:H2'	1.97	0.64
25:CA:1234:U:H2'	25:CA:1235:G:O5'	1.97	0.64
18:BR:24:ASP:O	18:BR:26:ALA:N	2.30	0.64
2:AB:162:VAL:HG13	2:AB:184:ALA:HB2	1.78	0.64
1:AA:1213:A:C8	1:AA:1215:G:C5	2.86	0.64
1:AA:1356:G:O2'	1:AA:1357:A:H5'	1.98	0.64
10:BJ:53:ILE:HG22	10:BJ:61:ALA:O	1.98	0.64
25:DA:2291:U:H2'	25:DA:2292:U:C6	2.32	0.64
1:BA:518:C:H2'	1:BA:530:G:H8	1.62	0.64
19:BS:14:LEU:HD23	19:BS:37:SER:OG	1.96	0.64
56:DB:35:C:H2'	56:DB:36:C:O5'	1.97	0.64
1:BA:1126:U:C6	1:BA:1281:C:C4	2.86	0.64
30:CF:7:TYR:HA	30:CF:11:VAL:HG23	1.78	0.64
1:BA:69:G:H2'	1:BA:70:U:C6	2.32	0.64
17:BQ:7:LEU:H	17:BQ:60:ILE:HG22	1.62	0.64
1:AA:1304:G:OP2	60:AA:1795:HOH:O	2.14	0.64
2:BB:99:MET:O	2:BB:103:TRP:HA	1.97	0.64
10:BJ:5:ARG:HG3	10:BJ:6:ILE:HG12	1.80	0.64
25:DA:2230:G:H2'	25:DA:2231:U:C6	2.31	0.64
25:DA:1047:G:H4'	25:DA:1048:A:H5'	1.79	0.64
32:DH:133:GLN:HA	32:DH:139:PHE:CD1	2.32	0.64
25:CA:141:G:H3'	25:CA:142:A:C8	2.32	0.64
1:BA:1386:G:C2	1:BA:1387:G:N7	2.65	0.64
49:DY:53:VAL:O	49:DY:56:LEU:O	2.15	0.64
49:DY:57:LEU:O	49:DY:61:ALA:HB3	1.96	0.64
49:CY:14:LEU:O	49:CY:17:GLU:HB3	1.96	0.64
49:CY:19:LEU:HA	49:CY:22:LEU:HB3	1.79	0.64
3:AC:166:TRP:O	3:AC:167:TYR:CD1	2.51	0.64
56:DB:22:U:H2'	56:DB:22:U:O2	1.96	0.64
25:DA:157:C:H2'	25:DA:158:U:O4'	1.98	0.64
30:DF:3:LEU:HD21	30:DF:100:GLU:HB2	1.80	0.64
21:BU:38:GLU:OE2	21:BU:41:THR:HG21	1.97	0.64
25:CA:18:U:OP1	41:CQ:29:ARG:NH2	2.31	0.64
25:DA:1916:A:H2'	25:DA:1917:U:O4'	1.98	0.64
38:CN:57:THR:O	38:CN:57:THR:HG22	1.95	0.64
17:BQ:5:ARG:NH1	17:BQ:5:ARG:HB2	2.12	0.64
30:CF:154:THR:HG22	30:CF:154:THR:O	1.98	0.64
4:BD:55:ARG:HH12	4:BD:58:GLN:HG2	1.62	0.64
1:AA:666:G:H5'	1:AA:726:C:H1'	1.80	0.64
25:DA:78:U:P	49:DY:2:LYS:HD2	2.38	0.64
25:CA:1076:C:N3	25:CA:1077:A:C6	2.66	0.64
1:BA:1521:C:C2'	1:BA:1522:U:O5'	2.46	0.64

Continued on next page...

Continued from previous page...

Atom-1	Atom-2	Distance(Å)	Clash(Å)
25:DA:1538:G:OP2	25:DA:1538:G:H8	1.80	0.64
1:AA:1083:U:C5	1:AA:1084:G:C5	2.84	0.64
1:AA:205:A:C2	1:AA:206:C:O4'	2.50	0.64
1:BA:847:G:H2'	1:BA:848:C:O4'	1.97	0.64
32:DH:3:VAL:O	32:DH:19:VAL:HG22	1.97	0.64
6:BF:9:MET:HB2	6:BF:85:ILE:HG13	1.79	0.64
36:CL:76:GLU:C	36:CL:77:ILE:HD13	2.17	0.64
25:DA:1926:U:H1'	25:DA:1929:G:C6	2.33	0.64
25:CA:2277:G:C2'	25:CA:2278:A:O5'	2.43	0.64
3:AC:41:TYR:OH	3:AC:89:VAL:HG21	1.98	0.64
25:DA:615:U:H3'	25:DA:616:A:H5'	1.80	0.64
1:BA:1252:A:H2'	1:BA:1253:G:O4'	1.97	0.64
1:AA:768:A:H2'	1:AA:769:G:H5'	1.78	0.64
1:AA:718:A:H5'	11:AK:118:ASN:HB2	1.79	0.64
29:CE:146:VAL:HG22	29:CE:167:VAL:HG22	1.79	0.64
27:CC:120:ASP:O	27:CC:121:ALA:C	2.36	0.64
25:DA:876:C:N4	25:DA:877:A:C6	2.65	0.64
25:DA:1486:U:C2	25:DA:1504:A:C2	2.85	0.64
25:CA:2318:G:O2'	25:CA:2319:G:H5'	1.98	0.64
39:DO:49:VAL:HG12	39:DO:50:ALA:H	1.63	0.64
25:DA:2096:C:H2'	25:DA:2097:A:C8	2.33	0.64
25:CA:907:G:C2'	25:CA:908:C:H5'	2.27	0.64
25:CA:1467:U:C4	25:CA:1546:G:C2	2.85	0.64
25:DA:484:C:H2'	25:DA:485:C:H6	1.62	0.64
25:DA:310:A:H5''	45:DU:14:THR:HG22	1.79	0.64
25:CA:395:U:O2'	25:CA:396:G:N7	2.24	0.64
4:AD:2:ARG:NH2	4:AD:114:ARG:HD3	2.13	0.64
1:BA:220:G:C2	1:BA:221:C:C6	2.86	0.64
33:DI:70:THR:C	33:DI:71:LYS:HD3	2.18	0.64
2:AB:64:GLY:C	2:AB:65:LYS:HD3	2.17	0.64
1:AA:1313:U:OP2	19:AS:5:LYS:CB	2.45	0.64
42:DR:47:VAL:HG12	42:DR:47:VAL:O	1.97	0.64
1:AA:1101:A:C4'	1:AA:1102:A:O5'	2.45	0.64
42:CR:51:VAL:HB	42:CR:52:PRO:CD	2.28	0.64
28:DD:180:VAL:HG12	28:DD:180:VAL:O	1.98	0.64
25:DA:2794:C:H2'	25:DA:2795:C:O4'	1.98	0.64
20:AT:81:GLN:O	20:AT:84:LYS:HB2	1.98	0.64
1:AA:1202:U:H1'	14:AN:69:ARG:HD2	1.78	0.64
25:DA:1385:A:H1'	25:DA:1386:C:H6	1.63	0.64
25:DA:616:A:C2'	25:DA:617:G:O5'	2.46	0.64
25:DA:1091:G:O6	25:DA:1101:U:O4	2.16	0.64
1:AA:717:U:H4'	11:AK:118:ASN:HD22	1.63	0.64

Continued on next page...

Continued from previous page...

Atom-1	Atom-2	Distance(Å)	Clash(Å)
1:AA:802:A:H2'	1:AA:803:G:H5'	1.78	0.64
26:CB:54:G:H2'	26:CB:55:U:H6	1.63	0.64
28:DD:51:THR:OG1	28:DD:76:GLY:HA3	1.97	0.64
25:DA:1248:G:OP1	41:DQ:1:ALA:HB3	1.98	0.64
1:AA:575:G:O2'	1:AA:821:G:H5'	1.97	0.64
25:CA:164:C:H2'	25:CA:165:A:H5'	1.79	0.64
25:DA:866:A:O4'	25:DA:914:G:N2	2.30	0.64
12:BL:34:THR:HG22	12:BL:35:ARG:HG2	1.80	0.64
2:AB:105:THR:O	2:AB:106:VAL:CB	2.46	0.64
1:BA:1060:U:O2'	1:BA:1061:G:H5'	1.98	0.64
32:DH:34:GLY:O	32:DH:35:LYS:HG3	1.97	0.64
11:AK:60:PHE:O	11:AK:64:VAL:HG12	1.98	0.64
25:DA:1540:G:C5	25:DA:1541:C:C5	2.86	0.64
12:AL:23:LEU:HB2	12:AL:58:ASN:HD22	1.63	0.64
56:DB:48:U:P	39:DO:30:ARG:HH22	2.21	0.64
1:AA:945:G:C2	1:AA:946:A:C8	2.86	0.64
1:AA:1492:A:H3'	1:AA:1493:A:C8	2.33	0.64
1:BA:332:G:C2'	1:BA:333:U:H5'	2.27	0.64
3:AC:57:GLU:HG3	3:AC:64:ARG:HB3	1.80	0.64
4:BD:38:GLY:H	4:BD:41:GLY:HA3	1.62	0.64
1:AA:536:C:P	60:AA:1887:HOH:O	2.56	0.64
28:CD:1:MET:HG3	28:CD:205:PRO:HG2	1.79	0.64
25:CA:994:C:O3'	25:CA:995:C:H3'	1.98	0.64
26:CB:53:A:C2'	26:CB:54:G:H5'	2.28	0.64
12:BL:29:LYS:CE	12:BL:29:LYS:HA	2.28	0.64
1:AA:1480:A:C2	1:AA:1481:U:C2	2.86	0.64
1:AA:190:A:C8	1:AA:191:G:C8	2.86	0.64
1:AA:395:C:H2'	1:AA:396:C:C6	2.33	0.64
22:BV:40:C:H2'	22:BV:41:C:H6	1.63	0.64
1:BA:436:C:H2'	1:BA:437:U:C6	2.32	0.64
8:BH:12:ARG:HD3	8:BH:26:MET:HE2	1.80	0.64
25:CA:580:U:H2'	25:CA:581:C:H6	1.62	0.64
25:DA:1087:G:H2'	25:DA:1088:A:H5'	1.78	0.64
2:AB:49:PHE:HA	2:AB:52:ALA:CB	2.26	0.64
42:CR:49:ILE:CG2	42:CR:53:PHE:H	2.11	0.64
36:DL:91:ASP:CB	36:DL:94:THR:HB	2.26	0.64
38:DN:33:ILE:HG23	38:DN:33:ILE:O	1.98	0.64
21:AU:13:VAL:HG13	21:AU:15:LEU:HG	1.79	0.64
4:AD:189:ASP:O	4:AD:190:LEU:HG	1.97	0.64
6:AF:18:VAL:HB	6:AF:19:PRO:HD3	1.81	0.64
28:CD:151:THR:HG22	28:CD:152:PRO:CD	2.27	0.64
1:AA:542:G:N3	1:AA:543:U:C6	2.65	0.64

Continued on next page...

Continued from previous page...

Atom-1	Atom-2	Distance(Å)	Clash(Å)
33:DI:46:ASP:CA	33:DI:50:LYS:HD2	2.28	0.64
25:DA:2250:G:O5'	25:DA:2250:G:H8	1.81	0.64
36:CL:91:ASP:HB3	36:CL:93:ASN:O	1.98	0.64
30:CF:154:THR:CG2	30:CF:154:THR:O	2.46	0.64
1:BA:1086:U:OP1	1:BA:1086:U:H4'	1.98	0.64
40:DP:38:ARG:HG3	40:DP:39:LEU:H	1.62	0.64
25:DA:164:C:H2'	25:DA:165:A:H5'	1.80	0.64
1:AA:1004:A:C4	1:AA:1026:G:C5	2.87	0.64
1:AA:679:C:H2'	1:AA:680:C:O4'	1.97	0.64
31:CG:79:THR:HG22	31:CG:80:GLU:N	2.12	0.64
1:AA:951:G:C6	1:AA:1231:G:C6	2.86	0.64
31:CG:88:LEU:N	31:CG:88:LEU:HD12	2.13	0.64
27:CC:78:GLU:HB2	27:CC:92:LEU:O	1.98	0.64
1:AA:1246:A:H2'	1:AA:1247:U:C6	2.33	0.64
2:AB:88:GLN:C	2:AB:89:PHE:CD2	2.72	0.63
25:CA:846:U:O2'	25:CA:847:U:C5	2.50	0.63
1:BA:1521:C:H2'	1:BA:1522:U:O5'	1.97	0.63
1:BA:1522:U:H2'	1:BA:1523:G:O5'	1.98	0.63
11:BK:124:LYS:O	21:BU:34:ARG:HB2	1.98	0.63
1:BA:722:G:H4'	21:BU:48:LYS:HE2	1.80	0.63
46:CV:50:MET:O	46:CV:52:ALA:N	2.30	0.63
25:CA:2211:A:O2'	25:CA:2212:A:OP1	2.15	0.63
33:CI:101:SER:HB3	33:CI:104:GLN:NE2	2.13	0.63
33:CI:101:SER:HA	33:CI:140:GLU:C	2.18	0.63
17:BQ:60:ILE:HG23	17:BQ:61:ARG:N	2.12	0.63
20:AT:53:MET:O	20:AT:56:ILE:CG2	2.46	0.63
20:AT:80:ALA:O	20:AT:84:LYS:HG2	1.97	0.63
25:CA:1269:A:OP2	60:CA:3384:HOH:O	2.15	0.63
1:BA:1540:U:O3'	21:BU:17:ARG:NE	2.30	0.63
6:BF:46:GLN:HA	6:BF:56:LYS:HG3	1.80	0.63
25:DA:1176:U:C5	25:DA:1177:G:C6	2.87	0.63
25:DA:53:A:C8	25:DA:54:G:C8	2.87	0.63
25:DA:1385:A:C2	25:DA:1386:C:C4	2.86	0.63
25:DA:2746:U:C4	25:DA:2747:G:N7	2.66	0.63
7:AG:46:LEU:HG	7:AG:57:GLU:HG3	1.80	0.63
25:CA:2332:C:H5''	25:CA:2333:A:OP1	1.99	0.63
3:AC:166:TRP:HE3	3:AC:166:TRP:C	2.00	0.63
28:CD:56:LYS:O	28:CD:57:ALA:C	2.36	0.63
25:DA:2415:G:H2'	25:DA:2416:C:H6	1.63	0.63
1:AA:214:C:H2'	1:AA:215:C:H6	1.64	0.63
25:CA:2637:U:C2'	25:CA:2638:G:H5'	2.27	0.63
14:BN:73:PHE:CE2	14:BN:78:GLY:HA2	2.33	0.63

Continued on next page...

Continued from previous page...

Atom-1	Atom-2	Distance(Å)	Clash(Å)
25:CA:1426:G:H1'	25:CA:1572:A:N6	2.13	0.63
25:CA:2328:A:H2'	25:CA:2329:U:C6	2.33	0.63
25:DA:1156:A:C8	41:DQ:50:ARG:HG2	2.32	0.63
1:BA:40:C:C2	1:BA:41:G:C8	2.86	0.63
34:DJ:17:VAL:HG23	34:DJ:137:PRO:CB	2.28	0.63
1:BA:572:A:H5'	1:BA:573:A:OP2	1.98	0.63
26:CB:112:G:H2'	26:CB:113:C:C6	2.33	0.63
25:CA:1665:A:N3	35:CK:1:MET:HE2	2.13	0.63
41:DQ:105:PHE:HA	41:DQ:108:LEU:HD12	1.79	0.63
33:DI:18:ASN:HB2	33:DI:38:CYS:HB3	1.79	0.63
33:DI:54:ILE:HA	33:DI:73:PRO:HA	1.78	0.63
25:CA:1080:A:H2'	25:CA:1080:A:N3	2.11	0.63
2:AB:147:LEU:HD22	2:AB:150:ILE:HG21	1.78	0.63
1:AA:144:G:C4	1:AA:179:A:C2	2.86	0.63
25:DA:1467:U:H2'	25:DA:1468:U:O5'	1.97	0.63
25:DA:2303:G:C2'	25:DA:2304:G:H5'	2.29	0.63
4:AD:34:GLU:O	4:AD:37:PRO:HD3	1.98	0.63
25:DA:1442:U:H2'	25:DA:1443:U:O5'	1.98	0.63
6:BF:29:ILE:HG22	6:BF:34:GLY:O	1.98	0.63
1:BA:1004:A:H2'	1:BA:1005:A:O4'	1.98	0.63
25:CA:102:U:C4	49:CY:2:LYS:HD2	2.32	0.63
25:CA:615:U:C5	29:CE:35:TYR:CZ	2.86	0.63
25:DA:1356:G:N2	25:DA:1357:C:H1'	2.13	0.63
14:AN:12:ARG:O	14:AN:16:ALA:HB2	1.98	0.63
36:DL:107:PHE:HD2	36:DL:107:PHE:N	1.94	0.63
25:DA:2636:C:H2'	25:DA:2637:U:C6	2.34	0.63
14:BN:22:LYS:HG3	14:BN:23:ARG:N	2.11	0.63
15:BO:73:ASP:CG	15:BO:76:ARG:HG3	2.18	0.63
3:BC:5:HIS:CD2	14:BN:89:MET:HB3	2.33	0.63
25:CA:2221:G:C2'	25:CA:2222:C:H5'	2.28	0.63
1:AA:646:G:O6	60:AA:1745:HOH:O	2.11	0.63
25:CA:179:C:H2'	25:CA:180:G:O5'	1.97	0.63
25:CA:1038:G:O2'	25:CA:1039:A:H5'	1.97	0.63
49:DY:16:THR:HG22	49:DY:17:GLU:N	2.14	0.63
25:DA:102:U:C2	49:DY:2:LYS:HE2	2.34	0.63
25:CA:1078:U:H1'	25:CA:1088:A:C2	2.33	0.63
2:AB:98:GLY:HA2	2:AB:101:THR:HB	1.80	0.63
25:DA:858:G:O2'	25:DA:2268:A:H1'	1.98	0.63
1:BA:132:C:H5''	20:BT:68:LYS:CD	2.28	0.63
3:BC:153:SER:HA	3:BC:164:THR:HA	1.79	0.63
25:DA:1323:C:H2'	25:DA:1324:G:O5'	1.98	0.63
1:BA:736:C:H2'	1:BA:737:C:H6	1.62	0.63

Continued on next page...

Continued from previous page...

Atom-1	Atom-2	Distance(Å)	Clash(Å)
1:AA:452:A:C8	1:AA:452:A:H3'	2.33	0.63
16:AP:80:LYS:HE3	16:AP:80:LYS:HA	1.81	0.63
1:BA:841:C:C6	1:BA:843:U:H5'	2.34	0.63
1:BA:462:G:H5''	1:BA:463:U:OP2	1.98	0.63
2:BB:156:LEU:HG	2:BB:157:PRO:O	1.98	0.63
1:BA:1489:G:H2'	1:BA:1490:U:H6	1.63	0.63
25:DA:929:U:H1'	50:DZ:25:GLY:O	1.98	0.63
10:BJ:48:ARG:O	10:BJ:49:PHE:CD2	2.51	0.63
25:CA:2888:C:H2'	25:CA:2889:C:C6	2.34	0.63
34:DJ:16:TYR:HB3	34:DJ:140:LEU:HB2	1.80	0.63
25:DA:2096:C:H2'	25:DA:2097:A:H8	1.62	0.63
8:AH:21:LYS:HE2	8:AH:21:LYS:HA	1.79	0.63
25:DA:412:A:H2'	25:DA:413:C:H5'	1.79	0.63
1:AA:1194:U:H2'	1:AA:1195:C:C6	2.34	0.63
25:CA:1722:A:N1	25:CA:1723:G:C2	2.66	0.63
25:CA:374:A:C2	25:CA:401:A:C4	2.85	0.63
25:CA:47:C:H2'	25:CA:48:G:H5'	1.81	0.63
1:BA:1499:A:H2'	1:BA:1500:A:O5'	1.98	0.63
1:AA:328:C:O2	1:AA:328:C:H2'	1.98	0.63
25:DA:1857:G:C4	25:DA:1884:G:N2	2.66	0.63
25:CA:1490:A:O2'	27:CC:97:ASP:OD2	2.16	0.63
34:DJ:59:ALA:O	34:DJ:62:VAL:HG12	1.98	0.63
44:DT:40:LYS:HG3	44:DT:60:THR:CG2	2.29	0.63
7:AG:68:VAL:HG11	7:AG:133:ALA:HB3	1.78	0.63
2:AB:53:LEU:HD12	2:AB:219:THR:CG2	2.29	0.63
8:AH:85:TYR:CE2	8:AH:123:GLU:HB2	2.34	0.63
25:DA:2299:U:H2'	25:DA:2300:C:C6	2.33	0.63
39:DO:100:HIS:CD2	39:DO:101:GLY:N	2.67	0.63
1:AA:626:G:C2'	1:AA:627:G:H5'	2.28	0.63
8:AH:1:SER:C	8:AH:3:GLN:H	2.01	0.63
1:BA:1079:G:H2'	1:BA:1080:A:C8	2.34	0.63
2:BB:140:LEU:O	2:BB:144:GLU:N	2.32	0.63
56:DB:57:A:H1'	30:DF:26:GLN:HA	1.79	0.63
25:DA:1022:G:N2	25:DA:1142:A:C2	2.67	0.63
15:BO:80:LEU:HD11	15:BO:84:LEU:CD2	2.29	0.63
1:AA:1037:C:C2	1:AA:1038:C:C5	2.87	0.63
36:CL:93:ASN:O	36:CL:94:THR:HB	1.98	0.63
36:CL:93:ASN:O	36:CL:94:THR:CB	2.46	0.63
25:DA:406:G:H2'	25:DA:407:G:O4'	1.99	0.63
25:CA:707:G:O6	25:CA:724:U:O2	2.16	0.63
1:BA:91:U:C4	1:BA:92:U:C5	2.86	0.63
25:DA:714:U:H2'	25:DA:716:A:C8	2.34	0.63

Continued on next page...

Continued from previous page...

Atom-1	Atom-2	Distance(Å)	Clash(Å)
25:DA:2567:G:H2'	25:DA:2568:U:C6	2.33	0.63
25:DA:1735:A:C2	25:DA:1736:U:H1'	2.33	0.63
25:DA:1654:A:OP2	38:DN:1:MET:HA	1.98	0.63
4:BD:14:GLU:HA	4:BD:14:GLU:OE1	1.97	0.63
25:DA:773:U:O2'	27:DC:47:ARG:HD3	1.99	0.63
7:BG:34:LYS:CB	7:BG:37:THR:HG22	2.28	0.63
25:CA:60:G:O2'	25:CA:61:C:O5'	2.17	0.63
9:BI:118:ARG:O	9:BI:119:LYS:HB3	1.98	0.63
25:DA:1406:U:C2	25:DA:1407:G:C8	2.86	0.63
33:CI:20:SER:HA	33:CI:24:GLY:HA2	1.79	0.63
25:DA:2093:G:C6	25:DA:2225:A:C8	2.87	0.63
38:CN:103:ARG:NH1	38:CN:110:MET:CE	2.62	0.63
17:BQ:14:ASP:N	17:BQ:16:MET:HE1	2.13	0.63
1:BA:132:C:H5''	20:BT:68:LYS:HD3	1.80	0.63
13:AM:19:THR:HA	13:AM:24:VAL:CG2	2.28	0.63
1:AA:11:G:H2'	1:AA:12:U:O5'	1.98	0.63
17:BQ:45:VAL:HG13	17:BQ:72:TRP:C	2.19	0.63
25:DA:582:A:C2	25:DA:1259:G:C2	2.87	0.63
3:BC:85:LYS:O	3:BC:88:LYS:HB3	1.98	0.63
1:BA:1489:G:C5	1:BA:1490:U:C5	2.86	0.63
31:DG:51:PHE:CE2	31:DG:68:ARG:HA	2.33	0.63
3:AC:41:TYR:CE2	3:AC:45:GLU:CG	2.81	0.63
25:DA:58:G:P	44:DT:78:SER:HG	2.22	0.63
15:BO:34:GLN:NE2	15:BO:38:LEU:HD22	2.14	0.63
13:AM:5:GLY:C	13:AM:7:ASN:N	2.51	0.63
1:AA:636:U:H2'	1:AA:637:C:C6	2.33	0.63
3:BC:6:PRO:O	3:BC:10:ARG:HG2	1.98	0.63
25:CA:1546:G:H5''	25:CA:1547:C:H5''	1.81	0.63
1:BA:459:A:H2'	1:BA:460:A:O4'	1.99	0.63
25:CA:2592:G:C2'	25:CA:2593:U:H5'	2.29	0.63
30:CF:56:LEU:HD13	30:CF:88:VAL:HG23	1.80	0.63
29:CE:131:THR:HG22	29:CE:160:ALA:HA	1.80	0.63
6:AF:47:LEU:HD13	6:AF:51:ILE:HG23	1.81	0.63
1:BA:135:C:H2'	1:BA:136:C:H5'	1.79	0.63
3:AC:152:VAL:HG23	3:AC:156:LEU:HD21	1.81	0.63
13:BM:3:ILE:O	13:BM:3:ILE:HG13	1.98	0.63
25:CA:819:A:C4	25:CA:1189:A:C2	2.87	0.63
1:AA:148:G:H2'	1:AA:149:A:O5'	1.99	0.63
13:AM:53:ASP:HA	13:AM:56:ARG:HB2	1.80	0.63
25:DA:1526:C:N3	25:DA:1527:G:C4	2.66	0.63
25:DA:1457:U:H5''	25:DA:1458:U:OP1	1.99	0.63
5:BE:14:LEU:HB3	5:BE:36:THR:HG22	1.80	0.63

Continued on next page...

Continued from previous page...

Atom-1	Atom-2	Distance(Å)	Clash(Å)
20:BT:43:LYS:HD3	20:BT:86:ALA:HA	1.79	0.63
9:BI:45:MET:HB2	9:BI:48:ARG:HB3	1.81	0.63
1:BA:1491:G:H2'	1:BA:1492:A:O4'	1.99	0.63
19:AS:12:LEU:O	19:AS:15:LEU:N	2.32	0.63
1:BA:686:U:O2	1:BA:687:A:C8	2.52	0.63
1:BA:687:A:C5	1:BA:701:U:H5	2.17	0.63
19:BS:62:THR:CB	19:BS:65:MET:HG3	2.27	0.63
44:DT:72:GLN:O	44:DT:74:ILE:HG23	1.98	0.63
31:CG:163:TYR:HB2	31:CG:166:GLU:HB2	1.79	0.63
1:AA:1378:C:C2'	1:AA:1379:G:O5'	2.46	0.63
56:DB:21:G:C4	56:DB:22:U:C6	2.86	0.63
25:DA:1520:U:H2'	25:DA:1521:G:H5'	1.80	0.63
4:BD:47:LEU:HD23	4:BD:52:VAL:HG12	1.80	0.63
25:DA:269:C:H2'	25:DA:270:A:H5'	1.81	0.63
5:AE:45:VAL:O	5:AE:70:MET:HG3	1.99	0.63
31:DG:88:LEU:HD13	31:DG:88:LEU:N	2.14	0.63
7:AG:3:ARG:HG3	7:AG:4:ARG:N	2.13	0.63
1:BA:991:U:H4'	1:BA:992:U:OP1	1.99	0.63
1:BA:952:U:H2'	1:BA:953:G:C8	2.33	0.63
25:CA:2174:C:O2'	25:CA:2175:C:H5'	1.98	0.63
49:DY:21:LEU:HA	49:DY:25:GLN:HB3	1.79	0.63
1:AA:976:G:C8	1:AA:1358:U:O2	2.51	0.63
34:CJ:80:HIS:O	34:CJ:82:GLY:N	2.31	0.63
25:DA:2209:G:N2	25:DA:2216:G:C4	2.67	0.63
25:CA:1288:G:C4	25:CA:1327:A:C2	2.87	0.63
5:BE:155:LYS:HG2	8:BH:65:PHE:HB2	1.80	0.63
25:CA:570:G:O6	60:CA:3694:HOH:O	2.14	0.63
1:AA:1181:G:N1	1:AA:1182:G:N2	2.47	0.63
36:DL:119:PRO:HA	36:DL:138:ALA:O	1.99	0.63
1:AA:413:G:C6	4:AD:32:LYS:HD2	2.33	0.63
22:AV:21:A:C4	22:AV:48:C:C5	2.86	0.63
9:BI:9:GLY:N	9:BI:84:ARG:HD3	2.12	0.63
10:BJ:71:LEU:O	10:BJ:72:ARG:HG2	1.99	0.63
13:AM:44:ILE:HA	13:AM:47:LEU:HB2	1.81	0.63
1:BA:715:A:O2'	1:BA:716:A:H5'	1.98	0.63
1:BA:146:G:C2	1:BA:177:G:N7	2.67	0.63
1:BA:585:G:N3	1:BA:879:C:H4'	2.13	0.63
23:BX:11:U:H3'	23:BX:12:A:C5'	2.28	0.63
7:BG:78:ARG:HA	7:BG:82:SER:O	1.99	0.63
36:CL:2:ARG:O	36:CL:2:ARG:HG2	1.97	0.63
36:CL:4:ASN:O	36:CL:4:ASN:ND2	2.31	0.63
1:AA:773:G:H4'	27:CC:201:LEU:HD21	1.78	0.63

Continued on next page...

Continued from previous page...

Atom-1	Atom-2	Distance(Å)	Clash(Å)
25:DA:1965:C:OP1	25:DA:1966:A:H2'	1.98	0.63
25:DA:1474:U:H2'	25:DA:1475:G:H5'	1.81	0.63
44:CT:38:ALA:HA	44:CT:42:GLU:OE1	1.98	0.63
25:DA:1873:G:H2'	25:DA:1874:C:C6	2.34	0.63
25:CA:1621:U:H5''	25:CA:1622:G:OP1	1.99	0.63
37:DM:7:THR:HG21	37:DM:92:TRP:CH2	2.33	0.63
25:CA:1594:U:H2'	25:CA:1595:C:C6	2.34	0.63
35:CK:71:ARG:HB2	35:CK:75:SER:HB2	1.80	0.63
1:AA:632:U:H3'	1:AA:632:U:H6	1.63	0.63
25:DA:1078:U:H4'	25:DA:1079:C:H5''	1.81	0.63
1:AA:960:U:C5	1:AA:1225:A:C8	2.86	0.63
1:AA:598:U:H4'	8:AH:85:TYR:HD1	1.58	0.63
8:AH:85:TYR:HD2	8:AH:123:GLU:HA	1.63	0.63
25:DA:2292:U:H2'	25:DA:2293:G:H8	1.63	0.63
25:DA:2193:G:N3	25:DA:2194:U:C5	2.66	0.63
2:BB:75:ALA:O	2:BB:79:VAL:HG23	1.98	0.63
32:DH:62:LEU:O	32:DH:65:ALA:HB3	1.99	0.63
1:AA:143:A:H5'	1:AA:144:G:C5'	2.28	0.63
4:AD:173:ASP:OD1	4:AD:176:LYS:HE2	1.98	0.63
4:AD:176:LYS:O	4:AD:177:MET:HB2	1.99	0.63
25:CA:1452:G:H2'	25:CA:1457:U:O4	1.99	0.63
20:BT:82:ILE:HD12	20:BT:83:ASN:N	2.14	0.63
25:CA:2133:G:O2'	25:CA:2158:A:N6	2.30	0.63
25:DA:2230:G:C4	25:DA:2231:U:C5	2.87	0.63
29:DE:187:VAL:HG13	29:DE:187:VAL:O	1.98	0.63
28:CD:150:GLN:O	28:CD:153:GLY:N	2.32	0.63
25:DA:612:G:O2'	25:DA:613:A:C8	2.51	0.63
1:BA:4:U:C4'	1:BA:5:U:OP1	2.46	0.63
25:DA:2099:U:O2	25:DA:2100:G:C8	2.52	0.63
27:CC:78:GLU:OE1	27:CC:100:ARG:NE	2.32	0.63
3:AC:152:VAL:HG12	3:AC:197:VAL:HG22	1.81	0.63
1:BA:1083:U:H5	1:BA:1084:G:C6	2.17	0.63
25:DA:1612:C:H2'	25:DA:1613:G:O5'	1.99	0.63
1:AA:601:G:H2'	1:AA:602:A:C8	2.33	0.63
25:CA:276:U:H2'	25:CA:276:U:O2	1.97	0.63
43:CS:29:VAL:O	43:CS:33:LEU:HD12	1.99	0.63
1:BA:409:U:H2'	1:BA:410:G:O4'	1.99	0.63
1:AA:609:A:H2'	1:AA:610:U:H5'	1.81	0.63
25:DA:2514:U:H2'	25:DA:2515:C:C6	2.33	0.63
1:BA:1191:A:OP1	3:BC:3:LYS:HE3	1.97	0.63
3:BC:99:GLN:O	3:BC:100:ILE:HB	1.99	0.63
32:CH:27:ARG:O	32:CH:28:ASN:CB	2.46	0.63

Continued on next page...

Continued from previous page...

Atom-1	Atom-2	Distance(Å)	Clash(Å)
1:BA:1275:A:C4	1:BA:1276:G:C8	2.87	0.63
25:DA:2290:G:H4'	25:DA:2381:A:O2'	1.98	0.63
5:BE:81:GLN:NE2	5:BE:149:PRO:HD3	2.14	0.63
1:AA:481:G:OP1	1:AA:481:G:H4'	1.98	0.63
9:AI:113:LYS:HE2	9:AI:117:LEU:O	1.98	0.63
12:BL:115:LYS:O	12:BL:116:TYR:CB	2.47	0.63
27:CC:42:ARG:HA	27:CC:47:ARG:O	1.99	0.63
25:CA:271:G:C4'	25:CA:272:A:OP1	2.47	0.63
25:DA:1356:G:N3	25:DA:1357:C:C6	2.67	0.63
30:DF:30:VAL:HG22	30:DF:95:MET:SD	2.39	0.63
4:BD:58:GLN:O	4:BD:62:ARG:CG	2.47	0.63
25:CA:179:C:C2'	25:CA:180:G:O5'	2.47	0.63
44:DT:57:VAL:HG22	44:DT:58:VAL:H	1.64	0.63
25:CA:947:A:O2'	25:CA:984:A:C2	2.51	0.63
37:DM:31:PHE:CE2	37:DM:110:GLU:HG3	2.34	0.63
25:DA:600:G:H2'	25:DA:601:C:C6	2.34	0.63
31:CG:95:ALA:HB2	31:CG:104:LEU:HD23	1.81	0.63
38:DN:86:ARG:CD	38:DN:117:ASP:OD2	2.47	0.63
1:BA:358:U:H2'	1:BA:359:G:C8	2.34	0.63
37:DM:36:VAL:HG23	37:DM:128:THR:CA	2.29	0.63
7:BG:144:ALA:O	7:BG:145:GLU:HB2	1.99	0.63
25:CA:1669:A:OP2	60:CA:3731:HOH:O	2.15	0.63
12:BL:51:VAL:CG2	12:BL:52:CYS:N	2.61	0.63
4:AD:78:ALA:HB1	4:AD:85:THR:O	1.98	0.63
1:AA:1444:U:O2	1:AA:1444:U:H2'	1.98	0.63
1:BA:1438:G:O2'	1:BA:1439:G:H5'	1.99	0.63
13:BM:80:MET:O	13:BM:82:LEU:N	2.32	0.62
25:CA:846:U:O2	25:CA:846:U:H2'	1.98	0.62
25:DA:2201:G:C2	25:DA:2202:U:C2	2.87	0.62
12:BL:24:GLU:HB2	12:BL:26:CYS:SG	2.39	0.62
1:BA:986:U:H1'	19:BS:53:GLY:O	1.99	0.62
25:DA:184:C:O2	25:DA:213:A:C2	2.52	0.62
56:DB:54:G:N2	56:DB:55:U:H1'	2.14	0.62
4:AD:117:VAL:HA	4:AD:122:ILE:CD1	2.28	0.62
5:AE:82:HIS:CD2	8:AH:95:MET:SD	2.92	0.62
25:DA:2328:A:H2'	25:DA:2329:U:C6	2.34	0.62
1:AA:209:U:C4'	1:AA:210:C:OP2	2.47	0.62
1:BA:872:A:C4	1:BA:874:G:N7	2.67	0.62
30:CF:120:SER:HB2	30:CF:127:TYR:CE1	2.34	0.62
29:CE:189:THR:CG2	29:CE:190:ALA:N	2.62	0.62
10:BJ:27:GLU:O	10:BJ:31:ARG:HB3	1.99	0.62
6:BF:72:ASP:O	6:BF:76:THR:HG23	1.99	0.62

Continued on next page...

Continued from previous page...

Atom-1	Atom-2	Distance(Å)	Clash(Å)
1:BA:384:G:O2'	1:BA:385:C:H5'	1.99	0.62
56:DB:64:G:H2'	56:DB:65:U:C6	2.33	0.62
34:DJ:64:VAL:CG2	34:DJ:68:LYS:HB2	2.29	0.62
4:BD:35:GLN:O	4:BD:36:ALA:HB2	1.99	0.62
3:BC:39:ARG:CZ	3:BC:54:ILE:HD11	2.29	0.62
33:CI:33:ASN:CB	33:CI:36:GLU:CG	2.76	0.62
25:DA:910:A:N3	25:DA:2264:C:O2'	2.31	0.62
25:DA:370:G:O2'	25:DA:423:A:H3'	1.99	0.62
1:AA:880:C:OP2	12:AL:2:THR:HG21	1.99	0.62
25:CA:246:C:C2'	25:CA:247:G:H5'	2.29	0.62
33:DI:9:LYS:HB3	33:DI:55:PRO:HB2	1.80	0.62
25:DA:167:A:C2	25:DA:168:G:H1'	2.33	0.62
3:BC:5:HIS:HB3	14:BN:89:MET:SD	2.39	0.62
8:AH:64:TYR:HD2	8:AH:69:ALA:HA	1.63	0.62
26:CB:42:C:C5	26:CB:43:C:C5	2.87	0.62
1:AA:595:A:C6	1:AA:641:U:C6	2.87	0.62
25:CA:535:G:C2'	25:CA:536:G:H5'	2.28	0.62
1:AA:842:U:H2'	1:AA:842:U:O2	1.99	0.62
25:CA:914:G:H5'	25:CA:915:C:OP2	1.99	0.62
25:DA:172:A:H2'	25:DA:173:A:C8	2.33	0.62
1:AA:399:G:H2'	1:AA:400:C:C6	2.34	0.62
1:BA:978:A:P	1:BA:1362:A:H62	2.22	0.62
2:AB:48:MET:O	2:AB:52:ALA:HB2	1.98	0.62
1:BA:1151:A:N3	1:BA:1152:A:C8	2.67	0.62
25:CA:1179:G:C8	25:CA:1180:U:O4'	2.52	0.62
38:CN:103:ARG:HD3	38:CN:110:MET:HE2	1.79	0.62
1:BA:1522:U:O2'	1:BA:1523:G:C5'	2.47	0.62
42:CR:50:GLY:C	42:CR:51:VAL:O	2.34	0.62
25:DA:1588:G:C2	25:DA:1589:U:C4	2.87	0.62
6:AF:92:THR:O	6:AF:93:LYS:HG2	1.99	0.62
1:AA:407:U:C2	1:AA:408:A:C8	2.87	0.62
33:CI:76:ALA:HA	33:CI:79:LEU:HD12	1.81	0.62
1:AA:501:C:OP1	12:AL:113:ARG:NH2	2.32	0.62
5:AE:82:HIS:HD2	8:AH:95:MET:SD	2.23	0.62
20:BT:35:TYR:CG	20:BT:36:ALA:N	2.62	0.62
9:BI:79:ARG:NH2	9:BI:102:PHE:HA	2.14	0.62
10:AJ:59:LYS:HD2	10:AJ:59:LYS:C	2.19	0.62
36:CL:19:LEU:HD22	36:CL:31:GLY:O	1.98	0.62
2:AB:14:HIS:HB2	2:AB:208:ALA:HB2	1.81	0.62
2:BB:89:PHE:CE1	2:BB:153:MET:HA	2.34	0.62
9:AI:5:TYR:HB3	9:AI:88:GLU:HG2	1.81	0.62
30:DF:13:LYS:O	30:DF:16:MET:HB2	1.99	0.62

Continued on next page...

Continued from previous page...

Atom-1	Atom-2	Distance(Å)	Clash(Å)
25:DA:2758:A:C5	25:DA:2759:G:C8	2.87	0.62
27:CC:268:ARG:HH11	27:CC:268:ARG:CG	2.11	0.62
25:DA:2579:C:O5'	25:DA:2579:C:H6	1.83	0.62
33:CI:56:VAL:CG2	33:CI:70:THR:HA	2.29	0.62
25:DA:2700:A:H2'	25:DA:2701:U:C6	2.34	0.62
25:DA:142:A:H2'	25:DA:143:C:C6	2.34	0.62
32:CH:4:ILE:HG22	32:CH:5:LEU:N	2.13	0.62
26:CB:48:U:O2'	26:CB:49:C:H5'	1.98	0.62
25:DA:2098:U:N3	25:DA:2099:U:C6	2.66	0.62
19:BS:28:LYS:CB	19:BS:29:PRO:HD2	2.29	0.62
57:DW:47:VAL:HG21	57:DW:76:ILE:O	1.99	0.62
25:DA:22:C:H2'	25:DA:23:G:O5'	1.99	0.62
1:BA:1277:C:H2'	1:BA:1277:C:O2	1.98	0.62
10:AJ:44:THR:CG2	10:AJ:70:HIS:HA	2.28	0.62
25:DA:2209:G:C6	25:DA:2210:U:C4	2.87	0.62
56:DB:35:C:C2'	56:DB:36:C:O5'	2.47	0.62
25:CA:1420:A:N1	25:CA:2211:A:C2	2.67	0.62
21:AU:36:PHE:HA	21:AU:39:LYS:HE2	1.80	0.62
10:BJ:35:GLN:HB2	10:BJ:78:GLU:HB3	1.81	0.62
2:BB:90:PHE:HD2	2:BB:149:GLY:HA3	1.63	0.62
1:BA:386:C:C2'	1:BA:387:U:H5'	2.28	0.62
25:DA:347:A:C2	25:DA:348:A:C4	2.87	0.62
28:CD:4:LEU:HD23	28:CD:101:PHE:CE1	2.34	0.62
13:AM:76:ILE:CG2	13:AM:80:MET:CE	2.77	0.62
1:AA:100:G:N7	1:AA:101:A:N7	2.47	0.62
1:AA:224:U:H2'	1:AA:225:C:H6	1.65	0.62
39:CO:54:VAL:O	39:CO:54:VAL:HG22	1.98	0.62
3:BC:5:HIS:CE1	3:BC:183:TYR:CE2	2.87	0.62
32:CH:2:GLN:C	32:CH:3:VAL:HG13	2.17	0.62
1:AA:737:C:H2'	1:AA:738:C:H6	1.63	0.62
1:AA:595:A:C6	1:AA:641:U:C5	2.87	0.62
1:BA:1265:C:N3	1:BA:1271:A:C2	2.67	0.62
25:DA:146:A:H2'	25:DA:147:C:C6	2.34	0.62
36:CL:96:LYS:HE2	36:CL:103:ILE:O	1.99	0.62
38:DN:58:ASP:O	38:DN:59:SER:HB3	1.99	0.62
27:CC:251:THR:HG22	27:CC:252:LYS:H	1.65	0.62
25:CA:460:A:OP1	53:C2:41:ARG:NH1	2.32	0.62
25:CA:649:G:H2'	25:CA:650:C:C6	2.34	0.62
25:CA:602:A:C2	25:CA:656:G:C6	2.87	0.62
1:BA:77:A:H2'	1:BA:78:A:O4'	1.99	0.62
25:CA:471:A:H8	25:CA:471:A:O5'	1.83	0.62
40:CP:13:LYS:HE3	40:CP:75:THR:O	1.99	0.62

Continued on next page...

Continued from previous page...

Atom-1	Atom-2	Distance(Å)	Clash(Å)
1:BA:603:U:O2'	1:BA:604:G:H5'	1.99	0.62
1:BA:769:G:H4'	1:BA:1513:A:H4'	1.79	0.62
25:DA:1152:C:H3'	60:DA:3363:HOH:O	1.99	0.62
1:BA:1227:A:OP2	13:BM:109:LYS:HE3	2.00	0.62
1:BA:1313:U:P	19:BS:5:LYS:HB3	2.39	0.62
1:BA:977:A:H2'	1:BA:977:A:N3	2.12	0.62
25:CA:1085:A:H2'	25:CA:1086:A:N3	2.13	0.62
33:CI:19:PRO:O	33:CI:23:VAL:HG23	1.99	0.62
2:AB:118:THR:O	2:AB:119:GLN:CB	2.47	0.62
2:AB:133:ALA:O	2:AB:137:THR:HG23	1.99	0.62
2:AB:53:LEU:N	2:AB:53:LEU:HD22	2.14	0.62
1:AA:1211:U:C2'	1:AA:1212:U:OP2	2.46	0.62
25:DA:2213:U:H4'	25:DA:2214:C:OP2	1.98	0.62
1:AA:1102:A:C2'	1:AA:1103:C:H5'	2.30	0.62
1:AA:1539:C:H5''	21:AU:17:ARG:CG	2.28	0.62
1:BA:721:G:H4'	1:BA:722:G:O4'	1.99	0.62
25:CA:819:A:OP2	25:CA:1187:G:N2	2.32	0.62
25:DA:2782:G:N2	25:DA:2783:U:C2	2.68	0.62
25:DA:2166:U:C5	25:DA:2167:U:C5	2.86	0.62
25:DA:1456:G:C5	25:DA:1457:U:C5	2.87	0.62
1:AA:412:A:H1'	1:AA:413:G:H5''	1.82	0.62
4:AD:49:ASP:O	4:AD:53:GLN:HB2	1.98	0.62
11:AK:126:ARG:N	21:AU:33:ARG:CZ	2.62	0.62
1:BA:840:C:C2	1:BA:842:U:H4'	2.34	0.62
1:BA:920:U:O4'	1:BA:1080:A:C2	2.53	0.62
50:CZ:2:LYS:H	50:CZ:2:LYS:CD	2.11	0.62
25:CA:1482:G:N2	25:CA:1483:G:C4	2.67	0.62
2:BB:212:TYR:O	2:BB:216:VAL:HG23	1.99	0.62
25:DA:56:A:H2'	25:DA:57:C:O5'	1.98	0.62
25:CA:2110:G:O2'	25:CA:2120:G:H5'	1.99	0.62
17:BQ:49:ASN:O	17:BQ:51:GLU:N	2.33	0.62
25:DA:140:C:H4'	25:DA:141:G:N2	2.14	0.62
1:AA:1041:G:H2'	1:AA:1042:A:C8	2.35	0.62
1:BA:209:U:OP2	1:BA:210:C:C4	2.53	0.62
25:DA:541:A:H2'	25:DA:542:C:O4'	1.99	0.62
25:CA:1142:A:N3	25:CA:1144:A:C8	2.67	0.62
32:CH:6:LEU:HD13	32:CH:37:VAL:HG12	1.81	0.62
25:DA:1871:A:O2'	25:DA:1872:A:C8	2.53	0.62
1:AA:189:A:N7	1:AA:190:A:C6	2.67	0.62
7:BG:144:ALA:O	7:BG:145:GLU:CB	2.47	0.62
1:AA:1442:G:C2'	1:AA:1443:C:O5'	2.46	0.62
25:CA:1435:G:O2'	25:CA:1436:G:H5'	1.99	0.62

Continued on next page...

Continued from previous page...

Atom-1	Atom-2	Distance(Å)	Clash(Å)
25:DA:2377:A:C2'	25:DA:2378:A:H5'	2.28	0.62
28:DD:85:ALA:O	28:DD:86:GLU:HB3	2.00	0.62
20:AT:4:LYS:O	20:AT:6:ALA:N	2.32	0.62
27:CC:170:TYR:CE2	27:CC:184:GLU:HB3	2.34	0.62
1:BA:977:A:C2	1:BA:1224:U:C4	2.87	0.62
33:DI:28:GLY:HA2	33:DI:32:VAL:HB	1.81	0.62
25:CA:1061:U:C2	33:CI:9:LYS:HB2	2.34	0.62
2:AB:63:LYS:HD3	2:AB:64:GLY:N	2.14	0.62
25:DA:1746:A:C4	25:DA:1747:U:C5	2.88	0.62
2:BB:17:HIS:CD2	2:BB:202:ASN:ND2	2.68	0.62
25:DA:2109:U:H5''	25:DA:2110:G:OP2	1.99	0.62
5:AE:132:PRO:O	5:AE:134:ASN:N	2.33	0.62
22:AV:17:C:C6	22:AV:17:C:H3'	2.35	0.62
1:BA:214:C:H2'	1:BA:215:C:C6	2.34	0.62
27:DC:16:VAL:N	27:DC:203:VAL:CG2	2.62	0.62
44:CT:2:ILE:CA	44:CT:3:ARG:HB2	2.30	0.62
25:CA:1536:C:H4'	25:CA:1537:G:H5''	1.80	0.62
25:CA:1501:G:O2'	25:CA:1502:A:H5'	1.98	0.62
25:DA:223:A:C4	25:DA:422:A:C8	2.87	0.62
13:AM:9:PRO:O	13:AM:10:ASP:CB	2.48	0.62
25:DA:2403:C:H2'	25:DA:2404:U:H6	1.64	0.62
1:AA:214:C:O2'	1:AA:215:C:H5'	1.99	0.62
25:DA:160:A:C8	25:DA:167:A:C6	2.87	0.62
32:CH:37:VAL:HG23	32:CH:38:PRO:HD2	1.80	0.62
1:BA:572:A:H5'	1:BA:573:A:P	2.39	0.62
44:DT:89:GLU:O	44:DT:91:GLN:NE2	2.32	0.62
30:CF:113:PHE:CZ	30:CF:115:GLY:HA2	2.33	0.62
3:BC:35:ASP:O	3:BC:38:VAL:HG22	1.98	0.62
25:CA:574:A:H4'	25:CA:575:A:O5'	1.99	0.62
1:AA:25:C:C5	1:AA:558:G:N2	2.68	0.62
33:DI:56:VAL:HG22	33:DI:57:VAL:N	2.15	0.62
25:CA:1059:G:H5''	25:CA:1060:U:H3'	1.81	0.62
33:CI:46:ASP:HA	33:CI:50:LYS:HD2	1.80	0.62
1:AA:1210:C:O4'	1:AA:1214:C:C5	2.53	0.62
25:DA:1712:U:C4	25:DA:1713:A:C5	2.87	0.62
21:AU:24:LYS:CD	21:AU:25:ALA:N	2.63	0.62
25:DA:1417:C:N3	25:DA:1581:G:O6	2.33	0.62
42:CR:39:LEU:HA	42:CR:49:ILE:HG23	1.81	0.62
1:BA:1165:U:H2'	1:BA:1166:G:O4'	1.98	0.62
30:CF:4:HIS:O	30:CF:7:TYR:HB3	1.99	0.62
27:DC:73:ILE:O	27:DC:116:GLN:HG3	2.00	0.62
1:AA:973:G:H1'	10:AJ:56:HIS:HD2	1.64	0.62

Continued on next page...

Continued from previous page...

Atom-1	Atom-2	Distance(Å)	Clash(Å)
10:AJ:57:VAL:HG22	10:AJ:58:ASN:H	1.65	0.62
16:BP:38:PHE:CZ	16:BP:51:ARG:HB2	2.35	0.62
2:BB:141:GLU:HA	2:BB:144:GLU:HB2	1.80	0.62
45:CU:6:ARG:O	45:CU:7:ASP:C	2.38	0.62
3:BC:41:TYR:CZ	3:BC:45:GLU:CG	2.83	0.62
32:DH:116:ARG:HD2	32:DH:133:GLN:HG2	1.79	0.62
45:DU:94:PHE:HA	45:DU:102:ILE:HD12	1.81	0.62
44:DT:69:ARG:HB3	44:DT:69:ARG:NH1	2.14	0.62
49:CY:17:GLU:O	49:CY:18:LEU:C	2.35	0.62
17:BQ:44:HIS:CG	17:BQ:69:THR:HG21	2.35	0.62
25:DA:2768:U:C2'	25:DA:2769:U:O5'	2.47	0.62
8:AH:6:ILE:O	8:AH:10:LEU:HD23	1.99	0.62
28:DD:25:THR:HG21	28:DD:193:VAL:HG22	1.82	0.62
1:BA:4:U:H4'	1:BA:5:U:OP1	2.00	0.62
1:BA:1476:A:H2'	1:BA:1477:U:H6	1.65	0.62
39:DO:49:VAL:HG21	39:DO:82:ALA:HA	1.82	0.62
1:BA:525:C:C2'	1:BA:526:C:H5'	2.30	0.62
36:CL:87:GLY:O	36:CL:89:VAL:HG12	2.00	0.62
31:DG:173:ALA:O	31:DG:174:LYS:O	2.16	0.62
48:CX:10:ARG:HB2	48:CX:11:PRO:CD	2.29	0.62
25:CA:1997:C:OP2	28:CD:129:THR:HB	2.00	0.62
30:CF:73:VAL:HG22	30:CF:78:ILE:HD11	1.81	0.62
1:BA:1347:G:H8	9:BI:108:ARG:HB3	1.64	0.62
34:CJ:77:HIS:CD2	34:CJ:79:GLY:H	2.16	0.62
28:CD:103:ASP:OD1	28:CD:103:ASP:C	2.38	0.62
1:BA:940:C:H2'	1:BA:941:G:H8	1.64	0.62
44:DT:32:LEU:O	44:DT:34:VAL:HG13	1.99	0.62
33:CI:17:ALA:O	33:CI:18:ASN:HB2	1.98	0.62
34:CJ:81:ILE:HG12	34:CJ:82:GLY:CA	2.29	0.62
25:DA:2294:G:N2	25:DA:2295:C:H1'	2.15	0.62
32:DH:4:ILE:HG23	32:DH:17:ASP:C	2.20	0.62
17:BQ:11:VAL:HG12	17:BQ:12:VAL:N	2.14	0.62
24:AY:7:ARG:HD3	24:AY:160:ASP:OD2	2.00	0.62
1:AA:1034:G:H2'	1:AA:1035:A:O4'	2.00	0.62
3:AC:120:THR:HG22	3:AC:121:SER:N	2.14	0.62
4:AD:62:ARG:HE	4:AD:62:ARG:HA	1.65	0.62
1:BA:70:U:C2	1:BA:94:G:N7	2.68	0.62
48:DX:53:LYS:HG2	48:DX:54:GLY:N	2.14	0.62
27:DC:16:VAL:HB	27:DC:203:VAL:HG22	1.81	0.62
25:CA:2681:C:OP2	28:CD:114:LYS:CE	2.47	0.62
25:CA:1482:G:C2	25:CA:1483:G:C8	2.87	0.62
56:DB:60:C:C2'	56:DB:61:G:H5'	2.30	0.62

Continued on next page...

Continued from previous page...

Atom-1	Atom-2	Distance(Å)	Clash(Å)
6:AF:17:GLN:O	6:AF:18:VAL:C	2.38	0.62
56:DB:77:U:H2'	56:DB:78:A:C5'	2.29	0.62
3:BC:54:ILE:CD1	3:BC:56:ILE:CD1	2.78	0.62
1:AA:997:U:C2'	1:AA:998:C:H5'	2.29	0.62
35:DK:35:VAL:HG22	35:DK:69:VAL:HG12	1.82	0.62
36:CL:2:ARG:HA	36:CL:5:THR:HG21	1.82	0.62
1:AA:1125:U:C5	1:AA:1127:G:C6	2.88	0.62
44:DT:7:LEU:CD2	44:DT:46:ALA:HB2	2.29	0.62
25:DA:2849:U:H4'	25:DA:2868:A:C2	2.34	0.62
25:DA:2517:C:C6	25:DA:2542:A:N7	2.67	0.62
37:CM:135:VAL:O	37:CM:136:MET:O	2.17	0.62
25:DA:215:G:H4'	25:DA:216:A:H4'	1.82	0.62
25:DA:1085:A:C5	25:DA:1086:A:N6	2.68	0.62
1:BA:1234:C:H2'	1:BA:1235:U:H5'	1.82	0.62
20:AT:70:LYS:HG3	20:AT:74:HIS:CD2	2.35	0.62
1:BA:1522:U:C2'	1:BA:1523:G:O5'	2.47	0.62
25:DA:1435:G:H2'	25:DA:1436:G:H5'	1.81	0.62
25:DA:2305:U:C4	30:DF:151:LEU:HA	2.35	0.62
4:AD:54:LEU:HD23	4:AD:55:ARG:N	2.15	0.62
31:CG:37:ASN:O	31:CG:38:ASP:HB2	1.99	0.62
11:BK:22:ILE:O	11:BK:22:ILE:HG13	2.00	0.62
2:BB:99:MET:HA	2:BB:106:VAL:HG21	1.82	0.62
1:AA:1060:U:H5''	10:AJ:53:ILE:CG2	2.30	0.62
27:CC:42:ARG:HH11	27:CC:42:ARG:HG3	1.63	0.62
25:DA:1018:U:N3	25:DA:1019:U:C5	2.67	0.62
25:DA:1023:U:H2'	25:DA:1024:G:H5'	1.80	0.62
9:AI:14:SER:HA	9:AI:68:GLY:O	1.99	0.62
50:DZ:3:THR:HG21	50:DZ:36:GLU:OE1	2.00	0.62
25:DA:693:A:H2'	25:DA:694:U:O5'	1.99	0.62
33:CI:33:ASN:HB3	33:CI:36:GLU:H	1.63	0.62
33:CI:5:GLN:O	33:CI:6:ALA:HB3	2.00	0.62
1:AA:1057:G:C2'	1:AA:1058:G:O5'	2.48	0.62
32:DH:50:ARG:HA	32:DH:50:ARG:NH1	2.15	0.62
14:BN:35:ALA:CB	14:BN:41:ARG:HG3	2.30	0.62
1:BA:612:C:H2'	1:BA:613:C:H6	1.64	0.62
1:BA:211:G:H21	1:BA:212:G:H1'	1.63	0.62
25:DA:1883:U:C2'	25:DA:1884:G:O5'	2.48	0.62
41:CQ:20:ALA:HB2	41:CQ:38:VAL:CG2	2.29	0.62
44:DT:49:LYS:HB2	44:DT:50:LEU:CD1	2.29	0.62
41:CQ:57:ARG:HA	41:CQ:60:TRP:CE3	2.34	0.62
1:BA:1469:C:H2'	1:BA:1470:U:O4'	2.00	0.62
25:DA:260:G:C5	25:DA:261:G:C8	2.88	0.62

Continued on next page...

Continued from previous page...

Atom-1	Atom-2	Distance(Å)	Clash(Å)
1:BA:105:G:H2'	1:BA:106:C:C6	2.35	0.62
24:AY:110:ARG:O	24:AY:111:ARG:C	2.37	0.62
16:AP:51:ARG:CG	16:AP:51:ARG:HH11	2.13	0.62
25:DA:2063:C:O2	25:DA:2450:A:N1	2.32	0.62
25:CA:880:G:C6	25:CA:881:G:N7	2.67	0.62
1:BA:1053:G:H4'	1:BA:1054:C:C5'	2.17	0.62
1:BA:1342:C:H2'	1:BA:1343:G:C8	2.34	0.62
13:BM:18:LEU:HG	13:BM:33:LEU:HD21	1.80	0.62
11:AK:85:VAL:HG12	11:AK:92:ARG:NH1	2.15	0.62
1:AA:274:A:H5'	17:AQ:15:LYS:CE	2.30	0.62
1:BA:488:C:H2'	1:BA:489:C:H6	1.65	0.62
25:CA:362:A:N3	25:CA:362:A:H2'	2.15	0.62
25:DA:528:A:C3'	25:DA:528:A:C8	2.82	0.62
1:BA:1263:C:H2'	1:BA:1264:U:C6	2.35	0.62
5:AE:89:THR:HG22	5:AE:90:GLY:H	1.65	0.62
22:AV:62:C:C2	22:AV:63:G:C8	2.88	0.62
1:BA:102:G:H2'	1:BA:103:U:H6	1.64	0.62
14:AN:41:ARG:HG3	14:AN:42:TRP:CD2	2.34	0.62
20:AT:54:GLN:HB3	20:AT:55:PRO:CD	2.29	0.62
1:BA:1182:G:H4'	1:BA:1183:U:H5''	1.82	0.62
1:AA:451:A:O4'	1:AA:452:A:C2	2.53	0.62
1:BA:1534:A:H4'	1:BA:1535:C:H2'	1.82	0.62
9:BI:18:VAL:HG12	9:BI:85:ALA:HB2	1.82	0.62
1:AA:1305:G:O2'	1:AA:1306:A:C8	2.53	0.62
32:DH:2:GLN:HB2	32:DH:39:ALA:HB3	1.81	0.62
1:BA:501:C:H2'	1:BA:502:A:H8	1.65	0.62
53:C2:12:ARG:HD2	53:C2:44:VAL:HG11	1.80	0.62
49:CY:56:LEU:O	49:CY:57:LEU:HB3	2.00	0.62
25:DA:1824:G:C2'	25:DA:1825:U:H5'	2.30	0.62
31:DG:5:LYS:O	31:DG:6:ALA:HB2	1.99	0.62
25:DA:1018:U:O2'	25:DA:1019:U:H5'	2.00	0.62
6:BF:18:VAL:HA	6:BF:21:MET:HE2	1.81	0.62
11:AK:34:THR:HA	11:AK:40:ALA:HA	1.81	0.62
9:AI:105:ARG:NH1	9:AI:107:ALA:HA	2.15	0.62
24:AY:146:ASP:O	24:AY:148:GLU:N	2.32	0.62
1:AA:999:C:H2'	1:AA:1000:A:C8	2.35	0.62
25:CA:274:C:H2'	25:CA:275:C:O4'	2.00	0.62
1:AA:841:C:H5'	1:AA:843:U:OP2	1.99	0.62
7:BG:8:GLN:HG3	7:BG:8:GLN:O	1.98	0.62
25:CA:878:A:H5'	25:CA:879:G:OP2	2.00	0.62
27:DC:124:LYS:HB2	27:DC:125:PRO:HD2	1.82	0.62
8:AH:82:LEU:HD13	8:AH:84:ILE:HD11	1.82	0.62

Continued on next page...

Continued from previous page...

Atom-1	Atom-2	Distance(Å)	Clash(Å)
31:CG:114:HIS:CD2	31:CG:147:LEU:HD21	2.35	0.62
42:DR:27:ILE:HG21	42:DR:33:VAL:CG1	2.29	0.62
8:BH:1:SER:HB2	8:BH:3:GLN:HE21	1.64	0.62
52:D1:8:ILE:HD12	52:D1:10:LEU:HD21	1.81	0.62
6:AF:8:PHE:CE1	6:AF:60:VAL:HB	2.35	0.62
4:BD:72:ARG:HD3	4:BD:203:TYR:CE2	2.35	0.62
31:CG:173:ALA:O	31:CG:174:LYS:HB3	1.99	0.62
25:DA:1060:U:O4'	25:DA:1062:G:H5'	1.99	0.62
32:CH:34:GLY:O	32:CH:35:LYS:HG3	2.00	0.62
49:DY:24:GLU:O	49:DY:25:GLN:C	2.39	0.62
2:AB:215:ALA:O	2:AB:219:THR:CG2	2.47	0.62
2:AB:60:ALA:HA	2:AB:64:GLY:N	2.14	0.62
5:BE:80:LEU:HA	5:BE:146:MET:HE1	1.82	0.62
1:AA:459:A:C2'	1:AA:460:A:O4'	2.46	0.62
4:AD:24:VAL:HG12	4:AD:25:ARG:N	2.15	0.62
1:BA:785:G:H2'	1:BA:786:G:H5'	1.81	0.62
5:AE:155:LYS:HA	8:AH:65:PHE:CD2	2.35	0.62
1:BA:1298:U:H4'	1:BA:1299:A:C4	2.34	0.62
7:BG:44:SER:O	7:BG:48:THR:HG23	2.00	0.62
1:AA:943:U:H2'	1:AA:944:G:H5'	1.81	0.62
2:BB:101:THR:HA	2:BB:178:LEU:HD21	1.82	0.62
6:BF:7:VAL:HA	6:BF:60:VAL:O	2.00	0.62
1:BA:1028:C:H2'	1:BA:1028:C:O2	1.98	0.62
1:BA:1034:G:H2'	1:BA:1035:A:C8	2.35	0.62
21:BU:10:PRO:O	21:BU:11:PHE:CD2	2.53	0.62
40:CP:102:ARG:HG2	40:CP:102:ARG:HH11	1.64	0.62
1:BA:1505:G:H4'	1:BA:1506:U:H5''	1.82	0.62
19:AS:50:VAL:HG12	19:AS:51:HIS:O	2.00	0.62
25:DA:729:G:H4'	25:DA:763:G:C5'	2.30	0.62
7:AG:39:GLU:HA	7:AG:42:VAL:HG22	1.82	0.62
12:AL:49:ARG:CB	12:AL:89:LEU:HD21	2.29	0.62
1:BA:237:G:OP1	17:BQ:41:THR:HG23	2.00	0.62
36:CL:90:VAL:HG23	36:CL:120:VAL:CG2	2.30	0.62
34:DJ:17:VAL:HG23	34:DJ:137:PRO:HB2	1.80	0.62
25:CA:947:A:O2'	25:CA:984:A:H2	1.82	0.62
1:AA:40:C:H2'	1:AA:41:G:O4'	2.00	0.62
42:CR:28:ALA:HB3	42:CR:31:GLU:HG3	1.80	0.62
45:CU:98:ASN:O	45:CU:100:GLU:N	2.32	0.62
25:DA:1433:A:H5''	25:DA:1434:A:OP2	1.99	0.62
25:CA:108:G:C2'	25:CA:109:C:H5'	2.30	0.62
4:AD:124:VAL:HG23	4:AD:125:ASN:N	2.15	0.62
28:CD:26:VAL:HG12	28:CD:186:LEU:HD13	1.82	0.62

Continued on next page...

Continued from previous page...

Atom-1	Atom-2	Distance(Å)	Clash(Å)
32:DH:145:ASN:N	32:DH:145:ASN:OD1	2.31	0.62
25:DA:2235:G:H2'	25:DA:2236:U:O4'	1.99	0.62
25:CA:2173:A:H2'	25:CA:2174:C:C6	2.35	0.61
25:DA:1095:A:N1	33:DI:29:GLN:HG2	2.15	0.61
16:BP:41:PRO:O	16:BP:42:ILE:HD13	2.00	0.61
25:DA:627:A:C6	25:DA:637:A:C8	2.88	0.61
10:AJ:80:THR:O	10:AJ:83:THR:HG22	2.00	0.61
39:DO:33:ARG:O	39:DO:34:HIS:HB2	2.00	0.61
4:AD:156:ALA:O	4:AD:159:GLU:HB3	2.00	0.61
1:BA:100:G:C8	1:BA:101:A:N7	2.68	0.61
25:CA:1410:G:H2'	25:CA:1411:U:C6	2.35	0.61
9:BI:5:TYR:HB2	9:BI:20:ILE:HB	1.81	0.61
9:BI:49:GLN:N	9:BI:50:PRO:HD2	2.15	0.61
36:CL:75:ALA:HB2	36:CL:105:ILE:HD12	1.82	0.61
37:CM:31:PHE:CZ	37:CM:110:GLU:HB2	2.35	0.61
1:BA:934:C:C6	1:BA:1344:C:C5	2.88	0.61
9:BI:56:MET:SD	9:BI:56:MET:N	2.73	0.61
30:DF:21:TYR:CD1	30:DF:26:GLN:HG2	2.35	0.61
2:BB:58:LYS:HA	2:BB:61:SER:HB2	1.82	0.61
19:AS:12:LEU:O	19:AS:14:LEU:N	2.32	0.61
32:CH:72:ILE:HG21	32:CH:140:ALA:HB1	1.82	0.61
33:CI:66:PHE:CD2	33:CI:66:PHE:N	2.68	0.61
45:DU:98:ASN:OD1	45:DU:98:ASN:O	2.17	0.61
25:DA:1356:G:C2	25:DA:1357:C:N1	2.68	0.61
1:BA:471:U:O2'	1:BA:472:U:H5'	2.00	0.61
14:BN:24:ALA:O	14:BN:27:LYS:CG	2.47	0.61
25:CA:978:G:H2'	25:CA:979:A:H5'	1.80	0.61
48:CX:17:ARG:CZ	48:CX:23:ALA:HB2	2.30	0.61
25:DA:1301:A:N3	25:DA:1301:A:H2'	2.15	0.61
4:AD:2:ARG:CZ	4:AD:114:ARG:HD3	2.30	0.61
1:AA:1023:U:H2'	1:AA:1024:G:O4'	2.00	0.61
30:DF:116:LEU:HD23	30:DF:175:PRO:HB2	1.81	0.61
1:AA:868:C:C2'	1:AA:869:G:H5'	2.30	0.61
4:BD:77:GLU:OE1	4:BD:77:GLU:HA	1.99	0.61
1:AA:164:G:H2'	1:AA:165:G:H5'	1.81	0.61
25:DA:2897:U:H2'	25:DA:2898:U:C6	2.35	0.61
25:CA:798:G:O6	60:CA:3322:HOH:O	2.14	0.61
33:DI:72:THR:HB	33:DI:73:PRO:HD2	1.81	0.61
25:CA:1784:A:H4'	25:CA:1785:A:O5'	2.00	0.61
6:AF:86:ARG:CG	6:AF:86:ARG:HH11	2.13	0.61
1:AA:258:G:N2	1:AA:259:G:H1'	2.14	0.61
13:BM:9:PRO:O	13:BM:10:ASP:CB	2.48	0.61

Continued on next page...

Continued from previous page...

Atom-1	Atom-2	Distance(Å)	Clash(Å)
25:DA:2195:U:H2'	25:DA:2196:C:H6	1.64	0.61
38:CN:103:ARG:CD	38:CN:110:MET:HE2	2.31	0.61
32:DH:62:LEU:HD23	32:DH:135:HIS:CE1	2.36	0.61
8:BH:65:PHE:CD1	8:BH:65:PHE:C	2.72	0.61
11:AK:52:ARG:NH2	11:AK:56:LYS:HE2	2.14	0.61
38:DN:24:MET:HB3	38:DN:44:LEU:HD13	1.81	0.61
25:CA:1731:G:C6	25:CA:1733:G:C5	2.88	0.61
4:AD:115:GLN:NE2	4:AD:119:HIS:CE1	2.68	0.61
1:AA:511:C:H1'	1:AA:512:U:H6	1.65	0.61
33:DI:121:ILE:HA	33:DI:124:MET:SD	2.40	0.61
1:AA:1233:G:C6	1:AA:1234:C:C4	2.88	0.61
9:AI:29:ILE:HD11	9:AI:37:TYR:CD2	2.35	0.61
45:DU:40:LEU:CD2	45:DU:61:GLU:HG3	2.30	0.61
2:BB:67:LEU:HB3	2:BB:160:LEU:HD12	1.82	0.61
12:BL:86:VAL:HG11	12:BL:89:LEU:HD22	1.82	0.61
51:D0:52:LYS:CE	51:D0:55:ALA:HA	2.31	0.61
51:D0:52:LYS:HE3	51:D0:55:ALA:HA	1.81	0.61
51:D0:52:LYS:NZ	51:D0:55:ALA:HA	2.15	0.61
21:BU:9:GLU:HG2	21:BU:10:PRO:HD3	1.82	0.61
30:DF:7:TYR:HA	30:DF:11:VAL:CG2	2.30	0.61
39:DO:56:LYS:CG	39:DO:57:ALA:N	2.63	0.61
19:AS:8:PRO:HB2	19:AS:40:PHE:HZ	1.65	0.61
25:CA:2056:G:H2'	25:CA:2056:G:N3	2.14	0.61
25:DA:833:A:OP1	36:DL:39:LYS:HE2	2.01	0.61
27:CC:229:HIS:CD2	27:CC:246:PRO:HB3	2.35	0.61
44:DT:1:MET:O	44:DT:2:ILE:HG13	2.00	0.61
46:DV:9:ARG:HG2	46:DV:41:GLU:HB3	1.82	0.61
4:BD:55:ARG:NH1	4:BD:55:ARG:HA	2.14	0.61
1:BA:436:C:C2	1:BA:437:U:C5	2.88	0.61
40:DP:38:ARG:CG	40:DP:39:LEU:H	2.13	0.61
1:AA:595:A:C5	1:AA:641:U:C5	2.88	0.61
1:BA:78:A:C6	1:BA:79:G:C6	2.87	0.61
44:DT:44:LYS:HG3	44:DT:55:VAL:HG11	1.81	0.61
24:AY:133:ARG:NH2	25:CA:1942:C:O4'	2.33	0.61
6:AF:46:GLN:HB2	6:AF:56:LYS:HE3	1.82	0.61
39:CO:117:PHE:C	39:CO:117:PHE:CD1	2.73	0.61
34:CJ:69:ARG:O	34:CJ:90:GLU:HB3	1.99	0.61
27:DC:93:VAL:HG11	27:DC:103:ILE:HD11	1.81	0.61
25:CA:2902:C:C4	25:CA:2903:U:O4	2.53	0.61
11:AK:87:GLY:H	11:AK:113:THR:HG22	1.66	0.61
33:CI:38:CYS:HB3	33:CI:42:ASN:HD22	1.64	0.61
32:DH:4:ILE:HG23	32:DH:17:ASP:N	2.16	0.61

Continued on next page...

Continued from previous page...

Atom-1	Atom-2	Distance(Å)	Clash(Å)
25:DA:1412:U:H2'	25:DA:1413:A:H8	1.63	0.61
30:DF:33:ILE:HD11	30:DF:155:ILE:HG23	1.83	0.61
30:DF:33:ILE:O	30:DF:90:LEU:HB2	2.00	0.61
1:AA:1527:U:H2'	1:AA:1528:U:C6	2.35	0.61
4:BD:160:LEU:HD22	4:BD:161:ALA:H	1.63	0.61
35:CK:13:ASN:HD22	35:CK:98:ARG:HB2	1.65	0.61
6:BF:3:HIS:H	6:BF:92:THR:HG23	1.64	0.61
12:BL:89:LEU:HB2	12:BL:92:VAL:CG2	2.29	0.61
28:DD:140:HIS:NE2	60:DD:303:HOH:O	2.30	0.61
13:AM:74:MET:SD	30:CF:111:ARG:HB3	2.40	0.61
6:BF:24:ARG:O	6:BF:27:ALA:HB3	2.00	0.61
13:AM:76:ILE:HG23	13:AM:80:MET:HE1	1.80	0.61
57:DW:10:ARG:O	57:DW:11:ASP:HB2	1.98	0.61
7:AG:21:LEU:HD11	7:AG:61:PHE:CZ	2.36	0.61
1:BA:644:U:H5'	8:BH:83:ARG:HH12	1.64	0.61
1:BA:412:A:C2	1:BA:414:A:H1'	2.34	0.61
25:CA:1658:C:P	60:CA:3660:HOH:O	2.56	0.61
25:CA:1547:C:C5'	25:CA:1547:C:H6	2.12	0.61
3:AC:155:ARG:H	3:AC:162:ALA:HA	1.65	0.61
1:BA:1067:A:H4'	1:BA:1068:G:O5'	1.99	0.61
6:BF:1:MET:HE1	6:BF:67:PRO:HB3	1.83	0.61
25:DA:335:C:H5''	45:DU:81:ARG:HD3	1.82	0.61
45:CU:39:ASN:HB3	45:CU:62:ALA:HB3	1.81	0.61
11:BK:21:HIS:CE1	11:BK:34:THR:HG21	2.34	0.61
28:CD:33:ARG:NH2	28:CD:74:GLU:O	2.33	0.61
51:C0:22:THR:O	51:C0:22:THR:HG23	2.01	0.61
25:DA:2790:U:H4'	25:DA:2791:G:OP1	1.99	0.61
25:DA:1651:G:H5'	38:DN:39:PRO:HG2	1.81	0.61
25:DA:1056:G:H4'	25:DA:1086:A:C8	2.35	0.61
25:DA:1059:G:N1	25:DA:1080:A:C2	2.68	0.61
25:DA:1094:U:H2'	25:DA:1096:A:OP2	2.01	0.61
25:CA:417:C:H2'	25:CA:418:C:O5'	2.00	0.61
49:DY:21:LEU:O	49:DY:23:ARG:O	2.19	0.61
1:AA:1213:A:C5	1:AA:1215:G:C4	2.87	0.61
17:AQ:13:SER:CB	17:AQ:21:VAL:CG1	2.79	0.61
17:AQ:45:VAL:HG11	17:AQ:60:ILE:HG13	1.83	0.61
25:DA:2207:C:C2	25:DA:2218:G:C2	2.88	0.61
25:DA:2209:G:N2	25:DA:2216:G:N3	2.48	0.61
8:BH:65:PHE:O	8:BH:66:GLN:O	2.19	0.61
25:CA:404:A:C1'	25:CA:405:U:OP2	2.47	0.61
6:AF:5:GLU:HB3	6:AF:90:MET:HB2	1.83	0.61
38:DN:51:LEU:N	38:DN:51:LEU:HD23	2.15	0.61

Continued on next page...

Continued from previous page...

Atom-1	Atom-2	Distance(Å)	Clash(Å)
25:CA:280:U:H2'	25:CA:281:C:O4'	2.01	0.61
30:DF:34:THR:HA	30:DF:88:VAL:O	2.00	0.61
1:AA:429:U:H3'	4:AD:8:LEU:HD23	1.82	0.61
25:DA:301:G:H5'	25:DA:317:G:N2	2.15	0.61
1:AA:8:A:C6	4:AD:205:LYS:HB3	2.35	0.61
1:BA:1298:U:H4'	1:BA:1299:A:N9	2.16	0.61
20:BT:63:LYS:HA	20:BT:63:LYS:HE3	1.82	0.61
1:BA:1534:A:C4'	1:BA:1535:C:OP1	2.47	0.61
1:BA:861:G:C5	1:BA:862:C:C5	2.87	0.61
25:DA:277:G:N3	25:DA:277:G:H3'	2.16	0.61
1:BA:1410:A:C2	1:BA:1491:G:C2	2.88	0.61
1:BA:1493:A:H8	1:BA:1493:A:OP2	1.84	0.61
25:CA:1494:A:N1	25:CA:1495:A:C2	2.68	0.61
4:AD:190:LEU:HD12	4:AD:190:LEU:O	2.00	0.61
27:DC:60:ALA:O	27:DC:62:ARG:NH2	2.33	0.61
7:BG:39:GLU:HB2	7:BG:43:TYR:HE2	1.64	0.61
25:CA:1372:U:C2'	25:CA:1373:A:O5'	2.48	0.61
30:DF:39:VAL:CG1	30:DF:42:ALA:HB2	2.29	0.61
4:AD:3:TYR:C	4:AD:3:TYR:CD1	2.71	0.61
35:CK:91:SER:O	35:CK:93:GLN:HG2	2.00	0.61
25:DA:2690:U:C5	25:DA:2873:A:N1	2.68	0.61
40:CP:62:LYS:HE3	40:CP:64:SER:HB2	1.82	0.61
54:D3:15:LYS:HE2	54:D3:19:GLY:HA2	1.80	0.61
25:CA:2492:U:C2'	25:CA:2493:U:H5'	2.30	0.61
27:DC:265:PHE:N	27:DC:265:PHE:CD1	2.68	0.61
25:DA:2862:G:H2'	25:DA:2863:C:H6	1.66	0.61
27:CC:159:THR:H	27:CC:194:VAL:CG1	2.13	0.61
31:DG:86:LEU:HD11	31:DG:163:TYR:CD1	2.36	0.61
15:AO:41:HIS:CD2	15:AO:42:PHE:CE2	2.88	0.61
8:BH:64:TYR:CD1	8:BH:64:TYR:N	2.69	0.61
1:BA:1486:G:H2'	1:BA:1487:G:O4'	1.99	0.61
13:BM:28:ARG:HG3	13:BM:62:PHE:CE2	2.36	0.61
19:BS:40:PHE:HA	19:BS:66:VAL:HG13	1.83	0.61
25:CA:417:C:H2'	25:CA:418:C:H6	1.65	0.61
2:AB:118:THR:O	2:AB:119:GLN:HB2	2.01	0.61
1:AA:1313:U:P	19:AS:5:LYS:HB3	2.41	0.61
36:DL:135:ILE:HG22	36:DL:140:GLY:HA2	1.83	0.61
1:BA:1126:U:N1	1:BA:1281:C:C5	2.69	0.61
25:CA:1420:A:C6	25:CA:2211:A:C2	2.87	0.61
11:AK:124:LYS:HG2	11:AK:125:LYS:H	1.64	0.61
5:AE:72:ASN:H	5:AE:72:ASN:HD22	1.48	0.61
1:AA:91:U:C2	1:AA:92:U:H1'	2.35	0.61

Continued on next page...

Continued from previous page...

Atom-1	Atom-2	Distance(Å)	Clash(Å)
1:AA:64:G:C8	1:AA:99:C:N4	2.68	0.61
25:DA:1866:A:N1	25:DA:1876:A:N7	2.49	0.61
20:BT:56:ILE:O	20:BT:60:GLN:HG2	2.00	0.61
25:CA:1415:U:O2	25:CA:1415:U:H3'	2.01	0.61
9:BI:75:ALA:HA	9:BI:78:ILE:HD12	1.81	0.61
32:DH:1:MET:HE2	32:DH:23:ALA:HA	1.82	0.61
4:AD:131:ILE:HD12	4:AD:134:TYR:H	1.64	0.61
1:BA:1122:U:C2	1:BA:1123:U:C6	2.88	0.61
33:CI:54:ILE:CG1	33:CI:73:PRO:HB3	2.30	0.61
33:CI:4:VAL:O	33:CI:5:GLN:HB3	1.98	0.61
45:DU:85:ARG:HG2	45:DU:94:PHE:HD2	1.65	0.61
49:CY:45:GLN:O	49:CY:46:VAL:HB	2.00	0.61
15:BO:69:LEU:HD13	15:BO:77:TYR:HB2	1.81	0.61
5:BE:124:ALA:O	5:BE:125:LYS:CB	2.49	0.61
25:DA:900:A:C2	25:DA:901:C:H1'	2.35	0.61
46:DV:63:ILE:HG22	46:DV:65:VAL:HG12	1.83	0.61
5:AE:59:ILE:O	5:AE:62:ALA:HB3	2.01	0.61
1:AA:757:U:O2'	1:AA:879:C:H1'	2.00	0.61
7:BG:34:LYS:HB3	7:BG:37:THR:HG22	1.82	0.61
25:CA:1300:G:H4'	25:CA:1301:A:H5'	1.82	0.61
1:BA:1471:U:O2'	1:BA:1472:U:H5'	2.01	0.61
1:AA:853:C:H2'	1:AA:854:U:H6	1.66	0.61
33:CI:126:ARG:HA	33:CI:129:GLU:HG3	1.82	0.61
28:DD:100:LEU:C	28:DD:100:LEU:HD12	2.20	0.61
27:CC:167:ASP:OD2	27:CC:167:ASP:C	2.38	0.61
1:AA:121:U:H4'	1:AA:121:U:OP2	2.00	0.61
26:CB:102:G:C2'	26:CB:103:U:H5'	2.31	0.61
44:CT:69:ARG:HB2	44:CT:74:ILE:HG22	1.81	0.61
1:BA:600:A:C4	1:BA:639:G:N2	2.68	0.61
49:CY:37:LEU:C	49:CY:37:LEU:HD12	2.21	0.61
44:CT:34:VAL:HG22	44:CT:81:LYS:HB3	1.83	0.61
25:DA:1057:A:N7	25:DA:1086:A:H2'	2.16	0.61
4:BD:3:TYR:O	4:BD:4:LEU:HB2	2.00	0.61
25:DA:1383:A:C2	25:DA:1384:A:N3	2.69	0.61
49:DY:13:GLU:O	49:DY:16:THR:N	2.33	0.61
25:CA:1073:A:C3'	25:CA:1074:G:C5'	2.79	0.61
2:AB:63:LYS:O	2:AB:65:LYS:HE2	2.00	0.61
25:DA:1540:G:C6	25:DA:1541:C:C4	2.89	0.61
16:AP:73:ALA:O	16:AP:77:GLU:CB	2.48	0.61
37:DM:62:LYS:HD3	37:DM:64:TRP:CH2	2.34	0.61
25:DA:1789:A:O2'	25:DA:1790:C:H5'	2.01	0.61
25:DA:1790:C:C5	25:DA:1828:G:C2	2.89	0.61

Continued on next page...

Continued from previous page...

Atom-1	Atom-2	Distance(Å)	Clash(Å)
37:CM:54:THR:O	37:CM:56:ALA:N	2.33	0.61
21:BU:26:GLY:O	21:BU:30:GLU:HB2	2.01	0.61
45:DU:15:GLY:O	45:DU:16:LYS:CB	2.48	0.61
14:BN:90:ARG:HB2	14:BN:92:GLU:HG3	1.83	0.61
1:BA:1356:G:H2'	1:BA:1357:A:C8	2.35	0.61
1:AA:542:G:C4	1:AA:543:U:C5	2.88	0.61
12:BL:2:THR:HB	12:BL:5:GLN:CG	2.31	0.61
1:AA:468:A:H5'	1:AA:469:C:OP2	2.01	0.61
34:DJ:117:ALA:HA	34:DJ:120:ARG:HD2	1.83	0.61
25:DA:404:A:C1'	25:DA:405:U:OP2	2.48	0.61
16:AP:51:ARG:HH11	16:AP:51:ARG:HG2	1.64	0.61
27:DC:264:LYS:HB3	27:DC:265:PHE:CE1	2.35	0.61
18:BR:31:TYR:O	18:BR:39:VAL:HG23	2.00	0.61
25:DA:2184:A:H2'	25:DA:2185:U:C6	2.36	0.61
41:DQ:93:ILE:HD13	42:DR:11:GLN:HB2	1.83	0.61
34:DJ:129:GLU:OE1	34:DJ:129:GLU:N	2.34	0.61
42:CR:74:ILE:N	42:CR:74:ILE:HD12	2.15	0.61
1:AA:983:A:C2'	1:AA:983:A:N3	2.62	0.61
10:BJ:53:ILE:HG22	10:BJ:61:ALA:C	2.21	0.61
10:AJ:14:ASP:HB3	10:AJ:17:LEU:HD22	1.81	0.61
16:BP:42:ILE:O	16:BP:44:SER:N	2.34	0.61
1:BA:723:U:H5'	1:BA:724:G:OP1	2.01	0.61
10:AJ:28:THR:O	10:AJ:32:THR:HG22	2.01	0.61
4:AD:21:LYS:O	4:AD:23:GLY:N	2.33	0.61
7:BG:41:ILE:HG23	7:BG:116:ALA:HB2	1.82	0.61
1:BA:1536:C:H5''	1:BA:1537:U:OP2	2.01	0.61
25:CA:2304:G:H2'	25:CA:2305:U:C5'	2.31	0.61
2:BB:49:PHE:CD1	2:BB:49:PHE:O	2.53	0.61
4:BD:34:GLU:O	4:BD:36:ALA:N	2.32	0.61
50:DZ:35:VAL:HG21	50:DZ:37:ARG:NH2	2.15	0.61
2:AB:168:GLU:OE1	2:AB:168:GLU:HA	2.00	0.61
43:CS:59:GLU:HG3	43:CS:66:ILE:CD1	2.31	0.61
25:CA:1372:U:H2'	25:CA:1373:A:C5'	2.30	0.61
27:CC:104:LEU:HD12	27:CC:104:LEU:N	2.15	0.61
31:CG:41:GLU:HG3	31:CG:54:ARG:HH21	1.66	0.61
9:AI:33:SER:CB	9:AI:36:GLN:HG3	2.30	0.61
32:CH:11:ASN:O	32:CH:12:LEU:HB3	2.01	0.61
46:DV:38:LEU:HB3	46:DV:40:ILE:HD11	1.83	0.61
3:AC:122:GLN:O	3:AC:127:VAL:HG22	2.00	0.61
25:DA:404:A:H1'	25:DA:405:U:OP2	2.01	0.61
1:AA:545:C:OP1	4:AD:68:GLU:HG3	2.01	0.61
25:CA:454:A:H4'	25:CA:455:C:OP2	2.00	0.61

Continued on next page...

Continued from previous page...

Atom-1	Atom-2	Distance(Å)	Clash(Å)
50:CZ:48:ASN:O	50:CZ:51:SER:HB3	2.00	0.61
25:DA:572:A:H5''	25:DA:573:U:OP2	2.00	0.61
15:AO:18:ALA:O	15:AO:19:ASN:CB	2.49	0.61
5:BE:17:VAL:HG13	5:BE:18:ASN:N	2.14	0.61
2:AB:71:THR:O	2:AB:72:LYS:HB3	2.01	0.61
30:DF:142:TYR:O	30:DF:145:VAL:HG22	2.01	0.61
28:DD:176:ASP:O	28:DD:189:VAL:HG12	2.00	0.61
1:BA:1377:A:N3	7:BG:1:PRO:CG	2.64	0.61
25:CA:2127:G:C4'	25:CA:2128:G:OP1	2.45	0.61
25:CA:1081:U:O2	25:CA:1081:U:H2'	2.00	0.61
33:CI:46:ASP:HA	33:CI:50:LYS:CD	2.30	0.61
2:AB:88:GLN:HG2	2:AB:220:VAL:HG11	1.83	0.61
38:DN:24:MET:CE	38:DN:44:LEU:HD13	2.30	0.61
1:BA:1219:A:H2'	1:BA:1220:G:C8	2.35	0.61
25:DA:1526:C:H2'	25:DA:1527:G:O4'	2.01	0.61
4:AD:9:LYS:HA	4:AD:12:ARG:HG3	1.83	0.61
33:CI:100:ILE:CG1	33:CI:137:LEU:HD13	2.31	0.61
11:AK:125:LYS:C	21:AU:33:ARG:CZ	2.69	0.61
5:AE:80:LEU:HD21	5:AE:122:VAL:HG12	1.82	0.61
25:CA:1462:C:O2'	25:CA:1463:C:C5'	2.48	0.61
11:BK:75:GLU:HB2	11:BK:76:TYR:CD1	2.35	0.61
25:CA:1416:G:HO2'	25:CA:1417:C:H6	1.47	0.61
1:AA:943:U:C2'	1:AA:944:G:H5'	2.30	0.61
27:DC:144:GLU:HG2	27:DC:151:GLY:H	1.66	0.61
1:BA:1028:C:C6	1:BA:1034:G:N2	2.68	0.61
36:CL:81:ASP:O	36:CL:83:ALA:N	2.33	0.61
2:BB:61:SER:HA	2:BB:223:GLY:HA2	1.83	0.61
42:CR:24:LYS:HA	42:CR:94:THR:CG2	2.30	0.61
7:AG:119:LEU:HD22	7:AG:123:LEU:HD23	1.82	0.61
27:DC:123:ILE:CD1	27:DC:135:PRO:HD3	2.30	0.61
3:BC:101:ASN:C	3:BC:102:ILE:CG1	2.69	0.61
25:CA:2657:A:H1'	25:CA:2665:A:N6	2.16	0.61
30:DF:98:PHE:O	30:DF:99:PHE:C	2.39	0.61
6:AF:7:VAL:O	6:AF:7:VAL:HG22	1.99	0.61
1:BA:1265:C:C2	1:BA:1271:A:C2	2.88	0.61
30:CF:40:GLY:HA2	30:CF:84:ILE:CD1	2.31	0.61
56:DB:95:U:C2	56:DB:96:G:C8	2.89	0.61
31:CG:108:PHE:HE2	31:CG:151:ARG:CZ	2.13	0.61
1:AA:61:G:C4	1:AA:107:G:N2	2.68	0.61
25:CA:1740:G:O2'	25:CA:1741:C:H5'	2.00	0.61
1:BA:1021:A:H2'	1:BA:1022:A:H5''	1.83	0.61
7:AG:14:ASP:H	7:AG:23:ALA:HB2	1.66	0.61

Continued on next page...

Continued from previous page...

Atom-1	Atom-2	Distance(Å)	Clash(Å)
25:DA:2489:U:C4	25:DA:2490:G:C6	2.88	0.61
25:CA:211:C:OP1	53:C2:25:LYS:NZ	2.33	0.61
25:CA:1673:G:C2'	25:CA:1674:G:H5'	2.30	0.61
37:DM:17:ASN:O	37:DM:38:ARG:NH1	2.33	0.61
33:DI:11:GLN:HE22	33:DI:53:PRO:HA	1.66	0.61
25:DA:1314:C:P	60:DA:3770:HOH:O	2.52	0.61
25:DA:78:U:OP2	49:DY:2:LYS:CD	2.49	0.61
25:CA:1069:A:H4'	25:CA:1070:A:H8	1.66	0.61
42:DR:49:ILE:HG13	42:DR:52:PRO:HA	1.83	0.61
17:BQ:14:ASP:OD2	17:BQ:53:GLY:HA2	2.01	0.61
6:AF:92:THR:HG22	6:AF:93:LYS:N	2.14	0.61
36:DL:111:ILE:N	36:DL:111:ILE:HD12	2.16	0.61
1:AA:429:U:H1'	1:AA:430:A:H5''	1.81	0.61
1:AA:495:A:C2	1:AA:496:A:N6	2.69	0.61
29:DE:130:LYS:O	29:DE:132:LYS:N	2.34	0.61
25:CA:1844:C:C2	25:CA:1897:G:N2	2.69	0.61
16:AP:79:ASN:HB2	16:AP:82:ALA:O	2.00	0.61
25:CA:323:C:H2'	29:CE:163:ASN:HD21	1.64	0.61
27:DC:71:ASP:HA	27:DC:117:SER:O	2.01	0.61
8:BH:77:VAL:HG11	8:BH:124:ILE:CD1	2.30	0.61
6:BF:55:HIS:O	6:BF:56:LYS:HB2	2.01	0.61
12:BL:42:LYS:HG2	12:BL:43:LYS:HD3	1.81	0.61
43:DS:59:GLU:HA	43:DS:64:ALA:CB	2.31	0.61
21:AU:10:PRO:HD2	21:AU:11:PHE:CD2	2.36	0.61
6:BF:43:GLY:O	6:BF:58:HIS:HA	2.01	0.61
9:BI:12:LYS:O	9:BI:13:SER:HB3	2.00	0.61
27:DC:120:ASP:O	27:DC:121:ALA:O	2.19	0.61
25:DA:1410:G:C2	25:DA:1593:A:C6	2.89	0.61
4:BD:172:VAL:O	4:BD:173:ASP:CB	2.49	0.61
46:DV:63:ILE:HD12	46:DV:72:VAL:HG21	1.81	0.61
56:DB:103:U:C2'	56:DB:104:A:H5'	2.31	0.61
19:BS:28:LYS:HB3	19:BS:29:PRO:HD2	1.83	0.61
3:BC:114:LEU:O	3:BC:115:VAL:C	2.39	0.61
50:CZ:29:ARG:O	50:CZ:30:ARG:HB3	2.00	0.61
30:CF:104:THR:HG23	30:CF:105:ILE:HG23	1.81	0.61
1:AA:1392:G:O2'	1:AA:1393:U:H5'	2.00	0.61
25:DA:244:A:H2'	25:DA:245:G:O4'	1.99	0.61
46:CV:29:ILE:HD13	46:CV:30:ILE:H	1.64	0.61
25:DA:2386:A:H2'	25:DA:2387:U:C6	2.36	0.61
39:CO:83:LEU:HD22	39:CO:88:LYS:HB3	1.83	0.61
25:DA:1392:A:C6	25:DA:1393:A:N6	2.69	0.61
35:DK:24:VAL:HG13	35:DK:33:ALA:HB2	1.82	0.61

Continued on next page...

Continued from previous page...

Atom-1	Atom-2	Distance(Å)	Clash(Å)
25:CA:96:C:H4'	49:CY:41:HIS:CD2	2.36	0.61
25:CA:1060:U:C5'	25:CA:1062:G:H5'	2.30	0.61
25:DA:2204:G:N3	25:DA:2205:A:C8	2.69	0.61
17:BQ:12:VAL:CG1	17:BQ:21:VAL:HG22	2.30	0.61
3:BC:153:SER:CB	3:BC:164:THR:HG22	2.31	0.61
12:BL:18:SER:O	12:BL:21:PRO:HD3	2.01	0.61
13:AM:18:LEU:CD1	13:AM:32:ILE:HG21	2.31	0.61
30:DF:32:LYS:O	30:DF:33:ILE:CG1	2.49	0.61
39:DO:75:GLY:CA	39:DO:106:LEU:HD23	2.31	0.61
1:BA:765:G:H3'	1:BA:812:G:H22	1.65	0.61
1:AA:462:G:H3'	1:AA:463:U:C6	2.35	0.61
1:BA:154:U:O2	1:BA:154:U:H2'	2.01	0.61
25:CA:1475:G:O2'	25:CA:1476:U:P	2.58	0.61
13:AM:44:ILE:HA	13:AM:47:LEU:CB	2.31	0.61
1:BA:1113:C:N3	1:BA:1114:C:C5	2.68	0.61
25:CA:1509:A:O2'	25:CA:1510:G:P	2.58	0.61
25:CA:2469:A:H4'	37:CM:55:ARG:NH1	2.15	0.61
54:D3:26:ALA:O	54:D3:27:ASN:HB2	1.99	0.61
14:BN:35:ALA:HB2	14:BN:42:TRP:CH2	2.36	0.61
13:AM:113:LYS:CB	13:AM:114:PRO:CD	2.78	0.61
1:AA:202:G:O2'	1:AA:468:A:C8	2.48	0.61
25:DA:1515:A:H5'	25:DA:1516:G:OP2	2.00	0.61
36:CL:85:VAL:HG11	36:CL:94:THR:HG22	1.83	0.61
25:CA:1714:U:H5''	25:CA:1715:G:H5'	1.82	0.61
25:DA:714:U:C5'	25:DA:715:A:OP2	2.49	0.61
31:DG:97:VAL:HG21	31:DG:123:GLU:HA	1.82	0.61
37:DM:31:PHE:CZ	37:DM:110:GLU:HA	2.36	0.61
37:DM:36:VAL:HG23	37:DM:128:THR:HA	1.83	0.61
25:CA:460:A:H2'	25:CA:461:C:O4'	2.01	0.61
27:CC:170:TYR:CD2	27:CC:184:GLU:HA	2.36	0.61
25:CA:1526:C:H2'	25:CA:1527:G:O5'	2.00	0.61
25:CA:304:U:O2'	25:CA:305:C:H5'	2.01	0.61
40:DP:105:LYS:O	40:DP:108:ARG:HD3	2.01	0.61
13:AM:45:SER:O	13:AM:46:GLU:HB3	2.01	0.61
15:AO:34:GLN:HB3	15:AO:58:MET:CE	2.30	0.61
1:AA:1342:C:O2'	1:AA:1343:G:H5'	2.00	0.61
1:BA:1308:U:H5''	13:BM:96:VAL:HG23	1.82	0.60
13:BM:68:LEU:O	13:BM:71:GLU:HB2	2.01	0.60
33:DI:75:ALA:HA	33:DI:78:LEU:HB2	1.81	0.60
2:AB:110:ILE:CG1	2:AB:150:ILE:HG12	2.30	0.60
1:AA:983:A:H2'	1:AA:983:A:N3	2.16	0.60
17:AQ:54:ILE:C	17:AQ:54:ILE:HD13	2.21	0.60

Continued on next page...

Continued from previous page...

Atom-1	Atom-2	Distance(Å)	Clash(Å)
4:AD:168:THR:HB	4:AD:183:ARG:NH2	2.15	0.60
41:CQ:87:VAL:HG13	42:CR:49:ILE:HD11	1.82	0.60
25:DA:1588:G:C6	25:DA:1589:U:C4	2.88	0.60
36:DL:93:ASN:OD1	36:DL:94:THR:N	2.34	0.60
10:AJ:26:VAL:O	10:AJ:30:LYS:HD3	2.01	0.60
1:AA:1032:G:C5'	1:AA:1033:G:OP2	2.47	0.60
5:AE:39:GLY:HA3	5:AE:116:VAL:O	2.01	0.60
5:AE:81:GLN:OE1	5:AE:147:ASN:O	2.18	0.60
31:DG:84:LYS:HG3	31:DG:140:ILE:HD12	1.82	0.60
1:BA:1493:A:OP2	1:BA:1493:A:C8	2.54	0.60
25:DA:1360:G:OP2	60:DA:3623:HOH:O	2.16	0.60
28:CD:1:MET:SD	28:CD:100:LEU:CD1	2.88	0.60
11:BK:90:PRO:O	11:BK:91:GLY:C	2.37	0.60
29:DE:158:PHE:CD1	29:DE:158:PHE:C	2.73	0.60
25:DA:1477:A:C2	25:DA:1515:A:C5	2.89	0.60
46:DV:29:ILE:HG12	46:DV:38:LEU:O	2.02	0.60
25:DA:1486:U:N3	25:DA:1504:A:C2	2.69	0.60
1:AA:190:A:N7	1:AA:191:G:C8	2.69	0.60
1:BA:459:A:C2	1:BA:460:A:C4	2.89	0.60
1:BA:135:C:C2	16:BP:1:MET:HB2	2.36	0.60
15:AO:34:GLN:HB3	15:AO:58:MET:HE1	1.82	0.60
25:CA:1243:C:H2'	25:CA:1244:A:O5'	2.01	0.60
35:DK:87:LEU:O	35:DK:88:ASN:C	2.39	0.60
25:CA:1988:G:C2'	25:CA:1989:G:H5'	2.29	0.60
1:AA:294:U:H2'	1:AA:295:C:C6	2.36	0.60
38:CN:63:ARG:HG3	38:CN:80:PHE:CZ	2.35	0.60
25:CA:2051:A:OP2	25:CA:2051:A:H8	1.84	0.60
19:BS:55:GLN:CD	19:BS:56:HIS:H	2.04	0.60
25:DA:1363:C:O2'	25:DA:1364:G:H5'	2.00	0.60
40:CP:80:VAL:O	40:CP:80:VAL:HG12	1.99	0.60
24:AY:10:ALA:O	24:AY:11:GLU:C	2.38	0.60
25:CA:2314:A:H2'	25:CA:2315:G:H8	1.66	0.60
25:DA:735:A:H3'	25:DA:736:C:C6	2.36	0.60
1:AA:1228:C:OP2	13:AM:106:ARG:NH2	2.34	0.60
54:C3:26:ALA:O	54:C3:27:ASN:HB2	2.01	0.60
29:CE:48:THR:HG22	29:CE:86:ALA:HB3	1.82	0.60
13:BM:15:VAL:HG13	13:BM:33:LEU:HD12	1.83	0.60
1:AA:1356:G:N2	1:AA:1357:A:N3	2.48	0.60
29:DE:108:ILE:HD11	29:DE:180:LEU:CB	2.28	0.60
25:DA:2335:A:OP1	39:DO:13:ARG:CD	2.48	0.60
36:DL:93:ASN:O	36:DL:94:THR:HG22	2.01	0.60
1:BA:1221:G:C4'	19:BS:76:THR:HG21	2.31	0.60

Continued on next page...

Continued from previous page...

Atom-1	Atom-2	Distance(Å)	Clash(Å)
13:AM:19:THR:CA	13:AM:24:VAL:HG23	2.30	0.60
51:C0:52:LYS:O	51:C0:52:LYS:CG	2.49	0.60
4:AD:121:ALA:N	4:AD:122:ILE:CD1	2.64	0.60
5:AE:80:LEU:CD2	5:AE:122:VAL:HG12	2.31	0.60
1:BA:101:A:C2'	1:BA:102:G:O5'	2.49	0.60
25:DA:1319:C:O2'	25:DA:1320:C:H5'	2.01	0.60
43:DS:20:VAL:CG2	43:DS:43:ALA:HB3	2.30	0.60
2:BB:99:MET:O	2:BB:103:TRP:CA	2.49	0.60
32:CH:116:ARG:HG3	32:CH:133:GLN:CD	2.21	0.60
3:AC:51:VAL:HG21	3:AC:67:ILE:CG2	2.31	0.60
25:CA:1508:A:OP1	25:CA:1508:A:H4'	2.01	0.60
44:CT:1:MET:HB2	44:CT:2:ILE:HD12	1.84	0.60
25:DA:1372:U:C2'	25:DA:1373:A:H5'	2.31	0.60
1:BA:678:U:H2'	1:BA:679:C:C6	2.37	0.60
1:BA:60:A:N1	1:BA:107:G:O2'	2.31	0.60
25:CA:1893:C:H2'	25:CA:1894:C:H5'	1.82	0.60
45:DU:85:ARG:O	45:DU:92:VAL:CG2	2.49	0.60
25:DA:1410:G:N3	25:DA:1593:A:C2	2.68	0.60
27:DC:236:GLY:O	27:DC:237:ARG:CB	2.49	0.60
25:DA:323:C:O4'	25:DA:323:C:O2	2.17	0.60
8:AH:78:SER:HA	8:AH:84:ILE:HG12	1.83	0.60
40:CP:80:VAL:HG11	40:CP:83:ILE:HD11	1.83	0.60
7:BG:4:ARG:NE	7:BG:4:ARG:HA	2.15	0.60
25:DA:1489:C:C2	25:DA:1501:G:N2	2.69	0.60
6:AF:10:VAL:CG1	6:AF:11:HIS:N	2.64	0.60
36:CL:48:ARG:HD2	54:C3:59:ALA:O	2.01	0.60
20:AT:33:LYS:CE	20:AT:33:LYS:HA	2.29	0.60
52:C1:47:ILE:H	52:C1:47:ILE:HD12	1.66	0.60
1:AA:340:U:H2'	1:AA:341:C:H6	1.65	0.60
25:CA:2522:U:H2'	25:CA:2523:G:H5'	1.81	0.60
25:DA:1113:U:H2'	25:DA:1114:C:C6	2.36	0.60
1:BA:1420:U:H2'	1:BA:1421:G:O4'	2.00	0.60
25:CA:2709:G:O2'	25:CA:2710:C:H5'	2.01	0.60
1:BA:978:A:C5	1:BA:1318:A:N6	2.69	0.60
1:BA:938:A:N6	1:BA:939:G:C6	2.70	0.60
17:AQ:14:ASP:OD1	17:AQ:54:ILE:HB	2.01	0.60
38:CN:103:ARG:CZ	38:CN:110:MET:CE	2.79	0.60
17:BQ:14:ASP:HA	17:BQ:20:ILE:CD1	2.31	0.60
42:CR:39:LEU:CA	42:CR:49:ILE:HG23	2.31	0.60
5:BE:154:ALA:HB3	5:BE:155:LYS:CE	2.31	0.60
36:DL:77:ILE:O	36:DL:110:VAL:O	2.19	0.60
36:DL:126:ARG:O	36:DL:127:VAL:CG2	2.49	0.60

Continued on next page...

Continued from previous page...

Atom-1	Atom-2	Distance(Å)	Clash(Å)
1:AA:175:C:O2'	1:AA:176:C:H5'	2.01	0.60
25:CA:1856:U:C2'	25:CA:1857:G:H5'	2.31	0.60
1:BA:767:A:O2'	1:BA:1524:C:O2	2.17	0.60
1:BA:1141:C:O2'	1:BA:1142:G:P	2.59	0.60
25:DA:301:G:C2	25:DA:302:C:C2	2.89	0.60
21:AU:35:GLU:O	21:AU:36:PHE:CB	2.50	0.60
25:CA:533:G:OP1	41:CQ:23:TYR:O	2.19	0.60
1:BA:87:C:H2'	1:BA:88:U:N1	2.16	0.60
25:DA:2794:C:C6	25:DA:2794:C:OP2	2.54	0.60
5:AE:102:THR:CG2	5:AE:103:GLY:N	2.65	0.60
25:DA:1335:C:O2'	25:DA:1336:A:H5'	2.01	0.60
25:CA:1591:A:H2'	25:CA:1592:C:C6	2.36	0.60
1:AA:1286:U:C5'	1:AA:1287:A:OP2	2.50	0.60
27:DC:69:ASN:O	27:DC:71:ASP:N	2.35	0.60
10:BJ:26:VAL:HG22	10:BJ:36:VAL:HG11	1.81	0.60
2:BB:159:ALA:HA	2:BB:181:PRO:HD2	1.83	0.60
25:DA:1172:C:H2'	25:DA:1173:U:C6	2.36	0.60
25:DA:1179:G:C5	25:DA:1180:U:C1'	2.85	0.60
9:AI:25:GLY:HA3	9:AI:57:VAL:O	2.00	0.60
25:CA:138:U:H4'	25:CA:139:U:C5'	2.31	0.60
44:CT:4:GLU:HA	44:CT:7:LEU:HD12	1.81	0.60
25:DA:1358:G:C8	25:DA:1371:G:O6	2.54	0.60
25:DA:309:A:H4'	45:DU:15:GLY:HA2	1.84	0.60
1:AA:1533:C:H5'	1:AA:1534:A:OP1	2.01	0.60
1:AA:1506:U:H4'	11:AK:128:VAL:OXT	2.00	0.60
1:BA:714:G:H2'	1:BA:715:A:C8	2.36	0.60
25:DA:1794:A:H2'	25:DA:1795:C:H6	1.65	0.60
38:DN:103:ARG:HB2	38:DN:110:MET:HE3	1.82	0.60
25:DA:769:U:C4	25:DA:770:G:N7	2.70	0.60
25:DA:2279:G:N7	57:DW:10:ARG:NH2	2.49	0.60
15:BO:72:LYS:CE	15:BO:72:LYS:HA	2.30	0.60
44:DT:49:LYS:HB2	44:DT:50:LEU:HD13	1.83	0.60
6:AF:46:GLN:HB2	6:AF:56:LYS:CE	2.32	0.60
1:BA:1423:G:H2'	1:BA:1424:U:H6	1.67	0.60
1:BA:1381:U:C5	1:BA:1382:C:C5	2.88	0.60
1:BA:317:U:C2	1:BA:318:G:C8	2.89	0.60
44:DT:21:SER:O	44:DT:24:MET:N	2.34	0.60
51:D0:31:LYS:HG2	51:D0:32:THR:N	2.15	0.60
3:AC:61:LYS:HA	3:AC:61:LYS:CE	2.30	0.60
8:BH:33:VAL:HG12	8:BH:34:ALA:N	2.16	0.60
1:AA:1317:C:H2'	1:AA:1318:A:C5'	2.32	0.60
1:AA:274:A:C5'	17:AQ:15:LYS:HE2	2.32	0.60

Continued on next page...

Continued from previous page...

Atom-1	Atom-2	Distance(Å)	Clash(Å)
39:DO:13:ARG:O	39:DO:17:LYS:HG2	2.01	0.60
50:DZ:9:THR:HG22	50:DZ:53:MET:C	2.22	0.60
5:BE:37:VAL:CG1	5:BE:116:VAL:HG21	2.31	0.60
1:AA:425:G:H2'	1:AA:426:U:O4'	2.02	0.60
25:DA:948:C:O2	25:DA:984:A:O2'	2.18	0.60
32:DH:57:LYS:HG3	32:DH:58:LEU:CD2	2.31	0.60
1:AA:972:C:H4'	10:AJ:59:LYS:HE2	1.83	0.60
25:DA:1179:G:C6	25:DA:1180:U:H1'	2.37	0.60
16:AP:19:VAL:HG22	16:AP:36:VAL:O	2.00	0.60
9:AI:25:GLY:CA	9:AI:58:GLU:HA	2.30	0.60
56:DB:30:C:H2'	56:DB:31:C:C5'	2.31	0.60
27:DC:141:HIS:HB2	27:DC:194:VAL:HG12	1.83	0.60
3:AC:54:ILE:HD12	3:AC:54:ILE:O	2.01	0.60
15:AO:72:LYS:CE	15:AO:72:LYS:HA	2.30	0.60
15:BO:3:SER:O	15:BO:7:THR:HG23	2.00	0.60
25:DA:2755:C:O2'	25:DA:2756:U:H6	1.85	0.60
33:CI:66:PHE:CD1	33:CI:68:PHE:CD1	2.89	0.60
36:CL:2:ARG:HA	36:CL:5:THR:CG2	2.31	0.60
1:BA:357:G:OP1	1:BA:367:U:H2'	2.02	0.60
25:DA:2354:C:H5''	25:DA:2354:C:H6	1.67	0.60
16:AP:48:GLU:HG3	16:AP:49:GLY:N	2.16	0.60
25:DA:332:A:C2	25:DA:335:C:C5	2.90	0.60
25:CA:897:C:O5'	25:CA:897:C:H6	1.83	0.60
25:CA:2420:C:OP2	54:C3:32:LEU:HB2	2.00	0.60
25:CA:1344:U:H4'	25:CA:1345:C:OP2	2.02	0.60
27:CC:143:VAL:HB	27:CC:153:LEU:HD12	1.82	0.60
39:CO:59:ALA:HA	39:CO:62:LEU:HD12	1.83	0.60
31:DG:45:ALA:O	31:DG:46:ASP:HB2	2.02	0.60
1:BA:1010:U:H2'	1:BA:1011:C:C6	2.36	0.60
43:CS:4:ILE:HD12	43:CS:4:ILE:N	2.17	0.60
27:DC:50:THR:HG21	27:DC:53:ILE:HD11	1.83	0.60
1:BA:344:A:H4'	1:BA:345:C:OP2	2.01	0.60
1:BA:954:G:N2	1:BA:1228:C:N3	2.48	0.60
25:DA:1096:A:H2'	25:DA:1097:U:O4'	2.01	0.60
33:DI:56:VAL:CG2	33:DI:70:THR:HB	2.32	0.60
4:BD:4:LEU:CD1	4:BD:4:LEU:N	2.64	0.60
25:DA:1350:C:C2	25:DA:1382:G:C2	2.90	0.60
44:DT:8:LEU:HD13	49:DY:21:LEU:HB3	1.82	0.60
25:DA:2218:G:O2'	25:DA:2219:U:H5'	2.01	0.60
25:DA:2198:A:H4'	25:DA:2199:A:OP1	2.01	0.60
2:BB:163:ILE:HA	2:BB:185:ILE:HG22	1.83	0.60
21:BU:33:ARG:NE	21:BU:34:ARG:HB2	2.16	0.60

Continued on next page...

Continued from previous page...

Atom-1	Atom-2	Distance(Å)	Clash(Å)
17:BQ:13:SER:HB3	17:BQ:21:VAL:HG13	1.83	0.60
1:AA:437:U:C2'	1:AA:438:U:H5'	2.31	0.60
16:AP:73:ALA:O	16:AP:77:GLU:HB3	2.01	0.60
5:BE:89:THR:HG22	5:BE:90:GLY:N	2.17	0.60
10:BJ:18:ILE:CG2	10:BJ:19:ASP:N	2.63	0.60
36:CL:100:ILE:HG13	36:CL:101:ILE:HG23	1.84	0.60
1:BA:934:C:C5	1:BA:1344:C:C5	2.88	0.60
29:DE:148:ILE:HD13	29:DE:187:VAL:CG1	2.31	0.60
46:CV:80:HIS:ND1	46:CV:81:PRO:HD2	2.16	0.60
25:CA:1929:G:N3	25:CA:1929:G:H5''	2.15	0.60
25:CA:2055:C:H5'	25:CA:2056:G:OP1	2.02	0.60
7:BG:50:ALA:HB2	7:BG:57:GLU:OE2	2.01	0.60
1:BA:149:A:C2	1:BA:150:U:N1	2.69	0.60
14:AN:20:PHE:HA	14:AN:24:ALA:HB3	1.82	0.60
25:DA:2461:A:H1'	25:DA:2492:U:C2	2.37	0.60
33:DI:45:THR:O	33:DI:50:LYS:HD3	2.02	0.60
25:DA:1739:A:C2'	25:DA:1740:G:O5'	2.47	0.60
1:AA:802:A:H2'	1:AA:803:G:C5'	2.32	0.60
1:BA:207:C:H2'	1:BA:207:C:O2	2.01	0.60
25:DA:876:C:N4	25:DA:877:A:N6	2.50	0.60
18:BR:38:ILE:HD11	18:BR:55:ALA:HA	1.83	0.60
25:DA:1503:A:N6	25:DA:1504:A:C6	2.70	0.60
1:BA:1157:A:H4'	1:BA:1158:C:O5'	2.01	0.60
1:BA:435:A:H2'	1:BA:436:C:O5'	2.02	0.60
25:CA:2542:A:H5''	25:CA:2766:A:O2'	2.02	0.60
25:CA:1609:A:H5''	60:CA:3651:HOH:O	2.01	0.60
46:DV:55:GLU:H	46:DV:55:GLU:CD	2.04	0.60
25:CA:1992:G:N7	60:CA:3428:HOH:O	2.32	0.60
1:BA:50:A:N6	1:BA:361:G:C4'	2.64	0.60
27:CC:142:ASN:OD1	27:CC:151:GLY:HA3	2.02	0.60
1:AA:930:C:C4	1:AA:931:C:C5	2.89	0.60
25:CA:2312:U:OP1	30:CF:70:ARG:HB2	2.02	0.60
11:BK:30:ILE:HG12	11:BK:30:ILE:O	2.01	0.60
22:BV:14:A:C2	22:BV:15:G:H1'	2.37	0.60
25:CA:1007:C:OP1	34:CJ:39:LYS:HE2	2.02	0.60
25:DA:2572:A:OP1	25:DA:2574:G:H4'	2.01	0.60
25:CA:8:C:O2'	25:CA:9:G:H5'	2.02	0.60
25:DA:2301:C:H2'	25:DA:2302:U:C6	2.35	0.60
8:AH:57:GLU:HA	8:AH:57:GLU:OE2	2.01	0.60
7:BG:66:GLU:O	7:BG:66:GLU:HG2	2.01	0.60
25:DA:1153:C:OP1	41:DQ:91:ARG:NH1	2.35	0.60
13:BM:15:VAL:CG1	13:BM:33:LEU:HD12	2.31	0.60

Continued on next page...

Continued from previous page...

Atom-1	Atom-2	Distance(Å)	Clash(Å)
25:DA:1404:C:O2'	25:DA:1405:U:H5'	2.01	0.60
6:AF:86:ARG:HH11	6:AF:86:ARG:HG2	1.67	0.60
1:AA:1216:A:H2'	1:AA:1217:C:H6	1.66	0.60
1:AA:1320:C:H2'	1:AA:1321:U:O4'	2.00	0.60
25:DA:2193:G:C4	25:DA:2194:U:C5	2.90	0.60
1:BA:1217:C:H2'	1:BA:1218:C:H6	1.66	0.60
1:BA:1221:G:H4'	19:BS:76:THR:HG22	1.83	0.60
56:DB:51:G:H5''	39:DO:64:TYR:CD2	2.36	0.60
25:CA:2211:A:C1'	25:CA:2212:A:OP1	2.49	0.60
3:AC:142:ARG:CG	3:AC:143:LEU:HD13	2.30	0.60
25:DA:2792:A:N1	25:DA:2793:C:C4	2.70	0.60
1:BA:785:G:C2'	1:BA:786:G:H5'	2.32	0.60
28:CD:130:GLN:O	28:CD:131:ASP:C	2.39	0.60
25:CA:2152:G:C5	25:CA:2153:C:C4	2.90	0.60
10:AJ:63:ASP:OD1	14:AN:85:ARG:CD	2.50	0.60
25:CA:2075:U:C2'	25:CA:2077:A:OP2	2.49	0.60
1:AA:1502:A:C8	1:AA:1504:G:C5	2.89	0.60
1:AA:533:A:C2	1:AA:536:C:C6	2.89	0.60
25:DA:26:G:C6	25:DA:27:G:N1	2.70	0.60
10:AJ:5:ARG:HG2	10:AJ:79:PRO:CB	2.32	0.60
49:DY:56:LEU:O	49:DY:57:LEU:HB3	2.01	0.60
45:DU:85:ARG:O	45:DU:92:VAL:HG23	2.02	0.60
21:BU:13:VAL:O	21:BU:15:LEU:HD11	2.02	0.60
20:AT:67:HIS:HB3	20:AT:68:LYS:HE3	1.84	0.60
18:AR:19:GLU:N	18:AR:27:THR:HG21	2.17	0.60
1:AA:402:G:C2'	1:AA:403:C:H5'	2.31	0.60
7:BG:70:PRO:HG3	7:BG:102:TRP:CH2	2.36	0.60
1:AA:1231:G:C5	1:AA:1232:U:C5	2.89	0.60
25:DA:1857:G:C4	25:DA:1884:G:C2	2.90	0.60
25:CA:1434:A:HO2'	25:CA:1435:G:H8	1.42	0.60
25:CA:725:G:C6	25:CA:726:G:N1	2.69	0.60
1:AA:58:C:O2'	1:AA:388:G:N7	2.17	0.60
40:DP:7:LEU:O	40:DP:7:LEU:HD23	2.02	0.60
44:DT:16:VAL:O	44:DT:17:SER:HB3	2.00	0.60
3:AC:205:GLU:O	3:AC:206:ILE:O	2.20	0.60
25:CA:1403:A:C2	25:CA:1404:C:C2	2.89	0.60
25:DA:2331:G:O2'	25:DA:2336:A:N1	2.26	0.60
25:DA:682:G:H2'	25:DA:682:G:N3	2.16	0.60
15:BO:9:LYS:O	15:BO:13:GLU:HG3	2.02	0.60
25:CA:2813:A:C2'	25:CA:2814:A:H5'	2.31	0.60
1:BA:1342:C:H1'	9:BI:125:GLN:HG3	1.83	0.60
1:AA:1134:G:C5	1:AA:1141:C:N4	2.69	0.60

Continued on next page...

Continued from previous page...

Atom-1	Atom-2	Distance(Å)	Clash(Å)
33:CI:20:SER:HA	33:CI:24:GLY:HA3	1.82	0.60
2:AB:160:LEU:O	2:AB:162:VAL:HG12	2.02	0.60
56:DB:89:U:H3'	56:DB:90:C:O4'	2.02	0.60
52:D1:18:HIS:CG	52:D1:19:PHE:N	2.70	0.60
5:BE:73:VAL:O	5:BE:75:LEU:HD12	2.02	0.60
1:AA:694:A:OP1	11:AK:54:SER:HB3	2.01	0.60
36:DL:103:ILE:O	36:DL:105:ILE:N	2.35	0.60
25:DA:300:A:H1'	25:DA:319:G:O4'	2.01	0.60
1:AA:502:A:O2'	1:AA:503:C:H5'	2.02	0.60
1:BA:802:A:C2	1:BA:803:G:H1'	2.37	0.60
11:BK:14:GLN:HG3	11:BK:14:GLN:O	2.01	0.60
1:AA:1491:G:H2'	1:AA:1492:A:C8	2.36	0.60
2:BB:66:ILE:HG22	2:BB:67:LEU:N	2.15	0.60
9:BI:56:MET:HB3	9:BI:60:LEU:CD2	2.32	0.60
25:DA:56:A:C2	25:DA:57:C:C2	2.89	0.60
3:AC:86:LEU:O	3:AC:87:ARG:C	2.40	0.60
32:CH:72:ILE:CG2	32:CH:73:ASN:N	2.65	0.60
24:AY:41:ILE:HG22	24:AY:52:LEU:HB3	1.82	0.60
1:AA:889:A:H5'	1:AA:891:U:O4'	2.02	0.60
14:AN:25:GLU:HB2	14:AN:28:ALA:HB2	1.83	0.60
25:CA:2110:G:O2'	25:CA:2120:G:C5'	2.50	0.60
25:CA:2683:C:OP1	40:CP:50:ARG:NH2	2.34	0.60
25:DA:2615:U:C2	51:D0:3:GLN:HA	2.36	0.60
4:BD:47:LEU:CD2	4:BD:52:VAL:HG12	2.32	0.60
1:BA:120:A:H4'	1:BA:121:U:OP1	2.02	0.60
34:DJ:119:PHE:CD1	34:DJ:119:PHE:C	2.74	0.60
25:DA:484:C:O5'	25:DA:484:C:H6	1.85	0.60
41:DQ:93:ILE:CD1	42:DR:11:GLN:HB2	2.32	0.60
25:CA:2186:G:H2'	25:CA:2187:U:C6	2.37	0.60
25:DA:2803:G:H2'	25:DA:2804:U:H6	1.67	0.60
10:AJ:7:ARG:HB2	10:AJ:75:ASP:OD1	2.02	0.60
25:DA:1575:C:C4	25:DA:1576:U:C5	2.90	0.60
39:CO:28:VAL:HG11	39:CO:92:PHE:CZ	2.36	0.60
20:AT:43:LYS:HB3	20:AT:86:ALA:HB1	1.83	0.60
46:CV:48:MET:O	46:CV:51:GLN:HG3	2.01	0.60
1:AA:909:A:C8	1:AA:910:C:C5	2.90	0.60
13:BM:25:GLY:O	13:BM:27:THR:N	2.35	0.60
25:CA:998:C:H3'	60:CA:3360:HOH:O	2.00	0.60
11:AK:109:ILE:CG2	21:AU:16:ARG:HE	2.14	0.60
2:AB:63:LYS:HA	2:AB:63:LYS:CE	2.27	0.60
1:AA:1216:A:C2	1:AA:1217:C:C5	2.89	0.60
1:BA:1060:U:C5	3:BC:1:GLY:HA3	2.36	0.60

Continued on next page...

Continued from previous page...

Atom-1	Atom-2	Distance(Å)	Clash(Å)
25:DA:2333:A:H5'	25:DA:2335:A:H1'	1.83	0.60
1:BA:1218:C:H2'	1:BA:1219:A:C8	2.37	0.60
4:BD:190:LEU:H	4:BD:190:LEU:HD12	1.67	0.60
13:AM:69:ARG:HD2	30:CF:143:ASP:OD1	2.02	0.60
25:DA:1455:G:OP2	60:DA:3417:HOH:O	2.17	0.60
21:AU:33:ARG:NH2	21:AU:34:ARG:HD2	2.16	0.60
20:BT:53:MET:HE1	20:BT:57:VAL:HG21	1.82	0.60
20:BT:82:ILE:HD12	20:BT:86:ALA:HB3	1.84	0.60
9:BI:28:VAL:HB	9:BI:63:TYR:HD2	1.67	0.60
1:AA:1238:A:C2	1:AA:1241:G:N3	2.69	0.60
1:BA:17:U:H2'	1:BA:18:C:C6	2.36	0.60
1:AA:1060:U:H4'	10:AJ:53:ILE:CG2	2.30	0.60
10:BJ:78:GLU:O	10:BJ:78:GLU:HG3	2.02	0.60
6:BF:6:ILE:HG22	6:BF:7:VAL:N	2.17	0.60
2:AB:32:GLY:HA3	2:AB:39:ILE:N	2.17	0.60
1:BA:1490:U:C2'	1:BA:1491:G:H5'	2.32	0.60
25:DA:45:G:H5''	25:DA:46:G:OP1	2.00	0.60
25:DA:55:G:C2'	25:DA:56:A:H5'	2.32	0.60
39:DO:56:LYS:HG3	39:DO:57:ALA:N	2.16	0.60
1:AA:447:G:N2	1:AA:486:U:C4	2.70	0.60
19:AS:43:MET:HA	19:AS:46:LEU:HD12	1.84	0.60
13:AM:71:GLU:O	13:AM:74:MET:CB	2.50	0.60
22:AV:69:G:C2'	22:AV:70:G:H5'	2.32	0.60
7:AG:39:GLU:HA	7:AG:42:VAL:CG2	2.32	0.60
25:DA:295:G:C2	25:DA:296:U:C6	2.90	0.60
25:DA:158:U:H2'	25:DA:159:G:H5'	1.82	0.60
44:DT:22:THR:HA	44:DT:25:GLU:HG2	1.83	0.60
1:BA:646:G:H2'	1:BA:647:C:O4'	2.02	0.60
25:DA:934:U:H2'	25:DA:935:C:C6	2.36	0.60
25:CA:2207:C:H2'	25:CA:2208:C:C6	2.37	0.60
56:DB:110:C:H2'	56:DB:111:U:C6	2.37	0.60
1:AA:952:U:H2'	1:AA:953:G:C8	2.37	0.60
16:BP:23:ASP:O	16:BP:26:ASN:ND2	2.34	0.60
25:CA:2436:G:N3	25:CA:2598:A:H2	1.99	0.60
25:CA:117:G:C6	25:CA:119:A:N6	2.70	0.60
1:BA:1204:A:O5'	1:BA:1204:A:H8	1.85	0.60
9:BI:119:LYS:O	9:BI:120:ALA:HB3	2.02	0.60
25:DA:1083:U:O2	25:DA:1086:A:N1	2.35	0.60
32:CH:27:ARG:HG2	32:CH:27:ARG:O	2.02	0.60
1:AA:1320:C:OP1	19:AS:69:LYS:HG3	2.01	0.60
1:BA:484:G:C5	1:BA:486:U:H1'	2.36	0.60
17:BQ:11:VAL:HA	17:BQ:22:VAL:HG13	1.84	0.60

Continued on next page...

Continued from previous page...

Atom-1	Atom-2	Distance(Å)	Clash(Å)
41:CQ:23:TYR:O	41:CQ:24:TYR:HB2	2.01	0.60
20:AT:53:MET:O	20:AT:56:ILE:HG22	2.02	0.60
1:AA:451:A:C2	1:AA:480:U:C4	2.90	0.60
21:BU:3:ILE:N	21:BU:18:PHE:CE1	2.70	0.60
43:DS:20:VAL:HG21	43:DS:43:ALA:HB1	1.84	0.60
1:AA:1306:A:N7	1:AA:1307:U:C5	2.70	0.60
1:BA:465:A:C6	1:BA:466:A:C6	2.90	0.60
2:BB:99:MET:O	2:BB:103:TRP:HB2	2.02	0.60
40:DP:21:PRO:HA	40:DP:46:VAL:CG1	2.32	0.60
14:AN:43:ASN:HA	14:AN:45:VAL:HG22	1.82	0.60
1:AA:380:G:N2	1:AA:384:G:C5	2.70	0.60
57:DW:10:ARG:HG3	57:DW:10:ARG:HH11	1.67	0.60
25:CA:1502:A:H2'	25:CA:1503:A:O4'	2.01	0.60
28:CD:55:LYS:HG2	28:CD:56:LYS:N	2.16	0.60
44:DT:2:ILE:HA	44:DT:3:ARG:HB2	1.83	0.60
44:DT:39:THR:HG23	44:DT:41:ALA:H	1.66	0.60
22:BV:26:A:H2'	22:BV:27:G:H5'	1.82	0.60
25:DA:483:A:O3'	45:DU:47:PRO:HD3	2.01	0.60
35:CK:70:ARG:HD3	35:CK:76:VAL:HG22	1.84	0.60
1:AA:632:U:H2'	1:AA:633:G:OP1	2.02	0.60
1:AA:1443:C:C4	1:AA:1444:U:C5	2.89	0.60
1:BA:1422:G:C2	1:BA:1423:G:C8	2.90	0.60
37:DM:47:GLU:O	37:DM:50:ARG:HB3	2.02	0.60
25:CA:157:C:H2'	25:CA:158:U:O4'	2.02	0.60
10:BJ:52:LEU:HB2	14:BN:81:ARG:HD2	1.82	0.60
42:CR:64:VAL:O	42:CR:65:ALA:HB2	2.02	0.60
25:DA:1190:G:OP1	36:DL:32:GLY:HA2	2.01	0.60
14:AN:51:LEU:N	14:AN:51:LEU:HD23	2.17	0.60
4:BD:18:LEU:HD22	4:BD:63:ILE:HG13	1.84	0.60
44:DT:14:PRO:HA	44:DT:32:LEU:HB3	1.84	0.60
1:AA:1138:G:N7	1:AA:1140:C:O4'	2.35	0.60
1:AA:713:G:H2'	1:AA:714:G:C8	2.37	0.60
25:CA:1055:G:N3	25:CA:1055:G:H2'	2.17	0.60
1:AA:955:U:C4	1:AA:956:U:C4	2.90	0.60
17:AQ:62:GLU:HB2	17:AQ:72:TRP:CH2	2.37	0.60
25:DA:2216:G:H2'	25:DA:2217:G:H8	1.67	0.60
38:CN:103:ARG:NH1	38:CN:110:MET:HE1	2.17	0.60
1:AA:1539:C:C5'	21:AU:17:ARG:HG3	2.30	0.60
25:DA:1494:A:N3	25:DA:1495:A:C8	2.69	0.60
1:BA:229:U:H2'	1:BA:230:G:O4'	2.02	0.60
6:AF:3:HIS:O	6:AF:4:TYR:CG	2.54	0.60
25:DA:634:C:H2'	25:DA:635:C:C6	2.37	0.60

Continued on next page...

Continued from previous page...

Atom-1	Atom-2	Distance(Å)	Clash(Å)
1:AA:1158:C:N4	1:AA:1160:G:C4	2.70	0.60
10:AJ:26:VAL:HG12	10:AJ:30:LYS:HD3	1.84	0.60
31:DG:119:GLY:O	31:DG:120:ILE:HD13	2.02	0.60
1:BA:1534:A:H4'	1:BA:1535:C:OP1	2.02	0.60
30:CF:129:MET:HG3	30:CF:129:MET:O	2.02	0.60
48:DX:53:LYS:O	48:DX:56:ARG:N	2.35	0.60
35:DK:79:PHE:CD2	40:DP:69:VAL:HG13	2.37	0.60
1:BA:934:C:C6	1:BA:1344:C:C6	2.90	0.60
10:BJ:67:ILE:HG23	14:BN:95:GLY:O	2.01	0.60
38:DN:112:TYR:CG	51:D0:54:ILE:HD11	2.37	0.60
25:DA:419:U:OP1	60:DA:3232:HOH:O	2.16	0.60
2:BB:53:LEU:HD12	2:BB:219:THR:HG21	1.84	0.60
25:DA:2703:C:N3	25:DA:2704:C:C5	2.70	0.60
27:DC:1:ALA:HA	27:DC:198:GLU:CD	2.23	0.60
30:DF:39:VAL:HG12	30:DF:84:ILE:C	2.22	0.60
10:BJ:84:VAL:O	10:BJ:88:MET:HG2	2.01	0.60
30:DF:30:VAL:CG2	30:DF:95:MET:SD	2.90	0.60
46:DV:41:GLU:C	46:DV:42:LEU:HD23	2.23	0.60
25:DA:484:C:H2'	25:DA:485:C:C6	2.37	0.60
7:BG:34:LYS:HB2	7:BG:37:THR:CG2	2.32	0.60
3:AC:152:VAL:HG23	3:AC:156:LEU:CD2	2.31	0.60
40:CP:21:PRO:HD3	40:CP:49:ILE:HD12	1.82	0.60
25:CA:2516:A:N6	25:CA:2517:C:N4	2.50	0.60
25:DA:1524:G:H8	25:DA:1524:G:O5'	1.84	0.60
25:DA:247:G:H4'	25:DA:386:G:C5	2.37	0.60
28:CD:189:VAL:O	28:CD:189:VAL:HG23	2.02	0.60
1:AA:1213:A:N7	1:AA:1215:G:C5	2.70	0.59
1:AA:270:A:N7	1:AA:271:C:C4	2.70	0.59
17:AQ:11:VAL:O	17:AQ:12:VAL:HG12	2.02	0.59
25:CA:2346:A:H3'	25:CA:2347:C:H5''	1.84	0.59
17:BQ:11:VAL:HG23	17:BQ:56:ASP:O	2.01	0.59
25:DA:1588:G:N1	25:DA:1589:U:C4	2.70	0.59
32:CH:117:LEU:HD12	32:CH:118:PRO:HD2	1.83	0.59
11:AK:80:ASN:HB3	11:AK:105:ARG:CB	2.31	0.59
1:AA:624:C:H2'	1:AA:625:U:O5'	2.02	0.59
4:AD:54:LEU:C	4:AD:54:LEU:HD23	2.22	0.59
30:CF:116:LEU:HD23	30:CF:175:PRO:HB2	1.82	0.59
22:AV:17:C:O3'	22:AV:18:G:C4'	2.50	0.59
25:CA:2550:G:H2'	25:CA:2551:C:H5'	1.84	0.59
25:DA:686:U:OP2	60:DA:3726:HOH:O	2.16	0.59
1:AA:1285:A:H5'	1:AA:1286:U:O4	2.01	0.59
1:BA:1101:A:H1'	1:BA:1102:A:O4'	2.02	0.59

Continued on next page...

Continued from previous page...

Atom-1	Atom-2	Distance(Å)	Clash(Å)
1:BA:1092:A:N6	1:BA:1093:A:C6	2.70	0.59
45:DU:6:ARG:O	45:DU:24:VAL:HB	2.02	0.59
17:AQ:49:ASN:O	17:AQ:51:GLU:N	2.35	0.59
25:DA:1178:C:C2'	25:DA:1179:G:C8	2.85	0.59
25:DA:1178:C:C3'	25:DA:1179:G:C8	2.85	0.59
10:BJ:67:ILE:HG12	14:BN:96:LEU:HA	1.83	0.59
3:AC:71:ARG:N	3:AC:72:PRO:CD	2.65	0.59
25:CA:2480:C:C2'	25:CA:2481:G:H5'	2.32	0.59
27:CC:16:VAL:N	27:CC:203:VAL:HG22	2.16	0.59
1:AA:1053:G:N7	1:AA:1199:U:H3'	2.17	0.59
6:AF:53:LYS:O	6:AF:54:LEU:CB	2.47	0.59
1:AA:243:A:C2	1:AA:246:A:C8	2.90	0.59
1:BA:1250:A:C8	1:BA:1287:A:N7	2.70	0.59
25:CA:2506:U:C2'	25:CA:2507:C:H5'	2.32	0.59
21:BU:13:VAL:O	21:BU:15:LEU:CD1	2.50	0.59
25:DA:141:G:H3'	25:DA:142:A:C8	2.36	0.59
3:BC:166:TRP:CE3	3:BC:166:TRP:C	2.75	0.59
25:DA:878:A:N6	25:DA:900:A:C8	2.69	0.59
30:DF:3:LEU:H	30:DF:3:LEU:HD23	1.67	0.59
36:CL:85:VAL:HG11	36:CL:95:LEU:HD23	1.84	0.59
1:AA:418:C:O2'	1:AA:419:C:H5'	2.02	0.59
41:DQ:67:ALA:HB2	41:DQ:98:ALA:HB1	1.83	0.59
33:CI:125:THR:HG22	33:CI:126:ARG:N	2.15	0.59
30:CF:107:VAL:HG12	30:CF:108:PRO:HD3	1.83	0.59
1:BA:1444:U:C2'	1:BA:1445:U:O5'	2.50	0.59
25:CA:2549:G:N2	25:CA:2560:A:C4	2.69	0.59
25:CA:1306:C:O2	25:CA:1306:C:H2'	2.01	0.59
25:CA:2343:U:H2'	25:CA:2344:U:C6	2.37	0.59
1:BA:341:C:O2	1:BA:349:A:C2	2.55	0.59
32:DH:9:VAL:O	32:DH:10:ALA:C	2.39	0.59
32:CH:119:ASN:N	32:CH:120:GLY:CA	2.65	0.59
25:DA:2119:A:N6	25:DA:2167:U:H1'	2.17	0.59
25:DA:570:G:H2'	25:DA:2030:A:N7	2.16	0.59
28:DD:104:VAL:HG23	28:DD:105:LYS:H	1.66	0.59
5:AE:150:GLU:O	5:AE:153:ALA:HB3	2.02	0.59
1:AA:208:U:H5	1:AA:210:C:C5	2.21	0.59
20:BT:32:LYS:O	20:BT:33:LYS:C	2.40	0.59
2:AB:14:HIS:CB	2:AB:208:ALA:HB2	2.32	0.59
1:BA:376:G:C4	1:BA:377:G:C8	2.89	0.59
25:DA:1374:G:C2	25:DA:1375:U:C2	2.90	0.59
40:DP:31:VAL:CG2	40:DP:32:VAL:N	2.65	0.59
1:BA:678:U:O2'	1:BA:679:C:H5'	2.03	0.59

Continued on next page...

Continued from previous page...

Atom-1	Atom-2	Distance(Å)	Clash(Å)
6:BF:19:PRO:HA	6:BF:22:ILE:CG1	2.32	0.59
3:BC:76:ILE:CA	3:BC:83:VAL:HG23	2.32	0.59
38:DN:103:ARG:HB2	38:DN:110:MET:HE2	1.82	0.59
49:CY:13:GLU:C	49:CY:15:ASN:H	2.05	0.59
21:BU:13:VAL:HG12	21:BU:15:LEU:HD23	1.82	0.59
13:AM:3:ILE:HD11	13:AM:9:PRO:HG3	1.83	0.59
1:AA:721:G:C6	1:AA:733:G:C2	2.90	0.59
12:AL:2:THR:HG22	12:AL:4:ASN:CB	2.32	0.59
36:DL:4:ASN:C	36:DL:5:THR:CG2	2.71	0.59
34:DJ:117:ALA:C	34:DJ:119:PHE:H	2.05	0.59
1:BA:78:A:N6	1:BA:79:G:C6	2.70	0.59
27:CC:156:SER:O	27:CC:194:VAL:HG11	2.02	0.59
25:CA:1606:C:O2'	25:CA:1607:C:H5'	2.02	0.59
16:BP:79:ASN:ND2	16:BP:82:ALA:HB3	2.17	0.59
25:DA:1754:A:C6	25:DA:1755:A:C6	2.90	0.59
25:DA:564:C:O4'	41:DQ:36:GLN:NE2	2.34	0.59
39:CO:76:LYS:HE3	39:CO:80:GLU:OE2	2.02	0.59
2:BB:118:THR:O	2:BB:119:GLN:CB	2.49	0.59
25:CA:1064:C:H2'	25:CA:1064:C:O2	2.02	0.59
28:CD:39:ASP:OD2	28:CD:40:LEU:HB2	2.01	0.59
6:AF:70:VAL:HA	6:AF:73:GLU:CG	2.32	0.59
6:AF:70:VAL:HA	6:AF:73:GLU:HG3	1.84	0.59
1:BA:1358:U:OP1	14:BN:75:ARG:HB2	2.02	0.59
25:DA:1096:A:C6	25:DA:1097:U:C5	2.90	0.59
25:DA:1609:A:O2'	25:DA:1610:A:H5'	2.03	0.59
49:DY:45:GLN:O	49:DY:46:VAL:C	2.38	0.59
2:AB:106:VAL:H	2:AB:108:GLN:HG2	1.67	0.59
1:AA:982:U:H4'	1:AA:983:A:O5'	2.02	0.59
25:DA:2337:G:C5	25:DA:2338:C:C5	2.89	0.59
25:DA:2345:G:C6	25:DA:2381:A:C6	2.91	0.59
21:AU:24:LYS:CD	21:AU:25:ALA:H	2.15	0.59
30:DF:56:LEU:HD21	30:DF:151:LEU:HD22	1.85	0.59
4:AD:28:ASP:O	4:AD:30:LYS:HD3	2.02	0.59
22:AV:21:A:C5	22:AV:48:C:C5	2.91	0.59
1:AA:170:U:O2'	1:AA:171:A:C5'	2.50	0.59
1:BA:98:A:H2'	1:BA:99:C:O4'	2.03	0.59
11:BK:61:ALA:O	11:BK:64:VAL:HG13	2.02	0.59
1:AA:196:A:N3	1:AA:222:C:H1'	2.17	0.59
20:BT:43:LYS:HE2	20:BT:85:LEU:O	2.02	0.59
1:AA:373:A:C2	1:AA:482:A:C6	2.91	0.59
1:AA:1202:U:C2'	1:AA:1203:C:H5'	2.32	0.59
25:CA:1203:U:C4	25:CA:1204:A:C5	2.90	0.59

Continued on next page...

Continued from previous page...

Atom-1	Atom-2	Distance(Å)	Clash(Å)
31:DG:42:VAL:HA	31:DG:43:LYS:HE2	1.83	0.59
6:BF:71:ILE:CG2	6:BF:72:ASP:N	2.66	0.59
17:AQ:51:GLU:H	17:AQ:51:GLU:CD	2.06	0.59
2:AB:15:PHE:O	2:AB:40:ILE:HD12	2.01	0.59
2:BB:90:PHE:CD2	2:BB:90:PHE:O	2.55	0.59
29:CE:18:THR:CG2	29:CE:19:PHE:CE2	2.85	0.59
1:BA:110:C:C4	1:BA:111:G:C5	2.90	0.59
33:CI:74:PRO:HG2	33:CI:77:VAL:CG1	2.32	0.59
36:DL:57:LEU:HA	36:DL:60:ARG:HD2	1.84	0.59
4:BD:86:GLY:HA3	4:BD:196:GLU:HB3	1.84	0.59
12:AL:2:THR:CG2	12:AL:4:ASN:HB2	2.31	0.59
4:BD:172:VAL:O	4:BD:173:ASP:HB3	2.01	0.59
25:CA:870:U:C2'	25:CA:871:U:H5'	2.33	0.59
25:DA:1883:U:H2'	25:DA:1884:G:O5'	2.01	0.59
44:DT:58:VAL:HG22	44:DT:85:VAL:HG22	1.84	0.59
26:CB:73:A:C4	26:CB:104:A:C2	2.90	0.59
3:BC:52:SER:O	3:BC:53:ARG:CB	2.50	0.59
25:DA:1310:G:H1'	25:DA:1611:C:H5'	1.84	0.59
4:BD:137:SER:O	4:BD:140:ASP:HB2	2.02	0.59
1:BA:181:A:N6	1:BA:194:C:H2'	2.16	0.59
25:CA:1392:A:H61	44:CT:18:GLU:CD	2.06	0.59
25:CA:2674:G:H4'	35:CK:30:ARG:HD2	1.83	0.59
25:CA:1742:U:H2'	25:CA:1743:G:O5'	2.01	0.59
1:BA:979:C:C5	1:BA:980:C:C5	2.90	0.59
25:CA:2171:A:O2'	25:CA:2172:U:H5'	2.02	0.59
1:BA:1060:U:C4	3:BC:1:GLY:N	2.61	0.59
8:AH:35:ILE:HD11	8:AH:125:ILE:HG21	1.82	0.59
50:DZ:9:THR:HG22	50:DZ:53:MET:CA	2.32	0.59
42:CR:51:VAL:HG23	42:CR:52:PRO:HD2	1.83	0.59
13:AM:21:ILE:CB	13:AM:24:VAL:HG22	2.33	0.59
13:AM:25:GLY:O	13:AM:26:LYS:C	2.40	0.59
1:AA:657:U:O2	1:AA:657:U:H2'	2.02	0.59
1:AA:482:A:C2	1:AA:483:C:H1'	2.38	0.59
25:CA:2799:A:O2'	25:CA:2800:A:H5'	2.01	0.59
43:DS:43:ALA:O	43:DS:47:VAL:HG12	2.02	0.59
25:CA:2133:G:C2'	25:CA:2158:A:H61	2.14	0.59
2:AB:18:GLN:HG2	2:AB:189:ASN:HD22	1.68	0.59
25:DA:1105:U:H2'	25:DA:1106:G:C8	2.37	0.59
1:BA:1368:A:H2'	1:BA:1369:C:H6	1.66	0.59
49:CY:23:ARG:O	49:CY:24:GLU:O	2.20	0.59
25:DA:328:U:O3'	45:DU:65:GLN:HG3	2.02	0.59
17:BQ:47:ASP:OD2	17:BQ:47:ASP:N	2.35	0.59

Continued on next page...

Continued from previous page...

Atom-1	Atom-2	Distance(Å)	Clash(Å)
25:CA:1141:U:H4'	25:CA:1142:A:O4'	2.03	0.59
25:DA:1483:G:C4	25:DA:1484:U:C5	2.90	0.59
25:DA:664:G:H4'	25:DA:941:A:OP1	2.01	0.59
36:CL:85:VAL:CG1	36:CL:94:THR:HG22	2.31	0.59
25:DA:976:G:OP2	60:DA:3594:HOH:O	2.17	0.59
25:DA:1856:U:O2'	25:DA:1857:G:H5'	2.02	0.59
30:CF:90:LEU:HB3	30:CF:95:MET:HA	1.85	0.59
6:AF:51:ILE:HG12	6:AF:51:ILE:O	2.02	0.59
25:DA:22:C:C2'	25:DA:23:G:O5'	2.50	0.59
11:BK:19:VAL:HG13	11:BK:82:GLU:O	2.02	0.59
8:BH:29:SER:O	8:BH:30:LYS:C	2.41	0.59
1:BA:1057:G:O3'	3:BC:196:GLY:HA3	2.02	0.59
1:AA:749:A:C2	1:AA:750:C:C2	2.91	0.59
1:BA:820:U:H4'	1:BA:821:G:OP2	2.02	0.59
25:DA:897:C:H2'	25:DA:898:C:C6	2.37	0.59
28:DD:158:GLY:O	28:DD:159:LYS:C	2.41	0.59
25:DA:1199:U:H2'	25:DA:1200:C:C6	2.38	0.59
25:CA:771:G:C2'	25:CA:772:C:H5'	2.33	0.59
29:DE:200:LEU:HD13	29:DE:200:LEU:N	2.18	0.59
25:CA:626:A:H2'	36:CL:78:ARG:NH1	2.17	0.59
32:CH:32:PRO:O	32:CH:33:GLN:HB2	2.02	0.59
25:CA:1060:U:OP1	25:CA:1062:G:H4'	2.03	0.59
33:CI:37:PHE:CD1	33:CI:41:PHE:HB2	2.36	0.59
2:AB:151:LYS:HG3	2:AB:152:ASP:O	2.02	0.59
25:DA:1712:U:C6	25:DA:1713:A:C8	2.90	0.59
2:BB:205:ALA:C	2:BB:207:ARG:N	2.55	0.59
5:BE:149:PRO:HB3	8:BH:98:LEU:HD21	1.85	0.59
25:DA:637:A:H4'	25:DA:638:G:O5'	2.02	0.59
4:BD:202:LEU:C	4:BD:202:LEU:HD12	2.23	0.59
25:DA:1436:G:C2	25:DA:1557:C:O2	2.56	0.59
25:DA:1556:C:C2'	25:DA:1557:C:H5'	2.32	0.59
1:BA:1262:C:C5	1:BA:1263:C:C5	2.90	0.59
22:AV:47:U:H2'	22:AV:47:U:O2	2.01	0.59
1:BA:73:C:H1'	1:BA:74:A:H5'	1.85	0.59
10:BJ:58:ASN:O	10:BJ:60:ASP:N	2.34	0.59
20:BT:31:ILE:HG12	20:BT:53:MET:HE3	1.84	0.59
1:AA:513:C:O2'	1:AA:514:C:O5'	2.21	0.59
25:DA:2262:U:OP1	57:DW:37:ARG:NH2	2.36	0.59
25:CA:1585:C:H2'	25:CA:1586:A:C5'	2.32	0.59
1:AA:1286:U:H5'	1:AA:1287:A:OP2	2.02	0.59
32:DH:2:GLN:CB	32:DH:39:ALA:HB3	2.33	0.59
2:BB:99:MET:HB3	2:BB:106:VAL:HG21	1.84	0.59

Continued on next page...

Continued from previous page...

Atom-1	Atom-2	Distance(Å)	Clash(Å)
10:AJ:52:LEU:HD22	10:AJ:62:ARG:HG2	1.83	0.59
10:AJ:52:LEU:HB3	14:AN:81:ARG:NE	2.18	0.59
10:BJ:22:THR:HA	10:BJ:25:ILE:HG21	1.84	0.59
25:CA:2102:G:N2	25:CA:2188:U:H1'	2.16	0.59
25:DA:1971:U:C6	25:DA:1971:U:H3'	2.38	0.59
15:AO:86:LEU:N	15:AO:86:LEU:CD2	2.65	0.59
2:BB:84:LEU:HG	2:BB:84:LEU:O	2.03	0.59
25:CA:102:U:C5	49:CY:2:LYS:HD2	2.38	0.59
28:CD:99:GLU:HA	28:CD:99:GLU:OE1	2.01	0.59
2:AB:185:ILE:HG13	2:AB:185:ILE:O	2.02	0.59
20:BT:5:SER:OG	20:BT:6:ALA:N	2.33	0.59
25:DA:537:G:N1	25:DA:555:G:C2	2.70	0.59
1:BA:557:G:H3'	1:BA:558:G:C8	2.38	0.59
25:DA:2478:A:N3	25:DA:2529:G:H2'	2.17	0.59
4:BD:173:ASP:O	4:BD:174:ALA:HB3	2.03	0.59
12:AL:43:LYS:CB	12:AL:44:PRO:CD	2.80	0.59
25:DA:1483:G:C5	25:DA:1484:U:C5	2.90	0.59
25:DA:1867:G:C2'	25:DA:1868:C:H5'	2.32	0.59
1:AA:1293:C:H5'	1:AA:1294:G:OP2	2.03	0.59
1:BA:1471:U:C2'	1:BA:1472:U:H5'	2.32	0.59
8:BH:31:LEU:O	8:BH:31:LEU:HD12	2.01	0.59
25:DA:2383:G:H2'	25:DA:2384:U:C6	2.37	0.59
39:DO:79:ALA:HB1	39:DO:113:ALA:CB	2.32	0.59
1:BA:1503:A:C8	1:BA:1531:A:H1'	2.38	0.59
25:CA:125:A:OP2	53:C2:19:ARG:HD3	2.02	0.59
1:AA:1268:G:C6	1:AA:1269:A:N6	2.71	0.59
40:DP:57:ALA:CB	40:DP:73:PHE:O	2.51	0.59
20:BT:66:ILE:C	20:BT:67:HIS:CD2	2.76	0.59
36:DL:82:LEU:C	36:DL:82:LEU:HD23	2.22	0.59
25:DA:383:C:N3	25:DA:391:A:N6	2.49	0.59
25:DA:947:A:HO2'	25:DA:984:A:H2	0.77	0.59
10:AJ:80:THR:HG22	10:AJ:82:LYS:H	1.67	0.59
25:DA:2793:C:O2	25:DA:2794:C:C5	2.56	0.59
1:AA:481:G:H2'	1:AA:483:C:N4	2.18	0.59
1:AA:572:A:H5'	1:AA:573:A:OP2	2.03	0.59
27:DC:175:LEU:HD12	27:DC:179:GLU:HB3	1.83	0.59
32:DH:1:MET:HG3	32:DH:2:GLN:N	2.18	0.59
2:BB:169:HIS:HA	2:BB:172:ILE:HD12	1.84	0.59
2:AB:20:ARG:O	2:AB:22:TRP:HD1	1.84	0.59
37:CM:31:PHE:CE2	37:CM:110:GLU:HB2	2.38	0.59
25:DA:56:A:C2'	25:DA:57:C:O5'	2.50	0.59
38:CN:21:PHE:CE2	38:CN:24:MET:CE	2.85	0.59

Continued on next page...

Continued from previous page...

Atom-1	Atom-2	Distance(Å)	Clash(Å)
19:AS:50:VAL:HG22	19:AS:70:LEU:HD12	1.84	0.59
1:AA:115:G:H4'	1:AA:116:A:O5'	2.01	0.59
1:BA:152:A:N6	1:BA:170:U:C2	2.71	0.59
1:BA:1355:G:C4	1:BA:1368:A:C2	2.91	0.59
2:AB:70:GLY:HA2	2:AB:163:ILE:CG2	2.32	0.59
25:CA:841:G:H2'	25:CA:842:U:C6	2.38	0.59
25:DA:673:C:H5''	29:DE:76:PRO:HD2	1.85	0.59
24:AY:33:ALA:O	24:AY:34:SER:CB	2.50	0.59
1:AA:198:G:C6	1:AA:220:G:C2	2.91	0.59
1:AA:159:G:C5'	1:AA:159:G:H8	2.16	0.59
17:AQ:3:LYS:O	17:AQ:3:LYS:HD2	2.03	0.59
4:BD:178:GLU:HG2	4:BD:179:GLY:N	2.17	0.59
7:AG:145:GLU:O	7:AG:148:LYS:HB3	2.02	0.59
1:BA:206:C:H2'	1:BA:207:C:H4'	1.84	0.59
25:DA:540:C:O2'	25:DA:541:A:H5'	2.02	0.59
25:CA:47:C:C2'	25:CA:48:G:H5'	2.32	0.59
1:BA:1499:A:C2'	1:BA:1500:A:O5'	2.49	0.59
1:BA:92:U:H5'	1:BA:93:U:OP2	2.03	0.59
3:AC:154:GLY:HA2	3:AC:163:ARG:H	1.68	0.59
25:CA:624:C:O2'	25:CA:657:U:OP1	2.19	0.59
6:AF:60:VAL:HG12	6:AF:60:VAL:O	2.02	0.59
25:DA:1219:U:O2'	25:DA:1220:G:H5'	2.02	0.59
45:DU:72:PHE:CE2	45:DU:74:ALA:HA	2.37	0.59
25:CA:735:A:C8	25:CA:736:C:C5	2.91	0.59
25:CA:2286:G:C8	25:CA:2286:G:H5'	2.38	0.59
25:DA:659:G:H4'	29:DE:95:LYS:HB3	1.84	0.59
22:BV:38:A:H2'	22:BV:39:U:O5'	2.03	0.59
25:DA:920:A:H2'	25:DA:921:C:H6	1.66	0.59
14:AN:49:GLN:OE1	14:AN:49:GLN:HA	2.01	0.59
25:CA:2256:G:C2'	25:CA:2257:U:O5'	2.50	0.59
1:BA:969:A:C5	1:BA:970:C:C5	2.91	0.59
25:CA:971:G:OP1	25:CA:974:G:O2'	2.17	0.59
13:BM:79:LEU:CD2	13:BM:84:CYS:SG	2.91	0.59
1:AA:1141:C:C2	1:AA:1142:G:C8	2.91	0.59
25:CA:1055:G:H3'	25:CA:1056:G:C8	2.38	0.59
25:CA:1059:G:C6	25:CA:1080:A:C2	2.90	0.59
11:AK:52:ARG:O	11:AK:55:ARG:CG	2.51	0.59
25:DA:1529:G:C6	25:DA:1543:G:N2	2.71	0.59
4:AD:150:LYS:HA	4:AD:177:MET:HE1	1.85	0.59
1:AA:463:U:O2	1:AA:463:U:H2'	2.01	0.59
1:BA:738:C:C2	1:BA:739:C:C5	2.91	0.59
1:AA:390:U:C2'	1:AA:391:G:O5'	2.51	0.59

Continued on next page...

Continued from previous page...

Atom-1	Atom-2	Distance(Å)	Clash(Å)
25:CA:2112:G:H2'	25:CA:2112:G:N3	2.17	0.59
25:DA:278:A:C2	25:DA:362:A:H1'	2.37	0.59
36:CL:110:VAL:N	36:CL:111:ILE:HD12	2.17	0.59
1:BA:1113:C:O2	1:BA:1114:C:C6	2.56	0.59
2:BB:49:PHE:HD1	2:BB:53:LEU:HD23	1.68	0.59
25:DA:1018:U:C4	25:DA:1019:U:C5	2.91	0.59
1:BA:693:G:C2	23:BX:13:A:N6	2.71	0.59
25:CA:528:A:H2	25:CA:2043:C:H5'	1.66	0.59
24:AY:145:LYS:HE2	24:AY:145:LYS:H	1.68	0.59
25:DA:2425:A:H5''	25:DA:2427:C:O4'	2.03	0.59
1:BA:25:C:C4	1:BA:558:G:N2	2.71	0.59
15:BO:63:ARG:NH1	15:BO:87:ARG:NH2	2.50	0.59
1:AA:1040:U:H2'	1:AA:1041:G:C8	2.38	0.59
4:BD:145:ARG:CZ	4:BD:147:LYS:HE3	2.33	0.59
25:DA:1473:G:N2	25:DA:1519:G:C4	2.70	0.59
31:CG:126:THR:HG22	31:CG:127:GLN:N	2.18	0.59
25:CA:580:U:H2'	25:CA:581:C:C6	2.38	0.59
41:DQ:97:ILE:HG22	41:DQ:105:PHE:HB2	1.84	0.59
25:DA:145:C:C4	25:DA:146:A:N7	2.71	0.59
30:DF:116:LEU:O	30:DF:117:SER:C	2.41	0.59
25:DA:2861:U:O2'	25:DA:2862:G:H5'	2.02	0.59
40:CP:20:ARG:HB2	40:CP:21:PRO:HD2	1.83	0.59
28:DD:56:LYS:HB2	28:DD:59:ARG:HB2	1.85	0.59
28:DD:62:LYS:HB2	28:DD:63:PRO:HD3	1.84	0.59
25:DA:1998:A:H2'	25:DA:1999:C:C6	2.36	0.59
30:DF:110:ILE:HB	30:DF:113:PHE:HB2	1.83	0.59
25:DA:284:U:O2	25:DA:284:U:H2'	2.03	0.59
22:BV:45:U:H5''	22:BV:46:G:OP2	2.03	0.59
29:CE:152:GLU:HA	29:CE:152:GLU:OE1	2.02	0.59
2:AB:125:PHE:N	2:AB:125:PHE:CD2	2.70	0.59
4:AD:138:PRO:O	4:AD:139:ASN:HB2	2.01	0.59
1:AA:723:U:H5'	1:AA:724:G:O5'	2.02	0.59
1:BA:1268:G:O2'	1:BA:1269:A:H5'	2.02	0.59
1:BA:1323:G:H2'	1:BA:1324:A:H8	1.68	0.59
1:BA:1345:U:C2	1:BA:1377:A:C6	2.90	0.59
33:DI:74:PRO:HG2	33:DI:77:VAL:HG21	1.85	0.59
25:DA:1404:C:O2	25:DA:1405:U:C6	2.56	0.59
2:AB:69:VAL:HG22	2:AB:91:VAL:HB	1.85	0.59
19:AS:4:LEU:O	19:AS:5:LYS:CG	2.51	0.59
1:AA:256:U:H2'	1:AA:257:G:C8	2.37	0.59
17:AQ:21:VAL:HG22	17:AQ:22:VAL:N	2.18	0.59
5:BE:152:VAL:HG23	5:BE:156:ARG:HB3	1.85	0.59

Continued on next page...

Continued from previous page...

Atom-1	Atom-2	Distance(Å)	Clash(Å)
38:DN:49:GLU:N	38:DN:50:PRO:HD2	2.18	0.59
1:AA:149:A:H1'	1:AA:1446:A:C2	2.37	0.59
3:AC:6:PRO:HD2	3:AC:183:TYR:CD2	2.38	0.59
10:BJ:7:ARG:HD3	10:BJ:75:ASP:OD1	2.02	0.59
1:AA:222:C:O2	1:AA:222:C:H2'	2.02	0.59
25:DA:2163:A:OP1	25:DA:2171:A:C8	2.56	0.59
36:CL:101:ILE:O	36:CL:105:ILE:HG13	2.03	0.59
1:BA:594:U:C2	1:BA:595:A:C8	2.91	0.59
25:DA:121:G:H2'	25:DA:122:G:C8	2.38	0.59
1:BA:688:G:O2'	1:BA:704:A:N1	2.26	0.59
25:DA:1268:A:C2	25:DA:2013:A:C4	2.91	0.59
1:BA:1356:G:O2'	1:BA:1357:A:H5'	2.03	0.59
9:AI:62:LEU:N	9:AI:62:LEU:CD2	2.65	0.59
7:BG:11:ILE:HD13	7:BG:27:ASN:HD21	1.68	0.59
25:CA:58:G:OP1	44:CT:78:SER:CB	2.51	0.59
25:CA:995:C:H5'	25:CA:995:C:H6	1.66	0.59
24:AY:141:LYS:O	24:AY:145:LYS:CE	2.51	0.59
3:AC:166:TRP:CE3	3:AC:166:TRP:C	2.76	0.59
44:DT:2:ILE:HG23	44:DT:3:ARG:C	2.22	0.59
25:DA:1738:G:HO2'	25:DA:1739:A:P	2.24	0.59
54:C3:8:GLY:O	54:C3:12:ARG:HG3	2.02	0.59
1:BA:620:C:H1'	4:BD:131:ILE:HD13	1.84	0.59
25:DA:1520:U:C2'	25:DA:1521:G:H5'	2.32	0.59
25:CA:2637:U:H2'	25:CA:2638:G:H5'	1.84	0.59
27:CC:158:GLY:N	27:CC:194:VAL:HG13	2.18	0.59
31:DG:45:ALA:O	31:DG:46:ASP:CB	2.51	0.59
7:AG:121:ASN:O	7:AG:124:SER:HB3	2.02	0.59
29:CE:178:VAL:HG13	29:CE:179:SER:N	2.17	0.59
25:CA:2019:A:H2'	25:CA:2020:A:O5'	2.03	0.59
12:AL:98:ARG:HA	12:AL:103:CYS:SG	2.42	0.59
14:AN:4:SER:O	14:AN:8:ARG:HG3	2.03	0.59
8:BH:16:GLY:O	8:BH:19:ALA:N	2.36	0.59
5:AE:108:GLY:HA2	5:AE:111:ARG:CB	2.33	0.59
37:CM:27:SER:O	37:CM:28:PHE:CD2	2.56	0.59
1:BA:1206:G:H4'	3:BC:191:THR:O	2.02	0.59
1:BA:1267:C:H2'	1:BA:1268:G:H5'	1.84	0.59
1:BA:978:A:HO2'	1:BA:1322:C:H5	1.49	0.59
1:BA:951:G:C2	1:BA:1231:G:C2	2.91	0.59
25:DA:1063:G:N3	33:DI:89:SER:OG	2.35	0.59
33:CI:28:GLY:O	33:CI:34:ILE:HD11	2.03	0.59
2:AB:110:ILE:HD11	2:AB:150:ILE:HG12	1.85	0.59
2:AB:135:MET:N	2:AB:135:MET:SD	2.75	0.59

Continued on next page...

Continued from previous page...

Atom-1	Atom-2	Distance(Å)	Clash(Å)
14:AN:73:PHE:CD1	14:AN:74:LEU:N	2.71	0.59
1:AA:1145:A:C2'	1:AA:1146:A:OP2	2.49	0.59
42:DR:39:LEU:CD1	42:DR:39:LEU:N	2.65	0.59
25:CA:1182:G:H2'	25:CA:1183:U:O4'	2.01	0.59
11:BK:124:LYS:CE	11:BK:125:LYS:HA	2.32	0.59
3:BC:153:SER:HB2	3:BC:164:THR:HG22	1.84	0.59
25:CA:2307:G:C2	25:CA:2311:A:H2'	2.37	0.59
39:DO:47:VAL:HG23	39:DO:48:LEU:N	2.17	0.59
28:DD:104:VAL:O	28:DD:105:LYS:HB2	2.01	0.59
1:AA:922:G:N1	1:AA:923:A:C2	2.71	0.59
7:BG:115:MET:O	7:BG:119:LEU:HB2	2.02	0.59
1:AA:1333:A:C2'	1:AA:1334:G:O5'	2.50	0.59
25:CA:1251:C:OP2	41:CQ:5:ARG:HD2	2.02	0.59
25:CA:946:C:P	60:CA:3348:HOH:O	2.57	0.59
36:CL:127:VAL:HG11	36:CL:132:ARG:HB2	1.84	0.59
1:BA:386:C:H2'	1:BA:387:U:H5'	1.83	0.59
32:DH:116:ARG:HD2	32:DH:133:GLN:CG	2.32	0.59
32:DH:116:ARG:CG	32:DH:133:GLN:HG3	2.31	0.59
1:BA:1122:U:C2	1:BA:1123:U:C5	2.91	0.59
13:AM:74:MET:SD	30:CF:111:ARG:HD3	2.43	0.59
1:BA:283:U:H2'	1:BA:284:C:C6	2.38	0.59
25:DA:2703:C:C4	25:DA:2704:C:C5	2.91	0.59
33:DI:9:LYS:HB2	33:DI:55:PRO:HB3	1.83	0.59
32:CH:10:ALA:O	32:CH:12:LEU:N	2.35	0.59
28:CD:103:ASP:O	28:CD:105:LYS:N	2.36	0.59
4:BD:57:LYS:HB2	4:BD:199:ILE:HD12	1.84	0.59
22:AV:33:U:H2'	22:AV:35:A:OP2	2.03	0.59
5:BE:21:SER:HB2	5:BE:30:PHE:CD2	2.38	0.59
11:BK:80:ASN:HB3	11:BK:105:ARG:HG2	1.84	0.59
1:AA:882:C:C2'	1:AA:883:C:O5'	2.50	0.59
54:C3:44:ARG:N	54:C3:45:PRO:HD2	2.18	0.59
43:DS:51:LEU:O	43:DS:55:ILE:HG13	2.02	0.59
25:DA:2742:G:C2'	25:DA:2743:U:H5'	2.33	0.59
13:BM:38:ILE:HG13	13:BM:55:LEU:HD11	1.83	0.59
25:DA:1057:A:C2	25:DA:1058:U:C5	2.90	0.59
17:AQ:12:VAL:HG13	17:AQ:21:VAL:HG13	1.84	0.59
25:DA:2211:A:H1'	25:DA:2212:A:OP1	2.03	0.59
56:DB:89:U:H5''	56:DB:89:U:O2	2.03	0.59
25:CA:1287:A:C5'	38:CN:103:ARG:HD2	2.27	0.59
2:BB:79:VAL:HA	2:BB:213:LEU:HD21	1.84	0.59
32:DH:62:LEU:HD23	32:DH:135:HIS:NE2	2.17	0.59
20:BT:66:ILE:HG23	20:BT:67:HIS:N	2.18	0.59

Continued on next page...

Continued from previous page...

Atom-1	Atom-2	Distance(Å)	Clash(Å)
25:DA:1415:U:O2	25:DA:1415:U:H2'	2.03	0.59
25:DA:626:A:H2'	36:DL:78:ARG:NH1	2.18	0.59
30:DF:151:LEU:HD12	30:DF:152:ASP:N	2.17	0.59
11:AK:126:ARG:HB2	21:AU:33:ARG:HD2	1.84	0.59
1:BA:1514:G:O2'	1:BA:1515:G:H5'	2.03	0.59
1:AA:79:G:N2	1:AA:91:U:C4	2.71	0.59
1:BA:735:C:H2'	1:BA:736:C:H6	1.68	0.59
43:DS:20:VAL:CG2	43:DS:43:ALA:CB	2.81	0.59
36:CL:110:VAL:O	36:CL:111:ILE:C	2.42	0.59
43:DS:69:LEU:C	43:DS:70:LYS:HD2	2.23	0.59
25:CA:1046:A:C4'	25:CA:1046:A:OP2	2.50	0.59
21:BU:9:GLU:HG3	21:BU:10:PRO:HD3	1.84	0.59
18:AR:39:VAL:HG13	18:AR:40:PRO:HD2	1.83	0.59
29:CE:111:GLU:OE1	29:CE:111:GLU:CA	2.50	0.59
1:BA:107:G:O6	20:BT:9:ARG:HD3	2.03	0.59
1:BA:1122:U:C4	1:BA:1123:U:C5	2.91	0.59
25:CA:366:C:H2'	25:CA:367:G:O4'	2.03	0.59
1:AA:1180:A:OP1	9:AI:104:THR:HG23	2.03	0.59
14:AN:15:LEU:O	14:AN:17:ASP:N	2.35	0.59
54:C3:3:ILE:O	54:C3:63:TYR:HE2	1.86	0.59
7:AG:119:LEU:CD2	7:AG:123:LEU:HD23	2.32	0.59
49:CY:13:GLU:C	49:CY:15:ASN:N	2.55	0.59
1:AA:718:A:C2'	1:AA:719:C:H5'	2.33	0.59
1:BA:211:G:N3	1:BA:212:G:H1'	2.17	0.59
46:DV:9:ARG:CG	46:DV:41:GLU:HB3	2.33	0.59
6:BF:49:TYR:HB2	6:BF:50:PRO:CD	2.33	0.59
32:CH:41:LYS:HA	32:CH:44:ILE:HG12	1.85	0.59
25:DA:606:U:H4'	25:DA:658:U:H4'	1.83	0.59
18:BR:24:ASP:HB2	18:BR:27:THR:HB	1.84	0.59
25:DA:2803:G:H2'	25:DA:2804:U:C6	2.38	0.59
5:AE:108:GLY:O	5:AE:109:ALA:HB3	2.03	0.59
36:DL:68:SER:O	36:DL:69:ARG:HB2	2.03	0.59
25:CA:582:A:C2	25:CA:1259:G:C2	2.90	0.59
37:DM:2:LEU:HB3	37:DM:68:PHE:CE1	2.38	0.59
39:CO:106:LEU:C	39:CO:106:LEU:HD23	2.23	0.59
1:BA:825:A:O2'	1:BA:826:C:H5'	2.03	0.59
46:DV:76:ASP:HB3	46:DV:90:ASP:HB2	1.84	0.59
8:AH:13:ILE:O	8:AH:15:ASN:N	2.36	0.59
1:AA:708:C:H2'	1:AA:709:U:H6	1.68	0.59
36:CL:67:THR:O	36:CL:67:THR:HG22	2.02	0.59
35:CK:122:VAL:OXT	35:CK:122:VAL:HG12	2.03	0.59
12:BL:76:HIS:O	12:BL:77:SER:CB	2.50	0.58

Continued on next page...

Continued from previous page...

Atom-1	Atom-2	Distance(Å)	Clash(Å)
1:BA:1295:U:H2'	1:BA:1296:C:C6	2.38	0.58
25:CA:998:C:H2'	25:CA:999:U:O5'	2.03	0.58
44:DT:9:LYS:O	44:DT:11:LEU:N	2.35	0.58
1:AA:1271:A:H5'	1:AA:1314:C:C5'	2.31	0.58
25:DA:1709:U:O2'	25:DA:1710:G:H5'	2.03	0.58
13:BM:7:ASN:ND2	13:BM:9:PRO:HG3	2.17	0.58
17:BQ:13:SER:O	17:BQ:20:ILE:HD12	2.02	0.58
42:CR:53:PHE:CD1	42:CR:53:PHE:N	2.69	0.58
5:BE:105:ILE:HD11	5:BE:123:LEU:CD2	2.32	0.58
41:CQ:23:TYR:O	41:CQ:24:TYR:HB3	2.03	0.58
1:AA:194:C:C2'	1:AA:195:A:H5'	2.33	0.58
1:AA:208:U:C5	1:AA:210:C:C5	2.91	0.58
1:AA:386:C:C2'	1:AA:387:U:H5'	2.33	0.58
43:DS:43:ALA:O	43:DS:44:ALA:C	2.39	0.58
1:AA:1367:C:H5''	10:AJ:62:ARG:NH1	2.18	0.58
2:BB:90:PHE:O	2:BB:149:GLY:HA3	2.03	0.58
25:CA:197:A:H62	25:CA:2430:A:H2'	1.67	0.58
43:DS:59:GLU:HG3	43:DS:66:ILE:CD1	2.33	0.58
1:BA:594:U:H3'	1:BA:595:A:H8	1.67	0.58
30:DF:12:VAL:O	30:DF:16:MET:HG2	2.02	0.58
25:DA:1371:G:O2'	25:DA:1372:U:H5'	2.03	0.58
1:BA:66:A:C4'	1:BA:173:U:C5	2.86	0.58
56:DB:77:U:C2'	56:DB:78:A:H5'	2.33	0.58
1:BA:109:A:H4'	1:BA:110:C:OP2	2.03	0.58
25:DA:1794:A:H2'	25:DA:1795:C:C6	2.38	0.58
10:BJ:66:GLU:CG	14:BN:99:ALA:HB2	2.32	0.58
47:CW:37:ARG:HG3	47:CW:37:ARG:NH1	2.18	0.58
1:AA:36:C:OP1	12:AL:119:LYS:HE3	2.03	0.58
25:DA:2547:A:H2'	25:DA:2548:U:H6	1.66	0.58
1:BA:192:A:H2'	1:BA:193:C:H5'	1.85	0.58
1:AA:833:G:C5	1:AA:834:U:C5	2.91	0.58
3:BC:114:LEU:O	3:BC:117:ASP:N	2.36	0.58
1:AA:882:C:H2'	1:AA:883:C:O5'	2.04	0.58
37:CM:113:ALA:O	37:CM:114:ARG:C	2.41	0.58
1:BA:577:G:C8	1:BA:816:A:C6	2.91	0.58
25:DA:2738:A:N3	25:DA:2738:A:H2'	2.17	0.58
25:DA:992:C:O2'	25:DA:993:G:H5'	2.03	0.58
1:BA:290:C:O2'	1:BA:291:U:H5'	2.02	0.58
25:CA:1120:G:C2'	25:CA:1121:C:H5'	2.33	0.58
11:AK:81:LEU:CD2	11:AK:81:LEU:N	2.65	0.58
34:DJ:130:HIS:ND1	34:DJ:130:HIS:O	2.36	0.58
48:CX:20:ALA:O	48:CX:21:LEU:HB2	2.02	0.58

Continued on next page...

Continued from previous page...

Atom-1	Atom-2	Distance(Å)	Clash(Å)
1:BA:1431:A:C6	1:BA:1432:G:C6	2.91	0.58
42:DR:67:GLY:HA3	42:DR:93:PHE:CE2	2.39	0.58
1:AA:634:C:H2'	1:AA:635:A:O4'	2.03	0.58
33:DI:19:PRO:HB2	33:DI:22:PRO:HD2	1.84	0.58
44:DT:30:ILE:HD11	44:DT:32:LEU:HD21	1.85	0.58
25:CA:1073:A:C2'	25:CA:1074:G:H5''	2.34	0.58
17:AQ:13:SER:HB2	17:AQ:21:VAL:HG11	1.84	0.58
25:DA:1711:A:C2'	25:DA:1712:U:H5'	2.33	0.58
17:BQ:13:SER:C	17:BQ:16:MET:HE1	2.24	0.58
12:BL:23:LEU:HG	12:BL:24:GLU:N	2.17	0.58
25:DA:2306:C:H3'	25:DA:2307:G:H5''	1.84	0.58
1:AA:622:A:H2'	1:AA:623:C:H5'	1.83	0.58
20:BT:34:VAL:HG11	20:BT:78:LEU:CD1	2.32	0.58
20:BT:35:TYR:CE2	20:BT:36:ALA:HB2	2.38	0.58
9:BI:49:GLN:HA	9:BI:52:GLU:OE2	2.01	0.58
1:BA:466:A:H2'	1:BA:468:A:H2	1.67	0.58
10:BJ:36:VAL:HA	10:BJ:76:ILE:HA	1.84	0.58
45:DU:12:VAL:HG12	45:DU:18:LYS:HA	1.84	0.58
25:DA:1167:C:C2'	25:DA:1168:G:H5''	2.33	0.58
12:BL:42:LYS:HE3	12:BL:43:LYS:HD3	1.83	0.58
12:BL:43:LYS:CB	12:BL:44:PRO:HD3	2.33	0.58
56:DB:61:G:C6	56:DB:62:C:N3	2.71	0.58
2:BB:57:ASN:HA	2:BB:60:ALA:HB3	1.85	0.58
33:CI:5:GLN:O	33:CI:6:ALA:CB	2.51	0.58
25:DA:500:G:N2	25:DA:502:A:H3'	2.18	0.58
25:DA:480:A:OP2	45:DU:43:LYS:HE2	2.02	0.58
36:DL:106:GLU:C	36:DL:107:PHE:HD2	2.06	0.58
25:DA:1738:G:O2'	25:DA:1739:A:O5'	2.21	0.58
25:DA:1165:A:H2'	25:DA:1166:G:C8	2.38	0.58
5:AE:68:ARG:HH11	5:AE:68:ARG:HG3	1.68	0.58
25:DA:973:A:OP2	42:DR:81:LYS:NZ	2.36	0.58
1:BA:436:C:H2'	1:BA:437:U:H6	1.67	0.58
30:CF:62:GLN:NE2	30:CF:94:ARG:HD3	2.18	0.58
4:AD:125:ASN:HA	4:AD:141:VAL:CG2	2.32	0.58
25:DA:2648:G:H2'	25:DA:2649:C:C6	2.38	0.58
8:BH:110:MET:HB3	8:BH:114:ALA:HB1	1.84	0.58
25:CA:1281:G:N2	25:CA:1290:C:C2	2.71	0.58
37:CM:46:ILE:HD12	37:CM:69:PRO:HD3	1.85	0.58
25:DA:2887:A:H5'	25:DA:2888:C:OP2	2.03	0.58
25:DA:2341:G:H2'	25:DA:2342:C:C6	2.38	0.58
25:DA:2199:A:H1'	32:DH:28:ASN:HD21	1.67	0.58
25:CA:1288:G:C5	25:CA:1327:A:C2	2.91	0.58

Continued on next page...

Continued from previous page...

Atom-1	Atom-2	Distance(Å)	Clash(Å)
2:BB:17:HIS:O	2:BB:188:THR:HG23	2.03	0.58
32:DH:59:ALA:O	32:DH:62:LEU:HB3	2.02	0.58
21:AU:24:LYS:HD3	21:AU:25:ALA:N	2.18	0.58
5:BE:121:ASN:CG	5:BE:122:VAL:N	2.56	0.58
25:DA:1538:G:C2	25:DA:1539:U:C6	2.91	0.58
16:AP:16:PHE:C	16:AP:16:PHE:CD1	2.75	0.58
4:AD:122:ILE:N	4:AD:122:ILE:CD1	2.66	0.58
22:AV:21:A:C6	22:AV:46:G:C4	2.91	0.58
25:DA:1866:A:N3	25:DA:1876:A:C5	2.71	0.58
25:DA:1323:C:C2'	25:DA:1324:G:O5'	2.51	0.58
2:BB:95:TRP:CZ3	2:BB:96:LEU:O	2.56	0.58
9:AI:119:LYS:O	9:AI:120:ALA:HB3	2.03	0.58
40:DP:21:PRO:HA	40:DP:46:VAL:HG12	1.84	0.58
9:AI:20:ILE:HD13	9:AI:86:LEU:HD12	1.85	0.58
11:AK:95:THR:O	11:AK:99:LEU:HD22	2.03	0.58
2:BB:53:LEU:CD1	2:BB:219:THR:HG21	2.32	0.58
25:DA:1018:U:C2	25:DA:1019:U:C6	2.91	0.58
1:BA:1388:C:H2'	1:BA:1389:C:C6	2.38	0.58
1:AA:1532:U:C4	1:AA:1533:C:N4	2.71	0.58
12:AL:93:ARG:C	12:AL:94:TYR:CD2	2.77	0.58
33:CI:70:THR:C	33:CI:71:LYS:HD2	2.24	0.58
6:BF:19:PRO:HA	6:BF:22:ILE:HG13	1.85	0.58
1:BA:164:G:H2'	1:BA:165:G:H5'	1.85	0.58
25:DA:2258:C:H4'	25:DA:2259:U:OP2	2.04	0.58
29:DE:176:ASP:OD1	29:DE:179:SER:HB3	2.03	0.58
27:CC:161:VAL:CG1	27:CC:162:GLN:N	2.66	0.58
26:CB:48:U:P	39:CO:30:ARG:HH22	2.26	0.58
1:AA:327:A:O3'	1:AA:328:C:H4'	2.02	0.58
25:CA:656:G:C2'	25:CA:657:U:O5'	2.52	0.58
25:DA:1392:A:C6	25:DA:1393:A:C6	2.91	0.58
14:AN:46:LEU:O	14:AN:48:LEU:N	2.36	0.58
25:DA:247:G:H4'	25:DA:386:G:C4	2.37	0.58
25:CA:440:C:O2'	25:CA:441:U:H5'	2.02	0.58
29:DE:23:PHE:CG	29:DE:111:GLU:HG3	2.39	0.58
25:CA:1902:C:H4'	27:CC:241:LYS:O	2.03	0.58
25:CA:928:A:O2'	25:CA:929:U:H5'	2.02	0.58
25:CA:1919:A:H2'	25:CA:1919:A:N3	2.18	0.58
12:AL:80:LEU:HB2	12:AL:101:LEU:HD22	1.84	0.58
25:DA:368:A:C2'	25:DA:369:U:H5'	2.33	0.58
22:AV:50:U:C2	22:AV:51:U:C5	2.92	0.58
1:BA:867:G:H2'	1:BA:868:C:H6	1.69	0.58
25:DA:1719:G:N2	25:DA:1742:U:H1'	2.18	0.58

Continued on next page...

Continued from previous page...

Atom-1	Atom-2	Distance(Å)	Clash(Å)
35:DK:58:LEU:N	35:DK:58:LEU:HD23	2.18	0.58
37:DM:70:ASP:OD1	37:DM:70:ASP:C	2.42	0.58
25:CA:2720:U:OP1	40:CP:52:ARG:NH2	2.37	0.58
2:AB:165:ALA:HB2	2:AB:186:VAL:HG12	1.85	0.58
25:CA:417:C:C2'	25:CA:418:C:O5'	2.50	0.58
25:CA:1075:C:H2'	25:CA:1076:C:C6	2.39	0.58
2:AB:158:ASP:O	2:AB:181:PRO:HD2	2.04	0.58
2:AB:56:LEU:HD21	2:AB:220:VAL:HG22	1.86	0.58
1:AA:259:G:C6	1:AA:260:G:C5	2.90	0.58
1:AA:271:C:H2'	1:AA:272:C:C6	2.38	0.58
1:AA:277:C:O2'	1:AA:278:G:H5'	2.02	0.58
17:AQ:11:VAL:O	17:AQ:12:VAL:CB	2.51	0.58
1:BA:1062:U:C2'	1:BA:1063:C:C6	2.83	0.58
25:DA:1748:C:C2'	25:DA:1749:A:O5'	2.51	0.58
1:BA:448:A:C8	1:BA:487:A:C6	2.92	0.58
25:DA:2114:A:C5	25:DA:2167:U:H4'	2.38	0.58
25:DA:1538:G:C8	25:DA:1538:G:OP2	2.56	0.58
39:DO:33:ARG:O	39:DO:34:HIS:CB	2.51	0.58
1:BA:1142:G:C4	1:BA:1143:G:H1'	2.38	0.58
1:AA:412:A:C1'	1:AA:413:G:H5''	2.34	0.58
4:AD:158:LEU:O	4:AD:161:ALA:HB3	2.03	0.58
21:AU:36:PHE:HB3	21:AU:40:PRO:HG3	1.85	0.58
1:AA:93:U:H2'	1:AA:94:G:H5'	1.83	0.58
1:AA:209:U:H5''	1:AA:210:C:OP2	2.02	0.58
20:BT:24:ARG:O	20:BT:28:ARG:HG2	2.02	0.58
16:AP:6:LEU:HD13	16:AP:71:VAL:HG23	1.85	0.58
16:AP:19:VAL:HG13	16:AP:38:PHE:CA	2.31	0.58
38:CN:2:ARG:O	38:CN:3:HIS:C	2.42	0.58
21:AU:11:PHE:N	21:AU:11:PHE:HD2	2.01	0.58
3:AC:96:VAL:CB	3:AC:97:PRO:CD	2.81	0.58
30:DF:24:VAL:O	30:DF:27:VAL:HG12	2.04	0.58
49:CY:13:GLU:O	49:CY:15:ASN:N	2.36	0.58
49:CY:21:LEU:O	49:CY:22:LEU:O	2.21	0.58
26:CB:20:G:N2	26:CB:64:G:C4	2.72	0.58
16:AP:3:THR:HG22	16:AP:4:ILE:N	2.19	0.58
9:AI:96:GLU:CD	9:AI:96:GLU:N	2.57	0.58
1:AA:1292:G:H2'	1:AA:1293:C:O4'	2.03	0.58
1:BA:459:A:H2'	1:BA:460:A:C8	2.39	0.58
1:AA:602:A:O2'	1:AA:603:U:H5'	2.03	0.58
1:AA:739:C:C4	1:AA:740:U:C5	2.91	0.58
1:BA:1022:A:C6	1:BA:1023:U:C4	2.91	0.58
37:CM:43:ALA:O	37:CM:46:ILE:N	2.36	0.58

Continued on next page...

Continued from previous page...

Atom-1	Atom-2	Distance(Å)	Clash(Å)
25:CA:1979:U:O2'	25:CA:1980:G:H5'	2.03	0.58
44:DT:54:GLU:HB3	44:DT:88:LYS:HG3	1.85	0.58
2:BB:165:ALA:HB2	2:BB:186:VAL:HG12	1.86	0.58
27:CC:259:ASN:CG	27:CC:262:THR:HG23	2.24	0.58
42:CR:102:SER:O	42:CR:103:ALA:O	2.22	0.58
25:CA:2782:G:C2'	25:CA:2783:U:H5'	2.32	0.58
25:DA:1063:G:H3'	25:DA:1064:C:C5	2.39	0.58
25:DA:1350:C:N4	25:DA:1351:C:N4	2.52	0.58
2:AB:66:ILE:HB	2:AB:88:GLN:HB3	1.85	0.58
17:AQ:11:VAL:O	17:AQ:12:VAL:HB	2.04	0.58
17:AQ:54:ILE:HD13	17:AQ:55:GLY:N	2.18	0.58
25:DA:2193:G:C2	25:DA:2194:U:C4	2.91	0.58
32:DH:34:GLY:O	32:DH:35:LYS:CB	2.50	0.58
5:BE:148:SER:CB	5:BE:151:MET:HG3	2.31	0.58
25:CA:2499:C:OP2	60:CA:3692:HOH:O	2.17	0.58
1:AA:142:G:N3	1:AA:142:G:H2'	2.18	0.58
25:CA:277:G:H1'	25:CA:361:G:O6	2.03	0.58
3:AC:52:SER:O	3:AC:53:ARG:CB	2.49	0.58
1:AA:502:A:H2'	1:AA:503:C:C6	2.39	0.58
20:BT:53:MET:O	20:BT:56:ILE:HG22	2.02	0.58
34:DJ:81:ILE:HG12	34:DJ:82:GLY:N	2.19	0.58
31:DG:148:ARG:HA	31:DG:161:VAL:CG1	2.33	0.58
25:CA:1405:U:H2'	25:CA:1406:U:O4'	2.03	0.58
35:CK:113:MET:HA	35:CK:116:ILE:HG13	1.86	0.58
38:CN:48:VAL:HG12	38:CN:49:GLU:N	2.18	0.58
6:BF:47:LEU:CD1	6:BF:51:ILE:HG23	2.32	0.58
1:BA:1003:G:N2	1:BA:1004:A:O2'	2.37	0.58
21:AU:11:PHE:CD2	21:AU:11:PHE:N	2.71	0.58
14:BN:64:CYS:SG	14:BN:83:LYS:HG3	2.44	0.58
1:AA:925:G:O4'	1:AA:1502:A:C2	2.57	0.58
19:AS:61:VAL:HA	19:AS:65:MET:SD	2.44	0.58
1:BA:718:A:H5'	11:BK:118:ASN:ND2	2.19	0.58
1:BA:112:G:H2'	1:BA:113:G:H5'	1.84	0.58
43:CS:63:GLY:O	43:CS:64:ALA:HB3	2.04	0.58
15:BO:34:GLN:HE22	15:BO:38:LEU:HD22	1.69	0.58
31:CG:148:ARG:HH21	31:CG:166:GLU:CD	2.07	0.58
14:BN:41:ARG:NH1	14:BN:45:VAL:HG11	2.19	0.58
1:AA:505:G:H4'	1:AA:534:U:C4	2.38	0.58
1:BA:1527:U:OP2	21:BU:38:GLU:CG	2.51	0.58
25:DA:2097:A:H2'	25:DA:2098:U:H6	1.69	0.58
1:BA:435:A:C2'	1:BA:436:C:O5'	2.51	0.58
1:AA:1005:A:H2'	1:AA:1006:G:O4'	2.04	0.58

Continued on next page...

Continued from previous page...

Atom-1	Atom-2	Distance(Å)	Clash(Å)
25:CA:2592:G:H2'	25:CA:2593:U:H5'	1.85	0.58
25:DA:2690:U:C4	25:DA:2873:A:N1	2.72	0.58
49:CY:28:LEU:HD23	49:CY:37:LEU:CD2	2.33	0.58
30:CF:40:GLY:O	30:CF:43:ILE:HD13	2.02	0.58
40:DP:18:SER:O	40:DP:19:PHE:HB3	2.02	0.58
22:BV:7:A:H3'	22:BV:8:U:H5'	1.86	0.58
29:DE:1:MET:HG3	29:DE:14:VAL:HG23	1.85	0.58
37:DM:125:PRO:HG2	37:DM:126:ILE:HG23	1.86	0.58
2:BB:32:GLY:O	2:BB:33:ALA:HB2	2.02	0.58
8:BH:88:LYS:HG3	8:BH:89:ASP:N	2.18	0.58
25:CA:1835:G:N7	60:CA:3473:HOH:O	2.31	0.58
25:DA:388:G:N7	25:DA:390:U:H2'	2.18	0.58
57:DW:17:LEU:HD22	57:DW:35:ARG:HB3	1.86	0.58
1:AA:1259:C:H5''	1:AA:1260:G:OP2	2.03	0.58
15:BO:44:GLU:HG2	15:BO:45:HIS:N	2.18	0.58
33:DI:21:PRO:HB2	33:DI:22:PRO:HD3	1.85	0.58
25:DA:1351:C:C2	25:DA:1381:G:C2	2.91	0.58
25:DA:1350:C:N3	25:DA:1382:G:C2	2.71	0.58
25:DA:1394:U:H2'	25:DA:1395:A:O5'	2.04	0.58
2:AB:131:LYS:O	2:AB:133:ALA:N	2.37	0.58
1:AA:1356:G:N2	1:AA:1357:A:C2	2.72	0.58
10:AJ:40:ILE:CG2	10:AJ:73:LEU:HB2	2.33	0.58
38:CN:103:ARG:CZ	38:CN:110:MET:HE2	2.34	0.58
8:AH:74:ILE:HD11	8:AH:128:VAL:HG22	1.83	0.58
1:AA:553:A:O4'	12:AL:27:PRO:HA	2.04	0.58
56:DB:41:G:C8	30:DF:65:LEU:HD11	2.37	0.58
1:AA:411:A:P	4:AD:25:ARG:HH22	2.26	0.58
4:AD:57:LYS:HB3	4:AD:199:ILE:HG22	1.86	0.58
25:CA:1063:G:N3	33:CI:135:MET:HA	2.18	0.58
11:AK:125:LYS:HD3	11:AK:125:LYS:N	2.18	0.58
1:BA:71:A:C2	1:BA:100:G:N9	2.72	0.58
1:AA:463:U:H5'	1:AA:464:U:OP2	2.03	0.58
25:DA:2170:A:H1'	25:DA:2171:A:C8	2.38	0.58
1:AA:1114:C:O2	1:AA:1114:C:H2'	2.03	0.58
36:CL:76:GLU:HG3	36:CL:111:ILE:HG12	1.86	0.58
25:CA:1508:A:O2'	25:CA:1509:A:O4'	2.22	0.58
6:AF:24:ARG:HG2	6:AF:24:ARG:HH11	1.69	0.58
33:CI:33:ASN:HB2	33:CI:36:GLU:CG	2.33	0.58
18:BR:41:SER:HB3	18:BR:51:GLN:NE2	2.19	0.58
14:AN:15:LEU:O	14:AN:16:ALA:C	2.42	0.58
15:BO:73:ASP:CB	15:BO:76:ARG:HG3	2.34	0.58
9:BI:98:ARG:HA	9:BI:103:VAL:HG11	1.85	0.58

Continued on next page...

Continued from previous page...

Atom-1	Atom-2	Distance(Å)	Clash(Å)
1:AA:44:A:C2'	1:AA:45:G:H5'	2.33	0.58
1:BA:50:A:N6	1:BA:361:G:H4'	2.18	0.58
25:DA:905:A:H2'	25:DA:906:U:H5'	1.85	0.58
45:CU:71:ILE:HD13	45:CU:82:VAL:HG23	1.86	0.58
29:CE:196:VAL:HA	29:CE:199:MET:HB2	1.85	0.58
1:AA:299:G:C6	1:AA:300:A:N1	2.71	0.58
1:AA:1487:G:N2	1:AA:1488:G:H1'	2.19	0.58
8:BH:17:GLN:HG2	8:BH:62:LEU:HD13	1.85	0.58
32:CH:84:ALA:HB2	32:CH:90:LEU:HD12	1.86	0.58
1:BA:579:A:C2'	1:BA:580:C:H5'	2.33	0.58
55:C4:25:VAL:HB	55:C4:35:GLN:HB2	1.85	0.58
25:DA:1066:U:H1'	25:DA:1074:G:N2	2.18	0.58
49:DY:1:MET:HG2	49:DY:5:GLU:OE2	2.04	0.58
1:AA:1253:G:N2	1:AA:1254:A:C4	2.72	0.58
25:DA:2335:A:C8	25:DA:2337:G:C5	2.92	0.58
32:DH:114:GLU:OE2	32:DH:134:VAL:HA	2.04	0.58
40:DP:58:PHE:O	40:DP:72:VAL:HA	2.03	0.58
21:BU:45:LYS:HG2	21:BU:45:LYS:O	2.03	0.58
1:BA:1000:A:N3	1:BA:1041:G:N2	2.50	0.58
17:BQ:11:VAL:O	17:BQ:12:VAL:HB	2.02	0.58
25:DA:2707:U:H2'	25:DA:2707:U:O2	2.03	0.58
25:DA:2114:A:OP2	25:DA:2115:G:N7	2.37	0.58
25:DA:1542:U:H2'	25:DA:1543:G:O5'	2.04	0.58
5:AE:81:GLN:CG	5:AE:149:PRO:HB3	2.33	0.58
22:AV:61:C:H2'	22:AV:62:C:C6	2.38	0.58
25:DA:2666:C:C6	25:DA:2667:C:C5	2.92	0.58
25:CA:1589:U:H2'	25:CA:1590:A:H5'	1.85	0.58
8:AH:31:LEU:CD1	8:AH:31:LEU:C	2.72	0.58
1:AA:1309:G:OP1	13:AM:90:HIS:HE1	1.87	0.58
1:AA:1061:G:C5	1:AA:1197:A:C2	2.92	0.58
45:DU:8:ASP:O	45:DU:23:LYS:HA	2.03	0.58
2:BB:182:VAL:O	2:BB:195:VAL:HG12	2.03	0.58
27:DC:13:ARG:HG2	27:DC:14:HIS:ND1	2.18	0.58
3:AC:64:ARG:O	3:AC:99:GLN:O	2.22	0.58
21:BU:25:ALA:O	21:BU:26:GLY:C	2.42	0.58
25:DA:1269:A:H2'	25:DA:1270:C:C6	2.39	0.58
1:BA:707:U:H2'	1:BA:708:C:C6	2.38	0.58
25:DA:545:U:C6	25:DA:547:A:O3'	2.57	0.58
11:AK:21:HIS:CD2	11:AK:34:THR:CG2	2.86	0.58
1:BA:279:A:H5''	1:BA:281:G:C5'	2.34	0.58
33:DI:50:LYS:HD3	33:DI:50:LYS:N	2.19	0.58
25:DA:188:G:H2'	25:DA:189:G:H5'	1.86	0.58

Continued on next page...

Continued from previous page...

Atom-1	Atom-2	Distance(Å)	Clash(Å)
37:DM:49:ALA:CB	37:DM:124:LEU:HD21	2.34	0.58
25:CA:2183:A:H2'	25:CA:2184:A:C8	2.38	0.58
30:DF:105:ILE:HD11	30:DF:138:PRO:HG2	1.84	0.58
14:BN:61:ARG:O	14:BN:62:ASN:HB2	2.04	0.58
26:CB:45:A:C4	26:CB:46:A:C8	2.91	0.58
1:AA:601:G:H2'	1:AA:602:A:H8	1.67	0.58
16:AP:51:ARG:HB3	16:AP:51:ARG:NH1	2.19	0.58
26:CB:73:A:N3	26:CB:73:A:H2'	2.18	0.58
30:CF:107:VAL:N	30:CF:108:PRO:CD	2.67	0.58
25:CA:1988:G:O2'	25:CA:1989:G:H5'	2.04	0.58
27:DC:50:THR:CG2	27:DC:53:ILE:HD11	2.32	0.58
29:CE:176:ASP:C	29:CE:176:ASP:OD1	2.42	0.58
1:BA:22:G:H4'	1:BA:885:G:C8	2.39	0.58
29:DE:48:THR:OG1	29:DE:50:ALA:HB3	2.04	0.58
25:DA:1257:C:H5'	29:DE:78:TRP:CZ3	2.39	0.58
35:DK:21:CYS:HA	35:DK:41:ILE:HG22	1.85	0.58
37:DM:114:ARG:HG2	37:DM:130:PHE:CE1	2.39	0.58
35:DK:105:ARG:O	35:DK:108:ARG:HB3	2.03	0.58
1:AA:27:G:C2'	1:AA:28:A:O5'	2.51	0.58
7:AG:49:LEU:HD11	7:AG:60:ALA:HB1	1.86	0.58
41:DQ:57:ARG:HA	41:DQ:60:TRP:CE3	2.39	0.58
25:CA:1054:A:H2'	25:CA:1054:A:N3	2.18	0.58
25:CA:1097:U:O2'	33:CI:8:VAL:HA	2.04	0.58
2:AB:49:PHE:CD1	2:AB:49:PHE:C	2.76	0.58
2:AB:60:ALA:HA	2:AB:64:GLY:HA3	1.85	0.58
1:BA:1272:G:C6	1:BA:1273:C:C4	2.92	0.58
2:BB:71:THR:HG22	2:BB:94:ARG:NH1	2.19	0.58
25:DA:1494:A:C2	25:DA:1495:A:N9	2.72	0.58
5:BE:45:VAL:CG2	5:BE:117:ALA:HB2	2.33	0.58
5:BE:81:GLN:H	5:BE:146:MET:HE3	1.68	0.58
4:AD:31:CYS:SG	4:AD:33:ILE:N	2.77	0.58
25:DA:317:G:C4	25:DA:318:C:C6	2.92	0.58
11:AK:124:LYS:C	21:AU:33:ARG:HH21	2.06	0.58
1:AA:514:C:H2'	1:AA:515:G:O5'	2.04	0.58
1:BA:846:G:O2'	1:BA:847:G:H5'	2.04	0.58
25:CA:2801:G:H2'	25:CA:2802:G:H8	1.68	0.58
1:AA:1338:G:H1'	22:AV:41:C:O2'	2.03	0.58
25:CA:1567:G:N7	27:CC:82:TYR:CE1	2.72	0.58
25:DA:230:G:N3	25:DA:231:A:C8	2.72	0.58
25:CA:1873:G:H2'	25:CA:1874:C:H6	1.69	0.58
2:BB:156:LEU:HD12	2:BB:180:ILE:HD11	1.85	0.58
25:DA:1178:C:H2'	25:DA:1179:G:N7	2.19	0.58

Continued on next page...

Continued from previous page...

Atom-1	Atom-2	Distance(Å)	Clash(Å)
1:AA:620:C:H1'	4:AD:131:ILE:HD11	1.85	0.58
1:AA:108:G:C6	20:AT:9:ARG:HG2	2.39	0.58
3:BC:21:TRP:HD1	3:BC:56:ILE:HG22	1.66	0.58
19:AS:8:PRO:HB2	19:AS:40:PHE:CZ	2.38	0.58
25:DA:2746:U:N3	25:DA:2747:G:C8	2.71	0.58
25:DA:1187:G:OP1	42:DR:85:LYS:CE	2.51	0.58
33:CI:74:PRO:HG2	33:CI:77:VAL:HG11	1.86	0.58
17:BQ:51:GLU:HG2	17:BQ:52:CYS:N	2.19	0.58
3:BC:66:THR:HG22	3:BC:67:ILE:N	2.19	0.58
28:DD:151:THR:HG22	28:DD:152:PRO:HD2	1.84	0.58
25:CA:1314:C:O2	25:CA:1314:C:H2'	2.02	0.58
25:CA:1313:U:H5''	25:CA:1314:C:OP2	2.04	0.58
44:CT:42:GLU:O	44:CT:45:ALA:HB3	2.04	0.58
40:CP:24:THR:HG22	40:CP:25:VAL:N	2.18	0.58
25:CA:1547:C:H2'	25:CA:1548:A:O4'	2.03	0.58
25:CA:1490:A:N3	25:CA:1490:A:H2'	2.18	0.58
1:AA:595:A:C4	1:AA:641:U:C4	2.91	0.58
7:AG:14:ASP:HB2	7:AG:19:SER:HB3	1.86	0.58
1:AA:723:U:H5'	1:AA:724:G:P	2.44	0.58
1:AA:706:A:C2'	1:AA:707:U:H5'	2.34	0.58
1:BA:1176:A:H2'	1:BA:1177:G:O4'	2.04	0.58
25:CA:2091:C:O3'	48:CX:55:MET:HE1	2.03	0.58
1:BA:543:U:C2'	1:BA:544:G:H5'	2.34	0.58
25:CA:1716:U:O2'	25:CA:1717:A:H5'	2.04	0.58
25:DA:981:A:C5'	60:DA:3598:HOH:O	2.51	0.58
39:CO:75:GLY:O	39:CO:78:VAL:HG23	2.02	0.58
33:CI:44:LYS:O	33:CI:48:ILE:HG12	2.03	0.58
10:BJ:91:ASP:O	10:BJ:92:LEU:O	2.22	0.58
25:CA:2698:U:H2'	25:CA:2699:C:C6	2.39	0.58
12:AL:75:GLU:O	12:AL:76:HIS:HB2	2.02	0.58
19:BS:6:LYS:CA	19:BS:6:LYS:HE2	2.33	0.58
19:AS:73:PHE:CD1	19:AS:73:PHE:N	2.72	0.58
25:CA:1794:A:H2'	25:CA:1795:C:H6	1.68	0.58
1:BA:978:A:C5	1:BA:1318:A:C6	2.92	0.58
13:BM:89:ARG:HD2	13:BM:95:PRO:O	2.04	0.58
19:BS:68:HIS:HB3	19:BS:72:GLU:OE2	2.03	0.58
25:CA:2128:G:O2'	25:CA:2129:C:H5'	2.04	0.58
4:BD:28:ASP:O	4:BD:29:THR:HB	2.04	0.58
49:DY:28:LEU:CD1	49:DY:46:VAL:HG21	2.33	0.58
2:AB:88:GLN:HE21	2:AB:220:VAL:HB	1.68	0.58
10:AJ:73:LEU:O	10:AJ:74:VAL:HB	2.04	0.58
5:BE:109:ALA:O	5:BE:110:MET:CB	2.52	0.58

Continued on next page...

Continued from previous page...

Atom-1	Atom-2	Distance(Å)	Clash(Å)
5:BE:94:PHE:CZ	5:BE:96:GLN:HG2	2.38	0.58
25:CA:279:A:H2'	25:CA:280:U:H5'	1.84	0.58
13:AM:32:ILE:HD13	13:AM:58:GLU:CG	2.34	0.58
25:DA:1448:G:C6	25:DA:1449:G:C5	2.92	0.58
25:DA:1526:C:C4	25:DA:1527:G:C5	2.92	0.58
30:DF:37:MET:HE3	30:DF:151:LEU:HB3	1.84	0.58
1:AA:89:U:O2'	1:AA:90:C:H5''	2.04	0.58
20:BT:54:GLN:HB3	20:BT:55:PRO:CD	2.34	0.58
35:CK:113:MET:SD	35:CK:116:ILE:HD11	2.44	0.58
25:DA:2125:G:N1	25:DA:2171:A:OP1	2.36	0.58
27:DC:140:VAL:HG13	27:DC:190:THR:O	2.03	0.58
45:DU:5:ARG:O	45:DU:6:ARG:O	2.21	0.58
2:BB:67:LEU:HD22	2:BB:69:VAL:HG23	1.85	0.58
43:DS:63:GLY:O	43:DS:64:ALA:HB3	2.03	0.58
43:DS:66:ILE:N	43:DS:66:ILE:HD13	2.19	0.58
30:DF:170:ALA:C	30:DF:172:PHE:H	2.07	0.58
54:D3:14:LYS:HB3	54:D3:22:LYS:HE2	1.84	0.58
5:BE:124:ALA:O	5:BE:125:LYS:HB3	2.03	0.58
25:DA:158:U:C2'	25:DA:159:G:H5'	2.33	0.58
1:BA:642:A:C2	8:BH:104:SER:O	2.57	0.58
25:CA:409:G:O2'	25:CA:410:G:H5'	2.04	0.58
19:BS:43:MET:HA	19:BS:46:LEU:HD12	1.86	0.58
25:DA:261:G:N3	25:DA:261:G:H2'	2.18	0.58
25:CA:1526:C:C2'	25:CA:1527:G:O5'	2.52	0.58
16:BP:79:ASN:O	16:BP:80:LYS:HB2	2.02	0.58
52:C1:28:THR:C	52:C1:29:LYS:HG2	2.24	0.58
16:BP:3:THR:HG22	16:BP:66:THR:OG1	2.03	0.58
25:CA:2880:C:H1'	38:CN:91:ALA:O	2.04	0.58
31:DG:101:VAL:HG22	31:DG:115:GLN:OE1	2.03	0.58
32:DH:96:THR:HG22	32:DH:115:VAL:CG1	2.34	0.58
45:CU:42:LYS:HG2	45:CU:59:GLU:HB2	1.85	0.58
36:CL:116:VAL:O	36:CL:116:VAL:HG13	2.02	0.58
1:BA:1237:C:C6	1:BA:1336:C:N4	2.71	0.58
33:CI:91:LYS:HB3	33:CI:94:LYS:CG	2.33	0.58
4:BD:109:THR:O	4:BD:111:ALA:N	2.37	0.58
25:CA:1968:G:H5''	60:CA:3468:HOH:O	2.02	0.58
1:BA:420:U:C2'	1:BA:421:U:H5''	2.34	0.58
1:AA:956:U:H2'	1:AA:957:U:O4'	2.04	0.58
25:CA:846:U:H1'	25:CA:847:U:H5	1.69	0.58
25:DA:2294:G:C2	25:DA:2295:C:C2	2.92	0.58
36:DL:91:ASP:HB3	36:DL:94:THR:CB	2.30	0.58
30:CF:118:ALA:HA	30:CF:176:PHE:CE2	2.38	0.58

Continued on next page...

Continued from previous page...

Atom-1	Atom-2	Distance(Å)	Clash(Å)
22:AV:18:G:H4'	22:AV:19:G:OP1	2.03	0.58
7:BG:64:ALA:HB1	7:BG:126:ALA:HB1	1.85	0.58
8:AH:48:PHE:O	8:AH:49:LYS:CB	2.51	0.58
1:BA:466:A:H2'	1:BA:468:A:C2	2.38	0.58
9:AI:49:GLN:NE2	9:AI:79:ARG:NH1	2.52	0.58
29:DE:148:ILE:CD1	29:DE:187:VAL:CG1	2.82	0.58
25:DA:2409:G:C6	25:DA:2410:G:C5	2.92	0.58
3:AC:86:LEU:O	3:AC:89:VAL:HG22	2.03	0.58
21:BU:24:LYS:CG	21:BU:25:ALA:N	2.66	0.58
1:BA:674:G:H4'	18:BR:69:TYR:CE1	2.38	0.58
25:DA:1194:A:H2'	25:DA:1195:G:O5'	2.04	0.58
20:BT:4:LYS:O	20:BT:6:ALA:N	2.36	0.58
1:BA:209:U:H2'	1:BA:209:U:O2	2.04	0.58
1:BA:328:C:H4'	1:BA:329:A:H5''	1.85	0.58
32:CH:3:VAL:HG12	32:CH:38:PRO:HA	1.86	0.58
1:BA:1162:C:H1'	1:BA:1175:G:N2	2.19	0.58
7:BG:94:ARG:HA	7:BG:97:ALA:HB3	1.86	0.58
25:CA:61:C:C2	25:CA:94:A:C2	2.91	0.58
25:CA:2590:A:O2'	25:CA:2591:C:H5'	2.04	0.58
30:CF:57:ALA:HB2	30:CF:64:PRO:HD3	1.86	0.58
27:CC:157:ALA:HB1	27:CC:196:ASN:O	2.04	0.58
43:CS:4:ILE:H	43:CS:4:ILE:HD12	1.68	0.58
25:CA:117:G:C6	25:CA:119:A:C6	2.92	0.58
45:DU:72:PHE:CZ	45:DU:77:GLY:HA2	2.39	0.58
36:CL:68:SER:O	36:CL:69:ARG:CB	2.52	0.58
40:CP:52:ARG:HH11	40:CP:52:ARG:HG2	1.69	0.58
25:DA:402:A:H2'	25:DA:403:U:H5'	1.85	0.58
25:DA:1787:A:O4'	25:DA:2589:A:H4'	2.04	0.58
40:DP:52:ARG:H	40:DP:56:SER:HB3	1.68	0.58
50:DZ:6:ILE:HD11	50:DZ:47:ILE:HD11	1.85	0.58
1:BA:1210:C:O4'	1:BA:1214:C:C4	2.57	0.58
44:CT:48:GLN:OE1	44:CT:54:GLU:HA	2.04	0.58
33:DI:126:ARG:HD3	33:DI:126:ARG:H	1.69	0.58
41:CQ:90:ASP:O	41:CQ:94:LEU:HD12	2.03	0.58
33:DI:27:LEU:HD13	33:DI:37:PHE:CD2	2.38	0.57
25:CA:1072:C:OP2	25:CA:1075:C:N4	2.37	0.57
25:CA:1061:U:O4	33:CI:10:LEU:HA	2.04	0.57
1:BA:1276:G:C5	1:BA:1277:C:C5	2.92	0.57
17:AQ:57:VAL:HG12	17:AQ:78:VAL:HB	1.86	0.57
25:DA:2295:C:C2'	25:DA:2296:U:O5'	2.52	0.57
25:DA:2094:A:C2	25:DA:2196:C:C2	2.91	0.57
32:DH:59:ALA:O	32:DH:62:LEU:CB	2.51	0.57

Continued on next page...

Continued from previous page...

Atom-1	Atom-2	Distance(Å)	Clash(Å)
25:CA:790:U:O5'	25:CA:790:U:H2'	2.03	0.57
36:DL:110:VAL:O	36:DL:111:ILE:O	2.22	0.57
36:DL:79:LEU:O	36:DL:81:ASP:O	2.22	0.57
1:AA:1162:C:C2	1:AA:1175:G:C2	2.92	0.57
4:AD:52:VAL:CG2	4:AD:53:GLN:N	2.67	0.57
1:AA:511:C:H1'	1:AA:512:U:C6	2.37	0.57
12:AL:115:LYS:O	12:AL:116:TYR:HB2	2.03	0.57
1:AA:91:U:C4	1:AA:92:U:C2	2.92	0.57
7:BG:41:ILE:HD13	7:BG:115:MET:HB3	1.85	0.57
4:BD:160:LEU:CD2	4:BD:161:ALA:N	2.66	0.57
1:AA:1309:G:C6	1:AA:1329:A:C6	2.92	0.57
1:BA:1092:A:C6	1:BA:1093:A:C6	2.92	0.57
25:DA:363:G:H2'	25:DA:364:C:C6	2.39	0.57
1:BA:1489:G:C4	1:BA:1490:U:C6	2.92	0.57
43:DS:59:GLU:HA	43:DS:64:ALA:HB2	1.86	0.57
25:DA:1121:C:N3	25:DA:1122:G:C8	2.72	0.57
14:BN:80:SER:O	14:BN:84:VAL:HG23	2.04	0.57
25:DA:618:G:N3	25:DA:618:G:H2'	2.18	0.57
1:BA:112:G:C6	1:BA:330:C:C5	2.92	0.57
1:BA:145:G:C2'	1:BA:146:G:O5'	2.52	0.57
25:DA:2591:C:OP2	27:DC:236:GLY:O	2.21	0.57
32:CH:40:THR:O	32:CH:42:LYS:N	2.37	0.57
25:DA:773:U:C5'	27:DC:46:GLY:HA3	2.34	0.57
25:CA:108:G:H2'	25:CA:109:C:H5'	1.85	0.57
8:BH:20:ASN:HA	8:BH:64:TYR:CE2	2.39	0.57
10:AJ:36:VAL:HA	10:AJ:75:ASP:O	2.04	0.57
25:DA:1229:C:H2'	25:DA:1230:A:C8	2.39	0.57
8:BH:111:THR:O	8:BH:114:ALA:HB3	2.03	0.57
25:CA:1439:A:H2'	25:CA:1440:U:H5'	1.85	0.57
25:DA:2819:G:H5''	60:DA:3816:HOH:O	2.03	0.57
31:CG:53:PRO:HD3	31:CG:61:TRP:CH2	2.39	0.57
29:CE:122:GLU:O	29:CE:123:LYS:HD3	2.04	0.57
25:CA:187:G:H2'	25:CA:188:G:H5''	1.84	0.57
25:CA:1185:G:H5''	25:CA:1186:G:OP1	2.03	0.57
25:CA:2040:G:H2'	25:CA:2041:U:O4'	2.04	0.57
36:CL:23:ILE:O	36:CL:25:SER:N	2.37	0.57
1:AA:87:C:C2'	1:AA:88:U:H5'	2.34	0.57
25:CA:2502:G:H5'	25:CA:2503:A:H5''	1.85	0.57
1:BA:993:G:H2'	1:BA:993:G:N3	2.19	0.57
42:CR:29:THR:HG22	42:CR:29:THR:O	2.02	0.57
31:CG:97:VAL:HG12	31:CG:97:VAL:O	2.02	0.57
25:CA:225:C:C2	25:CA:231:A:C2	2.92	0.57

Continued on next page...

Continued from previous page...

Atom-1	Atom-2	Distance(Å)	Clash(Å)
33:DI:40:ALA:HB3	33:DI:68:PHE:CZ	2.39	0.57
25:DA:1312:U:H4'	25:DA:1313:U:O5'	2.05	0.57
25:CA:1059:G:OP2	25:CA:1060:U:C2'	2.52	0.57
2:AB:114:LYS:O	2:AB:116:LEU:N	2.37	0.57
2:AB:53:LEU:CD1	2:AB:216:VAL:HA	2.34	0.57
17:AQ:57:VAL:C	17:AQ:58:VAL:HG12	2.25	0.57
25:DA:2344:U:H4'	25:DA:2345:G:OP1	2.04	0.57
42:CR:39:LEU:C	42:CR:49:ILE:HG23	2.25	0.57
11:AK:41:LEU:HB3	11:AK:76:TYR:HE2	1.67	0.57
30:DF:151:LEU:HD11	30:DF:153:ILE:HD11	1.86	0.57
39:DO:25:ARG:HG3	39:DO:27:VAL:HG23	1.85	0.57
33:CI:139:VAL:HG23	33:CI:141:ASP:HB2	1.86	0.57
25:DA:2834:G:H2'	25:DA:2879:A:H61	1.69	0.57
5:AE:120:HIS:O	5:AE:121:ASN:HB3	2.04	0.57
5:AE:81:GLN:N	5:AE:146:MET:HE1	2.18	0.57
14:AN:35:ALA:HA	14:AN:41:ARG:HB3	1.86	0.57
20:AT:53:MET:HE3	20:AT:54:GLN:HA	1.86	0.57
1:BA:736:C:H2'	1:BA:737:C:C6	2.38	0.57
16:AP:78:VAL:O	16:AP:80:LYS:N	2.37	0.57
25:CA:1589:U:C2'	25:CA:1590:A:H5'	2.33	0.57
1:AA:1298:U:H4'	1:AA:1299:A:O5'	2.03	0.57
31:DG:43:LYS:N	31:DG:43:LYS:CE	2.67	0.57
25:CA:1475:G:N3	25:CA:1475:G:O4'	2.34	0.57
25:CA:1869:G:O2'	25:CA:1872:A:N6	2.38	0.57
2:BB:90:PHE:H	2:BB:149:GLY:HA3	1.68	0.57
2:BB:90:PHE:HE2	2:BB:148:GLY:O	1.87	0.57
25:DA:53:A:H2'	25:DA:54:G:H5'	1.86	0.57
1:BA:423:G:H2'	1:BA:424:G:O4'	2.04	0.57
25:CA:2480:C:H2'	25:CA:2481:G:H5'	1.86	0.57
11:BK:89:GLY:O	11:BK:90:PRO:O	2.22	0.57
1:BA:149:A:C2	1:BA:150:U:C2	2.92	0.57
3:BC:83:VAL:O	3:BC:86:LEU:HB2	2.03	0.57
25:DA:1356:G:C5	25:DA:1357:C:C5	2.92	0.57
40:CP:30:TRP:CD2	40:CP:39:LEU:CD1	2.87	0.57
25:DA:630:G:H5''	25:DA:631:A:OP2	2.04	0.57
8:BH:82:LEU:CD1	8:BH:84:ILE:HD11	2.34	0.57
25:CA:215:G:C4'	25:CA:216:A:H4'	2.34	0.57
36:CL:85:VAL:O	36:CL:86:GLU:O	2.22	0.57
25:DA:819:A:H2'	25:DA:820:A:O5'	2.04	0.57
25:CA:2327:A:H2'	25:CA:2328:A:C8	2.39	0.57
1:AA:294:U:C2	1:AA:295:C:C5	2.91	0.57
1:BA:1010:U:H2'	1:BA:1011:C:H6	1.69	0.57

Continued on next page...

Continued from previous page...

Atom-1	Atom-2	Distance(Å)	Clash(Å)
1:BA:1009:U:H2'	1:BA:1010:U:H5'	1.86	0.57
25:DA:2383:G:H2'	25:DA:2384:U:H6	1.69	0.57
25:CA:1794:A:H2'	25:CA:1795:C:C6	2.39	0.57
25:DA:1043:C:C4	25:DA:1044:C:C4	2.92	0.57
27:CC:96:LYS:HD2	27:CC:96:LYS:N	2.18	0.57
30:CF:71:LYS:HD3	30:CF:72:SER:N	2.20	0.57
25:CA:2064:C:H2'	25:CA:2065:C:C6	2.40	0.57
1:AA:995:C:N3	1:AA:1046:A:O2'	2.29	0.57
33:CI:115:ASP:O	33:CI:116:MET:HG2	2.05	0.57
25:CA:2415:G:H4'	36:CL:66:PHE:HB3	1.86	0.57
17:AQ:80:LYS:N	17:AQ:80:LYS:HD3	2.19	0.57
4:AD:147:LYS:H	4:AD:147:LYS:CD	2.17	0.57
25:DA:1058:U:H2'	25:DA:1059:G:C8	2.39	0.57
1:AA:1074:G:H4'	2:AB:101:THR:HG23	1.86	0.57
1:BA:1273:C:C6	1:BA:1274:A:C8	2.92	0.57
10:AJ:9:ARG:O	10:AJ:98:VAL:HA	2.04	0.57
42:DR:49:ILE:CB	42:DR:53:PHE:N	2.68	0.57
34:DJ:31:GLU:HB3	34:DJ:142:ILE:HG12	1.87	0.57
38:DN:33:ILE:HG13	38:DN:114:GLU:HB3	1.86	0.57
13:AM:16:ILE:O	13:AM:17:ALA:C	2.42	0.57
32:CH:61:VAL:O	32:CH:64:ALA:CB	2.50	0.57
1:AA:1031:C:C4'	1:AA:1032:G:H5''	2.31	0.57
5:AE:88:HIS:ND1	5:AE:137:ARG:HD3	2.18	0.57
25:DA:2323:G:O2'	25:DA:2324:U:H5'	2.04	0.57
20:BT:43:LYS:CD	20:BT:86:ALA:HA	2.33	0.57
25:CA:1587:G:C5	25:CA:1588:G:C8	2.92	0.57
1:BA:1130:A:C2'	1:BA:1131:G:H5'	2.35	0.57
1:BA:1073:U:C2	1:BA:1074:G:C8	2.91	0.57
9:AI:20:ILE:HD13	9:AI:86:LEU:CD1	2.33	0.57
25:CA:1045:C:H3'	25:CA:1046:A:C5'	2.33	0.57
31:DG:8:VAL:CG2	31:DG:68:ARG:HD2	2.33	0.57
25:DA:2746:U:O4	25:DA:2747:G:C5	2.57	0.57
11:BK:87:GLY:H	11:BK:113:THR:HG22	1.67	0.57
17:AQ:68:LYS:O	17:AQ:69:THR:CB	2.52	0.57
12:BL:2:THR:HG22	12:BL:4:ASN:H	1.69	0.57
4:BD:153:ARG:O	4:BD:157:ALA:HB2	2.05	0.57
8:AH:10:LEU:N	8:AH:10:LEU:HD23	2.19	0.57
1:AA:201:G:C2	1:AA:217:C:O2	2.58	0.57
25:DA:665:U:C2	25:DA:666:A:C8	2.92	0.57
25:DA:819:A:C4	25:DA:1189:A:C2	2.91	0.57
1:AA:1479:C:C2	1:AA:1480:A:C8	2.93	0.57
52:C1:34:GLU:HG2	52:C1:49:LYS:HG3	1.84	0.57

Continued on next page...

Continued from previous page...

Atom-1	Atom-2	Distance(Å)	Clash(Å)
31:CG:80:GLU:O	31:CG:81:GLY:O	2.23	0.57
1:BA:290:C:C2'	1:BA:291:U:H5'	2.34	0.57
54:D3:44:ARG:N	54:D3:45:PRO:HD2	2.19	0.57
22:BV:5:G:C2	22:BV:69:G:C2	2.92	0.57
46:CV:70:ILE:HG22	46:CV:72:VAL:CG1	2.34	0.57
31:CG:158:GLY:O	31:CG:159:LYS:C	2.43	0.57
25:DA:1853:A:N1	25:DA:2087:G:H1'	2.19	0.57
31:DG:39:ALA:HB2	31:DG:57:TYR:HB3	1.87	0.57
1:AA:83:C:H4'	1:AA:83:C:OP1	2.04	0.57
1:BA:1120:C:H2'	1:BA:1121:U:H6	1.69	0.57
1:BA:889:A:H4'	1:BA:890:G:OP1	2.05	0.57
25:DA:1097:U:H3'	25:DA:1098:A:O4'	2.03	0.57
25:DA:1401:G:N7	25:DA:1402:U:C5	2.73	0.57
25:CA:1066:U:O2	25:CA:1069:A:N7	2.38	0.57
2:AB:81:ASP:H	2:AB:84:LEU:HB3	1.69	0.57
25:DA:2291:U:O2'	25:DA:2292:U:H5'	2.03	0.57
21:BU:46:ARG:HA	21:BU:49:ALA:HB3	1.86	0.57
2:AB:207:ARG:O	2:AB:209:VAL:N	2.37	0.57
42:CR:40:MET:CE	42:CR:48:LYS:HE2	2.34	0.57
1:AA:413:G:C2	4:AD:32:LYS:HD3	2.39	0.57
21:AU:38:GLU:N	21:AU:40:PRO:HD3	2.19	0.57
5:AE:114:LEU:O	5:AE:119:VAL:HG22	2.05	0.57
5:AE:152:VAL:O	5:AE:155:LYS:HB2	2.05	0.57
22:AV:21:A:C6	22:AV:48:C:C6	2.92	0.57
1:AA:514:C:C2'	1:AA:515:G:O5'	2.52	0.57
1:AA:1287:A:N6	1:AA:1288:A:N6	2.52	0.57
31:DG:29:ASN:CB	31:DG:78:VAL:HA	2.35	0.57
25:DA:2125:G:C5'	25:DA:2126:A:OP2	2.53	0.57
25:DA:230:G:C2	25:DA:231:A:C8	2.93	0.57
31:DG:71:LEU:HA	31:DG:74:MET:SD	2.44	0.57
25:CA:1071:G:C1'	25:CA:1089:A:N7	2.68	0.57
25:DA:119:A:H4'	25:DA:120:U:O5'	2.04	0.57
14:AN:29:ILE:O	14:AN:30:ILE:C	2.41	0.57
17:AQ:59:GLU:HG2	17:AQ:75:VAL:HG21	1.85	0.57
13:AM:74:MET:SD	30:CF:111:ARG:HB2	2.45	0.57
30:CF:142:TYR:C	30:CF:145:VAL:HG22	2.24	0.57
1:BA:150:U:C4	1:BA:170:U:C5	2.93	0.57
1:BA:1450:U:H2'	1:BA:1452:C:C5	2.39	0.57
1:AA:543:U:O2'	1:AA:544:G:H5'	2.04	0.57
25:CA:2403:C:O2'	25:CA:2404:U:H5'	2.05	0.57
29:CE:104:ALA:O	29:CE:108:ILE:CG2	2.52	0.57
5:AE:158:LYS:O	8:AH:63:LYS:HE3	2.04	0.57

Continued on next page...

Continued from previous page...

Atom-1	Atom-2	Distance(Å)	Clash(Å)
14:BN:45:VAL:HG23	14:BN:46:LEU:H	1.67	0.57
25:DA:1869:G:N2	25:DA:1873:G:C6	2.72	0.57
45:CU:96:LYS:O	45:CU:97:SER:CB	2.51	0.57
1:AA:883:C:O2'	1:AA:884:U:H5'	2.04	0.57
25:CA:2719:G:O2'	25:CA:2720:U:H5'	2.04	0.57
27:CC:259:ASN:O	27:CC:260:LYS:CB	2.52	0.57
1:AA:299:G:C6	1:AA:300:A:C2	2.92	0.57
1:BA:264:C:H2'	1:BA:265:G:O4'	2.05	0.57
54:D3:62:PRO:HG2	54:D3:63:TYR:CD2	2.39	0.57
1:BA:660:C:H2'	1:BA:661:G:O4'	2.04	0.57
43:DS:1:MET:HB3	43:DS:109:ASP:OD2	2.04	0.57
25:DA:749:A:N1	25:DA:753:A:O2'	2.32	0.57
25:DA:434:U:H4'	25:DA:435:C:OP1	2.03	0.57
25:CA:2870:C:C4	25:CA:2871:U:C5	2.92	0.57
25:DA:560:C:O2	41:DQ:47:ARG:NH1	2.36	0.57
9:AI:11:ARG:HG2	9:AI:11:ARG:HH11	1.70	0.57
43:DS:67:ASP:N	43:DS:67:ASP:OD1	2.36	0.57
38:CN:38:LEU:HB3	38:CN:39:PRO:CD	2.34	0.57
14:BN:5:MET:HB3	14:BN:63:ARG:NH2	2.18	0.57
25:DA:1029:A:C8	25:DA:1030:C:C6	2.92	0.57
4:BD:101:VAL:HG12	4:BD:113:ALA:HB1	1.85	0.57
25:DA:2315:G:H2'	25:DA:2316:G:O4'	2.04	0.57
1:BA:1345:U:H2'	60:BA:1831:HOH:O	2.05	0.57
9:BI:128:LYS:CD	9:BI:129:ARG:H	2.18	0.57
13:BM:66:GLY:HA2	13:BM:69:ARG:CD	2.35	0.57
32:CH:34:GLY:O	32:CH:35:LYS:CB	2.53	0.57
2:AB:143:LEU:H	2:AB:143:LEU:HD23	1.69	0.57
1:AA:1211:U:O2'	1:AA:1212:U:P	2.61	0.57
25:CA:1178:C:O3'	25:CA:1179:G:C8	2.58	0.57
2:BB:185:ILE:HA	2:BB:199:ILE:HB	1.85	0.57
42:CR:39:LEU:CA	42:CR:49:ILE:CG2	2.82	0.57
20:BT:66:ILE:HD11	20:BT:70:LYS:CD	2.33	0.57
25:DA:1413:A:C2	25:DA:1414:C:C2	2.93	0.57
1:AA:1183:U:O4'	1:AA:1183:U:OP2	2.22	0.57
25:DA:969:G:H2'	25:DA:970:U:C6	2.40	0.57
1:BA:730:G:O2'	1:BA:766:A:H5'	2.03	0.57
25:CA:1420:A:O2'	25:CA:1421:G:H5'	2.03	0.57
1:AA:624:C:C2'	1:AA:625:U:O5'	2.52	0.57
4:AD:176:LYS:HD3	4:AD:176:LYS:H	1.67	0.57
5:AE:93:VAL:HG21	5:AE:110:MET:CE	2.34	0.57
1:BA:72:A:C6	1:BA:73:C:N4	2.72	0.57
16:AP:72:ALA:HA	16:AP:75:ILE:CD1	2.35	0.57

Continued on next page...

Continued from previous page...

Atom-1	Atom-2	Distance(Å)	Clash(Å)
31:DG:112:VAL:CG1	31:DG:150:TYR:CE2	2.88	0.57
25:CA:1414:C:C5	25:CA:1415:U:C5	2.93	0.57
32:DH:43:ASN:O	32:DH:46:PHE:HB3	2.04	0.57
1:BA:1073:U:H5'	1:BA:1074:G:OP2	2.05	0.57
14:AN:6:LYS:N	14:AN:6:LYS:HD3	2.20	0.57
10:BJ:18:ILE:HG23	10:BJ:19:ASP:N	2.18	0.57
25:CA:1873:G:O2'	25:CA:1874:C:H5'	2.04	0.57
29:DE:189:THR:HG22	29:DE:192:ALA:H	1.70	0.57
28:CD:150:GLN:O	28:CD:153:GLY:CA	2.52	0.57
1:BA:1049:U:H4'	1:BA:1050:G:OP2	2.05	0.57
1:AA:244:U:H4'	1:AA:245:U:C5'	2.34	0.57
1:AA:244:U:H4'	1:AA:245:U:H5'	1.86	0.57
1:BA:145:G:H2'	1:BA:146:G:O5'	2.04	0.57
1:BA:244:U:H4'	1:BA:245:U:C5'	2.35	0.57
1:BA:1032:G:N3	1:BA:1032:G:H3'	2.19	0.57
25:DA:729:G:N3	25:DA:729:G:H2'	2.18	0.57
9:BI:89:TYR:O	9:BI:93:LEU:HD21	2.04	0.57
25:DA:1356:G:C2	25:DA:1357:C:C6	2.92	0.57
14:AN:20:PHE:CD2	14:AN:24:ALA:CB	2.87	0.57
35:CK:77:ILE:N	35:CK:77:ILE:CD1	2.67	0.57
1:AA:104:G:C2'	1:AA:105:G:H5'	2.34	0.57
36:DL:90:VAL:HG11	36:DL:122:VAL:HG13	1.86	0.57
46:DV:28:ALA:HB3	46:DV:42:LEU:HD21	1.86	0.57
25:CA:535:G:O2'	25:CA:536:G:H5'	2.04	0.57
25:DA:146:A:H2'	25:DA:147:C:H6	1.70	0.57
8:AH:82:LEU:HD22	8:AH:83:ARG:O	2.05	0.57
12:BL:6:LEU:HD22	12:BL:11:ARG:HD2	1.85	0.57
25:DA:1014:A:C2	25:DA:1149:G:C2	2.92	0.57
53:C2:27:GLY:O	53:C2:30:VAL:HB	2.04	0.57
30:CF:134:GLN:O	30:CF:134:GLN:HG2	2.03	0.57
28:DD:187:LEU:O	28:DD:188:LEU:HD23	2.04	0.57
1:BA:1245:C:O2'	1:BA:1246:A:H5'	2.04	0.57
39:DO:14:ALA:O	39:DO:18:LEU:HD23	2.04	0.57
1:BA:430:A:H4'	4:BD:6:PRO:HG3	1.87	0.57
2:AB:115:ASP:O	2:AB:116:LEU:HB2	2.05	0.57
25:DA:2333:A:N7	25:DA:2335:A:C2	2.73	0.57
25:DA:2335:A:N7	25:DA:2337:G:C6	2.73	0.57
25:DA:2343:U:H2'	25:DA:2344:U:C6	2.40	0.57
25:DA:2193:G:H2'	25:DA:2194:U:C6	2.38	0.57
21:AU:28:LEU:C	21:AU:28:LEU:CD2	2.73	0.57
5:BE:95:MET:HE2	5:BE:114:LEU:HD21	1.84	0.57
5:BE:100:GLU:HA	5:BE:121:ASN:CB	2.34	0.57

Continued on next page...

Continued from previous page...

Atom-1	Atom-2	Distance(Å)	Clash(Å)
10:AJ:33:GLY:HA3	10:AJ:83:THR:HB	1.87	0.57
8:AH:53:ASP:CG	8:AH:54:THR:N	2.58	0.57
21:AU:13:VAL:O	21:AU:15:LEU:CG	2.53	0.57
3:AC:16:PRO:O	3:AC:17:TRP:HB2	2.04	0.57
1:AA:625:U:O2'	1:AA:626:G:H5'	2.03	0.57
3:AC:141:MET:HE1	3:AC:147:GLY:HA2	1.86	0.57
1:AA:435:A:C5	1:AA:436:C:C5	2.92	0.57
1:AA:439:U:C6	1:AA:440:C:C5	2.93	0.57
33:CI:83:ALA:HB1	33:CI:100:ILE:HD12	1.85	0.57
11:AK:123:PRO:O	11:AK:124:LYS:O	2.22	0.57
1:BA:189:A:C2'	1:BA:190:A:O5'	2.52	0.57
8:AH:58:LEU:HD13	8:AH:58:LEU:C	2.24	0.57
1:BA:735:C:H2'	1:BA:736:C:C6	2.39	0.57
31:DG:120:ILE:HD12	31:DG:140:ILE:CG2	2.35	0.57
1:BA:842:U:C2	1:BA:845:A:OP1	2.57	0.57
1:AA:1366:C:H2'	1:AA:1367:C:C6	2.39	0.57
6:BF:86:ARG:HG2	6:BF:86:ARG:HH11	1.69	0.57
2:AB:202:ASN:OD1	2:AB:203:ASP:N	2.38	0.57
25:CA:686:U:H2'	25:CA:788:A:N1	2.19	0.57
38:CN:2:ARG:O	38:CN:2:ARG:CD	2.52	0.57
25:CA:1483:G:C5	25:CA:1484:U:C5	2.92	0.57
2:BB:219:THR:H	2:BB:221:ARG:HD3	1.69	0.57
2:BB:49:PHE:HB2	2:BB:212:TYR:OH	2.05	0.57
25:CA:1071:G:C1'	25:CA:1089:A:C8	2.88	0.57
14:AN:30:ILE:HG22	14:AN:31:SER:N	2.20	0.57
1:BA:1387:G:C6	1:BA:1388:C:C4	2.92	0.57
25:DA:60:G:O2'	25:DA:61:C:O5'	2.23	0.57
20:BT:6:ALA:HB1	20:BT:9:ARG:HB2	1.86	0.57
6:BF:10:VAL:HG11	6:BF:18:VAL:CG2	2.34	0.57
56:DB:45:A:C2	56:DB:46:A:N9	2.73	0.57
25:DA:2884:U:O2	25:DA:2884:U:C4'	2.51	0.57
7:BG:80:GLY:HA3	23:BX:11:U:H5''	1.86	0.57
25:DA:189:G:P	48:DX:25:LYS:HE2	2.44	0.57
15:BO:20:ASP:OD2	15:BO:23:SER:HB2	2.05	0.57
15:BO:69:LEU:HD22	15:BO:77:TYR:HB2	1.87	0.57
31:CG:148:ARG:HG3	31:CG:148:ARG:HH11	1.70	0.57
9:BI:98:ARG:HA	9:BI:103:VAL:CG2	2.34	0.57
1:BA:211:G:O2'	1:BA:212:G:O4'	2.22	0.57
25:DA:2134:A:N6	25:DA:2157:G:O2'	2.37	0.57
1:AA:419:C:C2'	1:AA:420:U:O5'	2.52	0.57
25:DA:2098:U:C4	25:DA:2099:U:C5	2.93	0.57
49:CY:36:GLN:O	49:CY:37:LEU:HB3	2.05	0.57

Continued on next page...

Continued from previous page...

Atom-1	Atom-2	Distance(Å)	Clash(Å)
1:AA:883:C:C2'	1:AA:884:U:H5'	2.33	0.57
4:AD:147:LYS:HD3	4:AD:147:LYS:H	1.69	0.57
5:AE:96:GLN:HB2	5:AE:123:LEU:CD1	2.35	0.57
40:DP:90:ALA:HB2	40:DP:112:ARG:HA	1.86	0.57
25:CA:751:A:H5'	43:CS:90:LYS:HA	1.86	0.57
25:DA:2642:G:C2	25:DA:2773:C:C2	2.92	0.57
31:DG:21:GLN:OE1	31:DG:21:GLN:HA	2.04	0.57
11:BK:100:ASN:C	11:BK:100:ASN:OD1	2.41	0.57
25:DA:580:U:O3'	41:DQ:30:VAL:HG13	2.04	0.57
32:DH:117:LEU:HD12	32:DH:118:PRO:HD2	1.85	0.57
13:BM:78:ARG:O	13:BM:82:LEU:HD23	2.04	0.57
25:DA:1090:A:N1	25:DA:1102:C:O2	2.37	0.57
1:AA:676:A:O2'	1:AA:677:U:H5'	2.05	0.57
21:AU:19:LYS:HE2	21:AU:19:LYS:CA	2.33	0.57
1:AA:1211:U:O2'	1:AA:1212:U:OP2	2.22	0.57
17:AQ:71:SER:C	17:AQ:72:TRP:CD1	2.78	0.57
25:CA:2473:U:C6	25:CA:2474:U:H5	2.21	0.57
32:DH:6:LEU:HD13	32:DH:35:LYS:H	1.70	0.57
25:CA:1169:A:H2'	25:CA:1170:C:O4'	2.04	0.57
25:CA:1181:U:H2'	25:CA:1182:G:C8	2.39	0.57
4:AD:94:GLU:OE2	4:AD:103:ARG:NH1	2.37	0.57
2:BB:71:THR:O	2:BB:72:LYS:CG	2.52	0.57
1:BA:1217:C:H2'	1:BA:1218:C:C6	2.38	0.57
25:DA:1465:G:C6	25:DA:1466:U:C4	2.92	0.57
10:AJ:33:GLY:O	10:AJ:34:ALA:HB2	2.05	0.57
25:DA:1458:U:H5'	25:DA:1459:G:C2	2.40	0.57
1:AA:410:G:H5'	1:AA:411:A:OP1	2.03	0.57
1:AA:22:G:C6	1:AA:23:C:N3	2.73	0.57
1:BA:74:A:C2	1:BA:97:G:C4	2.93	0.57
17:BQ:60:ILE:O	17:BQ:61:ARG:HB3	2.04	0.57
3:BC:46:LEU:HB3	3:BC:49:ALA:HB3	1.86	0.57
25:DA:2018:G:O2'	25:DA:2019:A:H5'	2.04	0.57
9:BI:8:THR:HB	9:BI:84:ARG:HH11	1.68	0.57
35:CK:114:LYS:O	35:CK:118:LEU:HG	2.04	0.57
1:BA:920:U:H2'	1:BA:921:U:H6	1.69	0.57
1:BA:502:A:H2'	1:BA:503:C:H6	1.70	0.57
9:AI:39:GLY:O	9:AI:40:ARG:CB	2.52	0.57
2:AB:40:ILE:HG21	2:AB:201:GLY:CA	2.35	0.57
3:AC:51:VAL:HG21	3:AC:67:ILE:HG23	1.87	0.57
27:DC:106:PRO:CB	27:DC:141:HIS:CE1	2.86	0.57
2:BB:218:ALA:O	2:BB:219:THR:HB	2.05	0.57
1:BA:1050:G:H2'	1:BA:1051:C:C6	2.40	0.57

Continued on next page...

Continued from previous page...

Atom-1	Atom-2	Distance(Å)	Clash(Å)
25:CA:528:A:H3'	25:CA:528:A:H8	1.70	0.57
56:DB:47:C:H6	56:DB:47:C:O5'	1.88	0.57
13:AM:76:ILE:HG22	13:AM:80:MET:CE	2.34	0.57
1:AA:1475:G:O2'	1:AA:1476:A:H5'	2.05	0.57
13:AM:10:ASP:O	13:AM:11:HIS:HB2	2.04	0.57
25:DA:630:G:C3'	25:DA:631:A:H5''	2.34	0.57
1:AA:104:G:N2	1:AA:105:G:C4	2.72	0.57
40:DP:13:LYS:HE3	40:DP:76:HIS:HA	1.87	0.57
30:DF:96:TRP:O	30:DF:97:GLU:C	2.42	0.57
8:BH:82:LEU:HD13	8:BH:82:LEU:C	2.25	0.57
10:BJ:9:ARG:O	10:BJ:98:VAL:HA	2.05	0.57
9:AI:89:TYR:O	9:AI:90:ASP:CG	2.43	0.57
18:BR:26:ALA:HA	18:BR:29:LYS:HG2	1.86	0.57
37:DM:66:ARG:HG3	37:DM:66:ARG:NH1	2.19	0.57
34:CJ:7:LYS:O	34:CJ:11:VAL:HG23	2.04	0.57
7:BG:74:VAL:HG21	7:BG:143:MET:HG3	1.87	0.57
25:DA:558:U:OP1	34:DJ:113:PRO:HD2	2.04	0.57
32:CH:69:ALA:CB	32:CH:138:VAL:HG12	2.34	0.57
30:DF:63:LYS:HG2	30:DF:63:LYS:O	2.03	0.57
32:CH:31:VAL:CB	32:CH:32:PRO:CD	2.83	0.57
1:AA:1312:G:N2	1:AA:1326:U:C2	2.73	0.57
1:BA:1257:A:H4'	1:BA:1258:G:OP2	2.05	0.57
25:DA:2209:G:C8	25:DA:2210:U:C6	2.93	0.57
21:AU:25:ALA:CB	23:AX:9:G:C5'	2.83	0.57
11:BK:125:LYS:HA	21:BU:33:ARG:HH21	1.69	0.57
1:BA:994:A:C8	1:BA:1216:A:H4'	2.40	0.57
1:AA:1183:U:C4'	1:AA:1183:U:OP2	2.52	0.57
56:DB:43:C:H1'	30:DF:89:THR:HG22	1.85	0.57
29:DE:126:VAL:HG21	29:DE:133:LEU:HB3	1.85	0.57
20:AT:53:MET:CE	20:AT:54:GLN:HA	2.35	0.57
1:BA:1534:A:H4'	1:BA:1535:C:H6	1.69	0.57
25:CA:1416:G:O2'	25:CA:1417:C:H6	1.86	0.57
1:BA:1130:A:C1'	1:BA:1146:A:C2	2.88	0.57
25:CA:2801:G:H2'	25:CA:2802:G:C8	2.40	0.57
1:BA:920:U:C2	1:BA:921:U:C5	2.93	0.57
8:BH:77:VAL:HG12	8:BH:78:SER:N	2.18	0.57
25:DA:1176:U:C4	25:DA:1177:G:C6	2.92	0.57
2:BB:61:SER:C	2:BB:63:LYS:N	2.58	0.57
25:DA:1021:A:N3	25:DA:1021:A:H3'	2.19	0.57
1:BA:1250:A:N7	1:BA:1287:A:N7	2.53	0.57
1:BA:158:G:C4	1:BA:159:G:C8	2.93	0.57
1:AA:769:G:O2'	1:AA:770:C:H5'	2.05	0.57

Continued on next page...

Continued from previous page...

Atom-1	Atom-2	Distance(Å)	Clash(Å)
25:CA:1501:G:H4'	27:CC:94:LEU:HD21	1.86	0.57
4:BD:83:GLY:O	4:BD:84:ASN:C	2.42	0.57
1:BA:833:G:O2'	1:BA:834:U:H5'	2.05	0.57
1:AA:110:C:H2'	1:AA:111:G:O4'	2.04	0.57
3:BC:5:HIS:CE1	3:BC:183:TYR:CD2	2.93	0.57
30:DF:104:THR:HG22	30:DF:105:ILE:HG22	1.87	0.57
1:BA:1088:G:C2	1:BA:1089:G:C4	2.93	0.57
1:AA:1442:G:H2'	1:AA:1443:C:O5'	2.04	0.57
30:CF:43:ILE:HG22	30:CF:82:TYR:CZ	2.39	0.57
1:BA:705:G:H21	11:BK:30:ILE:HD12	1.69	0.57
28:CD:40:LEU:O	28:CD:41:ALA:C	2.43	0.57
25:DA:282:A:H2'	25:DA:283:G:C8	2.39	0.57
57:DW:17:LEU:HA	57:DW:35:ARG:HB2	1.87	0.57
25:CA:185:G:C4	25:CA:186:G:C8	2.93	0.57
37:DM:66:ARG:HG3	37:DM:66:ARG:HH11	1.70	0.57
1:BA:974:A:C8	14:BN:71:HIS:CD2	2.92	0.57
25:DA:1348:C:H5"	25:DA:1349:C:OP2	2.05	0.57
25:DA:720:U:H2'	25:DA:721:A:C8	2.40	0.57
46:CV:23:ALA:O	46:CV:24:ASN:C	2.39	0.57
46:CV:25:LYS:HE2	46:CV:43:ASP:HA	1.87	0.57
25:DA:1837:C:O2'	25:DA:1927:A:N3	2.30	0.57
30:CF:66:ILE:HD12	30:CF:66:ILE:O	2.04	0.57
48:CX:58:ILE:HG13	48:CX:66:VAL:HG21	1.86	0.57
1:BA:1269:A:N1	1:BA:1312:G:O2'	2.33	0.57
1:BA:1310:G:C6	1:BA:1311:A:C5	2.93	0.57
25:DA:1073:A:H2'	25:DA:1074:G:H5'	1.85	0.57
2:AB:150:ILE:HG13	2:AB:151:LYS:N	2.20	0.57
1:BA:1151:A:N3	1:BA:1152:A:N7	2.52	0.57
13:BM:10:ASP:O	13:BM:11:HIS:HB2	2.03	0.57
41:CQ:86:SER:CB	42:CR:51:VAL:HA	2.35	0.57
25:DA:1414:C:C4	25:DA:1415:U:C5	2.93	0.57
25:DA:1412:U:O2	25:DA:1591:A:C2	2.57	0.57
8:AH:74:ILE:HD13	8:AH:128:VAL:HG13	1.87	0.57
25:CA:281:C:H2'	25:CA:282:A:C8	2.40	0.57
13:AM:40:GLU:CG	13:AM:41:ASP:N	2.68	0.57
20:BT:77:ASN:O	20:BT:81:GLN:HG2	2.05	0.57
1:AA:376:G:C4	1:AA:389:A:C2	2.93	0.57
1:BA:462:G:C5'	1:BA:463:U:OP2	2.52	0.57
1:AA:1493:A:C8	1:AA:1493:A:OP2	2.55	0.57
9:AI:5:TYR:HB3	9:AI:88:GLU:CG	2.35	0.57
49:CY:56:LEU:O	49:CY:57:LEU:HB2	2.05	0.57
9:BI:60:LEU:N	9:BI:60:LEU:HD23	2.20	0.57

Continued on next page...

Continued from previous page...

Atom-1	Atom-2	Distance(Å)	Clash(Å)
29:DE:119:ILE:O	29:DE:187:VAL:HA	2.04	0.57
25:CA:2722:G:H4'	38:CN:4:ARG:HB2	1.87	0.57
1:AA:131:A:C6	1:AA:132:C:N4	2.73	0.57
1:AA:519:C:H2'	1:AA:520:A:C8	2.40	0.57
19:AS:48:ILE:H	19:AS:48:ILE:HD12	1.68	0.57
9:AI:98:ARG:CD	9:AI:103:VAL:HG21	2.35	0.57
28:CD:96:ILE:HG22	28:CD:97:SER:N	2.19	0.57
1:BA:115:G:H4'	1:BA:116:A:O5'	2.04	0.57
30:CF:48:LEU:HD12	30:CF:51:ASN:HD21	1.68	0.57
7:BG:30:MET:HG2	7:BG:30:MET:O	2.04	0.57
25:CA:1171:G:C5	25:CA:1172:C:N3	2.73	0.57
25:DA:2799:A:O2'	25:DA:2800:A:C5'	2.53	0.57
45:CU:53:GLN:N	45:CU:54:PRO:CD	2.67	0.57
3:BC:5:HIS:HE1	3:BC:183:TYR:CD2	2.23	0.57
30:DF:92:GLY:O	30:DF:95:MET:HB3	2.05	0.57
3:BC:99:GLN:O	3:BC:100:ILE:CB	2.53	0.57
19:BS:29:PRO:HA	19:BS:47:THR:O	2.04	0.57
1:AA:164:G:C2'	1:AA:165:G:H5'	2.34	0.57
25:CA:2314:A:H2'	25:CA:2315:G:C8	2.40	0.57
25:CA:834:G:N3	25:CA:2358:A:H1'	2.19	0.57
2:BB:118:THR:O	2:BB:119:GLN:HB3	2.05	0.57
35:CK:121:GLU:O	35:CK:122:VAL:O	2.23	0.57
25:CA:183:C:H2'	25:CA:184:C:H5'	1.87	0.57
53:C2:30:VAL:HG12	53:C2:31:LEU:N	2.19	0.57
29:DE:2:GLU:OE2	29:DE:13:THR:HG23	2.04	0.57
8:BH:101:ALA:HB3	8:BH:112:ASP:HB3	1.86	0.57
37:CM:90:GLU:O	37:CM:91:TYR:HB3	2.02	0.57
27:CC:257:ARG:NH1	27:CC:263:ASP:OD2	2.38	0.57
12:BL:87:LYS:HG3	12:BL:87:LYS:O	2.04	0.57
9:AI:28:VAL:HG11	9:AI:31:GLN:HA	1.87	0.57
31:CG:15:ASP:HB2	31:CG:26:LYS:HG3	1.86	0.57
13:BM:86:ARG:HG2	13:BM:96:VAL:HG12	1.87	0.57
25:DA:1084:A:C5	25:DA:1085:A:C5	2.93	0.57
25:DA:1339:G:H21	25:DA:1603:A:H1'	1.70	0.57
21:AU:18:PHE:O	21:AU:21:SER:HB3	2.05	0.57
25:CA:1070:A:O2'	25:CA:1097:U:OP1	2.22	0.57
2:AB:138:ARG:HG3	2:AB:139:GLU:N	2.19	0.57
2:AB:66:ILE:HG21	2:AB:68:PHE:CE2	2.40	0.57
2:AB:79:VAL:O	2:AB:83:ALA:HB3	2.05	0.57
1:AA:1216:A:C2	1:AA:1217:C:C4	2.93	0.57
17:AQ:13:SER:HB3	17:AQ:21:VAL:HG12	1.85	0.57
1:BA:1256:A:N7	1:BA:1258:G:N2	2.52	0.57

Continued on next page...

Continued from previous page...

Atom-1	Atom-2	Distance(Å)	Clash(Å)
32:DH:9:VAL:CG1	32:DH:12:LEU:HG	2.35	0.57
13:AM:32:ILE:HG22	13:AM:33:LEU:N	2.18	0.57
25:DA:1455:G:P	60:DA:3417:HOH:O	2.63	0.57
25:DA:2303:G:O2'	25:DA:2304:G:H5'	2.04	0.57
1:AA:437:U:C4	1:AA:438:U:C5	2.93	0.57
22:AV:64:A:C2	22:AV:65:G:C8	2.93	0.57
20:AT:35:TYR:HA	20:AT:38:ILE:HD12	1.87	0.57
9:BI:18:VAL:HA	9:BI:64:ILE:HG22	1.87	0.57
43:DS:43:ALA:HA	43:DS:46:LEU:HD12	1.86	0.57
36:CL:30:THR:O	36:CL:33:ARG:HG2	2.05	0.57
6:BF:6:ILE:N	6:BF:6:ILE:HD12	2.19	0.57
1:BA:1490:U:O2'	1:BA:1491:G:H5'	2.05	0.57
25:CA:2102:G:H5'	25:CA:2103:C:OP2	2.04	0.57
25:CA:1495:A:C2'	25:CA:1496:A:O5'	2.53	0.57
25:DA:1786:A:C4	25:DA:1938:A:C6	2.93	0.57
1:BA:677:U:H1'	11:BK:120:CYS:SG	2.44	0.57
1:BA:62:U:O2'	1:BA:379:C:H1'	2.05	0.57
32:DH:50:ARG:CZ	32:DH:50:ARG:CA	2.83	0.57
25:DA:88:G:C2'	25:DA:89:A:H5'	2.34	0.57
4:BD:195:ASN:HB3	4:BD:197:HIS:HD2	1.69	0.57
38:CN:78:LYS:C	38:CN:79:LEU:O	2.40	0.57
31:CG:148:ARG:CG	31:CG:148:ARG:NH1	2.67	0.57
25:DA:2415:G:H2'	25:DA:2416:C:C6	2.39	0.57
45:CU:53:GLN:N	45:CU:54:PRO:HD3	2.19	0.57
29:CE:149:ILE:HD12	29:CE:149:ILE:C	2.25	0.57
40:DP:11:GLN:HB2	40:DP:54:LEU:HD21	1.87	0.57
1:BA:649:A:H2'	1:BA:650:G:O4'	2.04	0.57
46:DV:63:ILE:HD11	46:DV:91:PHE:CE1	2.40	0.57
1:BA:234:C:H2'	1:BA:235:C:C6	2.40	0.57
44:DT:35:ALA:HB3	44:DT:38:ALA:HB2	1.86	0.57
8:BH:46:GLU:N	8:BH:63:LYS:HG3	2.19	0.57
24:AY:107:THR:HG23	24:AY:110:ARG:HG2	1.87	0.57
25:DA:2898:U:H2'	25:DA:2899:A:H8	1.70	0.57
26:CB:102:G:H2'	26:CB:103:U:H5'	1.87	0.57
1:BA:180:U:H2'	1:BA:181:A:O5'	2.05	0.57
40:DP:113:LEU:O	40:DP:113:LEU:HG	2.04	0.57
1:AA:1096:C:O2'	1:AA:1097:C:H5'	2.05	0.57
29:CE:115:GLN:O	29:CE:116:ASP:HB2	2.04	0.57
1:AA:470:C:C2	1:AA:471:U:C5	2.93	0.57
5:AE:15:ILE:N	5:AE:15:ILE:HD12	2.20	0.57
4:BD:165:GLU:O	4:BD:166:LYS:O	2.23	0.57
40:CP:72:VAL:CG2	40:CP:72:VAL:O	2.53	0.57

Continued on next page...

Continued from previous page...

Atom-1	Atom-2	Distance(Å)	Clash(Å)
39:DO:92:PHE:HB2	39:DO:117:PHE:CD1	2.40	0.57
25:DA:2847:U:H2'	25:DA:2848:G:O5'	2.05	0.57
25:DA:2663:G:C4	25:DA:2664:G:C8	2.93	0.57
25:DA:1068:G:H2'	25:DA:1068:G:N3	2.19	0.57
36:DL:19:LEU:HD12	36:DL:19:LEU:N	2.20	0.57
1:AA:1340:A:H2'	1:AA:1341:U:O4'	2.05	0.57
4:AD:77:GLU:OE1	4:AD:77:GLU:HA	2.03	0.57
11:BK:83:VAL:HG11	11:BK:96:ILE:HG22	1.87	0.57
13:BM:23:GLY:HA2	13:BM:68:LEU:CD2	2.34	0.56
25:CA:1060:U:H5'	25:CA:1062:G:H5'	1.85	0.56
1:AA:274:A:H5''	17:AQ:15:LYS:HE2	1.87	0.56
25:DA:1670:C:C5	25:DA:1671:U:N3	2.73	0.56
16:BP:17:TYR:N	16:BP:17:TYR:CD1	2.73	0.56
25:CA:1731:G:N1	25:CA:1733:G:C4	2.73	0.56
56:DB:49:C:O3'	39:DO:68:LYS:HE2	2.05	0.56
39:DO:93:ASP:OD2	39:DO:95:SER:CA	2.52	0.56
1:AA:412:A:H4'	1:AA:413:G:OP1	2.04	0.56
21:AU:40:PRO:HA	21:AU:44:ARG:HH11	1.68	0.56
25:CA:1838:C:C5	25:CA:1899:A:C5	2.93	0.56
5:AE:154:ALA:HB1	8:AH:65:PHE:CZ	2.40	0.56
25:DA:1440:U:C4	25:DA:1552:A:H2	2.23	0.56
17:BQ:60:ILE:HA	17:BQ:74:LEU:HA	1.87	0.56
20:AT:50:PHE:O	20:AT:53:MET:HG3	2.05	0.56
31:DG:145:ALA:O	31:DG:148:ARG:N	2.37	0.56
1:AA:1299:A:O2'	1:AA:1300:G:H4'	2.05	0.56
1:BA:918:A:H2'	1:BA:919:A:C8	2.40	0.56
16:BP:19:VAL:HG13	16:BP:38:PHE:N	2.19	0.56
25:DA:2531:A:N3	25:DA:2658:C:O2'	2.29	0.56
25:CA:1474:U:C2'	25:CA:1475:G:H5'	2.34	0.56
1:BA:1492:A:H3'	1:BA:1493:A:C8	2.40	0.56
25:DA:149:A:H2'	25:DA:150:U:H6	1.70	0.56
25:DA:1567:G:O2'	27:DC:84:PRO:HG3	2.05	0.56
6:BF:14:GLN:C	6:BF:16:GLU:H	2.06	0.56
1:BA:158:G:C2'	1:BA:159:G:H5''	2.35	0.56
1:BA:565:U:OP2	1:BA:566:G:O2'	2.23	0.56
24:AY:59:THR:HG22	24:AY:60:VAL:N	2.20	0.56
1:BA:631:C:H5''	1:BA:632:U:H5'	1.86	0.56
1:AA:1049:U:C4'	1:AA:1050:G:OP2	2.53	0.56
13:AM:10:ASP:OD1	13:AM:11:HIS:N	2.38	0.56
25:DA:2098:U:C2'	25:DA:2099:U:H5'	2.35	0.56
24:AY:107:THR:CG2	24:AY:110:ARG:HG2	2.35	0.56
7:AG:14:ASP:CB	7:AG:19:SER:HB3	2.35	0.56

Continued on next page...

Continued from previous page...

Atom-1	Atom-2	Distance(Å)	Clash(Å)
1:BA:645:G:C6	1:BA:646:G:N7	2.73	0.56
1:BA:1444:U:H2'	1:BA:1445:U:O5'	2.05	0.56
5:AE:108:GLY:HA2	5:AE:111:ARG:HB3	1.87	0.56
7:AG:87:PRO:HD3	7:AG:147:ASN:HB2	1.86	0.56
44:DT:80:TRP:CZ3	44:DT:82:LYS:HB2	2.39	0.56
25:CA:2331:G:N2	25:CA:2385:C:C6	2.73	0.56
55:D4:7:VAL:C	55:D4:8:LYS:HG3	2.24	0.56
25:CA:2491:U:H5''	25:CA:2570:G:H5''	1.87	0.56
1:AA:65:A:C2	1:AA:381:C:C6	2.93	0.56
25:DA:1682:G:H2'	25:DA:1683:U:C6	2.40	0.56
7:BG:135:LYS:O	7:BG:136:LYS:C	2.43	0.56
1:BA:1397:C:O2	1:BA:1397:C:O4'	2.21	0.56
11:BK:104:PHE:O	11:BK:106:ILE:N	2.38	0.56
25:CA:2579:C:H6	25:CA:2579:C:O5'	1.88	0.56
22:AV:75:C:O4'	25:CA:2432:A:H1'	2.05	0.56
25:DA:71:A:OP2	25:DA:113:U:H5'	2.04	0.56
36:DL:50:PHE:CZ	36:DL:52:GLY:O	2.57	0.56
45:DU:52:ASN:C	45:DU:54:PRO:HD3	2.25	0.56
13:AM:89:ARG:HD3	13:AM:95:PRO:O	2.05	0.56
34:DJ:7:LYS:O	34:DJ:11:VAL:HG22	2.04	0.56
1:BA:979:C:C6	1:BA:1318:A:N1	2.72	0.56
1:AA:775:G:C2'	1:AA:776:G:H5'	2.35	0.56
11:AK:22:ILE:CG1	11:AK:85:VAL:HG22	2.35	0.56
1:BA:1275:A:H2'	1:BA:1276:G:O4'	2.05	0.56
1:BA:1061:G:C5'	10:BJ:61:ALA:HB2	2.35	0.56
25:DA:1710:G:C4	25:DA:1749:A:C2	2.94	0.56
5:BE:99:SER:O	5:BE:101:GLY:N	2.37	0.56
1:AA:693:G:C6	1:AA:694:A:C5	2.93	0.56
37:DM:21:ALA:N	37:DM:97:GLN:HB2	2.20	0.56
5:BE:47:PHE:C	5:BE:47:PHE:CD2	2.78	0.56
1:BA:98:A:H2'	1:BA:99:C:C6	2.40	0.56
25:DA:1866:A:C2	25:DA:1876:A:C4	2.93	0.56
1:BA:1298:U:C2'	1:BA:1298:U:O2	2.52	0.56
1:AA:376:G:H5''	16:AP:5:ARG:HB3	1.86	0.56
30:CF:151:LEU:HD12	30:CF:152:ASP:H	1.71	0.56
14:AN:91:GLY:O	14:AN:93:ILE:N	2.37	0.56
1:BA:502:A:H2'	1:BA:503:C:C6	2.40	0.56
10:BJ:5:ARG:HG3	10:BJ:6:ILE:CG1	2.35	0.56
25:DA:230:G:C4	25:DA:231:A:C8	2.94	0.56
18:BR:66:LEU:HD23	18:BR:66:LEU:N	2.20	0.56
17:AQ:74:LEU:O	17:AQ:74:LEU:HD12	2.04	0.56
25:CA:1907:G:C6	25:CA:1908:C:C4	2.93	0.56

Continued on next page...

Continued from previous page...

Atom-1	Atom-2	Distance(Å)	Clash(Å)
3:BC:144:GLY:O	3:BC:145:ALA:O	2.23	0.56
56:DB:116:G:OP1	39:DO:55:GLU:HG2	2.04	0.56
25:CA:1533:C:H2'	25:CA:1533:C:O2	2.04	0.56
25:DA:27:G:N2	25:DA:512:G:H1'	2.19	0.56
25:CA:273:G:N2	25:CA:365:U:O2	2.38	0.56
35:DK:22:ILE:CG2	35:DK:42:THR:HG22	2.35	0.56
14:AN:61:ARG:O	14:AN:62:ASN:CB	2.54	0.56
15:BO:26:VAL:O	15:BO:27:GLN:C	2.43	0.56
25:DA:143:C:O2	44:DT:1:MET:N	2.36	0.56
25:DA:2473:U:O2	25:DA:2473:U:H2'	2.05	0.56
1:BA:210:C:H5''	1:BA:211:G:OP1	2.05	0.56
10:BJ:87:LEU:C	10:BJ:87:LEU:HD22	2.25	0.56
32:CH:4:ILE:HD11	32:CH:44:ILE:HA	1.87	0.56
5:AE:45:VAL:HG13	5:AE:117:ALA:HB2	1.87	0.56
28:CD:103:ASP:OD1	28:CD:104:VAL:N	2.38	0.56
25:DA:260:G:C6	25:DA:261:G:N7	2.72	0.56
25:CA:2577:A:H5''	25:CA:2578:G:H5'	1.86	0.56
25:DA:1362:C:C2'	25:DA:1363:C:H5'	2.35	0.56
1:BA:1009:U:C2'	1:BA:1010:U:H5'	2.35	0.56
37:CM:43:ALA:O	37:CM:45:GLN:N	2.37	0.56
1:BA:22:G:H2'	1:BA:23:C:C6	2.40	0.56
25:DA:1252:G:N3	41:DQ:32:ARG:HG2	2.18	0.56
1:AA:1066:C:C5'	1:AA:1067:A:OP2	2.52	0.56
22:AV:12:U:H2'	22:AV:13:C:O5'	2.05	0.56
48:CX:63:ILE:HD11	48:CX:67:LEU:HG	1.86	0.56
1:AA:304:U:O2'	1:AA:305:G:H5'	2.05	0.56
25:DA:2674:G:H4'	35:DK:30:ARG:HD2	1.86	0.56
40:DP:24:THR:HB	40:DP:87:ARG:HB3	1.86	0.56
36:CL:107:PHE:CD2	36:CL:107:PHE:N	2.72	0.56
15:BO:1:SER:O	15:BO:2:LEU:HB2	2.05	0.56
1:BA:1346:A:N1	1:BA:1374:A:H5''	2.20	0.56
1:BA:1379:G:N7	7:BG:1:PRO:HB2	2.20	0.56
14:BN:48:LEU:O	14:BN:51:LEU:HD21	2.05	0.56
25:DA:1064:C:H4'	33:DI:90:GLY:H	1.70	0.56
33:DI:35:MET:O	33:DI:37:PHE:N	2.39	0.56
44:DT:30:ILE:HD13	44:DT:30:ILE:C	2.25	0.56
1:AA:1142:G:N2	1:AA:1143:G:H1'	2.20	0.56
25:CA:1061:U:O2	33:CI:9:LYS:HB2	2.06	0.56
2:AB:53:LEU:HD21	2:AB:212:TYR:CE2	2.40	0.56
25:DA:2204:G:C2	25:DA:2205:A:C8	2.93	0.56
32:DH:32:PRO:O	32:DH:33:GLN:CB	2.52	0.56
25:CA:1327:A:H2'	25:CA:1328:A:O4'	2.06	0.56

Continued on next page...

Continued from previous page...

Atom-1	Atom-2	Distance(Å)	Clash(Å)
25:DA:1670:C:C4	25:DA:1671:U:N3	2.73	0.56
3:BC:149:LYS:HG3	3:BC:200:TRP:CZ3	2.40	0.56
42:CR:49:ILE:C	42:CR:51:VAL:O	2.43	0.56
5:BE:149:PRO:C	5:BE:151:MET:H	2.08	0.56
5:BE:45:VAL:HG22	5:BE:117:ALA:HB2	1.87	0.56
34:DJ:30:THR:HG22	34:DJ:31:GLU:N	2.19	0.56
25:CA:277:G:C1'	25:CA:361:G:O6	2.54	0.56
1:AA:1030:U:H5'	1:AA:1031:C:O2	2.05	0.56
56:DB:28:C:N3	56:DB:56:G:O6	2.37	0.56
1:BA:1124:G:N2	1:BA:1127:G:C2	2.74	0.56
3:AC:171:ARG:O	3:AC:172:VAL:HG22	2.04	0.56
1:AA:1525:G:OP1	11:AK:121:ARG:NH2	2.37	0.56
30:CF:11:VAL:HG13	30:CF:171:ALA:CB	2.35	0.56
25:DA:1778:U:H2'	25:DA:1784:A:N6	2.20	0.56
31:DG:120:ILE:HD12	31:DG:140:ILE:HG23	1.86	0.56
31:DG:106:LEU:HD13	31:DG:150:TYR:HB3	1.87	0.56
2:AB:55:GLU:HA	2:AB:58:LYS:HB2	1.88	0.56
25:CA:1414:C:C4	25:CA:1415:U:H5	2.22	0.56
9:BI:45:MET:HA	9:BI:47:VAL:HG23	1.86	0.56
9:BI:25:GLY:O	9:BI:62:LEU:HD21	2.06	0.56
25:CA:2304:G:C1'	30:CF:128:SER:HB3	2.34	0.56
1:AA:1234:C:H2'	1:AA:1235:U:H6	1.68	0.56
2:BB:99:MET:O	2:BB:103:TRP:CB	2.54	0.56
25:CA:2153:C:H2'	25:CA:2154:A:O4'	2.05	0.56
1:BA:919:A:C2	1:BA:920:U:C5	2.93	0.56
2:BB:133:ALA:O	2:BB:137:THR:HG23	2.05	0.56
1:AA:1114:C:C2	1:AA:1115:U:C6	2.93	0.56
10:BJ:5:ARG:HG2	10:BJ:79:PRO:HD3	1.86	0.56
1:AA:1410:A:H2'	1:AA:1411:C:C6	2.40	0.56
2:AB:23:ASN:ND2	2:AB:191:ASP:HA	2.21	0.56
25:CA:359:G:C5	25:CA:360:U:C5	2.93	0.56
9:AI:24:ASN:C	9:AI:58:GLU:HA	2.25	0.56
15:AO:86:LEU:N	15:AO:86:LEU:HD23	2.20	0.56
3:BC:56:ILE:HG13	3:BC:65:VAL:HG22	1.88	0.56
32:CH:72:ILE:CG2	32:CH:140:ALA:HB1	2.35	0.56
1:BA:107:G:H2'	1:BA:108:G:H5''	1.86	0.56
2:AB:185:ILE:HA	2:AB:199:ILE:HB	1.86	0.56
25:CA:528:A:C2	25:CA:2042:A:H2'	2.40	0.56
25:CA:528:A:C2	25:CA:2043:C:C5'	2.86	0.56
25:DA:1091:G:N3	25:DA:1092:C:C6	2.73	0.56
22:AV:69:G:O2'	22:AV:70:G:H5'	2.05	0.56
25:DA:535:G:C2'	25:DA:536:G:H5'	2.36	0.56

Continued on next page...

Continued from previous page...

Atom-1	Atom-2	Distance(Å)	Clash(Å)
25:DA:1353:A:C2	25:DA:1378:A:C2	2.93	0.56
25:DA:1356:G:H21	25:DA:1357:C:H1'	1.70	0.56
1:AA:541:G:H2'	1:AA:542:G:O4'	2.06	0.56
1:BA:164:G:C2'	1:BA:165:G:H5'	2.35	0.56
40:CP:30:TRP:CE3	40:CP:39:LEU:CD1	2.88	0.56
1:BA:853:C:O2'	1:BA:854:U:H5'	2.06	0.56
25:DA:2493:U:H2'	25:DA:2494:G:O5'	2.05	0.56
25:DA:2308:G:O6	30:DF:76:PHE:HE2	1.89	0.56
17:BQ:44:HIS:HB2	17:BQ:69:THR:HG22	1.87	0.56
14:BN:49:GLN:OE1	14:BN:49:GLN:HA	2.06	0.56
35:CK:77:ILE:HG22	35:CK:78:ARG:N	2.21	0.56
12:AL:2:THR:HG22	12:AL:4:ASN:N	2.20	0.56
36:DL:10:GLU:CA	36:DL:10:GLU:OE1	2.53	0.56
25:DA:1486:U:C2	25:DA:1504:A:H2	2.23	0.56
1:BA:4:U:OP1	1:BA:5:U:O4	2.21	0.56
25:DA:2039:U:H2'	25:DA:2040:G:H8	1.71	0.56
22:BV:20:U:P	22:BV:20:U:O4'	2.64	0.56
31:CG:124:CYS:HA	31:CG:129:GLU:O	2.04	0.56
25:CA:557:C:H2'	25:CA:558:U:C6	2.39	0.56
25:CA:1234:U:C2'	25:CA:1235:G:O5'	2.53	0.56
34:DJ:101:ILE:O	34:DJ:105:VAL:HG23	2.05	0.56
36:CL:87:GLY:O	36:CL:89:VAL:N	2.37	0.56
52:D1:24:LYS:HG3	52:D1:25:ASN:N	2.20	0.56
52:D1:49:LYS:O	52:D1:50:GLU:HB3	2.05	0.56
28:DD:100:LEU:O	28:DD:100:LEU:HD12	2.05	0.56
52:C1:28:THR:O	52:C1:29:LYS:HG2	2.05	0.56
1:BA:969:A:C4	1:BA:970:C:C6	2.93	0.56
8:BH:87:ARG:O	8:BH:88:LYS:HB3	2.06	0.56
25:CA:2091:C:O2'	48:CX:55:MET:CE	2.54	0.56
9:AI:11:ARG:CG	9:AI:11:ARG:HH11	2.19	0.56
25:DA:2847:U:C2'	25:DA:2848:G:O5'	2.54	0.56
7:BG:58:LEU:HG	7:BG:59:GLU:H	1.70	0.56
25:DA:1197:G:H2'	25:DA:1198:U:H6	1.69	0.56
25:CA:207:A:H2'	25:CA:208:C:O4'	2.06	0.56
25:CA:851:C:H2'	25:CA:852:U:H6	1.71	0.56
25:CA:2078:C:O2'	25:CA:2079:U:H5'	2.06	0.56
1:BA:996:A:C2	1:BA:1046:A:H4'	2.41	0.56
25:CA:1694:C:H4'	25:CA:1695:G:O5'	2.05	0.56
25:DA:90:U:H3'	25:DA:91:A:H8	1.71	0.56
46:DV:75:GLN:HB2	46:DV:92:VAL:HG23	1.88	0.56
25:CA:2205:A:H2'	25:CA:2206:C:C6	2.40	0.56
41:CQ:68:ALA:HB1	41:CQ:73:ILE:O	2.05	0.56

Continued on next page...

Continued from previous page...

Atom-1	Atom-2	Distance(Å)	Clash(Å)
25:DA:454:A:H4'	25:DA:455:C:OP2	2.05	0.56
1:BA:689:C:OP2	11:BK:52:ARG:NH2	2.39	0.56
25:DA:1002:G:C5	25:DA:1003:G:C8	2.94	0.56
25:DA:1672:A:C2	25:DA:1673:G:C4	2.93	0.56
30:CF:13:LYS:HG3	30:CF:14:LYS:N	2.20	0.56
46:CV:61:LEU:HD13	46:CV:61:LEU:N	2.21	0.56
31:DG:10:VAL:HG23	31:DG:14:VAL:HB	1.86	0.56
1:BA:939:G:C6	1:BA:940:C:C4	2.94	0.56
25:CA:2164:C:H3'	25:CA:2165:C:C6	2.40	0.56
1:AA:714:G:H2'	1:AA:715:A:C8	2.41	0.56
33:CI:18:ASN:ND2	33:CI:27:LEU:HD21	2.20	0.56
17:AQ:16:MET:HG2	17:AQ:19:SER:CB	2.36	0.56
25:DA:2204:G:C4	25:DA:2205:A:C8	2.93	0.56
11:AK:15:VAL:O	11:AK:16:SER:CB	2.54	0.56
25:CA:363:G:H2'	25:CA:364:C:C6	2.40	0.56
1:AA:1161:C:H2'	1:AA:1162:C:H6	1.67	0.56
25:CA:2786:U:C2'	25:CA:2787:C:H5'	2.34	0.56
12:AL:113:ARG:NH2	12:AL:120:ARG:HG2	2.20	0.56
5:AE:119:VAL:HG21	5:AE:122:VAL:HG11	1.87	0.56
25:CA:2009:A:OP1	43:CS:41:LYS:HE2	2.06	0.56
1:BA:1182:G:C5'	1:BA:1184:G:H5''	2.36	0.56
9:AI:43:ALA:N	9:AI:45:MET:SD	2.78	0.56
2:AB:39:ILE:N	2:AB:39:ILE:HD13	2.20	0.56
25:CA:1734:G:C4	25:CA:1735:A:C8	2.93	0.56
27:DC:159:THR:H	27:DC:194:VAL:HG13	1.70	0.56
25:DA:1105:U:H2'	25:DA:1106:G:H8	1.70	0.56
25:CA:1536:C:O4'	25:CA:1537:G:C2	2.58	0.56
25:DA:60:G:C4	25:DA:74:A:N1	2.74	0.56
1:AA:1502:A:N7	1:AA:1504:G:C4	2.73	0.56
1:AA:1054:C:H4'	1:AA:1055:A:OP1	2.04	0.56
25:DA:480:A:OP2	45:DU:43:LYS:CE	2.53	0.56
1:BA:1250:A:O2'	1:BA:1251:A:H5'	2.06	0.56
25:CA:2886:A:C2	25:CA:2887:A:H1'	2.40	0.56
1:AA:500:G:C6	1:AA:546:A:C2	2.93	0.56
1:BA:558:G:H8	1:BA:558:G:O5'	1.88	0.56
1:AA:198:G:C5	1:AA:199:A:N7	2.74	0.56
27:CC:161:VAL:HG22	27:CC:175:LEU:HD23	1.87	0.56
30:CF:56:LEU:CD1	30:CF:64:PRO:HB3	2.34	0.56
38:DN:86:ARG:HD3	38:DN:117:ASP:OD2	2.06	0.56
1:BA:1347:G:C8	9:BI:108:ARG:HB3	2.40	0.56
9:BI:106:ASP:OD2	9:BI:108:ARG:HG3	2.06	0.56
1:BA:601:G:O2'	1:BA:602:A:H5'	2.06	0.56

Continued on next page...

Continued from previous page...

Atom-1	Atom-2	Distance(Å)	Clash(Å)
25:CA:2360:G:H1'	36:CL:60:ARG:HD3	1.87	0.56
25:DA:2105:U:C5	25:DA:2106:U:C5	2.93	0.56
25:CA:2897:U:H2'	25:CA:2898:U:C6	2.41	0.56
36:CL:79:LEU:O	36:CL:82:LEU:HD22	2.05	0.56
1:BA:1348:U:O3'	9:BI:121:ARG:HB2	2.05	0.56
1:AA:1134:G:C2	1:AA:1135:U:H1'	2.40	0.56
1:BA:1364:U:H2'	1:BA:1364:U:O2	2.04	0.56
1:BA:1061:G:N7	1:BA:1062:U:C5	2.74	0.56
5:BE:121:ASN:CG	5:BE:122:VAL:H	2.09	0.56
1:AA:1181:G:O2'	1:AA:1182:G:N7	2.38	0.56
10:AJ:32:THR:HG23	10:AJ:33:GLY:N	2.21	0.56
4:AD:7:LYS:NZ	4:AD:21:LYS:HG3	2.20	0.56
4:AD:48:SER:O	4:AD:52:VAL:HG13	2.05	0.56
21:AU:33:ARG:CZ	21:AU:34:ARG:HB2	2.35	0.56
1:BA:188:C:C2'	1:BA:188:C:O2	2.52	0.56
22:AV:52:G:C6	22:AV:63:G:C6	2.94	0.56
1:BA:71:A:C2'	1:BA:72:A:O5'	2.54	0.56
1:AA:482:A:H2'	1:AA:483:C:O4'	2.05	0.56
1:BA:1537:U:H3'	1:BA:1538:C:C6	2.40	0.56
9:BI:7:GLY:CA	9:BI:84:ARG:HB3	2.36	0.56
1:AA:1299:A:C2	1:AA:1301:U:N3	2.74	0.56
1:AA:1299:A:N3	1:AA:1299:A:H2'	2.19	0.56
9:AI:18:VAL:HA	9:AI:64:ILE:HG22	1.88	0.56
25:DA:1167:C:H2'	25:DA:1168:G:H5''	1.88	0.56
3:BC:110:LEU:N	3:BC:110:LEU:CD2	2.68	0.56
25:CA:1494:A:C6	25:CA:1495:A:C6	2.93	0.56
1:BA:374:A:O2'	1:BA:375:U:H5'	2.05	0.56
2:BB:59:ILE:HD12	2:BB:60:ALA:N	2.21	0.56
19:AS:10:ILE:HG21	19:AS:40:PHE:CE2	2.41	0.56
25:DA:2755:C:HO2'	25:DA:2756:U:H6	1.53	0.56
25:DA:691:C:C2'	25:DA:692:C:H5'	2.36	0.56
28:CD:100:LEU:HD12	28:CD:100:LEU:O	2.04	0.56
46:CV:39:ALA:O	46:CV:40:ILE:HD13	2.05	0.56
25:CA:31:C:O3'	25:CA:1238:G:H5''	2.05	0.56
7:BG:79:VAL:HG12	7:BG:80:GLY:H	1.70	0.56
1:AA:769:G:H4'	1:AA:1513:A:H4'	1.88	0.56
46:DV:56:PHE:CE1	46:DV:61:LEU:CD2	2.89	0.56
25:DA:1429:G:C4	25:DA:1568:G:C2	2.94	0.56
33:DI:96:LYS:HG2	33:DI:138:VAL:HG22	1.87	0.56
1:BA:622:A:H3'	1:BA:623:C:H6	1.70	0.56
25:DA:1473:G:O2'	25:DA:1474:U:H5'	2.05	0.56
39:CO:31:THR:HG22	39:CO:33:ARG:N	2.21	0.56

Continued on next page...

Continued from previous page...

Atom-1	Atom-2	Distance(Å)	Clash(Å)
25:CA:2223:G:C2'	25:CA:2224:G:H5'	2.35	0.56
7:BG:70:PRO:HA	7:BG:137:ARG:HG3	1.87	0.56
4:BD:58:GLN:O	4:BD:62:ARG:HG2	2.05	0.56
7:BG:7:GLY:O	7:BG:8:GLN:HB3	2.04	0.56
25:CA:2256:G:H2'	25:CA:2257:U:O5'	2.05	0.56
5:BE:21:SER:HB2	5:BE:30:PHE:CE2	2.40	0.56
36:DL:68:SER:O	36:DL:69:ARG:CB	2.53	0.56
39:CO:71:ALA:HB1	39:CO:106:LEU:HB2	1.87	0.56
1:AA:707:U:H2'	1:AA:708:C:C6	2.40	0.56
39:CO:78:VAL:O	39:CO:79:ALA:C	2.43	0.56
25:CA:1678:A:N7	60:CA:3441:HOH:O	2.33	0.56
1:AA:53:A:H2'	1:AA:54:C:O4'	2.04	0.56
1:AA:55:A:C4	1:AA:56:U:C6	2.94	0.56
48:DX:51:SER:O	48:DX:52:ALA:C	2.43	0.56
17:BQ:77:VAL:C	17:BQ:78:VAL:HG22	2.26	0.56
25:CA:1470:A:N6	25:CA:1521:G:H1'	2.20	0.56
25:DA:38:A:H2'	25:DA:39:G:O4'	2.05	0.56
57:DW:22:PHE:N	57:DW:22:PHE:CD2	2.72	0.56
13:BM:22:TYR:O	13:BM:65:GLU:N	2.38	0.56
1:AA:1267:C:C5	1:AA:1268:G:C5	2.94	0.56
25:CA:2473:U:C6	25:CA:2474:U:C5	2.94	0.56
25:DA:2294:G:N1	25:DA:2295:C:C2	2.74	0.56
25:DA:2201:G:C6	25:DA:2202:U:C4	2.93	0.56
32:DH:5:LEU:O	32:DH:6:LEU:HD12	2.06	0.56
25:DA:1418:G:C2	25:DA:1579:A:N7	2.73	0.56
5:BE:105:ILE:HD11	5:BE:123:LEU:HD23	1.87	0.56
25:CA:1860:G:O2'	25:CA:1861:G:H5'	2.06	0.56
25:CA:2211:A:C2'	25:CA:2212:A:OP1	2.54	0.56
1:BA:1261:A:N3	1:BA:1262:C:C5	2.72	0.56
1:BA:1261:A:H1'	1:BA:1283:U:H5'	1.88	0.56
5:AE:81:GLN:NE2	5:AE:149:PRO:HD3	2.21	0.56
10:BJ:56:HIS:O	10:BJ:57:VAL:HG12	2.05	0.56
1:BA:166:U:O2'	1:BA:167:A:H5'	2.05	0.56
1:AA:1308:U:O2'	1:AA:1309:G:H5'	2.06	0.56
2:BB:134:LEU:O	2:BB:136:ARG:N	2.39	0.56
12:BL:49:ARG:NH1	12:BL:88:ASP:OD1	2.38	0.56
21:BU:9:GLU:HG3	21:BU:10:PRO:CD	2.36	0.56
2:BB:53:LEU:HA	2:BB:56:LEU:HB3	1.87	0.56
1:BA:718:A:H5'	11:BK:118:ASN:HD21	1.70	0.56
25:CA:611:C:H2'	25:CA:612:G:H5'	1.87	0.56
1:BA:143:A:C5'	1:BA:144:G:H5'	2.36	0.56
25:CA:1894:C:H2'	25:CA:1895:C:C6	2.40	0.56

Continued on next page...

Continued from previous page...

Atom-1	Atom-2	Distance(Å)	Clash(Å)
25:CA:2851:A:N6	25:CA:2852:G:C6	2.73	0.56
25:DA:2591:C:H2'	25:DA:2592:G:C8	2.40	0.56
27:CC:161:VAL:HG12	27:CC:162:GLN:N	2.20	0.56
25:DA:1474:U:C4	25:DA:1475:G:N2	2.73	0.56
36:DL:61:LEU:O	54:D3:12:ARG:HD3	2.05	0.56
36:CL:120:VAL:HG22	36:CL:121:THR:N	2.21	0.56
25:DA:2444:G:OP2	29:DE:63:LYS:HE2	2.05	0.56
1:BA:459:A:H2'	1:BA:460:A:C1'	2.36	0.56
44:DT:50:LEU:CD1	44:DT:50:LEU:N	2.68	0.56
6:AF:8:PHE:CD1	6:AF:8:PHE:C	2.79	0.56
31:CG:173:ALA:O	31:CG:174:LYS:CB	2.52	0.56
1:BA:1421:G:C2	1:BA:1422:G:C8	2.94	0.56
2:AB:125:PHE:HD2	2:AB:125:PHE:N	2.02	0.56
1:BA:543:U:O2'	1:BA:544:G:H5'	2.06	0.56
41:DQ:30:VAL:O	41:DQ:31:TYR:C	2.44	0.56
37:DM:26:VAL:HG12	37:DM:104:GLU:OE2	2.06	0.56
25:CA:2196:C:O2'	25:CA:2197:U:H5'	2.05	0.56
25:CA:660:C:OP1	29:CE:94:GLN:HB2	2.06	0.56
25:CA:1130:U:C2	25:CA:2025:C:H5'	2.41	0.56
27:DC:246:PRO:HG2	27:DC:247:TRP:CZ3	2.40	0.56
5:BE:15:ILE:HD11	5:BE:112:ALA:CB	2.36	0.56
34:DJ:35:ARG:HG2	34:DJ:40:HIS:HD2	1.71	0.56
33:DI:104:GLN:O	33:DI:105:LEU:CB	2.53	0.56
25:DA:1923:U:H2'	25:DA:1924:C:C6	2.41	0.56
39:DO:7:ARG:HG3	39:DO:96:GLY:O	2.05	0.56
1:AA:1165:U:C2'	1:AA:1166:G:H5'	2.36	0.56
38:CN:72:ASP:OD2	38:CN:72:ASP:C	2.42	0.56
2:BB:65:LYS:HD2	2:BB:65:LYS:N	2.20	0.56
25:CA:1791:A:H5''	27:CC:204:LEU:HD23	1.87	0.56
1:BA:1377:A:C2'	7:BG:1:PRO:HG2	2.36	0.56
25:DA:1077:A:H2	25:DA:1088:A:C2	2.24	0.56
25:CA:1073:A:N7	25:CA:1074:G:C8	2.73	0.56
25:CA:1084:A:H5''	25:CA:1085:A:OP2	2.06	0.56
1:AA:1322:C:O5'	1:AA:1322:C:O2	2.23	0.56
48:DX:38:TRP:HB2	48:DX:45:PHE:HE2	1.71	0.56
11:BK:124:LYS:O	21:BU:33:ARG:NE	2.35	0.56
25:DA:2286:G:C4'	25:DA:2287:A:O5'	2.51	0.56
5:BE:153:ALA:O	5:BE:156:ARG:N	2.39	0.56
3:BC:154:GLY:O	3:BC:156:LEU:N	2.39	0.56
1:AA:691:G:O6	11:AK:52:ARG:NH2	2.39	0.56
36:DL:77:ILE:HD11	36:DL:101:ILE:HG21	1.88	0.56
56:DB:34:A:H2'	56:DB:35:C:OP2	2.05	0.56

Continued on next page...

Continued from previous page...

Atom-1	Atom-2	Distance(Å)	Clash(Å)
10:BJ:73:LEU:HD22	10:BJ:75:ASP:HB2	1.88	0.56
1:AA:408:A:C2'	1:AA:409:U:H5'	2.36	0.56
8:AH:31:LEU:O	8:AH:32:LYS:C	2.43	0.56
25:CA:2146:C:H5'	25:CA:2147:A:C5	2.41	0.56
6:BF:70:VAL:HG23	6:BF:71:ILE:N	2.20	0.56
25:CA:1484:U:H2'	25:CA:1484:U:O2	2.04	0.56
1:BA:677:U:C2'	1:BA:678:U:H5'	2.36	0.56
12:BL:64:SER:OG	12:BL:96:THR:HG23	2.06	0.56
2:BB:47:PRO:O	2:BB:50:ASN:HB2	2.06	0.56
25:CA:1613:G:H2'	60:CA:3313:HOH:O	2.02	0.56
52:C1:33:LEU:N	52:C1:51:ALA:HB3	2.21	0.56
25:DA:2098:U:H2'	25:DA:2099:U:H5'	1.88	0.56
1:AA:1004:A:C2	1:AA:1026:G:C2	2.94	0.56
40:CP:27:VAL:HG22	40:CP:83:ILE:HG13	1.87	0.56
25:DA:2742:G:O2'	25:DA:2743:U:H5'	2.06	0.56
25:DA:237:C:O2'	25:DA:238:C:H5'	2.06	0.56
50:CZ:6:ILE:HD11	50:CZ:47:ILE:HD11	1.86	0.56
25:CA:2661:G:C6	25:CA:2662:A:C2	2.94	0.56
50:DZ:26:LEU:HD21	50:DZ:46:MET:HB2	1.88	0.56
38:DN:10:LEU:O	38:DN:11:ASN:C	2.44	0.56
41:DQ:71:ASN:OD1	41:DQ:106:THR:HG23	2.04	0.56
29:CE:4:VAL:HA	29:CE:11:ALA:HA	1.86	0.56
13:BM:76:ILE:O	13:BM:80:MET:HG3	2.05	0.56
17:AQ:10:ARG:HH21	17:AQ:55:GLY:HA2	1.71	0.56
25:DA:2223:G:C3'	25:DA:2224:G:H5'	2.35	0.56
25:DA:1494:A:C2	25:DA:1495:A:C5	2.93	0.56
5:BE:67:ARG:O	5:BE:70:MET:HE3	2.06	0.56
3:AC:52:SER:HB2	3:AC:113:LYS:HB3	1.88	0.56
25:DA:1126:A:H4'	25:DA:1127:A:O5'	2.06	0.56
28:DD:101:PHE:O	28:DD:180:VAL:HG21	2.06	0.56
33:CI:132:ALA:HB1	33:CI:137:LEU:HD12	1.88	0.56
25:DA:320:A:H4'	25:DA:322:A:N7	2.21	0.56
1:BA:188:C:O2	1:BA:189:A:C8	2.58	0.56
1:AA:89:U:O2'	1:AA:90:C:C5'	2.54	0.56
37:CM:15:GLY:C	37:CM:16:ARG:CD	2.73	0.56
16:AP:6:LEU:CD2	16:AP:70:ARG:HG3	2.35	0.56
30:CF:121:PHE:CZ	30:CF:127:TYR:HB2	2.41	0.56
10:BJ:27:GLU:C	10:BJ:29:ALA:H	2.09	0.56
29:DE:143:LEU:HB3	29:DE:146:VAL:HG11	1.87	0.56
1:AA:108:G:N3	1:AA:108:G:C5'	2.69	0.56
25:DA:65:U:C2	25:DA:66:C:C5	2.93	0.56
3:BC:64:ARG:O	3:BC:65:VAL:HB	2.05	0.56

Continued on next page...

Continued from previous page...

Atom-1	Atom-2	Distance(Å)	Clash(Å)
9:AI:98:ARG:HA	9:AI:103:VAL:CG2	2.36	0.56
25:DA:511:U:C3'	25:DA:512:G:H5'	2.35	0.56
1:BA:110:C:N4	1:BA:111:G:C6	2.73	0.56
1:BA:112:G:C2'	1:BA:113:G:H5'	2.35	0.56
25:DA:545:U:H1'	25:DA:548:G:OP2	2.06	0.56
25:DA:1562:U:O2	25:DA:1563:U:C6	2.58	0.56
25:CA:32:C:O2'	25:CA:33:C:H5'	2.05	0.56
25:CA:150:U:H2'	25:CA:151:C:C6	2.40	0.56
31:CG:163:TYR:HB2	31:CG:166:GLU:CB	2.36	0.56
4:BD:150:LYS:O	4:BD:151:GLN:OE1	2.23	0.56
25:CA:2182:U:H2'	25:CA:2183:A:C8	2.40	0.56
40:DP:12:MET:HB3	40:DP:76:HIS:CE1	2.41	0.56
3:BC:133:MET:O	3:BC:137:VAL:HG23	2.05	0.56
42:DR:61:ALA:HB2	42:DR:98:ILE:HA	1.87	0.56
1:BA:1160:G:O2'	1:BA:1161:C:H6	1.89	0.56
25:CA:2732:G:C3'	25:CA:2733:A:H5'	2.36	0.56
25:CA:2590:A:O3'	27:CC:237:ARG:NH1	2.39	0.56
19:BS:63:ASP:HB3	19:BS:64:GLU:CD	2.26	0.56
1:BA:587:G:H4'	8:BH:3:GLN:CB	2.36	0.56
1:BA:587:G:H4'	8:BH:3:GLN:HB3	1.88	0.56
30:DF:175:PRO:O	30:DF:176:PHE:HB2	2.05	0.56
43:CS:4:ILE:HG23	43:CS:106:VAL:HG22	1.88	0.56
4:BD:137:SER:HB2	4:BD:138:PRO:HD2	1.88	0.56
8:BH:110:MET:HB3	8:BH:114:ALA:CB	2.36	0.56
1:BA:866:C:C4	1:BA:867:G:H1'	2.41	0.56
1:BA:867:G:H2'	1:BA:868:C:C6	2.40	0.56
29:DE:48:THR:O	29:DE:52:VAL:HG23	2.06	0.56
25:DA:1224:U:H4'	42:DR:88:GLY:O	2.05	0.56
50:CZ:34:THR:HG22	50:CZ:35:VAL:N	2.21	0.56
25:DA:2556:C:H2'	25:DA:2557:G:O5'	2.06	0.56
40:DP:91:VAL:HG21	40:DP:96:LEU:HD21	1.87	0.56
30:DF:72:SER:HB2	30:DF:80:GLN:HB3	1.88	0.56
25:CA:2325:G:H5''	25:CA:2326:C:OP2	2.06	0.56
25:DA:1292:G:O2'	25:DA:1293:C:H5'	2.06	0.56
4:BD:54:LEU:C	4:BD:54:LEU:CD2	2.74	0.56
52:D1:31:GLU:O	52:D1:31:GLU:HG2	2.04	0.56
22:AV:20:U:O2	22:AV:20:U:H2'	2.05	0.56
54:D3:31:ILE:O	54:D3:35:LYS:HD2	2.06	0.56
1:BA:1055:A:H5''	1:BA:1056:U:OP2	2.06	0.56
33:DI:74:PRO:HG2	33:DI:77:VAL:CG2	2.34	0.56
1:AA:1142:G:C2	1:AA:1143:G:C1'	2.84	0.56
1:AA:270:A:C5	1:AA:271:C:C4	2.94	0.56

Continued on next page...

Continued from previous page...

Atom-1	Atom-2	Distance(Å)	Clash(Å)
1:AA:1277:C:H2'	1:AA:1279:G:H8	1.71	0.56
25:DA:2345:G:OP2	52:D1:45:HIS:HE1	1.88	0.56
25:DA:1494:A:N1	25:DA:1495:A:C5	2.74	0.56
16:BP:48:GLU:CG	16:BP:49:GLY:H	2.19	0.56
1:BA:1000:A:C2	1:BA:1041:G:N2	2.73	0.56
3:BC:154:GLY:O	3:BC:156:LEU:HD12	2.06	0.56
1:BA:994:A:N7	1:BA:1216:A:H4'	2.21	0.56
21:AU:13:VAL:CG1	21:AU:15:LEU:CD2	2.78	0.56
25:CA:1419:A:O2'	25:CA:1420:A:H5''	2.06	0.56
25:DA:1551:A:N6	25:DA:1552:A:C2	2.74	0.56
1:BA:96:U:O2'	1:BA:97:G:O5'	2.24	0.56
1:BA:1292:G:C6	1:BA:1293:C:N4	2.74	0.56
14:AN:3:GLN:HA	14:AN:6:LYS:HE2	1.88	0.56
1:BA:1097:C:H2'	1:BA:1098:C:C6	2.41	0.56
32:CH:59:ALA:HA	32:CH:62:LEU:CD2	2.35	0.56
21:AU:9:GLU:OE1	21:AU:10:PRO:HG3	2.06	0.56
30:DF:16:MET:O	30:DF:20:ASN:HA	2.06	0.56
25:DA:1138:G:H2'	34:DJ:108:MET:HE2	1.88	0.56
25:DA:59:U:H6	25:DA:59:U:H3'	1.71	0.56
1:BA:708:C:H2'	1:BA:709:U:C6	2.41	0.56
25:CA:1925:C:H4'	25:CA:1926:U:C6	2.41	0.56
1:AA:542:G:C2	1:AA:543:U:C6	2.94	0.56
13:AM:113:LYS:HB3	13:AM:114:PRO:HD3	1.88	0.56
25:DA:2473:U:H5''	25:DA:2474:U:OP2	2.05	0.56
26:CB:55:U:O2	26:CB:55:U:H2'	2.05	0.56
36:DL:2:ARG:HA	36:DL:5:THR:HG23	1.88	0.56
12:AL:43:LYS:HB2	12:AL:44:PRO:HD3	1.86	0.56
25:CA:870:U:H2'	25:CA:871:U:H5'	1.86	0.56
25:DA:1867:G:H2'	25:DA:1868:C:H5'	1.88	0.56
36:CL:85:VAL:HB	36:CL:94:THR:HG23	1.87	0.56
14:BN:73:PHE:CZ	14:BN:78:GLY:HA2	2.41	0.56
1:AA:647:C:O2'	1:AA:648:A:H5'	2.06	0.56
25:DA:920:A:H2'	25:DA:921:C:C6	2.40	0.56
44:CT:14:PRO:HD2	49:CY:33:ALA:HB1	1.88	0.56
35:DK:120:PRO:O	35:DK:121:GLU:HB2	2.06	0.56
25:CA:2376:A:N3	39:CO:111:ARG:NH1	2.53	0.56
26:CB:106:G:H2'	26:CB:107:G:O4'	2.06	0.56
9:AI:71:ILE:HG22	9:AI:72:SER:N	2.21	0.56
1:AA:696:A:O5'	1:AA:696:A:H8	1.88	0.56
25:CA:2076:U:O2	25:CA:2076:U:O4'	2.24	0.56
14:AN:100:SER:O	14:AN:101:TRP:HB3	2.05	0.56
52:D1:3:GLY:O	52:D1:5:ARG:N	2.39	0.56

Continued on next page...

Continued from previous page...

Atom-1	Atom-2	Distance(Å)	Clash(Å)
28:DD:44:GLY:O	28:DD:45:TYR:HB3	2.06	0.56
32:DH:119:ASN:N	32:DH:120:GLY:CA	2.69	0.56
1:BA:1325:C:O2'	1:BA:1326:U:H5'	2.06	0.56
19:BS:35:ARG:HH21	19:BS:74:ALA:HB3	1.70	0.56
2:AB:86:CYS:HB2	2:AB:88:GLN:CD	2.26	0.56
42:DR:39:LEU:CA	42:DR:49:ILE:CG2	2.83	0.56
25:CA:1183:U:H2'	25:CA:1184:U:C6	2.41	0.56
4:AD:169:TRP:CD1	4:AD:185:PRO:HD3	2.41	0.56
1:AA:1101:A:H1'	1:AA:1102:A:O4'	2.05	0.56
3:BC:149:LYS:HB3	3:BC:168:ARG:CG	2.35	0.56
1:BA:1166:G:H2'	1:BA:1168:U:OP2	2.06	0.56
36:DL:127:VAL:HG13	36:DL:131:ALA:HB1	1.88	0.56
1:BA:1014:A:H2'	1:BA:1015:G:O4'	2.05	0.56
25:DA:1446:C:H2'	25:DA:1447:C:C6	2.40	0.56
25:DA:1525:A:N7	25:DA:1526:C:C5	2.74	0.56
30:DF:57:ALA:O	30:DF:60:SER:O	2.24	0.56
1:AA:410:G:C4'	1:AA:411:A:OP1	2.53	0.56
4:AD:10:LEU:CD2	4:AD:62:ARG:HD3	2.36	0.56
4:AD:97:LEU:HD23	4:AD:117:VAL:HG11	1.88	0.56
29:DE:131:THR:O	29:DE:132:LYS:C	2.43	0.56
1:BA:188:C:O2	1:BA:189:A:C1'	2.54	0.56
14:AN:35:ALA:HB2	14:AN:41:ARG:HB3	1.88	0.56
3:BC:89:VAL:HA	3:BC:92:ASP:OD1	2.06	0.56
25:DA:1111:A:H4'	25:DA:1112:G:OP1	2.05	0.56
2:BB:82:ALA:HA	2:BB:85:SER:HB3	1.88	0.56
25:DA:120:U:H5''	25:DA:122:G:OP2	2.06	0.56
25:CA:1531:C:H2'	25:CA:1532:A:C8	2.41	0.56
14:BN:15:LEU:O	14:BN:55:SER:HB2	2.06	0.56
21:BU:25:ALA:HB3	23:BX:8:A:H5'	1.88	0.56
50:DZ:36:GLU:O	50:DZ:37:ARG:HD3	2.06	0.56
1:BA:108:G:N3	1:BA:108:G:O4'	2.39	0.56
42:DR:83:TYR:C	42:DR:83:TYR:CD1	2.79	0.56
10:BJ:48:ARG:HH11	10:BJ:48:ARG:HG2	1.71	0.56
1:BA:1451:U:O5'	1:BA:1452:C:H5	1.89	0.56
25:DA:536:G:H2'	25:DA:537:G:O5'	2.05	0.56
25:DA:1356:G:H2'	25:DA:1357:C:H6	1.71	0.56
14:AN:15:LEU:HD23	14:AN:15:LEU:N	2.20	0.56
14:AN:20:PHE:CD2	14:AN:24:ALA:HB3	2.40	0.56
8:AH:46:GLU:O	8:AH:47:ASP:CB	2.54	0.56
44:DT:3:ARG:HD2	44:DT:3:ARG:N	2.21	0.56
25:DA:2800:A:H3'	25:DA:2801:G:H5'	1.87	0.56
1:AA:937:A:C2	1:AA:1379:G:C6	2.94	0.56

Continued on next page...

Continued from previous page...

Atom-1	Atom-2	Distance(Å)	Clash(Å)
25:DA:333:G:H2'	25:DA:334:C:H6	1.71	0.56
34:CJ:64:VAL:CG1	34:CJ:68:LYS:HB2	2.35	0.56
25:DA:464:U:H5'	53:D2:5:PHE:CD2	2.41	0.56
56:DB:74:U:O2	46:DV:29:ILE:CD1	2.54	0.56
52:C1:50:GLU:O	52:C1:51:ALA:HB2	2.05	0.56
34:DJ:17:VAL:HG22	34:DJ:55:ILE:HB	1.86	0.56
3:AC:154:GLY:HA3	3:AC:162:ALA:HB1	1.88	0.56
48:CX:3:VAL:HG13	48:CX:10:ARG:HB3	1.86	0.56
1:AA:868:C:H2'	1:AA:869:G:H5'	1.86	0.56
8:BH:20:ASN:HA	8:BH:64:TYR:HE2	1.71	0.56
25:CA:703:U:O4	25:CA:704:G:C6	2.59	0.56
25:CA:1742:U:C2'	25:CA:1743:G:O5'	2.54	0.56
43:DS:29:VAL:HG11	43:DS:55:ILE:HD13	1.88	0.56
24:AY:112:LYS:O	24:AY:113:ASP:C	2.44	0.56
25:CA:435:C:H2'	25:CA:436:C:H5'	1.88	0.56
29:DE:5:LEU:O	29:DE:6:LYS:C	2.44	0.56
25:DA:1648:U:H2'	25:DA:1649:G:O4'	2.07	0.56
25:CA:229:C:H2'	25:CA:230:G:O5'	2.05	0.56
1:BA:1375:A:H2'	1:BA:1376:U:H5'	1.88	0.55
19:BS:10:ILE:HG21	19:BS:40:PHE:CE2	2.42	0.55
25:CA:415:A:C2	25:CA:416:U:O2	2.58	0.55
2:AB:113:LEU:O	2:AB:117:GLU:HG2	2.05	0.55
2:AB:218:ALA:C	2:AB:219:THR:HG22	2.27	0.55
1:AA:1279:G:H5''	10:AJ:9:ARG:HH22	1.71	0.55
2:BB:207:ARG:O	2:BB:209:VAL:N	2.38	0.55
2:BB:207:ARG:HB3	2:BB:211:LEU:HD13	1.87	0.55
16:BP:6:LEU:HD23	16:BP:17:TYR:CG	2.41	0.55
17:BQ:11:VAL:O	17:BQ:22:VAL:HA	2.06	0.55
25:DA:391:A:C2	25:DA:411:G:C5	2.93	0.55
33:CI:101:SER:HB3	33:CI:104:GLN:CG	2.37	0.55
41:CQ:26:ALA:HB1	41:CQ:33:VAL:HG21	1.89	0.55
25:DA:2792:A:C2	25:DA:2793:C:C6	2.94	0.55
5:AE:120:HIS:O	5:AE:121:ASN:CB	2.54	0.55
5:AE:81:GLN:CD	5:AE:149:PRO:HB3	2.25	0.55
1:BA:100:G:C8	1:BA:101:A:C8	2.95	0.55
25:CA:1452:G:H5''	25:CA:1452:G:C8	2.41	0.55
25:DA:1317:G:N2	25:DA:1336:A:C4	2.74	0.55
16:AP:52:LEU:O	16:AP:53:ASP:C	2.44	0.55
1:AA:573:A:P	60:AA:1737:HOH:O	2.64	0.55
25:CA:2144:G:O2'	25:CA:2147:A:N1	2.38	0.55
1:AA:1060:U:C1'	10:AJ:54:SER:HB2	2.36	0.55
25:DA:1277:G:H5'	38:DN:20:MET:HE1	1.88	0.55

Continued on next page...

Continued from previous page...

Atom-1	Atom-2	Distance(Å)	Clash(Å)
25:CA:1871:A:C8	25:CA:1872:A:N1	2.74	0.55
2:AB:19:THR:HB	2:AB:36:LYS:O	2.06	0.55
25:CA:358:U:H2'	25:CA:359:G:C8	2.41	0.55
25:CA:84:A:N3	25:CA:85:G:H1'	2.21	0.55
43:DS:66:ILE:CD1	43:DS:66:ILE:N	2.69	0.55
25:CA:2276:G:C2'	25:CA:2277:G:H5'	2.36	0.55
11:AK:93:GLU:OE2	21:AU:20:ARG:NH2	2.39	0.55
25:DA:1105:U:O2	25:DA:1106:G:N7	2.38	0.55
3:BC:58:ARG:HA	3:BC:63:ILE:HA	1.87	0.55
1:BA:114:U:H2'	1:BA:115:G:H5'	1.88	0.55
54:D3:22:LYS:HA	54:D3:47:ALA:O	2.06	0.55
25:DA:1378:A:C2	25:DA:1380:G:C8	2.94	0.55
1:AA:499:A:N6	1:AA:547:A:H5''	2.21	0.55
49:CY:18:LEU:O	49:CY:22:LEU:N	2.39	0.55
32:CH:14:SER:OG	32:CH:17:ASP:HB2	2.06	0.55
13:AM:113:LYS:HB2	13:AM:114:PRO:HD3	1.87	0.55
28:CD:12:THR:HG22	28:CD:13:ARG:H	1.71	0.55
28:DD:16:THR:OG1	28:DD:20:VAL:HB	2.07	0.55
15:AO:10:ILE:O	15:AO:14:PHE:HD1	1.89	0.55
4:BD:144:ILE:HG21	4:BD:149:LYS:HA	1.88	0.55
1:BA:620:C:C1'	4:BD:131:ILE:HD13	2.36	0.55
1:AA:918:A:C6	1:AA:919:A:C6	2.94	0.55
54:C3:31:ILE:CG2	54:C3:34:LYS:HE3	2.36	0.55
25:DA:621:A:OP2	25:DA:622:G:OP2	2.23	0.55
33:CI:91:LYS:HB3	33:CI:94:LYS:HG3	1.87	0.55
33:DI:120:ASP:O	33:DI:123:ALA:HB3	2.06	0.55
30:CF:19:PHE:O	30:CF:20:ASN:C	2.44	0.55
28:DD:55:LYS:HG3	28:DD:77:ARG:HA	1.88	0.55
7:BG:105:GLU:HA	7:BG:108:ARG:HB2	1.87	0.55
25:DA:1049:C:H2'	25:DA:1050:A:H5'	1.87	0.55
31:DG:15:ASP:HB2	31:DG:26:LYS:HG2	1.88	0.55
1:BA:924:C:O2'	1:BA:1502:A:N1	2.33	0.55
41:CQ:75:TYR:CZ	41:CQ:79:ILE:HG13	2.41	0.55
25:CA:1340:U:O2	25:CA:1340:U:O4'	2.13	0.55
1:BA:511:C:H1'	1:BA:512:U:C6	2.41	0.55
1:BA:1314:C:H2'	1:BA:1315:U:H6	1.72	0.55
1:BA:981:U:H2'	1:BA:982:U:C5	2.41	0.55
13:BM:90:HIS:O	13:BM:92:ARG:N	2.40	0.55
25:CA:1078:U:H5''	25:CA:1079:C:OP1	2.07	0.55
33:CI:24:GLY:O	33:CI:27:LEU:HD23	2.06	0.55
1:AA:1319:A:OP1	19:AS:4:LEU:HD21	2.06	0.55
34:CJ:80:HIS:HB3	34:CJ:81:ILE:CG2	2.34	0.55

Continued on next page...

Continued from previous page...

Atom-1	Atom-2	Distance(Å)	Clash(Å)
38:CN:103:ARG:HD3	38:CN:110:MET:HE3	1.88	0.55
2:AB:209:VAL:O	2:AB:211:LEU:N	2.40	0.55
12:BL:20:VAL:N	12:BL:21:PRO:HD2	2.21	0.55
1:BA:987:G:C2	1:BA:1219:A:C2	2.94	0.55
25:DA:2148:G:H2'	25:DA:2149:U:H6	1.71	0.55
1:AA:626:G:H2'	1:AA:627:G:H5'	1.88	0.55
1:AA:91:U:C6	1:AA:92:U:C6	2.94	0.55
27:DC:231:HIS:NE2	27:DC:243:PRO:HA	2.20	0.55
25:CA:960:A:O3'	25:CA:961:C:H3'	2.06	0.55
25:CA:2144:G:C2'	25:CA:2147:A:H61	2.18	0.55
2:BB:124:THR:C	2:BB:125:PHE:CD2	2.80	0.55
25:DA:1181:U:H5''	25:DA:1182:G:OP2	2.06	0.55
25:DA:1773:A:N7	25:DA:1829:A:H1'	2.22	0.55
49:CY:5:GLU:C	49:CY:7:ARG:N	2.56	0.55
25:DA:2748:A:C4	25:DA:2749:A:C8	2.94	0.55
2:BB:222:GLU:OE2	2:BB:225:SER:HA	2.05	0.55
25:DA:1022:G:O6	34:DJ:68:LYS:HE2	2.05	0.55
25:DA:979:A:H2'	25:DA:982:C:H42	1.70	0.55
1:BA:687:A:C5	1:BA:701:U:C5	2.94	0.55
19:AS:50:VAL:HG21	19:AS:70:LEU:O	2.06	0.55
32:CH:129:GLU:HG2	32:CH:143:ILE:HG13	1.89	0.55
25:DA:503:A:H5'	25:DA:505:A:OP1	2.06	0.55
1:AA:138:G:H2'	1:AA:139:A:H5'	1.87	0.55
30:CF:51:ASN:HB3	30:CF:146:ASP:CG	2.26	0.55
49:CY:18:LEU:O	49:CY:22:LEU:CB	2.54	0.55
25:DA:2311:A:C2	30:DF:84:ILE:HD11	2.41	0.55
25:DA:2250:G:OP1	37:DM:84:LYS:NZ	2.39	0.55
25:DA:962:G:H21	25:DA:2250:G:H1	1.54	0.55
46:DV:63:ILE:O	46:DV:65:VAL:HG12	2.06	0.55
1:AA:404:G:N7	4:AD:1:ALA:N	2.54	0.55
41:DQ:81:GLY:HA2	41:DQ:116:LEU:HD13	1.88	0.55
1:AA:1243:C:H2'	1:AA:1244:G:C8	2.42	0.55
1:AA:1294:G:C6	1:AA:1295:U:C4	2.95	0.55
25:DA:7:G:H4'	34:DJ:15:TRP:CZ2	2.41	0.55
1:BA:525:C:H2'	1:BA:526:C:H5'	1.88	0.55
27:CC:156:SER:O	27:CC:157:ALA:C	2.43	0.55
2:AB:71:THR:O	2:AB:72:LYS:CB	2.55	0.55
30:CF:43:ILE:HG22	30:CF:82:TYR:CE1	2.41	0.55
12:AL:101:LEU:HD13	12:AL:101:LEU:N	2.21	0.55
1:AA:299:G:N1	1:AA:300:A:C2	2.74	0.55
25:CA:2365:G:H2'	25:CA:2366:A:C8	2.42	0.55
31:CG:154:GLU:OE2	31:CG:157:LYS:HB2	2.06	0.55

Continued on next page...

Continued from previous page...

Atom-1	Atom-2	Distance(Å)	Clash(Å)
25:DA:2441:U:OP1	25:DA:2441:U:H4'	2.05	0.55
25:DA:2813:A:H2'	25:DA:2814:A:C8	2.41	0.55
25:DA:104:A:C5	25:DA:105:C:C5	2.94	0.55
18:BR:59:LYS:O	18:BR:62:ARG:HB2	2.05	0.55
60:CA:3293:HOH:O	29:CE:98:LYS:HE2	2.07	0.55
25:CA:554:U:O2'	25:CA:555:G:H5'	2.06	0.55
1:AA:771:G:C2'	1:AA:772:U:H5'	2.36	0.55
25:CA:2219:U:H2'	25:CA:2220:U:O5'	2.06	0.55
39:CO:94:ARG:O	39:CO:96:GLY:N	2.39	0.55
2:AB:73:ARG:O	2:AB:74:ALA:HB2	2.06	0.55
5:AE:76:ASN:O	5:AE:77:ASN:CB	2.55	0.55
1:BA:978:A:N7	1:BA:1318:A:N6	2.54	0.55
33:DI:3:LYS:HD2	33:DI:4:VAL:H	1.72	0.55
33:CI:46:ASP:CA	33:CI:50:LYS:HD2	2.35	0.55
2:AB:110:ILE:O	2:AB:111:LYS:C	2.43	0.55
1:AA:1314:C:OP2	19:AS:5:LYS:NZ	2.38	0.55
1:AA:1322:C:O4'	1:AA:1322:C:O2	2.19	0.55
3:BC:129:PHE:CE2	3:BC:156:LEU:HD23	2.41	0.55
1:BA:306:A:C2'	1:BA:307:C:H5'	2.36	0.55
25:DA:1542:U:C2'	25:DA:1543:G:O5'	2.54	0.55
25:DA:1783:A:N1	25:DA:2587:A:H2'	2.21	0.55
1:BA:100:G:C5	1:BA:101:A:C5	2.94	0.55
11:BK:13:LYS:C	11:BK:13:LYS:CD	2.75	0.55
9:BI:25:GLY:H	9:BI:58:GLU:CA	2.19	0.55
2:BB:172:ILE:HG22	2:BB:176:ASN:OD1	2.06	0.55
1:BA:35:G:H2'	1:BA:36:C:C6	2.41	0.55
25:DA:1277:G:H4'	38:DN:20:MET:HE2	1.88	0.55
1:BA:451:A:H5'	16:BP:70:ARG:HH12	1.71	0.55
25:DA:1726:C:H2'	25:DA:1727:C:H6	1.70	0.55
51:D0:54:ILE:CG2	51:D0:55:ALA:N	2.70	0.55
56:DB:60:C:H2'	56:DB:61:G:H5'	1.88	0.55
42:DR:66:HIS:CE1	42:DR:94:THR:CG2	2.88	0.55
25:CA:611:C:C2'	25:CA:612:G:H5'	2.36	0.55
30:CF:142:TYR:HA	30:CF:145:VAL:HG13	1.87	0.55
48:DX:32:LEU:O	48:DX:33:HIS:CD2	2.60	0.55
1:BA:175:C:H2'	1:BA:176:C:C6	2.42	0.55
2:AB:70:GLY:CA	2:AB:163:ILE:HG22	2.35	0.55
1:AA:589:U:H2'	1:AA:590:U:H6	1.71	0.55
25:DA:2884:U:O2	25:DA:2884:U:O5'	2.23	0.55
25:DA:1355:G:C2	25:DA:1356:G:C8	2.95	0.55
49:CY:18:LEU:CD2	49:CY:22:LEU:HD22	2.35	0.55
1:BA:279:A:H4'	1:BA:281:G:C8	2.42	0.55

Continued on next page...

Continued from previous page...

Atom-1	Atom-2	Distance(Å)	Clash(Å)
29:CE:12:LEU:C	29:CE:12:LEU:HD23	2.27	0.55
25:DA:2730:C:C2'	25:DA:2731:G:O5'	2.54	0.55
4:BD:86:GLY:CA	4:BD:196:GLU:HB3	2.37	0.55
1:AA:113:G:C6	1:AA:315:A:N6	2.74	0.55
6:AF:64:VAL:HG12	6:AF:65:GLU:N	2.22	0.55
46:DV:51:GLN:HB3	46:DV:56:PHE:CE2	2.42	0.55
1:BA:211:G:C2'	1:BA:212:G:O4'	2.54	0.55
26:CB:64:G:H2'	26:CB:65:U:C6	2.41	0.55
25:DA:817:C:P	60:DA:3585:HOH:O	2.63	0.55
7:BG:68:VAL:O	7:BG:70:PRO:HD3	2.06	0.55
26:CB:41:G:C6	30:CF:68:LYS:HE2	2.42	0.55
25:DA:680:C:H2'	25:DA:681:G:C8	2.40	0.55
37:DM:2:LEU:HD12	37:DM:2:LEU:N	2.20	0.55
25:DA:2660:A:H2'	25:DA:2661:G:C8	2.41	0.55
1:AA:52:C:O2'	1:AA:53:A:H5'	2.07	0.55
3:AC:5:HIS:CD2	3:AC:8:GLY:H	2.25	0.55
31:CG:86:LEU:HD11	31:CG:132:LEU:HD12	1.88	0.55
25:DA:2025:C:P	60:DA:3477:HOH:O	2.64	0.55
27:CC:182:LYS:O	27:CC:183:VAL:HG23	2.06	0.55
1:BA:417:G:C5	1:BA:418:C:C4	2.93	0.55
44:DT:26:LYS:O	44:DT:26:LYS:HG2	2.06	0.55
25:DA:77:G:OP1	49:DY:52:ARG:HD3	2.06	0.55
25:DA:863:A:C2'	25:DA:864:G:O5'	2.54	0.55
25:DA:2221:G:C2'	25:DA:2222:C:H5'	2.36	0.55
25:CA:236:C:H2'	25:CA:237:C:H6	1.71	0.55
1:BA:935:A:C2	1:BA:936:C:C2	2.94	0.55
1:BA:1379:G:O6	7:BG:1:PRO:HD2	2.06	0.55
4:BD:3:TYR:CE1	4:BD:5:GLY:HA3	2.41	0.55
6:AF:86:ARG:NH1	6:AF:86:ARG:CG	2.69	0.55
25:CA:1057:A:C5	25:CA:1086:A:H2'	2.41	0.55
1:BA:1273:C:C5	1:BA:1274:A:N7	2.74	0.55
25:DA:2204:G:H2'	25:DA:2205:A:H8	1.72	0.55
4:AD:169:TRP:NE1	4:AD:185:PRO:CG	2.66	0.55
17:BQ:15:LYS:O	17:BQ:16:MET:SD	2.65	0.55
5:BE:150:GLU:CG	5:BE:151:MET:SD	2.95	0.55
11:AK:50:GLY:O	11:AK:51:PHE:CD2	2.58	0.55
36:DL:119:PRO:HG3	36:DL:138:ALA:O	2.06	0.55
4:AD:150:LYS:HA	4:AD:177:MET:CE	2.36	0.55
33:CI:102:ARG:N	33:CI:141:ASP:HA	2.21	0.55
5:AE:132:PRO:C	5:AE:134:ASN:H	2.09	0.55
5:AE:152:VAL:HG22	5:AE:153:ALA:N	2.21	0.55
16:AP:75:ILE:O	16:AP:77:GLU:N	2.39	0.55

Continued on next page...

Continued from previous page...

Atom-1	Atom-2	Distance(Å)	Clash(Å)
25:CA:2305:U:H3	30:CF:150:GLY:HA3	1.67	0.55
1:BA:1093:A:C2	1:BA:1095:U:H4'	2.41	0.55
2:BB:180:ILE:HG22	2:BB:181:PRO:O	2.07	0.55
25:CA:100:U:C2	25:CA:101:A:N6	2.75	0.55
25:DA:1906:G:H5''	25:DA:1929:G:O2'	2.06	0.55
25:CA:545:U:O2	25:CA:545:U:O5'	2.25	0.55
4:BD:31:CYS:O	4:BD:32:LYS:CB	2.54	0.55
25:CA:2571:U:O2'	28:CD:151:THR:HG22	2.06	0.55
19:AS:40:PHE:O	19:AS:43:MET:HG3	2.06	0.55
25:DA:614:A:O2'	25:DA:615:U:OP2	2.24	0.55
10:AJ:5:ARG:HE	10:AJ:79:PRO:HG3	1.71	0.55
33:CI:6:ALA:HB1	33:CI:60:VAL:HG23	1.88	0.55
1:AA:246:A:H4'	1:AA:247:G:OP1	2.07	0.55
4:AD:167:PRO:CG	4:AD:170:LEU:HD11	2.37	0.55
4:BD:195:ASN:HB3	4:BD:197:HIS:CD2	2.41	0.55
29:CE:108:ILE:HD12	36:CL:2:ARG:HH12	1.71	0.55
15:BO:75:ALA:C	15:BO:77:TYR:N	2.56	0.55
15:BO:77:TYR:O	15:BO:80:LEU:N	2.39	0.55
1:AA:353:A:H2'	1:AA:354:G:OP2	2.05	0.55
25:DA:1184:U:O2'	25:DA:1185:G:H5'	2.06	0.55
1:BA:403:C:O2'	1:BA:404:G:H5'	2.07	0.55
25:DA:665:U:N3	25:DA:666:A:N7	2.55	0.55
31:CG:123:GLU:CD	31:CG:124:CYS:N	2.60	0.55
7:BG:137:ARG:NH2	7:BG:138:GLU:HG2	2.21	0.55
18:BR:24:ASP:O	18:BR:27:THR:N	2.39	0.55
46:CV:93:ARG:O	46:CV:94:ALA:HB2	2.05	0.55
16:AP:50:THR:O	16:AP:51:ARG:C	2.44	0.55
22:BV:74:C:H5'	22:BV:75:C:OP2	2.07	0.55
45:CU:97:SER:O	45:CU:98:ASN:CB	2.54	0.55
10:AJ:100:ILE:HG13	10:AJ:101:SER:N	2.22	0.55
1:BA:349:A:O2'	1:BA:350:G:H5'	2.06	0.55
13:AM:94:LEU:CB	13:AM:95:PRO:CD	2.83	0.55
25:CA:851:C:H2'	25:CA:852:U:C6	2.40	0.55
25:DA:2554:U:C4	25:DA:2555:U:O4	2.59	0.55
25:DA:2078:C:H2'	25:DA:2079:U:O4'	2.06	0.55
25:CA:1707:G:O2'	25:CA:1708:C:H5'	2.07	0.55
25:CA:2519:U:C5	25:CA:2541:A:C6	2.94	0.55
25:CA:2846:G:H2'	25:CA:2847:U:O4'	2.07	0.55
11:AK:110:THR:HG23	21:AU:4:LYS:HB3	1.87	0.55
25:DA:2032:G:C2	28:DD:150:GLN:HG2	2.42	0.55
33:DI:102:ARG:O	33:DI:106:GLN:HB2	2.07	0.55
54:C3:16:THR:HG23	54:C3:20:GLY:O	2.06	0.55

Continued on next page...

Continued from previous page...

Atom-1	Atom-2	Distance(Å)	Clash(Å)
22:BV:54:U:O5'	22:BV:54:U:H6	1.90	0.55
25:DA:1497:U:H3'	25:DA:1498:C:H6	1.71	0.55
8:AH:24:VAL:O	8:AH:24:VAL:HG13	2.07	0.55
25:CA:806:C:O2	25:CA:2444:G:O2'	2.25	0.55
11:AK:30:ILE:CB	11:AK:45:THR:HG22	2.37	0.55
2:AB:116:LEU:HG	2:AB:140:LEU:CD1	2.37	0.55
1:AA:1222:G:C6	1:AA:1223:C:C4	2.95	0.55
1:AA:1313:U:P	19:AS:5:LYS:CB	2.94	0.55
1:AA:1253:G:H1'	1:AA:1355:G:O2'	2.07	0.55
32:DH:25:TYR:CZ	32:DH:30:LEU:HD11	2.42	0.55
1:AA:1102:A:O2'	1:AA:1103:C:H5'	2.07	0.55
46:CV:4:ILE:HD11	46:CV:56:PHE:HE1	1.71	0.55
13:AM:21:ILE:HG22	13:AM:22:TYR:O	2.06	0.55
10:AJ:33:GLY:HA3	10:AJ:83:THR:CB	2.37	0.55
25:CA:1167:C:C2'	25:CA:1168:G:H5''	2.35	0.55
1:BA:1141:C:O2'	1:BA:1142:G:O5'	2.23	0.55
36:DL:119:PRO:CA	36:DL:138:ALA:O	2.55	0.55
21:AU:35:GLU:OE2	21:AU:37:TYR:HD1	1.90	0.55
21:AU:39:LYS:N	21:AU:40:PRO:HD2	2.21	0.55
1:AA:504:C:O4'	1:AA:510:A:C2	2.59	0.55
5:AE:132:PRO:HA	5:AE:135:VAL:CG1	2.36	0.55
5:AE:99:SER:O	5:AE:100:GLU:C	2.44	0.55
1:BA:76:G:N2	1:BA:95:C:C2	2.74	0.55
1:BA:1299:A:C6	1:BA:1301:U:O2	2.60	0.55
31:DG:148:ARG:HA	31:DG:161:VAL:HG11	1.89	0.55
8:AH:4:ASP:HB2	8:AH:80:PRO:CG	2.36	0.55
32:DH:3:VAL:HA	32:DH:39:ALA:N	2.21	0.55
8:BH:7:ALA:HB2	8:BH:76:ARG:HD2	1.88	0.55
12:BL:43:LYS:HB2	12:BL:44:PRO:HD3	1.89	0.55
25:DA:1045:C:H4'	25:DA:1047:G:N7	2.21	0.55
34:DJ:3:THR:HG23	34:DJ:4:PHE:N	2.22	0.55
11:AK:91:GLY:O	11:AK:95:THR:CG2	2.54	0.55
56:DB:62:C:C2	56:DB:63:C:C5	2.95	0.55
14:BN:83:LYS:HA	14:BN:83:LYS:HE2	1.87	0.55
30:CF:42:ALA:CB	30:CF:45:ASP:O	2.54	0.55
1:BA:687:A:C4	1:BA:701:U:H5	2.25	0.55
6:BF:18:VAL:HG12	6:BF:19:PRO:N	2.21	0.55
1:BA:149:A:C2'	1:BA:150:U:H5'	2.36	0.55
1:BA:1368:A:H2'	1:BA:1369:C:C6	2.40	0.55
26:CB:30:C:H2'	26:CB:31:C:H5'	1.88	0.55
27:CC:123:ILE:O	27:CC:123:ILE:HG22	2.06	0.55
32:CH:14:SER:HB3	32:CH:17:ASP:OD2	2.05	0.55

Continued on next page...

Continued from previous page...

Atom-1	Atom-2	Distance(Å)	Clash(Å)
1:AA:769:G:H2'	1:AA:770:C:O5'	2.07	0.55
25:DA:2403:C:N3	25:DA:2404:U:C5	2.74	0.55
28:CD:2:ILE:HD13	28:CD:90:PHE:CE1	2.42	0.55
25:DA:2249:U:H4'	25:DA:2250:G:OP2	2.06	0.55
4:AD:3:TYR:CD1	4:AD:3:TYR:O	2.60	0.55
18:BR:39:VAL:HG13	18:BR:40:PRO:HD2	1.88	0.55
30:CF:107:VAL:HG12	30:CF:108:PRO:CD	2.36	0.55
25:CA:1243:C:C2'	25:CA:1244:A:O5'	2.53	0.55
25:CA:2392:A:H5'	54:C3:27:ASN:OD1	2.07	0.55
16:BP:77:GLU:C	16:BP:79:ASN:H	2.08	0.55
25:DA:659:G:H4'	29:DE:95:LYS:HD3	1.89	0.55
29:DE:193:VAL:O	29:DE:197:GLU:HB2	2.06	0.55
25:DA:133:U:H3'	25:DA:133:U:C6	2.41	0.55
1:AA:1462:C:H2'	1:AA:1463:U:C6	2.41	0.55
25:CA:1266:G:O6	43:CS:13:SER:HB3	2.06	0.55
34:CJ:29:ALA:HA	34:CJ:32:LEU:HB2	1.89	0.55
25:CA:2751:G:C4	31:CG:2:ARG:CD	2.90	0.55
25:CA:1458:U:H4'	25:CA:1459:G:O5'	2.06	0.55
1:BA:389:A:C6	1:BA:390:U:H1'	2.42	0.55
32:CH:60:GLU:O	32:CH:63:ALA:HB3	2.06	0.55
25:DA:182:A:C5	25:DA:183:C:C4	2.94	0.55
1:BA:791:G:C2'	1:BA:792:A:H5'	2.36	0.55
8:AH:33:VAL:HG12	8:AH:34:ALA:N	2.21	0.55
25:DA:674:G:H1'	29:DE:69:ARG:HD3	1.88	0.55
9:BI:117:LEU:N	9:BI:117:LEU:CD1	2.70	0.55
25:CA:2163:A:H3'	25:CA:2164:C:H4'	1.89	0.55
25:CA:415:A:C2	25:CA:2409:G:C2	2.94	0.55
25:DA:1315:C:C2	25:DA:1338:G:N2	2.75	0.55
44:DT:32:LEU:O	44:DT:34:VAL:CG1	2.54	0.55
25:CA:1073:A:H3'	25:CA:1074:G:H5'	1.86	0.55
1:AA:1217:C:H2'	1:AA:1218:C:H6	1.70	0.55
1:AA:976:G:H5'	1:AA:977:A:OP1	2.07	0.55
25:DA:1748:C:H2'	25:DA:1749:A:O5'	2.07	0.55
32:DH:11:ASN:C	32:DH:12:LEU:HD23	2.26	0.55
25:CA:1178:C:C2'	25:CA:1179:G:N7	2.69	0.55
6:AF:3:HIS:H	6:AF:92:THR:HG23	1.72	0.55
25:CA:2747:G:O2'	31:CG:66:THR:HG22	2.07	0.55
56:DB:51:G:C8	39:DO:64:TYR:HE2	2.24	0.55
1:BA:1124:G:O2'	1:BA:1145:A:N6	2.39	0.55
25:DA:1936:A:H2	25:DA:1943:U:N3	2.05	0.55
7:BG:123:LEU:O	7:BG:126:ALA:HB3	2.07	0.55
31:CG:37:ASN:O	31:CG:38:ASP:HB3	2.04	0.55

Continued on next page...

Continued from previous page...

Atom-1	Atom-2	Distance(Å)	Clash(Å)
20:BT:85:LEU:O	20:BT:85:LEU:HG	2.07	0.55
1:BA:1148:U:C5	1:BA:1149:C:C4	2.95	0.55
1:BA:1148:U:H2'	1:BA:1149:C:O4'	2.05	0.55
1:AA:1305:G:O2'	1:AA:1306:A:H8	1.87	0.55
9:AI:51:LEU:HA	9:AI:54:VAL:CG2	2.36	0.55
6:BF:88:MET:CE	18:BR:63:TYR:CD2	2.90	0.55
25:DA:363:G:H2'	25:DA:364:C:H6	1.71	0.55
25:CA:1495:A:O2'	25:CA:1496:A:H5'	2.07	0.55
1:BA:375:U:C4	1:BA:376:G:N7	2.74	0.55
25:CA:1045:C:O5'	25:CA:1046:A:H5'	2.07	0.55
40:CP:102:ARG:CD	40:CP:106:ALA:O	2.55	0.55
21:BU:24:LYS:HG2	21:BU:25:ALA:N	2.21	0.55
3:BC:39:ARG:HG2	3:BC:54:ILE:HD11	1.87	0.55
19:AS:50:VAL:CG2	19:AS:70:LEU:HD13	2.36	0.55
25:DA:2747:G:O6	25:DA:2755:C:H5''	2.06	0.55
25:DA:2014:A:H2'	25:DA:2015:A:C8	2.42	0.55
32:CH:129:GLU:HA	32:CH:142:VAL:O	2.06	0.55
28:CD:101:PHE:CE2	28:CD:203:VAL:HG12	2.41	0.55
1:AA:1168:U:O2	1:AA:1168:U:C2'	2.53	0.55
25:DA:729:G:H2'	25:DA:1775:U:H1'	1.87	0.55
25:CA:45:G:C4'	25:CA:46:G:H5'	2.36	0.55
33:DI:14:ALA:HB1	33:DI:45:THR:HG21	1.87	0.55
15:BO:25:GLU:OE2	15:BO:76:ARG:HB3	2.07	0.55
56:DB:20:G:C2'	56:DB:21:G:H5'	2.37	0.55
25:DA:1483:G:C2	25:DA:1484:U:C6	2.95	0.55
32:CH:2:GLN:O	32:CH:19:VAL:O	2.24	0.55
9:AI:90:ASP:OD2	9:AI:93:LEU:HG	2.06	0.55
7:BG:106:ALA:HB1	7:BG:122:GLU:HG3	1.88	0.55
1:BA:1088:G:C4	1:BA:1089:G:C8	2.93	0.55
3:AC:154:GLY:CA	3:AC:162:ALA:HB1	2.37	0.55
3:AC:164:THR:O	3:AC:165:GLU:HB2	2.06	0.55
25:CA:2313:C:H6	25:CA:2313:C:H3'	1.71	0.55
13:AM:106:ARG:HG2	13:AM:106:ARG:NH1	2.22	0.55
28:CD:39:ASP:OD1	28:CD:46:ARG:HD2	2.06	0.55
25:DA:996:A:H4'	41:DQ:90:ASP:OD1	2.07	0.55
25:DA:1717:A:C2	25:DA:1718:G:H1'	2.42	0.55
25:DA:1346:G:C2'	25:DA:1347:A:O5'	2.54	0.55
29:DE:5:LEU:O	29:DE:7:ASP:N	2.39	0.55
25:CA:2544:G:O2'	25:CA:2545:G:H5'	2.06	0.55
57:DW:46:ASN:HB3	57:DW:59:ALA:HB3	1.88	0.55
25:CA:2375:G:O2'	25:CA:2377:A:N7	2.32	0.55
25:DA:108:G:O2'	25:DA:109:C:H5'	2.06	0.55

Continued on next page...

Continued from previous page...

Atom-1	Atom-2	Distance(Å)	Clash(Å)
20:AT:7:LYS:O	20:AT:10:ALA:HB3	2.06	0.55
25:CA:1830:C:O5'	25:CA:1830:C:H6	1.89	0.55
25:CA:213:A:C2	25:CA:214:G:C5	2.95	0.55
4:BD:10:LEU:N	4:BD:10:LEU:HD23	2.21	0.55
40:DP:81:ASP:O	40:DP:81:ASP:OD2	2.24	0.55
25:CA:2704:C:H3'	25:CA:2705:A:H8	1.71	0.55
1:BA:1518:A:C2	1:BA:1519:A:C2	2.95	0.55
1:BA:1317:C:H2'	1:BA:1318:A:O4'	2.07	0.55
1:BA:1375:A:C2'	1:BA:1376:U:H5'	2.37	0.55
1:BA:928:G:O2'	1:BA:929:G:H5'	2.06	0.55
33:DI:7:TYR:HB3	33:DI:58:ILE:O	2.06	0.55
2:AB:147:LEU:CD2	2:AB:150:ILE:HG21	2.35	0.55
1:AA:1226:C:C5	13:AM:102:LYS:HB2	2.42	0.55
1:BA:1276:G:C4	1:BA:1277:C:C5	2.95	0.55
29:DE:109:LEU:HD13	29:DE:180:LEU:CD1	2.37	0.55
25:DA:2292:U:C2	25:DA:2293:G:C8	2.94	0.55
11:BK:121:ARG:NH1	21:BU:35:GLU:HG2	2.22	0.55
2:AB:206:ILE:HD13	2:AB:207:ARG:H	1.72	0.55
36:DL:96:LYS:HE2	36:DL:103:ILE:O	2.06	0.55
25:CA:280:U:H2'	25:CA:281:C:C6	2.42	0.55
1:BA:307:C:H2'	1:BA:308:C:O5'	2.07	0.55
8:AH:28:SER:HB3	8:AH:56:PRO:HB3	1.89	0.55
25:DA:1436:G:C2'	25:DA:1437:C:O5'	2.55	0.55
25:DA:1606:C:H6	25:DA:1606:C:H3'	1.70	0.55
1:BA:1124:G:N2	1:BA:1127:G:N2	2.55	0.55
25:CA:1063:G:H4'	33:CI:76:ALA:CB	2.36	0.55
1:BA:84:U:O2'	1:BA:85:U:H5'	2.07	0.55
25:DA:2262:U:C2'	25:DA:2263:C:H5'	2.37	0.55
1:AA:373:A:C4	1:AA:482:A:N7	2.75	0.55
1:AA:377:G:OP1	16:AP:5:ARG:HD3	2.07	0.55
9:BI:26:LYS:O	9:BI:62:LEU:HD23	2.07	0.55
32:DH:40:THR:O	32:DH:41:LYS:C	2.44	0.55
1:AA:1202:U:H2'	1:AA:1203:C:O4'	2.07	0.55
38:CN:49:GLU:N	38:CN:50:PRO:CD	2.70	0.55
1:BA:1007:U:H2'	1:BA:1008:U:C5'	2.36	0.55
40:DP:60:VAL:O	40:DP:70:GLU:HA	2.07	0.55
14:BN:91:GLY:O	14:BN:93:ILE:N	2.40	0.55
12:BL:89:LEU:CB	12:BL:92:VAL:HG21	2.34	0.55
15:AO:63:ARG:NH1	15:AO:87:ARG:NH2	2.55	0.55
27:DC:158:GLY:N	27:DC:194:VAL:HG22	2.21	0.55
25:DA:1241:A:C8	25:DA:1242:U:C5	2.94	0.55
1:AA:1107:C:C5	1:AA:1108:G:C8	2.94	0.55

Continued on next page...

Continued from previous page...

Atom-1	Atom-2	Distance(Å)	Clash(Å)
25:CA:2647:U:O2'	25:CA:2648:G:H5'	2.07	0.55
25:CA:1171:G:C2	25:CA:1172:C:O2	2.60	0.55
27:CC:129:LEU:CD2	27:CC:129:LEU:N	2.70	0.55
25:CA:2334:U:H4'	25:CA:2335:A:OP2	2.06	0.55
25:CA:1503:A:C2	25:CA:1504:A:C4	2.94	0.55
14:BN:44:ALA:HA	14:BN:47:LYS:HG3	1.89	0.55
29:CE:150:THR:HG22	29:CE:170:ARG:O	2.06	0.55
1:BA:1160:G:C2	1:BA:1161:C:C2	2.95	0.55
25:CA:907:G:H2'	25:CA:908:C:H5'	1.89	0.55
7:AG:134:VAL:CG2	7:AG:135:LYS:N	2.69	0.55
57:DW:32:ILE:HG23	57:DW:54:THR:HG23	1.88	0.55
16:AP:50:THR:HG22	16:AP:50:THR:O	2.06	0.55
27:CC:195:GLY:O	27:CC:196:ASN:O	2.25	0.55
25:DA:1392:A:C5	25:DA:1393:A:N6	2.75	0.55
25:DA:402:A:C2'	25:DA:403:U:H5'	2.36	0.55
31:DG:26:LYS:O	31:DG:27:GLY:O	2.25	0.55
39:CO:27:VAL:HG12	39:CO:93:ASP:HB3	1.87	0.55
55:D4:25:VAL:HB	55:D4:35:GLN:HG3	1.88	0.55
1:BA:1172:C:H2'	1:BA:1173:U:C6	2.41	0.55
25:CA:1863:G:C2	25:CA:1880:U:O2	2.60	0.55
30:DF:121:PHE:HB3	30:DF:162:ASP:HB2	1.88	0.55
40:CP:36:LYS:HE3	40:CP:38:ARG:HE	1.72	0.55
25:DA:2523:G:O2'	25:DA:2524:G:H5'	2.07	0.55
27:CC:124:LYS:HB2	27:CC:125:PRO:HD2	1.89	0.55
25:DA:1063:G:H3'	25:DA:1064:C:H6	1.70	0.55
33:DI:57:VAL:HG12	33:DI:58:ILE:N	2.22	0.55
11:AK:111:ASP:O	21:AU:3:ILE:CG2	2.55	0.55
2:AB:138:ARG:HG3	2:AB:139:GLU:H	1.72	0.55
1:AA:1355:G:H2'	1:AA:1356:G:H8	1.72	0.55
1:AA:1153:G:C6	1:AA:1154:G:N7	2.74	0.55
42:DR:39:LEU:N	42:DR:39:LEU:HD12	2.21	0.55
25:DA:2207:C:N3	25:DA:2218:G:C2	2.75	0.55
13:BM:1:ALA:CB	13:BM:9:PRO:O	2.55	0.55
25:DA:2193:G:C2	25:DA:2194:U:C5	2.95	0.55
32:DH:32:PRO:HG3	48:DX:38:TRP:HB3	1.88	0.55
32:DH:9:VAL:HG22	32:DH:35:LYS:CE	2.36	0.55
31:CG:8:VAL:HG12	31:CG:49:LEU:O	2.06	0.55
2:BB:94:ARG:H	2:BB:94:ARG:NE	2.05	0.55
36:DL:77:ILE:HG22	36:DL:78:ARG:O	2.06	0.55
25:CA:282:A:H2'	25:CA:283:G:H8	1.72	0.55
25:DA:1436:G:H2'	25:DA:1437:C:O5'	2.07	0.55
25:DA:1459:G:O2'	25:DA:1460:U:H2'	2.06	0.55

Continued on next page...

Continued from previous page...

Atom-1	Atom-2	Distance(Å)	Clash(Å)
1:BA:1262:C:C5	1:BA:1263:C:C4	2.95	0.55
1:BA:786:G:C2	1:BA:787:A:H1'	2.42	0.55
1:BA:972:C:H2'	10:BJ:57:VAL:HG23	1.89	0.55
13:AM:28:ARG:CZ	13:AM:62:PHE:CB	2.85	0.55
2:AB:55:GLU:HA	2:AB:58:LYS:HB3	1.87	0.55
1:AA:5:U:OP1	1:AA:5:U:C2	2.60	0.55
10:BJ:34:ALA:HB3	10:BJ:78:GLU:HG2	1.89	0.55
8:BH:7:ALA:CB	8:BH:76:ARG:HG3	2.37	0.55
30:DF:7:TYR:O	30:DF:12:VAL:HG23	2.06	0.55
1:BA:1211:U:C2'	1:BA:1212:U:OP2	2.54	0.55
1:BA:474:G:C5	1:BA:475:C:C5	2.95	0.55
56:DB:9:G:OP1	39:DO:15:ARG:HD2	2.07	0.55
8:BH:79:ARG:HB2	8:BH:80:PRO:HD3	1.87	0.55
1:BA:1192:C:C5	1:BA:1193:G:C8	2.95	0.55
27:DC:236:GLY:O	27:DC:237:ARG:HB2	2.07	0.55
6:AF:42:TRP:CZ2	6:AF:61:LEU:HB2	2.42	0.55
5:AE:45:VAL:O	5:AE:70:MET:CG	2.54	0.55
22:BV:75:C:H3'	22:BV:76:A:H3'	1.89	0.55
1:BA:420:U:H2'	1:BA:421:U:H5''	1.88	0.55
25:DA:90:U:H3'	25:DA:91:A:C8	2.42	0.55
25:CA:2751:G:C4	31:CG:2:ARG:HD2	2.42	0.55
27:DC:32:LEU:O	27:DC:63:ILE:HD12	2.06	0.55
25:DA:1425:G:H2'	25:DA:1426:G:C8	2.41	0.55
25:CA:1441:G:H2'	25:CA:1442:U:H6	1.72	0.55
24:AY:131:ASN:O	24:AY:135:ASP:OD2	2.24	0.55
32:CH:122:LEU:HD13	32:CH:128:HIS:CD2	2.42	0.55
1:AA:570:G:H1'	1:AA:820:U:C4	2.42	0.55
31:CG:68:ARG:O	31:CG:68:ARG:HD3	2.06	0.55
9:BI:16:ALA:HB2	9:BI:66:VAL:HG23	1.88	0.55
1:BA:1012:A:C2	1:BA:1018:G:C2	2.95	0.55
30:DF:126:ASN:OD1	30:DF:156:THR:HA	2.07	0.55
25:DA:2776:A:C6	25:DA:2778:A:C6	2.95	0.55
25:DA:2271:G:H8	25:DA:2271:G:O5'	1.90	0.55
25:CA:1762:A:H8	25:CA:1762:A:O5'	1.90	0.55
25:DA:1946:U:C2'	25:DA:1947:C:H5'	2.37	0.55
33:DI:93:ASN:HD21	33:DI:134:SER:HA	1.72	0.55
25:DA:126:A:O5'	53:D2:19:ARG:HG3	2.06	0.55
49:DY:9:LYS:H	49:DY:12:GLU:CG	2.19	0.55
33:CI:18:ASN:CB	33:CI:37:PHE:HB3	2.35	0.55
2:AB:86:CYS:HB2	2:AB:88:GLN:OE1	2.05	0.55
14:AN:78:GLY:C	14:AN:79:LEU:HG	2.27	0.55
31:CG:8:VAL:HG12	31:CG:49:LEU:HB2	1.88	0.55

Continued on next page...

Continued from previous page...

Atom-1	Atom-2	Distance(Å)	Clash(Å)
1:BA:486:U:H2'	1:BA:486:U:O2	2.07	0.55
56:DB:89:U:OP2	56:DB:89:U:C4'	2.55	0.55
25:CA:1187:G:HO2'	25:CA:1188:U:H6	1.55	0.55
1:AA:694:A:H2'	1:AA:695:A:O5'	2.07	0.55
1:AA:142:G:H5'	1:AA:143:A:OP2	2.07	0.55
1:AA:175:C:C2'	1:AA:176:C:H5'	2.37	0.55
39:DO:75:GLY:HA3	39:DO:106:LEU:HD23	1.89	0.55
1:BA:82:G:C6	1:BA:83:C:C2	2.94	0.55
1:BA:1261:A:C4	1:BA:1262:C:C6	2.95	0.55
55:D4:26:ILE:N	55:D4:26:ILE:HD13	2.21	0.55
11:BK:76:TYR:N	11:BK:76:TYR:CD1	2.75	0.55
20:BT:27:MET:O	20:BT:31:ILE:HG13	2.07	0.55
31:DG:120:ILE:HG21	31:DG:140:ILE:HG22	1.89	0.55
9:AI:46:VAL:O	9:AI:49:GLN:HB2	2.06	0.55
6:BF:46:GLN:HA	6:BF:56:LYS:CG	2.37	0.55
52:C1:16:THR:CG2	52:C1:41:VAL:HG11	2.36	0.55
30:DF:7:TYR:HA	30:DF:11:VAL:CB	2.35	0.55
25:CA:1071:G:H8	25:CA:1071:G:OP2	1.90	0.55
3:BC:96:VAL:HB	3:BC:97:PRO:HD2	1.88	0.55
29:DE:175:ILE:O	29:DE:175:ILE:HG13	2.06	0.55
1:AA:1053:G:C3'	1:AA:1054:C:H5'	2.36	0.55
25:DA:1794:A:O4'	25:DA:1900:A:C2	2.60	0.55
13:AM:2:ARG:HG3	13:AM:3:ILE:N	2.19	0.55
25:DA:962:G:O2'	25:DA:963:U:H5'	2.06	0.55
25:DA:666:A:C4	25:DA:667:U:C5	2.94	0.55
1:BA:1157:A:C6	1:BA:1180:A:C5	2.94	0.55
39:CO:31:THR:O	39:CO:102:ARG:NH1	2.37	0.55
1:AA:1294:G:N3	1:AA:1294:G:H2'	2.21	0.55
25:CA:2619:C:OP1	28:CD:157:LYS:HE2	2.06	0.55
35:CK:90:ASN:O	35:CK:91:SER:HB3	2.06	0.55
31:CG:150:TYR:O	31:CG:151:ARG:HB2	2.07	0.55
30:CF:105:ILE:C	30:CF:108:PRO:HD2	2.27	0.55
13:AM:106:ARG:HG2	13:AM:106:ARG:HH11	1.71	0.55
25:CA:188:G:H2'	25:CA:189:G:H5'	1.89	0.55
25:DA:753:A:H2'	25:DA:754:U:C6	2.42	0.55
5:AE:105:ILE:HD11	5:AE:123:LEU:HB3	1.89	0.55
3:AC:7:ASN:OD1	3:AC:7:ASN:C	2.46	0.55
25:CA:1248:G:OP1	41:CQ:1:ALA:N	2.39	0.55
1:BA:652:U:H1'	1:BA:653:U:C5	2.42	0.55
25:CA:1932:A:H2'	25:CA:1933:G:O4'	2.07	0.55
45:CU:35:VAL:O	45:CU:36:GLU:C	2.45	0.55
25:DA:1744:A:H3'	25:DA:1745:A:H8	1.71	0.55

Continued on next page...

Continued from previous page...

Atom-1	Atom-2	Distance(Å)	Clash(Å)
39:CO:24:THR:HG22	39:CO:42:PRO:CD	2.37	0.55
45:DU:44:HIS:CD2	45:DU:57:ILE:HG12	2.41	0.55
4:BD:25:ARG:HH11	4:BD:30:LYS:HE3	1.72	0.55
49:DY:31:GLN:HG2	49:DY:37:LEU:HB2	1.88	0.55
2:AB:81:ASP:O	2:AB:82:ALA:C	2.45	0.55
1:AA:985:C:C2	1:AA:1221:G:N2	2.75	0.55
1:AA:257:G:C2	1:AA:258:G:C5	2.95	0.55
1:BA:1255:G:N1	1:BA:1279:G:C8	2.75	0.55
17:AQ:58:VAL:HG22	17:AQ:60:ILE:HD13	1.89	0.55
52:D1:42:VAL:CG1	52:D1:44:GLN:HB2	2.36	0.55
40:DP:58:PHE:CD2	40:DP:58:PHE:N	2.75	0.55
25:DA:1414:C:C2	25:DA:1415:U:H5	2.25	0.55
36:DL:136:GLU:HA	36:DL:140:GLY:HA3	1.89	0.55
25:DA:2784:U:O2'	25:DA:2785:C:H5'	2.07	0.55
1:BA:764:C:H2'	1:BA:765:G:H8	1.72	0.55
1:AA:1080:A:OP1	5:AE:51:LYS:CE	2.55	0.55
25:DA:2585:U:O2'	25:DA:2586:U:O5'	2.24	0.55
25:CA:1452:G:O2'	25:CA:1453:A:OP1	2.25	0.55
1:BA:1103:C:C4	1:BA:1104:G:N7	2.75	0.55
25:CA:2139:U:H2'	25:CA:2140:G:H8	1.72	0.55
1:BA:501:C:H2'	1:BA:502:A:C8	2.41	0.55
45:DU:8:ASP:HB3	45:DU:24:VAL:HG23	1.88	0.55
32:DH:27:ARG:HE	48:DX:59:ASP:HA	1.72	0.55
2:AB:22:TRP:HA	2:AB:189:ASN:HA	1.89	0.55
2:AB:202:ASN:C	2:AB:202:ASN:OD1	2.45	0.55
38:CN:2:ARG:C	38:CN:2:ARG:CD	2.75	0.55
25:DA:415:A:C5	25:DA:416:U:C5	2.95	0.55
30:CF:48:LEU:O	30:CF:51:ASN:N	2.39	0.55
9:BI:90:ASP:OD2	9:BI:93:LEU:HG	2.07	0.55
25:DA:2188:U:H2'	25:DA:2189:U:C1'	2.37	0.55
32:CH:9:VAL:O	32:CH:10:ALA:O	2.25	0.55
9:AI:66:VAL:O	9:AI:66:VAL:HG13	2.06	0.55
5:AE:64:GLU:OE2	5:AE:68:ARG:NH2	2.40	0.55
25:DA:404:A:H1'	25:DA:405:U:P	2.47	0.55
30:CF:62:GLN:HE22	30:CF:94:ARG:HD3	1.72	0.55
37:DM:36:VAL:O	37:DM:98:PRO:HB3	2.07	0.55
7:BG:87:PRO:HB3	7:BG:144:ALA:CB	2.37	0.55
25:CA:2313:C:C6	25:CA:2313:C:H3'	2.42	0.55
56:DB:15:A:C5	56:DB:109:A:C2	2.95	0.55
8:BH:100:ILE:HG22	8:BH:112:ASP:OD1	2.07	0.55
31:CG:26:LYS:HB3	31:CG:31:GLU:HG3	1.88	0.55
31:DG:10:VAL:HG23	31:DG:14:VAL:CG1	2.37	0.55

Continued on next page...

Continued from previous page...

Atom-1	Atom-2	Distance(Å)	Clash(Å)
1:AA:55:A:C2	1:AA:56:U:H1'	2.42	0.55
27:DC:32:LEU:O	27:DC:63:ILE:CD1	2.55	0.55
1:BA:29:U:O2'	1:BA:30:U:H5'	2.06	0.55
25:DA:2138:G:C5	25:DA:2154:A:C2	2.95	0.55
25:DA:1973:G:C2'	25:DA:1974:C:H5'	2.37	0.55
25:DA:2722:G:H2'	25:DA:2723:C:C6	2.42	0.55
3:BC:176:THR:HG22	3:BC:178:ARG:HG3	1.89	0.55
3:BC:178:ARG:O	3:BC:205:GLU:O	2.25	0.55
25:DA:2007:U:H2'	25:DA:2008:C:O5'	2.07	0.55
25:CA:543:G:H1'	25:CA:551:G:N2	2.21	0.55
14:BN:10:VAL:O	14:BN:11:LYS:C	2.45	0.55
1:AA:188:C:O2	1:AA:188:C:H2'	2.05	0.55
25:CA:1626:A:H8	25:CA:1626:A:OP2	1.90	0.55
1:BA:690:G:H2'	1:BA:691:G:O4'	2.07	0.55
27:CC:24:HIS:CD2	27:CC:79:ARG:CZ	2.90	0.55
1:BA:1269:A:C8	1:BA:1270:G:C1'	2.90	0.54
1:BA:1323:G:O2'	1:BA:1324:A:H5'	2.07	0.54
1:BA:958:A:C6	1:BA:959:A:N1	2.75	0.54
13:BM:77:LYS:HA	13:BM:80:MET:CE	2.36	0.54
1:BA:1364:U:C2'	1:BA:1364:U:O2	2.54	0.54
25:CA:1096:A:H2'	25:CA:1097:U:O4'	2.07	0.54
1:AA:987:G:O2'	1:AA:988:G:H5'	2.07	0.54
17:BQ:11:VAL:O	17:BQ:12:VAL:CB	2.55	0.54
36:DL:93:ASN:C	36:DL:95:LEU:H	2.10	0.54
38:DN:33:ILE:CG2	38:DN:33:ILE:O	2.54	0.54
25:DA:2111:U:H5'	25:DA:2112:G:OP2	2.07	0.54
56:DB:43:C:H1'	30:DF:89:THR:HG21	1.88	0.54
1:AA:429:U:O2	1:AA:430:A:H5''	2.07	0.54
25:DA:2834:G:H2'	25:DA:2879:A:N6	2.22	0.54
25:CA:1838:C:C2	25:CA:1898:U:H5	2.25	0.54
5:AE:80:LEU:HA	5:AE:146:MET:HE1	1.88	0.54
22:AV:60:U:H5''	22:AV:61:C:C5	2.41	0.54
11:BK:15:VAL:O	11:BK:16:SER:CB	2.55	0.54
1:BA:1458:G:OP1	20:BT:29:THR:HG21	2.07	0.54
1:AA:375:U:C4	1:AA:376:G:N7	2.75	0.54
25:CA:1416:G:O2'	25:CA:1417:C:C6	2.59	0.54
2:AB:103:TRP:CZ2	2:AB:153:MET:HG2	2.42	0.54
1:AA:1308:U:OP2	13:AM:97:ARG:HG2	2.07	0.54
1:BA:462:G:C6	1:BA:463:U:C5	2.95	0.54
1:AA:1205:U:H2'	1:AA:1205:U:O2	2.07	0.54
4:AD:61:ARG:HG3	4:AD:71:PHE:CD2	2.42	0.54
25:CA:587:C:O2	36:CL:33:ARG:NH2	2.40	0.54

Continued on next page...

Continued from previous page...

Atom-1	Atom-2	Distance(Å)	Clash(Å)
3:AC:21:TRP:CD1	3:AC:58:ARG:HD3	2.42	0.54
37:CM:54:THR:O	37:CM:55:ARG:C	2.46	0.54
11:BK:29:THR:HG21	11:BK:91:GLY:HA3	1.89	0.54
49:CY:18:LEU:CD2	49:CY:22:LEU:CD2	2.85	0.54
33:DI:98:GLY:O	33:DI:137:LEU:HA	2.07	0.54
25:DA:2729:G:O2'	25:DA:2730:C:H5'	2.07	0.54
1:AA:198:G:O2'	1:AA:199:A:H5'	2.06	0.54
25:DA:157:C:C5	25:DA:158:U:C5	2.95	0.54
25:DA:1475:G:HO2'	25:DA:1476:U:P	2.30	0.54
44:CT:35:ALA:O	44:CT:38:ALA:CB	2.55	0.54
25:DA:1734:G:H2'	25:DA:1735:A:H8	1.71	0.54
28:CD:26:VAL:CG1	28:CD:186:LEU:HD13	2.36	0.54
10:AJ:7:ARG:CB	10:AJ:75:ASP:OD1	2.54	0.54
40:DP:113:LEU:O	40:DP:113:LEU:CG	2.55	0.54
7:BG:136:LYS:O	7:BG:139:ASP:HB2	2.07	0.54
54:C3:15:LYS:HG3	54:C3:16:THR:N	2.21	0.54
25:DA:1498:C:H2'	25:DA:1499:C:C6	2.42	0.54
8:AH:62:LEU:HD22	8:AH:62:LEU:H	1.72	0.54
25:DA:2137:U:O4	25:DA:2154:A:N1	2.40	0.54
25:DA:1227:G:C2'	25:DA:1228:G:H5'	2.37	0.54
25:DA:1145:C:H2'	25:DA:1146:C:H6	1.72	0.54
8:AH:124:ILE:O	8:AH:124:ILE:CG1	2.55	0.54
32:CH:46:PHE:CD2	32:CH:46:PHE:C	2.80	0.54
50:CZ:9:THR:HG22	50:CZ:10:ARG:HG3	1.88	0.54
25:DA:2002:G:OP1	38:DN:17:ARG:NH1	2.40	0.54
37:DM:136:MET:HE1	46:DV:57:TYR:CE2	2.42	0.54
8:AH:93:LYS:HD3	8:AH:96:ALA:O	2.06	0.54
30:CF:96:TRP:O	30:CF:99:PHE:N	2.40	0.54
25:CA:1480:C:H2'	25:CA:1481:U:O4'	2.08	0.54
25:DA:41:C:H2'	25:DA:42:A:O5'	2.08	0.54
25:DA:2683:C:H2'	25:DA:2684:U:H6	1.71	0.54
34:DJ:69:ARG:O	34:DJ:89:PHE:HB3	2.07	0.54
1:AA:160:A:H1'	1:AA:344:A:C5	2.42	0.54
31:CG:10:VAL:O	31:CG:47:ASN:ND2	2.40	0.54
1:BA:954:G:C2	1:BA:1228:C:N3	2.75	0.54
11:AK:111:ASP:O	21:AU:3:ILE:HG22	2.07	0.54
2:AB:110:ILE:HD11	2:AB:147:LEU:CD2	2.37	0.54
2:AB:93:HIS:ND1	2:AB:145:ASN:HB2	2.22	0.54
1:BA:1060:U:H5''	10:BJ:53:ILE:HG12	1.88	0.54
1:AA:1130:A:H1'	1:AA:1146:A:C2	2.42	0.54
32:DH:4:ILE:HG22	32:DH:5:LEU:N	2.22	0.54
4:AD:169:TRP:CD1	4:AD:185:PRO:HG3	2.41	0.54

Continued on next page...

Continued from previous page...

Atom-1	Atom-2	Distance(Å)	Clash(Å)
4:AD:94:GLU:HG2	4:AD:185:PRO:HG2	1.89	0.54
32:DH:62:LEU:HB2	32:DH:135:HIS:CE1	2.43	0.54
25:DA:1588:G:H2'	25:DA:1589:U:C6	2.42	0.54
32:CH:120:GLY:O	32:CH:121:VAL:C	2.46	0.54
3:AC:15:LYS:HG3	3:AC:16:PRO:CD	2.37	0.54
4:AD:8:LEU:CD2	4:AD:21:LYS:HB2	2.36	0.54
5:AE:113:VAL:HG22	5:AE:114:LEU:N	2.22	0.54
22:AV:18:G:H1	22:AV:55:U:H1'	1.73	0.54
1:AA:93:U:H2'	1:AA:94:G:C5'	2.37	0.54
11:BK:13:LYS:C	11:BK:13:LYS:HD2	2.27	0.54
13:AM:28:ARG:NH1	13:AM:62:PHE:HB3	2.22	0.54
16:AP:67:ILE:HG13	16:AP:71:VAL:CG1	2.37	0.54
37:DM:107:GLY:C	37:DM:108:VAL:HG22	2.28	0.54
14:AN:3:GLN:OE1	14:AN:6:LYS:HE3	2.07	0.54
1:BA:1489:G:C4	1:BA:1490:U:C5	2.95	0.54
1:BA:376:G:H5''	16:BP:5:ARG:HB2	1.89	0.54
1:BA:594:U:H2'	1:BA:595:A:C8	2.42	0.54
3:AC:63:ILE:HG22	3:AC:96:VAL:CG2	2.37	0.54
1:BA:1386:G:N2	1:BA:1387:G:C4	2.75	0.54
25:CA:2571:U:O2'	28:CD:151:THR:CG2	2.55	0.54
48:DX:32:LEU:HD23	48:DX:49:ARG:NE	2.22	0.54
1:BA:471:U:C2'	1:BA:472:U:H5'	2.37	0.54
25:DA:2311:A:O2'	25:DA:2312:U:P	2.65	0.54
1:AA:1038:C:H2'	1:AA:1039:G:H5'	1.89	0.54
25:DA:295:G:C5	25:DA:344:A:C2	2.94	0.54
25:DA:2158:A:H4'	25:DA:2159:G:OP1	2.01	0.54
18:AR:50:TYR:O	18:AR:54:LEU:HB2	2.05	0.54
1:BA:403:C:H5'	4:BD:131:ILE:HG23	1.88	0.54
25:DA:1474:U:H2'	25:DA:1475:G:C5'	2.37	0.54
1:AA:417:G:C6	1:AA:418:C:C4	2.96	0.54
25:CA:581:C:OP1	41:CQ:32:ARG:HG3	2.07	0.54
25:DA:1735:A:H2'	25:DA:1736:U:O4'	2.07	0.54
37:DM:7:THR:HG21	37:DM:92:TRP:HH2	1.72	0.54
25:CA:1669:A:H5''	25:CA:1670:C:OP2	2.08	0.54
25:CA:1434:A:O2'	25:CA:1435:G:C8	2.56	0.54
1:BA:824:G:H1'	8:BH:1:SER:N	2.22	0.54
27:CC:196:ASN:C	27:CC:196:ASN:OD1	2.45	0.54
3:BC:119:ILE:HD11	3:BC:136:ALA:CB	2.38	0.54
35:DK:120:PRO:HG2	40:DP:65:ASN:ND2	2.22	0.54
35:DK:47:ILE:HB	35:DK:48:PRO:CD	2.37	0.54
31:DG:171:LYS:HG3	31:DG:172:GLU:N	2.22	0.54
44:DT:29:THR:OG1	44:DT:86:THR:CG2	2.55	0.54

Continued on next page...

Continued from previous page...

Atom-1	Atom-2	Distance(Å)	Clash(Å)
22:AV:24:G:H2'	22:AV:25:C:O5'	2.06	0.54
25:CA:368:A:N7	25:CA:369:U:C5	2.75	0.54
25:CA:1291:C:C2'	25:CA:1292:G:H5'	2.36	0.54
1:BA:583:A:H2'	1:BA:584:G:O4'	2.07	0.54
20:AT:82:ILE:HG13	20:AT:83:ASN:H	1.73	0.54
42:DR:102:SER:O	42:DR:103:ALA:O	2.25	0.54
25:DA:2685:G:H2'	25:DA:2686:G:H8	1.73	0.54
37:DM:118:LYS:HA	37:DM:118:LYS:HE2	1.89	0.54
25:CA:1538:G:H8	25:CA:1538:G:OP2	1.88	0.54
1:AA:20:U:C2'	1:AA:21:G:H5'	2.38	0.54
25:DA:956:G:OP2	37:DM:86:LYS:NZ	2.40	0.54
17:BQ:31:PRO:HB2	17:BQ:32:ILE:HD12	1.88	0.54
25:DA:1313:U:H2'	25:DA:1610:A:C2	2.42	0.54
44:DT:30:ILE:HD11	44:DT:32:LEU:HD23	1.88	0.54
49:DY:11:VAL:HG13	49:DY:15:ASN:OD1	2.07	0.54
25:CA:1079:C:H2'	25:CA:1080:A:H8	1.73	0.54
33:CI:17:ALA:HA	33:CI:41:PHE:CZ	2.43	0.54
2:AB:132:GLU:O	2:AB:136:ARG:HB2	2.08	0.54
2:AB:159:ALA:HA	2:AB:181:PRO:HD2	1.89	0.54
1:BA:1258:G:O2'	1:BA:1259:C:H5'	2.08	0.54
25:DA:1578:U:H2'	25:DA:1579:A:O5'	2.07	0.54
16:BP:46:LYS:HD3	16:BP:48:GLU:H	1.72	0.54
3:BC:152:VAL:O	3:BC:164:THR:O	2.25	0.54
11:AK:52:ARG:N	11:AK:55:ARG:HB2	2.22	0.54
36:DL:128:THR:OG1	36:DL:131:ALA:HB2	2.08	0.54
1:AA:1160:G:O2'	1:AA:1161:C:O5'	2.23	0.54
1:BA:8:A:N6	4:BD:205:LYS:HB3	2.21	0.54
10:AJ:27:GLU:O	10:AJ:30:LYS:HG2	2.07	0.54
39:DO:40:ILE:HG22	39:DO:41:ALA:N	2.23	0.54
25:CA:1420:A:HO2'	25:CA:1421:G:C5'	2.19	0.54
4:AD:29:THR:C	4:AD:30:LYS:HD3	2.27	0.54
29:DE:131:THR:O	29:DE:134:LEU:N	2.40	0.54
25:DA:740:C:H5'	25:DA:1784:A:C3'	2.37	0.54
5:AE:17:VAL:HA	5:AE:33:THR:O	2.07	0.54
1:BA:71:A:H2'	1:BA:72:A:O5'	2.06	0.54
8:AH:58:LEU:HD11	8:AH:60:LEU:HD21	1.88	0.54
1:AA:1305:G:HO2'	1:AA:1306:A:H8	1.49	0.54
10:BJ:27:GLU:HA	10:BJ:30:LYS:HG2	1.89	0.54
1:AA:1411:C:O2'	1:AA:1412:C:H5'	2.08	0.54
3:AC:59:PRO:O	3:AC:60:ALA:HB3	2.06	0.54
29:DE:148:ILE:CD1	29:DE:187:VAL:HG11	2.36	0.54
2:BB:220:VAL:O	2:BB:222:GLU:N	2.39	0.54

Continued on next page...

Continued from previous page...

Atom-1	Atom-2	Distance(Å)	Clash(Å)
25:DA:1469:A:N3	25:DA:1469:A:H2'	2.21	0.54
33:CI:73:PRO:HB2	33:CI:77:VAL:HG21	1.89	0.54
7:AG:91:ARG:HE	7:AG:93:VAL:CG2	2.21	0.54
31:CG:41:GLU:HB2	31:CG:54:ARG:NH2	2.22	0.54
14:BN:46:LEU:O	14:BN:49:GLN:HB2	2.07	0.54
15:AO:7:THR:O	15:AO:11:VAL:HG23	2.07	0.54
9:AI:33:SER:HB3	9:AI:36:GLN:CG	2.37	0.54
27:CC:149:LYS:HD3	27:CC:152:GLN:OE1	2.08	0.54
25:DA:1502:A:C2	25:DA:1503:A:C4	2.95	0.54
3:AC:155:ARG:HD3	3:AC:192:TYR:O	2.06	0.54
25:CA:877:A:C6	25:CA:899:A:C6	2.96	0.54
3:BC:18:ASN:OD1	3:BC:53:ARG:NE	2.41	0.54
25:CA:158:U:O2	25:CA:158:U:H2'	2.07	0.54
27:DC:51:ARG:NH1	27:DC:246:PRO:HG3	2.22	0.54
1:BA:791:G:C6	1:BA:792:A:N7	2.75	0.54
25:DA:107:G:O2'	25:DA:108:G:H5'	2.07	0.54
1:AA:346:G:H8	40:CP:36:LYS:HE2	1.71	0.54
18:BR:44:THR:O	18:BR:46:THR:HG22	2.07	0.54
25:DA:752:A:H62	25:DA:2609:U:H3	1.55	0.54
25:CA:449:A:H2'	25:CA:450:G:H5'	1.89	0.54
28:DD:142:VAL:HG23	28:DD:144:GLY:H	1.72	0.54
38:CN:41:ALA:HB1	38:CN:97:ILE:HD13	1.89	0.54
37:CM:12:MET:HE3	37:CM:71:LYS:HA	1.89	0.54
52:C1:31:GLU:O	52:C1:32:LYS:C	2.45	0.54
43:CS:57:ASN:O	43:CS:61:ASN:HB2	2.07	0.54
22:BV:36:A:C2	23:BX:17:U:C2	2.95	0.54
42:DR:86:GLN:HG3	42:DR:86:GLN:O	2.07	0.54
16:AP:42:ILE:O	16:AP:42:ILE:HG22	2.08	0.54
25:DA:1203:U:O4	25:DA:1204:A:C6	2.60	0.54
41:CQ:9:ALA:O	41:CQ:10:ARG:C	2.45	0.54
25:CA:2086:U:H2'	25:CA:2087:G:C8	2.42	0.54
1:BA:1053:G:N2	1:BA:1056:U:C5	2.75	0.54
13:BM:70:ARG:O	13:BM:74:MET:HB2	2.08	0.54
11:AK:114:PRO:O	11:AK:115:ILE:HD13	2.07	0.54
2:AB:137:THR:HA	2:AB:140:LEU:HB2	1.88	0.54
1:AA:1271:A:OP1	1:AA:1314:C:H4'	2.08	0.54
1:AA:955:U:C5	1:AA:956:U:C5	2.95	0.54
1:AA:1314:C:OP2	19:AS:5:LYS:HD3	2.08	0.54
10:AJ:40:ILE:HG21	10:AJ:73:LEU:HD12	1.89	0.54
5:BE:80:LEU:HD13	5:BE:80:LEU:N	2.22	0.54
20:BT:66:ILE:HG23	20:BT:67:HIS:H	1.72	0.54
25:DA:2144:G:N3	25:DA:2146:C:O2	2.41	0.54

Continued on next page...

Continued from previous page...

Atom-1	Atom-2	Distance(Å)	Clash(Å)
25:DA:1468:U:C2	25:DA:1525:A:C2	2.95	0.54
39:DO:40:ILE:HG21	39:DO:44:GLY:HA2	1.90	0.54
28:DD:101:PHE:HD1	28:DD:104:VAL:HG11	1.73	0.54
51:C0:54:ILE:CG2	51:C0:55:ALA:N	2.58	0.54
1:BA:787:A:N1	1:BA:795:C:N4	2.54	0.54
1:BA:73:C:O2'	1:BA:74:A:O5'	2.25	0.54
20:BT:79:THR:O	20:BT:80:ALA:C	2.44	0.54
21:BU:19:LYS:C	21:BU:21:SER:H	2.10	0.54
25:CA:1588:G:C5	25:CA:1589:U:C5	2.95	0.54
1:BA:1291:U:H4'	9:BI:41:GLU:OE2	2.08	0.54
1:AA:1234:C:C2'	1:AA:1235:U:H5'	2.38	0.54
35:DK:114:LYS:HD2	35:DK:118:LEU:HD21	1.89	0.54
2:BB:111:LYS:HD3	2:BB:111:LYS:C	2.28	0.54
9:AI:46:VAL:CG2	9:AI:75:ALA:HB1	2.38	0.54
25:CA:587:C:O2'	36:CL:19:LEU:HD11	2.07	0.54
9:AI:20:ILE:HD11	9:AI:85:ALA:HB3	1.88	0.54
29:DE:143:LEU:HB3	29:DE:146:VAL:CG1	2.37	0.54
29:DE:187:VAL:O	29:DE:187:VAL:CG1	2.55	0.54
25:CA:1507:C:N4	25:CA:1508:A:C2	2.75	0.54
25:CA:547:A:C8	25:CA:548:G:N3	2.75	0.54
44:CT:7:LEU:HD22	44:CT:46:ALA:HA	1.88	0.54
1:AA:109:A:C6	1:AA:326:G:C6	2.95	0.54
18:AR:32:ILE:HA	18:AR:39:VAL:HG23	1.89	0.54
29:CE:19:PHE:CE1	29:CE:109:LEU:HD23	2.42	0.54
1:AA:240:G:OP1	1:AA:240:G:C4'	2.56	0.54
46:CV:6:ALA:HB1	46:CV:40:ILE:CG2	2.38	0.54
1:BA:1251:A:O2'	1:BA:1252:A:H5'	2.06	0.54
13:AM:80:MET:HG2	13:AM:91:ARG:NH2	2.22	0.54
19:BS:62:THR:HB	19:BS:65:MET:CG	2.37	0.54
1:BA:157:U:O2'	1:BA:158:G:H5'	2.08	0.54
25:CA:1486:U:O2	25:CA:1504:A:C2	2.60	0.54
27:CC:161:VAL:HG13	27:CC:173:LEU:HB3	1.88	0.54
28:CD:86:GLU:OE1	28:CD:86:GLU:CA	2.54	0.54
1:BA:1179:A:H4'	9:BI:104:THR:HA	1.90	0.54
35:DK:4:GLU:O	35:DK:5:GLN:CB	2.55	0.54
31:DG:128:THR:O	31:DG:129:GLU:HG2	2.07	0.54
8:AH:82:LEU:HD22	8:AH:82:LEU:C	2.27	0.54
25:DA:1433:A:H2'	25:DA:1434:A:C1'	2.37	0.54
1:BA:1022:A:C5	1:BA:1023:U:C5	2.96	0.54
19:BS:55:GLN:CD	19:BS:56:HIS:N	2.60	0.54
25:DA:2660:A:C2	25:DA:2661:G:C4	2.96	0.54
11:BK:96:ILE:HD12	11:BK:96:ILE:C	2.27	0.54

Continued on next page...

Continued from previous page...

Atom-1	Atom-2	Distance(Å)	Clash(Å)
25:DA:2024:G:H2'	25:DA:2025:C:O4'	2.08	0.54
1:BA:417:G:C6	1:BA:418:C:C4	2.95	0.54
25:DA:2221:G:C4	25:DA:2222:C:C5	2.96	0.54
25:DA:2808:G:N1	25:DA:2891:U:C5	2.75	0.54
25:DA:2177:C:N4	25:DA:2178:C:H41	2.05	0.54
25:DA:2364:C:C2'	25:DA:2365:G:H5'	2.38	0.54
25:DA:1703:G:H2'	25:DA:1704:C:C6	2.43	0.54
1:BA:747:A:N6	1:BA:748:G:C6	2.76	0.54
25:CA:1212:G:H1'	25:CA:1236:G:N2	2.23	0.54
25:CA:1936:A:H3'	25:CA:1937:A:H5'	1.89	0.54
16:BP:50:THR:HG22	16:BP:50:THR:O	2.06	0.54
25:DA:2053:G:N2	25:DA:2054:A:H1'	2.22	0.54
25:CA:2534:A:H2'	25:CA:2535:G:O5'	2.07	0.54
25:CA:1051:G:H5'	25:CA:1052:C:OP2	2.07	0.54
25:DA:1010:A:H1'	25:DA:1153:C:H1'	1.88	0.54
13:BM:94:LEU:HB3	13:BM:95:PRO:HD2	1.88	0.54
25:DA:1061:U:O2	25:DA:1061:U:H5''	2.08	0.54
4:BD:25:ARG:O	4:BD:26:ALA:CB	2.55	0.54
25:CA:998:C:C2'	25:CA:999:U:O5'	2.56	0.54
49:DY:8:GLU:CA	49:DY:12:GLU:HG3	2.38	0.54
1:BA:949:A:C4	1:BA:1233:G:N2	2.75	0.54
25:CA:1061:U:HO2'	25:CA:1062:G:P	2.28	0.54
1:AA:1215:G:H2'	1:AA:1216:A:H5'	1.90	0.54
1:AA:257:G:N2	1:AA:258:G:C4	2.76	0.54
32:DH:4:ILE:CG2	32:DH:17:ASP:N	2.70	0.54
2:BB:72:LYS:O	2:BB:74:ALA:N	2.40	0.54
17:BQ:12:VAL:HG11	17:BQ:21:VAL:HG22	1.89	0.54
6:AF:3:HIS:HB2	6:AF:92:THR:HG23	1.89	0.54
8:AH:100:ILE:HD11	8:AH:128:VAL:HG23	1.90	0.54
36:DL:110:VAL:HB	36:DL:127:VAL:HG13	1.89	0.54
1:AA:1161:C:O2	1:AA:1176:A:C2	2.60	0.54
25:DA:1538:G:O2'	25:DA:1539:U:H5'	2.08	0.54
51:C0:47:TYR:CE2	51:C0:52:LYS:HB2	2.42	0.54
25:DA:318:C:O2'	25:DA:319:G:H5'	2.07	0.54
1:BA:190:A:H2'	1:BA:191:G:O5'	2.07	0.54
1:AA:8:A:H5'	5:AE:124:ALA:O	2.07	0.54
1:AA:376:G:H2'	1:AA:377:G:C8	2.41	0.54
25:DA:2019:A:H4'	41:DQ:33:VAL:HG21	1.90	0.54
1:BA:846:G:C2'	1:BA:847:G:H5'	2.38	0.54
8:AH:29:SER:O	8:AH:30:LYS:C	2.46	0.54
1:BA:467:U:H3'	1:BA:468:A:C5'	2.38	0.54
25:CA:2141:G:C2	25:CA:2142:A:H1'	2.43	0.54

Continued on next page...

Continued from previous page...

Atom-1	Atom-2	Distance(Å)	Clash(Å)
10:BJ:26:VAL:HG21	10:BJ:39:PRO:HD3	1.90	0.54
25:DA:230:G:N1	25:DA:231:A:C5	2.76	0.54
29:DE:189:THR:O	29:DE:192:ALA:HB3	2.07	0.54
25:CA:1277:G:H5'	38:CN:20:MET:CE	2.38	0.54
6:AF:43:GLY:HA2	6:AF:58:HIS:NE2	2.22	0.54
1:AA:1504:G:H4'	1:AA:1505:G:C4	2.43	0.54
25:DA:14:A:C6	25:DA:526:A:C2	2.96	0.54
12:BL:65:TYR:O	12:BL:96:THR:OG1	2.24	0.54
25:DA:2072:C:H5''	25:DA:2072:C:C6	2.40	0.54
25:DA:832:U:H2'	25:DA:833:A:H8	1.73	0.54
40:CP:30:TRP:CZ3	40:CP:39:LEU:HD13	2.43	0.54
1:BA:564:C:C4	1:BA:565:U:C4	2.96	0.54
25:DA:2311:A:O2'	25:DA:2312:U:O4'	2.25	0.54
1:BA:605:U:O2'	1:BA:606:G:H5'	2.08	0.54
1:BA:628:G:H2'	1:BA:629:A:H8	1.70	0.54
15:BO:75:ALA:O	15:BO:76:ARG:C	2.44	0.54
25:DA:2769:U:H2'	25:DA:2769:U:O2	2.07	0.54
1:BA:404:G:O2'	1:BA:405:U:H5'	2.08	0.54
1:AA:1245:C:H2'	1:AA:1246:A:O4'	2.08	0.54
25:DA:404:A:C4'	25:DA:405:U:OP2	2.54	0.54
25:CA:2492:U:H2'	25:CA:2493:U:H5'	1.88	0.54
1:AA:293:G:C5	1:AA:294:U:C5	2.95	0.54
1:AA:85:U:H4'	1:AA:86:G:OP1	2.06	0.54
25:CA:2870:C:C5	25:CA:2871:U:C5	2.96	0.54
25:DA:2692:G:H1'	25:DA:2847:U:H1'	1.89	0.54
25:CA:2331:G:O4'	47:CW:38:GLY:HA3	2.07	0.54
1:AA:303:A:H2'	1:AA:304:U:O4'	2.08	0.54
1:BA:905:U:H2'	1:BA:906:A:H5'	1.88	0.54
25:CA:2585:U:HO2'	25:CA:2586:U:P	2.30	0.54
25:CA:1379:U:OP1	25:CA:1379:U:C6	2.61	0.54
25:DA:995:C:OP2	41:DQ:52:ARG:NH1	2.40	0.54
34:CJ:97:PRO:O	34:CJ:98:GLU:C	2.46	0.54
1:BA:775:G:H2'	1:BA:776:G:O4'	2.08	0.54
25:CA:2006:C:O5'	25:CA:2006:C:H6	1.91	0.54
36:DL:89:VAL:HG13	36:DL:89:VAL:O	2.08	0.54
5:AE:20:VAL:O	5:AE:20:VAL:CG2	2.55	0.54
25:CA:1783:A:H5'	25:CA:2608:G:H4'	1.89	0.54
1:BA:1070:U:H2'	1:BA:1071:C:H6	1.72	0.54
1:BA:1244:G:N1	1:BA:1294:G:N1	2.56	0.54
1:BA:929:G:C6	1:BA:930:C:C4	2.95	0.54
1:BA:977:A:C2'	1:BA:977:A:N3	2.71	0.54
13:BM:22:TYR:HB3	13:BM:65:GLU:HA	1.90	0.54

Continued on next page...

Continued from previous page...

Atom-1	Atom-2	Distance(Å)	Clash(Å)
25:CA:2127:G:N2	25:CA:2161:C:O2	2.40	0.54
25:CA:2170:A:C8	25:CA:2170:A:OP2	2.61	0.54
25:DA:1090:A:C2	25:DA:1102:C:O2	2.60	0.54
49:DY:10:SER:C	49:DY:14:LEU:HD12	2.28	0.54
49:DY:32:ALA:O	49:DY:35:GLY:HA2	2.07	0.54
49:DY:35:GLY:C	49:DY:36:GLN:CG	2.76	0.54
2:AB:67:LEU:HB3	2:AB:160:LEU:HD23	1.90	0.54
2:AB:53:LEU:CD1	2:AB:56:LEU:HD12	2.38	0.54
17:AQ:16:MET:HG2	17:AQ:19:SER:HB3	1.88	0.54
25:DA:2291:U:H2'	25:DA:2292:U:C5	2.43	0.54
25:CA:981:A:P	60:CA:3598:HOH:O	2.58	0.54
25:DA:2196:C:O2'	25:DA:2197:U:H5'	2.08	0.54
25:CA:2346:A:C3'	25:CA:2347:C:C5'	2.81	0.54
2:AB:205:ALA:O	2:AB:207:ARG:N	2.41	0.54
5:BE:148:SER:HB2	5:BE:151:MET:HG2	1.89	0.54
20:BT:68:LYS:HB3	20:BT:69:ASN:OD1	2.07	0.54
8:AH:74:ILE:HD13	8:AH:128:VAL:HG22	1.86	0.54
15:AO:23:SER:HB3	15:AO:26:VAL:CG2	2.37	0.54
25:DA:528:A:C2	25:DA:2043:C:H5'	2.42	0.54
25:CA:2602:A:C4'	25:CA:2603:G:OP2	2.53	0.54
39:DO:31:THR:HG23	39:DO:32:PRO:CD	2.36	0.54
25:DA:1607:C:H4'	25:DA:1608:A:O5'	2.08	0.54
1:AA:428:G:H4'	1:AA:429:U:OP1	2.07	0.54
1:AA:1077:G:N2	1:AA:1080:A:OP2	2.41	0.54
1:AA:73:C:O2'	1:AA:74:A:H5''	2.08	0.54
14:AN:41:ARG:HG3	14:AN:42:TRP:CE3	2.42	0.54
10:BJ:59:LYS:O	10:BJ:62:ARG:HD2	2.08	0.54
25:DA:1324:G:C2	25:DA:1328:A:N1	2.76	0.54
31:DG:83:THR:OG1	31:DG:133:LYS:HG2	2.08	0.54
2:AB:54:ALA:O	2:AB:58:LYS:HB2	2.07	0.54
11:BK:22:ILE:HD11	11:BK:85:VAL:HG13	1.89	0.54
9:BI:43:ALA:HB1	9:BI:46:VAL:CG2	2.36	0.54
1:AA:1299:A:C6	1:AA:1301:U:O2	2.60	0.54
2:AB:34:ARG:NE	2:AB:34:ARG:CA	2.71	0.54
10:BJ:36:VAL:HG22	10:BJ:76:ILE:HG12	1.90	0.54
3:BC:84:GLU:HG3	3:BC:85:LYS:H	1.72	0.54
25:CA:1908:C:C5'	25:CA:1909:C:OP2	2.55	0.54
12:BL:86:VAL:HG11	12:BL:89:LEU:CD2	2.37	0.54
32:CH:62:LEU:C	32:CH:62:LEU:HD12	2.28	0.54
14:AN:30:ILE:HG23	14:AN:45:VAL:HB	1.88	0.54
4:BD:32:LYS:NZ	4:BD:32:LYS:HB2	2.22	0.54
4:BD:32:LYS:HG3	4:BD:32:LYS:O	2.07	0.54

Continued on next page...

Continued from previous page...

Atom-1	Atom-2	Distance(Å)	Clash(Å)
33:CI:57:VAL:CG1	33:CI:58:ILE:N	2.71	0.54
33:CI:59:THR:HG22	33:CI:61:TYR:CZ	2.43	0.54
25:CA:1926:U:O2	25:CA:1926:U:H2'	2.06	0.54
27:DC:251:THR:CG2	27:DC:252:LYS:N	2.69	0.54
1:AA:683:G:O2'	1:AA:684:U:H5'	2.07	0.54
7:AG:70:PRO:HG3	7:AG:102:TRP:CH2	2.43	0.54
4:BD:172:VAL:O	4:BD:178:GLU:O	2.26	0.54
25:DA:82:U:H2'	25:DA:83:A:C8	2.42	0.54
34:CJ:65:THR:O	34:CJ:68:LYS:HG3	2.07	0.54
25:CA:2318:G:C6	25:CA:2319:G:C6	2.95	0.54
25:DA:623:C:H2'	25:DA:624:C:C6	2.42	0.54
25:DA:2104:C:C2	25:DA:2186:G:N2	2.75	0.54
1:BA:194:C:H3'	60:BA:1716:HOH:O	2.08	0.54
1:BA:660:C:C2	1:BA:661:G:C8	2.95	0.54
11:BK:107:THR:HG22	11:BK:108:ASN:ND2	2.22	0.54
11:AK:110:THR:HG23	21:AU:4:LYS:CB	2.38	0.54
39:CO:24:THR:HG22	39:CO:42:PRO:HG3	1.89	0.54
25:DA:298:G:O5'	25:DA:298:G:H8	1.91	0.54
43:DS:9:HIS:CD2	43:DS:9:HIS:N	2.76	0.54
1:AA:827:U:H5''	1:AA:828:U:OP2	2.08	0.54
25:CA:301:G:C4	25:CA:302:C:C5	2.96	0.54
23:AX:10:G:C5	23:AX:11:U:C4	2.96	0.54
44:CT:67:VAL:HG22	44:CT:76:ARG:HG3	1.90	0.54
25:CA:1851:U:H2'	25:CA:1852:U:O5'	2.07	0.54
27:CC:265:PHE:CD1	27:CC:265:PHE:N	2.75	0.54
27:CC:270:ARG:HH11	27:CC:270:ARG:HG2	1.71	0.54
25:DA:9:G:C6	25:DA:2629:U:C5	2.96	0.54
25:CA:90:U:H2'	25:CA:91:A:C8	2.41	0.54
12:BL:73:LEU:CD1	12:BL:79:ILE:HG21	2.37	0.54
1:BA:1363:A:C5	1:BA:1365:G:C6	2.96	0.54
13:BM:85:TYR:C	13:BM:85:TYR:CD2	2.80	0.54
25:DA:1062:G:C5	25:DA:1088:A:H2'	2.43	0.54
33:DI:27:LEU:HD12	33:DI:27:LEU:C	2.27	0.54
44:DT:14:PRO:CD	49:DY:33:ALA:HB1	2.38	0.54
10:AJ:18:ILE:HG12	10:AJ:72:ARG:HG3	1.90	0.54
42:CR:51:VAL:C	42:CR:52:PRO:O	2.43	0.54
3:BC:164:THR:O	3:BC:165:GLU:HB3	2.08	0.54
25:CA:277:G:H4'	25:CA:278:A:N6	2.22	0.54
4:AD:112:GLU:O	4:AD:113:ALA:C	2.44	0.54
4:AD:144:ILE:HD13	4:AD:177:MET:HB3	1.90	0.54
4:AD:57:LYS:HG2	4:AD:202:LEU:HD22	1.90	0.54
5:AE:136:VAL:O	5:AE:137:ARG:HB3	2.06	0.54

Continued on next page...

Continued from previous page...

Atom-1	Atom-2	Distance(Å)	Clash(Å)
7:BG:115:MET:HA	7:BG:118:ARG:HD3	1.90	0.54
1:AA:209:U:H4'	1:AA:210:C:OP2	2.06	0.54
25:DA:279:A:C5	25:DA:280:U:C5	2.95	0.54
3:AC:59:PRO:CB	10:AJ:94:ALA:HB1	2.38	0.54
25:DA:120:U:O4'	25:DA:149:A:C8	2.61	0.54
4:BD:33:ILE:O	4:BD:34:GLU:CB	2.54	0.54
9:AI:95:SER:CA	9:AI:98:ARG:HB2	2.35	0.54
1:BA:175:C:C2'	1:BA:176:C:H5'	2.38	0.54
25:CA:1371:G:O2'	25:CA:1372:U:H5'	2.07	0.54
25:DA:2392:A:C2	25:DA:2393:U:C2	2.96	0.54
44:DT:2:ILE:HG23	44:DT:3:ARG:O	2.07	0.54
9:BI:97:LEU:O	9:BI:103:VAL:HG13	2.07	0.54
3:BC:133:MET:HE3	3:BC:167:TYR:HB2	1.90	0.54
1:AA:128:G:O2'	1:AA:129:A:H5'	2.07	0.54
40:DP:74:GLN:O	40:DP:77:SER:CB	2.56	0.54
25:DA:2248:C:H2'	25:DA:2249:U:H5'	1.90	0.54
30:DF:103:ILE:O	30:DF:108:PRO:HD3	2.07	0.54
40:CP:111:GLU:HG3	40:CP:112:ARG:N	2.23	0.54
1:AA:832:G:H2'	1:AA:833:G:H5'	1.88	0.54
1:AA:1244:G:O2'	1:AA:1245:C:H5'	2.07	0.54
1:AA:1247:U:O2'	1:AA:1248:A:H5'	2.08	0.54
26:CB:43:C:H5''	26:CB:44:G:OP2	2.07	0.54
6:AF:10:VAL:HG13	6:AF:11:HIS:N	2.23	0.54
1:BA:363:A:C6	1:BA:364:A:C6	2.96	0.54
25:DA:1998:A:H2'	25:DA:1999:C:H6	1.73	0.54
25:CA:2019:A:C2'	25:CA:2020:A:O5'	2.56	0.54
8:BH:19:ALA:C	8:BH:21:LYS:H	2.11	0.54
1:BA:1237:C:H2'	1:BA:1336:C:C5	2.42	0.54
1:AA:86:G:N3	1:AA:86:G:O4'	2.40	0.54
7:BG:135:LYS:HE2	7:BG:139:ASP:OD1	2.08	0.54
25:DA:2221:G:C5	25:DA:2222:C:C5	2.96	0.54
25:CA:1889:A:H1'	25:CA:2086:U:O2'	2.08	0.54
25:CA:1246:A:H2'	25:CA:1247:A:O5'	2.08	0.54
25:DA:792:A:C3'	25:DA:793:A:H5'	2.37	0.54
25:DA:2179:C:C2	25:DA:2180:U:C6	2.96	0.54
1:BA:1460:C:H2'	1:BA:1461:G:O5'	2.07	0.54
25:CA:2458:G:C2	25:CA:2490:G:N2	2.76	0.54
1:BA:666:G:H5'	1:BA:726:C:H1'	1.90	0.54
1:BA:394:G:H2'	1:BA:395:C:H6	1.72	0.54
1:AA:81:A:H2'	1:AA:82:G:H5'	1.90	0.54
1:AA:338:A:N1	1:AA:351:G:O6	2.41	0.54
33:DI:6:ALA:O	33:DI:58:ILE:HB	2.08	0.54

Continued on next page...

Continued from previous page...

Atom-1	Atom-2	Distance(Å)	Clash(Å)
44:DT:10:VAL:HG12	44:DT:11:LEU:HD23	1.89	0.54
21:AU:3:ILE:HD13	21:AU:19:LYS:HE3	1.90	0.54
1:AA:980:C:C5	1:AA:981:U:C4	2.95	0.54
25:DA:2217:G:C2'	25:DA:2218:G:H5'	2.38	0.54
2:BB:207:ARG:O	2:BB:210:THR:N	2.41	0.54
25:DA:1494:A:H2'	25:DA:1495:A:C8	2.43	0.54
16:BP:74:LEU:O	16:BP:75:ILE:C	2.46	0.54
11:BK:123:PRO:O	11:BK:125:LYS:N	2.41	0.54
11:AK:15:VAL:O	11:AK:16:SER:OG	2.21	0.54
1:AA:424:G:O2'	1:AA:425:G:H5'	2.08	0.54
38:DN:51:LEU:CD1	38:DN:70:THR:HG22	2.38	0.54
1:BA:1219:A:H2'	1:BA:1220:G:H8	1.73	0.54
25:CA:2748:A:C2	25:CA:2757:A:C4	2.96	0.54
3:AC:13:ILE:C	3:AC:14:VAL:HG13	2.27	0.54
39:DO:33:ARG:O	39:DO:34:HIS:CD2	2.61	0.54
4:AD:75:TYR:CG	4:AD:203:TYR:HD1	2.26	0.54
5:AE:33:THR:HB	5:AE:49:TYR:CE2	2.42	0.54
16:AP:5:ARG:HA	16:AP:68:SER:OG	2.08	0.54
37:DM:57:VAL:O	37:DM:58:LYS:HB2	2.08	0.54
25:CA:2145:C:H6	25:CA:2145:C:H3'	1.73	0.54
14:AN:87:ALA:HA	14:AN:90:ARG:HH12	1.72	0.54
10:BJ:78:GLU:O	10:BJ:78:GLU:CG	2.56	0.54
9:AI:44:ARG:N	9:AI:45:MET:SD	2.80	0.54
27:DC:16:VAL:H	27:DC:203:VAL:HG22	1.71	0.54
10:BJ:67:ILE:HG12	14:BN:96:LEU:CA	2.37	0.54
25:DA:1047:G:C4'	25:DA:1048:A:H5'	2.37	0.54
56:DB:65:U:C4	56:DB:108:A:C4	2.96	0.54
2:BB:53:LEU:HA	2:BB:56:LEU:CB	2.38	0.54
37:CM:55:ARG:CG	37:CM:55:ARG:HH21	2.20	0.54
26:CB:33:G:H2'	26:CB:34:A:H5'	1.89	0.54
19:AS:39:ILE:CD1	19:AS:70:LEU:HD22	2.38	0.54
1:AA:1451:U:H5''	1:AA:1452:C:C5	2.42	0.54
48:DX:32:LEU:HD23	48:DX:49:ARG:CZ	2.36	0.54
6:BF:25:TYR:C	6:BF:27:ALA:N	2.60	0.54
1:BA:146:G:C2'	1:BA:147:G:H5'	2.38	0.54
25:DA:1563:U:O2'	25:DA:1564:C:H5'	2.07	0.54
23:BX:10:G:O2'	23:BX:11:U:H5'	2.07	0.54
14:BN:26:LEU:O	14:BN:27:LYS:HB3	2.08	0.54
25:DA:2309:A:C5	25:DA:2310:C:C4	2.96	0.54
29:CE:108:ILE:HD12	29:CE:108:ILE:O	2.08	0.54
25:DA:2730:C:O2'	25:DA:2731:G:C5'	2.55	0.54
25:DA:630:G:H3'	25:DA:631:A:C5'	2.37	0.54

Continued on next page...

Continued from previous page...

Atom-1	Atom-2	Distance(Å)	Clash(Å)
37:DM:41:LEU:HD21	37:DM:124:LEU:HD13	1.90	0.54
12:AL:2:THR:CG2	12:AL:4:ASN:CB	2.86	0.54
4:BD:178:GLU:CG	4:BD:179:GLY:N	2.70	0.54
5:BE:106:ALA:HB1	5:BE:124:ALA:CB	2.38	0.54
4:BD:167:PRO:HG2	4:BD:170:LEU:HD11	1.90	0.54
1:BA:220:G:O2'	1:BA:221:C:H5'	2.07	0.54
15:BO:8:ALA:O	15:BO:9:LYS:C	2.45	0.54
32:CH:135:HIS:HD2	32:CH:138:VAL:HG23	1.73	0.54
25:DA:2673:G:C2	25:DA:2674:G:C8	2.96	0.54
25:CA:2218:G:C6	25:CA:2219:U:C4	2.96	0.54
25:DA:792:A:C4'	25:DA:793:A:H5'	2.38	0.54
25:CA:717:C:H2'	25:CA:718:A:H5'	1.89	0.54
25:DA:1629:U:O2	25:DA:2698:U:H5''	2.08	0.54
25:CA:1645:G:H5''	25:CA:1646:C:H5'	1.90	0.54
24:AY:14:MET:O	24:AY:17:CYS:HB2	2.07	0.54
31:CG:130:ILE:HG22	31:CG:131:VAL:H	1.73	0.54
25:CA:1100:C:H2'	25:CA:1101:U:C6	2.43	0.54
53:D2:44:VAL:O	53:D2:44:VAL:HG12	2.08	0.54
35:CK:9:ASN:O	35:CK:83:ALA:HA	2.08	0.54
25:DA:591:U:H1'	54:D3:1:PRO:N	2.23	0.54
41:DQ:61:ILE:HG23	41:DQ:75:TYR:CE1	2.43	0.54
1:BA:1269:A:C8	1:BA:1270:G:H1'	2.42	0.54
1:BA:1324:A:C6	1:BA:1325:C:C4	2.96	0.54
25:DA:1077:A:C2	25:DA:1088:A:C2	2.96	0.54
33:DI:74:PRO:O	33:DI:78:LEU:HD12	2.07	0.54
49:DY:28:LEU:HD13	49:DY:46:VAL:HG21	1.89	0.54
25:CA:1085:A:C5	25:CA:1086:A:N1	2.76	0.54
1:AA:1323:G:C2	1:AA:1324:A:C4	2.95	0.54
29:DE:109:LEU:HD13	29:DE:180:LEU:HD13	1.89	0.54
52:D1:46:VAL:CG1	52:D1:47:ILE:N	2.70	0.54
25:DA:1494:A:C4	25:DA:1495:A:C8	2.96	0.54
1:BA:1002:G:C2	1:BA:1039:G:C2	2.96	0.54
41:CQ:88:GLU:H	42:CR:49:ILE:CD1	2.21	0.54
1:BA:261:U:C5	20:BT:73:ARG:CZ	2.91	0.54
6:AF:71:ILE:HG13	6:AF:72:ASP:N	2.23	0.54
36:DL:126:ARG:C	36:DL:127:VAL:HG23	2.28	0.54
36:DL:81:ASP:O	36:DL:82:LEU:CB	2.54	0.54
10:AJ:28:THR:O	10:AJ:32:THR:CG2	2.55	0.54
28:DD:101:PHE:HA	28:DD:104:VAL:CG1	2.38	0.54
4:AD:146:GLU:HA	4:AD:149:LYS:HD2	1.89	0.54
1:AA:452:A:N6	1:AA:480:U:H3	2.05	0.54
1:AA:451:A:OP2	16:AP:70:ARG:NH2	2.41	0.54

Continued on next page...

Continued from previous page...

Atom-1	Atom-2	Distance(Å)	Clash(Å)
25:DA:2020:A:C2	25:DA:2022:U:O4'	2.61	0.54
9:BI:27:ILE:HG23	9:BI:62:LEU:HG	1.89	0.54
2:BB:96:LEU:O	2:BB:99:MET:HG2	2.07	0.54
1:BA:16:A:C2	1:BA:17:U:C6	2.95	0.54
1:AA:1060:U:H5''	10:AJ:53:ILE:HG23	1.89	0.54
25:DA:2531:A:H4'	31:DG:156:TYR:CD1	2.42	0.54
52:C1:16:THR:HG21	52:C1:41:VAL:CB	2.35	0.54
6:AF:20:GLY:O	6:AF:23:GLU:HB3	2.07	0.54
29:CE:118:LEU:C	29:CE:119:ILE:HD13	2.29	0.54
29:CE:118:LEU:HD11	29:CE:188:MET:HG3	1.88	0.54
33:CI:57:VAL:O	33:CI:58:ILE:HD13	2.07	0.54
33:CI:32:VAL:HG21	33:CI:58:ILE:HG23	1.90	0.54
47:CW:37:ARG:O	47:CW:53:HIS:ND1	2.41	0.54
33:DI:79:LEU:HD13	33:DI:135:MET:SD	2.48	0.54
28:CD:13:ARG:O	28:CD:14:ILE:HD13	2.08	0.54
1:BA:209:U:C4'	1:BA:210:C:OP2	2.56	0.54
1:BA:270:A:C6	1:BA:271:C:C4	2.96	0.54
31:DG:37:ASN:HB3	31:DG:40:VAL:HG23	1.90	0.54
1:BA:620:C:C2	4:BD:131:ILE:HG12	2.43	0.54
25:DA:1233:C:C2'	25:DA:1234:U:O5'	2.56	0.54
25:DA:1870:C:C3'	25:DA:1871:A:H5'	2.38	0.54
7:BG:99:ALA:O	7:BG:103:ILE:HG13	2.08	0.54
25:DA:2097:A:C5	25:DA:2098:U:C5	2.95	0.54
25:DA:715:A:H8	25:DA:715:A:OP1	1.91	0.54
38:DN:86:ARG:HD2	38:DN:117:ASP:OD2	2.07	0.54
8:AH:76:ARG:NE	8:AH:78:SER:O	2.41	0.54
1:BA:49:U:O2	1:BA:362:G:H1'	2.08	0.54
4:BD:71:PHE:CE1	4:BD:199:ILE:HD11	2.42	0.54
5:AE:106:ALA:O	5:AE:111:ARG:NH2	2.41	0.54
25:DA:871:U:H4'	37:DM:68:PHE:CD2	2.43	0.54
35:DK:108:ARG:O	35:DK:109:SER:HB3	2.08	0.54
40:DP:51:ASN:O	40:DP:52:ARG:HD3	2.08	0.54
40:DP:53:GLY:O	40:DP:56:SER:OG	2.26	0.54
25:DA:2233:U:H2'	25:DA:2234:G:C8	2.43	0.54
13:AM:94:LEU:HB3	13:AM:95:PRO:CD	2.38	0.54
25:DA:1704:C:H2'	25:DA:1705:A:C8	2.43	0.54
25:DA:1693:U:H4'	25:DA:1694:C:OP2	2.07	0.54
12:AL:87:LYS:HG3	12:AL:87:LYS:O	2.07	0.54
36:DL:123:ARG:HG3	36:DL:143:GLU:HG3	1.90	0.54
25:DA:2816:G:O3'	38:DN:99:LYS:HE2	2.08	0.54
29:CE:128:ALA:HB1	29:CE:129:PRO:CD	2.38	0.54
25:DA:845:A:H3'	25:DA:845:A:N3	2.23	0.54

Continued on next page...

Continued from previous page...

Atom-1	Atom-2	Distance(Å)	Clash(Å)
25:DA:1758:U:C5	25:DA:2696:U:H5'	2.43	0.54
1:BA:1207:G:H2'	1:BA:1208:C:O4'	2.07	0.54
25:DA:197:A:N6	25:DA:2430:A:H2'	2.23	0.54
25:CA:2615:U:C2	51:C0:3:GLN:HA	2.43	0.54
36:CL:104:GLN:OE1	36:CL:104:GLN:HA	2.08	0.54
36:DL:76:GLU:O	36:DL:76:GLU:CG	2.56	0.54
12:BL:19:ASN:ND2	12:BL:19:ASN:H	2.05	0.54
25:DA:1276:A:H5''	25:DA:1276:A:C8	2.43	0.54
25:DA:1276:A:H5''	25:DA:1276:A:H8	1.73	0.54
30:DF:131:VAL:O	30:DF:131:VAL:HG23	2.08	0.54
25:DA:200:U:C4	25:DA:248:G:C2	2.96	0.54
31:CG:29:ASN:O	31:CG:29:ASN:CG	2.46	0.54
25:DA:1153:C:H5''	41:DQ:61:ILE:HD13	1.89	0.54
12:BL:33:CYS:CA	12:BL:54:VAL:HA	2.29	0.54
1:BA:960:U:H2'	1:BA:1225:A:H62	1.73	0.54
1:BA:1302:C:OP1	13:BM:12:LYS:HE2	2.08	0.54
1:BA:979:C:C6	1:BA:980:C:C5	2.96	0.54
13:BM:15:VAL:O	13:BM:18:LEU:HB2	2.08	0.54
25:DA:1096:A:C2'	25:DA:1097:U:H5''	2.38	0.54
5:BE:149:PRO:C	5:BE:151:MET:N	2.61	0.54
32:CH:117:LEU:HD21	32:CH:121:VAL:N	2.22	0.54
25:CA:285:G:C6	25:CA:286:U:C4	2.96	0.54
4:BD:187:ARG:O	4:BD:190:LEU:HD12	2.08	0.54
10:AJ:34:ALA:O	10:AJ:35:GLN:HB2	2.08	0.54
5:BE:14:LEU:O	5:BE:14:LEU:HD12	2.08	0.54
1:AA:510:A:H5''	1:AA:511:C:P	2.48	0.54
25:CA:1838:C:N1	25:CA:1898:U:H5	2.05	0.54
1:AA:9:G:O2'	1:AA:10:A:H5'	2.08	0.54
5:AE:71:ILE:HG21	5:AE:144:GLU:HB2	1.90	0.54
1:BA:96:U:O2'	1:BA:97:G:C5'	2.56	0.54
1:AA:464:U:N3	1:AA:466:A:C5'	2.71	0.54
1:AA:374:A:O4'	1:AA:481:G:N2	2.41	0.54
21:BU:3:ILE:HG23	21:BU:19:LYS:HE3	1.90	0.54
9:BI:26:LYS:O	9:BI:62:LEU:CD2	2.56	0.54
27:DC:181:ARG:HG2	27:DC:181:ARG:O	2.08	0.54
1:AA:1305:G:H2'	1:AA:1331:G:N2	2.23	0.54
1:AA:943:U:H2'	1:AA:944:G:C5'	2.37	0.54
27:DC:73:ILE:HG22	27:DC:74:PRO:O	2.08	0.54
1:AA:1201:A:H1'	1:AA:1202:U:OP2	2.07	0.54
1:AA:1366:C:H2'	1:AA:1367:C:H6	1.73	0.54
6:BF:38:ARG:NH1	6:BF:61:LEU:HD21	2.23	0.54
32:CH:59:ALA:HA	32:CH:62:LEU:HD23	1.89	0.54

Continued on next page...

Continued from previous page...

Atom-1	Atom-2	Distance(Å)	Clash(Å)
33:CI:121:ILE:HG23	33:CI:124:MET:SD	2.48	0.54
25:DA:45:G:C5'	25:DA:46:G:H5'	2.37	0.54
3:AC:57:GLU:HG3	3:AC:64:ARG:CB	2.38	0.54
1:BA:699:C:C2'	1:BA:700:G:H5'	2.37	0.54
25:DA:2757:A:H2'	25:DA:2757:A:N3	2.23	0.54
1:BA:1050:G:N2	1:BA:1209:C:O2	2.41	0.54
1:BA:1253:G:C2	1:BA:1285:A:N6	2.76	0.54
25:CA:995:C:O2'	25:CA:996:A:P	2.66	0.54
25:CA:31:C:C2'	25:CA:32:C:H5'	2.38	0.54
1:AA:549:C:H2'	1:AA:550:G:O5'	2.08	0.54
1:BA:557:G:H5''	1:BA:558:G:OP2	2.08	0.54
1:AA:791:G:C6	1:AA:792:A:N7	2.76	0.54
1:AA:850:U:H2'	1:AA:851:G:H5''	1.90	0.54
12:AL:2:THR:HG22	12:AL:4:ASN:HB2	1.90	0.54
26:CB:64:G:C5	26:CB:65:U:C4	2.96	0.54
56:DB:74:U:H2'	56:DB:75:G:O4'	2.08	0.54
56:DB:104:A:H2'	56:DB:105:G:O4'	2.08	0.54
1:AA:1007:U:H2'	1:AA:1008:U:H5'	1.89	0.54
25:DA:7:G:H5''	34:DJ:123:LYS:NZ	2.23	0.54
41:DQ:98:ALA:HB2	41:DQ:105:PHE:CE2	2.42	0.54
3:BC:117:ASP:O	3:BC:120:THR:HG22	2.07	0.54
3:BC:18:ASN:HA	3:BC:55:VAL:HG13	1.89	0.54
45:DU:73:ASN:HA	45:DU:95:PHE:CE2	2.43	0.54
8:AH:13:ILE:HG22	8:AH:14:ARG:N	2.22	0.54
25:CA:2870:C:C2'	25:CA:2871:U:H5'	2.38	0.54
5:AE:96:GLN:HB2	5:AE:123:LEU:HD11	1.89	0.54
25:DA:2642:G:N2	25:DA:2773:C:C2	2.76	0.54
25:DA:39:G:H1'	29:DE:43:THR:HG21	1.90	0.54
54:D3:35:LYS:O	54:D3:40:LYS:HE2	2.08	0.54
25:CA:213:A:C2	25:CA:214:G:C4	2.96	0.54
9:BI:16:ALA:HB1	9:BI:65:THR:O	2.08	0.54
25:CA:2287:A:C8	25:CA:2289:G:C8	2.96	0.54
25:DA:893:C:H2'	25:DA:894:U:O4'	2.08	0.54
30:DF:52:ALA:HB2	30:DF:149:ARG:HD2	1.90	0.54
4:BD:168:THR:CG2	4:BD:183:ARG:HH21	2.20	0.54
29:DE:83:VAL:CG1	29:DE:86:ALA:HA	2.38	0.54
25:CA:1744:A:H3'	25:CA:1745:A:H8	1.72	0.54
25:CA:559:G:C2'	25:CA:560:C:H5'	2.38	0.54
25:CA:1867:G:O2'	25:CA:1868:C:H5'	2.07	0.54
25:CA:864:G:O2'	25:CA:865:C:H5'	2.08	0.54
24:AY:25:ILE:HG22	24:AY:26:SER:N	2.22	0.54
25:CA:64:A:H2'	25:CA:65:U:C6	2.43	0.54

Continued on next page...

Continued from previous page...

Atom-1	Atom-2	Distance(Å)	Clash(Å)
31:DG:18:ILE:O	31:DG:18:ILE:HG22	2.08	0.54
19:AS:80:ARG:HE	19:AS:80:ARG:HA	1.73	0.54
2:AB:130:LYS:HA	2:AB:130:LYS:HE2	1.90	0.54
17:AQ:40:THR:HG22	17:AQ:41:THR:N	2.23	0.54
25:DA:954:G:C5	25:DA:955:U:C5	2.95	0.54
1:BA:1302:C:C5	13:BM:16:ILE:CD1	2.91	0.53
25:CA:2128:G:C2'	25:CA:2129:C:H5'	2.38	0.53
25:DA:1056:G:C2	25:DA:1102:C:C5	2.95	0.53
33:DI:30:GLN:HG2	33:DI:31:GLY:H	1.73	0.53
33:DI:33:ASN:HB3	33:DI:36:GLU:HG2	1.89	0.53
25:CA:1954:G:O2'	25:CA:1956:U:O4	2.19	0.53
25:DA:78:U:OP2	49:DY:2:LYS:HD3	2.07	0.53
49:DY:12:GLU:HA	49:DY:12:GLU:OE1	2.08	0.53
49:DY:13:GLU:C	49:DY:15:ASN:N	2.58	0.53
25:CA:1084:A:H2'	25:CA:1085:A:C8	2.43	0.53
33:CI:18:ASN:ND2	33:CI:27:LEU:CD2	2.71	0.53
2:AB:110:ILE:HD12	2:AB:147:LEU:HD13	1.90	0.53
1:AA:988:G:C6	1:AA:989:U:N3	2.76	0.53
10:BJ:53:ILE:HG12	10:BJ:53:ILE:O	2.07	0.53
25:DA:1708:C:H2'	25:DA:1709:U:C6	2.43	0.53
25:DA:1495:A:H1'	25:DA:1579:A:H5'	1.90	0.53
16:BP:39:PHE:O	16:BP:41:PRO:HD3	2.08	0.53
5:BE:82:HIS:NE2	5:BE:146:MET:HG3	2.23	0.53
25:DA:2707:U:C2'	25:DA:2707:U:O2	2.54	0.53
25:DA:1463:C:H2'	25:DA:1464:G:O4'	2.09	0.53
25:DA:1467:U:C2'	25:DA:1468:U:O5'	2.56	0.53
3:AC:174:LEU:O	3:AC:174:LEU:HD12	2.08	0.53
1:AA:622:A:C8	1:AA:623:C:C5	2.96	0.53
4:AD:24:VAL:O	4:AD:25:ARG:O	2.25	0.53
33:CI:101:SER:HB3	33:CI:104:GLN:CD	2.28	0.53
11:AK:124:LYS:O	21:AU:33:ARG:NE	2.40	0.53
1:BA:83:C:OP1	1:BA:83:C:H4'	2.08	0.53
25:DA:2833:U:H4'	25:DA:2834:G:OP2	2.08	0.53
25:CA:1838:C:N4	25:CA:1899:A:C4	2.76	0.53
21:BU:3:ILE:N	21:BU:18:PHE:CD1	2.77	0.53
25:CA:1409:U:H2'	25:CA:1410:G:O4'	2.08	0.53
1:BA:1128:C:H4'	1:BA:1148:U:O2	2.07	0.53
25:CA:2303:G:C5	25:CA:2304:G:N7	2.77	0.53
1:BA:1073:U:C2'	1:BA:1073:U:O2	2.53	0.53
25:CA:2156:G:H3'	25:CA:2157:G:C8	2.43	0.53
1:AA:1060:U:C5'	10:AJ:53:ILE:HG23	2.37	0.53
10:AJ:65:TYR:HA	14:AN:98:LYS:HA	1.91	0.53

Continued on next page...

Continued from previous page...

Atom-1	Atom-2	Distance(Å)	Clash(Å)
6:BF:96:VAL:O	6:BF:97:THR:HG23	2.07	0.53
25:DA:417:C:C2	25:DA:418:C:C5	2.96	0.53
25:DA:1140:C:H5'	34:DJ:26:GLY:HA3	1.90	0.53
1:BA:1386:G:N3	1:BA:1387:G:C8	2.76	0.53
1:AA:324:G:N2	1:AA:326:G:H3'	2.22	0.53
25:DA:60:G:H1'	25:DA:61:C:OP1	2.07	0.53
29:CE:23:PHE:HB2	29:CE:111:GLU:HG2	1.90	0.53
1:BA:1285:A:H4'	1:BA:1286:U:N3	2.22	0.53
3:BC:83:VAL:HA	3:BC:86:LEU:HD12	1.89	0.53
1:BA:244:U:H4'	1:BA:245:U:H5''	1.89	0.53
7:AG:93:VAL:O	7:AG:96:ASN:OD1	2.25	0.53
49:CY:18:LEU:HG	49:CY:22:LEU:HB2	1.90	0.53
25:CA:1799:G:H4'	25:CA:1800:C:O5'	2.07	0.53
4:BD:43:ARG:HA	4:BD:43:ARG:CZ	2.38	0.53
14:BN:35:ALA:CB	14:BN:41:ARG:CG	2.85	0.53
11:BK:109:ILE:HG22	21:BU:16:ARG:CZ	2.38	0.53
52:C1:10:LEU:HA	52:C1:49:LYS:O	2.08	0.53
39:DO:49:VAL:CG1	39:DO:81:ARG:HB3	2.37	0.53
7:BG:34:LYS:CB	7:BG:37:THR:CG2	2.86	0.53
25:CA:2592:G:C6	25:CA:2593:U:C4	2.96	0.53
30:CF:69:ALA:HB2	30:CF:82:TYR:O	2.08	0.53
1:BA:1424:U:C4	1:BA:1425:U:C4	2.96	0.53
10:AJ:6:ILE:HD12	10:AJ:76:ILE:O	2.08	0.53
44:CT:17:SER:O	44:CT:18:GLU:C	2.46	0.53
25:DA:2648:G:C5	25:DA:2649:C:C5	2.96	0.53
7:AG:55:LYS:O	7:AG:60:ALA:HB2	2.08	0.53
25:DA:2673:G:N3	25:DA:2674:G:C8	2.76	0.53
25:DA:91:A:H4'	25:DA:92:U:O5'	2.09	0.53
1:BA:417:G:C6	1:BA:418:C:N3	2.76	0.53
32:CH:48:GLU:C	32:CH:48:GLU:CD	2.66	0.53
1:BA:446:G:H2'	1:BA:447:G:O5'	2.07	0.53
34:DJ:95:ARG:HG2	34:DJ:96:ARG:N	2.22	0.53
25:CA:2383:G:O2'	25:CA:2384:U:H5'	2.08	0.53
25:DA:718:A:H2'	25:DA:719:C:H5'	1.90	0.53
1:AA:1497:G:C2'	1:AA:1498:U:H5'	2.38	0.53
25:DA:1912:A:C8	25:DA:1918:A:C2	2.96	0.53
1:BA:1318:A:O2'	19:BS:36:ARG:HD3	2.08	0.53
13:BM:18:LEU:CG	13:BM:33:LEU:HD21	2.38	0.53
25:DA:1089:A:H5''	25:DA:1090:A:OP2	2.08	0.53
33:DI:7:TYR:HA	33:DI:58:ILE:HB	1.91	0.53
49:DY:11:VAL:CG1	49:DY:11:VAL:O	2.56	0.53
11:AK:86:LYS:HG3	11:AK:113:THR:HA	1.90	0.53

Continued on next page...

Continued from previous page...

Atom-1	Atom-2	Distance(Å)	Clash(Å)
25:CA:1090:A:C6	25:CA:1091:G:N7	2.76	0.53
2:AB:65:LYS:O	2:AB:158:ASP:HB2	2.08	0.53
1:AA:1323:G:H2'	1:AA:1324:A:H8	1.73	0.53
25:DA:2207:C:H2'	25:DA:2208:C:H6	1.73	0.53
25:DA:2293:G:C2'	25:DA:2294:G:H5'	2.38	0.53
2:BB:163:ILE:CG1	2:BB:203:ASP:HB2	2.38	0.53
28:DD:133:THR:HG23	28:DD:134:HIS:CD2	2.43	0.53
13:AM:18:LEU:HD11	13:AM:32:ILE:HG21	1.89	0.53
1:BA:731:G:H5'	1:BA:766:A:H4'	1.89	0.53
1:BA:189:A:H2'	1:BA:190:A:C5'	2.37	0.53
25:CA:1462:C:C2'	25:CA:1463:C:C5'	2.86	0.53
20:AT:81:GLN:HA	20:AT:84:LYS:HG2	1.89	0.53
3:AC:24:ASN:O	3:AC:25:THR:C	2.46	0.53
1:AA:1233:G:OP2	9:AI:125:GLN:HB2	2.06	0.53
10:AJ:61:ALA:O	10:AJ:62:ARG:HB2	2.07	0.53
2:BB:114:LYS:O	2:BB:116:LEU:N	2.41	0.53
25:DA:277:G:H2'	25:DA:278:A:OP2	2.07	0.53
1:BA:1113:C:C2	1:BA:1114:C:C6	2.97	0.53
25:CA:2723:C:H2'	25:CA:2724:U:O5'	2.08	0.53
2:BB:53:LEU:HD21	2:BB:212:TYR:CE2	2.44	0.53
14:BN:16:ALA:HA	14:BN:55:SER:O	2.09	0.53
1:AA:1502:A:N7	1:AA:1504:G:N3	2.57	0.53
28:CD:96:ILE:CG2	28:CD:97:SER:N	2.71	0.53
25:DA:2579:C:O2'	25:DA:2580:U:H5'	2.08	0.53
19:AS:28:LYS:HB3	19:AS:29:PRO:CD	2.38	0.53
7:AG:45:ALA:HB1	7:AG:119:LEU:HB3	1.90	0.53
14:BN:25:GLU:OE1	14:BN:26:LEU:HD23	2.08	0.53
1:BA:830:G:O2'	1:BA:831:A:H5'	2.08	0.53
1:AA:805:C:C2'	1:AA:806:C:H5'	2.38	0.53
1:BA:210:C:H5'	1:BA:211:G:C4	2.43	0.53
40:DP:77:SER:HB3	40:DP:80:VAL:HG12	1.90	0.53
3:BC:5:HIS:CE1	3:BC:183:TYR:HE2	2.26	0.53
39:CO:30:ARG:HG2	39:CO:31:THR:N	2.22	0.53
4:AD:2:ARG:NE	4:AD:114:ARG:HD3	2.23	0.53
14:BN:62:ASN:OD1	14:BN:73:PHE:CE1	2.62	0.53
1:BA:527:G:O2'	1:BA:535:A:N1	2.31	0.53
9:BI:11:ARG:NH1	9:BI:106:ASP:HB3	2.24	0.53
25:DA:263:G:H1'	25:DA:430:A:N3	2.24	0.53
44:DT:45:ALA:O	44:DT:48:GLN:HB2	2.08	0.53
30:CF:69:ALA:HA	30:CF:84:ILE:HG21	1.89	0.53
53:C2:24:THR:O	53:C2:25:LYS:C	2.47	0.53
28:CD:38:LYS:HB3	28:CD:43:ASP:CB	2.38	0.53

Continued on next page...

Continued from previous page...

Atom-1	Atom-2	Distance(Å)	Clash(Å)
11:BK:17:ASP:HB2	11:BK:80:ASN:O	2.08	0.53
22:BV:51:U:H2'	22:BV:52:G:C8	2.43	0.53
7:BG:62:GLU:C	7:BG:62:GLU:OE2	2.47	0.53
31:CG:1:SER:O	31:CG:2:ARG:C	2.46	0.53
25:CA:1881:C:C4	25:CA:1882:U:C5	2.95	0.53
22:AV:24:G:O2'	22:AV:25:C:H5'	2.08	0.53
1:BA:186:C:C4'	20:BT:75:LYS:HD2	2.39	0.53
40:DP:99:LEU:C	40:DP:101:GLU:H	2.10	0.53
25:CA:1478:G:H1	25:CA:1513:U:H3	1.56	0.53
1:AA:1430:A:OP2	1:AA:1430:A:C8	2.61	0.53
4:AD:47:LEU:HD23	4:AD:47:LEU:O	2.08	0.53
40:CP:96:LEU:HD23	40:CP:96:LEU:N	2.23	0.53
25:DA:2485:G:H5''	37:DM:45:GLN:HE21	1.72	0.53
57:DW:30:GLY:O	57:DW:31:SER:C	2.46	0.53
12:BL:74:GLN:O	12:BL:76:HIS:N	2.41	0.53
1:BA:931:C:H2'	1:BA:932:C:H6	1.74	0.53
1:BA:982:U:O2	1:BA:983:A:N1	2.41	0.53
13:BM:15:VAL:HG13	13:BM:40:GLU:HA	1.89	0.53
33:DI:116:MET:CE	33:DI:128:ILE:HD11	2.39	0.53
25:CA:1784:A:OP2	60:CA:3703:HOH:O	2.18	0.53
1:AA:1211:U:H1'	1:AA:1213:A:C2	2.44	0.53
10:BJ:40:ILE:HG23	10:BJ:41:PRO:HD2	1.91	0.53
13:BM:3:ILE:O	13:BM:5:GLY:N	2.42	0.53
13:BM:6:ILE:HD12	13:BM:6:ILE:N	2.23	0.53
32:DH:9:VAL:CG2	32:DH:35:LYS:CE	2.86	0.53
1:AA:1539:C:H1'	23:AX:7:G:N2	2.24	0.53
16:BP:6:LEU:HD12	16:BP:71:VAL:HG23	1.90	0.53
17:BQ:13:SER:O	17:BQ:20:ILE:CD1	2.56	0.53
20:BT:69:ASN:O	20:BT:72:ALA:N	2.41	0.53
6:AF:6:ILE:HA	6:AF:89:VAL:HA	1.89	0.53
8:AH:100:ILE:CD1	8:AH:128:VAL:HG23	2.39	0.53
36:DL:109:LYS:HB3	36:DL:111:ILE:CD1	2.39	0.53
1:BA:1126:U:C1'	1:BA:1281:C:C6	2.91	0.53
5:BE:63:MET:O	5:BE:64:GLU:C	2.44	0.53
28:DD:101:PHE:HA	28:DD:104:VAL:HG13	1.90	0.53
1:AA:437:U:H2'	1:AA:438:U:H5'	1.89	0.53
1:AA:64:G:N2	1:AA:67:C:C4	2.75	0.53
32:DH:3:VAL:O	32:DH:19:VAL:CG2	2.56	0.53
10:BJ:71:LEU:O	10:BJ:72:ARG:HD3	2.08	0.53
6:BF:70:VAL:HA	6:BF:73:GLU:OE1	2.09	0.53
25:DA:1171:G:N2	25:DA:1178:C:O2	2.41	0.53
16:AP:38:PHE:C	16:AP:38:PHE:CD1	2.81	0.53

Continued on next page...

Continued from previous page...

Atom-1	Atom-2	Distance(Å)	Clash(Å)
56:DB:30:C:H1'	56:DB:57:A:H61	1.74	0.53
3:AC:64:ARG:O	3:AC:65:VAL:HB	2.07	0.53
25:DA:121:G:H2'	25:DA:122:G:H8	1.72	0.53
25:DA:149:A:C2	25:DA:150:U:C6	2.97	0.53
3:AC:84:GLU:HG3	3:AC:85:LYS:N	2.23	0.53
1:AA:1108:G:H5'	3:AC:175:HIS:CD2	2.44	0.53
1:AA:533:A:C2	1:AA:536:C:C5	2.97	0.53
1:AA:1167:A:N7	1:AA:1169:A:C6	2.76	0.53
25:DA:2277:G:H2'	25:DA:2278:A:H5''	1.89	0.53
32:CH:7:ASP:CA	32:CH:15:LEU:HD22	2.38	0.53
4:BD:144:ILE:HG22	4:BD:145:ARG:O	2.08	0.53
25:CA:1563:U:H2'	25:CA:1564:C:C6	2.43	0.53
28:CD:86:GLU:OE1	28:CD:86:GLU:HA	2.08	0.53
25:DA:543:G:C5'	25:DA:543:G:H8	2.22	0.53
34:DJ:117:ALA:C	34:DJ:119:PHE:N	2.62	0.53
25:DA:2236:U:C2'	25:DA:2237:G:H5'	2.37	0.53
25:DA:2104:C:O2	25:DA:2186:G:N2	2.41	0.53
15:AO:18:ALA:O	15:AO:19:ASN:HB2	2.07	0.53
25:CA:2522:U:C2'	25:CA:2523:G:H5'	2.38	0.53
37:CM:113:ALA:O	37:CM:116:ALA:N	2.40	0.53
37:CM:72:PRO:HB3	37:CM:92:TRP:CZ3	2.43	0.53
22:BV:51:U:H2'	22:BV:52:G:H8	1.72	0.53
45:CU:82:VAL:HG12	45:CU:83:GLY:N	2.22	0.53
1:BA:923:A:H8	1:BA:923:A:O5'	1.91	0.53
27:CC:124:LYS:CB	27:CC:125:PRO:HD2	2.39	0.53
32:CH:80:ILE:HD12	32:CH:144:VAL:CG1	2.39	0.53
17:BQ:30:HIS:CD2	17:BQ:31:PRO:HD2	2.43	0.53
27:DC:76:VAL:HG23	27:DC:112:GLY:O	2.08	0.53
25:DA:1844:C:O3'	27:DC:255:LYS:HE3	2.08	0.53
22:AV:27:G:O2'	22:AV:28:G:H5'	2.09	0.53
1:AA:38:G:C2	1:AA:397:A:C2	2.96	0.53
32:CH:100:ALA:O	32:CH:104:THR:HG23	2.08	0.53
23:AX:14:A:N6	23:AX:15:A:N1	2.57	0.53
8:BH:85:TYR:O	8:BH:86:LYS:HD2	2.09	0.53
12:BL:107:LYS:O	12:BL:108:ASP:HB2	2.09	0.53
3:AC:168:ARG:NE	3:AC:168:ARG:O	2.41	0.53
27:CC:22:GLU:HG3	27:CC:22:GLU:O	2.09	0.53
36:CL:47:ARG:HG2	36:CL:47:ARG:NH2	2.23	0.53
25:DA:2057:G:P	60:DA:3492:HOH:O	2.65	0.53
24:AY:53:ARG:HH22	24:AY:54:GLN:NE2	2.06	0.53
12:BL:33:CYS:HA	12:BL:53:ARG:O	2.08	0.53
1:BA:1328:C:H5''	13:BM:27:THR:HG21	1.90	0.53

Continued on next page...

Continued from previous page...

Atom-1	Atom-2	Distance(Å)	Clash(Å)
33:CI:17:ALA:HB1	33:CI:41:PHE:CE2	2.44	0.53
1:AA:1266:G:N1	1:AA:1270:G:C6	2.76	0.53
10:AJ:42:LEU:HB3	10:AJ:71:LEU:HB3	1.89	0.53
42:DR:49:ILE:CG2	42:DR:53:PHE:N	2.71	0.53
48:DX:38:TRP:HE3	48:DX:45:PHE:CD2	2.26	0.53
21:AU:24:LYS:O	21:AU:28:LEU:HB2	2.07	0.53
34:DJ:29:ALA:HA	34:DJ:32:LEU:HD12	1.89	0.53
38:DN:87:PHE:CE1	38:DN:94:TYR:HB3	2.43	0.53
6:AF:16:GLU:CD	4:BD:190:LEU:O	2.46	0.53
25:DA:1456:G:C6	25:DA:1457:U:C4	2.96	0.53
1:AA:458:U:H2'	1:AA:459:A:C8	2.43	0.53
3:AC:109:GLU:HB2	3:AC:143:LEU:CD2	2.39	0.53
1:AA:437:U:N3	1:AA:438:U:C5	2.76	0.53
4:AD:117:VAL:HG12	4:AD:130:ASN:HA	1.91	0.53
20:BT:54:GLN:HB3	20:BT:55:PRO:HD3	1.90	0.53
8:AH:79:ARG:HB2	8:AH:80:PRO:CD	2.38	0.53
1:BA:842:U:O2'	1:BA:846:G:C2	2.62	0.53
1:BA:847:G:O2'	1:BA:848:C:H5'	2.09	0.53
1:BA:1148:U:H5''	9:BI:8:THR:CG2	2.39	0.53
1:BA:462:G:C5	1:BA:463:U:C6	2.96	0.53
25:CA:752:A:H62	25:CA:2609:U:H3	1.55	0.53
6:BF:99:ALA:O	6:BF:100:SER:HB3	2.09	0.53
32:DH:72:ILE:HG21	32:DH:140:ALA:HB1	1.90	0.53
1:BA:1492:A:H3'	1:BA:1493:A:H8	1.72	0.53
3:AC:72:PRO:HG3	3:AC:104:GLU:HB2	1.89	0.53
56:DB:30:C:H2'	56:DB:31:C:H5'	1.89	0.53
1:BA:844:G:OP1	1:BA:844:G:H3'	2.08	0.53
25:CA:2298:A:C2'	25:CA:2299:U:H5'	2.38	0.53
1:AA:589:U:H2'	1:AA:590:U:C6	2.43	0.53
8:AH:110:MET:HE1	8:AH:115:ALA:HA	1.91	0.53
49:DY:60:LYS:O	49:DY:61:ALA:O	2.26	0.53
55:C4:37:GLN:HG2	55:C4:37:GLN:O	2.08	0.53
25:DA:328:U:H4'	45:DU:65:GLN:HG3	1.89	0.53
14:BN:46:LEU:HD12	14:BN:49:GLN:HB2	1.89	0.53
1:BA:209:U:C5'	1:BA:210:C:OP2	2.56	0.53
25:DA:2134:A:N6	25:DA:2157:G:H1'	2.23	0.53
54:C3:31:ILE:O	54:C3:35:LYS:HE3	2.08	0.53
29:DE:44:ARG:O	29:DE:45:ALA:HB2	2.07	0.53
30:CF:91:ARG:HA	30:CF:95:MET:HE2	1.90	0.53
29:CE:131:THR:HG22	29:CE:160:ALA:CA	2.39	0.53
6:AF:47:LEU:HD12	6:AF:55:HIS:HA	1.90	0.53
25:DA:21:A:C2'	25:DA:22:C:H5'	2.39	0.53

Continued on next page...

Continued from previous page...

Atom-1	Atom-2	Distance(Å)	Clash(Å)
25:DA:2102:G:C2'	25:DA:2103:C:H5'	2.39	0.53
25:DA:1363:C:O2'	25:DA:1809:A:H1'	2.07	0.53
25:CA:2708:G:O2'	25:CA:2709:G:H5'	2.09	0.53
56:DB:109:A:H2'	56:DB:110:C:O4'	2.08	0.53
37:CM:113:ALA:O	37:CM:115:GLU:N	2.40	0.53
25:CA:2660:A:N1	25:CA:2661:G:C4	2.76	0.53
25:DA:2155:U:H2'	25:DA:2156:G:O4'	2.08	0.53
25:DA:534:U:O2'	41:DQ:48:ASP:OD1	2.21	0.53
27:CC:140:VAL:HG11	27:CC:189:ALA:HB1	1.89	0.53
1:AA:1013:G:N2	1:AA:1017:U:N3	2.56	0.53
29:DE:115:GLN:HA	29:DE:115:GLN:OE1	2.09	0.53
27:DC:136:VAL:HG22	27:DC:166:ARG:HB2	1.90	0.53
16:BP:12:LYS:O	16:BP:13:LYS:HB2	2.07	0.53
1:AA:1429:A:OP2	1:AA:1429:A:H8	1.91	0.53
1:BA:1340:A:C2	1:BA:1341:U:C2	2.96	0.53
14:BN:75:ARG:O	14:BN:76:LYS:C	2.46	0.53
25:DA:1074:G:O2'	25:DA:1075:C:H5'	2.08	0.53
33:DI:56:VAL:HG21	33:DI:68:PHE:HB2	1.90	0.53
42:CR:42:ALA:CA	42:CR:46:GLU:HB2	2.31	0.53
32:DH:63:ALA:HA	32:DH:66:ASN:H	1.74	0.53
16:BP:16:PHE:CD2	16:BP:40:ASN:HB2	2.43	0.53
11:AK:15:VAL:HG22	11:AK:16:SER:N	2.24	0.53
6:AF:5:GLU:HG3	6:AF:5:GLU:O	2.08	0.53
6:AF:93:LYS:O	6:AF:94:HIS:HB2	2.07	0.53
46:CV:2:PHE:HB3	46:CV:50:MET:CE	2.39	0.53
25:DA:2114:A:C2	25:DA:2166:U:H2'	2.43	0.53
1:AA:430:A:H2'	1:AA:430:A:N3	2.23	0.53
33:CI:82:ALA:HB1	33:CI:108:ILE:HD13	1.91	0.53
5:AE:71:ILE:HG23	5:AE:72:ASN:N	2.22	0.53
22:AV:61:C:H2'	22:AV:62:C:H6	1.73	0.53
25:DA:1439:A:C8	25:DA:1440:U:C6	2.97	0.53
25:DA:1324:G:C4	25:DA:1328:A:N6	2.77	0.53
1:BA:1239:A:C4'	1:BA:1240:U:OP1	2.56	0.53
1:AA:204:G:H1'	1:AA:465:A:C2	2.43	0.53
8:AH:48:PHE:O	8:AH:49:LYS:HB2	2.07	0.53
1:BA:154:U:C2	1:BA:168:G:C2	2.96	0.53
1:AA:587:G:H4'	8:AH:3:GLN:CA	2.34	0.53
1:BA:872:A:C5	1:BA:874:G:C8	2.96	0.53
9:BI:46:VAL:HA	9:BI:49:GLN:HG3	1.90	0.53
9:BI:47:VAL:HG12	9:BI:78:ILE:CG2	2.38	0.53
1:BA:1073:U:N3	1:BA:1074:G:N7	2.57	0.53
2:BB:99:MET:CB	2:BB:106:VAL:HG21	2.38	0.53

Continued on next page...

Continued from previous page...

Atom-1	Atom-2	Distance(Å)	Clash(Å)
32:CH:116:ARG:HD2	32:CH:133:GLN:CG	2.37	0.53
13:AM:44:ILE:N	13:AM:44:ILE:CD1	2.72	0.53
3:BC:110:LEU:CD1	3:BC:145:ALA:HB2	2.38	0.53
27:CC:72:GLY:HA2	27:CC:116:GLN:HE21	1.73	0.53
3:AC:87:ARG:HG3	3:AC:100:ILE:HG22	1.91	0.53
21:BU:23:GLU:HA	21:BU:27:VAL:CG2	2.38	0.53
32:CH:76:GLU:HG2	32:CH:143:ILE:HD12	1.90	0.53
12:AL:19:ASN:C	12:AL:20:VAL:HG12	2.29	0.53
25:CA:365:U:O2'	25:CA:366:C:H5'	2.07	0.53
1:AA:283:U:H2'	1:AA:284:C:H6	1.72	0.53
1:AA:649:A:H2'	1:AA:650:G:H5''	1.89	0.53
25:DA:2703:C:C2	25:DA:2704:C:C5	2.96	0.53
1:AA:382:A:H2'	1:AA:383:A:C8	2.43	0.53
9:AI:105:ARG:HD2	9:AI:105:ARG:O	2.09	0.53
1:BA:255:G:C4	1:BA:256:U:C5	2.97	0.53
3:BC:150:VAL:HA	3:BC:198:LYS:O	2.09	0.53
1:BA:209:U:H4'	1:BA:210:C:OP2	2.09	0.53
51:D0:14:MET:O	51:D0:17:SER:HB2	2.09	0.53
46:DV:30:ILE:HG13	46:DV:40:ILE:HG13	1.91	0.53
16:AP:20:VAL:HG22	16:AP:35:ARG:HA	1.90	0.53
16:AP:18:GLN:HG3	16:AP:35:ARG:HD2	1.90	0.53
7:BG:68:VAL:O	7:BG:70:PRO:CD	2.57	0.53
1:AA:1246:A:C2	1:AA:1247:U:C2	2.97	0.53
1:BA:40:C:H2'	1:BA:41:G:O4'	2.07	0.53
41:CQ:20:ALA:HB2	41:CQ:38:VAL:HG23	1.90	0.53
16:AP:48:GLU:CG	16:AP:49:GLY:N	2.71	0.53
25:CA:772:C:C2'	25:CA:773:U:O5'	2.56	0.53
37:CM:43:ALA:O	37:CM:44:ARG:C	2.45	0.53
39:CO:24:THR:HG22	39:CO:42:PRO:HD3	1.90	0.53
25:CA:2287:A:H2'	25:CA:2287:A:N3	2.24	0.53
1:BA:183:C:HO2'	1:BA:184:G:P	2.32	0.53
27:CC:141:HIS:CE1	27:CC:190:THR:CG2	2.92	0.53
14:BN:31:SER:O	14:BN:32:ASP:CB	2.57	0.53
25:DA:2774:C:H2'	25:DA:2775:G:O4'	2.09	0.53
42:DR:29:THR:HG22	42:DR:29:THR:O	2.09	0.53
25:DA:1681:G:N3	25:DA:1762:A:H2'	2.23	0.53
13:BM:24:VAL:CG2	13:BM:25:GLY:N	2.72	0.53
33:DI:21:PRO:HD2	33:DI:22:PRO:HD2	1.90	0.53
25:DA:1351:C:H2'	25:DA:1352:U:C1'	2.39	0.53
11:AK:22:ILE:HG22	11:AK:31:VAL:HG22	1.90	0.53
2:AB:53:LEU:HD11	2:AB:216:VAL:HA	1.90	0.53
2:AB:53:LEU:HD11	2:AB:216:VAL:HG22	1.90	0.53

Continued on next page...

Continued from previous page...

Atom-1	Atom-2	Distance(Å)	Clash(Å)
17:AQ:45:VAL:HG11	17:AQ:60:ILE:CG1	2.38	0.53
1:AA:1151:A:O2'	1:AA:1152:A:O5'	2.21	0.53
25:CA:2474:U:H5''	25:CA:2475:C:OP2	2.08	0.53
2:BB:34:ARG:O	2:BB:36:LYS:N	2.42	0.53
5:BE:152:VAL:HG23	5:BE:156:ARG:HB2	1.90	0.53
1:AA:142:G:C5	1:AA:143:A:C8	2.96	0.53
3:AC:117:ASP:HA	3:AC:120:THR:HB	1.91	0.53
39:DO:34:HIS:HB3	39:DO:36:TYR:CE2	2.44	0.53
33:CI:79:LEU:HD13	33:CI:135:MET:CE	2.39	0.53
25:DA:2792:A:C2	25:DA:2793:C:C4	2.96	0.53
25:DA:1779:U:H2'	60:DA:3695:HOH:O	2.07	0.53
1:BA:1106:G:H2'	1:BA:1107:C:C6	2.42	0.53
5:AE:75:LEU:HD21	5:AE:119:VAL:HG12	1.90	0.53
3:BC:22:PHE:O	3:BC:23:ALA:HB2	2.09	0.53
17:BQ:7:LEU:HB3	17:BQ:24:ILE:CD1	2.39	0.53
1:AA:193:C:O4'	20:AT:54:GLN:OE1	2.26	0.53
21:BU:3:ILE:HA	21:BU:19:LYS:HZ1	1.74	0.53
1:BA:872:A:C4	1:BA:874:G:C8	2.96	0.53
9:BI:19:PHE:CB	9:BI:63:TYR:HB3	2.35	0.53
25:CA:2147:A:H2'	25:CA:2148:G:O4'	2.08	0.53
2:AB:32:GLY:O	2:AB:33:ALA:HB2	2.09	0.53
30:DF:41:GLU:CB	30:DF:48:LEU:CD2	2.85	0.53
27:CC:216:ARG:HB3	27:CC:217:PRO:HD2	1.91	0.53
1:BA:1410:A:H2'	1:BA:1411:C:C6	2.44	0.53
25:CA:2276:G:H2'	25:CA:2277:G:H5'	1.89	0.53
25:CA:1483:G:C4	25:CA:1484:U:C5	2.96	0.53
4:BD:34:GLU:O	4:BD:37:PRO:HD3	2.08	0.53
18:AR:42:ARG:HG2	18:AR:43:ILE:CD1	2.39	0.53
19:AS:10:ILE:HG13	19:AS:37:SER:HB3	1.91	0.53
33:CI:5:GLN:HG2	33:CI:5:GLN:O	2.07	0.53
33:CI:57:VAL:C	33:CI:68:PHE:HB2	2.29	0.53
25:DA:549:G:N3	25:DA:549:G:O4'	2.41	0.53
1:BA:1250:A:N7	1:BA:1287:A:C8	2.76	0.53
12:BL:28:GLN:CB	12:BL:81:ILE:O	2.57	0.53
26:CB:30:C:C2'	26:CB:31:C:H5'	2.39	0.53
25:DA:1354:A:N7	25:DA:1355:G:N9	2.57	0.53
1:BA:559:A:H4'	1:BA:560:A:H3'	1.90	0.53
1:BA:254:G:C4	1:BA:255:G:C8	2.97	0.53
33:DI:45:THR:CG2	33:DI:50:LYS:HG3	2.39	0.53
25:CA:2685:G:OP1	35:CK:78:ARG:NH2	2.41	0.53
37:DM:124:LEU:CD2	37:DM:124:LEU:N	2.71	0.53
27:CC:173:LEU:HD13	27:CC:173:LEU:N	2.23	0.53

Continued on next page...

Continued from previous page...

Atom-1	Atom-2	Distance(Å)	Clash(Å)
1:BA:404:G:N7	4:BD:1:ALA:N	2.56	0.53
25:DA:1475:G:H1'	25:DA:1476:U:OP2	2.08	0.53
34:CJ:64:VAL:HG13	34:CJ:65:THR:N	2.22	0.53
25:DA:665:U:O2	25:DA:665:U:C2'	2.54	0.53
16:AP:20:VAL:HG23	16:AP:35:ARG:HA	1.90	0.53
28:DD:52:THR:HG23	28:DD:53:GLY:N	2.24	0.53
1:BA:220:G:C2	1:BA:221:C:C5	2.96	0.53
7:BG:145:GLU:OE1	7:BG:148:LYS:HE2	2.09	0.53
25:DA:2690:U:C4	25:DA:2873:A:C2	2.97	0.53
25:DA:2102:G:O2'	25:DA:2103:C:H5'	2.07	0.53
1:BA:1422:G:N2	1:BA:1423:G:C4	2.76	0.53
25:CA:2418:A:C5	25:CA:2419:U:C5	2.97	0.53
1:BA:705:G:N2	11:BK:30:ILE:HD12	2.24	0.53
10:AJ:7:ARG:O	10:AJ:100:ILE:O	2.27	0.53
25:DA:2742:G:OP1	55:D4:36:ARG:CD	2.56	0.53
31:DG:41:GLU:HB2	31:DG:54:ARG:HE	1.73	0.53
33:DI:104:GLN:O	33:DI:105:LEU:HB2	2.07	0.53
49:CY:32:ALA:O	49:CY:33:ALA:C	2.46	0.53
21:AU:4:LYS:C	21:AU:4:LYS:HD2	2.29	0.53
31:CG:51:PHE:CE2	31:CG:68:ARG:HA	2.44	0.53
25:CA:1246:A:C2'	25:CA:1247:A:O5'	2.57	0.53
34:DJ:96:ARG:HG2	34:DJ:96:ARG:HH21	1.72	0.53
1:AA:369:G:C4	1:AA:370:C:C5	2.97	0.53
25:CA:964:C:O2'	25:CA:2273:A:N3	2.35	0.53
25:DA:2228:G:H2'	25:DA:2229:U:C6	2.43	0.53
1:BA:728:A:N6	1:BA:729:A:N6	2.55	0.53
10:BJ:93:ALA:HB1	10:BJ:96:VAL:HB	1.91	0.53
1:AA:538:G:H5''	12:AL:110:LYS:HB2	1.89	0.53
25:CA:2185:U:H2'	25:CA:2185:U:O2	2.06	0.53
29:DE:198:GLU:HG3	29:DE:198:GLU:O	2.09	0.53
25:CA:550:C:H2'	25:CA:550:C:O2	2.08	0.53
25:DA:2796:U:C2'	25:DA:2797:U:H2'	2.39	0.53
25:CA:1499:C:C4	25:CA:1500:G:N7	2.77	0.53
37:DM:33:LEU:HD22	37:DM:117:PHE:CG	2.44	0.53
20:AT:14:GLU:O	20:AT:15:LYS:C	2.46	0.53
25:DA:997:G:OP1	41:DQ:91:ARG:HG2	2.08	0.53
1:BA:1267:C:C2'	1:BA:1268:G:H5'	2.38	0.53
14:BN:50:THR:C	14:BN:51:LEU:HD23	2.29	0.53
2:AB:110:ILE:HG22	2:AB:111:LYS:N	2.22	0.53
2:AB:80:LYS:HG3	2:AB:84:LEU:HD22	1.91	0.53
1:AA:978:A:C2'	1:AA:979:C:H5'	2.39	0.53
1:AA:989:U:H2'	1:AA:990:C:H6	1.74	0.53

Continued on next page...

Continued from previous page...

Atom-1	Atom-2	Distance(Å)	Clash(Å)
32:DH:31:VAL:CB	32:DH:32:PRO:CD	2.87	0.53
25:DA:1670:C:O2	25:DA:1993:U:H1'	2.09	0.53
16:BP:6:LEU:N	16:BP:6:LEU:HD12	2.23	0.53
5:BE:104:ILE:HD11	5:BE:114:LEU:HB3	1.91	0.53
1:AA:1446:A:H2'	1:AA:1447:A:H5'	1.89	0.53
25:DA:2148:G:H2'	25:DA:2149:U:C5	2.43	0.53
1:BA:840:C:C4	1:BA:842:U:C5'	2.91	0.53
1:BA:1149:C:HO2'	1:BA:1280:A:H2	1.55	0.53
25:CA:2143:C:H2'	25:CA:2144:G:C8	2.43	0.53
25:DA:362:A:OP2	25:DA:362:A:C8	2.62	0.53
25:CA:1869:G:C6	25:CA:1871:A:OP2	2.61	0.53
9:AI:56:MET:HA	9:AI:59:LYS:CB	2.38	0.53
56:DB:58:A:H2'	56:DB:59:A:C8	2.44	0.53
2:BB:57:ASN:O	2:BB:58:LYS:HB2	2.08	0.53
3:AC:56:ILE:HG12	3:AC:65:VAL:HG22	1.90	0.53
4:BD:32:LYS:O	4:BD:33:ILE:C	2.47	0.53
25:DA:2756:U:C4	25:DA:2759:G:O6	2.62	0.53
28:DD:90:PHE:CE2	28:DD:96:ILE:CD1	2.90	0.53
25:DA:1196:C:O4'	25:DA:1226:A:C2	2.61	0.53
25:DA:545:U:C6	25:DA:547:A:H4'	2.44	0.53
7:BG:17:PHE:CZ	7:BG:57:GLU:HG2	2.44	0.53
27:DC:253:GLY:O	27:DC:254:LYS:CB	2.57	0.53
25:CA:892:A:N3	25:CA:892:A:H2'	2.23	0.53
1:BA:1452:C:H4'	1:BA:1453:G:C5'	2.38	0.53
25:CA:2886:A:C4	25:CA:2887:A:C8	2.97	0.53
1:BA:854:U:H3'	1:BA:871:U:H3	1.72	0.53
14:BN:35:ALA:HB2	14:BN:41:ARG:HG3	1.88	0.53
25:DA:422:A:H2'	25:DA:422:A:N3	2.24	0.53
25:CA:247:G:C8	25:CA:249:C:C5	2.97	0.53
40:CP:25:VAL:HG23	40:CP:84:SER:O	2.07	0.53
25:DA:817:C:OP1	60:DA:3585:HOH:O	2.19	0.53
31:CG:126:THR:CG2	31:CG:127:GLN:N	2.72	0.53
1:AA:395:C:H2'	1:AA:396:C:H6	1.74	0.53
1:AA:633:G:OP2	8:AH:87:ARG:NH2	2.42	0.53
25:CA:649:G:H2'	25:CA:650:C:H6	1.73	0.53
34:CJ:77:HIS:CD2	34:CJ:79:GLY:HA2	2.43	0.53
25:DA:1392:A:C5	25:DA:1393:A:C6	2.97	0.53
25:CA:1902:C:H5''	27:CC:239:PHE:CE1	2.44	0.53
25:DA:515:A:H1'	25:DA:581:C:H1'	1.90	0.53
7:BG:136:LYS:O	7:BG:139:ASP:CB	2.57	0.53
25:CA:2631:G:H2'	25:CA:2632:A:O5'	2.09	0.53
3:BC:146:LYS:HG3	3:BC:203:LYS:O	2.08	0.53

Continued on next page...

Continued from previous page...

Atom-1	Atom-2	Distance(Å)	Clash(Å)
45:CU:87:GLU:O	45:CU:88:ASP:HB3	2.08	0.53
1:BA:552:U:H2'	1:BA:553:A:C8	2.43	0.53
1:BA:567:G:H2'	1:BA:568:G:O4'	2.08	0.53
27:DC:170:TYR:CD2	27:DC:184:GLU:HA	2.43	0.53
21:BU:4:LYS:HD2	21:BU:4:LYS:O	2.08	0.53
25:DA:531:C:C5	25:DA:2035:G:C2	2.97	0.53
25:CA:1319:C:O2'	25:CA:1320:C:H5'	2.08	0.53
38:DN:35:LYS:HD2	38:DN:100:CYS:SG	2.49	0.53
1:BA:1377:A:O2'	7:BG:1:PRO:HG2	2.08	0.53
1:BA:1328:C:H5''	13:BM:27:THR:CG2	2.38	0.53
13:BM:77:LYS:HA	13:BM:80:MET:HE2	1.91	0.53
25:DA:1313:U:H5''	25:DA:1314:C:OP2	2.08	0.53
1:AA:1321:U:H3'	1:AA:1322:C:O2	2.09	0.53
25:DA:2372:U:O4'	52:D1:45:HIS:CD2	2.62	0.53
2:BB:163:ILE:HG12	2:BB:164:ASP:N	2.23	0.53
11:AK:54:SER:O	11:AK:55:ARG:C	2.48	0.53
6:AF:2:ARG:HG2	6:AF:92:THR:HG21	1.90	0.53
25:DA:640:C:C5	25:DA:641:U:C5	2.97	0.53
38:DN:76:VAL:CG1	38:DN:77:ALA:N	2.71	0.53
25:DA:2114:A:C2	25:DA:2115:G:O4'	2.62	0.53
13:AM:17:ALA:O	13:AM:20:SER:CB	2.57	0.53
25:DA:984:A:C5'	25:DA:985:C:OP2	2.54	0.53
30:DF:35:LEU:HD12	30:DF:153:ILE:CD1	2.36	0.53
21:AU:34:ARG:O	21:AU:36:PHE:N	2.42	0.53
5:AE:132:PRO:C	5:AE:134:ASN:N	2.62	0.53
5:AE:148:SER:O	5:AE:152:VAL:HG12	2.08	0.53
1:AA:386:C:O2'	1:AA:387:U:H5'	2.09	0.53
43:DS:20:VAL:O	43:DS:23:LEU:HB2	2.09	0.53
29:CE:190:ALA:C	29:CE:192:ALA:H	2.11	0.53
4:AD:16:THR:HG22	4:AD:17:ASP:O	2.08	0.53
1:AA:1239:A:C2	1:AA:1241:G:N1	2.77	0.53
1:BA:215:C:H2'	1:BA:216:U:O4'	2.09	0.53
1:BA:15:G:C2	1:BA:16:A:C4	2.97	0.53
25:DA:2162:G:C4'	25:DA:2171:A:H2'	2.39	0.53
1:AA:1060:U:C5'	10:AJ:53:ILE:CG2	2.85	0.53
25:CA:585:G:N7	41:CQ:5:ARG:NH1	2.57	0.53
6:BF:36:ILE:HA	6:BF:64:VAL:HG13	1.90	0.53
6:BF:38:ARG:HG3	6:BF:39:LEU:N	2.21	0.53
6:BF:90:MET:O	6:BF:91:ARG:O	2.26	0.53
6:BF:97:THR:O	6:BF:98:GLU:HG2	2.08	0.53
25:DA:582:A:N6	25:DA:583:G:O6	2.42	0.53
25:DA:585:G:H5''	25:DA:586:A:P	2.49	0.53

Continued on next page...

Continued from previous page...

Atom-1	Atom-2	Distance(Å)	Clash(Å)
2:BB:81:ASP:OD1	2:BB:83:ALA:HB3	2.08	0.53
27:DC:12:ARG:O	27:DC:13:ARG:C	2.46	0.53
27:DC:13:ARG:HG2	27:DC:14:HIS:CE1	2.44	0.53
9:AI:20:ILE:HG21	9:AI:60:LEU:HD12	1.90	0.53
38:DN:81:ASN:O	38:DN:85:PRO:HD2	2.09	0.53
25:CA:1485:U:N3	25:CA:1505:A:C2	2.77	0.53
25:DA:120:U:H1'	25:DA:149:A:N7	2.23	0.53
25:DA:122:G:C2'	25:DA:123:G:H5'	2.39	0.53
23:BX:8:A:C6	23:BX:9:G:C5	2.97	0.53
36:CL:26:GLY:O	36:CL:27:LEU:C	2.46	0.53
1:BA:116:A:H61	1:BA:313:A:H1'	1.74	0.53
13:BM:113:LYS:CB	13:BM:114:PRO:HD3	2.38	0.53
27:DC:251:THR:HG22	27:DC:252:LYS:HG2	1.91	0.53
25:CA:664:G:C2'	25:CA:665:U:H5'	2.39	0.53
25:DA:2493:U:C2'	25:DA:2494:G:O5'	2.57	0.53
17:BQ:44:HIS:CG	17:BQ:69:THR:CG2	2.92	0.53
25:DA:188:G:C2'	25:DA:189:G:H5'	2.39	0.53
15:BO:27:GLN:O	15:BO:31:LEU:HD12	2.08	0.53
12:AL:49:ARG:HB2	12:AL:89:LEU:HD21	1.91	0.53
25:DA:2159:G:O2'	25:DA:2160:C:H5'	2.08	0.53
30:DF:135:ILE:HG23	30:DF:140:ILE:HG22	1.90	0.53
1:BA:1179:A:H2'	1:BA:1180:A:H5'	1.91	0.53
25:DA:657:U:H2'	25:DA:658:U:C6	2.44	0.53
5:BE:55:VAL:HB	5:BE:56:PRO:CD	2.39	0.53
4:BD:58:GLN:O	4:BD:62:ARG:HG3	2.07	0.53
40:DP:38:ARG:HG3	40:DP:39:LEU:N	2.24	0.53
41:DQ:67:ALA:HB1	41:DQ:105:PHE:CE1	2.44	0.53
25:CA:178:G:C2'	25:CA:179:C:H5'	2.39	0.53
25:DA:2411:A:O2'	25:DA:2412:A:H5'	2.08	0.53
26:CB:39:A:C2	26:CB:44:G:C2	2.97	0.53
30:CF:69:ALA:HA	30:CF:84:ILE:CG2	2.37	0.53
30:CF:100:GLU:OE2	30:CF:104:THR:HG21	2.08	0.53
8:BH:9:MET:CE	8:BH:32:LYS:O	2.57	0.53
1:BA:646:G:H2'	1:BA:647:C:H6	1.74	0.53
25:CA:1120:G:H2'	25:CA:1121:C:H5'	1.91	0.53
11:AK:81:LEU:HD23	11:AK:81:LEU:N	2.24	0.53
25:DA:368:A:H2'	25:DA:369:U:H5'	1.91	0.53
25:DA:1719:G:H22	25:DA:1742:U:H1'	1.74	0.53
25:DA:182:A:C6	25:DA:183:C:C4	2.96	0.53
27:CC:136:VAL:CG1	27:CC:137:GLY:N	2.72	0.53
1:BA:455:G:C2'	1:BA:456:A:H5'	2.38	0.53
57:DW:64:LYS:HD3	57:DW:79:GLU:OE2	2.08	0.53

Continued on next page...

Continued from previous page...

Atom-1	Atom-2	Distance(Å)	Clash(Å)
25:CA:2849:U:H4'	25:CA:2868:A:C2	2.43	0.53
41:CQ:98:ALA:HB2	41:CQ:105:PHE:CD2	2.44	0.53
25:CA:606:U:OP2	29:CE:99:LYS:HE3	2.09	0.53
25:CA:1558:C:H4'	25:CA:1559:U:O5'	2.08	0.53
25:DA:2850:A:C4	25:DA:2851:A:C8	2.97	0.53
3:AC:129:PHE:CZ	3:AC:130:ARG:HD2	2.44	0.53
46:DV:32:GLY:O	46:DV:35:GLU:OE1	2.27	0.53
16:AP:61:VAL:HA	16:AP:65:ALA:HB3	1.91	0.53
9:BI:23:GLY:HA3	9:BI:61:ASP:OD2	2.09	0.53
25:DA:1096:A:C8	25:DA:1096:A:H3'	2.44	0.53
32:CH:34:GLY:O	32:CH:35:LYS:CG	2.57	0.53
25:DA:1315:C:C2	25:DA:1316:U:C5	2.97	0.53
49:DY:24:GLU:O	49:DY:27:ASN:N	2.42	0.53
2:AB:89:PHE:HB3	2:AB:149:GLY:O	2.08	0.53
1:AA:978:A:C1'	1:AA:1322:C:H5	2.22	0.53
14:AN:73:PHE:HE1	14:AN:75:ARG:HA	1.73	0.53
1:AA:274:A:C5'	17:AQ:15:LYS:CE	2.87	0.53
17:AQ:16:MET:CB	17:AQ:19:SER:HB3	2.39	0.53
25:CA:846:U:O2	25:CA:846:U:C2'	2.57	0.53
5:BE:97:PRO:O	5:BE:98:ALA:HB3	2.09	0.53
15:AO:23:SER:OG	15:AO:26:VAL:HG23	2.08	0.53
19:BS:17:LYS:HA	19:BS:20:LYS:NZ	2.24	0.53
25:DA:1540:G:C5	25:DA:1541:C:C4	2.97	0.53
10:AJ:29:ALA:CA	10:AJ:32:THR:HG22	2.33	0.53
1:BA:89:U:H2'	1:BA:90:C:C6	2.44	0.53
30:CF:7:TYR:HA	30:CF:11:VAL:HG21	1.91	0.53
34:DJ:80:HIS:O	34:DJ:82:GLY:N	2.41	0.53
27:DC:74:PRO:HB2	27:DC:96:LYS:CE	2.38	0.53
6:BF:87:SER:O	6:BF:88:MET:HB2	2.09	0.53
17:AQ:51:GLU:N	17:AQ:51:GLU:OE1	2.42	0.53
3:AC:35:ASP:OD1	3:AC:58:ARG:NH1	2.42	0.53
36:CL:77:ILE:HD11	36:CL:101:ILE:HG21	1.90	0.53
10:BJ:65:TYR:HB3	14:BN:96:LEU:HD11	1.90	0.53
12:BL:47:ALA:HB3	12:BL:49:ARG:HE	1.73	0.53
46:CV:80:HIS:CD2	46:CV:81:PRO:HD2	2.44	0.53
1:AA:446:G:H2'	1:AA:447:G:O4'	2.09	0.53
1:AA:118:U:O4	1:AA:288:A:H2'	2.09	0.53
44:DT:69:ARG:CZ	44:DT:69:ARG:HB3	2.39	0.53
7:AG:25:PHE:O	7:AG:26:VAL:C	2.47	0.53
36:DL:4:ASN:O	36:DL:5:THR:HG22	2.09	0.53
25:CA:1392:A:N6	44:CT:18:GLU:HG2	2.24	0.53
28:DD:61:THR:HB	28:DD:63:PRO:HD2	1.91	0.53

Continued on next page...

Continued from previous page...

Atom-1	Atom-2	Distance(Å)	Clash(Å)
25:DA:2742:G:OP1	55:D4:36:ARG:HD2	2.09	0.53
25:CA:1121:C:H3'	25:CA:1121:C:C6	2.44	0.53
1:AA:300:A:H1'	1:AA:565:U:O2	2.08	0.53
40:DP:51:ASN:HA	40:DP:56:SER:HB3	1.91	0.53
32:CH:46:PHE:HD2	32:CH:47:PHE:N	2.07	0.53
38:DN:17:ARG:HH21	38:DN:17:ARG:HG3	1.73	0.53
25:DA:41:C:C2'	25:DA:42:A:O5'	2.57	0.53
25:DA:2817:U:OP1	38:DN:99:LYS:HE2	2.08	0.53
27:CC:83:ASP:OD1	27:CC:83:ASP:C	2.46	0.53
25:CA:347:A:H2'	25:CA:348:A:C8	2.43	0.53
25:CA:1445:G:H2'	25:CA:1446:C:C6	2.44	0.53
51:C0:35:GLU:OE2	51:C0:45:ASP:HB2	2.08	0.53
1:AA:689:C:H2'	1:AA:690:G:C8	2.44	0.53
27:CC:28:PRO:HG2	27:CC:33:LEU:HD11	1.91	0.53
28:CD:28:GLU:OE2	28:CD:30:GLU:HG3	2.08	0.53
1:AA:322:C:O3'	20:AT:17:ARG:HG3	2.07	0.53
37:DM:15:GLY:O	37:DM:16:ARG:HD3	2.08	0.53
8:BH:58:LEU:HD12	8:BH:58:LEU:C	2.29	0.53
25:DA:588:U:H2'	25:DA:589:U:C6	2.44	0.53
25:DA:1300:G:H3'	60:DA:3655:HOH:O	2.08	0.53
13:BM:2:ARG:HA	13:BM:8:ILE:HG12	1.91	0.53
12:BL:74:GLN:O	12:BL:75:GLU:C	2.47	0.53
49:DY:13:GLU:O	49:DY:15:ASN:N	2.41	0.53
49:DY:32:ALA:O	49:DY:35:GLY:N	2.42	0.53
25:CA:1060:U:H5'	25:CA:1062:G:H4'	1.91	0.53
33:CI:18:ASN:HD21	33:CI:27:LEU:HD11	1.72	0.53
2:AB:112:ARG:O	2:AB:115:ASP:O	2.27	0.53
2:AB:89:PHE:N	2:AB:89:PHE:CD2	2.76	0.53
1:AA:956:U:O2	1:AA:1225:A:C2	2.61	0.53
1:AA:1151:A:HO2'	1:AA:1152:A:C5'	2.20	0.53
25:DA:2207:C:C2	25:DA:2208:C:H5	2.27	0.53
25:DA:2210:U:H4'	25:DA:2211:A:H5'	1.90	0.53
25:DA:2211:A:N3	25:DA:2211:A:H5''	2.24	0.53
52:D1:44:GLN:NE2	52:D1:44:GLN:HA	2.23	0.53
41:CQ:86:SER:HB3	42:CR:51:VAL:HA	1.91	0.53
5:BE:155:LYS:H	5:BE:155:LYS:HE3	1.74	0.53
20:BT:66:ILE:O	20:BT:67:HIS:HB2	2.09	0.53
1:AA:692:U:O2'	1:AA:694:A:N7	2.32	0.53
11:AK:75:GLU:N	11:AK:75:GLU:OE1	2.42	0.53
25:CA:2499:C:OP1	60:CA:3694:HOH:O	2.19	0.53
19:BS:17:LYS:HB3	19:BS:30:LEU:HD23	1.90	0.53
25:DA:1539:U:C2	25:DA:1540:G:C8	2.97	0.53

Continued on next page...

Continued from previous page...

Atom-1	Atom-2	Distance(Å)	Clash(Å)
56:DB:28:C:P	39:DO:31:THR:HG21	2.49	0.53
1:AA:477:C:H2'	1:AA:478:A:C8	2.43	0.53
4:AD:159:GLU:O	4:AD:161:ALA:N	2.42	0.53
1:BA:1298:U:O4'	1:BA:1299:A:C5	2.62	0.53
31:DG:108:PHE:HE2	31:DG:151:ARG:CZ	2.22	0.53
2:BB:98:GLY:O	2:BB:101:THR:N	2.41	0.53
27:DC:16:VAL:CB	27:DC:203:VAL:HG22	2.39	0.53
25:DA:58:G:OP1	44:DT:78:SER:OG	2.26	0.53
19:AS:39:ILE:HG12	19:AS:70:LEU:CD2	2.38	0.53
44:CT:30:ILE:HD11	44:CT:32:LEU:HD21	1.91	0.53
1:BA:107:G:H2'	1:BA:108:G:C5'	2.39	0.53
33:CI:56:VAL:HG23	33:CI:70:THR:HA	1.90	0.53
13:AM:70:ARG:HD2	13:AM:74:MET:HE3	1.91	0.53
25:DA:480:A:H5''	45:DU:43:LYS:CD	2.38	0.53
25:CA:2888:C:H2'	25:CA:2889:C:H6	1.72	0.53
45:DU:101:THR:HG22	45:DU:102:ILE:N	2.24	0.53
7:AG:21:LEU:HD13	7:AG:21:LEU:C	2.29	0.53
33:DI:79:LEU:HD11	33:DI:132:ALA:CB	2.39	0.53
56:DB:10:G:N7	56:DB:11:C:C5	2.76	0.53
1:BA:749:A:O2'	1:BA:750:C:H5'	2.08	0.53
31:CG:142:GLN:O	31:CG:145:ALA:HB3	2.10	0.53
1:AA:1379:G:O2'	1:AA:1380:U:H5'	2.09	0.53
25:CA:2665:A:C2	25:CA:2666:C:C5	2.97	0.53
30:CF:56:LEU:HD12	30:CF:64:PRO:CB	2.39	0.53
1:BA:408:A:H2'	1:BA:409:U:O4'	2.08	0.53
3:BC:38:VAL:O	3:BC:42:LEU:HB2	2.09	0.53
1:BA:1009:U:O2	1:BA:1009:U:H2'	2.07	0.53
25:CA:2766:A:H2'	25:CA:2766:A:N3	2.24	0.53
38:CN:38:LEU:HB3	38:CN:39:PRO:HD3	1.90	0.53
25:DA:2771:C:H2'	25:DA:2772:C:C6	2.44	0.53
25:CA:1829:A:H2'	25:CA:1830:C:H5'	1.91	0.53
25:DA:1934:C:H4'	25:DA:1974:C:O3'	2.09	0.53
1:AA:160:A:H2'	1:AA:161:A:O4'	2.09	0.53
1:BA:728:A:C6	1:BA:729:A:C6	2.97	0.53
1:AA:363:A:OP1	12:AL:30:ARG:HB3	2.09	0.53
1:BA:815:A:OP2	60:BA:1815:HOH:O	2.19	0.53
25:DA:1053:C:C2	25:DA:1107:G:C2	2.97	0.53
1:BA:55:A:C4	1:BA:56:U:C6	2.97	0.53
25:CA:910:A:C6	25:CA:911:A:C6	2.97	0.53
31:CG:117:PRO:O	31:CG:118:ALA:C	2.47	0.53
5:BE:11:GLN:HA	5:BE:11:GLN:OE1	2.09	0.53
25:CA:2215:C:O2'	25:CA:2216:G:H5'	2.09	0.53

Continued on next page...

Continued from previous page...

Atom-1	Atom-2	Distance(Å)	Clash(Å)
46:DV:20:LEU:CD2	46:DV:26:PHE:CA	2.87	0.53
46:DV:26:PHE:CD2	46:DV:44:HIS:HA	2.44	0.53
29:DE:145:ASP:HB3	29:DE:184:ASP:HB2	1.91	0.53
41:DQ:65:ASN:O	41:DQ:69:ARG:HG3	2.08	0.53
12:AL:32:VAL:HG12	12:AL:78:VAL:HG22	1.90	0.53
25:DA:1832:C:N4	25:DA:1833:C:C4	2.77	0.53
52:C1:42:VAL:HG22	52:C1:44:GLN:HB2	1.90	0.53
1:BA:406:G:C2	1:BA:407:U:C6	2.97	0.53
34:CJ:27:ARG:HG2	34:CJ:27:ARG:HH11	1.74	0.53
9:BI:110:VAL:HG23	9:BI:110:VAL:O	2.09	0.53
1:BA:516:U:C2'	1:BA:517:G:H5'	2.39	0.53
13:BM:47:LEU:HD22	13:BM:52:ILE:HG13	1.91	0.53
4:BD:3:TYR:C	4:BD:3:TYR:CD1	2.82	0.52
2:AB:66:ILE:O	2:AB:67:LEU:HB2	2.08	0.52
2:AB:86:CYS:HB2	2:AB:88:GLN:NE2	2.24	0.52
1:AA:1216:A:N3	1:AA:1217:C:C5	2.77	0.52
1:AA:1312:G:N7	19:AS:2:ARG:N	2.57	0.52
17:AQ:13:SER:CB	17:AQ:16:MET:HE2	2.39	0.52
10:AJ:16:ARG:O	10:AJ:16:ARG:HG3	2.09	0.52
25:CA:1180:U:H2'	25:CA:1181:U:O5'	2.08	0.52
31:CG:8:VAL:HG13	31:CG:49:LEU:HB2	1.87	0.52
2:BB:93:HIS:CG	2:BB:94:ARG:NH2	2.77	0.52
16:BP:16:PHE:CE2	16:BP:40:ASN:HB2	2.44	0.52
11:BK:126:ARG:N	21:BU:33:ARG:CZ	2.72	0.52
2:AB:206:ILE:HG12	2:AB:207:ARG:N	2.23	0.52
42:CR:39:LEU:O	42:CR:40:MET:CB	2.56	0.52
11:AK:51:PHE:CA	11:AK:55:ARG:HB3	2.39	0.52
11:AK:74:LYS:C	11:AK:75:GLU:OE1	2.47	0.52
38:DN:79:LEU:HA	38:DN:83:LEU:HB2	1.90	0.52
25:DA:2303:G:H2'	25:DA:2304:G:H5'	1.90	0.52
51:C0:54:ILE:O	51:C0:55:ALA:HB3	2.09	0.52
1:AA:1523:G:OP1	11:AK:124:LYS:HE2	2.10	0.52
1:BA:188:C:O2	1:BA:189:A:N9	2.41	0.52
1:AA:513:C:O2'	1:AA:514:C:C5'	2.58	0.52
9:BI:28:VAL:CB	9:BI:63:TYR:HD2	2.22	0.52
27:DC:175:LEU:HD11	27:DC:181:ARG:HD2	1.91	0.52
1:BA:466:A:H5''	1:BA:467:U:OP2	2.09	0.52
45:DU:36:GLU:HG3	45:DU:36:GLU:O	2.09	0.52
45:DU:4:ILE:HD13	45:DU:66:VAL:HG13	1.89	0.52
1:BA:1028:C:C5	1:BA:1034:G:C2	2.97	0.52
25:DA:1167:C:H2'	25:DA:1168:G:C5'	2.39	0.52
43:DS:59:GLU:CD	43:DS:66:ILE:HD11	2.29	0.52

Continued on next page...

Continued from previous page...

Atom-1	Atom-2	Distance(Å)	Clash(Å)
21:BU:10:PRO:C	21:BU:11:PHE:CD1	2.82	0.52
1:BA:593:U:H2'	1:BA:594:U:H6	1.74	0.52
25:DA:55:G:C2	25:DA:56:A:C8	2.98	0.52
37:CM:55:ARG:CG	37:CM:55:ARG:NH2	2.66	0.52
44:CT:30:ILE:HG22	44:CT:85:VAL:O	2.09	0.52
1:AA:895:G:H2'	1:AA:896:C:C6	2.44	0.52
1:AA:379:C:C2'	1:AA:380:G:H5'	2.39	0.52
1:AA:542:G:C2	1:AA:543:U:C4	2.96	0.52
7:AG:122:GLU:O	7:AG:123:LEU:C	2.48	0.52
25:CA:1028:A:N6	25:CA:1125:G:H2'	2.24	0.52
14:BN:23:ARG:O	14:BN:26:LEU:HB2	2.09	0.52
25:CA:1820:U:OP1	27:CC:176:ARG:NH2	2.42	0.52
1:BA:211:G:N2	1:BA:212:G:H1'	2.24	0.52
12:AL:49:ARG:NH1	12:AL:88:ASP:OD1	2.41	0.52
25:DA:1503:A:C6	25:DA:1504:A:C5	2.96	0.52
38:CN:13:ASN:ND2	38:CN:13:ASN:C	2.61	0.52
1:BA:1160:G:O2'	1:BA:1161:C:O5'	2.27	0.52
25:DA:484:C:OP1	45:DU:47:PRO:HG3	2.09	0.52
1:BA:438:U:H5'	4:BD:119:HIS:CD2	2.43	0.52
41:DQ:104:ALA:O	41:DQ:107:ALA:HB3	2.09	0.52
44:DT:44:LYS:HE3	44:DT:55:VAL:HG12	1.91	0.52
1:BA:1472:U:C2'	1:BA:1473:G:O5'	2.57	0.52
26:CB:102:G:O2'	26:CB:103:U:H5'	2.09	0.52
55:D4:36:ARG:O	55:D4:37:GLN:O	2.25	0.52
1:BA:1431:A:C5	1:BA:1432:G:C6	2.97	0.52
29:DE:1:MET:HG3	29:DE:14:VAL:CG2	2.39	0.52
54:D3:29:ARG:O	54:D3:30:HIS:HB3	2.09	0.52
1:BA:1170:A:H2'	1:BA:1171:A:O4'	2.09	0.52
20:AT:65:LEU:O	20:AT:65:LEU:HD12	2.09	0.52
32:DH:15:LEU:HD22	32:DH:15:LEU:N	2.24	0.52
18:BR:49:LYS:HA	18:BR:52:ARG:NH1	2.24	0.52
40:DP:3:ILE:HD12	40:DP:3:ILE:H	1.74	0.52
4:AD:40:HIS:HB3	4:AD:43:ARG:HG3	1.90	0.52
25:CA:120:U:H5''	25:CA:122:G:OP2	2.08	0.52
56:DB:25:U:C5	56:DB:26:C:C5	2.97	0.52
25:DA:190:A:H2'	25:DA:191:A:O4'	2.08	0.52
25:CA:1775:U:P	60:CA:3450:HOH:O	2.67	0.52
25:DA:381:G:OP1	48:DX:17:ARG:NH2	2.42	0.52
55:C4:16:ILE:O	55:C4:16:ILE:HG22	2.09	0.52
12:AL:36:VAL:HG12	12:AL:36:VAL:O	2.09	0.52
48:DX:73:ARG:O	48:DX:73:ARG:HG3	2.09	0.52
42:CR:62:GLU:O	42:CR:62:GLU:HG2	2.08	0.52

Continued on next page...

Continued from previous page...

Atom-1	Atom-2	Distance(Å)	Clash(Å)
12:AL:6:LEU:HB3	17:AQ:33:TYR:CE1	2.45	0.52
25:DA:1701:A:C2'	25:DA:1702:G:H5'	2.39	0.52
1:BA:951:G:N3	1:BA:1231:G:C2	2.77	0.52
9:BI:127:SER:O	9:BI:128:LYS:C	2.47	0.52
13:BM:32:ILE:HD13	13:BM:58:GLU:CG	2.40	0.52
13:BM:80:MET:O	13:BM:81:ASP:C	2.48	0.52
19:BS:10:ILE:HD11	19:BS:15:LEU:CA	2.39	0.52
33:DI:53:PRO:O	33:DI:74:PRO:CD	2.56	0.52
49:DY:5:GLU:HA	49:DY:8:GLU:OE1	2.09	0.52
25:DA:1748:C:O2'	25:DA:1749:A:H5'	2.09	0.52
32:DH:59:ALA:C	32:DH:62:LEU:HD12	2.30	0.52
21:AU:25:ALA:O	21:AU:26:GLY:O	2.28	0.52
17:BQ:16:MET:CG	17:BQ:19:SER:HB3	2.40	0.52
5:BE:81:GLN:OE1	5:BE:148:SER:HA	2.08	0.52
20:AT:27:MET:O	20:AT:31:ILE:HD12	2.10	0.52
25:DA:1448:G:C4	25:DA:1464:G:N2	2.78	0.52
39:DO:27:VAL:HG21	39:DO:40:ILE:HD12	1.92	0.52
28:DD:101:PHE:CD1	28:DD:104:VAL:HG11	2.44	0.52
4:AD:154:VAL:O	4:AD:158:LEU:HG	2.08	0.52
4:AD:159:GLU:HG2	4:AD:160:LEU:N	2.24	0.52
4:AD:57:LYS:N	4:AD:199:ILE:HG22	2.24	0.52
1:AA:11:G:C6	1:AA:12:U:C4	2.97	0.52
5:AE:93:VAL:HG12	5:AE:138:ALA:HB1	1.92	0.52
5:AE:149:PRO:HA	8:AH:98:LEU:HD11	1.91	0.52
22:AV:61:C:O2'	22:AV:62:C:H5'	2.08	0.52
25:DA:2327:A:H2'	25:DA:2328:A:C8	2.44	0.52
20:BT:33:LYS:O	20:BT:36:ALA:HB3	2.08	0.52
1:AA:16:A:H2'	1:AA:17:U:H5'	1.90	0.52
1:AA:452:A:C3'	1:AA:452:A:C8	2.89	0.52
1:AA:452:A:C8	1:AA:453:G:O4'	2.62	0.52
1:AA:1308:U:O3'	13:AM:90:HIS:CE1	2.62	0.52
1:BA:201:G:O2'	1:BA:202:G:H5'	2.09	0.52
1:BA:1101:A:H4'	1:BA:1102:A:O5'	2.10	0.52
1:BA:1102:A:H2'	1:BA:1103:C:C6	2.44	0.52
2:BB:99:MET:HA	2:BB:106:VAL:CG2	2.39	0.52
27:DC:74:PRO:HB2	27:DC:96:LYS:CG	2.40	0.52
2:BB:120:SER:O	2:BB:125:PHE:HB3	2.10	0.52
6:BF:78:PHE:CD1	6:BF:87:SER:HB3	2.45	0.52
27:DC:9:SER:O	27:DC:12:ARG:HB3	2.08	0.52
4:AD:87:GLU:HG2	4:AD:187:ARG:HD3	1.89	0.52
14:BN:64:CYS:SG	14:BN:80:SER:HB2	2.49	0.52
44:CT:2:ILE:HG22	44:CT:2:ILE:O	2.10	0.52

Continued on next page...

Continued from previous page...

Atom-1	Atom-2	Distance(Å)	Clash(Å)
25:DA:58:G:C2'	25:DA:59:U:H5'	2.38	0.52
1:BA:426:U:H5''	4:BD:36:ALA:HB1	1.91	0.52
50:DZ:3:THR:CG2	50:DZ:36:GLU:OE1	2.57	0.52
2:AB:185:ILE:CG1	2:AB:185:ILE:O	2.57	0.52
33:CI:59:THR:HG22	33:CI:61:TYR:OH	2.09	0.52
25:DA:545:U:O2	25:DA:545:U:OP2	2.27	0.52
7:BG:50:ALA:CB	7:BG:57:GLU:OE2	2.57	0.52
25:DA:1562:U:O2	25:DA:1563:U:C1'	2.56	0.52
25:DA:2704:C:H3'	25:DA:2705:A:C8	2.44	0.52
25:CA:1893:C:C2'	25:CA:1894:C:H5'	2.38	0.52
25:CA:309:A:H4'	45:CU:15:GLY:HA2	1.91	0.52
25:DA:910:A:C5	37:DM:13:HIS:NE2	2.77	0.52
1:BA:255:G:C6	1:BA:256:U:C4	2.98	0.52
15:BO:35:ILE:HD11	15:BO:59:VAL:N	2.25	0.52
28:CD:57:ALA:O	28:CD:58:ASN:C	2.48	0.52
4:BD:86:GLY:O	4:BD:89:LEU:HB3	2.09	0.52
13:AM:2:ARG:HA	13:AM:8:ILE:HG12	1.91	0.52
1:AA:1037:C:N3	1:AA:1038:C:C5	2.77	0.52
25:DA:1430:G:H2'	25:DA:1431:A:O4'	2.08	0.52
27:CC:219:VAL:O	27:CC:220:ARG:C	2.45	0.52
25:CA:1141:U:OP2	34:CJ:65:THR:HG21	2.09	0.52
5:AE:59:ILE:O	5:AE:63:MET:HG2	2.09	0.52
7:BG:68:VAL:CG2	7:BG:99:ALA:HA	2.40	0.52
31:CG:75:VAL:O	31:CG:79:THR:HB	2.09	0.52
1:BA:1084:G:C5	1:BA:1085:U:C4	2.97	0.52
46:CV:92:VAL:O	46:CV:93:ARG:C	2.47	0.52
25:DA:2898:U:H2'	25:DA:2899:A:C8	2.44	0.52
28:DD:11:MET:HG2	28:DD:24:VAL:O	2.08	0.52
3:BC:52:SER:HB2	3:BC:114:LEU:HG	1.90	0.52
25:CA:1244:A:H5'	36:CL:8:PRO:HD2	1.92	0.52
1:BA:316:C:H2'	1:BA:317:U:H6	1.75	0.52
8:AH:15:ASN:O	8:AH:18:ALA:N	2.42	0.52
25:DA:2738:A:C2	25:DA:2739:U:C1'	2.93	0.52
29:DE:3:LEU:HD11	29:DE:14:VAL:HG21	1.90	0.52
1:AA:1259:C:H6	1:AA:1259:C:O5'	1.91	0.52
7:AG:49:LEU:HD11	7:AG:60:ALA:CB	2.38	0.52
5:AE:105:ILE:HG13	5:AE:105:ILE:O	2.08	0.52
41:CQ:73:ILE:HG23	41:CQ:73:ILE:O	2.09	0.52
31:CG:86:LEU:HD11	31:CG:132:LEU:CD1	2.39	0.52
25:CA:301:G:H1'	25:CA:302:C:C6	2.44	0.52
25:CA:301:G:OP2	45:CU:81:ARG:NH1	2.41	0.52
1:BA:183:C:O2'	1:BA:184:G:O5'	2.19	0.52

Continued on next page...

Continued from previous page...

Atom-1	Atom-2	Distance(Å)	Clash(Å)
48:DX:39:VAL:HG22	48:DX:44:ARG:O	2.08	0.52
22:AV:44:G:N3	22:AV:45:U:N3	2.56	0.52
19:AS:33:TRP:CZ2	19:AS:56:HIS:CE1	2.97	0.52
25:DA:1631:G:N2	25:DA:1634:A:OP2	2.40	0.52
40:CP:74:GLN:HA	40:CP:74:GLN:HE21	1.75	0.52
34:DJ:78:THR:HG21	34:DJ:85:LYS:HE2	1.91	0.52
1:BA:1326:U:H2'	1:BA:1327:C:H6	1.74	0.52
1:BA:931:C:H2'	1:BA:932:C:C6	2.44	0.52
25:CA:1056:G:C2	25:CA:1102:C:C5	2.97	0.52
1:AA:1215:G:N2	1:AA:1216:A:C1'	2.72	0.52
1:AA:1225:A:H2'	1:AA:1226:C:C5	2.44	0.52
1:AA:259:G:N2	1:AA:260:G:H1'	2.23	0.52
25:CA:1180:U:C2'	25:CA:1181:U:O5'	2.57	0.52
1:BA:489:C:O2	1:BA:490:C:C6	2.63	0.52
28:DD:133:THR:HG23	28:DD:134:HIS:N	2.25	0.52
1:BA:261:U:OP2	20:BT:73:ARG:NH2	2.42	0.52
1:BA:994:A:C6	1:BA:995:C:C5	2.97	0.52
1:AA:455:G:N2	1:AA:478:A:C2	2.77	0.52
1:AA:459:A:H2'	1:AA:460:A:H1'	1.91	0.52
1:BA:1126:U:C6	1:BA:1281:C:C5	2.98	0.52
3:AC:141:MET:HE1	3:AC:170:GLY:HA3	1.92	0.52
4:AD:58:GLN:HA	4:AD:58:GLN:OE1	2.10	0.52
33:CI:96:LYS:HE3	33:CI:96:LYS:HA	1.90	0.52
5:AE:104:ILE:HD12	5:AE:122:VAL:CG2	2.39	0.52
5:AE:152:VAL:CG2	5:AE:153:ALA:N	2.72	0.52
5:AE:154:ALA:O	5:AE:155:LYS:C	2.47	0.52
1:AA:71:A:O2'	1:AA:72:A:H5''	2.09	0.52
3:BC:22:PHE:CG	3:BC:23:ALA:N	2.77	0.52
1:AA:465:A:H2'	1:AA:466:A:C8	2.45	0.52
20:BT:36:ALA:O	20:BT:39:GLU:N	2.42	0.52
1:AA:1425:U:C2'	1:AA:1426:G:H5'	2.38	0.52
1:AA:949:A:C2	1:AA:1233:G:N3	2.78	0.52
32:DH:3:VAL:N	32:DH:39:ALA:HB2	2.24	0.52
10:AJ:59:LYS:CE	10:AJ:59:LYS:N	2.72	0.52
2:BB:130:LYS:HA	2:BB:133:ALA:CB	2.38	0.52
9:AI:34:LEU:HD21	9:AI:47:VAL:HG21	1.91	0.52
25:DA:279:A:N7	25:DA:280:U:C5	2.78	0.52
3:AC:23:ALA:HB2	3:AC:31:ASN:ND2	2.24	0.52
25:DA:2230:G:C5	25:DA:2231:U:C5	2.98	0.52
3:BC:170:GLY:O	3:BC:171:ARG:HB2	2.10	0.52
25:DA:1045:C:C4'	25:DA:1046:A:H5'	2.38	0.52
31:DG:1:SER:C	31:DG:3:VAL:N	2.60	0.52

Continued on next page...

Continued from previous page...

Atom-1	Atom-2	Distance(Å)	Clash(Å)
28:CD:99:GLU:HG2	28:CD:182:ALA:HB2	1.91	0.52
25:CA:2298:A:C4	25:CA:2321:U:C5	2.98	0.52
13:AM:76:ILE:HG23	13:AM:80:MET:CE	2.39	0.52
25:CA:1372:U:C2'	25:CA:1373:A:H5'	2.39	0.52
16:AP:39:PHE:CG	16:AP:74:LEU:HD11	2.44	0.52
29:DE:158:PHE:HD1	29:DE:159:LEU:N	2.07	0.52
7:AG:21:LEU:HD11	7:AG:61:PHE:HZ	1.73	0.52
1:AA:224:U:H2'	1:AA:225:C:C6	2.42	0.52
1:AA:215:C:H2'	1:AA:216:U:O4'	2.09	0.52
1:BA:211:G:O2'	1:BA:212:G:H4'	2.09	0.52
3:BC:10:ARG:NH2	3:BC:181:ILE:HG13	2.25	0.52
27:CC:3:VAL:HB	27:CC:17:LYS:HB2	1.90	0.52
1:BA:1441:A:C8	1:BA:1442:G:C8	2.97	0.52
7:BG:131:GLY:H	7:BG:134:VAL:HG11	1.73	0.52
39:CO:66:GLY:CA	39:CO:102:ARG:NH2	2.73	0.52
3:AC:156:LEU:HD12	3:AC:163:ARG:HB2	1.92	0.52
1:AA:44:A:H2'	1:AA:45:G:H5'	1.91	0.52
25:CA:880:G:C2	25:CA:881:G:C8	2.97	0.52
25:DA:2862:G:H2'	25:DA:2863:C:C6	2.45	0.52
1:BA:600:A:N1	1:BA:601:G:C5	2.77	0.52
46:DV:58:SER:O	46:DV:59:GLU:O	2.27	0.52
25:CA:1121:C:H2'	25:CA:1122:G:O5'	2.09	0.52
12:AL:101:LEU:N	12:AL:101:LEU:CD1	2.73	0.52
1:BA:1238:A:OP1	1:BA:1336:C:H5	1.93	0.52
25:DA:104:A:C6	25:DA:105:C:C4	2.96	0.52
25:CA:1917:U:O4	25:CA:1918:A:C6	2.62	0.52
25:DA:1275:A:N1	25:DA:1295:C:O2'	2.33	0.52
25:DA:1215:G:C2'	25:DA:1216:G:H5'	2.40	0.52
44:CT:40:LYS:HE2	44:CT:60:THR:HG23	1.91	0.52
27:CC:166:ARG:CZ	27:CC:166:ARG:HB2	2.39	0.52
15:AO:37:HIS:CD2	15:AO:37:HIS:C	2.83	0.52
18:AR:20:ILE:HD12	18:AR:21:ASP:N	2.25	0.52
33:DI:80:LYS:HA	33:DI:85:ILE:O	2.09	0.52
25:CA:2805:C:C4	25:CA:2806:C:C4	2.97	0.52
41:DQ:59:LEU:O	41:DQ:60:TRP:C	2.45	0.52
1:BA:1327:C:H2'	1:BA:1328:C:C6	2.45	0.52
13:BM:90:HIS:HA	13:BM:108:ARG:NH2	2.24	0.52
33:DI:89:SER:CB	33:DI:92:PRO:HG3	2.40	0.52
25:CA:1073:A:H2'	25:CA:1074:G:H5''	1.91	0.52
25:DA:2334:U:H4'	25:DA:2335:A:OP2	2.10	0.52
25:DA:644:A:N1	25:DA:2369:A:H1'	2.25	0.52
16:BP:17:TYR:HE1	16:BP:41:PRO:HG3	1.75	0.52

Continued on next page...

Continued from previous page...

Atom-1	Atom-2	Distance(Å)	Clash(Å)
21:BU:36:PHE:CG	21:BU:40:PRO:HG3	2.45	0.52
17:BQ:20:ILE:HG23	17:BQ:22:VAL:HG22	1.91	0.52
38:DN:32:GLU:HB3	38:DN:115:LEU:HD12	1.91	0.52
1:AA:1182:G:C4'	1:AA:1183:U:H5'	2.39	0.52
25:DA:2119:A:H61	25:DA:2167:U:H1'	1.75	0.52
1:AA:410:G:H5''	1:AA:411:A:OP1	2.06	0.52
25:DA:300:A:OP2	45:DU:96:LYS:HD2	2.10	0.52
5:AE:119:VAL:HG21	5:AE:122:VAL:CG1	2.40	0.52
25:DA:1441:G:C2	25:DA:1551:A:C2	2.97	0.52
25:DA:1324:G:N2	25:DA:1331:G:C4	2.76	0.52
25:DA:1336:A:H2'	25:DA:1337:G:O5'	2.10	0.52
32:DH:58:LEU:HA	32:DH:61:VAL:HG23	1.91	0.52
35:CK:109:SER:O	35:CK:111:LYS:N	2.42	0.52
10:AJ:56:HIS:O	10:AJ:57:VAL:O	2.27	0.52
10:BJ:36:VAL:CG2	10:BJ:76:ILE:HG23	2.39	0.52
10:BJ:29:ALA:CB	10:BJ:76:ILE:HD13	2.38	0.52
2:AB:26:MET:HE2	2:AB:29:PHE:CD2	2.45	0.52
2:BB:66:ILE:HG21	2:BB:68:PHE:CE2	2.44	0.52
25:CA:84:A:N1	25:CA:103:A:C5	2.78	0.52
4:AD:187:ARG:NH2	4:AD:191:SER:OG	2.43	0.52
4:AD:191:SER:OG	4:AD:192:ALA:N	2.42	0.52
1:BA:381:C:N4	1:BA:382:A:C6	2.77	0.52
1:AA:1533:C:C5'	1:AA:1534:A:OP1	2.58	0.52
1:AA:138:G:O2'	1:AA:139:A:H5'	2.09	0.52
1:BA:150:U:C5	1:BA:170:U:C5	2.97	0.52
7:BG:11:ILE:CD1	7:BG:23:ALA:HB1	2.40	0.52
13:AM:82:LEU:HD23	13:AM:82:LEU:N	2.25	0.52
10:BJ:48:ARG:HA	10:BJ:66:GLU:HB3	1.91	0.52
26:CB:47:C:OP2	39:CO:3:LYS:HE3	2.08	0.52
1:AA:182:A:C8	1:AA:184:G:C5	2.98	0.52
25:CA:2183:A:H2'	25:CA:2184:A:O4'	2.09	0.52
1:AA:198:G:N3	1:AA:199:A:C8	2.77	0.52
2:BB:47:PRO:HA	2:BB:50:ASN:ND2	2.24	0.52
10:BJ:80:THR:OG1	10:BJ:83:THR:CG2	2.58	0.52
1:BA:328:C:H4'	1:BA:329:A:C5'	2.39	0.52
1:BA:1118:U:H1'	1:BA:1179:A:C5	2.44	0.52
41:CQ:29:ARG:NE	51:C0:9:ARG:HH11	2.07	0.52
38:DN:118:ARG:O	38:DN:119:SER:CB	2.57	0.52
1:BA:53:A:N1	1:BA:359:G:C6	2.78	0.52
25:DA:2378:A:H2'	25:DA:2379:G:O5'	2.10	0.52
25:DA:905:A:C2'	25:DA:906:U:H5'	2.39	0.52
25:DA:2820:A:C2'	25:DA:2821:A:OP1	2.56	0.52

Continued on next page...

Continued from previous page...

Atom-1	Atom-2	Distance(Å)	Clash(Å)
25:DA:863:A:H2'	25:DA:864:G:O5'	2.09	0.52
1:AA:652:U:O2'	1:AA:653:U:P	2.67	0.52
25:CA:1660:G:N2	25:CA:2001:C:C2	2.78	0.52
47:CW:45:ALA:O	47:CW:46:ASN:HB2	2.10	0.52
25:CA:1265:A:O4'	25:CA:1267:U:C6	2.63	0.52
25:DA:2373:G:O2'	25:DA:2374:C:H5'	2.08	0.52
25:DA:1663:G:C6	25:DA:1992:G:N7	2.78	0.52
20:BT:44:ALA:O	20:BT:47:GLN:N	2.42	0.52
25:DA:1814:G:C6	25:DA:1815:A:C6	2.98	0.52
25:DA:1079:C:C5	25:DA:1080:A:N7	2.77	0.52
25:DA:1084:A:H2'	25:DA:1085:A:O4'	2.09	0.52
33:DI:19:PRO:HG2	33:DI:23:VAL:CG2	2.40	0.52
33:DI:60:VAL:CG2	33:DI:66:PHE:HB3	2.39	0.52
25:DA:1571:A:O5'	25:DA:1571:A:H8	1.92	0.52
2:AB:49:PHE:CA	2:AB:212:TYR:OH	2.56	0.52
1:AA:1216:A:N1	1:AA:1217:C:C4	2.77	0.52
1:AA:257:G:C2	1:AA:258:G:C8	2.98	0.52
10:AJ:8:ILE:CD1	10:AJ:74:VAL:HG11	2.40	0.52
25:DA:2193:G:H2'	25:DA:2194:U:H6	1.72	0.52
6:AF:3:HIS:N	6:AF:92:THR:HG23	2.25	0.52
1:AA:145:G:N2	1:AA:146:G:C4	2.77	0.52
30:DF:32:LYS:O	30:DF:33:ILE:HG13	2.09	0.52
39:DO:28:VAL:HG23	39:DO:36:TYR:O	2.09	0.52
4:AD:12:ARG:HD2	4:AD:33:ILE:HA	1.92	0.52
4:AD:176:LYS:CB	4:AD:178:GLU:HG2	2.39	0.52
5:AE:49:TYR:CE2	5:AE:133:ILE:HD11	2.45	0.52
25:DA:1554:U:H4'	25:DA:1555:G:OP2	2.09	0.52
7:BG:119:LEU:O	7:BG:123:LEU:HG	2.10	0.52
7:BG:64:ALA:HB1	7:BG:126:ALA:HB3	1.89	0.52
30:CF:132:ARG:HA	30:CF:150:GLY:HA2	1.91	0.52
1:AA:1239:A:H62	1:AA:1299:A:N6	2.07	0.52
1:BA:465:A:H2'	1:BA:466:A:C8	2.44	0.52
10:BJ:27:GLU:HB2	10:BJ:30:LYS:HE3	1.91	0.52
6:BF:30:THR:HA	6:BF:34:GLY:O	2.10	0.52
6:BF:3:HIS:HA	6:BF:65:GLU:HA	1.92	0.52
25:DA:582:A:C6	25:DA:583:G:C6	2.98	0.52
2:BB:67:LEU:HD21	2:BB:91:VAL:HG23	1.92	0.52
25:DA:1176:U:C5	25:DA:1177:G:C5	2.98	0.52
32:DH:72:ILE:HG21	32:DH:140:ALA:CB	2.39	0.52
9:AI:56:MET:CE	9:AI:57:VAL:H	2.22	0.52
27:CC:235:GLU:HA	27:CC:235:GLU:OE1	2.09	0.52
3:AC:70:ALA:HB2	3:AC:105:VAL:HB	1.90	0.52

Continued on next page...

Continued from previous page...

Atom-1	Atom-2	Distance(Å)	Clash(Å)
3:AC:41:TYR:CE1	3:AC:89:VAL:HG21	2.44	0.52
38:CN:21:PHE:CD2	38:CN:24:MET:CE	2.93	0.52
1:BA:699:C:H2'	1:BA:700:G:H5'	1.92	0.52
1:AA:1503:A:C2	1:AA:1531:A:H2	2.26	0.52
1:BA:58:C:O2'	1:BA:59:A:H5'	2.10	0.52
27:CC:203:VAL:O	27:CC:203:VAL:HG23	2.09	0.52
25:CA:479:A:H4'	25:CA:480:A:OP1	2.09	0.52
1:BA:1355:G:C5	1:BA:1368:A:C2	2.97	0.52
9:AI:6:TYR:HE2	9:AI:17:ARG:CB	2.23	0.52
25:DA:1462:C:O2'	25:DA:2702:G:H1'	2.10	0.52
17:BQ:35:LYS:HG3	17:BQ:37:ILE:CD1	2.39	0.52
1:BA:158:G:C5	1:BA:164:G:C6	2.98	0.52
25:CA:2851:A:C5	25:CA:2852:G:C5	2.98	0.52
14:BN:34:ASN:O	14:BN:35:ALA:HB2	2.09	0.52
1:AA:103:U:C2	1:AA:104:G:C8	2.98	0.52
25:CA:978:G:O2'	25:CA:979:A:H5'	2.08	0.52
39:CO:54:VAL:CG2	39:CO:54:VAL:O	2.58	0.52
4:BD:172:VAL:HG13	4:BD:173:ASP:N	2.24	0.52
7:AG:144:ALA:O	7:AG:145:GLU:CB	2.55	0.52
25:DA:2133:G:C2	25:DA:2158:A:C6	2.98	0.52
1:BA:121:U:C4'	1:BA:121:U:OP2	2.57	0.52
1:BA:1526:G:P	21:BU:38:GLU:HB2	2.49	0.52
4:BD:75:TYR:C	4:BD:75:TYR:CD1	2.82	0.52
25:CA:1301:A:H2'	25:CA:1301:A:N3	2.25	0.52
25:DA:2185:U:H2'	25:DA:2186:G:O4'	2.09	0.52
25:DA:1220:G:C2'	25:DA:1221:C:O5'	2.58	0.52
2:BB:32:GLY:HA2	2:BB:39:ILE:H	1.73	0.52
43:CS:89:ALA:O	43:CS:90:LYS:HB2	2.09	0.52
11:BK:96:ILE:O	11:BK:99:LEU:HB2	2.10	0.52
25:DA:1682:G:C8	25:DA:1757:A:C2	2.97	0.52
25:DA:1923:U:H2'	25:DA:1924:C:H6	1.73	0.52
25:DA:2557:G:H2'	25:DA:2558:C:C6	2.44	0.52
25:DA:224:U:H2'	25:DA:225:C:O4'	2.09	0.52
25:DA:2080:A:H2'	25:DA:2081:U:C6	2.44	0.52
1:BA:42:G:H2'	1:BA:43:C:C6	2.45	0.52
11:AK:82:GLU:HG3	11:AK:108:ASN:ND2	2.24	0.52
7:BG:92:PRO:HA	7:BG:95:ARG:HB2	1.92	0.52
1:AA:237:G:H2'	1:AA:238:A:C8	2.44	0.52
1:AA:974:A:H4'	1:AA:975:A:H3'	1.92	0.52
28:CD:187:LEU:C	28:CD:188:LEU:HD23	2.30	0.52
34:DJ:28:LEU:HD12	34:DJ:28:LEU:O	2.08	0.52
12:BL:73:LEU:H	12:BL:73:LEU:CD2	2.23	0.52

Continued on next page...

Continued from previous page...

Atom-1	Atom-2	Distance(Å)	Clash(Å)
1:BA:942:G:C2	1:BA:1342:C:C2	2.97	0.52
25:CA:2174:C:O2	25:CA:2175:C:C6	2.63	0.52
25:DA:1097:U:C6	25:DA:1098:A:H1'	2.44	0.52
2:AB:221:ARG:HG2	2:AB:221:ARG:HH11	1.74	0.52
34:CJ:81:ILE:HG23	34:CJ:82:GLY:H	1.75	0.52
25:DA:1746:A:C2'	25:DA:1747:U:H6	2.20	0.52
25:DA:1545:A:H2'	25:DA:1546:G:H5'	1.92	0.52
25:DA:947:A:O2'	25:DA:984:A:C2	2.47	0.52
12:AL:23:LEU:HB2	12:AL:58:ASN:ND2	2.25	0.52
10:BJ:73:LEU:CD2	10:BJ:75:ASP:HB2	2.40	0.52
25:DA:2127:G:O2'	25:DA:2173:A:C2	2.61	0.52
1:AA:437:U:C4	1:AA:438:U:H5	2.28	0.52
4:AD:151:GLN:O	4:AD:152:SER:C	2.47	0.52
25:DA:322:A:C5	25:DA:340:A:C2	2.97	0.52
1:AA:1081:A:C2	1:AA:1082:A:C4	2.97	0.52
1:BA:786:G:C2'	1:BA:787:A:O5'	2.58	0.52
22:AV:59:U:C6	22:AV:60:U:C5	2.97	0.52
1:BA:96:U:H2'	1:BA:97:G:C8	2.45	0.52
10:BJ:56:HIS:O	10:BJ:57:VAL:O	2.27	0.52
8:AH:48:PHE:N	8:AH:48:PHE:CD1	2.74	0.52
9:BI:37:TYR:O	9:BI:38:PHE:HB3	2.10	0.52
1:AA:1330:U:H2'	1:AA:1331:G:C5'	2.37	0.52
14:AN:6:LYS:H	14:AN:6:LYS:HD3	1.73	0.52
10:AJ:65:TYR:HA	14:AN:99:ALA:H	1.74	0.52
10:BJ:26:VAL:HG12	10:BJ:27:GLU:N	2.24	0.52
25:DA:2822:G:H2'	25:DA:2823:A:H5''	1.92	0.52
2:AB:14:HIS:HD2	2:AB:15:PHE:N	2.08	0.52
5:BE:140:ILE:HD12	5:BE:140:ILE:H	1.74	0.52
2:BB:153:MET:HE2	2:BB:157:PRO:HG3	1.92	0.52
27:DC:16:VAL:HG23	27:DC:203:VAL:HG21	1.91	0.52
9:BI:51:LEU:HD13	9:BI:56:MET:HG2	1.92	0.52
25:DA:1019:U:O2'	25:DA:1021:A:N7	2.43	0.52
25:DA:60:G:C2	25:DA:74:A:C2	2.98	0.52
37:CM:55:ARG:HG3	37:CM:55:ARG:NH2	2.25	0.52
26:CB:34:A:O2'	26:CB:35:C:H5''	2.09	0.52
26:CB:36:C:C5'	26:CB:37:C:OP2	2.58	0.52
19:AS:39:ILE:HD11	19:AS:70:LEU:HD22	1.89	0.52
32:CH:72:ILE:HG23	32:CH:141:LYS:O	2.09	0.52
48:DX:10:ARG:HB3	48:DX:11:PRO:HD2	1.92	0.52
1:BA:1372:U:OP2	9:BI:12:LYS:NZ	2.42	0.52
35:DK:104:THR:HA	35:DK:122:VAL:HG12	1.92	0.52
44:DT:68:LYS:O	44:DT:74:ILE:HB	2.10	0.52

Continued on next page...

Continued from previous page...

Atom-1	Atom-2	Distance(Å)	Clash(Å)
25:CA:2114:A:C2	25:CA:2166:U:H2'	2.45	0.52
25:DA:1410:G:C2	25:DA:1593:A:N1	2.77	0.52
25:DA:2414:G:C4	25:DA:2415:G:C8	2.97	0.52
1:AA:1041:G:C6	1:AA:1042:A:N6	2.77	0.52
28:CD:13:ARG:HD2	28:CD:15:PHE:CZ	2.45	0.52
1:BA:251:G:C6	1:BA:266:G:O6	2.63	0.52
30:DF:4:HIS:O	30:DF:8:LYS:HG3	2.09	0.52
54:D3:10:ALA:O	54:D3:12:ARG:N	2.42	0.52
12:AL:42:LYS:O	12:AL:43:LYS:C	2.47	0.52
1:AA:505:G:H5'	1:AA:534:U:H2'	1.90	0.52
4:AD:193:ASP:C	4:AD:194:ILE:HG22	2.29	0.52
25:CA:192:C:O2'	25:CA:802:A:N3	2.35	0.52
8:BH:63:LYS:HE2	8:BH:70:VAL:HG21	1.92	0.52
8:AH:87:ARG:O	8:AH:121:GLY:HA3	2.09	0.52
25:CA:1901:A:N3	25:CA:1901:A:H2'	2.25	0.52
25:DA:246:C:C2'	25:DA:247:G:H5'	2.39	0.52
29:DE:194:LYS:O	29:DE:197:GLU:N	2.43	0.52
25:DA:2819:G:C6	25:DA:2821:A:C2	2.98	0.52
50:CZ:43:ILE:O	50:CZ:47:ILE:HD12	2.10	0.52
2:AB:75:ALA:O	2:AB:76:SER:C	2.48	0.52
25:DA:2079:U:O3'	48:DX:20:ALA:HB2	2.09	0.52
1:AA:161:A:H2'	1:AA:162:A:C8	2.45	0.52
1:BA:1494:G:N2	25:DA:1912:A:N3	2.58	0.52
18:BR:33:THR:CG2	18:BR:35:SER:HB2	2.39	0.52
1:BA:33:A:H2'	1:BA:34:C:C6	2.45	0.52
4:BD:99:ASN:HD22	4:BD:100:VAL:N	2.07	0.52
25:CA:638:G:C5	25:CA:639:U:C5	2.98	0.52
13:AM:49:GLU:O	13:AM:50:GLY:C	2.47	0.52
15:BO:18:ALA:O	15:BO:19:ASN:CB	2.57	0.52
25:DA:396:G:C6	25:DA:397:U:C4	2.97	0.52
9:AI:126:PHE:CD2	9:AI:126:PHE:C	2.82	0.52
25:DA:2321:U:H5''	25:DA:2322:A:OP2	2.10	0.52
25:DA:2419:U:H5	60:DA:3672:HOH:O	1.92	0.52
1:BA:1324:A:C5	1:BA:1325:C:C4	2.97	0.52
1:BA:1351:U:H4'	7:BG:32:ASP:CG	2.30	0.52
25:CA:731:C:OP2	60:CA:3700:HOH:O	2.19	0.52
1:AA:1133:G:C5	1:AA:1134:G:N7	2.77	0.52
11:AK:109:ILE:HG21	21:AU:16:ARG:HE	1.74	0.52
25:CA:1061:U:H3'	25:CA:1062:G:H5'	1.91	0.52
33:CI:46:ASP:CB	33:CI:50:LYS:HD2	2.40	0.52
17:AQ:46:HIS:O	17:AQ:73:THR:HG23	2.08	0.52
25:DA:2343:U:H2'	25:DA:2344:U:C5	2.44	0.52

Continued on next page...

Continued from previous page...

Atom-1	Atom-2	Distance(Å)	Clash(Å)
25:DA:1589:U:C2	25:DA:1590:A:C8	2.98	0.52
11:AK:52:ARG:NE	11:AK:52:ARG:HA	2.25	0.52
8:AH:94:VAL:HG21	8:AH:100:ILE:O	2.10	0.52
38:DN:69:ARG:C	38:DN:70:THR:HG23	2.30	0.52
12:AL:23:LEU:HG	12:AL:24:GLU:H	1.75	0.52
24:AY:155:ARG:O	24:AY:156:ARG:C	2.47	0.52
3:AC:6:PRO:HB3	3:AC:174:LEU:HD13	1.91	0.52
30:DF:33:ILE:HA	30:DF:154:THR:O	2.09	0.52
51:C0:53:VAL:O	51:C0:54:ILE:C	2.45	0.52
1:AA:439:U:H2'	1:AA:440:C:O5'	2.10	0.52
33:CI:100:ILE:HG21	33:CI:105:LEU:CD1	2.38	0.52
1:AA:63:C:C2'	1:AA:64:G:H5'	2.40	0.52
43:CS:41:LYS:O	43:CS:42:LYS:C	2.46	0.52
1:AA:1233:G:C5	1:AA:1234:C:C5	2.98	0.52
6:BF:84:VAL:HG13	6:BF:84:VAL:O	2.10	0.52
25:DA:1168:G:H8	25:DA:1168:G:H5'	1.75	0.52
29:DE:146:VAL:HG21	29:DE:148:ILE:HD11	1.90	0.52
3:BC:31:ASN:HD21	3:BC:58:ARG:HD3	1.74	0.52
33:CI:56:VAL:CG2	33:CI:57:VAL:N	2.73	0.52
1:BA:143:A:H5'	1:BA:144:G:C5'	2.39	0.52
7:AG:119:LEU:HD22	7:AG:123:LEU:CD2	2.38	0.52
45:DU:65:GLN:HB2	45:DU:68:ASN:ND2	2.25	0.52
25:DA:910:A:C6	37:DM:13:HIS:CD2	2.98	0.52
4:BD:90:LEU:CD1	4:BD:196:GLU:HG3	2.39	0.52
1:BA:831:A:H2'	1:BA:832:G:O5'	2.09	0.52
1:AA:722:G:H3'	1:AA:722:G:N3	2.24	0.52
25:CA:250:G:OP2	54:C3:12:ARG:NH1	2.42	0.52
1:AA:262:A:H4'	20:AT:68:LYS:HZ1	1.75	0.52
26:CB:54:G:C4	26:CB:55:U:C6	2.97	0.52
26:CB:20:G:C2	26:CB:64:G:C4	2.98	0.52
1:BA:268:U:H2'	1:BA:269:C:C6	2.45	0.52
30:DF:133:GLU:HG3	30:DF:135:ILE:HD12	1.91	0.52
5:BE:56:PRO:O	5:BE:59:ILE:CG1	2.57	0.52
44:CT:69:ARG:HA	44:CT:74:ILE:HA	1.91	0.52
30:CF:100:GLU:O	30:CF:101:ARG:C	2.47	0.52
44:DT:21:SER:O	44:DT:24:MET:HB2	2.09	0.52
25:DA:1230:A:C2	25:DA:1231:U:C2	2.98	0.52
1:AA:634:C:O2'	1:AA:635:A:H5'	2.10	0.52
25:CA:2096:C:H2'	25:CA:2096:C:O2	2.09	0.52
25:CA:1717:A:H2'	25:CA:1718:G:O5'	2.09	0.52
25:CA:189:G:P	48:CX:25:LYS:HD2	2.50	0.52
25:CA:65:U:H2'	25:CA:66:C:C6	2.45	0.52

Continued on next page...

Continued from previous page...

Atom-1	Atom-2	Distance(Å)	Clash(Å)
11:AK:107:THR:CG2	11:AK:108:ASN:ND2	2.72	0.52
31:CG:153:PRO:HG3	31:CG:161:VAL:O	2.10	0.52
17:BQ:6:THR:OG1	17:BQ:59:GLU:HG2	2.09	0.52
25:CA:172:A:H2'	25:CA:173:A:C8	2.45	0.52
25:CA:2339:C:H2'	25:CA:2340:A:C8	2.44	0.52
25:CA:2124:G:H2'	25:CA:2125:G:H5'	1.91	0.52
25:DA:195:A:C2'	25:DA:196:A:OP1	2.58	0.52
1:BA:1417:G:N2	1:BA:1484:C:C4	2.78	0.52
25:CA:2626:C:O5'	25:CA:2626:C:H6	1.92	0.52
48:CX:36:ARG:HG3	48:CX:47:THR:HB	1.92	0.52
18:BR:21:ASP:OD1	18:BR:22:TYR:N	2.43	0.52
33:DI:10:LEU:O	33:DI:10:LEU:HD13	2.09	0.52
33:DI:5:GLN:O	33:DI:6:ALA:HB2	2.09	0.52
1:AA:1142:G:H2'	1:AA:1143:G:O4'	2.09	0.52
25:CA:1079:C:C4	25:CA:1088:A:C5	2.98	0.52
2:AB:122:ASP:O	2:AB:123:GLY:O	2.27	0.52
2:AB:146:SER:O	2:AB:147:LEU:CG	2.53	0.52
42:DR:49:ILE:CG2	42:DR:53:PHE:H	2.22	0.52
25:DA:2295:C:H2'	25:DA:2296:U:O5'	2.10	0.52
32:DH:16:GLY:C	32:DH:17:ASP:OD1	2.48	0.52
2:BB:34:ARG:O	2:BB:37:VAL:HG12	2.10	0.52
25:DA:1417:C:H2'	25:DA:1418:G:O4'	2.10	0.52
21:BU:36:PHE:CA	21:BU:39:LYS:HE3	2.39	0.52
17:BQ:16:MET:HG2	17:BQ:19:SER:CB	2.39	0.52
11:AK:33:ILE:HG12	11:AK:69:CYS:SG	2.49	0.52
36:DL:127:VAL:CG1	36:DL:131:ALA:CB	2.87	0.52
1:AA:142:G:H3'	1:AA:143:A:C8	2.41	0.52
33:CI:83:ALA:HB2	33:CI:105:LEU:HD21	1.92	0.52
25:DA:320:A:H4'	25:DA:322:A:C8	2.45	0.52
25:DA:1283:G:H22	25:DA:1286:A:H5'	1.73	0.52
1:AA:464:U:C2	1:AA:466:A:H5''	2.45	0.52
1:AA:374:A:C6	1:AA:375:U:C4	2.97	0.52
1:AA:452:A:N7	1:AA:453:G:N9	2.58	0.52
1:AA:1337:G:H4'	1:AA:1338:G:OP1	2.09	0.52
2:BB:168:GLU:O	2:BB:169:HIS:C	2.48	0.52
9:AI:29:ILE:HA	9:AI:64:ILE:HG12	1.92	0.52
1:AA:1410:A:H2'	1:AA:1411:C:H6	1.75	0.52
25:DA:276:U:C2'	25:DA:277:G:O5'	2.58	0.52
25:DA:279:A:N6	25:DA:361:G:H1'	2.24	0.52
2:AB:20:ARG:O	2:AB:22:TRP:CD1	2.62	0.52
37:CM:31:PHE:CZ	37:CM:110:GLU:CA	2.93	0.52
25:DA:55:G:H2'	25:DA:56:A:H5'	1.92	0.52

Continued on next page...

Continued from previous page...

Atom-1	Atom-2	Distance(Å)	Clash(Å)
40:DP:31:VAL:O	40:DP:37:LYS:HA	2.09	0.52
25:DA:1268:A:C2	25:DA:2013:A:C5	2.98	0.52
27:DC:62:ARG:HG3	27:DC:83:ASP:OD1	2.10	0.52
25:DA:545:U:O2	25:DA:545:U:O5'	2.26	0.52
7:BG:16:LYS:HE2	7:BG:17:PHE:CE1	2.44	0.52
6:BF:43:GLY:HA2	6:BF:58:HIS:NE2	2.25	0.52
35:DK:22:ILE:HG21	35:DK:42:THR:HG22	1.92	0.52
50:DZ:43:ILE:O	50:DZ:45:GLY:N	2.42	0.52
25:CA:674:G:H5''	29:CE:71:GLY:N	2.24	0.52
25:CA:2114:A:C5	25:CA:2167:U:H5'	2.44	0.52
25:DA:910:A:C6	37:DM:13:HIS:NE2	2.78	0.52
14:BN:25:GLU:HG3	14:BN:26:LEU:N	2.24	0.52
8:AH:46:GLU:N	8:AH:63:LYS:CG	2.72	0.52
32:CH:8:LYS:NZ	32:CH:14:SER:HA	2.25	0.52
31:CG:54:ARG:CD	31:CG:57:TYR:HE1	2.23	0.52
13:AM:2:ARG:O	13:AM:3:ILE:O	2.28	0.52
25:CA:11:C:H2'	25:CA:12:U:H5'	1.91	0.52
15:AO:3:SER:HB2	15:AO:6:ALA:CB	2.39	0.52
1:BA:562:U:OP2	12:BL:13:ARG:CZ	2.57	0.52
1:BA:692:U:H5	11:BK:27:ASN:ND2	2.08	0.52
24:AY:107:THR:OG1	24:AY:108:GLU:N	2.43	0.52
25:DA:1433:A:H2'	25:DA:1434:A:O4'	2.10	0.52
25:DA:2185:U:H2'	25:DA:2186:G:C8	2.45	0.52
8:BH:125:ILE:HG22	8:BH:126:CYS:SG	2.49	0.52
40:CP:52:ARG:HH11	40:CP:52:ARG:CG	2.23	0.52
8:BH:103:VAL:HG23	8:BH:123:GLU:O	2.10	0.52
22:AV:75:C:H4'	22:AV:76:A:OP1	2.08	0.52
25:DA:2430:A:H5'	25:DA:2431:U:OP2	2.10	0.52
1:AA:38:G:N2	1:AA:397:A:C4	2.78	0.52
38:DN:100:CYS:SG	38:DN:100:CYS:O	2.68	0.52
41:DQ:8:ILE:HG13	41:DQ:9:ALA:N	2.25	0.52
25:DA:2811:G:H2'	25:DA:2812:G:O4'	2.10	0.52
1:AA:1386:G:H2'	1:AA:1387:G:H8	1.73	0.52
1:AA:1371:G:O3'	9:AI:70:GLY:HA3	2.09	0.52
32:CH:103:VAL:HG12	32:CH:108:VAL:O	2.10	0.52
19:AS:74:ALA:N	19:AS:75:PRO:CD	2.73	0.52
1:AA:302:G:N3	1:AA:556:C:H4'	2.25	0.52
25:DA:2668:G:C2	25:DA:2669:G:C8	2.98	0.52
1:BA:1306:A:H2'	1:BA:1307:U:O4'	2.10	0.52
1:AA:235:C:H2'	1:AA:236:A:C8	2.45	0.52
25:DA:1115:G:HO2'	25:DA:1116:G:H8	1.57	0.52
4:AD:89:LEU:HD12	4:AD:89:LEU:O	2.10	0.52

Continued on next page...

Continued from previous page...

Atom-1	Atom-2	Distance(Å)	Clash(Å)
1:BA:337:G:H2'	1:BA:338:A:C8	2.45	0.52
38:DN:72:ASP:OD1	38:DN:75:ILE:HG12	2.10	0.52
29:CE:54:GLY:CA	29:CE:74:LYS:HE2	2.40	0.52
1:BA:1267:C:O2	1:BA:1267:C:H2'	2.10	0.52
1:BA:1294:G:C2	1:BA:1295:U:C2	2.98	0.52
1:BA:1323:G:O4'	1:BA:1362:A:H2	1.93	0.52
1:BA:1348:U:C2	1:BA:1349:A:C8	2.98	0.52
25:CA:2127:G:N1	25:CA:2161:C:O2	2.42	0.52
4:BD:21:LYS:O	4:BD:22:SER:C	2.48	0.52
25:DA:1404:C:C2	25:DA:1405:U:C5	2.98	0.52
2:AB:131:LYS:CG	2:AB:132:GLU:N	2.71	0.52
2:AB:139:GLU:HG2	2:AB:143:LEU:HD21	1.90	0.52
1:AA:1226:C:H2'	13:AM:101:THR:HB	1.92	0.52
1:AA:979:C:OP1	1:AA:981:U:O4	2.27	0.52
1:BA:1277:C:H1'	1:BA:1282:C:H1'	1.92	0.52
42:DR:49:ILE:HD12	42:DR:52:PRO:CA	2.35	0.52
1:AA:1539:C:OP1	21:AU:17:ARG:NH1	2.43	0.52
3:BC:129:PHE:CE1	3:BC:156:LEU:HB3	2.45	0.52
12:BL:23:LEU:C	12:BL:25:ALA:N	2.62	0.52
25:DA:2407:A:H2'	25:DA:2408:U:C6	2.45	0.52
1:AA:1302:C:C5	13:AM:16:ILE:HD13	2.44	0.52
25:CA:2307:G:N2	25:CA:2311:A:C2'	2.69	0.52
25:DA:1124:G:O2'	25:DA:1125:G:H5'	2.10	0.52
3:AC:172:VAL:N	3:AC:173:PRO:HD3	2.25	0.52
5:AE:110:MET:HE1	5:AE:124:ALA:HB1	1.92	0.52
5:AE:35:LEU:HD21	5:AE:136:VAL:HG11	1.92	0.52
22:AV:18:G:C4	22:AV:58:A:C6	2.97	0.52
25:DA:1444:G:C2	25:DA:1548:A:C2	2.97	0.52
1:AA:1285:A:H4'	1:AA:1286:U:C2	2.45	0.52
2:BB:95:TRP:NE1	2:BB:171:ALA:HB2	2.24	0.52
1:AA:1202:U:H2'	1:AA:1203:C:H5'	1.91	0.52
45:DU:35:VAL:O	45:DU:35:VAL:HG12	2.08	0.52
45:DU:40:LEU:HD22	45:DU:61:GLU:HG3	1.90	0.52
45:DU:70:ALA:HB3	45:DU:79:ALA:HB1	1.91	0.52
32:DH:72:ILE:HG22	32:DH:73:ASN:H	1.73	0.52
3:AC:105:VAL:HG12	3:AC:106:ARG:O	2.10	0.52
56:DB:61:G:C5	56:DB:62:C:C4	2.98	0.52
25:DA:1018:U:C4	25:DA:1019:U:H5	2.28	0.52
10:AJ:5:ARG:HG2	10:AJ:79:PRO:HG3	1.90	0.52
28:CD:98:VAL:CG2	28:CD:98:VAL:O	2.57	0.52
6:BF:14:GLN:C	6:BF:16:GLU:N	2.64	0.52
1:AA:106:C:O2	1:AA:379:C:H4'	2.10	0.52

Continued on next page...

Continued from previous page...

Atom-1	Atom-2	Distance(Å)	Clash(Å)
25:CA:1171:G:H2'	25:CA:1172:C:C6	2.44	0.52
8:AH:46:GLU:N	8:AH:63:LYS:HG3	2.25	0.52
14:BN:43:ASN:ND2	14:BN:43:ASN:O	2.43	0.52
15:AO:7:THR:HA	15:AO:10:ILE:HD12	1.90	0.52
7:AG:82:SER:HB3	7:AG:84:TYR:CD2	2.45	0.52
1:BA:207:C:HO2'	1:BA:213:G:N2	2.08	0.52
1:BA:207:C:C2'	1:BA:207:C:O2	2.57	0.52
25:CA:1019:U:H3	25:CA:1142:A:H62	1.58	0.52
46:DV:63:ILE:HG22	46:DV:65:VAL:CG1	2.39	0.52
9:AI:16:ALA:HB2	9:AI:66:VAL:HG23	1.92	0.52
6:AF:9:MET:CE	18:AR:64:LEU:HD22	2.40	0.52
5:AE:55:VAL:HB	5:AE:56:PRO:CD	2.39	0.52
1:BA:438:U:C4'	4:BD:119:HIS:CD2	2.92	0.52
14:BN:61:ARG:O	14:BN:62:ASN:CB	2.57	0.52
31:CG:95:ALA:CB	31:CG:104:LEU:HD23	2.39	0.52
25:CA:656:G:H2'	25:CA:657:U:O5'	2.09	0.52
18:BR:31:TYR:O	18:BR:39:VAL:CG2	2.57	0.52
30:CF:40:GLY:HA2	30:CF:84:ILE:HD11	1.91	0.52
25:DA:843:G:C2	25:DA:936:A:C2	2.98	0.52
25:DA:1998:A:OP2	28:DD:141:ARG:NH2	2.42	0.52
5:AE:37:VAL:HG23	5:AE:47:PHE:CB	2.40	0.52
7:BG:139:ASP:C	7:BG:141:HIS:N	2.64	0.52
25:DA:1197:G:H2'	25:DA:1198:U:C6	2.45	0.52
28:DD:149:ASN:OD1	28:DD:150:GLN:N	2.43	0.52
1:AA:19:A:O2'	1:AA:20:U:H5'	2.10	0.52
30:DF:51:ASN:O	30:DF:52:ALA:C	2.48	0.52
25:CA:1267:U:H2'	25:CA:1267:U:O2	2.10	0.52
5:BE:49:TYR:O	5:BE:62:ALA:HB2	2.08	0.52
25:DA:371:A:H61	25:DA:401:A:H3'	1.74	0.52
3:BC:79:LYS:HE3	3:BC:79:LYS:HA	1.92	0.52
25:CA:2713:U:H3'	25:CA:2714:G:H5''	1.92	0.52
46:CV:8:VAL:HG12	46:CV:65:VAL:HG21	1.91	0.52
12:BL:73:LEU:N	12:BL:73:LEU:CD2	2.73	0.52
1:BA:1296:C:H4'	1:BA:1302:C:N4	2.25	0.52
1:BA:1362:A:C4'	1:BA:1362:A:OP1	2.46	0.52
25:CA:414:C:H2'	25:CA:415:A:C8	2.45	0.52
25:CA:1090:A:H2'	25:CA:1091:G:O5'	2.10	0.52
2:AB:48:MET:HG2	2:AB:198:VAL:O	2.10	0.52
17:AQ:13:SER:HB2	17:AQ:21:VAL:CG1	2.39	0.52
25:CA:2473:U:C5	25:CA:2474:U:C4	2.98	0.52
1:BA:723:U:C5'	1:BA:724:G:OP1	2.58	0.52
5:BE:153:ALA:O	5:BE:155:LYS:N	2.43	0.52

Continued on next page...

Continued from previous page...

Atom-1	Atom-2	Distance(Å)	Clash(Å)
1:BA:1015:G:HO2'	1:BA:1218:C:HO2'	1.58	0.52
1:AA:1182:G:H4'	1:AA:1183:U:H5'	1.92	0.52
25:DA:392:U:H2'	25:DA:393:C:H6	1.75	0.52
12:AL:31:GLY:HA3	12:AL:54:VAL:CG1	2.40	0.52
25:DA:2306:C:H3'	25:DA:2307:G:C5'	2.38	0.52
56:DB:37:C:C5	56:DB:38:C:C4	2.98	0.52
56:DB:49:C:H2'	56:DB:50:A:O5'	2.10	0.52
1:BA:786:G:H2'	1:BA:787:A:O5'	2.10	0.52
5:AE:82:HIS:CE1	5:AE:146:MET:HG3	2.45	0.52
1:BA:972:C:C2'	10:BJ:57:VAL:HG23	2.40	0.52
20:AT:77:ASN:O	20:AT:81:GLN:HG2	2.10	0.52
20:BT:84:LYS:HA	20:BT:84:LYS:HE3	1.91	0.52
1:AA:451:A:C8	1:AA:481:G:C6	2.97	0.52
1:BA:1532:U:H5''	1:BA:1533:C:OP2	2.10	0.52
9:BI:83:THR:HA	9:BI:86:LEU:HD12	1.91	0.52
1:AA:1285:A:H5'	1:AA:1286:U:C4	2.44	0.52
1:AA:1304:G:N7	1:AA:1305:G:C6	2.78	0.52
1:BA:1104:G:C2	1:BA:1105:A:C4	2.98	0.52
32:CH:116:ARG:HG3	32:CH:133:GLN:CG	2.40	0.52
1:AA:1202:U:C2	14:AN:82:ILE:HG21	2.45	0.52
25:DA:2531:A:C5	25:DA:2532:G:N7	2.78	0.52
9:AI:42:THR:O	9:AI:43:ALA:HB3	2.09	0.52
6:BF:4:TYR:CD2	6:BF:71:ILE:CD1	2.93	0.52
1:AA:1410:A:C4	1:AA:1491:G:N2	2.78	0.52
3:AC:58:ARG:HA	3:AC:62:SER:O	2.09	0.52
36:CL:81:ASP:C	36:CL:83:ALA:H	2.14	0.52
45:CU:6:ARG:HG3	45:CU:7:ASP:H	1.75	0.52
12:BL:49:ARG:HB2	12:BL:89:LEU:HD11	1.92	0.52
25:CA:547:A:C8	25:CA:548:G:O4'	2.63	0.52
32:CH:72:ILE:HG22	32:CH:73:ASN:OD1	2.10	0.52
25:DA:545:U:H6	25:DA:547:A:O3'	1.93	0.52
30:CF:142:TYR:O	30:CF:142:TYR:CG	2.63	0.52
25:CA:1372:U:C2'	25:CA:1373:A:C5'	2.88	0.52
14:AN:20:PHE:CG	14:AN:24:ALA:HB3	2.45	0.52
1:AA:763:G:C2'	1:AA:764:C:O5'	2.57	0.52
25:CA:2539:C:H5'	55:C4:3:VAL:HG21	1.92	0.52
25:DA:2799:A:O2'	25:DA:2800:A:H5'	2.10	0.52
25:CA:630:G:C3'	25:CA:631:A:H5''	2.41	0.52
1:AA:802:A:C2'	1:AA:803:G:H5'	2.39	0.52
25:DA:1731:G:C5	25:DA:1733:G:C8	2.98	0.52
34:CJ:65:THR:HG23	34:CJ:68:LYS:HZ2	1.75	0.52
30:DF:3:LEU:HD21	30:DF:100:GLU:OE1	2.10	0.52

Continued on next page...

Continued from previous page...

Atom-1	Atom-2	Distance(Å)	Clash(Å)
46:DV:65:VAL:O	46:DV:65:VAL:HG22	2.10	0.52
29:DE:61:ARG:CD	29:DE:63:LYS:O	2.58	0.52
25:DA:2097:A:C4	25:DA:2098:U:C5	2.98	0.52
25:CA:1468:U:H5'	25:CA:1469:A:OP1	2.10	0.52
1:BA:1087:G:C2	1:BA:1088:G:C8	2.98	0.52
26:CB:39:A:O2'	26:CB:40:U:H5'	2.10	0.52
20:AT:4:LYS:CA	20:AT:4:LYS:HE2	2.40	0.52
1:BA:526:C:H2'	1:BA:527:G:C4'	2.39	0.52
9:BI:10:ARG:HA	9:BI:77:ALA:HB1	1.92	0.52
18:BR:28:LEU:O	18:BR:31:TYR:N	2.43	0.52
25:CA:1673:G:H2'	25:CA:1674:G:H5'	1.90	0.52
25:DA:1392:A:N6	25:DA:1393:A:H61	2.08	0.52
35:DK:87:LEU:HD22	35:DK:92:GLU:HA	1.92	0.52
1:BA:180:U:C2'	1:BA:181:A:O5'	2.58	0.52
37:DM:2:LEU:O	37:DM:3:GLN:CB	2.57	0.52
39:CO:35:ILE:HD11	39:CO:106:LEU:HD13	1.92	0.52
5:AE:94:PHE:C	5:AE:94:PHE:CD1	2.82	0.52
11:BK:96:ILE:HD12	11:BK:97:ARG:N	2.24	0.52
39:CO:7:ARG:HG3	39:CO:96:GLY:HA3	1.92	0.52
1:AA:188:C:O2	1:AA:188:C:C2'	2.57	0.52
27:CC:24:HIS:NE2	27:CC:79:ARG:NH2	2.58	0.52
32:DH:14:SER:HA	32:DH:15:LEU:HD22	1.90	0.52
25:DA:1701:A:H2'	25:DA:1702:G:H5'	1.92	0.52
18:BR:22:TYR:O	18:BR:22:TYR:CD1	2.63	0.52
36:CL:125:LEU:CD1	36:CL:125:LEU:N	2.73	0.52
4:BD:156:ALA:O	4:BD:159:GLU:HB3	2.10	0.52
29:CE:141:MET:O	29:CE:142:ALA:HB3	2.09	0.52
25:DA:724:U:H2'	25:DA:725:G:O4'	2.10	0.52
52:C1:25:ASN:OD1	52:C1:27:ARG:HB2	2.10	0.52
1:BA:570:G:O6	1:BA:865:A:N6	2.42	0.52
8:AH:50:VAL:O	8:AH:50:VAL:HG22	2.10	0.52
2:AB:59:ILE:C	2:AB:59:ILE:HD12	2.30	0.52
1:AA:525:C:H2'	1:AA:526:C:C6	2.44	0.52
44:DT:51:PHE:O	44:DT:52:GLU:C	2.49	0.52
1:BA:1345:U:C2	1:BA:1377:A:N1	2.78	0.51
25:DA:1096:A:C2	25:DA:1097:U:C5	2.98	0.51
25:DA:1394:U:H3'	25:DA:1394:U:C6	2.44	0.51
49:DY:16:THR:O	49:DY:19:LEU:N	2.44	0.51
25:CA:1094:U:O2	25:CA:1096:A:N7	2.43	0.51
33:CI:14:ALA:HB1	33:CI:45:THR:HG23	1.92	0.51
2:AB:116:LEU:CG	2:AB:140:LEU:HD11	2.39	0.51
25:DA:1746:A:N3	25:DA:1747:U:C5	2.77	0.51

Continued on next page...

Continued from previous page...

Atom-1	Atom-2	Distance(Å)	Clash(Å)
5:BE:104:ILE:H	5:BE:121:ASN:CA	2.22	0.51
5:BE:152:VAL:O	5:BE:155:LYS:NZ	2.33	0.51
5:BE:153:ALA:HA	5:BE:156:ARG:C	2.30	0.51
25:DA:604:G:C5	25:DA:625:G:C2	2.98	0.51
12:BL:18:SER:OG	12:BL:20:VAL:HG23	2.10	0.51
38:DN:50:PRO:HB2	38:DN:51:LEU:HD23	1.90	0.51
25:CA:277:G:C8	25:CA:361:G:O6	2.63	0.51
10:AJ:27:GLU:O	10:AJ:29:ALA:N	2.44	0.51
10:AJ:32:THR:CG2	10:AJ:83:THR:HA	2.39	0.51
25:DA:1760:C:H2'	25:DA:1761:C:O4'	2.11	0.51
56:DB:50:A:OP1	39:DO:68:LYS:HG3	2.10	0.51
3:AC:109:GLU:HB2	3:AC:143:LEU:HD23	1.93	0.51
4:AD:10:LEU:HD21	4:AD:62:ARG:HD3	1.90	0.51
5:AE:154:ALA:HB1	8:AH:65:PHE:CE2	2.45	0.51
1:AA:79:G:H1	1:AA:90:C:N4	2.01	0.51
1:AA:97:G:H2'	1:AA:98:A:O5'	2.10	0.51
1:BA:1298:U:O2	7:BG:113:LYS:HE2	2.09	0.51
25:DA:2469:A:O2'	37:DM:55:ARG:NH2	2.43	0.51
1:BA:15:G:C6	1:BA:16:A:C5	2.98	0.51
16:BP:19:VAL:CG1	16:BP:38:PHE:N	2.73	0.51
31:DG:42:VAL:HG22	31:DG:43:LYS:N	2.25	0.51
9:AI:18:VAL:HG11	9:AI:82:ILE:HG12	1.92	0.51
9:AI:83:THR:HB	9:AI:97:LEU:CD2	2.38	0.51
27:CC:216:ARG:HB3	27:CC:217:PRO:HD3	1.92	0.51
3:AC:106:ARG:N	3:AC:106:ARG:HD3	2.25	0.51
1:AA:490:C:H2'	1:AA:491:G:O4'	2.10	0.51
1:BA:711:G:O2'	1:BA:712:A:H5'	2.10	0.51
27:DC:83:ASP:HB3	27:DC:86:ARG:HG2	1.92	0.51
1:AA:684:U:H2'	1:AA:685:G:O4'	2.10	0.51
45:DU:94:PHE:CA	45:DU:102:ILE:HD12	2.40	0.51
25:DA:2392:A:O2'	36:DL:60:ARG:O	2.28	0.51
1:BA:474:G:C4	1:BA:475:C:C6	2.97	0.51
17:BQ:46:HIS:CG	17:BQ:47:ASP:H	2.28	0.51
25:DA:2403:C:C4	25:DA:2415:G:N1	2.78	0.51
3:BC:66:THR:HG22	3:BC:67:ILE:H	1.73	0.51
1:AA:781:A:C4	1:AA:802:A:C2	2.98	0.51
29:DE:178:VAL:HG13	29:DE:179:SER:N	2.24	0.51
4:BD:145:ARG:HB2	4:BD:147:LYS:HE2	1.90	0.51
1:BA:694:A:H2'	1:BA:695:A:O5'	2.10	0.51
25:DA:1867:G:O2'	25:DA:1868:C:H5'	2.09	0.51
7:BG:106:ALA:HB1	7:BG:122:GLU:OE2	2.10	0.51
30:CF:56:LEU:HD13	30:CF:64:PRO:HB3	1.91	0.51

Continued on next page...

Continued from previous page...

Atom-1	Atom-2	Distance(Å)	Clash(Å)
31:DG:97:VAL:CG2	31:DG:124:CYS:SG	2.99	0.51
25:DA:215:G:C4'	25:DA:216:A:H4'	2.40	0.51
16:AP:50:THR:O	16:AP:51:ARG:O	2.28	0.51
1:BA:1472:U:H2'	1:BA:1473:G:O5'	2.10	0.51
54:C3:44:ARG:HH11	54:C3:44:ARG:HG3	1.74	0.51
44:DT:87:LEU:O	44:DT:88:LYS:O	2.27	0.51
1:AA:1066:C:O2	1:AA:1066:C:H2'	2.10	0.51
50:CZ:6:ILE:CD1	50:CZ:47:ILE:HD11	2.40	0.51
31:CG:130:ILE:HG22	31:CG:131:VAL:N	2.24	0.51
36:DL:123:ARG:HG3	36:DL:143:GLU:CG	2.39	0.51
25:CA:1744:A:C2	25:CA:1745:A:H1'	2.45	0.51
1:BA:186:C:O4'	20:BT:75:LYS:HD2	2.10	0.51
40:DP:100:ARG:C	40:DP:101:GLU:HG2	2.31	0.51
20:AT:16:ALA:O	20:AT:20:ASN:ND2	2.44	0.51
25:CA:2093:G:C6	25:CA:2225:A:C8	2.98	0.51
8:AH:111:THR:O	8:AH:114:ALA:HB3	2.09	0.51
1:BA:908:A:H2'	1:BA:909:A:C8	2.45	0.51
25:DA:1255:U:C5	29:DE:68:ALA:HA	2.45	0.51
44:CT:19:LYS:O	44:CT:20:ALA:C	2.49	0.51
43:CS:48:LYS:HE3	43:CS:52:GLU:OE2	2.10	0.51
25:CA:473:G:H2'	25:CA:474:G:O5'	2.10	0.51
1:BA:671:G:C5	1:BA:672:U:C5	2.98	0.51
29:DE:147:LEU:HB3	29:DE:186:VAL:HG22	1.91	0.51
43:DS:36:LEU:CD1	43:DS:48:LYS:HB2	2.41	0.51
25:DA:742:A:H2'	25:DA:743:A:C8	2.45	0.51
7:AG:86:VAL:O	7:AG:86:VAL:HG12	2.09	0.51
1:AA:1136:C:O2	1:AA:1136:C:O4'	2.29	0.51
1:BA:1242:G:H2'	1:BA:1243:C:O4'	2.09	0.51
41:CQ:13:HIS:O	41:CQ:14:LYS:C	2.48	0.51
1:BA:1308:U:H5''	13:BM:96:VAL:HG21	1.91	0.51
49:DY:11:VAL:HG12	49:DY:11:VAL:O	2.08	0.51
11:AK:30:ILE:HD12	11:AK:31:VAL:N	2.24	0.51
25:CA:1074:G:C2'	25:CA:1075:C:H5'	2.35	0.51
25:DA:1746:A:C2	25:DA:1747:U:C4	2.99	0.51
13:BM:59:VAL:HG22	13:BM:60:ALA:N	2.24	0.51
52:D1:46:VAL:HG12	52:D1:47:ILE:N	2.25	0.51
25:DA:2298:A:H2'	25:DA:2299:U:C6	2.45	0.51
25:DA:2299:U:H2'	25:DA:2300:C:H6	1.76	0.51
5:BE:82:HIS:HB2	5:BE:83:PRO:HD2	1.91	0.51
1:BA:261:U:H5	20:BT:73:ARG:CZ	2.23	0.51
1:AA:148:G:C2'	1:AA:149:A:O5'	2.59	0.51
25:CA:1860:G:C6	25:CA:1883:U:O2	2.63	0.51

Continued on next page...

Continued from previous page...

Atom-1	Atom-2	Distance(Å)	Clash(Å)
4:BD:53:GLN:HG2	4:BD:202:LEU:HB2	1.93	0.51
25:DA:2119:A:H3'	25:DA:2120:G:C5'	2.40	0.51
30:CF:24:VAL:CG2	30:CF:24:VAL:O	2.58	0.51
4:AD:112:GLU:O	4:AD:115:GLN:HB3	2.10	0.51
4:AD:117:VAL:HA	4:AD:122:ILE:HD12	1.91	0.51
33:CI:79:LEU:CD2	33:CI:100:ILE:HD11	2.41	0.51
1:BA:782:A:C2'	1:BA:783:C:H5'	2.40	0.51
5:AE:81:GLN:HE22	5:AE:148:SER:HA	1.75	0.51
7:BG:41:ILE:HG23	7:BG:116:ALA:CA	2.40	0.51
13:AM:28:ARG:NH1	13:AM:62:PHE:CB	2.73	0.51
1:BA:840:C:C6	1:BA:842:U:H5''	2.44	0.51
16:BP:51:ARG:HH11	16:BP:51:ARG:HB3	1.74	0.51
2:BB:69:VAL:HG22	2:BB:91:VAL:HG23	1.92	0.51
2:BB:86:CYS:C	2:BB:88:GLN:H	2.14	0.51
25:CA:356:G:O2'	25:CA:357:C:H5'	2.10	0.51
25:CA:1495:A:H2'	25:CA:1496:A:O5'	2.10	0.51
2:BB:63:LYS:C	2:BB:63:LYS:CD	2.78	0.51
44:CT:2:ILE:HG23	44:CT:7:LEU:HD12	1.93	0.51
3:AC:41:TYR:CZ	3:AC:89:VAL:HG21	2.45	0.51
44:CT:28:ASN:HD21	44:CT:91:GLN:HB3	1.75	0.51
9:AI:98:ARG:HA	9:AI:103:VAL:HG21	1.92	0.51
1:BA:844:G:N3	1:BA:844:G:H2'	2.24	0.51
11:AK:39:ASN:O	11:AK:40:ALA:CB	2.59	0.51
1:AA:891:U:C5	1:AA:906:A:C2	2.98	0.51
25:CA:666:A:H2'	25:CA:667:U:C6	2.45	0.51
49:CY:9:LYS:HB3	49:CY:12:GLU:H	1.76	0.51
38:CN:74:GLU:HG2	38:CN:75:ILE:HD12	1.91	0.51
33:DI:45:THR:HG22	33:DI:50:LYS:HG3	1.93	0.51
14:BN:41:ARG:HH22	14:BN:45:VAL:HG21	1.74	0.51
25:DA:2415:G:N3	25:DA:2416:C:C6	2.78	0.51
25:DA:630:G:H3'	25:DA:631:A:H5''	1.92	0.51
8:BH:80:PRO:HA	8:BH:83:ARG:HE	1.76	0.51
37:DM:41:LEU:HD12	37:DM:96:ILE:CD1	2.40	0.51
25:CA:2784:U:H2'	25:CA:2785:C:C6	2.43	0.51
7:AG:144:ALA:O	7:AG:145:GLU:HB2	2.09	0.51
25:DA:1505:A:H2'	25:DA:1506:U:C6	2.44	0.51
25:DA:716:A:H3'	25:DA:717:C:H5''	1.93	0.51
30:CF:110:ILE:HG12	30:CF:136:ILE:HG21	1.92	0.51
1:AA:853:C:H2'	1:AA:854:U:C6	2.45	0.51
49:CY:28:LEU:CD2	49:CY:37:LEU:HD21	2.40	0.51
1:BA:1424:U:C4	1:BA:1425:U:C5	2.98	0.51
25:DA:354:A:C6	25:DA:355:U:C4	2.98	0.51

Continued on next page...

Continued from previous page...

Atom-1	Atom-2	Distance(Å)	Clash(Å)
33:DI:120:ASP:OD2	33:DI:122:GLU:HB3	2.10	0.51
25:DA:2314:A:C2	25:DA:2315:G:C5	2.99	0.51
41:DQ:31:TYR:C	41:DQ:31:TYR:CD2	2.84	0.51
31:DG:26:LYS:HB3	31:DG:31:GLU:OE2	2.10	0.51
1:BA:1171:A:H2'	1:BA:1172:C:H6	1.75	0.51
25:CA:1681:G:O2'	25:CA:1762:A:H1'	2.10	0.51
37:DM:136:MET:HE3	37:DM:136:MET:O	2.10	0.51
25:DA:847:U:O2	25:DA:847:U:H2'	2.11	0.51
29:DE:46:GLN:HB3	29:DE:83:VAL:HG21	1.92	0.51
25:CA:1917:U:C4	25:CA:1918:A:C5	2.99	0.51
4:BD:98:ASP:OD1	4:BD:99:ASN:N	2.42	0.51
32:DH:129:GLU:OE2	32:DH:141:LYS:HB3	2.11	0.51
28:DD:4:LEU:HD23	28:DD:29:VAL:HG11	1.91	0.51
1:AA:1472:U:O2'	1:AA:1473:G:H5'	2.09	0.51
42:DR:14:VAL:HA	42:DR:18:GLN:NE2	2.25	0.51
2:AB:8:MET:HB2	2:AB:43:GLU:OE2	2.09	0.51
3:AC:135:ARG:O	3:AC:136:ALA:C	2.48	0.51
25:DA:359:G:H2'	25:DA:360:U:H5'	1.92	0.51
25:CA:1766:G:H2'	25:CA:1767:G:H8	1.74	0.51
20:BT:14:GLU:HA	20:BT:14:GLU:OE2	2.10	0.51
3:BC:161:ILE:HD12	3:BC:161:ILE:O	2.10	0.51
1:AA:432:A:H2'	1:AA:433:G:O5'	2.11	0.51
34:CJ:88:THR:O	34:CJ:89:PHE:C	2.47	0.51
1:BA:1223:C:P	19:BS:77:ARG:HH12	2.33	0.51
1:BA:1266:G:N1	1:BA:1270:G:C6	2.78	0.51
1:BA:1358:U:H2'	1:BA:1359:C:O4'	2.10	0.51
1:BA:980:C:H2'	1:BA:981:U:H5'	1.91	0.51
25:DA:1340:U:C5	25:DA:1603:A:C8	2.98	0.51
1:AA:1140:C:O2'	1:AA:1141:C:P	2.68	0.51
2:AB:116:LEU:HB3	2:AB:140:LEU:HD11	1.93	0.51
25:DA:2338:C:C2	25:DA:2339:C:H5	2.28	0.51
2:BB:70:GLY:HA3	2:BB:163:ILE:CG2	2.40	0.51
25:DA:1578:U:C2'	25:DA:1579:A:O5'	2.57	0.51
21:BU:35:GLU:OE1	21:BU:35:GLU:HA	2.10	0.51
25:DA:970:U:O5'	25:DA:970:U:H6	1.93	0.51
25:CA:2748:A:C1'	31:CG:66:THR:HG22	2.39	0.51
1:BA:1145:A:H4'	1:BA:1145:A:OP1	2.08	0.51
16:AP:10:GLY:HA3	16:AP:15:PRO:HA	1.92	0.51
4:AD:120:LYS:C	4:AD:122:ILE:HD13	2.31	0.51
4:AD:33:ILE:HG12	4:AD:34:GLU:HB2	1.91	0.51
5:AE:131:ASN:HD22	5:AE:132:PRO:N	2.09	0.51
1:BA:70:U:H1'	1:BA:71:A:N7	2.26	0.51

Continued on next page...

Continued from previous page...

Atom-1	Atom-2	Distance(Å)	Clash(Å)
25:CA:1463:C:H5'	25:CA:1463:C:H6	1.74	0.51
14:AN:35:ALA:CA	14:AN:41:ARG:HB3	2.40	0.51
14:AN:41:ARG:HB2	14:AN:42:TRP:CE3	2.44	0.51
20:AT:35:TYR:HA	20:AT:38:ILE:CD1	2.40	0.51
9:AI:18:VAL:HG11	9:AI:82:ILE:CG1	2.40	0.51
25:DA:583:G:C5	25:DA:584:C:C5	2.98	0.51
32:CH:126:GLY:O	32:CH:145:ASN:HA	2.10	0.51
51:D0:54:ILE:O	51:D0:55:ALA:HB3	2.11	0.51
25:CA:1534:U:H5'	25:CA:1535:A:OP2	2.09	0.51
25:DA:1386:C:H2'	25:DA:1387:A:C8	2.45	0.51
6:AF:21:MET:HA	6:AF:24:ARG:NH2	2.25	0.51
6:AF:43:GLY:HA2	6:AF:58:HIS:CD2	2.45	0.51
1:BA:680:C:O2'	1:BA:681:A:H5'	2.10	0.51
1:AA:284:C:H2'	1:AA:285:C:C6	2.46	0.51
9:AI:27:ILE:HG23	9:AI:62:LEU:HD23	1.92	0.51
1:AA:383:A:H2'	1:AA:384:G:O4'	2.11	0.51
1:AA:541:G:C2	1:AA:542:G:C4	2.98	0.51
25:DA:223:A:C8	25:DA:422:A:C1'	2.94	0.51
13:AM:5:GLY:C	13:AM:7:ASN:H	2.13	0.51
25:CA:2108:A:C6	25:CA:2109:U:C2	2.98	0.51
25:DA:1966:A:N3	25:DA:2592:G:O2'	2.32	0.51
25:DA:1812:U:O2	25:DA:1812:U:C2'	2.54	0.51
39:CO:31:THR:HB	39:CO:34:HIS:H	1.75	0.51
7:BG:98:LEU:HD22	7:BG:102:TRP:CZ2	2.45	0.51
25:CA:18:U:O3'	41:CQ:22:GLY:HA2	2.11	0.51
1:AA:1293:C:C4	1:AA:1294:G:N7	2.78	0.51
25:DA:7:G:C6	25:DA:8:C:C4	2.99	0.51
1:BA:359:G:H2'	1:BA:360:G:O4'	2.11	0.51
8:BH:9:MET:HE1	8:BH:32:LYS:O	2.10	0.51
40:DP:7:LEU:CD2	40:DP:7:LEU:O	2.58	0.51
3:AC:204:GLY:O	3:AC:205:GLU:HG2	2.10	0.51
25:DA:2720:U:OP1	40:DP:52:ARG:NH2	2.44	0.51
10:BJ:28:THR:HG21	10:BJ:90:LEU:HD12	1.92	0.51
41:DQ:71:ASN:HB3	41:DQ:109:VAL:HG11	1.91	0.51
8:AH:77:VAL:HG11	8:AH:124:ILE:HD11	1.91	0.51
28:DD:139:SER:HA	28:DD:142:VAL:HG13	1.91	0.51
25:CA:89:A:O2'	25:CA:90:U:H5'	2.10	0.51
25:DA:2059:A:O3'	29:DE:64:GLY:HA2	2.10	0.51
11:BK:32:THR:OG1	11:BK:43:TRP:HB3	2.09	0.51
25:DA:801:G:H4'	25:DA:802:A:OP2	2.10	0.51
25:DA:272:A:C6	25:DA:273:G:C6	2.98	0.51
1:BA:857:C:C2'	1:BA:858:G:O5'	2.58	0.51

Continued on next page...

Continued from previous page...

Atom-1	Atom-2	Distance(Å)	Clash(Å)
1:BA:588:G:C6	1:BA:589:U:N3	2.79	0.51
25:CA:1106:G:H2'	25:CA:1106:G:N3	2.26	0.51
21:BU:52:VAL:HG13	21:BU:53:LYS:H	1.74	0.51
47:CW:13:GLU:O	47:CW:15:LYS:HE2	2.09	0.51
25:CA:720:U:O2	25:CA:720:U:H2'	2.10	0.51
12:AL:55:ARG:HH21	12:AL:55:ARG:HG3	1.75	0.51
4:BD:74:TYR:O	4:BD:78:ALA:N	2.43	0.51
35:CK:87:LEU:HD23	35:CK:94:PRO:HA	1.92	0.51
38:CN:51:LEU:O	38:CN:54:LEU:HB3	2.10	0.51
25:DA:1073:A:H3'	25:DA:1074:G:C5'	2.40	0.51
11:AK:85:VAL:CG1	11:AK:92:ARG:NH1	2.73	0.51
25:CA:1056:G:HO2'	25:CA:1086:A:H8	1.53	0.51
33:CI:45:THR:HG22	33:CI:50:LYS:HG3	1.92	0.51
1:AA:994:A:C8	1:AA:1216:A:H4'	2.46	0.51
25:DA:2207:C:C2	25:DA:2208:C:C5	2.98	0.51
52:D1:42:VAL:O	52:D1:43:ARG:HB2	2.11	0.51
1:BA:626:G:C2'	1:BA:627:G:O5'	2.59	0.51
30:CF:76:PHE:C	30:CF:77:LYS:HG3	2.30	0.51
25:DA:1777:U:C2'	25:DA:1778:U:H5'	2.41	0.51
25:DA:2584:U:H2'	25:DA:2585:U:H5'	1.92	0.51
25:DA:1441:G:C2	25:DA:1442:U:C4	2.98	0.51
55:D4:17:VAL:CB	55:D4:26:ILE:HD11	2.38	0.51
7:BG:41:ILE:HG23	7:BG:116:ALA:CB	2.41	0.51
31:DG:122:ALA:HB2	31:DG:132:LEU:HB3	1.92	0.51
1:BA:1149:C:H6	1:BA:1149:C:O5'	1.94	0.51
1:AA:1286:U:OP1	1:AA:1286:U:C6	2.63	0.51
1:AA:1332:A:H2'	1:AA:1333:A:O5'	2.10	0.51
10:AJ:56:HIS:O	10:AJ:57:VAL:CG1	2.59	0.51
12:BL:49:ARG:CG	12:BL:89:LEU:HD11	2.40	0.51
4:AD:131:ILE:O	4:AD:131:ILE:HD12	2.10	0.51
44:CT:2:ILE:HG12	44:CT:7:LEU:HD11	1.92	0.51
25:DA:149:A:C4	25:DA:150:U:C5	2.99	0.51
25:DA:1358:G:H2'	25:DA:1359:A:OP2	2.10	0.51
39:DO:55:GLU:O	39:DO:56:LYS:C	2.49	0.51
25:CA:1533:C:H5'	25:CA:1534:U:OP2	2.10	0.51
1:AA:108:G:N3	1:AA:108:G:H5'	2.25	0.51
1:AA:491:G:N3	1:AA:491:G:H2'	2.23	0.51
40:DP:32:VAL:CG1	40:DP:32:VAL:O	2.58	0.51
25:DA:1195:G:H2'	25:DA:1196:C:H5'	1.91	0.51
1:BA:111:G:O6	1:BA:330:C:N4	2.43	0.51
25:DA:2579:C:H2'	25:DA:2580:U:H5'	1.92	0.51
25:DA:536:G:C2'	25:DA:537:G:O5'	2.59	0.51

Continued on next page...

Continued from previous page...

Atom-1	Atom-2	Distance(Å)	Clash(Å)
45:DU:94:PHE:HA	45:DU:102:ILE:CD1	2.41	0.51
17:BQ:37:ILE:HG22	17:BQ:38:LYS:O	2.10	0.51
1:AA:874:G:C4	1:AA:875:U:C5	2.98	0.51
57:DW:11:ASP:OD2	57:DW:12:SER:N	2.43	0.51
25:DA:136:G:H2'	25:DA:137:U:C5	2.45	0.51
1:BA:1441:A:C8	1:BA:1441:A:C3'	2.93	0.51
25:DA:323:C:N4	25:DA:333:G:N7	2.59	0.51
25:DA:664:G:C5	25:DA:665:U:C5	2.99	0.51
4:BD:55:ARG:HH11	4:BD:55:ARG:HA	1.75	0.51
44:DT:40:LYS:HG2	44:DT:58:VAL:O	2.10	0.51
7:AG:134:VAL:O	7:AG:138:GLU:HG2	2.10	0.51
3:BC:37:LYS:HG3	3:BC:37:LYS:O	2.11	0.51
25:CA:878:A:N7	25:CA:899:A:H2	2.09	0.51
4:AD:125:ASN:HA	4:AD:141:VAL:HG22	1.93	0.51
49:CY:28:LEU:O	49:CY:29:ARG:C	2.49	0.51
25:DA:2804:U:H2'	25:DA:2805:C:C6	2.45	0.51
1:BA:969:A:H2'	1:BA:970:C:H6	1.74	0.51
9:AI:129:ARG:NH1	22:AV:35:A:OP1	2.44	0.51
25:CA:1439:A:C2'	25:CA:1440:U:H5'	2.41	0.51
25:DA:2818:U:O2'	25:DA:2837:A:H5'	2.09	0.51
25:CA:181:A:C2	25:CA:182:A:C4	2.99	0.51
25:DA:2660:A:H2'	25:DA:2661:G:O4'	2.11	0.51
1:BA:512:U:H2'	1:BA:513:C:C6	2.46	0.51
25:CA:1851:U:C2'	25:CA:1852:U:O5'	2.58	0.51
4:BD:168:THR:CG2	4:BD:183:ARG:NH2	2.74	0.51
46:DV:26:PHE:CE2	46:DV:44:HIS:HA	2.45	0.51
25:DA:359:G:C6	25:DA:360:U:O2	2.63	0.51
47:CW:6:THR:O	47:CW:7:ARG:CB	2.58	0.51
35:CK:51:LYS:HD3	35:CK:95:ILE:HG22	1.92	0.51
15:AO:78:THR:O	15:AO:82:GLU:OE1	2.29	0.51
1:AA:1112:C:O2	3:AC:178:ARG:HG3	2.10	0.51
25:DA:239:C:C4	25:DA:240:C:N3	2.78	0.51
25:DA:2573:C:P	60:DA:3716:HOH:O	2.68	0.51
40:DP:63:ILE:HA	40:DP:68:GLY:HA2	1.91	0.51
46:CV:16:ALA:N	46:CV:19:ARG:HH21	2.09	0.51
3:BC:73:GLY:O	3:BC:75:VAL:N	2.44	0.51
13:BM:26:LYS:HD3	13:BM:26:LYS:O	2.10	0.51
34:DJ:43:GLU:H	34:DJ:43:GLU:CD	2.13	0.51
1:BA:1236:A:H4'	1:BA:1304:G:H5'	1.91	0.51
25:CA:324:A:H2'	25:CA:325:G:O5'	2.10	0.51
29:CE:53:THR:O	29:CE:53:THR:HG22	2.09	0.51
1:BA:1317:C:H2'	1:BA:1318:A:O5'	2.11	0.51

Continued on next page...

Continued from previous page...

Atom-1	Atom-2	Distance(Å)	Clash(Å)
1:BA:1361:G:C6	1:BA:1362:A:N7	2.79	0.51
1:BA:427:U:H2'	1:BA:428:G:C8	2.46	0.51
25:DA:1313:U:H4'	25:DA:1332:G:H4'	1.91	0.51
25:CA:1059:G:H3'	25:CA:1060:U:H6	1.76	0.51
2:AB:151:LYS:HG3	2:AB:152:ASP:N	2.25	0.51
2:AB:90:PHE:N	2:AB:149:GLY:HA3	2.23	0.51
1:AA:1269:A:C2	1:AA:1313:U:H1'	2.46	0.51
25:DA:2337:G:C4	25:DA:2338:C:C5	2.99	0.51
25:DA:1495:A:H2'	25:DA:1496:A:C8	2.45	0.51
1:BA:723:U:C4	21:BU:49:ALA:HA	2.46	0.51
11:BK:123:PRO:O	11:BK:124:LYS:C	2.49	0.51
5:BE:82:HIS:CE1	8:BH:95:MET:HE3	2.45	0.51
13:AM:18:LEU:HG	13:AM:33:LEU:CD1	2.41	0.51
25:DA:1447:C:H1'	25:DA:1545:A:H1'	1.92	0.51
25:DA:1532:A:C6	25:DA:1533:C:N3	2.78	0.51
3:AC:16:PRO:O	3:AC:17:TRP:CB	2.59	0.51
4:AD:121:ALA:N	4:AD:122:ILE:HD13	2.24	0.51
4:AD:173:ASP:CB	4:AD:176:LYS:HB2	2.41	0.51
1:AA:1082:A:C2	1:AA:1083:U:O2	2.64	0.51
25:DA:1779:U:C4	25:DA:1784:A:N7	2.78	0.51
25:DA:2324:U:H6	25:DA:2324:U:OP2	1.93	0.51
20:BT:34:VAL:O	20:BT:35:TYR:C	2.49	0.51
27:DC:231:HIS:HA	27:DC:241:LYS:HE3	1.92	0.51
16:AP:76:LYS:O	16:AP:77:GLU:HB2	2.09	0.51
1:BA:1538:C:H2'	1:BA:1539:C:C5	2.45	0.51
9:BI:50:PRO:HD3	9:BI:79:ARG:HG2	1.93	0.51
1:BA:16:A:C6	1:BA:17:U:C5	2.98	0.51
9:AI:46:VAL:HA	9:AI:49:GLN:HG3	1.91	0.51
1:AA:1411:C:H2'	1:AA:1412:C:H6	1.76	0.51
25:DA:276:U:H2'	25:DA:277:G:O5'	2.09	0.51
45:DU:8:ASP:HB3	45:DU:24:VAL:CG2	2.40	0.51
25:DA:2822:G:O6	38:DN:2:ARG:CG	2.57	0.51
9:AI:87:MET:CG	9:AI:88:GLU:N	2.72	0.51
25:CA:1922:G:C4	25:CA:1923:U:C6	2.98	0.51
1:BA:1113:C:H2'	1:BA:1114:C:H6	1.74	0.51
1:BA:451:A:H4'	1:BA:452:A:O4'	2.10	0.51
4:AD:129:VAL:HG11	4:AD:134:TYR:CD1	2.45	0.51
25:CA:2469:A:C4'	37:CM:55:ARG:HH22	2.22	0.51
25:DA:1269:A:H2'	25:DA:1270:C:H6	1.73	0.51
33:CI:71:LYS:HD3	33:CI:71:LYS:N	2.25	0.51
25:CA:2230:G:H4'	48:CX:29:LEU:HB2	1.92	0.51
1:AA:893:C:H2'	1:AA:894:G:H8	1.75	0.51

Continued on next page...

Continued from previous page...

Atom-1	Atom-2	Distance(Å)	Clash(Å)
7:AG:91:ARG:HE	7:AG:93:VAL:HG23	1.74	0.51
44:DT:69:ARG:HB2	44:DT:74:ILE:CG2	2.40	0.51
7:AG:59:GLU:O	7:AG:63:VAL:HG23	2.10	0.51
25:CA:2881:U:C2'	25:CA:2882:A:O5'	2.59	0.51
1:AA:663:A:H5'	1:AA:836:G:OP1	2.10	0.51
44:DT:7:LEU:HD21	44:DT:46:ALA:HB2	1.93	0.51
44:DT:7:LEU:HD21	44:DT:46:ALA:N	2.25	0.51
25:DA:783:A:H8	25:DA:784:G:H4'	1.74	0.51
25:CA:2179:C:C4	25:CA:2180:U:C5	2.98	0.51
24:AY:149:ILE:HG23	24:AY:153:ASP:HB2	1.92	0.51
1:AA:866:C:H4'	1:AA:919:A:H5'	1.92	0.51
25:DA:1485:U:H2'	25:DA:1486:U:C6	2.45	0.51
1:BA:1087:G:C2	1:BA:1088:G:N7	2.78	0.51
1:AA:1008:U:C2	1:AA:1022:A:C2	2.99	0.51
25:DA:1883:U:C4	25:DA:1884:G:C6	2.98	0.51
31:DG:88:LEU:HB3	31:DG:93:TYR:HB3	1.92	0.51
52:D1:6:GLU:OE2	52:D1:26:LYS:HB2	2.11	0.51
11:BK:21:HIS:ND1	11:BK:34:THR:HG21	2.26	0.51
1:AA:1391:U:H2'	1:AA:1392:G:C8	2.46	0.51
1:BA:1381:U:C6	1:BA:1382:C:C5	2.98	0.51
8:BH:31:LEU:O	8:BH:32:LYS:C	2.48	0.51
25:DA:246:C:H2'	25:DA:247:G:H5'	1.93	0.51
1:AA:87:C:H2'	1:AA:88:U:H5'	1.92	0.51
5:AE:37:VAL:HG23	5:AE:47:PHE:CA	2.40	0.51
34:DJ:35:ARG:HG2	34:DJ:40:HIS:CD2	2.46	0.51
25:DA:237:C:C2'	25:DA:238:C:H5'	2.41	0.51
21:AU:4:LYS:O	21:AU:4:LYS:HD2	2.09	0.51
6:AF:81:ASN:O	6:AF:84:VAL:HG12	2.11	0.51
27:DC:29:PHE:CE2	27:DC:31:PRO:HG2	2.45	0.51
34:CJ:18:VAL:HG12	34:CJ:19:ASP:N	2.25	0.51
22:BV:23:A:H2'	22:BV:24:G:C8	2.44	0.51
31:DG:100:ASN:O	31:DG:116:LEU:HB2	2.10	0.51
25:DA:2376:A:N3	39:DO:99:TYR:CE2	2.78	0.51
13:AM:85:TYR:HA	13:AM:88:LEU:HD12	1.91	0.51
25:CA:1816:C:C5	27:CC:61:TYR:CE1	2.99	0.51
1:AA:449:G:O2'	1:AA:450:G:H5'	2.10	0.51
31:CG:19:ASN:C	31:CG:22:VAL:HG23	2.31	0.51
54:C3:54:LEU:O	54:C3:58:ILE:HD12	2.10	0.51
1:BA:1055:A:C6	1:BA:1206:G:C5	2.99	0.51
1:BA:1231:G:C2	1:BA:1232:U:O2	2.63	0.51
14:BN:51:LEU:O	14:BN:53:ARG:N	2.44	0.51
25:CA:782:A:H4'	25:CA:783:A:O5'	2.11	0.51

Continued on next page...

Continued from previous page...

Atom-1	Atom-2	Distance(Å)	Clash(Å)
33:CI:10:LEU:HD12	33:CI:23:VAL:HG12	1.91	0.51
2:AB:81:ASP:N	2:AB:84:LEU:HB3	2.26	0.51
25:DA:2195:U:N3	25:DA:2196:C:C5	2.79	0.51
1:BA:489:C:C2	1:BA:490:C:C5	2.99	0.51
1:AA:1103:C:H2'	1:AA:1104:G:O5'	2.10	0.51
5:BE:96:GLN:HE21	5:BE:97:PRO:HD2	1.76	0.51
6:AF:91:ARG:O	6:AF:92:THR:OG1	2.26	0.51
25:CA:282:A:H2'	25:CA:283:G:C8	2.46	0.51
51:C0:52:LYS:HE2	51:C0:55:ALA:HA	1.92	0.51
33:CI:99:LYS:HB3	33:CI:138:VAL:HB	1.92	0.51
1:BA:69:G:C6	1:BA:70:U:O4	2.64	0.51
11:BK:13:LYS:HD2	11:BK:14:GLN:O	2.11	0.51
1:BA:1182:G:H5'	1:BA:1184:G:H5''	1.91	0.51
9:BI:18:VAL:HG21	9:BI:82:ILE:N	2.25	0.51
37:DM:111:GLU:C	37:DM:111:GLU:CD	2.70	0.51
1:BA:468:A:H2'	1:BA:469:C:O5'	2.11	0.51
32:CH:116:ARG:HG3	32:CH:133:GLN:OE1	2.11	0.51
25:DA:1277:G:C5'	38:DN:20:MET:CE	2.87	0.51
10:BJ:29:ALA:HB1	10:BJ:76:ILE:HD13	1.92	0.51
8:BH:76:ARG:O	8:BH:77:VAL:HG23	2.10	0.51
1:AA:830:G:O2'	1:AA:831:A:H5'	2.11	0.51
2:BB:67:LEU:HD13	2:BB:160:LEU:CD1	2.41	0.51
9:AI:85:ALA:C	9:AI:87:MET:N	2.64	0.51
56:DB:59:A:C6	56:DB:60:C:C4	2.98	0.51
56:DB:63:C:O2'	56:DB:64:G:O5'	2.24	0.51
44:CT:1:MET:CB	44:CT:2:ILE:HD12	2.41	0.51
33:CI:57:VAL:O	33:CI:68:PHE:HB2	2.11	0.51
1:BA:1251:A:H1'	1:BA:1369:C:O2'	2.10	0.51
7:BG:26:VAL:HG23	7:BG:27:ASN:H	1.75	0.51
49:CY:45:GLN:O	49:CY:46:VAL:CB	2.58	0.51
35:DK:69:VAL:O	35:DK:69:VAL:HG23	2.10	0.51
44:DT:69:ARG:CG	44:DT:74:ILE:HG22	2.40	0.51
36:DL:56:PRO:O	36:DL:60:ARG:HB3	2.11	0.51
1:BA:560:A:C5	5:BE:127:TYR:CE2	2.99	0.51
1:AA:112:G:C2'	1:AA:113:G:H5'	2.40	0.51
1:AA:1380:U:N3	7:AG:2:ARG:HD3	2.26	0.51
1:AA:880:C:O2'	1:AA:881:G:H5'	2.10	0.51
5:BE:106:ALA:CB	5:BE:124:ALA:CB	2.88	0.51
1:AA:864:A:H3'	1:AA:865:A:C8	2.45	0.51
4:BD:186:GLU:HB2	4:BD:189:ASP:OD1	2.10	0.51
32:CH:37:VAL:HG23	32:CH:38:PRO:CD	2.41	0.51
25:DA:1874:C:H3'	25:DA:1875:G:H8	1.76	0.51

Continued on next page...

Continued from previous page...

Atom-1	Atom-2	Distance(Å)	Clash(Å)
7:BG:102:TRP:HZ3	7:BG:137:ARG:HB2	1.75	0.51
25:CA:17:G:H2'	25:CA:18:U:C6	2.45	0.51
7:BG:145:GLU:HA	7:BG:148:LYS:HB2	1.93	0.51
28:CD:104:VAL:O	28:CD:105:LYS:HB2	2.11	0.51
1:AA:29:U:H5'	1:AA:296:U:OP1	2.11	0.51
25:CA:2312:U:H6	25:CA:2312:U:H3'	1.74	0.51
28:CD:39:ASP:OD2	28:CD:40:LEU:N	2.44	0.51
25:DA:898:C:H2'	25:DA:899:A:H5'	1.92	0.51
11:BK:79:LYS:O	11:BK:105:ARG:HB3	2.10	0.51
27:CC:259:ASN:O	27:CC:261:ARG:N	2.43	0.51
50:DZ:6:ILE:CG2	50:DZ:28:LEU:HD11	2.41	0.51
36:DL:51:GLU:OE1	54:D3:56:LEU:HD13	2.10	0.51
1:BA:633:G:O2'	1:BA:634:C:H5'	2.11	0.51
25:CA:1712:U:C4	25:CA:1713:A:C5	2.99	0.51
25:CA:1176:U:H2'	25:CA:1177:G:C8	2.46	0.51
28:CD:119:ALA:O	28:CD:162:ALA:HB1	2.10	0.51
25:DA:1982:U:O2	25:DA:1982:U:H2'	2.09	0.51
25:DA:712:G:N3	25:DA:712:G:H2'	2.26	0.51
25:DA:2142:A:C2	25:DA:2150:C:N3	2.79	0.51
1:BA:163:C:H2'	1:BA:163:C:O2	2.11	0.51
19:BS:38:THR:HG23	19:BS:69:LYS:HD3	1.93	0.51
32:CH:24:GLY:O	32:CH:27:ARG:O	2.29	0.51
32:CH:33:GLN:O	32:CH:34:GLY:O	2.29	0.51
25:CA:1078:U:H1'	25:CA:1088:A:N1	2.24	0.51
2:AB:63:LYS:NZ	2:AB:87:ASP:OD1	2.44	0.51
2:AB:95:TRP:CH2	2:AB:99:MET:HG2	2.45	0.51
1:AA:1310:G:O6	1:AA:1327:C:N4	2.44	0.51
25:DA:2209:G:C5	25:DA:2210:U:C5	2.99	0.51
8:AH:123:GLU:HG2	8:AH:125:ILE:HD12	1.92	0.51
13:BM:53:ASP:HA	13:BM:56:ARG:CB	2.33	0.51
25:DA:2197:U:C5	25:DA:2224:G:C6	2.99	0.51
32:DH:32:PRO:O	32:DH:33:GLN:HB2	2.09	0.51
25:DA:1581:G:C2'	25:DA:1582:C:O5'	2.59	0.51
11:AK:15:VAL:HG13	11:AK:16:SER:H	1.74	0.51
36:DL:111:ILE:CD1	36:DL:111:ILE:N	2.74	0.51
25:DA:184:C:H2'	25:DA:185:G:C8	2.45	0.51
13:AM:13:HIS:CD2	13:AM:41:ASP:HB2	2.46	0.51
10:AJ:29:ALA:HA	10:AJ:32:THR:CG2	2.34	0.51
56:DB:29:A:OP2	39:DO:31:THR:HG23	2.11	0.51
30:DF:33:ILE:N	30:DF:90:LEU:O	2.43	0.51
3:AC:140:ALA:O	3:AC:145:ALA:HB3	2.10	0.51
1:AA:495:A:O4'	1:AA:496:A:C8	2.64	0.51

Continued on next page...

Continued from previous page...

Atom-1	Atom-2	Distance(Å)	Clash(Å)
4:AD:54:LEU:CD2	4:AD:55:ARG:N	2.74	0.51
33:CI:98:GLY:O	33:CI:138:VAL:HG23	2.11	0.51
5:AE:132:PRO:HA	5:AE:135:VAL:HG13	1.92	0.51
22:AV:17:C:C6	22:AV:17:C:C3'	2.94	0.51
1:AA:66:A:H2'	1:AA:67:C:H5'	1.91	0.51
1:BA:1240:U:H3'	1:BA:1241:G:H5'	1.91	0.51
25:DA:686:U:H1'	53:D2:6:GLN:O	2.11	0.51
31:DG:61:TRP:O	31:DG:64:ALA:HB3	2.11	0.51
9:BI:25:GLY:H	9:BI:58:GLU:HA	1.75	0.51
35:DK:115:ILE:O	35:DK:118:LEU:O	2.29	0.51
25:CA:84:A:H5''	45:CU:5:ARG:HD3	1.91	0.51
25:CA:1045:C:C3'	25:CA:1046:A:H5'	2.40	0.51
3:AC:39:ARG:O	3:AC:40:GLN:C	2.49	0.51
25:DA:1361:G:C6	25:DA:1371:G:N2	2.79	0.51
14:AN:43:ASN:OD1	14:AN:47:LYS:CE	2.59	0.51
25:DA:1469:A:N1	25:DA:1470:A:C6	2.78	0.51
1:BA:108:G:N3	1:BA:108:G:C5'	2.74	0.51
27:CC:226:PRO:HD3	27:CC:233:GLY:CA	2.37	0.51
1:AA:892:A:C6	1:AA:893:C:C4	2.98	0.51
2:AB:70:GLY:CA	2:AB:163:ILE:CG2	2.89	0.51
25:CA:31:C:H2'	25:CA:32:C:H5'	1.92	0.51
25:CA:2582:G:C2	25:CA:2583:G:C8	2.98	0.51
25:CA:674:G:OP2	60:CA:3333:HOH:O	2.19	0.51
27:DC:198:GLU:O	27:DC:199:HIS:C	2.48	0.51
15:BO:80:LEU:CD1	15:BO:84:LEU:HD22	2.41	0.51
25:DA:1429:G:N3	25:DA:1568:G:C2	2.79	0.51
25:CA:246:C:H2'	25:CA:247:G:C5'	2.41	0.51
1:BA:622:A:H3'	1:BA:623:C:C6	2.45	0.51
25:DA:1483:G:N3	25:DA:1484:U:C6	2.79	0.51
25:CA:2330:G:O3'	47:CW:40:LYS:HE3	2.10	0.51
1:AA:646:G:C6	1:AA:647:C:N4	2.79	0.51
44:DT:40:LYS:HG3	44:DT:60:THR:HG23	1.91	0.51
8:AH:82:LEU:HD23	17:AQ:35:LYS:HA	1.92	0.51
25:DA:1220:G:H2'	25:DA:1221:C:O5'	2.10	0.51
28:DD:57:ALA:O	28:DD:60:VAL:HG12	2.10	0.51
22:BV:63:G:H2'	22:BV:64:A:C8	2.45	0.51
1:BA:1177:G:O6	1:BA:1178:G:C2	2.63	0.51
1:BA:1177:G:C6	1:BA:1178:G:C4	2.98	0.51
4:AD:147:LYS:O	4:AD:148:ALA:C	2.49	0.51
39:CO:24:THR:CG2	39:CO:42:PRO:HG3	2.40	0.51
1:BA:338:A:H2'	1:BA:339:C:H6	1.75	0.51
50:CZ:23:LEU:HD11	50:CZ:53:MET:CE	2.41	0.51

Continued on next page...

Continued from previous page...

Atom-1	Atom-2	Distance(Å)	Clash(Å)
1:AA:1376:U:H2'	1:AA:1377:A:C8	2.46	0.51
25:CA:709:U:H2'	25:CA:710:U:C6	2.46	0.51
47:CW:71:LYS:O	47:CW:72:ASN:HB2	2.11	0.51
20:AT:47:GLN:O	20:AT:47:GLN:NE2	2.43	0.51
11:AK:58:THR:HB	11:AK:59:PRO:HD2	1.92	0.51
37:DM:22:GLN:O	37:DM:24:THR:N	2.44	0.51
1:BA:399:G:H2'	1:BA:400:C:C6	2.45	0.51
25:DA:1635:A:C2	25:DA:1636:U:H1'	2.46	0.51
25:DA:1117:C:O2	25:DA:1117:C:H2'	2.10	0.51
2:AB:224:ARG:O	2:AB:224:ARG:HG2	2.10	0.51
25:DA:1028:A:N3	25:DA:2486:C:O2'	2.38	0.51
25:CA:1138:G:H5''	25:CA:1139:G:OP2	2.10	0.51
1:BA:1361:G:C5	1:BA:1362:A:C8	2.99	0.51
1:BA:1228:C:OP1	13:BM:112:ARG:HA	2.10	0.51
33:CI:75:ALA:CB	33:CI:128:ILE:CG2	2.87	0.51
41:DQ:86:SER:HB3	42:DR:51:VAL:HA	1.91	0.51
8:AH:35:ILE:CD1	8:AH:125:ILE:HG21	2.41	0.51
4:AD:169:TRP:HB2	4:AD:183:ARG:HG3	1.92	0.51
2:BB:70:GLY:CA	2:BB:163:ILE:CG2	2.89	0.51
2:BB:70:GLY:HA3	2:BB:163:ILE:HG21	1.93	0.51
1:AA:1539:C:O3'	21:AU:17:ARG:HG2	2.10	0.51
2:AB:209:VAL:HG23	2:AB:210:THR:H	1.74	0.51
25:DA:1414:C:H3'	25:DA:1414:C:C6	2.46	0.51
36:DL:91:ASP:HB3	36:DL:93:ASN:O	2.11	0.51
4:AD:35:GLN:O	4:AD:36:ALA:HB2	2.11	0.51
46:CV:2:PHE:CD1	46:CV:50:MET:CE	2.93	0.51
39:DO:32:PRO:HA	39:DO:102:ARG:HH12	1.76	0.51
39:DO:75:GLY:HA2	39:DO:106:LEU:CD2	2.41	0.51
1:AA:497:G:H2'	1:AA:498:A:C8	2.45	0.51
25:DA:1783:A:N7	60:DA:3695:HOH:O	2.34	0.51
25:CA:1838:C:C4	25:CA:1899:A:C4	2.98	0.51
25:CA:196:A:H2'	25:CA:805:G:O6	2.10	0.51
11:BK:63:GLN:O	11:BK:67:GLU:HG3	2.11	0.51
1:BA:862:C:H1'	1:BA:874:G:H5''	1.91	0.51
29:CE:189:THR:HG23	29:CE:190:ALA:N	2.25	0.51
5:BE:23:THR:HA	5:BE:28:ARG:HA	1.91	0.51
10:BJ:26:VAL:O	10:BJ:29:ALA:HB3	2.10	0.51
9:AI:40:ARG:H	9:AI:44:ARG:CB	2.24	0.51
6:BF:32:ALA:O	6:BF:34:GLY:N	2.43	0.51
6:BF:61:LEU:HD12	6:BF:62:MET:N	2.26	0.51
25:DA:586:A:N1	25:DA:809:G:O2'	2.34	0.51
2:AB:16:GLY:HA2	2:AB:40:ILE:HG23	1.91	0.51

Continued on next page...

Continued from previous page...

Atom-1	Atom-2	Distance(Å)	Clash(Å)
5:BE:140:ILE:C	5:BE:142:GLY:H	2.12	0.51
34:CJ:31:GLU:OE2	34:CJ:35:ARG:HD2	2.10	0.51
25:DA:68:G:N2	25:DA:74:A:O4'	2.44	0.51
25:DA:611:C:H2'	25:DA:612:G:H5'	1.92	0.51
25:DA:2852:G:C2'	25:DA:2853:C:O4'	2.58	0.51
25:CA:528:A:C8	25:CA:528:A:H3'	2.46	0.51
1:BA:172:A:C5	1:BA:174:A:N7	2.79	0.51
30:CF:51:ASN:HD22	30:CF:146:ASP:CB	2.24	0.51
25:DA:2278:A:H2'	25:DA:2279:G:O5'	2.10	0.51
44:DT:74:ILE:HD12	44:DT:74:ILE:C	2.31	0.51
25:CA:2334:U:O4	39:CO:16:ARG:CZ	2.59	0.51
25:DA:630:G:C5'	25:DA:631:A:OP2	2.59	0.51
30:CF:157:THR:CG2	30:CF:159:ALA:CB	2.88	0.51
15:AO:3:SER:HB2	15:AO:6:ALA:HB2	1.92	0.51
25:DA:751:A:H5'	43:DS:90:LYS:HA	1.92	0.51
25:CA:1564:C:O2'	25:CA:1565:C:H5'	2.11	0.51
25:DA:1503:A:N6	25:DA:1504:A:N6	2.59	0.51
6:AF:62:MET:O	6:AF:63:ASN:HB2	2.10	0.51
31:CG:123:GLU:OE2	31:CG:124:CYS:HB2	2.11	0.51
45:CU:38:ILE:HG22	45:CU:39:ASN:N	2.25	0.51
25:DA:1362:C:O2'	25:DA:1363:C:H5'	2.11	0.51
8:AH:13:ILE:O	8:AH:14:ARG:C	2.48	0.51
33:CI:114:ALA:O	33:CI:115:ASP:HB2	2.11	0.51
5:AE:15:ILE:O	5:AE:16:ALA:HB2	2.10	0.51
5:BE:15:ILE:HD11	5:BE:112:ALA:HB1	1.92	0.51
39:DO:7:ARG:HD2	39:DO:97:PHE:CZ	2.46	0.51
25:DA:2681:C:C4	25:DA:2724:U:C5	2.99	0.51
44:DT:29:THR:OG1	44:DT:86:THR:HG22	2.11	0.51
25:CA:1559:U:C3'	25:CA:1560:G:H5'	2.41	0.51
25:CA:627:A:C6	25:CA:637:A:C8	2.99	0.51
17:BQ:59:GLU:OE2	17:BQ:76:ARG:HD3	2.10	0.51
25:CA:2642:G:N2	25:CA:2773:C:C2	2.78	0.51
25:CA:2294:G:H2'	25:CA:2295:C:H6	1.75	0.51
6:AF:37:HIS:N	6:AF:37:HIS:CD2	2.79	0.51
33:DI:12:VAL:CG2	33:DI:16:MET:HB2	2.41	0.51
1:AA:1356:G:H2'	1:AA:1357:A:C8	2.45	0.51
1:BA:1275:A:C5	1:BA:1276:G:C5	2.99	0.51
1:BA:1275:A:C5	1:BA:1276:G:C8	2.98	0.51
25:DA:2204:G:C5	25:DA:2205:A:N7	2.79	0.51
25:DA:2204:G:C4	25:DA:2205:A:N7	2.79	0.51
25:DA:2196:C:H2'	25:DA:2196:C:O2	2.11	0.51
2:BB:207:ARG:O	2:BB:211:LEU:N	2.44	0.51

Continued on next page...

Continued from previous page...

Atom-1	Atom-2	Distance(Å)	Clash(Å)
32:DH:60:GLU:HA	32:DH:60:GLU:OE2	2.11	0.51
25:DA:2042:A:H2'	25:DA:2043:C:H5'	1.93	0.51
25:DA:1760:C:C2'	25:DA:1761:C:H5'	2.40	0.51
4:AD:49:ASP:O	4:AD:53:GLN:CB	2.58	0.51
33:CI:105:LEU:HD23	33:CI:108:ILE:HG21	1.93	0.51
29:DE:130:LYS:O	29:DE:131:THR:C	2.49	0.51
20:BT:28:ARG:HA	20:BT:31:ILE:HD12	1.93	0.51
25:CA:2895:G:H2'	25:CA:2896:C:C6	2.46	0.51
4:AD:16:THR:HG22	4:AD:17:ASP:C	2.30	0.51
4:AD:61:ARG:HG2	4:AD:71:PHE:HD2	1.71	0.51
10:BJ:71:LEU:O	10:BJ:72:ARG:CG	2.59	0.51
2:AB:18:GLN:HG2	2:AB:189:ASN:ND2	2.24	0.51
12:BL:49:ARG:HG3	12:BL:89:LEU:HD11	1.93	0.51
4:AD:131:ILE:CD1	4:AD:134:TYR:N	2.73	0.51
34:DJ:3:THR:CG2	34:DJ:4:PHE:N	2.73	0.51
27:DC:141:HIS:HB3	27:DC:194:VAL:HG12	1.92	0.51
3:AC:41:TYR:CD1	3:AC:42:LEU:CD1	2.94	0.51
1:AA:1533:C:C6	1:AA:1533:C:OP2	2.64	0.51
50:DZ:1:ALA:HA	50:DZ:2:LYS:HE2	1.93	0.51
19:AS:70:LEU:O	19:AS:70:LEU:HD13	2.11	0.51
33:CI:57:VAL:HG11	33:CI:59:THR:OG1	2.11	0.51
30:CF:48:LEU:HA	30:CF:51:ASN:CG	2.31	0.51
9:BI:88:GLU:HG3	9:BI:89:TYR:H	1.75	0.51
7:AG:110:ARG:HD2	7:AG:122:GLU:HG2	1.92	0.51
3:AC:166:TRP:O	3:AC:167:TYR:HD1	1.94	0.51
25:CA:2851:A:N7	25:CA:2852:G:N7	2.58	0.51
33:DI:98:GLY:C	33:DI:137:LEU:HA	2.31	0.51
33:DI:14:ALA:HB3	33:DI:50:LYS:HA	1.92	0.51
8:AH:46:GLU:O	8:AH:47:ASP:HB2	2.11	0.51
15:BO:38:LEU:HD12	15:BO:41:HIS:HB2	1.92	0.51
25:DA:2769:U:C2'	25:DA:2770:G:H5'	2.41	0.51
13:AM:9:PRO:O	13:AM:10:ASP:HB2	2.11	0.51
37:DM:49:ALA:CB	37:DM:124:LEU:CD2	2.89	0.51
27:CC:120:ASP:OD1	27:CC:120:ASP:N	2.44	0.51
4:BD:170:LEU:HD12	4:BD:170:LEU:H	1.75	0.51
12:BL:13:ARG:C	12:BL:14:LYS:O	2.47	0.51
30:DF:106:ALA:HB1	30:DF:136:ILE:O	2.11	0.51
54:D3:10:ALA:C	54:D3:12:ARG:H	2.15	0.51
4:BD:45:PRO:O	4:BD:46:ARG:C	2.50	0.51
4:AD:195:ASN:O	4:AD:198:LEU:HB2	2.11	0.51
31:CG:127:GLN:HE21	31:CG:127:GLN:HA	1.76	0.51
34:DJ:58:ASN:HA	34:DJ:126:ALA:O	2.10	0.51

Continued on next page...

Continued from previous page...

Atom-1	Atom-2	Distance(Å)	Clash(Å)
25:DA:269:C:H2'	25:DA:270:A:C5'	2.40	0.51
31:DG:88:LEU:N	31:DG:88:LEU:CD1	2.74	0.51
1:AA:842:U:H3'	1:AA:843:U:C5'	2.41	0.51
30:CF:105:ILE:HG13	30:CF:106:ALA:N	2.25	0.51
25:CA:2578:G:OP2	25:CA:2578:G:H4'	2.10	0.51
8:BH:21:LYS:HA	8:BH:21:LYS:HE2	1.91	0.51
29:DE:15:SER:HB2	29:DE:18:THR:HB	1.91	0.51
25:DA:581:C:OP1	41:DQ:32:ARG:HB2	2.10	0.51
54:D3:37:THR:HA	54:D3:40:LYS:HE3	1.92	0.51
1:AA:570:G:H5''	1:AA:571:U:OP2	2.10	0.51
1:BA:1242:G:C2'	1:BA:1243:C:H5'	2.39	0.51
25:DA:2074:U:H2'	25:DA:2075:U:C6	2.46	0.51
10:BJ:17:LEU:HA	10:BJ:20:GLN:HG3	1.93	0.51
2:BB:166:ASP:OD2	2:BB:190:SER:HA	2.11	0.51
2:BB:14:HIS:O	2:BB:16:GLY:N	2.44	0.51
25:CA:1809:A:H2'	25:CA:1810:A:C8	2.45	0.51
34:CJ:21:THR:HA	34:CJ:61:LYS:HB3	1.92	0.51
25:DA:999:U:P	60:DA:3362:HOH:O	2.69	0.51
34:CJ:4:PHE:CD1	34:CJ:4:PHE:C	2.84	0.51
37:CM:21:ALA:HB1	37:CM:100:LYS:HG2	1.93	0.51
25:DA:292:U:C4	25:DA:293:U:C5	2.99	0.51
30:CF:29:ARG:O	30:CF:158:THR:HG23	2.11	0.51
25:DA:2602:A:H4'	25:DA:2603:G:O5'	2.11	0.51
25:DA:2422:C:C4	25:DA:2424:C:C4	2.99	0.51
2:BB:150:ILE:O	2:BB:151:LYS:C	2.49	0.51
25:DA:1095:A:C2	33:DI:29:GLN:HG2	2.46	0.51
25:DA:1394:U:H4'	25:DA:1603:A:H4'	1.93	0.51
2:AB:141:GLU:O	2:AB:145:ASN:OD1	2.29	0.51
25:DA:2194:U:C2	25:DA:2195:U:C6	2.99	0.51
3:BC:149:LYS:O	3:BC:200:TRP:HE3	1.94	0.51
5:BE:45:VAL:HG13	5:BE:116:VAL:HG23	1.93	0.51
5:BE:96:GLN:O	5:BE:122:VAL:HA	2.11	0.51
25:CA:1753:G:OP1	40:CP:92:ARG:HD3	2.10	0.51
36:DL:110:VAL:CG2	36:DL:127:VAL:HG22	2.40	0.51
13:AM:33:LEU:HD23	13:AM:38:ILE:HB	1.93	0.51
25:DA:1446:C:O2'	25:DA:1447:C:H5'	2.10	0.51
1:AA:429:U:OP2	4:AD:31:CYS:O	2.29	0.51
25:DA:2794:C:H2'	25:DA:2794:C:O2	2.09	0.51
22:AV:59:U:H2'	22:AV:60:U:C6	2.46	0.51
1:BA:96:U:O2'	1:BA:97:G:H5'	2.11	0.51
25:DA:1335:C:C2'	25:DA:1336:A:H5'	2.42	0.51
1:AA:451:A:H61	1:AA:481:G:C5'	2.23	0.51

Continued on next page...

Continued from previous page...

Atom-1	Atom-2	Distance(Å)	Clash(Å)
31:DG:94:ARG:O	31:DG:95:ALA:HB2	2.11	0.51
1:BA:1540:U:O2'	21:BU:17:ARG:HG2	2.11	0.51
1:BA:1130:A:H1'	1:BA:1146:A:C2	2.45	0.51
1:BA:919:A:O2'	1:BA:920:U:H5'	2.11	0.51
25:CA:2139:U:O2'	25:CA:2140:G:H5'	2.11	0.51
14:AN:3:GLN:HA	14:AN:6:LYS:CE	2.40	0.51
36:CL:127:VAL:CG1	36:CL:132:ARG:HB2	2.41	0.51
1:AA:1439:G:C6	1:AA:1440:U:C4	2.99	0.51
1:BA:1411:C:H2'	1:BA:1412:C:H6	1.76	0.51
25:CA:1735:A:N3	25:CA:1736:U:C6	2.78	0.51
11:AK:95:THR:O	11:AK:99:LEU:HD23	2.11	0.51
25:CA:1483:G:C2	25:CA:1507:C:C2	2.99	0.51
25:CA:1277:G:H5'	38:CN:20:MET:HE2	1.93	0.51
1:AA:109:A:C8	1:AA:326:G:H2'	2.46	0.51
1:AA:446:G:C2	1:AA:489:C:C2	2.98	0.51
33:CI:66:PHE:HD2	33:CI:66:PHE:N	2.08	0.51
1:AA:1057:G:O2'	1:AA:1058:G:H5'	2.10	0.51
25:CA:151:C:OP1	25:CA:1359:A:O2'	2.28	0.51
49:CY:23:ARG:HA	49:CY:27:ASN:ND2	2.26	0.51
27:DC:123:ILE:CD1	27:DC:135:PRO:CD	2.89	0.51
25:DA:2511:U:C5	25:DA:2512:C:C5	2.99	0.51
1:AA:353:A:C2'	1:AA:354:G:OP2	2.59	0.51
44:DT:3:ARG:HB3	44:DT:6:ARG:HB3	1.93	0.51
8:AH:6:ILE:HG23	8:AH:10:LEU:HD21	1.93	0.51
6:BF:11:HIS:ND1	6:BF:12:PRO:HD2	2.25	0.51
25:DA:343:C:C2'	25:DA:344:A:H5'	2.41	0.51
26:CB:20:G:H2'	26:CB:21:G:C5'	2.41	0.51
1:BA:328:C:C2'	1:BA:328:C:O2	2.54	0.51
1:BA:5:U:C5	1:BA:5:U:OP1	2.64	0.51
25:CA:871:U:H2'	25:CA:872:U:C6	2.45	0.51
25:DA:622:G:H2'	25:DA:623:C:C6	2.45	0.51
42:DR:82:HIS:O	42:DR:82:HIS:CG	2.62	0.51
25:CA:1547:C:C6	25:CA:1547:C:H3'	2.46	0.51
26:CB:111:U:H2'	26:CB:112:G:C8	2.46	0.51
25:DA:269:C:C2'	25:DA:270:A:H5'	2.41	0.51
7:BG:87:PRO:HB3	7:BG:144:ALA:HB1	1.93	0.51
1:AA:1444:U:O2	1:AA:1444:U:C2'	2.59	0.51
1:BA:655:A:O2'	1:BA:755:G:H5'	2.11	0.51
1:AA:41:G:O2'	1:AA:42:G:H5'	2.11	0.51
3:BC:114:LEU:O	3:BC:116:ALA:N	2.44	0.51
42:CR:64:VAL:HG22	42:CR:96:VAL:HA	1.93	0.51
37:CM:28:PHE:HB3	37:CM:64:TRP:CE2	2.46	0.51

Continued on next page...

Continued from previous page...

Atom-1	Atom-2	Distance(Å)	Clash(Å)
27:CC:259:ASN:O	27:CC:260:LYS:HB2	2.10	0.51
1:AA:1255:G:O2'	1:AA:1258:G:H1'	2.11	0.51
1:AA:470:C:N3	1:AA:471:U:C5	2.79	0.51
25:DA:2663:G:C2'	25:DA:2664:G:H5'	2.40	0.51
25:CA:1678:A:H2'	25:CA:1679:A:O4'	2.10	0.51
25:CA:435:C:C2'	25:CA:436:C:H5'	2.41	0.51
25:CA:1318:U:H2'	25:CA:1319:C:C6	2.46	0.51
1:AA:33:A:H2'	1:AA:34:C:C6	2.46	0.51
28:CD:172:VAL:HG21	28:CD:194:PRO:HD3	1.92	0.51
1:BA:806:C:H2'	1:BA:807:A:C8	2.46	0.51
1:BA:443:C:O2'	1:BA:444:G:H5'	2.11	0.51
45:DU:82:VAL:HG12	45:DU:83:GLY:N	2.25	0.51
1:BA:130:A:OP1	17:BQ:64:ARG:HD2	2.11	0.51
25:CA:2248:C:H5''	25:CA:2249:U:OP2	2.11	0.51
27:CC:244:VAL:HG12	27:CC:250:GLN:HA	1.93	0.51
25:CA:2027:G:C5	25:CA:2028:U:C5	2.99	0.51
25:CA:1826:G:C5	25:CA:1827:U:C5	2.99	0.51
2:AB:127:LYS:HG3	2:AB:128:LEU:N	2.26	0.51
10:AJ:87:LEU:HD13	10:AJ:87:LEU:C	2.32	0.51
7:AG:20:GLU:HA	7:AG:20:GLU:OE2	2.11	0.51
1:AA:441:A:H2'	1:AA:442:G:H5'	1.93	0.51
1:AA:809:G:H2'	1:AA:810:C:O5'	2.11	0.51
12:BL:73:LEU:HD21	12:BL:103:CYS:SG	2.51	0.50
13:BM:28:ARG:HG3	13:BM:62:PHE:HE2	1.75	0.50
44:DT:61:LEU:C	44:DT:61:LEU:HD12	2.31	0.50
49:DY:18:LEU:HD21	49:DY:22:LEU:CD2	2.41	0.50
25:CA:1088:A:N3	25:CA:1088:A:H3'	2.26	0.50
1:AA:1215:G:C2'	1:AA:1216:A:H5'	2.41	0.50
1:AA:1226:C:N4	13:AM:102:LYS:HG3	2.26	0.50
13:BM:6:ILE:HG12	30:DF:111:ARG:HD3	1.93	0.50
21:BU:40:PRO:O	21:BU:44:ARG:HB2	2.11	0.50
5:BE:80:LEU:HA	5:BE:146:MET:CE	2.41	0.50
38:DN:52:ILE:HG21	38:DN:94:TYR:CD2	2.46	0.50
19:BS:13:HIS:CD2	19:BS:13:HIS:H	2.29	0.50
30:DF:65:LEU:HD12	30:DF:66:ILE:N	2.26	0.50
39:DO:98:GLN:O	39:DO:100:HIS:N	2.44	0.50
1:AA:413:G:N1	4:AD:32:LYS:CD	2.74	0.50
5:AE:80:LEU:HD12	5:AE:146:MET:SD	2.51	0.50
1:AA:98:A:H2'	1:AA:99:C:C6	2.46	0.50
25:DA:1336:A:C2'	25:DA:1337:G:O5'	2.59	0.50
31:DG:144:ALA:O	31:DG:145:ALA:C	2.49	0.50
37:DM:107:GLY:O	37:DM:108:VAL:HG22	2.11	0.50

Continued on next page...

Continued from previous page...

Atom-1	Atom-2	Distance(Å)	Clash(Å)
1:BA:465:A:C6	1:BA:466:A:C5	2.99	0.50
1:BA:1075:U:H2'	1:BA:1076:U:H6	1.76	0.50
2:BB:95:TRP:CE3	2:BB:96:LEU:C	2.85	0.50
35:CK:13:ASN:ND2	35:CK:98:ARG:HG3	2.26	0.50
25:DA:2126:A:C5	25:DA:2162:G:C6	2.98	0.50
1:BA:1099:G:C5	1:BA:1100:C:C5	2.99	0.50
6:BF:45:ARG:O	6:BF:56:LYS:HA	2.11	0.50
27:CC:42:ARG:HG2	27:CC:42:ARG:HH11	1.73	0.50
1:BA:934:C:H5''	60:BA:1828:HOH:O	2.11	0.50
43:DS:59:GLU:HA	43:DS:64:ALA:HA	1.92	0.50
25:CA:1734:G:C4	25:CA:1735:A:N7	2.79	0.50
25:DA:1122:G:C2'	25:DA:1122:G:N3	2.70	0.50
25:CA:137:U:O2'	25:CA:138:U:P	2.70	0.50
25:DA:122:G:H2'	25:DA:123:G:H5'	1.92	0.50
6:AF:18:VAL:CB	6:AF:19:PRO:CD	2.87	0.50
1:BA:198:G:C4	1:BA:199:A:C8	2.98	0.50
23:BX:8:A:N6	23:BX:9:G:C6	2.79	0.50
25:DA:849:A:C4	25:DA:930:G:N2	2.79	0.50
1:BA:673:A:H2'	1:BA:674:G:O4'	2.11	0.50
29:CE:118:LEU:CD1	29:CE:188:MET:HG3	2.41	0.50
1:AA:240:G:OP1	1:AA:240:G:H4'	2.11	0.50
2:BB:21:TYR:O	2:BB:22:TRP:C	2.48	0.50
1:AA:35:G:C4	1:AA:36:C:C5	2.98	0.50
25:CA:2120:G:C2'	25:CA:2121:G:H5'	2.41	0.50
6:AF:88:MET:HB2	18:AR:63:TYR:HE2	1.75	0.50
14:BN:35:ALA:CB	14:BN:41:ARG:HB2	2.41	0.50
13:AM:10:ASP:CG	13:AM:11:HIS:N	2.65	0.50
25:DA:2403:C:C2	25:DA:2404:U:C6	2.99	0.50
3:BC:66:THR:HG23	3:BC:101:ASN:HB2	1.93	0.50
3:BC:19:SER:O	14:BN:94:PRO:HB3	2.11	0.50
18:AR:54:LEU:HD11	18:AR:58:ILE:HD11	1.93	0.50
25:DA:323:C:C4	25:DA:333:G:C8	2.99	0.50
10:AJ:49:PHE:HD1	10:AJ:49:PHE:N	2.09	0.50
34:DJ:140:LEU:C	34:DJ:140:LEU:HD12	2.32	0.50
1:AA:398:U:O2'	1:AA:399:G:H5'	2.11	0.50
4:BD:77:GLU:OE1	4:BD:77:GLU:CA	2.60	0.50
40:DP:105:LYS:HA	40:DP:108:ARG:CD	2.42	0.50
25:DA:1809:A:H2'	25:DA:1810:A:C8	2.44	0.50
39:CO:56:LYS:O	39:CO:58:ILE:N	2.43	0.50
10:AJ:6:ILE:CD1	10:AJ:76:ILE:HB	2.41	0.50
8:BH:19:ALA:O	8:BH:21:LYS:N	2.44	0.50
1:AA:298:A:N6	1:AA:299:G:N1	2.58	0.50

Continued on next page...

Continued from previous page...

Atom-1	Atom-2	Distance(Å)	Clash(Å)
1:BA:1237:C:H2'	1:BA:1238:A:OP1	2.11	0.50
11:BK:107:THR:HG22	11:BK:108:ASN:CG	2.32	0.50
1:AA:1461:G:H2'	1:AA:1462:C:O4'	2.11	0.50
1:BA:1171:A:H2'	1:BA:1172:C:C6	2.45	0.50
25:DA:1227:G:O2'	25:DA:1228:G:H5'	2.11	0.50
25:DA:1833:C:H2'	25:DA:1834:U:H6	1.76	0.50
1:AA:233:C:H2'	1:AA:234:C:H6	1.75	0.50
25:CA:1106:G:C6	25:CA:1107:G:C5	3.00	0.50
25:DA:1878:G:O2'	25:DA:1879:C:H5'	2.11	0.50
25:DA:2714:G:C2'	25:DA:2715:C:H5'	2.41	0.50
55:C4:10:LEU:N	55:C4:10:LEU:HD23	2.24	0.50
25:DA:1600:C:O2'	25:DA:1601:G:H5'	2.10	0.50
25:CA:2656:U:H2'	25:CA:2656:U:O2	2.10	0.50
21:AU:27:VAL:HG12	21:AU:30:GLU:OE1	2.11	0.50
39:DO:9:ARG:HG3	39:DO:10:ARG:N	2.26	0.50
25:CA:2581:G:C4	25:CA:2610:C:C5	2.99	0.50
25:CA:298:G:H5''	25:CA:299:A:OP1	2.11	0.50
25:DA:645:C:O2'	25:DA:646:U:O5'	2.29	0.50
25:CA:2371:G:O2'	52:C1:45:HIS:HD2	1.93	0.50
35:CK:43:ILE:HD12	35:CK:56:ASP:HB2	1.93	0.50
31:DG:162:ARG:NH2	31:DG:168:VAL:HG21	2.25	0.50
57:DW:53:HIS:N	57:DW:53:HIS:CD2	2.77	0.50
1:BA:258:G:H2'	1:BA:259:G:O4'	2.12	0.50
1:BA:1309:G:C6	1:BA:1329:A:N1	2.79	0.50
1:BA:1350:A:OP2	9:BI:119:LYS:HD3	2.10	0.50
9:BI:126:PHE:CD2	9:BI:126:PHE:C	2.81	0.50
44:DT:34:VAL:HG22	44:DT:81:LYS:HB3	1.94	0.50
25:CA:1060:U:O4'	25:CA:1062:G:C5'	2.59	0.50
2:AB:147:LEU:C	2:AB:150:ILE:HG22	2.32	0.50
25:DA:2210:U:O2	25:DA:2212:A:C8	2.65	0.50
13:BM:56:ARG:O	13:BM:59:VAL:HG13	2.11	0.50
32:DH:4:ILE:O	32:DH:36:ALA:HA	2.11	0.50
1:AA:1123:U:O3'	10:AJ:38:GLY:HA3	2.10	0.50
16:BP:43:ALA:O	16:BP:44:SER:CB	2.58	0.50
5:BE:104:ILE:H	5:BE:121:ASN:HA	1.76	0.50
20:BT:69:ASN:C	20:BT:71:ALA:N	2.62	0.50
1:AA:1302:C:C6	13:AM:16:ILE:HD13	2.46	0.50
25:DA:1541:C:O2'	25:DA:1542:U:H5'	2.11	0.50
1:BA:1126:U:H1'	1:BA:1281:C:C6	2.46	0.50
28:DD:103:ASP:OD2	28:DD:104:VAL:N	2.45	0.50
4:AD:24:VAL:C	4:AD:25:ARG:O	2.49	0.50
4:AD:57:LYS:HD2	4:AD:57:LYS:C	2.32	0.50

Continued on next page...

Continued from previous page...

Atom-1	Atom-2	Distance(Å)	Clash(Å)
1:AA:22:G:H2'	1:AA:23:C:O4'	2.11	0.50
5:AE:102:THR:HG22	5:AE:103:GLY:H	1.73	0.50
22:AV:52:G:N3	22:AV:52:G:H2'	2.26	0.50
1:AA:77:A:H2'	1:AA:78:A:N7	2.26	0.50
20:AT:54:GLN:HB3	20:AT:55:PRO:HD3	1.94	0.50
25:CA:2304:G:H2'	25:CA:2305:U:H5''	1.92	0.50
1:AA:1287:A:C6	1:AA:1288:A:C6	2.98	0.50
1:AA:1241:G:C4	1:AA:1242:G:C8	2.99	0.50
1:AA:1306:A:C8	1:AA:1307:U:C5	2.99	0.50
10:AJ:52:LEU:HD21	10:AJ:59:LYS:HA	1.93	0.50
2:BB:146:SER:OG	2:BB:147:LEU:HG	2.11	0.50
10:BJ:36:VAL:HG22	10:BJ:76:ILE:HG23	1.93	0.50
25:DA:278:A:H2'	25:DA:278:A:N3	2.25	0.50
25:CA:1869:G:C2'	25:CA:1870:C:H5'	2.41	0.50
1:AA:830:G:C2'	1:AA:831:A:H5'	2.41	0.50
1:BA:594:U:C2'	1:BA:595:A:H8	2.25	0.50
3:AC:77:GLY:O	3:AC:79:LYS:N	2.44	0.50
25:DA:1194:A:C2'	25:DA:1195:G:O5'	2.59	0.50
1:BA:108:G:C6	20:BT:9:ARG:HG2	2.45	0.50
7:BG:27:ASN:O	7:BG:30:MET:HB3	2.11	0.50
14:AN:13:VAL:O	14:AN:16:ALA:HB3	2.11	0.50
1:AA:763:G:C5	1:AA:764:C:C5	3.00	0.50
25:DA:2678:C:O5'	25:DA:2678:C:H6	1.93	0.50
5:AE:14:LEU:O	5:AE:14:LEU:HD12	2.11	0.50
1:AA:1380:U:C4	7:AG:2:ARG:HD3	2.47	0.50
34:DJ:117:ALA:O	34:DJ:120:ARG:N	2.44	0.50
25:CA:658:U:C2'	25:CA:659:G:O5'	2.60	0.50
25:CA:305:C:H6	25:CA:305:C:O5'	1.95	0.50
45:CU:41:VAL:O	45:CU:59:GLU:HA	2.11	0.50
1:BA:890:G:OP1	1:BA:890:G:H4'	2.11	0.50
29:DE:2:GLU:OE1	29:DE:13:THR:HA	2.10	0.50
29:CE:5:LEU:HD12	29:CE:5:LEU:N	2.25	0.50
31:DG:26:LYS:HB3	31:DG:31:GLU:HG3	1.91	0.50
41:DQ:51:GLN:O	41:DQ:52:ARG:C	2.46	0.50
29:DE:145:ASP:O	29:DE:184:ASP:HB2	2.11	0.50
18:BR:35:SER:CB	18:BR:37:LYS:HD2	2.41	0.50
1:AA:155:A:C2	1:AA:167:A:C2	2.99	0.50
38:CN:67:PHE:O	38:CN:71:ARG:HA	2.10	0.50
25:DA:2457:U:C4	25:DA:2458:G:C6	2.99	0.50
29:CE:126:VAL:HG21	29:CE:133:LEU:HB2	1.93	0.50
25:CA:21:A:H2'	25:CA:22:C:O5'	2.11	0.50
52:C1:3:GLY:O	52:C1:4:ILE:HB	2.10	0.50

Continued on next page...

Continued from previous page...

Atom-1	Atom-2	Distance(Å)	Clash(Å)
5:BE:19:ARG:HG2	5:BE:20:VAL:N	2.26	0.50
1:AA:537:G:OP1	12:AL:109:ARG:NH2	2.45	0.50
25:CA:1584:U:H3'	25:CA:1584:U:O2	2.11	0.50
25:DA:2055:C:H5'	25:DA:2056:G:H5''	1.93	0.50
1:BA:248:C:C4	1:BA:249:U:C5	2.99	0.50
41:DQ:57:ARG:HH21	41:DQ:91:ARG:CZ	2.23	0.50
21:AU:16:ARG:NH1	21:AU:19:LYS:CG	2.74	0.50
25:CA:1076:C:H2'	25:CA:1077:A:N9	2.26	0.50
2:AB:147:LEU:C	2:AB:150:ILE:CG2	2.79	0.50
1:AA:257:G:C2	1:AA:270:A:C2	3.00	0.50
17:AQ:21:VAL:CG2	17:AQ:22:VAL:N	2.74	0.50
1:AA:1151:A:O2'	1:AA:1152:A:P	2.69	0.50
41:DQ:85:ALA:CB	41:DQ:87:VAL:HG23	2.42	0.50
52:D1:42:VAL:HG12	52:D1:44:GLN:N	2.26	0.50
25:DA:2371:G:C2	25:DA:2372:U:C6	3.00	0.50
25:DA:2298:A:OP1	30:DF:70:ARG:HD2	2.11	0.50
2:BB:199:ILE:HD12	2:BB:199:ILE:N	2.26	0.50
2:BB:70:GLY:O	2:BB:92:ASN:HA	2.12	0.50
21:BU:44:ARG:O	21:BU:45:LYS:HB2	2.10	0.50
5:BE:113:VAL:CG2	5:BE:114:LEU:N	2.72	0.50
25:DA:636:G:O2'	25:DA:638:G:H4'	2.11	0.50
25:DA:2111:U:N3	25:DA:2147:A:H2	2.09	0.50
25:DA:1467:U:N3	25:DA:1546:G:N2	2.59	0.50
37:DM:21:ALA:CB	37:DM:100:LYS:N	2.74	0.50
8:AH:52:GLY:HA3	8:AH:56:PRO:CA	2.35	0.50
22:AV:58:A:C2	22:AV:61:C:C6	2.99	0.50
1:BA:73:C:O2'	1:BA:74:A:P	2.70	0.50
1:BA:663:A:H2'	1:BA:664:G:O4'	2.12	0.50
20:BT:32:LYS:O	20:BT:34:VAL:N	2.44	0.50
25:DA:1902:C:H4'	27:DC:241:LYS:O	2.11	0.50
1:AA:451:A:O4'	1:AA:452:A:N3	2.44	0.50
31:DG:120:ILE:HD12	31:DG:134:GLY:HA3	1.93	0.50
25:CA:1414:C:C5	25:CA:1415:U:C4	2.99	0.50
25:CA:1589:U:C2'	25:CA:1589:U:O2	2.60	0.50
1:AA:1304:G:C5	1:AA:1305:G:N1	2.80	0.50
1:BA:1073:U:C4	1:BA:1074:G:N7	2.80	0.50
38:CN:45:ARG:HG2	38:CN:95:THR:HG21	1.93	0.50
28:DD:172:VAL:HG21	28:DD:194:PRO:HD3	1.93	0.50
2:AB:32:GLY:HA3	2:AB:38:HIS:CB	2.42	0.50
43:DS:28:LYS:HA	43:DS:70:LYS:HG3	1.91	0.50
25:DA:1023:U:C2'	25:DA:1024:G:H5'	2.42	0.50
25:DA:61:C:H6	25:DA:61:C:O5'	1.93	0.50

Continued on next page...

Continued from previous page...

Atom-1	Atom-2	Distance(Å)	Clash(Å)
6:AF:21:MET:O	6:AF:22:ILE:C	2.47	0.50
29:CE:109:LEU:O	29:CE:110:SER:C	2.47	0.50
25:DA:1997:C:OP2	28:DD:129:THR:HB	2.12	0.50
1:BA:110:C:O2	1:BA:110:C:C2'	2.58	0.50
33:CI:3:LYS:CD	33:CI:4:VAL:H	2.24	0.50
1:BA:1372:U:H2'	1:BA:1373:G:O4'	2.11	0.50
25:DA:1562:U:O2	25:DA:1563:U:N1	2.44	0.50
1:AA:590:U:H2'	1:AA:591:U:C6	2.46	0.50
10:BJ:48:ARG:HG3	10:BJ:48:ARG:HH11	1.74	0.50
1:BA:158:G:C2	1:BA:159:G:C8	3.00	0.50
1:BA:158:G:N3	1:BA:159:G:C8	2.80	0.50
25:CA:592:A:O2'	54:C3:2:LYS:HA	2.12	0.50
1:AA:1513:A:H2'	1:AA:1514:G:C8	2.46	0.50
46:DV:51:GLN:CB	46:DV:56:PHE:CD2	2.94	0.50
25:DA:1429:G:C2'	25:DA:1430:G:O5'	2.60	0.50
15:BO:72:LYS:CA	15:BO:72:LYS:HE2	2.38	0.50
1:BA:5:U:OP1	1:BA:5:U:C6	2.64	0.50
56:DB:95:U:N3	56:DB:96:G:N7	2.60	0.50
29:CE:48:THR:C	29:CE:50:ALA:H	2.15	0.50
40:DP:51:ASN:H	40:DP:51:ASN:HD22	1.59	0.50
25:CA:2502:G:C5'	25:CA:2503:A:H5''	2.41	0.50
25:CA:2691:C:O3'	25:CA:2871:U:H4'	2.11	0.50
25:CA:851:C:O2'	25:CA:852:U:H5'	2.12	0.50
25:DA:447:A:C2	25:DA:454:A:C8	3.00	0.50
32:CH:128:HIS:O	32:CH:144:VAL:N	2.44	0.50
25:DA:2121:G:N2	25:DA:2178:C:C2	2.79	0.50
25:DA:2796:U:H2'	25:DA:2797:U:H2'	1.93	0.50
1:AA:1385:G:C6	1:AA:1386:G:C5	2.99	0.50
43:DS:34:ASP:O	43:DS:37:THR:N	2.44	0.50
25:DA:359:G:H2'	25:DA:360:U:C5'	2.42	0.50
20:AT:46:ALA:O	20:AT:47:GLN:C	2.48	0.50
25:CA:71:A:H5''	25:CA:72:U:H2'	1.91	0.50
1:BA:439:U:C5	1:BA:440:C:C5	2.99	0.50
34:DJ:70:THR:HG22	34:DJ:90:GLU:OE1	2.12	0.50
25:DA:2695:U:O5'	25:DA:2695:U:H6	1.94	0.50
16:AP:12:LYS:HG2	16:AP:13:LYS:HG2	1.92	0.50
16:AP:22:ALA:HA	16:AP:33:ILE:HG13	1.93	0.50
27:CC:199:HIS:O	27:CC:202:ARG:HD3	2.12	0.50
25:DA:1109:C:O2	25:DA:1109:C:H2'	2.11	0.50
32:DH:84:ALA:HB3	32:DH:148:ALA:HB2	1.92	0.50
1:BA:433:G:C5	1:BA:434:U:C5	2.99	0.50
25:DA:998:C:P	41:DQ:91:ARG:HH22	2.34	0.50

Continued on next page...

Continued from previous page...

Atom-1	Atom-2	Distance(Å)	Clash(Å)
12:BL:31:GLY:HA3	12:BL:54:VAL:CG1	2.41	0.50
1:BA:981:U:C6	1:BA:982:U:C6	3.00	0.50
25:DA:1080:A:C2	25:DA:1081:U:C6	3.00	0.50
33:DI:72:THR:HG23	33:DI:115:ASP:HB3	1.92	0.50
25:CA:784:G:H5'	60:CA:3316:HOH:O	2.10	0.50
1:AA:257:G:N3	1:AA:258:G:C8	2.79	0.50
1:AA:1279:G:H22	10:AJ:45:ARG:HE	1.60	0.50
8:AH:104:SER:HA	8:AH:109:VAL:HA	1.94	0.50
31:CG:8:VAL:CG1	31:CG:49:LEU:CB	2.83	0.50
5:BE:37:VAL:HG12	5:BE:116:VAL:HG21	1.93	0.50
36:DL:96:LYS:HD3	36:DL:103:ILE:HA	1.93	0.50
1:BA:1014:A:C4	19:BS:33:TRP:CZ3	2.99	0.50
56:DB:27:C:OP1	39:DO:34:HIS:NE2	2.45	0.50
39:DO:28:VAL:O	39:DO:95:SER:HB3	2.11	0.50
1:AA:622:A:C2'	1:AA:623:C:H5'	2.41	0.50
55:D4:18:LYS:HG3	55:D4:23:ILE:HD13	1.93	0.50
1:AA:439:U:C6	1:AA:440:C:H5	2.28	0.50
16:AP:73:ALA:O	16:AP:77:GLU:HB2	2.11	0.50
25:CA:1585:C:C2'	25:CA:1586:A:C5'	2.89	0.50
25:DA:2469:A:H4'	37:DM:55:ARG:HD3	1.94	0.50
10:AJ:57:VAL:HG22	10:AJ:58:ASN:N	2.26	0.50
2:BB:129:THR:O	2:BB:130:LYS:HE2	2.11	0.50
25:DA:2531:A:H3'	25:DA:2532:G:H8	1.76	0.50
6:BF:81:ASN:HB3	6:BF:84:VAL:CG1	2.41	0.50
25:CA:1873:G:H2'	25:CA:1874:C:C6	2.47	0.50
2:AB:30:ILE:CD1	2:AB:38:HIS:CG	2.95	0.50
2:BB:83:ALA:O	2:BB:88:GLN:NE2	2.44	0.50
1:BA:595:A:N1	1:BA:641:U:C2	2.79	0.50
25:CA:1535:A:C5'	25:CA:1536:C:H5	2.25	0.50
25:DA:1142:A:H4'	34:DJ:27:ARG:NH2	2.27	0.50
15:BO:3:SER:CB	15:BO:6:ALA:HB3	2.38	0.50
50:DZ:35:VAL:CG2	50:DZ:37:ARG:CZ	2.90	0.50
25:DA:2131:U:H5'	25:DA:2132:U:C5'	2.40	0.50
1:BA:675:A:H1'	11:BK:117:HIS:CG	2.47	0.50
11:BK:86:LYS:HA	11:BK:113:THR:HG22	1.94	0.50
14:BN:2:LYS:N	60:BN:205:HOH:O	2.44	0.50
6:BF:25:TYR:O	6:BF:26:THR:C	2.49	0.50
43:CS:66:ILE:CG2	43:CS:66:ILE:O	2.59	0.50
25:DA:88:G:C6	25:DA:89:A:N7	2.80	0.50
26:CB:47:C:OP2	39:CO:3:LYS:CE	2.59	0.50
1:AA:540:G:C2'	1:AA:541:G:H5'	2.41	0.50
27:CC:128:THR:C	27:CC:129:LEU:CD2	2.79	0.50

Continued on next page...

Continued from previous page...

Atom-1	Atom-2	Distance(Å)	Clash(Å)
1:BA:280:C:H4'	1:BA:281:G:OP2	2.11	0.50
25:DA:2729:G:H2'	25:DA:2730:C:H6	1.77	0.50
15:BO:69:LEU:C	15:BO:69:LEU:CD2	2.80	0.50
15:BO:87:ARG:O	15:BO:87:ARG:CD	2.60	0.50
31:CG:148:ARG:NH2	31:CG:166:GLU:OE2	2.44	0.50
25:DA:223:A:C5	25:DA:422:A:C8	2.98	0.50
28:DD:148:GLN:HB2	28:DD:152:PRO:CG	2.41	0.50
1:BA:208:U:C5	1:BA:210:C:H6	2.29	0.50
4:BD:172:VAL:O	4:BD:179:GLY:HA2	2.11	0.50
25:DA:1731:G:H2'	25:DA:1732:C:O5'	2.11	0.50
25:DA:2849:U:N3	25:DA:2867:G:O4'	2.44	0.50
37:DM:31:PHE:HD2	37:DM:132:THR:HG23	1.76	0.50
25:CA:622:G:H2'	25:CA:623:C:H6	1.77	0.50
25:CA:898:C:C4	25:CA:899:A:N7	2.79	0.50
4:BD:69:ARG:O	4:BD:72:ARG:HB2	2.11	0.50
25:DA:2861:U:C2	25:DA:2862:G:C8	3.00	0.50
25:DA:1810:A:H2'	25:DA:1811:G:O4'	2.11	0.50
40:CP:17:PRO:HG3	40:CP:83:ILE:O	2.11	0.50
25:CA:2392:A:C2	36:CL:55:MET:HE3	2.46	0.50
1:BA:1058:G:C2'	1:BA:1059:C:O5'	2.60	0.50
16:BP:80:LYS:HB2	16:BP:80:LYS:NZ	2.26	0.50
28:DD:57:ALA:O	28:DD:60:VAL:CG1	2.59	0.50
29:CE:176:ASP:OD1	29:CE:178:VAL:N	2.44	0.50
25:DA:1853:A:N3	25:DA:2233:U:O2'	2.43	0.50
25:DA:559:G:H2'	25:DA:560:C:O4'	2.12	0.50
29:DE:12:LEU:HD23	29:DE:13:THR:N	2.27	0.50
25:CA:1470:A:H2'	25:CA:1471:G:O4'	2.12	0.50
31:CG:154:GLU:HG2	31:CG:155:PRO:N	2.27	0.50
42:DR:29:THR:CG2	42:DR:29:THR:O	2.59	0.50
3:AC:129:PHE:CE1	3:AC:130:ARG:HD2	2.47	0.50
25:CA:2714:G:C2'	25:CA:2715:C:H5'	2.42	0.50
1:AA:1470:U:O2'	1:AA:1471:U:H5'	2.11	0.50
25:CA:1106:G:N2	25:CA:1107:G:H1'	2.26	0.50
47:CW:6:THR:O	47:CW:7:ARG:HB2	2.12	0.50
10:BJ:15:HIS:CG	10:BJ:16:ARG:N	2.79	0.50
39:CO:12:THR:O	39:CO:13:ARG:C	2.46	0.50
25:CA:74:A:H4'	25:CA:75:G:OP2	2.10	0.50
25:DA:1423:G:OP1	25:DA:1492:G:O2'	2.27	0.50
1:BA:476:U:H2'	1:BA:477:C:C6	2.46	0.50
25:DA:1266:G:OP1	51:D0:15:ARG:NE	2.44	0.50
39:DO:72:ALA:HA	39:DO:109:ALA:CB	2.41	0.50
25:CA:920:A:C2	25:CA:921:C:C2	2.99	0.50

Continued on next page...

Continued from previous page...

Atom-1	Atom-2	Distance(Å)	Clash(Å)
25:CA:923:G:H4'	47:CW:25:GLU:HG3	1.93	0.50
1:AA:667:G:H4'	15:AO:50:HIS:ND1	2.26	0.50
35:CK:48:PRO:O	35:CK:49:ARG:HG3	2.11	0.50
27:CC:43:ASN:HB3	27:CC:49:THR:HG21	1.93	0.50
25:CA:763:G:C4	25:CA:765:C:C6	3.00	0.50
35:DK:86:LEU:HD23	35:DK:86:LEU:N	2.26	0.50
27:DC:250:GLN:HA	27:DC:250:GLN:HE21	1.77	0.50
45:CU:101:THR:HG22	45:CU:102:ILE:N	2.26	0.50
25:DA:5:A:H2'	25:DA:6:A:C8	2.46	0.50
22:BV:1:G:C6	22:BV:73:A:C2	2.99	0.50
19:AS:19:GLU:C	19:AS:21:ALA:H	2.14	0.50
13:BM:32:ILE:CD1	13:BM:58:GLU:HB3	2.42	0.50
25:DA:1401:G:C4	25:DA:1402:U:C6	3.00	0.50
11:AK:87:GLY:O	11:AK:92:ARG:HD2	2.10	0.50
33:CI:21:PRO:HB2	33:CI:22:PRO:CD	2.30	0.50
1:AA:960:U:O2'	1:AA:1223:C:H4'	2.11	0.50
19:AS:52:ASN:OD1	19:AS:55:GLN:O	2.30	0.50
42:DR:6:GLN:HB3	42:DR:37:GLU:HB3	1.93	0.50
25:DA:2207:C:H2'	25:DA:2208:C:C6	2.46	0.50
32:DH:31:VAL:HG12	32:DH:32:PRO:HD3	1.92	0.50
31:CG:49:LEU:HD12	31:CG:71:LEU:HD23	1.94	0.50
21:AU:24:LYS:HD2	21:AU:25:ALA:H	1.75	0.50
34:DJ:31:GLU:CG	34:DJ:142:ILE:HD11	2.36	0.50
25:CA:284:U:H2'	25:CA:285:G:H8	1.76	0.50
25:CA:2311:A:C8	30:CF:76:PHE:CG	2.99	0.50
43:DS:84:ARG:HB2	43:DS:96:ILE:HG13	1.90	0.50
33:CI:79:LEU:HA	33:CI:83:ALA:HB3	1.94	0.50
1:AA:1075:U:O2'	1:AA:1076:U:H5'	2.11	0.50
25:DA:2835:A:C2	25:DA:2879:A:N7	2.80	0.50
25:DA:1782:U:H2'	25:DA:2608:G:O2'	2.11	0.50
1:AA:390:U:H2'	1:AA:391:G:H8	1.75	0.50
1:AA:390:U:H2'	1:AA:391:G:O5'	2.11	0.50
31:DG:108:PHE:CE2	31:DG:151:ARG:CZ	2.94	0.50
9:BI:37:TYR:CD2	9:BI:38:PHE:CE2	3.00	0.50
1:AA:1300:G:C6	1:AA:1334:G:C5	3.00	0.50
2:BB:103:TRP:HZ3	2:BB:107:ARG:CZ	2.23	0.50
27:DC:150:GLY:O	27:DC:151:GLY:O	2.29	0.50
16:BP:38:PHE:C	16:BP:38:PHE:CD1	2.84	0.50
6:BF:81:ASN:HB3	6:BF:84:VAL:HG12	1.92	0.50
1:AA:1492:A:H3'	1:AA:1493:A:H8	1.75	0.50
30:DF:45:ASP:HB3	30:DF:48:LEU:CB	2.41	0.50
12:BL:42:LYS:HE3	12:BL:43:LYS:CE	2.42	0.50

Continued on next page...

Continued from previous page...

Atom-1	Atom-2	Distance(Å)	Clash(Å)
14:BN:64:CYS:O	14:BN:66:GLN:N	2.44	0.50
25:DA:415:A:H2'	25:DA:416:U:H6	1.76	0.50
31:DG:67:ALA:O	31:DG:68:ARG:C	2.50	0.50
25:DA:1360:G:H3'	25:DA:1361:G:H8	1.77	0.50
14:AN:43:ASN:CA	14:AN:45:VAL:HG22	2.41	0.50
4:BD:12:ARG:HB3	4:BD:37:PRO:HG3	1.91	0.50
25:DA:2757:A:C2	25:DA:2758:A:C8	3.00	0.50
30:DF:28:PRO:O	30:DF:29:ARG:HB3	2.10	0.50
1:BA:1203:C:C5'	14:BN:67:THR:HB	2.41	0.50
6:BF:26:THR:O	6:BF:27:ALA:O	2.29	0.50
8:AH:110:MET:CE	8:AH:115:ALA:N	2.74	0.50
25:CA:1124:G:H1'	55:C4:38:GLY:OXT	2.11	0.50
15:BO:24:THR:O	15:BO:25:GLU:C	2.50	0.50
1:AA:201:G:N1	1:AA:217:C:C2	2.80	0.50
27:DC:173:LEU:CD2	27:DC:183:VAL:HG21	2.42	0.50
1:AA:262:A:N6	1:AA:263:A:N6	2.60	0.50
26:CB:20:G:C2'	26:CB:21:G:H5'	2.42	0.50
30:DF:135:ILE:C	30:DF:137:PHE:N	2.64	0.50
25:DA:622:G:O2'	25:DA:623:C:H5'	2.11	0.50
25:CA:1547:C:C3'	25:CA:1547:C:C6	2.95	0.50
34:DJ:15:TRP:CZ2	34:DJ:135:GLN:HG2	2.46	0.50
1:BA:1083:U:C5	1:BA:1084:G:C6	2.97	0.50
26:CB:103:U:O2'	26:CB:104:A:H5'	2.12	0.50
25:DA:2103:C:H2'	25:DA:2104:C:C6	2.45	0.50
40:CP:80:VAL:HG11	40:CP:83:ILE:CD1	2.41	0.50
8:BH:33:VAL:O	8:BH:36:ALA:N	2.45	0.50
25:CA:2194:U:H2'	25:CA:2194:U:O2	2.12	0.50
5:AE:37:VAL:HG23	5:AE:47:PHE:HA	1.92	0.50
7:BG:105:GLU:O	7:BG:109:LYS:HG2	2.11	0.50
25:DA:590:A:H2'	25:DA:591:U:C6	2.46	0.50
1:BA:815:A:H4'	1:BA:817:C:C4	2.46	0.50
25:CA:2216:G:H2'	25:CA:2217:G:C8	2.46	0.50
32:DH:14:SER:C	32:DH:15:LEU:CD2	2.79	0.50
25:DA:678:C:H2'	25:DA:679:C:C6	2.46	0.50
1:BA:908:A:H2'	1:BA:909:A:H8	1.76	0.50
54:C3:54:LEU:O	54:C3:58:ILE:CD1	2.60	0.50
32:DH:84:ALA:HB3	32:DH:148:ALA:CB	2.42	0.50
25:CA:1805:A:N3	27:CC:49:THR:HB	2.26	0.50
39:CO:110:ALA:HB1	39:CO:115:LEU:HD22	1.94	0.50
25:CA:1368:G:O2'	25:CA:1369:G:H5'	2.12	0.50
25:DA:1537:G:N3	25:DA:1537:G:H3'	2.27	0.50
25:DA:290:U:O5'	25:DA:290:U:H6	1.95	0.50

Continued on next page...

Continued from previous page...

Atom-1	Atom-2	Distance(Å)	Clash(Å)
1:BA:461:A:H8	1:BA:461:A:OP2	1.95	0.50
25:CA:2798:U:H6	25:CA:2798:U:H5'	1.77	0.50
35:DK:51:LYS:O	35:DK:52:VAL:HG13	2.12	0.50
25:DA:668:A:H2'	25:DA:670:A:H62	1.77	0.50
24:AY:64:ARG:HA	24:AY:103:LEU:HB2	1.92	0.50
1:BA:951:G:OP2	13:BM:100:ARG:NH2	2.45	0.50
13:BM:21:ILE:HG22	13:BM:22:TYR:N	2.26	0.50
25:DA:1060:U:O4'	25:DA:1062:G:C5'	2.60	0.50
25:DA:1344:U:O2'	25:DA:1345:C:P	2.69	0.50
25:DA:1383:A:N1	25:DA:1384:A:C2	2.80	0.50
49:DY:16:THR:HG22	49:DY:17:GLU:H	1.75	0.50
11:AK:109:ILE:HG22	21:AU:16:ARG:NE	2.27	0.50
2:AB:116:LEU:HG	2:AB:140:LEU:HD11	1.93	0.50
1:AA:955:U:C5	1:AA:956:U:C4	3.00	0.50
1:BA:1062:U:O4	3:BC:2:GLN:HG2	2.12	0.50
25:DA:2209:G:C4	25:DA:2210:U:C5	2.99	0.50
25:DA:2348:U:O4	25:DA:2382:G:C6	2.64	0.50
35:DK:71:ARG:CZ	35:DK:77:ILE:HD11	2.41	0.50
5:BE:100:GLU:O	5:BE:100:GLU:CD	2.49	0.50
25:DA:2839:G:C5	25:DA:2840:C:C5	2.99	0.50
25:CA:1856:U:O2'	25:CA:1857:G:H5'	2.11	0.50
10:AJ:28:THR:HG22	10:AJ:86:ALA:HB1	1.94	0.50
56:DB:49:C:C2'	56:DB:50:A:O5'	2.60	0.50
30:DF:35:LEU:HD21	30:DF:90:LEU:CD1	2.42	0.50
1:BA:731:G:OP1	1:BA:766:A:H1'	2.12	0.50
1:AA:412:A:H1'	1:AA:413:G:C5'	2.41	0.50
4:AD:53:GLN:NE2	4:AD:202:LEU:N	2.60	0.50
25:DA:2326:C:O2'	25:DA:2327:A:O5'	2.26	0.50
1:BA:972:C:H4'	10:BJ:59:LYS:CG	2.42	0.50
21:BU:17:ARG:O	21:BU:20:ARG:N	2.45	0.50
29:CE:189:THR:HG22	29:CE:191:ASP:N	2.27	0.50
29:CE:190:ALA:C	29:CE:192:ALA:N	2.63	0.50
1:BA:202:G:O2'	1:BA:468:A:C8	2.59	0.50
25:CA:2155:U:H2'	25:CA:2156:G:C4'	2.41	0.50
10:AJ:57:VAL:O	10:AJ:58:ASN:CB	2.56	0.50
2:BB:139:GLU:C	2:BB:143:LEU:CD2	2.80	0.50
6:BF:97:THR:O	6:BF:98:GLU:CB	2.59	0.50
3:AC:93:ILE:HG22	3:AC:94:ALA:N	2.26	0.50
25:CA:1535:A:H5''	25:CA:1536:C:H5	1.76	0.50
25:DA:60:G:C2	25:DA:74:A:C6	2.99	0.50
18:AR:32:ILE:O	18:AR:32:ILE:CG1	2.59	0.50
1:BA:1505:G:H2'	23:BX:15:A:OP2	2.12	0.50

Continued on next page...

Continued from previous page...

Atom-1	Atom-2	Distance(Å)	Clash(Å)
33:CI:7:TYR:HA	33:CI:58:ILE:HG12	1.94	0.50
33:CI:56:VAL:HG22	33:CI:68:PHE:HD2	1.77	0.50
1:BA:141:G:C2	1:BA:142:G:H1'	2.47	0.50
1:BA:1450:U:O2'	1:BA:1451:U:H2'	2.12	0.50
25:DA:2311:A:H2	30:DF:84:ILE:HD11	1.75	0.50
15:BO:63:ARG:NH1	15:BO:67:ASP:OD2	2.45	0.50
25:CA:1686:C:C2'	25:CA:1687:G:H5'	2.42	0.50
25:DA:464:U:H5'	53:D2:5:PHE:CE2	2.47	0.50
25:DA:1233:C:C4	25:DA:1234:U:C5	2.99	0.50
52:C1:34:GLU:CG	52:C1:49:LYS:HG3	2.42	0.50
7:AG:66:GLU:HG3	7:AG:69:ARG:NH2	2.25	0.50
25:CA:2593:U:H2'	25:CA:2594:C:H6	1.76	0.50
1:AA:609:A:H2'	1:AA:610:U:C5'	2.40	0.50
1:AA:45:G:N2	1:AA:398:U:C4	2.80	0.50
16:AP:51:ARG:CB	16:AP:51:ARG:HH11	2.24	0.50
30:CF:105:ILE:CG1	30:CF:106:ALA:N	2.74	0.50
50:CZ:3:THR:HG22	50:CZ:4:ILE:N	2.26	0.50
25:DA:2674:G:H2'	25:DA:2675:A:O4'	2.12	0.50
46:DV:75:GLN:HB2	46:DV:92:VAL:CG2	2.42	0.50
25:CA:434:U:H4'	25:CA:435:C:OP1	2.11	0.50
1:AA:1462:C:H2'	1:AA:1463:U:H6	1.75	0.50
4:BD:168:THR:HB	4:BD:183:ARG:NH2	2.27	0.50
29:DE:115:GLN:O	29:DE:116:ASP:HB2	2.12	0.50
11:BK:84:MET:HA	11:BK:110:THR:O	2.11	0.50
4:BD:96:ARG:HB3	4:BD:98:ASP:OD1	2.12	0.50
1:AA:234:C:H2'	1:AA:235:C:C6	2.47	0.50
28:DD:4:LEU:HG	28:DD:32:ASN:OD1	2.11	0.50
25:DA:802:A:OP1	60:DA:3330:HOH:O	2.19	0.50
9:BI:33:SER:HB3	9:BI:36:GLN:CD	2.31	0.50
25:DA:31:C:O3'	25:DA:1238:G:H5''	2.12	0.50
25:DA:1885:A:C4	25:DA:1886:U:C6	3.00	0.50
20:BT:17:ARG:O	20:BT:21:ALA:HB2	2.11	0.50
25:DA:2465:C:H2'	25:DA:2466:C:H6	1.76	0.50
35:CK:66:LYS:HD2	35:CK:79:PHE:O	2.11	0.50
25:CA:2024:G:P	60:CA:3476:HOH:O	2.69	0.50
25:DA:2107:G:C2	25:DA:2108:A:H1'	2.47	0.50
17:AQ:37:ILE:H	17:AQ:37:ILE:HD12	1.77	0.50
1:BA:519:C:O2	1:BA:519:C:H2'	2.12	0.50
9:BI:35:GLU:H	9:BI:35:GLU:CD	2.13	0.50
25:DA:1678:A:C2'	25:DA:1679:A:H5'	2.42	0.50
7:AG:101:ARG:O	7:AG:104:VAL:N	2.45	0.50
19:BS:57:VAL:HG11	19:BS:74:ALA:CA	2.42	0.50

Continued on next page...

Continued from previous page...

Atom-1	Atom-2	Distance(Å)	Clash(Å)
25:DA:1406:U:H2'	25:DA:1407:G:C8	2.46	0.50
25:CA:1060:U:O4'	25:CA:1062:G:C4'	2.60	0.50
17:AQ:15:LYS:N	17:AQ:16:MET:HE1	2.27	0.50
2:BB:71:THR:HA	2:BB:92:ASN:O	2.11	0.50
1:BA:722:G:C8	1:BA:724:G:H1'	2.47	0.50
42:CR:39:LEU:O	42:CR:49:ILE:HG23	2.11	0.50
4:BD:202:LEU:HD12	4:BD:202:LEU:O	2.12	0.50
25:DA:569:U:C4	25:DA:570:G:C6	3.00	0.50
25:DA:2313:C:O4'	30:DF:36:ASN:HB2	2.12	0.50
1:AA:455:G:C2	1:AA:478:A:C2	3.00	0.50
1:AA:625:U:H4'	16:AP:16:PHE:CE2	2.46	0.50
1:AA:438:U:C2	1:AA:494:G:C6	2.99	0.50
5:AE:114:LEU:HG	5:AE:122:VAL:HG11	1.94	0.50
1:BA:1239:A:C2	1:BA:1297:G:C2	2.99	0.50
8:AH:59:GLU:OE2	8:AH:59:GLU:C	2.49	0.50
1:AA:373:A:C2'	1:AA:374:A:O5'	2.60	0.50
31:DG:106:LEU:CD1	31:DG:150:TYR:HB3	2.41	0.50
25:CA:1414:C:N3	25:CA:1415:U:H5	2.09	0.50
25:CA:1415:U:O2	25:CA:1415:U:C2'	2.59	0.50
1:BA:841:C:N1	1:BA:843:U:H5'	2.27	0.50
1:AA:643:C:C5'	8:AH:31:LEU:HD23	2.42	0.50
1:BA:1291:U:H2'	1:BA:1292:G:C8	2.47	0.50
2:BB:162:VAL:O	2:BB:184:ALA:CA	2.57	0.50
1:BA:378:G:C2	1:BA:386:C:C2	3.00	0.50
1:BA:383:A:C2'	1:BA:384:G:H5'	2.41	0.50
3:AC:54:ILE:HD12	3:AC:54:ILE:C	2.32	0.50
25:DA:1105:U:O2'	25:DA:1106:G:O5'	2.30	0.50
1:AA:1501:C:C2	1:AA:1504:G:C6	3.00	0.50
1:AA:542:G:H2'	1:AA:543:U:H6	1.75	0.50
27:DC:1:ALA:HA	27:DC:198:GLU:OE1	2.12	0.50
49:CY:22:LEU:O	49:CY:23:ARG:C	2.48	0.50
17:BQ:46:HIS:HA	17:BQ:70:LYS:CE	2.42	0.50
29:CE:181:ILE:HG23	36:CL:2:ARG:HD3	1.94	0.50
1:BA:833:G:C5	1:BA:834:U:C5	2.99	0.50
25:DA:1737:G:C6	25:DA:1738:G:N1	2.80	0.50
28:CD:12:THR:HG21	40:CP:8:GLU:HG2	1.92	0.50
1:AA:218:U:O2'	1:AA:219:U:H5'	2.11	0.50
42:CR:21:ARG:CZ	42:CR:93:PHE:CE1	2.94	0.50
27:DC:237:ARG:O	27:DC:238:ASN:O	2.30	0.50
5:BE:106:ALA:CA	5:BE:124:ALA:HB3	2.41	0.50
30:CF:90:LEU:C	30:CF:95:MET:HB2	2.32	0.50
29:CE:131:THR:HG22	29:CE:160:ALA:C	2.30	0.50

Continued on next page...

Continued from previous page...

Atom-1	Atom-2	Distance(Å)	Clash(Å)
1:BA:1068:G:C2	1:BA:1069:C:C6	2.99	0.50
27:DC:124:LYS:CB	27:DC:125:PRO:HD2	2.42	0.50
1:BA:893:C:H2'	1:BA:894:G:H8	1.76	0.50
1:AA:852:G:C5	1:AA:853:C:C5	2.99	0.50
42:CR:74:ILE:N	42:CR:74:ILE:CD1	2.74	0.50
31:CG:108:PHE:CE2	31:CG:151:ARG:CZ	2.94	0.50
39:CO:56:LYS:O	39:CO:57:ALA:C	2.51	0.50
1:BA:349:A:C2'	1:BA:350:G:H5'	2.42	0.50
22:BV:38:A:C2'	22:BV:39:U:O5'	2.59	0.50
14:AN:49:GLN:OE1	14:AN:49:GLN:CA	2.58	0.50
25:DA:993:G:O2'	25:DA:994:C:H5'	2.11	0.50
25:CA:2095:A:N1	25:CA:2194:U:O4	2.45	0.50
22:BV:8:U:H5''	22:BV:49:C:OP2	2.11	0.50
10:BJ:86:ALA:O	10:BJ:90:LEU:HD12	2.11	0.50
25:DA:2555:U:C5	25:DA:2556:C:C2	3.00	0.50
25:CA:229:C:C2'	25:CA:230:G:O5'	2.60	0.50
25:DA:133:U:H3'	25:DA:133:U:H6	1.76	0.50
25:DA:2698:U:H2'	25:DA:2699:C:C6	2.47	0.50
25:CA:1478:G:H2'	25:CA:1479:G:C8	2.47	0.50
1:AA:974:A:H4'	1:AA:975:A:O5'	2.10	0.50
1:AA:234:C:H2'	1:AA:235:C:H6	1.77	0.50
1:BA:160:A:H2'	1:BA:161:A:O4'	2.11	0.50
1:AA:356:A:H2	1:AA:368:U:O2	1.94	0.50
3:BC:14:VAL:HG11	3:BC:206:ILE:OXT	2.11	0.50
50:DZ:30:ARG:HG2	50:DZ:33:HIS:HB2	1.92	0.50
25:DA:453:A:H5''	60:DA:3241:HOH:O	2.12	0.50
31:DG:79:THR:HG22	31:DG:80:GLU:N	2.27	0.50
32:DH:100:ALA:O	32:DH:104:THR:HG23	2.11	0.50
1:AA:796:C:O2'	1:AA:797:C:H5'	2.11	0.50
25:DA:471:A:H2'	25:DA:472:A:O4'	2.12	0.50
38:DN:106:ASP:C	38:DN:106:ASP:OD1	2.50	0.50
44:CT:49:LYS:HE3	44:CT:49:LYS:CA	2.42	0.50
33:CI:85:ILE:CG1	33:CI:88:GLY:HA2	2.42	0.50
9:BI:118:ARG:HH22	9:BI:122:ARG:NH2	2.10	0.50
13:BM:30:LYS:NZ	13:BM:40:GLU:HB3	2.27	0.50
49:DY:1:MET:O	49:DY:2:LYS:C	2.50	0.50
2:AB:193:ASP:C	2:AB:195:VAL:H	2.14	0.50
1:AA:987:G:C2	1:AA:1219:A:C2	2.99	0.50
10:AJ:11:LYS:HA	10:AJ:70:HIS:O	2.11	0.50
1:BA:448:A:H2'	1:BA:448:A:N3	2.26	0.50
21:BU:45:LYS:O	21:BU:49:ALA:HB2	2.11	0.50
5:BE:152:VAL:O	5:BE:154:ALA:N	2.45	0.50

Continued on next page...

Continued from previous page...

Atom-1	Atom-2	Distance(Å)	Clash(Å)
5:BE:79:THR:HG23	5:BE:80:LEU:O	2.11	0.50
1:AA:694:A:C2'	1:AA:695:A:O5'	2.60	0.50
25:DA:2785:C:H2'	25:DA:2786:U:C6	2.46	0.50
25:CA:2308:G:C5	30:CF:76:PHE:HZ	2.29	0.50
8:AH:52:GLY:O	8:AH:53:ASP:HB3	2.11	0.50
3:AC:12:GLY:C	3:AC:13:ILE:HG23	2.33	0.50
1:BA:1240:U:C5	7:BG:115:MET:HG2	2.47	0.50
34:DJ:84:ILE:HG23	34:DJ:84:ILE:O	2.11	0.50
31:DG:146:ASP:O	31:DG:149:ALA:HB3	2.12	0.50
4:BD:160:LEU:O	4:BD:162:GLU:N	2.45	0.50
1:BA:1292:G:C6	1:BA:1293:C:C4	3.00	0.50
1:BA:1072:G:C8	1:BA:1073:U:C5	3.00	0.50
27:DC:117:SER:HB3	27:DC:128:THR:HB	1.94	0.50
1:BA:1078:U:C2	5:BE:89:THR:HG21	2.47	0.50
25:DA:2532:G:C6	25:DA:2533:U:C4	2.99	0.50
36:CL:77:ILE:HG23	36:CL:100:ILE:HD11	1.94	0.50
25:CA:2283:C:H2'	25:CA:2284:A:O5'	2.12	0.50
13:AM:44:ILE:N	13:AM:44:ILE:HD12	2.27	0.50
1:BA:384:G:O2'	1:BA:385:C:C5'	2.60	0.50
38:CN:1:MET:O	38:CN:2:ARG:CB	2.59	0.50
33:CI:121:ILE:HG12	33:CI:124:MET:SD	2.51	0.50
25:DA:1358:G:O6	25:DA:1371:G:C8	2.65	0.50
25:DA:2746:U:C4'	31:DG:138:GLN:HA	2.40	0.50
28:CD:3:GLY:HA3	28:CD:203:VAL:O	2.12	0.50
33:CI:33:ASN:HB3	33:CI:36:GLU:CG	2.42	0.50
1:BA:1287:A:C6	1:BA:1288:A:C6	2.99	0.50
25:DA:1355:G:N3	25:DA:1356:G:C8	2.80	0.50
44:DT:69:ARG:HG2	44:DT:70:HIS:N	2.27	0.50
3:AC:166:TRP:N	3:AC:166:TRP:CD2	2.74	0.50
5:AE:14:LEU:O	5:AE:14:LEU:CD1	2.60	0.50
15:BO:66:LEU:HD12	15:BO:66:LEU:H	1.76	0.50
1:AA:100:G:C5	1:AA:101:A:N7	2.80	0.50
29:CE:146:VAL:O	29:CE:146:VAL:HG23	2.12	0.50
25:CA:247:G:N7	25:CA:249:C:C2	2.79	0.50
27:CC:161:VAL:HG11	27:CC:173:LEU:HB3	1.94	0.50
10:BJ:87:LEU:C	10:BJ:87:LEU:CD2	2.80	0.50
46:DV:29:ILE:O	46:DV:91:PHE:HB2	2.12	0.50
25:DA:1485:U:O2'	25:DA:1486:U:H5'	2.12	0.50
1:AA:687:A:C2	1:AA:704:A:C5	2.99	0.50
1:BA:1179:A:C2'	1:BA:1180:A:H5'	2.41	0.50
25:DA:1870:C:H5''	25:DA:1871:A:C5	2.47	0.50
6:AF:38:ARG:CG	6:AF:39:LEU:N	2.75	0.50

Continued on next page...

Continued from previous page...

Atom-1	Atom-2	Distance(Å)	Clash(Å)
1:AA:646:G:N1	1:AA:647:C:C4	2.80	0.50
7:AG:130:LYS:N	7:AG:134:VAL:HG11	2.27	0.50
25:CA:2619:C:H5'	28:CD:155:VAL:O	2.12	0.50
11:BK:19:VAL:HG22	11:BK:82:GLU:HG2	1.93	0.50
15:AO:42:PHE:O	15:AO:46:LYS:HG2	2.11	0.50
37:CM:28:PHE:HB2	37:CM:104:GLU:OE2	2.12	0.50
25:DA:871:U:H5''	37:DM:68:PHE:CE2	2.47	0.50
36:CL:67:THR:O	36:CL:68:SER:O	2.29	0.50
25:DA:753:A:H2'	25:DA:754:U:H6	1.77	0.50
40:DP:88:ARG:HD2	40:DP:112:ARG:NH2	2.26	0.50
46:CV:25:LYS:HE2	46:CV:43:ASP:CA	2.42	0.50
48:CX:37:PHE:CE1	48:CX:58:ILE:HG21	2.46	0.50
55:D4:7:VAL:O	55:D4:8:LYS:CG	2.60	0.50
25:CA:1128:G:O6	25:CA:2491:U:H5	1.94	0.50
13:AM:89:ARG:NH2	13:AM:94:LEU:HD12	2.26	0.50
35:DK:120:PRO:O	35:DK:121:GLU:CB	2.58	0.50
44:DT:29:THR:HG23	44:DT:86:THR:HA	1.94	0.50
37:DM:42:THR:HA	37:DM:93:VAL:HG12	1.94	0.50
1:AA:369:G:C6	1:AA:370:C:N4	2.80	0.50
25:DA:1300:G:C2	25:DA:1626:A:C6	2.99	0.50
34:DJ:93:ILE:HA	34:DJ:97:PRO:HB3	1.94	0.50
25:DA:2357:G:H5'	25:DA:2358:A:OP2	2.12	0.50
41:DQ:23:TYR:O	41:DQ:28:SER:HB3	2.12	0.50
30:CF:80:GLN:CD	30:CF:81:GLY:N	2.65	0.50
25:CA:643:A:H1'	52:C1:43:ARG:NH2	2.27	0.50
1:BA:751:U:C2'	1:BA:752:G:H5'	2.41	0.50
32:DH:78:VAL:HG11	32:DH:102:ALA:O	2.12	0.50
12:AL:65:TYR:O	12:AL:96:THR:N	2.44	0.50
37:CM:24:THR:O	37:CM:24:THR:CG2	2.60	0.50
25:CA:2178:C:H6	25:CA:2178:C:H3'	1.77	0.50
1:AA:605:U:C2'	1:AA:606:G:H5'	2.42	0.50
13:AM:84:CYS:HA	19:AS:72:GLU:O	2.12	0.50
34:CJ:140:LEU:HD11	34:CJ:142:ILE:HD13	1.93	0.50
25:DA:2561:U:O3'	35:DK:40:LYS:HD3	2.12	0.50
29:CE:7:ASP:C	29:CE:9:GLN:N	2.65	0.50
1:BA:930:C:O2'	1:BA:931:C:H5'	2.12	0.50
25:CA:2163:A:H3'	25:CA:2164:C:C4'	2.42	0.50
33:DI:10:LEU:O	33:DI:10:LEU:CD1	2.59	0.50
33:DI:56:VAL:CB	33:DI:70:THR:HB	2.41	0.50
49:DY:18:LEU:HG	49:DY:22:LEU:HB2	1.93	0.50
2:AB:67:LEU:CD2	2:AB:69:VAL:HG23	2.41	0.50
1:AA:1358:U:OP1	14:AN:75:ARG:HG3	2.12	0.50

Continued on next page...

Continued from previous page...

Atom-1	Atom-2	Distance(Å)	Clash(Å)
17:AQ:16:MET:SD	17:AQ:16:MET:N	2.85	0.50
1:BA:1272:G:C2	1:BA:1273:C:N1	2.80	0.50
25:DA:2291:U:C2	25:DA:2292:U:C5	3.00	0.50
25:DA:2223:G:C2'	25:DA:2224:G:C5'	2.86	0.50
16:BP:39:PHE:C	16:BP:39:PHE:CD1	2.84	0.50
5:BE:76:ASN:OD1	5:BE:81:GLN:HG2	2.11	0.50
25:DA:988:A:C5'	50:DZ:11:SER:HB2	2.42	0.50
4:AD:36:ALA:CA	4:AD:41:GLY:HA3	2.37	0.50
25:DA:2838:G:C6	25:DA:2839:G:C5	3.00	0.50
1:BA:1014:A:C4	19:BS:33:TRP:CE3	3.00	0.50
1:AA:1296:C:H4'	1:AA:1302:C:N4	2.27	0.50
25:CA:2307:G:H22	25:CA:2311:A:C2'	2.25	0.50
25:DA:1637:A:H5'	25:DA:1760:C:O2'	2.12	0.50
25:DA:1459:G:C2'	25:DA:1460:U:O5'	2.60	0.50
30:DF:57:ALA:CB	30:DF:62:GLN:O	2.60	0.50
16:AP:10:GLY:O	16:AP:11:ALA:HB2	2.12	0.50
1:BA:88:U:C4	1:BA:89:U:C5	2.99	0.50
25:DA:2793:C:H2'	25:DA:2794:C:C5	2.47	0.50
1:BA:1106:G:C4	1:BA:1107:C:C5	3.00	0.50
5:AE:95:MET:HB3	5:AE:124:ALA:HB2	1.93	0.50
22:AV:48:C:O2	22:AV:59:U:H1'	2.12	0.50
8:AH:48:PHE:O	8:AH:49:LYS:HG3	2.10	0.50
1:BA:1538:C:C6	1:BA:1538:C:OP2	2.65	0.50
9:BI:5:TYR:HB2	9:BI:20:ILE:CB	2.40	0.50
37:DM:57:VAL:CG2	37:DM:58:LYS:O	2.60	0.50
1:AA:1304:G:C5	1:AA:1305:G:C2	2.99	0.50
1:AA:947:G:H2'	1:AA:948:C:O4'	2.12	0.50
1:BA:215:C:C2'	1:BA:216:U:H5'	2.42	0.50
1:BA:1072:G:N7	1:BA:1073:U:C5	2.80	0.50
27:DC:73:ILE:N	27:DC:73:ILE:CD1	2.72	0.50
16:BP:19:VAL:HG13	16:BP:37:GLY:C	2.32	0.50
1:AA:1114:C:C2'	1:AA:1114:C:O2	2.58	0.50
2:BB:112:ARG:O	2:BB:113:LEU:C	2.51	0.50
2:BB:116:LEU:HB3	2:BB:140:LEU:CD1	2.39	0.50
2:BB:139:GLU:HB3	2:BB:143:LEU:HD21	1.94	0.50
10:BJ:35:GLN:HG2	10:BJ:77:VAL:HG23	1.93	0.50
25:CA:587:C:C2'	36:CL:19:LEU:HD11	2.42	0.50
45:DU:33:VAL:HG13	45:DU:66:VAL:CG2	2.42	0.50
9:AI:56:MET:HA	9:AI:59:LYS:HB2	1.92	0.50
25:CA:1922:G:C6	25:CA:1923:U:C4	3.00	0.50
43:DS:63:GLY:O	43:DS:64:ALA:CB	2.59	0.50
25:DA:1045:C:H4'	25:DA:1047:G:C8	2.47	0.50

Continued on next page...

Continued from previous page...

Atom-1	Atom-2	Distance(Å)	Clash(Å)
25:DA:308:G:O2'	45:DU:16:LYS:HE2	2.12	0.50
25:CA:1172:C:N3	25:CA:1173:U:H1'	2.26	0.50
25:DA:2427:C:H5''	25:DA:2428:G:OP1	2.11	0.50
1:BA:1212:U:H5'	1:BA:1213:A:C5	2.47	0.50
1:BA:853:C:C2'	1:BA:854:U:H5'	2.41	0.50
27:DC:129:LEU:O	27:DC:134:ILE:HD11	2.12	0.50
8:AH:46:GLU:HB2	8:AH:63:LYS:HG2	1.93	0.50
27:CC:246:PRO:HG2	27:CC:247:TRP:CZ3	2.47	0.50
46:DV:51:GLN:C	46:DV:51:GLN:CD	2.70	0.50
1:AA:198:G:C2	1:AA:199:A:C8	2.99	0.50
1:AA:774:G:N2	1:AA:806:C:C6	2.80	0.50
27:CC:200:MET:HG3	27:CC:201:LEU:HD12	1.94	0.50
33:DI:9:LYS:HB2	33:DI:55:PRO:HB2	1.89	0.50
4:BD:97:LEU:HD12	4:BD:97:LEU:O	2.12	0.50
1:BA:1441:A:N7	1:BA:1442:G:C8	2.80	0.50
30:DF:102:LEU:HG	30:DF:107:VAL:CG2	2.42	0.50
30:DF:102:LEU:HG	30:DF:107:VAL:HG21	1.94	0.50
25:CA:2318:G:C2'	25:CA:2319:G:H5'	2.41	0.50
1:AA:737:C:H2'	1:AA:738:C:C6	2.44	0.50
4:BD:13:ARG:HG3	4:BD:55:ARG:HE	1.77	0.50
1:AA:725:G:C2'	1:AA:726:C:H5'	2.42	0.50
1:AA:1294:G:C5	1:AA:1295:U:C5	3.00	0.50
31:DG:124:CYS:HB3	31:DG:129:GLU:O	2.11	0.50
3:BC:35:ASP:O	3:BC:38:VAL:CG2	2.59	0.50
39:DO:117:PHE:CD1	39:DO:117:PHE:C	2.85	0.50
55:D4:33:HIS:O	55:D4:35:GLN:HG2	2.12	0.50
25:DA:2850:A:H2'	25:DA:2851:A:O4'	2.12	0.50
5:BE:9:GLU:HG3	5:BE:10:LEU:N	2.27	0.50
29:CE:7:ASP:O	29:CE:9:GLN:N	2.44	0.50
25:CA:2639:A:C2	25:CA:2778:A:C8	3.00	0.50
27:CC:93:VAL:HG11	27:CC:103:ILE:HD11	1.92	0.50
7:BG:88:VAL:HG22	7:BG:89:GLU:N	2.27	0.50
25:DA:1366:A:H2'	25:DA:1367:A:O4'	2.12	0.50
31:CG:93:TYR:CD2	31:CG:106:LEU:HA	2.47	0.50
25:DA:2765:A:N3	25:DA:2765:A:H3'	2.26	0.50
25:DA:654:A:N3	25:DA:654:A:H3'	2.27	0.50
27:DC:56:GLY:O	27:DC:57:HIS:O	2.30	0.50
25:DA:998:C:P	41:DQ:91:ARG:NH2	2.84	0.49
1:BA:1317:C:N3	14:BN:53:ARG:HD3	2.27	0.49
25:DA:1071:G:H2'	25:DA:1072:C:H5''	1.92	0.49
33:DI:53:PRO:O	33:DI:73:PRO:CB	2.60	0.49
49:DY:9:LYS:N	49:DY:12:GLU:HB2	2.27	0.49

Continued on next page...

Continued from previous page...

Atom-1	Atom-2	Distance(Å)	Clash(Å)
49:DY:42:LEU:O	49:DY:46:VAL:HG23	2.12	0.49
49:DY:9:LYS:N	49:DY:12:GLU:HG3	2.25	0.49
1:AA:675:A:O4'	11:AK:117:HIS:CD2	2.65	0.49
25:CA:1053:C:C4	25:CA:1054:A:C8	3.00	0.49
32:DH:7:ASP:HB2	32:DH:35:LYS:CE	2.41	0.49
32:DH:34:GLY:O	32:DH:35:LYS:HB2	2.11	0.49
25:CA:1178:C:C5'	25:CA:1179:G:OP1	2.60	0.49
32:DH:135:HIS:CD2	32:DH:137:GLU:HG2	2.47	0.49
32:DH:66:ASN:HA	32:DH:138:VAL:HG11	1.94	0.49
1:BA:132:C:H4'	20:BT:68:LYS:HE2	1.94	0.49
36:DL:77:ILE:HD12	36:DL:77:ILE:N	2.26	0.49
42:DR:68:ARG:HA	42:DR:91:GLN:O	2.12	0.49
1:AA:656:G:C5	1:AA:657:U:C5	2.99	0.49
21:AU:14:ALA:O	21:AU:15:LEU:HD12	2.12	0.49
30:DF:129:MET:HE2	30:DF:130:GLY:O	2.12	0.49
30:DF:34:THR:CG2	30:DF:89:THR:HA	2.42	0.49
25:CA:1420:A:C6	25:CA:2211:A:N1	2.79	0.49
3:AC:109:GLU:H	3:AC:109:GLU:CD	2.15	0.49
4:AD:173:ASP:OD1	4:AD:176:LYS:CE	2.60	0.49
21:AU:34:ARG:O	21:AU:35:GLU:C	2.51	0.49
21:AU:44:ARG:HD2	21:AU:44:ARG:N	2.27	0.49
30:CF:173:ASP:O	30:CF:174:PHE:C	2.51	0.49
22:AV:48:C:H2'	22:AV:59:U:O4'	2.12	0.49
25:DA:2328:A:H2'	25:DA:2329:U:H6	1.74	0.49
9:BI:27:ILE:HG12	9:BI:62:LEU:HD11	1.94	0.49
1:BA:200:G:C2'	1:BA:201:G:H5'	2.42	0.49
1:BA:1073:U:N3	1:BA:1074:G:C8	2.79	0.49
21:AU:11:PHE:H	21:AU:11:PHE:HD2	1.59	0.49
1:BA:1388:C:H2'	1:BA:1389:C:H6	1.76	0.49
24:AY:41:ILE:HG22	24:AY:52:LEU:CB	2.42	0.49
25:DA:2580:U:C5	25:DA:2581:G:C6	3.00	0.49
43:CS:59:GLU:HG3	43:CS:66:ILE:HD11	1.94	0.49
9:AI:7:GLY:HA3	9:AI:84:ARG:HB3	1.94	0.49
1:AA:541:G:N3	1:AA:542:G:C8	2.80	0.49
25:CA:2119:A:H61	25:CA:2167:U:H1'	1.77	0.49
1:AA:101:A:C6	1:AA:102:G:N7	2.80	0.49
7:AG:84:TYR:CE1	7:AG:150:PHE:HE2	2.30	0.49
18:AR:26:ALA:O	18:AR:29:LYS:HE3	2.12	0.49
36:DL:2:ARG:CA	36:DL:5:THR:HG23	2.42	0.49
31:CG:126:THR:HG22	31:CG:128:THR:H	1.76	0.49
25:DA:2190:G:O2'	25:DA:2191:A:H5'	2.11	0.49
16:BP:73:ALA:O	16:BP:77:GLU:HB2	2.12	0.49

Continued on next page...

Continued from previous page...

Atom-1	Atom-2	Distance(Å)	Clash(Å)
34:DJ:130:HIS:O	34:DJ:130:HIS:CG	2.65	0.49
4:BD:107:GLY:HA3	4:BD:113:ALA:HB2	1.94	0.49
4:AD:77:GLU:OE1	4:AD:77:GLU:CA	2.59	0.49
19:AS:80:ARG:NE	19:AS:80:ARG:HA	2.27	0.49
1:AA:1497:G:O2'	1:AA:1498:U:H5'	2.12	0.49
25:CA:2272:U:H5''	25:CA:2273:A:OP1	2.12	0.49
25:CA:2209:G:C2	25:CA:2216:G:C2	3.00	0.49
2:AB:127:LYS:CG	2:AB:128:LEU:N	2.75	0.49
22:BV:1:G:H2'	22:BV:2:C:H6	1.76	0.49
25:CA:989:G:C8	50:CZ:13:ILE:HD11	2.47	0.49
39:CO:18:LEU:HD11	39:CO:91:SER:HB3	1.94	0.49
1:BA:1187:G:H2'	1:BA:1188:A:C8	2.47	0.49
1:AA:123:U:H4'	1:AA:290:C:O2	2.12	0.49
1:AA:1399:C:O2	1:AA:1401:G:C5	2.65	0.49
25:CA:383:C:N3	25:CA:391:A:N6	2.60	0.49
25:CA:1:G:C2	25:CA:2:G:C8	3.00	0.49
26:CB:59:A:H2'	26:CB:60:C:O5'	2.12	0.49
50:CZ:15:ARG:N	50:CZ:15:ARG:HD3	2.26	0.49
30:CF:55:ASP:N	30:CF:55:ASP:OD2	2.44	0.49
25:DA:1714:U:H2'	25:DA:1714:U:O2	2.11	0.49
1:AA:443:C:H2'	1:AA:444:G:O4'	2.11	0.49
13:BM:22:TYR:CD2	13:BM:68:LEU:HD23	2.47	0.49
1:BA:1234:C:O2'	1:BA:1235:U:H5'	2.12	0.49
11:AK:111:ASP:OD1	11:AK:113:THR:HG23	2.12	0.49
25:CA:1081:U:H6	25:CA:1081:U:OP2	1.95	0.49
2:AB:62:ARG:O	2:AB:63:LYS:CB	2.60	0.49
1:AA:977:A:H1'	1:AA:982:U:O4	2.11	0.49
17:AQ:13:SER:HB3	17:AQ:21:VAL:CG1	2.42	0.49
8:AH:104:SER:H	8:AH:125:ILE:HD13	1.76	0.49
32:DH:34:GLY:O	32:DH:35:LYS:CG	2.59	0.49
5:BE:104:ILE:CD1	5:BE:114:LEU:HB3	2.43	0.49
11:AK:71:ASP:O	11:AK:72:ALA:HB2	2.12	0.49
20:AT:28:ARG:CA	20:AT:31:ILE:HD12	2.41	0.49
25:CA:1856:U:H2'	25:CA:1857:G:H5'	1.93	0.49
25:DA:2407:A:H2'	25:DA:2408:U:H6	1.76	0.49
25:DA:569:U:H1'	25:DA:947:A:O4'	2.11	0.49
37:DM:21:ALA:HB3	37:DM:100:LYS:N	2.27	0.49
25:DA:1557:C:C5	25:DA:1558:C:C2	3.00	0.49
1:AA:437:U:H4'	4:AD:153:ARG:NH2	2.27	0.49
4:AD:57:LYS:CB	4:AD:199:ILE:HB	2.40	0.49
30:CF:118:ALA:HB1	30:CF:166:ARG:CD	2.36	0.49
1:BA:187:G:H5''	1:BA:188:C:OP2	2.12	0.49

Continued on next page...

Continued from previous page...

Atom-1	Atom-2	Distance(Å)	Clash(Å)
5:AE:113:VAL:CG2	5:AE:114:LEU:N	2.75	0.49
5:AE:104:ILE:HA	5:AE:122:VAL:HG23	1.94	0.49
5:AE:148:SER:HB2	5:AE:151:MET:HB2	1.93	0.49
20:AT:53:MET:O	20:AT:56:ILE:HG23	2.11	0.49
1:AA:390:U:H2'	1:AA:391:G:C8	2.47	0.49
25:DA:2162:G:C5'	25:DA:2171:A:H2'	2.42	0.49
25:DA:2135:A:N1	25:DA:2136:G:H1'	2.27	0.49
1:BA:549:C:C2'	1:BA:550:G:O5'	2.60	0.49
24:AY:76:SER:HB3	24:AY:77:PRO:CD	2.39	0.49
1:BA:1004:A:C2	1:BA:1026:G:N3	2.80	0.49
25:DA:1926:U:H1'	25:DA:1929:G:O6	2.12	0.49
25:DA:1789:A:H2'	25:DA:1790:C:C6	2.47	0.49
31:DG:67:ALA:O	31:DG:70:LEU:N	2.46	0.49
4:BD:32:LYS:CG	4:BD:32:LYS:O	2.59	0.49
40:DP:31:VAL:HG23	40:DP:32:VAL:N	2.27	0.49
1:BA:108:G:N3	1:BA:108:G:H5'	2.27	0.49
46:CV:40:ILE:HG21	46:CV:42:LEU:HD21	1.93	0.49
25:CA:1924:C:H3'	25:CA:1925:C:H5'	1.93	0.49
1:AA:1167:A:H5''	1:AA:1168:U:OP2	2.12	0.49
1:AA:414:A:C6	1:AA:431:A:C2	3.00	0.49
25:CA:1800:C:H3'	27:CC:145:MET:HE1	1.95	0.49
25:DA:2311:A:N7	30:DF:76:PHE:CE2	2.80	0.49
4:BD:196:GLU:H	4:BD:196:GLU:CD	2.14	0.49
37:DM:49:ALA:HB1	37:DM:124:LEU:HD21	1.94	0.49
1:AA:721:G:C6	1:AA:733:G:N2	2.80	0.49
1:AA:1413:A:C4	1:AA:1414:U:C6	3.00	0.49
56:DB:21:G:C5	56:DB:22:U:C6	3.00	0.49
1:BA:9:G:OP1	5:BE:107:GLY:CA	2.60	0.49
5:AE:19:ARG:NH1	5:AE:30:PHE:CD2	2.79	0.49
30:DF:2:LYS:HG2	30:DF:3:LEU:N	2.27	0.49
25:CA:593:U:H2'	25:CA:594:U:C6	2.47	0.49
6:AF:38:ARG:HG3	6:AF:39:LEU:H	1.77	0.49
34:DJ:55:ILE:HD11	34:DJ:132:HIS:HB2	1.94	0.49
7:AG:67:ASN:O	7:AG:137:ARG:NH1	2.45	0.49
1:BA:91:U:C2	1:BA:92:U:C6	3.00	0.49
1:BA:1085:U:H5'	1:BA:1094:G:N2	2.27	0.49
2:BB:119:GLN:HA	2:BB:122:ASP:HB2	1.93	0.49
25:DA:1229:C:H2'	25:DA:1230:A:H8	1.76	0.49
25:DA:2648:G:H2'	25:DA:2649:C:O4'	2.12	0.49
1:BA:1245:C:C5	1:BA:1246:A:N7	2.80	0.49
31:DG:26:LYS:O	31:DG:26:LYS:HG3	2.11	0.49
1:AA:570:G:H1'	1:AA:820:U:N3	2.27	0.49

Continued on next page...

Continued from previous page...

Atom-1	Atom-2	Distance(Å)	Clash(Å)
9:BI:16:ALA:HB2	9:BI:66:VAL:HB	1.94	0.49
3:BC:178:ARG:HH11	3:BC:178:ARG:HG2	1.76	0.49
25:DA:508:A:N6	43:DS:9:HIS:CE1	2.80	0.49
25:DA:2817:U:P	38:DN:99:LYS:HE2	2.53	0.49
25:CA:1767:G:O2'	25:CA:1768:C:H5'	2.12	0.49
2:BB:40:ILE:HG21	2:BB:201:GLY:HA2	1.94	0.49
1:BA:457:G:C5	1:BA:458:U:C5	2.99	0.49
25:CA:1:G:N3	25:CA:2:G:C8	2.80	0.49
26:CB:77:U:C2'	26:CB:78:A:H5'	2.41	0.49
16:BP:60:TRP:O	16:BP:63:GLN:N	2.44	0.49
7:BG:125:ASP:O	7:BG:129:ASN:HA	2.12	0.49
28:CD:142:VAL:HB	28:CD:143:PRO:CD	2.42	0.49
25:DA:170:U:O2'	25:DA:171:U:H5'	2.13	0.49
12:BL:32:VAL:HG23	12:BL:55:ARG:O	2.12	0.49
25:DA:446:G:OP1	41:DQ:2:ARG:HD2	2.12	0.49
1:AA:318:G:C4	1:AA:336:A:C2	3.00	0.49
27:DC:259:ASN:O	27:DC:260:LYS:HB2	2.12	0.49
34:DJ:42:ALA:O	41:DQ:63:ARG:HD3	2.12	0.49
12:BL:71:HIS:ND1	12:BL:71:HIS:C	2.65	0.49
1:AA:1171:A:C2	1:AA:1172:C:C2	3.00	0.49
13:BM:16:ILE:O	13:BM:20:SER:OG	2.30	0.49
49:DY:24:GLU:O	49:DY:27:ASN:HB2	2.12	0.49
2:AB:150:ILE:O	2:AB:151:LYS:O	2.30	0.49
2:AB:66:ILE:O	2:AB:67:LEU:CB	2.59	0.49
2:AB:81:ASP:OD1	2:AB:83:ALA:HB3	2.13	0.49
1:AA:1314:C:N3	1:AA:1315:U:C5	2.80	0.49
1:AA:256:U:H2'	1:AA:257:G:H8	1.76	0.49
17:AQ:11:VAL:O	17:AQ:12:VAL:CG1	2.60	0.49
17:AQ:15:LYS:HD2	17:AQ:15:LYS:C	2.33	0.49
25:DA:1708:C:H2'	25:DA:1709:U:H6	1.78	0.49
17:BQ:14:ASP:HA	17:BQ:20:ILE:HD11	1.92	0.49
25:DA:1414:C:C2	25:DA:1415:U:C5	3.00	0.49
25:DA:1586:A:H2'	25:DA:1587:G:O4'	2.12	0.49
36:DL:91:ASP:HB2	36:DL:94:THR:HG21	1.93	0.49
1:BA:995:C:H5'	14:BN:7:ALA:HB1	1.95	0.49
1:AA:1181:G:C2	1:AA:1182:G:N2	2.80	0.49
3:AC:15:LYS:HG3	3:AC:16:PRO:HD2	1.93	0.49
1:BA:1124:G:H5'	10:BJ:37:ARG:O	2.11	0.49
1:AA:406:G:C4	1:AA:407:U:C5	3.01	0.49
1:AA:429:U:H1'	1:AA:430:A:C5'	2.41	0.49
1:AA:439:U:C2'	1:AA:440:C:O5'	2.60	0.49
1:BA:1261:A:C5'	1:BA:1262:C:OP2	2.60	0.49

Continued on next page...

Continued from previous page...

Atom-1	Atom-2	Distance(Å)	Clash(Å)
1:AA:64:G:N7	1:AA:99:C:C4	2.80	0.49
11:BK:51:PHE:CE2	11:BK:61:ALA:HA	2.47	0.49
11:BK:14:GLN:HE21	11:BK:14:GLN:C	2.15	0.49
20:BT:34:VAL:O	20:BT:38:ILE:HG13	2.12	0.49
1:AA:451:A:H5'	1:AA:452:A:N3	2.27	0.49
25:CA:1417:C:C2'	25:CA:1418:G:H5'	2.43	0.49
32:DH:40:THR:O	32:DH:40:THR:OG1	2.31	0.49
1:BA:468:A:N7	1:BA:469:C:O2	2.45	0.49
2:BB:169:HIS:CD2	2:BB:170:ILE:H	2.30	0.49
10:AJ:67:ILE:HG13	14:AN:96:LEU:HD13	1.94	0.49
8:BH:77:VAL:HG11	8:BH:124:ILE:CG1	2.41	0.49
25:DA:1178:C:H2'	25:DA:1179:G:C5	2.47	0.49
25:CA:1734:G:N3	25:CA:1735:A:C8	2.80	0.49
25:DA:1971:U:C6	25:DA:1971:U:C3'	2.95	0.49
31:DG:75:VAL:C	31:DG:77:GLY:N	2.64	0.49
2:BB:54:ALA:O	2:BB:57:ASN:O	2.29	0.49
29:CE:120:VAL:HA	29:CE:188:MET:O	2.12	0.49
33:CI:56:VAL:HG22	33:CI:68:PHE:CD2	2.47	0.49
30:CF:48:LEU:O	30:CF:51:ASN:HB2	2.11	0.49
11:AK:34:THR:OG1	11:AK:35:ASP:N	2.45	0.49
25:CA:996:A:C2	25:CA:997:G:C8	3.00	0.49
45:DU:93:ARG:C	45:DU:102:ILE:HD12	2.32	0.49
25:CA:1026:G:H2'	25:CA:1027:A:H8	1.74	0.49
9:BI:98:ARG:HA	9:BI:103:VAL:CG1	2.41	0.49
27:CC:176:ARG:HH21	27:CC:176:ARG:CG	2.24	0.49
25:DA:2472:G:N2	25:DA:2529:G:C6	2.80	0.49
25:CA:2221:G:H2'	25:CA:2222:C:C5'	2.42	0.49
43:CS:29:VAL:CG1	43:CS:55:ILE:HD11	2.43	0.49
9:BI:11:ARG:HG3	9:BI:11:ARG:O	2.11	0.49
41:CQ:60:TRP:O	41:CQ:61:ILE:C	2.51	0.49
1:BA:104:G:O2'	1:BA:105:G:H5'	2.12	0.49
6:AF:46:GLN:HA	6:AF:56:LYS:HG2	1.95	0.49
25:CA:897:C:C6	25:CA:897:C:O5'	2.64	0.49
43:DS:29:VAL:O	43:DS:33:LEU:HB2	2.12	0.49
8:AH:11:THR:HA	8:AH:14:ARG:NH1	2.27	0.49
25:CA:2485:G:H5''	37:CM:45:GLN:HE21	1.77	0.49
22:BV:49:C:N3	22:BV:50:U:C5	2.79	0.49
25:DA:1347:A:C6	25:DA:1348:C:C2	3.00	0.49
25:DA:2154:A:H2'	25:DA:2155:U:C6	2.47	0.49
25:CA:1783:A:C2	25:CA:2588:G:O4'	2.65	0.49
1:AA:828:U:H2'	1:AA:829:G:O5'	2.12	0.49
16:BP:11:ALA:O	16:BP:12:LYS:C	2.50	0.49

Continued on next page...

Continued from previous page...

Atom-1	Atom-2	Distance(Å)	Clash(Å)
1:AA:233:C:C2	1:AA:234:C:C5	3.01	0.49
1:AA:1085:U:C6	1:AA:1094:G:N1	2.80	0.49
40:DP:26:GLU:HB2	40:DP:43:GLU:HG3	1.93	0.49
25:CA:905:A:C6	25:CA:906:U:C5	3.01	0.49
25:DA:2390:U:OP2	54:D3:34:LYS:HE2	2.12	0.49
1:BA:1110:A:H2'	1:BA:1111:A:C8	2.48	0.49
24:AY:44:GLU:HA	24:AY:44:GLU:OE1	2.12	0.49
25:CA:353:C:H2'	25:CA:353:C:O2	2.12	0.49
16:BP:78:VAL:O	16:BP:78:VAL:HG22	2.11	0.49
47:CW:32:ILE:HG23	47:CW:54:THR:HG23	1.94	0.49
25:CA:1690:A:H2'	25:CA:1691:C:O4'	2.12	0.49
1:BA:1223:C:P	19:BS:77:ARG:NH1	2.85	0.49
1:BA:1342:C:H5''	9:BI:126:PHE:HE2	1.77	0.49
33:DI:116:MET:HE3	33:DI:128:ILE:HD11	1.95	0.49
33:DI:19:PRO:HG2	33:DI:23:VAL:HG22	1.93	0.49
32:CH:31:VAL:HG12	32:CH:32:PRO:CD	2.42	0.49
33:CI:18:ASN:HD21	33:CI:27:LEU:HD21	1.78	0.49
2:AB:63:LYS:HB3	2:AB:65:LYS:HE2	1.95	0.49
1:AA:1323:G:C6	1:AA:1324:A:C6	3.00	0.49
1:BA:1061:G:H2'	1:BA:1062:U:C5'	2.42	0.49
25:DA:2292:U:H2'	25:DA:2293:G:C8	2.46	0.49
25:DA:2335:A:C8	25:DA:2337:G:N7	2.80	0.49
25:DA:2345:G:C5	25:DA:2381:A:N1	2.81	0.49
25:DA:2199:A:C5	25:DA:2225:A:C2	3.00	0.49
32:DH:31:VAL:CG1	32:DH:32:PRO:CD	2.91	0.49
25:CA:1327:A:N6	25:CA:1328:A:C2	2.80	0.49
21:AU:25:ALA:O	21:AU:26:GLY:C	2.50	0.49
36:DL:135:ILE:O	36:DL:140:GLY:HA3	2.12	0.49
25:DA:2839:G:H2'	25:DA:2840:C:H6	1.78	0.49
38:DN:73:ASN:OD1	38:DN:76:VAL:HG11	2.12	0.49
14:BN:7:ALA:O	14:BN:8:ARG:C	2.51	0.49
25:DA:1448:G:C4	25:DA:1449:G:C8	3.01	0.49
39:DO:104:GLN:O	39:DO:107:ALA:HB3	2.11	0.49
39:DO:93:ASP:OD2	39:DO:95:SER:HA	2.12	0.49
3:AC:148:ILE:O	3:AC:169:GLU:O	2.30	0.49
25:DA:2127:G:C4'	25:DA:2128:G:OP1	2.57	0.49
5:AE:103:GLY:O	5:AE:104:ILE:HG22	2.12	0.49
22:AV:18:G:N3	22:AV:18:G:H2'	2.27	0.49
1:BA:98:A:H2'	1:BA:99:C:H6	1.77	0.49
20:AT:34:VAL:CG1	20:AT:78:LEU:HD22	2.42	0.49
20:AT:54:GLN:HG3	20:AT:75:LYS:NZ	2.27	0.49
16:AP:79:ASN:O	16:AP:80:LYS:HB2	2.12	0.49

Continued on next page...

Continued from previous page...

Atom-1	Atom-2	Distance(Å)	Clash(Å)
8:AH:4:ASP:HB2	8:AH:80:PRO:HG2	1.93	0.49
9:BI:27:ILE:HG13	9:BI:62:LEU:HD21	1.94	0.49
27:DC:94:LEU:HG	27:DC:95:TYR:O	2.12	0.49
5:BE:25:LYS:HA	5:BE:25:LYS:HE2	1.94	0.49
31:DG:43:LYS:N	31:DG:43:LYS:HE3	2.28	0.49
25:DA:2531:A:H5'	31:DG:156:TYR:CZ	2.48	0.49
6:BF:61:LEU:CG	6:BF:62:MET:H	2.25	0.49
25:DA:1169:A:C2	25:DA:1181:U:O2	2.66	0.49
3:AC:51:VAL:HA	3:AC:69:THR:HA	1.95	0.49
25:DA:53:A:N7	25:DA:54:G:C8	2.81	0.49
3:AC:86:LEU:HA	3:AC:89:VAL:HG22	1.94	0.49
25:CA:1530:G:H5'	25:CA:1531:C:OP2	2.12	0.49
1:BA:681:A:H2'	1:BA:682:G:O4'	2.11	0.49
33:CI:71:LYS:HD2	33:CI:71:LYS:N	2.27	0.49
25:CA:2309:A:N6	25:CA:2310:C:N4	2.60	0.49
1:AA:874:G:C4	1:AA:875:U:C6	3.00	0.49
7:AG:45:ALA:CB	7:AG:119:LEU:HB3	2.42	0.49
49:CY:17:GLU:HA	49:CY:17:GLU:OE2	2.13	0.49
38:CN:79:LEU:HD12	38:CN:79:LEU:H	1.76	0.49
1:BA:631:C:C5'	1:BA:632:U:H5'	2.41	0.49
28:CD:55:LYS:HD2	28:CD:60:VAL:HG22	1.93	0.49
25:DA:223:A:N7	25:DA:422:A:H1'	2.27	0.49
44:DT:7:LEU:CD2	44:DT:46:ALA:HA	2.42	0.49
25:CA:2181:U:O2'	25:CA:2182:U:H5'	2.12	0.49
29:CE:149:ILE:HD11	29:CE:172:ALA:N	2.27	0.49
1:BA:211:G:H2'	1:BA:212:G:O4'	2.11	0.49
51:D0:35:GLU:OE2	51:D0:45:ASP:HB2	2.13	0.49
25:DA:83:A:H5''	45:DU:1:ALA:N	2.28	0.49
1:BA:624:C:H4'	16:BP:10:GLY:O	2.11	0.49
1:BA:327:A:O3'	1:BA:328:C:H4'	2.13	0.49
30:DF:133:GLU:HB3	30:DF:136:ILE:HG23	1.95	0.49
1:BA:1478:U:O2'	1:BA:1479:C:H5'	2.13	0.49
32:CH:3:VAL:HA	32:CH:39:ALA:N	2.28	0.49
25:CA:580:U:O3'	41:CQ:30:VAL:HG13	2.13	0.49
25:CA:1424:G:H2'	25:CA:1425:G:O4'	2.12	0.49
5:AE:45:VAL:HG22	5:AE:117:ALA:CB	2.42	0.49
1:AA:632:U:C6	1:AA:632:U:H3'	2.47	0.49
1:BA:1083:U:C5	1:BA:1084:G:C5	3.01	0.49
25:CA:898:C:H2'	25:CA:899:A:O4'	2.13	0.49
1:BA:596:A:N1	1:BA:645:G:C4	2.79	0.49
25:DA:881:G:C2	25:DA:897:C:O2	2.66	0.49
43:DS:29:VAL:HG11	43:DS:55:ILE:CD1	2.42	0.49

Continued on next page...

Continued from previous page...

Atom-1	Atom-2	Distance(Å)	Clash(Å)
29:DE:18:THR:HG22	29:DE:19:PHE:CD2	2.47	0.49
29:DE:83:VAL:HG11	29:DE:86:ALA:HA	1.94	0.49
8:BH:85:TYR:C	8:BH:86:LYS:HD2	2.33	0.49
25:CA:1599:U:P	44:CT:40:LYS:HG3	2.53	0.49
6:AF:84:VAL:HG13	6:AF:84:VAL:O	2.11	0.49
1:AA:809:G:C2'	1:AA:810:C:O5'	2.60	0.49
25:DA:1816:C:C5	27:DC:61:TYR:CD1	3.00	0.49
16:BP:53:ASP:OD2	16:BP:56:ARG:HG2	2.11	0.49
37:CM:74:THR:O	37:CM:75:GLU:HG3	2.13	0.49
18:AR:67:LEU:HD23	18:AR:68:PRO:HD3	1.95	0.49
1:BA:1195:C:N3	1:BA:1197:A:C8	2.81	0.49
57:DW:62:LYS:O	57:DW:78:ILE:HG23	2.12	0.49
25:CA:2875:C:H2'	25:CA:2876:G:O5'	2.12	0.49
13:BM:45:SER:O	13:BM:46:GLU:HB3	2.13	0.49
1:AA:794:A:H2'	1:AA:795:C:C6	2.48	0.49
25:CA:2884:U:O2	25:CA:2884:U:O4'	2.30	0.49
29:DE:129:PRO:HG3	29:DE:156:ASN:OD1	2.11	0.49
25:DA:942:G:H2'	25:DA:943:A:O4'	2.12	0.49
1:BA:1272:G:N2	1:BA:1273:C:H1'	2.27	0.49
25:DA:2293:G:C6	25:DA:2340:A:N1	2.80	0.49
25:DA:643:A:N3	25:DA:643:A:H2'	2.26	0.49
5:BE:100:GLU:O	5:BE:100:GLU:OE2	2.30	0.49
20:BT:73:ARG:O	20:BT:74:HIS:C	2.51	0.49
36:DL:91:ASP:CB	36:DL:94:THR:CG2	2.91	0.49
25:DA:1544:A:N6	25:DA:1545:A:N1	2.60	0.49
25:CA:2748:A:C2	25:CA:2757:A:C5	3.01	0.49
1:AA:66:A:C2'	1:AA:67:C:H5'	2.42	0.49
1:BA:64:G:C8	1:BA:99:C:C4	3.01	0.49
20:BT:83:ASN:HA	20:BT:86:ALA:H	1.78	0.49
30:CF:153:ILE:HD13	30:CF:153:ILE:N	2.27	0.49
37:DM:107:GLY:C	37:DM:108:VAL:CG2	2.81	0.49
2:AB:103:TRP:HZ2	2:AB:153:MET:HG2	1.77	0.49
32:DH:41:LYS:O	32:DH:44:ILE:HG12	2.12	0.49
27:DC:66:PHE:CE2	27:DC:155:ARG:NH2	2.80	0.49
1:BA:921:U:H2'	1:BA:922:G:O4'	2.12	0.49
6:BF:47:LEU:HG	6:BF:56:LYS:N	2.27	0.49
1:BA:1004:A:C2	1:BA:1026:G:C4	3.01	0.49
25:CA:1872:A:H2'	25:CA:1873:G:O4'	2.13	0.49
2:AB:30:ILE:HG12	2:AB:38:HIS:HB2	1.95	0.49
53:C2:12:ARG:CG	53:C2:13:ASN:N	2.75	0.49
1:BA:321:A:C2	1:BA:333:U:O2	2.65	0.49
29:DE:149:ILE:HD12	29:DE:150:THR:N	2.26	0.49

Continued on next page...

Continued from previous page...

Atom-1	Atom-2	Distance(Å)	Clash(Å)
25:DA:1788:C:H2'	25:DA:1789:A:H5'	1.95	0.49
31:DG:8:VAL:HG23	31:DG:68:ARG:CD	2.41	0.49
25:DA:149:A:H2'	25:DA:150:U:O5'	2.11	0.49
19:AS:12:LEU:O	19:AS:13:HIS:C	2.51	0.49
33:CI:54:ILE:HG13	33:CI:73:PRO:HB3	1.94	0.49
7:BG:14:ASP:OD2	7:BG:16:LYS:N	2.45	0.49
56:DB:46:A:C5	56:DB:47:C:C4	3.01	0.49
24:AY:140:VAL:O	24:AY:142:ALA:N	2.45	0.49
32:CH:53:GLU:HG2	32:CH:57:LYS:HD3	1.93	0.49
25:CA:630:G:N2	25:CA:634:C:C4	2.79	0.49
40:CP:50:ARG:O	40:CP:56:SER:HA	2.13	0.49
25:DA:2473:U:C4	25:DA:2474:U:C5	3.00	0.49
26:CB:53:A:H2'	26:CB:54:G:C5'	2.43	0.49
27:CC:161:VAL:CG2	27:CC:175:LEU:HD23	2.42	0.49
4:BD:149:LYS:NZ	4:BD:177:MET:HB3	2.26	0.49
7:AG:145:GLU:HG3	7:AG:148:LYS:HE2	1.94	0.49
1:BA:270:A:H2'	1:BA:271:C:O4'	2.13	0.49
36:DL:2:ARG:HA	36:DL:5:THR:CG2	2.41	0.49
5:AE:55:VAL:O	5:AE:58:ALA:HB3	2.13	0.49
7:BG:68:VAL:HG21	7:BG:103:ILE:HD11	1.93	0.49
25:CA:1039:A:H2'	25:CA:1040:A:O5'	2.13	0.49
25:CA:1595:C:O2	25:CA:1595:C:H2'	2.12	0.49
35:CK:70:ARG:CD	35:CK:76:VAL:HG22	2.43	0.49
1:AA:609:A:O5'	1:AA:609:A:C8	2.66	0.49
25:CA:535:G:H2'	25:CA:536:G:H5'	1.94	0.49
19:BS:28:LYS:HB3	19:BS:29:PRO:CD	2.43	0.49
19:BS:44:ILE:CD1	19:BS:63:ASP:HA	2.42	0.49
25:DA:2377:A:H2'	25:DA:2378:A:H5'	1.94	0.49
36:CL:78:ARG:CZ	36:CL:113:ALA:HB1	2.42	0.49
25:DA:870:U:C4	25:DA:871:U:C5	3.00	0.49
32:DH:112:LYS:HA	32:DH:115:VAL:HG23	1.95	0.49
1:AA:996:A:C2	1:AA:1046:A:H5'	2.47	0.49
33:CI:115:ASP:O	33:CI:116:MET:CB	2.60	0.49
25:DA:2316:G:H4'	30:DF:124:ARG:HD3	1.95	0.49
39:CO:93:ASP:C	39:CO:95:SER:H	2.16	0.49
55:D4:10:LEU:HD12	55:D4:33:HIS:HA	1.94	0.49
35:DK:47:ILE:HB	35:DK:48:PRO:HD3	1.93	0.49
44:DT:29:THR:HG23	44:DT:86:THR:CA	2.42	0.49
25:CA:1936:A:H2	25:CA:1943:U:H3	1.56	0.49
41:DQ:51:GLN:HA	41:DQ:54:ARG:HG3	1.95	0.49
23:AX:10:G:C6	23:AX:11:U:N3	2.81	0.49
15:BO:50:HIS:O	15:BO:53:ARG:HB3	2.13	0.49

Continued on next page...

Continued from previous page...

Atom-1	Atom-2	Distance(Å)	Clash(Å)
27:DC:170:TYR:HD2	27:DC:184:GLU:HA	1.77	0.49
41:DQ:8:ILE:O	41:DQ:12:ARG:HG3	2.11	0.49
25:CA:627:A:C5	25:CA:637:A:N7	2.80	0.49
2:BB:14:HIS:ND1	2:BB:14:HIS:C	2.65	0.49
25:CA:2247:A:H2'	25:CA:2248:C:H6	1.77	0.49
8:AH:88:LYS:HG3	8:AH:89:ASP:N	2.27	0.49
1:AA:858:G:O2'	1:AA:859:G:H5'	2.13	0.49
28:CD:32:ASN:N	28:CD:32:ASN:HD22	2.09	0.49
1:AA:1435:G:H2'	1:AA:1436:U:C6	2.46	0.49
48:DX:26:ARG:HG3	48:DX:27:ARG:N	2.23	0.49
32:DH:120:GLY:O	32:DH:121:VAL:C	2.50	0.49
1:BA:1244:G:N2	1:BA:1294:G:C4	2.81	0.49
1:BA:976:G:N2	1:BA:1362:A:O2'	2.46	0.49
1:BA:978:A:C4'	1:BA:1322:C:C5	2.94	0.49
1:BA:1317:C:C4	14:BN:53:ARG:CD	2.96	0.49
33:DI:4:VAL:HA	33:DI:7:TYR:CE1	2.48	0.49
25:DA:1345:C:H5'	25:DA:1396:U:H5	1.77	0.49
25:DA:1391:U:O2	25:DA:1394:U:C4	2.65	0.49
49:DY:21:LEU:O	49:DY:22:LEU:C	2.51	0.49
21:AU:16:ARG:C	21:AU:18:PHE:H	2.15	0.49
2:AB:112:ARG:O	2:AB:116:LEU:HB2	2.12	0.49
2:AB:136:ARG:O	2:AB:139:GLU:CB	2.60	0.49
19:AS:5:LYS:HD2	19:AS:6:LYS:HG2	1.94	0.49
17:AQ:16:MET:HB2	17:AQ:19:SER:HB3	1.95	0.49
1:BA:1061:G:H2'	1:BA:1062:U:O5'	2.13	0.49
25:DA:2372:U:C4'	52:D1:45:HIS:CD2	2.96	0.49
25:DA:2296:U:H4'	25:DA:2297:A:OP1	2.12	0.49
1:BA:1221:G:H5''	19:BS:76:THR:HG21	1.93	0.49
25:CA:277:G:O2'	25:CA:361:G:C6	2.59	0.49
30:DF:37:MET:HB2	30:DF:56:LEU:HD11	1.94	0.49
1:AA:407:U:O2'	4:AD:112:GLU:HG3	2.13	0.49
1:AA:429:U:O2	1:AA:430:A:C8	2.65	0.49
1:AA:496:A:H2'	1:AA:496:A:N3	2.26	0.49
4:AD:156:ALA:HA	4:AD:159:GLU:HB3	1.94	0.49
1:BA:87:C:H2'	1:BA:88:U:C1'	2.43	0.49
1:AA:11:G:C2	1:AA:24:U:O2	2.65	0.49
25:CA:1591:A:H2'	25:CA:1592:C:O4'	2.13	0.49
9:BI:79:ARG:NH1	9:BI:102:PHE:CD1	2.81	0.49
1:AA:1300:G:C5	1:AA:1334:G:C6	3.01	0.49
1:BA:919:A:C4	1:BA:920:U:C5	3.01	0.49
5:BE:24:VAL:HG23	5:BE:25:LYS:N	2.27	0.49
1:AA:1061:G:C5'	1:AA:1062:U:OP2	2.60	0.49

Continued on next page...

Continued from previous page...

Atom-1	Atom-2	Distance(Å)	Clash(Å)
10:AJ:59:LYS:HE3	10:AJ:59:LYS:N	2.26	0.49
10:BJ:34:ALA:N	10:BJ:78:GLU:HG2	2.27	0.49
36:CL:28:GLY:C	36:CL:29:LYS:O	2.51	0.49
6:BF:68:GLN:HA	6:BF:71:ILE:CG2	2.43	0.49
36:CL:110:VAL:HB	36:CL:127:VAL:HG22	1.95	0.49
45:CU:4:ILE:HG22	45:CU:5:ARG:N	2.27	0.49
25:CA:547:A:N7	25:CA:548:G:C1'	2.71	0.49
3:AC:39:ARG:HG2	3:AC:54:ILE:HG12	1.93	0.49
3:AC:54:ILE:CG1	3:AC:54:ILE:O	2.60	0.49
3:AC:86:LEU:O	3:AC:89:VAL:CG2	2.61	0.49
25:DA:1241:A:N7	25:DA:1242:U:C5	2.81	0.49
1:AA:445:G:C2'	1:AA:446:G:H5'	2.43	0.49
44:CT:28:ASN:ND2	44:CT:91:GLN:HB3	2.28	0.49
21:BU:25:ALA:HA	21:BU:28:LEU:HB3	1.95	0.49
31:CG:16:VAL:HG22	31:CG:25:ILE:CD1	2.43	0.49
25:CA:994:C:H1'	42:CR:10:LYS:HE3	1.95	0.49
45:DU:85:ARG:HD3	45:DU:87:GLU:HG3	1.94	0.49
1:AA:658:C:C4	1:AA:659:U:H5	2.29	0.49
35:DK:104:THR:O	35:DK:106:GLU:N	2.45	0.49
7:AG:22:LEU:CD2	7:AG:61:PHE:CZ	2.94	0.49
15:BO:86:LEU:C	15:BO:88:ARG:H	2.14	0.49
25:DA:1410:G:N3	25:DA:1593:A:N1	2.60	0.49
28:DD:13:ARG:HD3	28:DD:21:SER:OG	2.12	0.49
51:D0:33:SER:HB3	51:D0:47:TYR:CD1	2.48	0.49
5:BE:106:ALA:HB1	5:BE:124:ALA:HB2	1.93	0.49
12:AL:43:LYS:CB	12:AL:44:PRO:HD3	2.43	0.49
4:AD:3:TYR:O	4:AD:4:LEU:CB	2.60	0.49
52:C1:33:LEU:H	52:C1:51:ALA:CB	2.25	0.49
25:DA:483:A:H4'	45:DU:46:LYS:HA	1.92	0.49
1:AA:646:G:C6	1:AA:647:C:C4	3.00	0.49
28:DD:85:ALA:O	28:DD:86:GLU:CB	2.61	0.49
16:AP:48:GLU:OE2	16:AP:51:ARG:HG3	2.11	0.49
13:AM:106:ARG:CG	13:AM:106:ARG:HH11	2.25	0.49
1:AA:929:G:C6	1:AA:930:C:C4	3.00	0.49
28:CD:47:ALA:HA	28:CD:84:LEU:HG	1.94	0.49
28:CD:47:ALA:HB1	28:CD:82:PHE:O	2.13	0.49
29:CE:177:PRO:O	29:CE:178:VAL:C	2.51	0.49
27:CC:96:LYS:HA	27:CC:96:LYS:HE2	1.95	0.49
8:BH:113:ARG:O	8:BH:116:ARG:HB3	2.12	0.49
29:CE:3:LEU:O	29:CE:11:ALA:HA	2.12	0.49
30:DF:69:ALA:HB3	30:DF:81:GLY:H	1.78	0.49
25:CA:228:C:H4'	25:CA:229:C:H5''	1.94	0.49

Continued on next page...

Continued from previous page...

Atom-1	Atom-2	Distance(Å)	Clash(Å)
11:BK:110:THR:HA	21:BU:4:LYS:HA	1.94	0.49
1:BA:1306:A:H2'	1:BA:1307:U:C6	2.48	0.49
1:BA:338:A:H2'	1:BA:339:C:C6	2.48	0.49
2:AB:127:LYS:O	2:AB:128:LEU:O	2.30	0.49
35:CK:55:GLY:O	35:CK:56:ASP:C	2.50	0.49
39:DO:108:ASP:O	39:DO:112:GLU:HG3	2.12	0.49
29:CE:27:LEU:CD1	29:CE:100:MET:HE3	2.42	0.49
37:CM:125:PRO:C	37:CM:126:ILE:HG23	2.33	0.49
25:DA:1054:A:N6	25:DA:1055:G:C6	2.81	0.49
25:CA:2514:U:H2'	25:CA:2515:C:C6	2.48	0.49
60:DA:3254:HOH:O	36:DL:35:HIS:HD2	1.95	0.49
1:BA:396:C:H2'	1:BA:397:A:H5''	1.95	0.49
25:DA:861:A:C2	25:DA:917:A:C4	3.00	0.49
6:BF:13:ASP:C	6:BF:15:SER:H	2.16	0.49
10:AJ:91:ASP:C	10:AJ:92:LEU:HG	2.33	0.49
33:CI:52:LEU:HD11	33:CI:81:LYS:HE2	1.95	0.49
33:CI:78:LEU:HD23	33:CI:81:LYS:HZ1	1.77	0.49
30:CF:168:LEU:O	30:CF:168:LEU:HG	2.13	0.49
25:DA:945:A:H4'	25:DA:946:C:OP2	2.11	0.49
25:DA:1491:G:C6	25:DA:1500:G:C2	3.00	0.49
43:DS:5:ALA:CB	43:DS:54:ALA:HB2	2.42	0.49
1:BA:1345:U:C5	1:BA:1377:A:C2	3.00	0.49
1:BA:1222:G:H5''	19:BS:77:ARG:NH1	2.28	0.49
25:DA:1073:A:C3'	25:DA:1074:G:H5'	2.42	0.49
25:DA:1342:A:N7	25:DA:1397:U:C2	2.81	0.49
17:AQ:62:GLU:N	17:AQ:72:TRP:CE3	2.81	0.49
32:DH:21:VAL:O	32:DH:22:LYS:C	2.51	0.49
2:BB:183:PHE:CD1	2:BB:197:PHE:HB2	2.46	0.49
1:AA:1537:U:H6	1:AA:1537:U:O5'	1.95	0.49
16:BP:44:SER:OG	16:BP:46:LYS:CG	2.60	0.49
25:DA:1448:G:C6	25:DA:1449:G:C6	3.01	0.49
25:DA:1465:G:C2	25:DA:1466:U:C2	3.00	0.49
56:DB:55:U:H2'	56:DB:56:G:O4'	2.12	0.49
56:DB:43:C:O2'	30:DF:91:ARG:HG3	2.13	0.49
1:BA:71:A:C8	1:BA:71:A:C3'	2.96	0.49
14:AN:42:TRP:HE3	14:AN:42:TRP:H	1.60	0.49
1:BA:972:C:H4'	10:BJ:59:LYS:HE3	1.95	0.49
8:AH:1:SER:O	8:AH:4:ASP:N	2.44	0.49
43:DS:46:LEU:O	43:DS:49:LYS:HB2	2.12	0.49
1:AA:5:U:H4'	1:AA:6:G:C4	2.47	0.49
25:CA:2152:G:C4	25:CA:2153:C:C6	3.00	0.49
35:DK:99:ILE:N	35:DK:99:ILE:CD1	2.75	0.49

Continued on next page...

Continued from previous page...

Atom-1	Atom-2	Distance(Å)	Clash(Å)
6:BF:61:LEU:HG	6:BF:62:MET:H	1.78	0.49
25:DA:1179:G:N7	25:DA:1180:U:C1'	2.76	0.49
25:DA:1180:U:H5'	25:DA:1181:U:OP2	2.13	0.49
9:AI:87:MET:HG2	9:AI:88:GLU:N	2.27	0.49
29:DE:161:ALA:HB1	29:DE:167:VAL:HG12	1.95	0.49
46:CV:80:HIS:CD2	46:CV:81:PRO:CD	2.95	0.49
2:BB:224:ARG:O	2:BB:225:SER:CB	2.60	0.49
34:CJ:31:GLU:O	34:CJ:35:ARG:HG3	2.13	0.49
3:BC:57:GLU:HG3	3:BC:64:ARG:HB3	1.94	0.49
33:CI:32:VAL:HG21	33:CI:58:ILE:CG2	2.42	0.49
1:AA:1044:A:C5	1:AA:1045:C:H1'	2.47	0.49
1:BA:1284:C:H2'	1:BA:1285:A:C8	2.48	0.49
25:CA:894:U:H2'	25:CA:895:U:C6	2.47	0.49
25:CA:2167:U:H2'	25:CA:2169:A:OP2	2.13	0.49
25:CA:2183:A:H2'	25:CA:2184:A:H8	1.77	0.49
1:AA:803:G:C6	1:AA:804:U:N3	2.81	0.49
25:CA:1565:C:H3'	27:CC:17:LYS:HZ3	1.76	0.49
25:DA:333:G:C4	25:DA:334:C:C5	3.01	0.49
1:BA:623:C:C2	1:BA:624:C:C6	3.01	0.49
25:CA:2204:G:OP2	27:CC:146:LYS:HE3	2.13	0.49
36:DL:59:ARG:CZ	36:DL:59:ARG:HB3	2.41	0.49
46:DV:89:ILE:HG21	46:DV:91:PHE:CE2	2.48	0.49
38:DN:1:MET:O	38:DN:3:HIS:N	2.46	0.49
29:CE:134:LEU:HD23	29:CE:160:ALA:O	2.12	0.49
52:D1:50:GLU:O	52:D1:51:ALA:HB2	2.13	0.49
27:CC:194:VAL:HG22	27:CC:195:GLY:N	2.27	0.49
15:AO:41:HIS:HD2	15:AO:42:PHE:CE2	2.29	0.49
51:D0:31:LYS:CG	51:D0:32:THR:N	2.75	0.49
1:BA:363:A:H2'	1:BA:364:A:C8	2.47	0.49
1:BA:1058:G:H2'	1:BA:1059:C:O5'	2.12	0.49
35:CK:28:SER:C	35:CK:30:ARG:H	2.15	0.49
25:DA:919:U:C4	25:DA:920:A:C5	3.00	0.49
1:BA:577:G:H1'	1:BA:816:A:N3	2.28	0.49
25:DA:1030:C:O2	25:DA:1030:C:H2'	2.12	0.49
40:DP:47:ILE:O	40:DP:48:ALA:HB2	2.12	0.49
30:CF:20:ASN:O	30:CF:20:ASN:ND2	2.45	0.49
25:DA:1050:A:C4	25:DA:2751:G:C2	3.01	0.49
30:DF:121:PHE:CE1	30:DF:127:TYR:HB2	2.48	0.49
45:DU:44:HIS:HB3	45:DU:56:GLY:O	2.11	0.49
3:BC:178:ARG:HG2	3:BC:178:ARG:NH1	2.28	0.49
25:DA:2177:C:N4	25:DA:2178:C:N4	2.60	0.49
32:DH:14:SER:HA	32:DH:15:LEU:CD2	2.42	0.49

Continued on next page...

Continued from previous page...

Atom-1	Atom-2	Distance(Å)	Clash(Å)
25:CA:1599:U:H2'	25:CA:1600:C:C6	2.48	0.49
11:AK:82:GLU:HG3	11:AK:108:ASN:HD22	1.77	0.49
25:CA:1:G:H2'	25:CA:2:G:H8	1.78	0.49
25:DA:830:G:H1'	25:DA:2448:A:N1	2.28	0.49
4:BD:94:GLU:OE2	4:BD:103:ARG:NH1	2.46	0.49
1:AA:600:A:C4	1:AA:639:G:N2	2.80	0.49
1:AA:472:U:C5	1:AA:473:U:C5	3.00	0.49
1:AA:1485:U:H2'	1:AA:1486:G:C8	2.48	0.49
36:DL:92:LEU:CD2	36:DL:124:GLY:HA3	2.42	0.49
25:CA:1223:G:P	42:CR:68:ARG:HH12	2.35	0.49
22:BV:56:C:H2'	22:BV:56:C:O2	2.11	0.49
31:CG:9:VAL:HG12	31:CG:9:VAL:O	2.13	0.49
25:DA:2006:C:O5'	25:DA:2006:C:H6	1.95	0.49
25:DA:258:G:H1'	36:DL:104:GLN:NE2	2.27	0.49
1:BA:1052:U:H5''	1:BA:1053:G:OP2	2.12	0.49
1:BA:1315:U:O4	1:BA:1316:G:N1	2.45	0.49
1:BA:1315:U:O4	1:BA:1316:G:C6	2.66	0.49
1:BA:942:G:H2'	1:BA:942:G:N3	2.28	0.49
25:DA:1062:G:C2	25:DA:1063:G:N1	2.81	0.49
25:DA:1066:U:O2	25:DA:1066:U:H2'	2.13	0.49
33:DI:40:ALA:HB3	33:DI:68:PHE:HZ	1.77	0.49
25:DA:1064:C:H4'	33:DI:90:GLY:N	2.28	0.49
2:AB:129:THR:HB	2:AB:131:LYS:HB3	1.95	0.49
17:AQ:60:ILE:HG23	17:AQ:72:TRP:HE3	1.78	0.49
1:BA:1151:A:H5'	10:BJ:44:THR:H	1.78	0.49
25:DA:1420:A:C5	25:DA:2211:A:C6	3.00	0.49
25:DA:2370:G:C6	25:DA:2371:G:C5	3.00	0.49
32:DH:32:PRO:HB3	48:DX:38:TRP:CB	2.42	0.49
4:AD:168:THR:CG2	4:AD:183:ARG:NH2	2.75	0.49
2:BB:71:THR:HG22	2:BB:72:LYS:H	1.78	0.49
25:DA:857:G:H5'	57:DW:65:PHE:CD1	2.48	0.49
25:DA:1494:A:H2'	25:DA:1494:A:N3	2.27	0.49
5:BE:94:PHE:CZ	5:BE:96:GLN:CG	2.96	0.49
1:AA:149:A:C1'	1:AA:1446:A:C2	2.96	0.49
25:DA:2112:G:H5'	25:DA:2113:U:C5	2.47	0.49
13:AM:22:TYR:CD2	13:AM:68:LEU:HD23	2.48	0.49
10:AJ:33:GLY:HA3	10:AJ:83:THR:OG1	2.11	0.49
21:AU:14:ALA:O	21:AU:15:LEU:CB	2.60	0.49
56:DB:33:G:C4	56:DB:50:A:C2	3.01	0.49
25:CA:1838:C:H4'	25:CA:1839:G:H8	1.77	0.49
5:AE:100:GLU:O	5:AE:100:GLU:HG3	2.12	0.49
5:AE:100:GLU:OE2	5:AE:102:THR:HA	2.12	0.49

Continued on next page...

Continued from previous page...

Atom-1	Atom-2	Distance(Å)	Clash(Å)
5:AE:39:GLY:HA2	5:AE:44:ARG:O	2.13	0.49
8:AH:65:PHE:CD1	8:AH:65:PHE:C	2.82	0.49
22:AV:17:C:O3'	22:AV:18:G:H4'	2.12	0.49
9:BI:28:VAL:O	9:BI:64:ILE:CG1	2.61	0.49
1:AA:1060:U:H2'	1:AA:1061:G:H8	1.78	0.49
14:AN:87:ALA:HB3	14:AN:93:ILE:HD11	1.94	0.49
31:DG:42:VAL:CA	31:DG:43:LYS:HE2	2.42	0.49
10:BJ:10:LEU:HB2	10:BJ:18:ILE:HD11	1.94	0.49
24:AY:77:PRO:O	24:AY:81:LYS:HG2	2.13	0.49
3:AC:59:PRO:HD2	3:AC:62:SER:O	2.12	0.49
36:DL:28:GLY:C	36:DL:29:LYS:O	2.50	0.49
28:DD:181:ASP:OD2	28:DD:184:ARG:HD2	2.12	0.49
25:CA:1495:A:O2'	25:CA:1496:A:C5'	2.60	0.49
3:AC:105:VAL:C	3:AC:106:ARG:O	2.51	0.49
15:AO:85:GLY:O	15:AO:86:LEU:HB3	2.13	0.49
2:BB:52:ALA:C	2:BB:53:LEU:HD22	2.32	0.49
25:DA:60:G:N7	25:DA:62:U:C6	2.80	0.49
11:BK:37:GLN:OE1	11:BK:37:GLN:HA	2.11	0.49
6:AF:17:GLN:HA	6:AF:17:GLN:HE21	1.78	0.49
1:BA:677:U:H3	1:BA:713:G:H1	1.59	0.49
1:BA:715:A:H1'	1:BA:777:A:N1	2.28	0.49
25:DA:616:A:H2'	25:DA:617:G:H5'	1.95	0.49
28:CD:97:SER:O	28:CD:99:GLU:N	2.46	0.49
33:CI:70:THR:HA	33:CI:71:LYS:HD2	1.95	0.49
13:AM:70:ARG:HD2	13:AM:74:MET:CE	2.43	0.49
1:BA:1250:A:H4'	9:BI:69:GLY:O	2.12	0.49
1:AA:1118:U:H5"	9:AI:105:ARG:HG3	1.95	0.49
49:CY:22:LEU:HG	49:CY:23:ARG:H	1.78	0.49
24:AY:59:THR:O	24:AY:66:LEU:HD22	2.13	0.49
24:AY:59:THR:HG22	24:AY:60:VAL:C	2.33	0.49
17:BQ:51:GLU:CG	17:BQ:52:CYS:N	2.76	0.49
17:BQ:44:HIS:CE1	17:BQ:69:THR:HG21	2.47	0.49
1:BA:9:G:OP1	5:BE:107:GLY:HA3	2.13	0.49
7:AG:82:SER:CB	7:AG:84:TYR:CD2	2.96	0.49
1:BA:207:C:O2'	1:BA:213:G:N2	2.46	0.49
25:DA:333:G:H2'	25:DA:334:C:C6	2.47	0.49
1:AA:1006:G:C2	1:AA:1007:U:C2	3.01	0.49
44:CT:69:ARG:CG	44:CT:69:ARG:O	2.60	0.49
3:BC:18:ASN:HA	3:BC:55:VAL:CG1	2.42	0.49
7:BG:3:ARG:HG3	7:BG:4:ARG:N	2.28	0.49
4:BD:57:LYS:HE2	4:BD:68:GLU:OE1	2.13	0.49
25:CA:2520:C:C6	25:CA:2567:G:H1'	2.48	0.49

Continued on next page...

Continued from previous page...

Atom-1	Atom-2	Distance(Å)	Clash(Å)
25:DA:1220:G:N2	25:DA:1230:A:C4	2.81	0.49
36:CL:68:SER:O	36:CL:69:ARG:HB2	2.13	0.49
1:BA:659:U:C2'	1:BA:660:C:O5'	2.61	0.49
25:DA:2692:G:C6	25:DA:2718:G:C6	3.01	0.49
53:D2:44:VAL:O	53:D2:44:VAL:CG1	2.61	0.49
25:DA:2537:U:H2'	25:DA:2538:C:C6	2.48	0.49
1:BA:811:C:H4'	1:BA:900:A:N6	2.28	0.49
1:BA:19:A:C4	1:BA:917:G:N2	2.81	0.49
34:DJ:13:ARG:HG2	34:DJ:51:GLY:O	2.13	0.49
5:AE:22:LYS:HB3	5:AE:29:ILE:HG23	1.94	0.49
15:AO:80:LEU:O	15:AO:84:LEU:HB2	2.13	0.49
1:BA:204:G:C2'	1:BA:205:A:O5'	2.61	0.49
5:AE:40:ASP:C	5:AE:40:ASP:OD1	2.51	0.49
25:DA:1584:U:H3'	25:DA:1584:U:O2	2.13	0.49
39:CO:49:VAL:HG12	39:CO:49:VAL:O	2.11	0.49
17:BQ:8:GLN:HE21	17:BQ:8:GLN:HA	1.77	0.49
27:CC:210:ALA:O	27:CC:215:VAL:HB	2.12	0.49
12:BL:54:VAL:HG21	12:BL:79:ILE:HD11	1.94	0.49
1:BA:938:A:C6	1:BA:939:G:C5	3.01	0.49
9:BI:117:LEU:HD12	9:BI:117:LEU:N	2.28	0.49
13:BM:28:ARG:NH1	13:BM:32:ILE:HD11	2.28	0.49
33:DI:56:VAL:CG2	33:DI:57:VAL:N	2.76	0.49
33:DI:53:PRO:O	33:DI:74:PRO:HD3	2.13	0.49
25:DA:1382:G:H5''	25:DA:1383:A:OP2	2.13	0.49
25:DA:1391:U:C2	25:DA:1394:U:O4	2.66	0.49
25:CA:1056:G:C4'	25:CA:1086:A:C8	2.96	0.49
21:AU:28:LEU:C	21:AU:28:LEU:HD23	2.33	0.49
25:DA:1495:A:OP2	25:DA:1495:A:C8	2.65	0.49
5:BE:104:ILE:HD11	5:BE:114:LEU:CB	2.43	0.49
1:BA:1216:A:H2'	1:BA:1217:C:C6	2.47	0.49
25:DA:2111:U:O2	25:DA:2118:U:H1'	2.12	0.49
43:DS:84:ARG:CB	43:DS:96:ILE:HD11	2.43	0.49
25:DA:2127:G:O3'	25:DA:2128:G:H8	1.96	0.49
51:C0:52:LYS:HE2	51:C0:55:ALA:CA	2.43	0.49
4:AD:53:GLN:HE21	4:AD:202:LEU:N	2.10	0.49
22:AV:46:G:H4'	22:AV:47:U:OP1	2.13	0.49
22:AV:63:G:H2'	22:AV:64:A:C8	2.47	0.49
20:BT:78:LEU:O	20:BT:81:GLN:HB2	2.12	0.49
1:BA:1540:U:HO3'	21:BU:17:ARG:CZ	2.25	0.49
9:BI:53:LEU:C	9:BI:54:VAL:HG22	2.33	0.49
1:AA:1300:G:C4	1:AA:1334:G:C6	3.01	0.49
2:BB:137:THR:O	2:BB:139:GLU:N	2.45	0.49

Continued on next page...

Continued from previous page...

Atom-1	Atom-2	Distance(Å)	Clash(Å)
25:DA:229:C:H2'	25:DA:230:G:O5'	2.12	0.49
36:CL:111:ILE:CD1	36:CL:111:ILE:N	2.73	0.49
15:AO:86:LEU:O	15:AO:87:ARG:HB3	2.13	0.49
25:DA:118:A:N3	25:DA:178:G:H1'	2.27	0.49
27:CC:76:VAL:HA	27:CC:113:ASP:O	2.12	0.49
11:BK:117:HIS:O	11:BK:118:ASN:HB2	2.12	0.49
25:DA:611:C:H2'	25:DA:612:G:O4'	2.13	0.49
1:BA:1032:G:N2	1:BA:1033:G:C8	2.81	0.49
9:BI:88:GLU:CG	9:BI:89:TYR:N	2.76	0.49
57:DW:10:ARG:HG3	57:DW:10:ARG:NH1	2.27	0.49
1:BA:1211:U:C1'	1:BA:1213:A:C2	2.95	0.49
20:AT:66:ILE:CG2	20:AT:66:ILE:O	2.60	0.49
25:DA:2311:A:P	25:DA:2311:A:H3'	2.53	0.49
30:DF:39:VAL:HG13	30:DF:40:GLY:N	2.28	0.49
25:DA:2730:C:H4'	28:DD:175:LEU:HD23	1.94	0.49
25:CA:1875:G:C2'	25:CA:1876:A:OP2	2.60	0.49
31:DG:36:LEU:HD13	31:DG:40:VAL:CG1	2.40	0.49
24:AY:152:ASP:O	24:AY:153:ASP:C	2.49	0.49
1:BA:692:U:O2'	1:BA:694:A:N7	2.37	0.49
5:BE:55:VAL:HB	5:BE:56:PRO:HD2	1.95	0.49
1:BA:91:U:N3	1:BA:92:U:C5	2.81	0.49
25:DA:1612:C:C2'	25:DA:1613:G:O5'	2.57	0.49
3:BC:32:LEU:O	3:BC:32:LEU:HD12	2.12	0.49
6:BF:66:ALA:HB1	6:BF:67:PRO:HD2	1.95	0.49
8:BH:29:SER:O	8:BH:32:LYS:HB2	2.13	0.49
4:BD:61:ARG:NH1	4:BD:68:GLU:HG2	2.27	0.49
1:AA:564:C:H2'	1:AA:565:U:O4'	2.12	0.49
25:CA:186:G:C2	25:CA:187:G:N7	2.81	0.49
22:BV:5:G:N3	22:BV:69:G:C2	2.81	0.49
31:DG:39:ALA:CB	31:DG:57:TYR:CB	2.91	0.49
7:BG:104:VAL:O	7:BG:108:ARG:N	2.45	0.49
31:CG:154:GLU:HG2	31:CG:155:PRO:HD2	1.93	0.49
39:CO:7:ARG:HA	39:CO:10:ARG:NH2	2.28	0.49
54:C3:16:THR:HG23	54:C3:20:GLY:C	2.33	0.49
9:BI:16:ALA:HB2	9:BI:66:VAL:CG2	2.43	0.49
1:BA:29:U:H5'	1:BA:296:U:OP1	2.12	0.49
37:DM:118:LYS:CA	37:DM:118:LYS:HE2	2.41	0.49
27:CC:140:VAL:CG1	27:CC:189:ALA:HB1	2.42	0.49
25:CA:122:G:H2'	25:CA:123:G:O4'	2.12	0.49
1:BA:338:A:H2'	1:BA:339:C:O4'	2.13	0.49
25:DA:2376:A:C2	39:DO:99:TYR:CE2	3.01	0.49
25:CA:2293:G:H2'	25:CA:2294:G:O4'	2.12	0.49

Continued on next page...

Continued from previous page...

Atom-1	Atom-2	Distance(Å)	Clash(Å)
25:DA:1878:G:C5	25:DA:1879:C:C5	3.01	0.49
25:CA:20:C:O2'	25:CA:21:A:H5'	2.12	0.49
45:CU:101:THR:CG2	45:CU:102:ILE:N	2.75	0.49
1:AA:735:C:O2'	1:AA:736:C:H5'	2.13	0.49
38:CN:66:ALA:O	38:CN:69:ARG:O	2.30	0.49
25:DA:607:U:H2'	25:DA:608:A:H5'	1.94	0.49
1:BA:913:A:H4'	1:BA:914:A:OP1	2.12	0.49
48:DX:6:VAL:HG12	48:DX:7:THR:N	2.28	0.49
1:BA:658:C:C1'	15:BO:21:THR:HG21	2.43	0.49
30:CF:59:ILE:HG23	30:CF:137:PHE:CD1	2.48	0.49
25:CA:1561:C:H2'	25:CA:1562:U:C6	2.48	0.49
1:AA:423:G:H3'	1:AA:423:G:N3	2.28	0.49
25:CA:687:C:H1'	53:C2:4:THR:HG22	1.95	0.49
1:AA:516:U:C4	1:AA:517:G:C6	3.00	0.49
1:BA:976:G:C2	1:BA:1362:A:H2'	2.48	0.49
25:DA:1073:A:H3'	25:DA:1074:G:H5'	1.93	0.49
33:DI:38:CYS:HA	33:DI:41:PHE:CB	2.31	0.49
11:AK:30:ILE:HB	11:AK:45:THR:CG2	2.41	0.49
25:CA:1103:A:C8	25:CA:1104:C:C5	3.01	0.49
2:AB:106:VAL:HA	2:AB:109:SER:OG	2.12	0.49
2:AB:193:ASP:C	2:AB:195:VAL:N	2.66	0.49
2:AB:56:LEU:HD13	2:AB:57:ASN:N	2.28	0.49
2:AB:63:LYS:C	2:AB:65:LYS:HE2	2.33	0.49
17:AQ:71:SER:O	17:AQ:72:TRP:CD1	2.65	0.49
10:AJ:18:ILE:CG2	10:AJ:19:ASP:N	2.75	0.49
1:AA:1538:C:O5'	1:AA:1538:C:H6	1.96	0.49
16:BP:43:ALA:O	16:BP:46:LYS:HG2	2.13	0.49
5:BE:105:ILE:O	5:BE:105:ILE:HD12	2.13	0.49
25:CA:790:U:O2	25:CA:790:U:O4'	2.26	0.49
6:AF:3:HIS:CB	6:AF:92:THR:HG23	2.43	0.49
36:DL:109:LYS:CG	36:DL:126:ARG:HB3	2.42	0.49
25:CA:284:U:H2'	25:CA:285:G:C8	2.48	0.49
25:DA:1448:G:H2'	25:DA:1449:G:C8	2.48	0.49
25:DA:1027:A:C6	25:DA:1126:A:N3	2.81	0.49
38:CN:98:LEU:HD13	51:C0:54:ILE:HD11	1.94	0.49
4:AD:122:ILE:H	4:AD:122:ILE:HD13	1.78	0.49
4:AD:57:LYS:H	4:AD:199:ILE:HG22	1.76	0.49
5:AE:104:ILE:O	5:AE:104:ILE:HG23	2.13	0.49
22:AV:65:G:N1	22:AV:66:U:C4	2.81	0.49
1:BA:76:G:C2	1:BA:95:C:N3	2.81	0.49
21:BU:19:LYS:N	21:BU:19:LYS:HZ3	2.11	0.49
9:BI:81:GLY:O	9:BI:84:ARG:CB	2.60	0.49

Continued on next page...

Continued from previous page...

Atom-1	Atom-2	Distance(Å)	Clash(Å)
25:CA:2305:U:H2'	25:CA:2306:C:C6	2.47	0.49
1:AA:1233:G:C4	1:AA:1234:C:C5	3.01	0.49
1:AA:1241:G:H2'	1:AA:1242:G:H8	1.78	0.49
35:CK:109:SER:O	35:CK:112:PHE:N	2.46	0.49
31:DG:30:GLY:C	31:DG:78:VAL:CG1	2.81	0.49
1:AA:1059:C:H2'	1:AA:1060:U:H6	1.78	0.49
31:DG:7:PRO:HG3	31:DG:50:THR:HG22	1.95	0.49
6:BF:4:TYR:CD2	6:BF:71:ILE:HD13	2.48	0.49
6:BF:88:MET:HE3	18:BR:63:TYR:HD2	1.77	0.49
2:BB:90:PHE:HD2	2:BB:149:GLY:CA	2.25	0.49
9:AI:20:ILE:CD1	9:AI:86:LEU:CD1	2.91	0.49
1:BA:374:A:OP1	1:BA:452:A:C2	2.66	0.49
1:BA:452:A:H62	1:BA:480:U:H3	1.60	0.49
25:CA:1737:G:C6	25:CA:1738:G:C2	3.01	0.49
29:DE:148:ILE:HA	29:DE:187:VAL:HG12	1.95	0.49
27:DC:156:SER:O	27:DC:159:THR:OG1	2.30	0.49
25:DA:49:A:H4'	25:DA:51:G:C8	2.48	0.49
3:AC:41:TYR:CD1	3:AC:42:LEU:HD12	2.48	0.49
44:CT:56:GLU:HB2	44:CT:88:LYS:H	1.77	0.49
4:BD:31:CYS:O	4:BD:32:LYS:HB3	2.12	0.49
40:DP:32:VAL:C	40:DP:34:GLY:H	2.16	0.49
27:CC:16:VAL:HG23	27:CC:203:VAL:CG2	2.43	0.49
33:CI:56:VAL:HG21	33:CI:70:THR:CB	2.43	0.49
6:BF:10:VAL:HG12	6:BF:58:HIS:CB	2.43	0.49
25:DA:1796:U:H2'	25:DA:1797:G:C8	2.47	0.49
14:AN:25:GLU:C	14:AN:28:ALA:H	2.15	0.49
1:AA:35:G:C4	1:AA:550:G:N2	2.80	0.49
7:AG:115:MET:O	7:AG:119:LEU:HB2	2.12	0.49
14:BN:27:LYS:H	14:BN:30:ILE:HD13	1.78	0.49
8:AH:44:PHE:HA	8:AH:70:VAL:HG11	1.95	0.49
37:DM:41:LEU:HD12	37:DM:96:ILE:HD11	1.95	0.49
29:CE:171:ASP:OD1	29:CE:171:ASP:O	2.30	0.49
29:CE:44:ARG:O	29:CE:45:ALA:CB	2.59	0.49
56:DB:74:U:O2	46:DV:29:ILE:HD12	2.13	0.49
1:AA:402:G:H2'	1:AA:403:C:H5'	1.94	0.49
26:CB:24:G:N2	26:CB:28:C:C2	2.80	0.49
16:AP:18:GLN:HE21	16:AP:35:ARG:NE	2.10	0.49
7:BG:96:ASN:O	7:BG:99:ALA:HB3	2.12	0.49
18:BR:26:ALA:O	18:BR:29:LYS:HG2	2.12	0.49
1:AA:575:G:HO2'	1:AA:821:G:H5'	1.76	0.49
25:CA:275:C:C4	25:CA:276:U:H6	2.31	0.49
1:BA:1265:C:C2	1:BA:1271:A:H2	2.31	0.49

Continued on next page...

Continued from previous page...

Atom-1	Atom-2	Distance(Å)	Clash(Å)
25:CA:657:U:H2'	25:CA:658:U:C6	2.48	0.49
48:CX:10:ARG:HB2	48:CX:11:PRO:HD2	1.95	0.49
6:AF:46:GLN:HA	6:AF:56:LYS:HA	1.94	0.49
18:BR:31:TYR:O	18:BR:39:VAL:HB	2.12	0.49
25:CA:2207:C:H2'	25:CA:2208:C:H6	1.78	0.49
25:CA:734:A:C5	25:CA:735:A:C8	3.01	0.49
25:DA:282:A:H2'	25:DA:283:G:H8	1.78	0.49
29:CE:178:VAL:CG1	29:CE:179:SER:N	2.75	0.49
25:CA:1122:G:C2	25:CA:1123:C:C6	3.01	0.49
25:DA:981:A:H5''	60:DA:3598:HOH:O	2.12	0.49
31:CG:53:PRO:HD3	31:CG:61:TRP:CZ2	2.48	0.49
25:CA:186:G:N2	25:CA:187:G:C4	2.81	0.49
27:CC:70:LYS:HE3	27:CC:95:TYR:CD2	2.47	0.49
5:AE:105:ILE:CG1	5:AE:123:LEU:HB3	2.42	0.49
25:CA:1292:G:H2'	25:CA:1293:C:O5'	2.13	0.49
25:CA:864:G:C6	25:CA:865:C:N4	2.81	0.49
4:BD:99:ASN:OD1	4:BD:110:ARG:NH1	2.46	0.49
39:DO:6:ALA:O	39:DO:9:ARG:HG2	2.12	0.49
25:DA:875:G:N2	25:DA:903:C:C2	2.80	0.49
36:DL:117:THR:HG22	36:DL:118:THR:H	1.78	0.49
25:DA:2716:C:H2'	25:DA:2717:C:H6	1.77	0.49
40:DP:27:VAL:HG12	40:DP:29:VAL:HG23	1.95	0.49
25:CA:2644:G:O2'	25:CA:2645:G:H5'	2.12	0.49
7:AG:80:GLY:HA3	23:AX:12:A:H4'	1.95	0.49
25:CA:2745:C:C4	25:CA:2746:U:C4	3.00	0.49
25:CA:1361:G:C6	25:CA:1362:C:N4	2.81	0.49
25:DA:1482:G:H1'	25:DA:1509:A:N6	2.28	0.49
25:CA:49:A:C8	25:CA:51:G:C2	3.01	0.49
25:DA:2058:A:H8	25:DA:2058:A:O5'	1.94	0.49
27:DC:213:ARG:HH11	27:DC:213:ARG:HG3	1.77	0.49
38:DN:116:VAL:HG13	38:DN:116:VAL:O	2.12	0.49
29:DE:24:ASN:O	29:DE:28:VAL:HG23	2.12	0.49
25:DA:1685:C:O2'	25:DA:1686:C:H5'	2.12	0.49
1:BA:1294:G:H2'	1:BA:1295:U:C6	2.47	0.48
1:BA:1329:A:H5''	13:BM:24:VAL:HA	1.94	0.48
25:CA:2170:A:C2	25:CA:2171:A:C5	3.01	0.48
25:DA:1084:A:C6	25:DA:1085:A:N6	2.81	0.48
44:DT:5:GLU:O	44:DT:8:LEU:HB2	2.13	0.48
1:AA:714:G:H5'	1:AA:776:G:H5''	1.95	0.48
25:CA:1069:A:O2'	25:CA:1070:A:H5''	2.12	0.48
1:AA:1213:A:C2	1:AA:1215:G:H1'	2.47	0.48
1:AA:1215:G:N2	1:AA:1216:A:H1'	2.28	0.48

Continued on next page...

Continued from previous page...

Atom-1	Atom-2	Distance(Å)	Clash(Å)
1:AA:270:A:C6	1:AA:271:C:N3	2.81	0.48
17:AQ:12:VAL:HG13	17:AQ:21:VAL:CG1	2.42	0.48
17:AQ:46:HIS:O	17:AQ:73:THR:CG2	2.61	0.48
25:DA:643:A:H1'	52:D1:43:ARG:NH2	2.27	0.48
1:BA:487:A:H5''	1:BA:488:C:OP2	2.12	0.48
25:DA:2839:G:C4	25:DA:2840:C:C6	3.01	0.48
25:CA:1730:C:H1'	25:CA:1731:G:C6	2.48	0.48
1:AA:174:A:C6	1:AA:175:C:C4	3.01	0.48
25:CA:361:G:HO2'	25:CA:362:A:P	2.35	0.48
4:BD:202:LEU:C	4:BD:202:LEU:CD1	2.81	0.48
25:DA:2112:G:C2'	25:DA:2112:G:N3	2.73	0.48
25:DA:2110:G:C6	25:DA:2120:G:N7	2.80	0.48
25:DA:984:A:C4'	25:DA:985:C:OP2	2.60	0.48
25:DA:1556:C:H2'	25:DA:1557:C:C5'	2.43	0.48
39:DO:51:ALA:HB1	39:DO:77:ALA:HB1	1.94	0.48
1:BA:765:G:H3'	1:BA:812:G:N2	2.27	0.48
28:DD:101:PHE:HB3	28:DD:104:VAL:HG21	1.95	0.48
25:DA:2172:U:H4'	25:DA:2173:A:C5'	2.43	0.48
4:AD:121:ALA:N	4:AD:122:ILE:HD12	2.28	0.48
4:AD:33:ILE:HG13	4:AD:34:GLU:N	2.28	0.48
21:AU:40:PRO:O	21:AU:44:ARG:HD3	2.13	0.48
20:BT:37:ALA:CB	20:BT:46:ALA:HA	2.43	0.48
9:BI:40:ARG:O	9:BI:44:ARG:NH1	2.45	0.48
35:DK:99:ILE:HG12	35:DK:115:ILE:HG23	1.94	0.48
6:BF:38:ARG:NH2	6:BF:96:VAL:HG23	2.28	0.48
1:AA:1494:G:C2	1:AA:1495:U:C6	3.01	0.48
25:DA:278:A:N1	25:DA:362:A:C8	2.81	0.48
2:AB:24:PRO:C	2:AB:26:MET:H	2.16	0.48
2:BB:67:LEU:HD22	2:BB:69:VAL:HG22	1.93	0.48
3:AC:28:PHE:HE2	3:AC:32:LEU:HD23	1.77	0.48
1:BA:1492:A:O2'	25:DA:1913:A:N1	2.42	0.48
25:DA:419:U:C4	25:DA:420:C:N4	2.80	0.48
3:AC:54:ILE:O	3:AC:54:ILE:CD1	2.61	0.48
1:AA:1108:G:C2'	1:AA:1108:G:N3	2.74	0.48
29:CE:23:PHE:CE1	29:CE:28:VAL:HG21	2.47	0.48
3:BC:63:ILE:CG1	3:BC:65:VAL:CG2	2.91	0.48
33:CI:33:ASN:C	33:CI:35:MET:H	2.16	0.48
25:DA:547:A:C8	25:DA:548:G:N3	2.81	0.48
30:CF:142:TYR:HD1	30:CF:145:VAL:HG11	1.78	0.48
25:DA:476:G:O4'	25:DA:505:A:C2	2.66	0.48
25:CA:2531:A:H4'	31:CG:156:TYR:CD1	2.48	0.48
2:BB:20:ARG:NE	2:BB:20:ARG:HA	2.28	0.48

Continued on next page...

Continued from previous page...

Atom-1	Atom-2	Distance(Å)	Clash(Å)
25:CA:892:A:C2	25:CA:893:C:C6	3.01	0.48
25:DA:2309:A:H2'	25:DA:2310:C:C6	2.48	0.48
17:BQ:46:HIS:HB2	17:BQ:66:LEU:CD1	2.43	0.48
15:BO:63:ARG:HD3	15:BO:87:ARG:HH22	1.78	0.48
13:AM:2:ARG:CG	13:AM:3:ILE:N	2.75	0.48
25:DA:2402:U:H2'	25:DA:2403:C:OP2	2.13	0.48
3:BC:181:ILE:HG22	3:BC:181:ILE:O	2.12	0.48
4:BD:144:ILE:N	4:BD:144:ILE:HD12	2.28	0.48
40:DP:77:SER:HB3	40:DP:80:VAL:CG1	2.42	0.48
25:DA:168:G:N2	25:DA:169:G:C1'	2.76	0.48
4:BD:131:ILE:HG22	4:BD:133:SER:H	1.77	0.48
29:DE:26:ALA:HB1	36:DL:9:ALA:HB2	1.94	0.48
1:AA:417:G:C6	1:AA:418:C:N4	2.81	0.48
25:CA:2590:A:OP2	27:CC:236:GLY:HA2	2.13	0.48
29:CE:131:THR:HA	29:CE:160:ALA:HB1	1.93	0.48
10:AJ:36:VAL:HG22	10:AJ:76:ILE:HG12	1.94	0.48
1:BA:646:G:C4	1:BA:647:C:C6	3.01	0.48
11:BK:80:ASN:HB3	11:BK:105:ARG:CG	2.42	0.48
25:CA:2491:U:H5'	25:CA:2570:G:H5'	1.95	0.48
30:CF:16:MET:O	30:CF:20:ASN:HA	2.13	0.48
35:CK:108:ARG:HH12	40:CP:34:GLY:N	2.10	0.48
25:DA:2721:A:H2'	25:DA:2722:G:O4'	2.13	0.48
25:DA:2723:C:O5'	25:DA:2723:C:H6	1.95	0.48
25:CA:368:A:H2'	25:CA:369:U:O5'	2.12	0.48
17:BQ:30:HIS:HD2	17:BQ:32:ILE:H	1.61	0.48
17:BQ:32:ILE:N	17:BQ:32:ILE:HD12	2.28	0.48
40:DP:99:LEU:C	40:DP:101:GLU:N	2.67	0.48
37:DM:33:LEU:HD22	37:DM:117:PHE:CB	2.43	0.48
46:DV:20:LEU:HD22	46:DV:26:PHE:HA	1.95	0.48
4:AD:89:LEU:O	4:AD:93:LEU:HD12	2.13	0.48
25:DA:372:G:OP2	48:DX:60:LYS:HD3	2.13	0.48
43:DS:36:LEU:HD12	43:DS:48:LYS:HA	1.95	0.48
2:BB:151:LYS:HG3	2:BB:152:ASP:N	2.28	0.48
7:AG:103:ILE:O	7:AG:104:VAL:C	2.51	0.48
25:DA:861:A:H3'	25:DA:862:G:H8	1.78	0.48
28:CD:125:TRP:CD2	28:CD:160:LYS:HD2	2.48	0.48
25:CA:1348:C:H2'	25:CA:1349:C:H5'	1.95	0.48
43:CS:19:LEU:HB3	51:C0:21:LEU:CD1	2.42	0.48
25:DA:2545:G:H2'	25:DA:2546:U:O4'	2.13	0.48
48:CX:69:GLU:O	48:CX:73:ARG:HG2	2.13	0.48
29:DE:71:GLY:O	29:DE:72:SER:HB2	2.13	0.48
25:DA:448:U:H4'	25:DA:449:A:OP2	2.13	0.48

Continued on next page...

Continued from previous page...

Atom-1	Atom-2	Distance(Å)	Clash(Å)
29:CE:144:GLU:OE2	29:CE:166:LYS:HD3	2.13	0.48
51:D0:36:LYS:O	51:D0:37:HIS:HB3	2.12	0.48
28:DD:80:TRP:CE3	28:DD:80:TRP:N	2.81	0.48
25:CA:967:U:H2'	25:CA:968:C:C6	2.48	0.48
32:DH:117:LEU:HD21	32:DH:121:VAL:CA	2.38	0.48
1:BA:1363:A:C8	1:BA:1365:G:C5	3.01	0.48
13:BM:108:ARG:O	13:BM:108:ARG:HG3	2.13	0.48
25:DA:1096:A:H3'	25:DA:1096:A:H8	1.78	0.48
1:BA:949:A:N3	1:BA:1233:G:N2	2.61	0.48
2:AB:95:TRP:CZ3	2:AB:174:GLU:OE2	2.66	0.48
42:DR:49:ILE:HG21	42:DR:53:PHE:N	2.25	0.48
25:DA:2293:G:H5''	39:DO:94:ARG:NH1	2.28	0.48
1:AA:1539:C:C5'	21:AU:17:ARG:CG	2.90	0.48
25:DA:1413:A:C6	25:DA:1590:A:N1	2.81	0.48
34:DJ:29:ALA:O	34:DJ:30:THR:C	2.52	0.48
25:CA:721:A:H2'	25:CA:722:A:H8	1.73	0.48
36:DL:103:ILE:H	36:DL:103:ILE:HD13	1.78	0.48
4:BD:190:LEU:N	4:BD:190:LEU:HD12	2.26	0.48
1:AA:656:G:N3	1:AA:657:U:C6	2.81	0.48
37:DM:21:ALA:CB	37:DM:100:LYS:CA	2.92	0.48
33:CI:79:LEU:HD11	33:CI:132:ALA:CB	2.41	0.48
25:CA:1838:C:H4'	25:CA:1839:G:C8	2.48	0.48
5:AE:150:GLU:O	5:AE:153:ALA:CB	2.60	0.48
10:BJ:59:LYS:HD2	10:BJ:60:ASP:H	1.78	0.48
25:DA:1317:G:H2'	25:DA:1318:U:O4'	2.12	0.48
1:BA:1149:C:N4	1:BA:1150:A:N6	2.61	0.48
9:BI:45:MET:HB2	9:BI:48:ARG:CB	2.43	0.48
1:BA:465:A:N6	1:BA:466:A:C6	2.81	0.48
25:CA:2139:U:C2	25:CA:2140:G:C8	3.01	0.48
1:AA:1061:G:C4	1:AA:1197:A:C2	3.01	0.48
6:BF:74:LEU:O	6:BF:75:GLU:C	2.52	0.48
6:BF:51:ILE:HD13	6:BF:85:ILE:HD12	1.95	0.48
3:AC:28:PHE:C	3:AC:28:PHE:CD2	2.87	0.48
25:CA:686:U:O4	53:C2:12:ARG:HB2	2.13	0.48
37:CM:108:VAL:HG12	37:CM:109:PRO:CD	2.43	0.48
27:DC:11:GLY:O	27:DC:12:ARG:HB2	2.13	0.48
3:BC:13:ILE:HD13	3:BC:13:ILE:N	2.27	0.48
1:BA:1491:G:H2'	1:BA:1492:A:H8	1.74	0.48
12:BL:43:LYS:CB	12:BL:44:PRO:CD	2.91	0.48
49:CY:5:GLU:C	49:CY:7:ARG:H	2.16	0.48
25:DA:418:C:C2	25:DA:419:U:C6	3.01	0.48
2:BB:49:PHE:HA	2:BB:52:ALA:HB3	1.94	0.48

Continued on next page...

Continued from previous page...

Atom-1	Atom-2	Distance(Å)	Clash(Å)
56:DB:116:G:H5'	39:DO:55:GLU:CG	2.41	0.48
20:AT:8:LYS:O	20:AT:9:ARG:C	2.50	0.48
6:AF:17:GLN:O	6:AF:17:GLN:NE2	2.45	0.48
25:CA:1520:U:H2'	25:CA:1520:U:O2	2.13	0.48
25:CA:2298:A:H2'	25:CA:2299:U:H5'	1.95	0.48
6:BF:10:VAL:HG12	6:BF:58:HIS:HB2	1.95	0.48
1:BA:146:G:O2'	1:BA:147:G:H5'	2.13	0.48
30:CF:48:LEU:HA	30:CF:51:ASN:ND2	2.28	0.48
25:CA:2531:A:H4'	31:CG:156:TYR:CE1	2.48	0.48
1:AA:591:U:H2'	1:AA:592:G:C8	2.48	0.48
1:BA:1450:U:H2'	1:BA:1452:C:C4	2.48	0.48
25:CA:329:G:O4'	25:CA:477:A:H1'	2.13	0.48
1:AA:769:G:C2'	1:AA:770:C:O5'	2.62	0.48
15:BO:62:ARG:O	15:BO:65:LEU:HB2	2.12	0.48
46:DV:56:PHE:CD1	46:DV:61:LEU:HD21	2.48	0.48
4:BD:128:VAL:HG23	4:BD:145:ARG:HD3	1.95	0.48
5:BE:106:ALA:CB	5:BE:124:ALA:HB2	2.43	0.48
1:BA:270:A:C5	1:BA:271:C:C5	3.01	0.48
28:CD:85:ALA:O	28:CD:86:GLU:O	2.31	0.48
25:CA:1020:A:C2	25:CA:1141:U:C2	3.01	0.48
6:AF:7:VAL:HG11	18:AR:64:LEU:CD1	2.41	0.48
6:AF:9:MET:HE1	18:AR:64:LEU:HD22	1.95	0.48
1:BA:92:U:H2'	1:BA:92:U:O2	2.12	0.48
1:AA:595:A:C2	1:AA:641:U:C2	3.01	0.48
30:CF:131:VAL:HG21	30:CF:136:ILE:HD11	1.94	0.48
25:DA:2517:C:C2	25:DA:2542:A:N6	2.80	0.48
31:DG:86:LEU:HD12	31:DG:163:TYR:HA	1.96	0.48
1:BA:341:C:H2'	1:BA:342:C:H6	1.78	0.48
55:D4:24:ARG:NH2	55:D4:36:ARG:HG3	2.28	0.48
29:DE:197:GLU:O	29:DE:201:ALA:HB2	2.12	0.48
1:AA:564:C:O2'	1:AA:565:U:H5'	2.13	0.48
37:DM:130:PHE:CD2	37:DM:130:PHE:C	2.87	0.48
1:BA:1045:C:C2	1:BA:1046:A:C8	3.01	0.48
30:DF:125:GLY:HA2	30:DF:162:ASP:HA	1.94	0.48
25:CA:348:A:H2'	25:CA:349:U:C6	2.48	0.48
25:CA:473:G:C2'	25:CA:474:G:O5'	2.61	0.48
41:DQ:16:ILE:HG22	41:DQ:17:LEU:N	2.28	0.48
24:AY:123:GLU:HA	24:AY:126:ARG:HG3	1.95	0.48
25:CA:679:C:C2'	25:CA:680:C:H5'	2.43	0.48
30:CF:147:ARG:CG	30:CF:148:VAL:N	2.76	0.48
25:DA:2874:C:H2'	25:DA:2874:C:O2	2.12	0.48
14:BN:77:PHE:N	14:BN:77:PHE:CD1	2.81	0.48

Continued on next page...

Continued from previous page...

Atom-1	Atom-2	Distance(Å)	Clash(Å)
25:CA:116:C:C2'	25:CA:116:C:O2	2.57	0.48
5:AE:125:LYS:HG3	5:AE:126:ALA:N	2.28	0.48
1:BA:1379:G:O2'	1:BA:1380:U:H5'	2.14	0.48
13:BM:72:ILE:O	13:BM:73:SER:C	2.51	0.48
1:BA:428:G:H8	1:BA:428:G:OP1	1.96	0.48
11:AK:22:ILE:HG22	11:AK:31:VAL:CG2	2.43	0.48
21:AU:16:ARG:NH1	21:AU:19:LYS:HG2	2.28	0.48
2:AB:93:HIS:O	2:AB:94:ARG:C	2.52	0.48
1:AA:1213:A:N1	1:AA:1215:G:H1'	2.27	0.48
1:BA:1256:A:O4'	1:BA:1258:G:C4	2.66	0.48
1:BA:625:U:H5''	16:BP:16:PHE:CD1	2.48	0.48
11:AK:70:ALA:O	11:AK:72:ALA:N	2.46	0.48
38:DN:49:GLU:N	38:DN:50:PRO:CD	2.77	0.48
1:BA:307:C:C2'	1:BA:308:C:O5'	2.60	0.48
1:AA:1296:C:H4'	1:AA:1302:C:H41	1.78	0.48
30:DF:32:LYS:HA	30:DF:90:LEU:O	2.12	0.48
1:BA:1261:A:N1	1:BA:1262:C:C4	2.81	0.48
5:AE:100:GLU:HB2	5:AE:121:ASN:HB3	1.95	0.48
1:BA:74:A:C2	1:BA:97:G:C2	3.01	0.48
1:BA:1298:U:H4'	1:BA:1299:A:C8	2.48	0.48
1:AA:466:A:H5'	1:AA:467:U:OP2	2.13	0.48
31:DG:120:ILE:CD1	31:DG:134:GLY:HA3	2.43	0.48
9:BI:50:PRO:HG3	9:BI:82:ILE:HD12	1.95	0.48
25:CA:2801:G:C2	25:CA:2802:G:C4	3.01	0.48
37:DM:108:VAL:CG1	37:DM:109:PRO:HD2	2.39	0.48
1:BA:499:A:C6	1:BA:547:A:C8	3.01	0.48
31:DG:43:LYS:H	31:DG:43:LYS:HE3	1.77	0.48
2:BB:131:LYS:HA	2:BB:135:MET:SD	2.53	0.48
10:BJ:6:ILE:HG13	10:BJ:76:ILE:O	2.13	0.48
45:DU:12:VAL:HG11	45:DU:17:ASP:C	2.33	0.48
45:DU:4:ILE:C	45:DU:5:ARG:HG2	2.34	0.48
45:DU:5:ARG:O	45:DU:8:ASP:HB3	2.12	0.48
11:AK:96:ILE:HG13	11:AK:97:ARG:N	2.27	0.48
50:DZ:5:LYS:HB2	50:DZ:57:GLU:HG3	1.95	0.48
25:CA:2298:A:C5	25:CA:2321:U:C5	3.02	0.48
1:BA:113:G:O4'	1:BA:354:G:H4'	2.13	0.48
13:AM:80:MET:CB	13:AM:91:ARG:HH22	2.26	0.48
27:DC:251:THR:O	27:DC:252:LYS:HB2	2.13	0.48
1:BA:1032:G:C2	1:BA:1033:G:O4'	2.66	0.48
1:AA:414:A:C5	1:AA:431:A:C2	3.01	0.48
32:DH:127:GLU:HA	32:DH:144:VAL:O	2.13	0.48
27:DC:1:ALA:CB	27:DC:198:GLU:OE2	2.61	0.48

Continued on next page...

Continued from previous page...

Atom-1	Atom-2	Distance(Å)	Clash(Å)
49:CY:20:ASN:O	49:CY:21:LEU:C	2.52	0.48
25:CA:1124:G:H2'	25:CA:1125:G:C5'	2.42	0.48
17:BQ:68:LYS:O	17:BQ:69:THR:CB	2.61	0.48
5:AE:158:LYS:OXT	8:AH:46:GLU:OE2	2.31	0.48
5:AE:14:LEU:C	5:AE:14:LEU:CD1	2.81	0.48
15:BO:66:LEU:O	15:BO:67:ASP:C	2.49	0.48
25:DA:1429:G:H2'	25:DA:1430:G:O5'	2.13	0.48
1:BA:211:G:C2	1:BA:212:G:H1'	2.49	0.48
4:BD:97:LEU:HG	4:BD:117:VAL:HG21	1.96	0.48
1:BA:562:U:H4'	1:BA:563:A:C5'	2.44	0.48
25:DA:1476:U:H1'	25:DA:1732:C:C2	2.48	0.48
25:DA:542:C:C3'	25:DA:543:G:H5''	2.44	0.48
25:DA:714:U:H5''	25:DA:715:A:OP2	2.14	0.48
1:BA:53:A:H2'	1:BA:54:C:O4'	2.12	0.48
1:AA:399:G:H2'	1:AA:400:C:H6	1.77	0.48
25:CA:79:C:O2	25:CA:108:G:C2	2.66	0.48
3:BC:119:ILE:HD11	3:BC:136:ALA:HB1	1.95	0.48
25:DA:244:A:C2	25:DA:255:A:C4	3.02	0.48
25:CA:96:C:H4'	49:CY:41:HIS:CG	2.49	0.48
1:BA:970:C:O2	1:BA:970:C:H2'	2.12	0.48
42:DR:9:GLY:C	42:DR:10:LYS:HG2	2.33	0.48
1:BA:890:G:HO2'	1:BA:891:U:P	2.36	0.48
54:D3:60:CYS:C	54:D3:61:LEU:HD23	2.34	0.48
54:D3:60:CYS:O	54:D3:62:PRO:HD3	2.13	0.48
40:DP:113:LEU:O	40:DP:113:LEU:HD23	2.13	0.48
32:CH:69:ALA:CB	32:CH:138:VAL:CG1	2.91	0.48
25:CA:208:C:O2	25:CA:208:C:C2'	2.54	0.48
25:DA:1050:A:C1'	25:DA:2751:G:N2	2.76	0.48
1:BA:552:U:H2'	1:BA:553:A:H8	1.78	0.48
56:DB:25:U:C4	56:DB:26:C:C5	3.01	0.48
1:BA:634:C:H2'	1:BA:635:A:O5'	2.13	0.48
2:BB:16:GLY:HA3	2:BB:40:ILE:H	1.78	0.48
10:BJ:15:HIS:HB3	10:BJ:70:HIS:CD2	2.48	0.48
25:DA:1054:A:C6	25:DA:1055:G:C5	3.01	0.48
25:CA:2728:U:O2'	25:CA:2729:G:P	2.70	0.48
3:BC:139:ASN:HA	3:BC:142:ARG:HB3	1.95	0.48
15:BO:81:ILE:CG1	15:BO:82:GLU:N	2.75	0.48
37:CM:97:GLN:O	37:CM:98:PRO:C	2.50	0.48
15:AO:15:GLY:O	15:AO:16:ARG:C	2.51	0.48
25:DA:2027:G:C6	25:DA:2028:U:C4	3.02	0.48
25:DA:1559:U:H3'	25:DA:1560:G:H5'	1.94	0.48
25:CA:1518:C:O5'	25:CA:1518:C:H6	1.95	0.48

Continued on next page...

Continued from previous page...

Atom-1	Atom-2	Distance(Å)	Clash(Å)
40:CP:3:ILE:HD12	40:CP:3:ILE:N	2.29	0.48
1:BA:607:A:C2	1:BA:608:A:C4	3.00	0.48
1:BA:979:C:H3'	1:BA:980:C:H6	1.79	0.48
13:BM:92:ARG:HG2	13:BM:92:ARG:HH11	1.77	0.48
25:DA:1073:A:C2'	25:DA:1074:G:H5'	2.43	0.48
25:DA:1338:G:C2'	25:DA:1339:G:H5'	2.43	0.48
25:CA:1081:U:OP2	25:CA:1081:U:C6	2.66	0.48
2:AB:160:LEU:HB3	2:AB:182:VAL:HA	1.94	0.48
1:BA:1256:A:H5'	1:BA:1258:G:C1'	2.43	0.48
42:DR:49:ILE:HG22	42:DR:54:VAL:N	2.28	0.48
42:CR:51:VAL:HB	42:CR:52:PRO:HD3	1.94	0.48
42:CR:49:ILE:HG22	42:CR:53:PHE:CA	2.41	0.48
1:BA:1166:G:N1	1:BA:1168:U:H5''	2.28	0.48
25:DA:1467:U:C5	25:DA:1468:U:C5	3.01	0.48
56:DB:51:G:C2'	56:DB:52:A:O5'	2.61	0.48
39:DO:37:ALA:CB	39:DO:106:LEU:HD11	2.40	0.48
4:AD:117:VAL:O	4:AD:130:ASN:HB2	2.14	0.48
25:DA:320:A:H2'	29:DE:131:THR:HG21	1.94	0.48
1:BA:88:U:O4	1:BA:89:U:C4	2.67	0.48
25:CA:1450:G:C6	25:CA:1451:C:N4	2.81	0.48
17:BQ:45:VAL:HG22	17:BQ:72:TRP:HB2	1.95	0.48
1:AA:462:G:C8	1:AA:463:U:C5	3.01	0.48
25:CA:2305:U:H4'	25:CA:2305:U:OP1	2.14	0.48
30:CF:121:PHE:CE2	30:CF:127:TYR:CD1	3.01	0.48
1:AA:1235:U:H2'	1:AA:1236:A:O5'	2.13	0.48
25:CA:2149:U:H2'	25:CA:2150:C:C6	2.49	0.48
25:CA:1567:G:C5	27:CC:82:TYR:CD1	3.01	0.48
6:BF:61:LEU:HD12	6:BF:62:MET:H	1.79	0.48
45:DU:6:ARG:CG	45:DU:7:ASP:H	2.27	0.48
25:DA:1179:G:O6	25:DA:1180:U:C2	2.66	0.48
36:CL:77:ILE:HD12	36:CL:100:ILE:HD11	1.96	0.48
1:BA:523:A:N6	12:BL:49:ARG:HH12	2.12	0.48
3:BC:147:GLY:HA2	3:BC:170:GLY:HA3	1.95	0.48
21:BU:11:PHE:O	21:BU:12:ASP:HB2	2.14	0.48
25:DA:1104:C:C2	25:DA:1105:U:C5	3.01	0.48
1:AA:446:G:C2'	1:AA:447:G:H5'	2.43	0.48
25:CA:2032:G:H1'	28:CD:150:GLN:OE1	2.13	0.48
25:DA:2131:U:H5'	25:DA:2132:U:OP1	2.13	0.48
25:DA:615:U:H3'	25:DA:616:A:C5'	2.43	0.48
28:CD:4:LEU:HD11	28:CD:96:ILE:HG22	1.95	0.48
44:CT:31:VAL:HA	44:CT:83:ALA:O	2.13	0.48
27:DC:83:ASP:C	27:DC:85:ASN:H	2.17	0.48

Continued on next page...

Continued from previous page...

Atom-1	Atom-2	Distance(Å)	Clash(Å)
25:DA:477:A:C6	25:DA:478:A:C6	3.01	0.48
50:DZ:43:ILE:C	50:DZ:45:GLY:N	2.64	0.48
7:AG:22:LEU:HD21	7:AG:61:PHE:CZ	2.47	0.48
1:BA:475:C:O2	1:BA:475:C:H2'	2.12	0.48
15:BO:75:ALA:O	15:BO:77:TYR:N	2.46	0.48
25:DA:141:G:H5''	25:DA:142:A:C5	2.47	0.48
1:BA:369:G:C2'	1:BA:370:C:O5'	2.61	0.48
25:CA:2683:C:H4'	28:CD:13:ARG:NH1	2.28	0.48
1:AA:198:G:H2'	1:AA:199:A:H8	1.79	0.48
1:AA:636:U:H2'	1:AA:637:C:H6	1.77	0.48
25:CA:1613:G:C2	25:CA:1619:G:C5	3.01	0.48
25:DA:2615:U:O2	25:DA:2615:U:H2'	2.12	0.48
34:CJ:65:THR:HG23	34:CJ:68:LYS:NZ	2.28	0.48
30:DF:100:GLU:O	30:DF:103:ILE:N	2.46	0.48
30:DF:30:VAL:HG22	30:DF:95:MET:HE3	1.96	0.48
25:DA:666:A:C5	25:DA:667:U:C5	3.01	0.48
32:CH:5:LEU:O	32:CH:6:LEU:HD12	2.13	0.48
25:CA:35:G:C2'	25:CA:36:G:O5'	2.60	0.48
18:BR:24:ASP:C	18:BR:26:ALA:N	2.65	0.48
4:AD:2:ARG:CZ	4:AD:114:ARG:CD	2.92	0.48
1:AA:821:G:H2'	1:AA:822:U:C6	2.48	0.48
1:AA:189:A:C6	1:AA:190:A:C2	3.02	0.48
25:DA:2514:U:H2'	25:DA:2515:C:H6	1.77	0.48
25:CA:1154:G:OP2	41:CQ:57:ARG:NH1	2.45	0.48
27:CC:158:GLY:H	27:CC:194:VAL:HG13	1.79	0.48
35:DK:92:GLU:O	35:DK:93:GLN:HB2	2.12	0.48
25:CA:2813:A:H2'	25:CA:2814:A:H5'	1.94	0.48
25:DA:871:U:C5'	37:DM:68:PHE:CE2	2.97	0.48
22:BV:63:G:H2'	22:BV:64:A:O4'	2.14	0.48
29:CE:175:ILE:HD13	29:CE:196:VAL:CG2	2.43	0.48
45:CU:42:LYS:HZ3	45:CU:42:LYS:HB2	1.79	0.48
25:CA:1707:G:H2'	25:CA:1708:C:O4'	2.14	0.48
25:DA:1498:C:H2'	25:DA:1499:C:H6	1.78	0.48
22:AV:24:G:C2'	22:AV:25:C:O5'	2.61	0.48
25:DA:200:U:O4	25:DA:248:G:C2	2.66	0.48
25:CA:2287:A:C4	25:CA:2289:G:N7	2.82	0.48
25:CA:1559:U:H3'	25:CA:1560:G:H5'	1.95	0.48
42:CR:62:GLU:O	42:CR:62:GLU:CG	2.61	0.48
21:BU:52:VAL:HG13	21:BU:53:LYS:N	2.28	0.48
1:AA:1068:G:N7	1:AA:1094:G:H2'	2.28	0.48
25:CA:1348:C:C5	25:CA:1349:C:C5	3.02	0.48
24:AY:86:SER:O	24:AY:87:ASP:C	2.51	0.48

Continued on next page...

Continued from previous page...

Atom-1	Atom-2	Distance(Å)	Clash(Å)
25:CA:572:A:H3'	25:CA:573:U:O4'	2.14	0.48
1:BA:1036:A:H2'	1:BA:1036:A:N3	2.28	0.48
36:CL:112:LEU:HG	36:CL:112:LEU:O	2.14	0.48
1:AA:488:C:H6	1:AA:488:C:O5'	1.96	0.48
25:CA:691:C:O2'	25:CA:692:C:H5'	2.14	0.48
36:DL:23:ILE:HD13	42:DR:84:ARG:CG	2.42	0.48
46:CV:66:ASP:O	46:CV:67:GLY:C	2.52	0.48
1:BA:933:G:OP2	7:BG:2:ARG:HB3	2.14	0.48
1:BA:937:A:H1'	1:BA:1379:G:N2	2.29	0.48
9:BI:128:LYS:HD3	9:BI:129:ARG:H	1.77	0.48
25:DA:1087:G:C2	25:DA:1089:A:N3	2.81	0.48
11:AK:30:ILE:HA	11:AK:45:THR:HG22	1.96	0.48
2:AB:88:GLN:HG3	2:AB:220:VAL:HG11	1.95	0.48
1:AA:1312:G:C2	1:AA:1326:U:C2	3.01	0.48
1:AA:1326:U:H2'	1:AA:1327:C:C6	2.47	0.48
1:AA:276:G:C4	1:AA:277:C:C5	3.01	0.48
25:DA:2204:G:O5'	27:DC:149:LYS:HE3	2.14	0.48
25:CA:1180:U:HO2'	25:CA:1181:U:P	2.37	0.48
31:CG:73:SER:HA	31:CG:76:ILE:HG12	1.95	0.48
4:AD:169:TRP:HB3	4:AD:183:ARG:CZ	2.43	0.48
2:BB:206:ILE:N	2:BB:206:ILE:HD13	2.29	0.48
32:DH:62:LEU:CD1	32:DH:63:ALA:N	2.69	0.48
1:BA:615:G:C6	1:BA:626:G:C6	3.01	0.48
36:DL:110:VAL:HB	36:DL:127:VAL:HG22	1.95	0.48
38:DN:79:LEU:O	38:DN:80:PHE:HB2	2.13	0.48
13:AM:33:LEU:HD23	13:AM:38:ILE:CG2	2.43	0.48
25:DA:570:G:H2'	25:DA:2030:A:C8	2.47	0.48
1:AA:409:U:C4	1:AA:410:G:C6	3.02	0.48
41:CQ:25:GLY:O	41:CQ:26:ALA:C	2.51	0.48
22:AV:59:U:C4	22:AV:60:U:C4	3.00	0.48
1:AA:194:C:H2'	1:AA:195:A:H5'	1.95	0.48
25:CA:1592:C:H2'	25:CA:1593:A:C8	2.49	0.48
1:AA:1332:A:N3	1:AA:1332:A:H5'	2.29	0.48
2:BB:101:THR:CA	2:BB:178:LEU:HD21	2.44	0.48
25:DA:2126:A:C4	25:DA:2162:G:O6	2.66	0.48
12:BL:106:VAL:CG2	12:BL:116:TYR:HB3	2.40	0.48
8:BH:7:ALA:HA	8:BH:76:ARG:HG3	1.94	0.48
40:DP:20:ARG:HB3	40:DP:21:PRO:CD	2.43	0.48
2:BB:181:PRO:C	2:BB:182:VAL:HG23	2.34	0.48
12:BL:63:THR:HG23	12:BL:92:VAL:HA	1.95	0.48
25:DA:1047:G:H1'	25:DA:1110:G:N1	2.28	0.48
29:DE:149:ILE:HD12	29:DE:150:THR:H	1.78	0.48

Continued on next page...

Continued from previous page...

Atom-1	Atom-2	Distance(Å)	Clash(Å)
25:CA:1721:G:C6	25:CA:1738:G:C6	3.01	0.48
25:DA:349:U:H2'	25:DA:350:G:H8	1.77	0.48
39:DO:56:LYS:O	39:DO:57:ALA:C	2.51	0.48
38:CN:24:MET:HG2	38:CN:44:LEU:CD2	2.40	0.48
1:BA:688:G:H5'	11:BK:48:GLY:HA2	1.95	0.48
1:BA:58:C:C2'	1:BA:59:A:H5'	2.43	0.48
1:BA:1048:G:H4'	14:BN:2:LYS:HE2	1.93	0.48
1:BA:141:G:H2'	1:BA:142:G:O4'	2.12	0.48
1:BA:1286:U:H3'	1:BA:1286:U:O2	2.13	0.48
3:BC:86:LEU:O	3:BC:90:VAL:HG23	2.13	0.48
25:CA:894:U:O2'	25:CA:895:U:H5'	2.14	0.48
25:DA:2477:U:H5''	25:DA:2479:U:O4	2.14	0.48
25:CA:1359:A:N7	25:CA:1373:A:C2	2.81	0.48
25:CA:1359:A:C8	25:CA:1373:A:N1	2.81	0.48
25:CA:592:A:C2	25:CA:666:A:C4	3.01	0.48
3:BC:66:THR:O	3:BC:67:ILE:HG13	2.13	0.48
15:AO:3:SER:O	15:AO:7:THR:HG23	2.12	0.48
1:AA:159:G:C5'	1:AA:159:G:C8	2.96	0.48
4:BD:145:ARG:NH2	4:BD:147:LYS:HE3	2.28	0.48
25:DA:1873:G:C4	25:DA:1874:C:C5	3.02	0.48
4:AD:196:GLU:CD	4:AD:196:GLU:N	2.66	0.48
25:CA:1840:G:C4	25:CA:1841:U:C6	3.02	0.48
1:BA:27:G:H2'	1:BA:28:A:O4'	2.12	0.48
3:BC:111:ASP:O	3:BC:115:VAL:HG23	2.13	0.48
25:CA:1989:G:H2'	25:CA:1990:C:O5'	2.13	0.48
19:BS:50:VAL:O	19:BS:56:HIS:HA	2.13	0.48
25:CA:702:U:H2'	25:CA:703:U:O4'	2.13	0.48
25:DA:680:C:H2'	25:DA:681:G:H8	1.78	0.48
29:CE:175:ILE:HD13	29:CE:196:VAL:HG21	1.94	0.48
32:DH:112:LYS:O	32:DH:115:VAL:HB	2.14	0.48
25:CA:184:C:H2'	25:CA:185:G:C8	2.48	0.48
31:DG:39:ALA:HB2	31:DG:57:TYR:CB	2.43	0.48
5:AE:94:PHE:CZ	5:AE:96:GLN:HG3	2.48	0.48
5:AE:37:VAL:HA	5:AE:47:PHE:HA	1.94	0.48
25:CA:2545:G:H2'	25:CA:2546:U:O4'	2.14	0.48
27:CC:124:LYS:HD3	27:CC:127:ASN:ND2	2.29	0.48
25:DA:2137:U:C2	25:DA:2138:G:C8	3.02	0.48
1:BA:815:A:H4'	1:BA:817:C:C5	2.48	0.48
25:DA:861:A:H3'	25:DA:862:G:C8	2.48	0.48
29:DE:28:VAL:HG12	29:DE:32:VAL:HG22	1.95	0.48
5:AE:83:PRO:CA	5:AE:97:PRO:HD3	2.44	0.48
25:DA:1932:A:C2	25:DA:1969:A:C6	3.02	0.48

Continued on next page...

Continued from previous page...

Atom-1	Atom-2	Distance(Å)	Clash(Å)
43:CS:11:ARG:O	43:CS:12:SER:CB	2.61	0.48
1:AA:1072:G:H2'	1:AA:1073:U:C6	2.48	0.48
19:BS:79:TYR:O	19:BS:80:ARG:CB	2.62	0.48
27:DC:188:ARG:HG3	27:DC:188:ARG:NH2	2.29	0.48
11:AK:37:GLN:OE1	11:AK:37:GLN:CA	2.61	0.48
18:AR:22:TYR:C	18:AR:22:TYR:CD1	2.86	0.48
25:CA:2127:G:C2'	25:CA:2128:G:C8	2.86	0.48
25:DA:1057:A:C2	25:DA:1058:U:C6	3.02	0.48
25:DA:1090:A:N1	25:DA:1102:C:C2	2.82	0.48
32:CH:24:GLY:O	32:CH:25:TYR:C	2.51	0.48
2:AB:90:PHE:HD2	2:AB:90:PHE:H	1.60	0.48
1:AA:1319:A:N7	1:AA:1323:G:C5	2.81	0.48
17:AQ:16:MET:C	17:AQ:19:SER:HB3	2.33	0.48
1:BA:1256:A:C8	1:BA:1278:G:C8	3.02	0.48
1:BA:1275:A:H2'	1:BA:1276:G:C5'	2.39	0.48
25:DA:1710:G:C2	25:DA:1711:A:C4	3.01	0.48
13:BM:1:ALA:HB1	13:BM:9:PRO:HD2	1.95	0.48
2:BB:79:VAL:HG12	2:BB:79:VAL:O	2.13	0.48
52:D1:18:HIS:CD2	52:D1:48:TYR:OH	2.67	0.48
5:BE:96:GLN:HB2	5:BE:123:LEU:HB2	1.95	0.48
25:CA:1857:G:H1'	25:CA:1884:G:N2	2.29	0.48
1:AA:1158:C:N4	1:AA:1160:G:C5	2.81	0.48
12:AL:56:LEU:HB3	12:AL:58:ASN:OD1	2.14	0.48
10:AJ:81:GLU:HA	10:AJ:84:VAL:HG12	1.94	0.48
1:BA:1124:G:C2	1:BA:1127:G:C2	3.01	0.48
4:AD:164:ARG:C	4:AD:166:LYS:N	2.66	0.48
5:AE:88:HIS:O	5:AE:89:THR:HB	2.13	0.48
22:AV:61:C:C2	22:AV:62:C:C5	3.01	0.48
3:BC:22:PHE:CD2	3:BC:22:PHE:C	2.86	0.48
1:BA:72:A:C5	1:BA:73:C:N4	2.80	0.48
20:BT:35:TYR:CE2	20:BT:36:ALA:HA	2.49	0.48
16:AP:52:LEU:HD23	16:AP:78:VAL:HG11	1.95	0.48
1:AA:1304:G:C6	1:AA:1305:G:C2	3.02	0.48
32:DH:42:LYS:HD3	32:DH:43:ASN:N	2.28	0.48
35:DK:114:LYS:CE	35:DK:118:LEU:HD21	2.43	0.48
1:BA:1098:C:H2'	1:BA:1099:G:O4'	2.13	0.48
2:BB:134:LEU:CD1	2:BB:138:ARG:HB3	2.43	0.48
10:BJ:46:LYS:HE2	10:BJ:68:ARG:NE	2.29	0.48
14:BN:64:CYS:SG	14:BN:79:LEU:CD2	3.01	0.48
40:CP:102:ARG:HG3	40:CP:102:ARG:HH11	1.76	0.48
2:BB:224:ARG:O	2:BB:225:SER:HB2	2.13	0.48
2:BB:80:LYS:HG2	2:BB:84:LEU:CD2	2.39	0.48

Continued on next page...

Continued from previous page...

Atom-1	Atom-2	Distance(Å)	Clash(Å)
25:DA:118:A:H1'	25:DA:178:G:O4'	2.14	0.48
1:AA:1505:G:H4'	1:AA:1506:U:H5''	1.96	0.48
32:DH:50:ARG:CA	32:DH:50:ARG:NE	2.76	0.48
25:DA:1354:A:N7	25:DA:1355:G:C8	2.82	0.48
25:DA:2311:A:C5	30:DF:76:PHE:CD2	3.02	0.48
25:DA:2800:A:C3'	25:DA:2801:G:H5'	2.43	0.48
3:BC:102:ILE:N	3:BC:102:ILE:CD1	2.75	0.48
25:CA:2183:A:O2'	25:CA:2184:A:H5'	2.13	0.48
1:AA:568:G:O2'	1:AA:574:A:N1	2.28	0.48
29:DE:177:PRO:O	29:DE:178:VAL:C	2.52	0.48
7:AG:143:MET:C	7:AG:144:ALA:O	2.47	0.48
1:BA:642:A:C5	8:BH:106:SER:HA	2.49	0.48
28:CD:132:ALA:HA	28:CD:140:HIS:HD1	1.79	0.48
25:CA:1747:U:H2'	25:CA:1748:C:C6	2.48	0.48
6:AF:39:LEU:HD13	6:AF:40:GLU:N	2.29	0.48
6:AF:40:GLU:HB2	6:AF:42:TRP:HE1	1.78	0.48
1:AA:575:G:H4'	1:AA:576:C:OP1	2.14	0.48
1:AA:1245:C:H2'	1:AA:1246:A:C8	2.48	0.48
25:DA:146:A:C2	25:DA:147:C:C2	3.01	0.48
52:D1:9:LYS:O	52:D1:50:GLU:HG2	2.12	0.48
28:CD:33:ARG:NH1	28:CD:53:GLY:O	2.46	0.48
1:BA:1473:G:O2'	1:BA:1474:U:H5'	2.14	0.48
1:AA:941:G:C6	1:AA:1343:G:C6	3.01	0.48
25:CA:2419:U:OP1	54:C3:40:LYS:HE2	2.13	0.48
4:BD:61:ARG:HG2	4:BD:71:PHE:CD2	2.49	0.48
25:DA:994:C:H1'	42:DR:10:LYS:HE3	1.94	0.48
1:AA:634:C:C2	1:AA:635:A:C8	3.02	0.48
29:DE:194:LYS:O	29:DE:195:GLN:C	2.52	0.48
1:AA:83:C:H2'	1:AA:85:U:OP2	2.13	0.48
25:DA:1347:A:N1	25:DA:1348:C:O2	2.46	0.48
13:AM:94:LEU:N	13:AM:94:LEU:HD23	2.28	0.48
17:BQ:77:VAL:O	17:BQ:78:VAL:HG22	2.14	0.48
1:BA:790:A:C6	1:BA:791:G:C6	3.02	0.48
55:D4:16:ILE:HD13	55:D4:25:VAL:CG2	2.44	0.48
37:DM:135:VAL:O	37:DM:136:MET:O	2.32	0.48
25:DA:776:G:H4'	25:DA:777:G:O5'	2.13	0.48
46:DV:20:LEU:O	46:DV:25:LYS:HB2	2.14	0.48
3:AC:134:LYS:O	3:AC:138:GLN:HG3	2.13	0.48
1:BA:519:C:O2	1:BA:519:C:C2'	2.57	0.48
1:AA:859:G:H2'	1:AA:860:A:C8	2.49	0.48
25:DA:2874:C:O2	25:DA:2874:C:C2'	2.52	0.48
38:CN:28:LEU:O	38:CN:28:LEU:HD12	2.14	0.48

Continued on next page...

Continued from previous page...

Atom-1	Atom-2	Distance(Å)	Clash(Å)
27:DC:216:ARG:HB3	27:DC:217:PRO:CD	2.44	0.48
25:DA:629:G:H5'	25:DA:650:C:O2'	2.14	0.48
25:CA:640:C:O2'	25:CA:641:U:H5'	2.13	0.48
16:AP:28:ARG:HG2	16:AP:29:ASN:OD1	2.14	0.48
25:CA:493:G:H2'	25:CA:494:G:O4'	2.13	0.48
36:CL:117:THR:HG22	36:CL:117:THR:O	2.14	0.48
3:AC:22:PHE:C	3:AC:22:PHE:CD2	2.85	0.48
11:AK:106:ILE:O	11:AK:106:ILE:HG23	2.13	0.48
47:CW:17:LEU:HD23	47:CW:35:ARG:HB3	1.96	0.48
25:CA:2438:U:O2'	25:CA:2439:A:H5'	2.13	0.48
19:AS:18:VAL:HG11	19:AS:42:ASN:OD1	2.13	0.48
28:DD:39:ASP:O	28:DD:43:ASP:HB2	2.13	0.48
1:BA:1225:A:C2'	1:BA:1226:C:C5	2.94	0.48
1:BA:1226:C:H4'	1:BA:1227:A:OP1	2.14	0.48
1:AA:1140:C:O2	1:AA:1141:C:C5	2.66	0.48
11:AK:22:ILE:HG13	11:AK:22:ILE:O	2.14	0.48
25:CA:1090:A:C2'	25:CA:1091:G:O5'	2.62	0.48
2:AB:117:GLU:HA	2:AB:120:SER:HB2	1.96	0.48
2:AB:146:SER:O	2:AB:147:LEU:CB	2.61	0.48
2:AB:98:GLY:N	2:AB:174:GLU:OE2	2.46	0.48
2:AB:61:SER:C	2:AB:63:LYS:N	2.67	0.48
25:DA:2293:G:N2	25:DA:2294:G:H1'	2.28	0.48
43:CS:20:VAL:HG11	43:CS:44:ALA:HA	1.96	0.48
25:CA:790:U:O5'	25:CA:790:U:C2'	2.62	0.48
6:AF:89:VAL:HG23	6:AF:90:MET:N	2.28	0.48
1:AA:146:G:C2'	1:AA:147:G:H5'	2.44	0.48
19:BS:13:HIS:CD2	19:BS:13:HIS:N	2.81	0.48
13:AM:40:GLU:HG3	13:AM:41:ASP:H	1.77	0.48
13:AM:53:ASP:HA	13:AM:56:ARG:HE	1.79	0.48
30:DF:62:GLN:NE2	30:DF:88:VAL:HG13	2.29	0.48
1:BA:812:G:OP1	1:BA:903:G:H1'	2.13	0.48
1:BA:782:A:H2'	1:BA:783:C:H5'	1.95	0.48
22:AV:59:U:C5	22:AV:60:U:O4	2.66	0.48
25:DA:1328:A:H2'	25:DA:1330:C:C5	2.49	0.48
25:DA:1336:A:C2	25:DA:1337:G:C4	3.02	0.48
7:BG:41:ILE:HG23	7:BG:116:ALA:HA	1.96	0.48
1:AA:193:C:H2'	1:AA:194:C:H6	1.78	0.48
1:BA:1458:G:H5'	20:BT:26:MET:HB3	1.96	0.48
20:BT:25:SER:O	20:BT:29:THR:HG23	2.14	0.48
1:BA:1150:A:H1'	1:BA:1280:A:N6	2.28	0.48
1:BA:1072:G:C3'	1:BA:1073:U:H6	2.26	0.48
9:AI:30:ASN:O	9:AI:32:ARG:N	2.46	0.48

Continued on next page...

Continued from previous page...

Atom-1	Atom-2	Distance(Å)	Clash(Å)
29:DE:146:VAL:HG22	29:DE:167:VAL:HG22	1.96	0.48
31:DG:67:ALA:HA	31:DG:70:LEU:HD12	1.96	0.48
25:DA:52:A:C2'	25:DA:53:A:O5'	2.61	0.48
25:DA:1360:G:N3	25:DA:1360:G:H2'	2.28	0.48
1:BA:1387:G:C6	1:BA:1388:C:N4	2.82	0.48
21:BU:24:LYS:CG	21:BU:25:ALA:H	2.25	0.48
1:AA:520:A:N1	1:AA:536:C:H1'	2.28	0.48
32:CH:76:GLU:O	32:CH:143:ILE:HB	2.14	0.48
33:CI:54:ILE:HG12	33:CI:73:PRO:HA	1.94	0.48
25:DA:1862:G:C2	25:DA:1881:C:O2	2.67	0.48
1:AA:685:G:O2'	1:AA:686:U:H5'	2.14	0.48
45:DU:94:PHE:N	45:DU:102:ILE:HD12	2.29	0.48
25:DA:2311:A:C8	25:DA:2311:A:H5'	2.49	0.48
25:CA:634:C:H6	25:CA:634:C:O5'	1.96	0.48
12:AL:2:THR:HB	12:AL:5:GLN:CG	2.43	0.48
33:DI:96:LYS:HA	33:DI:136:GLY:O	2.14	0.48
46:DV:30:ILE:HG12	46:DV:91:PHE:CB	2.43	0.48
1:BA:1477:U:O2'	1:BA:1478:U:H5'	2.13	0.48
25:CA:35:G:H2'	25:CA:36:G:O5'	2.13	0.48
6:AF:38:ARG:HB3	6:AF:63:ASN:HB2	1.94	0.48
1:BA:438:U:C2	1:BA:494:G:C6	3.02	0.48
1:BA:1423:G:H2'	1:BA:1424:U:C6	2.46	0.48
44:DT:21:SER:O	44:DT:23:ALA:N	2.47	0.48
25:CA:1392:A:N6	44:CT:18:GLU:CG	2.77	0.48
43:DS:29:VAL:HG13	43:DS:55:ILE:HD11	1.96	0.48
25:DA:871:U:H4'	37:DM:68:PHE:CE2	2.49	0.48
25:DA:1717:A:H2'	25:DA:1718:G:O4'	2.13	0.48
8:BH:112:ASP:CG	8:BH:113:ARG:H	2.17	0.48
36:CL:106:GLU:HB3	36:CL:107:PHE:CE2	2.48	0.48
40:DP:98:TYR:CD2	40:DP:98:TYR:O	2.66	0.48
25:DA:133:U:C6	25:DA:133:U:C3'	2.97	0.48
5:BE:9:GLU:O	5:BE:10:LEU:C	2.51	0.48
46:DV:20:LEU:CD2	46:DV:26:PHE:N	2.77	0.48
56:DB:25:U:H2'	56:DB:26:C:O4'	2.14	0.48
25:DA:2080:A:C5	25:DA:2081:U:C5	3.01	0.48
1:BA:1304:G:O3'	1:BA:1305:G:O4'	2.31	0.48
31:DG:162:ARG:CZ	31:DG:168:VAL:HG21	2.43	0.48
16:BP:56:ARG:HD2	16:BP:56:ARG:HA	1.64	0.48
1:BA:1036:A:H5'	1:BA:1037:C:OP2	2.13	0.48
1:BA:272:C:H2'	1:BA:273:U:H6	1.78	0.48
56:DB:91:C:H2'	56:DB:92:C:C6	2.48	0.48
34:CJ:73:VAL:HG11	34:CJ:75:TYR:CZ	2.49	0.48

Continued on next page...

Continued from previous page...

Atom-1	Atom-2	Distance(Å)	Clash(Å)
25:DA:2048:G:H2'	25:DA:2049:G:O5'	2.13	0.48
30:DF:6:TYR:CE1	30:DF:10:GLU:HB2	2.49	0.48
25:DA:2599:G:N7	27:DC:234:GLY:O	2.47	0.48
29:DE:97:ASN:HB2	29:DE:100:MET:HB2	1.95	0.48
16:BP:7:ALA:HA	16:BP:28:ARG:HG2	1.96	0.48
25:CA:1385:A:O2'	25:CA:1396:U:O2	2.31	0.48
30:CF:135:ILE:HD12	30:CF:135:ILE:N	2.29	0.48
26:CB:2:G:N3	26:CB:2:G:H2'	2.29	0.48
22:BV:60:U:H5''	22:BV:61:C:C5	2.49	0.48
31:CG:89:VAL:HG21	31:CG:162:ARG:CZ	2.44	0.48
2:AB:155:GLY:O	2:AB:156:LEU:O	2.31	0.48
1:BA:1426:G:O2'	1:BA:1427:C:H5'	2.13	0.48
25:DA:2619:C:H5'	28:DD:155:VAL:O	2.13	0.48
25:DA:1097:U:C3'	25:DA:1098:A:H5'	2.44	0.48
33:DI:11:GLN:NE2	33:DI:53:PRO:HA	2.29	0.48
11:AK:30:ILE:C	11:AK:30:ILE:HD12	2.34	0.48
25:CA:1079:C:C4	25:CA:1088:A:C6	3.02	0.48
25:CA:1104:C:OP2	25:CA:1104:C:C6	2.67	0.48
1:AA:1213:A:C8	1:AA:1215:G:N7	2.82	0.48
25:DA:2347:C:H2'	25:DA:2348:U:C6	2.48	0.48
20:BT:72:ALA:O	20:BT:73:ARG:C	2.50	0.48
12:BL:24:GLU:O	12:BL:25:ALA:O	2.31	0.48
25:CA:361:G:O2'	25:CA:362:A:O5'	2.30	0.48
25:DA:1528:A:H2'	25:DA:1529:G:O4'	2.13	0.48
1:AA:554:A:H2'	1:AA:555:U:C6	2.49	0.48
12:AL:54:VAL:HG12	12:AL:56:LEU:HD23	1.96	0.48
4:AD:156:ALA:O	4:AD:160:LEU:HD13	2.14	0.48
4:AD:54:LEU:HD23	4:AD:55:ARG:HA	1.96	0.48
1:BA:1262:C:C4	1:BA:1263:C:C4	3.02	0.48
30:CF:171:ALA:C	30:CF:173:ASP:H	2.16	0.48
25:DA:1779:U:O4	25:DA:1784:A:C8	2.66	0.48
1:AA:72:A:N6	1:AA:73:C:N4	2.62	0.48
1:BA:1299:A:H2'	1:BA:1299:A:N3	2.28	0.48
1:BA:717:U:O2'	1:BA:734:G:O4'	2.27	0.48
20:BT:35:TYR:C	20:BT:35:TYR:CD1	2.78	0.48
25:DA:563:A:C4	25:DA:2018:G:C2	3.02	0.48
1:AA:1329:A:H2'	1:AA:1330:U:H5'	1.95	0.48
10:AJ:65:TYR:OH	14:AN:85:ARG:CD	2.62	0.48
17:AQ:20:ILE:HD13	17:AQ:47:ASP:OD1	2.14	0.48
36:CL:77:ILE:N	36:CL:77:ILE:HD13	2.27	0.48
3:BC:82:ASP:O	3:BC:85:LYS:HG3	2.13	0.48
11:AK:95:THR:HG23	11:AK:96:ILE:H	1.79	0.48

Continued on next page...

Continued from previous page...

Atom-1	Atom-2	Distance(Å)	Clash(Å)
14:BN:14:ALA:O	14:BN:16:ALA:N	2.47	0.48
25:DA:67:U:C2	25:DA:68:G:C8	3.01	0.48
15:BO:3:SER:HB3	15:BO:6:ALA:H	1.79	0.48
1:AA:1503:A:C4	1:AA:1531:A:N3	2.82	0.48
50:DZ:5:LYS:O	50:DZ:56:VAL:HG23	2.14	0.48
49:DY:56:LEU:HD23	49:DY:59:GLU:OE1	2.13	0.48
27:CC:104:LEU:HD13	27:CC:104:LEU:N	2.28	0.48
32:DH:76:GLU:O	32:DH:76:GLU:CG	2.62	0.48
25:DA:1354:A:N7	25:DA:1355:G:C4	2.82	0.48
1:AA:872:A:C4	1:AA:874:G:N7	2.82	0.48
25:DA:833:A:P	36:DL:39:LYS:HE2	2.54	0.48
49:CY:9:LYS:H	49:CY:12:GLU:HB2	1.78	0.48
15:BO:42:PHE:CE1	15:BO:55:LEU:HD22	2.48	0.48
25:DA:2414:G:C5	25:DA:2415:G:N7	2.82	0.48
26:CB:65:U:O5'	26:CB:65:U:H6	1.97	0.48
5:AE:32:PHE:N	5:AE:32:PHE:CD2	2.82	0.48
42:DR:61:ALA:CB	42:DR:97:LYS:O	2.59	0.48
28:CD:136:ASN:HD22	28:CD:140:HIS:CD2	2.31	0.48
6:AF:38:ARG:HG3	6:AF:39:LEU:N	2.29	0.48
31:CG:87:GLN:C	31:CG:88:LEU:HD12	2.33	0.48
25:DA:404:A:C2	25:DA:406:G:N3	2.82	0.48
30:CF:94:ARG:HB3	30:CF:94:ARG:NH1	2.29	0.48
20:AT:4:LYS:C	20:AT:4:LYS:HE2	2.34	0.48
28:CD:157:LYS:HE3	34:CJ:79:GLY:O	2.14	0.48
1:BA:600:A:C2	1:BA:601:G:C5	3.02	0.48
44:CT:12:ARG:HH21	49:CY:29:ARG:NH2	2.12	0.48
16:BP:77:GLU:C	16:BP:79:ASN:N	2.67	0.48
25:DA:898:C:C2'	25:DA:899:A:H5'	2.43	0.48
1:AA:708:C:H2'	1:AA:709:U:C6	2.47	0.48
25:DA:2648:G:H2'	25:DA:2649:C:H6	1.75	0.48
1:BA:1237:C:C2'	1:BA:1238:A:OP1	2.60	0.48
40:DP:51:ASN:H	40:DP:51:ASN:ND2	2.12	0.48
30:CF:71:LYS:HD3	30:CF:72:SER:H	1.78	0.48
25:DA:2555:U:H5	25:DA:2556:C:C2	2.31	0.48
8:AH:124:ILE:O	8:AH:124:ILE:HG13	2.13	0.48
1:AA:1430:A:H8	1:AA:1430:A:OP2	1.95	0.48
54:C3:54:LEU:O	54:C3:55:GLY:C	2.50	0.48
1:BA:634:C:O2'	1:BA:635:A:H5'	2.13	0.48
1:AA:809:G:C6	1:AA:810:C:C5	3.01	0.48
25:DA:1421:G:C2	25:DA:1422:G:C8	3.02	0.48
34:CJ:23:LYS:HE3	34:CJ:142:ILE:OXT	2.13	0.48
25:DA:967:U:H2'	25:DA:968:C:C6	2.49	0.48

Continued on next page...

Continued from previous page...

Atom-1	Atom-2	Distance(Å)	Clash(Å)
25:CA:2191:A:N3	25:CA:2191:A:H2'	2.29	0.48
31:CG:5:LYS:O	31:CG:7:PRO:HD3	2.13	0.48
29:CE:84:THR:HG22	29:CE:85:PHE:CG	2.48	0.48
1:AA:731:G:OP1	1:AA:766:A:H1'	2.13	0.48
27:CC:10:PRO:O	27:CC:11:GLY:O	2.32	0.48
49:DY:50:VAL:O	49:DY:54:LYS:HG3	2.13	0.48
1:AA:307:C:C5	1:AA:308:C:C5	3.02	0.48
25:CA:2774:C:H2'	25:CA:2775:G:O4'	2.14	0.48
45:DU:45:GLN:O	45:DU:45:GLN:HG2	2.13	0.48
42:DR:63:VAL:HA	42:DR:95:ASP:O	2.13	0.48
33:DI:72:THR:HB	33:DI:73:PRO:CD	2.43	0.48
33:DI:73:PRO:HB2	33:DI:74:PRO:HD2	1.95	0.48
25:CA:2552:U:C2	25:CA:2554:U:H5'	2.49	0.48
2:AB:53:LEU:N	2:AB:53:LEU:CD2	2.77	0.48
19:AS:11:ASP:OD1	19:AS:36:ARG:HD2	2.13	0.48
25:DA:1708:C:C2'	25:DA:1709:U:H5'	2.43	0.48
25:DA:1709:U:H2'	25:DA:1710:G:O5'	2.13	0.48
16:BP:44:SER:HG	16:BP:46:LYS:HG2	1.79	0.48
42:CR:49:ILE:HB	42:CR:51:VAL:O	2.13	0.48
38:DN:32:GLU:CB	38:DN:115:LEU:HD12	2.44	0.48
38:DN:51:LEU:HD11	38:DN:70:THR:HG22	1.94	0.48
25:DA:2118:U:C4	25:DA:2149:U:H1'	2.48	0.48
25:DA:1525:A:C4	25:DA:1526:C:C6	3.02	0.48
24:AY:157:SER:O	24:AY:160:ASP:N	2.47	0.48
4:AD:162:GLU:HA	4:AD:166:LYS:CD	2.44	0.48
5:AE:115:GLU:CD	5:AE:115:GLU:C	2.73	0.48
5:AE:137:ARG:O	5:AE:138:ALA:C	2.50	0.48
5:AE:150:GLU:O	5:AE:153:ALA:N	2.47	0.48
1:AA:94:G:N1	1:AA:98:A:C2	2.82	0.48
31:DG:140:ILE:HA	31:DG:143:VAL:HG23	1.96	0.48
9:BI:62:LEU:HD23	9:BI:62:LEU:H	1.78	0.48
9:BI:62:LEU:HD23	9:BI:62:LEU:N	2.29	0.48
29:CE:189:THR:HB	29:CE:192:ALA:HB2	1.94	0.48
1:AA:1288:A:H2'	1:AA:1289:A:O4'	2.13	0.48
1:AA:1238:A:N3	1:AA:1241:G:H1'	2.29	0.48
25:DA:2162:G:H4'	25:DA:2171:A:H2'	1.95	0.48
38:CN:48:VAL:CG1	38:CN:49:GLU:N	2.74	0.48
10:BJ:8:ILE:HD13	10:BJ:25:ILE:HD11	1.96	0.48
45:DU:4:ILE:HG22	45:DU:5:ARG:N	2.29	0.48
28:DD:172:VAL:CG2	28:DD:194:PRO:CD	2.90	0.48
2:AB:30:ILE:CD1	2:AB:38:HIS:HB2	2.44	0.48
9:AI:22:PRO:HA	9:AI:60:LEU:HB3	1.96	0.48

Continued on next page...

Continued from previous page...

Atom-1	Atom-2	Distance(Å)	Clash(Å)
25:CA:1734:G:C5	25:CA:1735:A:N7	2.82	0.48
21:BU:10:PRO:O	21:BU:11:PHE:CB	2.61	0.48
56:DB:63:C:H2'	56:DB:64:G:O5'	2.13	0.48
25:CA:1532:A:H3'	25:CA:1533:C:H6	1.79	0.48
34:DJ:104:ALA:O	34:DJ:108:MET:HG3	2.14	0.48
25:DA:1240:U:HO2'	25:DA:1241:A:P	2.37	0.48
56:DB:78:A:H2'	56:DB:79:G:O4'	2.13	0.48
25:DA:2013:A:H2'	25:DA:2014:A:O5'	2.14	0.48
1:BA:778:G:O2'	11:BK:120:CYS:HB3	2.14	0.48
25:DA:548:G:H4'	25:DA:549:G:N1	2.28	0.48
25:CA:1925:C:C5'	25:CA:1926:U:C5	2.97	0.48
48:CX:40:GLU:O	48:CX:42:GLU:N	2.46	0.48
18:BR:48:ALA:O	18:BR:51:GLN:HB3	2.13	0.48
14:AN:22:LYS:O	14:AN:23:ARG:C	2.52	0.48
7:AG:99:ALA:O	7:AG:100:MET:C	2.51	0.48
25:DA:2730:C:H2'	25:DA:2731:G:O5'	2.14	0.48
25:DA:205:G:O2'	25:DA:206:U:OP2	2.29	0.48
15:BO:73:ASP:HB3	15:BO:76:ARG:HG3	1.94	0.48
15:BO:70:LYS:HD2	15:BO:77:TYR:CZ	2.49	0.48
4:BD:90:LEU:HD11	4:BD:196:GLU:HG3	1.96	0.48
1:AA:201:G:H2'	1:AA:202:G:C8	2.49	0.48
28:DD:14:ILE:HA	40:DP:11:GLN:HE22	1.77	0.48
31:DG:59:ASP:O	31:DG:60:GLY:C	2.52	0.48
1:BA:211:G:H2'	1:BA:211:G:N3	2.28	0.48
46:DV:38:LEU:HB3	46:DV:40:ILE:CD1	2.43	0.48
36:DL:8:PRO:O	36:DL:9:ALA:O	2.32	0.48
25:CA:1665:A:N3	35:CK:1:MET:CE	2.76	0.48
52:D1:24:LYS:CG	52:D1:25:ASN:N	2.75	0.48
25:DA:1754:A:N6	25:DA:1755:A:N6	2.62	0.48
25:DA:898:C:H2'	25:DA:899:A:C5'	2.44	0.48
9:AI:129:ARG:HB3	9:AI:129:ARG:CZ	2.44	0.48
8:AH:15:ASN:O	8:AH:16:GLY:C	2.52	0.48
40:CP:52:ARG:O	40:CP:53:GLY:C	2.50	0.48
25:CA:1716:U:C2'	25:CA:1717:A:H5'	2.44	0.48
25:CA:2415:G:H2'	25:CA:2416:C:O5'	2.14	0.48
25:DA:2662:A:H2'	25:DA:2663:G:O4'	2.14	0.48
1:BA:1397:C:H3'	1:BA:1398:A:H5''	1.94	0.48
25:DA:71:A:N3	25:DA:71:A:H2'	2.29	0.48
25:DA:863:A:N7	60:DA:3733:HOH:O	2.35	0.48
1:AA:20:U:H2'	1:AA:21:G:H5'	1.95	0.48
16:AP:42:ILE:O	16:AP:44:SER:N	2.46	0.48
1:BA:184:G:O2'	1:BA:185:U:H5'	2.12	0.48

Continued on next page...

Continued from previous page...

Atom-1	Atom-2	Distance(Å)	Clash(Å)
25:DA:1663:G:C6	25:DA:1992:G:C8	3.02	0.48
43:DS:34:ASP:O	43:DS:35:ILE:C	2.52	0.48
25:DA:2422:C:C4	25:DA:2424:C:N4	2.81	0.48
56:DB:81:G:C5	56:DB:82:U:C5	3.02	0.48
4:AD:171:GLU:HG2	4:AD:182:LYS:NZ	2.29	0.48
25:DA:732:C:H2'	25:DA:733:G:H5'	1.96	0.48
42:DR:35:PHE:O	42:DR:58:VAL:HA	2.14	0.48
15:AO:45:HIS:C	15:AO:47:LYS:H	2.17	0.48
25:DA:911:A:O5'	25:DA:911:A:H8	1.96	0.48
27:CC:181:ARG:HG2	27:CC:181:ARG:HH21	1.79	0.48
25:DA:1676:A:N1	25:DA:1677:A:N3	2.61	0.48
1:BA:1313:U:C2	1:BA:1314:C:C6	3.02	0.48
1:BA:1360:A:C1'	14:BN:58:SER:HG	2.27	0.48
1:BA:980:C:H4'	14:BN:59:ARG:HH12	1.79	0.48
13:BM:15:VAL:CG1	13:BM:40:GLU:HA	2.44	0.48
25:CA:2161:C:O2	25:CA:2162:G:H8	1.96	0.48
33:DI:112:LYS:HE2	33:DI:116:MET:HE3	1.95	0.48
25:CA:1057:A:N6	25:CA:1086:A:O3'	2.47	0.48
2:AB:53:LEU:CD1	2:AB:216:VAL:HG13	2.43	0.48
1:AA:258:G:C6	1:AA:259:G:C5	3.01	0.48
2:AB:206:ILE:O	2:AB:210:THR:HG23	2.14	0.48
5:BE:115:GLU:O	5:BE:118:GLY:HA2	2.14	0.48
5:BE:122:VAL:HG23	5:BE:122:VAL:O	2.14	0.48
1:AA:1160:G:O2'	1:AA:1161:C:P	2.72	0.48
25:DA:217:A:H2'	25:DA:218:A:O4'	2.14	0.48
25:DA:528:A:N1	25:DA:2043:C:H5'	2.29	0.48
4:AD:22:SER:O	4:AD:23:GLY:C	2.52	0.48
21:AU:36:PHE:O	21:AU:37:TYR:CB	2.61	0.48
5:AE:110:MET:HA	5:AE:113:VAL:HG13	1.95	0.48
22:AV:64:A:C6	22:AV:65:G:N7	2.82	0.48
16:AP:53:ASP:O	16:AP:57:ILE:HG13	2.14	0.48
1:AA:572:A:C5'	1:AA:573:A:OP2	2.62	0.48
31:DG:143:VAL:O	31:DG:144:ALA:C	2.53	0.48
1:BA:1534:A:H5''	1:BA:1535:C:OP1	2.12	0.48
11:BK:111:ASP:HB3	21:BU:3:ILE:CG2	2.44	0.48
11:BK:85:VAL:CG1	11:BK:92:ARG:NH1	2.77	0.48
1:AA:643:C:C2'	1:AA:644:U:H5'	2.44	0.48
29:CE:192:ALA:O	29:CE:193:VAL:C	2.52	0.48
1:AA:1304:G:C6	1:AA:1305:G:N2	2.82	0.48
1:AA:949:A:C4	1:AA:1233:G:N2	2.82	0.48
1:AA:949:A:C5	1:AA:950:U:C5	3.02	0.48
45:CU:70:ALA:HB3	45:CU:79:ALA:HB1	1.95	0.48

Continued on next page...

Continued from previous page...

Atom-1	Atom-2	Distance(Å)	Clash(Å)
2:BB:61:SER:O	2:BB:63:LYS:N	2.47	0.48
25:CA:141:G:H5''	25:CA:142:A:N7	2.29	0.48
25:DA:1372:U:H2'	25:DA:1373:A:C5'	2.44	0.48
1:AA:108:G:H5'	1:AA:109:A:H2	1.78	0.48
25:CA:2032:G:N1	25:CA:2572:A:C8	2.82	0.48
33:CI:57:VAL:HG23	33:CI:71:LYS:HZ3	1.78	0.48
25:CA:883:G:N2	25:CA:894:U:H1'	2.29	0.48
4:AD:167:PRO:HB2	4:AD:170:LEU:HD11	1.95	0.48
38:CN:78:LYS:HG2	38:CN:78:LYS:O	2.13	0.48
30:DF:42:ALA:O	30:DF:46:LYS:HD2	2.14	0.48
33:DI:79:LEU:O	33:DI:83:ALA:HB3	2.14	0.48
25:CA:2547:A:H2'	25:CA:2548:U:C6	2.49	0.48
25:DA:2729:G:H2'	25:DA:2730:C:C6	2.48	0.48
14:AN:61:ARG:HG2	14:AN:70:PRO:HB3	1.95	0.48
25:DA:587:C:OP2	36:DL:21:ARG:NH1	2.47	0.48
25:DA:631:A:N3	25:DA:2415:G:O2'	2.39	0.48
25:CA:2105:U:O4	25:CA:2184:A:N1	2.47	0.48
15:AO:5:GLU:HG2	15:AO:6:ALA:N	2.29	0.48
1:AA:1413:A:C6	1:AA:1414:U:C5	3.02	0.48
27:CC:121:ALA:O	27:CC:122:ALA:C	2.50	0.48
4:BD:173:ASP:HB3	4:BD:178:GLU:O	2.13	0.48
25:DA:157:C:H3'	25:DA:157:C:H6	1.79	0.48
56:DB:102:G:C8	56:DB:102:G:O5'	2.64	0.48
1:AA:951:G:C5	1:AA:1231:G:C6	3.01	0.48
30:CF:30:VAL:CG2	30:CF:30:VAL:O	2.62	0.48
3:AC:158:GLY:HA2	3:AC:192:TYR:CD1	2.49	0.48
27:CC:170:TYR:CD2	27:CC:184:GLU:CA	2.96	0.48
1:AA:157:U:H1'	1:AA:165:G:N2	2.29	0.48
10:AJ:6:ILE:HD13	10:AJ:76:ILE:HB	1.96	0.48
39:CO:76:LYS:O	39:CO:77:ALA:C	2.52	0.48
1:AA:706:A:H2'	1:AA:707:U:H5'	1.95	0.48
25:CA:1979:U:C2'	25:CA:1980:G:H5'	2.44	0.48
25:CA:183:C:C2'	25:CA:184:C:H5'	2.42	0.48
25:CA:225:C:C2'	25:CA:226:A:H5'	2.44	0.48
30:CF:71:LYS:HE2	30:CF:71:LYS:HA	1.96	0.48
1:AA:55:A:H2'	1:AA:56:U:O4'	2.14	0.48
7:BG:105:GLU:O	7:BG:108:ARG:HB2	2.13	0.48
25:CA:2751:G:H2'	25:CA:2751:G:N3	2.29	0.48
1:BA:728:A:C6	1:BA:729:A:N6	2.82	0.48
25:CA:1319:C:C2'	25:CA:1320:C:H5'	2.44	0.48
1:BA:162:A:H5''	1:BA:163:C:OP2	2.12	0.48
25:DA:2712:C:OP1	25:DA:2714:G:H4'	2.14	0.48

Continued on next page...

Continued from previous page...

Atom-1	Atom-2	Distance(Å)	Clash(Å)
9:BI:33:SER:HB3	9:BI:36:GLN:HB2	1.95	0.48
25:CA:1:G:H8	25:CA:1:G:OP2	1.97	0.48
25:DA:446:G:OP1	41:DQ:2:ARG:CD	2.62	0.48
36:DL:23:ILE:HD13	42:DR:84:ARG:HG2	1.95	0.48
1:BA:275:G:C2	1:BA:276:G:C8	3.02	0.48
54:D3:39:ARG:O	54:D3:43:LEU:HD12	2.14	0.48
24:AY:122:ALA:O	24:AY:125:ALA:HB3	2.13	0.48
27:CC:90:ILE:HD12	27:CC:102:TYR:CD1	2.49	0.48
25:DA:2482:A:H2'	25:DA:2483:C:C6	2.48	0.48
11:BK:58:THR:HB	11:BK:59:PRO:HD2	1.96	0.48
31:CG:169:ARG:HH12	55:C4:29:ALA:HA	1.78	0.48
22:BV:65:G:H2'	22:BV:66:U:C6	2.49	0.48
25:DA:778:G:C5	25:DA:779:U:C4	3.02	0.48
13:BM:33:LEU:HD23	13:BM:33:LEU:N	2.29	0.47
33:DI:89:SER:HB3	33:DI:92:PRO:CG	2.44	0.47
49:DY:12:GLU:CA	49:DY:12:GLU:OE1	2.61	0.47
33:CI:41:PHE:CE2	33:CI:42:ASN:OD1	2.67	0.47
2:AB:110:ILE:CD1	2:AB:150:ILE:HG12	2.43	0.47
10:AJ:40:ILE:HB	10:AJ:73:LEU:CB	2.44	0.47
25:CA:2472:G:H2'	25:CA:2475:C:H42	1.79	0.47
25:DA:643:A:H3'	25:DA:644:A:H8	1.78	0.47
50:DZ:20:LYS:O	50:DZ:23:LEU:HB2	2.14	0.47
5:BE:110:MET:O	5:BE:114:LEU:HB2	2.14	0.47
25:DA:1527:G:H5''	25:DA:1528:A:OP1	2.14	0.47
37:DM:21:ALA:HA	37:DM:97:GLN:HE21	1.79	0.47
3:AC:10:ARG:O	3:AC:12:GLY:N	2.46	0.47
4:AD:160:LEU:N	4:AD:160:LEU:HD22	2.29	0.47
1:AA:413:G:N1	4:AD:32:LYS:HD2	2.29	0.47
1:BA:81:A:H2'	1:BA:82:G:H8	1.79	0.47
1:AA:503:C:H6	1:AA:503:C:O5'	1.97	0.47
1:AA:921:U:H2'	1:AA:922:G:O4'	2.14	0.47
1:AA:16:A:C2'	1:AA:17:U:H5'	2.44	0.47
1:AA:452:A:H3'	1:AA:452:A:H8	1.77	0.47
16:AP:72:ALA:HA	16:AP:75:ILE:HD11	1.95	0.47
1:AA:1306:A:C5	1:AA:1307:U:C5	3.01	0.47
25:CA:2141:G:C2'	25:CA:2142:A:H5'	2.44	0.47
25:CA:2145:C:C6	25:CA:2145:C:H3'	2.49	0.47
25:CA:2136:G:H1	25:CA:2155:U:H3	1.61	0.47
35:DK:99:ILE:N	35:DK:99:ILE:HD12	2.29	0.47
25:DA:362:A:C2	25:DA:363:G:C8	3.02	0.47
25:CA:1871:A:N7	25:CA:1872:A:N1	2.61	0.47
2:BB:86:CYS:H	2:BB:88:GLN:NE2	2.12	0.47

Continued on next page...

Continued from previous page...

Atom-1	Atom-2	Distance(Å)	Clash(Å)
25:CA:359:G:C6	25:CA:360:U:C6	3.01	0.47
1:BA:452:A:C8	1:BA:452:A:H3'	2.49	0.47
25:DA:1789:A:OP2	27:DC:220:ARG:NH1	2.47	0.47
25:DA:417:C:H2'	25:DA:418:C:H6	1.79	0.47
25:DA:59:U:H2'	25:DA:60:G:O5'	2.14	0.47
25:DA:66:C:H2'	25:DA:67:U:H6	1.80	0.47
1:BA:684:U:O2'	11:BK:39:ASN:O	2.24	0.47
25:CA:2469:A:H4'	37:CM:55:ARG:HH22	1.78	0.47
25:DA:2746:U:C4	25:DA:2747:G:C8	3.01	0.47
25:DA:1268:A:H2'	25:DA:1269:A:O5'	2.14	0.47
1:BA:681:A:C6	1:BA:710:G:C6	3.02	0.47
25:DA:616:A:C2'	25:DA:617:G:C5'	2.91	0.47
25:DA:548:G:O2'	25:DA:549:G:C6	2.61	0.47
25:DA:2091:C:C3'	25:DA:2092:U:H5''	2.43	0.47
1:AA:244:U:O2	1:AA:894:G:H1'	2.13	0.47
3:BC:76:ILE:HA	3:BC:83:VAL:HG21	1.96	0.47
25:CA:1894:C:H2'	25:CA:1895:C:H6	1.79	0.47
43:CS:66:ILE:HA	43:CS:69:LEU:CD2	2.44	0.47
39:CO:16:ARG:O	39:CO:20:GLU:HG3	2.14	0.47
14:BN:35:ALA:HB3	14:BN:41:ARG:HD3	1.96	0.47
8:BH:105:THR:HG21	8:BH:115:ALA:HB2	1.96	0.47
2:BB:44:LYS:O	2:BB:48:MET:HB2	2.14	0.47
25:DA:2472:G:N2	25:DA:2529:G:N1	2.61	0.47
27:DC:236:GLY:O	27:DC:237:ARG:CG	2.62	0.47
25:CA:1314:C:O2	25:CA:1314:C:C2'	2.61	0.47
25:DA:2016:U:H1'	51:D0:2:VAL:HG21	1.95	0.47
25:DA:1475:G:O2'	25:DA:1476:U:OP1	2.25	0.47
30:DF:97:GLU:O	30:DF:100:GLU:HB3	2.14	0.47
7:BG:131:GLY:CA	7:BG:134:VAL:HG13	2.44	0.47
1:AA:745:G:O2'	1:AA:746:A:H5'	2.14	0.47
17:BQ:5:ARG:HB2	17:BQ:5:ARG:HH11	1.78	0.47
27:CC:100:ARG:NH1	27:CC:100:ARG:HG3	2.28	0.47
45:CU:97:SER:O	45:CU:98:ASN:HB3	2.14	0.47
27:CC:159:THR:N	27:CC:194:VAL:CG1	2.77	0.47
53:C2:23:ALA:C	53:C2:24:THR:CG2	2.82	0.47
1:BA:49:U:C4	1:BA:364:A:C6	3.02	0.47
1:BA:340:U:C2	1:BA:350:G:N2	2.82	0.47
25:DA:1231:U:H2'	25:DA:1232:G:H8	1.79	0.47
25:DA:1161:C:H1'	42:DR:8:GLY:O	2.13	0.47
41:DQ:90:ASP:OD2	41:DQ:90:ASP:C	2.51	0.47
32:CH:66:ASN:CG	32:CH:138:VAL:HG21	2.34	0.47
25:DA:447:A:C6	25:DA:454:A:C8	3.01	0.47

Continued on next page...

Continued from previous page...

Atom-1	Atom-2	Distance(Å)	Clash(Å)
25:CA:2196:C:C2'	25:CA:2197:U:H5'	2.43	0.47
32:CH:80:ILE:CD1	32:CH:144:VAL:CG1	2.92	0.47
1:BA:857:C:H2'	1:BA:858:G:O5'	2.14	0.47
35:CK:47:ILE:HB	35:CK:48:PRO:HD3	1.96	0.47
56:DB:91:C:H2'	56:DB:92:C:H6	1.79	0.47
25:DA:2870:C:C4	25:DA:2871:U:C5	3.02	0.47
25:CA:565:C:H4'	25:CA:1253:A:N6	2.29	0.47
19:BS:32:THR:HB	19:BS:34:SER:H	1.78	0.47
34:CJ:33:ALA:HB2	34:CJ:105:VAL:HG13	1.95	0.47
25:DA:2857:G:N2	25:DA:2859:G:C8	2.82	0.47
12:AL:105:GLY:HA3	12:AL:117:GLY:O	2.14	0.47
56:DB:4:C:H2'	56:DB:5:U:H6	1.78	0.47
25:CA:220:G:H1'	25:CA:234:U:H1'	1.95	0.47
1:BA:957:U:O2	1:BA:959:A:H8	1.96	0.47
33:CI:17:ALA:CB	33:CI:41:PHE:CE2	2.97	0.47
2:AB:145:ASN:O	2:AB:146:SER:CB	2.61	0.47
2:AB:183:PHE:CE2	2:AB:197:PHE:CD2	3.02	0.47
2:AB:68:PHE:HE2	2:AB:88:GLN:CB	2.27	0.47
1:AA:1215:G:C2	1:AA:1216:A:C8	3.02	0.47
10:AJ:42:LEU:HD23	10:AJ:43:PRO:HD2	1.94	0.47
25:DA:2297:A:N3	25:DA:2298:A:C8	2.82	0.47
25:DA:2286:G:H5'	25:DA:2287:A:O4'	2.14	0.47
5:BE:99:SER:O	5:BE:100:GLU:C	2.52	0.47
25:DA:1414:C:N3	25:DA:1415:U:H5	2.12	0.47
1:BA:1014:A:N7	1:BA:1015:G:C5	2.82	0.47
25:CA:277:G:H2'	25:CA:278:A:OP2	2.14	0.47
1:AA:656:G:C4	1:AA:657:U:C6	3.01	0.47
10:AJ:25:ILE:HG22	10:AJ:26:VAL:N	2.28	0.47
25:DA:1458:U:H5'	25:DA:1459:G:N3	2.28	0.47
25:DA:2303:G:H2'	25:DA:2304:G:C5'	2.44	0.47
1:AA:623:C:H2'	1:AA:624:C:H5'	1.96	0.47
3:AC:141:MET:HE3	3:AC:145:ALA:O	2.14	0.47
3:AC:171:ARG:C	3:AC:172:VAL:CG2	2.82	0.47
1:AA:430:A:OP2	4:AD:7:LYS:HG2	2.15	0.47
4:AD:97:LEU:CD2	4:AD:117:VAL:HG11	2.44	0.47
11:AK:125:LYS:C	21:AU:33:ARG:NH2	2.67	0.47
5:AE:115:GLU:OE1	5:AE:116:VAL:HG12	2.15	0.47
5:AE:81:GLN:NE2	5:AE:149:PRO:CD	2.77	0.47
11:BK:15:VAL:HG12	11:BK:76:TYR:HB3	1.96	0.47
11:BK:76:TYR:O	11:BK:77:GLY:C	2.53	0.47
27:DC:230:PRO:C	27:DC:231:HIS:O	2.49	0.47
1:BA:166:U:C2'	1:BA:167:A:H5'	2.43	0.47

Continued on next page...

Continued from previous page...

Atom-1	Atom-2	Distance(Å)	Clash(Å)
10:AJ:59:LYS:N	10:AJ:59:LYS:NZ	2.62	0.47
10:AJ:63:ASP:OD2	14:AN:98:LYS:HD2	2.14	0.47
6:BF:5:GLU:O	6:BF:89:VAL:HA	2.13	0.47
25:DA:280:U:H2'	25:DA:281:C:C6	2.50	0.47
2:AB:14:HIS:O	2:AB:15:PHE:C	2.52	0.47
25:DA:1929:G:H4'	25:DA:1930:G:OP1	2.13	0.47
40:CP:102:ARG:HD2	40:CP:106:ALA:O	2.15	0.47
4:BD:35:GLN:O	4:BD:36:ALA:CB	2.62	0.47
25:DA:1225:G:H2'	25:DA:1226:A:C8	2.49	0.47
41:CQ:40:LYS:C	41:CQ:42:GLY:N	2.59	0.47
1:AA:710:G:H5''	6:AF:53:LYS:NZ	2.29	0.47
25:CA:1924:C:H3'	25:CA:1925:C:C5'	2.44	0.47
4:AD:167:PRO:CB	4:AD:170:LEU:HD11	2.44	0.47
1:AA:872:A:N7	1:AA:874:G:C8	2.83	0.47
27:CC:128:THR:C	27:CC:129:LEU:HD23	2.34	0.47
3:AC:166:TRP:O	3:AC:166:TRP:HE3	1.98	0.47
30:DF:39:VAL:CG1	30:DF:40:GLY:N	2.77	0.47
18:AR:48:ALA:O	18:AR:49:LYS:C	2.52	0.47
4:BD:152:SER:O	4:BD:153:ARG:C	2.53	0.47
1:AA:212:G:H2'	1:AA:213:G:C8	2.48	0.47
1:AA:806:C:O2	1:AA:807:A:C8	2.67	0.47
25:CA:1820:U:O2	27:CC:200:MET:HB3	2.14	0.47
3:BC:10:ARG:HH21	3:BC:181:ILE:HG13	1.79	0.47
25:CA:2221:G:H2'	25:CA:2222:C:H5'	1.95	0.47
1:BA:1477:U:H2'	1:BA:1478:U:C6	2.49	0.47
32:CH:1:MET:SD	32:CH:3:VAL:CG1	3.02	0.47
25:CA:1098:A:C5	25:CA:1099:G:C6	3.02	0.47
5:AE:56:PRO:O	5:AE:60:GLN:HB2	2.14	0.47
56:DB:73:A:C4	56:DB:104:A:C2	3.03	0.47
29:DE:45:ALA:HB1	29:DE:87:ALA:O	2.14	0.47
1:AA:1007:U:C2'	1:AA:1008:U:H5'	2.45	0.47
25:DA:1883:U:O4	25:DA:1884:G:C6	2.67	0.47
45:CU:37:GLY:O	45:CU:38:ILE:HD13	2.15	0.47
18:BR:28:LEU:O	18:BR:30:ASN:N	2.47	0.47
29:CE:29:HIS:CE1	36:CL:8:PRO:HD3	2.48	0.47
1:BA:342:C:C4	1:BA:348:G:N1	2.82	0.47
1:AA:748:G:H2'	1:AA:749:A:H8	1.79	0.47
29:DE:15:SER:N	29:DE:197:GLU:OE2	2.47	0.47
1:AA:1259:C:N4	1:AA:1260:G:C4	2.82	0.47
1:BA:1237:C:C6	1:BA:1336:C:C4	3.03	0.47
40:DP:88:ARG:CD	40:DP:112:ARG:NH2	2.77	0.47
25:DA:2891:U:O2'	25:DA:2892:G:H5'	2.14	0.47

Continued on next page...

Continued from previous page...

Atom-1	Atom-2	Distance(Å)	Clash(Å)
25:CA:769:U:HO2'	25:CA:1379:U:H6	1.60	0.47
1:BA:186:C:H4'	20:BT:75:LYS:HG3	1.96	0.47
52:C1:44:GLN:HA	52:C1:44:GLN:OE1	2.15	0.47
25:CA:2371:G:N2	25:CA:2372:U:H1'	2.28	0.47
1:AA:335:C:O2'	1:AA:336:A:H5'	2.14	0.47
1:BA:1036:A:H5'	1:BA:1037:C:P	2.54	0.47
27:DC:34:GLU:O	27:DC:35:LYS:C	2.53	0.47
25:CA:152:A:C2	25:CA:175:G:C2	3.02	0.47
43:CS:35:ILE:O	43:CS:36:LEU:C	2.51	0.47
34:CJ:58:ASN:N	34:CJ:127:GLY:O	2.45	0.47
17:BQ:54:ILE:O	17:BQ:54:ILE:HD13	2.13	0.47
23:AX:5:A:H5'	23:AX:6:G:OP2	2.15	0.47
9:BI:67:LYS:HD3	9:BI:67:LYS:N	2.28	0.47
40:DP:6:GLN:C	40:DP:6:GLN:HE21	2.18	0.47
25:DA:1647:U:P	25:DA:1647:U:H3'	2.54	0.47
25:DA:3:U:H2'	25:DA:4:U:O4'	2.14	0.47
30:CF:23:SER:O	30:CF:25:MET:N	2.47	0.47
1:AA:1519:A:C8	1:AA:1520:C:H1'	2.49	0.47
1:BA:985:C:H2'	1:BA:985:C:O2	2.13	0.47
25:CA:2128:G:H2'	25:CA:2129:C:C6	2.49	0.47
33:DI:32:VAL:HG11	33:DI:37:PHE:CE2	2.49	0.47
11:AK:109:ILE:HG22	21:AU:16:ARG:HE	1.79	0.47
2:AB:49:PHE:CB	2:AB:212:TYR:OH	2.62	0.47
2:AB:84:LEU:O	2:AB:88:GLN:O	2.33	0.47
1:AA:277:C:H2'	1:AA:278:G:C5'	2.44	0.47
17:AQ:12:VAL:HG12	17:AQ:21:VAL:HG13	1.96	0.47
1:AA:1124:G:C2	1:AA:1150:A:C2	3.03	0.47
25:DA:2214:C:H2'	25:DA:2215:C:O4'	2.15	0.47
25:DA:2294:G:O2'	25:DA:2295:C:H5'	2.14	0.47
25:DA:2344:U:P	52:D1:36:LYS:HD2	2.55	0.47
1:AA:1103:C:C2'	1:AA:1104:G:O5'	2.62	0.47
25:DA:1581:G:O2'	25:DA:1582:C:O5'	2.31	0.47
41:CQ:107:ALA:HB1	42:CR:48:LYS:HZ2	1.78	0.47
5:BE:95:MET:HE1	5:BE:114:LEU:HD21	1.93	0.47
5:BE:37:VAL:CG1	5:BE:38:VAL:N	2.77	0.47
11:AK:52:ARG:O	11:AK:55:ARG:HB2	2.14	0.47
6:AF:71:ILE:HG23	6:AF:72:ASP:H	1.79	0.47
25:DA:2491:U:C5'	25:DA:2570:G:C5'	2.92	0.47
1:AA:143:A:H5'	1:AA:144:G:O5'	2.15	0.47
13:AM:18:LEU:HD12	13:AM:32:ILE:HG21	1.96	0.47
13:AM:40:GLU:CG	13:AM:41:ASP:H	2.28	0.47
1:AA:656:G:C4	1:AA:657:U:C5	3.02	0.47

Continued on next page...

Continued from previous page...

Atom-1	Atom-2	Distance(Å)	Clash(Å)
25:DA:528:A:N1	25:DA:2043:C:C5'	2.77	0.47
39:DO:67:ASN:C	39:DO:69:ASP:H	2.16	0.47
25:DA:1606:C:C2'	25:DA:1607:C:OP2	2.62	0.47
25:CA:2211:A:O2'	25:CA:2212:A:P	2.72	0.47
1:AA:427:U:H3'	1:AA:428:G:H2'	1.96	0.47
1:BA:82:G:N7	1:BA:83:C:C4	2.82	0.47
1:AA:923:A:H2'	1:AA:924:C:O4'	2.15	0.47
1:AA:173:U:C6	1:AA:197:A:C2	3.01	0.47
3:BC:49:ALA:O	3:BC:71:ARG:HB2	2.14	0.47
1:AA:373:A:H2'	1:AA:374:A:H8	1.79	0.47
31:DG:95:ALA:CB	31:DG:104:LEU:HD23	2.44	0.47
1:BA:840:C:O2	1:BA:847:G:C2	2.67	0.47
1:AA:1285:A:H4'	1:AA:1286:U:C4	2.50	0.47
1:AA:1374:A:C2'	1:AA:1375:A:H5'	2.44	0.47
10:AJ:59:LYS:CD	10:AJ:59:LYS:C	2.82	0.47
25:CA:587:C:N3	36:CL:33:ARG:NH2	2.61	0.47
2:AB:26:MET:CE	2:AB:29:PHE:CD2	2.97	0.47
25:CA:359:G:C5	25:CA:360:U:C6	3.02	0.47
13:AM:44:ILE:HG22	13:AM:44:ILE:O	2.15	0.47
25:CA:1922:G:N7	25:CA:1923:U:C5	2.82	0.47
3:AC:69:THR:O	3:AC:104:GLU:HA	2.14	0.47
1:BA:381:C:C4	1:BA:382:A:C5	3.03	0.47
4:AD:134:TYR:C	4:AD:134:TYR:CD2	2.88	0.47
25:DA:2748:A:C5	25:DA:2749:A:C8	3.02	0.47
26:CB:35:C:H2'	26:CB:36:C:O4'	2.14	0.47
1:BA:1501:C:OP1	1:BA:1508:A:H4'	2.13	0.47
19:AS:39:ILE:CD1	19:AS:70:LEU:CD2	2.92	0.47
28:CD:205:PRO:O	28:CD:206:ALA:C	2.52	0.47
1:BA:1049:U:C4'	1:BA:1050:G:OP2	2.62	0.47
1:BA:144:G:H2'	1:BA:145:G:O5'	2.14	0.47
29:DE:40:ARG:NH2	29:DE:92:HIS:CE1	2.82	0.47
1:AA:872:A:C5	1:AA:874:G:C8	3.03	0.47
12:BL:2:THR:N	12:BL:5:GLN:HG3	2.29	0.47
3:BC:133:MET:HE1	3:BC:167:TYR:HB2	1.95	0.47
25:DA:2591:C:H2'	25:DA:2592:G:H8	1.79	0.47
4:BD:123:MET:HE2	4:BD:145:ARG:HD2	1.96	0.47
8:BH:82:LEU:HD11	8:BH:84:ILE:HD11	1.95	0.47
25:DA:818:G:H2'	25:DA:819:A:H5''	1.95	0.47
4:BD:58:GLN:HA	4:BD:58:GLN:OE1	2.14	0.47
40:DP:28:LYS:HB3	40:DP:39:LEU:HD21	1.96	0.47
24:AY:130:ARG:HD3	25:CA:1942:C:O2	2.15	0.47
25:CA:2516:A:C6	25:CA:2517:C:N4	2.82	0.47

Continued on next page...

Continued from previous page...

Atom-1	Atom-2	Distance(Å)	Clash(Å)
25:CA:1281:G:C2	25:CA:1290:C:C2	3.02	0.47
33:CI:115:ASP:O	33:CI:116:MET:CG	2.63	0.47
22:AV:12:U:C2'	22:AV:13:C:O5'	2.63	0.47
1:AA:160:A:H1'	1:AA:344:A:N7	2.29	0.47
48:DX:39:VAL:O	48:DX:39:VAL:HG23	2.14	0.47
43:DS:36:LEU:CD1	43:DS:48:LYS:HA	2.43	0.47
25:CA:1106:G:C4	25:CA:1107:G:C8	3.01	0.47
25:DA:1678:A:H2'	25:DA:1679:A:H5'	1.95	0.47
1:AA:859:G:C2'	1:AA:860:A:O5'	2.62	0.47
42:CR:68:ARG:HG2	42:CR:92:TRP:CE3	2.49	0.47
1:AA:735:C:H2'	1:AA:736:C:H6	1.78	0.47
29:CE:145:ASP:HA	29:CE:166:LYS:O	2.15	0.47
25:CA:1249:U:H4'	41:CQ:3:VAL:HG11	1.96	0.47
36:DL:112:LEU:HD13	36:DL:130:GLY:O	2.15	0.47
1:BA:753:A:H4'	1:BA:754:C:O2	2.14	0.47
11:AK:46:ALA:HA	11:AK:65:ALA:HB2	1.96	0.47
49:DY:7:ARG:O	49:DY:7:ARG:HG3	2.14	0.47
25:DA:207:A:H2'	25:DA:208:C:O4'	2.13	0.47
6:BF:53:LYS:O	6:BF:54:LEU:HB2	2.15	0.47
1:BA:1308:U:C5	13:BM:97:ARG:NH2	2.82	0.47
19:BS:57:VAL:CG1	19:BS:74:ALA:HB2	2.45	0.47
25:DA:1057:A:N3	25:DA:1057:A:H2'	2.28	0.47
25:CA:417:C:H2'	25:CA:418:C:C6	2.48	0.47
33:CI:18:ASN:H	33:CI:19:PRO:HD3	1.79	0.47
2:AB:142:LYS:O	2:AB:145:ASN:OD1	2.32	0.47
42:DR:54:VAL:O	42:DR:55:ASP:C	2.53	0.47
32:DH:21:VAL:HG23	32:DH:25:TYR:CD2	2.48	0.47
3:BC:149:LYS:CB	3:BC:168:ARG:HA	2.44	0.47
17:BQ:13:SER:OG	17:BQ:16:MET:CE	2.60	0.47
5:BE:80:LEU:N	5:BE:80:LEU:CD1	2.76	0.47
25:DA:989:G:OP2	50:DZ:11:SER:OG	2.26	0.47
7:AG:149:ALA:CB	11:AK:55:ARG:HH22	2.28	0.47
1:BA:554:A:H5'	12:BL:25:ALA:HB1	1.96	0.47
1:BA:1221:G:C5'	19:BS:76:THR:HG21	2.44	0.47
4:BD:190:LEU:O	4:BD:191:SER:CB	2.52	0.47
13:AM:65:GLU:O	13:AM:68:LEU:N	2.48	0.47
10:AJ:80:THR:HB	10:AJ:83:THR:CB	2.42	0.47
24:AY:155:ARG:NH2	25:CA:2602:A:O2'	2.48	0.47
3:AC:13:ILE:HG12	3:AC:13:ILE:O	2.14	0.47
56:DB:50:A:OP2	39:DO:67:ASN:HA	2.14	0.47
4:AD:18:LEU:C	4:AD:19:PHE:CG	2.87	0.47
41:CQ:23:TYR:HB3	41:CQ:27:ARG:HB3	1.96	0.47

Continued on next page...

Continued from previous page...

Atom-1	Atom-2	Distance(Å)	Clash(Å)
1:AA:1397:C:H3'	1:AA:1398:A:H5''	1.95	0.47
5:AE:152:VAL:CG1	8:AH:98:LEU:HD13	2.43	0.47
1:AA:66:A:H2'	1:AA:66:A:N3	2.30	0.47
1:AA:69:G:H2'	1:AA:70:U:C6	2.49	0.47
1:AA:79:G:H2'	1:AA:80:A:O4'	2.15	0.47
20:AT:34:VAL:HG21	20:AT:53:MET:HG2	1.96	0.47
11:BK:76:TYR:N	11:BK:76:TYR:HD1	2.13	0.47
20:BT:34:VAL:CG1	20:BT:78:LEU:CD1	2.92	0.47
16:AP:6:LEU:HG	16:AP:17:TYR:CB	2.44	0.47
16:AP:72:ALA:HA	16:AP:75:ILE:HD12	1.97	0.47
9:BI:42:THR:HA	9:BI:44:ARG:NH2	2.29	0.47
9:BI:28:VAL:HB	9:BI:63:TYR:CD2	2.48	0.47
9:BI:7:GLY:HA2	9:BI:84:ARG:HB3	1.96	0.47
1:AA:1367:C:C2	1:AA:1368:A:C8	3.03	0.47
1:BA:1093:A:C2	1:BA:1095:U:O4'	2.67	0.47
10:BJ:78:GLU:C	10:BJ:78:GLU:OE1	2.52	0.47
6:BF:8:PHE:CE1	6:BF:60:VAL:HG21	2.49	0.47
45:DU:11:ILE:CG1	45:DU:19:GLY:O	2.62	0.47
2:BB:66:ILE:HB	2:BB:88:GLN:HB3	1.96	0.47
37:CM:111:GLU:O	37:CM:111:GLU:OE1	2.31	0.47
25:CA:2102:G:C5	25:CA:2103:C:C5	3.02	0.47
25:DA:46:G:C6	25:DA:47:C:N4	2.82	0.47
25:DA:611:C:C5	25:DA:612:G:N7	2.82	0.47
25:DA:690:G:O2'	27:DC:42:ARG:NH2	2.43	0.47
25:CA:1519:G:C4	25:CA:1520:U:C5	3.02	0.47
10:AJ:5:ARG:HG2	10:AJ:79:PRO:CG	2.43	0.47
7:BG:14:ASP:HB3	7:BG:18:GLY:N	2.28	0.47
1:BA:247:G:C6	1:BA:278:G:C2	3.02	0.47
45:CU:15:GLY:O	45:CU:16:LYS:C	2.52	0.47
9:BI:90:ASP:OD2	9:BI:90:ASP:C	2.52	0.47
14:AN:20:PHE:C	14:AN:22:LYS:N	2.66	0.47
1:BA:558:G:H5''	1:BA:559:A:O5'	2.14	0.47
17:BQ:47:ASP:HB2	17:BQ:51:GLU:OE2	2.14	0.47
25:DA:2678:C:H2'	25:DA:2679:A:O4'	2.14	0.47
28:CD:55:LYS:HG2	28:CD:56:LYS:H	1.79	0.47
27:CC:17:LYS:CE	27:CC:17:LYS:HA	2.44	0.47
25:DA:1477:A:N3	25:DA:1515:A:C6	2.83	0.47
46:DV:28:ALA:CB	46:DV:42:LEU:HD21	2.44	0.47
1:AA:744:C:H2'	1:AA:745:G:H8	1.76	0.47
25:CA:742:A:H2'	25:CA:743:A:C8	2.49	0.47
7:BG:106:ALA:CB	7:BG:122:GLU:HG3	2.45	0.47
25:CA:1234:U:O5'	25:CA:1234:U:H6	1.97	0.47

Continued on next page...

Continued from previous page...

Atom-1	Atom-2	Distance(Å)	Clash(Å)
4:BD:119:HIS:O	4:BD:120:LYS:HB2	2.14	0.47
1:AA:1020:G:H2'	1:AA:1020:G:N3	2.28	0.47
25:CA:178:G:O2'	25:CA:179:C:H5'	2.14	0.47
3:AC:154:GLY:HA2	3:AC:163:ARG:N	2.29	0.47
3:BC:34:SER:HA	3:BC:37:LYS:HB3	1.97	0.47
24:AY:29:ARG:HD3	24:AY:110:ARG:HH22	1.79	0.47
6:BF:69:GLU:OE1	6:BF:69:GLU:CA	2.62	0.47
38:DN:38:LEU:HB3	38:DN:39:PRO:HD3	1.95	0.47
3:BC:120:THR:CG2	3:BC:121:SER:N	2.78	0.47
30:CF:105:ILE:CD1	30:CF:138:PRO:HG3	2.44	0.47
50:CZ:3:THR:CG2	50:CZ:36:GLU:HB3	2.45	0.47
25:DA:2771:C:H2'	25:DA:2772:C:H6	1.79	0.47
25:DA:2673:G:H2'	25:DA:2674:G:H8	1.78	0.47
25:DA:38:A:N3	29:DE:43:THR:HB	2.29	0.47
5:BE:15:ILE:O	5:BE:16:ALA:HB2	2.15	0.47
29:CE:4:VAL:C	29:CE:5:LEU:HD12	2.35	0.47
25:CA:1880:U:H2'	25:CA:1881:C:C6	2.49	0.47
25:DA:2523:G:C2'	25:DA:2524:G:H5'	2.44	0.47
1:BA:652:U:H1'	1:BA:653:U:C6	2.50	0.47
25:DA:2682:A:C2'	25:DA:2683:C:H5'	2.45	0.47
18:BR:44:THR:OG1	18:BR:46:THR:CG2	2.63	0.47
16:AP:44:SER:OG	16:AP:46:LYS:HG3	2.14	0.47
25:DA:1681:G:O2'	25:DA:1762:A:H1'	2.14	0.47
25:DA:1275:A:O2'	25:DA:1645:G:N3	2.47	0.47
25:DA:2059:A:C2	25:DA:2503:A:C6	3.02	0.47
1:BA:806:C:H2'	1:BA:807:A:H8	1.79	0.47
15:AO:45:HIS:O	15:AO:47:LYS:N	2.48	0.47
28:DD:49:GLN:OE1	28:DD:79:LEU:HB3	2.14	0.47
48:DX:1:SER:O	48:DX:3:VAL:HG23	2.14	0.47
3:BC:180:ASP:HB3	3:BC:204:GLY:H	1.79	0.47
25:DA:1398:C:H2'	25:DA:1399:C:O5'	2.15	0.47
2:AB:134:LEU:HA	2:AB:137:THR:OG1	2.14	0.47
2:AB:220:VAL:O	2:AB:221:ARG:C	2.52	0.47
2:AB:63:LYS:HD3	2:AB:63:LYS:C	2.33	0.47
2:AB:84:LEU:HG	2:AB:85:SER:CA	2.44	0.47
1:AA:987:G:C2'	1:AA:988:G:H5'	2.45	0.47
1:AA:1322:C:OP1	19:AS:77:ARG:NH2	2.47	0.47
1:BA:1275:A:C5	1:BA:1276:G:N7	2.82	0.47
10:AJ:19:ASP:O	10:AJ:23:ALA:HB2	2.14	0.47
32:DH:9:VAL:HB	32:DH:13:GLY:HA3	1.96	0.47
1:BA:448:A:H3'	1:BA:449:G:H8	1.78	0.47
2:BB:202:ASN:OD1	2:BB:203:ASP:N	2.47	0.47

Continued on next page...

Continued from previous page...

Atom-1	Atom-2	Distance(Å)	Clash(Å)
25:DA:1494:A:C6	25:DA:1495:A:C5	3.03	0.47
25:DA:1414:C:C5	25:DA:1415:U:H5	2.31	0.47
25:DA:1588:G:C3'	25:DA:1589:U:H6	2.27	0.47
25:DA:625:G:H2'	25:DA:626:A:C8	2.50	0.47
1:AA:147:G:H2'	1:AA:148:G:H8	1.77	0.47
25:CA:1855:U:O2'	25:CA:1856:U:H5'	2.15	0.47
25:DA:410:G:C6	25:DA:2407:A:N6	2.82	0.47
13:AM:53:ASP:CB	13:AM:56:ARG:HE	2.27	0.47
3:AC:6:PRO:O	3:AC:10:ARG:HG3	2.14	0.47
25:DA:1455:G:C5	25:DA:1456:G:C8	3.02	0.47
30:DF:32:LYS:O	30:DF:33:ILE:HG12	2.14	0.47
25:DA:1123:C:O2'	25:DA:1124:G:H5'	2.14	0.47
4:AD:123:MET:HG3	4:AD:145:ARG:HG2	1.96	0.47
33:CI:105:LEU:HA	33:CI:108:ILE:CB	2.43	0.47
1:BA:94:G:H5'	1:BA:95:C:H5	1.79	0.47
14:AN:34:ASN:O	14:AN:41:ARG:HD3	2.14	0.47
25:DA:1331:G:C5	25:DA:1333:G:C8	3.02	0.47
1:BA:1539:C:C2'	1:BA:1540:U:H5'	2.45	0.47
25:CA:1408:G:C2'	25:CA:1409:U:H5'	2.44	0.47
1:BA:468:A:N3	1:BA:468:A:O4'	2.46	0.47
1:BA:468:A:H2'	1:BA:469:C:C5'	2.44	0.47
10:AJ:59:LYS:HZ2	10:AJ:60:ASP:H	1.61	0.47
10:BJ:19:ASP:O	10:BJ:22:THR:HG22	2.14	0.47
9:AI:43:ALA:C	9:AI:45:MET:H	2.17	0.47
9:AI:48:ARG:O	9:AI:49:GLN:C	2.53	0.47
6:BF:51:ILE:HD11	6:BF:85:ILE:HB	1.96	0.47
6:BF:86:ARG:CG	6:BF:86:ARG:NH1	2.70	0.47
45:DU:8:ASP:O	45:DU:24:VAL:HG23	2.15	0.47
45:DU:35:VAL:CG1	45:DU:38:ILE:HG13	2.44	0.47
25:DA:585:G:C5'	25:DA:586:A:OP1	2.62	0.47
2:BB:181:PRO:CA	2:BB:196:ASP:OD1	2.61	0.47
25:DA:1168:G:H2'	25:DA:1169:A:O4'	2.14	0.47
9:AI:60:LEU:HD23	9:AI:60:LEU:N	2.28	0.47
56:DB:62:C:O5'	56:DB:62:C:H6	1.97	0.47
31:DG:67:ALA:O	31:DG:71:LEU:HD12	2.15	0.47
25:DA:149:A:C2'	25:DA:150:U:O5'	2.62	0.47
25:CA:1536:C:H4'	25:CA:1537:G:C5'	2.45	0.47
25:DA:59:U:C2'	25:DA:60:G:O5'	2.62	0.47
1:BA:686:U:C2	1:BA:687:A:C8	3.01	0.47
3:BC:65:VAL:HG12	3:BC:65:VAL:O	2.13	0.47
25:DA:929:U:O2	50:DZ:25:GLY:HA2	2.14	0.47
25:DA:1269:A:H8	25:DA:1269:A:O5'	1.97	0.47

Continued on next page...

Continued from previous page...

Atom-1	Atom-2	Distance(Å)	Clash(Å)
27:CC:16:VAL:CG2	27:CC:203:VAL:HG22	2.44	0.47
33:CI:56:VAL:O	33:CI:57:VAL:O	2.32	0.47
33:CI:6:ALA:CB	33:CI:60:VAL:N	2.78	0.47
7:BG:16:LYS:HD3	7:BG:17:PHE:CE1	2.50	0.47
7:BG:16:LYS:CE	7:BG:17:PHE:CE1	2.98	0.47
25:CA:1924:C:H2'	25:CA:1925:C:H5''	1.96	0.47
1:BA:1251:A:O2'	1:BA:1252:A:C5'	2.62	0.47
8:AH:110:MET:CE	8:AH:115:ALA:HA	2.45	0.47
25:CA:892:A:C2	25:CA:893:C:C5	3.02	0.47
25:DA:2476:A:C2	25:DA:2477:U:C2	3.02	0.47
1:AA:540:G:O2'	1:AA:541:G:H5'	2.14	0.47
32:CH:57:LYS:HG2	32:CH:58:LEU:HG	1.96	0.47
25:DA:2259:U:H1'	25:DA:2427:C:C2	2.49	0.47
1:BA:560:A:H4'	1:BA:561:U:H5''	1.96	0.47
25:DA:909:A:C6	25:DA:912:C:C2	3.02	0.47
27:DC:123:ILE:O	27:DC:123:ILE:HG22	2.14	0.47
25:CA:2831:G:OP1	28:CD:56:LYS:HE2	2.15	0.47
1:BA:833:G:C4	1:BA:834:U:C6	3.02	0.47
1:AA:103:U:O2'	1:AA:104:G:H5'	2.14	0.47
1:AA:158:G:C2'	1:AA:159:G:H5''	2.43	0.47
1:BA:9:G:OP2	5:BE:125:LYS:HE2	2.14	0.47
7:AG:145:GLU:HA	7:AG:148:LYS:HE2	1.96	0.47
1:BA:498:A:H8	1:BA:498:A:OP2	1.96	0.47
25:DA:158:U:C3'	25:DA:159:G:H5'	2.44	0.47
36:DL:59:ARG:NH1	36:DL:59:ARG:HB3	2.29	0.47
4:BD:169:TRP:CG	4:BD:185:PRO:HG3	2.49	0.47
44:CT:35:ALA:HB1	44:CT:37:ASP:OD1	2.15	0.47
25:DA:1244:A:H5'	36:DL:8:PRO:HD2	1.97	0.47
25:CA:371:A:H5''	25:CA:423:A:C2	2.48	0.47
30:CF:56:LEU:HD11	30:CF:86:CYS:O	2.14	0.47
30:CF:30:VAL:HG23	30:CF:95:MET:SD	2.55	0.47
1:BA:53:A:C2	1:BA:359:G:C2	3.03	0.47
25:CA:1434:A:O2'	25:CA:1435:G:H8	1.95	0.47
24:AY:107:THR:HG23	24:AY:110:ARG:CG	2.44	0.47
7:BG:7:GLY:O	7:BG:8:GLN:CB	2.63	0.47
25:CA:1306:C:C2'	25:CA:1306:C:O2	2.62	0.47
28:DD:56:LYS:O	28:DD:57:ALA:C	2.53	0.47
8:AH:11:THR:HG23	8:AH:14:ARG:HH12	1.78	0.47
1:AA:1258:G:H2'	1:AA:1259:C:C6	2.50	0.47
35:DK:19:VAL:HG11	35:DK:41:ILE:HD13	1.97	0.47
37:DM:130:PHE:CD2	37:DM:131:VAL:N	2.82	0.47
33:DI:125:THR:HG22	33:DI:126:ARG:N	2.29	0.47

Continued on next page...

Continued from previous page...

Atom-1	Atom-2	Distance(Å)	Clash(Å)
25:DA:1043:C:H2'	25:DA:1044:C:O4'	2.14	0.47
54:D3:60:CYS:O	54:D3:61:LEU:HD23	2.14	0.47
25:DA:2660:A:C6	25:DA:2661:G:C6	3.02	0.47
25:DA:2656:U:C5	25:DA:2664:G:N2	2.82	0.47
11:BK:81:LEU:N	11:BK:81:LEU:HD23	2.30	0.47
1:BA:446:G:C2'	1:BA:447:G:O5'	2.63	0.47
27:DC:112:GLY:O	27:DC:113:ASP:C	2.52	0.47
22:BV:32:U:C4	22:BV:33:U:C5	3.02	0.47
37:DM:32:GLY:C	37:DM:117:PHE:CE2	2.87	0.47
25:CA:720:U:O2	25:CA:720:U:C2'	2.61	0.47
34:CJ:73:VAL:HG12	34:CJ:75:TYR:CE2	2.49	0.47
1:AA:915:A:H2'	1:AA:916:U:H5'	1.96	0.47
41:DQ:24:TYR:CG	41:DQ:25:GLY:N	2.83	0.47
25:DA:1893:C:H2'	25:DA:1894:C:H5'	1.97	0.47
56:DB:12:C:C2	57:DW:70:PRO:HA	2.50	0.47
39:DO:58:ILE:HG22	39:DO:62:LEU:HD11	1.96	0.47
25:CA:1199:U:H5''	60:CA:3712:HOH:O	2.15	0.47
25:CA:483:A:O2'	45:CU:56:GLY:HA2	2.15	0.47
25:DA:838:C:O2'	25:DA:839:U:H5'	2.15	0.47
6:AF:82:ASP:N	6:AF:82:ASP:OD1	2.47	0.47
25:DA:2646:C:O5'	25:DA:2646:C:H6	1.98	0.47
40:CP:9:GLN:C	40:CP:11:GLN:H	2.16	0.47
2:AB:9:LEU:HG	2:AB:11:ALA:H	1.78	0.47
1:BA:1350:A:C6	1:BA:1351:U:N3	2.83	0.47
1:BA:929:G:C6	1:BA:930:C:C5	3.02	0.47
33:DI:16:MET:SD	33:DI:22:PRO:HG2	2.55	0.47
33:DI:7:TYR:O	33:DI:8:VAL:HG13	2.15	0.47
25:CA:1069:A:N1	25:CA:1074:G:C5	2.82	0.47
25:CA:1075:C:H3'	25:CA:1075:C:C6	2.49	0.47
25:DA:2293:G:H2'	25:DA:2294:G:O4'	2.14	0.47
32:DH:135:HIS:HB3	32:DH:138:VAL:HB	1.96	0.47
16:BP:44:SER:O	16:BP:46:LYS:HG3	2.14	0.47
36:DL:132:ARG:HG3	36:DL:142:ILE:HD12	1.95	0.47
12:BL:20:VAL:N	12:BL:21:PRO:HD3	2.30	0.47
16:BP:61:VAL:HG21	16:BP:67:ILE:HD11	1.90	0.47
25:CA:1731:G:C2	25:CA:1733:G:C4	3.03	0.47
1:AA:140:U:H2'	1:AA:141:G:O5'	2.13	0.47
25:CA:278:A:H2'	25:CA:278:A:N3	2.29	0.47
1:AA:1181:G:C6	1:AA:1182:G:N2	2.83	0.47
13:AM:53:ASP:HB3	13:AM:56:ARG:HH21	1.79	0.47
13:AM:68:LEU:O	13:AM:72:ILE:HG13	2.14	0.47
25:DA:1464:G:H2'	25:DA:1465:G:C8	2.49	0.47

Continued on next page...

Continued from previous page...

Atom-1	Atom-2	Distance(Å)	Clash(Å)
25:DA:947:A:H2'	25:DA:948:C:C6	2.49	0.47
1:AA:456:A:N6	1:AA:457:G:C6	2.83	0.47
4:AD:21:LYS:O	4:AD:22:SER:C	2.53	0.47
33:CI:100:ILE:HG22	33:CI:104:GLN:HB2	1.95	0.47
25:DA:2793:C:C2	25:DA:2794:C:C5	3.03	0.47
1:BA:1298:U:H5'	1:BA:1299:A:C8	2.50	0.47
1:BA:842:U:O2	1:BA:845:A:OP1	2.33	0.47
25:CA:2140:G:O6	25:CA:2151:U:O2	2.32	0.47
1:AA:1186:G:H2'	1:AA:1187:G:O5'	2.14	0.47
10:AJ:65:TYR:HB2	14:AN:96:LEU:HD11	1.96	0.47
6:BF:6:ILE:HB	6:BF:62:MET:CB	2.44	0.47
3:AC:106:ARG:O	3:AC:107:LYS:C	2.51	0.47
25:CA:1735:A:C2	25:CA:1736:U:C2	3.03	0.47
1:BA:594:U:C3'	1:BA:595:A:H8	2.26	0.47
11:AK:96:ILE:HD12	11:AK:96:ILE:C	2.35	0.47
25:DA:1018:U:C2	25:DA:1019:U:C5	3.02	0.47
44:CT:87:LEU:O	44:CT:89:GLU:N	2.46	0.47
1:BA:1505:G:H4'	1:BA:1506:U:C5'	2.45	0.47
25:DA:615:U:C3'	25:DA:616:A:H5'	2.42	0.47
13:AM:66:GLY:O	13:AM:70:ARG:HB3	2.15	0.47
25:CA:528:A:C8	25:CA:528:A:C3'	2.97	0.47
1:AA:591:U:H2'	1:AA:592:G:H8	1.79	0.47
1:BA:243:A:N1	1:BA:246:A:N7	2.62	0.47
25:CA:1124:G:H2'	25:CA:1125:G:H5'	1.95	0.47
36:CL:2:ARG:O	36:CL:2:ARG:CG	2.62	0.47
1:BA:606:G:N2	1:BA:632:U:OP1	2.47	0.47
25:DA:140:C:O2	25:DA:140:C:O4'	2.33	0.47
1:AA:198:G:C6	1:AA:199:A:N7	2.82	0.47
4:BD:123:MET:CE	4:BD:145:ARG:HD2	2.44	0.47
1:BA:590:U:H2'	1:BA:591:U:H6	1.76	0.47
1:BA:220:G:N3	1:BA:221:C:C6	2.83	0.47
1:AA:599:C:H4'	8:AH:121:GLY:C	2.35	0.47
30:CF:73:VAL:HG22	30:CF:78:ILE:CD1	2.44	0.47
30:CF:101:ARG:O	30:CF:102:LEU:C	2.53	0.47
15:AO:49:HIS:O	15:AO:52:ARG:HB3	2.15	0.47
1:BA:1424:U:C2	1:BA:1425:U:C6	3.03	0.47
1:BA:318:G:N1	1:BA:319:G:C5	2.82	0.47
44:DT:17:SER:O	44:DT:20:ALA:N	2.47	0.47
3:AC:205:GLU:OE2	3:AC:205:GLU:HA	2.14	0.47
25:DA:1523:U:O2'	25:DA:1524:G:H5'	2.14	0.47
25:CA:1122:G:C6	25:CA:1123:C:C5	3.03	0.47
45:CU:71:ILE:HG12	45:CU:71:ILE:O	2.14	0.47

Continued on next page...

Continued from previous page...

Atom-1	Atom-2	Distance(Å)	Clash(Å)
33:DI:122:GLU:O	33:DI:125:THR:HB	2.14	0.47
25:DA:2418:A:OP1	54:D3:44:ARG:HD3	2.15	0.47
46:CV:70:ILE:HG22	46:CV:72:VAL:HG13	1.96	0.47
11:BK:18:GLY:O	11:BK:81:LEU:HB2	2.15	0.47
25:DA:2555:U:H2'	25:DA:2556:C:H5'	1.96	0.47
7:BG:114:SER:HB3	7:BG:117:LEU:HG	1.96	0.47
31:DG:26:LYS:CB	31:DG:31:GLU:HG3	2.45	0.47
39:CO:27:VAL:HG23	39:CO:38:GLN:HG3	1.97	0.47
1:BA:791:G:H2'	1:BA:792:A:H5'	1.95	0.47
57:DW:15:LYS:O	57:DW:16:ARG:CB	2.63	0.47
25:DA:2137:U:N3	25:DA:2138:G:C8	2.83	0.47
25:DA:2723:C:H2'	25:DA:2724:U:O5'	2.14	0.47
52:C1:31:GLU:O	52:C1:31:GLU:HG2	2.15	0.47
25:DA:1911:U:H2'	25:DA:1918:A:C2	2.49	0.47
25:DA:1918:A:HO2'	25:DA:1920:C:N4	2.13	0.47
25:CA:729:G:H2'	25:CA:1775:U:H1'	1.96	0.47
38:DN:26:GLY:O	38:DN:29:VAL:N	2.47	0.47
25:DA:1635:A:C6	25:DA:1636:U:C2	3.02	0.47
29:CE:27:LEU:HD13	29:CE:100:MET:HE3	1.96	0.47
27:DC:188:ARG:HH21	27:DC:188:ARG:HG3	1.80	0.47
25:DA:252:G:N2	25:DA:253:C:H1'	2.30	0.47
25:CA:1637:A:H5'	25:CA:1760:C:O2'	2.14	0.47
32:CH:50:ARG:O	32:CH:51:ARG:C	2.53	0.47
23:AX:18:C:H3'	23:AX:19:U:C5'	2.45	0.47
25:CA:7:G:H5'	34:CJ:132:HIS:CE1	2.49	0.47
25:DA:915:C:H2'	25:DA:916:G:H5'	1.97	0.47
25:CA:1776:G:N3	25:CA:1776:G:H2'	2.29	0.47
29:CE:30:GLN:HG2	29:CE:30:GLN:O	2.14	0.47
25:CA:1878:G:H2'	25:CA:1879:C:O4'	2.15	0.47
34:CJ:96:ARG:NH2	34:CJ:99:ARG:HD3	2.30	0.47
25:DA:1010:A:H1'	25:DA:1153:C:C1'	2.45	0.47
1:BA:1302:C:C4	13:BM:16:ILE:CD1	2.98	0.47
1:BA:1323:G:C1'	1:BA:1362:A:C2	2.97	0.47
13:BM:18:LEU:O	13:BM:20:SER:N	2.47	0.47
25:CA:2161:C:O2	25:CA:2162:G:C8	2.66	0.47
25:DA:1069:A:C2	25:DA:1073:A:N7	2.83	0.47
25:DA:1087:G:N1	25:DA:1089:A:C2	2.83	0.47
33:DI:30:GLN:HG2	33:DI:32:VAL:HG23	1.95	0.47
33:DI:8:VAL:O	33:DI:56:VAL:O	2.32	0.47
25:DA:1340:U:O2'	44:DT:61:LEU:HD13	2.15	0.47
1:AA:714:G:O2'	1:AA:715:A:H5'	2.14	0.47
25:CA:1076:C:H2'	25:CA:1077:A:O4'	2.14	0.47

Continued on next page...

Continued from previous page...

Atom-1	Atom-2	Distance(Å)	Clash(Å)
25:CA:1090:A:N1	25:CA:1091:G:N7	2.62	0.47
33:CI:27:LEU:HD11	33:CI:34:ILE:HA	1.96	0.47
33:CI:42:ASN:HB3	33:CI:46:ASP:OD1	2.14	0.47
25:CA:1079:C:N4	25:CA:1088:A:C4	2.83	0.47
2:AB:56:LEU:CD2	2:AB:56:LEU:C	2.80	0.47
17:AQ:17:GLU:O	17:AQ:18:LYS:HB2	2.15	0.47
1:AA:258:G:C2	1:AA:269:C:O2	2.68	0.47
52:D1:42:VAL:HG12	52:D1:44:GLN:H	1.80	0.47
25:DA:2292:U:H2'	25:DA:2293:G:O5'	2.15	0.47
25:DA:2293:G:C2	25:DA:2340:A:C2	3.03	0.47
1:BA:484:G:H4'	1:BA:485:U:C5'	2.44	0.47
25:CA:1287:A:H3'	25:CA:1288:G:N2	2.30	0.47
2:BB:163:ILE:HG13	2:BB:203:ASP:HB2	1.96	0.47
1:BA:1523:G:OP1	11:BK:124:LYS:HD3	2.15	0.47
1:BA:518:C:C2'	1:BA:530:G:C8	2.91	0.47
5:BE:93:VAL:CG1	5:BE:110:MET:HE3	2.44	0.47
5:BE:92:ARG:CZ	5:BE:92:ARG:HB3	2.43	0.47
5:BE:155:LYS:CG	8:BH:65:PHE:HB2	2.43	0.47
20:BT:66:ILE:O	20:BT:67:HIS:CB	2.62	0.47
25:DA:1587:G:C5	25:DA:1588:G:C8	3.03	0.47
3:BC:130:ARG:HE	3:BC:130:ARG:H	1.62	0.47
6:AF:67:PRO:O	6:AF:69:GLU:N	2.48	0.47
25:DA:640:C:H2'	25:DA:641:U:O4'	2.14	0.47
1:BA:8:A:N6	4:BD:201:GLU:O	2.47	0.47
25:DA:227:A:N6	25:DA:410:G:H1'	2.30	0.47
25:DA:227:A:N3	25:DA:2407:A:H1'	2.29	0.47
25:DA:948:C:H1'	25:DA:984:A:O2'	2.15	0.47
37:DM:97:GLN:N	37:DM:97:GLN:CD	2.68	0.47
56:DB:49:C:O3'	39:DO:68:LYS:HG3	2.14	0.47
25:CA:2210:U:O3'	25:CA:2211:A:H4'	2.14	0.47
4:AD:101:VAL:HA	4:AD:104:MET:HG3	1.96	0.47
21:AU:38:GLU:HA	21:AU:40:PRO:HD2	1.96	0.47
21:AU:38:GLU:OE2	21:AU:41:THR:HG21	2.14	0.47
41:CQ:26:ALA:O	41:CQ:28:SER:N	2.48	0.47
12:AL:115:LYS:O	12:AL:116:TYR:CB	2.63	0.47
1:BA:801:U:C2	1:BA:802:A:C8	3.03	0.47
1:AA:502:A:C2	1:AA:503:C:C2	3.03	0.47
25:CA:1838:C:C4	25:CA:1899:A:C5	3.03	0.47
22:AV:48:C:C2	22:AV:59:U:H1'	2.50	0.47
22:AV:21:A:O4'	22:AV:48:C:N4	2.48	0.47
25:DA:1441:G:C2'	25:DA:1442:U:O5'	2.63	0.47
1:AA:71:A:O2'	1:AA:72:A:P	2.73	0.47

Continued on next page...

Continued from previous page...

Atom-1	Atom-2	Distance(Å)	Clash(Å)
20:AT:53:MET:HA	20:AT:56:ILE:CG2	2.44	0.47
20:BT:53:MET:HG3	20:BT:54:GLN:H	1.78	0.47
16:AP:52:LEU:O	16:AP:54:LEU:N	2.48	0.47
49:DY:26:PHE:CE2	49:DY:30:MET:CG	2.95	0.47
25:CA:1415:U:O2	25:CA:1415:U:C3'	2.63	0.47
25:CA:1585:C:C2'	25:CA:1586:A:H5'	2.44	0.47
25:CA:2303:G:C4	25:CA:2304:G:C8	3.02	0.47
25:DA:1799:G:O2'	27:DC:179:GLU:OE2	2.20	0.47
9:BI:19:PHE:O	9:BI:62:LEU:HA	2.14	0.47
9:BI:5:TYR:HB2	9:BI:20:ILE:CG2	2.44	0.47
9:BI:24:ASN:HB3	9:BI:58:GLU:CD	2.34	0.47
37:DM:54:THR:O	37:DM:55:ARG:C	2.53	0.47
1:BA:467:U:H3'	1:BA:467:U:O2	2.15	0.47
2:BB:95:TRP:CH2	2:BB:99:MET:HG3	2.49	0.47
1:AA:1286:U:O2	1:AA:1286:U:H2'	2.14	0.47
1:BA:15:G:C6	1:BA:16:A:C6	3.03	0.47
25:DA:2162:G:HO2'	25:DA:2163:A:H8	1.60	0.47
6:BF:29:ILE:HG21	6:BF:36:ILE:HG22	1.97	0.47
6:BF:70:VAL:HG23	6:BF:71:ILE:H	1.80	0.47
1:AA:1490:U:H2'	1:AA:1491:G:H5'	1.94	0.47
25:CA:1869:G:H2'	25:CA:1870:C:H5'	1.97	0.47
2:AB:40:ILE:HG21	2:AB:201:GLY:H	1.79	0.47
2:BB:68:PHE:O	2:BB:90:PHE:HA	2.15	0.47
25:CA:2388:A:H5'	25:CA:2389:G:OP2	2.15	0.47
11:AK:96:ILE:HA	11:AK:99:LEU:HD23	1.96	0.47
2:BB:49:PHE:O	2:BB:52:ALA:HB3	2.15	0.47
31:DG:8:VAL:HG21	31:DG:72:ASN:HB2	1.95	0.47
2:BB:82:ALA:O	2:BB:85:SER:OG	2.30	0.47
25:CA:1533:C:N4	25:CA:1534:U:C4	2.83	0.47
25:CA:1534:U:O2	25:CA:1534:U:H2'	2.13	0.47
4:BD:36:ALA:O	4:BD:38:GLY:N	2.48	0.47
21:BU:24:LYS:NZ	21:BU:25:ALA:HB2	2.30	0.47
1:AA:1507:A:C5	1:AA:1530:G:C6	3.02	0.47
25:CA:662:G:O3'	36:CL:16:GLY:HA2	2.14	0.47
1:BA:709:U:H2'	1:BA:710:G:H8	1.79	0.47
25:DA:511:U:C2'	25:DA:512:G:H5'	2.45	0.47
13:AM:70:ARG:HD2	13:AM:70:ARG:O	2.15	0.47
48:DX:29:LEU:HD23	48:DX:29:LEU:HA	1.77	0.47
25:CA:894:U:H2'	25:CA:895:U:H6	1.77	0.47
25:DA:1287:A:H5'	38:DN:103:ARG:HD2	1.96	0.47
1:AA:763:G:H2'	1:AA:764:C:O5'	2.13	0.47
1:BA:158:G:C5	1:BA:159:G:N7	2.82	0.47

Continued on next page...

Continued from previous page...

Atom-1	Atom-2	Distance(Å)	Clash(Å)
7:AG:94:ARG:CZ	7:AG:98:LEU:HD21	2.44	0.47
27:DC:1:ALA:CA	27:DC:198:GLU:OE2	2.62	0.47
7:AG:42:VAL:O	7:AG:46:LEU:N	2.47	0.47
49:CY:24:GLU:O	49:CY:25:GLN:C	2.52	0.47
49:CY:9:LYS:HB3	49:CY:12:GLU:CG	2.45	0.47
1:BA:560:A:C8	1:BA:566:G:N3	2.83	0.47
17:BQ:69:THR:O	17:BQ:70:LYS:CB	2.63	0.47
7:BG:77:ARG:O	7:BG:78:ARG:C	2.52	0.47
33:DI:50:LYS:N	33:DI:50:LYS:CD	2.78	0.47
11:BK:109:ILE:CG2	21:BU:16:ARG:NE	2.77	0.47
21:BU:14:ALA:C	21:BU:15:LEU:HG	2.34	0.47
28:CD:12:THR:HG21	40:CP:8:GLU:CG	2.45	0.47
3:BC:151:GLU:HA	3:BC:166:TRP:HB3	1.96	0.47
3:BC:7:ASN:C	3:BC:9:ILE:H	2.18	0.47
25:DA:295:G:N1	25:DA:296:U:C5	2.83	0.47
25:DA:1165:A:C2	25:DA:1185:G:C2	3.03	0.47
1:BA:401:C:O2'	1:BA:621:A:N3	2.38	0.47
1:AA:864:A:OP1	1:AA:864:A:H8	1.98	0.47
30:DF:101:ARG:O	30:DF:102:LEU:O	2.32	0.47
1:BA:414:A:C2	1:BA:415:A:C1'	2.97	0.47
25:CA:2317:A:N6	25:CA:2318:G:C2	2.83	0.47
44:DT:38:ALA:O	44:DT:39:THR:HB	2.15	0.47
39:CO:64:TYR:HB3	39:CO:67:ASN:ND2	2.29	0.47
25:DA:818:G:C2'	25:DA:819:A:H5''	2.44	0.47
25:CA:1840:G:C4	25:CA:1841:U:C5	3.02	0.47
1:AA:417:G:C2	1:AA:418:C:C2	3.02	0.47
25:CA:1547:C:C2'	25:CA:1548:A:O5'	2.62	0.47
39:DO:49:VAL:HG11	39:DO:81:ARG:CB	2.44	0.47
25:DA:7:G:C5	25:DA:8:C:C5	3.03	0.47
25:DA:404:A:N1	25:DA:406:G:C2	2.82	0.47
3:AC:153:SER:HA	3:AC:164:THR:HA	1.95	0.47
30:CF:57:ALA:O	30:CF:60:SER:O	2.33	0.47
1:AA:599:C:O2	1:AA:640:A:C2	2.68	0.47
1:AA:609:A:O5'	1:AA:609:A:H8	1.97	0.47
1:BA:1438:G:C2'	1:BA:1439:G:H5'	2.44	0.47
37:DM:30:SER:HB2	37:DM:31:PHE:CE1	2.50	0.47
1:BA:352:C:H42	1:BA:357:G:N2	2.11	0.47
25:CA:460:A:P	53:C2:41:ARG:HH12	2.37	0.47
25:CA:1433:A:H2'	25:CA:1434:A:O4'	2.15	0.47
25:DA:2378:A:C2'	25:DA:2379:G:O5'	2.62	0.47
52:D1:25:ASN:O	52:D1:26:LYS:C	2.53	0.47
31:CG:102:ILE:HD12	31:CG:147:LEU:HD11	1.96	0.47

Continued on next page...

Continued from previous page...

Atom-1	Atom-2	Distance(Å)	Clash(Å)
44:DT:44:LYS:HG3	44:DT:55:VAL:CG1	2.43	0.47
27:CC:156:SER:O	27:CC:194:VAL:CG1	2.62	0.47
1:AA:340:U:H2'	1:AA:341:C:C6	2.47	0.47
1:BA:1422:G:C2'	1:BA:1423:G:H5'	2.44	0.47
1:BA:1381:U:H2'	1:BA:1382:C:H6	1.80	0.47
56:DB:15:A:C8	56:DB:109:A:C6	3.03	0.47
25:CA:158:U:H2'	25:CA:159:G:H5'	1.96	0.47
4:BD:71:PHE:HE1	4:BD:199:ILE:HD11	1.79	0.47
25:CA:2516:A:C2	25:CA:2569:G:N3	2.83	0.47
1:BA:179:A:H2'	1:BA:180:U:C6	2.50	0.47
25:DA:282:A:H2'	25:DA:283:G:O4'	2.15	0.47
5:AE:108:GLY:O	5:AE:109:ALA:CB	2.62	0.47
50:CZ:36:GLU:O	50:CZ:37:ARG:HD3	2.14	0.47
1:AA:299:G:O6	1:AA:300:A:N1	2.48	0.47
27:CC:96:LYS:HA	27:CC:96:LYS:CE	2.45	0.47
5:AE:94:PHE:HZ	5:AE:96:GLN:HG3	1.79	0.47
41:DQ:26:ALA:HB1	41:DQ:30:VAL:CG2	2.44	0.47
32:CH:135:HIS:CD2	32:CH:137:GLU:HG2	2.49	0.47
8:BH:112:ASP:O	8:BH:113:ARG:C	2.53	0.47
25:DA:2556:C:C2'	25:DA:2557:G:O5'	2.63	0.47
25:CA:2219:U:C2'	25:CA:2220:U:O5'	2.62	0.47
1:BA:389:A:H2'	1:BA:390:U:H5'	1.97	0.47
25:CA:1773:A:N7	25:CA:1829:A:H1'	2.30	0.47
25:CA:1441:G:H2'	25:CA:1442:U:C6	2.50	0.47
57:DW:15:LYS:O	57:DW:16:ARG:HB2	2.14	0.47
9:BI:66:VAL:HG13	9:BI:66:VAL:O	2.14	0.47
41:CQ:10:ARG:HA	41:CQ:10:ARG:HD2	1.63	0.47
25:CA:1888:G:H5''	25:CA:1889:A:OP1	2.15	0.47
25:DA:2180:U:C4	25:DA:2181:U:C4	3.03	0.47
25:DA:845:A:C2	25:DA:847:U:C6	3.03	0.47
1:AA:1497:G:H2'	1:AA:1498:U:H5'	1.96	0.47
25:DA:2850:A:C6	25:DA:2851:A:C5	3.02	0.47
1:BA:406:G:C2	1:BA:407:U:C5	3.03	0.47
25:DA:1833:C:H2'	25:DA:1834:U:C6	2.50	0.47
25:CA:729:G:C6	27:CC:206:LYS:HB2	2.49	0.47
25:DA:396:G:H1'	48:DX:28:PHE:HB3	1.97	0.47
1:BA:337:G:C6	1:BA:338:A:C6	3.02	0.47
44:DT:51:PHE:O	44:DT:53:VAL:HG13	2.15	0.47
1:BA:161:A:H2'	1:BA:162:A:C8	2.49	0.47
1:AA:154:U:O4	1:AA:167:A:N1	2.48	0.47
25:CA:21:A:C2'	25:CA:22:C:O5'	2.63	0.47
29:CE:7:ASP:C	29:CE:9:GLN:H	2.17	0.47

Continued on next page...

Continued from previous page...

Atom-1	Atom-2	Distance(Å)	Clash(Å)
1:AA:1417:G:N2	1:AA:1482:G:H2'	2.29	0.47
1:BA:607:A:H2'	1:BA:608:A:C8	2.48	0.47
43:CS:11:ARG:O	43:CS:12:SER:HB3	2.14	0.47
2:AB:27:LYS:N	2:AB:28:PRO:HD3	2.30	0.47
1:AA:130:A:N7	17:AQ:64:ARG:HB2	2.29	0.47
25:DA:294:A:N7	25:DA:345:A:C6	2.82	0.47
20:AT:2:ASN:O	20:AT:3:ILE:C	2.52	0.47
43:DS:2:GLU:HA	43:DS:108:SER:HB3	1.97	0.47
1:BA:1392:G:C2'	1:BA:1393:U:H5'	2.45	0.47
1:AA:1508:A:H2'	1:AA:1509:C:C6	2.50	0.47
1:AA:1230:C:O5'	1:AA:1230:C:H6	1.97	0.47
25:DA:1214:A:H4'	25:DA:1239:G:H4'	1.97	0.47
18:AR:25:ILE:HA	18:AR:28:LEU:HB2	1.95	0.47
1:BA:1155:A:O2'	1:BA:1156:G:H5'	2.15	0.47
25:CA:2063:C:O2	25:CA:2450:A:N1	2.48	0.47
25:DA:609:A:C8	25:DA:610:C:C6	3.03	0.47
1:AA:49:U:O2'	1:AA:50:A:H2'	2.14	0.47
25:DA:709:U:H2'	25:DA:710:U:O4'	2.15	0.47
25:CA:632:A:H2'	25:CA:633:A:C8	2.49	0.47
25:DA:1490:A:O2'	27:DC:97:ASP:OD2	2.32	0.47
48:DX:65:THR:O	48:DX:68:ALA:HB3	2.15	0.47
25:DA:2350:C:H2'	25:DA:2351:G:O5'	2.15	0.47
25:CA:684:G:C6	25:CA:774:G:C4	3.02	0.47
25:DA:2362:C:O5'	25:DA:2362:C:H6	1.97	0.47
12:BL:50:LYS:CD	12:BL:50:LYS:N	2.78	0.47
25:CA:1196:C:O4'	25:CA:1226:A:C2	2.68	0.47
25:DA:2420:C:OP1	54:D3:33:THR:HB	2.14	0.47
1:BA:1361:G:C6	1:BA:1362:A:C8	3.03	0.47
13:BM:15:VAL:HG23	13:BM:16:ILE:HG13	1.97	0.47
13:BM:76:ILE:HG23	13:BM:90:HIS:CD2	2.49	0.47
25:DA:1066:U:H1'	25:DA:1074:G:H22	1.78	0.47
33:DI:17:ALA:HB1	33:DI:41:PHE:CD2	2.50	0.47
49:DY:28:LEU:HD23	49:DY:37:LEU:HD11	1.97	0.47
11:AK:87:GLY:H	11:AK:113:THR:CG2	2.27	0.47
1:AA:1225:A:O4'	19:AS:77:ARG:HD3	2.15	0.47
1:AA:985:C:H2'	1:AA:986:U:C6	2.50	0.47
31:CG:71:LEU:CD1	31:CG:71:LEU:N	2.78	0.47
1:BA:489:C:H2'	1:BA:490:C:H6	1.80	0.47
5:BE:153:ALA:N	5:BE:156:ARG:HB3	2.30	0.47
12:BL:21:PRO:C	12:BL:23:LEU:H	2.18	0.47
25:DA:2839:G:C4	25:DA:2840:C:C5	3.02	0.47
13:AM:32:ILE:HD13	13:AM:58:GLU:HG3	1.97	0.47

Continued on next page...

Continued from previous page...

Atom-1	Atom-2	Distance(Å)	Clash(Å)
39:DO:40:ILE:CG2	39:DO:44:GLY:HA2	2.45	0.47
25:DA:1943:U:C4'	25:DA:1944:U:OP1	2.56	0.47
1:BA:784:A:H2'	1:BA:785:G:O4'	2.15	0.47
1:AA:1079:G:C6	1:AA:1080:A:N6	2.83	0.47
1:BA:1458:G:H2'	1:BA:1459:G:H8	1.79	0.47
1:BA:841:C:C3'	1:BA:843:U:H5''	2.38	0.47
38:DN:20:MET:CG	38:DN:21:PHE:N	2.78	0.47
25:DA:2531:A:C6	25:DA:2532:G:C5	3.03	0.47
6:BF:6:ILE:CG2	6:BF:7:VAL:N	2.77	0.47
37:CM:36:VAL:HG23	37:CM:129:THR:CG2	2.42	0.47
3:AC:84:GLU:C	3:AC:86:LEU:H	2.18	0.47
25:DA:64:A:C6	25:DA:65:U:O4	2.68	0.47
1:BA:173:U:H6	1:BA:198:G:HO2'	1.63	0.47
1:AA:1106:G:C6	1:AA:1107:C:N4	2.83	0.47
21:BU:23:GLU:O	21:BU:24:LYS:C	2.52	0.47
26:CB:36:C:H5''	26:CB:37:C:OP2	2.15	0.47
32:CH:72:ILE:HD12	32:CH:140:ALA:HB3	1.97	0.47
25:DA:511:U:H2'	25:DA:512:G:H5'	1.96	0.47
1:BA:712:A:C2'	1:BA:713:G:O5'	2.62	0.47
29:CE:119:ILE:N	29:CE:119:ILE:HD13	2.30	0.47
25:DA:545:U:P	25:DA:545:U:O2	2.73	0.47
48:DX:10:ARG:HB3	48:DX:11:PRO:CD	2.45	0.47
9:AI:27:ILE:CG1	9:AI:62:LEU:HD21	2.45	0.47
12:BL:80:LEU:HD12	12:BL:81:ILE:H	1.80	0.47
25:DA:1356:G:C2	25:DA:1376:C:O2	2.67	0.47
25:DA:1356:G:C2	25:DA:1357:C:C2	3.02	0.47
16:AP:39:PHE:CB	16:AP:74:LEU:HD11	2.45	0.47
25:DA:2278:A:C2'	25:DA:2279:G:O5'	2.62	0.47
40:CP:30:TRP:CE3	40:CP:39:LEU:HD12	2.50	0.47
38:CN:77:ALA:O	38:CN:79:LEU:O	2.33	0.47
27:CC:51:ARG:O	27:CC:52:HIS:HB2	2.14	0.47
1:BA:629:A:H2'	1:BA:630:A:O4'	2.15	0.47
1:BA:631:C:C3'	1:BA:632:U:H5'	2.44	0.47
25:CA:2881:U:H2'	25:CA:2882:A:O5'	2.15	0.47
1:AA:1352:C:H2'	1:AA:1353:G:C8	2.49	0.47
46:DV:54:ALA:C	46:DV:56:PHE:H	2.16	0.47
1:AA:203:G:N2	1:AA:215:C:C2	2.83	0.47
25:CA:2785:C:O2'	28:CD:67:HIS:CD2	2.62	0.47
27:DC:161:VAL:HG11	27:DC:173:LEU:HG	1.96	0.47
33:DI:101:SER:HB2	33:DI:140:GLU:O	2.15	0.47
1:BA:562:U:C4'	1:BA:563:A:H5'	2.43	0.47
25:DA:1517:G:O2'	25:DA:1518:C:H5'	2.15	0.47

Continued on next page...

Continued from previous page...

Atom-1	Atom-2	Distance(Å)	Clash(Å)
25:DA:877:A:C2	25:DA:900:A:N7	2.82	0.47
1:BA:4:U:H5"	1:BA:5:U:OP1	2.14	0.47
25:DA:624:C:O2'	25:DA:657:U:H5"	2.15	0.47
1:AA:1480:A:C4	1:AA:1481:U:C6	3.02	0.47
1:AA:833:G:C4	1:AA:834:U:C6	3.03	0.47
25:CA:396:G:H1'	48:CX:28:PHE:HB3	1.97	0.47
25:CA:2593:U:H2'	25:CA:2594:C:C6	2.50	0.47
26:CB:45:A:H2'	26:CB:46:A:O4'	2.15	0.47
30:CF:30:VAL:CG2	30:CF:95:MET:SD	3.03	0.47
35:CK:69:VAL:O	35:CK:76:VAL:HA	2.14	0.47
1:BA:409:U:OP1	4:BD:23:GLY:HA3	2.14	0.47
38:DN:117:ASP:O	38:DN:118:ARG:HB2	2.14	0.47
56:DB:14:U:H4'	56:DB:15:A:OP2	2.14	0.47
40:CP:21:PRO:HD3	40:CP:49:ILE:CD1	2.44	0.47
25:CA:1121:C:C3'	25:CA:1121:C:C6	2.98	0.47
29:DE:23:PHE:CD1	29:DE:111:GLU:HG3	2.49	0.47
37:DM:34:LYS:HE3	37:DM:131:VAL:HG11	1.96	0.47
25:DA:2661:G:H2'	25:DA:2662:A:O5'	2.15	0.47
25:DA:2663:G:O2'	25:DA:2664:G:H5'	2.14	0.47
55:D4:7:VAL:C	55:D4:8:LYS:CG	2.83	0.47
1:BA:1397:C:C3'	1:BA:1398:A:H5"	2.44	0.47
36:CL:106:GLU:CB	36:CL:107:PHE:CE2	2.98	0.47
25:CA:2660:A:C2	25:CA:2661:G:H1'	2.49	0.47
29:CE:3:LEU:CD1	29:CE:14:VAL:HG21	2.44	0.47
29:CE:5:LEU:CD1	29:CE:5:LEU:N	2.77	0.47
3:AC:7:ASN:O	3:AC:8:GLY:C	2.53	0.47
8:AH:24:VAL:CG1	8:AH:62:LEU:HD21	2.44	0.47
44:DT:29:THR:HG23	44:DT:86:THR:N	2.29	0.47
25:CA:2383:G:C2'	25:CA:2384:U:H5'	2.45	0.47
1:BA:1242:G:O2'	1:BA:1243:C:H5'	2.15	0.47
25:DA:2424:C:H6	25:DA:2424:C:H5'	1.80	0.47
1:BA:443:C:H2'	1:BA:444:G:O4'	2.15	0.47
31:DG:89:VAL:HG21	31:DG:162:ARG:HE	1.79	0.47
31:CG:9:VAL:CG1	31:CG:9:VAL:O	2.63	0.47
18:AR:22:TYR:CE1	18:AR:23:LYS:HG3	2.49	0.47
1:AA:47:C:H4'	1:AA:48:C:O5'	2.15	0.47
46:DV:69:GLU:O	46:DV:70:ILE:HG12	2.14	0.47
25:DA:18:U:O3'	41:DQ:22:GLY:HA2	2.14	0.47
25:DA:705:A:C2	25:DA:706:A:C4	3.03	0.47
25:DA:1990:C:H5"	25:DA:1991:U:P	2.54	0.47
48:CX:76:LYS:HE3	48:CX:77:TYR:H	1.79	0.47
48:DX:66:VAL:O	48:DX:69:GLU:HB2	2.15	0.47

Continued on next page...

Continued from previous page...

Atom-1	Atom-2	Distance(Å)	Clash(Å)
43:DS:19:LEU:HG	51:D0:21:LEU:HG	1.96	0.47
24:AY:18:VAL:O	24:AY:21:PHE:HB3	2.14	0.47
31:DG:126:THR:HG22	31:DG:127:GLN:N	2.29	0.47
25:DA:2070:A:H2'	25:DA:2070:A:N3	2.30	0.47
11:AK:23:HIS:C	11:AK:23:HIS:CD2	2.88	0.47
12:BL:17:LYS:O	12:BL:17:LYS:HD2	2.15	0.47
46:CV:18:ARG:HG3	46:CV:18:ARG:HH11	1.79	0.47
25:CA:134:G:H2'	25:CA:135:U:O5'	2.15	0.47
1:BA:1269:A:H2	1:BA:1312:G:N3	2.13	0.47
1:BA:1374:A:C2'	1:BA:1375:A:H5'	2.45	0.47
33:DI:27:LEU:O	33:DI:30:GLN:OE1	2.32	0.47
33:DI:7:TYR:HB2	33:DI:58:ILE:H	1.80	0.47
25:DA:1395:A:O2'	25:DA:1397:U:C6	2.68	0.47
25:CA:1079:C:C2	25:CA:1080:A:C8	3.03	0.47
33:CI:18:ASN:ND2	33:CI:27:LEU:CD1	2.78	0.47
33:CI:24:GLY:O	33:CI:34:ILE:HG23	2.15	0.47
2:AB:112:ARG:O	2:AB:116:LEU:HD23	2.15	0.47
2:AB:63:LYS:O	2:AB:65:LYS:CE	2.61	0.47
14:AN:73:PHE:CZ	14:AN:78:GLY:HA2	2.49	0.47
25:DA:2210:U:C2	25:DA:2212:A:N7	2.83	0.47
29:DE:109:LEU:HD12	29:DE:109:LEU:HA	1.74	0.47
25:DA:858:G:C4	25:DA:2268:A:C2	3.02	0.47
16:BP:39:PHE:CZ	16:BP:41:PRO:HB3	2.50	0.47
5:BE:93:VAL:CG1	5:BE:110:MET:CE	2.93	0.47
5:BE:155:LYS:CE	5:BE:155:LYS:N	2.77	0.47
3:BC:153:SER:HB3	3:BC:164:THR:HB	1.96	0.47
25:DA:1454:C:N4	38:DN:73:ASN:HD21	2.13	0.47
1:AA:478:A:H2'	1:AA:479:U:O5'	2.14	0.47
3:AC:141:MET:CE	3:AC:147:GLY:HA2	2.44	0.47
25:CA:1063:G:N2	33:CI:89:SER:HG	2.12	0.47
33:CI:100:ILE:HG12	33:CI:137:LEU:HD13	1.97	0.47
1:BA:188:C:C2	1:BA:189:A:C8	3.02	0.47
1:BA:664:G:H22	1:BA:741:G:H1	1.63	0.47
30:CF:129:MET:HB2	30:CF:129:MET:HE3	1.89	0.47
32:DH:2:GLN:O	32:DH:19:VAL:HG23	2.15	0.47
32:DH:2:GLN:HA	32:DH:19:VAL:O	2.15	0.47
1:BA:1072:G:C4	1:BA:1073:U:C6	3.02	0.47
2:BB:117:GLU:N	2:BB:140:LEU:HD21	2.29	0.47
10:BJ:19:ASP:HB3	10:BJ:72:ARG:HH21	1.80	0.47
2:AB:30:ILE:HD13	2:AB:38:HIS:CG	2.50	0.47
3:BC:41:TYR:CE1	3:BC:89:VAL:HG21	2.50	0.47
25:CA:1907:G:C5	25:CA:1908:C:C5	3.03	0.47

Continued on next page...

Continued from previous page...

Atom-1	Atom-2	Distance(Å)	Clash(Å)
25:CA:1724:G:H1	25:CA:1737:G:H1'	1.80	0.47
25:DA:782:A:C2	27:DC:224:MET:SD	3.08	0.47
30:DF:21:TYR:HD1	30:DF:26:GLN:HG2	1.80	0.47
3:AC:41:TYR:CE1	3:AC:42:LEU:HD12	2.50	0.47
3:AC:46:LEU:HD21	3:AC:86:LEU:HD11	1.97	0.47
25:DA:979:A:C2'	25:DA:980:A:OP1	2.62	0.47
25:DA:1387:A:C4'	25:DA:1469:A:H1'	2.44	0.47
1:BA:66:A:O4'	1:BA:173:U:C4	2.68	0.47
31:CG:16:VAL:HG22	31:CG:25:ILE:HD13	1.97	0.47
33:CI:33:ASN:CB	33:CI:36:GLU:HG2	2.45	0.47
25:DA:480:A:OP2	45:DU:43:LYS:NZ	2.47	0.47
6:BF:10:VAL:HG11	6:BF:18:VAL:HG22	1.97	0.47
35:DK:22:ILE:O	35:DK:23:LYS:HB2	2.15	0.47
25:DA:2704:C:H3'	25:DA:2705:A:H8	1.80	0.47
1:BA:1031:C:H4'	1:BA:1032:G:C4	2.50	0.47
14:BN:17:ASP:O	14:BN:18:LYS:C	2.53	0.47
14:BN:19:TYR:CD1	14:BN:19:TYR:N	2.83	0.47
27:DC:118:GLY:O	27:DC:120:ASP:N	2.48	0.47
27:DC:118:GLY:O	27:DC:119:VAL:C	2.52	0.47
25:DA:2677:G:C6	25:DA:2731:G:C6	3.03	0.47
15:BO:16:ARG:O	15:BO:17:ASP:CB	2.63	0.47
14:BN:42:TRP:CD1	14:BN:42:TRP:O	2.68	0.47
1:AA:1351:U:H2'	1:AA:1352:C:H6	1.80	0.47
1:AA:214:C:H2'	1:AA:215:C:C6	2.48	0.47
42:DR:81:LYS:O	42:DR:82:HIS:HB3	2.14	0.47
25:CA:2732:G:O2'	25:CA:2733:A:H5'	2.14	0.47
25:CA:2591:C:H2'	25:CA:2592:G:C8	2.49	0.47
1:BA:1085:U:H5'	1:BA:1094:G:C2	2.50	0.47
24:AY:133:ARG:HH22	25:CA:1941:C:H2'	1.80	0.47
1:AA:853:C:C2	1:AA:854:U:C6	3.03	0.47
30:DF:142:TYR:O	30:DF:142:TYR:CG	2.68	0.47
29:CE:48:THR:C	29:CE:50:ALA:N	2.68	0.47
1:BA:317:U:N3	1:BA:318:G:N7	2.63	0.47
25:DA:1575:C:N3	25:DA:1576:U:C5	2.83	0.47
37:CM:42:THR:HG22	37:CM:93:VAL:HG12	1.97	0.47
25:CA:1919:A:H5''	25:CA:1920:C:OP2	2.15	0.47
25:DA:2232:C:C4	25:DA:2233:U:C5	3.03	0.47
13:AM:94:LEU:CB	13:AM:95:PRO:HD2	2.45	0.47
25:DA:447:A:N1	25:DA:454:A:C8	2.83	0.47
1:AA:1164:G:C5'	10:BJ:89:ARG:HD2	2.45	0.47
25:DA:236:C:O2'	25:DA:237:C:H5'	2.15	0.47
54:D3:30:HIS:ND1	54:D3:31:ILE:HG13	2.29	0.47

Continued on next page...

Continued from previous page...

Atom-1	Atom-2	Distance(Å)	Clash(Å)
25:CA:551:G:H2'	25:CA:552:U:O4'	2.15	0.47
25:CA:368:A:H8	25:CA:368:A:O5'	1.97	0.47
25:CA:1292:G:O2'	25:CA:1293:C:H5'	2.15	0.47
25:DA:1053:C:C2	25:DA:1107:G:N2	2.82	0.47
5:BE:10:LEU:HD23	5:BE:11:GLN:H	1.80	0.47
46:DV:20:LEU:CD2	46:DV:26:PHE:HA	2.44	0.47
41:DQ:7:VAL:HG12	41:DQ:8:ILE:HG22	1.96	0.47
13:AM:88:LEU:O	13:AM:92:ARG:HG3	2.13	0.47
1:BA:634:C:C2'	1:BA:635:A:O5'	2.63	0.47
25:CA:1139:G:O3'	34:CJ:26:GLY:CA	2.62	0.47
36:DL:117:THR:O	36:DL:118:THR:C	2.53	0.47
25:DA:1482:G:H1'	25:DA:1509:A:H61	1.80	0.47
2:AB:9:LEU:HD11	2:AB:11:ALA:O	2.14	0.47
25:CA:601:C:O2	25:CA:605:G:H4'	2.14	0.47
37:DM:51:ARG:O	37:DM:52:ALA:C	2.53	0.47
33:CI:12:VAL:O	33:CI:13:ALA:HB2	2.15	0.47
8:BH:48:PHE:C	8:BH:48:PHE:CD1	2.88	0.47
36:CL:99:ASN:CG	60:CL:202:HOH:O	2.53	0.47
25:DA:249:C:O2'	36:DL:63:LYS:HE2	2.15	0.47
40:CP:103:THR:O	40:CP:105:LYS:N	2.48	0.47
27:CC:58:LYS:O	27:CC:59:GLN:HG3	2.15	0.47
35:CK:104:THR:HB	35:CK:106:GLU:OE1	2.15	0.47
1:AA:1149:C:H6	1:AA:1149:C:O5'	1.98	0.47
13:BM:32:ILE:HD13	13:BM:58:GLU:HB3	1.97	0.47
19:BS:39:ILE:O	19:BS:66:VAL:O	2.32	0.47
25:DA:1060:U:H4'	25:DA:1061:U:H3'	1.97	0.47
33:DI:30:GLN:HG2	33:DI:31:GLY:N	2.30	0.47
25:CA:416:U:H3'	25:CA:416:U:H6	1.80	0.47
25:DA:1389:G:C2	25:DA:1390:U:C2	3.03	0.47
21:AU:18:PHE:C	21:AU:19:LYS:HE2	2.35	0.47
25:CA:1088:A:N3	25:CA:1088:A:H5''	2.30	0.47
25:DA:161:A:H2	25:DA:2218:G:O4'	1.97	0.47
25:DA:2345:G:C4	25:DA:2347:C:C5	3.03	0.47
25:DA:2199:A:H2'	25:DA:2200:C:H6	1.80	0.47
16:BP:39:PHE:CD2	16:BP:74:LEU:HD11	2.49	0.47
50:DZ:52:PHE:CE2	50:DZ:53:MET:HG2	2.50	0.47
36:DL:113:ALA:O	36:DL:114:GLY:O	2.33	0.47
25:DA:2839:G:H2'	25:DA:2840:C:O5'	2.15	0.47
1:AA:143:A:N3	1:AA:143:A:C2'	2.75	0.47
1:AA:1175:G:O2'	1:AA:1176:A:H5'	2.14	0.47
10:AJ:27:GLU:C	10:AJ:29:ALA:H	2.17	0.47
3:AC:183:TYR:HA	3:AC:199:VAL:O	2.14	0.47

Continued on next page...

Continued from previous page...

Atom-1	Atom-2	Distance(Å)	Clash(Å)
39:DO:93:ASP:OD2	39:DO:95:SER:N	2.48	0.47
1:AA:458:U:H2'	1:AA:458:U:O2	2.14	0.47
3:AC:147:GLY:CA	3:AC:171:ARG:H	2.27	0.47
25:DA:2127:G:C2'	25:DA:2128:G:C8	2.97	0.47
4:AD:164:ARG:O	4:AD:166:LYS:N	2.47	0.47
11:AK:124:LYS:HA	21:AU:34:ARG:HG3	1.97	0.47
1:BA:189:A:N6	1:BA:190:A:N1	2.63	0.47
1:AA:921:U:C5	1:AA:922:G:N7	2.83	0.47
5:AE:88:HIS:CE1	5:AE:137:ARG:HD3	2.50	0.47
22:AV:21:A:N6	22:AV:46:G:N9	2.62	0.47
22:AV:63:G:N3	22:AV:63:G:H2'	2.30	0.47
25:CA:1270:C:H6	25:CA:1270:C:O5'	1.98	0.47
25:CA:1270:C:H5''	25:CA:1271:G:O5'	2.15	0.47
8:AH:48:PHE:HB3	8:AH:60:LEU:HD23	1.97	0.47
1:BA:861:G:C4	1:BA:862:C:C6	3.03	0.47
9:BI:42:THR:O	9:BI:43:ALA:C	2.52	0.47
38:CN:49:GLU:HB2	38:CN:50:PRO:HD3	1.96	0.47
9:AI:48:ARG:HD3	9:AI:49:GLN:N	2.30	0.47
9:AI:49:GLN:HE22	9:AI:79:ARG:NH1	2.12	0.47
17:AQ:47:ASP:O	17:AQ:48:GLU:O	2.33	0.47
17:AQ:51:GLU:N	17:AQ:51:GLU:CD	2.67	0.47
25:CA:2102:G:C5	25:CA:2103:C:C4	3.03	0.47
1:BA:479:U:C2'	1:BA:480:U:H5'	2.45	0.47
25:CA:1482:G:C2	25:CA:1483:G:C5	3.02	0.47
40:CP:102:ARG:HD3	40:CP:106:ALA:O	2.15	0.47
2:BB:216:VAL:HA	2:BB:219:THR:CG2	2.45	0.47
3:AC:39:ARG:HG2	3:AC:54:ILE:CG1	2.45	0.47
3:AC:54:ILE:O	3:AC:54:ILE:HG13	2.15	0.47
14:AN:31:SER:O	14:AN:32:ASP:CB	2.62	0.47
25:DA:1024:G:OP2	25:DA:1025:G:H3'	2.15	0.47
1:AA:323:U:O4	1:AA:324:G:C6	2.68	0.47
25:DA:65:U:O2'	25:DA:66:C:H5'	2.15	0.47
26:CB:34:A:O2'	26:CB:35:C:C5'	2.63	0.47
1:BA:59:A:C5	1:BA:331:G:N2	2.83	0.47
56:DB:45:A:N1	56:DB:46:A:C4	2.83	0.47
1:AA:540:G:C4	1:AA:541:G:C8	3.03	0.47
44:CT:8:LEU:HD22	49:CY:22:LEU:HA	1.95	0.47
1:AA:1126:U:H4'	1:AA:1127:G:OP2	2.15	0.47
15:BO:58:MET:O	15:BO:60:SER:N	2.48	0.47
14:BN:35:ALA:HB1	14:BN:41:ARG:HB2	1.96	0.47
56:DB:21:G:H2'	56:DB:22:U:O4'	2.15	0.47
25:DA:1972:G:OP2	27:DC:237:ARG:NH1	2.47	0.47

Continued on next page...

Continued from previous page...

Atom-1	Atom-2	Distance(Å)	Clash(Å)
17:AQ:3:LYS:C	17:AQ:4:ILE:HD12	2.36	0.47
25:DA:1513:U:C2	25:DA:1514:G:C8	3.03	0.47
25:DA:1476:U:C5	25:DA:1514:G:N2	2.83	0.47
25:DA:540:C:H2'	25:DA:541:A:H5'	1.95	0.47
10:BJ:98:VAL:O	10:BJ:99:GLN:HG2	2.15	0.47
5:BE:55:VAL:N	5:BE:56:PRO:HD2	2.30	0.47
25:DA:1915:U:H2'	25:DA:1916:A:O5'	2.14	0.47
39:DO:49:VAL:HG11	39:DO:81:ARG:HB3	1.97	0.47
1:AA:1004:A:C2	1:AA:1026:G:C4	3.03	0.47
25:DA:976:G:H5'	25:DA:1156:A:N6	2.30	0.47
25:CA:60:G:O2'	25:CA:61:C:P	2.73	0.47
12:BL:51:VAL:HG23	12:BL:52:CYS:N	2.28	0.47
1:AA:854:U:C6	1:AA:871:U:O4	2.68	0.47
49:CY:36:GLN:O	49:CY:37:LEU:CB	2.63	0.47
25:DA:2183:A:H2'	25:DA:2184:A:C8	2.50	0.47
28:DD:24:VAL:HA	28:DD:189:VAL:O	2.15	0.47
19:BS:50:VAL:CG2	19:BS:70:LEU:HD13	2.44	0.47
25:CA:2255:G:H2'	25:CA:2256:G:C5'	2.45	0.47
29:CE:198:GLU:O	29:CE:199:MET:C	2.54	0.47
16:BP:4:ILE:HD12	16:BP:66:THR:O	2.15	0.47
25:DA:2836:U:H2'	25:DA:2837:A:C8	2.50	0.47
32:CH:135:HIS:HB3	32:CH:138:VAL:HB	1.96	0.47
30:DF:63:LYS:H	30:DF:63:LYS:HE2	1.80	0.47
22:AV:8:U:C2	22:AV:15:G:O6	2.67	0.47
1:AA:1164:G:H5''	10:BJ:89:ARG:HD2	1.97	0.47
25:DA:1292:G:C2'	25:DA:1293:C:H5'	2.45	0.47
25:DA:1050:A:H2'	25:DA:1051:G:O4'	2.14	0.47
57:DW:64:LYS:HE3	57:DW:66:GLU:OE1	2.15	0.47
5:BE:11:GLN:CA	5:BE:11:GLN:OE1	2.62	0.47
18:BR:33:THR:HG23	18:BR:36:GLY:H	1.79	0.47
1:BA:1303:C:N4	1:BA:1304:G:C6	2.82	0.47
54:C3:49:VAL:HG12	54:C3:53:ASP:HB2	1.96	0.47
25:DA:1633:G:C6	25:DA:1635:A:C4	3.03	0.47
25:DA:2714:G:H2'	25:DA:2715:C:H5'	1.97	0.47
30:CF:148:VAL:O	30:CF:148:VAL:HG23	2.15	0.47
25:DA:81:G:O4'	25:DA:294:A:C2	2.68	0.47
25:CA:1616:A:H4'	25:CA:1617:C:OP2	2.15	0.47
20:BT:8:LYS:HG2	20:BT:12:GLN:OE1	2.13	0.47
25:CA:2668:G:C2'	25:CA:2669:G:O5'	2.62	0.47
46:DV:80:HIS:HE1	46:DV:82:TYR:CE2	2.33	0.47
13:AM:75:SER:O	13:AM:79:LEU:HD12	2.15	0.47
1:BA:138:G:C4	1:BA:226:G:C2	3.03	0.47

Continued on next page...

Continued from previous page...

Atom-1	Atom-2	Distance(Å)	Clash(Å)
25:CA:128:C:H2'	25:CA:129:C:H6	1.80	0.47
25:CA:1023:U:H2'	25:CA:1024:G:H5'	1.96	0.47
25:CA:777:G:O2'	25:CA:778:G:H5'	2.15	0.47
7:AG:30:MET:CG	7:AG:31:VAL:N	2.78	0.47
38:CN:36:THR:HG23	38:CN:37:THR:N	2.29	0.47
55:C4:19:ARG:O	55:C4:21:GLY:N	2.48	0.47
25:CA:2348:U:H2'	25:CA:2349:G:O4'	2.14	0.47
25:DA:1864:U:C2'	25:DA:1865:U:H5'	2.44	0.47
1:BA:1309:G:C4	1:BA:1310:G:C8	3.03	0.46
1:BA:981:U:H2'	1:BA:982:U:H5	1.79	0.46
9:BI:117:LEU:HD23	9:BI:120:ALA:C	2.35	0.46
25:CA:2162:G:O2'	25:CA:2163:A:N7	2.47	0.46
25:DA:1071:G:O2'	25:DA:1072:C:H5''	2.15	0.46
4:BD:30:LYS:HD3	4:BD:30:LYS:N	2.30	0.46
25:DA:1342:A:C2	25:DA:1345:C:C5	3.04	0.46
2:AB:69:VAL:O	2:AB:69:VAL:HG12	2.15	0.46
1:AA:1317:C:H2'	1:AA:1318:A:H5'	1.97	0.46
25:DA:2370:G:H4'	52:D1:43:ARG:NH1	2.31	0.46
32:DH:69:ALA:HB2	32:DH:138:VAL:HG11	1.97	0.46
1:AA:1538:C:O2'	1:AA:1539:C:H5'	2.13	0.46
3:BC:149:LYS:HB3	3:BC:168:ARG:HA	1.98	0.46
8:AH:100:ILE:HD11	8:AH:128:VAL:HB	1.96	0.46
12:BL:23:LEU:HG	12:BL:24:GLU:H	1.79	0.46
1:AA:1162:C:C2	1:AA:1175:G:N2	2.83	0.46
10:AJ:32:THR:HG23	10:AJ:83:THR:HA	1.97	0.46
25:DA:1556:C:C2'	25:DA:1557:C:C5'	2.94	0.46
25:DA:1455:G:C6	25:DA:1456:G:C8	3.03	0.46
1:AA:455:G:C2	1:AA:478:A:N1	2.83	0.46
30:CF:26:GLN:O	30:CF:27:VAL:C	2.52	0.46
33:CI:102:ARG:HA	33:CI:141:ASP:OD2	2.14	0.46
1:AA:22:G:C6	1:AA:23:C:C4	3.03	0.46
1:AA:92:U:H2'	1:AA:93:U:C6	2.50	0.46
1:BA:72:A:N6	1:BA:73:C:N4	2.63	0.46
25:DA:1131:G:C4	34:DJ:77:HIS:CD2	3.02	0.46
1:AA:374:A:C5	1:AA:375:U:C5	3.04	0.46
31:DG:108:PHE:CE2	31:DG:151:ARG:NH2	2.83	0.46
1:AA:1239:A:N3	1:AA:1241:G:N1	2.63	0.46
14:AN:93:ILE:HA	14:AN:94:PRO:HD3	1.70	0.46
25:CA:84:A:H62	25:CA:101:A:H2	1.63	0.46
15:AO:66:LEU:HD13	15:AO:87:ARG:HH22	1.75	0.46
11:AK:94:SER:O	11:AK:97:ARG:HB2	2.15	0.46
25:CA:547:A:H8	25:CA:548:G:N3	2.13	0.46

Continued on next page...

Continued from previous page...

Atom-1	Atom-2	Distance(Å)	Clash(Å)
25:DA:417:C:C2	25:DA:418:C:C6	3.03	0.46
25:CA:141:G:C2	44:CT:1:MET:HE3	2.50	0.46
25:CA:142:A:OP2	25:CA:142:A:C8	2.67	0.46
25:DA:980:A:N7	25:DA:1136:G:H5''	2.31	0.46
9:AI:98:ARG:HD3	9:AI:103:VAL:HG21	1.97	0.46
25:DA:1565:C:C5	25:DA:1567:G:C6	3.02	0.46
48:DX:11:PRO:HB3	48:DX:29:LEU:CD2	2.46	0.46
13:AM:78:ARG:O	13:AM:82:LEU:HG	2.15	0.46
10:BJ:48:ARG:NH1	10:BJ:48:ARG:HG2	2.30	0.46
1:BA:245:U:C2'	1:BA:245:U:O2	2.53	0.46
1:AA:659:U:O2'	1:AA:660:C:H5'	2.15	0.46
25:CA:31:C:H2'	25:CA:32:C:C5'	2.45	0.46
32:DH:142:VAL:HG12	32:DH:143:ILE:H	1.80	0.46
14:AN:22:LYS:HA	14:AN:25:GLU:OE2	2.15	0.46
1:AA:499:A:H61	1:AA:547:A:C5'	2.28	0.46
1:AA:790:A:C6	1:AA:791:G:C6	3.03	0.46
1:BA:472:U:H2'	1:BA:473:U:C6	2.50	0.46
14:BN:20:PHE:HA	14:BN:24:ALA:HB2	1.97	0.46
3:BC:101:ASN:O	3:BC:102:ILE:HG13	2.15	0.46
1:AA:1000:A:C2	1:AA:1041:G:C2	3.03	0.46
1:AA:932:C:N4	7:AG:2:ARG:NH2	2.63	0.46
20:AT:67:HIS:HB3	20:AT:68:LYS:HG3	1.96	0.46
5:AE:19:ARG:HA	5:AE:31:SER:O	2.15	0.46
25:DA:2004:G:C6	25:DA:2005:A:C4	3.03	0.46
25:DA:1474:U:C5	25:DA:1475:G:C2	3.03	0.46
25:DA:1514:G:H5''	25:DA:1515:A:OP1	2.15	0.46
25:CA:2223:G:C3'	25:CA:2224:G:H5'	2.45	0.46
7:BG:65:LEU:CD2	7:BG:69:ARG:CZ	2.94	0.46
1:AA:833:G:H2'	1:AA:834:U:O4'	2.15	0.46
25:CA:371:A:N6	25:CA:402:A:OP2	2.48	0.46
25:DA:404:A:C2	25:DA:406:G:C2	3.04	0.46
7:BG:148:LYS:CD	11:BK:60:PHE:CZ	2.99	0.46
8:AH:82:LEU:HD22	8:AH:83:ARG:N	2.31	0.46
1:BA:49:U:C2	1:BA:362:G:H1'	2.50	0.46
25:CA:158:U:C2'	25:CA:159:G:H5'	2.46	0.46
25:CA:1607:C:H4'	25:CA:1608:A:C8	2.50	0.46
25:CA:2782:G:H2'	25:CA:2783:U:H5'	1.97	0.46
1:BA:580:C:C2'	1:BA:581:G:O5'	2.63	0.46
53:C2:30:VAL:O	53:C2:31:LEU:C	2.52	0.46
45:DU:44:HIS:HD2	45:DU:57:ILE:HG12	1.79	0.46
25:CA:449:A:C2'	25:CA:450:G:H5'	2.45	0.46
12:AL:87:LYS:HE3	12:AL:87:LYS:HB2	1.78	0.46

Continued on next page...

Continued from previous page...

Atom-1	Atom-2	Distance(Å)	Clash(Å)
23:AX:13:A:O2'	23:AX:14:A:C8	2.68	0.46
25:CA:1445:G:C2	25:CA:1446:C:C2	3.03	0.46
31:CG:117:PRO:HD2	31:CG:120:ILE:HB	1.97	0.46
25:DA:1688:U:H1'	25:DA:1701:A:C6	2.49	0.46
25:DA:371:A:N6	25:DA:401:A:H3'	2.31	0.46
25:CA:1140:C:H5'	34:CJ:26:GLY:HA3	1.97	0.46
27:CC:10:PRO:O	27:CC:11:GLY:C	2.52	0.46
42:DR:19:THR:HA	42:DR:96:VAL:O	2.14	0.46
25:DA:2871:U:O2	25:DA:2871:U:H2'	2.13	0.46
25:DA:709:U:O2'	25:DA:710:U:H5'	2.15	0.46
25:CA:586:A:C2	25:CA:1254:A:C2	3.04	0.46
48:CX:26:ARG:HG3	48:CX:27:ARG:N	2.30	0.46
12:AL:37:TYR:O	12:AL:38:THR:CG2	2.63	0.46
1:AA:75:G:H5'	1:AA:76:G:OP2	2.15	0.46
4:AD:197:HIS:O	4:AD:201:GLU:HG3	2.15	0.46
48:DX:70:LEU:HB3	48:DX:75:GLU:HG3	1.97	0.46
25:CA:490:C:H4'	25:CA:491:G:OP2	2.15	0.46
36:CL:143:GLU:O	36:CL:143:GLU:HG3	2.15	0.46
21:AU:32:ARG:HH11	21:AU:32:ARG:HG2	1.78	0.46
17:AQ:30:HIS:ND1	17:AQ:31:PRO:HD2	2.30	0.46
53:D2:31:LEU:O	53:D2:34:ARG:N	2.48	0.46
1:BA:895:G:C6	1:BA:896:C:C4	3.03	0.46
12:BL:73:LEU:H	12:BL:73:LEU:HD23	1.80	0.46
1:BA:1267:C:H2'	1:BA:1268:G:C5'	2.46	0.46
9:BI:119:LYS:O	9:BI:120:ALA:CB	2.63	0.46
33:DI:20:SER:O	33:DI:24:GLY:CA	2.64	0.46
25:CA:415:A:H8	25:CA:415:A:O5'	1.98	0.46
4:BD:27:ILE:O	4:BD:28:ASP:C	2.54	0.46
25:DA:1406:U:H2'	25:DA:1407:G:H8	1.79	0.46
49:DY:8:GLU:HB3	49:DY:12:GLU:HB3	1.98	0.46
25:CA:1084:A:C5	25:CA:1085:A:N6	2.82	0.46
25:CA:1096:A:C5	25:CA:1097:U:C5	3.04	0.46
1:AA:1213:A:C4	1:AA:1215:G:C8	3.02	0.46
1:AA:1356:G:N2	1:AA:1357:A:C4	2.83	0.46
1:BA:1275:A:C6	1:BA:1276:G:C5	3.03	0.46
2:BB:18:GLN:O	2:BB:37:VAL:HG22	2.15	0.46
2:BB:93:HIS:CD2	2:BB:145:ASN:HB2	2.50	0.46
52:D1:37:LYS:HB2	52:D1:48:TYR:CD2	2.49	0.46
1:AA:1539:C:H5''	21:AU:17:ARG:HE	1.79	0.46
42:CR:51:VAL:CB	42:CR:52:PRO:CD	2.92	0.46
43:CS:20:VAL:HG11	43:CS:47:VAL:HG11	1.97	0.46
1:BA:1015:G:H2'	1:BA:1016:A:C8	2.50	0.46

Continued on next page...

Continued from previous page...

Atom-1	Atom-2	Distance(Å)	Clash(Å)
3:AC:6:PRO:HA	3:AC:174:LEU:HD11	1.97	0.46
56:DB:54:G:H2'	56:DB:54:G:N3	2.30	0.46
30:DF:150:GLY:O	30:DF:151:LEU:HB3	2.15	0.46
11:AK:124:LYS:HE3	21:AU:34:ARG:NH2	2.31	0.46
1:AA:501:C:O2'	1:AA:502:A:H5'	2.15	0.46
1:AA:511:C:C2	1:AA:512:U:C6	3.04	0.46
1:BA:780:A:C2	1:BA:803:G:C6	3.03	0.46
25:DA:2283:C:H2'	25:DA:2284:A:O4'	2.15	0.46
11:BK:67:GLU:O	11:BK:70:ALA:HB3	2.15	0.46
8:AH:23:ALA:HA	8:AH:60:LEU:O	2.15	0.46
20:BT:35:TYR:CD2	20:BT:36:ALA:CA	2.98	0.46
1:AA:374:A:C4	1:AA:375:U:C5	3.03	0.46
1:AA:452:A:N7	1:AA:453:G:C8	2.83	0.46
16:AP:79:ASN:CB	16:AP:82:ALA:O	2.63	0.46
25:CA:1413:A:C2	25:CA:1590:A:C2	3.02	0.46
25:CA:1413:A:C2	25:CA:1414:C:O2	2.68	0.46
1:AA:643:C:O5'	1:AA:643:C:H6	1.98	0.46
37:DM:106:ASP:OD1	37:DM:107:GLY:N	2.48	0.46
25:CA:1871:A:C8	25:CA:1872:A:C2	3.03	0.46
2:BB:67:LEU:HD21	2:BB:91:VAL:CG2	2.45	0.46
38:DN:98:LEU:HD13	51:D0:53:VAL:HG21	1.96	0.46
30:DF:11:VAL:HG12	30:DF:15:LEU:HD11	1.96	0.46
31:DG:23:ILE:HD12	31:DG:71:LEU:HD21	1.96	0.46
2:BB:53:LEU:CD2	2:BB:212:TYR:OH	2.63	0.46
14:AN:44:ALA:HA	14:AN:47:LYS:HG3	1.97	0.46
3:BC:64:ARG:O	3:BC:65:VAL:CB	2.63	0.46
19:AS:43:MET:CE	19:AS:48:ILE:HG12	2.45	0.46
1:BA:111:G:C6	1:BA:330:C:N4	2.84	0.46
33:CI:57:VAL:HB	33:CI:68:PHE:HB2	1.97	0.46
1:BA:152:A:N1	1:BA:170:U:O2	2.48	0.46
1:BA:176:C:C2'	1:BA:177:G:O5'	2.63	0.46
30:CF:51:ASN:O	30:CF:52:ALA:C	2.53	0.46
7:BG:30:MET:SD	7:BG:33:GLY:HA2	2.54	0.46
25:CA:2333:A:P	47:CW:73:ARG:HH22	2.37	0.46
8:AH:40:LYS:N	8:AH:45:ILE:HG12	2.29	0.46
8:AH:46:GLU:HA	8:AH:63:LYS:HG2	1.98	0.46
25:CA:1486:U:C2'	25:CA:1487:U:H5'	2.45	0.46
1:AA:198:G:C6	1:AA:220:G:C4	3.03	0.46
18:AR:72:ARG:HG3	18:AR:72:ARG:HH11	1.80	0.46
25:CA:1801:A:C8	25:CA:2203:U:H2'	2.50	0.46
30:DF:105:ILE:CG1	30:DF:106:ALA:N	2.78	0.46
25:DA:2849:U:P	40:DP:92:ARG:HH21	2.38	0.46

Continued on next page...

Continued from previous page...

Atom-1	Atom-2	Distance(Å)	Clash(Å)
25:DA:1504:A:H3'	25:DA:1505:A:H8	1.80	0.46
8:BH:82:LEU:CD1	8:BH:82:LEU:O	2.63	0.46
26:CB:29:A:OP2	39:CO:31:THR:HG23	2.14	0.46
52:C1:33:LEU:HB3	52:C1:51:ALA:HB2	1.96	0.46
7:BG:96:ASN:HA	7:BG:99:ALA:HB2	1.97	0.46
1:AA:191:G:C2'	1:AA:192:A:H5'	2.45	0.46
25:DA:164:C:H2'	25:DA:165:A:C5'	2.44	0.46
1:AA:841:C:C6	1:AA:843:U:OP2	2.69	0.46
27:CC:195:GLY:O	27:CC:196:ASN:C	2.52	0.46
30:CF:40:GLY:HA2	30:CF:84:ILE:HD12	1.97	0.46
44:DT:18:GLU:O	44:DT:19:LYS:C	2.52	0.46
25:DA:2803:G:C2'	25:DA:2804:U:O5'	2.62	0.46
29:DE:1:MET:HG2	29:DE:16:GLU:HA	1.96	0.46
25:DA:2843:G:H2'	25:DA:2844:G:O4'	2.15	0.46
40:DP:51:ASN:N	40:DP:51:ASN:ND2	2.63	0.46
46:CV:21:ARG:C	46:CV:23:ALA:H	2.18	0.46
25:DA:237:C:H2'	25:DA:238:C:H6	1.80	0.46
36:DL:76:GLU:O	36:DL:76:GLU:HG3	2.14	0.46
25:CA:2849:U:C6	25:CA:2867:G:N2	2.83	0.46
1:AA:1370:G:O2'	1:AA:1371:G:H5'	2.15	0.46
1:BA:248:C:C4	1:BA:249:U:C4	3.03	0.46
39:DO:72:ALA:HA	39:DO:109:ALA:HB2	1.97	0.46
25:DA:669:G:H2'	25:DA:670:A:N7	2.31	0.46
39:CO:14:ALA:O	39:CO:18:LEU:CD2	2.63	0.46
5:AE:40:ASP:OD1	5:AE:42:ASN:N	2.49	0.46
41:DQ:16:ILE:O	41:DQ:19:GLN:HB2	2.15	0.46
25:DA:2482:A:H2'	25:DA:2483:C:H6	1.80	0.46
25:DA:2870:C:C4	25:DA:2871:U:C4	3.03	0.46
56:DB:12:C:N3	57:DW:70:PRO:HB3	2.30	0.46
25:DA:648:G:H1'	25:DA:2351:G:OP1	2.15	0.46
21:AU:32:ARG:HH11	21:AU:32:ARG:CG	2.28	0.46
8:AH:105:THR:HG21	8:AH:120:LEU:CD1	2.45	0.46
25:CA:388:G:H5'	25:CA:389:G:OP2	2.15	0.46
25:CA:2046:G:C2'	25:CA:2047:C:H5'	2.45	0.46
4:BD:40:HIS:O	4:BD:42:ALA:N	2.48	0.46
14:AN:57:PRO:C	14:AN:59:ARG:H	2.18	0.46
46:DV:43:ASP:C	46:DV:43:ASP:OD1	2.53	0.46
28:DD:202:ILE:HG22	28:DD:202:ILE:O	2.16	0.46
27:CC:77:VAL:HG12	27:CC:111:ALA:HA	1.97	0.46
30:CF:36:ASN:CG	30:CF:37:MET:N	2.68	0.46
1:BA:1312:G:N7	19:BS:2:ARG:N	2.63	0.46
9:BI:117:LEU:HD23	9:BI:120:ALA:O	2.15	0.46

Continued on next page...

Continued from previous page...

Atom-1	Atom-2	Distance(Å)	Clash(Å)
25:CA:2174:C:H2'	25:CA:2175:C:H6	1.80	0.46
25:DA:1097:U:H2'	25:DA:1098:A:H5'	1.97	0.46
4:BD:3:TYR:C	4:BD:4:LEU:HD13	2.36	0.46
25:DA:1315:C:N3	25:DA:1316:U:C5	2.84	0.46
25:CA:1060:U:O4'	25:CA:1062:G:OP2	2.34	0.46
25:CA:1094:U:O4	25:CA:1097:U:OP2	2.34	0.46
33:CI:50:LYS:HD3	33:CI:50:LYS:N	2.31	0.46
1:AA:1216:A:H2'	1:AA:1217:C:C6	2.50	0.46
1:AA:1313:U:C2	1:AA:1314:C:C5	3.02	0.46
1:AA:978:A:C6	1:AA:1319:A:C2	3.03	0.46
32:DH:30:LEU:C	32:DH:31:VAL:O	2.53	0.46
2:BB:209:VAL:CG2	2:BB:210:THR:N	2.79	0.46
32:DH:62:LEU:HD13	32:DH:63:ALA:CA	2.46	0.46
5:BE:114:LEU:O	5:BE:119:VAL:HG23	2.15	0.46
5:BE:153:ALA:O	5:BE:156:ARG:O	2.32	0.46
25:DA:1412:U:O2	25:DA:1591:A:N1	2.49	0.46
25:DA:640:C:H2'	25:DA:641:U:C6	2.51	0.46
38:DN:87:PHE:CZ	38:DN:94:TYR:HB3	2.50	0.46
4:BD:191:SER:OG	4:BD:192:ALA:N	2.41	0.46
4:AD:146:GLU:HA	4:AD:149:LYS:CD	2.46	0.46
1:AA:413:G:N1	4:AD:32:LYS:HD3	2.31	0.46
4:AD:54:LEU:HD23	4:AD:55:ARG:CA	2.46	0.46
1:BA:782:A:H2'	1:BA:783:C:O4'	2.15	0.46
5:AE:116:VAL:HG23	5:AE:116:VAL:O	2.15	0.46
25:DA:1866:A:C6	25:DA:1876:A:N7	2.83	0.46
20:BT:53:MET:CE	20:BT:57:VAL:CG2	2.93	0.46
34:DJ:80:HIS:C	34:DJ:81:ILE:CG2	2.84	0.46
1:BA:1540:U:H4'	21:BU:17:ARG:CG	2.43	0.46
1:BA:1130:A:H2'	1:BA:1131:G:H5'	1.97	0.46
9:BI:8:THR:HB	9:BI:84:ARG:NH1	2.31	0.46
1:AA:1238:A:H2	1:AA:1241:G:N3	2.11	0.46
1:AA:1204:A:C4	1:AA:1205:U:C6	3.03	0.46
45:DU:17:ASP:O	45:DU:18:LYS:C	2.53	0.46
45:DU:35:VAL:O	45:DU:36:GLU:C	2.54	0.46
45:DU:7:ASP:O	45:DU:8:ASP:CB	2.63	0.46
2:AB:32:GLY:HA3	2:AB:39:ILE:H	1.80	0.46
3:AC:60:ALA:O	3:AC:62:SER:N	2.49	0.46
30:DF:19:PHE:N	30:DF:19:PHE:CD1	2.82	0.46
2:BB:216:VAL:HA	2:BB:219:THR:HG21	1.97	0.46
3:AC:55:VAL:HG12	3:AC:56:ILE:N	2.30	0.46
19:AS:13:HIS:O	19:AS:17:LYS:HG3	2.15	0.46
25:DA:1017:G:C2'	25:DA:1018:U:H5'	2.45	0.46

Continued on next page...

Continued from previous page...

Atom-1	Atom-2	Distance(Å)	Clash(Å)
34:DJ:66:GLY:C	34:DJ:68:LYS:H	2.19	0.46
1:AA:490:C:H2'	1:AA:491:G:C8	2.50	0.46
3:BC:63:ILE:HG22	3:BC:96:VAL:HG23	1.98	0.46
19:AS:43:MET:O	19:AS:44:ILE:C	2.54	0.46
1:BA:844:G:N7	1:BA:844:G:OP2	2.49	0.46
27:CC:5:CYS:SG	27:CC:15:VAL:HG12	2.55	0.46
1:BA:175:C:H2'	1:BA:176:C:H6	1.80	0.46
30:CF:46:LYS:C	30:CF:48:LEU:H	2.18	0.46
2:BB:20:ARG:HA	2:BB:20:ARG:CZ	2.45	0.46
25:CA:2887:A:H5'	25:CA:2888:C:OP2	2.15	0.46
9:AI:7:GLY:HA3	9:AI:84:ARG:O	2.16	0.46
1:AA:791:G:C5	1:AA:792:A:N7	2.83	0.46
25:DA:2310:C:C2'	25:DA:2311:A:O5'	2.51	0.46
27:DC:120:ASP:CG	27:DC:121:ALA:H	2.18	0.46
33:DI:45:THR:O	33:DI:49:GLU:N	2.49	0.46
25:CA:2180:U:H3'	25:CA:2181:U:C6	2.51	0.46
12:AL:49:ARG:HG3	12:AL:89:LEU:HD11	1.96	0.46
1:BA:9:G:C4	1:BA:10:A:C8	3.04	0.46
25:DA:748:G:O6	25:DA:751:A:H4'	2.14	0.46
4:BD:45:PRO:O	4:BD:47:LEU:HB2	2.15	0.46
52:C1:50:GLU:OE2	52:C1:52:LYS:HD3	2.15	0.46
16:AP:18:GLN:HE21	16:AP:35:ARG:HE	1.63	0.46
7:BG:68:VAL:HG23	7:BG:99:ALA:CB	2.45	0.46
1:AA:1020:G:C2	1:AA:1021:A:C5	3.03	0.46
34:DJ:105:VAL:HG11	34:DJ:122:LEU:HD23	1.97	0.46
7:BG:145:GLU:C	7:BG:147:ASN:H	2.18	0.46
25:DA:261:G:C2	25:DA:262:A:C8	3.04	0.46
27:DC:124:LYS:HB2	27:DC:125:PRO:CD	2.45	0.46
52:D1:50:GLU:HG3	52:D1:51:ALA:N	2.29	0.46
30:CF:107:VAL:N	30:CF:108:PRO:HD2	2.30	0.46
39:CO:87:ILE:HG22	39:CO:88:LYS:N	2.30	0.46
1:AA:294:U:H2'	1:AA:295:C:H6	1.78	0.46
25:DA:1362:C:H2'	25:DA:1363:C:H5'	1.97	0.46
25:DA:2738:A:N1	25:DA:2739:U:C2	2.83	0.46
25:DA:1271:G:H5''	25:DA:1272:A:OP1	2.14	0.46
30:DF:69:ALA:HB3	30:DF:80:GLN:HA	1.97	0.46
25:DA:1050:A:H2'	25:DA:1051:G:C8	2.50	0.46
57:DW:46:ASN:C	57:DW:58:LYS:HB2	2.36	0.46
1:BA:1012:A:C2	1:BA:1018:G:N1	2.83	0.46
25:CA:1917:U:C4	25:CA:1918:A:N7	2.83	0.46
25:DA:359:G:C2'	25:DA:360:U:H5'	2.46	0.46
27:CC:250:GLN:HB3	27:CC:254:LYS:HB2	1.96	0.46

Continued on next page...

Continued from previous page...

Atom-1	Atom-2	Distance(Å)	Clash(Å)
25:DA:1816:C:C5	27:DC:61:TYR:CE1	3.03	0.46
15:BO:81:ILE:HG13	15:BO:82:GLU:N	2.30	0.46
29:CE:84:THR:HG22	29:CE:85:PHE:CD2	2.50	0.46
3:BC:179:ALA:HB1	3:BC:202:PHE:HE1	1.79	0.46
3:BC:180:ASP:O	3:BC:202:PHE:HA	2.16	0.46
28:CD:207:VAL:HG13	28:CD:208:LYS:N	2.29	0.46
1:AA:1156:G:H5''	1:AA:1157:A:P	2.55	0.46
6:AF:99:ALA:O	6:AF:100:SER:CB	2.63	0.46
1:AA:1291:U:O5'	1:AA:1291:U:H6	1.97	0.46
1:AA:1291:U:OP1	7:AG:36:SER:OG	2.30	0.46
1:AA:1389:C:C2'	1:AA:1390:U:H5'	2.45	0.46
1:AA:579:A:H2'	1:AA:580:C:C6	2.50	0.46
25:CA:1274:A:N1	25:CA:1644:C:O2'	2.44	0.46
28:DD:97:SER:O	28:DD:99:GLU:N	2.48	0.46
3:AC:68:HIS:HA	3:AC:103:ALA:O	2.15	0.46
35:CK:19:VAL:CG1	35:CK:41:ILE:HD13	2.45	0.46
35:CK:21:CYS:HA	35:CK:41:ILE:HG22	1.97	0.46
25:CA:1217:U:O2	25:CA:1217:U:H2'	2.15	0.46
7:AG:85:GLN:HA	7:AG:85:GLN:OE1	2.15	0.46
1:AA:754:C:H3'	1:AA:754:C:O2	2.16	0.46
21:BU:32:ARG:CG	21:BU:32:ARG:O	2.62	0.46
36:DL:54:GLN:O	36:DL:55:MET:C	2.54	0.46
33:DI:71:LYS:HG2	33:DI:115:ASP:OD2	2.16	0.46
25:DA:1097:U:O2'	33:DI:8:VAL:HG11	2.16	0.46
1:BA:429:U:H4'	1:BA:430:A:OP1	2.14	0.46
32:CH:29:PHE:CD2	32:CH:30:LEU:HD23	2.50	0.46
25:DA:1343:G:N2	25:DA:1405:U:C4	2.83	0.46
1:AA:1141:C:O2	1:AA:1142:G:C8	2.68	0.46
1:AA:1219:A:OP1	14:AN:53:ARG:NH1	2.49	0.46
1:AA:258:G:C2	1:AA:259:G:H1'	2.50	0.46
1:AA:276:G:C5	1:AA:277:C:C5	3.03	0.46
25:DA:2371:G:C6	25:DA:2372:U:C5	3.03	0.46
32:DH:63:ALA:HB1	32:DH:66:ASN:HD22	1.80	0.46
23:AX:7:G:O2'	23:AX:8:A:H5'	2.15	0.46
25:DA:2287:A:N7	25:DA:2289:G:C8	2.84	0.46
5:BE:82:HIS:ND1	8:BH:95:MET:HE2	2.29	0.46
20:BT:66:ILE:HG13	20:BT:70:LYS:HB3	1.97	0.46
20:BT:68:LYS:CB	20:BT:69:ASN:OD1	2.63	0.46
11:AK:73:VAL:O	11:AK:75:GLU:N	2.48	0.46
38:DN:52:ILE:O	38:DN:53:THR:C	2.54	0.46
38:DN:52:ILE:O	38:DN:55:ALA:N	2.49	0.46
25:DA:2165:C:C2'	25:DA:2165:C:O2	2.62	0.46

Continued on next page...

Continued from previous page...

Atom-1	Atom-2	Distance(Å)	Clash(Å)
12:AL:28:GLN:HB2	12:AL:81:ILE:O	2.14	0.46
56:DB:34:A:C2'	56:DB:35:C:OP2	2.64	0.46
25:CA:1168:G:C5'	25:CA:1168:G:H8	2.29	0.46
10:BJ:7:ARG:HD2	10:BJ:73:LEU:HD11	1.96	0.46
3:AC:143:LEU:N	3:AC:143:LEU:HD13	2.31	0.46
51:C0:52:LYS:HE2	51:C0:55:ALA:HB2	1.98	0.46
4:AD:123:MET:HE2	4:AD:145:ARG:HD2	1.97	0.46
33:CI:101:SER:HB3	33:CI:104:GLN:HG3	1.96	0.46
33:CI:102:ARG:HB3	33:CI:141:ASP:O	2.15	0.46
25:DA:301:G:H5'	25:DA:317:G:H22	1.78	0.46
1:AA:97:G:C2'	1:AA:98:A:O5'	2.63	0.46
20:BT:34:VAL:O	20:BT:36:ALA:N	2.48	0.46
25:CA:2258:C:O2'	25:CA:2426:A:H5''	2.16	0.46
31:DG:104:LEU:HB2	31:DG:112:VAL:HB	1.96	0.46
31:DG:104:LEU:O	31:DG:111:PRO:HB3	2.16	0.46
31:DG:84:LYS:HB2	31:DG:132:LEU:HD11	1.97	0.46
1:BA:1291:U:H2'	1:BA:1292:G:H8	1.80	0.46
25:DA:1799:G:OP1	27:DC:257:ARG:CD	2.59	0.46
25:CA:752:A:H61	25:CA:2609:U:H3	1.58	0.46
1:BA:549:C:H2'	1:BA:550:G:O5'	2.15	0.46
2:BB:157:PRO:O	2:BB:180:ILE:HD12	2.15	0.46
9:AI:23:GLY:H	9:AI:60:LEU:HA	1.81	0.46
25:DA:1045:C:H3'	25:DA:1046:A:H5'	1.96	0.46
51:D0:53:VAL:O	51:D0:54:ILE:HB	2.15	0.46
25:CA:547:A:C8	25:CA:548:G:C1'	2.99	0.46
25:DA:55:G:O2'	25:DA:56:A:C5'	2.62	0.46
25:DA:65:U:C2	25:DA:66:C:C6	3.04	0.46
37:CM:50:ARG:CG	37:CM:51:ARG:N	2.78	0.46
32:CH:72:ILE:HD11	32:CH:132:PHE:CD2	2.51	0.46
42:DR:66:HIS:CE1	42:DR:94:THR:HG21	2.50	0.46
1:AA:1451:U:C3'	1:AA:1452:C:H5'	2.46	0.46
6:BF:20:GLY:O	6:BF:24:ARG:HB2	2.16	0.46
1:BA:152:A:C6	1:BA:170:U:O2	2.68	0.46
1:BA:1287:A:N6	1:BA:1288:A:N6	2.63	0.46
7:BG:26:VAL:HG23	7:BG:27:ASN:N	2.31	0.46
1:AA:654:G:C2'	1:AA:655:A:H5'	2.46	0.46
49:DY:56:LEU:O	49:DY:57:LEU:HB2	2.14	0.46
25:CA:666:A:H2'	25:CA:667:U:H6	1.79	0.46
49:CY:22:LEU:CG	49:CY:23:ARG:H	2.28	0.46
25:DA:2392:A:O3'	54:D3:26:ALA:HB1	2.15	0.46
14:BN:19:TYR:HD1	14:BN:19:TYR:N	2.13	0.46
33:DI:135:MET:HG3	33:DI:137:LEU:HD11	1.97	0.46

Continued on next page...

Continued from previous page...

Atom-1	Atom-2	Distance(Å)	Clash(Å)
44:DT:2:ILE:CA	44:DT:3:ARG:HB2	2.45	0.46
1:AA:218:U:C2'	1:AA:219:U:H5'	2.46	0.46
36:DL:2:ARG:C	36:DL:5:THR:HG23	2.36	0.46
5:BE:56:PRO:O	5:BE:59:ILE:HD11	2.15	0.46
1:AA:610:U:H2'	1:AA:611:C:C6	2.51	0.46
25:CA:622:G:H2'	25:CA:623:C:C6	2.50	0.46
34:CJ:77:HIS:HD2	34:CJ:79:GLY:HA2	1.80	0.46
25:DA:2516:A:O2'	25:DA:2517:C:H5'	2.15	0.46
27:CC:105:ALA:O	27:CC:195:GLY:CA	2.63	0.46
1:BA:600:A:C4	1:BA:639:G:C2	3.04	0.46
39:CO:56:LYS:HA	39:CO:59:ALA:HB3	1.97	0.46
25:CA:772:C:H2'	25:CA:773:U:H6	1.79	0.46
25:DA:1160:G:C6	25:DA:1161:C:C4	3.04	0.46
25:CA:1121:C:C2'	25:CA:1122:G:O5'	2.63	0.46
25:CA:927:A:H2'	25:CA:928:A:C8	2.49	0.46
41:CQ:90:ASP:OD1	42:CR:11:GLN:HG3	2.16	0.46
25:CA:2414:G:C2'	25:CA:2415:G:H5'	2.46	0.46
13:AM:94:LEU:HB3	13:AM:95:PRO:HD2	1.97	0.46
25:CA:2544:G:H2'	25:CA:2545:G:O5'	2.15	0.46
9:BI:16:ALA:HB2	9:BI:66:VAL:CB	2.44	0.46
25:DA:2121:G:C2	25:DA:2178:C:N3	2.83	0.46
1:BA:747:A:H2'	1:BA:748:G:O4'	2.15	0.46
25:DA:2182:U:O2	25:DA:2182:U:H2'	2.14	0.46
1:BA:455:G:H2'	1:BA:456:A:H5'	1.97	0.46
41:CQ:105:PHE:CE1	41:CQ:109:VAL:CG2	2.98	0.46
34:CJ:4:PHE:CG	34:CJ:5:THR:N	2.83	0.46
32:DH:104:THR:HG22	32:DH:109:GLU:HA	1.98	0.46
25:CA:1348:C:H2'	25:CA:1349:C:C5'	2.45	0.46
25:DA:2026:U:C4	25:DA:2027:G:N7	2.83	0.46
45:CU:86:PHE:CE1	45:CU:91:LYS:HB2	2.50	0.46
25:CA:1808:A:O2'	48:CX:2:ARG:NH1	2.49	0.46
25:DA:840:C:H2'	25:DA:841:G:O4'	2.16	0.46
51:C0:29:VAL:HG12	51:C0:34:GLY:HA2	1.97	0.46
27:CC:7:PRO:HA	27:CC:13:ARG:HA	1.97	0.46
25:CA:823:C:C4	25:CA:824:U:C4	3.04	0.46
25:CA:1664:A:C2	25:CA:2726:A:C8	3.03	0.46
43:CS:109:ASP:O	43:CS:110:ARG:O	2.34	0.46
25:CA:1581:G:C2'	25:CA:1582:C:H5'	2.45	0.46
13:AM:110:GLY:O	13:AM:111:PRO:C	2.54	0.46
25:CA:132:G:H2'	25:CA:133:U:C6	2.50	0.46
47:CW:43:ALA:HB1	47:CW:47:VAL:O	2.15	0.46
3:BC:131:ARG:HD3	3:BC:135:ARG:HH21	1.80	0.46

Continued on next page...

Continued from previous page...

Atom-1	Atom-2	Distance(Å)	Clash(Å)
25:CA:2127:G:C2	25:CA:2161:C:O2	2.68	0.46
25:DA:1064:C:O4'	33:DI:89:SER:HB2	2.15	0.46
25:CA:417:C:C2	25:CA:418:C:C5	3.03	0.46
49:DY:11:VAL:O	49:DY:12:GLU:C	2.52	0.46
25:CA:1085:A:C2'	25:CA:1086:A:C2	2.91	0.46
33:CI:18:ASN:ND2	33:CI:27:LEU:HD11	2.30	0.46
1:AA:1271:A:C5'	1:AA:1314:C:C5'	2.93	0.46
1:AA:987:G:C2	1:AA:988:G:C4	3.04	0.46
56:DB:89:U:O4'	56:DB:89:U:O2	2.33	0.46
2:BB:202:ASN:HD22	2:BB:205:ALA:HB2	1.80	0.46
16:BP:6:LEU:CD1	16:BP:71:VAL:HG23	2.46	0.46
25:DA:635:C:P	36:DL:126:ARG:HD2	2.56	0.46
25:DA:214:G:O5'	25:DA:214:G:H8	1.98	0.46
56:DB:50:A:C5	56:DB:51:G:C8	3.03	0.46
1:BA:1126:U:O4	10:BJ:73:LEU:HD12	2.15	0.46
1:BA:1134:G:C2	1:BA:1141:C:N3	2.84	0.46
25:DA:2128:G:H22	25:DA:2161:C:H1'	1.80	0.46
4:AD:149:LYS:O	4:AD:151:GLN:N	2.48	0.46
4:AD:154:VAL:O	4:AD:157:ALA:HB3	2.15	0.46
4:AD:53:GLN:HE21	4:AD:202:LEU:CA	2.28	0.46
4:AD:54:LEU:CD2	4:AD:58:GLN:HB2	2.46	0.46
17:BQ:7:LEU:HB2	17:BQ:60:ILE:CG2	2.45	0.46
37:CM:16:ARG:N	37:CM:16:ARG:HD3	2.31	0.46
11:BK:13:LYS:HD3	11:BK:13:LYS:O	2.15	0.46
1:BA:1182:G:H5''	1:BA:1184:G:H5''	1.98	0.46
1:BA:1537:U:O2	1:BA:1537:U:H2'	2.14	0.46
25:CA:2799:A:O2'	25:CA:2800:A:C5'	2.63	0.46
32:DH:3:VAL:HA	32:DH:37:VAL:O	2.15	0.46
1:AA:4:U:O2	1:AA:4:U:H3'	2.15	0.46
25:CA:2111:U:O2	25:CA:2118:U:O2	2.33	0.46
16:BP:18:GLN:O	16:BP:20:VAL:HG12	2.15	0.46
9:AI:29:ILE:HG22	9:AI:64:ILE:HD11	1.96	0.46
8:BH:78:SER:HB3	8:BH:124:ILE:O	2.15	0.46
6:BF:61:LEU:CD1	6:BF:62:MET:H	2.29	0.46
6:BF:74:LEU:C	6:BF:76:THR:N	2.67	0.46
45:DU:32:LYS:HB3	45:DU:63:ALA:HB1	1.97	0.46
2:AB:14:HIS:HB2	2:AB:202:ASN:HB3	1.97	0.46
3:AC:35:ASP:O	3:AC:38:VAL:HG22	2.16	0.46
25:CA:2278:A:OP1	37:CM:10:ARG:NH2	2.48	0.46
25:CA:1484:U:O2	25:CA:1484:U:C2'	2.63	0.46
25:DA:417:C:N3	25:DA:418:C:C5	2.84	0.46
44:CT:2:ILE:HA	44:CT:3:ARG:C	2.36	0.46

Continued on next page...

Continued from previous page...

Atom-1	Atom-2	Distance(Å)	Clash(Å)
25:DA:1105:U:C2	25:DA:1106:G:N7	2.83	0.46
25:DA:1240:U:O2'	25:DA:1241:A:O5'	2.31	0.46
25:DA:58:G:C2	25:DA:70:G:C2	3.03	0.46
21:BU:23:GLU:CA	21:BU:27:VAL:HG22	2.46	0.46
7:BG:36:SER:O	7:BG:39:GLU:HG2	2.15	0.46
25:DA:2091:C:H1'	48:DX:33:HIS:CD2	2.50	0.46
6:BF:43:GLY:O	6:BF:58:HIS:CD2	2.69	0.46
25:CA:2648:G:H2'	25:CA:2649:C:H6	1.78	0.46
1:BA:1286:U:H5'	1:BA:1287:A:OP2	2.16	0.46
1:BA:243:A:H4'	1:BA:244:U:H5''	1.97	0.46
45:DU:97:SER:O	45:DU:98:ASN:HB3	2.14	0.46
25:DA:1353:A:N6	25:DA:1354:A:N1	2.64	0.46
49:CY:17:GLU:HG3	49:CY:18:LEU:N	2.30	0.46
1:BA:26:A:H61	1:BA:558:G:C2'	2.29	0.46
14:BN:19:TYR:O	14:BN:22:LYS:HB3	2.15	0.46
17:BQ:46:HIS:HA	17:BQ:70:LYS:HE3	1.98	0.46
15:BO:87:ARG:O	15:BO:87:ARG:CG	2.63	0.46
25:CA:1866:A:C2	25:CA:1876:A:C5	3.03	0.46
46:DV:61:LEU:N	46:DV:61:LEU:HD12	2.30	0.46
12:AL:89:LEU:CD1	12:AL:89:LEU:N	2.78	0.46
1:BA:404:G:C2	1:BA:405:U:C2	3.04	0.46
40:CP:24:THR:HB	40:CP:87:ARG:HB3	1.97	0.46
39:CO:31:THR:O	39:CO:32:PRO:C	2.52	0.46
4:BD:47:LEU:HD21	4:BD:51:GLY:C	2.35	0.46
4:AD:56:GLU:OE2	4:AD:194:ILE:HA	2.15	0.46
9:AI:93:LEU:HD12	9:AI:94:ARG:N	2.29	0.46
7:BG:103:ILE:O	7:BG:106:ALA:HB3	2.15	0.46
25:CA:164:C:C2'	25:CA:165:A:H5'	2.46	0.46
7:AG:65:LEU:C	7:AG:67:ASN:N	2.68	0.46
1:AA:739:C:HO2'	15:AO:41:HIS:HD1	1.63	0.46
25:CA:2313:C:C6	25:CA:2313:C:C3'	2.98	0.46
3:AC:61:LYS:HA	3:AC:61:LYS:HE3	1.97	0.46
25:DA:935:C:O2'	25:DA:936:A:H5'	2.16	0.46
1:BA:1445:U:H2'	1:BA:1446:A:OP2	2.15	0.46
8:BH:88:LYS:HA	8:BH:91:LEU:HD12	1.97	0.46
1:BA:543:U:C2	1:BA:544:G:C8	3.03	0.46
1:AA:1066:C:H5'	1:AA:1067:A:OP2	2.16	0.46
25:CA:368:A:C8	25:CA:368:A:H3'	2.51	0.46
1:BA:368:U:N3	32:CH:91:PHE:HB3	2.30	0.46
46:DV:44:HIS:O	46:DV:45:ASP:C	2.53	0.46
38:DN:72:ASP:HB3	38:DN:75:ILE:HG12	1.98	0.46
25:DA:292:U:N3	25:DA:293:U:C5	2.84	0.46

Continued on next page...

Continued from previous page...

Atom-1	Atom-2	Distance(Å)	Clash(Å)
25:DA:1421:G:C8	25:DA:1421:G:O5'	2.69	0.46
25:CA:245:G:O6	54:C3:7:ARG:HD3	2.15	0.46
16:BP:52:LEU:CD2	16:BP:54:LEU:CD2	2.94	0.46
25:DA:879:G:N1	25:DA:880:G:C6	2.84	0.46
25:CA:1710:G:H4'	25:CA:2858:C:O2	2.15	0.46
31:CG:64:ALA:O	31:CG:67:ALA:N	2.48	0.46
9:AI:9:GLY:HA3	9:AI:80:HIS:HB3	1.98	0.46
30:DF:73:VAL:HG23	30:DF:78:ILE:HD11	1.97	0.46
30:DF:74:ALA:O	30:DF:75:GLY:C	2.53	0.46
25:DA:1281:G:N2	25:DA:1290:C:C2	2.84	0.46
25:DA:1838:C:N4	25:DA:1898:U:H2'	2.31	0.46
42:DR:62:GLU:HG3	42:DR:62:GLU:O	2.16	0.46
27:DC:100:ARG:HG3	27:DC:100:ARG:HH11	1.81	0.46
55:C4:2:LYS:HB2	55:C4:2:LYS:NZ	2.31	0.46
25:CA:1671:U:O5'	25:CA:1671:U:H6	1.98	0.46
25:CA:39:G:H1'	29:CE:43:THR:HG21	1.96	0.46
1:AA:812:G:OP1	1:AA:903:G:H1'	2.15	0.46
1:BA:1226:C:H2'	13:BM:101:THR:HB	1.97	0.46
1:BA:1302:C:C4	13:BM:16:ILE:HD11	2.51	0.46
1:BA:413:G:H22	1:BA:429:U:P	2.39	0.46
25:DA:1402:U:H2'	25:DA:1403:A:O5'	2.15	0.46
25:DA:1403:A:N3	25:DA:1404:C:C6	2.84	0.46
25:CA:1085:A:C5	25:CA:1086:A:C6	3.04	0.46
2:AB:216:VAL:O	2:AB:220:VAL:HG23	2.15	0.46
17:AQ:15:LYS:H	17:AQ:16:MET:HE1	1.80	0.46
1:AA:1151:A:HO2'	1:AA:1152:A:P	2.39	0.46
42:DR:47:VAL:O	42:DR:47:VAL:CG1	2.63	0.46
25:DA:2345:G:C4	25:DA:2381:A:C2	3.03	0.46
31:CG:71:LEU:HD12	31:CG:71:LEU:H	1.79	0.46
25:DA:1579:A:H2'	25:DA:1580:A:O4'	2.15	0.46
5:BE:45:VAL:HG22	5:BE:117:ALA:CB	2.46	0.46
25:DA:1588:G:H3'	25:DA:1589:U:H6	1.81	0.46
11:AK:73:VAL:C	11:AK:75:GLU:H	2.18	0.46
36:DL:78:ARG:HG3	36:DL:81:ASP:OD1	2.15	0.46
1:AA:142:G:C6	1:AA:143:A:C5	3.03	0.46
25:DA:569:U:O4	25:DA:570:G:C6	2.69	0.46
30:DF:31:GLU:OE1	30:DF:91:ARG:NH1	2.49	0.46
39:DO:27:VAL:HA	39:DO:93:ASP:HB3	1.98	0.46
1:BA:1141:C:C2	1:BA:1142:G:C8	3.03	0.46
1:AA:625:U:O2'	1:AA:626:G:C5'	2.64	0.46
1:BA:74:A:C2	1:BA:97:G:C5	3.04	0.46
25:DA:2325:G:C6	25:DA:2326:C:N4	2.84	0.46

Continued on next page...

Continued from previous page...

Atom-1	Atom-2	Distance(Å)	Clash(Å)
18:BR:34:GLU:HB2	21:BU:18:PHE:CE1	2.51	0.46
9:BI:41:GLU:O	9:BI:42:THR:O	2.33	0.46
5:BE:24:VAL:O	5:BE:25:LYS:C	2.53	0.46
25:CA:2157:G:O2'	25:CA:2158:A:O5'	2.24	0.46
10:BJ:5:ARG:CD	10:BJ:79:PRO:HG3	2.45	0.46
25:DA:566:U:H5''	36:DL:29:LYS:HE3	1.97	0.46
25:CA:1908:C:C4	25:CA:1909:C:C5	3.04	0.46
25:CA:1909:C:H5'	25:CA:1910:G:OP2	2.16	0.46
25:CA:2102:G:H3'	25:CA:2103:C:H6	1.80	0.46
3:AC:71:ARG:HB3	3:AC:74:ILE:HG22	1.98	0.46
25:DA:1824:G:O2'	25:DA:1825:U:H5'	2.16	0.46
25:DA:178:G:C2'	25:DA:179:C:H5'	2.46	0.46
25:DA:1385:A:H4'	25:DA:1386:C:OP1	2.15	0.46
25:DA:511:U:C5	25:DA:512:G:C5	3.04	0.46
1:BA:1253:G:N2	1:BA:1285:A:H62	2.13	0.46
7:AG:119:LEU:CD2	7:AG:123:LEU:HD21	2.45	0.46
1:BA:473:U:H2'	1:BA:474:G:H8	1.81	0.46
33:DI:82:ALA:O	33:DI:83:ALA:HB2	2.15	0.46
25:DA:189:G:H2'	25:DA:205:G:H22	1.80	0.46
15:BO:35:ILE:CD1	15:BO:62:ARG:NH1	2.78	0.46
25:DA:1738:G:C2'	25:DA:1739:A:OP2	2.63	0.46
1:AA:102:G:C2	1:AA:103:U:C5	3.04	0.46
46:DV:56:PHE:CD1	46:DV:61:LEU:CD2	2.99	0.46
12:AL:1:ALA:HB3	12:AL:5:GLN:OE1	2.16	0.46
1:AA:773:G:C2	1:AA:807:A:C2	3.03	0.46
1:BA:1319:A:OP2	19:BS:4:LEU:HD21	2.16	0.46
24:AY:150:SER:O	24:AY:153:ASP:HB2	2.16	0.46
30:DF:92:GLY:O	30:DF:93:GLU:C	2.52	0.46
18:BR:70:THR:HG23	18:BR:72:ARG:H	1.80	0.46
28:CD:136:ASN:ND2	28:CD:140:HIS:CD2	2.83	0.46
37:DM:30:SER:HB2	37:DM:31:PHE:CD1	2.50	0.46
44:DT:91:GLN:OE1	44:DT:91:GLN:O	2.33	0.46
46:CV:75:GLN:HB2	46:CV:92:VAL:HG23	1.97	0.46
52:D1:8:ILE:HB	52:D1:51:ALA:HA	1.97	0.46
45:CU:96:LYS:O	45:CU:97:SER:OG	2.34	0.46
33:CI:122:GLU:C	33:CI:125:THR:HB	2.36	0.46
33:CI:122:GLU:O	33:CI:126:ARG:HD3	2.16	0.46
30:CF:43:ILE:O	30:CF:82:TYR:OH	2.32	0.46
3:BC:132:ALA:O	3:BC:136:ALA:CB	2.64	0.46
3:BC:132:ALA:O	3:BC:136:ALA:HB2	2.16	0.46
8:BH:35:ILE:HD11	8:BH:125:ILE:HG21	1.97	0.46
25:CA:2516:A:C2	25:CA:2569:G:C2	3.03	0.46

Continued on next page...

Continued from previous page...

Atom-1	Atom-2	Distance(Å)	Clash(Å)
1:AA:748:G:C4	1:AA:749:A:C8	3.03	0.46
37:CM:92:TRP:C	37:CM:93:VAL:HG13	2.35	0.46
25:CA:2415:G:C4'	36:CL:66:PHE:HB3	2.46	0.46
4:BD:116:LEU:HD23	4:BD:121:ALA:HB3	1.97	0.46
7:AG:87:PRO:C	7:AG:88:VAL:HG12	2.35	0.46
1:BA:1170:A:H8	1:BA:1170:A:O5'	1.98	0.46
8:AH:77:VAL:HG11	8:AH:124:ILE:CG1	2.46	0.46
13:BM:47:LEU:CD2	13:BM:52:ILE:HG13	2.46	0.46
18:BR:33:THR:HG23	18:BR:35:SER:HB2	1.97	0.46
25:CA:2656:U:C5	25:CA:2664:G:N2	2.83	0.46
6:BF:13:ASP:O	6:BF:15:SER:N	2.48	0.46
1:AA:1072:G:OP1	5:AE:61:LYS:NZ	2.49	0.46
56:DB:3:C:O2'	56:DB:4:C:H5'	2.16	0.46
2:AB:9:LEU:HG	2:AB:11:ALA:N	2.30	0.46
36:DL:62:PRO:CG	54:D3:24:LYS:HD2	2.45	0.46
44:DT:63:VAL:O	44:DT:79:ASP:HA	2.15	0.46
42:CR:14:VAL:HG11	42:CR:98:ILE:CD1	2.45	0.46
28:DD:47:ALA:HA	28:DD:84:LEU:HG	1.97	0.46
30:CF:35:LEU:HD11	30:CF:98:PHE:CZ	2.49	0.46
27:DC:17:LYS:C	27:DC:18:VAL:HG23	2.36	0.46
39:DO:88:LYS:O	39:DO:88:LYS:HG3	2.14	0.46
1:BA:617:G:C6	1:BA:618:C:C5	3.04	0.46
41:DQ:57:ARG:NH2	41:DQ:91:ARG:CZ	2.79	0.46
25:CA:2172:U:OP1	25:CA:2174:C:H5	1.98	0.46
25:DA:1063:G:C3'	25:DA:1064:C:H6	2.29	0.46
25:DA:1062:G:H2'	25:DA:1063:G:C5	2.50	0.46
27:CC:221:GLY:O	27:CC:223:ALA:N	2.48	0.46
25:DA:1400:U:H2'	25:DA:1401:G:O5'	2.16	0.46
17:AQ:60:ILE:HA	17:AQ:73:THR:O	2.16	0.46
1:BA:1151:A:O4'	10:BJ:41:PRO:HB2	2.15	0.46
25:DA:2290:G:C6	25:DA:2291:U:C4	3.04	0.46
1:BA:721:G:H4'	1:BA:722:G:C5'	2.46	0.46
21:BU:34:ARG:O	21:BU:35:GLU:O	2.33	0.46
25:DA:1586:A:N7	25:DA:1587:G:C4	2.84	0.46
36:DL:100:ILE:HG13	36:DL:100:ILE:O	2.15	0.46
36:DL:110:VAL:HG11	36:DL:135:ILE:HD11	1.98	0.46
36:DL:79:LEU:O	36:DL:80:SER:C	2.53	0.46
56:DB:42:C:O2'	30:DF:62:GLN:HB3	2.16	0.46
39:DO:47:VAL:C	39:DO:48:LEU:HD23	2.36	0.46
4:AD:112:GLU:O	4:AD:115:GLN:N	2.49	0.46
1:AA:619:U:H3	4:AD:130:ASN:ND2	2.14	0.46
4:AD:172:VAL:HG22	4:AD:173:ASP:N	2.31	0.46

Continued on next page...

Continued from previous page...

Atom-1	Atom-2	Distance(Å)	Clash(Å)
4:AD:52:VAL:HG23	4:AD:53:GLN:N	2.30	0.46
11:AK:121:ARG:NE	21:AU:35:GLU:HG3	2.31	0.46
1:AA:922:G:C2	1:AA:1396:A:C6	3.04	0.46
25:CA:1897:G:C6	25:CA:1898:U:N3	2.83	0.46
1:AA:68:G:C5	1:AA:69:G:H1'	2.50	0.46
1:BA:71:A:H3'	1:BA:71:A:C8	2.50	0.46
7:BG:45:ALA:HB1	7:BG:120:ALA:HB2	1.98	0.46
20:BT:42:ASP:HB3	20:BT:45:ALA:CB	2.44	0.46
9:BI:18:VAL:CG1	9:BI:85:ALA:HB2	2.45	0.46
2:BB:97:GLY:HA2	2:BB:174:GLU:OE2	2.15	0.46
1:BA:1097:C:H5''	2:BB:138:ARG:NH2	2.31	0.46
9:AI:38:PHE:HA	9:AI:41:GLU:CD	2.36	0.46
25:DA:230:G:C2	25:DA:231:A:C4	3.04	0.46
40:DP:21:PRO:HG3	40:DP:94:ALA:HA	1.98	0.46
2:AB:15:PHE:HB2	2:AB:39:ILE:HG23	1.97	0.46
2:BB:67:LEU:O	2:BB:160:LEU:CD1	2.62	0.46
2:BB:86:CYS:HB2	2:BB:88:GLN:HG3	1.97	0.46
43:DS:59:GLU:OE1	43:DS:66:ILE:HD11	2.16	0.46
3:AC:72:PRO:O	3:AC:73:GLY:C	2.54	0.46
16:BP:5:ARG:NH1	16:BP:24:SER:HA	2.30	0.46
25:CA:1482:G:N3	25:CA:1483:G:C8	2.83	0.46
2:BB:216:VAL:O	2:BB:217:ALA:C	2.54	0.46
2:BB:53:LEU:C	2:BB:56:LEU:HB3	2.36	0.46
3:AC:45:GLU:C	3:AC:47:ALA:H	2.18	0.46
1:BA:681:A:N1	1:BA:710:G:C6	2.84	0.46
33:CI:33:ASN:HB3	33:CI:36:GLU:CB	2.45	0.46
1:AA:1053:G:H4'	1:AA:1054:C:C5'	2.43	0.46
1:BA:146:G:N2	1:BA:177:G:C8	2.84	0.46
7:BG:35:LYS:O	7:BG:38:ALA:HB3	2.15	0.46
2:AB:163:ILE:HG12	2:AB:164:ASP:N	2.30	0.46
1:BA:283:U:C4	1:BA:284:C:N4	2.84	0.46
22:AV:70:G:O2'	25:CA:1893:C:H1'	2.15	0.46
25:DA:537:G:C2	25:DA:555:G:N2	2.83	0.46
25:DA:828:U:C5	25:DA:2247:A:H4'	2.51	0.46
26:CB:30:C:C3'	26:CB:31:C:H5'	2.46	0.46
24:AY:140:VAL:O	24:AY:141:LYS:C	2.53	0.46
14:AN:7:ALA:HA	14:AN:10:VAL:CG2	2.46	0.46
1:AA:763:G:C4	1:AA:764:C:C6	3.04	0.46
7:AG:73:GLU:HA	7:AG:140:VAL:CG1	2.46	0.46
29:DE:155:GLU:HA	29:DE:155:GLU:OE1	2.15	0.46
44:DT:69:ARG:CB	44:DT:74:ILE:CG2	2.94	0.46
49:CY:9:LYS:O	49:CY:13:GLU:HB2	2.15	0.46

Continued on next page...

Continued from previous page...

Atom-1	Atom-2	Distance(Å)	Clash(Å)
49:CY:17:GLU:CA	49:CY:17:GLU:OE2	2.63	0.46
49:CY:18:LEU:HD23	49:CY:22:LEU:HD23	1.98	0.46
29:DE:76:PRO:HA	29:DE:82:GLY:CA	2.45	0.46
25:CA:2852:G:C5	25:CA:2853:C:C5	3.04	0.46
15:BO:87:ARG:O	15:BO:88:ARG:OXT	2.34	0.46
6:AF:35:LYS:HE3	6:AF:65:GLU:OE2	2.15	0.46
9:AI:16:ALA:HA	9:AI:65:THR:O	2.15	0.46
25:DA:666:A:H2'	25:DA:667:U:C6	2.51	0.46
1:AA:687:A:C8	1:AA:701:U:C4	3.04	0.46
5:AE:55:VAL:HB	5:AE:56:PRO:HD3	1.98	0.46
41:DQ:81:GLY:CA	41:DQ:116:LEU:HD13	2.46	0.46
39:CO:66:GLY:HA2	39:CO:102:ARG:NH2	2.30	0.46
16:AP:20:VAL:HG11	16:AP:32:PHE:CB	2.46	0.46
5:BE:56:PRO:O	5:BE:59:ILE:CD1	2.64	0.46
1:BA:1090:U:O2	1:BA:1090:U:H2'	2.16	0.46
1:AA:328:C:O2	1:AA:328:C:C2'	2.62	0.46
25:CA:2592:G:C5	25:CA:2593:U:C4	3.03	0.46
1:AA:610:U:H2'	1:AA:611:C:H6	1.79	0.46
1:BA:600:A:C2	1:BA:601:G:C4	3.03	0.46
1:BA:1057:G:C5	1:BA:1058:G:C5	3.04	0.46
1:BA:341:C:C2	1:BA:349:A:C2	3.04	0.46
29:DE:191:ASP:O	29:DE:194:LYS:HB3	2.16	0.46
8:BH:62:LEU:N	8:BH:62:LEU:HD23	2.31	0.46
4:BD:109:THR:O	4:BD:112:GLU:N	2.49	0.46
33:DI:120:ASP:CG	33:DI:122:GLU:HB3	2.36	0.46
25:DA:1272:A:N7	25:DA:1618:A:H1'	2.30	0.46
1:AA:470:C:N3	1:AA:471:U:C4	2.84	0.46
36:CL:106:GLU:C	36:CL:107:PHE:CD2	2.89	0.46
25:CA:2661:G:C2'	25:CA:2662:A:O5'	2.63	0.46
25:DA:2137:U:H2'	25:DA:2137:U:O2	2.16	0.46
25:CA:1291:C:O2'	25:CA:1292:G:H5'	2.15	0.46
25:CA:1853:A:C5	25:CA:1889:A:C6	3.03	0.46
25:CA:2534:A:C2'	25:CA:2535:G:O5'	2.64	0.46
25:CA:2585:U:O2'	25:CA:2586:U:H5'	2.16	0.46
25:CA:1782:U:H2'	25:CA:2608:G:O2'	2.16	0.46
25:DA:845:A:N1	25:DA:847:U:C6	2.84	0.46
57:DW:30:GLY:O	57:DW:56:PHE:HB2	2.15	0.46
22:BV:33:U:O2	22:BV:35:A:C8	2.69	0.46
25:DA:224:U:H2'	25:DA:225:C:O5'	2.15	0.46
25:CA:2123:G:O2'	25:CA:2124:G:H5'	2.16	0.46
20:AT:47:GLN:HE21	20:AT:47:GLN:C	2.19	0.46
45:DU:71:ILE:CD1	45:DU:82:VAL:HG22	2.46	0.46

Continued on next page...

Continued from previous page...

Atom-1	Atom-2	Distance(Å)	Clash(Å)
35:DK:14:SER:O	35:DK:52:VAL:HG22	2.15	0.46
7:BG:88:VAL:CG2	7:BG:89:GLU:N	2.79	0.46
28:DD:39:ASP:H	28:DD:43:ASP:HB2	1.81	0.46
2:AB:27:LYS:N	2:AB:28:PRO:CD	2.79	0.46
25:DA:80:G:C2'	25:DA:81:G:H5'	2.46	0.46
48:DX:66:VAL:O	48:DX:69:GLU:N	2.49	0.46
1:AA:1002:G:C6	1:AA:1003:G:C5	3.03	0.46
26:CB:61:G:H2'	26:CB:62:C:C6	2.50	0.46
18:BR:19:GLU:HG3	18:BR:54:LEU:HD13	1.98	0.46
52:C1:11:VAL:O	52:C1:12:SER:C	2.53	0.46
33:DI:63:ASP:O	33:DI:64:ARG:CB	2.64	0.46
27:CC:63:ILE:O	27:CC:63:ILE:HG22	2.14	0.46
25:DA:12:U:O2	25:DA:12:U:H2'	2.14	0.46
42:DR:45:GLU:HA	42:DR:45:GLU:OE2	2.16	0.46
56:DB:70:C:O2	56:DB:70:C:H2'	2.16	0.46
18:AR:33:THR:HG23	18:AR:36:GLY:H	1.81	0.46
1:BA:1350:A:C2	1:BA:1351:U:C2	3.04	0.46
19:BS:57:VAL:CG1	19:BS:74:ALA:CB	2.94	0.46
49:DY:9:LYS:HB3	49:DY:12:GLU:HG2	1.97	0.46
1:AA:675:A:H2'	1:AA:676:A:O5'	2.15	0.46
33:CI:20:SER:N	33:CI:21:PRO:CD	2.79	0.46
2:AB:101:THR:N	2:AB:174:GLU:OE1	2.49	0.46
2:AB:52:ALA:CB	2:AB:212:TYR:OH	2.64	0.46
2:AB:57:ASN:HA	2:AB:60:ALA:HB3	1.97	0.46
1:BA:1256:A:H5'	1:BA:1258:G:O4'	2.15	0.46
25:DA:1710:G:C5	25:DA:1749:A:N1	2.83	0.46
42:DR:47:VAL:HG13	42:DR:54:VAL:HG22	1.97	0.46
5:BE:158:LYS:HG3	5:BE:158:LYS:O	2.16	0.46
34:DJ:34:ARG:HG3	34:DJ:34:ARG:HH11	1.81	0.46
33:CI:110:GLN:O	33:CI:110:GLN:HG2	2.16	0.46
1:AA:426:U:H5''	4:AD:36:ALA:CB	2.46	0.46
1:BA:1216:A:C6	1:BA:1217:C:N4	2.83	0.46
19:BS:17:LYS:HA	19:BS:20:LYS:HZ3	1.81	0.46
25:CA:277:G:C2'	25:CA:361:G:O6	2.64	0.46
1:AA:622:A:N7	1:AA:623:C:C6	2.84	0.46
1:AA:439:U:C4	1:AA:440:C:C5	3.04	0.46
33:CI:100:ILE:HD11	33:CI:137:LEU:HD13	1.97	0.46
1:BA:101:A:O2'	1:BA:102:G:H5'	2.16	0.46
1:BA:69:G:H2'	1:BA:70:U:H6	1.79	0.46
1:BA:72:A:C8	1:BA:73:C:H5	2.34	0.46
1:BA:72:A:C6	1:BA:99:C:H1'	2.51	0.46
1:BA:972:C:O2'	10:BJ:57:VAL:CG2	2.64	0.46

Continued on next page...

Continued from previous page...

Atom-1	Atom-2	Distance(Å)	Clash(Å)
1:BA:972:C:O2'	10:BJ:57:VAL:HG22	2.16	0.46
7:BG:120:ALA:HA	7:BG:123:LEU:HB2	1.98	0.46
1:AA:375:U:O2'	16:AP:6:LEU:O	2.33	0.46
1:BA:1103:C:H5''	2:BB:96:LEU:HD13	1.97	0.46
25:CA:2111:U:H5'	25:CA:2112:G:P	2.55	0.46
31:DG:30:GLY:CA	31:DG:78:VAL:HG12	2.45	0.46
9:AI:100:ALA:O	9:AI:102:PHE:CD1	2.69	0.46
25:CA:1473:G:C6	25:CA:1474:U:N3	2.83	0.46
45:DU:62:ALA:O	45:DU:63:ALA:O	2.33	0.46
25:DA:584:C:OP1	41:DQ:5:ARG:HG2	2.16	0.46
2:AB:32:GLY:HA3	2:AB:38:HIS:CA	2.46	0.46
2:BB:67:LEU:HD13	2:BB:160:LEU:HD11	1.97	0.46
25:DA:1172:C:H3'	25:DA:1173:U:C5	2.51	0.46
45:CU:4:ILE:CG2	45:CU:5:ARG:N	2.79	0.46
25:DA:59:U:C3'	25:DA:59:U:C6	2.98	0.46
4:BD:31:CYS:SG	4:BD:32:LYS:N	2.88	0.46
40:DP:32:VAL:O	40:DP:34:GLY:N	2.49	0.46
21:BU:28:LEU:HD23	21:BU:28:LEU:O	2.15	0.46
28:CD:99:GLU:O	28:CD:102:ALA:N	2.49	0.46
25:CA:1520:U:C2'	25:CA:1520:U:O2	2.62	0.46
1:BA:110:C:H2'	1:BA:110:C:O2	2.14	0.46
25:CA:2229:U:H2'	25:CA:2230:G:C8	2.51	0.46
1:AA:684:U:O2'	11:AK:39:ASN:O	2.33	0.46
25:CA:31:C:O3'	25:CA:1238:G:C5'	2.64	0.46
25:CA:1372:U:H6	25:CA:1372:U:H5'	1.81	0.46
1:BA:158:G:C3'	1:BA:159:G:H5''	2.46	0.46
7:AG:119:LEU:HD23	7:AG:123:LEU:CD2	2.46	0.46
38:CN:75:ILE:O	38:CN:79:LEU:CD1	2.61	0.46
3:AC:166:TRP:CA	3:AC:166:TRP:CE3	2.99	0.46
25:DA:2492:U:O2'	25:DA:2493:U:H5'	2.16	0.46
44:DT:7:LEU:CD2	44:DT:46:ALA:CA	2.93	0.46
13:AM:2:ARG:O	13:AM:7:ASN:O	2.34	0.46
46:DV:56:PHE:CE1	46:DV:61:LEU:HD22	2.51	0.46
29:CE:138:LEU:CD1	29:CE:167:VAL:HG21	2.46	0.46
20:AT:68:LYS:HB2	20:AT:69:ASN:H	1.60	0.46
20:AT:69:ASN:OD1	20:AT:69:ASN:N	2.49	0.46
4:BD:122:ILE:CG2	4:BD:142:VAL:HG23	2.46	0.46
1:BA:251:G:C6	1:BA:266:G:C6	3.04	0.46
18:AR:54:LEU:O	18:AR:58:ILE:HG13	2.15	0.46
25:DA:1519:G:C6	25:DA:1520:U:N3	2.84	0.46
36:DL:90:VAL:HB	36:DL:122:VAL:HG22	1.98	0.46
43:DS:15:GLN:HG3	51:D0:16:ARG:HH12	1.80	0.46

Continued on next page...

Continued from previous page...

Atom-1	Atom-2	Distance(Å)	Clash(Å)
46:DV:64:VAL:HG13	46:DV:67:GLY:HA2	1.97	0.46
5:AE:63:MET:O	5:AE:64:GLU:C	2.54	0.46
25:DA:1874:C:H3'	25:DA:1875:G:C8	2.50	0.46
25:DA:2060:A:H3'	29:DE:63:LYS:HZ1	1.81	0.46
9:AI:90:ASP:OD2	9:AI:90:ASP:C	2.54	0.46
30:CF:32:LYS:HD3	30:CF:91:ARG:NH1	2.30	0.46
5:AE:45:VAL:C	5:AE:70:MET:HG3	2.37	0.46
9:BI:11:ARG:O	9:BI:11:ARG:CG	2.63	0.46
1:AA:739:C:C5	1:AA:740:U:C5	3.03	0.46
40:CP:80:VAL:CG1	40:CP:83:ILE:CD1	2.94	0.46
1:BA:318:G:C6	1:BA:319:G:N7	2.84	0.46
25:DA:2648:G:C6	25:DA:2649:C:C4	3.04	0.46
37:CM:69:PRO:O	37:CM:70:ASP:OD2	2.33	0.46
27:CC:259:ASN:OD1	27:CC:262:THR:HG23	2.15	0.46
22:BV:50:U:C2	22:BV:51:U:C5	3.04	0.46
22:BV:52:G:C6	22:BV:53:G:N7	2.83	0.46
35:DK:19:VAL:HG12	35:DK:43:ILE:HG12	1.96	0.46
25:CA:2091:C:O2'	48:CX:55:MET:HE3	2.16	0.46
1:BA:1245:C:C4	1:BA:1246:A:N7	2.84	0.46
22:AV:14:A:N6	22:AV:22:G:C5	2.83	0.46
7:BG:110:ARG:CZ	7:BG:121:ASN:HB3	2.46	0.46
31:CG:154:GLU:HG2	31:CG:155:PRO:CD	2.45	0.46
25:DA:106:C:H5''	25:DA:107:G:OP2	2.16	0.46
25:CA:1830:C:H2'	25:CA:1831:G:H8	1.80	0.46
40:CP:32:VAL:HG13	40:CP:36:LYS:O	2.16	0.46
25:DA:222:A:C5	25:DA:224:U:C2	3.04	0.46
25:CA:2124:G:H2'	25:CA:2125:G:C5'	2.45	0.46
1:BA:856:C:C2'	1:BA:857:C:H5'	2.46	0.46
1:BA:19:A:C4	1:BA:917:G:C2	3.04	0.46
25:CA:2189:U:H2'	25:CA:2190:G:H8	1.80	0.46
25:DA:1676:A:N7	60:DA:3775:HOH:O	2.36	0.46
25:DA:1893:C:C5	25:DA:1894:C:C5	3.03	0.46
25:CA:1693:U:O2'	27:CC:13:ARG:NH2	2.49	0.46
25:DA:1953:A:H2	25:DA:2549:G:N3	2.13	0.46
25:CA:354:A:C5	25:CA:355:U:C5	3.03	0.46
25:CA:263:G:H2'	25:CA:264:C:O4'	2.16	0.46
25:CA:2016:U:H1'	51:C0:2:VAL:CG2	2.46	0.46
50:DZ:41:PRO:O	50:DZ:44:ARG:HB2	2.16	0.46
56:DB:2:G:N3	56:DB:2:G:H2'	2.31	0.46
25:DA:1237:A:O5'	25:DA:1237:A:H2'	2.15	0.46
34:DJ:72:LYS:HD3	34:DJ:74:TYR:CE1	2.51	0.46
25:DA:305:C:H1'	25:DA:313:G:N2	2.30	0.46

Continued on next page...

Continued from previous page...

Atom-1	Atom-2	Distance(Å)	Clash(Å)
1:BA:1349:A:H2'	1:BA:1350:A:O4'	2.16	0.46
1:BA:932:C:C4	7:BG:2:ARG:NH2	2.83	0.46
33:DI:10:LEU:HD13	33:DI:23:VAL:HG11	1.98	0.46
4:BD:27:ILE:O	4:BD:28:ASP:O	2.34	0.46
32:CH:24:GLY:O	32:CH:28:ASN:HB2	2.16	0.46
25:DA:1394:U:C2'	25:DA:1395:A:O5'	2.62	0.46
25:DA:1401:G:C6	25:DA:1402:U:C4	3.04	0.46
44:DT:61:LEU:O	44:DT:61:LEU:HG	2.15	0.46
25:CA:1061:U:HO2'	25:CA:1062:G:C5'	2.26	0.46
2:AB:62:ARG:O	2:AB:63:LYS:HB2	2.16	0.46
17:AQ:13:SER:CB	17:AQ:21:VAL:HG11	2.46	0.46
1:AA:1152:A:H5'	10:AJ:15:HIS:CD2	2.50	0.46
25:DA:1709:U:C2	25:DA:1710:G:C8	3.04	0.46
42:DR:39:LEU:HB3	42:DR:49:ILE:HD13	1.97	0.46
13:BM:4:ALA:O	13:BM:6:ILE:N	2.49	0.46
25:DA:2292:U:C2'	25:DA:2293:G:O5'	2.64	0.46
32:DH:9:VAL:HG11	32:DH:12:LEU:HD11	1.96	0.46
1:BA:489:C:H2'	1:BA:490:C:C6	2.51	0.46
32:DH:62:LEU:CD1	32:DH:63:ALA:HB2	2.45	0.46
11:AK:88:PRO:HD3	21:AU:28:LEU:HD11	1.97	0.46
16:BP:6:LEU:HD23	16:BP:17:TYR:CB	2.45	0.46
16:BP:71:VAL:HG12	16:BP:75:ILE:HD11	1.98	0.46
2:AB:207:ARG:O	2:AB:211:LEU:HD13	2.14	0.46
50:DZ:9:THR:CG2	50:DZ:53:MET:HA	2.42	0.46
42:CR:54:VAL:O	42:CR:55:ASP:O	2.33	0.46
25:DA:640:C:C6	25:DA:641:U:C5	3.04	0.46
36:DL:127:VAL:HG13	36:DL:131:ALA:CB	2.46	0.46
38:DN:77:ALA:O	38:DN:78:LYS:C	2.54	0.46
25:CA:570:G:H2'	25:CA:2030:A:N7	2.31	0.46
25:CA:277:G:H4'	25:CA:278:A:C6	2.50	0.46
25:CA:362:A:OP2	25:CA:362:A:C8	2.69	0.46
25:DA:227:A:C4	25:DA:2407:A:H1'	2.51	0.46
25:DA:2114:A:N1	25:DA:2115:G:H1'	2.31	0.46
37:DM:97:GLN:H	37:DM:97:GLN:NE2	2.14	0.46
39:DO:105:ALA:O	39:DO:106:LEU:C	2.54	0.46
39:DO:35:ILE:HG23	39:DO:74:VAL:HG11	1.97	0.46
4:AD:97:LEU:HD23	4:AD:117:VAL:CG1	2.45	0.46
25:DA:1553:A:C6	25:DA:1555:G:H1'	2.51	0.46
16:AP:67:ILE:O	16:AP:67:ILE:CG2	2.63	0.46
1:AA:1309:G:P	13:AM:90:HIS:HE1	2.38	0.46
32:DH:42:LYS:HE2	32:DH:42:LYS:C	2.35	0.46
2:BB:100:LEU:N	2:BB:100:LEU:CD2	2.79	0.46

Continued on next page...

Continued from previous page...

Atom-1	Atom-2	Distance(Å)	Clash(Å)
2:BB:169:HIS:O	2:BB:170:ILE:C	2.53	0.46
1:AA:1203:C:N4	1:AA:1204:A:N6	2.64	0.46
10:AJ:58:ASN:O	10:AJ:60:ASP:N	2.49	0.46
1:BA:500:G:C6	1:BA:501:C:C4	3.04	0.46
9:AI:38:PHE:CE1	9:AI:75:ALA:HB2	2.50	0.46
36:CL:29:LYS:HG2	36:CL:30:THR:HG23	1.97	0.46
2:AB:15:PHE:HD1	2:AB:16:GLY:H	1.64	0.46
36:CL:76:GLU:O	36:CL:77:ILE:HD13	2.15	0.46
30:DF:45:ASP:HB3	30:DF:48:LEU:HB3	1.97	0.46
25:CA:2820:A:C2'	25:CA:2821:A:OP1	2.64	0.46
25:DA:1359:A:C8	25:DA:1373:A:C2	3.03	0.46
25:DA:979:A:H2'	25:DA:980:A:OP1	2.15	0.46
19:AS:10:ILE:HG21	19:AS:40:PHE:HE2	1.81	0.46
27:CC:16:VAL:HB	27:CC:203:VAL:HG13	1.98	0.46
33:CI:57:VAL:O	33:CI:68:PHE:CB	2.64	0.46
1:AA:1057:G:H2'	1:AA:1058:G:C5'	2.46	0.46
6:BF:21:MET:HB3	6:BF:25:TYR:CZ	2.50	0.46
9:AI:27:ILE:HG12	9:AI:62:LEU:HD21	1.97	0.46
32:DH:142:VAL:HG12	32:DH:143:ILE:N	2.30	0.46
12:BL:2:THR:O	12:BL:3:VAL:C	2.54	0.46
49:CY:9:LYS:N	49:CY:12:GLU:HB2	2.31	0.46
25:CA:2110:G:O2'	25:CA:2120:G:H5''	2.16	0.46
14:BN:27:LYS:O	14:BN:28:ALA:O	2.34	0.46
36:CL:4:ASN:O	36:CL:4:ASN:CG	2.54	0.46
33:DI:46:ASP:CG	33:DI:50:LYS:HD2	2.37	0.46
25:CA:1501:G:C2'	25:CA:1502:A:O5'	2.64	0.46
11:BK:109:ILE:O	21:BU:5:VAL:HG22	2.16	0.46
25:DA:137:U:C2	25:DA:140:C:H1'	2.51	0.46
1:AA:100:G:C6	1:AA:101:A:C5	3.04	0.46
25:DA:1031:G:C4'	55:D4:6:SER:HB2	2.45	0.46
25:CA:2182:U:C2	25:CA:2183:A:N7	2.83	0.46
1:BA:402:G:C6	1:BA:403:C:C4	3.03	0.46
25:CA:1142:A:C4	25:CA:1144:A:C8	3.04	0.46
25:CA:1098:A:C6	25:CA:1099:G:C6	3.04	0.46
25:CA:1714:U:C5'	25:CA:1715:G:H5'	2.46	0.46
25:CA:1748:C:H2'	25:CA:1749:A:O4'	2.16	0.46
1:AA:421:U:O2	3:AC:126:ARG:NH2	2.49	0.46
7:BG:96:ASN:HA	7:BG:99:ALA:CB	2.45	0.46
1:AA:726:C:O2'	1:AA:727:G:H5'	2.16	0.46
1:BA:220:G:H2'	1:BA:221:C:O5'	2.16	0.46
1:AA:189:A:C5	1:AA:190:A:C2	3.04	0.46
25:DA:412:A:N6	25:DA:2412:A:O4'	2.49	0.46

Continued on next page...

Continued from previous page...

Atom-1	Atom-2	Distance(Å)	Clash(Å)
44:DT:57:VAL:HG22	44:DT:58:VAL:N	2.30	0.46
25:CA:708:G:O6	25:CA:723:C:N3	2.49	0.46
25:CA:1966:A:N3	25:CA:2592:G:O2'	2.41	0.46
25:DA:155:A:C2	25:DA:172:A:C2	3.03	0.46
17:AQ:34:GLY:O	17:AQ:35:LYS:C	2.53	0.46
6:BF:69:GLU:HA	6:BF:69:GLU:OE1	2.16	0.46
40:CP:64:SER:OG	40:CP:65:ASN:ND2	2.49	0.46
33:CI:126:ARG:HA	33:CI:129:GLU:CG	2.45	0.46
29:CE:48:THR:CG2	29:CE:86:ALA:HB3	2.46	0.46
1:BA:1423:G:C5	1:BA:1424:U:C5	3.04	0.46
1:BA:706:A:C1'	11:BK:30:ILE:HD11	2.45	0.46
25:DA:681:G:H2'	25:DA:682:G:O4'	2.15	0.46
10:AJ:6:ILE:H	10:AJ:6:ILE:HD12	1.81	0.46
25:CA:2567:G:H2'	25:CA:2568:U:C6	2.51	0.46
6:AF:70:VAL:HA	6:AF:73:GLU:HG2	1.98	0.46
25:DA:996:A:N6	25:DA:1160:G:C6	2.83	0.46
8:BH:88:LYS:C	8:BH:90:GLU:H	2.18	0.46
1:AA:564:C:C4	1:AA:565:U:C4	3.04	0.46
35:DK:105:ARG:NH1	40:DP:33:GLU:HG3	2.31	0.46
25:DA:2671:G:C2	25:DA:2672:U:C2	3.04	0.46
41:CQ:67:ALA:O	41:CQ:68:ALA:C	2.54	0.46
1:BA:775:G:C2'	1:BA:776:G:H5'	2.45	0.46
1:BA:1070:U:H2'	1:BA:1071:C:C6	2.50	0.46
25:DA:590:A:O2'	25:DA:591:U:H5'	2.16	0.46
25:DA:846:U:H1'	25:DA:847:U:H5	1.80	0.46
25:CA:1446:C:H2'	25:CA:1447:C:C6	2.50	0.46
8:AH:38:VAL:CG1	8:AH:111:THR:HG22	2.46	0.46
5:AE:125:LYS:HD3	5:AE:127:TYR:CE2	2.50	0.46
25:CA:2355:G:O2'	47:CW:35:ARG:HD2	2.16	0.46
1:AA:1519:A:N7	1:AA:1520:C:H1'	2.31	0.46
25:DA:1614:A:C6	43:DS:87:PRO:HB3	2.51	0.46
1:BA:799:G:C2'	1:BA:800:G:H5'	2.46	0.46
30:CF:117:SER:C	30:CF:119:LYS:H	2.20	0.46
25:CA:1904:G:H1'	25:CA:1927:A:N1	2.31	0.46
25:CA:1004:U:C2'	25:CA:1005:C:OP2	2.63	0.46
25:CA:392:U:H2'	25:CA:393:C:H6	1.81	0.46
25:CA:2760:C:O2	25:CA:2760:C:C2'	2.60	0.46
45:DU:25:LYS:HE3	45:DU:25:LYS:HA	1.98	0.46
25:CA:2526:G:H2'	25:CA:2527:C:O5'	2.16	0.46
47:CW:27:VAL:HG21	47:CW:78:ILE:HD11	1.98	0.46
25:DA:747:U:C4	25:DA:2613:U:C5	3.03	0.46
25:DA:84:A:N3	25:DA:85:G:H1'	2.31	0.46

Continued on next page...

Continued from previous page...

Atom-1	Atom-2	Distance(Å)	Clash(Å)
12:BL:33:CYS:HB3	12:BL:54:VAL:CG2	2.42	0.46
9:BI:113:LYS:HG3	9:BI:119:LYS:HA	1.97	0.46
25:DA:1078:U:H5''	25:DA:1079:C:OP1	2.16	0.46
33:DI:58:ILE:HG23	33:DI:66:PHE:CD1	2.51	0.46
25:DA:1407:G:C2	25:DA:1596:A:C2	3.03	0.46
49:DY:16:THR:CG2	49:DY:17:GLU:N	2.79	0.46
33:CI:15:GLY:CA	33:CI:50:LYS:HB3	2.41	0.46
2:AB:134:LEU:HG	2:AB:137:THR:OG1	2.16	0.46
1:AA:255:G:H5'	17:AQ:17:GLU:O	2.16	0.46
1:AA:276:G:C5	1:AA:277:C:H5	2.33	0.46
1:AA:276:G:OP1	17:AQ:16:MET:HE2	2.16	0.46
25:DA:2197:U:C6	25:DA:2224:G:C6	3.03	0.46
31:CG:72:ASN:ND2	31:CG:76:ILE:HD11	2.31	0.46
16:BP:74:LEU:HD23	16:BP:74:LEU:N	2.31	0.46
42:CR:54:VAL:O	42:CR:55:ASP:C	2.54	0.46
3:BC:153:SER:HB3	3:BC:164:THR:HG22	1.98	0.46
36:DL:95:LEU:C	36:DL:97:ALA:N	2.68	0.46
46:CV:4:ILE:HG12	46:CV:50:MET:SD	2.55	0.46
1:AA:142:G:N3	1:AA:143:A:C8	2.83	0.46
25:DA:391:A:H1'	25:DA:411:G:O4'	2.16	0.46
25:DA:2148:G:C2	25:DA:2149:U:C4	3.04	0.46
39:DO:105:ALA:O	39:DO:107:ALA:N	2.49	0.46
1:AA:456:A:C6	1:AA:457:G:C5	3.04	0.46
4:AD:162:GLU:HA	4:AD:166:LYS:HD3	1.97	0.46
1:AA:503:C:O2'	1:AA:504:C:H5'	2.16	0.46
1:BA:1514:G:H2'	1:BA:1515:G:O4'	2.16	0.46
1:BA:1107:C:C2	1:BA:1108:G:C8	3.04	0.46
25:CA:1838:C:C5	25:CA:1899:A:C6	3.04	0.46
5:AE:152:VAL:HG22	5:AE:153:ALA:H	1.80	0.46
1:AA:71:A:N1	1:AA:99:C:O2'	2.48	0.46
1:AA:91:U:H2'	1:AA:92:U:C1'	2.45	0.46
25:CA:1449:G:C2'	25:CA:1450:G:O5'	2.64	0.46
1:BA:1239:A:H62	1:BA:1299:A:N6	2.14	0.46
20:BT:81:GLN:O	20:BT:84:LYS:HB2	2.16	0.46
1:AA:451:A:C8	1:AA:481:G:N1	2.84	0.46
31:DG:147:LEU:HA	31:DG:150:TYR:CD1	2.51	0.46
11:BK:85:VAL:HG11	11:BK:92:ARG:NH1	2.31	0.46
25:CA:1417:C:O2'	25:CA:1587:G:C2'	2.64	0.46
1:AA:1061:G:C6	1:AA:1197:A:C2	3.03	0.46
10:AJ:52:LEU:CD1	10:AJ:61:ALA:HB3	2.46	0.46
12:BL:106:VAL:HG23	12:BL:116:TYR:O	2.15	0.46
1:AA:1494:G:C8	25:CA:1913:A:C2	3.04	0.46

Continued on next page...

Continued from previous page...

Atom-1	Atom-2	Distance(Å)	Clash(Å)
36:CL:110:VAL:O	36:CL:110:VAL:CG1	2.64	0.46
27:DC:16:VAL:CB	27:DC:203:VAL:HG13	2.45	0.46
1:AA:1439:G:N7	1:AA:1440:U:C5	2.84	0.46
25:DA:1930:G:N2	25:DA:1968:G:H2'	2.31	0.46
3:AC:72:PRO:HG2	3:AC:104:GLU:HG3	1.98	0.46
25:CA:1482:G:C6	25:CA:1508:A:N1	2.84	0.46
25:DA:55:G:C2'	25:DA:56:A:C5'	2.94	0.46
25:DA:55:G:HO2'	25:DA:56:A:H5'	1.81	0.46
3:AC:84:GLU:O	3:AC:86:LEU:N	2.49	0.46
25:DA:65:U:N3	25:DA:66:C:C5	2.83	0.46
48:DX:34:SER:HA	48:DX:49:ARG:HA	1.96	0.46
9:BI:12:LYS:H	9:BI:105:ARG:HH12	1.63	0.46
35:DK:20:MET:HE2	35:DK:22:ILE:HG22	1.97	0.46
25:DA:1092:C:H3'	25:DA:1093:G:H8	1.81	0.46
4:AD:167:PRO:HB2	4:AD:170:LEU:CD1	2.46	0.46
1:AA:550:G:C6	1:AA:551:U:C4	3.04	0.46
25:DA:833:A:H2'	25:DA:834:G:C8	2.51	0.46
33:DI:14:ALA:CB	33:DI:45:THR:HG21	2.45	0.46
1:BA:630:A:C2	1:BA:631:C:C2	3.03	0.46
15:BO:17:ASP:OD1	15:BO:20:ASP:HB2	2.16	0.46
15:BO:26:VAL:HG12	15:BO:30:LEU:CD1	2.45	0.46
1:AA:101:A:C5	1:AA:102:G:N7	2.83	0.46
28:DD:12:THR:HG22	40:DP:8:GLU:OE2	2.15	0.46
15:AO:3:SER:HB3	15:AO:6:ALA:H	1.81	0.46
26:CB:54:G:C5	26:CB:55:U:C5	3.03	0.46
7:AG:82:SER:CB	7:AG:84:TYR:CE2	2.99	0.46
25:DA:1164:C:O2'	25:DA:1165:A:H5'	2.15	0.46
30:DF:100:GLU:HG3	30:DF:104:THR:OG1	2.15	0.46
52:C1:10:LEU:N	52:C1:10:LEU:HD23	2.30	0.46
25:DA:24:G:H1'	43:DS:77:ASP:HB3	1.98	0.46
1:AA:757:U:C5'	1:AA:822:U:O2	2.64	0.46
1:BA:1086:U:O2'	1:BA:1087:G:H5'	2.15	0.46
1:AA:1020:G:C2	1:AA:1021:A:N7	2.84	0.46
1:AA:646:G:C4	1:AA:647:C:C5	3.04	0.46
1:BA:459:A:C2	1:BA:460:A:C5	3.04	0.46
25:CA:1595:C:O2	25:CA:1595:C:C2'	2.53	0.46
8:AH:82:LEU:C	8:AH:82:LEU:CD2	2.84	0.46
11:BK:19:VAL:HB	11:BK:34:THR:CG2	2.46	0.46
41:DQ:93:ILE:HD13	42:DR:11:GLN:CB	2.46	0.46
38:CN:55:ALA:HB1	38:CN:80:PHE:H	1.81	0.46
25:CA:2313:C:H5''	30:CF:87:LYS:HD3	1.97	0.46
44:DT:23:ALA:O	44:DT:27:SER:HB3	2.16	0.46

Continued on next page...

Continued from previous page...

Atom-1	Atom-2	Distance(Å)	Clash(Å)
8:BH:31:LEU:O	8:BH:33:VAL:N	2.49	0.46
25:CA:2186:G:H2'	25:CA:2187:U:H6	1.78	0.46
25:CA:734:A:C4	25:CA:735:A:C8	3.04	0.46
11:BK:80:ASN:HA	11:BK:105:ARG:O	2.16	0.46
25:DA:2738:A:C2'	25:DA:2738:A:N3	2.76	0.46
37:CM:42:THR:O	37:CM:46:ILE:HG13	2.16	0.46
45:CU:82:VAL:CG1	45:CU:83:GLY:N	2.79	0.46
25:DA:2720:U:H4'	25:DA:2845:U:O2'	2.16	0.46
25:CA:185:G:C5	25:CA:186:G:N7	2.84	0.46
25:CA:208:C:O2	25:CA:208:C:H2'	2.14	0.46
25:DA:104:A:C5	25:DA:105:C:C4	3.03	0.46
55:D4:16:ILE:HD13	55:D4:25:VAL:HG22	1.98	0.46
25:DA:2681:C:OP2	28:DD:114:LYS:CE	2.64	0.46
30:DF:55:ASP:O	30:DF:59:ILE:HG13	2.16	0.46
1:AA:322:C:O2	1:AA:332:G:N2	2.49	0.46
30:CF:28:PRO:O	30:CF:29:ARG:HG2	2.16	0.46
1:BA:457:G:C5	1:BA:458:U:C4	3.03	0.46
25:DA:31:C:O3'	25:DA:1238:G:C5'	2.64	0.46
1:AA:794:A:C6	1:AA:795:C:N4	2.84	0.46
27:DC:188:ARG:HH21	27:DC:188:ARG:CG	2.29	0.46
35:CK:104:THR:O	35:CK:107:LEU:HD12	2.16	0.46
25:CA:1601:G:C2'	25:CA:1602:U:H5'	2.46	0.46
25:CA:1983:G:C2'	25:CA:1984:G:H5'	2.46	0.46
11:AK:32:THR:OG1	11:AK:43:TRP:HB3	2.16	0.46
25:CA:1268:A:C2	25:CA:2013:A:C4	3.04	0.46
28:DD:22:ILE:HG23	28:DD:190:LYS:HD2	1.98	0.46
36:DL:99:ASN:ND2	60:DL:302:HOH:O	2.48	0.46
2:BB:9:LEU:HA	2:BB:42:LEU:HD13	1.98	0.46
3:AC:2:GLN:C	3:AC:3:LYS:HG2	2.35	0.46
25:CA:2250:G:H8	25:CA:2250:G:O5'	1.99	0.46
38:DN:113:ILE:HG23	38:DN:113:ILE:O	2.16	0.46
25:CA:1456:G:N3	25:CA:1456:G:H2'	2.31	0.46
26:CB:38:C:C6	26:CB:38:C:H3'	2.51	0.46
10:BJ:81:GLU:OE2	10:BJ:81:GLU:HA	2.17	0.46
25:CA:785:G:H2'	25:CA:786:C:C6	2.51	0.46
28:CD:8:LYS:HE3	28:CD:193:VAL:O	2.15	0.46
1:BA:1230:C:O2'	1:BA:1231:G:H5'	2.16	0.45
1:BA:1349:A:OP2	9:BI:119:LYS:HE2	2.16	0.45
25:DA:78:U:P	49:DY:2:LYS:CD	3.02	0.45
49:DY:31:GLN:HA	49:DY:34:SER:HG	1.82	0.45
33:CI:37:PHE:CE1	33:CI:41:PHE:HD1	2.35	0.45
1:AA:1216:A:C5	1:AA:1217:C:C5	3.04	0.45

Continued on next page...

Continued from previous page...

Atom-1	Atom-2	Distance(Å)	Clash(Å)
1:AA:1271:A:H5''	1:AA:1314:C:H5''	1.98	0.45
20:AT:76:ALA:O	20:AT:79:THR:HB	2.16	0.45
25:DA:1708:C:O2'	25:DA:1709:U:H5'	2.16	0.45
25:CA:847:U:O2	25:CA:934:U:H1'	2.16	0.45
25:DA:2199:A:C2'	25:DA:2200:C:H5'	2.46	0.45
4:AD:91:ALA:O	4:AD:94:GLU:N	2.48	0.45
2:BB:15:PHE:CE1	2:BB:17:HIS:CE1	3.04	0.45
2:BB:205:ALA:C	2:BB:207:ARG:H	2.19	0.45
21:AU:28:LEU:O	21:AU:28:LEU:CD2	2.63	0.45
36:DL:79:LEU:N	36:DL:113:ALA:HB3	2.25	0.45
12:AL:54:VAL:HG21	12:AL:79:ILE:HD11	1.98	0.45
56:DB:53:A:H2'	56:DB:53:A:N3	2.30	0.45
56:DB:24:G:C6	56:DB:56:G:C4	3.04	0.45
1:AA:410:G:H5''	1:AA:411:A:P	2.56	0.45
1:AA:435:A:C6	1:AA:436:C:C5	3.04	0.45
33:CI:83:ALA:HB1	33:CI:100:ILE:CD1	2.46	0.45
1:AA:1076:U:N3	1:AA:1082:A:C2	2.84	0.45
5:AE:150:GLU:CG	5:AE:151:MET:N	2.80	0.45
1:AA:71:A:H61	1:AA:99:C:C2'	2.29	0.45
20:BT:43:LYS:NZ	20:BT:85:LEU:O	2.48	0.45
32:DH:53:GLU:O	32:DH:57:LYS:HB2	2.15	0.45
1:AA:373:A:C2	1:AA:482:A:N6	2.84	0.45
1:AA:451:A:N7	1:AA:481:G:C6	2.83	0.45
1:BA:1540:U:O3'	21:BU:17:ARG:NH2	2.50	0.45
1:BA:869:G:H4'	1:BA:872:A:C8	2.51	0.45
8:AH:30:LYS:O	8:AH:31:LEU:C	2.55	0.45
9:BI:37:TYR:CD2	9:BI:38:PHE:CD2	3.04	0.45
9:BI:47:VAL:HG12	9:BI:78:ILE:HG22	1.98	0.45
9:BI:52:GLU:O	9:BI:54:VAL:O	2.34	0.45
1:AA:945:G:N1	1:AA:1337:G:C2	2.84	0.45
32:DH:2:GLN:HA	32:DH:2:GLN:OE1	2.15	0.45
27:DC:73:ILE:H	27:DC:73:ILE:HD12	1.78	0.45
31:DG:30:GLY:N	31:DG:78:VAL:HG12	2.30	0.45
9:AI:123:ARG:CG	9:AI:124:PRO:HD2	2.46	0.45
31:DG:7:PRO:HB3	31:DG:49:LEU:O	2.16	0.45
9:AI:40:ARG:H	9:AI:44:ARG:HB3	1.82	0.45
5:BE:136:VAL:HA	5:BE:139:THR:OG1	2.16	0.45
2:BB:182:VAL:HG12	2:BB:195:VAL:HG13	1.99	0.45
1:BA:1114:C:H2'	1:BA:1114:C:O2	2.16	0.45
43:DS:59:GLU:HA	43:DS:64:ALA:CA	2.46	0.45
25:CA:1724:G:C5	25:CA:1725:U:C5	3.04	0.45
25:CA:1735:A:C4	25:CA:1736:U:C5	3.04	0.45

Continued on next page...

Continued from previous page...

Atom-1	Atom-2	Distance(Å)	Clash(Å)
25:DA:1824:G:H2'	25:DA:1825:U:H5'	1.98	0.45
4:AD:186:GLU:HA	4:AD:186:GLU:OE1	2.15	0.45
15:AO:87:ARG:O	15:AO:88:ARG:HB2	2.15	0.45
44:CT:2:ILE:HG23	44:CT:7:LEU:CD1	2.46	0.45
44:CT:5:GLU:O	44:CT:6:ARG:C	2.54	0.45
3:AC:100:ILE:O	3:AC:100:ILE:HG23	2.16	0.45
38:CN:9:GLN:O	38:CN:10:LEU:C	2.55	0.45
25:CA:1928:A:C3'	25:CA:1929:G:H5''	2.46	0.45
25:CA:1519:G:H2'	25:CA:1520:U:O4'	2.16	0.45
3:AC:110:LEU:HD13	3:AC:203:LYS:HE3	1.98	0.45
6:BF:18:VAL:CB	6:BF:19:PRO:HD3	2.45	0.45
6:BF:25:TYR:O	6:BF:27:ALA:N	2.49	0.45
1:AA:614:C:H2'	1:AA:615:G:O4'	2.16	0.45
32:DH:143:ILE:CG2	32:DH:144:VAL:N	2.79	0.45
25:CA:242:G:H5''	54:C3:63:TYR:CZ	2.50	0.45
55:C4:3:VAL:CG1	55:C4:36:ARG:HB3	2.45	0.45
1:BA:853:C:C2	1:BA:854:U:C6	3.03	0.45
25:DA:2767:C:C2'	25:DA:2768:U:H5'	2.45	0.45
1:AA:1378:C:C3'	1:AA:1378:C:C6	2.99	0.45
1:AA:1379:G:N7	7:AG:1:PRO:HB2	2.30	0.45
29:CE:138:LEU:HD22	29:CE:143:LEU:HB2	1.98	0.45
25:DA:1429:G:H2'	25:DA:1430:G:H8	1.81	0.45
25:DA:2472:G:H3'	25:DA:2473:U:C5'	2.46	0.45
1:AA:159:G:H8	1:AA:159:G:H5''	1.80	0.45
10:BJ:80:THR:O	10:BJ:84:VAL:HB	2.16	0.45
9:AI:66:VAL:HG21	9:AI:74:GLN:HB3	1.98	0.45
32:CH:41:LYS:H	32:CH:44:ILE:HG23	1.80	0.45
5:AE:55:VAL:CB	5:AE:56:PRO:CD	2.94	0.45
9:AI:91:GLU:C	9:AI:93:LEU:H	2.19	0.45
7:BG:94:ARG:HG3	7:BG:98:LEU:HG	1.97	0.45
1:AA:418:C:H2'	1:AA:419:C:C6	2.52	0.45
25:DA:1248:G:P	41:DQ:1:ALA:HB3	2.56	0.45
7:BG:34:LYS:HB2	7:BG:37:THR:HG22	1.95	0.45
37:DM:35:ALA:O	37:DM:98:PRO:HA	2.16	0.45
7:BG:145:GLU:OE1	7:BG:148:LYS:CE	2.65	0.45
25:DA:260:G:C6	25:DA:261:G:C8	3.04	0.45
16:AP:51:ARG:HB3	16:AP:51:ARG:HH11	1.81	0.45
30:CF:41:GLU:O	30:CF:43:ILE:HG12	2.16	0.45
25:CA:1525:A:C2'	25:CA:1526:C:H5'	2.46	0.45
1:AA:293:G:C6	1:AA:294:U:C4	3.04	0.45
25:CA:2313:C:H2'	25:CA:2314:A:H5'	1.97	0.45
25:CA:896:A:H5'	25:CA:897:C:OP2	2.16	0.45

Continued on next page...

Continued from previous page...

Atom-1	Atom-2	Distance(Å)	Clash(Å)
25:DA:2331:G:C2'	25:DA:2336:A:N1	2.79	0.45
25:CA:771:G:C6	25:CA:772:C:C4	3.04	0.45
13:BM:51:GLN:O	13:BM:55:LEU:HD12	2.16	0.45
25:DA:2738:A:C2	25:DA:2739:U:H1'	2.51	0.45
1:AA:299:G:C6	1:AA:300:A:C6	3.04	0.45
25:CA:184:C:H2'	25:CA:185:G:H8	1.81	0.45
25:CA:2039:U:H2'	25:CA:2040:G:C8	2.51	0.45
25:DA:1347:A:H2'	25:DA:1348:C:O5'	2.16	0.45
8:BH:100:ILE:HD12	8:BH:100:ILE:H	1.81	0.45
1:AA:54:C:O2	1:AA:54:C:H2'	2.16	0.45
1:AA:1441:A:H62	1:AA:1461:G:H21	1.65	0.45
1:AA:1013:G:H3'	1:AA:1013:G:C8	2.51	0.45
31:CG:120:ILE:O	31:CG:121:THR:HG23	2.16	0.45
1:AA:1386:G:H2'	1:AA:1387:G:C8	2.51	0.45
1:AA:525:C:C4	1:AA:526:C:N4	2.84	0.45
25:CA:2094:A:OP1	32:CH:22:LYS:HD2	2.16	0.45
25:DA:2857:G:N2	25:DA:2859:G:H3'	2.31	0.45
25:DA:709:U:C2'	25:DA:710:U:H5'	2.46	0.45
28:DD:113:SER:HB3	28:DD:170:VAL:HG21	1.97	0.45
1:BA:758:C:H2'	1:BA:759:A:OP2	2.17	0.45
1:BA:1202:U:H2'	1:BA:1202:U:O2	2.15	0.45
25:CA:653:U:H2'	25:CA:654:A:OP1	2.16	0.45
3:BC:70:ALA:O	3:BC:72:PRO:HD3	2.16	0.45
25:DA:2640:G:O5'	25:DA:2640:G:H8	1.99	0.45
25:CA:198:C:H6	25:CA:198:C:O5'	2.00	0.45
25:DA:2504:U:H5''	25:DA:2505:G:OP2	2.16	0.45
3:BC:106:ARG:HD3	3:BC:106:ARG:H	1.81	0.45
25:DA:997:G:H5''	41:DQ:91:ARG:HH21	1.80	0.45
1:BA:1266:G:N2	1:BA:1269:A:OP2	2.48	0.45
1:BA:936:C:C2'	1:BA:937:A:H5'	2.46	0.45
1:BA:939:G:C6	1:BA:940:C:N4	2.84	0.45
13:BM:21:ILE:CG2	13:BM:22:TYR:N	2.79	0.45
19:BS:35:ARG:O	19:BS:36:ARG:C	2.54	0.45
25:CA:2171:A:H3'	25:CA:2173:A:C8	2.51	0.45
4:BD:22:SER:O	4:BD:26:ALA:HB2	2.16	0.45
25:CA:1075:C:C6	25:CA:1075:C:C3'	2.99	0.45
2:AB:139:GLU:O	2:AB:143:LEU:CD2	2.64	0.45
19:AS:4:LEU:C	19:AS:5:LYS:HG3	2.36	0.45
1:BA:1256:A:N7	1:BA:1258:G:C2	2.84	0.45
1:BA:1276:G:H2'	1:BA:1277:C:H6	1.81	0.45
37:CM:57:VAL:O	37:CM:57:VAL:HG23	2.15	0.45
25:DA:2347:C:C2	25:DA:2348:U:C5	3.04	0.45

Continued on next page...

Continued from previous page...

Atom-1	Atom-2	Distance(Å)	Clash(Å)
25:DA:1416:G:C4	25:DA:1417:C:C5	3.03	0.45
2:AB:209:VAL:O	2:AB:210:THR:C	2.54	0.45
5:BE:154:ALA:HB1	8:BH:65:PHE:CD2	2.51	0.45
36:DL:132:ARG:HG3	36:DL:142:ILE:CD1	2.46	0.45
38:DN:76:VAL:O	38:DN:79:LEU:HD12	2.15	0.45
20:AT:22:SER:O	20:AT:25:SER:HB3	2.15	0.45
25:DA:2785:C:H2'	25:DA:2786:U:H6	1.81	0.45
25:DA:2114:A:N3	25:DA:2114:A:H2'	2.30	0.45
1:AA:1032:G:C2	1:AA:1033:G:C1'	2.95	0.45
1:AA:457:G:C5	1:AA:458:U:C5	3.04	0.45
25:DA:1124:G:C2'	25:DA:1125:G:H5'	2.47	0.45
33:CI:100:ILE:HG22	33:CI:104:GLN:CB	2.45	0.45
5:BE:14:LEU:CD1	5:BE:14:LEU:C	2.84	0.45
10:BJ:57:VAL:HG22	10:BJ:58:ASN:H	1.81	0.45
16:AP:70:ARG:HB2	16:AP:70:ARG:HH11	1.81	0.45
9:BI:19:PHE:HB2	9:BI:63:TYR:O	2.17	0.45
1:BA:16:A:C5	1:BA:17:U:C5	3.04	0.45
9:AI:123:ARG:HG3	9:AI:124:PRO:HD2	1.99	0.45
14:AN:86:GLU:HB3	14:AN:90:ARG:NH2	2.31	0.45
45:DU:39:ASN:CB	45:DU:62:ALA:O	2.64	0.45
25:DA:1179:G:C8	25:DA:1180:U:O4'	2.70	0.45
36:CL:81:ASP:CG	36:CL:100:ILE:HD13	2.37	0.45
9:BI:59:LYS:O	9:BI:59:LYS:HD2	2.17	0.45
3:AC:89:VAL:O	3:AC:93:ILE:HB	2.16	0.45
25:DA:1359:A:N6	25:DA:1360:G:C2	2.84	0.45
7:BG:55:LYS:O	7:BG:56:SER:O	2.35	0.45
25:CA:2228:G:H2'	25:CA:2229:U:C6	2.50	0.45
7:BG:22:LEU:O	7:BG:26:VAL:HG22	2.16	0.45
13:AM:76:ILE:HG22	13:AM:77:LYS:N	2.31	0.45
25:DA:1775:U:P	60:DA:3454:HOH:O	2.74	0.45
1:AA:379:C:H2'	1:AA:380:G:H5'	1.97	0.45
1:BA:1137:C:H1'	1:BA:1138:G:N2	2.31	0.45
25:DA:88:G:H2'	25:DA:89:A:C5'	2.46	0.45
41:CQ:91:ARG:H	41:CQ:91:ARG:HG2	1.62	0.45
1:AA:1180:A:P	9:AI:104:THR:HG23	2.56	0.45
1:AA:414:A:C4	1:AA:415:A:C8	3.04	0.45
25:CA:411:G:OP2	25:CA:2406:A:O2'	2.31	0.45
7:AG:21:LEU:CD1	7:AG:22:LEU:HD23	2.47	0.45
25:CA:2332:C:H2'	25:CA:2335:A:N3	2.31	0.45
40:CP:8:GLU:HB3	40:CP:54:LEU:HB2	1.99	0.45
1:BA:2:A:N3	1:BA:613:C:O2'	2.48	0.45
28:DD:15:PHE:HA	28:DD:20:VAL:O	2.17	0.45

Continued on next page...

Continued from previous page...

Atom-1	Atom-2	Distance(Å)	Clash(Å)
2:BB:48:MET:C	2:BB:50:ASN:N	2.70	0.45
33:DI:9:LYS:CB	33:DI:55:PRO:CB	2.88	0.45
33:DI:99:LYS:HA	33:DI:138:VAL:H	1.81	0.45
24:AY:150:SER:C	24:AY:152:ASP:N	2.69	0.45
25:DA:2248:C:H6	25:DA:2248:C:O5'	1.99	0.45
30:CF:56:LEU:HD12	30:CF:64:PRO:HB2	1.97	0.45
25:DA:2377:A:O2'	25:DA:2378:A:H5'	2.16	0.45
52:D1:8:ILE:HD11	52:D1:22:THR:CG2	2.46	0.45
24:AY:133:ARG:HG2	24:AY:165:THR:OG1	2.17	0.45
25:CA:1301:A:C2	25:CA:1303:G:C6	3.03	0.45
49:CY:28:LEU:HD23	49:CY:37:LEU:HD21	1.98	0.45
25:CA:2393:U:O3'	36:CL:62:PRO:HA	2.15	0.45
1:BA:1381:U:C5	1:BA:1382:C:H5	2.34	0.45
25:DA:1576:U:O2'	25:DA:1577:C:H5'	2.16	0.45
1:AA:952:U:H4'	1:AA:964:A:H61	1.82	0.45
13:BM:36:ALA:HB3	13:BM:38:ILE:HG12	1.98	0.45
35:CK:122:VAL:OXT	35:CK:122:VAL:CG1	2.64	0.45
25:DA:447:A:C5	25:DA:454:A:N7	2.84	0.45
25:DA:2221:G:H2'	25:DA:2222:C:H5'	1.97	0.45
31:CG:51:PHE:CD2	31:CG:51:PHE:N	2.84	0.45
25:CA:1681:G:N3	25:CA:1762:A:H2'	2.31	0.45
25:DA:40:U:H2'	25:DA:41:C:C6	2.51	0.45
25:CA:1292:G:C2'	25:CA:1293:C:O5'	2.65	0.45
1:BA:516:U:H2'	1:BA:517:G:H5'	1.98	0.45
25:CA:1766:G:O2'	25:CA:1767:G:H5'	2.16	0.45
1:AA:794:A:C6	1:AA:795:C:C4	3.04	0.45
1:AA:1435:G:O6	1:AA:1465:A:N6	2.49	0.45
10:AJ:92:LEU:O	10:AJ:93:ALA:HB3	2.15	0.45
1:AA:600:A:C4	1:AA:639:G:C2	3.04	0.45
25:DA:258:G:H8	25:DA:258:G:O5'	1.99	0.45
29:DE:28:VAL:O	29:DE:32:VAL:HG23	2.16	0.45
23:AX:5:A:C5'	23:AX:6:G:OP2	2.65	0.45
13:AM:79:LEU:HD23	13:AM:86:ARG:HD3	1.97	0.45
48:DX:70:LEU:HB2	48:DX:75:GLU:HB2	1.97	0.45
31:CG:34:ARG:HG2	31:CG:35:THR:H	1.81	0.45
1:BA:636:U:H2'	1:BA:637:C:C6	2.52	0.45
50:CZ:41:PRO:O	50:CZ:45:GLY:N	2.49	0.45
37:DM:65:ILE:O	37:DM:65:ILE:HG22	2.16	0.45
25:DA:490:C:H4'	25:DA:491:G:OP2	2.16	0.45
6:AF:74:LEU:HD23	6:AF:78:PHE:CZ	2.51	0.45
4:BD:5:GLY:O	4:BD:6:PRO:C	2.53	0.45
25:CA:1080:A:N3	25:CA:1080:A:C2'	2.79	0.45

Continued on next page...

Continued from previous page...

Atom-1	Atom-2	Distance(Å)	Clash(Å)
25:CA:1059:G:O2'	33:CI:128:ILE:HA	2.16	0.45
2:AB:80:LYS:CG	2:AB:84:LEU:HD22	2.47	0.45
1:AA:1317:C:H2'	1:AA:1318:A:O5'	2.16	0.45
17:AQ:15:LYS:N	17:AQ:16:MET:CE	2.80	0.45
1:BA:1151:A:C5'	10:BJ:44:THR:H	2.29	0.45
25:DA:2211:A:C1'	25:DA:2212:A:OP1	2.64	0.45
13:BM:57:ASP:O	13:BM:60:ALA:N	2.49	0.45
25:CA:1169:A:H8	25:CA:1169:A:O5'	1.99	0.45
1:BA:1000:A:C2	1:BA:1001:C:C2	3.05	0.45
38:DN:24:MET:CE	38:DN:44:LEU:HB2	2.45	0.45
25:DA:410:G:O3'	25:DA:2407:A:OP2	2.34	0.45
39:DO:66:GLY:HA2	39:DO:102:ARG:NH2	2.32	0.45
1:AA:438:U:O2'	1:AA:439:U:P	2.75	0.45
5:AE:131:ASN:ND2	5:AE:131:ASN:C	2.68	0.45
5:AE:90:GLY:O	5:AE:128:GLY:HA3	2.15	0.45
1:AA:79:G:H2'	1:AA:80:A:C8	2.51	0.45
25:CA:1461:C:H2'	25:CA:1462:C:O5'	2.16	0.45
31:DG:61:TRP:O	31:DG:64:ALA:N	2.49	0.45
3:BC:46:LEU:HB3	3:BC:49:ALA:CB	2.45	0.45
1:AA:375:U:N3	1:AA:376:G:C8	2.85	0.45
16:AP:72:ALA:O	16:AP:75:ILE:HD12	2.15	0.45
1:AA:1285:A:C5'	1:AA:1286:U:C4	2.98	0.45
1:AA:1304:G:C6	1:AA:1305:G:N1	2.84	0.45
32:DH:40:THR:O	32:DH:42:LYS:HB3	2.16	0.45
2:BB:172:ILE:O	2:BB:173:LYS:C	2.55	0.45
35:DK:114:LYS:O	35:DK:114:LYS:HD2	2.16	0.45
1:AA:1348:U:O4	1:AA:1374:A:C8	2.70	0.45
1:BA:1095:U:H5'	1:BA:1109:C:O2	2.16	0.45
24:AY:74:SER:O	24:AY:77:PRO:HD2	2.16	0.45
6:BF:74:LEU:O	6:BF:76:THR:N	2.49	0.45
25:DA:280:U:N3	25:DA:281:C:C4	2.85	0.45
40:DP:45:VAL:HG12	40:DP:46:VAL:N	2.31	0.45
25:CA:1870:C:H5''	25:CA:1871:A:C8	2.51	0.45
36:CL:127:VAL:HG13	36:CL:131:ALA:HB3	1.97	0.45
1:BA:522:C:H2'	1:BA:523:A:O4'	2.16	0.45
25:CA:2070:A:C2	25:CA:2442:C:C2	3.05	0.45
25:CA:545:U:H6	25:CA:548:G:P	2.39	0.45
25:CA:1534:U:H5'	25:CA:1535:A:P	2.56	0.45
38:CN:20:MET:HG2	38:CN:21:PHE:N	2.31	0.45
37:CM:53:MET:HE2	37:CM:53:MET:HB3	1.89	0.45
25:CA:2469:A:C4'	37:CM:55:ARG:HH12	2.23	0.45
3:BC:54:ILE:HD13	3:BC:56:ILE:HD11	1.97	0.45

Continued on next page...

Continued from previous page...

Atom-1	Atom-2	Distance(Å)	Clash(Å)
1:AA:1505:G:H4'	1:AA:1506:U:C5'	2.46	0.45
25:DA:930:G:C1'	50:DZ:24:LEU:HD21	2.47	0.45
25:CA:2298:A:H2'	25:CA:2298:A:N3	2.31	0.45
20:BT:7:LYS:H	20:BT:7:LYS:HG2	1.55	0.45
9:AI:7:GLY:HA3	9:AI:84:ARG:C	2.36	0.45
25:DA:1356:G:O2'	25:DA:1357:C:H5'	2.17	0.45
7:AG:22:LEU:O	7:AG:25:PHE:HB3	2.17	0.45
31:CG:145:ALA:O	31:CG:148:ARG:HB3	2.16	0.45
11:BK:109:ILE:CG2	21:BU:16:ARG:CZ	2.93	0.45
1:BA:369:G:H2'	1:BA:370:C:O5'	2.16	0.45
1:BA:613:C:H2'	1:BA:614:C:C6	2.52	0.45
3:BC:6:PRO:C	3:BC:9:ILE:HG22	2.37	0.45
1:AA:865:A:H2	1:AA:918:A:H4'	1.81	0.45
25:DA:878:A:C6	25:DA:900:A:C8	3.05	0.45
28:CD:136:ASN:HD21	28:CD:139:SER:C	2.20	0.45
41:DQ:81:GLY:O	41:DQ:82:LEU:C	2.55	0.45
25:DA:1188:U:H2'	25:DA:1189:A:O5'	2.17	0.45
18:BR:24:ASP:CB	18:BR:27:THR:HB	2.46	0.45
1:BA:1086:U:O2'	1:BA:1087:G:C5'	2.64	0.45
1:AA:1293:C:H2'	1:AA:1293:C:O2	2.16	0.45
25:DA:714:U:H5'	25:DA:715:A:OP2	2.17	0.45
1:AA:632:U:C6	1:AA:632:U:C3'	2.99	0.45
1:AA:632:U:C2'	1:AA:633:G:OP1	2.64	0.45
25:CA:536:G:H2'	25:CA:537:G:O5'	2.16	0.45
41:CQ:56:PHE:O	41:CQ:57:ARG:C	2.52	0.45
22:BV:76:A:N6	25:DA:2450:A:O2'	2.49	0.45
39:CO:89:ASP:HA	39:CO:116:GLN:HB3	1.96	0.45
25:DA:2803:G:O2'	25:DA:2804:U:O5'	2.34	0.45
25:DA:843:G:C6	25:DA:936:A:N1	2.85	0.45
25:DA:870:U:C4	25:DA:871:U:H5	2.34	0.45
25:DA:2888:C:H2'	25:DA:2888:C:O2	2.16	0.45
25:DA:1718:G:N2	25:DA:1719:G:H1'	2.31	0.45
35:DK:58:LEU:N	35:DK:58:LEU:CD2	2.79	0.45
27:CC:74:PRO:HB2	27:CC:96:LYS:HD3	1.97	0.45
25:DA:2316:G:N2	25:DA:2317:A:H1'	2.30	0.45
46:CV:21:ARG:HA	46:CV:25:LYS:O	2.17	0.45
37:DM:26:VAL:CG1	37:DM:104:GLU:OE2	2.64	0.45
39:DO:7:ARG:HG2	39:DO:7:ARG:O	2.16	0.45
31:DG:26:LYS:CB	31:DG:31:GLU:CG	2.94	0.45
25:CA:2218:G:O2'	25:CA:2219:U:H5'	2.17	0.45
5:AE:76:ASN:O	5:AE:77:ASN:HB2	2.16	0.45
25:DA:1146:C:H2'	25:DA:1146:C:O2	2.16	0.45

Continued on next page...

Continued from previous page...

Atom-1	Atom-2	Distance(Å)	Clash(Å)
25:CA:1889:A:C2'	25:CA:1890:A:O5'	2.63	0.45
20:AT:20:ASN:HB3	20:AT:65:LEU:HD22	1.99	0.45
19:AS:74:ALA:N	19:AS:75:PRO:HD2	2.32	0.45
38:DN:29:VAL:HG12	38:DN:30:ARG:N	2.31	0.45
25:CA:1712:U:C4	25:CA:1713:A:C6	3.05	0.45
50:CZ:53:MET:O	50:CZ:54:VAL:CG1	2.65	0.45
25:DA:2604:U:C2'	25:DA:2605:U:O5'	2.65	0.45
2:BB:150:ILE:C	2:BB:152:ASP:N	2.68	0.45
33:CI:85:ILE:HG12	33:CI:88:GLY:HA2	1.97	0.45
25:DA:1509:A:O2'	25:DA:1510:G:P	2.74	0.45
30:CF:135:ILE:O	30:CF:135:ILE:HG22	2.15	0.45
40:CP:103:THR:O	40:CP:104:GLY:C	2.54	0.45
25:CA:807:U:H1'	25:CA:2445:G:OP1	2.16	0.45
1:AA:1071:C:N3	1:AA:1105:A:C2	2.83	0.45
25:CA:813:U:H2'	25:CA:814:C:C6	2.51	0.45
1:BA:294:U:H2'	1:BA:295:C:C6	2.52	0.45
25:CA:1641:A:H2'	25:CA:1642:G:O4'	2.16	0.45
31:DG:109:SER:O	31:DG:110:HIS:HB3	2.17	0.45
24:AY:177:ALA:O	24:AY:178:ASP:C	2.53	0.45
28:DD:1:MET:HE3	28:DD:1:MET:H3	1.81	0.45
39:DO:116:GLN:N	39:DO:116:GLN:OE1	2.50	0.45
6:AF:25:TYR:N	6:AF:25:TYR:CD2	2.84	0.45
31:CG:82:PHE:N	31:CG:82:PHE:CD2	2.83	0.45
29:CE:154:ASP:C	29:CE:154:ASP:OD2	2.55	0.45
1:BA:1435:G:H2'	1:BA:1436:U:C6	2.51	0.45
1:BA:983:A:O2'	1:BA:984:C:O5'	2.33	0.45
13:BM:63:VAL:O	13:BM:68:LEU:HD13	2.16	0.45
19:BS:9:PHE:CD1	19:BS:9:PHE:C	2.90	0.45
33:DI:53:PRO:O	33:DI:74:PRO:HD2	2.15	0.45
25:CA:1056:G:H4'	25:CA:1086:A:H8	1.77	0.45
33:CI:75:ALA:HB1	33:CI:128:ILE:HG23	1.98	0.45
2:AB:53:LEU:HD13	2:AB:56:LEU:HD12	1.98	0.45
2:AB:95:TRP:CZ3	2:AB:97:GLY:HA2	2.51	0.45
1:AA:1270:G:O3'	1:AA:1314:C:H5'	2.15	0.45
1:AA:261:U:C5	20:AT:73:ARG:NH1	2.85	0.45
1:AA:1277:C:H1'	1:AA:1282:C:H1'	1.99	0.45
25:DA:2293:G:H5''	39:DO:94:ARG:HH12	1.82	0.45
23:AX:7:G:H2'	23:AX:8:A:O4'	2.17	0.45
41:CQ:86:SER:HB2	42:CR:51:VAL:HA	1.98	0.45
13:AM:38:ILE:HD13	13:AM:38:ILE:N	2.32	0.45
25:DA:1556:C:H2'	25:DA:1557:C:O5'	2.16	0.45
3:AC:52:SER:OG	3:AC:52:SER:O	2.32	0.45

Continued on next page...

Continued from previous page...

Atom-1	Atom-2	Distance(Å)	Clash(Å)
3:AC:6:PRO:HG2	3:AC:183:TYR:CD1	2.52	0.45
56:DB:43:C:O2	30:DF:89:THR:HG21	2.16	0.45
25:DA:319:G:O2'	25:DA:320:A:O5'	2.34	0.45
25:DA:322:A:H5'	25:DA:340:A:H1'	1.98	0.45
11:BK:63:GLN:O	11:BK:66:ALA:HB3	2.16	0.45
1:AA:451:A:H5'	16:AP:70:ARG:HH22	1.81	0.45
9:BI:47:VAL:O	9:BI:50:PRO:HD2	2.16	0.45
27:DC:144:GLU:HG2	27:DC:151:GLY:N	2.29	0.45
25:CA:2157:G:H8	25:CA:2157:G:OP2	2.00	0.45
10:AJ:53:ILE:HG22	10:AJ:54:SER:N	2.31	0.45
1:BA:1096:C:N4	1:BA:1097:C:N4	2.65	0.45
10:BJ:6:ILE:O	10:BJ:8:ILE:N	2.50	0.45
6:BF:6:ILE:HB	6:BF:62:MET:HB3	1.98	0.45
1:AA:1492:A:N3	25:CA:1913:A:N6	2.65	0.45
45:DU:6:ARG:O	45:DU:8:ASP:HB3	2.16	0.45
2:AB:14:HIS:CD2	2:AB:14:HIS:C	2.89	0.45
2:BB:153:MET:O	2:BB:154:GLY:O	2.35	0.45
25:CA:1735:A:H2'	25:CA:1736:U:H6	1.82	0.45
21:BU:8:ASN:OD1	21:BU:8:ASN:N	2.49	0.45
21:AU:7:GLU:CB	21:AU:11:PHE:HZ	2.26	0.45
25:DA:1361:G:C5	25:DA:1371:G:N2	2.85	0.45
25:DA:64:A:C6	25:DA:65:U:C4	3.04	0.45
1:BA:1506:U:H2'	60:BA:1884:HOH:O	2.17	0.45
25:DA:2756:U:C4'	25:DA:2757:A:O5'	2.65	0.45
1:BA:149:A:H2'	1:BA:149:A:N3	2.32	0.45
17:AQ:44:HIS:ND1	17:AQ:69:THR:HG21	2.30	0.45
1:AA:1475:G:C2'	1:AA:1476:A:H5'	2.46	0.45
17:BQ:35:LYS:CG	17:BQ:37:ILE:HD11	2.47	0.45
25:CA:1173:U:H2'	25:CA:1173:U:O2	2.17	0.45
25:DA:186:G:C2'	25:DA:187:G:H5'	2.45	0.45
40:CP:30:TRP:CE2	40:CP:39:LEU:CD1	2.99	0.45
1:BA:253:A:C2	1:BA:254:G:C4	3.04	0.45
40:DP:74:GLN:O	40:DP:77:SER:HB3	2.16	0.45
30:DF:5:ASP:HA	30:DF:8:LYS:HD2	1.98	0.45
8:BH:74:ILE:HA	8:BH:127:TYR:O	2.16	0.45
1:AA:403:C:O2'	1:AA:404:G:H5'	2.16	0.45
57:DW:33:ILE:HG21	57:DW:76:ILE:HG21	1.97	0.45
28:DD:85:ALA:HB3	28:DD:88:GLU:HG3	1.97	0.45
38:CN:63:ARG:HG3	38:CN:80:PHE:CE1	2.51	0.45
46:CV:48:MET:HA	46:CV:51:GLN:HG2	1.98	0.45
25:DA:282:A:C2	25:DA:283:G:C5	3.04	0.45
55:D4:22:VAL:HG11	55:D4:36:ARG:HG2	1.99	0.45

Continued on next page...

Continued from previous page...

Atom-1	Atom-2	Distance(Å)	Clash(Å)
37:DM:130:PHE:HD2	37:DM:131:VAL:N	2.14	0.45
22:BV:5:G:C4	22:BV:69:G:N2	2.84	0.45
25:DA:181:A:C4	25:DA:435:C:C6	3.04	0.45
4:AD:77:GLU:O	4:AD:80:ARG:N	2.49	0.45
45:DU:52:ASN:OD1	45:DU:52:ASN:N	2.50	0.45
25:DA:398:C:OP1	48:DX:52:ALA:CB	2.64	0.45
25:DA:2007:U:O5'	25:DA:2007:U:H6	1.99	0.45
25:DA:359:G:C6	25:DA:360:U:C2	3.04	0.45
27:CC:202:ARG:O	27:CC:202:ARG:HG2	2.15	0.45
37:CM:24:THR:HG22	37:CM:25:ASP:OD1	2.15	0.45
7:BG:72:VAL:HG12	7:BG:89:GLU:HA	1.98	0.45
1:BA:1187:G:H2'	1:BA:1188:A:H8	1.81	0.45
1:BA:1154:G:C2	1:BA:1155:A:C8	3.04	0.45
25:DA:840:C:O2	25:DA:939:G:C6	2.69	0.45
25:CA:245:G:O6	54:C3:7:ARG:CD	2.64	0.45
1:AA:939:G:C6	1:AA:940:C:N4	2.84	0.45
1:AA:1206:G:H2'	1:AA:1207:G:O4'	2.17	0.45
25:CA:866:A:C5	25:CA:867:C:C5	3.05	0.45
42:DR:79:ARG:HG3	42:DR:79:ARG:O	2.17	0.45
37:CM:14:LYS:HE3	37:CM:14:LYS:HB2	1.80	0.45
1:AA:1422:G:N2	1:AA:1423:G:C4	2.85	0.45
5:BE:57:ALA:O	5:BE:60:GLN:HB3	2.16	0.45
1:BA:1350:A:H2'	1:BA:1351:U:O4'	2.17	0.45
1:BA:952:U:H2'	1:BA:953:G:H8	1.81	0.45
1:BA:1328:C:H5''	13:BM:27:THR:HB	1.99	0.45
33:DI:17:ALA:O	33:DI:18:ASN:CB	2.64	0.45
1:BA:428:G:O4'	1:BA:430:A:C8	2.70	0.45
25:DA:1315:C:C2'	25:DA:1316:U:O5'	2.64	0.45
2:AB:216:VAL:HA	2:AB:219:THR:CG2	2.46	0.45
1:AA:1217:C:C2	1:AA:1218:C:C5	3.03	0.45
32:DH:9:VAL:HG12	32:DH:12:LEU:HG	1.99	0.45
32:DH:9:VAL:HA	32:DH:35:LYS:HE2	1.98	0.45
2:BB:187:ASP:OD2	2:BB:202:ASN:HA	2.16	0.45
5:BE:80:LEU:HB3	5:BE:146:MET:HE3	1.99	0.45
25:DA:1589:U:H2'	25:DA:1590:A:H8	1.78	0.45
36:DL:96:LYS:CE	36:DL:103:ILE:O	2.65	0.45
56:DB:28:C:H2'	56:DB:29:A:C8	2.51	0.45
39:DO:47:VAL:O	39:DO:48:LEU:CD2	2.65	0.45
28:DD:105:LYS:O	28:DD:177:VAL:HG12	2.17	0.45
4:AD:115:GLN:HA	4:AD:115:GLN:HE21	1.82	0.45
4:AD:176:LYS:HB3	4:AD:178:GLU:HG2	1.98	0.45
21:AU:33:ARG:HH22	21:AU:34:ARG:HD2	1.81	0.45

Continued on next page...

Continued from previous page...

Atom-1	Atom-2	Distance(Å)	Clash(Å)
1:BA:190:A:C2'	1:BA:191:G:O5'	2.64	0.45
5:AE:33:THR:HG22	5:AE:51:LYS:CB	2.45	0.45
5:AE:79:THR:HG23	5:AE:80:LEU:O	2.16	0.45
25:CA:196:A:N3	25:CA:196:A:H2'	2.31	0.45
1:AA:67:C:H4'	1:AA:172:A:O4'	2.17	0.45
1:AA:71:A:C3'	1:AA:71:A:OP2	2.62	0.45
1:AA:93:U:C2'	1:AA:94:G:H5''	2.47	0.45
1:AA:69:G:O6	1:AA:98:A:N6	2.50	0.45
14:AN:42:TRP:N	14:AN:42:TRP:CE3	2.84	0.45
20:BT:28:ARG:O	20:BT:32:LYS:HG2	2.16	0.45
20:BT:42:ASP:HB2	20:BT:45:ALA:HB3	1.93	0.45
31:DG:83:THR:HG23	31:DG:133:LYS:HG3	1.97	0.45
25:CA:1413:A:N1	25:CA:1590:A:C2	2.84	0.45
1:AA:1241:G:N3	1:AA:1242:G:C8	2.84	0.45
27:DC:69:ASN:O	27:DC:70:LYS:C	2.54	0.45
25:CA:2154:A:C2	25:CA:2155:U:C4	3.05	0.45
1:AA:1048:G:OP1	14:AN:2:LYS:HA	2.16	0.45
16:BP:20:VAL:CG2	16:BP:32:PHE:HB2	2.46	0.45
10:BJ:24:GLU:C	10:BJ:26:VAL:N	2.69	0.45
36:CL:132:ARG:NH1	36:CL:142:ILE:HG21	2.31	0.45
27:DC:106:PRO:HD2	27:DC:109:LEU:HD22	1.99	0.45
25:CA:138:U:OP2	25:CA:139:U:H5''	2.16	0.45
25:DA:1026:G:OP1	25:DA:1134:A:H1'	2.16	0.45
11:BK:87:GLY:N	11:BK:113:THR:HG22	2.31	0.45
33:CI:33:ASN:CB	33:CI:36:GLU:HG3	2.38	0.45
1:BA:1355:G:C2	1:BA:1356:G:C4	3.05	0.45
38:DN:103:ARG:NE	38:DN:110:MET:CE	2.79	0.45
1:BA:827:U:O4	1:BA:870:U:C2	2.69	0.45
1:AA:539:A:H2'	1:AA:540:G:C8	2.50	0.45
1:AA:549:C:C2'	1:AA:550:G:O5'	2.64	0.45
7:AG:24:LYS:HB3	7:AG:100:MET:HE1	1.99	0.45
7:AG:70:PRO:O	7:AG:95:ARG:HD3	2.15	0.45
7:AG:61:PHE:CD1	7:AG:62:GLU:N	2.85	0.45
55:C4:3:VAL:O	55:C4:4:ARG:HB3	2.16	0.45
27:DC:119:VAL:HG13	27:DC:132:ARG:HH11	1.81	0.45
25:DA:2679:A:O2'	25:DA:2680:U:H5'	2.16	0.45
28:CD:56:LYS:O	28:CD:57:ALA:O	2.35	0.45
25:DA:1738:G:O2'	25:DA:1739:A:OP2	2.34	0.45
1:AA:781:A:C5	1:AA:802:A:C2	3.04	0.45
40:DP:5:LYS:O	40:DP:9:GLN:HG2	2.17	0.45
3:BC:137:VAL:O	3:BC:138:GLN:C	2.55	0.45
25:DA:2478:A:C2	25:DA:2529:G:H2'	2.52	0.45

Continued on next page...

Continued from previous page...

Atom-1	Atom-2	Distance(Å)	Clash(Å)
5:BE:130:THR:O	5:BE:130:THR:HG23	2.17	0.45
43:DS:89:ALA:O	43:DS:90:LYS:HB2	2.16	0.45
1:BA:623:C:N3	1:BA:624:C:C5	2.84	0.45
4:BD:129:VAL:HG11	4:BD:134:TYR:CD1	2.51	0.45
1:AA:918:A:C2'	1:AA:919:A:O5'	2.64	0.45
25:CA:2204:G:O5'	27:CC:149:LYS:CE	2.65	0.45
25:CA:1098:A:H5'	25:CA:1099:G:OP2	2.17	0.45
1:AA:1021:A:H2'	1:AA:1022:A:O4'	2.15	0.45
38:DN:86:ARG:O	38:DN:86:ARG:HG2	2.17	0.45
7:BG:145:GLU:C	7:BG:147:ASN:N	2.69	0.45
30:CF:110:ILE:HB	30:CF:113:PHE:HB2	1.98	0.45
38:DN:37:THR:OG1	38:DN:40:LYS:HB2	2.17	0.45
1:BA:1204:A:H2'	1:BA:1205:U:O4'	2.17	0.45
1:BA:577:G:C8	1:BA:816:A:N1	2.85	0.45
25:DA:2648:G:C5	25:DA:2649:C:C4	3.04	0.45
2:BB:165:ALA:CB	2:BB:186:VAL:HG12	2.44	0.45
25:DA:558:U:O5'	25:DA:558:U:H6	1.99	0.45
46:CV:25:LYS:HE2	46:CV:43:ASP:HB2	1.98	0.45
1:AA:1098:C:C4	1:AA:1099:G:N7	2.85	0.45
25:DA:71:A:OP2	25:DA:113:U:C5'	2.64	0.45
46:DV:75:GLN:CB	46:DV:92:VAL:HG23	2.47	0.45
50:CZ:34:THR:HG22	50:CZ:35:VAL:H	1.82	0.45
1:BA:791:G:C5	1:BA:792:A:N7	2.84	0.45
45:DU:55:GLY:O	45:DU:56:GLY:O	2.35	0.45
32:CH:104:THR:HG22	32:CH:109:GLU:HA	1.98	0.45
1:BA:1341:U:H5'	22:BV:32:U:H5''	1.98	0.45
3:BC:182:ASP:HB2	3:BC:203:LYS:HE3	1.97	0.45
3:AC:135:ARG:O	3:AC:138:GLN:HB2	2.16	0.45
25:CA:21:A:O2'	25:CA:22:C:H5'	2.17	0.45
19:AS:19:GLU:C	19:AS:21:ALA:N	2.69	0.45
38:CN:32:GLU:CD	38:CN:86:ARG:HH22	2.19	0.45
12:BL:17:LYS:C	12:BL:17:LYS:HD2	2.36	0.45
16:BP:52:LEU:CD2	16:BP:54:LEU:HD21	2.46	0.45
6:AF:1:MET:HG3	6:AF:66:ALA:C	2.37	0.45
25:DA:2854:G:H2'	25:DA:2855:C:O5'	2.17	0.45
25:CA:205:G:O2'	25:CA:206:U:P	2.74	0.45
8:BH:41:GLU:CD	8:BH:41:GLU:O	2.54	0.45
2:AB:196:ASP:N	2:AB:196:ASP:OD1	2.49	0.45
1:AA:264:C:N4	1:AA:265:G:C6	2.85	0.45
1:BA:1374:A:H2'	1:BA:1375:A:H5'	1.99	0.45
33:DI:73:PRO:HB2	33:DI:74:PRO:CD	2.46	0.45
25:DA:1394:U:C3'	25:DA:1394:U:C6	3.00	0.45

Continued on next page...

Continued from previous page...

Atom-1	Atom-2	Distance(Å)	Clash(Å)
25:CA:1076:C:H2'	25:CA:1077:A:C1'	2.46	0.45
1:AA:1319:A:C8	1:AA:1323:G:C5	3.04	0.45
1:AA:957:U:H1'	1:AA:960:U:N3	2.31	0.45
17:AQ:13:SER:CB	17:AQ:21:VAL:HG12	2.46	0.45
10:AJ:40:ILE:CB	10:AJ:73:LEU:HB2	2.46	0.45
1:BA:1151:A:C2	1:BA:1152:A:C8	3.04	0.45
13:BM:4:ALA:HB2	13:BM:56:ARG:CG	2.46	0.45
32:DH:9:VAL:HG11	32:DH:12:LEU:CG	2.47	0.45
25:CA:1180:U:C2'	25:CA:1181:U:H5'	2.42	0.45
2:BB:183:PHE:HB3	2:BB:199:ILE:HD11	1.99	0.45
16:BP:6:LEU:HB3	16:BP:17:TYR:CD2	2.52	0.45
5:BE:104:ILE:H	5:BE:121:ASN:C	2.20	0.45
25:DA:1585:C:H2'	25:DA:1586:A:H5'	1.97	0.45
3:BC:123:LEU:HD21	3:BC:129:PHE:HB3	1.98	0.45
11:AK:75:GLU:CA	11:AK:75:GLU:OE1	2.65	0.45
6:AF:4:TYR:OH	6:AF:68:GLN:HB3	2.17	0.45
6:AF:92:THR:CG2	6:AF:93:LYS:N	2.74	0.45
38:DN:46:ARG:O	38:DN:50:PRO:HG2	2.16	0.45
1:AA:144:G:N2	1:AA:145:G:H1'	2.31	0.45
20:AT:22:SER:O	20:AT:23:ARG:C	2.55	0.45
1:AA:176:C:H5''	20:AT:23:ARG:NH1	2.31	0.45
4:BD:191:SER:O	4:BD:192:ALA:HB3	2.17	0.45
10:AJ:35:GLN:HG2	10:AJ:78:GLU:N	2.31	0.45
56:DB:51:G:C2	56:DB:52:A:N7	2.84	0.45
56:DB:53:A:C2	56:DB:54:G:C8	3.04	0.45
33:CI:103:ALA:O	33:CI:105:LEU:N	2.50	0.45
1:BA:972:C:H4'	10:BJ:59:LYS:HG3	1.99	0.45
1:BA:1240:U:C4	7:BG:115:MET:HG2	2.52	0.45
3:BC:71:ARG:HB3	3:BC:74:ILE:HG21	1.96	0.45
31:DG:112:VAL:HG21	31:DG:150:TYR:HD2	1.81	0.45
25:CA:960:A:C5'	25:CA:961:C:OP2	2.58	0.45
2:BB:174:GLU:O	2:BB:178:LEU:CD2	2.65	0.45
1:BA:1079:G:C6	1:BA:1080:A:N6	2.84	0.45
40:CP:15:ASP:O	40:CP:16:VAL:C	2.55	0.45
10:BJ:36:VAL:HG12	10:BJ:38:GLY:H	1.82	0.45
9:AI:18:VAL:HG11	9:AI:82:ILE:CA	2.46	0.45
6:BF:40:GLU:HB3	6:BF:42:TRP:HE1	1.81	0.45
6:BF:82:ASP:N	6:BF:82:ASP:OD2	2.49	0.45
6:BF:97:THR:O	6:BF:98:GLU:CG	2.64	0.45
6:BF:97:THR:O	6:BF:98:GLU:HB3	2.16	0.45
25:CA:1869:G:C5	25:CA:1871:A:OP2	2.70	0.45
52:C1:16:THR:CG2	52:C1:41:VAL:CG1	2.95	0.45

Continued on next page...

Continued from previous page...

Atom-1	Atom-2	Distance(Å)	Clash(Å)
36:CL:110:VAL:O	36:CL:110:VAL:HG12	2.17	0.45
27:DC:203:VAL:O	27:DC:204:LEU:HB2	2.16	0.45
9:AI:20:ILE:CD1	9:AI:86:LEU:HD12	2.47	0.45
25:CA:2103:C:O2'	25:CA:2104:C:H5'	2.17	0.45
25:CA:2723:C:C2'	25:CA:2724:U:O5'	2.65	0.45
25:CA:2820:A:H4'	38:CN:3:HIS:HD2	1.74	0.45
25:DA:2748:A:C5	25:DA:2749:A:N7	2.85	0.45
25:DA:1358:G:C2'	25:DA:1359:A:OP2	2.64	0.45
38:CN:10:LEU:O	38:CN:11:ASN:C	2.53	0.45
25:DA:1019:U:OP1	25:DA:1035:U:O2'	2.26	0.45
14:BN:15:LEU:O	14:BN:55:SER:CB	2.65	0.45
1:BA:1386:G:C2	1:BA:1387:G:C5	3.05	0.45
1:BA:688:G:C5	1:BA:700:G:C2	3.05	0.45
11:BK:37:GLN:HB2	11:BK:39:ASN:ND2	2.32	0.45
50:DZ:35:VAL:HG22	50:DZ:37:ARG:CZ	2.46	0.45
32:CH:132:PHE:CE2	32:CH:142:VAL:HG23	2.52	0.45
1:BA:715:A:H2'	1:BA:716:A:C8	2.52	0.45
25:DA:693:A:O2'	25:DA:694:U:O5'	2.34	0.45
1:BA:1050:G:N2	1:BA:1209:C:C2	2.85	0.45
49:DY:6:LEU:HD13	49:DY:56:LEU:HD22	1.99	0.45
50:DZ:43:ILE:C	50:DZ:45:GLY:H	2.19	0.45
9:BI:89:TYR:CB	9:BI:93:LEU:HD11	2.47	0.45
25:DA:2467:C:H41	25:DA:2468:A:N6	2.15	0.45
25:CA:1358:G:C2'	25:CA:1359:A:OP2	2.64	0.45
25:DA:769:U:C2	25:DA:770:G:C8	3.04	0.45
7:AG:91:ARG:O	7:AG:95:ARG:HB2	2.17	0.45
12:BL:3:VAL:HG13	12:BL:4:ASN:N	2.32	0.45
49:CY:23:ARG:O	49:CY:24:GLU:C	2.55	0.45
1:BA:1211:U:H1'	1:BA:1213:A:N1	2.31	0.45
14:BN:27:LYS:HG3	14:BN:28:ALA:N	2.31	0.45
33:DI:46:ASP:HA	33:DI:50:LYS:CD	2.45	0.45
40:DP:54:LEU:CD1	40:DP:76:HIS:HB2	2.46	0.45
3:BC:133:MET:HE3	3:BC:167:TYR:CB	2.47	0.45
17:AQ:4:ILE:HG22	17:AQ:5:ARG:HG3	1.99	0.45
10:BJ:80:THR:OG1	10:BJ:83:THR:HB	2.16	0.45
25:DA:1485:U:H2'	25:DA:1486:U:H6	1.80	0.45
1:BA:415:A:H2'	1:BA:416:G:O4'	2.16	0.45
1:AA:992:U:H4'	1:AA:993:G:O5'	2.17	0.45
1:AA:737:C:C2'	1:AA:738:C:O5'	2.64	0.45
4:AD:56:GLU:OE2	4:AD:59:LYS:HE3	2.16	0.45
1:AA:900:A:H2'	1:AA:901:A:C8	2.52	0.45
1:BA:220:G:C2'	1:BA:221:C:O5'	2.64	0.45

Continued on next page...

Continued from previous page...

Atom-1	Atom-2	Distance(Å)	Clash(Å)
1:AA:1004:A:C2	1:AA:1026:G:N3	2.85	0.45
25:CA:60:G:HO2'	25:CA:61:C:P	2.39	0.45
26:CB:39:A:C2	26:CB:44:G:N3	2.84	0.45
30:CF:34:THR:HA	30:CF:88:VAL:O	2.17	0.45
37:DM:4:PRO:HB2	37:DM:7:THR:CG2	2.46	0.45
27:CC:251:THR:O	27:CC:252:LYS:C	2.54	0.45
1:BA:587:G:C2	1:BA:755:G:C5	3.04	0.45
1:BA:28:A:OP1	4:BD:72:ARG:NH2	2.50	0.45
1:BA:1422:G:N3	1:BA:1423:G:C8	2.84	0.45
8:BH:30:LYS:HE3	8:BH:30:LYS:HA	1.98	0.45
1:AA:953:G:C2	1:AA:1229:A:C2	3.04	0.45
25:CA:1392:A:N6	25:CA:1393:A:N6	2.64	0.45
25:CA:188:G:H2'	25:CA:189:G:C5'	2.46	0.45
25:CA:225:C:H2'	25:CA:226:A:H5'	1.98	0.45
55:D4:34:LYS:C	55:D4:35:GLN:HG2	2.37	0.45
25:CA:1293:C:H2'	25:CA:1294:U:O5'	2.16	0.45
8:BH:85:TYR:O	8:BH:86:LYS:CE	2.65	0.45
46:DV:25:LYS:O	46:DV:26:PHE:HB3	2.17	0.45
45:DU:71:ILE:HD11	45:DU:82:VAL:CG2	2.46	0.45
1:BA:476:U:H2'	1:BA:476:U:O2	2.16	0.45
1:BA:273:U:N3	1:BA:274:A:N7	2.64	0.45
25:DA:2049:G:C2'	25:DA:2050:C:H5'	2.47	0.45
27:CC:9:SER:O	27:CC:10:PRO:C	2.53	0.45
40:CP:9:GLN:HA	40:CP:12:MET:HG3	1.99	0.45
48:CX:16:ASN:OD1	48:CX:26:ARG:HD2	2.15	0.45
25:CA:823:C:C2'	25:CA:824:U:H5'	2.47	0.45
3:BC:106:ARG:HD3	3:BC:106:ARG:N	2.31	0.45
41:CQ:35:PHE:C	41:CQ:37:ALA:N	2.70	0.45
25:DA:2788:C:H2'	25:DA:2789:C:C6	2.51	0.45
25:CA:1833:C:C4	25:CA:1834:U:C4	3.05	0.45
41:CQ:80:ASN:O	41:CQ:83:LYS:HB3	2.15	0.45
36:CL:37:GLY:O	36:CL:41:ARG:HG3	2.16	0.45
25:CA:1174:U:O4'	25:CA:1174:U:O2	2.35	0.45
32:CH:54:LEU:HD22	32:CH:54:LEU:HA	1.80	0.45
25:DA:461:C:O5'	25:DA:461:C:H6	1.99	0.45
25:DA:497:A:C2'	25:DA:498:G:H5'	2.46	0.45
25:DA:1153:C:N4	25:DA:1154:G:C6	2.85	0.45
1:BA:960:U:O2'	1:BA:1223:C:H4'	2.17	0.45
25:DA:1063:G:C8	25:DA:1064:C:C6	3.05	0.45
25:DA:1078:U:H4'	25:DA:1079:C:C5'	2.45	0.45
33:DI:37:PHE:C	33:DI:41:PHE:HB2	2.37	0.45
33:DI:56:VAL:HG23	33:DI:70:THR:N	2.32	0.45

Continued on next page...

Continued from previous page...

Atom-1	Atom-2	Distance(Å)	Clash(Å)
25:CA:760:G:H2'	25:CA:761:A:H5'	1.96	0.45
1:AA:954:G:N1	1:AA:955:U:O2	2.49	0.45
37:CM:57:VAL:O	37:CM:58:LYS:C	2.53	0.45
10:BJ:53:ILE:HG13	14:BN:85:ARG:HD2	1.97	0.45
1:AA:1151:A:H5''	10:AJ:44:THR:OG1	2.16	0.45
25:DA:2205:A:C2	25:DA:2206:C:N3	2.85	0.45
25:DA:2093:G:C5	25:DA:2225:A:N7	2.85	0.45
4:AD:103:ARG:NH1	4:AD:110:ARG:HH22	2.14	0.45
2:BB:183:PHE:HA	2:BB:197:PHE:O	2.17	0.45
32:DH:62:LEU:HD13	32:DH:63:ALA:HB2	1.98	0.45
2:AB:206:ILE:CG1	2:AB:207:ARG:N	2.78	0.45
36:DL:85:VAL:CG1	36:DL:95:LEU:HD23	2.47	0.45
1:BA:994:A:C5	1:BA:1216:A:H4'	2.52	0.45
25:DA:1540:G:C4	25:DA:1541:C:C6	3.04	0.45
1:AA:1032:G:N3	1:AA:1032:G:C5'	2.80	0.45
1:AA:457:G:C6	1:AA:458:U:C4	3.04	0.45
1:AA:459:A:C2	1:AA:460:A:C5	3.05	0.45
1:AA:439:U:C5	1:AA:440:C:H5	2.32	0.45
4:AD:12:ARG:HH11	4:AD:12:ARG:HB3	1.81	0.45
4:AD:53:GLN:NE2	4:AD:202:LEU:HA	2.32	0.45
1:AA:922:G:N2	1:AA:1396:A:C5	2.85	0.45
1:AA:1397:C:O4'	1:AA:1397:C:O2	2.33	0.45
20:BT:43:LYS:HG2	20:BT:86:ALA:HA	1.96	0.45
11:BK:92:ARG:HH22	21:BU:19:LYS:HD2	1.82	0.45
1:AA:946:A:H2'	1:AA:947:G:C8	2.52	0.45
2:BB:101:THR:N	2:BB:178:LEU:HD21	2.32	0.45
35:CK:99:ILE:HG21	35:CK:119:ALA:HB2	1.99	0.45
1:AA:1346:A:H5''	9:AI:121:ARG:HH12	1.82	0.45
10:AJ:67:ILE:HG22	10:AJ:67:ILE:O	2.17	0.45
14:AN:1:ALA:O	14:AN:2:LYS:HB3	2.16	0.45
1:BA:35:G:C6	1:BA:36:C:N4	2.85	0.45
12:BL:115:LYS:O	12:BL:116:TYR:HB2	2.16	0.45
2:AB:34:ARG:HE	2:AB:34:ARG:CA	2.27	0.45
9:AI:29:ILE:CD1	9:AI:38:PHE:HE2	2.30	0.45
2:AB:19:THR:O	2:AB:20:ARG:CZ	2.65	0.45
14:BN:93:ILE:HG21	14:BN:96:LEU:HB2	1.99	0.45
1:BA:1492:A:OP2	1:BA:1492:A:H8	1.99	0.45
3:AC:70:ALA:C	3:AC:72:PRO:HD3	2.36	0.45
56:DB:63:C:HO2'	56:DB:64:G:C5'	2.28	0.45
25:DA:346:A:C6	25:DA:347:A:C5	3.05	0.45
31:DG:76:ILE:HD13	31:DG:76:ILE:N	2.32	0.45
2:BB:49:PHE:HA	2:BB:212:TYR:OH	2.16	0.45

Continued on next page...

Continued from previous page...

Atom-1	Atom-2	Distance(Å)	Clash(Å)
3:AC:96:VAL:CB	3:AC:97:PRO:HD2	2.41	0.45
25:DA:120:U:C1'	25:DA:149:A:N7	2.79	0.45
1:AA:489:C:C2'	1:AA:490:C:O5'	2.65	0.45
11:BK:88:PRO:HD3	21:BU:28:LEU:HD11	1.97	0.45
1:BA:1504:G:H4'	1:BA:1505:G:C4	2.52	0.45
25:DA:929:U:O2'	25:DA:930:G:H5'	2.16	0.45
25:DA:2852:G:H2'	25:DA:2853:C:C6	2.52	0.45
20:BT:4:LYS:O	20:BT:5:SER:C	2.54	0.45
27:CC:16:VAL:HG23	27:CC:203:VAL:HG22	1.97	0.45
1:AA:650:G:C5	1:AA:651:C:C5	3.05	0.45
30:CF:46:LYS:NZ	30:CF:83:PRO:HG2	2.32	0.45
1:AA:654:G:C6	1:AA:753:A:N7	2.85	0.45
25:DA:88:G:H2'	25:DA:89:A:H5'	1.98	0.45
25:CA:1172:C:C5	25:CA:1173:U:C6	3.04	0.45
25:DA:909:A:O2'	25:DA:910:A:H5'	2.16	0.45
17:BQ:46:HIS:CG	17:BQ:47:ASP:N	2.85	0.45
32:CH:7:ASP:C	32:CH:15:LEU:HD22	2.38	0.45
14:BN:46:LEU:HD11	14:BN:49:GLN:HG2	1.97	0.45
44:DT:7:LEU:CD2	44:DT:46:ALA:CB	2.94	0.45
1:AA:202:G:N2	1:AA:216:U:O2	2.49	0.45
25:DA:2591:C:H2'	25:DA:2592:G:H5'	1.97	0.45
27:DC:226:PRO:HD3	27:DC:233:GLY:CA	2.43	0.45
30:DF:102:LEU:C	30:DF:107:VAL:HG23	2.37	0.45
30:DF:173:ASP:O	30:DF:174:PHE:HB3	2.17	0.45
5:AE:56:PRO:HA	5:AE:59:ILE:HG12	1.97	0.45
9:AI:93:LEU:HA	9:AI:96:GLU:OE1	2.16	0.45
26:CB:43:C:C4	26:CB:45:A:C6	3.05	0.45
20:AT:4:LYS:O	20:AT:5:SER:C	2.54	0.45
25:CA:2461:A:H1'	25:CA:2492:U:C2	2.52	0.45
1:BA:1485:U:O2'	1:BA:1486:G:H5'	2.17	0.45
25:DA:2103:C:C2	25:DA:2104:C:C5	3.04	0.45
1:AA:61:G:C5	1:AA:107:G:C2	3.04	0.45
40:DP:105:LYS:HA	40:DP:108:ARG:HD2	1.98	0.45
1:BA:1446:A:H2'	1:BA:1446:A:N3	2.32	0.45
1:BA:342:C:C2'	1:BA:343:U:H5'	2.47	0.45
25:CA:771:G:H2'	25:CA:772:C:H5'	1.99	0.45
55:D4:36:ARG:O	55:D4:37:GLN:C	2.55	0.45
25:CA:1979:U:H2'	25:CA:1980:G:O5'	2.16	0.45
1:AA:27:G:H2'	1:AA:28:A:O5'	2.17	0.45
32:DH:96:THR:HG22	32:DH:115:VAL:HG11	1.97	0.45
41:CQ:90:ASP:C	41:CQ:90:ASP:OD2	2.55	0.45
22:AV:13:C:O2'	22:AV:14:A:H5'	2.16	0.45

Continued on next page...

Continued from previous page...

Atom-1	Atom-2	Distance(Å)	Clash(Å)
25:DA:1051:G:H2'	25:DA:1051:G:N3	2.32	0.45
35:CK:108:ARG:NH1	40:CP:34:GLY:CA	2.80	0.45
32:CH:46:PHE:O	32:CH:49:ALA:HB3	2.16	0.45
25:DA:776:G:C8	25:DA:793:A:C2	3.05	0.45
46:DV:17:SER:O	46:DV:20:LEU:HB3	2.16	0.45
22:BV:72:C:N4	22:BV:73:A:N6	2.65	0.45
1:AA:1399:C:O2	1:AA:1401:G:C6	2.70	0.45
1:AA:1485:U:H2'	1:AA:1486:G:H8	1.80	0.45
25:DA:1509:A:N3	25:DA:1510:G:C8	2.85	0.45
25:CA:2727:A:C2'	25:CA:2728:U:H5'	2.47	0.45
42:CR:14:VAL:HG11	42:CR:98:ILE:HD12	1.99	0.45
26:CB:61:G:H2'	26:CB:62:C:H6	1.82	0.45
57:DW:45:ALA:H	57:DW:77:SER:HB3	1.80	0.45
43:DS:97:LEU:HD23	43:DS:99:ARG:HH12	1.80	0.45
25:DA:1256:G:C2'	29:DE:77:ILE:HD11	2.46	0.45
25:DA:1479:G:H2'	25:DA:1480:C:O4'	2.17	0.45
25:CA:829:A:H5''	25:CA:831:G:N7	2.32	0.45
1:BA:1013:G:N2	1:BA:1017:U:H1'	2.32	0.45
36:CL:53:GLY:O	36:CL:54:GLN:C	2.55	0.45
25:DA:264:C:H2'	25:DA:264:C:O2	2.16	0.45
32:DH:125:THR:HA	32:DH:146:VAL:HB	1.97	0.45
48:CX:30:PRO:HB2	48:CX:32:LEU:HG	1.98	0.45
42:CR:79:ARG:O	42:CR:80:ARG:HB3	2.16	0.45
1:BA:1053:G:H5''	1:BA:1055:A:OP1	2.17	0.45
1:BA:1227:A:N1	1:BA:1228:C:O2	2.50	0.45
1:BA:935:A:H2'	1:BA:935:A:N3	2.31	0.45
1:BA:957:U:O2	1:BA:959:A:C8	2.70	0.45
13:BM:109:LYS:O	13:BM:110:GLY:O	2.35	0.45
14:BN:53:ARG:O	14:BN:59:ARG:HD2	2.17	0.45
25:CA:2172:U:OP2	25:CA:2173:A:H5''	2.16	0.45
25:DA:1071:G:N7	25:DA:1089:A:C6	2.85	0.45
1:AA:1142:G:C2'	1:AA:1143:G:H5'	2.47	0.45
25:CA:1069:A:H4'	25:CA:1070:A:C8	2.50	0.45
2:AB:133:ALA:C	2:AB:135:MET:H	2.20	0.45
2:AB:80:LYS:HB2	2:AB:90:PHE:HE1	1.81	0.45
1:AA:1216:A:N1	1:AA:1217:C:N4	2.65	0.45
10:AJ:17:LEU:C	10:AJ:17:LEU:HD23	2.37	0.45
10:AJ:73:LEU:O	10:AJ:74:VAL:CB	2.65	0.45
2:BB:93:HIS:HB2	2:BB:145:ASN:O	2.17	0.45
52:D1:39:ASP:HA	52:D1:48:TYR:OH	2.16	0.45
25:DA:1993:U:H4'	28:DD:133:THR:CG2	2.37	0.45
1:AA:1539:C:H1'	23:AX:7:G:C2	2.52	0.45

Continued on next page...

Continued from previous page...

Atom-1	Atom-2	Distance(Å)	Clash(Å)
1:BA:720:C:N4	1:BA:721:G:C2	2.85	0.45
33:CI:107:GLU:CA	33:CI:110:GLN:HB3	2.40	0.45
19:BS:48:ILE:O	19:BS:48:ILE:HD12	2.17	0.45
4:BD:202:LEU:C	4:BD:204:SER:H	2.20	0.45
25:DA:2043:C:N3	25:DA:2777:G:C2	2.85	0.45
56:DB:34:A:O4'	56:DB:35:C:H5	2.00	0.45
30:DF:89:THR:O	30:DF:90:LEU:HD23	2.17	0.45
39:DO:34:HIS:HB3	39:DO:36:TYR:HE2	1.81	0.45
39:DO:51:ALA:HB1	39:DO:77:ALA:CB	2.47	0.45
25:DA:1606:C:H3'	25:DA:1606:C:C6	2.51	0.45
1:BA:767:A:H2'	1:BA:768:A:O4'	2.16	0.45
1:BA:1126:U:O2'	1:BA:1127:G:H5'	2.17	0.45
25:CA:1421:G:H2'	25:CA:1422:G:O5'	2.17	0.45
4:AD:57:LYS:N	4:AD:199:ILE:CG2	2.80	0.45
25:DA:1011:G:C2	25:DA:1013:C:O2	2.70	0.45
1:AA:22:G:O2'	1:AA:913:A:N1	2.39	0.45
5:AE:72:ASN:H	5:AE:72:ASN:ND2	2.14	0.45
1:AA:64:G:C2	1:AA:67:C:C4	3.05	0.45
1:BA:96:U:H2'	1:BA:97:G:H8	1.80	0.45
1:AA:205:A:N3	1:AA:205:A:C2'	2.78	0.45
1:AA:513:C:O2'	1:AA:514:C:H5'	2.16	0.45
9:BI:24:ASN:HB3	9:BI:58:GLU:OE1	2.17	0.45
9:BI:27:ILE:HG23	9:BI:62:LEU:CG	2.45	0.45
25:CA:2800:A:C3'	25:CA:2801:G:C5'	2.91	0.45
37:DM:53:MET:CE	37:DM:103:TYR:CG	2.99	0.45
37:DM:105:MET:HG2	37:DM:106:ASP:N	2.32	0.45
1:AA:1299:A:C2	1:AA:1301:U:C2	3.05	0.45
35:CK:13:ASN:HD22	35:CK:98:ARG:CB	2.30	0.45
27:DC:116:GLN:HG2	27:DC:117:SER:N	2.32	0.45
25:CA:2139:U:C2'	25:CA:2140:G:H5'	2.47	0.45
1:AA:1061:G:H5'	1:AA:1062:U:OP2	2.17	0.45
1:AA:1366:C:C2'	1:AA:1367:C:H5'	2.46	0.45
10:AJ:67:ILE:HD11	14:AN:96:LEU:HB2	1.97	0.45
25:DA:1277:G:C4'	38:DN:20:MET:HE2	2.46	0.45
6:BF:73:GLU:O	6:BF:73:GLU:HG2	2.17	0.45
27:CC:234:GLY:HA2	27:CC:238:ASN:HB2	1.98	0.45
1:AA:620:C:H1'	4:AD:131:ILE:HD13	1.98	0.45
21:BU:11:PHE:O	21:BU:12:ASP:CB	2.65	0.45
25:DA:54:G:H2'	25:DA:55:G:O5'	2.17	0.45
1:BA:424:G:N2	1:BA:425:G:C4	2.85	0.45
37:CM:50:ARG:HG2	37:CM:51:ARG:N	2.31	0.45
1:AA:1106:G:C6	1:AA:1107:C:C4	3.05	0.45

Continued on next page...

Continued from previous page...

Atom-1	Atom-2	Distance(Å)	Clash(Å)
50:DZ:35:VAL:CG2	50:DZ:37:ARG:NH2	2.79	0.45
30:DF:27:VAL:O	30:DF:28:PRO:O	2.34	0.45
1:BA:147:G:C2	1:BA:176:C:C2	3.05	0.45
12:AL:63:THR:CG2	12:AL:91:GLY:O	2.65	0.45
9:AI:6:TYR:HE2	9:AI:17:ARG:CA	2.30	0.45
1:BA:283:U:H2'	1:BA:284:C:H6	1.78	0.45
25:DA:2702:G:H2'	25:DA:2703:C:C6	2.52	0.45
22:AV:69:G:H2'	22:AV:70:G:H5'	1.99	0.45
25:DA:2884:U:O2	25:DA:2884:U:C3'	2.65	0.45
25:DA:2476:A:C2'	25:DA:2477:U:H5'	2.47	0.45
1:AA:549:C:H2'	1:AA:550:G:O4'	2.16	0.45
7:BG:75:LYS:O	7:BG:86:VAL:HG23	2.17	0.45
15:BO:69:LEU:O	15:BO:70:LYS:C	2.55	0.45
1:AA:662:U:O2'	1:AA:836:G:O5'	2.35	0.45
1:AA:1038:C:O2'	1:AA:1039:G:H5'	2.17	0.45
25:CA:2107:G:N2	25:CA:2108:A:H1'	2.32	0.45
27:DC:236:GLY:O	27:DC:237:ARG:HG3	2.17	0.45
3:BC:5:HIS:HE1	3:BC:183:TYR:HD2	1.63	0.45
8:BH:10:LEU:HD13	8:BH:74:ILE:HG13	1.99	0.45
41:CQ:29:ARG:HE	51:C0:9:ARG:HH11	1.63	0.45
26:CB:112:G:H2'	26:CB:113:C:H6	1.80	0.45
25:DA:404:A:C1'	25:DA:405:U:P	3.04	0.45
30:CF:56:LEU:CD1	30:CF:86:CYS:O	2.65	0.45
57:DW:32:ILE:HG23	57:DW:54:THR:CG2	2.47	0.45
25:CA:1901:A:OP2	27:CC:252:LYS:HD2	2.17	0.45
7:AG:11:ILE:HD11	7:AG:23:ALA:HB3	1.98	0.45
1:BA:1422:G:N1	1:BA:1423:G:C5	2.85	0.45
8:BH:29:SER:O	8:BH:32:LYS:N	2.50	0.45
25:CA:703:U:C2'	25:CA:704:G:H5'	2.46	0.45
1:AA:723:U:C5'	1:AA:724:G:O5'	2.65	0.45
11:AK:18:GLY:O	11:AK:81:LEU:HA	2.17	0.45
25:DA:1717:A:H2'	25:DA:1718:G:H5'	1.98	0.45
37:DM:34:LYS:HD3	37:DM:99:GLY:HA2	1.99	0.45
25:CA:2415:G:C2'	25:CA:2416:C:O5'	2.65	0.45
46:CV:43:ASP:C	46:CV:43:ASP:OD1	2.54	0.45
1:AA:1096:C:H2'	1:AA:1097:C:C6	2.52	0.45
25:CA:2331:G:N2	25:CA:2385:C:C5	2.85	0.45
55:D4:16:ILE:HG22	55:D4:16:ILE:O	2.17	0.45
25:DA:2007:U:C2'	25:DA:2008:C:O5'	2.65	0.45
25:CA:717:C:C2'	25:CA:718:A:H5'	2.46	0.45
1:BA:185:U:O2'	1:BA:186:C:H5'	2.17	0.45
27:CC:83:ASP:OD1	27:CC:84:PRO:N	2.49	0.45

Continued on next page...

Continued from previous page...

Atom-1	Atom-2	Distance(Å)	Clash(Å)
25:CA:637:A:H4'	25:CA:638:G:O5'	2.17	0.45
29:CE:54:GLY:N	29:CE:74:LYS:HE2	2.32	0.45
28:CD:172:VAL:CG2	28:CD:194:PRO:HD3	2.47	0.45
16:AP:12:LYS:O	16:AP:13:LYS:HB2	2.17	0.45
1:BA:457:G:C6	1:BA:458:U:C4	3.04	0.45
1:AA:355:C:C4	1:AA:356:A:N7	2.84	0.45
30:CF:147:ARG:HG2	30:CF:148:VAL:N	2.32	0.45
56:DB:4:C:H2'	56:DB:5:U:C6	2.51	0.45
31:DG:109:SER:O	31:DG:110:HIS:CB	2.65	0.45
29:CE:60:TRP:O	29:CE:61:ARG:O	2.35	0.45
46:CV:78:GLN:O	46:CV:87:GLN:HB2	2.17	0.45
25:CA:2651:C:O2'	25:CA:2652:C:H5'	2.17	0.45
25:CA:1726:C:O2'	25:CA:1727:C:H5'	2.17	0.45
25:CA:924:G:O2'	25:CA:925:A:H5'	2.17	0.45
16:AP:1:MET:HB3	16:AP:1:MET:HE2	1.88	0.45
1:BA:128:G:C6	1:BA:129:A:N6	2.85	0.45
1:AA:1036:A:N3	1:AA:1036:A:H2'	2.32	0.45
15:AO:38:LEU:HA	15:AO:38:LEU:HD12	1.81	0.45
25:DA:303:G:H2'	25:DA:304:U:C6	2.51	0.45
25:DA:1069:A:O2'	25:DA:1070:A:H5''	2.16	0.45
25:DA:1095:A:C5	25:DA:1096:A:C2	3.05	0.45
25:DA:1097:U:C2'	25:DA:1098:A:H5'	2.47	0.45
4:BD:3:TYR:CZ	4:BD:5:GLY:HA3	2.51	0.45
1:AA:1210:C:O4'	1:AA:1214:C:H5	2.00	0.45
1:AA:979:C:P	1:AA:981:U:O4	2.75	0.45
1:AA:981:U:C2	1:AA:982:U:C5	3.04	0.45
1:BA:1060:U:O2'	1:BA:1061:G:C5'	2.64	0.45
25:DA:1747:U:C2	25:DA:1748:C:C5	3.05	0.45
2:BB:183:PHE:CD2	2:BB:183:PHE:N	2.85	0.45
32:DH:135:HIS:CD2	32:DH:138:VAL:HG23	2.52	0.45
32:DH:63:ALA:HB1	32:DH:66:ASN:HB2	1.99	0.45
5:BE:103:GLY:CA	5:BE:121:ASN:HA	2.41	0.45
25:DA:1588:G:H3'	25:DA:1589:U:C6	2.51	0.45
11:AK:41:LEU:CB	11:AK:76:TYR:HE2	2.29	0.45
36:DL:85:VAL:HG12	36:DL:95:LEU:HD23	1.99	0.45
36:DL:95:LEU:O	36:DL:96:LYS:C	2.55	0.45
25:DA:2118:U:H5'	25:DA:2119:A:OP1	2.16	0.45
13:AM:55:LEU:O	13:AM:58:GLU:N	2.50	0.45
13:AM:35:ALA:HB3	13:AM:58:GLU:OE1	2.17	0.45
1:AA:657:U:C2'	1:AA:657:U:O2	2.62	0.45
3:AC:119:ILE:O	3:AC:121:SER:N	2.50	0.45
56:DB:54:G:H21	56:DB:55:U:H1'	1.82	0.45

Continued on next page...

Continued from previous page...

Atom-1	Atom-2	Distance(Å)	Clash(Å)
30:DF:130:GLY:HA2	30:DF:152:ASP:HB3	1.99	0.45
1:BA:763:G:C2'	1:BA:764:C:O5'	2.65	0.45
1:AA:623:C:C2'	1:AA:624:C:H5'	2.46	0.45
25:DA:2161:C:O2	25:DA:2161:C:H2'	2.17	0.45
4:AD:101:VAL:CG1	4:AD:113:ALA:HB1	2.46	0.45
33:CI:102:ARG:HG2	33:CI:103:ALA:N	2.32	0.45
25:DA:1441:G:C4	25:DA:1442:U:C5	3.05	0.45
1:AA:462:G:N7	1:AA:463:U:C5	2.84	0.45
1:AA:375:U:C2	1:AA:376:G:C8	3.05	0.45
31:DG:112:VAL:HG21	31:DG:150:TYR:CE2	2.52	0.45
25:DA:2020:A:H5'	51:D0:8:THR:CG2	2.47	0.45
25:CA:1407:G:C2	25:CA:1596:A:C2	3.05	0.45
9:BI:5:TYR:HD1	9:BI:20:ILE:O	2.00	0.45
30:CF:129:MET:HG3	30:CF:153:ILE:HB	1.98	0.45
32:DH:38:PRO:O	32:DH:40:THR:HG23	2.16	0.45
25:CA:2144:G:O2'	25:CA:2145:C:H5	2.00	0.45
25:CA:2146:C:C5'	25:CA:2147:A:OP1	2.62	0.45
14:AN:90:ARG:HB3	14:AN:92:GLU:CG	2.47	0.45
2:BB:141:GLU:H	2:BB:141:GLU:CD	2.21	0.45
2:BB:143:LEU:HB2	2:BB:147:LEU:HD12	1.99	0.45
10:BJ:27:GLU:HA	10:BJ:30:LYS:CG	2.45	0.45
9:AI:35:GLU:HA	9:AI:39:GLY:CA	2.47	0.45
36:CL:19:LEU:CD2	36:CL:31:GLY:O	2.64	0.45
36:CL:30:THR:O	36:CL:32:GLY:N	2.50	0.45
25:DA:230:G:C2	25:DA:231:A:C5	3.05	0.45
25:DA:233:A:H2'	25:DA:234:U:O4'	2.17	0.45
6:BF:47:LEU:H	6:BF:56:LYS:H	1.64	0.45
2:BB:175:ALA:HB1	2:BB:180:ILE:HB	1.97	0.45
3:BC:82:ASP:O	3:BC:85:LYS:CG	2.65	0.45
25:CA:1494:A:N1	25:CA:1495:A:C4	2.85	0.45
25:CA:1494:A:N1	25:CA:1495:A:N3	2.65	0.45
25:DA:415:A:C2	25:DA:2409:G:C2	3.05	0.45
25:CA:137:U:H2'	25:CA:140:C:N1	2.32	0.45
3:AC:39:ARG:C	3:AC:41:TYR:N	2.70	0.45
14:AN:43:ASN:OD1	14:AN:47:LYS:NZ	2.47	0.45
25:DA:60:G:C4	25:DA:74:A:C2	3.05	0.45
1:BA:686:U:O2	1:BA:687:A:N7	2.50	0.45
1:BA:684:U:C3'	1:BA:685:G:H5'	2.46	0.45
6:AF:24:ARG:O	6:AF:27:ALA:HB3	2.17	0.45
25:DA:2756:U:H4'	25:DA:2757:A:O5'	2.16	0.45
32:CH:72:ILE:CD1	32:CH:140:ALA:O	2.65	0.45
44:CT:30:ILE:HG23	44:CT:85:VAL:HB	1.98	0.45

Continued on next page...

Continued from previous page...

Atom-1	Atom-2	Distance(Å)	Clash(Å)
33:CI:72:THR:HB	33:CI:73:PRO:HD2	1.98	0.45
46:CV:40:ILE:HD13	46:CV:40:ILE:HA	1.71	0.45
1:BA:1117:A:H4'	9:BI:105:ARG:NE	2.32	0.45
14:AN:7:ALA:HA	14:AN:10:VAL:HG23	1.99	0.45
1:AA:550:G:C5	1:AA:551:U:C5	3.05	0.45
7:AG:73:GLU:HA	7:AG:140:VAL:HG12	1.98	0.45
27:CC:123:ILE:CD1	27:CC:129:LEU:HD11	2.47	0.45
49:CY:9:LYS:C	49:CY:11:VAL:H	2.20	0.45
49:CY:24:GLU:OE1	49:CY:24:GLU:HA	2.17	0.45
25:DA:2259:U:H2'	25:DA:2260:C:H6	1.82	0.45
8:AH:40:LYS:NZ	8:AH:47:ASP:OD2	2.49	0.45
1:BA:631:C:H3'	1:BA:632:U:H5'	1.99	0.45
15:BO:69:LEU:HD13	15:BO:77:TYR:CB	2.47	0.45
28:DD:13:ARG:O	28:DD:14:ILE:HD13	2.17	0.45
15:AO:6:ALA:O	15:AO:10:ILE:CD1	2.64	0.45
25:DA:1429:G:C2	25:DA:1568:G:N2	2.84	0.45
1:AA:1414:U:H2'	1:AA:1414:U:O2	2.16	0.45
25:DA:1183:U:H2'	25:DA:1184:U:C6	2.51	0.45
1:BA:694:A:C2'	1:BA:695:A:O5'	2.65	0.45
25:CA:27:G:C4	25:CA:512:G:N2	2.85	0.45
25:CA:2732:G:H3'	25:CA:2733:A:C5'	2.47	0.45
25:DA:2098:U:C2	25:DA:2099:U:C6	3.05	0.45
1:AA:189:A:O2'	1:AA:190:A:H5'	2.16	0.45
1:BA:135:C:O2	16:BP:1:MET:HB2	2.16	0.45
31:CG:114:HIS:CD2	31:CG:147:LEU:CD2	2.99	0.45
30:DF:116:LEU:O	30:DF:176:PHE:HA	2.17	0.45
54:D3:15:LYS:HD2	54:D3:20:GLY:O	2.17	0.45
1:AA:854:U:H2'	1:AA:855:U:H6	1.82	0.45
44:CT:12:ARG:N	44:CT:12:ARG:HD2	2.32	0.45
3:BC:120:THR:HG22	3:BC:121:SER:N	2.32	0.45
25:DA:934:U:H2'	25:DA:935:C:H6	1.81	0.45
14:AN:50:THR:H	14:AN:51:LEU:HD23	1.81	0.45
45:DU:73:ASN:OD1	45:DU:76:THR:HG23	2.17	0.45
37:CM:92:TRP:C	37:CM:93:VAL:CG1	2.85	0.45
31:CG:59:ASP:HB2	31:CG:62:ALA:HB3	1.98	0.45
4:BD:113:ALA:O	4:BD:116:LEU:HB2	2.17	0.45
32:CH:69:ALA:HB2	32:CH:134:VAL:HG11	1.99	0.45
54:D3:30:HIS:ND1	54:D3:30:HIS:C	2.70	0.45
31:CG:122:ALA:HB2	31:CG:132:LEU:HA	1.99	0.45
25:DA:182:A:C6	25:DA:183:C:N3	2.85	0.45
25:CA:1378:A:H4'	25:CA:1379:U:OP1	2.16	0.45
37:DM:42:THR:O	37:DM:45:GLN:HB2	2.16	0.45

Continued on next page...

Continued from previous page...

Atom-1	Atom-2	Distance(Å)	Clash(Å)
25:CA:911:A:C5	37:CM:9:PHE:CD2	3.05	0.45
44:DT:51:PHE:HB3	44:DT:53:VAL:HG22	1.99	0.45
25:CA:1107:G:C5	25:CA:1108:U:C5	3.05	0.45
27:DC:29:PHE:O	27:DC:30:ALA:C	2.56	0.45
25:CA:1807:G:H2'	25:CA:1809:A:N7	2.32	0.45
45:DU:82:VAL:CG1	45:DU:83:GLY:N	2.79	0.45
25:DA:1492:G:H2'	25:DA:1493:C:OP1	2.16	0.45
25:CA:2023:C:O2'	25:CA:2024:G:H5'	2.16	0.45
26:CB:99:A:C6	26:CB:100:G:C4	3.05	0.45
1:AA:858:G:O2'	1:AA:859:G:C5'	2.65	0.45
1:BA:916:U:C2'	1:BA:917:G:H5'	2.47	0.45
27:CC:7:PRO:CB	27:CC:13:ARG:HB2	2.47	0.45
1:BA:1202:U:H1'	14:BN:69:ARG:HD2	1.98	0.45
1:AA:938:A:N6	1:AA:939:G:C6	2.85	0.45
19:BS:12:LEU:CD2	19:BS:16:LYS:HE3	2.46	0.45
45:CU:84:PHE:O	45:CU:85:ARG:HB3	2.16	0.45
25:CA:825:A:H2'	25:CA:826:U:O4'	2.17	0.45
9:BI:91:GLU:HA	9:BI:94:ARG:HB2	1.99	0.45
14:BN:101:TRP:N	14:BN:101:TRP:CE3	2.85	0.45
25:DA:1052:C:H6	25:DA:1052:C:O5'	1.99	0.45
40:DP:50:ARG:HG2	40:DP:50:ARG:O	2.17	0.45
25:DA:2766:A:N3	25:DA:2766:A:H2'	2.31	0.45
25:CA:1931:U:H5'	25:CA:1931:U:H6	1.81	0.45
43:DS:60:HIS:ND1	43:DS:61:ASN:N	2.65	0.45
24:AY:5:ASP:O	24:AY:8:LYS:HB2	2.17	0.45
44:DT:67:VAL:HG22	44:DT:76:ARG:HD2	1.98	0.45
1:BA:1342:C:H1'	9:BI:125:GLN:CG	2.47	0.45
9:BI:118:ARG:O	9:BI:119:LYS:CB	2.62	0.45
19:BS:10:ILE:HD11	19:BS:15:LEU:CB	2.46	0.45
33:DI:5:GLN:O	33:DI:6:ALA:CB	2.65	0.45
25:DA:1340:U:H4'	25:DA:1341:G:OP2	2.17	0.45
25:DA:1388:G:C2'	25:DA:1389:G:H5'	2.47	0.45
2:AB:65:LYS:HE3	2:AB:158:ASP:OD2	2.18	0.45
2:AB:81:ASP:C	2:AB:83:ALA:N	2.70	0.45
25:DA:2208:C:H2'	25:DA:2208:C:O2	2.16	0.45
1:BA:484:G:C4'	1:BA:485:U:O5'	2.48	0.45
42:CR:40:MET:HA	42:CR:54:VAL:HG21	1.99	0.45
5:BE:75:LEU:HD23	5:BE:119:VAL:HG13	1.99	0.45
25:DA:1586:A:N7	25:DA:1587:G:C8	2.85	0.45
25:DA:1012:U:O4	34:DJ:30:THR:HG21	2.17	0.45
1:BA:554:A:H2'	1:BA:555:U:C6	2.51	0.45
25:DA:2838:G:H1'	38:DN:45:ARG:NH1	2.32	0.45

Continued on next page...

Continued from previous page...

Atom-1	Atom-2	Distance(Å)	Clash(Å)
38:DN:51:LEU:CD1	38:DN:70:THR:CG2	2.95	0.45
1:BA:307:C:H6	1:BA:307:C:O5'	2.00	0.45
13:AM:19:THR:C	13:AM:24:VAL:HG23	2.38	0.45
13:AM:39:ALA:O	13:AM:41:ASP:N	2.50	0.45
1:AA:553:A:O2'	12:AL:25:ALA:HB1	2.17	0.45
3:AC:119:ILE:O	3:AC:120:THR:C	2.55	0.45
56:DB:28:C:O2'	56:DB:29:A:H5'	2.17	0.45
4:AD:157:ALA:O	4:AD:160:LEU:HD22	2.17	0.45
1:BA:189:A:N1	1:BA:190:A:N3	2.65	0.45
5:AE:140:ILE:O	5:AE:143:LEU:HB2	2.16	0.45
25:DA:1440:U:H2'	25:DA:1441:G:C8	2.52	0.45
25:CA:1339:G:N2	25:CA:1603:A:N3	2.64	0.45
1:BA:740:U:O2'	1:BA:741:G:H5'	2.16	0.45
8:AH:31:LEU:C	8:AH:31:LEU:HD13	2.37	0.45
1:BA:462:G:C5	1:BA:463:U:C5	3.05	0.45
9:AI:114:LYS:O	9:AI:115:VAL:C	2.55	0.45
10:AJ:56:HIS:C	10:AJ:57:VAL:O	2.54	0.45
1:BA:502:A:OP1	12:BL:114:SER:HB2	2.17	0.45
25:DA:230:G:O2'	25:DA:231:A:H5'	2.17	0.45
25:DA:565:C:H2'	25:DA:566:U:O4'	2.17	0.45
12:BL:89:LEU:CB	12:BL:92:VAL:CG2	2.94	0.45
49:CY:3:ALA:C	49:CY:5:GLU:H	2.20	0.45
25:DA:1825:U:H2'	25:DA:1826:G:C8	2.52	0.45
30:DF:19:PHE:O	30:DF:20:ASN:ND2	2.50	0.45
3:AC:84:GLU:HA	3:AC:87:ARG:NH2	2.31	0.45
25:DA:65:U:H2'	25:DA:66:C:C6	2.43	0.45
3:BC:63:ILE:HG12	3:BC:65:VAL:CG2	2.46	0.45
3:BC:63:ILE:HG12	3:BC:65:VAL:HG23	1.98	0.45
25:CA:2571:U:C2'	25:CA:2572:A:OP1	2.64	0.45
1:AA:1504:G:OP2	1:AA:1507:A:O2'	2.28	0.45
1:BA:673:A:C2'	1:BA:674:G:O4'	2.65	0.45
31:DG:66:THR:O	31:DG:69:ALA:HB3	2.17	0.45
44:CT:30:ILE:HG12	44:CT:31:VAL:N	2.31	0.45
20:BT:2:ASN:O	20:BT:4:LYS:N	2.49	0.45
6:BF:21:MET:HA	6:BF:24:ARG:HB2	2.00	0.45
1:AA:710:G:H5''	6:AF:53:LYS:HZ1	1.82	0.45
1:BA:1251:A:C2'	1:BA:1252:A:O5'	2.65	0.45
54:D3:14:LYS:HB3	54:D3:22:LYS:CE	2.47	0.45
27:DC:251:THR:HG22	27:DC:252:LYS:H	1.80	0.45
25:DA:729:G:C5	27:DC:206:LYS:HB2	2.52	0.45
25:DA:1354:A:H3'	25:DA:1354:A:C8	2.52	0.45
36:CL:4:ASN:C	36:CL:5:THR:HG22	2.36	0.45

Continued on next page...

Continued from previous page...

Atom-1	Atom-2	Distance(Å)	Clash(Å)
46:DV:60:VAL:CG1	46:DV:61:LEU:N	2.79	0.45
1:AA:213:G:H2'	1:AA:214:C:H5'	1.99	0.45
33:DI:96:LYS:HD2	33:DI:96:LYS:N	2.31	0.45
25:DA:900:A:C2	25:DA:901:C:N1	2.84	0.45
30:DF:135:ILE:HG22	30:DF:135:ILE:O	2.17	0.45
28:DD:125:TRP:O	28:DD:126:ASN:HB2	2.17	0.45
46:DV:4:ILE:HB	46:DV:63:ILE:HG12	1.99	0.45
32:CH:6:LEU:CD1	32:CH:37:VAL:HG12	2.46	0.45
6:AF:39:LEU:CD1	6:AF:39:LEU:C	2.85	0.45
1:AA:757:U:H5''	1:AA:822:U:O2	2.17	0.45
1:AA:1025:U:OP2	1:AA:1025:U:C6	2.70	0.45
25:CA:1425:G:O2'	25:CA:1426:G:H5'	2.17	0.45
25:CA:707:G:O6	25:CA:724:U:C2	2.70	0.45
19:BS:63:ASP:HB3	19:BS:64:GLU:OE1	2.17	0.45
24:AY:108:GLU:O	24:AY:109:GLU:C	2.55	0.45
56:DB:97:C:H2'	56:DB:98:G:O5'	2.17	0.45
54:C3:36:ALA:O	54:C3:40:LYS:HG3	2.16	0.45
45:CU:82:VAL:HG13	45:CU:93:ARG:HB3	1.99	0.45
39:CO:74:VAL:O	39:CO:78:VAL:CG2	2.65	0.45
25:DA:558:U:P	34:DJ:113:PRO:HD2	2.56	0.45
32:CH:135:HIS:CG	32:CH:136:SER:N	2.85	0.45
25:DA:1346:G:H2'	25:DA:1347:A:O5'	2.16	0.45
1:AA:1163:A:H2'	1:AA:1164:G:C8	2.52	0.45
1:AA:696:A:H2'	1:AA:697:U:H6	1.82	0.45
24:AY:25:ILE:HG23	24:AY:179:LYS:NZ	2.31	0.45
25:DA:1918:A:O2'	25:DA:1920:C:C4	2.70	0.45
25:DA:2796:U:O2'	25:DA:2797:U:H2'	2.17	0.45
25:DA:588:U:H1'	29:DE:85:PHE:CD1	2.52	0.45
1:BA:55:A:H2'	1:BA:56:U:H6	1.81	0.45
1:AA:233:C:H2'	1:AA:234:C:C6	2.52	0.45
1:BA:1110:A:P	60:BA:1857:HOH:O	2.75	0.45
8:AH:88:LYS:HG3	8:AH:89:ASP:H	1.82	0.45
5:AE:40:ASP:O	5:AE:42:ASN:HB2	2.17	0.45
37:CM:97:GLN:N	37:CM:97:GLN:CD	2.70	0.45
25:DA:1132:U:O2'	25:DA:1133:A:H5'	2.17	0.45
53:D2:34:ARG:HB2	53:D2:42:LEU:CD1	2.47	0.45
1:AA:1188:A:H2'	1:AA:1189:U:O4'	2.17	0.45
45:CU:80:ASP:OD1	45:CU:95:PHE:HD2	2.00	0.45
1:BA:818:G:O2'	1:BA:819:A:H5'	2.16	0.45
34:CJ:24:THR:O	34:CJ:25:LEU:C	2.55	0.45
25:CA:1818:U:H2'	27:CC:155:ARG:HD2	1.99	0.45
51:C0:24:VAL:HG13	51:C0:25:THR:N	2.31	0.45

Continued on next page...

Continued from previous page...

Atom-1	Atom-2	Distance(Å)	Clash(Å)
42:DR:43:ASN:HB3	42:DR:44:GLY:H	1.62	0.45
13:BM:42:VAL:O	13:BM:42:VAL:HG23	2.16	0.45
27:CC:30:ALA:HB3	27:CC:31:PRO:HD3	1.98	0.45
1:AA:508:U:H4'	1:AA:509:A:OP1	2.17	0.45
25:CA:2337:G:N3	25:CA:2337:G:H2'	2.32	0.45
27:CC:211:ARG:HA	27:CC:211:ARG:HD2	1.55	0.45
31:DG:167:VAL:HG13	31:DG:167:VAL:O	2.16	0.45
25:CA:2658:C:O2	25:CA:2658:C:C2'	2.59	0.45
25:DA:854:C:O2'	25:DA:855:G:H5'	2.17	0.45
1:AA:1335:U:H5''	1:AA:1336:C:H5'	1.99	0.45
28:CD:62:LYS:N	28:CD:63:PRO:CD	2.79	0.45
1:BA:941:G:C6	1:BA:1343:G:N1	2.85	0.44
1:BA:954:G:C2	1:BA:955:U:C2	3.05	0.44
25:DA:1071:G:C5	25:DA:1089:A:C6	3.05	0.44
25:CA:2408:U:H2'	25:CA:2409:G:C8	2.52	0.44
4:BD:30:LYS:CD	4:BD:30:LYS:N	2.81	0.44
44:DT:30:ILE:HD13	44:DT:31:VAL:N	2.33	0.44
1:AA:675:A:C2'	1:AA:676:A:O5'	2.65	0.44
2:AB:135:MET:CA	2:AB:138:ARG:HG2	2.47	0.44
17:AQ:11:VAL:HG12	17:AQ:12:VAL:H	1.80	0.44
10:AJ:17:LEU:HA	10:AJ:20:GLN:HB2	1.99	0.44
10:AJ:40:ILE:HG13	10:AJ:41:PRO:HD2	1.98	0.44
25:DA:1712:U:H2'	25:DA:1713:A:C8	2.51	0.44
13:BM:6:ILE:HD11	30:DF:111:ARG:HD3	1.98	0.44
3:BC:149:LYS:HB3	3:BC:168:ARG:CB	2.47	0.44
25:DA:1588:G:C2	25:DA:1589:U:N3	2.85	0.44
3:BC:152:VAL:HA	3:BC:197:VAL:HG22	1.99	0.44
20:AT:23:ARG:O	20:AT:24:ARG:C	2.55	0.44
24:AY:156:ARG:HH21	24:AY:159:ASP:HB3	1.82	0.44
24:AY:157:SER:C	24:AY:159:ASP:N	2.69	0.44
25:DA:1458:U:C4'	25:DA:1459:G:O5'	2.57	0.44
3:AC:147:GLY:HA3	3:AC:171:ARG:H	1.82	0.44
33:CI:104:GLN:O	33:CI:105:LEU:HB2	2.17	0.44
25:CA:2550:G:O2'	25:CA:2551:C:H5'	2.16	0.44
1:BA:71:A:N3	1:BA:100:G:C4	2.86	0.44
25:DA:1334:G:C6	25:DA:1335:C:C4	3.05	0.44
20:BT:54:GLN:N	20:BT:55:PRO:HD2	2.31	0.44
31:DG:106:LEU:HD21	31:DG:161:VAL:HG23	1.99	0.44
31:DG:139:VAL:O	31:DG:142:GLN:HB3	2.17	0.44
25:CA:1408:G:O2'	25:CA:1409:U:H5'	2.16	0.44
37:DM:57:VAL:HG11	37:DM:105:MET:HE2	2.00	0.44
1:BA:462:G:C5	1:BA:463:U:H6	2.34	0.44

Continued on next page...

Continued from previous page...

Atom-1	Atom-2	Distance(Å)	Clash(Å)
25:CA:2142:A:H2'	25:CA:2143:C:H6	1.79	0.44
1:AA:1047:G:H2'	1:AA:1048:G:H5'	1.98	0.44
10:BJ:19:ASP:HA	10:BJ:22:THR:CG2	2.48	0.44
25:DA:229:C:C2'	25:DA:230:G:O5'	2.65	0.44
6:BF:39:LEU:HD12	6:BF:40:GLU:C	2.37	0.44
45:DU:6:ARG:HG3	45:DU:7:ASP:H	1.82	0.44
1:BA:1115:U:H5'	10:BJ:68:ARG:HH22	1.81	0.44
3:BC:11:LEU:O	3:BC:13:ILE:N	2.50	0.44
3:AC:71:ARG:HB3	3:AC:74:ILE:CG2	2.47	0.44
25:CA:1724:G:C6	25:CA:1725:U:C4	3.05	0.44
1:BA:592:G:C6	1:BA:593:U:N3	2.84	0.44
30:DF:7:TYR:CA	30:DF:11:VAL:HB	2.44	0.44
31:DG:51:PHE:CD2	31:DG:68:ARG:HA	2.52	0.44
3:AC:84:GLU:C	3:AC:86:LEU:N	2.70	0.44
25:DA:1372:U:C2'	25:DA:1373:A:C5'	2.95	0.44
38:CN:23:ASN:O	38:CN:24:MET:C	2.54	0.44
17:AQ:59:GLU:HG2	17:AQ:75:VAL:CG2	2.47	0.44
1:BA:424:G:C2	1:BA:425:G:C4	3.05	0.44
1:BA:676:A:C2	1:BA:677:U:C2	3.05	0.44
1:AA:588:G:C6	1:AA:589:U:N3	2.84	0.44
1:AA:588:G:C6	1:AA:589:U:C2	3.05	0.44
25:DA:443:A:N1	25:DA:1245:G:O2'	2.45	0.44
1:BA:247:G:C5	1:BA:278:G:N2	2.85	0.44
25:CA:892:A:H2	25:CA:893:C:C6	2.34	0.44
45:DU:94:PHE:CD1	45:DU:94:PHE:C	2.91	0.44
25:CA:1373:A:H2'	25:CA:1374:G:O4'	2.16	0.44
32:DH:143:ILE:HG22	32:DH:144:VAL:N	2.31	0.44
14:AN:13:VAL:HA	14:AN:16:ALA:HB2	1.98	0.44
1:BA:159:G:C8	1:BA:159:G:C5'	3.00	0.44
27:DC:129:LEU:HD12	27:DC:133:ASN:HB2	1.98	0.44
8:AH:39:LEU:HD23	8:AH:39:LEU:HA	1.79	0.44
1:AA:767:A:H2'	1:AA:768:A:O4'	2.16	0.44
1:AA:315:A:OP1	60:AA:1709:HOH:O	2.21	0.44
35:CK:77:ILE:N	35:CK:77:ILE:HD13	2.31	0.44
25:CA:634:C:H2'	25:CA:635:C:O4'	2.17	0.44
25:CA:1875:G:H2'	25:CA:1876:A:OP2	2.17	0.44
25:CA:978:G:H2'	25:CA:979:A:C5'	2.46	0.44
1:AA:1039:G:C2'	1:AA:1040:U:O5'	2.65	0.44
28:CD:49:GLN:OE1	28:CD:67:HIS:HE1	1.99	0.44
9:BI:101:GLY:O	9:BI:103:VAL:N	2.49	0.44
4:BD:144:ILE:H	4:BD:144:ILE:HD12	1.81	0.44
4:BD:173:ASP:O	4:BD:174:ALA:CB	2.64	0.44

Continued on next page...

Continued from previous page...

Atom-1	Atom-2	Distance(Å)	Clash(Å)
25:DA:2133:G:N3	25:DA:2158:A:N1	2.64	0.44
26:CB:28:C:H2'	26:CB:29:A:O4'	2.17	0.44
34:DJ:105:VAL:HG11	34:DJ:122:LEU:CD2	2.47	0.44
25:CA:707:G:N2	25:CA:708:G:H1'	2.32	0.44
26:CB:43:C:O2'	30:CF:91:ARG:HG3	2.17	0.44
6:AF:51:ILE:CG1	6:AF:52:ASN:HB2	2.47	0.44
19:BS:43:MET:O	19:BS:44:ILE:C	2.56	0.44
25:DA:1432:G:N2	25:DA:1433:A:N3	2.66	0.44
30:CF:69:ALA:CB	30:CF:82:TYR:O	2.65	0.44
25:CA:2392:A:C2	36:CL:55:MET:CE	2.99	0.44
25:CA:704:G:H1'	25:CA:726:G:N2	2.32	0.44
25:CA:2186:G:C4	25:CA:2187:U:C5	3.05	0.44
1:BA:181:A:N1	1:BA:195:A:C5	2.85	0.44
29:DE:1:MET:HE2	29:DE:19:PHE:C	2.37	0.44
25:DA:181:A:C2	25:DA:435:C:C5	3.04	0.44
1:BA:923:A:H2'	1:BA:924:C:O4'	2.17	0.44
25:CA:2703:C:C2	25:CA:2704:C:C5	3.05	0.44
25:DA:126:A:C5	53:D2:18:PHE:CD2	3.05	0.44
25:DA:1203:U:C4	25:DA:1204:A:C5	3.05	0.44
25:CA:1889:A:H2'	25:CA:1890:A:O5'	2.17	0.44
25:DA:9:G:C6	25:DA:2629:U:C6	3.06	0.44
25:DA:2817:U:OP1	38:DN:99:LYS:CE	2.64	0.44
40:DP:97:TYR:CD2	40:DP:100:ARG:NH2	2.84	0.44
1:BA:728:A:C8	15:BO:53:ARG:CZ	3.00	0.44
25:DA:1630:A:H2'	25:DA:1631:G:H5'	1.98	0.44
25:CA:2124:G:H2'	25:CA:2125:G:O4'	2.17	0.44
1:BA:337:G:C6	1:BA:338:A:N6	2.85	0.44
1:AA:1377:A:C2	7:AG:6:ILE:HD11	2.52	0.44
25:DA:2562:U:O2	25:DA:2562:U:H2'	2.17	0.44
26:CB:78:A:H61	26:CB:98:G:C2'	2.30	0.44
22:BV:61:C:H2'	22:BV:62:C:H6	1.82	0.44
32:CH:50:ARG:NH1	32:CH:50:ARG:HA	2.33	0.44
25:DA:1490:A:H2'	25:DA:1490:A:N3	2.31	0.44
25:DA:648:G:H8	25:DA:648:G:O5'	2.01	0.44
36:CL:99:ASN:ND2	36:CL:99:ASN:O	2.50	0.44
12:BL:113:ARG:HB3	12:BL:118:VAL:HB	1.99	0.44
14:AN:14:ALA:O	14:AN:18:LYS:HG3	2.17	0.44
37:DM:74:THR:HA	37:DM:88:ASN:O	2.17	0.44
25:DA:575:A:H4'	25:DA:2500:U:H5''	2.00	0.44
1:BA:1399:C:N3	1:BA:1401:G:C2	2.85	0.44
27:DC:215:VAL:O	27:DC:215:VAL:CG1	2.65	0.44
35:DK:90:ASN:ND2	35:DK:90:ASN:H	2.14	0.44

Continued on next page...

Continued from previous page...

Atom-1	Atom-2	Distance(Å)	Clash(Å)
1:AA:211:G:H3'	1:AA:211:G:N3	2.32	0.44
38:DN:22:ARG:HG2	38:DN:23:ASN:N	2.33	0.44
38:CN:8:ARG:HD2	38:CN:43:GLU:CG	2.47	0.44
1:BA:1317:C:O2'	1:BA:1318:A:OP1	2.34	0.44
1:BA:943:U:H2'	1:BA:944:G:H5'	1.99	0.44
33:DI:116:MET:HE3	33:DI:128:ILE:CD1	2.47	0.44
25:DA:1383:A:N1	25:DA:1384:A:N1	2.65	0.44
25:DA:1403:A:H2'	25:DA:1404:C:H6	1.82	0.44
1:AA:676:A:H5''	11:AK:114:PRO:HB3	2.00	0.44
25:CA:1084:A:C2'	25:CA:1085:A:C8	3.00	0.44
2:AB:162:VAL:O	2:AB:184:ALA:HA	2.17	0.44
2:AB:184:ALA:HB3	2:AB:195:VAL:HG22	1.98	0.44
2:AB:53:LEU:HD12	2:AB:56:LEU:HD12	1.98	0.44
2:AB:57:ASN:HB2	2:AB:219:THR:O	2.18	0.44
17:AQ:10:ARG:HG3	17:AQ:10:ARG:HH11	1.83	0.44
42:DR:42:ALA:HA	42:DR:46:GLU:CB	2.47	0.44
13:BM:6:ILE:CG1	30:DF:111:ARG:HD3	2.46	0.44
25:DA:2093:G:C5	25:DA:2225:A:C8	3.05	0.44
31:CG:71:LEU:O	31:CG:72:ASN:C	2.55	0.44
2:BB:71:THR:O	2:BB:72:LYS:HG3	2.17	0.44
25:DA:1669:A:N3	25:DA:1669:A:H2'	2.32	0.44
17:BQ:10:ARG:NH2	17:BQ:12:VAL:N	2.65	0.44
42:CR:51:VAL:CG2	42:CR:52:PRO:HD2	2.46	0.44
5:BE:100:GLU:O	5:BE:102:THR:CA	2.64	0.44
6:AF:90:MET:O	6:AF:91:ARG:O	2.34	0.44
1:BA:1165:U:C2'	1:BA:1166:G:H5'	2.46	0.44
25:DA:636:G:OP2	36:DL:128:THR:HG22	2.17	0.44
36:DL:127:VAL:CG1	36:DL:131:ALA:HB3	2.42	0.44
25:DA:2407:A:C2	25:DA:2408:U:C5	3.05	0.44
25:DA:2110:G:C5	25:DA:2120:G:C8	3.05	0.44
25:DA:2111:U:H1'	25:DA:2118:U:O4'	2.17	0.44
25:DA:1448:G:N1	25:DA:1449:G:C5	2.85	0.44
25:DA:1526:C:N3	25:DA:1527:G:C5	2.86	0.44
37:DM:21:ALA:HB1	37:DM:100:LYS:CG	2.39	0.44
56:DB:42:C:C6	30:DF:65:LEU:HD22	2.52	0.44
39:DO:51:ALA:HB3	39:DO:78:VAL:CG2	2.41	0.44
3:AC:140:ALA:H	3:AC:142:ARG:HB3	1.82	0.44
1:BA:85:U:H4'	1:BA:86:G:H5'	1.99	0.44
1:BA:1261:A:H5'	1:BA:1262:C:OP2	2.17	0.44
1:AA:923:A:O5'	1:AA:923:A:H8	2.00	0.44
5:AE:98:ALA:O	5:AE:100:GLU:N	2.50	0.44
11:BK:69:CYS:O	11:BK:73:VAL:CG1	2.65	0.44

Continued on next page...

Continued from previous page...

Atom-1	Atom-2	Distance(Å)	Clash(Å)
37:CM:16:ARG:HG2	37:CM:16:ARG:NH1	2.23	0.44
4:BD:160:LEU:O	4:BD:163:GLN:N	2.49	0.44
9:BI:5:TYR:HB2	9:BI:20:ILE:HG22	2.00	0.44
1:BA:16:A:O2'	1:BA:17:U:H5'	2.18	0.44
25:CA:2146:C:H4'	25:CA:2147:A:C8	2.51	0.44
10:AJ:53:ILE:HD11	10:AJ:63:ASP:CG	2.38	0.44
1:BA:503:C:O2	1:BA:510:A:H2	2.01	0.44
1:BA:1097:C:H5''	2:BB:138:ARG:HH21	1.81	0.44
2:BB:110:ILE:HD11	2:BB:147:LEU:HD22	2.00	0.44
10:BJ:35:GLN:HG2	10:BJ:77:VAL:CB	2.47	0.44
6:BF:88:MET:HG2	6:BF:90:MET:HG2	1.98	0.44
9:AI:25:GLY:N	9:AI:58:GLU:HG2	2.31	0.44
3:BC:17:TRP:CZ2	14:BN:95:GLY:CA	2.97	0.44
1:BA:1491:G:C2'	1:BA:1492:A:O5'	2.65	0.44
30:DF:16:MET:HE3	30:DF:16:MET:HA	1.99	0.44
25:DA:54:G:C2'	25:DA:55:G:O5'	2.66	0.44
3:AC:79:LYS:O	3:AC:81:GLU:N	2.51	0.44
38:CN:12:ARG:NH1	38:CN:20:MET:HE1	2.32	0.44
19:AS:63:ASP:HB3	30:CF:114:ARG:NH2	2.33	0.44
28:CD:4:LEU:HD23	28:CD:101:PHE:HE1	1.82	0.44
33:CI:57:VAL:HG23	33:CI:71:LYS:HZ1	1.79	0.44
33:CI:58:ILE:HA	33:CI:68:PHE:HB3	1.99	0.44
25:DA:501:A:N6	25:DA:502:A:C6	2.85	0.44
25:DA:2702:G:C6	25:DA:2703:C:N4	2.85	0.44
1:BA:1032:G:N2	1:BA:1033:G:O4'	2.50	0.44
45:DU:85:ARG:HG3	45:DU:92:VAL:HG23	1.97	0.44
1:BA:560:A:N7	1:BA:566:G:C5	2.84	0.44
27:DC:119:VAL:HG13	27:DC:133:ASN:HD21	1.82	0.44
35:CK:77:ILE:HD12	40:CP:71:ARG:HG3	2.00	0.44
25:CA:634:C:H2'	25:CA:635:C:C6	2.52	0.44
6:AF:64:VAL:HG13	6:AF:65:GLU:N	2.31	0.44
1:AA:721:G:H4'	1:AA:722:G:O4'	2.17	0.44
29:CE:136:GLN:HE22	29:CE:139:LYS:NZ	2.15	0.44
1:AA:636:U:H5''	17:AQ:5:ARG:HG2	1.99	0.44
25:CA:1386:C:H2'	25:CA:1387:A:C8	2.52	0.44
4:AD:96:ARG:HB3	4:AD:98:ASP:OD1	2.16	0.44
18:AR:71:ASP:OD1	18:AR:72:ARG:HG2	2.17	0.44
1:AA:918:A:H2'	1:AA:919:A:H8	1.78	0.44
41:DQ:103:VAL:O	41:DQ:104:ALA:C	2.56	0.44
1:AA:1193:G:C2'	1:AA:1194:U:H5'	2.48	0.44
34:DJ:58:ASN:ND2	34:DJ:61:LYS:HD3	2.33	0.44
7:AG:65:LEU:O	7:AG:67:ASN:N	2.49	0.44

Continued on next page...

Continued from previous page...

Atom-1	Atom-2	Distance(Å)	Clash(Å)
44:DT:55:VAL:HG12	44:DT:55:VAL:O	2.17	0.44
30:CF:107:VAL:HG12	30:CF:108:PRO:N	2.31	0.44
25:DA:1489:C:N3	25:DA:1501:G:C2	2.84	0.44
44:DT:27:SER:O	44:DT:28:ASN:HB2	2.17	0.44
39:CO:55:GLU:HG3	39:CO:58:ILE:HG13	1.99	0.44
25:CA:2343:U:H2'	25:CA:2344:U:C5	2.51	0.44
44:CT:18:GLU:O	44:CT:22:THR:HG23	2.17	0.44
25:DA:920:A:C2'	25:DA:921:C:O5'	2.65	0.44
35:DK:105:ARG:O	35:DK:108:ARG:CB	2.66	0.44
36:CL:23:ILE:O	36:CL:24:GLY:C	2.55	0.44
25:DA:1043:C:C4	25:DA:1044:C:C5	3.05	0.44
1:BA:1120:C:H2'	1:BA:1121:U:C6	2.50	0.44
40:CP:32:VAL:HG12	40:CP:34:GLY:O	2.17	0.44
25:DA:2685:G:C2	25:DA:2725:A:C2	3.05	0.44
41:DQ:48:ASP:O	41:DQ:49:ARG:C	2.54	0.44
34:CJ:98:GLU:HB3	34:CJ:124:VAL:HG22	1.98	0.44
44:CT:67:VAL:HG12	44:CT:68:LYS:N	2.32	0.44
25:CA:2216:G:H2'	25:CA:2217:G:H8	1.82	0.44
46:DV:26:PHE:HD2	46:DV:44:HIS:HB2	1.81	0.44
25:CA:120:U:H4'	25:CA:121:G:H5''	1.99	0.44
36:CL:124:GLY:C	36:CL:125:LEU:HD12	2.38	0.44
25:DA:945:A:C4'	25:DA:946:C:OP2	2.66	0.44
1:AA:1416:G:C2	1:AA:1485:U:O2	2.70	0.44
25:CA:2644:G:C2'	25:CA:2645:G:H5'	2.47	0.44
25:DA:1676:A:N1	25:DA:1677:A:C2	2.85	0.44
25:DA:609:A:C8	25:DA:610:C:C5	3.05	0.44
8:BH:48:PHE:O	8:BH:49:LYS:HB2	2.16	0.44
25:CA:2658:C:H2'	25:CA:2658:C:O2	2.16	0.44
2:AB:170:ILE:O	2:AB:171:ALA:C	2.55	0.44
25:DA:1750:G:C2'	25:DA:1751:U:O5'	2.65	0.44
25:CA:2768:U:H2'	25:CA:2769:U:O5'	2.17	0.44
13:AM:6:ILE:HG21	30:CF:144:LYS:HE3	2.00	0.44
35:DK:13:ASN:OD1	35:DK:13:ASN:O	2.35	0.44
38:DN:27:SER:O	38:DN:31:HIS:HB2	2.17	0.44
24:AY:56:ALA:CB	24:AY:70:VAL:HA	2.46	0.44
1:BA:1227:A:N1	1:BA:1228:C:C2	2.86	0.44
1:BA:953:G:O6	1:BA:1228:C:N4	2.50	0.44
1:BA:1244:G:N1	1:BA:1294:G:C6	2.86	0.44
1:BA:982:U:C4'	1:BA:983:A:H5'	2.44	0.44
1:BA:1360:A:C8	14:BN:58:SER:HB3	2.52	0.44
25:DA:1063:G:C8	25:DA:1064:C:C5	3.05	0.44
25:DA:1396:U:O4'	25:DA:1396:U:O2	2.31	0.44

Continued on next page...

Continued from previous page...

Atom-1	Atom-2	Distance(Å)	Clash(Å)
25:DA:1399:C:O2'	25:DA:1400:U:H5'	2.17	0.44
11:AK:22:ILE:CG1	11:AK:22:ILE:O	2.65	0.44
25:CA:1078:U:O2	25:CA:1088:A:C2	2.71	0.44
2:AB:134:LEU:HA	2:AB:137:THR:HG23	2.00	0.44
1:AA:1218:C:O2'	1:AA:1219:A:H5'	2.17	0.44
1:AA:1253:G:C2	1:AA:1254:A:C5	3.06	0.44
14:AN:64:CYS:HB2	14:AN:80:SER:CB	2.48	0.44
35:DK:76:VAL:HG22	35:DK:77:ILE:N	2.32	0.44
25:DA:858:G:H3'	25:DA:859:G:C8	2.52	0.44
21:BU:36:PHE:HB3	21:BU:37:TYR:H	1.59	0.44
5:BE:95:MET:HB3	5:BE:95:MET:HE3	1.81	0.44
5:BE:82:HIS:CG	8:BH:95:MET:CE	2.97	0.44
25:DA:988:A:P	50:DZ:11:SER:HB2	2.57	0.44
25:DA:640:C:H2'	25:DA:641:U:H6	1.82	0.44
12:BL:23:LEU:C	12:BL:25:ALA:H	2.20	0.44
25:DA:2148:G:C2'	25:DA:2149:U:H6	2.30	0.44
25:DA:528:A:C2	25:DA:2043:C:C4'	3.00	0.44
56:DB:27:C:H2'	56:DB:28:C:O5'	2.18	0.44
30:DF:36:ASN:ND2	30:DF:37:MET:N	2.65	0.44
25:CA:1420:A:O2'	25:CA:1421:G:C5'	2.64	0.44
5:BE:12:GLU:HB2	5:BE:63:MET:HE1	1.99	0.44
1:AA:496:A:C2	1:AA:497:G:N7	2.85	0.44
4:AD:54:LEU:HD23	4:AD:58:GLN:HB2	1.99	0.44
4:AD:55:ARG:NH2	4:AD:58:GLN:HG2	2.33	0.44
1:BA:802:A:H2'	1:BA:802:A:N3	2.32	0.44
5:AE:100:GLU:CB	5:AE:121:ASN:CB	2.95	0.44
25:DA:2324:U:C2'	25:DA:2325:G:OP1	2.65	0.44
1:BA:1239:A:N6	1:BA:1299:A:H62	2.16	0.44
1:AA:452:A:H1'	16:AP:70:ARG:NH1	2.32	0.44
9:BI:42:THR:HA	9:BI:44:ARG:HH21	1.82	0.44
32:DH:2:GLN:HB3	32:DH:39:ALA:CB	2.48	0.44
1:BA:1072:G:C4	1:BA:1073:U:C5	3.04	0.44
35:CK:98:ARG:O	35:CK:99:ILE:HD13	2.18	0.44
25:CA:2145:C:C5	25:CA:2147:A:C2	3.05	0.44
31:DG:30:GLY:C	31:DG:78:VAL:HG12	2.37	0.44
25:DA:2162:G:H21	25:DA:2163:A:H1'	1.81	0.44
14:AN:1:ALA:HB3	14:AN:68:GLY:HA3	1.99	0.44
1:BA:551:U:H5'	12:BL:115:LYS:HE2	2.00	0.44
1:BA:1027:C:N4	1:BA:1034:G:O6	2.50	0.44
50:CZ:2:LYS:H	50:CZ:2:LYS:HD3	1.82	0.44
29:DE:164:LEU:HB2	29:DE:167:VAL:HB	1.99	0.44
15:AO:88:ARG:NH1	25:CA:716:A:OP1	2.50	0.44

Continued on next page...

Continued from previous page...

Atom-1	Atom-2	Distance(Å)	Clash(Å)
25:CA:545:U:H2'	25:CA:546:U:O3'	2.16	0.44
2:BB:58:LYS:O	2:BB:62:ARG:HB2	2.18	0.44
2:BB:58:LYS:H	2:BB:60:ALA:H	1.65	0.44
44:CT:3:ARG:O	44:CT:6:ARG:HB3	2.18	0.44
25:DA:1142:A:C5	25:DA:1144:A:C5	3.05	0.44
25:DA:60:G:N1	25:DA:74:A:C6	2.85	0.44
40:DP:32:VAL:HA	40:DP:36:LYS:O	2.18	0.44
3:BC:36:PHE:HA	3:BC:39:ARG:HD2	1.99	0.44
26:CB:33:G:H2'	26:CB:34:A:C5'	2.46	0.44
28:CD:4:LEU:CD2	28:CD:101:PHE:HE1	2.31	0.44
41:CQ:40:LYS:O	41:CQ:41:ALA:C	2.54	0.44
1:AA:287:U:H2'	1:AA:288:A:C8	2.53	0.44
25:DA:549:G:N3	25:DA:549:G:H5'	2.31	0.44
6:BF:16:GLU:O	6:BF:19:PRO:CD	2.62	0.44
6:BF:18:VAL:CA	6:BF:21:MET:HE2	2.47	0.44
1:BA:149:A:N1	1:BA:150:U:C2	2.86	0.44
1:BA:174:A:H2'	1:BA:175:C:C5'	2.48	0.44
49:DY:56:LEU:CD2	49:DY:59:GLU:OE1	2.66	0.44
25:DA:729:G:C2'	25:DA:729:G:N3	2.80	0.44
37:DM:27:SER:O	37:DM:28:PHE:CD2	2.70	0.44
45:DU:87:GLU:HB2	45:DU:92:VAL:HG21	1.99	0.44
45:DU:87:GLU:O	45:DU:88:ASP:CB	2.65	0.44
25:CA:2120:G:HO2'	25:CA:2121:G:H5'	1.82	0.44
14:BN:35:ALA:CB	14:BN:42:TRP:CH2	2.99	0.44
25:CA:2291:U:H5''	25:CA:2380:C:O2'	2.16	0.44
46:DV:60:VAL:HG22	46:DV:73:LYS:HG3	1.98	0.44
26:CB:20:G:C2	26:CB:64:G:N3	2.86	0.44
1:AA:1499:A:O2'	1:AA:1500:A:H5'	2.17	0.44
30:DF:105:ILE:C	30:DF:108:PRO:HD2	2.38	0.44
46:DV:6:ALA:HB1	46:DV:41:GLU:O	2.18	0.44
25:DA:621:A:H2'	25:DA:622:G:O4'	2.18	0.44
39:CO:29:HIS:CD2	39:CO:30:ARG:H	2.36	0.44
35:CK:58:LEU:CD2	35:CK:58:LEU:N	2.81	0.44
25:CA:401:A:H2'	25:CA:402:A:O4'	2.16	0.44
25:DA:715:A:C6	25:DA:716:A:C6	3.05	0.44
25:CA:1244:A:OP1	36:CL:7:SER:HB2	2.16	0.44
6:AF:12:PRO:O	6:AF:13:ASP:C	2.56	0.44
25:CA:2419:U:H2'	25:CA:2420:C:C6	2.53	0.44
25:DA:1190:G:P	36:DL:32:GLY:HA2	2.57	0.44
1:AA:749:A:N1	1:AA:750:C:N3	2.66	0.44
29:DE:200:LEU:CD1	29:DE:200:LEU:N	2.80	0.44
25:DA:994:C:O2'	25:DA:996:A:OP1	2.32	0.44

Continued on next page...

Continued from previous page...

Atom-1	Atom-2	Distance(Å)	Clash(Å)
1:BA:22:G:H2'	1:BA:23:C:H6	1.82	0.44
31:DG:39:ALA:O	31:DG:54:ARG:HB3	2.18	0.44
25:DA:2661:G:C2'	25:DA:2662:A:O5'	2.66	0.44
11:BK:81:LEU:N	11:BK:81:LEU:CD2	2.81	0.44
37:DM:136:MET:CE	46:DV:57:TYR:CD2	3.00	0.44
25:CA:90:U:H2'	25:CA:91:A:N7	2.32	0.44
2:AB:130:LYS:HA	2:AB:130:LYS:CE	2.43	0.44
11:BK:84:MET:CE	11:BK:112:VAL:HG11	2.47	0.44
25:DA:2080:A:O5'	48:DX:18:SER:CB	2.64	0.44
25:CA:2124:G:C2'	25:CA:2125:G:H5'	2.46	0.44
25:CA:2094:A:P	32:CH:22:LYS:HD2	2.57	0.44
50:CZ:23:LEU:HD11	50:CZ:53:MET:HE2	1.99	0.44
2:BB:40:ILE:O	2:BB:40:ILE:HD12	2.17	0.44
25:CA:72:U:O2	49:CY:51:ALA:HB1	2.17	0.44
3:AC:22:PHE:C	3:AC:22:PHE:HD2	2.20	0.44
22:BV:60:U:H5''	22:BV:61:C:H5	1.83	0.44
11:BK:58:THR:HB	11:BK:59:PRO:CD	2.48	0.44
31:DG:126:THR:HG22	31:DG:127:GLN:H	1.82	0.44
27:CC:86:ARG:HG3	27:CC:88:ALA:H	1.82	0.44
25:DA:797:G:C6	25:DA:798:G:C5	3.06	0.44
25:DA:1157:G:H2'	25:DA:1158:C:H6	1.81	0.44
25:DA:532:A:HO2'	25:DA:2021:C:H5	1.58	0.44
27:DC:15:VAL:HG22	27:DC:205:GLY:HA3	1.99	0.44
25:DA:2688:G:H2'	25:DA:2689:U:OP2	2.17	0.44
1:BA:232:G:C5	1:BA:233:C:C5	3.05	0.44
31:DG:152:ARG:HH21	31:DG:152:ARG:HB2	1.81	0.44
3:BC:27:GLU:HG2	3:BC:27:GLU:O	2.16	0.44
25:CA:1315:C:C2'	25:CA:1316:U:O5'	2.65	0.44
1:BA:1429:A:C4	1:BA:1430:A:C8	3.06	0.44
26:CB:85:G:H2'	26:CB:86:G:O5'	2.18	0.44
23:BX:6:G:O2'	23:BX:7:G:H5'	2.16	0.44
1:BA:1314:C:C5	19:BS:5:LYS:HE2	2.53	0.44
25:DA:1078:U:H5''	25:DA:1079:C:P	2.57	0.44
33:DI:72:THR:HG22	33:DI:112:LYS:HG2	1.99	0.44
49:DY:24:GLU:C	49:DY:28:LEU:HD12	2.38	0.44
49:DY:32:ALA:O	49:DY:35:GLY:CA	2.65	0.44
1:AA:1135:U:O4'	1:AA:1135:U:OP2	2.36	0.44
25:CA:1072:C:P	25:CA:1075:C:N4	2.91	0.44
25:CA:1104:C:H2'	25:CA:1105:U:C6	2.52	0.44
2:AB:195:VAL:HG12	2:AB:197:PHE:C	2.37	0.44
25:CA:846:U:O2'	25:CA:847:U:C6	2.66	0.44
25:DA:2291:U:H2'	25:DA:2292:U:H6	1.77	0.44

Continued on next page...

Continued from previous page...

Atom-1	Atom-2	Distance(Å)	Clash(Å)
40:DP:58:PHE:CE2	40:DP:73:PHE:HB2	2.51	0.44
50:DZ:9:THR:HG23	50:DZ:10:ARG:HG2	2.00	0.44
17:BQ:13:SER:HB3	17:BQ:21:VAL:HG11	1.92	0.44
42:CR:49:ILE:O	42:CR:50:GLY:O	2.35	0.44
3:BC:130:ARG:H	3:BC:130:ARG:NE	2.15	0.44
1:BA:1014:A:O3'	19:BS:13:HIS:CE1	2.70	0.44
25:DA:2782:G:N2	25:DA:2783:U:N1	2.66	0.44
25:CA:361:G:O2'	25:CA:362:A:P	2.75	0.44
25:DA:2118:U:C5	25:DA:2149:U:H1'	2.53	0.44
1:BA:306:A:H2'	1:BA:307:C:H5'	1.99	0.44
21:AU:13:VAL:O	21:AU:15:LEU:HD11	2.17	0.44
1:AA:1032:G:N3	1:AA:1032:G:H3'	2.32	0.44
3:AC:171:ARG:O	3:AC:172:VAL:CG2	2.66	0.44
1:BA:782:A:H4'	1:BA:1514:G:O2'	2.16	0.44
1:AA:463:U:C2'	1:AA:463:U:O2	2.65	0.44
20:BT:42:ASP:O	20:BT:43:LYS:C	2.53	0.44
16:AP:53:ASP:C	16:AP:53:ASP:OD1	2.55	0.44
1:BA:1533:C:H4'	1:BA:1534:A:OP1	2.16	0.44
25:CA:1410:G:C2	25:CA:1593:A:C2	3.06	0.44
25:CA:1586:A:H3'	25:CA:1586:A:C8	2.53	0.44
1:BA:840:C:C3'	1:BA:841:C:C5'	2.96	0.44
30:CF:151:LEU:HD13	30:CF:151:LEU:HA	1.91	0.44
29:CE:189:THR:CG2	29:CE:191:ASP:N	2.80	0.44
1:AA:943:U:O2'	1:AA:944:G:H5'	2.18	0.44
1:BA:1074:G:H4'	2:BB:102:ASN:HB3	2.00	0.44
25:CA:2146:C:H5'	25:CA:2147:A:N7	2.32	0.44
10:AJ:53:ILE:HB	10:AJ:61:ALA:HB1	1.97	0.44
9:AI:38:PHE:HA	9:AI:41:GLU:OE1	2.17	0.44
6:BF:76:THR:O	6:BF:79:ARG:HB2	2.18	0.44
40:DP:64:SER:N	40:DP:67:GLU:O	2.51	0.44
25:CA:100:U:N3	25:CA:101:A:N6	2.65	0.44
49:CY:5:GLU:HG3	49:CY:56:LEU:HD11	1.98	0.44
1:AA:15:G:H4'	5:AE:28:ARG:NH1	2.32	0.44
25:CA:1483:G:C6	25:CA:1484:U:C4	3.05	0.44
25:CA:1509:A:H1'	25:CA:1510:G:H5'	1.99	0.44
25:DA:1105:U:HO2'	25:DA:1106:G:C5'	2.31	0.44
25:CA:2075:U:O2'	25:CA:2077:A:OP2	2.33	0.44
18:AR:44:THR:OG1	18:AR:46:THR:HB	2.17	0.44
25:DA:2746:U:H4'	31:DG:138:GLN:HA	1.98	0.44
1:BA:110:C:H2'	1:BA:111:G:O4'	2.17	0.44
25:CA:272:A:C2	25:CA:366:C:O2	2.70	0.44
25:DA:1794:A:H1'	25:DA:1900:A:N3	2.33	0.44

Continued on next page...

Continued from previous page...

Atom-1	Atom-2	Distance(Å)	Clash(Å)
1:AA:380:G:C4	1:AA:382:A:OP2	2.71	0.44
1:AA:1118:U:H1'	1:AA:1179:A:C4	2.52	0.44
14:BN:18:LYS:HB3	14:BN:19:TYR:HD1	1.83	0.44
31:CG:54:ARG:O	31:CG:55:ASP:C	2.56	0.44
15:BO:36:ASN:C	15:BO:38:LEU:N	2.70	0.44
14:BN:43:ASN:C	14:BN:45:VAL:H	2.19	0.44
4:BD:87:GLU:O	4:BD:89:LEU:N	2.50	0.44
25:DA:1429:G:C2	25:DA:1430:G:C4	3.06	0.44
51:D0:2:VAL:HG22	51:D0:3:GLN:N	2.33	0.44
1:AA:865:A:C2	1:AA:918:A:H4'	2.53	0.44
1:AA:918:A:H2'	1:AA:919:A:O5'	2.16	0.44
30:DF:3:LEU:O	30:DF:4:HIS:C	2.55	0.44
51:D0:16:ARG:O	51:D0:17:SER:C	2.55	0.44
25:DA:1486:U:O5'	25:DA:1486:U:H6	2.01	0.44
4:BD:47:LEU:HD23	4:BD:52:VAL:HG13	1.98	0.44
1:BA:39:G:O2'	1:BA:40:C:H5'	2.17	0.44
1:AA:1193:G:O2'	1:AA:1194:U:H5'	2.18	0.44
25:DA:404:A:O4'	25:DA:405:U:OP2	2.34	0.44
37:DM:110:GLU:O	37:DM:110:GLU:HG2	2.17	0.44
12:AL:34:THR:O	12:AL:35:ARG:HG3	2.17	0.44
18:BR:32:ILE:HA	18:BR:39:VAL:HG23	1.98	0.44
1:BA:647:C:H2'	1:BA:647:C:O2	2.17	0.44
28:CD:84:LEU:HD23	28:CD:84:LEU:HA	1.73	0.44
25:DA:920:A:H2'	25:DA:921:C:O5'	2.18	0.44
8:BH:19:ALA:C	8:BH:21:LYS:N	2.71	0.44
37:CM:2:LEU:HB2	37:CM:69:PRO:HG2	1.98	0.44
45:CU:71:ILE:CD1	45:CU:82:VAL:CG2	2.95	0.44
25:DA:1043:C:N4	25:DA:1044:C:N4	2.65	0.44
25:DA:2672:U:H2'	25:DA:2673:G:O5'	2.18	0.44
48:DX:4:CYS:SG	48:DX:51:SER:HB3	2.58	0.44
57:DW:22:PHE:O	57:DW:23:GLY:C	2.56	0.44
25:DA:2441:U:C2'	25:DA:2442:C:H5'	2.47	0.44
1:BA:1018:G:O6	1:BA:1019:A:N6	2.51	0.44
27:CC:24:HIS:CD2	27:CC:79:ARG:NH2	2.85	0.44
36:CL:47:ARG:HH21	36:CL:47:ARG:HG2	1.81	0.44
3:AC:129:PHE:O	3:AC:130:ARG:C	2.55	0.44
43:DS:36:LEU:CD1	43:DS:48:LYS:CA	2.95	0.44
28:DD:3:GLY:O	28:DD:4:LEU:CD1	2.66	0.44
25:CA:1827:U:H2'	25:CA:1828:G:O5'	2.18	0.44
25:DA:669:G:N3	25:DA:669:G:C2'	2.80	0.44
26:CB:94:A:C5	26:CB:95:U:C5	3.06	0.44
56:DB:93:C:H2'	56:DB:94:A:C8	2.53	0.44

Continued on next page...

Continued from previous page...

Atom-1	Atom-2	Distance(Å)	Clash(Å)
12:AL:41:PRO:HD3	12:AL:47:ALA:O	2.17	0.44
25:CA:838:C:C2	25:CA:941:A:C2	3.05	0.44
1:AA:788:U:C2'	1:AA:789:U:H5'	2.47	0.44
29:CE:180:LEU:HD23	29:CE:180:LEU:HA	1.77	0.44
25:CA:1021:A:N3	25:CA:1021:A:H3'	2.32	0.44
45:CU:60:LYS:HG3	45:CU:61:GLU:H	1.82	0.44
25:CA:812:C:H5''	25:CA:1250:G:O2'	2.17	0.44
1:BA:942:G:N2	1:BA:943:U:C2	2.86	0.44
13:BM:73:SER:O	13:BM:77:LYS:HG3	2.17	0.44
19:BS:52:ASN:HB3	19:BS:74:ALA:O	2.17	0.44
25:DA:1070:A:H61	33:DI:10:LEU:HB3	1.82	0.44
25:DA:1076:C:H2'	25:DA:1077:A:O5'	2.18	0.44
25:CA:1956:U:H2'	25:CA:1956:U:O2	2.17	0.44
2:AB:172:ILE:O	2:AB:175:ALA:HB3	2.17	0.44
1:AA:1271:A:H2'	1:AA:1272:G:C8	2.52	0.44
20:AT:73:ARG:O	20:AT:76:ALA:HB3	2.17	0.44
1:BA:1061:G:C8	1:BA:1062:U:C5	3.06	0.44
1:AA:1280:A:H5''	10:AJ:42:LEU:HD21	1.98	0.44
25:DA:2296:U:O2	25:DA:2333:A:N1	2.50	0.44
4:AD:94:GLU:CG	4:AD:185:PRO:HG2	2.47	0.44
2:BB:17:HIS:O	2:BB:188:THR:CG2	2.65	0.44
21:BU:44:ARG:O	21:BU:45:LYS:CB	2.66	0.44
5:BE:153:ALA:HA	5:BE:156:ARG:HB3	1.99	0.44
38:DN:32:GLU:O	38:DN:114:GLU:HA	2.18	0.44
20:AT:27:MET:CG	20:AT:31:ILE:HD11	2.45	0.44
1:BA:1014:A:H4'	19:BS:13:HIS:CE1	2.52	0.44
25:DA:2146:C:H4'	25:DA:2147:A:OP1	2.17	0.44
3:AC:16:PRO:O	3:AC:17:TRP:CE3	2.71	0.44
5:BE:65:LYS:O	5:BE:69:ASN:HB2	2.18	0.44
1:AA:496:A:N3	1:AA:497:G:N7	2.65	0.44
4:AD:62:ARG:HE	4:AD:62:ARG:CA	2.30	0.44
5:AE:141:ASP:O	5:AE:143:LEU:N	2.50	0.44
1:BA:68:G:C6	1:BA:69:G:H1'	2.51	0.44
25:DA:1333:G:N2	25:DA:1334:G:N9	2.65	0.44
11:BK:64:VAL:C	11:BK:66:ALA:N	2.67	0.44
1:AA:204:G:N3	1:AA:465:A:C2	2.84	0.44
1:BA:734:G:O2'	1:BA:735:C:H5'	2.18	0.44
31:DG:83:THR:CG2	31:DG:133:LYS:HG3	2.47	0.44
11:BK:22:ILE:O	11:BK:22:ILE:CG1	2.65	0.44
25:CA:1418:G:O6	25:CA:1578:U:H3'	2.18	0.44
9:BI:9:GLY:H	9:BI:84:ARG:HD3	1.79	0.44
1:AA:1286:U:O2	1:AA:1286:U:C2'	2.65	0.44

Continued on next page...

Continued from previous page...

Atom-1	Atom-2	Distance(Å)	Clash(Å)
1:AA:1308:U:O3'	13:AM:90:HIS:HE1	2.00	0.44
32:DH:3:VAL:N	32:DH:39:ALA:CB	2.81	0.44
25:CA:2147:A:H3'	25:CA:2147:A:C8	2.52	0.44
1:AA:1060:U:O2'	10:AJ:54:SER:HB2	2.16	0.44
16:BP:38:PHE:CE2	16:BP:51:ARG:CB	3.01	0.44
6:BF:29:ILE:HG22	6:BF:30:THR:N	2.31	0.44
45:DU:5:ARG:O	45:DU:8:ASP:CB	2.65	0.44
2:AB:23:ASN:O	2:AB:26:MET:HB2	2.18	0.44
3:AC:59:PRO:O	3:AC:60:ALA:CB	2.65	0.44
36:CL:81:ASP:OD2	36:CL:100:ILE:HD13	2.17	0.44
3:BC:80:GLY:O	3:BC:84:GLU:HG2	2.18	0.44
1:BA:1113:C:O2'	3:BC:13:ILE:HD11	2.17	0.44
43:DS:70:LYS:O	43:DS:107:VAL:HA	2.16	0.44
21:AU:9:GLU:OE2	21:AU:10:PRO:HD3	2.17	0.44
25:CA:141:G:H5''	25:CA:142:A:C5	2.52	0.44
38:CN:21:PHE:CE2	38:CN:24:MET:HE3	2.52	0.44
4:BD:36:ALA:H	4:BD:37:PRO:CD	2.27	0.44
27:CC:110:LYS:H	27:CC:110:LYS:HE2	1.83	0.44
48:DX:29:LEU:HD22	48:DX:30:PRO:HD2	1.98	0.44
6:BF:20:GLY:O	6:BF:24:ARG:HD3	2.17	0.44
49:DY:57:LEU:HD12	49:DY:57:LEU:O	2.17	0.44
1:BA:1451:U:C5'	1:BA:1452:C:H5	2.30	0.44
25:DA:2475:C:H2'	25:DA:2476:A:H5'	1.99	0.44
25:DA:770:G:C4	25:DA:771:G:C8	3.06	0.44
25:DA:2259:U:C5	25:DA:2427:C:N4	2.86	0.44
1:BA:1212:U:OP1	1:BA:1212:U:C6	2.70	0.44
33:DI:79:LEU:HD23	33:DI:83:ALA:HB2	2.00	0.44
5:AE:158:LYS:O	8:AH:63:LYS:CE	2.65	0.44
15:BO:42:PHE:HE1	15:BO:55:LEU:HD22	1.82	0.44
31:CG:164:ALA:C	31:CG:166:GLU:H	2.21	0.44
13:AM:11:HIS:C	13:AM:43:LYS:HE3	2.38	0.44
13:AM:8:ILE:O	13:AM:8:ILE:HG22	2.18	0.44
25:DA:2417:C:H2'	25:DA:2417:C:O2	2.17	0.44
1:AA:103:U:H2'	1:AA:104:G:H8	1.82	0.44
1:AA:1000:A:N3	1:AA:1041:G:N2	2.66	0.44
1:AA:203:G:C2	1:AA:215:C:C2	3.06	0.44
1:BA:1441:A:H3'	1:BA:1441:A:H8	1.77	0.44
30:DF:98:PHE:O	30:DF:100:GLU:N	2.50	0.44
30:DF:98:PHE:HA	30:DF:101:ARG:NH2	2.33	0.44
25:DA:1872:A:H2'	25:DA:1873:G:O4'	2.18	0.44
1:AA:1481:U:C2'	1:AA:1481:U:O2	2.62	0.44
25:CA:1840:G:C6	25:CA:1841:U:C4	3.05	0.44

Continued on next page...

Continued from previous page...

Atom-1	Atom-2	Distance(Å)	Clash(Å)
25:DA:164:C:C2'	25:DA:165:A:H5'	2.46	0.44
1:BA:358:U:H2'	1:BA:359:G:H8	1.79	0.44
25:DA:2516:A:C2'	25:DA:2517:C:H5'	2.47	0.44
25:CA:108:G:H2'	25:CA:109:C:C5'	2.48	0.44
40:CP:64:SER:O	40:CP:66:GLY:N	2.50	0.44
8:BH:29:SER:N	8:BH:32:LYS:HB2	2.32	0.44
28:DD:62:LYS:N	28:DD:63:PRO:HD2	2.33	0.44
22:AV:50:U:N3	22:AV:51:U:C5	2.85	0.44
25:CA:186:G:C2	25:CA:187:G:C5	3.06	0.44
39:DO:14:ALA:O	39:DO:18:LEU:CD2	2.65	0.44
18:BR:45:GLY:O	18:BR:46:THR:HG23	2.18	0.44
25:DA:845:A:H5'	25:DA:846:U:OP2	2.18	0.44
16:AP:60:TRP:HB3	16:AP:65:ALA:HB2	2.00	0.44
27:CC:83:ASP:OD1	27:CC:84:PRO:CD	2.66	0.44
43:DS:36:LEU:HD13	43:DS:48:LYS:HB2	1.98	0.44
25:DA:1635:A:C8	25:DA:1636:U:C5	3.06	0.44
25:DA:2602:A:H4'	25:DA:2603:G:C5'	2.47	0.44
31:DG:89:VAL:HG23	31:DG:160:GLY:O	2.17	0.44
25:DA:1534:U:O2'	25:DA:1537:G:O6	2.35	0.44
25:CA:2884:U:C5	51:C0:39:ARG:NH2	2.86	0.44
25:DA:2716:C:C2	25:DA:2717:C:C5	3.06	0.44
25:CA:1217:U:C2'	25:CA:1217:U:O2	2.62	0.44
29:CE:60:TRP:O	29:CE:61:ARG:C	2.56	0.44
25:CA:833:A:OP1	36:CL:39:LYS:HD3	2.18	0.44
25:CA:1278:C:O2'	25:CA:1279:G:H5'	2.17	0.44
1:BA:445:G:H2'	1:BA:445:G:N3	2.32	0.44
25:CA:901:C:O2	25:CA:901:C:C2'	2.65	0.44
25:CA:2058:A:H8	25:CA:2058:A:O5'	2.00	0.44
25:CA:588:U:H2'	25:CA:589:U:C6	2.52	0.44
25:CA:319:G:H2'	25:CA:320:A:O4'	2.18	0.44
25:CA:1059:G:N2	25:CA:1080:A:H1'	2.33	0.44
25:CA:1079:C:C5	25:CA:1088:A:C2	3.05	0.44
33:CI:17:ALA:O	33:CI:18:ASN:HB3	2.17	0.44
33:CI:37:PHE:CZ	33:CI:41:PHE:HD1	2.35	0.44
1:AA:1320:C:O2	19:AS:35:ARG:NH1	2.50	0.44
1:AA:259:G:C4	1:AA:260:G:C8	3.04	0.44
1:BA:1275:A:O2'	1:BA:1276:G:H5'	2.16	0.44
17:AQ:7:LEU:CB	17:AQ:60:ILE:HG22	2.46	0.44
1:AA:1278:G:C4'	1:AA:1279:G:C8	3.01	0.44
10:AJ:15:HIS:CG	10:AJ:16:ARG:N	2.86	0.44
10:AJ:42:LEU:O	10:AJ:43:PRO:O	2.36	0.44
25:DA:2196:C:H2'	25:DA:2197:U:H5'	1.99	0.44

Continued on next page...

Continued from previous page...

Atom-1	Atom-2	Distance(Å)	Clash(Å)
25:DA:2201:G:C5	25:DA:2223:G:C2	3.06	0.44
4:AD:184:LYS:HA	4:AD:185:PRO:HD2	1.86	0.44
2:BB:206:ILE:N	2:BB:206:ILE:CD1	2.81	0.44
3:BC:153:SER:HB3	3:BC:164:THR:CB	2.47	0.44
25:DA:391:A:H2'	25:DA:392:U:H5'	2.00	0.44
25:DA:2110:G:O2'	25:DA:2120:G:H5'	2.17	0.44
25:DA:1448:G:H2'	25:DA:1449:G:H8	1.83	0.44
25:CA:2757:A:N1	31:CG:66:THR:CG2	2.74	0.44
25:DA:1452:G:H2'	25:DA:1457:U:O4	2.18	0.44
1:BA:1142:G:C2	1:BA:1143:G:H1'	2.51	0.44
1:AA:626:G:H2'	1:AA:627:G:C5'	2.46	0.44
25:DA:1125:G:C6	25:DA:1126:A:N6	2.86	0.44
25:DA:1127:A:C2'	25:DA:1128:G:H5'	2.48	0.44
1:AA:429:U:H4'	1:AA:430:A:OP1	2.18	0.44
4:AD:143:SER:HB2	4:AD:178:GLU:HA	1.99	0.44
1:BA:74:A:N1	1:BA:97:G:C6	2.86	0.44
8:AH:48:PHE:O	8:AH:49:LYS:CG	2.65	0.44
1:BA:663:A:N1	1:BA:743:A:C2	2.85	0.44
31:DG:147:LEU:O	31:DG:150:TYR:HB2	2.18	0.44
1:BA:154:U:O4	1:BA:167:A:N1	2.50	0.44
8:AH:79:ARG:HB2	8:AH:80:PRO:HD2	2.00	0.44
21:BU:17:ARG:O	21:BU:18:PHE:C	2.55	0.44
37:DM:57:VAL:HG23	37:DM:58:LYS:O	2.18	0.44
1:BA:470:C:C6	1:BA:470:C:H3'	2.52	0.44
25:CA:2152:G:N7	25:CA:2153:C:C5	2.85	0.44
9:AI:49:GLN:O	9:AI:51:LEU:N	2.51	0.44
25:DA:230:G:H2'	25:DA:231:A:H8	1.82	0.44
3:BC:89:VAL:O	3:BC:93:ILE:HG13	2.18	0.44
1:BA:376:G:H2'	1:BA:377:G:H8	1.83	0.44
56:DB:57:A:C2'	56:DB:58:A:H5'	2.48	0.44
30:DF:16:MET:CE	30:DF:21:TYR:HB2	2.47	0.44
25:CA:1535:A:C5'	25:CA:1536:C:C5	3.00	0.44
23:BX:14:A:N6	23:BX:15:A:N1	2.65	0.44
25:DA:1268:A:H2'	25:DA:1269:A:O4'	2.18	0.44
25:CA:2297:A:C6	25:CA:2298:A:N7	2.85	0.44
1:BA:107:G:C2'	1:BA:108:G:H5''	2.47	0.44
1:BA:59:A:C6	1:BA:331:G:N3	2.86	0.44
7:BG:14:ASP:OD2	7:BG:14:ASP:C	2.56	0.44
30:CF:51:ASN:HD22	30:CF:146:ASP:HB3	1.83	0.44
1:AA:1167:A:H5''	1:AA:1168:U:P	2.57	0.44
45:DU:101:THR:CG2	45:DU:102:ILE:N	2.80	0.44
24:AY:144:LEU:HA	24:AY:144:LEU:HD23	1.70	0.44

Continued on next page...

Continued from previous page...

Atom-1	Atom-2	Distance(Å)	Clash(Å)
1:AA:874:G:C6	1:AA:875:U:C4	3.05	0.44
49:CY:15:ASN:O	49:CY:19:LEU:HG	2.18	0.44
40:CP:30:TRP:CD2	40:CP:39:LEU:HD11	2.52	0.44
25:DA:2511:U:H2'	25:DA:2512:C:H6	1.83	0.44
1:AA:848:C:H2'	1:AA:849:G:O5'	2.17	0.44
4:BD:87:GLU:O	4:BD:88:ASN:C	2.54	0.44
21:BU:13:VAL:O	21:BU:15:LEU:CG	2.66	0.44
25:CA:1875:G:O2'	25:CA:1876:A:P	2.75	0.44
25:CA:2108:A:C6	25:CA:2109:U:O2	2.70	0.44
25:CA:2181:U:C2	25:CA:2182:U:C6	3.05	0.44
1:AA:1378:C:H3'	1:AA:1378:C:C6	2.53	0.44
27:CC:176:ARG:HG2	27:CC:176:ARG:HH21	1.83	0.44
25:DA:295:G:C4	25:DA:344:A:C2	3.06	0.44
25:DA:1516:G:C2'	25:DA:1517:G:H5'	2.48	0.44
25:DA:1731:G:O2'	25:DA:1732:C:H2'	2.18	0.44
3:BC:4:VAL:HG22	3:BC:5:HIS:N	2.33	0.44
32:CH:41:LYS:O	32:CH:42:LYS:C	2.55	0.44
26:CB:51:G:C6	26:CB:52:A:N6	2.86	0.44
25:DA:2100:G:C5	25:DA:2190:G:C6	3.06	0.44
1:AA:1022:A:C6	1:AA:1023:U:C4	3.06	0.44
41:DQ:105:PHE:C	41:DQ:107:ALA:N	2.71	0.44
6:AF:50:PRO:O	6:AF:51:ILE:C	2.56	0.44
25:DA:22:C:C3'	25:DA:22:C:C6	3.01	0.44
35:CK:91:SER:O	35:CK:92:GLU:C	2.56	0.44
1:BA:892:A:C5	1:BA:893:C:C4	3.06	0.44
44:CT:69:ARG:O	44:CT:69:ARG:HG3	2.18	0.44
49:CY:43:LEU:HD23	49:CY:43:LEU:HA	1.76	0.44
30:CF:105:ILE:HD12	30:CF:138:PRO:HG3	1.99	0.44
25:DA:734:A:C5	25:DA:735:A:C8	3.06	0.44
25:DA:283:G:H2'	25:DA:284:U:O4'	2.17	0.44
25:DA:869:G:C2'	25:DA:870:U:H5'	2.48	0.44
25:CA:2870:C:H2'	25:CA:2871:U:H5'	1.98	0.44
30:DF:72:SER:OG	30:DF:79:ARG:HA	2.17	0.44
30:DF:131:VAL:O	30:DF:131:VAL:CG2	2.66	0.44
1:AA:1012:A:N6	1:AA:1013:G:C6	2.85	0.44
1:AA:689:C:H2'	1:AA:690:G:O4'	2.18	0.44
25:DA:381:G:C6	25:DA:382:A:C8	3.05	0.44
28:CD:187:LEU:O	28:CD:188:LEU:HD23	2.17	0.44
29:CE:52:VAL:CG1	29:CE:53:THR:N	2.81	0.44
29:CE:52:VAL:HG12	29:CE:53:THR:N	2.32	0.44
25:CA:1138:G:N3	34:CJ:108:MET:HE2	2.33	0.44
39:DO:8:ILE:HG22	39:DO:9:ARG:N	2.32	0.44

Continued on next page...

Continued from previous page...

Atom-1	Atom-2	Distance(Å)	Clash(Å)
25:DA:1421:G:H8	25:DA:1421:G:O5'	2.01	0.44
25:CA:382:A:C2'	25:CA:383:C:O5'	2.65	0.44
25:CA:2874:C:C2'	25:CA:2875:C:H5'	2.47	0.44
36:DL:117:THR:HG22	36:DL:118:THR:N	2.32	0.44
38:DN:116:VAL:O	38:DN:116:VAL:CG1	2.61	0.44
29:DE:28:VAL:HG12	29:DE:32:VAL:CG2	2.48	0.44
29:CE:145:ASP:HB3	29:CE:184:ASP:HB2	2.00	0.44
25:CA:2190:G:H3'	25:CA:2191:A:H8	1.82	0.44
25:DA:1208:C:C2	25:DA:1239:G:N2	2.86	0.44
48:DX:70:LEU:O	48:DX:71:ARG:C	2.53	0.44
25:CA:825:A:C2	25:CA:833:A:C2	3.05	0.44
25:CA:1355:G:C2'	25:CA:1356:G:O5'	2.66	0.44
5:BE:141:ASP:O	5:BE:145:ASN:ND2	2.51	0.44
25:DA:2462:C:H2'	25:DA:2463:C:C6	2.53	0.44
25:DA:1995:U:OP1	60:DA:3819:HOH:O	2.21	0.44
1:AA:583:A:H2'	1:AA:584:G:H5'	1.99	0.44
44:CT:33:LYS:HG3	44:CT:80:TRP:CE3	2.52	0.44
25:CA:1676:A:H2'	25:CA:1677:A:O5'	2.18	0.44
9:AI:12:LYS:O	9:AI:12:LYS:HG2	2.17	0.44
29:DE:170:ARG:NH2	29:DE:170:ARG:HG2	2.33	0.44
33:CI:16:MET:HA	33:CI:16:MET:CE	2.47	0.44
25:DA:1644:C:O2	25:DA:1644:C:H2'	2.17	0.44
1:BA:883:C:C2'	1:BA:884:U:H5'	2.48	0.44
24:AY:50:THR:OG1	24:AY:55:LEU:HD21	2.17	0.44
55:D4:29:ALA:O	55:D4:31:PRO:HD3	2.18	0.44
43:DS:56:ALA:O	43:DS:57:ASN:C	2.56	0.44
1:BA:1310:G:C5	1:BA:1311:A:N7	2.86	0.44
1:BA:1350:A:C2	1:BA:1351:U:O2	2.71	0.44
1:BA:1329:A:H4'	13:BM:23:GLY:O	2.17	0.44
25:DA:1080:A:C2	25:DA:1081:U:C2	3.06	0.44
25:CA:416:U:C5	25:CA:417:C:N4	2.85	0.44
4:BD:7:LYS:HB2	4:BD:20:LEU:HD13	1.98	0.44
33:CI:34:ILE:HD13	33:CI:34:ILE:N	2.32	0.44
2:AB:132:GLU:O	2:AB:136:ARG:N	2.51	0.44
1:AA:1322:C:P	19:AS:77:ARG:HH21	2.41	0.44
1:AA:980:C:C5	1:AA:981:U:N3	2.86	0.44
19:AS:4:LEU:O	19:AS:5:LYS:CD	2.66	0.44
20:AT:72:ALA:O	20:AT:73:ARG:C	2.56	0.44
1:BA:1275:A:C3'	1:BA:1276:G:H5'	2.43	0.44
37:CM:57:VAL:C	37:CM:58:LYS:HG2	2.38	0.44
2:BB:205:ALA:O	2:BB:206:ILE:C	2.56	0.44
32:DH:59:ALA:O	32:DH:62:LEU:CG	2.66	0.44

Continued on next page...

Continued from previous page...

Atom-1	Atom-2	Distance(Å)	Clash(Å)
25:DA:1670:C:C4	25:DA:1671:U:C2	3.05	0.44
17:BQ:16:MET:CB	17:BQ:19:SER:HB3	2.48	0.44
17:BQ:10:ARG:CZ	17:BQ:55:GLY:HA2	2.47	0.44
20:BT:66:ILE:CG2	20:BT:67:HIS:H	2.31	0.44
11:AK:52:ARG:O	11:AK:55:ARG:HG3	2.18	0.44
38:DN:83:LEU:HD21	38:DN:115:LEU:HD13	2.00	0.44
1:AA:140:U:C2'	1:AA:141:G:O5'	2.66	0.44
25:DA:2148:G:N3	25:DA:2149:U:C5	2.86	0.44
13:AM:52:ILE:HG22	13:AM:56:ARG:NH2	2.33	0.44
13:AM:65:GLU:O	13:AM:67:ASP:N	2.50	0.44
25:DA:528:A:H2'	25:DA:529:A:O5'	2.17	0.44
39:DO:67:ASN:O	39:DO:69:ASP:N	2.50	0.44
1:BA:764:C:H2'	1:BA:765:G:C8	2.50	0.44
1:AA:438:U:N3	1:AA:494:G:C6	2.86	0.44
22:AV:65:G:H2'	22:AV:66:U:C6	2.52	0.44
25:DA:1441:G:C2	25:DA:1442:U:C5	3.05	0.44
25:DA:1330:C:H2'	25:DA:1331:G:O5'	2.17	0.44
25:CA:1269:A:O5'	25:CA:1269:A:H8	2.01	0.44
1:BA:1458:G:H2'	1:BA:1459:G:C8	2.53	0.44
1:AA:451:A:C8	1:AA:452:A:C2	3.06	0.44
1:AA:642:A:C6	1:AA:643:C:N3	2.85	0.44
9:BI:38:PHE:CE1	9:BI:75:ALA:HB2	2.52	0.44
25:CA:2800:A:H3'	25:CA:2801:G:H5''	1.96	0.44
35:CK:113:MET:O	35:CK:116:ILE:N	2.50	0.44
27:DC:144:GLU:CA	27:DC:151:GLY:HA2	2.43	0.44
5:BE:22:LYS:O	5:BE:23:THR:CB	2.64	0.44
31:DG:43:LYS:HE2	31:DG:43:LYS:N	2.32	0.44
2:AB:34:ARG:HE	2:AB:35:ASN:N	2.16	0.44
6:BF:62:MET:HG3	6:BF:64:VAL:HG23	2.00	0.44
45:DU:40:LEU:HD21	45:DU:61:GLU:HG3	1.99	0.44
9:BI:56:MET:HA	9:BI:59:LYS:CB	2.48	0.44
25:CA:1737:G:C6	25:CA:1738:G:N2	2.86	0.44
30:DF:7:TYR:O	30:DF:11:VAL:HB	2.18	0.44
30:CF:42:ALA:HB1	30:CF:45:ASP:C	2.38	0.44
31:DG:75:VAL:O	31:DG:76:ILE:C	2.56	0.44
25:DA:1358:G:O2'	25:DA:1359:A:H5'	2.17	0.44
25:DA:59:U:O2'	25:DA:60:G:C5'	2.65	0.44
37:CM:50:ARG:O	37:CM:51:ARG:C	2.56	0.44
21:BU:24:LYS:HD3	21:BU:25:ALA:H	1.83	0.44
25:CA:2571:U:H2'	25:CA:2572:A:OP1	2.17	0.44
2:AB:199:ILE:O	2:AB:200:PRO:O	2.35	0.44
1:AA:1055:A:C6	1:AA:1056:U:C6	3.05	0.44

Continued on next page...

Continued from previous page...

Atom-1	Atom-2	Distance(Å)	Clash(Å)
25:CA:272:A:H2'	25:CA:273:G:O4'	2.17	0.44
13:AM:80:MET:O	13:AM:81:ASP:C	2.56	0.44
1:BA:247:G:C5	1:BA:278:G:C2	3.06	0.44
25:CA:892:A:H2	25:CA:893:C:C2	2.36	0.44
39:CO:2:ASP:O	39:CO:4:LYS:N	2.51	0.44
7:AG:91:ARG:NE	7:AG:93:VAL:HG21	2.32	0.44
40:CP:30:TRP:CZ3	40:CP:39:LEU:CD1	3.00	0.44
1:BA:878:A:OP1	8:BH:80:PRO:HD2	2.18	0.44
40:CP:55:HIS:O	40:CP:56:SER:C	2.56	0.44
1:AA:200:G:C2	1:AA:218:U:O2	2.71	0.44
25:DA:1005:C:C4	25:DA:1143:A:N3	2.86	0.44
37:DM:20:LEU:N	37:DM:20:LEU:CD2	2.80	0.44
25:DA:1477:A:C2	25:DA:1515:A:C2	3.05	0.44
25:DA:463:G:N1	25:DA:467:G:C6	2.85	0.44
32:CH:18:GLN:O	32:CH:19:VAL:HG13	2.18	0.44
56:DB:72:G:N2	56:DB:103:U:C5	2.86	0.44
36:CL:91:ASP:OD1	36:CL:92:LEU:HD12	2.18	0.44
1:AA:646:G:C2	1:AA:647:C:C5	3.05	0.44
8:AH:21:LYS:HE2	8:AH:21:LYS:CA	2.46	0.44
25:DA:773:U:H4'	27:DC:46:GLY:HA3	1.99	0.44
28:CD:105:LYS:NZ	28:CD:105:LYS:HB3	2.33	0.44
1:BA:1428:A:C2	1:BA:1473:G:C2	3.06	0.44
1:BA:1381:U:C6	1:BA:1382:C:H5	2.36	0.44
51:D0:29:VAL:HG13	51:D0:34:GLY:C	2.38	0.44
44:DT:17:SER:O	44:DT:18:GLU:C	2.56	0.44
43:DS:29:VAL:CG1	43:DS:55:ILE:HD11	2.48	0.44
10:BJ:92:LEU:HD23	10:BJ:92:LEU:N	2.32	0.44
31:CG:97:VAL:O	31:CG:97:VAL:CG1	2.62	0.44
17:BQ:77:VAL:C	17:BQ:78:VAL:CG2	2.86	0.44
54:D3:30:HIS:CE1	54:D3:31:ILE:CD1	3.01	0.44
25:CA:2544:G:C2'	25:CA:2545:G:O5'	2.65	0.44
40:CP:36:LYS:HE3	40:CP:38:ARG:NE	2.33	0.44
32:CH:46:PHE:CD2	32:CH:47:PHE:N	2.85	0.44
25:CA:1291:C:H2'	25:CA:1292:G:H5'	1.98	0.44
25:CA:2631:G:C2'	25:CA:2632:A:O5'	2.65	0.44
27:DC:184:GLU:O	27:DC:187:CYS:SG	2.74	0.44
25:CA:2849:U:N3	25:CA:2867:G:O4'	2.51	0.44
1:BA:338:A:O5'	1:BA:338:A:H8	2.00	0.44
3:BC:79:LYS:N	3:BC:79:LYS:HD2	2.32	0.44
1:AA:367:U:O2'	1:AA:368:U:H4'	2.18	0.44
26:CB:78:A:C2	26:CB:99:A:C4	3.05	0.44
29:CE:97:ASN:HB3	29:CE:100:MET:HG3	1.98	0.44

Continued on next page...

Continued from previous page...

Atom-1	Atom-2	Distance(Å)	Clash(Å)
11:AK:37:GLN:OE1	11:AK:37:GLN:N	2.50	0.44
24:AY:18:VAL:HG22	24:AY:172:ILE:CG1	2.48	0.44
1:AA:1240:U:C2	7:AG:31:VAL:CG1	3.01	0.44
25:CA:2349:G:O6	25:CA:2350:C:C4	2.70	0.44
35:CK:41:ILE:HD12	35:CK:41:ILE:C	2.38	0.44
25:CA:1818:U:OP2	27:CC:155:ARG:NH1	2.51	0.44
1:AA:552:U:H4'	12:AL:83:GLY:O	2.16	0.44
24:AY:128:ALA:O	24:AY:129:VAL:C	2.56	0.44
5:AE:12:GLU:CB	5:AE:38:VAL:HG12	2.48	0.44
25:CA:2486:C:H2'	25:CA:2487:G:O4'	2.18	0.44
25:DA:442:G:O4'	29:DE:41:GLN:OE1	2.36	0.44
1:BA:393:A:H5'	1:BA:483:C:O2'	2.17	0.44
1:AA:309:A:C2	1:AA:310:G:C8	3.05	0.44
1:AA:320:A:C2	1:AA:334:C:N3	2.86	0.44
25:CA:1684:G:H2'	25:CA:1685:C:C6	2.53	0.44
42:CR:76:LYS:O	42:CR:84:ARG:HA	2.17	0.44
38:DN:28:LEU:O	38:DN:28:LEU:HD12	2.18	0.44
25:DA:1967:C:O2	25:DA:1967:C:H2'	2.17	0.44
33:CI:29:GLN:HG2	33:CI:29:GLN:O	2.17	0.44
29:DE:21:ARG:O	29:DE:22:ASP:C	2.56	0.44
29:DE:182:ALA:HB2	36:DL:3:LEU:HD22	2.00	0.44
25:CA:503:A:H5'	25:CA:504:A:H3'	1.99	0.44
9:BI:118:ARG:O	9:BI:118:ARG:HG2	2.18	0.44
1:BA:1330:U:OP1	13:BM:24:VAL:O	2.35	0.44
13:BM:24:VAL:HG22	13:BM:25:GLY:N	2.32	0.44
13:BM:32:ILE:HG23	13:BM:58:GLU:HB3	1.99	0.44
33:DI:27:LEU:HD11	33:DI:34:ILE:CD1	2.48	0.44
4:BD:7:LYS:NZ	4:BD:21:LYS:HD2	2.33	0.44
32:CH:25:TYR:HE1	32:CH:29:PHE:CD2	2.35	0.44
25:DA:78:U:OP2	49:DY:2:LYS:HD2	2.18	0.44
21:AU:16:ARG:HH11	21:AU:19:LYS:HG2	1.83	0.44
25:CA:1091:G:HO2'	25:CA:1092:C:H5	1.64	0.44
33:CI:10:LEU:O	33:CI:23:VAL:HG11	2.18	0.44
2:AB:95:TRP:CH2	2:AB:174:GLU:CD	2.91	0.44
1:AA:1212:U:O2	1:AA:1212:U:H2'	2.18	0.44
1:AA:1313:U:P	19:AS:5:LYS:HB2	2.58	0.44
19:AS:35:ARG:NH2	19:AS:76:THR:HG23	2.32	0.44
17:AQ:13:SER:HB3	17:AQ:16:MET:HE2	2.00	0.44
17:AQ:54:ILE:C	17:AQ:54:ILE:CD1	2.86	0.44
1:BA:615:G:C2	1:BA:616:G:C8	3.06	0.44
1:BA:724:G:N2	1:BA:725:G:H1'	2.33	0.44
5:BE:158:LYS:CG	5:BE:158:LYS:O	2.65	0.44

Continued on next page...

Continued from previous page...

Atom-1	Atom-2	Distance(Å)	Clash(Å)
5:BE:45:VAL:O	5:BE:70:MET:HG3	2.17	0.44
25:DA:636:G:H3'	36:DL:128:THR:HG21	1.99	0.44
38:DN:8:ARG:HE	38:DN:43:GLU:CG	2.31	0.44
25:CA:2311:A:C8	30:CF:76:PHE:CD2	3.06	0.44
39:DO:53:THR:HG22	39:DO:74:VAL:HG21	2.00	0.44
1:BA:1144:G:H3'	1:BA:1145:A:O4'	2.17	0.44
5:BE:64:GLU:OE2	5:BE:68:ARG:NH1	2.51	0.44
3:AC:142:ARG:HH11	3:AC:142:ARG:HG3	1.83	0.44
25:CA:1063:G:H4'	33:CI:76:ALA:HB3	2.00	0.44
30:CF:7:TYR:CA	30:CF:11:VAL:HG23	2.48	0.44
1:AA:510:A:N7	60:AA:1723:HOH:O	2.37	0.44
1:AA:197:A:O2'	1:AA:221:C:H1'	2.18	0.44
25:CA:2008:C:H2'	25:CA:2009:A:O5'	2.18	0.44
1:AA:376:G:O3'	16:AP:5:ARG:HD2	2.18	0.44
31:DG:142:GLN:O	31:DG:143:VAL:C	2.56	0.44
31:DG:95:ALA:HB2	31:DG:104:LEU:HD23	2.00	0.44
1:BA:1149:C:N4	1:BA:1150:A:C6	2.86	0.44
9:AI:117:LEU:N	9:AI:117:LEU:HD12	2.33	0.44
2:BB:134:LEU:HD11	2:BB:138:ARG:HB3	1.99	0.44
25:DA:1178:C:C5'	25:DA:1179:G:OP1	2.66	0.44
37:CM:111:GLU:OE1	37:CM:112:LEU:HA	2.17	0.44
9:AI:24:ASN:O	9:AI:60:LEU:N	2.50	0.44
45:CU:5:ARG:C	45:CU:6:ARG:O	2.54	0.44
1:BA:321:A:H2	1:BA:333:U:O2	2.00	0.44
12:BL:49:ARG:CB	12:BL:89:LEU:HD11	2.48	0.44
6:AF:21:MET:HE2	6:AF:21:MET:HB3	1.79	0.44
25:CA:2298:A:C6	25:CA:2321:U:C4	3.06	0.44
46:CV:40:ILE:HG22	46:CV:42:LEU:HD23	2.00	0.44
27:DC:252:LYS:O	27:DC:253:GLY:O	2.35	0.44
25:DA:1354:A:H5''	25:DA:1355:G:OP2	2.17	0.44
7:BG:80:GLY:CA	23:BX:11:U:H5''	2.48	0.44
7:AG:46:LEU:HA	7:AG:46:LEU:HD12	1.85	0.44
25:CA:2403:C:C2'	25:CA:2404:U:H5'	2.48	0.44
7:BG:78:ARG:CG	7:BG:83:THR:HG23	2.48	0.44
15:BO:55:LEU:O	15:BO:59:VAL:HG23	2.18	0.44
1:AA:836:G:C5	1:AA:851:G:C6	3.06	0.44
44:DT:2:ILE:HA	44:DT:3:ARG:CB	2.46	0.44
1:AA:469:C:H6	1:AA:469:C:O5'	2.00	0.44
25:DA:1731:G:C6	25:DA:1733:G:C5	3.05	0.44
25:DA:901:C:C4	25:DA:902:C:C2	3.05	0.44
30:DF:101:ARG:HA	30:DF:105:ILE:HG23	1.99	0.44
30:DF:99:PHE:O	30:DF:103:ILE:HG12	2.18	0.44

Continued on next page...

Continued from previous page...

Atom-1	Atom-2	Distance(Å)	Clash(Å)
30:DF:104:THR:O	30:DF:108:PRO:CG	2.63	0.44
6:BF:49:TYR:HB2	6:BF:50:PRO:HD3	1.98	0.44
25:DA:1870:C:H3'	25:DA:1871:A:H5'	2.00	0.44
39:CO:102:ARG:O	39:CO:105:ALA:HB3	2.17	0.44
1:AA:190:A:C8	1:AA:190:A:H3'	2.53	0.44
30:CF:93:GLU:O	30:CF:94:ARG:C	2.56	0.44
26:CB:102:G:H2'	26:CB:103:U:C5'	2.48	0.44
1:BA:639:G:C4	1:BA:640:A:C8	3.06	0.44
25:CA:1606:C:H6	25:CA:1606:C:H3'	1.82	0.44
16:BP:79:ASN:ND2	16:BP:82:ALA:CB	2.81	0.44
16:BP:80:LYS:HB2	16:BP:80:LYS:HZ3	1.82	0.44
25:DA:1221:C:C4	25:DA:1222:U:C5	3.06	0.44
25:DA:1717:A:H2'	25:DA:1718:G:C5'	2.48	0.44
25:DA:1741:C:H2'	25:DA:1742:U:H6	1.82	0.44
29:DE:151:GLY:O	29:DE:195:GLN:NE2	2.51	0.44
25:CA:1439:A:N7	25:CA:1552:A:H2	2.15	0.44
27:CC:74:PRO:O	27:CC:75:ALA:HB2	2.18	0.44
31:DG:39:ALA:CB	31:DG:57:TYR:HB3	2.47	0.44
32:CH:128:HIS:O	32:CH:144:VAL:HG23	2.18	0.44
1:AA:569:C:H5''	1:AA:570:G:OP1	2.17	0.44
25:DA:2179:C:H2'	25:DA:2180:U:H6	1.82	0.44
27:DC:110:LYS:O	27:DC:113:ASP:OD2	2.36	0.44
27:DC:136:VAL:HG22	27:DC:166:ARG:CB	2.47	0.44
37:DM:33:LEU:HD22	37:DM:117:PHE:HB3	2.00	0.44
13:AM:48:SER:O	13:AM:49:GLU:C	2.55	0.44
50:CZ:53:MET:C	50:CZ:54:VAL:HG13	2.37	0.44
25:CA:2247:A:H2'	25:CA:2248:C:C6	2.52	0.44
25:DA:1878:G:C2'	25:DA:1879:C:H5'	2.48	0.44
30:CF:79:ARG:HG2	30:CF:80:GLN:H	1.83	0.44
25:CA:643:A:H2'	25:CA:644:A:C8	2.53	0.44
32:DH:102:ALA:O	32:DH:106:ALA:HB2	2.17	0.44
29:CE:27:LEU:CD1	29:CE:100:MET:CE	2.96	0.44
25:DA:945:A:C4	25:DA:2448:A:C2	3.06	0.44
35:CK:105:ARG:O	35:CK:106:GLU:C	2.57	0.44
25:DA:2854:G:C2'	25:DA:2855:C:O5'	2.66	0.44
25:CA:1726:C:C2'	25:CA:1727:C:H5'	2.48	0.44
1:AA:135:C:O2	16:AP:1:MET:N	2.34	0.44
1:BA:1399:C:H4'	1:BA:1400:C:O5'	2.17	0.44
25:CA:1310:G:H1'	25:CA:1611:C:H5'	1.99	0.44
46:DV:48:MET:HA	46:DV:86:LEU:HD11	1.99	0.44
1:AA:966:G:O2'	9:AI:128:LYS:O	2.36	0.44
25:CA:306:U:O4	25:CA:307:G:C6	2.70	0.44

Continued on next page...

Continued from previous page...

Atom-1	Atom-2	Distance(Å)	Clash(Å)
25:DA:2029:G:H2'	25:DA:2031:A:OP1	2.18	0.44
1:AA:229:U:O2'	1:AA:230:G:H5'	2.17	0.44
3:BC:61:LYS:HA	3:BC:61:LYS:HE3	2.00	0.44
25:DA:1512:C:O5'	25:DA:1512:C:H6	2.00	0.44
31:DG:130:ILE:HG22	31:DG:131:VAL:N	2.33	0.44
41:DQ:79:ILE:HA	41:DQ:79:ILE:HD13	1.73	0.44
33:DI:11:GLN:NE2	33:DI:54:ILE:H	2.16	0.44
1:AA:1135:U:H6	1:AA:1135:U:OP2	2.01	0.44
21:AU:3:ILE:HD13	21:AU:3:ILE:N	2.33	0.44
25:CA:1060:U:OP2	33:CI:75:ALA:N	2.50	0.44
25:CA:1078:U:H1'	25:CA:1088:A:H2	1.83	0.44
2:AB:147:LEU:HD23	2:AB:147:LEU:HA	1.89	0.44
1:AA:1310:G:N2	1:AA:1328:C:C2	2.86	0.44
10:AJ:42:LEU:HA	10:AJ:43:PRO:HD2	1.85	0.44
25:DA:2093:G:C6	25:DA:2225:A:N7	2.86	0.44
25:DA:1589:U:O2	25:DA:1589:U:H2'	2.18	0.44
3:BC:152:VAL:CG2	3:BC:156:LEU:HD21	2.47	0.44
3:BC:156:LEU:O	3:BC:159:ALA:HB2	2.17	0.44
36:DL:127:VAL:CG1	36:DL:131:ALA:HB1	2.47	0.44
38:DN:55:ALA:CB	38:DN:79:LEU:HB2	2.48	0.44
19:BS:14:LEU:O	19:BS:14:LEU:HD12	2.17	0.44
39:DO:29:HIS:CD2	39:DO:30:ARG:N	2.86	0.44
29:DE:132:LYS:O	29:DE:135:ALA:HB3	2.17	0.44
1:AA:1076:U:C2	1:AA:1082:A:C2	3.06	0.44
1:BA:1262:C:H3'	1:BA:1263:C:H6	1.83	0.44
30:CF:7:TYR:CD2	30:CF:11:VAL:HB	2.53	0.44
5:AE:135:VAL:HG22	5:AE:136:VAL:N	2.32	0.44
1:BA:72:A:N1	1:BA:99:C:H4'	2.33	0.44
25:CA:1461:C:C2'	25:CA:1462:C:O5'	2.65	0.44
20:AT:34:VAL:HG12	20:AT:38:ILE:HD11	1.99	0.44
20:BT:29:THR:O	20:BT:32:LYS:N	2.51	0.44
20:BT:35:TYR:CE2	20:BT:36:ALA:CA	3.01	0.44
20:BT:60:GLN:O	20:BT:63:LYS:N	2.51	0.44
31:DG:84:LYS:HB2	31:DG:132:LEU:CD1	2.48	0.44
31:DG:145:ALA:O	31:DG:146:ASP:C	2.56	0.44
2:AB:47:PRO:HA	2:AB:50:ASN:ND2	2.33	0.44
1:BA:861:G:H2'	1:BA:862:C:H6	1.82	0.44
9:BI:20:ILE:HG22	9:BI:20:ILE:O	2.17	0.44
2:BB:174:GLU:O	2:BB:178:LEU:HD23	2.18	0.44
1:BA:550:G:H2'	1:BA:551:U:C6	2.53	0.44
1:BA:1097:C:OP1	2:BB:138:ARG:NH2	2.51	0.44
2:AB:20:ARG:HD3	2:AB:20:ARG:HA	1.79	0.44

Continued on next page...

Continued from previous page...

Atom-1	Atom-2	Distance(Å)	Clash(Å)
46:CV:80:HIS:CE1	46:CV:83:LYS:CE	3.01	0.44
25:CA:137:U:HO2'	25:CA:138:U:P	2.39	0.44
25:DA:122:G:O2'	25:DA:123:G:H5'	2.17	0.44
25:DA:1104:C:N4	25:DA:1105:U:O4	2.51	0.44
11:BK:39:ASN:O	11:BK:40:ALA:HB3	2.17	0.44
1:BA:425:G:H2'	1:BA:426:U:O4'	2.18	0.44
19:AS:43:MET:O	19:AS:46:LEU:HG	2.18	0.44
25:CA:1082:U:H6	25:CA:1082:U:H3'	1.83	0.44
25:CA:1519:G:C6	25:CA:1520:U:C4	3.06	0.44
1:BA:57:G:C5	1:BA:58:C:C4	3.06	0.44
11:BK:24:ALA:HA	11:BK:29:THR:CG2	2.46	0.44
1:BA:145:G:N2	1:BA:178:C:N3	2.66	0.44
2:AB:164:ASP:O	2:AB:168:GLU:HG2	2.17	0.44
9:AI:6:TYR:CE2	9:AI:17:ARG:CB	3.01	0.44
25:CA:327:G:H2'	25:CA:328:U:O4'	2.18	0.44
17:AQ:69:THR:CG2	17:AQ:69:THR:O	2.66	0.44
25:DA:1356:G:C4	25:DA:1357:C:C5	3.06	0.44
14:AN:15:LEU:C	14:AN:17:ASP:N	2.71	0.44
15:BO:16:ARG:HD3	15:BO:16:ARG:H	1.83	0.44
15:BO:22:GLY:O	15:BO:23:SER:C	2.54	0.44
1:AA:663:A:C2'	1:AA:664:G:H5'	2.48	0.44
1:AA:663:A:H5''	18:AR:49:LYS:HD2	2.00	0.44
1:BA:831:A:C2'	1:BA:832:G:O5'	2.66	0.44
1:AA:568:G:O6	12:AL:1:ALA:HB2	2.18	0.44
4:BD:133:SER:O	4:BD:134:TYR:C	2.57	0.44
25:DA:1477:A:C2	25:DA:1515:A:C6	3.06	0.44
12:AL:42:LYS:O	12:AL:44:PRO:N	2.50	0.44
1:BA:1157:A:N6	1:BA:1180:A:C5	2.85	0.44
34:DJ:119:PHE:HD1	34:DJ:119:PHE:C	2.20	0.44
1:BA:1526:G:H2'	1:BA:1527:U:C6	2.53	0.44
1:AA:1004:A:C5	1:AA:1026:G:C8	3.06	0.44
34:DJ:55:ILE:HA	34:DJ:123:LYS:O	2.18	0.44
1:BA:459:A:C4	1:BA:460:A:C8	3.06	0.44
52:D1:8:ILE:CG1	52:D1:22:THR:HG23	2.48	0.44
52:D1:8:ILE:HG21	52:D1:24:LYS:HD2	2.00	0.44
18:BR:31:TYR:O	18:BR:39:VAL:CB	2.65	0.44
30:CF:109:ARG:HH12	30:CF:138:PRO:HA	1.83	0.44
15:AO:55:LEU:O	15:AO:58:MET:HB2	2.18	0.44
13:AM:106:ARG:HH21	13:AM:112:ARG:HB3	1.82	0.44
25:CA:974:G:C2'	25:CA:974:G:N3	2.81	0.44
29:DE:48:THR:C	29:DE:50:ALA:N	2.71	0.44
54:D3:9:ALA:HB3	54:D3:61:LEU:HD21	2.00	0.44

Continued on next page...

Continued from previous page...

Atom-1	Atom-2	Distance(Å)	Clash(Å)
46:CV:20:LEU:O	46:CV:23:ALA:N	2.51	0.44
25:DA:1002:G:H2'	25:DA:1003:G:O5'	2.18	0.44
31:DG:10:VAL:HG23	31:DG:14:VAL:CB	2.48	0.44
25:DA:2365:G:N7	54:D3:38:LYS:NZ	2.64	0.44
25:CA:2585:U:O2'	25:CA:2586:U:C5'	2.66	0.44
25:CA:1744:A:H5''	25:CA:1745:A:OP2	2.18	0.44
1:BA:567:G:H2'	1:BA:568:G:O5'	2.18	0.44
57:DW:64:LYS:CE	57:DW:66:GLU:OE1	2.66	0.44
27:CC:83:ASP:OD1	27:CC:85:ASN:N	2.51	0.44
25:DA:2419:U:H3'	54:D3:32:LEU:HD12	2.00	0.44
1:BA:864:A:C6	1:BA:865:A:C2	3.06	0.44
25:DA:2391:G:H1'	25:DA:2424:C:N4	2.33	0.44
45:DU:71:ILE:CD1	45:DU:82:VAL:CG2	2.96	0.44
25:DA:289:G:C6	25:DA:290:U:N3	2.86	0.44
32:DH:104:THR:HG22	32:DH:110:VAL:H	1.83	0.44
25:DA:258:G:H1'	36:DL:104:GLN:HE21	1.83	0.44
1:BA:1426:G:H2'	1:BA:1427:C:C6	2.53	0.44
21:AU:32:ARG:NH1	21:AU:32:ARG:HG2	2.32	0.44
25:CA:2016:U:H1'	51:C0:2:VAL:HG21	1.99	0.44
3:BC:113:LYS:HD2	3:BC:113:LYS:O	2.17	0.44
26:CB:17:C:H2'	26:CB:18:G:O5'	2.17	0.44
25:DA:521:U:H2'	25:DA:522:A:C8	2.53	0.44
14:BN:9:GLU:O	14:BN:12:ARG:N	2.51	0.44
52:C1:21:THR:HG23	54:C3:33:THR:HG23	2.00	0.44
1:AA:316:C:C2	1:AA:317:U:C5	3.06	0.44
25:DA:1963:U:H3'	25:DA:1963:U:C6	2.53	0.44
25:CA:2822:G:H8	25:CA:2822:G:O5'	2.01	0.44
25:CA:1365:A:H2'	25:CA:1365:A:N3	2.33	0.44
25:DA:2657:A:H2'	25:DA:2657:A:N3	2.33	0.44
55:C4:30:GLU:O	55:C4:33:HIS:N	2.51	0.44
1:BA:1323:G:O4'	1:BA:1362:A:C2	2.71	0.43
1:BA:1349:A:C2	1:BA:1350:A:H1'	2.54	0.43
1:BA:976:G:C2	1:BA:1363:A:C2	3.06	0.43
1:BA:977:A:H1'	1:BA:982:U:O4	2.17	0.43
13:BM:90:HIS:O	13:BM:91:ARG:C	2.57	0.43
25:DA:1070:A:N6	33:DI:10:LEU:HB3	2.32	0.43
33:DI:17:ALA:CB	33:DI:41:PHE:CE2	3.00	0.43
25:DA:1403:A:C6	25:DA:1404:C:C4	3.06	0.43
25:DA:1428:C:N4	25:DA:1570:A:OP2	2.47	0.43
49:DY:8:GLU:HB3	49:DY:13:GLU:HG3	2.00	0.43
11:AK:109:ILE:HB	21:AU:5:VAL:HG22	2.00	0.43
21:AU:18:PHE:O	21:AU:21:SER:N	2.51	0.43

Continued on next page...

Continued from previous page...

Atom-1	Atom-2	Distance(Å)	Clash(Å)
25:CA:1062:G:H21	33:CI:134:SER:HB3	1.83	0.43
1:AA:1211:U:H2'	1:AA:1212:U:OP2	2.17	0.43
14:AN:64:CYS:HB2	14:AN:80:SER:HB2	2.00	0.43
17:AQ:54:ILE:HG23	17:AQ:54:ILE:O	2.18	0.43
1:AA:1124:G:C3'	1:AA:1145:A:N6	2.69	0.43
1:AA:1144:G:C5'	1:AA:1145:A:OP2	2.66	0.43
42:DR:47:VAL:CG1	42:DR:54:VAL:CG2	2.96	0.43
25:DA:2333:A:O4'	25:DA:2335:A:H1'	2.18	0.43
32:DH:8:LYS:O	32:DH:9:VAL:HB	2.17	0.43
25:CA:1179:G:C6	25:CA:1180:U:H1'	2.52	0.43
32:DH:135:HIS:CD2	32:DH:137:GLU:H	2.35	0.43
1:BA:625:U:O2'	1:BA:626:G:H5'	2.17	0.43
16:BP:6:LEU:HD23	16:BP:17:TYR:HB2	2.00	0.43
17:BQ:10:ARG:HA	17:BQ:57:VAL:HA	1.99	0.43
17:BQ:57:VAL:HG12	17:BQ:58:VAL:N	2.33	0.43
25:CA:818:G:H2'	25:CA:819:A:OP2	2.18	0.43
11:AK:41:LEU:HB2	11:AK:73:VAL:CG1	2.48	0.43
36:DL:91:ASP:HB3	36:DL:94:THR:CG2	2.48	0.43
25:DA:2838:G:C2'	25:DA:2839:G:H5'	2.48	0.43
38:DN:43:GLU:O	38:DN:44:LEU:C	2.56	0.43
32:CH:119:ASN:N	32:CH:120:GLY:HA3	2.31	0.43
13:AM:21:ILE:CG2	13:AM:22:TYR:O	2.65	0.43
43:DS:84:ARG:HB3	43:DS:96:ILE:HD11	2.00	0.43
30:DF:57:ALA:HB1	30:DF:62:GLN:O	2.18	0.43
1:BA:1144:G:C3'	1:BA:1145:A:O4'	2.66	0.43
1:AA:412:A:H4'	1:AA:412:A:OP1	2.18	0.43
33:CI:92:PRO:HB3	33:CI:135:MET:O	2.18	0.43
33:CI:96:LYS:HG3	33:CI:138:VAL:CG2	2.42	0.43
12:AL:113:ARG:O	12:AL:115:LYS:O	2.36	0.43
5:AE:93:VAL:CG2	5:AE:110:MET:CE	2.96	0.43
5:AE:93:VAL:CG2	5:AE:110:MET:SD	3.06	0.43
5:AE:33:THR:HB	5:AE:49:TYR:CZ	2.53	0.43
5:AE:35:LEU:HD22	5:AE:133:ILE:HA	1.99	0.43
25:DA:1441:G:N3	25:DA:1442:U:C5	2.86	0.43
20:AT:78:LEU:O	20:AT:81:GLN:HB2	2.17	0.43
25:CA:2259:U:C4	25:CA:2427:C:N4	2.86	0.43
8:AH:9:MET:HE1	8:AH:32:LYS:CA	2.43	0.43
9:AI:113:LYS:HD3	9:AI:114:LYS:N	2.33	0.43
9:AI:117:LEU:HD23	9:AI:121:ARG:C	2.38	0.43
9:AI:122:ARG:NH1	9:AI:123:ARG:O	2.51	0.43
1:BA:1092:A:C6	1:BA:1093:A:C5	3.06	0.43
9:AI:30:ASN:O	9:AI:32:ARG:HB2	2.18	0.43

Continued on next page...

Continued from previous page...

Atom-1	Atom-2	Distance(Å)	Clash(Å)
6:BF:86:ARG:HG3	6:BF:86:ARG:HH11	1.81	0.43
25:DA:279:A:C5	25:DA:280:U:C6	3.06	0.43
48:DX:53:LYS:O	48:DX:54:GLY:C	2.57	0.43
1:BA:1114:C:C2	1:BA:1115:U:C6	3.06	0.43
10:BJ:67:ILE:CG1	14:BN:96:LEU:HA	2.47	0.43
1:BA:375:U:N3	1:BA:376:G:C8	2.86	0.43
31:DG:5:LYS:O	31:DG:6:ALA:CB	2.63	0.43
2:BB:49:PHE:CA	2:BB:52:ALA:HB3	2.48	0.43
25:CA:1071:G:N9	25:CA:1089:A:N7	2.66	0.43
56:DB:116:G:O2'	56:DB:117:G:H5'	2.18	0.43
25:DA:60:G:P	25:DA:60:G:H3'	2.58	0.43
40:DP:32:VAL:C	40:DP:34:GLY:N	2.70	0.43
31:CG:25:ILE:O	31:CG:78:VAL:CG1	2.62	0.43
33:CI:57:VAL:H	33:CI:71:LYS:HE2	1.83	0.43
1:BA:1049:U:H5	1:BA:1203:C:OP1	2.00	0.43
30:CF:142:TYR:HA	30:CF:145:VAL:CG1	2.48	0.43
25:CA:479:A:HO2'	25:CA:481:G:H8	1.65	0.43
1:AA:243:A:H4'	1:AA:244:U:H5''	1.99	0.43
25:DA:1795:C:C4	25:DA:1796:U:C5	3.06	0.43
45:DU:85:ARG:O	45:DU:92:VAL:HG22	2.16	0.43
24:AY:141:LYS:O	24:AY:145:LYS:HE3	2.18	0.43
24:AY:146:ASP:O	24:AY:147:LYS:C	2.56	0.43
7:AG:25:PHE:O	7:AG:27:ASN:N	2.51	0.43
40:CP:30:TRP:CZ2	40:CP:39:LEU:HD11	2.52	0.43
1:BA:558:G:H5''	1:BA:559:A:H3'	2.00	0.43
1:BA:852:G:C6	1:BA:853:C:C5	3.06	0.43
33:DI:79:LEU:HD23	33:DI:83:ALA:CB	2.48	0.43
25:CA:2547:A:C5'	35:CK:29:HIS:NE2	2.81	0.43
8:AH:46:GLU:CA	8:AH:63:LYS:CG	2.96	0.43
25:DA:2678:C:O2'	25:DA:2679:A:H5'	2.18	0.43
25:CA:1502:A:C4	25:CA:1503:A:C8	3.06	0.43
15:BO:35:ILE:HD12	15:BO:62:ARG:HH11	1.83	0.43
25:CA:2107:G:C2	25:CA:2108:A:C8	3.05	0.43
25:DA:1429:G:H2'	25:DA:1430:G:C8	2.53	0.43
29:DE:178:VAL:HG12	29:DE:179:SER:N	2.32	0.43
3:BC:10:ARG:HH21	3:BC:181:ILE:CG1	2.31	0.43
4:BD:167:PRO:HG2	4:BD:170:LEU:CD1	2.47	0.43
25:CA:1687:G:HO2'	25:CA:1688:U:H5'	1.81	0.43
25:DA:1731:G:C2'	25:DA:1732:C:O5'	2.65	0.43
32:CH:2:GLN:O	32:CH:3:VAL:HG13	2.18	0.43
25:DA:1868:C:H2'	25:DA:1869:G:O4'	2.18	0.43
6:AF:39:LEU:CD1	6:AF:40:GLU:N	2.81	0.43

Continued on next page...

Continued from previous page...

Atom-1	Atom-2	Distance(Å)	Clash(Å)
25:CA:2733:A:H2'	25:CA:2734:A:H8	1.83	0.43
25:DA:1598:A:C6	25:DA:1599:U:N3	2.86	0.43
25:CA:2592:G:O5'	25:CA:2592:G:H8	2.01	0.43
25:CA:2591:C:OP2	27:CC:236:GLY:O	2.35	0.43
3:BC:99:GLN:C	3:BC:100:ILE:HG22	2.37	0.43
1:BA:1265:C:N3	1:BA:1271:A:N1	2.65	0.43
1:BA:824:G:H1'	8:BH:1:SER:H2	1.82	0.43
4:BD:75:TYR:CE2	4:BD:203:TYR:HB2	2.52	0.43
15:AO:52:ARG:O	15:AO:55:LEU:HB3	2.18	0.43
1:BA:49:U:O2	1:BA:362:G:C1'	2.66	0.43
4:BD:137:SER:CB	4:BD:138:PRO:HD2	2.47	0.43
25:DA:659:G:O5'	29:DE:95:LYS:CD	2.66	0.43
25:CA:974:G:N3	25:CA:974:G:H2'	2.32	0.43
12:AL:74:GLN:O	12:AL:75:GLU:C	2.55	0.43
25:DA:39:G:H2'	25:DA:39:G:N3	2.33	0.43
5:BE:111:ARG:O	5:BE:112:ALA:C	2.57	0.43
25:DA:1051:G:OP2	25:DA:1051:G:H8	2.01	0.43
25:CA:2218:G:C2'	25:CA:2219:U:H5'	2.48	0.43
2:AB:73:ARG:O	2:AB:74:ALA:CB	2.65	0.43
11:AK:110:THR:HG23	21:AU:4:LYS:HA	2.00	0.43
1:BA:1170:A:H2'	1:BA:1171:A:O5'	2.17	0.43
25:CA:551:G:H2'	25:CA:552:U:C5'	2.48	0.43
40:DP:100:ARG:O	40:DP:101:GLU:HG2	2.17	0.43
27:CC:135:PRO:O	27:CC:136:VAL:C	2.57	0.43
1:BA:864:A:C6	1:BA:865:A:N1	2.85	0.43
25:DA:1366:A:C2	25:DA:1367:A:H1'	2.52	0.43
1:BA:1036:A:H3'	1:BA:1037:C:C6	2.53	0.43
34:CJ:58:ASN:HD21	34:CJ:128:ASN:HB2	1.82	0.43
25:DA:1667:G:O2'	25:DA:1991:U:O4	2.19	0.43
23:BX:4:A:H2'	23:BX:5:A:C8	2.53	0.43
7:AG:111:GLY:O	7:AG:112:ASP:O	2.35	0.43
25:CA:1689:A:C6	25:CA:1700:A:C2	3.06	0.43
40:CP:60:VAL:HG12	40:CP:61:ARG:N	2.33	0.43
34:DJ:9:GLU:O	34:DJ:10:THR:HG22	2.18	0.43
1:AA:1116:U:O2'	9:AI:109:GLN:HG3	2.18	0.43
1:AA:669:G:O2'	1:AA:670:G:H5'	2.18	0.43
25:CA:2670:A:H2'	25:CA:2671:G:O5'	2.18	0.43
25:CA:1772:A:OP1	60:CA:3459:HOH:O	2.21	0.43
53:C2:33:ARG:O	53:C2:36:ALA:HB3	2.18	0.43
29:CE:183:PHE:N	29:CE:183:PHE:CD1	2.85	0.43
25:CA:969:G:H2'	25:CA:970:U:C6	2.53	0.43
15:AO:69:LEU:O	15:AO:70:LYS:C	2.54	0.43

Continued on next page...

Continued from previous page...

Atom-1	Atom-2	Distance(Å)	Clash(Å)
1:BA:933:G:C4	1:BA:935:A:C8	3.06	0.43
33:DI:36:GLU:HB2	33:DI:66:PHE:HE2	1.83	0.43
11:AK:113:THR:HA	11:AK:114:PRO:HD3	1.86	0.43
21:AU:18:PHE:O	21:AU:18:PHE:HD2	2.00	0.43
33:CI:28:GLY:O	33:CI:34:ILE:CD1	2.66	0.43
2:AB:181:PRO:O	2:AB:182:VAL:C	2.56	0.43
1:AA:1357:A:C5	1:AA:1358:U:C5	3.06	0.43
14:AN:64:CYS:CB	14:AN:80:SER:H	2.31	0.43
42:DR:49:ILE:CG2	42:DR:53:PHE:CA	2.96	0.43
25:DA:2370:G:O6	25:DA:2371:G:C6	2.71	0.43
32:DH:29:PHE:CD2	32:DH:30:LEU:HD23	2.53	0.43
43:CS:43:ALA:O	43:CS:47:VAL:CG1	2.57	0.43
25:DA:1414:C:N3	25:DA:1415:U:C5	2.87	0.43
6:AF:4:TYR:CE2	6:AF:71:ILE:HG21	2.53	0.43
25:DA:2839:G:C2'	25:DA:2840:C:O5'	2.67	0.43
38:DN:32:GLU:CG	38:DN:115:LEU:HD12	2.48	0.43
38:DN:55:ALA:HB1	38:DN:80:PHE:N	2.33	0.43
1:BA:1014:A:C5	1:BA:1015:G:C6	3.06	0.43
25:CA:277:G:H8	25:CA:361:G:O6	2.00	0.43
25:DA:2148:G:H2'	25:DA:2149:U:OP2	2.18	0.43
13:AM:18:LEU:O	13:AM:24:VAL:HG21	2.18	0.43
42:DR:68:ARG:HB3	42:DR:90:ARG:HD3	1.99	0.43
10:AJ:35:GLN:OE1	10:AJ:78:GLU:CB	2.66	0.43
1:AA:1029:U:O2	1:AA:1033:G:C4	2.71	0.43
1:AA:1032:G:N2	1:AA:1033:G:C8	2.86	0.43
1:AA:1033:G:N1	1:AA:1034:G:C8	2.86	0.43
30:DF:89:THR:O	30:DF:89:THR:HG22	2.18	0.43
39:DO:106:LEU:CD2	39:DO:106:LEU:O	2.66	0.43
1:AA:460:A:H5''	1:AA:461:A:OP2	2.18	0.43
1:BA:1125:U:C2	1:BA:1127:G:C8	3.06	0.43
25:DA:1936:A:H2	25:DA:1943:U:O4	2.00	0.43
5:AE:114:LEU:HD12	5:AE:114:LEU:HA	1.74	0.43
1:AA:194:C:O2'	1:AA:195:A:H5'	2.18	0.43
25:CA:2305:U:O2'	30:CF:132:ARG:CZ	2.67	0.43
1:AA:1426:G:H2'	1:AA:1427:C:O5'	2.18	0.43
25:CA:2146:C:H4'	25:CA:2147:A:N7	2.33	0.43
25:CA:2152:G:C6	25:CA:2153:C:N3	2.85	0.43
1:AA:1203:C:H4'	14:AN:67:THR:HG22	2.00	0.43
25:DA:2531:A:C5	25:DA:2532:G:C8	3.06	0.43
36:CL:109:LYS:HE2	36:CL:128:THR:CG2	2.45	0.43
25:DA:1773:A:C2'	25:DA:1774:C:H5'	2.48	0.43
25:CA:2681:C:C2	25:CA:2724:U:O4	2.71	0.43

Continued on next page...

Continued from previous page...

Atom-1	Atom-2	Distance(Å)	Clash(Å)
25:CA:142:A:C2	44:CT:1:MET:HE3	2.53	0.43
25:DA:54:G:C6	25:DA:55:G:N7	2.86	0.43
38:CN:23:ASN:O	38:CN:26:GLY:N	2.52	0.43
19:AS:46:LEU:O	19:AS:61:VAL:HG23	2.18	0.43
25:DA:1268:A:C2'	25:DA:1269:A:O5'	2.67	0.43
1:BA:110:C:N4	1:BA:111:G:N1	2.66	0.43
1:BA:108:G:C5	20:BT:9:ARG:HG2	2.53	0.43
25:CA:528:A:C2	25:CA:2043:C:O5'	2.71	0.43
25:CA:2531:A:C2	25:CA:2532:G:N9	2.86	0.43
1:AA:654:G:C6	1:AA:753:A:C8	3.06	0.43
1:AA:763:G:C4	1:AA:764:C:C5	3.06	0.43
1:BA:557:G:H3'	1:BA:558:G:H8	1.83	0.43
1:BA:560:A:C6	1:BA:566:G:O4'	2.71	0.43
1:BA:253:A:C2	1:BA:254:G:C5	3.06	0.43
25:DA:811:U:H2'	36:DL:21:ARG:HA	1.98	0.43
44:DT:7:LEU:HD21	44:DT:46:ALA:CB	2.47	0.43
25:DA:1408:G:H2'	25:DA:1409:U:C6	2.53	0.43
27:DC:171:VAL:HG23	27:DC:173:LEU:HD13	2.00	0.43
27:CC:121:ALA:O	27:CC:122:ALA:O	2.37	0.43
1:BA:1064:G:N2	1:BA:1190:G:H1'	2.33	0.43
1:BA:621:A:H2'	1:BA:622:A:C8	2.52	0.43
10:AJ:49:PHE:CD2	14:AN:77:PHE:CE1	3.06	0.43
10:AJ:49:PHE:CE2	14:AN:77:PHE:CZ	3.05	0.43
1:BA:1161:C:N3	1:BA:1175:G:O6	2.51	0.43
39:CO:66:GLY:HA2	39:CO:102:ARG:HH22	1.83	0.43
4:AD:198:LEU:C	4:AD:200:VAL:H	2.20	0.43
25:DA:1248:G:OP1	29:DE:44:ARG:NH1	2.52	0.43
1:BA:1090:U:N3	1:BA:1091:U:C4	2.85	0.43
1:BA:135:C:N3	16:BP:1:MET:HB2	2.32	0.43
35:CK:75:SER:O	35:CK:76:VAL:HG23	2.18	0.43
1:BA:505:G:C6	1:BA:535:A:C2	3.06	0.43
52:D1:8:ILE:HG12	52:D1:22:THR:HG23	1.99	0.43
30:CF:39:VAL:O	30:CF:41:GLU:N	2.51	0.43
35:DK:92:GLU:CA	35:DK:92:GLU:OE2	2.65	0.43
25:DA:2803:G:C4	25:DA:2804:U:C5	3.05	0.43
25:DA:282:A:N1	25:DA:283:G:C6	2.86	0.43
25:DA:2648:G:C4	25:DA:2649:C:C6	3.05	0.43
25:CA:2193:G:C6	25:CA:2194:U:C5	3.06	0.43
37:DM:66:ARG:HH11	37:DM:66:ARG:CG	2.30	0.43
48:CX:57:VAL:HG12	48:CX:58:ILE:N	2.32	0.43
29:CE:10:SER:O	29:CE:11:ALA:C	2.55	0.43
25:CA:1881:C:H2'	25:CA:1882:U:O4'	2.18	0.43

Continued on next page...

Continued from previous page...

Atom-1	Atom-2	Distance(Å)	Clash(Å)
39:CO:24:THR:HG22	39:CO:42:PRO:CG	2.47	0.43
50:CZ:9:THR:HG22	50:CZ:10:ARG:CG	2.48	0.43
37:DM:136:MET:HE2	46:DV:57:TYR:CD2	2.53	0.43
17:BQ:30:HIS:HA	17:BQ:31:PRO:HD3	1.87	0.43
25:DA:846:U:O2'	25:DA:847:U:P	2.77	0.43
27:DC:147:PRO:CD	27:DC:184:GLU:OE2	2.66	0.43
8:BH:58:LEU:C	8:BH:58:LEU:CD1	2.86	0.43
1:AA:155:A:H2'	1:AA:156:C:C6	2.54	0.43
25:CA:72:U:H1'	49:CY:51:ALA:CB	2.48	0.43
25:DA:2562:U:P	35:DK:40:LYS:HD3	2.58	0.43
1:AA:290:C:C6	1:AA:290:C:H3'	2.53	0.43
1:BA:273:U:C4	1:BA:274:A:N7	2.86	0.43
27:DC:35:LYS:NZ	27:DC:37:SER:HB3	2.33	0.43
25:CA:1239:G:H2'	25:CA:1240:U:O4'	2.18	0.43
1:BA:538:G:H5''	12:BL:110:LYS:HB2	1.99	0.43
39:CO:19:GLN:C	39:CO:21:LEU:H	2.20	0.43
25:DA:2047:C:N4	60:DA:3680:HOH:O	2.51	0.43
25:CA:1351:C:H2'	25:CA:1352:U:O4'	2.18	0.43
48:DX:48:LEU:O	48:DX:50:VAL:HG13	2.17	0.43
27:CC:1:ALA:HB3	27:CC:19:VAL:O	2.18	0.43
25:DA:357:C:N4	25:DA:358:U:O4	2.51	0.43
31:CG:136:ASP:O	31:CG:137:LYS:C	2.57	0.43
25:DA:822:G:H2'	25:DA:823:C:H6	1.83	0.43
13:AM:59:VAL:C	13:AM:61:LYS:H	2.21	0.43
25:CA:2238:G:N3	25:CA:2238:G:H2'	2.32	0.43
43:CS:85:ILE:CG2	43:CS:86:MET:N	2.81	0.43
41:DQ:75:TYR:CZ	41:DQ:79:ILE:HG13	2.54	0.43
1:BA:1360:A:N6	1:BA:1361:G:N2	2.66	0.43
13:BM:58:GLU:O	13:BM:61:LYS:HB2	2.19	0.43
25:DA:1064:C:N3	25:DA:1074:G:N2	2.65	0.43
25:DA:1341:G:OP2	25:DA:1394:U:H1'	2.19	0.43
25:CA:1085:A:N6	25:CA:1086:A:H61	2.17	0.43
25:CA:1095:A:C6	25:CA:1096:A:N6	2.86	0.43
2:AB:180:ILE:HA	2:AB:181:PRO:HD3	1.69	0.43
2:AB:195:VAL:CG1	2:AB:197:PHE:O	2.66	0.43
2:AB:53:LEU:HD12	2:AB:216:VAL:HA	2.00	0.43
42:DR:37:GLU:OE2	42:DR:53:PHE:CE2	2.72	0.43
4:AD:168:THR:CB	4:AD:183:ARG:HH22	2.27	0.43
35:DK:76:VAL:HG12	40:DP:72:VAL:HG21	1.94	0.43
25:CA:404:A:C8	25:CA:406:G:C6	3.07	0.43
1:BA:303:A:O2'	1:BA:555:U:H4'	2.18	0.43
12:BL:23:LEU:HD23	12:BL:24:GLU:HG3	2.01	0.43

Continued on next page...

Continued from previous page...

Atom-1	Atom-2	Distance(Å)	Clash(Å)
46:CV:50:MET:C	46:CV:52:ALA:H	2.20	0.43
25:DA:948:C:H2'	25:DA:949:G:C8	2.54	0.43
25:DA:2304:G:O2'	30:DF:152:ASP:HB2	2.19	0.43
30:CF:27:VAL:O	30:CF:27:VAL:HG13	2.18	0.43
36:DL:119:PRO:CG	36:DL:138:ALA:O	2.65	0.43
4:AD:152:SER:OG	4:AD:153:ARG:N	2.50	0.43
33:CI:79:LEU:HD22	33:CI:137:LEU:HD11	2.00	0.43
20:AT:34:VAL:O	20:AT:35:TYR:C	2.56	0.43
1:BA:1538:C:H3'	1:BA:1538:C:H6	1.83	0.43
25:CA:1414:C:C6	25:CA:1415:U:C5	3.06	0.43
1:BA:1291:U:C2	1:BA:1292:G:N7	2.85	0.43
1:AA:944:G:O6	1:AA:1337:G:H3'	2.18	0.43
1:AA:1201:A:H4'	1:AA:1202:U:O5'	2.18	0.43
10:AJ:65:TYR:HB3	14:AN:96:LEU:CD1	2.45	0.43
14:AN:82:ILE:HG22	14:AN:83:LYS:N	2.33	0.43
9:AI:83:THR:HG21	9:AI:102:PHE:CB	2.48	0.43
6:BF:63:ASN:ND2	6:BF:96:VAL:HG22	2.32	0.43
2:BB:180:ILE:HG22	2:BB:181:PRO:N	2.33	0.43
2:BB:78:ALA:O	2:BB:81:ASP:OD2	2.35	0.43
3:AC:21:TRP:CD1	3:AC:58:ARG:CD	3.01	0.43
9:AI:56:MET:SD	9:AI:56:MET:N	2.91	0.43
10:BJ:46:LYS:HG2	10:BJ:68:ARG:HG2	2.00	0.43
12:BL:42:LYS:HE3	12:BL:43:LYS:CD	2.46	0.43
25:DA:1724:G:C6	25:DA:1725:U:C4	3.06	0.43
25:CA:2723:C:N4	25:CA:2724:U:C4	2.85	0.43
33:CI:121:ILE:HG22	33:CI:121:ILE:O	2.19	0.43
25:DA:1136:G:C2'	25:DA:1137:G:H5'	2.47	0.43
3:BC:63:ILE:CG1	3:BC:65:VAL:HG23	2.47	0.43
3:BC:57:GLU:OE1	10:BJ:94:ALA:HB1	2.18	0.43
19:AS:44:ILE:CD1	19:AS:63:ASP:HA	2.47	0.43
25:DA:2745:C:C2	25:DA:2746:U:C6	3.06	0.43
25:DA:2746:U:C4	25:DA:2747:G:C5	3.05	0.43
33:CI:57:VAL:CG1	33:CI:59:THR:OG1	2.67	0.43
13:AM:74:MET:SD	30:CF:111:ARG:CD	3.06	0.43
25:CA:527:C:H4'	25:CA:528:A:O5'	2.18	0.43
1:AA:285:C:C2	1:AA:286:C:C5	3.06	0.43
2:BB:19:THR:O	2:BB:20:ARG:CZ	2.67	0.43
25:DA:88:G:C2	25:DA:89:A:C8	3.05	0.43
49:CY:9:LYS:HG2	49:CY:11:VAL:H	1.82	0.43
25:CA:2120:G:C8	25:CA:2120:G:H3'	2.52	0.43
15:BO:86:LEU:O	15:BO:88:ARG:N	2.52	0.43
4:BD:84:ASN:OD1	4:BD:87:GLU:HG3	2.19	0.43

Continued on next page...

Continued from previous page...

Atom-1	Atom-2	Distance(Å)	Clash(Å)
25:DA:2769:U:H2'	25:DA:2770:G:O4'	2.17	0.43
25:DA:370:G:OP2	60:DA:3567:HOH:O	2.21	0.43
25:DA:1410:G:N2	25:DA:1593:A:C5	2.86	0.43
25:DA:1594:U:O5'	25:DA:1594:U:H6	2.01	0.43
13:AM:3:ILE:O	13:AM:3:ILE:HG12	2.18	0.43
37:DM:49:ALA:HB2	37:DM:124:LEU:CD2	2.48	0.43
26:CB:20:G:C2'	26:CB:21:G:C5'	2.96	0.43
25:DA:1471:G:H2'	25:DA:1471:G:N3	2.33	0.43
25:DA:1517:G:N2	25:DA:1732:C:N3	2.66	0.43
25:DA:250:G:C6	25:DA:251:A:C6	3.06	0.43
18:BR:72:ARG:HB2	18:BR:73:HIS:HD2	1.82	0.43
28:CD:132:ALA:HA	28:CD:140:HIS:ND1	2.33	0.43
4:AD:14:GLU:HA	4:AD:14:GLU:OE1	2.17	0.43
1:AA:1004:A:H2'	1:AA:1005:A:C5'	2.49	0.43
25:DA:1857:G:H1'	25:DA:1884:G:N2	2.32	0.43
30:CF:94:ARG:HH11	30:CF:94:ARG:HB3	1.84	0.43
25:CA:275:C:C4	25:CA:276:U:C6	3.07	0.43
9:BI:11:ARG:CZ	9:BI:106:ASP:OD1	2.66	0.43
25:DA:262:A:C2	25:DA:430:A:N3	2.86	0.43
27:DC:124:LYS:HG2	27:DC:127:ASN:ND2	2.33	0.43
52:D1:6:GLU:CD	52:D1:26:LYS:HB2	2.38	0.43
25:CA:96:C:O2'	25:CA:97:C:H5'	2.17	0.43
1:BA:1422:G:C2	1:BA:1423:G:C4	3.06	0.43
1:BA:1423:G:C4	1:BA:1424:U:C6	3.06	0.43
1:BA:318:G:C6	1:BA:319:G:C5	3.07	0.43
51:D0:29:VAL:HG12	51:D0:30:ASP:N	2.33	0.43
25:DA:935:C:C2'	25:DA:936:A:H5'	2.49	0.43
25:CA:626:A:C2	36:CL:78:ARG:HD3	2.53	0.43
25:DA:353:C:N4	25:DA:354:A:N6	2.66	0.43
9:AI:129:ARG:HB3	9:AI:129:ARG:NH1	2.33	0.43
25:CA:929:U:H4'	50:CZ:37:ARG:NH2	2.33	0.43
1:AA:771:G:H2'	1:AA:772:U:H5'	2.00	0.43
1:BA:390:U:H2'	1:BA:391:G:C8	2.53	0.43
54:D3:38:LYS:O	54:D3:38:LYS:HG3	2.18	0.43
25:DA:200:U:H2'	25:DA:201:C:H5'	2.00	0.43
37:DM:42:THR:O	37:DM:43:ALA:C	2.55	0.43
46:DV:21:ARG:HA	46:DV:25:LYS:O	2.17	0.43
40:DP:1:SER:H2	40:DP:3:ILE:H	1.66	0.43
25:DA:2080:A:C5'	48:DX:18:SER:HB3	2.49	0.43
1:AA:525:C:N4	1:AA:526:C:N4	2.65	0.43
1:BA:1236:A:H4'	1:BA:1304:G:H4'	1.99	0.43
25:CA:1806:C:H2'	25:CA:1807:G:O5'	2.19	0.43

Continued on next page...

Continued from previous page...

Atom-1	Atom-2	Distance(Å)	Clash(Å)
55:C4:9:LYS:C	55:C4:10:LEU:HD23	2.39	0.43
25:CA:71:A:C5'	25:CA:72:U:H3'	2.47	0.43
25:DA:1885:A:C2'	25:DA:1886:U:H5'	2.49	0.43
37:CM:125:PRO:C	37:CM:126:ILE:CG2	2.86	0.43
25:DA:861:A:C2	25:DA:917:A:N3	2.86	0.43
25:DA:1133:A:C8	25:DA:2026:U:H4'	2.53	0.43
25:DA:2618:G:C6	25:DA:2619:C:C4	3.07	0.43
25:CA:1249:U:H4'	41:CQ:3:VAL:CG1	2.48	0.43
6:BF:53:LYS:O	6:BF:54:LEU:CB	2.65	0.43
28:DD:1:MET:CE	28:DD:1:MET:N	2.82	0.43
25:DA:264:C:C2'	25:DA:264:C:O2	2.64	0.43
25:CA:2650:U:H2'	25:CA:2651:C:C6	2.53	0.43
1:BA:128:G:N1	1:BA:129:A:C6	2.87	0.43
1:AA:1188:A:C2'	1:AA:1189:U:H5'	2.48	0.43
7:BG:100:MET:O	7:BG:101:ARG:C	2.55	0.43
51:C0:11:LYS:HA	51:C0:11:LYS:HD2	1.92	0.43
42:CR:34:GLU:CD	42:CR:60:LYS:HE2	2.38	0.43
22:BV:18:G:N2	22:BV:57:G:H2'	2.34	0.43
25:CA:1915:U:H3'	25:CA:1916:A:H8	1.83	0.43
9:BI:123:ARG:HG3	9:BI:124:PRO:N	2.33	0.43
29:CE:155:GLU:HG3	29:CE:159:LEU:HD22	2.00	0.43
24:AY:106:LEU:HA	24:AY:106:LEU:HD13	1.76	0.43
25:DA:1914:C:O4'	25:DA:1914:C:O2	2.34	0.43
25:DA:2399:G:H2'	25:DA:2400:G:O4'	2.17	0.43
9:BI:114:LYS:HB2	9:BI:117:LEU:HD22	1.99	0.43
25:CA:2172:U:P	25:CA:2174:C:H5	2.41	0.43
25:DA:1401:G:C8	25:DA:1402:U:C5	3.06	0.43
49:DY:8:GLU:CG	49:DY:12:GLU:HB3	2.49	0.43
1:AA:674:G:C2'	1:AA:675:A:O5'	2.66	0.43
2:AB:116:LEU:CB	2:AB:140:LEU:HD11	2.48	0.43
2:AB:69:VAL:O	2:AB:162:VAL:HA	2.18	0.43
2:AB:63:LYS:CB	2:AB:65:LYS:HE2	2.48	0.43
1:AA:1321:U:O3'	19:AS:77:ARG:NH2	2.52	0.43
20:AT:71:ALA:O	20:AT:74:HIS:HB2	2.18	0.43
1:BA:1275:A:C6	1:BA:1276:G:C4	3.06	0.43
17:AQ:56:ASP:N	17:AQ:56:ASP:OD2	2.51	0.43
17:AQ:76:ARG:HH21	17:AQ:78:VAL:HG22	1.84	0.43
1:AA:1150:A:O2'	10:AJ:43:PRO:HD3	2.19	0.43
1:AA:1124:G:O4'	10:AJ:40:ILE:HD11	2.18	0.43
42:DR:42:ALA:HA	42:DR:46:GLU:HB2	2.00	0.43
8:AH:122:GLY:O	8:AH:123:GLU:C	2.56	0.43
32:DH:21:VAL:CG2	32:DH:25:TYR:CD2	3.02	0.43

Continued on next page...

Continued from previous page...

Atom-1	Atom-2	Distance(Å)	Clash(Å)
32:DH:32:PRO:HB3	48:DX:38:TRP:HB3	2.01	0.43
2:BB:183:PHE:CE1	2:BB:197:PHE:CD2	3.06	0.43
25:DA:1579:A:O2'	25:DA:1580:A:H5'	2.18	0.43
25:DA:1582:C:C5	25:DA:1583:A:C2	3.06	0.43
21:BU:36:PHE:CD1	21:BU:40:PRO:HG3	2.54	0.43
5:BE:81:GLN:CD	5:BE:149:PRO:HD3	2.38	0.43
38:DN:55:ALA:HB2	38:DN:79:LEU:HB2	1.99	0.43
21:AU:14:ALA:O	21:AU:15:LEU:HB2	2.18	0.43
1:AA:1031:C:O2'	1:AA:1032:G:P	2.76	0.43
3:AC:13:ILE:HG13	3:AC:14:VAL:HG13	2.00	0.43
56:DB:48:U:H4'	39:DO:100:HIS:NE2	2.33	0.43
39:DO:74:VAL:O	39:DO:77:ALA:HB3	2.19	0.43
4:AD:104:MET:SD	4:AD:106:PHE:CE2	3.12	0.43
4:AD:159:GLU:O	4:AD:162:GLU:OE1	2.37	0.43
25:DA:318:C:C2'	25:DA:319:G:O5'	2.66	0.43
1:AA:10:A:OP2	5:AE:130:THR:OG1	2.32	0.43
1:BA:102:G:C4	1:BA:103:U:C5	3.07	0.43
1:BA:69:G:C4	1:BA:70:U:H5	2.36	0.43
25:CA:1452:G:C8	25:CA:1457:U:N3	2.86	0.43
25:CA:2008:C:C2'	25:CA:2009:A:O5'	2.66	0.43
11:BK:69:CYS:O	11:BK:73:VAL:HG11	2.18	0.43
20:AT:34:VAL:HG11	20:AT:78:LEU:HD22	2.01	0.43
1:BA:1538:C:OP2	1:BA:1538:C:C5	2.72	0.43
9:BI:18:VAL:CG1	9:BI:85:ALA:CB	2.96	0.43
35:CK:109:SER:O	35:CK:110:GLU:C	2.57	0.43
12:BL:98:ARG:HB2	12:BL:116:TYR:HA	2.00	0.43
10:BJ:35:GLN:CD	10:BJ:77:VAL:HB	2.38	0.43
25:DA:231:A:C6	25:DA:232:G:N1	2.86	0.43
6:BF:38:ARG:NH1	6:BF:63:ASN:HB2	2.33	0.43
1:AA:1494:G:C2	1:AA:1495:U:C5	3.06	0.43
2:AB:40:ILE:HG12	2:AB:41:ASN:N	2.32	0.43
25:CA:100:U:H4'	25:CA:101:A:O5'	2.16	0.43
25:DA:1045:C:O2	25:DA:1047:G:N1	2.51	0.43
4:AD:189:ASP:O	4:AD:190:LEU:CG	2.66	0.43
25:DA:1789:A:OP1	27:DC:219:VAL:HA	2.19	0.43
25:CA:677:A:O3'	25:CA:2071:A:H5''	2.19	0.43
25:CA:1484:U:C2	25:CA:1485:U:C5	3.06	0.43
25:DA:1373:A:C5	25:DA:1374:G:H1'	2.53	0.43
1:BA:1387:G:C2'	1:BA:1388:C:H5'	2.48	0.43
1:AA:445:G:H2'	1:AA:446:G:O4'	2.18	0.43
25:DA:2758:A:C6	25:DA:2759:G:C8	3.07	0.43
28:CD:107:VAL:HA	28:CD:206:ALA:H	1.83	0.43

Continued on next page...

Continued from previous page...

Atom-1	Atom-2	Distance(Å)	Clash(Å)
24:AY:140:VAL:HG12	24:AY:154:ASP:OD2	2.17	0.43
14:AN:7:ALA:O	14:AN:10:VAL:HB	2.18	0.43
1:AA:499:A:H61	1:AA:547:A:H5''	1.83	0.43
49:CY:9:LYS:C	49:CY:11:VAL:N	2.72	0.43
15:BO:69:LEU:HD13	15:BO:77:TYR:HA	2.00	0.43
14:BN:43:ASN:O	14:BN:47:LYS:CG	2.66	0.43
25:DA:136:G:H1	25:DA:143:C:H42	1.66	0.43
1:AA:100:G:C5	1:AA:101:A:C5	3.06	0.43
25:DA:783:A:H3'	25:DA:783:A:C8	2.54	0.43
1:AA:212:G:C2	1:AA:213:G:C5	3.06	0.43
40:DP:11:GLN:HB2	40:DP:54:LEU:CD2	2.48	0.43
3:BC:150:VAL:CG1	3:BC:199:VAL:HB	2.48	0.43
16:BP:10:GLY:HA3	16:BP:15:PRO:CA	2.45	0.43
51:D0:14:MET:O	51:D0:17:SER:CB	2.65	0.43
36:CL:85:VAL:CG1	36:CL:94:THR:CG2	2.95	0.43
52:C1:9:LYS:O	52:C1:50:GLU:HG3	2.19	0.43
1:AA:833:G:C6	1:AA:834:U:C4	3.06	0.43
1:AA:879:C:C6	1:AA:879:C:H3'	2.54	0.43
25:DA:7:G:H4'	34:DJ:15:TRP:CH2	2.53	0.43
25:DA:1856:U:C5	25:DA:1857:G:C5	3.07	0.43
25:DA:1599:U:OP2	44:DT:40:LYS:HD2	2.18	0.43
31:DG:123:GLU:O	31:DG:125:PRO:HD2	2.18	0.43
35:CK:74:GLY:O	35:CK:75:SER:O	2.36	0.43
25:DA:2354:C:O2'	57:DW:32:ILE:N	2.51	0.43
37:CM:136:MET:SD	46:CV:75:GLN:O	2.76	0.43
24:AY:110:ARG:HE	24:AY:114:LEU:HD11	1.84	0.43
25:DA:2449:U:H4'	25:DA:2450:A:OP1	2.18	0.43
44:CT:12:ARG:O	49:CY:29:ARG:HD2	2.18	0.43
2:AB:71:THR:HG22	2:AB:92:ASN:O	2.18	0.43
19:BS:49:ALA:HB1	19:BS:56:HIS:HB3	2.00	0.43
25:DA:2742:G:OP1	55:D4:36:ARG:HD3	2.19	0.43
1:AA:1257:A:H4'	1:AA:1258:G:OP2	2.18	0.43
54:D3:6:VAL:HB	54:D3:60:CYS:HB3	2.00	0.43
46:CV:24:ASN:OD1	46:CV:44:HIS:HB3	2.18	0.43
25:CA:2078:C:C2'	25:CA:2079:U:H5'	2.48	0.43
5:BE:111:ARG:CZ	5:BE:111:ARG:HB2	2.48	0.43
28:DD:38:LYS:HD2	28:DD:45:TYR:OH	2.18	0.43
3:AC:5:HIS:CB	14:AN:89:MET:HG3	2.49	0.43
1:BA:1018:G:C6	1:BA:1019:A:C6	3.06	0.43
25:DA:2722:G:O2'	25:DA:2723:C:H5'	2.17	0.43
32:CH:45:GLU:O	32:CH:48:GLU:HB3	2.18	0.43
25:DA:2808:G:C2	25:DA:2891:U:C5	3.07	0.43

Continued on next page...

Continued from previous page...

Atom-1	Atom-2	Distance(Å)	Clash(Å)
25:DA:2176:A:H2'	25:DA:2177:C:C6	2.53	0.43
14:BN:32:ASP:OD2	14:BN:32:ASP:C	2.56	0.43
45:CU:88:ASP:CG	45:CU:89:GLY:H	2.22	0.43
5:BE:9:GLU:O	5:BE:11:GLN:HB3	2.19	0.43
19:AS:33:TRP:CZ2	19:AS:56:HIS:HE1	2.37	0.43
25:DA:224:U:C4	25:DA:225:C:C5	3.06	0.43
25:DA:1878:G:H2'	25:DA:1879:C:H6	1.82	0.43
25:CA:919:U:C2	25:CA:920:A:C8	3.06	0.43
15:AO:29:ALA:HA	15:AO:84:LEU:HD21	2.01	0.43
27:DC:216:ARG:HB3	27:DC:217:PRO:HD2	1.98	0.43
25:DA:2048:G:C2'	25:DA:2049:G:O5'	2.67	0.43
25:CA:2190:G:N3	25:CA:2190:G:H2'	2.33	0.43
25:CA:1693:U:O4	25:CA:1977:A:C5	2.71	0.43
29:DE:21:ARG:O	29:DE:22:ASP:O	2.37	0.43
25:CA:2452:C:C4	25:CA:2453:A:C6	3.07	0.43
25:CA:538:A:O2'	34:CJ:8:PRO:HD2	2.18	0.43
49:CY:61:ALA:O	49:CY:63:ALA:N	2.51	0.43
56:DB:17:C:C2'	56:DB:18:G:H5'	2.48	0.43
25:CA:1683:U:H6	25:CA:1683:U:O5'	2.01	0.43
1:AA:1347:G:C8	9:AI:108:ARG:CB	3.01	0.43
25:CA:2356:U:O3'	47:CW:16:ARG:HD3	2.19	0.43
1:BA:942:G:C2	1:BA:1342:C:O2	2.72	0.43
1:BA:956:U:C4	1:BA:957:U:C5	3.07	0.43
25:DA:1096:A:C6	25:DA:1097:U:H5	2.35	0.43
49:DY:45:GLN:O	49:DY:48:ARG:HB2	2.19	0.43
1:BA:949:A:H2'	1:BA:950:U:O4'	2.18	0.43
25:CA:1070:A:C6	33:CI:9:LYS:O	2.71	0.43
25:CA:1102:C:H2'	25:CA:1103:A:C8	2.53	0.43
1:AA:1253:G:C2	1:AA:1254:A:C4	3.06	0.43
1:BA:1275:A:N7	1:BA:1276:G:N7	2.66	0.43
42:DR:6:GLN:O	42:DR:7:SER:HB2	2.18	0.43
25:CA:2474:U:C5'	25:CA:2475:C:OP2	2.67	0.43
3:BC:129:PHE:CD2	3:BC:156:LEU:HD23	2.54	0.43
36:DL:98:ALA:O	36:DL:100:ILE:HG22	2.19	0.43
46:CV:50:MET:C	46:CV:52:ALA:N	2.68	0.43
25:CA:1883:U:H2'	25:CA:1884:G:O4'	2.18	0.43
13:AM:17:ALA:O	13:AM:20:SER:HB2	2.19	0.43
13:AM:65:GLU:O	13:AM:68:LEU:HB3	2.18	0.43
52:C1:38:PHE:CE2	52:C1:40:PRO:HA	2.53	0.43
25:DA:1556:C:H2'	25:DA:1557:C:H5'	1.98	0.43
25:DA:1459:G:H2'	25:DA:1460:U:O5'	2.18	0.43
22:AV:62:C:N3	22:AV:63:G:N7	2.67	0.43

Continued on next page...

Continued from previous page...

Atom-1	Atom-2	Distance(Å)	Clash(Å)
1:BA:100:G:O6	1:BA:101:A:C6	2.72	0.43
1:BA:72:A:H61	1:BA:99:C:H1'	1.83	0.43
25:CA:1464:G:O2'	25:CA:1465:G:H5'	2.18	0.43
1:BA:663:A:C2	1:BA:743:A:C2	3.06	0.43
25:CA:1406:U:H2'	25:CA:1407:G:C8	2.53	0.43
37:DM:64:TRP:HZ3	37:DM:106:ASP:HB3	1.82	0.43
1:AA:1299:A:C5	1:AA:1301:U:O2	2.72	0.43
1:AA:1306:A:C5	1:AA:1307:U:C6	3.06	0.43
1:AA:1337:G:C4'	1:AA:1338:G:OP1	2.66	0.43
1:AA:1337:G:H5'	1:AA:1338:G:OP1	2.18	0.43
22:AV:41:C:O5'	22:AV:41:C:H6	2.01	0.43
32:DH:3:VAL:CA	32:DH:39:ALA:HB2	2.49	0.43
1:BA:16:A:N1	1:BA:919:A:H2	2.14	0.43
25:CA:2145:C:C6	25:CA:2145:C:C3'	3.02	0.43
25:CA:2133:G:H2'	25:CA:2158:A:N6	2.32	0.43
1:AA:1191:A:C2'	1:AA:1192:C:H5'	2.47	0.43
1:BA:1095:U:C4	1:BA:1096:C:C4	3.06	0.43
10:BJ:77:VAL:O	10:BJ:79:PRO:HD3	2.19	0.43
6:BF:74:LEU:HA	6:BF:74:LEU:HD12	1.78	0.43
25:DA:277:G:O2'	25:DA:361:G:N1	2.52	0.43
40:DP:69:VAL:C	40:DP:70:GLU:HG3	2.39	0.43
25:CA:1872:A:H8	25:CA:1873:G:C1'	2.32	0.43
2:AB:29:PHE:O	2:AB:41:ASN:N	2.51	0.43
36:CL:130:GLY:O	36:CL:131:ALA:C	2.57	0.43
16:AP:36:VAL:HG13	16:AP:36:VAL:O	2.18	0.43
45:CU:5:ARG:O	45:CU:6:ARG:O	2.35	0.43
38:DN:81:ASN:OD1	38:DN:81:ASN:N	2.50	0.43
31:DG:3:VAL:O	31:DG:4:ALA:C	2.55	0.43
6:AF:14:GLN:OE1	6:AF:17:GLN:HB2	2.18	0.43
18:AR:40:PRO:O	18:AR:44:THR:HG23	2.18	0.43
33:CI:33:ASN:HB3	33:CI:36:GLU:HB2	2.01	0.43
25:CA:5:A:C2	25:CA:2899:A:C2	3.07	0.43
25:DA:480:A:H2'	25:DA:480:A:N3	2.33	0.43
6:BF:19:PRO:CA	6:BF:22:ILE:HD12	2.44	0.43
1:AA:893:C:H2'	1:AA:894:G:C8	2.53	0.43
25:CA:328:U:H2'	25:CA:329:G:OP1	2.18	0.43
39:CO:2:ASP:O	39:CO:3:LYS:C	2.57	0.43
1:BA:471:U:C4	1:BA:472:U:C4	3.06	0.43
14:BN:27:LYS:CA	14:BN:30:ILE:HB	2.48	0.43
1:AA:1125:U:HO2'	1:AA:1126:U:P	2.42	0.43
1:AA:849:G:H2'	1:AA:850:U:O5'	2.17	0.43
21:BU:13:VAL:O	21:BU:15:LEU:HG	2.18	0.43

Continued on next page...

Continued from previous page...

Atom-1	Atom-2	Distance(Å)	Clash(Å)
25:DA:2402:U:C2'	25:DA:2403:C:OP2	2.67	0.43
12:AL:49:ARG:HB3	12:AL:89:LEU:HD21	1.99	0.43
33:DI:100:ILE:O	33:DI:101:SER:CB	2.64	0.43
27:CC:17:LYS:CE	27:CC:17:LYS:CA	2.95	0.43
36:DL:4:ASN:HD22	36:DL:4:ASN:N	2.17	0.43
25:DA:1519:G:N1	25:DA:1520:U:C2	2.86	0.43
25:DA:543:G:C5'	25:DA:543:G:C8	3.02	0.43
25:CA:1142:A:C2	25:CA:1144:A:N9	2.86	0.43
46:DV:30:ILE:HG12	46:DV:91:PHE:HB2	1.99	0.43
46:DV:8:VAL:O	46:DV:9:ARG:C	2.56	0.43
44:DT:39:THR:HG23	44:DT:41:ALA:N	2.32	0.43
26:CB:51:G:O2'	26:CB:52:A:H5'	2.18	0.43
39:CO:66:GLY:CA	39:CO:102:ARG:HH22	2.31	0.43
34:DJ:55:ILE:CD1	34:DJ:132:HIS:HB2	2.48	0.43
25:CA:178:G:H8	25:CA:178:G:O5'	2.02	0.43
25:DA:412:A:C2'	25:DA:413:C:H5'	2.47	0.43
1:BA:459:A:C2'	1:BA:460:A:O4'	2.65	0.43
26:CB:42:C:P	30:CF:63:LYS:HE3	2.58	0.43
16:AP:51:ARG:CG	16:AP:51:ARG:NH1	2.79	0.43
49:CY:37:LEU:CD1	49:CY:37:LEU:C	2.87	0.43
1:AA:61:G:C5	1:AA:107:G:N2	2.87	0.43
39:CO:88:LYS:O	39:CO:89:ASP:HB2	2.18	0.43
1:BA:363:A:OP1	12:BL:30:ARG:HB3	2.18	0.43
1:BA:49:U:C4	1:BA:364:A:C5	3.06	0.43
1:BA:596:A:C6	1:BA:645:G:C2	3.06	0.43
4:BD:60:VAL:O	4:BD:63:ILE:N	2.51	0.43
2:BB:32:GLY:O	2:BB:33:ALA:CB	2.66	0.43
39:CO:74:VAL:O	39:CO:78:VAL:HG22	2.19	0.43
25:DA:1252:G:C2	41:DQ:32:ARG:HG2	2.54	0.43
25:CA:2703:C:N4	25:CA:2704:C:H41	2.16	0.43
1:AA:346:G:N2	1:AA:347:G:C8	2.86	0.43
25:DA:1424:G:C2	25:DA:1425:G:H1'	2.53	0.43
25:DA:2364:C:H2'	25:DA:2365:G:H5'	2.00	0.43
4:BD:168:THR:HB	4:BD:183:ARG:HH21	1.84	0.43
13:BM:47:LEU:HD13	13:BM:52:ILE:CG1	2.48	0.43
22:AV:11:C:H6	22:AV:11:C:O5'	2.01	0.43
25:CA:2093:G:O2'	25:CA:2094:A:H5'	2.18	0.43
25:CA:919:U:C2'	25:CA:920:A:H5'	2.49	0.43
25:DA:1675:C:C2'	25:DA:1676:A:H5'	2.49	0.43
1:AA:1520:C:H2'	1:AA:1521:C:H6	1.83	0.43
1:AA:915:A:C2'	1:AA:916:U:H5'	2.48	0.43
25:CA:586:A:H5''	25:CA:586:A:H8	1.83	0.43

Continued on next page...

Continued from previous page...

Atom-1	Atom-2	Distance(Å)	Clash(Å)
27:DC:215:VAL:HG12	27:DC:215:VAL:O	2.18	0.43
25:CA:2281:A:O2'	25:CA:2282:G:H5'	2.18	0.43
25:DA:756:A:H2'	25:DA:757:G:O4'	2.18	0.43
5:AE:24:VAL:O	5:AE:25:LYS:C	2.57	0.43
27:CC:56:GLY:HA2	27:CC:212:TRP:HA	2.00	0.43
43:CS:3:THR:HG21	43:CS:58:ALA:N	2.34	0.43
16:AP:45:GLU:HG2	16:AP:45:GLU:O	2.19	0.43
45:CU:46:LYS:HB3	45:CU:46:LYS:HE2	1.85	0.43
19:BS:10:ILE:HG12	19:BS:15:LEU:HD22	2.01	0.43
25:CA:2161:C:C2'	25:CA:2161:C:O2	2.62	0.43
25:CA:2552:U:H2'	25:CA:2554:U:H5''	2.00	0.43
25:DA:1398:C:C2'	25:DA:1399:C:O5'	2.65	0.43
25:DA:1402:U:H2'	25:DA:1402:U:O2	2.17	0.43
44:DT:34:VAL:HG21	44:DT:43:ILE:HD11	2.00	0.43
49:DY:9:LYS:H	49:DY:12:GLU:HG3	1.81	0.43
25:CA:1058:U:O2	25:CA:1058:U:H2'	2.18	0.43
25:CA:1059:G:C4	25:CA:1060:U:C5	3.07	0.43
2:AB:159:ALA:O	2:AB:160:LEU:HB2	2.18	0.43
2:AB:53:LEU:HA	2:AB:56:LEU:HB3	2.01	0.43
1:AA:257:G:C2	1:AA:258:G:N7	2.87	0.43
20:AT:57:VAL:HG12	20:AT:58:ASP:N	2.33	0.43
25:CA:1180:U:C2'	25:CA:1181:U:C5'	2.95	0.43
52:D1:16:THR:HG21	52:D1:39:ASP:OD1	2.18	0.43
42:CR:40:MET:HE2	42:CR:48:LYS:HE2	1.99	0.43
42:CR:48:LYS:HE3	42:CR:48:LYS:HB3	1.52	0.43
41:CQ:87:VAL:CG1	42:CR:49:ILE:HD11	2.48	0.43
42:CR:49:ILE:O	42:CR:51:VAL:O	2.37	0.43
20:BT:66:ILE:CG2	20:BT:67:HIS:N	2.80	0.43
6:AF:69:GLU:O	6:AF:72:ASP:HB3	2.18	0.43
6:AF:92:THR:CG2	6:AF:93:LYS:H	2.31	0.43
33:CI:107:GLU:HA	33:CI:110:GLN:OE1	2.18	0.43
1:AA:426:U:H5''	4:AD:36:ALA:HB1	2.00	0.43
25:CA:570:G:OP1	25:CA:972:A:O2'	2.27	0.43
19:BS:17:LYS:HA	19:BS:20:LYS:HB3	2.01	0.43
25:DA:2407:A:C2	25:DA:2408:U:C6	3.06	0.43
25:DA:2111:U:C4	25:DA:2147:A:H2	2.37	0.43
25:DA:2114:A:C2'	25:DA:2114:A:N3	2.80	0.43
39:DO:36:TYR:N	39:DO:36:TYR:CD2	2.83	0.43
25:CA:1063:G:H4'	33:CI:76:ALA:HB1	2.00	0.43
1:BA:81:A:H2'	1:BA:82:G:C8	2.54	0.43
25:DA:2794:C:O2	25:DA:2795:C:N1	2.52	0.43
5:AE:149:PRO:HA	8:AH:98:LEU:CD1	2.48	0.43

Continued on next page...

Continued from previous page...

Atom-1	Atom-2	Distance(Å)	Clash(Å)
1:AA:89:U:O2'	1:AA:90:C:H5'	2.18	0.43
31:DG:53:PRO:HG3	31:DG:61:TRP:CD2	2.53	0.43
27:DC:243:PRO:C	27:DC:244:VAL:HG13	2.38	0.43
34:DJ:80:HIS:HB3	34:DJ:81:ILE:CG2	2.46	0.43
3:BC:71:ARG:CB	3:BC:74:ILE:CG2	2.94	0.43
31:DG:136:ASP:HB3	31:DG:139:VAL:HG23	2.01	0.43
9:BI:41:GLU:O	9:BI:42:THR:C	2.56	0.43
9:BI:6:TYR:HA	9:BI:18:VAL:O	2.19	0.43
25:CA:2304:G:C2'	25:CA:2305:U:H5''	2.47	0.43
30:CF:127:TYR:CE2	30:CF:129:MET:HG2	2.53	0.43
25:CA:323:C:O2	25:CA:323:C:O4'	2.31	0.43
1:AA:1285:A:C5'	1:AA:1286:U:O4	2.67	0.43
1:AA:949:A:C6	1:AA:950:U:C4	3.07	0.43
2:BB:141:GLU:HG2	2:BB:142:LYS:H	1.83	0.43
10:BJ:36:VAL:HG12	10:BJ:38:GLY:HA2	2.01	0.43
10:BJ:35:GLN:NE2	10:BJ:77:VAL:HB	2.33	0.43
9:AI:49:GLN:C	9:AI:51:LEU:H	2.22	0.43
9:AI:53:LEU:HD12	9:AI:53:LEU:N	2.34	0.43
25:CA:811:U:O4	36:CL:21:ARG:NH2	2.51	0.43
6:BF:29:ILE:CD1	6:BF:29:ILE:N	2.82	0.43
6:BF:47:LEU:HD13	6:BF:51:ILE:CG2	2.48	0.43
6:BF:82:ASP:C	6:BF:84:VAL:H	2.22	0.43
6:BF:88:MET:HG2	6:BF:90:MET:CG	2.49	0.43
45:DU:23:LYS:HB3	45:DU:36:GLU:CD	2.39	0.43
2:BB:67:LEU:HA	2:BB:89:PHE:O	2.19	0.43
30:DF:41:GLU:O	30:DF:45:ASP:OD1	2.36	0.43
27:CC:35:LYS:O	27:CC:36:ASN:HB2	2.14	0.43
1:BA:1491:G:C8	1:BA:1492:A:N7	2.86	0.43
25:CA:1483:G:C2	25:CA:1507:C:O2	2.71	0.43
25:CA:1071:G:C4	25:CA:1089:A:C5	3.07	0.43
19:AS:50:VAL:CG2	19:AS:70:LEU:CD1	2.90	0.43
31:CG:25:ILE:HG21	31:CG:74:MET:O	2.19	0.43
32:CH:142:VAL:HG12	32:CH:143:ILE:H	1.83	0.43
39:DO:26:LEU:CD1	39:DO:39:VAL:CG2	2.92	0.43
12:AL:93:ARG:O	12:AL:94:TYR:CG	2.72	0.43
11:BK:62:ALA:HB3	11:BK:91:GLY:HA2	1.99	0.43
1:BA:148:G:H2'	1:BA:149:A:O5'	2.18	0.43
1:AA:650:G:C2'	1:AA:651:C:H5'	2.49	0.43
1:BA:1285:A:H5'	1:BA:1286:U:O4	2.18	0.43
1:AA:380:G:H3'	1:AA:380:G:C8	2.53	0.43
1:BA:1136:C:H4'	1:BA:1137:C:OP2	2.19	0.43
24:AY:9:ASP:HB3	24:AY:13:ARG:HH22	1.78	0.43

Continued on next page...

Continued from previous page...

Atom-1	Atom-2	Distance(Å)	Clash(Å)
24:AY:12:VAL:HG12	24:AY:13:ARG:N	2.32	0.43
25:CA:2114:A:C2'	25:CA:2114:A:N3	2.79	0.43
14:BN:20:PHE:CA	14:BN:24:ALA:HB2	2.49	0.43
17:BQ:46:HIS:HB2	17:BQ:70:LYS:HE2	2.01	0.43
25:DA:2511:U:H2'	25:DA:2512:C:O4'	2.17	0.43
15:BO:30:LEU:O	15:BO:34:GLN:HB2	2.18	0.43
25:CA:2831:G:H1'	25:CA:2883:A:H2'	2.01	0.43
25:DA:784:G:P	60:DA:3317:HOH:O	2.76	0.43
7:AG:148:LYS:C	7:AG:150:PHE:N	2.69	0.43
28:CD:2:ILE:HG23	28:CD:88:GLU:OE2	2.18	0.43
1:BA:620:C:O2	4:BD:131:ILE:HG21	2.18	0.43
25:DA:1487:U:N3	25:DA:1503:A:C2	2.86	0.43
25:DA:1301:A:N3	25:DA:1301:A:C2'	2.82	0.43
34:DJ:39:LYS:NZ	34:DJ:44:TYR:CZ	2.86	0.43
6:AF:62:MET:O	6:AF:63:ASN:CB	2.66	0.43
7:BG:137:ARG:NH2	7:BG:138:GLU:CG	2.81	0.43
27:CC:92:LEU:HD11	27:CC:100:ARG:HD3	2.00	0.43
34:DJ:122:LEU:HD12	34:DJ:123:LYS:N	2.33	0.43
20:AT:5:SER:OG	20:AT:6:ALA:N	2.52	0.43
1:BA:1347:G:C8	9:BI:108:ARG:CB	3.02	0.43
25:CA:2051:A:H5'	25:CA:2578:G:O4'	2.19	0.43
6:AF:11:HIS:HA	6:AF:12:PRO:HD2	1.77	0.43
39:CO:59:ALA:O	39:CO:60:GLU:C	2.56	0.43
14:AN:48:LEU:HD23	14:AN:51:LEU:HD21	1.99	0.43
25:CA:2516:A:C6	25:CA:2517:C:C4	3.06	0.43
25:DA:1221:C:H2'	25:DA:1222:U:O4'	2.19	0.43
25:DA:659:G:O5'	29:DE:95:LYS:HD3	2.18	0.43
28:DD:62:LYS:N	28:DD:63:PRO:CD	2.81	0.43
55:D4:1:MET:SD	55:D4:36:ARG:HB2	2.59	0.43
35:CK:103:VAL:O	35:CK:122:VAL:HB	2.17	0.43
1:AA:1258:G:C2	1:AA:1259:C:C2	3.06	0.43
4:AD:73:ASN:O	4:AD:77:GLU:HB2	2.18	0.43
25:CA:852:U:H2'	25:CA:853:C:C6	2.53	0.43
46:CV:60:VAL:C	46:CV:61:LEU:HD13	2.39	0.43
25:DA:2751:G:H2'	25:DA:2751:G:N3	2.34	0.43
25:DA:864:G:O2'	25:DA:865:C:H5'	2.19	0.43
55:D4:10:LEU:N	55:D4:14:CYS:SG	2.92	0.43
31:CG:42:VAL:HB	31:CG:51:PHE:CD1	2.53	0.43
25:DA:42:A:N3	25:DA:438:G:C2	2.87	0.43
25:DA:1681:G:C8	25:DA:1762:A:C2	3.06	0.43
25:CA:1559:U:H4'	25:CA:1560:G:OP2	2.19	0.43
1:AA:33:A:O2'	1:AA:363:A:H1'	2.18	0.43

Continued on next page...

Continued from previous page...

Atom-1	Atom-2	Distance(Å)	Clash(Å)
11:AK:107:THR:HG22	11:AK:108:ASN:ND2	2.33	0.43
1:BA:901:A:C5	1:BA:902:G:H1'	2.53	0.43
38:CN:32:GLU:OE1	38:CN:118:ARG:HA	2.18	0.43
25:DA:80:G:H2'	25:DA:81:G:H5'	2.00	0.43
1:AA:1508:A:H2'	1:AA:1509:C:O4'	2.18	0.43
46:DV:80:HIS:HE1	46:DV:82:TYR:CD2	2.36	0.43
28:CD:61:THR:OG1	28:CD:64:GLU:HG3	2.19	0.43
1:BA:392:C:O2'	1:BA:483:C:H1'	2.18	0.43
25:CA:306:U:C4	25:CA:307:G:C5	3.07	0.43
34:DJ:98:GLU:O	34:DJ:102:GLU:HG3	2.19	0.43
25:DA:796:C:OP1	29:DE:57:LYS:NZ	2.47	0.43
25:DA:2540:C:C2'	25:DA:2541:A:H5'	2.49	0.43
25:DA:2588:G:C6	25:DA:2607:G:C2	3.06	0.43
25:CA:848:C:H2'	25:CA:849:A:C8	2.53	0.43
1:AA:250:A:N3	1:AA:250:A:H5'	2.33	0.43
25:CA:2636:C:H2'	25:CA:2636:C:O2	2.18	0.43
29:DE:114:ARG:HE	29:DE:114:ARG:HB2	1.61	0.43
5:BE:29:ILE:O	5:BE:29:ILE:HG23	2.18	0.43
14:BN:33:VAL:O	14:BN:33:VAL:HG12	2.18	0.43
25:CA:86:G:C2	25:CA:87:U:C4	3.06	0.43
25:CA:67:U:O2	25:CA:88:G:C2	2.71	0.43
45:CU:68:ASN:C	45:CU:69:VAL:HG13	2.38	0.43
1:AA:1449:C:H1'	1:AA:1455:G:N2	2.34	0.43
15:BO:48:ASP:CG	15:BO:51:SER:HB2	2.39	0.43
1:AA:815:A:O2'	1:AA:816:A:OP1	2.26	0.43
12:BL:54:VAL:CG2	12:BL:79:ILE:HD11	2.48	0.43
1:BA:1317:C:H2'	1:BA:1318:A:C5'	2.49	0.43
1:BA:1317:C:C2'	1:BA:1318:A:O5'	2.66	0.43
13:BM:14:ALA:HA	13:BM:44:ILE:HD11	2.01	0.43
19:BS:39:ILE:HG22	19:BS:66:VAL:HA	2.00	0.43
33:DI:12:VAL:HG23	33:DI:16:MET:HB2	2.00	0.43
4:BD:30:LYS:HE2	4:BD:30:LYS:H	1.84	0.43
25:DA:1344:U:H1'	25:DA:1384:A:H2'	2.01	0.43
1:AA:1140:C:HO2'	1:AA:1141:C:P	2.40	0.43
1:BA:1233:G:C6	1:BA:1234:C:C4	3.07	0.43
2:AB:110:ILE:CD1	2:AB:147:LEU:HD13	2.49	0.43
19:AS:54:ARG:HG3	19:AS:54:ARG:H	1.69	0.43
1:BA:1276:G:H2'	1:BA:1277:C:C6	2.54	0.43
1:BA:1151:A:C2	1:BA:1152:A:C6	3.06	0.43
42:DR:47:VAL:CG1	42:DR:54:VAL:HG22	2.48	0.43
2:BB:18:GLN:O	2:BB:37:VAL:CG2	2.67	0.43
2:BB:71:THR:O	2:BB:72:LYS:HG2	2.19	0.43

Continued on next page...

Continued from previous page...

Atom-1	Atom-2	Distance(Å)	Clash(Å)
1:AA:1539:C:P	21:AU:17:ARG:CZ	3.07	0.43
1:BA:1000:A:C6	1:BA:1001:C:N3	2.87	0.43
25:DA:1414:C:C3'	25:DA:1414:C:C6	3.01	0.43
33:CI:106:GLN:O	33:CI:110:GLN:N	2.52	0.43
20:AT:23:ARG:O	20:AT:26:MET:N	2.51	0.43
10:AJ:83:THR:CG2	10:AJ:84:VAL:N	2.82	0.43
43:DS:85:ILE:N	43:DS:96:ILE:HD11	2.33	0.43
56:DB:33:G:H2'	56:DB:34:A:C8	2.53	0.43
39:DO:35:ILE:HG23	39:DO:35:ILE:O	2.19	0.43
1:BA:762:U:H2'	1:BA:763:G:C8	2.53	0.43
16:AP:15:PRO:O	16:AP:16:PHE:HB2	2.19	0.43
4:AD:123:MET:O	4:AD:142:VAL:HA	2.18	0.43
4:AD:106:PHE:CG	4:AD:144:ILE:HD11	2.53	0.43
30:CF:116:LEU:HD22	30:CF:116:LEU:N	2.33	0.43
1:BA:782:A:C6	1:BA:801:U:C2	3.07	0.43
1:AA:66:A:O4'	1:AA:173:U:C4	2.71	0.43
1:BA:98:A:O2'	1:BA:99:C:H5'	2.19	0.43
14:AN:41:ARG:CB	14:AN:42:TRP:CE3	3.01	0.43
20:BT:35:TYR:HE1	20:BT:39:GLU:OE2	2.01	0.43
32:DH:61:VAL:O	32:DH:64:ALA:HB3	2.18	0.43
25:CA:1414:C:H6	25:CA:1414:C:H3'	1.83	0.43
1:BA:1148:U:C4	1:BA:1149:C:N3	2.86	0.43
35:CK:13:ASN:HD21	35:CK:98:ARG:HG3	1.83	0.43
27:DC:70:LYS:HG2	27:DC:101:ARG:NH1	2.33	0.43
1:AA:1374:A:O2'	1:AA:1375:A:H5'	2.19	0.43
40:CP:14:GLN:O	40:CP:15:ASP:CB	2.59	0.43
2:BB:117:GLU:HA	2:BB:120:SER:HB2	2.00	0.43
2:BB:130:LYS:O	2:BB:134:LEU:N	2.51	0.43
10:BJ:10:LEU:N	10:BJ:10:LEU:CD1	2.77	0.43
10:BJ:35:GLN:HG2	10:BJ:77:VAL:HB	2.00	0.43
9:AI:35:GLU:OE2	9:AI:39:GLY:HA3	2.18	0.43
9:AI:49:GLN:N	9:AI:50:PRO:HD2	2.34	0.43
6:BF:40:GLU:OE1	6:BF:100:SER:CB	2.66	0.43
25:CA:1870:C:H2'	25:CA:1871:A:N3	2.33	0.43
25:DA:1178:C:H5'	25:DA:1179:G:OP1	2.18	0.43
9:AI:24:ASN:C	9:AI:58:GLU:CA	2.87	0.43
25:DA:1370:C:H2'	25:DA:1371:G:O4'	2.18	0.43
1:AA:108:G:N2	1:AA:109:A:N1	2.66	0.43
25:DA:67:U:H2'	25:DA:68:G:O4'	2.18	0.43
25:DA:1386:C:H2'	25:DA:1387:A:H8	1.83	0.43
29:CE:109:LEU:O	29:CE:111:GLU:N	2.52	0.43
1:BA:926:G:C6	1:BA:1505:G:C6	3.07	0.43

Continued on next page...

Continued from previous page...

Atom-1	Atom-2	Distance(Å)	Clash(Å)
1:AA:518:C:H5''	1:AA:519:C:C6	2.54	0.43
25:DA:616:A:O2'	25:DA:617:G:H5'	2.18	0.43
33:CI:57:VAL:CG1	33:CI:68:PHE:HA	2.49	0.43
48:DX:29:LEU:HD22	48:DX:30:PRO:CD	2.49	0.43
1:AA:283:U:H2'	1:AA:284:C:C6	2.53	0.43
1:BA:174:A:C5	1:BA:175:C:C5	3.07	0.43
7:BG:23:ALA:O	7:BG:26:VAL:CG2	2.66	0.43
25:DA:537:G:C2	25:DA:555:G:C2	3.07	0.43
38:DN:103:ARG:NE	38:DN:110:MET:HE3	2.33	0.43
25:DA:1353:A:C6	25:DA:1354:A:C2	3.07	0.43
14:AN:20:PHE:O	14:AN:21:ALA:HB3	2.19	0.43
25:DA:205:G:HO2'	25:DA:206:U:P	2.41	0.43
25:DA:1722:A:C2	25:DA:1739:A:N3	2.86	0.43
25:CA:1875:G:HO2'	25:CA:1876:A:P	2.41	0.43
1:AA:182:A:N7	1:AA:184:G:C5	2.87	0.43
1:AA:199:A:C2	1:AA:200:G:C5	3.06	0.43
10:BJ:84:VAL:O	10:BJ:88:MET:CG	2.67	0.43
30:DF:109:ARG:NH1	30:DF:138:PRO:HG3	2.34	0.43
25:CA:2221:G:C2'	25:CA:2222:C:C5'	2.96	0.43
32:CH:4:ILE:CG2	32:CH:5:LEU:N	2.80	0.43
25:DA:973:A:H5'	25:DA:1188:U:H1'	2.01	0.43
36:CL:126:ARG:HD3	36:CL:126:ARG:N	2.32	0.43
4:AD:194:ILE:HG13	4:AD:196:GLU:OE2	2.18	0.43
16:AP:3:THR:HG22	16:AP:4:ILE:H	1.82	0.43
25:CA:1039:A:C2'	25:CA:1040:A:O5'	2.66	0.43
25:DA:1856:U:O4	25:DA:1857:G:C6	2.71	0.43
30:CF:63:LYS:HA	30:CF:64:PRO:HD3	1.87	0.43
25:CA:1434:A:O2'	25:CA:1435:G:O4'	2.37	0.43
25:CA:877:A:C2	25:CA:899:A:C2	3.07	0.43
1:BA:1486:G:N1	1:BA:1487:G:C2	2.86	0.43
25:CA:928:A:C2'	25:CA:929:U:H5'	2.48	0.43
40:DP:112:ARG:O	40:DP:113:LEU:HD23	2.18	0.43
25:DA:2772:C:H2'	25:DA:2773:C:C6	2.53	0.43
31:DG:26:LYS:HB3	31:DG:31:GLU:CD	2.39	0.43
33:DI:102:ARG:H	33:DI:141:ASP:HB2	1.84	0.43
55:D4:9:LYS:HG2	55:D4:14:CYS:CB	2.48	0.43
35:CK:108:ARG:NH1	40:CP:34:GLY:HA2	2.34	0.43
25:DA:2808:G:N2	25:DA:2891:U:C6	2.86	0.43
1:BA:905:U:C2'	1:BA:906:A:H5'	2.48	0.43
25:DA:202:U:H2'	25:DA:203:A:C8	2.52	0.43
27:CC:134:ILE:HG23	27:CC:135:PRO:CD	2.49	0.43
25:DA:2080:A:C5	25:DA:2081:U:C4	3.07	0.43

Continued on next page...

Continued from previous page...

Atom-1	Atom-2	Distance(Å)	Clash(Å)
43:DS:35:ILE:O	43:DS:36:LEU:C	2.53	0.43
25:DA:2150:C:C4	25:DA:2151:U:C5	3.07	0.43
25:DA:1117:C:O2	25:DA:1117:C:C2'	2.65	0.43
25:DA:2603:G:C6	25:DA:2604:U:C4	3.07	0.43
1:BA:807:A:H2'	1:BA:808:C:C6	2.54	0.43
25:CA:1826:G:O2'	25:CA:1971:U:OP2	2.36	0.43
25:CA:2655:G:HO2'	25:CA:2656:U:P	2.40	0.43
39:CO:110:ALA:O	39:CO:115:LEU:HB2	2.18	0.43
35:CK:66:LYS:HD2	35:CK:66:LYS:HA	1.79	0.43
25:DA:1559:U:H3'	25:DA:1560:G:C5'	2.49	0.43
40:CP:3:ILE:CD1	40:CP:3:ILE:N	2.82	0.43
25:CA:684:G:C2	25:CA:794:A:C2	3.07	0.43
2:BB:9:LEU:HB2	2:BB:42:LEU:HD22	2.00	0.43
31:DG:131:VAL:O	31:DG:131:VAL:HG12	2.18	0.43
25:DA:241:A:O2'	54:D3:2:LYS:NZ	2.52	0.43
7:BG:13:PRO:HA	7:BG:20:GLU:HG3	1.99	0.43
29:DE:157:LEU:HD23	29:DE:169:VAL:HG11	2.01	0.43
25:CA:671:C:H2'	25:CA:672:C:C6	2.54	0.43
25:CA:1583:A:O4'	25:CA:1583:A:N3	2.50	0.43
25:CA:130:C:H2'	25:CA:131:A:O5'	2.19	0.43
29:DE:168:ASP:HB2	29:DE:183:PHE:CZ	2.53	0.43
1:BA:971:G:H1'	1:BA:1365:G:O2'	2.19	0.43
33:DI:35:MET:SD	33:DI:39:LYS:HB2	2.58	0.43
33:DI:58:ILE:CD1	33:DI:66:PHE:CE1	3.02	0.43
32:CH:21:VAL:HG22	32:CH:25:TYR:HB3	2.00	0.43
25:DA:1406:U:N3	25:DA:1407:G:N7	2.66	0.43
49:DY:20:ASN:O	49:DY:21:LEU:O	2.37	0.43
49:DY:24:GLU:HB3	49:DY:28:LEU:HD11	2.00	0.43
1:AA:1135:U:C2	1:AA:1137:C:N3	2.87	0.43
1:AA:677:U:H3	1:AA:713:G:H1	1.66	0.43
25:CA:1069:A:C4'	25:CA:1070:A:H8	2.32	0.43
2:AB:101:THR:HB	2:AB:174:GLU:OE1	2.19	0.43
1:AA:1271:A:C5'	1:AA:1314:C:H5''	2.49	0.43
1:AA:1324:A:C2	1:AA:1325:C:C2	3.06	0.43
10:AJ:16:ARG:O	10:AJ:17:LEU:CB	2.67	0.43
27:DC:146:LYS:HB2	27:DC:149:LYS:HD2	1.99	0.43
25:DA:2339:C:O2'	25:DA:2340:A:H5'	2.19	0.43
32:DH:8:LYS:O	32:DH:9:VAL:CB	2.67	0.43
17:BQ:16:MET:N	17:BQ:16:MET:SD	2.92	0.43
38:DN:48:VAL:O	38:DN:49:GLU:C	2.56	0.43
1:AA:145:G:C2'	1:AA:146:G:O5'	2.67	0.43
25:DA:2168:G:C6	25:DA:2169:A:C6	3.07	0.43

Continued on next page...

Continued from previous page...

Atom-1	Atom-2	Distance(Å)	Clash(Å)
13:AM:21:ILE:O	13:AM:24:VAL:HG22	2.19	0.43
25:DA:1540:G:H2'	25:DA:1541:C:H6	1.83	0.43
25:DA:1544:A:N6	25:DA:1545:A:C6	2.86	0.43
25:DA:970:U:H1'	25:DA:985:C:OP1	2.18	0.43
12:AL:56:LEU:CB	12:AL:58:ASN:OD1	2.67	0.43
30:DF:57:ALA:HB2	30:DF:64:PRO:HD3	2.01	0.43
39:DO:40:ILE:CG2	39:DO:41:ALA:N	2.82	0.43
4:AD:11:SER:OG	4:AD:18:LEU:HG	2.19	0.43
4:AD:11:SER:O	4:AD:12:ARG:C	2.57	0.43
4:AD:149:LYS:O	4:AD:150:LYS:C	2.56	0.43
4:AD:156:ALA:O	4:AD:160:LEU:HD22	2.19	0.43
33:CI:79:LEU:HD11	33:CI:132:ALA:CA	2.49	0.43
1:BA:81:A:C2	1:BA:89:U:C2	3.07	0.43
5:AE:104:ILE:HD12	5:AE:122:VAL:HG23	2.01	0.43
22:AV:55:U:C2'	22:AV:57:G:N7	2.81	0.43
25:DA:1324:G:H1'	25:DA:1616:A:N6	2.33	0.43
20:BT:80:ALA:O	20:BT:81:GLN:C	2.57	0.43
1:AA:377:G:C2	1:AA:387:U:O2	2.71	0.43
1:BA:154:U:O2	1:BA:168:G:N2	2.52	0.43
25:CA:1416:G:O2'	25:CA:1417:C:OP2	2.37	0.43
1:AA:1298:U:O4	7:AG:113:LYS:O	2.37	0.43
1:BA:462:G:C6	1:BA:463:U:C6	3.07	0.43
2:BB:102:ASN:O	2:BB:103:TRP:C	2.57	0.43
25:CA:2156:G:N7	25:CA:2157:G:C6	2.87	0.43
1:AA:1346:A:O2'	7:AG:9:ARG:NH1	2.51	0.43
16:BP:35:ARG:HG2	16:BP:36:VAL:H	1.83	0.43
25:CA:811:U:C2	25:CA:1251:C:C5	3.06	0.43
6:BF:68:GLN:HA	6:BF:71:ILE:HG22	2.00	0.43
6:BF:9:MET:SD	6:BF:59:TYR:CE1	3.12	0.43
45:DU:17:ASP:OD1	45:DU:38:ILE:O	2.37	0.43
3:AC:35:ASP:HA	3:AC:38:VAL:HG22	2.01	0.43
12:BL:41:PRO:HB3	12:BL:88:ASP:OD1	2.18	0.43
25:CA:545:U:O2	25:CA:545:U:P	2.77	0.43
32:CH:97:ARG:HE	32:CH:112:LYS:NZ	2.16	0.43
25:DA:2131:U:C5'	25:DA:2132:U:H5''	2.45	0.43
33:CI:32:VAL:CG1	33:CI:33:ASN:N	2.81	0.43
25:DA:1092:C:H3'	25:DA:1093:G:C8	2.54	0.43
47:CW:52:ASP:N	47:CW:52:ASP:OD1	2.52	0.43
1:BA:1137:C:O4'	1:BA:1137:C:O2	2.36	0.43
1:AA:541:G:H2'	1:AA:542:G:H8	1.83	0.43
35:DK:35:VAL:HG12	35:DK:36:GLY:N	2.33	0.43
49:CY:18:LEU:O	49:CY:22:LEU:HB2	2.18	0.43

Continued on next page...

Continued from previous page...

Atom-1	Atom-2	Distance(Å)	Clash(Å)
1:BA:559:A:H4'	1:BA:560:A:H5''	1.99	0.43
1:BA:560:A:C8	1:BA:566:G:C2	3.06	0.43
25:DA:910:A:N7	37:DM:13:HIS:CD2	2.87	0.43
25:CA:2853:C:C2	25:CA:2854:G:C8	3.06	0.43
14:BN:19:TYR:O	14:BN:20:PHE:O	2.36	0.43
31:CG:148:ARG:HG2	31:CG:148:ARG:NH1	2.34	0.43
21:BU:14:ALA:C	21:BU:16:ARG:H	2.22	0.43
40:DP:8:GLU:O	40:DP:54:LEU:CD2	2.67	0.43
30:DF:95:MET:O	30:DF:96:TRP:C	2.57	0.43
25:DA:250:G:O5'	36:DL:59:ARG:HD2	2.19	0.43
12:AL:42:LYS:O	12:AL:44:PRO:HD2	2.19	0.43
7:BG:131:GLY:H	7:BG:134:VAL:CG2	2.30	0.43
25:CA:408:G:O6	25:CA:409:G:C6	2.72	0.43
4:AD:193:ASP:OD2	4:AD:193:ASP:N	2.50	0.43
25:CA:2734:A:H2'	25:CA:2735:G:O4'	2.18	0.43
25:CA:163:C:H2'	25:CA:164:C:O4'	2.19	0.43
1:BA:1088:G:N1	1:BA:1089:G:C5	2.87	0.43
1:AA:1004:A:O2'	1:AA:1005:A:H5'	2.18	0.43
1:AA:645:G:C5	1:AA:646:G:N7	2.87	0.43
25:DA:1856:U:C4	25:DA:1857:G:C6	3.07	0.43
7:AG:65:LEU:C	7:AG:67:ASN:H	2.22	0.43
5:AE:45:VAL:HG22	5:AE:117:ALA:HB1	2.01	0.43
1:BA:357:G:C2'	1:BA:358:U:O5'	2.67	0.43
25:CA:915:C:H2'	25:CA:916:G:O5'	2.18	0.43
6:BF:1:MET:SD	6:BF:67:PRO:HD3	2.59	0.43
30:CF:43:ILE:HA	30:CF:82:TYR:OH	2.19	0.43
7:AG:13:PRO:O	7:AG:14:ASP:O	2.37	0.43
1:AA:927:G:C2	1:AA:1391:U:O2	2.71	0.43
1:AA:295:C:H2'	1:AA:296:U:H6	1.84	0.43
8:BH:36:ALA:O	8:BH:39:LEU:N	2.52	0.43
43:CS:4:ILE:CD1	43:CS:4:ILE:N	2.80	0.43
25:CA:2568:U:H2'	25:CA:2569:G:O4'	2.18	0.43
28:CD:39:ASP:OD2	28:CD:40:LEU:CB	2.67	0.43
37:CM:4:PRO:HG3	37:CM:70:ASP:HA	2.01	0.43
25:DA:2818:U:H4'	25:DA:2837:A:O4'	2.19	0.43
40:DP:89:GLY:O	40:DP:112:ARG:HD3	2.19	0.43
32:CH:135:HIS:CD2	32:CH:138:VAL:HG23	2.54	0.43
25:CA:2078:C:H2'	25:CA:2079:U:O4'	2.19	0.43
3:BC:178:ARG:CD	3:BC:178:ARG:O	2.67	0.43
17:BQ:31:PRO:HB2	17:BQ:32:ILE:CD1	2.48	0.43
40:DP:100:ARG:C	40:DP:101:GLU:CG	2.85	0.43
23:AX:14:A:N6	23:AX:15:A:C6	2.86	0.43

Continued on next page...

Continued from previous page...

Atom-1	Atom-2	Distance(Å)	Clash(Å)
15:AO:78:THR:C	15:AO:82:GLU:OE1	2.57	0.43
28:DD:39:ASP:O	28:DD:43:ASP:CB	2.67	0.43
42:DR:95:ASP:C	42:DR:96:VAL:HG13	2.38	0.43
1:AA:1405:G:H1'	1:AA:1518:A:O2'	2.19	0.43
48:DX:66:VAL:HG12	48:DX:67:LEU:N	2.34	0.43
30:CF:36:ASN:ND2	30:CF:37:MET:H	2.17	0.43
25:CA:319:G:H2'	25:CA:320:A:O5'	2.18	0.43
41:DQ:13:HIS:O	41:DQ:14:LYS:C	2.57	0.43
25:CA:2555:U:C3'	25:CA:2556:C:H5'	2.49	0.43
27:DC:212:TRP:C	27:DC:214:GLY:H	2.22	0.43
37:DM:78:LEU:HD23	37:DM:79:ALA:N	2.33	0.43
35:CK:10:VAL:HB	35:CK:16:ALA:O	2.18	0.43
29:DE:10:SER:O	29:DE:11:ALA:O	2.37	0.43
4:AD:109:THR:HG1	4:AD:111:ALA:HB3	1.84	0.43
25:DA:2406:A:H2'	25:DA:2406:A:OP2	2.18	0.43
38:CN:33:ILE:O	38:CN:33:ILE:HG23	2.19	0.43
15:AO:65:LEU:HD23	15:AO:65:LEU:HA	1.75	0.43
35:DK:61:VAL:O	35:DK:61:VAL:HG13	2.19	0.43
25:DA:546:U:O2	25:DA:546:U:H3'	2.19	0.43
25:CA:2808:G:C2	25:CA:2891:U:C6	3.07	0.43
25:DA:1956:U:H1'	25:DA:2552:U:OP1	2.18	0.43
33:DI:133:ARG:CZ	33:DI:139:VAL:HB	2.49	0.43
25:CA:858:G:O2'	25:CA:2268:A:H1'	2.19	0.43
1:BA:1312:G:C2	1:BA:1326:U:C2	3.07	0.43
1:BA:1359:C:O2'	1:BA:1361:G:N7	2.51	0.43
1:BA:979:C:H2'	1:BA:979:C:O2	2.19	0.43
33:DI:3:LYS:CD	33:DI:4:VAL:H	2.32	0.43
25:CA:1059:G:OP2	25:CA:1060:U:C3'	2.67	0.43
25:CA:1078:U:C5'	25:CA:1079:C:OP1	2.67	0.43
2:AB:145:ASN:OD1	2:AB:145:ASN:N	2.52	0.43
2:AB:175:ALA:CB	2:AB:182:VAL:CG2	2.96	0.43
1:AA:1267:C:H2'	1:AA:1268:G:O4'	2.19	0.43
1:AA:257:G:H2'	1:AA:258:G:H8	1.84	0.43
1:BA:1277:C:H2'	1:BA:1278:G:H5''	2.01	0.43
10:AJ:40:ILE:HB	10:AJ:73:LEU:HB2	2.00	0.43
29:DE:104:ALA:O	29:DE:108:ILE:HG23	2.19	0.43
25:DA:1494:A:C2	25:DA:1495:A:C8	3.06	0.43
16:BP:40:ASN:OD1	16:BP:42:ILE:HB	2.18	0.43
1:BA:1038:C:H2'	1:BA:1039:G:C8	2.53	0.43
50:DZ:9:THR:CG2	50:DZ:10:ARG:N	2.81	0.43
5:BE:74:ALA:HB1	5:BE:81:GLN:NE2	2.34	0.43
36:DL:95:LEU:O	36:DL:98:ALA:N	2.52	0.43

Continued on next page...

Continued from previous page...

Atom-1	Atom-2	Distance(Å)	Clash(Å)
38:DN:43:GLU:C	38:DN:45:ARG:N	2.71	0.43
1:AA:141:G:C5	1:AA:142:G:N7	2.87	0.43
1:BA:1216:A:C2	1:BA:1217:C:C4	3.07	0.43
1:BA:1220:G:H21	19:BS:53:GLY:HA2	1.83	0.43
25:DA:2784:U:H6	25:DA:2784:U:O5'	2.02	0.43
30:DF:64:PRO:HB3	30:DF:88:VAL:CG2	2.48	0.43
39:DO:47:VAL:O	39:DO:48:LEU:HD23	2.18	0.43
39:DO:28:VAL:O	39:DO:95:SER:CB	2.67	0.43
1:BA:1134:G:C5	1:BA:1135:U:C5	3.07	0.43
28:DD:105:LYS:C	28:DD:177:VAL:HG12	2.39	0.43
1:AA:427:U:C4	1:AA:428:G:C6	3.07	0.43
4:AD:25:ARG:HD2	4:AD:30:LYS:CE	2.45	0.43
4:AD:8:LEU:O	4:AD:10:LEU:N	2.52	0.43
41:CQ:26:ALA:HB1	41:CQ:33:VAL:CG2	2.48	0.43
1:AA:9:G:H5'	5:AE:107:GLY:HA3	2.00	0.43
5:AE:33:THR:HG21	5:AE:49:TYR:OH	2.17	0.43
22:AV:48:C:C2	22:AV:59:U:C1'	3.02	0.43
22:AV:59:U:H3'	22:AV:60:U:C5	2.53	0.43
22:AV:65:G:C2	22:AV:66:U:C4	3.06	0.43
25:DA:2323:G:C2'	25:DA:2324:U:H5'	2.49	0.43
1:BA:1159:U:C4	1:BA:1182:G:C5	3.07	0.43
1:BA:1535:C:HO2'	1:BA:1536:C:P	2.36	0.43
1:AA:1332:A:C2'	1:AA:1333:A:O5'	2.67	0.43
1:AA:1338:G:O5'	1:AA:1338:G:H8	2.02	0.43
14:AN:87:ALA:HA	14:AN:90:ARG:NH1	2.33	0.43
9:AI:100:ALA:HB1	9:AI:102:PHE:CZ	2.54	0.43
6:BF:71:ILE:HG22	6:BF:72:ASP:N	2.34	0.43
6:BF:80:PHE:CD2	6:BF:81:ASN:N	2.86	0.43
6:BF:88:MET:CE	18:BR:63:TYR:HD2	2.29	0.43
17:AQ:47:ASP:O	17:AQ:48:GLU:C	2.56	0.43
25:CA:357:C:H2'	25:CA:358:U:C6	2.54	0.43
9:AI:25:GLY:HA3	9:AI:58:GLU:HA	2.01	0.43
3:AC:69:THR:HG21	3:AC:75:VAL:HG21	2.00	0.43
32:DH:133:GLN:HA	32:DH:139:PHE:CE1	2.53	0.43
51:D0:53:VAL:O	51:D0:55:ALA:N	2.52	0.43
25:DA:1139:G:H2'	25:DA:1140:C:O5'	2.19	0.43
25:DA:61:C:OP2	49:DY:44:LYS:HB2	2.19	0.43
6:AF:18:VAL:O	6:AF:21:MET:N	2.51	0.43
1:BA:675:A:C4	1:BA:676:A:C8	3.07	0.43
28:CD:4:LEU:HD11	28:CD:96:ILE:CG2	2.49	0.43
33:CI:68:PHE:CG	33:CI:68:PHE:O	2.72	0.43
48:DX:30:PRO:HB2	48:DX:32:LEU:HD13	2.00	0.43

Continued on next page...

Continued from previous page...

Atom-1	Atom-2	Distance(Å)	Clash(Å)
1:BA:174:A:C4	1:BA:175:C:C6	3.07	0.43
2:AB:163:ILE:HG23	2:AB:164:ASP:N	2.28	0.43
25:DA:1091:G:C2	25:DA:1092:C:C4	3.07	0.43
25:DA:2705:A:H2	38:DN:64:ARG:NH1	2.16	0.43
1:AA:1178:G:H2'	1:AA:1180:A:OP2	2.18	0.43
24:AY:145:LYS:H	24:AY:145:LYS:CD	2.31	0.43
15:BO:34:GLN:O	15:BO:35:ILE:C	2.56	0.43
14:BN:46:LEU:CD1	14:BN:49:GLN:HG2	2.49	0.43
21:BU:13:VAL:HG12	21:BU:15:LEU:HG	2.01	0.43
44:DT:1:MET:C	44:DT:2:ILE:HD12	2.39	0.43
25:CA:2183:A:C2	25:CA:2184:A:C5	3.07	0.43
42:CR:21:ARG:NH1	42:CR:93:PHE:CZ	2.86	0.43
1:BA:1338:G:H2'	1:BA:1339:A:H8	1.80	0.43
4:BD:117:VAL:HG22	4:BD:122:ILE:HG13	2.01	0.43
5:BE:106:ALA:CB	5:BE:124:ALA:HB3	2.48	0.43
25:DA:1483:G:C6	25:DA:1484:U:C5	3.07	0.43
1:AA:687:A:C5	1:AA:701:U:C5	3.07	0.43
1:AA:687:A:C8	1:AA:701:U:O4	2.72	0.43
25:CA:192:C:C2'	25:CA:193:U:H5'	2.47	0.43
9:AI:90:ASP:OD2	9:AI:92:SER:N	2.52	0.43
7:BG:106:ALA:HB2	7:BG:133:ALA:HB2	2.00	0.43
25:CA:1467:U:C4	25:CA:1546:G:N2	2.87	0.43
7:AG:68:VAL:HG12	7:AG:134:VAL:HG12	2.01	0.43
1:AA:45:G:C2	1:AA:398:U:N3	2.87	0.43
1:BA:603:U:H2'	1:BA:604:G:O5'	2.18	0.43
25:CA:834:G:H5'	54:C3:56:LEU:HD11	2.00	0.43
39:CO:77:ALA:O	39:CO:81:ARG:HG3	2.19	0.43
28:CD:38:LYS:O	28:CD:46:ARG:HA	2.19	0.43
25:CA:1280:G:H2'	25:CA:1281:G:O5'	2.18	0.43
22:BV:6:G:O2'	22:BV:7:A:H5'	2.19	0.43
25:CA:182:A:C5	25:CA:183:C:C4	3.07	0.43
25:DA:1347:A:C6	25:DA:1348:C:N3	2.86	0.43
46:CV:24:ASN:O	46:CV:25:LYS:HG2	2.18	0.43
4:BD:165:GLU:O	4:BD:166:LYS:C	2.57	0.43
25:DA:2672:U:C2'	25:DA:2673:G:O5'	2.66	0.43
3:BC:178:ARG:HD2	3:BC:178:ARG:O	2.19	0.43
1:BA:1460:C:C2'	1:BA:1461:G:O5'	2.66	0.43
1:BA:1461:G:H8	1:BA:1461:G:O5'	2.01	0.43
25:CA:2458:G:O2'	25:CA:2460:U:O4	2.32	0.43
1:BA:1416:G:C6	1:BA:1417:G:C4	3.06	0.43
43:DS:36:LEU:O	43:DS:37:THR:C	2.57	0.43
54:C3:54:LEU:HD23	54:C3:54:LEU:HA	1.79	0.43

Continued on next page...

Continued from previous page...

Atom-1	Atom-2	Distance(Å)	Clash(Å)
25:DA:645:C:O2	25:DA:645:C:C2'	2.65	0.43
29:CE:125:SER:OG	29:CE:126:VAL:N	2.52	0.43
1:BA:433:G:C6	1:BA:434:U:C4	3.06	0.43
25:DA:1419:A:C8	25:DA:1421:G:C6	3.07	0.43
1:BA:457:G:N7	1:BA:458:U:C5	2.87	0.43
28:CD:142:VAL:CB	28:CD:143:PRO:CD	2.97	0.43
51:D0:28:SER:O	51:D0:37:HIS:CD2	2.71	0.43
29:DE:96:VAL:HG12	29:DE:97:ASN:O	2.19	0.43
1:BA:1155:A:C2'	1:BA:1156:G:O5'	2.66	0.43
25:DA:303:G:H2'	25:DA:304:U:O4'	2.19	0.43
25:CA:1684:G:C6	25:CA:1685:C:N4	2.87	0.43
47:CW:64:LYS:HD3	47:CW:79:GLU:OE2	2.19	0.43
43:CS:74:ILE:O	43:CS:75:PHE:HB3	2.19	0.43
25:DA:2280:G:C2'	25:DA:2281:A:H5'	2.49	0.43
25:DA:1174:U:H5'	25:DA:1175:A:OP2	2.18	0.43
25:CA:1370:C:O2'	25:CA:1811:G:O2'	2.37	0.43
1:AA:1190:G:OP1	3:AC:4:VAL:HG12	2.18	0.43
25:DA:2577:A:H5''	25:DA:2578:G:H5'	1.99	0.43
25:CA:668:A:H2'	25:CA:670:A:H62	1.84	0.43
1:AA:134:G:H1'	1:AA:325:A:C5	2.54	0.43
44:CT:51:PHE:N	44:CT:51:PHE:CD1	2.86	0.43
25:DA:602:A:O2'	25:DA:655:A:N1	2.45	0.43
1:BA:1406:U:H2'	1:BA:1407:C:O4'	2.19	0.43
2:AB:21:TYR:N	2:AB:21:TYR:CD1	2.87	0.43
1:AA:839:C:H6	1:AA:839:C:O5'	2.00	0.43
28:CD:177:VAL:O	28:CD:177:VAL:HG22	2.19	0.43
30:DF:94:ARG:HE	30:DF:94:ARG:HB2	1.63	0.43
25:DA:1206:G:C5	25:DA:1207:C:C5	3.07	0.43
1:BA:1343:G:O2'	9:BI:122:ARG:HD2	2.19	0.43
1:BA:1363:A:C5	1:BA:1365:G:N1	2.87	0.43
1:BA:1365:G:C5	1:BA:1366:C:C5	3.07	0.43
1:BA:1232:U:OP1	9:BI:125:GLN:NE2	2.52	0.43
13:BM:100:ARG:HD2	13:BM:103:THR:OG1	2.19	0.43
19:BS:38:THR:HG22	19:BS:68:HIS:O	2.19	0.43
21:AU:18:PHE:O	21:AU:21:SER:HB2	2.18	0.43
25:CA:1069:A:O2'	25:CA:1070:A:H2'	2.19	0.43
33:CI:41:PHE:CD2	33:CI:42:ASN:OD1	2.72	0.43
1:BA:1255:G:C6	1:BA:1279:G:C5	3.06	0.43
25:DA:1713:A:C2	25:DA:1716:U:C6	3.07	0.43
25:DA:1747:U:O2'	25:DA:1748:C:H5'	2.19	0.43
25:DA:2335:A:N7	25:DA:2337:G:C4	2.84	0.43
1:AA:1537:U:H2'	1:AA:1538:C:O4'	2.19	0.43

Continued on next page...

Continued from previous page...

Atom-1	Atom-2	Distance(Å)	Clash(Å)
17:BQ:16:MET:O	17:BQ:17:GLU:CB	2.66	0.43
36:DL:135:ILE:O	36:DL:140:GLY:CA	2.67	0.43
12:BL:24:GLU:C	12:BL:26:CYS:N	2.65	0.43
38:DN:48:VAL:C	38:DN:50:PRO:HD2	2.39	0.43
25:DA:265:A:H2	25:DA:427:U:O2	2.02	0.43
1:AA:145:G:C2	1:AA:146:G:C8	3.07	0.43
1:BA:1015:G:H2'	1:BA:1016:A:O4'	2.18	0.43
19:BS:30:LEU:HB2	19:BS:48:ILE:HG22	2.00	0.43
25:DA:2782:G:C2	25:DA:2783:U:C6	3.07	0.43
1:AA:1161:C:H2'	1:AA:1162:C:C5	2.52	0.43
25:DA:2146:C:C4'	25:DA:2147:A:OP1	2.67	0.43
1:AA:1034:G:H2'	1:AA:1035:A:C8	2.54	0.43
39:DO:36:TYR:O	39:DO:37:ALA:HB2	2.17	0.43
1:AA:623:C:N4	1:AA:624:C:N4	2.67	0.43
3:AC:133:MET:O	3:AC:137:VAL:HG23	2.19	0.43
3:AC:140:ALA:HB1	3:AC:148:ILE:HD12	2.00	0.43
1:AA:408:A:H2'	1:AA:409:U:H5'	1.99	0.43
1:AA:429:U:C4'	1:AA:430:A:O5'	2.67	0.43
4:AD:97:LEU:HD23	4:AD:117:VAL:HG21	2.01	0.43
25:DA:300:A:H5''	25:DA:301:G:OP2	2.19	0.43
1:BA:1241:G:H8	1:BA:1241:G:O5'	2.01	0.43
7:BG:124:SER:C	7:BG:126:ALA:N	2.70	0.43
3:AC:26:LYS:CD	3:AC:26:LYS:H	2.15	0.43
2:AB:47:PRO:O	2:AB:50:ASN:HB2	2.19	0.43
25:CA:1586:A:O5'	25:CA:1586:A:H8	2.02	0.43
8:AH:31:LEU:HD13	8:AH:31:LEU:O	2.18	0.43
37:DM:56:ALA:C	37:DM:58:LYS:N	2.72	0.43
1:AA:1426:G:C2'	1:AA:1427:C:O5'	2.66	0.43
1:AA:1234:C:H2'	1:AA:1235:U:C6	2.52	0.43
1:AA:1235:U:C2'	1:AA:1236:A:O5'	2.66	0.43
1:BA:1103:C:N3	1:BA:1104:G:C8	2.87	0.43
1:BA:1103:C:C2	1:BA:1104:G:C8	3.07	0.43
25:DA:2533:U:OP1	25:DA:2665:A:O2'	2.35	0.43
36:CL:29:LYS:O	36:CL:31:GLY:N	2.51	0.43
6:BF:88:MET:HE3	18:BR:63:TYR:CD2	2.50	0.43
2:BB:69:VAL:HB	2:BB:162:VAL:CG1	2.49	0.43
29:DE:188:MET:HE3	29:DE:192:ALA:HB1	2.00	0.43
25:DA:1788:C:O5'	25:DA:1788:C:H6	2.02	0.43
51:D0:52:LYS:HE3	51:D0:55:ALA:CA	2.49	0.43
21:BU:10:PRO:O	21:BU:10:PRO:HD2	2.19	0.43
21:BU:8:ASN:N	21:BU:11:PHE:CE2	2.80	0.43
25:DA:1142:A:N3	25:DA:1144:A:C8	2.87	0.43

Continued on next page...

Continued from previous page...

Atom-1	Atom-2	Distance(Å)	Clash(Å)
25:DA:59:U:C6	25:DA:59:U:H3'	2.52	0.43
44:CT:87:LEU:HD23	44:CT:87:LEU:HA	1.78	0.43
1:AA:711:G:C2'	1:AA:712:A:H5'	2.49	0.43
18:AR:40:PRO:HG2	18:AR:43:ILE:HG12	2.00	0.43
1:BA:1501:C:C6	1:BA:1504:G:C8	3.07	0.43
41:CQ:39:ILE:HG22	41:CQ:40:LYS:N	2.34	0.43
33:CI:56:VAL:HG21	33:CI:70:THR:HA	2.01	0.43
33:CI:54:ILE:HG21	33:CI:71:LYS:O	2.19	0.43
1:AA:246:A:N3	1:AA:279:A:N6	2.67	0.43
1:BA:171:A:C2	1:BA:172:A:C4	3.07	0.43
30:CF:146:ASP:HB2	30:CF:149:ARG:NH2	2.34	0.43
25:DA:1794:A:C1'	25:DA:1900:A:C2	3.02	0.43
16:AP:40:ASN:HA	16:AP:41:PRO:HD2	1.91	0.43
35:DK:35:VAL:CG1	35:DK:106:GLU:HG2	2.49	0.43
54:C3:3:ILE:HG21	54:C3:62:PRO:HG3	2.00	0.43
25:CA:1799:G:O6	27:CC:177:SER:HB3	2.18	0.43
56:DB:9:G:N2	56:DB:10:G:H1'	2.34	0.43
15:BO:58:MET:O	15:BO:59:VAL:C	2.56	0.43
1:AA:662:U:H2'	1:AA:663:A:C8	2.54	0.43
6:AF:35:LYS:CE	6:AF:65:GLU:OE2	2.67	0.43
1:AA:219:U:C2	1:AA:220:G:C8	3.07	0.43
1:BA:1192:C:N4	1:BA:1193:G:C5	2.87	0.43
25:DA:900:A:C5	25:DA:901:C:C6	3.07	0.43
8:BH:55:LYS:N	8:BH:56:PRO:HD3	2.34	0.43
25:DA:464:U:C4	25:DA:465:G:C6	3.07	0.43
38:CN:13:ASN:ND2	38:CN:16:HIS:H	2.17	0.43
1:AA:404:G:H2'	1:AA:405:U:O4'	2.18	0.43
1:BA:1160:G:N2	1:BA:1161:C:C2	2.87	0.43
36:CL:85:VAL:HB	36:CL:94:THR:CG2	2.48	0.43
1:AA:737:C:H2'	1:AA:738:C:O5'	2.19	0.43
25:DA:973:A:H5'	25:DA:1188:U:C1'	2.49	0.43
31:DG:128:THR:O	31:DG:129:GLU:CG	2.65	0.43
31:DG:88:LEU:HB2	31:DG:128:THR:HG22	2.01	0.43
19:BS:18:VAL:CG2	19:BS:43:MET:HG2	2.49	0.43
45:CU:98:ASN:C	45:CU:100:GLU:N	2.70	0.43
25:DA:1650:A:H2'	25:DA:1651:G:O4'	2.19	0.43
8:BH:20:ASN:O	8:BH:22:ALA:N	2.52	0.43
25:CA:1301:A:C4	25:CA:1303:G:N7	2.86	0.43
25:DA:1810:A:H8	25:DA:1810:A:O5'	2.01	0.43
1:AA:57:G:H2'	1:AA:58:C:O4'	2.18	0.43
25:DA:2383:G:C4	25:DA:2384:U:C5	3.07	0.43
25:CA:124:G:H3'	53:C2:19:ARG:HH21	1.84	0.43

Continued on next page...

Continued from previous page...

Atom-1	Atom-2	Distance(Å)	Clash(Å)
25:DA:872:U:H2'	25:DA:873:C:C6	2.54	0.43
45:CU:71:ILE:HD13	45:CU:82:VAL:CG2	2.49	0.43
1:AA:27:G:O2'	1:AA:28:A:O5'	2.34	0.43
33:DI:123:ALA:C	33:DI:125:THR:H	2.23	0.43
25:CA:186:G:N2	25:CA:187:G:C5	2.87	0.43
25:CA:188:G:H8	25:CA:188:G:H5''	1.83	0.43
25:CA:185:G:H4'	25:CA:218:A:H4'	1.99	0.43
5:AE:105:ILE:CD1	5:AE:123:LEU:HB3	2.49	0.43
40:DP:96:LEU:O	40:DP:98:TYR:N	2.52	0.43
30:DF:51:ASN:O	30:DF:53:ALA:N	2.52	0.43
13:BM:50:GLY:C	13:BM:52:ILE:H	2.21	0.43
25:DA:381:G:C6	25:DA:382:A:N7	2.87	0.43
1:AA:432:A:C2'	1:AA:433:G:O5'	2.67	0.43
1:BA:1194:U:H2'	1:BA:1195:C:C6	2.53	0.43
13:BM:46:GLU:HG3	13:BM:46:GLU:O	2.19	0.43
43:CS:19:LEU:HB3	51:C0:21:LEU:HD12	2.00	0.43
24:AY:18:VAL:HG22	24:AY:172:ILE:HG13	2.00	0.43
25:DA:2400:G:N1	25:DA:2401:U:O2	2.52	0.43
25:CA:1981:A:O5'	25:CA:1982:U:OP2	2.37	0.43
50:DZ:16:LEU:HB3	50:DZ:17:PRO:CD	2.49	0.43
25:DA:807:U:C2'	25:DA:808:G:H5'	2.49	0.43
25:DA:574:A:C8	60:DA:3579:HOH:O	2.71	0.43
25:DA:2052:A:O4'	28:DD:147:GLY:HA3	2.19	0.43
3:BC:189:HIS:O	3:BC:190:THR:O	2.36	0.43
25:DA:365:U:N3	25:DA:366:C:C4	2.87	0.43
4:BD:141:VAL:HG12	4:BD:180:THR:OG1	2.19	0.43
1:BA:495:A:C2	1:BA:496:A:C6	3.06	0.43
25:DA:2798:U:O5'	25:DA:2798:U:H6	2.02	0.43
25:CA:740:C:O2	25:CA:740:C:H2'	2.18	0.43
11:AK:83:VAL:O	11:AK:83:VAL:HG12	2.18	0.43
36:DL:41:ARG:O	36:DL:42:SER:C	2.57	0.43
16:AP:7:ALA:O	16:AP:9:HIS:N	2.51	0.43
48:CX:34:SER:HA	48:CX:48:LEU:O	2.19	0.43
1:BA:1313:U:OP2	19:BS:5:LYS:CA	2.62	0.42
1:BA:979:C:C5	1:BA:980:C:C4	3.06	0.42
13:BM:73:SER:HB3	13:BM:77:LYS:HZ1	1.84	0.42
25:CA:2126:A:C8	25:CA:2162:G:C2	3.07	0.42
25:DA:1063:G:P	25:DA:1063:G:H8	2.42	0.42
33:DI:23:VAL:CG2	33:DI:27:LEU:HD23	2.49	0.42
25:DA:1338:G:H2'	25:DA:1339:G:C5'	2.49	0.42
25:DA:1341:G:C6	44:DT:84:TYR:CE2	3.07	0.42
25:DA:1400:U:O2'	25:DA:1401:G:H5'	2.19	0.42

Continued on next page...

Continued from previous page...

Atom-1	Atom-2	Distance(Å)	Clash(Å)
1:AA:1314:C:P	19:AS:5:LYS:HZ3	2.41	0.42
17:AQ:16:MET:HB2	17:AQ:19:SER:CB	2.49	0.42
1:AA:1154:G:H2'	1:AA:1154:G:N3	2.32	0.42
10:AJ:17:LEU:HD23	10:AJ:18:ILE:N	2.33	0.42
29:DE:105:LEU:HA	29:DE:108:ILE:HG23	2.01	0.42
32:DH:17:ASP:N	32:DH:17:ASP:OD1	2.51	0.42
17:BQ:12:VAL:HG13	17:BQ:21:VAL:HG13	1.99	0.42
8:BH:65:PHE:CG	8:BH:66:GLN:N	2.86	0.42
25:DA:2491:U:H5'	25:DA:2570:G:H5'	2.01	0.42
20:AT:26:MET:HG3	20:AT:27:MET:N	2.33	0.42
25:DA:185:G:C6	25:DA:212:G:N1	2.87	0.42
12:AL:57:THR:CG2	12:AL:58:ASN:N	2.82	0.42
10:AJ:88:MET:O	10:AJ:89:ARG:CB	2.67	0.42
25:DA:1557:C:H2'	25:DA:1558:C:C6	2.54	0.42
3:AC:10:ARG:O	3:AC:13:ILE:HG12	2.19	0.42
25:DA:2305:U:C5	30:DF:151:LEU:HA	2.54	0.42
39:DO:67:ASN:H	39:DO:70:ALA:HB3	1.84	0.42
1:AA:456:A:C5	1:AA:457:G:N7	2.87	0.42
1:AA:459:A:C8	1:AA:459:A:OP2	2.72	0.42
25:CA:1421:G:C2'	25:CA:1422:G:O5'	2.67	0.42
1:AA:439:U:HO2'	1:AA:440:C:P	2.41	0.42
1:AA:495:A:C2	1:AA:496:A:C6	3.07	0.42
4:AD:158:LEU:O	4:AD:159:GLU:O	2.37	0.42
33:CI:97:VAL:HG12	33:CI:98:GLY:N	2.34	0.42
22:AV:65:G:C2	22:AV:66:U:C2	3.07	0.42
11:BK:13:LYS:O	11:BK:13:LYS:CD	2.67	0.42
20:BT:53:MET:O	20:BT:54:GLN:C	2.58	0.42
8:AH:1:SER:HB3	8:AH:2:MET:HG3	2.00	0.42
25:CA:2303:G:C4	25:CA:2304:G:N7	2.86	0.42
2:BB:170:ILE:O	2:BB:174:GLU:HG3	2.18	0.42
35:CK:113:MET:C	35:CK:115:ILE:N	2.68	0.42
16:BP:35:ARG:HG2	16:BP:36:VAL:N	2.34	0.42
10:BJ:26:VAL:CG1	10:BJ:27:GLU:N	2.82	0.42
6:BF:47:LEU:HD11	6:BF:51:ILE:HG23	2.00	0.42
25:DA:1168:G:N2	25:DA:1182:G:H1'	2.33	0.42
3:BC:80:GLY:O	3:BC:81:GLU:C	2.57	0.42
1:BA:523:A:H61	12:BL:49:ARG:HH12	1.67	0.42
2:BB:49:PHE:C	2:BB:52:ALA:HB3	2.39	0.42
2:BB:56:LEU:HD13	2:BB:57:ASN:H	1.83	0.42
3:BC:95:GLY:O	3:BC:96:VAL:CG1	2.67	0.42
31:DG:69:ALA:O	31:DG:73:SER:HB3	2.19	0.42
28:CD:97:SER:C	28:CD:99:GLU:H	2.22	0.42

Continued on next page...

Continued from previous page...

Atom-1	Atom-2	Distance(Å)	Clash(Å)
44:CT:30:ILE:CD1	44:CT:32:LEU:HD21	2.48	0.42
33:CI:5:GLN:HG2	33:CI:60:VAL:O	2.19	0.42
1:AA:240:G:C2	1:AA:287:U:O2	2.70	0.42
1:BA:1050:G:H2'	1:BA:1051:C:H6	1.81	0.42
1:BA:142:G:C6	1:BA:143:A:C5	3.07	0.42
1:BA:149:A:C2	1:BA:150:U:C1'	3.02	0.42
7:BG:27:ASN:O	7:BG:28:ILE:C	2.56	0.42
17:AQ:69:THR:O	17:AQ:69:THR:HG22	2.19	0.42
35:DK:122:VAL:OXT	35:DK:122:VAL:HG12	2.19	0.42
1:BA:853:C:H2'	1:BA:854:U:O4'	2.19	0.42
14:BN:23:ARG:HG2	14:BN:26:LEU:HD12	2.00	0.42
44:DT:1:MET:O	44:DT:2:ILE:CG1	2.64	0.42
1:AA:212:G:H2'	1:AA:213:G:H8	1.84	0.42
29:CE:171:ASP:O	29:CE:172:ALA:C	2.58	0.42
25:DA:1429:G:N3	25:DA:1568:G:N2	2.66	0.42
25:CA:457:A:O4'	25:CA:459:U:C6	2.72	0.42
25:DA:962:G:N2	25:DA:2250:G:H1	2.17	0.42
25:DA:1476:U:C4	25:DA:1514:G:N2	2.87	0.42
43:DS:15:GLN:HG3	51:D0:16:ARG:NH1	2.34	0.42
4:BD:169:TRP:CZ3	4:BD:189:ASP:HB3	2.54	0.42
25:DA:1483:G:C6	25:DA:1484:U:C4	3.07	0.42
25:CA:409:G:H2'	25:CA:410:G:C8	2.54	0.42
1:BA:1158:C:N3	1:BA:1160:G:N7	2.67	0.42
1:BA:1161:C:O2'	1:BA:1162:C:H5'	2.18	0.42
25:DA:1874:C:H2'	25:DA:1875:G:O4'	2.19	0.42
31:CG:75:VAL:C	31:CG:77:GLY:N	2.67	0.42
41:DQ:98:ALA:HB2	41:DQ:105:PHE:CD2	2.54	0.42
1:AA:603:U:O2'	1:AA:604:G:H5'	2.18	0.42
25:DA:22:C:H3'	25:DA:22:C:C6	2.54	0.42
31:CG:102:ILE:HG22	31:CG:103:ASN:N	2.34	0.42
6:BF:67:PRO:C	6:BF:69:GLU:N	2.70	0.42
27:CC:159:THR:O	27:CC:194:VAL:HG12	2.19	0.42
49:CY:28:LEU:HB3	49:CY:43:LEU:HD21	2.01	0.42
49:CY:39:GLN:HB2	49:CY:41:HIS:ND1	2.33	0.42
6:AF:10:VAL:HG13	6:AF:11:HIS:H	1.82	0.42
25:DA:352:A:H2'	25:DA:353:C:O4'	2.18	0.42
1:AA:1260:G:H4'	1:AA:1283:U:O2'	2.19	0.42
13:AM:89:ARG:HB3	13:AM:96:VAL:HG22	2.01	0.42
25:DA:447:A:C6	25:DA:454:A:C5	3.07	0.42
40:DP:47:ILE:HA	40:DP:96:LEU:HB2	2.01	0.42
25:CA:2218:G:C4	25:CA:2219:U:C5	3.07	0.42
35:CK:108:ARG:HH12	40:CP:34:GLY:CA	2.32	0.42

Continued on next page...

Continued from previous page...

Atom-1	Atom-2	Distance(Å)	Clash(Å)
40:CP:32:VAL:CG1	40:CP:34:GLY:O	2.68	0.42
25:DA:396:G:C5	25:DA:397:U:C5	3.07	0.42
25:CA:324:A:C2'	25:CA:325:G:O5'	2.67	0.42
1:AA:441:A:C2'	1:AA:442:G:H5'	2.49	0.42
1:AA:290:C:C6	1:AA:290:C:C3'	3.02	0.42
26:CB:77:U:O2'	26:CB:78:A:H5'	2.19	0.42
1:AA:736:C:H2'	1:AA:736:C:O2	2.19	0.42
27:CC:6:LYS:HA	27:CC:7:PRO:HD3	1.91	0.42
27:DC:100:ARG:NH1	27:DC:100:ARG:HG3	2.34	0.42
18:AR:33:THR:HG22	18:AR:37:LYS:N	2.34	0.42
1:AA:938:A:H8	1:AA:938:A:OP2	2.02	0.42
41:CQ:35:PHE:C	41:CQ:37:ALA:H	2.22	0.42
43:CS:85:ILE:HG22	43:CS:86:MET:N	2.32	0.42
51:C0:10:SER:O	51:C0:11:LYS:C	2.56	0.42
25:DA:130:C:H2'	25:DA:131:A:O5'	2.19	0.42
25:CA:514:A:H2'	25:CA:515:A:O4'	2.19	0.42
1:AA:825:A:C6	1:AA:826:C:C4	3.07	0.42
20:BT:19:HIS:HD2	20:BT:20:ASN:ND2	2.17	0.42
3:BC:25:THR:HG22	3:BC:26:LYS:CD	2.49	0.42
25:DA:1299:G:O6	25:DA:1639:C:H5''	2.19	0.42
39:DO:80:GLU:HA	39:DO:83:LEU:HD12	2.01	0.42
25:DA:2495:G:C2'	25:DA:2496:C:H5'	2.49	0.42
36:CL:59:ARG:NH1	60:CL:206:HOH:O	2.51	0.42
37:CM:47:GLU:O	37:CM:48:ALA:C	2.56	0.42
36:DL:125:LEU:N	36:DL:125:LEU:HD12	2.34	0.42
35:DK:53:LYS:HG2	35:DK:56:ASP:OD1	2.19	0.42
25:CA:697:G:C2	25:CA:766:U:O2	2.72	0.42
1:BA:939:G:C2	1:BA:940:C:C2	3.07	0.42
1:BA:1320:C:N3	19:BS:35:ARG:NH1	2.66	0.42
33:DI:39:LYS:HD3	33:DI:39:LYS:HA	1.84	0.42
25:CA:1956:U:H1'	25:CA:2552:U:OP1	2.20	0.42
25:DA:1315:C:H2'	25:DA:1316:U:O5'	2.19	0.42
25:DA:1403:A:C4	25:DA:1404:C:C5	3.07	0.42
1:AA:1133:G:C4	1:AA:1134:G:C8	3.06	0.42
1:AA:674:G:OP1	6:AF:86:ARG:NH2	2.52	0.42
2:AB:110:ILE:CG1	2:AB:150:ILE:CG1	2.97	0.42
2:AB:106:VAL:O	2:AB:110:ILE:HD13	2.19	0.42
2:AB:94:ARG:HH12	2:AB:96:LEU:HA	1.84	0.42
25:DA:2209:G:C2	25:DA:2216:G:N1	2.87	0.42
52:D1:45:HIS:O	52:D1:46:VAL:HG23	2.18	0.42
16:BP:71:VAL:O	16:BP:75:ILE:HG13	2.19	0.42
5:BE:81:GLN:HE22	5:BE:148:SER:HA	1.84	0.42

Continued on next page...

Continued from previous page...

Atom-1	Atom-2	Distance(Å)	Clash(Å)
25:DA:2707:U:O2	38:DN:71:ARG:NH1	2.53	0.42
10:AJ:84:VAL:O	10:AJ:88:MET:HG2	2.18	0.42
25:DA:1760:C:H2'	25:DA:1761:C:H5'	2.01	0.42
39:DO:69:ASP:C	39:DO:71:ALA:N	2.73	0.42
3:AC:140:ALA:N	3:AC:142:ARG:HB3	2.34	0.42
4:AD:117:VAL:O	4:AD:130:ASN:HA	2.19	0.42
4:AD:152:SER:O	4:AD:155:LYS:HB2	2.20	0.42
29:DE:131:THR:O	29:DE:133:LEU:N	2.52	0.42
5:AE:100:GLU:O	5:AE:100:GLU:CG	2.67	0.42
5:AE:113:VAL:O	5:AE:115:GLU:N	2.52	0.42
22:AV:65:G:H2'	22:AV:66:U:H6	1.84	0.42
25:CA:196:A:C4	25:CA:805:G:C6	3.07	0.42
1:AA:73:C:C2	1:AA:74:A:C8	3.07	0.42
1:BA:97:G:H2'	1:BA:98:A:O5'	2.18	0.42
1:BA:1297:G:H4'	1:BA:1298:U:O5'	2.19	0.42
7:BG:119:LEU:O	7:BG:123:LEU:CG	2.68	0.42
20:AT:84:LYS:HD2	20:AT:84:LYS:HA	1.84	0.42
27:DC:244:VAL:CG2	27:DC:248:GLY:HA2	2.49	0.42
1:BA:1159:U:N3	1:BA:1182:G:C4	2.87	0.42
9:BI:14:SER:HB3	9:BI:74:GLN:HA	2.00	0.42
37:DM:108:VAL:HG11	37:DM:112:LEU:HD23	2.01	0.42
37:DM:53:MET:HE3	37:DM:103:TYR:CG	2.54	0.42
1:BA:1101:A:N3	1:BA:1102:A:H1'	2.34	0.42
2:BB:98:GLY:CA	2:BB:101:THR:CG2	2.97	0.42
35:CK:113:MET:O	35:CK:115:ILE:N	2.52	0.42
25:DA:2126:A:C4	25:DA:2162:G:C6	3.07	0.42
1:AA:972:C:H4'	10:AJ:59:LYS:HE3	2.01	0.42
14:AN:68:GLY:O	14:AN:69:ARG:O	2.37	0.42
1:BA:1099:G:C4	1:BA:1100:C:C6	3.07	0.42
9:AI:18:VAL:HG22	9:AI:64:ILE:CG2	2.49	0.42
6:BF:74:LEU:O	6:BF:77:THR:N	2.52	0.42
1:BA:1007:U:C2'	1:BA:1008:U:H5''	2.46	0.42
1:AA:831:A:OP1	2:AB:20:ARG:HG3	2.19	0.42
2:BB:181:PRO:O	2:BB:182:VAL:HG23	2.19	0.42
12:BL:40:THR:HA	12:BL:41:PRO:HD3	1.75	0.42
3:AC:72:PRO:CG	3:AC:104:GLU:HG3	2.48	0.42
25:CA:1738:G:HO2'	25:CA:1739:A:H8	1.65	0.42
27:DC:220:ARG:O	27:DC:221:GLY:C	2.57	0.42
2:BB:53:LEU:HD12	2:BB:219:THR:CG2	2.49	0.42
3:AC:81:GLU:O	3:AC:84:GLU:HB3	2.19	0.42
25:DA:1137:G:C2'	25:DA:1138:G:O5'	2.68	0.42
25:DA:1142:A:C4	25:DA:1144:A:C8	3.07	0.42

Continued on next page...

Continued from previous page...

Atom-1	Atom-2	Distance(Å)	Clash(Å)
1:AA:108:G:N3	1:AA:108:G:O4'	2.52	0.42
1:AA:446:G:N2	1:AA:489:C:C2	2.88	0.42
6:AF:17:GLN:OE1	6:AF:21:MET:HG3	2.19	0.42
25:DA:930:G:H1'	50:DZ:24:LEU:CD2	2.49	0.42
50:DZ:2:LYS:N	50:DZ:2:LYS:CD	2.82	0.42
27:CC:15:VAL:HG13	27:CC:16:VAL:N	2.34	0.42
1:BA:247:G:C6	1:BA:278:G:N1	2.87	0.42
25:DA:1378:A:O2'	25:DA:1380:G:N7	2.42	0.42
14:AN:17:ASP:C	14:AN:19:TYR:N	2.71	0.42
1:AA:36:C:H2'	1:AA:37:U:O4'	2.19	0.42
1:BA:26:A:H61	1:BA:558:G:H2'	1.85	0.42
27:DC:134:ILE:HG22	27:DC:135:PRO:HD2	2.01	0.42
8:AH:6:ILE:O	8:AH:10:LEU:CD2	2.65	0.42
28:CD:67:HIS:O	28:CD:68:PHE:C	2.57	0.42
30:CF:157:THR:HG21	30:CF:159:ALA:HB3	1.98	0.42
3:BC:150:VAL:HG13	3:BC:199:VAL:HB	2.00	0.42
1:BA:414:A:C2	1:BA:415:A:C4	3.08	0.42
25:CA:2300:C:N3	25:CA:2317:A:C2	2.87	0.42
25:CA:1098:A:N6	25:CA:1099:G:H1	2.16	0.42
29:DE:26:ALA:CB	36:DL:9:ALA:HB2	2.49	0.42
4:AD:14:GLU:HB3	4:AD:59:LYS:HG3	2.01	0.42
25:CA:118:A:N3	25:CA:178:G:H1'	2.33	0.42
25:DA:1855:U:H2'	25:DA:1856:U:H5'	2.02	0.42
46:CV:29:ILE:HD13	46:CV:38:LEU:O	2.19	0.42
8:BH:31:LEU:HD11	8:BH:35:ILE:HG13	2.01	0.42
25:DA:1190:G:OP1	36:DL:32:GLY:CA	2.66	0.42
1:BA:340:U:H2'	1:BA:340:U:O2	2.18	0.42
25:CA:1979:U:H2'	25:CA:1980:G:C5'	2.48	0.42
25:CA:1717:A:C2'	25:CA:1718:G:O5'	2.67	0.42
48:CX:63:ILE:CD1	48:CX:67:LEU:HG	2.50	0.42
25:DA:1049:C:C2'	25:DA:1050:A:H5'	2.48	0.42
1:BA:511:C:N1	1:BA:512:U:C5	2.86	0.42
25:CA:1936:A:H2	25:CA:1943:U:N3	2.17	0.42
35:CK:95:ILE:O	35:CK:95:ILE:HG22	2.19	0.42
28:CD:127:PHE:HZ	28:CD:160:LYS:HB2	1.84	0.42
1:AA:50:A:N6	1:AA:361:G:H4'	2.34	0.42
1:AA:1454:G:C2	1:AA:1455:G:C8	3.06	0.42
25:DA:2438:U:O3'	25:DA:2439:A:H3'	2.19	0.42
5:AE:84:VAL:HG21	5:AE:142:GLY:O	2.19	0.42
28:DD:108:ASP:OD1	28:DD:207:VAL:HG12	2.19	0.42
25:CA:1297:C:O2'	25:CA:1302:A:N1	2.46	0.42
25:DA:1994:C:OP1	28:DD:132:ALA:CB	2.68	0.42

Continued on next page...

Continued from previous page...

Atom-1	Atom-2	Distance(Å)	Clash(Å)
3:AC:151:GLU:HG2	3:AC:198:LYS:HB2	2.02	0.42
29:CE:148:ILE:HB	29:CE:169:VAL:HG22	2.01	0.42
29:DE:88:ARG:HB3	29:DE:89:PRO:HD2	2.00	0.42
1:BA:491:G:O2'	1:BA:492:C:H5'	2.19	0.42
25:CA:1394:U:C4	25:CA:1395:A:C6	3.08	0.42
49:CY:53:VAL:CG1	49:CY:53:VAL:O	2.67	0.42
42:DR:21:ARG:HB2	42:DR:21:ARG:HE	1.75	0.42
25:DA:1817:G:H2'	25:DA:1817:G:N3	2.34	0.42
1:AA:1431:A:C6	1:AA:1432:G:O6	2.72	0.42
1:BA:1404:C:O5'	1:BA:1404:C:H6	2.02	0.42
32:DH:131:SER:C	32:DH:132:PHE:CD2	2.92	0.42
25:DA:1118:C:N4	25:DA:1119:U:C4	2.87	0.42
1:BA:960:U:C5	1:BA:1225:A:C8	3.07	0.42
1:BA:1314:C:OP2	19:BS:5:LYS:HG2	2.19	0.42
1:BA:1317:C:N3	14:BN:53:ARG:CD	2.83	0.42
13:BM:101:THR:C	13:BM:103:THR:N	2.73	0.42
1:BA:957:U:H4'	19:BS:78:THR:O	2.19	0.42
25:DA:1097:U:C3'	25:DA:1098:A:C5'	2.97	0.42
27:CC:221:GLY:HA2	27:CC:224:MET:HG3	2.00	0.42
25:DA:1339:G:N2	25:DA:1603:A:H1'	2.34	0.42
49:DY:16:THR:HG23	49:DY:20:ASN:HD21	1.84	0.42
1:BA:1233:G:H2'	1:BA:1234:C:C6	2.54	0.42
1:AA:1215:G:C2	1:AA:1216:A:N9	2.88	0.42
1:AA:979:C:O5'	1:AA:980:C:OP2	2.37	0.42
1:AA:977:A:O2'	1:AA:979:C:OP2	2.32	0.42
42:DR:39:LEU:O	42:DR:40:MET:HB2	2.18	0.42
42:DR:40:MET:C	42:DR:41:ILE:HG13	2.39	0.42
25:DA:2369:A:H2'	25:DA:2370:G:O4'	2.19	0.42
25:DA:2299:U:OP2	30:DF:70:ARG:NH2	2.52	0.42
25:DA:2201:G:C6	25:DA:2223:G:N1	2.87	0.42
38:DN:70:THR:OG1	38:DN:71:ARG:N	2.52	0.42
25:CA:1730:C:O2'	25:CA:1731:G:C4	2.59	0.42
1:AA:1182:G:H5''	1:AA:1183:U:H5'	2.01	0.42
25:DA:2109:U:H4'	25:DA:2110:G:OP2	2.19	0.42
13:AM:38:ILE:HG22	13:AM:39:ALA:N	2.34	0.42
25:DA:1526:C:C2	25:DA:1527:G:C8	3.07	0.42
30:DF:35:LEU:HD21	30:DF:90:LEU:HD11	2.01	0.42
39:DO:48:LEU:HD12	39:DO:87:ILE:HD11	2.01	0.42
1:BA:1143:G:C6	1:BA:1144:G:C6	3.07	0.42
4:AD:18:LEU:HD12	4:AD:20:LEU:HD11	2.02	0.42
4:AD:57:LYS:HG3	4:AD:58:GLN:N	2.33	0.42
5:AE:82:HIS:CE1	5:AE:146:MET:CG	3.02	0.42

Continued on next page...

Continued from previous page...

Atom-1	Atom-2	Distance(Å)	Clash(Å)
25:DA:1331:G:C5	25:DA:1333:G:N7	2.88	0.42
17:BQ:60:ILE:HG12	17:BQ:61:ARG:H	1.84	0.42
17:BQ:7:LEU:HB2	17:BQ:60:ILE:HG21	2.01	0.42
1:BA:1240:U:OP2	7:BG:115:MET:HB3	2.19	0.42
7:BG:41:ILE:HA	7:BG:44:SER:HB3	2.01	0.42
16:AP:67:ILE:HG13	16:AP:71:VAL:HG11	2.01	0.42
1:AA:877:G:H21	8:AH:1:SER:N	2.17	0.42
9:BI:20:ILE:HD12	9:BI:85:ALA:CB	2.50	0.42
1:AA:946:A:O2'	1:AA:1333:A:N3	2.47	0.42
1:BA:15:G:C4	1:BA:16:A:C8	3.08	0.42
25:CA:2144:G:HO2'	25:CA:2147:A:H61	1.67	0.42
1:AA:1368:A:C2	1:AA:1369:C:C6	3.06	0.42
10:AJ:63:ASP:OD2	14:AN:98:LYS:CD	2.67	0.42
9:AI:46:VAL:HG23	9:AI:47:VAL:N	2.34	0.42
36:CL:109:LYS:CE	36:CL:128:THR:HG22	2.46	0.42
36:CL:127:VAL:CG1	36:CL:128:THR:N	2.80	0.42
37:CM:110:GLU:HG3	37:CM:110:GLU:O	2.18	0.42
43:DS:66:ILE:O	43:DS:69:LEU:HB3	2.20	0.42
4:AD:186:GLU:O	4:AD:187:ARG:C	2.56	0.42
25:CA:1045:C:C3'	25:CA:1046:A:C5'	2.96	0.42
25:DA:150:U:H2'	25:DA:151:C:C6	2.55	0.42
25:DA:96:C:H2'	25:DA:97:C:H6	1.84	0.42
44:CT:56:GLU:HB2	44:CT:88:LYS:HA	2.01	0.42
21:BU:25:ALA:O	21:BU:27:VAL:N	2.51	0.42
26:CB:33:G:C2'	26:CB:34:A:C5'	2.94	0.42
1:AA:1531:A:C2'	1:AA:1532:U:H5'	2.50	0.42
31:CG:25:ILE:HG22	31:CG:25:ILE:O	2.19	0.42
1:BA:679:C:O2	1:BA:712:A:C2	2.73	0.42
33:CI:56:VAL:HG21	33:CI:70:THR:CA	2.49	0.42
7:BG:14:ASP:OD2	7:BG:15:PRO:N	2.52	0.42
25:DA:480:A:C2'	25:DA:480:A:N3	2.79	0.42
25:DA:481:G:H1'	25:DA:507:A:N1	2.33	0.42
1:AA:844:G:C4	1:AA:846:G:O2'	2.72	0.42
1:AA:894:G:C2	1:AA:895:G:C8	3.07	0.42
1:AA:499:A:C4'	1:AA:500:G:OP1	2.65	0.42
25:DA:189:G:H2'	25:DA:205:G:N2	2.33	0.42
1:AA:850:U:H2'	1:AA:851:G:C5'	2.48	0.42
25:DA:2414:G:C2	25:DA:2415:G:C8	3.07	0.42
8:AH:6:ILE:N	8:AH:6:ILE:HD12	2.33	0.42
1:AA:805:C:H2'	1:AA:806:C:H5'	2.01	0.42
27:CC:176:ARG:NH2	27:CC:176:ARG:CG	2.81	0.42
28:DD:20:VAL:HG12	28:DD:21:SER:N	2.33	0.42

Continued on next page...

Continued from previous page...

Atom-1	Atom-2	Distance(Å)	Clash(Å)
31:DG:59:ASP:OD2	31:DG:63:GLN:CG	2.62	0.42
4:BD:104:MET:SD	4:BD:142:VAL:HG13	2.59	0.42
11:AK:127:ARG:CG	11:AK:127:ARG:HH11	2.30	0.42
10:BJ:87:LEU:HD22	10:BJ:88:MET:N	2.34	0.42
28:CD:2:ILE:CD1	28:CD:90:PHE:CZ	3.02	0.42
37:DM:83:GLY:O	37:DM:84:LYS:HB2	2.19	0.42
10:AJ:47:GLU:HB2	10:AJ:49:PHE:CE1	2.54	0.42
18:BR:70:THR:HG23	18:BR:71:ASP:N	2.33	0.42
39:CO:66:GLY:C	39:CO:102:ARG:NH2	2.72	0.42
4:AD:2:ARG:HH21	4:AD:114:ARG:HD3	1.84	0.42
1:AA:1246:A:C5	1:AA:1247:U:C4	3.07	0.42
1:AA:610:U:C2'	1:AA:611:C:O5'	2.68	0.42
1:BA:1191:A:C8	1:BA:1191:A:O5'	2.72	0.42
9:BI:11:ARG:HB3	9:BI:77:ALA:HB2	2.01	0.42
25:DA:2517:C:C6	25:DA:2542:A:C8	3.08	0.42
27:DC:93:VAL:O	27:DC:93:VAL:CG2	2.67	0.42
11:BK:19:VAL:HB	11:BK:34:THR:HG23	2.01	0.42
39:CO:88:LYS:O	39:CO:89:ASP:CB	2.67	0.42
25:DA:1392:A:N6	25:DA:1393:A:N6	2.67	0.42
11:BK:30:ILE:CG1	11:BK:30:ILE:O	2.60	0.42
25:DA:386:G:H4'	25:DA:387:U:OP2	2.19	0.42
16:BP:79:ASN:O	16:BP:80:LYS:NZ	2.52	0.42
25:DA:1717:A:C2'	25:DA:1718:G:H5'	2.50	0.42
15:BO:44:GLU:HG2	15:BO:45:HIS:H	1.85	0.42
1:AA:300:A:H2	1:AA:566:G:O6	2.03	0.42
25:DA:1927:A:C6	25:DA:1928:A:C6	3.08	0.42
27:CC:257:ARG:HG3	27:CC:258:SER:N	2.33	0.42
11:BK:106:ILE:HD13	11:BK:107:THR:N	2.33	0.42
48:CX:63:ILE:HD12	48:CX:63:ILE:O	2.19	0.42
25:DA:1050:A:H1'	25:DA:2751:G:H21	1.84	0.42
25:DA:2221:G:C6	25:DA:2222:C:C4	3.07	0.42
25:DA:2221:G:O2'	25:DA:2222:C:H5'	2.19	0.42
25:CA:2751:G:C5	31:CG:2:ARG:HD3	2.54	0.42
1:BA:390:U:H2'	1:BA:391:G:H8	1.84	0.42
25:CA:212:G:H2'	25:CA:213:A:O4'	2.20	0.42
57:DW:14:ALA:HB3	57:DW:16:ARG:HH21	1.84	0.42
35:DK:15:GLY:HA2	35:DK:47:ILE:HD11	2.00	0.42
27:CC:265:PHE:HD1	27:CC:265:PHE:N	2.16	0.42
1:BA:394:G:C5	1:BA:395:C:C5	3.08	0.42
12:AL:85:ARG:CZ	12:AL:87:LYS:HB3	2.49	0.42
25:CA:1443:U:H2'	25:CA:1444:G:O4'	2.19	0.42
56:DB:25:U:O5'	56:DB:25:U:H6	2.03	0.42

Continued on next page...

Continued from previous page...

Atom-1	Atom-2	Distance(Å)	Clash(Å)
41:DQ:7:VAL:HG12	41:DQ:8:ILE:N	2.34	0.42
25:DA:471:A:O5'	25:DA:471:A:H8	2.02	0.42
28:CD:142:VAL:HB	28:CD:143:PRO:HD2	2.02	0.42
25:DA:2049:G:H2'	25:DA:2050:C:H5'	2.01	0.42
27:DC:234:GLY:O	27:DC:235:GLU:HB2	2.20	0.42
48:DX:1:SER:C	48:DX:3:VAL:HG23	2.40	0.42
25:CA:2668:G:H2'	25:CA:2669:G:O5'	2.19	0.42
9:AI:9:GLY:CA	9:AI:80:HIS:HB3	2.49	0.42
25:CA:1279:G:O4'	38:CN:31:HIS:CE1	2.73	0.42
26:CB:96:G:C2'	26:CB:97:C:H5'	2.49	0.42
42:CR:12:HIS:CE1	42:CR:22:LEU:CD2	3.02	0.42
31:DG:24:THR:O	31:DG:25:ILE:HG13	2.18	0.42
1:AA:779:C:O2'	1:AA:780:A:H5'	2.18	0.42
25:DA:377:G:H2'	25:DA:378:C:O4'	2.18	0.42
31:CG:146:ASP:O	31:CG:149:ALA:HB3	2.19	0.42
25:DA:1655:A:H3'	25:DA:1656:C:C6	2.54	0.42
25:DA:1657:U:H2'	25:DA:1658:C:C6	2.54	0.42
25:DA:1657:U:H2'	25:DA:1658:C:H6	1.84	0.42
25:DA:2507:C:O5'	25:DA:2507:C:H6	2.02	0.42
1:BA:346:G:H3'	1:BA:346:G:N3	2.33	0.42
24:AY:61:GLU:O	24:AY:61:GLU:CG	2.68	0.42
38:CN:52:ILE:O	38:CN:53:THR:C	2.57	0.42
1:BA:1269:A:C8	1:BA:1270:G:O4'	2.73	0.42
1:BA:980:C:C2'	1:BA:981:U:H5'	2.49	0.42
4:BD:30:LYS:H	4:BD:30:LYS:CD	2.32	0.42
44:DT:8:LEU:O	44:DT:9:LYS:C	2.57	0.42
11:AK:112:VAL:O	11:AK:113:THR:C	2.54	0.42
2:AB:143:LEU:O	2:AB:147:LEU:HB2	2.20	0.42
2:AB:56:LEU:HB2	2:AB:183:PHE:CE1	2.54	0.42
1:AA:1268:G:N1	1:AA:1269:A:C6	2.87	0.42
1:AA:1314:C:OP2	19:AS:5:LYS:CD	2.67	0.42
1:AA:1310:G:C2	1:AA:1328:C:C2	3.07	0.42
1:AA:259:G:N1	1:AA:260:G:C4	2.87	0.42
25:DA:1748:C:O2'	25:DA:1749:A:C5'	2.67	0.42
25:DA:2204:G:C6	25:DA:2205:A:C5	3.07	0.42
25:DA:2338:C:N3	25:DA:2339:C:C5	2.87	0.42
25:DA:2199:A:H2'	25:DA:2200:C:C6	2.53	0.42
23:AX:8:A:H2'	23:AX:9:G:O4'	2.19	0.42
21:BU:35:GLU:HB3	21:BU:36:PHE:H	1.71	0.42
2:AB:205:ALA:C	2:AB:206:ILE:HD13	2.39	0.42
5:BE:93:VAL:HG11	5:BE:110:MET:HE3	2.01	0.42
25:DA:638:G:C5	25:DA:639:U:C4	3.07	0.42

Continued on next page...

Continued from previous page...

Atom-1	Atom-2	Distance(Å)	Clash(Å)
36:DL:95:LEU:HB2	36:DL:101:ILE:HG12	2.01	0.42
36:DL:133:ALA:O	36:DL:136:GLU:HB2	2.19	0.42
38:DN:49:GLU:O	38:DN:50:PRO:C	2.58	0.42
1:AA:1296:C:C4'	1:AA:1302:C:N4	2.83	0.42
3:AC:119:ILE:HG22	3:AC:123:LEU:HD12	2.01	0.42
30:CF:24:VAL:HG22	30:CF:24:VAL:O	2.20	0.42
5:BE:36:THR:O	5:BE:47:PHE:HA	2.18	0.42
25:DA:318:C:H2'	25:DA:319:G:O5'	2.18	0.42
29:DE:134:LEU:O	29:DE:134:LEU:HD12	2.19	0.42
41:CQ:26:ALA:O	41:CQ:27:ARG:C	2.56	0.42
1:AA:923:A:H2	1:AA:1395:C:C2	2.37	0.42
1:AA:77:A:H8	1:AA:77:A:OP2	2.03	0.42
1:AA:451:A:N6	1:AA:481:G:C5'	2.83	0.42
31:DG:119:GLY:C	31:DG:120:ILE:HD13	2.38	0.42
9:BI:81:GLY:O	9:BI:82:ILE:C	2.58	0.42
37:DM:54:THR:HA	37:DM:57:VAL:HG22	2.00	0.42
4:AD:16:THR:CG2	4:AD:17:ASP:H	2.30	0.42
1:AA:1329:A:H2'	1:AA:1329:A:N3	2.34	0.42
32:DH:1:MET:HE2	32:DH:23:ALA:CB	2.49	0.42
25:CA:2140:G:C2	25:CA:2141:G:C8	3.08	0.42
25:CA:2144:G:HO2'	25:CA:2147:A:N6	2.18	0.42
1:AA:1367:C:P	9:AI:113:LYS:HZ1	2.42	0.42
14:AN:92:GLU:H	14:AN:92:GLU:HG2	1.77	0.42
38:CN:45:ARG:HB2	38:CN:45:ARG:HE	1.60	0.42
6:BF:70:VAL:O	6:BF:71:ILE:C	2.57	0.42
45:DU:38:ILE:HG22	45:DU:39:ASN:N	2.35	0.42
2:AB:187:ASP:OD2	2:AB:202:ASN:HA	2.19	0.42
2:AB:40:ILE:HG21	2:AB:201:GLY:N	2.34	0.42
32:DH:70:GLU:O	32:DH:72:ILE:N	2.52	0.42
9:AI:20:ILE:CG2	9:AI:60:LEU:HD12	2.49	0.42
14:BN:88:ALA:N	14:BN:93:ILE:HD13	2.35	0.42
25:CA:2430:A:H5'	25:CA:2431:U:OP2	2.19	0.42
25:CA:1735:A:C2	25:CA:1736:U:N1	2.87	0.42
25:DA:1374:G:C6	25:DA:1375:U:N3	2.88	0.42
6:AF:20:GLY:O	6:AF:21:MET:C	2.58	0.42
25:CA:102:U:C6	49:CY:2:LYS:HD2	2.54	0.42
31:CG:24:THR:C	31:CG:25:ILE:HG12	2.39	0.42
24:AY:52:LEU:O	24:AY:52:LEU:HD12	2.20	0.42
33:CI:5:GLN:CG	33:CI:5:GLN:O	2.67	0.42
1:BA:1048:G:H2'	1:BA:1050:G:C8	2.54	0.42
7:BG:16:LYS:HD3	7:BG:17:PHE:CD1	2.54	0.42
30:CF:111:ARG:HG2	30:CF:112:ASP:HB2	2.01	0.42

Continued on next page...

Continued from previous page...

Atom-1	Atom-2	Distance(Å)	Clash(Å)
25:CA:528:A:C2	25:CA:2043:C:C4'	3.00	0.42
11:AK:34:THR:HB	11:AK:40:ALA:HA	2.01	0.42
1:AA:542:G:N1	1:AA:543:U:C4	2.88	0.42
35:DK:68:GLY:C	35:DK:69:VAL:HG13	2.40	0.42
25:DA:2309:A:C2'	25:DA:2310:C:O5'	2.68	0.42
27:DC:131:MET:HA	27:DC:134:ILE:HD12	2.02	0.42
15:BO:35:ILE:HD12	15:BO:62:ARG:NH1	2.34	0.42
31:CG:164:ALA:C	31:CG:166:GLU:N	2.69	0.42
1:AA:849:G:C2'	1:AA:850:U:O5'	2.68	0.42
13:AM:113:LYS:HB3	13:AM:114:PRO:CD	2.46	0.42
25:DA:136:G:C6	25:DA:137:U:O4	2.71	0.42
25:DA:1408:G:O6	25:DA:1594:U:O2	2.36	0.42
25:DA:2416:C:N3	25:DA:2417:C:C5	2.88	0.42
25:DA:1738:G:O2'	25:DA:1739:A:H8	2.03	0.42
1:AA:999:C:H2'	1:AA:1000:A:H8	1.84	0.42
25:CA:2179:C:C2'	25:CA:2180:U:H5'	2.49	0.42
25:CA:2784:U:H2'	25:CA:2785:C:H6	1.83	0.42
6:BF:11:HIS:ND1	6:BF:12:PRO:CD	2.83	0.42
20:AT:68:LYS:HB2	20:AT:69:ASN:OD1	2.19	0.42
3:BC:9:ILE:HD12	14:BN:98:LYS:HG3	2.01	0.42
25:CA:380:G:H2'	25:CA:381:G:O4'	2.19	0.42
25:DA:1520:U:O4	25:DA:1521:G:C6	2.72	0.42
40:CP:29:VAL:HG13	40:CP:79:VAL:CG1	2.48	0.42
1:BA:1162:C:O2	1:BA:1175:G:C2	2.72	0.42
26:CB:51:G:O6	39:CO:32:PRO:HB3	2.19	0.42
25:CA:1467:U:C4	25:CA:1546:G:N3	2.87	0.42
1:AA:1293:C:N3	1:AA:1294:G:C8	2.88	0.42
1:AA:399:G:O2'	1:AA:400:C:H5'	2.19	0.42
27:CC:156:SER:O	27:CC:159:THR:HG23	2.18	0.42
7:AG:11:ILE:CD1	7:AG:23:ALA:HB3	2.49	0.42
19:BS:51:HIS:ND1	19:BS:55:GLN:O	2.52	0.42
1:AA:57:G:H2'	1:AA:58:C:C6	2.55	0.42
28:DD:179:ARG:NH1	40:DP:7:LEU:HD21	2.34	0.42
1:BA:181:A:C2	1:BA:195:A:C5	3.07	0.42
39:DO:76:LYS:O	39:DO:79:ALA:HB3	2.20	0.42
39:DO:79:ALA:HB1	39:DO:113:ALA:HB3	2.02	0.42
29:CE:176:ASP:OD1	29:CE:177:PRO:N	2.53	0.42
37:DM:3:GLN:O	37:DM:3:GLN:HG2	2.19	0.42
7:BG:117:LEU:O	7:BG:121:ASN:N	2.52	0.42
2:AB:77:GLU:HG3	2:AB:78:ALA:N	2.35	0.42
25:CA:1050:A:C2	25:CA:2751:G:C4	3.07	0.42
1:BA:1461:G:O2'	1:BA:1462:C:H5'	2.20	0.42

Continued on next page...

Continued from previous page...

Atom-1	Atom-2	Distance(Å)	Clash(Å)
25:DA:2850:A:C2	25:DA:2851:A:C4	3.08	0.42
25:DA:1215:G:H5''	41:DQ:7:VAL:HG21	2.01	0.42
47:CW:45:ALA:H	47:CW:77:SER:HB3	1.84	0.42
22:BV:61:C:H2'	22:BV:62:C:C6	2.54	0.42
25:DA:1675:C:H2'	25:DA:1676:A:H5'	2.01	0.42
56:DB:69:G:C2	56:DB:70:C:H1'	2.53	0.42
43:DS:86:MET:HA	43:DS:87:PRO:HD3	1.86	0.42
25:CA:1770:G:C6	25:CA:1983:G:C5	3.08	0.42
25:CA:2636:C:C2'	25:CA:2636:C:O2	2.63	0.42
27:DC:153:LEU:O	27:DC:154:ALA:HB3	2.19	0.42
1:AA:782:A:H2'	1:AA:783:C:O4'	2.19	0.42
33:CI:111:THR:O	33:CI:112:LYS:C	2.57	0.42
24:AY:67:LYS:O	24:AY:67:LYS:HG2	2.18	0.42
29:CE:65:THR:HG23	29:CE:65:THR:O	2.19	0.42
1:AA:528:C:H5'	1:AA:529:G:OP2	2.19	0.42
45:CU:31:GLY:O	45:CU:66:VAL:HG12	2.20	0.42
4:AD:88:ASN:O	4:AD:92:LEU:HD23	2.20	0.42
1:BA:1055:A:H2'	3:BC:155:ARG:HE	1.84	0.42
1:BA:1346:A:C8	1:BA:1348:U:C2	3.07	0.42
13:BM:13:HIS:H	13:BM:16:ILE:HD12	1.83	0.42
13:BM:92:ARG:HH11	13:BM:92:ARG:CG	2.32	0.42
25:CA:2164:C:H3'	25:CA:2165:C:C5	2.55	0.42
25:CA:2170:A:N3	25:CA:2171:A:N7	2.67	0.42
1:BA:429:U:H3'	4:BD:8:LEU:CD2	2.49	0.42
25:DA:1596:A:O2'	25:DA:1597:A:H5'	2.19	0.42
49:DY:14:LEU:O	49:DY:17:GLU:HB3	2.19	0.42
25:CA:1084:A:C6	25:CA:1085:A:N6	2.88	0.42
2:AB:110:ILE:HG12	2:AB:150:ILE:CG1	2.49	0.42
25:DA:2093:G:H2'	25:DA:2094:A:O5'	2.19	0.42
25:DA:2094:A:N1	25:DA:2196:C:C2	2.88	0.42
1:AA:1102:A:H2'	1:AA:1103:C:H5'	1.99	0.42
1:AA:1539:C:P	21:AU:17:ARG:NE	2.92	0.42
21:AU:25:ALA:HB3	23:AX:9:G:H4'	2.01	0.42
25:DA:1579:A:N1	25:DA:1580:A:C2	2.87	0.42
42:CR:39:LEU:CD1	42:CR:39:LEU:N	2.83	0.42
5:BE:100:GLU:HA	5:BE:121:ASN:HB3	2.02	0.42
25:DA:639:U:H2'	25:DA:640:C:C6	2.53	0.42
38:DN:24:MET:O	38:DN:25:ALA:C	2.58	0.42
1:BA:1219:A:N6	1:BA:1220:G:O6	2.53	0.42
25:DA:411:G:P	25:DA:2407:A:OP2	2.77	0.42
24:AY:157:SER:O	24:AY:159:ASP:N	2.53	0.42
56:DB:39:A:C2	56:DB:44:G:C4	3.08	0.42

Continued on next page...

Continued from previous page...

Atom-1	Atom-2	Distance(Å)	Clash(Å)
10:BJ:42:LEU:CD1	10:BJ:73:LEU:HB2	2.49	0.42
25:CA:1419:A:N7	25:CA:1421:G:C6	2.87	0.42
5:BE:68:ARG:H	5:BE:68:ARG:HE	1.66	0.42
1:AA:626:G:H2'	1:AA:627:G:O4'	2.20	0.42
4:AD:120:LYS:HB2	4:AD:128:VAL:HG21	2.02	0.42
21:AU:44:ARG:O	21:AU:45:LYS:C	2.58	0.42
1:BA:803:G:OP1	60:BA:1802:HOH:O	2.21	0.42
5:AE:110:MET:O	5:AE:114:LEU:HB2	2.20	0.42
5:AE:154:ALA:CB	8:AH:65:PHE:CE2	3.03	0.42
7:BG:124:SER:O	7:BG:126:ALA:N	2.53	0.42
8:AH:5:PRO:O	8:AH:8:ASP:CB	2.64	0.42
1:BA:1537:U:H5''	1:BA:1538:C:P	2.58	0.42
21:BU:19:LYS:C	21:BU:21:SER:N	2.73	0.42
25:CA:1590:A:H2'	25:CA:1591:A:C8	2.55	0.42
1:BA:841:C:H2'	1:BA:843:U:C5'	2.49	0.42
9:BI:24:ASN:HA	9:BI:58:GLU:O	2.18	0.42
27:DC:66:PHE:CD2	27:DC:155:ARG:NH2	2.88	0.42
25:CA:2130:U:O2	25:CA:2158:A:H2	2.02	0.42
14:AN:81:ARG:O	14:AN:82:ILE:C	2.58	0.42
6:BF:45:ARG:HD2	6:BF:59:TYR:CE2	2.55	0.42
2:AB:14:HIS:HB3	2:AB:208:ALA:HB2	2.01	0.42
2:AB:30:ILE:HD11	2:AB:38:HIS:CG	2.55	0.42
25:DA:1176:U:C6	25:DA:1177:G:C5	3.07	0.42
36:CL:75:ALA:HB3	36:CL:108:ALA:HB2	2.01	0.42
25:CA:1483:G:N2	25:CA:1507:C:C2	2.87	0.42
2:BB:223:GLY:O	2:BB:225:SER:N	2.52	0.42
25:DA:1020:A:C2	25:DA:1141:U:C2	3.08	0.42
18:AR:40:PRO:HG2	18:AR:43:ILE:CG1	2.50	0.42
28:CD:101:PHE:HE2	28:CD:203:VAL:HG12	1.81	0.42
30:DF:24:VAL:HG13	30:DF:25:MET:N	2.34	0.42
1:AA:1056:U:O2	1:AA:1057:G:C8	2.73	0.42
25:DA:478:A:C6	25:DA:480:A:C6	3.08	0.42
25:DA:480:A:P	45:DU:43:LYS:HZ3	2.42	0.42
7:BG:26:VAL:O	7:BG:27:ASN:C	2.57	0.42
25:CA:31:C:O2'	25:CA:32:C:H5'	2.19	0.42
9:BI:88:GLU:C	9:BI:88:GLU:OE2	2.58	0.42
17:BQ:35:LYS:CG	17:BQ:37:ILE:CD1	2.98	0.42
7:AG:28:ILE:HD12	7:AG:100:MET:CE	2.50	0.42
49:CY:16:THR:HA	49:CY:19:LEU:HD12	2.02	0.42
44:CT:8:LEU:CD2	49:CY:22:LEU:HA	2.50	0.42
25:DA:2677:G:O2'	25:DA:2678:C:H5'	2.19	0.42
25:CA:2379:G:H2'	25:CA:2380:C:C6	2.54	0.42

Continued on next page...

Continued from previous page...

Atom-1	Atom-2	Distance(Å)	Clash(Å)
25:DA:2413:G:H2'	25:DA:2414:G:O5'	2.18	0.42
25:DA:783:A:C4	25:DA:785:G:H1'	2.54	0.42
25:DA:780:G:H21	25:DA:783:A:H62	1.68	0.42
25:CA:11:C:H2'	25:CA:12:U:C5'	2.49	0.42
40:DP:12:MET:HG3	40:DP:54:LEU:HD22	2.02	0.42
42:CR:20:VAL:HG13	42:CR:21:ARG:N	2.32	0.42
48:CX:17:ARG:HA	48:CX:17:ARG:HD2	1.76	0.42
25:DA:157:C:C6	25:DA:157:C:H3'	2.54	0.42
25:DA:2016:U:H1'	51:D0:2:VAL:CG2	2.50	0.42
25:DA:2249:U:C4'	25:DA:2250:G:OP2	2.68	0.42
1:BA:648:A:C2	1:BA:649:A:C4	3.07	0.42
46:DV:9:ARG:HG3	46:DV:40:ILE:O	2.19	0.42
34:DJ:119:PHE:CD1	34:DJ:119:PHE:O	2.72	0.42
18:BR:24:ASP:HB3	18:BR:27:THR:OG1	2.19	0.42
8:AH:87:ARG:H	8:AH:90:GLU:HB2	1.83	0.42
57:DW:34:VAL:HG21	57:DW:76:ILE:CD1	2.50	0.42
8:AH:78:SER:HA	8:AH:84:ILE:CG1	2.50	0.42
49:CY:39:GLN:O	49:CY:40:SER:C	2.55	0.42
8:BH:33:VAL:O	8:BH:35:ILE:N	2.53	0.42
1:BA:596:A:C2	1:BA:645:G:N3	2.86	0.42
56:DB:111:U:O2	56:DB:112:G:N7	2.53	0.42
25:CA:1392:A:C6	25:CA:1393:A:C6	3.07	0.42
25:CA:1979:U:HO2'	25:CA:1980:G:H5'	1.82	0.42
1:AA:298:A:N6	1:AA:299:G:C2	2.88	0.42
32:DH:96:THR:O	32:DH:97:ARG:C	2.57	0.42
31:DG:39:ALA:HB2	31:DG:57:TYR:CG	2.55	0.42
39:DO:92:PHE:HB2	39:DO:117:PHE:CE1	2.54	0.42
25:DA:1003:G:N2	25:DA:1004:U:C2	2.87	0.42
25:DA:928:A:H2	50:DZ:46:MET:HE1	1.85	0.42
25:DA:2555:U:C2'	25:DA:2556:C:H5'	2.49	0.42
17:BQ:30:HIS:NE2	17:BQ:32:ILE:HD13	2.33	0.42
16:AP:44:SER:OG	16:AP:46:LYS:HD2	2.20	0.42
25:CA:2585:U:O2'	25:CA:2586:U:O5'	2.33	0.42
11:BK:84:MET:HE2	11:BK:112:VAL:HG11	2.02	0.42
25:CA:1445:G:C5	25:CA:1446:C:C4	3.08	0.42
25:CA:1599:U:OP2	44:CT:40:LYS:HG3	2.19	0.42
25:CA:2339:C:H2'	25:CA:2340:A:H8	1.84	0.42
25:DA:1115:G:C2	25:DA:1116:G:C5	3.07	0.42
42:DR:15:SER:O	42:DR:18:GLN:HB2	2.19	0.42
1:BA:1304:G:H2'	1:BA:1305:G:C1'	2.49	0.42
25:CA:2294:G:C5	25:CA:2295:C:C5	3.07	0.42
25:CA:1827:U:C2'	25:CA:1828:G:O5'	2.68	0.42

Continued on next page...

Continued from previous page...

Atom-1	Atom-2	Distance(Å)	Clash(Å)
39:DO:9:ARG:CG	39:DO:10:ARG:N	2.82	0.42
18:AR:22:TYR:HB2	18:AR:57:ALA:O	2.20	0.42
1:AA:903:G:H2'	1:AA:904:U:C6	2.53	0.42
25:DA:747:U:C5	25:DA:2613:U:C5	3.07	0.42
1:BA:1436:U:H2'	1:BA:1437:A:C8	2.54	0.42
25:CA:924:G:H2'	25:CA:925:A:O4'	2.19	0.42
25:CA:812:C:H4'	41:CQ:12:ARG:HH22	1.85	0.42
1:BA:883:C:O2'	1:BA:884:U:H5'	2.20	0.42
36:DL:41:ARG:O	36:DL:43:GLY:N	2.53	0.42
3:BC:26:LYS:NZ	3:BC:26:LYS:HB3	2.34	0.42
38:CN:108:ALA:HA	38:CN:109:PRO:HD3	1.91	0.42
1:BA:1465:A:H2'	1:BA:1466:C:C6	2.54	0.42
25:CA:2243:U:O2'	25:CA:2244:U:H5'	2.20	0.42
25:CA:566:U:H2'	25:CA:567:U:O4'	2.19	0.42
25:DA:36:G:C5	25:DA:37:C:C5	3.07	0.42
1:BA:1496:C:H2'	1:BA:1497:G:O4'	2.19	0.42
25:CA:1751:U:H2'	25:CA:1752:C:C6	2.55	0.42
1:AA:1434:A:O5'	1:AA:1434:A:H8	2.02	0.42
19:AS:30:LEU:HD12	19:AS:30:LEU:HA	1.86	0.42
25:DA:800:A:OP1	25:DA:800:A:H8	2.02	0.42
16:BP:22:ALA:HA	16:BP:33:ILE:HD12	2.02	0.42
40:CP:22:GLY:O	40:CP:109:ILE:HD11	2.18	0.42
25:DA:2484:G:OP1	37:DM:44:ARG:HD3	2.19	0.42
48:DX:15:ASN:HA	48:DX:24:THR:O	2.19	0.42
1:BA:1225:A:H2'	1:BA:1226:C:C4	2.53	0.42
1:BA:1310:G:C6	1:BA:1311:A:N7	2.88	0.42
33:DI:75:ALA:HB3	33:DI:131:THR:HG21	2.02	0.42
49:DY:13:GLU:C	49:DY:15:ASN:H	2.22	0.42
49:DY:8:GLU:C	49:DY:12:GLU:HB2	2.39	0.42
25:CA:1056:G:O2'	25:CA:1086:A:H8	2.02	0.42
25:CA:1085:A:C4	25:CA:1086:A:N1	2.88	0.42
25:CA:1090:A:N1	25:CA:1091:G:C5	2.87	0.42
25:CA:1104:C:O2	25:CA:1105:U:C5	2.72	0.42
2:AB:159:ALA:O	2:AB:160:LEU:CB	2.68	0.42
2:AB:175:ALA:C	2:AB:177:ASN:N	2.73	0.42
2:AB:95:TRP:O	2:AB:97:GLY:N	2.52	0.42
1:AA:978:A:C6	1:AA:1318:A:C6	3.08	0.42
1:AA:1325:C:O2'	1:AA:1326:U:H5'	2.18	0.42
1:AA:976:G:C8	1:AA:1358:U:C2	3.07	0.42
10:AJ:10:LEU:HB2	10:AJ:72:ARG:CB	2.41	0.42
25:CA:846:U:C2'	25:CA:847:U:OP2	2.67	0.42
31:CG:8:VAL:HG12	31:CG:49:LEU:CB	2.48	0.42

Continued on next page...

Continued from previous page...

Atom-1	Atom-2	Distance(Å)	Clash(Å)
52:D1:18:HIS:HE2	52:D1:20:TYR:HE2	1.68	0.42
1:BA:626:G:H2'	1:BA:627:G:O5'	2.19	0.42
25:DA:2491:U:H5'	25:DA:2570:G:C5'	2.50	0.42
25:DA:2146:C:C5'	25:DA:2147:A:OP1	2.66	0.42
39:DO:101:GLY:O	39:DO:102:ARG:C	2.58	0.42
39:DO:70:ALA:O	39:DO:74:VAL:HB	2.19	0.42
25:DA:1936:A:H2	25:DA:1943:U:C4	2.36	0.42
1:AA:406:G:C8	1:AA:495:A:C4	3.07	0.42
11:AK:125:LYS:N	11:AK:125:LYS:CD	2.82	0.42
1:AA:93:U:C2'	1:AA:94:G:C5'	2.97	0.42
1:AA:64:G:C8	1:AA:99:C:C4	3.08	0.42
25:DA:1866:A:N3	25:DA:1876:A:C6	2.88	0.42
1:BA:1239:A:H2	1:BA:1297:G:C2	2.37	0.42
1:AA:195:A:H1'	1:AA:222:C:O2'	2.20	0.42
1:BA:737:C:O2'	1:BA:738:C:H5'	2.20	0.42
20:BT:50:PHE:O	20:BT:53:MET:N	2.52	0.42
31:DG:147:LEU:HA	31:DG:150:TYR:HD1	1.85	0.42
1:BA:1538:C:H3'	1:BA:1538:C:C6	2.54	0.42
1:BA:840:C:C4	1:BA:842:U:H5'	2.55	0.42
1:BA:842:U:O2'	1:BA:846:G:N1	2.52	0.42
9:BI:29:ILE:O	9:BI:29:ILE:HG23	2.20	0.42
27:DC:68:ARG:NH1	27:DC:128:THR:OG1	2.52	0.42
1:BA:16:A:C4	1:BA:17:U:C6	3.08	0.42
25:CA:2111:U:C4	25:CA:2145:C:O2	2.73	0.42
25:DA:2162:G:H3'	25:DA:2162:G:P	2.59	0.42
1:AA:1367:C:N3	1:AA:1368:A:C8	2.87	0.42
10:AJ:59:LYS:HD2	10:AJ:60:ASP:N	2.35	0.42
10:AJ:53:ILE:HB	10:AJ:62:ARG:N	2.33	0.42
1:AA:1114:C:O2	1:AA:1115:U:C6	2.72	0.42
25:CA:587:C:C2	36:CL:33:ARG:NH2	2.87	0.42
8:BH:92:PRO:HG3	8:BH:124:ILE:HD12	2.01	0.42
6:BF:86:ARG:HD3	18:BR:63:TYR:CE1	2.54	0.42
45:DU:12:VAL:HB	45:DU:17:ASP:O	2.20	0.42
48:DX:56:ARG:O	48:DX:59:ASP:HB2	2.19	0.42
3:BC:41:TYR:OH	3:BC:45:GLU:CG	2.67	0.42
21:BU:8:ASN:C	21:BU:11:PHE:CE2	2.93	0.42
25:DA:149:A:C5	25:DA:150:U:C5	3.08	0.42
25:DA:52:A:H2'	25:DA:53:A:O5'	2.18	0.42
25:DA:56:A:H2'	25:DA:57:C:O4'	2.20	0.42
50:DZ:4:ILE:HG22	50:DZ:37:ARG:O	2.19	0.42
25:DA:2746:U:H2'	25:DA:2747:G:H5'	2.00	0.42
11:BK:113:THR:HA	11:BK:114:PRO:HD3	1.83	0.42

Continued on next page...

Continued from previous page...

Atom-1	Atom-2	Distance(Å)	Clash(Å)
1:BA:59:A:C4	1:BA:331:G:N2	2.87	0.42
1:BA:59:A:C5	1:BA:354:G:C6	3.07	0.42
27:DC:83:ASP:OD1	27:DC:84:PRO:HD2	2.19	0.42
25:CA:273:G:C2	25:CA:365:U:O2	2.73	0.42
9:AI:6:TYR:CE2	9:AI:17:ARG:HB2	2.55	0.42
24:AY:140:VAL:O	24:AY:143:LEU:N	2.53	0.42
32:DH:80:ILE:CD1	32:DH:144:VAL:CG1	2.97	0.42
11:BK:20:ALA:CB	11:BK:33:ILE:CD1	2.98	0.42
49:CY:9:LYS:H	49:CY:12:GLU:HG3	1.83	0.42
25:CA:2852:G:C4	25:CA:2853:C:C5	3.07	0.42
24:AY:59:THR:CG2	24:AY:60:VAL:N	2.81	0.42
29:CE:108:ILE:CD1	36:CL:2:ARG:HH12	2.32	0.42
8:AH:36:ALA:O	8:AH:45:ILE:HD11	2.20	0.42
25:DA:2730:C:H5'	28:DD:175:LEU:CD2	2.50	0.42
4:BD:150:LYS:O	4:BD:150:LYS:HG3	2.19	0.42
27:DC:161:VAL:HG13	27:DC:174:ARG:O	2.19	0.42
26:CB:8:C:H2'	26:CB:9:G:O4'	2.20	0.42
28:DD:124:ARG:HD3	28:DD:125:TRP:HE1	1.84	0.42
8:BH:10:LEU:HD22	8:BH:10:LEU:HA	1.85	0.42
11:BK:27:ASN:HB3	11:BK:56:LYS:HE3	2.02	0.42
25:DA:1188:U:C2'	25:DA:1189:A:O5'	2.67	0.42
25:DA:817:C:H2'	25:DA:818:G:O4'	2.19	0.42
25:DA:458:G:H22	25:DA:469:G:H2'	1.85	0.42
34:DJ:21:THR:HG23	34:DJ:61:LYS:HB3	2.00	0.42
25:DA:714:U:H2'	25:DA:716:A:N7	2.34	0.42
30:CF:56:LEU:HD12	30:CF:64:PRO:HB3	2.00	0.42
3:AC:152:VAL:CG2	3:AC:156:LEU:CD2	2.96	0.42
1:BA:1085:U:O4'	1:BA:1094:G:C6	2.73	0.42
19:BS:44:ILE:HD11	19:BS:63:ASP:HA	2.01	0.42
25:DA:145:C:H3'	25:DA:145:C:C6	2.54	0.42
1:AA:164:G:N2	1:AA:165:G:H1'	2.34	0.42
35:DK:92:GLU:N	35:DK:92:GLU:OE2	2.53	0.42
40:CP:21:PRO:HA	40:CP:46:VAL:HG12	2.01	0.42
40:CP:52:ARG:CG	40:CP:52:ARG:NH1	2.80	0.42
1:AA:1255:G:H5''	1:AA:1256:A:OP1	2.19	0.42
25:DA:2844:G:C2'	25:DA:2845:U:H5'	2.50	0.42
25:CA:751:A:C6	25:CA:789:A:C5	3.07	0.42
32:CH:66:ASN:HA	32:CH:138:VAL:HG11	2.02	0.42
36:DL:19:LEU:CD1	36:DL:19:LEU:N	2.82	0.42
7:BG:109:LYS:O	7:BG:110:ARG:C	2.57	0.42
25:DA:1050:A:H1'	25:DA:2751:G:N2	2.35	0.42
55:D4:9:LYS:HG2	55:D4:14:CYS:HB3	2.01	0.42

Continued on next page...

Continued from previous page...

Atom-1	Atom-2	Distance(Å)	Clash(Å)
25:DA:2179:C:C2	25:DA:2180:U:C5	3.07	0.42
1:BA:394:G:H2'	1:BA:395:C:C6	2.53	0.42
48:DX:39:VAL:O	48:DX:40:GLU:C	2.57	0.42
54:C3:53:ASP:O	54:C3:54:LEU:C	2.57	0.42
25:DA:1421:G:H2'	25:DA:1422:G:H5'	2.01	0.42
1:BA:457:G:C6	1:BA:458:U:N3	2.87	0.42
25:DA:1885:A:H2'	25:DA:1886:U:H5'	2.00	0.42
25:CA:2875:C:C2'	25:CA:2876:G:O5'	2.68	0.42
1:AA:1416:G:C6	1:AA:1417:G:C5	3.08	0.42
25:DA:1675:C:OP2	60:DA:3772:HOH:O	2.21	0.42
8:BH:41:GLU:CD	8:BH:41:GLU:C	2.77	0.42
23:BX:5:A:H2'	23:BX:6:G:H5'	2.01	0.42
25:DA:1692:U:O2	25:DA:1696:G:C2	2.73	0.42
18:AR:41:SER:N	18:AR:51:GLN:NE2	2.66	0.42
39:CO:72:ALA:HA	39:CO:109:ALA:HB2	2.01	0.42
25:CA:2839:G:C6	25:CA:2840:C:C4	3.07	0.42
15:AO:59:VAL:HG11	25:CA:715:A:C8	2.55	0.42
25:DA:1891:G:C5	25:DA:1892:C:C4	3.07	0.42
28:DD:33:ARG:NH2	28:DD:74:GLU:O	2.53	0.42
25:DA:1955:U:H2'	25:DA:2551:C:O2'	2.19	0.42
41:CQ:63:ARG:O	41:CQ:64:ILE:C	2.58	0.42
1:BA:1483:A:H1'	25:DA:1948:G:H1'	2.02	0.42
15:AO:24:THR:O	15:AO:25:GLU:C	2.58	0.42
30:DF:43:ILE:HA	30:DF:82:TYR:CE1	2.54	0.42
25:CA:1117:C:C2'	25:CA:1118:C:H5'	2.50	0.42
25:CA:114:U:H2'	25:CA:115:C:C6	2.55	0.42
28:CD:48:ILE:HG13	28:CD:50:VAL:HG13	2.02	0.42
25:CA:779:U:H2'	25:CA:780:G:O5'	2.19	0.42
2:AB:167:HIS:ND1	2:AB:167:HIS:O	2.52	0.42
29:DE:67:ARG:HE	29:DE:67:ARG:HB3	1.65	0.42
1:BA:837:U:O5'	1:BA:837:U:H6	2.03	0.42
35:DK:113:MET:O	35:DK:116:ILE:HG13	2.20	0.42
37:CM:62:LYS:O	37:CM:105:MET:HA	2.20	0.42
1:BA:1360:A:C8	14:BN:58:SER:CB	3.03	0.42
1:BA:1361:G:C8	1:BA:1362:A:H5''	2.55	0.42
1:BA:1323:G:H1'	1:BA:1362:A:C2	2.55	0.42
1:BA:943:U:C2'	1:BA:944:G:H5'	2.50	0.42
13:BM:88:LEU:C	13:BM:90:HIS:N	2.72	0.42
25:CA:2162:G:OP2	25:CA:2164:C:N4	2.52	0.42
25:DA:1062:G:H2'	25:DA:1063:G:N9	2.34	0.42
49:DY:8:GLU:CB	49:DY:12:GLU:HB3	2.50	0.42
25:CA:1058:U:H1'	25:CA:1081:U:C2	2.55	0.42

Continued on next page...

Continued from previous page...

Atom-1	Atom-2	Distance(Å)	Clash(Å)
25:CA:1076:C:C2'	25:CA:1077:A:O4'	2.68	0.42
2:AB:137:THR:O	2:AB:141:GLU:HG3	2.19	0.42
1:AA:986:U:O2'	1:AA:987:G:H5'	2.20	0.42
1:BA:1272:G:C2	1:BA:1273:C:C2	3.07	0.42
10:AJ:44:THR:O	10:AJ:45:ARG:C	2.57	0.42
10:AJ:42:LEU:HB3	10:AJ:71:LEU:CB	2.49	0.42
25:DA:2298:A:H2'	25:DA:2299:U:H6	1.81	0.42
25:DA:2093:G:O2'	25:DA:2094:A:H5'	2.19	0.42
25:DA:1668:A:C2	25:DA:1670:C:N3	2.88	0.42
17:BQ:17:GLU:O	17:BQ:18:LYS:HB2	2.19	0.42
5:BE:115:GLU:O	5:BE:118:GLY:N	2.52	0.42
5:BE:152:VAL:HG23	5:BE:153:ALA:N	2.34	0.42
3:BC:129:PHE:CD2	3:BC:130:ARG:HD3	2.54	0.42
11:AK:52:ARG:N	11:AK:55:ARG:CB	2.83	0.42
6:AF:4:TYR:HA	6:AF:90:MET:O	2.19	0.42
1:AA:1160:G:HO2'	1:AA:1161:C:P	2.43	0.42
10:AJ:27:GLU:C	10:AJ:29:ALA:N	2.73	0.42
10:AJ:28:THR:CG2	10:AJ:86:ALA:HB1	2.49	0.42
25:DA:1637:A:H4'	25:DA:2711:A:O2'	2.20	0.42
56:DB:49:C:H4'	39:DO:68:LYS:HE2	2.01	0.42
56:DB:52:A:H2'	56:DB:52:A:OP2	2.20	0.42
4:AD:162:GLU:HA	4:AD:166:LYS:HE2	2.00	0.42
33:CI:95:ASP:CG	33:CI:97:VAL:H	2.23	0.42
30:CF:6:TYR:CE2	30:CF:11:VAL:HG22	2.54	0.42
1:BA:188:C:N3	1:BA:189:A:C5	2.87	0.42
1:AA:511:C:N1	1:AA:512:U:C5	2.87	0.42
1:BA:794:A:H2'	1:BA:795:C:C6	2.54	0.42
5:AE:131:ASN:HA	5:AE:132:PRO:HD3	1.94	0.42
5:AE:148:SER:O	5:AE:152:VAL:CG1	2.67	0.42
22:AV:59:U:H3'	22:AV:60:U:C6	2.54	0.42
1:AA:171:A:C6	1:AA:172:A:C6	3.07	0.42
3:BC:22:PHE:CD2	3:BC:23:ALA:CA	3.01	0.42
1:BA:100:G:C5	1:BA:101:A:N7	2.87	0.42
9:BI:115:VAL:HG21	10:BJ:62:ARG:HB2	2.02	0.42
11:BK:12:ARG:CZ	11:BK:76:TYR:OH	2.68	0.42
20:BT:35:TYR:CD1	20:BT:35:TYR:O	2.73	0.42
25:CA:1585:C:O2'	25:CA:1586:A:C5'	2.62	0.42
25:CA:1588:G:C4	25:CA:1589:U:C5	3.08	0.42
25:CA:2800:A:C2	25:CA:2895:G:H1'	2.55	0.42
35:CK:114:LYS:HD2	35:CK:114:LYS:HA	1.82	0.42
10:AJ:59:LYS:CE	10:AJ:59:LYS:H	2.29	0.42
1:BA:1096:C:C4	1:BA:1097:C:N4	2.88	0.42

Continued on next page...

Continued from previous page...

Atom-1	Atom-2	Distance(Å)	Clash(Å)
25:DA:2531:A:H2'	25:DA:2531:A:N3	2.34	0.42
27:DC:139:THR:C	27:DC:140:VAL:CG2	2.88	0.42
6:BF:6:ILE:C	6:BF:7:VAL:HG12	2.40	0.42
1:AA:1410:A:O2'	1:AA:1411:C:H5'	2.20	0.42
3:AC:28:PHE:HD2	3:AC:28:PHE:C	2.23	0.42
3:BC:88:LYS:HG2	3:BC:89:VAL:N	2.35	0.42
9:BI:60:LEU:CD2	9:BI:60:LEU:N	2.82	0.42
29:DE:167:VAL:O	29:DE:167:VAL:HG12	2.20	0.42
32:CH:78:VAL:O	32:CH:145:ASN:N	2.53	0.42
38:CN:1:MET:O	38:CN:2:ARG:HB3	2.20	0.42
25:CA:1485:U:C2	25:CA:1505:A:C2	3.08	0.42
25:DA:65:U:H4'	44:DT:73:ARG:HH11	1.85	0.42
25:CA:2469:A:N6	25:CA:2481:G:H1'	2.35	0.42
37:CM:50:ARG:O	37:CM:53:MET:HG2	2.19	0.42
21:BU:25:ALA:HB1	23:BX:8:A:H5''	2.00	0.42
29:CE:118:LEU:HD12	29:CE:119:ILE:H	1.81	0.42
1:AA:1053:G:O5'	1:AA:1054:C:H5'	2.19	0.42
30:CF:51:ASN:OD1	30:CF:51:ASN:N	2.51	0.42
13:AM:78:ARG:O	13:AM:81:ASP:HB2	2.19	0.42
25:DA:1795:C:C2	25:DA:1796:U:C6	3.08	0.42
32:DH:86:ASP:O	32:DH:87:GLU:CB	2.61	0.42
25:DA:443:A:C5	29:DE:40:ARG:HD3	2.54	0.42
45:DU:94:PHE:CA	45:DU:102:ILE:CD1	2.97	0.42
25:DA:1356:G:C6	25:DA:1357:C:C4	3.08	0.42
1:AA:540:G:C5	1:AA:541:G:C8	3.08	0.42
1:BA:164:G:O2'	1:BA:165:G:H5'	2.19	0.42
25:CA:665:U:H2'	25:CA:666:A:H8	1.85	0.42
25:DA:2311:A:O2'	25:DA:2312:U:O5'	2.37	0.42
7:BG:78:ARG:HG2	7:BG:83:THR:HG23	2.02	0.42
1:BA:253:A:N1	1:BA:254:G:C5	2.88	0.42
27:DC:118:GLY:C	27:DC:120:ASP:N	2.71	0.42
27:DC:134:ILE:HA	27:DC:135:PRO:HD3	1.81	0.42
25:DA:2769:U:C2	25:DA:2770:G:C8	3.08	0.42
25:CA:2181:U:H2'	25:CA:2182:U:H6	1.83	0.42
1:AA:721:G:O4'	1:AA:722:G:C5	2.73	0.42
25:DA:2473:U:C2	25:DA:2474:U:C6	3.07	0.42
31:CG:100:ASN:H	31:CG:100:ASN:ND2	2.13	0.42
1:AA:262:A:C6	1:AA:263:A:C6	3.07	0.42
27:CC:163:ILE:HA	27:CC:173:LEU:HD12	2.01	0.42
1:BA:1478:U:H2'	1:BA:1479:C:C6	2.55	0.42
25:DA:24:G:H2'	25:DA:25:U:O4'	2.20	0.42
25:CA:908:C:H2'	25:CA:909:A:O5'	2.19	0.42

Continued on next page...

Continued from previous page...

Atom-1	Atom-2	Distance(Å)	Clash(Å)
25:CA:1547:C:C4'	25:CA:1547:C:C6	3.02	0.42
1:AA:1008:U:N3	1:AA:1022:A:C2	2.87	0.42
25:CA:2328:A:H2'	25:CA:2329:U:H6	1.80	0.42
8:AH:21:LYS:N	8:AH:64:TYR:OH	2.52	0.42
25:DA:413:C:C2'	25:DA:414:C:O5'	2.68	0.42
7:AG:69:ARG:O	7:AG:137:ARG:HD3	2.20	0.42
30:CF:88:VAL:CG1	30:CF:89:THR:N	2.83	0.42
25:CA:623:C:H2'	25:CA:624:C:C6	2.54	0.42
48:CX:1:SER:O	48:CX:3:VAL:N	2.52	0.42
24:AY:130:ARG:O	24:AY:133:ARG:HB2	2.19	0.42
30:CF:68:LYS:O	30:CF:69:ALA:C	2.58	0.42
1:AA:293:G:C4	1:AA:294:U:C5	3.08	0.42
1:BA:1057:G:C6	1:BA:1204:A:C2	3.08	0.42
1:BA:927:G:H4'	1:BA:1503:A:N7	2.34	0.42
5:AE:108:GLY:HA2	5:AE:111:ARG:HB2	2.01	0.42
43:DS:29:VAL:CG1	43:DS:55:ILE:CD1	2.98	0.42
25:DA:1717:A:C5	25:DA:1718:G:C8	3.08	0.42
15:BO:44:GLU:O	15:BO:45:HIS:HB2	2.19	0.42
25:CA:186:G:C2	25:CA:187:G:C8	3.07	0.42
17:AQ:80:LYS:CD	17:AQ:80:LYS:N	2.82	0.42
40:CP:59:THR:HG23	40:CP:72:VAL:HG12	2.00	0.42
7:BG:59:GLU:HA	7:BG:62:GLU:HB3	2.00	0.42
17:BQ:31:PRO:CB	17:BQ:32:ILE:HD12	2.49	0.42
25:DA:2181:U:H2'	25:DA:2182:U:H6	1.85	0.42
25:DA:846:U:C2'	25:DA:847:U:OP2	2.68	0.42
8:BH:85:TYR:O	8:BH:86:LYS:CD	2.67	0.42
25:CA:1446:C:H2'	25:CA:1447:C:H6	1.84	0.42
13:BM:47:LEU:HD13	13:BM:52:ILE:HG13	2.02	0.42
3:AC:135:ARG:O	3:AC:138:GLN:N	2.53	0.42
1:BA:1304:G:H2'	1:BA:1305:G:H1'	2.02	0.42
28:CD:111:GLY:HA3	28:CD:194:PRO:HB2	2.01	0.42
17:BQ:64:ARG:HD3	17:BQ:64:ARG:H	1.85	0.42
1:AA:1068:G:C2'	1:AA:1069:C:H5'	2.50	0.42
29:CE:24:ASN:OD1	29:CE:27:LEU:CB	2.68	0.42
3:BC:179:ALA:HB1	3:BC:202:PHE:CE1	2.55	0.42
25:DA:294:A:C5	25:DA:345:A:C2	3.07	0.42
1:BA:1155:A:H2'	1:BA:1156:G:O5'	2.19	0.42
11:AK:23:HIS:CD2	11:AK:23:HIS:O	2.73	0.42
12:AL:37:TYR:CD2	12:AL:37:TYR:N	2.87	0.42
25:CA:2555:U:C2'	25:CA:2556:C:H5'	2.50	0.42
25:CA:2555:U:C5	25:CA:2556:C:C2	3.08	0.42
25:CA:740:C:O2	25:CA:740:C:C2'	2.66	0.42

Continued on next page...

Continued from previous page...

Atom-1	Atom-2	Distance(Å)	Clash(Å)
25:DA:93:G:O2'	25:DA:94:A:H5'	2.19	0.42
1:AA:1119:C:H2'	1:AA:1120:C:C6	2.54	0.42
41:CQ:96:ASP:OD1	41:CQ:100:PHE:CD1	2.73	0.42
41:DQ:40:LYS:C	41:DQ:42:GLY:N	2.73	0.42
25:CA:2301:C:C2'	25:CA:2302:U:H5'	2.50	0.42
32:DH:51:ARG:O	32:DH:55:GLU:HB2	2.20	0.42
25:CA:936:A:H2'	25:CA:937:C:C6	2.55	0.42
55:D4:12:ARG:HB2	55:D4:12:ARG:NH1	2.34	0.42
4:AD:64:TYR:HE2	4:AD:99:ASN:OD1	2.02	0.42
12:BL:73:LEU:O	12:BL:74:GLN:HB3	2.19	0.42
9:BI:125:GLN:C	9:BI:125:GLN:HE21	2.23	0.42
25:DA:1076:C:C2'	25:DA:1077:A:O5'	2.68	0.42
44:DT:8:LEU:HD11	49:DY:22:LEU:HA	2.02	0.42
49:DY:16:THR:O	49:DY:17:GLU:C	2.57	0.42
25:DA:78:U:OP1	49:DY:2:LYS:HB2	2.20	0.42
49:DY:36:GLN:O	49:DY:37:LEU:C	2.58	0.42
1:AA:1141:C:O2'	1:AA:1142:G:P	2.78	0.42
1:AA:673:A:H5''	6:AF:86:ARG:NH1	2.35	0.42
25:CA:1056:G:H4'	25:CA:1086:A:N7	2.34	0.42
2:AB:174:GLU:O	2:AB:177:ASN:HB3	2.19	0.42
2:AB:216:VAL:O	2:AB:219:THR:CG2	2.63	0.42
1:AA:980:C:H5	1:AA:981:U:C4	2.37	0.42
1:AA:258:G:C2	1:AA:259:G:C1'	3.01	0.42
1:BA:1255:G:C6	1:BA:1279:G:N7	2.88	0.42
25:CA:1178:C:H5'	25:CA:1179:G:OP1	2.20	0.42
38:CN:103:ARG:CD	38:CN:110:MET:CE	2.93	0.42
1:BA:615:G:C4	1:BA:616:G:C8	3.08	0.42
5:BE:115:GLU:CG	5:BE:116:VAL:N	2.82	0.42
25:DA:1411:U:C6	25:DA:1411:U:H3'	2.54	0.42
3:BC:154:GLY:C	3:BC:156:LEU:HD12	2.40	0.42
11:AK:52:ARG:CZ	11:AK:56:LYS:HE2	2.50	0.42
8:AH:100:ILE:HD12	8:AH:100:ILE:C	2.40	0.42
8:AH:100:ILE:HD11	8:AH:128:VAL:CB	2.49	0.42
25:DA:184:C:O2'	25:DA:217:A:H1'	2.20	0.42
25:DA:2111:U:O4	25:DA:2145:C:H3'	2.19	0.42
13:AM:53:ASP:O	13:AM:56:ARG:CB	2.68	0.42
25:DA:1446:C:H6	25:DA:1446:C:O5'	2.02	0.42
12:AL:27:PRO:O	12:AL:28:GLN:HB3	2.20	0.42
56:DB:27:C:C2'	56:DB:28:C:O5'	2.67	0.42
51:C0:53:VAL:O	51:C0:55:ALA:N	2.53	0.42
33:CI:102:ARG:HE	33:CI:103:ALA:H	1.68	0.42
1:AA:502:A:OP1	12:AL:114:SER:HB3	2.20	0.42

Continued on next page...

Continued from previous page...

Atom-1	Atom-2	Distance(Å)	Clash(Å)
5:AE:82:HIS:HE1	5:AE:146:MET:CG	2.33	0.42
1:AA:66:A:C6	1:AA:67:C:C5	3.08	0.42
1:AA:71:A:H3'	1:AA:71:A:P	2.60	0.42
1:AA:208:U:O4	1:AA:210:C:N3	2.53	0.42
16:AP:70:ARG:HD3	16:AP:70:ARG:HA	1.79	0.42
2:AB:46:VAL:HB	2:AB:47:PRO:CD	2.42	0.42
8:AH:2:MET:O	8:AH:5:PRO:HD3	2.19	0.42
25:CA:1407:G:C2'	25:CA:1408:G:H5'	2.49	0.42
37:DM:111:GLU:OE1	37:DM:115:GLU:HG2	2.18	0.42
5:BE:22:LYS:O	5:BE:23:THR:HB	2.19	0.42
32:CH:116:ARG:HB2	32:CH:131:SER:O	2.19	0.42
1:AA:1062:U:H5''	1:AA:1063:C:OP1	2.20	0.42
10:AJ:56:HIS:C	10:AJ:57:VAL:HG12	2.40	0.42
2:BB:112:ARG:HH22	2:BB:136:ARG:HD3	1.85	0.42
10:BJ:27:GLU:C	10:BJ:29:ALA:N	2.73	0.42
25:CA:1474:U:C5	25:CA:1475:G:N2	2.87	0.42
36:DL:29:LYS:HG2	36:DL:30:THR:HG23	2.02	0.42
45:CU:6:ARG:HG3	45:CU:7:ASP:N	2.35	0.42
1:BA:1492:A:OP1	12:BL:43:LYS:HA	2.20	0.42
25:DA:1826:G:O2'	25:DA:1971:U:OP2	2.37	0.42
15:AO:86:LEU:O	15:AO:87:ARG:CB	2.68	0.42
1:BA:594:U:H2'	1:BA:595:A:H8	1.81	0.42
21:AU:9:GLU:CD	21:AU:10:PRO:HG3	2.40	0.42
14:AN:43:ASN:C	14:AN:45:VAL:N	2.73	0.42
25:CA:1535:A:H5''	25:CA:1536:C:C5	2.54	0.42
1:BA:1386:G:H2'	1:BA:1387:G:H8	1.84	0.42
1:BA:684:U:C2'	11:BK:39:ASN:O	2.67	0.42
25:DA:930:G:C1'	50:DZ:24:LEU:CD2	2.98	0.42
30:CF:114:ARG:HD3	30:CF:114:ARG:HA	1.90	0.42
25:DA:690:G:H2'	25:DA:691:C:O4'	2.20	0.42
25:DA:692:C:O2'	25:DA:693:A:O5'	2.37	0.42
30:DF:170:ALA:C	30:DF:172:PHE:N	2.72	0.42
33:CI:56:VAL:HG21	33:CI:70:THR:HB	2.02	0.42
25:CA:270:A:OP1	25:CA:271:G:H2'	2.20	0.42
25:CA:1925:C:H5''	25:CA:1926:U:C5	2.54	0.42
1:BA:1371:G:OP2	9:BI:12:LYS:HD3	2.20	0.42
47:CW:52:ASP:O	47:CW:53:HIS:HB2	2.20	0.42
1:AA:1179:A:O3'	9:AI:104:THR:HG23	2.19	0.42
24:AY:144:LEU:O	24:AY:147:LYS:HA	2.20	0.42
25:CA:1359:A:C8	25:CA:1373:A:C2	3.08	0.42
25:DA:769:U:HO2'	25:DA:1379:U:H6	1.65	0.42
7:AG:39:GLU:C	7:AG:41:ILE:N	2.71	0.42

Continued on next page...

Continued from previous page...

Atom-1	Atom-2	Distance(Å)	Clash(Å)
25:DA:2259:U:H2'	25:DA:2260:C:C6	2.54	0.42
1:AA:113:G:C1'	1:AA:354:G:H5'	2.50	0.42
25:DA:140:C:O2	25:DA:140:C:OP2	2.38	0.42
8:BH:79:ARG:O	8:BH:83:ARG:HD3	2.19	0.42
25:CA:631:A:H1'	36:CL:65:GLY:HA2	2.02	0.42
1:AA:807:A:H2'	1:AA:808:C:O4'	2.19	0.42
4:BD:123:MET:O	4:BD:142:VAL:HA	2.20	0.42
44:DT:39:THR:HG22	44:DT:42:GLU:H	1.85	0.42
3:AC:125:ARG:O	3:AC:126:ARG:CB	2.66	0.42
25:DA:24:G:C2	25:DA:517:C:C2	3.07	0.42
25:CA:556:A:H2'	25:CA:557:C:O5'	2.19	0.42
26:CB:111:U:H2'	26:CB:112:G:H8	1.83	0.42
1:AA:646:G:C5	1:AA:647:C:C5	3.08	0.42
25:DA:406:G:O2'	25:DA:407:G:H5'	2.19	0.42
3:BC:118:SER:O	3:BC:121:SER:HB2	2.18	0.42
25:CA:1524:G:H2'	25:CA:1525:A:O4'	2.20	0.42
25:DA:1362:C:H2'	25:DA:1363:C:C5'	2.49	0.42
13:AM:106:ARG:HA	13:AM:106:ARG:HD3	1.77	0.42
25:CA:2312:U:OP2	25:CA:2312:U:C5	2.73	0.42
42:CR:63:VAL:HA	42:CR:96:VAL:HG12	2.01	0.42
42:DR:67:GLY:CA	42:DR:93:PHE:CE2	3.03	0.42
25:CA:927:A:H2'	25:CA:928:A:O5'	2.20	0.42
25:DA:1257:C:H5'	29:DE:78:TRP:CH2	2.54	0.42
1:BA:659:U:H2'	1:BA:660:C:C6	2.55	0.42
11:BK:93:GLU:O	11:BK:96:ILE:HG13	2.20	0.42
25:DA:1682:G:C8	25:DA:1757:A:N3	2.87	0.42
1:AA:1164:G:C2	1:AA:1165:U:C6	3.08	0.42
18:BR:58:ILE:HG22	18:BR:62:ARG:HD2	2.01	0.42
24:AY:132:VAL:HA	24:AY:135:ASP:OD2	2.20	0.42
27:CC:134:ILE:HG23	27:CC:135:PRO:HD2	2.00	0.42
25:DA:1700:A:H5'	25:DA:1701:A:OP2	2.19	0.42
22:AV:45:U:H2'	22:AV:45:U:O2	2.18	0.42
38:DN:72:ASP:HB3	38:DN:75:ILE:CG1	2.49	0.42
3:AC:134:LYS:O	3:AC:135:ARG:C	2.57	0.42
25:DA:830:G:C4	25:DA:2448:A:C5	3.08	0.42
25:CA:2727:A:H2'	25:CA:2728:U:H5'	2.01	0.42
11:AK:106:ILE:C	11:AK:106:ILE:HD13	2.40	0.42
25:DA:779:U:H6	25:DA:779:U:O5'	2.02	0.42
3:BC:70:ALA:C	3:BC:72:PRO:HD3	2.39	0.42
45:CU:85:ARG:HH12	45:CU:99:SER:CB	2.33	0.42
25:CA:1315:C:H2'	25:CA:1316:U:O5'	2.19	0.42
35:DK:53:LYS:HG3	35:DK:56:ASP:OD2	2.20	0.42

Continued on next page...

Continued from previous page...

Atom-1	Atom-2	Distance(Å)	Clash(Å)
25:DA:1994:C:OP1	28:DD:132:ALA:HB2	2.20	0.42
25:DA:2445:G:C2'	25:DA:2446:G:H5'	2.50	0.42
25:DA:271:G:C6	25:DA:367:G:C6	3.08	0.42
25:CA:682:G:H5'	53:C2:26:ASN:CG	2.40	0.42
47:CW:11:ASP:OD2	47:CW:12:SER:N	2.52	0.42
41:DQ:77:LYS:O	41:DQ:80:ASN:HB3	2.19	0.42
25:DA:110:G:H2'	25:DA:110:G:N3	2.34	0.42
25:DA:2902:C:H6	25:DA:2902:C:OP2	2.03	0.42
25:CA:713:G:O5'	25:CA:713:G:H8	2.03	0.42
29:DE:127:GLU:OE1	29:DE:127:GLU:HA	2.19	0.42
1:AA:617:G:N1	1:AA:618:C:C4	2.88	0.42
24:AY:162:GLN:NE2	24:AY:162:GLN:HA	2.33	0.42
17:AQ:27:PHE:CE1	17:AQ:36:PHE:HB3	2.54	0.42
3:BC:127:VAL:HG23	3:BC:128:MET:N	2.34	0.42
43:DS:27:LYS:O	43:DS:71:VAL:HG23	2.19	0.42
13:BM:18:LEU:C	13:BM:20:SER:N	2.73	0.42
19:BS:39:ILE:O	19:BS:66:VAL:HG13	2.19	0.42
19:BS:57:VAL:HG11	19:BS:74:ALA:CB	2.50	0.42
25:CA:2174:C:C2	25:CA:2175:C:C5	3.08	0.42
33:DI:72:THR:CG2	33:DI:112:LYS:HG2	2.50	0.42
33:DI:7:TYR:O	33:DI:7:TYR:CD1	2.72	0.42
27:CC:221:GLY:C	27:CC:223:ALA:N	2.72	0.42
2:AB:177:ASN:OD1	2:AB:178:LEU:HD23	2.19	0.42
2:AB:52:ALA:HB3	2:AB:212:TYR:OH	2.19	0.42
2:AB:93:HIS:ND1	2:AB:145:ASN:CB	2.83	0.42
1:AA:1214:C:H4'	1:AA:1215:G:OP2	2.19	0.42
25:DA:1712:U:C2	25:DA:1713:A:N7	2.88	0.42
25:DA:2338:C:O2	25:DA:2339:C:C6	2.73	0.42
25:DA:1579:A:C2	25:DA:1580:A:C2	3.07	0.42
3:BC:148:ILE:HA	3:BC:200:TRP:O	2.20	0.42
1:BA:6:G:C6	5:BE:98:ALA:HB1	2.55	0.42
5:BE:155:LYS:CE	5:BE:155:LYS:H	2.31	0.42
1:AA:1446:A:H2'	1:AA:1447:A:C5'	2.49	0.42
19:BS:14:LEU:HD23	19:BS:37:SER:CB	2.50	0.42
25:DA:2784:U:C2	25:DA:2785:C:C5	3.08	0.42
4:BD:201:GLU:O	4:BD:204:SER:HB2	2.20	0.42
25:DA:2119:A:C2	25:DA:2169:A:H2'	2.55	0.42
25:DA:1448:G:N1	25:DA:1449:G:C4	2.88	0.42
12:AL:56:LEU:HA	12:AL:56:LEU:HD23	1.87	0.42
12:AL:81:ILE:HA	12:AL:97:VAL:HG23	2.02	0.42
3:AC:16:PRO:CG	3:AC:53:ARG:NH2	2.83	0.42
30:DF:128:SER:OG	30:DF:154:THR:HG23	2.19	0.42

Continued on next page...

Continued from previous page...

Atom-1	Atom-2	Distance(Å)	Clash(Å)
1:BA:1134:G:C6	1:BA:1135:U:C4	3.08	0.42
4:AD:121:ALA:O	4:AD:122:ILE:HG23	2.20	0.42
25:DA:317:G:C4	25:DA:318:C:C5	3.08	0.42
25:DA:2794:C:O2	25:DA:2795:C:C2	2.73	0.42
1:AA:885:G:O2'	1:AA:914:A:N1	2.27	0.42
5:AE:104:ILE:HD12	5:AE:104:ILE:HA	1.79	0.42
25:DA:1443:U:H2'	25:DA:1444:G:C8	2.54	0.42
10:BJ:58:ASN:O	10:BJ:59:LYS:C	2.58	0.42
25:DA:1286:A:C6	25:DA:1329:U:C2	3.08	0.42
25:DA:1327:A:C2'	25:DA:1328:A:H5'	2.50	0.42
20:AT:56:ILE:O	20:AT:56:ILE:HD12	2.20	0.42
1:BA:737:C:C2	1:BA:738:C:C5	3.08	0.42
21:BU:18:PHE:HA	21:BU:21:SER:HB3	2.01	0.42
37:DM:111:GLU:OE1	37:DM:112:LEU:HA	2.20	0.42
29:CE:193:VAL:O	29:CE:197:GLU:HB2	2.19	0.42
1:BA:1074:G:H2'	1:BA:1075:U:O4'	2.20	0.42
27:DC:74:PRO:O	27:DC:96:LYS:HG2	2.20	0.42
1:BA:919:A:H2'	1:BA:920:U:H6	1.83	0.42
9:AI:119:LYS:O	9:AI:120:ALA:CB	2.68	0.42
10:BJ:22:THR:O	10:BJ:22:THR:HG23	2.19	0.42
45:DU:17:ASP:O	45:DU:19:GLY:N	2.53	0.42
17:AQ:47:ASP:O	17:AQ:47:ASP:CG	2.57	0.42
17:AQ:48:GLU:O	17:AQ:49:ASN:C	2.58	0.42
50:CZ:2:LYS:N	50:CZ:2:LYS:HD3	2.35	0.42
16:AP:19:VAL:CG2	16:AP:19:VAL:O	2.67	0.42
12:BL:43:LYS:HB2	12:BL:44:PRO:CD	2.50	0.42
25:DA:1045:C:H4'	25:DA:1046:A:H5'	2.02	0.42
31:DG:3:VAL:O	31:DG:6:ALA:HB3	2.20	0.42
31:DG:8:VAL:CG2	31:DG:72:ASN:HB2	2.49	0.42
25:DA:53:A:C2'	25:DA:54:G:H5'	2.49	0.42
14:AN:27:LYS:CA	14:AN:30:ILE:HB	2.50	0.42
1:BA:687:A:N3	1:BA:688:G:H1'	2.35	0.42
25:DA:511:U:O4	25:DA:512:G:N1	2.53	0.42
25:DA:616:A:N3	29:DE:173:THR:HG21	2.34	0.42
20:BT:7:LYS:O	20:BT:10:ALA:HB3	2.20	0.42
25:CA:4:U:C2'	25:CA:5:A:H5'	2.49	0.42
1:BA:1251:A:C2	1:BA:1252:A:C4	3.08	0.42
25:DA:1562:U:H2'	25:DA:1563:U:O4'	2.20	0.42
25:CA:45:G:H5'	25:CA:46:G:H5'	2.01	0.42
9:BI:89:TYR:CA	9:BI:93:LEU:HD11	2.49	0.42
25:DA:1378:A:C2	25:DA:1380:G:N9	2.87	0.42
16:AP:39:PHE:CD1	16:AP:40:ASN:N	2.87	0.42

Continued on next page...

Continued from previous page...

Atom-1	Atom-2	Distance(Å)	Clash(Å)
25:DA:321:U:C2	29:DE:159:LEU:CD2	3.03	0.42
40:CP:30:TRP:CD2	40:CP:39:LEU:HD12	2.55	0.42
1:BA:1211:U:O2'	1:BA:1212:U:O5'	2.37	0.42
1:BA:474:G:C6	1:BA:475:C:C4	3.08	0.42
25:DA:2731:G:O2'	25:DA:2732:G:O5'	2.38	0.42
44:DT:7:LEU:O	44:DT:7:LEU:CD2	2.68	0.42
1:AA:100:G:C5	1:AA:101:A:C8	3.07	0.42
1:AA:1038:C:C2	1:AA:1039:G:C8	3.08	0.42
25:CA:2179:C:N3	25:CA:2180:U:C5	2.87	0.42
1:BA:1337:G:H5''	1:BA:1338:G:OP1	2.19	0.42
27:DC:225:ASN:O	27:DC:226:PRO:C	2.57	0.42
10:BJ:80:THR:CB	10:BJ:83:THR:HG22	2.49	0.42
4:BD:134:TYR:C	4:BD:134:TYR:CD2	2.93	0.42
36:DL:10:GLU:HG3	36:DL:10:GLU:O	2.20	0.42
5:AE:64:GLU:OE2	5:AE:68:ARG:CZ	2.68	0.42
5:AE:66:ALA:O	5:AE:67:ARG:C	2.58	0.42
36:CL:120:VAL:CG2	36:CL:121:THR:N	2.83	0.42
3:AC:122:GLN:O	3:AC:125:ARG:HB2	2.20	0.42
4:AD:193:ASP:O	4:AD:194:ILE:HG22	2.20	0.42
25:CA:594:U:H2'	25:CA:595:C:H6	1.80	0.42
16:AP:4:ILE:HA	16:AP:20:VAL:O	2.20	0.42
25:CA:2732:G:C3'	25:CA:2733:A:C5'	2.98	0.42
18:BR:26:ALA:O	18:BR:27:THR:C	2.58	0.42
34:DJ:62:VAL:O	34:DJ:62:VAL:HG13	2.18	0.42
3:BC:34:SER:O	3:BC:38:VAL:HG13	2.20	0.42
12:AL:35:ARG:NH2	24:AY:110:ARG:HD2	2.35	0.42
18:BR:28:LEU:N	18:BR:28:LEU:CD1	2.83	0.42
3:BC:115:VAL:O	3:BC:118:SER:HB3	2.20	0.42
3:BC:116:ALA:O	3:BC:119:ILE:N	2.52	0.42
25:DA:255:A:H2'	25:DA:256:A:O4'	2.20	0.42
1:BA:361:G:C2'	1:BA:362:G:H5'	2.50	0.42
25:CA:2415:G:H2'	25:CA:2416:C:H6	1.85	0.42
31:DG:39:ALA:HB2	31:DG:57:TYR:CD2	2.55	0.42
7:BG:74:VAL:HG21	7:BG:143:MET:CG	2.47	0.42
1:AA:304:U:C2'	1:AA:305:G:H5'	2.49	0.42
50:DZ:26:LEU:HD21	50:DZ:46:MET:CB	2.49	0.42
31:DG:26:LYS:CB	31:DG:31:GLU:CD	2.87	0.42
31:DG:26:LYS:HB3	31:DG:31:GLU:CG	2.48	0.42
54:C3:16:THR:CG2	54:C3:20:GLY:O	2.68	0.42
25:DA:107:G:H2'	25:DA:108:G:H8	1.85	0.42
32:CH:130:VAL:HG21	32:CH:144:VAL:HG21	2.01	0.42
25:DA:2721:A:H2'	25:DA:2722:G:C8	2.54	0.42

Continued on next page...

Continued from previous page...

Atom-1	Atom-2	Distance(Å)	Clash(Å)
25:CA:368:A:C8	25:CA:368:A:C3'	3.03	0.42
25:CA:559:G:H2'	25:CA:560:C:H5'	2.02	0.42
1:AA:538:G:OP2	12:AL:111:GLN:HG3	2.19	0.42
37:DM:32:GLY:C	37:DM:117:PHE:HE2	2.23	0.42
25:CA:1444:G:C4	25:CA:1445:G:C8	3.07	0.42
1:BA:55:A:C2	32:CH:91:PHE:CD2	3.07	0.42
25:CA:123:G:H4'	25:CA:1376:C:O5'	2.20	0.42
25:CA:1712:U:H2'	25:CA:1713:A:C8	2.55	0.42
25:DA:1885:A:C5	25:DA:1886:U:C5	3.08	0.42
25:DA:1367:A:C5	25:DA:1368:G:H1'	2.54	0.42
39:CO:14:ALA:O	39:CO:18:LEU:HD22	2.19	0.42
26:CB:78:A:H61	26:CB:98:G:H2'	1.83	0.42
1:AA:859:G:H2'	1:AA:860:A:H8	1.83	0.42
1:BA:811:C:O2'	1:BA:901:A:N1	2.46	0.42
47:CW:17:LEU:HD23	47:CW:35:ARG:CB	2.50	0.42
56:DB:82:U:C2	56:DB:83:G:C8	3.08	0.42
25:DA:2350:C:C2'	25:DA:2351:G:O5'	2.68	0.42
25:CA:1726:C:C4	25:CA:1727:C:C5	3.07	0.42
25:DA:494:G:H4'	43:DS:6:LYS:HG3	2.01	0.42
3:BC:113:LYS:HB2	3:BC:184:ASN:ND2	2.34	0.42
25:CA:1914:C:C5	25:CA:1915:U:C5	3.08	0.42
4:AD:109:THR:OG1	4:AD:111:ALA:HB3	2.20	0.42
25:DA:129:C:C2'	25:DA:130:C:H5'	2.50	0.42
53:D2:21:ARG:O	53:D2:27:GLY:HA3	2.20	0.42
42:CR:43:ASN:HD22	42:CR:43:ASN:HA	1.63	0.42
51:C0:28:SER:O	51:C0:36:LYS:HA	2.20	0.42
38:CN:58:ASP:OD2	38:CN:58:ASP:C	2.58	0.42
27:CC:23:LEU:HD12	27:CC:23:LEU:HA	1.82	0.42
35:CK:44:LYS:HA	35:CK:44:LYS:HD3	1.91	0.42
30:DF:132:ARG:CG	30:DF:132:ARG:HH21	2.33	0.42
37:CM:29:GLY:CA	37:CM:106:ASP:HB2	2.50	0.42
55:D4:19:ARG:O	55:D4:20:ASP:HB2	2.20	0.42
54:C3:6:VAL:HG21	54:C3:60:CYS:SG	2.60	0.42
25:DA:2433:A:H5''	25:DA:2434:A:OP1	2.19	0.42
32:DH:118:PRO:O	32:DH:119:ASN:HB2	2.20	0.42
1:BA:1308:U:C6	13:BM:97:ARG:NH2	2.87	0.42
33:DI:58:ILE:HD13	33:DI:66:PHE:CD1	2.55	0.42
25:CA:1079:C:C5	25:CA:1088:A:N1	2.88	0.42
33:CI:18:ASN:H	33:CI:19:PRO:CD	2.33	0.42
33:CI:75:ALA:HB1	33:CI:128:ILE:HG22	1.98	0.42
10:AJ:72:ARG:HA	10:AJ:72:ARG:HD3	1.94	0.42
25:DA:1709:U:C2'	25:DA:1710:G:O5'	2.68	0.42

Continued on next page...

Continued from previous page...

Atom-1	Atom-2	Distance(Å)	Clash(Å)
8:AH:85:TYR:CD2	8:AH:123:GLU:HA	2.48	0.42
25:DA:2192:U:H2'	25:DA:2193:G:C8	2.55	0.42
32:DH:21:VAL:HG13	32:DH:21:VAL:O	2.20	0.42
31:CG:8:VAL:O	31:CG:8:VAL:HG13	2.19	0.42
1:BA:488:C:C2	1:BA:489:C:C5	3.08	0.42
3:BC:129:PHE:CE2	3:BC:156:LEU:CD2	3.03	0.42
1:AA:1446:A:C2'	1:AA:1447:A:C5'	2.97	0.42
25:DA:2165:C:O2	25:DA:2166:U:C1'	2.67	0.42
25:DA:570:G:C4	25:DA:2030:A:N7	2.88	0.42
39:DO:31:THR:HG22	39:DO:33:ARG:O	2.20	0.42
1:BA:1134:G:N1	1:BA:1141:C:N4	2.67	0.42
4:AD:151:GLN:O	4:AD:154:VAL:HG12	2.19	0.42
4:AD:106:PHE:HD1	4:AD:158:LEU:CD2	2.32	0.42
1:BA:82:G:C5	1:BA:83:C:C2	3.08	0.42
25:DA:2585:U:HO2'	25:DA:2586:U:C5'	2.24	0.42
1:AA:96:U:O2'	1:AA:97:G:P	2.77	0.42
1:BA:1240:U:H3'	1:BA:1241:G:C5'	2.49	0.42
1:AA:386:C:H2'	1:AA:387:U:C5'	2.50	0.42
1:AA:451:A:C2	1:AA:480:U:N3	2.88	0.42
1:BA:1533:C:H4'	1:BA:1533:C:OP1	2.20	0.42
1:BA:840:C:C5	1:BA:842:U:H5"	2.55	0.42
9:BI:53:LEU:O	9:BI:54:VAL:CG2	2.67	0.42
25:CA:2141:G:C2	25:CA:2142:A:C1'	3.02	0.42
3:AC:28:PHE:CE2	3:AC:32:LEU:HD23	2.55	0.42
25:DA:1168:G:C2'	25:DA:1169:A:O5'	2.68	0.42
25:DA:1178:C:C5	25:DA:1180:U:C4	3.08	0.42
1:BA:385:C:H6	1:BA:385:C:H3'	1.85	0.42
3:AC:51:VAL:CG2	3:AC:67:ILE:CG2	2.98	0.42
25:DA:1121:C:H2'	25:DA:1122:G:O4'	2.20	0.42
2:BB:59:ILE:O	2:BB:63:LYS:HA	2.20	0.42
25:DA:54:G:C6	25:DA:55:G:C5	3.07	0.42
42:CR:25:LEU:N	42:CR:94:THR:CG2	2.77	0.42
1:AA:108:G:N7	20:AT:9:ARG:HG2	2.34	0.42
1:AA:490:C:C2	1:AA:491:G:C8	3.08	0.42
25:DA:1469:A:C2'	25:DA:1470:A:C8	3.00	0.42
1:AA:1394:A:C5	1:AA:1501:C:H4'	2.54	0.42
28:CD:205:PRO:O	28:CD:206:ALA:O	2.38	0.42
25:DA:545:U:C5	25:DA:547:A:O3'	2.73	0.42
1:BA:1117:A:H4'	9:BI:105:ARG:CD	2.50	0.42
1:AA:613:C:C2	1:AA:628:G:N2	2.87	0.42
49:DY:60:LYS:HB2	49:DY:60:LYS:HE3	1.94	0.42
1:AA:1178:G:H3'	1:AA:1178:G:C8	2.55	0.42

Continued on next page...

Continued from previous page...

Atom-1	Atom-2	Distance(Å)	Clash(Å)
25:DA:2477:U:H4'	25:DA:2479:U:O4	2.19	0.42
14:AN:25:GLU:O	14:AN:28:ALA:HB3	2.20	0.42
7:AG:91:ARG:HB2	7:AG:94:ARG:HG2	2.02	0.42
44:DT:69:ARG:CB	44:DT:74:ILE:HG22	2.50	0.42
44:DT:69:ARG:HB2	44:DT:74:ILE:HG21	2.02	0.42
25:DA:2393:U:H2'	25:DA:2394:C:H6	1.84	0.42
38:CN:79:LEU:HG	38:CN:83:LEU:HD12	2.02	0.42
29:DE:181:ILE:HD13	36:DL:2:ARG:NH1	2.35	0.42
25:DA:900:A:C5	25:DA:901:C:C5	3.07	0.42
30:DF:169:LEU:HD13	30:DF:174:PHE:CE1	2.55	0.42
9:AI:89:TYR:HB3	9:AI:93:LEU:HD21	2.01	0.42
7:BG:65:LEU:HD21	7:BG:69:ARG:CZ	2.50	0.42
1:BA:1088:G:N3	1:BA:1089:G:C8	2.88	0.42
25:DA:1856:U:C2'	25:DA:1857:G:H5'	2.49	0.42
6:AF:51:ILE:HG13	6:AF:52:ASN:HB2	2.02	0.42
25:CA:623:C:H2'	25:CA:624:C:H6	1.84	0.42
25:DA:2862:G:C4	25:DA:2863:C:C5	3.08	0.42
1:BA:1023:U:H2'	1:BA:1024:G:O4'	2.19	0.42
25:CA:2314:A:C4	25:CA:2315:G:C8	3.07	0.42
29:CE:48:THR:O	29:CE:50:ALA:N	2.53	0.42
1:BA:318:G:C4	1:BA:319:G:C8	3.08	0.42
1:BA:645:G:C5	1:BA:646:G:N7	2.88	0.42
56:DB:112:G:H8	56:DB:112:G:O5'	2.02	0.42
16:BP:23:ASP:OD1	16:BP:23:ASP:C	2.57	0.42
1:BA:1446:A:N6	1:BA:1447:A:N6	2.68	0.42
25:DA:2886:A:H3'	25:DA:2887:A:H8	1.85	0.42
2:BB:186:VAL:HG23	2:BB:186:VAL:O	2.20	0.42
25:CA:2038:G:H2'	25:CA:2039:U:O4'	2.20	0.42
37:DM:66:ARG:HB2	37:DM:102:LEU:O	2.20	0.42
25:CA:2331:G:C5'	25:CA:2331:G:H8	2.32	0.42
1:AA:1066:C:H3'	1:AA:1067:A:C8	2.55	0.42
48:CX:67:LEU:HD23	48:CX:67:LEU:HA	1.89	0.42
31:DG:10:VAL:O	31:DG:47:ASN:ND2	2.53	0.42
48:DX:51:SER:O	48:DX:52:ALA:O	2.37	0.42
37:DM:26:VAL:HB	37:DM:133:LYS:HA	2.02	0.42
25:DA:2177:C:C4	25:DA:2178:C:N4	2.88	0.42
25:DA:201:C:H2'	25:DA:202:U:O5'	2.18	0.42
27:CC:190:THR:HG22	27:CC:191:LEU:O	2.20	0.42
25:CA:1911:U:C2	25:CA:1918:A:C2	3.08	0.42
1:AA:233:C:N3	1:AA:234:C:C5	2.87	0.42
1:AA:1345:U:C4	1:AA:1377:A:C2	3.08	0.42
10:BJ:17:LEU:N	10:BJ:20:GLN:HG2	2.35	0.42

Continued on next page...

Continued from previous page...

Atom-1	Atom-2	Distance(Å)	Clash(Å)
35:CK:53:LYS:O	35:CK:56:ASP:HB2	2.20	0.42
26:CB:59:A:C2'	26:CB:60:C:O5'	2.67	0.42
36:DL:92:LEU:HD23	36:DL:124:GLY:HA3	2.02	0.42
28:CD:121:THR:HG22	28:CD:125:TRP:HD1	1.85	0.42
1:AA:1405:G:O4'	1:AA:1519:A:H4'	2.20	0.42
48:DX:1:SER:O	48:DX:3:VAL:N	2.53	0.42
25:CA:1637:A:H5'	25:CA:1760:C:HO2'	1.85	0.42
28:DD:47:ALA:HB2	28:DD:83:ARG:HA	2.02	0.42
1:AA:508:U:H1'	1:AA:509:A:N7	2.35	0.42
25:DA:2462:C:H2'	25:DA:2463:C:H6	1.85	0.42
49:CY:59:GLU:O	49:CY:63:ALA:CB	2.68	0.42
44:CT:51:PHE:O	44:CT:53:VAL:HG13	2.20	0.42
25:DA:1656:C:H6	25:DA:1656:C:O5'	2.01	0.42
25:CA:1255:U:C5	29:CE:68:ALA:HA	2.55	0.42
8:AH:102:VAL:HG21	8:AH:126:CYS:SG	2.60	0.42
25:CA:2482:A:H2'	25:CA:2483:C:O4'	2.20	0.42
1:AA:585:G:C6	1:AA:586:C:C4	3.08	0.42
25:CA:1197:G:H2'	25:CA:1198:U:C6	2.55	0.42
29:DE:137:LYS:O	29:DE:140:ASP:HB2	2.20	0.42
8:BH:11:THR:HA	8:BH:14:ARG:NH1	2.35	0.42
23:BX:18:C:H3'	23:BX:19:U:C5'	2.49	0.42
1:BA:506:G:C5	1:BA:507:C:C4	3.07	0.42
25:CA:1575:C:H2'	25:CA:1576:U:O5'	2.20	0.42
26:CB:68:C:C6	26:CB:68:C:H3'	2.55	0.42
2:AB:31:PHE:CD2	2:AB:31:PHE:O	2.73	0.42
1:AA:1001:C:H3'	1:AA:1001:C:H6	1.85	0.42
27:CC:174:ARG:O	27:CC:174:ARG:HG2	2.20	0.42
25:CA:699:A:H4'	25:CA:1634:A:N7	2.35	0.42
25:CA:1262:A:OP2	43:CS:99:ARG:NH2	2.52	0.42
12:BL:35:ARG:HD2	12:BL:53:ARG:NH2	2.35	0.41
1:BA:1328:C:H5''	13:BM:27:THR:CB	2.50	0.41
1:BA:959:A:H5''	1:BA:960:U:OP2	2.20	0.41
13:BM:20:SER:C	13:BM:21:ILE:HD12	2.39	0.41
25:DA:1063:G:C2	33:DI:89:SER:OG	2.72	0.41
25:CA:416:U:C4	25:CA:417:C:C4	3.08	0.41
4:BD:30:LYS:HD3	4:BD:30:LYS:H	1.85	0.41
11:AK:92:ARG:NH2	21:AU:19:LYS:HG3	2.35	0.41
33:CI:75:ALA:CB	33:CI:128:ILE:HG23	2.50	0.41
2:AB:68:PHE:CE2	2:AB:88:GLN:CB	3.03	0.41
2:AB:67:LEU:HA	2:AB:89:PHE:O	2.19	0.41
1:AA:957:U:C2	1:AA:959:A:OP2	2.73	0.41
17:AQ:60:ILE:HG23	17:AQ:72:TRP:CE3	2.55	0.41

Continued on next page...

Continued from previous page...

Atom-1	Atom-2	Distance(Å)	Clash(Å)
10:AJ:71:LEU:O	10:AJ:72:ARG:NE	2.53	0.41
25:CA:1165:A:O2'	25:CA:1166:G:H5'	2.20	0.41
11:AK:88:PRO:HB3	21:AU:28:LEU:HD13	2.00	0.41
1:BA:723:U:O2'	1:BA:855:U:H4'	2.20	0.41
17:BQ:10:ARG:NH2	17:BQ:55:GLY:HA2	2.35	0.41
11:AK:63:GLN:O	11:AK:64:VAL:C	2.58	0.41
36:DL:132:ARG:O	36:DL:133:ALA:C	2.58	0.41
25:CA:2031:A:C6	25:CA:2498:C:H1'	2.55	0.41
25:DA:2407:A:H5''	25:DA:2408:U:OP2	2.19	0.41
13:AM:22:TYR:CE2	13:AM:68:LEU:HD23	2.54	0.41
56:DB:50:A:P	39:DO:68:LYS:HG3	2.60	0.41
28:DD:180:VAL:O	28:DD:180:VAL:CG1	2.68	0.41
1:AA:430:A:OP2	4:AD:7:LYS:CG	2.68	0.41
4:AD:24:VAL:HG12	4:AD:25:ARG:H	1.83	0.41
25:DA:1333:G:N2	25:DA:1334:G:C8	2.88	0.41
20:AT:34:VAL:HG11	20:AT:78:LEU:HD13	2.02	0.41
1:BA:734:G:H2'	1:BA:735:C:C6	2.54	0.41
1:AA:386:C:H2'	1:AA:387:U:H5'	2.00	0.41
21:BU:18:PHE:CD2	21:BU:18:PHE:O	2.73	0.41
1:BA:862:C:H2'	1:BA:862:C:O2	2.19	0.41
25:CA:1414:C:C2	25:CA:1415:U:C5	3.08	0.41
25:CA:1415:U:C6	25:CA:1588:G:N1	2.88	0.41
25:CA:1591:A:H2'	25:CA:1592:C:H6	1.84	0.41
1:BA:1130:A:C4	1:BA:1146:A:C2	3.07	0.41
9:BI:18:VAL:HG12	9:BI:18:VAL:O	2.19	0.41
37:DM:109:PRO:O	37:DM:112:LEU:N	2.53	0.41
1:BA:464:U:C2	1:BA:466:A:OP2	2.74	0.41
27:DC:143:VAL:C	27:DC:151:GLY:HA2	2.40	0.41
27:DC:64:VAL:HB	27:DC:66:PHE:CE1	2.55	0.41
10:AJ:51:VAL:HB	14:AN:81:ARG:HB2	2.02	0.41
4:AD:61:ARG:NH2	4:AD:67:LEU:HD13	2.35	0.41
36:CL:101:ILE:O	36:CL:102:GLY:O	2.39	0.41
37:CM:110:GLU:O	37:CM:111:GLU:C	2.57	0.41
25:DA:1825:U:H2'	25:DA:1826:G:H8	1.84	0.41
25:DA:1828:G:OP1	60:DA:3460:HOH:O	2.22	0.41
27:DC:221:GLY:O	27:DC:224:MET:HG3	2.20	0.41
38:CN:2:ARG:C	38:CN:2:ARG:HD2	2.39	0.41
31:DG:8:VAL:HG11	31:DG:72:ASN:HA	2.01	0.41
2:BB:53:LEU:HD13	2:BB:56:LEU:HD12	2.00	0.41
25:DA:1035:U:O2	25:DA:1120:G:C6	2.73	0.41
1:AA:489:C:H2'	1:AA:490:C:O5'	2.18	0.41
19:AS:44:ILE:HG23	19:AS:62:THR:HA	2.03	0.41

Continued on next page...

Continued from previous page...

Atom-1	Atom-2	Distance(Å)	Clash(Å)
32:CH:75:LEU:O	32:CH:76:GLU:HB3	2.20	0.41
25:DA:1193:G:O2'	25:DA:1194:A:H5'	2.20	0.41
10:AJ:5:ARG:CG	10:AJ:79:PRO:HG3	2.49	0.41
7:BG:16:LYS:HD3	7:BG:43:TYR:CE1	2.54	0.41
1:AA:282:A:H5''	1:AA:283:U:OP2	2.20	0.41
25:DA:1796:U:H2'	25:DA:1797:G:H8	1.83	0.41
25:DA:2702:G:H2'	25:DA:2703:C:H6	1.84	0.41
1:BA:585:G:N3	1:BA:879:C:C5'	2.83	0.41
7:AG:70:PRO:O	7:AG:95:ARG:CD	2.68	0.41
29:DE:158:PHE:CD1	29:DE:159:LEU:N	2.88	0.41
55:C4:36:ARG:CG	55:C4:37:GLN:H	2.26	0.41
49:CY:22:LEU:CG	49:CY:23:ARG:N	2.83	0.41
25:DA:2428:G:H5''	25:DA:2429:G:P	2.60	0.41
32:CH:14:SER:O	32:CH:15:LEU:HB2	2.19	0.41
13:AM:2:ARG:C	13:AM:3:ILE:HD13	2.40	0.41
25:CA:322:A:H5'	25:CA:340:A:C1'	2.47	0.41
25:DA:168:G:N2	25:DA:169:G:H1'	2.34	0.41
25:DA:1474:U:H2'	25:DA:1475:G:O5'	2.20	0.41
25:DA:542:C:H6	25:DA:542:C:OP2	2.03	0.41
42:DR:61:ALA:HB2	42:DR:98:ILE:HD13	2.02	0.41
30:DF:3:LEU:CD2	30:DF:3:LEU:H	2.24	0.41
11:AK:13:LYS:HB3	11:AK:14:GLN:H	1.63	0.41
16:AP:20:VAL:HG11	16:AP:32:PHE:HB3	2.02	0.41
31:CG:123:GLU:OE1	31:CG:123:GLU:CA	2.66	0.41
25:DA:468:G:OP2	53:D2:37:LYS:NZ	2.53	0.41
1:BA:437:U:C2'	4:BD:119:HIS:HD2	2.33	0.41
25:DA:1857:G:N9	25:DA:1884:G:N2	2.68	0.41
27:DC:47:ARG:O	27:DC:49:THR:HG23	2.19	0.41
25:CA:93:G:C6	25:CA:94:A:C5	3.08	0.41
6:AF:47:LEU:HD13	6:AF:51:ILE:CG2	2.49	0.41
52:D1:8:ILE:HD11	52:D1:22:THR:HG23	2.01	0.41
31:DG:85:LYS:O	31:DG:86:LEU:HD12	2.20	0.41
2:AB:72:LYS:HE3	2:AB:204:ASP:HB2	2.02	0.41
25:DA:1489:C:N3	25:DA:1501:G:N2	2.68	0.41
1:BA:1422:G:C2	1:BA:1423:G:C5	3.08	0.41
25:CA:1606:C:O2'	25:CA:1607:C:C5'	2.67	0.41
25:CA:2286:G:OP1	52:C1:29:LYS:HE3	2.20	0.41
8:BH:91:LEU:HD21	8:BH:103:VAL:HG11	2.01	0.41
1:AA:299:G:C2'	1:AA:300:A:O5'	2.68	0.41
43:DS:68:ASP:O	43:DS:109:ASP:HA	2.20	0.41
25:DA:559:G:H2'	25:DA:560:C:H6	1.85	0.41
1:AA:1097:C:H2'	1:AA:1098:C:C6	2.54	0.41

Continued on next page...

Continued from previous page...

Atom-1	Atom-2	Distance(Å)	Clash(Å)
1:AA:1165:U:H2'	1:AA:1166:G:H5'	2.02	0.41
1:BA:511:C:H1'	1:BA:512:U:H6	1.85	0.41
25:DA:106:C:O2	25:DA:106:C:H2'	2.19	0.41
32:CH:45:GLU:O	32:CH:46:PHE:C	2.59	0.41
25:DA:995:C:OP2	41:DQ:53:LYS:HE3	2.19	0.41
4:BD:99:ASN:O	4:BD:100:VAL:C	2.57	0.41
28:DD:3:GLY:O	28:DD:4:LEU:HD13	2.20	0.41
25:DA:2422:C:C5	25:DA:2424:C:N4	2.88	0.41
1:BA:808:C:H2'	1:BA:809:G:O5'	2.20	0.41
45:DU:3:LYS:HD3	45:DU:82:VAL:HB	2.01	0.41
38:CN:70:THR:O	38:CN:71:ARG:C	2.58	0.41
1:BA:439:U:H2'	1:BA:440:C:O5'	2.20	0.41
3:BC:14:VAL:O	3:BC:15:LYS:HB2	2.19	0.41
34:CJ:23:LYS:CE	34:CJ:142:ILE:OXT	2.67	0.41
25:CA:2858:C:H6	25:CA:2858:C:O5'	2.02	0.41
25:DA:1750:G:O2'	25:DA:1751:U:H5'	2.20	0.41
28:DD:173:GLN:OE1	28:DD:208:LYS:HE3	2.20	0.41
24:AY:6:ILE:HG12	24:AY:139:LYS:HD3	2.02	0.41
1:BA:293:G:C6	1:BA:305:G:C2	3.08	0.41
51:C0:48:TYR:O	51:C0:49:ARG:HB2	2.20	0.41
45:CU:33:VAL:O	45:CU:64:ILE:HG22	2.19	0.41
51:C0:5:ASN:O	51:C0:7:PRO:HD3	2.20	0.41
25:CA:1114:C:O2'	25:CA:1115:G:H5'	2.20	0.41
54:C3:14:LYS:HD2	54:C3:22:LYS:HE2	2.02	0.41
1:AA:289:G:H5''	1:AA:289:G:H8	1.85	0.41
25:CA:2863:C:H2'	25:CA:2863:C:O2	2.19	0.41
25:CA:1044:C:H1'	25:CA:1048:A:H1'	2.02	0.41
1:AA:527:G:O2'	1:AA:535:A:N1	2.52	0.41
14:BN:13:VAL:HA	14:BN:60:GLN:NE2	2.35	0.41
13:BM:84:CYS:CA	19:BS:72:GLU:O	2.65	0.41
25:CA:2170:A:H1'	25:CA:2171:A:C8	2.56	0.41
25:DA:1062:G:C3'	25:DA:1063:G:C8	3.03	0.41
25:CA:2508:G:HO2'	25:CA:2554:U:HO2'	1.67	0.41
1:BA:429:U:H1'	1:BA:430:A:H5''	2.02	0.41
4:BD:3:TYR:O	4:BD:4:LEU:CB	2.67	0.41
49:DY:35:GLY:O	49:DY:36:GLN:HG2	2.20	0.41
1:AA:1134:G:C6	1:AA:1141:C:N4	2.89	0.41
25:CA:1088:A:N3	25:CA:1088:A:C5'	2.83	0.41
1:AA:255:G:H2'	1:AA:256:U:O4'	2.21	0.41
1:AA:1130:A:C1'	1:AA:1146:A:C2	3.02	0.41
13:BM:6:ILE:CD1	30:DF:111:ARG:HD3	2.50	0.41
13:BM:7:ASN:O	13:BM:9:PRO:HD3	2.21	0.41

Continued on next page...

Continued from previous page...

Atom-1	Atom-2	Distance(Å)	Clash(Å)
25:DA:2093:G:H4'	32:DH:25:TYR:N	2.35	0.41
25:DA:2195:U:C2	25:DA:2196:C:C5	3.08	0.41
31:CG:76:ILE:HD13	31:CG:76:ILE:N	2.35	0.41
2:BB:94:ARG:N	2:BB:94:ARG:NE	2.68	0.41
32:DH:59:ALA:O	32:DH:60:GLU:C	2.58	0.41
21:BU:40:PRO:C	21:BU:42:THR:H	2.22	0.41
2:AB:12:GLY:HA3	2:AB:207:ARG:HH22	1.85	0.41
5:BE:76:ASN:O	5:BE:77:ASN:CB	2.68	0.41
5:BE:75:LEU:HB3	5:BE:77:ASN:O	2.20	0.41
20:BT:66:ILE:HG12	20:BT:70:LYS:HG2	2.02	0.41
11:AK:41:LEU:HB2	11:AK:73:VAL:HG12	2.01	0.41
25:DA:1557:C:H2'	25:DA:1558:C:C5	2.55	0.41
25:DA:2306:C:C5	25:DA:2307:G:H2'	2.55	0.41
56:DB:7:G:H5'	39:DO:29:HIS:ND1	2.35	0.41
39:DO:40:ILE:HA	39:DO:47:VAL:HA	2.01	0.41
39:DO:41:ALA:HB1	39:DO:43:ASN:ND2	2.35	0.41
25:DA:1606:C:C3'	25:DA:1606:C:C6	3.02	0.41
25:DA:1606:C:H2'	25:DA:1607:C:OP2	2.19	0.41
1:AA:623:C:N3	1:AA:624:C:C5	2.88	0.41
4:AD:115:GLN:CA	4:AD:115:GLN:HE21	2.33	0.41
4:AD:120:LYS:HA	4:AD:122:ILE:CD1	2.50	0.41
4:AD:159:GLU:OE1	4:AD:160:LEU:HD13	2.19	0.41
4:AD:57:LYS:CB	4:AD:199:ILE:CG2	2.95	0.41
4:AD:53:GLN:O	4:AD:202:LEU:HD13	2.20	0.41
25:DA:1011:G:C2	25:DA:1151:A:N3	2.88	0.41
5:AE:130:THR:O	5:AE:131:ASN:C	2.58	0.41
5:AE:110:MET:HE3	5:AE:139:THR:HG21	2.02	0.41
5:AE:81:GLN:HB2	5:AE:146:MET:HE2	2.02	0.41
25:CA:196:A:C2'	25:CA:805:G:O6	2.69	0.41
1:AA:73:C:HO2'	1:AA:74:A:H5''	1.85	0.41
1:AA:96:U:C2	1:AA:97:G:C8	3.08	0.41
25:DA:1319:C:O2	25:DA:1334:G:C2	2.73	0.41
20:BT:34:VAL:C	20:BT:36:ALA:N	2.72	0.41
20:BT:53:MET:HE3	20:BT:53:MET:HB2	1.98	0.41
1:BA:840:C:C2	1:BA:842:U:H5''	2.56	0.41
1:BA:1130:A:N9	1:BA:1146:A:C2	2.88	0.41
30:CF:162:ASP:O	30:CF:163:GLU:C	2.58	0.41
1:AA:948:C:C5	13:AM:104:ASN:OD1	2.73	0.41
1:BA:1072:G:C5	1:BA:1073:U:C4	3.07	0.41
27:DC:70:LYS:HB3	27:DC:95:TYR:CE2	2.56	0.41
6:BF:86:ARG:HD3	18:BR:63:TYR:CZ	2.55	0.41
45:DU:62:ALA:O	45:DU:63:ALA:C	2.57	0.41

Continued on next page...

Continued from previous page...

Atom-1	Atom-2	Distance(Å)	Clash(Å)
2:BB:69:VAL:O	2:BB:162:VAL:HA	2.20	0.41
2:BB:181:PRO:O	2:BB:182:VAL:CG2	2.68	0.41
36:CL:110:VAL:CA	36:CL:111:ILE:HD12	2.51	0.41
25:CA:360:U:O2	25:CA:360:U:H2'	2.21	0.41
25:DA:1723:G:O2'	25:DA:1724:G:H5'	2.20	0.41
14:BN:83:LYS:HE2	14:BN:86:GLU:HG3	2.01	0.41
2:BB:80:LYS:CG	2:BB:84:LEU:CD2	2.98	0.41
25:DA:1018:U:C2'	25:DA:1019:U:H5'	2.50	0.41
25:DA:1135:C:C2'	25:DA:1136:G:OP1	2.68	0.41
50:DZ:2:LYS:O	50:DZ:3:THR:O	2.38	0.41
19:AS:39:ILE:HB	19:AS:65:MET:O	2.19	0.41
25:CA:2017:U:H4'	51:C0:4:GLN:O	2.19	0.41
25:DA:616:A:H4'	29:DE:101:TYR:CE2	2.55	0.41
33:CI:66:PHE:CD1	33:CI:68:PHE:CE1	3.08	0.41
49:DY:6:LEU:HA	49:DY:56:LEU:HD13	2.02	0.41
25:DA:826:U:H2'	25:DA:828:U:O4'	2.20	0.41
29:CE:130:LYS:HD3	29:CE:130:LYS:HA	1.89	0.41
26:CB:30:C:OP1	39:CO:3:LYS:NZ	2.52	0.41
24:AY:140:VAL:C	24:AY:142:ALA:N	2.73	0.41
9:BI:88:GLU:HG3	9:BI:89:TYR:N	2.35	0.41
25:CA:2309:A:C6	25:CA:2310:C:C4	3.08	0.41
25:DA:2392:A:C8	25:DA:2429:G:C2	3.09	0.41
30:DF:39:VAL:H	30:DF:85:GLY:HA2	1.84	0.41
15:BO:23:SER:O	15:BO:26:VAL:HB	2.20	0.41
15:BO:55:LEU:O	15:BO:58:MET:N	2.53	0.41
8:BH:105:THR:HG21	8:BH:115:ALA:CB	2.49	0.41
9:BI:98:ARG:CA	9:BI:103:VAL:HG11	2.48	0.41
29:CE:143:LEU:HB3	29:CE:146:VAL:HG11	2.01	0.41
9:AI:33:SER:HB3	9:AI:36:GLN:CB	2.50	0.41
9:AI:33:SER:HB3	9:AI:36:GLN:HB2	2.02	0.41
1:BA:1029:U:O2	1:BA:1029:U:C2'	2.66	0.41
25:DA:1474:U:C2'	25:DA:1475:G:H5'	2.49	0.41
1:AA:865:A:H5'	1:AA:1078:U:O4	2.19	0.41
30:DF:92:GLY:O	30:DF:95:MET:N	2.53	0.41
56:DB:71:C:H2'	56:DB:72:G:H5'	2.01	0.41
25:CA:1840:G:C2'	25:CA:1841:U:H5'	2.50	0.41
52:C1:9:LYS:C	52:C1:10:LEU:HD23	2.41	0.41
34:DJ:119:PHE:C	34:DJ:121:LYS:N	2.73	0.41
22:BV:26:A:C4	22:BV:27:G:C8	3.08	0.41
1:AA:1246:A:C6	1:AA:1292:G:C6	3.07	0.41
9:BI:11:ARG:HG2	9:BI:73:GLY:HA2	2.02	0.41
25:DA:2898:U:O2	34:DJ:134:ALA:HB1	2.20	0.41

Continued on next page...

Continued from previous page...

Atom-1	Atom-2	Distance(Å)	Clash(Å)
45:CU:39:ASN:CB	45:CU:62:ALA:O	2.68	0.41
30:CF:3:LEU:HG	30:CF:100:GLU:HG3	2.01	0.41
44:DT:18:GLU:CD	44:DT:18:GLU:N	2.73	0.41
45:DU:73:ASN:OD1	45:DU:75:ALA:HB3	2.20	0.41
45:DU:73:ASN:O	45:DU:74:ALA:HB3	2.19	0.41
25:CA:2255:G:H2'	25:CA:2256:G:H5'	2.03	0.41
29:DE:14:VAL:HB	29:DE:197:GLU:OE1	2.20	0.41
29:CE:196:VAL:O	29:CE:200:LEU:HD23	2.20	0.41
31:CG:59:ASP:O	31:CG:61:TRP:N	2.53	0.41
25:CA:189:G:OP1	48:CX:25:LYS:HD2	2.19	0.41
5:AE:37:VAL:HG23	5:AE:47:PHE:HB3	2.01	0.41
34:DJ:7:LYS:HA	34:DJ:8:PRO:HD3	1.88	0.41
28:DD:45:TYR:CD1	28:DD:45:TYR:C	2.91	0.41
29:DE:5:LEU:N	29:DE:5:LEU:HD12	2.35	0.41
25:DA:864:G:N2	25:DA:913:U:C2	2.88	0.41
27:CC:124:LYS:CB	27:CC:125:PRO:CD	2.98	0.41
25:DA:1946:U:O2'	25:DA:1947:C:H5'	2.19	0.41
25:DA:1744:A:C8	25:DA:1745:A:N7	2.88	0.41
31:CG:10:VAL:O	31:CG:10:VAL:CG2	2.68	0.41
5:AE:20:VAL:O	5:AE:20:VAL:HG22	2.19	0.41
27:CC:270:ARG:HH11	27:CC:270:ARG:CG	2.33	0.41
25:DA:1845:G:OP1	27:DC:255:LYS:HE3	2.20	0.41
41:DQ:65:ASN:O	41:DQ:66:ALA:C	2.57	0.41
25:CA:1139:G:O3'	34:CJ:26:GLY:HA3	2.20	0.41
1:AA:1094:G:O2'	60:AA:1863:HOH:O	2.14	0.41
43:CS:31:GLN:O	43:CS:35:ILE:HG12	2.19	0.41
1:BA:654:G:C2	1:BA:753:A:C4	3.08	0.41
1:BA:799:G:H2'	1:BA:800:G:O4'	2.19	0.41
19:BS:12:LEU:HD22	19:BS:16:LYS:HE3	2.03	0.41
28:CD:62:LYS:N	28:CD:63:PRO:HD2	2.34	0.41
25:DA:1157:G:H2'	25:DA:1158:C:C6	2.56	0.41
25:CA:1355:G:H2'	25:CA:1356:G:O5'	2.20	0.41
25:DA:36:G:N3	25:DA:450:G:O2'	2.51	0.41
18:AR:51:GLN:HG3	18:AR:51:GLN:O	2.20	0.41
29:DE:127:GLU:OE1	29:DE:127:GLU:CA	2.68	0.41
54:D3:21:PHE:O	54:D3:49:VAL:HG23	2.20	0.41
25:CA:28:A:C2'	25:CA:29:U:H5'	2.50	0.41
25:CA:2758:A:H2'	25:CA:2759:G:H5'	2.02	0.41
19:AS:79:TYR:CD2	19:AS:79:TYR:C	2.93	0.41
25:CA:2232:C:O2	25:CA:2232:C:C2'	2.64	0.41
51:D0:6:LYS:HA	51:D0:7:PRO:HD3	1.86	0.41
42:DR:69:GLY:O	42:DR:70:GLU:C	2.59	0.41

Continued on next page...

Continued from previous page...

Atom-1	Atom-2	Distance(Å)	Clash(Å)
37:CM:7:THR:O	37:CM:8:LYS:C	2.57	0.41
7:BG:49:LEU:C	7:BG:51:GLN:N	2.72	0.41
1:BA:976:G:H5'	1:BA:977:A:OP1	2.19	0.41
13:BM:88:LEU:O	13:BM:89:ARG:C	2.58	0.41
1:BA:1223:C:OP1	19:BS:77:ARG:NH1	2.53	0.41
25:CA:2173:A:C3'	25:CA:2174:C:H6	2.33	0.41
25:DA:1057:A:N1	25:DA:1058:U:C4	2.88	0.41
33:DI:56:VAL:HG23	33:DI:70:THR:CA	2.49	0.41
25:CA:417:C:C2	25:CA:418:C:C6	3.09	0.41
25:CA:1056:G:H5''	25:CA:1057:A:H5'	2.02	0.41
25:CA:1056:G:C4'	25:CA:1086:A:H8	2.33	0.41
25:CA:1103:A:N7	25:CA:1104:C:C5	2.89	0.41
2:AB:110:ILE:O	2:AB:113:LEU:N	2.53	0.41
2:AB:129:THR:CG2	2:AB:131:LYS:HB3	2.50	0.41
1:AA:1131:G:H22	1:AA:1144:G:H4'	1.85	0.41
10:AJ:41:PRO:O	10:AJ:42:LEU:CB	2.68	0.41
25:CA:404:A:C2'	25:CA:405:U:OP2	2.69	0.41
25:DA:1590:A:C2'	25:DA:1591:A:H8	2.30	0.41
11:AK:41:LEU:CB	11:AK:73:VAL:HG12	2.50	0.41
46:CV:1:MET:HG3	46:CV:2:PHE:N	2.35	0.41
1:BA:1220:G:C4	1:BA:1221:G:C8	3.07	0.41
19:BS:13:HIS:O	19:BS:17:LYS:CD	2.68	0.41
25:DA:2116:G:C5'	25:DA:2117:A:OP2	2.68	0.41
10:AJ:33:GLY:O	10:AJ:34:ALA:CB	2.68	0.41
30:DF:64:PRO:HB3	30:DF:88:VAL:HG23	2.01	0.41
25:DA:1027:A:N1	25:DA:1126:A:C1'	2.84	0.41
4:AD:8:LEU:HD22	4:AD:21:LYS:HB2	2.02	0.41
4:AD:8:LEU:C	4:AD:10:LEU:N	2.74	0.41
12:AL:116:TYR:N	12:AL:116:TYR:CD1	2.87	0.41
1:AA:22:G:C5	1:AA:23:C:C4	3.08	0.41
25:DA:1441:G:H2'	25:DA:1442:U:C6	2.55	0.41
7:BG:115:MET:CA	7:BG:118:ARG:HD3	2.50	0.41
20:BT:32:LYS:O	20:BT:35:TYR:HD2	2.04	0.41
1:AA:375:U:OP1	16:AP:70:ARG:NH1	2.53	0.41
25:CA:1407:G:O2'	25:CA:1408:G:H5'	2.20	0.41
25:CA:1588:G:C6	25:CA:1589:U:C5	3.09	0.41
9:BI:29:ILE:HB	9:BI:64:ILE:HD11	2.02	0.41
1:AA:1233:G:H2'	1:AA:1234:C:H6	1.85	0.41
32:DH:1:MET:HE2	32:DH:23:ALA:CA	2.50	0.41
1:BA:201:G:O6	1:BA:216:U:O2	2.37	0.41
1:BA:468:A:N7	1:BA:469:C:C2	2.88	0.41
1:BA:17:U:H2'	1:BA:17:U:O2	2.18	0.41

Continued on next page...

Continued from previous page...

Atom-1	Atom-2	Distance(Å)	Clash(Å)
1:BA:17:U:N3	1:BA:18:C:C4	2.88	0.41
9:AI:48:ARG:C	9:AI:50:PRO:HD2	2.40	0.41
45:DU:38:ILE:N	45:DU:40:LEU:HD21	2.34	0.41
1:BA:1004:A:H5'	1:BA:1025:U:O2	2.20	0.41
2:AB:14:HIS:CD2	2:AB:15:PHE:N	2.87	0.41
25:DA:1173:U:C6	25:DA:1173:U:OP2	2.74	0.41
25:DA:1171:G:H1	25:DA:1177:G:H1	1.67	0.41
9:AI:20:ILE:HG22	9:AI:21:LYS:N	2.35	0.41
9:AI:24:ASN:O	9:AI:60:LEU:C	2.58	0.41
25:CA:1909:C:H2'	25:CA:1909:C:O2	2.21	0.41
1:BA:1491:G:O2'	1:BA:1492:A:O5'	2.25	0.41
1:BA:376:G:N3	1:BA:377:G:C8	2.88	0.41
31:DG:75:VAL:O	31:DG:77:GLY:N	2.54	0.41
25:DA:1025:G:C4	25:DA:1135:C:O4'	2.73	0.41
25:DA:96:C:H4'	49:DY:41:HIS:ND1	2.35	0.41
44:CT:28:ASN:OD1	44:CT:91:GLN:HB3	2.19	0.41
25:CA:2469:A:H4'	37:CM:55:ARG:NH2	2.34	0.41
6:AF:18:VAL:HG21	6:AF:58:HIS:CE1	2.55	0.41
21:BU:25:ALA:CB	23:BX:8:A:C5'	2.89	0.41
28:CD:4:LEU:CD2	28:CD:100:LEU:HD23	2.47	0.41
20:BT:6:ALA:O	20:BT:9:ARG:HB2	2.20	0.41
33:CI:58:ILE:HG22	33:CI:60:VAL:HG23	2.02	0.41
1:AA:243:A:N1	1:AA:246:A:C8	2.89	0.41
1:BA:174:A:H2'	1:BA:175:C:H5'	2.02	0.41
1:BA:1250:A:C5	1:BA:1287:A:C5	3.08	0.41
25:DA:2701:U:H5''	25:DA:2702:G:C5'	2.47	0.41
25:CA:883:G:H22	25:CA:894:U:H1'	1.85	0.41
1:AA:267:C:OP1	17:AQ:68:LYS:HB2	2.20	0.41
45:DU:88:ASP:HB3	45:DU:90:LYS:HG2	2.01	0.41
1:BA:827:U:H5''	1:BA:828:U:OP2	2.19	0.41
33:DI:44:LYS:O	33:DI:48:ILE:CG1	2.69	0.41
33:DI:44:LYS:O	33:DI:48:ILE:HG13	2.19	0.41
49:CY:22:LEU:HD12	49:CY:23:ARG:N	2.35	0.41
25:CA:2332:C:H5''	25:CA:2333:A:P	2.60	0.41
33:DI:135:MET:HG3	33:DI:137:LEU:CD1	2.51	0.41
25:CA:2882:A:H2'	25:CA:2883:A:O5'	2.19	0.41
44:DT:2:ILE:CG2	44:DT:4:GLU:HG2	2.50	0.41
5:AE:31:SER:C	5:AE:32:PHE:CD2	2.94	0.41
9:AI:16:ALA:HB2	9:AI:66:VAL:CG2	2.50	0.41
25:CA:2317:A:C2'	25:CA:2318:G:H5'	2.51	0.41
1:BA:234:C:H2'	1:BA:235:C:H6	1.83	0.41
25:CA:1748:C:C4	25:CA:1749:A:N7	2.88	0.41

Continued on next page...

Continued from previous page...

Atom-1	Atom-2	Distance(Å)	Clash(Å)
52:C1:34:GLU:HA	52:C1:48:TYR:O	2.20	0.41
1:AA:416:G:C2'	1:AA:417:G:H5'	2.50	0.41
4:BD:58:GLN:O	4:BD:59:LYS:C	2.58	0.41
1:AA:190:A:H8	1:AA:190:A:H3'	1.85	0.41
8:BH:25:THR:O	8:BH:26:MET:HB3	2.21	0.41
25:DA:1598:A:C6	25:DA:1599:U:C2	3.08	0.41
3:AC:163:ARG:O	3:AC:164:THR:HG23	2.20	0.41
38:DN:37:THR:OG1	38:DN:39:PRO:HD2	2.20	0.41
1:BA:1445:U:C2'	1:BA:1446:A:OP2	2.68	0.41
1:BA:575:G:C8	1:BA:881:G:N2	2.88	0.41
42:DR:10:LYS:O	42:DR:12:HIS:CE1	2.73	0.41
45:CU:71:ILE:CD1	45:CU:82:VAL:HG23	2.49	0.41
25:DA:1272:A:C5	25:DA:1618:A:H1'	2.54	0.41
53:C2:21:ARG:O	53:C2:27:GLY:HA3	2.20	0.41
7:AG:75:LYS:HB3	7:AG:88:VAL:HG11	2.01	0.41
25:CA:434:U:H1'	25:CA:435:C:H5	1.85	0.41
30:DF:121:PHE:O	30:DF:122:ASP:C	2.58	0.41
25:DA:1744:A:H3'	25:DA:1745:A:C8	2.53	0.41
25:DA:42:A:C2	25:DA:438:G:C2	3.09	0.41
25:CA:1293:C:C4	25:CA:1294:U:C5	3.08	0.41
25:CA:1101:U:H2'	25:CA:1101:U:O2	2.20	0.41
30:DF:53:ALA:O	30:DF:55:ASP:N	2.54	0.41
32:DH:15:LEU:CD2	32:DH:15:LEU:N	2.84	0.41
43:CS:48:LYS:CG	43:CS:48:LYS:O	2.68	0.41
1:BA:671:G:C4	1:BA:672:U:C6	3.08	0.41
25:DA:239:C:N4	25:DA:240:C:N3	2.68	0.41
1:BA:1305:G:H21	1:BA:1332:A:H2	1.67	0.41
25:CA:2663:G:H2'	25:CA:2664:G:O5'	2.21	0.41
25:DA:1508:A:C2'	25:DA:1509:A:O5'	2.68	0.41
15:AO:44:GLU:O	15:AO:45:HIS:HB2	2.19	0.41
25:DA:2856:A:C2'	25:DA:2857:G:H5'	2.50	0.41
26:CB:85:G:C2'	26:CB:86:G:O5'	2.68	0.41
35:DK:73:ASP:OD1	35:DK:75:SER:HB2	2.20	0.41
1:AA:1092:A:N6	1:AA:1093:A:N6	2.68	0.41
29:CE:75:SER:O	29:CE:81:GLY:HA3	2.21	0.41
25:CA:1631:G:N2	25:CA:1633:G:H3'	2.34	0.41
34:CJ:46:PRO:HD3	41:CQ:59:LEU:HD13	2.03	0.41
25:DA:1805:A:C2	25:DA:1813:G:C2	3.09	0.41
25:CA:126:A:C5	53:C2:18:PHE:CD2	3.09	0.41
25:CA:747:U:C5	25:CA:2613:U:C5	3.08	0.41
25:CA:1754:A:C6	25:CA:1755:A:C6	3.08	0.41
25:CA:1428:C:O2'	25:CA:1569:A:OP2	2.31	0.41

Continued on next page...

Continued from previous page...

Atom-1	Atom-2	Distance(Å)	Clash(Å)
25:DA:297:G:H8	25:DA:297:G:O5'	2.03	0.41
17:AQ:43:LEU:HA	17:AQ:43:LEU:HD23	1.82	0.41
7:AG:108:ARG:HE	7:AG:108:ARG:HA	1.84	0.41
39:DO:21:LEU:HA	39:DO:21:LEU:HD23	1.85	0.41
37:CM:123:LYS:N	37:CM:123:LYS:HD3	2.34	0.41
37:CM:124:LEU:HD23	37:CM:124:LEU:HA	1.84	0.41
38:CN:115:LEU:HA	38:CN:115:LEU:HD23	1.81	0.41
52:D1:34:GLU:O	52:D1:35:LEU:HG	2.20	0.41
12:BL:73:LEU:N	12:BL:73:LEU:HD22	2.36	0.41
1:BA:1324:A:N6	1:BA:1325:C:N4	2.69	0.41
1:BA:936:C:C5	1:BA:937:A:N7	2.87	0.41
1:BA:430:A:OP1	4:BD:8:LEU:HB2	2.20	0.41
25:DA:1315:C:C2	25:DA:1316:U:C6	3.08	0.41
1:AA:1137:C:H1'	1:AA:1138:G:N2	2.35	0.41
25:CA:1104:C:N3	25:CA:1105:U:C5	2.88	0.41
2:AB:142:LYS:C	2:AB:144:GLU:N	2.74	0.41
1:AA:956:U:C2	1:AA:1225:A:C2	3.08	0.41
1:AA:1253:G:O2'	1:AA:1356:G:H4'	2.20	0.41
14:AN:64:CYS:HB2	14:AN:80:SER:H	1.85	0.41
1:AA:273:U:O4	1:AA:274:A:N6	2.53	0.41
32:DH:12:LEU:HG	32:DH:13:GLY:N	2.35	0.41
25:CA:1287:A:OP2	38:CN:103:ARG:HG3	2.20	0.41
38:CN:103:ARG:HB3	38:CN:106:ASP:OD1	2.20	0.41
52:D1:12:SER:HB2	52:D1:48:TYR:CZ	2.54	0.41
25:DA:1581:G:H2'	25:DA:1582:C:C6	2.55	0.41
21:BU:39:LYS:HB3	21:BU:40:PRO:HD3	2.03	0.41
17:BQ:20:ILE:HA	17:BQ:20:ILE:HD12	1.82	0.41
5:BE:152:VAL:C	5:BE:154:ALA:N	2.73	0.41
11:AK:52:ARG:H	11:AK:55:ARG:HG3	1.86	0.41
25:DA:634:C:OP1	36:DL:70:LYS:HE2	2.20	0.41
12:BL:21:PRO:O	12:BL:23:LEU:N	2.54	0.41
25:DA:1652:A:OP1	38:DN:8:ARG:HD3	2.19	0.41
38:DN:52:ILE:CG2	38:DN:94:TYR:CD2	3.04	0.41
25:DA:2784:U:C2'	25:DA:2785:C:H5'	2.51	0.41
25:DA:2111:U:H4'	25:DA:2112:G:OP1	2.19	0.41
13:AM:52:ILE:CG2	13:AM:56:ARG:NH2	2.84	0.41
25:DA:1446:C:C2'	25:DA:1447:C:H5'	2.50	0.41
3:AC:112:ALA:O	3:AC:113:LYS:C	2.57	0.41
3:AC:199:VAL:O	3:AC:199:VAL:CG2	2.65	0.41
56:DB:33:G:H2'	56:DB:34:A:O5'	2.15	0.41
39:DO:32:PRO:HA	39:DO:102:ARG:NH1	2.34	0.41
1:AA:456:A:C2	1:AA:477:C:O2	2.73	0.41

Continued on next page...

Continued from previous page...

Atom-1	Atom-2	Distance(Å)	Clash(Å)
21:AU:33:ARG:NE	21:AU:34:ARG:HB2	2.34	0.41
21:AU:43:GLU:HB3	21:AU:44:ARG:NH1	2.35	0.41
30:CF:6:TYR:C	30:CF:6:TYR:CD2	2.93	0.41
5:AE:122:VAL:HG23	5:AE:122:VAL:O	2.20	0.41
28:CD:133:THR:HG23	28:CD:134:HIS:N	2.36	0.41
1:AA:481:G:C5'	1:AA:481:G:C8	2.97	0.41
31:DG:83:THR:HG23	31:DG:132:LEU:O	2.21	0.41
9:BI:7:GLY:HA3	9:BI:84:ARG:HB3	2.01	0.41
1:AA:1309:G:C2	1:AA:1329:A:C4	3.09	0.41
25:CA:2135:A:N6	25:CA:2156:G:O2'	2.54	0.41
25:CA:2141:G:N2	25:CA:2142:A:H1'	2.35	0.41
25:CA:2133:G:H1'	25:CA:2158:A:H61	1.85	0.41
1:BA:35:G:H2'	1:BA:36:C:H6	1.85	0.41
2:BB:137:THR:C	2:BB:139:GLU:N	2.73	0.41
2:BB:139:GLU:O	2:BB:143:LEU:HD23	2.19	0.41
9:AI:30:ASN:HB2	9:AI:37:TYR:CE1	2.56	0.41
9:AI:29:ILE:CG2	9:AI:34:LEU:HD12	2.49	0.41
9:AI:43:ALA:O	9:AI:46:VAL:HG22	2.19	0.41
9:AI:48:ARG:NH2	9:AI:52:GLU:HA	2.35	0.41
6:BF:81:ASN:HD21	6:BF:83:ALA:HB3	1.85	0.41
32:DH:27:ARG:HD3	32:DH:27:ARG:HA	1.92	0.41
25:CA:84:A:H4'	25:CA:85:G:O5'	2.20	0.41
25:CA:1494:A:N6	25:CA:1495:A:N1	2.68	0.41
25:DA:1790:C:C6	25:DA:1828:G:N2	2.89	0.41
25:CA:545:U:O2	25:CA:545:U:OP2	2.38	0.41
2:BB:53:LEU:CA	2:BB:56:LEU:HB3	2.48	0.41
3:AC:41:TYR:CZ	3:AC:45:GLU:HG3	2.55	0.41
1:BA:712:A:H2'	1:BA:713:G:O5'	2.19	0.41
25:DA:616:A:C2'	25:DA:617:G:H5'	2.49	0.41
1:BA:108:G:N2	1:BA:109:A:C2	2.88	0.41
25:CA:612:G:H2'	25:CA:614:A:C8	2.55	0.41
25:DA:501:A:C6	25:DA:502:A:C6	3.08	0.41
30:CF:46:LYS:HZ3	30:CF:83:PRO:HG2	1.86	0.41
31:CG:156:TYR:CE2	31:CG:171:LYS:HG3	2.55	0.41
1:AA:380:G:C2	1:AA:384:G:C6	3.07	0.41
1:AA:382:A:N1	1:AA:383:A:C6	2.88	0.41
1:BA:1138:G:C4	1:BA:1140:C:C6	3.08	0.41
25:DA:88:G:C2'	25:DA:89:A:C5'	2.98	0.41
33:DI:79:LEU:HD13	33:DI:135:MET:CE	2.51	0.41
25:DA:760:G:H4'	25:DA:1776:G:OP1	2.20	0.41
15:BO:24:THR:HG23	15:BO:65:LEU:HD12	2.02	0.41
35:CK:77:ILE:CG2	35:CK:78:ARG:N	2.83	0.41

Continued on next page...

Continued from previous page...

Atom-1	Atom-2	Distance(Å)	Clash(Å)
1:BA:613:C:C2'	1:BA:614:C:H5'	2.50	0.41
1:AA:199:A:C2	1:AA:200:G:C8	3.09	0.41
45:CU:48:VAL:O	45:CU:48:VAL:HG13	2.20	0.41
40:DP:4:ILE:O	40:DP:5:LYS:C	2.56	0.41
25:DA:158:U:O2	25:DA:169:G:C2	2.73	0.41
39:CO:67:ASN:HA	39:CO:102:ARG:HD3	2.02	0.41
1:AA:1480:A:C6	1:AA:1481:U:C4	3.08	0.41
35:CK:58:LEU:HD22	35:CK:58:LEU:H	1.84	0.41
28:DD:51:THR:OG1	28:DD:52:THR:N	2.52	0.41
7:BG:137:ARG:HG2	7:BG:137:ARG:O	2.21	0.41
25:CA:1467:U:C5	25:CA:1546:G:N3	2.89	0.41
1:BA:1088:G:C2	1:BA:1089:G:C5	3.08	0.41
1:AA:1294:G:C4	1:AA:1295:U:C5	3.08	0.41
25:CA:2329:U:H2'	25:CA:2330:G:O4'	2.20	0.41
8:AH:20:ASN:HA	8:AH:64:TYR:OH	2.20	0.41
7:AG:68:VAL:HA	7:AG:137:ARG:NE	2.35	0.41
25:CA:108:G:O2'	25:CA:109:C:H5'	2.20	0.41
30:CF:105:ILE:O	30:CF:108:PRO:HD2	2.20	0.41
40:CP:80:VAL:CG1	40:CP:83:ILE:HD11	2.47	0.41
25:DA:736:C:H2'	25:DA:737:C:C6	2.55	0.41
1:BA:49:U:C5	1:BA:364:A:C6	3.08	0.41
1:BA:645:G:C2	1:BA:646:G:C8	3.08	0.41
28:CD:46:ARG:HB3	28:CD:84:LEU:HB2	2.01	0.41
25:CA:2485:G:H5''	37:CM:45:GLN:NE2	2.35	0.41
25:CA:2193:G:C5	25:CA:2194:U:C5	3.08	0.41
15:BO:45:HIS:C	15:BO:47:LYS:H	2.23	0.41
1:BA:580:C:H2'	1:BA:581:G:O4'	2.20	0.41
1:AA:87:C:H2'	1:AA:88:U:C4'	2.50	0.41
40:DP:90:ALA:HB2	40:DP:112:ARG:HG3	2.02	0.41
25:DA:1347:A:C2'	25:DA:1348:C:O5'	2.68	0.41
7:BG:135:LYS:O	7:BG:139:ASP:HB2	2.20	0.41
11:BK:81:LEU:HD13	11:BK:104:PHE:CZ	2.55	0.41
25:CA:1792:G:OP1	27:CC:204:LEU:HB2	2.20	0.41
1:AA:696:A:H2'	1:AA:697:U:C6	2.55	0.41
31:CG:86:LEU:HD12	31:CG:86:LEU:H	1.86	0.41
40:CP:33:GLU:HB2	40:CP:36:LYS:HB2	2.01	0.41
51:C0:33:SER:OG	51:C0:35:GLU:CG	2.68	0.41
25:DA:191:A:H1'	25:DA:679:C:H1'	2.02	0.41
22:AV:10:G:H2'	22:AV:11:C:C6	2.55	0.41
25:DA:224:U:C2'	25:DA:225:C:O5'	2.69	0.41
18:BR:33:THR:HG23	18:BR:36:GLY:N	2.36	0.41
1:BA:908:A:C2	1:BA:909:A:C4	3.08	0.41

Continued on next page...

Continued from previous page...

Atom-1	Atom-2	Distance(Å)	Clash(Å)
34:CJ:61:LYS:O	34:CJ:62:VAL:C	2.58	0.41
25:CA:2654:A:O4'	25:CA:2656:U:H1'	2.20	0.41
33:CI:85:ILE:N	33:CI:85:ILE:HD12	2.35	0.41
1:AA:1072:G:C5	1:AA:1073:U:C4	3.08	0.41
39:DO:61:GLN:C	39:DO:62:LEU:HG	2.40	0.41
4:BD:40:HIS:C	4:BD:42:ALA:N	2.72	0.41
25:CA:1983:G:O2'	25:CA:1984:G:H5'	2.21	0.41
25:CA:901:C:H2'	25:CA:901:C:O2	2.20	0.41
25:DA:1963:U:C3'	25:DA:1963:U:C6	3.03	0.41
25:CA:1427:A:C2	25:CA:1570:A:OP2	2.74	0.41
25:CA:443:A:C2	25:CA:1245:G:N3	2.88	0.41
22:AV:71:G:H4'	25:CA:1892:C:O2	2.20	0.41
1:AA:730:G:N2	1:AA:765:G:H5''	2.35	0.41
25:CA:1824:G:O2'	27:CC:245:THR:HG22	2.20	0.41
25:CA:2678:C:H2'	25:CA:2679:A:O4'	2.21	0.41
25:DA:2395:C:H2'	25:DA:2396:G:O4'	2.20	0.41
1:AA:962:C:H2'	1:AA:963:G:O4'	2.21	0.41
25:DA:1660:G:H8	25:DA:1660:G:H5''	1.86	0.41
53:C2:1:MET:HB2	53:C2:1:MET:HE2	1.94	0.41
25:CA:2716:C:H6	25:CA:2716:C:H5''	1.85	0.41
25:CA:2634:A:H5''	25:CA:2634:A:H8	1.85	0.41
25:DA:1895:C:O5'	25:DA:1895:C:H6	2.03	0.41
25:CA:837:C:H6	25:CA:837:C:O5'	2.03	0.41
55:C4:14:CYS:HA	55:C4:26:ILE:O	2.20	0.41
17:BQ:27:PHE:C	17:BQ:28:VAL:HG12	2.40	0.41
1:BA:1053:G:N7	1:BA:1199:U:C3'	2.74	0.41
41:DQ:75:TYR:C	41:DQ:75:TYR:CD2	2.93	0.41
1:BA:980:C:H4'	14:BN:59:ARG:NH1	2.35	0.41
13:BM:103:THR:O	13:BM:104:ASN:C	2.59	0.41
1:BA:1302:C:N4	13:BM:16:ILE:HD11	2.35	0.41
1:BA:1317:C:C4	14:BN:53:ARG:HD3	2.55	0.41
1:BA:1317:C:OP1	14:BN:57:PRO:HD2	2.20	0.41
25:CA:760:G:H2'	25:CA:761:A:O4'	2.20	0.41
25:CA:782:A:C2	27:CC:224:MET:SD	3.13	0.41
25:DA:1314:C:OP1	25:DA:1332:G:H5''	2.20	0.41
44:DT:34:VAL:HG11	44:DT:83:ALA:CB	2.51	0.41
49:DY:37:LEU:HD23	49:DY:37:LEU:O	2.20	0.41
2:AB:122:ASP:O	2:AB:123:GLY:C	2.59	0.41
1:AA:1317:C:C2'	1:AA:1318:A:O5'	2.68	0.41
1:AA:1325:C:C2'	1:AA:1326:U:H5'	2.50	0.41
1:AA:958:A:C5	19:AS:54:ARG:HG2	2.55	0.41
1:BA:1273:C:C2	1:BA:1274:A:C8	3.08	0.41

Continued on next page...

Continued from previous page...

Atom-1	Atom-2	Distance(Å)	Clash(Å)
17:AQ:62:GLU:HB2	17:AQ:72:TRP:CZ3	2.55	0.41
17:AQ:78:VAL:O	17:AQ:79:GLU:HB2	2.21	0.41
32:DH:9:VAL:HG11	32:DH:12:LEU:HG	2.01	0.41
32:DH:30:LEU:HB3	32:DH:36:ALA:HB2	2.03	0.41
32:DH:7:ASP:HB3	32:DH:35:LYS:NZ	2.35	0.41
25:CA:2345:G:H5'	25:CA:2347:C:O4'	2.19	0.41
32:DH:66:ASN:O	32:DH:69:ALA:CB	2.64	0.41
16:BP:6:LEU:HB3	16:BP:17:TYR:HB3	2.00	0.41
5:BE:92:ARG:C	5:BE:93:VAL:HG23	2.40	0.41
25:DA:636:G:P	36:DL:128:THR:HG22	2.61	0.41
1:BA:988:G:H1'	1:BA:1015:G:H22	1.86	0.41
1:AA:1160:G:C6	1:AA:1181:G:O6	2.74	0.41
25:DA:393:C:H2'	25:DA:394:C:H6	1.85	0.41
56:DB:29:A:OP2	39:DO:32:PRO:HD2	2.20	0.41
39:DO:75:GLY:CA	39:DO:106:LEU:CD2	2.97	0.41
1:BA:1135:U:O2	1:BA:1135:U:H2'	2.20	0.41
1:AA:410:G:C5'	1:AA:411:A:P	3.08	0.41
33:CI:96:LYS:CG	33:CI:138:VAL:HG22	2.40	0.41
1:AA:503:C:OP2	12:AL:112:ALA:HB2	2.20	0.41
25:DA:1440:U:C4	25:DA:1552:A:C2	3.08	0.41
31:DG:52:GLY:HA2	31:DG:53:PRO:HD2	1.85	0.41
20:BT:36:ALA:O	20:BT:37:ALA:C	2.57	0.41
20:BT:59:ARG:O	20:BT:59:ARG:HG2	2.20	0.41
9:BI:45:MET:O	9:BI:48:ARG:HB3	2.21	0.41
1:AA:1300:G:C4	1:AA:1334:G:O6	2.73	0.41
2:BB:102:ASN:O	2:BB:102:ASN:CG	2.59	0.41
1:AA:1186:G:C2'	1:AA:1187:G:O5'	2.69	0.41
16:BP:38:PHE:CE2	16:BP:51:ARG:HB3	2.56	0.41
1:BA:1109:C:H2'	1:BA:1109:C:O2	2.20	0.41
10:BJ:35:GLN:O	10:BJ:36:VAL:CB	2.68	0.41
1:AA:1495:U:O2	1:AA:1495:U:H2'	2.20	0.41
25:DA:1829:A:O2'	27:DC:14:HIS:CD2	2.74	0.41
3:BC:84:GLU:CG	3:BC:85:LYS:N	2.83	0.41
14:BN:93:ILE:HG21	14:BN:96:LEU:CB	2.50	0.41
12:BL:39:THR:HG22	12:BL:40:THR:O	2.21	0.41
1:AA:131:A:C2	1:AA:132:C:C4	3.08	0.41
25:DA:416:U:H2'	25:DA:417:C:C6	2.55	0.41
2:BB:219:THR:N	2:BB:221:ARG:HD3	2.32	0.41
25:CA:1533:C:C2'	25:CA:1533:C:O2	2.69	0.41
38:CN:21:PHE:CD2	38:CN:24:MET:HE2	2.55	0.41
25:DA:60:G:C8	25:DA:62:U:C5	3.08	0.41
25:DA:2759:G:C6	25:DA:2760:C:C5	3.09	0.41

Continued on next page...

Continued from previous page...

Atom-1	Atom-2	Distance(Å)	Clash(Å)
1:AA:1451:U:H3'	1:AA:1452:C:H6	1.86	0.41
24:AY:40:GLY:O	24:AY:41:ILE:C	2.57	0.41
7:BG:39:GLU:O	7:BG:43:TYR:CD2	2.73	0.41
46:CV:40:ILE:CG2	46:CV:42:LEU:CD2	2.98	0.41
1:BA:144:G:C2'	1:BA:145:G:O5'	2.69	0.41
48:CX:40:GLU:O	48:CX:41:SER:C	2.58	0.41
1:AA:542:G:H2'	1:AA:543:U:C6	2.53	0.41
7:AG:94:ARG:O	7:AG:97:ALA:N	2.54	0.41
12:BL:3:VAL:HG13	12:BL:4:ASN:H	1.86	0.41
25:CA:242:G:P	54:C3:2:LYS:HE2	2.60	0.41
1:BA:560:A:H4'	1:BA:561:U:C5'	2.49	0.41
7:BG:77:ARG:HG3	7:BG:86:VAL:HG21	2.02	0.41
4:BD:152:SER:O	4:BD:154:VAL:N	2.54	0.41
8:BH:115:ALA:HA	8:BH:118:ALA:CB	2.48	0.41
30:CF:157:THR:HG22	30:CF:159:ALA:HB3	2.01	0.41
30:CF:157:THR:CG2	30:CF:159:ALA:H	2.29	0.41
1:BA:1337:G:C5'	1:BA:1338:G:OP1	2.68	0.41
25:CA:340:A:H2'	25:CA:341:C:O4'	2.20	0.41
25:DA:1515:A:H3'	25:DA:1516:G:H8	1.85	0.41
40:CP:86:LYS:O	40:CP:87:ARG:HB2	2.20	0.41
25:DA:664:G:C4	25:DA:665:U:C6	3.08	0.41
1:AA:704:A:C2	1:AA:705:G:H1'	2.56	0.41
44:DT:37:ASP:O	44:DT:38:ALA:HB3	2.21	0.41
3:AC:156:LEU:C	3:AC:158:GLY:H	2.24	0.41
46:CV:93:ARG:O	46:CV:94:ALA:CB	2.69	0.41
24:AY:114:LEU:N	24:AY:114:LEU:HD12	2.36	0.41
24:AY:114:LEU:O	24:AY:117:ILE:HB	2.20	0.41
1:AA:164:G:H2'	1:AA:165:G:C5'	2.49	0.41
1:BA:892:A:O2'	1:BA:1415:G:H4'	2.21	0.41
1:BA:893:C:H2'	1:BA:894:G:C8	2.55	0.41
3:BC:119:ILE:HA	3:BC:122:GLN:HE21	1.86	0.41
4:BD:60:VAL:O	4:BD:61:ARG:C	2.59	0.41
25:CA:2560:A:H2'	25:CA:2561:U:O4'	2.21	0.41
36:DL:68:SER:C	36:DL:69:ARG:HG3	2.41	0.41
15:BO:44:GLU:CG	15:BO:45:HIS:N	2.83	0.41
25:DA:2661:G:N1	25:DA:2662:A:C4	2.88	0.41
25:DA:864:G:N2	25:DA:913:U:N3	2.69	0.41
25:DA:2271:G:OP1	57:DW:14:ALA:HB1	2.21	0.41
25:DA:125:A:OP2	53:D2:19:ARG:NH2	2.44	0.41
25:CA:1936:A:C2	25:CA:1943:U:N3	2.81	0.41
42:DR:14:VAL:HA	42:DR:18:GLN:HE22	1.85	0.41
1:AA:1068:G:O2'	1:AA:1069:C:H5'	2.21	0.41

Continued on next page...

Continued from previous page...

Atom-1	Atom-2	Distance(Å)	Clash(Å)
1:BA:1197:A:OP2	1:BA:1197:A:H3'	2.20	0.41
8:AH:88:LYS:HA	8:AH:91:LEU:HG	2.01	0.41
29:DE:28:VAL:O	29:DE:29:HIS:C	2.59	0.41
30:CF:147:ARG:CG	30:CF:148:VAL:H	2.33	0.41
22:BV:66:U:H2'	22:BV:67:C:O4'	2.20	0.41
25:DA:2870:C:N4	25:DA:2871:U:C4	2.89	0.41
51:C0:29:VAL:CG1	51:C0:34:GLY:HA2	2.51	0.41
45:CU:80:ASP:OD1	45:CU:80:ASP:C	2.59	0.41
25:CA:2281:A:C2'	25:CA:2282:G:H5'	2.50	0.41
25:DA:2634:A:H2'	25:DA:2635:A:O4'	2.21	0.41
25:CA:1628:G:H2'	25:CA:1629:U:O5'	2.20	0.41
25:CA:1350:C:C2	25:CA:1382:G:C2	3.09	0.41
46:DV:23:ALA:O	46:DV:24:ASN:HB3	2.21	0.41
25:CA:1864:U:OP1	25:CA:2411:A:H5'	2.20	0.41
1:BA:963:G:O2'	1:BA:964:A:H5'	2.21	0.41
40:CP:19:PHE:C	40:CP:19:PHE:CD1	2.93	0.41
40:CP:6:GLN:O	40:CP:6:GLN:HG2	2.20	0.41
25:DA:671:C:H2'	25:DA:672:C:C6	2.56	0.41
25:CA:498:G:HO2'	45:CU:44:HIS:CE1	2.37	0.41
28:DD:46:ARG:NH2	28:DD:89:GLU:OE2	2.54	0.41
1:BA:1316:G:C6	1:BA:1318:A:OP2	2.73	0.41
1:BA:933:G:C2	1:BA:935:A:C8	3.08	0.41
1:BA:978:A:P	1:BA:1362:A:H61	2.41	0.41
13:BM:69:ARG:O	13:BM:73:SER:N	2.51	0.41
25:DA:1073:A:C3'	25:DA:1074:G:C5'	2.99	0.41
25:DA:1084:A:N6	25:DA:1085:A:C6	2.86	0.41
33:DI:35:MET:C	33:DI:37:PHE:N	2.74	0.41
4:BD:28:ASP:C	4:BD:30:LYS:N	2.74	0.41
25:DA:1401:G:H2'	25:DA:1402:U:H6	1.86	0.41
49:DY:9:LYS:N	49:DY:12:GLU:HG2	2.35	0.41
25:CA:1079:C:H2'	25:CA:1080:A:C8	2.54	0.41
2:AB:115:ASP:O	2:AB:116:LEU:CB	2.69	0.41
2:AB:135:MET:C	2:AB:138:ARG:HG2	2.41	0.41
2:AB:140:LEU:O	2:AB:144:GLU:HB2	2.20	0.41
2:AB:110:ILE:HG12	2:AB:150:ILE:HG12	2.00	0.41
2:AB:56:LEU:HD13	2:AB:57:ASN:H	1.85	0.41
2:AB:96:LEU:N	2:AB:99:MET:CE	2.84	0.41
1:AA:1277:C:C1'	1:AA:1282:C:H1'	2.51	0.41
1:AA:597:G:N7	1:AA:598:U:C5	2.88	0.41
25:DA:2199:A:C1'	32:DH:28:ASN:HD21	2.33	0.41
32:DH:134:VAL:CG1	32:DH:138:VAL:HB	2.51	0.41
25:DA:1495:A:OP2	25:DA:1495:A:H8	2.04	0.41

Continued on next page...

Continued from previous page...

Atom-1	Atom-2	Distance(Å)	Clash(Å)
5:BE:116:VAL:HG23	5:BE:117:ALA:N	2.35	0.41
20:BT:65:LEU:C	20:BT:67:HIS:CD2	2.93	0.41
15:AO:23:SER:O	15:AO:27:GLN:HG3	2.19	0.41
25:CA:279:A:H2'	25:CA:279:A:N3	2.36	0.41
10:AJ:80:THR:HB	10:AJ:83:THR:H	1.85	0.41
56:DB:33:G:HO2'	56:DB:34:A:C5'	2.33	0.41
1:BA:763:G:H2'	1:BA:764:C:O5'	2.20	0.41
16:AP:16:PHE:HD1	16:AP:16:PHE:C	2.23	0.41
4:AD:164:ARG:C	4:AD:166:LYS:H	2.24	0.41
30:CF:172:PHE:O	30:CF:173:ASP:HB3	2.20	0.41
5:AE:113:VAL:O	5:AE:114:LEU:C	2.58	0.41
5:AE:72:ASN:N	5:AE:72:ASN:HD22	2.13	0.41
25:DA:2583:G:C5	25:DA:2584:U:C4	3.08	0.41
25:DA:1551:A:N6	25:DA:1552:A:N1	2.69	0.41
1:AA:79:G:N2	1:AA:91:U:O4	2.54	0.41
1:BA:64:G:N7	1:BA:99:C:C4	2.88	0.41
1:BA:71:A:C5'	1:BA:71:A:H8	2.29	0.41
1:BA:96:U:C2'	1:BA:97:G:O5'	2.69	0.41
11:BK:15:VAL:O	11:BK:16:SER:HB3	2.20	0.41
20:BT:43:LYS:HB3	20:BT:86:ALA:HB1	2.01	0.41
27:DC:244:VAL:HG21	27:DC:248:GLY:HA2	2.01	0.41
16:AP:75:ILE:HA	16:AP:78:VAL:HG12	2.03	0.41
31:DG:150:TYR:O	31:DG:151:ARG:HB2	2.21	0.41
1:BA:873:A:H4'	1:BA:874:G:OP2	2.19	0.41
37:DM:57:VAL:HG23	37:DM:60:GLN:O	2.20	0.41
1:AA:1306:A:C4	1:AA:1307:U:C6	3.08	0.41
27:DC:64:VAL:HG22	27:DC:102:TYR:HB3	2.03	0.41
1:AA:1346:A:C5'	9:AI:121:ARG:HH12	2.33	0.41
2:BB:139:GLU:C	2:BB:143:LEU:HD23	2.41	0.41
10:BJ:35:GLN:O	10:BJ:36:VAL:HG23	2.21	0.41
9:AI:50:PRO:HB3	9:AI:83:THR:CG2	2.50	0.41
2:BB:86:CYS:N	2:BB:88:GLN:NE2	2.68	0.41
3:AC:23:ALA:CB	3:AC:28:PHE:HA	2.51	0.41
27:DC:204:LEU:HA	27:DC:204:LEU:HD12	1.72	0.41
9:AI:56:MET:HA	9:AI:59:LYS:HB3	2.01	0.41
3:AC:51:VAL:CG2	3:AC:67:ILE:HG22	2.51	0.41
29:DE:143:LEU:O	29:DE:144:GLU:HB2	2.21	0.41
4:AD:131:ILE:CD1	4:AD:134:TYR:HB2	2.51	0.41
21:AU:9:GLU:CD	21:AU:10:PRO:CD	2.82	0.41
25:CA:548:G:O2'	25:CA:549:G:N1	2.53	0.41
2:BB:57:ASN:OD1	2:BB:60:ALA:HB3	2.20	0.41
4:BD:33:ILE:O	4:BD:33:ILE:HG23	2.21	0.41

Continued on next page...

Continued from previous page...

Atom-1	Atom-2	Distance(Å)	Clash(Å)
6:AF:24:ARG:HH11	6:AF:24:ARG:CG	2.32	0.41
1:BA:173:U:C2	1:BA:197:A:C6	3.08	0.41
29:CE:23:PHE:HE1	29:CE:28:VAL:HG21	1.84	0.41
25:DA:2756:U:C5	25:DA:2759:G:O6	2.73	0.41
25:DA:1265:A:H61	25:DA:2013:A:H3'	1.85	0.41
32:CH:76:GLU:CG	32:CH:76:GLU:O	2.62	0.41
25:DA:2131:U:C5'	25:DA:2132:U:C5'	2.98	0.41
25:DA:612:G:H2'	25:DA:614:A:C8	2.56	0.41
25:CA:1519:G:H2'	25:CA:1520:U:H6	1.85	0.41
1:BA:59:A:C4	1:BA:331:G:C2	3.08	0.41
33:CI:54:ILE:HG12	33:CI:73:PRO:CB	2.50	0.41
33:CI:56:VAL:HG22	33:CI:57:VAL:N	2.36	0.41
25:DA:547:A:C3'	25:DA:548:G:H5'	2.45	0.41
1:BA:152:A:N6	1:BA:170:U:N3	2.69	0.41
7:BG:11:ILE:HD13	7:BG:27:ASN:ND2	2.34	0.41
25:DA:2427:C:P	60:DA:3703:HOH:O	2.79	0.41
1:BA:279:A:C5'	1:BA:281:G:O4'	2.64	0.41
29:CE:31:VAL:HG21	29:CE:104:ALA:HB2	2.01	0.41
15:BO:38:LEU:HG	15:BO:42:PHE:CE1	2.55	0.41
28:CD:57:ALA:O	28:CD:59:ARG:N	2.54	0.41
13:AM:10:ASP:O	13:AM:11:HIS:CB	2.68	0.41
31:CG:11:PRO:O	31:CG:14:VAL:HG23	2.21	0.41
1:BA:612:C:H2'	1:BA:613:C:C6	2.51	0.41
1:AA:201:G:H2'	1:AA:202:G:O4'	2.21	0.41
29:CE:143:LEU:HB3	29:CE:146:VAL:CG1	2.50	0.41
33:DI:101:SER:CB	33:DI:140:GLU:O	2.68	0.41
4:BD:176:LYS:O	4:BD:177:MET:CB	2.68	0.41
1:BA:621:A:H2'	1:BA:622:A:O4'	2.21	0.41
25:DA:1471:G:O6	25:DA:1521:G:N2	2.54	0.41
1:BA:1160:G:O2'	1:BA:1161:C:C6	2.61	0.41
31:CG:124:CYS:C	31:CG:126:THR:N	2.74	0.41
7:BG:68:VAL:O	7:BG:69:ARG:C	2.59	0.41
25:CA:1467:U:C4	25:CA:1468:U:C5	3.08	0.41
31:CG:88:LEU:N	31:CG:88:LEU:CD1	2.80	0.41
31:DG:128:THR:C	31:DG:129:GLU:CG	2.89	0.41
25:CA:303:G:H2'	25:CA:304:U:H6	1.85	0.41
19:BS:51:HIS:HA	19:BS:55:GLN:O	2.21	0.41
25:CA:2419:U:H5	60:CA:3675:HOH:O	2.02	0.41
25:CA:772:C:H2'	25:CA:773:U:O5'	2.20	0.41
25:CA:124:G:H3'	53:C2:19:ARG:NH2	2.35	0.41
22:BV:37:A:H2'	22:BV:38:A:H5'	2.02	0.41
39:CO:106:LEU:O	39:CO:106:LEU:HD23	2.20	0.41

Continued on next page...

Continued from previous page...

Atom-1	Atom-2	Distance(Å)	Clash(Å)
22:BV:52:G:C2	22:BV:63:G:C6	3.09	0.41
33:CI:114:ALA:O	33:CI:115:ASP:CB	2.67	0.41
9:AI:28:VAL:CG1	9:AI:31:GLN:HA	2.51	0.41
25:DA:2663:G:H2'	25:DA:2664:G:H8	1.85	0.41
1:AA:1066:C:H5''	1:AA:1067:A:OP2	2.19	0.41
39:CO:94:ARG:O	39:CO:95:SER:C	2.59	0.41
39:CO:94:ARG:O	39:CO:97:PHE:N	2.48	0.41
1:AA:346:G:O5'	40:CP:33:GLU:HG2	2.20	0.41
25:CA:2006:C:C6	25:CA:2006:C:O5'	2.73	0.41
25:CA:2458:G:N3	25:CA:2490:G:N2	2.69	0.41
31:CG:27:GLY:O	31:CG:29:ASN:N	2.53	0.41
34:DJ:96:ARG:CG	34:DJ:96:ARG:HH21	2.33	0.41
25:CA:1478:G:H2'	25:CA:1479:G:H8	1.85	0.41
5:BE:49:TYR:O	5:BE:50:GLY:O	2.38	0.41
1:AA:794:A:C5	1:AA:795:C:C4	3.08	0.41
25:DA:945:A:C2	25:DA:2448:A:C4	3.09	0.41
25:DA:2537:U:H2'	25:DA:2538:C:H6	1.85	0.41
8:BH:48:PHE:O	8:BH:49:LYS:CB	2.68	0.41
32:DH:124:THR:O	32:DH:146:VAL:HG11	2.20	0.41
24:AY:56:ALA:HB2	24:AY:70:VAL:HA	2.02	0.41
25:DA:574:A:N7	60:DA:3579:HOH:O	2.37	0.41
1:AA:826:C:H2'	1:AA:826:C:O2	2.20	0.41
31:DG:17:LYS:HB2	31:DG:24:THR:HB	2.01	0.41
24:AY:61:GLU:O	24:AY:62:ASP:HB3	2.20	0.41
25:CA:2839:G:C5	25:CA:2840:C:C4	3.09	0.41
8:BH:13:ILE:O	8:BH:14:ARG:C	2.59	0.41
25:CA:1043:C:H2'	25:CA:1044:C:C6	2.56	0.41
1:AA:1093:A:N3	1:AA:1109:C:O2'	2.33	0.41
27:CC:130:PRO:HB2	27:CC:133:ASN:HD22	1.85	0.41
48:CX:15:ASN:HA	48:CX:24:THR:O	2.21	0.41
25:CA:13:A:N3	25:CA:15:G:C6	2.88	0.41
56:DB:99:A:C5	56:DB:100:G:C5	3.09	0.41
25:DA:10:A:N3	25:DA:10:A:H2'	2.35	0.41
25:CA:2116:G:C5'	25:CA:2117:A:OP2	2.68	0.41
42:DR:1:MET:HE1	42:DR:101:ILE:HB	2.03	0.41
28:DD:171:THR:HG22	28:DD:171:THR:O	2.19	0.41
25:CA:487:C:O5'	25:CA:487:C:H6	2.03	0.41
1:AA:728:A:C6	1:AA:729:A:C6	3.09	0.41
1:BA:1053:G:N2	1:BA:1056:U:C4	2.89	0.41
1:BA:1323:G:C4'	1:BA:1362:A:H2	2.33	0.41
13:BM:24:VAL:HG23	13:BM:28:ARG:HB3	2.03	0.41
25:DA:1096:A:C3'	25:DA:1096:A:C8	3.04	0.41

Continued on next page...

Continued from previous page...

Atom-1	Atom-2	Distance(Å)	Clash(Å)
25:DA:1382:G:C5'	25:DA:1383:A:OP2	2.69	0.41
44:DT:31:VAL:HG13	44:DT:84:TYR:HA	2.02	0.41
44:DT:61:LEU:HD12	44:DT:62:VAL:N	2.36	0.41
25:CA:1066:U:H2'	25:CA:1066:U:O2	2.19	0.41
1:AA:1310:G:C2	1:AA:1328:C:O2	2.74	0.41
1:AA:977:A:C2'	1:AA:978:A:H5''	2.51	0.41
1:AA:990:C:O2'	1:AA:991:U:H5'	2.21	0.41
1:BA:1256:A:C4	1:BA:1278:G:C5	3.08	0.41
1:BA:1277:C:HO2'	1:BA:1279:G:H1'	1.83	0.41
25:DA:2218:G:C2'	25:DA:2219:U:H5'	2.51	0.41
52:D1:42:VAL:HG12	52:D1:44:GLN:HB2	2.03	0.41
52:D1:47:ILE:H	52:D1:47:ILE:HD12	1.86	0.41
32:DH:5:LEU:HA	32:DH:35:LYS:O	2.20	0.41
17:BQ:11:VAL:HG12	17:BQ:12:VAL:H	1.83	0.41
5:BE:110:MET:HA	5:BE:113:VAL:HG13	2.02	0.41
5:BE:153:ALA:CA	5:BE:156:ARG:HB3	2.50	0.41
5:BE:80:LEU:CD1	5:BE:119:VAL:HG11	2.51	0.41
25:DA:1589:U:N3	25:DA:1590:A:N7	2.68	0.41
1:AA:693:G:C6	1:AA:694:A:C6	3.09	0.41
25:DA:627:A:C5	25:DA:637:A:N7	2.89	0.41
36:DL:91:ASP:O	36:DL:93:ASN:O	2.39	0.41
12:BL:24:GLU:O	12:BL:26:CYS:N	2.53	0.41
46:CV:1:MET:SD	46:CV:1:MET:C	2.99	0.41
38:DN:49:GLU:HB2	38:DN:50:PRO:HD3	2.03	0.41
1:BA:1014:A:N7	1:BA:1015:G:C6	2.89	0.41
25:CA:362:A:C2	25:CA:363:G:C4	3.08	0.41
25:DA:2165:C:O2	25:DA:2166:U:O4'	2.38	0.41
25:DA:1531:C:H2'	25:DA:1532:A:O4'	2.20	0.41
52:C1:18:HIS:NE2	52:C1:40:PRO:HD2	2.36	0.41
3:AC:13:ILE:C	3:AC:15:LYS:H	2.24	0.41
3:AC:13:ILE:O	3:AC:15:LYS:N	2.54	0.41
3:AC:6:PRO:O	3:AC:9:ILE:HG22	2.21	0.41
56:DB:51:G:H21	56:DB:53:A:H62	1.67	0.41
39:DO:24:THR:HG22	39:DO:40:ILE:O	2.20	0.41
39:DO:75:GLY:C	39:DO:77:ALA:N	2.72	0.41
3:AC:140:ALA:O	3:AC:145:ALA:CB	2.68	0.41
3:AC:142:ARG:NH1	3:AC:142:ARG:HG3	2.36	0.41
1:AA:435:A:N6	1:AA:436:C:C4	2.88	0.41
1:AA:439:U:H4'	4:AD:120:LYS:HE3	2.03	0.41
4:AD:156:ALA:C	4:AD:159:GLU:HB3	2.41	0.41
1:AA:1526:G:H2'	1:AA:1527:U:C6	2.55	0.41
7:BG:44:SER:OG	7:BG:116:ALA:HB1	2.20	0.41

Continued on next page...

Continued from previous page...

Atom-1	Atom-2	Distance(Å)	Clash(Å)
25:DA:1131:G:H4'	34:DJ:84:ILE:HD13	2.02	0.41
31:DG:143:VAL:O	31:DG:144:ALA:O	2.37	0.41
2:AB:50:ASN:O	2:AB:51:GLU:CB	2.62	0.41
1:BA:1537:U:H5''	1:BA:1538:C:OP2	2.21	0.41
25:CA:1408:G:H2'	25:CA:1409:U:C5'	2.51	0.41
1:BA:841:C:H2'	1:BA:843:U:O4'	2.20	0.41
1:BA:846:G:H2'	1:BA:847:G:H5'	2.02	0.41
1:AA:1239:A:N3	1:AA:1241:G:C6	2.89	0.41
1:AA:1063:C:H3'	1:AA:1064:G:H2'	2.02	0.41
8:BH:4:ASP:CG	8:BH:7:ALA:CB	2.89	0.41
25:CA:358:U:H2'	25:CA:359:G:H8	1.84	0.41
27:DC:203:VAL:O	27:DC:204:LEU:CB	2.68	0.41
25:DA:1045:C:H41	25:DA:1111:A:H2'	1.86	0.41
3:BC:110:LEU:N	3:BC:110:LEU:HD23	2.36	0.41
25:CA:1721:G:O6	25:CA:1738:G:O6	2.39	0.41
29:DE:164:LEU:N	29:DE:164:LEU:HD13	2.35	0.41
34:DJ:4:PHE:CG	34:DJ:5:THR:N	2.89	0.41
11:AK:93:GLU:O	11:AK:94:SER:C	2.57	0.41
2:BB:216:VAL:O	2:BB:219:THR:HG22	2.21	0.41
3:AC:39:ARG:O	3:AC:41:TYR:N	2.53	0.41
25:DA:1359:A:C8	25:DA:1360:G:C8	3.09	0.41
14:AN:26:LEU:O	14:AN:27:LYS:CB	2.65	0.41
25:DA:1022:G:C6	25:DA:1140:C:C5	3.09	0.41
25:DA:1786:A:H1'	25:DA:1938:A:H61	1.82	0.41
25:DA:60:G:C2	25:DA:74:A:N1	2.88	0.41
23:BX:8:A:C6	23:BX:9:G:C6	3.09	0.41
26:CB:32:U:O2'	26:CB:33:G:H5'	2.21	0.41
32:CH:129:GLU:HA	32:CH:143:ILE:HA	2.01	0.41
32:CH:76:GLU:HG2	32:CH:143:ILE:CD1	2.49	0.41
30:DF:29:ARG:O	30:DF:29:ARG:HG3	2.20	0.41
25:DA:1567:G:O5'	25:DA:1567:G:H2'	2.21	0.41
33:CI:4:VAL:O	33:CI:5:GLN:HB2	2.19	0.41
25:DA:2702:G:C6	25:DA:2703:C:C4	3.09	0.41
45:CU:19:GLY:O	45:CU:20:LYS:C	2.59	0.41
1:BA:827:U:C4	1:BA:870:U:O2	2.73	0.41
25:DA:2011:U:OP2	43:DS:16:LYS:HE2	2.20	0.41
25:DA:1356:G:C6	25:DA:1357:C:C5	3.08	0.41
25:DA:1378:A:C4	25:DA:1380:G:N7	2.89	0.41
25:CA:242:G:H5''	54:C3:63:TYR:CE2	2.56	0.41
25:CA:1027:A:H5''	25:CA:1028:A:OP1	2.21	0.41
38:CN:79:LEU:O	38:CN:81:ASN:N	2.54	0.41
1:BA:560:A:C4	5:BE:127:TYR:CE2	3.09	0.41

Continued on next page...

Continued from previous page...

Atom-1	Atom-2	Distance(Å)	Clash(Å)
25:CA:2120:G:H2'	25:CA:2121:G:H8	1.85	0.41
25:DA:2677:G:H2'	25:DA:2678:C:C6	2.55	0.41
25:DA:2728:U:O2'	25:DA:2729:G:C5'	2.69	0.41
11:BK:109:ILE:HG21	21:BU:16:ARG:NE	2.36	0.41
1:AA:104:G:C2	1:AA:105:G:C5	3.09	0.41
1:AA:806:C:O2	1:AA:806:C:H2'	2.20	0.41
29:CE:146:VAL:HA	29:CE:185:LYS:O	2.20	0.41
1:BA:209:U:OP2	1:BA:210:C:C5	2.74	0.41
20:AT:68:LYS:HB2	20:AT:68:LYS:NZ	2.36	0.41
33:DI:99:LYS:O	33:DI:100:ILE:HD13	2.21	0.41
25:DA:167:A:C5	25:DA:168:G:C8	3.09	0.41
18:AR:24:ASP:C	18:AR:26:ALA:N	2.72	0.41
1:BA:401:C:H2'	1:BA:402:G:C8	2.56	0.41
25:DA:876:C:H41	25:DA:877:A:N6	2.19	0.41
40:CP:87:ARG:NH2	40:CP:111:GLU:HB2	2.35	0.41
56:DB:71:C:H2'	56:DB:71:C:O2	2.21	0.41
47:CW:36:GLN:OE1	47:CW:40:LYS:N	2.54	0.41
34:CJ:77:HIS:CD2	34:CJ:79:GLY:N	2.85	0.41
26:CB:104:A:H2'	26:CB:105:G:O4'	2.21	0.41
25:CA:303:G:H2'	25:CA:304:U:C6	2.56	0.41
25:CA:1606:C:H3'	25:CA:1606:C:C6	2.55	0.41
43:DS:33:LEU:HD21	43:DS:52:GLU:CG	2.50	0.41
42:DR:4:VAL:HA	42:DR:12:HIS:O	2.20	0.41
1:BA:579:A:H2'	1:BA:580:C:H5'	2.02	0.41
37:DM:130:PHE:C	37:DM:130:PHE:HD2	2.23	0.41
25:CA:182:A:C6	25:CA:183:C:C4	3.08	0.41
25:CA:2415:G:H2'	25:CA:2416:C:C6	2.56	0.41
1:BA:891:U:P	60:BA:1825:HOH:O	2.78	0.41
25:DA:2317:A:N6	25:DA:2318:G:C2	2.89	0.41
25:CA:2206:C:C2'	25:CA:2206:C:O2	2.66	0.41
1:AA:52:C:H2'	1:AA:53:A:C8	2.55	0.41
39:DO:7:ARG:CG	39:DO:96:GLY:HA3	2.51	0.41
54:C3:16:THR:CG2	54:C3:20:GLY:C	2.89	0.41
55:D4:10:LEU:HB2	55:D4:33:HIS:ND1	2.36	0.41
25:CA:1880:U:H2'	25:CA:1881:C:H6	1.86	0.41
25:DA:1744:A:H2'	25:DA:1745:A:O4'	2.21	0.41
29:DE:46:GLN:HB2	29:DE:83:VAL:HG11	2.02	0.41
4:AD:42:ALA:O	4:AD:43:ARG:C	2.59	0.41
48:DX:44:ARG:HH21	48:DX:46:VAL:HG22	1.86	0.41
27:CC:166:ARG:NH2	27:CC:166:ARG:HB2	2.35	0.41
25:DA:2080:A:H2'	25:DA:2081:U:H6	1.83	0.41
25:CA:2626:C:H2'	25:CA:2627:G:O4'	2.21	0.41

Continued on next page...

Continued from previous page...

Atom-1	Atom-2	Distance(Å)	Clash(Å)
1:AA:1377:A:C2	7:AG:6:ILE:CD1	3.03	0.41
25:CA:70:G:H4'	25:CA:71:A:OP1	2.21	0.41
25:DA:2694:G:H2'	25:DA:2695:U:C6	2.56	0.41
7:BG:125:ASP:HA	7:BG:128:GLU:OE1	2.21	0.41
22:BV:56:C:O2	22:BV:56:C:C2'	2.69	0.41
25:DA:1685:C:H2'	25:DA:1686:C:C6	2.55	0.41
29:CE:145:ASP:HB3	29:CE:184:ASP:CG	2.40	0.41
26:CB:56:G:OP1	30:CF:23:SER:HB2	2.21	0.41
25:CA:483:A:C8	25:CA:484:C:C5	3.08	0.41
25:DA:2420:C:O2'	25:DA:2421:G:H5'	2.21	0.41
25:CA:388:G:N7	25:CA:390:U:H2'	2.36	0.41
1:BA:392:C:OP1	16:BP:8:ARG:NH2	2.53	0.41
25:DA:522:A:H2'	25:DA:523:C:C6	2.56	0.41
56:DB:17:C:H2'	56:DB:18:G:H5'	2.03	0.41
43:CS:58:ALA:O	43:CS:62:ASP:HB2	2.20	0.41
25:DA:1696:G:C6	25:DA:1697:G:C4	3.08	0.41
25:CA:2840:C:H2'	25:CA:2841:C:C6	2.55	0.41
53:D2:24:THR:HG23	53:D2:27:GLY:H	1.85	0.41
1:AA:585:G:C5	1:AA:586:C:C5	3.09	0.41
25:DA:408:G:C6	25:DA:409:G:C5	3.08	0.41
54:D3:54:LEU:O	54:D3:58:ILE:HG13	2.21	0.41
25:DA:2543:G:H2'	25:DA:2544:G:O4'	2.20	0.41
38:DN:101:GLY:C	38:DN:102:PHE:CD2	2.94	0.41
25:DA:338:G:N2	25:DA:339:U:H1'	2.36	0.41
25:DA:2734:A:C5	25:DA:2735:G:C8	3.09	0.41
49:DY:3:ALA:O	49:DY:4:LYS:C	2.58	0.41
7:BG:142:ARG:O	7:BG:146:ALA:CB	2.69	0.41
13:AM:51:GLN:O	13:AM:54:THR:HG23	2.21	0.41
22:AV:2:C:H2'	22:AV:3:C:C6	2.55	0.41
27:CC:144:GLU:HB2	27:CC:187:CYS:HB3	2.02	0.41
1:BA:126:G:N2	1:BA:127:G:H1'	2.35	0.41
25:DA:987:C:O2'	25:DA:1000:A:N3	2.40	0.41
25:CA:412:A:H8	25:CA:412:A:O5'	2.04	0.41
25:DA:593:U:O2	25:DA:593:U:H2'	2.19	0.41
25:CA:902:C:H6	25:CA:902:C:O5'	2.04	0.41
35:CK:23:LYS:HA	35:CK:23:LYS:HD3	1.93	0.41
25:CA:2855:C:O2	25:CA:2855:C:H2'	2.20	0.41
25:DA:557:C:H6	25:DA:557:C:O5'	2.04	0.41
1:BA:1315:U:C4	1:BA:1316:G:C6	3.09	0.41
13:BM:67:ASP:HA	13:BM:70:ARG:HG2	2.02	0.41
13:BM:70:ARG:HA	13:BM:73:SER:HB2	2.02	0.41
19:BS:10:ILE:CD1	19:BS:15:LEU:HD22	2.50	0.41

Continued on next page...

Continued from previous page...

Atom-1	Atom-2	Distance(Å)	Clash(Å)
25:DA:1403:A:C2	25:DA:1404:C:C6	3.09	0.41
49:DY:9:LYS:N	49:DY:12:GLU:CB	2.84	0.41
25:CA:1056:G:O2'	25:CA:1086:A:C8	2.70	0.41
1:AA:1210:C:C4'	1:AA:1214:C:H5	2.33	0.41
20:AT:57:VAL:CG1	20:AT:71:ALA:CB	2.99	0.41
1:AA:1152:A:N6	1:AA:1153:G:C6	2.88	0.41
1:AA:1277:C:C2'	1:AA:1279:G:H8	2.33	0.41
10:AJ:19:ASP:HA	10:AJ:22:THR:HB	2.03	0.41
25:DA:1746:A:C2	25:DA:1747:U:C5	3.08	0.41
41:DQ:86:SER:OG	42:DR:51:VAL:HG12	2.20	0.41
25:DA:2291:U:H4'	25:DA:2380:C:O2	2.21	0.41
32:DH:31:VAL:CG1	32:DH:32:PRO:HD2	2.49	0.41
32:DH:32:PRO:CG	48:DX:38:TRP:HB3	2.51	0.41
25:DA:857:G:C6	25:DA:858:G:C6	3.09	0.41
11:BK:124:LYS:O	21:BU:34:ARG:HD2	2.21	0.41
21:BU:33:ARG:CD	21:BU:34:ARG:HB2	2.51	0.41
11:AK:52:ARG:O	11:AK:55:ARG:CB	2.69	0.41
11:AK:69:CYS:O	11:AK:70:ALA:C	2.59	0.41
15:AO:23:SER:HB3	15:AO:26:VAL:HG21	2.03	0.41
6:AF:16:GLU:OE1	4:BD:190:LEU:O	2.39	0.41
10:AJ:27:GLU:HA	10:AJ:30:LYS:CD	2.51	0.41
43:DS:96:ILE:HD13	43:DS:96:ILE:N	2.36	0.41
8:AH:28:SER:HB3	8:AH:56:PRO:CB	2.50	0.41
1:AA:1033:G:C2	1:AA:1034:G:C8	3.09	0.41
25:DA:1455:G:C6	25:DA:1456:G:C5	3.09	0.41
56:DB:49:C:O2'	39:DO:68:LYS:HE2	2.21	0.41
1:BA:1142:G:N1	1:BA:1143:G:H1'	2.35	0.41
36:DL:119:PRO:CB	36:DL:138:ALA:O	2.69	0.41
4:AD:149:LYS:HE2	4:AD:176:LYS:O	2.20	0.41
25:DA:2584:U:C2'	25:DA:2585:U:H5'	2.50	0.41
22:AV:48:C:H2'	22:AV:59:U:C4'	2.51	0.41
25:CA:1269:A:H2'	25:CA:1270:C:C6	2.55	0.41
1:AA:642:A:C5	1:AA:643:C:C4	3.08	0.41
9:BI:74:GLN:O	9:BI:78:ILE:HG13	2.19	0.41
32:DH:40:THR:O	32:DH:43:ASN:N	2.53	0.41
1:BA:469:C:C5	1:BA:470:C:C5	3.08	0.41
1:BA:15:G:H4'	5:BE:28:ARG:NH1	2.36	0.41
9:AI:118:ARG:O	9:AI:119:LYS:CB	2.69	0.41
14:AN:88:ALA:CA	14:AN:93:ILE:HD12	2.50	0.41
10:AJ:65:TYR:CE2	14:AN:98:LYS:HG2	2.56	0.41
1:AA:1113:C:C2	1:AA:1114:C:C5	3.09	0.41
38:CN:49:GLU:N	38:CN:50:PRO:HD2	2.36	0.41

Continued on next page...

Continued from previous page...

Atom-1	Atom-2	Distance(Å)	Clash(Å)
9:AI:49:GLN:CB	9:AI:50:PRO:CD	2.98	0.41
9:AI:79:ARG:O	9:AI:83:THR:HG23	2.20	0.41
25:DA:2822:G:O6	38:DN:2:ARG:CB	2.69	0.41
1:BA:1026:G:C6	1:BA:1027:C:N4	2.89	0.41
3:AC:23:ALA:HB2	3:AC:31:ASN:HD22	1.85	0.41
25:DA:1173:U:O2'	25:DA:1176:U:O2	2.28	0.41
36:CL:135:ILE:HD12	36:CL:142:ILE:HD11	2.03	0.41
30:DF:48:LEU:HG	30:DF:48:LEU:O	2.21	0.41
9:AI:24:ASN:HB2	9:AI:61:ASP:OD2	2.21	0.41
25:CA:2599:G:N7	27:CC:235:GLU:HB2	2.35	0.41
3:BC:8:GLY:HA2	3:BC:11:LEU:HG	2.02	0.41
2:BB:84:LEU:O	2:BB:85:SER:HB3	2.21	0.41
14:AN:43:ASN:C	14:AN:45:VAL:HG22	2.41	0.41
25:DA:1021:A:C6	25:DA:1023:U:C5	3.08	0.41
1:BA:1386:G:N2	1:BA:1387:G:C8	2.88	0.41
25:DA:1386:C:C2'	25:DA:1386:C:O2	2.65	0.41
1:AA:1505:G:H4'	1:AA:1506:U:O5'	2.21	0.41
1:BA:676:A:N1	1:BA:677:U:C4	2.89	0.41
25:CA:2055:C:C5'	25:CA:2056:G:OP1	2.67	0.41
30:DF:29:ARG:CG	30:DF:29:ARG:O	2.69	0.41
25:DA:2273:A:H2'	25:DA:2274:A:C8	2.55	0.41
13:AM:70:ARG:HA	30:CF:142:TYR:CE2	2.56	0.41
31:CG:171:LYS:HG3	31:CG:172:GLU:O	2.21	0.41
14:AN:13:VAL:HA	14:AN:16:ALA:CB	2.50	0.41
25:DA:2428:G:H5''	25:DA:2429:G:O5'	2.20	0.41
25:DA:908:C:O2'	25:DA:909:A:H5'	2.20	0.41
1:AA:792:A:H4'	1:AA:793:U:C5'	2.50	0.41
15:BO:86:LEU:C	15:BO:88:ARG:N	2.74	0.41
31:CG:163:TYR:O	31:CG:166:GLU:HB3	2.20	0.41
14:BN:41:ARG:NH2	14:BN:45:VAL:HG21	2.36	0.41
1:AA:184:G:O4'	1:AA:224:U:H4'	2.21	0.41
25:DA:168:G:N3	25:DA:168:G:C2'	2.80	0.41
25:DA:1476:U:C5	25:DA:1514:G:C2	3.08	0.41
1:BA:1478:U:H2'	1:BA:1479:C:H6	1.85	0.41
37:CM:5:LYS:O	37:CM:6:ARG:HB2	2.20	0.41
25:DA:1915:U:C2'	25:DA:1916:A:O5'	2.68	0.41
25:CA:1038:G:C2'	25:CA:1039:A:H5'	2.51	0.41
25:CA:723:C:H2'	25:CA:724:U:O4'	2.21	0.41
1:BA:1068:G:O2'	1:BA:1191:A:N1	2.45	0.41
57:DW:32:ILE:HG22	57:DW:33:ILE:N	2.36	0.41
25:DA:260:G:C4	25:DA:261:G:C8	3.08	0.41
1:BA:1473:G:H2'	1:BA:1474:U:O4'	2.20	0.41

Continued on next page...

Continued from previous page...

Atom-1	Atom-2	Distance(Å)	Clash(Å)
1:AA:293:G:C4	1:AA:294:U:C6	3.08	0.41
25:DA:1364:G:H2'	25:DA:1365:A:C5'	2.51	0.41
1:BA:49:U:O4	1:BA:365:U:C5	2.73	0.41
25:CA:703:U:H2'	25:CA:704:G:H5'	2.02	0.41
25:DA:1754:A:C2	25:DA:1755:A:C4	3.09	0.41
1:BA:575:G:O2'	1:BA:821:G:OP2	2.26	0.41
28:DD:58:ASN:ND2	28:DD:59:ARG:N	2.68	0.41
25:CA:2692:G:H4'	25:CA:2870:C:O2	2.21	0.41
14:BN:5:MET:HB3	14:BN:63:ARG:CZ	2.51	0.41
48:CX:37:PHE:O	48:CX:45:PHE:HA	2.21	0.41
54:D3:31:ILE:O	54:D3:35:LYS:CD	2.68	0.41
25:CA:2703:C:O5'	25:CA:2703:C:H6	2.04	0.41
25:DA:2723:C:C2'	25:DA:2724:U:O5'	2.68	0.41
16:AP:46:LYS:HD3	16:AP:47:GLU:N	2.35	0.41
25:DA:2816:G:H2'	25:DA:2817:U:O5'	2.20	0.41
25:CA:64:A:H2'	25:CA:65:U:H6	1.86	0.41
25:CA:2092:U:H4'	25:CA:2093:G:O5'	2.20	0.41
25:DA:2573:C:H3'	60:DA:3716:HOH:O	2.20	0.41
25:CA:71:A:H5''	25:CA:72:U:C2'	2.51	0.41
16:AP:12:LYS:C	16:AP:14:ARG:H	2.24	0.41
19:AS:19:GLU:HA	19:AS:19:GLU:OE2	2.21	0.41
43:CS:18:ARG:O	43:CS:19:LEU:C	2.58	0.41
30:DF:6:TYR:CD1	30:DF:6:TYR:C	2.91	0.41
2:AB:27:LYS:HB2	2:AB:27:LYS:HE3	1.94	0.41
48:CX:76:LYS:HA	48:CX:76:LYS:HD2	1.75	0.41
43:DS:97:LEU:HD12	43:DS:97:LEU:HA	1.97	0.41
25:DA:797:G:C4	25:DA:798:G:C8	3.08	0.41
25:CA:319:G:C2'	25:CA:320:A:O5'	2.69	0.41
1:AA:1347:G:C8	9:AI:108:ARG:HB2	2.56	0.41
27:DC:153:LEU:N	27:DC:153:LEU:HD23	2.36	0.41
40:CP:89:GLY:HA3	40:CP:109:ILE:HD11	2.03	0.41
25:CA:1116:G:C6	25:CA:1117:C:C4	3.08	0.41
49:CY:44:LYS:O	49:CY:47:ARG:HB3	2.20	0.41
25:CA:437:U:C2'	25:CA:438:G:O5'	2.69	0.41
1:BA:745:G:H1'	1:BA:836:G:O2'	2.21	0.41
10:BJ:50:THR:OG1	10:BJ:64:GLN:CG	2.69	0.41
1:BA:574:A:P	60:BA:1785:HOH:O	2.79	0.41
32:CH:111:ALA:C	32:CH:113:SER:H	2.22	0.41
53:D2:41:ARG:HH21	53:D2:41:ARG:HB2	1.84	0.41
38:CN:113:ILE:HG23	38:CN:113:ILE:O	2.21	0.41
1:AA:581:G:O5'	1:AA:581:G:H8	2.04	0.41
37:CM:33:LEU:HD12	37:CM:33:LEU:HA	1.83	0.41

Continued on next page...

Continued from previous page...

Atom-1	Atom-2	Distance(Å)	Clash(Å)
28:DD:30:GLU:O	28:DD:31:ALA:C	2.59	0.41
25:CA:787:C:P	60:CA:3765:HOH:O	2.79	0.41
25:CA:2448:A:H4'	25:CA:2449:U:OP2	2.21	0.41
32:DH:119:ASN:N	32:DH:120:GLY:HA3	2.33	0.41
13:BM:79:LEU:HD11	13:BM:86:ARG:HB3	2.03	0.41
9:BI:128:LYS:CD	9:BI:129:ARG:N	2.83	0.41
25:DA:1059:G:C6	25:DA:1080:A:N1	2.89	0.41
25:DA:1062:G:O3'	25:DA:1063:G:C8	2.74	0.41
4:BD:28:ASP:C	4:BD:30:LYS:H	2.24	0.41
1:BA:429:U:H3'	4:BD:8:LEU:HD22	2.03	0.41
32:CH:28:ASN:H	32:CH:32:PRO:HG2	1.85	0.41
25:CA:783:A:H8	25:CA:784:G:H4'	1.86	0.41
25:DA:1343:G:O4'	25:DA:1597:A:H2'	2.21	0.41
25:DA:1391:U:H6	25:DA:1391:U:H3'	1.85	0.41
49:DY:9:LYS:CB	49:DY:12:GLU:HG2	2.51	0.41
25:CA:1055:G:H3'	25:CA:1056:G:H8	1.85	0.41
33:CI:38:CYS:HA	33:CI:41:PHE:HB3	2.03	0.41
25:CA:1053:C:N4	25:CA:1054:A:N7	2.69	0.41
25:CA:1056:G:O2'	25:CA:1086:A:H1'	2.21	0.41
25:CA:1091:G:O2'	25:CA:1092:C:C5	2.73	0.41
25:CA:1104:C:H2'	25:CA:1105:U:H6	1.85	0.41
2:AB:68:PHE:HE2	2:AB:88:GLN:HB3	1.86	0.41
1:AA:1317:C:C4	14:AN:53:ARG:HD2	2.56	0.41
1:AA:1322:C:P	19:AS:77:ARG:NH2	2.94	0.41
2:AB:218:ALA:HB1	2:AB:221:ARG:HH21	1.85	0.41
1:AA:274:A:H5'	17:AQ:15:LYS:HE3	2.03	0.41
17:AQ:21:VAL:C	17:AQ:22:VAL:CG2	2.89	0.41
17:AQ:16:MET:CG	17:AQ:19:SER:HB3	2.50	0.41
10:AJ:17:LEU:N	10:AJ:20:GLN:HG3	2.35	0.41
42:DR:46:GLU:OE1	42:DR:47:VAL:N	2.53	0.41
1:BA:1151:A:N1	1:BA:1152:A:C6	2.89	0.41
13:BM:5:GLY:O	13:BM:7:ASN:N	2.54	0.41
25:DA:2339:C:O2'	25:DA:2340:A:C5'	2.69	0.41
25:CA:1179:G:O5'	25:CA:1180:U:O5'	2.39	0.41
35:DK:76:VAL:CG1	40:DP:72:VAL:HG22	2.47	0.41
11:BK:124:LYS:O	11:BK:124:LYS:HE3	2.21	0.41
11:BK:125:LYS:C	21:BU:33:ARG:CZ	2.89	0.41
1:BA:719:C:C5	1:BA:720:C:C4	3.09	0.41
41:CQ:107:ALA:CB	42:CR:48:LYS:HZ2	2.34	0.41
25:DA:1414:C:H6	25:DA:1414:C:H3'	1.84	0.41
36:DL:79:LEU:O	36:DL:82:LEU:HD22	2.21	0.41
36:DL:95:LEU:HD12	36:DL:101:ILE:HD13	2.03	0.41

Continued on next page...

Continued from previous page...

Atom-1	Atom-2	Distance(Å)	Clash(Å)
36:DL:86:GLU:HG2	36:DL:86:GLU:O	2.21	0.41
25:DA:2840:C:H5''	38:DN:53:THR:CG2	2.51	0.41
38:DN:65:LEU:HG	38:DN:69:ARG:NH2	2.36	0.41
25:CA:1731:G:C2	25:CA:1733:G:H1'	2.55	0.41
1:AA:176:C:O4'	1:AA:1447:A:C2	2.74	0.41
1:AA:179:A:C2'	1:AA:180:U:H5'	2.51	0.41
25:CA:283:G:C2'	25:CA:284:U:O5'	2.69	0.41
25:DA:2111:U:O4'	25:DA:2118:U:H1'	2.21	0.41
1:BA:292:G:N2	1:BA:309:A:C4	2.89	0.41
13:AM:22:TYR:CE2	13:AM:69:ARG:HG2	2.55	0.41
13:AM:35:ALA:CB	13:AM:58:GLU:OE1	2.69	0.41
13:AM:65:GLU:OE1	13:AM:65:GLU:HA	2.19	0.41
25:DA:1447:C:C2	25:DA:1448:G:C8	3.09	0.41
25:DA:528:A:C2	25:DA:2043:C:C5'	3.03	0.41
25:CA:2757:A:OP1	55:C4:20:ASP:N	2.54	0.41
1:AA:1031:C:C3'	1:AA:1032:G:H5''	2.50	0.41
3:AC:120:THR:CG2	3:AC:121:SER:N	2.80	0.41
56:DB:51:G:O2'	56:DB:52:A:O5'	2.39	0.41
56:DB:24:G:N1	56:DB:56:G:C2	2.89	0.41
30:DF:62:GLN:OE1	30:DF:90:LEU:HD23	2.20	0.41
39:DO:28:VAL:CG2	39:DO:36:TYR:O	2.68	0.41
1:AA:436:C:H4'	4:AD:152:SER:HB2	2.00	0.41
4:AD:173:ASP:HB3	4:AD:176:LYS:HB2	2.03	0.41
1:AA:439:U:C6	4:AD:119:HIS:CD2	3.09	0.41
4:AD:151:GLN:O	4:AD:152:SER:O	2.39	0.41
11:AK:124:LYS:HE3	21:AU:34:ARG:CZ	2.50	0.41
21:AU:43:GLU:OE2	21:AU:44:ARG:NH1	2.54	0.41
11:AK:126:ARG:N	21:AU:33:ARG:NH1	2.68	0.41
5:AE:131:ASN:ND2	5:AE:133:ILE:HG22	2.35	0.41
5:AE:104:ILE:CD1	5:AE:122:VAL:CG2	2.98	0.41
5:AE:143:LEU:O	5:AE:144:GLU:C	2.59	0.41
1:AA:66:A:C2	1:AA:67:C:N1	2.89	0.41
1:AA:91:U:C5	1:AA:92:U:C6	3.09	0.41
1:BA:94:G:N2	1:BA:96:U:C4	2.89	0.41
1:AA:68:G:C6	1:AA:69:G:H1'	2.55	0.41
14:AN:35:ALA:HB2	14:AN:41:ARG:NE	2.36	0.41
7:BG:115:MET:N	7:BG:118:ARG:HD3	2.36	0.41
1:BA:1298:U:C4'	1:BA:1299:A:C4	3.02	0.41
1:AA:207:C:H2'	1:AA:208:U:O2	2.19	0.41
1:BA:168:G:H5''	1:BA:168:G:H8	1.85	0.41
11:BK:92:ARG:HG3	11:BK:92:ARG:HH11	1.85	0.41
25:CA:1405:U:O2'	25:CA:1406:U:H5'	2.20	0.41

Continued on next page...

Continued from previous page...

Atom-1	Atom-2	Distance(Å)	Clash(Å)
25:CA:1417:C:O2'	25:CA:1587:G:O2'	2.27	0.41
25:DA:1798:U:H5''	27:DC:257:ARG:HB2	2.02	0.41
1:AA:643:C:H5'	8:AH:31:LEU:CD2	2.51	0.41
37:DM:53:MET:HE1	37:DM:103:TYR:CB	2.51	0.41
37:DM:62:LYS:HD3	37:DM:64:TRP:CZ2	2.56	0.41
22:AV:41:C:H2'	22:AV:42:C:C6	2.56	0.41
2:BB:95:TRP:CE3	2:BB:96:LEU:O	2.74	0.41
35:CK:112:PHE:O	35:CK:115:ILE:HB	2.21	0.41
9:AI:116:GLY:O	9:AI:124:PRO:CG	2.69	0.41
1:AA:1202:U:N3	14:AN:82:ILE:HG21	2.35	0.41
16:BP:38:PHE:CE2	16:BP:51:ARG:HB2	2.55	0.41
31:DG:43:LYS:HE3	31:DG:50:THR:OG1	2.21	0.41
31:DG:42:VAL:CG2	31:DG:43:LYS:N	2.84	0.41
10:BJ:35:GLN:HG2	10:BJ:77:VAL:CG2	2.50	0.41
9:AI:30:ASN:C	9:AI:32:ARG:N	2.73	0.41
9:AI:53:LEU:HD12	9:AI:53:LEU:H	1.85	0.41
25:CA:587:C:O2'	36:CL:19:LEU:CD1	2.68	0.41
25:DA:278:A:C2'	25:DA:278:A:N3	2.84	0.41
6:BF:59:TYR:HE2	18:BR:66:LEU:CD2	2.34	0.41
6:BF:91:ARG:CG	6:BF:92:THR:H	2.33	0.41
45:DU:6:ARG:HA	45:DU:6:ARG:HD3	1.74	0.41
25:DA:1258:U:H2'	25:DA:1259:G:C8	2.56	0.41
2:BB:175:ALA:C	2:BB:177:ASN:N	2.70	0.41
30:DF:45:ASP:CB	30:DF:48:LEU:HB3	2.51	0.41
37:CM:31:PHE:CZ	37:CM:110:GLU:CB	3.03	0.41
27:CC:35:LYS:CG	27:CC:36:ASN:N	2.84	0.41
43:DS:64:ALA:O	43:DS:65:ASP:HB3	2.21	0.41
1:BA:375:U:N3	1:BA:376:G:N7	2.69	0.41
15:AO:63:ARG:HA	15:AO:63:ARG:HD2	1.89	0.41
38:DN:81:ASN:O	38:DN:85:PRO:CD	2.69	0.41
25:CA:1484:U:N3	25:CA:1485:U:C5	2.89	0.41
25:DA:46:G:N1	25:DA:47:C:C4	2.89	0.41
21:AU:11:PHE:C	21:AU:12:ASP:OD2	2.58	0.41
56:DB:61:G:C6	56:DB:62:C:C4	3.08	0.41
25:DA:346:A:C6	25:DA:347:A:C8	3.09	0.41
31:DG:72:ASN:O	31:DG:75:VAL:HB	2.21	0.41
3:AC:57:GLU:O	3:AC:63:ILE:HA	2.20	0.41
25:DA:52:A:H2	25:DA:179:C:O4'	2.02	0.41
25:DA:52:A:H8	25:DA:52:A:O5'	2.04	0.41
3:AC:43:THR:O	3:AC:47:ALA:HA	2.21	0.41
3:AC:87:ARG:HG3	3:AC:100:ILE:CG2	2.51	0.41
19:AS:12:LEU:C	19:AS:14:LEU:N	2.72	0.41

Continued on next page...

Continued from previous page...

Atom-1	Atom-2	Distance(Å)	Clash(Å)
25:DA:982:C:H5''	25:DA:983:A:P	2.61	0.41
25:DA:1469:A:N3	25:DA:1469:A:C2'	2.84	0.41
1:BA:1501:C:C5	1:BA:1504:G:C4	3.09	0.41
25:DA:932:U:O4'	25:DA:933:A:C2	2.73	0.41
3:BC:36:PHE:HZ	14:BN:90:ARG:NH1	2.19	0.41
50:DZ:35:VAL:HG21	50:DZ:37:ARG:CZ	2.49	0.41
25:DA:27:G:O2'	25:DA:28:A:OP2	2.35	0.41
29:DE:173:THR:O	29:DE:175:ILE:N	2.54	0.41
1:AA:116:A:OP2	1:AA:116:A:C8	2.73	0.41
1:BA:325:A:H2'	1:BA:326:G:O4'	2.21	0.41
33:CI:54:ILE:HG12	33:CI:73:PRO:HB3	2.03	0.41
33:CI:57:VAL:HB	33:CI:68:PHE:CA	2.50	0.41
14:BN:2:LYS:O	14:BN:4:SER:N	2.54	0.41
25:DA:503:A:C5	25:DA:506:G:C6	3.08	0.41
25:CA:1924:C:H2'	25:CA:1925:C:C5'	2.51	0.41
13:AM:80:MET:CA	13:AM:91:ARG:HH22	2.34	0.41
1:AA:588:G:C4	1:AA:753:A:C2	3.09	0.41
14:BN:99:ALA:O	14:BN:100:SER:HB3	2.21	0.41
1:BA:246:A:N1	1:BA:278:G:O2'	2.50	0.41
1:BA:1449:C:H2'	1:BA:1450:U:H5'	2.02	0.41
25:CA:2886:A:C5	25:CA:2887:A:N7	2.88	0.41
24:AY:9:ASP:CB	24:AY:13:ARG:NH2	2.81	0.41
24:AY:144:LEU:C	24:AY:145:LYS:O	2.58	0.41
17:BQ:37:ILE:HD12	17:BQ:37:ILE:N	2.36	0.41
25:DA:2476:A:H2'	25:DA:2476:A:N3	2.35	0.41
14:AN:25:GLU:CB	14:AN:28:ALA:HB2	2.49	0.41
7:AG:102:TRP:CH2	7:AG:140:VAL:HG21	2.56	0.41
55:C4:3:VAL:HG12	55:C4:36:ARG:HB3	2.02	0.41
25:DA:2258:C:O2'	25:DA:2426:A:H5''	2.20	0.41
29:CE:12:LEU:HD23	29:CE:13:THR:O	2.21	0.41
25:DA:2311:A:H8	25:DA:2311:A:H5'	1.85	0.41
1:BA:254:G:H2'	1:BA:255:G:O4'	2.20	0.41
25:CA:2547:A:H5'	35:CK:29:HIS:NE2	2.36	0.41
27:CC:51:ARG:HE	27:CC:52:HIS:CE1	2.38	0.41
1:AA:847:G:C6	1:AA:848:C:C4	3.08	0.41
40:DP:8:GLU:O	40:DP:54:LEU:HD22	2.21	0.41
3:BC:166:TRP:HE3	3:BC:167:TYR:N	2.19	0.41
1:AA:637:C:N3	1:AA:638:U:C5	2.89	0.41
20:AT:67:HIS:C	20:AT:68:LYS:HG3	2.42	0.41
4:BD:123:MET:HA	4:BD:127:ARG:O	2.20	0.41
3:BC:28:PHE:O	3:BC:28:PHE:HD2	2.04	0.41
18:AR:54:LEU:O	18:AR:54:LEU:HD13	2.21	0.41

Continued on next page...

Continued from previous page...

Atom-1	Atom-2	Distance(Å)	Clash(Å)
1:BA:402:G:C5	1:BA:403:C:C5	3.08	0.41
1:AA:864:A:H2'	1:AA:865:A:C8	2.56	0.41
27:DC:79:ARG:NH2	27:DC:79:ARG:HG3	2.36	0.41
30:DF:101:ARG:O	30:DF:102:LEU:C	2.59	0.41
25:DA:1486:U:C2	25:DA:1487:U:C5	3.08	0.41
25:DA:1484:U:C2	25:DA:1485:U:C5	3.09	0.41
1:AA:993:G:C2'	1:AA:993:G:N3	2.82	0.41
40:CP:112:ARG:O	40:CP:113:LEU:CG	2.65	0.41
40:CP:25:VAL:HG13	40:CP:25:VAL:O	2.21	0.41
25:CA:2731:G:C6	25:CA:2732:G:C6	3.09	0.41
1:BA:1526:G:OP1	21:BU:38:GLU:HB2	2.21	0.41
18:BR:24:ASP:C	18:BR:26:ALA:H	2.23	0.41
1:AA:725:G:H2'	1:AA:726:C:H5'	2.02	0.41
39:DO:49:VAL:HG12	39:DO:50:ALA:N	2.34	0.41
25:DA:2097:A:C4	25:DA:2098:U:C6	3.08	0.41
31:CG:77:GLY:C	31:CG:79:THR:H	2.24	0.41
3:AC:156:LEU:CD1	3:AC:163:ARG:CB	2.99	0.41
37:DM:31:PHE:CE2	37:DM:110:GLU:HB2	2.56	0.41
19:BS:18:VAL:O	19:BS:22:VAL:HG23	2.21	0.41
19:BS:46:LEU:C	19:BS:47:THR:HG23	2.41	0.41
25:DA:147:C:H2'	25:DA:148:U:O5'	2.19	0.41
20:AT:4:LYS:HE2	20:AT:4:LYS:HA	2.03	0.41
1:BA:526:C:H2'	1:BA:527:G:H4'	2.03	0.41
27:DC:124:LYS:CB	27:DC:125:PRO:CD	2.98	0.41
6:BF:67:PRO:O	6:BF:69:GLU:N	2.54	0.41
27:DC:264:LYS:HB3	27:DC:265:PHE:CD1	2.56	0.41
25:DA:572:A:OP2	42:DR:80:ARG:NH2	2.53	0.41
4:AD:68:GLU:O	4:AD:72:ARG:HG2	2.21	0.41
3:BC:112:ALA:O	3:BC:114:LEU:N	2.54	0.41
25:CA:1244:A:OP1	36:CL:7:SER:CB	2.69	0.41
36:CL:8:PRO:HB2	36:CL:12:SER:HB2	2.03	0.41
13:AM:105:ALA:O	13:AM:106:ARG:C	2.59	0.41
25:CA:2313:C:C2'	25:CA:2314:A:H5'	2.51	0.41
1:BA:1424:U:H2'	1:BA:1425:U:O4'	2.21	0.41
25:CA:2516:A:C5	25:CA:2517:C:C4	3.09	0.41
1:BA:341:C:H2'	1:BA:342:C:C6	2.55	0.41
1:BA:969:A:H2'	1:BA:970:C:O5'	2.20	0.41
1:AA:882:C:O2'	1:AA:883:C:H5'	2.20	0.41
12:AL:100:ALA:O	12:AL:101:LEU:C	2.58	0.41
25:DA:2837:A:H5''	60:DA:3816:HOH:O	2.20	0.41
46:CV:70:ILE:HG22	46:CV:72:VAL:HG12	2.03	0.41
25:DA:749:A:H4'	25:DA:1271:G:N3	2.36	0.41

Continued on next page...

Continued from previous page...

Atom-1	Atom-2	Distance(Å)	Clash(Å)
25:DA:2317:A:H2'	25:DA:2318:G:C5'	2.50	0.41
25:DA:2317:A:H2'	25:DA:2318:G:H5'	2.01	0.41
53:C2:28:ARG:C	53:C2:30:VAL:N	2.75	0.41
39:DO:117:PHE:OXT	39:DO:117:PHE:CD1	2.73	0.41
25:DA:2655:G:N3	25:DA:2664:G:C6	2.89	0.41
46:CV:61:LEU:CD1	46:CV:61:LEU:N	2.84	0.41
1:BA:511:C:C6	1:BA:512:U:C5	3.09	0.41
11:AK:110:THR:HG23	21:AU:4:LYS:CA	2.51	0.41
55:D4:30:GLU:HB3	55:D4:33:HIS:CG	2.56	0.41
25:DA:1744:A:C8	25:DA:1745:A:C8	3.09	0.41
52:C1:30:PRO:HD2	52:C1:31:GLU:OE2	2.20	0.41
25:DA:2808:G:C2	25:DA:2891:U:C6	3.09	0.41
25:DA:298:G:H5''	25:DA:299:A:OP1	2.21	0.41
31:CG:130:ILE:C	31:CG:131:VAL:HG23	2.40	0.41
53:D2:43:THR:O	53:D2:44:VAL:CB	2.67	0.41
25:CA:2289:G:N3	25:CA:2289:G:H2'	2.36	0.41
30:DF:47:LYS:O	30:DF:50:ASP:HB2	2.21	0.41
30:DF:50:ASP:O	30:DF:53:ALA:HB3	2.21	0.41
20:AT:14:GLU:C	20:AT:16:ALA:N	2.75	0.41
34:CJ:27:ARG:NH1	34:CJ:27:ARG:HG2	2.36	0.41
1:AA:237:G:H2'	1:AA:238:A:H8	1.86	0.41
31:CG:152:ARG:HA	31:CG:153:PRO:HD3	1.88	0.41
48:DX:57:VAL:O	48:DX:60:LYS:N	2.53	0.41
1:BA:570:G:H2'	1:BA:571:U:C6	2.56	0.41
1:BA:856:C:H2'	1:BA:857:C:H5'	2.02	0.41
20:AT:47:GLN:C	20:AT:47:GLN:NE2	2.74	0.41
20:AT:47:GLN:CA	20:AT:47:GLN:NE2	2.84	0.41
31:DG:89:VAL:HG21	31:DG:162:ARG:NE	2.36	0.41
25:DA:1422:G:C2	25:DA:1423:G:C4	3.09	0.41
25:CA:923:G:H4'	47:CW:25:GLU:CG	2.51	0.41
25:DA:668:A:H2'	25:DA:670:A:N6	2.36	0.41
25:CA:1:G:C4	25:CA:2:G:C8	3.09	0.41
26:CB:78:A:N6	26:CB:98:G:H2'	2.36	0.41
16:BP:56:ARG:O	16:BP:57:ILE:C	2.59	0.41
16:BP:53:ASP:OD1	16:BP:53:ASP:C	2.59	0.41
25:CA:679:C:O2'	25:CA:680:C:H5'	2.21	0.41
3:BC:142:ARG:HG2	3:BC:143:LEU:HD13	2.02	0.41
1:BA:608:A:H2'	1:BA:609:A:O4'	2.20	0.41
38:CN:28:LEU:O	38:CN:32:GLU:N	2.53	0.41
25:DA:915:C:C2'	25:DA:916:G:H5'	2.51	0.41
46:DV:69:GLU:C	46:DV:70:ILE:HG12	2.42	0.41
46:DV:80:HIS:C	46:DV:80:HIS:ND1	2.74	0.41

Continued on next page...

Continued from previous page...

Atom-1	Atom-2	Distance(Å)	Clash(Å)
1:AA:75:G:H5'	1:AA:76:G:P	2.61	0.41
3:BC:131:ARG:HD3	3:BC:135:ARG:NH2	2.36	0.41
25:CA:653:U:C2'	25:CA:654:A:OP1	2.69	0.41
25:CA:1818:U:H2'	27:CC:155:ARG:CD	2.51	0.41
27:CC:211:ARG:CG	27:CC:211:ARG:HH21	2.33	0.41
1:BA:1399:C:H4'	1:BA:1400:C:C5'	2.51	0.41
25:DA:1750:G:H2'	25:DA:1751:U:O5'	2.21	0.41
1:AA:168:G:H8	1:AA:168:G:C5'	2.34	0.41
39:CO:19:GLN:C	39:CO:21:LEU:N	2.73	0.41
20:BT:19:HIS:HD2	20:BT:20:ASN:HD22	1.67	0.41
39:DO:80:GLU:O	39:DO:84:GLU:HG3	2.21	0.41
1:AA:1432:G:HO2'	1:AA:1433:A:P	2.43	0.41
42:CR:43:ASN:HB3	42:CR:44:GLY:H	1.51	0.41
25:CA:1627:G:C2	25:CA:1628:G:C8	3.09	0.41
25:DA:975:A:H1'	25:DA:990:A:C2	2.56	0.41
25:DA:2632:A:O2'	25:DA:2633:G:H5'	2.21	0.41
25:CA:799:G:N1	25:CA:800:A:N6	2.68	0.41
29:CE:49:ARG:HH11	29:CE:72:SER:HB2	1.86	0.41
29:CE:49:ARG:HA	29:CE:82:GLY:HA3	2.03	0.41
5:BE:31:SER:OG	5:BE:32:PHE:N	2.54	0.41
25:DA:1006:C:O2'	25:DA:1007:C:H5'	2.20	0.41
4:BD:67:LEU:HA	4:BD:67:LEU:HD23	1.83	0.41
25:DA:306:U:C6	25:DA:306:U:H3'	2.56	0.41
21:AU:31:VAL:O	21:AU:31:VAL:CG1	2.69	0.41
25:DA:2858:C:O5'	25:DA:2858:C:H6	2.04	0.41
25:CA:2617:U:C2'	25:CA:2618:G:H5'	2.51	0.41
25:CA:495:G:H2'	25:CA:496:G:O5'	2.21	0.41
25:CA:693:A:O2'	25:CA:694:U:H5'	2.21	0.41
1:BA:1247:U:O2'	1:BA:1248:A:H5'	2.21	0.41
1:AA:1349:A:C2	1:AA:1350:A:H1'	2.56	0.41
27:DC:52:HIS:NE2	27:DC:218:THR:HG23	2.36	0.41
36:DL:75:ALA:O	36:DL:108:ALA:HA	2.21	0.41
30:CF:15:LEU:HA	30:CF:18:GLU:HB2	2.03	0.41
25:DA:1235:G:C6	25:DA:1236:G:N1	2.89	0.41
1:BA:46:G:H2'	1:BA:366:A:N7	2.36	0.41
18:BR:50:TYR:HA	18:BR:53:GLN:NE2	2.36	0.41
38:CN:82:GLU:O	38:CN:85:PRO:HG2	2.21	0.41
25:CA:2675:A:H2'	25:CA:2676:C:O5'	2.21	0.41
25:CA:1550:C:O2'	25:CA:1551:A:H5'	2.21	0.41
40:DP:103:THR:O	40:DP:104:GLY:C	2.59	0.41
38:CN:100:CYS:SG	38:CN:100:CYS:O	2.79	0.41
27:DC:227:VAL:O	27:DC:227:VAL:HG22	2.20	0.41

Continued on next page...

Continued from previous page...

Atom-1	Atom-2	Distance(Å)	Clash(Å)
25:CA:980:A:N7	25:CA:1136:G:H5''	2.36	0.41
1:BA:1320:C:N4	19:BS:35:ARG:HB2	2.36	0.41
1:BA:939:G:N1	1:BA:940:C:N3	2.69	0.41
4:BD:7:LYS:HZ3	4:BD:21:LYS:HD2	1.86	0.41
33:CI:24:GLY:HA3	33:CI:25:PRO:HD3	1.99	0.41
2:AB:65:LYS:CB	2:AB:158:ASP:OD2	2.66	0.41
25:DA:2217:G:O2'	25:DA:2218:G:H5'	2.21	0.41
13:BM:10:ASP:OD1	13:BM:11:HIS:N	2.53	0.41
25:DA:2201:G:O6	25:DA:2223:G:C6	2.74	0.41
25:DA:1668:A:H4'	25:DA:1669:A:O5'	2.21	0.41
21:BU:33:ARG:HD3	21:BU:34:ARG:CB	2.50	0.41
4:BD:187:ARG:HH12	4:BD:191:SER:CB	2.34	0.41
13:AM:52:ILE:O	13:AM:55:LEU:HB2	2.21	0.41
25:DA:2043:C:H2'	25:DA:2044:C:C6	2.56	0.41
3:AC:199:VAL:O	3:AC:199:VAL:HG22	2.21	0.41
56:DB:36:C:H5''	56:DB:37:C:OP2	2.20	0.41
1:AA:1526:G:P	21:AU:38:GLU:HB3	2.61	0.41
1:BA:87:C:O3'	1:BA:88:U:O4'	2.38	0.41
25:DA:1782:U:C4	25:DA:2587:A:C2	3.09	0.41
25:CA:1843:C:H2'	25:CA:1844:C:C6	2.56	0.41
8:AH:98:LEU:HD23	8:AH:98:LEU:H	1.82	0.41
22:AV:16:U:H2'	22:AV:17:C:H5'	2.03	0.41
22:AV:18:G:C4	22:AV:58:A:N1	2.89	0.41
1:AA:66:A:N1	1:AA:67:C:C6	2.89	0.41
25:CA:1450:G:H21	25:CA:1452:G:H1	1.68	0.41
20:AT:56:ILE:CD1	20:AT:60:GLN:HG2	2.51	0.41
20:BT:29:THR:HA	20:BT:32:LYS:HG2	2.04	0.41
16:AP:80:LYS:CA	16:AP:80:LYS:HE3	2.43	0.41
1:BA:840:C:O2	1:BA:847:G:N2	2.54	0.41
32:DH:40:THR:O	32:DH:42:LYS:CA	2.69	0.41
32:DH:46:PHE:O	32:DH:49:ALA:HB3	2.21	0.41
27:DC:64:VAL:CG1	27:DC:65:ASP:N	2.83	0.41
1:AA:1197:A:OP1	1:AA:1198:G:OP2	2.38	0.41
14:AN:85:ARG:O	14:AN:86:GLU:C	2.60	0.41
2:AB:187:ASP:HB2	2:AB:203:ASP:OD1	2.21	0.41
5:BE:136:VAL:HG23	5:BE:140:ILE:HD11	2.02	0.41
3:AC:35:ASP:C	3:AC:37:LYS:H	2.24	0.41
1:BA:1129:C:C2'	1:BA:1139:G:N7	2.84	0.41
1:BA:376:G:C5	1:BA:377:G:N7	2.89	0.41
1:BA:452:A:C3'	1:BA:452:A:C8	3.03	0.41
46:CV:83:LYS:HE3	46:CV:83:LYS:HB2	1.94	0.41
25:CA:2278:A:H8	25:CA:2278:A:H5''	1.86	0.41

Continued on next page...

Continued from previous page...

Atom-1	Atom-2	Distance(Å)	Clash(Å)
25:CA:2070:A:H2'	25:CA:2071:A:O4'	2.21	0.41
25:CA:2072:C:H5''	25:CA:2072:C:H6	1.86	0.41
11:BK:45:THR:O	11:BK:48:GLY:N	2.54	0.41
1:BA:710:G:N2	1:BA:711:G:H1'	2.36	0.41
25:DA:617:G:H2'	25:DA:618:G:O5'	2.21	0.41
25:CA:2297:A:C6	25:CA:2298:A:C8	3.09	0.41
25:CA:614:A:H8	25:CA:614:A:H5'	1.86	0.41
11:BK:23:HIS:O	11:BK:29:THR:HA	2.20	0.41
11:BK:89:GLY:O	11:BK:90:PRO:C	2.59	0.41
25:DA:476:G:H4'	25:DA:502:A:N1	2.36	0.41
1:AA:246:A:C4	1:AA:279:A:N6	2.89	0.41
1:BA:1373:G:C5'	7:BG:35:LYS:HB2	2.51	0.41
2:BB:19:THR:O	2:BB:20:ARG:NH2	2.53	0.41
25:DA:2468:A:H2'	25:DA:2476:A:C6	2.56	0.41
1:BA:585:G:OP1	17:BQ:38:LYS:HE3	2.21	0.41
1:BA:585:G:H1'	1:BA:879:C:H5''	2.03	0.41
25:CA:842:U:C2'	25:CA:843:G:H5'	2.51	0.41
7:AG:72:VAL:O	7:AG:140:VAL:HG12	2.21	0.41
7:AG:61:PHE:HD2	7:AG:123:LEU:HD11	1.86	0.41
25:DA:2259:U:C6	25:DA:2427:C:C4	3.09	0.41
17:BQ:51:GLU:O	17:BQ:52:CYS:O	2.38	0.41
1:AA:112:G:H2'	1:AA:113:G:H5'	2.02	0.41
25:DA:2769:U:C4	25:DA:2770:G:C5	3.09	0.41
27:DC:261:ARG:HG2	27:DC:262:THR:CG2	2.48	0.41
29:CE:138:LEU:O	29:CE:139:LYS:C	2.59	0.41
26:CB:55:U:C2'	26:CB:55:U:O2	2.60	0.41
1:BA:10:A:OP2	5:BE:130:THR:HG21	2.21	0.41
18:AR:24:ASP:O	18:AR:26:ALA:N	2.53	0.41
25:CA:2002:G:OP1	38:CN:13:ASN:HA	2.21	0.41
40:CP:90:ALA:HB2	40:CP:112:ARG:HA	2.02	0.41
1:BA:1118:U:H2'	1:BA:1119:C:C6	2.55	0.41
25:CA:557:C:C2	25:CA:558:U:C5	3.09	0.41
8:AH:17:GLN:CD	8:AH:69:ALA:HB1	2.41	0.41
34:DJ:59:ALA:H	34:DJ:126:ALA:HA	1.86	0.41
25:CA:706:A:H2'	25:CA:707:G:O4'	2.21	0.41
30:CF:91:ARG:O	30:CF:94:ARG:HG3	2.21	0.41
7:AG:4:ARG:O	7:AG:5:VAL:C	2.59	0.41
1:BA:603:U:C2'	1:BA:604:G:O5'	2.69	0.41
3:BC:32:LEU:O	3:BC:35:ASP:HB2	2.20	0.41
26:CB:73:A:C5	26:CB:104:A:C2	3.09	0.41
1:BA:1021:A:C2'	1:BA:1022:A:H5''	2.50	0.41
39:CO:87:ILE:C	39:CO:88:LYS:O	2.59	0.41

Continued on next page...

Continued from previous page...

Atom-1	Atom-2	Distance(Å)	Clash(Å)
25:DA:1113:U:H2'	25:DA:1114:C:H6	1.84	0.41
27:CC:142:ASN:H	27:CC:154:ALA:HB3	1.85	0.41
25:CA:125:A:C6	53:C2:10:LEU:HD13	2.56	0.41
13:BM:51:GLN:O	13:BM:55:LEU:CD1	2.68	0.41
8:BH:17:GLN:HE21	8:BH:71:VAL:HG23	1.86	0.41
25:DA:1257:C:H4'	29:DE:78:TRP:CD2	2.56	0.41
54:D3:42:HIS:O	54:D3:45:PRO:HG2	2.20	0.41
22:BV:5:G:N3	22:BV:69:G:N2	2.68	0.41
32:CH:69:ALA:HB1	32:CH:138:VAL:HG12	2.04	0.41
15:BO:2:LEU:HD12	15:BO:2:LEU:HA	1.87	0.41
25:DA:2816:G:C2'	25:DA:2817:U:O5'	2.69	0.41
25:CA:1744:A:N3	25:CA:1744:A:H2'	2.35	0.41
37:DM:1:MET:HE3	37:DM:43:ALA:HB1	2.03	0.41
1:AA:1013:G:O5'	1:AA:1013:G:H8	2.04	0.41
25:DA:2035:G:H4'	25:DA:2036:C:OP2	2.21	0.41
1:AA:322:C:C2	1:AA:332:G:N2	2.89	0.41
25:DA:1300:G:N3	25:DA:1626:A:C6	2.88	0.41
1:AA:524:G:H2'	1:AA:525:C:C6	2.56	0.41
25:CA:1805:A:H1'	27:CC:49:THR:O	2.21	0.41
5:AE:22:LYS:HB3	5:AE:29:ILE:CG2	2.51	0.41
1:BA:274:A:H4'	1:BA:275:G:OP1	2.18	0.41
25:CA:2191:A:C2	25:CA:2192:U:C6	3.09	0.41
32:CH:52:ALA:O	32:CH:56:ALA:HB3	2.21	0.41
25:DA:2070:A:C2'	25:DA:2070:A:N3	2.82	0.41
1:AA:75:G:N3	1:AA:75:G:H2'	2.35	0.41
27:CC:13:ARG:HG2	27:CC:14:HIS:CD2	2.56	0.41
1:AA:1421:G:C6	1:AA:1422:G:N7	2.89	0.41
1:AA:264:C:O2	17:AQ:65:PRO:HG2	2.21	0.41
25:CA:828:U:O2'	25:CA:829:A:H5'	2.21	0.41
13:BM:39:ALA:HB3	13:BM:42:VAL:HG13	2.02	0.41
25:CA:1982:U:H2'	25:CA:1982:U:O2	2.21	0.41
25:CA:513:A:C2	25:CA:514:A:C4	3.09	0.41
25:CA:1628:G:C2'	25:CA:1629:U:O5'	2.69	0.41
43:DS:82:MET:HB2	43:DS:98:LYS:HB2	2.03	0.41
2:BB:25:LYS:CE	2:BB:193:ASP:OD2	2.69	0.41
1:AA:392:C:H2'	1:AA:393:A:C8	2.56	0.41
25:CA:2687:U:H2'	25:CA:2688:G:O4'	2.20	0.41
25:CA:1947:C:N3	25:CA:1960:A:C2	2.89	0.41
25:CA:153:U:H6	25:CA:153:U:O5'	2.04	0.41
45:CU:13:LEU:HA	45:CU:13:LEU:HD23	1.89	0.41
25:DA:1010:A:N3	25:DA:1153:C:H1'	2.36	0.40
19:BS:9:PHE:CD1	19:BS:10:ILE:N	2.90	0.40

Continued on next page...

Continued from previous page...

Atom-1	Atom-2	Distance(Å)	Clash(Å)
25:CA:2163:A:H5'	25:CA:2170:A:O2'	2.21	0.40
25:DA:1069:A:O3'	25:DA:1070:A:H8	2.04	0.40
25:DA:1095:A:C6	25:DA:1096:A:C2	3.09	0.40
33:DI:30:GLN:OE1	33:DI:32:VAL:HB	2.21	0.40
25:CA:1091:G:O2'	25:CA:1092:C:H5	2.04	0.40
25:CA:1059:G:C2'	33:CI:131:THR:OG1	2.69	0.40
2:AB:131:LYS:O	2:AB:132:GLU:C	2.60	0.40
1:AA:977:A:H3'	1:AA:977:A:N3	2.37	0.40
14:AN:53:ARG:HH11	14:AN:53:ARG:HG2	1.86	0.40
19:AS:54:ARG:HH21	19:AS:55:GLN:CB	2.34	0.40
20:AT:71:ALA:O	20:AT:72:ALA:C	2.59	0.40
37:CM:57:VAL:C	37:CM:60:GLN:HE21	2.24	0.40
17:AQ:57:VAL:C	17:AQ:58:VAL:CG1	2.89	0.40
42:DR:51:VAL:CB	42:DR:52:PRO:CD	2.94	0.40
25:DA:2215:C:O2'	25:DA:2216:G:H5'	2.21	0.40
25:DA:2334:U:O3'	39:DO:13:ARG:HB2	2.21	0.40
2:AB:206:ILE:HD13	2:AB:206:ILE:N	2.36	0.40
2:AB:211:LEU:C	2:AB:213:LEU:H	2.25	0.40
5:BE:38:VAL:CG2	5:BE:70:MET:CE	2.99	0.40
1:BA:1167:A:O2'	1:BA:1168:U:C4	2.74	0.40
25:DA:1542:U:O2'	25:DA:1543:G:C5'	2.68	0.40
12:AL:27:PRO:HG2	12:AL:28:GLN:OE1	2.21	0.40
1:AA:1035:A:OP2	1:AA:1035:A:C8	2.74	0.40
25:DA:1760:C:C5	25:DA:1761:C:C4	3.10	0.40
56:DB:49:C:OP1	39:DO:102:ARG:N	2.53	0.40
1:BA:1524:C:H6	1:BA:1524:C:O5'	2.03	0.40
51:C0:52:LYS:CE	51:C0:55:ALA:HB2	2.51	0.40
51:C0:52:LYS:HE2	51:C0:55:ALA:CB	2.50	0.40
1:AA:495:A:H4'	1:AA:496:A:O4'	2.20	0.40
1:BA:189:A:H2'	1:BA:190:A:H5'	2.04	0.40
5:AE:131:ASN:O	5:AE:135:VAL:HG12	2.22	0.40
5:AE:150:GLU:C	5:AE:152:VAL:H	2.25	0.40
1:BA:1239:A:N6	1:BA:1299:A:N6	2.70	0.40
1:BA:738:C:H2'	1:BA:739:C:C5	2.54	0.40
9:BI:46:VAL:O	9:BI:49:GLN:HB2	2.21	0.40
1:AA:1236:A:O2'	1:AA:1304:G:H4'	2.21	0.40
1:BA:202:G:H2'	1:BA:203:G:O4'	2.21	0.40
2:BB:110:ILE:O	2:BB:111:LYS:C	2.60	0.40
24:AY:75:MET:O	24:AY:76:SER:C	2.59	0.40
9:AI:102:PHE:N	9:AI:102:PHE:CD1	2.87	0.40
6:BF:40:GLU:CB	6:BF:42:TRP:HE1	2.34	0.40
1:AA:1492:A:C8	1:AA:1492:A:OP2	2.74	0.40

Continued on next page...

Continued from previous page...

Atom-1	Atom-2	Distance(Å)	Clash(Å)
17:AQ:47:ASP:HB2	17:AQ:74:LEU:HD21	2.02	0.40
9:AI:20:ILE:CD1	9:AI:85:ALA:CB	2.99	0.40
12:BL:62:VAL:HG23	12:BL:63:THR:N	2.36	0.40
43:DS:28:LYS:HD3	43:DS:31:GLN:OE1	2.22	0.40
25:CA:1724:G:H2'	25:CA:1725:U:H5'	2.02	0.40
25:CA:2722:G:C2'	25:CA:2723:C:H5'	2.51	0.40
38:CN:3:HIS:O	38:CN:4:ARG:HB2	2.21	0.40
30:DF:21:TYR:HH	30:DF:164:GLU:CD	2.24	0.40
25:DA:419:U:H5''	60:DA:3232:HOH:O	2.21	0.40
27:DC:194:VAL:HG23	27:DC:195:GLY:N	2.35	0.40
38:CN:23:ASN:O	38:CN:25:ALA:N	2.54	0.40
34:DJ:103:ILE:HG22	34:DJ:104:ALA:N	2.35	0.40
14:BN:14:ALA:C	14:BN:16:ALA:N	2.74	0.40
1:AA:1394:A:N6	1:AA:1501:C:H5'	2.36	0.40
25:DA:511:U:H5''	25:DA:512:G:OP2	2.21	0.40
25:CA:2056:G:C2'	25:CA:2056:G:N3	2.84	0.40
1:BA:844:G:C5	1:BA:844:G:OP2	2.74	0.40
12:AL:93:ARG:C	12:AL:94:TYR:CG	2.95	0.40
25:DA:1862:G:C2	25:DA:1881:C:C2	3.09	0.40
1:AA:840:C:N3	1:AA:846:G:O6	2.54	0.40
1:AA:840:C:H6	1:AA:840:C:O5'	2.04	0.40
9:BI:13:SER:O	9:BI:68:GLY:HA3	2.21	0.40
1:AA:614:C:C4	1:AA:615:G:N7	2.89	0.40
9:AI:19:PHE:O	9:AI:62:LEU:HA	2.21	0.40
32:DH:85:GLY:O	32:DH:86:ASP:C	2.60	0.40
1:BA:156:C:C4	1:BA:157:U:C4	3.09	0.40
21:BU:13:VAL:C	21:BU:15:LEU:HG	2.42	0.40
45:CU:53:GLN:H	45:CU:54:PRO:HD3	1.83	0.40
4:BD:173:ASP:CG	4:BD:176:LYS:HE2	2.42	0.40
25:CA:1613:G:N2	25:CA:1619:G:C4	2.89	0.40
1:BA:1319:A:H5'	19:BS:4:LEU:HD13	2.03	0.40
27:CC:146:LYS:O	27:CC:149:LYS:HB3	2.21	0.40
25:DA:1996:C:H5	35:DK:32:TYR:OH	2.04	0.40
25:DA:1867:G:C5	25:DA:1868:C:C5	3.09	0.40
25:CA:1234:U:H3'	25:CA:1234:U:C6	2.56	0.40
25:DA:2100:G:C6	25:DA:2190:G:C6	3.08	0.40
1:BA:1089:G:N2	1:BA:1090:U:H1'	2.35	0.40
25:CA:1490:A:O2'	25:CA:1491:G:H5'	2.21	0.40
27:CC:97:ASP:OD1	27:CC:97:ASP:C	2.59	0.40
25:DA:1734:G:C5	25:DA:1735:A:N7	2.89	0.40
7:BG:87:PRO:HB3	7:BG:144:ALA:HB2	2.03	0.40
31:DG:174:LYS:HG2	31:DG:175:LYS:N	2.36	0.40

Continued on next page...

Continued from previous page...

Atom-1	Atom-2	Distance(Å)	Clash(Å)
25:CA:2619:C:H4'	28:CD:156:PHE:O	2.21	0.40
4:AD:141:VAL:O	4:AD:141:VAL:HG23	2.20	0.40
45:CU:39:ASN:HD22	45:CU:62:ALA:HB3	1.86	0.40
1:BA:1486:G:C2	1:BA:1487:G:N3	2.89	0.40
51:D0:30:ASP:O	51:D0:31:LYS:C	2.60	0.40
25:CA:2312:U:C3'	25:CA:2312:U:C6	3.03	0.40
25:CA:2207:C:C2'	25:CA:2208:C:O5'	2.68	0.40
1:AA:749:A:C6	1:AA:750:C:C4	3.09	0.40
25:DA:659:G:C4'	29:DE:95:LYS:HD3	2.51	0.40
29:DE:18:THR:HG22	29:DE:19:PHE:CE2	2.56	0.40
29:DE:48:THR:C	29:DE:50:ALA:H	2.23	0.40
1:BA:542:G:C2	1:BA:543:U:C5	3.10	0.40
45:CU:42:LYS:NZ	45:CU:42:LYS:HB2	2.35	0.40
27:CC:75:ALA:HB2	27:CC:95:TYR:HA	2.03	0.40
4:AD:147:LYS:HD3	4:AD:147:LYS:N	2.33	0.40
25:DA:2661:G:N1	25:DA:2662:A:N3	2.69	0.40
25:CA:162:U:O4	25:CA:2218:G:H4'	2.20	0.40
25:CA:2443:C:O2'	25:CA:2444:G:H5'	2.21	0.40
39:CO:41:ALA:HB1	39:CO:42:PRO:CD	2.51	0.40
38:DN:9:GLN:O	38:DN:17:ARG:NH2	2.54	0.40
25:DA:2683:C:C6	25:DA:2684:U:H5	2.39	0.40
17:BQ:31:PRO:C	17:BQ:32:ILE:HD12	2.41	0.40
30:DF:147:ARG:HG3	30:DF:149:ARG:H	1.86	0.40
25:CA:1478:G:C6	25:CA:1514:G:C2	3.09	0.40
25:CA:1446:C:O5'	25:CA:1446:C:H6	2.04	0.40
25:CA:729:G:C5	27:CC:206:LYS:HB2	2.56	0.40
38:DN:29:VAL:HG11	38:DN:75:ILE:HG23	2.01	0.40
25:DA:371:A:N3	48:DX:60:LYS:NZ	2.69	0.40
9:BI:33:SER:HB3	9:BI:36:GLN:NE2	2.37	0.40
1:BA:322:C:O3'	20:BT:17:ARG:CG	2.69	0.40
36:DL:92:LEU:HD21	36:DL:124:GLY:HA3	2.03	0.40
48:DX:7:THR:OG1	48:DX:9:LYS:HD2	2.21	0.40
1:BA:657:U:O2	15:BO:21:THR:CG2	2.68	0.40
25:DA:2545:G:C2'	25:DA:2546:U:H5'	2.51	0.40
25:CA:2189:U:H2'	25:CA:2190:G:C8	2.56	0.40
6:BF:52:ASN:O	6:BF:53:LYS:HB2	2.21	0.40
25:CA:135:U:O5'	25:CA:135:U:H6	2.04	0.40
55:C4:2:LYS:HZ2	55:C4:2:LYS:HB2	1.85	0.40
25:CA:2760:C:O2	25:CA:2760:C:H2'	2.21	0.40
25:DA:84:A:H4'	25:DA:85:G:O5'	2.21	0.40
1:BA:1013:G:N2	1:BA:1017:U:C2	2.90	0.40
28:CD:63:PRO:O	28:CD:64:GLU:C	2.60	0.40

Continued on next page...

Continued from previous page...

Atom-1	Atom-2	Distance(Å)	Clash(Å)
25:CA:838:C:O2'	25:CA:839:U:H5'	2.21	0.40
25:DA:1644:C:O2	25:DA:1644:C:C2'	2.66	0.40
25:CA:2807:U:C2'	25:CA:2808:G:H5'	2.51	0.40
25:CA:1569:A:C6	25:CA:1570:A:C6	3.09	0.40
25:DA:1792:G:O2'	25:DA:1793:C:H5'	2.20	0.40
1:AA:755:G:H2'	1:AA:756:C:H6	1.87	0.40
6:AF:45:ARG:HB3	6:AF:59:TYR:CD1	2.55	0.40
25:DA:1756:G:C8	25:DA:1756:G:H3'	2.56	0.40
21:AU:8:ASN:N	21:AU:8:ASN:OD1	2.53	0.40
40:DP:61:ARG:HH21	40:DP:61:ARG:HG3	1.87	0.40
25:CA:2401:U:H6	25:CA:2401:U:O5'	2.03	0.40
43:CS:7:HIS:CD2	43:CS:7:HIS:C	2.94	0.40
32:DH:75:LEU:HA	32:DH:75:LEU:HD23	1.75	0.40
1:BA:977:A:C1'	1:BA:982:U:O4	2.69	0.40
1:BA:984:C:H2'	1:BA:985:C:H6	1.86	0.40
25:DA:1081:U:C5'	25:DA:1082:U:OP2	2.69	0.40
32:CH:31:VAL:HG12	32:CH:32:PRO:N	2.37	0.40
49:DY:9:LYS:HG2	49:DY:11:VAL:H	1.86	0.40
11:AK:111:ASP:CG	11:AK:113:THR:HG23	2.42	0.40
1:AA:1216:A:C4	1:AA:1217:C:H5	2.36	0.40
1:AA:1216:A:C6	1:AA:1217:C:C4	3.09	0.40
1:AA:1312:G:C2	1:AA:1326:U:N3	2.89	0.40
37:CM:59:ARG:O	37:CM:60:GLN:HG2	2.21	0.40
41:DQ:85:ALA:O	41:DQ:86:SER:CB	2.69	0.40
25:DA:2382:G:N2	54:D3:41:ARG:NH2	2.70	0.40
25:DA:2195:U:O2	25:DA:2196:C:C6	2.74	0.40
25:CA:1166:G:N2	25:CA:1184:U:H1'	2.35	0.40
25:DA:860:U:C6	25:DA:2268:A:O4'	2.74	0.40
25:DA:2286:G:OP1	52:D1:29:LYS:CE	2.63	0.40
17:BQ:11:VAL:O	17:BQ:12:VAL:HG12	2.20	0.40
36:DL:103:ILE:HD13	36:DL:103:ILE:N	2.35	0.40
38:DN:51:LEU:O	38:DN:54:LEU:HB3	2.21	0.40
25:DA:2110:G:H5'	25:DA:2118:U:O2	2.20	0.40
25:DA:1465:G:N1	25:DA:1466:U:N3	2.69	0.40
25:DA:528:A:C2'	25:DA:529:A:O5'	2.69	0.40
30:DF:37:MET:CG	30:DF:56:LEU:HD11	2.51	0.40
4:AD:154:VAL:HA	4:AD:157:ALA:HB3	2.03	0.40
33:CI:101:SER:OG	33:CI:102:ARG:N	2.55	0.40
25:DA:1011:G:C2	25:DA:1151:A:C2	3.10	0.40
5:AE:81:GLN:N	5:AE:146:MET:HE3	2.34	0.40
41:CQ:78:PHE:CE2	41:CQ:82:LEU:HD11	2.55	0.40
25:DA:2329:U:H2'	25:DA:2330:G:O4'	2.21	0.40

Continued on next page...

Continued from previous page...

Atom-1	Atom-2	Distance(Å)	Clash(Å)
7:BG:45:ALA:CA	7:BG:120:ALA:HB2	2.50	0.40
1:BA:734:G:H2'	1:BA:735:C:H6	1.87	0.40
1:BA:736:C:OP1	18:BR:60:ARG:NH1	2.54	0.40
1:BA:740:U:O2'	1:BA:741:G:C5'	2.69	0.40
20:BT:79:THR:O	20:BT:82:ILE:N	2.55	0.40
1:AA:16:A:C2	1:AA:920:U:O2	2.74	0.40
1:AA:389:A:C3'	1:AA:390:U:H5'	2.51	0.40
8:AH:5:PRO:O	8:AH:8:ASP:N	2.55	0.40
1:BA:1131:G:N7	1:BA:1132:C:C5	2.90	0.40
1:BA:1074:G:C2	1:BA:1102:A:C4	3.09	0.40
2:BB:170:ILE:O	2:BB:171:ALA:C	2.59	0.40
25:CA:2142:A:C2	25:CA:2150:C:N3	2.89	0.40
2:BB:136:ARG:O	2:BB:139:GLU:CG	2.69	0.40
9:AI:18:VAL:HG12	9:AI:18:VAL:O	2.21	0.40
8:BH:4:ASP:CG	8:BH:7:ALA:HB2	2.41	0.40
25:DA:1176:U:C4	25:DA:1177:G:O6	2.74	0.40
25:CA:359:G:C2'	25:CA:360:U:H5'	2.50	0.40
37:CM:109:PRO:O	37:CM:112:LEU:N	2.54	0.40
3:BC:11:LEU:HD13	3:BC:17:TRP:CE2	2.56	0.40
29:DE:171:ASP:OD1	29:DE:172:ALA:N	2.55	0.40
25:CA:1735:A:C2	25:CA:1736:U:C6	3.09	0.40
25:DA:1790:C:H6	25:DA:1790:C:O5'	2.04	0.40
11:AK:96:ILE:O	11:AK:99:LEU:N	2.53	0.40
25:DA:1373:A:H2'	25:DA:1374:G:O4'	2.22	0.40
34:DJ:99:ARG:C	34:DJ:103:ILE:HD12	2.42	0.40
37:CM:54:THR:C	37:CM:56:ALA:N	2.75	0.40
21:BU:24:LYS:HZ3	21:BU:25:ALA:HB2	1.86	0.40
27:CC:110:LYS:HE2	27:CC:113:ASP:CG	2.40	0.40
1:BA:1505:G:C2'	23:BX:15:A:OP2	2.69	0.40
32:CH:72:ILE:HD12	32:CH:140:ALA:CB	2.51	0.40
25:DA:1195:G:N3	25:DA:1226:A:H2	2.19	0.40
25:CA:528:A:N1	25:CA:2043:C:O5'	2.54	0.40
4:AD:170:LEU:HD12	4:AD:170:LEU:H	1.87	0.40
1:AA:1118:U:O3'	9:AI:84:ARG:NH2	2.54	0.40
25:CA:1373:A:H2'	25:CA:1374:G:O5'	2.20	0.40
25:CA:842:U:O2'	25:CA:843:G:H5'	2.21	0.40
35:DK:34:GLY:O	35:DK:36:GLY:N	2.54	0.40
25:CA:666:A:C4	25:CA:667:U:C5	3.09	0.40
27:DC:199:HIS:O	27:DC:202:ARG:HG2	2.22	0.40
1:BA:255:G:H2'	1:BA:256:U:C6	2.56	0.40
17:BQ:51:GLU:N	17:BQ:51:GLU:CD	2.75	0.40
25:CA:1875:G:O2'	25:CA:1876:A:O5'	2.36	0.40

Continued on next page...

Continued from previous page...

Atom-1	Atom-2	Distance(Å)	Clash(Å)
1:AA:720:C:H3'	1:AA:721:G:C8	2.56	0.40
3:BC:150:VAL:O	3:BC:166:TRP:HA	2.21	0.40
25:DA:1964:G:H4'	25:DA:1965:C:OP2	2.21	0.40
12:AL:86:VAL:O	12:AL:88:ASP:N	2.54	0.40
3:BC:6:PRO:HB3	3:BC:181:ILE:HG21	2.04	0.40
25:CA:2204:G:O5'	27:CC:149:LYS:HE3	2.21	0.40
25:DA:900:A:C4	25:DA:901:C:C6	3.09	0.40
4:BD:186:GLU:CB	4:BD:189:ASP:OD1	2.69	0.40
25:DA:1486:U:H2'	25:DA:1487:U:C6	2.56	0.40
25:DA:819:A:C2'	25:DA:820:A:O5'	2.65	0.40
25:CA:1748:C:C2	25:CA:1749:A:C8	3.09	0.40
4:AD:196:GLU:C	4:AD:198:LEU:N	2.74	0.40
8:AH:19:ALA:O	8:AH:20:ASN:HB2	2.21	0.40
6:AF:49:TYR:HA	6:AF:50:PRO:HD3	1.82	0.40
25:CA:1432:G:O2'	25:CA:1433:A:H5'	2.22	0.40
28:CD:103:ASP:C	28:CD:104:VAL:CG2	2.89	0.40
25:DA:2860:A:C8	25:DA:2861:U:C6	3.09	0.40
1:AA:60:A:C2	1:AA:107:G:N3	2.88	0.40
25:DA:2331:G:H2'	25:DA:2336:A:N1	2.36	0.40
25:DA:282:A:C4	25:DA:283:G:C8	3.08	0.40
37:CM:2:LEU:H	37:CM:2:LEU:HD22	1.86	0.40
15:BO:44:GLU:HB3	15:BO:45:HIS:CD2	2.56	0.40
7:AG:49:LEU:CD1	7:AG:60:ALA:CB	2.99	0.40
4:BD:114:ARG:O	4:BD:116:LEU:N	2.55	0.40
48:CX:38:TRP:HE3	48:CX:45:PHE:CD2	2.40	0.40
5:AE:15:ILE:HD11	5:AE:37:VAL:HB	2.03	0.40
45:DU:51:LEU:O	45:DU:52:ASN:C	2.60	0.40
1:AA:1165:U:H2'	1:AA:1166:G:O4'	2.22	0.40
10:BJ:89:ARG:O	10:BJ:90:LEU:HG	2.20	0.40
30:CF:16:MET:HB3	30:CF:16:MET:HE2	1.95	0.40
31:CG:86:LEU:N	31:CG:86:LEU:HD12	2.36	0.40
16:AP:46:LYS:HE2	16:AP:47:GLU:H	1.86	0.40
25:DA:1629:U:O2	25:DA:2698:U:C5'	2.69	0.40
1:AA:32:A:H2'	1:AA:33:A:C8	2.56	0.40
25:DA:2810:A:H2'	25:DA:2811:G:O4'	2.21	0.40
25:DA:645:C:O2'	25:DA:646:U:C5'	2.69	0.40
25:CA:1584:U:C2'	25:CA:1584:U:O2	2.68	0.40
1:BA:457:G:N2	1:BA:476:U:C2	2.89	0.40
39:DO:109:ALA:HA	39:DO:112:GLU:HB2	2.04	0.40
25:DA:2765:A:C2'	25:DA:2765:A:N3	2.85	0.40
28:DD:49:GLN:HA	28:DD:81:GLU:HA	2.04	0.40
25:DA:294:A:N6	25:DA:345:A:C4	2.89	0.40

Continued on next page...

Continued from previous page...

Atom-1	Atom-2	Distance(Å)	Clash(Å)
25:DA:648:G:H2'	25:DA:649:G:H8	1.86	0.40
50:DZ:44:ARG:HD2	50:DZ:44:ARG:HA	1.74	0.40
26:CB:86:G:N7	26:CB:88:C:C4	2.89	0.40
25:CA:1261:C:C2'	25:CA:1262:A:O5'	2.70	0.40
1:BA:293:G:C6	1:BA:305:G:N1	2.90	0.40
1:AA:186:C:H2'	1:AA:187:G:O4'	2.20	0.40
25:DA:428:A:H2'	25:DA:429:A:O4'	2.21	0.40
33:DI:13:ALA:C	33:DI:15:GLY:N	2.75	0.40
18:AR:62:ARG:HB3	18:AR:69:TYR:CZ	2.56	0.40
25:CA:170:U:H2'	25:CA:171:U:H6	1.86	0.40
25:DA:2824:C:C4	25:DA:2825:G:C5	3.08	0.40
11:AK:98:ALA:O	11:AK:101:ALA:HB3	2.21	0.40
35:DK:10:VAL:HG12	35:DK:12:ASP:OD1	2.22	0.40
25:DA:812:C:N3	25:DA:813:U:C5	2.89	0.40
25:DA:2779:U:O4'	25:DA:2781:A:C5	2.74	0.40
27:DC:160:TYR:CD1	27:DC:160:TYR:C	2.95	0.40
5:BE:35:LEU:HD12	5:BE:35:LEU:HA	1.73	0.40
1:BA:1244:G:N2	1:BA:1294:G:N3	2.70	0.40
25:DA:1059:G:C6	25:DA:1080:A:C2	3.08	0.40
25:DA:1084:A:H2'	25:DA:1085:A:C1'	2.51	0.40
25:DA:1087:G:N9	25:DA:1089:A:H1'	2.37	0.40
49:DY:45:GLN:HG3	49:DY:46:VAL:H	1.85	0.40
2:AB:117:GLU:O	2:AB:120:SER:HB3	2.21	0.40
2:AB:142:LYS:O	2:AB:144:GLU:N	2.54	0.40
1:AA:1315:U:C4	1:AA:1316:G:C6	3.09	0.40
1:AA:987:G:N3	1:AA:1219:A:C2	2.89	0.40
1:BA:1061:G:C5	1:BA:1062:U:C5	3.09	0.40
1:BA:1061:G:O5'	1:BA:1061:G:H8	2.05	0.40
1:AA:1144:G:N1	1:AA:1145:A:H2	2.19	0.40
42:DR:49:ILE:HB	42:DR:52:PRO:C	2.42	0.40
32:DH:9:VAL:HG11	32:DH:12:LEU:CD1	2.52	0.40
32:DH:63:ALA:CA	32:DH:66:ASN:HB2	2.51	0.40
11:BK:125:LYS:O	11:BK:126:ARG:HG3	2.21	0.40
2:AB:211:LEU:C	2:AB:213:LEU:N	2.75	0.40
5:BE:73:VAL:O	5:BE:75:LEU:CD1	2.69	0.40
25:DA:2840:C:H5''	38:DN:53:THR:HG21	2.03	0.40
38:DN:79:LEU:O	38:DN:80:PHE:CB	2.69	0.40
38:DN:49:GLU:OE2	38:DN:95:THR:HG21	2.22	0.40
25:DA:391:A:C5	25:DA:392:U:C5	3.09	0.40
13:AM:19:THR:HB	13:AM:25:GLY:HA2	2.02	0.40
1:AA:1033:G:N2	1:AA:1034:G:O4'	2.54	0.40
3:AC:113:LYS:O	3:AC:117:ASP:OD2	2.39	0.40

Continued on next page...

Continued from previous page...

Atom-1	Atom-2	Distance(Å)	Clash(Å)
4:AD:128:VAL:HG13	4:AD:128:VAL:O	2.22	0.40
1:AA:430:A:OP1	4:AD:8:LEU:HB2	2.21	0.40
11:AK:124:LYS:HZ2	21:AU:34:ARG:NH2	2.19	0.40
21:AU:33:ARG:HH21	21:AU:34:ARG:HG3	1.85	0.40
1:BA:781:A:N6	1:BA:802:A:H1'	2.35	0.40
1:AA:78:A:N6	1:AA:79:G:C2	2.89	0.40
1:BA:64:G:H2'	1:BA:64:G:O5'	2.21	0.40
11:BK:51:PHE:HB2	11:BK:55:ARG:HB2	2.03	0.40
11:BK:14:GLN:HE21	11:BK:15:VAL:N	2.19	0.40
1:BA:739:C:H2'	1:BA:740:U:O5'	2.21	0.40
20:BT:27:MET:SD	20:BT:60:GLN:HG3	2.61	0.40
25:DA:2019:A:H2'	25:DA:2020:A:O5'	2.21	0.40
25:DA:2019:A:C2'	25:DA:2020:A:O5'	2.69	0.40
25:CA:1415:U:C4	25:CA:1587:G:O6	2.74	0.40
30:CF:121:PHE:CE2	30:CF:127:TYR:HD1	2.39	0.40
1:AA:1048:G:P	60:AA:1783:HOH:O	2.79	0.40
2:BB:134:LEU:HD23	2:BB:135:MET:SD	2.61	0.40
25:DA:2531:A:C5	25:DA:2532:G:C5	3.10	0.40
10:BJ:22:THR:C	10:BJ:25:ILE:HG22	2.42	0.40
10:BJ:25:ILE:HG21	10:BJ:74:VAL:HG21	2.04	0.40
9:AI:41:GLU:O	9:AI:44:ARG:NH1	2.52	0.40
6:BF:55:HIS:ND1	6:BF:55:HIS:N	2.66	0.40
25:DA:277:G:C2'	25:DA:278:A:OP2	2.69	0.40
25:DA:280:U:C2	25:DA:281:C:C5	3.09	0.40
40:DP:20:ARG:CB	40:DP:21:PRO:HD2	2.47	0.40
25:CA:686:U:H2'	25:CA:788:A:C2	2.56	0.40
1:BA:1129:C:C2	1:BA:1139:G:C6	3.09	0.40
27:DC:7:PRO:HB3	27:DC:13:ARG:HA	2.01	0.40
27:CC:35:LYS:HG2	27:CC:36:ASN:N	2.36	0.40
43:DS:62:ASP:O	43:DS:63:GLY:C	2.59	0.40
28:DD:185:ASN:O	28:DD:186:LEU:HD23	2.21	0.40
25:CA:677:A:O2'	25:CA:2071:A:H5'	2.21	0.40
25:CA:544:C:C5	25:CA:545:U:C6	3.09	0.40
25:DA:151:C:H2'	25:DA:152:A:C8	2.57	0.40
25:DA:55:G:C2	25:DA:56:A:N7	2.90	0.40
14:BN:15:LEU:HB3	14:BN:55:SER:CA	2.47	0.40
25:DA:13:A:H4'	25:DA:14:A:OP1	2.20	0.40
31:CG:25:ILE:O	31:CG:78:VAL:HG21	2.22	0.40
1:BA:708:C:H2'	1:BA:709:U:H6	1.84	0.40
28:CD:99:GLU:CG	28:CD:182:ALA:HB2	2.52	0.40
1:BA:109:A:C6	1:BA:326:G:C6	3.10	0.40
30:DF:168:LEU:O	30:DF:172:PHE:CE1	2.75	0.40

Continued on next page...

Continued from previous page...

Atom-1	Atom-2	Distance(Å)	Clash(Å)
33:CI:56:VAL:HA	33:CI:71:LYS:CE	2.49	0.40
33:CI:57:VAL:C	33:CI:68:PHE:CB	2.90	0.40
30:CF:48:LEU:O	30:CF:51:ASN:CB	2.69	0.40
25:DA:1796:U:H4'	27:DC:253:GLY:N	2.37	0.40
35:DK:69:VAL:O	35:DK:69:VAL:CG2	2.69	0.40
7:AG:96:ASN:O	7:AG:100:MET:HG3	2.21	0.40
25:DA:186:G:HO2'	25:DA:187:G:H5'	1.85	0.40
25:CA:664:G:H2'	25:CA:665:U:H5'	2.03	0.40
49:CY:18:LEU:O	49:CY:22:LEU:HB3	2.21	0.40
49:CY:23:ARG:CA	49:CY:27:ASN:ND2	2.84	0.40
11:BK:109:ILE:CG2	21:BU:16:ARG:CD	2.99	0.40
1:AA:1000:A:C2	1:AA:1041:G:N2	2.89	0.40
1:AA:720:C:H1'	18:AR:38:ILE:HG21	2.03	0.40
36:CL:58:TYR:O	54:C3:12:ARG:CD	2.70	0.40
31:CG:140:ILE:HD12	31:CG:140:ILE:C	2.40	0.40
18:AR:71:ASP:O	18:AR:73:HIS:N	2.54	0.40
30:DF:109:ARG:HH21	30:DF:109:ARG:HG2	1.85	0.40
5:AE:67:ARG:O	5:AE:68:ARG:O	2.40	0.40
25:DA:1870:C:H5''	25:DA:1871:A:C4	2.56	0.40
1:AA:1023:U:C2'	1:AA:1024:G:O4'	2.68	0.40
27:CC:100:ARG:HG3	27:CC:100:ARG:HH11	1.87	0.40
7:AG:67:ASN:OD1	7:AG:129:ASN:HB3	2.21	0.40
25:DA:600:G:C5	25:DA:601:C:C4	3.09	0.40
1:BA:1415:G:C2	1:BA:1486:G:C4	3.08	0.40
26:CB:73:A:C8	26:CB:104:A:C6	3.09	0.40
40:DP:105:LYS:HA	40:DP:108:ARG:HD3	2.03	0.40
1:AA:295:C:C2	1:AA:296:U:C6	3.09	0.40
25:DA:1364:G:H2'	25:DA:1365:A:H5'	2.02	0.40
25:CA:2392:A:C2	25:CA:2393:U:C2	3.09	0.40
54:C3:56:LEU:O	54:C3:59:ALA:HB3	2.21	0.40
46:DV:55:GLU:O	46:DV:59:GLU:HB2	2.21	0.40
28:CD:40:LEU:HG	28:CD:40:LEU:H	1.72	0.40
25:CA:771:G:C6	25:CA:772:C:N4	2.89	0.40
25:CA:2095:A:H5'	25:CA:2096:C:OP2	2.21	0.40
8:BH:88:LYS:C	8:BH:90:GLU:N	2.74	0.40
25:DA:402:A:O5'	25:DA:402:A:H8	2.04	0.40
25:DA:1030:C:O2	25:DA:1030:C:C2'	2.65	0.40
5:AE:96:GLN:HB2	5:AE:123:LEU:HD12	2.04	0.40
40:DP:23:ASP:OD2	40:DP:112:ARG:NH1	2.55	0.40
25:DA:2660:A:C6	25:DA:2661:G:C5	3.09	0.40
25:DA:2751:G:H3'	25:DA:2752:C:C6	2.56	0.40
39:CO:9:ARG:O	39:CO:10:ARG:C	2.58	0.40

Continued on next page...

Continued from previous page...

Atom-1	Atom-2	Distance(Å)	Clash(Å)
31:CG:1:SER:C	31:CG:3:VAL:N	2.70	0.40
25:DA:1146:C:O2	25:DA:1146:C:C2'	2.65	0.40
53:D2:43:THR:O	53:D2:44:VAL:HB	2.21	0.40
4:BD:168:THR:HG21	4:BD:183:ARG:NH2	2.36	0.40
29:DE:83:VAL:HG12	29:DE:86:ALA:HA	2.03	0.40
1:AA:369:G:H2'	1:AA:370:C:H6	1.86	0.40
25:CA:710:U:O5'	25:CA:710:U:H6	2.05	0.40
25:CA:1827:U:O2'	25:CA:1828:G:H5'	2.21	0.40
7:BG:125:ASP:HB3	7:BG:130:LYS:CG	2.52	0.40
32:CH:51:ARG:HB2	32:CH:52:ALA:H	1.77	0.40
2:BB:9:LEU:CD2	2:BB:11:ALA:HB3	2.51	0.40
26:CB:38:C:C6	26:CB:38:C:C3'	3.04	0.40
25:DA:2787:C:O2'	25:DA:2788:C:H5'	2.21	0.40
25:DA:494:G:OP1	43:DS:8:ARG:HD3	2.21	0.40
27:DC:145:MET:HG3	27:DC:153:LEU:HD21	2.03	0.40
25:CA:1752:C:H5'	25:CA:2861:U:O3'	2.21	0.40
8:AH:101:ALA:O	8:AH:102:VAL:C	2.59	0.40
25:CA:443:A:H2	25:CA:1245:G:N3	2.19	0.40
25:DA:10:A:C5	25:DA:11:C:C5	3.10	0.40
1:BA:1081:A:C2	1:BA:1082:A:C4	3.10	0.40
25:CA:1701:A:H2'	25:CA:1702:G:H5'	2.02	0.40
5:BE:132:PRO:HA	5:BE:135:VAL:CG1	2.51	0.40
25:CA:2667:C:N3	31:CG:109:SER:OG	2.49	0.40
25:DA:2470:G:O2'	25:DA:2471:A:H5'	2.20	0.40
33:DI:107:GLU:C	33:DI:108:ILE:HG13	2.42	0.40
12:BL:60:PHE:CD1	12:BL:60:PHE:N	2.90	0.40
42:DR:74:ILE:N	42:DR:74:ILE:HD12	2.37	0.40
13:AM:30:LYS:HB3	13:AM:30:LYS:HE3	1.88	0.40
27:CC:106:PRO:HD2	27:CC:109:LEU:HD22	2.02	0.40
1:BA:1313:U:N3	1:BA:1314:C:C5	2.89	0.40
1:BA:1324:A:C5	1:BA:1325:C:C5	3.09	0.40
9:BI:128:LYS:CD	9:BI:129:ARG:OXT	2.70	0.40
1:BA:952:U:O4	13:BM:102:LYS:HG2	2.22	0.40
33:DI:7:TYR:CB	33:DI:58:ILE:H	2.34	0.40
25:DA:1384:A:H1'	25:DA:1405:U:H1'	2.03	0.40
25:DA:1401:G:C5	25:DA:1402:U:C4	3.09	0.40
11:AK:111:ASP:OD2	11:AK:113:THR:HG23	2.21	0.40
2:AB:87:ASP:HB2	2:AB:220:VAL:HG12	2.03	0.40
1:AA:958:A:C6	1:AA:959:A:N1	2.89	0.40
42:DR:39:LEU:CB	42:DR:49:ILE:HD13	2.52	0.40
25:DA:2207:C:C4	25:DA:2218:G:N1	2.89	0.40
31:CG:8:VAL:HG21	31:CG:72:ASN:HA	2.04	0.40

Continued on next page...

Continued from previous page...

Atom-1	Atom-2	Distance(Å)	Clash(Å)
4:AD:168:THR:CB	4:AD:183:ARG:NH2	2.84	0.40
2:BB:93:HIS:CG	2:BB:94:ARG:HH21	2.40	0.40
1:BA:724:G:C2	1:BA:725:G:C8	3.10	0.40
5:BE:104:ILE:HA	5:BE:104:ILE:HD12	1.96	0.40
1:BA:230:G:H2'	1:BA:231:U:O4'	2.22	0.40
25:DA:1587:G:C6	25:DA:1588:G:N7	2.89	0.40
25:CA:819:A:N3	25:CA:1189:A:C2	2.90	0.40
36:DL:111:ILE:HD12	36:DL:111:ILE:H	1.84	0.40
36:DL:77:ILE:HG23	36:DL:81:ASP:OD2	2.22	0.40
12:BL:21:PRO:C	12:BL:23:LEU:N	2.74	0.40
25:DA:1545:A:C8	25:DA:1546:G:C8	3.09	0.40
1:BA:766:A:H2'	1:BA:767:A:O4'	2.21	0.40
4:AD:155:LYS:HA	4:AD:155:LYS:HD3	1.92	0.40
4:AD:8:LEU:HA	4:AD:8:LEU:HD13	1.86	0.40
30:CF:175:PRO:O	30:CF:176:PHE:HB2	2.20	0.40
1:BA:801:U:C2'	1:BA:802:A:O5'	2.69	0.40
22:AV:65:G:N3	22:AV:66:U:C6	2.89	0.40
1:AA:69:G:H2'	1:AA:69:G:N3	2.35	0.40
1:AA:80:A:H2'	1:AA:80:A:N3	2.36	0.40
25:CA:1448:G:C2'	25:CA:1449:G:H5'	2.51	0.40
25:CA:1450:G:C2	25:CA:1462:C:C2	3.09	0.40
25:DA:2284:A:H1'	25:DA:2325:G:C2	2.57	0.40
1:AA:181:A:C2	1:AA:194:C:N3	2.90	0.40
11:BK:15:VAL:HG13	11:BK:16:SER:N	2.36	0.40
3:BC:46:LEU:O	3:BC:49:ALA:HB3	2.22	0.40
16:AP:79:ASN:O	16:AP:80:LYS:HE3	2.21	0.40
9:BI:29:ILE:CD1	9:BI:37:TYR:CD2	3.05	0.40
37:DM:53:MET:C	37:DM:57:VAL:HG13	2.41	0.40
32:DH:41:LYS:HA	32:DH:44:ILE:HG23	2.03	0.40
25:CA:2111:U:O4	25:CA:2145:C:O2	2.39	0.40
1:AA:1060:U:H1'	10:AJ:54:SER:HB2	2.02	0.40
14:AN:2:LYS:C	14:AN:6:LYS:HE2	2.42	0.40
16:BP:32:PHE:O	16:BP:32:PHE:CD1	2.74	0.40
2:BB:124:THR:O	2:BB:125:PHE:HB3	2.21	0.40
10:BJ:35:GLN:OE1	10:BJ:78:GLU:HB2	2.22	0.40
1:BA:1028:C:C5	1:BA:1034:G:N2	2.89	0.40
25:DA:2230:G:H8	25:DA:2230:G:O5'	2.05	0.40
13:AM:44:ILE:HG13	13:AM:47:LEU:CD1	2.46	0.40
3:BC:11:LEU:HD23	3:BC:11:LEU:HA	1.84	0.40
1:BA:386:C:H2'	1:BA:387:U:C5'	2.52	0.40
3:AC:106:ARG:NH1	3:AC:107:LYS:O	2.54	0.40
46:CV:80:HIS:CE1	46:CV:83:LYS:HE2	2.56	0.40

Continued on next page...

Continued from previous page...

Atom-1	Atom-2	Distance(Å)	Clash(Å)
25:DA:1142:A:C4	25:DA:1144:A:N7	2.90	0.40
6:AF:17:GLN:CA	6:AF:17:GLN:HE21	2.35	0.40
37:CM:83:GLY:C	37:CM:84:LYS:HG2	2.39	0.40
33:CI:56:VAL:CA	33:CI:71:LYS:HE2	2.50	0.40
1:AA:1056:U:O2'	1:AA:1057:G:H5'	2.21	0.40
25:CA:2649:C:O5'	25:CA:2649:C:H6	2.04	0.40
30:CF:51:ASN:ND2	30:CF:146:ASP:HB3	2.36	0.40
1:AA:614:C:H2'	1:AA:615:G:O5'	2.21	0.40
13:AM:76:ILE:HG22	13:AM:80:MET:HE3	2.04	0.40
43:CS:63:GLY:O	43:CS:64:ALA:CB	2.69	0.40
25:CA:328:U:C2'	25:CA:329:G:OP1	2.69	0.40
45:DU:90:LYS:HD3	45:DU:90:LYS:HA	1.83	0.40
12:BL:2:THR:C	12:BL:4:ASN:N	2.75	0.40
25:DA:2259:U:C4	25:DA:2427:C:N4	2.89	0.40
1:BA:560:A:C8	1:BA:566:G:C4	3.09	0.40
33:DI:135:MET:HB2	33:DI:137:LEU:HG	2.04	0.40
8:AH:39:LEU:C	8:AH:45:ILE:HG12	2.42	0.40
1:BA:644:U:C5'	8:BH:83:ARG:HH12	2.31	0.40
35:DK:8:LEU:CD1	35:DK:8:LEU:N	2.78	0.40
1:AA:932:C:N4	7:AG:2:ARG:HH22	2.20	0.40
29:CE:171:ASP:OD1	29:CE:171:ASP:C	2.60	0.40
3:BC:7:ASN:C	3:BC:9:ILE:N	2.73	0.40
28:CD:2:ILE:HD13	28:CD:90:PHE:CZ	2.57	0.40
25:DA:541:A:C8	25:DA:541:A:H3'	2.56	0.40
30:DF:103:ILE:CG2	30:DF:174:PHE:CD2	3.04	0.40
1:BA:1158:C:C2'	1:BA:1158:C:O2	2.67	0.40
25:CA:869:G:C6	25:CA:870:U:C4	3.10	0.40
16:AP:3:THR:CG2	16:AP:4:ILE:N	2.85	0.40
1:AA:1025:U:C5'	1:AA:1026:G:O5'	2.69	0.40
1:AA:678:U:O2'	1:AA:679:C:H5'	2.21	0.40
34:DJ:58:ASN:HD22	34:DJ:61:LYS:HD3	1.86	0.40
57:DW:43:ALA:CB	57:DW:47:VAL:HG12	2.51	0.40
44:CT:69:ARG:CB	44:CT:74:ILE:HG22	2.48	0.40
25:DA:2184:A:OP2	25:DA:2184:A:H8	2.04	0.40
25:DA:734:A:C4	25:DA:735:A:C8	3.10	0.40
10:AJ:36:VAL:HG23	10:AJ:76:ILE:HG23	2.03	0.40
1:AA:952:U:H2'	1:AA:953:G:H8	1.85	0.40
25:CA:771:G:OP2	53:C2:11:LYS:HD3	2.21	0.40
25:CA:772:C:C2	25:CA:773:U:C5	3.10	0.40
25:DA:2742:G:N2	25:DA:2763:G:H1'	2.37	0.40
25:DA:2648:G:C4	25:DA:2649:C:C5	3.09	0.40
25:DA:873:C:N3	25:DA:905:A:C2	2.89	0.40

Continued on next page...

Continued from previous page...

Atom-1	Atom-2	Distance(Å)	Clash(Å)
25:DA:2821:A:OP2	28:DD:115:GLY:CA	2.69	0.40
4:BD:114:ARG:O	4:BD:115:GLN:C	2.59	0.40
41:DQ:31:TYR:O	41:DQ:32:ARG:C	2.56	0.40
48:CX:44:ARG:CG	48:CX:45:PHE:N	2.84	0.40
34:DJ:7:LYS:O	34:DJ:11:VAL:CG2	2.68	0.40
25:DA:2683:C:H2'	25:DA:2684:U:C6	2.52	0.40
41:DQ:48:ASP:HA	41:DQ:51:GLN:HB2	2.04	0.40
24:AY:25:ILE:HG23	24:AY:179:LYS:HE2	2.04	0.40
1:AA:1016:A:H3'	1:AA:1017:U:O4'	2.21	0.40
25:DA:222:A:C8	25:DA:224:U:C6	3.09	0.40
1:BA:1417:G:C6	1:BA:1482:G:C6	3.10	0.40
1:AA:1471:U:C2'	1:AA:1472:U:O5'	2.70	0.40
25:DA:1982:U:O2	25:DA:1982:U:C2'	2.69	0.40
25:DA:1600:C:N4	60:DA:3720:HOH:O	2.54	0.40
43:CS:35:ILE:HB	43:CS:36:LEU:H	1.78	0.40
25:CA:1580:A:H2'	25:CA:1581:G:C5'	2.52	0.40
25:CA:1726:C:C2	25:CA:1727:C:C6	3.08	0.40
12:BL:113:ARG:HD2	12:BL:118:VAL:HG12	2.04	0.40
39:CO:50:ALA:O	39:CO:51:ALA:HB2	2.21	0.40
29:DE:124:PHE:CD1	29:DE:124:PHE:C	2.95	0.40
25:CA:912:C:C4	25:CA:913:U:O4	2.74	0.40
27:CC:26:GLY:O	27:CC:27:LYS:C	2.60	0.40
25:CA:1958:C:O2'	25:CA:1959:G:H5'	2.21	0.40
41:DQ:94:LEU:HD23	41:DQ:94:LEU:HA	1.90	0.40
50:CZ:16:LEU:HD23	50:CZ:16:LEU:HA	1.90	0.40
25:CA:2463:C:O5'	25:CA:2463:C:H6	2.05	0.40
1:AA:476:U:H2'	1:AA:476:U:O2	2.20	0.40
25:DA:1821:A:H8	25:DA:1821:A:O5'	2.04	0.40
25:CA:757:G:N3	25:CA:757:G:H2'	2.35	0.40
25:DA:835:C:O5'	25:DA:835:C:H6	2.04	0.40
25:CA:80:G:N3	25:CA:294:A:C2	2.90	0.40
24:AY:91:ASN:O	24:AY:102:PRO:HD2	2.21	0.40
1:BA:1226:C:P	13:BM:89:ARG:HH22	2.44	0.40
13:BM:106:ARG:HD2	13:BM:112:ARG:CZ	2.52	0.40
13:BM:32:ILE:HD13	13:BM:58:GLU:CB	2.51	0.40
13:BM:79:LEU:O	13:BM:80:MET:O	2.38	0.40
19:BS:9:PHE:O	19:BS:38:THR:OG1	2.39	0.40
33:DI:3:LYS:CD	33:DI:4:VAL:HG23	2.51	0.40
32:CH:31:VAL:CG1	32:CH:32:PRO:CD	2.99	0.40
25:DA:1351:C:H2'	25:DA:1352:U:N1	2.36	0.40
49:DY:31:GLN:HA	49:DY:34:SER:OG	2.22	0.40
49:DY:35:GLY:C	49:DY:36:GLN:HG2	2.42	0.40

Continued on next page...

Continued from previous page...

Atom-1	Atom-2	Distance(Å)	Clash(Å)
49:DY:33:ALA:C	49:DY:35:GLY:N	2.75	0.40
1:BA:1234:C:H2'	1:BA:1235:U:C5'	2.49	0.40
25:CA:1057:A:C5	25:CA:1058:U:C5	3.10	0.40
25:CA:1080:A:C2	25:CA:1081:U:C6	3.10	0.40
25:CA:1087:G:N2	25:CA:1090:A:C8	2.90	0.40
2:AB:135:MET:HA	2:AB:138:ARG:HG2	2.03	0.40
2:AB:53:LEU:CD1	2:AB:219:THR:HG21	2.49	0.40
14:AN:64:CYS:HA	14:AN:79:LEU:HA	2.03	0.40
13:BM:6:ILE:O	13:BM:7:ASN:C	2.59	0.40
32:DH:25:TYR:CE1	32:DH:30:LEU:HD11	2.56	0.40
32:DH:62:LEU:C	32:DH:62:LEU:HD22	2.42	0.40
25:DA:857:G:H2'	25:DA:858:G:O4'	2.21	0.40
38:DN:52:ILE:O	38:DN:54:LEU:N	2.54	0.40
38:DN:66:ALA:O	38:DN:69:ARG:O	2.40	0.40
6:AF:16:GLU:OE1	4:BD:187:ARG:NH1	2.55	0.40
1:AA:1296:C:H5'	13:AM:13:HIS:CE1	2.56	0.40
25:DA:1525:A:C8	25:DA:1526:C:C5	3.09	0.40
25:CA:2307:G:H4'	25:CA:2308:G:O5'	2.21	0.40
10:AJ:84:VAL:O	10:AJ:84:VAL:HG22	2.22	0.40
25:DA:2304:G:H4'	30:DF:128:SER:C	2.42	0.40
56:DB:24:G:C2	56:DB:56:G:C6	3.09	0.40
5:BE:12:GLU:OE2	5:BE:63:MET:HE3	2.21	0.40
1:AA:408:A:N1	1:AA:409:U:C2	2.90	0.40
4:AD:29:THR:O	4:AD:30:LYS:C	2.58	0.40
4:AD:25:ARG:CD	4:AD:30:LYS:CE	3.00	0.40
4:AD:30:LYS:HB2	4:AD:30:LYS:HE2	1.93	0.40
30:CF:174:PHE:HA	30:CF:175:PRO:HD2	1.74	0.40
1:AA:1398:A:H8	1:AA:1398:A:H5''	1.86	0.40
1:AA:9:G:C2'	1:AA:10:A:H5'	2.51	0.40
25:DA:1441:G:N2	25:DA:1442:U:C2	2.89	0.40
1:BA:69:G:N3	1:BA:70:U:C5	2.90	0.40
25:CA:1463:C:O2'	25:CA:1464:G:H5'	2.22	0.40
28:CD:131:ASP:C	28:CD:133:THR:H	2.25	0.40
8:AH:58:LEU:C	8:AH:58:LEU:CD1	2.90	0.40
20:BT:79:THR:HG22	20:BT:80:ALA:N	2.36	0.40
1:AA:513:C:O5'	1:AA:513:C:H6	2.05	0.40
2:AB:51:GLU:HA	2:AB:54:ALA:HB3	2.04	0.40
11:BK:22:ILE:HG21	11:BK:95:THR:CG2	2.51	0.40
9:BI:5:TYR:CD1	9:BI:20:ILE:HG22	2.56	0.40
9:BI:50:PRO:HB3	9:BI:83:THR:HG23	2.03	0.40
32:DH:41:LYS:HA	32:DH:44:ILE:HG12	2.04	0.40
25:CA:1203:U:C4	25:CA:1204:A:C6	3.10	0.40

Continued on next page...

Continued from previous page...

Atom-1	Atom-2	Distance(Å)	Clash(Å)
38:CN:46:ARG:O	38:CN:50:PRO:HG2	2.21	0.40
2:AB:34:ARG:HE	2:AB:35:ASN:H	1.69	0.40
10:BJ:35:GLN:C	10:BJ:36:VAL:HG23	2.42	0.40
10:BJ:71:LEU:HD13	10:BJ:71:LEU:HA	1.90	0.40
9:AI:52:GLU:HB3	9:AI:53:LEU:HD12	2.04	0.40
25:DA:362:A:C4	25:DA:363:G:C8	3.10	0.40
3:AC:21:TRP:CH2	3:AC:31:ASN:CB	3.05	0.40
25:DA:1178:C:N3	25:DA:1179:G:O6	2.54	0.40
36:CL:127:VAL:HG11	36:CL:132:ARG:CA	2.51	0.40
25:CA:356:G:C2'	25:CA:357:C:H5'	2.52	0.40
4:AD:131:ILE:HD11	4:AD:134:TYR:CA	2.52	0.40
25:CA:2681:C:C4	25:CA:2724:U:C5	3.10	0.40
28:CD:115:GLY:O	38:CN:3:HIS:CE1	2.75	0.40
21:BU:7:GLU:C	21:BU:11:PHE:HE2	2.24	0.40
34:DJ:3:THR:HG23	34:DJ:4:PHE:H	1.86	0.40
25:CA:545:U:H1'	25:CA:548:G:OP2	2.21	0.40
19:AS:48:ILE:HD12	19:AS:48:ILE:N	2.36	0.40
31:CG:23:ILE:HG23	31:CG:25:ILE:HD11	2.03	0.40
25:DA:1194:A:C2	25:DA:1195:G:C4	3.10	0.40
1:BA:707:U:OP1	11:BK:86:LYS:CE	2.70	0.40
25:CA:2056:G:H4'	51:C0:4:GLN:NE2	2.37	0.40
44:CT:29:THR:HG22	44:CT:30:ILE:N	2.36	0.40
20:BT:5:SER:O	20:BT:7:LYS:HG2	2.22	0.40
25:DA:478:A:N1	25:DA:500:G:H4'	2.36	0.40
3:BC:86:LEU:O	3:BC:87:ARG:C	2.60	0.40
25:DA:1562:U:N3	25:DA:1563:U:C5	2.89	0.40
25:CA:329:G:H1	45:CU:16:LYS:HG2	1.86	0.40
55:C4:36:ARG:CG	55:C4:37:GLN:N	2.77	0.40
49:CY:18:LEU:HD21	49:CY:22:LEU:CD2	2.45	0.40
1:BA:474:G:C4	1:BA:475:C:C5	3.09	0.40
14:BN:43:ASN:O	14:BN:47:LYS:HG3	2.22	0.40
11:BK:109:ILE:HG22	21:BU:16:ARG:NH1	2.37	0.40
25:DA:137:U:H5''	25:DA:140:C:C5	2.57	0.40
28:CD:12:THR:CG2	40:CP:8:GLU:HG2	2.52	0.40
1:AA:217:C:O2'	1:AA:218:U:H5'	2.22	0.40
1:AA:719:C:O2'	18:AR:38:ILE:O	2.29	0.40
1:AA:803:G:H8	1:AA:803:G:O5'	2.04	0.40
3:BC:166:TRP:O	3:BC:166:TRP:HE3	2.04	0.40
27:CC:173:LEU:O	27:CC:180:MET:HA	2.22	0.40
26:CB:20:G:H2'	26:CB:21:G:O5'	2.21	0.40
18:AR:54:LEU:C	18:AR:54:LEU:HD13	2.42	0.40
1:BA:401:C:H2'	1:BA:402:G:H8	1.86	0.40

Continued on next page...

Continued from previous page...

Atom-1	Atom-2	Distance(Å)	Clash(Å)
46:DV:64:VAL:C	46:DV:65:VAL:HG12	2.41	0.40
1:BA:235:C:H2'	1:BA:236:A:C8	2.56	0.40
1:BA:692:U:H5	11:BK:27:ASN:HD22	1.68	0.40
39:CO:67:ASN:O	39:CO:68:LYS:C	2.57	0.40
25:DA:2060:A:O4'	25:DA:2502:G:H1'	2.22	0.40
1:AA:191:G:H2'	1:AA:192:A:H5'	2.02	0.40
25:CA:1723:G:H3'	25:CA:1723:G:H8	1.87	0.40
34:DJ:60:ASP:OD1	34:DJ:61:LYS:N	2.54	0.40
29:CE:134:LEU:CD2	29:CE:160:ALA:O	2.69	0.40
1:AA:841:C:O2	1:AA:843:U:C4	2.75	0.40
25:CA:109:C:O5'	25:CA:109:C:H6	2.03	0.40
44:DT:44:LYS:O	44:DT:45:ALA:C	2.59	0.40
1:BA:1473:G:C2'	1:BA:1474:U:H5'	2.52	0.40
56:DB:96:G:O2'	56:DB:97:C:H5'	2.21	0.40
46:CV:30:ILE:HA	46:CV:91:PHE:O	2.21	0.40
25:CA:1989:G:C2'	25:CA:1990:C:O5'	2.68	0.40
25:DA:284:U:H5'	25:DA:285:G:OP2	2.22	0.40
8:AH:11:THR:O	8:AH:14:ARG:HB3	2.21	0.40
25:DA:1854:A:O4'	25:DA:2233:U:H4'	2.21	0.40
5:AE:105:ILE:HG13	5:AE:123:LEU:HB3	2.04	0.40
30:CF:66:ILE:O	30:CF:66:ILE:CG1	2.69	0.40
1:AA:53:A:N1	1:AA:359:G:C6	2.89	0.40
1:AA:54:C:C2'	1:AA:54:C:O2	2.67	0.40
25:CA:228:C:H4'	25:CA:229:C:C5'	2.51	0.40
2:AB:74:ALA:O	2:AB:75:ALA:HB2	2.21	0.40
2:AB:75:ALA:O	2:AB:78:ALA:N	2.55	0.40
25:DA:132:G:C2	25:DA:133:U:C2	3.09	0.40
25:CA:1441:G:C4	25:CA:1442:U:C5	3.10	0.40
13:BM:47:LEU:HD23	13:BM:48:SER:N	2.36	0.40
12:AL:55:ARG:NH2	12:AL:55:ARG:HG3	2.35	0.40
2:BB:14:HIS:HD2	2:BB:208:ALA:HB2	1.86	0.40
25:CA:2655:G:O2'	25:CA:2656:U:P	2.80	0.40
36:DL:117:THR:CG2	36:DL:118:THR:H	2.34	0.40
29:DE:28:VAL:O	29:DE:32:VAL:CG2	2.69	0.40
28:CD:125:TRP:O	28:CD:126:ASN:HB2	2.21	0.40
1:BA:1037:C:H6	1:BA:1037:C:OP2	2.03	0.40
37:DM:74:THR:O	37:DM:75:GLU:HB2	2.20	0.40
25:DA:494:G:H21	43:DS:57:ASN:HD21	1.69	0.40
3:BC:61:LYS:CA	3:BC:61:LYS:HE3	2.52	0.40
55:C4:30:GLU:HB3	55:C4:33:HIS:CG	2.56	0.40
15:AO:69:LEU:O	15:AO:69:LEU:HD23	2.21	0.40
7:BG:24:LYS:HB3	7:BG:100:MET:HE3	2.03	0.40

Continued on next page...

Continued from previous page...

Atom-1	Atom-2	Distance(Å)	Clash(Å)
25:CA:669:G:H2'	25:CA:670:A:N7	2.36	0.40
1:BA:491:G:H2'	1:BA:492:C:H6	1.86	0.40
8:BH:11:THR:HG23	8:BH:14:ARG:HH12	1.87	0.40
29:DE:124:PHE:O	29:DE:125:SER:HB3	2.21	0.40
25:CA:712:G:O6	25:CA:719:C:N3	2.54	0.40
8:BH:68:LYS:HE2	8:BH:72:GLU:OE2	2.20	0.40
29:CE:91:ASP:OD1	29:CE:92:HIS:N	2.55	0.40
25:DA:2659:G:OP1	31:DG:157:LYS:HD2	2.21	0.40
1:AA:751:U:H1'	15:AO:22:GLY:O	2.21	0.40
27:DC:24:HIS:CE1	27:DC:25:LYS:O	2.75	0.40
15:AO:40:GLY:O	15:AO:43:ALA:HB3	2.21	0.40
18:BR:47:ARG:HD2	18:BR:47:ARG:N	2.36	0.40
15:AO:28:VAL:O	15:AO:28:VAL:HG12	2.21	0.40
28:CD:5:VAL:HG21	28:CD:80:TRP:CD2	2.57	0.40
25:DA:1860:G:C2'	25:DA:1861:G:H5'	2.52	0.40
19:AS:26:ASP:OD2	19:AS:27:LYS:O	2.40	0.40
15:AO:77:TYR:O	15:AO:81:ILE:HG23	2.22	0.40

There are no symmetry-related clashes.

5.3 Torsion angles

5.3.1 Protein backbone ⓘ

In the following table, the Percentiles column shows the percent Ramachandran outliers of the chain as a percentile score with respect to all X-ray entries followed by that with respect to entries of similar resolution.

The Analysed column shows the number of residues for which the backbone conformation was analysed, and the total number of residues.

Mol	Chain	Analysed	Favoured	Allowed	Outliers	Percentiles	
2	AB	216/218 (99%)	109 (50%)	49 (23%)	58 (27%)	0	0
2	BB	216/218 (99%)	112 (52%)	49 (23%)	55 (26%)	0	0
3	AC	204/206 (99%)	125 (61%)	49 (24%)	30 (15%)	0	1
3	BC	204/206 (99%)	126 (62%)	47 (23%)	31 (15%)	0	1
4	AD	203/205 (99%)	123 (61%)	41 (20%)	39 (19%)	0	0
4	BD	203/205 (99%)	136 (67%)	36 (18%)	31 (15%)	0	1
5	AE	148/150 (99%)	87 (59%)	38 (26%)	23 (16%)	0	1

Continued on next page...

Continued from previous page...

Mol	Chain	Analysed	Favoured	Allowed	Outliers	Percentiles	
5	BE	148/150 (99%)	90 (61%)	31 (21%)	27 (18%)	0	1
6	AF	98/100 (98%)	62 (63%)	21 (21%)	15 (15%)	0	1
6	BF	98/100 (98%)	54 (55%)	23 (24%)	21 (21%)	0	0
7	AG	149/151 (99%)	86 (58%)	41 (28%)	22 (15%)	0	1
7	BG	149/151 (99%)	79 (53%)	46 (31%)	24 (16%)	0	1
8	AH	127/129 (98%)	79 (62%)	37 (29%)	11 (9%)	1	5
8	BH	127/129 (98%)	82 (65%)	32 (25%)	13 (10%)	1	4
9	AI	125/127 (98%)	76 (61%)	34 (27%)	15 (12%)	1	2
9	BI	125/127 (98%)	77 (62%)	33 (26%)	15 (12%)	1	2
10	AJ	96/98 (98%)	60 (62%)	14 (15%)	22 (23%)	0	0
10	BJ	96/98 (98%)	64 (67%)	14 (15%)	18 (19%)	0	1
11	AK	115/117 (98%)	84 (73%)	17 (15%)	14 (12%)	1	2
11	BK	115/117 (98%)	81 (70%)	19 (16%)	15 (13%)	0	2
12	AL	121/123 (98%)	85 (70%)	29 (24%)	7 (6%)	3	15
12	BL	121/123 (98%)	91 (75%)	16 (13%)	14 (12%)	1	3
13	AM	112/114 (98%)	78 (70%)	22 (20%)	12 (11%)	1	3
13	BM	112/114 (98%)	65 (58%)	24 (21%)	23 (20%)	0	0
14	AN	92/100 (92%)	47 (51%)	27 (29%)	18 (20%)	0	0
14	BN	92/100 (92%)	39 (42%)	30 (33%)	23 (25%)	0	0
15	AO	86/88 (98%)	57 (66%)	22 (26%)	7 (8%)	1	7
15	BO	86/88 (98%)	52 (60%)	17 (20%)	17 (20%)	0	0
16	AP	80/82 (98%)	48 (60%)	11 (14%)	21 (26%)	0	0
16	BP	80/82 (98%)	47 (59%)	22 (28%)	11 (14%)	0	2
17	AQ	78/80 (98%)	47 (60%)	18 (23%)	13 (17%)	0	1
17	BQ	78/80 (98%)	48 (62%)	18 (23%)	12 (15%)	0	1
18	AR	53/55 (96%)	34 (64%)	13 (24%)	6 (11%)	1	3
18	BR	53/55 (96%)	31 (58%)	19 (36%)	3 (6%)	3	16
19	AS	77/79 (98%)	36 (47%)	29 (38%)	12 (16%)	0	1
19	BS	77/79 (98%)	56 (73%)	14 (18%)	7 (9%)	1	5
20	AT	83/85 (98%)	37 (45%)	31 (37%)	15 (18%)	0	1
20	BT	83/85 (98%)	46 (55%)	23 (28%)	14 (17%)	0	1

Continued on next page...

Continued from previous page...

Mol	Chain	Analysed	Favoured	Allowed	Outliers	Percentiles	
21	AU	49/51 (96%)	20 (41%)	15 (31%)	14 (29%)	0	0
21	BU	49/51 (96%)	22 (45%)	10 (20%)	17 (35%)	0	0
24	AY	181/183 (99%)	135 (75%)	35 (19%)	11 (6%)	2	14
27	CC	269/271 (99%)	216 (80%)	32 (12%)	21 (8%)	1	7
27	DC	269/271 (99%)	198 (74%)	43 (16%)	28 (10%)	1	4
28	CD	207/209 (99%)	166 (80%)	30 (14%)	11 (5%)	3	18
28	DD	207/209 (99%)	162 (78%)	35 (17%)	10 (5%)	4	20
29	CE	199/201 (99%)	158 (79%)	32 (16%)	9 (4%)	4	22
29	DE	199/201 (99%)	142 (71%)	38 (19%)	19 (10%)	1	4
30	CF	175/177 (99%)	118 (67%)	38 (22%)	19 (11%)	1	3
30	DF	175/177 (99%)	113 (65%)	34 (19%)	28 (16%)	0	1
31	CG	174/176 (99%)	129 (74%)	30 (17%)	15 (9%)	1	5
31	DG	174/176 (99%)	106 (61%)	43 (25%)	25 (14%)	0	1
32	CH	147/149 (99%)	95 (65%)	29 (20%)	23 (16%)	0	1
32	DH	147/149 (99%)	95 (65%)	27 (18%)	25 (17%)	0	1
33	CI	139/141 (99%)	65 (47%)	47 (34%)	27 (19%)	0	0
33	DI	139/141 (99%)	71 (51%)	46 (33%)	22 (16%)	0	1
34	CJ	140/142 (99%)	123 (88%)	11 (8%)	6 (4%)	4	23
34	DJ	140/142 (99%)	112 (80%)	24 (17%)	4 (3%)	7	35
35	CK	120/122 (98%)	88 (73%)	24 (20%)	8 (7%)	2	10
35	DK	120/122 (98%)	87 (72%)	21 (18%)	12 (10%)	1	4
36	CL	141/143 (99%)	99 (70%)	21 (15%)	21 (15%)	0	1
36	DL	141/143 (99%)	88 (62%)	36 (26%)	17 (12%)	1	2
37	CM	134/136 (98%)	110 (82%)	15 (11%)	9 (7%)	2	10
37	DM	134/136 (98%)	97 (72%)	23 (17%)	14 (10%)	1	4
38	CN	118/120 (98%)	91 (77%)	21 (18%)	6 (5%)	3	18
38	DN	118/120 (98%)	82 (70%)	28 (24%)	8 (7%)	2	10
39	CO	114/116 (98%)	83 (73%)	17 (15%)	14 (12%)	1	2
39	DO	114/116 (98%)	77 (68%)	25 (22%)	12 (10%)	1	3
40	CP	112/114 (98%)	96 (86%)	12 (11%)	4 (4%)	5	29
40	DP	112/114 (98%)	86 (77%)	19 (17%)	7 (6%)	2	12

Continued on next page...

Continued from previous page...

Mol	Chain	Analysed	Favoured	Allowed	Outliers	Percentiles	
41	CQ	115/117 (98%)	100 (87%)	13 (11%)	2 (2%)	14	54
41	DQ	115/117 (98%)	95 (83%)	18 (16%)	2 (2%)	14	54
42	CR	101/103 (98%)	84 (83%)	9 (9%)	8 (8%)	1	7
42	DR	101/103 (98%)	78 (77%)	14 (14%)	9 (9%)	1	5
43	CS	108/110 (98%)	90 (83%)	12 (11%)	6 (6%)	3	16
43	DS	108/110 (98%)	78 (72%)	19 (18%)	11 (10%)	1	4
44	CT	91/93 (98%)	67 (74%)	13 (14%)	11 (12%)	1	2
44	DT	91/93 (98%)	59 (65%)	20 (22%)	12 (13%)	0	2
45	CU	100/102 (98%)	74 (74%)	14 (14%)	12 (12%)	1	2
45	DU	100/102 (98%)	73 (73%)	14 (14%)	13 (13%)	0	2
46	CV	92/94 (98%)	78 (85%)	12 (13%)	2 (2%)	10	45
46	DV	92/94 (98%)	71 (77%)	15 (16%)	6 (6%)	2	11
47	CW	74/76 (97%)	68 (92%)	4 (5%)	2 (3%)	8	38
48	CX	75/77 (97%)	64 (85%)	9 (12%)	2 (3%)	8	38
48	DX	75/77 (97%)	54 (72%)	15 (20%)	6 (8%)	1	7
49	CY	61/63 (97%)	34 (56%)	13 (21%)	14 (23%)	0	0
49	DY	61/63 (97%)	28 (46%)	16 (26%)	17 (28%)	0	0
50	CZ	56/58 (97%)	50 (89%)	6 (11%)	0	100	100
50	DZ	56/58 (97%)	50 (89%)	4 (7%)	2 (4%)	5	29
51	C0	54/56 (96%)	44 (82%)	8 (15%)	2 (4%)	5	28
51	D0	54/56 (96%)	39 (72%)	10 (18%)	5 (9%)	1	5
52	C1	48/50 (96%)	32 (67%)	12 (25%)	4 (8%)	1	6
52	D1	48/50 (96%)	36 (75%)	10 (21%)	2 (4%)	4	24
53	C2	44/46 (96%)	37 (84%)	6 (14%)	1 (2%)	10	43
53	D2	44/46 (96%)	31 (70%)	8 (18%)	5 (11%)	1	3
54	C3	62/64 (97%)	56 (90%)	6 (10%)	0	100	100
54	D3	62/64 (97%)	49 (79%)	11 (18%)	2 (3%)	6	33
55	C4	36/38 (95%)	31 (86%)	4 (11%)	1 (3%)	8	37
55	D4	36/38 (95%)	31 (86%)	4 (11%)	1 (3%)	8	37
57	DW	73/75 (97%)	57 (78%)	12 (16%)	4 (6%)	3	16
All	All	11416/11626 (98%)	7804 (68%)	2248 (20%)	1364 (12%)	1	2

All (1364) Ramachandran outliers are listed below:

Mol	Chain	Res	Type
2	AB	15	PHE
2	AB	21	TYR
2	AB	33	ALA
2	AB	63	LYS
2	AB	67	LEU
2	AB	72	LYS
2	AB	74	ALA
2	AB	82	ALA
2	AB	86	CYS
2	AB	91	VAL
2	AB	94	ARG
2	AB	106	VAL
2	AB	114	LYS
2	AB	115	ASP
2	AB	116	LEU
2	AB	119	GLN
2	AB	128	LEU
2	AB	131	LYS
2	AB	132	GLU
2	AB	133	ALA
2	AB	144	GLU
2	AB	147	LEU
2	AB	151	LYS
2	AB	156	LEU
2	AB	160	LEU
2	AB	163	ILE
2	AB	182	VAL
2	AB	200	PRO
2	AB	206	ILE
2	AB	208	ALA
2	AB	211	LEU
2	AB	219	THR
2	AB	221	ARG
3	AC	11	LEU
3	AC	14	VAL
3	AC	16	PRO
3	AC	17	TRP
3	AC	25	THR
3	AC	53	ARG
3	AC	78	LYS
3	AC	79	LYS
3	AC	119	ILE

Continued on next page...

Continued from previous page...

Mol	Chain	Res	Type
3	AC	120	THR
3	AC	138	GLN
3	AC	145	ALA
3	AC	167	TYR
4	AD	22	SER
4	AD	25	ARG
4	AD	28	ASP
4	AD	32	LYS
4	AD	34	GLU
4	AD	43	ARG
4	AD	48	SER
4	AD	150	LYS
4	AD	152	SER
4	AD	155	LYS
4	AD	159	GLU
4	AD	167	PRO
4	AD	190	LEU
4	AD	191	SER
4	AD	202	LEU
5	AE	11	GLN
5	AE	61	LYS
5	AE	68	ARG
5	AE	81	GLN
5	AE	99	SER
5	AE	104	ILE
5	AE	112	ALA
5	AE	121	ASN
5	AE	137	ARG
6	AF	6	ILE
6	AF	18	VAL
6	AF	36	ILE
6	AF	63	ASN
6	AF	82	ASP
6	AF	91	ARG
6	AF	92	THR
7	AG	14	ASP
7	AG	49	LEU
7	AG	58	LEU
7	AG	93	VAL
7	AG	101	ARG
7	AG	112	ASP
7	AG	129	ASN

Continued on next page...

Continued from previous page...

Mol	Chain	Res	Type
8	AH	2	MET
8	AH	13	ILE
8	AH	14	ARG
8	AH	49	LYS
8	AH	53	ASP
8	AH	56	PRO
8	AH	102	VAL
9	AI	40	ARG
9	AI	71	ILE
9	AI	87	MET
9	AI	90	ASP
9	AI	119	LYS
10	AJ	17	LEU
10	AJ	32	THR
10	AJ	33	GLY
10	AJ	34	ALA
10	AJ	43	PRO
10	AJ	57	VAL
10	AJ	61	ALA
10	AJ	101	SER
11	AK	14	GLN
11	AK	51	PHE
11	AK	71	ASP
11	AK	72	ALA
11	AK	74	LYS
11	AK	124	LYS
11	AK	125	LYS
12	AL	23	LEU
12	AL	24	GLU
12	AL	25	ALA
12	AL	43	LYS
13	AM	3	ILE
13	AM	10	ASP
13	AM	11	HIS
13	AM	26	LYS
13	AM	40	GLU
13	AM	113	LYS
14	AN	20	PHE
14	AN	28	ALA
14	AN	30	ILE
14	AN	32	ASP
14	AN	47	LYS

Continued on next page...

Continued from previous page...

Mol	Chain	Res	Type
14	AN	49	GLN
14	AN	52	PRO
14	AN	62	ASN
14	AN	92	GLU
15	AO	72	LYS
16	AP	11	ALA
16	AP	16	PHE
16	AP	43	ALA
16	AP	46	LYS
16	AP	51	ARG
16	AP	77	GLU
16	AP	79	ASN
17	AQ	12	VAL
17	AQ	50	ASN
19	AS	28	LYS
19	AS	64	GLU
19	AS	75	PRO
20	AT	4	LYS
20	AT	5	SER
20	AT	43	LYS
20	AT	72	ALA
20	AT	76	ALA
21	AU	10	PRO
21	AU	23	GLU
21	AU	35	GLU
21	AU	37	TYR
21	AU	39	LYS
24	AY	34	SER
24	AY	112	LYS
24	AY	113	ASP
24	AY	147	LYS
2	BB	9	LEU
2	BB	15	PHE
2	BB	21	TYR
2	BB	35	ASN
2	BB	56	LEU
2	BB	58	LYS
2	BB	62	ARG
2	BB	73	ARG
2	BB	99	MET
2	BB	115	ASP
2	BB	120	SER

Continued on next page...

Continued from previous page...

Mol	Chain	Res	Type
2	BB	125	PHE
2	BB	133	ALA
2	BB	139	GLU
2	BB	140	LEU
2	BB	150	ILE
2	BB	221	ARG
3	BC	11	LEU
3	BC	16	PRO
3	BC	53	ARG
3	BC	63	ILE
3	BC	81	GLU
3	BC	100	ILE
3	BC	102	ILE
3	BC	140	ALA
3	BC	145	ALA
3	BC	155	ARG
3	BC	171	ARG
3	BC	190	THR
4	BD	25	ARG
4	BD	26	ALA
4	BD	32	LYS
4	BD	34	GLU
4	BD	35	GLN
4	BD	36	ALA
4	BD	110	ARG
4	BD	163	GLN
4	BD	166	LYS
4	BD	173	ASP
4	BD	191	SER
5	BE	11	GLN
5	BE	50	GLY
5	BE	67	ARG
5	BE	97	PRO
5	BE	100	GLU
5	BE	101	GLY
5	BE	102	THR
5	BE	122	VAL
5	BE	137	ARG
5	BE	154	ALA
6	BF	15	SER
6	BF	27	ALA
6	BF	33	GLU

Continued on next page...

Continued from previous page...

Mol	Chain	Res	Type
6	BF	54	LEU
6	BF	55	HIS
6	BF	86	ARG
6	BF	91	ARG
6	BF	92	THR
6	BF	93	LYS
6	BF	98	GLU
7	BG	8	GLN
7	BG	56	SER
7	BG	69	ARG
7	BG	126	ALA
7	BG	129	ASN
8	BH	30	LYS
8	BH	49	LYS
8	BH	66	GLN
8	BH	77	VAL
8	BH	88	LYS
9	BI	38	PHE
9	BI	40	ARG
9	BI	42	THR
9	BI	44	ARG
9	BI	54	VAL
9	BI	119	LYS
9	BI	128	LYS
10	BJ	7	ARG
10	BJ	42	LEU
10	BJ	57	VAL
10	BJ	59	LYS
10	BJ	86	ALA
10	BJ	92	LEU
10	BJ	93	ALA
11	BK	51	PHE
11	BK	90	PRO
11	BK	124	LYS
11	BK	126	ARG
12	BL	14	LYS
12	BL	43	LYS
12	BL	75	GLU
12	BL	116	TYR
13	BM	10	ASP
13	BM	26	LYS
13	BM	31	ALA

Continued on next page...

Continued from previous page...

Mol	Chain	Res	Type
13	BM	65	GLU
13	BM	80	MET
13	BM	81	ASP
13	BM	113	LYS
14	BN	10	VAL
14	BN	20	PHE
14	BN	22	LYS
14	BN	28	ALA
14	BN	32	ASP
14	BN	52	PRO
14	BN	59	ARG
14	BN	62	ASN
15	BO	58	MET
15	BO	59	VAL
15	BO	74	VAL
15	BO	86	LEU
16	BP	43	ALA
16	BP	44	SER
16	BP	80	LYS
17	BQ	4	ILE
17	BQ	9	GLY
17	BQ	11	VAL
17	BQ	12	VAL
17	BQ	50	ASN
17	BQ	51	GLU
17	BQ	52	CYS
18	BR	46	THR
20	BT	3	ILE
20	BT	5	SER
20	BT	40	ALA
21	BU	8	ASN
21	BU	11	PHE
21	BU	16	ARG
21	BU	23	GLU
21	BU	35	GLU
21	BU	36	PHE
21	BU	39	LYS
21	BU	45	LYS
27	CC	35	LYS
27	CC	36	ASN
27	CC	121	ALA
27	CC	122	ALA

Continued on next page...

Continued from previous page...

Mol	Chain	Res	Type
27	CC	167	ASP
27	CC	196	ASN
27	CC	235	GLU
28	CD	41	ALA
28	CD	104	VAL
28	CD	152	PRO
30	CF	175	PRO
31	CG	81	GLY
31	CG	117	PRO
31	CG	118	ALA
32	CH	2	GLN
32	CH	10	ALA
32	CH	11	ASN
32	CH	12	LEU
32	CH	14	SER
32	CH	31	VAL
32	CH	32	PRO
32	CH	33	GLN
32	CH	56	ALA
33	CI	5	GLN
33	CI	6	ALA
33	CI	18	ASN
33	CI	30	GLN
33	CI	57	VAL
33	CI	64	ARG
33	CI	65	SER
33	CI	74	PRO
33	CI	104	GLN
33	CI	105	LEU
33	CI	115	ASP
33	CI	116	MET
33	CI	133	ARG
34	CJ	81	ILE
35	CK	35	VAL
35	CK	75	SER
35	CK	91	SER
35	CK	110	GLU
36	CL	15	ALA
36	CL	29	LYS
36	CL	68	SER
36	CL	69	ARG
36	CL	86	GLU

Continued on next page...

Continued from previous page...

Mol	Chain	Res	Type
36	CL	88	GLY
36	CL	94	THR
36	CL	111	ILE
36	CL	115	GLU
37	CM	44	ARG
37	CM	55	ARG
37	CM	69	PRO
37	CM	78	LEU
38	CN	11	ASN
39	CO	49	VAL
40	CP	15	ASP
40	CP	93	LYS
40	CP	104	GLY
41	CQ	24	TYR
41	CQ	86	SER
42	CR	40	MET
42	CR	51	VAL
42	CR	55	ASP
42	CR	65	ALA
44	CT	72	GLN
44	CT	89	GLU
45	CU	6	ARG
45	CU	7	ASP
45	CU	16	LYS
45	CU	97	SER
45	CU	98	ASN
45	CU	99	SER
49	CY	17	GLU
49	CY	22	LEU
49	CY	24	GLU
49	CY	33	ALA
52	C1	16	THR
52	C1	51	ALA
53	C2	44	VAL
27	DC	12	ARG
27	DC	57	HIS
27	DC	70	LYS
27	DC	107	LYS
27	DC	121	ALA
27	DC	237	ARG
27	DC	238	ASN
27	DC	254	LYS

Continued on next page...

Continued from previous page...

Mol	Chain	Res	Type
28	DD	98	VAL
28	DD	105	LYS
28	DD	152	PRO
29	DE	6	LYS
29	DE	7	ASP
29	DE	8	ALA
29	DE	11	ALA
29	DE	22	ASP
29	DE	72	SER
29	DE	131	THR
29	DE	144	GLU
30	DF	2	LYS
30	DF	28	PRO
30	DF	100	GLU
30	DF	102	LEU
30	DF	122	ASP
30	DF	149	ARG
30	DF	175	PRO
31	DG	6	ALA
31	DG	27	GLY
31	DG	46	ASP
31	DG	110	HIS
31	DG	118	ALA
31	DG	144	ALA
31	DG	173	ALA
31	DG	174	LYS
32	DH	3	VAL
32	DH	8	LYS
32	DH	9	VAL
32	DH	10	ALA
32	DH	31	VAL
32	DH	32	PRO
32	DH	33	GLN
32	DH	41	LYS
32	DH	115	VAL
32	DH	119	ASN
33	DI	6	ALA
33	DI	18	ASN
33	DI	64	ARG
33	DI	89	SER
33	DI	92	PRO
33	DI	101	SER

Continued on next page...

Continued from previous page...

Mol	Chain	Res	Type
33	DI	114	ALA
35	DK	109	SER
35	DK	119	ALA
36	DL	9	ALA
36	DL	29	LYS
36	DL	80	SER
36	DL	103	ILE
36	DL	104	GLN
36	DL	111	ILE
36	DL	133	ALA
37	DM	3	GLN
37	DM	43	ALA
37	DM	53	MET
37	DM	69	PRO
38	DN	2	ARG
38	DN	59	SER
38	DN	88	ALA
38	DN	119	SER
39	DO	99	TYR
40	DP	93	LYS
42	DR	7	SER
42	DR	24	LYS
43	DS	64	ALA
43	DS	109	ASP
44	DT	10	VAL
44	DT	17	SER
44	DT	18	GLU
44	DT	37	ASP
44	DT	48	GLN
44	DT	88	LYS
45	DU	6	ARG
45	DU	8	ASP
45	DU	52	ASN
45	DU	54	PRO
45	DU	99	SER
46	DV	59	GLU
49	DY	17	GLU
49	DY	21	LEU
49	DY	24	GLU
49	DY	37	LEU
49	DY	57	LEU
49	DY	61	ALA

Continued on next page...

Continued from previous page...

Mol	Chain	Res	Type
50	DZ	3	THR
52	D1	4	ILE
52	D1	51	ALA
53	D2	32	ALA
2	AB	13	VAL
2	AB	50	ASN
2	AB	51	GLU
2	AB	56	LEU
2	AB	75	ALA
2	AB	96	LEU
2	AB	122	ASP
2	AB	123	GLY
2	AB	127	LYS
2	AB	154	GLY
2	AB	176	ASN
2	AB	207	ARG
2	AB	209	VAL
2	AB	210	THR
3	AC	61	LYS
3	AC	80	GLY
3	AC	93	ILE
3	AC	106	ARG
3	AC	126	ARG
3	AC	140	ALA
4	AD	6	PRO
4	AD	9	LYS
4	AD	23	GLY
4	AD	31	CYS
4	AD	101	VAL
4	AD	124	VAL
4	AD	165	GLU
4	AD	174	ALA
5	AE	75	LEU
5	AE	77	ASN
5	AE	87	VAL
5	AE	98	ALA
5	AE	119	VAL
5	AE	133	ILE
5	AE	146	MET
5	AE	156	ARG
6	AF	8	PHE
6	AF	51	ILE

Continued on next page...

Continued from previous page...

Mol	Chain	Res	Type
7	AG	74	VAL
7	AG	86	VAL
7	AG	99	ALA
7	AG	102	TRP
7	AG	124	SER
7	AG	131	GLY
8	AH	24	VAL
8	AH	47	ASP
9	AI	31	GLN
9	AI	106	ASP
10	AJ	28	THR
10	AJ	35	GLN
10	AJ	41	PRO
10	AJ	59	LYS
10	AJ	74	VAL
10	AJ	93	ALA
11	AK	16	SER
11	AK	77	GLY
11	AK	118	ASN
12	AL	88	ASP
13	AM	66	GLY
14	AN	16	ALA
14	AN	27	LYS
14	AN	75	ARG
16	AP	10	GLY
16	AP	15	PRO
16	AP	36	VAL
16	AP	53	ASP
16	AP	76	LYS
16	AP	78	VAL
16	AP	80	LYS
17	AQ	8	GLN
17	AQ	11	VAL
17	AQ	48	GLU
17	AQ	49	ASN
17	AQ	68	LYS
17	AQ	69	THR
18	AR	24	ASP
19	AS	8	PRO
19	AS	13	HIS
19	AS	29	PRO
20	AT	57	VAL

Continued on next page...

Continued from previous page...

Mol	Chain	Res	Type
20	AT	73	ARG
21	AU	26	GLY
24	AY	87	ASP
24	AY	141	LYS
24	AY	153	ASP
2	BB	18	GLN
2	BB	22	TRP
2	BB	32	GLY
2	BB	33	ALA
2	BB	63	LYS
2	BB	72	LYS
2	BB	85	SER
2	BB	123	GLY
2	BB	138	ARG
2	BB	154	GLY
2	BB	170	ILE
2	BB	206	ILE
2	BB	208	ALA
2	BB	219	THR
2	BB	224	ARG
3	BC	12	GLY
3	BC	13	ILE
3	BC	76	ILE
3	BC	79	LYS
3	BC	88	LYS
3	BC	115	VAL
4	BD	31	CYS
4	BD	33	ILE
4	BD	46	ARG
4	BD	78	ALA
4	BD	161	ALA
4	BD	175	GLY
5	BE	99	SER
5	BE	110	MET
5	BE	125	LYS
5	BE	129	SER
5	BE	153	ALA
5	BE	157	GLY
6	BF	14	GLN
6	BF	52	ASN
6	BF	75	GLU
7	BG	16	LYS

Continued on next page...

Continued from previous page...

Mol	Chain	Res	Type
7	BG	28	ILE
7	BG	79	VAL
7	BG	139	ASP
8	BH	21	LYS
8	BH	114	ALA
9	BI	9	GLY
9	BI	90	ASP
9	BI	100	ALA
9	BI	102	PHE
10	BJ	17	LEU
10	BJ	35	GLN
10	BJ	36	VAL
10	BJ	100	ILE
11	BK	14	GLN
11	BK	16	SER
11	BK	91	GLY
11	BK	103	GLY
11	BK	105	ARG
12	BL	3	VAL
12	BL	16	ALA
12	BL	77	SER
12	BL	88	ASP
12	BL	117	GLY
13	BM	4	ALA
13	BM	5	GLY
13	BM	11	HIS
13	BM	19	THR
13	BM	40	GLU
13	BM	91	ARG
13	BM	104	ASN
13	BM	110	GLY
14	BN	3	GLN
14	BN	17	ASP
14	BN	27	LYS
14	BN	30	ILE
14	BN	33	VAL
14	BN	42	TRP
14	BN	76	LYS
14	BN	92	GLU
14	BN	100	SER
15	BO	2	LEU
15	BO	17	ASP

Continued on next page...

Continued from previous page...

Mol	Chain	Res	Type
15	BO	26	VAL
15	BO	27	GLN
15	BO	35	ILE
15	BO	85	GLY
16	BP	31	ARG
16	BP	53	ASP
16	BP	75	ILE
17	BQ	17	GLU
19	BS	4	LEU
19	BS	5	LYS
19	BS	37	SER
19	BS	63	ASP
21	BU	10	PRO
21	BU	12	ASP
21	BU	24	LYS
27	CC	11	GLY
27	CC	12	ARG
27	CC	70	LYS
27	CC	151	GLY
27	CC	177	SER
28	CD	86	GLU
28	CD	88	GLU
28	CD	206	ALA
29	CE	45	ALA
29	CE	151	GLY
29	CE	161	ALA
30	CF	20	ASN
30	CF	40	GLY
30	CF	41	GLU
30	CF	52	ALA
30	CF	69	ALA
30	CF	151	LEU
30	CF	159	ALA
31	CG	38	ASP
31	CG	60	GLY
31	CG	151	ARG
32	CH	3	VAL
32	CH	28	ASN
32	CH	34	GLY
32	CH	35	LYS
32	CH	41	LYS
32	CH	118	PRO

Continued on next page...

Continued from previous page...

Mol	Chain	Res	Type
32	CH	119	ASN
32	CH	121	VAL
33	CI	21	PRO
33	CI	23	VAL
33	CI	44	LYS
33	CI	71	LYS
33	CI	97	VAL
35	CK	109	SER
36	CL	24	GLY
36	CL	27	LEU
36	CL	30	THR
36	CL	31	GLY
36	CL	81	ASP
36	CL	102	GLY
36	CL	114	GLY
37	CM	54	THR
38	CN	2	ARG
38	CN	10	LEU
39	CO	3	LYS
39	CO	57	ALA
39	CO	77	ALA
39	CO	87	ILE
42	CR	49	ILE
42	CR	50	GLY
42	CR	53	PHE
44	CT	38	ALA
45	CU	8	ASP
45	CU	51	LEU
45	CU	101	THR
46	CV	51	GLN
48	CX	41	SER
49	CY	14	LEU
49	CY	32	ALA
49	CY	37	LEU
49	CY	62	GLY
51	C0	54	ILE
27	DC	35	LYS
27	DC	151	GLY
27	DC	188	ARG
27	DC	239	PHE
27	DC	253	GLY
28	DD	104	VAL

Continued on next page...

Continued from previous page...

Mol	Chain	Res	Type
29	DE	122	GLU
29	DE	127	GLU
29	DE	132	LYS
29	DE	163	ASN
29	DE	194	LYS
30	DF	20	ASN
30	DF	29	ARG
30	DF	53	ALA
30	DF	96	TRP
30	DF	104	THR
30	DF	115	GLY
30	DF	160	LYS
31	DG	5	LYS
31	DG	60	GLY
31	DG	81	GLY
31	DG	95	ALA
31	DG	151	ARG
32	DH	12	LEU
32	DH	22	LYS
32	DH	34	GLY
32	DH	35	LYS
32	DH	87	GLU
32	DH	118	PRO
32	DH	121	VAL
33	DI	8	VAL
33	DI	71	LYS
33	DI	83	ALA
33	DI	87	SER
33	DI	105	LEU
34	DJ	81	ILE
34	DJ	118	MET
35	DK	35	VAL
35	DK	101	GLY
35	DK	105	ARG
36	DL	5	THR
36	DL	54	GLN
36	DL	102	GLY
36	DL	114	GLY
36	DL	115	GLU
37	DM	23	GLY
37	DM	111	GLU
39	DO	34	HIS

Continued on next page...

Continued from previous page...

Mol	Chain	Res	Type
39	DO	37	ALA
39	DO	57	ALA
39	DO	63	LYS
39	DO	76	LYS
39	DO	103	VAL
39	DO	106	LEU
40	DP	19	PHE
40	DP	104	GLY
42	DR	102	SER
43	DS	33	LEU
43	DS	59	GLU
43	DS	63	GLY
43	DS	80	PRO
44	DT	9	LYS
44	DT	22	THR
44	DT	52	GLU
45	DU	20	LYS
45	DU	56	GLY
45	DU	63	ALA
46	DV	9	ARG
46	DV	65	VAL
46	DV	93	ARG
57	DW	23	GLY
48	DX	2	ARG
48	DX	56	ARG
49	DY	2	LYS
49	DY	9	LYS
49	DY	25	GLN
49	DY	33	ALA
49	DY	46	VAL
51	D0	17	SER
51	D0	31	LYS
53	D2	17	GLY
55	D4	37	GLN
2	AB	25	LYS
2	AB	40	ILE
2	AB	125	PHE
3	AC	65	VAL
3	AC	87	ARG
3	AC	135	ARG
3	AC	139	ASN
4	AD	160	LEU

Continued on next page...

Continued from previous page...

Mol	Chain	Res	Type
4	AD	166	LYS
4	AD	168	THR
4	AD	169	TRP
4	AD	192	ALA
5	AE	60	GLN
5	AE	67	ARG
5	AE	142	GLY
5	AE	150	GLU
6	AF	56	LYS
6	AF	68	GLN
6	AF	69	GLU
7	AG	50	ALA
7	AG	100	MET
8	AH	96	ALA
9	AI	8	THR
9	AI	52	GLU
9	AI	55	ASP
10	AJ	39	PRO
10	AJ	58	ASN
10	AJ	95	GLY
13	AM	56	ARG
13	AM	104	ASN
14	AN	42	TRP
14	AN	76	LYS
15	AO	57	ARG
16	AP	49	GLY
16	AP	65	ALA
17	AQ	16	MET
17	AQ	17	GLU
17	AQ	39	ARG
18	AR	48	ALA
19	AS	23	GLU
20	AT	3	ILE
20	AT	15	LYS
21	AU	36	PHE
21	AU	47	ALA
2	BB	17	HIS
2	BB	50	ASN
2	BB	74	ALA
2	BB	86	CYS
2	BB	94	ARG
2	BB	101	THR

Continued on next page...

Continued from previous page...

Mol	Chain	Res	Type
2	BB	169	HIS
2	BB	192	PRO
2	BB	204	ASP
2	BB	217	ALA
3	BC	116	ALA
3	BC	138	GLN
4	BD	84	ASN
4	BD	88	ASN
4	BD	104	MET
4	BD	172	VAL
5	BE	44	ARG
5	BE	69	ASN
5	BE	121	ASN
5	BE	144	GLU
6	BF	26	THR
6	BF	53	LYS
6	BF	69	GLU
7	BG	6	ILE
7	BG	9	ARG
7	BG	15	PRO
7	BG	38	ALA
7	BG	58	LEU
7	BG	81	GLY
7	BG	83	THR
8	BH	34	ALA
8	BH	70	VAL
8	BH	112	ASP
9	BI	120	ALA
10	BJ	58	ASN
10	BJ	75	ASP
11	BK	71	ASP
11	BK	97	ARG
11	BK	98	ALA
12	BL	33	CYS
12	BL	122	LYS
13	BM	51	GLN
13	BM	90	HIS
13	BM	109	LYS
14	BN	8	ARG
14	BN	21	ALA
14	BN	64	CYS
15	BO	25	GLU

Continued on next page...

Continued from previous page...

Mol	Chain	Res	Type
15	BO	65	LEU
15	BO	70	LYS
15	BO	72	LYS
16	BP	11	ALA
17	BQ	61	ARG
20	BT	33	LYS
20	BT	35	TYR
20	BT	68	LYS
20	BT	70	LYS
20	BT	74	HIS
21	BU	20	ARG
21	BU	34	ARG
27	CC	65	ASP
27	CC	74	PRO
27	CC	157	ALA
28	CD	40	LEU
29	CE	8	ALA
29	CE	142	ALA
29	CE	173	THR
30	CF	9	ASP
30	CF	24	VAL
30	CF	44	ALA
30	CF	109	ARG
30	CF	116	LEU
31	CG	28	LYS
31	CG	77	GLY
31	CG	150	TYR
32	CH	26	ALA
32	CH	107	GLY
33	CI	36	GLU
33	CI	41	PHE
33	CI	82	ALA
33	CI	100	ILE
33	CI	112	LYS
34	CJ	32	LEU
35	CK	93	GLN
35	CK	119	ALA
36	CL	137	ALA
37	CM	6	ARG
37	CM	43	ALA
37	CM	113	ALA
38	CN	80	PHE

Continued on next page...

Continued from previous page...

Mol	Chain	Res	Type
39	CO	60	GLU
39	CO	88	LYS
39	CO	89	ASP
39	CO	95	SER
40	CP	65	ASN
43	CS	12	SER
43	CS	46	LEU
43	CS	64	ALA
44	CT	20	ALA
44	CT	88	LYS
46	CV	67	GLY
49	CY	20	ASN
49	CY	57	LEU
52	C1	32	LYS
27	DC	18	VAL
27	DC	189	ALA
27	DC	204	LEU
27	DC	224	MET
28	DD	36	GLN
28	DD	43	ASP
28	DD	45	TYR
28	DD	159	LYS
28	DD	174	SER
29	DE	61	ARG
29	DE	83	VAL
30	DF	42	ALA
30	DF	51	ASN
30	DF	52	ALA
30	DF	95	MET
30	DF	97	GLU
30	DF	99	PHE
30	DF	101	ARG
31	DG	79	THR
31	DG	145	ALA
33	DI	36	GLU
33	DI	38	CYS
35	DK	88	ASN
35	DK	108	ARG
36	DL	42	SER
36	DL	118	THR
38	DN	3	HIS
38	DN	53	THR

Continued on next page...

Continued from previous page...

Mol	Chain	Res	Type
39	DO	68	LYS
39	DO	79	ALA
40	DP	33	GLU
42	DR	6	GLN
42	DR	28	ALA
42	DR	70	GLU
43	DS	58	ALA
44	DT	5	GLU
45	DU	36	GLU
45	DU	97	SER
57	DW	31	SER
48	DX	33	HIS
48	DX	52	ALA
48	DX	61	LYS
49	DY	14	LEU
49	DY	22	LEU
50	DZ	44	ARG
53	D2	45	SER
54	D3	27	ASN
2	AB	142	LYS
3	AC	8	GLY
3	AC	60	ALA
3	AC	85	LYS
4	AD	29	THR
4	AD	35	GLN
4	AD	42	ALA
4	AD	78	ALA
4	AD	125	ASN
4	AD	148	ALA
5	AE	23	THR
6	AF	53	LYS
7	AG	16	LYS
7	AG	144	ALA
8	AH	118	ALA
9	AI	68	GLY
10	AJ	36	VAL
10	AJ	42	LEU
10	AJ	92	LEU
11	AK	40	ALA
11	AK	126	ARG
13	AM	111	PRO
14	AN	64	CYS

Continued on next page...

Continued from previous page...

Mol	Chain	Res	Type
14	AN	69	ARG
15	AO	2	LEU
15	AO	9	LYS
15	AO	45	HIS
17	AQ	5	ARG
17	AQ	35	LYS
18	AR	26	ALA
18	AR	29	LYS
18	AR	60	ARG
19	AS	4	LEU
20	AT	23	ARG
20	AT	29	THR
20	AT	74	HIS
21	AU	9	GLU
2	BB	81	ASP
2	BB	134	LEU
2	BB	182	VAL
2	BB	187	ASP
3	BC	47	ALA
3	BC	65	VAL
3	BC	74	ILE
4	BD	41	GLY
4	BD	115	GLN
4	BD	153	ARG
4	BD	174	ALA
4	BD	203	TYR
5	BE	106	ALA
5	BE	112	ALA
5	BE	149	PRO
6	BF	13	ASP
6	BF	62	MET
7	BG	27	ASN
7	BG	130	LYS
7	BG	136	LYS
10	BJ	29	ALA
11	BK	77	GLY
11	BK	88	PRO
11	BK	118	ASN
12	BL	21	PRO
13	BM	32	ILE
14	BN	15	LEU
14	BN	57	PRO

Continued on next page...

Continued from previous page...

Mol	Chain	Res	Type
14	BN	65	ARG
15	BO	45	HIS
17	BQ	47	ASP
17	BQ	70	LYS
17	BQ	79	GLU
18	BR	29	LYS
20	BT	6	ALA
20	BT	50	PHE
27	CC	160	TYR
27	CC	204	LEU
28	CD	57	ALA
28	CD	67	HIS
28	CD	133	THR
30	CF	129	MET
30	CF	132	ARG
31	CG	131	VAL
32	CH	8	LYS
32	CH	9	VAL
32	CH	51	ARG
34	CJ	89	PHE
39	CO	51	ALA
39	CO	76	LYS
39	CO	94	ARG
44	CT	5	GLU
44	CT	41	ALA
44	CT	52	GLU
47	CW	7	ARG
47	CW	59	ALA
48	CX	59	ASP
49	CY	10	SER
49	CY	21	LEU
51	C0	53	VAL
52	C1	50	GLU
55	C4	20	ASP
27	DC	113	ASP
27	DC	158	GLY
27	DC	200	MET
27	DC	231	HIS
27	DC	243	PRO
28	DD	133	THR
29	DE	200	LEU
30	DF	4	HIS

Continued on next page...

Continued from previous page...

Mol	Chain	Res	Type
30	DF	26	GLN
30	DF	54	ALA
30	DF	171	ALA
31	DG	3	VAL
31	DG	7	PRO
31	DG	45	ALA
31	DG	159	LYS
32	DH	16	GLY
32	DH	42	LYS
32	DH	71	LYS
33	DI	21	PRO
33	DI	100	ILE
34	DJ	30	THR
35	DK	23	LYS
35	DK	110	GLU
36	DL	82	LEU
37	DM	17	ASN
37	DM	28	PHE
37	DM	54	THR
38	DN	84	GLY
39	DO	60	GLU
40	DP	110	LYS
41	DQ	66	ALA
42	DR	49	ILE
43	DS	36	LEU
45	DU	50	ALA
46	DV	16	ALA
46	DV	43	ASP
57	DW	11	ASP
49	DY	4	LYS
49	DY	34	SER
49	DY	60	LYS
51	D0	19	ASP
51	D0	37	HIS
2	AB	42	LEU
2	AB	83	ALA
2	AB	111	LYS
2	AB	218	ALA
3	AC	26	LYS
3	AC	64	ARG
3	AC	76	ILE
3	AC	166	TRP

Continued on next page...

Continued from previous page...

Mol	Chain	Res	Type
4	AD	69	ARG
4	AD	139	ASN
5	AE	55	VAL
6	AF	54	LEU
7	AG	78	ARG
9	AI	56	MET
10	AJ	31	ARG
11	AK	55	ARG
11	AK	123	PRO
12	AL	20	VAL
13	AM	49	GLU
16	AP	8	ARG
16	AP	50	THR
18	AR	59	LYS
19	AS	12	LEU
19	AS	30	LEU
19	AS	74	ALA
20	AT	39	GLU
21	AU	14	ALA
21	AU	22	CYS
21	AU	24	LYS
21	AU	51	ALA
24	AY	41	ILE
24	AY	95	ALA
2	BB	119	GLN
2	BB	135	MET
2	BB	151	LYS
2	BB	211	LEU
3	BC	44	LYS
3	BC	114	LEU
4	BD	49	ASP
4	BD	169	TRP
6	BF	18	VAL
6	BF	94	HIS
7	BG	78	ARG
8	BH	20	ASN
8	BH	32	LYS
9	BI	125	GLN
10	BJ	31	ARG
10	BJ	90	LEU
12	BL	76	HIS
15	BO	28	VAL

Continued on next page...

Continued from previous page...

Mol	Chain	Res	Type
16	BP	10	GLY
16	BP	13	LYS
16	BP	74	LEU
19	BS	22	VAL
19	BS	26	ASP
20	BT	37	ALA
20	BT	54	GLN
20	BT	85	LEU
21	BU	22	CYS
21	BU	52	VAL
27	CC	75	ALA
28	CD	98	VAL
29	CE	97	ASN
30	CF	42	ALA
31	CG	7	PRO
31	CG	78	VAL
31	CG	98	LYS
31	CG	155	PRO
32	CH	55	GLU
33	CI	120	ASP
34	CJ	25	LEU
35	CK	29	HIS
36	CL	5	THR
36	CL	84	LYS
36	CL	101	ILE
38	CN	118	ARG
39	CO	41	ALA
43	CS	10	ALA
44	CT	37	ASP
44	CT	90	GLY
49	CY	5	GLU
27	DC	142	ASN
29	DE	135	ALA
30	DF	109	ARG
31	DG	66	THR
31	DG	155	PRO
33	DI	116	MET
36	DL	86	GLU
37	DM	116	ALA
40	DP	65	ASN
40	DP	113	LEU
42	DR	53	PHE

Continued on next page...

Continued from previous page...

Mol	Chain	Res	Type
43	DS	57	ASN
43	DS	62	ASP
44	DT	24	MET
45	DU	67	SER
57	DW	16	ARG
48	DX	54	GLY
49	DY	23	ARG
53	D2	31	LEU
53	D2	44	VAL
4	AD	36	ALA
6	AF	27	ALA
7	AG	17	PHE
7	AG	104	VAL
9	AI	49	GLN
9	AI	50	PRO
10	AJ	45	ARG
15	AO	16	ARG
16	AP	28	ARG
16	AP	44	SER
20	AT	54	GLN
24	AY	33	ALA
2	BB	16	GLY
2	BB	34	ARG
2	BB	87	ASP
3	BC	73	GLY
5	BE	23	THR
5	BE	98	ALA
5	BE	132	PRO
7	BG	26	VAL
7	BG	30	MET
13	BM	9	PRO
15	BO	24	THR
21	BU	26	GLY
21	BU	37	TYR
27	CC	154	ALA
29	CE	177	PRO
30	CF	102	LEU
30	CF	174	PHE
33	CI	51	GLY
33	CI	101	SER
36	CL	12	SER
37	CM	114	ARG

Continued on next page...

Continued from previous page...

Mol	Chain	Res	Type
42	CR	64	VAL
43	CS	45	VAL
45	CU	36	GLU
27	DC	252	LYS
27	DC	269	ARG
29	DE	97	ASN
30	DF	93	GLU
32	DH	53	GLU
32	DH	57	LYS
32	DH	76	GLU
32	DH	86	ASP
33	DI	73	PRO
33	DI	108	ILE
37	DM	55	ARG
38	DN	52	ILE
41	DQ	106	THR
44	DT	2	ILE
45	DU	16	LYS
51	D0	54	ILE
4	AD	24	VAL
7	AG	5	VAL
9	AI	54	VAL
20	AT	66	ILE
21	AU	40	PRO
3	BC	71	ARG
3	BC	75	VAL
3	BC	148	ILE
4	BD	27	ILE
5	BE	107	GLY
10	BJ	39	PRO
19	BS	44	ILE
27	CC	27	LYS
29	CE	193	VAL
31	CG	11	PRO
27	DC	28	PRO
29	DE	177	PRO
33	DI	84	GLY
35	DK	50	GLY
35	DK	93	GLN
37	DM	46	ILE
42	DR	63	VAL
2	AB	150	ILE

Continued on next page...

Continued from previous page...

Mol	Chain	Res	Type
4	AD	100	VAL
7	AG	80	GLY
14	AN	10	VAL
15	AO	85	GLY
19	AS	44	ILE
24	AY	129	VAL
2	BB	172	ILE
4	BD	24	VAL
7	BG	7	GLY
9	BI	71	ILE
10	BJ	41	PRO
18	BR	25	ILE
38	CN	109	PRO
45	CU	54	PRO
35	DK	48	PRO
37	DM	87	GLY
2	AB	79	VAL
2	AB	155	GLY
12	AL	70	GLY
14	AN	45	VAL
16	AP	75	ILE
7	BG	92	PRO
9	BI	57	VAL
12	BL	15	VAL
13	BM	59	VAL
27	CC	195	GLY
33	CI	121	ILE
34	CJ	82	GLY
34	CJ	97	PRO
39	CO	101	GLY
43	CS	66	ILE
49	CY	46	VAL
31	DG	16	VAL
31	DG	125	PRO
37	DM	4	PRO
43	DS	35	ILE
13	AM	94	LEU
3	BC	59	PRO
4	BD	51	GLY
20	BT	82	ILE
30	CF	28	PRO
27	DC	123	ILE

Continued on next page...

Continued from previous page...

Mol	Chain	Res	Type
30	DF	75	GLY
31	DG	143	VAL
33	DI	12	VAL
33	DI	57	VAL
34	DJ	103	ILE
36	DL	53	GLY
39	DO	66	GLY
2	BB	200	PRO
3	BC	97	PRO
6	BF	29	ILE
8	BH	71	VAL
13	BM	6	ILE
13	BM	64	VAL
16	BP	36	VAL
44	CT	2	ILE
45	CU	53	GLN
27	DC	130	PRO
31	DG	75	VAL
32	DH	107	GLY
54	D3	17	GLY

5.3.2 Protein sidechains ⓘ

In the following table, the Percentiles column shows the percent sidechain outliers of the chain as a percentile score with respect to all X-ray entries followed by that with respect to entries of similar resolution. The Analysed column shows the number of residues for which the sidechain conformation was analysed, and the total number of residues.

Mol	Chain	Analysed	Rotameric	Outliers	Percentiles	
2	AB	180/180 (100%)	114 (63%)	66 (37%)	0	1
2	BB	180/180 (100%)	131 (73%)	49 (27%)	0	3
3	AC	170/170 (100%)	127 (75%)	43 (25%)	1	4
3	BC	170/170 (100%)	123 (72%)	47 (28%)	0	3
4	AD	172/172 (100%)	132 (77%)	40 (23%)	1	6
4	BD	172/172 (100%)	123 (72%)	49 (28%)	0	3
5	AE	113/113 (100%)	80 (71%)	33 (29%)	0	2
5	BE	113/113 (100%)	87 (77%)	26 (23%)	1	6
6	AF	87/87 (100%)	60 (69%)	27 (31%)	0	2
6	BF	87/87 (100%)	61 (70%)	26 (30%)	0	2

Continued on next page...

Continued from previous page...

Mol	Chain	Analysed	Rotameric	Outliers	Percentiles	
7	AG	124/124 (100%)	90 (73%)	34 (27%)	0	3
7	BG	124/124 (100%)	85 (68%)	39 (32%)	0	2
8	AH	104/104 (100%)	78 (75%)	26 (25%)	1	4
8	BH	104/104 (100%)	78 (75%)	26 (25%)	1	4
9	AI	105/105 (100%)	74 (70%)	31 (30%)	0	2
9	BI	105/105 (100%)	67 (64%)	38 (36%)	0	1
10	AJ	86/86 (100%)	63 (73%)	23 (27%)	1	4
10	BJ	86/86 (100%)	61 (71%)	25 (29%)	0	2
11	AK	90/90 (100%)	66 (73%)	24 (27%)	1	4
11	BK	90/90 (100%)	67 (74%)	23 (26%)	1	4
12	AL	103/103 (100%)	86 (84%)	17 (16%)	3	16
12	BL	103/103 (100%)	75 (73%)	28 (27%)	0	3
13	AM	92/92 (100%)	73 (79%)	19 (21%)	2	8
13	BM	92/92 (100%)	71 (77%)	21 (23%)	1	6
14	AN	79/83 (95%)	56 (71%)	23 (29%)	0	2
14	BN	79/83 (95%)	60 (76%)	19 (24%)	1	5
15	AO	76/76 (100%)	61 (80%)	15 (20%)	2	11
15	BO	76/76 (100%)	60 (79%)	16 (21%)	1	8
16	AP	65/65 (100%)	45 (69%)	20 (31%)	0	2
16	BP	65/65 (100%)	48 (74%)	17 (26%)	1	4
17	AQ	74/74 (100%)	54 (73%)	20 (27%)	1	3
17	BQ	74/74 (100%)	47 (64%)	27 (36%)	0	1
18	AR	48/48 (100%)	40 (83%)	8 (17%)	3	16
18	BR	48/48 (100%)	40 (83%)	8 (17%)	3	16
19	AS	70/70 (100%)	56 (80%)	14 (20%)	2	10
19	BS	70/70 (100%)	53 (76%)	17 (24%)	1	5
20	AT	65/65 (100%)	45 (69%)	20 (31%)	0	2
20	BT	65/65 (100%)	47 (72%)	18 (28%)	0	3
21	AU	44/44 (100%)	23 (52%)	21 (48%)	0	0
21	BU	44/44 (100%)	26 (59%)	18 (41%)	0	0
24	AY	157/157 (100%)	139 (88%)	18 (12%)	8	32

Continued on next page...

Continued from previous page...

Mol	Chain	Analysed	Rotameric	Outliers	Percentiles	
27	CC	216/216 (100%)	182 (84%)	34 (16%)	4	18
27	DC	216/216 (100%)	173 (80%)	43 (20%)	2	10
28	CD	164/164 (100%)	143 (87%)	21 (13%)	6	27
28	DD	164/164 (100%)	135 (82%)	29 (18%)	3	14
29	CE	165/165 (100%)	143 (87%)	22 (13%)	6	25
29	DE	165/165 (100%)	126 (76%)	39 (24%)	1	5
30	CF	148/148 (100%)	112 (76%)	36 (24%)	1	5
30	DF	148/148 (100%)	114 (77%)	34 (23%)	1	6
31	CG	137/137 (100%)	114 (83%)	23 (17%)	3	15
31	DG	137/137 (100%)	119 (87%)	18 (13%)	6	25
32	CH	114/114 (100%)	89 (78%)	25 (22%)	1	7
32	DH	114/114 (100%)	92 (81%)	22 (19%)	2	12
33	CI	109/109 (100%)	78 (72%)	31 (28%)	0	3
33	DI	109/109 (100%)	83 (76%)	26 (24%)	1	5
34	CJ	116/116 (100%)	97 (84%)	19 (16%)	3	16
34	DJ	116/116 (100%)	95 (82%)	21 (18%)	2	13
35	CK	103/103 (100%)	85 (82%)	18 (18%)	3	14
35	DK	103/103 (100%)	85 (82%)	18 (18%)	3	14
36	CL	102/102 (100%)	81 (79%)	21 (21%)	2	9
36	DL	102/102 (100%)	81 (79%)	21 (21%)	2	9
37	CM	109/109 (100%)	87 (80%)	22 (20%)	2	10
37	DM	109/109 (100%)	87 (80%)	22 (20%)	2	10
38	CN	100/100 (100%)	83 (83%)	17 (17%)	3	15
38	DN	100/100 (100%)	80 (80%)	20 (20%)	2	10
39	CO	86/86 (100%)	68 (79%)	18 (21%)	1	8
39	DO	86/86 (100%)	66 (77%)	20 (23%)	1	6
40	CP	99/99 (100%)	78 (79%)	21 (21%)	1	8
40	DP	99/99 (100%)	76 (77%)	23 (23%)	1	6
41	CQ	89/89 (100%)	76 (85%)	13 (15%)	5	21
41	DQ	89/89 (100%)	74 (83%)	15 (17%)	3	15
42	CR	84/84 (100%)	70 (83%)	14 (17%)	3	16

Continued on next page...

Continued from previous page...

Mol	Chain	Analysed	Rotameric	Outliers	Percentiles	
42	DR	84/84 (100%)	66 (79%)	18 (21%)	1	8
43	CS	93/93 (100%)	83 (89%)	10 (11%)	9	35
43	DS	93/93 (100%)	71 (76%)	22 (24%)	1	5
44	CT	80/80 (100%)	69 (86%)	11 (14%)	5	24
44	DT	80/80 (100%)	57 (71%)	23 (29%)	0	3
45	CU	83/83 (100%)	64 (77%)	19 (23%)	1	6
45	DU	83/83 (100%)	63 (76%)	20 (24%)	1	5
46	CV	78/78 (100%)	63 (81%)	15 (19%)	2	12
46	DV	78/78 (100%)	63 (81%)	15 (19%)	2	12
47	CW	56/58 (97%)	50 (89%)	6 (11%)	10	35
48	CX	67/67 (100%)	56 (84%)	11 (16%)	3	16
48	DX	67/67 (100%)	56 (84%)	11 (16%)	3	16
49	CY	55/55 (100%)	46 (84%)	9 (16%)	3	16
49	DY	55/55 (100%)	43 (78%)	12 (22%)	1	8
50	CZ	48/48 (100%)	40 (83%)	8 (17%)	3	16
50	DZ	48/48 (100%)	38 (79%)	10 (21%)	2	8
51	C0	47/47 (100%)	41 (87%)	6 (13%)	6	27
51	D0	47/47 (100%)	41 (87%)	6 (13%)	6	27
52	C1	45/45 (100%)	38 (84%)	7 (16%)	4	18
52	D1	45/45 (100%)	37 (82%)	8 (18%)	2	14
53	C2	38/38 (100%)	32 (84%)	6 (16%)	4	18
53	D2	38/38 (100%)	33 (87%)	5 (13%)	6	25
54	C3	51/51 (100%)	48 (94%)	3 (6%)	28	70
54	D3	51/51 (100%)	48 (94%)	3 (6%)	28	70
55	C4	34/34 (100%)	28 (82%)	6 (18%)	3	14
55	D4	34/34 (100%)	27 (79%)	7 (21%)	2	9
57	DW	55/57 (96%)	47 (86%)	8 (14%)	5	22
All	All	9482/9494 (100%)	7392 (78%)	2090 (22%)	1	7

All (2090) residues with a non-rotameric sidechain are listed below:

Mol	Chain	Res	Type
2	AB	9	LEU

Continued on next page...

Continued from previous page...

Mol	Chain	Res	Type
2	AB	13	VAL
2	AB	14	HIS
2	AB	18	GLN
2	AB	19	THR
2	AB	20	ARG
2	AB	22	TRP
2	AB	31	PHE
2	AB	34	ARG
2	AB	38	HIS
2	AB	40	ILE
2	AB	43	GLU
2	AB	45	THR
2	AB	48	MET
2	AB	49	PHE
2	AB	51	GLU
2	AB	55	GLU
2	AB	56	LEU
2	AB	63	LYS
2	AB	65	LYS
2	AB	67	LEU
2	AB	69	VAL
2	AB	71	THR
2	AB	77	GLU
2	AB	81	ASP
2	AB	84	LEU
2	AB	88	GLN
2	AB	89	PHE
2	AB	90	PHE
2	AB	100	LEU
2	AB	101	THR
2	AB	106	VAL
2	AB	108	GLN
2	AB	110	ILE
2	AB	111	LYS
2	AB	116	LEU
2	AB	125	PHE
2	AB	128	LEU
2	AB	129	THR
2	AB	130	LYS
2	AB	131	LYS
2	AB	132	GLU
2	AB	134	LEU

Continued on next page...

Continued from previous page...

Mol	Chain	Res	Type
2	AB	135	MET
2	AB	136	ARG
2	AB	142	LYS
2	AB	143	LEU
2	AB	145	ASN
2	AB	156	LEU
2	AB	160	LEU
2	AB	162	VAL
2	AB	169	HIS
2	AB	173	LYS
2	AB	178	LEU
2	AB	180	ILE
2	AB	185	ILE
2	AB	187	ASP
2	AB	193	ASP
2	AB	196	ASP
2	AB	198	VAL
2	AB	204	ASP
2	AB	206	ILE
2	AB	207	ARG
2	AB	209	VAL
2	AB	219	THR
2	AB	224	ARG
3	AC	2	GLN
3	AC	3	LYS
3	AC	7	ASN
3	AC	10	ARG
3	AC	13	ILE
3	AC	14	VAL
3	AC	15	LYS
3	AC	17	TRP
3	AC	22	PHE
3	AC	24	ASN
3	AC	25	THR
3	AC	26	LYS
3	AC	28	PHE
3	AC	32	LEU
3	AC	34	SER
3	AC	36	PHE
3	AC	43	THR
3	AC	54	ILE
3	AC	57	GLU

Continued on next page...

Continued from previous page...

Mol	Chain	Res	Type
3	AC	58	ARG
3	AC	63	ILE
3	AC	81	GLU
3	AC	85	LYS
3	AC	93	ILE
3	AC	102	ILE
3	AC	106	ARG
3	AC	110	LEU
3	AC	120	THR
3	AC	128	MET
3	AC	139	ASN
3	AC	141	MET
3	AC	143	LEU
3	AC	149	LYS
3	AC	153	SER
3	AC	156	LEU
3	AC	160	GLU
3	AC	161	ILE
3	AC	165	GLU
3	AC	166	TRP
3	AC	168	ARG
3	AC	171	ARG
3	AC	183	TYR
3	AC	184	ASN
4	AD	2	ARG
4	AD	3	TYR
4	AD	4	LEU
4	AD	8	LEU
4	AD	12	ARG
4	AD	30	LYS
4	AD	31	CYS
4	AD	34	GLU
4	AD	43	ARG
4	AD	44	LYS
4	AD	47	LEU
4	AD	54	LEU
4	AD	55	ARG
4	AD	57	LYS
4	AD	59	LYS
4	AD	62	ARG
4	AD	68	GLU
4	AD	69	ARG

Continued on next page...

Continued from previous page...

Mol	Chain	Res	Type
4	AD	77	GLU
4	AD	82	LYS
4	AD	85	THR
4	AD	103	ARG
4	AD	104	MET
4	AD	109	THR
4	AD	115	GLN
4	AD	118	SER
4	AD	122	ILE
4	AD	130	ASN
4	AD	137	SER
4	AD	142	VAL
4	AD	160	LEU
4	AD	162	GLU
4	AD	170	LEU
4	AD	176	LYS
4	AD	178	GLU
4	AD	193	ASP
4	AD	194	ILE
4	AD	195	ASN
4	AD	196	GLU
4	AD	205	LYS
5	AE	14	LEU
5	AE	18	ASN
5	AE	25	LYS
5	AE	37	VAL
5	AE	45	VAL
5	AE	53	ARG
5	AE	54	GLU
5	AE	55	VAL
5	AE	64	GLU
5	AE	68	ARG
5	AE	71	ILE
5	AE	72	ASN
5	AE	73	VAL
5	AE	77	ASN
5	AE	82	HIS
5	AE	87	VAL
5	AE	92	ARG
5	AE	94	PHE
5	AE	100	GLU
5	AE	102	THR

Continued on next page...

Continued from previous page...

Mol	Chain	Res	Type
5	AE	114	LEU
5	AE	115	GLU
5	AE	119	VAL
5	AE	121	ASN
5	AE	123	LEU
5	AE	125	LYS
5	AE	130	THR
5	AE	131	ASN
5	AE	133	ILE
5	AE	135	VAL
5	AE	136	VAL
5	AE	139	THR
5	AE	148	SER
6	AF	2	ARG
6	AF	6	ILE
6	AF	11	HIS
6	AF	14	GLN
6	AF	15	SER
6	AF	17	GLN
6	AF	24	ARG
6	AF	35	LYS
6	AF	39	LEU
6	AF	42	TRP
6	AF	44	ARG
6	AF	46	GLN
6	AF	51	ILE
6	AF	52	ASN
6	AF	55	HIS
6	AF	62	MET
6	AF	63	ASN
6	AF	69	GLU
6	AF	71	ILE
6	AF	73	GLU
6	AF	77	THR
6	AF	82	ASP
6	AF	85	ILE
6	AF	87	SER
6	AF	96	VAL
6	AF	97	THR
6	AF	100	SER
7	AG	3	ARG
7	AG	5	VAL

Continued on next page...

Continued from previous page...

Mol	Chain	Res	Type
7	AG	6	ILE
7	AG	8	GLN
7	AG	12	LEU
7	AG	25	PHE
7	AG	29	LEU
7	AG	31	VAL
7	AG	42	VAL
7	AG	46	LEU
7	AG	48	THR
7	AG	51	GLN
7	AG	58	LEU
7	AG	61	PHE
7	AG	62	GLU
7	AG	67	ASN
7	AG	69	ARG
7	AG	74	VAL
7	AG	75	LYS
7	AG	77	ARG
7	AG	78	ARG
7	AG	79	VAL
7	AG	85	GLN
7	AG	88	VAL
7	AG	89	GLU
7	AG	90	VAL
7	AG	91	ARG
7	AG	110	ARG
7	AG	119	LEU
7	AG	134	VAL
7	AG	135	LYS
7	AG	141	HIS
7	AG	145	GLU
7	AG	147	ASN
8	AH	2	MET
8	AH	10	LEU
8	AH	12	ARG
8	AH	21	LYS
8	AH	25	THR
8	AH	29	SER
8	AH	30	LYS
8	AH	31	LEU
8	AH	37	ASN
8	AH	41	GLU

Continued on next page...

Continued from previous page...

Mol	Chain	Res	Type
8	AH	47	ASP
8	AH	48	PHE
8	AH	54	THR
8	AH	76	ARG
8	AH	82	LEU
8	AH	86	LYS
8	AH	88	LYS
8	AH	89	ASP
8	AH	93	LYS
8	AH	98	LEU
8	AH	102	VAL
8	AH	103	VAL
8	AH	106	SER
8	AH	111	THR
8	AH	120	LEU
8	AH	124	ILE
9	AI	6	TYR
9	AI	10	ARG
9	AI	11	ARG
9	AI	12	LYS
9	AI	13	SER
9	AI	17	ARG
9	AI	21	LYS
9	AI	29	ILE
9	AI	32	ARG
9	AI	35	GLU
9	AI	41	GLU
9	AI	42	THR
9	AI	45	MET
9	AI	48	ARG
9	AI	56	MET
9	AI	60	LEU
9	AI	62	LEU
9	AI	67	LYS
9	AI	86	LEU
9	AI	87	MET
9	AI	88	GLU
9	AI	89	TYR
9	AI	93	LEU
9	AI	96	GLU
9	AI	98	ARG
9	AI	105	ARG

Continued on next page...

Continued from previous page...

Mol	Chain	Res	Type
9	AI	115	VAL
9	AI	119	LYS
9	AI	126	PHE
9	AI	128	LYS
9	AI	129	ARG
10	AJ	6	ILE
10	AJ	8	ILE
10	AJ	15	HIS
10	AJ	17	LEU
10	AJ	25	ILE
10	AJ	27	GLU
10	AJ	28	THR
10	AJ	40	ILE
10	AJ	42	LEU
10	AJ	44	THR
10	AJ	49	PHE
10	AJ	52	LEU
10	AJ	53	ILE
10	AJ	54	SER
10	AJ	59	LYS
10	AJ	63	ASP
10	AJ	71	LEU
10	AJ	73	LEU
10	AJ	75	ASP
10	AJ	83	THR
10	AJ	89	ARG
10	AJ	92	LEU
10	AJ	101	SER
11	AK	17	ASP
11	AK	23	HIS
11	AK	30	ILE
11	AK	31	VAL
11	AK	34	THR
11	AK	37	GLN
11	AK	51	PHE
11	AK	64	VAL
11	AK	75	GLU
11	AK	80	ASN
11	AK	81	LEU
11	AK	82	GLU
11	AK	92	ARG
11	AK	93	GLU

Continued on next page...

Continued from previous page...

Mol	Chain	Res	Type
11	AK	95	THR
11	AK	96	ILE
11	AK	100	ASN
11	AK	106	ILE
11	AK	108	ASN
11	AK	110	THR
11	AK	113	THR
11	AK	121	ARG
11	AK	125	LYS
11	AK	127	ARG
12	AL	3	VAL
12	AL	18	SER
12	AL	20	VAL
12	AL	24	GLU
12	AL	28	GLN
12	AL	29	LYS
12	AL	43	LYS
12	AL	53	ARG
12	AL	61	GLU
12	AL	63	THR
12	AL	73	LEU
12	AL	74	GLN
12	AL	75	GLU
12	AL	77	SER
12	AL	101	LEU
12	AL	114	SER
12	AL	120	ARG
13	AM	3	ILE
13	AM	12	LYS
13	AM	15	VAL
13	AM	26	LYS
13	AM	28	ARG
13	AM	43	LYS
13	AM	44	ILE
13	AM	54	THR
13	AM	56	ARG
13	AM	70	ARG
13	AM	71	GLU
13	AM	78	ARG
13	AM	82	LEU
13	AM	86	ARG
13	AM	90	HIS

Continued on next page...

Continued from previous page...

Mol	Chain	Res	Type
13	AM	94	LEU
13	AM	106	ARG
13	AM	107	THR
13	AM	111	PRO
14	AN	6	LYS
14	AN	9	GLU
14	AN	15	LEU
14	AN	23	ARG
14	AN	25	GLU
14	AN	27	LYS
14	AN	41	ARG
14	AN	43	ASN
14	AN	46	LEU
14	AN	48	LEU
14	AN	49	GLN
14	AN	51	LEU
14	AN	58	SER
14	AN	62	ASN
14	AN	63	ARG
14	AN	65	ARG
14	AN	76	LYS
14	AN	81	ARG
14	AN	82	ILE
14	AN	89	MET
14	AN	92	GLU
14	AN	98	LYS
14	AN	100	SER
15	AO	7	THR
15	AO	12	SER
15	AO	16	ARG
15	AO	21	THR
15	AO	23	SER
15	AO	30	LEU
15	AO	34	GLN
15	AO	38	LEU
15	AO	39	GLN
15	AO	47	LYS
15	AO	52	ARG
15	AO	56	LEU
15	AO	57	ARG
15	AO	74	VAL
15	AO	86	LEU

Continued on next page...

Continued from previous page...

Mol	Chain	Res	Type
16	AP	1	MET
16	AP	2	VAL
16	AP	6	LEU
16	AP	9	HIS
16	AP	16	PHE
16	AP	18	GLN
16	AP	19	VAL
16	AP	20	VAL
16	AP	31	ARG
16	AP	33	ILE
16	AP	34	GLU
16	AP	39	PHE
16	AP	46	LYS
16	AP	51	ARG
16	AP	67	ILE
16	AP	69	ASP
16	AP	70	ARG
16	AP	75	ILE
16	AP	76	LYS
16	AP	80	LYS
17	AQ	3	LYS
17	AQ	6	THR
17	AQ	10	ARG
17	AQ	13	SER
17	AQ	16	MET
17	AQ	20	ILE
17	AQ	22	VAL
17	AQ	27	PHE
17	AQ	28	VAL
17	AQ	37	ILE
17	AQ	50	ASN
17	AQ	51	GLU
17	AQ	54	ILE
17	AQ	58	VAL
17	AQ	60	ILE
17	AQ	73	THR
17	AQ	75	VAL
17	AQ	76	ARG
17	AQ	80	LYS
17	AQ	82	VAL
18	AR	24	ASP
18	AR	29	LYS

Continued on next page...

Continued from previous page...

Mol	Chain	Res	Type
18	AR	35	SER
18	AR	42	ARG
18	AR	47	ARG
18	AR	60	ARG
18	AR	70	THR
18	AR	71	ASP
19	AS	5	LYS
19	AS	15	LEU
19	AS	20	LYS
19	AS	26	ASP
19	AS	34	SER
19	AS	39	ILE
19	AS	48	ILE
19	AS	54	ARG
19	AS	55	GLN
19	AS	62	THR
19	AS	64	GLU
19	AS	70	LEU
19	AS	73	PHE
19	AS	78	THR
20	AT	4	LYS
20	AT	7	LYS
20	AT	9	ARG
20	AT	11	ILE
20	AT	12	GLN
20	AT	14	GLU
20	AT	22	SER
20	AT	25	SER
20	AT	26	MET
20	AT	29	THR
20	AT	33	LYS
20	AT	47	GLN
20	AT	52	GLU
20	AT	53	MET
20	AT	65	LEU
20	AT	67	HIS
20	AT	68	LYS
20	AT	69	ASN
20	AT	75	LYS
20	AT	83	ASN
21	AU	4	LYS
21	AU	5	VAL

Continued on next page...

Continued from previous page...

Mol	Chain	Res	Type
21	AU	8	ASN
21	AU	9	GLU
21	AU	11	PHE
21	AU	15	LEU
21	AU	17	ARG
21	AU	18	PHE
21	AU	19	LYS
21	AU	27	VAL
21	AU	28	LEU
21	AU	32	ARG
21	AU	33	ARG
21	AU	36	PHE
21	AU	42	THR
21	AU	43	GLU
21	AU	45	LYS
21	AU	46	ARG
21	AU	50	SER
21	AU	52	VAL
21	AU	53	LYS
24	AY	16	LYS
24	AY	23	THR
24	AY	25	ILE
24	AY	38	LEU
24	AY	41	ILE
24	AY	57	SER
24	AY	87	ASP
24	AY	98	ASP
24	AY	106	LEU
24	AY	107	THR
24	AY	133	ARG
24	AY	135	ASP
24	AY	145	LYS
24	AY	147	LYS
24	AY	157	SER
24	AY	159	ASP
24	AY	163	LYS
24	AY	179	LYS
2	BB	13	VAL
2	BB	14	HIS
2	BB	15	PHE
2	BB	17	HIS
2	BB	18	GLN

Continued on next page...

Continued from previous page...

Mol	Chain	Res	Type
2	BB	19	THR
2	BB	23	ASN
2	BB	26	MET
2	BB	27	LYS
2	BB	34	ARG
2	BB	39	ILE
2	BB	42	LEU
2	BB	48	MET
2	BB	49	PHE
2	BB	50	ASN
2	BB	56	LEU
2	BB	62	ARG
2	BB	65	LYS
2	BB	67	LEU
2	BB	80	LYS
2	BB	81	ASP
2	BB	87	ASP
2	BB	88	GLN
2	BB	90	PHE
2	BB	91	VAL
2	BB	93	HIS
2	BB	94	ARG
2	BB	95	TRP
2	BB	100	LEU
2	BB	105	THR
2	BB	116	LEU
2	BB	125	PHE
2	BB	129	THR
2	BB	132	GLU
2	BB	135	MET
2	BB	138	ARG
2	BB	142	LYS
2	BB	143	LEU
2	BB	162	VAL
2	BB	163	ILE
2	BB	169	HIS
2	BB	173	LYS
2	BB	187	ASP
2	BB	195	VAL
2	BB	196	ASP
2	BB	206	ILE
2	BB	209	VAL

Continued on next page...

Continued from previous page...

Mol	Chain	Res	Type
2	BB	219	THR
2	BB	221	ARG
3	BC	2	GLN
3	BC	14	VAL
3	BC	15	LYS
3	BC	17	TRP
3	BC	25	THR
3	BC	26	LYS
3	BC	28	PHE
3	BC	32	LEU
3	BC	36	PHE
3	BC	42	LEU
3	BC	44	LYS
3	BC	45	GLU
3	BC	52	SER
3	BC	55	VAL
3	BC	57	GLU
3	BC	69	THR
3	BC	79	LYS
3	BC	93	ILE
3	BC	102	ILE
3	BC	106	ARG
3	BC	110	LEU
3	BC	111	ASP
3	BC	118	SER
3	BC	120	THR
3	BC	128	MET
3	BC	130	ARG
3	BC	131	ARG
3	BC	139	ASN
3	BC	143	LEU
3	BC	146	LYS
3	BC	148	ILE
3	BC	150	VAL
3	BC	151	GLU
3	BC	166	TRP
3	BC	167	TYR
3	BC	169	GLU
3	BC	174	LEU
3	BC	175	HIS
3	BC	177	LEU
3	BC	178	ARG

Continued on next page...

Continued from previous page...

Mol	Chain	Res	Type
3	BC	184	ASN
3	BC	189	HIS
3	BC	191	THR
3	BC	192	TYR
3	BC	199	VAL
3	BC	200	TRP
3	BC	201	ILE
4	BD	4	LEU
4	BD	7	LYS
4	BD	8	LEU
4	BD	27	ILE
4	BD	28	ASP
4	BD	30	LYS
4	BD	31	CYS
4	BD	32	LYS
4	BD	46	ARG
4	BD	53	GLN
4	BD	54	LEU
4	BD	55	ARG
4	BD	57	LYS
4	BD	58	GLN
4	BD	62	ARG
4	BD	66	VAL
4	BD	68	GLU
4	BD	80	ARG
4	BD	82	LYS
4	BD	85	THR
4	BD	89	LEU
4	BD	90	LEU
4	BD	92	LEU
4	BD	97	LEU
4	BD	99	ASN
4	BD	101	VAL
4	BD	109	THR
4	BD	115	GLN
4	BD	116	LEU
4	BD	119	HIS
4	BD	124	VAL
4	BD	127	ARG
4	BD	128	VAL
4	BD	131	ILE
4	BD	137	SER

Continued on next page...

Continued from previous page...

Mol	Chain	Res	Type
4	BD	142	VAL
4	BD	146	GLU
4	BD	151	GLN
4	BD	160	LEU
4	BD	162	GLU
4	BD	170	LEU
4	BD	177	MET
4	BD	178	GLU
4	BD	183	ARG
4	BD	190	LEU
4	BD	197	HIS
4	BD	199	ILE
4	BD	202	LEU
4	BD	205	LYS
5	BE	9	GLU
5	BE	14	LEU
5	BE	17	VAL
5	BE	24	VAL
5	BE	25	LYS
5	BE	28	ARG
5	BE	45	VAL
5	BE	68	ARG
5	BE	72	ASN
5	BE	76	ASN
5	BE	79	THR
5	BE	80	LEU
5	BE	92	ARG
5	BE	96	GLN
5	BE	100	GLU
5	BE	111	ARG
5	BE	113	VAL
5	BE	114	LEU
5	BE	119	VAL
5	BE	125	LYS
5	BE	130	THR
5	BE	136	VAL
5	BE	139	THR
5	BE	151	MET
5	BE	155	LYS
5	BE	156	ARG
6	BF	1	MET
6	BF	2	ARG

Continued on next page...

Continued from previous page...

Mol	Chain	Res	Type
6	BF	5	GLU
6	BF	7	VAL
6	BF	8	PHE
6	BF	9	MET
6	BF	10	VAL
6	BF	23	GLU
6	BF	24	ARG
6	BF	29	ILE
6	BF	35	LYS
6	BF	36	ILE
6	BF	38	ARG
6	BF	39	LEU
6	BF	51	ILE
6	BF	53	LYS
6	BF	54	LEU
6	BF	55	HIS
6	BF	63	ASN
6	BF	69	GLU
6	BF	73	GLU
6	BF	77	THR
6	BF	87	SER
6	BF	91	ARG
6	BF	93	LYS
6	BF	97	THR
7	BG	2	ARG
7	BG	4	ARG
7	BG	5	VAL
7	BG	8	GLN
7	BG	11	ILE
7	BG	21	LEU
7	BG	22	LEU
7	BG	25	PHE
7	BG	29	LEU
7	BG	35	LYS
7	BG	46	LEU
7	BG	47	GLU
7	BG	49	LEU
7	BG	52	ARG
7	BG	58	LEU
7	BG	61	PHE
7	BG	65	LEU
7	BG	69	ARG

Continued on next page...

Continued from previous page...

Mol	Chain	Res	Type
7	BG	72	VAL
7	BG	74	VAL
7	BG	76	SER
7	BG	77	ARG
7	BG	83	THR
7	BG	86	VAL
7	BG	89	GLU
7	BG	90	VAL
7	BG	94	ARG
7	BG	96	ASN
7	BG	108	ARG
7	BG	110	ARG
7	BG	119	LEU
7	BG	125	ASP
7	BG	128	GLU
7	BG	129	ASN
7	BG	134	VAL
7	BG	137	ARG
7	BG	139	ASP
7	BG	143	MET
7	BG	145	GLU
8	BH	2	MET
8	BH	10	LEU
8	BH	12	ARG
8	BH	21	LYS
8	BH	29	SER
8	BH	30	LYS
8	BH	41	GLU
8	BH	46	GLU
8	BH	48	PHE
8	BH	53	ASP
8	BH	58	LEU
8	BH	62	LEU
8	BH	64	TYR
8	BH	65	PHE
8	BH	66	GLN
8	BH	73	SER
8	BH	74	ILE
8	BH	76	ARG
8	BH	79	ARG
8	BH	86	LYS
8	BH	100	ILE

Continued on next page...

Continued from previous page...

Mol	Chain	Res	Type
8	BH	103	VAL
8	BH	111	THR
8	BH	116	ARG
8	BH	120	LEU
8	BH	124	ILE
9	BI	8	THR
9	BI	10	ARG
9	BI	11	ARG
9	BI	17	ARG
9	BI	27	ILE
9	BI	28	VAL
9	BI	31	GLN
9	BI	32	ARG
9	BI	35	GLU
9	BI	42	THR
9	BI	44	ARG
9	BI	45	MET
9	BI	47	VAL
9	BI	48	ARG
9	BI	53	LEU
9	BI	55	ASP
9	BI	56	MET
9	BI	58	GLU
9	BI	59	LYS
9	BI	60	LEU
9	BI	62	LEU
9	BI	65	THR
9	BI	67	LYS
9	BI	84	ARG
9	BI	87	MET
9	BI	88	GLU
9	BI	89	TYR
9	BI	92	SER
9	BI	93	LEU
9	BI	96	GLU
9	BI	98	ARG
9	BI	104	THR
9	BI	105	ARG
9	BI	115	VAL
9	BI	119	LYS
9	BI	125	GLN
9	BI	126	PHE

Continued on next page...

Continued from previous page...

Mol	Chain	Res	Type
9	BI	128	LYS
10	BJ	9	ARG
10	BJ	10	LEU
10	BJ	22	THR
10	BJ	25	ILE
10	BJ	27	GLU
10	BJ	32	THR
10	BJ	35	GLN
10	BJ	42	LEU
10	BJ	45	ARG
10	BJ	48	ARG
10	BJ	50	THR
10	BJ	58	ASN
10	BJ	59	LYS
10	BJ	63	ASP
10	BJ	64	GLN
10	BJ	66	GLU
10	BJ	73	LEU
10	BJ	77	VAL
10	BJ	78	GLU
10	BJ	80	THR
10	BJ	83	THR
10	BJ	84	VAL
10	BJ	87	LEU
10	BJ	89	ARG
10	BJ	92	LEU
11	BK	14	GLN
11	BK	26	PHE
11	BK	30	ILE
11	BK	32	THR
11	BK	41	LEU
11	BK	45	THR
11	BK	63	GLN
11	BK	64	VAL
11	BK	71	ASP
11	BK	76	TYR
11	BK	80	ASN
11	BK	81	LEU
11	BK	82	GLU
11	BK	95	THR
11	BK	99	LEU
11	BK	100	ASN

Continued on next page...

Continued from previous page...

Mol	Chain	Res	Type
11	BK	104	PHE
11	BK	105	ARG
11	BK	106	ILE
11	BK	113	THR
11	BK	124	LYS
11	BK	125	LYS
11	BK	127	ARG
12	BL	3	VAL
12	BL	4	ASN
12	BL	5	GLN
12	BL	9	LYS
12	BL	11	ARG
12	BL	15	VAL
12	BL	17	LYS
12	BL	19	ASN
12	BL	20	VAL
12	BL	21	PRO
12	BL	28	GLN
12	BL	30	ARG
12	BL	35	ARG
12	BL	43	LYS
12	BL	51	VAL
12	BL	57	THR
12	BL	58	ASN
12	BL	73	LEU
12	BL	74	GLN
12	BL	81	ILE
12	BL	85	ARG
12	BL	89	LEU
12	BL	92	VAL
12	BL	93	ARG
12	BL	101	LEU
12	BL	109	ARG
12	BL	114	SER
12	BL	120	ARG
13	BM	6	ILE
13	BM	20	SER
13	BM	24	VAL
13	BM	28	ARG
13	BM	30	LYS
13	BM	33	LEU
13	BM	40	GLU

Continued on next page...

Continued from previous page...

Mol	Chain	Res	Type
13	BM	47	LEU
13	BM	52	ILE
13	BM	53	ASP
13	BM	55	LEU
13	BM	59	VAL
13	BM	62	PHE
13	BM	67	ASP
13	BM	71	GLU
13	BM	79	LEU
13	BM	86	ARG
13	BM	89	ARG
13	BM	90	HIS
13	BM	96	VAL
13	BM	100	ARG
14	BN	3	GLN
14	BN	9	GLU
14	BN	12	ARG
14	BN	15	LEU
14	BN	19	TYR
14	BN	22	LYS
14	BN	25	GLU
14	BN	27	LYS
14	BN	31	SER
14	BN	32	ASP
14	BN	34	ASN
14	BN	43	ASN
14	BN	48	LEU
14	BN	51	LEU
14	BN	60	GLN
14	BN	71	HIS
14	BN	77	PHE
14	BN	85	ARG
14	BN	90	ARG
15	BO	3	SER
15	BO	5	GLU
15	BO	16	ARG
15	BO	21	THR
15	BO	25	GLU
15	BO	34	GLN
15	BO	38	LEU
15	BO	47	LYS
15	BO	61	GLN

Continued on next page...

Continued from previous page...

Mol	Chain	Res	Type
15	BO	62	ARG
15	BO	63	ARG
15	BO	69	LEU
15	BO	78	THR
15	BO	84	LEU
15	BO	86	LEU
15	BO	87	ARG
16	BP	1	MET
16	BP	2	VAL
16	BP	3	THR
16	BP	8	ARG
16	BP	17	TYR
16	BP	19	VAL
16	BP	26	ASN
16	BP	34	GLU
16	BP	36	VAL
16	BP	39	PHE
16	BP	46	LYS
16	BP	48	GLU
16	BP	51	ARG
16	BP	63	GLN
16	BP	69	ASP
16	BP	74	LEU
16	BP	80	LYS
17	BQ	3	LYS
17	BQ	4	ILE
17	BQ	6	THR
17	BQ	7	LEU
17	BQ	8	GLN
17	BQ	10	ARG
17	BQ	16	MET
17	BQ	17	GLU
17	BQ	22	VAL
17	BQ	26	ARG
17	BQ	27	PHE
17	BQ	28	VAL
17	BQ	39	ARG
17	BQ	47	ASP
17	BQ	50	ASN
17	BQ	51	GLU
17	BQ	54	ILE
17	BQ	58	VAL

Continued on next page...

Continued from previous page...

Mol	Chain	Res	Type
17	BQ	64	ARG
17	BQ	69	THR
17	BQ	73	THR
17	BQ	74	LEU
17	BQ	75	VAL
17	BQ	77	VAL
17	BQ	78	VAL
17	BQ	80	LYS
17	BQ	82	VAL
18	BR	20	ILE
18	BR	24	ASP
18	BR	28	LEU
18	BR	32	ILE
18	BR	38	ILE
18	BR	46	THR
18	BR	47	ARG
18	BR	54	LEU
19	BS	5	LYS
19	BS	6	LYS
19	BS	10	ILE
19	BS	11	ASP
19	BS	12	LEU
19	BS	13	HIS
19	BS	15	LEU
19	BS	22	VAL
19	BS	24	SER
19	BS	27	LYS
19	BS	32	THR
19	BS	36	ARG
19	BS	38	THR
19	BS	48	ILE
19	BS	55	GLN
19	BS	57	VAL
19	BS	65	MET
20	BT	4	LYS
20	BT	7	LYS
20	BT	9	ARG
20	BT	11	ILE
20	BT	14	GLU
20	BT	18	LYS
20	BT	20	ASN
20	BT	26	MET

Continued on next page...

Continued from previous page...

Mol	Chain	Res	Type
20	BT	28	ARG
20	BT	35	TYR
20	BT	38	ILE
20	BT	48	LYS
20	BT	53	MET
20	BT	63	LYS
20	BT	66	ILE
20	BT	75	LYS
20	BT	77	ASN
20	BT	78	LEU
21	BU	4	LYS
21	BU	7	GLU
21	BU	8	ASN
21	BU	11	PHE
21	BU	13	VAL
21	BU	15	LEU
21	BU	16	ARG
21	BU	18	PHE
21	BU	19	LYS
21	BU	21	SER
21	BU	27	VAL
21	BU	33	ARG
21	BU	35	GLU
21	BU	36	PHE
21	BU	37	TYR
21	BU	42	THR
21	BU	46	ARG
21	BU	48	LYS
27	CC	2	VAL
27	CC	9	SER
27	CC	13	ARG
27	CC	15	VAL
27	CC	17	LYS
27	CC	34	GLU
27	CC	37	SER
27	CC	42	ARG
27	CC	76	VAL
27	CC	96	LYS
27	CC	101	ARG
27	CC	104	LEU
27	CC	109	LEU
27	CC	110	LYS

Continued on next page...

Continued from previous page...

Mol	Chain	Res	Type
27	CC	113	ASP
27	CC	120	ASP
27	CC	124	LYS
27	CC	129	LEU
27	CC	138	SER
27	CC	153	LEU
27	CC	155	ARG
27	CC	167	ASP
27	CC	173	LEU
27	CC	176	ARG
27	CC	196	ASN
27	CC	198	GLU
27	CC	211	ARG
27	CC	224	MET
27	CC	225	ASN
27	CC	256	THR
27	CC	259	ASN
27	CC	262	THR
27	CC	268	ARG
27	CC	270	ARG
28	CD	12	THR
28	CD	13	ARG
28	CD	18	ASP
28	CD	26	VAL
28	CD	28	GLU
28	CD	32	ASN
28	CD	35	THR
28	CD	48	ILE
28	CD	77	ARG
28	CD	83	ARG
28	CD	89	GLU
28	CD	95	SER
28	CD	97	SER
28	CD	100	LEU
28	CD	105	LYS
28	CD	121	THR
28	CD	129	THR
28	CD	139	SER
28	CD	159	LYS
28	CD	176	ASP
28	CD	177	VAL
29	CE	7	ASP

Continued on next page...

Continued from previous page...

Mol	Chain	Res	Type
29	CE	12	LEU
29	CE	40	ARG
29	CE	47	LYS
29	CE	55	SER
29	CE	72	SER
29	CE	77	ILE
29	CE	80	SER
29	CE	90	GLN
29	CE	97	ASN
29	CE	108	ILE
29	CE	111	GLU
29	CE	113	VAL
29	CE	123	LYS
29	CE	149	ILE
29	CE	150	THR
29	CE	159	LEU
29	CE	163	ASN
29	CE	164	LEU
29	CE	170	ARG
29	CE	176	ASP
29	CE	189	THR
30	CF	2	LYS
30	CF	13	LYS
30	CF	18	GLU
30	CF	20	ASN
30	CF	24	VAL
30	CF	26	GLN
30	CF	30	VAL
30	CF	34	THR
30	CF	35	LEU
30	CF	41	GLU
30	CF	43	ILE
30	CF	49	LEU
30	CF	50	ASP
30	CF	55	ASP
30	CF	56	LEU
30	CF	60	SER
30	CF	67	THR
30	CF	77	LYS
30	CF	82	TYR
30	CF	91	ARG
30	CF	93	GLU

Continued on next page...

Continued from previous page...

Mol	Chain	Res	Type
30	CF	94	ARG
30	CF	100	GLU
30	CF	104	THR
30	CF	107	VAL
30	CF	120	SER
30	CF	124	ARG
30	CF	129	MET
30	CF	131	VAL
30	CF	146	ASP
30	CF	149	ARG
30	CF	151	LEU
30	CF	154	THR
30	CF	157	THR
30	CF	173	ASP
30	CF	176	PHE
31	CG	5	LYS
31	CG	9	VAL
31	CG	14	VAL
31	CG	22	VAL
31	CG	31	GLU
31	CG	41	GLU
31	CG	42	VAL
31	CG	47	ASN
31	CG	49	LEU
31	CG	68	ARG
31	CG	76	ILE
31	CG	91	VAL
31	CG	100	ASN
31	CG	105	SER
31	CG	123	GLU
31	CG	148	ARG
31	CG	151	ARG
31	CG	154	GLU
31	CG	155	PRO
31	CG	159	LYS
31	CG	165	ASP
31	CG	167	VAL
31	CG	170	THR
32	CH	1	MET
32	CH	3	VAL
32	CH	7	ASP
32	CH	15	LEU

Continued on next page...

Continued from previous page...

Mol	Chain	Res	Type
32	CH	18	GLN
32	CH	19	VAL
32	CH	25	TYR
32	CH	27	ARG
32	CH	37	VAL
32	CH	48	GLU
32	CH	50	ARG
32	CH	60	GLU
32	CH	72	ILE
32	CH	75	LEU
32	CH	76	GLU
32	CH	77	THR
32	CH	78	VAL
32	CH	87	GLU
32	CH	90	LEU
32	CH	112	LYS
32	CH	113	SER
32	CH	116	ARG
32	CH	123	ARG
32	CH	124	THR
32	CH	131	SER
33	CI	2	LYS
33	CI	5	GLN
33	CI	7	TYR
33	CI	8	VAL
33	CI	10	LEU
33	CI	11	GLN
33	CI	16	MET
33	CI	27	LEU
33	CI	30	GLN
33	CI	33	ASN
33	CI	37	PHE
33	CI	44	LYS
33	CI	46	ASP
33	CI	49	GLU
33	CI	56	VAL
33	CI	61	TYR
33	CI	66	PHE
33	CI	68	PHE
33	CI	71	LYS
33	CI	81	LYS
33	CI	85	ILE

Continued on next page...

Continued from previous page...

Mol	Chain	Res	Type
33	CI	86	LYS
33	CI	95	ASP
33	CI	96	LYS
33	CI	100	ILE
33	CI	101	SER
33	CI	102	ARG
33	CI	107	GLU
33	CI	126	ARG
33	CI	133	ARG
33	CI	135	MET
34	CJ	1	MET
34	CJ	4	PHE
34	CJ	5	THR
34	CJ	9	GLU
34	CJ	17	VAL
34	CJ	23	LYS
34	CJ	30	THR
34	CJ	43	GLU
34	CJ	61	LYS
34	CJ	64	VAL
34	CJ	65	THR
34	CJ	69	ARG
34	CJ	70	THR
34	CJ	81	ILE
34	CJ	100	VAL
34	CJ	101	ILE
34	CJ	131	ASN
34	CJ	135	GLN
34	CJ	142	ILE
35	CK	8	LEU
35	CK	19	VAL
35	CK	20	MET
35	CK	28	SER
35	CK	31	ARG
35	CK	32	TYR
35	CK	42	THR
35	CK	58	LEU
35	CK	66	LYS
35	CK	77	ILE
35	CK	80	ASP
35	CK	82	ASN
35	CK	88	ASN

Continued on next page...

Continued from previous page...

Mol	Chain	Res	Type
35	CK	92	GLU
35	CK	103	VAL
35	CK	107	LEU
35	CK	108	ARG
35	CK	121	GLU
36	CL	2	ARG
36	CL	5	THR
36	CL	13	LYS
36	CL	19	LEU
36	CL	21	ARG
36	CL	27	LEU
36	CL	33	ARG
36	CL	40	SER
36	CL	47	ARG
36	CL	67	THR
36	CL	69	ARG
36	CL	82	LEU
36	CL	85	VAL
36	CL	86	GLU
36	CL	92	LEU
36	CL	93	ASN
36	CL	95	LEU
36	CL	100	ILE
36	CL	115	GLU
36	CL	125	LEU
36	CL	144	GLU
37	CM	7	THR
37	CM	12	MET
37	CM	16	ARG
37	CM	25	ASP
37	CM	30	SER
37	CM	40	ARG
37	CM	47	GLU
37	CM	50	ARG
37	CM	55	ARG
37	CM	60	GLN
37	CM	69	PRO
37	CM	70	ASP
37	CM	74	THR
37	CM	100	LYS
37	CM	108	VAL
37	CM	110	GLU

Continued on next page...

Continued from previous page...

Mol	Chain	Res	Type
37	CM	111	GLU
37	CM	115	GLU
37	CM	129	THR
37	CM	131	VAL
37	CM	134	THR
37	CM	135	VAL
38	CN	2	ARG
38	CN	6	SER
38	CN	13	ASN
38	CN	15	SER
38	CN	36	THR
38	CN	37	THR
38	CN	39	PRO
38	CN	48	VAL
38	CN	62	ASN
38	CN	65	LEU
38	CN	69	ARG
38	CN	70	THR
38	CN	71	ARG
38	CN	89	SER
38	CN	90	ARG
38	CN	114	GLU
38	CN	119	SER
39	CO	4	LYS
39	CO	9	ARG
39	CO	17	LYS
39	CO	25	ARG
39	CO	28	VAL
39	CO	38	GLN
39	CO	45	SER
39	CO	49	VAL
39	CO	62	LEU
39	CO	63	LYS
39	CO	65	THR
39	CO	74	VAL
39	CO	78	VAL
39	CO	88	LYS
39	CO	89	ASP
39	CO	111	ARG
39	CO	112	GLU
39	CO	115	LEU
40	CP	2	ASN

Continued on next page...

Continued from previous page...

Mol	Chain	Res	Type
40	CP	3	ILE
40	CP	6	GLN
40	CP	15	ASP
40	CP	18	SER
40	CP	26	GLU
40	CP	31	VAL
40	CP	62	LYS
40	CP	67	GLU
40	CP	72	VAL
40	CP	74	GLN
40	CP	92	ARG
40	CP	93	LYS
40	CP	95	LYS
40	CP	102	ARG
40	CP	108	ARG
40	CP	109	ILE
40	CP	110	LYS
40	CP	111	GLU
40	CP	113	LEU
40	CP	114	ASN
41	CQ	3	VAL
41	CQ	5	ARG
41	CQ	7	VAL
41	CQ	8	ILE
41	CQ	10	ARG
41	CQ	16	ILE
41	CQ	17	LEU
41	CQ	18	LYS
41	CQ	33	VAL
41	CQ	39	ILE
41	CQ	50	ARG
41	CQ	58	GLN
41	CQ	91	ARG
42	CR	1	MET
42	CR	14	VAL
42	CR	20	VAL
42	CR	38	VAL
42	CR	39	LEU
42	CR	43	ASN
42	CR	46	GLU
42	CR	47	VAL
42	CR	48	LYS

Continued on next page...

Continued from previous page...

Mol	Chain	Res	Type
42	CR	62	GLU
42	CR	64	VAL
42	CR	83	TYR
42	CR	85	LYS
42	CR	94	THR
43	CS	4	ILE
43	CS	6	LYS
43	CS	12	SER
43	CS	19	LEU
43	CS	35	ILE
43	CS	69	LEU
43	CS	81	SER
43	CS	97	LEU
43	CS	107	VAL
43	CS	109	ASP
44	CT	17	SER
44	CT	28	ASN
44	CT	30	ILE
44	CT	37	ASP
44	CT	39	THR
44	CT	49	LYS
44	CT	57	VAL
44	CT	60	THR
44	CT	77	ARG
44	CT	82	LYS
44	CT	91	GLN
45	CU	6	ARG
45	CU	7	ASP
45	CU	8	ASP
45	CU	11	ILE
45	CU	17	ASP
45	CU	20	LYS
45	CU	23	LYS
45	CU	25	LYS
45	CU	28	LEU
45	CU	30	SER
45	CU	33	VAL
45	CU	51	LEU
45	CU	60	LYS
45	CU	64	ILE
45	CU	67	SER
45	CU	71	ILE

Continued on next page...

Continued from previous page...

Mol	Chain	Res	Type
45	CU	73	ASN
45	CU	85	ARG
45	CU	99	SER
46	CV	1	MET
46	CV	3	THR
46	CV	8	VAL
46	CV	10	LYS
46	CV	11	GLU
46	CV	19	ARG
46	CV	29	ILE
46	CV	43	ASP
46	CV	53	LYS
46	CV	61	LEU
46	CV	62	THR
46	CV	65	VAL
46	CV	70	ILE
46	CV	77	VAL
46	CV	90	ASP
47	CW	16	ARG
47	CW	25	GLU
47	CW	40	LYS
47	CW	60	ASP
47	CW	66	GLU
47	CW	77	SER
48	CX	4	CYS
48	CX	17	ARG
48	CX	21	LEU
48	CX	27	ARG
48	CX	36	ARG
48	CX	39	VAL
48	CX	40	GLU
48	CX	46	VAL
48	CX	58	ILE
48	CX	64	ASP
48	CX	76	LYS
49	CY	2	LYS
49	CY	6	LEU
49	CY	13	GLU
49	CY	16	THR
49	CY	22	LEU
49	CY	37	LEU
49	CY	44	LYS

Continued on next page...

Continued from previous page...

Mol	Chain	Res	Type
49	CY	58	ASN
49	CY	59	GLU
50	CZ	2	LYS
50	CZ	20	LYS
50	CZ	24	LEU
50	CZ	31	ILE
50	CZ	38	GLU
50	CZ	47	ILE
50	CZ	56	VAL
50	CZ	58	GLU
51	C0	9	ARG
51	C0	10	SER
51	C0	19	ASP
51	C0	35	GLU
51	C0	39	ARG
51	C0	52	LYS
52	C1	5	ARG
52	C1	7	LYS
52	C1	9	LYS
52	C1	34	GLU
52	C1	42	VAL
52	C1	46	VAL
52	C1	50	GLU
53	C2	1	MET
53	C2	3	ARG
53	C2	12	ARG
53	C2	22	MET
53	C2	25	LYS
53	C2	42	LEU
54	C3	16	THR
54	C3	29	ARG
54	C3	30	HIS
55	C4	2	LYS
55	C4	3	VAL
55	C4	6	SER
55	C4	16	ILE
55	C4	17	VAL
55	C4	20	ASP
27	DC	5	CYS
27	DC	8	THR
27	DC	19	VAL
27	DC	20	ASN

Continued on next page...

Continued from previous page...

Mol	Chain	Res	Type
27	DC	27	LYS
27	DC	35	LYS
27	DC	47	ARG
27	DC	50	THR
27	DC	51	ARG
27	DC	52	HIS
27	DC	58	LYS
27	DC	62	ARG
27	DC	63	ILE
27	DC	69	ASN
27	DC	73	ILE
27	DC	79	ARG
27	DC	87	SER
27	DC	93	VAL
27	DC	103	ILE
27	DC	104	LEU
27	DC	110	LYS
27	DC	113	ASP
27	DC	117	SER
27	DC	153	LEU
27	DC	155	ARG
27	DC	159	THR
27	DC	167	ASP
27	DC	173	LEU
27	DC	174	ARG
27	DC	181	ARG
27	DC	188	ARG
27	DC	200	MET
27	DC	201	LEU
27	DC	204	LEU
27	DC	212	TRP
27	DC	215	VAL
27	DC	235	GLU
27	DC	250	GLN
27	DC	255	LYS
27	DC	261	ARG
27	DC	264	LYS
27	DC	266	ILE
27	DC	271	SER
28	DD	1	MET
28	DD	11	MET
28	DD	18	ASP

Continued on next page...

Continued from previous page...

Mol	Chain	Res	Type
28	DD	33	ARG
28	DD	42	ASN
28	DD	43	ASP
28	DD	49	GLN
28	DD	50	VAL
28	DD	52	THR
28	DD	55	LYS
28	DD	60	VAL
28	DD	73	VAL
28	DD	80	TRP
28	DD	84	LEU
28	DD	86	GLU
28	DD	91	THR
28	DD	95	SER
28	DD	99	GLU
28	DD	100	LEU
28	DD	103	ASP
28	DD	107	VAL
28	DD	136	ASN
28	DD	141	ARG
28	DD	150	GLN
28	DD	170	VAL
28	DD	172	VAL
28	DD	177	VAL
28	DD	179	ARG
28	DD	189	VAL
29	DE	22	ASP
29	DE	32	VAL
29	DE	33	VAL
29	DE	44	ARG
29	DE	63	LYS
29	DE	65	THR
29	DE	69	ARG
29	DE	77	ILE
29	DE	78	TRP
29	DE	88	ARG
29	DE	90	GLN
29	DE	93	SER
29	DE	100	MET
29	DE	108	ILE
29	DE	109	LEU
29	DE	113	VAL

Continued on next page...

Continued from previous page...

Mol	Chain	Res	Type
29	DE	118	LEU
29	DE	120	VAL
29	DE	124	PHE
29	DE	127	GLU
29	DE	130	LYS
29	DE	131	THR
29	DE	149	ILE
29	DE	154	ASP
29	DE	158	PHE
29	DE	159	LEU
29	DE	163	ASN
29	DE	164	LEU
29	DE	168	ASP
29	DE	170	ARG
29	DE	171	ASP
29	DE	173	THR
29	DE	178	VAL
29	DE	179	SER
29	DE	181	ILE
29	DE	184	ASP
29	DE	189	THR
29	DE	198	GLU
29	DE	200	LEU
30	DF	3	LEU
30	DF	6	TYR
30	DF	9	ASP
30	DF	13	LYS
30	DF	19	PHE
30	DF	20	ASN
30	DF	25	MET
30	DF	30	VAL
30	DF	34	THR
30	DF	35	LEU
30	DF	43	ILE
30	DF	51	ASN
30	DF	63	LYS
30	DF	65	LEU
30	DF	73	VAL
30	DF	79	ARG
30	DF	80	GLN
30	DF	82	TYR
30	DF	89	THR

Continued on next page...

Continued from previous page...

Mol	Chain	Res	Type
30	DF	91	ARG
30	DF	94	ARG
30	DF	102	LEU
30	DF	103	ILE
30	DF	105	ILE
30	DF	113	PHE
30	DF	124	ARG
30	DF	132	ARG
30	DF	140	ILE
30	DF	146	ASP
30	DF	148	VAL
30	DF	149	ARG
30	DF	156	THR
30	DF	173	ASP
30	DF	177	ARG
31	DG	10	VAL
31	DG	15	ASP
31	DG	28	LYS
31	DG	43	LYS
31	DG	50	THR
31	DG	73	SER
31	DG	83	THR
31	DG	88	LEU
31	DG	103	ASN
31	DG	116	LEU
31	DG	128	THR
31	DG	131	VAL
31	DG	132	LEU
31	DG	151	ARG
31	DG	154	GLU
31	DG	159	LYS
31	DG	165	ASP
31	DG	171	LYS
32	DH	7	ASP
32	DH	12	LEU
32	DH	14	SER
32	DH	15	LEU
32	DH	42	LYS
32	DH	48	GLU
32	DH	50	ARG
32	DH	54	LEU
32	DH	60	GLU

Continued on next page...

Continued from previous page...

Mol	Chain	Res	Type
32	DH	61	VAL
32	DH	62	LEU
32	DH	72	ILE
32	DH	76	GLU
32	DH	77	THR
32	DH	79	THR
32	DH	82	SER
32	DH	86	ASP
32	DH	87	GLU
32	DH	129	GLU
32	DH	131	SER
32	DH	136	SER
32	DH	145	ASN
33	DI	2	LYS
33	DI	3	LYS
33	DI	7	TYR
33	DI	10	LEU
33	DI	11	GLN
33	DI	16	MET
33	DI	23	VAL
33	DI	30	GLN
33	DI	39	LYS
33	DI	48	ILE
33	DI	50	LYS
33	DI	54	ILE
33	DI	67	THR
33	DI	68	PHE
33	DI	71	LYS
33	DI	86	LYS
33	DI	94	LYS
33	DI	95	ASP
33	DI	96	LYS
33	DI	102	ARG
33	DI	104	GLN
33	DI	107	GLU
33	DI	124	MET
33	DI	126	ARG
33	DI	129	GLU
33	DI	133	ARG
34	DJ	1	MET
34	DJ	2	LYS
34	DJ	3	THR

Continued on next page...

Continued from previous page...

Mol	Chain	Res	Type
34	DJ	11	VAL
34	DJ	30	THR
34	DJ	37	ARG
34	DJ	39	LYS
34	DJ	40	HIS
34	DJ	43	GLU
34	DJ	58	ASN
34	DJ	64	VAL
34	DJ	72	LYS
34	DJ	75	TYR
34	DJ	81	ILE
34	DJ	84	ILE
34	DJ	86	GLN
34	DJ	111	LYS
34	DJ	119	PHE
34	DJ	131	ASN
34	DJ	140	LEU
34	DJ	142	ILE
35	DK	1	MET
35	DK	40	LYS
35	DK	47	ILE
35	DK	49	ARG
35	DK	53	LYS
35	DK	58	LEU
35	DK	61	VAL
35	DK	67	LYS
35	DK	70	ARG
35	DK	73	ASP
35	DK	80	ASP
35	DK	90	ASN
35	DK	92	GLU
35	DK	95	ILE
35	DK	97	THR
35	DK	104	THR
35	DK	116	ILE
35	DK	118	LEU
36	DL	4	ASN
36	DL	5	THR
36	DL	6	LEU
36	DL	12	SER
36	DL	14	LYS
36	DL	27	LEU

Continued on next page...

Continued from previous page...

Mol	Chain	Res	Type
36	DL	42	SER
36	DL	46	VAL
36	DL	47	ARG
36	DL	48	ARG
36	DL	60	ARG
36	DL	74	THR
36	DL	82	LEU
36	DL	85	VAL
36	DL	94	THR
36	DL	95	LEU
36	DL	100	ILE
36	DL	103	ILE
36	DL	107	PHE
36	DL	118	THR
36	DL	126	ARG
37	DM	14	LYS
37	DM	20	LEU
37	DM	33	LEU
37	DM	46	ILE
37	DM	54	THR
37	DM	66	ARG
37	DM	69	PRO
37	DM	70	ASP
37	DM	74	THR
37	DM	100	LYS
37	DM	108	VAL
37	DM	111	GLU
37	DM	118	LYS
37	DM	124	LEU
37	DM	126	ILE
37	DM	127	LYS
37	DM	128	THR
37	DM	129	THR
37	DM	130	PHE
37	DM	132	THR
37	DM	134	THR
37	DM	136	MET
38	DN	6	SER
38	DN	8	ARG
38	DN	14	SER
38	DN	20	MET
38	DN	22	ARG

Continued on next page...

Continued from previous page...

Mol	Chain	Res	Type
38	DN	24	MET
38	DN	34	ILE
38	DN	51	LEU
38	DN	63	ARG
38	DN	69	ARG
38	DN	70	THR
38	DN	71	ARG
38	DN	74	GLU
38	DN	76	VAL
38	DN	79	LEU
38	DN	81	ASN
38	DN	82	GLU
38	DN	90	ARG
38	DN	95	THR
38	DN	116	VAL
39	DO	8	ILE
39	DO	9	ARG
39	DO	15	ARG
39	DO	24	THR
39	DO	26	LEU
39	DO	28	VAL
39	DO	45	SER
39	DO	48	LEU
39	DO	52	SER
39	DO	67	ASN
39	DO	78	VAL
39	DO	88	LYS
39	DO	89	ASP
39	DO	95	SER
39	DO	100	HIS
39	DO	102	ARG
39	DO	103	VAL
39	DO	106	LEU
39	DO	116	GLN
39	DO	117	PHE
40	DP	1	SER
40	DP	6	GLN
40	DP	7	LEU
40	DP	18	SER
40	DP	25	VAL
40	DP	31	VAL
40	DP	33	GLU

Continued on next page...

Continued from previous page...

Mol	Chain	Res	Type
40	DP	36	LYS
40	DP	50	ARG
40	DP	51	ASN
40	DP	54	LEU
40	DP	56	SER
40	DP	63	ILE
40	DP	65	ASN
40	DP	72	VAL
40	DP	74	GLN
40	DP	79	VAL
40	DP	80	VAL
40	DP	84	SER
40	DP	92	ARG
40	DP	93	LYS
40	DP	109	ILE
40	DP	113	LEU
41	DQ	2	ARG
41	DQ	7	VAL
41	DQ	8	ILE
41	DQ	10	ARG
41	DQ	21	LYS
41	DQ	32	ARG
41	DQ	40	LYS
41	DQ	50	ARG
41	DQ	52	ARG
41	DQ	86	SER
41	DQ	91	ARG
41	DQ	93	ILE
41	DQ	99	VAL
41	DQ	108	LEU
41	DQ	110	GLU
42	DR	10	LYS
42	DR	12	HIS
42	DR	14	VAL
42	DR	18	GLN
42	DR	26	ASP
42	DR	31	GLU
42	DR	38	VAL
42	DR	46	GLU
42	DR	47	VAL
42	DR	48	LYS
42	DR	51	VAL

Continued on next page...

Continued from previous page...

Mol	Chain	Res	Type
42	DR	53	PHE
42	DR	58	VAL
42	DR	72	VAL
42	DR	84	ARG
42	DR	86	GLN
42	DR	94	THR
42	DR	99	THR
43	DS	1	MET
43	DS	2	GLU
43	DS	4	ILE
43	DS	6	LYS
43	DS	9	HIS
43	DS	19	LEU
43	DS	28	LYS
43	DS	39	THR
43	DS	40	ASN
43	DS	41	LYS
43	DS	47	VAL
43	DS	62	ASP
43	DS	66	ILE
43	DS	67	ASP
43	DS	68	ASP
43	DS	80	PRO
43	DS	81	SER
43	DS	86	MET
43	DS	96	ILE
43	DS	97	LEU
43	DS	104	THR
43	DS	109	ASP
44	DT	3	ARG
44	DT	5	GLU
44	DT	7	LEU
44	DT	16	VAL
44	DT	18	GLU
44	DT	25	GLU
44	DT	26	LYS
44	DT	28	ASN
44	DT	30	ILE
44	DT	31	VAL
44	DT	32	LEU
44	DT	34	VAL
44	DT	39	THR

Continued on next page...

Continued from previous page...

Mol	Chain	Res	Type
44	DT	50	LEU
44	DT	52	GLU
44	DT	60	THR
44	DT	61	LEU
44	DT	70	HIS
44	DT	77	ARG
44	DT	82	LYS
44	DT	86	THR
44	DT	89	GLU
44	DT	91	GLN
45	DU	5	ARG
45	DU	6	ARG
45	DU	14	THR
45	DU	24	VAL
45	DU	25	LYS
45	DU	26	ASN
45	DU	27	VAL
45	DU	28	LEU
45	DU	30	SER
45	DU	39	ASN
45	DU	44	HIS
45	DU	45	GLN
45	DU	52	ASN
45	DU	53	GLN
45	DU	59	GLU
45	DU	67	SER
45	DU	71	ILE
45	DU	92	VAL
45	DU	98	ASN
45	DU	99	SER
46	DV	1	MET
46	DV	8	VAL
46	DV	29	ILE
46	DV	40	ILE
46	DV	41	GLU
46	DV	42	LEU
46	DV	45	ASP
46	DV	50	MET
46	DV	53	LYS
46	DV	55	GLU
46	DV	61	LEU
46	DV	65	VAL

Continued on next page...

Continued from previous page...

Mol	Chain	Res	Type
46	DV	70	ILE
46	DV	86	LEU
46	DV	87	GLN
57	DW	16	ARG
57	DW	25	GLU
57	DW	26	SER
57	DW	37	ARG
57	DW	66	GLU
57	DW	73	ARG
57	DW	77	SER
57	DW	79	GLU
48	DX	2	ARG
48	DX	9	LYS
48	DX	24	THR
48	DX	32	LEU
48	DX	40	GLU
48	DX	42	GLU
48	DX	47	THR
48	DX	50	VAL
48	DX	65	THR
48	DX	70	LEU
48	DX	73	ARG
49	DY	2	LYS
49	DY	6	LEU
49	DY	8	GLU
49	DY	12	GLU
49	DY	13	GLU
49	DY	15	ASN
49	DY	16	THR
49	DY	29	ARG
49	DY	37	LEU
49	DY	40	SER
49	DY	55	THR
49	DY	57	LEU
50	DZ	2	LYS
50	DZ	9	THR
50	DZ	10	ARG
50	DZ	15	ARG
50	DZ	24	LEU
50	DZ	30	ARG
50	DZ	31	ILE
50	DZ	35	VAL

Continued on next page...

Continued from previous page...

Mol	Chain	Res	Type
50	DZ	40	THR
50	DZ	44	ARG
51	D0	22	THR
51	D0	24	VAL
51	D0	27	LEU
51	D0	39	ARG
51	D0	45	ASP
51	D0	51	ARG
52	D1	4	ILE
52	D1	9	LYS
52	D1	24	LYS
52	D1	27	ARG
52	D1	34	GLU
52	D1	37	LYS
52	D1	42	VAL
52	D1	50	GLU
53	D2	1	MET
53	D2	4	THR
53	D2	24	THR
53	D2	41	ARG
53	D2	44	VAL
54	D3	13	PHE
54	D3	29	ARG
54	D3	30	HIS
55	D4	2	LYS
55	D4	3	VAL
55	D4	4	ARG
55	D4	12	ARG
55	D4	20	ASP
55	D4	26	ILE
55	D4	35	GLN

Some sidechains can be flipped to improve hydrogen bonding and reduce clashes. All (211) such sidechains are listed below:

Mol	Chain	Res	Type
2	AB	14	HIS
2	AB	50	ASN
2	AB	189	ASN
3	AC	5	HIS
4	AD	53	GLN
4	AD	115	GLN
4	AD	119	HIS

Continued on next page...

Continued from previous page...

Mol	Chain	Res	Type
4	AD	130	ASN
4	AD	163	GLN
4	AD	195	ASN
4	AD	197	HIS
5	AE	11	GLN
5	AE	72	ASN
5	AE	81	GLN
5	AE	82	HIS
5	AE	88	HIS
5	AE	121	ASN
5	AE	131	ASN
6	AF	3	HIS
7	AG	141	HIS
9	AI	3	ASN
9	AI	24	ASN
9	AI	49	GLN
10	AJ	56	HIS
11	AK	21	HIS
11	AK	23	HIS
11	AK	108	ASN
11	AK	118	ASN
13	AM	90	HIS
15	AO	37	HIS
15	AO	61	GLN
16	AP	18	GLN
17	AQ	8	GLN
18	AR	53	GLN
19	AS	51	HIS
19	AS	56	HIS
20	AT	20	ASN
20	AT	47	GLN
20	AT	51	ASN
20	AT	74	HIS
20	AT	83	ASN
24	AY	54	GLN
2	BB	17	HIS
2	BB	38	HIS
2	BB	50	ASN
2	BB	93	HIS
2	BB	169	HIS
2	BB	202	ASN
3	BC	5	HIS

Continued on next page...

Continued from previous page...

Mol	Chain	Res	Type
3	BC	122	GLN
3	BC	175	HIS
4	BD	119	HIS
4	BD	139	ASN
4	BD	197	HIS
5	BE	60	GLN
5	BE	96	GLN
6	BF	17	GLN
6	BF	52	ASN
6	BF	63	ASN
7	BG	67	ASN
7	BG	129	ASN
8	BH	17	GLN
8	BH	66	GLN
9	BI	24	ASN
9	BI	125	GLN
10	BJ	20	GLN
10	BJ	64	GLN
10	BJ	70	HIS
10	BJ	99	GLN
11	BK	14	GLN
11	BK	23	HIS
11	BK	27	ASN
11	BK	39	ASN
12	BL	4	ASN
12	BL	19	ASN
12	BL	58	ASN
12	BL	72	ASN
13	BM	90	HIS
14	BN	71	HIS
15	BO	34	GLN
15	BO	61	GLN
16	BP	26	ASN
16	BP	79	ASN
17	BQ	8	GLN
17	BQ	30	HIS
17	BQ	46	HIS
18	BR	51	GLN
18	BR	53	GLN
19	BS	56	HIS
19	BS	68	HIS
20	BT	19	HIS

Continued on next page...

Continued from previous page...

Mol	Chain	Res	Type
20	BT	20	ASN
20	BT	60	GLN
20	BT	67	HIS
27	CC	85	ASN
27	CC	116	GLN
27	CC	133	ASN
27	CC	141	HIS
28	CD	67	HIS
28	CD	136	ASN
29	CE	90	GLN
29	CE	136	GLN
29	CE	163	ASN
30	CF	4	HIS
30	CF	20	ASN
30	CF	36	ASN
30	CF	51	ASN
30	CF	62	GLN
31	CG	21	GLN
31	CG	72	ASN
31	CG	100	ASN
31	CG	114	HIS
31	CG	127	GLN
32	CH	43	ASN
32	CH	128	HIS
32	CH	135	HIS
33	CI	11	GLN
33	CI	18	ASN
34	CJ	58	ASN
34	CJ	77	HIS
34	CJ	80	HIS
34	CJ	138	GLN
35	CK	3	GLN
35	CK	5	GLN
35	CK	13	ASN
35	CK	90	ASN
36	CL	35	HIS
37	CM	13	HIS
37	CM	60	GLN
38	CN	13	ASN
38	CN	31	HIS
38	CN	62	ASN
39	CO	29	HIS

Continued on next page...

Continued from previous page...

Mol	Chain	Res	Type
40	CP	2	ASN
40	CP	11	GLN
40	CP	40	GLN
40	CP	65	ASN
42	CR	12	HIS
42	CR	43	ASN
42	CR	87	GLN
42	CR	89	HIS
43	CS	9	HIS
43	CS	57	ASN
45	CU	68	ASN
45	CU	73	ASN
48	CX	19	HIS
49	CY	25	GLN
49	CY	27	ASN
49	CY	58	ASN
51	C0	3	GLN
51	C0	41	HIS
52	C1	18	HIS
52	C1	45	HIS
54	C3	30	HIS
27	DC	24	HIS
27	DC	141	HIS
27	DC	250	GLN
28	DD	42	ASN
28	DD	58	ASN
28	DD	134	HIS
28	DD	136	ASN
28	DD	150	GLN
29	DE	90	GLN
29	DE	92	HIS
29	DE	156	ASN
29	DE	163	ASN
29	DE	195	GLN
30	DF	20	ASN
30	DF	22	ASN
30	DF	36	ASN
30	DF	62	GLN
31	DG	29	ASN
31	DG	44	HIS
31	DG	72	ASN
31	DG	103	ASN

Continued on next page...

Continued from previous page...

Mol	Chain	Res	Type
32	DH	128	HIS
32	DH	135	HIS
33	DI	11	GLN
33	DI	42	ASN
33	DI	93	ASN
34	DJ	58	ASN
34	DJ	86	GLN
35	DK	5	GLN
35	DK	90	ASN
36	DL	4	ASN
36	DL	35	HIS
37	DM	97	GLN
40	DP	51	ASN
40	DP	65	ASN
40	DP	74	GLN
41	DQ	36	GLN
42	DR	86	GLN
43	DS	9	HIS
43	DS	57	ASN
44	DT	91	GLN
45	DU	26	ASN
45	DU	53	GLN
46	DV	24	ASN
46	DV	75	GLN
46	DV	87	GLN
57	DW	53	HIS
48	DX	15	ASN
49	DY	20	ASN
49	DY	36	GLN
52	D1	18	HIS
52	D1	25	ASN
52	D1	45	HIS
53	D2	13	ASN
53	D2	26	ASN
53	D2	29	GLN
55	D4	35	GLN

5.3.3 RNA ⓘ

Mol	Chain	Analysed	Backbone Outliers	Pucker Outliers
1	AA	1537/1539 (99%)	441 (28%)	28 (1%)

Continued on next page...

Continued from previous page...

Mol	Chain	Analysed	Backbone Outliers	Pucker Outliers
1	BA	1538/1539 (99%)	445 (28%)	20 (1%)
22	AV	75/76 (98%)	29 (38%)	1 (1%)
22	BV	75/76 (98%)	15 (20%)	1 (1%)
23	AX	14/16 (87%)	5 (35%)	0
23	BX	15/16 (93%)	4 (26%)	0
25	CA	2895/2903 (99%)	747 (25%)	53 (1%)
25	DA	2893/2903 (99%)	764 (26%)	48 (1%)
26	CB	118/119 (99%)	24 (20%)	1 (0%)
56	DB	117/118 (99%)	34 (29%)	3 (2%)
All	All	9277/9305 (99%)	2508 (27%)	155 (1%)

All (2508) RNA backbone outliers are listed below:

Mol	Chain	Res	Type
1	AA	5	U
1	AA	6	G
1	AA	7	A
1	AA	9	G
1	AA	12	U
1	AA	13	U
1	AA	15	G
1	AA	22	G
1	AA	28	A
1	AA	32	A
1	AA	39	G
1	AA	44	A
1	AA	45	G
1	AA	47	C
1	AA	48	C
1	AA	49	U
1	AA	51	A
1	AA	62	U
1	AA	67	C
1	AA	69	G
1	AA	70	U
1	AA	71	A
1	AA	72	A
1	AA	75	G
1	AA	76	G
1	AA	77	A
1	AA	80	A
1	AA	82	G

Continued on next page...

Continued from previous page...

Mol	Chain	Res	Type
1	AA	83	C
1	AA	84	U
1	AA	85	U
1	AA	86	G
1	AA	89	U
1	AA	90	C
1	AA	91	U
1	AA	92	U
1	AA	94	G
1	AA	95	C
1	AA	97	G
1	AA	108	G
1	AA	109	A
1	AA	111	G
1	AA	116	A
1	AA	117	G
1	AA	121	U
1	AA	122	G
1	AA	130	A
1	AA	131	A
1	AA	137	U
1	AA	139	A
1	AA	142	G
1	AA	143	A
1	AA	144	G
1	AA	149	A
1	AA	159	G
1	AA	162	A
1	AA	163	C
1	AA	164	G
1	AA	168	G
1	AA	176	C
1	AA	181	A
1	AA	182	A
1	AA	183	C
1	AA	195	A
1	AA	200	G
1	AA	204	G
1	AA	205	A
1	AA	209	U
1	AA	210	C
1	AA	213	G

Continued on next page...

Continued from previous page...

Mol	Chain	Res	Type
1	AA	220	G
1	AA	226	G
1	AA	240	G
1	AA	245	U
1	AA	247	G
1	AA	251	G
1	AA	260	G
1	AA	262	A
1	AA	263	A
1	AA	266	G
1	AA	267	C
1	AA	278	G
1	AA	279	A
1	AA	280	C
1	AA	289	G
1	AA	290	C
1	AA	300	A
1	AA	308	C
1	AA	321	A
1	AA	328	C
1	AA	329	A
1	AA	331	G
1	AA	332	G
1	AA	346	G
1	AA	347	G
1	AA	352	C
1	AA	354	G
1	AA	359	G
1	AA	367	U
1	AA	370	C
1	AA	371	A
1	AA	372	C
1	AA	374	A
1	AA	382	A
1	AA	383	A
1	AA	384	G
1	AA	391	G
1	AA	398	U
1	AA	402	G
1	AA	403	C
1	AA	406	G
1	AA	407	U

Continued on next page...

Continued from previous page...

Mol	Chain	Res	Type
1	AA	409	U
1	AA	410	G
1	AA	411	A
1	AA	412	A
1	AA	413	G
1	AA	414	A
1	AA	418	C
1	AA	420	U
1	AA	421	U
1	AA	422	C
1	AA	423	G
1	AA	424	G
1	AA	429	U
1	AA	430	A
1	AA	433	G
1	AA	435	A
1	AA	439	U
1	AA	440	C
1	AA	445	G
1	AA	453	G
1	AA	456	A
1	AA	457	G
1	AA	458	U
1	AA	459	A
1	AA	460	A
1	AA	463	U
1	AA	465	A
1	AA	466	A
1	AA	467	U
1	AA	468	A
1	AA	474	G
1	AA	481	G
1	AA	482	A
1	AA	484	G
1	AA	485	U
1	AA	486	U
1	AA	490	C
1	AA	491	G
1	AA	492	C
1	AA	494	G
1	AA	495	A
1	AA	497	G

Continued on next page...

Continued from previous page...

Mol	Chain	Res	Type
1	AA	498	A
1	AA	500	G
1	AA	501	C
1	AA	509	A
1	AA	511	C
1	AA	514	C
1	AA	515	G
1	AA	518	C
1	AA	521	G
1	AA	527	G
1	AA	530	G
1	AA	531	U
1	AA	532	A
1	AA	534	U
1	AA	547	A
1	AA	550	G
1	AA	559	A
1	AA	562	U
1	AA	564	C
1	AA	570	G
1	AA	572	A
1	AA	573	A
1	AA	576	C
1	AA	578	C
1	AA	596	A
1	AA	605	U
1	AA	611	C
1	AA	615	G
1	AA	619	U
1	AA	625	U
1	AA	630	A
1	AA	631	C
1	AA	640	A
1	AA	644	U
1	AA	650	G
1	AA	652	U
1	AA	653	U
1	AA	656	G
1	AA	661	G
1	AA	665	A
1	AA	686	U
1	AA	695	A

Continued on next page...

Continued from previous page...

Mol	Chain	Res	Type
1	AA	702	A
1	AA	703	G
1	AA	707	U
1	AA	720	C
1	AA	721	G
1	AA	723	U
1	AA	724	G
1	AA	731	G
1	AA	733	G
1	AA	755	G
1	AA	756	C
1	AA	764	C
1	AA	773	G
1	AA	774	G
1	AA	776	G
1	AA	777	A
1	AA	778	G
1	AA	786	G
1	AA	787	A
1	AA	788	U
1	AA	792	A
1	AA	793	U
1	AA	794	A
1	AA	799	G
1	AA	804	U
1	AA	805	C
1	AA	815	A
1	AA	817	C
1	AA	821	G
1	AA	828	U
1	AA	829	G
1	AA	833	G
1	AA	841	C
1	AA	842	U
1	AA	843	U
1	AA	845	A
1	AA	846	G
1	AA	849	G
1	AA	854	U
1	AA	859	G
1	AA	860	A
1	AA	869	G

Continued on next page...

Continued from previous page...

Mol	Chain	Res	Type
1	AA	883	C
1	AA	890	G
1	AA	896	C
1	AA	900	A
1	AA	902	G
1	AA	910	C
1	AA	912	C
1	AA	914	A
1	AA	919	A
1	AA	926	G
1	AA	927	G
1	AA	932	C
1	AA	934	C
1	AA	935	A
1	AA	938	A
1	AA	946	A
1	AA	960	U
1	AA	963	G
1	AA	964	A
1	AA	966	G
1	AA	969	A
1	AA	975	A
1	AA	976	G
1	AA	977	A
1	AA	979	C
1	AA	982	U
1	AA	983	A
1	AA	986	U
1	AA	989	U
1	AA	991	U
1	AA	992	U
1	AA	993	G
1	AA	994	A
1	AA	1002	G
1	AA	1004	A
1	AA	1007	U
1	AA	1008	U
1	AA	1016	A
1	AA	1017	U
1	AA	1019	A
1	AA	1021	A
1	AA	1022	A

Continued on next page...

Continued from previous page...

Mol	Chain	Res	Type
1	AA	1025	U
1	AA	1026	G
1	AA	1027	C
1	AA	1028	C
1	AA	1030	U
1	AA	1031	C
1	AA	1032	G
1	AA	1033	G
1	AA	1034	G
1	AA	1035	A
1	AA	1036	A
1	AA	1037	C
1	AA	1039	G
1	AA	1043	G
1	AA	1044	A
1	AA	1049	U
1	AA	1050	G
1	AA	1054	C
1	AA	1055	A
1	AA	1056	U
1	AA	1058	G
1	AA	1063	C
1	AA	1065	U
1	AA	1066	C
1	AA	1067	A
1	AA	1086	U
1	AA	1094	G
1	AA	1095	U
1	AA	1101	A
1	AA	1102	A
1	AA	1114	C
1	AA	1115	U
1	AA	1118	U
1	AA	1124	G
1	AA	1127	G
1	AA	1133	G
1	AA	1134	G
1	AA	1135	U
1	AA	1136	C
1	AA	1137	C
1	AA	1139	G
1	AA	1140	C

Continued on next page...

Continued from previous page...

Mol	Chain	Res	Type
1	AA	1141	C
1	AA	1142	G
1	AA	1145	A
1	AA	1146	A
1	AA	1152	A
1	AA	1157	A
1	AA	1159	U
1	AA	1160	G
1	AA	1161	C
1	AA	1164	G
1	AA	1166	G
1	AA	1167	A
1	AA	1168	U
1	AA	1169	A
1	AA	1181	G
1	AA	1182	G
1	AA	1183	U
1	AA	1184	G
1	AA	1187	G
1	AA	1188	A
1	AA	1190	G
1	AA	1191	A
1	AA	1192	C
1	AA	1196	A
1	AA	1197	A
1	AA	1201	A
1	AA	1202	U
1	AA	1203	C
1	AA	1212	U
1	AA	1213	A
1	AA	1215	G
1	AA	1224	U
1	AA	1227	A
1	AA	1228	C
1	AA	1235	U
1	AA	1238	A
1	AA	1239	A
1	AA	1240	U
1	AA	1256	A
1	AA	1257	A
1	AA	1259	C
1	AA	1260	G

Continued on next page...

Continued from previous page...

Mol	Chain	Res	Type
1	AA	1271	A
1	AA	1272	G
1	AA	1275	A
1	AA	1280	A
1	AA	1284	C
1	AA	1285	A
1	AA	1286	U
1	AA	1287	A
1	AA	1293	C
1	AA	1294	G
1	AA	1297	G
1	AA	1299	A
1	AA	1300	G
1	AA	1302	C
1	AA	1303	C
1	AA	1304	G
1	AA	1305	G
1	AA	1317	C
1	AA	1318	A
1	AA	1320	C
1	AA	1322	C
1	AA	1323	G
1	AA	1326	U
1	AA	1329	A
1	AA	1330	U
1	AA	1332	A
1	AA	1334	G
1	AA	1336	C
1	AA	1337	G
1	AA	1338	G
1	AA	1340	A
1	AA	1341	U
1	AA	1346	A
1	AA	1352	C
1	AA	1353	G
1	AA	1354	U
1	AA	1357	A
1	AA	1358	U
1	AA	1363	A
1	AA	1365	G
1	AA	1368	A
1	AA	1378	C

Continued on next page...

Continued from previous page...

Mol	Chain	Res	Type
1	AA	1379	G
1	AA	1397	C
1	AA	1398	A
1	AA	1399	C
1	AA	1414	U
1	AA	1418	A
1	AA	1426	G
1	AA	1427	C
1	AA	1429	A
1	AA	1430	A
1	AA	1432	G
1	AA	1433	A
1	AA	1441	A
1	AA	1443	C
1	AA	1446	A
1	AA	1448	C
1	AA	1452	C
1	AA	1453	G
1	AA	1455	G
1	AA	1491	G
1	AA	1492	A
1	AA	1493	A
1	AA	1497	G
1	AA	1505	G
1	AA	1506	U
1	AA	1507	A
1	AA	1517	G
1	AA	1526	G
1	AA	1529	G
1	AA	1530	G
1	AA	1531	A
1	AA	1533	C
1	AA	1534	A
1	AA	1535	C
1	AA	1539	C
22	AV	8	U
22	AV	10	G
22	AV	13	C
22	AV	16	U
22	AV	17	C
22	AV	18	G
22	AV	19	G

Continued on next page...

Continued from previous page...

Mol	Chain	Res	Type
22	AV	20	U
22	AV	21	A
22	AV	22	G
22	AV	26	A
22	AV	33	U
22	AV	36	A
22	AV	37	A
22	AV	38	A
22	AV	44	G
22	AV	45	U
22	AV	46	G
22	AV	47	U
22	AV	48	C
22	AV	51	U
22	AV	57	G
22	AV	58	A
22	AV	59	U
22	AV	61	C
22	AV	64	A
22	AV	67	C
22	AV	74	C
22	AV	76	A
23	AX	11	U
23	AX	12	A
23	AX	13	A
23	AX	14	A
23	AX	19	U
1	BA	4	U
1	BA	5	U
1	BA	6	G
1	BA	7	A
1	BA	8	A
1	BA	9	G
1	BA	19	A
1	BA	32	A
1	BA	39	G
1	BA	47	C
1	BA	48	C
1	BA	51	A
1	BA	52	C
1	BA	62	U
1	BA	63	C

Continued on next page...

Continued from previous page...

Mol	Chain	Res	Type
1	BA	68	G
1	BA	70	U
1	BA	71	A
1	BA	74	A
1	BA	78	A
1	BA	81	A
1	BA	83	C
1	BA	84	U
1	BA	85	U
1	BA	87	C
1	BA	88	U
1	BA	89	U
1	BA	91	U
1	BA	92	U
1	BA	97	G
1	BA	99	C
1	BA	102	G
1	BA	108	G
1	BA	116	A
1	BA	120	A
1	BA	121	U
1	BA	122	G
1	BA	127	G
1	BA	130	A
1	BA	131	A
1	BA	138	G
1	BA	142	G
1	BA	143	A
1	BA	144	G
1	BA	150	U
1	BA	151	A
1	BA	154	U
1	BA	155	A
1	BA	156	C
1	BA	157	U
1	BA	159	G
1	BA	161	A
1	BA	163	C
1	BA	168	G
1	BA	176	C
1	BA	177	G
1	BA	179	A

Continued on next page...

Continued from previous page...

Mol	Chain	Res	Type
1	BA	181	A
1	BA	182	A
1	BA	183	C
1	BA	184	G
1	BA	187	G
1	BA	189	A
1	BA	190	A
1	BA	193	C
1	BA	195	A
1	BA	197	A
1	BA	200	G
1	BA	201	G
1	BA	204	G
1	BA	205	A
1	BA	206	C
1	BA	207	C
1	BA	208	U
1	BA	209	U
1	BA	210	C
1	BA	211	G
1	BA	212	G
1	BA	213	G
1	BA	214	C
1	BA	223	A
1	BA	240	G
1	BA	244	U
1	BA	245	U
1	BA	247	G
1	BA	249	U
1	BA	251	G
1	BA	253	A
1	BA	266	G
1	BA	267	C
1	BA	269	C
1	BA	275	G
1	BA	279	A
1	BA	289	G
1	BA	298	A
1	BA	308	C
1	BA	309	A
1	BA	317	U
1	BA	318	G

Continued on next page...

Continued from previous page...

Mol	Chain	Res	Type
1	BA	320	A
1	BA	321	A
1	BA	328	C
1	BA	329	A
1	BA	330	C
1	BA	332	G
1	BA	333	U
1	BA	339	C
1	BA	341	C
1	BA	349	A
1	BA	352	C
1	BA	354	G
1	BA	367	U
1	BA	369	G
1	BA	370	C
1	BA	372	C
1	BA	373	A
1	BA	378	G
1	BA	383	A
1	BA	398	U
1	BA	406	G
1	BA	409	U
1	BA	411	A
1	BA	412	A
1	BA	413	G
1	BA	421	U
1	BA	422	C
1	BA	423	G
1	BA	429	U
1	BA	430	A
1	BA	436	C
1	BA	440	C
1	BA	456	A
1	BA	458	U
1	BA	461	A
1	BA	462	G
1	BA	463	U
1	BA	464	U
1	BA	466	A
1	BA	467	U
1	BA	468	A
1	BA	469	C

Continued on next page...

Continued from previous page...

Mol	Chain	Res	Type
1	BA	474	G
1	BA	477	C
1	BA	478	A
1	BA	481	G
1	BA	482	A
1	BA	484	G
1	BA	485	U
1	BA	486	U
1	BA	494	G
1	BA	495	A
1	BA	497	G
1	BA	498	A
1	BA	499	A
1	BA	500	G
1	BA	506	G
1	BA	511	C
1	BA	518	C
1	BA	519	C
1	BA	524	G
1	BA	526	C
1	BA	527	G
1	BA	530	G
1	BA	531	U
1	BA	532	A
1	BA	533	A
1	BA	537	G
1	BA	545	C
1	BA	547	A
1	BA	550	G
1	BA	557	G
1	BA	558	G
1	BA	559	A
1	BA	560	A
1	BA	562	U
1	BA	563	A
1	BA	568	G
1	BA	572	A
1	BA	573	A
1	BA	576	C
1	BA	579	A
1	BA	580	C
1	BA	581	G

Continued on next page...

Continued from previous page...

Mol	Chain	Res	Type
1	BA	582	C
1	BA	595	A
1	BA	614	C
1	BA	627	G
1	BA	628	G
1	BA	633	G
1	BA	638	U
1	BA	641	U
1	BA	650	G
1	BA	653	U
1	BA	660	C
1	BA	665	A
1	BA	674	G
1	BA	675	A
1	BA	683	G
1	BA	684	U
1	BA	685	G
1	BA	694	A
1	BA	695	A
1	BA	700	G
1	BA	702	A
1	BA	710	G
1	BA	713	G
1	BA	718	A
1	BA	719	C
1	BA	720	C
1	BA	721	G
1	BA	723	U
1	BA	724	G
1	BA	731	G
1	BA	733	G
1	BA	734	G
1	BA	745	G
1	BA	752	G
1	BA	755	G
1	BA	764	C
1	BA	765	G
1	BA	766	A
1	BA	776	G
1	BA	777	A
1	BA	778	G
1	BA	784	A

Continued on next page...

Continued from previous page...

Mol	Chain	Res	Type
1	BA	785	G
1	BA	792	A
1	BA	793	U
1	BA	794	A
1	BA	798	U
1	BA	802	A
1	BA	805	C
1	BA	809	G
1	BA	815	A
1	BA	817	C
1	BA	819	A
1	BA	820	U
1	BA	827	U
1	BA	828	U
1	BA	833	G
1	BA	841	C
1	BA	842	U
1	BA	843	U
1	BA	844	G
1	BA	845	A
1	BA	846	G
1	BA	847	G
1	BA	849	G
1	BA	858	G
1	BA	870	U
1	BA	872	A
1	BA	874	G
1	BA	876	C
1	BA	885	G
1	BA	914	A
1	BA	918	A
1	BA	921	U
1	BA	926	G
1	BA	927	G
1	BA	930	C
1	BA	934	C
1	BA	935	A
1	BA	958	A
1	BA	960	U
1	BA	966	G
1	BA	968	A
1	BA	969	A

Continued on next page...

Continued from previous page...

Mol	Chain	Res	Type
1	BA	970	C
1	BA	971	G
1	BA	972	C
1	BA	975	A
1	BA	976	G
1	BA	977	A
1	BA	983	A
1	BA	988	G
1	BA	989	U
1	BA	992	U
1	BA	993	G
1	BA	995	C
1	BA	996	A
1	BA	1003	G
1	BA	1004	A
1	BA	1008	U
1	BA	1009	U
1	BA	1017	U
1	BA	1018	G
1	BA	1020	G
1	BA	1022	A
1	BA	1025	U
1	BA	1026	G
1	BA	1027	C
1	BA	1028	C
1	BA	1030	U
1	BA	1031	C
1	BA	1032	G
1	BA	1033	G
1	BA	1034	G
1	BA	1037	C
1	BA	1039	G
1	BA	1043	G
1	BA	1044	A
1	BA	1049	U
1	BA	1050	G
1	BA	1054	C
1	BA	1056	U
1	BA	1057	G
1	BA	1059	C
1	BA	1065	U
1	BA	1066	C

Continued on next page...

Continued from previous page...

Mol	Chain	Res	Type
1	BA	1073	U
1	BA	1079	G
1	BA	1080	A
1	BA	1081	A
1	BA	1084	G
1	BA	1086	U
1	BA	1087	G
1	BA	1089	G
1	BA	1094	G
1	BA	1095	U
1	BA	1100	C
1	BA	1101	A
1	BA	1102	A
1	BA	1103	C
1	BA	1105	A
1	BA	1107	C
1	BA	1116	U
1	BA	1122	U
1	BA	1124	G
1	BA	1125	U
1	BA	1132	C
1	BA	1133	G
1	BA	1134	G
1	BA	1135	U
1	BA	1136	C
1	BA	1137	C
1	BA	1138	G
1	BA	1139	G
1	BA	1140	C
1	BA	1141	C
1	BA	1142	G
1	BA	1145	A
1	BA	1154	G
1	BA	1155	A
1	BA	1158	C
1	BA	1159	U
1	BA	1160	G
1	BA	1161	C
1	BA	1167	A
1	BA	1171	A
1	BA	1176	A
1	BA	1180	A

Continued on next page...

Continued from previous page...

Mol	Chain	Res	Type
1	BA	1183	U
1	BA	1184	G
1	BA	1192	C
1	BA	1196	A
1	BA	1197	A
1	BA	1200	C
1	BA	1201	A
1	BA	1202	U
1	BA	1203	C
1	BA	1212	U
1	BA	1213	A
1	BA	1227	A
1	BA	1238	A
1	BA	1240	U
1	BA	1243	C
1	BA	1247	U
1	BA	1253	G
1	BA	1257	A
1	BA	1263	C
1	BA	1264	U
1	BA	1275	A
1	BA	1276	G
1	BA	1280	A
1	BA	1283	U
1	BA	1285	A
1	BA	1286	U
1	BA	1287	A
1	BA	1292	G
1	BA	1293	C
1	BA	1298	U
1	BA	1299	A
1	BA	1300	G
1	BA	1302	C
1	BA	1304	G
1	BA	1305	G
1	BA	1317	C
1	BA	1318	A
1	BA	1320	C
1	BA	1322	C
1	BA	1335	U
1	BA	1336	C
1	BA	1338	G

Continued on next page...

Continued from previous page...

Mol	Chain	Res	Type
1	BA	1340	A
1	BA	1346	A
1	BA	1362	A
1	BA	1363	A
1	BA	1365	G
1	BA	1370	G
1	BA	1378	C
1	BA	1379	G
1	BA	1384	C
1	BA	1388	C
1	BA	1398	A
1	BA	1401	G
1	BA	1412	C
1	BA	1413	A
1	BA	1419	G
1	BA	1425	U
1	BA	1426	G
1	BA	1435	G
1	BA	1440	U
1	BA	1441	A
1	BA	1442	G
1	BA	1445	U
1	BA	1446	A
1	BA	1452	C
1	BA	1454	G
1	BA	1455	G
1	BA	1456	A
1	BA	1468	A
1	BA	1473	G
1	BA	1480	A
1	BA	1487	G
1	BA	1491	G
1	BA	1492	A
1	BA	1497	G
1	BA	1498	U
1	BA	1499	A
1	BA	1500	A
1	BA	1503	A
1	BA	1505	G
1	BA	1506	U
1	BA	1517	G
1	BA	1522	U

Continued on next page...

Continued from previous page...

Mol	Chain	Res	Type
1	BA	1529	G
1	BA	1530	G
1	BA	1531	A
1	BA	1532	U
1	BA	1533	C
1	BA	1534	A
1	BA	1535	C
1	BA	1536	C
1	BA	1538	C
1	BA	1540	U
22	BV	5	G
22	BV	8	U
22	BV	17	C
22	BV	18	G
22	BV	19	G
22	BV	20	U
22	BV	21	A
22	BV	37	A
22	BV	39	U
22	BV	45	U
22	BV	48	C
22	BV	56	C
22	BV	58	A
22	BV	74	C
22	BV	76	A
23	BX	5	A
23	BX	12	A
23	BX	14	A
23	BX	19	U
25	CA	10	A
25	CA	12	U
25	CA	13	A
25	CA	15	G
25	CA	34	U
25	CA	35	G
25	CA	46	G
25	CA	61	C
25	CA	63	A
25	CA	71	A
25	CA	72	U
25	CA	74	A
25	CA	75	G

Continued on next page...

Continued from previous page...

Mol	Chain	Res	Type
25	CA	84	A
25	CA	86	G
25	CA	87	U
25	CA	101	A
25	CA	103	A
25	CA	110	G
25	CA	118	A
25	CA	119	A
25	CA	120	U
25	CA	123	G
25	CA	128	C
25	CA	138	U
25	CA	139	U
25	CA	140	C
25	CA	141	G
25	CA	142	A
25	CA	143	C
25	CA	146	A
25	CA	147	C
25	CA	158	U
25	CA	180	G
25	CA	181	A
25	CA	188	G
25	CA	196	A
25	CA	208	C
25	CA	216	A
25	CA	221	A
25	CA	222	A
25	CA	227	A
25	CA	230	G
25	CA	245	G
25	CA	248	G
25	CA	249	C
25	CA	254	G
25	CA	255	A
25	CA	265	A
25	CA	266	G
25	CA	271	G
25	CA	272	A
25	CA	273	G
25	CA	277	G
25	CA	278	A

Continued on next page...

Continued from previous page...

Mol	Chain	Res	Type
25	CA	279	A
25	CA	282	A
25	CA	284	U
25	CA	285	G
25	CA	293	U
25	CA	302	C
25	CA	306	U
25	CA	310	A
25	CA	311	A
25	CA	325	G
25	CA	329	G
25	CA	330	A
25	CA	331	C
25	CA	340	A
25	CA	344	A
25	CA	351	C
25	CA	353	C
25	CA	359	G
25	CA	361	G
25	CA	362	A
25	CA	370	G
25	CA	371	A
25	CA	372	G
25	CA	386	G
25	CA	389	G
25	CA	396	G
25	CA	402	A
25	CA	404	A
25	CA	405	U
25	CA	406	G
25	CA	409	G
25	CA	411	G
25	CA	412	A
25	CA	414	C
25	CA	415	A
25	CA	418	C
25	CA	420	C
25	CA	424	G
25	CA	425	G
25	CA	428	A
25	CA	429	A
25	CA	438	G

Continued on next page...

Continued from previous page...

Mol	Chain	Res	Type
25	CA	442	G
25	CA	451	U
25	CA	455	C
25	CA	456	C
25	CA	457	A
25	CA	471	A
25	CA	474	G
25	CA	480	A
25	CA	481	G
25	CA	491	G
25	CA	503	A
25	CA	504	A
25	CA	505	A
25	CA	508	A
25	CA	509	C
25	CA	510	C
25	CA	528	A
25	CA	529	A
25	CA	531	C
25	CA	532	A
25	CA	533	G
25	CA	537	G
25	CA	538	A
25	CA	542	C
25	CA	543	G
25	CA	544	C
25	CA	545	U
25	CA	546	U
25	CA	547	A
25	CA	548	G
25	CA	549	G
25	CA	550	C
25	CA	551	G
25	CA	557	C
25	CA	563	A
25	CA	572	A
25	CA	573	U
25	CA	575	A
25	CA	586	A
25	CA	603	A
25	CA	613	A
25	CA	614	A

Continued on next page...

Continued from previous page...

Mol	Chain	Res	Type
25	CA	615	U
25	CA	627	A
25	CA	631	A
25	CA	634	C
25	CA	637	A
25	CA	645	C
25	CA	646	U
25	CA	647	G
25	CA	648	G
25	CA	654	A
25	CA	655	A
25	CA	657	U
25	CA	663	G
25	CA	669	G
25	CA	680	C
25	CA	686	U
25	CA	701	G
25	CA	702	U
25	CA	711	G
25	CA	722	A
25	CA	726	G
25	CA	730	A
25	CA	736	C
25	CA	738	G
25	CA	747	U
25	CA	751	A
25	CA	761	A
25	CA	762	U
25	CA	764	A
25	CA	765	C
25	CA	772	C
25	CA	773	U
25	CA	775	G
25	CA	776	G
25	CA	782	A
25	CA	784	G
25	CA	785	G
25	CA	791	C
25	CA	792	A
25	CA	805	G
25	CA	812	C
25	CA	819	A

Continued on next page...

Continued from previous page...

Mol	Chain	Res	Type
25	CA	824	U
25	CA	827	U
25	CA	828	U
25	CA	829	A
25	CA	830	G
25	CA	835	C
25	CA	845	A
25	CA	846	U
25	CA	847	U
25	CA	848	C
25	CA	858	G
25	CA	859	G
25	CA	868	U
25	CA	873	C
25	CA	878	A
25	CA	879	G
25	CA	884	U
25	CA	885	C
25	CA	894	U
25	CA	896	A
25	CA	901	C
25	CA	910	A
25	CA	914	G
25	CA	915	C
25	CA	916	G
25	CA	930	G
25	CA	931	U
25	CA	932	U
25	CA	941	A
25	CA	946	C
25	CA	957	C
25	CA	961	C
25	CA	971	G
25	CA	973	A
25	CA	974	G
25	CA	983	A
25	CA	984	A
25	CA	985	C
25	CA	987	C
25	CA	989	G
25	CA	995	C
25	CA	996	A

Continued on next page...

Continued from previous page...

Mol	Chain	Res	Type
25	CA	999	U
25	CA	1009	A
25	CA	1012	U
25	CA	1013	C
25	CA	1021	A
25	CA	1026	G
25	CA	1027	A
25	CA	1033	U
25	CA	1041	G
25	CA	1046	A
25	CA	1047	G
25	CA	1053	C
25	CA	1057	A
25	CA	1059	G
25	CA	1061	U
25	CA	1062	G
25	CA	1066	U
25	CA	1067	A
25	CA	1068	G
25	CA	1070	A
25	CA	1071	G
25	CA	1072	C
25	CA	1073	A
25	CA	1074	G
25	CA	1075	C
25	CA	1079	C
25	CA	1081	U
25	CA	1087	G
25	CA	1088	A
25	CA	1091	G
25	CA	1092	C
25	CA	1093	G
25	CA	1098	A
25	CA	1099	G
25	CA	1100	C
25	CA	1101	U
25	CA	1104	C
25	CA	1106	G
25	CA	1112	G
25	CA	1119	U
25	CA	1121	C
25	CA	1126	A

Continued on next page...

Continued from previous page...

Mol	Chain	Res	Type
25	CA	1130	U
25	CA	1131	G
25	CA	1132	U
25	CA	1133	A
25	CA	1135	C
25	CA	1136	G
25	CA	1138	G
25	CA	1139	G
25	CA	1141	U
25	CA	1142	A
25	CA	1155	A
25	CA	1168	G
25	CA	1170	C
25	CA	1171	G
25	CA	1172	C
25	CA	1173	U
25	CA	1174	U
25	CA	1175	A
25	CA	1176	U
25	CA	1178	C
25	CA	1179	G
25	CA	1180	U
25	CA	1181	U
25	CA	1182	G
25	CA	1214	A
25	CA	1222	U
25	CA	1235	G
25	CA	1238	G
25	CA	1239	G
25	CA	1249	U
25	CA	1253	A
25	CA	1256	G
25	CA	1258	U
25	CA	1266	G
25	CA	1271	G
25	CA	1272	A
25	CA	1273	U
25	CA	1288	G
25	CA	1294	U
25	CA	1299	G
25	CA	1300	G
25	CA	1301	A

Continued on next page...

Continued from previous page...

Mol	Chain	Res	Type
25	CA	1306	C
25	CA	1310	G
25	CA	1315	C
25	CA	1316	U
25	CA	1321	A
25	CA	1325	U
25	CA	1341	G
25	CA	1345	C
25	CA	1349	C
25	CA	1352	U
25	CA	1359	A
25	CA	1365	A
25	CA	1367	A
25	CA	1370	C
25	CA	1372	U
25	CA	1373	A
25	CA	1374	G
25	CA	1378	A
25	CA	1379	U
25	CA	1380	G
25	CA	1383	A
25	CA	1386	C
25	CA	1387	A
25	CA	1390	U
25	CA	1406	U
25	CA	1407	G
25	CA	1415	U
25	CA	1416	G
25	CA	1417	C
25	CA	1418	G
25	CA	1419	A
25	CA	1420	A
25	CA	1424	G
25	CA	1427	A
25	CA	1428	C
25	CA	1450	G
25	CA	1451	C
25	CA	1452	G
25	CA	1453	A
25	CA	1460	U
25	CA	1461	C
25	CA	1462	C

Continued on next page...

Continued from previous page...

Mol	Chain	Res	Type
25	CA	1463	C
25	CA	1472	C
25	CA	1482	G
25	CA	1485	U
25	CA	1491	G
25	CA	1493	C
25	CA	1494	A
25	CA	1495	A
25	CA	1504	A
25	CA	1505	A
25	CA	1508	A
25	CA	1509	A
25	CA	1510	G
25	CA	1515	A
25	CA	1523	U
25	CA	1526	C
25	CA	1527	G
25	CA	1528	A
25	CA	1530	G
25	CA	1532	A
25	CA	1533	C
25	CA	1534	U
25	CA	1535	A
25	CA	1536	C
25	CA	1538	G
25	CA	1547	C
25	CA	1554	U
25	CA	1555	G
25	CA	1556	C
25	CA	1560	G
25	CA	1568	G
25	CA	1569	A
25	CA	1576	U
25	CA	1578	U
25	CA	1582	C
25	CA	1583	A
25	CA	1584	U
25	CA	1585	C
25	CA	1586	A
25	CA	1590	A
25	CA	1593	A
25	CA	1606	C

Continued on next page...

Continued from previous page...

Mol	Chain	Res	Type
25	CA	1607	C
25	CA	1608	A
25	CA	1618	A
25	CA	1619	G
25	CA	1623	G
25	CA	1626	A
25	CA	1634	A
25	CA	1639	C
25	CA	1647	U
25	CA	1648	U
25	CA	1649	G
25	CA	1651	G
25	CA	1652	A
25	CA	1661	G
25	CA	1674	G
25	CA	1677	A
25	CA	1686	C
25	CA	1687	G
25	CA	1695	G
25	CA	1710	G
25	CA	1711	A
25	CA	1714	U
25	CA	1715	G
25	CA	1717	A
25	CA	1718	G
25	CA	1721	G
25	CA	1725	U
25	CA	1729	U
25	CA	1730	C
25	CA	1736	U
25	CA	1738	G
25	CA	1743	G
25	CA	1744	A
25	CA	1750	G
25	CA	1754	A
25	CA	1757	A
25	CA	1758	U
25	CA	1764	C
25	CA	1771	C
25	CA	1773	A
25	CA	1782	U
25	CA	1791	A

Continued on next page...

Continued from previous page...

Mol	Chain	Res	Type
25	CA	1800	C
25	CA	1801	A
25	CA	1802	A
25	CA	1808	A
25	CA	1809	A
25	CA	1811	G
25	CA	1816	C
25	CA	1828	G
25	CA	1829	A
25	CA	1833	C
25	CA	1835	G
25	CA	1839	G
25	CA	1841	U
25	CA	1845	G
25	CA	1848	A
25	CA	1854	A
25	CA	1855	U
25	CA	1858	A
25	CA	1861	G
25	CA	1862	G
25	CA	1866	A
25	CA	1870	C
25	CA	1871	A
25	CA	1872	A
25	CA	1873	G
25	CA	1876	A
25	CA	1884	G
25	CA	1885	A
25	CA	1889	A
25	CA	1890	A
25	CA	1902	C
25	CA	1908	C
25	CA	1909	C
25	CA	1913	A
25	CA	1914	C
25	CA	1915	U
25	CA	1925	C
25	CA	1926	U
25	CA	1927	A
25	CA	1928	A
25	CA	1929	G
25	CA	1930	G

Continued on next page...

Continued from previous page...

Mol	Chain	Res	Type
25	CA	1931	U
25	CA	1932	A
25	CA	1937	A
25	CA	1938	A
25	CA	1944	U
25	CA	1955	U
25	CA	1960	A
25	CA	1965	C
25	CA	1966	A
25	CA	1967	C
25	CA	1970	A
25	CA	1971	U
25	CA	1972	G
25	CA	1975	G
25	CA	1981	A
25	CA	1985	C
25	CA	1990	C
25	CA	1991	U
25	CA	1992	G
25	CA	1993	U
25	CA	1997	C
25	CA	2008	C
25	CA	2009	A
25	CA	2020	A
25	CA	2022	U
25	CA	2023	C
25	CA	2025	C
25	CA	2027	G
25	CA	2031	A
25	CA	2033	A
25	CA	2034	U
25	CA	2035	G
25	CA	2043	C
25	CA	2055	C
25	CA	2056	G
25	CA	2060	A
25	CA	2061	G
25	CA	2062	A
25	CA	2066	C
25	CA	2069	G
25	CA	2071	A
25	CA	2072	C

Continued on next page...

Continued from previous page...

Mol	Chain	Res	Type
25	CA	2077	A
25	CA	2078	C
25	CA	2083	G
25	CA	2096	C
25	CA	2097	A
25	CA	2101	A
25	CA	2102	G
25	CA	2104	C
25	CA	2107	G
25	CA	2109	U
25	CA	2110	G
25	CA	2111	U
25	CA	2112	G
25	CA	2113	U
25	CA	2115	G
25	CA	2116	G
25	CA	2117	A
25	CA	2118	U
25	CA	2119	A
25	CA	2120	G
25	CA	2122	U
25	CA	2123	G
25	CA	2126	A
25	CA	2128	G
25	CA	2129	C
25	CA	2130	U
25	CA	2132	U
25	CA	2133	G
25	CA	2135	A
25	CA	2136	G
25	CA	2145	C
25	CA	2146	C
25	CA	2147	A
25	CA	2152	G
25	CA	2153	C
25	CA	2155	U
25	CA	2157	G
25	CA	2158	A
25	CA	2160	C
25	CA	2162	G
25	CA	2163	A
25	CA	2164	C

Continued on next page...

Continued from previous page...

Mol	Chain	Res	Type
25	CA	2165	C
25	CA	2167	U
25	CA	2168	G
25	CA	2169	A
25	CA	2170	A
25	CA	2171	A
25	CA	2172	U
25	CA	2173	A
25	CA	2178	C
25	CA	2179	C
25	CA	2181	U
25	CA	2183	A
25	CA	2184	A
25	CA	2185	U
25	CA	2187	U
25	CA	2198	A
25	CA	2203	U
25	CA	2204	G
25	CA	2208	C
25	CA	2211	A
25	CA	2212	A
25	CA	2213	U
25	CA	2214	C
25	CA	2220	U
25	CA	2225	A
25	CA	2226	C
25	CA	2233	U
25	CA	2238	G
25	CA	2239	G
25	CA	2248	C
25	CA	2250	G
25	CA	2257	U
25	CA	2261	C
25	CA	2268	A
25	CA	2277	G
25	CA	2278	A
25	CA	2280	G
25	CA	2283	C
25	CA	2284	A
25	CA	2286	G
25	CA	2287	A
25	CA	2288	A

Continued on next page...

Continued from previous page...

Mol	Chain	Res	Type
25	CA	2296	U
25	CA	2302	U
25	CA	2303	G
25	CA	2305	U
25	CA	2308	G
25	CA	2309	A
25	CA	2311	A
25	CA	2312	U
25	CA	2325	G
25	CA	2326	C
25	CA	2327	A
25	CA	2329	U
25	CA	2331	G
25	CA	2332	C
25	CA	2333	A
25	CA	2335	A
25	CA	2340	A
25	CA	2341	G
25	CA	2347	C
25	CA	2348	U
25	CA	2350	C
25	CA	2354	C
25	CA	2358	A
25	CA	2361	G
25	CA	2366	A
25	CA	2372	U
25	CA	2376	A
25	CA	2383	G
25	CA	2384	U
25	CA	2385	C
25	CA	2396	G
25	CA	2402	U
25	CA	2405	G
25	CA	2406	A
25	CA	2410	G
25	CA	2419	U
25	CA	2424	C
25	CA	2425	A
25	CA	2426	A
25	CA	2427	C
25	CA	2428	G
25	CA	2429	G

Continued on next page...

Continued from previous page...

Mol	Chain	Res	Type
25	CA	2430	A
25	CA	2435	A
25	CA	2441	U
25	CA	2445	G
25	CA	2448	A
25	CA	2449	U
25	CA	2468	A
25	CA	2469	A
25	CA	2474	U
25	CA	2476	A
25	CA	2491	U
25	CA	2493	U
25	CA	2494	G
25	CA	2497	A
25	CA	2502	G
25	CA	2505	G
25	CA	2507	C
25	CA	2508	G
25	CA	2514	U
25	CA	2518	A
25	CA	2520	C
25	CA	2523	G
25	CA	2525	G
25	CA	2527	C
25	CA	2529	G
25	CA	2552	U
25	CA	2553	G
25	CA	2554	U
25	CA	2555	U
25	CA	2556	C
25	CA	2566	A
25	CA	2567	G
25	CA	2573	C
25	CA	2585	U
25	CA	2586	U
25	CA	2602	A
25	CA	2603	G
25	CA	2604	U
25	CA	2609	U
25	CA	2610	C
25	CA	2613	U
25	CA	2629	U

Continued on next page...

Continued from previous page...

Mol	Chain	Res	Type
25	CA	2632	A
25	CA	2634	A
25	CA	2646	C
25	CA	2662	A
25	CA	2664	G
25	CA	2669	G
25	CA	2676	C
25	CA	2681	C
25	CA	2682	A
25	CA	2689	U
25	CA	2690	U
25	CA	2704	C
25	CA	2711	A
25	CA	2714	G
25	CA	2716	C
25	CA	2720	U
25	CA	2721	A
25	CA	2724	U
25	CA	2726	A
25	CA	2729	G
25	CA	2744	G
25	CA	2745	C
25	CA	2748	A
25	CA	2760	C
25	CA	2767	C
25	CA	2778	A
25	CA	2783	U
25	CA	2784	U
25	CA	2791	G
25	CA	2792	A
25	CA	2798	U
25	CA	2799	A
25	CA	2800	A
25	CA	2811	G
25	CA	2813	A
25	CA	2818	U
25	CA	2820	A
25	CA	2821	A
25	CA	2823	A
25	CA	2825	G
25	CA	2835	A
25	CA	2836	U

Continued on next page...

Continued from previous page...

Mol	Chain	Res	Type
25	CA	2837	A
25	CA	2849	U
25	CA	2854	G
25	CA	2858	C
25	CA	2861	U
25	CA	2864	G
25	CA	2867	G
25	CA	2870	C
25	CA	2874	C
25	CA	2880	C
25	CA	2881	U
25	CA	2883	A
25	CA	2884	U
25	CA	2885	G
25	CA	2886	A
25	CA	2887	A
25	CA	2889	C
25	CA	2899	A
25	CA	2900	A
25	CA	2903	U
26	CB	2	G
26	CB	3	C
26	CB	8	C
26	CB	12	C
26	CB	15	A
26	CB	16	G
26	CB	35	C
26	CB	36	C
26	CB	37	C
26	CB	41	G
26	CB	44	G
26	CB	45	A
26	CB	49	C
26	CB	56	G
26	CB	57	A
26	CB	60	C
26	CB	66	A
26	CB	67	G
26	CB	89	U
26	CB	90	C
26	CB	98	G
26	CB	99	A

Continued on next page...

Continued from previous page...

Mol	Chain	Res	Type
26	CB	109	A
26	CB	119	A
25	DA	2	G
25	DA	10	A
25	DA	12	U
25	DA	13	A
25	DA	15	G
25	DA	17	G
25	DA	22	C
25	DA	31	C
25	DA	34	U
25	DA	41	C
25	DA	42	A
25	DA	43	G
25	DA	45	G
25	DA	46	G
25	DA	53	A
25	DA	55	G
25	DA	56	A
25	DA	57	C
25	DA	58	G
25	DA	59	U
25	DA	60	G
25	DA	61	C
25	DA	63	A
25	DA	70	G
25	DA	71	A
25	DA	74	A
25	DA	75	G
25	DA	80	G
25	DA	82	U
25	DA	84	A
25	DA	90	U
25	DA	91	A
25	DA	92	U
25	DA	98	G
25	DA	99	U
25	DA	101	A
25	DA	102	U
25	DA	103	A
25	DA	105	C
25	DA	106	C

Continued on next page...

Continued from previous page...

Mol	Chain	Res	Type
25	DA	118	A
25	DA	119	A
25	DA	120	U
25	DA	135	U
25	DA	137	U
25	DA	138	U
25	DA	139	U
25	DA	140	C
25	DA	141	G
25	DA	142	A
25	DA	150	U
25	DA	158	U
25	DA	159	G
25	DA	162	U
25	DA	163	C
25	DA	196	A
25	DA	199	A
25	DA	202	U
25	DA	204	A
25	DA	216	A
25	DA	221	A
25	DA	222	A
25	DA	225	C
25	DA	231	A
25	DA	232	G
25	DA	244	A
25	DA	248	G
25	DA	249	C
25	DA	255	A
25	DA	256	A
25	DA	257	C
25	DA	264	C
25	DA	265	A
25	DA	266	G
25	DA	272	A
25	DA	276	U
25	DA	277	G
25	DA	279	A
25	DA	280	U
25	DA	281	C
25	DA	285	G
25	DA	287	G

Continued on next page...

Continued from previous page...

Mol	Chain	Res	Type
25	DA	294	A
25	DA	296	U
25	DA	301	G
25	DA	311	A
25	DA	312	G
25	DA	320	A
25	DA	329	G
25	DA	330	A
25	DA	331	C
25	DA	343	C
25	DA	353	C
25	DA	354	A
25	DA	361	G
25	DA	362	A
25	DA	365	U
25	DA	367	G
25	DA	371	A
25	DA	372	G
25	DA	385	C
25	DA	386	G
25	DA	399	U
25	DA	405	U
25	DA	411	G
25	DA	414	C
25	DA	417	C
25	DA	424	G
25	DA	425	G
25	DA	436	C
25	DA	437	U
25	DA	446	G
25	DA	455	C
25	DA	480	A
25	DA	481	G
25	DA	485	C
25	DA	486	C
25	DA	491	G
25	DA	504	A
25	DA	505	A
25	DA	508	A
25	DA	510	C
25	DA	521	U
25	DA	530	G

Continued on next page...

Continued from previous page...

Mol	Chain	Res	Type
25	DA	531	C
25	DA	532	A
25	DA	533	G
25	DA	537	G
25	DA	541	A
25	DA	542	C
25	DA	543	G
25	DA	544	C
25	DA	545	U
25	DA	546	U
25	DA	547	A
25	DA	548	G
25	DA	549	G
25	DA	550	C
25	DA	563	A
25	DA	567	U
25	DA	573	U
25	DA	575	A
25	DA	585	G
25	DA	586	A
25	DA	603	A
25	DA	608	A
25	DA	609	A
25	DA	612	G
25	DA	613	A
25	DA	614	A
25	DA	615	U
25	DA	617	G
25	DA	618	G
25	DA	620	G
25	DA	627	A
25	DA	630	G
25	DA	631	A
25	DA	637	A
25	DA	639	U
25	DA	640	C
25	DA	641	U
25	DA	645	C
25	DA	646	U
25	DA	647	G
25	DA	648	G
25	DA	654	A

Continued on next page...

Continued from previous page...

Mol	Chain	Res	Type
25	DA	655	A
25	DA	673	C
25	DA	677	A
25	DA	683	U
25	DA	686	U
25	DA	693	A
25	DA	694	U
25	DA	702	U
25	DA	704	G
25	DA	710	U
25	DA	711	G
25	DA	714	U
25	DA	715	A
25	DA	716	A
25	DA	717	C
25	DA	721	A
25	DA	730	A
25	DA	738	G
25	DA	740	C
25	DA	747	U
25	DA	762	U
25	DA	764	A
25	DA	765	C
25	DA	775	G
25	DA	776	G
25	DA	782	A
25	DA	783	A
25	DA	784	G
25	DA	785	G
25	DA	792	A
25	DA	799	G
25	DA	805	G
25	DA	811	U
25	DA	812	C
25	DA	816	C
25	DA	819	A
25	DA	820	A
25	DA	827	U
25	DA	828	U
25	DA	829	A
25	DA	830	G
25	DA	844	A

Continued on next page...

Continued from previous page...

Mol	Chain	Res	Type
25	DA	845	A
25	DA	846	U
25	DA	847	U
25	DA	858	G
25	DA	859	G
25	DA	860	U
25	DA	863	A
25	DA	864	G
25	DA	865	C
25	DA	880	G
25	DA	881	G
25	DA	882	G
25	DA	885	C
25	DA	896	A
25	DA	897	C
25	DA	902	C
25	DA	904	G
25	DA	910	A
25	DA	914	G
25	DA	921	C
25	DA	927	A
25	DA	931	U
25	DA	932	U
25	DA	934	U
25	DA	941	A
25	DA	946	C
25	DA	961	C
25	DA	974	G
25	DA	982	C
25	DA	983	A
25	DA	985	C
25	DA	990	A
25	DA	995	C
25	DA	996	A
25	DA	997	G
25	DA	1005	C
25	DA	1010	A
25	DA	1012	U
25	DA	1013	C
25	DA	1016	G
25	DA	1021	A
25	DA	1022	G

Continued on next page...

Continued from previous page...

Mol	Chain	Res	Type
25	DA	1025	G
25	DA	1026	G
25	DA	1030	C
25	DA	1033	U
25	DA	1042	G
25	DA	1046	A
25	DA	1047	G
25	DA	1048	A
25	DA	1053	C
25	DA	1058	U
25	DA	1059	G
25	DA	1060	U
25	DA	1061	U
25	DA	1062	G
25	DA	1063	G
25	DA	1065	U
25	DA	1066	U
25	DA	1067	A
25	DA	1068	G
25	DA	1070	A
25	DA	1071	G
25	DA	1072	C
25	DA	1073	A
25	DA	1074	G
25	DA	1075	C
25	DA	1077	A
25	DA	1079	C
25	DA	1082	U
25	DA	1083	U
25	DA	1087	G
25	DA	1088	A
25	DA	1089	A
25	DA	1090	A
25	DA	1091	G
25	DA	1092	C
25	DA	1094	U
25	DA	1097	U
25	DA	1100	C
25	DA	1104	C
25	DA	1110	G
25	DA	1111	A
25	DA	1112	G

Continued on next page...

Continued from previous page...

Mol	Chain	Res	Type
25	DA	1115	G
25	DA	1122	G
25	DA	1128	G
25	DA	1132	U
25	DA	1133	A
25	DA	1135	C
25	DA	1136	G
25	DA	1137	G
25	DA	1138	G
25	DA	1141	U
25	DA	1142	A
25	DA	1143	A
25	DA	1156	A
25	DA	1158	C
25	DA	1168	G
25	DA	1169	A
25	DA	1171	G
25	DA	1173	U
25	DA	1174	U
25	DA	1175	A
25	DA	1176	U
25	DA	1178	C
25	DA	1179	G
25	DA	1180	U
25	DA	1181	U
25	DA	1182	G
25	DA	1186	G
25	DA	1189	A
25	DA	1198	U
25	DA	1208	C
25	DA	1212	G
25	DA	1221	C
25	DA	1227	G
25	DA	1234	U
25	DA	1238	G
25	DA	1241	A
25	DA	1248	G
25	DA	1253	A
25	DA	1256	G
25	DA	1262	A
25	DA	1266	G
25	DA	1269	A

Continued on next page...

Continued from previous page...

Mol	Chain	Res	Type
25	DA	1271	G
25	DA	1272	A
25	DA	1278	C
25	DA	1286	A
25	DA	1300	G
25	DA	1301	A
25	DA	1302	A
25	DA	1310	G
25	DA	1311	G
25	DA	1313	U
25	DA	1315	C
25	DA	1316	U
25	DA	1321	A
25	DA	1324	G
25	DA	1332	G
25	DA	1337	G
25	DA	1345	C
25	DA	1347	A
25	DA	1348	C
25	DA	1349	C
25	DA	1352	U
25	DA	1359	A
25	DA	1361	G
25	DA	1365	A
25	DA	1368	G
25	DA	1372	U
25	DA	1378	A
25	DA	1379	U
25	DA	1383	A
25	DA	1386	C
25	DA	1387	A
25	DA	1389	G
25	DA	1390	U
25	DA	1395	A
25	DA	1398	C
25	DA	1412	U
25	DA	1413	A
25	DA	1414	C
25	DA	1416	G
25	DA	1417	C
25	DA	1418	G
25	DA	1419	A

Continued on next page...

Continued from previous page...

Mol	Chain	Res	Type
25	DA	1420	A
25	DA	1423	G
25	DA	1427	A
25	DA	1428	C
25	DA	1429	G
25	DA	1433	A
25	DA	1434	A
25	DA	1436	G
25	DA	1442	U
25	DA	1443	U
25	DA	1450	G
25	DA	1452	G
25	DA	1453	A
25	DA	1454	C
25	DA	1455	G
25	DA	1456	G
25	DA	1458	U
25	DA	1467	U
25	DA	1471	G
25	DA	1475	G
25	DA	1476	U
25	DA	1478	G
25	DA	1480	C
25	DA	1482	G
25	DA	1484	U
25	DA	1493	C
25	DA	1495	A
25	DA	1499	C
25	DA	1504	A
25	DA	1509	A
25	DA	1510	G
25	DA	1515	A
25	DA	1516	G
25	DA	1523	U
25	DA	1528	A
25	DA	1530	G
25	DA	1531	C
25	DA	1533	C
25	DA	1534	U
25	DA	1535	A
25	DA	1536	C
25	DA	1537	G

Continued on next page...

Continued from previous page...

Mol	Chain	Res	Type
25	DA	1538	G
25	DA	1556	C
25	DA	1566	A
25	DA	1569	A
25	DA	1578	U
25	DA	1579	A
25	DA	1581	G
25	DA	1582	C
25	DA	1583	A
25	DA	1584	U
25	DA	1585	C
25	DA	1586	A
25	DA	1606	C
25	DA	1607	C
25	DA	1608	A
25	DA	1610	A
25	DA	1613	G
25	DA	1616	A
25	DA	1622	G
25	DA	1623	G
25	DA	1647	U
25	DA	1648	U
25	DA	1649	G
25	DA	1651	G
25	DA	1654	A
25	DA	1674	G
25	DA	1676	A
25	DA	1677	A
25	DA	1702	G
25	DA	1705	A
25	DA	1706	C
25	DA	1709	U
25	DA	1715	G
25	DA	1728	C
25	DA	1729	U
25	DA	1730	C
25	DA	1731	G
25	DA	1735	A
25	DA	1738	G
25	DA	1739	A
25	DA	1740	G
25	DA	1744	A

Continued on next page...

Continued from previous page...

Mol	Chain	Res	Type
25	DA	1754	A
25	DA	1756	G
25	DA	1762	A
25	DA	1764	C
25	DA	1773	A
25	DA	1774	C
25	DA	1776	G
25	DA	1782	U
25	DA	1800	C
25	DA	1801	A
25	DA	1808	A
25	DA	1811	G
25	DA	1816	C
25	DA	1823	G
25	DA	1825	U
25	DA	1827	U
25	DA	1828	G
25	DA	1829	A
25	DA	1846	G
25	DA	1858	A
25	DA	1859	U
25	DA	1869	G
25	DA	1870	C
25	DA	1871	A
25	DA	1872	A
25	DA	1874	C
25	DA	1884	G
25	DA	1888	G
25	DA	1903	G
25	DA	1905	C
25	DA	1906	G
25	DA	1907	G
25	DA	1913	A
25	DA	1914	C
25	DA	1916	A
25	DA	1927	A
25	DA	1929	G
25	DA	1930	G
25	DA	1935	G
25	DA	1936	A
25	DA	1937	A
25	DA	1938	A

Continued on next page...

Continued from previous page...

Mol	Chain	Res	Type
25	DA	1944	U
25	DA	1947	C
25	DA	1948	G
25	DA	1949	G
25	DA	1951	U
25	DA	1955	U
25	DA	1958	C
25	DA	1961	C
25	DA	1963	U
25	DA	1965	C
25	DA	1966	A
25	DA	1967	C
25	DA	1970	A
25	DA	1971	U
25	DA	1972	G
25	DA	1974	C
25	DA	1983	G
25	DA	1991	U
25	DA	1992	G
25	DA	1993	U
25	DA	1997	C
25	DA	2019	A
25	DA	2022	U
25	DA	2023	C
25	DA	2031	A
25	DA	2033	A
25	DA	2042	A
25	DA	2043	C
25	DA	2055	C
25	DA	2056	G
25	DA	2057	G
25	DA	2060	A
25	DA	2061	G
25	DA	2062	A
25	DA	2069	G
25	DA	2072	C
25	DA	2076	U
25	DA	2092	U
25	DA	2093	G
25	DA	2096	C
25	DA	2102	G
25	DA	2103	C

Continued on next page...

Continued from previous page...

Mol	Chain	Res	Type
25	DA	2107	G
25	DA	2108	A
25	DA	2109	U
25	DA	2110	G
25	DA	2111	U
25	DA	2112	G
25	DA	2113	U
25	DA	2115	G
25	DA	2116	G
25	DA	2117	A
25	DA	2118	U
25	DA	2119	A
25	DA	2125	G
25	DA	2126	A
25	DA	2127	G
25	DA	2128	G
25	DA	2131	U
25	DA	2132	U
25	DA	2133	G
25	DA	2135	A
25	DA	2136	G
25	DA	2137	U
25	DA	2145	C
25	DA	2146	C
25	DA	2147	A
25	DA	2148	G
25	DA	2149	U
25	DA	2150	C
25	DA	2151	U
25	DA	2152	G
25	DA	2158	A
25	DA	2159	G
25	DA	2162	G
25	DA	2163	A
25	DA	2164	C
25	DA	2165	C
25	DA	2169	A
25	DA	2170	A
25	DA	2171	A
25	DA	2172	U
25	DA	2173	A
25	DA	2177	C

Continued on next page...

Continued from previous page...

Mol	Chain	Res	Type
25	DA	2178	C
25	DA	2184	A
25	DA	2189	U
25	DA	2190	G
25	DA	2194	U
25	DA	2197	U
25	DA	2198	A
25	DA	2204	G
25	DA	2211	A
25	DA	2212	A
25	DA	2214	C
25	DA	2220	U
25	DA	2223	G
25	DA	2224	G
25	DA	2225	A
25	DA	2226	C
25	DA	2227	A
25	DA	2228	G
25	DA	2236	U
25	DA	2238	G
25	DA	2242	G
25	DA	2243	U
25	DA	2245	U
25	DA	2250	G
25	DA	2268	A
25	DA	2269	G
25	DA	2273	A
25	DA	2278	A
25	DA	2280	G
25	DA	2283	C
25	DA	2287	A
25	DA	2293	G
25	DA	2294	G
25	DA	2296	U
25	DA	2297	A
25	DA	2305	U
25	DA	2307	G
25	DA	2309	A
25	DA	2310	C
25	DA	2311	A
25	DA	2312	U
25	DA	2320	U

Continued on next page...

Continued from previous page...

Mol	Chain	Res	Type
25	DA	2321	U
25	DA	2322	A
25	DA	2324	U
25	DA	2325	G
25	DA	2327	A
25	DA	2333	A
25	DA	2335	A
25	DA	2336	A
25	DA	2344	U
25	DA	2347	C
25	DA	2354	C
25	DA	2356	U
25	DA	2357	G
25	DA	2358	A
25	DA	2361	G
25	DA	2378	A
25	DA	2379	G
25	DA	2383	G
25	DA	2385	C
25	DA	2402	U
25	DA	2403	C
25	DA	2406	A
25	DA	2407	A
25	DA	2414	G
25	DA	2423	U
25	DA	2424	C
25	DA	2425	A
25	DA	2426	A
25	DA	2429	G
25	DA	2430	A
25	DA	2431	U
25	DA	2434	A
25	DA	2435	A
25	DA	2441	U
25	DA	2446	G
25	DA	2448	A
25	DA	2473	U
25	DA	2476	A
25	DA	2477	U
25	DA	2484	G
25	DA	2491	U
25	DA	2494	G

Continued on next page...

Continued from previous page...

Mol	Chain	Res	Type
25	DA	2502	G
25	DA	2504	U
25	DA	2505	G
25	DA	2518	A
25	DA	2525	G
25	DA	2529	G
25	DA	2532	G
25	DA	2534	A
25	DA	2535	G
25	DA	2547	A
25	DA	2554	U
25	DA	2557	G
25	DA	2566	A
25	DA	2567	G
25	DA	2572	A
25	DA	2573	C
25	DA	2574	G
25	DA	2580	U
25	DA	2585	U
25	DA	2592	G
25	DA	2602	A
25	DA	2603	G
25	DA	2605	U
25	DA	2609	U
25	DA	2613	U
25	DA	2614	A
25	DA	2615	U
25	DA	2629	U
25	DA	2630	G
25	DA	2653	U
25	DA	2656	U
25	DA	2663	G
25	DA	2681	C
25	DA	2683	C
25	DA	2689	U
25	DA	2690	U
25	DA	2701	U
25	DA	2702	G
25	DA	2703	C
25	DA	2713	U
25	DA	2714	G
25	DA	2718	G

Continued on next page...

Continued from previous page...

Mol	Chain	Res	Type
25	DA	2724	U
25	DA	2726	A
25	DA	2729	G
25	DA	2732	G
25	DA	2743	U
25	DA	2748	A
25	DA	2757	A
25	DA	2758	A
25	DA	2764	A
25	DA	2765	A
25	DA	2768	U
25	DA	2769	U
25	DA	2770	G
25	DA	2778	A
25	DA	2791	G
25	DA	2793	C
25	DA	2794	C
25	DA	2798	U
25	DA	2799	A
25	DA	2800	A
25	DA	2805	C
25	DA	2807	U
25	DA	2818	U
25	DA	2820	A
25	DA	2821	A
25	DA	2825	G
25	DA	2826	A
25	DA	2833	U
25	DA	2835	A
25	DA	2836	U
25	DA	2840	C
25	DA	2848	G
25	DA	2855	C
25	DA	2856	A
25	DA	2858	C
25	DA	2861	U
25	DA	2863	C
25	DA	2867	G
25	DA	2871	U
25	DA	2872	A
25	DA	2873	A
25	DA	2875	C

Continued on next page...

Continued from previous page...

Mol	Chain	Res	Type
25	DA	2879	A
25	DA	2880	C
25	DA	2883	A
25	DA	2884	U
25	DA	2887	A
25	DA	2889	C
25	DA	2894	G
25	DA	2895	G
25	DA	2902	C
25	DA	2903	U
56	DB	8	C
56	DB	11	C
56	DB	13	G
56	DB	15	A
56	DB	16	G
56	DB	19	C
56	DB	21	G
56	DB	22	U
56	DB	24	G
56	DB	25	U
56	DB	32	U
56	DB	33	G
56	DB	34	A
56	DB	35	C
56	DB	36	C
56	DB	38	C
56	DB	39	A
56	DB	44	G
56	DB	45	A
56	DB	46	A
56	DB	52	A
56	DB	56	G
56	DB	58	A
56	DB	59	A
56	DB	61	G
56	DB	64	G
56	DB	73	A
56	DB	88	C
56	DB	89	U
56	DB	90	C
56	DB	93	C
56	DB	99	A

Continued on next page...

Continued from previous page...

Mol	Chain	Res	Type
56	DB	105	G
56	DB	109	A

All (155) RNA pucker outliers are listed below:

Mol	Chain	Res	Type
1	AA	115	G
1	AA	120	A
1	AA	148	G
1	AA	209	U
1	AA	329	A
1	AA	351	G
1	AA	410	G
1	AA	412	A
1	AA	428	G
1	AA	429	U
1	AA	439	U
1	AA	481	G
1	AA	510	A
1	AA	513	C
1	AA	653	U
1	AA	889	A
1	AA	1031	C
1	AA	1049	U
1	AA	1101	A
1	AA	1126	U
1	AA	1145	A
1	AA	1201	A
1	AA	1211	U
1	AA	1227	A
1	AA	1286	U
1	AA	1337	G
1	AA	1378	C
1	AA	1533	C
22	AV	18	G
1	BA	4	U
1	BA	96	U
1	BA	115	G
1	BA	209	U
1	BA	274	A
1	BA	428	G
1	BA	429	U

Continued on next page...

Continued from previous page...

Mol	Chain	Res	Type
1	BA	485	U
1	BA	653	U
1	BA	733	G
1	BA	926	G
1	BA	1049	U
1	BA	1101	A
1	BA	1168	U
1	BA	1201	A
1	BA	1211	U
1	BA	1299	A
1	BA	1317	C
1	BA	1491	G
1	BA	1534	A
22	BV	19	G
25	CA	60	G
25	CA	71	A
25	CA	74	A
25	CA	196	A
25	CA	221	A
25	CA	271	G
25	CA	301	G
25	CA	370	G
25	CA	404	A
25	CA	479	A
25	CA	503	A
25	CA	614	A
25	CA	620	G
25	CA	685	A
25	CA	764	A
25	CA	776	G
25	CA	790	U
25	CA	960	A
25	CA	984	A
25	CA	995	C
25	CA	1046	A
25	CA	1086	A
25	CA	1133	A
25	CA	1180	U
25	CA	1212	G
25	CA	1234	U
25	CA	1253	A
25	CA	1286	A

Continued on next page...

Continued from previous page...

Mol	Chain	Res	Type
25	CA	1301	A
25	CA	1344	U
25	CA	1373	A
25	CA	1378	A
25	CA	1494	A
25	CA	1606	C
25	CA	1647	U
25	CA	1674	G
25	CA	1800	C
25	CA	1875	G
25	CA	1900	A
25	CA	1929	G
25	CA	2060	A
25	CA	2127	G
25	CA	2157	G
25	CA	2211	A
25	CA	2286	G
25	CA	2326	C
25	CA	2406	A
25	CA	2422	C
25	CA	2425	A
25	CA	2602	A
25	CA	2681	C
25	CA	2848	G
25	CA	2873	A
26	CB	15	A
25	DA	60	G
25	DA	162	U
25	DA	199	A
25	DA	221	A
25	DA	271	G
25	DA	319	G
25	DA	404	A
25	DA	479	A
25	DA	503	A
25	DA	529	A
25	DA	531	C
25	DA	614	A
25	DA	616	A
25	DA	764	A
25	DA	776	G
25	DA	945	A

Continued on next page...

Continued from previous page...

Mol	Chain	Res	Type
25	DA	984	A
25	DA	1033	U
25	DA	1071	G
25	DA	1237	A
25	DA	1240	U
25	DA	1344	U
25	DA	1378	A
25	DA	1394	U
25	DA	1475	G
25	DA	1606	C
25	DA	1738	G
25	DA	1943	U
25	DA	2109	U
25	DA	2111	U
25	DA	2127	G
25	DA	2146	C
25	DA	2158	A
25	DA	2162	G
25	DA	2211	A
25	DA	2225	A
25	DA	2286	G
25	DA	2296	U
25	DA	2308	G
25	DA	2311	A
25	DA	2326	C
25	DA	2425	A
25	DA	2602	A
25	DA	2756	U
25	DA	2768	U
25	DA	2797	U
25	DA	2800	A
25	DA	2873	A
56	DB	33	G
56	DB	34	A
56	DB	89	U

5.4 Non-standard residues in protein, DNA, RNA chains ⓘ

There are no non-standard protein/DNA/RNA residues in this entry.

5.5 Carbohydrates ⓘ

There are no carbohydrates in this entry.

5.6 Ligand geometry ⓘ

Of 500 ligands modelled in this entry, 500 are monoatomic - leaving 0 for Mogul analysis.

There are no bond length outliers.

There are no bond angle outliers.

There are no chirality outliers.

There are no torsion outliers.

There are no ring outliers.

5.7 Other polymers ⓘ

There are no such residues in this entry.

5.8 Polymer linkage issues

There are no chain breaks in this entry.

6 Fit of model and data ⓘ

6.1 Protein, DNA and RNA chains ⓘ

In the following table, the column labelled ‘#RSRZ> 2’ contains the number (and percentage) of RSRZ outliers, followed by percent RSRZ outliers for the chain as percentile scores relative to all X-ray entries and entries of similar resolution. The OWAB column contains the minimum, median, 95th percentile and maximum values of the occupancy-weighted average B-factor per residue. The column labelled ‘Q< 0.9’ lists the number of (and percentage) of residues with an average occupancy less than 0.9.

Mol	Chain	Analysed	<RSRZ>	#RSRZ>2	OWAB(Å ²)	Q<0.9
1	AA	1538/1539 (99%)	-0.70	8 (0%) 88 36	0, 31, 105, 170	0
1	BA	1539/1539 (100%)	-0.65	6 (0%) 90 41	0, 33, 101, 147	0
2	AB	218/218 (100%)	0.21	4 (1%) 65 14	12, 52, 84, 115	0
2	BB	218/218 (100%)	0.19	6 (2%) 50 10	19, 59, 88, 113	0
3	AC	206/206 (100%)	-0.23	0 100 100	0, 35, 69, 93	0
3	BC	206/206 (100%)	0.13	0 100 100	9, 46, 75, 92	0
4	AD	205/205 (100%)	0.02	1 (0%) 88 36	14, 42, 73, 98	0
4	BD	205/205 (100%)	-0.16	1 (0%) 88 36	0, 24, 64, 82	0
5	AE	150/150 (100%)	-0.08	1 (0%) 84 28	0, 32, 68, 105	0
5	BE	150/150 (100%)	-0.27	0 100 100	0, 31, 68, 98	0
6	AF	100/100 (100%)	-0.27	0 100 100	0, 33, 68, 86	0
6	BF	100/100 (100%)	-0.04	0 100 100	17, 54, 80, 93	0
7	AG	151/151 (100%)	0.28	9 (5%) 21 5	12, 56, 86, 111	0
7	BG	151/151 (100%)	-0.06	1 (0%) 84 28	20, 54, 81, 94	0
8	AH	129/129 (100%)	-0.32	0 100 100	0, 32, 60, 71	0
8	BH	129/129 (100%)	-0.17	0 100 100	4, 34, 58, 82	0
9	AI	127/127 (100%)	0.11	1 (0%) 83 26	6, 54, 79, 108	0
9	BI	127/127 (100%)	0.25	2 (1%) 68 16	20, 55, 85, 117	0
10	AJ	98/98 (100%)	0.21	1 (1%) 79 22	8, 55, 89, 104	0
10	BJ	98/98 (100%)	0.22	0 100 100	25, 58, 82, 113	0
11	AK	117/117 (100%)	-0.25	1 (0%) 81 24	0, 19, 50, 87	0
11	BK	117/117 (100%)	-0.17	0 100 100	0, 32, 66, 79	0
12	AL	123/123 (100%)	-0.20	1 (0%) 83 26	0, 22, 67, 93	0
12	BL	123/123 (100%)	-0.19	0 100 100	0, 17, 58, 93	0

Continued on next page...

Continued from previous page...

Mol	Chain	Analysed	<RSRZ>	#RSRZ>2	OWAB(Å ²)	Q<0.9
13	AM	114/114 (100%)	-0.03	0 100 100	9, 53, 87, 100	0
13	BM	114/114 (100%)	0.48	1 (0%) 81 24	26, 63, 87, 97	0
14	AN	96/100 (96%)	-0.03	1 (1%) 79 22	12, 45, 84, 107	0
14	BN	96/100 (96%)	0.16	0 100 100	10, 56, 84, 98	0
15	AO	88/88 (100%)	-0.29	0 100 100	0, 28, 55, 93	0
15	BO	88/88 (100%)	-0.08	0 100 100	1, 33, 66, 89	0
16	AP	82/82 (100%)	0.09	2 (2%) 56 11	5, 30, 73, 86	0
16	BP	82/82 (100%)	-0.06	3 (3%) 39 8	0, 24, 67, 91	0
17	AQ	80/80 (100%)	-0.04	1 (1%) 74 19	8, 42, 75, 96	0
17	BQ	80/80 (100%)	-0.09	0 100 100	7, 44, 79, 94	0
18	AR	55/55 (100%)	-0.25	0 100 100	0, 25, 59, 93	0
18	BR	55/55 (100%)	-0.02	2 (3%) 41 8	5, 38, 80, 101	0
19	AS	79/79 (100%)	0.23	1 (1%) 74 19	21, 52, 83, 98	0
19	BS	79/79 (100%)	0.46	3 (3%) 38 7	37, 65, 83, 95	0
20	AT	85/85 (100%)	0.19	1 (1%) 75 20	7, 37, 67, 80	0
20	BT	85/85 (100%)	0.15	1 (1%) 75 20	8, 38, 69, 96	0
21	AU	51/51 (100%)	0.19	2 (3%) 37 7	7, 39, 74, 77	0
21	BU	51/51 (100%)	0.24	1 (1%) 62 12	8, 47, 74, 80	0
22	AV	76/76 (100%)	-0.40	2 (2%) 53 10	0, 70, 127, 154	0
22	BV	76/76 (100%)	-0.43	0 100 100	22, 43, 72, 119	0
23	AX	15/16 (93%)	0.37	1 (6%) 17 4	6, 76, 115, 133	0
23	BX	16/16 (100%)	0.22	1 (6%) 19 5	16, 77, 102, 124	0
24	AY	183/183 (100%)	0.27	10 (5%) 24 5	0, 50, 96, 117	0
25	CA	2897/2903 (99%)	-0.59	28 (0%) 79 22	0, 0, 103, 162	0
25	DA	2896/2903 (99%)	-0.66	23 (0%) 83 26	0, 15, 109, 162	0
26	CB	119/119 (100%)	-0.88	0 100 100	0, 7, 32, 85	0
27	CC	271/271 (100%)	-0.42	0 100 100	0, 1, 29, 56	0
27	DC	271/271 (100%)	-0.33	0 100 100	0, 19, 47, 77	0
28	CD	209/209 (100%)	-0.42	0 100 100	0, 0, 19, 61	0
28	DD	209/209 (100%)	-0.37	0 100 100	0, 10, 52, 66	0
29	CE	201/201 (100%)	-0.39	0 100 100	0, 0, 39, 84	0

Continued on next page...

Continued from previous page...

Mol	Chain	Analysed	<RSRZ>	#RSRZ>2	OWAB(Å ²)	Q<0.9
29	DE	201/201 (100%)	-0.30	0 100 100	0, 21, 60, 89	0
30	CF	177/177 (100%)	0.03	1 (0%) 86 32	0, 35, 82, 91	0
30	DF	177/177 (100%)	0.20	1 (0%) 86 32	12, 58, 84, 95	0
31	CG	176/176 (100%)	-0.25	0 100 100	0, 15, 48, 88	0
31	DG	176/176 (100%)	0.08	0 100 100	15, 48, 73, 93	0
32	CH	149/149 (100%)	0.03	1 (0%) 84 28	0, 52, 87, 100	0
32	DH	149/149 (100%)	0.33	3 (2%) 62 12	8, 58, 92, 107	0
33	CI	141/141 (100%)	1.43	31 (21%) 1 1	44, 79, 102, 124	0
33	DI	141/141 (100%)	1.37	29 (20%) 1 1	54, 82, 104, 118	0
34	CJ	142/142 (100%)	-0.41	0 100 100	0, 0, 21, 56	0
34	DJ	142/142 (100%)	-0.31	0 100 100	0, 8, 37, 65	0
35	CK	122/122 (100%)	-0.42	0 100 100	0, 0, 27, 73	0
35	DK	122/122 (100%)	-0.28	0 100 100	0, 15, 50, 71	0
36	CL	143/143 (100%)	-0.36	0 100 100	0, 0, 27, 68	0
36	DL	143/143 (100%)	-0.17	0 100 100	0, 18, 56, 82	0
37	CM	136/136 (100%)	-0.41	0 100 100	0, 0, 21, 83	0
37	DM	136/136 (100%)	-0.12	0 100 100	0, 21, 55, 88	0
38	CN	120/120 (100%)	-0.36	0 100 100	0, 0, 14, 68	0
38	DN	120/120 (100%)	-0.33	0 100 100	0, 12, 44, 78	0
39	CO	116/116 (100%)	-0.39	0 100 100	0, 11, 39, 49	0
39	DO	116/116 (100%)	0.13	1 (0%) 81 24	5, 49, 78, 98	0
40	CP	114/114 (100%)	-0.41	0 100 100	0, 0, 47, 70	0
40	DP	114/114 (100%)	-0.30	0 100 100	0, 21, 51, 81	0
41	CQ	117/117 (100%)	-0.41	0 100 100	0, 0, 7, 63	0
41	DQ	117/117 (100%)	-0.46	0 100 100	0, 2, 27, 45	0
42	CR	103/103 (100%)	-0.39	0 100 100	0, 0, 35, 57	0
42	DR	103/103 (100%)	-0.40	1 (0%) 79 22	0, 10, 46, 78	0
43	CS	110/110 (100%)	-0.31	1 (0%) 81 24	0, 0, 22, 98	0
43	DS	110/110 (100%)	-0.39	0 100 100	0, 8, 40, 77	0
44	CT	93/93 (100%)	-0.18	0 100 100	0, 6, 68, 78	0
44	DT	93/93 (100%)	0.13	0 100 100	0, 35, 71, 96	0

Continued on next page...

Continued from previous page...

Mol	Chain	Analysed	<RSRZ>	#RSRZ>2	OWAB(Å ²)	Q<0.9
45	CU	102/102 (100%)	-0.35	1 (0%) 79 22	0, 5, 42, 79	0
45	DU	102/102 (100%)	0.24	9 (8%) 10 3	0, 34, 74, 100	0
46	CV	94/94 (100%)	-0.36	0 100 100	0, 6, 42, 62	0
46	DV	94/94 (100%)	-0.12	0 100 100	11, 43, 68, 82	0
47	CW	76/76 (100%)	-0.33	0 100 100	0, 1, 31, 69	0
48	CX	77/77 (100%)	-0.27	0 100 100	0, 1, 47, 74	0
48	DX	77/77 (100%)	-0.21	0 100 100	0, 23, 55, 67	0
49	CY	63/63 (100%)	-0.20	2 (3%) 45 9	0, 14, 56, 97	0
49	DY	63/63 (100%)	-0.14	0 100 100	8, 43, 70, 111	0
50	CZ	58/58 (100%)	-0.36	0 100 100	0, 0, 13, 50	0
50	DZ	58/58 (100%)	-0.30	0 100 100	0, 20, 52, 72	0
51	C0	56/56 (100%)	-0.39	0 100 100	0, 0, 25, 69	0
51	D0	56/56 (100%)	-0.38	0 100 100	0, 10, 53, 94	0
52	C1	50/50 (100%)	-0.08	1 (2%) 62 12	0, 8, 51, 93	0
52	D1	50/50 (100%)	0.22	1 (2%) 62 12	21, 38, 70, 88	0
53	C2	46/46 (100%)	-0.33	1 (2%) 59 12	0, 0, 15, 101	0
53	D2	46/46 (100%)	-0.41	0 100 100	0, 10, 26, 94	0
54	C3	64/64 (100%)	-0.43	0 100 100	0, 0, 11, 38	0
54	D3	64/64 (100%)	-0.26	0 100 100	0, 15, 35, 52	0
55	C4	38/38 (100%)	-0.29	0 100 100	0, 1, 32, 72	0
55	D4	38/38 (100%)	-0.07	0 100 100	3, 26, 59, 65	0
56	DB	118/118 (100%)	-0.75	0 100 100	6, 58, 86, 106	0
57	DW	75/75 (100%)	-0.08	0 100 100	0, 27, 54, 94	0
All	All	20908/20931 (99%)	-0.34	211 (1%) 79 22	0, 23, 86, 170	0

All (211) RSRZ outliers are listed below:

Mol	Chain	Res	Type	RSRZ
33	CI	52	LEU	8.4
33	DI	2	LYS	7.6
25	CA	2145	C	6.9
33	CI	2	LYS	6.7
33	CI	48	ILE	5.9
33	DI	3	LYS	5.7

Continued on next page...

Continued from previous page...

Mol	Chain	Res	Type	RSRZ
33	DI	1	ALA	5.7
33	CI	3	LYS	5.5
25	DA	1175	A	5.1
25	CA	138	U	5.0
2	AB	156	LEU	4.9
25	DA	138	U	4.8
1	BA	1031	C	4.7
7	AG	84	TYR	4.6
24	AY	46	TYR	4.6
25	CA	2141	G	4.5
33	DI	4	VAL	4.3
25	CA	2146	C	4.3
33	DI	59	THR	4.2
12	AL	123	ALA	4.1
25	DA	2172	U	4.1
7	AG	7	GLY	4.0
25	DA	2132	U	4.0
25	CA	2139	U	4.0
25	CA	2140	G	3.9
2	BB	127	LYS	3.8
23	BX	12	A	3.8
1	BA	841	C	3.8
18	BR	19	GLU	3.8
23	AX	12	A	3.8
33	DI	66	PHE	3.8
24	AY	47	GLY	3.8
33	CI	1	ALA	3.8
33	CI	70	THR	3.8
33	DI	5	GLN	3.7
45	DU	46	LYS	3.7
16	AP	81	ALA	3.7
33	CI	47	SER	3.7
25	DA	139	U	3.7
25	DA	546	U	3.6
19	BS	2	ARG	3.6
25	CA	2172	U	3.6
45	DU	48	VAL	3.5
33	CI	46	ASP	3.5
52	C1	52	LYS	3.5
25	CA	139	U	3.5
33	CI	86	LYS	3.5
25	CA	2132	U	3.5

Continued on next page...

Continued from previous page...

Mol	Chain	Res	Type	RSRZ
19	AS	2	ARG	3.5
25	CA	2153	C	3.4
45	DU	52	ASN	3.4
1	BA	1030	U	3.4
24	AY	44	GLU	3.3
25	CA	1065	U	3.3
22	AV	20	U	3.3
2	BB	73	ARG	3.2
24	AY	73	ARG	3.2
30	CF	79	ARG	3.2
33	DI	54	ILE	3.2
25	CA	2152	G	3.2
2	BB	131	LYS	3.2
49	CY	63	ALA	3.2
32	DH	119	ASN	3.1
33	DI	58	ILE	3.1
2	BB	8	MET	3.1
25	DA	2131	U	3.1
25	DA	884	U	3.1
1	AA	844	G	3.1
45	DU	50	ALA	3.1
25	CA	546	U	3.0
25	CA	1078	U	3.0
33	DI	10	LEU	3.0
13	BM	114	PRO	3.0
1	AA	1031	C	3.0
53	C2	46	LYS	3.0
25	CA	2402	U	3.0
45	DU	53	GLN	3.0
33	CI	80	LYS	2.9
33	DI	52	LEU	2.9
33	CI	7	TYR	2.9
4	AD	27	ILE	2.9
7	AG	78	ARG	2.9
20	AT	3	ILE	2.9
33	DI	11	GLN	2.9
25	CA	2144	G	2.8
25	CA	2163	A	2.8
33	DI	139	VAL	2.8
25	CA	1171	G	2.8
10	AJ	102	LEU	2.8
2	AB	155	GLY	2.8

Continued on next page...

Continued from previous page...

Mol	Chain	Res	Type	RSRZ
5	AE	158	LYS	2.8
33	CI	54	ILE	2.8
25	DA	2402	U	2.8
33	CI	10	LEU	2.8
33	CI	78	LEU	2.7
33	CI	132	ALA	2.7
25	CA	2154	A	2.7
25	DA	613	A	2.7
16	BP	81	ALA	2.7
45	DU	51	LEU	2.7
33	CI	38	CYS	2.7
33	DI	114	ALA	2.7
33	DI	67	THR	2.7
9	BI	40	ARG	2.7
24	AY	45	TYR	2.7
25	CA	1172	C	2.6
1	BA	1032	G	2.6
33	CI	66	PHE	2.6
33	DI	27	LEU	2.6
52	D1	52	LYS	2.6
33	DI	7	TYR	2.5
32	CH	137	GLU	2.5
1	BA	843	U	2.5
49	CY	59	GLU	2.5
25	DA	2126	A	2.5
25	CA	2164	C	2.5
1	AA	88	U	2.5
33	CI	51	GLY	2.5
25	CA	2143	C	2.5
33	DI	98	GLY	2.5
1	BA	1534	A	2.5
21	AU	46	ARG	2.5
25	CA	2142	A	2.5
25	DA	1174	U	2.5
9	BI	39	GLY	2.5
25	CA	2602	A	2.5
7	AG	77	ARG	2.4
2	BB	128	LEU	2.4
19	BS	29	PRO	2.4
33	CI	113	ALA	2.4
25	CA	2165	C	2.4
7	AG	10	LYS	2.4

Continued on next page...

Continued from previous page...

Mol	Chain	Res	Type	RSRZ
33	CI	114	ALA	2.4
45	DU	45	GLN	2.4
25	CA	896	A	2.4
22	AV	56	C	2.4
33	CI	53	PRO	2.4
25	CA	2147	A	2.4
33	DI	82	ALA	2.3
33	CI	81	LYS	2.3
9	AI	40	ARG	2.3
25	DA	2118	U	2.3
33	DI	68	PHE	2.3
25	DA	883	G	2.3
7	AG	79	VAL	2.3
33	DI	113	ALA	2.3
25	DA	881	G	2.3
33	DI	44	LYS	2.3
33	CI	11	GLN	2.3
24	AY	95	ALA	2.2
33	CI	25	PRO	2.2
33	DI	55	PRO	2.2
11	AK	125	LYS	2.2
25	DA	2796	U	2.2
2	AB	154	GLY	2.2
18	BR	73	HIS	2.2
24	AY	43	VAL	2.2
33	CI	79	LEU	2.2
21	BU	37	TYR	2.2
20	BT	3	ILE	2.2
32	DH	87	GLU	2.2
42	DR	50	GLY	2.2
1	AA	86	G	2.2
25	DA	2168	G	2.2
32	DH	149	GLU	2.2
1	AA	121	U	2.2
7	AG	80	GLY	2.2
1	AA	1492	A	2.2
24	AY	75	MET	2.2
25	CA	613	A	2.2
33	CI	4	VAL	2.2
1	AA	1032	G	2.1
24	AY	96	GLY	2.1
2	BB	34	ARG	2.1

Continued on next page...

Continued from previous page...

Mol	Chain	Res	Type	RSRZ
25	DA	2797	U	2.1
7	AG	8	GLN	2.1
45	DU	49	PRO	2.1
33	DI	12	VAL	2.1
33	CI	21	PRO	2.1
16	AP	82	ALA	2.1
19	BS	63	ASP	2.1
21	AU	23	GLU	2.1
33	DI	18	ASN	2.1
25	DA	2146	C	2.1
7	BG	78	ARG	2.1
33	CI	19	PRO	2.1
39	DO	88	LYS	2.1
16	BP	45	GLU	2.1
33	CI	49	GLU	2.1
4	BD	24	VAL	2.1
25	DA	2145	C	2.1
33	DI	43	ALA	2.1
1	AA	78	A	2.1
45	DU	54	PRO	2.1
45	CU	52	ASN	2.1
25	DA	654	A	2.1
33	DI	81	LYS	2.1
30	DF	129	MET	2.1
33	DI	111	THR	2.1
33	DI	19	PRO	2.1
17	AQ	82	VAL	2.0
7	AG	6	ILE	2.0
25	DA	882	G	2.0
33	CI	44	LYS	2.0
24	AY	49	PRO	2.0
14	AN	29	ILE	2.0
25	DA	2158	A	2.0
33	CI	62	ALA	2.0
43	CS	110	ARG	2.0
16	BP	80	LYS	2.0
2	AB	134	LEU	2.0

6.2 Non-standard residues in protein, DNA, RNA chains ⓘ

There are no non-standard protein/DNA/RNA residues in this entry.

6.3 Carbohydrates ⓘ

There are no carbohydrates in this entry.

6.4 Ligands ⓘ

In the following table, the Atoms column lists the number of modelled atoms in the group and the number defined in the chemical component dictionary. LLDF column lists the quality of electron density of the group with respect to its neighbouring residues in protein, DNA or RNA chains. The B-factors column lists the minimum, median, 95th percentile and maximum values of B factors of atoms in the group. The column labelled 'Q< 0.9' lists the number of atoms with occupancy less than 0.9.

Mol	Type	Chain	Res	Atoms	RSR	LLDF	B-factors(Å ²)	Q<0.9
58	MG	DA	3098	1/1	0.55	849.00	49,49,49,49	0
58	MG	DA	3137	1/1	0.46	43.61	0,0,0,0	0
58	MG	DA	3131	1/1	0.64	39.35	55,55,55,55	0
58	MG	CA	3149	1/1	0.32	35.02	0,0,0,0	0
58	MG	CB	204	1/1	0.40	31.48	0,0,0,0	0
58	MG	CA	3158	1/1	0.34	31.46	0,0,0,0	0
58	MG	CA	3142	1/1	0.39	29.04	0,0,0,0	0
58	MG	DA	3141	1/1	0.23	25.10	0,0,0,0	0
58	MG	CA	3141	1/1	0.27	23.72	0,0,0,0	0
58	MG	CA	3132	1/1	0.40	21.59	24,24,24,24	0
58	MG	CA	3167	1/1	0.33	19.44	0,0,0,0	0
58	MG	AA	1647	1/1	0.23	19.15	1,1,1,1	0
58	MG	CA	3182	1/1	0.28	18.29	0,0,0,0	0
58	MG	CA	3174	1/1	0.32	18.05	0,0,0,0	0
58	MG	CA	3173	1/1	0.25	17.93	0,0,0,0	0
58	MG	CA	3143	1/1	0.29	16.88	0,0,0,0	0
58	MG	AA	1643	1/1	0.27	16.87	0,0,0,0	0
58	MG	AA	1672	1/1	0.24	15.89	3,3,3,3	0
58	MG	DA	3092	1/1	0.23	15.80	34,34,34,34	0
58	MG	CA	3169	1/1	0.24	15.50	7,7,7,7	0
58	MG	DA	3139	1/1	0.26	15.24	0,0,0,0	0
58	MG	DA	3140	1/1	0.27	14.18	0,0,0,0	0
58	MG	AA	1661	1/1	0.19	13.92	15,15,15,15	0
58	MG	CA	3151	1/1	0.32	13.72	0,0,0,0	0
58	MG	CA	3147	1/1	0.28	13.20	0,0,0,0	0
58	MG	AA	1666	1/1	0.17	12.96	13,13,13,13	0
58	MG	CA	3154	1/1	0.28	12.92	0,0,0,0	0
58	MG	CA	3190	1/1	0.21	12.56	0,0,0,0	0
58	MG	AA	1651	1/1	0.23	12.15	0,0,0,0	0

Continued on next page...

Continued from previous page...

Mol	Type	Chain	Res	Atoms	RSR	LLDF	B-factors(Å ²)	Q<0.9
58	MG	AA	1645	1/1	0.22	11.60	8,8,8,8	0
58	MG	BA	1618	1/1	0.21	11.40	4,4,4,4	0
58	MG	CA	3157	1/1	0.18	11.24	0,0,0,0	0
58	MG	AA	1640	1/1	0.18	11.24	34,34,34,34	0
58	MG	AA	1670	1/1	0.28	11.16	11,11,11,11	0
58	MG	DA	3166	1/1	0.22	11.10	9,9,9,9	0
58	MG	DA	3015	1/1	0.23	11.03	23,23,23,23	0
58	MG	CA	3194	1/1	0.18	11.03	0,0,0,0	0
58	MG	AA	1649	1/1	0.24	10.84	0,0,0,0	0
58	MG	AA	1631	1/1	0.16	10.69	35,35,35,35	0
58	MG	DA	3159	1/1	0.25	10.58	3,3,3,3	0
58	MG	CA	3183	1/1	0.19	10.29	0,0,0,0	0
58	MG	DA	3148	1/1	0.27	10.23	0,0,0,0	0
58	MG	CA	3144	1/1	0.32	10.01	0,0,0,0	0
58	MG	DA	3085	1/1	0.21	9.84	0,0,0,0	0
58	MG	BA	1650	1/1	0.22	9.82	5,5,5,5	0
58	MG	DA	3154	1/1	0.18	9.62	0,0,0,0	0
58	MG	CA	3186	1/1	0.27	9.52	0,0,0,0	0
58	MG	DA	3133	1/1	0.19	9.10	16,16,16,16	0
58	MG	CA	3159	1/1	0.24	9.06	0,0,0,0	0
58	MG	DA	3146	1/1	0.18	8.93	0,0,0,0	0
58	MG	DA	3119	1/1	0.15	8.85	44,44,44,44	0
58	MG	DA	3156	1/1	0.25	8.49	3,3,3,3	0
58	MG	CA	3185	1/1	0.29	8.25	0,0,0,0	0
58	MG	CA	3191	1/1	0.20	8.22	0,0,0,0	0
58	MG	BA	1642	1/1	0.24	8.02	6,6,6,6	0
58	MG	AA	1658	1/1	0.16	7.85	16,16,16,16	0
58	MG	CA	3164	1/1	0.26	7.67	0,0,0,0	0
58	MG	CA	3188	1/1	0.17	7.41	2,2,2,2	0
58	MG	AA	1619	1/1	0.17	7.26	32,32,32,32	0
58	MG	DA	3083	1/1	0.19	7.25	31,31,31,31	0
58	MG	AA	1604	1/1	0.16	7.24	22,22,22,22	0
58	MG	DA	3149	1/1	0.20	7.05	0,0,0,0	0
58	MG	DA	3091	1/1	0.21	7.00	50,50,50,50	0
58	MG	DA	3061	1/1	0.21	6.90	24,24,24,24	0
58	MG	CA	3018	1/1	0.18	6.86	0,0,0,0	0
58	MG	CA	3031	1/1	0.22	6.60	0,0,0,0	0
58	MG	CA	3184	1/1	0.20	6.56	0,0,0,0	0
58	MG	DA	3025	1/1	0.20	6.52	16,16,16,16	0
58	MG	AA	1646	1/1	0.19	6.12	0,0,0,0	0
58	MG	AA	1657	1/1	0.18	5.88	2,2,2,2	0

Continued on next page...

Continued from previous page...

Mol	Type	Chain	Res	Atoms	RSR	LLDF	B-factors(\AA^2)	Q<0.9
58	MG	DA	3157	1/1	0.21	5.84	0,0,0,0	0
58	MG	DA	3143	1/1	0.22	5.73	0,0,0,0	0
58	MG	CA	3095	1/1	0.17	5.40	17,17,17,17	0
58	MG	AA	1608	1/1	0.20	5.28	0,0,0,0	0
58	MG	DA	3152	1/1	0.18	5.23	6,6,6,6	0
58	MG	CA	3116	1/1	0.25	5.02	10,10,10,10	0
58	MG	BA	1615	1/1	0.19	4.92	9,9,9,9	0
58	MG	BA	1656	1/1	0.20	4.75	9,9,9,9	0
58	MG	DA	3147	1/1	0.18	4.55	0,0,0,0	0
58	MG	AA	1644	1/1	0.18	4.54	5,5,5,5	0
58	MG	CA	3066	1/1	0.21	4.43	0,0,0,0	0
58	MG	DA	3037	1/1	0.17	4.39	0,0,0,0	0
58	MG	CA	3153	1/1	0.29	4.34	0,0,0,0	0
58	MG	BA	1637	1/1	0.15	4.17	19,19,19,19	0
58	MG	AA	1667	1/1	0.23	4.03	13,13,13,13	0
58	MG	DA	3165	1/1	0.22	3.81	0,0,0,0	0
58	MG	AA	1653	1/1	0.16	3.79	1,1,1,1	0
58	MG	DA	3007	1/1	0.20	3.40	26,26,26,26	0
58	MG	CA	3155	1/1	0.35	3.19	0,0,0,0	0
58	MG	CA	3165	1/1	0.18	3.19	0,0,0,0	0
58	MG	DA	3142	1/1	0.16	3.14	0,0,0,0	0
58	MG	CA	3163	1/1	0.20	3.10	0,0,0,0	0
58	MG	DA	3150	1/1	0.15	3.08	0,0,0,0	0
58	MG	CA	3166	1/1	0.14	2.88	0,0,0,0	0
58	MG	DA	3115	1/1	0.18	2.88	27,27,27,27	0
58	MG	AA	1622	1/1	0.17	2.83	0,0,0,0	0
58	MG	BA	1608	1/1	0.14	2.81	18,18,18,18	0
58	MG	DA	3116	1/1	0.15	2.78	13,13,13,13	0
58	MG	BA	1649	1/1	0.17	2.62	11,11,11,11	0
58	MG	AA	1655	1/1	0.18	2.37	0,0,0,0	0
58	MG	BA	1648	1/1	0.16	2.02	0,0,0,0	0
58	MG	CA	3110	1/1	0.17	2.00	0,0,0,0	0
58	MG	DA	3106	1/1	0.17	1.98	0,0,0,0	0
58	MG	CA	3177	1/1	0.13	1.89	0,0,0,0	0
58	MG	CA	3134	1/1	0.31	1.77	14,14,14,14	0
58	MG	BA	1640	1/1	0.15	1.71	0,0,0,0	0
58	MG	DA	3155	1/1	0.16	1.67	1,1,1,1	0
58	MG	DA	3158	1/1	0.15	1.49	0,0,0,0	0
58	MG	AA	1656	1/1	0.14	1.48	14,14,14,14	0
58	MG	DA	3084	1/1	0.13	1.41	32,32,32,32	0
58	MG	DA	3086	1/1	0.15	1.36	0,0,0,0	0

Continued on next page...

Continued from previous page...

Mol	Type	Chain	Res	Atoms	RSR	LLDF	B-factors(\AA^2)	Q<0.9
58	MG	DQ	801	1/1	0.24	1.34	0,0,0,0	0
58	MG	CA	3152	1/1	0.19	1.23	0,0,0,0	0
58	MG	AA	1671	1/1	0.14	1.12	6,6,6,6	0
58	MG	DA	3145	1/1	0.12	1.00	0,0,0,0	0
58	MG	AA	1652	1/1	0.11	0.97	13,13,13,13	0
58	MG	AA	1654	1/1	0.18	0.96	5,5,5,5	0
58	MG	DA	3108	1/1	0.15	0.96	0,0,0,0	0
58	MG	BA	1643	1/1	0.15	0.92	3,3,3,3	0
58	MG	DA	3055	1/1	0.14	0.80	28,28,28,28	0
58	MG	CA	3084	1/1	0.11	0.72	22,22,22,22	0
58	MG	DA	3063	1/1	0.15	0.67	0,0,0,0	0
58	MG	DA	3122	1/1	0.14	0.65	0,0,0,0	0
58	MG	AA	1669	1/1	0.12	0.62	10,10,10,10	0
58	MG	DA	3126	1/1	0.14	0.61	0,0,0,0	0
58	MG	BA	1613	1/1	0.13	0.57	0,0,0,0	0
58	MG	BA	1609	1/1	0.11	0.56	26,26,26,26	0
58	MG	CA	3176	1/1	0.12	0.55	10,10,10,10	0
58	MG	DA	3151	1/1	0.17	0.51	11,11,11,11	0
58	MG	CA	3187	1/1	0.16	0.35	0,0,0,0	0
58	MG	DA	3057	1/1	0.15	0.33	14,14,14,14	0
58	MG	DA	3060	1/1	0.13	0.24	5,5,5,5	0
58	MG	BA	1627	1/1	0.14	0.24	35,35,35,35	0
58	MG	BA	1646	1/1	0.14	0.16	10,10,10,10	0
58	MG	AA	1627	1/1	0.14	0.09	19,19,19,19	0
58	MG	CA	3107	1/1	0.17	0.06	0,0,0,0	0
58	MG	DA	3013	1/1	0.14	0.04	0,0,0,0	0
58	MG	CA	3041	1/1	0.17	-0.02	0,0,0,0	0
58	MG	CA	3093	1/1	0.11	-0.11	11,11,11,11	0
58	MG	CA	3050	1/1	0.15	-0.12	0,0,0,0	0
58	MG	DA	3109	1/1	0.12	-0.12	2,2,2,2	0
58	MG	BA	1651	1/1	0.13	-0.20	7,7,7,7	0
58	MG	DA	3164	1/1	0.15	-0.23	0,0,0,0	0
58	MG	CA	3150	1/1	0.11	-0.29	0,0,0,0	0
58	MG	DA	3040	1/1	0.12	-0.36	5,5,5,5	0
58	MG	DA	3074	1/1	0.13	-0.42	0,0,0,0	0
58	MG	DA	3153	1/1	0.12	-0.43	11,11,11,11	0
58	MG	CA	3070	1/1	0.11	-0.52	25,25,25,25	0
58	MG	CA	3120	1/1	0.13	-0.54	2,2,2,2	0
58	MG	DA	3136	1/1	0.12	-0.57	28,28,28,28	0
58	MG	AA	1662	1/1	0.11	-0.59	8,8,8,8	0
58	MG	BA	1631	1/1	0.15	-0.60	35,35,35,35	0
58	MG	CA	3145	1/1	0.13	-0.62	0,0,0,0	0

Continued on next page...

Continued from previous page...

Mol	Type	Chain	Res	Atoms	RSR	LLDF	B-factors(\AA^2)	Q<0.9
58	MG	AA	1601	1/1	0.09	-0.64	44,44,44,44	0
58	MG	DA	3030	1/1	0.12	-0.70	0,0,0,0	0
58	MG	AA	1636	1/1	0.08	-0.72	0,0,0,0	0
58	MG	DA	3017	1/1	0.13	-0.74	0,0,0,0	0
58	MG	DA	3088	1/1	0.10	-0.74	12,12,12,12	0
58	MG	DA	3019	1/1	0.11	-0.79	0,0,0,0	0
58	MG	AA	1607	1/1	0.08	-0.82	10,10,10,10	0
58	MG	BA	1641	1/1	0.10	-0.84	20,20,20,20	0
58	MG	BA	1644	1/1	0.09	-0.85	0,0,0,0	0
58	MG	CA	3074	1/1	0.16	-0.90	0,0,0,0	0
58	MG	AA	1632	1/1	0.08	-0.94	15,15,15,15	0
58	MG	DA	3005	1/1	0.10	-0.95	25,25,25,25	0
58	MG	DA	3027	1/1	0.11	-0.95	14,14,14,14	0
58	MG	AA	1648	1/1	0.12	-1.03	4,4,4,4	0
58	MG	DA	3073	1/1	0.12	-1.05	6,6,6,6	0
58	MG	DA	3120	1/1	0.11	-1.05	8,8,8,8	0
58	MG	BA	1611	1/1	0.11	-1.11	13,13,13,13	0
58	MG	DA	3163	1/1	0.09	-1.14	0,0,0,0	0
58	MG	BA	1614	1/1	0.07	-1.17	19,19,19,19	0
58	MG	DA	3059	1/1	0.11	-1.24	6,6,6,6	0
58	MG	DA	3105	1/1	0.12	-1.25	0,0,0,0	0
58	MG	CA	3045	1/1	0.11	-1.25	0,0,0,0	0
58	MG	DA	3077	1/1	0.05	-1.26	12,12,12,12	0
58	MG	AA	1626	1/1	0.10	-1.26	0,0,0,0	0
58	MG	CA	3117	1/1	0.14	-1.26	5,5,5,5	0
58	MG	DA	3101	1/1	0.11	-1.29	0,0,0,0	0
58	MG	BA	1616	1/1	0.10	-1.31	0,0,0,0	0
58	MG	BA	1653	1/1	0.08	-1.35	7,7,7,7	0
58	MG	AA	1616	1/1	0.09	-1.35	11,11,11,11	0
58	MG	DA	3121	1/1	0.07	-1.37	7,7,7,7	0
58	MG	BA	1638	1/1	0.10	-1.37	27,27,27,27	0
58	MG	DA	3008	1/1	0.10	-1.46	0,0,0,0	0
58	MG	DA	3128	1/1	0.10	-1.47	0,0,0,0	0
58	MG	DA	3111	1/1	0.09	-1.49	1,1,1,1	0
58	MG	DA	3036	1/1	0.08	-1.49	21,21,21,21	0
58	MG	DA	3011	1/1	0.08	-1.51	0,0,0,0	0
58	MG	AA	1664	1/1	0.11	-1.51	4,4,4,4	0
58	MG	DA	3038	1/1	0.11	-1.53	0,0,0,0	0
58	MG	DA	3100	1/1	0.06	-1.55	4,4,4,4	0
58	MG	DA	3004	1/1	0.10	-1.56	30,30,30,30	0
58	MG	AA	1623	1/1	0.07	-1.58	24,24,24,24	0
58	MG	AA	1635	1/1	0.08	-1.60	18,18,18,18	0

Continued on next page...

Continued from previous page...

Mol	Type	Chain	Res	Atoms	RSR	LLDF	B-factors(\AA^2)	Q<0.9
58	MG	BA	1623	1/1	0.08	-1.61	3,3,3,3	0
58	MG	DA	3075	1/1	0.11	-1.63	8,8,8,8	0
58	MG	CB	202	1/1	0.10	-1.65	0,0,0,0	0
58	MG	DA	3097	1/1	0.06	-1.69	13,13,13,13	0
59	ZN	C4	101	1/1	0.07	-1.71	0,0,0,0	0
58	MG	DA	3054	1/1	0.09	-1.72	0,0,0,0	0
58	MG	BA	1652	1/1	0.09	-1.75	1,1,1,1	0
58	MG	CA	3122	1/1	0.11	-1.77	0,0,0,0	0
58	MG	CA	3048	1/1	0.08	-1.78	13,13,13,13	0
58	MG	AA	1602	1/1	0.10	-1.82	17,17,17,17	0
58	MG	BA	1606	1/1	0.10	-1.83	24,24,24,24	0
58	MG	DA	3078	1/1	0.08	-1.85	15,15,15,15	0
58	MG	DA	3064	1/1	0.09	-1.93	0,0,0,0	0
58	MG	DA	3095	1/1	0.11	-1.93	10,10,10,10	0
58	MG	DA	3062	1/1	0.09	-1.93	0,0,0,0	0
58	MG	AA	1617	1/1	0.05	-2.02	21,21,21,21	0
58	MG	DA	3069	1/1	0.08	-2.04	41,41,41,41	0
58	MG	CA	3075	1/1	0.07	-2.06	0,0,0,0	0
58	MG	AA	1650	1/1	0.11	-2.11	0,0,0,0	0
58	MG	DA	3010	1/1	0.07	-2.16	7,7,7,7	0
58	MG	DA	3003	1/1	0.08	-2.17	8,8,8,8	0
58	MG	AA	1668	1/1	0.08	-2.18	0,0,0,0	0
58	MG	CA	3098	1/1	0.14	-2.19	0,0,0,0	0
58	MG	BA	1601	1/1	0.08	-2.20	2,2,2,2	0
59	ZN	D4	101	1/1	0.05	-2.23	41,41,41,41	0
58	MG	DA	3130	1/1	0.10	-2.24	0,0,0,0	0
58	MG	CA	3092	1/1	0.08	-2.24	16,16,16,16	0
58	MG	BA	1628	1/1	0.10	-2.24	25,25,25,25	0
58	MG	CA	3137	1/1	0.09	-2.29	4,4,4,4	0
58	MG	CA	3058	1/1	0.10	-2.34	10,10,10,10	0
58	MG	BA	1630	1/1	0.07	-2.35	41,41,41,41	0
58	MG	AA	1663	1/1	0.09	-2.36	6,6,6,6	0
58	MG	BA	1603	1/1	0.08	-2.36	13,13,13,13	0
58	MG	CA	3101	1/1	0.11	-2.36	0,0,0,0	0
58	MG	DA	3093	1/1	0.08	-2.38	2,2,2,2	0
58	MG	DA	3112	1/1	0.09	-2.41	5,5,5,5	0
58	MG	CA	3078	1/1	0.08	-2.43	0,0,0,0	0
58	MG	DA	3113	1/1	0.11	-2.43	0,0,0,0	0
58	MG	CA	3133	1/1	0.05	-2.45	0,0,0,0	0
58	MG	DA	3018	1/1	0.07	-2.46	6,6,6,6	0
58	MG	CA	3033	1/1	0.13	-2.50	0,0,0,0	0
58	MG	DA	3107	1/1	0.08	-2.53	9,9,9,9	0

Continued on next page...

Continued from previous page...

Mol	Type	Chain	Res	Atoms	RSR	LLDF	B-factors(\AA^2)	Q<0.9
58	MG	DA	3070	1/1	0.08	-2.56	0,0,0,0	0
58	MG	AA	1660	1/1	0.13	-2.57	15,15,15,15	0
58	MG	DA	3026	1/1	0.09	-2.59	0,0,0,0	0
58	MG	CA	3073	1/1	0.13	-2.63	0,0,0,0	0
58	MG	DA	3028	1/1	0.12	-2.68	0,0,0,0	0
58	MG	DA	3118	1/1	0.09	-2.70	7,7,7,7	0
58	MG	CA	3024	1/1	0.11	-2.70	0,0,0,0	0
58	MG	DA	3132	1/1	0.05	-2.72	6,6,6,6	0
58	MG	AA	1606	1/1	0.06	-2.75	6,6,6,6	0
58	MG	DA	3161	1/1	0.09	-2.77	15,15,15,15	0
58	MG	DL	201	1/1	0.05	-2.79	10,10,10,10	0
58	MG	BA	1605	1/1	0.07	-2.82	21,21,21,21	0
58	MG	BA	1654	1/1	0.09	-2.84	22,22,22,22	0
58	MG	CA	3022	1/1	0.14	-2.87	0,0,0,0	0
58	MG	CA	3114	1/1	0.10	-2.91	0,0,0,0	0
58	MG	CA	3059	1/1	0.07	-2.92	4,4,4,4	0
58	MG	CA	3129	1/1	0.10	-2.93	0,0,0,0	0
58	MG	DA	3134	1/1	0.07	-2.96	0,0,0,0	0
58	MG	DA	3103	1/1	0.08	-2.96	0,0,0,0	0
58	MG	DA	3035	1/1	0.09	-3.05	0,0,0,0	0
58	MG	AA	1603	1/1	0.08	-3.09	28,28,28,28	0
58	MG	CA	3113	1/1	0.11	-3.10	0,0,0,0	0
58	MG	AA	1620	1/1	0.07	-3.15	10,10,10,10	0
58	MG	CA	3052	1/1	0.11	-3.21	0,0,0,0	0
58	MG	BA	1636	1/1	0.09	-3.23	42,42,42,42	0
58	MG	CA	3051	1/1	0.08	-3.23	3,3,3,3	0
58	MG	DA	3071	1/1	0.07	-3.30	0,0,0,0	0
58	MG	AA	1629	1/1	0.07	-3.31	0,0,0,0	0
58	MG	DA	3047	1/1	0.06	-3.39	28,28,28,28	0
58	MG	CA	3056	1/1	0.09	-3.43	10,10,10,10	0
58	MG	AA	1642	1/1	0.06	-3.43	1,1,1,1	0
58	MG	BA	1602	1/1	0.07	-3.46	21,21,21,21	0
58	MG	DA	3033	1/1	0.10	-3.47	0,0,0,0	0
58	MG	DA	3068	1/1	0.06	-3.47	6,6,6,6	0
58	MG	DA	3006	1/1	0.06	-3.48	10,10,10,10	0
58	MG	BA	1604	1/1	0.07	-3.51	13,13,13,13	0
58	MG	AA	1615	1/1	0.09	-3.57	9,9,9,9	0
58	MG	DA	3001	1/1	0.05	-3.58	0,0,0,0	0
58	MG	DA	3129	1/1	0.08	-3.60	0,0,0,0	0
58	MG	CA	3019	1/1	0.09	-3.63	0,0,0,0	0
58	MG	DA	3123	1/1	0.06	-3.68	6,6,6,6	0
58	MG	DB	203	1/1	0.06	-3.72	16,16,16,16	0

Continued on next page...

Continued from previous page...

Mol	Type	Chain	Res	Atoms	RSR	LLDF	B-factors(\AA^2)	Q<0.9
58	MG	AA	1637	1/1	0.09	-3.76	1,1,1,1	0
58	MG	DA	3067	1/1	0.07	-3.79	0,0,0,0	0
58	MG	DA	3053	1/1	0.06	-3.79	0,0,0,0	0
58	MG	DA	3021	1/1	0.08	-3.83	3,3,3,3	0
58	MG	CA	3170	1/1	0.07	-3.87	0,0,0,0	0
58	MG	DA	3046	1/1	0.07	-3.92	1,1,1,1	0
58	MG	BA	1620	1/1	0.06	-3.93	19,19,19,19	0
58	MG	CA	3112	1/1	0.09	-3.94	4,4,4,4	0
58	MG	CA	3047	1/1	0.10	-3.96	0,0,0,0	0
58	MG	BA	1619	1/1	0.07	-3.97	0,0,0,0	0
58	MG	CA	3088	1/1	0.10	-3.98	0,0,0,0	0
58	MG	DA	3114	1/1	0.08	-3.99	14,14,14,14	0
58	MG	DA	3023	1/1	0.06	-4.01	0,0,0,0	0
58	MG	DA	3016	1/1	0.08	-4.03	1,1,1,1	0
58	MG	CA	3008	1/1	0.09	-4.05	0,0,0,0	0
58	MG	DA	3032	1/1	0.08	-4.06	0,0,0,0	0
58	MG	DA	3024	1/1	0.07	-4.08	0,0,0,0	0
58	MG	DA	3090	1/1	0.08	-4.11	15,15,15,15	0
58	MG	DB	202	1/1	0.04	-4.11	9,9,9,9	0
58	MG	AA	1613	1/1	0.06	-4.12	2,2,2,2	0
58	MG	DB	201	1/1	0.05	-4.17	24,24,24,24	0
58	MG	CA	3091	1/1	0.07	-4.17	3,3,3,3	0
58	MG	DA	3094	1/1	0.08	-4.17	43,43,43,43	0
58	MG	DA	3072	1/1	0.07	-4.21	0,0,0,0	0
58	MG	AA	1618	1/1	0.06	-4.22	21,21,21,21	0
58	MG	DA	3079	1/1	0.07	-4.27	27,27,27,27	0
58	MG	DA	3039	1/1	0.08	-4.29	3,3,3,3	0
58	MG	CA	3097	1/1	0.11	-4.32	0,0,0,0	0
58	MG	DA	3089	1/1	0.08	-4.34	24,24,24,24	0
58	MG	DA	3042	1/1	0.06	-4.36	5,5,5,5	0
58	MG	BA	1647	1/1	0.07	-4.40	0,0,0,0	0
58	MG	AA	1641	1/1	0.09	-4.40	0,0,0,0	0
58	MG	AA	1638	1/1	0.06	-4.41	12,12,12,12	0
58	MG	DA	3034	1/1	0.07	-4.45	11,11,11,11	0
58	MG	DA	3045	1/1	0.09	-4.45	0,0,0,0	0
58	MG	AA	1633	1/1	0.04	-4.47	3,3,3,3	0
58	MG	BA	1617	1/1	0.06	-4.49	13,13,13,13	0
58	MG	CB	201	1/1	0.05	-4.57	0,0,0,0	0
58	MG	DA	3044	1/1	0.05	-4.57	11,11,11,11	0
58	MG	BA	1624	1/1	0.07	-4.57	1,1,1,1	0
58	MG	DA	3124	1/1	0.05	-4.58	0,0,0,0	0
58	MG	AA	1630	1/1	0.07	-4.58	16,16,16,16	0

Continued on next page...

Continued from previous page...

Mol	Type	Chain	Res	Atoms	RSR	LLDF	B-factors(\AA^2)	Q<0.9
58	MG	BA	1635	1/1	0.08	-4.58	21,21,21,21	0
58	MG	DA	3099	1/1	0.07	-4.60	0,0,0,0	0
58	MG	BA	1645	1/1	0.08	-4.60	8,8,8,8	0
58	MG	CA	3125	1/1	0.08	-4.63	0,0,0,0	0
58	MG	AA	1614	1/1	0.07	-4.69	12,12,12,12	0
58	MG	AA	1612	1/1	0.05	-4.70	0,0,0,0	0
58	MG	DA	3048	1/1	0.06	-4.76	0,0,0,0	0
58	MG	AA	1611	1/1	0.09	-4.79	0,0,0,0	0
58	MG	DA	3009	1/1	0.09	-4.95	4,4,4,4	0
58	MG	CA	3044	1/1	0.06	-5.02	0,0,0,0	0
58	MG	DA	3104	1/1	0.09	-5.06	0,0,0,0	0
58	MG	BA	1607	1/1	0.05	-5.11	1,1,1,1	0
58	MG	BA	1632	1/1	0.04	-5.12	18,18,18,18	0
58	MG	DA	3125	1/1	0.07	-5.13	0,0,0,0	0
58	MG	BA	1626	1/1	0.05	-5.16	14,14,14,14	0
58	MG	DA	3058	1/1	0.07	-5.17	6,6,6,6	0
58	MG	CA	3006	1/1	0.07	-5.20	1,1,1,1	0
58	MG	CA	3065	1/1	0.09	-5.26	0,0,0,0	0
58	MG	CA	3094	1/1	0.06	-5.28	3,3,3,3	0
58	MG	CA	3080	1/1	0.06	-5.28	1,1,1,1	0
58	MG	AA	1634	1/1	0.05	-5.33	2,2,2,2	0
58	MG	DA	3065	1/1	0.08	-5.38	0,0,0,0	0
58	MG	DA	3096	1/1	0.06	-5.45	13,13,13,13	0
58	MG	AA	1639	1/1	0.08	-5.45	22,22,22,22	0
58	MG	DA	3110	1/1	0.05	-5.49	18,18,18,18	0
58	MG	DA	3087	1/1	0.05	-5.65	20,20,20,20	0
58	MG	DA	3020	1/1	0.05	-5.74	0,0,0,0	0
58	MG	CA	3079	1/1	0.05	-5.81	3,3,3,3	0
58	MG	AA	1624	1/1	0.05	-5.82	10,10,10,10	0
58	MG	DA	3076	1/1	0.09	-5.86	5,5,5,5	0
58	MG	CB	203	1/1	0.04	-5.86	5,5,5,5	0
58	MG	AA	1605	1/1	0.07	-5.88	0,0,0,0	0
58	MG	CA	3100	1/1	0.08	-5.93	0,0,0,0	0
58	MG	BA	1625	1/1	0.06	-5.97	0,0,0,0	0
58	MG	BA	1639	1/1	0.07	-6.01	0,0,0,0	0
58	MG	AA	1659	1/1	0.08	-6.05	12,12,12,12	0
58	MG	CA	3090	1/1	0.08	-6.15	1,1,1,1	0
58	MG	AA	1665	1/1	0.07	-6.17	0,0,0,0	0
58	MG	CA	3049	1/1	0.07	-6.25	0,0,0,0	0
58	MG	DA	3050	1/1	0.06	-6.37	0,0,0,0	0
58	MG	DA	3051	1/1	0.06	-6.42	0,0,0,0	0
58	MG	BA	1622	1/1	0.04	-6.47	4,4,4,4	0

Continued on next page...

Continued from previous page...

Mol	Type	Chain	Res	Atoms	RSR	LLDF	B-factors(\AA^2)	Q<0.9
58	MG	AA	1625	1/1	0.07	-6.49	6,6,6,6	0
58	MG	DA	3031	1/1	0.10	-6.67	0,0,0,0	0
58	MG	CA	3057	1/1	0.04	-6.79	0,0,0,0	0
58	MG	BA	1612	1/1	0.05	-7.11	18,18,18,18	0
58	MG	DA	3135	1/1	0.07	-7.34	11,11,11,11	0
58	MG	BA	1634	1/1	0.04	-7.37	10,10,10,10	0
58	MG	AA	1628	1/1	0.04	-7.41	1,1,1,1	0
58	MG	DA	3043	1/1	0.06	-7.46	6,6,6,6	0
58	MG	AA	1609	1/1	0.05	-7.54	0,0,0,0	0
58	MG	DA	3002	1/1	0.05	-7.63	1,1,1,1	0
58	MG	DA	3049	1/1	0.05	-7.88	0,0,0,0	0
58	MG	BA	1633	1/1	0.11	-7.96	11,11,11,11	0
58	MG	DA	3082	1/1	0.05	-8.00	7,7,7,7	0
58	MG	BA	1610	1/1	0.03	-8.94	0,0,0,0	0
58	MG	CA	3115	1/1	0.06	-8.94	0,0,0,0	0
58	MG	DA	3022	1/1	0.07	-9.19	0,0,0,0	0
58	MG	CA	3002	1/1	0.07	-9.32	0,0,0,0	0
58	MG	CA	3046	1/1	0.06	-9.44	0,0,0,0	0
58	MG	BA	1621	1/1	0.05	-9.51	12,12,12,12	0
58	MG	AA	1621	1/1	0.04	-9.57	10,10,10,10	0
58	MG	DA	3052	1/1	0.04	-9.87	0,0,0,0	0
58	MG	BA	1629	1/1	0.05	-10.73	17,17,17,17	0
58	MG	CA	3035	1/1	0.07	-10.81	1,1,1,1	0
58	MG	CA	3007	1/1	0.04	-11.42	0,0,0,0	0
58	MG	CA	3005	1/1	0.04	-11.65	14,14,14,14	0
58	MG	DA	3041	1/1	0.04	-11.85	6,6,6,6	0
58	MG	DA	3080	1/1	0.09	-12.09	1,1,1,1	0
58	MG	AA	1610	1/1	0.05	-12.20	32,32,32,32	0
58	MG	CA	3003	1/1	0.06	-12.55	0,0,0,0	0
58	MG	CA	3119	1/1	0.03	-13.20	8,8,8,8	0
58	MG	DA	3056	1/1	0.05	-14.17	5,5,5,5	0
58	MG	DA	3066	1/1	0.05	-15.62	0,0,0,0	0
58	MG	DA	3029	1/1	0.06	-17.44	0,0,0,0	0
58	MG	CA	3004	1/1	0.06	-18.79	11,11,11,11	0
58	MG	DA	3117	1/1	0.04	-19.37	5,5,5,5	0
58	MG	DA	3144	1/1	0.07	-33.23	0,0,0,0	0
58	MG	CA	3063	1/1	0.12	-	0,0,0,0	0
58	MG	CA	3013	1/1	0.16	-	0,0,0,0	0
58	MG	CA	3017	1/1	0.15	-	0,0,0,0	0
58	MG	CA	3081	1/1	0.06	-	0,0,0,0	0
58	MG	DA	3014	1/1	0.12	-	12,12,12,12	0
58	MG	CA	3118	1/1	0.07	-	0,0,0,0	0

Continued on next page...

Continued from previous page...

Mol	Type	Chain	Res	Atoms	RSR	LLDF	B-factors(\AA^2)	Q<0.9
58	MG	CA	3032	1/1	0.07	-	0,0,0,0	0
58	MG	CA	3105	1/1	0.16	-	0,0,0,0	0
58	MG	CA	3012	1/1	0.17	-	0,0,0,0	0
58	MG	CA	3160	1/1	0.32	-	0,0,0,0	0
58	MG	CA	3037	1/1	0.07	-	11,11,11,11	0
58	MG	CA	3067	1/1	0.12	-	0,0,0,0	0
58	MG	DA	3138	1/1	0.46	-	0,0,0,0	0
58	MG	CA	3148	1/1	0.47	-	0,0,0,0	0
58	MG	CA	3161	1/1	0.21	-	0,0,0,0	0
58	MG	CA	3135	1/1	0.11	-	0,0,0,0	0
58	MG	CA	3099	1/1	0.93	-	53,53,53,53	0
58	MG	CA	3034	1/1	0.20	-	0,0,0,0	0
58	MG	CA	3025	1/1	0.17	-	0,0,0,0	0
58	MG	CA	3072	1/1	0.07	-	0,0,0,0	0
58	MG	CA	3060	1/1	0.05	-	4,4,4,4	0
58	MG	CA	3001	1/1	0.09	-	0,0,0,0	0
58	MG	CA	3104	1/1	0.06	-	0,0,0,0	0
58	MG	CA	3036	1/1	0.16	-	0,0,0,0	0
58	MG	BA	1655	1/1	0.09	-	9,9,9,9	0
58	MG	CA	3062	1/1	0.51	-	46,46,46,46	0
58	MG	CA	3027	1/1	0.14	-	0,0,0,0	0
58	MG	CA	3168	1/1	0.21	-	0,0,0,0	0
58	MG	CA	3010	1/1	0.12	-	0,0,0,0	0
58	MG	CA	3020	1/1	0.12	-	0,0,0,0	0
58	MG	CA	3131	1/1	0.14	-	0,0,0,0	0
58	MG	CA	3053	1/1	0.07	-	0,0,0,0	0
58	MG	DA	3012	1/1	0.10	-	0,0,0,0	0
58	MG	CA	3130	1/1	0.17	-	0,0,0,0	0
58	MG	CA	3076	1/1	0.14	-	0,0,0,0	0
58	MG	CA	3128	1/1	0.12	-	0,0,0,0	0
58	MG	CA	3108	1/1	0.09	-	0,0,0,0	0
58	MG	CA	3068	1/1	0.11	-	0,0,0,0	0
58	MG	CA	3140	1/1	0.50	-	0,0,0,0	0
58	MG	CA	3106	1/1	0.17	-	0,0,0,0	0
58	MG	CA	3026	1/1	0.37	-	30,30,30,30	0
58	MG	CA	3055	1/1	0.09	-	6,6,6,6	0
58	MG	CA	3162	1/1	0.27	-	0,0,0,0	0
58	MG	CA	3138	1/1	0.42	-	0,0,0,0	0
58	MG	CA	3111	1/1	0.04	-	6,6,6,6	0
58	MG	DA	3162	1/1	0.21	-	4,4,4,4	0
58	MG	CA	3021	1/1	0.09	-	0,0,0,0	0
58	MG	CA	3178	1/1	0.15	-	0,0,0,0	0

Continued on next page...

Continued from previous page...

Mol	Type	Chain	Res	Atoms	RSR	LLDF	B-factors(\AA^2)	Q<0.9
58	MG	CA	3030	1/1	0.11	-	0,0,0,0	0
58	MG	CA	3156	1/1	0.28	-	0,0,0,0	0
58	MG	CA	3040	1/1	0.15	-	0,0,0,0	0
58	MG	CA	3015	1/1	0.25	-	36,36,36,36	0
58	MG	CA	3175	1/1	0.19	-	0,0,0,0	0
58	MG	CA	3083	1/1	0.05	-	10,10,10,10	0
58	MG	CA	3136	1/1	0.09	-	0,0,0,0	0
58	MG	CA	3085	1/1	0.20	-	12,12,12,12	0
58	MG	DA	3081	1/1	0.06	-	0,0,0,0	0
58	MG	CA	3038	1/1	0.20	-	0,0,0,0	0
58	MG	CA	3077	1/1	0.07	-	0,0,0,0	0
58	MG	CA	3192	1/1	0.11	-	0,0,0,0	0
58	MG	CA	3023	1/1	0.13	-	0,0,0,0	0
58	MG	CA	3121	1/1	0.18	-	0,0,0,0	0
58	MG	CA	3009	1/1	0.11	-	0,0,0,0	0
58	MG	CA	3043	1/1	0.09	-	0,0,0,0	0
58	MG	CA	3102	1/1	0.15	-	0,0,0,0	0
58	MG	CA	3039	1/1	0.12	-	0,0,0,0	0
58	MG	CA	3123	1/1	0.20	-	0,0,0,0	0
58	MG	CA	3087	1/1	0.12	-	0,0,0,0	0
58	MG	CA	3181	1/1	0.14	-	0,0,0,0	0
58	MG	CA	3011	1/1	0.19	-	0,0,0,0	0
58	MG	CA	3109	1/1	0.14	-	0,0,0,0	0
58	MG	CA	3082	1/1	0.11	-	0,0,0,0	0
58	MG	CA	3061	1/1	0.11	-	9,9,9,9	0
58	MG	DA	3160	1/1	0.12	-	0,0,0,0	0
58	MG	CA	3028	1/1	0.13	-	21,21,21,21	0
58	MG	CA	3016	1/1	0.11	-	0,0,0,0	0
58	MG	CA	3124	1/1	0.09	-	0,0,0,0	0
58	MG	CA	3029	1/1	0.12	-	0,0,0,0	0
58	MG	CA	3126	1/1	0.13	-	0,0,0,0	0
58	MG	DA	3127	1/1	0.04	-	0,0,0,0	0
58	MG	CA	3139	1/1	0.42	-	0,0,0,0	0
58	MG	CA	3089	1/1	0.07	-	19,19,19,19	0
58	MG	CA	3064	1/1	0.19	-	0,0,0,0	0
58	MG	CA	3071	1/1	0.07	-	0,0,0,0	0
58	MG	CA	3172	1/1	0.17	-	0,0,0,0	0
58	MG	CA	3171	1/1	0.14	-	0,0,0,0	0
58	MG	CA	3193	1/1	0.25	-	0,0,0,0	0
58	MG	DA	3102	1/1	0.09	-	12,12,12,12	0
58	MG	CA	3127	1/1	0.12	-	0,0,0,0	0
58	MG	CA	3179	1/1	0.16	-	0,0,0,0	0

Continued on next page...

Continued from previous page...

Mol	Type	Chain	Res	Atoms	RSR	LLDF	B-factors(\AA^2)	Q<0.9
58	MG	CA	3189	1/1	0.14	-	0,0,0,0	0
58	MG	CA	3069	1/1	0.14	-	0,0,0,0	0
58	MG	CA	3014	1/1	0.14	-	12,12,12,12	0
58	MG	CA	3086	1/1	0.16	-	0,0,0,0	0
58	MG	CA	3103	1/1	0.09	-	0,0,0,0	0
58	MG	CQ	201	1/1	0.29	-	0,0,0,0	0
58	MG	CA	3054	1/1	0.15	-	0,0,0,0	0
58	MG	CA	3096	1/1	0.07	-	0,0,0,0	0
58	MG	CA	3042	1/1	0.09	-	0,0,0,0	0
58	MG	CA	3146	1/1	0.32	-	0,0,0,0	0
58	MG	CA	3180	1/1	0.18	-	6,6,6,6	0

6.5 Other polymers ⓘ

There are no such residues in this entry.