



Full wwPDB X-ray Structure Validation Report

Jun 16, 2014 – 07:33 PM BST

PDB ID : 4V9M
Title : 70S Ribosome translocation intermediate FA-4.2A containing elongation factor EFG/FUSIDIC ACID/GDP, mRNA, and tRNA bound in the pe*/E state.
Authors : Zhou, J.; Lancaster, L.; Donohue, J.P.; Noller, H.F.
Deposited on : 2013-04-25
Resolution : 4.00 Å(reported)

This is a full wwPDB validation report for a publicly released PDB entry.
We welcome your comments at validation@mail.wwpdb.org
A user guide is available at <http://wwpdb.org/ValidationPDFNotes.html>

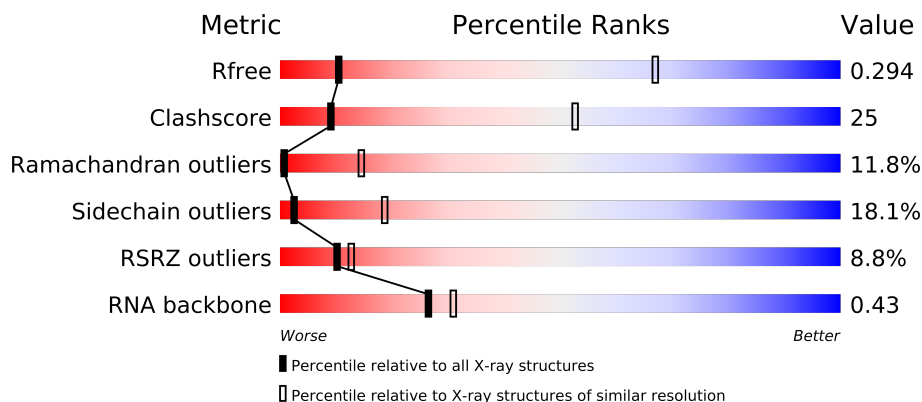
The following versions of software and data (see [references](#)) were used in the production of this report:

MolProbity : 4.02b-467
Mogul : 1.16 November 2013
Xtriage (Phenix) : dev-1323
EDS : stable23397
Percentile statistics : 21963
Refmac : 5.8.0049
CCP4 : 6.3.0 (Settle)
Ideal geometry (proteins) : Engh & Huber (2001)
Ideal geometry (DNA, RNA) : Parkinson et. al. (1996)
Validation Pipeline (wwPDB-VP) : stable23397

1 Overall quality at a glance

The reported resolution of this entry is 4.00 Å.

Percentile scores (ranging between 0-100) for global validation metrics of the entry are shown in the following graphic. The table shows the number of entries on which the scores are based.



Metric	Whole archive (#Entries)	Similar resolution (#Entries, resolution range(Å))
R_{free}	66092	1035 (4.52-3.46)
Clashscore	79885	1235 (4.50-3.50)
Ramachandran outliers	78287	1170 (4.50-3.50)
Sidechain outliers	78261	1156 (4.50-3.50)
RSRZ outliers	66119	1035 (4.52-3.46)
RNA backbone	1838	1018 (5.00-2.80)

The table below summarises the geometric issues observed across the polymeric chains and their fit to the electron density. The red, orange, yellow and green segments on the lower bar indicate the fraction of residues that contain outliers for ≥ 3 , 2, 1 and 0 types of geometric quality criteria. The upper red bar (where present) indicates the fraction of residues that have poor fit to the electron density.

Mol	Chain	Length	Quality of chain
1	AB	235	
1	CB	235	
2	AC	207	
2	CC	207	
3	AD	208	
3	CD	208	
4	AE	151	
4	CE	151	
5	AF	101	
5	CF	101	
6	AG	155	
6	CG	155	

Continued on next page...

Continued from previous page...

Mol	Chain	Length	Quality of chain
7	AH	138	
7	CH	138	
8	AI	127	
8	CI	127	
9	AJ	99	
9	CJ	99	
10	AK	119	
10	CK	119	
11	AL	125	
11	CL	125	
12	AM	125	
12	CM	125	
13	AN	60	
13	CN	60	
14	AO	88	
14	CO	88	
15	AP	84	
15	CP	84	
16	AQ	100	
16	CQ	100	
17	AR	70	
17	CR	70	
18	AS	79	
18	CS	79	
19	AT	99	
19	CT	99	
20	AA	1511	
20	CA	1511	
21	AW	77	
21	CW	77	
22	AV	23	
22	CV	23	
23	AY	687	
23	CY	687	
24	BC	228	
24	DC	228	
25	BD	275	
25	DD	275	
26	BE	205	
26	DE	205	
27	BF	208	
27	DF	208	

Continued on next page...

Continued from previous page...

Mol	Chain	Length	Quality of chain
28	BG	181	
28	DG	181	
29	BH	167	
29	DH	167	
30	BJ	170	
30	DJ	170	
31	BK	140	
31	DK	140	
32	BN	138	
32	DN	138	
33	BO	122	
33	DO	122	
34	BP	146	
34	DP	146	
35	BQ	141	
35	DQ	141	
36	BR	117	
36	DR	117	
37	BS	99	
37	DS	99	
38	BT	138	
38	DT	138	
39	BU	117	
39	DU	117	
40	BV	101	
40	DV	101	
41	BW	113	
41	DW	113	
42	BX	93	
42	DX	93	
43	BY	107	
43	DY	107	
44	BZ	185	
44	DZ	185	
45	B0	84	
45	D0	84	
46	B2	71	
46	D2	71	
47	B3	60	
47	D3	60	
48	B5	59	
48	D5	59	

Continued on next page...

Continued from previous page...

Mol	Chain	Length	Quality of chain
49	B6	50	
49	D6	50	
50	B7	49	
50	D7	49	
51	B8	64	
51	D8	64	
52	B9	37	
52	D9	37	
53	Be	102	
53	De	102	
54	Bf	31	
54	Bg	31	
54	Df	31	
54	Dg	31	
55	Bh	30	
55	Dh	30	
56	B1	93	
56	D1	93	
57	B4	35	
57	D4	35	
58	BA	2879	
58	DA	2879	
59	BB	119	
59	DB	119	

2 Entry composition

There are 61 unique types of molecules in this entry. The entry contains 308068 atoms, of which 0 are hydrogen and 0 are deuterium.

In the tables below, the ZeroOcc column contains the number of atoms modelled with zero occupancy, the AltConf column contains the number of residues with at least one atom in alternate conformation and the Trace column contains the number of residues modelled with at most 2 atoms.

- Molecule 1 is a protein called 30S ribosomal protein S2.

Mol	Chain	Residues	Atoms					ZeroOcc	AltConf	Trace
1	AB	235	Total	C	N	O	S	0	0	0
			1910	1218	342	345	5			
1	CB	235	Total	C	N	O	S	0	0	0
			1910	1218	342	345	5			

- Molecule 2 is a protein called 30S ribosomal protein S3.

Mol	Chain	Residues	Atoms					ZeroOcc	AltConf	Trace
2	AC	207	Total	C	N	O	S	0	0	0
			1621	1022	315	283	1			
2	CC	207	Total	C	N	O	S	0	0	0
			1621	1022	315	283	1			

- Molecule 3 is a protein called 30S ribosomal protein S4.

Mol	Chain	Residues	Atoms					ZeroOcc	AltConf	Trace
3	AD	208	Total	C	N	O	S	0	0	0
			1703	1066	339	291	7			
3	CD	208	Total	C	N	O	S	0	0	0
			1703	1066	339	291	7			

- Molecule 4 is a protein called 30S ribosomal protein S5.

Mol	Chain	Residues	Atoms					ZeroOcc	AltConf	Trace
4	AE	151	Total	C	N	O	S	0	0	0
			1156	729	218	205	4			
4	CE	151	Total	C	N	O	S	0	0	0
			1156	729	218	205	4			

- Molecule 5 is a protein called 30S ribosomal protein S6.

Mol	Chain	Residues	Atoms					ZeroOcc	AltConf	Trace
5	AF	101	Total	C	N	O	S	0	0	0
			843	531	155	154	3			
5	CF	101	Total	C	N	O	S	0	0	0
			843	531	155	154	3			

- Molecule 6 is a protein called 30S ribosomal protein S7.

Mol	Chain	Residues	Atoms					ZeroOcc	AltConf	Trace
6	AG	155	Total	C	N	O	S	0	0	0
			1257	781	252	218	6			
6	CG	155	Total	C	N	O	S	0	0	0
			1257	781	252	218	6			

- Molecule 7 is a protein called 30S ribosomal protein S8.

Mol	Chain	Residues	Atoms					ZeroOcc	AltConf	Trace
7	AH	138	Total	C	N	O	S	0	0	0
			1116	705	215	193	3			
7	CH	138	Total	C	N	O	S	0	0	0
			1116	705	215	193	3			

- Molecule 8 is a protein called 30S ribosomal protein S9.

Mol	Chain	Residues	Atoms				ZeroOcc	AltConf	Trace
8	AI	127	Total	C	N	O	0	0	0
			1010	639	197	174			
8	CI	127	Total	C	N	O	0	0	0
			1010	639	197	174			

There are 2 discrepancies between the modelled and reference sequences:

Chain	Residue	Modelled	Actual	Comment	Reference
AI	58	HIS	ARG	CONFLICT	UNP P62669
CI	58	HIS	ARG	CONFLICT	UNP P62669

- Molecule 9 is a protein called 30S ribosomal protein S10.

Mol	Chain	Residues	Atoms					ZeroOcc	AltConf	Trace
9	AJ	99	Total	C	N	O	S	0	0	0
			802	504	157	140	1			
9	CJ	99	Total	C	N	O	S	0	0	0
			802	504	157	140	1			

- Molecule 10 is a protein called 30S ribosomal protein S11.

Mol	Chain	Residues	Atoms					ZeroOcc	AltConf	Trace
10	AK	119	Total	C	N	O	S	0	0	0
			885	549	168	165	3			
10	CK	119	Total	C	N	O	S	0	0	0
			885	549	168	165	3			

- Molecule 11 is a protein called 30S ribosomal protein S12.

Mol	Chain	Residues	Atoms					ZeroOcc	AltConf	Trace
11	AL	125	Total	C	N	O	S	0	0	0
			976	614	196	165	1			
11	CL	125	Total	C	N	O	S	0	0	0
			976	614	196	165	1			

- Molecule 12 is a protein called 30S ribosomal protein S13.

Mol	Chain	Residues	Atoms					ZeroOcc	AltConf	Trace
12	AM	125	Total	C	N	O	S	0	0	0
			997	617	207	171	2			
12	CM	125	Total	C	N	O	S	0	0	0
			997	617	207	171	2			

- Molecule 13 is a protein called 30S ribosomal protein S14 type Z.

Mol	Chain	Residues	Atoms					ZeroOcc	AltConf	Trace
13	AN	60	Total	C	N	O	S	0	0	0
			492	312	104	72	4			
13	CN	60	Total	C	N	O	S	0	0	0
			492	312	104	72	4			

- Molecule 14 is a protein called 30S ribosomal protein S15.

Mol	Chain	Residues	Atoms					ZeroOcc	AltConf	Trace
14	AO	88	Total	C	N	O	S	0	0	0
			734	459	147	126	2			
14	CO	88	Total	C	N	O	S	0	0	0
			734	459	147	126	2			

- Molecule 15 is a protein called 30S ribosomal protein S16.

Mol	Chain	Residues	Atoms					ZeroOcc	AltConf	Trace
15	AP	84	Total	C	N	O	S	0	0	0
			706	446	140	119	1			
15	CP	84	Total	C	N	O	S	0	0	0
			706	446	140	119	1			

- Molecule 16 is a protein called 30S ribosomal protein S17.

Mol	Chain	Residues	Atoms					ZeroOcc	AltConf	Trace
16	AQ	100	Total	C	N	O	S	0	0	0
			835	534	155	144	2			
16	CQ	100	Total	C	N	O	S	0	0	0
			835	534	155	144	2			

There are 2 discrepancies between the modelled and reference sequences:

Chain	Residue	Modelled	Actual	Comment	Reference
AQ	96	GLU	GLN	CONFLICT	UNP P62658
CQ	96	GLU	GLN	CONFLICT	UNP P62658

- Molecule 17 is a protein called 30S ribosomal protein S18.

Mol	Chain	Residues	Atoms				ZeroOcc	AltConf	Trace
17	AR	70	Total	C	N	O	0	0	0
			574	367	112	95			
17	CR	70	Total	C	N	O	0	0	0
			574	367	112	95			

- Molecule 18 is a protein called 30S ribosomal protein S19.

Mol	Chain	Residues	Atoms					ZeroOcc	AltConf	Trace
18	AS	79	Total	C	N	O	S	0	0	0
			634	405	115	112	2			
18	CS	79	Total	C	N	O	S	0	0	0
			634	405	115	112	2			

- Molecule 19 is a protein called 30S ribosomal protein S20.

Mol	Chain	Residues	Atoms					ZeroOcc	AltConf	Trace
19	AT	99	Total	C	N	O	S	0	0	0
			763	470	162	129	2			
19	CT	99	Total	C	N	O	S	0	0	0
			763	470	162	129	2			

There are 2 discrepancies between the modelled and reference sequences:

Chain	Residue	Modelled	Actual	Comment	Reference
AT	41	ILE	VAL	CONFLICT	UNP P62661
CT	41	ILE	VAL	CONFLICT	UNP P62661

- Molecule 20 is a RNA chain called ribosomal RNA 16S.

Mol	Chain	Residues	Atoms					ZeroOcc	AltConf	Trace
20	AA	1511	Total	C	N	O	P	0	0	0
			32474	14455	6015	10494	1510			
20	CA	1511	Total	C	N	O	P	0	0	0
			32474	14455	6015	10494	1510			

- Molecule 21 is a RNA chain called transfer RNA.

Mol	Chain	Residues	Atoms					ZeroOcc	AltConf	Trace
21	AW	77	Total	C	N	O	P	0	0	0
			1635	732	291	536	76			
21	CW	77	Total	C	N	O	P	0	0	0
			1635	732	291	536	76			

- Molecule 22 is a RNA chain called messenger RNA.

Mol	Chain	Residues	Atoms					ZeroOcc	AltConf	Trace
22	AV	23	Total	C	N	O	P	0	0	0
			503	227	106	148	22			
22	CV	23	Total	C	N	O	P	0	0	0
			503	227	106	148	22			

- Molecule 23 is a protein called Elongation factor G.

Mol	Chain	Residues	Atoms					ZeroOcc	AltConf	Trace
23	AY	667	Total	C	N	O	S	0	0	0
			5219	3318	893	990	18			
23	CY	667	Total	C	N	O	S	0	0	0
			5219	3318	893	990	18			

There are 4 discrepancies between the modelled and reference sequences:

Chain	Residue	Modelled	Actual	Comment	Reference
AY	129	LYS	HIS	CONFLICT	UNP Q72I01
AY	226	ASN	HIS	CONFLICT	UNP Q72I01
CY	129	LYS	HIS	CONFLICT	UNP Q72I01

Continued on next page...

Continued from previous page...

Chain	Residue	Modelled	Actual	Comment	Reference
CY	226	ASN	HIS	CONFLICT	UNP Q72I01

- Molecule 24 is a protein called 50S ribosomal protein L1.

Mol	Chain	Residues	Atoms					ZeroOcc	AltConf	Trace
24	BC	228	Total	C	N	O	S	0	0	0
			1742	1101	319	319	3			
24	DC	228	Total	C	N	O	S	0	0	0
			1742	1101	319	319	3			

There are 4 discrepancies between the modelled and reference sequences:

Chain	Residue	Modelled	Actual	Comment	Reference
BC	20	VAL	ILE	CONFLICT	UNP Q72GV9
BC	28	ARG	HIS	CONFLICT	UNP Q72GV9
DC	20	VAL	ILE	CONFLICT	UNP Q72GV9
DC	28	ARG	HIS	CONFLICT	UNP Q72GV9

- Molecule 25 is a protein called 50S ribosomal protein L2.

Mol	Chain	Residues	Atoms					ZeroOcc	AltConf	Trace
25	BD	275	Total	C	N	O	S	0	0	0
			2145	1353	428	361	3			
25	DD	275	Total	C	N	O	S	0	0	0
			2145	1353	428	361	3			

- Molecule 26 is a protein called 50S ribosomal protein L3.

Mol	Chain	Residues	Atoms					ZeroOcc	AltConf	Trace
26	BE	205	Total	C	N	O	S	0	0	0
			1569	991	300	272	6			
26	DE	205	Total	C	N	O	S	0	0	0
			1569	991	300	272	6			

- Molecule 27 is a protein called 50S ribosomal protein L4.

Mol	Chain	Residues	Atoms					ZeroOcc	AltConf	Trace
27	BF	208	Total	C	N	O	S	0	0	0
			1628	1037	304	284	3			
27	DF	208	Total	C	N	O	S	0	0	0
			1628	1037	304	284	3			

There are 10 discrepancies between the modelled and reference sequences:

Chain	Residue	Modelled	Actual	Comment	Reference
BF	2	LYS	-	INSERTION	UNP Q72I05
BF	3	GLU	-	INSERTION	UNP Q72I05
BF	4	VAL	-	INSERTION	UNP Q72I05
BF	5	ALA	-	INSERTION	UNP Q72I05
BF	6	VAL	-	INSERTION	UNP Q72I05
DF	2	LYS	-	INSERTION	UNP Q72I05
DF	3	GLU	-	INSERTION	UNP Q72I05
DF	4	VAL	-	INSERTION	UNP Q72I05
DF	5	ALA	-	INSERTION	UNP Q72I05
DF	6	VAL	-	INSERTION	UNP Q72I05

- Molecule 28 is a protein called 50S ribosomal protein L5.

Mol	Chain	Residues	Atoms					ZeroOcc	AltConf	Trace
28	BG	181	Total	C	N	O	S	0	0	0
			1474	942	268	260	4			
28	DG	181	Total	C	N	O	S	0	0	0
			1474	942	268	260	4			

There are 2 discrepancies between the modelled and reference sequences:

Chain	Residue	Modelled	Actual	Comment	Reference
BG	5	VAL	LEU	CONFLICT	UNP Q72I16
DG	5	VAL	LEU	CONFLICT	UNP Q72I16

- Molecule 29 is a protein called 50S ribosomal protein L6.

Mol	Chain	Residues	Atoms					ZeroOcc	AltConf	Trace
29	BH	167	Total	C	N	O	S	0	0	0
			1274	806	238	229	1			
29	DH	167	Total	C	N	O	S	0	0	0
			1274	806	238	229	1			

- Molecule 30 is a protein called 50S ribosomal protein L10.

Mol	Chain	Residues	Atoms					ZeroOcc	AltConf	Trace
30	BJ	170	Total	C	N	O		0	0	0
			851	510	170	171				
30	DJ	170	Total	C	N	O		0	0	0
			851	510	170	171				

- Molecule 31 is a protein called 50S ribosomal protein L11.

Mol	Chain	Residues	Atoms					ZeroOcc	AltConf	Trace
31	BK	140	Total	C	N	O	S	0	0	0
			1035	659	183	188	5			
31	DK	140	Total	C	N	O	S	0	0	0
			1035	659	183	188	5			

- Molecule 32 is a protein called 50S ribosomal protein L13.

Mol	Chain	Residues	Atoms					ZeroOcc	AltConf	Trace
32	BN	138	Total	C	N	O	S	0	0	0
			1104	712	206	182	4			
32	DN	138	Total	C	N	O	S	0	0	0
			1104	712	206	182	4			

- Molecule 33 is a protein called 50S ribosomal protein L14.

Mol	Chain	Residues	Atoms					ZeroOcc	AltConf	Trace
33	BO	122	Total	C	N	O	S	0	0	0
			933	588	171	170	4			
33	DO	122	Total	C	N	O	S	0	0	0
			933	588	171	170	4			

There are 2 discrepancies between the modelled and reference sequences:

Chain	Residue	Modelled	Actual	Comment	Reference
BO	69	ILE	VAL	CONFLICT	UNP Q72I14
DO	69	ILE	VAL	CONFLICT	UNP Q72I14

- Molecule 34 is a protein called 50S ribosomal protein L15.

Mol	Chain	Residues	Atoms					ZeroOcc	AltConf	Trace
34	BP	146	Total	C	N	O	S	0	0	0
			1114	692	227	193	2			
34	DP	146	Total	C	N	O	S	0	0	0
			1114	692	227	193	2			

- Molecule 35 is a protein called 50S ribosomal protein L16.

Mol	Chain	Residues	Atoms					ZeroOcc	AltConf	Trace
35	BQ	141	Total	C	N	O	S	0	0	0
			1122	715	212	188	7			

Continued on next page...

Continued from previous page...

Mol	Chain	Residues	Atoms					ZeroOcc	AltConf	Trace
35	DQ	141	Total	C	N	O	S	0	0	0
			1122	715	212	188	7			

There are 2 discrepancies between the modelled and reference sequences:

Chain	Residue	Modelled	Actual	Comment	Reference
BQ	32	TYR	PHE	CONFLICT	UNP Q72I11
DQ	32	TYR	PHE	CONFLICT	UNP Q72I11

- Molecule 36 is a protein called 50S ribosomal protein L17.

Mol	Chain	Residues	Atoms					ZeroOcc	AltConf	Trace
36	BR	117	Total	C	N	O		0	0	0
			960	599	202	159				
36	DR	117	Total	C	N	O		0	0	0
			960	599	202	159				

- Molecule 37 is a protein called 50S ribosomal protein L18.

Mol	Chain	Residues	Atoms					ZeroOcc	AltConf	Trace
37	BS	99	Total	C	N	O		0	0	0
			775	488	155	132				
37	DS	99	Total	C	N	O		0	0	0
			775	488	155	132				

- Molecule 38 is a protein called 50S ribosomal protein L19.

Mol	Chain	Residues	Atoms					ZeroOcc	AltConf	Trace
38	BT	138	Total	C	N	O	S	0	0	0
			1147	713	235	198	1			
38	DT	138	Total	C	N	O	S	0	0	0
			1147	713	235	198	1			

There are 4 discrepancies between the modelled and reference sequences:

Chain	Residue	Modelled	Actual	Comment	Reference
BT	123	GLN	LYS	CONFLICT	UNP Q72JU9
BT	135	ALA	VAL	CONFLICT	UNP Q72JU9
DT	123	GLN	LYS	CONFLICT	UNP Q72JU9
DT	135	ALA	VAL	CONFLICT	UNP Q72JU9

- Molecule 39 is a protein called 50S ribosomal protein L20.

Mol	Chain	Residues	Atoms					ZeroOcc	AltConf	Trace
39	BU	117	Total	C	N	O	S	0	0	0
			964	610	202	151	1			
39	DU	117	Total	C	N	O	S	0	0	0
			964	610	202	151	1			

- Molecule 40 is a protein called 50S ribosomal protein L21.

Mol	Chain	Residues	Atoms					ZeroOcc	AltConf	Trace
40	BV	101	Total	C	N	O	S	0	0	0
			779	501	142	135	1			
40	DV	101	Total	C	N	O	S	0	0	0
			779	501	142	135	1			

- Molecule 41 is a protein called 50S ribosomal protein L22.

Mol	Chain	Residues	Atoms					ZeroOcc	AltConf	Trace
41	BW	113	Total	C	N	O	S	0	0	0
			900	566	177	155	2			
41	DW	113	Total	C	N	O	S	0	0	0
			900	566	177	155	2			

- Molecule 42 is a protein called 50S ribosomal protein L23.

Mol	Chain	Residues	Atoms				ZeroOcc	AltConf	Trace
42	BX	93	Total	C	N	O	0	0	0
			734	477	132	125			
42	DX	93	Total	C	N	O	0	0	0
			734	477	132	125			

- Molecule 43 is a protein called 50S ribosomal protein L24.

Mol	Chain	Residues	Atoms					ZeroOcc	AltConf	Trace
43	BY	107	Total	C	N	O	S	0	0	0
			818	524	155	134	5			
43	DY	107	Total	C	N	O	S	0	0	0
			818	524	155	134	5			

- Molecule 44 is a protein called 50S ribosomal protein L25.

Mol	Chain	Residues	Atoms					ZeroOcc	AltConf	Trace
44	BZ	185	Total	C	N	O	S	0	0	0
			1473	939	262	270	2			

Continued on next page...

Continued from previous page...

Mol	Chain	Residues	Atoms					ZeroOcc	AltConf	Trace
44	DZ	185	Total	C	N	O	S	0	0	0
			1473	939	262	270	2			

- Molecule 45 is a protein called 50S ribosomal protein L27.

Mol	Chain	Residues	Atoms					ZeroOcc	AltConf	Trace
45	B0	84	Total	C	N	O	S	0	0	0
			662	410	140	111	1			
45	D0	84	Total	C	N	O	S	0	0	0
			662	410	140	111	1			

There are 2 discrepancies between the modelled and reference sequences:

Chain	Residue	Modelled	Actual	Comment	Reference
B0	11	ARG	LYS	CONFLICT	UNP Q72HR3
D0	11	ARG	LYS	CONFLICT	UNP Q72HR3

- Molecule 46 is a protein called 50S ribosomal protein L29.

Mol	Chain	Residues	Atoms					ZeroOcc	AltConf	Trace
46	B2	71	Total	C	N	O	S	0	0	0
			598	370	121	106	1			
46	D2	71	Total	C	N	O	S	0	0	0
			598	370	121	106	1			

- Molecule 47 is a protein called 50S ribosomal protein L30.

Mol	Chain	Residues	Atoms					ZeroOcc	AltConf	Trace
47	B3	60	Total	C	N	O	S	0	0	0
			477	303	91	82	1			
47	D3	60	Total	C	N	O	S	0	0	0
			477	303	91	82	1			

- Molecule 48 is a protein called 50S ribosomal protein L32.

Mol	Chain	Residues	Atoms					ZeroOcc	AltConf	Trace
48	B5	59	Total	C	N	O	S	0	0	0
			459	288	90	76	5			
48	D5	59	Total	C	N	O	S	0	0	0
			459	288	90	76	5			

There are 2 discrepancies between the modelled and reference sequences:

Chain	Residue	Modelled	Actual	Comment	Reference
B5	29	THR	ILE	CONFLICT	UNP P62652
D5	29	THR	ILE	CONFLICT	UNP P62652

- Molecule 49 is a protein called 50S ribosomal protein L33.

Mol	Chain	Residues	Atoms					ZeroOcc	AltConf	Trace
49	B6	50	Total	C	N	O	S	0	0	0
			433	270	88	71	4			
49	D6	50	Total	C	N	O	S	0	0	0
			433	270	88	71	4			

- Molecule 50 is a protein called 50S ribosomal protein L34.

Mol	Chain	Residues	Atoms					ZeroOcc	AltConf	Trace
50	B7	49	Total	C	N	O	S	0	0	0
			430	263	108	57	2			
50	D7	49	Total	C	N	O	S	0	0	0
			430	263	108	57	2			

- Molecule 51 is a protein called 50S ribosomal protein L35.

Mol	Chain	Residues	Atoms					ZeroOcc	AltConf	Trace
51	B8	64	Total	C	N	O	S	0	0	0
			517	331	102	82	2			
51	D8	64	Total	C	N	O	S	0	0	0
			517	331	102	82	2			

- Molecule 52 is a protein called 50S ribosomal protein L36.

Mol	Chain	Residues	Atoms					ZeroOcc	AltConf	Trace
52	B9	37	Total	C	N	O	S	0	0	0
			307	188	68	47	4			
52	D9	37	Total	C	N	O	S	0	0	0
			307	188	68	47	4			

- Molecule 53 is a protein called 50S ribosomal protein L7/L12.

Mol	Chain	Residues	Atoms					ZeroOcc	AltConf	Trace
53	Be	102	Total	C	N	O		0	0	0
			686	430	119	137				
53	De	102	Total	C	N	O		0	0	0
			686	430	119	137				

- Molecule 54 is a protein called 50S ribosomal protein L7/L12.

Mol	Chain	Residues	Atoms				ZeroOcc	AltConf	Trace
54	Bf	31	Total	C	N	O	0	0	0
			156	93	31	32			
54	Bg	31	Total	C	N	O	0	0	0
			156	93	31	32			
54	Df	31	Total	C	N	O	0	0	0
			156	93	31	32			
54	Dg	31	Total	C	N	O	0	0	0
			156	93	31	32			

- Molecule 55 is a protein called 50S ribosomal protein L7/L12.

Mol	Chain	Residues	Atoms				ZeroOcc	AltConf	Trace
55	Bh	30	Total	C	N	O	0	0	0
			151	90	30	31			
55	Dh	30	Total	C	N	O	0	0	0
			151	90	30	31			

- Molecule 56 is a protein called 50S ribosomal protein L28.

Mol	Chain	Residues	Atoms					ZeroOcc	AltConf	Trace
56	B1	93	Total	C	N	O	S	0	0	0
			732	460	145	126	1			
56	D1	93	Total	C	N	O	S	0	0	0
			732	460	145	126	1			

There are 2 discrepancies between the modelled and reference sequences:

Chain	Residue	Modelled	Actual	Comment	Reference
B1	81	LYS	ARG	CONFLICT	UNP Q72G84
D1	81	LYS	ARG	CONFLICT	UNP Q72G84

- Molecule 57 is a protein called 50S ribosomal protein L31.

Mol	Chain	Residues	Atoms					ZeroOcc	AltConf	Trace
57	B4	35	Total	C	N	O	S	0	0	0
			271	174	44	50	3			
57	D4	35	Total	C	N	O	S	0	0	0
			271	174	44	50	3			

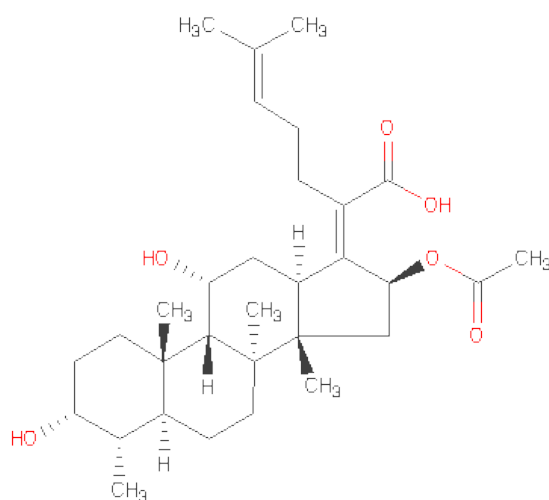
- Molecule 58 is a RNA chain called 23S ribosomal RNA.

Mol	Chain	Residues	Atoms					ZeroOcc	AltConf	Trace
58	BA	2879	Total	C	N	O	P	0	0	0
			61997	27594	11582	19943	2878			
58	DA	2879	Total	C	N	O	P	0	0	0
			61997	27594	11582	19943	2878			

- Molecule 59 is a RNA chain called 5S ribosomal RNA.

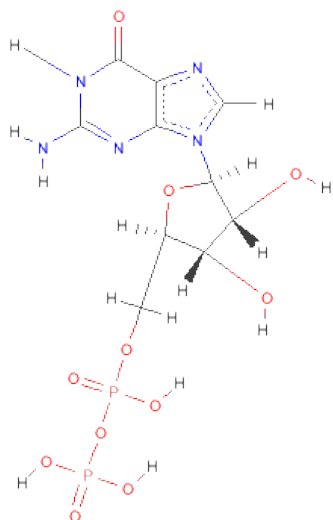
Mol	Chain	Residues	Atoms					ZeroOcc	AltConf	Trace
59	BB	119	Total	C	N	O	P	0	0	0
			2551	1136	471	826	118			
59	DB	119	Total	C	N	O	P	0	0	0
			2551	1136	471	826	118			

- Molecule 60 is FUSIDIC ACID (three-letter code: FUA) (formula: $C_{31}H_{48}O_6$).



Mol	Chain	Residues	Atoms			ZeroOcc	AltConf
60	AY	1	Total	C	O	0	0
			37	31	6		
60	CY	1	Total	C	O	0	0
			37	31	6		

- Molecule 61 is GUANOSINE-5'-DIPHOSPHATE (three-letter code: GDP) (formula: $C_{10}H_{15}N_5O_{11}P_2$).

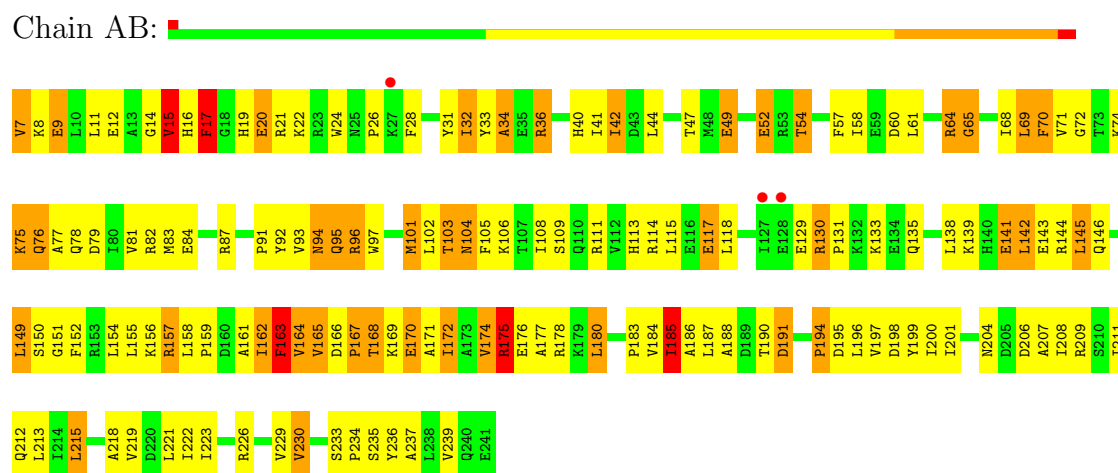


Mol	Chain	Residues	Atoms					ZeroOcc	AltConf
61	AY	1	Total	C	N	O	P	0	0
			28	10	5	11	2		
61	CY	1	Total	C	N	O	P	0	0
			28	10	5	11	2		

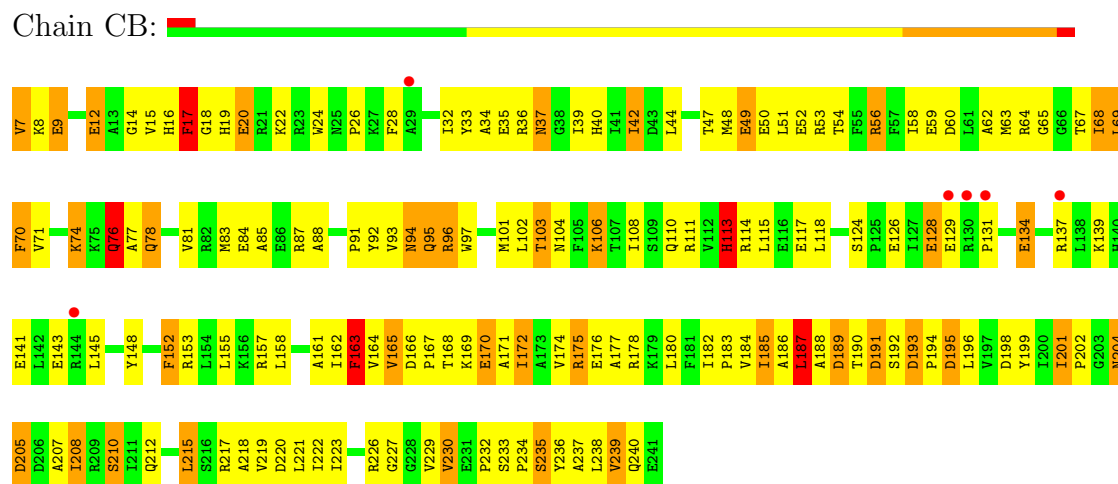
3 Residue-property plots

These plots are drawn for all protein, RNA and DNA chains in the entry. The first graphic for a chain summarises the proportions of errors displayed in the second graphic. The second graphic shows the sequence view annotated by issues in geometry and electron density. Residues are color-coded according to the number of geometric quality criteria for which they contain at least one outlier: green = 0, yellow = 1, orange = 2 and red = 3 or more. A red dot above a residue indicates a poor fit to the electron density ($RSRZ > 2$). Stretches of 2 or more consecutive residues without any outlier are shown as a green connector. Residues present in the sample, but not in the model, are shown in grey.

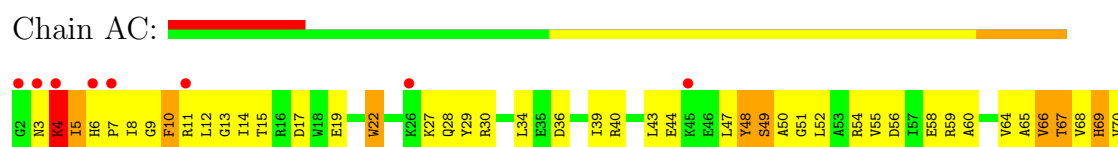
• Molecule 1: 30S ribosomal protein S2

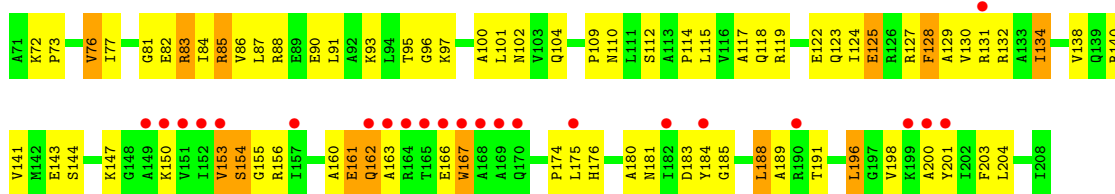


• Molecule 1: 30S ribosomal protein S2



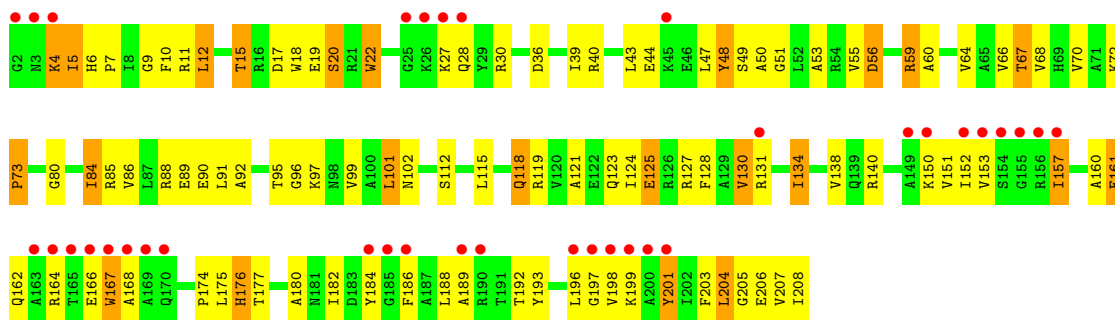
• Molecule 2: 30S ribosomal protein S3





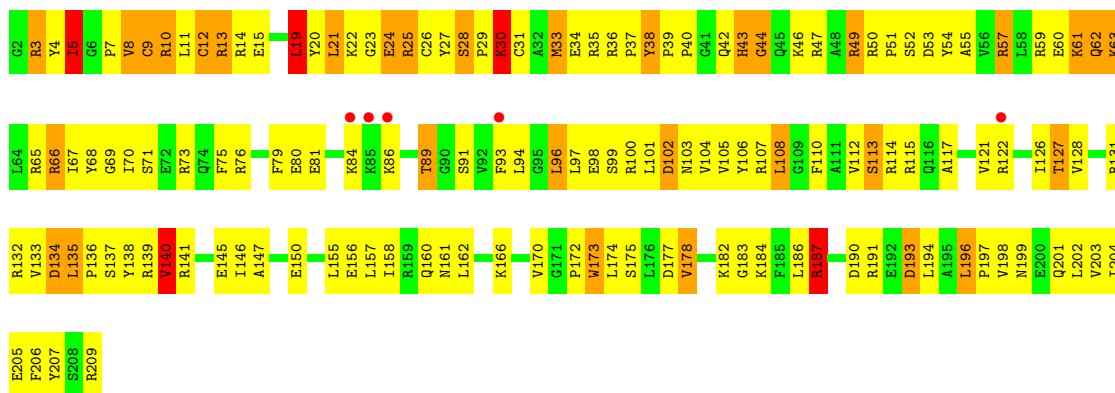
• Molecule 2: 30S ribosomal protein S3

Chain CC:



• Molecule 3: 30S ribosomal protein S4

Chain AD:



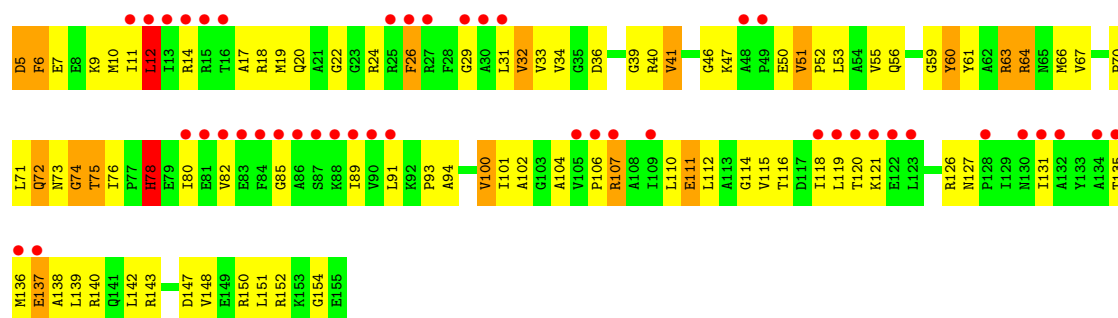
• Molecule 3: 30S ribosomal protein S4

Chain CD:



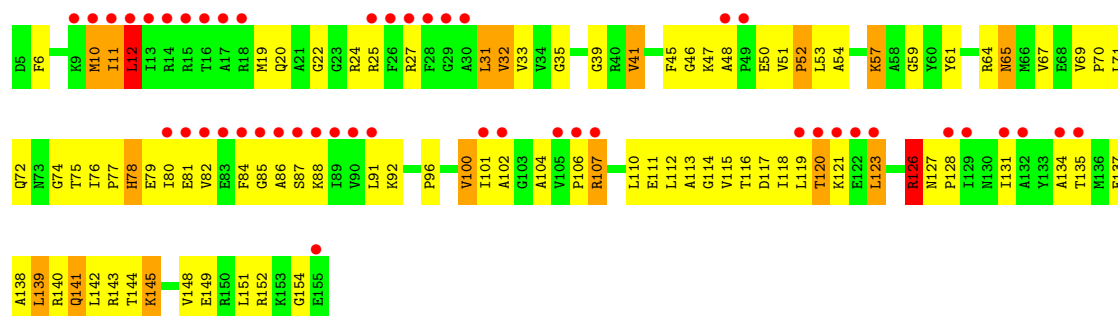
• Molecule 4: 30S ribosomal protein S5

Chain AE:



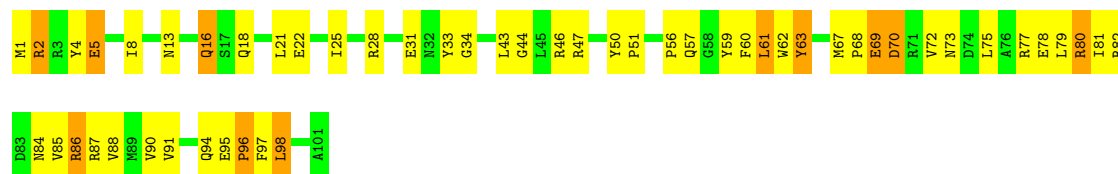
• Molecule 4: 30S ribosomal protein S5

Chain CE:



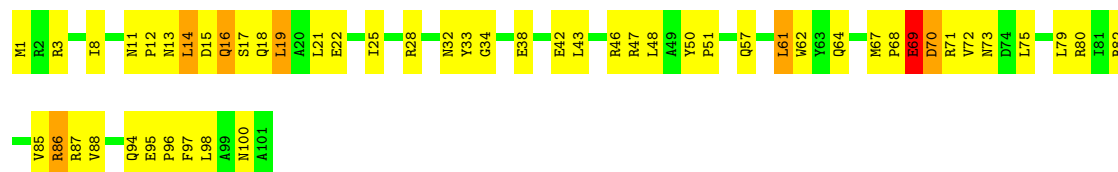
• Molecule 5: 30S ribosomal protein S6

Chain AF:



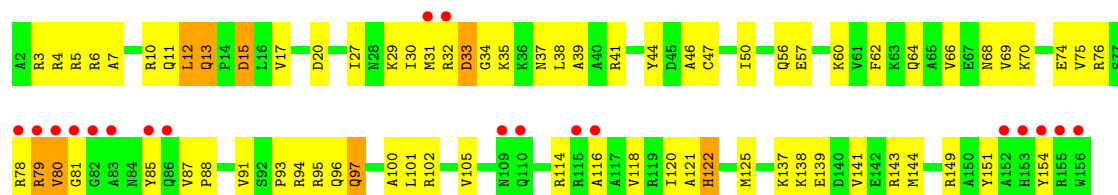
• Molecule 5: 30S ribosomal protein S6

Chain CF:



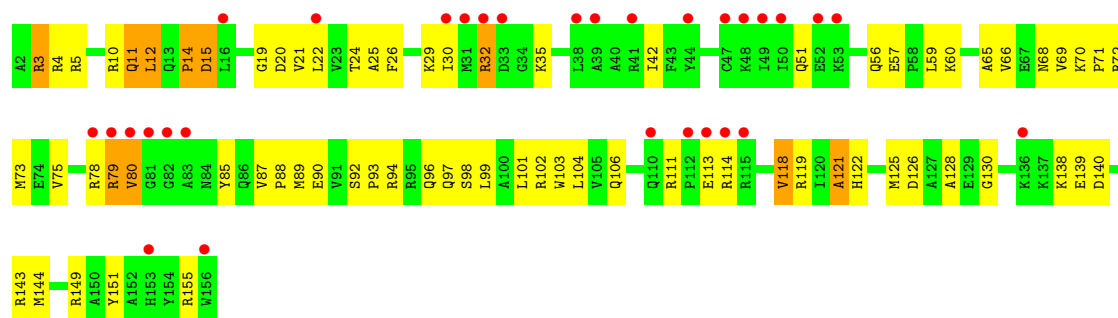
• Molecule 6: 30S ribosomal protein S7

Chain AG:



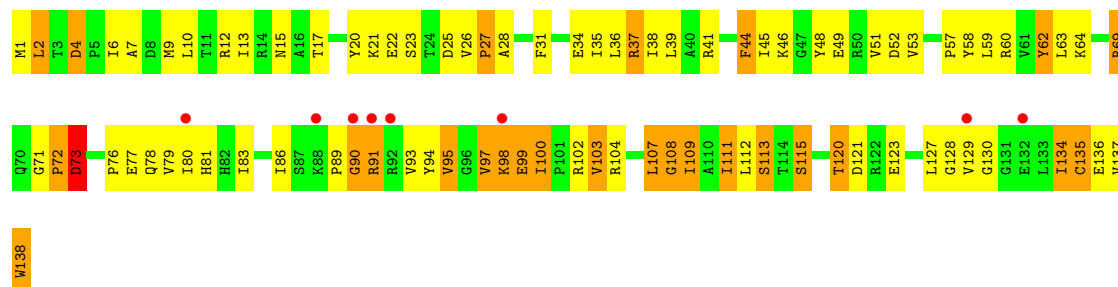
- Molecule 6: 30S ribosomal protein S7

Chain CG:



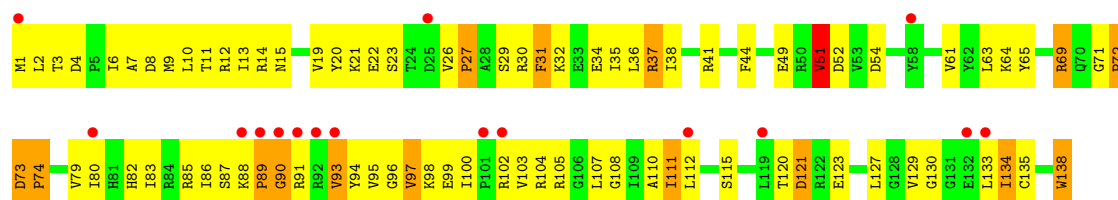
- Molecule 7: 30S ribosomal protein S8

Chain AH:



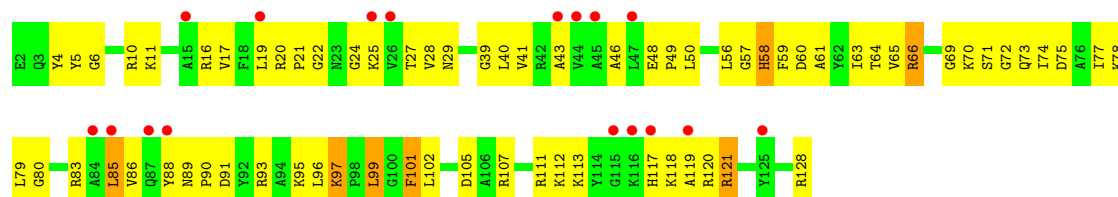
- Molecule 7: 30S ribosomal protein S8

Chain CH:



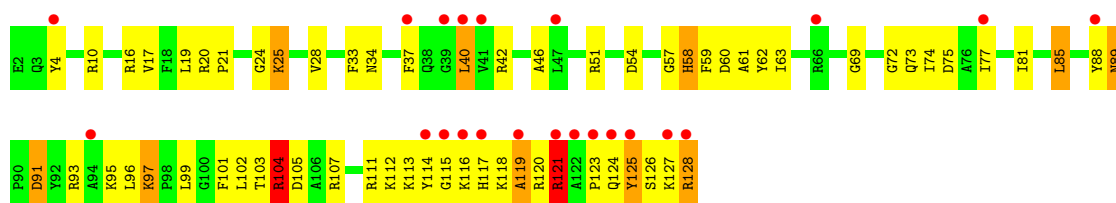
- Molecule 8: 30S ribosomal protein S9

Chain AI:



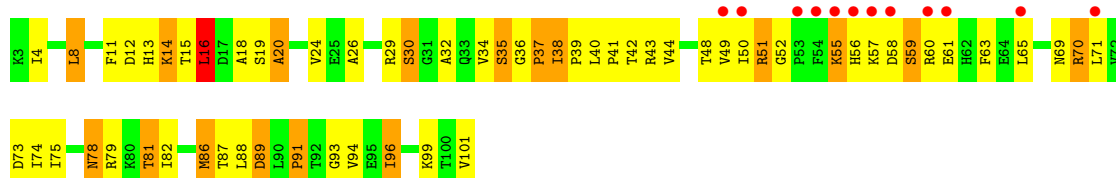
- Molecule 8: 30S ribosomal protein S9

Chain CI:



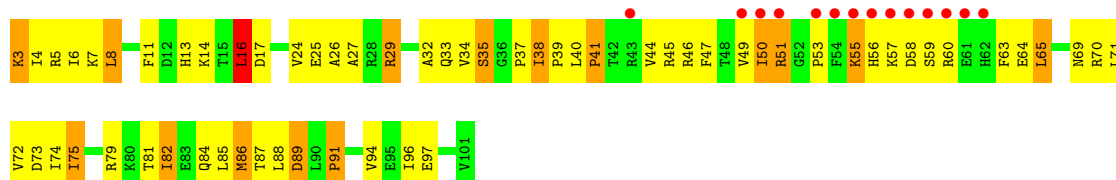
• Molecule 9: 30S ribosomal protein S10

Chain AJ:



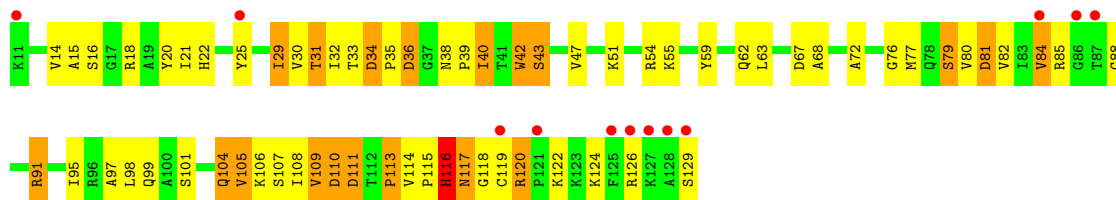
• Molecule 9: 30S ribosomal protein S10

Chain CJ:



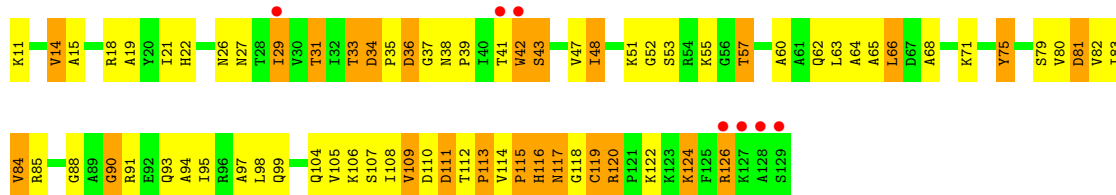
• Molecule 10: 30S ribosomal protein S11

Chain AK:



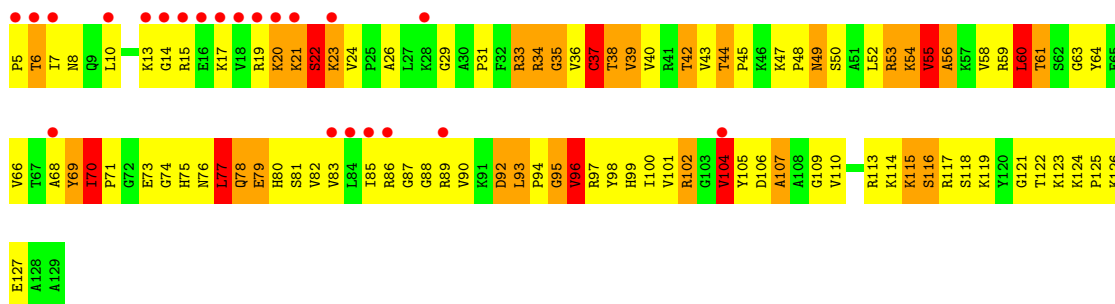
• Molecule 10: 30S ribosomal protein S11

Chain CK:



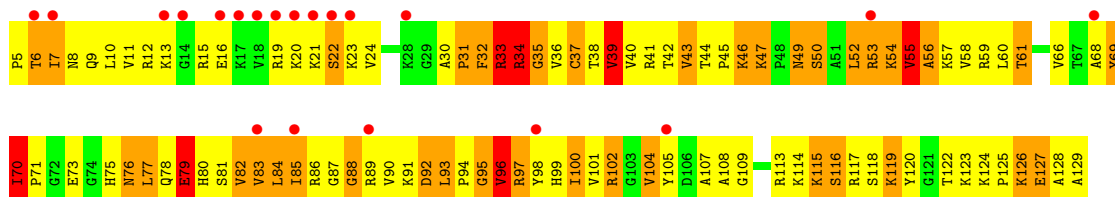
• Molecule 11: 30S ribosomal protein S12

Chain AL:



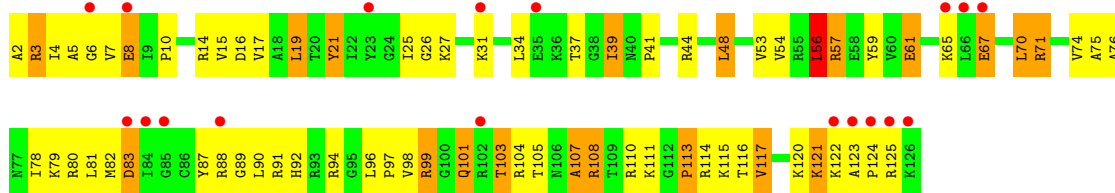
- Molecule 11: 30S ribosomal protein S12

Chain CL:



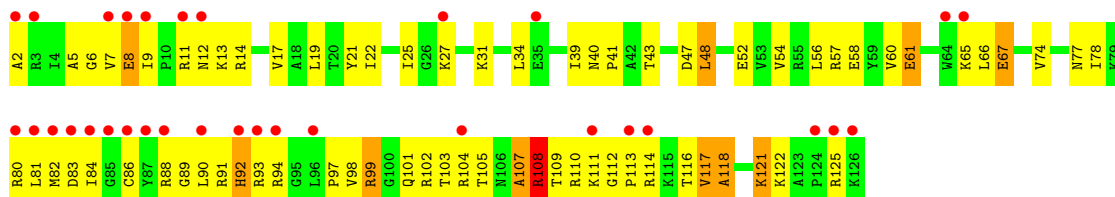
- Molecule 12: 30S ribosomal protein S13

Chain AM:



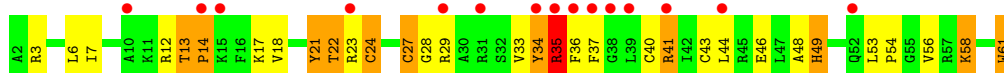
- Molecule 12: 30S ribosomal protein S13

Chain CM:



- Molecule 13: 30S ribosomal protein S14 type Z

Chain AN:



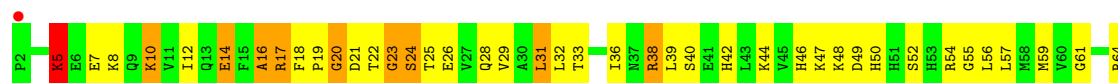
- Molecule 13: 30S ribosomal protein S14 type Z

Chain CN:



• Molecule 14: 30S ribosomal protein S15

Chain AO:



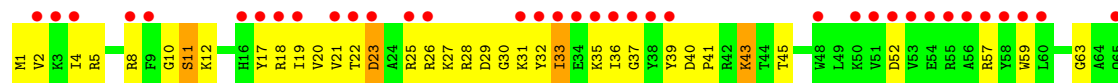
• Molecule 14: 30S ribosomal protein S15

Chain CO:



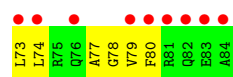
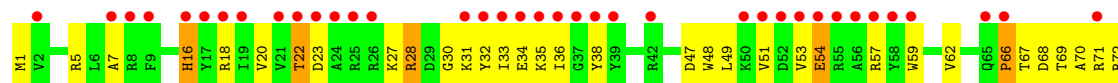
• Molecule 15: 30S ribosomal protein S16

Chain AP:




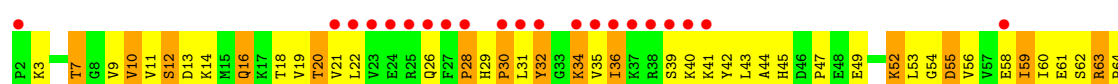
• Molecule 15: 30S ribosomal protein S16

Chain CP:

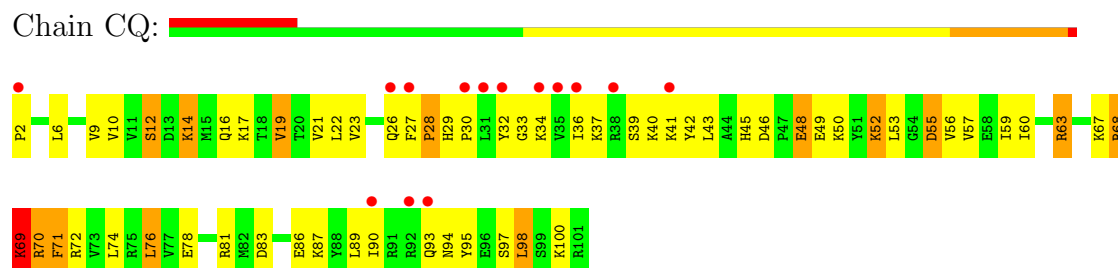


• Molecule 16: 30S ribosomal protein S17

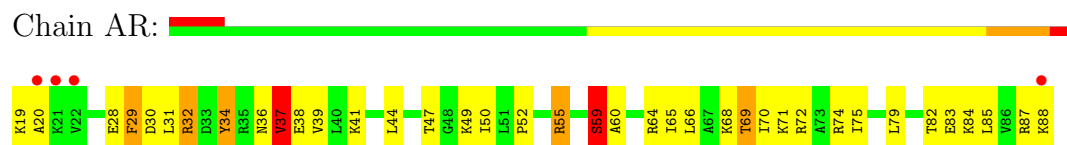
Chain AQ:



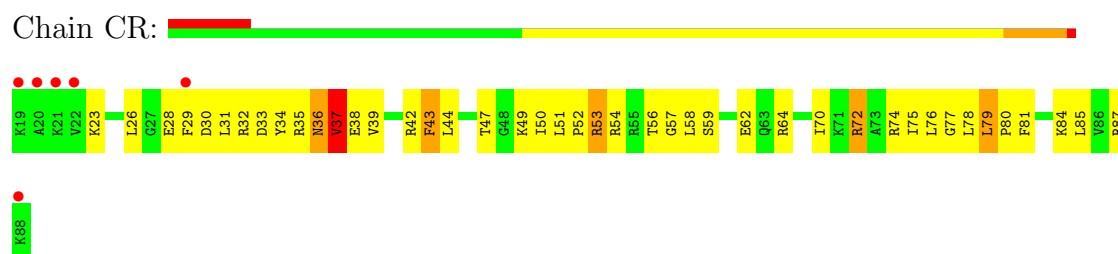
- Molecule 16: 30S ribosomal protein S17



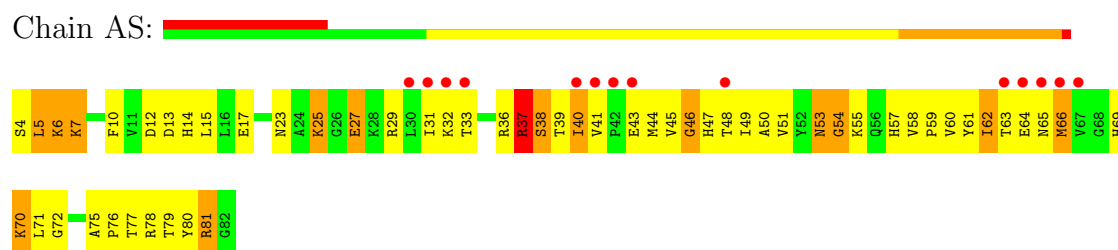
- Molecule 17: 30S ribosomal protein S18



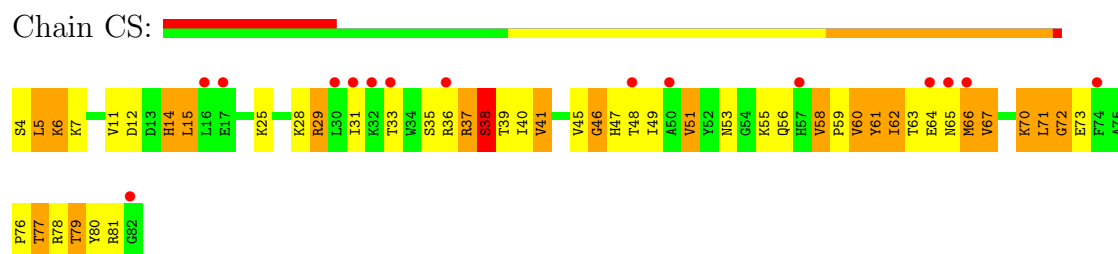
- Molecule 17: 30S ribosomal protein S18



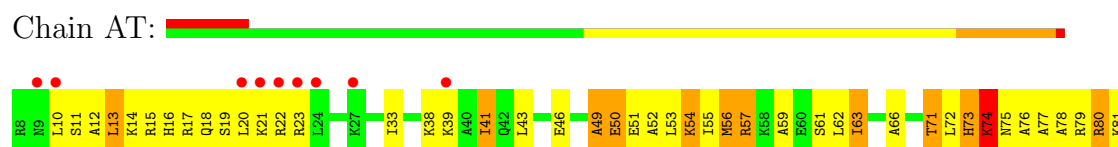
- Molecule 18: 30S ribosomal protein S19



- Molecule 18: 30S ribosomal protein S19



- Molecule 19: 30S ribosomal protein S20





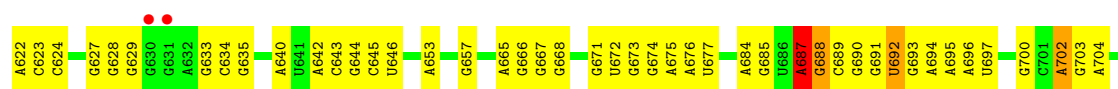
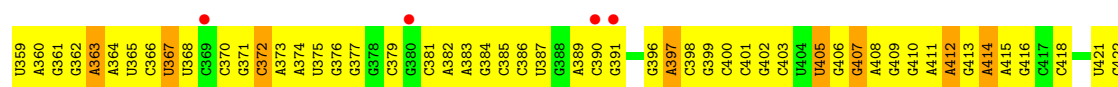
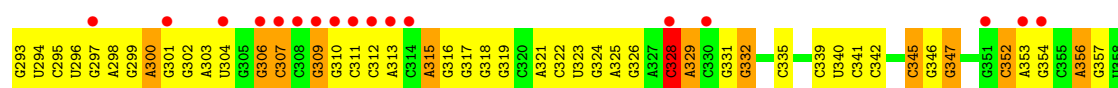
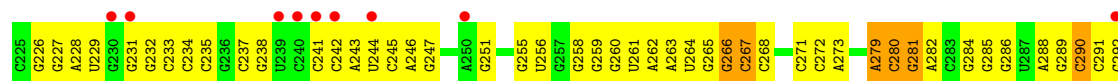
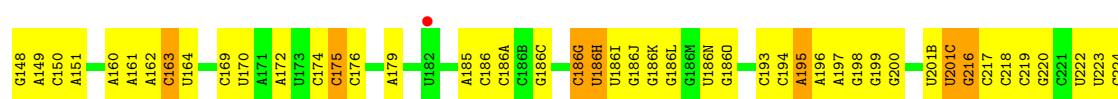
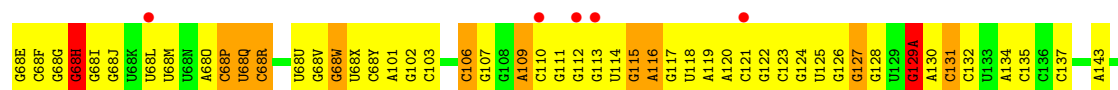

- Molecule 19: 30S ribosomal protein S20

Chain CT:



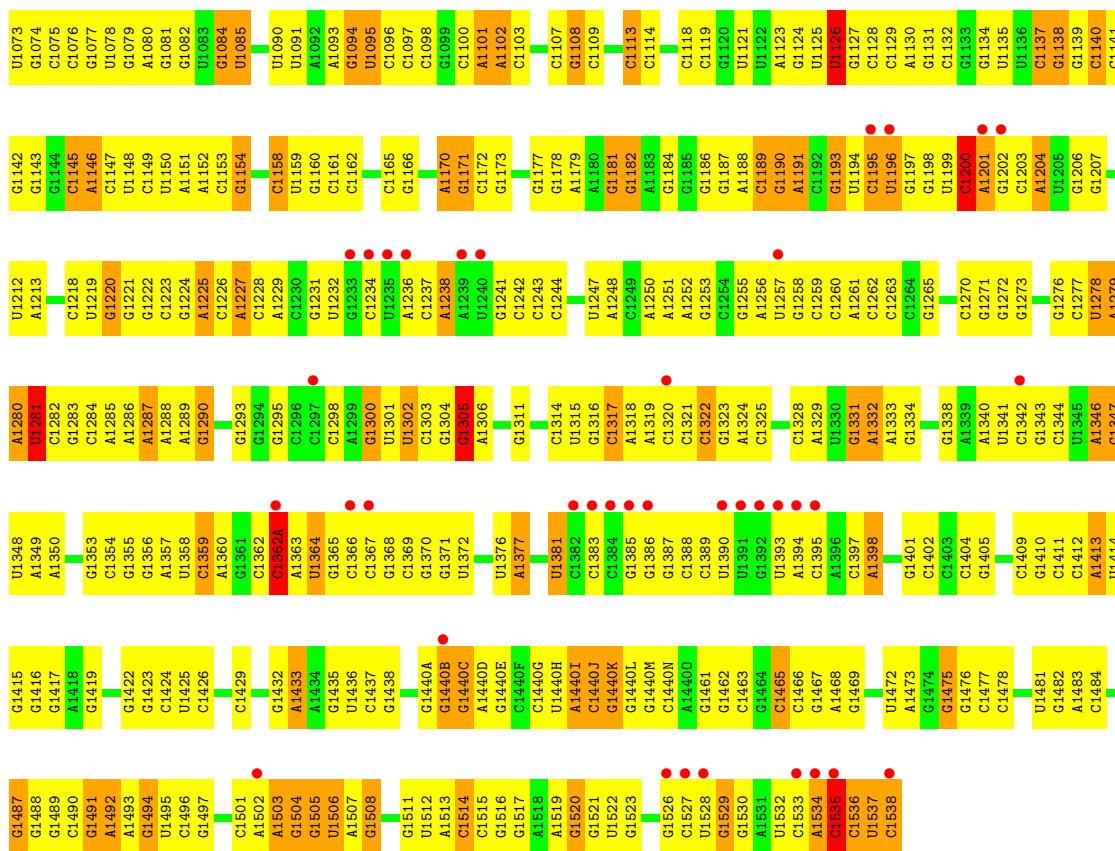
- Molecule 20: ribosomal RNA 16S

Chain AA:



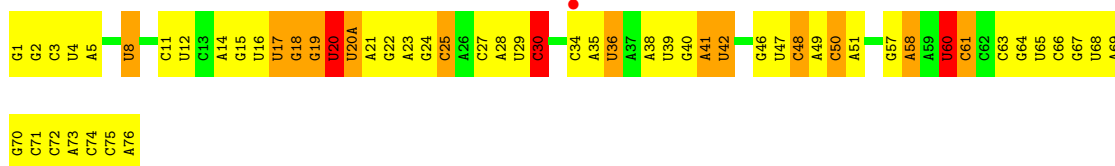






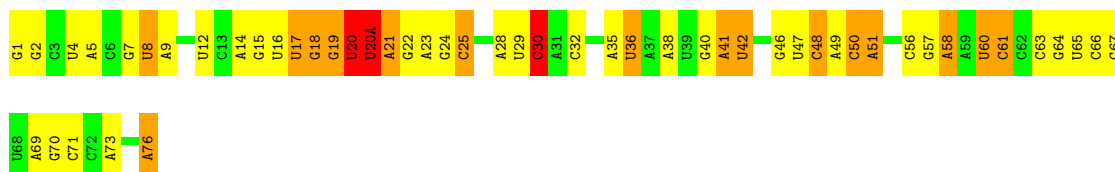
- Molecule 21: transfer RNA

Chain AW:



- Molecule 21: transfer RNA

Chain CW:



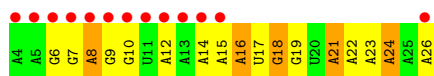
- Molecule 22: messenger RNA

Chain AV:




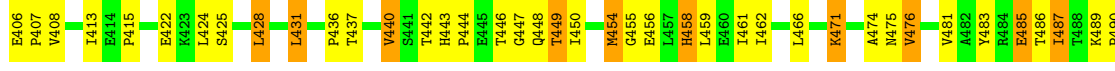
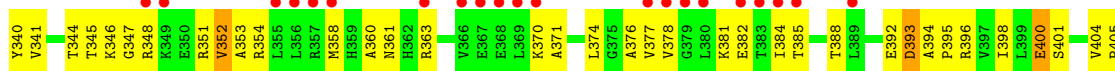
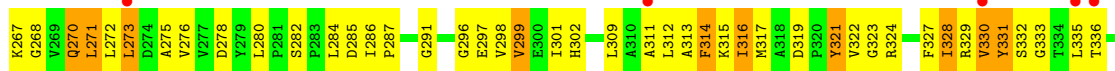
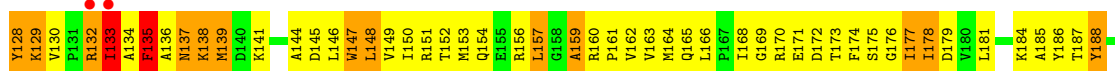
- Molecule 22: messenger RNA

Chain CV:




• Molecule 23: Elongation factor G

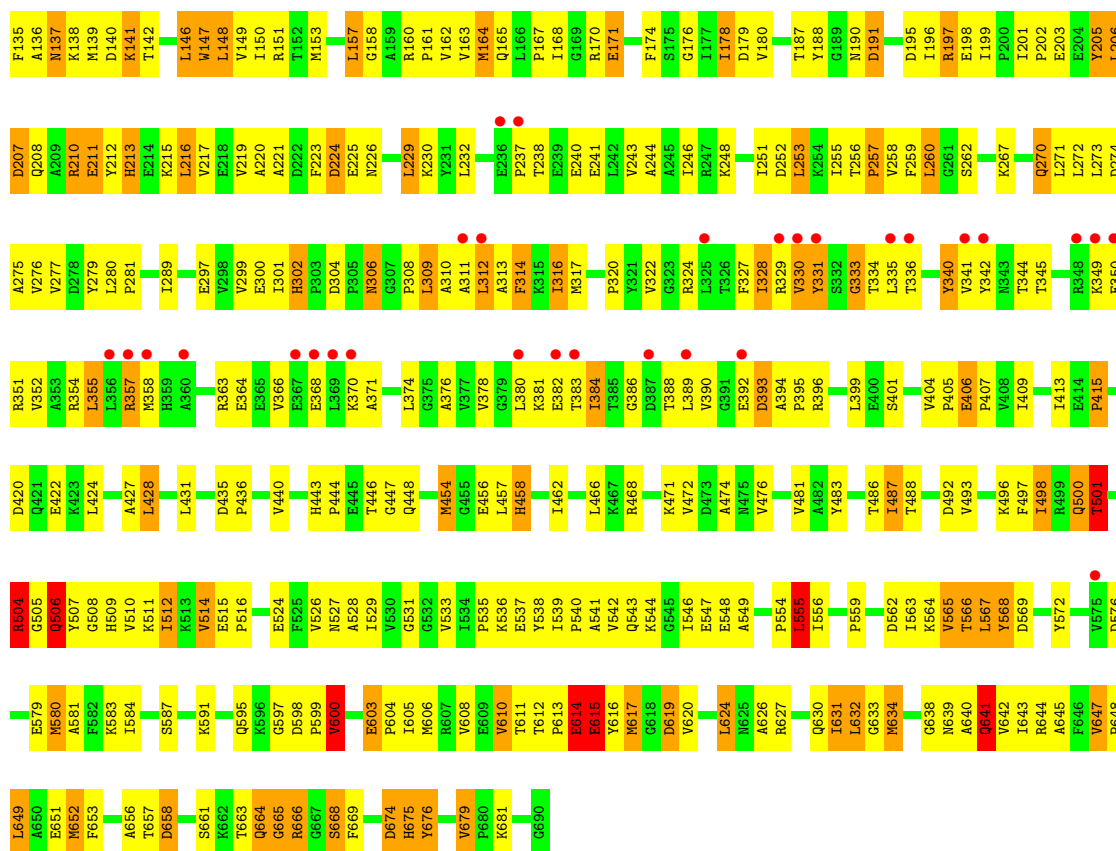
Chain AY:



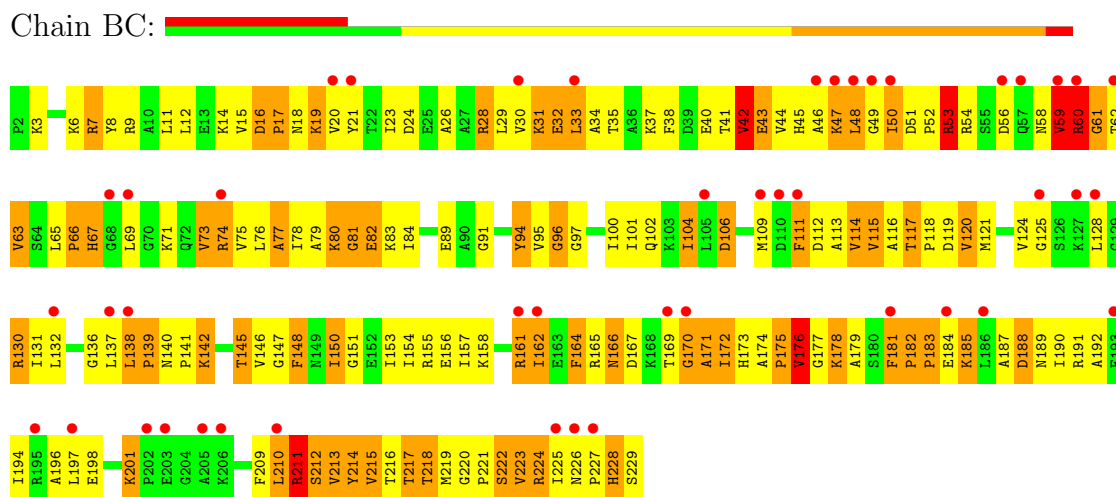
• Molecule 23: Elongation factor G

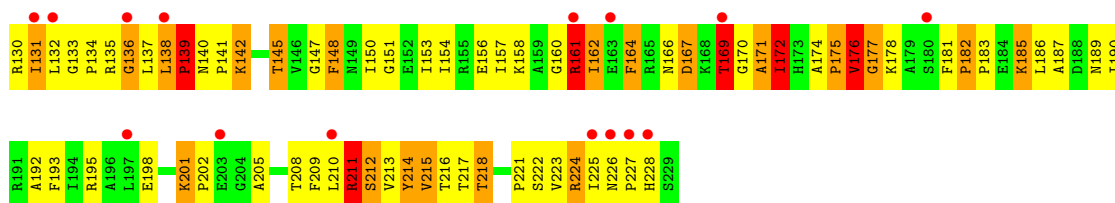
Chain CY:





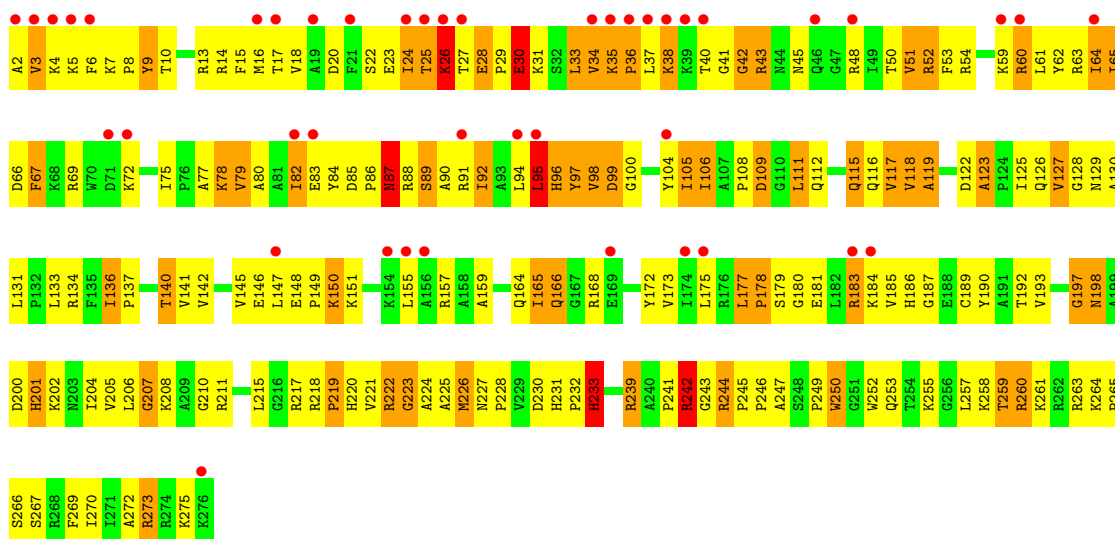
• Molecule 24: 50S ribosomal protein L1





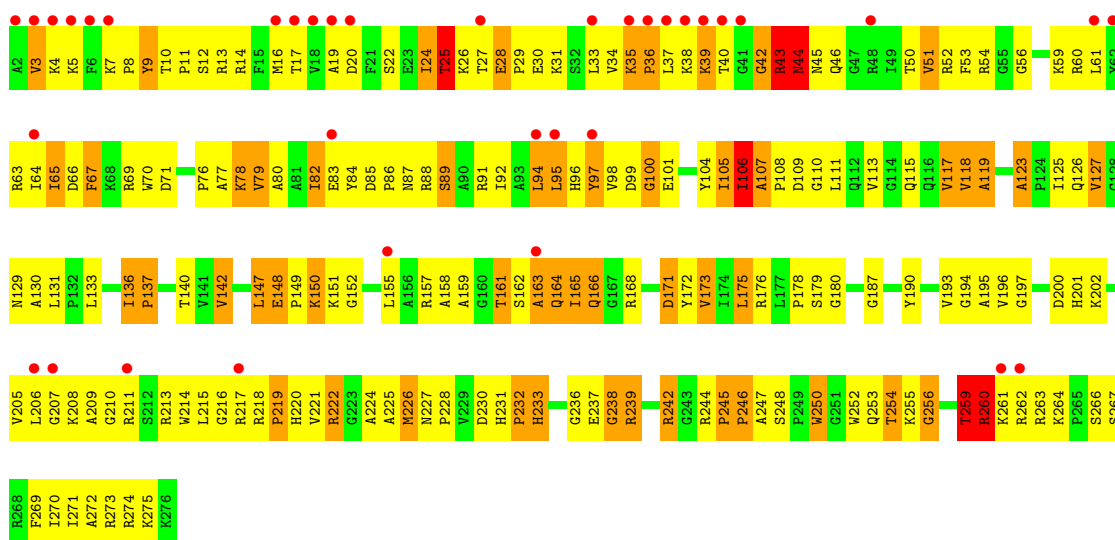
• Molecule 25: 50S ribosomal protein L2

Chain BD:



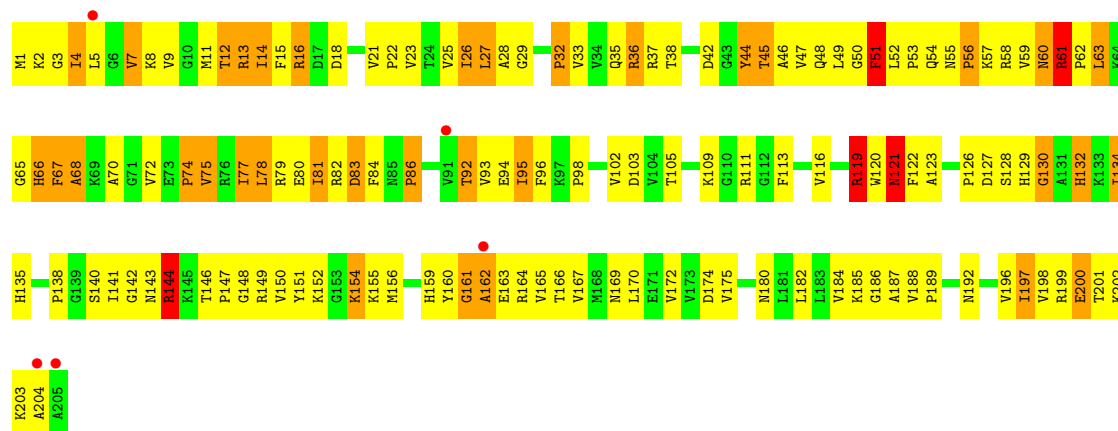
• Molecule 25: 50S ribosomal protein L2

Chain DD:



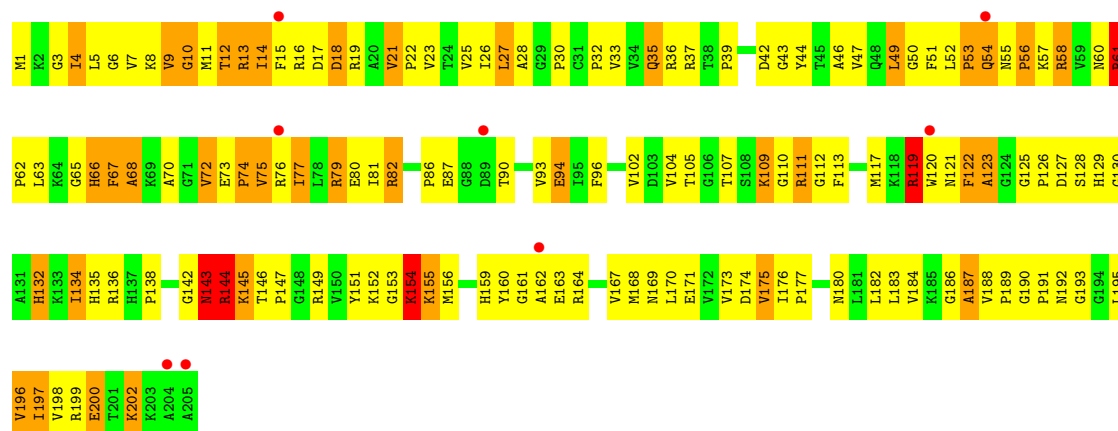
• Molecule 26: 50S ribosomal protein L3

Chain BE:



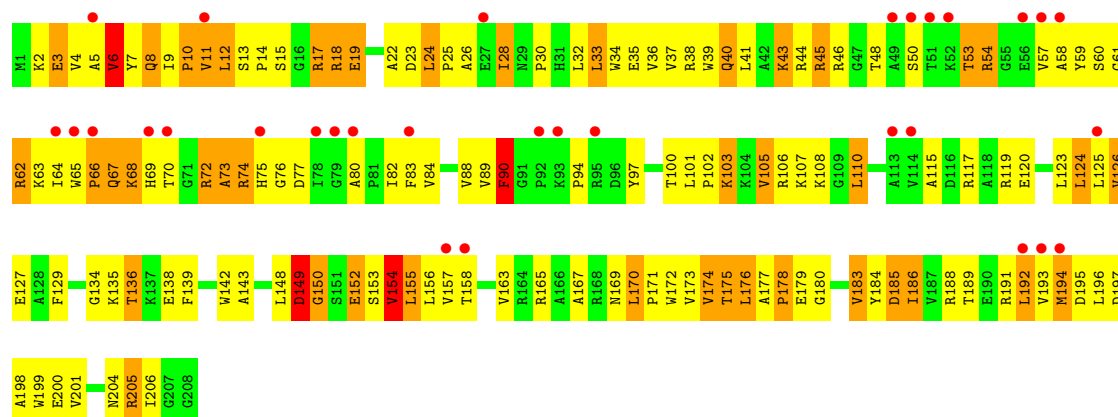
• Molecule 26: 50S ribosomal protein L3

Chain DE:



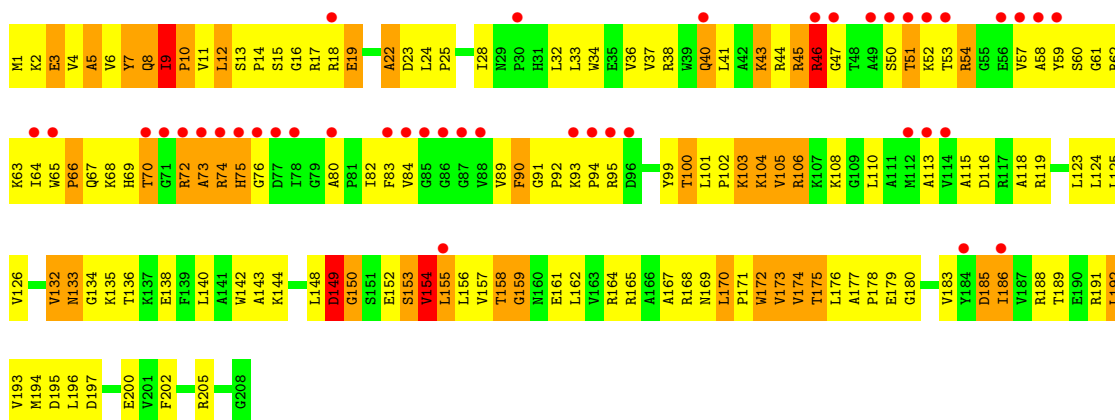
• Molecule 27: 50S ribosomal protein L4

Chain BF:



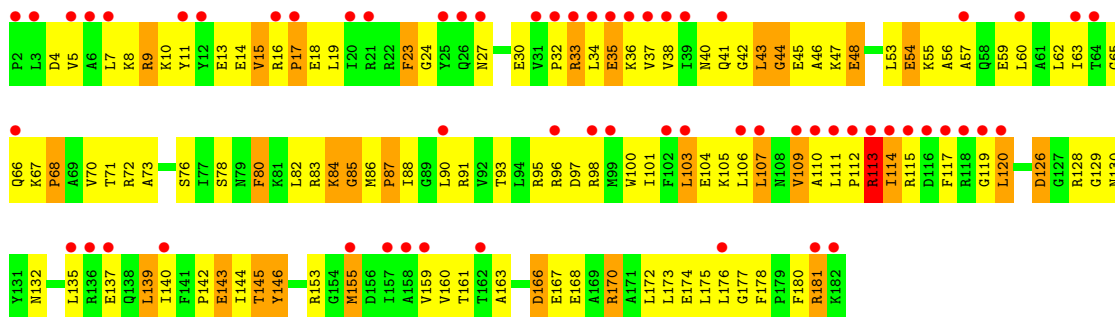
• Molecule 27: 50S ribosomal protein L4

Chain DF:



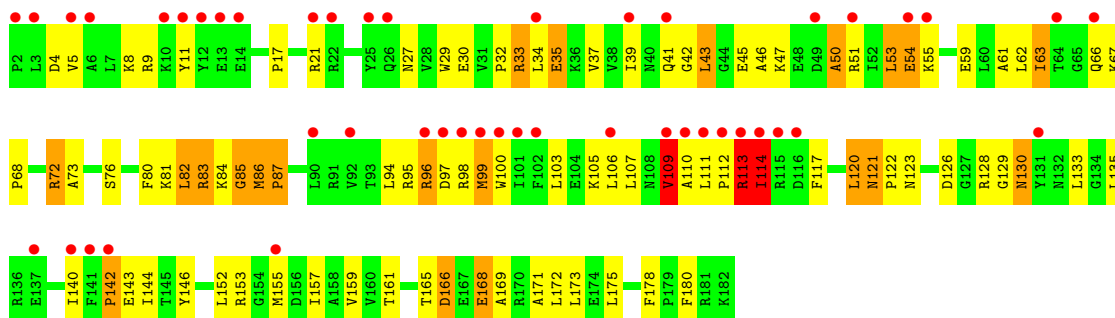
- Molecule 28: 50S ribosomal protein L5

Chain BG:



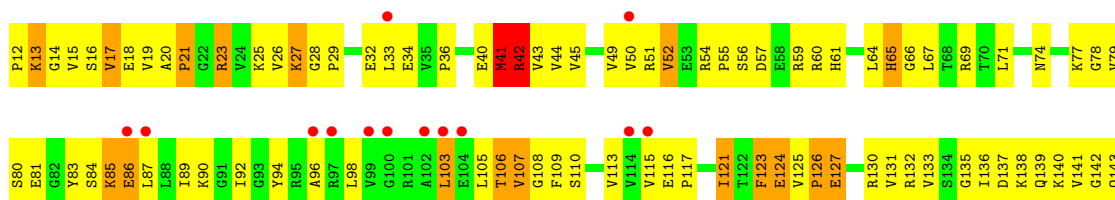
- Molecule 28: 50S ribosomal protein L5

Chain DG:



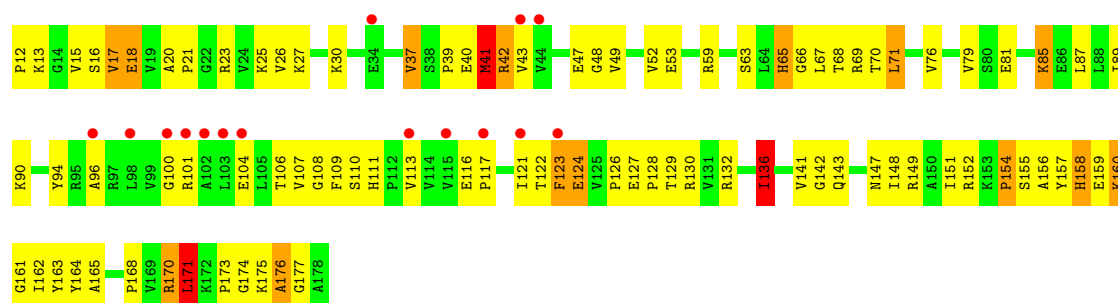
- Molecule 29: 50S ribosomal protein L6

Chain BH:



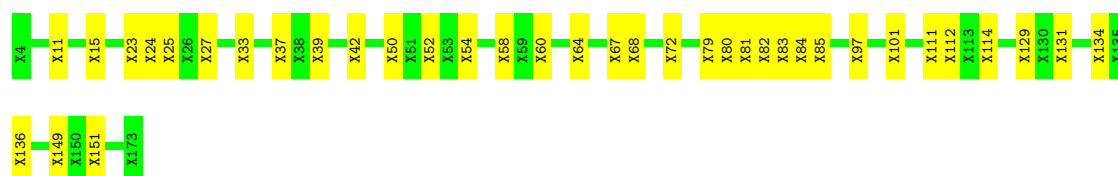
- Molecule 29: 50S ribosomal protein L6

Chain DH: 



- Molecule 30: 50S ribosomal protein L10

Chain BJ: 



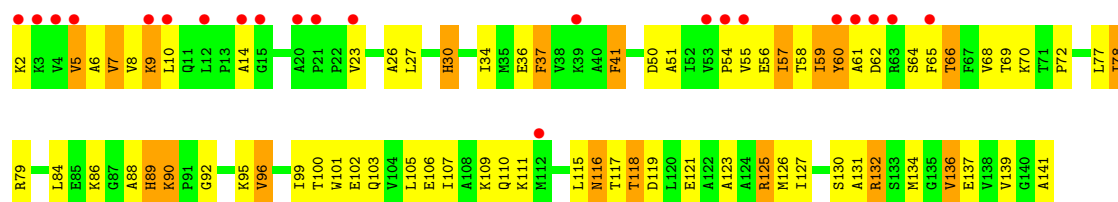
- Molecule 30: 50S ribosomal protein L10

Chain DJ: 



- Molecule 31: 50S ribosomal protein L11

Chain BK: 



- Molecule 31: 50S ribosomal protein L11


Chain DK: 






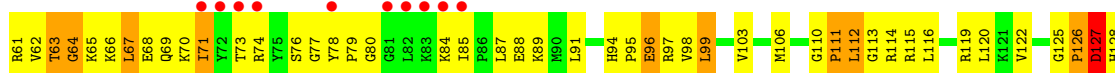
• Molecule 32: 50S ribosomal protein L13

Chain BN:



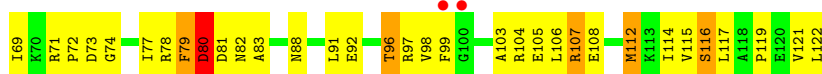
• Molecule 32: 50S ribosomal protein L13

Chain DN:



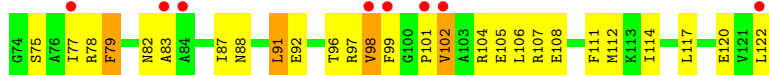
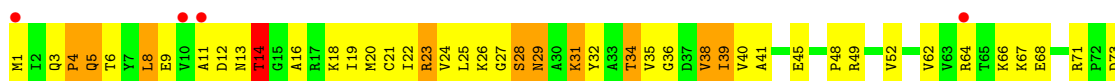
• Molecule 33: 50S ribosomal protein L14

Chain BO:



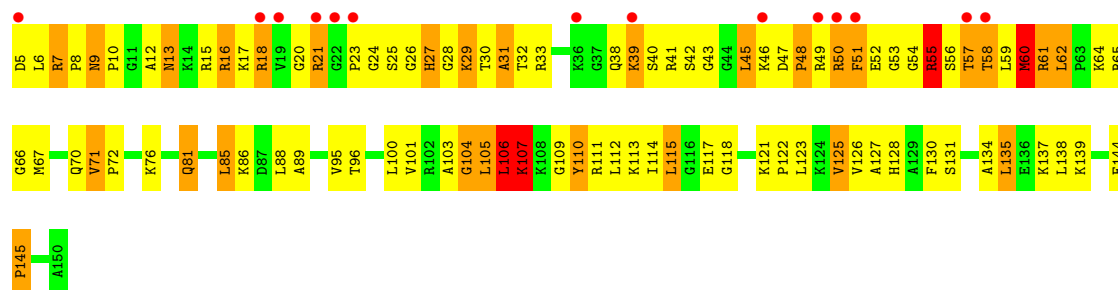
• Molecule 33: 50S ribosomal protein L14

Chain DO:



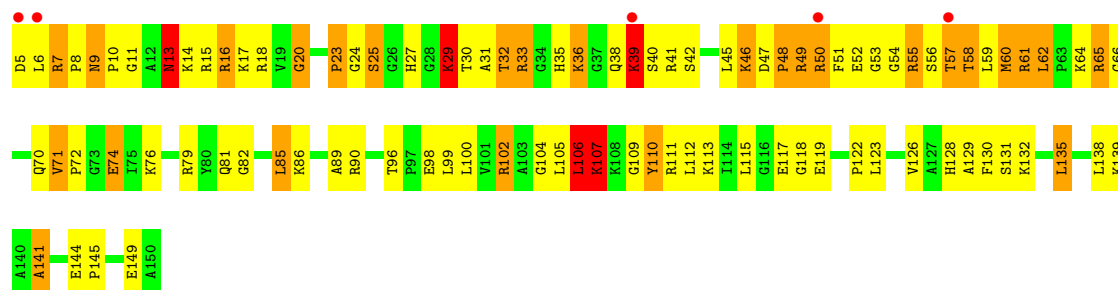
• Molecule 34: 50S ribosomal protein L15

Chain BP:



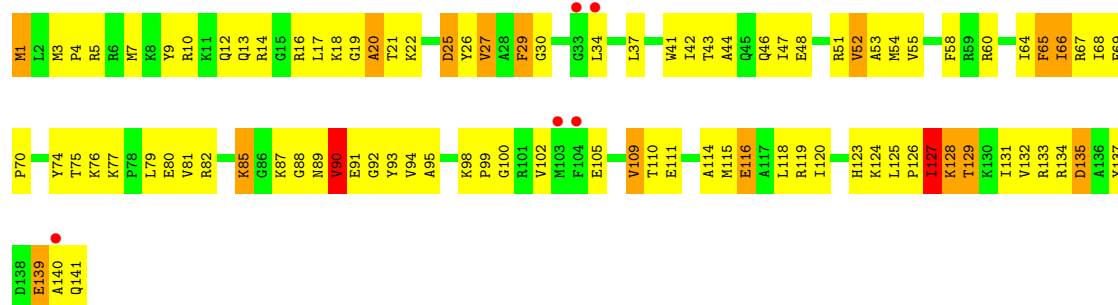
- Molecule 34: 50S ribosomal protein L15

Chain DP:



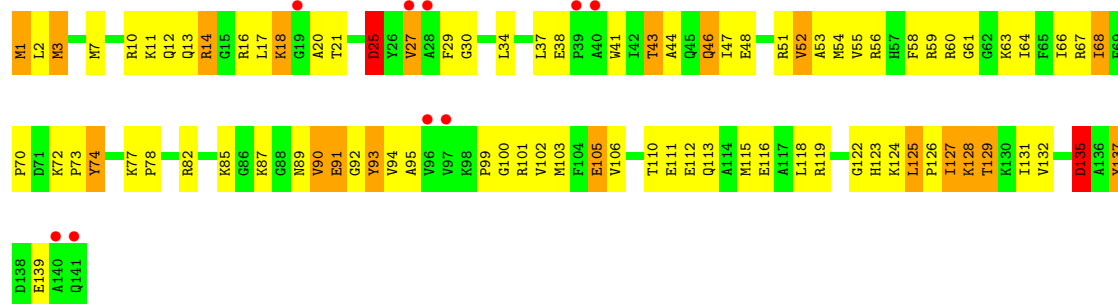
- Molecule 35: 50S ribosomal protein L16

Chain BQ:



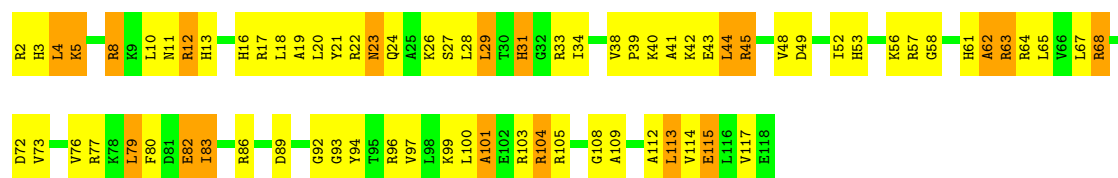
- Molecule 35: 50S ribosomal protein L16

Chain DQ:



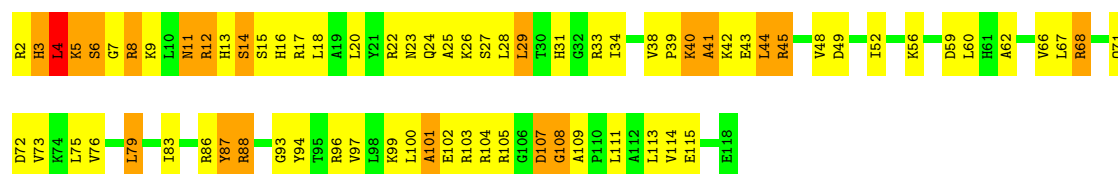
- Molecule 36: 50S ribosomal protein L17

Chain BR:



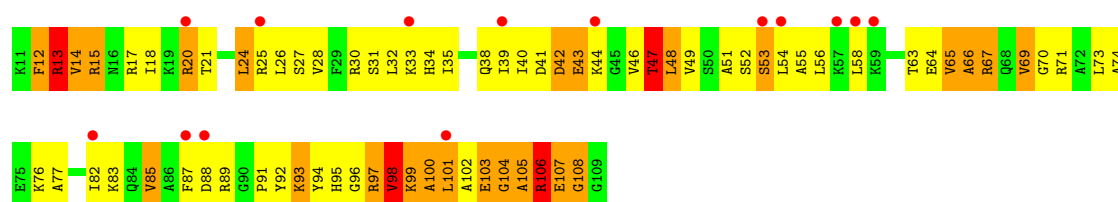
- Molecule 36: 50S ribosomal protein L17

Chain DR:



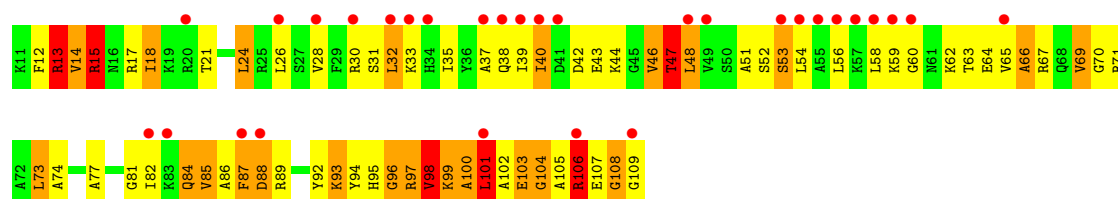
- Molecule 37: 50S ribosomal protein L18

Chain BS:



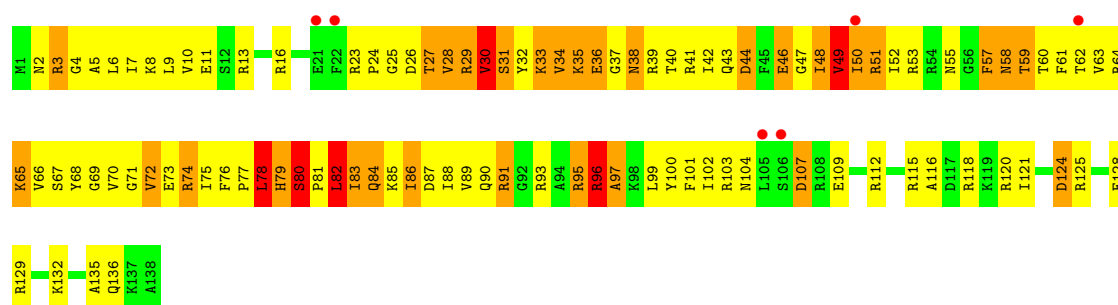
- Molecule 37: 50S ribosomal protein L18

Chain DS:



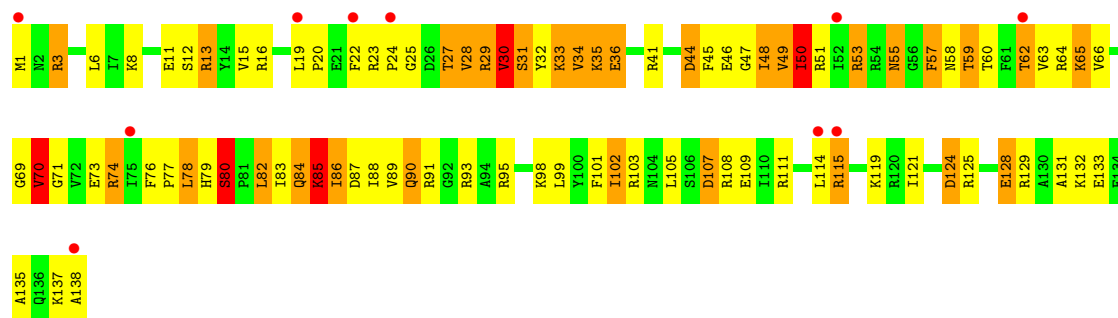
- Molecule 38: 50S ribosomal protein L19

Chain BT:



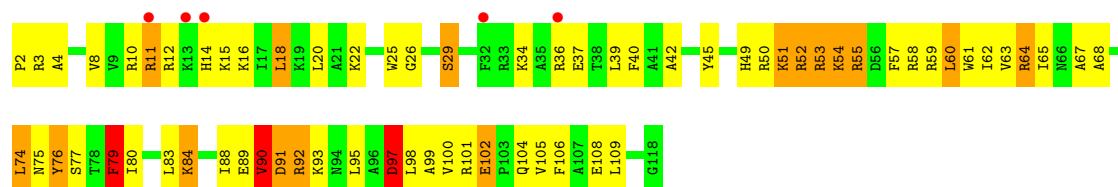
- Molecule 38: 50S ribosomal protein L19

Chain DT:



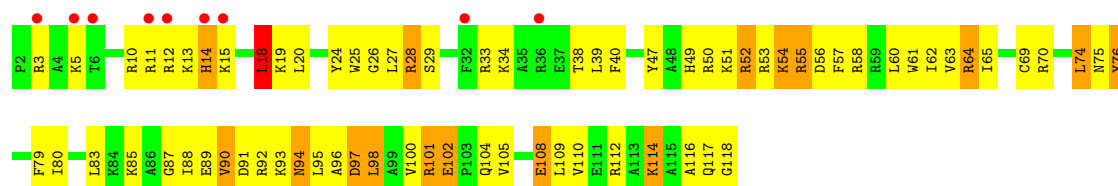
- Molecule 39: 50S ribosomal protein L20

Chain BU:



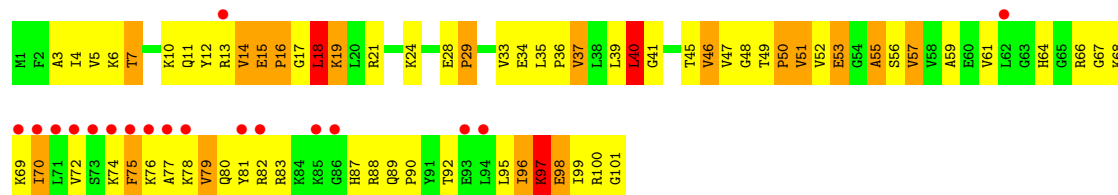
- Molecule 39: 50S ribosomal protein L20

Chain DU:



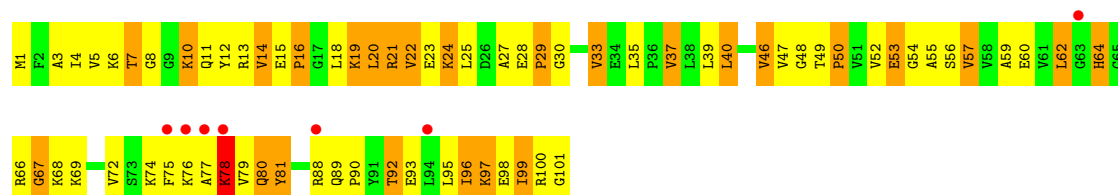
- Molecule 40: 50S ribosomal protein L21

Chain BV:



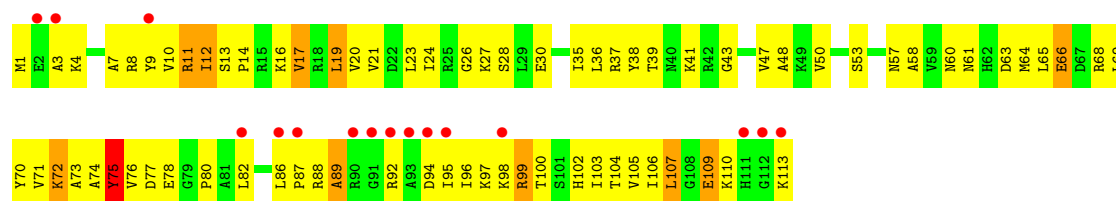
- Molecule 40: 50S ribosomal protein L21

Chain DV:



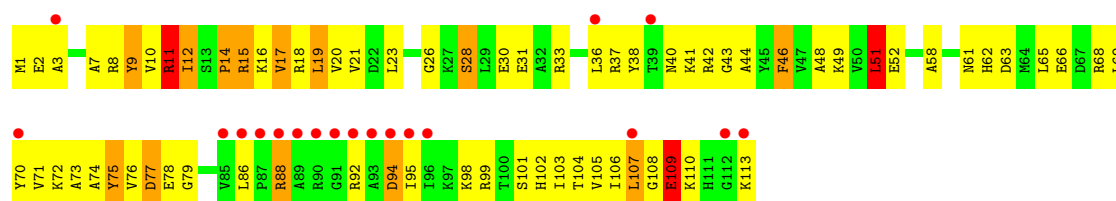
- Molecule 41: 50S ribosomal protein L22

Chain BW:



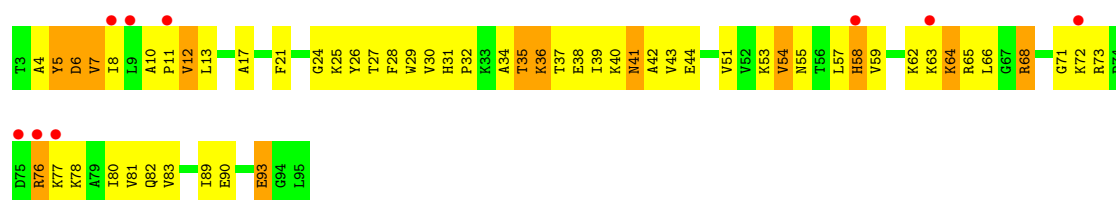
- Molecule 41: 50S ribosomal protein L22

Chain DW:



- Molecule 42: 50S ribosomal protein L23

Chain BX:



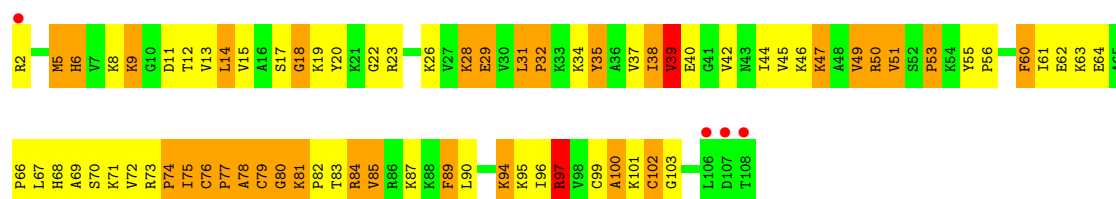
- Molecule 42: 50S ribosomal protein L23

Chain DX:



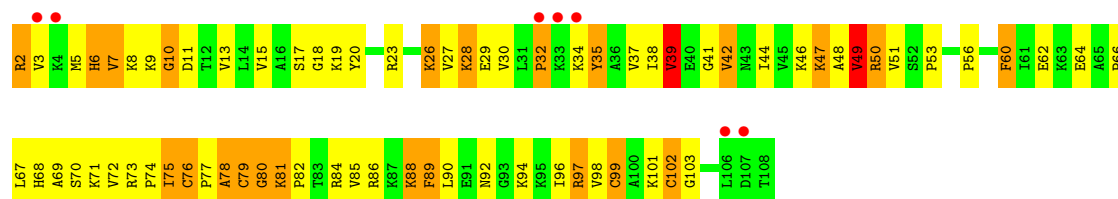
- Molecule 43: 50S ribosomal protein L24

Chain BY:



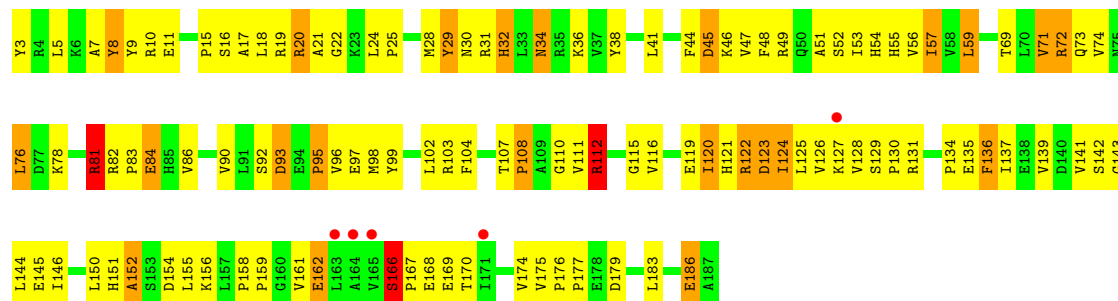
- Molecule 43: 50S ribosomal protein L24

Chain DY:



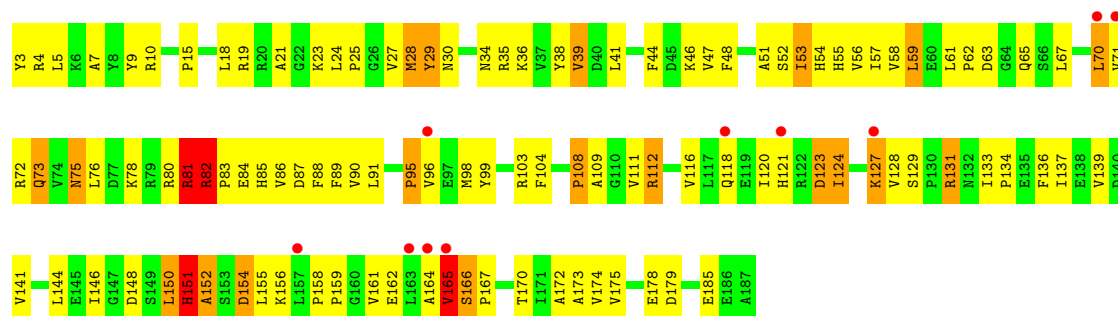
- Molecule 44: 50S ribosomal protein L25

Chain BZ:



- Molecule 44: 50S ribosomal protein L25

Chain DZ:



- Molecule 45: 50S ribosomal protein L27

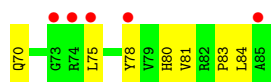
Chain B0:



- Molecule 45: 50S ribosomal protein L27

Chain D0:






- Molecule 46: 50S ribosomal protein L29

Chain B2:



- Molecule 46: 50S ribosomal protein L29

Chain D2:



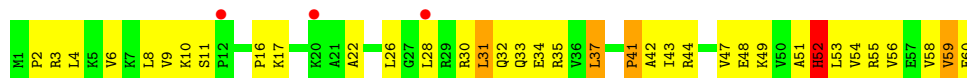
- Molecule 47: 50S ribosomal protein L30

Chain B3:



- Molecule 47: 50S ribosomal protein L30

Chain D3:



- Molecule 48: 50S ribosomal protein L32

Chain B5:



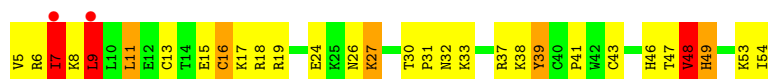
- Molecule 48: 50S ribosomal protein L32

Chain D5:



- Molecule 49: 50S ribosomal protein L33

Chain B6:



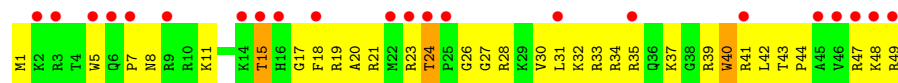
- Molecule 49: 50S ribosomal protein L33

Chain D6:



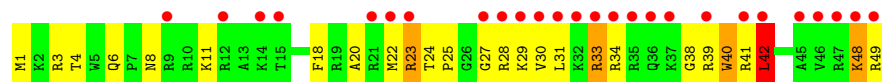
- Molecule 50: 50S ribosomal protein L34

Chain B7:



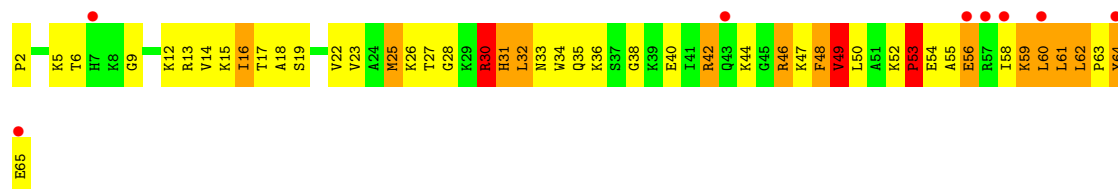
- Molecule 50: 50S ribosomal protein L34

Chain D7:



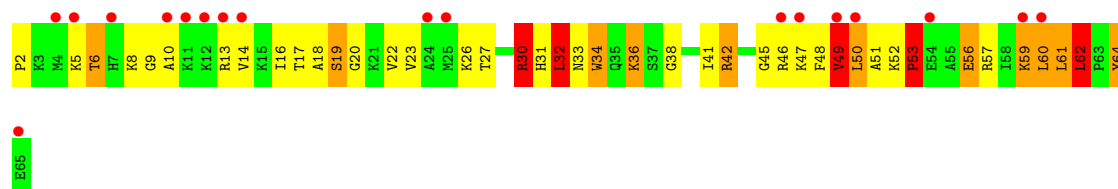
- Molecule 51: 50S ribosomal protein L35

Chain B8:



- Molecule 51: 50S ribosomal protein L35

Chain D8:



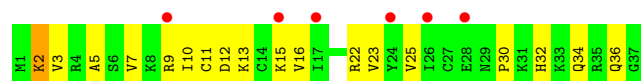
- Molecule 52: 50S ribosomal protein L36

Chain B9:



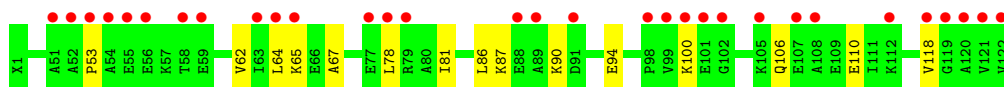
- Molecule 52: 50S ribosomal protein L36

Chain D9:



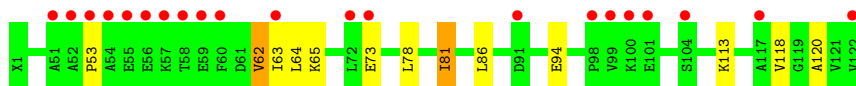
- Molecule 53: 50S ribosomal protein L7/L12

Chain Be: 



- Molecule 53: 50S ribosomal protein L7/L12

Chain De: 



- Molecule 54: 50S ribosomal protein L7/L12

Chain Bf: 

There are no outlier residues recorded for this chain.

- Molecule 54: 50S ribosomal protein L7/L12

Chain Bg: 

There are no outlier residues recorded for this chain.

- Molecule 54: 50S ribosomal protein L7/L12

Chain Df: 

There are no outlier residues recorded for this chain.

- Molecule 54: 50S ribosomal protein L7/L12

Chain Dg: 

There are no outlier residues recorded for this chain.

- Molecule 55: 50S ribosomal protein L7/L12

Chain Bh: 

There are no outlier residues recorded for this chain.

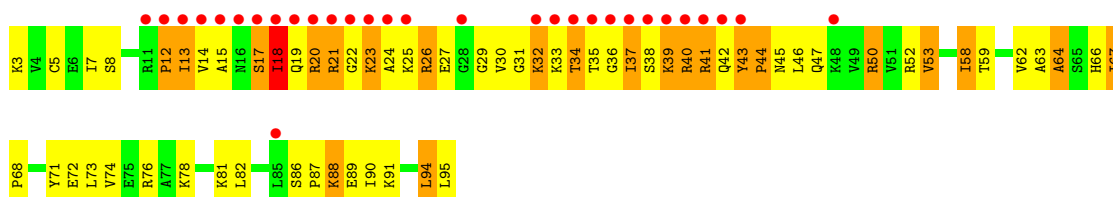
- Molecule 55: 50S ribosomal protein L7/L12

Chain Dh: 

There are no outlier residues recorded for this chain.

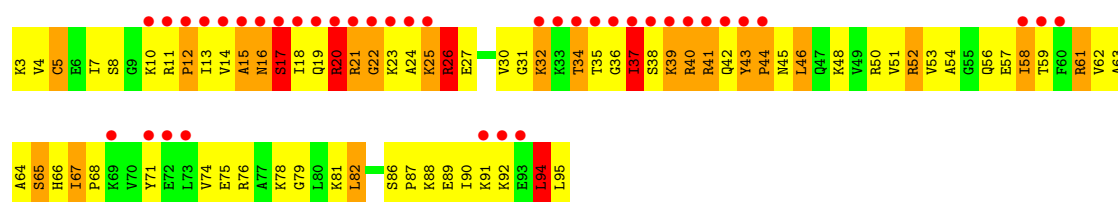
- Molecule 56: 50S ribosomal protein L28

Chain B1: 



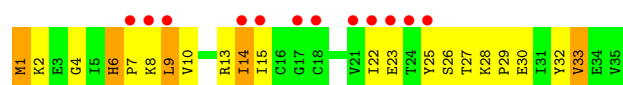
- Molecule 56: 50S ribosomal protein L28

Chain D1:



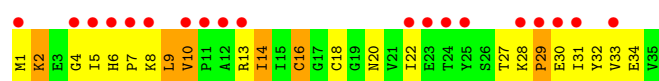
- Molecule 57: 50S ribosomal protein L31

Chain B4:



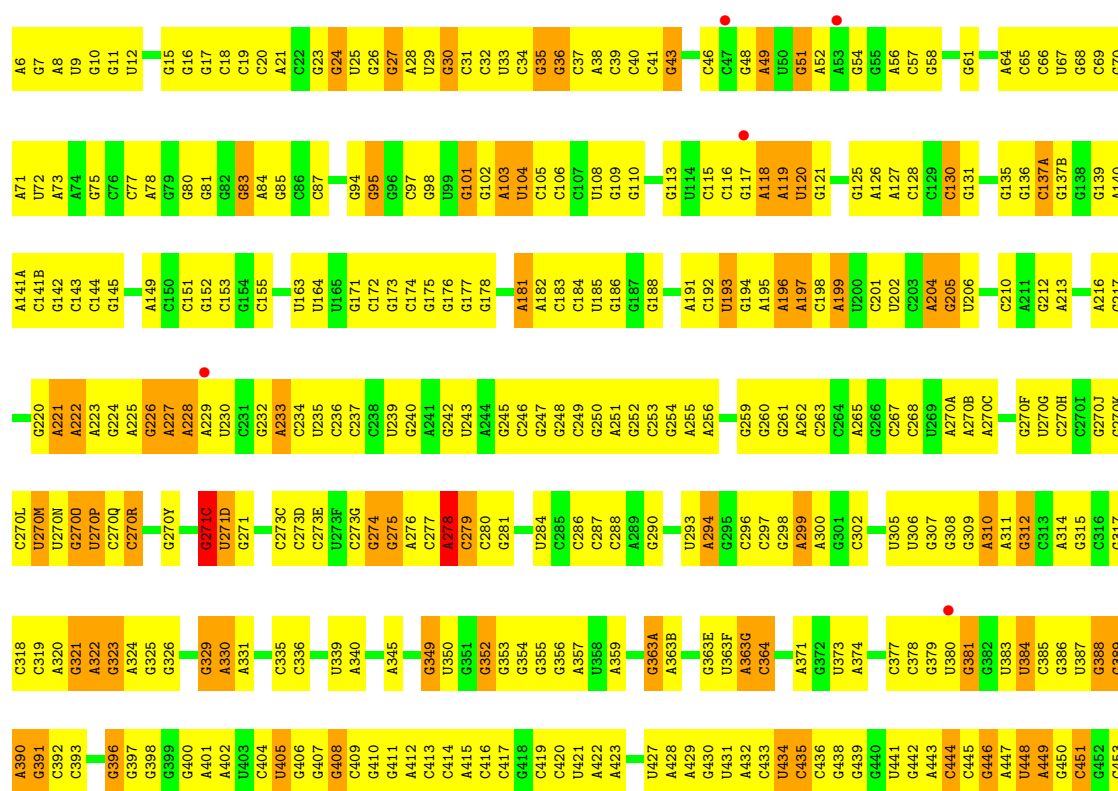
- Molecule 57: 50S ribosomal protein L31

Chain D4:



- Molecule 58: 23S ribosomal RNA

Chain BA:

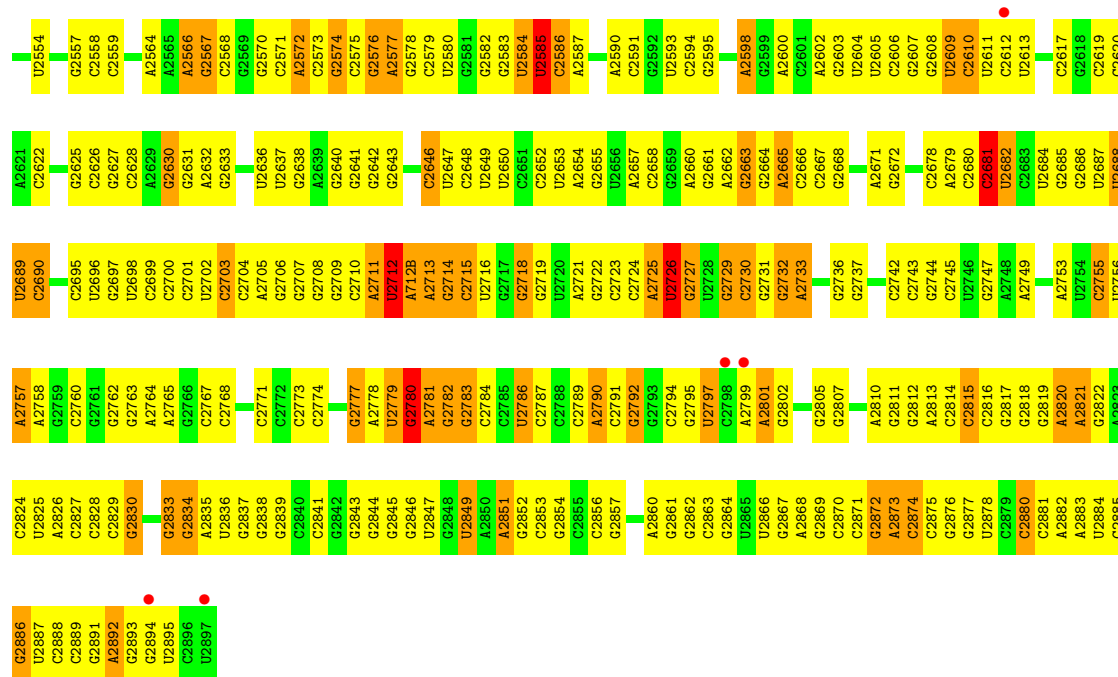


A1406	G1328	A1262	G1063	C935	U858	G794	A727	U657	U594	C593	A454
C1407	U1329	U1263	G997	C936	U861	C795	G728	C658	C595	U524	C455
C1408	G1330	G1136	C998	U937	A861	C796	G729	C659	G596	C456	C457
C1409	A1331	A1264	A1069	G999	G862	C797	C730	G660	U597	C527	A458
G1410	G1332	U1205	G1070	G940	A863	G798	C731	C661	G598	A528	G459
C1411	C1333	G1266	G1071	G941	G864	G799	C732	G662	G599	A529	U459
	G1334	U1267	G1072	G942	C865	A800	G733	G663	G600	C530	A460
G1416	U1335	C1208	A1073	G943	A866	G801		C664	C601	C531	C461
C1417	A1268	G1209	G1074	G944	U870	A802	C737	C665	G602	A532	C462
G1418	G1270	C1270	C1005	G945	A871	G805	G738	G666	A603	G533	G463
A1419	G1271	A1210	A1076	G946	U871	C806	G739	G667	G604	U534	U464
	A1272	A1211	C1077	G947	A872	U807	U740	G668	C605	C535	G465
U1420	U1273	G1212	A1078	G948	A878	G808	G741	G669	U606	A536	A466
G1421	A1274	C1213	C1079	C949	U879	U809	G742	A670	U607	C537	G467
G1422	A1275	A1214	A1080	G950	G880	U810	G743	C671	A608	G539	G468
G1423	A1276	G1215	U1081	C951	U880	U811	G744	C672	A609A		G469
G1424	G1277	A1148	U1082	G952	C881	U812	G745	C673		C546	
G1425	A1278	G1149	U1083	G953	C882	C812	A746	G674	G612		A470
G1426	U1279	C1150	A1084	G954	C885	U813	U747	A675	U613	A548	A471
A1427	G1280	G1151	A1085	G955	C888	U814		A676	U614	G549	A472
U1428	G1281	C1152	A1086	C956	C889	C815	A750		G615	G550	G473
G1429	A1362	C1153	G1087	G957	C890	C816	A751	C679	A616	G551	G474
C1430	G1363	A1154	A1088	A957	A890	C817	A752	G680	G617	G552	U475
	G1364	A1155	U1089	U958	G892	C818	C753	G681	G618A	U553	A477
A1434	G1365	A1156	A1090	A959	G893	A819	C754	G682	G618B	U554	A478
G1435	U1367	G1157	A1091	G960	A896	A820	C755	G683	G619	G556	A479
G1436	G1368	C1161	C1092	C961	C897	A821	C756	G684	G620	U557	A480
G1437	A1369	G1162	U1023	G962	C899	U822	C757	A685	A621	G558	G481
U1438	G1370	G1163	G1024	U963	A901	G823	C758	G686	G622	G559	
A1439	G1361	G1164	G1025	C964	C902	A824	G759	C687	G625	C560	C487
	C1362	U1165	U1026	G965	C905	U827	G760	U688	G626	G568	G488
G1442	U1294	C1166	A1027	C966	U905	U828	A761	G689	G627	C564	G489
G1443	C1295	U1167	A1028	C967	G906	U829	U762	G690	A627	C565	G491
G1444	G1296	U1168	A1029	G968	U907	G830	G763	G691	G628	C566	A492
A1445	C1297	C1104	U1032	U969	C908	G831	G765	C692	A631	U568	G493
G1446	G1298	U1105	G1033	C970	A909	C832	C766	G693	A632	U569	
C1447	U1300	G1173	U1034	C971	A910	U833	U767	U694	A633	G570	U499
	A1301	A1174	G1034	G972	A911	C834	G768	G695	C634	A571	G500
A1302	A1302	U1175	U1035	A973	C912	U835	G769	G696	G635	A572	A503
		G1176	G1036	G974A	U913	C836	G770	C697	A637	C574	U504
	C1305	A1177	U1037	C974B	G914	C837		C698	G638	A575	A505
U1453	C1306	C1118	C1041	G975	C915	C838	G775	G704	U639	U576	G506
A1460	A1307	G1119	G1042	C976	G916	U839	G776	A705	G640	G577	A507
G1455	G1372	U1113	U1043	G977	A917	C840		A706	C641	A578	G508
	A1376	G1114	G1044	G978	A918	G841	U779	U709	G642	G579	C509
G1458	G1378	C1183	A1045	G979	G919	G842	G780	C510	C580	C581	U511
G1459	A1379	G1184	A1046	A980	G920	U843	A781	G512	G582	G583	G513
A1461	G1380	C1185	A1047	A981	G921	U844	G782	A646	A647	A514	A514
C1462	G1381	G1186	G1048	A982	G922	U845	A783	G648	C649	A515	A515
C1463	A1384	G1187	A1049	A983	U922	U846	G784	C719	C650	C587	C516
C1464	G1385	C1188	C1049	A984	C923	U847	G785	C720	G651	U588	C517
	C1386	G1190	C1049		C924	U848		G721	G652	C589	G518
G1465	G1387	G1191	C1053	G987	C925	U849	A788	A789	G653	A590	U519
G1466	A1388	G1192	A1054	A988	G926	U850	C790	C791	U654	C591	G520
C1467	U1394	G1193	A1054	G989	G927	U851	G792	G724	G656	G592	G521
A1468	A1395	G1194	A1054	A990	G928	U852	G793	G725		G593	G522
G1469	U1396	C1195	A1054	A991	G929	U853	G794	G726			
A1470	U1397	G1196	A1054	A992	G930	U854	G795				
A1471	C1399	G1197	A1054	A993	G931	U855	G796				
A1472	G1400	U1198	A1054	A994	G932	U856	G797				
G1473		U1199	A1054	A995	A933	U857	G798				
		C1200	A1132	A996	G934						

[illegible]

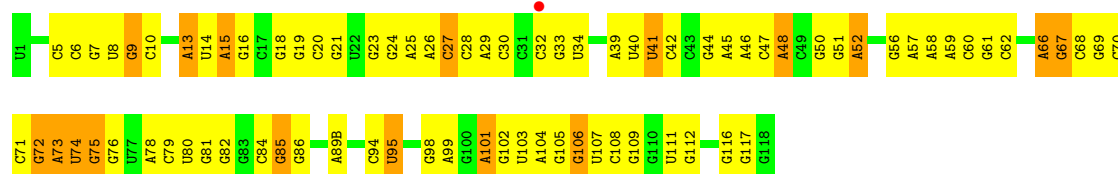


A2488	C2424	G2299	A2227	G2083	C2021	A1953	G1863	U1796	G1707	A1846	A1580	G1512
G2489	A2425	G2300	G2226	C2084	U2022	G1954	U1864	C1797	C1708	G1647	G1581	G1513
G2490	A2426	C2301	G2229	C2085	G2023	U1955	U1871	U1798	U1709	G1648	G1582	U1514
U2493	A2427	G2302	G2230	U2086	G2024	U1956	A1872	G1799	G1710	G1649	A1583	C1515
G2494	G2428	G2303	C2231	G2087	C2025	C1957	A1878	G1801	C1711	G1650	C1585	U1516
G2495	G2429	G2304	U2232	G2088	G2026	G1958	G1872	G1802	G1712	G1651	A1586	G1517
C2496	A2430	A2305	U2233	U2089	G2027	U1959	C1879	A1803	U1716	G1652	A1587	C1518
U2431	U2432	C2306	G2234	G2090	U2027	U1962	A1884	A1803	G1717	G1653	C1588	G1519
A2432	A2433	G2307	G2235	U2091	A2030	U1963	A1884	A1803	G1718	G1654	C1589	U1522
C2433	A2434	G2308	G2236	U2092	G2031	G1964	A1885	C1806	G1725	A1655	U1590	G1523
C2434	A2435	A2309	G2237	G2093	A2032	G1965	A1886	G1807	G1726	C1656	U1591	G1524
A2435	G2436	G2310	G2238	G2094	A2033	A1966	A1887	U1808	U1727	G1657	G1594	G1525
C2436	U2437	A2311	G2239	C2095	U2034	G1967	G1888	A1809	G1728	C1658	G1594	G1526
U2501	U2502	U2312	C2240	U2096	G2035	G1968	A1889	A1810	A1729	U1659	G1595	
A2503	C2439	C2313	A2241	C2097	G2036	A1969	A1890	G1811	U1730	G1661	C1598	A1529
U2504	C2440	G2314	G2242	U2098	A2037	G1970	A1891	G1812	A1732	A1664	C1599	G1530
G2505	C2441	G2315	U2243	G2093	G2038	A1971	G1891	G1813	A1733	A1665	C1600	C1531
U2506	C2442	G2316	U2244	A2170	G2039	A1972	G1892	G1814	G1733	A1666	G1601	C1532
C2507	U2443	G2317	U2245	A2171	C2040	G1973	A1893	G1815	U1741	A1667	U1602	G1533
G2508	G2445	G2318	G2246	A2172	U2041	G1974	A1900	G1816	C1742	G1667	A1603	G1534
U2509	G2446	G2319	A2247	A2173	A2042	G1975	A1901	G1817	G1743	A1668	U1604	U1535
C2510	G2447	A2320	C2248	C2174	G2043	U1976	A1902	U1818	G1746	A1669	C1605	A1536
U2511	A2448	G2321	U2249	C2175	C2044	A1977	G1903	A1819	G1747	C1670	C1537	C1537
C2512	U2449	G2322	G2250	A2176	G2045	A1978	G1904	U1820	U1671	A1672	A1608	C1538
G2513	U2450	G2323	C2251	C2177	G2046	A1979	G1905	A1821	C1672	A1673	A1609	G1539
U2514	A2451	C2324	C2254	C2178	U2047	G1980	G1906	G1822	G1749	G1674	A1610	G1540
G2515	G2452	G2325	G2255	U2180	G2048	A1981	U1911	G1823	U1750	G1675	U1611	U1541
G2516	A2453	C2326	G2256	C2111	G2049	C1982	A1912	G1824	C1751	A1676	G1613	G1542
C2517	G2454	A2327	G2257	U2113	C2050	U1976	A1913	G1825	C1752	A1677	G1614	C1543
A2518	G2455	G2328	C2258	C2114	A2051	G1981	G1914	G1826	G1756	A1678	C1615	C1544
U2519	G2456	A2329	G2259	G2115	G2052	U1991	C1915	C1827	U1757	A1679	A1616	A1545
C2520	U2457	G2330	C2260	C2116	C2053	G1992	U1916	A1829	U1758	U1680	C1617	C1547
C2521	G2458	G2331	U2262	A2117	A2054	U1993	A1917	C1830	A1762	G1681	C1548	C1549
U2522	A2459	C2332	U2263	U2118	C2055	U1994	U1918	G1831	G1763	G1682	G1622	C1550
G2525	U2462	A2333	A2266	A2119	G2056	U1995	U1923	C1832	G1764	C1683	G1623	G1552
C2526	C2463	G2334	A2267	G2120	A2057	G1996	U1833	C1833	C1771	C1684	G1626	G1556
C2527	C2464	A2335	A2268	G2121	A2058	G1997	U1834	C1834	C1772	C1685	G1627	C1556
U2528	C2465	G2336	A2269	G2122	A2059	G1998	C1924	U1834	C1773	C1686	G1628	C1557
G2529	C2466	C2337	G2270	U2122	A2060	C1999	U1841	G1846	U1777	U1692	U1629	A1558
A2530	C2467	G2338	U2271	G2125	G2061	G2000	A1927	A1847	U1778	C1638	G1630	G1559
C2531	G2468	A2339	U2272	A2126	A2062	A2001	A1928	A1848	U1779	U1693	C1631	G1563
G2532	A2469	G2340	A2273	G2127	C2063	G2002	C1843	G1849	C1774	U1688	A1632	G1568
A2533	C2470	C2341	A2274	C2128	C2064	G2003	G1930	G1845	C1775	U1689	G1633	A1569
C2471	C2471	G2342	C2275	C2129	C2065	G2004	U1931	G1845	U1776	A1690	A1634	A1570
G2472	U2472	C2343	U2276	U2130	C2066	A2005	A1932	U1851	C1777	C1691	G1634	A1572
U2473	C2473	U2344	A2278	G2131	G2067	C2006	G1933	A1847	U1779	U1692	A1635	G1575
A2476	C2476	G2345	U2282	U2132	U2068	C2007	C1934	A1849	A1780	C1693	C1635	U1576
C2477	U2477	A2346	G2283	G2133	G2069	C2008	G1935	G1850	C1781	C1694	A1636	U1577
G2478	G2478	G2347	C2284	A2134	G2070	G2009	A1936	G1850	C1782	G1695	A1637	A1571
C2479	C2480	U2348	G2285	A2135	A2071	G2010	A1937	U1851	A1783	G1696	G1638	G1572
G2481	G2481	C2350	U2286	C2136	G2072	U2011	A1938	G1852	A1784	G1697	U1639	C1573
C2482	G2482	G2351	G2287	C2137	C2073	G2012	U1939	A1853	A1785	A1698	C1640	U1574
G2483	U2483	A2352	G2288	C2138	U2074	A2013	A1854	A1786	A1786	G1699	A1641	U1575
C2484	C2484	G2353	G2289	C2139	U2075	A2014	G1855	A1787	A1787	A1700	G1642	U1576
U2485	G2485	U2354	G2290	U2144	C2078	A2015	G1856	G1857	C1702	A1701	U1643	U1577
C2486	G2486	G2355	G2291	C2145	U2079	U2016	G1947	G1857	G1703	G1703	G1644	U1578
G2487	U2487	C2356	G2292	C2146	G2080	U2017	G1948	G1858	G1704	G1704	G1645	A1579
U2488	C2488	U2357	G2293	G2147	C2081	G2018	G1949	G1859	G1705	G1705		
C2489	G2489	G2358	C2294	G2148	A2082	A2020	A1952	G1860	G1792	U1706		



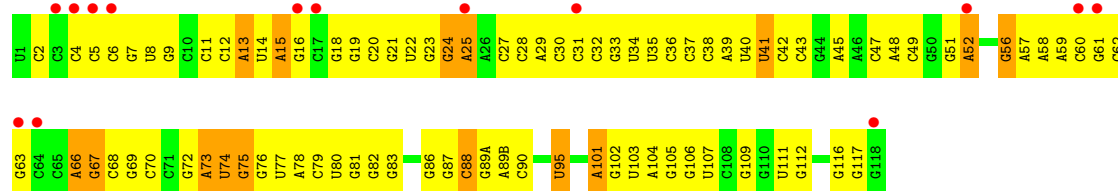
• Molecule 59: 5S ribosomal RNA

Chain BB:



• Molecule 59: 5S ribosomal RNA

Chain DB:



4 Data and refinement statistics

Property	Value	Source
Space group	C 1 2 1	Depositor
Cell constants a, b, c, α , β , γ	307.21Å 670.44Å 350.40Å 90.00° 92.37° 90.00°	Depositor
Resolution (Å)	40.00 – 4.00 145.85 – 3.98	Depositor EDS
% Data completeness (in resolution range)	(Not available) (40.00-4.00) 77.8 (145.85-3.98)	Depositor EDS
R_{merge}	(Not available)	Depositor
R_{sym}	(Not available)	Depositor
$\langle I/\sigma(I) \rangle$ ¹	1.16 (at 4.01Å)	Xtriage
Refinement program	CNS 1.2	Depositor
R, R_{free}	0.281 , 0.329 0.280 , 0.294	Depositor DCC
R_{free} test set	25982 reflections (5.29%)	DCC
Wilson B-factor (Å ²)	74.5	Xtriage
Anisotropy	0.337	Xtriage
Bulk solvent k_{sol} (e/Å ³), B_{sol} (Å ²)	0.20 , -3.0	EDS
Estimated twinning fraction	0.249 for h,-k,-l	Xtriage
L-test for twinning	$\langle L \rangle = 0.24$, $\langle L^2 \rangle = 0.09$	Xtriage
Outliers	0 of 517738 reflections	Xtriage
F_o, F_c correlation	0.80	EDS
Total number of atoms	308068	wwPDB-VP
Average B, all atoms (Å ²)	82.0	wwPDB-VP

Xtriage's analysis on translational NCS is as follows: *The largest off-origin peak in the Patterson function is 3.79% of the height of the origin peak. No significant pseudotranslation is detected.*

¹Intensities estimated from amplitudes.

5 Model quality ⓘ

5.1 Standard geometry ⓘ

Bond lengths and bond angles in the following residue types are not validated in this section: GDP, FUA

The Z score for a bond length (or angle) is the number of standard deviations the observed value is removed from the expected value. A bond length (or angle) with $|Z| > 5$ is considered an outlier worth inspection. RMSZ is the root-mean-square of all Z scores of the bond lengths (or angles).

Mol	Chain	Bond lengths		Bond angles	
		RMSZ	$\# Z > 5$	RMSZ	$\# Z > 5$
1	AB	0.37	0/1945	0.70	1/2621 (0.0%)
1	CB	0.37	0/1945	0.70	1/2621 (0.0%)
2	AC	0.27	0/1645	0.53	0/2216
2	CC	0.27	0/1645	0.55	0/2216
3	AD	0.29	0/1733	0.61	1/2318 (0.0%)
3	CD	0.29	0/1733	0.57	0/2318
4	AE	0.28	0/1172	0.58	1/1576 (0.1%)
4	CE	0.30	0/1172	0.57	1/1576 (0.1%)
5	AF	0.28	0/856	0.59	1/1154 (0.1%)
5	CF	0.29	0/856	0.57	1/1154 (0.1%)
6	AG	0.27	0/1276	0.52	0/1709
6	CG	0.28	0/1276	0.53	0/1709
7	AH	0.29	0/1136	0.61	0/1527
7	CH	0.28	0/1136	0.58	0/1527
8	AI	0.28	0/1029	0.51	0/1379
8	CI	0.26	0/1029	0.52	0/1379
9	AJ	0.25	0/815	0.56	1/1095 (0.1%)
9	CJ	0.27	0/815	0.58	1/1095 (0.1%)
10	AK	0.33	0/900	0.66	1/1213 (0.1%)
10	CK	0.35	0/900	0.63	0/1213
11	AL	0.39	0/992	0.86	1/1327 (0.1%)
11	CL	0.38	0/992	0.83	1/1327 (0.1%)
12	AM	0.28	0/1008	0.62	1/1347 (0.1%)
12	CM	0.25	0/1008	0.55	0/1347
13	AN	0.28	0/501	0.49	0/664
13	CN	0.28	0/501	0.47	0/664
14	AO	0.31	0/745	0.56	0/992
14	CO	0.28	0/745	0.56	0/992
15	AP	0.28	0/722	0.51	0/970
15	CP	0.26	0/722	0.50	0/970
16	AQ	0.37	0/848	0.71	0/1131
16	CQ	0.36	0/848	0.72	0/1131

Mol	Chain	Bond lengths		Bond angles	
		RMSZ	# Z >5	RMSZ	# Z >5
17	AR	0.29	0/579	0.60	0/768
17	CR	0.27	0/579	0.62	0/768
18	AS	0.28	0/647	0.60	1/870 (0.1%)
18	CS	0.28	0/647	0.64	0/870
19	AT	0.32	0/765	0.57	0/1007
19	CT	0.31	0/765	0.57	0/1007
20	AA	0.35	0/36351	1.03	78/56736 (0.1%)
20	CA	0.34	0/36351	1.01	66/56736 (0.1%)
21	AW	0.35	0/1827	1.09	6/2845 (0.2%)
21	CW	0.36	0/1827	1.10	8/2845 (0.3%)
22	AV	0.26	0/568	0.83	0/886
22	CV	0.28	0/568	0.90	0/886
23	AY	0.33	1/5317 (0.0%)	0.70	10/7198 (0.1%)
23	CY	0.34	1/5317 (0.0%)	0.71	6/7198 (0.1%)
24	BC	0.39	0/1774	0.75	0/2391
24	DC	0.41	0/1774	0.75	1/2391 (0.0%)
25	BD	0.33	0/2195	0.68	2/2955 (0.1%)
25	DD	0.34	0/2195	0.67	1/2955 (0.0%)
26	BE	0.31	0/1602	0.66	0/2160
26	DE	0.31	0/1602	0.67	0/2160
27	BF	0.34	0/1663	0.74	2/2249 (0.1%)
27	DF	0.35	0/1663	0.76	2/2249 (0.1%)
28	BG	0.27	0/1499	0.56	0/2016
28	DG	0.33	1/1499 (0.1%)	0.63	3/2016 (0.1%)
29	BH	0.29	0/1298	0.61	0/1751
29	DH	0.31	0/1298	0.59	0/1751
31	BK	0.26	0/1054	0.50	0/1427
31	DK	0.26	0/1054	0.49	0/1427
32	BN	0.34	0/1131	0.66	0/1525
32	DN	0.34	0/1131	0.66	0/1525
33	BO	0.29	0/943	0.57	0/1269
33	DO	0.27	0/943	0.55	0/1269
34	BP	0.29	0/1131	0.61	0/1504
34	DP	0.29	0/1131	0.66	0/1504
35	BQ	0.32	0/1143	0.64	0/1527
35	DQ	0.32	0/1143	0.61	0/1527
36	BR	0.30	0/974	0.63	0/1302
36	DR	0.31	0/974	0.65	0/1302
37	BS	0.33	0/783	0.69	0/1041
37	DS	0.34	0/783	0.73	0/1041
38	BT	0.34	0/1161	0.70	1/1549 (0.1%)
38	DT	0.33	0/1161	0.66	0/1549
39	BU	0.37	0/982	0.62	0/1306

Mol	Chain	Bond lengths		Bond angles	
		RMSZ	# Z >5	RMSZ	# Z >5
39	DU	0.37	0/982	0.62	1/1306 (0.1%)
40	BV	0.34	0/790	0.71	0/1057
40	DV	0.36	0/790	0.70	0/1057
41	BW	0.30	0/911	0.60	0/1220
41	DW	0.31	0/911	0.65	2/1220 (0.2%)
42	BX	0.27	0/748	0.55	0/1004
42	DX	0.29	0/748	0.58	0/1004
43	BY	0.31	0/831	0.60	0/1108
43	DY	0.30	0/831	0.65	0/1108
44	BZ	0.27	0/1505	0.60	0/2042
44	DZ	0.28	0/1505	0.60	0/2042
45	B0	0.25	0/671	0.51	0/892
45	D0	0.26	0/671	0.56	0/892
46	B2	0.32	0/600	0.59	0/793
46	D2	0.31	0/600	0.61	0/793
47	B3	0.26	0/482	0.54	0/646
47	D3	0.24	0/482	0.54	0/646
48	B5	0.27	0/473	0.55	0/639
48	D5	0.26	0/473	0.58	0/639
49	B6	0.31	0/440	0.72	1/586 (0.2%)
49	D6	0.31	0/440	0.68	1/586 (0.2%)
50	B7	0.32	0/438	0.64	0/575
50	D7	0.30	0/438	0.59	0/575
51	B8	0.31	0/525	0.67	0/691
51	D8	0.29	0/525	0.63	2/691 (0.3%)
52	B9	0.27	0/310	0.55	0/407
52	D9	0.27	0/310	0.50	0/407
53	Be	0.45	1/538 (0.2%)	0.55	0/715
53	De	0.26	0/538	0.51	0/715
56	B1	0.46	0/739	0.84	0/981
56	D1	0.46	0/739	0.86	0/981
57	B4	0.33	0/276	0.62	0/372
57	D4	0.34	0/276	0.58	0/372
58	BA	0.37	3/69437 (0.0%)	1.06	184/108401 (0.2%)
58	DA	0.37	1/69437 (0.0%)	1.05	153/108401 (0.1%)
59	BB	0.35	0/2853	1.07	9/4451 (0.2%)
59	DB	0.34	0/2853	1.03	11/4451 (0.2%)
All	All	0.35	8/330554 (0.0%)	0.94	564/492202 (0.1%)

Chiral center outliers are detected by calculating the chiral volume of a chiral center and verifying if the center is modelled as a planar moiety or with the opposite hand. A planarity outlier is detected by checking planarity of atoms in a peptide group, atoms in a mainchain group or atoms of a sidechain that are expected to be planar.

Mol	Chain	#Chirality outliers	#Planarity outliers
1	AB	0	2
1	CB	0	3
11	CL	0	1
23	AY	0	5
23	CY	0	1
24	BC	0	2
24	DC	0	3
25	BD	0	2
27	BF	0	2
27	DF	0	2
30	BJ	0	1
30	DJ	0	1
37	BS	0	2
37	DS	0	4
41	BW	0	1
41	DW	0	1
56	B1	0	1
56	D1	0	2
All	All	0	36

All (8) bond length outliers are listed below:

Mol	Chain	Res	Type	Atoms	Z	Observed(Å)	Ideal(Å)
58	BA	1914	C	O3'-P	-10.49	1.48	1.61
53	Be	87	LYS	C-N	8.65	1.53	1.34
58	BA	1911	U	O3'-P	-6.43	1.53	1.61
58	BA	1006	C	N1-C2	5.82	1.46	1.40
58	DA	1911	U	O3'-P	-5.77	1.54	1.61
23	CY	500	GLN	C-N	-5.31	1.21	1.34
23	AY	503	GLY	C-N	-5.22	1.22	1.34
28	DG	109	VAL	N-CA	-5.11	1.36	1.46

All (564) bond angle outliers are listed below:

Mol	Chain	Res	Type	Atoms	Z	Observed(°)	Ideal(°)
23	CY	500	GLN	CA-C-N	17.19	155.01	117.20
58	BA	1006	C	C6-N1-C2	-16.88	113.55	120.30
58	BA	1006	C	N3-C2-O2	-14.80	111.54	121.90
23	CY	500	GLN	C-N-CA	14.70	158.44	121.70
58	BA	1006	C	N1-C2-O2	13.47	126.98	118.90
23	AY	503	GLY	O-C-N	-12.82	102.18	122.70
20	AA	815	A	C5-C6-N6	12.51	133.71	123.70
20	AA	815	A	N1-C6-N6	-12.45	111.13	118.60

Continued on next page...

Continued from previous page...

Mol	Chain	Res	Type	Atoms	Z	Observed(°)	Ideal(°)
23	CY	500	GLN	O-C-N	-11.72	103.95	122.70
58	BA	1006	C	C2-N1-C1'	10.70	130.57	118.80
20	AA	815	A	N9-C4-C5	10.43	109.97	105.80
23	AY	138	LYS	O-C-N	10.23	139.07	122.70
23	AY	499	ARG	O-C-N	-10.10	106.54	122.70
20	CA	815	A	C5-C6-N6	9.96	131.66	123.70
23	AY	138	LYS	CA-C-N	-9.49	96.32	117.20
58	BA	1914	C	C4'-C3'-O3'	-9.49	89.48	109.40
58	DA	1006	C	C6-N1-C2	-9.27	116.59	120.30
58	BA	1006	C	C5-C6-N1	9.18	125.59	121.00
20	CA	815	A	N1-C6-N6	-9.11	113.13	118.60
23	CY	500	GLN	CA-C-O	-9.08	101.03	120.10
58	BA	997	G	O5'-P-OP1	-9.07	97.54	105.70
58	BA	103	A	N1-C6-N6	9.06	124.03	118.60
58	BA	1914	C	C2'-C3'-O3'	8.95	129.19	109.50
58	DA	1493	C	N1-C2-O2	8.85	124.21	118.90
20	CA	1158	C	C2-N1-C1'	8.75	128.43	118.80
58	BA	1493	C	N1-C2-O2	8.74	124.14	118.90
20	CA	838(C)	U	C2-N1-C1'	8.74	128.19	117.70
20	AA	838(C)	U	C2-N1-C1'	8.67	128.10	117.70
58	BA	95	G	N3-C4-N9	-8.64	120.82	126.00
58	DA	1493	C	C2-N1-C1'	8.63	128.30	118.80
58	BA	1313	U	C2-N1-C1'	8.42	127.80	117.70
58	DA	459	U	C5-C4-O4	8.38	130.93	125.90
58	BA	2585	U	C2-N1-C1'	8.36	127.72	117.70
58	DA	2040	C	C6-N1-C2	-8.34	116.97	120.30
23	AY	138	LYS	C-N-CA	-8.32	100.91	121.70
58	DA	807	U	C5-C4-O4	-8.25	120.95	125.90
58	DA	997	G	O5'-P-OP1	-8.19	98.33	105.70
20	AA	815	A	N3-C4-N9	-8.15	120.88	127.40
58	DA	1137	G	N1-C2-N2	-8.09	108.92	116.20
58	BA	2712	U	N1-C2-O2	7.96	128.37	122.80
58	BA	1048	A	N1-C6-N6	7.94	123.37	118.60
20	AA	1158	C	C2-N1-C1'	7.91	127.50	118.80
58	DA	2473	U	C2-N1-C1'	7.91	127.19	117.70
58	DA	673	C	C2-N3-C4	-7.90	115.95	119.90
20	AA	1508	G	N1-C2-N3	7.83	128.60	123.90
23	AY	503	GLY	CA-C-N	7.83	134.44	117.20
58	BA	24	G	N3-C4-N9	-7.76	121.34	126.00
59	DB	101	A	C6-N1-C2	-7.76	113.94	118.60
58	BA	1963	U	C2-N1-C1'	7.76	127.01	117.70
58	BA	1493	C	C2-N1-C1'	7.74	127.32	118.80

Continued on next page...

Continued from previous page...

Mol	Chain	Res	Type	Atoms	Z	Observed(°)	Ideal(°)
59	BB	101	A	C6-N1-C2	-7.69	113.98	118.60
58	DA	807	U	C2-N3-C4	-7.66	122.40	127.00
58	DA	2585	U	C2-N1-C1'	7.66	126.89	117.70
58	BA	673	C	C2-N3-C4	-7.65	116.07	119.90
58	DA	1494	A	C2-N3-C4	7.65	114.42	110.60
20	CA	815	A	N9-C4-C5	7.63	108.85	105.80
58	BA	2712	U	C2-N1-C1'	7.62	126.85	117.70
20	CA	1158	C	N1-C2-O2	7.57	123.44	118.90
58	BA	2040	C	C2-N1-C1'	7.56	127.11	118.80
58	DA	1963	U	C2-N1-C1'	7.54	126.74	117.70
58	DA	2042	A	N1-C6-N6	-7.53	114.08	118.60
58	DA	1314	C	C2-N1-C1'	7.48	127.03	118.80
58	DA	459	U	C6-N1-C1'	7.45	131.63	121.20
58	DA	2681	C	C2-N1-C1'	7.44	126.99	118.80
58	BA	2039	C	C6-N1-C1'	7.44	129.72	120.80
58	DA	1137	G	N3-C2-N2	7.40	125.08	119.90
58	BA	1137	G	C4-C5-N7	-7.39	107.84	110.80
58	DA	294	A	N1-C6-N6	7.38	123.03	118.60
20	CA	129(A)	G	N3-C2-N2	7.29	125.00	119.90
20	AA	815	A	C6-C5-N7	7.28	137.40	132.30
58	BA	1137	G	N1-C6-O6	-7.13	115.62	119.90
58	DA	2585	U	N1-C2-O2	7.13	127.79	122.80
20	CA	129(A)	G	N3-C4-N9	7.13	130.28	126.00
58	DA	2039	C	C2-N1-C1'	-7.12	110.97	118.80
58	BA	2039	C	C2-N1-C1'	-7.04	111.06	118.80
20	CA	421	U	C2-N1-C1'	7.02	126.12	117.70
58	BA	1937	A	P-O3'-C3'	7.00	128.10	119.70
20	CA	815	A	N3-C4-N9	-7.00	121.80	127.40
58	BA	1332	G	C4-N9-C1'	7.00	135.60	126.50
58	BA	103	A	C4-C5-C6	6.99	120.50	117.00
58	BA	1137	G	N9-C4-C5	6.99	108.20	105.40
59	BB	75	G	C6-N1-C2	-6.99	120.91	125.10
24	DC	211	ARG	N-CA-C	-6.97	92.17	111.00
20	AA	129(A)	G	N3-C2-N2	6.96	124.78	119.90
58	DA	459	U	C6-N1-C2	-6.96	116.82	121.00
21	CW	30	C	C2-N1-C1'	6.96	126.45	118.80
58	DA	2344	U	N1-C2-O2	-6.95	117.93	122.80
59	DB	75	G	C6-N1-C2	-6.92	120.95	125.10
20	CA	1508	G	N1-C2-N3	6.91	128.04	123.90
20	CA	1170	A	N1-C6-N6	6.89	122.73	118.60
58	DA	103	A	N1-C6-N6	6.85	122.71	118.60
58	DA	2598	A	N1-C6-N6	6.83	122.70	118.60

Continued on next page...

Continued from previous page...

Mol	Chain	Res	Type	Atoms	Z	Observed(°)	Ideal(°)
20	AA	838(A)	U	C2-N1-C1'	6.81	125.88	117.70
20	AA	68(H)	G	N9-C4-C5	6.79	108.11	105.40
58	BA	1139	G	O5'-P-OP1	-6.77	99.61	105.70
58	BA	1570	A	N1-C6-N6	6.77	122.66	118.60
58	DA	1963	U	N1-C2-O2	6.76	127.53	122.80
20	AA	1503	A	N9-C4-C5	-6.76	103.10	105.80
58	BA	1048	A	C4-C5-C6	6.75	120.38	117.00
28	DG	114	ILE	C-N-CA	6.74	138.56	121.70
58	DA	2040	C	OP1-P-OP2	-6.74	109.49	119.60
58	DA	1137	G	N1-C6-O6	-6.73	115.86	119.90
58	BA	2585	U	N1-C2-O2	6.69	127.48	122.80
20	AA	1158	C	N1-C2-O2	6.69	122.91	118.90
27	BF	155	LEU	N-CA-C	-6.69	92.94	111.00
58	DA	576	U	C5-C4-O4	-6.69	121.89	125.90
58	DA	2039	C	N1-C1'-C2'	-6.67	104.66	112.00
58	BA	95	G	N9-C4-C5	6.64	108.06	105.40
58	DA	2040	C	C5-C6-N1	6.64	124.32	121.00
10	AK	110	ASP	CB-CG-OD1	6.63	124.27	118.30
58	BA	2681	C	C5-C4-N4	6.63	124.84	120.20
58	DA	1136	G	N3-C4-N9	6.62	129.97	126.00
58	BA	1048	A	C6-C5-N7	-6.62	127.67	132.30
20	AA	1066	C	C2-N1-C1'	6.61	126.08	118.80
58	BA	1137	G	C6-N1-C2	-6.61	121.13	125.10
20	CA	1158	C	C6-N1-C1'	-6.60	112.89	120.80
58	BA	1139	G	O4'-C1'-N9	6.58	113.46	108.20
58	DA	271(C)	G	N3-C4-N9	6.57	129.94	126.00
58	DA	1249	U	C2-N1-C1'	6.57	125.58	117.70
58	DA	1022	G	P-O3'-C3'	6.56	127.57	119.70
58	BA	1332	G	C8-N9-C1'	-6.56	118.47	127.00
58	DA	2473	U	C5-C6-N1	6.56	125.98	122.70
58	BA	2344	U	N1-C2-O2	-6.55	118.21	122.80
20	AA	1043	C	O4'-C1'-N1	6.52	113.42	108.20
23	AY	503	GLY	C-N-CA	6.51	137.99	121.70
58	BA	807	U	C2-N3-C4	-6.51	123.09	127.00
27	DF	155	LEU	N-CA-C	-6.50	93.44	111.00
58	BA	1535	U	C5-C6-N1	6.50	125.95	122.70
58	BA	2712	U	N3-C2-O2	-6.49	117.66	122.20
20	AA	421	U	C2-N1-C1'	6.48	125.48	117.70
20	AA	1248	A	N1-C6-N6	-6.46	114.72	118.60
58	BA	1872	A	N1-C6-N6	6.44	122.46	118.60
20	AA	838(C)	U	N1-C2-O2	6.43	127.30	122.80
58	DA	2501	C	C2-N1-C1'	6.43	125.87	118.80

Continued on next page...

Continued from previous page...

Mol	Chain	Res	Type	Atoms	Z	Observed(°)	Ideal(°)
58	BA	1653	G	C5-C6-O6	-6.41	124.76	128.60
20	AA	300	A	N1-C6-N6	6.39	122.44	118.60
58	BA	2802	G	N3-C4-N9	6.38	129.83	126.00
58	BA	2039	C	N1-C1'-C2'	-6.38	104.98	112.00
58	DA	459	U	N3-C4-C5	-6.35	110.79	114.60
58	DA	1872	A	N1-C6-N6	6.35	122.41	118.60
58	BA	95	G	C6-C5-N7	6.34	134.20	130.40
58	BA	466	A	N1-C6-N6	6.33	122.40	118.60
58	BA	1494	A	C2-N3-C4	6.32	113.76	110.60
58	BA	2598	A	N1-C6-N6	6.31	122.39	118.60
20	CA	484	G	P-O3'-C3'	6.31	127.27	119.70
25	BD	177	LEU	CA-CB-CG	6.30	129.79	115.30
58	BA	294	A	N1-C6-N6	6.29	122.37	118.60
58	BA	1963	U	N1-C2-O2	6.29	127.20	122.80
20	AA	838(C)	U	N3-C2-O2	-6.28	117.80	122.20
20	AA	1508	G	N3-C4-N9	6.28	129.77	126.00
20	CA	838(C)	U	N1-C2-O2	6.27	127.19	122.80
20	AA	618	C	C6-N1-C1'	6.27	128.33	120.80
58	BA	1022	G	P-O3'-C3'	6.27	127.22	119.70
20	AA	1503	A	C5-C6-N6	-6.27	118.69	123.70
58	BA	103	A	C6-C5-N7	-6.26	127.92	132.30
58	DA	1493	C	N3-C2-O2	-6.25	117.52	121.90
58	BA	1493	C	C5-C6-N1	6.25	124.12	121.00
20	AA	1158	C	C6-N1-C1'	-6.23	113.32	120.80
58	DA	621	A	N1-C6-N6	-6.23	114.86	118.60
59	BB	101	A	C5-C6-N6	-6.23	118.72	123.70
21	CW	61	C	N1-C2-O2	6.23	122.64	118.90
20	AA	815	A	C4-C5-N7	-6.22	107.59	110.70
58	DA	1570	A	N1-C6-N6	6.22	122.33	118.60
20	CA	1332	A	N1-C6-N6	6.21	122.33	118.60
58	DA	1493	C	C6-N1-C1'	-6.21	113.35	120.80
58	BA	1249	U	N1-C2-O2	6.21	127.14	122.80
58	DA	271(C)	G	N3-C4-C5	-6.20	125.50	128.60
20	AA	68(R)	C	N1-C2-O2	-6.20	115.18	118.90
58	BA	1249	U	C2-N1-C1'	6.19	125.13	117.70
21	CW	30	C	N1-C2-O2	6.19	122.61	118.90
20	AA	186(G)	C	N3-C2-O2	-6.18	117.57	121.90
58	BA	24	G	N9-C4-C5	6.17	107.87	105.40
49	B6	9	LEU	CA-CB-CG	6.16	129.47	115.30
20	AA	1248	A	C5-C6-N6	6.16	128.62	123.70
20	AA	1465	C	C5-C4-N4	-6.16	115.89	120.20
58	DA	596	G	N3-C4-N9	-6.15	122.31	126.00

Continued on next page...

Continued from previous page...

Mol	Chain	Res	Type	Atoms	Z	Observed(°)	Ideal(°)
58	DA	1107	G	N3-C4-N9	-6.15	122.31	126.00
58	BA	1137	G	C8-N9-C1'	6.14	134.98	127.00
25	BD	95	LEU	CA-CB-CG	6.12	129.39	115.30
58	DA	1005	C	C6-N1-C2	-6.10	117.86	120.30
20	CA	1508	G	N3-C2-N2	-6.10	115.63	119.90
20	CA	838(C)	U	N3-C2-O2	-6.09	117.94	122.20
58	DA	30	G	N3-C4-N9	6.09	129.66	126.00
20	AA	68(H)	G	C8-N9-C4	-6.09	103.96	106.40
20	CA	186(G)	C	N3-C2-O2	-6.09	117.64	121.90
20	CA	421	U	N1-C2-O2	6.09	127.06	122.80
41	DW	51	LEU	CA-CB-CG	6.08	129.29	115.30
58	BA	2040	C	C6-N1-C2	-6.08	117.87	120.30
20	AA	1332	A	N1-C6-N6	6.08	122.25	118.60
58	DA	2585	U	N3-C2-O2	-6.07	117.95	122.20
58	BA	2585	U	C5-C6-N1	6.07	125.73	122.70
20	AA	618	C	O4'-C1'-N1	6.06	113.05	108.20
59	BB	75	G	C5-C6-N1	6.06	114.53	111.50
58	DA	271(C)	G	C4-N9-C1'	6.06	134.38	126.50
58	BA	1314	C	C2-N1-C1'	6.06	125.46	118.80
58	DA	130	C	C2-N1-C1'	6.05	125.46	118.80
20	CA	815	A	C6-C5-N7	6.05	136.53	132.30
20	CA	1465	C	C2-N3-C4	-6.05	116.88	119.90
20	AA	129(A)	G	N3-C4-N9	6.04	129.63	126.00
58	DA	673	C	N3-C4-C5	6.04	124.32	121.90
58	BA	511	U	N1-C2-O2	6.04	127.03	122.80
20	AA	1362(A)	C	C6-N1-C2	-6.03	117.89	120.30
58	BA	95	G	C4-C5-N7	-6.03	108.39	110.80
58	BA	1019	U	C6-N1-C2	-6.01	117.40	121.00
59	BB	9	G	C5-C6-O6	6.00	132.20	128.60
58	DA	121	G	N3-C4-N9	6.00	129.60	126.00
58	DA	2039	C	OP1-P-O3'	5.99	118.39	105.20
21	CW	25	C	C2-N1-C1'	5.99	125.39	118.80
58	BA	1963	U	C5-C6-N1	5.99	125.69	122.70
58	BA	1137	G	C6-C5-N7	5.99	133.99	130.40
20	AA	1503	A	N1-C6-N6	5.98	122.19	118.60
58	DA	1153	C	C2-N1-C1'	5.98	125.38	118.80
20	CA	1200	C	C6-N1-C1'	5.98	127.98	120.80
58	DA	1558	A	P-O3'-C3'	5.98	126.87	119.70
58	BA	618(B)	C	C2-N1-C1'	5.96	125.36	118.80
12	AM	56	LEU	CA-CB-CG	5.95	128.97	115.30
39	DU	18	LEU	CA-CB-CG	5.94	128.96	115.30
58	BA	1110	G	C2-N3-C4	-5.94	108.93	111.90

Continued on next page...

Continued from previous page...

Mol	Chain	Res	Type	Atoms	Z	Observed(°)	Ideal(°)
58	DA	2688	U	N3-C2-O2	-5.92	118.05	122.20
58	BA	1091	G	N3-C4-N9	-5.92	122.45	126.00
58	DA	482	A	N1-C6-N6	5.91	122.15	118.60
20	CA	1158	C	N3-C2-O2	-5.91	117.76	121.90
58	BA	1869	G	N1-C2-N2	-5.90	110.89	116.20
20	AA	1170	A	N1-C6-N6	5.90	122.14	118.60
23	AY	499	ARG	C-N-CA	5.89	136.44	121.70
20	CA	992	U	P-O3'-C3'	5.89	126.77	119.70
20	CA	1200	C	C2-N1-C1'	-5.89	112.32	118.80
58	BA	1048	A	C4-N9-C1'	5.89	136.90	126.30
58	BA	1048	A	C8-N9-C1'	-5.88	117.12	127.70
20	AA	1196	U	C2-N1-C1'	5.88	124.75	117.70
58	BA	2598	A	C4-C5-C6	5.88	119.94	117.00
59	DB	24	G	C5-C6-O6	-5.88	125.08	128.60
58	DA	985	C	C2-N1-C1'	5.87	125.26	118.80
58	DA	1048	A	N1-C6-N6	5.87	122.12	118.60
58	DA	2598	A	C4-C5-C6	5.86	119.93	117.00
58	BA	673	C	C5-C4-N4	-5.86	116.10	120.20
25	DD	95	LEU	CA-CB-CG	5.86	128.77	115.30
58	DA	1078	U	N1-C2-O2	5.86	126.90	122.80
20	AA	68(R)	C	C6-N1-C1'	5.85	127.82	120.80
11	AL	60	LEU	CA-CB-CG	5.84	128.74	115.30
58	BA	1542	G	P-O3'-C3'	5.84	126.71	119.70
58	BA	103	A	N9-C4-C5	-5.83	103.47	105.80
4	CE	12	LEU	CA-CB-CG	5.83	128.72	115.30
58	DA	907	U	O4'-C1'-N1	5.83	112.86	108.20
59	BB	101	A	N3-C4-N9	5.83	132.06	127.40
59	BB	101	A	C5-C6-N1	5.83	120.61	117.70
20	AA	1465	C	C2-N3-C4	-5.82	116.99	119.90
20	CA	1381	U	C2-N1-C1'	5.82	124.69	117.70
5	AF	98	LEU	CA-CB-CG	5.82	128.69	115.30
58	BA	24	G	N3-C2-N2	-5.82	115.83	119.90
20	AA	618	C	C2-N1-C1'	-5.81	112.41	118.80
58	BA	1047	G	O4'-C1'-N9	5.81	112.85	108.20
58	DA	1006	C	N3-C2-O2	-5.81	117.83	121.90
58	BA	2040	C	C5-C6-N1	5.81	123.90	121.00
58	DA	1078	U	C2-N1-C1'	5.81	124.67	117.70
58	BA	278	A	P-O3'-C3'	5.80	126.67	119.70
58	BA	912	C	C2-N1-C1'	5.80	125.18	118.80
58	BA	95	G	C8-N9-C1'	5.79	134.53	127.00
59	DB	75	G	N3-C4-C5	-5.79	125.70	128.60
20	CA	1290	G	C5-C6-O6	-5.79	125.12	128.60

Continued on next page...

Continued from previous page...

Mol	Chain	Res	Type	Atoms	Z	Observed(°)	Ideal(°)
58	DA	1779	U	C2-N1-C1'	5.78	124.63	117.70
58	DA	2681	C	C6-N1-C1'	-5.78	113.87	120.80
58	DA	459	U	C4-C5-C6	5.77	123.16	119.70
58	BA	2403	C	C2-N1-C1'	5.77	125.14	118.80
58	BA	1313	U	C6-N1-C1'	-5.76	113.13	121.20
58	BA	1249	U	N3-C2-O2	-5.76	118.17	122.20
59	BB	95	U	C5-C4-O4	5.76	129.36	125.90
20	CA	1362(A)	C	C6-N1-C2	-5.75	118.00	120.30
58	DA	1976	U	O4'-C1'-N1	5.74	112.79	108.20
58	DA	2501	C	C5-C6-N1	5.74	123.87	121.00
58	BA	1999	C	N1-C2-O2	5.74	122.34	118.90
20	AA	307	C	C2-N1-C1'	5.73	125.11	118.80
58	DA	1280	G	N3-C4-N9	-5.73	122.56	126.00
20	CA	1170	A	C4-C5-C6	5.73	119.86	117.00
58	DA	1080	C	O4'-C1'-N1	5.72	112.78	108.20
58	DA	2023	G	N1-C2-N2	5.72	121.35	116.20
58	BA	1137	G	O4'-C1'-N9	5.72	112.78	108.20
20	CA	618	C	O4'-C1'-N1	5.71	112.77	108.20
58	BA	906	G	C5-C6-O6	5.71	132.03	128.60
21	CW	61	C	C2-N1-C1'	5.71	125.08	118.80
58	DA	1280	G	N9-C4-C5	5.71	107.68	105.40
58	BA	645	C	C2-N1-C1'	5.70	125.07	118.80
20	AA	1508	G	C6-C5-N7	-5.70	126.98	130.40
58	BA	121	G	N3-C4-N9	5.70	129.42	126.00
58	BA	1558	A	P-O3'-C3'	5.70	126.53	119.70
20	CA	618	C	C5-C4-N4	5.69	124.19	120.20
20	AA	1043	C	C6-N1-C1'	5.69	127.63	120.80
58	DA	230	U	C5-C4-O4	5.68	129.31	125.90
3	AD	19	LEU	CA-CB-CG	5.68	128.37	115.30
58	BA	1048	A	N9-C4-C5	-5.67	103.53	105.80
58	BA	2119	A	C5-C6-N6	5.66	128.23	123.70
20	CA	838(C)	U	C6-N1-C1'	-5.65	113.28	121.20
58	BA	1493	C	N3-C2-O2	-5.65	117.94	121.90
58	BA	83	G	C2-N3-C4	-5.65	109.07	111.90
20	AA	943	U	C5-C4-O4	5.65	129.29	125.90
20	AA	1508	G	C2-N3-C4	-5.64	109.08	111.90
20	AA	1129	C	N1-C2-O2	5.64	122.28	118.90
58	BA	2688	U	N3-C2-O2	-5.63	118.26	122.20
58	BA	1598	C	N1-C2-O2	5.63	122.28	118.90
58	BA	24	G	C6-C5-N7	5.63	133.78	130.40
58	BA	1668	A	N1-C6-N6	-5.62	115.22	118.60
58	BA	2039	C	O4'-C1'-N1	5.62	112.70	108.20

Continued on next page...

Continued from previous page...

Mol	Chain	Res	Type	Atoms	Z	Observed(°)	Ideal(°)
58	DA	9	U	N1-C2-O2	5.62	126.73	122.80
20	AA	68(R)	C	C2-N1-C1'	-5.61	112.62	118.80
58	DA	1395	A	O4'-C1'-N9	5.61	112.69	108.20
58	DA	1982	C	C2-N1-C1'	5.61	124.97	118.80
58	DA	510	C	N1-C2-O2	5.60	122.26	118.90
58	BA	349	G	N9-C4-C5	5.60	107.64	105.40
20	CA	1535	C	OP1-P-O3'	5.60	117.53	105.20
58	BA	1080	C	C2-N1-C1'	-5.60	112.64	118.80
58	DA	1226	A	N1-C6-N6	5.60	121.96	118.60
58	BA	1137	G	C4-N9-C1'	-5.59	119.23	126.50
58	BA	1668	A	N9-C4-C5	5.59	108.04	105.80
58	DA	2039	C	C6-N1-C1'	5.58	127.50	120.80
58	BA	2092	U	P-O3'-C3'	5.58	126.40	119.70
58	DA	1078	U	N3-C2-O2	-5.58	118.30	122.20
58	BA	1445	C	C6-N1-C2	-5.58	118.07	120.30
58	BA	2364	C	O4'-C1'-N1	5.57	112.66	108.20
58	BA	2585	U	C6-N1-C1'	-5.56	113.42	121.20
58	DA	2429	G	O4'-C1'-N9	5.56	112.65	108.20
49	D6	9	LEU	CA-CB-CG	5.55	128.06	115.30
20	CA	688	G	N3-C4-N9	-5.55	122.67	126.00
20	AA	992	U	P-O3'-C3'	5.54	126.35	119.70
58	BA	30	G	N3-C4-N9	5.54	129.33	126.00
58	DA	230	U	C2-N1-C1'	-5.54	111.05	117.70
20	CA	1195	C	C6-N1-C1'	5.54	127.45	120.80
58	DA	958	U	C5-C6-N1	5.54	125.47	122.70
58	DA	862	G	N3-C4-N9	5.53	129.32	126.00
20	AA	838(C)	U	C6-N1-C1'	-5.53	113.46	121.20
58	BA	1598	C	C2-N1-C1'	5.53	124.88	118.80
1	CB	187	LEU	CA-CB-CG	5.52	128.00	115.30
20	AA	300	A	C6-C5-N7	-5.52	128.44	132.30
58	DA	2780	G	C8-N9-C4	5.52	108.61	106.40
27	DF	174	VAL	N-CA-C	-5.51	96.12	111.00
20	CA	815	A	C6-N1-C2	5.51	121.91	118.60
20	AA	421	U	N1-C2-O2	5.51	126.66	122.80
20	AA	838(A)	U	N1-C2-O2	5.50	126.65	122.80
58	BA	576	U	C5-C4-O4	-5.50	122.60	125.90
58	DA	1083	U	O4'-C1'-N1	5.50	112.60	108.20
58	BA	2591	C	C6-N1-C2	-5.50	118.10	120.30
58	BA	95	G	C4-N9-C1'	-5.50	119.35	126.50
21	CW	30	C	C6-N1-C1'	-5.50	114.20	120.80
58	DA	645	C	C2-N1-C1'	5.50	124.85	118.80
20	AA	1213	A	N1-C6-N6	-5.50	115.30	118.60

Continued on next page...

Continued from previous page...

Mol	Chain	Res	Type	Atoms	Z	Observed(°)	Ideal(°)
58	BA	2344	U	C2-N3-C4	-5.49	123.70	127.00
51	D8	32	LEU	CA-CB-CG	5.49	127.93	115.30
20	AA	754	C	C2-N1-C1'	5.49	124.83	118.80
58	BA	1869	G	C6-C5-N7	-5.49	127.11	130.40
58	DA	2473	U	C6-N1-C2	-5.47	117.72	121.00
58	DA	1223	G	C2-N3-C4	-5.47	109.17	111.90
20	AA	838(A)	U	C6-N1-C1'	-5.47	113.55	121.20
58	DA	2801	A	N1-C6-N6	5.46	121.88	118.60
58	DA	294	A	C4-C5-C6	5.46	119.73	117.00
58	DA	270(L)	C	N1-C2-O2	5.46	122.17	118.90
58	BA	2407	G	C4-N9-C1'	5.46	133.59	126.50
20	CA	1465	C	C5-C4-N4	-5.45	116.38	120.20
58	BA	1137	G	N1-C2-N3	5.45	127.17	123.90
21	CW	20(A)	U	P-O3'-C3'	5.45	126.24	119.70
20	CA	810	C	O4'-C1'-N1	5.44	112.56	108.20
20	CA	1305	G	C2-N3-C4	-5.44	109.18	111.90
20	CA	328	C	P-O3'-C3'	5.44	126.22	119.70
20	CA	1028(F)	A	N1-C6-N6	5.44	121.86	118.60
28	DG	114	ILE	O-C-N	-5.43	114.00	122.70
58	DA	2726	U	C2-N1-C1'	5.43	124.22	117.70
58	BA	2791	C	C6-N1-C2	-5.43	118.13	120.30
58	BA	510	C	N1-C2-O2	5.43	122.16	118.90
20	CA	618	C	N3-C4-C5	-5.43	119.73	121.90
58	BA	2578	G	N9-C4-C5	5.43	107.57	105.40
20	CA	68(H)	G	N9-C4-C5	5.43	107.57	105.40
58	BA	2801	A	N1-C6-N6	5.43	121.86	118.60
58	DA	1313	U	C2-N1-C1'	5.43	124.21	117.70
20	AA	328	C	P-O3'-C3'	5.42	126.21	119.70
38	BT	79	HIS	N-CA-C	5.42	125.64	111.00
20	AA	1508	G	N9-C4-C5	-5.42	103.23	105.40
58	BA	121	G	N9-C4-C5	-5.41	103.23	105.40
20	CA	484	G	OP2-P-O3'	5.41	117.11	105.20
20	AA	1440(K)	G	C4-N9-C1'	5.41	133.53	126.50
58	DA	1314	C	N1-C2-O2	5.41	122.14	118.90
21	AW	30	C	C2-N1-C1'	5.40	124.74	118.80
59	DB	101	A	C5-C6-N1	5.40	120.40	117.70
58	BA	1869	G	N3-C2-N2	5.39	123.68	119.90
18	AS	54	GLY	N-CA-C	-5.39	99.62	113.10
58	BA	1493	C	C6-N1-C1'	-5.39	114.33	120.80
58	DA	130	C	N1-C2-O2	5.39	122.13	118.90
59	DB	88	C	N1-C2-O2	5.39	122.13	118.90
58	BA	621	A	N1-C6-N6	-5.38	115.37	118.60

Continued on next page...

Continued from previous page...

Mol	Chain	Res	Type	Atoms	Z	Observed(°)	Ideal(°)
41	DW	107	LEU	CA-CB-CG	5.38	127.67	115.30
58	BA	1267	U	C2-N1-C1'	5.38	124.15	117.70
20	CA	748	C	P-O3'-C3'	5.37	126.14	119.70
58	BA	2595	G	C2-N3-C4	-5.37	109.22	111.90
58	BA	2681	C	N3-C4-N4	-5.37	114.24	118.00
20	AA	820	U	C2-N1-C1'	-5.37	111.26	117.70
58	DA	270(L)	C	C2-N1-C1'	5.37	124.70	118.80
20	AA	618	C	N3-C4-C5	-5.36	119.75	121.90
58	DA	121	G	C4-C5-N7	5.36	112.94	110.80
58	BA	2119	A	N9-C4-C5	5.36	107.94	105.80
58	BA	2473	U	C2-N1-C1'	5.36	124.13	117.70
20	AA	1503	A	C8-N9-C4	5.36	107.94	105.80
58	DA	510	C	N3-C2-O2	-5.36	118.15	121.90
1	AB	185	ILE	N-CA-C	-5.35	96.55	111.00
58	DA	459	U	C5-C6-N1	5.35	125.38	122.70
58	BA	2043	C	C2-N1-C1'	5.35	124.68	118.80
20	AA	618	C	C5-C4-N4	5.34	123.94	120.20
20	AA	1129	C	C2-N1-C1'	5.34	124.68	118.80
58	DA	2023	G	N3-C4-C5	5.34	131.27	128.60
59	DB	101	A	N3-C4-N9	5.34	131.67	127.40
58	BA	2578	G	C8-N9-C1'	5.34	133.94	127.00
20	AA	943	U	C2-N3-C4	5.33	130.20	127.00
58	BA	479	A	N1-C6-N6	-5.33	115.40	118.60
58	DA	1139	G	N7-C8-N9	5.33	115.77	113.10
58	BA	95	G	C5-C6-O6	5.33	131.80	128.60
58	BA	2794	C	N1-C2-O2	5.33	122.10	118.90
20	CA	1126	U	N1-C2-O2	5.33	126.53	122.80
21	AW	25	C	C5-C6-N1	5.33	123.67	121.00
58	BA	1497	U	C2-N1-C1'	5.33	124.09	117.70
58	DA	230	U	O4'-C1'-N1	5.33	112.46	108.20
58	BA	271(C)	G	P-O3'-C3'	5.32	126.09	119.70
58	DA	2344	U	C2-N3-C4	-5.31	123.81	127.00
58	BA	24	G	C4-C5-N7	-5.31	108.68	110.80
58	BA	24	G	N1-C2-N2	5.31	120.98	116.20
58	BA	2578	G	N3-C4-N9	-5.31	122.82	126.00
58	BA	1653	G	N9-C4-C5	-5.30	103.28	105.40
59	DB	75	G	C5-C6-N1	5.30	114.15	111.50
20	CA	129(A)	G	C4-N9-C1'	5.30	133.39	126.50
58	BA	226	G	C2-N3-C4	5.30	114.55	111.90
58	DA	83	G	C2-N3-C4	-5.30	109.25	111.90
58	BA	2712	U	C6-N1-C1'	-5.30	113.78	121.20
58	BA	1006	C	N3-C4-C5	-5.30	119.78	121.90

Continued on next page...

Continued from previous page...

Mol	Chain	Res	Type	Atoms	Z	Observed(°)	Ideal(°)
58	BA	95	G	N3-C2-N2	-5.29	116.20	119.90
58	DA	230	U	C6-N1-C1'	5.29	128.61	121.20
58	BA	968	G	N3-C4-N9	-5.28	122.83	126.00
58	DA	121	G	N9-C4-C5	-5.28	103.29	105.40
58	DA	540	G	C8-N9-C4	-5.27	104.29	106.40
4	AE	12	LEU	CA-CB-CG	5.27	127.43	115.30
21	AW	25	C	C2-N1-C1'	5.27	124.59	118.80
58	BA	744	G	N9-C4-C5	5.27	107.51	105.40
20	CA	1281	U	C2-N1-C1'	5.26	124.02	117.70
23	CY	567	LEU	CA-CB-CG	5.26	127.41	115.30
58	BA	1080	C	C6-N1-C1'	5.26	127.11	120.80
58	DA	1963	U	C6-N1-C1'	-5.26	113.84	121.20
58	BA	1313	U	C5-C6-N1	5.26	125.33	122.70
20	AA	1248	A	N9-C4-C5	5.25	107.90	105.80
58	BA	2499	C	O4'-C1'-N1	5.25	112.40	108.20
11	CL	33	ARG	N-CA-C	5.25	125.17	111.00
28	DG	109	VAL	CA-CB-CG2	5.25	118.77	110.90
58	DA	1048	A	C4-C5-C6	5.24	119.62	117.00
58	DA	1570	A	C6-C5-N7	-5.24	128.63	132.30
20	AA	68(H)	G	C5-C6-O6	5.23	131.74	128.60
20	AA	1533	C	O5'-P-OP1	-5.23	100.99	105.70
20	AA	687	A	P-O3'-C3'	5.22	125.97	119.70
58	BA	907	U	O4'-C1'-N1	5.22	112.38	108.20
59	DB	101	A	C5-C6-N6	-5.22	119.52	123.70
58	BA	1982	C	C2-N1-C1'	5.22	124.54	118.80
58	DA	470	A	N7-C8-N9	5.22	116.41	113.80
20	AA	815	A	C6-N1-C2	5.22	121.73	118.60
58	DA	539	G	C5-C6-O6	5.21	131.73	128.60
58	BA	2802	G	N9-C4-C5	-5.21	103.32	105.40
20	CA	252	U	N3-C2-O2	-5.21	118.55	122.20
58	DA	912	C	N1-C2-O2	5.21	122.03	118.90
58	BA	2512	C	N1-C2-O2	-5.21	115.78	118.90
58	DA	2499	C	O4'-C1'-N1	5.20	112.36	108.20
59	DB	95	U	C5-C4-O4	5.20	129.02	125.90
58	DA	1213	A	N1-C6-N6	5.20	121.72	118.60
23	CY	216	LEU	CA-CB-CG	5.20	127.26	115.30
58	BA	2786	U	C2-N1-C1'	5.20	123.94	117.70
58	BA	1420	U	C2-N1-C1'	5.19	123.93	117.70
58	BA	2874	C	C6-N1-C2	-5.19	118.22	120.30
58	DA	2726	U	O4'-C1'-N1	5.19	112.35	108.20
27	BF	174	VAL	N-CA-C	-5.19	97.00	111.00
58	BA	1226	A	N1-C6-N6	5.18	121.71	118.60

Continued on next page...

Continued from previous page...

Mol	Chain	Res	Type	Atoms	Z	Observed(°)	Ideal(°)
58	DA	1872	A	C6-C5-N7	-5.18	128.68	132.30
58	DA	1136	G	N9-C4-C5	-5.17	103.33	105.40
9	CJ	16	LEU	CA-CB-CG	5.17	127.19	115.30
58	DA	114	U	C2-N1-C1'	5.17	123.90	117.70
58	BA	1140	C	C6-N1-C2	-5.16	118.23	120.30
58	DA	2873	A	O4'-C1'-N9	5.16	112.33	108.20
20	AA	1066	C	C6-N1-C1'	-5.16	114.61	120.80
58	BA	2636	U	N1-C2-O2	5.16	126.41	122.80
20	CA	1508	G	C2-N3-C4	-5.16	109.32	111.90
23	AY	499	ARG	CA-C-N	5.16	128.55	117.20
58	BA	2429	G	O4'-C1'-N9	5.16	112.33	108.20
58	BA	446	G	N9-C4-C5	-5.16	103.34	105.40
58	DA	2598	A	C6-C5-N7	-5.16	128.69	132.30
58	DA	121	G	C6-C5-N7	-5.15	127.31	130.40
58	DA	454	A	N1-C6-N6	-5.15	115.51	118.60
58	DA	2780	G	N7-C8-N9	-5.15	110.52	113.10
20	CA	1195	C	C2-N1-C1'	-5.15	113.14	118.80
20	AA	1213	A	N9-C4-C5	5.15	107.86	105.80
20	AA	1043	C	C2-N1-C1'	-5.15	113.14	118.80
20	CA	1248	A	N1-C6-N6	-5.14	115.51	118.60
58	DA	2780	G	N1-C6-O6	-5.14	116.81	119.90
58	BA	1091	G	C8-N9-C1'	5.14	133.69	127.00
58	DA	1107	G	N9-C4-C5	5.14	107.46	105.40
20	AA	748	C	P-O3'-C3'	5.14	125.86	119.70
58	DA	1314	C	C6-N1-C1'	-5.14	114.63	120.80
58	DA	1157	G	N3-C4-N9	5.14	129.08	126.00
58	DA	671	C	C2-N1-C1'	5.13	124.45	118.80
20	AA	300	A	C4-C5-C6	5.13	119.57	117.00
58	DA	459	U	C2-N1-C1'	-5.13	111.54	117.70
58	DA	1314	C	C6-N1-C2	-5.13	118.25	120.30
58	BA	1080	C	O4'-C1'-N1	5.12	112.30	108.20
20	CA	1170	A	C6-C5-N7	-5.12	128.72	132.30
20	CA	1491	G	C4'-C3'-O3'	5.12	123.23	113.00
58	DA	1872	A	C4-C5-C6	5.12	119.56	117.00
20	CA	421	U	N3-C2-O2	-5.12	118.62	122.20
58	BA	2039	C	C5'-C4'-O4'	5.11	115.23	109.10
58	DA	1963	U	N3-C2-O2	-5.11	118.62	122.20
58	DA	1052	C	C6-N1-C1'	5.11	126.93	120.80
58	BA	2039	C	C6-N1-C2	-5.10	118.26	120.30
20	AA	815	A	C8-N9-C1'	5.10	136.88	127.70
58	BA	2585	U	N3-C2-O2	-5.10	118.63	122.20
21	AW	60	U	C2-N1-C1'	5.10	123.81	117.70

Continued on next page...

Continued from previous page...

Mol	Chain	Res	Type	Atoms	Z	Observed(°)	Ideal(°)
20	AA	815	A	C5-C6-N1	-5.09	115.15	117.70
58	DA	904	C	C6-N1-C2	-5.09	118.26	120.30
20	CA	129(A)	G	C8-N9-C1'	-5.09	120.39	127.00
20	CA	1200	C	C5-C4-N4	5.08	123.76	120.20
20	CA	115	G	P-O3'-C3'	5.08	125.80	119.70
58	DA	269	U	C2-N1-C1'	5.08	123.80	117.70
58	DA	2585	U	C6-N1-C1'	-5.08	114.09	121.20
20	CA	129(A)	G	C6-C5-N7	-5.08	127.35	130.40
20	CA	500	G	N3-C4-N9	5.08	129.04	126.00
20	AA	577	G	N3-C2-N2	-5.07	116.35	119.90
58	BA	671	C	C2-N1-C1'	5.07	124.38	118.80
58	BA	1541	U	N1-C2-N3	5.07	117.94	114.90
58	DA	1280	G	C4-C5-N7	-5.07	108.77	110.80
21	AW	30	C	N1-C2-O2	5.07	121.94	118.90
20	CA	618	C	C6-N1-C1'	5.07	126.88	120.80
51	D8	62	LEU	C-N-CD	5.07	139.04	128.40
58	DA	2712	U	N1-C2-O2	5.07	126.35	122.80
9	AJ	16	LEU	CA-CB-CG	5.07	126.95	115.30
21	AW	20	U	C2-N1-C1'	5.07	123.78	117.70
58	BA	30	G	N3-C4-C5	-5.07	126.07	128.60
58	BA	130	C	C2-N1-C1'	5.07	124.37	118.80
58	BA	2829	C	O4'-C1'-N1	5.07	112.25	108.20
58	DA	1091	G	N3-C4-N9	-5.06	122.97	126.00
58	DA	504	U	N3-C2-O2	-5.05	118.66	122.20
58	DA	2509	G	O4'-C1'-N9	5.05	112.24	108.20
21	CW	20	U	C2-N1-C1'	5.05	123.76	117.70
58	DA	30	G	N3-C4-C5	-5.05	126.08	128.60
59	BB	101	A	N3-C4-C5	-5.05	123.27	126.80
58	DA	862	G	N3-C4-C5	-5.05	126.08	128.60
58	BA	95	G	N3-C4-C5	5.04	131.12	128.60
58	DA	1107	G	N3-C2-N2	-5.04	116.37	119.90
58	DA	1136	G	C6-C5-N7	-5.04	127.37	130.40
59	DB	24	G	C6-N1-C2	-5.04	122.07	125.10
58	BA	349	G	N3-C4-N9	-5.04	122.97	126.00
20	CA	1016	A	N1-C6-N6	5.04	121.62	118.60
58	BA	1306	C	O4'-C1'-N1	5.04	112.23	108.20
58	BA	1653	G	N1-C6-O6	5.04	122.92	119.90
58	BA	1985	G	N3-C4-N9	-5.03	122.98	126.00
20	AA	1495	U	C5'-C4'-O4'	-5.03	103.07	109.10
23	AY	135	PHE	CA-C-N	-5.03	106.15	117.20
58	BA	1911	U	OP2-P-O3'	5.03	116.25	105.20
58	BA	2119	A	N1-C6-N6	-5.03	115.58	118.60

Continued on next page...

Continued from previous page...

Mol	Chain	Res	Type	Atoms	Z	Observed(°)	Ideal(°)
58	BA	1422	G	C5-C6-O6	5.02	131.61	128.60
58	BA	2407	G	C8-N9-C1'	-5.02	120.47	127.00
20	CA	943	U	C5-C4-O4	5.02	128.91	125.90
58	BA	954	G	C5-C6-O6	-5.01	125.59	128.60
58	DA	1022	G	OP2-P-O3'	5.01	116.22	105.20
20	CA	815	A	C5-C6-N1	-5.01	115.20	117.70
58	DA	907	U	C5-C4-O4	5.01	128.90	125.90
20	CA	1514	C	C5-C6-N1	5.00	123.50	121.00
5	CF	19	LEU	CA-CB-CG	5.00	126.81	115.30
58	DA	2053	G	N3-C4-N9	5.00	129.00	126.00

There are no chirality outliers.

All (36) planarity outliers are listed below:

Mol	Chain	Res	Type	Group
1	AB	163	PHE	Peptide
1	AB	170	GLU	Peptide
23	AY	133	ILE	Peptide
23	AY	135	PHE	Mainchain
23	AY	499	ARG	Mainchain
23	AY	503	GLY	Mainchain
23	AY	630	GLN	Peptide
56	B1	18	ILE	Peptide
24	BC	171	ALA	Peptide
24	BC	211	ARG	Peptide
25	BD	164	GLN	Peptide
25	BD	95	LEU	Peptide
27	BF	154	VAL	Peptide
27	BF	6	VAL	Peptide
30	BJ	83	UNK	Peptide
37	BS	14	VAL	Peptide
37	BS	98	VAL	Peptide
41	BW	75	TYR	Peptide
1	CB	163	PHE	Peptide
1	CB	170	GLU	Peptide
1	CB	68	ILE	Peptide
11	CL	32	PHE	Peptide
23	CY	133	ILE	Peptide
56	D1	16	ASN	Peptide
56	D1	17	SER	Peptide
24	DC	161	ARG	Peptide
24	DC	171	ALA	Peptide

Continued on next page...

Continued from previous page...

Mol	Chain	Res	Type	Group
24	DC	211	ARG	Peptide
27	DF	154	VAL	Peptide
27	DF	173	VAL	Peptide
30	DJ	83	UNK	Peptide
37	DS	14	VAL	Peptide
37	DS	46	VAL	Peptide
37	DS	96	GLY	Peptide
37	DS	98	VAL	Peptide
41	DW	75	TYR	Peptide

5.2 Close contacts ⓘ

In the following table, the Non-H and H(model) columns list the number of non-hydrogen atoms and hydrogen atoms in the chain respectively. The H(added) column lists the number of hydrogens added by MolProbity. The Clashes column lists the number of clashes within the asymmetric unit, and the number in parentheses is this value normalized per 1000 atoms of the molecule in the chain. The Symm-Clashes column gives symmetry related clashes, in the same way as for the Clashes column.

Mol	Chain	Non-H	H(model)	H(added)	Clashes	Symm-Clashes
1	AB	1910	0	1957	137	0
1	CB	1910	0	1957	134	0
2	AC	1621	0	1688	88	0
2	CC	1621	0	1688	70	0
3	AD	1703	0	1763	134	0
3	CD	1703	0	1763	105	0
4	AE	1156	0	1213	66	0
4	CE	1156	0	1213	71	0
5	AF	843	0	857	45	0
5	CF	843	0	857	43	0
6	AG	1257	0	1296	49	0
6	CG	1257	0	1296	49	0
7	AH	1116	0	1177	71	0
7	CH	1116	0	1177	73	0
8	AI	1010	0	1037	56	0
8	CI	1010	0	1037	60	0
9	AJ	802	0	849	52	0
9	CJ	802	0	849	48	0
10	AK	885	0	904	56	0
10	CK	885	0	904	55	0
11	AL	976	0	1062	97	0
11	CL	976	0	1062	110	0

Continued on next page...

Continued from previous page...

Mol	Chain	Non-H	H(model)	H(added)	Clashes	Symm-Clashes
12	AM	997	0	1072	55	0
12	CM	997	0	1072	56	0
13	AN	492	0	529	37	0
13	CN	492	0	529	29	0
14	AO	734	0	771	51	0
14	CO	734	0	771	41	0
15	AP	706	0	725	42	0
15	CP	706	0	725	37	0
16	AQ	835	0	904	60	0
16	CQ	835	0	904	65	0
17	AR	574	0	644	35	0
17	CR	574	0	644	43	0
18	AS	634	0	655	38	0
18	CS	634	0	655	43	0
19	AT	763	0	861	43	0
19	CT	763	0	861	45	0
20	AA	32474	0	16393	1058	0
20	CA	32474	0	16393	1056	0
21	AW	1635	0	831	68	0
21	CW	1635	0	831	51	0
22	AV	503	0	252	13	0
22	CV	503	0	252	16	0
23	AY	5219	0	5290	335	0
23	CY	5219	0	5290	319	0
24	BC	1742	0	1798	162	0
24	DC	1742	0	1798	172	0
25	BD	2145	0	2234	214	0
25	DD	2145	0	2234	202	0
26	BE	1569	0	1634	132	0
26	DE	1569	0	1634	142	0
27	BF	1628	0	1680	141	0
27	DF	1628	0	1680	141	0
28	BG	1474	0	1535	96	0
28	DG	1474	0	1535	80	0
29	BH	1274	0	1342	79	0
29	DH	1274	0	1342	66	0
30	BJ	851	0	196	31	0
30	DJ	851	0	196	41	0
31	BK	1035	0	1082	53	0
31	DK	1035	0	1082	51	0
32	BN	1104	0	1179	205	0
32	DN	1104	0	1180	217	0

Continued on next page...

Continued from previous page...

Mol	Chain	Non-H	H(model)	H(added)	Clashes	Symm-Clashes
33	BO	933	0	996	62	0
33	DO	933	0	996	69	0
34	BP	1114	0	1187	96	0
34	DP	1114	0	1187	97	0
35	BQ	1122	0	1179	68	0
35	DQ	1122	0	1179	69	0
36	BR	960	0	1021	72	0
36	DR	960	0	1021	79	0
37	BS	775	0	835	77	0
37	DS	775	0	835	68	0
38	BT	1147	0	1207	107	0
38	DT	1147	0	1207	90	0
39	BU	964	0	1020	95	0
39	DU	964	0	1022	103	1
40	BV	779	0	852	70	0
40	DV	779	0	852	72	0
41	BW	900	0	964	53	0
41	DW	900	0	964	56	0
42	BX	734	0	789	42	0
42	DX	734	0	789	50	0
43	BY	818	0	908	59	0
43	DY	818	0	908	53	0
44	BZ	1473	0	1497	83	0
44	DZ	1473	0	1497	76	0
45	B0	662	0	688	41	0
45	D0	662	0	688	42	0
46	B2	598	0	653	30	0
46	D2	598	0	653	38	0
47	B3	477	0	529	19	0
47	D3	477	0	529	30	0
48	B5	459	0	477	27	0
48	D5	459	0	477	45	0
49	B6	433	0	461	27	0
49	D6	433	0	461	29	0
50	B7	430	0	480	37	0
50	D7	430	0	480	30	0
51	B8	517	0	582	49	0
51	D8	517	0	582	43	0
52	B9	307	0	338	22	0
52	D9	307	0	335	14	0
53	Be	686	0	617	0	0
53	De	686	0	615	0	0

Continued on next page...

Continued from previous page...

Mol	Chain	Non-H	H(model)	H(added)	Clashes	Symm-Clashes
54	Bf	156	0	41	0	0
54	Bg	156	0	38	0	0
54	Df	156	0	42	0	0
54	Dg	156	0	40	0	0
55	Bh	151	0	41	0	0
55	Dh	151	0	40	0	0
56	B1	732	0	808	72	0
56	D1	732	0	808	78	0
57	B4	271	0	284	17	0
57	D4	271	0	284	15	0
58	BA	61997	0	31250	2049	1
58	DA	61997	0	31250	2317	0
59	BB	2551	0	1295	93	0
59	DB	2551	0	1295	94	0
60	AY	37	0	47	13	0
60	CY	37	0	47	10	0
61	AY	28	0	12	6	0
61	CY	28	0	12	6	0
All	All	308068	0	213012	12886	1

Clashscore is defined as the number of clashes calculated for the entry per 1000 atoms (including hydrogens) of the entry. The overall clashscore for this entry is 25.

All (12886) close contacts within the same asymmetric unit are listed below.

Atom-1	Atom-2	Distance(Å)	Clash(Å)
20:CA:1494:G:C5'	58:DA:1913:A:N6	1.79	1.45
32:BN:1:MET:HG2	40:BV:13:ARG:NH1	1.30	1.39
58:BA:2681:C:N4	58:BA:2725:A:H62	1.22	1.35
23:AY:580:MET:HE2	58:BA:1913:A:N1	1.37	1.35
23:AY:580:MET:CE	58:BA:1913:A:N1	1.91	1.34
32:DN:66:LYS:NZ	58:DA:1140:C:OP2	1.62	1.32
32:DN:41:ASP:HA	39:DU:64:ARG:NE	1.46	1.27
32:DN:41:ASP:CA	39:DU:64:ARG:HE	1.46	1.26
20:CA:1494:G:H5'	58:DA:1913:A:N6	0.93	1.25
58:DA:2681:C:C5	58:DA:2725:A:N6	2.05	1.24
58:BA:2747:G:N2	58:BA:2757:A:H62	1.40	1.19
58:DA:2747:G:N2	58:DA:2757:A:H62	1.39	1.18
58:BA:2681:C:C5	58:BA:2725:A:N6	2.11	1.18
23:CY:504:ARG:HG2	23:CY:505:GLY:H	1.02	1.18
58:DA:1354:A:H62	58:DA:1377:G:N2	1.41	1.17
58:BA:2749:A:H62	58:BA:2753:A:N6	1.43	1.16
58:DA:2747:G:H21	58:DA:2757:A:N6	1.44	1.15

Continued on next page...

Continued from previous page...

Atom-1	Atom-2	Distance(Å)	Clash(Å)
58:DA:1354:A:N6	58:DA:1377:G:H21	1.43	1.14
20:CA:815:A:N1	20:CA:1508:G:N2	1.94	1.14
20:AA:815:A:H2	20:AA:1527:C:O2	1.30	1.13
58:BA:2747:G:H21	58:BA:2757:A:N6	1.44	1.13
32:DN:111:PRO:HD2	58:DA:558:G:P	1.89	1.12
58:BA:2681:C:H41	58:BA:2725:A:N6	1.46	1.12
58:BA:1354:A:H62	58:BA:1377:G:N2	1.48	1.11
32:BN:69:GLN:HE21	58:BA:1022:G:H5"	1.15	1.11
58:BA:2505:G:N2	58:BA:2610:C:H42	1.48	1.09
58:BA:1914:C:C5	58:BA:1915:U:C2	2.40	1.09
58:DA:2681:C:N4	58:DA:2725:A:H62	1.51	1.08
32:BN:39:ARG:HH21	32:BN:41:ASP:HB2	1.13	1.07
58:BA:2749:A:N6	58:BA:2753:A:H61	1.49	1.07
58:DA:1311:G:N2	58:DA:1603:A:H62	1.53	1.07
23:AY:137:ASN:ND2	23:AY:263:ALA:H	1.52	1.07
32:DN:39:ARG:HH21	32:DN:41:ASP:HB2	1.13	1.07
20:CA:815:A:N6	20:CA:1508:G:H21	1.51	1.07
58:DA:1166:C:N4	58:DA:1183:G:H1	1.53	1.06
58:BA:226:G:N2	58:BA:228:A:H62	1.51	1.06
32:BN:1:MET:CG	40:BV:13:ARG:NH1	2.19	1.06
32:BN:69:GLN:NE2	58:BA:1022:G:H5"	1.71	1.06
32:DN:131:GLN:HG3	58:DA:7:G:O2'	1.54	1.06
20:AA:815:A:C2	20:AA:1527:C:O2	2.08	1.05
38:DT:49:VAL:HA	38:DT:63:VAL:HA	1.37	1.05
20:CA:657:G:H1	20:CA:749:C:N4	1.54	1.05
20:CA:612:C:N4	20:CA:628:G:H1	1.55	1.04
58:BA:2681:C:N4	58:BA:2725:A:N6	2.04	1.04
58:BA:2505:G:H22	58:BA:2610:C:N4	1.57	1.03
20:CA:1494:G:C5'	58:DA:1913:A:H61	1.54	1.03
58:BA:1354:A:N6	58:BA:1377:G:H21	1.55	1.03
58:DA:2405:G:H21	58:DA:2412:A:N6	1.57	1.02
21:AW:15:G:N2	21:AW:48:C:H42	1.56	1.02
23:CY:504:ARG:CG	23:CY:505:GLY:H	1.73	1.02
58:DA:2023:G:N1	58:DA:2040:C:O2	1.89	1.02
58:DA:1311:G:H21	58:DA:1603:A:N6	1.57	1.02
32:BN:111:PRO:HD2	58:BA:558:G:OP1	1.59	1.01
32:DN:131:GLN:CG	58:DA:7:G:O2'	2.07	1.01
32:BN:66:LYS:NZ	58:BA:1140:C:OP2	1.93	1.01
58:DA:1906:G:H1	58:DA:1924:C:H42	1.07	1.01
32:DN:41:ASP:HA	39:DU:64:ARG:HE	0.97	1.01
58:DA:2405:G:N2	58:DA:2412:A:H62	1.57	1.01
58:DA:1345:C:H42	58:DA:1601:G:H1	1.04	1.01

Continued on next page...

Continued from previous page...

Atom-1	Atom-2	Distance(Å)	Clash(Å)
58:DA:2107:C:H42	58:DA:2182:G:H1	1.01	1.00
23:AY:580:MET:CE	58:BA:1913:A:C2	2.44	1.00
58:DA:1478:G:H1	58:DA:1515:C:N4	1.58	1.00
58:DA:2454:G:H1	58:DA:2498:C:N4	1.59	1.00
58:DA:814:C:H42	58:DA:1193:G:H1	1.05	0.99
20:CA:184:G:H1	20:CA:193:C:N4	1.60	0.99
20:CA:137:C:H42	20:CA:226:G:H1	1.10	0.99
20:CA:522:C:N4	20:CA:527:G:H1	1.59	0.99
58:DA:2065:C:N4	58:DA:2445:G:H1	1.59	0.99
58:DA:2109:U:H3	58:DA:2180:U:H3	1.02	0.99
27:DF:170:LEU:HB3	27:DF:173:VAL:HB	1.44	0.99
58:DA:2699:C:N4	58:DA:2708:G:H1	1.61	0.99
28:DG:113:ARG:O	28:DG:114:ILE:O	1.79	0.99
21:AW:15:G:H22	21:AW:48:C:N4	1.61	0.98
28:BG:113:ARG:O	28:BG:114:ILE:O	1.79	0.98
58:DA:380:U:H3	58:DA:394:A:H61	1.10	0.98
32:DN:42:TRP:H	39:DU:64:ARG:HD2	1.26	0.98
23:CY:504:ARG:HG2	23:CY:505:GLY:N	1.79	0.98
58:DA:946:G:H1	58:DA:971:C:H42	1.04	0.98
58:BA:1019:U:O2	58:BA:1020:A:N7	1.97	0.98
58:DA:817:C:N4	58:DA:1190:G:H1	1.60	0.98
58:DA:459:U:C4	58:DA:470:A:N7	2.32	0.98
58:DA:1039:G:H1	58:DA:1116:C:H42	1.01	0.98
32:DN:69:GLN:HE21	58:DA:1022:G:H5"	1.28	0.98
23:AY:137:ASN:HD21	23:AY:263:ALA:N	1.62	0.98
58:DA:2452:C:N4	58:DA:2504:U:H3	1.61	0.98
58:DA:2459:A:H61	58:DA:2493:U:H3	0.98	0.98
20:CA:1515:C:H42	20:CA:1520:G:H1	1.11	0.97
58:BA:226:G:H21	58:BA:228:A:H62	1.12	0.97
20:CA:922:G:H1	20:CA:1395:C:N4	1.63	0.97
20:CA:815:A:H2	20:CA:1527:C:O2	1.46	0.97
32:DN:133:GLN:HG2	32:DN:135:PRO:HD3	1.45	0.97
58:DA:2520:C:H42	58:DA:2545:G:H1	0.98	0.97
58:BA:858:U:H3	58:BA:919:G:H1	1.11	0.97
20:CA:1063:C:N4	20:CA:1193:G:H1	1.63	0.97
30:BJ:54:UNK:HA	30:BJ:79:UNK:HA	1.46	0.97
21:AW:50:C:H42	21:AW:64:G:H1	1.04	0.97
20:AA:782:A:H62	20:AA:800:G:H21	1.00	0.97
58:DA:854:G:H1	58:DA:923:C:H42	1.10	0.96
32:DN:41:ASP:CA	39:DU:64:ARG:NE	2.14	0.96
58:DA:850:C:H42	58:DA:928:G:H1	0.97	0.96
58:DA:8:A:N1	58:DA:2895:U:O4	1.97	0.96

Continued on next page...

Continued from previous page...

Atom-1	Atom-2	Distance(Å)	Clash(Å)
27:BF:170:LEU:HB3	27:BF:173:VAL:HB	1.46	0.96
58:DA:1310:G:H1	58:DA:1604:C:H42	1.09	0.96
58:DA:2681:C:H5	58:DA:2725:A:H61	1.04	0.96
32:DN:41:ASP:C	39:DU:64:ARG:HE	1.68	0.96
58:BA:2133:G:H21	58:BA:2158:A:H62	1.14	0.96
58:DA:592:G:H1	58:DA:665:C:H42	1.06	0.96
20:CA:341:C:H42	20:CA:348:G:H1	1.13	0.96
20:CA:68(A):G:H1	20:CA:68(Y):C:H42	1.10	0.96
32:DN:70:LYS:NZ	58:DA:1139:G:P	2.39	0.95
32:DN:41:ASP:C	39:DU:64:ARG:NE	2.19	0.95
58:BA:2125:G:H21	58:BA:2173:A:H62	1.14	0.95
38:BT:49:VAL:HA	38:BT:63:VAL:HA	1.47	0.95
32:BN:133:GLN:HG2	32:BN:135:PRO:HD3	1.45	0.95
58:DA:846:C:H42	58:DA:931:G:H1	0.98	0.95
58:DA:2681:C:H5	58:DA:2725:A:N6	1.51	0.95
20:CA:815:A:C2	20:CA:1527:C:O2	2.18	0.95
58:BA:2681:C:C4	58:BA:2725:A:N6	2.30	0.95
58:DA:57:C:N4	58:DA:70:G:H1	1.64	0.95
58:BA:1914:C:H2'	58:BA:1915:U:O4'	1.67	0.95
32:BN:73:THR:HG22	32:BN:84:LYS:HB3	1.49	0.95
20:AA:612:C:H42	20:AA:628:G:H1	1.15	0.95
58:DA:1442:G:H1	58:DA:1549:C:H42	1.01	0.95
30:BJ:25:UNK:HA	30:BJ:80:UNK:HA	1.47	0.95
58:DA:1796:U:H3	58:DA:1823:G:H1	1.10	0.95
58:DA:272:G:H1	58:DA:365(A):C:H42	1.09	0.95
21:AW:50:C:N4	21:AW:64:G:H1	1.65	0.95
58:BA:1345:C:H42	58:BA:1601:G:H1	1.11	0.95
58:DA:2290:G:H1	58:DA:2342:C:H42	1.06	0.94
58:DA:1387:C:H42	58:DA:1400:G:H1	1.11	0.94
20:CA:408:A:H2	20:CA:434:U:H3	0.98	0.94
32:DN:73:THR:HG22	32:DN:84:LYS:HB3	1.49	0.94
58:BA:2459:A:H61	58:BA:2493:U:H3	0.97	0.94
20:CA:1134:G:H1	20:CA:1140:C:H42	1.13	0.94
58:BA:1664:A:H61	58:BA:1996:C:N4	1.66	0.94
58:BA:8:A:N1	58:BA:2895:U:O4	1.99	0.94
58:DA:1467:C:H42	58:DA:1525:G:H1	0.95	0.94
58:DA:273(G):C:H42	58:DA:363(A):G:H1	1.04	0.94
58:BA:1782:C:H42	58:BA:2586:C:H42	1.08	0.94
58:BA:2681:C:H5	58:BA:2725:A:N6	1.58	0.94
32:DN:41:ASP:HA	39:DU:64:ARG:CD	1.98	0.94
58:BA:2459:A:N6	58:BA:2493:U:H3	1.66	0.94
58:DA:1316:U:H3	58:DA:1336:A:H61	1.08	0.94

Continued on next page...

Continued from previous page...

Atom-1	Atom-2	Distance(Å)	Clash(Å)
20:CA:257:G:H1	20:CA:269:C:H42	1.15	0.94
58:BA:582:G:H1	58:BA:1258:C:H42	1.05	0.94
58:DA:812:C:H42	58:DA:1195:G:H1	1.11	0.94
32:DN:65:LYS:HZ2	58:DA:1021:A:H5"	1.32	0.94
32:DN:42:TRP:N	39:DU:64:ARG:CD	2.31	0.93
58:DA:599:G:H1	58:DA:658:C:H42	1.10	0.93
58:BA:1019:U:H3	58:BA:1020:A:N6	1.64	0.93
58:DA:1305:C:H42	58:DA:1623:G:H1	0.94	0.93
20:AA:1413:A:H61	20:AA:1487:G:H1	1.15	0.93
20:CA:1411:C:H42	20:CA:1489:G:H1	0.97	0.93
32:DN:70:LYS:HZ1	58:DA:1139:G:P	1.91	0.93
32:DN:41:ASP:OD2	39:DU:100:VAL:HG13	1.68	0.93
20:CA:1412:C:H42	20:CA:1488:G:H1	1.05	0.93
58:DA:1487:G:H1	58:DA:1502:C:H42	1.15	0.93
58:BA:193:U:H3	58:BA:202:U:H3	1.16	0.93
20:AA:687:A:H62	20:AA:703:G:N2	1.67	0.93
23:AY:580:MET:HE1	58:BA:1913:A:C2	2.03	0.93
20:AA:815:A:N1	20:AA:1508:G:N2	2.16	0.92
58:BA:2505:G:N1	58:BA:2610:C:N3	2.16	0.92
58:BA:226:G:N2	58:BA:228:A:N6	2.16	0.92
20:CA:68(C):C:N4	20:CA:68(W):G:H1	1.67	0.92
32:DN:42:TRP:H	39:DU:64:ARG:CD	1.82	0.92
58:DA:2355:C:H42	58:DA:2362:G:H1	1.11	0.92
20:CA:984:C:N4	20:CA:1221:G:H1	1.67	0.92
58:BA:529:A:N6	58:BA:2041:U:H3	1.67	0.92
32:DN:111:PRO:HD2	58:DA:558:G:OP2	1.67	0.92
20:AA:722:A:H61	20:AA:733:A:H61	1.18	0.92
32:DN:91:LEU:HA	32:DN:95:PRO:HB3	1.51	0.92
58:DA:76:C:H42	58:DA:110:G:H1	1.13	0.92
20:CA:922:G:H1	20:CA:1395:C:H42	0.97	0.92
58:DA:273(A):G:H1	58:DA:364:C:H42	1.16	0.92
58:BA:1664:A:N6	58:BA:1996:C:H42	1.67	0.92
58:DA:1305:C:N4	58:DA:1623:G:H1	1.67	0.92
58:DA:2125:G:H21	58:DA:2173:A:H62	0.94	0.92
20:CA:406:G:H1	20:CA:436:C:H42	0.99	0.92
58:DA:2699:C:N3	58:DA:2708:G:N2	2.17	0.92
58:DA:460:A:H62	58:DA:469:G:H21	0.97	0.92
58:DA:2466:C:N4	58:DA:2484:G:H1	1.68	0.92
21:AW:12:U:H3	21:AW:23:A:H61	1.11	0.92
58:DA:1416:G:H1	58:DA:1582:C:H42	1.10	0.92
58:BA:1005:C:H42	58:BA:1138:G:H1	0.93	0.92
59:BB:21:G:H1	59:BB:62:C:H42	1.10	0.92

Continued on next page...

Continued from previous page...

Atom-1	Atom-2	Distance(Å)	Clash(Å)
28:DG:106:LEU:HA	28:DG:110:ALA:HB3	1.51	0.92
58:BA:1311:G:N2	58:BA:1603:A:H62	1.68	0.92
32:BN:15:LEU:HG	32:BN:134:ARG:HE	1.33	0.91
27:BF:157:VAL:HG12	27:BF:192:LEU:HA	1.52	0.91
32:DN:15:LEU:HG	32:DN:134:ARG:HE	1.33	0.91
58:BA:460:A:H62	58:BA:469:G:H21	0.92	0.91
37:DS:26:LEU:HD22	37:DS:87:PHE:HA	1.51	0.91
58:DA:1913:A:O2'	58:DA:1914:C:H5'	1.69	0.91
32:BN:41:ASP:HA	39:BU:64:ARG:CG	1.98	0.91
58:DA:1855:G:H1	58:DA:1887:C:H42	1.10	0.91
58:DA:47:C:H42	58:DA:178:G:H1	1.01	0.91
32:BN:39:ARG:NH2	32:BN:41:ASP:HB2	1.85	0.91
58:DA:1467:C:N4	58:DA:1525:G:H1	1.69	0.91
20:AA:1422:G:H5''	33:BO:48:PRO:HB3	1.49	0.91
32:BN:91:LEU:HA	32:BN:95:PRO:HB3	1.50	0.91
20:CA:68(C):C:H42	20:CA:68(W):G:H1	0.95	0.91
58:DA:1005:C:H42	58:DA:1138:G:H1	1.14	0.91
58:DA:2744:G:H1	58:DA:2760:C:H42	1.17	0.91
3:CD:15:GLU:HA	3:CD:59:ARG:HH22	1.34	0.91
33:BO:66:LYS:HG3	58:BA:1665:A:H5''	1.53	0.90
58:DA:2287:A:H62	58:DA:2344:U:H3	0.92	0.90
20:AA:376:G:H1	20:AA:387:U:H3	1.14	0.90
32:BN:15:LEU:HB2	32:BN:134:ARG:HG2	1.53	0.90
58:DA:401:A:H61	58:DA:422:A:H61	1.17	0.90
50:D7:3:ARG:HG3	58:DA:1613:G:H1'	1.54	0.90
32:DN:39:ARG:NH2	32:DN:41:ASP:HB2	1.85	0.90
20:AA:687:A:N6	20:AA:703:G:H21	1.70	0.90
20:AA:68(E):G:O6	20:AA:68(U):U:O2	1.88	0.90
20:CA:947:G:H1	20:CA:1234:C:H42	1.14	0.90
58:BA:2284:C:H42	58:BA:2384:G:H1	1.12	0.90
20:CA:406:G:H1	20:CA:436:C:N4	1.70	0.90
58:DA:57:C:H42	58:DA:70:G:H1	0.90	0.90
58:BA:1005:C:N4	58:BA:1138:G:H1	1.70	0.90
20:AA:722:A:N6	20:AA:733:A:H61	1.68	0.90
32:DN:111:PRO:N	58:DA:558:G:OP1	2.04	0.89
20:CA:1411:C:N4	20:CA:1489:G:H1	1.70	0.89
20:AA:722:A:H61	20:AA:733:A:N6	1.70	0.89
58:BA:1418:G:N2	58:BA:1580:A:H62	1.70	0.89
17:AR:52:PRO:HB3	20:AA:720:C:H5''	1.52	0.89
8:AI:4:TYR:HB2	8:AI:19:LEU:HB2	1.53	0.89
58:BA:460:A:H62	58:BA:469:G:N2	1.69	0.89
58:DA:850:C:N4	58:DA:928:G:H1	1.69	0.89

Continued on next page...

Continued from previous page...

Atom-1	Atom-2	Distance(Å)	Clash(Å)
32:BN:41:ASP:HA	39:BU:64:ARG:HG2	1.55	0.89
58:DA:2459:A:N6	58:DA:2493:U:H3	1.71	0.89
20:CA:984:C:H42	20:CA:1221:G:H1	0.93	0.89
58:DA:1417:C:H42	58:DA:1581:G:H1	1.12	0.89
58:BA:2681:C:H5	58:BA:2725:A:H61	0.90	0.89
58:BA:2440:C:H5''	58:BA:2587:A:H4'	1.54	0.89
32:BN:1:MET:CG	40:BV:13:ARG:HH12	1.81	0.89
58:DA:1007:C:N3	58:DA:1136:G:O6	2.06	0.89
58:BA:1418:G:H21	58:BA:1580:A:H62	1.17	0.89
58:BA:390:A:H4'	58:BA:391:G:H5'	1.55	0.89
58:DA:604:G:H1	58:DA:624:C:H42	1.21	0.89
20:CA:1405:G:H1	20:CA:1496:C:H42	1.21	0.89
20:CA:815:A:H61	20:CA:1508:G:H21	0.95	0.89
21:AW:15:G:H22	21:AW:48:C:H42	0.96	0.88
32:DN:15:LEU:HB2	32:DN:134:ARG:HG2	1.53	0.88
15:CP:80:PHE:HB3	20:CA:458(E):A:H5''	1.54	0.88
11:AL:58:VAL:HG12	11:AL:60:LEU:H	1.35	0.88
32:DN:70:LYS:NZ	58:DA:1139:G:OP2	2.06	0.88
20:CA:200:G:H1	20:CA:217:C:H42	1.22	0.88
25:BD:27:THR:HG23	25:BD:83:GLU:HB3	1.54	0.88
32:DN:42:TRP:N	39:DU:64:ARG:HD2	1.88	0.88
60:CY:701:FUA:H201	60:CY:701:FUA:O1	1.71	0.88
20:CA:1124:G:H1	20:CA:1149:C:H42	1.16	0.88
32:DN:62:VAL:HG22	32:DN:66:LYS:HG3	1.55	0.88
58:BA:686:G:H21	58:BA:788:A:H61	1.14	0.88
20:CA:62:U:H3	20:CA:105:G:H1	1.20	0.88
9:AJ:40:LEU:HD22	9:AJ:41:PRO:HD2	1.56	0.88
58:DA:1309:G:H1	58:DA:1605:C:H42	1.17	0.88
58:DA:307:G:N2	58:DA:310:A:OP2	2.05	0.88
58:BA:1019:U:H3	58:BA:1020:A:H62	0.90	0.88
58:DA:2466:C:H42	58:DA:2484:G:H1	0.92	0.88
58:DA:382:G:H1	58:DA:392:C:H42	1.16	0.88
24:DC:46:ALA:HA	24:DC:212:SER:O	1.74	0.88
14:AO:39:LEU:HD12	14:AO:56:LEU:HB2	1.56	0.88
58:DA:946:G:H1	58:DA:971:C:N4	1.71	0.87
20:CA:1063:C:H42	20:CA:1193:G:H1	0.88	0.87
58:DA:1221:C:H42	58:DA:1229:G:H1	1.14	0.87
32:BN:42:TRP:CD1	39:BU:63:VAL:HG11	2.08	0.87
58:BA:226:G:C2	58:BA:228:A:N6	2.42	0.87
32:BN:64:GLY:HA3	58:BA:1141:U:C5	2.09	0.87
25:BD:67:PHE:HE1	25:BD:157:ARG:HH11	1.19	0.87
20:AA:1422:G:H1	20:AA:1478:C:H42	1.21	0.87

Continued on next page...

Continued from previous page...

Atom-1	Atom-2	Distance(Å)	Clash(Å)
24:BC:115:VAL:HA	24:BC:145:THR:HA	1.56	0.87
58:BA:371:A:H61	58:BA:401:A:H3'	1.40	0.87
58:DA:2520:C:N4	58:DA:2545:G:H1	1.72	0.87
58:BA:1664:A:H61	58:BA:1996:C:H42	0.88	0.87
58:BA:1311:G:H21	58:BA:1603:A:N6	1.72	0.87
52:D9:30:PRO:HB2	58:DA:2527:C:H5''	1.54	0.87
20:CA:1413:A:H61	20:CA:1487:G:H1	1.22	0.87
42:BX:53:LYS:HB3	42:BX:82:GLN:HB3	1.54	0.87
58:DA:2023:G:O6	58:DA:2040:C:N3	2.08	0.87
32:BN:111:PRO:CD	58:BA:558:G:OP1	2.23	0.87
48:B5:3:LYS:HG2	48:B5:5:PRO:HD2	1.55	0.87
9:AJ:51:ARG:HB3	20:AA:1060:C:H4'	1.55	0.87
58:BA:2520:C:H42	58:BA:2545:G:H1	1.21	0.87
20:CA:198:G:H1	20:CA:219:C:H42	1.20	0.87
20:CA:186(E):C:H42	20:CA:186(L):G:H1	1.22	0.87
4:CE:50:GLU:HG3	4:CE:52:PRO:HD2	1.55	0.87
32:DN:111:PRO:CD	58:DA:558:G:OP1	2.22	0.87
20:AA:687:A:H62	20:AA:703:G:H21	0.87	0.87
59:BB:51:G:H21	59:BB:52:A:H62	1.22	0.87
58:BA:1019:U:C2	58:BA:1020:A:N7	2.43	0.86
38:BT:88:ILE:HG22	38:BT:89:VAL:HG23	1.57	0.86
43:BY:76:CYS:HB3	43:BY:96:ILE:HG13	1.57	0.86
32:BN:1:MET:HG2	40:BV:13:ARG:HH11	1.39	0.86
20:CA:815:A:C6	20:CA:1508:G:N2	2.42	0.86
32:BN:62:VAL:HG22	32:BN:66:LYS:HG3	1.55	0.86
58:BA:1782:C:N4	58:BA:2586:C:H42	1.72	0.86
3:AD:102:ASP:HA	3:AD:121:VAL:HG21	1.58	0.86
11:CL:54:LYS:HD2	11:CL:70:ILE:HG12	1.57	0.86
39:DU:92:ARG:HD2	40:DV:11:GLN:HB2	1.58	0.86
3:CD:102:ASP:HA	3:CD:121:VAL:HG21	1.56	0.86
20:CA:184:G:H1	20:CA:193:C:H42	0.86	0.86
23:AY:315:LYS:HB3	23:AY:327:PHE:HD2	1.38	0.86
58:DA:2699:C:H42	58:DA:2708:G:H1	0.87	0.86
52:B9:30:PRO:HB2	58:BA:2527:C:H5''	1.58	0.86
26:DE:13:ARG:HA	26:DE:21:VAL:O	1.76	0.86
58:BA:2681:C:H41	58:BA:2725:A:H62	0.86	0.86
23:CY:566:THR:HG22	23:CY:567:LEU:H	1.40	0.86
20:AA:815:A:H61	20:AA:1508:G:H21	1.23	0.85
58:BA:141(A):A:H8	58:BA:1595:G:H21	1.20	0.85
20:CA:1363:A:H4'	20:CA:1364:U:H5''	1.57	0.85
58:BA:1429:G:H1	58:BA:1564:C:H42	1.15	0.85
26:DE:111:ARG:H	26:DE:161:GLY:HA3	1.42	0.85

Continued on next page...

Continued from previous page...

Atom-1	Atom-2	Distance(Å)	Clash(Å)
58:BA:226:G:H21	58:BA:228:A:N6	1.71	0.85
58:DA:2452:C:H42	58:DA:2504:U:H3	0.86	0.85
58:DA:1442:G:H1	58:DA:1549:C:N4	1.74	0.85
20:CA:1414:U:H2'	20:CA:1415:G:H8	1.40	0.85
20:AA:520:A:H62	20:AA:529:G:H21	1.24	0.85
20:CA:611:A:H61	20:CA:629:G:H1	1.19	0.85
43:BY:37:VAL:HG13	43:BY:69:ALA:HA	1.57	0.85
24:BC:213:VAL:HG11	24:BC:225:ILE:HG12	1.56	0.85
58:DA:2247:A:H61	58:DA:2257:U:H3	1.24	0.85
20:CA:923:A:H61	20:CA:1393:U:H3	1.25	0.85
32:DN:41:ASP:CA	39:DU:64:ARG:CD	2.54	0.85
58:DA:460:A:H62	58:DA:469:G:N2	1.74	0.85
58:DA:846:C:N4	58:DA:931:G:H1	1.73	0.85
58:BA:582:G:H1	58:BA:1258:C:N4	1.75	0.85
58:BA:2080:G:H1	58:BA:2240:C:H42	1.24	0.85
58:DA:2065:C:H42	58:DA:2445:G:H1	0.87	0.85
58:DA:47:C:N4	58:DA:178:G:H1	1.74	0.85
51:D8:53:PRO:HA	51:D8:56:GLU:HB2	1.59	0.85
58:DA:1019:U:O2	58:DA:1020:A:N7	2.09	0.85
20:AA:112:G:H1	20:AA:315:A:H61	1.22	0.85
19:CT:74:LYS:HG2	19:CT:75:ASN:H	1.41	0.85
3:CD:8:VAL:HG11	3:CD:115:ARG:HD3	1.56	0.85
28:DG:114:ILE:HG12	28:DG:140:ILE:HD12	1.59	0.85
58:DA:817:C:H42	58:DA:1190:G:H1	0.87	0.85
35:BQ:27:VAL:HG12	35:BQ:29:PHE:H	1.40	0.85
20:CA:815:A:N6	20:CA:1508:G:N2	2.25	0.84
38:DT:53:ARG:NH2	38:DT:60:THR:OG1	2.09	0.84
34:DP:56:SER:HB2	34:DP:59:LEU:HB3	1.57	0.84
58:BA:1782:C:H42	58:BA:2586:C:N4	1.75	0.84
58:BA:1311:G:H21	58:BA:1603:A:H62	0.87	0.84
32:DN:80:GLY:N	58:DA:1131:G:OP1	2.09	0.84
58:DA:1851:U:H3	58:DA:1891:G:H1	1.25	0.84
20:CA:657:G:N2	20:CA:749:C:N3	2.25	0.84
20:CA:1063:C:N3	20:CA:1193:G:N2	2.26	0.84
58:BA:1541:U:H3'	58:BA:1542:G:H3'	1.60	0.84
58:DA:1462:C:H4'	58:DA:2703:C:H5'	1.56	0.84
58:DA:2125:G:N2	58:DA:2173:A:H62	1.74	0.84
24:BC:138:LEU:HD22	24:BC:139:PRO:HD2	1.59	0.84
58:DA:1019:U:C2	58:DA:1020:A:N7	2.44	0.84
58:BA:2744:G:H1	58:BA:2760:C:H42	1.24	0.84
23:AY:137:ASN:ND2	23:AY:263:ALA:N	2.24	0.84
58:DA:1039:G:H1	58:DA:1116:C:N4	1.74	0.84

Continued on next page...

Continued from previous page...

Atom-1	Atom-2	Distance(Å)	Clash(Å)
20:AA:782:A:H62	20:AA:800:G:N2	1.75	0.84
7:AH:89:PRO:HG2	20:AA:878:G:H5'	1.58	0.84
20:AA:1338:G:H21	21:AW:41:A:H1'	1.43	0.84
58:DA:2454:G:N2	58:DA:2498:C:N3	2.23	0.84
58:BA:2396:G:H2'	58:BA:2397:G:H8	1.43	0.84
1:CB:171:ALA:HA	1:CB:174:VAL:HB	1.58	0.84
58:DA:2681:C:N4	58:DA:2725:A:N6	2.26	0.84
58:DA:1324:G:H1	58:DA:1330:C:H42	1.23	0.84
58:DA:2092:U:OP1	58:DA:2199:A:O2'	1.96	0.84
58:DA:2838:G:H1	58:DA:2880:C:H42	1.24	0.84
37:BS:106:ARG:HE	37:BS:108:GLY:HA2	1.42	0.84
58:DA:1166:C:N3	58:DA:1183:G:N2	2.23	0.84
58:DA:460:A:N6	58:DA:469:G:H21	1.75	0.84
35:BQ:12:GLN:HA	58:BA:910:A:H62	1.42	0.84
20:CA:296:U:H3	20:CA:301:G:H1	1.23	0.84
2:AC:154:SER:HB2	20:AA:1057:G:H5''	1.59	0.84
58:DA:814:C:N4	58:DA:1193:G:H1	1.76	0.84
20:AA:1414:U:H2'	20:AA:1415:G:H8	1.43	0.84
29:DH:109:PHE:HA	58:DA:2666:C:H42	1.42	0.84
58:DA:592:G:H1	58:DA:665:C:N4	1.76	0.83
58:DA:884:C:H42	58:DA:892:G:H1	1.22	0.83
24:DC:83:LYS:HG3	24:DC:117:THR:HG21	1.60	0.83
58:DA:2065:C:N3	58:DA:2445:G:N2	2.25	0.83
58:BA:460:A:N6	58:BA:469:G:H21	1.75	0.83
58:DA:1411:C:H42	58:DA:1591:G:H1	1.22	0.83
20:AA:441:A:H62	20:AA:493:G:H21	1.22	0.83
24:DC:44:VAL:HB	24:DC:174:ALA:HB3	1.59	0.83
14:CO:38:ARG:HH11	14:CO:38:ARG:HA	1.43	0.83
40:BV:24:LYS:HB2	58:BA:1162:G:H4'	1.57	0.83
58:BA:1137:G:N2	58:BA:1138:G:H1'	1.93	0.83
58:BA:529:A:N7	58:BA:2041:U:O4	2.11	0.83
58:DA:2103:C:H42	58:DA:2186:G:H1	1.27	0.83
25:DD:164:GLN:O	25:DD:164:GLN:NE2	2.10	0.83
32:BN:41:ASP:N	39:BU:64:ARG:HD2	1.74	0.83
16:CQ:69:LYS:HG3	20:CA:254:G:H5''	1.61	0.83
58:BA:1007:C:H5''	58:BA:1008:C:H2'	1.59	0.83
58:BA:1139:G:O2'	58:BA:1140:C:O4'	1.96	0.83
23:AY:608:VAL:HG21	23:AY:652:MET:HE2	1.60	0.83
29:BH:85:LYS:HD2	29:BH:141:VAL:HG13	1.60	0.83
52:B9:6:SER:HB3	58:BA:2466:C:H5''	1.61	0.83
58:DA:1347:G:H1	58:DA:1599:C:H42	1.23	0.83
23:CY:132:ARG:HH22	23:CY:253:LEU:HA	1.44	0.83

Continued on next page...

Continued from previous page...

Atom-1	Atom-2	Distance(Å)	Clash(Å)
58:DA:2464:C:H42	58:DA:2486:G:H1	1.23	0.83
58:DA:858:U:H3	58:DA:919:G:H1	1.26	0.83
20:CA:128:G:H1	20:CA:233:C:H42	1.26	0.83
34:BP:7:ARG:HG2	58:BA:1203:G:H4'	1.60	0.83
20:CA:68(C):C:N3	20:CA:68(W):G:N2	2.26	0.83
23:CY:88:VAL:HG11	60:CY:701:FUA:H242	1.61	0.83
58:DA:1674:G:H1'	58:DA:1676:A:H62	1.44	0.83
21:CW:66:C:H2'	21:CW:67:G:H8	1.44	0.82
51:B8:22:VAL:HB	51:B8:53:PRO:HB3	1.61	0.82
58:DA:2593:U:H3	58:DA:2600:A:H61	1.25	0.82
58:DA:2681:C:H41	58:DA:2725:A:H62	1.27	0.82
58:BA:529:A:H62	58:BA:2041:U:H3	0.87	0.82
23:AY:105:ILE:HD13	23:AY:133:ILE:HD11	1.61	0.82
25:DD:244:ARG:HA	25:DD:246:PRO:HD3	1.62	0.82
58:DA:2681:C:C4	58:DA:2725:A:N6	2.38	0.82
58:DA:2107:C:N4	58:DA:2182:G:H1	1.77	0.82
58:DA:2293:C:H42	58:DA:2339:G:H1	1.26	0.82
16:CQ:63:ARG:HH21	20:CA:130:A:H5'	1.43	0.82
12:CM:104:ARG:O	20:CA:1228:C:N4	2.12	0.82
26:DE:189:PRO:HA	58:DA:2680:C:H5'	1.61	0.82
20:CA:815:A:H61	20:CA:1508:G:N2	1.76	0.82
58:DA:2287:A:N6	58:DA:2344:U:H3	1.75	0.82
20:CA:1414:U:H2'	20:CA:1415:G:C8	2.15	0.82
23:CY:133:ILE:HD12	23:CY:280:LEU:HD21	1.61	0.82
32:DN:63:THR:HG21	58:DA:1141:U:OP2	1.78	0.82
20:AA:973:G:H3'	20:AA:974:A:H5''	1.60	0.82
25:DD:9:TYR:HD1	25:DD:10:THR:H	1.27	0.82
20:CA:862:C:H42	20:CA:867:G:H1	1.28	0.82
18:CS:36:ARG:HB2	18:CS:72:GLY:HA3	1.58	0.82
58:BA:1028:A:H2'	58:BA:1029:A:C8	2.15	0.82
20:CA:1412:C:N4	20:CA:1488:G:H1	1.78	0.82
58:DA:1478:G:H1	58:DA:1515:C:H42	0.83	0.82
1:CB:58:ILE:HD11	1:CB:185:ILE:HG21	1.60	0.82
24:DC:138:LEU:HD22	24:DC:139:PRO:HD2	1.61	0.82
27:DF:105:VAL:HG22	58:DA:600:G:H1'	1.62	0.82
58:DA:681:G:H1	58:DA:796:C:H42	1.27	0.82
25:DD:157:ARG:HH21	58:DA:1818:U:H6	1.26	0.81
28:DG:73:ALA:H	28:DG:87:PRO:HD2	1.45	0.81
58:DA:381:G:H1	58:DA:393:C:H42	1.25	0.81
58:DA:1613:G:H3'	58:DA:1614:A:H5'	1.62	0.81
58:BA:392:C:H5''	58:BA:409:C:H5''	1.61	0.81
23:CY:163:VAL:HG13	23:CY:258:VAL:HB	1.62	0.81

Continued on next page...

Continued from previous page...

Atom-1	Atom-2	Distance(Å)	Clash(Å)
30:DJ:25:UNK:HA	30:DJ:80:UNK:HA	1.60	0.81
2:AC:54:ARG:HB2	2:AC:69:HIS:HB2	1.63	0.81
20:CA:657:G:H1	20:CA:749:C:H42	0.86	0.81
58:BA:1136:G:O2'	58:BA:2038:G:O2'	1.97	0.81
58:DA:270(C):A:O2'	58:DA:364:C:O2	1.98	0.81
18:AS:39:THR:HA	18:AS:70:LYS:HA	1.62	0.81
58:BA:2472:G:H21	58:BA:2478:A:H62	1.25	0.81
6:AG:78:ARG:HB3	6:AG:85:TYR:HB2	1.60	0.81
58:BA:2599:G:H2'	58:BA:2600:A:H8	1.45	0.81
58:BA:863:A:H2'	58:BA:864:G:H8	1.45	0.81
3:AD:175:SER:HB3	3:AD:184:LYS:HB2	1.63	0.81
32:BN:125:GLY:HA3	32:BN:126:PRO:O	1.80	0.81
15:AP:80:PHE:HB3	20:AA:458(E):A:H5''	1.60	0.81
26:BE:63:LEU:HB2	26:BE:65:GLY:H	1.43	0.81
28:DG:113:ARG:HE	28:DG:113:ARG:HA	1.45	0.81
23:CY:276:VAL:HA	23:CY:280:LEU:HD23	1.62	0.81
20:CA:1123:A:H2	20:CA:1150:U:H3	1.21	0.81
58:DA:1022:G:O2'	58:DA:1023:U:OP2	1.98	0.81
23:CY:25:LYS:HB2	61:CY:702:GDP:O2B	1.80	0.81
58:BA:1948:G:H1	58:BA:1958:C:H42	1.26	0.81
20:CA:1494:G:C4'	58:DA:1913:A:N6	2.44	0.81
32:BN:42:TRP:HA	32:BN:48:MET:HE1	1.62	0.81
28:BG:113:ARG:HE	28:BG:113:ARG:HA	1.45	0.81
26:BE:65:GLY:HA2	26:BE:70:ALA:HA	1.61	0.81
36:DR:41:ALA:HB1	36:DR:97:VAL:HG11	1.61	0.81
58:DA:1650:G:H1	58:DA:2007:C:H42	1.26	0.81
20:CA:1255:G:H1	20:CA:1282:C:H42	1.28	0.81
3:CD:25:ARG:HG3	3:CD:30:LYS:HE3	1.63	0.81
25:DD:43:ARG:HD3	25:DD:44:ASN:HB3	1.61	0.81
16:AQ:45:HIS:HB3	16:AQ:72:ARG:HA	1.63	0.81
58:BA:612:G:N2	58:BA:616:A:O2'	2.13	0.81
58:DA:1914:C:H5	58:DA:1915:U:C2	1.99	0.81
58:BA:1018:C:H2'	58:BA:1019:U:H6	1.44	0.81
58:DA:2454:G:H1	58:DA:2498:C:H42	0.84	0.81
1:AB:184:VAL:H	1:AB:198:ASP:HB2	1.44	0.81
20:CA:345:C:H3'	38:DT:35:LYS:HZ1	1.44	0.81
58:DA:1914:C:C5	58:DA:1915:U:C2	2.68	0.80
32:DN:111:PRO:HD2	58:DA:558:G:OP1	1.77	0.80
58:BA:2502:G:H5'	58:BA:2503:A:H5''	1.63	0.80
32:DN:125:GLY:HA3	32:DN:126:PRO:O	1.80	0.80
42:DX:36:LYS:HD3	42:DX:54:VAL:HB	1.62	0.80
58:DA:599:G:H1	58:DA:658:C:N4	1.79	0.80

Continued on next page...

Continued from previous page...

Atom-1	Atom-2	Distance(Å)	Clash(Å)
60:AY:701:FUA:O1	60:AY:701:FUA:H201	1.80	0.80
56:D1:12:PRO:HA	56:D1:43:TYR:HB2	1.61	0.80
6:AG:57:GLU:HB2	6:AG:60:LYS:HB2	1.63	0.80
26:DE:119:ARG:NH1	26:DE:156:MET:O	2.14	0.80
32:DN:112:LEU:HD23	32:DN:113:GLY:N	1.96	0.80
58:DA:1906:G:H1	58:DA:1924:C:N4	1.79	0.80
50:D7:40:TRP:HE1	58:DA:458:G:HO2'	1.27	0.80
32:DN:65:LYS:NZ	58:DA:1021:A:C5'	2.45	0.80
58:DA:2681:C:H41	58:DA:2725:A:N6	1.78	0.80
20:CA:522:C:H42	20:CA:527:G:H1	0.85	0.80
24:DC:216:THR:HB	24:DC:222:SER:HB3	1.62	0.80
31:DK:130:SER:OG	58:DA:1059:G:N2	2.15	0.80
32:BN:39:ARG:HH21	32:BN:41:ASP:CB	1.93	0.80
32:BN:111:PRO:HA	32:BN:114:ARG:NH1	1.97	0.80
11:CL:56:ALA:HB3	11:CL:68:ALA:HB3	1.62	0.80
20:CA:1338:G:H21	21:CW:41:A:H1'	1.46	0.80
38:DT:50:ILE:HG12	38:DT:99:LEU:HB2	1.63	0.80
58:DA:273(G):C:N4	58:DA:363(A):G:H1	1.79	0.80
58:DA:1416:G:H1	58:DA:1582:C:N4	1.80	0.80
44:DZ:151:HIS:HB3	44:DZ:170:THR:HA	1.63	0.80
32:DN:76:SER:HB3	58:DA:2641:G:H5''	1.64	0.80
3:AD:23:GLY:HA3	3:AD:112:VAL:HG22	1.64	0.80
37:DS:106:ARG:HE	37:DS:108:GLY:HA2	1.46	0.80
58:DA:2110:G:H1	58:DA:2179:C:H42	1.25	0.80
20:CA:1493:A:C6	23:CY:580:MET:SD	2.75	0.80
58:BA:83:G:H21	58:BA:103:A:H62	1.28	0.80
23:CY:504:ARG:CG	23:CY:505:GLY:N	2.35	0.80
16:CQ:22:LEU:HD11	16:CQ:39:SER:HB2	1.64	0.80
33:DO:88:ASN:HD21	33:DO:92:GLU:HB2	1.47	0.80
24:BC:79:ALA:HB1	24:BC:83:LYS:HB2	1.62	0.80
56:D1:12:PRO:HA	56:D1:44:PRO:HD2	1.63	0.80
10:CK:111:ASP:HA	17:CR:84:LYS:HG3	1.64	0.80
33:BO:68:GLU:HB3	33:BO:78:ARG:HB2	1.64	0.80
25:BD:264:LYS:HD3	25:BD:266:SER:H	1.47	0.80
58:BA:2096:U:H3	58:BA:2193:G:H1	1.30	0.80
58:DA:392:C:H5''	58:DA:409:C:H5''	1.64	0.79
11:CL:80:HIS:O	11:CL:82:VAL:N	2.14	0.79
58:DA:1270:C:H42	58:DA:2010:G:H1	1.28	0.79
32:BN:112:LEU:HD23	32:BN:113:GLY:N	1.96	0.79
3:CD:30:LYS:HD3	3:CD:35:ARG:HH11	1.48	0.79
11:AL:35:GLY:HA2	11:AL:58:VAL:HG13	1.63	0.79
58:BA:711:G:H1	58:BA:720:C:H42	1.28	0.79

Continued on next page...

Continued from previous page...

Atom-1	Atom-2	Distance(Å)	Clash(Å)
20:CA:726:C:H42	20:CA:731:G:H1	1.29	0.79
58:BA:57:C:H42	58:BA:70:G:H1	1.30	0.79
58:BA:2290:G:H1	58:BA:2342:C:H42	1.28	0.79
15:CP:5:ARG:HB2	20:CA:376:G:H5''	1.62	0.79
58:DA:558:G:H2'	58:DA:559:G:H8	1.47	0.79
20:CA:408:A:N1	20:CA:434:U:O4	2.15	0.79
32:DN:55:VAL:HB	32:DN:126:PRO:HB3	1.65	0.79
25:DD:3:VAL:H	25:DD:20:ASP:HB2	1.47	0.79
44:DZ:10:ARG:HD2	44:DZ:36:LYS:HB2	1.65	0.79
8:CI:4:TYR:HB2	8:CI:19:LEU:HB2	1.65	0.79
23:AY:25:LYS:HB2	61:AY:702:GDP:O2B	1.82	0.79
28:DG:105:LYS:HE3	28:DG:142:PRO:HG2	1.63	0.79
58:DA:2096:U:H3	58:DA:2193:G:H1	1.30	0.79
25:BD:31:LYS:HE3	25:BD:33:LEU:HB2	1.61	0.79
58:BA:1418:G:H21	58:BA:1580:A:N6	1.79	0.79
25:DD:88:ARG:HE	58:DA:1817:G:H5''	1.48	0.79
58:DA:1047:G:O2'	58:DA:1109:C:N4	2.15	0.79
38:BT:53:ARG:HH22	38:BT:60:THR:HG23	1.47	0.79
28:BG:73:ALA:HA	58:BA:2312:U:H5''	1.64	0.79
58:DA:1345:C:N4	58:DA:1601:G:H1	1.78	0.79
32:DN:65:LYS:HD2	58:DA:1022:G:OP2	1.82	0.79
32:DN:111:PRO:HA	32:DN:114:ARG:NH1	1.97	0.79
38:BT:27:THR:HG23	38:BT:28:VAL:H	1.46	0.79
23:CY:190:ASN:HD21	23:CY:195:ASP:H	1.28	0.79
27:BF:101:LEU:HD12	27:BF:102:PRO:HD2	1.65	0.79
34:DP:115:LEU:HD13	58:DA:627:A:H62	1.45	0.79
48:B5:36:CYS:SG	48:B5:37:LYS:N	2.56	0.79
58:BA:2505:G:H22	58:BA:2610:C:H42	0.81	0.79
31:BK:115:LEU:O	58:BA:1058:G:O2'	2.01	0.79
28:BG:76:SER:HA	28:BG:83:ARG:HA	1.65	0.79
37:BS:24:LEU:HB3	37:BS:85:VAL:HG12	1.63	0.79
34:DP:6:LEU:HG	34:DP:8:PRO:HD2	1.62	0.79
58:BA:307:G:H21	58:BA:330:A:H62	1.31	0.79
32:DN:120:LEU:HD21	32:DN:122:VAL:HG23	1.64	0.78
20:CA:522:C:N3	20:CA:527:G:N2	2.28	0.78
58:DA:854:G:H1	58:DA:923:C:N4	1.81	0.78
58:DA:223:A:O2'	58:DA:420:C:O2	1.99	0.78
20:AA:199:G:H1	20:AA:218:C:H42	1.30	0.78
56:D1:86:SER:HB2	56:D1:89:GLU:HB2	1.63	0.78
58:DA:1275:A:OP2	58:DA:1646:C:N4	2.16	0.78
20:AA:1495:U:OP2	23:AY:504:ARG:NH1	2.16	0.78
35:DQ:46:GLN:HG2	35:DQ:126:PRO:HD3	1.66	0.78

Continued on next page...

Continued from previous page...

Atom-1	Atom-2	Distance(Å)	Clash(Å)
21:CW:51:A:H61	21:CW:63:C:H42	1.29	0.78
28:DG:42:GLY:O	58:DA:2306:C:N4	2.16	0.78
58:DA:1913:A:O2'	58:DA:1914:C:C5'	2.30	0.78
32:BN:1:MET:HG2	40:BV:13:ARG:HH12	0.95	0.78
20:CA:68(A):G:H1	20:CA:68(Y):C:N4	1.81	0.78
20:AA:520:A:N6	20:AA:529:G:H21	1.81	0.78
30:DJ:23:UNK:O	30:DJ:85:UNK:N	2.16	0.78
23:CY:20:HIS:HB2	23:CY:117:GLN:HB3	1.64	0.78
58:BA:1614:A:OP1	58:BA:1617:C:N4	2.16	0.78
37:DS:28:VAL:HG12	37:DS:38:GLN:H	1.48	0.78
20:AA:1363:A:H4'	20:AA:1364:U:H5''	1.65	0.78
58:DA:141(A):A:H8	58:DA:1595:G:H21	1.32	0.78
25:DD:147:LEU:HD12	25:DD:155:LEU:HD21	1.64	0.78
44:BZ:151:HIS:HB3	44:BZ:170:THR:HA	1.66	0.78
20:AA:520:A:H62	20:AA:529:G:N2	1.81	0.78
10:CK:62:GLN:HG3	10:CK:97:ALA:HB2	1.65	0.78
45:D0:10:THR:HG22	45:D0:11:ARG:H	1.47	0.78
51:B8:23:VAL:HG13	51:B8:48:PHE:HA	1.65	0.78
1:AB:169:LYS:O	1:AB:172:ILE:N	2.17	0.78
20:AA:1495:U:OP1	23:AY:501:THR:HG21	1.83	0.78
32:BN:55:VAL:HB	32:BN:126:PRO:HB3	1.65	0.78
25:BD:136:ILE:O	25:BD:168:ARG:NH2	2.17	0.78
12:AM:105:THR:O	12:AM:108:ARG:NH2	2.16	0.78
50:B7:11:LYS:O	50:B7:15:THR:OG1	2.01	0.78
58:BA:1136:G:HO2'	58:BA:2038:G:HO2'	1.24	0.78
56:D1:18:ILE:HG12	56:D1:20:ARG:H	1.49	0.78
58:DA:380:U:H3	58:DA:394:A:N6	1.81	0.78
38:DT:53:ARG:HH12	38:DT:60:THR:H	1.32	0.78
11:AL:89:ARG:HA	11:AL:96:VAL:HB	1.66	0.78
38:DT:64:ARG:HG2	38:DT:102:ILE:HD11	1.65	0.78
16:CQ:45:HIS:HB3	16:CQ:72:ARG:HG2	1.65	0.78
20:AA:33:A:H2	20:AA:551:U:H3	1.30	0.78
1:AB:178:ARG:NH1	7:AH:71:GLY:O	2.16	0.78
23:AY:6:GLU:O	23:AY:11:ARG:NH1	2.17	0.78
2:CC:67:THR:HA	2:CC:102:ASN:HB3	1.66	0.78
11:CL:113:ARG:HE	11:CL:116:SER:H	1.31	0.78
58:BA:2037:G:H2'	58:BA:2038:G:C8	2.19	0.78
16:AQ:22:LEU:HD11	16:AQ:39:SER:HB2	1.65	0.78
20:AA:1065:U:H4'	20:AA:1066:C:H5''	1.64	0.78
56:B1:14:VAL:HG13	56:B1:41:ARG:HD2	1.66	0.78
58:BA:1511:A:H2'	58:BA:1512:G:C8	2.18	0.78
58:DA:19:C:H42	58:DA:521:G:H1	1.31	0.77

Continued on next page...

Continued from previous page...

Atom-1	Atom-2	Distance(Å)	Clash(Å)
51:B8:62:LEU:HD13	58:BA:242:G:H5''	1.66	0.77
20:CA:612:C:H42	20:CA:628:G:H1	0.81	0.77
58:BA:863:A:H2'	58:BA:864:G:C8	2.19	0.77
12:AM:114:ARG:HB3	20:AA:1228:C:H5''	1.64	0.77
41:DW:76:VAL:HG23	41:DW:103:ILE:HG13	1.65	0.77
10:AK:32:ILE:HD13	10:AK:72:ALA:HB2	1.65	0.77
58:DA:1614:A:OP1	58:DA:1617:C:N4	2.18	0.77
3:AD:145:GLU:HG2	3:AD:182:LYS:HG2	1.64	0.77
58:BA:840:C:OP2	58:BA:932:G:N2	2.17	0.77
20:CA:1100:C:N4	20:CA:1103:C:OP1	2.17	0.77
10:AK:118:GLY:HA2	20:AA:716:A:H1'	1.66	0.77
39:DU:10:ARG:NH1	58:DA:583:G:OP2	2.17	0.77
20:AA:1321:C:H3'	20:AA:1322:C:H5''	1.66	0.77
34:BP:6:LEU:HG	34:BP:8:PRO:HD2	1.65	0.77
58:DA:2290:G:H1	58:DA:2342:C:N4	1.81	0.77
11:CL:89:ARG:HA	11:CL:96:VAL:HB	1.66	0.77
24:DC:79:ALA:HB1	24:DC:83:LYS:HB2	1.65	0.77
3:AD:108:LEU:HD21	3:AD:183:GLY:HA3	1.67	0.77
32:BN:120:LEU:HD21	32:BN:122:VAL:HG23	1.64	0.77
20:AA:483:C:H3'	20:AA:484:G:H2'	1.66	0.77
34:DP:50:ARG:HB2	34:DP:57:THR:HB	1.65	0.77
32:DN:39:ARG:HH21	32:DN:41:ASP:CB	1.93	0.77
58:BA:1650:G:H1	58:BA:2007:C:H42	1.29	0.77
48:D5:36:CYS:SG	48:D5:37:LYS:N	2.57	0.77
36:BR:41:ALA:HB1	36:BR:97:VAL:HG11	1.65	0.77
20:CA:930:C:H42	20:CA:1387:G:H1	1.32	0.77
25:DD:180:GLY:HA3	25:DD:275:LYS:HB3	1.65	0.77
58:DA:1443:G:H1	58:DA:1548:C:H42	1.30	0.77
58:DA:273(A):G:H1	58:DA:364:C:N4	1.82	0.77
37:DS:70:GLY:HA3	37:DS:99:LYS:HG3	1.65	0.77
24:DC:37:LYS:HE3	58:DA:2127:G:H4'	1.66	0.77
58:BA:1792:G:H1	58:BA:1827:C:H42	1.32	0.77
32:DN:65:LYS:HZ2	58:DA:1021:A:C5'	1.97	0.77
58:BA:1802:A:C8	58:BA:1815:A:N6	2.53	0.77
58:DA:1801:G:N2	58:DA:2207:C:O2'	2.16	0.77
3:AD:136:PRO:HD2	20:AA:403:C:H5''	1.65	0.77
56:D1:63:ALA:HB3	56:D1:66:HIS:HB2	1.64	0.77
21:AW:12:U:H3	21:AW:23:A:N6	1.82	0.77
11:CL:58:VAL:HG12	11:CL:60:LEU:H	1.50	0.77
11:CL:85:ILE:HG23	11:CL:98:TYR:HB3	1.67	0.77
58:BA:307:G:N2	58:BA:310:A:OP2	2.18	0.77
8:AI:113:LYS:H	8:AI:119:ALA:HA	1.49	0.77

Continued on next page...

Continued from previous page...

Atom-1	Atom-2	Distance(Å)	Clash(Å)
23:AY:605:ILE:HG13	23:AY:648:PRO:HA	1.65	0.77
2:CC:19:GLU:O	2:CC:40:ARG:NH2	2.17	0.77
36:BR:68:ARG:HH21	58:BA:2707:G:H5'	1.50	0.77
58:DA:193:U:H3	58:DA:202:U:H3	1.33	0.77
58:DA:1980:G:O2'	58:DA:1982:C:OP2	2.03	0.77
58:DA:859:G:N2	58:DA:917:A:OP2	2.14	0.77
20:CA:587:G:N2	20:CA:754:C:OP2	2.17	0.77
43:BY:79:CYS:SG	43:BY:80:GLY:N	2.58	0.77
23:AY:139:MET:HB2	23:AY:262:SER:HB2	1.67	0.76
20:CA:137:C:N4	20:CA:226:G:H1	1.82	0.76
58:DA:1417:C:N4	58:DA:1581:G:H1	1.82	0.76
58:DA:1416:G:N2	58:DA:1582:C:N3	2.32	0.76
16:CQ:43:LEU:HB3	16:CQ:69:LYS:HE3	1.65	0.76
40:BV:19:LYS:HB3	40:BV:96:ILE:HD11	1.66	0.76
26:DE:61:ARG:HB2	26:DE:62:PRO:HD3	1.65	0.76
20:CA:816:A:H5'	20:CA:817:C:H2'	1.66	0.76
58:DA:1310:G:H1	58:DA:1604:C:N4	1.82	0.76
20:CA:956:U:O2	20:CA:960:U:O2	2.04	0.76
40:BV:96:ILE:HG22	40:BV:97:LYS:H	1.51	0.76
57:B4:15:ILE:H	57:B4:32:TYR:HB3	1.51	0.76
58:DA:1540:G:C2	58:DA:1541:U:H1'	2.21	0.76
58:BA:404:C:H4'	58:BA:405:U:H5'	1.65	0.76
27:BF:171:PRO:HB3	58:BA:323:G:C8	2.20	0.76
25:DD:244:ARG:HG2	25:DD:245:PRO:HA	1.66	0.76
11:AL:93:LEU:O	11:AL:95:GLY:N	2.19	0.76
58:DA:1083:U:O2'	58:DA:1085:A:N7	2.17	0.76
41:DW:20:VAL:HG21	41:DW:43:GLY:HA3	1.65	0.76
40:BV:39:LEU:HD12	40:BV:47:VAL:HG21	1.66	0.76
30:BJ:52:UNK:HA	30:BJ:81:UNK:HA	1.67	0.76
58:DA:1019:U:H3	58:DA:1020:A:H62	1.30	0.76
51:B8:53:PRO:HA	51:B8:56:GLU:HB2	1.67	0.76
27:BF:62:ARG:HH21	27:BF:64:ILE:HA	1.48	0.76
23:AY:314:PHE:HZ	23:AY:329:ARG:HB3	1.50	0.76
58:DA:2520:C:N3	58:DA:2545:G:N2	2.31	0.76
58:DA:659:C:H2'	58:DA:660:G:H8	1.49	0.76
26:DE:65:GLY:HA2	26:DE:70:ALA:HA	1.66	0.76
40:BV:55:ALA:HB1	40:BV:101:GLY:HA2	1.67	0.76
23:CY:606:MET:HG3	23:CY:649:LEU:HD21	1.68	0.76
58:DA:1939:U:OP1	58:DA:2604:U:O2'	2.04	0.76
27:BF:154:VAL:HG23	27:BF:173:VAL:HG22	1.66	0.76
58:BA:2133:G:N2	58:BA:2158:A:H62	1.83	0.76
2:AC:82:GLU:HG3	2:AC:85:ARG:HH21	1.51	0.76

Continued on next page...

Continued from previous page...

Atom-1	Atom-2	Distance(Å)	Clash(Å)
26:BE:119:ARG:NH1	26:BE:156:MET:O	2.18	0.76
23:AY:517:LEU:HG	23:AY:518:PRO:HD2	1.67	0.76
58:DA:558:G:H2'	58:DA:559:G:C8	2.21	0.76
58:DA:2355:C:N4	58:DA:2362:G:H1	1.83	0.76
1:AB:204:ASN:HD21	1:AB:206:ASP:HB2	1.48	0.76
37:DS:105:ALA:O	37:DS:107:GLU:N	2.19	0.76
58:DA:673:C:H42	58:DA:807:U:H3	1.34	0.76
11:AL:56:ALA:HB3	11:AL:68:ALA:HB3	1.66	0.76
20:CA:299:G:N2	20:CA:566:G:O6	2.18	0.76
3:AD:19:LEU:HB3	3:AD:67:ILE:HD13	1.67	0.76
40:DV:77:ALA:O	40:DV:79:VAL:N	2.19	0.76
23:CY:230:LYS:HD3	23:CY:237:PRO:HA	1.67	0.76
32:BN:15:LEU:HD12	32:BN:136:GLU:HG3	1.68	0.76
24:DC:115:VAL:HA	24:DC:145:THR:HA	1.66	0.76
32:DN:19:GLU:HA	32:DN:59:LYS:O	1.86	0.76
35:BQ:5:ARG:NH2	58:BA:871:U:OP1	2.19	0.76
58:DA:479:A:H1'	58:DA:481:G:H5''	1.68	0.76
45:D0:38:VAL:HB	45:D0:59:LEU:HB2	1.67	0.76
9:AJ:55:LYS:HG2	20:AA:963:G:H21	1.49	0.76
25:DD:218:ARG:NH2	58:DA:690:G:O3'	2.19	0.76
58:DA:781:A:H2'	58:DA:1777:U:H1'	1.68	0.76
34:BP:66:GLY:HA2	58:BA:2415:G:H4'	1.68	0.76
39:BU:49:HIS:HA	39:BU:52:ARG:HG2	1.66	0.75
24:DC:40:GLU:HG3	24:DC:218:THR:HB	1.66	0.75
20:CA:127:G:H1	20:CA:234:C:H42	1.34	0.75
1:AB:19:HIS:HB2	1:AB:204:ASN:HD22	1.52	0.75
51:B8:5:LYS:NZ	58:BA:253:C:OP2	2.16	0.75
58:DA:1777:U:O4	58:DA:1787:A:N1	2.18	0.75
58:DA:871:U:O2	58:DA:906:G:O6	2.04	0.75
3:AD:157:LEU:HA	3:AD:160:GLN:HB2	1.68	0.75
58:DA:873:G:H1	58:DA:904:C:H42	1.31	0.75
32:BN:19:GLU:HA	32:BN:59:LYS:O	1.86	0.75
39:BU:3:ARG:HB2	58:BA:445:C:H5''	1.69	0.75
9:CJ:40:LEU:HB3	9:CJ:69:ASN:HB3	1.68	0.75
58:DA:404:C:H4'	58:DA:405:U:H5'	1.67	0.75
11:CL:37:CYS:SG	11:CL:38:THR:N	2.59	0.75
58:DA:272:G:H1	58:DA:365(A):C:N4	1.82	0.75
20:CA:892:A:HO2'	20:CA:1415:G:HO2'	1.30	0.75
58:DA:1792:G:H1	58:DA:1827:C:H42	1.35	0.75
20:AA:1403:C:O2	20:AA:1499:A:N6	2.19	0.75
23:CY:415:PRO:HA	23:CY:474:ALA:HA	1.67	0.75
56:D1:18:ILE:HG21	58:DA:380:U:H4'	1.69	0.75

Continued on next page...

Continued from previous page...

Atom-1	Atom-2	Distance(Å)	Clash(Å)
58:DA:812:C:N4	58:DA:1195:G:H1	1.84	0.75
59:DB:86:G:H1	59:DB:90:C:H42	1.32	0.75
25:BD:244:ARG:HG2	25:BD:245:PRO:HA	1.68	0.75
38:BT:33:LYS:HB2	38:BT:43:GLN:H	1.49	0.75
43:DY:102:CYS:SG	43:DY:103:GLY:N	2.60	0.75
43:DY:97:ARG:NH2	58:DA:300:A:OP1	2.18	0.75
20:CA:687:A:H62	20:CA:703:G:H21	1.31	0.75
58:BA:1025:G:H1	58:BA:1139:G:H1	1.35	0.75
58:BA:1429:G:H2'	58:BA:1430:C:C6	2.21	0.75
23:AY:497:PHE:HB3	23:AY:508:GLY:H	1.50	0.75
40:DV:7:THR:OG1	40:DV:8:GLY:N	2.18	0.75
20:CA:987:G:H1	20:CA:1218:C:H42	1.33	0.75
58:BA:2284:C:N4	58:BA:2384:G:H1	1.85	0.75
25:BD:51:VAL:HG13	25:BD:52:ARG:H	1.52	0.75
58:DA:1530:G:O6	58:DA:1541:U:O2	2.05	0.75
51:B8:2:PRO:HA	58:BA:591:C:H1'	1.67	0.75
58:DA:1279:G:H1	58:DA:1291:C:H42	1.33	0.75
58:DA:273(G):C:N3	58:DA:363(A):G:N2	2.33	0.75
20:CA:908:A:H2'	20:CA:909:A:H8	1.50	0.75
20:AA:934:C:N3	20:AA:938:A:N1	2.35	0.75
10:CK:52:GLY:H	10:CK:55:LYS:HE2	1.50	0.75
8:CI:96:LEU:HG	8:CI:101:PHE:HB2	1.67	0.75
58:DA:2024:G:C2	58:DA:2040:C:H1'	2.21	0.75
58:DA:2125:G:H21	58:DA:2173:A:N6	1.78	0.75
58:DA:1855:G:H1	58:DA:1887:C:N4	1.83	0.75
28:BG:42:GLY:O	58:BA:2306:C:N4	2.20	0.75
56:D1:79:GLY:HA3	58:DA:270(S):G:H1'	1.67	0.75
7:CH:94:TYR:OH	20:CA:597:G:N2	2.20	0.75
23:AY:443:HIS:HB2	23:AY:450:ILE:HD11	1.69	0.75
20:AA:1488:G:H2'	20:AA:1489:G:H8	1.52	0.75
20:CA:1221:G:OP1	20:CA:1320:C:N4	2.19	0.75
20:AA:34:C:H2'	20:AA:35:G:C8	2.21	0.75
58:DA:1969:A:O2'	58:DA:1972:A:N3	2.20	0.75
11:AL:34:ARG:HG3	11:AL:82:VAL:HG13	1.67	0.75
20:CA:1003:G:N1	20:CA:1037:C:O2	2.20	0.75
18:AS:78:ARG:O	18:AS:81:ARG:NH1	2.19	0.75
25:DD:35:LYS:O	25:DD:37:LEU:N	2.19	0.75
58:BA:19:C:H42	58:BA:521:G:H1	1.32	0.75
58:BA:2505:G:O6	58:BA:2610:C:O2	2.05	0.74
27:DF:154:VAL:HG23	27:DF:173:VAL:HG22	1.69	0.74
20:CA:947:G:H1	20:CA:1234:C:N4	1.84	0.74
25:DD:115:GLN:HE22	25:DD:117:VAL:HG22	1.51	0.74

Continued on next page...

Continued from previous page...

Atom-1	Atom-2	Distance(Å)	Clash(Å)
15:CP:72:ARG:NH1	20:CA:452:A:N3	2.34	0.74
56:D1:81:LYS:HG2	58:DA:270(J):G:H4'	1.69	0.74
58:BA:37:C:H2'	58:BA:38:A:C8	2.22	0.74
20:CA:151:A:H62	20:CA:170:U:H3	1.35	0.74
20:AA:961:U:O2	20:AA:1201:A:N1	2.20	0.74
58:DA:390:A:H4'	58:DA:391:G:H5'	1.67	0.74
10:AK:113:PRO:HB3	20:AA:676:A:H5''	1.67	0.74
42:DX:12:VAL:HG11	42:DX:21:PHE:HZ	1.52	0.74
31:DK:27:LEU:HD21	31:DK:57:ILE:HD13	1.66	0.74
59:BB:21:G:H1	59:BB:62:C:N4	1.83	0.74
58:BA:390:A:H5'	58:BA:412:A:H4'	1.69	0.74
58:DA:1136:G:O2'	58:DA:2038:G:O2'	2.02	0.74
20:CA:1515:C:N4	20:CA:1520:G:H1	1.85	0.74
58:DA:1487:G:H1	58:DA:1502:C:N4	1.85	0.74
27:BF:3:GLU:HA	27:BF:24:LEU:H	1.50	0.74
42:DX:53:LYS:HB3	42:DX:82:GLN:HB3	1.68	0.74
58:DA:2653:U:H3'	58:DA:2654:A:H2'	1.68	0.74
19:CT:29:LYS:NZ	20:CA:176:C:OP1	2.20	0.74
58:BA:2348:U:H3	58:BA:2369:A:H2	1.34	0.74
32:DN:42:TRP:CD1	39:DU:63:VAL:HG11	2.21	0.74
45:D0:11:ARG:HH22	58:DA:2278:A:H3'	1.51	0.74
1:CB:60:ASP:HB3	1:CB:64:ARG:HH22	1.53	0.74
32:DN:65:LYS:NZ	58:DA:1021:A:H5''	2.02	0.74
20:CA:816:A:OP2	20:CA:1526:G:O2'	2.05	0.74
13:AN:41:ARG:HH22	20:AA:973:G:H4'	1.50	0.74
11:CL:35:GLY:HA2	11:CL:58:VAL:HG13	1.67	0.74
35:DQ:14:ARG:NH1	58:DA:956:G:N7	2.34	0.74
11:AL:15:ARG:HB3	20:AA:562:C:H1'	1.69	0.74
52:D9:25:VAL:HB	52:D9:34:GLN:HB2	1.68	0.74
23:CY:72:CYS:HB3	23:CY:79:ILE:HB	1.69	0.74
20:CA:1321:C:H3'	20:CA:1322:C:H5''	1.68	0.74
20:CA:908:A:H2'	20:CA:909:A:C8	2.23	0.74
20:CA:335:C:O2'	20:CA:1433:A:N3	2.21	0.74
10:CK:118:GLY:HA2	20:CA:716:A:H1'	1.67	0.74
23:CY:443:HIS:HD2	23:CY:446:THR:H	1.34	0.74
38:BT:47:GLY:HA2	38:BT:65:LYS:HB2	1.69	0.74
12:CM:116:THR:HA	20:CA:1228:C:H4'	1.70	0.74
51:D8:42:ARG:HG3	58:DA:2350:C:H5''	1.69	0.74
37:DS:40:ILE:HA	37:DS:47:THR:HA	1.69	0.74
20:AA:148:G:H1	20:AA:174:C:H42	1.34	0.74
58:DA:575:A:OP2	58:DA:2499:C:O2'	2.06	0.74
34:DP:16:ARG:O	58:DA:661:C:O2'	2.04	0.74

Continued on next page...

Continued from previous page...

Atom-1	Atom-2	Distance(Å)	Clash(Å)
32:DN:15:LEU:HD12	32:DN:136:GLU:HG3	1.68	0.74
24:BC:164:PHE:HA	24:BC:172:ILE:HG13	1.70	0.74
59:BB:24:G:C6	59:BB:56:G:N3	2.56	0.74
25:DD:3:VAL:HG22	25:DD:19:ALA:HA	1.69	0.74
9:AJ:16:LEU:HD11	9:AJ:70:ARG:HD3	1.67	0.74
58:DA:2818:G:H1	58:DA:2828:C:H42	1.34	0.74
14:AO:64:ARG:HH21	20:AA:581:G:H4'	1.52	0.74
45:B0:11:ARG:HH22	58:BA:2278:A:H3'	1.53	0.74
31:BK:72:PRO:O	31:BK:111:LYS:NZ	2.17	0.74
25:DD:136:ILE:O	25:DD:168:ARG:NH2	2.21	0.74
45:B0:70:GLN:HB3	45:B0:78:TYR:HB2	1.68	0.74
58:DA:291:C:H42	58:DA:349:G:H1	1.36	0.74
23:AY:110:SER:HB3	23:AY:144:ALA:HA	1.69	0.74
20:CA:1134:G:H1	20:CA:1140:C:N4	1.86	0.74
14:AO:82:ILE:HB	14:AO:87:ILE:HG12	1.70	0.74
44:BZ:5:LEU:HD11	44:BZ:44:PHE:HA	1.68	0.74
18:AS:36:ARG:HH22	18:AS:75:ALA:HB3	1.51	0.74
24:BC:16:ASP:O	24:BC:18:ASN:N	2.20	0.74
33:DO:66:LYS:HG3	58:DA:1665:A:H5''	1.69	0.74
28:BG:43:LEU:HD13	58:BA:2305:A:H61	1.53	0.74
58:BA:2469:A:H61	58:BA:2481:G:H1'	1.51	0.74
24:BC:120:VAL:O	24:BC:124:VAL:N	2.14	0.74
20:CA:1494:G:H5'	58:DA:1913:A:H62	0.93	0.73
58:DA:568:U:N3	58:DA:571:A:OP2	2.21	0.73
23:CY:18:ALA:HB2	23:CY:85:PRO:HD2	1.70	0.73
58:DA:685:A:H5''	58:DA:774:A:H61	1.52	0.73
17:AR:68:LYS:HB3	17:AR:72:ARG:HH21	1.53	0.73
44:BZ:99:TYR:HB3	44:BZ:123:ASP:HB2	1.70	0.73
32:DN:45:ASN:HD22	32:DN:45:ASN:H	1.35	0.73
47:B3:15:TYR:OH	58:BA:987:G:OP1	2.06	0.73
1:CB:69:LEU:HB3	1:CB:162:ILE:HG13	1.70	0.73
58:BA:1270:C:H5''	58:BA:1271:G:H5''	1.70	0.73
56:B1:17:SER:O	56:B1:18:ILE:HB	1.88	0.73
3:AD:26:CYS:HA	3:AD:31:CYS:HA	1.70	0.73
41:BW:27:LYS:H	41:BW:71:VAL:HB	1.52	0.73
1:AB:108:ILE:HA	1:AB:111:ARG:HG3	1.69	0.73
58:BA:479:A:H1'	58:BA:481:G:H5''	1.70	0.73
58:DA:2130:U:O2'	58:DA:2158:A:N1	2.20	0.73
20:CA:501:C:H2'	20:CA:502:G:H8	1.52	0.73
39:BU:92:ARG:HD2	40:BV:11:GLN:HB2	1.70	0.73
32:DN:41:ASP:CA	39:DU:64:ARG:HD2	2.18	0.73
20:AA:815:A:N6	20:AA:1508:G:H21	1.86	0.73

Continued on next page...

Continued from previous page...

Atom-1	Atom-2	Distance(Å)	Clash(Å)
20:CA:922:G:N2	20:CA:1395:C:N3	2.34	0.73
58:BA:1345:C:N4	58:BA:1601:G:H1	1.85	0.73
58:DA:1387:C:N4	58:DA:1400:G:H1	1.84	0.73
58:DA:1316:U:H3	58:DA:1336:A:N6	1.85	0.73
40:DV:35:LEU:HB2	40:DV:57:VAL:HG13	1.67	0.73
60:AY:701:FUA:H5	60:AY:701:FUA:H202	1.69	0.73
58:BA:659:C:H2'	58:BA:660:G:H8	1.54	0.73
58:DA:448:U:O4	58:DA:582:G:N2	2.19	0.73
57:B4:13:ARG:O	57:B4:14:ILE:HG13	1.87	0.73
58:DA:1231:G:H2'	58:DA:1232:G:C8	2.23	0.73
25:BD:258:LYS:HG3	58:BA:1797:C:H5''	1.70	0.73
58:BA:2185:C:H2'	58:BA:2186:G:C8	2.23	0.73
11:CL:8:ASN:ND2	20:CA:880:C:OP1	2.21	0.73
41:BW:68:ARG:HB3	41:BW:110:LYS:H	1.54	0.73
32:DN:69:GLN:NE2	58:DA:1022:G:H5''	2.03	0.73
32:BN:45:ASN:HD22	32:BN:45:ASN:H	1.35	0.73
58:BA:528:A:N1	58:BA:2042:A:H2'	2.04	0.73
23:AY:276:VAL:HA	23:AY:280:LEU:HD23	1.70	0.73
15:CP:30:GLY:HA2	20:CA:309:G:H5''	1.71	0.73
58:BA:1231:G:H2'	58:BA:1232:G:H8	1.52	0.73
24:BC:51:ASP:O	24:BC:53:ARG:N	2.20	0.73
32:BN:65:LYS:NZ	58:BA:1021:A:H5'	2.03	0.73
58:DA:1478:G:H2'	58:DA:1479:G:H8	1.52	0.73
8:CI:124:GLN:HE22	20:CA:943:U:H1'	1.52	0.73
58:BA:2024:G:N2	58:BA:2040:C:H1'	2.03	0.73
20:CA:1537:U:O4	22:CV:8:A:N1	2.21	0.73
58:DA:2469:A:H2	58:DA:2481:G:H21	1.34	0.73
20:AA:955:U:O2'	20:AA:1227:A:N6	2.20	0.73
32:DN:70:LYS:NZ	58:DA:1139:G:OP1	2.18	0.73
58:DA:1525:G:H2'	58:DA:1526:G:C8	2.22	0.73
24:DC:47:LYS:HB3	24:DC:212:SER:HB2	1.71	0.73
20:CA:1224:G:O2'	20:CA:1322:C:OP2	2.05	0.73
19:AT:43:LEU:HB2	19:AT:52:ALA:HB2	1.70	0.73
58:BA:704:G:O2'	58:BA:726:G:N2	2.20	0.73
20:AA:1495:U:P	23:AY:504:ARG:HH11	2.12	0.73
27:DF:171:PRO:HB3	58:DA:323:G:C8	2.24	0.73
58:BA:2041:U:H2'	58:BA:2042:A:O4'	1.89	0.73
24:BC:132:LEU:HB3	24:BC:137:LEU:HB2	1.71	0.73
42:DX:66:LEU:HB2	42:DX:69:TYR:HB2	1.71	0.73
44:BZ:15:PRO:HG3	59:BB:76:G:H5''	1.69	0.73
20:AA:1290:G:H3'	20:AA:1291:G:H8	1.53	0.73
20:CA:257:G:H1	20:CA:269:C:N4	1.87	0.73

Continued on next page...

Continued from previous page...

Atom-1	Atom-2	Distance(Å)	Clash(Å)
38:BT:33:LYS:HD3	38:BT:34:VAL:H	1.53	0.73
48:D5:20:ARG:HA	48:D5:23:HIS:HB2	1.70	0.73
23:AY:428:LEU:HA	23:AY:431:LEU:HB2	1.68	0.73
49:B6:8:LYS:HA	49:B6:27:LYS:HA	1.68	0.73
20:CA:1494:G:H5'	58:DA:1913:A:H61	0.92	0.73
23:AY:580:MET:SD	58:BA:1913:A:C2	2.82	0.73
1:AB:171:ALA:HA	1:AB:174:VAL:HB	1.70	0.73
3:AD:122:ARG:HE	20:AA:403:C:H4'	1.54	0.73
56:B1:12:PRO:HA	56:B1:44:PRO:HD2	1.71	0.73
3:AD:187:ARG:NH2	3:AD:193:ASP:OD2	2.21	0.73
58:DA:612:G:N2	58:DA:616:A:O2'	2.22	0.73
58:DA:1752:C:H42	58:DA:1756:G:H1	1.35	0.73
37:BS:28:VAL:HG12	37:BS:38:GLN:H	1.54	0.73
49:D6:45:LYS:HB2	58:DA:2371:G:H4'	1.71	0.73
58:BA:2092:U:OP1	58:BA:2199:A:O2'	2.07	0.73
1:CB:184:VAL:H	1:CB:198:ASP:HB2	1.52	0.73
49:B6:27:LYS:HG3	49:B6:30:THR:HB	1.71	0.73
58:DA:177:G:OP2	58:DA:177:G:N2	2.22	0.73
4:AE:18:ARG:NH2	20:AA:1070:U:OP1	2.21	0.73
7:AH:46:LYS:HB3	7:AH:62:TYR:HB2	1.71	0.73
32:DN:15:LEU:HG	32:DN:134:ARG:NE	2.03	0.72
11:CL:39:VAL:HG12	11:CL:40:VAL:H	1.53	0.72
20:CA:1281:U:H5''	20:CA:1282:C:H5	1.54	0.72
25:BD:244:ARG:NH1	58:BA:1841:U:O2'	2.17	0.72
41:BW:20:VAL:HG21	41:BW:43:GLY:HA3	1.69	0.72
58:DA:2208:U:H3	58:DA:2216:G:H1	0.78	0.72
40:BV:40:LEU:HD12	40:BV:46:VAL:HA	1.71	0.72
39:BU:50:ARG:HH12	40:BV:72:VAL:HA	1.54	0.72
58:DA:2107:C:N3	58:DA:2182:G:N2	2.30	0.72
24:BC:11:LEU:HD23	24:BC:14:LYS:HD2	1.70	0.72
34:BP:56:SER:HB2	34:BP:59:LEU:HB3	1.70	0.72
58:BA:2698:U:H2'	58:BA:2699:C:C6	2.24	0.72
33:BO:71:ARG:NH2	33:BO:122:LEU:O	2.22	0.72
20:AA:584:G:H1	20:AA:757:U:H3	1.36	0.72
58:BA:1660:C:O2'	58:BA:2712:U:O4	2.07	0.72
44:BZ:119:GLU:HB2	44:BZ:122:ARG:HH12	1.55	0.72
20:AA:198:G:H1	20:AA:219:C:H42	1.35	0.72
56:D1:19:GLN:NE2	58:DA:2233:U:OP2	2.22	0.72
33:BO:18:LYS:HB2	33:BO:45:GLU:HB3	1.70	0.72
24:BC:169:THR:HG23	24:BC:171:ALA:HB2	1.71	0.72
1:CB:108:ILE:HA	1:CB:111:ARG:HG3	1.71	0.72
36:BR:31:HIS:HB2	36:BR:34:ILE:HD11	1.70	0.72

Continued on next page...

Continued from previous page...

Atom-1	Atom-2	Distance(Å)	Clash(Å)
36:BR:29:LEU:HD12	36:BR:83:ILE:HD13	1.72	0.72
58:BA:2848:G:O2'	58:BA:2867:G:N2	2.21	0.72
42:BX:90:GLU:HA	42:BX:93:GLU:HB2	1.71	0.72
23:AY:408:VAL:HG22	23:AY:454:MET:HA	1.71	0.72
20:AA:408:A:H2	20:AA:434:U:H3	1.33	0.72
20:AA:1084:G:H3'	20:AA:1085:U:H2'	1.72	0.72
24:DC:51:ASP:O	24:DC:53:ARG:N	2.14	0.72
58:DA:2514:U:H3	58:DA:2570:G:H1	1.36	0.72
20:AA:1488:G:H2'	20:AA:1489:G:C8	2.24	0.72
58:DA:1221:C:N4	58:DA:1229:G:H1	1.86	0.72
58:BA:1638:C:H5''	58:BA:2710:C:O2'	1.89	0.72
10:AK:20:TYR:HB2	10:AK:31:THR:HG23	1.71	0.72
58:DA:2043:C:OP1	58:DA:2777:G:O2'	2.06	0.72
8:AI:96:LEU:HG	8:AI:101:PHE:HB2	1.70	0.72
58:BA:2676:C:H2'	58:BA:2677:G:H8	1.54	0.72
58:BA:575:A:OP2	58:BA:2499:C:O2'	2.07	0.72
58:DA:2628:C:H1'	58:DA:2781:A:H2'	1.70	0.72
44:DZ:76:LEU:HD22	44:DZ:83:PRO:HA	1.69	0.72
25:DD:24:ILE:HG13	25:DD:82:ILE:HB	1.71	0.72
24:BC:44:VAL:HB	24:BC:174:ALA:HB3	1.69	0.72
18:CS:49:ILE:HB	18:CS:60:VAL:HG13	1.71	0.72
35:BQ:89:ASN:O	35:BQ:91:GLU:N	2.22	0.72
24:DC:33:LEU:HD13	24:DC:221:PRO:HB2	1.71	0.72
20:AA:438:G:O2'	20:AA:494:U:O4	2.06	0.72
41:BW:76:VAL:HG23	41:BW:103:ILE:HG13	1.69	0.72
7:AH:21:LYS:O	7:AH:23:SER:N	2.22	0.72
58:BA:1005:C:N3	58:BA:1138:G:N2	2.35	0.72
20:CA:1405:G:H1	20:CA:1496:C:N4	1.88	0.72
32:DN:63:THR:CG2	58:DA:1141:U:OP2	2.37	0.72
23:CY:633:GLY:HA3	23:CY:644:ARG:HB2	1.71	0.72
58:DA:2749:A:H62	58:DA:2753:A:H61	1.34	0.72
20:AA:1512:U:H2'	20:AA:1513:A:C8	2.25	0.72
29:DH:12:PRO:HG2	29:DH:49:VAL:HG13	1.70	0.72
58:DA:2284:C:H42	58:DA:2384:G:H1	1.35	0.72
39:DU:3:ARG:HB2	58:DA:445:C:H5''	1.72	0.72
51:D8:30:ARG:H	51:D8:32:LEU:HD23	1.55	0.72
58:BA:2876:G:H2'	58:BA:2877:G:H8	1.55	0.72
58:DA:651:G:H2'	58:DA:652:U:H5''	1.71	0.72
16:CQ:94:ASN:HA	16:CQ:97:SER:HB3	1.72	0.72
59:DB:40:U:H3'	59:DB:41:U:H5''	1.72	0.72
58:BA:1429:G:H1	58:BA:1564:C:N4	1.88	0.72
1:CB:167:PRO:O	1:CB:171:ALA:HB2	1.88	0.72

Continued on next page...

Continued from previous page...

Atom-1	Atom-2	Distance(Å)	Clash(Å)
42:DX:40:LYS:HG2	42:DX:51:VAL:HB	1.70	0.72
36:BR:24:GLN:HB2	36:BR:44:LEU:HD11	1.72	0.72
20:CA:1244:C:H42	20:CA:1293:G:H1	1.38	0.72
35:BQ:54:MET:HG2	35:BQ:58:PHE:HE2	1.53	0.72
33:DO:64:ARG:HB2	33:DO:83:ALA:HB3	1.71	0.72
36:DR:67:LEU:HD21	36:DR:76:VAL:HG11	1.72	0.72
58:DA:817:C:N3	58:DA:1190:G:N2	2.32	0.72
37:DS:24:LEU:HB3	37:DS:85:VAL:HG12	1.70	0.72
58:DA:883:G:N1	58:DA:893:C:O2	2.18	0.72
30:DJ:52:UNK:HA	30:DJ:81:UNK:HA	1.71	0.72
56:B1:13:ILE:HG13	56:B1:17:SER:HB3	1.72	0.72
58:DA:733:G:OP2	58:DA:761:A:N6	2.21	0.72
21:AW:18:G:N2	21:AW:58:A:OP1	2.23	0.72
28:BG:35:GLU:HB2	28:BG:161:THR:HA	1.72	0.72
20:AA:628:G:H2'	20:AA:629:G:C8	2.25	0.71
58:BA:2599:G:H2'	58:BA:2600:A:C8	2.25	0.71
58:DA:2712:U:OP1	58:DA:2714:G:O2'	2.06	0.71
52:B9:23:VAL:HB	52:B9:36:GLN:HG3	1.71	0.71
52:D9:12:ASP:OD1	52:D9:13:LYS:NZ	2.22	0.71
37:BS:71:ARG:HE	37:BS:103:GLU:HB3	1.54	0.71
58:BA:2243:U:H2'	58:BA:2244:U:H6	1.54	0.71
20:CA:442:C:H42	20:CA:492:G:H1	1.38	0.71
26:BE:8:LYS:HD3	26:BE:192:ASN:HA	1.71	0.71
58:BA:2037:G:H2'	58:BA:2038:G:H8	1.54	0.71
58:DA:1628:G:H1	58:DA:1638:C:H42	1.36	0.71
58:BA:401:A:H61	58:BA:422:A:H61	1.37	0.71
58:DA:1054:A:H2'	58:DA:1055:G:H8	1.54	0.71
20:CA:895:G:H1	20:CA:904:C:H42	1.38	0.71
8:CI:10:ARG:HD3	8:CI:75:ASP:HB3	1.71	0.71
32:BN:35:ARG:HB3	32:BN:42:TRP:HZ3	1.54	0.71
27:DF:154:VAL:HG12	27:DF:156:LEU:HA	1.73	0.71
23:CY:103:GLY:HA3	23:CY:280:LEU:HD12	1.72	0.71
58:DA:1028:A:H2'	58:DA:1029:A:C8	2.25	0.71
23:AY:29:THR:HA	23:AY:32:ILE:HB	1.70	0.71
4:AE:82:VAL:HG21	4:AE:138:ALA:HA	1.72	0.71
40:DV:39:LEU:HD12	40:DV:47:VAL:HG21	1.73	0.71
58:DA:1441:G:H1	58:DA:1550:C:H42	1.36	0.71
56:D1:21:ARG:HB3	56:D1:38:SER:HB2	1.73	0.71
38:BT:64:ARG:HD3	38:BT:73:GLU:HG3	1.72	0.71
16:CQ:21:VAL:HB	16:CQ:59:ILE:HD11	1.70	0.71
38:BT:93:ARG:NH2	58:BA:2863:C:OP1	2.23	0.71
1:CB:95:GLN:OE1	1:CB:96:ARG:NH1	2.23	0.71

Continued on next page...

Continued from previous page...

Atom-1	Atom-2	Distance(Å)	Clash(Å)
23:CY:14:ASN:HB3	23:CY:102:ASP:H	1.56	0.71
58:DA:1005:C:H2'	58:DA:1006:C:O4'	1.91	0.71
23:AY:137:ASN:HD21	23:AY:263:ALA:H	0.79	0.71
56:D1:37:ILE:HG12	58:DA:200:U:H4'	1.73	0.71
20:CA:1124:G:H1	20:CA:1149:C:N4	1.89	0.71
32:DN:63:THR:HG21	58:DA:1141:U:P	2.29	0.71
58:BA:2023:G:N1	58:BA:2040:C:O2	2.21	0.71
58:DA:1511:A:H2'	58:DA:1512:G:C8	2.25	0.71
21:AW:66:C:H2'	21:AW:67:G:H8	1.54	0.71
35:DQ:11:LYS:HD3	35:DQ:87:LYS:HD3	1.70	0.71
58:DA:1358:G:N1	58:DA:1372:U:OP2	2.23	0.71
23:CY:500:GLN:NE2	23:CY:576:ASP:OD1	2.23	0.71
58:BA:1914:C:H5	58:BA:1915:U:C2	2.07	0.71
58:DA:273(G):C:H3'	58:DA:274:G:H5''	1.73	0.71
20:CA:1411:C:N3	20:CA:1489:G:N2	2.36	0.71
23:CY:90:PHE:HZ	60:CY:701:FUA:H122	1.54	0.71
20:CA:1276:G:N2	20:CA:1282:C:O2	2.20	0.71
11:CL:5:PRO:HG2	11:CL:15:ARG:HH21	1.55	0.71
42:DX:12:VAL:HG11	42:DX:21:PHE:CZ	2.26	0.71
58:DA:2476:A:H8	58:DA:2481:G:H22	1.36	0.71
11:AL:6:THR:O	11:AL:8:ASN:N	2.23	0.71
58:DA:2395:C:H42	58:DA:2421:G:H1	1.39	0.71
2:AC:58:GLU:H	2:AC:65:ALA:HB3	1.56	0.71
12:AM:122:LYS:HA	20:AA:954:G:H5'	1.72	0.71
10:CK:57:THR:HG22	10:CK:60:ALA:H	1.54	0.71
3:AD:98:GLU:OE2	3:AD:103:ASN:ND2	2.23	0.71
34:DP:7:ARG:HG2	58:DA:1203:G:H4'	1.71	0.71
1:AB:175:ARG:NH2	20:AA:1075:C:O2'	2.23	0.71
20:CA:1493:A:N6	23:CY:580:MET:SD	2.64	0.71
58:BA:380:U:H2'	58:BA:381:G:C8	2.26	0.71
20:CA:1512:U:H2'	20:CA:1513:A:C8	2.26	0.71
7:AH:64:LYS:HD2	7:AH:79:VAL:HG11	1.73	0.71
58:BA:2144:U:H2'	58:BA:2147:G:H1	1.56	0.71
13:CN:41:ARG:HH22	20:CA:973:G:H4'	1.54	0.71
58:BA:1354:A:H62	58:BA:1377:G:H21	0.75	0.71
28:DG:109:VAL:HG11	57:D4:14:ILE:HD13	1.71	0.71
27:BF:117:ARG:NH2	27:BF:186:ILE:O	2.24	0.71
27:DF:40:GLN:HA	27:DF:43:LYS:HG2	1.73	0.71
34:BP:71:VAL:HG12	58:BA:389:G:H1	1.56	0.71
25:DD:88:ARG:NH2	58:DA:1817:G:OP1	2.23	0.71
20:CA:668:G:H1	20:CA:738:C:H42	1.38	0.71
32:DN:74:ARG:NH2	58:DA:2640:G:H5''	2.06	0.71

Continued on next page...

Continued from previous page...

Atom-1	Atom-2	Distance(Å)	Clash(Å)
58:BA:852:G:H2'	58:BA:853:G:C8	2.26	0.71
39:DU:53:ARG:NH2	58:DA:994:C:OP1	2.24	0.71
38:DT:64:ARG:HH12	38:DT:103:ARG:HG2	1.55	0.71
20:CA:611:A:N6	20:CA:629:G:H1	1.89	0.71
20:CA:922:G:H2'	20:CA:923:A:C8	2.26	0.71
37:BS:85:VAL:H	37:BS:106:ARG:HD3	1.56	0.71
3:AD:172:PRO:HB2	3:AD:187:ARG:HH12	1.54	0.71
19:AT:66:ALA:HB1	19:AT:72:LEU:HB2	1.72	0.71
58:DA:1913:A:C2'	58:DA:1914:C:OP2	2.38	0.71
40:BV:6:LYS:HA	40:BV:11:GLN:HA	1.72	0.71
24:BC:216:THR:HB	24:BC:222:SER:HB3	1.72	0.71
9:AJ:39:PRO:HA	9:AJ:70:ARG:HG3	1.72	0.71
58:BA:2185:C:H2'	58:BA:2186:G:H8	1.56	0.71
58:BA:52:A:OP2	58:BA:117:G:N1	2.22	0.71
3:CD:86:LYS:HD3	3:CD:87:GLY:H	1.55	0.71
23:AY:96:ARG:HA	23:AY:99:ARG:HB2	1.73	0.71
4:CE:137:GLU:O	4:CE:141:GLN:NE2	2.22	0.71
15:AP:22:THR:HA	15:AP:33:ILE:HG13	1.73	0.71
20:CA:112:G:H1	20:CA:315:A:H61	1.38	0.71
28:DG:114:ILE:CG1	28:DG:140:ILE:HD12	2.20	0.70
28:DG:103:LEU:HA	28:DG:106:LEU:HB3	1.71	0.70
32:BN:15:LEU:HG	32:BN:134:ARG:NE	2.03	0.70
11:AL:33:ARG:H	11:AL:85:ILE:HB	1.56	0.70
34:BP:56:SER:O	34:BP:58:THR:N	2.23	0.70
19:AT:53:LEU:HA	19:AT:56:MET:HB2	1.73	0.70
52:D9:23:VAL:HB	52:D9:36:GLN:HG3	1.71	0.70
27:BF:105:VAL:HG22	58:BA:600:G:H1'	1.72	0.70
58:BA:1342:A:O2'	58:BA:1344:G:OP2	2.08	0.70
58:DA:1309:G:H1	58:DA:1605:C:N4	1.89	0.70
40:BV:89:GLN:NE2	58:BA:993:G:N3	2.39	0.70
30:BJ:23:UNK:O	30:BJ:85:UNK:N	2.23	0.70
20:AA:244:U:O4	20:AA:893:C:N3	2.24	0.70
25:DD:158:ALA:HB2	58:DA:1819:A:H5''	1.72	0.70
6:AG:87:VAL:HG22	6:AG:151:TYR:HB3	1.73	0.70
43:BY:14:LEU:HD21	43:BY:79:CYS:HB2	1.74	0.70
33:DO:27:GLY:O	33:DO:29:ASN:N	2.23	0.70
23:AY:603:GLU:OE2	23:AY:628:ARG:NH2	2.24	0.70
23:CY:330:VAL:HG13	23:CY:331:TYR:H	1.56	0.70
20:CA:54:C:H42	20:CA:357:G:H1	1.36	0.70
23:AY:566:THR:HG22	23:AY:567:LEU:H	1.56	0.70
19:CT:30:LYS:HG2	19:CT:34:LYS:HE3	1.73	0.70
25:DD:165:ILE:O	25:DD:166:GLN:HB2	1.90	0.70

Continued on next page...

Continued from previous page...

Atom-1	Atom-2	Distance(Å)	Clash(Å)
20:AA:618:C:H42	20:AA:622:A:H62	1.40	0.70
23:AY:580:MET:HE1	58:BA:1913:A:N1	1.94	0.70
32:DN:65:LYS:NZ	58:DA:1021:A:H5'	2.06	0.70
32:DN:111:PRO:CD	58:DA:558:G:P	2.74	0.70
58:DA:76:C:N4	58:DA:110:G:H1	1.85	0.70
32:BN:15:LEU:HB2	32:BN:134:ARG:CG	2.21	0.70
32:BN:16:ILE:CD1	32:BN:137:LYS:HB2	2.21	0.70
20:CA:14:U:N3	20:CA:17:U:OP2	2.24	0.70
58:BA:642:G:N2	58:BA:645:C:OP2	2.24	0.70
34:DP:45:LEU:HG	34:DP:46:LYS:HD2	1.71	0.70
39:DU:28:ARG:NH1	39:DU:38:THR:OG1	2.25	0.70
31:BK:60:TYR:HB2	31:BK:64:SER:HB3	1.73	0.70
56:B1:76:ARG:NH2	56:B1:94:LEU:O	2.24	0.70
20:AA:612:C:N4	20:AA:628:G:H1	1.87	0.70
1:CB:71:VAL:HA	1:CB:93:VAL:HB	1.73	0.70
20:AA:975:A:H4'	20:AA:976:G:H5''	1.73	0.70
58:BA:864:G:H1'	58:BA:914:C:H42	1.56	0.70
25:DD:54:ARG:HH21	58:DA:1822:G:H5''	1.56	0.70
24:BC:132:LEU:HD22	24:BC:137:LEU:HD12	1.73	0.70
36:BR:24:GLN:HG3	36:BR:44:LEU:HD21	1.71	0.70
58:BA:1281:G:H1	58:BA:1289:C:H42	1.39	0.70
58:DA:234:C:H42	58:DA:430:G:H22	1.39	0.70
16:CQ:56:VAL:HB	16:CQ:78:GLU:HG2	1.73	0.70
27:BF:200:GLU:O	27:BF:204:ASN:ND2	2.21	0.70
25:BD:2:ALA:N	25:BD:200:ASP:OD2	2.25	0.70
26:BE:1:MET:HA	26:BE:200:GLU:HG2	1.72	0.70
58:DA:2037:G:H2'	58:DA:2038:G:C8	2.27	0.70
23:AY:137:ASN:HD22	23:AY:262:SER:HA	1.55	0.70
58:DA:382:G:H1	58:DA:392:C:N4	1.89	0.70
58:DA:1674:G:H1'	58:DA:1676:A:N6	2.06	0.70
32:DN:76:SER:HB3	58:DA:2641:G:C5'	2.20	0.70
20:AA:1253:G:H1	20:AA:1284:C:H42	1.37	0.70
58:DA:2876:G:H2'	58:DA:2877:G:H8	1.57	0.70
17:CR:52:PRO:HB3	20:CA:720:C:H5''	1.72	0.70
26:BE:13:ARG:HA	26:BE:21:VAL:O	1.91	0.70
58:DA:2456:C:H42	58:DA:2495:G:H1	1.39	0.70
58:BA:1516:U:H2'	58:BA:1517:G:C8	2.26	0.70
32:DN:35:ARG:HB3	32:DN:42:TRP:HZ3	1.54	0.70
32:DN:16:ILE:CD1	32:DN:137:LYS:HB2	2.21	0.70
11:AL:85:ILE:HG23	11:AL:98:TYR:HB3	1.73	0.70
20:AA:1060:C:H2'	20:AA:1061:G:H8	1.56	0.70
40:DV:40:LEU:HD12	40:DV:46:VAL:HA	1.72	0.70

Continued on next page...

Continued from previous page...

Atom-1	Atom-2	Distance(Å)	Clash(Å)
23:CY:541:ALA:HB2	23:CY:579:GLU:HG2	1.74	0.70
20:CA:317:G:OP1	20:CA:353:A:N6	2.25	0.70
40:DV:62:LEU:HD12	40:DV:95:LEU:HB2	1.73	0.70
14:AO:18:PHE:O	14:AO:20:GLY:N	2.24	0.70
8:CI:116:LYS:HA	8:CI:123:PRO:HD3	1.73	0.70
20:AA:1440(J):C:O2'	20:AA:1440(K):G:N3	2.24	0.70
32:DN:68:GLU:HG2	32:DN:88:GLU:OE1	1.92	0.70
58:DA:1387:C:N3	58:DA:1400:G:N2	2.35	0.70
58:DA:407:G:H1	58:DA:420:C:H42	1.37	0.70
60:CY:701:FUA:H5	60:CY:701:FUA:H202	1.73	0.70
24:BC:157:ILE:HG12	24:BC:161:ARG:HG2	1.72	0.70
1:CB:161:ALA:HB1	1:CB:185:ILE:HD11	1.73	0.70
18:CS:78:ARG:O	18:CS:81:ARG:NH1	2.25	0.70
58:DA:1270:C:H5''	58:DA:1271:G:H5'	1.74	0.70
43:DY:76:CYS:O	43:DY:78:ALA:N	2.25	0.70
58:BA:1230:C:H2'	58:BA:1231:G:C8	2.26	0.70
58:BA:964:C:O2'	58:BA:2273:A:N3	2.23	0.70
44:BZ:137:ILE:HG23	44:BZ:156:LYS:HB3	1.74	0.70
58:DA:2439:A:H1'	58:DA:2587:A:H5'	1.73	0.70
1:AB:87:ARG:HH22	1:AB:233:SER:H	1.39	0.70
58:BA:682:G:H1	58:BA:795:C:H42	1.40	0.70
23:CY:614:GLU:HA	23:CY:617:MET:HB3	1.73	0.70
26:BE:2:LYS:HD2	26:BE:95:ILE:HG22	1.72	0.70
32:DN:15:LEU:HB2	32:DN:134:ARG:CG	2.21	0.70
24:DC:213:VAL:HG11	24:DC:225:ILE:HG12	1.74	0.70
31:DK:17:ALA:HA	31:DK:38:VAL:HG21	1.72	0.70
44:BZ:19:ARG:NH1	44:BZ:84:GLU:O	2.23	0.70
58:DA:1510:A:H2'	58:DA:1511:A:O4'	1.92	0.70
43:DY:32:PRO:HD2	43:DY:34:LYS:H	1.55	0.70
45:B0:24:LYS:HB2	45:B0:37:LEU:HA	1.74	0.70
44:DZ:28:MET:HB3	44:DZ:88:PHE:HB2	1.74	0.70
58:DA:836:G:H1	58:DA:943:U:H3	1.40	0.70
26:BE:8:LYS:HG3	26:BE:188:VAL:HG21	1.73	0.70
58:DA:1005:C:N4	58:DA:1138:G:H1	1.89	0.70
39:BU:49:HIS:CD2	58:BA:559:G:H22	2.08	0.70
32:BN:68:GLU:HG2	32:BN:88:GLU:OE1	1.92	0.70
1:CB:174:VAL:HG22	1:CB:184:VAL:HG11	1.74	0.70
21:CW:66:C:H2'	21:CW:67:G:C8	2.25	0.70
38:BT:33:LYS:HG3	38:BT:43:GLN:HB3	1.74	0.70
59:BB:66:A:H61	59:BB:107:U:H2'	1.57	0.70
32:DN:42:TRP:N	39:DU:64:ARG:NE	2.39	0.70
20:CA:341:C:N4	20:CA:348:G:H1	1.87	0.70

Continued on next page...

Continued from previous page...

Atom-1	Atom-2	Distance(Å)	Clash(Å)
1:AB:204:ASN:OD1	1:AB:207:ALA:N	2.22	0.70
20:AA:1065:U:OP2	20:AA:1190:G:N2	2.16	0.70
40:BV:59:ALA:HA	40:BV:97:LYS:HB2	1.73	0.70
43:DY:28:LYS:HB2	43:DY:39:VAL:HG13	1.74	0.70
4:CE:92:LYS:HG2	4:CE:119:LEU:HD12	1.74	0.70
23:AY:230:LYS:HG3	23:AY:235:GLU:HB3	1.73	0.70
58:BA:224:G:OP2	58:BA:408:G:N2	2.25	0.70
25:BD:109:ASP:HB3	25:BD:197:GLY:HA2	1.74	0.70
56:B1:50:ARG:HA	56:B1:59:THR:HA	1.73	0.70
36:DR:31:HIS:HB2	36:DR:34:ILE:HD11	1.73	0.69
33:DO:68:GLU:HB3	33:DO:78:ARG:HB2	1.73	0.69
25:DD:239:ARG:HD3	58:DA:2590:A:H5''	1.72	0.69
58:BA:2454:G:H1	58:BA:2498:C:H42	1.40	0.69
59:DB:32:C:H2'	59:DB:33:G:C8	2.27	0.69
3:CD:134:ASP:OD2	3:CD:134:ASP:N	2.24	0.69
8:AI:57:GLY:O	8:AI:59:PHE:N	2.24	0.69
20:CA:1494:G:N2	58:DA:1912:A:N3	2.40	0.69
32:BN:67:LEU:O	32:BN:88:GLU:HB2	1.93	0.69
58:DA:1674:G:H21	58:DA:1677:A:H61	1.36	0.69
56:B1:19:GLN:HB3	56:B1:40:ARG:HD3	1.74	0.69
58:DA:2396:G:H2'	58:DA:2397:G:H8	1.57	0.69
40:DV:59:ALA:HB1	40:DV:96:ILE:HA	1.74	0.69
3:CD:122:ARG:HD3	3:CD:136:PRO:HD3	1.75	0.69
20:AA:114:U:O4	20:AA:313:A:N1	2.25	0.69
58:DA:1003:G:H1	58:DA:1152:C:H42	1.39	0.69
32:BN:42:TRP:CD1	39:BU:63:VAL:CG1	2.75	0.69
23:AY:263:ALA:HB3	61:AY:702:GDP:O6	1.93	0.69
27:DF:191:ARG:HB3	27:DF:193:VAL:HG23	1.73	0.69
20:AA:312:C:H2'	20:AA:313:A:C8	2.27	0.69
20:CA:890:G:O2'	20:CA:906:G:O6	2.07	0.69
13:AN:17:LYS:HD2	20:AA:1316:G:H5''	1.74	0.69
10:CK:53:SER:HB2	20:CA:694:A:H5''	1.73	0.69
58:DA:459:U:H6	58:DA:460:A:C8	2.09	0.69
58:DA:1039:G:N2	58:DA:1116:C:N3	2.36	0.69
59:BB:51:G:N2	59:BB:52:A:H62	1.89	0.69
58:BA:137(B):G:H1	58:BA:141(B):C:H42	1.38	0.69
23:AY:201:ILE:HG12	23:AY:206:LEU:H	1.58	0.69
58:DA:1474:C:H42	58:DA:1519:G:H1	1.40	0.69
58:BA:1854:A:H62	58:BA:1888:G:H8	1.39	0.69
58:BA:236:C:H42	58:BA:261:G:H1	1.37	0.69
58:BA:811:U:N3	58:BA:1250:G:OP1	2.25	0.69
33:DO:31:LYS:NZ	58:DA:2547:U:O2'	2.25	0.69

Continued on next page...

Continued from previous page...

Atom-1	Atom-2	Distance(Å)	Clash(Å)
26:DE:109:LYS:NZ	58:DA:2681:C:OP2	2.24	0.69
20:CA:408:A:C2	20:CA:434:U:N3	2.56	0.69
20:AA:68(E):G:C6	20:AA:68(U):U:O2	2.44	0.69
32:BN:112:LEU:HA	32:BN:115:ARG:HB2	1.73	0.69
24:DC:30:VAL:HA	24:DC:33:LEU:HG	1.74	0.69
20:AA:294:U:OP1	20:AA:610:G:O2'	2.09	0.69
58:DA:1430:C:H42	58:DA:1563:G:H1	1.40	0.69
11:CL:13:LYS:NZ	20:CA:882:C:OP2	2.26	0.69
1:AB:95:GLN:OE1	1:AB:96:ARG:NH1	2.25	0.69
21:AW:17:U:H5'	21:AW:18:G:O4'	1.93	0.69
58:DA:1054:A:H2'	58:DA:1055:G:C8	2.28	0.69
59:BB:14:U:H2'	59:BB:15:A:H2	1.56	0.69
36:BR:26:LYS:HZ3	58:BA:1294:U:H5''	1.57	0.69
8:CI:107:ARG:HE	20:CA:1347:G:H5''	1.58	0.69
58:DA:2046:G:H1	58:DA:2622:C:H42	1.41	0.69
34:BP:101:VAL:HG12	34:BP:106:LEU:HB3	1.74	0.69
6:CG:113:GLU:HB2	6:CG:119:ARG:HG2	1.73	0.69
58:DA:1912:A:C5	58:DA:1918:A:C2	2.81	0.69
26:BE:189:PRO:HA	58:BA:2680:C:H5'	1.73	0.69
32:DN:15:LEU:CG	32:DN:134:ARG:HE	2.05	0.69
58:DA:604:G:H1	58:DA:624:C:N4	1.90	0.69
58:BA:1430:C:H42	58:BA:1563:G:H1	1.40	0.69
58:BA:33:U:O4	58:BA:446:G:O2'	2.11	0.69
20:CA:146:G:H1	20:CA:176:C:H42	1.39	0.69
26:DE:15:PHE:HD1	38:DT:80:SER:HB2	1.56	0.69
24:BC:65:LEU:O	24:BC:67:HIS:N	2.26	0.69
38:DT:32:TYR:HB3	38:DT:82:LEU:HA	1.74	0.69
20:AA:1135:U:O2	20:AA:1138:G:N2	2.21	0.69
58:DA:2737:G:H1	58:DA:2767:C:H42	1.40	0.69
44:DZ:15:PRO:HB2	44:DZ:19:ARG:HE	1.58	0.69
58:BA:2820:A:O2'	58:BA:2821:A:OP1	2.08	0.69
58:DA:1626:G:H5''	58:DA:1627:G:H5'	1.75	0.69
51:D8:2:PRO:HA	58:DA:591:C:H1'	1.74	0.69
32:DN:16:ILE:HD13	32:DN:137:LYS:HB2	1.75	0.69
3:CD:36:ARG:NH2	20:CA:428:G:O2'	2.26	0.69
24:BC:139:PRO:HA	24:BC:145:THR:HB	1.73	0.69
58:BA:2520:C:N4	58:BA:2545:G:H1	1.91	0.69
20:AA:1380:U:H4'	20:AA:1381:U:H5''	1.75	0.69
20:CA:566:G:H4'	20:CA:567:G:H5'	1.74	0.69
35:BQ:134:ARG:HH12	44:BZ:119:GLU:HG3	1.58	0.69
58:DA:527:C:H42	58:DA:2779:U:H5'	1.56	0.69
24:DC:14:LYS:HD3	24:DC:33:LEU:HD22	1.75	0.69

Continued on next page...

Continued from previous page...

Atom-1	Atom-2	Distance(Å)	Clash(Å)
16:AQ:10:VAL:HG12	16:AQ:54:GLY:H	1.58	0.69
58:BA:278:A:O2'	58:BA:279:C:O5'	2.11	0.69
2:AC:88:ARG:HH21	2:AC:100:ALA:HA	1.56	0.69
19:CT:50:GLU:HA	19:CT:100:ILE:HG21	1.74	0.69
58:DA:1418:G:N2	58:DA:1579:A:OP2	2.25	0.69
18:CS:6:LYS:HD3	18:CS:6:LYS:H	1.57	0.69
58:BA:2646:C:OP2	58:BA:2732:G:O2'	2.11	0.69
59:DB:18:G:H2'	59:DB:19:G:H8	1.57	0.69
25:DD:13:ARG:NH1	58:DA:729:G:OP2	2.26	0.69
58:BA:1864:U:OP1	58:BA:2410:G:O2'	2.09	0.69
8:CI:113:LYS:H	8:CI:119:ALA:HA	1.57	0.69
29:BH:144:VAL:HA	29:BH:147:ASN:HB2	1.74	0.69
36:DR:4:LEU:HG	58:DA:1653:G:H5''	1.75	0.69
23:CY:486:THR:H	23:CY:600:VAL:HG12	1.58	0.69
58:DA:2241:A:H2'	58:DA:2242:G:C8	2.28	0.69
58:DA:1301:A:H1'	58:DA:1302:A:H2'	1.73	0.69
23:AY:580:MET:HE1	58:BA:1913:A:H2	1.58	0.69
20:AA:782:A:N6	20:AA:800:G:H21	1.84	0.69
37:DS:26:LEU:HD11	37:DS:101:LEU:HD13	1.75	0.69
20:CA:501:C:H2'	20:CA:502:G:C8	2.27	0.69
41:BW:78:GLU:O	58:BA:24:G:O2'	2.11	0.69
33:BO:112:MET:N	33:BO:112:MET:SD	2.65	0.69
20:AA:587:G:N2	20:AA:754:C:OP2	2.22	0.69
58:BA:1279:G:H1	58:BA:1291:C:H42	1.41	0.69
44:BZ:76:LEU:HD22	44:BZ:83:PRO:HA	1.74	0.69
23:CY:428:LEU:HA	23:CY:431:LEU:HB2	1.75	0.69
20:AA:713:G:H2'	20:AA:714:G:C8	2.28	0.69
32:DN:112:LEU:HA	32:DN:115:ARG:HB2	1.73	0.69
32:BN:111:PRO:HD2	58:BA:558:G:P	2.33	0.69
58:DA:2500:U:O2'	58:DA:2504:U:OP1	2.10	0.69
27:BF:154:VAL:HB	27:BF:173:VAL:HG13	1.74	0.69
58:DA:2744:G:H1	58:DA:2760:C:N4	1.89	0.69
24:BC:46:ALA:HA	24:BC:212:SER:O	1.93	0.69
58:DA:689:A:H2'	58:DA:690:G:C8	2.27	0.69
16:AQ:28:PRO:HA	16:AQ:35:VAL:HA	1.75	0.69
5:CF:3:ARG:NH1	5:CF:64:GLN:OE1	2.25	0.69
6:CG:57:GLU:HB2	6:CG:60:LYS:HB2	1.74	0.69
34:BP:96:THR:HA	34:BP:126:VAL:HB	1.74	0.69
2:AC:4:LYS:HE3	20:AA:1191:A:H5'	1.73	0.69
59:DB:60:C:H2'	59:DB:61:G:C8	2.28	0.69
12:AM:96:LEU:HD13	12:AM:103:THR:HG21	1.74	0.69
58:DA:1957:C:H2'	58:DA:1958:C:C6	2.28	0.69

Continued on next page...

Continued from previous page...

Atom-1	Atom-2	Distance(Å)	Clash(Å)
8:CI:61:ALA:HB1	8:CI:63:ILE:HD11	1.75	0.69
32:BN:16:ILE:HD13	32:BN:137:LYS:HB2	1.74	0.68
35:DQ:27:VAL:HG12	35:DQ:29:PHE:H	1.58	0.68
23:AY:564:LYS:HG2	23:AY:565:VAL:H	1.57	0.68
24:DC:27:ALA:HB3	24:DC:28:ARG:HE	1.57	0.68
51:B8:19:SER:OG	58:BA:651:G:OP1	2.11	0.68
10:AK:82:VAL:HG21	10:AK:105:VAL:HG12	1.74	0.68
58:DA:1264:G:H3'	58:DA:1265:A:H2'	1.75	0.68
6:CG:75:VAL:HG22	6:CG:88:PRO:HB3	1.75	0.68
56:D1:15:ALA:H	56:D1:41:ARG:HG2	1.57	0.68
37:DS:99:LYS:HG2	37:DS:101:LEU:H	1.58	0.68
25:BD:88:ARG:NH2	58:BA:1817:G:OP1	2.23	0.68
58:BA:862:G:H2'	58:BA:863:A:O4'	1.92	0.68
58:BA:1516:U:H2'	58:BA:1517:G:H8	1.58	0.68
15:AP:57:ARG:NH2	15:AP:78:GLY:O	2.27	0.68
58:DA:1286:A:O2'	58:DA:1288:U:OP2	2.10	0.68
20:CA:367:U:H4'	23:CY:351:ARG:HE	1.56	0.68
10:AK:62:GLN:HG3	10:AK:97:ALA:HB2	1.73	0.68
35:BQ:135:ASP:OD1	35:BQ:135:ASP:N	2.27	0.68
24:DC:164:PHE:HB3	24:DC:172:ILE:HG21	1.75	0.68
58:DA:1841:U:H2'	58:DA:1842:G:H8	1.59	0.68
27:BF:9:ILE:HG21	27:BF:124:LEU:HB2	1.75	0.68
40:BV:15:GLU:HB2	40:BV:18:LEU:HD21	1.75	0.68
11:AL:29:GLY:O	20:AA:363:A:N6	2.26	0.68
23:AY:621:ILE:O	23:AY:625:ASN:ND2	2.25	0.68
58:DA:2250:G:O2'	58:DA:2496:C:OP1	2.09	0.68
39:DU:64:ARG:HB2	39:DU:64:ARG:HH21	1.58	0.68
20:CA:408:A:H2	20:CA:434:U:N3	1.83	0.68
20:CA:68(E):G:O6	20:CA:68(U):U:O2	2.12	0.68
24:DC:169:THR:HG23	24:DC:171:ALA:HB2	1.75	0.68
1:AB:70:PHE:HD2	1:AB:81:VAL:HB	1.58	0.68
56:D1:13:ILE:HG12	56:D1:17:SER:HB3	1.76	0.68
25:BD:260:ARG:NH2	25:BD:266:SER:OG	2.26	0.68
58:BA:1791:A:N6	58:BA:1828:G:O2'	2.24	0.68
18:AS:36:ARG:HB2	18:AS:72:GLY:HA3	1.74	0.68
13:CN:42:ILE:HG23	13:CN:45:ARG:HD3	1.76	0.68
26:BE:187:ALA:HB2	58:BA:2729:G:H1'	1.73	0.68
25:BD:149:PRO:O	25:BD:151:LYS:NZ	2.20	0.68
27:DF:93:LYS:HD3	27:DF:94:PRO:HD2	1.74	0.68
7:CH:85:ARG:NH1	7:CH:134:ILE:O	2.27	0.68
58:BA:442:G:H4'	58:BA:615:G:H22	1.58	0.68
58:DA:1525:G:H2'	58:DA:1526:G:H8	1.56	0.68

Continued on next page...

Continued from previous page...

Atom-1	Atom-2	Distance(Å)	Clash(Å)
58:DA:2466:C:N3	58:DA:2484:G:N2	2.36	0.68
36:DR:93:GLY:H	58:DA:2839:G:H1'	1.58	0.68
20:CA:296:U:O2'	20:CA:556:C:O2	2.12	0.68
16:CQ:63:ARG:NH2	20:CA:186(I):U:O2'	2.26	0.68
43:DY:81:LYS:HB3	43:DY:97:ARG:HB2	1.75	0.68
23:AY:497:PHE:HD2	23:AY:507:TYR:HA	1.58	0.68
13:CN:45:ARG:NH2	20:CA:1059:C:O3'	2.26	0.68
23:CY:610:VAL:HG22	23:CY:643:ILE:HB	1.73	0.68
20:CA:25:C:H5'	20:CA:524:G:H1'	1.75	0.68
58:BA:1462:C:H4'	58:BA:2703:C:H5'	1.74	0.68
14:AO:48:LYS:HB3	20:AA:668:G:H4'	1.74	0.68
58:BA:2001:A:H4'	58:BA:2689:U:C2	2.27	0.68
4:CE:148:VAL:HG13	4:CE:152:ARG:HD2	1.76	0.68
58:BA:2780:G:O2'	58:BA:2781:A:OP1	2.11	0.68
58:BA:1037:G:H1	58:BA:1118:C:H42	1.39	0.68
25:DD:274:ARG:NH2	58:DA:1798:U:OP2	2.27	0.68
8:CI:16:ARG:HH12	20:CA:1128:C:H4'	1.58	0.68
58:DA:1604:C:H2'	58:DA:1605:C:C6	2.28	0.68
20:CA:1413:A:N6	20:CA:1487:G:H1	1.90	0.68
25:BD:118:VAL:HG22	25:BD:119:ALA:H	1.56	0.68
15:CP:69:THR:HG21	20:CA:375:U:H5''	1.75	0.68
4:AE:70:PRO:HD2	4:AE:142:LEU:HD13	1.75	0.68
58:DA:1516:U:H2'	58:DA:1517:G:H8	1.57	0.68
20:CA:1172:C:H2'	20:CA:1173:G:H8	1.59	0.68
20:CA:578:C:O2'	20:CA:728:A:N3	2.24	0.68
20:CA:444:C:H42	20:CA:490:G:H1	1.42	0.68
20:AA:137:C:H42	20:AA:226:G:H1	1.42	0.68
19:AT:86:ARG:NH2	20:AA:258:G:OP1	2.21	0.68
35:DQ:43:THR:HA	35:DQ:94:VAL:HG12	1.76	0.68
25:BD:13:ARG:NH1	58:BA:729:G:OP2	2.25	0.68
27:DF:175:THR:O	27:DF:175:THR:OG1	2.07	0.68
58:DA:850:C:N3	58:DA:928:G:N2	2.39	0.68
32:BN:15:LEU:CG	32:BN:134:ARG:HE	2.05	0.68
58:BA:374:A:H62	58:BA:400:G:H21	1.39	0.68
58:DA:1538:G:H2'	58:DA:1539:G:H8	1.58	0.68
59:BB:15:A:OP2	59:BB:69:G:N2	2.27	0.68
7:CH:120:THR:H	7:CH:123:GLU:HB2	1.59	0.68
28:DG:47:LYS:HD3	28:DG:81:LYS:HD2	1.75	0.68
27:BF:153:SER:HA	27:BF:172:TRP:O	1.94	0.68
32:DN:18:ALA:O	32:DN:21:LYS:HB2	1.93	0.68
58:BA:220:G:N1	58:BA:428:A:OP2	2.26	0.68
11:CL:107:ALA:O	11:CL:109:GLY:N	2.26	0.68

Continued on next page...

Continued from previous page...

Atom-1	Atom-2	Distance(Å)	Clash(Å)
31:DK:14:ALA:HB3	31:DK:50:ASP:HA	1.74	0.68
58:BA:2089:U:H2'	58:BA:2090:G:C8	2.28	0.68
20:AA:1528:U:H4'	20:AA:1529:G:H21	1.57	0.68
32:DN:55:VAL:HB	32:DN:126:PRO:CB	2.24	0.68
58:DA:582:G:H2'	58:DA:583:G:H8	1.58	0.68
40:DV:4:ILE:HG13	40:DV:13:ARG:HG3	1.76	0.68
9:CJ:60:ARG:NH1	20:CA:1366:C:O2'	2.18	0.68
29:BH:41:MET:SD	29:BH:42:ARG:N	2.67	0.68
20:AA:67:C:H2'	20:AA:68:G:C8	2.28	0.68
4:CE:102:ALA:HB3	4:CE:107:ARG:HB2	1.76	0.68
23:AY:552:SER:O	23:AY:591:LYS:NZ	2.26	0.68
20:CA:476:G:H2'	20:CA:477:G:C8	2.29	0.68
51:D8:26:LYS:HG2	51:D8:47:LYS:HG3	1.74	0.68
35:DQ:21:THR:OG1	35:DQ:99:PRO:O	2.11	0.68
28:DG:35:GLU:HB2	28:DG:161:THR:HA	1.74	0.68
23:CY:506:GLN:HG3	23:CY:581:ALA:HB2	1.76	0.68
20:CA:184:G:N2	20:CA:193:C:N3	2.33	0.68
58:DA:1324:G:H1	58:DA:1330:C:N4	1.91	0.68
29:BH:85:LYS:HD3	29:BH:133:VAL:HB	1.73	0.68
26:BE:16:ARG:HH21	26:BE:21:VAL:HG11	1.59	0.68
7:AH:115:SER:HB2	20:AA:640:A:H1'	1.75	0.68
10:AK:33:THR:HA	10:AK:39:PRO:HA	1.75	0.68
37:BS:53:SER:HA	37:BS:65:VAL:HG11	1.76	0.68
58:BA:2047:U:O2'	58:BA:2823:A:N1	2.25	0.68
58:BA:2514:U:H3	58:BA:2570:G:H1	1.39	0.68
58:DA:1287:A:C2	58:DA:1649:G:H4'	2.29	0.68
8:AI:16:ARG:HH12	20:AA:1128:C:H4'	1.59	0.68
23:AY:119:GLU:OE2	23:AY:666:ARG:NH2	2.26	0.68
32:DN:67:LEU:O	32:DN:88:GLU:HB2	1.93	0.68
39:BU:52:ARG:HA	39:BU:55:ARG:HG2	1.76	0.68
58:DA:2030:A:H4'	58:DA:2031:A:H8	1.58	0.68
58:DA:1467:C:N3	58:DA:1525:G:N2	2.34	0.68
23:CY:131:PRO:HG2	23:CY:281:PRO:HG3	1.74	0.68
6:AG:79:ARG:HB3	20:AA:1381:U:H1'	1.76	0.68
25:DD:149:PRO:O	25:DD:151:LYS:NZ	2.26	0.68
32:BN:18:ALA:O	32:BN:21:LYS:HB2	1.93	0.68
28:BG:129:GLY:O	28:BG:161:THR:OG1	2.10	0.68
20:CA:1522:U:H2'	20:CA:1523:G:C8	2.29	0.68
56:B1:50:ARG:NH2	58:BA:2206:C:OP2	2.27	0.68
20:AA:1270:C:H2'	20:AA:1271:G:H8	1.59	0.68
33:BO:28:SER:HB2	58:BA:2566:A:H61	1.59	0.68
31:DK:125:ARG:HD2	31:DK:125:ARG:H	1.58	0.68

Continued on next page...

Continued from previous page...

Atom-1	Atom-2	Distance(Å)	Clash(Å)
31:DK:89:HIS:HA	58:DA:1064:C:H4'	1.75	0.68
58:BA:1494:A:N3	58:BA:1494:A:H2'	2.09	0.68
23:AY:309:LEU:HA	23:AY:333:GLY:HA3	1.75	0.68
58:DA:1569:A:H2'	58:DA:1570:A:C8	2.29	0.68
33:DO:14:THR:HB	33:DO:16:ALA:H	1.59	0.68
58:DA:1166:C:H42	58:DA:1183:G:H1	0.76	0.67
3:CD:13:ARG:NH2	3:CD:36:ARG:O	2.27	0.67
1:AB:167:PRO:O	1:AB:171:ALA:HB2	1.93	0.67
11:CL:58:VAL:HG11	11:CL:85:ILE:HG12	1.76	0.67
11:AL:52:LEU:H	11:AL:53:ARG:HD2	1.59	0.67
44:BZ:121:HIS:HB3	44:BZ:124:ILE:HG22	1.75	0.67
49:B6:30:THR:O	49:B6:32:ASN:N	2.26	0.67
24:DC:15:VAL:HG13	24:DC:221:PRO:HB3	1.75	0.67
58:DA:33:U:O4	58:DA:446:G:O2'	2.11	0.67
58:BA:966:G:H2'	58:BA:967:C:C6	2.29	0.67
2:CC:66:VAL:HB	2:CC:101:LEU:HA	1.75	0.67
27:DF:113:ALA:HB1	27:DF:186:ILE:HG21	1.75	0.67
58:DA:1364:G:HO2'	58:DA:1808:U:H3	1.43	0.67
50:D7:33:ARG:NH1	58:DA:467:G:OP1	2.28	0.67
58:BA:979:G:H2'	58:BA:982:C:N4	2.08	0.67
58:DA:2037:G:H2'	58:DA:2038:G:H8	1.58	0.67
32:DN:30:ILE:HG22	32:DN:34:LEU:CD2	2.24	0.67
58:DA:1194:A:H2'	58:DA:1195:G:C8	2.29	0.67
32:DN:14:VAL:HG11	32:DN:137:LYS:HG3	1.75	0.67
18:AS:36:ARG:NH2	18:AS:72:GLY:O	2.27	0.67
2:CC:88:ARG:HA	2:CC:91:LEU:HD12	1.76	0.67
20:CA:673:G:H2'	20:CA:674:G:C8	2.29	0.67
58:DA:2632:A:H2'	58:DA:2633:G:C8	2.28	0.67
58:DA:1935:G:H3'	58:DA:1962:C:H42	1.57	0.67
20:AA:56:U:H2'	20:AA:57:G:H8	1.60	0.67
25:BD:165:ILE:O	25:BD:166:GLN:HB2	1.94	0.67
24:BC:58:ASN:ND2	24:BC:166:ASN:OD1	2.26	0.67
39:DU:52:ARG:HD3	58:DA:559:G:H21	1.59	0.67
27:BF:170:LEU:HD13	27:BF:171:PRO:HD2	1.76	0.67
24:BC:121:MET:O	24:BC:125:GLY:N	2.25	0.67
27:BF:106:ARG:NH1	58:BA:618(A):G:OP1	2.27	0.67
58:BA:309:G:O6	58:BA:1210:A:O2'	2.12	0.67
35:DQ:54:MET:HG2	35:DQ:58:PHE:HE2	1.59	0.67
35:DQ:16:ARG:NH1	59:DB:90:C:OP2	2.24	0.67
58:DA:1853:A:N3	58:DA:2233:U:O2'	2.26	0.67
36:BR:20:LEU:HD11	58:BA:1277:G:H5'	1.76	0.67
4:AE:151:LEU:HB3	7:AH:79:VAL:HG22	1.76	0.67

Continued on next page...

Continued from previous page...

Atom-1	Atom-2	Distance(Å)	Clash(Å)
13:CN:42:ILE:HA	13:CN:45:ARG:HB3	1.76	0.67
10:AK:99:GLN:HG2	10:AK:105:VAL:HG21	1.75	0.67
2:AC:67:THR:HA	2:AC:102:ASN:HB3	1.76	0.67
58:DA:2707:G:H2'	58:DA:2708:G:H8	1.59	0.67
32:BN:55:VAL:HB	32:BN:126:PRO:CB	2.24	0.67
9:AJ:40:LEU:HD21	20:AA:1280:A:H5'	1.75	0.67
58:DA:2089:U:H2'	58:DA:2090:G:C8	2.30	0.67
20:AA:1414:U:H2'	20:AA:1415:G:C8	2.29	0.67
58:DA:884:C:N4	58:DA:892:G:H1	1.91	0.67
24:DC:121:MET:O	24:DC:125:GLY:N	2.27	0.67
24:BC:114:VAL:O	24:BC:116:ALA:N	2.27	0.67
58:BA:1478:G:H2'	58:BA:1479:G:H8	1.58	0.67
25:BD:165:ILE:HA	25:BD:175:LEU:HA	1.77	0.67
10:CK:84:VAL:HG21	10:CK:91:ARG:HD3	1.76	0.67
20:AA:1391:U:H2'	20:AA:1392:G:C8	2.30	0.67
25:BD:95:LEU:HD11	25:BD:105:ILE:HG22	1.74	0.67
58:DA:2472:G:H21	58:DA:2478:A:H62	1.41	0.67
43:DY:2:ARG:HH11	43:DY:3:VAL:H	1.43	0.67
20:AA:950:U:H2'	20:AA:951:G:C8	2.29	0.67
58:DA:1468:C:H2'	58:DA:1469:A:H8	1.58	0.67
20:AA:801:U:H2'	20:AA:802:A:H8	1.57	0.67
58:DA:1310:G:N2	58:DA:1604:C:N3	2.34	0.67
32:BN:30:ILE:HG22	32:BN:34:LEU:CD2	2.24	0.67
58:DA:459:U:O4	58:DA:470:A:N7	2.26	0.67
38:BT:51:ARG:NH2	38:BT:100:TYR:OH	2.27	0.67
11:CL:45:PRO:HD2	11:CL:49:ASN:HB2	1.77	0.67
23:CY:512:ILE:H	23:CY:512:ILE:HD13	1.60	0.67
25:BD:52:ARG:HH12	25:BD:249:PRO:HG3	1.60	0.67
58:BA:871:U:H2'	58:BA:872:A:C8	2.30	0.67
32:BN:17:ASP:O	32:BN:18:ALA:HB2	1.95	0.67
58:BA:2243:U:H2'	58:BA:2244:U:C6	2.28	0.67
58:BA:1285:G:H21	58:BA:1328:G:H5''	1.59	0.67
50:D7:28:ARG:NH2	58:DA:1368:G:OP1	2.27	0.67
59:BB:104:A:H2'	59:BB:105:G:O4'	1.94	0.67
58:BA:784:A:N6	58:BA:2072:G:O2'	2.22	0.67
26:BE:37:ARG:NH1	26:BE:44:TYR:OH	2.27	0.67
56:D1:40:ARG:NH2	58:DA:2082:A:OP2	2.27	0.67
18:CS:51:VAL:HG23	18:CS:58:VAL:HG23	1.76	0.67
36:DR:33:ARG:HG3	36:DR:115:GLU:HG2	1.77	0.67
1:AB:161:ALA:HA	1:AB:183:PRO:HB2	1.77	0.67
38:BT:53:ARG:NH1	38:BT:60:THR:OG1	2.14	0.67
44:DZ:82:ARG:HG2	44:DZ:83:PRO:HD2	1.77	0.67

Continued on next page...

Continued from previous page...

Atom-1	Atom-2	Distance(Å)	Clash(Å)
18:CS:71:LEU:O	18:CS:73:GLU:N	2.23	0.67
20:AA:1391:U:H2'	20:AA:1392:G:H8	1.59	0.67
18:AS:6:LYS:HG2	18:AS:7:LYS:H	1.59	0.67
23:AY:141:LYS:HE2	58:BA:2656:U:H4'	1.77	0.67
2:AC:50:ALA:HB1	2:AC:72:LYS:HB3	1.76	0.67
8:AI:19:LEU:HD23	8:AI:61:ALA:HB2	1.77	0.67
58:BA:401:A:H2'	58:BA:402:A:H8	1.60	0.67
24:DC:139:PRO:HA	24:DC:145:THR:HB	1.76	0.67
58:DA:137(B):G:H1	58:DA:141(B):C:H42	1.42	0.67
33:BO:104:ARG:NH2	33:BO:121:VAL:O	2.28	0.67
10:CK:114:VAL:O	20:CA:675:A:O2'	2.08	0.67
48:B5:11:THR:OG1	58:BA:1263:U:O3'	2.12	0.67
5:CF:1:MET:HA	5:CF:68:PRO:HA	1.77	0.67
2:AC:131:ARG:NH2	2:AC:166:GLU:OE2	2.27	0.67
26:BE:15:PHE:HD1	38:BT:80:SER:HB2	1.60	0.67
23:CY:111:SER:HB2	23:CY:141:LYS:HG2	1.76	0.67
27:DF:133:ASN:HA	27:DF:162:LEU:HD23	1.76	0.67
26:DE:119:ARG:NH2	26:DE:159:HIS:O	2.27	0.67
32:BN:35:ARG:HB3	32:BN:42:TRP:CZ3	2.30	0.67
28:DG:109:VAL:O	28:DG:112:PRO:HD2	1.95	0.67
23:AY:315:LYS:HB3	23:AY:327:PHE:CD2	2.28	0.67
20:AA:112:G:H1	20:AA:315:A:N6	1.93	0.67
58:DA:805:G:N2	58:DA:829:A:OP1	2.28	0.67
20:CA:601:C:H2'	20:CA:602:A:H8	1.59	0.67
41:BW:92:ARG:HH22	58:BA:2015:A:P	2.18	0.67
4:AE:11:ILE:HG22	4:AE:12:LEU:HD12	1.75	0.67
58:BA:1416:G:H2'	58:BA:1417:C:C6	2.30	0.67
32:DN:71:ILE:HD12	32:DN:71:ILE:H	1.60	0.67
45:D0:35:ASN:H	45:D0:61:ALA:HB3	1.59	0.67
28:BG:66:GLN:NE2	57:B4:1:MET:SD	2.68	0.67
58:BA:401:A:H2'	58:BA:402:A:C8	2.30	0.67
11:CL:34:ARG:HB2	20:CA:363:A:OP1	1.94	0.67
58:DA:415:A:H61	58:DA:2408:U:H3	1.41	0.67
29:BH:108:GLY:O	58:BA:2666:C:N4	2.20	0.67
18:AS:53:ASN:HB3	18:AS:55:LYS:H	1.59	0.67
9:AJ:35:SER:HB2	9:AJ:73:ASP:HB2	1.76	0.67
25:BD:145:VAL:HB	25:BD:155:LEU:HB2	1.76	0.67
11:AL:124:LYS:O	11:AL:126:LYS:N	2.28	0.67
32:DN:35:ARG:HB3	32:DN:42:TRP:CZ3	2.30	0.67
35:DQ:123:HIS:NE2	58:DA:2466:C:O2'	2.26	0.67
20:AA:68(F):C:H2'	20:AA:68(G):G:C8	2.29	0.67
20:CA:200:G:H1	20:CA:217:C:N4	1.93	0.67

Continued on next page...

Continued from previous page...

Atom-1	Atom-2	Distance(Å)	Clash(Å)
23:AY:133:ILE:HD12	23:AY:280:LEU:HD21	1.75	0.67
12:AM:122:LYS:HB3	20:AA:953:G:O2'	1.94	0.67
43:DY:2:ARG:HD3	43:DY:3:VAL:HG23	1.77	0.67
20:AA:950:U:H2'	20:AA:951:G:H8	1.58	0.67
58:DA:1105:U:H2'	58:DA:1106:G:C8	2.30	0.67
20:CA:500:G:O6	20:CA:545:C:N3	2.27	0.67
20:AA:697:U:O2	20:AA:785:G:N2	2.28	0.67
21:CW:18:G:N2	21:CW:58:A:OP1	2.26	0.67
58:BA:537:C:OP1	58:BA:995:C:N4	2.28	0.66
27:DF:157:VAL:HG12	27:DF:192:LEU:HA	1.76	0.66
58:DA:2698:U:H2'	58:DA:2699:C:C6	2.30	0.66
58:DA:2176:A:H2'	58:DA:2177:C:C6	2.30	0.66
20:CA:198:G:H1	20:CA:219:C:N4	1.91	0.66
1:AB:174:VAL:HG22	1:AB:184:VAL:HG11	1.76	0.66
35:DQ:137:TYR:HD1	35:DQ:137:TYR:H	1.40	0.66
13:CN:41:ARG:HG3	13:CN:42:ILE:HG12	1.76	0.66
31:BK:27:LEU:HD21	31:BK:57:ILE:HD13	1.77	0.66
47:B3:6:VAL:HG22	47:B3:37:LEU:HD11	1.77	0.66
20:CA:259:G:H1	20:CA:267:C:H42	1.42	0.66
60:AY:701:FUA:H231	60:AY:701:FUA:H122	1.76	0.66
58:BA:69:C:H2'	58:BA:70:G:C8	2.30	0.66
12:AM:125:ARG:HH12	20:AA:953:G:H5'	1.60	0.66
58:BA:2733:A:H3'	58:BA:2734:A:H8	1.61	0.66
47:B3:4:LEU:HB2	47:B3:37:LEU:HB2	1.78	0.66
20:AA:559:A:H4'	20:AA:560:U:H5''	1.75	0.66
31:DK:132:ARG:NH1	31:DK:136:VAL:O	2.27	0.66
58:DA:2041:U:OP2	58:DA:2041:U:H6	1.77	0.66
58:BA:597:U:H2'	58:BA:598:G:C8	2.29	0.66
27:DF:154:VAL:HB	27:DF:173:VAL:HG13	1.74	0.66
28:BG:109:VAL:O	28:BG:112:PRO:HD2	1.95	0.66
14:AO:39:LEU:HD23	20:AA:740:U:H4'	1.75	0.66
1:AB:166:ASP:HA	1:AB:188:ALA:HB2	1.76	0.66
9:CJ:40:LEU:HD22	9:CJ:41:PRO:HD2	1.77	0.66
58:DA:1231:G:H2'	58:DA:1232:G:H8	1.60	0.66
58:BA:1638:C:H2'	58:BA:1639:U:O4'	1.95	0.66
58:BA:2876:G:H2'	58:BA:2877:G:C8	2.30	0.66
51:D8:19:SER:OG	58:DA:651:G:OP1	2.13	0.66
7:CH:97:VAL:HG13	7:CH:98:LYS:H	1.61	0.66
40:BV:83:ARG:NH1	58:BA:815:C:OP2	2.27	0.66
58:BA:1083:U:O2'	58:BA:1085:A:N7	2.24	0.66
47:D3:10:LYS:HB3	47:D3:53:LEU:HA	1.77	0.66
46:B2:20:GLU:HA	46:B2:23:LYS:HD2	1.78	0.66

Continued on next page...

Continued from previous page...

Atom-1	Atom-2	Distance(Å)	Clash(Å)
15:CP:51:VAL:HG11	15:CP:77:ALA:HB1	1.77	0.66
58:DA:2857:G:N2	58:DA:2860:A:OP2	2.29	0.66
58:BA:1223:G:N2	58:BA:1226:A:OP2	2.28	0.66
26:BE:56:PRO:HB2	26:BE:57:LYS:HD2	1.76	0.66
58:BA:1914:C:C6	58:BA:1915:U:N1	2.63	0.66
56:D1:18:ILE:HG12	56:D1:20:ARG:N	2.11	0.66
58:DA:380:U:H2'	58:DA:381:G:C8	2.31	0.66
58:BA:391:G:O2'	58:BA:410:G:OP1	2.12	0.66
20:AA:1060:C:H2'	20:AA:1061:G:C8	2.30	0.66
37:BS:102:ALA:HA	37:BS:108:GLY:HA3	1.78	0.66
38:BT:58:ASN:HD22	38:BT:58:ASN:H	1.42	0.66
58:DA:582:G:H2'	58:DA:583:G:C8	2.29	0.66
38:BT:95:ARG:O	58:BA:2848:G:H2'	1.95	0.66
21:AW:66:C:H2'	21:AW:67:G:C8	2.30	0.66
20:AA:1502:A:H8	20:AA:1505:G:H22	1.44	0.66
58:DA:1222:C:H42	58:DA:1227:G:H1	1.43	0.66
20:AA:820:U:H3'	20:AA:821:G:H5'	1.78	0.66
28:DG:173:LEU:HB3	28:DG:178:PHE:HB2	1.77	0.66
23:CY:535:PRO:HB2	23:CY:537:GLU:HG2	1.76	0.66
26:BE:109:LYS:NZ	58:BA:2681:C:OP2	2.24	0.66
32:DN:25:ARG:NH2	58:DA:1140:C:O3'	2.24	0.66
58:BA:8:A:N1	58:BA:2895:U:C4	2.63	0.66
20:CA:68(E):G:C6	20:CA:68(U):U:O2	2.48	0.66
32:BN:14:VAL:HG11	32:BN:137:LYS:HG3	1.76	0.66
58:DA:2110:G:H1	58:DA:2179:C:N4	1.94	0.66
16:CQ:45:HIS:HB3	16:CQ:72:ARG:HA	1.78	0.66
23:AY:162:VAL:HB	23:AY:255:ILE:HG13	1.77	0.66
38:BT:3:ARG:HB3	38:BT:6:LEU:HB2	1.77	0.66
36:DR:29:LEU:HG	36:DR:79:LEU:HD21	1.76	0.66
20:CA:1231:G:H2'	20:CA:1232:U:O4'	1.95	0.66
47:D3:6:VAL:HG22	47:D3:37:LEU:HD11	1.77	0.66
24:DC:114:VAL:O	24:DC:116:ALA:N	2.29	0.66
42:DX:68:ARG:NH1	58:DA:456:C:O2'	2.28	0.66
31:BK:56:GLU:HB3	31:BK:68:VAL:HB	1.75	0.66
17:CR:74:ARG:NH2	17:CR:81:PHE:O	2.28	0.66
10:CK:11:LYS:N	10:CK:75:TYR:HH	1.94	0.66
26:BE:103:ASP:HB2	26:BE:199:ARG:HG3	1.78	0.66
20:CA:740:U:O2'	20:CA:741:G:O4'	2.11	0.66
2:CC:161:GLU:HG3	20:CA:1055:A:H4'	1.78	0.66
39:BU:55:ARG:NH1	58:BA:1155:A:OP1	2.29	0.66
20:AA:1413:A:N6	20:AA:1487:G:H1	1.89	0.66
59:BB:21:G:N2	59:BB:62:C:N3	2.35	0.66

Continued on next page...

Continued from previous page...

Atom-1	Atom-2	Distance(Å)	Clash(Å)
15:AP:5:ARG:HB2	20:AA:376:G:H5''	1.76	0.66
25:DD:100:GLY:HA3	58:DA:1500:G:H21	1.61	0.66
2:CC:4:LYS:HE2	20:CA:1190:G:H5'	1.77	0.66
59:BB:18:G:H2'	59:BB:19:G:H8	1.60	0.66
28:BG:173:LEU:HB3	28:BG:178:PHE:HB2	1.77	0.66
26:DE:10:GLY:HA2	38:DT:8:LYS:HE2	1.76	0.66
9:AJ:4:ILE:HD13	9:AJ:74:ILE:HG13	1.76	0.66
26:BE:28:ALA:HB3	26:BE:93:VAL:HG22	1.77	0.66
27:BF:175:THR:OG1	27:BF:175:THR:O	2.10	0.66
2:CC:11:ARG:HB3	2:CC:15:THR:HB	1.78	0.66
58:DA:2686:G:H1	58:DA:2723:C:H42	1.43	0.66
32:BN:64:GLY:HA3	58:BA:1141:U:H5	1.61	0.66
58:DA:1018:C:H2'	58:DA:1019:U:H6	1.61	0.66
3:AD:20:TYR:O	3:AD:22:LYS:N	2.28	0.66
36:BR:29:LEU:HD21	36:BR:52:ILE:HD11	1.77	0.66
35:BQ:76:LYS:NZ	35:BQ:77:LYS:O	2.26	0.66
25:DD:8:PRO:HA	25:DD:14:ARG:HG3	1.78	0.66
23:CY:317:MET:HB3	23:CY:327:PHE:HE2	1.61	0.66
20:CA:34:C:H2'	20:CA:35:G:C8	2.31	0.66
58:DA:1057:A:N6	58:DA:1087:G:OP1	2.26	0.66
58:DA:277:C:H3'	58:DA:278:A:H8	1.60	0.66
58:BA:204:A:O3'	58:BA:205:G:H4'	1.96	0.66
38:BT:67:SER:O	38:BT:69:GLY:N	2.28	0.66
32:DN:131:GLN:HG2	58:DA:7:G:O2'	1.94	0.66
58:BA:2125:G:N2	58:BA:2173:A:H62	1.91	0.66
24:BC:151:GLY:HA2	24:BC:154:ILE:HG13	1.77	0.66
58:BA:2744:G:H1	58:BA:2760:C:N4	1.93	0.66
21:CW:8:U:H3	21:CW:14:A:H62	1.42	0.66
58:BA:1613:G:H3'	58:BA:1614:A:H5'	1.78	0.66
46:D2:2:LYS:HD2	46:D2:5:GLU:HB2	1.77	0.66
58:DA:1076:C:H2'	58:DA:1077:A:H4'	1.78	0.66
58:DA:2291:U:OP1	58:DA:2380:C:O2'	2.14	0.66
58:DA:1636:C:H2'	58:DA:1637:A:C8	2.30	0.66
21:AW:69:A:H2'	21:AW:70:G:H8	1.61	0.66
58:DA:918:A:N3	59:DB:80:U:O2'	2.26	0.66
28:DG:96:ARG:NH1	59:DB:34:U:OP2	2.22	0.66
58:DA:846:C:N3	58:DA:931:G:N2	2.37	0.66
20:AA:892:A:O2'	20:AA:1415:G:O2'	2.14	0.66
23:CY:133:ILE:HG13	23:CY:272:LEU:HD11	1.78	0.66
36:BR:65:LEU:HA	36:BR:68:ARG:HD2	1.77	0.66
24:BC:78:ILE:HG21	24:BC:124:VAL:HG21	1.78	0.66
58:BA:481:G:OP1	58:BA:481:G:H4'	1.95	0.66

Continued on next page...

Continued from previous page...

Atom-1	Atom-2	Distance(Å)	Clash(Å)
44:BZ:156:LYS:HE3	44:BZ:158:PRO:HG3	1.76	0.66
20:CA:993:G:O6	20:CA:1045:C:N3	2.29	0.66
28:BG:15:VAL:HG13	28:BG:19:LEU:HD12	1.78	0.66
32:BN:71:ILE:HD12	32:BN:71:ILE:H	1.60	0.66
24:BC:115:VAL:H	24:BC:145:THR:HG22	1.61	0.66
24:BC:61:GLY:HA3	24:BC:164:PHE:CD1	2.31	0.66
3:AD:147:ALA:HB2	3:AD:182:LYS:HG3	1.78	0.66
25:BD:147:LEU:HD12	25:BD:155:LEU:HD21	1.76	0.66
58:DA:1045:A:OP1	58:DA:1046:A:O2'	2.13	0.66
58:DA:2834:G:H1'	58:DA:2883:A:N6	2.11	0.66
25:BD:233:HIS:HE2	25:BD:242:ARG:HG2	1.61	0.66
35:DQ:89:ASN:O	35:DQ:91:GLU:N	2.27	0.66
58:BA:2086:U:H2'	58:BA:2087:G:C8	2.31	0.66
11:AL:92:ASP:OD1	11:AL:92:ASP:N	2.29	0.66
32:BN:137:LYS:HZ3	32:BN:138:LEU:HD23	1.60	0.65
11:AL:87:GLY:H	11:AL:99:HIS:H	1.44	0.65
21:CW:63:C:H2'	21:CW:64:G:H8	1.60	0.65
12:AM:116:THR:HA	20:AA:1228:C:H4'	1.78	0.65
50:B7:32:LYS:HA	50:B7:35:ARG:HG3	1.76	0.65
40:BV:35:LEU:HB2	40:BV:57:VAL:HG13	1.77	0.65
20:CA:1165:C:H42	20:CA:1171:G:H1	1.43	0.65
34:BP:110:TYR:HD2	34:BP:111:ARG:HG3	1.61	0.65
58:BA:857:C:H42	58:BA:920:G:H1	1.44	0.65
7:AH:94:TYR:OH	20:AA:597:G:N2	2.28	0.65
25:DD:222:ARG:N	58:DA:1789:A:OP1	2.22	0.65
2:CC:189:ALA:HB3	2:CC:196:LEU:HB2	1.77	0.65
44:DZ:144:LEU:HG	44:DZ:150:LEU:HD22	1.77	0.65
56:D1:48:LYS:NZ	56:D1:59:THR:OG1	2.28	0.65
38:DT:66:VAL:HG22	38:DT:71:GLY:HA2	1.77	0.65
38:BT:46:GLU:HG3	38:BT:65:LYS:HD3	1.78	0.65
27:DF:41:LEU:HD22	27:DF:44:ARG:HH21	1.60	0.65
32:DN:55:VAL:HG23	32:DN:56:ASN:OD1	1.96	0.65
3:AD:25:ARG:NH2	20:AA:411:A:OP2	2.29	0.65
58:BA:783:A:H4'	58:BA:2588:G:H4'	1.79	0.65
20:CA:976:G:OP2	20:CA:1358:U:O2'	2.12	0.65
23:AY:206:LEU:HA	23:AY:210:ARG:HH21	1.60	0.65
23:CY:605:ILE:HG13	23:CY:648:PRO:HA	1.77	0.65
12:CM:98:VAL:O	12:CM:99:ARG:NE	2.28	0.65
20:AA:576:G:N7	20:AA:881:G:H1'	2.12	0.65
58:BA:2083:G:H2'	58:BA:2084:C:C6	2.31	0.65
59:DB:6:C:H2'	59:DB:7:G:H8	1.61	0.65
58:DA:127:A:H5''	58:DA:128:C:C6	2.30	0.65

Continued on next page...

Continued from previous page...

Atom-1	Atom-2	Distance(Å)	Clash(Å)
20:CA:1507:A:H2'	20:CA:1508:G:H8	1.62	0.65
39:BU:45:TYR:O	39:BU:49:HIS:ND1	2.29	0.65
20:CA:923:A:N6	20:CA:1393:U:H3	1.92	0.65
20:AA:891:U:H3	20:AA:907:A:H62	1.43	0.65
26:DE:132:HIS:HB3	58:DA:1658:C:OP1	1.96	0.65
2:AC:5:ILE:HG21	20:AA:1189:C:H5''	1.78	0.65
58:BA:1802:A:H8	58:BA:1815:A:H62	1.41	0.65
58:DA:1972:A:H2'	58:DA:1973:G:H8	1.61	0.65
32:DN:17:ASP:O	32:DN:18:ALA:HB2	1.95	0.65
17:CR:44:LEU:HD21	17:CR:50:ILE:HG12	1.76	0.65
58:BA:2829:C:H2'	58:BA:2830:G:H8	1.61	0.65
58:BA:177:G:OP2	58:BA:177:G:N2	2.27	0.65
59:BB:29:A:H2'	59:BB:30:C:C6	2.31	0.65
20:AA:1015:A:H2'	20:AA:1016:A:C8	2.32	0.65
58:DA:848:G:H2'	58:DA:849:A:C8	2.31	0.65
58:DA:1197:G:H2'	58:DA:1198:U:H6	1.60	0.65
34:BP:26:GLY:N	34:BP:30:THR:OG1	2.29	0.65
23:CY:174:PHE:O	23:CY:267:LYS:NZ	2.27	0.65
58:DA:2464:C:N4	58:DA:2486:G:H1	1.94	0.65
58:BA:69:C:H2'	58:BA:70:G:H8	1.62	0.65
58:BA:2343:C:HO2'	58:BA:2373:G:HO2'	1.38	0.65
11:AL:54:LYS:HD2	11:AL:70:ILE:HG12	1.78	0.65
58:BA:1287:A:C2	58:BA:1649:G:H4'	2.31	0.65
34:BP:13:ASN:ND2	58:BA:598:G:O2'	2.26	0.65
20:CA:1066:C:H42	20:CA:1191:A:H62	1.41	0.65
9:AJ:65:LEU:HA	13:AN:56:VAL:HA	1.77	0.65
2:CC:95:THR:O	2:CC:97:LYS:N	2.29	0.65
2:AC:191:THR:HG23	2:AC:196:LEU:HD21	1.78	0.65
41:BW:82:LEU:HB2	41:BW:98:LYS:HB2	1.79	0.65
31:BK:90:LYS:HG3	58:BA:1063:G:H21	1.61	0.65
29:BH:20:ALA:HB1	29:BH:21:PRO:HD2	1.78	0.65
20:AA:1422:G:H1	20:AA:1478:C:N4	1.94	0.65
20:CA:1127:G:N2	20:CA:1147:C:H41	1.94	0.65
14:AO:39:LEU:HD21	14:AO:52:SER:HB3	1.77	0.65
56:D1:44:PRO:HD3	58:DA:396:G:H4'	1.78	0.65
1:CB:101:MET:HB2	1:CB:102:LEU:HD12	1.79	0.65
36:BR:64:ARG:HH12	58:BA:2852:G:H5'	1.61	0.65
8:CI:102:LEU:HB3	20:CA:1179:A:H5''	1.79	0.65
26:BE:202:LYS:NZ	58:BA:2771:C:OP1	2.30	0.65
26:BE:199:ARG:NH2	58:BA:2772:C:OP1	2.28	0.65
23:CY:176:GLY:HA3	23:CY:187:THR:HA	1.76	0.65
58:DA:998:C:H42	58:DA:1157:G:H1	1.44	0.65

Continued on next page...

Continued from previous page...

Atom-1	Atom-2	Distance(Å)	Clash(Å)
20:CA:1494:G:C5'	58:DA:1913:A:H62	1.76	0.65
29:BH:67:LEU:HD13	58:BA:2757:A:H61	1.61	0.65
39:DU:49:HIS:CD2	58:DA:559:G:H22	2.14	0.65
32:BN:40:PRO:HB3	39:BU:68:ALA:HB2	1.78	0.65
27:DF:59:TYR:OH	58:DA:470:A:OP1	2.10	0.65
36:DR:104:ARG:HB3	36:DR:109:ALA:HB3	1.79	0.65
8:AI:64:THR:HG22	8:AI:66:ARG:HD2	1.79	0.65
48:B5:20:ARG:HA	48:B5:23:HIS:HB2	1.78	0.65
20:AA:672:U:H3	20:AA:734:G:H1	1.44	0.65
23:AY:27:THR:HA	23:AY:30:GLU:HB3	1.78	0.65
59:DB:14:U:H2'	59:DB:15:A:H2	1.62	0.65
58:BA:1312:U:H1'	58:BA:1314:C:H41	1.62	0.65
24:DC:132:LEU:HD12	24:DC:138:LEU:HD23	1.77	0.65
58:DA:1411:C:N4	58:DA:1591:G:H1	1.93	0.65
24:DC:69:LEU:HD22	24:DC:71:LYS:HB2	1.78	0.65
58:DA:1347:G:H1	58:DA:1599:C:N4	1.94	0.65
9:AJ:55:LYS:HG2	20:AA:963:G:N2	2.11	0.65
11:AL:93:LEU:HD21	11:AL:96:VAL:HG13	1.78	0.65
11:CL:15:ARG:HB3	20:CA:562:C:H1'	1.79	0.65
58:BA:2023:G:O6	58:BA:2040:C:N3	2.30	0.65
41:BW:76:VAL:HA	41:BW:102:HIS:O	1.96	0.65
20:AA:977:A:HO2'	20:AA:981:U:H3	1.40	0.65
14:CO:39:LEU:HD23	20:CA:740:U:H4'	1.79	0.65
42:DX:34:ALA:O	42:DX:77:LYS:NZ	2.23	0.65
3:AD:15:GLU:HG2	3:AD:59:ARG:HH22	1.62	0.65
20:CA:801:U:H2'	20:CA:802:A:C8	2.31	0.65
10:AK:40:ILE:HA	20:AA:685:G:H4'	1.77	0.65
34:DP:66:GLY:HA2	58:DA:2415:G:H4'	1.79	0.65
58:BA:1623:G:H2'	58:BA:1624:G:H8	1.62	0.65
58:DA:2212:A:H1'	58:DA:2215:G:C5	2.31	0.65
58:BA:2475:C:H42	58:BA:2529:G:H22	1.44	0.65
23:AY:546:ILE:HA	23:AY:590:ILE:HG13	1.77	0.65
58:BA:1847:A:H8	58:BA:1847:A:OP1	1.79	0.65
45:D0:70:GLN:HB3	45:D0:78:TYR:HB2	1.78	0.65
58:DA:2243:U:H2'	58:DA:2244:U:C6	2.31	0.65
20:AA:740:U:O2'	20:AA:741:G:O4'	2.14	0.65
39:DU:101:ARG:O	39:DU:101:ARG:NH1	2.30	0.65
37:BS:85:VAL:HG23	37:BS:106:ARG:HH11	1.61	0.65
58:DA:1671:U:N3	58:DA:1674:G:OP2	2.25	0.65
20:CA:953:G:O6	20:CA:1228:C:N3	2.29	0.65
58:DA:19:C:H2'	58:DA:20:C:C6	2.30	0.65
40:BV:17:GLY:HA2	40:BV:96:ILE:HB	1.79	0.65

Continued on next page...

Continued from previous page...

Atom-1	Atom-2	Distance(Å)	Clash(Å)
36:BR:29:LEU:HG	36:BR:79:LEU:HD21	1.78	0.65
29:BH:60:ARG:O	29:BH:64:LEU:HG	1.97	0.65
25:DD:220:HIS:N	58:DA:1790:C:OP1	2.29	0.65
20:AA:1288:A:H2'	20:AA:1289:A:O4'	1.96	0.65
1:CB:19:HIS:CG	1:CB:20:GLU:H	2.15	0.65
20:CA:1265:G:O6	20:CA:1270:C:N3	2.30	0.65
35:BQ:70:PRO:HA	35:BQ:95:ALA:HB2	1.79	0.65
29:BH:103:LEU:HD13	29:BH:125:VAL:HG21	1.77	0.65
23:AY:330:VAL:HG13	23:AY:331:TYR:H	1.61	0.65
56:B1:64:ALA:HB1	58:BA:398:G:P	2.37	0.65
19:AT:82:SER:HB3	20:AA:186:C:H4'	1.77	0.65
23:AY:394:ALA:O	23:AY:396:ARG:N	2.29	0.65
58:DA:1913:A:O2'	58:DA:1914:C:P	2.55	0.65
11:CL:49:ASN:ND2	20:CA:521:G:O6	2.28	0.65
58:DA:1538:G:H2'	58:DA:1539:G:C8	2.31	0.65
33:DO:21:CYS:HA	33:DO:39:ILE:HD11	1.79	0.65
20:CA:186(N):U:H2'	20:CA:186(O):G:H8	1.62	0.65
59:DB:31:C:H42	59:DB:51:G:H1	1.45	0.65
23:AY:138:LYS:O	23:AY:144:ALA:HB2	1.97	0.65
60:CY:701:FUA:C20	60:CY:701:FUA:O1	2.40	0.65
26:DE:151:TYR:HB2	26:DE:154:LYS:HB2	1.77	0.65
25:BD:244:ARG:HH22	58:BA:1841:U:H1'	1.62	0.65
24:BC:84:ILE:HG23	24:BC:95:VAL:HB	1.78	0.65
20:AA:14:U:N3	20:AA:17:U:OP2	2.25	0.65
31:DK:78:ILE:HD11	31:DK:99:ILE:HD11	1.79	0.65
11:AL:81:SER:HA	11:AL:106:ASP:HB3	1.78	0.65
20:AA:824:C:H2'	20:AA:825:G:H8	1.62	0.65
20:CA:10:A:H2	20:CA:24:U:H3	1.45	0.65
25:DD:27:THR:HG23	25:DD:83:GLU:HB3	1.78	0.65
58:BA:1428:C:N4	58:BA:1570:A:OP2	2.24	0.65
12:AM:37:THR:HG22	12:AM:59:TYR:HB3	1.79	0.65
58:DA:2707:G:H2'	58:DA:2708:G:C8	2.33	0.64
11:AL:33:ARG:NH1	11:AL:61:THR:OG1	2.31	0.64
23:AY:136:ALA:H	23:AY:260:LEU:HA	1.62	0.64
27:DF:104:LYS:NZ	58:DA:605:C:OP1	2.30	0.64
58:DA:209:C:H5'	58:DA:681:G:H4'	1.79	0.64
58:DA:689:A:H2'	58:DA:690:G:H8	1.61	0.64
1:CB:169:LYS:O	1:CB:172:ILE:N	2.27	0.64
3:AD:33:MET:O	3:AD:35:ARG:N	2.30	0.64
58:DA:1792:G:N2	58:DA:1827:C:N3	2.41	0.64
20:CA:1002:G:H2'	20:CA:1003:G:C8	2.33	0.64
20:CA:501:C:H1'	20:CA:549:C:H1'	1.79	0.64

Continued on next page...

Continued from previous page...

Atom-1	Atom-2	Distance(Å)	Clash(Å)
20:AA:1513:A:H2'	20:AA:1514:C:C6	2.32	0.64
20:CA:973:G:H3'	20:CA:974:A:H5''	1.79	0.64
20:CA:1060:C:H2'	20:CA:1061:G:C8	2.32	0.64
46:D2:47:ASN:OD1	46:D2:47:ASN:N	2.29	0.64
20:AA:1198:G:H2'	20:AA:1199:U:C6	2.32	0.64
58:BA:745:G:O6	58:BA:746:A:N6	2.30	0.64
44:DZ:127:LYS:HG2	44:DZ:164:ALA:HB2	1.79	0.64
19:AT:51:GLU:HA	19:AT:54:LYS:HD2	1.79	0.64
20:AA:702:A:N1	58:BA:1846:G:N2	2.44	0.64
38:DT:30:VAL:HG22	38:DT:31:SER:H	1.61	0.64
58:DA:1137:G:N2	58:DA:1138:G:C4	2.65	0.64
20:AA:1412:C:H42	20:AA:1488:G:H1	1.43	0.64
32:BN:55:VAL:HG23	32:BN:56:ASN:OD1	1.97	0.64
58:BA:659:C:H2'	58:BA:660:G:C8	2.31	0.64
24:BC:104:ILE:HG23	24:BC:111:PHE:CZ	2.31	0.64
34:BP:56:SER:OG	34:BP:60:MET:SD	2.54	0.64
58:DA:1494:A:N3	58:DA:1494:A:H2'	2.13	0.64
20:CA:600:C:H2'	20:CA:601:C:C6	2.32	0.64
23:CY:28:THR:O	23:CY:32:ILE:HG12	1.98	0.64
25:DD:51:VAL:HG13	25:DD:52:ARG:H	1.63	0.64
58:BA:1459:G:H2'	58:BA:1461:G:H5'	1.76	0.64
20:AA:673:G:H2'	20:AA:674:G:C8	2.32	0.64
4:AE:29:GLY:HA2	4:AE:46:GLY:O	1.97	0.64
58:DA:2398:U:H2'	58:DA:2399:G:C8	2.33	0.64
58:DA:698:C:OP1	58:DA:1634:A:N6	2.26	0.64
28:BG:37:VAL:HG22	28:BG:159:VAL:HG23	1.79	0.64
58:BA:1047:G:H1'	58:BA:1110:G:H22	1.62	0.64
10:CK:43:SER:HB2	10:CK:71:LYS:HZ1	1.63	0.64
28:DG:43:LEU:HD13	58:DA:2305:A:H61	1.62	0.64
50:D7:40:TRP:HZ3	58:DA:459:U:C6	2.15	0.64
32:DN:126:PRO:O	32:DN:127:ASP:HB2	1.98	0.64
23:CY:137:ASN:ND2	23:CY:262:SER:HA	2.11	0.64
58:DA:1802:A:C8	58:DA:1815:A:N6	2.63	0.64
25:BD:9:TYR:HD1	25:BD:10:THR:H	1.45	0.64
24:DC:28:ARG:HG3	24:DC:183:PRO:HG3	1.79	0.64
24:DC:164:PHE:HA	24:DC:172:ILE:HG13	1.78	0.64
20:AA:1255:G:H1	20:AA:1282:C:H42	1.44	0.64
35:DQ:74:TYR:HB3	35:DQ:91:GLU:O	1.97	0.64
6:AG:75:VAL:HA	6:AG:88:PRO:HA	1.78	0.64
20:AA:925:G:O2'	20:AA:927:G:OP1	2.13	0.64
58:DA:1687:G:N1	58:DA:1700:A:OP1	2.28	0.64
42:DX:5:TYR:HA	42:DX:7:VAL:HG23	1.79	0.64

Continued on next page...

Continued from previous page...

Atom-1	Atom-2	Distance(Å)	Clash(Å)
48:D5:3:LYS:HG2	48:D5:5:PRO:HD2	1.79	0.64
58:DA:539:G:H2'	58:DA:540:G:C8	2.32	0.64
35:BQ:16:ARG:HG3	35:BQ:18:LYS:HD3	1.79	0.64
23:CY:505:GLY:O	23:CY:506:GLN:HB2	1.97	0.64
32:BN:126:PRO:O	32:BN:127:ASP:HB2	1.97	0.64
3:CD:33:MET:O	3:CD:35:ARG:N	2.31	0.64
23:CY:627:ARG:NH2	23:CY:658:ASP:OD1	2.30	0.64
20:CA:106:C:H2'	20:CA:107:G:H8	1.63	0.64
23:AY:268:GLY:HA2	23:AY:271:LEU:HD21	1.79	0.64
58:DA:32:C:N4	58:DA:447:A:OP2	2.29	0.64
58:DA:193:U:H2'	58:DA:194:G:H8	1.63	0.64
25:BD:9:TYR:HD2	58:BA:705:A:H1'	1.60	0.64
25:DD:24:ILE:HA	25:DD:82:ILE:HD13	1.80	0.64
18:CS:12:ASP:H	18:CS:38:SER:HB3	1.62	0.64
58:DA:1429:G:H2'	58:DA:1430:C:C6	2.33	0.64
5:CF:100:ASN:HB2	17:CR:28:GLU:HA	1.80	0.64
49:D6:30:THR:O	49:D6:32:ASN:N	2.29	0.64
34:DP:96:THR:HA	34:DP:126:VAL:HB	1.79	0.64
58:DA:181:A:H2'	58:DA:182:A:C8	2.33	0.64
58:DA:2745:C:H41	58:DA:2755:C:H4'	1.62	0.64
20:CA:1507:A:H2'	20:CA:1508:G:C8	2.31	0.64
38:BT:29:ARG:HG2	38:BT:30:VAL:HB	1.80	0.64
58:DA:856:C:H2'	58:DA:857:C:C6	2.32	0.64
37:DS:89:ARG:HB3	37:DS:92:TYR:HB3	1.79	0.64
23:CY:25:LYS:CB	61:CY:702:GDP:O2B	2.46	0.64
23:AY:8:ASP:HB3	23:AY:11:ARG:HG2	1.79	0.64
58:DA:481:G:H4'	58:DA:481:G:OP1	1.97	0.64
9:AJ:13:HIS:HA	9:AJ:16:LEU:HD12	1.80	0.64
23:CY:524:GLU:HB2	23:CY:564:LYS:HA	1.78	0.64
58:DA:414:C:H2'	58:DA:415:A:C8	2.32	0.64
58:DA:528:A:H61	58:DA:2042:A:H3'	1.63	0.64
34:BP:115:LEU:HA	34:BP:134:ALA:HB2	1.78	0.64
20:AA:867:G:O2'	20:AA:873:A:N1	2.31	0.64
58:DA:868:U:H3	58:DA:909:A:H61	1.45	0.64
28:DG:126:ASP:HB2	28:DG:130:ASN:HD22	1.61	0.64
23:CY:99:ARG:HD3	23:CY:128:TYR:HB2	1.79	0.64
58:DA:1913:A:H2'	58:DA:1914:C:OP2	1.97	0.64
58:DA:1003:G:HO2'	58:DA:1010:A:N6	1.96	0.64
58:BA:2176:A:H2'	58:BA:2177:C:C6	2.32	0.64
24:BC:73:VAL:HG11	24:BC:157:ILE:HG22	1.78	0.64
23:CY:272:LEU:HA	23:CY:275:ALA:HB3	1.79	0.64
8:CI:97:LYS:HD2	8:CI:102:LEU:HB2	1.80	0.64

Continued on next page...

Continued from previous page...

Atom-1	Atom-2	Distance(Å)	Clash(Å)
58:DA:965:C:H4'	58:DA:2273:A:H1'	1.80	0.64
58:DA:966:G:H2'	58:DA:967:C:C6	2.33	0.64
26:DE:74:PRO:HG2	26:DE:77:ILE:HA	1.80	0.64
3:AD:155:LEU:HB3	3:AD:158:ILE:HD13	1.77	0.64
45:D0:21:LEU:HD13	45:D0:41:ARG:HD3	1.78	0.64
17:CR:72:ARG:HA	17:CR:75:ILE:HD12	1.80	0.64
41:BW:3:ALA:HB2	41:BW:58:ALA:HB2	1.79	0.64
47:D3:26:LEU:HB2	47:D3:28:LEU:HD23	1.79	0.64
32:DN:137:LYS:HA	32:DN:137:LYS:HZ3	1.62	0.64
50:B7:8:ASN:HB3	50:B7:11:LYS:HB3	1.77	0.64
11:AL:52:LEU:HG	11:AL:53:ARG:H	1.63	0.64
58:DA:30:G:H2'	58:DA:31:C:H6	1.62	0.64
58:DA:1814:G:H2'	58:DA:1815:A:C8	2.33	0.64
58:DA:874:G:H1	58:DA:903:C:H42	1.45	0.64
58:DA:956:G:N2	58:DA:960:A:OP2	2.31	0.64
58:DA:1516:U:H2'	58:DA:1517:G:C8	2.33	0.64
39:DU:62:ILE:HD11	39:DU:93:LYS:HD3	1.80	0.64
23:AY:161:PRO:HA	23:AY:256:THR:HB	1.80	0.64
58:DA:2671:A:H2'	58:DA:2672:G:C8	2.32	0.64
21:AW:8:U:H5'	21:AW:49:A:H5''	1.80	0.64
58:BA:2178:C:H2'	58:BA:2179:C:H6	1.61	0.64
23:CY:626:ALA:HB2	58:DA:2473:U:H6	1.62	0.64
16:AQ:43:LEU:HD12	16:AQ:69:LYS:HA	1.79	0.64
20:AA:21:G:H21	20:AA:914:A:H62	1.45	0.64
16:CQ:12:SER:HB2	16:CQ:14:LYS:HG3	1.79	0.64
21:CW:23:A:H2'	21:CW:24:G:C8	2.32	0.64
58:DA:1915:U:H2'	58:DA:1916:A:C8	2.33	0.64
20:CA:1412:C:N3	20:CA:1488:G:N2	2.37	0.64
21:AW:23:A:H2'	21:AW:24:G:C8	2.32	0.64
27:BF:9:ILE:HG23	27:BF:12:LEU:HD23	1.78	0.64
24:DC:62:THR:OG1	24:DC:62:THR:O	2.15	0.64
12:CM:91:ARG:HH22	12:CM:103:THR:HG21	1.62	0.64
27:DF:101:LEU:HD12	27:DF:102:PRO:HD2	1.79	0.64
28:BG:72:ARG:HB3	28:BG:87:PRO:HD2	1.79	0.64
42:DX:53:LYS:O	42:DX:81:VAL:HA	1.98	0.64
20:AA:977:A:O2'	20:AA:981:U:N3	2.27	0.64
24:DC:61:GLY:HA3	24:DC:164:PHE:CE1	2.33	0.64
13:AN:61:TRP:HZ2	20:AA:1368:G:H4'	1.62	0.64
11:AL:37:CYS:SG	11:AL:38:THR:N	2.71	0.64
58:DA:2020:A:N1	58:DA:2034:U:O4	2.30	0.64
58:BA:223:A:O2'	58:BA:420:C:O2	2.16	0.64
3:CD:26:CYS:HA	3:CD:31:CYS:HA	1.78	0.64

Continued on next page...

Continued from previous page...

Atom-1	Atom-2	Distance(Å)	Clash(Å)
58:DA:1019:U:H3	58:DA:1020:A:N6	1.96	0.64
24:DC:104:ILE:HG21	24:DC:132:LEU:HD11	1.79	0.64
58:DA:692:C:H42	58:DA:770:G:H1	1.46	0.64
20:CA:1071:C:H2'	20:CA:1072:G:H8	1.63	0.64
10:AK:97:ALA:O	10:AK:101:SER:OG	2.12	0.64
58:DA:414:C:H2'	58:DA:415:A:H8	1.59	0.64
46:D2:48:HIS:HD2	46:D2:49:LYS:HG2	1.62	0.64
20:AA:266:G:O2'	20:AA:268:C:OP2	2.13	0.64
56:D1:7:ILE:HD11	56:D1:62:VAL:HA	1.79	0.64
23:AY:544:LYS:HB3	23:AY:583:LYS:HE3	1.80	0.64
3:CD:190:ASP:H	3:CD:193:ASP:HB2	1.61	0.64
45:B0:51:VAL:HG22	45:B0:81:VAL:HG23	1.79	0.64
38:BT:109:GLU:HA	38:BT:112:ARG:HB3	1.80	0.64
27:DF:157:VAL:O	27:DF:194:MET:HA	1.98	0.64
28:DG:106:LEU:HA	28:DG:110:ALA:CB	2.28	0.64
20:AA:976:G:N2	20:AA:1362(A):C:OP2	2.19	0.64
25:BD:50:THR:HB	58:BA:1805:U:H1'	1.80	0.64
23:CY:617:MET:HA	23:CY:620:VAL:HG22	1.80	0.64
47:D3:4:LEU:HB2	47:D3:37:LEU:HB2	1.80	0.64
20:CA:603:U:H2'	20:CA:604:G:C8	2.33	0.64
17:AR:44:LEU:HG	17:AR:50:ILE:HA	1.79	0.64
58:BA:2716:U:H2'	58:BA:2717:G:H8	1.62	0.64
43:DY:49:VAL:HA	58:DA:483:A:H4'	1.78	0.64
38:BT:129:ARG:HD3	38:BT:132:LYS:HB2	1.80	0.64
24:DC:57:GLN:HG2	24:DC:202:PRO:HB3	1.80	0.64
20:CA:815:A:C2	20:CA:1527:C:H1'	2.33	0.63
27:BF:4:VAL:H	27:BF:24:LEU:HG	1.62	0.63
20:CA:107:G:O5'	20:CA:108:G:N2	2.31	0.63
23:CY:526:VAL:HG22	23:CY:566:THR:HG23	1.80	0.63
24:DC:115:VAL:HB	24:DC:150:ILE:HG23	1.79	0.63
12:CM:91:ARG:NH1	12:CM:97:PRO:O	2.31	0.63
58:DA:1275:A:H3'	58:DA:1645:G:O2'	1.98	0.63
32:BN:120:LEU:HD23	32:BN:120:LEU:O	1.98	0.63
37:BS:25:ARG:HB3	37:BS:40:ILE:HG23	1.80	0.63
20:CA:114:U:H2'	20:CA:115:G:C8	2.33	0.63
6:CG:75:VAL:HA	6:CG:88:PRO:HA	1.80	0.63
20:AA:1270:C:H2'	20:AA:1271:G:C8	2.33	0.63
58:BA:1287:A:H2	58:BA:1649:G:H4'	1.63	0.63
59:DB:104:A:H2'	59:DB:105:G:O4'	1.98	0.63
44:DZ:29:TYR:HE1	59:DB:73:A:H61	1.43	0.63
58:BA:1889:A:H2'	58:BA:1890:A:C8	2.33	0.63
42:BX:63:LYS:HE3	42:BX:72:LYS:HE3	1.78	0.63

Continued on next page...

Continued from previous page...

Atom-1	Atom-2	Distance(Å)	Clash(Å)
58:BA:1538:G:H2'	58:BA:1539:G:C8	2.33	0.63
47:D3:30:ARG:HD3	58:DA:1158:C:H5''	1.80	0.63
58:DA:1438:U:H2'	58:DA:1439:A:C8	2.32	0.63
59:BB:40:U:H3'	59:BB:41:U:H5''	1.80	0.63
47:B3:17:LYS:HD3	47:B3:20:LYS:HD3	1.79	0.63
56:B1:5:CYS:SG	56:B1:8:SER:N	2.71	0.63
58:DA:2570:G:H2'	58:DA:2571:C:C6	2.34	0.63
3:CD:20:TYR:O	3:CD:22:LYS:N	2.31	0.63
58:BA:2080:G:H1	58:BA:2240:C:N4	1.94	0.63
58:DA:2103:C:N4	58:DA:2186:G:H1	1.96	0.63
1:AB:81:VAL:HG12	1:AB:215:LEU:HD11	1.79	0.63
23:CY:443:HIS:CD2	23:CY:446:THR:H	2.15	0.63
58:BA:2734:A:H62	58:BA:2770:G:H21	1.46	0.63
36:DR:4:LEU:O	36:DR:6:SER:N	2.29	0.63
23:AY:256:THR:O	23:AY:258:VAL:N	2.30	0.63
40:BV:66:ARG:HG2	40:BV:88:ARG:HD2	1.81	0.63
9:CJ:39:PRO:HA	9:CJ:70:ARG:HG3	1.79	0.63
19:CT:20:LEU:HD22	19:CT:23:ARG:HH11	1.63	0.63
25:BD:172:TYR:HA	25:BD:186:HIS:HA	1.79	0.63
2:CC:177:THR:HB	2:CC:180:ALA:HB2	1.79	0.63
20:CA:745:C:H2'	20:CA:746:A:C8	2.33	0.63
34:DP:81:GLN:HG2	34:DP:106:LEU:HA	1.81	0.63
58:DA:2701:C:H42	58:DA:2706:G:H1	1.45	0.63
58:DA:2030:A:H4'	58:DA:2031:A:C8	2.32	0.63
58:DA:2081:C:H2'	58:DA:2082:A:H8	1.64	0.63
21:AW:64:G:C6	21:AW:65:U:O4	2.50	0.63
11:AL:58:VAL:HG12	11:AL:60:LEU:N	2.12	0.63
25:BD:77:ALA:O	25:BD:117:VAL:N	2.31	0.63
39:DU:92:ARG:O	39:DU:96:ALA:N	2.31	0.63
20:AA:1324:A:H2'	20:AA:1325:C:C6	2.33	0.63
58:DA:681:G:H1	58:DA:796:C:N4	1.94	0.63
20:CA:1255:G:H1	20:CA:1282:C:N4	1.97	0.63
16:CQ:9:VAL:HA	16:CQ:56:VAL:HG22	1.80	0.63
56:B1:88:LYS:HA	56:B1:91:LYS:HB3	1.79	0.63
20:AA:1505:G:H5''	20:AA:1506:U:H5''	1.81	0.63
58:BA:2715:C:H2'	58:BA:2716:U:C6	2.33	0.63
36:DR:7:GLY:O	36:DR:8:ARG:HB2	1.99	0.63
58:DA:212:G:H2'	58:DA:213:A:C8	2.33	0.63
26:BE:188:VAL:O	58:BA:2680:C:H4'	1.99	0.63
32:DN:120:LEU:HD23	32:DN:120:LEU:O	1.98	0.63
56:D1:91:LYS:HA	56:D1:94:LEU:HD22	1.79	0.63
26:BE:150:VAL:HG21	58:BA:2618:G:H21	1.63	0.63

Continued on next page...

Continued from previous page...

Atom-1	Atom-2	Distance(Å)	Clash(Å)
58:BA:2207:C:H42	58:BA:2217:G:H1	1.43	0.63
58:DA:1196:C:HO2'	58:DA:1227:G:HO2'	1.34	0.63
58:BA:1538:G:H2'	58:BA:1539:G:H8	1.63	0.63
39:BU:18:LEU:HD21	39:BU:22:LYS:HE2	1.79	0.63
15:AP:2:VAL:HA	15:AP:23:ASP:HA	1.80	0.63
28:BG:114:ILE:HB	28:BG:117:PHE:HB2	1.81	0.63
24:DC:214:TYR:HB3	24:DC:222:SER:HB2	1.81	0.63
58:BA:839:U:H2'	58:BA:840:C:C6	2.34	0.63
58:BA:2676:C:H2'	58:BA:2677:G:C8	2.33	0.63
9:CJ:50:ILE:HB	9:CJ:60:ARG:HG2	1.81	0.63
25:BD:3:VAL:HG23	25:BD:200:ASP:HB3	1.80	0.63
48:D5:12:SER:HB2	58:DA:2020:A:H5'	1.79	0.63
27:BF:63:LYS:HG3	27:BF:76:GLY:HA2	1.81	0.63
58:DA:2048:G:H1	58:DA:2620:C:H42	1.46	0.63
20:AA:600:C:H2'	20:AA:601:C:C6	2.33	0.63
29:DH:41:MET:SD	29:DH:42:ARG:N	2.71	0.63
12:AM:31:LYS:HA	12:AM:34:LEU:HB2	1.80	0.63
44:BZ:96:VAL:H	44:BZ:130:PRO:HD3	1.63	0.63
58:BA:1604:C:H2'	58:BA:1605:C:C6	2.33	0.63
25:BD:79:VAL:O	25:BD:96:HIS:HB2	1.99	0.63
20:CA:128:G:H1	20:CA:233:C:N4	1.95	0.63
38:DT:35:LYS:O	38:DT:36:GLU:HB2	1.98	0.63
58:BA:1802:A:H8	58:BA:1815:A:N6	1.96	0.63
56:D1:76:ARG:NH2	56:D1:94:LEU:O	2.31	0.63
23:AY:335:LEU:HD11	23:AY:352:VAL:HG11	1.81	0.63
58:DA:1569:A:H2'	58:DA:1570:A:H8	1.62	0.63
23:AY:168:ILE:HG23	23:AY:205:TYR:HE2	1.63	0.63
28:DG:37:VAL:HG22	28:DG:159:VAL:HG23	1.80	0.63
25:DD:125:ILE:HG12	25:DD:137:PRO:HG2	1.80	0.63
8:AI:10:ARG:HD3	8:AI:75:ASP:HB3	1.80	0.63
20:CA:978:A:OP2	20:CA:1362(A):C:N4	2.32	0.63
58:DA:439:G:H2'	58:DA:440:G:C8	2.34	0.63
31:BK:54:PRO:HB2	31:BK:70:LYS:HD3	1.81	0.63
20:CA:1040:U:H2'	20:CA:1041:A:C8	2.34	0.63
36:DR:5:LYS:HG3	58:DA:2820:A:H4'	1.80	0.63
58:BA:2038:G:C2'	58:BA:2039:C:H5'	2.28	0.63
58:DA:381:G:H1	58:DA:393:C:N4	1.94	0.63
11:AL:58:VAL:HG21	11:AL:85:ILE:HD11	1.80	0.63
1:AB:91:PRO:HG2	1:AB:155:LEU:HD23	1.80	0.63
32:DN:76:SER:CB	58:DA:2641:G:H4'	2.28	0.63
25:BD:149:PRO:HG2	58:BA:2218:G:H4'	1.81	0.63
26:BE:143:ASN:HB3	26:BE:147:PRO:HD2	1.81	0.63

Continued on next page...

Continued from previous page...

Atom-1	Atom-2	Distance(Å)	Clash(Å)
58:BA:1288:U:H3	58:BA:1326:U:H3	1.47	0.63
41:BW:92:ARG:NH2	58:BA:2015:A:OP1	2.32	0.63
20:AA:373:A:N3	20:AA:481:G:N2	2.39	0.63
40:BV:56:SER:H	40:BV:100:ARG:HG3	1.64	0.63
36:BR:10:LEU:HB3	36:BR:17:ARG:HH21	1.62	0.63
20:CA:1113:C:H42	20:CA:1187:G:H1	1.46	0.63
58:DA:2105:C:H2'	58:DA:2106:G:C8	2.34	0.63
58:DA:2870:C:H2'	58:DA:2871:C:O4'	1.99	0.63
5:CF:28:ARG:O	5:CF:32:ASN:ND2	2.25	0.63
20:CA:1385:G:H2'	20:CA:1386:G:H8	1.62	0.63
26:BE:26:ILE:HG13	26:BE:182:LEU:HB3	1.79	0.63
20:CA:950:U:H2'	20:CA:951:G:H8	1.63	0.63
26:BE:52:LEU:HD12	26:BE:53:PRO:HD2	1.81	0.63
27:BF:45:ARG:NH2	58:BA:444:C:OP1	2.29	0.63
8:CI:127:LYS:HA	20:CA:967:C:H5'	1.79	0.63
36:BR:5:LYS:HG3	58:BA:2820:A:H4'	1.81	0.63
58:BA:1203:G:H2'	58:BA:1204:A:C2	2.34	0.63
23:CY:462:ILE:HD11	60:CY:701:FUA:H21	1.81	0.63
25:DD:260:ARG:NH2	25:DD:266:SER:OG	2.31	0.63
12:AM:115:LYS:H	20:AA:1228:C:H5'	1.64	0.63
35:BQ:76:LYS:N	35:BQ:89:ASN:H	1.96	0.63
4:AE:70:PRO:HG2	4:AE:142:LEU:HD22	1.81	0.63
20:CA:186(N):U:H2'	20:CA:186(O):G:C8	2.33	0.63
58:DA:909:A:H2'	58:DA:912:C:C5	2.33	0.63
20:CA:1040:U:H2'	20:CA:1041:A:H8	1.62	0.63
23:AY:319:ASP:OD2	23:AY:322:VAL:N	2.32	0.63
25:DD:89:SER:HB2	25:DD:159:ALA:HB2	1.80	0.63
1:AB:209:ARG:HH11	1:AB:239:VAL:HG13	1.63	0.63
58:BA:814:C:O2'	58:BA:1224:C:N3	2.32	0.63
31:BK:88:ALA:HB2	31:BK:96:VAL:HG23	1.81	0.63
58:BA:1375:C:H2'	58:BA:1376:C:C6	2.34	0.63
56:D1:39:LYS:NZ	56:D1:40:ARG:O	2.32	0.63
24:BC:34:ALA:HB2	24:BC:217:THR:HG21	1.81	0.63
58:BA:373:U:H2'	58:BA:374:A:C8	2.34	0.63
58:BA:1530:G:O6	58:BA:1541:U:O2	2.16	0.63
25:DD:157:ARG:N	58:DA:1819:A:OP1	2.32	0.63
58:BA:1010:A:N3	58:BA:1153:C:H1'	2.13	0.63
20:AA:955:U:H2'	20:AA:956:U:C6	2.33	0.63
18:CS:12:ASP:HB2	18:CS:15:LEU:HG	1.80	0.63
45:B0:35:ASN:H	45:B0:61:ALA:HB3	1.64	0.63
8:AI:5:TYR:HE2	8:AI:16:ARG:HG2	1.64	0.63
34:BP:24:GLY:HA2	34:BP:30:THR:HA	1.81	0.63

Continued on next page...

Continued from previous page...

Atom-1	Atom-2	Distance(Å)	Clash(Å)
26:DE:53:PRO:HA	26:DE:74:PRO:HA	1.80	0.63
35:BQ:25:ASP:HA	35:BQ:102:VAL:HG23	1.81	0.63
58:DA:991:C:H5'	58:DA:1185:C:H2'	1.81	0.63
20:AA:66:G:N2	20:AA:172:A:N3	2.47	0.63
58:BA:2535:G:H2'	58:BA:2536:G:H8	1.63	0.63
37:BS:63:THR:OG1	59:BB:50:G:OP1	2.15	0.63
58:DA:740:U:H2'	58:DA:741:G:C8	2.34	0.63
21:AW:72:C:H2'	21:AW:73:A:O4'	1.99	0.63
7:AH:31:PHE:HE1	20:AA:642:A:HO2'	1.46	0.63
47:B3:5:LYS:HD3	47:B3:57:GLU:HG2	1.81	0.63
23:AY:500:GLN:O	23:AY:501:THR:O	2.17	0.62
58:DA:1021:A:H2'	58:DA:1022:G:H4'	1.80	0.62
23:AY:317:MET:HB2	23:AY:327:PHE:CE2	2.34	0.62
43:BY:68:HIS:HB3	43:BY:71:LYS:HE2	1.79	0.62
58:BA:1541:U:H3'	58:BA:1542:G:C3'	2.27	0.62
1:CB:193:ASP:HB3	1:CB:196:LEU:HD23	1.81	0.62
24:DC:42:VAL:HB	24:DC:177:GLY:HA3	1.81	0.62
24:DC:71:LYS:HG3	24:DC:72:GLN:H	1.64	0.62
45:D0:68:GLU:HG3	45:D0:80:HIS:HB2	1.80	0.62
58:DA:1541:U:H3'	58:DA:1542:G:H3'	1.81	0.62
20:AA:114:U:H3	20:AA:313:A:H2	1.47	0.62
29:BH:23:ARG:HA	29:BH:36:PRO:HA	1.81	0.62
20:CA:253:U:O2	20:CA:275:G:O2'	2.17	0.62
5:AF:51:PRO:HA	5:AF:56:PRO:HA	1.80	0.62
47:D3:22:ALA:HB2	47:D3:49:LYS:HD3	1.81	0.62
5:AF:82:ARG:NH2	5:AF:84:ASN:OD1	2.32	0.62
28:BG:41:GLN:HE21	28:BG:155:MET:HB3	1.63	0.62
43:DY:38:ILE:HD11	43:DY:64:GLU:HB3	1.79	0.62
44:DZ:18:LEU:HD12	44:DZ:18:LEU:H	1.65	0.62
25:DD:110:GLY:HA3	25:DD:127:VAL:HG11	1.81	0.62
10:CK:81:ASP:HA	10:CK:106:LYS:O	1.99	0.62
10:AK:85:ARG:NH1	20:AA:707:C:OP1	2.32	0.62
2:AC:22:TRP:HA	9:AJ:93:GLY:HA2	1.81	0.62
58:DA:39:C:H2'	58:DA:40:C:C6	2.34	0.62
58:BA:1149:G:H2'	58:BA:1150:C:C6	2.33	0.62
58:DA:2886:G:H2'	58:DA:2887:U:C6	2.34	0.62
58:BA:603:A:N1	58:BA:656:G:H1'	2.14	0.62
27:DF:2:LYS:O	27:DF:4:VAL:N	2.32	0.62
3:CD:205:GLU:O	20:CA:8:A:N6	2.32	0.62
20:CA:408:A:H2'	20:CA:409:G:C8	2.34	0.62
58:BA:2396:G:H2'	58:BA:2397:G:C8	2.31	0.62
58:DA:2838:G:H1	58:DA:2880:C:N4	1.95	0.62

Continued on next page...

Continued from previous page...

Atom-1	Atom-2	Distance(Å)	Clash(Å)
58:BA:779:U:H2'	58:BA:780:G:O4'	1.99	0.62
51:B8:28:GLY:HA2	58:BA:2392:A:H5''	1.81	0.62
23:AY:493:VAL:HG23	23:AY:512:ILE:HD11	1.80	0.62
25:DD:17:THR:HG1	25:DD:205:VAL:H	1.45	0.62
58:DA:2285:C:H42	58:DA:2383:G:H1	1.47	0.62
36:BR:11:ASN:HB2	58:BA:1653:G:O6	1.99	0.62
20:CA:21:G:H2'	20:CA:22:G:C8	2.33	0.62
20:CA:22:G:H4'	20:CA:885:G:C8	2.35	0.62
7:AH:108:GLY:HA2	7:AH:138:TRP:HB3	1.80	0.62
41:DW:21:VAL:HG13	41:DW:74:ALA:HB3	1.81	0.62
20:CA:757:U:OP1	20:CA:822:C:O2'	2.15	0.62
32:BN:37:LYS:O	39:BU:67:ALA:HB2	1.98	0.62
29:BH:154:PRO:HA	29:BH:161:GLY:HA3	1.79	0.62
32:BN:7:LYS:HZ3	32:BN:7:LYS:N	1.97	0.62
58:DA:305:U:H2'	58:DA:306:U:C6	2.33	0.62
58:DA:1128:A:O2'	58:DA:2490:G:OP1	2.14	0.62
34:DP:25:SER:H	34:DP:30:THR:HG22	1.64	0.62
25:BD:98:VAL:O	58:BA:1501:C:O2'	2.17	0.62
24:BC:43:GLU:HB2	24:BC:216:THR:HG23	1.80	0.62
23:CY:567:LEU:HG	23:CY:568:TYR:H	1.64	0.62
58:DA:2549:G:H1	58:DA:2559:C:H42	1.47	0.62
1:AB:174:VAL:O	1:AB:177:ALA:N	2.33	0.62
41:DW:76:VAL:HA	41:DW:102:HIS:O	1.98	0.62
20:AA:584:G:H2'	20:AA:585:G:C8	2.34	0.62
36:BR:20:LEU:O	36:BR:24:GLN:HG2	2.00	0.62
17:CR:44:LEU:HG	17:CR:50:ILE:HA	1.80	0.62
44:DZ:108:PRO:HB3	44:DZ:144:LEU:H	1.65	0.62
58:DA:2398:U:H2'	58:DA:2399:G:H8	1.63	0.62
6:AG:75:VAL:HG22	6:AG:88:PRO:HB3	1.81	0.62
58:BA:2567:G:H2'	58:BA:2568:C:C6	2.33	0.62
23:AY:291:GLY:HA2	23:AY:400:GLU:HB2	1.81	0.62
52:B9:7:VAL:HG12	52:B9:34:GLN:HB3	1.81	0.62
36:BR:100:LEU:HD22	36:BR:101:ALA:H	1.63	0.62
32:DN:69:GLN:HE21	58:DA:1022:G:C5'	2.08	0.62
58:DA:2405:G:H21	58:DA:2412:A:H62	0.76	0.62
58:BA:1139:G:H2'	58:BA:1140:C:C6	2.34	0.62
11:AL:88:GLY:O	11:AL:99:HIS:NE2	2.32	0.62
24:DC:47:LYS:CB	24:DC:212:SER:HB2	2.30	0.62
9:AJ:51:ARG:HG2	9:AJ:59:SER:O	1.99	0.62
29:DH:107:VAL:O	29:DH:109:PHE:N	2.32	0.62
20:AA:976:G:OP2	20:AA:1358:U:O2'	2.17	0.62
11:CL:100:ILE:HG22	11:CL:101:VAL:H	1.65	0.62

Continued on next page...

Continued from previous page...

Atom-1	Atom-2	Distance(Å)	Clash(Å)
11:CL:124:LYS:O	11:CL:126:LYS:N	2.29	0.62
58:DA:529:A:N7	58:DA:2041:U:O4	2.32	0.62
58:DA:2243:U:H2'	58:DA:2244:U:H6	1.64	0.62
20:CA:584:G:H2'	20:CA:585:G:C8	2.34	0.62
16:AQ:100:LYS:HB2	20:AA:246:A:H3'	1.79	0.62
11:AL:45:PRO:HD2	11:AL:49:ASN:HB2	1.82	0.62
7:CH:44:PHE:HD2	7:CH:80:ILE:HG13	1.64	0.62
35:BQ:139:GLU:OE1	35:BQ:141:GLN:NE2	2.33	0.62
23:AY:20:HIS:CG	23:AY:21:ILE:H	2.15	0.62
39:DU:25:TRP:HD1	39:DU:26:GLY:N	1.97	0.62
9:CJ:7:LYS:HB3	9:CJ:97:GLU:HB2	1.82	0.62
32:BN:30:ILE:HG22	32:BN:34:LEU:HD21	1.82	0.62
58:DA:459:U:C5	58:DA:470:A:N7	2.66	0.62
58:DA:1582:C:H2'	58:DA:1583:A:O4'	1.98	0.62
58:BA:1394:U:H4'	58:BA:1603:A:H4'	1.80	0.62
32:DN:56:ASN:H	32:DN:126:PRO:HA	1.64	0.62
1:CB:166:ASP:HA	1:CB:188:ALA:HB2	1.80	0.62
24:DC:151:GLY:HA2	24:DC:154:ILE:HG13	1.81	0.62
11:CL:86:ARG:HD3	11:CL:101:VAL:HG22	1.82	0.62
26:BE:14:ILE:HG13	26:BE:23:VAL:HG21	1.81	0.62
58:DA:836:G:H2'	58:DA:837:C:C6	2.34	0.62
59:DB:102:G:H2'	59:DB:103:U:C6	2.35	0.62
56:B1:45:ASN:HB3	56:B1:64:ALA:HB2	1.80	0.62
35:BQ:44:ALA:HA	35:BQ:47:ILE:HB	1.81	0.62
18:AS:46:GLY:HA2	18:AS:62:ILE:HG23	1.81	0.62
7:AH:111:ILE:HD11	7:AH:137:VAL:HG23	1.80	0.62
26:DE:80:GLU:N	58:DA:2636:U:OP1	2.33	0.62
2:AC:114:PRO:HA	2:AC:185:GLY:HA3	1.81	0.62
28:DG:166:ASP:N	28:DG:166:ASP:OD2	2.25	0.62
14:CO:28:GLN:NE2	20:CA:656:C:O2	2.32	0.62
20:CA:1494:G:O2'	20:CA:1495:U:H5'	2.00	0.62
28:BG:109:VAL:C	28:BG:112:PRO:HD2	2.20	0.62
50:D7:40:TRP:CZ2	58:DA:458:G:H1'	2.35	0.62
27:BF:154:VAL:HG12	27:BF:156:LEU:HA	1.80	0.62
20:CA:1488:G:H2'	20:CA:1489:G:C8	2.34	0.62
25:BD:79:VAL:HG12	25:BD:80:ALA:H	1.62	0.62
56:B1:30:VAL:HA	58:BA:2396:G:O2'	2.00	0.62
58:BA:57:C:N4	58:BA:70:G:H1	1.97	0.62
58:BA:2290:G:H1	58:BA:2342:C:N4	1.97	0.62
23:CY:661:SER:OG	58:DA:2660:A:N6	2.33	0.62
58:DA:193:U:H2'	58:DA:194:G:C8	2.35	0.62
34:BP:66:GLY:HA3	58:BA:631:A:H1'	1.80	0.62

Continued on next page...

Continued from previous page...

Atom-1	Atom-2	Distance(Å)	Clash(Å)
58:DA:290:G:O6	58:DA:350:U:O2	2.17	0.62
59:DB:59:A:H2'	59:DB:60:C:O4'	2.00	0.62
58:DA:2373:G:H1	58:DA:2380:C:H42	1.46	0.62
20:CA:10:A:N1	20:CA:24:U:O4	2.33	0.62
20:AA:299:G:H2'	20:AA:300:A:C8	2.35	0.62
24:DC:157:ILE:HG12	24:DC:161:ARG:HG2	1.81	0.62
58:DA:184:C:H2'	58:DA:185:U:C6	2.34	0.62
58:BA:474:G:OP2	58:BA:508:G:N2	2.29	0.62
58:BA:325:G:H2'	58:BA:326:G:H8	1.65	0.62
6:CG:12:LEU:HD13	6:CG:25:ALA:HB2	1.82	0.62
58:DA:1311:G:H21	58:DA:1603:A:H62	0.74	0.62
56:D1:26:ARG:HB3	56:D1:32:LYS:HB2	1.81	0.62
32:BN:56:ASN:H	32:BN:126:PRO:HA	1.64	0.62
58:DA:883:G:O6	58:DA:893:C:N3	2.33	0.62
58:DA:1044:G:H4'	58:DA:1047:G:H4'	1.82	0.62
25:DD:147:LEU:HB2	25:DD:155:LEU:HD11	1.81	0.62
17:AR:68:LYS:HG3	20:AA:735:C:H5''	1.82	0.62
59:DB:22:U:H2'	59:DB:23:G:C8	2.35	0.62
58:DA:443:A:H1'	58:DA:1201:C:H1'	1.82	0.62
34:BP:53:GLY:O	34:BP:55:ARG:N	2.33	0.62
5:CF:98:LEU:HB3	17:CR:30:ASP:HA	1.80	0.62
27:BF:90:PHE:HB2	58:BA:588:U:H1'	1.79	0.62
8:CI:40:LEU:HD22	8:CI:42:ARG:H	1.65	0.62
37:BS:89:ARG:HB3	37:BS:92:TYR:HB3	1.81	0.62
44:DZ:103:ARG:HD3	44:DZ:136:PHE:HD2	1.65	0.62
38:DT:55:ASN:H	38:DT:59:THR:HB	1.65	0.62
31:BK:78:ILE:HD11	31:BK:99:ILE:HD11	1.80	0.62
1:CB:131:PRO:HG2	1:CB:134:GLU:HB2	1.80	0.62
58:DA:1478:G:H2'	58:DA:1479:G:C8	2.34	0.62
58:DA:591:C:H2'	58:DA:592:G:C8	2.35	0.62
58:DA:2293:C:N4	58:DA:2339:G:H1	1.96	0.62
1:AB:162:ILE:HG13	1:AB:184:VAL:HA	1.81	0.62
38:BT:76:PHE:HB3	38:BT:82:LEU:HD23	1.81	0.62
20:AA:216:G:H2'	20:AA:217:C:C6	2.34	0.62
1:AB:87:ARG:NH2	1:AB:233:SER:OG	2.32	0.62
36:DR:104:ARG:HB2	36:DR:111:LEU:HD21	1.81	0.62
44:DZ:72:ARG:NH1	59:DB:103:U:O3'	2.32	0.62
58:DA:1438:U:H2'	58:DA:1439:A:H8	1.65	0.62
10:AK:21:ILE:HD11	10:AK:98:LEU:HD11	1.80	0.62
58:BA:355:G:H2'	58:BA:356:G:H8	1.65	0.62
15:AP:74:LEU:HD22	15:AP:79:VAL:HG11	1.80	0.62
9:CJ:38:ILE:HG23	9:CJ:71:LEU:HB3	1.82	0.62

Continued on next page...

Continued from previous page...

Atom-1	Atom-2	Distance(Å)	Clash(Å)
33:BO:30:ALA:HB2	58:BA:2674:G:H4'	1.82	0.62
58:DA:2567:G:H2'	58:DA:2568:C:C6	2.35	0.62
42:BX:8:ILE:HA	42:BX:30:VAL:HG12	1.80	0.62
43:BY:42:VAL:HG12	43:BY:44:ILE:HG13	1.82	0.62
38:DT:49:VAL:HG22	38:DT:50:ILE:H	1.64	0.62
58:DA:319:C:H42	58:DA:323:G:H1	1.46	0.62
58:BA:1105:U:H2'	58:BA:1106:G:C8	2.34	0.62
39:BU:10:ARG:NH1	58:BA:583:G:OP2	2.32	0.62
58:BA:527:C:C4	58:BA:2779:U:H2'	2.35	0.62
3:CD:33:MET:O	3:CD:36:ARG:N	2.33	0.62
24:BC:115:VAL:HG11	24:BC:154:ILE:HG12	1.82	0.62
24:BC:15:VAL:HG22	24:BC:221:PRO:HB3	1.80	0.62
16:CQ:16:GLN:NE2	20:CA:254:G:N3	2.42	0.62
58:DA:681:G:N2	58:DA:796:C:N3	2.42	0.62
20:CA:1492:A:N3	20:CA:1492:A:H2'	2.14	0.62
58:DA:2370:G:H2'	58:DA:2371:G:O4'	2.00	0.62
58:BA:2092:U:O2'	58:BA:2093:G:OP2	2.18	0.62
34:DP:38:GLN:NE2	58:DA:832:G:OP1	2.33	0.62
20:CA:1128:C:H42	20:CA:1143:G:H1	1.48	0.62
17:CR:70:ILE:HG23	17:CR:79:LEU:HD11	1.82	0.62
40:BV:35:LEU:HD23	40:BV:57:VAL:HG22	1.80	0.62
20:AA:255:G:H2'	20:AA:256:U:H6	1.65	0.62
39:BU:25:TRP:HD1	39:BU:26:GLY:N	1.98	0.62
36:BR:49:ASP:HB3	58:BA:2839:G:H4'	1.81	0.62
58:BA:828:U:H4'	58:BA:831:G:N1	2.14	0.62
58:BA:2856:C:N4	58:BA:2857:G:O6	2.33	0.62
58:BA:415:A:H61	58:BA:2408:U:H3	1.46	0.62
58:DA:2115:G:H1	58:DA:2118:U:P	2.22	0.62
15:AP:36:ILE:HB	15:AP:52:ASP:HB3	1.81	0.62
58:DA:1183:G:H2'	58:DA:1184:G:H8	1.64	0.62
27:DF:188:ARG:HB3	34:DP:7:ARG:HH21	1.64	0.62
56:B1:25:LYS:HG2	56:B1:34:THR:HA	1.81	0.62
20:CA:186(E):C:N4	20:CA:186(L):G:H1	1.93	0.62
24:DC:177:GLY:HA2	24:DC:186:LEU:HD21	1.82	0.62
11:CL:6:THR:O	11:CL:8:ASN:N	2.33	0.62
58:BA:1326:U:H2'	58:BA:1327:C:O4'	2.00	0.62
20:AA:989:C:HO2'	20:AA:1017:G:HO2'	1.46	0.62
36:DR:20:LEU:HD11	58:DA:1277:G:H5'	1.82	0.62
35:DQ:59:ARG:NH2	58:DA:1075:C:OP1	2.33	0.62
31:DK:56:GLU:HB3	31:DK:68:VAL:HB	1.81	0.62
23:AY:580:MET:HE2	58:BA:1913:A:C6	2.27	0.61
58:BA:1136:G:H2'	58:BA:1137:G:O4'	1.99	0.61

Continued on next page...

Continued from previous page...

Atom-1	Atom-2	Distance(Å)	Clash(Å)
58:DA:274:G:H2'	58:DA:275:G:O4'	1.99	0.61
58:DA:1305:C:N3	58:DA:1623:G:N2	2.40	0.61
25:BD:129:ASN:O	25:BD:193:VAL:HG12	2.00	0.61
24:BC:47:LYS:HB2	24:BC:169:THR:HG1	1.65	0.61
29:BH:123:PHE:O	29:BH:124:GLU:HB3	2.00	0.61
58:BA:711:G:H1	58:BA:720:C:N4	1.98	0.61
8:AI:21:PRO:HA	8:AI:59:PHE:HA	1.82	0.61
58:BA:2001:A:H2'	58:BA:2002:G:C8	2.35	0.61
58:DA:964:C:O2'	58:DA:2273:A:N3	2.33	0.61
58:BA:222:A:N6	58:BA:232:G:H1'	2.14	0.61
34:DP:112:LEU:HD22	34:DP:113:LYS:H	1.65	0.61
5:CF:47:ARG:HA	5:CF:57:GLN:HA	1.82	0.61
20:AA:68(V):G:C2	20:AA:68(W):G:H1'	2.35	0.61
58:BA:1101:U:H2'	58:BA:1102:C:C6	2.34	0.61
1:AB:60:ASP:HB3	1:AB:64:ARG:NH2	2.15	0.61
58:BA:2446:G:N2	58:BA:2449:U:O2	2.33	0.61
26:DE:147:PRO:HB2	26:DE:149:ARG:HG2	1.82	0.61
58:DA:56:A:H2'	58:DA:57:C:C6	2.36	0.61
20:CA:62:U:O2	20:CA:105:G:N2	2.26	0.61
11:CL:83:VAL:HB	11:CL:100:ILE:HG23	1.82	0.61
25:BD:260:ARG:NH1	58:BA:1799:G:OP1	2.34	0.61
25:DD:24:ILE:HG12	25:DD:25:THR:H	1.64	0.61
58:DA:234:C:H42	58:DA:430:G:N2	1.98	0.61
23:CY:616:TYR:HA	23:CY:619:ASP:HB2	1.82	0.61
20:AA:1225:A:H2'	20:AA:1226:C:C5	2.34	0.61
21:AW:20:U:H1'	21:AW:20(A):U:H2'	1.82	0.61
3:CD:43:HIS:HA	3:CD:46:LYS:HD3	1.81	0.61
23:AY:31:ARG:NH2	23:AY:266:ASN:OD1	2.30	0.61
20:CA:269:C:H2'	20:CA:270:A:C8	2.34	0.61
50:B7:30:VAL:O	50:B7:34:ARG:NH1	2.33	0.61
23:AY:133:ILE:HG22	23:AY:257:PRO:HB2	1.81	0.61
12:CM:122:LYS:HA	20:CA:954:G:H5'	1.81	0.61
58:BA:1948:G:H1	58:BA:1958:C:N4	1.97	0.61
9:CJ:49:VAL:HG22	9:CJ:50:ILE:H	1.65	0.61
20:CA:17:U:H2'	20:CA:18:C:C6	2.35	0.61
34:DP:55:ARG:HH11	58:DA:825:C:H1'	1.65	0.61
5:CF:43:LEU:HD21	5:CF:46:ARG:HD2	1.80	0.61
1:CB:175:ARG:NH2	20:CA:1075:C:O3'	2.33	0.61
12:CM:89:GLY:O	12:CM:93:ARG:HG3	1.99	0.61
23:AY:130:VAL:O	23:AY:132:ARG:NH1	2.33	0.61
58:BA:822:U:H5	58:BA:944:G:H1'	1.65	0.61
45:D0:22:GLY:H	45:D0:39:ARG:HB2	1.63	0.61

Continued on next page...

Continued from previous page...

Atom-1	Atom-2	Distance(Å)	Clash(Å)
20:AA:1401:G:H2'	20:AA:1402:C:O4'	2.01	0.61
58:DA:827:U:O2'	58:DA:2068:U:N3	2.33	0.61
58:DA:1557:C:H2'	58:DA:1558:A:H2	1.65	0.61
58:DA:1558:A:O2'	58:DA:1559:G:OP2	2.15	0.61
40:DV:19:LYS:NZ	40:DV:21:ARG:O	2.33	0.61
44:DZ:75:ASN:OD1	44:DZ:75:ASN:N	2.32	0.61
32:DN:9:VAL:HG11	32:DN:39:ARG:HH12	1.65	0.61
32:DN:13:TRP:O	32:DN:135:PRO:HD2	2.00	0.61
20:CA:101:A:H2'	20:CA:102:G:H8	1.66	0.61
58:DA:661:C:H2'	58:DA:662:G:C8	2.35	0.61
11:AL:53:ARG:HG2	11:AL:93:LEU:HD22	1.80	0.61
58:DA:503:A:H4'	58:DA:504:U:H5''	1.81	0.61
58:BA:1650:G:H1	58:BA:2007:C:N4	1.98	0.61
56:B1:12:PRO:HA	56:B1:43:TYR:HB2	1.83	0.61
23:AY:316:ILE:HD11	23:AY:385:THR:HB	1.83	0.61
34:DP:53:GLY:O	34:DP:55:ARG:N	2.33	0.61
56:B1:58:ILE:HG13	56:B1:91:LYS:HB2	1.82	0.61
20:AA:1503:A:O2'	22:AV:15:A:N6	2.30	0.61
29:DH:143:GLN:HG2	58:DA:2745:C:H1'	1.83	0.61
52:B9:1:MET:HB3	52:B9:34:GLN:HG3	1.83	0.61
34:BP:51:PHE:CD1	34:BP:52:GLU:HB2	2.36	0.61
58:DA:618(B):C:H2'	58:DA:619:G:O4'	2.01	0.61
2:CC:153:VAL:HG23	2:CC:166:GLU:HB3	1.83	0.61
14:CO:82:ILE:HB	14:CO:87:ILE:HG12	1.82	0.61
20:CA:356:A:N3	20:CA:368:U:O2'	2.28	0.61
24:BC:140:ASN:O	24:BC:142:LYS:N	2.33	0.61
58:BA:1045:A:OP1	58:BA:1046:A:O2'	2.16	0.61
58:DA:2811:G:H1	58:DA:2889:C:H42	1.46	0.61
58:DA:2154:G:H2'	58:DA:2155:G:H8	1.65	0.61
39:DU:53:ARG:HD2	58:DA:536:A:H5'	1.81	0.61
28:DG:109:VAL:C	28:DG:112:PRO:HD2	2.20	0.61
32:BN:13:TRP:O	32:BN:135:PRO:HD2	2.00	0.61
20:AA:612:C:H2'	20:AA:613:C:C6	2.35	0.61
32:DN:128:HIS:NE2	32:DN:134:ARG:HD2	2.16	0.61
1:CB:84:GLU:HB3	1:CB:219:VAL:HG21	1.81	0.61
25:BD:177:LEU:HD23	25:BD:178:PRO:HD2	1.82	0.61
56:B1:18:ILE:HG21	58:BA:380:U:H4'	1.82	0.61
31:DK:27:LEU:HD23	31:DK:34:ILE:HG12	1.81	0.61
24:DC:29:LEU:O	24:DC:32:GLU:HG3	2.00	0.61
8:CI:93:ARG:HH21	20:CA:1178:G:H5''	1.65	0.61
58:BA:2147:G:H2'	58:BA:2148:G:O4'	2.00	0.61
20:AA:714:G:H2'	20:AA:715:A:C8	2.36	0.61

Continued on next page...

Continued from previous page...

Atom-1	Atom-2	Distance(Å)	Clash(Å)
58:BA:2071:A:H2'	58:BA:2072:G:H8	1.64	0.61
58:DA:2154:G:H2'	58:DA:2155:G:C8	2.35	0.61
40:BV:69:LYS:NZ	58:BA:1225:G:OP1	2.30	0.61
58:DA:325:G:H2'	58:DA:326:G:C8	2.35	0.61
8:CI:37:PHE:HE1	8:CI:77:ILE:HD12	1.65	0.61
4:AE:19:MET:SD	20:AA:15:G:H1'	2.41	0.61
4:AE:20:GLN:HG2	4:AE:22:GLY:H	1.65	0.61
26:DE:117:MET:O	26:DE:121:ASN:ND2	2.34	0.61
58:BA:105:C:H2'	58:BA:106:C:C6	2.35	0.61
58:BA:2893:G:H5''	58:BA:2894:G:O4'	1.99	0.61
39:DU:19:LYS:NZ	58:DA:1219:G:OP2	2.32	0.61
23:AY:569:ASP:OD1	23:AY:570:GLY:N	2.27	0.61
58:DA:1912:A:N7	58:DA:1918:A:C2	2.68	0.61
58:DA:1003:G:O2'	58:DA:1010:A:N6	2.32	0.61
32:BN:45:ASN:N	32:BN:45:ASN:HD22	1.96	0.61
58:DA:1441:G:H2'	58:DA:1442:G:C8	2.36	0.61
20:CA:1218:C:H2'	20:CA:1219:U:C6	2.35	0.61
11:CL:90:VAL:HG22	11:CL:96:VAL:HG11	1.83	0.61
30:DJ:25:UNK:CA	30:DJ:80:UNK:HA	2.29	0.61
58:DA:137(A):C:H2'	58:DA:137(B):G:H8	1.65	0.61
56:B1:15:ALA:HA	56:B1:40:ARG:O	2.01	0.61
58:BA:1509:A:H4'	58:BA:1510:A:C8	2.35	0.61
58:BA:688:U:H2'	58:BA:689:A:C8	2.36	0.61
23:AY:314:PHE:CZ	23:AY:329:ARG:HB3	2.34	0.61
20:AA:801:U:H2'	20:AA:802:A:C8	2.35	0.61
20:AA:21:G:H2'	20:AA:22:G:C8	2.35	0.61
41:DW:36:LEU:HD13	41:DW:48:ALA:HA	1.81	0.61
39:DU:76:TYR:CZ	39:DU:80:ILE:HD11	2.36	0.61
40:DV:24:LYS:NZ	58:DA:1162:G:O2'	2.32	0.61
24:DC:140:ASN:O	24:DC:142:LYS:N	2.34	0.61
49:D6:13:CYS:SG	49:D6:14:THR:N	2.73	0.61
34:DP:98:GLU:O	34:DP:102:ARG:NH2	2.33	0.61
58:BA:1674:G:H1'	58:BA:1676:A:H62	1.65	0.61
41:DW:86:LEU:HB3	41:DW:94:ASP:HB2	1.80	0.61
58:BA:2879:C:O2	58:BA:2881:C:N4	2.34	0.61
36:DR:2:ARG:HB2	58:DA:2723:C:H5''	1.82	0.61
20:CA:922:G:H2'	20:CA:923:A:H8	1.64	0.61
58:DA:659:C:H2'	58:DA:660:G:C8	2.33	0.61
8:AI:29:ASN:HB2	8:AI:65:VAL:H	1.65	0.61
58:DA:2110:G:N2	58:DA:2179:C:N3	2.43	0.61
24:DC:153:ILE:HA	24:DC:156:GLU:HB2	1.82	0.61
11:CL:83:VAL:HB	11:CL:100:ILE:HD13	1.82	0.61

Continued on next page...

Continued from previous page...

Atom-1	Atom-2	Distance(Å)	Clash(Å)
20:CA:726:C:N4	20:CA:731:G:H1	1.97	0.61
11:CL:114:LYS:HB2	20:CA:538:G:H5''	1.83	0.61
58:BA:2348:U:O4	58:BA:2369:A:N1	2.33	0.61
24:BC:77:ALA:HA	24:BC:114:VAL:O	2.00	0.61
37:BS:97:ARG:O	37:BS:100:ALA:N	2.27	0.61
20:AA:116:A:H2'	20:AA:117:G:O4'	2.01	0.61
24:DC:27:ALA:O	24:DC:31:LYS:HB2	2.01	0.61
25:BD:165:ILE:HG22	25:BD:166:GLN:H	1.64	0.61
58:BA:1087:G:O2'	58:BA:1088:A:H4'	1.99	0.61
10:AK:85:ARG:HA	10:AK:110:ASP:O	1.99	0.61
58:BA:325:G:H2'	58:BA:326:G:C8	2.36	0.61
58:BA:1268:A:H2'	58:BA:1269:A:O4'	2.01	0.61
15:CP:49:LEU:HD11	15:CP:73:LEU:HD11	1.83	0.61
58:BA:1273:U:H4'	58:BA:1275:A:OP2	2.00	0.61
58:BA:488:G:H1'	58:BA:492:A:N6	2.15	0.61
20:AA:107:G:OP1	20:AA:325:A:N6	2.34	0.61
5:AF:61:LEU:HB2	5:AF:63:TYR:HE2	1.66	0.61
38:DT:105:LEU:HB3	38:DT:109:GLU:OE1	2.01	0.61
58:DA:1213:A:N3	58:DA:1238:G:O2'	2.26	0.61
58:DA:2133:G:H2'	58:DA:2157:G:H22	1.65	0.61
58:DA:1030:G:H1	58:DA:1124:C:H42	1.46	0.61
39:DU:54:LYS:HG2	39:DU:58:ARG:HH21	1.65	0.61
20:CA:1494:G:H5''	58:DA:1913:A:H61	1.58	0.61
32:BN:57:ALA:O	32:BN:60:ILE:HG13	2.01	0.61
58:DA:1194:A:H2'	58:DA:1195:G:H8	1.65	0.61
3:CD:15:GLU:HA	3:CD:59:ARG:NH2	2.12	0.61
20:CA:634:C:H2'	20:CA:635:G:H8	1.65	0.61
25:DD:63:ARG:NH2	58:DA:1568:G:OP2	2.34	0.61
37:BS:97:ARG:O	37:BS:99:LYS:N	2.34	0.61
58:BA:1558:A:O2'	58:BA:1559:G:OP2	2.17	0.61
59:BB:14:U:OP2	59:BB:70:C:O2'	2.18	0.61
20:AA:867:G:H2'	20:AA:868:C:H6	1.66	0.61
6:CG:12:LEU:HD12	6:CG:21:VAL:HB	1.82	0.61
4:AE:148:VAL:HG13	4:AE:152:ARG:HD2	1.81	0.61
20:AA:241:C:H42	20:AA:285:G:H1	1.49	0.61
46:D2:18:PRO:HA	46:D2:21:LEU:HD12	1.83	0.61
31:BK:10:LEU:HD13	31:BK:23:VAL:HG22	1.83	0.61
58:DA:585:G:H21	58:DA:1254:A:H62	1.49	0.61
29:BH:86:GLU:HB2	29:BH:132:ARG:HA	1.83	0.61
58:BA:2055:C:H2'	58:BA:2504:U:H5'	1.81	0.61
20:CA:669:U:H2'	20:CA:670:G:C8	2.36	0.61
6:AG:38:LEU:HD12	6:AG:41:ARG:HD3	1.83	0.61

Continued on next page...

Continued from previous page...

Atom-1	Atom-2	Distance(Å)	Clash(Å)
58:BA:1880:C:H2'	58:BA:1881:C:C6	2.35	0.61
41:BW:1:MET:N	41:BW:109:GLU:OE2	2.28	0.61
12:AM:99:ARG:HB3	12:AM:101:GLN:HG3	1.81	0.61
58:BA:1139:G:OP2	58:BA:1139:G:H8	1.84	0.61
58:BA:1144:G:H2'	58:BA:1145:C:H6	1.66	0.61
27:DF:125:LEU:HD22	27:DF:196:LEU:HA	1.82	0.61
32:BN:131:GLN:CG	58:BA:7:G:O2'	2.49	0.61
23:CY:86:GLY:O	23:CY:88:VAL:N	2.33	0.61
58:BA:422:A:H2'	58:BA:423:A:C8	2.35	0.61
26:DE:12:THR:HG21	38:DT:57:PHE:HD1	1.64	0.61
38:DT:53:ARG:NH2	58:DA:2684:U:OP1	2.32	0.61
1:AB:184:VAL:N	1:AB:198:ASP:HB2	2.15	0.61
58:DA:1270:C:N4	58:DA:2010:G:H1	1.98	0.61
20:AA:148:G:H1	20:AA:174:C:N4	1.99	0.61
21:CW:76:A:H1'	58:DA:2395:C:C2	2.36	0.61
23:AY:91:THR:O	23:AY:93:GLU:N	2.34	0.61
58:DA:1667:G:O2'	58:DA:1991:U:O4	2.19	0.61
28:DG:126:ASP:OD1	58:DA:2302:G:N2	2.34	0.61
20:CA:1074:G:O2'	20:CA:1101:A:N6	2.34	0.61
20:CA:980:C:H5'	20:CA:981:U:C5	2.36	0.61
18:AS:40:ILE:HG12	18:AS:71:LEU:HD23	1.83	0.61
58:BA:31:C:H2'	58:BA:32:C:H6	1.65	0.61
23:CY:212:TYR:HA	23:CY:215:LYS:HB2	1.82	0.61
33:BO:27:GLY:O	33:BO:29:ASN:N	2.33	0.61
42:BX:29:TRP:HZ3	42:BX:76:ARG:HE	1.48	0.61
24:BC:62:THR:OG1	24:BC:62:THR:O	2.13	0.61
58:DA:2057:A:H2'	58:DA:2058:A:C8	2.36	0.61
58:DA:1771:C:H2'	58:DA:1772:G:C8	2.36	0.61
27:DF:24:LEU:HD13	27:DF:119:ARG:HH21	1.65	0.61
58:BA:582:G:N2	58:BA:1258:C:N3	2.45	0.61
50:B7:30:VAL:O	50:B7:34:ARG:HG2	2.00	0.61
37:DS:97:ARG:O	37:DS:99:LYS:N	2.34	0.61
24:DC:47:LYS:HG3	24:DC:47:LYS:O	2.01	0.61
58:DA:796:C:H2'	58:DA:797:C:C6	2.36	0.61
21:CW:64:G:C6	21:CW:65:U:C4	2.88	0.61
33:BO:104:ARG:HH21	33:BO:122:LEU:HD23	1.65	0.61
19:CT:53:LEU:HD12	19:CT:100:ILE:HG23	1.83	0.61
4:CE:118:ILE:HG13	4:CE:120:THR:HG22	1.80	0.61
50:D7:30:VAL:O	50:D7:34:ARG:HG2	2.01	0.61
28:BG:41:GLN:HG2	28:BG:155:MET:HB3	1.82	0.61
23:CY:634:MET:SD	23:CY:634:MET:N	2.74	0.61
35:BQ:34:LEU:HD13	35:BQ:118:LEU:HB3	1.82	0.61

Continued on next page...

Continued from previous page...

Atom-1	Atom-2	Distance(Å)	Clash(Å)
25:DD:65:ILE:HA	25:DD:104:TYR:HB2	1.83	0.61
58:BA:550:G:O2'	58:BA:1220:A:N3	2.34	0.61
34:BP:47:ASP:OD1	34:BP:50:ARG:NH2	2.34	0.61
32:DN:30:ILE:HG22	32:DN:34:LEU:HD21	1.82	0.60
20:CA:67:C:H2'	20:CA:68:G:C8	2.36	0.60
32:DN:137:LYS:HZ3	32:DN:138:LEU:HD23	1.66	0.60
58:BA:686:G:N2	58:BA:788:A:H61	1.93	0.60
20:AA:315:A:H4'	20:AA:317:G:OP2	2.00	0.60
58:BA:1542:G:H4'	58:BA:1543:A:O5'	2.01	0.60
11:AL:42:THR:HA	11:AL:52:LEU:HA	1.82	0.60
25:DD:35:LYS:N	25:DD:36:PRO:HD2	2.16	0.60
44:BZ:158:PRO:O	44:BZ:161:VAL:N	2.34	0.60
23:CY:514:VAL:HA	23:CY:565:VAL:O	2.00	0.60
23:AY:216:LEU:HD21	23:AY:242:LEU:HD22	1.83	0.60
58:DA:2522:U:H3	58:DA:2543:G:H1	1.48	0.60
58:BA:184:C:H2'	58:BA:185:U:C6	2.36	0.60
10:AK:91:ARG:HH12	17:AR:88:LYS:HD2	1.65	0.60
58:BA:848:G:C2	58:BA:933:A:H1'	2.36	0.60
58:BA:661:C:H2'	58:BA:662:G:C8	2.35	0.60
50:D7:8:ASN:HB3	50:D7:11:LYS:HB3	1.83	0.60
58:BA:970:C:O2	58:BA:984:A:O2'	2.11	0.60
29:BH:170:ARG:O	29:BH:171:LEU:HB2	1.99	0.60
3:CD:3:ARG:HH22	3:CD:5:ILE:HD12	1.66	0.60
37:DS:51:ALA:HB1	37:DS:69:VAL:HG22	1.83	0.60
20:AA:634:C:H2'	20:AA:635:G:H8	1.65	0.60
32:BN:38:HIS:ND1	32:BN:39:ARG:N	2.49	0.60
24:BC:21:TYR:HE2	24:BC:29:LEU:HD22	1.66	0.60
58:BA:1429:G:H2'	58:BA:1430:C:H6	1.66	0.60
23:CY:132:ARG:NH2	23:CY:253:LEU:HA	2.16	0.60
58:DA:1142:U:H5''	58:DA:114(B):A:C8	2.37	0.60
41:DW:12:ILE:HD11	41:DW:42:ARG:HH22	1.66	0.60
20:CA:1513:A:H2'	20:CA:1514:C:C6	2.36	0.60
20:CA:113:G:H2'	20:CA:114:U:C6	2.35	0.60
58:DA:2632:A:N1	58:DA:2786:U:O4	2.33	0.60
58:BA:174:C:H2'	58:BA:175:G:O4'	2.00	0.60
34:BP:65:ARG:NH2	51:B8:14:VAL:O	2.34	0.60
58:BA:449:A:H2'	58:BA:450:G:O4'	2.01	0.60
3:CD:91:SER:HA	3:CD:94:LEU:HD12	1.83	0.60
29:BH:149:ARG:HH21	29:BH:163:TYR:HA	1.66	0.60
49:D6:6:ARG:HD2	49:D6:6:ARG:H	1.65	0.60
4:CE:32:VAL:HG11	4:CE:59:GLY:HA2	1.82	0.60
32:BN:89:LYS:NZ	32:BN:89:LYS:HB3	2.16	0.60

Continued on next page...

Continued from previous page...

Atom-1	Atom-2	Distance(Å)	Clash(Å)
42:DX:8:ILE:HA	42:DX:30:VAL:HG12	1.81	0.60
27:BF:54:ARG:NH2	27:BF:77:ASP:OD2	2.33	0.60
32:DN:57:ALA:O	32:DN:60:ILE:HG13	2.01	0.60
32:BN:9:VAL:HG11	32:BN:39:ARG:HH12	1.65	0.60
58:DA:1203:G:H2'	58:DA:1204:A:C2	2.37	0.60
59:BB:81:G:O6	59:BB:95:U:O2	2.19	0.60
20:CA:68(B):G:H2'	20:CA:68(C):C:C6	2.36	0.60
24:BC:115:VAL:HG21	24:BC:154:ILE:HD11	1.82	0.60
43:BY:69:ALA:O	43:BY:71:LYS:N	2.27	0.60
1:CB:83:MET:HB2	1:CB:234:PRO:HG3	1.83	0.60
25:DD:14:ARG:HH22	58:DA:1693:U:H1'	1.66	0.60
49:D6:47:THR:OG1	49:D6:48:VAL:N	2.34	0.60
39:DU:40:PHE:HB3	40:DV:75:PHE:CE1	2.35	0.60
23:AY:175:SER:O	23:AY:187:THR:OG1	2.19	0.60
43:BY:38:ILE:HD11	43:BY:64:GLU:HB3	1.83	0.60
24:BC:30:VAL:HG22	24:BC:33:LEU:HD12	1.83	0.60
58:DA:2593:U:H3	58:DA:2600:A:N6	1.97	0.60
23:AY:160:ARG:HH22	23:AY:222:ASP:HB3	1.65	0.60
58:DA:1646:C:H5"	58:DA:1647:G:H5"	1.84	0.60
57:B4:14:ILE:HA	57:B4:32:TYR:HA	1.84	0.60
34:BP:15:ARG:HB2	58:BA:598:G:H5'	1.82	0.60
1:CB:189:ASP:HB3	1:CB:204:ASN:HA	1.83	0.60
58:DA:2133:G:H2'	58:DA:2157:G:N2	2.16	0.60
29:DH:149:ARG:HH21	29:DH:163:TYR:HA	1.67	0.60
43:BY:85:VAL:HG13	43:BY:94:LYS:HB3	1.82	0.60
20:CA:713:G:H2'	20:CA:714:G:C8	2.36	0.60
58:BA:824:A:H1'	58:BA:2358:G:N7	2.16	0.60
58:DA:1080:C:H2'	58:DA:1081:U:H6	1.66	0.60
58:DA:1090:U:H2'	58:DA:1091:G:C8	2.35	0.60
35:DQ:68:ILE:HG23	35:DQ:103:MET:HA	1.83	0.60
33:BO:10:VAL:HG22	33:BO:17:ARG:HA	1.82	0.60
20:AA:1238:A:H2	20:AA:1241:G:N3	2.00	0.60
38:DT:51:ARG:HB3	38:DT:62:THR:HG23	1.82	0.60
25:BD:201:HIS:HA	25:BD:204:ILE:HD12	1.82	0.60
12:CM:108:ARG:H	12:CM:108:ARG:HD2	1.65	0.60
58:BA:1135:C:H42	58:BA:1138:G:H8	1.49	0.60
32:BN:128:HIS:NE2	32:BN:134:ARG:HD2	2.16	0.60
9:AJ:49:VAL:HG22	9:AJ:50:ILE:H	1.66	0.60
56:D1:13:ILE:HG23	56:D1:17:SER:HB2	1.84	0.60
25:BD:54:ARG:NH2	58:BA:1815:A:OP2	2.34	0.60
58:DA:1821:A:H2'	58:DA:1822:G:C8	2.37	0.60
58:DA:1536:A:OP2	58:DA:1537:C:N4	2.34	0.60

Continued on next page...

Continued from previous page...

Atom-1	Atom-2	Distance(Å)	Clash(Å)
17:CR:79:LEU:HD23	17:CR:80:PRO:HD2	1.84	0.60
12:CM:89:GLY:HA2	12:CM:92:HIS:HB2	1.84	0.60
58:DA:1435:G:H2'	58:DA:1436:G:C8	2.37	0.60
46:D2:61:LEU:O	46:D2:65:ASN:N	2.20	0.60
20:AA:1018:C:H2'	20:AA:1019:C:C6	2.37	0.60
20:AA:62:U:H5''	20:AA:385:C:H1'	1.82	0.60
20:AA:1308:U:H2'	20:AA:1309:G:C8	2.36	0.60
3:AD:43:HIS:HA	3:AD:46:LYS:HD3	1.84	0.60
12:AM:3:ARG:HH21	12:AM:7:VAL:HG22	1.65	0.60
58:DA:947:G:H2'	58:DA:948:G:H8	1.66	0.60
16:CQ:34:LYS:NZ	20:CA:879:C:OP1	2.34	0.60
23:CY:201:ILE:HD13	23:CY:206:LEU:HD12	1.84	0.60
26:BE:111:ARG:NH2	58:BA:2680:C:OP2	2.35	0.60
26:DE:143:ASN:ND2	26:DE:144:ARG:H	2.00	0.60
58:BA:1005:C:H2'	58:BA:1006:C:O4'	2.01	0.60
58:DA:1345:C:N3	58:DA:1601:G:N2	2.39	0.60
58:DA:922:U:H2'	58:DA:923:C:C6	2.36	0.60
3:CD:115:ARG:HB3	20:CA:407:G:H5''	1.83	0.60
51:D8:50:LEU:HA	51:D8:53:PRO:HG2	1.84	0.60
1:AB:170:GLU:O	1:AB:174:VAL:HG23	2.02	0.60
24:BC:101:ILE:HD13	24:BC:124:VAL:HG22	1.84	0.60
2:CC:66:VAL:HG21	2:CC:91:LEU:HD13	1.84	0.60
27:DF:110:LEU:HD23	27:DF:183:VAL:HG13	1.82	0.60
2:AC:56:ASP:OD1	2:AC:56:ASP:N	2.34	0.60
58:DA:1405:U:H2'	58:DA:1406:U:H6	1.67	0.60
38:DT:98:LYS:HE2	58:DA:2719:G:H5'	1.84	0.60
46:D2:64:LEU:O	46:D2:68:ARG:N	2.35	0.60
33:DO:18:LYS:HB2	33:DO:45:GLU:HB3	1.83	0.60
14:CO:63:ARG:O	14:CO:67:LEU:HG	2.02	0.60
58:DA:979:G:H2'	58:DA:982:C:H41	1.66	0.60
58:BA:2626:C:H2'	58:BA:2627:G:O4'	2.02	0.60
10:CK:26:ASN:ND2	20:CA:691:G:OP2	2.34	0.60
58:BA:2136:C:H2'	58:BA:2137:C:C6	2.36	0.60
38:DT:115:ARG:H	38:DT:115:ARG:HD2	1.66	0.60
3:CD:138:TYR:HB2	20:CA:620:C:H1'	1.83	0.60
3:AD:134:ASP:N	3:AD:134:ASP:OD2	2.34	0.60
58:BA:670:A:H4'	58:BA:671:C:H5'	1.83	0.60
58:DA:1139:G:H1'	58:DA:1143:A:C2	2.37	0.60
58:BA:2503:A:O2'	58:BA:2505:G:OP2	2.19	0.60
38:DT:64:ARG:HD3	38:DT:73:GLU:HG2	1.84	0.60
50:B7:39:ARG:HH12	50:B7:40:TRP:HD1	1.48	0.60
25:BD:24:ILE:HG13	25:BD:82:ILE:HB	1.84	0.60

Continued on next page...

Continued from previous page...

Atom-1	Atom-2	Distance(Å)	Clash(Å)
32:DN:80:GLY:CA	58:DA:1131:G:OP1	2.49	0.60
23:CY:180:VAL:HB	23:CY:213:HIS:HB2	1.84	0.60
58:DA:1536:A:H5''	58:DA:1537:C:OP2	2.01	0.60
37:BS:35:ILE:H	37:BS:53:SER:HB2	1.66	0.60
58:BA:1076:C:H2'	58:BA:1077:A:H4'	1.83	0.60
46:D2:49:LYS:HA	46:D2:52:ASP:HB3	1.84	0.60
8:AI:10:ARG:HG2	8:AI:105:ASP:HB2	1.83	0.60
2:AC:22:TRP:HB3	2:AC:59:ARG:H	1.65	0.60
14:CO:12:ILE:HG22	14:CO:27:VAL:HG13	1.84	0.60
52:B9:11:CYS:O	52:B9:13:LYS:N	2.34	0.60
58:BA:1468:C:H2'	58:BA:1469:A:C8	2.37	0.60
23:CY:663:THR:O	23:CY:665:GLY:N	2.34	0.60
33:BO:19:ILE:HG22	33:BO:43:VAL:HA	1.84	0.60
44:BZ:8:TYR:HB2	44:BZ:38:TYR:CE1	2.36	0.60
58:DA:1847:A:OP1	58:DA:1847:A:H8	1.84	0.60
9:AJ:26:ALA:HA	9:AJ:29:ARG:HB2	1.84	0.60
39:BU:92:ARG:HG2	39:BU:95:LEU:H	1.66	0.60
32:DN:99:LEU:O	32:DN:103:VAL:HG23	2.02	0.60
58:BA:981:A:H1'	58:BA:2037:G:H1'	1.83	0.60
27:DF:179:GLU:O	27:DF:205:ARG:NH2	2.35	0.60
20:CA:1062:U:H2'	20:CA:1063:C:C6	2.37	0.60
27:BF:2:LYS:O	27:BF:4:VAL:N	2.34	0.60
20:CA:186(E):C:N3	20:CA:186(L):G:N2	2.42	0.60
34:DP:61:ARG:HD3	51:D8:13:ARG:HD2	1.83	0.60
58:BA:1529:A:H62	58:BA:1542:G:H21	1.50	0.60
2:AC:176:HIS:NE2	20:AA:1189:C:O2	2.35	0.60
58:DA:1980:G:H3'	58:DA:1981:A:H5''	1.84	0.60
24:BC:77:ALA:HB3	24:BC:95:VAL:HG13	1.83	0.60
20:CA:576:G:N7	20:CA:881:G:H1'	2.16	0.60
58:DA:35:G:H2'	58:DA:36:G:O4'	2.01	0.60
23:AY:514:VAL:HA	23:AY:565:VAL:O	2.02	0.60
58:DA:2415:G:H2'	58:DA:2416:C:C6	2.36	0.60
20:AA:259:G:H1	20:AA:267:C:H42	1.48	0.60
20:CA:745:C:H2'	20:CA:746:A:H8	1.67	0.60
5:CF:98:LEU:HB2	17:CR:29:PHE:O	2.02	0.60
36:BR:96:ARG:HG3	58:BA:2882:A:H5'	1.84	0.60
41:DW:3:ALA:HB2	41:DW:58:ALA:HB2	1.81	0.60
14:CO:64:ARG:HH21	20:CA:581:G:H4'	1.66	0.60
26:DE:168:MET:O	58:DA:2730:C:O2'	2.19	0.60
58:BA:2229:C:H2'	58:BA:2230:G:H8	1.67	0.60
10:AK:55:LYS:NZ	20:AA:690:G:N7	2.50	0.60
58:DA:862:G:H2'	58:DA:863:A:O4'	2.02	0.60

Continued on next page...

Continued from previous page...

Atom-1	Atom-2	Distance(Å)	Clash(Å)
20:AA:813:U:H2'	20:AA:814:A:H8	1.67	0.60
42:DX:59:VAL:O	42:DX:76:ARG:NH1	2.35	0.60
20:CA:269:C:H2'	20:CA:270:A:H8	1.66	0.60
25:DD:79:VAL:O	25:DD:96:HIS:HB2	2.02	0.60
20:AA:1422:G:O2'	33:BO:49:ARG:NH2	2.33	0.60
58:DA:2247:A:N6	58:DA:2257:U:H3	1.96	0.60
59:BB:59:A:H2'	59:BB:60:C:O4'	2.01	0.60
58:DA:1272:A:O2'	58:DA:1273:U:OP1	2.18	0.60
32:BN:120:LEU:C	32:BN:120:LEU:HD23	2.22	0.60
36:BR:64:ARG:O	36:BR:68:ARG:N	2.30	0.60
20:CA:1537:U:H3	22:CV:8:A:H2	1.46	0.60
49:B6:27:LYS:HZ3	49:B6:30:THR:H	1.48	0.60
58:DA:527:C:N3	58:DA:2779:U:H2'	2.15	0.60
58:DA:1473:G:H2'	58:DA:1474:C:H6	1.66	0.60
8:CI:17:VAL:HG13	8:CI:63:ILE:HD12	1.83	0.60
58:BA:2216:G:H2'	58:BA:2217:G:H8	1.66	0.60
24:BC:58:ASN:HA	24:BC:166:ASN:HB3	1.84	0.60
58:DA:1468:C:H2'	58:DA:1469:A:C8	2.36	0.60
58:DA:2400:G:H1	58:DA:2416:C:H42	1.49	0.60
36:DR:40:LYS:O	36:DR:44:LEU:HB2	2.02	0.60
39:DU:47:TYR:HA	39:DU:50:ARG:HD2	1.82	0.60
58:BA:2881:C:H2'	58:BA:2882:A:H8	1.66	0.60
46:D2:20:GLU:HA	46:D2:23:LYS:HD2	1.84	0.60
58:BA:848:G:H2'	58:BA:849:A:C8	2.36	0.60
11:CL:127:GLU:O	11:CL:129:ALA:N	2.35	0.60
46:B2:25:VAL:HG11	46:B2:61:LEU:HD21	1.84	0.60
58:BA:1486:A:H2'	58:BA:1487:G:H8	1.67	0.60
20:CA:354:G:N2	20:CA:388:G:O2'	2.32	0.60
58:BA:2241:A:H2'	58:BA:2242:G:C8	2.36	0.60
58:DA:378:C:H2'	58:DA:379:G:C8	2.36	0.60
51:D8:20:GLY:O	51:D8:57:ARG:NH2	2.35	0.60
58:BA:2030:A:H4'	58:BA:2031:A:C8	2.37	0.60
20:CA:595:G:H1'	20:CA:596:C:H5	1.67	0.60
58:BA:1437:C:O2'	58:BA:1518:C:O2'	2.12	0.60
58:DA:383:U:H2'	58:DA:385:C:H5	1.67	0.60
32:BN:24:GLY:CA	58:BA:1139:G:C5'	2.79	0.60
58:DA:1638:C:H5''	58:DA:2710:C:O2'	2.01	0.60
3:CD:25:ARG:HB2	20:CA:410:G:OP2	2.01	0.60
11:AL:60:LEU:HD23	11:AL:63:GLY:O	2.01	0.60
24:BC:63:VAL:N	24:BC:161:ARG:O	2.34	0.60
37:DS:92:TYR:OH	58:DA:2293:C:OP1	2.18	0.60
58:BA:2306:C:H5''	58:BA:2307:G:C8	2.37	0.60

Continued on next page...

Continued from previous page...

Atom-1	Atom-2	Distance(Å)	Clash(Å)
20:AA:199:G:H1	20:AA:218:C:N4	1.99	0.60
23:AY:425:SER:HA	23:AY:428:LEU:HD23	1.83	0.60
37:BS:25:ARG:HH21	37:BS:40:ILE:HD13	1.66	0.60
25:BD:20:ASP:OD2	25:BD:22:SER:OG	2.20	0.60
33:DO:4:PRO:HB3	33:DO:23:ARG:H	1.67	0.60
25:BD:173:VAL:HG22	25:BD:185:VAL:O	2.02	0.60
23:CY:611:THR:HA	23:CY:642:VAL:HG22	1.83	0.60
58:BA:969:U:H2'	58:BA:970:C:C6	2.36	0.60
33:BO:8:LEU:HD21	33:BO:21:CYS:HB2	1.83	0.60
16:AQ:59:ILE:HG12	16:AQ:73:VAL:HG22	1.84	0.60
34:DP:74:GLU:HG2	58:DA:244:A:O3'	2.01	0.60
23:CY:135:PHE:HA	23:CY:260:LEU:HA	1.84	0.60
43:DY:69:ALA:O	43:DY:71:LYS:N	2.35	0.60
58:BA:322:A:O4'	58:BA:340:A:H1'	2.00	0.60
31:BK:125:ARG:H	31:BK:125:ARG:HD3	1.66	0.60
32:BN:65:LYS:NZ	58:BA:1021:A:OP2	2.26	0.59
50:D7:40:TRP:N	50:D7:40:TRP:CD1	2.70	0.59
24:BC:47:LYS:HB2	24:BC:169:THR:O	2.02	0.59
20:CA:33:A:N1	20:CA:551:U:O4	2.35	0.59
27:BF:102:PRO:HB3	58:BA:606:U:H5''	1.82	0.59
58:DA:476:G:N1	58:DA:479:A:OP2	2.26	0.59
45:D0:37:LEU:HD12	45:D0:38:VAL:HG23	1.84	0.59
58:DA:1509:A:H4'	58:DA:1510:A:C8	2.37	0.59
32:DN:74:ARG:HH12	32:DN:85:ILE:HD11	1.67	0.59
58:DA:1498:C:H2'	58:DA:1499:C:C6	2.37	0.59
20:CA:1316:G:N1	20:CA:1319:A:OP2	2.35	0.59
58:BA:2410:G:H2'	58:BA:2411:A:O4'	2.02	0.59
32:BN:80:GLY:N	58:BA:1131:G:OP1	2.34	0.59
10:CK:21:ILE:HB	10:CK:84:VAL:HA	1.84	0.59
20:AA:501:C:H1'	20:AA:549:C:H1'	1.83	0.59
30:DJ:54:UNK:O	58:DA:1106:G:O2'	2.14	0.59
20:AA:454:C:N4	20:AA:479:C:N3	2.50	0.59
20:AA:285:G:H2'	20:AA:286:G:H8	1.67	0.59
30:DJ:97:UNK:C	30:DJ:99:UNK:H	2.15	0.59
58:BA:1636:C:H2'	58:BA:1637:A:C8	2.37	0.59
7:AH:78:GLN:HE21	7:AH:80:ILE:H	1.50	0.59
6:CG:3:ARG:HD2	20:CA:932:C:H3'	1.83	0.59
58:BA:551:G:H2'	58:BA:552:G:C8	2.37	0.59
23:CY:394:ALA:O	23:CY:396:ARG:N	2.35	0.59
20:CA:68(P):C:H2'	20:CA:68(Q):U:O4'	2.02	0.59
43:DY:79:CYS:SG	43:DY:80:GLY:N	2.74	0.59
44:BZ:24:LEU:HB2	44:BZ:41:LEU:HD23	1.82	0.59

Continued on next page...

Continued from previous page...

Atom-1	Atom-2	Distance(Å)	Clash(Å)
32:DN:38:HIS:ND1	32:DN:39:ARG:N	2.49	0.59
26:BE:58:ARG:HH12	26:BE:75:VAL:HG23	1.67	0.59
58:DA:1638:C:H2'	58:DA:1639:U:O4'	2.02	0.59
58:DA:854:G:N2	58:DA:923:C:N3	2.41	0.59
24:BC:47:LYS:HB3	24:BC:212:SER:HB2	1.84	0.59
33:DO:71:ARG:NH2	33:DO:122:LEU:O	2.34	0.59
1:CB:162:ILE:O	1:CB:164:VAL:HG23	2.02	0.59
16:AQ:60:ILE:HG23	16:AQ:72:ARG:HB2	1.84	0.59
25:BD:264:LYS:HG2	25:BD:265:PRO:HD2	1.84	0.59
20:CA:1102:A:H2'	20:CA:1103:C:C6	2.36	0.59
58:BA:2024:G:C2	58:BA:2040:C:H1'	2.37	0.59
48:D5:9:LYS:HZ1	58:DA:2018:G:H3'	1.68	0.59
58:BA:679:C:H2'	58:BA:680:G:H8	1.67	0.59
23:CY:613:PRO:HD2	23:CY:666:ARG:HB3	1.84	0.59
59:DB:66:A:N6	59:DB:107:U:H2'	2.16	0.59
44:DZ:29:TYR:HE1	59:DB:73:A:N6	2.00	0.59
23:CY:309:LEU:HA	23:CY:333:GLY:HA3	1.84	0.59
58:DA:2521:C:H42	58:DA:2544:G:H1	1.48	0.59
35:BQ:109:VAL:HG21	35:BQ:114:ALA:HB2	1.84	0.59
23:AY:313:ALA:HA	23:AY:328:ILE:HA	1.84	0.59
58:DA:578:A:OP1	58:DA:1255:U:O2'	2.20	0.59
1:AB:141:GLU:O	1:AB:145:LEU:HB2	2.01	0.59
35:DQ:124:LYS:HE3	58:DA:2483:C:N3	2.17	0.59
7:CH:121:ASP:N	7:CH:121:ASP:OD1	2.34	0.59
58:DA:1459:G:H2'	58:DA:1461:G:H5'	1.81	0.59
23:CY:92:ILE:HG23	23:CY:93:GLU:H	1.67	0.59
31:BK:106:GLU:HA	31:BK:109:LYS:HB2	1.83	0.59
58:DA:1748:G:H2'	58:DA:1749:A:C8	2.37	0.59
43:DY:8:LYS:H	43:DY:8:LYS:HD2	1.67	0.59
29:DH:85:LYS:HZ2	29:DH:141:VAL:HG22	1.68	0.59
39:DU:104:GLN:HE21	39:DU:105:VAL:HG23	1.67	0.59
23:AY:580:MET:SD	58:BA:1913:A:N1	2.75	0.59
32:BN:111:PRO:HA	32:BN:114:ARG:CZ	2.33	0.59
32:BN:25:ARG:NH2	58:BA:1140:C:O3'	2.32	0.59
32:BN:99:LEU:O	32:BN:103:VAL:HG23	2.02	0.59
58:BA:2158:A:H4'	58:BA:2159:G:H5'	1.84	0.59
24:BC:115:VAL:N	24:BC:145:THR:HG22	2.17	0.59
24:DC:153:ILE:HG23	24:DC:156:GLU:HB2	1.84	0.59
24:DC:40:GLU:HB3	24:DC:217:THR:HB	1.84	0.59
36:BR:40:LYS:O	36:BR:44:LEU:HB2	2.03	0.59
18:CS:6:LYS:HG2	18:CS:7:LYS:H	1.66	0.59
59:DB:22:U:H2'	59:DB:23:G:H8	1.66	0.59

Continued on next page...

Continued from previous page...

Atom-1	Atom-2	Distance(Å)	Clash(Å)
23:AY:610:VAL:HG22	23:AY:643:ILE:HB	1.82	0.59
40:BV:70:ILE:HG12	40:BV:87:HIS:HB3	1.83	0.59
4:CE:25:ARG:HH11	20:CA:1070:U:H5'	1.67	0.59
45:B0:65:GLY:HA3	45:B0:83:PRO:HA	1.83	0.59
58:DA:2386:C:H2'	58:DA:2387:U:C6	2.37	0.59
12:AM:48:LEU:HD13	12:AM:53:VAL:HG22	1.84	0.59
14:AO:23:GLY:O	20:AA:750:G:N2	2.28	0.59
44:BZ:72:ARG:NH1	59:BB:103:U:O3'	2.36	0.59
21:CW:15:G:H22	21:CW:48:C:H42	1.48	0.59
20:AA:1158:C:O2'	20:AA:1160:G:OP1	2.20	0.59
41:BW:35:ILE:O	41:BW:39:THR:OG1	2.19	0.59
32:DN:42:TRP:HA	32:DN:48:MET:HE1	1.83	0.59
32:DN:111:PRO:HA	32:DN:114:ARG:CZ	2.32	0.59
24:BC:11:LEU:HA	24:BC:14:LYS:HG2	1.85	0.59
24:BC:153:ILE:O	24:BC:157:ILE:HG13	2.02	0.59
39:DU:92:ARG:HG2	39:DU:95:LEU:H	1.68	0.59
58:BA:1162:G:H2'	58:BA:1163:G:C8	2.37	0.59
58:DA:1650:G:H1	58:DA:2007:C:N4	1.97	0.59
20:CA:944:G:N1	20:CA:1338:G:OP2	2.31	0.59
32:DN:120:LEU:HD23	32:DN:120:LEU:C	2.21	0.59
56:B1:42:GLN:OE1	58:BA:379:G:N2	2.32	0.59
23:AY:13:ARG:HB2	23:AY:79:ILE:HG12	1.84	0.59
20:AA:1499:A:H1'	20:AA:1520:G:H5'	1.84	0.59
35:BQ:54:MET:HG2	35:BQ:58:PHE:CE2	2.35	0.59
58:DA:1499:C:H2'	58:DA:1500:G:H8	1.66	0.59
29:BH:55:PRO:HG2	29:BH:61:HIS:CE1	2.37	0.59
9:CJ:34:VAL:HG13	9:CJ:74:ILE:HG22	1.84	0.59
37:BS:39:ILE:HD13	37:BS:73:LEU:HD21	1.84	0.59
1:AB:194:PRO:O	1:AB:196:LEU:N	2.34	0.59
20:CA:1262:C:H2'	20:CA:1263:C:C6	2.36	0.59
4:CE:126:ARG:HH21	20:CA:9:G:H8	1.51	0.59
23:CY:496:LYS:HA	23:CY:509:HIS:HA	1.83	0.59
20:CA:231:G:H2'	20:CA:232:G:H8	1.68	0.59
58:DA:2678:C:H2'	58:DA:2679:A:C8	2.37	0.59
20:CA:815:A:N3	20:CA:1527:C:H1'	2.16	0.59
58:DA:2698:U:H3	58:DA:2709:G:H1	1.49	0.59
58:DA:1317:A:H61	58:DA:1335:U:H3	1.49	0.59
58:BA:463:G:H2'	58:BA:464:U:H5''	1.84	0.59
23:CY:580:MET:HA	23:CY:583:LYS:HB3	1.84	0.59
58:DA:1207:C:H42	58:DA:1239:G:H1	1.51	0.59
37:DS:74:ALA:HA	37:DS:105:ALA:HB2	1.84	0.59
20:AA:1201:A:H4'	20:AA:1202:G:H5''	1.84	0.59

Continued on next page...

Continued from previous page...

Atom-1	Atom-2	Distance(Å)	Clash(Å)
58:DA:1853:A:H2'	58:DA:1854:A:C8	2.37	0.59
58:DA:2876:G:H2'	58:DA:2877:G:C8	2.38	0.59
23:AY:202:PRO:O	23:AY:203:GLU:HB2	2.02	0.59
20:CA:1172:C:H2'	20:CA:1173:G:C8	2.37	0.59
20:AA:1145:C:O2'	20:AA:1146:A:O5'	2.21	0.59
58:DA:848:G:H2'	58:DA:849:A:H8	1.66	0.59
10:AK:109:VAL:HA	17:AR:85:LEU:O	2.02	0.59
58:BA:551:G:H2'	58:BA:552:G:H8	1.68	0.59
1:CB:208:ILE:H	1:CB:208:ILE:HD12	1.67	0.59
40:DV:56:SER:H	40:DV:100:ARG:HG2	1.67	0.59
58:BA:2662:A:O5'	58:BA:2662:A:H8	1.85	0.59
58:DA:2557:G:H2'	58:DA:2558:C:C6	2.38	0.59
58:BA:383:U:H2'	58:BA:385:C:H5	1.67	0.59
58:BA:85:G:N1	58:BA:97:C:O2	2.36	0.59
58:BA:249:C:OP2	58:BA:2394:C:O2'	2.20	0.59
20:CA:1432:G:OP1	38:DT:107:ASP:HB2	2.02	0.59
58:BA:579:G:O2'	58:BA:2019:A:OP1	2.21	0.59
27:BF:158:THR:O	27:BF:178:PRO:HD3	2.01	0.59
32:DN:46:VAL:O	32:DN:47:ALA:HB3	2.02	0.59
58:DA:1165:U:H2'	58:DA:1166:C:H6	1.67	0.59
58:DA:1841:U:H2'	58:DA:1842:G:C8	2.38	0.59
58:DA:1677:A:H2'	58:DA:1678:G:C8	2.37	0.59
3:AD:107:ARG:HB3	3:AD:174:LEU:HD11	1.85	0.59
56:D1:68:PRO:HG3	58:DA:372:G:N7	2.16	0.59
56:D1:88:LYS:HA	56:D1:91:LYS:HB3	1.83	0.59
38:BT:3:ARG:HG3	58:BA:2876:G:H4'	1.85	0.59
58:DA:2440:C:H5''	58:DA:2587:A:H4'	1.83	0.59
9:AJ:38:ILE:HG23	9:AJ:71:LEU:HB3	1.83	0.59
27:DF:63:LYS:NZ	27:DF:66:PRO:O	2.31	0.59
27:DF:126:VAL:HG21	27:DF:142:TRP:HZ2	1.66	0.59
1:CB:22:LYS:HA	1:CB:40:HIS:HE1	1.67	0.59
33:BO:63:VAL:HA	33:BO:106:LEU:HD11	1.84	0.59
20:CA:1505:G:H5''	20:CA:1506:U:H5''	1.85	0.59
27:DF:156:LEU:HD23	27:DF:164:ARG:HG2	1.84	0.59
43:BY:28:LYS:HA	43:BY:39:VAL:HA	1.85	0.59
58:DA:1271:G:O3'	58:DA:1272:A:H4'	2.02	0.59
38:BT:59:THR:HG23	38:BT:78:LEU:HD22	1.84	0.59
11:AL:71:PRO:HD3	11:AL:100:ILE:HB	1.84	0.59
11:AL:39:VAL:HG12	11:AL:40:VAL:H	1.67	0.59
23:AY:443:HIS:CD2	23:AY:446:THR:HG22	2.38	0.59
58:DA:270(J):G:H2'	58:DA:270(K):G:O4'	2.02	0.59
58:BA:2023:G:O2'	58:BA:2618:G:H5''	2.03	0.59

Continued on next page...

Continued from previous page...

Atom-1	Atom-2	Distance(Å)	Clash(Å)
36:BR:28:LEU:HA	36:BR:34:ILE:HD13	1.85	0.59
58:DA:2696:U:H2'	58:DA:2697:G:C8	2.37	0.59
20:CA:971:G:P	20:CA:1231:G:H21	2.26	0.59
56:B1:50:ARG:NH1	58:BA:2205:C:OP2	2.35	0.59
20:AA:781:A:N6	20:AA:802:A:H1'	2.18	0.59
10:AK:116:HIS:CD2	20:AA:674:G:H21	2.21	0.59
4:AE:78:HIS:HB2	7:AH:104:ARG:HG3	1.84	0.59
41:DW:74:ALA:HA	41:DW:104:THR:O	2.02	0.59
42:BX:10:ALA:HB3	42:BX:29:TRP:HB2	1.85	0.59
58:BA:2229:C:H2'	58:BA:2230:G:C8	2.38	0.59
5:AF:5:GLU:HG3	5:AF:91:VAL:HG13	1.84	0.59
23:CY:342:TYR:HA	23:CY:349:LYS:HA	1.83	0.59
58:BA:1980:G:O2'	58:BA:1982:C:OP2	2.20	0.59
22:CV:6:G:H2'	22:CV:7:G:C8	2.37	0.59
15:AP:8:ARG:HA	15:AP:17:TYR:HA	1.84	0.59
58:BA:1438:U:H2'	58:BA:1439:A:H8	1.68	0.59
58:BA:438:G:H2'	58:BA:439:G:H8	1.67	0.59
58:BA:1914:C:C6	58:BA:1915:U:C2	2.91	0.59
32:BN:46:VAL:O	32:BN:47:ALA:HB3	2.02	0.59
20:CA:627:G:H2'	20:CA:628:G:C8	2.38	0.59
26:DE:149:ARG:NH1	58:DA:2024:G:O3'	2.34	0.59
58:DA:1316:U:H2'	58:DA:1317:A:C8	2.38	0.59
59:BB:60:C:H2'	59:BB:61:G:C8	2.37	0.59
1:CB:192:SER:OG	1:CB:193:ASP:N	2.35	0.59
12:CM:91:ARG:NH2	20:CA:1226:C:OP2	2.35	0.59
20:AA:34:C:H2'	20:AA:35:G:H8	1.65	0.59
41:BW:27:LYS:O	41:BW:71:VAL:N	2.35	0.59
20:AA:1261:A:H62	20:AA:1274:G:H21	1.51	0.59
26:BE:143:ASN:ND2	26:BE:146:THR:O	2.36	0.59
26:BE:151:TYR:HB2	26:BE:154:LYS:HB2	1.83	0.59
20:CA:674:G:H2'	20:CA:675:A:C8	2.37	0.59
20:CA:479:C:H2'	20:CA:480:U:C6	2.38	0.59
1:AB:236:TYR:HA	1:AB:239:VAL:HB	1.85	0.59
25:DD:66:ASP:N	25:DD:104:TYR:O	2.32	0.59
4:AE:143:ARG:NH1	7:AH:77:GLU:OE1	2.36	0.59
27:DF:72:ARG:HD2	27:DF:73:ALA:H	1.68	0.59
58:DA:2138:C:H2'	58:DA:2139:C:C6	2.38	0.59
26:BE:134:ILE:HD12	58:BA:2579:C:H4'	1.84	0.59
58:DA:86:C:H4'	58:DA:104:U:H1'	1.84	0.59
42:BX:51:VAL:HG22	42:BX:83:VAL:HG22	1.85	0.59
23:CY:668:SER:OG	23:CY:669:PHE:N	2.36	0.59
26:DE:25:VAL:HG22	26:DE:183:LEU:HG	1.84	0.59

Continued on next page...

Continued from previous page...

Atom-1	Atom-2	Distance(Å)	Clash(Å)
58:DA:1135:C:H42	58:DA:1138:G:H8	1.50	0.59
58:DA:557:U:H2'	58:DA:558:G:C8	2.37	0.59
30:BJ:60:UNK:O	30:BJ:64:UNK:N	2.36	0.59
58:DA:272:G:H2'	58:DA:273(A):G:H8	1.67	0.59
27:BF:125:LEU:HD23	27:BF:194:MET:HB2	1.85	0.59
20:CA:1124:G:O2'	20:CA:1145:C:N4	2.36	0.59
24:DC:65:LEU:O	24:DC:67:HIS:N	2.35	0.59
27:DF:102:PRO:HB2	27:DF:105:VAL:HG23	1.84	0.59
56:D1:12:PRO:CA	56:D1:43:TYR:HB2	2.33	0.59
58:BA:2707:G:H2'	58:BA:2708:G:C8	2.38	0.59
58:DA:481:G:H1'	58:DA:506:G:N2	2.18	0.59
8:CI:97:LYS:NZ	20:CA:1178:G:O6	2.35	0.59
34:DP:45:LEU:HG	34:DP:46:LYS:H	1.67	0.59
58:BA:1305:C:H42	58:BA:1623:G:H1	1.51	0.59
58:DA:863:A:H2'	58:DA:864:G:H8	1.68	0.59
20:CA:319:G:H1	20:CA:334:C:H42	1.48	0.59
44:DZ:158:PRO:O	44:DZ:161:VAL:N	2.35	0.59
20:CA:996:A:H2'	20:CA:997:U:C6	2.38	0.59
20:CA:1077:G:N2	20:CA:1080:A:OP2	2.32	0.59
20:CA:768:A:OP1	20:CA:804:U:H4'	2.02	0.59
58:DA:2011:U:H2'	58:DA:2012:G:O4'	2.03	0.59
58:DA:179:G:H2'	58:DA:180:G:O4'	2.03	0.59
6:AG:66:VAL:HG12	6:AG:70:LYS:HE2	1.85	0.59
32:DN:36:GLY:O	32:DN:42:TRP:HB2	2.03	0.59
39:BU:49:HIS:O	39:BU:53:ARG:HB2	2.03	0.59
24:DC:47:LYS:HB2	24:DC:169:THR:OG1	2.03	0.59
58:DA:2726:U:O2'	58:DA:2727:G:O5'	2.18	0.59
58:DA:1891:G:H2'	58:DA:1892:C:C6	2.38	0.59
58:DA:881:G:H1	58:DA:895:U:H3	1.51	0.59
58:DA:1668:A:H4'	58:DA:1669:A:H5'	1.84	0.59
58:BA:2342:C:H2'	58:BA:2343:C:O4'	2.02	0.59
3:AD:122:ARG:HD3	3:AD:136:PRO:HD3	1.85	0.59
37:DS:74:ALA:HB2	37:DS:104:GLY:HA2	1.85	0.59
39:DU:3:ARG:NH1	58:DA:446:G:H5'	2.18	0.59
9:CJ:53:PRO:O	13:CN:41:ARG:NH2	2.36	0.59
58:BA:1726:G:H2'	58:BA:1727:U:C6	2.37	0.59
15:CP:7:ALA:HB3	15:CP:18:ARG:HB3	1.84	0.59
3:CD:147:ALA:HA	3:CD:182:LYS:HG2	1.84	0.59
58:BA:130:C:H4'	58:BA:1349:A:H1'	1.85	0.59
17:CR:54:ARG:NH1	20:CA:1536:C:O3'	2.36	0.59
2:AC:147:LYS:HB2	2:AC:203:PHE:CD2	2.38	0.59
20:AA:149:A:H2'	20:AA:150:C:C6	2.37	0.59

Continued on next page...

Continued from previous page...

Atom-1	Atom-2	Distance(Å)	Clash(Å)
11:CL:76:ASN:OD1	11:CL:76:ASN:N	2.35	0.59
32:DN:89:LYS:HB3	32:DN:89:LYS:NZ	2.17	0.59
23:CY:603:GLU:HG2	23:CY:679:VAL:HG13	1.84	0.59
42:BX:7:VAL:HG11	42:BX:42:ALA:HB3	1.84	0.59
32:BN:36:GLY:O	32:BN:42:TRP:HB2	2.03	0.58
56:D1:25:LYS:HG2	56:D1:34:THR:HA	1.84	0.58
20:CA:227:G:H2'	20:CA:228:A:H8	1.68	0.58
58:BA:2131:G:H5'	58:BA:2133:G:O4'	2.03	0.58
20:AA:1412:C:H2'	20:AA:1413:A:C8	2.38	0.58
32:BN:14:VAL:CG1	32:BN:137:LYS:HG3	2.33	0.58
45:D0:67:VAL:HG12	45:D0:68:GLU:H	1.67	0.58
20:CA:862:C:N4	20:CA:867:G:H1	1.97	0.58
42:DX:36:LYS:HG2	58:DA:1598:C:H5'	1.85	0.58
58:DA:35:G:O6	58:DA:445:C:N3	2.35	0.58
58:BA:2514:U:H2'	58:BA:2515:C:C6	2.38	0.58
7:CH:96:GLY:HA2	7:CH:130:GLY:HA3	1.85	0.58
58:DA:276:A:H2'	58:DA:277:C:C6	2.38	0.58
58:BA:1047:G:O2'	58:BA:1109:C:N4	2.35	0.58
47:D3:8:LEU:HD22	47:D3:31:LEU:HA	1.84	0.58
58:DA:2626:C:H2'	58:DA:2627:G:O4'	2.01	0.58
58:BA:1796:U:H3	58:BA:1823:G:H1	1.51	0.58
35:DQ:37:LEU:HG	35:DQ:129:THR:HA	1.85	0.58
28:DG:61:ALA:HB1	28:DG:66:GLN:O	2.03	0.58
58:BA:1684:C:H42	58:BA:1704:G:H1	1.51	0.58
20:AA:810:C:H2'	20:AA:811:C:C6	2.38	0.58
58:DA:536:A:H2'	58:DA:537:C:C6	2.39	0.58
38:DT:48:ILE:N	38:DT:64:ARG:O	2.29	0.58
20:CA:615:C:N3	20:CA:625:G:O6	2.35	0.58
32:BN:24:GLY:HA2	58:BA:1139:G:H5''	1.85	0.58
27:BF:188:ARG:HB3	34:BP:7:ARG:HH22	1.66	0.58
38:BT:26:ASP:CG	38:BT:27:THR:H	2.07	0.58
30:BJ:25:UNK:CA	30:BJ:80:UNK:HA	2.28	0.58
32:DN:15:LEU:HD13	32:DN:16:ILE:N	2.17	0.58
1:CB:91:PRO:HG2	1:CB:155:LEU:HD23	1.85	0.58
25:DD:54:ARG:NH2	58:DA:1815:A:OP2	2.36	0.58
20:CA:563:A:H5''	20:CA:564:C:C5	2.38	0.58
18:CS:62:ILE:HG13	18:CS:66:MET:HG3	1.85	0.58
37:BS:67:ARG:HA	37:BS:99:LYS:HB2	1.85	0.58
31:BK:60:TYR:O	31:BK:62:ASP:N	2.35	0.58
19:CT:53:LEU:HA	19:CT:56:MET:HB2	1.85	0.58
24:DC:170:GLY:O	24:DC:172:ILE:N	2.36	0.58
58:BA:1491:G:H2'	58:BA:1492:G:O4'	2.03	0.58

Continued on next page...

Continued from previous page...

Atom-1	Atom-2	Distance(Å)	Clash(Å)
20:CA:34:C:H2'	20:CA:35:G:H8	1.67	0.58
58:DA:2210:G:H21	58:DA:2211:G:H5'	1.66	0.58
2:AC:52:LEU:HB3	2:AC:70:VAL:HG13	1.85	0.58
58:DA:2118:U:O2	58:DA:2148:G:O2'	2.19	0.58
48:D5:4:HIS:O	58:DA:2056:G:N2	2.36	0.58
10:AK:88:GLY:O	10:AK:91:ARG:HB2	2.03	0.58
23:CY:136:ALA:HB3	23:CY:260:LEU:HB2	1.85	0.58
58:BA:997:G:H2'	58:BA:998:C:H6	1.68	0.58
47:D3:41:PRO:HA	47:D3:44:ARG:HD3	1.86	0.58
21:CW:70:G:H2'	21:CW:71:C:C6	2.38	0.58
58:BA:270(J):G:H1	58:BA:270(R):C:H42	1.50	0.58
27:DF:64:ILE:H	27:DF:76:GLY:HA2	1.68	0.58
59:BB:47:C:H2'	59:BB:48:A:O4'	2.03	0.58
10:AK:111:ASP:HA	17:AR:84:LYS:HG3	1.83	0.58
47:B3:10:LYS:NZ	59:BB:84:C:OP1	2.33	0.58
25:BD:35:LYS:N	25:BD:36:PRO:HD2	2.18	0.58
3:AD:110:PHE:O	3:AD:161:ASN:ND2	2.36	0.58
58:BA:1335:U:H2'	58:BA:1336:A:C8	2.37	0.58
39:DU:12:ARG:HH21	58:DA:1216:G:P	2.26	0.58
39:DU:75:ASN:HB2	58:DA:1011:G:OP1	2.03	0.58
20:AA:1500:A:H5''	20:AA:1508:G:H5''	1.85	0.58
20:CA:614:A:H2'	20:CA:615:C:C6	2.38	0.58
32:BN:63:THR:HG21	58:BA:1141:U:P	2.43	0.58
27:DF:202:PHE:HA	27:DF:205:ARG:HB2	1.86	0.58
38:BT:60:THR:HG22	38:BT:77:PRO:HA	1.86	0.58
2:CC:40:ARG:NH1	13:CN:52:GLN:HB3	2.17	0.58
58:BA:602:G:HO2'	58:BA:604:G:HO2'	1.52	0.58
34:DP:106:LEU:HG	34:DP:112:LEU:HD23	1.85	0.58
17:CR:33:ASP:OD2	17:CR:35:ARG:NH2	2.36	0.58
58:DA:2137:C:H2'	58:DA:2138:C:C6	2.38	0.58
2:AC:160:ALA:O	2:AC:162:GLN:N	2.36	0.58
41:BW:86:LEU:HD12	41:BW:87:PRO:HD2	1.85	0.58
28:BG:67:LYS:HD3	28:BG:68:PRO:HD2	1.84	0.58
49:B6:19:ARG:NH2	58:BA:2399:G:O2'	2.34	0.58
58:BA:2678:C:H2'	58:BA:2679:A:C8	2.38	0.58
45:B0:32:ARG:HA	45:B0:64:ASP:HA	1.85	0.58
20:AA:578:C:H2'	20:AA:579:G:C8	2.38	0.58
58:DA:436:C:H2'	58:DA:438:G:C8	2.38	0.58
58:BA:740:U:H2'	58:BA:741:G:C8	2.38	0.58
44:BZ:95:PRO:HA	44:BZ:129:SER:HA	1.85	0.58
24:BC:48:LEU:HD13	24:BC:50:ILE:HG13	1.85	0.58
4:CE:20:GLN:HG2	4:CE:22:GLY:H	1.67	0.58

Continued on next page...

Continued from previous page...

Atom-1	Atom-2	Distance(Å)	Clash(Å)
26:BE:109:LYS:HB2	36:BR:2:ARG:NE	2.19	0.58
58:BA:532:A:HO2'	58:BA:2021:C:H5	1.49	0.58
20:AA:68(F):C:H2'	20:AA:68(G):G:H8	1.68	0.58
24:BC:139:PRO:HB3	24:BC:146:VAL:HG22	1.85	0.58
9:AJ:51:ARG:NH1	9:AJ:61:GLU:OE2	2.37	0.58
45:D0:27:GLU:HB3	45:D0:68:GLU:HA	1.86	0.58
18:CS:36:ARG:HH11	18:CS:53:ASN:HA	1.68	0.58
20:CA:1278:U:H5''	20:CA:1279:A:H5'	1.84	0.58
58:DA:137(A):C:H42	58:DA:142:G:H1	1.52	0.58
58:BA:19:C:H2'	58:BA:20:C:C6	2.38	0.58
38:DT:16:ARG:HH11	38:DT:19:LEU:HD11	1.68	0.58
58:BA:1291:C:H4'	58:BA:1535:U:O2'	2.03	0.58
25:BD:219:PRO:HB2	58:BA:1789:A:O3'	2.03	0.58
58:BA:31:C:H2'	58:BA:32:C:C6	2.39	0.58
7:CH:110:ALA:HB3	7:CH:121:ASP:HB3	1.84	0.58
58:BA:438:G:H2'	58:BA:439:G:C8	2.38	0.58
3:AD:73:ARG:HB2	20:AA:546:G:OP1	2.03	0.58
58:BA:2294:C:H2'	58:BA:2295:C:C6	2.38	0.58
4:CE:35:GLY:HA3	4:CE:112:LEU:HB3	1.84	0.58
25:DD:95:LEU:HD11	25:DD:105:ILE:HG22	1.85	0.58
38:DT:133:GLU:O	38:DT:137:LYS:N	2.35	0.58
17:AR:59:SER:OG	17:AR:60:ALA:N	2.33	0.58
58:DA:2345:G:O2'	58:DA:2381:C:O2	2.13	0.58
34:DP:105:LEU:O	34:DP:107:LYS:N	2.35	0.58
26:DE:128:SER:HG	26:DE:129:HIS:HD1	1.48	0.58
15:AP:30:GLY:HA2	20:AA:309:G:H5''	1.84	0.58
15:AP:27:LYS:HG3	15:AP:30:GLY:HA3	1.85	0.58
1:CB:42:ILE:HG23	1:CB:44:LEU:HG	1.85	0.58
29:DH:111:HIS:CE1	58:DA:2668:G:H1'	2.37	0.58
40:BV:41:GLY:H	40:BV:45:THR:HB	1.69	0.58
19:CT:51:GLU:O	19:CT:55:ILE:HG12	2.04	0.58
43:BY:11:ASP:CG	43:BY:12:THR:H	2.07	0.58
30:DJ:123:UNK:C	30:DJ:125:UNK:H	2.15	0.58
58:DA:1914:C:C5	58:DA:1915:U:N3	2.71	0.58
58:DA:1025:G:H8	58:DA:1025:G:OP1	1.85	0.58
42:DX:29:TRP:HZ3	42:DX:76:ARG:HE	1.51	0.58
28:DG:113:ARG:HA	28:DG:113:ARG:NE	2.17	0.58
24:DC:65:LEU:HD21	24:DC:193:PHE:HB2	1.86	0.58
25:DD:157:ARG:NH2	58:DA:1818:U:H6	1.99	0.58
38:DT:33:LYS:HD3	38:DT:34:VAL:H	1.69	0.58
20:AA:33:A:N1	20:AA:551:U:O4	2.37	0.58
56:B1:15:ALA:H	56:B1:41:ARG:HG2	1.67	0.58

Continued on next page...

Continued from previous page...

Atom-1	Atom-2	Distance(Å)	Clash(Å)
6:CG:87:VAL:HG22	6:CG:151:TYR:HB3	1.84	0.58
4:CE:152:ARG:HH22	7:CH:108:GLY:HA2	1.68	0.58
58:DA:2632:A:H2'	58:DA:2633:G:H8	1.67	0.58
59:DB:102:G:H2'	59:DB:103:U:H6	1.68	0.58
58:BA:2715:C:H2'	58:BA:2716:U:H6	1.67	0.58
29:DH:176:ALA:HB1	58:DA:2529:G:H5''	1.84	0.58
43:DY:20:TYR:HB3	43:DY:23:ARG:HG3	1.86	0.58
58:DA:969:U:H2'	58:DA:970:C:C6	2.39	0.58
43:BY:51:VAL:HB	43:BY:55:TYR:HB2	1.85	0.58
8:AI:120:ARG:HD2	20:AA:1348:U:H4'	1.84	0.58
20:CA:1343:G:N2	20:CA:1349:A:O2'	2.35	0.58
26:BE:130:GLY:HA2	58:BA:2580:U:H4'	1.85	0.58
3:AD:14:ARG:HA	3:AD:39:PRO:HA	1.85	0.58
16:CQ:40:LYS:NZ	16:CQ:42:TYR:OH	2.36	0.58
26:DE:72:VAL:HG12	26:DE:73:GLU:H	1.67	0.58
20:AA:940:C:H2'	20:AA:941:G:C8	2.39	0.58
34:DP:85:LEU:HG	34:DP:118:GLY:HA3	1.84	0.58
37:BS:77:ALA:HA	37:BS:82:ILE:HD12	1.86	0.58
3:CD:108:LEU:HD21	3:CD:183:GLY:HA3	1.86	0.58
48:B5:31:VAL:HG23	48:B5:40:LYS:HG3	1.84	0.58
58:DA:2518:A:O2'	58:DA:2519:U:OP1	2.15	0.58
3:CD:115:ARG:NH1	20:CA:407:G:OP1	2.37	0.58
58:DA:47:C:N3	58:DA:178:G:N2	2.40	0.58
24:BC:118:PRO:HD3	24:BC:147:GLY:HA2	1.84	0.58
24:BC:170:GLY:O	24:BC:172:ILE:N	2.36	0.58
28:BG:73:ALA:H	28:BG:87:PRO:HD2	1.68	0.58
58:DA:137(A):C:H2'	58:DA:137(B):G:C8	2.39	0.58
20:AA:35:G:H2'	20:AA:36:C:C6	2.38	0.58
23:CY:604:PRO:HG2	23:CY:649:LEU:HD12	1.85	0.58
58:BA:37:C:H2'	58:BA:38:A:H8	1.66	0.58
20:AA:1281:U:H5'	20:AA:1282:C:H5	1.67	0.58
2:CC:167:TRP:HE3	2:CC:168:ALA:H	1.50	0.58
25:DD:206:LEU:HB2	58:DA:1791:A:H4'	1.86	0.58
20:CA:801:U:H2'	20:CA:802:A:H8	1.68	0.58
29:DH:87:LEU:HD22	29:DH:162:ILE:HG22	1.86	0.58
41:BW:69:LEU:HD22	41:BW:107:LEU:HD23	1.85	0.58
47:D3:8:LEU:HB2	47:D3:28:LEU:HD12	1.85	0.58
58:BA:2110:G:H1	58:BA:2179:C:H42	1.51	0.58
23:AY:20:HIS:HB2	23:AY:117:GLN:HB3	1.84	0.58
23:AY:266:ASN:N	23:AY:266:ASN:OD1	2.36	0.58
58:DA:2071:A:H2'	58:DA:2072:G:C8	2.38	0.58
26:DE:102:VAL:HG12	26:DE:200:GLU:HA	1.86	0.58

Continued on next page...

Continued from previous page...

Atom-1	Atom-2	Distance(Å)	Clash(Å)
58:BA:1090:U:H2'	58:BA:1091:G:C8	2.38	0.58
34:BP:38:GLN:HE22	58:BA:832:G:P	2.25	0.58
11:AL:76:ASN:O	11:AL:78:GLN:N	2.28	0.58
58:BA:109:G:H2'	58:BA:110:G:O4'	2.04	0.58
39:DU:49:HIS:O	39:DU:53:ARG:HB2	2.04	0.58
32:BN:24:GLY:HA2	58:BA:1139:G:C5'	2.33	0.58
58:BA:2038:G:H2'	58:BA:2039:C:H5'	1.83	0.58
58:DA:319:C:H2'	58:DA:320:A:O4'	2.04	0.58
20:CA:1015:A:N3	20:CA:1218:C:O2'	2.29	0.58
25:BD:115:GLN:HE22	25:BD:117:VAL:HG22	1.68	0.58
1:CB:162:ILE:HG12	1:CB:164:VAL:HG23	1.85	0.58
20:CA:1492:A:N3	20:CA:1493:A:C8	2.72	0.58
23:CY:117:GLN:HE22	23:CY:664:GLN:HB3	1.69	0.58
42:DX:25:LYS:HE3	42:DX:82:GLN:HB2	1.84	0.58
49:B6:11:LEU:HD12	49:B6:26:ASN:HB2	1.84	0.58
58:BA:1331:A:HO2'	58:BA:1332:G:H8	1.52	0.58
20:AA:824:C:H2'	20:AA:825:G:C8	2.38	0.58
46:D2:48:HIS:CD2	46:D2:49:LYS:H	2.22	0.58
41:BW:72:LYS:HD3	41:BW:106:ILE:HG22	1.86	0.58
19:CT:26:ASN:ND2	20:CA:323:U:OP1	2.36	0.58
27:DF:70:THR:HG22	27:DF:72:ARG:H	1.69	0.58
21:CW:28:A:H2'	21:CW:29:U:C6	2.39	0.58
28:BG:4:ASP:HA	28:BG:8:LYS:HD3	1.86	0.58
20:AA:370:C:H2'	20:AA:371:G:H8	1.67	0.58
29:DH:16:SER:HB3	29:DH:27:LYS:HB3	1.86	0.58
58:DA:222:A:N6	58:DA:232:G:H1'	2.19	0.58
48:D5:45:VAL:HG22	48:D5:51:TYR:HB2	1.85	0.58
24:BC:182:PRO:HB3	24:BC:183:PRO:HD2	1.86	0.58
43:BY:20:TYR:HB3	43:BY:23:ARG:HG3	1.86	0.58
34:DP:110:TYR:CD2	34:DP:111:ARG:HG3	2.38	0.58
58:DA:657:U:H2'	58:DA:658:C:C6	2.39	0.58
21:CW:41:A:H2'	21:CW:42:U:C6	2.37	0.58
11:CL:34:ARG:HG3	11:CL:82:VAL:HG13	1.84	0.58
58:BA:306:U:H3	58:BA:310:A:H62	1.52	0.58
20:AA:362:G:H2'	20:AA:364:A:OP2	2.04	0.58
20:AA:551:U:H2'	20:AA:552:U:C6	2.39	0.58
25:BD:41:GLY:O	25:BD:43:ARG:N	2.36	0.58
58:DA:871:U:H2'	58:DA:872:A:C8	2.38	0.58
58:DA:2208:U:O4	58:DA:2216:G:O6	2.21	0.58
58:BA:679:C:H2'	58:BA:680:G:C8	2.39	0.58
58:BA:1286:A:O2'	58:BA:1288:U:OP2	2.22	0.58
23:AY:661:SER:OG	58:BA:2660:A:N6	2.37	0.58

Continued on next page...

Continued from previous page...

Atom-1	Atom-2	Distance(Å)	Clash(Å)
33:BO:64:ARG:HB3	33:BO:79:PHE:HB2	1.84	0.58
49:B6:47:THR:OG1	49:B6:48:VAL:N	2.36	0.58
23:AY:685:GLU:HA	23:AY:688:ILE:HG12	1.86	0.58
58:BA:2686:G:H2'	58:BA:2687:U:O4'	2.04	0.58
16:CQ:57:VAL:HG12	16:CQ:76:LEU:HA	1.84	0.58
7:CH:88:LYS:NZ	20:CA:877:C:OP1	2.32	0.58
20:AA:1002:G:H2'	20:AA:1003:G:C8	2.38	0.58
25:BD:180:GLY:HA3	25:BD:275:LYS:HB3	1.86	0.58
20:CA:935:A:H2'	20:CA:936:C:H6	1.69	0.58
3:AD:61:LYS:HE2	3:AD:206:PHE:HE2	1.69	0.58
23:AY:455:GLY:HA3	23:AY:458:HIS:HB3	1.86	0.58
58:BA:144:C:H2'	58:BA:145:G:C8	2.39	0.58
1:AB:92:TYR:HE1	1:AB:94:ASN:HB2	1.68	0.58
20:CA:131:C:H2'	20:CA:132:C:C6	2.39	0.58
32:DN:65:LYS:CD	58:DA:1022:G:OP2	2.50	0.58
32:BN:24:GLY:CA	58:BA:1139:G:H5''	2.33	0.58
56:B1:21:ARG:NH2	56:B1:38:SER:OG	2.36	0.58
36:BR:33:ARG:HA	36:BR:114:VAL:O	2.04	0.58
21:AW:60:U:H5'	21:AW:61:C:H5	1.69	0.58
20:CA:17:U:H2'	20:CA:18:C:H6	1.68	0.58
24:BC:67:HIS:NE2	24:BC:188:ASP:HB2	2.18	0.58
10:CK:109:VAL:HA	17:CR:85:LEU:O	2.04	0.58
58:DA:2525:G:H2'	58:DA:2526:G:H8	1.69	0.58
8:AI:69:GLY:O	8:AI:73:GLN:N	2.34	0.58
28:BG:41:GLN:HB2	28:BG:90:LEU:HD23	1.86	0.58
20:CA:1404:C:O2	20:CA:1519:A:O2'	2.21	0.58
7:AH:97:VAL:HG13	7:AH:98:LYS:H	1.69	0.58
14:AO:7:GLU:O	14:AO:10:LYS:HG3	2.04	0.58
4:AE:33:VAL:HG12	4:AE:112:LEU:HD12	1.86	0.58
4:AE:9:LYS:HB3	4:AE:112:LEU:HD11	1.85	0.58
58:BA:503:A:H4'	58:BA:504:U:H5''	1.85	0.58
3:CD:162:LEU:HD22	3:CD:178:VAL:HG13	1.86	0.58
1:CB:50:GLU:O	1:CB:53:ARG:N	2.37	0.58
20:AA:1250:A:H2	20:AA:1353:G:H21	1.51	0.58
26:DE:37:ARG:NH1	26:DE:44:TYR:OH	2.37	0.58
58:DA:557:U:H2'	58:DA:558:G:H8	1.69	0.58
58:BA:2505:G:C6	58:BA:2610:C:O2	2.57	0.58
32:BN:15:LEU:HD13	32:BN:16:ILE:N	2.17	0.58
20:AA:68(G):G:C4	20:AA:68(H):G:H1'	2.38	0.58
25:BD:79:VAL:HG12	25:BD:80:ALA:N	2.19	0.58
1:CB:71:VAL:HB	1:CB:164:VAL:HA	1.86	0.58
58:DA:600:G:H2'	58:DA:601:C:C6	2.39	0.58

Continued on next page...

Continued from previous page...

Atom-1	Atom-2	Distance(Å)	Clash(Å)
3:AD:108:LEU:HD12	3:AD:174:LEU:HD22	1.86	0.58
20:CA:33:A:H2	20:CA:551:U:H3	1.48	0.58
58:DA:2396:G:H2'	58:DA:2397:G:C8	2.38	0.58
58:DA:234:C:N4	58:DA:430:G:H22	2.01	0.58
24:DC:28:ARG:CZ	24:DC:183:PRO:HB3	2.33	0.58
16:CQ:14:LYS:HD3	20:CA:275:G:H5'	1.85	0.58
4:AE:24:ARG:HD2	22:AV:26:A:H2	1.69	0.58
1:AB:142:LEU:O	1:AB:146:GLN:HG2	2.03	0.58
20:CA:935:A:H2'	20:CA:936:C:C6	2.39	0.58
1:CB:115:LEU:HD13	1:CB:145:LEU:HB3	1.86	0.58
5:CF:8:ILE:HG23	5:CF:88:VAL:HG22	1.85	0.58
44:BZ:7:ALA:HB2	44:BZ:59:LEU:HB2	1.86	0.58
58:DA:1531:C:H2'	58:DA:1532:C:C6	2.38	0.58
58:BA:1410:G:H2'	58:BA:1411:C:C6	2.38	0.58
25:DD:7:LYS:HG3	58:DA:706:A:H5'	1.86	0.58
15:AP:12:LYS:HB3	20:AA:43:C:H5''	1.86	0.58
20:AA:237:C:H2'	20:AA:238:G:H8	1.68	0.58
12:CM:125:ARG:NH2	20:CA:969:A:N1	2.52	0.58
10:AK:119:CYS:SG	20:AA:778:G:O2'	2.60	0.57
58:BA:2131:G:H5''	58:BA:2132:U:O5'	2.03	0.57
20:CA:68(Y):C:H2'	20:CA:101:A:C8	2.38	0.57
32:BN:131:GLN:HG3	58:BA:7:G:O2'	2.04	0.57
24:BC:115:VAL:HB	24:BC:150:ILE:HG23	1.86	0.57
11:CL:45:PRO:HA	11:CL:92:ASP:HB3	1.86	0.57
20:CA:955:U:O2'	20:CA:1227:A:N6	2.37	0.57
20:AA:1224:G:O2'	20:AA:1322:C:OP2	2.22	0.57
11:AL:34:ARG:HB2	20:AA:363:A:OP1	2.04	0.57
58:DA:1429:G:H2'	58:DA:1430:C:H6	1.69	0.57
29:BH:40:GLU:O	29:BH:41:MET:HG3	2.04	0.57
26:BE:146:THR:O	58:BA:2571:C:O2'	2.21	0.57
17:CR:44:LEU:HD22	17:CR:79:LEU:HD21	1.85	0.57
44:DZ:72:ARG:HH12	59:DB:104:A:P	2.27	0.57
58:DA:325:G:H2'	58:DA:326:G:H8	1.69	0.57
58:BA:1880:C:H2'	58:BA:1881:C:H6	1.69	0.57
58:DA:1771:C:H2'	58:DA:1772:G:H8	1.69	0.57
58:BA:1438:U:H2'	58:BA:1439:A:C8	2.39	0.57
8:AI:107:ARG:HH22	20:AA:1346:A:H1'	1.68	0.57
40:BV:76:LYS:HB2	40:BV:81:TYR:HB3	1.84	0.57
23:CY:358:MET:HG2	23:CY:363:ARG:HG2	1.86	0.57
7:AH:91:ARG:NH2	20:AA:564:C:O2'	2.34	0.57
58:BA:922:U:H2'	58:BA:923:C:C6	2.39	0.57
8:CI:46:ALA:HB2	8:CI:74:ILE:HG23	1.85	0.57

Continued on next page...

Continued from previous page...

Atom-1	Atom-2	Distance(Å)	Clash(Å)
20:CA:120:A:H2'	20:CA:122:G:N7	2.19	0.57
29:BH:127:GLU:OE2	29:BH:130:ARG:NH2	2.37	0.57
16:CQ:68:ARG:O	16:CQ:70:ARG:N	2.34	0.57
52:B9:3:VAL:HG11	58:BA:2539:C:H5'	1.86	0.57
27:BF:13:SER:O	27:BF:15:SER:N	2.37	0.57
4:CE:11:ILE:HB	4:CE:31:LEU:HD12	1.85	0.57
59:BB:74:U:H2'	59:BB:75:G:H8	1.69	0.57
3:AD:81:GLU:HA	3:AD:84:LYS:HE2	1.84	0.57
2:AC:163:ALA:HB3	20:AA:1056:U:H4'	1.84	0.57
20:CA:125:U:O2	20:CA:236:G:O6	2.21	0.57
24:BC:96:GLY:HA3	24:BC:100:ILE:HG12	1.86	0.57
58:DA:1136:G:H2'	58:DA:1137:G:O4'	2.04	0.57
58:DA:535:C:H2'	58:DA:536:A:C8	2.39	0.57
58:BA:558:G:H2'	58:BA:559:G:C8	2.40	0.57
56:D1:20:ARG:HH22	56:D1:24:ALA:HB2	1.69	0.57
38:BT:50:ILE:HG12	38:BT:99:LEU:HB2	1.86	0.57
20:AA:1413:A:N1	20:AA:1487:G:N2	2.45	0.57
20:CA:217:C:H2'	20:CA:218:C:H6	1.69	0.57
24:DC:104:ILE:HG23	24:DC:111:PHE:CZ	2.39	0.57
23:CY:213:HIS:O	23:CY:216:LEU:HB3	2.03	0.57
58:DA:1279:G:H1	58:DA:1291:C:N4	2.01	0.57
20:CA:688:G:H2'	20:CA:689:C:C6	2.40	0.57
25:DD:115:GLN:OE1	25:DD:117:VAL:HG13	2.04	0.57
20:AA:757:U:H2'	20:AA:758:G:O4'	2.02	0.57
20:AA:1137:C:H4'	20:AA:1138:G:C2	2.39	0.57
26:BE:204:ALA:HA	58:BA:2734:A:N3	2.19	0.57
59:DB:24:G:C6	59:DB:56:G:N3	2.73	0.57
58:BA:597:U:H2'	58:BA:598:G:H8	1.69	0.57
59:DB:66:A:H61	59:DB:107:U:H2'	1.69	0.57
26:DE:175:VAL:HB	26:DE:182:LEU:HD12	1.87	0.57
41:BW:70:TYR:CZ	41:BW:72:LYS:HG2	2.39	0.57
20:AA:265:G:H2'	20:AA:266:G:H5''	1.86	0.57
27:BF:90:PHE:HZ	58:BA:672:C:H5'	1.68	0.57
20:AA:1020:U:H2'	20:AA:1021:G:H8	1.69	0.57
23:CY:66:THR:O	23:CY:363:ARG:NH2	2.37	0.57
23:CY:354:ARG:HH22	23:CY:378:VAL:HG21	1.69	0.57
7:AH:127:LEU:HB3	7:AH:129:VAL:HG22	1.86	0.57
20:AA:1206:G:H2'	20:AA:1207:G:O4'	2.03	0.57
28:DG:97:ASP:HA	28:DG:100:TRP:HD1	1.69	0.57
19:CT:66:ALA:HB1	19:CT:72:LEU:HB2	1.86	0.57
10:CK:19:ALA:HB3	10:CK:82:VAL:HA	1.87	0.57
5:AF:2:ARG:NH1	5:AF:69:GLU:OE1	2.37	0.57

Continued on next page...

Continued from previous page...

Atom-1	Atom-2	Distance(Å)	Clash(Å)
39:BU:50:ARG:HB3	58:BA:994:C:OP2	2.04	0.57
30:BJ:24:UNK:HA	30:BJ:84:UNK:C	2.34	0.57
27:DF:37:VAL:O	27:DF:40:GLN:NE2	2.37	0.57
32:DN:14:VAL:CG1	32:DN:137:LYS:HG3	2.33	0.57
16:CQ:45:HIS:HB2	16:CQ:69:LYS:HZ3	1.69	0.57
60:AY:701:FUA:O1	60:AY:701:FUA:C20	2.51	0.57
20:AA:217:C:H2'	20:AA:218:C:H6	1.69	0.57
21:CW:63:C:H2'	21:CW:64:G:C8	2.39	0.57
56:B1:21:ARG:NH1	56:B1:22:GLY:O	2.37	0.57
58:DA:19:C:N4	58:DA:521:G:H1	2.00	0.57
24:BC:81:GLY:O	24:BC:84:ILE:HB	2.04	0.57
1:CB:96:ARG:HB2	1:CB:148:TYR:HE1	1.68	0.57
40:DV:96:ILE:HG22	40:DV:97:LYS:H	1.69	0.57
4:CE:91:LEU:HB3	4:CE:118:ILE:HD11	1.86	0.57
18:AS:4:SER:O	20:AA:1314:C:N4	2.36	0.57
30:DJ:54:UNK:HA	30:DJ:79:UNK:HA	1.87	0.57
47:D3:4:LEU:HD23	47:D3:58:VAL:HG13	1.86	0.57
25:BD:241:PRO:HA	58:BA:1971:A:H1'	1.85	0.57
31:BK:131:ALA:HA	31:BK:134:MET:HE2	1.85	0.57
36:BR:4:LEU:HB2	58:BA:1653:G:H3'	1.86	0.57
58:BA:997:G:H2'	58:BA:998:C:C6	2.39	0.57
41:BW:86:LEU:HB3	41:BW:94:ASP:HB2	1.85	0.57
1:CB:32:ILE:HD13	1:CB:42:ILE:HA	1.86	0.57
32:BN:74:ARG:HH12	32:BN:85:ILE:HD11	1.67	0.57
36:BR:77:ARG:NH1	58:BA:1454:U:OP1	2.38	0.57
31:DK:11:GLN:NE2	58:DA:1061:U:O4	2.34	0.57
45:B0:38:VAL:HB	45:B0:59:LEU:HB2	1.85	0.57
44:DZ:65:GLN:HB3	44:DZ:67:LEU:HD13	1.86	0.57
16:CQ:83:ASP:N	16:CQ:83:ASP:OD1	2.36	0.57
7:AH:121:ASP:OD1	7:AH:121:ASP:N	2.36	0.57
20:AA:1433:A:H2'	20:AA:1434:A:O4'	2.03	0.57
40:DV:28:GLU:HB3	40:DV:29:PRO:HD2	1.84	0.57
39:BU:90:VAL:C	39:BU:92:ARG:H	2.07	0.57
32:BN:45:ASN:ND2	32:BN:45:ASN:H	2.02	0.57
38:BT:30:VAL:HG22	38:BT:31:SER:H	1.68	0.57
27:BF:123:LEU:HB2	27:BF:192:LEU:HB2	1.87	0.57
25:BD:25:THR:O	25:BD:26:LYS:HB2	2.03	0.57
58:DA:688:U:H2'	58:DA:689:A:C8	2.39	0.57
35:DQ:58:PHE:HD1	35:DQ:61:GLY:HA3	1.69	0.57
25:BD:9:TYR:HD1	25:BD:10:THR:HG23	1.69	0.57
20:AA:434:U:H2'	20:AA:435:C:C6	2.40	0.57
8:CI:104:ARG:HH21	8:CI:105:ASP:HB3	1.69	0.57

Continued on next page...

Continued from previous page...

Atom-1	Atom-2	Distance(Å)	Clash(Å)
58:BA:2216:G:H2'	58:BA:2217:G:C8	2.39	0.57
51:D8:47:LYS:HE3	51:D8:49:VAL:HG12	1.86	0.57
58:BA:573:G:O2'	58:BA:574:C:H3'	2.04	0.57
18:CS:55:LYS:HG3	20:CA:986:A:H4'	1.85	0.57
59:DB:89(B):A:H8	59:DB:89(B):A:O5'	1.87	0.57
58:BA:836:G:H2'	58:BA:837:C:C6	2.40	0.57
58:DA:1446:C:H42	58:DA:1465:G:H1	1.53	0.57
23:AY:633:GLY:HA3	23:AY:644:ARG:HB2	1.85	0.57
11:AL:113:ARG:HH21	11:AL:115:LYS:HB3	1.69	0.57
50:B7:19:ARG:HB2	58:BA:125:G:H5''	1.86	0.57
5:AF:70:ASP:O	5:AF:73:ASN:ND2	2.38	0.57
58:DA:1007:C:H5''	58:DA:1008:C:H2'	1.86	0.57
50:D7:40:TRP:HZ2	58:DA:458:G:H1'	1.68	0.57
58:DA:272:G:H2'	58:DA:273(A):G:C8	2.39	0.57
32:BN:137:LYS:HZ3	32:BN:137:LYS:HA	1.69	0.57
1:CB:88:ALA:HB2	1:CB:219:VAL:HG13	1.85	0.57
20:CA:867:G:O2'	20:CA:873:A:N1	2.36	0.57
31:BK:116:ASN:HD22	58:BA:1058:G:H1'	1.68	0.57
58:DA:909:A:H2'	58:DA:912:C:H5	1.70	0.57
58:BA:270(K):G:H2'	58:BA:270(L):C:O4'	2.03	0.57
28:DG:4:ASP:HA	28:DG:8:LYS:HD3	1.85	0.57
58:DA:2314:C:H2'	58:DA:2315:G:C8	2.39	0.57
33:DO:12:ASP:OD2	33:DO:12:ASP:N	2.38	0.57
2:AC:167:TRP:HZ2	20:AA:1192:C:H5''	1.70	0.57
27:BF:179:GLU:O	27:BF:205:ARG:NH2	2.37	0.57
58:DA:2715:C:H2'	58:DA:2716:U:C6	2.39	0.57
5:CF:70:ASP:OD2	5:CF:71:ARG:N	2.36	0.57
26:DE:202:LYS:HE3	58:DA:2771:C:H4'	1.87	0.57
33:BO:88:ASN:HD21	33:BO:92:GLU:HB2	1.69	0.57
27:DF:90:PHE:HB2	58:DA:588:U:H1'	1.86	0.57
49:B6:16:CYS:HB2	49:B6:17:LYS:HD2	1.86	0.57
26:BE:167:VAL:HG13	26:BE:170:LEU:HD11	1.87	0.57
58:DA:2393:A:H62	58:DA:2422:A:H61	1.51	0.57
23:AY:442:THR:HA	23:AY:449:THR:HA	1.87	0.57
58:DA:2308:G:O2'	58:DA:2310:A:OP2	2.22	0.57
4:AE:126:ARG:HE	20:AA:9:G:H5''	1.70	0.57
26:BE:61:ARG:HD3	26:BE:62:PRO:HD3	1.87	0.57
9:CJ:91:PRO:HB2	9:CJ:94:VAL:HB	1.86	0.57
58:DA:591:C:H2'	58:DA:592:G:H8	1.70	0.57
30:BJ:25:UNK:C	30:BJ:111:UNK:HA	2.34	0.57
32:DN:91:LEU:CA	32:DN:95:PRO:HB3	2.30	0.57
8:AI:29:ASN:N	8:AI:63:ILE:O	2.29	0.57

Continued on next page...

Continued from previous page...

Atom-1	Atom-2	Distance(Å)	Clash(Å)
26:DE:12:THR:O	58:DA:2682:U:H1'	2.03	0.57
59:BB:23:G:H2'	59:BB:24:G:C8	2.39	0.57
24:DC:69:LEU:HG	24:DC:178:LYS:HD3	1.86	0.57
20:AA:984:C:H42	20:AA:1221:G:H1	1.52	0.57
20:AA:1103:C:H2'	20:AA:1104:G:O4'	2.04	0.57
23:AY:428:LEU:HD13	23:AY:440:VAL:HG21	1.87	0.57
58:BA:2863:C:H2'	58:BA:2864:G:O4'	2.03	0.57
20:AA:695:A:H2'	20:AA:696:A:C8	2.39	0.57
21:CW:18:G:O2'	21:CW:57:G:N2	2.37	0.57
31:BK:30:HIS:NE2	31:BK:58:THR:O	2.37	0.57
10:AK:40:ILE:HD13	20:AA:685:G:H5'	1.86	0.57
20:AA:255:G:H2'	20:AA:256:U:C6	2.40	0.57
20:AA:61:G:O6	20:AA:106:C:N3	2.38	0.57
20:AA:62:U:O2'	20:AA:379:C:O2	2.22	0.57
20:CA:1161:C:H2'	20:CA:1162:C:C6	2.40	0.57
32:DN:7:LYS:N	32:DN:7:LYS:HZ3	2.02	0.57
2:CC:157:ILE:HD11	2:CC:164:ARG:H	1.69	0.57
6:AG:15:ASP:HB3	6:AG:20:ASP:H	1.69	0.57
23:CY:149:VAL:O	23:CY:153:MET:HG3	2.04	0.57
15:CP:20:VAL:HG23	15:CP:35:LYS:HA	1.87	0.57
58:DA:1022:G:H21	58:DA:1023:U:H5	1.53	0.57
58:DA:1443:G:H1	58:DA:1548:C:N4	1.99	0.57
39:DU:92:ARG:HG2	39:DU:94:ASN:HB3	1.85	0.57
23:CY:526:VAL:HG23	23:CY:528:ALA:HB2	1.85	0.57
58:BA:861:A:H2'	58:BA:862:G:O4'	2.04	0.57
20:AA:1074:G:O2'	20:AA:1101:A:N6	2.37	0.57
45:D0:23:VAL:HG12	45:D0:38:VAL:HG22	1.86	0.57
58:BA:24:G:H2'	58:BA:25:U:C6	2.39	0.57
23:CY:631:ILE:HA	23:CY:645:ALA:HA	1.86	0.57
58:BA:1854:A:H1'	58:BA:2233:U:H4'	1.85	0.57
31:DK:78:ILE:HD11	31:DK:136:VAL:HG11	1.87	0.57
58:DA:1708:C:H2'	58:DA:1709:U:H6	1.69	0.57
20:AA:759:A:H4'	20:AA:881:G:H5'	1.87	0.57
23:AY:20:HIS:H	23:AY:20:HIS:CD2	2.23	0.57
58:BA:2674:G:H2'	58:BA:2675:A:C8	2.40	0.57
23:CY:334:THR:HG22	23:CY:370:LYS:HA	1.85	0.57
29:DH:111:HIS:HE1	58:DA:2668:G:H1'	1.70	0.57
58:BA:1732:A:H2'	58:BA:1733:G:O4'	2.04	0.57
58:BA:2300:G:H2'	58:BA:2301:C:C6	2.39	0.57
20:CA:813:U:H2'	20:CA:814:A:H8	1.69	0.57
43:BY:73:ARG:HD2	58:BA:335:C:H4'	1.87	0.57
25:DD:28:GLU:H	25:DD:29:PRO:HD2	1.70	0.57

Continued on next page...

Continued from previous page...

Atom-1	Atom-2	Distance(Å)	Clash(Å)
27:DF:135:LYS:HB3	27:DF:138:GLU:HG3	1.86	0.57
7:AH:9:MET:HG3	7:AH:26:VAL:HG11	1.85	0.57
58:BA:2359:C:H2'	58:BA:2360:A:O4'	2.04	0.57
7:CH:12:ARG:HH11	7:CH:26:VAL:HG23	1.70	0.57
51:D8:61:LEU:O	51:D8:64:TYR:N	2.35	0.57
27:DF:125:LEU:HD23	27:DF:194:MET:HB2	1.86	0.57
28:DG:135:LEU:HD22	28:DG:140:ILE:HD11	1.85	0.57
58:DA:946:G:N2	58:DA:971:C:N3	2.45	0.57
30:BJ:64:UNK:O	30:BJ:68:UNK:N	2.37	0.57
20:CA:407:G:O6	20:CA:435:C:N3	2.38	0.57
20:CA:987:G:H1	20:CA:1218:C:N4	2.03	0.57
58:BA:527:C:C5	58:BA:2779:U:H2'	2.40	0.57
11:CL:53:ARG:HA	11:CL:69:TYR:CE1	2.40	0.57
23:CY:512:ILE:HA	23:CY:567:LEU:HA	1.86	0.57
45:D0:67:VAL:HG13	45:D0:81:VAL:HG22	1.87	0.57
15:CP:5:ARG:NH2	20:CA:376:G:O2'	2.38	0.57
11:AL:53:ARG:HG3	11:AL:69:TYR:CE1	2.39	0.57
3:AD:22:LYS:O	3:AD:26:CYS:HB3	2.04	0.57
58:DA:873:G:H1	58:DA:904:C:N4	2.02	0.57
14:AO:82:ILE:HG12	14:AO:87:ILE:H	1.69	0.57
58:BA:1231:G:H2'	58:BA:1232:G:C8	2.37	0.57
9:CJ:57:LYS:NZ	20:CA:975:A:OP1	2.27	0.57
45:B0:31:VAL:HB	45:B0:61:ALA:HB2	1.87	0.57
25:BD:219:PRO:HG3	58:BA:764:A:H2	1.69	0.57
31:DK:131:ALA:HB1	31:DK:136:VAL:HG13	1.87	0.57
58:DA:697:C:H2'	58:DA:698:C:C6	2.39	0.57
26:DE:51:PHE:HB3	26:DE:76:ARG:HB2	1.85	0.57
58:BA:2500:U:O2'	58:BA:2504:U:OP1	2.19	0.57
20:CA:346:G:H4'	38:DT:41:ARG:HH22	1.68	0.57
58:BA:2102:U:H2'	58:BA:2103:C:C6	2.39	0.57
44:BZ:3:TYR:N	44:BZ:56:VAL:O	2.38	0.57
20:AA:1387:G:H2'	20:AA:1388:C:C6	2.40	0.57
58:DA:587:C:C2	58:DA:671:C:H1'	2.40	0.57
20:AA:296:U:H3	20:AA:301:G:H1	1.51	0.57
58:BA:1942:C:OP2	58:BA:1943:U:O2'	2.18	0.57
20:AA:234:C:H2'	20:AA:235:C:C6	2.39	0.57
20:CA:1317:C:H3'	20:CA:1318:A:H8	1.69	0.57
6:AG:50:ILE:HG23	6:AG:125:MET:HE1	1.87	0.57
20:AA:328:C:H4'	20:AA:329:A:H5'	1.87	0.57
58:DA:1024:G:H3'	58:DA:1025:G:H5''	1.86	0.57
32:DN:24:GLY:HA3	58:DA:1139:G:H4'	1.86	0.57
58:BA:2505:G:N2	58:BA:2610:C:N4	2.31	0.57

Continued on next page...

Continued from previous page...

Atom-1	Atom-2	Distance(Å)	Clash(Å)
58:DA:1549:C:H2'	58:DA:1550:C:O4'	2.05	0.57
20:CA:1412:C:H2'	20:CA:1413:A:C8	2.40	0.57
20:CA:1412:C:H2'	20:CA:1413:A:H8	1.68	0.57
24:DC:78:ILE:HD11	24:DC:104:ILE:HD11	1.86	0.57
28:DG:82:LEU:HD13	28:DG:87:PRO:HB3	1.87	0.57
1:AB:101:MET:HB3	1:AB:152:PHE:CE1	2.39	0.57
1:AB:68:ILE:HG12	1:AB:161:ALA:HB3	1.85	0.57
3:AD:3:ARG:HH22	3:AD:5:ILE:HD12	1.69	0.57
44:BZ:99:TYR:HA	44:BZ:124:ILE:O	2.05	0.57
20:CA:1537:U:O2'	20:CA:1538:C:OP1	2.21	0.57
3:AD:173:TRP:CH2	3:AD:194:LEU:HD21	2.40	0.57
21:AW:18:G:H2'	21:AW:19:G:C8	2.40	0.57
58:BA:118:A:OP2	58:BA:119:A:H2'	2.05	0.57
48:D5:9:LYS:NZ	58:DA:2018:G:H3'	2.19	0.57
25:BD:3:VAL:H	25:BD:20:ASP:HB2	1.70	0.57
58:BA:1434:A:H2'	58:BA:1435:G:C8	2.39	0.57
40:DV:18:LEU:HA	40:DV:95:LEU:HD22	1.87	0.57
25:BD:148:GLU:OE2	58:BA:2218:G:O2'	2.23	0.57
58:BA:1326:U:O2'	58:BA:2010:G:O2'	2.23	0.57
25:BD:242:ARG:NH1	58:BA:1971:A:OP2	2.38	0.57
2:AC:155:GLY:HA3	2:AC:196:LEU:HA	1.86	0.57
58:BA:744:G:H2'	58:BA:745:G:O4'	2.05	0.57
27:DF:8:GLN:HB2	27:DF:22:ALA:HB2	1.85	0.57
23:AY:188:TYR:HE1	23:AY:270:GLN:HE21	1.53	0.57
3:AD:133:VAL:HG13	3:AD:135:LEU:HD22	1.87	0.57
58:BA:2655:G:H22	58:BA:2664:G:H2'	1.70	0.57
1:AB:34:ALA:HB1	1:AB:36:ARG:HD2	1.86	0.57
20:AA:1492:A:C8	20:AA:1492:A:H5'	2.40	0.57
58:DA:273(C):C:H2'	58:DA:273(D):C:C6	2.40	0.57
58:BA:2834:G:H1'	58:BA:2883:A:N6	2.20	0.57
56:B1:74:VAL:HG12	56:B1:78:LYS:HE3	1.86	0.57
58:BA:761:A:H8	58:BA:761:A:O5'	1.88	0.57
4:AE:101:ILE:HD11	4:AE:119:LEU:HD23	1.87	0.57
20:CA:1394:A:N7	20:CA:1501:C:H4'	2.20	0.57
20:CA:1503:A:N6	22:CV:14:A:H2'	2.18	0.57
58:DA:8:A:N1	58:DA:2895:U:C4	2.70	0.57
20:CA:68(V):G:C2	20:CA:68(W):G:H1'	2.40	0.57
21:AW:12:U:O2	21:AW:23:A:N1	2.38	0.57
20:AA:112:G:N2	20:AA:315:A:N1	2.44	0.57
1:CB:167:PRO:HD2	1:CB:188:ALA:HB3	1.87	0.57
1:CB:62:ALA:HB2	1:CB:222:ILE:HG22	1.86	0.57
9:AJ:49:VAL:HG23	13:AN:41:ARG:HB2	1.87	0.57

Continued on next page...

Continued from previous page...

Atom-1	Atom-2	Distance(Å)	Clash(Å)
21:CW:8:U:O4	21:CW:14:A:N7	2.38	0.57
35:DQ:54:MET:HE1	35:DQ:64:ILE:HG21	1.87	0.57
43:BY:47:LYS:NZ	58:BA:480:A:O2'	2.28	0.57
23:AY:26:THR:HG23	23:AY:65:ILE:HD11	1.86	0.57
9:CJ:55:LYS:HG3	20:CA:973:G:O4'	2.05	0.57
4:AE:14:ARG:NH2	20:AA:1079:G:O3'	2.38	0.57
38:DT:29:ARG:HG2	38:DT:30:VAL:HB	1.86	0.57
26:DE:58:ARG:HH22	26:DE:75:VAL:HG23	1.68	0.57
7:AH:113:SER:OG	20:AA:642:A:N3	2.35	0.57
4:AE:75:THR:OG1	4:AE:76:ILE:N	2.37	0.57
4:CE:131:ILE:O	4:CE:135:THR:OG1	2.21	0.57
48:B5:43:HIS:HE2	58:BA:2884:U:P	2.28	0.57
10:CK:48:ILE:HD11	10:CK:64:ALA:HA	1.87	0.57
58:BA:2870:C:H2'	58:BA:2871:C:O4'	2.05	0.57
25:BD:99:ASP:O	58:BA:1500:G:N2	2.38	0.57
19:AT:101:GLY:HA2	19:AT:104:LEU:HB3	1.87	0.57
44:DZ:5:LEU:HD12	44:DZ:47:VAL:HG11	1.87	0.57
26:BE:66:HIS:O	26:BE:68:ALA:N	2.38	0.57
58:DA:1139:G:H8	58:DA:1139:G:O5'	1.88	0.56
58:BA:1914:C:C5	58:BA:1915:U:N3	2.72	0.56
16:CQ:17:LYS:HZ2	20:CA:255:G:HO2'	1.50	0.56
1:AB:58:ILE:HD11	1:AB:185:ILE:HG21	1.86	0.56
25:BD:52:ARG:HG3	58:BA:1824:G:OP1	2.05	0.56
58:BA:19:C:N4	58:BA:521:G:H1	2.02	0.56
42:DX:82:GLN:HE21	42:DX:83:VAL:H	1.51	0.56
58:BA:1435:G:N2	58:BA:1477:A:O2'	2.38	0.56
20:AA:1440(J):C:H1'	20:AA:1440(K):G:N2	2.20	0.56
59:DB:57:A:H2'	59:DB:58:A:C8	2.39	0.56
30:DJ:58:UNK:HA	58:DA:1107:G:P	2.45	0.56
20:CA:1044:A:H2'	20:CA:1045:C:H4'	1.85	0.56
25:DD:219:PRO:HB3	58:DA:1790:C:H5'	1.87	0.56
58:DA:528:A:N1	58:DA:2042:A:H2'	2.21	0.56
59:BB:74:U:H2'	59:BB:75:G:C8	2.40	0.56
6:AG:114:ARG:NH2	20:AA:1298:C:OP2	2.34	0.56
58:DA:173:G:H2'	58:DA:174:C:C6	2.40	0.56
20:CA:1056:U:H3	20:CA:1204:A:H61	1.52	0.56
58:DA:2795:G:H3'	58:DA:2797:U:H5''	1.86	0.56
23:AY:485:GLU:HG3	23:AY:560:VAL:HG22	1.86	0.56
26:DE:11:MET:HG3	58:DA:2681:C:H5'	1.86	0.56
58:DA:2459:A:N1	58:DA:2493:U:O2	2.37	0.56
58:DA:922:U:H2'	58:DA:923:C:H6	1.69	0.56
58:BA:2133:G:H21	58:BA:2158:A:N6	1.94	0.56

Continued on next page...

Continued from previous page...

Atom-1	Atom-2	Distance(Å)	Clash(Å)
27:BF:125:LEU:HD21	27:BF:199:TRP:HB2	1.86	0.56
3:CD:25:ARG:C	3:CD:27:TYR:H	2.09	0.56
26:DE:12:THR:O	26:DE:22:PRO:HA	2.05	0.56
23:AY:136:ALA:HB3	23:AY:260:LEU:HB2	1.86	0.56
42:DX:36:LYS:HA	42:DX:39:ILE:HD12	1.85	0.56
58:BA:83:G:H21	58:BA:103:A:N6	1.99	0.56
38:BT:74:ARG:HD2	38:BT:76:PHE:CZ	2.40	0.56
11:AL:70:ILE:HG23	11:AL:100:ILE:HD12	1.87	0.56
58:DA:1542:G:H4'	58:DA:1543:A:O5'	2.04	0.56
58:DA:291:C:N3	58:DA:349:G:N2	2.47	0.56
18:CS:46:GLY:HA2	18:CS:62:ILE:HG23	1.86	0.56
58:DA:36:G:H4'	58:DA:451:C:C2	2.40	0.56
36:DR:79:LEU:HA	36:DR:83:ILE:HD12	1.87	0.56
20:CA:808:C:H2'	20:CA:809:G:C8	2.40	0.56
32:DN:74:ARG:HH12	32:DN:85:ILE:CD1	2.18	0.56
3:CD:86:LYS:HE2	3:CD:86:LYS:HA	1.86	0.56
26:BE:147:PRO:HB2	26:BE:149:ARG:HG2	1.86	0.56
46:D2:49:LYS:O	46:D2:53:LEU:N	2.26	0.56
4:CE:151:LEU:HB3	7:CH:79:VAL:HG22	1.86	0.56
58:DA:2889:C:H2'	58:DA:2891:G:O4'	2.05	0.56
41:BW:64:MET:HB3	41:BW:109:GLU:HB3	1.86	0.56
29:BH:87:LEU:HD22	29:BH:162:ILE:HG22	1.87	0.56
58:BA:2649:U:H2'	58:BA:2650:U:H6	1.69	0.56
26:BE:105:THR:HB	26:BE:197:ILE:HG23	1.87	0.56
5:AF:4:TYR:OH	20:AA:738:C:OP1	2.24	0.56
56:D1:75:GLU:HA	56:D1:78:LYS:HE2	1.86	0.56
12:CM:80:ARG:HH11	18:CS:65:ASN:HB3	1.69	0.56
58:DA:1248:G:H3'	58:DA:1249:U:H5''	1.87	0.56
32:BN:94:HIS:HB2	32:BN:96:GLU:OE2	2.05	0.56
10:AK:30:VAL:HG22	10:AK:43:SER:O	2.05	0.56
38:BT:32:TYR:CE1	38:BT:81:PRO:HB2	2.40	0.56
58:DA:1810:A:H8	58:DA:1810:A:O5'	1.87	0.56
3:CD:194:LEU:HB3	3:CD:196:LEU:HD11	1.86	0.56
10:AK:122:LYS:NZ	20:AA:780:A:OP2	2.32	0.56
58:DA:119:A:H4'	58:DA:120:U:H5'	1.88	0.56
58:BA:769:G:H4'	58:BA:1379:A:N6	2.20	0.56
20:AA:10:A:H2'	20:AA:11:G:H8	1.71	0.56
58:BA:2345:G:N3	58:BA:2381:C:H2'	2.20	0.56
32:DN:25:ARG:HA	58:DA:1012:U:O4	2.05	0.56
58:DA:389:G:H1'	58:DA:2412:A:N3	2.20	0.56
58:DA:1417:C:N3	58:DA:1581:G:N2	2.46	0.56
50:B7:39:ARG:NH1	50:B7:39:ARG:HA	2.20	0.56

Continued on next page...

Continued from previous page...

Atom-1	Atom-2	Distance(Å)	Clash(Å)
58:DA:374:A:H1'	58:DA:401:A:N6	2.21	0.56
24:DC:47:LYS:HB2	24:DC:169:THR:O	2.05	0.56
58:BA:137(B):G:H1	58:BA:141(B):C:N4	2.04	0.56
20:CA:266:G:O2'	20:CA:268:C:OP2	2.18	0.56
20:CA:1228:C:H2'	20:CA:1229:A:H8	1.71	0.56
20:CA:1228:C:H2'	20:CA:1229:A:C8	2.40	0.56
1:AB:167:PRO:HD2	1:AB:188:ALA:HB3	1.88	0.56
3:AD:122:ARG:NE	20:AA:403:C:H4'	2.19	0.56
58:DA:1530:G:C6	58:DA:1541:U:O2	2.58	0.56
58:DA:476:G:N2	58:DA:479:A:O5'	2.37	0.56
9:AJ:16:LEU:O	9:AJ:19:SER:OG	2.19	0.56
9:AJ:19:SER:OG	9:AJ:20:ALA:N	2.39	0.56
37:BS:103:GLU:O	37:BS:105:ALA:N	2.38	0.56
20:CA:974:A:H4'	20:CA:975:A:H3'	1.88	0.56
43:DY:28:LYS:HA	43:DY:39:VAL:HA	1.87	0.56
26:BE:15:PHE:CD1	38:BT:80:SER:HB2	2.39	0.56
23:CY:174:PHE:HD2	23:CY:267:LYS:HD3	1.71	0.56
58:DA:2210:G:N2	58:DA:2211:G:H5'	2.19	0.56
5:AF:82:ARG:HB2	5:AF:85:VAL:HG23	1.86	0.56
58:DA:992:C:H42	58:DA:1162:G:H1	1.53	0.56
12:AM:26:GLY:H	20:AA:1329:A:H5''	1.70	0.56
58:DA:2070:G:H2'	58:DA:2071:A:C8	2.40	0.56
58:DA:589:C:H42	58:DA:668:G:H1	1.53	0.56
34:DP:60:MET:O	58:DA:2392:A:O2'	2.14	0.56
20:CA:792:A:O2'	20:CA:794:A:N7	2.32	0.56
2:CC:119:ARG:O	2:CC:123:GLN:HG2	2.05	0.56
16:AQ:56:VAL:HG23	16:AQ:81:ARG:HG3	1.87	0.56
58:DA:1780:A:H3'	58:DA:1781:C:H2'	1.88	0.56
29:DH:17:VAL:HG12	29:DH:26:VAL:HG22	1.87	0.56
33:DO:102:VAL:HG11	33:DO:114:ILE:HG22	1.87	0.56
25:BD:253:GLN:OE1	58:BA:1842:G:O2'	2.21	0.56
28:BG:91:ARG:NH1	58:BA:2314:C:OP1	2.38	0.56
19:AT:74:LYS:HG2	19:AT:75:ASN:H	1.70	0.56
58:DA:2853:C:H2'	58:DA:2854:G:C8	2.40	0.56
38:DT:27:THR:O	38:DT:87:ASP:HB2	2.06	0.56
28:DG:120:LEU:HD21	28:DG:133:LEU:HD22	1.87	0.56
58:BA:115:C:O2'	58:BA:127:A:O2'	2.21	0.56
43:BY:32:PRO:HD2	43:BY:34:LYS:H	1.70	0.56
20:AA:356:A:N3	20:AA:368:U:O2'	2.27	0.56
35:BQ:41:TRP:HB3	35:BQ:94:VAL:HG21	1.87	0.56
58:DA:1017:G:O6	58:DA:1145:C:N3	2.37	0.56
14:AO:22:THR:O	20:AA:657:G:N2	2.29	0.56

Continued on next page...

Continued from previous page...

Atom-1	Atom-2	Distance(Å)	Clash(Å)
15:AP:25:ARG:HH12	20:AA:134:A:H61	1.53	0.56
1:AB:106:LYS:H	1:AB:106:LYS:HD2	1.69	0.56
58:BA:608:A:H2'	58:BA:609(A):A:C8	2.40	0.56
29:BH:74:ASN:ND2	58:BA:2747:G:OP1	2.37	0.56
20:CA:227:G:H2'	20:CA:228:A:C8	2.41	0.56
56:D1:18:ILE:CG2	58:DA:380:U:H4'	2.35	0.56
27:BF:185:ASP:HA	27:BF:188:ARG:HG2	1.87	0.56
38:BT:49:VAL:O	38:BT:50:ILE:HG13	2.06	0.56
24:DC:19:LYS:O	24:DC:224:ARG:NH2	2.39	0.56
11:CL:92:ASP:OD1	11:CL:92:ASP:N	2.38	0.56
20:AA:1338:G:N2	21:AW:41:A:H1'	2.18	0.56
20:AA:441:A:H62	20:AA:493:G:N2	1.97	0.56
23:CY:20:HIS:HB3	23:CY:118:SER:N	2.21	0.56
58:DA:474:G:O2'	58:DA:475:U:OP1	2.22	0.56
20:CA:689:C:H2'	20:CA:690:G:O4'	2.05	0.56
20:AA:1102:A:H2'	20:AA:1103:C:C6	2.41	0.56
58:DA:1752:C:N4	58:DA:1756:G:H1	2.03	0.56
8:CI:10:ARG:NH2	8:CI:105:ASP:OD1	2.38	0.56
38:DT:3:ARG:NE	58:DA:2876:G:O2'	2.38	0.56
58:DA:2591:C:H42	58:DA:2603:G:H1	1.54	0.56
58:DA:1499:C:H2'	58:DA:1500:G:C8	2.39	0.56
28:BG:11:TYR:O	28:BG:15:VAL:HB	2.04	0.56
58:BA:1569:A:H2'	58:BA:1570:A:C8	2.40	0.56
41:DW:36:LEU:HB3	41:DW:48:ALA:HB2	1.88	0.56
20:AA:60:A:H62	20:AA:110:C:H42	1.52	0.56
25:DD:92:ILE:HD12	25:DD:104:TYR:HB3	1.87	0.56
47:B3:10:LYS:HB3	47:B3:53:LEU:HA	1.86	0.56
3:AD:13:ARG:HD3	3:AD:40:PRO:HB3	1.86	0.56
48:D5:18:ALA:HA	48:D5:21:SER:HB3	1.88	0.56
20:CA:68(F):C:H2'	20:CA:68(G):G:C8	2.40	0.56
2:CC:56:ASP:N	2:CC:56:ASP:OD1	2.39	0.56
59:BB:89(B):A:H8	59:BB:89(B):A:O5'	1.88	0.56
58:DA:767:U:H2'	58:DA:768:G:H8	1.70	0.56
58:BA:2554:U:H2'	58:BA:2555:U:C5	2.40	0.56
58:BA:1661:G:H1	58:BA:1999:C:H42	1.54	0.56
32:DN:41:ASP:C	39:DU:64:ARG:CD	2.72	0.56
58:DA:1309:G:N2	58:DA:1605:C:N3	2.52	0.56
58:BA:1019:U:H2'	58:BA:1020:A:C8	2.40	0.56
34:DP:24:GLY:HA2	34:DP:30:THR:HA	1.88	0.56
27:BF:183:VAL:O	27:BF:186:ILE:HG22	2.05	0.56
24:BC:63:VAL:HG12	24:BC:162:ILE:HD12	1.87	0.56
20:CA:1522:U:H2'	20:CA:1523:G:H8	1.68	0.56

Continued on next page...

Continued from previous page...

Atom-1	Atom-2	Distance(Å)	Clash(Å)
36:DR:107:ASP:HB2	58:DA:1649:G:H21	1.70	0.56
21:AW:71:C:O2	58:BA:1851:U:O2'	2.23	0.56
5:AF:28:ARG:HH21	5:CF:28:ARG:HG3	1.70	0.56
34:DP:99:LEU:HA	34:DP:102:ARG:HH22	1.71	0.56
58:BA:35:G:H2'	58:BA:36:G:O4'	2.05	0.56
3:CD:175:SER:HB3	3:CD:184:LYS:HB2	1.86	0.56
40:BV:81:TYR:CE2	58:BA:1187:G:H5''	2.41	0.56
20:AA:736:C:H2'	20:AA:737:A:C8	2.40	0.56
27:BF:37:VAL:O	27:BF:41:LEU:HG	2.05	0.56
58:DA:236:C:H2'	58:DA:237:C:C6	2.41	0.56
58:BA:918:A:N3	59:BB:80:U:O2'	2.39	0.56
58:BA:2366:A:H2'	58:BA:2367:G:O4'	2.05	0.56
3:AD:196:LEU:O	3:AD:198:VAL:N	2.39	0.56
32:DN:94:HIS:HB2	32:DN:96:GLU:OE2	2.05	0.56
20:CA:373:A:O2'	20:CA:451:A:N7	2.39	0.56
6:CG:139:GLU:O	6:CG:143:ARG:HG3	2.05	0.56
33:DO:11:ALA:HB1	33:DO:99:PHE:HB2	1.86	0.56
20:AA:1356:G:H2'	20:AA:1357:A:C8	2.40	0.56
15:CP:22:THR:OG1	15:CP:23:ASP:N	2.38	0.56
24:DC:6:LYS:O	24:DC:9:ARG:HG3	2.05	0.56
26:DE:188:VAL:O	58:DA:2680:C:H4'	2.06	0.56
58:DA:1165:U:H2'	58:DA:1166:C:C6	2.40	0.56
19:CT:61:SER:HA	20:CA:193:C:O2'	2.05	0.56
20:AA:627:G:H2'	20:AA:628:G:C8	2.41	0.56
20:CA:910:C:H2'	20:CA:911:U:H6	1.70	0.56
37:DS:85:VAL:H	37:DS:106:ARG:HD3	1.71	0.56
58:DA:373:U:H2'	58:DA:374:A:H8	1.69	0.56
20:CA:219:C:H2'	20:CA:220:G:O4'	2.05	0.56
58:BA:1540:G:C2	58:BA:1541:U:H1'	2.41	0.56
1:AB:68:ILE:HG23	1:AB:163:PHE:H	1.70	0.56
58:BA:307:G:N2	58:BA:309:G:H3'	2.21	0.56
1:AB:111:ARG:HD2	20:AA:1103:C:O2'	2.05	0.56
34:BP:104:GLY:O	58:BA:625:G:N2	2.38	0.56
20:AA:17:U:H2'	20:AA:18:C:C6	2.41	0.56
4:CE:102:ALA:HB1	4:CE:106:PRO:HB2	1.87	0.56
7:CH:129:VAL:HA	20:CA:600:C:H5'	1.87	0.56
21:AW:68:U:H2'	21:AW:69:A:C8	2.41	0.56
20:CA:12:U:H3	20:CA:22:G:H1	1.53	0.56
58:DA:2131:G:H5''	58:DA:2132:U:O5'	2.05	0.56
51:B8:9:GLY:O	51:B8:13:ARG:HG2	2.05	0.56
3:AD:10:ARG:HA	3:AD:13:ARG:HD2	1.87	0.56
32:BN:74:ARG:HH12	32:BN:85:ILE:CD1	2.18	0.56

Continued on next page...

Continued from previous page...

Atom-1	Atom-2	Distance(Å)	Clash(Å)
14:AO:54:ARG:NH1	20:AA:728:A:OP1	2.38	0.56
52:B9:2:LYS:HD3	58:BA:2526:G:H21	1.71	0.56
20:AA:1028:C:H42	20:AA:1033:G:H1	1.53	0.56
20:CA:1465:C:H2'	20:CA:1466:C:C6	2.40	0.56
20:CA:1376:U:H2'	20:CA:1377:A:C8	2.40	0.56
48:D5:15:ARG:HH11	48:D5:15:ARG:HA	1.69	0.56
12:AM:80:ARG:HA	12:AM:83:ASP:HB3	1.86	0.56
45:D0:32:ARG:HA	45:D0:64:ASP:HA	1.86	0.56
11:CL:95:GLY:C	11:CL:97:ARG:H	2.08	0.56
24:DC:43:GLU:OE2	24:DC:218:THR:HA	2.06	0.56
20:AA:1324:A:H2'	20:AA:1325:C:H6	1.70	0.56
11:CL:33:ARG:CB	11:CL:60:LEU:HD12	2.35	0.56
40:DV:78:LYS:N	58:DA:565:C:OP2	2.34	0.56
14:AO:67:LEU:HD13	14:AO:87:ILE:HD12	1.87	0.56
58:DA:2736:G:H2'	58:DA:2737:G:H8	1.71	0.56
59:DB:18:G:H2'	59:DB:19:G:C8	2.38	0.56
59:DB:28:C:H2'	59:DB:29:A:C8	2.40	0.56
23:AY:611:THR:HA	23:AY:642:VAL:HG22	1.88	0.56
58:DA:1636:C:H2'	58:DA:1637:A:H8	1.70	0.56
34:DP:66:GLY:HA3	58:DA:631:A:H1'	1.88	0.56
58:DA:2718:G:O2'	58:DA:2847:U:OP1	2.17	0.56
20:AA:509:A:N3	20:AA:543:C:O2'	2.33	0.56
41:BW:89:ALA:HB1	58:BA:751:A:OP2	2.06	0.56
10:AK:34:ASP:O	10:AK:36:ASP:N	2.37	0.56
25:DD:133:LEU:HB2	25:DD:173:VAL:HG11	1.87	0.56
6:AG:34:GLY:HA3	20:AA:1350:A:H2	1.71	0.56
20:AA:68(P):C:H2'	20:AA:68(Q):U:H6	1.71	0.56
58:DA:622:G:H2'	58:DA:623:G:H8	1.70	0.56
23:AY:631:ILE:HA	23:AY:645:ALA:HA	1.88	0.56
20:CA:662:G:H2'	20:CA:663:A:C8	2.40	0.56
10:CK:115:PRO:O	10:CK:117:ASN:N	2.36	0.56
4:AE:110:LEU:O	4:AE:114:GLY:N	2.38	0.56
31:BK:130:SER:OG	58:BA:1059:G:N2	2.26	0.56
5:AF:46:ARG:HH22	17:AR:37:VAL:HG21	1.70	0.56
26:DE:111:ARG:NH2	58:DA:2680:C:OP2	2.39	0.56
58:DA:1203:G:N1	58:DA:1241:A:OP2	2.34	0.56
58:DA:945:A:O2'	58:DA:946:G:H4'	2.05	0.56
30:BJ:25:UNK:N	30:BJ:112:UNK:N	2.53	0.56
27:BF:157:VAL:O	27:BF:194:MET:HA	2.05	0.56
34:DP:56:SER:O	34:DP:58:THR:N	2.38	0.56
34:DP:59:LEU:HA	34:DP:61:ARG:CZ	2.36	0.56
25:DD:157:ARG:NH2	58:DA:1817:G:H3'	2.20	0.56

Continued on next page...

Continued from previous page...

Atom-1	Atom-2	Distance(Å)	Clash(Å)
25:DD:202:LYS:HB3	58:DA:1820:U:H1'	1.87	0.56
58:DA:1540:G:H3'	58:DA:1541:U:H6	1.70	0.56
20:CA:715:A:H2'	20:CA:716:A:C8	2.41	0.56
20:AA:983:A:H2	20:AA:984:C:H5	1.52	0.56
44:BZ:102:LEU:HD21	44:BZ:124:ILE:HD12	1.87	0.56
19:AT:49:ALA:O	19:AT:52:ALA:N	2.39	0.56
58:BA:852:G:H2'	58:BA:853:G:H8	1.69	0.56
59:BB:18:G:H2'	59:BB:19:G:C8	2.39	0.56
58:DA:443:A:H1'	58:DA:1201:C:C1'	2.36	0.56
2:CC:5:ILE:HG21	20:CA:1189:C:H5''	1.88	0.56
27:DF:8:GLN:O	27:DF:9:ILE:HB	2.04	0.56
58:BA:355:G:H2'	58:BA:356:G:C8	2.40	0.56
43:BY:45:VAL:HG13	43:BY:61:ILE:HA	1.86	0.56
29:DH:26:VAL:HG11	29:DH:76:VAL:HA	1.86	0.56
58:BA:270(A):A:H2'	58:BA:270(B):A:H8	1.71	0.56
58:BA:2853:C:H2'	58:BA:2854:G:C8	2.41	0.56
39:BU:40:PHE:HB3	40:BV:75:PHE:CE1	2.41	0.56
29:DH:37:VAL:HG21	29:DH:68:THR:HG23	1.87	0.56
12:CM:8:GLU:HG2	12:CM:22:ILE:HG12	1.87	0.56
27:BF:46:ARG:HB3	27:BF:48:THR:HG23	1.88	0.56
20:CA:1237:C:O2'	20:CA:1300:G:N2	2.39	0.56
32:BN:99:LEU:HD13	32:BN:99:LEU:O	2.06	0.56
58:DA:839:U:H2'	58:DA:840:C:C6	2.41	0.56
42:BX:34:ALA:O	42:BX:77:LYS:NZ	2.35	0.56
58:DA:1400:G:H2'	58:DA:1401:G:C8	2.40	0.56
20:CA:1134:G:N2	20:CA:1140:C:N3	2.45	0.56
32:BN:128:HIS:HE2	32:BN:134:ARG:HD2	1.70	0.56
20:AA:1479:C:H2'	20:AA:1480:G:H8	1.70	0.56
3:CD:19:LEU:HD23	3:CD:67:ILE:HA	1.88	0.56
58:BA:392:C:H2'	58:BA:393:C:H6	1.71	0.56
25:BD:78:LYS:NZ	25:BD:98:VAL:HA	2.20	0.56
45:D0:51:VAL:HG22	45:D0:81:VAL:HG23	1.87	0.56
1:AB:71:VAL:HB	1:AB:164:VAL:HG22	1.86	0.56
4:AE:32:VAL:HG11	4:AE:59:GLY:HA2	1.88	0.56
4:AE:63:ARG:HH11	4:AE:63:ARG:HB3	1.69	0.56
11:CL:88:GLY:O	11:CL:99:HIS:NE2	2.38	0.56
20:CA:537:G:H2'	20:CA:538:G:C8	2.41	0.56
58:BA:242:G:N2	58:BA:255:A:OP2	2.38	0.56
32:DN:45:ASN:HD22	32:DN:45:ASN:N	1.96	0.56
33:DO:23:ARG:HH12	33:DO:31:LYS:HE2	1.70	0.56
47:D3:30:ARG:NH2	58:DA:1159:U:OP1	2.39	0.56
20:CA:950:U:H2'	20:CA:951:G:C8	2.40	0.56

Continued on next page...

Continued from previous page...

Atom-1	Atom-2	Distance(Å)	Clash(Å)
3:CD:54:TYR:HA	3:CD:57:ARG:HE	1.70	0.56
39:BU:26:GLY:O	39:BU:29:SER:OG	2.23	0.56
1:AB:114:ARG:O	1:AB:118:LEU:HG	2.06	0.56
26:BE:62:PRO:HA	58:BA:2787:C:H5'	1.87	0.56
20:AA:302:G:O2'	20:AA:556:C:H5''	2.05	0.56
58:DA:370:G:O2'	58:DA:424:G:OP1	2.23	0.56
58:BA:1571:A:H2'	58:BA:1572:A:C8	2.41	0.56
20:CA:287:U:H2'	20:CA:288:A:C8	2.41	0.56
28:DG:62:LEU:HA	57:D4:7:PRO:HG2	1.88	0.56
3:CD:157:LEU:HA	3:CD:160:GLN:HB2	1.88	0.56
39:BU:12:ARG:HH21	58:BA:1215:G:H5'	1.70	0.56
58:BA:2269:A:H2'	58:BA:2270:G:O4'	2.06	0.56
7:CH:89:PRO:HG2	20:CA:878:G:H5'	1.88	0.56
7:AH:37:ARG:O	7:AH:41:ARG:HB2	2.06	0.56
58:BA:1700:A:H3'	58:BA:1701:A:H8	1.71	0.56
28:DG:63:ILE:HA	57:D4:27:THR:HG21	1.86	0.56
32:DN:41:ASP:N	39:DU:64:ARG:HD2	2.10	0.56
58:DA:2686:G:H2'	58:DA:2687:U:O4'	2.06	0.56
32:BN:41:ASP:O	39:BU:64:ARG:NH1	2.35	0.56
58:BA:1137:G:H21	58:BA:1138:G:H1'	1.70	0.56
38:BT:65:LYS:HZ2	38:BT:65:LYS:HA	1.71	0.56
30:DJ:25:UNK:N	30:DJ:112:UNK:N	2.54	0.56
58:BA:817:C:H2'	58:BA:818:G:O4'	2.06	0.56
36:BR:64:ARG:NH2	58:BA:2706:G:O2'	2.38	0.56
58:DA:859:G:O2'	58:DA:916:G:O6	2.16	0.56
20:CA:1340:A:C2	20:CA:1341:U:C2	2.94	0.56
20:AA:198:G:H1	20:AA:219:C:N4	2.03	0.56
18:CS:39:THR:HA	18:CS:70:LYS:HA	1.87	0.56
9:CJ:55:LYS:O	9:CJ:56:HIS:ND1	2.39	0.56
58:DA:1105:U:H2'	58:DA:1106:G:H8	1.69	0.56
20:AA:784:C:H2'	20:AA:785:G:H8	1.70	0.56
58:DA:2057:A:H2'	58:DA:2058:A:H8	1.70	0.56
16:CQ:29:HIS:CD2	16:CQ:32:TYR:HB2	2.41	0.56
20:AA:1003:G:N1	20:AA:1037:C:O2	2.36	0.56
29:DH:76:VAL:O	29:DH:79:VAL:HG22	2.06	0.56
42:BX:64:LYS:HD2	42:BX:73:ARG:HH21	1.70	0.56
58:DA:135:G:H1	58:DA:144:C:H42	1.54	0.56
2:CC:92:ALA:HB2	2:CC:99:VAL:HG21	1.88	0.56
23:AY:604:PRO:HB2	23:AY:649:LEU:HD12	1.87	0.56
58:DA:548:A:H2'	58:DA:549:G:O4'	2.05	0.56
35:BQ:21:THR:OG1	35:BQ:99:PRO:O	2.23	0.56
5:AF:8:ILE:HG23	5:AF:88:VAL:HG22	1.87	0.56

Continued on next page...

Continued from previous page...

Atom-1	Atom-2	Distance(Å)	Clash(Å)
3:AD:99:SER:HB3	3:AD:139:ARG:HE	1.71	0.56
27:DF:170:LEU:HD13	27:DF:171:PRO:HD2	1.87	0.55
58:DA:1221:C:H2'	58:DA:122(A):C:H6	1.70	0.55
24:BC:150:ILE:HA	24:BC:153:ILE:HB	1.87	0.55
21:AW:76:A:H1'	58:BA:2395:C:C2	2.41	0.55
20:AA:243:A:H4'	20:AA:244:U:H3'	1.87	0.55
25:BD:226:MET:HG2	58:BA:782:A:N3	2.21	0.55
58:BA:646:A:H2'	58:BA:647:G:O4'	2.06	0.55
20:AA:677:U:O2	20:AA:777:A:O2'	2.21	0.55
58:DA:1287:A:H2	58:DA:1649:G:H4'	1.71	0.55
7:CH:96:GLY:H	7:CH:99:GLU:HB2	1.69	0.55
20:CA:1066:C:H3'	20:CA:1067:A:C8	2.40	0.55
23:CY:314:PHE:N	23:CY:327:PHE:O	2.29	0.55
20:CA:237:C:H2'	20:CA:238:G:C8	2.41	0.55
5:CF:73:ASN:OD1	20:CA:737:A:O2'	2.19	0.55
5:CF:75:LEU:O	5:CF:79:LEU:N	2.34	0.55
20:CA:426:G:H2'	20:CA:427:U:O4'	2.06	0.55
6:AG:69:VAL:HA	6:AG:138:LYS:HD2	1.87	0.55
24:DC:100:ILE:HG23	24:DC:103:LYS:HD2	1.86	0.55
4:CE:84:PHE:HB3	4:CE:134:ALA:HB2	1.88	0.55
35:DQ:1:MET:SD	35:DQ:2:LEU:N	2.79	0.55
58:DA:270(H):C:H42	58:DA:270(T):G:H1	1.52	0.55
33:BO:42:SER:OG	58:BA:1952:A:OP1	2.22	0.55
36:BR:92:GLY:O	36:BR:94:TYR:N	2.39	0.55
10:AK:120:ARG:HG3	20:AA:778:G:H21	1.71	0.55
58:DA:2023:G:H4'	58:DA:2617:C:O3'	2.06	0.55
32:BN:63:THR:HG21	58:BA:1141:U:OP2	2.06	0.55
32:BN:65:LYS:HZ2	58:BA:1021:A:H5'	1.71	0.55
38:BT:28:VAL:HB	38:BT:88:ILE:HB	1.87	0.55
58:DA:1316:U:H2'	58:DA:1317:A:H8	1.70	0.55
58:BA:582:G:H2'	58:BA:583:G:C8	2.41	0.55
25:BD:78:LYS:O	25:BD:79:VAL:O	2.23	0.55
26:DE:13:ARG:HA	26:DE:21:VAL:C	2.27	0.55
24:DC:115:VAL:N	24:DC:145:THR:HG22	2.21	0.55
58:DA:2304:G:H1	58:DA:2312:U:H3	1.54	0.55
20:AA:232:G:H1'	20:AA:262:A:N1	2.21	0.55
11:CL:32:PHE:HA	11:CL:85:ILE:O	2.06	0.55
18:AS:76:PRO:O	18:AS:78:ARG:N	2.39	0.55
20:CA:1511:G:H2'	20:CA:1512:U:O4'	2.06	0.55
8:AI:16:ARG:NH1	20:AA:1147:C:O2	2.40	0.55
47:B3:4:LEU:HD23	47:B3:58:VAL:HG13	1.87	0.55
20:CA:1064:G:H22	20:CA:1190:G:H2'	1.71	0.55

Continued on next page...

Continued from previous page...

Atom-1	Atom-2	Distance(Å)	Clash(Å)
20:CA:865:A:H2'	20:CA:866:C:C6	2.41	0.55
47:D3:30:ARG:NH1	47:D3:32:GLN:O	2.38	0.55
58:BA:846:C:H4'	58:BA:847:U:H5''	1.88	0.55
58:DA:376:C:H2'	58:DA:377:C:C6	2.42	0.55
58:DA:2270:G:H3'	58:DA:2271:G:H8	1.70	0.55
29:DH:20:ALA:HB1	29:DH:21:PRO:HD2	1.87	0.55
8:AI:20:ARG:O	8:AI:60:ASP:N	2.39	0.55
58:DA:2087:G:H2'	58:DA:2088:G:O4'	2.07	0.55
58:BA:962:G:H2'	58:BA:963:U:C6	2.42	0.55
41:BW:24:ILE:HD13	41:BW:36:LEU:HD21	1.87	0.55
7:CH:69:ARG:NH2	7:CH:72:PRO:O	2.38	0.55
20:AA:131:C:H2'	20:AA:132:C:C6	2.41	0.55
4:AE:5:ASP:OD1	4:AE:5:ASP:N	2.39	0.55
14:CO:8:LYS:HE3	14:CO:31:LEU:HD21	1.88	0.55
23:CY:511:LYS:HB2	23:CY:569:ASP:HB3	1.89	0.55
40:BV:4:ILE:HG13	40:BV:13:ARG:HG3	1.89	0.55
27:BF:10:PRO:HG3	27:BF:19:GLU:HA	1.88	0.55
3:CD:13:ARG:NH1	3:CD:38:TYR:O	2.39	0.55
24:BC:30:VAL:HA	24:BC:33:LEU:HG	1.88	0.55
58:DA:883:G:H2'	58:DA:884:C:C6	2.41	0.55
16:CQ:21:VAL:HG12	16:CQ:23:VAL:HG22	1.88	0.55
58:BA:1007:C:H5''	58:BA:1008:C:C2'	2.35	0.55
23:CY:83:ASP:C	23:CY:85:PRO:HD3	2.26	0.55
21:CW:64:G:C6	21:CW:65:U:O4	2.59	0.55
11:AL:100:ILE:HG22	11:AL:101:VAL:H	1.71	0.55
58:DA:247:G:H4'	58:DA:386:G:C5	2.41	0.55
59:DB:60:C:H2'	59:DB:61:G:H8	1.71	0.55
12:AM:96:LEU:HD11	20:AA:1226:C:H3'	1.89	0.55
6:CG:79:ARG:H	6:CG:79:ARG:HD3	1.71	0.55
29:BH:41:MET:O	29:BH:42:ARG:HB2	2.06	0.55
20:AA:56:U:H2'	20:AA:57:G:C8	2.40	0.55
35:DQ:77:LYS:HG2	35:DQ:78:PRO:HD2	1.88	0.55
23:AY:154:GLN:OE1	23:AY:161:PRO:HG3	2.05	0.55
58:DA:1830:C:H2'	58:DA:1831:G:H8	1.71	0.55
43:BY:102:CYS:SG	43:BY:103:GLY:N	2.79	0.55
58:BA:270(J):G:H2'	58:BA:270(K):G:O4'	2.06	0.55
20:CA:390:C:H2'	20:CA:391:G:C8	2.42	0.55
58:BA:621:A:C2	58:BA:622:G:H1'	2.41	0.55
20:CA:1356:G:H2'	20:CA:1357:A:C8	2.41	0.55
20:CA:990:C:H2'	20:CA:991:U:O4'	2.07	0.55
4:CE:71:LEU:HD22	4:CE:74:GLY:HA2	1.89	0.55
45:B0:20:ARG:HB2	58:BA:2356:C:H5''	1.88	0.55

Continued on next page...

Continued from previous page...

Atom-1	Atom-2	Distance(Å)	Clash(Å)
42:BX:36:LYS:HB3	58:BA:1599:C:OP1	2.06	0.55
58:BA:287:C:H2'	58:BA:288:C:C6	2.41	0.55
5:CF:95:GLU:O	5:CF:97:PHE:N	2.37	0.55
28:DG:72:ARG:HB3	28:DG:86:MET:HA	1.88	0.55
35:BQ:87:LYS:NZ	58:BA:955:C:OP1	2.33	0.55
49:B6:6:ARG:HD2	49:B6:6:ARG:H	1.71	0.55
2:CC:182:ILE:HG12	2:CC:203:PHE:HA	1.88	0.55
32:DN:36:GLY:C	32:DN:42:TRP:HB2	2.27	0.55
28:DG:109:VAL:HG11	57:D4:14:ILE:HG21	1.88	0.55
24:BC:117:THR:O	24:BC:121:MET:HB2	2.06	0.55
33:DO:71:ARG:HD2	38:DT:74:ARG:NH2	2.21	0.55
23:AY:272:LEU:HA	23:AY:275:ALA:HB3	1.88	0.55
20:CA:1123:A:N1	20:CA:1150:U:O4	2.40	0.55
1:CB:111:ARG:HD2	20:CA:1103:C:O2'	2.06	0.55
56:D1:88:LYS:O	56:D1:92:LYS:N	2.40	0.55
31:DK:32:ALA:HB1	31:DK:34:ILE:HG13	1.87	0.55
20:AA:584:G:H2'	20:AA:585:G:H8	1.70	0.55
20:AA:294:U:H2'	20:AA:295:C:C6	2.41	0.55
25:DD:11:PRO:HA	25:DD:14:ARG:HB2	1.88	0.55
31:DK:90:LYS:HG2	58:DA:1076:C:H1'	1.88	0.55
59:BB:29:A:H2'	59:BB:30:C:H6	1.69	0.55
58:DA:2846:G:H1	58:DA:2870:C:H42	1.52	0.55
58:DA:2688:U:C5	58:DA:2719:G:H2'	2.41	0.55
58:DA:2392:A:H2'	58:DA:2393:A:O4'	2.06	0.55
2:CC:127:ARG:NH2	2:CC:192:THR:OG1	2.38	0.55
20:AA:410:G:H2'	20:AA:429:U:C5	2.41	0.55
1:AB:24:TRP:CZ3	1:AB:26:PRO:HA	2.41	0.55
26:BE:3:GLY:HA3	26:BE:81:ILE:HD12	1.88	0.55
25:DD:118:VAL:HG22	25:DD:119:ALA:N	2.22	0.55
15:CP:57:ARG:NH2	15:CP:78:GLY:O	2.40	0.55
58:DA:2649:U:H2'	58:DA:2650:U:H6	1.71	0.55
58:BA:1199:U:H2'	58:BA:1200:C:H6	1.71	0.55
34:DP:122:PRO:HG3	34:DP:141:ALA:HB1	1.88	0.55
58:DA:1389:G:H2'	58:DA:1390:U:O4'	2.07	0.55
58:DA:2884:U:H2'	58:DA:2885:C:O4'	2.06	0.55
12:AM:88:ARG:HA	12:AM:98:VAL:HG13	1.89	0.55
20:CA:1137:C:H4'	20:CA:1138:G:C2	2.41	0.55
20:AA:1262:C:H2'	20:AA:1263:C:C6	2.41	0.55
32:DN:24:GLY:CA	58:DA:1139:G:H4'	2.37	0.55
58:DA:2038:G:C2'	58:DA:2039:C:H5'	2.36	0.55
58:BA:1024:G:H3'	58:BA:1025:G:H5''	1.87	0.55
20:AA:1479:C:H2'	20:AA:1480:G:C8	2.41	0.55

Continued on next page...

Continued from previous page...

Atom-1	Atom-2	Distance(Å)	Clash(Å)
32:BN:91:LEU:CA	32:BN:95:PRO:HB3	2.30	0.55
20:CA:216:G:H2'	20:CA:217:C:C6	2.42	0.55
24:BC:139:PRO:O	24:BC:145:THR:OG1	2.21	0.55
1:CB:68:ILE:HG23	1:CB:163:PHE:H	1.71	0.55
1:CB:70:PHE:O	1:CB:93:VAL:N	2.36	0.55
1:AB:69:LEU:HD23	1:AB:159:PRO:HG2	1.89	0.55
59:DB:86:G:H1	59:DB:90:C:N4	2.01	0.55
20:AA:1284:C:OP2	20:AA:1285:A:O2'	2.21	0.55
3:CD:122:ARG:NE	20:CA:403:C:H4'	2.22	0.55
44:BZ:82:ARG:HG2	44:BZ:83:PRO:HD2	1.89	0.55
7:CH:44:PHE:CD2	7:CH:80:ILE:HG13	2.41	0.55
58:BA:2674:G:H2'	58:BA:2675:A:H8	1.69	0.55
12:CM:81:LEU:HB3	12:CM:89:GLY:HA3	1.88	0.55
16:CQ:32:TYR:O	16:CQ:34:LYS:N	2.34	0.55
1:CB:12:GLU:HB3	1:CB:44:LEU:HD22	1.88	0.55
58:DA:2715:C:H2'	58:DA:2716:U:H6	1.71	0.55
51:D8:31:HIS:NE2	58:DA:2422:A:N7	2.55	0.55
21:AW:39:U:H2'	21:AW:40:G:H8	1.72	0.55
20:AA:1088:G:H1	20:AA:1097:C:H42	1.53	0.55
58:DA:1872:A:H8	58:DA:1872:A:O5'	1.89	0.55
7:CH:21:LYS:N	7:CH:65:TYR:OH	2.39	0.55
20:AA:643:C:H2'	20:AA:644:G:H8	1.72	0.55
58:BA:2840:C:H2'	58:BA:2841:C:C6	2.40	0.55
32:DN:49:GLY:O	32:DN:119:ARG:NH1	2.39	0.55
58:DA:2829:C:H2'	58:DA:2830:G:C8	2.40	0.55
27:DF:80:ALA:HB3	27:DF:83:PHE:CD1	2.42	0.55
2:CC:186:PHE:CZ	20:CA:1058:G:H5'	2.41	0.55
44:DZ:61:LEU:HD22	44:DZ:63:ASP:HB3	1.88	0.55
58:DA:1000:A:H2'	58:DA:1001:A:C8	2.41	0.55
58:BA:1891:G:H2'	58:BA:1892:C:C6	2.41	0.55
16:AQ:40:LYS:NZ	16:AQ:42:TYR:OH	2.25	0.55
46:B2:26:ARG:O	46:B2:29:LYS:HB2	2.07	0.55
23:AY:25:LYS:HE3	61:AY:702:GDP:PB	2.46	0.55
58:BA:1024:G:N2	58:BA:1144:G:O4'	2.29	0.55
24:BC:41:THR:O	24:BC:43:GLU:N	2.39	0.55
58:BA:1008:C:H1'	58:BA:1009:A:N7	2.21	0.55
38:BT:77:PRO:O	38:BT:79:HIS:N	2.40	0.55
41:DW:9:TYR:H	41:DW:102:HIS:CE1	2.25	0.55
58:BA:1792:G:H1	58:BA:1827:C:N4	2.03	0.55
20:CA:151:A:N7	20:CA:170:U:O4	2.39	0.55
15:CP:27:LYS:NZ	20:CA:309:G:OP1	2.27	0.55
9:CJ:60:ARG:NH2	20:CA:1366:C:O3'	2.36	0.55

Continued on next page...

Continued from previous page...

Atom-1	Atom-2	Distance(Å)	Clash(Å)
59:BB:14:U:H2'	59:BB:15:A:C2	2.41	0.55
5:CF:62:TRP:CH2	5:CF:64:GLN:HB2	2.41	0.55
58:DA:1709:U:H1'	58:DA:2860:A:N3	2.21	0.55
48:D5:43:HIS:NE2	58:DA:2883:A:O3'	2.40	0.55
20:AA:1016:A:O5'	20:AA:1016:A:H8	1.88	0.55
41:DW:88:ARG:HB2	41:DW:94:ASP:OD2	2.07	0.55
20:AA:62:U:OP1	20:AA:385:C:O2'	2.23	0.55
20:CA:271:C:H2'	20:CA:272:C:O4'	2.07	0.55
14:AO:10:LYS:O	14:AO:14:GLU:HB2	2.07	0.55
25:BD:227:ASN:HB2	25:BD:228:PRO:HD2	1.89	0.55
58:DA:789:A:H3'	58:DA:790:C:C5'	2.36	0.55
58:BA:742:G:H2'	58:BA:743:G:C8	2.42	0.55
28:BG:107:LEU:HD13	28:BG:177:GLY:HA3	1.89	0.55
8:CI:25:LYS:HE3	8:CI:60:ASP:HB3	1.87	0.55
26:BE:172:VAL:HA	26:BE:184:VAL:HA	1.89	0.55
12:CM:34:LEU:HD13	12:CM:41:PRO:HA	1.88	0.55
28:DG:121:ASN:HD22	28:DG:123:ASN:H	1.52	0.55
42:DX:90:GLU:HA	42:DX:93:GLU:HB2	1.88	0.55
28:DG:76:SER:HA	28:DG:83:ARG:HA	1.89	0.55
58:DA:1672:C:N4	58:DA:1673:U:O4	2.39	0.55
10:CK:85:ARG:HA	10:CK:110:ASP:O	2.07	0.55
58:DA:1035:U:H2'	58:DA:1036:G:H8	1.71	0.55
39:BU:53:ARG:HD2	58:BA:536:A:H5'	1.89	0.55
38:BT:29:ARG:H	38:BT:88:ILE:HG13	1.72	0.55
58:DA:2287:A:N6	58:DA:2344:U:C2	2.75	0.55
56:B1:25:LYS:HB3	58:BA:388:G:P	2.47	0.55
1:CB:69:LEU:O	1:CB:71:VAL:HG23	2.06	0.55
41:DW:18:ARG:HH22	41:DW:77:ASP:HA	1.70	0.55
3:AD:31:CYS:HB3	3:AD:33:MET:HG2	1.87	0.55
16:AQ:91:ARG:NH1	20:AA:584:G:OP1	2.39	0.55
40:DV:4:ILE:HD13	40:DV:40:LEU:HB2	1.89	0.55
20:CA:54:C:N4	20:CA:357:G:H1	2.03	0.55
39:DU:28:ARG:HH21	58:DA:532:A:H2'	1.72	0.55
59:DB:23:G:H2'	59:DB:24:G:C8	2.42	0.55
58:DA:2893:G:H5''	58:DA:2894:G:O4'	2.06	0.55
5:CF:100:ASN:ND2	17:CR:23:LYS:O	2.29	0.55
20:CA:1359:C:H1'	20:CA:1362:C:H41	1.70	0.55
9:CJ:24:VAL:HG21	9:CJ:37:PRO:HD3	1.88	0.55
48:D5:4:HIS:HA	58:DA:2056:G:H22	1.71	0.55
5:AF:46:ARG:NH2	17:AR:37:VAL:HG21	2.21	0.55
40:BV:7:THR:HG23	40:BV:12:TYR:HD2	1.71	0.55
52:B9:27:CYS:SG	52:B9:28:GLU:N	2.79	0.55

Continued on next page...

Continued from previous page...

Atom-1	Atom-2	Distance(Å)	Clash(Å)
19:CT:14:LYS:HG3	19:CT:17:ARG:HH21	1.71	0.55
40:DV:76:LYS:HB2	40:DV:81:TYR:HD1	1.72	0.55
23:CY:313:ALA:HA	23:CY:328:ILE:HA	1.88	0.55
58:DA:1297:C:H2'	58:DA:1298:C:C6	2.42	0.55
58:DA:2336:A:H3'	58:DA:2337:G:C8	2.42	0.55
58:DA:1113:U:H2'	58:DA:1114:G:C8	2.42	0.55
27:DF:15:SER:O	27:DF:17:ARG:N	2.40	0.55
44:BZ:30:ASN:HD22	44:BZ:31:ARG:HG3	1.71	0.55
32:BN:36:GLY:C	32:BN:42:TRP:HB2	2.27	0.55
32:DN:73:THR:CG2	32:DN:84:LYS:HB3	2.30	0.55
58:DA:310:A:O2'	58:DA:311:A:H2'	2.07	0.55
58:BA:1530:G:C6	58:BA:1541:U:O2	2.60	0.55
1:CB:185:ILE:HD13	1:CB:199:TYR:HD1	1.72	0.55
11:AL:34:ARG:HA	11:AL:82:VAL:HG13	1.89	0.55
32:DN:45:ASN:H	32:DN:45:ASN:ND2	2.02	0.55
32:BN:109:LYS:NZ	58:BA:2040:C:OP1	2.30	0.55
12:AM:120:LYS:HG2	20:AA:955:U:H5'	1.89	0.55
51:D8:19:SER:HB3	58:DA:651:G:H5''	1.89	0.55
25:DD:11:PRO:O	25:DD:13:ARG:N	2.38	0.55
26:BE:132:HIS:HB3	58:BA:1658:C:OP1	2.07	0.55
20:AA:1306:A:H1'	20:AA:1332:A:N1	2.22	0.55
26:DE:49:LEU:HD11	26:DE:81:ILE:HG12	1.88	0.55
15:AP:70:ALA:O	15:AP:74:LEU:HG	2.07	0.55
8:AI:117:HIS:HB2	8:AI:121:ARG:HB3	1.89	0.55
11:AL:74:GLY:O	11:AL:102:ARG:NH2	2.40	0.55
4:AE:115:VAL:HG12	4:AE:116:THR:H	1.72	0.55
29:BH:56:SER:OG	29:BH:57:ASP:N	2.39	0.55
6:AG:141:VAL:HA	6:AG:144:MET:HG2	1.88	0.55
58:DA:1718:G:H1	58:DA:1741:C:H42	1.55	0.55
19:CT:59:ALA:O	19:CT:63:ILE:HG13	2.07	0.55
36:DR:42:LYS:O	36:DR:45:ARG:HG3	2.07	0.55
27:DF:188:ARG:HG3	27:DF:189:THR:HG23	1.88	0.55
28:DG:43:LEU:HB3	28:DG:45:GLU:HG2	1.89	0.55
20:CA:160:A:N6	20:CA:347:G:H1'	2.22	0.55
27:BF:10:PRO:O	27:BF:12:LEU:N	2.40	0.55
50:B7:33:ARG:HB2	50:B7:34:ARG:HH12	1.72	0.55
56:B1:26:ARG:HB3	56:B1:32:LYS:HB2	1.89	0.55
24:DC:118:PRO:HD3	24:DC:147:GLY:HA2	1.87	0.55
20:CA:1276:G:H2'	20:CA:1277:C:C6	2.42	0.55
20:AA:552:U:H2'	20:AA:553:A:H8	1.72	0.55
58:BA:2696:U:H2'	58:BA:2697:G:C8	2.42	0.55
58:BA:632:A:H2'	58:BA:633:A:C8	2.42	0.55

Continued on next page...

Continued from previous page...

Atom-1	Atom-2	Distance(Å)	Clash(Å)
18:CS:6:LYS:HB3	20:CA:1314:C:H5	1.71	0.55
6:CG:87:VAL:HG12	6:CG:88:PRO:O	2.06	0.55
58:BA:2688:U:C5	58:BA:2719:G:H2'	2.42	0.55
9:CJ:16:LEU:HD11	9:CJ:70:ARG:HD3	1.87	0.55
58:DA:2119:A:C2	58:DA:2170:A:H2'	2.42	0.55
23:CY:368:GLU:O	23:CY:370:LYS:NZ	2.35	0.55
17:AR:65:ILE:O	17:AR:69:THR:OG1	2.24	0.55
20:AA:399:G:H2'	20:AA:400:C:C6	2.41	0.55
20:CA:559:A:H4'	20:CA:560:U:H5''	1.89	0.55
20:AA:1040:U:H2'	20:AA:1041:A:C8	2.42	0.55
20:CA:934:C:N3	20:CA:938:A:N1	2.55	0.55
9:AJ:78:ASN:OD1	9:AJ:78:ASN:N	2.38	0.55
15:AP:21:VAL:HG11	15:AP:59:TRP:NE1	2.22	0.55
58:BA:558:G:H2'	58:BA:559:G:H8	1.70	0.55
28:BG:113:ARG:NE	28:BG:113:ARG:HA	2.17	0.55
56:D1:21:ARG:HG3	58:DA:2080:G:H5''	1.89	0.55
34:DP:18:ARG:NH1	58:DA:662:G:OP1	2.40	0.55
20:CA:910:C:H2'	20:CA:911:U:C6	2.42	0.55
24:DC:169:THR:O	24:DC:169:THR:OG1	2.25	0.55
23:CY:164:MET:O	23:CY:180:VAL:HG22	2.07	0.55
12:CM:91:ARG:NH2	12:CM:103:THR:HG21	2.22	0.55
58:DA:1792:G:H1	58:DA:1827:C:N4	2.03	0.55
35:DQ:132:VAL:HB	35:DQ:137:TYR:OH	2.07	0.55
37:BS:74:ALA:HB2	37:BS:104:GLY:HA2	1.88	0.55
40:DV:60:GLU:HB2	40:DV:95:LEU:O	2.06	0.55
29:DH:163:TYR:HE2	29:DH:168:PRO:HB3	1.71	0.55
58:DA:979:G:H2'	58:DA:982:C:N4	2.20	0.55
20:AA:834:C:H2'	20:AA:835:U:C6	2.42	0.55
34:DP:111:ARG:HB3	34:DP:128:HIS:HB2	1.89	0.55
58:DA:622:G:H2'	58:DA:623:G:C8	2.41	0.55
58:DA:2829:C:H2'	58:DA:2830:G:H8	1.72	0.55
1:CB:139:LYS:O	1:CB:143:GLU:HG2	2.06	0.55
43:BY:6:HIS:HB2	43:BY:8:LYS:HD2	1.88	0.55
58:BA:65:C:H2'	58:BA:66:C:O4'	2.07	0.55
44:BZ:146:ILE:HA	44:BZ:174:VAL:HB	1.89	0.55
58:BA:2700:C:H2'	58:BA:2701:C:C6	2.41	0.55
23:AY:556:ILE:HD13	23:AY:556:ILE:H	1.72	0.55
56:D1:45:ASN:OD1	56:D1:46:LEU:N	2.40	0.55
20:AA:620:C:H2'	20:AA:621:A:O4'	2.06	0.55
20:AA:445:G:H2'	20:AA:446:G:H8	1.72	0.55
20:AA:445:G:H2'	20:AA:446:G:C8	2.42	0.55
31:DK:77:LEU:HD12	31:DK:111:LYS:HD2	1.89	0.55

Continued on next page...

Continued from previous page...

Atom-1	Atom-2	Distance(Å)	Clash(Å)
57:D4:14:ILE:HD12	57:D4:22:ILE:HD12	1.89	0.54
34:DP:33:ARG:HH12	58:DA:811:U:H6	1.54	0.54
32:BN:73:THR:CG2	32:BN:84:LYS:HB3	2.30	0.54
3:CD:22:LYS:HB3	3:CD:26:CYS:HB2	1.88	0.54
20:CA:1306:A:N6	20:CA:1331:G:O2'	2.40	0.54
24:BC:214:TYR:HB3	24:BC:222:SER:HB2	1.89	0.54
58:BA:141(A):A:H5'	58:BA:141(B):C:OP2	2.06	0.54
25:BD:33:LEU:HD11	58:BA:1423:G:H5''	1.88	0.54
58:DA:195:A:H4'	58:DA:251:A:H4'	1.89	0.54
44:BZ:119:GLU:HB2	44:BZ:122:ARG:NH1	2.21	0.54
20:AA:143:A:H2	20:AA:220:G:H22	1.54	0.54
21:AW:17:U:H5'	21:AW:18:G:C4'	2.37	0.54
8:CI:103:THR:HA	20:CA:1179:A:O3'	2.07	0.54
33:DO:73:ASP:OD1	33:DO:75:SER:OG	2.22	0.54
38:DT:16:ARG:NH2	38:DT:82:LEU:O	2.34	0.54
26:BE:143:ASN:OD1	58:BA:2571:C:H2'	2.06	0.54
32:BN:78:TYR:CD2	58:BA:2642:G:H4'	2.42	0.54
58:DA:539:G:H2'	58:DA:540:G:H8	1.72	0.54
58:BA:1655:A:C2	58:BA:2049:G:H5''	2.41	0.54
7:AH:103:VAL:HG11	7:AH:109:ILE:H	1.73	0.54
58:BA:1674:G:H1'	58:BA:1676:A:N6	2.22	0.54
58:BA:569:U:H5''	58:BA:821:A:C2	2.42	0.54
58:BA:1316:U:H2'	58:BA:1317:A:H8	1.72	0.54
48:D5:18:ALA:C	48:D5:21:SER:H	2.09	0.54
37:DS:77:ALA:HA	37:DS:82:ILE:HD12	1.89	0.54
21:CW:19:G:N2	21:CW:56:C:N3	2.55	0.54
12:AM:75:ALA:HA	12:AM:78:ILE:HB	1.89	0.54
20:CA:246:A:N1	20:CA:278:G:O2'	2.40	0.54
48:D5:55:ARG:HH21	48:D5:56:LYS:HE3	1.71	0.54
49:B6:37:ARG:NE	58:BA:2344:U:O2'	2.40	0.54
44:DZ:154:ASP:N	44:DZ:154:ASP:OD2	2.40	0.54
26:DE:145:LYS:NZ	58:DA:2054:A:OP1	2.29	0.54
56:D1:52:ARG:HA	56:D1:57:GLU:HA	1.88	0.54
32:DN:99:LEU:O	32:DN:99:LEU:HD13	2.06	0.54
38:DT:47:GLY:HA2	38:DT:65:LYS:HD2	1.88	0.54
58:BA:1139:G:H1'	58:BA:1143:A:H2	1.72	0.54
32:BN:25:ARG:HH21	58:BA:1141:U:P	2.30	0.54
32:BN:60:ILE:HD13	32:BN:99:LEU:HD23	1.89	0.54
58:DA:2708:G:H2'	58:DA:2709:G:C8	2.42	0.54
21:AW:64:G:N1	21:AW:65:U:C4	2.75	0.54
20:CA:1410:G:H2'	20:CA:1411:C:C6	2.42	0.54
3:CD:30:LYS:HD3	3:CD:35:ARG:NH1	2.20	0.54

Continued on next page...

Continued from previous page...

Atom-1	Atom-2	Distance(Å)	Clash(Å)
58:BA:409:C:H2'	58:BA:410:G:C8	2.43	0.54
48:B5:3:LYS:NZ	58:BA:747:U:O4	2.32	0.54
20:CA:186(E):C:H2'	20:CA:186(F):C:H6	1.73	0.54
23:CY:207:ASP:HA	23:CY:210:ARG:HG2	1.87	0.54
1:AB:165:VAL:N	1:AB:170:GLU:OE1	2.37	0.54
33:BO:68:GLU:OE2	33:BO:68:GLU:N	2.37	0.54
58:DA:1853:A:H2'	58:DA:1854:A:H8	1.72	0.54
23:AY:512:ILE:HA	23:AY:567:LEU:HA	1.87	0.54
58:DA:1473:G:H2'	58:DA:1474:C:C6	2.42	0.54
25:DD:205:VAL:HG12	25:DD:207:GLY:H	1.71	0.54
20:CA:476:G:H2'	20:CA:477:G:H8	1.72	0.54
48:B5:6:VAL:HG13	58:BA:2015:A:N3	2.22	0.54
20:CA:1060:C:H2'	20:CA:1061:G:H8	1.69	0.54
27:BF:63:LYS:HZ3	27:BF:65:TRP:HB2	1.71	0.54
21:AW:1:G:O6	21:AW:72:C:N4	2.37	0.54
20:CA:585:G:H1	20:CA:756:C:H42	1.54	0.54
7:CH:64:LYS:HG2	7:CH:79:VAL:HG21	1.89	0.54
20:AA:300:A:O5'	20:AA:300:A:H8	1.90	0.54
49:D6:41:PRO:HG2	49:D6:43:CYS:O	2.07	0.54
20:CA:1238:A:H2	20:CA:1241:G:N3	2.05	0.54
44:BZ:52:SER:OG	44:BZ:53:ILE:N	2.40	0.54
20:CA:458(A):G:O6	20:CA:458(C):G:H5''	2.08	0.54
20:CA:46:G:H1	20:CA:395:C:H42	1.55	0.54
23:CY:300:GLU:O	23:CY:302:HIS:N	2.40	0.54
58:BA:1321:A:H2'	58:BA:1322:A:H8	1.72	0.54
58:BA:54:G:H1	58:BA:116:C:H42	1.54	0.54
26:BE:7:VAL:HG13	26:BE:27:LEU:HB3	1.89	0.54
23:CY:150:ILE:HG23	23:CY:161:PRO:HB2	1.89	0.54
56:B1:63:ALA:HB3	56:B1:66:HIS:HB2	1.88	0.54
1:AB:104:ASN:OD1	1:AB:104:ASN:N	2.40	0.54
17:AR:38:GLU:HA	17:AR:41:LYS:HB3	1.89	0.54
58:BA:975:G:H1'	58:BA:990:A:C2	2.43	0.54
58:DA:1007:C:H3'	58:DA:1008:C:H2'	1.90	0.54
58:DA:1121:C:H2'	58:DA:1122:G:O4'	2.07	0.54
32:DN:98:VAL:HG23	32:DN:99:LEU:N	2.23	0.54
32:BN:24:GLY:HA3	58:BA:1139:G:C5'	2.37	0.54
27:DF:171:PRO:HG2	27:DF:172:TRP:HD1	1.72	0.54
58:BA:2459:A:N1	58:BA:2493:U:O2	2.40	0.54
58:BA:2520:C:N3	58:BA:2545:G:N2	2.46	0.54
37:BS:31:SER:OG	59:BB:28:C:OP1	2.23	0.54
1:CB:68:ILE:HG12	1:CB:161:ALA:HB3	1.89	0.54
45:D0:11:ARG:NH2	58:DA:2278:A:H5''	2.22	0.54

Continued on next page...

Continued from previous page...

Atom-1	Atom-2	Distance(Å)	Clash(Å)
20:AA:1070:U:H2'	20:AA:1071:C:C6	2.42	0.54
58:BA:2712:U:O2'	58:BA:2713:A:H5'	2.07	0.54
58:BA:2244:U:H1'	58:BA:2434:A:C4	2.42	0.54
56:D1:30:VAL:HA	58:DA:2396:G:O2'	2.07	0.54
45:B0:24:LYS:N	45:B0:37:LEU:O	2.27	0.54
25:BD:140:THR:HG22	25:BD:141:VAL:H	1.72	0.54
34:BP:24:GLY:HA3	34:BP:33:ARG:HD2	1.88	0.54
2:AC:189:ALA:HB3	2:AC:196:LEU:HB2	1.89	0.54
58:BA:1658:C:H2'	58:BA:1659:U:C6	2.42	0.54
20:AA:299:G:N2	20:AA:566:G:O6	2.37	0.54
58:BA:2857:G:N2	58:BA:2860:A:OP2	2.35	0.54
2:CC:153:VAL:HG12	2:CC:198:VAL:HA	1.87	0.54
27:DF:1:MET:HB3	27:DF:3:GLU:HG2	1.90	0.54
23:CY:201:ILE:H	23:CY:201:ILE:HD12	1.72	0.54
20:CA:1253:G:H1	20:CA:1284:C:H42	1.55	0.54
44:BZ:30:ASN:ND2	44:BZ:31:ARG:HG3	2.23	0.54
38:BT:121:ILE:O	38:BT:125:ARG:HG2	2.08	0.54
26:DE:57:LYS:HD2	26:DE:57:LYS:H	1.72	0.54
20:AA:591:U:H2'	20:AA:592:G:C8	2.42	0.54
58:BA:1208:C:H2'	58:BA:1209:G:H8	1.72	0.54
3:CD:51:PRO:HB2	3:CD:56:VAL:HG13	1.89	0.54
43:BY:15:VAL:O	43:BY:22:GLY:N	2.40	0.54
58:DA:2606:C:H2'	58:DA:2607:G:C8	2.43	0.54
20:AA:227:G:H2'	20:AA:228:A:C8	2.43	0.54
58:BA:536:A:H2'	58:BA:537:C:C6	2.42	0.54
32:BN:98:VAL:HG23	32:BN:99:LEU:N	2.23	0.54
27:DF:156:LEU:O	27:DF:156:LEU:HG	2.08	0.54
58:DA:1115:G:H2'	58:DA:1116:C:C6	2.42	0.54
24:BC:8:TYR:O	24:BC:12:LEU:HB2	2.08	0.54
24:BC:165:ARG:H	24:BC:172:ILE:HG13	1.73	0.54
19:CT:73:HIS:C	19:CT:74:LYS:HD3	2.28	0.54
20:AA:949:A:O2'	20:AA:971:G:O6	2.13	0.54
21:CW:41:A:O2'	21:CW:42:U:OP1	2.22	0.54
37:DS:47:THR:O	37:DS:48:LEU:HB2	2.08	0.54
58:DA:291:C:N4	58:DA:349:G:H1	2.04	0.54
58:BA:987:G:O2'	58:BA:1000:A:N3	2.38	0.54
11:CL:124:LYS:NZ	20:CA:501:C:OP2	2.34	0.54
56:B1:44:PRO:HD3	58:BA:396:G:H4'	1.88	0.54
33:BO:9:GLU:HA	33:BO:18:LYS:HA	1.89	0.54
58:DA:531:C:H3'	58:DA:561:G:H21	1.73	0.54
12:AM:37:THR:HB	12:AM:56:LEU:HA	1.90	0.54
58:BA:1047:G:O3'	58:BA:1048:A:H8	1.91	0.54

Continued on next page...

Continued from previous page...

Atom-1	Atom-2	Distance(Å)	Clash(Å)
29:DH:41:MET:SD	29:DH:52:VAL:HG13	2.47	0.54
44:DZ:134:PRO:HB3	44:DZ:161:VAL:HG21	1.89	0.54
20:AA:335:C:O2'	20:AA:1433:A:N3	2.31	0.54
5:CF:69:GLU:O	5:CF:71:ARG:N	2.40	0.54
58:DA:236:C:H2'	58:DA:237:C:H6	1.72	0.54
30:BJ:11:UNK:O	30:BJ:15:UNK:N	2.41	0.54
20:AA:1062:U:H2'	20:AA:1063:C:C6	2.42	0.54
7:AH:120:THR:HG23	7:AH:123:GLU:HG3	1.89	0.54
10:AK:29:ILE:HG12	10:AK:42:TRP:O	2.07	0.54
41:DW:68:ARG:HB3	41:DW:110:LYS:HB2	1.88	0.54
44:BZ:69:THR:HG22	44:BZ:90:VAL:HA	1.89	0.54
58:BA:1923:U:H2'	58:BA:1924:C:C6	2.43	0.54
25:DD:123:ALA:HB3	25:DD:131:LEU:HG	1.89	0.54
58:DA:2655:G:O2'	58:DA:2664:G:O6	2.25	0.54
4:CE:69:VAL:HG21	4:CE:113:ALA:HB1	1.90	0.54
58:BA:1582:C:H2'	58:BA:1583:A:O4'	2.07	0.54
58:DA:1864:U:OP1	58:DA:2410:G:O2'	2.26	0.54
46:B2:66:GLU:HA	46:B2:69:ARG:HH21	1.72	0.54
58:DA:1025:G:C4	58:DA:1135:C:H1'	2.42	0.54
32:BN:46:VAL:HG13	32:BN:47:ALA:N	2.23	0.54
20:CA:408:A:H2'	20:CA:409:G:H8	1.73	0.54
3:CD:29:PRO:O	3:CD:30:LYS:HB3	2.08	0.54
58:BA:2284:C:N3	58:BA:2384:G:N2	2.46	0.54
24:DC:47:LYS:HD2	58:DA:2178:C:H5'	1.90	0.54
24:BC:41:THR:C	24:BC:43:GLU:H	2.11	0.54
23:CY:121:VAL:O	23:CY:125:ALA:HB2	2.08	0.54
36:DR:97:VAL:HG22	36:DR:114:VAL:HA	1.89	0.54
58:BA:1510:A:H2'	58:BA:1511:A:O4'	2.06	0.54
58:BA:1802:A:P	58:BA:1815:A:H61	2.31	0.54
58:DA:270(K):G:H2'	58:DA:270(L):C:H6	1.72	0.54
42:DX:51:VAL:HA	42:DX:83:VAL:HG22	1.88	0.54
19:AT:78:ALA:HA	19:AT:81:LYS:HD3	1.88	0.54
23:AY:566:THR:HG22	23:AY:567:LEU:N	2.22	0.54
59:DB:24:G:N1	59:DB:56:G:N2	2.55	0.54
58:DA:1428:C:C5	58:DA:1569:A:H5''	2.42	0.54
25:DD:222:ARG:HG3	58:DA:1789:A:OP1	2.07	0.54
7:AH:128:GLY:O	20:AA:600:C:H4'	2.07	0.54
58:BA:2535:G:H2'	58:BA:2536:G:C8	2.43	0.54
27:DF:7:TYR:CZ	27:DF:9:ILE:HA	2.43	0.54
9:CJ:7:LYS:HE2	9:CJ:97:GLU:HG3	1.89	0.54
58:BA:80:G:H2'	58:BA:81:G:O4'	2.08	0.54
51:B8:55:ALA:O	51:B8:59:LYS:NZ	2.37	0.54

Continued on next page...

Continued from previous page...

Atom-1	Atom-2	Distance(Å)	Clash(Å)
58:BA:1071:G:H1'	58:BA:1089:G:C5	2.42	0.54
3:AD:55:ALA:HB2	20:AA:509:A:H5'	1.88	0.54
58:DA:2795:G:O2'	58:DA:2801:A:N6	2.39	0.54
15:AP:72:ARG:NH1	20:AA:452:A:N3	2.56	0.54
58:DA:541:C:H2'	58:DA:542:C:C6	2.43	0.54
58:DA:2646:C:H2'	58:DA:2647:U:O4'	2.08	0.54
10:AK:115:PRO:O	10:AK:117:ASN:N	2.36	0.54
58:BA:589:C:H2'	58:BA:590:A:C8	2.41	0.54
58:DA:1655:A:H3'	58:DA:1656:C:H6	1.73	0.54
20:CA:1206:G:H2'	20:CA:1207:G:O4'	2.08	0.54
20:CA:1119:C:N3	20:CA:1154:G:O6	2.41	0.54
45:D0:42:GLY:HA3	58:DA:2331:G:O4'	2.08	0.54
6:AG:4:ARG:HG2	20:AA:932:C:H5''	1.89	0.54
58:BA:413:C:H2'	58:BA:414:C:C6	2.42	0.54
58:DA:1032:A:N1	58:DA:1122:G:O6	2.40	0.54
58:DA:1139:G:H1'	58:DA:1143:A:H2	1.70	0.54
36:DR:2:ARG:HG2	36:DR:5:LYS:HE2	1.90	0.54
29:BH:138:LYS:HG2	58:BA:2746:U:H4'	1.88	0.54
58:DA:814:C:O2'	58:DA:1224:C:N3	2.40	0.54
58:DA:1441:G:H1	58:DA:1550:C:N4	2.04	0.54
39:DU:92:ARG:CZ	39:DU:95:LEU:HG	2.37	0.54
16:CQ:45:HIS:H	16:CQ:72:ARG:HA	1.72	0.54
23:CY:255:ILE:HG23	23:CY:257:PRO:HD3	1.89	0.54
23:AY:135:PHE:HD1	23:AY:272:LEU:HD23	1.72	0.54
25:DD:260:ARG:NH1	58:DA:1799:G:OP1	2.41	0.54
23:AY:90:PHE:HZ	60:AY:701:FUA:C12	2.21	0.54
3:AD:23:GLY:O	3:AD:25:ARG:N	2.40	0.54
40:BV:96:ILE:HG22	40:BV:97:LYS:N	2.21	0.54
58:DA:959:A:HO2'	58:DA:2457:U:HO2'	1.56	0.54
20:AA:1252:A:H2'	20:AA:1253:G:C8	2.42	0.54
34:BP:81:GLN:HG2	34:BP:106:LEU:HA	1.90	0.54
58:DA:2737:G:H1	58:DA:2767:C:N4	2.06	0.54
18:CS:6:LYS:NZ	20:CA:1316:G:O6	2.38	0.54
20:CA:992:U:O2'	20:CA:993:G:OP2	2.17	0.54
58:BA:1332:G:H5'	58:BA:1333:C:H5	1.72	0.54
13:AN:61:TRP:CZ2	20:AA:1368:G:H4'	2.43	0.54
58:BA:2716:U:H2'	58:BA:2717:G:C8	2.43	0.54
20:CA:1362:C:HO2'	20:CA:1362(A):C:H6	1.54	0.54
20:CA:1114:C:H42	20:CA:1186:G:H1	1.53	0.54
58:BA:1454:U:O2'	58:BA:1455:G:N7	2.40	0.54
58:DA:767:U:H2'	58:DA:768:G:C8	2.43	0.54
1:AB:22:LYS:HA	1:AB:24:TRP:HD1	1.72	0.54

Continued on next page...

Continued from previous page...

Atom-1	Atom-2	Distance(Å)	Clash(Å)
7:AH:48:TYR:HD1	7:AH:59:LEU:HD21	1.73	0.54
58:BA:271(C):G:O2'	58:BA:271(D):U:OP2	2.25	0.54
35:DQ:25:ASP:HA	35:DQ:102:VAL:HG23	1.88	0.54
58:DA:1685:C:H42	58:DA:1703:G:H1	1.56	0.54
41:DW:26:GLY:H	41:DW:71:VAL:HG12	1.73	0.54
27:DF:75:HIS:HA	58:DA:674:G:H4'	1.89	0.54
58:BA:2065:C:H2'	58:BA:2066:C:H6	1.73	0.54
14:CO:21:ASP:OD2	20:CA:750:G:O2'	2.25	0.54
58:BA:2824:C:H2'	58:BA:2825:U:O4'	2.06	0.54
32:DN:60:ILE:HD13	32:DN:99:LEU:HD23	1.89	0.54
58:DA:1603:A:H5'	58:DA:1604:C:OP2	2.08	0.54
58:DA:1183:G:H2'	58:DA:1184:G:C8	2.41	0.54
20:CA:628:G:H2'	20:CA:629:G:C8	2.43	0.54
27:DF:191:ARG:O	27:DF:193:VAL:N	2.41	0.54
23:CY:90:PHE:HZ	60:CY:701:FUA:C12	2.21	0.54
58:BA:371:A:N6	58:BA:401:A:H3'	2.18	0.54
58:DA:2528:U:OP2	58:DA:2530:A:N6	2.41	0.54
58:DA:1131:G:C8	58:DA:2025:C:H4'	2.43	0.54
24:DC:125:GLY:HA2	24:DC:138:LEU:HD11	1.90	0.54
24:DC:42:VAL:O	24:DC:43:GLU:C	2.45	0.54
58:DA:30:G:H2'	58:DA:31:C:C6	2.42	0.54
38:BT:34:VAL:HG13	38:BT:39:ARG:HG2	1.89	0.54
23:CY:13:ARG:O	23:CY:80:ASN:N	2.34	0.54
20:AA:955:U:H2'	20:AA:956:U:H6	1.73	0.54
51:D8:30:ARG:HD3	58:DA:2420:C:H41	1.71	0.54
25:DD:165:ILE:HA	25:DD:175:LEU:HA	1.90	0.54
20:AA:1253:G:H1	20:AA:1284:C:N4	2.04	0.54
23:CY:624:LEU:HD23	23:CY:631:ILE:HG12	1.89	0.54
6:CG:78:ARG:HG2	6:CG:85:TYR:HD1	1.73	0.54
20:CA:367:U:H4'	23:CY:351:ARG:HH11	1.73	0.54
58:DA:1197:G:H2'	58:DA:1198:U:C6	2.42	0.54
59:DB:14:U:O3'	59:DB:107:U:O2'	2.21	0.54
58:DA:184:C:H2'	58:DA:185:U:H6	1.71	0.54
58:BA:573:G:N1	58:BA:2031:A:OP2	2.39	0.54
21:CW:69:A:H2'	21:CW:70:G:H8	1.73	0.54
20:CA:794:A:H4'	20:CA:1521:G:O2'	2.08	0.54
25:BD:89:SER:OG	25:BD:90:ALA:N	2.39	0.54
44:DZ:166:SER:H	44:DZ:167:PRO:HA	1.72	0.54
58:DA:516:C:H2'	58:DA:517:C:C6	2.42	0.54
32:BN:49:GLY:O	32:BN:119:ARG:NH1	2.39	0.54
58:BA:639:U:H2'	58:BA:640:C:C6	2.43	0.54
6:AG:139:GLU:O	6:AG:143:ARG:HG3	2.08	0.54

Continued on next page...

Continued from previous page...

Atom-1	Atom-2	Distance(Å)	Clash(Å)
58:DA:900:A:H2'	58:DA:901:A:O4'	2.07	0.54
20:AA:968:A:H3'	20:AA:969:A:C5'	2.37	0.54
27:BF:11:VAL:HB	27:BF:18:ARG:HB3	1.90	0.54
58:DA:2235:G:H2'	58:DA:2236:C:C6	2.43	0.54
7:CH:11:THR:HG21	20:CA:876:G:H1'	1.90	0.54
34:DP:23:PRO:HD2	34:DP:33:ARG:HE	1.73	0.54
58:DA:1019:U:H2'	58:DA:1020:A:C8	2.43	0.54
34:DP:58:THR:O	34:DP:61:ARG:HG3	2.08	0.54
18:CS:78:ARG:NH2	20:CA:1223:C:OP2	2.41	0.54
25:DD:260:ARG:HH12	58:DA:1799:G:H5''	1.71	0.54
18:AS:37:ARG:HD2	20:AA:1220:G:OP1	2.08	0.54
56:B1:18:ILE:HG13	56:B1:20:ARG:N	2.22	0.54
17:AR:75:ILE:HD11	20:AA:735:C:H1'	1.88	0.54
25:BD:9:TYR:CD2	58:BA:705:A:H1'	2.42	0.54
8:AI:39:GLY:HA3	20:AA:1291:G:H4'	1.88	0.54
51:B8:32:LEU:HD11	58:BA:2391:G:OP1	2.08	0.54
20:AA:219:C:H2'	20:AA:220:G:O4'	2.08	0.54
9:CJ:57:LYS:O	9:CJ:60:ARG:NE	2.41	0.54
2:AC:48:TYR:O	2:AC:50:ALA:N	2.41	0.54
58:DA:848:G:N3	58:DA:933:A:O2'	2.28	0.54
29:BH:98:LEU:HD22	29:BH:125:VAL:H	1.73	0.54
20:AA:373:A:H4'	20:AA:480:U:O2'	2.07	0.54
58:BA:1654:A:H2'	58:BA:1655:A:H8	1.72	0.54
27:DF:5:ALA:HB2	27:DF:118:ALA:HB1	1.90	0.54
12:CM:86:CYS:O	12:CM:89:GLY:N	2.41	0.54
34:BP:65:ARG:HG2	51:B8:12:LYS:HA	1.90	0.54
23:CY:201:ILE:O	23:CY:203:GLU:N	2.31	0.54
58:DA:2315:G:H2'	58:DA:2316:C:C6	2.43	0.54
58:BA:648:G:H2'	58:BA:649:G:H8	1.73	0.54
58:DA:2647:U:H2'	58:DA:2648:C:C6	2.43	0.54
3:CD:70:ILE:HG12	3:CD:71:SER:H	1.73	0.54
3:AD:68:TYR:O	3:AD:70:ILE:N	2.40	0.54
26:DE:187:ALA:HB2	58:DA:2729:G:H1'	1.90	0.54
58:DA:332:A:H1'	58:DA:334:C:OP2	2.08	0.54
25:DD:77:ALA:HA	25:DD:97:TYR:HA	1.89	0.54
20:AA:744:C:O2'	20:AA:851:G:N2	2.37	0.54
20:AA:744:C:H2'	20:AA:745:C:C6	2.43	0.54
58:DA:715:G:H2'	58:DA:716:A:C8	2.43	0.54
36:BR:73:VAL:O	36:BR:76:VAL:HG12	2.07	0.54
9:AJ:87:THR:O	9:AJ:89:ASP:N	2.41	0.54
1:CB:74:LYS:NZ	1:CB:205:ASP:OD2	2.40	0.54
22:AV:6:G:H2'	22:AV:7:G:C8	2.42	0.54

Continued on next page...

Continued from previous page...

Atom-1	Atom-2	Distance(Å)	Clash(Å)
20:AA:428:G:H1'	20:AA:430:A:C8	2.43	0.54
59:DB:8:U:H2'	59:DB:9:G:C8	2.43	0.54
25:BD:125:ILE:HG21	25:BD:137:PRO:HG2	1.88	0.54
32:DN:46:VAL:HG13	32:DN:47:ALA:N	2.23	0.54
39:BU:54:LYS:HG2	39:BU:58:ARG:NH2	2.22	0.54
24:BC:153:ILE:HA	24:BC:156:GLU:HB2	1.90	0.54
24:DC:150:ILE:HD12	24:DC:153:ILE:HD12	1.90	0.54
24:DC:115:VAL:HG11	24:DC:154:ILE:HG12	1.90	0.54
31:DK:115:LEU:O	58:DA:1058:G:O2'	2.25	0.54
26:DE:62:PRO:HA	58:DA:2787:C:H5'	1.89	0.54
20:AA:585:G:H1	20:AA:756:C:H42	1.56	0.54
37:BS:40:ILE:HA	37:BS:47:THR:HA	1.90	0.54
35:BQ:132:VAL:HB	35:BQ:137:TYR:OH	2.08	0.54
36:DR:100:LEU:HD22	36:DR:101:ALA:H	1.73	0.54
28:BG:11:TYR:HB2	28:BG:176:LEU:HD21	1.90	0.54
24:DC:50:ILE:HG21	24:DC:202:PRO:HG2	1.89	0.54
10:AK:109:VAL:HG12	10:AK:110:ASP:H	1.72	0.54
58:BA:1272:A:O2'	58:BA:1273:U:OP1	2.24	0.54
27:DF:3:GLU:HB2	27:DF:23:ASP:HA	1.89	0.54
21:CW:15:G:N2	21:CW:48:C:H42	2.05	0.54
58:DA:2071:A:H2'	58:DA:2072:G:H8	1.71	0.54
20:CA:1057:G:H2'	20:CA:1058:G:O4'	2.06	0.54
58:BA:273(C):C:H2'	58:BA:273(D):C:C6	2.43	0.54
58:BA:273(D):C:H2'	58:BA:273(E):C:H6	1.73	0.54
47:B3:29:ARG:HG2	58:BA:1184:G:OP1	2.08	0.54
58:BA:2406:U:H4'	58:BA:2407:G:O5'	2.07	0.54
19:AT:61:SER:HA	20:AA:193:C:O2'	2.08	0.54
3:CD:170:VAL:HG11	3:CD:176:LEU:HB2	1.89	0.54
58:BA:2889:C:H2'	58:BA:2891:G:O4'	2.08	0.54
3:AD:49:ARG:HA	3:AD:49:ARG:NE	2.23	0.54
58:BA:1771:C:H2'	58:BA:1772:G:C8	2.43	0.54
1:AB:84:GLU:HB3	1:AB:219:VAL:HG21	1.90	0.54
23:AY:197:ARG:HH21	23:AY:198:GLU:HG2	1.73	0.54
58:BA:2726:U:O2'	58:BA:2727:G:H8	1.91	0.54
4:AE:72:GLN:O	4:AE:74:GLY:N	2.41	0.54
56:B1:86:SER:OG	56:B1:90:ILE:HG13	2.08	0.54
35:BQ:19:GLY:HA2	35:BQ:98:LYS:HD3	1.90	0.54
36:DR:86:ARG:NH2	36:DR:87:TYR:OH	2.41	0.54
58:BA:2379:G:H2'	58:BA:2380:C:C6	2.43	0.54
58:BA:1254:A:H5''	58:BA:1255:U:H5''	1.90	0.54
26:BE:161:GLY:O	26:BE:163:GLU:N	2.41	0.54
26:BE:8:LYS:HE3	26:BE:188:VAL:HG11	1.89	0.54

Continued on next page...

Continued from previous page...

Atom-1	Atom-2	Distance(Å)	Clash(Å)
32:DN:42:TRP:O	39:DU:64:ARG:CZ	2.56	0.54
58:DA:2678:C:H2'	58:DA:2679:A:H8	1.73	0.54
40:DV:10:LYS:HZ1	40:DV:23:GLU:HG2	1.73	0.54
32:BN:40:PRO:CB	39:BU:68:ALA:HB2	2.37	0.54
32:BN:30:ILE:CD1	32:BN:99:LEU:HD11	2.38	0.54
58:DA:1627:G:H1	58:DA:1639:U:H3	1.54	0.54
58:DA:122(A):C:H42	58:DA:1228:G:H1	1.56	0.54
24:BC:181:PHE:HB3	24:BC:185:LYS:HB3	1.90	0.54
11:CL:95:GLY:O	11:CL:97:ARG:N	2.41	0.54
58:DA:2258:C:H4'	58:DA:2259:G:OP2	2.07	0.54
11:CL:87:GLY:H	11:CL:99:HIS:H	1.56	0.54
56:B1:18:ILE:HG13	56:B1:20:ARG:H	1.73	0.54
23:AY:72:CYS:HB3	23:AY:79:ILE:HB	1.89	0.54
38:BT:33:LYS:HB2	38:BT:43:GLN:N	2.21	0.54
43:BY:47:LYS:HZ3	58:BA:480:A:HO2'	1.50	0.54
44:DZ:81:ARG:O	44:DZ:82:ARG:HB2	2.08	0.54
58:BA:1514:U:H2'	58:BA:1515:C:C6	2.43	0.54
58:BA:681:G:H2'	58:BA:682:G:C8	2.43	0.54
8:CI:111:ARG:HG3	20:CA:1369:C:P	2.48	0.54
20:CA:1385:G:H2'	20:CA:1386:G:C8	2.41	0.54
58:BA:29:U:H2'	58:BA:30:G:C8	2.42	0.54
23:CY:91:THR:O	23:CY:93:GLU:N	2.41	0.54
58:BA:854:G:H1	58:BA:923:C:H42	1.56	0.54
26:BE:61:ARG:HG2	58:BA:2811:G:OP1	2.07	0.54
58:DA:237:C:O2	58:DA:609(A):A:O2'	2.24	0.54
58:DA:2330:G:H2'	58:DA:2331:G:O4'	2.07	0.54
58:BA:1358:G:N1	58:BA:1372:U:OP2	2.23	0.54
28:BG:126:ASP:OD2	28:BG:126:ASP:N	2.41	0.54
20:AA:488:C:H2'	20:AA:489:C:C6	2.43	0.54
23:AY:413:ILE:HD12	23:AY:476:VAL:HA	1.89	0.54
46:B2:2:LYS:HD2	46:B2:5:GLU:HB2	1.90	0.54
26:DE:167:VAL:HG13	26:DE:170:LEU:HD11	1.88	0.54
20:AA:1536:C:H42	22:AV:9:G:H1	1.56	0.54
58:BA:1999:C:H5'	58:BA:2723:C:O2'	2.08	0.53
27:BF:155:LEU:HD22	27:BF:186:ILE:HA	1.90	0.53
34:DP:16:ARG:NH2	58:DA:1246:A:OP1	2.41	0.53
58:DA:1503:U:H2'	58:DA:1504:C:C6	2.43	0.53
32:DN:126:PRO:O	32:DN:127:ASP:CB	2.56	0.53
11:AL:85:ILE:HD12	11:AL:98:TYR:CB	2.38	0.53
58:BA:1501:C:H2'	58:BA:1502:C:C6	2.43	0.53
20:AA:1323:G:H2'	20:AA:1324:A:C8	2.43	0.53
36:DR:33:ARG:HA	36:DR:114:VAL:O	2.08	0.53

Continued on next page...

Continued from previous page...

Atom-1	Atom-2	Distance(Å)	Clash(Å)
25:DD:43:ARG:HG2	58:DA:692:C:H5'	1.91	0.53
58:BA:780:G:H21	58:BA:783:A:H62	1.55	0.53
20:CA:1037:C:H2'	20:CA:1038:C:C6	2.44	0.53
37:DS:47:THR:HG22	37:DS:48:LEU:H	1.74	0.53
39:BU:77:SER:OG	58:BA:1010:A:O2'	2.23	0.53
37:BS:99:LYS:HG2	37:BS:101:LEU:H	1.73	0.53
40:DV:33:VAL:HG22	40:DV:59:ALA:HB3	1.88	0.53
20:CA:403:C:N4	20:CA:547:A:H5'	2.22	0.53
13:AN:18:VAL:HG21	20:AA:1316:G:O2'	2.08	0.53
58:BA:1496:A:H2'	58:BA:1498:C:H5	1.73	0.53
58:DA:1428:C:O2'	58:DA:1569:A:OP2	2.21	0.53
11:AL:124:LYS:NZ	20:AA:500:G:H5'	2.24	0.53
58:BA:1869:G:N2	58:BA:1872:A:OP2	2.39	0.53
58:DA:278:A:H2'	58:DA:279:C:C6	2.43	0.53
20:AA:1236:A:H4'	20:AA:1304:G:H4'	1.89	0.53
16:AQ:43:LEU:HB3	16:AQ:69:LYS:HE2	1.90	0.53
7:AH:104:ARG:HB3	7:AH:107:LEU:HG	1.89	0.53
58:DA:2810:A:H62	58:DA:2891:G:H21	1.55	0.53
4:CE:87:SER:HB3	4:CE:131:ILE:HD13	1.90	0.53
47:D3:17:LYS:HD3	58:DA:969:U:OP1	2.08	0.53
4:CE:76:ILE:HG12	4:CE:78:HIS:H	1.74	0.53
15:AP:69:THR:HG21	20:AA:375:U:H5''	1.90	0.53
31:DK:79:ARG:HA	31:DK:84:LEU:HB2	1.90	0.53
58:BA:807:U:OP1	58:BA:830:G:N2	2.40	0.53
46:D2:66:GLU:O	46:D2:69:ARG:HG2	2.08	0.53
28:BG:80:PHE:HB3	58:BA:2311:A:H2	1.72	0.53
58:BA:930:U:H4'	58:BA:931:G:O4'	2.08	0.53
30:DJ:39:UNK:O	30:DJ:43:UNK:N	2.41	0.53
51:D8:23:VAL:HG12	51:D8:46:ARG:HH11	1.73	0.53
23:AY:178:ILE:HA	23:AY:185:ALA:HA	1.89	0.53
23:AY:388:THR:HG21	23:AY:398:ILE:HA	1.90	0.53
20:AA:1510:U:H3	20:AA:1525:G:H1	1.55	0.53
23:AY:85:PRO:HB3	23:AY:94:VAL:HA	1.90	0.53
42:DX:10:ALA:HB3	42:DX:29:TRP:HB2	1.90	0.53
58:DA:453:C:H4'	58:DA:472:A:H61	1.73	0.53
20:AA:1486:G:H2'	20:AA:1487:G:O4'	2.08	0.53
32:BN:126:PRO:O	32:BN:127:ASP:CB	2.56	0.53
24:DC:41:THR:HB	24:DC:175:PRO:HA	1.89	0.53
23:AY:135:PHE:HA	23:AY:260:LEU:HA	1.89	0.53
30:DJ:24:UNK:HA	30:DJ:84:UNK:C	2.38	0.53
58:DA:690:G:H2'	58:DA:691:C:O4'	2.08	0.53
11:CL:115:LYS:O	11:CL:117:ARG:N	2.34	0.53

Continued on next page...

Continued from previous page...

Atom-1	Atom-2	Distance(Å)	Clash(Å)
58:BA:2852:G:H1	58:BA:2865:U:H3	1.54	0.53
3:AD:8:VAL:HG11	3:AD:115:ARG:HD3	1.89	0.53
58:BA:1478:G:H2'	58:BA:1479:G:C8	2.42	0.53
7:CH:104:ARG:HB2	7:CH:138:TRP:HD1	1.73	0.53
58:BA:1491:G:P	58:BA:1494:A:H62	2.31	0.53
58:BA:2642:G:H1	58:BA:2772:C:H42	1.56	0.53
9:CJ:13:HIS:HA	9:CJ:16:LEU:HD12	1.89	0.53
3:CD:57:ARG:NH1	3:CD:205:GLU:HB2	2.23	0.53
58:BA:36:G:H4'	58:BA:451:C:C2	2.43	0.53
23:CY:91:THR:HG22	23:CY:94:VAL:HB	1.89	0.53
58:BA:1316:U:H2'	58:BA:1317:A:C8	2.43	0.53
49:B6:48:VAL:O	49:B6:49:HIS:HB2	2.07	0.53
50:B7:19:ARG:N	58:BA:126:A:OP2	2.33	0.53
33:DO:13:ASN:HB3	33:DO:97:ARG:HG3	1.89	0.53
20:CA:1161:C:H2'	20:CA:1162:C:H6	1.74	0.53
35:DQ:2:LEU:HD12	35:DQ:3:MET:H	1.74	0.53
38:DT:129:ARG:HD3	38:DT:132:LYS:HB2	1.90	0.53
48:D5:22:HIS:NE2	58:DA:2045:C:O2	2.41	0.53
23:CY:208:GLN:O	23:CY:211:GLU:HG2	2.08	0.53
27:DF:46:ARG:HD3	58:DA:442:G:H4'	1.88	0.53
58:BA:2378:A:H8	58:BA:2378:A:O5'	1.90	0.53
58:DA:579:G:O2'	58:DA:2019:A:OP1	2.24	0.53
32:DN:30:ILE:CD1	32:DN:99:LEU:HD11	2.38	0.53
32:DN:111:PRO:CD	58:DA:558:G:OP2	2.50	0.53
56:D1:27:GLU:HA	56:D1:31:GLY:HA2	1.91	0.53
58:DA:380:U:O2	58:DA:394:A:N1	2.41	0.53
34:DP:23:PRO:HG2	34:DP:33:ARG:HG3	1.90	0.53
58:BA:1105:U:H2'	58:BA:1106:G:H8	1.72	0.53
3:CD:31:CYS:HB3	3:CD:33:MET:HG2	1.90	0.53
32:DN:80:GLY:HA2	58:DA:1131:G:OP1	2.08	0.53
1:CB:87:ARG:HG2	1:CB:223:ILE:HD11	1.91	0.53
29:BH:85:LYS:HE3	29:BH:145:ALA:HB2	1.89	0.53
1:AB:155:LEU:HD21	1:AB:159:PRO:HG3	1.90	0.53
25:DD:149:PRO:HG2	58:DA:2218:G:H4'	1.90	0.53
23:CY:604:PRO:HA	23:CY:676:TYR:HB3	1.90	0.53
3:AD:22:LYS:HB3	3:AD:26:CYS:HB2	1.90	0.53
9:AJ:15:THR:HA	9:AJ:18:ALA:HB3	1.90	0.53
58:DA:2749:A:H62	58:DA:2753:A:N6	2.04	0.53
37:BS:66:ALA:HB1	37:BS:99:LYS:HD2	1.90	0.53
58:DA:828:U:H4'	58:DA:831:G:N1	2.23	0.53
20:AA:113:G:H2'	20:AA:114:U:H6	1.73	0.53
25:DD:101:GLU:HG2	58:DA:1491:G:O2'	2.08	0.53

Continued on next page...

Continued from previous page...

Atom-1	Atom-2	Distance(Å)	Clash(Å)
11:CL:109:GLY:HA3	11:CL:120:TYR:C	2.28	0.53
31:BK:90:LYS:NZ	58:BA:1076:C:O2'	2.42	0.53
20:AA:1304:G:N1	20:AA:1332:A:OP2	2.41	0.53
20:AA:946:A:H2'	20:AA:947:G:C8	2.43	0.53
24:DC:135:ARG:NH1	58:DA:2170:A:OP1	2.41	0.53
58:BA:1677:A:H2'	58:BA:1678:G:C8	2.42	0.53
29:BH:149:ARG:HD2	29:BH:164:TYR:CZ	2.43	0.53
58:DA:1000:A:OP2	58:DA:1154:G:N1	2.39	0.53
58:BA:638:G:H2'	58:BA:639:U:C6	2.43	0.53
20:AA:118:U:H3'	20:AA:288:A:H61	1.73	0.53
58:BA:667:U:H2'	58:BA:668:G:O4'	2.09	0.53
21:AW:35:A:N6	22:AV:18:G:O6	2.41	0.53
58:BA:1670:C:H2'	58:BA:1671:U:O4'	2.09	0.53
35:DQ:116:GLU:HG3	35:DQ:119:ARG:HH21	1.73	0.53
20:AA:427:U:H4'	20:AA:541:G:H5''	1.91	0.53
10:AK:119:CYS:SG	10:AK:120:ARG:N	2.81	0.53
23:AY:137:ASN:ND2	23:AY:262:SER:HA	2.23	0.53
58:DA:2023:G:C6	58:DA:2040:C:N3	2.76	0.53
58:DA:2023:G:C2	58:DA:2040:C:O2	2.61	0.53
58:DA:459:U:C6	58:DA:470:A:N6	2.76	0.53
58:DA:1115:G:H2'	58:DA:1116:C:H6	1.73	0.53
27:BF:125:LEU:HA	27:BF:194:MET:O	2.07	0.53
58:DA:2726:U:O2'	58:DA:2727:G:H8	1.91	0.53
59:BB:24:G:N1	59:BB:56:G:C2	2.77	0.53
16:CQ:10:VAL:HA	16:CQ:21:VAL:HG22	1.90	0.53
16:AQ:45:HIS:HB3	16:AQ:72:ARG:HG2	1.91	0.53
4:AE:59:GLY:O	4:AE:63:ARG:HG3	2.08	0.53
58:BA:1802:A:H2'	58:BA:1803:A:C8	2.44	0.53
56:D1:67:ILE:N	56:D1:68:PRO:HD2	2.24	0.53
58:DA:1541:U:H3'	58:DA:1542:G:O3'	2.06	0.53
26:BE:119:ARG:HD2	26:BE:120:TRP:CD1	2.43	0.53
58:DA:565:C:H2'	58:DA:566:U:O4'	2.09	0.53
58:BA:2415:G:H2'	58:BA:2416:C:H6	1.73	0.53
41:BW:23:LEU:HB2	48:B5:25:LEU:HD13	1.89	0.53
59:DB:24:G:C6	59:DB:56:G:C2	2.96	0.53
25:BD:222:ARG:N	58:BA:1789:A:OP1	2.34	0.53
58:DA:1935:G:H1'	58:DA:1964:G:N2	2.24	0.53
58:BA:2109:U:H2'	58:BA:2110:G:O4'	2.07	0.53
58:BA:1708:C:H2'	58:BA:1709:U:H6	1.72	0.53
26:BE:129:HIS:HD1	26:BE:129:HIS:H	1.55	0.53
46:D2:57:ILE:HA	46:D2:60:LEU:HD12	1.90	0.53
44:BZ:10:ARG:HA	44:BZ:38:TYR:HE2	1.74	0.53

Continued on next page...

Continued from previous page...

Atom-1	Atom-2	Distance(Å)	Clash(Å)
25:DD:69:ARG:HH21	25:DD:105:ILE:HG13	1.72	0.53
20:AA:543:C:H2'	20:AA:544:G:O4'	2.09	0.53
51:D8:61:LEU:HG	58:DA:593:G:H4'	1.90	0.53
58:DA:149(B):A:H2'	58:DA:1449:G:O4'	2.08	0.53
13:CN:2:ALA:O	13:CN:4:LYS:N	2.41	0.53
44:DZ:95:PRO:HA	44:DZ:129:SER:HA	1.89	0.53
30:BJ:33:UNK:O	30:BJ:37:UNK:N	2.41	0.53
38:DT:93:ARG:NH2	58:DA:2863:C:OP1	2.41	0.53
23:CY:344:THR:OG1	23:CY:388:THR:O	2.19	0.53
12:CM:11:ARG:O	12:CM:13:LYS:N	2.41	0.53
58:DA:2001:A:H2'	58:DA:2002:G:C8	2.42	0.53
58:BA:1930:G:H22	58:BA:1968:G:H2'	1.73	0.53
43:DY:85:VAL:HG13	43:DY:94:LYS:HB3	1.90	0.53
33:BO:6:THR:HG23	58:BA:1666:G:O3'	2.08	0.53
31:DK:13:PRO:HG3	31:DK:52:ILE:HG23	1.89	0.53
20:CA:1006:C:H2'	20:CA:1007:C:C6	2.43	0.53
58:DA:641:C:H2'	58:DA:642:G:O4'	2.07	0.53
58:BA:1213:A:N6	58:BA:1236:G:H1'	2.23	0.53
25:DD:269:PHE:HE2	58:DA:2219:G:H5''	1.74	0.53
58:DA:1294:U:H2'	58:DA:1295:C:H6	1.74	0.53
27:DF:155:LEU:HB2	27:DF:189:THR:OG1	2.09	0.53
58:DA:2081:C:H2'	58:DA:2082:A:C8	2.44	0.53
24:DC:20:VAL:HG13	24:DC:226:ASN:HB2	1.91	0.53
24:BC:83:LYS:HG3	24:BC:117:THR:HG21	1.89	0.53
58:DA:2247:A:H2'	58:DA:2248:C:O4'	2.08	0.53
21:AW:41:A:H2'	21:AW:42:U:C6	2.43	0.53
24:DC:176:VAL:O	24:DC:178:LYS:N	2.41	0.53
24:DC:67:HIS:CE1	24:DC:185:LYS:HG3	2.44	0.53
20:CA:127:G:H1	20:CA:234:C:N4	2.03	0.53
25:DD:260:ARG:NE	25:DD:267:SER:OG	2.40	0.53
58:BA:605:C:H1'	58:BA:657:U:O2'	2.09	0.53
32:DN:120:LEU:CD2	32:DN:122:VAL:HG23	2.38	0.53
58:BA:2850:A:H2'	58:BA:2851:A:C8	2.44	0.53
58:DA:2780:G:H1'	58:DA:2781:A:OP1	2.07	0.53
9:AJ:35:SER:N	9:AJ:73:ASP:O	2.40	0.53
20:AA:881:G:H2'	20:AA:882:C:H6	1.72	0.53
49:D6:27:LYS:O	49:D6:32:ASN:HB2	2.09	0.53
36:BR:96:ARG:HH21	58:BA:2881:C:H5''	1.73	0.53
58:BA:2655:G:N2	58:BA:2664:G:H2'	2.23	0.53
16:AQ:83:ASP:N	16:AQ:83:ASP:OD1	2.40	0.53
58:DA:2328:A:H2'	58:DA:2329:G:C8	2.44	0.53
36:DR:17:ARG:NH2	58:DA:2002:G:OP1	2.30	0.53

Continued on next page...

Continued from previous page...

Atom-1	Atom-2	Distance(Å)	Clash(Å)
37:BS:15:ARG:HB2	37:BS:18:ILE:HB	1.90	0.53
20:CA:339:C:H2'	20:CA:340:U:C6	2.43	0.53
33:BO:98:VAL:HG22	33:BO:117:LEU:HD22	1.90	0.53
14:AO:8:LYS:HE3	14:AO:31:LEU:HD11	1.90	0.53
37:DS:53:SER:HA	37:DS:65:VAL:HG11	1.89	0.53
27:BF:197:ASP:OD2	27:BF:198:ALA:N	2.42	0.53
47:D3:33:GLN:HG3	47:D3:35:ARG:HD3	1.89	0.53
26:BE:111:ARG:H	26:BE:161:GLY:HA3	1.73	0.53
58:DA:2038:G:H2'	58:DA:2039:C:O4'	2.09	0.53
58:DA:575:A:H4'	58:DA:2500:U:H4'	1.90	0.53
27:BF:6:VAL:HG23	27:BF:7:TYR:H	1.74	0.53
58:DA:2102:U:H2'	58:DA:2103:C:C6	2.43	0.53
58:DA:919:G:H2'	58:DA:920:G:C8	2.44	0.53
58:DA:1674:G:H21	58:DA:1677:A:N6	2.04	0.53
6:AG:78:ARG:HD2	6:AG:79:ARG:HD3	1.91	0.53
32:BN:115:ARG:HG2	32:BN:115:ARG:HH11	1.73	0.53
20:CA:730:G:C5	20:CA:731:G:H1'	2.43	0.53
8:CI:19:LEU:HB3	8:CI:59:PHE:CE2	2.44	0.53
20:AA:552:U:H2'	20:AA:553:A:C8	2.44	0.53
20:CA:930:C:N4	20:CA:1387:G:H1	2.03	0.53
44:BZ:74:VAL:HG22	44:BZ:86:VAL:HG13	1.89	0.53
51:B8:30:ARG:H	51:B8:32:LEU:HD23	1.74	0.53
34:BP:60:MET:HB3	58:BA:2392:A:H1'	1.89	0.53
36:BR:24:GLN:OE1	58:BA:1277:G:O2'	2.26	0.53
37:BS:71:ARG:O	37:BS:74:ALA:HB3	2.09	0.53
4:AE:154:GLY:HA2	7:AH:64:LYS:HD3	1.89	0.53
58:BA:2144:U:C2'	58:BA:2147:G:H1	2.20	0.53
23:CY:324:ARG:NH2	23:CY:383:THR:O	2.36	0.53
58:DA:2456:C:N4	58:DA:2495:G:H1	2.07	0.53
58:BA:2688:U:H5	58:BA:2719:G:H2'	1.74	0.53
20:AA:867:G:H2'	20:AA:868:C:C6	2.44	0.53
26:DE:93:VAL:HG21	26:DE:180:ASN:HA	1.90	0.53
47:B3:12:PRO:HB2	47:B3:20:LYS:HE2	1.90	0.53
12:AM:34:LEU:HD13	12:AM:41:PRO:HG3	1.91	0.53
36:DR:40:LYS:NZ	58:DA:1278:A:OP1	2.41	0.53
1:CB:175:ARG:NH2	20:CA:1075:C:O2'	2.40	0.53
58:DA:2134:A:N6	58:DA:2157:G:H1'	2.24	0.53
34:BP:42:SER:HA	58:BA:671:C:C5	2.43	0.53
58:DA:784:A:N6	58:DA:2072:G:O2'	2.34	0.53
58:DA:589:C:H2'	58:DA:590:A:C8	2.43	0.53
6:AG:46:ALA:O	6:AG:50:ILE:HG13	2.08	0.53
58:BA:1199:U:H2'	58:BA:1200:C:C6	2.43	0.53

Continued on next page...

Continued from previous page...

Atom-1	Atom-2	Distance(Å)	Clash(Å)
7:CH:7:ALA:O	7:CH:11:THR:HG23	2.09	0.53
58:DA:493:G:H2'	58:DA:494:G:O4'	2.09	0.53
41:DW:33:ARG:NH2	41:DW:52:GLU:OE1	2.42	0.53
50:B7:28:ARG:HA	50:B7:31:LEU:HG	1.90	0.53
39:BU:95:LEU:HD21	40:BV:13:ARG:HD3	1.90	0.53
40:BV:4:ILE:HB	40:BV:39:LEU:O	2.08	0.53
32:BN:69:GLN:HE21	58:BA:1022:G:C5'	2.05	0.53
38:BT:47:GLY:HA2	38:BT:65:LYS:HD2	1.91	0.53
37:DS:95:HIS:NE2	59:DB:48:A:H4'	2.23	0.53
20:CA:1127:G:H21	20:CA:1147:C:H41	1.56	0.53
33:DO:71:ARG:HD2	38:DT:74:ARG:HH22	1.74	0.53
37:BS:106:ARG:NE	37:BS:108:GLY:HA2	2.20	0.53
58:BA:817:C:H42	58:BA:1190:G:H1	1.56	0.53
25:BD:52:ARG:HH21	25:BD:220:HIS:CE1	2.27	0.53
40:BV:18:LEU:H	40:BV:96:ILE:HD12	1.74	0.53
32:BN:17:ASP:O	32:BN:18:ALA:CB	2.57	0.53
58:BA:1899:G:H21	58:BA:1902:C:H41	1.57	0.53
20:CA:687:A:H62	20:CA:703:G:N2	2.04	0.53
40:DV:96:ILE:HG22	40:DV:97:LYS:N	2.23	0.53
10:CK:91:ARG:O	10:CK:95:ILE:HG13	2.08	0.53
58:DA:2886:G:H2'	58:DA:2887:U:H6	1.73	0.53
58:BA:847:U:HO2'	58:BA:848:G:H8	1.54	0.53
58:BA:1438:U:O2	58:BA:1553:A:N7	2.41	0.53
58:BA:504:U:H4'	58:BA:505:A:H5'	1.91	0.53
7:AH:13:ILE:O	7:AH:17:THR:HG23	2.09	0.53
58:BA:2361:A:H2'	58:BA:2362:G:H8	1.74	0.53
58:BA:722:A:H2'	58:BA:723:G:C8	2.44	0.53
41:DW:51:LEU:HA	41:DW:105:VAL:HG11	1.90	0.53
18:AS:50:ALA:HB1	18:AS:57:HIS:HB3	1.91	0.53
58:BA:2126:A:N3	58:BA:2127:G:H1'	2.24	0.53
58:BA:2591:C:N4	58:BA:2592:G:O6	2.42	0.53
9:AJ:82:ILE:O	9:AJ:86:MET:HB3	2.09	0.53
20:CA:1423:G:H2'	20:CA:1424:C:C6	2.44	0.53
58:DA:913:U:H1'	58:DA:914:C:H5	1.74	0.53
39:BU:105:VAL:O	39:BU:109:LEU:HG	2.09	0.53
20:AA:1418:A:H8	20:AA:1418:A:O5'	1.91	0.53
58:DA:852:G:H2'	58:DA:853:G:C8	2.43	0.53
58:DA:122:G:H1	58:DA:129:C:H42	1.57	0.53
58:DA:1139:G:H2'	58:DA:1140:C:C6	2.44	0.53
32:BN:65:LYS:HZ2	58:BA:1021:A:C5'	2.22	0.53
20:CA:341:C:H2'	20:CA:342:C:H6	1.73	0.53
58:DA:662:G:H2'	58:DA:663:G:H8	1.74	0.53

Continued on next page...

Continued from previous page...

Atom-1	Atom-2	Distance(Å)	Clash(Å)
50:B7:34:ARG:NH1	58:BA:467:G:OP1	2.38	0.53
20:CA:947:G:H4'	20:CA:1332:A:H2	1.74	0.53
35:BQ:29:PHE:HE2	58:BA:905:U:HO2'	1.57	0.53
23:CY:205:TYR:O	23:CY:207:ASP:N	2.42	0.53
20:AA:33:A:H2'	20:AA:34:C:C6	2.44	0.53
56:B1:17:SER:OG	56:B1:41:ARG:HA	2.08	0.53
49:D6:46:HIS:ND1	58:DA:2371:G:O2'	2.41	0.53
38:BT:95:ARG:HE	58:BA:1753:G:H5''	1.74	0.53
58:DA:2284:C:N4	58:DA:2384:G:H1	2.05	0.53
23:AY:201:ILE:HD13	23:AY:206:LEU:HD12	1.91	0.53
20:CA:445:G:H2'	20:CA:446:G:C8	2.44	0.53
29:BH:125:VAL:HG22	29:BH:131:VAL:HG13	1.91	0.53
58:DA:2115:G:C6	58:DA:2117:A:H5''	2.44	0.53
34:BP:46:LYS:HG2	34:BP:51:PHE:CD1	2.43	0.53
58:DA:2625:G:H2'	58:DA:2626:C:O4'	2.08	0.53
58:BA:2294:C:H2'	58:BA:2295:C:H6	1.74	0.53
42:BX:26:TYR:CE2	42:BX:89:ILE:HB	2.44	0.53
20:AA:414:A:H62	20:AA:430:A:H61	1.55	0.53
19:AT:16:HIS:O	19:AT:20:LEU:HG	2.09	0.53
58:BA:1080:C:H2'	58:BA:1081:U:H6	1.74	0.53
58:BA:1174:A:H3'	58:BA:1175:U:H4'	1.91	0.53
58:DA:259:G:H2'	58:DA:260:G:C8	2.44	0.53
31:BK:36:GLU:HG2	31:BK:65:PHE:HZ	1.74	0.53
24:BC:24:ASP:OD1	24:BC:191:ARG:NH2	2.40	0.53
58:BA:453:C:H4'	58:BA:472:A:N6	2.23	0.53
1:CB:24:TRP:CZ3	1:CB:26:PRO:HA	2.44	0.53
21:CW:35:A:H2'	21:CW:36:U:C6	2.44	0.53
24:DC:64:SER:HA	24:DC:160:GLY:O	2.09	0.53
40:DV:15:GLU:HB3	40:DV:16:PRO:HD2	1.91	0.53
31:DK:9:LYS:HB2	31:DK:55:VAL:O	2.09	0.53
56:D1:5:CYS:SG	56:D1:8:SER:N	2.79	0.53
19:AT:10:LEU:HD12	19:AT:11:SER:H	1.74	0.53
32:DN:115:ARG:HH11	32:DN:115:ARG:HG2	1.73	0.53
58:BA:1020:A:N1	58:BA:1141:U:H1'	2.24	0.53
32:BN:30:ILE:HG22	32:BN:34:LEU:HD23	1.90	0.53
20:CA:193:C:H2'	20:CA:194:C:H6	1.73	0.53
27:DF:158:THR:OG1	27:DF:159:GLY:N	2.42	0.53
38:BT:48:ILE:N	38:BT:64:ARG:O	2.38	0.53
58:BA:6:A:H2'	58:BA:7:G:H8	1.74	0.53
27:BF:126:VAL:HG21	27:BF:142:TRP:HZ2	1.74	0.53
20:CA:428:G:H1'	20:CA:430:A:C8	2.44	0.53
24:DC:45:HIS:ND1	24:DC:171:ALA:O	2.42	0.53

Continued on next page...

Continued from previous page...

Atom-1	Atom-2	Distance(Å)	Clash(Å)
58:BA:2081:C:H2'	58:BA:2082:A:H8	1.73	0.53
34:DP:61:ARG:HH11	51:D8:13:ARG:HD2	1.74	0.53
27:DF:102:PRO:HA	58:DA:607:U:P	2.48	0.53
25:DD:85:ASP:OD1	25:DD:88:ARG:NH1	2.42	0.53
58:DA:2662:A:H8	58:DA:2662:A:O5'	1.91	0.53
51:B8:23:VAL:HA	51:B8:48:PHE:O	2.08	0.53
58:DA:685:A:H5''	58:DA:774:A:N6	2.22	0.53
20:CA:895:G:H1	20:CA:904:C:N4	2.06	0.53
40:DV:95:LEU:O	40:DV:96:ILE:O	2.26	0.53
45:B0:74:ARG:HH22	59:BB:13:A:H8	1.57	0.53
59:BB:13:A:N6	59:BB:69:G:O2'	2.40	0.53
8:CI:28:VAL:HG12	8:CI:63:ILE:HB	1.90	0.53
57:B4:1:MET:HB3	57:B4:6:HIS:CD2	2.44	0.53
58:DA:2834:G:H1'	58:DA:2883:A:H61	1.72	0.53
58:DA:2851:A:H2'	58:DA:2852:G:O4'	2.08	0.53
20:CA:757:U:H2'	20:CA:758:G:O4'	2.08	0.53
23:CY:546:ILE:HG21	23:CY:565:VAL:HG11	1.90	0.53
23:CY:67:ALA:HB2	23:CY:363:ARG:HH21	1.72	0.53
38:DT:77:PRO:O	38:DT:79:HIS:N	2.41	0.53
58:DA:2538:C:H2'	58:DA:2539:C:C6	2.44	0.53
58:BA:634:C:H2'	58:BA:635:C:H6	1.74	0.53
23:AY:554:PRO:HG3	23:AY:594:VAL:HG12	1.89	0.53
58:BA:2121:G:H2'	58:BA:2122:U:C6	2.44	0.53
20:CA:1271:G:H2'	20:CA:1272:G:H8	1.73	0.53
3:CD:164:ALA:O	3:CD:168:ARG:NH1	2.41	0.53
44:DZ:104:PHE:HA	44:DZ:139:VAL:HG23	1.91	0.53
24:BC:6:LYS:HA	24:BC:9:ARG:HG2	1.90	0.53
20:CA:683:G:H2'	20:CA:684:A:C8	2.43	0.53
58:DA:1010:A:N3	58:DA:1153:C:H1'	2.23	0.53
32:DN:30:ILE:O	32:DN:34:LEU:HD23	2.09	0.53
30:BJ:50:UNK:O	30:BJ:52:UNK:N	2.42	0.53
20:CA:983:A:H2	20:CA:984:C:C5	2.27	0.53
58:DA:307:G:H21	58:DA:330:A:N6	2.07	0.53
1:CB:54:THR:O	1:CB:58:ILE:HG12	2.07	0.53
58:DA:890:A:H2'	58:DA:892:G:O4'	2.09	0.53
58:DA:919:G:H2'	58:DA:920:G:H8	1.74	0.53
41:DW:101:SER:O	41:DW:102:HIS:ND1	2.42	0.53
58:BA:591:C:H2'	58:BA:592:G:C8	2.43	0.53
35:BQ:134:ARG:NH1	44:BZ:119:GLU:HG3	2.24	0.53
4:CE:115:VAL:HG11	4:CE:118:ILE:HB	1.89	0.53
20:AA:1127:G:N2	20:AA:1147:C:H41	2.07	0.53
31:BK:30:HIS:CD2	31:BK:59:ILE:HB	2.44	0.53

Continued on next page...

Continued from previous page...

Atom-1	Atom-2	Distance(Å)	Clash(Å)
20:AA:1287:A:H2'	20:AA:1288:A:C8	2.43	0.53
20:AA:1332:A:H2'	20:AA:1333:A:O4'	2.09	0.53
21:CW:12:U:H3	21:CW:23:A:H61	1.56	0.53
1:AB:60:ASP:HB3	1:AB:64:ARG:HH21	1.74	0.53
43:BY:9:LYS:HD2	43:BY:94:LYS:HZ2	1.74	0.53
38:DT:98:LYS:HG2	58:DA:2718:G:O3'	2.08	0.53
23:CY:107:VAL:HG22	23:CY:135:PHE:HB3	1.91	0.53
20:AA:227:G:H2'	20:AA:228:A:H8	1.74	0.53
32:BN:11:PRO:HB2	32:BN:51:PHE:HE1	1.74	0.53
34:DP:79:ARG:HH21	34:DP:109:GLY:HA2	1.73	0.53
20:AA:124:G:H4'	20:AA:291:C:O2'	2.09	0.53
20:CA:1288:A:H2'	20:CA:1289:A:O4'	2.09	0.53
43:DY:86:ARG:HG2	43:DY:88:LYS:H	1.73	0.53
23:CY:392:GLU:CD	23:CY:392:GLU:H	2.12	0.53
18:AS:15:LEU:HD21	18:AS:33:THR:HG22	1.91	0.53
38:DT:49:VAL:H	38:DT:63:VAL:HG13	1.74	0.52
32:BN:30:ILE:O	32:BN:34:LEU:HD23	2.09	0.52
27:BF:191:ARG:HB3	27:BF:193:VAL:HG23	1.92	0.52
58:DA:2342:C:H2'	58:DA:2343:C:O4'	2.09	0.52
58:BA:193:U:H2'	58:BA:194:G:H8	1.74	0.52
58:DA:401:A:H61	58:DA:422:A:N6	1.96	0.52
25:BD:24:ILE:HG23	25:BD:25:THR:H	1.74	0.52
58:DA:2178:C:H2'	58:DA:2179:C:C6	2.44	0.52
58:BA:373:U:H2'	58:BA:374:A:H8	1.74	0.52
21:AW:41:A:O2'	21:AW:42:U:OP1	2.22	0.52
16:CQ:45:HIS:CB	16:CQ:72:ARG:HA	2.39	0.52
23:CY:164:MET:HG3	23:CY:259:PHE:CE2	2.45	0.52
1:AB:71:VAL:O	1:AB:165:VAL:HG23	2.08	0.52
33:DO:104:ARG:O	33:DO:107:ARG:HB3	2.08	0.52
32:BN:120:LEU:CD2	32:BN:122:VAL:HG23	2.38	0.52
20:AA:983:A:C2	20:AA:984:C:H5	2.27	0.52
41:BW:26:GLY:HA2	41:BW:71:VAL:O	2.09	0.52
58:BA:476:G:N1	58:BA:479:A:OP2	2.38	0.52
37:BS:105:ALA:O	37:BS:107:GLU:N	2.42	0.52
20:CA:695:A:H2'	20:CA:696:A:C8	2.44	0.52
58:DA:1474:C:N4	58:DA:1519:G:H1	2.07	0.52
58:DA:1576:U:H2'	58:DA:1577:C:C6	2.44	0.52
28:DG:30:GLU:HA	59:DB:57:A:H1'	1.92	0.52
7:CH:127:LEU:HB3	7:CH:129:VAL:HG22	1.91	0.52
58:BA:1044:G:O3'	58:BA:1047:G:H5'	2.09	0.52
3:AD:162:LEU:O	3:AD:166:LYS:HG3	2.09	0.52
20:CA:22:G:O2'	20:CA:913:A:N1	2.42	0.52

Continued on next page...

Continued from previous page...

Atom-1	Atom-2	Distance(Å)	Clash(Å)
14:CO:78:TYR:O	14:CO:82:ILE:HG22	2.09	0.52
58:BA:2881:C:H2'	58:BA:2882:A:C8	2.44	0.52
20:CA:59:A:H1'	20:CA:354:G:N2	2.24	0.52
58:DA:1408:C:H42	58:DA:1594:G:H1	1.57	0.52
26:BE:141:ILE:HG13	26:BE:142:GLY:H	1.75	0.52
46:B2:32:LEU:HD11	46:B2:54:LYS:HG2	1.90	0.52
20:CA:834:C:H42	20:CA:852:G:H1	1.57	0.52
20:AA:794:A:H4'	20:AA:1521:G:O2'	2.08	0.52
7:CH:111:ILE:HG13	7:CH:135:CYS:SG	2.48	0.52
10:CK:99:GLN:HG2	10:CK:105:VAL:HG11	1.91	0.52
42:DX:6:ASP:N	42:DX:6:ASP:OD1	2.42	0.52
20:CA:1401:G:H5''	22:CV:22:A:N6	2.24	0.52
58:BA:2820:A:HO2'	58:BA:2821:A:P	2.30	0.52
32:BN:64:GLY:CA	58:BA:1141:U:C5	2.87	0.52
30:BJ:112:UNK:O	30:BJ:114:UNK:N	2.41	0.52
32:BN:137:LYS:NZ	32:BN:138:LEU:HD23	2.24	0.52
56:B1:25:LYS:HD3	56:B1:26:ARG:N	2.23	0.52
58:DA:602:G:O2'	58:DA:604:G:O2'	2.15	0.52
58:DA:307:G:H21	58:DA:330:A:H62	1.56	0.52
37:DS:92:TYR:C	37:DS:94:TYR:H	2.12	0.52
1:CB:97:TRP:CE3	1:CB:172:ILE:HG13	2.44	0.52
20:CA:1387:G:H2'	20:CA:1388:C:C6	2.45	0.52
11:CL:15:ARG:NH2	20:CA:567:G:O6	2.42	0.52
3:AD:12:CYS:HB3	3:AD:33:MET:SD	2.49	0.52
45:D0:38:VAL:HG21	45:D0:59:LEU:HD12	1.92	0.52
36:DR:76:VAL:HA	36:DR:79:LEU:HB2	1.90	0.52
16:CQ:56:VAL:HG23	16:CQ:81:ARG:HG3	1.91	0.52
14:AO:16:ALA:HB1	14:AO:21:ASP:HB3	1.91	0.52
58:DA:2587:A:H62	58:DA:2608:G:H21	1.57	0.52
13:AN:17:LYS:HG3	13:AN:18:VAL:HG13	1.90	0.52
26:DE:15:PHE:CD1	38:DT:80:SER:HB2	2.43	0.52
20:AA:1134:G:H2'	20:AA:1135:U:O4'	2.09	0.52
6:CG:85:TYR:O	6:CG:87:VAL:HG23	2.08	0.52
58:BA:1288:U:C4	58:BA:1327:C:H1'	2.43	0.52
58:BA:1077:A:H3'	58:BA:1078:U:O4'	2.09	0.52
58:DA:2212:A:H4'	58:DA:2213:U:C5	2.44	0.52
4:CE:25:ARG:NH1	20:CA:1070:U:H5'	2.23	0.52
20:CA:1468:A:H2'	20:CA:1469:G:O4'	2.09	0.52
20:AA:370:C:H2'	20:AA:371:G:C8	2.43	0.52
26:DE:37:ARG:HB2	26:DE:46:ALA:HB3	1.91	0.52
26:BE:94:GLU:H	26:BE:94:GLU:CD	2.13	0.52
26:BE:67:PHE:CG	26:BE:68:ALA:N	2.78	0.52

Continued on next page...

Continued from previous page...

Atom-1	Atom-2	Distance(Å)	Clash(Å)
58:DA:608:A:H2'	58:DA:609(A):A:C8	2.44	0.52
58:DA:2088:G:H1	58:DA:2231:C:H42	1.57	0.52
4:CE:76:ILE:HG13	4:CE:142:LEU:HD21	1.91	0.52
58:DA:2329:G:H2'	58:DA:2330:G:C8	2.44	0.52
20:CA:638:G:H2'	20:CA:639:G:O4'	2.08	0.52
20:AA:762:C:H2'	20:AA:763:G:C8	2.45	0.52
23:AY:607:ARG:HG3	23:AY:674:ASP:HB2	1.92	0.52
2:AC:6:HIS:CG	13:AN:49:HIS:HB3	2.44	0.52
58:BA:2259:G:H2'	58:BA:2260:C:H6	1.75	0.52
20:CA:1094:G:O2'	20:CA:1095:U:OP2	2.25	0.52
58:BA:2135:A:H4'	58:BA:2160:G:H4'	1.90	0.52
1:CB:106:LYS:HD2	1:CB:106:LYS:H	1.74	0.52
58:DA:675:A:H3'	58:DA:676:A:C2	2.44	0.52
5:AF:96:PRO:HB3	17:AR:32:ARG:HB3	1.92	0.52
7:CH:10:LEU:HD22	7:CH:83:ILE:HD11	1.90	0.52
58:BA:163:U:H2'	58:BA:164:U:H5'	1.90	0.52
40:BV:47:VAL:HB	40:BV:50:PRO:O	2.09	0.52
20:CA:193:C:H2'	20:CA:194:C:C6	2.44	0.52
27:DF:155:LEU:O	27:DF:191:ARG:O	2.27	0.52
58:DA:2080:G:H2'	58:DA:2081:C:C6	2.45	0.52
27:BF:170:LEU:CB	27:BF:173:VAL:HB	2.28	0.52
32:DN:137:LYS:NZ	32:DN:138:LEU:HD23	2.24	0.52
58:DA:223:A:H2	58:DA:407:G:HO2'	1.57	0.52
11:AL:85:ILE:HD12	11:AL:98:TYR:HB2	1.92	0.52
39:BU:59:ARG:NH1	58:BA:1009:A:O4'	2.43	0.52
58:DA:1670:C:H2'	58:DA:1671:U:O4'	2.09	0.52
20:AA:962:C:H2'	20:AA:963:G:C8	2.44	0.52
16:AQ:45:HIS:CE1	16:AQ:47:PRO:HG3	2.44	0.52
25:BD:264:LYS:H	25:BD:267:SER:HB2	1.74	0.52
20:AA:1066:C:H3'	20:AA:1067:A:C8	2.44	0.52
39:DU:10:ARG:O	39:DU:14:HIS:HB2	2.09	0.52
35:BQ:69:PHE:HE1	58:BA:872:A:H5'	1.73	0.52
45:D0:23:VAL:HA	45:D0:38:VAL:HA	1.90	0.52
58:DA:2468:G:O2'	58:DA:2469:A:H5''	2.10	0.52
42:DX:64:LYS:HD3	58:DA:64:A:H5'	1.90	0.52
34:DP:41:ARG:HH11	58:DA:832:G:H5'	1.73	0.52
48:D5:19:ARG:HA	58:DA:2046:G:H5'	1.92	0.52
25:BD:148:GLU:HB3	25:BD:151:LYS:HG3	1.91	0.52
23:AY:309:LEU:HD21	23:AY:335:LEU:HD13	1.90	0.52
11:AL:124:LYS:NZ	20:AA:501:C:OP2	2.42	0.52
20:CA:328:C:H4'	20:CA:329:A:H5'	1.90	0.52
8:CI:125:TYR:HE2	20:CA:967:C:H4'	1.75	0.52

Continued on next page...

Continued from previous page...

Atom-1	Atom-2	Distance(Å)	Clash(Å)
40:DV:20:LEU:HG	40:DV:93:GLU:HG3	1.91	0.52
58:BA:945:A:O2'	58:BA:946:G:H4'	2.09	0.52
38:DT:107:ASP:OD1	38:DT:108:ARG:N	2.42	0.52
25:BD:35:LYS:O	25:BD:37:LEU:N	2.43	0.52
20:AA:834:C:H2'	20:AA:835:U:H6	1.74	0.52
20:AA:370:C:H42	20:AA:391:G:H1	1.57	0.52
45:B0:29:GLN:NE2	58:BA:923:C:H1'	2.24	0.52
51:D8:27:THR:OG1	58:DA:2361:A:O5'	2.26	0.52
23:AY:197:ARG:HG3	23:AY:198:GLU:H	1.73	0.52
58:DA:580:C:H2'	58:DA:581:C:C6	2.45	0.52
20:AA:272:C:H2'	20:AA:273:A:C8	2.45	0.52
58:DA:1102:C:C2	58:DA:1103:A:C8	2.97	0.52
58:DA:2819:G:H1	58:DA:2827:C:H42	1.57	0.52
36:DR:18:LEU:O	36:DR:22:ARG:HG3	2.09	0.52
12:AM:67:GLU:HB2	12:AM:71:ARG:HH21	1.72	0.52
29:BH:105:LEU:HG	29:BH:113:VAL:HB	1.90	0.52
46:B2:10:LEU:O	46:B2:14:ARG:HB2	2.10	0.52
40:BV:3:ALA:C	40:BV:14:VAL:HG23	2.29	0.52
28:BG:128:ARG:NH1	58:BA:2316:C:H1'	2.24	0.52
29:BH:121:ILE:HG22	29:BH:136:ILE:H	1.74	0.52
14:AO:40:SER:O	14:AO:44:LYS:HG2	2.09	0.52
23:AY:392:GLU:H	23:AY:392:GLU:CD	2.13	0.52
20:AA:505:G:OP2	20:AA:535:A:H5'	2.09	0.52
26:DE:143:ASN:O	58:DA:2052:G:H4'	2.09	0.52
58:BA:2037:G:C6	58:BA:2038:G:C6	2.97	0.52
32:BN:26:LEU:HD23	32:BN:99:LEU:HD21	1.92	0.52
58:DA:1479:G:H2'	58:DA:1480:G:H8	1.73	0.52
34:DP:27:HIS:NE2	58:DA:814:C:O5'	2.41	0.52
27:DF:99:TYR:CD2	58:DA:660:G:H5'	2.44	0.52
58:BA:527:C:N4	58:BA:2779:U:H5'	2.25	0.52
20:AA:68(E):G:H2'	20:AA:68(F):C:C6	2.45	0.52
24:DC:45:HIS:CD2	58:DA:2177:C:H1'	2.43	0.52
20:CA:892:A:H2'	20:CA:893:C:H6	1.74	0.52
36:DR:49:ASP:HB3	58:DA:2839:G:H4'	1.90	0.52
58:BA:1948:G:H2'	58:BA:1949:G:C8	2.44	0.52
12:AM:104:ARG:O	20:AA:1228:C:N4	2.43	0.52
11:AL:93:LEU:HG	11:AL:96:VAL:HG22	1.91	0.52
16:AQ:95:TYR:OH	20:AA:279:A:OP2	2.19	0.52
23:AY:100:VAL:HG11	23:AY:314:PHE:CZ	2.44	0.52
58:BA:2348:U:H2'	58:BA:2349:G:C8	2.44	0.52
58:BA:1638:C:H4'	58:BA:2710:C:O2	2.09	0.52
21:AW:57:G:N3	21:AW:57:G:H2'	2.24	0.52

Continued on next page...

Continued from previous page...

Atom-1	Atom-2	Distance(Å)	Clash(Å)
58:BA:645:C:H5'	58:BA:646:A:H2	1.74	0.52
32:DN:17:ASP:O	32:DN:18:ALA:CB	2.57	0.52
20:AA:558:G:C8	20:AA:559:A:H2'	2.44	0.52
59:DB:101:A:H2'	59:DB:102:G:O4'	2.08	0.52
58:DA:1990:C:H2'	58:DA:1991:U:C6	2.45	0.52
58:DA:966:G:O4'	58:DA:2267:A:N6	2.43	0.52
20:CA:22:G:H2'	20:CA:23:C:C6	2.45	0.52
20:AA:62:U:H2'	20:AA:63:C:C6	2.45	0.52
27:BF:169:ASN:HD21	58:BA:322:A:H2'	1.74	0.52
20:CA:119:A:H4'	20:CA:120:A:C8	2.45	0.52
58:BA:607:U:O2	58:BA:621:A:N7	2.42	0.52
25:DD:118:VAL:HG22	25:DD:119:ALA:H	1.73	0.52
44:BZ:110:GLY:HA3	44:BZ:174:VAL:HG11	1.92	0.52
20:AA:401:C:H2'	20:AA:402:G:C8	2.44	0.52
20:AA:745:C:H5''	20:AA:851:G:O2'	2.09	0.52
23:AY:178:ILE:HG12	23:AY:185:ALA:HB2	1.91	0.52
2:CC:121:ALA:O	2:CC:125:GLU:HB2	2.10	0.52
20:AA:1375:A:H2'	20:AA:1376:U:O4'	2.09	0.52
58:DA:1932:A:H2'	58:DA:1933:G:O4'	2.10	0.52
20:CA:1440(J):C:H1'	20:CA:1440(K):G:N2	2.24	0.52
9:AJ:52:GLY:HA2	20:AA:1059:C:O2'	2.09	0.52
48:D5:42:PRO:O	48:D5:44:THR:OG1	2.27	0.52
58:BA:2593:U:H2'	58:BA:2594:C:C6	2.44	0.52
28:BG:137:GLU:HB2	28:BG:140:ILE:HG23	1.91	0.52
58:BA:1778:U:O4	58:BA:1785:A:N7	2.43	0.52
20:AA:1237:C:OP1	20:AA:1303:C:O2'	2.24	0.52
4:CE:57:LYS:HB3	4:CE:57:LYS:HZ3	1.75	0.52
20:AA:162:A:H3'	20:AA:163:C:O4'	2.08	0.52
31:DK:30:HIS:HA	31:DK:59:ILE:HD12	1.90	0.52
58:BA:2737:G:H2'	58:BA:2738:A:H8	1.74	0.52
58:DA:1915:U:H2'	58:DA:1916:A:O4'	2.09	0.52
29:BH:74:ASN:O	29:BH:78:GLY:N	2.43	0.52
58:BA:2125:G:H21	58:BA:2173:A:N6	1.96	0.52
37:DS:93:LYS:HG2	59:DB:47:C:O2'	2.09	0.52
25:BD:67:PHE:HE1	25:BD:157:ARG:NH1	1.99	0.52
58:BA:1430:C:N4	58:BA:1563:G:H1	2.06	0.52
58:DA:1019:U:O2	58:DA:1020:A:C8	2.62	0.52
16:CQ:43:LEU:HD12	16:CQ:69:LYS:HA	1.91	0.52
56:D1:11:ARG:NH2	58:DA:1365:A:O2'	2.42	0.52
38:BT:53:ARG:NH1	58:BA:2684:U:OP1	2.43	0.52
7:CH:91:ARG:NH2	20:CA:564:C:O3'	2.42	0.52
3:AD:24:GLU:HB2	20:AA:409:G:OP1	2.09	0.52

Continued on next page...

Continued from previous page...

Atom-1	Atom-2	Distance(Å)	Clash(Å)
11:AL:82:VAL:O	11:AL:104:VAL:HG11	2.10	0.52
8:CI:114:TYR:HB2	20:CA:1367:C:H5''	1.92	0.52
58:DA:1430:C:N4	58:DA:1563:G:H1	2.07	0.52
23:AY:610:VAL:O	23:AY:642:VAL:HA	2.09	0.52
25:BD:105:ILE:HG23	25:BD:106:ILE:O	2.09	0.52
58:DA:415:A:N6	58:DA:2408:U:H3	2.07	0.52
58:BA:2666:C:H5''	58:BA:2667:C:H5	1.75	0.52
25:BD:233:HIS:HD2	25:BD:242:ARG:HA	1.75	0.52
58:BA:2829:C:H2'	58:BA:2830:G:C8	2.43	0.52
58:BA:223:A:H4'	58:BA:420:C:O2'	2.09	0.52
20:AA:813:U:H2'	20:AA:814:A:C8	2.43	0.52
39:DU:102:GLU:HB3	39:DU:104:GLN:HE22	1.74	0.52
51:B8:13:ARG:NH2	58:BA:249:C:O2'	2.42	0.52
20:AA:1037:C:H2'	20:AA:1038:C:C6	2.44	0.52
28:DG:128:ARG:NH1	58:DA:2316:C:H1'	2.23	0.52
58:BA:2365:G:HO2'	58:BA:2366:A:H8	1.58	0.52
3:AD:96:LEU:HD12	3:AD:139:ARG:NH2	2.25	0.52
20:AA:745:C:H1'	20:AA:836:G:O2'	2.10	0.52
9:AJ:89:ASP:HB3	9:AJ:91:PRO:HD3	1.92	0.52
23:AY:178:ILE:HD13	23:AY:179:ASP:H	1.74	0.52
24:BC:194:ILE:HA	24:BC:197:LEU:HD12	1.90	0.52
58:BA:470:A:H2'	58:BA:471:A:O4'	2.09	0.52
10:CK:108:ILE:HB	17:CR:87:ARG:HA	1.91	0.52
58:BA:924:C:H2'	58:BA:925:C:C6	2.44	0.52
15:CP:70:ALA:O	15:CP:74:LEU:HG	2.08	0.52
24:DC:16:ASP:O	24:DC:18:ASN:N	2.42	0.52
3:AD:11:LEU:HD13	3:AD:66:ARG:HD2	1.90	0.52
58:BA:1011:G:H1'	58:BA:1013:C:O4'	2.09	0.52
20:AA:1533:C:N4	22:AV:12:A:N1	2.56	0.52
25:DD:161:THR:OG1	25:DD:162:SER:N	2.41	0.52
3:CD:60:GLU:HG3	3:CD:198:VAL:HG22	1.91	0.52
32:DN:129:PRO:O	32:DN:131:GLN:N	2.43	0.52
20:CA:522:C:H1'	20:CA:536:C:H5''	1.91	0.52
58:DA:1441:G:H2'	58:DA:1442:G:H8	1.75	0.52
28:DG:114:ILE:HG12	28:DG:140:ILE:CD1	2.35	0.52
20:CA:909:A:H2'	20:CA:910:C:O4'	2.10	0.52
20:CA:410:G:H2'	20:CA:429:U:C5	2.44	0.52
40:BV:24:LYS:HA	40:BV:92:THR:HG23	1.91	0.52
12:CM:114:ARG:NE	20:CA:1229:A:OP2	2.42	0.52
20:AA:1231:G:H2'	20:AA:1232:U:O4'	2.10	0.52
18:AS:37:ARG:O	18:AS:70:LYS:HD2	2.10	0.52
6:AG:3:ARG:NH1	20:AA:1380:U:O2'	2.42	0.52

Continued on next page...

Continued from previous page...

Atom-1	Atom-2	Distance(Å)	Clash(Å)
21: CW:64:G:N1	21: CW:65:U:C4	2.77	0.52
2: AC:5:ILE:HG22	20: AA:1190:G:OP1	2.10	0.52
19: AT:39:LYS:HE2	19: AT:43:LEU:HD11	1.92	0.52
56: B1:76:ARG:HH12	56: B1:95:LEU:HD13	1.73	0.52
58: DA:1288:U:C4	58: DA:1327:C:H1'	2.45	0.52
35: BQ:135:ASP:H	35: BQ:137:TYR:HD1	1.55	0.52
58: BA:1498:C:H2'	58: BA:1499:C:C6	2.44	0.52
20: AA:501:C:H2'	20: AA:502:G:H8	1.75	0.52
32: BN:76:SER:HB3	58: BA:2641:G:C5'	2.39	0.52
25: DD:53:PHE:HE1	25: DD:220:HIS:CG	2.26	0.52
58: DA:198:C:H4'	58: DA:2243:U:H4'	1.92	0.52
58: DA:105:C:H2'	58: DA:106:C:C6	2.45	0.52
2: AC:180:ALA:HB1	2: AC:203:PHE:HE1	1.75	0.52
3: AD:13:ARG:NH2	3: AD:36:ARG:O	2.43	0.52
3: AD:62:GLN:O	3: AD:65:ARG:N	2.42	0.52
25: DD:76:PRO:HA	25: DD:118:VAL:HB	1.91	0.52
27: DF:13:SER:O	27: DF:15:SER:N	2.43	0.52
10: AK:22:HIS:HB3	10: AK:29:ILE:HG22	1.89	0.52
20: AA:1376:U:H2'	20: AA:1377:A:C8	2.45	0.52
25: BD:6:PHE:HE1	25: BD:18:VAL:HB	1.74	0.52
58: DA:800:A:OP1	58: DA:800:A:H8	1.92	0.52
58: BA:1466:G:H2'	58: BA:1547:C:H41	1.74	0.52
12: AM:44:ARG:NH1	20: AA:1296:C:OP1	2.42	0.52
58: BA:1003:G:H2'	58: BA:1004:C:C6	2.45	0.52
33: DO:28:SER:HB2	58: DA:2566:A:H61	1.75	0.52
58: DA:1453:A:H3'	58: DA:1454:U:H2'	1.92	0.52
6: CG:15:ASP:HB3	6: CG:19:GLY:H	1.74	0.52
20: AA:1407:C:H2'	20: AA:1408:A:H5'	1.91	0.52
23: AY:109:ASP:OD1	23: AY:138:LYS:HD2	2.09	0.52
56: D1:25:LYS:HD3	56: D1:26:ARG:H	1.75	0.52
39: BU:54:LYS:HZ1	58: BA:994:C:H2'	1.75	0.52
25: DD:244:ARG:NH1	58: DA:1841:U:O2'	2.43	0.52
58: DA:1583:A:H4'	58: DA:1586:A:C4	2.45	0.52
20: CA:1148:U:H2'	20: CA:1149:C:O4'	2.10	0.52
32: DN:64:GLY:HA3	58: DA:1141:U:C5	2.44	0.52
26: DE:63:LEU:CB	26: DE:65:GLY:H	2.23	0.52
8: CI:4:TYR:HE1	8: CI:21:PRO:HD3	1.75	0.52
38: BT:61:PHE:CD2	38: BT:78:LEU:HD12	2.45	0.52
45: D0:11:ARG:O	45: D0:14:ARG:NH2	2.43	0.52
10: AK:72:ALA:HB1	10: AK:77:MET:HG2	1.90	0.52
40: BV:15:GLU:HB3	40: BV:16:PRO:HD2	1.91	0.52
35: DQ:67:ARG:NH2	58: DA:906:G:O3'	2.41	0.52

Continued on next page...

Continued from previous page...

Atom-1	Atom-2	Distance(Å)	Clash(Å)
33:BO:71:ARG:O	33:BO:74:GLY:N	2.37	0.52
13:AN:24:CYS:HB3	13:AN:29:ARG:H	1.74	0.52
58:BA:1281:G:H1	58:BA:1289:C:N4	2.07	0.52
20:AA:1354:C:H2'	20:AA:1355:G:C8	2.45	0.52
58:DA:1957:C:H2'	58:DA:1958:C:H6	1.75	0.52
58:DA:1700:A:H3'	58:DA:1701:A:H8	1.73	0.52
26:DE:75:VAL:C	26:DE:77:ILE:H	2.11	0.52
45:B0:67:VAL:HG13	45:B0:81:VAL:HG22	1.92	0.52
1:CB:9:GLU:HA	1:CB:12:GLU:HB2	1.91	0.52
49:B6:15:GLU:HA	49:B6:49:HIS:HA	1.91	0.52
3:AD:57:ARG:HH21	4:AE:107:ARG:HH21	1.58	0.52
16:AQ:9:VAL:HA	16:AQ:56:VAL:HG22	1.92	0.52
40:BV:75:PHE:HB2	40:BV:82:ARG:HG3	1.91	0.52
42:BX:36:LYS:HD2	58:BA:1598:C:H5'	1.92	0.52
15:AP:4:ILE:HG12	15:AP:21:VAL:HG23	1.91	0.52
56:D1:45:ASN:HB3	56:D1:64:ALA:HB2	1.91	0.52
20:CA:1401:G:H2'	20:CA:1402:C:O4'	2.10	0.52
58:BA:2737:G:H2'	58:BA:2738:A:C8	2.44	0.52
23:AY:66:THR:OG1	23:AY:363:ARG:NH2	2.40	0.52
14:CO:7:GLU:O	14:CO:10:LYS:HG3	2.10	0.52
20:CA:243:A:H4'	20:CA:244:U:O5'	2.10	0.52
34:BP:105:LEU:O	34:BP:107:LYS:N	2.43	0.52
40:DV:67:GLY:HA3	40:DV:89:GLN:O	2.09	0.52
24:BC:209:PHE:O	24:BC:210:LEU:HB2	2.10	0.52
20:CA:1440(A):G:H5''	20:CA:1440(B):G:O5'	2.10	0.52
58:DA:1169:G:H1	58:DA:1180:C:H42	1.57	0.52
58:BA:1681:G:O2'	58:BA:1762:A:H1'	2.09	0.52
7:CH:95:VAL:HG21	7:CH:133:LEU:HD13	1.91	0.52
36:DR:3:HIS:HB2	58:DA:1654:A:OP2	2.10	0.52
44:BZ:34:ASN:OD1	44:BZ:34:ASN:N	2.43	0.52
52:B9:12:ASP:OD1	52:B9:12:ASP:N	2.42	0.52
21:AW:64:G:C2	21:AW:65:U:N3	2.77	0.52
32:BN:129:PRO:O	32:BN:131:GLN:N	2.43	0.52
58:DA:1335:U:H2'	58:DA:1336:A:C8	2.44	0.52
37:DS:102:ALA:HB1	37:DS:109:GLY:H	1.75	0.52
24:BC:169:THR:O	24:BC:171:ALA:N	2.38	0.52
24:BC:40:GLU:HG2	24:BC:219:MET:HG2	1.91	0.52
23:AY:133:ILE:HG13	23:AY:272:LEU:HD11	1.92	0.52
12:CM:102:ARG:HH21	12:CM:105:THR:HG23	1.74	0.52
58:BA:864:G:H2'	58:BA:865:C:C6	2.44	0.52
58:BA:1957:C:H2'	58:BA:1958:C:C6	2.45	0.52
11:CL:61:THR:HB	20:CA:362:G:H5''	1.92	0.52

Continued on next page...

Continued from previous page...

Atom-1	Atom-2	Distance(Å)	Clash(Å)
11:AL:69:TYR:CG	11:AL:70:ILE:N	2.78	0.52
56:B1:22:GLY:O	56:B1:37:ILE:N	2.42	0.52
58:DA:1972:A:H2'	58:DA:1973:G:C8	2.41	0.52
58:DA:956:G:O2'	58:DA:959:A:N6	2.35	0.52
28:BG:43:LEU:HB3	28:BG:45:GLU:HG2	1.91	0.52
20:CA:668:G:H1	20:CA:738:C:N4	2.06	0.52
3:CD:122:ARG:HE	20:CA:403:C:H4'	1.75	0.52
34:BP:81:GLN:HG2	34:BP:106:LEU:HD23	1.92	0.52
58:DA:1577:C:H2'	58:DA:1578:U:C6	2.44	0.52
8:CI:17:VAL:HG22	8:CI:63:ILE:HG23	1.92	0.52
58:BA:1493:C:N3	58:BA:2210:G:O2'	2.43	0.52
23:AY:352:VAL:HG23	23:AY:377:VAL:HG21	1.92	0.52
31:BK:27:LEU:O	31:BK:30:HIS:HB3	2.09	0.52
12:AM:15:VAL:HG22	12:AM:41:PRO:HA	1.91	0.52
58:BA:185:U:H2'	58:BA:186:G:C8	2.45	0.52
58:DA:1446:C:O2	58:DA:1546:A:O2'	2.21	0.52
20:AA:645:C:H2'	20:AA:646:U:H6	1.74	0.52
32:BN:11:PRO:HB2	32:BN:51:PHE:CE1	2.45	0.52
58:DA:1179:C:H2'	58:DA:1180:C:H6	1.75	0.52
20:AA:186(C):G:O6	20:AA:186(N):U:O2	2.27	0.52
31:DK:42:ASN:ND2	31:DK:49:GLY:O	2.43	0.52
58:DA:2535:G:H2'	58:DA:2536:G:H8	1.74	0.52
9:AJ:8:LEU:HA	9:AJ:96:ILE:HG22	1.92	0.52
58:DA:1351:C:H2'	58:DA:1352:U:C6	2.45	0.52
58:BA:754:C:H2'	58:BA:755:C:C6	2.45	0.52
35:DQ:110:THR:HB	35:DQ:113:GLN:HB2	1.92	0.52
20:CA:591:U:H2'	20:CA:592:G:C8	2.44	0.52
58:DA:1403:C:H5''	58:DA:1471:A:H1'	1.91	0.52
2:AC:90:GLU:HA	2:AC:93:LYS:HE3	1.92	0.52
28:BG:120:LEU:HB2	28:BG:180:PHE:HA	1.91	0.52
26:DE:122:PHE:HD2	26:DE:138:PRO:HA	1.75	0.52
32:DN:43:THR:H	32:DN:48:MET:HE3	1.75	0.52
58:DA:1999:C:H5'	58:DA:2723:C:O2'	2.09	0.52
52:B9:19:ARG:HH11	52:B9:26:ILE:HD11	1.73	0.52
58:BA:557:U:H2'	58:BA:558:G:C8	2.44	0.52
42:DX:57:LEU:HD21	42:DX:78:LYS:HE3	1.91	0.52
27:DF:185:ASP:O	27:DF:189:THR:OG1	2.14	0.52
58:BA:2133:G:H2'	58:BA:2157:G:H22	1.75	0.52
20:AA:244:U:N3	20:AA:893:C:O2	2.33	0.52
1:AB:149:LEU:HD23	1:AB:152:PHE:HB3	1.91	0.52
41:DW:18:ARG:HA	41:DW:76:VAL:HG11	1.92	0.52
20:CA:1389:C:H2'	20:CA:1390:U:O4'	2.09	0.52

Continued on next page...

Continued from previous page...

Atom-1	Atom-2	Distance(Å)	Clash(Å)
23:AY:329:ARG:HD3	23:AY:374:LEU:HG	1.92	0.52
56:D1:90:ILE:O	56:D1:94:LEU:HD13	2.09	0.52
20:CA:1003:G:O6	20:CA:1037:C:N3	2.43	0.52
20:AA:582:U:OP2	20:AA:758:G:N2	2.36	0.52
36:BR:48:VAL:O	36:BR:52:ILE:HG12	2.10	0.52
36:BR:79:LEU:HB3	36:BR:80:PHE:HD2	1.74	0.52
41:BW:14:PRO:O	41:BW:17:VAL:N	2.43	0.52
13:CN:29:ARG:O	13:CN:33:VAL:HG21	2.10	0.52
23:AY:524:GLU:HB2	23:AY:564:LYS:HA	1.91	0.52
20:AA:1440(J):C:H1'	20:AA:1440(K):G:C2	2.44	0.52
20:AA:980:C:H5'	20:AA:981:U:C5	2.45	0.52
8:CI:112:LYS:HG2	8:CI:119:ALA:H	1.74	0.52
20:AA:923:A:H2'	20:AA:924:C:C6	2.45	0.52
59:BB:71:C:H42	59:BB:105:G:H1	1.55	0.52
31:DK:133:SER:HB2	58:DA:1088:A:N6	2.25	0.52
31:BK:131:ALA:HB1	31:BK:136:VAL:HG13	1.92	0.52
8:AI:73:GLN:O	8:AI:77:ILE:HG13	2.10	0.52
40:BV:67:GLY:H	40:BV:90:PRO:HA	1.74	0.52
32:DN:11:PRO:HB2	32:DN:51:PHE:CE1	2.45	0.52
58:DA:398:G:H2'	58:DA:399:G:H8	1.74	0.52
58:BA:1321:A:H2'	58:BA:1322:A:C8	2.44	0.52
20:AA:1063:C:H42	20:AA:1193:G:H1	1.58	0.52
10:CK:99:GLN:HG2	10:CK:105:VAL:HG21	1.92	0.52
58:DA:1101:U:H2'	58:DA:1102:C:C6	2.45	0.52
58:BA:270(O):G:O2'	58:BA:270(P):U:H5''	2.10	0.52
58:DA:988:A:H4'	58:DA:1155:A:H2	1.75	0.52
2:CC:160:ALA:O	2:CC:162:GLN:N	2.43	0.52
23:AY:148:LEU:O	23:AY:152:THR:HG23	2.10	0.52
52:D9:10:ILE:HG13	52:D9:11:CYS:H	1.75	0.52
44:DZ:52:SER:OG	44:DZ:53:ILE:N	2.43	0.52
33:BO:14:THR:HB	33:BO:16:ALA:H	1.75	0.52
58:BA:1306:C:H2'	58:BA:1307:A:C8	2.45	0.52
25:BD:150:LYS:HB3	25:BD:150:LYS:HZ3	1.74	0.52
58:DA:67:U:H2'	58:DA:68:G:H8	1.75	0.52
7:AH:39:LEU:HB3	7:AH:45:ILE:HG23	1.91	0.52
41:BW:4:LYS:O	41:BW:57:ASN:ND2	2.42	0.52
20:CA:589:C:O2'	20:CA:653:A:N6	2.41	0.52
58:BA:2557:G:H2'	58:BA:2558:C:C6	2.44	0.52
58:DA:1912:A:N6	58:DA:1918:A:C4	2.78	0.52
58:DA:1034:G:H1	58:DA:1121:C:H42	1.57	0.52
32:DN:26:LEU:HD23	32:DN:99:LEU:HD21	1.92	0.52
32:DN:30:ILE:HG22	32:DN:34:LEU:HD23	1.90	0.52

Continued on next page...

Continued from previous page...

Atom-1	Atom-2	Distance(Å)	Clash(Å)
58:DA:2023:G:N1	58:DA:2040:C:C2	2.61	0.52
27:DF:125:LEU:HA	27:DF:194:MET:O	2.10	0.52
58:DA:459:U:O4	58:DA:470:A:C8	2.63	0.52
50:B7:40:TRP:CZ2	58:BA:469:G:N1	2.78	0.52
3:AD:145:GLU:HG3	3:AD:184:LYS:HA	1.93	0.52
58:BA:307:G:H21	58:BA:330:A:N6	2.04	0.52
58:DA:2306:C:H5''	58:DA:2307:G:N7	2.24	0.52
20:AA:35:G:H2'	20:AA:36:C:H6	1.74	0.52
20:AA:405:U:H5''	20:AA:406:G:O4'	2.09	0.52
58:BA:2415:G:H2'	58:BA:2416:C:C6	2.45	0.52
24:BC:78:ILE:H	24:BC:116:ALA:HA	1.74	0.52
58:DA:686:G:N2	58:DA:788:A:H61	2.07	0.52
18:CS:49:ILE:O	18:CS:59:PRO:HA	2.10	0.52
18:CS:15:LEU:HD11	18:CS:71:LEU:HD11	1.92	0.52
40:DV:40:LEU:HD13	40:DV:47:VAL:HG22	1.92	0.52
29:BH:41:MET:SD	29:BH:52:VAL:HG13	2.50	0.52
59:BB:71:C:H2'	59:BB:72:G:H5'	1.92	0.52
29:DH:147:ASN:O	29:DH:151:ILE:HG13	2.10	0.52
20:AA:947:G:H4'	20:AA:1332:A:H2	1.75	0.52
26:DE:4:ILE:HD13	26:DE:5:LEU:H	1.75	0.52
20:CA:1074:G:H2'	20:CA:1075:C:H6	1.74	0.52
4:AE:24:ARG:NH2	20:AA:15:G:H4'	2.25	0.52
38:DT:108:ARG:HA	38:DT:111:ARG:HG3	1.91	0.52
11:AL:77:LEU:O	11:AL:79:GLU:N	2.43	0.52
20:AA:237:C:H2'	20:AA:238:G:C8	2.45	0.52
58:DA:226:G:HO2'	58:DA:227:A:H8	1.56	0.52
58:DA:398:G:H2'	58:DA:399:G:C8	2.44	0.52
7:AH:36:LEU:HA	7:AH:39:LEU:HB2	1.92	0.52
2:CC:22:TRP:CD1	2:CC:59:ARG:HB2	2.45	0.52
4:CE:61:TYR:O	4:CE:65:ASN:HB2	2.09	0.52
58:DA:2171:A:O2'	58:DA:2172:U:O5'	2.28	0.52
20:CA:707:C:H2'	20:CA:708:C:H6	1.76	0.52
39:DU:87:GLY:O	39:DU:89:GLU:N	2.41	0.52
58:DA:2093:G:H1	58:DA:2196:C:H42	1.55	0.52
14:CO:58:MET:HG3	20:CA:580:U:H5''	1.92	0.52
58:BA:2163:C:H5''	58:BA:2172:U:OP2	2.09	0.52
58:BA:797:C:H2'	58:BA:798:G:C8	2.45	0.52
16:CQ:95:TYR:HE1	20:CA:279:A:H2'	1.74	0.52
58:BA:234:C:H42	58:BA:430:G:H22	1.58	0.52
58:BA:1376:C:H2'	58:BA:1377:G:H8	1.74	0.51
25:DD:244:ARG:HG3	58:DA:1902:C:O4'	2.09	0.51
24:BC:176:VAL:O	24:BC:178:LYS:N	2.41	0.51

Continued on next page...

Continued from previous page...

Atom-1	Atom-2	Distance(Å)	Clash(Å)
1:CB:166:ASP:O	1:CB:170:GLU:HB2	2.09	0.51
24:DC:34:ALA:HB2	24:DC:217:THR:HG21	1.91	0.51
20:CA:266:G:O2'	20:CA:267:C:O5'	2.28	0.51
12:CM:105:THR:HG22	20:CA:1229:A:N6	2.26	0.51
30:DJ:111:UNK:O	30:DJ:116:UNK:HA	2.09	0.51
16:AQ:45:HIS:CB	16:AQ:72:ARG:HA	2.38	0.51
23:AY:88:VAL:HG11	60:AY:701:FUA:H242	1.92	0.51
20:CA:376:G:H1	20:CA:387:U:H3	1.56	0.51
56:B1:13:ILE:C	56:B1:17:SER:HB3	2.30	0.51
58:DA:1542:G:H1'	58:DA:1543:A:C5	2.45	0.51
25:BD:140:THR:H	25:BD:165:ILE:HD12	1.74	0.51
10:CK:94:ALA:O	10:CK:98:LEU:HG	2.09	0.51
18:AS:62:ILE:HG12	18:AS:63:THR:N	2.24	0.51
2:AC:52:LEU:HD22	2:AC:68:VAL:HG11	1.93	0.51
36:BR:53:HIS:CG	58:BA:2840:C:H5''	2.45	0.51
58:BA:2888:C:H2'	58:BA:2889:C:C6	2.45	0.51
58:BA:755:C:H2'	58:BA:756:C:H6	1.75	0.51
23:CY:188:TYR:HA	23:CY:196:ILE:HB	1.90	0.51
20:AA:447:G:H2'	20:AA:485:G:N2	2.24	0.51
33:BO:34:THR:OG1	33:BO:35:VAL:N	2.42	0.51
9:AJ:36:GLY:HA3	20:AA:1123:A:H4'	1.90	0.51
44:BZ:135:GLU:HB3	44:BZ:136:PHE:HD1	1.75	0.51
58:BA:2183:C:H2'	58:BA:2184:G:C8	2.45	0.51
39:BU:54:LYS:HG2	39:BU:58:ARG:HH21	1.75	0.51
58:DA:1341:U:H5'	58:DA:1602:U:C4	2.45	0.51
56:D1:15:ALA:HA	56:D1:40:ARG:O	2.09	0.51
58:DA:453:C:O2	58:DA:457:A:O2'	2.20	0.51
24:BC:45:HIS:CE1	58:BA:2177:C:H1'	2.46	0.51
48:B5:3:LYS:HE3	48:B5:5:PRO:HG2	1.93	0.51
43:BY:96:ILE:HB	43:BY:99:CYS:O	2.11	0.51
11:CL:93:LEU:HG	11:CL:96:VAL:HG22	1.92	0.51
58:DA:2726:U:HO2'	58:DA:2727:G:P	2.33	0.51
24:DC:131:ILE:HG12	24:DC:132:LEU:H	1.74	0.51
23:CY:18:ALA:HA	23:CY:25:LYS:HG2	1.93	0.51
1:AB:68:ILE:HA	1:AB:161:ALA:O	2.09	0.51
11:AL:69:TYR:CD1	11:AL:70:ILE:HG13	2.44	0.51
59:DB:78:A:H2'	59:DB:79:C:O4'	2.09	0.51
24:BC:84:ILE:HD11	24:BC:97:GLY:N	2.24	0.51
23:AY:512:ILE:H	23:AY:512:ILE:HD13	1.75	0.51
58:BA:1478:G:H1	58:BA:1515:C:H42	1.57	0.51
23:CY:486:THR:OG1	23:CY:487:ILE:N	2.43	0.51
58:BA:730:C:H2'	58:BA:731:C:H6	1.75	0.51

Continued on next page...

Continued from previous page...

Atom-1	Atom-2	Distance(Å)	Clash(Å)
30:DJ:58:UNK:N	58:DA:1106:G:H5''	2.25	0.51
2:CC:4:LYS:HD3	2:CC:175:LEU:HD11	1.92	0.51
21:AW:70:G:H2'	21:AW:71:C:C6	2.45	0.51
7:AH:83:ILE:HB	7:AH:137:VAL:HG22	1.92	0.51
58:DA:1213:A:N6	58:DA:1236:G:H1'	2.25	0.51
46:D2:18:PRO:O	46:D2:21:LEU:HB2	2.10	0.51
23:CY:201:ILE:HG21	23:CY:206:LEU:N	2.25	0.51
58:DA:863:A:H2'	58:DA:864:G:C8	2.45	0.51
23:CY:308:PRO:O	23:CY:310:ALA:N	2.43	0.51
26:DE:129:HIS:H	26:DE:129:HIS:HD1	1.57	0.51
20:AA:1342:C:H2'	20:AA:1343:G:C8	2.45	0.51
20:CA:131:C:H2'	20:CA:132:C:H6	1.75	0.51
4:CE:12:LEU:H	4:CE:31:LEU:HB3	1.74	0.51
4:AE:126:ARG:HA	4:AE:131:ILE:HD11	1.91	0.51
20:AA:1491:G:H21	20:AA:1492:A:N6	2.09	0.51
58:BA:2868:A:H2'	58:BA:2869:G:C8	2.44	0.51
20:CA:1466:C:H2'	20:CA:1467:G:O4'	2.10	0.51
58:DA:1113:U:H2'	58:DA:1114:G:H8	1.75	0.51
44:BZ:145:GLU:OE1	44:BZ:146:ILE:N	2.41	0.51
18:AS:54:GLY:O	20:AA:986:A:H1'	2.10	0.51
25:BD:45:ASN:HB3	58:BA:1813:G:O4'	2.10	0.51
58:BA:907:U:H2'	58:BA:908:C:C6	2.44	0.51
37:BS:42:ASP:N	37:BS:42:ASP:OD1	2.42	0.51
25:BD:34:VAL:HB	25:BD:104:TYR:CE1	2.45	0.51
23:CY:74:TRP:CG	23:CY:75:LYS:N	2.78	0.51
40:DV:1:MET:SD	40:DV:99:ILE:HG13	2.50	0.51
37:BS:26:LEU:O	37:BS:88:ASP:HB3	2.09	0.51
20:AA:524:G:H2'	20:AA:525:C:C6	2.46	0.51
36:DR:62:ALA:O	36:DR:66:VAL:HG23	2.09	0.51
58:BA:2630:G:H2'	58:BA:2631:G:C8	2.45	0.51
37:DS:52:SER:H	37:DS:56:LEU:HB2	1.75	0.51
20:AA:1408:A:H2'	20:AA:1409:C:C6	2.46	0.51
56:D1:25:LYS:HB3	58:DA:388:G:OP2	2.09	0.51
28:DG:111:LEU:N	28:DG:112:PRO:CD	2.73	0.51
34:BP:7:ARG:HB3	34:BP:8:PRO:HD3	1.92	0.51
20:CA:68(X):U:H2'	20:CA:68(Y):C:C6	2.45	0.51
58:BA:1310:G:H2'	58:BA:1311:G:O4'	2.11	0.51
27:BF:9:ILE:HG22	27:BF:125:LEU:H	1.74	0.51
58:DA:2287:A:N6	58:DA:2344:U:N3	2.43	0.51
20:CA:1149:C:O2'	20:CA:1280:A:N1	2.34	0.51
58:BA:137(B):G:H2'	58:BA:139:G:N7	2.25	0.51
1:CB:162:ILE:O	1:CB:185:ILE:O	2.27	0.51

Continued on next page...

Continued from previous page...

Atom-1	Atom-2	Distance(Å)	Clash(Å)
29:DH:109:PHE:HA	58:DA:2666:C:N4	2.21	0.51
24:DC:132:LEU:HD22	24:DC:137:LEU:HD12	1.92	0.51
23:CY:98:MET:SD	23:CY:125:ALA:HA	2.49	0.51
58:DA:1670:C:OP1	58:DA:2549:G:H5'	2.11	0.51
58:DA:1674:G:N2	58:DA:1677:A:H61	2.06	0.51
27:BF:180:GLY:HA3	58:BA:616:A:C4	2.46	0.51
36:BR:42:LYS:O	36:BR:45:ARG:HG3	2.09	0.51
11:CL:5:PRO:HB2	11:CL:10:LEU:HG	1.93	0.51
26:DE:4:ILE:HB	26:DE:96:PHE:HE2	1.75	0.51
27:DF:5:ALA:HB3	27:DF:8:GLN:HA	1.92	0.51
24:BC:60:ARG:NE	24:BC:142:LYS:HB3	2.25	0.51
44:BZ:10:ARG:HA	44:BZ:38:TYR:CE2	2.45	0.51
20:AA:504:C:H2'	20:AA:511:C:H5	1.75	0.51
58:DA:808:G:H2'	58:DA:809:G:C8	2.45	0.51
20:AA:127:G:H1	20:AA:234:C:H42	1.58	0.51
20:AA:68(P):C:H2'	20:AA:68(Q):U:C6	2.45	0.51
58:BA:1583:A:H4'	58:BA:1586:A:C4	2.46	0.51
24:BC:37:LYS:HE3	58:BA:2127:G:H4'	1.92	0.51
20:CA:1425:U:H2'	20:CA:1426:C:H6	1.75	0.51
25:DD:161:THR:H	25:DD:196:VAL:CG2	2.23	0.51
7:CH:86:ILE:HG21	7:CH:133:LEU:HD23	1.91	0.51
58:BA:1935:G:H3'	58:BA:1962:C:H42	1.74	0.51
9:CJ:29:ARG:NH2	9:CJ:84:GLN:OE1	2.44	0.51
41:DW:72:LYS:HB2	41:DW:106:ILE:HG22	1.91	0.51
58:BA:1297:C:H2'	58:BA:1298:C:H6	1.75	0.51
43:BY:95:LYS:HB3	43:BY:100:ALA:HA	1.93	0.51
58:BA:1049:C:H1'	58:BA:1113:U:H4'	1.91	0.51
31:DK:21:PRO:HA	31:DK:23:VAL:H	1.76	0.51
1:AB:135:GLN:HA	1:AB:138:LEU:HB2	1.92	0.51
34:DP:89:ALA:HB1	34:DP:119:GLU:HG2	1.92	0.51
14:CO:50:HIS:ND1	20:CA:764:C:H5''	2.25	0.51
14:AO:17:ARG:HA	14:AO:17:ARG:CZ	2.40	0.51
58:BA:2078:C:H2'	58:BA:2079:U:C6	2.44	0.51
56:D1:25:LYS:HB3	58:DA:388:G:P	2.50	0.51
58:DA:1628:G:H1	58:DA:1638:C:N4	2.04	0.51
20:CA:1218:C:H2'	20:CA:1219:U:H6	1.75	0.51
20:CA:1306:A:H1'	20:CA:1332:A:N1	2.25	0.51
58:DA:2175:C:H2'	58:DA:2176:A:C8	2.44	0.51
24:DC:213:VAL:HG11	24:DC:225:ILE:CG1	2.40	0.51
23:AY:608:VAL:HG13	23:AY:669:PHE:HB2	1.92	0.51
50:D7:1:MET:N	58:DA:1619:G:O2'	2.43	0.51
58:DA:1676:A:H2'	58:DA:1677:A:C8	2.46	0.51

Continued on next page...

Continued from previous page...

Atom-1	Atom-2	Distance(Å)	Clash(Å)
58:DA:2095:C:H2'	58:DA:2096:U:H6	1.75	0.51
36:BR:97:VAL:HG22	36:BR:114:VAL:HA	1.93	0.51
58:BA:1792:G:N2	58:BA:1827:C:N3	2.48	0.51
25:BD:220:HIS:N	58:BA:1790:C:OP1	2.44	0.51
26:BE:12:THR:O	26:BE:22:PRO:HA	2.10	0.51
58:BA:236:C:N4	58:BA:261:G:H1	2.06	0.51
37:DS:31:SER:OG	59:DB:28:C:OP1	2.25	0.51
6:CG:79:ARG:HG3	20:CA:1381:U:H1'	1.92	0.51
20:AA:574:A:N3	20:AA:883:C:H1'	2.25	0.51
58:DA:1201:C:H42	58:DA:1244:G:H1	1.59	0.51
58:DA:39:C:H2'	58:DA:40:C:H6	1.75	0.51
58:DA:2114:A:H3'	58:DA:2115:G:C8	2.45	0.51
58:DA:609(B):G:O6	58:DA:618(B):C:N3	2.44	0.51
58:DA:2134:A:C2	58:DA:2159:G:H1'	2.46	0.51
11:AL:109:GLY:HA3	11:AL:121:GLY:HA3	1.92	0.51
58:BA:733:G:OP2	58:BA:761:A:N6	2.25	0.51
38:DT:125:ARG:O	38:DT:128:GLU:HB3	2.11	0.51
33:DO:34:THR:OG1	33:DO:35:VAL:N	2.43	0.51
4:CE:67:VAL:HB	4:CE:140:ARG:HH21	1.74	0.51
44:BZ:45:ASP:O	44:BZ:49:ARG:HG2	2.11	0.51
58:DA:230:U:H2'	58:DA:231:C:C6	2.46	0.51
11:AL:22:SER:C	11:AL:24:VAL:H	2.12	0.51
58:DA:2189:U:H2'	58:DA:2190:G:C8	2.46	0.51
8:AI:71:SER:HB3	20:AA:1372:U:H5''	1.93	0.51
28:BG:18:GLU:HB3	28:BG:175:LEU:HD11	1.92	0.51
6:CG:103:TRP:HZ3	6:CG:138:LYS:HA	1.75	0.51
6:CG:94:ARG:O	6:CG:97:GLN:HB3	2.10	0.51
56:D1:61:ARG:HB3	56:D1:61:ARG:HH11	1.75	0.51
23:AY:35:TYR:OH	23:AY:192:LEU:O	2.27	0.51
13:CN:24:CYS:O	13:CN:28:GLY:N	2.43	0.51
58:BA:533:G:H2'	58:BA:534:U:C6	2.46	0.51
27:BF:155:LEU:HA	27:BF:176:LEU:HB3	1.92	0.51
32:BN:138:LEU:N	32:BN:138:LEU:HD23	2.26	0.51
50:B7:39:ARG:HD3	50:B7:42:LEU:HB3	1.91	0.51
24:BC:29:LEU:O	24:BC:33:LEU:HG	2.10	0.51
25:DD:9:TYR:CD2	58:DA:705:A:H1'	2.46	0.51
27:DF:102:PRO:HB3	58:DA:606:U:H5''	1.93	0.51
1:AB:175:ARG:HH22	20:AA:1076:C:H5'	1.75	0.51
32:DN:76:SER:HB2	58:DA:2641:G:H4'	1.92	0.51
20:AA:364:A:H2'	20:AA:365:U:O2	2.10	0.51
40:BV:37:VAL:HA	40:BV:51:VAL:HG11	1.91	0.51
45:B0:11:ARG:NH2	58:BA:2278:A:H3'	2.21	0.51

Continued on next page...

Continued from previous page...

Atom-1	Atom-2	Distance(Å)	Clash(Å)
58:BA:481:G:H2'	58:BA:507:A:N1	2.25	0.51
37:BS:27:SER:H	37:BS:40:ILE:HG22	1.74	0.51
36:DR:29:LEU:HB3	36:DR:75:LEU:HD12	1.92	0.51
58:BA:1279:G:H1	58:BA:1291:C:N4	2.06	0.51
36:BR:104:ARG:HB3	36:BR:109:ALA:HB3	1.92	0.51
2:AC:153:VAL:HG12	2:AC:198:VAL:HG22	1.92	0.51
58:DA:2814:C:H42	58:DA:2886:G:H1	1.57	0.51
23:AY:20:HIS:HB3	23:AY:118:SER:N	2.26	0.51
17:CR:30:ASP:OD2	17:CR:33:ASP:HB2	2.10	0.51
58:DA:2118:U:H5''	58:DA:2119:A:OP1	2.11	0.51
58:DA:2147:G:H2'	58:DA:2148:G:O4'	2.10	0.51
20:AA:285:G:H2'	20:AA:286:G:C8	2.44	0.51
20:CA:670:G:H1	20:CA:736:C:H42	1.59	0.51
58:BA:172:C:H2'	58:BA:173:G:O4'	2.11	0.51
33:BO:8:LEU:O	33:BO:19:ILE:N	2.34	0.51
44:BZ:10:ARG:HD2	44:BZ:36:LYS:HD2	1.91	0.51
31:BK:125:ARG:CD	31:BK:125:ARG:H	2.23	0.51
58:BA:384:U:H2'	58:BA:385:C:C6	2.46	0.51
48:D5:45:VAL:HG13	48:D5:51:TYR:H	1.75	0.51
28:DG:8:LYS:NZ	28:DG:97:ASP:OD1	2.30	0.51
58:BA:2525:G:H2'	58:BA:2526:G:H8	1.76	0.51
20:CA:287:U:H2'	20:CA:288:A:H8	1.75	0.51
58:BA:1171:G:H2'	58:BA:1173:G:O4'	2.11	0.51
7:AH:1:MET:SD	7:AH:2:LEU:N	2.84	0.51
17:AR:47:THR:HG23	17:AR:49:LYS:H	1.74	0.51
4:AE:17:ALA:HA	4:AE:26:PHE:HA	1.92	0.51
25:DD:227:ASN:HB2	25:DD:228:PRO:HD2	1.92	0.51
27:BF:136:THR:HG21	58:BA:320:A:C4	2.46	0.51
12:AM:2:ALA:O	12:AM:4:ILE:N	2.42	0.51
58:BA:1127:A:N7	58:BA:2488:A:O2'	2.42	0.51
20:AA:1522:U:H2'	20:AA:1523:G:H8	1.76	0.51
5:CF:18:GLN:O	5:CF:21:LEU:N	2.44	0.51
46:B2:57:ILE:HA	46:B2:60:LEU:HD12	1.93	0.51
40:BV:4:ILE:HD13	40:BV:40:LEU:HB2	1.91	0.51
58:DA:1999:C:H4'	58:DA:2723:C:H1'	1.92	0.51
40:DV:10:LYS:HZ3	58:DA:994:C:H1'	1.75	0.51
58:DA:385:C:O2'	58:DA:388:G:N2	2.44	0.51
58:BA:1135:C:H41	58:BA:1138:G:P	2.33	0.51
34:DP:32:THR:OG1	58:DA:1190:G:OP1	2.29	0.51
38:BT:89:VAL:O	38:BT:91:ARG:N	2.43	0.51
25:DD:98:VAL:O	58:DA:1501:C:O2'	2.28	0.51
58:BA:464:U:H2'	58:BA:465:G:O4'	2.11	0.51

Continued on next page...

Continued from previous page...

Atom-1	Atom-2	Distance(Å)	Clash(Å)
23:CY:134:ALA:HB3	23:CY:258:VAL:HA	1.93	0.51
1:AB:69:LEU:O	1:AB:71:VAL:HG23	2.10	0.51
23:AY:8:ASP:O	23:AY:9:LEU:HB2	2.10	0.51
16:AQ:22:LEU:HD13	16:AQ:41:LYS:HG2	1.92	0.51
26:BE:120:TRP:O	26:BE:121:ASN:HB2	2.10	0.51
27:BF:150:GLY:HA2	27:BF:172:TRP:CZ2	2.45	0.51
20:AA:696:A:H2'	20:AA:697:U:C6	2.46	0.51
20:AA:1288:A:N1	20:AA:1371:G:H1'	2.26	0.51
35:BQ:16:ARG:NH2	58:BA:952:G:OP2	2.43	0.51
41:BW:66:GLU:HA	41:BW:69:LEU:HG	1.92	0.51
23:AY:146:LEU:O	23:AY:150:ILE:HG12	2.10	0.51
58:BA:1149:G:H2'	58:BA:1150:C:H6	1.74	0.51
26:BE:134:ILE:H	26:BE:134:ILE:HD13	1.75	0.51
3:AD:61:LYS:HG2	3:AD:75:PHE:HE2	1.75	0.51
1:CB:53:ARG:O	1:CB:56:ARG:HB2	2.10	0.51
26:BE:92:THR:OG1	26:BE:94:GLU:OE2	2.17	0.51
4:AE:94:ALA:HB2	4:AE:119:LEU:HG	1.92	0.51
26:BE:66:HIS:CD2	58:BA:2786:U:H4'	2.45	0.51
49:B6:39:TYR:OH	58:BA:2346:A:H3'	2.11	0.51
58:BA:414:C:O2'	58:BA:1878:G:N2	2.43	0.51
14:AO:8:LYS:O	14:AO:12:ILE:HG13	2.10	0.51
15:AP:26:ARG:NH2	20:AA:310:G:OP1	2.44	0.51
37:BS:20:ARG:HD3	37:BS:88:ASP:HB2	1.93	0.51
2:AC:49:SER:OG	2:AC:83:ARG:NH2	2.44	0.51
58:DA:2352:A:H2'	58:DA:2353:G:O4'	2.11	0.51
58:BA:363(E):G:H2'	58:BA:363(F):U:O4'	2.10	0.51
12:AM:76:ALA:HA	12:AM:79:LYS:HG3	1.91	0.51
36:BR:39:PRO:HG2	58:BA:1651:G:H5'	1.92	0.51
19:CT:85:MET:SD	20:CA:186:C:O2'	2.61	0.51
36:DR:39:PRO:HG2	58:DA:1651:G:H4'	1.93	0.51
59:BB:5:C:H2'	59:BB:6:C:H6	1.75	0.51
38:BT:83:ILE:HD12	38:BT:84:GLN:HE22	1.76	0.51
11:CL:44:THR:HG22	11:CL:50:SER:HA	1.92	0.51
58:BA:314:A:H2'	58:BA:315:G:C8	2.45	0.51
51:D8:8:LYS:HG3	58:DA:252:G:O6	2.11	0.51
27:BF:40:GLN:HA	27:BF:43:LYS:HG2	1.92	0.51
23:AY:298:VAL:HG22	23:AY:299:VAL:H	1.76	0.51
20:AA:908:A:H2'	20:AA:909:A:C8	2.46	0.51
39:BU:88:ILE:C	39:BU:90:VAL:H	2.13	0.51
26:DE:107:THR:HG23	26:DE:195:LEU:HD11	1.93	0.51
26:BE:55:ASN:HB2	26:BE:74:PRO:O	2.10	0.51
32:BN:42:TRP:NE1	39:BU:63:VAL:HG11	2.26	0.51

Continued on next page...

Continued from previous page...

Atom-1	Atom-2	Distance(Å)	Clash(Å)
58:BA:2134:A:C2	58:BA:2159:G:H1'	2.45	0.51
58:DA:592:G:N2	58:DA:665:C:N3	2.52	0.51
38:BT:66:VAL:HA	38:BT:71:GLY:HA2	1.92	0.51
20:CA:255:G:H2'	20:CA:256:U:H6	1.76	0.51
20:CA:143:A:H2	20:CA:220:G:H22	1.58	0.51
11:CL:40:VAL:HG13	11:CL:54:LYS:HE3	1.92	0.51
39:DU:94:ASN:HB2	58:DA:996:A:H5'	1.93	0.51
58:BA:2395:C:H2'	58:BA:2396:G:O4'	2.10	0.51
1:CB:168:THR:C	1:CB:171:ALA:H	2.13	0.51
35:BQ:13:GLN:HG3	58:BA:910:A:C6	2.45	0.51
20:AA:492:G:H2'	20:AA:493:G:O4'	2.10	0.51
23:AY:272:LEU:O	23:AY:276:VAL:HG23	2.11	0.51
45:D0:10:THR:HG22	45:D0:12:ASN:H	1.75	0.51
1:AB:169:LYS:O	1:AB:172:ILE:HG12	2.11	0.51
58:BA:780:G:H2'	58:BA:782:A:C5	2.45	0.51
49:D6:40:CYS:SG	58:DA:2370:G:N2	2.84	0.51
58:BA:2419:U:H2'	58:BA:2420:C:C6	2.45	0.51
21:AW:60:U:H5'	21:AW:61:C:C5	2.46	0.51
8:CI:115:GLY:N	20:CA:1367:C:OP1	2.26	0.51
20:AA:115:G:H1'	20:AA:116:A:N7	2.25	0.51
24:DC:31:LYS:HG3	24:DC:182:PRO:HA	1.91	0.51
58:DA:1750:G:O2'	58:DA:2860:A:N1	2.33	0.51
27:DF:34:TRP:HB2	34:DP:10:PRO:HB2	1.92	0.51
14:CO:68:ARG:HH22	20:CA:582:U:H5''	1.76	0.51
43:BY:44:ILE:O	43:BY:62:GLU:HB3	2.10	0.51
29:BH:90:LYS:HB2	29:BH:163:TYR:CE1	2.46	0.51
59:BB:73:A:H3'	59:BB:74:U:C5	2.46	0.51
5:CF:69:GLU:O	5:CF:72:VAL:HG12	2.11	0.51
58:DA:2308:G:OP1	58:DA:2310:A:N6	2.43	0.51
7:AH:25:ASP:OD2	7:AH:26:VAL:N	2.43	0.51
58:DA:118:A:OP2	58:DA:119:A:H2'	2.11	0.51
58:BA:1201:C:H2'	58:BA:1202:C:H6	1.76	0.51
32:DN:11:PRO:HB2	32:DN:51:PHE:HE1	1.74	0.51
25:DD:269:PHE:CE2	58:DA:2219:G:H5''	2.46	0.51
7:CH:3:THR:OG1	7:CH:4:ASP:N	2.44	0.51
58:DA:1102:C:H2'	58:DA:1103:A:O4'	2.09	0.51
2:CC:86:VAL:O	2:CC:90:GLU:HG3	2.11	0.51
35:BQ:51:ARG:O	35:BQ:55:VAL:HG12	2.10	0.51
12:AM:14:ARG:HB2	12:AM:17:VAL:HG23	1.92	0.51
15:CP:1:MET:HB3	20:CA:135:C:N3	2.26	0.51
35:BQ:65:PHE:HD2	35:BQ:105:GLU:HG3	1.75	0.51
37:DS:13:ARG:O	37:DS:15:ARG:N	2.44	0.51

Continued on next page...

Continued from previous page...

Atom-1	Atom-2	Distance(Å)	Clash(Å)
58:BA:297:C:H2'	58:BA:298:G:O4'	2.09	0.51
58:DA:352:G:N2	58:DA:355:G:OP2	2.44	0.51
38:BT:5:ALA:O	38:BT:9:LEU:HG	2.11	0.51
58:BA:2745:C:H41	58:BA:2755:C:H4'	1.76	0.51
20:CA:68(N):U:H5''	20:CA:68(O):A:OP2	2.11	0.51
20:CA:399:G:H2'	20:CA:400:C:C6	2.46	0.51
56:D1:3:LYS:HG3	56:D1:4:VAL:HG12	1.92	0.51
27:DF:176:LEU:HG	27:DF:177:ALA:H	1.75	0.51
20:CA:160:A:H61	20:CA:347:G:H1'	1.76	0.51
14:AO:42:HIS:HB2	20:AA:740:U:H5'	1.92	0.51
1:CB:223:ILE:O	1:CB:227:GLY:N	2.44	0.51
35:BQ:13:GLN:HB3	58:BA:954:G:H5''	1.91	0.51
20:CA:1255:G:H3'	20:CA:1279:A:H61	1.75	0.51
27:BF:100:THR:O	58:BA:659:C:H4'	2.11	0.51
58:BA:445:C:H2'	58:BA:446:G:O4'	2.10	0.51
10:CK:47:VAL:HG13	20:CA:687:A:H4'	1.93	0.51
18:CS:70:LYS:O	18:CS:73:GLU:HB3	2.11	0.51
20:CA:442:C:N4	20:CA:492:G:H1	2.08	0.51
58:BA:2771:C:H2'	58:BA:2772:C:C6	2.46	0.51
41:BW:107:LEU:H	41:BW:107:LEU:HD13	1.76	0.51
28:BG:59:GLU:HA	28:BG:62:LEU:HD22	1.93	0.51
23:AY:659:LEU:O	23:AY:661:SER:N	2.43	0.51
58:DA:1144:G:H2'	58:DA:1145:C:H6	1.75	0.51
3:AD:201:GLN:OE1	4:AE:116:THR:HG23	2.10	0.51
16:CQ:100:LYS:HZ3	20:CA:246:A:H2'	1.75	0.51
58:DA:1655:A:H3'	58:DA:1656:C:C6	2.46	0.51
58:BA:1681:G:N3	58:BA:1762:A:H2'	2.26	0.51
58:DA:2721:A:H2'	58:DA:2722:G:H8	1.76	0.51
7:AH:86:ILE:HG22	7:AH:93:VAL:HG21	1.93	0.51
34:BP:112:LEU:HB3	34:BP:127:ALA:HB1	1.93	0.51
58:DA:2004:G:H2'	58:DA:2005:A:O4'	2.11	0.51
23:AY:542:VAL:HG23	23:AY:582:PHE:O	2.11	0.51
20:CA:383:A:H8	20:CA:383:A:O5'	1.93	0.51
28:DG:41:GLN:HG2	28:DG:155:MET:HB3	1.92	0.51
58:BA:432:A:H2'	58:BA:433:C:C6	2.45	0.51
58:BA:2749:A:H62	58:BA:2753:A:H61	0.68	0.51
23:AY:137:ASN:ND2	23:AY:138:LYS:H	2.09	0.51
58:BA:513:A:H2'	58:BA:514:A:O4'	2.11	0.51
58:BA:529:A:N6	58:BA:2041:U:C2	2.77	0.51
20:AA:1422:G:H2'	20:AA:1423:G:C8	2.46	0.51
24:DC:65:LEU:CD1	24:DC:162:ILE:HD11	2.40	0.51
45:D0:49:LYS:HB2	45:D0:80:HIS:HB3	1.93	0.51

Continued on next page...

Continued from previous page...

Atom-1	Atom-2	Distance(Å)	Clash(Å)
51:B8:60:LEU:HB3	51:B8:64:TYR:O	2.10	0.51
30:DJ:23:UNK:O	30:DJ:84:UNK:C	2.59	0.51
20:CA:33:A:H5''	20:CA:364:A:H1'	1.92	0.51
58:BA:2304:G:H1	58:BA:2312:U:H3	1.59	0.51
58:DA:2306:C:H5''	58:DA:2307:G:C8	2.45	0.51
58:BA:1271:G:C2	58:BA:1617:C:H4'	2.46	0.51
11:CL:113:ARG:HE	11:CL:116:SER:N	2.02	0.51
41:BW:16:LYS:O	41:BW:20:VAL:HG23	2.10	0.51
58:BA:2712:U:O2'	58:BA:712(B):A:H3'	2.11	0.51
35:DQ:137:TYR:N	35:DQ:137:TYR:CD1	2.77	0.51
58:DA:1575:C:H2'	58:DA:1576:U:O4'	2.10	0.51
58:BA:2732:G:H3'	58:BA:2733:A:O4'	2.11	0.51
25:BD:147:LEU:HD21	25:BD:183:ARG:NH1	2.26	0.51
2:CC:6:HIS:CG	13:CN:49:HIS:HB3	2.45	0.51
58:DA:2415:G:H2'	58:DA:2416:C:H6	1.73	0.51
29:DH:52:VAL:HG11	29:DH:69:ARG:HB3	1.92	0.51
36:DR:24:GLN:HB3	36:DR:44:LEU:HD11	1.93	0.51
58:DA:722:A:H2'	58:DA:723:G:C8	2.46	0.51
28:DG:97:ASP:HB2	28:DG:98:ARG:NH1	2.26	0.51
26:BE:197:ILE:HG12	26:BE:198:VAL:N	2.26	0.51
58:DA:579:G:H2'	58:DA:580:C:C6	2.45	0.51
58:BA:1930:G:N2	58:BA:1968:G:H2'	2.26	0.51
58:BA:2590:A:H2'	58:BA:2591:C:C6	2.46	0.51
20:AA:909:A:H2'	20:AA:910:C:O4'	2.11	0.51
3:CD:106:TYR:HA	3:CD:111:ALA:HB3	1.91	0.51
41:BW:21:VAL:HG13	41:BW:74:ALA:HB3	1.93	0.51
25:BD:221:VAL:O	25:BD:223:GLY:N	2.44	0.51
20:CA:162:A:C8	20:CA:163:C:H1'	2.46	0.51
45:B0:40:GLN:HG3	45:B0:57:PHE:HB3	1.93	0.51
43:DY:46:LYS:HB2	43:DY:62:GLU:HB2	1.92	0.51
58:BA:2329:G:H2'	58:BA:2330:G:C8	2.46	0.51
58:DA:463:G:N2	58:DA:466:A:OP2	2.42	0.51
58:BA:1123:C:H2'	58:BA:1124:C:H6	1.76	0.51
6:CG:11:GLN:HE22	6:CG:14:PRO:HD3	1.75	0.51
10:CK:126:ARG:O	10:CK:126:ARG:HG3	2.09	0.51
20:AA:175:C:H2'	20:AA:176:C:H6	1.75	0.51
29:BH:28:GLY:HA3	29:BH:79:VAL:HB	1.93	0.51
26:BE:45:THR:O	26:BE:83:ASP:N	2.43	0.51
58:BA:537:C:H2'	58:BA:539:G:C8	2.46	0.51
58:BA:1121:C:H2'	58:BA:1122:G:O4'	2.11	0.51
32:BN:103:VAL:O	32:BN:106:MET:N	2.36	0.51
58:DA:2180:U:H2'	58:DA:2181:G:C8	2.46	0.51

Continued on next page...

Continued from previous page...

Atom-1	Atom-2	Distance(Å)	Clash(Å)
27:DF:176:LEU:HG	27:DF:177:ALA:N	2.26	0.51
20:CA:946:A:H2'	20:CA:947:G:C8	2.46	0.51
58:DA:2178:C:H2'	58:DA:2179:C:H6	1.76	0.51
24:BC:216:THR:HG21	58:BA:2176:A:O4'	2.11	0.51
20:CA:519:C:H2'	20:CA:520:A:O4'	2.11	0.51
59:BB:24:G:C2	59:BB:56:G:C2	2.99	0.51
24:DC:118:PRO:O	24:DC:121:MET:HB3	2.10	0.51
11:CL:33:ARG:HB2	11:CL:60:LEU:HD12	1.93	0.51
25:BD:53:PHE:O	25:BD:218:ARG:HG2	2.10	0.51
58:DA:1542:G:O2'	58:DA:1543:A:OP2	2.25	0.51
58:DA:874:G:H2'	58:DA:875:G:C8	2.46	0.51
58:DA:629:G:H1	58:DA:634:C:H42	1.58	0.51
58:DA:2712:U:HO2'	58:DA:712(B):A:H3'	1.76	0.51
14:AO:46:HIS:HB3	20:AA:668:G:H1'	1.93	0.51
25:BD:208:LYS:HG3	25:BD:210:GLY:H	1.76	0.51
11:AL:124:LYS:HB2	20:AA:37:U:H5''	1.92	0.51
48:D5:3:LYS:HE3	58:DA:2613:U:H2'	1.92	0.51
33:BO:8:LEU:HD12	33:BO:82:ASN:HB2	1.92	0.51
58:BA:144:C:H2'	58:BA:145:G:H8	1.76	0.51
1:CB:49:GLU:O	1:CB:52:GLU:HB3	2.11	0.51
58:DA:548:A:H8	58:DA:548:A:O5'	1.94	0.51
14:CO:23:GLY:O	20:CA:750:G:N2	2.39	0.51
58:BA:1213:A:N3	58:BA:1238:G:H1'	2.26	0.51
58:BA:1778:U:H3	58:BA:1785:A:H62	1.58	0.51
20:CA:707:C:H2'	20:CA:708:C:C6	2.45	0.51
38:BT:84:GLN:O	38:BT:86:ILE:N	2.33	0.51
29:DH:159:GLU:HB3	29:DH:160:LYS:HD2	1.93	0.51
42:BX:68:ARG:NH1	58:BA:456:C:O2'	2.43	0.51
58:DA:647:G:H2'	58:DA:648:G:O4'	2.11	0.51
58:BA:2845:G:H2'	58:BA:2846:G:C8	2.46	0.51
31:BK:8:VAL:HG11	31:BK:26:ALA:HB1	1.92	0.51
33:BO:67:LYS:HZ1	58:BA:2685:G:H4'	1.76	0.51
37:DS:17:ARG:O	37:DS:21:THR:N	2.44	0.51
58:DA:454:A:H3'	58:DA:455:C:C6	2.45	0.51
37:DS:30:ARG:NH1	37:DS:32:LEU:O	2.44	0.51
58:BA:1302:A:H5'	58:BA:1608:A:OP1	2.11	0.51
58:BA:135:G:H2'	58:BA:136:G:H8	1.76	0.51
44:BZ:93:ASP:OD1	44:BZ:93:ASP:N	2.44	0.51
20:AA:1340:A:C2	20:AA:1341:U:C2	2.99	0.51
3:AD:76:ARG:O	3:AD:80:GLU:HG2	2.11	0.51
47:D3:42:ALA:O	58:DA:851:U:O2'	2.29	0.51
17:AR:36:ASN:HB3	17:AR:39:VAL:HB	1.93	0.51

Continued on next page...

Continued from previous page...

Atom-1	Atom-2	Distance(Å)	Clash(Å)
59:DB:111:U:H2'	59:DB:112:G:C8	2.45	0.51
56:D1:22:GLY:HA2	56:D1:37:ILE:HA	1.92	0.50
20:CA:984:C:N3	20:CA:1221:G:N2	2.45	0.50
32:DN:138:LEU:HD23	32:DN:138:LEU:N	2.26	0.50
37:DS:97:ARG:O	37:DS:100:ALA:N	2.36	0.50
58:DA:1614:A:H5''	58:DA:1617:C:H41	1.76	0.50
20:CA:1126:U:H1'	20:CA:1280:A:C5	2.46	0.50
35:BQ:27:VAL:HG11	35:BQ:30:GLY:O	2.11	0.50
1:CB:71:VAL:HB	1:CB:164:VAL:HG22	1.93	0.50
24:DC:62:THR:HA	24:DC:162:ILE:O	2.11	0.50
9:AJ:55:LYS:HG3	20:AA:973:G:C1'	2.41	0.50
11:AL:118:SER:O	20:AA:35:G:H1'	2.11	0.50
25:BD:218:ARG:NH2	58:BA:690:G:O3'	2.44	0.50
23:AY:13:ARG:O	23:AY:80:ASN:ND2	2.44	0.50
45:D0:24:LYS:HB3	45:D0:25:ARG:NH1	2.26	0.50
44:BZ:102:LEU:HD13	44:BZ:139:VAL:HG11	1.93	0.50
51:D8:34:TRP:HB3	58:DA:2420:C:OP1	2.11	0.50
40:DV:47:VAL:HG12	40:DV:52:VAL:N	2.26	0.50
58:BA:11:G:N1	58:BA:2628:C:OP1	2.38	0.50
23:AY:613:PRO:HG2	23:AY:666:ARG:HD3	1.92	0.50
25:BD:165:ILE:HG22	25:BD:166:GLN:N	2.27	0.50
20:AA:880:C:H2'	20:AA:881:G:C8	2.45	0.50
59:DB:105:G:H2'	59:DB:106:G:H8	1.76	0.50
1:CB:20:GLU:HG3	1:CB:191:ASP:HB2	1.93	0.50
34:DP:81:GLN:O	34:DP:113:LYS:N	2.43	0.50
28:DG:37:VAL:HG21	28:DG:99:MET:HG3	1.92	0.50
58:BA:354:G:H2'	58:BA:355:G:H8	1.77	0.50
58:DA:2168:G:N2	58:DA:2170:A:H3'	2.26	0.50
5:CF:46:ARG:HH22	17:CR:37:VAL:HG21	1.75	0.50
3:CD:135:LEU:HG	20:CA:620:C:C4	2.46	0.50
26:DE:169:ASN:HB3	58:DA:2730:C:O3'	2.11	0.50
58:BA:740:U:H2'	58:BA:741:G:H8	1.75	0.50
8:AI:107:ARG:NH2	20:AA:1346:A:H1'	2.25	0.50
19:CT:63:ILE:HG22	19:CT:77:ALA:HB1	1.91	0.50
58:BA:1878:G:H2'	58:BA:1879:C:C6	2.46	0.50
37:DS:35:ILE:H	37:DS:53:SER:HB2	1.76	0.50
28:BG:54:GLU:HG3	28:BG:70:VAL:HG21	1.93	0.50
20:CA:540:G:H2'	20:CA:541:G:O4'	2.10	0.50
20:CA:1181:G:O2'	20:CA:1182:G:C8	2.64	0.50
28:BG:38:VAL:HG22	28:BG:93:THR:HA	1.92	0.50
58:DA:1094:U:H1'	58:DA:1097:U:H5	1.76	0.50
2:AC:119:ARG:O	2:AC:123:GLN:HG2	2.12	0.50

Continued on next page...

Continued from previous page...

Atom-1	Atom-2	Distance(Å)	Clash(Å)
19:CT:54:LYS:HA	19:CT:57:ARG:HE	1.77	0.50
27:DF:143:ALA:HB1	27:DF:148:LEU:HB2	1.92	0.50
58:DA:1493:C:O2	58:DA:1493:C:H2'	2.11	0.50
23:AY:14:ASN:N	23:AY:102:ASP:OD2	2.44	0.50
18:AS:25:LYS:HG2	18:AS:27:GLU:HG3	1.92	0.50
25:BD:7:LYS:HG3	58:BA:706:A:H5'	1.94	0.50
48:D5:13:LYS:O	48:D5:16:ARG:NE	2.44	0.50
39:BU:54:LYS:NZ	58:BA:995:C:H5''	2.26	0.50
28:BG:111:LEU:N	28:BG:112:PRO:CD	2.73	0.50
58:DA:819:A:OP2	58:DA:1187:G:N2	2.33	0.50
50:D7:40:TRP:NE1	58:DA:458:G:O2'	2.27	0.50
20:CA:1013:G:N2	20:CA:1016:A:OP2	2.42	0.50
58:DA:407:G:H1	58:DA:420:C:N4	2.07	0.50
1:CB:219:VAL:O	1:CB:222:ILE:HG13	2.11	0.50
20:CA:302:G:O2'	20:CA:556:C:H5''	2.11	0.50
58:DA:2593:U:H2'	58:DA:2594:C:C6	2.47	0.50
12:CM:90:LEU:HD21	12:CM:94:ARG:HH21	1.76	0.50
12:CM:94:ARG:NH2	18:CS:81:ARG:HG3	2.27	0.50
3:AD:127:THR:HG23	3:AD:147:ALA:HB3	1.93	0.50
20:AA:232:G:H21	20:AA:263:A:H2	1.57	0.50
10:CK:112:THR:H	17:CR:84:LYS:HE3	1.76	0.50
41:DW:41:LYS:HD3	58:DA:2010:G:OP1	2.12	0.50
34:DP:82:GLY:HA3	34:DP:115:LEU:HD21	1.93	0.50
1:AB:97:TRP:CZ2	1:AB:176:GLU:HG3	2.47	0.50
58:DA:565:C:H4'	58:DA:1253:A:N6	2.27	0.50
18:AS:78:ARG:NH1	20:AA:1223:C:OP1	2.45	0.50
20:CA:715:A:H2'	20:CA:716:A:H8	1.76	0.50
58:DA:2780:G:H4'	58:DA:2781:A:OP2	2.10	0.50
58:BA:52:A:H62	58:BA:119:A:H62	1.58	0.50
58:BA:224:G:H2'	58:BA:225:A:O4'	2.11	0.50
7:CH:37:ARG:O	7:CH:41:ARG:HB2	2.12	0.50
50:D7:23:ARG:O	50:D7:28:ARG:NH1	2.44	0.50
27:DF:162:LEU:HA	27:DF:165:ARG:HG3	1.93	0.50
47:D3:6:VAL:HB	47:D3:54:VAL:HG13	1.93	0.50
23:CY:327:PHE:CD1	23:CY:376:ALA:HB2	2.45	0.50
58:DA:764:A:O2'	58:DA:765:G:H5'	2.10	0.50
58:BA:569:U:H2'	58:BA:570:G:O4'	2.11	0.50
20:AA:510:A:H5''	20:AA:511:C:OP2	2.11	0.50
6:CG:98:SER:OG	20:CA:1376:U:OP1	2.18	0.50
21:CW:56:C:C6	58:DA:2169:A:H1'	2.46	0.50
20:CA:1424:C:H2'	20:CA:1425:U:C6	2.47	0.50
7:CH:10:LEU:O	7:CH:13:ILE:HB	2.12	0.50

Continued on next page...

Continued from previous page...

Atom-1	Atom-2	Distance(Å)	Clash(Å)
58:BA:319:C:H2'	58:BA:320:A:C8	2.47	0.50
58:DA:197:A:H61	58:DA:2431:U:H5'	1.76	0.50
20:AA:1462:G:H2'	20:AA:1463:C:C6	2.46	0.50
58:DA:1016:G:H1	58:DA:1146:C:H42	1.57	0.50
23:AY:36:THR:HG23	23:AY:273:LEU:HD11	1.93	0.50
27:BF:83:PHE:CD2	58:BA:1257:C:H4'	2.46	0.50
1:AB:49:GLU:O	1:AB:52:GLU:HB3	2.11	0.50
27:DF:50:SER:HA	27:DF:92:PRO:HB2	1.92	0.50
51:D8:33:ASN:H	51:D8:36:LYS:HG3	1.76	0.50
58:BA:251:A:O5'	58:BA:251:A:H8	1.94	0.50
36:BR:12:ARG:HG2	36:BR:16:HIS:ND1	2.27	0.50
58:DA:2821:A:H2'	58:DA:2822:G:C8	2.45	0.50
39:BU:58:ARG:HA	39:BU:61:TRP:CE3	2.46	0.50
58:BA:1141:U:H4'	58:BA:114(B):A:C8	2.47	0.50
27:DF:195:ASP:HB3	27:DF:197:ASP:OD2	2.12	0.50
58:BA:529:A:N7	58:BA:2041:U:C4	2.79	0.50
24:BC:139:PRO:HA	24:BC:145:THR:CB	2.40	0.50
24:BC:32:GLU:O	24:BC:34:ALA:N	2.43	0.50
11:CL:69:TYR:O	11:CL:70:ILE:HG23	2.11	0.50
6:AG:78:ARG:HD3	6:AG:154:TYR:O	2.11	0.50
25:DD:43:ARG:HE	58:DA:691:C:H4'	1.76	0.50
20:AA:1228:C:H2'	20:AA:1229:A:H8	1.77	0.50
56:B1:19:GLN:O	56:B1:21:ARG:N	2.39	0.50
58:BA:840:C:P	58:BA:932:G:H22	2.34	0.50
58:DA:372:G:O2'	58:DA:400:G:O6	2.20	0.50
57:B4:14:ILE:HB	57:B4:22:ILE:HB	1.93	0.50
25:BD:245:PRO:O	25:BD:247:ALA:N	2.45	0.50
38:BT:95:ARG:H	38:BT:95:ARG:HD2	1.76	0.50
59:DB:40:U:H3'	59:DB:41:U:C5'	2.40	0.50
13:CN:35:ARG:HG3	20:CA:1358:U:OP1	2.11	0.50
20:CA:112:G:H1	20:CA:315:A:N6	2.07	0.50
45:D0:46:LYS:HD3	45:D0:78:TYR:CZ	2.46	0.50
9:CJ:37:PRO:HA	9:CJ:71:LEU:O	2.10	0.50
58:DA:2114:A:H2	58:DA:2168:G:H1'	1.75	0.50
20:CA:979:C:H3'	20:CA:980:C:H5''	1.94	0.50
1:AB:114:ARG:O	1:AB:117:GLU:HB2	2.12	0.50
58:DA:1993:U:H2'	58:DA:1994:C:O4'	2.11	0.50
5:AF:46:ARG:HB3	5:AF:60:PHE:CE1	2.46	0.50
24:DC:73:VAL:HG23	24:DC:112:ASP:HB2	1.93	0.50
58:BA:1451:C:H4'	58:BA:1453:A:O4'	2.12	0.50
5:AF:95:GLU:O	5:AF:97:PHE:N	2.44	0.50
52:B9:10:ILE:HD11	52:B9:32:HIS:HB3	1.94	0.50

Continued on next page...

Continued from previous page...

Atom-1	Atom-2	Distance(Å)	Clash(Å)
58:DA:1174:A:N7	58:DA:1175:U:H1'	2.26	0.50
3:AD:190:ASP:OD1	3:AD:191:ARG:N	2.44	0.50
38:BT:116:ALA:O	38:BT:118:ARG:NH1	2.42	0.50
2:CC:48:TYR:O	2:CC:50:ALA:N	2.44	0.50
29:BH:17:VAL:HG11	29:BH:50:VAL:HG21	1.92	0.50
34:DP:135:LEU:O	34:DP:139:LYS:HG2	2.11	0.50
20:CA:612:C:N3	20:CA:628:G:N2	2.43	0.50
28:DG:106:LEU:CA	28:DG:110:ALA:HB3	2.34	0.50
20:AA:376:G:O6	20:AA:387:U:O4	2.29	0.50
24:BC:46:ALA:O	24:BC:171:ALA:N	2.45	0.50
25:DD:179:SER:HB3	58:DA:1799:G:O6	2.11	0.50
58:BA:1957:C:H2'	58:BA:1958:C:H6	1.76	0.50
58:BA:306:U:O4	58:BA:310:A:N7	2.45	0.50
1:AB:102:LEU:O	1:AB:180:LEU:HD11	2.12	0.50
42:DX:26:TYR:O	42:DX:81:VAL:HG22	2.12	0.50
51:B8:30:ARG:NH1	58:BA:2419:U:O4	2.44	0.50
34:BP:58:THR:O	34:BP:61:ARG:HG3	2.10	0.50
8:AI:99:LEU:HD12	8:AI:101:PHE:HE1	1.76	0.50
41:BW:103:ILE:H	41:BW:103:ILE:HD12	1.76	0.50
3:AD:103:ASN:HB2	3:AD:114:ARG:HH22	1.76	0.50
20:CA:975:A:H4'	20:CA:976:G:H5''	1.92	0.50
23:AY:621:ILE:HD11	23:AY:643:ILE:HG12	1.92	0.50
20:CA:1131:G:H2'	20:CA:1132:C:C6	2.46	0.50
25:BD:206:LEU:O	25:BD:208:LYS:N	2.40	0.50
9:AJ:34:VAL:HG22	9:AJ:74:ILE:HG22	1.94	0.50
20:AA:373:A:O2'	20:AA:451:A:N7	2.44	0.50
49:D6:41:PRO:HD3	49:D6:47:THR:HG22	1.92	0.50
23:AY:213:HIS:O	23:AY:216:LEU:HB3	2.10	0.50
27:DF:64:ILE:HG22	27:DF:76:GLY:HA2	1.93	0.50
26:DE:3:GLY:HA2	26:DE:199:ARG:HA	1.94	0.50
20:CA:1516:G:N1	20:CA:1519:A:OP2	2.44	0.50
5:AF:75:LEU:O	5:AF:79:LEU:HG	2.12	0.50
58:DA:1812:A:H2'	58:DA:1813:G:C8	2.47	0.50
58:DA:52:A:H62	58:DA:119:A:H62	1.59	0.50
58:BA:769:G:H2'	58:BA:770:G:C8	2.46	0.50
48:D5:18:ALA:O	48:D5:21:SER:N	2.40	0.50
20:CA:1354:C:H2'	20:CA:1355:G:C8	2.46	0.50
17:CR:64:ARG:NH2	20:CA:835:U:OP1	2.36	0.50
7:CH:6:ILE:HD12	7:CH:6:ILE:H	1.77	0.50
58:BA:2171:A:O2'	58:BA:2172:U:O4'	2.29	0.50
11:AL:24:VAL:O	11:AL:26:ALA:N	2.42	0.50
29:DH:158:HIS:CG	29:DH:159:GLU:H	2.30	0.50

Continued on next page...

Continued from previous page...

Atom-1	Atom-2	Distance(Å)	Clash(Å)
40:DV:69:LYS:NZ	58:DA:1225:G:OP1	2.40	0.50
58:BA:799:G:H3'	58:BA:800:A:H5''	1.94	0.50
26:DE:197:ILE:HG12	26:DE:198:VAL:N	2.26	0.50
58:DA:215:G:H21	58:DA:432:A:H2	1.57	0.50
58:BA:2849:U:H1'	58:BA:2866:U:H6	1.76	0.50
58:DA:757:U:H2'	58:DA:758:C:H6	1.76	0.50
25:DD:231:HIS:O	25:DD:233:HIS:N	2.42	0.50
20:AA:1004:A:H8	20:AA:1036:G:H1	1.55	0.50
23:AY:523:PHE:HE2	23:AY:547:GLU:HG2	1.76	0.50
20:CA:1472:U:H2'	20:CA:1473:A:C8	2.47	0.50
31:DK:24:GLY:H	31:DK:25:PRO:HD2	1.76	0.50
58:DA:1292:U:H2'	58:DA:1293:C:C6	2.46	0.50
46:B2:64:LEU:O	46:B2:68:ARG:N	2.44	0.50
20:AA:808:C:H2'	20:AA:809:G:O4'	2.11	0.50
20:AA:448:A:H2'	20:AA:449:C:C6	2.46	0.50
56:D1:25:LYS:O	56:D1:26:ARG:HB2	2.11	0.50
58:DA:1204:A:H1'	58:DA:1206:G:C5	2.47	0.50
58:BA:2134:A:H2	58:BA:2159:G:HO2'	1.56	0.50
58:DA:599:G:N2	58:DA:658:C:N3	2.50	0.50
20:CA:1410:G:H2'	20:CA:1411:C:H6	1.77	0.50
3:CD:15:GLU:CD	3:CD:19:LEU:HD11	2.32	0.50
58:BA:684:G:O2'	58:BA:788:A:N7	2.43	0.50
24:BC:42:VAL:O	24:BC:43:GLU:C	2.49	0.50
58:BA:2081:C:H2'	58:BA:2082:A:C8	2.47	0.50
58:BA:1531:C:H2'	58:BA:1532:C:H6	1.77	0.50
1:CB:71:VAL:HG22	1:CB:93:VAL:HG21	1.93	0.50
58:DA:1819:A:H4'	58:DA:1820:U:C5'	2.42	0.50
25:BD:250:TRP:CE2	58:BA:1805:U:H5''	2.46	0.50
58:DA:684:G:H21	58:DA:788:A:P	2.34	0.50
58:BA:2023:G:H8	58:BA:2023:G:P	2.35	0.50
49:D6:23:THR:HG21	58:DA:2419:U:OP1	2.11	0.50
30:DJ:33:UNK:HA	58:DA:1055:G:H5''	1.93	0.50
27:BF:108:LYS:NZ	58:BA:601:C:H5'	2.27	0.50
58:DA:825:C:H42	58:DA:832:G:H1	1.59	0.50
23:CY:631:ILE:HG22	23:CY:632:LEU:N	2.26	0.50
26:DE:110:GLY:HA2	26:DE:162:ALA:N	2.25	0.50
58:BA:236:C:O2'	58:BA:431:U:H4'	2.12	0.50
27:DF:183:VAL:O	27:DF:186:ILE:HG22	2.11	0.50
2:AC:102:ASN:HD21	2:AC:104:GLN:HG2	1.75	0.50
24:DC:81:GLY:O	24:DC:84:ILE:HB	2.11	0.50
20:CA:1165:C:N4	20:CA:1171:G:H1	2.09	0.50
23:CY:626:ALA:HB2	58:DA:2473:U:C6	2.43	0.50

Continued on next page...

Continued from previous page...

Atom-1	Atom-2	Distance(Å)	Clash(Å)
9:CJ:13:HIS:HA	9:CJ:16:LEU:HB3	1.93	0.50
58:DA:214:G:O2'	58:DA:216:A:O2'	2.27	0.50
58:BA:1317:A:H61	58:BA:1335:U:H3	1.60	0.50
58:DA:723:G:H2'	58:DA:724:U:C6	2.45	0.50
3:AD:96:LEU:HD12	3:AD:139:ARG:HH22	1.76	0.50
35:BQ:20:ALA:C	35:BQ:22:LYS:H	2.14	0.50
58:BA:1359:A:H62	58:BA:1372:U:H3	1.60	0.50
58:DA:462:C:N4	58:DA:463:G:O6	2.45	0.50
20:AA:1179:A:H2'	20:AA:1180:A:O4'	2.11	0.50
58:DA:2598:A:H8	58:DA:2598:A:O5'	1.95	0.50
5:AF:18:GLN:O	5:AF:21:LEU:HB3	2.11	0.50
20:CA:449:C:H2'	20:CA:450:G:O4'	2.11	0.50
20:CA:1090:U:H2'	20:CA:1091:U:C6	2.46	0.50
28:BG:139:LEU:HA	28:BG:144:ILE:HG23	1.94	0.50
6:CG:121:ALA:O	6:CG:125:MET:HG2	2.11	0.50
58:BA:948:G:H2'	58:BA:949:C:C6	2.47	0.50
58:BA:1308:A:H2'	58:BA:1309:G:O4'	2.10	0.50
25:DD:38:LYS:HD3	25:DD:59:LYS:NZ	2.27	0.50
20:CA:1409:C:H5''	58:DA:1916:A:N1	2.26	0.50
36:BR:2:ARG:HD2	58:BA:2723:C:OP1	2.11	0.50
23:AY:25:LYS:CB	61:AY:702:GDP:O2B	2.58	0.50
27:DF:154:VAL:O	27:DF:175:THR:HA	2.12	0.50
3:CD:30:LYS:HE2	3:CD:30:LYS:N	2.26	0.50
25:BD:79:VAL:HG23	25:BD:115:GLN:O	2.12	0.50
58:BA:464:U:O2	58:BA:686:G:N2	2.45	0.50
39:DU:98:LEU:HA	39:DU:101:ARG:HH12	1.76	0.50
20:AA:890:G:O2'	20:AA:906:G:O6	2.20	0.50
24:DC:83:LYS:HD2	24:DC:148:PHE:CD1	2.46	0.50
58:DA:856:C:H2'	58:DA:857:C:H6	1.72	0.50
9:CJ:45:ARG:NH2	20:CA:1255:G:OP1	2.42	0.50
4:AE:60:TYR:O	4:AE:63:ARG:HB2	2.12	0.50
20:CA:146:G:H1	20:CA:176:C:N4	2.08	0.50
33:DO:68:GLU:N	33:DO:68:GLU:OE2	2.44	0.50
50:B7:26:GLY:HA2	58:BA:682:G:H5''	1.93	0.50
25:BD:69:ARG:HH21	25:BD:105:ILE:HG13	1.76	0.50
58:DA:1708:C:H2'	58:DA:1709:U:C6	2.45	0.50
24:DC:77:ALA:HA	24:DC:114:VAL:O	2.12	0.50
58:DA:1200:C:H2'	58:DA:1201:C:H6	1.77	0.50
20:CA:948:C:H2'	20:CA:949:A:H8	1.77	0.50
20:AA:707:C:H2'	20:AA:708:C:H6	1.76	0.50
40:DV:24:LYS:NZ	58:DA:1163:G:H5'	2.27	0.50
20:CA:919:A:HO2'	20:CA:1080:A:N6	2.10	0.50

Continued on next page...

Continued from previous page...

Atom-1	Atom-2	Distance(Å)	Clash(Å)
41:BW:36:LEU:HD13	41:BW:48:ALA:HA	1.92	0.50
51:D8:23:VAL:HA	51:D8:48:PHE:O	2.12	0.50
51:D8:23:VAL:HG13	51:D8:48:PHE:HA	1.94	0.50
15:CP:67:THR:H	15:CP:70:ALA:HB3	1.75	0.50
20:AA:455:C:H2'	20:AA:456:C:C6	2.46	0.50
58:DA:2116:G:N7	58:DA:2166:G:N2	2.60	0.50
58:BA:1264:G:H2'	58:BA:1265:A:C8	2.46	0.50
40:DV:64:HIS:CE1	40:DV:92:THR:HG23	2.46	0.50
20:AA:859:A:H2'	20:AA:860:A:O4'	2.12	0.50
20:CA:484:G:O2'	20:CA:485:G:OP2	2.24	0.50
26:DE:153:GLY:O	26:DE:155:LYS:N	2.37	0.50
24:DC:119:ASP:N	24:DC:119:ASP:OD2	2.42	0.50
20:AA:1436:U:H2'	20:AA:1437:C:O4'	2.11	0.50
20:AA:160:A:N6	20:AA:347:G:H1'	2.26	0.50
1:CB:59:GLU:HG3	1:CB:221:LEU:HD11	1.93	0.50
30:DJ:122:UNK:O	30:DJ:124:UNK:N	2.45	0.50
58:DA:1913:A:O2'	58:DA:1914:C:OP2	2.30	0.50
58:DA:1912:A:C6	58:DA:1918:A:N3	2.79	0.50
20:AA:1494:G:C6	20:AA:1495:U:O4	2.65	0.50
20:AA:1494:G:H5'	58:BA:1913:A:H62	1.76	0.50
58:DA:1034:G:H2'	58:DA:1035:U:C6	2.47	0.50
58:DA:1137:G:O2'	58:DA:1138:G:H5'	2.12	0.50
32:DN:103:VAL:O	32:DN:106:MET:N	2.36	0.50
26:DE:11:MET:HG2	26:DE:192:ASN:HD21	1.77	0.50
38:DT:49:VAL:HA	38:DT:63:VAL:CA	2.27	0.50
38:BT:64:ARG:HH21	38:BT:71:GLY:HA3	1.77	0.50
28:DG:103:LEU:O	28:DG:107:LEU:HG	2.11	0.50
37:DS:26:LEU:O	37:DS:88:ASP:HB3	2.11	0.50
58:DA:373:U:H2'	58:DA:374:A:C8	2.46	0.50
58:BA:1418:G:N2	58:BA:1580:A:N6	2.45	0.50
8:AI:61:ALA:HB1	8:AI:63:ILE:HD11	1.93	0.50
43:BY:83:THR:HG22	43:BY:96:ILE:HD13	1.93	0.50
20:CA:955:U:H1'	20:CA:1227:A:H61	1.77	0.50
58:DA:681:G:H2'	58:DA:682:G:C8	2.47	0.50
1:AB:70:PHE:CD2	1:AB:81:VAL:HB	2.42	0.50
58:DA:137(B):G:H5''	58:DA:138:G:OP2	2.12	0.50
1:AB:97:TRP:CE3	1:AB:172:ILE:HG13	2.46	0.50
20:AA:1110:A:H2'	20:AA:1111:A:O4'	2.12	0.50
41:DW:18:ARG:NH1	58:DA:518:G:O2'	2.45	0.50
41:DW:9:TYR:H	41:DW:102:HIS:HE1	1.59	0.50
3:AD:12:CYS:HA	3:AD:19:LEU:HD13	1.93	0.50
58:DA:1280:G:H1	58:DA:1290:C:H42	1.60	0.50

Continued on next page...

Continued from previous page...

Atom-1	Atom-2	Distance(Å)	Clash(Å)
11:AL:80:HIS:O	11:AL:82:VAL:N	2.40	0.50
37:DS:40:ILE:CA	37:DS:47:THR:HA	2.41	0.50
20:CA:1244:C:N4	20:CA:1293:G:H1	2.07	0.50
10:CK:84:VAL:HG22	10:CK:109:VAL:O	2.11	0.50
20:AA:522:C:H42	20:AA:527:G:H1	1.58	0.50
58:DA:2210:G:N2	58:DA:2212:A:N1	2.59	0.50
23:AY:545:GLY:HA3	23:AY:583:LYS:O	2.12	0.50
20:CA:272:C:H2'	20:CA:273:A:C8	2.46	0.50
58:DA:2642:G:H2'	58:DA:2643:G:H8	1.76	0.50
26:DE:56:PRO:HB2	26:DE:57:LYS:HD2	1.93	0.50
20:AA:488:C:H2'	20:AA:489:C:H6	1.76	0.50
38:DT:121:ILE:HA	38:DT:124:ASP:HB2	1.93	0.50
8:AI:72:GLY:N	20:AA:1372:U:OP1	2.44	0.50
42:BX:35:THR:HG21	58:BA:143:C:H5'	1.93	0.50
25:DD:231:HIS:C	25:DD:233:HIS:H	2.15	0.50
25:DD:261:LYS:HE3	58:DA:2227:A:H5''	1.94	0.50
26:DE:14:ILE:HG13	26:DE:23:VAL:HG21	1.92	0.50
20:AA:864:A:H2'	20:AA:865:A:C8	2.47	0.50
3:AD:60:GLU:OE2	3:AD:199:ASN:N	2.44	0.50
10:AK:79:SER:HA	10:AK:104:GLN:HB3	1.93	0.50
58:BA:1234:U:H2'	58:BA:1235:G:O4'	2.12	0.50
33:BO:80:ASP:N	33:BO:80:ASP:OD1	2.43	0.50
44:DZ:137:ILE:HG21	44:DZ:155:LEU:HD12	1.94	0.50
41:BW:7:ALA:HB1	41:BW:10:VAL:HG21	1.94	0.50
39:BU:92:ARG:O	39:BU:95:LEU:N	2.45	0.50
58:DA:1007:C:H5''	58:DA:1008:C:C2'	2.41	0.50
27:BF:155:LEU:HB2	27:BF:189:THR:OG1	2.11	0.50
23:CY:566:THR:CG2	23:CY:567:LEU:H	2.19	0.50
1:CB:220:ASP:HA	1:CB:223:ILE:HD12	1.94	0.50
25:DD:9:TYR:HD2	58:DA:705:A:H1'	1.75	0.50
1:AB:72:GLY:HA3	1:AB:81:VAL:HG21	1.94	0.50
58:DA:31:C:H42	58:DA:474:G:H1	1.58	0.50
58:DA:504:U:H4'	58:DA:505:A:H5'	1.93	0.50
20:CA:169:C:H2'	20:CA:170:U:C6	2.47	0.50
20:AA:1152:A:H2'	20:AA:1153:C:C6	2.46	0.50
58:BA:2469:A:H2	58:BA:2481:G:H21	1.58	0.50
49:B6:11:LEU:HA	49:B6:54:ILE:O	2.12	0.50
7:AH:62:TYR:N	7:AH:62:TYR:CD2	2.80	0.50
23:AY:493:VAL:HG21	23:AY:593:ALA:HB2	1.94	0.50
20:AA:979:C:H3'	20:AA:980:C:H5''	1.93	0.50
20:AA:137:C:N4	20:AA:226:G:H1	2.09	0.50
25:BD:210:GLY:HA2	58:BA:764:A:H5'	1.94	0.50

Continued on next page...

Continued from previous page...

Atom-1	Atom-2	Distance(Å)	Clash(Å)
37:BS:58:LEU:HD23	37:BS:69:VAL:HG23	1.94	0.50
2:CC:7:PRO:HG2	2:CC:184:TYR:CG	2.47	0.50
2:CC:150:LYS:HB3	2:CC:201:TYR:HB2	1.92	0.50
31:DK:90:LYS:HG3	58:DA:1063:G:H21	1.77	0.50
58:BA:920:G:H2'	58:BA:921:G:H8	1.77	0.50
3:AD:15:GLU:HA	3:AD:59:ARG:HH21	1.75	0.50
19:AT:79:ARG:O	19:AT:82:SER:OG	2.26	0.50
23:AY:163:VAL:HG13	23:AY:258:VAL:HB	1.94	0.50
20:CA:583:A:H2'	20:CA:584:G:O4'	2.12	0.50
36:BR:101:ALA:HB1	41:BW:38:TYR:HE1	1.76	0.50
9:CJ:27:ALA:HA	9:CJ:85:LEU:HD11	1.93	0.50
39:DU:50:ARG:NH2	40:DV:72:VAL:HG12	2.27	0.50
58:DA:1080:C:H2'	58:DA:1081:U:C6	2.44	0.50
3:AD:57:ARG:HG3	3:AD:206:PHE:HB2	1.92	0.50
42:BX:54:VAL:HG13	42:BX:81:VAL:HG12	1.94	0.50
21:CW:56:C:H5'	24:DC:134:PRO:HG3	1.93	0.50
20:AA:186(N):U:H2'	20:AA:186(O):G:C8	2.47	0.50
5:CF:14:LEU:HD21	5:CF:22:GLU:OE1	2.12	0.50
48:B5:8:LYS:HD3	58:BA:2054:A:C2	2.47	0.50
28:BG:46:ALA:HA	28:BG:53:LEU:HD23	1.93	0.50
58:DA:1437:C:HO2'	58:DA:1518:C:HO2'	1.57	0.50
19:CT:10:LEU:HD12	19:CT:11:SER:H	1.77	0.50
20:AA:55:A:H1'	23:AY:321:TYR:CD1	2.47	0.50
20:AA:68(X):U:H2'	20:AA:68(Y):C:C6	2.47	0.50
4:AE:41:VAL:HG23	4:AE:67:VAL:HG13	1.93	0.50
46:B2:48:HIS:CD2	46:B2:49:LYS:H	2.30	0.50
10:AK:120:ARG:NH1	10:AK:126:ARG:HH12	2.09	0.50
58:BA:1376:C:H2'	58:BA:1377:G:C8	2.47	0.50
58:DA:8:A:C6	58:DA:2895:U:O4	2.65	0.50
25:DD:254:THR:HG21	58:DA:1824:G:H1'	1.94	0.50
3:CD:24:GLU:HB2	20:CA:409:G:OP1	2.12	0.50
24:DC:216:THR:HG21	58:DA:2176:A:O4'	2.11	0.50
24:BC:213:VAL:HG11	24:BC:225:ILE:CG1	2.35	0.50
23:AY:165:GLN:NE2	23:AY:271:LEU:HB2	2.27	0.50
20:AA:975:A:H8	20:AA:1365:G:N2	2.10	0.50
18:CS:53:ASN:HB2	18:CS:58:VAL:HG22	1.94	0.50
43:BY:17:SER:OG	43:BY:18:GLY:N	2.44	0.50
58:BA:780:G:H5''	58:BA:781:A:OP2	2.12	0.50
58:BA:2708:G:H2'	58:BA:2709:G:C8	2.47	0.50
43:DY:47:LYS:HG2	58:DA:482:A:H4'	1.94	0.50
35:DQ:17:LEU:N	59:DB:90:C:OP1	2.41	0.50
58:DA:774:A:H2	58:DA:787:U:HO2'	1.60	0.50

Continued on next page...

Continued from previous page...

Atom-1	Atom-2	Distance(Å)	Clash(Å)
58:DA:2712:U:O2'	58:DA:712(B):A:H3'	2.12	0.50
58:BA:2244:U:H2'	58:BA:2245:U:H5'	1.94	0.50
20:CA:505:G:H1	20:CA:526:C:H42	1.58	0.50
29:BH:60:ARG:HG3	29:BH:61:HIS:N	2.27	0.50
58:BA:1287:A:H2'	58:BA:1288:U:H5'	1.94	0.50
58:DA:1062:G:H2'	58:DA:1063:G:C8	2.47	0.50
58:DA:1077:A:N1	58:DA:1088:A:H2'	2.27	0.50
20:AA:266:G:O2'	20:AA:267:C:O5'	2.30	0.50
17:AR:44:LEU:HD22	17:AR:79:LEU:HD21	1.93	0.50
43:DY:7:VAL:HG21	58:DA:336:C:H5''	1.94	0.50
44:BZ:10:ARG:HB3	44:BZ:36:LYS:HG3	1.93	0.50
27:DF:66:PRO:HD2	27:DF:70:THR:HG23	1.93	0.50
58:BA:1200:C:H2'	58:BA:1201:C:C6	2.47	0.50
20:AA:1097:C:H2'	20:AA:1098:C:H6	1.75	0.50
20:CA:46:G:O2'	20:CA:365:U:O2'	2.25	0.50
58:DA:2001:A:H4'	58:DA:2689:U:C2	2.46	0.50
42:DX:62:LYS:HE2	58:DA:1339:G:O6	2.12	0.50
23:CY:188:TYR:OH	23:CY:270:GLN:HG2	2.12	0.50
23:AY:534:ILE:HG23	23:AY:538:TYR:HD2	1.76	0.50
58:BA:2560:C:H2'	58:BA:2561:A:H8	1.77	0.50
29:DH:18:GLU:HB3	29:DH:25:LYS:HB2	1.94	0.50
34:BP:21:ARG:NH2	58:BA:1192:G:OP2	2.43	0.50
1:CB:110:GLN:HA	1:CB:113:HIS:HB2	1.94	0.50
16:CQ:86:GLU:O	16:CQ:90:ILE:HG13	2.12	0.50
25:DD:256:GLY:O	58:DA:1843:C:O2'	2.13	0.50
58:BA:1886:C:H2'	58:BA:1887:C:H6	1.77	0.50
58:DA:2507:C:N4	58:DA:2508:G:O6	2.45	0.50
58:DA:297:C:H2'	58:DA:298:G:O4'	2.12	0.50
58:BA:1069:A:O2'	58:BA:1073:A:N6	2.41	0.50
10:AK:120:ARG:HH22	20:AA:1525:G:P	2.35	0.49
59:BB:81:G:H1	59:BB:95:U:H3	1.60	0.49
58:DA:1400:G:H2'	58:DA:1401:G:H8	1.76	0.49
27:BF:194:MET:SD	27:BF:199:TRP:HD1	2.35	0.49
23:CY:526:VAL:O	23:CY:528:ALA:N	2.45	0.49
51:B8:61:LEU:O	51:B8:64:TYR:N	2.44	0.49
58:BA:1948:G:H2'	58:BA:1949:G:H8	1.76	0.49
25:BD:177:LEU:HD23	25:BD:178:PRO:CD	2.42	0.49
25:BD:177:LEU:O	25:BD:179:SER:N	2.45	0.49
15:CP:5:ARG:CB	20:CA:376:G:H5''	2.37	0.49
1:AB:176:GLU:O	1:AB:180:LEU:HD12	2.12	0.49
20:CA:563:A:H5''	20:CA:564:C:H5	1.77	0.49
20:CA:880:C:H2'	20:CA:881:G:C8	2.47	0.49

Continued on next page...

Continued from previous page...

Atom-1	Atom-2	Distance(Å)	Clash(Å)
20:AA:1071:C:H2'	20:AA:1072:G:H8	1.77	0.49
20:AA:437:U:H2'	20:AA:438:G:O4'	2.12	0.49
20:AA:113:G:H2'	20:AA:114:U:C6	2.46	0.49
58:BA:2768:C:H2'	58:BA:2769:C:O4'	2.12	0.49
25:DD:8:PRO:HG3	58:DA:1694:C:H5'	1.93	0.49
23:CY:599:PRO:O	23:CY:600:VAL:HB	2.12	0.49
20:AA:1503:A:H61	22:AV:14:A:H3'	1.76	0.49
3:AD:15:GLU:HA	3:AD:59:ARG:NH2	2.27	0.49
23:AY:311:ALA:HB1	23:AY:330:VAL:HA	1.93	0.49
20:CA:745:C:H1'	20:CA:836:G:O2'	2.11	0.49
28:BG:60:LEU:O	28:BG:63:ILE:HG12	2.12	0.49
58:DA:2111:C:O2	58:DA:2118:U:O2'	2.29	0.49
20:CA:1073:U:H2'	20:CA:1074:G:C8	2.46	0.49
20:CA:982:U:H3	20:CA:1222:G:H1	1.59	0.49
4:CE:10:MET:N	4:CE:10:MET:SD	2.79	0.49
43:DY:67:LEU:HD11	43:DY:71:LYS:HZ1	1.77	0.49
20:AA:68(P):C:H2'	20:AA:68(Q):U:O4'	2.12	0.49
20:CA:1253:G:H1'	20:CA:1355:G:O2'	2.12	0.49
36:BR:53:HIS:CD2	58:BA:2840:C:H5''	2.47	0.49
37:BS:18:ILE:HA	37:BS:21:THR:OG1	2.12	0.49
27:BF:57:VAL:C	27:BF:59:TYR:H	2.15	0.49
20:AA:1533:C:H5	22:AV:12:A:H61	1.59	0.49
46:B2:47:ASN:OD1	58:BA:94:G:O2'	2.30	0.49
46:B2:48:HIS:CE1	58:BA:95:G:H4'	2.47	0.49
1:CB:113:HIS:O	1:CB:117:GLU:HG2	2.11	0.49
58:BA:1625:C:H2'	58:BA:1626:G:O4'	2.12	0.49
58:BA:363(G):A:HO2'	58:BA:364:C:H6	1.56	0.49
58:DA:1066:U:O2'	58:DA:1068:G:N7	2.42	0.49
58:BA:377:C:H2'	58:BA:378:C:C6	2.47	0.49
58:BA:191:A:H2'	58:BA:192:C:C6	2.47	0.49
16:AQ:82:MET:O	16:AQ:86:GLU:HB2	2.11	0.49
23:CY:481:VAL:HB	23:CY:483:TYR:CZ	2.47	0.49
58:BA:290:G:O6	58:BA:350:U:O2	2.30	0.49
15:CP:53:VAL:HG12	15:CP:79:VAL:HG22	1.94	0.49
58:BA:212:G:H2'	58:BA:213:A:C8	2.47	0.49
58:BA:1025:G:C5	58:BA:1135:C:H1'	2.48	0.49
58:BA:514:A:H2'	58:BA:515:A:C8	2.47	0.49
20:CA:1306:A:H61	20:CA:1331:G:H1'	1.76	0.49
56:B1:26:ARG:HG3	56:B1:27:GLU:H	1.76	0.49
11:CL:53:ARG:N	11:CL:53:ARG:HD2	2.27	0.49
20:CA:892:A:H2'	20:CA:893:C:C6	2.47	0.49
24:DC:80:LYS:HB2	24:DC:120:VAL:HG13	1.93	0.49

Continued on next page...

Continued from previous page...

Atom-1	Atom-2	Distance(Å)	Clash(Å)
25:DD:44:ASN:OD1	25:DD:45:ASN:N	2.44	0.49
27:BF:102:PRO:O	27:BF:106:ARG:HG2	2.12	0.49
58:BA:329:G:H4'	58:BA:330:A:OP2	2.12	0.49
56:B1:13:ILE:HG23	56:B1:42:GLN:O	2.13	0.49
2:CC:40:ARG:HH12	13:CN:52:GLN:HB3	1.76	0.49
3:AD:35:ARG:HD3	20:AA:412:A:H2	1.77	0.49
39:BU:3:ARG:NH1	58:BA:445:C:O2'	2.45	0.49
56:B1:12:PRO:HB3	56:B1:43:TYR:CD1	2.47	0.49
3:AD:173:TRP:HB3	3:AD:187:ARG:CZ	2.42	0.49
24:DC:53:ARG:O	24:DC:55:SER:N	2.45	0.49
58:BA:602:G:N2	58:BA:655:A:N7	2.60	0.49
17:CR:56:THR:OG1	17:CR:57:GLY:N	2.44	0.49
58:DA:820:A:O2'	58:DA:943:U:H1'	2.12	0.49
25:DD:14:ARG:NH2	58:DA:1693:U:O2	2.45	0.49
58:BA:441:U:H2'	58:BA:442:G:C8	2.46	0.49
58:BA:1130:U:N3	58:BA:2025:C:H5''	2.26	0.49
50:D7:42:LEU:HD11	58:DA:467:G:OP2	2.12	0.49
18:AS:6:LYS:HD2	20:AA:1314:C:C5	2.46	0.49
18:AS:6:LYS:HD3	18:AS:6:LYS:H	1.76	0.49
30:DJ:58:UNK:C	30:DJ:60:UNK:N	2.75	0.49
26:BE:152:LYS:HG2	32:BN:78:TYR:CD1	2.47	0.49
7:AH:94:TYR:CG	20:AA:598:U:H4'	2.47	0.49
20:AA:881:G:H2'	20:AA:882:C:C6	2.46	0.49
33:DO:6:THR:O	33:DO:21:CYS:N	2.39	0.49
20:AA:927:G:O6	20:AA:1390:U:O2	2.30	0.49
20:CA:604:G:H2'	20:CA:605:U:C6	2.47	0.49
20:AA:707:C:H2'	20:AA:708:C:C6	2.46	0.49
37:BS:94:TYR:C	37:BS:96:GLY:H	2.14	0.49
43:BY:62:GLU:CD	43:BY:63:LYS:H	2.15	0.49
58:DA:2146:C:H4'	58:DA:2147:G:C8	2.47	0.49
5:AF:5:GLU:HB3	5:AF:62:TRP:HZ2	1.78	0.49
58:BA:499:U:O2	58:BA:503:A:N7	2.45	0.49
26:BE:61:ARG:HB2	26:BE:62:PRO:HD3	1.93	0.49
58:BA:2649:U:H2'	58:BA:2650:U:C6	2.47	0.49
3:CD:165:MET:HE1	3:CD:176:LEU:HD11	1.93	0.49
58:DA:1175:U:H2'	58:DA:1176:G:N7	2.28	0.49
10:AK:16:SER:HA	10:AK:79:SER:O	2.11	0.49
58:DA:1050:A:H2'	58:DA:1051:G:C8	2.47	0.49
27:BF:88:VAL:HG22	27:BF:89:VAL:H	1.77	0.49
2:CC:9:GLY:HA2	2:CC:12:LEU:HG	1.93	0.49
58:DA:1448:G:H21	58:DA:1529:A:H2	1.60	0.49
10:AK:59:TYR:O	10:AK:63:LEU:HG	2.12	0.49

Continued on next page...

Continued from previous page...

Atom-1	Atom-2	Distance(Å)	Clash(Å)
10:AK:114:VAL:HG11	17:AR:82:THR:HG21	1.94	0.49
26:DE:16:ARG:CZ	26:DE:173:VAL:HG11	2.42	0.49
59:DB:20:C:H2'	59:DB:21:G:C8	2.48	0.49
42:BX:12:VAL:HG12	42:BX:17:ALA:HB1	1.94	0.49
58:DA:2794:C:N3	58:DA:2802:G:O6	2.45	0.49
23:AY:415:PRO:HA	23:AY:474:ALA:HA	1.93	0.49
20:AA:514:C:H2'	20:AA:515:G:O4'	2.11	0.49
58:DA:1306:C:H2'	58:DA:1307:A:O4'	2.12	0.49
19:AT:15:ARG:O	19:AT:19:SER:HB2	2.11	0.49
20:AA:1407:C:N4	20:AA:1494:G:O6	2.39	0.49
26:DE:109:LYS:HZ1	58:DA:2680:C:H5''	1.77	0.49
58:BA:2749:A:N6	58:BA:2753:A:N6	2.29	0.49
27:DF:191:ARG:HB3	27:DF:193:VAL:CG2	2.41	0.49
58:BA:919:G:H5'	59:BB:81:G:H1'	1.93	0.49
24:DC:115:VAL:H	24:DC:145:THR:HG22	1.76	0.49
23:CY:98:MET:SD	23:CY:130:VAL:HG11	2.52	0.49
51:B8:16:ILE:HA	51:B8:22:VAL:HA	1.95	0.49
23:AY:461:ILE:CD1	60:AY:701:FUA:O6	2.60	0.49
32:DN:76:SER:HB3	58:DA:2641:G:H4'	1.92	0.49
58:BA:305:U:H2'	58:BA:306:U:C6	2.47	0.49
41:DW:12:ILE:HD11	41:DW:42:ARG:NH2	2.27	0.49
23:AY:629:GLY:HA3	23:AY:648:PRO:HD3	1.93	0.49
27:BF:62:ARG:NH2	27:BF:64:ILE:HA	2.23	0.49
31:BK:72:PRO:HG2	31:BK:77:LEU:HD11	1.93	0.49
58:BA:2618:G:H2'	58:BA:2619:C:C6	2.47	0.49
36:BR:24:GLN:HE22	58:BA:1277:G:H4'	1.77	0.49
20:AA:618:C:N4	20:AA:622:A:H62	2.07	0.49
58:BA:2780:G:H3'	58:BA:2781:A:C8	2.46	0.49
2:CC:84:ILE:O	2:CC:88:ARG:HB2	2.12	0.49
58:DA:2805:G:H2'	58:DA:2807:G:C8	2.47	0.49
58:DA:1687:G:H2'	58:DA:1688:U:H6	1.77	0.49
16:AQ:65:ILE:HG22	20:AA:255:G:OP1	2.12	0.49
10:CK:29:ILE:HD12	20:CA:706:A:H1'	1.94	0.49
12:CM:74:VAL:O	12:CM:78:ILE:HG12	2.12	0.49
20:CA:919:A:HO2'	20:CA:1080:A:H61	1.59	0.49
58:DA:2314:C:H2'	58:DA:2315:G:H8	1.76	0.49
58:DA:588:U:H2'	58:DA:589:C:O4'	2.12	0.49
7:AH:9:MET:HB2	7:AH:26:VAL:HG21	1.94	0.49
7:AH:34:GLU:O	7:AH:37:ARG:HB3	2.11	0.49
20:CA:1252:A:H2'	20:CA:1253:G:C8	2.47	0.49
38:BT:121:ILE:HA	38:BT:124:ASP:HB2	1.93	0.49
58:DA:1655:A:C2	58:DA:2049:G:H5''	2.48	0.49

Continued on next page...

Continued from previous page...

Atom-1	Atom-2	Distance(Å)	Clash(Å)
39:BU:102:GLU:OE1	39:BU:104:GLN:NE2	2.44	0.49
20:CA:834:C:H2'	20:CA:835:U:C6	2.47	0.49
25:BD:6:PHE:CE1	25:BD:18:VAL:HB	2.48	0.49
25:BD:66:ASP:N	25:BD:104:TYR:O	2.25	0.49
20:CA:1435:G:H2'	20:CA:1436:U:C6	2.47	0.49
9:AJ:56:HIS:O	9:AJ:58:ASP:N	2.45	0.49
41:DW:28:SER:N	41:DW:31:GLU:OE1	2.46	0.49
1:AB:187:LEU:HD23	1:AB:201:ILE:HG22	1.94	0.49
4:AE:6:PHE:HB3	4:AE:34:VAL:HG22	1.94	0.49
6:CG:89:MET:HA	6:CG:155:ARG:HD2	1.93	0.49
20:CA:294:U:H2'	20:CA:295:C:C6	2.46	0.49
20:CA:1483:A:O2'	58:DA:1947:C:O2'	2.24	0.49
20:AA:109:A:C8	20:AA:326:G:H2'	2.46	0.49
20:AA:615:C:H2'	20:AA:616:G:O4'	2.12	0.49
16:AQ:16:GLN:H	16:AQ:16:GLN:NE2	2.11	0.49
4:AE:89:ILE:HD13	4:AE:135:THR:HA	1.92	0.49
58:DA:1035:U:H2'	58:DA:1036:G:C8	2.47	0.49
58:DA:2023:G:H5'	58:DA:2617:C:H4'	1.95	0.49
25:DD:242:ARG:NH2	58:DA:1971:A:OP2	2.45	0.49
58:BA:1345:C:N3	58:BA:1601:G:N2	2.46	0.49
27:BF:125:LEU:CD2	27:BF:194:MET:HB2	2.42	0.49
24:BC:47:LYS:HB2	24:BC:169:THR:OG1	2.11	0.49
59:BB:56:G:H4'	59:BB:57:A:C8	2.46	0.49
52:B9:6:SER:HB3	58:BA:2466:C:C5'	2.39	0.49
20:CA:1225:A:H2'	20:CA:1226:C:C5	2.47	0.49
20:AA:971:G:N9	20:AA:1365:G:H4'	2.27	0.49
15:CP:5:ARG:HH21	15:CP:28:ARG:HB2	1.77	0.49
58:DA:1664:A:H3'	58:DA:1665:A:H8	1.78	0.49
51:B8:30:ARG:O	51:B8:32:LEU:N	2.46	0.49
58:BA:953:A:H61	58:BA:964:C:H42	1.59	0.49
58:DA:2395:C:N4	58:DA:2421:G:H1	2.08	0.49
26:BE:22:PRO:HG2	58:BA:2729:G:H5'	1.94	0.49
23:CY:610:VAL:HG21	23:CY:620:VAL:HG21	1.94	0.49
43:DY:11:ASP:O	43:DY:27:VAL:HA	2.11	0.49
58:BA:730:C:H2'	58:BA:731:C:C6	2.47	0.49
58:DA:1222:C:N4	58:DA:1227:G:H1	2.09	0.49
58:BA:2771:C:H2'	58:BA:2772:C:H6	1.76	0.49
24:BC:60:ARG:HB2	24:BC:60:ARG:HH11	1.77	0.49
43:DY:7:VAL:HG13	58:DA:337:C:OP1	2.13	0.49
58:BA:1675:C:C2	58:BA:1676:A:C8	3.00	0.49
47:B3:24:LYS:HD3	58:BA:848:G:H22	1.78	0.49
58:BA:1486:A:H2'	58:BA:1487:G:C8	2.46	0.49

Continued on next page...

Continued from previous page...

Atom-1	Atom-2	Distance(Å)	Clash(Å)
58:DA:377:C:H2'	58:DA:378:C:O4'	2.12	0.49
37:BS:49:VAL:HG12	37:BS:73:LEU:HG	1.94	0.49
35:DQ:44:ALA:HA	35:DQ:47:ILE:HD12	1.93	0.49
23:CY:146:LEU:HD21	23:CY:167:PRO:HD2	1.95	0.49
46:B2:63:VAL:O	46:B2:66:GLU:HG2	2.12	0.49
58:BA:1297:C:H2'	58:BA:1298:C:C6	2.48	0.49
36:BR:19:ALA:HA	36:BR:22:ARG:HD2	1.95	0.49
33:DO:36:GLY:HA2	33:DO:106:LEU:HG	1.92	0.49
58:BA:1632:A:H2'	58:BA:1633:G:C8	2.48	0.49
5:CF:42:GLU:HA	5:CF:61:LEU:HA	1.94	0.49
57:D4:2:LYS:HG3	59:DB:39:A:N6	2.27	0.49
3:CD:99:SER:HB3	3:CD:139:ARG:HH21	1.76	0.49
20:CA:666:G:H5'	20:CA:725:G:N2	2.27	0.49
58:DA:1712:C:H2'	58:DA:1716:U:C6	2.47	0.49
35:BQ:79:LEU:HD23	35:BQ:80:GLU:HG3	1.94	0.49
58:DA:1726:G:H2'	58:DA:1727:U:C6	2.48	0.49
58:BA:2246:G:H2'	58:BA:2247:A:C8	2.47	0.49
25:BD:17:THR:HG1	25:BD:205:VAL:H	1.59	0.49
44:BZ:16:SER:O	44:BZ:20:ARG:HB3	2.13	0.49
24:BC:19:LYS:HE3	24:BC:20:VAL:H	1.76	0.49
21:CW:20(A):U:O2'	21:CW:21:A:O5'	2.24	0.49
20:CA:140:A:H2'	20:CA:141:A:C8	2.47	0.49
15:CP:62:VAL:O	20:CA:227:G:N2	2.31	0.49
50:D7:40:TRP:H	50:D7:40:TRP:HD1	1.60	0.49
58:BA:193:U:H2'	58:BA:194:G:C8	2.48	0.49
3:CD:20:TYR:O	3:CD:26:CYS:HB3	2.12	0.49
40:DV:6:LYS:HE2	40:DV:6:LYS:O	2.13	0.49
24:DC:148:PHE:C	24:DC:150:ILE:H	2.16	0.49
24:DC:42:VAL:HB	24:DC:177:GLY:CA	2.41	0.49
23:CY:130:VAL:O	23:CY:132:ARG:NH1	2.45	0.49
20:AA:974:A:H8	20:AA:974:A:OP1	1.95	0.49
58:BA:1818:U:H4'	58:BA:1821:A:H1'	1.93	0.49
25:BD:43:ARG:HB2	25:BD:54:ARG:O	2.12	0.49
58:BA:2705:A:H2'	58:BA:2706:G:O4'	2.12	0.49
58:DA:903:C:H2'	58:DA:904:C:O4'	2.12	0.49
25:BD:244:ARG:HG3	58:BA:1902:C:O4'	2.12	0.49
58:DA:1290:C:H2'	58:DA:1291:C:H6	1.77	0.49
24:DC:164:PHE:CA	24:DC:172:ILE:HG13	2.42	0.49
4:CE:75:THR:HA	4:CE:115:VAL:HG13	1.94	0.49
8:AI:5:TYR:CE2	8:AI:16:ARG:HG2	2.47	0.49
26:DE:28:ALA:HB3	26:DE:93:VAL:HG22	1.93	0.49
29:DH:41:MET:HB2	29:DH:53:GLU:O	2.12	0.49

Continued on next page...

Continued from previous page...

Atom-1	Atom-2	Distance(Å)	Clash(Å)
58:DA:439:G:H2'	58:DA:440:G:H8	1.76	0.49
58:DA:2812:G:H2'	58:DA:2813:A:H8	1.78	0.49
58:DA:2813:A:H2'	58:DA:2814:C:O4'	2.13	0.49
27:DF:10:PRO:HD2	27:DF:12:LEU:HD23	1.94	0.49
20:CA:543:C:H2'	20:CA:544:G:O4'	2.13	0.49
5:CF:98:LEU:CB	17:CR:30:ASP:HA	2.43	0.49
21:CW:15:G:H22	21:CW:48:C:N4	2.09	0.49
58:DA:214:G:HO2'	58:DA:216:A:HO2'	1.60	0.49
37:BS:95:HIS:CE1	59:BB:48:A:H4'	2.47	0.49
24:BC:31:LYS:HG3	24:BC:182:PRO:HA	1.93	0.49
58:DA:2881:C:H2'	58:DA:2882:A:H8	1.77	0.49
39:BU:12:ARG:NH2	58:BA:1215:G:H5'	2.26	0.49
12:AM:74:VAL:O	12:AM:78:ILE:HG12	2.12	0.49
23:AY:197:ARG:NH2	23:AY:198:GLU:HG2	2.27	0.49
58:BA:2119:A:C2	58:BA:2170:A:H2'	2.48	0.49
36:DR:39:PRO:HG2	58:DA:1651:G:H5'	1.95	0.49
23:AY:538:TYR:OH	23:AY:577:SER:HB3	2.11	0.49
58:DA:454:A:H3'	58:DA:455:C:H6	1.76	0.49
21:CW:1:G:H2'	21:CW:2:G:H8	1.78	0.49
20:AA:999:U:O4	20:AA:1000:A:N6	2.45	0.49
58:BA:181:A:H2'	58:BA:182:A:C8	2.48	0.49
2:AC:181:ASN:O	2:AC:204:LEU:HB2	2.13	0.49
58:BA:199:A:N6	58:BA:2433:A:H2'	2.27	0.49
27:BF:143:ALA:HB1	27:BF:148:LEU:HB2	1.94	0.49
16:AQ:29:HIS:CG	16:AQ:32:TYR:HB2	2.48	0.49
20:AA:1483:A:O2'	58:BA:1947:C:O2	2.26	0.49
14:CO:17:ARG:CZ	14:CO:17:ARG:HA	2.42	0.49
58:DA:363(G):A:H8	58:DA:363(G):A:O5'	1.95	0.49
19:CT:101:GLY:HA2	19:CT:104:LEU:HB3	1.93	0.49
58:BA:1424:G:H2'	58:BA:1425:G:O4'	2.12	0.49
58:BA:2370:G:H2'	58:BA:2371:G:O4'	2.13	0.49
20:CA:789:U:O2'	20:CA:791:G:N7	2.44	0.49
20:AA:816:A:OP2	20:AA:1526:G:O2'	2.30	0.49
58:DA:660:G:H2'	58:DA:661:C:O4'	2.13	0.49
37:DS:106:ARG:NE	37:DS:108:GLY:HA2	2.21	0.49
11:CL:69:TYR:CG	11:CL:70:ILE:N	2.80	0.49
1:CB:71:VAL:HG22	1:CB:93:VAL:CG2	2.43	0.49
23:CY:105:ILE:HD13	23:CY:133:ILE:HD11	1.95	0.49
58:DA:743:G:H2'	58:DA:744:G:O4'	2.12	0.49
58:DA:600:G:N2	58:DA:605:C:O3'	2.45	0.49
41:DW:14:PRO:O	41:DW:17:VAL:N	2.46	0.49
41:DW:17:VAL:HB	41:DW:76:VAL:HG21	1.94	0.49

Continued on next page...

Continued from previous page...

Atom-1	Atom-2	Distance(Å)	Clash(Å)
58:DA:1534:G:N2	58:DA:1536:A:OP1	2.45	0.49
58:DA:1540:G:H3'	58:DA:1541:U:C6	2.47	0.49
58:DA:1541:U:H3'	58:DA:1542:G:C3'	2.41	0.49
14:CO:48:LYS:HB3	20:CA:668:G:H4'	1.95	0.49
32:DN:74:ARG:HH21	58:DA:2640:G:H5''	1.77	0.49
19:AT:77:ALA:O	19:AT:81:LYS:HG3	2.12	0.49
58:BA:602:G:O2'	58:BA:604:G:O2'	2.23	0.49
26:BE:22:PRO:O	26:BE:186:GLY:N	2.40	0.49
59:BB:68:C:H2'	59:BB:69:G:O4'	2.12	0.49
20:CA:444:C:N4	20:CA:490:G:H1	2.09	0.49
26:BE:154:LYS:NZ	58:BA:2513:G:O3'	2.46	0.49
24:DC:84:ILE:HG23	24:DC:95:VAL:HB	1.94	0.49
23:CY:317:MET:CB	23:CY:327:PHE:HE2	2.23	0.49
58:BA:2086:U:H2'	58:BA:2087:G:H8	1.75	0.49
8:AI:70:LYS:O	8:AI:73:GLN:HB2	2.11	0.49
1:CB:204:ASN:HD21	1:CB:207:ALA:HB3	1.77	0.49
8:CI:125:TYR:CE2	20:CA:967:C:H4'	2.47	0.49
23:AY:188:TYR:OH	23:AY:270:GLN:HG2	2.13	0.49
58:BA:1275:A:OP2	58:BA:1646:C:N4	2.46	0.49
29:DH:90:LYS:HB2	29:DH:163:TYR:CE1	2.48	0.49
12:CM:107:ALA:H	12:CM:108:ARG:HD2	1.78	0.49
58:DA:1460:A:O2'	58:DA:1461:G:H5''	2.12	0.49
1:CB:208:ILE:HD13	1:CB:239:VAL:O	2.13	0.49
47:D3:16:PRO:HA	58:DA:969:U:H5'	1.94	0.49
58:BA:1090:U:H2'	58:BA:1091:G:H8	1.75	0.49
34:BP:38:GLN:NE2	58:BA:832:G:OP1	2.39	0.49
11:AL:76:ASN:H	11:AL:77:LEU:HG	1.77	0.49
49:B6:13:CYS:SG	49:B6:49:HIS:HB3	2.52	0.49
6:AG:69:VAL:HG13	6:AG:138:LYS:HB2	1.94	0.49
20:CA:1241:G:H2'	20:CA:1242:C:C6	2.47	0.49
23:AY:179:ASP:N	23:AY:184:LYS:O	2.46	0.49
20:CA:1425:U:H2'	20:CA:1426:C:C6	2.47	0.49
58:BA:471:A:H2'	58:BA:472:A:O4'	2.13	0.49
59:BB:5:C:H2'	59:BB:6:C:C6	2.48	0.49
20:CA:1436:U:H2'	20:CA:1437:C:O4'	2.13	0.49
56:D1:71:TYR:O	56:D1:74:VAL:HB	2.13	0.49
58:BA:1631:A:C6	58:BA:1683:C:H5'	2.48	0.49
58:DA:1608:A:O2'	58:DA:1611:C:N4	2.42	0.49
26:BE:144:ARG:NH1	58:BA:2053:G:OP1	2.46	0.49
33:BO:107:ARG:NH1	38:BT:36:GLU:HA	2.27	0.49
4:CE:82:VAL:HG21	4:CE:138:ALA:HA	1.94	0.49
58:BA:2810:A:H8	58:BA:2810:A:O5'	1.96	0.49

Continued on next page...

Continued from previous page...

Atom-1	Atom-2	Distance(Å)	Clash(Å)
58:DA:940:G:H2'	58:DA:941:A:O4'	2.13	0.49
23:AY:28:THR:HG21	23:AY:107:VAL:HG21	1.94	0.49
58:BA:564:C:O2'	58:BA:1252:G:O6	2.31	0.49
35:BQ:37:LEU:HG	35:BQ:129:THR:HA	1.95	0.49
58:DA:2724:C:H2'	58:DA:2725:A:C8	2.46	0.49
58:DA:1487:G:H2'	58:DA:1488:G:C8	2.46	0.49
24:BC:33:LEU:HD13	24:BC:221:PRO:HB2	1.93	0.49
58:BA:1161:C:H2'	58:BA:1162:G:H8	1.77	0.49
29:BH:123:PHE:HA	29:BH:133:VAL:HG13	1.95	0.49
30:DJ:52:UNK:N	30:DJ:80:UNK:O	2.46	0.49
33:DO:104:ARG:NE	38:DT:33:LYS:HD2	2.28	0.49
32:BN:112:LEU:HA	32:BN:115:ARG:CB	2.42	0.49
58:BA:657:U:H2'	58:BA:658:C:C6	2.48	0.49
1:CB:101:MET:HA	1:CB:108:ILE:HG12	1.93	0.49
25:BD:43:ARG:HH21	58:BA:691:C:H1'	1.77	0.49
9:AJ:24:VAL:HG21	9:AJ:37:PRO:HD3	1.93	0.49
18:AS:36:ARG:HD3	20:AA:1221:G:H5'	1.93	0.49
11:CL:12:ARG:HH22	20:CA:881:G:P	2.36	0.49
58:DA:2713:A:H5''	58:DA:2713:A:H8	1.77	0.49
25:DD:211:ARG:HA	25:DD:214:TRP:CD2	2.48	0.49
20:AA:576:G:OP2	20:AA:577:G:H5''	2.13	0.49
44:DZ:18:LEU:HD22	44:DZ:25:PRO:HB3	1.94	0.49
7:AH:103:VAL:HG12	7:AH:138:TRP:HD1	1.77	0.49
26:DE:82:ARG:HH21	58:DA:2637:U:H5''	1.78	0.49
23:AY:265:LYS:O	23:AY:267:LYS:N	2.46	0.49
20:CA:56:U:O4	20:CA:356:A:N1	2.46	0.49
34:BP:49:ARG:HD2	51:B8:59:LYS:HE2	1.95	0.49
58:BA:2137:C:H2'	58:BA:2138:C:C6	2.48	0.49
20:AA:689:C:H2'	20:AA:690:G:O4'	2.12	0.49
43:DY:15:VAL:N	43:DY:23:ARG:O	2.45	0.49
26:BE:60:ASN:C	26:BE:61:ARG:HG3	2.32	0.49
7:AH:6:ILE:O	7:AH:10:LEU:HG	2.12	0.49
25:BD:100:GLY:HA3	58:BA:1500:G:N3	2.28	0.49
58:DA:144:C:H2'	58:DA:145:G:C8	2.47	0.49
44:BZ:103:ARG:HD3	44:BZ:136:PHE:HD2	1.77	0.49
14:AO:29:VAL:HG11	14:AO:81:LEU:HD11	1.95	0.49
58:BA:2048:G:H1	58:BA:2620:C:H42	1.61	0.49
7:CH:36:LEU:HD22	7:CH:61:VAL:HG21	1.94	0.49
23:AY:626:ALA:HB2	58:BA:2473:U:C6	2.47	0.49
28:BG:168:GLU:O	28:BG:172:LEU:HB2	2.12	0.49
58:BA:1858:G:H1'	58:BA:1884:A:H61	1.77	0.49
16:AQ:97:SER:O	16:AQ:97:SER:OG	2.29	0.49

Continued on next page...

Continued from previous page...

Atom-1	Atom-2	Distance(Å)	Clash(Å)
20:CA:1324:A:H2'	20:CA:1325:C:C6	2.47	0.49
38:BT:51:ARG:HB3	38:BT:62:THR:HG22	1.95	0.49
20:AA:612:C:H2'	20:AA:613:C:H6	1.75	0.49
3:CD:13:ARG:HH21	3:CD:36:ARG:HG3	1.78	0.49
1:AB:57:PHE:HE2	1:AB:161:ALA:HB2	1.78	0.49
58:DA:139:G:H4'	58:DA:140:A:H2	1.78	0.49
58:BA:380:U:H2'	58:BA:381:G:H8	1.76	0.49
58:BA:2707:G:H2'	58:BA:2708:G:H8	1.76	0.49
9:AJ:42:THR:H	20:AA:1151:A:H5''	1.78	0.49
28:BG:43:LEU:HB2	28:BG:88:ILE:HG21	1.94	0.49
35:BQ:54:MET:SD	35:BQ:64:ILE:HG21	2.53	0.49
1:AB:87:ARG:NH2	1:AB:233:SER:H	2.07	0.49
20:AA:114:U:H2'	20:AA:115:G:C8	2.48	0.49
29:BH:41:MET:HB2	29:BH:54:ARG:HA	1.94	0.49
20:CA:674:G:H2'	20:CA:675:A:H8	1.76	0.49
46:D2:2:LYS:O	46:D2:6:VAL:HG23	2.12	0.49
2:CC:5:ILE:HG13	20:CA:1189:C:OP1	2.13	0.49
20:CA:510:A:O2'	20:CA:542:G:O2'	2.24	0.49
25:DD:92:ILE:HA	25:DD:107:ALA:H	1.78	0.49
58:BA:173:G:H2'	58:BA:174:C:C6	2.46	0.49
58:BA:2663:G:H2'	58:BA:2664:G:O4'	2.12	0.49
58:BA:1551:C:H2'	58:BA:1552:G:O4'	2.13	0.49
58:BA:998:C:H42	58:BA:1157:G:H1	1.60	0.49
20:CA:68(F):C:H2'	20:CA:68(G):G:H8	1.77	0.49
25:DD:133:LEU:N	25:DD:187:GLY:O	2.46	0.49
58:DA:1717:G:H2'	58:DA:1718:G:C8	2.48	0.49
58:DA:1170:G:H2'	58:DA:1171:G:H8	1.76	0.49
58:DA:988:A:H4'	58:DA:1155:A:C2	2.48	0.49
20:AA:985:C:H2'	20:AA:986:A:C8	2.47	0.49
58:DA:1727:U:H2'	58:DA:1728:G:O4'	2.13	0.49
19:AT:38:LYS:HZ2	19:AT:41:ILE:HD13	1.78	0.49
58:BA:548:A:O5'	58:BA:548:A:H8	1.96	0.49
35:DQ:70:PRO:HA	35:DQ:95:ALA:HB2	1.93	0.49
2:AC:95:THR:O	2:AC:97:LYS:N	2.46	0.49
18:AS:13:ASP:O	18:AS:17:GLU:HG2	2.13	0.49
29:BH:175:LYS:HG2	29:BH:176:ALA:H	1.76	0.49
1:AB:7:VAL:HA	1:AB:11:LEU:HD12	1.93	0.49
58:DA:1913:A:O2'	58:DA:1914:C:O5'	2.30	0.49
36:DR:5:LYS:HG3	58:DA:2820:A:C4'	2.43	0.49
32:BN:43:THR:OG1	39:BU:64:ARG:NH1	2.46	0.49
58:BA:1139:G:H4'	58:BA:1143:A:N1	2.27	0.49
27:BF:155:LEU:HD11	27:BF:176:LEU:HD22	1.95	0.49

Continued on next page...

Continued from previous page...

Atom-1	Atom-2	Distance(Å)	Clash(Å)
50:B7:39:ARG:CZ	50:B7:39:ARG:HA	2.42	0.49
20:AA:1476:G:H2'	20:AA:1477:C:C6	2.48	0.49
40:DV:35:LEU:HD23	40:DV:57:VAL:HG22	1.94	0.49
59:BB:57:A:H2'	59:BB:58:A:H8	1.77	0.49
1:CB:58:ILE:HG22	1:CB:222:ILE:CG2	2.41	0.49
37:BS:83:LYS:O	37:BS:106:ARG:HA	2.12	0.49
58:DA:1777:U:H3	58:DA:1787:A:H2	1.60	0.49
32:BN:21:LYS:O	32:BN:61:ARG:N	2.42	0.49
56:D1:58:ILE:HG13	56:D1:91:LYS:HB2	1.94	0.49
58:BA:2696:U:H3	58:BA:2711:A:H61	1.61	0.49
18:CS:39:THR:HB	18:CS:41:VAL:HG13	1.94	0.49
20:CA:1118:C:H1'	20:CA:1179:A:C4	2.48	0.49
23:AY:92:ILE:HG23	23:AY:93:GLU:H	1.77	0.49
40:DV:14:VAL:HG12	40:DV:96:ILE:HD13	1.93	0.49
58:DA:1431:U:H2'	58:DA:1432:C:H6	1.78	0.49
20:AA:1130:A:H61	20:AA:1143:G:N2	2.11	0.49
25:BD:92:ILE:HB	25:BD:105:ILE:O	2.12	0.49
29:BH:110:SER:HB3	58:BA:2667:C:C2	2.47	0.49
32:BN:76:SER:O	32:BN:78:TYR:N	2.46	0.49
58:BA:2475:C:N4	58:BA:2529:G:H22	2.11	0.49
32:BN:7:LYS:HZ3	32:BN:7:LYS:CA	2.26	0.49
58:BA:354:G:H2'	58:BA:355:G:C8	2.47	0.49
42:BX:8:ILE:HB	46:B2:37:PHE:HZ	1.76	0.49
46:D2:25:VAL:HG22	46:D2:60:LEU:HB3	1.95	0.49
6:AG:62:PHE:O	6:AG:66:VAL:HG23	2.13	0.49
58:DA:724:U:H2'	58:DA:725:G:O4'	2.12	0.49
58:DA:1297:C:H2'	58:DA:1298:C:H6	1.78	0.49
19:CT:67:ALA:HB2	19:CT:77:ALA:HB3	1.95	0.49
32:BN:51:PHE:CE2	32:BN:119:ARG:HD2	2.48	0.49
58:BA:1175:U:H5	58:BA:1177:A:N1	2.10	0.49
58:DA:1338:G:H2'	58:DA:1339:G:O4'	2.13	0.49
58:BA:796:C:H2'	58:BA:797:C:C6	2.47	0.49
20:AA:175:C:H2'	20:AA:176:C:C6	2.48	0.49
58:BA:1631:A:C5	58:BA:1683:C:H5'	2.47	0.49
58:BA:1165:U:H2'	58:BA:1166:C:C6	2.48	0.49
58:BA:697:C:H2'	58:BA:698:C:C6	2.48	0.49
59:DB:88:C:H2'	59:DB:89(A):G:C8	2.48	0.49
58:DA:2014:A:H2'	58:DA:2015:A:C8	2.48	0.49
23:AY:614:GLU:HA	23:AY:617:MET:HB3	1.94	0.49
15:AP:32:TYR:OH	20:AA:608:A:H4'	2.12	0.49
3:CD:173:TRP:HB2	3:CD:187:ARG:HG2	1.95	0.49
7:AH:12:ARG:O	7:AH:15:ASN:HB2	2.13	0.49

Continued on next page...

Continued from previous page...

Atom-1	Atom-2	Distance(Å)	Clash(Å)
28:BG:10:LYS:HE2	28:BG:14:GLU:HB2	1.94	0.49
13:CN:43:CYS:O	13:CN:46:GLU:HG2	2.12	0.49
59:DB:116:G:H2'	59:DB:117:G:H8	1.78	0.49
6:AG:64:GLN:O	6:AG:68:ASN:HB2	2.12	0.49
52:B9:19:ARG:HA	58:BA:2756:U:H5''	1.94	0.49
58:DA:1129:A:H1'	58:DA:2516:G:H1'	1.95	0.49
30:BJ:82:UNK:O	30:BJ:84:UNK:N	2.46	0.49
58:DA:598:G:H2'	58:DA:599:G:O4'	2.13	0.49
27:BF:6:VAL:HG23	27:BF:8:GLN:H	1.78	0.49
23:CY:457:LEU:HD23	23:CY:458:HIS:H	1.77	0.49
24:BC:8:TYR:HA	24:BC:11:LEU:HB2	1.93	0.49
39:DU:91:ASP:O	39:DU:92:ARG:HB3	2.13	0.49
40:DV:5:VAL:HG21	40:DV:35:LEU:HG	1.95	0.49
43:BY:19:LYS:HB2	58:BA:329:G:O6	2.12	0.49
11:AL:39:VAL:HB	11:AL:55:VAL:HG21	1.95	0.49
2:AC:176:HIS:HB2	20:AA:1108:G:P	2.53	0.49
33:BO:104:ARG:CZ	38:BT:33:LYS:HD2	2.43	0.49
43:DY:97:ARG:HA	43:DY:97:ARG:HH11	1.77	0.49
23:CY:13:ARG:HB2	23:CY:79:ILE:HG13	1.95	0.49
24:BC:84:ILE:HA	24:BC:95:VAL:HG11	1.95	0.49
20:AA:766:A:H2'	20:AA:767:A:O4'	2.13	0.49
36:DR:48:VAL:O	36:DR:52:ILE:HG12	2.13	0.49
34:DP:55:ARG:NH1	58:DA:825:C:H1'	2.27	0.49
58:DA:834:C:H2'	58:DA:835:A:C8	2.48	0.49
58:BA:1853:A:H2'	58:BA:1854:A:C8	2.48	0.49
58:DA:1490:A:O3'	58:DA:1494:A:N6	2.45	0.49
25:BD:219:PRO:HG3	58:BA:764:A:C2	2.48	0.49
32:DN:21:LYS:O	32:DN:61:ARG:N	2.42	0.49
8:AI:5:TYR:HH	20:AA:1147:C:HO2'	1.59	0.49
20:AA:697:U:O2	20:AA:798:G:H1'	2.12	0.49
58:BA:1312:U:H4'	58:BA:1313:U:O5'	2.12	0.49
38:DT:84:GLN:O	38:DT:86:ILE:N	2.37	0.49
20:AA:1306:A:N6	20:AA:1331:G:O2'	2.46	0.49
20:CA:756:C:H2'	20:CA:757:U:O4'	2.13	0.49
37:BS:87:PHE:HE2	37:BS:92:TYR:HB2	1.76	0.49
58:DA:1975:G:O2'	58:DA:1976:U:O5'	2.30	0.49
58:DA:2134:A:H61	58:DA:2157:G:H1'	1.77	0.49
58:DA:1081:U:H2'	58:DA:1082:U:C6	2.48	0.49
23:CY:496:LYS:HG2	23:CY:498:ILE:HG23	1.94	0.49
58:BA:2661:G:C6	58:BA:2662:A:C2	3.00	0.49
58:BA:245:G:O2'	58:BA:384:U:O2	2.28	0.49
23:CY:409:ILE:HD13	23:CY:656:ALA:HB3	1.95	0.49

Continued on next page...

Continued from previous page...

Atom-1	Atom-2	Distance(Å)	Clash(Å)
20:CA:1349:A:H3'	20:CA:1350:A:H8	1.76	0.49
58:BA:1943:U:H4'	58:BA:1944:U:H3'	1.95	0.49
58:BA:648:G:H4'	58:BA:2351:G:H5''	1.94	0.49
36:DR:87:TYR:H	36:DR:87:TYR:HD2	1.61	0.49
58:BA:2590:A:H2'	58:BA:2591:C:H6	1.78	0.49
5:AF:94:GLN:O	5:AF:96:PRO:HD3	2.13	0.49
2:AC:10:PHE:HB3	2:AC:11:ARG:NH1	2.28	0.49
3:CD:72:GLU:HA	3:CD:75:PHE:HB3	1.94	0.49
4:CE:77:PRO:HG3	4:CE:143:ARG:O	2.13	0.49
58:DA:2183:C:H2'	58:DA:2184:G:C8	2.48	0.49
58:DA:2299:G:H2'	58:DA:2300:G:H8	1.76	0.49
58:BA:841:A:H2'	58:BA:842:G:C8	2.48	0.49
20:CA:1481:U:H2'	20:CA:1482:G:C8	2.48	0.49
58:BA:1467:C:H42	58:BA:1525:G:H1	1.61	0.49
20:CA:1505:G:H4'	22:CV:15:A:C6	2.48	0.48
23:AY:137:ASN:OD1	61:AY:702:GDP:O6	2.31	0.48
58:DA:2065:C:H2'	58:DA:2066:C:H6	1.78	0.48
27:DF:154:VAL:HG12	27:DF:156:LEU:CA	2.42	0.48
28:DG:109:VAL:CG1	57:D4:14:ILE:HD13	2.41	0.48
20:AA:68(H):G:H2'	20:AA:68(I):G:N7	2.28	0.48
58:BA:409:C:H2'	58:BA:410:G:H8	1.77	0.48
50:B7:21:ARG:NH2	58:BA:684:G:OP1	2.46	0.48
58:BA:141(B):C:H2'	58:BA:142:G:O4'	2.13	0.48
33:DO:71:ARG:HH11	38:DT:74:ARG:HH22	1.61	0.48
20:CA:259:G:H1	20:CA:267:C:N4	2.10	0.48
58:DA:742:G:H5'	58:DA:1675:C:O2'	2.13	0.48
58:DA:753:C:H2'	58:DA:754:C:C6	2.49	0.48
18:CS:76:PRO:O	18:CS:78:ARG:N	2.45	0.48
58:BA:1950:G:C5	58:BA:1951:U:H5	2.30	0.48
32:DN:76:SER:O	32:DN:78:TYR:N	2.46	0.48
36:BR:33:ARG:HG3	36:BR:115:GLU:HG2	1.94	0.48
25:BD:53:PHE:HE1	25:BD:220:HIS:CG	2.31	0.48
20:AA:959:A:O2'	20:AA:984:C:O2	2.27	0.48
45:B0:25:ARG:HG2	45:B0:37:LEU:HB3	1.94	0.48
14:CO:42:HIS:HD2	20:CA:740:U:H5'	1.78	0.48
58:DA:182:A:H2'	58:DA:183:C:H6	1.78	0.48
43:DY:38:ILE:HD11	43:DY:64:GLU:CB	2.43	0.48
58:BA:415:A:N6	58:BA:2408:U:H3	2.11	0.48
23:AY:188:TYR:HB2	23:AY:267:LYS:HG2	1.94	0.48
41:DW:94:ASP:N	41:DW:94:ASP:OD2	2.44	0.48
23:CY:656:ALA:HB2	23:CY:669:PHE:CZ	2.49	0.48
51:D8:60:LEU:HB3	51:D8:64:TYR:O	2.13	0.48

Continued on next page...

Continued from previous page...

Atom-1	Atom-2	Distance(Å)	Clash(Å)
7:CH:21:LYS:O	7:CH:23:SER:N	2.46	0.48
58:BA:1359:A:N7	58:BA:1372:U:O4	2.46	0.48
26:DE:122:PHE:CZ	58:DA:2512:C:H4'	2.48	0.48
33:BO:34:THR:H	33:BO:37:ASP:CG	2.16	0.48
58:BA:1633:G:O6	58:BA:1635:G:N1	2.45	0.48
58:BA:1947:C:H42	58:BA:1959:G:H1	1.61	0.48
20:AA:366:C:O2'	20:AA:367:U:O5'	2.28	0.48
23:CY:329:ARG:HD3	23:CY:374:LEU:HG	1.95	0.48
16:CQ:48:GLU:O	16:CQ:50:LYS:N	2.46	0.48
58:BA:1196:C:O2'	58:BA:1227:G:O2'	2.25	0.48
20:CA:1461:G:H2'	20:CA:1462:G:H8	1.78	0.48
58:DA:1631:A:C5	58:DA:1683:C:H5'	2.48	0.48
23:AY:615:GLU:HG3	23:AY:616:TYR:H	1.78	0.48
20:CA:660:G:H2'	20:CA:661:G:O4'	2.13	0.48
20:AA:318:G:H2'	20:AA:319:G:C8	2.47	0.48
35:DQ:112:GLU:HA	35:DQ:115:MET:HG2	1.94	0.48
4:AE:51:VAL:O	4:AE:55:VAL:HG23	2.12	0.48
56:B1:67:ILE:N	56:B1:68:PRO:HD2	2.27	0.48
44:DZ:48:PHE:HA	44:DZ:51:ALA:HB3	1.95	0.48
13:CN:48:ALA:HA	13:CN:53:LEU:HB2	1.94	0.48
48:D5:11:THR:OG1	58:DA:1263:U:O3'	2.31	0.48
39:BU:50:ARG:NH2	40:BV:72:VAL:HG12	2.29	0.48
56:B1:25:LYS:HG2	56:B1:34:THR:C	2.34	0.48
56:B1:25:LYS:HD3	56:B1:26:ARG:H	1.79	0.48
25:BD:23:GLU:O	25:BD:24:ILE:HB	2.13	0.48
24:DC:46:ALA:CA	24:DC:212:SER:O	2.55	0.48
58:BA:2175:C:H2'	58:BA:2176:A:H8	1.77	0.48
24:BC:40:GLU:HB3	24:BC:217:THR:C	2.33	0.48
23:CY:567:LEU:HG	23:CY:568:TYR:N	2.27	0.48
59:BB:24:G:C2	59:BB:56:G:N2	2.81	0.48
1:CB:87:ARG:HH22	1:CB:234:PRO:HD2	1.77	0.48
16:CQ:67:LYS:C	16:CQ:69:LYS:H	2.16	0.48
25:DD:157:ARG:HE	58:DA:1818:U:H2'	1.77	0.48
58:DA:1800:C:O2'	58:DA:1818:U:O4	2.31	0.48
26:DE:151:TYR:O	58:DA:2619:C:H4'	2.12	0.48
25:DD:3:VAL:N	25:DD:20:ASP:HB2	2.23	0.48
8:CI:4:TYR:CE1	8:CI:21:PRO:HD3	2.49	0.48
20:AA:216:G:H2'	20:AA:217:C:H6	1.76	0.48
12:AM:105:THR:HG22	20:AA:1229:A:N6	2.28	0.48
51:B8:30:ARG:HA	51:B8:30:ARG:HD3	1.50	0.48
58:DA:2395:C:H2'	58:DA:2396:G:O4'	2.13	0.48
39:DU:24:TYR:HB3	39:DU:28:ARG:HD2	1.94	0.48

Continued on next page...

Continued from previous page...

Atom-1	Atom-2	Distance(Å)	Clash(Å)
40:DV:3:ALA:O	40:DV:14:VAL:N	2.46	0.48
20:AA:1131:G:H2'	20:AA:1132:C:C6	2.48	0.48
46:B2:20:GLU:O	46:B2:24:LEU:HG	2.14	0.48
17:AR:44:LEU:HD21	17:AR:50:ILE:HG12	1.94	0.48
7:AH:104:ARG:HG2	7:AH:107:LEU:HD11	1.95	0.48
2:AC:114:PRO:HB2	2:AC:115:LEU:HD12	1.94	0.48
46:D2:18:PRO:HG3	46:D2:67:LYS:HB3	1.94	0.48
20:CA:825:G:H2'	20:CA:826:C:C6	2.47	0.48
42:BX:36:LYS:HD3	42:BX:54:VAL:HB	1.95	0.48
58:BA:1583:A:H4'	58:BA:1586:A:C5	2.47	0.48
20:CA:279:A:H4'	20:CA:280:C:H5'	1.95	0.48
29:BH:19:VAL:HG23	29:BH:45:VAL:HG23	1.95	0.48
19:AT:22:ARG:HB3	20:AA:324:G:OP1	2.13	0.48
11:AL:10:LEU:HB3	16:AQ:32:TYR:CE1	2.48	0.48
58:BA:547:A:H3'	58:BA:548:A:C8	2.48	0.48
16:AQ:7:THR:HA	16:AQ:58:GLU:HA	1.94	0.48
58:BA:270(G):U:H2'	58:BA:270(H):C:C6	2.47	0.48
28:BG:119:GLY:HA3	28:BG:181:ARG:HA	1.95	0.48
20:AA:383:A:H8	20:AA:383:A:O5'	1.96	0.48
58:BA:108:U:P	58:BA:293:U:HO2'	2.36	0.48
23:AY:149:VAL:O	23:AY:153:MET:HG3	2.13	0.48
6:CG:65:ALA:HA	6:CG:128:ALA:HA	1.95	0.48
58:DA:1342:A:O2'	58:DA:1344:G:OP2	2.27	0.48
20:AA:901:A:H8	20:AA:901:A:O5'	1.95	0.48
58:BA:2581:G:N3	58:BA:2581:G:H2'	2.28	0.48
14:AO:77:ARG:HA	14:AO:80:ALA:HB3	1.95	0.48
32:DN:69:GLN:HE22	58:DA:1022:G:H8	1.59	0.48
58:DA:1189:A:H3'	58:DA:1190:G:H8	1.78	0.48
30:BJ:54:UNK:O	58:BA:1107:G:H5'	2.13	0.48
27:BF:154:VAL:H	27:BF:173:VAL:HA	1.78	0.48
58:DA:1902:C:H2'	58:DA:1903:G:O4'	2.13	0.48
25:DD:244:ARG:NH2	58:DA:1841:U:H1'	2.28	0.48
58:BA:8:A:C6	58:BA:2895:U:O4	2.66	0.48
32:DN:56:ASN:HB3	32:DN:125:GLY:C	2.34	0.48
25:BD:78:LYS:HA	25:BD:116:GLN:HA	1.95	0.48
24:BC:33:LEU:HB3	24:BC:221:PRO:HG2	1.95	0.48
24:BC:41:THR:O	24:BC:175:PRO:HA	2.13	0.48
58:DA:2257:U:H2'	58:DA:2258:C:C6	2.49	0.48
58:BA:1125:G:OP2	58:BA:1126:A:O2'	2.28	0.48
58:BA:658:C:H2'	58:BA:659:C:O4'	2.13	0.48
58:DA:141(A):A:H5'	58:DA:141(B):C:OP2	2.13	0.48
23:AY:100:VAL:HG11	23:AY:314:PHE:CE2	2.48	0.48

Continued on next page...

Continued from previous page...

Atom-1	Atom-2	Distance(Å)	Clash(Å)
34:BP:66:GLY:O	58:BA:631:A:O2'	2.31	0.48
20:CA:374:A:H5''	20:CA:452:A:H61	1.78	0.48
14:AO:68:ARG:HH12	20:AA:582:U:H5''	1.79	0.48
58:DA:650:C:H2'	58:DA:651:G:C8	2.48	0.48
20:CA:769:G:H4'	20:CA:1513:A:H4'	1.95	0.48
23:CY:383:THR:HG21	23:CY:389:LEU:HD21	1.94	0.48
23:AY:526:VAL:CG2	23:AY:566:THR:HG23	2.43	0.48
58:DA:2585:U:O2'	58:DA:2586:C:H5'	2.12	0.48
43:DY:28:LYS:HD3	43:DY:37:VAL:HG12	1.94	0.48
58:DA:1652:A:H2'	58:DA:1653:G:O4'	2.13	0.48
4:CE:79:GLU:HA	4:CE:91:LEU:O	2.13	0.48
58:BA:2071:A:O5'	58:BA:2071:A:H8	1.97	0.48
2:AC:153:VAL:HG23	2:AC:166:GLU:HB3	1.94	0.48
25:BD:173:VAL:O	25:BD:184:LYS:HA	2.13	0.48
7:AH:83:ILE:HA	7:AH:136:GLU:O	2.13	0.48
20:CA:1073:U:H2'	20:CA:1074:G:H8	1.78	0.48
20:AA:111:G:N2	20:AA:331:G:O6	2.30	0.48
23:CY:178:ILE:HD11	23:CY:201:ILE:HD11	1.95	0.48
26:DE:128:SER:OG	26:DE:129:HIS:ND1	2.38	0.48
58:DA:2795:G:H3'	58:DA:2797:U:C5'	2.42	0.48
28:DG:83:ARG:O	28:DG:85:GLY:N	2.46	0.48
58:DA:1403:C:H5''	58:DA:1471:A:C1'	2.43	0.48
58:BA:433:C:H2'	58:BA:434:U:C6	2.47	0.48
20:CA:1323:G:H2'	20:CA:1324:A:C8	2.48	0.48
8:AI:50:LEU:HB3	8:AI:56:LEU:HA	1.94	0.48
47:D3:9:VAL:HG11	47:D3:55:ARG:HB2	1.94	0.48
17:CR:26:LEU:HD21	17:CR:42:ARG:HD2	1.95	0.48
3:CD:148:VAL:HG23	3:CD:181:MET:O	2.13	0.48
20:CA:643:C:H2'	20:CA:644:G:H8	1.76	0.48
58:DA:2503:A:H3'	58:DA:2503:A:OP2	2.13	0.48
26:DE:134:ILE:HG13	58:DA:2579:C:H4'	1.95	0.48
28:BG:145:THR:OG1	28:BG:146:TYR:N	2.46	0.48
24:BC:102:GLN:HG3	24:BC:106:ASP:HB2	1.95	0.48
58:DA:1414:G:H1	58:DA:1588:C:H42	1.61	0.48
58:DA:77:C:H2'	58:DA:78:A:C8	2.49	0.48
28:DG:165:THR:OG1	28:DG:168:GLU:HG2	2.12	0.48
58:DA:1914:C:C6	58:DA:1915:U:C6	3.01	0.48
58:DA:1310:G:H2'	58:DA:1311:G:O4'	2.12	0.48
32:BN:65:LYS:NZ	58:BA:1021:A:C5'	2.75	0.48
58:DA:1923:U:H2'	58:DA:1924:C:C6	2.47	0.48
50:D7:49:ARG:HB2	58:DA:1602:U:OP1	2.13	0.48
56:D1:20:ARG:NH1	56:D1:22:GLY:HA3	2.28	0.48

Continued on next page...

Continued from previous page...

Atom-1	Atom-2	Distance(Å)	Clash(Å)
37:DS:99:LYS:HE3	37:DS:101:LEU:HG	1.95	0.48
25:BD:88:ARG:HE	58:BA:1817:G:H5''	1.76	0.48
11:CL:42:THR:HA	11:CL:52:LEU:O	2.14	0.48
23:CY:510:VAL:HG12	23:CY:512:ILE:HG23	1.96	0.48
1:AB:175:ARG:NH2	20:AA:1075:C:O3'	2.46	0.48
23:CY:544:LYS:HB3	23:CY:583:LYS:HE3	1.94	0.48
44:BZ:152:ALA:HA	44:BZ:167:PRO:HB2	1.95	0.48
20:AA:1512:U:H2'	20:AA:1513:A:H8	1.78	0.48
15:AP:33:ILE:HD13	20:AA:229:U:H5''	1.93	0.48
58:DA:804:A:H5''	58:DA:805:G:OP1	2.14	0.48
45:B0:35:ASN:OD1	45:B0:35:ASN:N	2.46	0.48
58:DA:1491:G:H2'	58:DA:1492:G:O4'	2.13	0.48
58:DA:2526:G:H1	58:DA:2537:U:H3	1.60	0.48
58:DA:2212:A:H1'	58:DA:2215:G:C6	2.49	0.48
46:D2:48:HIS:ND1	58:DA:95:G:H4'	2.27	0.48
20:CA:745:C:OP1	20:CA:851:G:O2'	2.28	0.48
58:BA:2838:G:H2'	58:BA:2839:G:H8	1.78	0.48
16:CQ:40:LYS:HG2	16:CQ:42:TYR:CE1	2.48	0.48
58:DA:1294:U:H2'	58:DA:1295:C:C6	2.49	0.48
58:BA:634:C:H2'	58:BA:635:C:C6	2.49	0.48
58:DA:2535:G:H2'	58:DA:2536:G:C8	2.48	0.48
37:BS:20:ARG:CZ	37:BS:88:ASP:HA	2.43	0.48
20:AA:1522:U:H2'	20:AA:1523:G:C8	2.48	0.48
29:BH:45:VAL:HG22	29:BH:50:VAL:HG22	1.94	0.48
1:CB:59:GLU:O	1:CB:63:MET:HG2	2.13	0.48
23:CY:405:PRO:HB2	23:CY:454:MET:SD	2.53	0.48
20:AA:1195:C:H5''	20:AA:1196:U:OP2	2.13	0.48
58:DA:512:G:OP1	58:DA:1234:U:O2'	2.31	0.48
58:BA:210:C:H4'	58:BA:1367:A:H1'	1.95	0.48
58:BA:2112:G:H2'	58:BA:2113:U:C6	2.48	0.48
20:CA:177:C:H2'	20:CA:178:C:C6	2.48	0.48
58:BA:281:G:H1'	58:BA:359:A:H61	1.77	0.48
3:CD:155:LEU:O	3:CD:159:ARG:HG3	2.13	0.48
20:CA:1198:G:H2'	20:CA:1199:U:C6	2.48	0.48
44:DZ:99:TYR:HA	44:DZ:124:ILE:O	2.13	0.48
12:CM:19:LEU:HD12	12:CM:25:ILE:HD13	1.94	0.48
1:CB:178:ARG:HD3	7:CH:73:ASP:HA	1.96	0.48
21:CW:38:A:C4	22:CV:16:A:H2	2.32	0.48
33:BO:13:ASN:O	33:BO:15:GLY:N	2.46	0.48
58:BA:2152:G:H2'	58:BA:2153:G:H8	1.78	0.48
20:AA:418:C:H42	20:AA:425:G:H1	1.61	0.48
20:CA:1019:C:H2'	20:CA:1020:U:O4'	2.13	0.48

Continued on next page...

Continued from previous page...

Atom-1	Atom-2	Distance(Å)	Clash(Å)
34:BP:18:ARG:HA	34:BP:18:ARG:HD2	1.59	0.48
6:AG:6:ARG:HE	20:AA:1378:C:H5''	1.78	0.48
40:BV:77:ALA:O	40:BV:79:VAL:N	2.43	0.48
27:BF:103:LYS:O	27:BF:107:LYS:HG2	2.13	0.48
39:BU:83:LEU:HG	39:BU:88:ILE:HD12	1.93	0.48
15:CP:16:HIS:HE2	15:CP:38:TYR:HB2	1.77	0.48
20:CA:226:G:H2'	20:CA:227:G:H8	1.78	0.48
20:CA:68(X):U:H2'	20:CA:68(Y):C:H6	1.78	0.48
58:DA:273(G):C:H3'	58:DA:274:G:C5'	2.42	0.48
32:BN:15:LEU:HD22	32:BN:53:VAL:O	2.14	0.48
50:B7:33:ARG:HB2	50:B7:34:ARG:NH1	2.28	0.48
20:CA:1126:U:H2'	20:CA:1127:G:O4'	2.14	0.48
1:CB:162:ILE:HG23	1:CB:184:VAL:HG13	1.96	0.48
1:CB:68:ILE:HA	1:CB:161:ALA:O	2.14	0.48
20:AA:889:A:H4'	20:AA:890:G:H4'	1.94	0.48
24:DC:40:GLU:CB	24:DC:217:THR:HB	2.43	0.48
20:CA:265:G:H2'	20:CA:266:G:H5''	1.94	0.48
29:BH:135:GLY:HA3	29:BH:141:VAL:HG22	1.95	0.48
23:AY:259:PHE:CE1	23:AY:275:ALA:HB1	2.47	0.48
3:AD:101:LEU:O	3:AD:105:VAL:HG23	2.14	0.48
33:DO:87:ILE:HD13	33:DO:91:LEU:HD23	1.96	0.48
23:AY:648:PRO:O	23:AY:651:GLU:N	2.47	0.48
43:DY:47:LYS:NZ	58:DA:480:A:O2'	2.37	0.48
9:AJ:70:ARG:HH21	20:AA:1151:A:H4'	1.79	0.48
40:DV:59:ALA:HA	40:DV:97:LYS:HB2	1.95	0.48
58:BA:1871:A:H2'	58:BA:1872:A:C8	2.49	0.48
25:DD:206:LEU:O	25:DD:211:ARG:HD3	2.14	0.48
20:CA:967:C:H3'	20:CA:968:A:H8	1.78	0.48
58:BA:813:U:H2'	58:BA:814:C:H6	1.77	0.48
39:DU:54:LYS:O	39:DU:58:ARG:HG3	2.13	0.48
20:AA:1019:C:H2'	20:AA:1020:U:O4'	2.14	0.48
58:DA:1748:G:H2'	58:DA:1749:A:H8	1.79	0.48
58:BA:1727:U:C4	58:BA:1728:G:C6	3.02	0.48
58:BA:769:G:H2'	58:BA:770:G:H8	1.79	0.48
27:BF:37:VAL:HG13	27:BF:184:TYR:HD1	1.78	0.48
58:DA:2564:A:N1	58:DA:2647:U:H4'	2.29	0.48
58:BA:2361:A:H2'	58:BA:2362:G:C8	2.48	0.48
58:BA:1081:U:H2'	58:BA:1082:U:C6	2.48	0.48
24:BC:201:LYS:HE2	24:BC:209:PHE:CD1	2.48	0.48
25:BD:14:ARG:HE	25:BD:15:PHE:HE2	1.60	0.48
48:B5:19:ARG:NH2	58:BA:1264:G:H5''	2.28	0.48
19:AT:18:GLN:O	19:AT:22:ARG:HG3	2.14	0.48

Continued on next page...

Continued from previous page...

Atom-1	Atom-2	Distance(Å)	Clash(Å)
25:BD:130:ALA:HA	25:BD:192:THR:HA	1.96	0.48
58:DA:2873:A:O2'	58:DA:2874:C:H5'	2.14	0.48
58:BA:2013:A:H2'	58:BA:2014:A:C8	2.48	0.48
23:CY:674:ASP:OD1	23:CY:675:HIS:ND1	2.46	0.48
58:DA:1444:G:HO2'	58:DA:144(B):A:H8	1.61	0.48
23:AY:348:ARG:HG2	23:AY:382:GLU:HG3	1.94	0.48
58:DA:1375:C:H2'	58:DA:1376:C:C6	2.48	0.48
28:BG:23:PHE:CD1	28:BG:23:PHE:N	2.81	0.48
58:BA:2439:A:N3	58:BA:2439:A:H5'	2.28	0.48
20:AA:1176:A:H2'	20:AA:1177:G:C8	2.48	0.48
58:DA:2037:G:C6	58:DA:2038:G:C6	3.02	0.48
58:DA:1128:A:C5	58:DA:2518:A:N6	2.82	0.48
58:BA:532:A:H4'	58:BA:533:G:O4'	2.13	0.48
58:DA:573:G:O2'	58:DA:574:C:H3'	2.13	0.48
38:BT:102:ILE:HG13	38:BT:103:ARG:N	2.28	0.48
25:BD:117:VAL:HG11	25:BD:128:GLY:HA3	1.95	0.48
24:DC:47:LYS:HB2	24:DC:169:THR:HG1	1.78	0.48
58:DA:2089:U:H2'	58:DA:2090:G:H8	1.78	0.48
23:CY:168:ILE:HG23	23:CY:205:TYR:HE2	1.79	0.48
30:DJ:49:UNK:H	30:DJ:82:UNK:HA	1.79	0.48
1:AB:168:THR:C	1:AB:171:ALA:H	2.17	0.48
11:CL:84:LEU:HD13	11:CL:104:VAL:HG13	1.95	0.48
45:D0:11:ARG:HH21	58:DA:2278:A:H5''	1.77	0.48
36:BR:97:VAL:HA	36:BR:113:LEU:O	2.12	0.48
58:BA:689:A:H2'	58:BA:690:G:C8	2.49	0.48
25:BD:52:ARG:HH12	25:BD:249:PRO:CG	2.26	0.48
58:DA:2818:G:H1	58:DA:2828:C:N4	2.05	0.48
41:BW:102:HIS:HD2	58:BA:24:G:H4'	1.79	0.48
23:AY:93:GLU:OE1	23:AY:97:SER:OG	2.31	0.48
58:BA:680:G:H2'	58:BA:681:G:C8	2.48	0.48
58:BA:2454:G:H1	58:BA:2498:C:N4	2.08	0.48
58:BA:2733:A:H3'	58:BA:2734:A:C8	2.45	0.48
20:AA:919:A:H2'	20:AA:920:U:C6	2.47	0.48
26:BE:122:PHE:HD2	26:BE:138:PRO:HA	1.79	0.48
48:B5:6:VAL:HG13	58:BA:2015:A:C2	2.49	0.48
2:CC:4:LYS:HD2	20:CA:1191:A:H5''	1.95	0.48
35:DQ:78:PRO:HD3	35:DQ:89:ASN:OD1	2.13	0.48
20:AA:569:C:H42	20:AA:881:G:H1	1.61	0.48
1:CB:20:GLU:HB2	1:CB:190:THR:OG1	2.13	0.48
23:AY:301:ILE:HG21	23:AY:331:TYR:HB3	1.96	0.48
33:DO:6:THR:HG23	58:DA:1666:G:O3'	2.12	0.48
46:D2:48:HIS:HB3	58:DA:95:G:O2'	2.14	0.48

Continued on next page...

Continued from previous page...

Atom-1	Atom-2	Distance(Å)	Clash(Å)
20:CA:19:C:H2'	20:CA:20:U:C6	2.48	0.48
48:D5:4:HIS:HA	58:DA:2056:G:N2	2.29	0.48
20:AA:1308:U:H3	20:AA:1329:A:H61	1.62	0.48
8:AI:112:LYS:HE2	8:AI:117:HIS:O	2.13	0.48
44:DZ:5:LEU:HB2	44:DZ:57:ILE:HD11	1.94	0.48
3:CD:98:GLU:HG2	3:CD:194:LEU:HD21	1.95	0.48
52:B9:2:LYS:HG2	52:B9:33:LYS:O	2.14	0.48
20:AA:1040:U:H2'	20:AA:1041:A:H8	1.79	0.48
20:AA:401:C:O2'	20:AA:621:A:N3	2.34	0.48
20:CA:46:G:HO2'	20:CA:365:U:HO2'	1.54	0.48
45:D0:42:GLY:HA2	45:D0:57:PHE:HD1	1.78	0.48
7:CH:11:THR:CG2	20:CA:876:G:H1'	2.44	0.48
58:DA:1312:U:H5'	58:DA:1313:U:C6	2.48	0.48
44:BZ:103:ARG:HD3	44:BZ:136:PHE:HB2	1.95	0.48
25:BD:45:ASN:HB2	58:BA:1812:A:O2'	2.13	0.48
37:DS:15:ARG:O	37:DS:18:ILE:HB	2.14	0.48
7:CH:32:LYS:O	7:CH:36:LEU:HG	2.14	0.48
2:AC:7:PRO:HG2	2:AC:201:TYR:CE2	2.48	0.48
30:DJ:134:UNK:O	30:DJ:136:UNK:N	2.46	0.48
20:CA:1121:U:O4	20:CA:1152:A:N1	2.47	0.48
8:CI:89:ASN:ND2	8:CI:91:ASP:OD2	2.46	0.48
2:AC:27:LYS:HG3	2:AC:28:GLN:H	1.78	0.48
58:BA:915:C:H2'	58:BA:916:G:O4'	2.14	0.48
58:BA:926:A:H2'	58:BA:928:G:C8	2.47	0.48
6:CG:118:VAL:HG12	6:CG:122:HIS:CE1	2.48	0.48
29:BH:77:LYS:HA	29:BH:80:SER:HB2	1.95	0.48
20:AA:1028(F):A:H2'	20:AA:1028(G):G:O4'	2.13	0.48
20:CA:284:G:H2'	20:CA:285:G:C8	2.48	0.48
20:CA:180:U:O2	20:CA:195:A:N7	2.47	0.48
2:AC:8:ILE:HD11	2:AC:184:TYR:HB3	1.95	0.48
1:CB:187:LEU:HB2	1:CB:201:ILE:HB	1.95	0.48
27:BF:75:HIS:HA	58:BA:674:G:H4'	1.96	0.48
20:AA:692:U:H2'	20:AA:694:A:OP2	2.12	0.48
35:BQ:74:TYR:OH	58:BA:957:A:H4'	2.13	0.48
58:BA:1783:A:H8	58:BA:1783:A:OP2	1.96	0.48
31:BK:95:LYS:HG2	31:BK:137:GLU:HB3	1.95	0.48
26:BE:8:LYS:HG2	26:BE:9:VAL:N	2.27	0.48
39:DU:64:ARG:NH2	39:DU:64:ARG:HB2	2.25	0.48
58:DA:2725:A:H8	58:DA:2725:A:OP2	1.97	0.48
26:DE:109:LYS:HB2	36:DR:2:ARG:HH21	1.79	0.48
32:BN:111:PRO:N	58:BA:558:G:OP1	2.45	0.48
58:DA:806:C:O2'	58:DA:2445:G:H4'	2.13	0.48

Continued on next page...

Continued from previous page...

Atom-1	Atom-2	Distance(Å)	Clash(Å)
32:DN:134:ARG:HG2	32:DN:134:ARG:O	2.14	0.48
32:DN:15:LEU:HD21	32:DN:55:VAL:HG13	1.95	0.48
25:BD:62:TYR:HE2	25:BD:88:ARG:HH22	1.62	0.48
39:DU:97:ASP:OD1	39:DU:101:ARG:NH2	2.47	0.48
16:CQ:45:HIS:H	16:CQ:72:ARG:CA	2.27	0.48
23:AY:443:HIS:HD2	23:AY:446:THR:H	1.62	0.48
20:CA:1005:A:H4'	20:CA:1037:C:H1'	1.95	0.48
58:BA:41:C:H2'	58:BA:43:G:C8	2.48	0.48
50:D7:6:GLN:O	58:DA:686:G:H8	1.96	0.48
20:CA:943:U:C2	20:CA:1341:U:O2	2.67	0.48
33:DO:101:PRO:HD2	38:DT:69:GLY:HA3	1.95	0.48
58:DA:834:C:O2'	58:DA:2358:G:H1'	2.14	0.48
58:DA:805:G:H1'	58:DA:831:G:H4'	1.96	0.48
34:DP:41:ARG:CZ	34:DP:45:LEU:HD22	2.43	0.48
44:BZ:158:PRO:HD2	44:BZ:161:VAL:HB	1.96	0.48
45:B0:31:VAL:HG12	45:B0:35:ASN:HB2	1.96	0.48
58:DA:1423:G:C2	58:DA:1424:G:C8	3.02	0.48
25:DD:31:LYS:HE3	25:DD:33:LEU:HB2	1.94	0.48
8:CI:112:LYS:HD2	20:CA:1368:G:OP2	2.13	0.48
23:CY:427:ALA:HB1	23:CY:466:LEU:HD11	1.96	0.48
58:BA:2207:C:N4	58:BA:2217:G:H1	2.12	0.48
37:BS:52:SER:H	37:BS:56:LEU:HD22	1.79	0.48
58:BA:979:G:H2'	58:BA:982:C:H41	1.75	0.48
58:BA:1088:A:N3	58:BA:1088:A:H2'	2.29	0.48
8:AI:70:LYS:NZ	20:AA:1248:A:O2'	2.45	0.48
27:BF:72:ARG:HD2	27:BF:73:ALA:H	1.79	0.48
58:BA:2662:A:H2'	58:BA:2663:G:O4'	2.14	0.48
20:CA:1342:C:H2'	20:CA:1343:G:H8	1.78	0.48
28:DG:97:ASP:HA	28:DG:100:TRP:CD1	2.49	0.48
58:DA:2336:A:H3'	58:DA:2337:G:H8	1.78	0.48
58:DA:67:U:C2	58:DA:68:G:C8	3.02	0.48
20:CA:448:A:H2'	20:CA:449:C:C6	2.48	0.48
57:B4:26:SER:OG	57:B4:27:THR:N	2.46	0.48
8:AI:97:LYS:HD2	8:AI:102:LEU:HD12	1.94	0.48
58:DA:2531:A:H2'	58:DA:2532:G:O4'	2.14	0.48
58:DA:709:U:H2'	58:DA:710:G:C8	2.49	0.48
58:DA:719:C:H2'	58:DA:720:C:H6	1.78	0.48
58:DA:2026:C:H2'	58:DA:2027:G:C8	2.48	0.48
20:CA:1012:U:O2	20:CA:1017:G:O6	2.32	0.48
1:CB:114:ARG:O	1:CB:118:LEU:HG	2.13	0.48
20:AA:397:A:N3	20:AA:397:A:H3'	2.28	0.48
58:DA:53:A:H61	58:DA:117:G:H1'	1.78	0.48

Continued on next page...

Continued from previous page...

Atom-1	Atom-2	Distance(Å)	Clash(Å)
39:BU:62:ILE:HD11	39:BU:93:LYS:CG	2.44	0.48
2:CC:53:ALA:HB2	2:CC:115:LEU:HD11	1.95	0.48
58:DA:595:C:H2'	58:DA:596:G:O4'	2.14	0.48
32:BN:28:THR:HA	32:BN:106:MET:CE	2.44	0.48
32:BN:63:THR:O	32:BN:64:GLY:O	2.32	0.48
21:AW:64:G:C2	21:AW:65:U:C4	3.01	0.48
58:DA:1388:G:O2'	58:DA:1526:G:H5'	2.13	0.48
10:AK:47:VAL:HG13	20:AA:687:A:H4'	1.95	0.48
32:DN:15:LEU:HD22	32:DN:53:VAL:O	2.14	0.48
18:CS:77:THR:OG1	18:CS:78:ARG:N	2.47	0.48
3:AD:128:VAL:HG22	3:AD:146:ILE:HA	1.95	0.48
1:AB:162:ILE:HD11	1:AB:184:VAL:HG22	1.94	0.48
42:DX:52:VAL:N	42:DX:82:GLN:O	2.37	0.48
58:DA:1664:A:H61	58:DA:1996:C:H42	1.60	0.48
58:DA:527:C:C4	58:DA:2779:U:H2'	2.49	0.48
16:CQ:94:ASN:O	16:CQ:98:LEU:HG	2.14	0.48
35:DQ:92:GLY:O	35:DQ:94:VAL:HG13	2.13	0.48
25:BD:16:MET:SD	25:BD:211:ARG:HD2	2.53	0.48
20:AA:1504:G:H4'	20:AA:1505:G:C5'	2.43	0.48
25:DD:219:PRO:HG3	58:DA:764:A:H2	1.79	0.48
58:DA:998:C:N4	58:DA:1157:G:H1	2.10	0.48
58:BA:1759:A:H4'	58:BA:2715:C:O4'	2.14	0.48
58:BA:1537:C:H2'	58:BA:1538:G:H4'	1.96	0.48
59:BB:39:A:H2	59:BB:46:A:H61	1.60	0.48
58:DA:2701:C:N4	58:DA:2706:G:H1	2.12	0.48
24:DC:157:ILE:HG12	24:DC:161:ARG:CG	2.44	0.48
9:CJ:24:VAL:HA	9:CJ:34:VAL:HG11	1.95	0.48
23:AY:191:ASP:HA	23:AY:267:LYS:HE3	1.95	0.48
34:BP:48:PRO:O	34:BP:50:ARG:HG2	2.14	0.48
3:CD:133:VAL:HG11	3:CD:138:TYR:CD2	2.48	0.48
27:BF:178:PRO:HB2	27:BF:201:VAL:HG11	1.96	0.48
7:CH:88:LYS:O	7:CH:90:GLY:N	2.41	0.48
43:BY:74:PRO:HG3	43:BY:82:PRO:HA	1.95	0.48
19:AT:74:LYS:HG2	19:AT:75:ASN:N	2.29	0.48
58:DA:2229:C:H2'	58:DA:2230:G:C8	2.49	0.48
15:AP:43:LYS:NZ	20:AA:452:A:OP1	2.46	0.48
26:DE:105:THR:HB	26:DE:197:ILE:HG23	1.95	0.48
49:B6:46:HIS:HD1	58:BA:2371:G:HO2'	1.62	0.48
58:BA:2152:G:H2'	58:BA:2153:G:C8	2.48	0.48
23:CY:77:HIS:CD2	23:CY:277:VAL:HG23	2.49	0.48
9:AJ:30:SER:HB2	9:AJ:81:THR:HA	1.96	0.48
28:DG:39:ILE:HG22	28:DG:157:ILE:HG23	1.95	0.48

Continued on next page...

Continued from previous page...

Atom-1	Atom-2	Distance(Å)	Clash(Å)
20:CA:773:G:H1	20:CA:806:C:H42	1.62	0.48
41:DW:62:HIS:NE2	58:DA:495:G:O2'	2.43	0.48
35:DQ:30:GLY:HA3	35:DQ:105:GLU:HB2	1.95	0.48
44:DZ:24:LEU:HB2	44:DZ:41:LEU:HD23	1.95	0.48
23:CY:219:VAL:C	23:CY:221:ALA:H	2.15	0.48
14:AO:5:LYS:HD3	14:AO:5:LYS:H	1.78	0.48
20:AA:1100:C:O5'	20:AA:1100:C:H6	1.96	0.48
20:AA:1172:C:H2'	20:AA:1173:G:C8	2.48	0.48
58:DA:1955:U:O2'	58:DA:1956:U:H5'	2.14	0.48
23:AY:486:THR:OG1	23:AY:487:ILE:N	2.43	0.48
36:DR:2:ARG:HB3	36:DR:5:LYS:HG2	1.96	0.48
23:AY:25:LYS:HE3	61:AY:702:GDP:O2B	2.14	0.48
58:BA:1144:G:H2'	58:BA:1145:C:C6	2.49	0.48
58:DA:319:C:N4	58:DA:323:G:H1	2.11	0.48
30:BJ:58:UNK:HA	58:BA:1107:G:P	2.53	0.48
20:CA:1016:A:H8	20:CA:1016:A:O5'	1.96	0.48
58:BA:1603:A:H5'	58:BA:1604:C:OP2	2.14	0.48
27:BF:2:LYS:HB2	27:BF:24:LEU:HD12	1.95	0.48
50:B7:40:TRP:HZ3	58:BA:459:U:C6	2.32	0.48
25:BD:83:GLU:O	25:BD:91:ARG:HB3	2.14	0.48
20:CA:556:C:H2'	20:CA:557:G:O4'	2.14	0.48
24:DC:41:THR:HA	24:DC:176:VAL:O	2.14	0.48
26:DE:132:HIS:HB2	58:DA:744:G:OP1	2.14	0.48
20:CA:954:G:H2'	20:CA:955:U:O4'	2.13	0.48
58:BA:2472:G:H21	58:BA:2478:A:N6	2.04	0.48
1:AB:184:VAL:HB	1:AB:198:ASP:H	1.78	0.48
15:CP:28:ARG:HD2	20:CA:375:U:O2'	2.14	0.48
58:DA:2096:U:H2'	58:DA:2097:C:C6	2.48	0.48
7:AH:71:GLY:O	7:AH:73:ASP:N	2.46	0.48
3:AD:3:ARG:H	3:AD:3:ARG:NE	2.12	0.48
58:DA:479:A:H4'	58:DA:480:A:H5'	1.96	0.48
25:BD:244:ARG:HG2	25:BD:245:PRO:CA	2.41	0.48
33:BO:71:ARG:O	33:BO:73:ASP:N	2.47	0.48
58:DA:1230:C:H2'	58:DA:1231:G:C8	2.48	0.48
58:BA:2618:G:H2'	58:BA:2619:C:H6	1.78	0.48
33:DO:64:ARG:NH2	38:DT:70:VAL:HG23	2.29	0.48
20:AA:1138:G:C5	20:AA:1140:C:H1'	2.48	0.48
11:CL:118:SER:HB3	20:CA:35:G:H21	1.78	0.48
58:DA:181:A:H2'	58:DA:182:A:H8	1.77	0.48
29:DH:142:GLY:HA3	58:DA:2745:C:O3'	2.13	0.48
13:AN:48:ALA:HB2	13:AN:53:LEU:HD12	1.95	0.48
58:BA:1487:G:H2'	58:BA:1488:G:C8	2.49	0.48

Continued on next page...

Continued from previous page...

Atom-1	Atom-2	Distance(Å)	Clash(Å)
58:DA:577:G:H2'	58:DA:578:A:C8	2.48	0.48
4:AE:102:ALA:HB1	4:AE:106:PRO:HB2	1.96	0.48
58:BA:1410:G:H2'	58:BA:1411:C:H6	1.78	0.48
20:CA:346:G:H4'	38:DT:41:ARG:NH2	2.28	0.48
35:BQ:43:THR:HA	35:BQ:94:VAL:HG12	1.96	0.48
39:BU:12:ARG:HA	39:BU:15:LYS:HD2	1.95	0.48
12:AM:78:ILE:HA	12:AM:81:LEU:HB2	1.96	0.48
12:CM:14:ARG:HB2	12:CM:17:VAL:HG23	1.96	0.48
24:BC:23:ILE:HD11	24:BC:194:ILE:HG13	1.96	0.48
2:CC:22:TRP:CZ2	13:CN:54:PRO:HG2	2.47	0.48
37:BS:17:ARG:HA	37:BS:20:ARG:HB3	1.96	0.48
38:BT:83:ILE:HG13	38:BT:84:GLN:H	1.79	0.48
20:AA:614:A:H2'	20:AA:615:C:C6	2.49	0.48
2:AC:39:ILE:O	2:AC:43:LEU:HG	2.14	0.48
58:DA:576:U:H5''	58:DA:2503:A:OP1	2.13	0.48
47:B3:45:GLY:O	47:B3:48:GLU:HG2	2.14	0.48
58:DA:934:G:H2'	58:DA:935:C:H6	1.78	0.48
33:DO:98:VAL:HG22	33:DO:117:LEU:HD22	1.95	0.48
20:AA:1121:U:H2'	20:AA:1122:U:C6	2.48	0.48
2:CC:27:LYS:HG3	2:CC:28:GLN:H	1.79	0.48
58:BA:2238:G:N3	58:BA:2238:G:H2'	2.29	0.48
45:B0:72:ARG:O	45:B0:76:GLY:N	2.32	0.48
20:CA:833:U:H3	20:CA:853:G:H1	1.60	0.48
24:BC:56:ASP:N	24:BC:56:ASP:OD2	2.46	0.48
23:AY:481:VAL:HB	23:AY:483:TYR:CE2	2.49	0.48
20:CA:628:G:H2'	20:CA:629:G:H8	1.77	0.48
58:DA:2023:G:H8	58:DA:2023:G:P	2.37	0.48
39:BU:42:ALA:O	39:BU:45:TYR:HB2	2.14	0.48
32:BN:131:GLN:HG2	58:BA:7:G:O2'	2.13	0.48
20:AA:1412:C:N4	20:AA:1488:G:H1	2.11	0.48
32:BN:56:ASN:HB3	32:BN:125:GLY:C	2.34	0.48
3:CD:10:ARG:HA	3:CD:13:ARG:HD2	1.95	0.48
20:AA:68(H):G:N3	20:AA:68(H):G:H2'	2.28	0.48
25:BD:115:GLN:HE22	25:BD:117:VAL:HG13	1.78	0.48
23:CY:458:HIS:O	23:CY:462:ILE:HG12	2.14	0.48
14:AO:56:LEU:HA	14:AO:59:MET:HE2	1.96	0.48
1:CB:161:ALA:HA	1:CB:183:PRO:HB2	1.95	0.48
16:CQ:59:ILE:HG23	16:CQ:71:PHE:HB3	1.96	0.48
58:BA:1028:A:OP2	58:BA:1126:A:N6	2.41	0.48
16:AQ:63:ARG:NH1	20:AA:186(I):U:O2	2.47	0.48
1:AB:157:ARG:HH22	1:AB:158:LEU:HG	1.79	0.48
56:D1:42:GLN:HG2	56:D1:43:TYR:N	2.28	0.48

Continued on next page...

Continued from previous page...

Atom-1	Atom-2	Distance(Å)	Clash(Å)
58:DA:19:C:H2'	58:DA:20:C:H6	1.75	0.48
58:DA:1792:G:N2	58:DA:1827:C:C2	2.82	0.48
20:AA:1404:C:H1'	20:AA:1499:A:C2	2.49	0.48
23:CY:413:ILE:HD11	23:CY:474:ALA:HB1	1.96	0.48
18:CS:40:ILE:HG12	18:CS:71:LEU:HD23	1.95	0.48
20:CA:492:G:H2'	20:CA:493:G:C8	2.49	0.48
19:AT:72:LEU:HD13	19:AT:77:ALA:HA	1.95	0.48
26:BE:12:THR:O	58:BA:2682:U:H1'	2.13	0.48
16:AQ:10:VAL:HA	16:AQ:21:VAL:HG22	1.96	0.48
58:DA:2291:U:H3	58:DA:2341:G:H1	1.61	0.48
33:DO:8:LEU:O	33:DO:19:ILE:HG13	2.14	0.48
58:DA:2845:G:N2	58:DA:2871:C:O2	2.23	0.48
20:AA:299:G:C6	20:AA:300:A:C6	3.02	0.48
37:BS:12:PHE:CD1	37:BS:91:PRO:HD3	2.49	0.48
58:DA:1434:A:H2'	58:DA:1435:G:C8	2.49	0.48
46:B2:21:LEU:O	46:B2:25:VAL:HG23	2.14	0.48
58:BA:2663:G:H3'	58:BA:2664:G:H8	1.79	0.48
37:BS:93:LYS:HG2	59:BB:47:C:O2'	2.13	0.48
8:AI:121:ARG:NH1	20:AA:1343:G:O2'	2.47	0.48
24:BC:28:ARG:CZ	24:BC:183:PRO:HB3	2.43	0.48
58:DA:2316:C:H2'	58:DA:2317:C:O4'	2.14	0.48
35:BQ:46:GLN:HG2	35:BQ:126:PRO:HD3	1.95	0.48
20:AA:1349:A:H2'	20:AA:1350:A:O4'	2.14	0.48
58:BA:2615:U:H2'	58:BA:2616:C:H6	1.78	0.48
58:DA:2508:G:H1	58:DA:2580:U:H3	1.62	0.48
19:CT:102:GLY:C	19:CT:104:LEU:H	2.17	0.48
44:DZ:54:HIS:NE2	44:DZ:123:ASP:HB3	2.29	0.48
58:DA:694:U:H4'	58:DA:1378:A:C2	2.48	0.48
20:CA:1097:C:H2'	20:CA:1098:C:C6	2.48	0.48
34:BP:138:LEU:HD21	34:BP:144:GLU:HB2	1.95	0.48
10:CK:33:THR:HA	10:CK:39:PRO:HA	1.95	0.48
58:DA:1732:A:H2'	58:DA:1733:G:O4'	2.14	0.48
59:DB:37:C:H2'	59:DB:38:C:O4'	2.14	0.48
1:CB:7:VAL:HG13	1:CB:217:ARG:CZ	2.44	0.48
29:DH:67:LEU:O	29:DH:71:LEU:HB2	2.14	0.48
23:AY:634:MET:N	23:AY:634:MET:SD	2.87	0.48
9:CJ:82:ILE:O	9:CJ:86:MET:HB3	2.14	0.48
58:DA:1952:A:C6	58:DA:1953:A:N1	2.82	0.48
58:DA:2036:C:H2'	58:DA:2037:G:H8	1.79	0.47
32:DN:9:VAL:HG11	32:DN:39:ARG:NH1	2.29	0.47
26:DE:156:MET:HE1	58:DA:2050:C:H1'	1.95	0.47
26:DE:112:GLY:HA2	26:DE:159:HIS:CD2	2.49	0.47

Continued on next page...

Continued from previous page...

Atom-1	Atom-2	Distance(Å)	Clash(Å)
20:AA:730:G:H5'	20:AA:816:A:O2'	2.14	0.47
58:DA:1128:A:O4'	58:DA:2516:G:O2'	2.31	0.47
27:BF:120:GLU:OE2	34:BP:5:ASP:N	2.47	0.47
20:CA:68:G:H2'	20:CA:68(A):G:O4'	2.14	0.47
42:BX:55:ASN:HB2	42:BX:80:ILE:HG22	1.96	0.47
34:DP:16:ARG:O	34:DP:16:ARG:NH1	2.47	0.47
20:CA:987:G:H2'	20:CA:988:G:H8	1.79	0.47
27:BF:17:ARG:NH2	27:BF:19:GLU:OE2	2.46	0.47
58:DA:1221:C:H2'	58:DA:122(A):C:C6	2.49	0.47
24:BC:151:GLY:C	24:BC:154:ILE:H	2.17	0.47
28:BG:27:ASN:ND2	59:BB:57:A:O4'	2.47	0.47
24:DC:65:LEU:HD11	24:DC:162:ILE:HD11	1.96	0.47
58:BA:1028:A:H2'	58:BA:1029:A:H8	1.75	0.47
1:AB:152:PHE:HE2	1:AB:155:LEU:HD12	1.79	0.47
20:CA:345:C:H3'	38:DT:35:LYS:NZ	2.24	0.47
31:DK:130:SER:HG	58:DA:1059:G:H21	1.58	0.47
31:DK:130:SER:HG	58:DA:1059:G:N2	2.11	0.47
25:BD:179:SER:OG	58:BA:1799:G:N7	2.39	0.47
21:AW:29:U:H2'	21:AW:30:C:O4'	2.14	0.47
56:B1:20:ARG:HB2	56:B1:38:SER:O	2.13	0.47
20:AA:1187:G:H2'	20:AA:1188:A:C8	2.49	0.47
48:D5:20:ARG:CA	48:D5:23:HIS:HB2	2.43	0.47
58:DA:612:G:N2	58:DA:616:A:HO2'	2.10	0.47
49:D6:45:LYS:CB	58:DA:2371:G:H4'	2.41	0.47
58:BA:2695:C:H2'	58:BA:2696:U:C6	2.49	0.47
58:DA:2779:U:H4'	58:DA:2780:G:H3'	1.95	0.47
39:DU:3:ARG:HH12	58:DA:446:G:H5'	1.79	0.47
8:AI:16:ARG:HH22	20:AA:1128:C:H5'	1.79	0.47
2:AC:56:ASP:O	2:AC:67:THR:OG1	2.32	0.47
20:AA:1255:G:H1	20:AA:1282:C:N4	2.11	0.47
45:D0:70:GLN:HB3	45:D0:78:TYR:CB	2.44	0.47
1:CB:20:GLU:HG3	1:CB:191:ASP:H	1.78	0.47
35:BQ:25:ASP:OD1	35:BQ:25:ASP:N	2.47	0.47
23:AY:118:SER:C	23:AY:120:THR:H	2.16	0.47
18:AS:63:THR:OG1	18:AS:64:GLU:N	2.46	0.47
20:CA:1079:G:H2'	20:CA:1080:A:C8	2.49	0.47
20:AA:10:A:H2'	20:AA:11:G:C8	2.49	0.47
20:CA:390:C:H2'	20:CA:391:G:H8	1.79	0.47
39:BU:37:GLU:HA	39:BU:40:PHE:HD1	1.79	0.47
58:BA:1173:G:C4	58:BA:1175:U:H5'	2.49	0.47
37:DS:13:ARG:C	37:DS:15:ARG:N	2.67	0.47
2:AC:119:ARG:O	2:AC:122:GLU:HB2	2.14	0.47

Continued on next page...

Continued from previous page...

Atom-1	Atom-2	Distance(Å)	Clash(Å)
25:BD:8:PRO:HA	25:BD:14:ARG:HB2	1.96	0.47
20:AA:1435:G:H2'	20:AA:1436:U:C6	2.50	0.47
58:BA:2620:C:O2'	58:BA:2621:A:H8	1.96	0.47
2:AC:7:PRO:O	2:AC:11:ARG:HG2	2.14	0.47
58:DA:1951:U:O2	58:DA:1953:A:H8	1.97	0.47
14:CO:43:LEU:O	14:CO:47:LYS:N	2.47	0.47
58:DA:975:G:H1'	58:DA:990:A:C2	2.49	0.47
28:BG:103:LEU:HA	28:BG:106:LEU:HB3	1.96	0.47
45:B0:33:ALA:HB1	58:BA:2352:A:H2	1.78	0.47
58:BA:1565:C:H1'	58:BA:1566:A:H8	1.78	0.47
19:AT:87:LYS:HE3	19:AT:91:LEU:HD11	1.96	0.47
58:BA:1773:A:C5	58:BA:1829:A:H1'	2.49	0.47
25:BD:126:GLN:N	25:BD:126:GLN:OE1	2.47	0.47
58:BA:2756:U:H4'	58:BA:2757:A:OP1	2.14	0.47
20:CA:1506:U:O2'	20:CA:1507:A:H5'	2.14	0.47
32:BN:42:TRP:CD1	39:BU:64:ARG:NH2	2.82	0.47
20:CA:226:G:H2'	20:CA:227:G:C8	2.50	0.47
58:DA:1504:C:H2'	58:DA:1505:C:C6	2.50	0.47
56:B1:27:GLU:HA	56:B1:31:GLY:HA2	1.96	0.47
35:BQ:123:HIS:HE1	58:BA:2466:C:O2	1.97	0.47
23:CY:137:ASN:ND2	61:CY:702:GDP:O6	2.46	0.47
42:DX:39:ILE:O	42:DX:43:VAL:HG23	2.14	0.47
58:DA:2095:C:H2'	58:DA:2096:U:C6	2.49	0.47
58:BA:1270:C:O2'	58:BA:1648:C:OP2	2.22	0.47
40:BV:33:VAL:HG13	40:BV:59:ALA:HB3	1.95	0.47
20:CA:300:A:O5'	20:CA:300:A:H8	1.97	0.47
58:BA:592:G:H1	58:BA:665:C:H42	1.61	0.47
42:DX:53:LYS:CB	42:DX:82:GLN:HB3	2.42	0.47
44:BZ:104:PHE:HA	44:BZ:139:VAL:HG22	1.96	0.47
58:BA:2023:G:H4'	58:BA:2617:C:O3'	2.13	0.47
49:B6:53:LYS:HG3	49:B6:54:ILE:H	1.78	0.47
19:AT:53:LEU:O	19:AT:57:ARG:NE	2.33	0.47
20:AA:1440(J):C:O2'	20:AA:1440(K):G:H5''	2.14	0.47
45:B0:35:ASN:HA	58:BA:2354:G:H1'	1.96	0.47
58:DA:1498:C:H2'	58:DA:1499:C:H6	1.79	0.47
58:DA:1326:U:H2'	58:DA:1327:C:O4'	2.14	0.47
29:BH:20:ALA:HB3	29:BH:23:ARG:HG3	1.95	0.47
8:AI:70:LYS:O	8:AI:74:ILE:HG13	2.14	0.47
59:DB:51:G:H21	59:DB:52:A:H62	1.60	0.47
41:BW:3:ALA:O	41:BW:106:ILE:HA	2.15	0.47
57:B4:2:LYS:NZ	59:BB:44:G:O6	2.47	0.47
10:CK:29:ILE:HD11	10:CK:42:TRP:HB2	1.95	0.47

Continued on next page...

Continued from previous page...

Atom-1	Atom-2	Distance(Å)	Clash(Å)
34:BP:51:PHE:CE1	34:BP:52:GLU:HB2	2.50	0.47
58:BA:185:U:H2'	58:BA:186:G:H8	1.77	0.47
58:BA:848:G:H2'	58:BA:849:A:H8	1.79	0.47
58:DA:1405:U:H2'	58:DA:1406:U:C6	2.47	0.47
58:BA:2030:A:H4'	58:BA:2031:A:N7	2.29	0.47
58:BA:579:G:H5''	58:BA:2018:G:H5''	1.94	0.47
8:CI:118:LYS:HB3	20:CA:1349:A:OP1	2.15	0.47
58:BA:760:G:H2'	58:BA:761:A:O4'	2.13	0.47
58:BA:608:A:H2'	58:BA:609(A):A:H8	1.79	0.47
32:DN:51:PHE:CE2	32:DN:119:ARG:HD2	2.48	0.47
58:BA:273(D):C:H2'	58:BA:273(E):C:C6	2.49	0.47
59:BB:6:C:H2'	59:BB:7:G:H8	1.79	0.47
23:CY:238:THR:HG22	23:CY:241:GLU:HG2	1.96	0.47
20:AA:1118:C:H2'	20:AA:1119:C:H6	1.78	0.47
20:AA:775:G:H2'	20:AA:776:G:C8	2.48	0.47
14:AO:50:HIS:ND1	20:AA:764:C:H5''	2.29	0.47
46:B2:35:LEU:HD11	46:B2:50:ILE:HA	1.97	0.47
58:BA:2155:G:H3'	58:BA:2156:G:H8	1.79	0.47
31:DK:36:GLU:HG2	31:DK:65:PHE:CZ	2.49	0.47
58:DA:1833:U:H2'	58:DA:1834:U:C6	2.49	0.47
38:BT:44:ASP:OD1	38:BT:44:ASP:N	2.47	0.47
58:BA:976:C:H4'	58:BA:1156:A:C6	2.49	0.47
7:CH:14:ARG:HD3	7:CH:82:HIS:HE1	1.79	0.47
58:DA:1139:G:O5'	58:DA:1139:G:C8	2.67	0.47
58:DA:2037:G:C4	58:DA:2038:G:C8	3.02	0.47
40:DV:8:GLY:O	40:DV:23:GLU:HB2	2.13	0.47
58:BA:1914:C:C6	58:BA:1915:U:C6	3.02	0.47
58:DA:322:A:O4'	58:DA:340:A:H1'	2.12	0.47
27:DF:57:VAL:C	27:DF:59:TYR:H	2.16	0.47
39:DU:13:LYS:HZ3	58:DA:812:C:H4'	1.79	0.47
49:D6:37:ARG:NE	58:DA:2344:U:O2'	2.46	0.47
24:BC:43:GLU:HB2	24:BC:216:THR:O	2.15	0.47
11:CL:52:LEU:HB2	11:CL:54:LYS:HZ1	1.78	0.47
35:BQ:27:VAL:HG12	35:BQ:29:PHE:N	2.18	0.47
1:CB:184:VAL:H	1:CB:198:ASP:CB	2.22	0.47
24:DC:177:GLY:HA2	24:DC:186:LEU:CD2	2.44	0.47
58:DA:1347:G:N2	58:DA:1599:C:N3	2.51	0.47
45:D0:27:GLU:HG3	45:D0:69:PHE:HE1	1.79	0.47
20:AA:975:A:C8	20:AA:1365:G:N2	2.82	0.47
58:BA:56:A:H2'	58:BA:57:C:C6	2.49	0.47
58:DA:142:G:H2'	58:DA:143:C:C6	2.49	0.47
3:AD:37:PRO:O	3:AD:38:TYR:HB3	2.15	0.47

Continued on next page...

Continued from previous page...

Atom-1	Atom-2	Distance(Å)	Clash(Å)
7:CH:94:TYR:CD2	20:CA:598:U:H4'	2.49	0.47
25:DD:35:LYS:HD3	25:DD:61:LEU:HD21	1.96	0.47
51:B8:31:HIS:NE2	58:BA:2392:A:OP2	2.48	0.47
58:DA:2712:U:H6	58:DA:712(B):A:C5	2.32	0.47
20:CA:493:G:HO2'	20:CA:494:U:H6	1.59	0.47
20:AA:1354:C:H2'	20:AA:1355:G:H8	1.79	0.47
58:DA:2736:G:H2'	58:DA:2737:G:C8	2.48	0.47
25:BD:151:LYS:HZ1	58:BA:2217:G:H21	1.62	0.47
58:BA:205:G:O2'	58:BA:206:U:OP2	2.30	0.47
58:DA:1666:G:H2'	58:DA:1667:G:O4'	2.14	0.47
46:D2:47:ASN:HB2	46:D2:48:HIS:H	1.53	0.47
58:BA:1047:G:N3	58:BA:1110:G:N1	2.62	0.47
18:AS:64:GLU:O	18:AS:66:MET:N	2.46	0.47
39:BU:25:TRP:CD1	39:BU:26:GLY:N	2.81	0.47
4:AE:22:GLY:HA2	20:AA:1194:U:H5'	1.96	0.47
26:DE:128:SER:OG	26:DE:129:HIS:N	2.46	0.47
33:DO:12:ASP:HA	33:DO:97:ARG:O	2.15	0.47
10:AK:30:VAL:HG23	10:AK:68:ALA:HB2	1.95	0.47
20:AA:68(O):A:C8	20:AA:68(P):C:H1'	2.49	0.47
58:DA:1889:A:H2'	58:DA:1890:A:O4'	2.13	0.47
21:AW:38:A:H2'	21:AW:39:U:O4'	2.14	0.47
36:DR:14:SER:HB2	58:DA:2690:C:OP2	2.15	0.47
3:CD:64:LEU:HB2	3:CD:198:VAL:HG21	1.95	0.47
2:CC:59:ARG:HD3	2:CC:64:VAL:HA	1.95	0.47
6:CG:69:VAL:HA	6:CG:138:LYS:HD2	1.95	0.47
58:BA:296:C:H2'	58:BA:297:C:C6	2.50	0.47
58:BA:298:G:N1	58:BA:339:U:OP2	2.34	0.47
58:BA:1123:C:H2'	58:BA:1124:C:C6	2.49	0.47
20:CA:1177:G:O6	20:CA:1181:G:N7	2.47	0.47
20:CA:1152:A:H2'	20:CA:1153:C:C6	2.49	0.47
58:BA:673:C:H2'	58:BA:674:G:C8	2.49	0.47
27:BF:68:LYS:C	27:BF:70:THR:H	2.17	0.47
38:DT:131:ALA:O	38:DT:135:ALA:N	2.47	0.47
26:DE:7:VAL:CG1	26:DE:27:LEU:HB3	2.44	0.47
58:BA:363(A):G:H2'	58:BA:363(B):A:H8	1.79	0.47
20:AA:838(A):U:O2'	20:AA:838(B):C:H5"	2.13	0.47
20:AA:101:A:H2'	20:AA:102:G:H8	1.79	0.47
27:BF:135:LYS:HB3	27:BF:138:GLU:HG3	1.95	0.47
10:AK:81:ASP:HA	10:AK:106:LYS:O	2.13	0.47
58:DA:632:A:N3	58:DA:2403:C:O2'	2.46	0.47
19:CT:37:SER:O	19:CT:41:ILE:HG23	2.14	0.47
31:BK:103:GLN:O	31:BK:107:ILE:HG12	2.15	0.47

Continued on next page...

Continued from previous page...

Atom-1	Atom-2	Distance(Å)	Clash(Å)
20:AA:415:A:H2'	20:AA:416:G:H8	1.77	0.47
58:DA:1743:G:H2'	58:DA:1746:G:H8	1.79	0.47
58:DA:603:A:N6	58:DA:655:A:O2'	2.47	0.47
12:CM:39:ILE:HG12	12:CM:52:GLU:HB3	1.96	0.47
12:CM:39:ILE:HD13	12:CM:48:LEU:HD11	1.97	0.47
41:DW:19:LEU:HA	41:DW:19:LEU:HD13	1.71	0.47
3:CD:107:ARG:HA	3:CD:107:ARG:HD3	1.66	0.47
58:BA:1324:G:H1	58:BA:1330:C:H42	1.61	0.47
58:DA:1774:C:O2	58:DA:1774:C:H2'	2.14	0.47
23:AY:663:THR:O	23:AY:665:GLY:N	2.46	0.47
58:DA:1136:G:C4	58:DA:1137:G:C8	3.03	0.47
20:CA:1504:G:H4'	20:CA:1505:G:C5'	2.44	0.47
58:DA:2109:U:O4	58:DA:2180:U:O4	2.32	0.47
28:DG:113:ARG:O	28:DG:114:ILE:C	2.49	0.47
58:DA:840:C:P	58:DA:932:G:H22	2.36	0.47
58:BA:513:A:H2	58:BA:582:G:H4'	1.78	0.47
50:B7:37:LYS:HD2	50:B7:39:ARG:HH21	1.79	0.47
58:DA:401:A:N6	58:DA:422:A:H61	1.99	0.47
24:DC:19:LYS:HB3	24:DC:20:VAL:H	1.53	0.47
23:CY:528:ALA:HB3	23:CY:567:LEU:HB3	1.97	0.47
23:CY:251:ILE:HG12	23:CY:281:PRO:HB3	1.95	0.47
3:AD:105:VAL:HG21	3:AD:126:ILE:HG13	1.96	0.47
3:AD:126:ILE:HG23	3:AD:146:ILE:HG23	1.95	0.47
16:AQ:45:HIS:H	16:AQ:72:ARG:HA	1.78	0.47
20:CA:33:A:H4'	20:CA:364:A:H1'	1.96	0.47
11:CL:35:GLY:HA3	11:CL:83:VAL:O	2.15	0.47
31:BK:115:LEU:HD22	31:BK:126:MET:HE1	1.97	0.47
58:BA:381:G:H8	58:BA:381:G:O5'	1.97	0.47
41:DW:11:ARG:HB3	41:DW:12:ILE:HD12	1.96	0.47
58:DA:30:G:H1	58:DA:510:C:H42	1.62	0.47
58:BA:19:C:H2'	58:BA:20:C:H6	1.77	0.47
52:D9:7:VAL:CG1	52:D9:34:GLN:HB3	2.45	0.47
3:AD:172:PRO:HB2	3:AD:187:ARG:HH22	1.80	0.47
18:CS:40:ILE:HG21	18:CS:66:MET:HB2	1.97	0.47
35:BQ:76:LYS:H	35:BQ:89:ASN:H	1.63	0.47
20:AA:1285:A:H4'	20:AA:1286:A:C5'	2.43	0.47
35:DQ:82:ARG:HG3	58:DA:2495:G:OP1	2.14	0.47
25:DD:208:LYS:HB2	58:DA:729:G:C6	2.49	0.47
25:DD:13:ARG:HA	25:DD:16:MET:HB2	1.97	0.47
58:BA:2512:C:H2'	58:BA:2513:G:O4'	2.14	0.47
26:BE:166:THR:HG21	26:BE:199:ARG:HH21	1.79	0.47
34:DP:64:LYS:HG3	58:DA:2416:C:OP1	2.14	0.47

Continued on next page...

Continued from previous page...

Atom-1	Atom-2	Distance(Å)	Clash(Å)
23:AY:311:ALA:CB	23:AY:330:VAL:HA	2.44	0.47
49:D6:8:LYS:HD2	49:D6:27:LYS:HG2	1.96	0.47
29:DH:89:ILE:HG22	29:DH:162:ILE:HG23	1.96	0.47
26:BE:98:PRO:HG3	26:BE:175:VAL:HG12	1.96	0.47
12:CM:78:ILE:O	12:CM:82:MET:HG2	2.14	0.47
46:B2:18:PRO:HA	46:B2:21:LEU:HG	1.97	0.47
39:DU:105:VAL:O	39:DU:109:LEU:HG	2.14	0.47
2:AC:156:ARG:HG2	2:AC:163:ALA:HB2	1.95	0.47
35:DQ:1:MET:HA	35:DQ:44:ALA:HB1	1.96	0.47
20:CA:1166:G:N2	20:CA:1170:A:OP2	2.23	0.47
58:BA:432:A:H2'	58:BA:433:C:H6	1.80	0.47
27:BF:80:ALA:HB3	27:BF:83:PHE:CD1	2.49	0.47
20:AA:865:A:H2'	20:AA:866:C:C6	2.49	0.47
44:DZ:121:HIS:HB3	44:DZ:124:ILE:HG22	1.96	0.47
20:CA:285:G:H2'	20:CA:286:G:H8	1.78	0.47
2:AC:8:ILE:HG12	2:AC:184:TYR:HD2	1.78	0.47
58:DA:1696:G:H2'	58:DA:1697:G:O4'	2.14	0.47
58:BA:2291:U:H2'	58:BA:2292:C:C6	2.50	0.47
44:DZ:116:VAL:O	44:DZ:174:VAL:HA	2.15	0.47
1:AB:28:PHE:CD1	1:AB:190:THR:HG22	2.50	0.47
20:AA:1010:G:H2'	20:AA:1011:G:O4'	2.14	0.47
20:CA:44:G:H2'	20:CA:45:U:O4'	2.14	0.47
14:AO:24:SER:OG	14:AO:25:THR:N	2.46	0.47
29:BH:12:PRO:HG2	29:BH:49:VAL:HG13	1.95	0.47
1:AB:79:ASP:O	1:AB:82:ARG:HG2	2.15	0.47
20:CA:68(H):G:H2'	20:CA:68(I):G:N7	2.30	0.47
20:CA:68(H):G:H2'	20:CA:68(I):G:C8	2.50	0.47
18:CS:31:ILE:HG12	18:CS:48:THR:O	2.14	0.47
2:AC:128:PHE:HD1	2:AC:129:ALA:H	1.62	0.47
58:BA:1406:U:H2'	58:BA:1407:C:C6	2.49	0.47
25:BD:255:LYS:HA	25:BD:255:LYS:HD3	1.64	0.47
20:CA:1286:A:H3'	20:CA:1286:A:N3	2.29	0.47
50:D7:48:LYS:HE2	50:D7:48:LYS:HB3	1.68	0.47
13:AN:12:ARG:HH12	20:AA:994:A:H4'	1.79	0.47
20:AA:1516:G:H2'	20:AA:1518:A:OP2	2.15	0.47
58:BA:890:A:H2'	58:BA:892:G:C8	2.49	0.47
58:DA:1913:A:H4'	58:DA:1914:C:H5''	1.96	0.47
40:BV:39:LEU:HA	40:BV:47:VAL:HG11	1.96	0.47
58:DA:2064:C:H2'	58:DA:2065:C:C6	2.50	0.47
27:DF:153:SER:HA	27:DF:172:TRP:O	2.15	0.47
27:DF:156:LEU:O	27:DF:157:VAL:C	2.52	0.47
58:DA:371:A:N6	58:DA:401:A:H3'	2.30	0.47

Continued on next page...

Continued from previous page...

Atom-1	Atom-2	Distance(Å)	Clash(Å)
20:CA:1145:C:O2'	20:CA:1146:A:O5'	2.30	0.47
40:DV:6:LYS:HA	40:DV:11:GLN:HA	1.95	0.47
58:DA:1019:U:H2'	58:DA:1020:A:H8	1.79	0.47
1:CB:71:VAL:O	1:CB:165:VAL:HG23	2.13	0.47
20:CA:297:G:H4'	20:CA:557:G:O2'	2.15	0.47
1:AB:71:VAL:HB	1:AB:164:VAL:HA	1.96	0.47
1:AB:54:THR:O	1:AB:58:ILE:HG12	2.13	0.47
38:BT:16:ARG:NH1	38:BT:82:LEU:O	2.38	0.47
28:BG:73:ALA:HB3	28:BG:85:GLY:HA2	1.96	0.47
25:DD:151:LYS:NZ	58:DA:2217:G:H21	2.13	0.47
41:DW:103:ILE:H	41:DW:103:ILE:HD12	1.80	0.47
58:DA:447:A:H4'	58:DA:448:U:C5'	2.45	0.47
3:AD:115:ARG:HB3	20:AA:407:G:H5''	1.97	0.47
23:CY:413:ILE:HD13	23:CY:476:VAL:HG22	1.95	0.47
58:BA:950:G:H2'	58:BA:951:C:C6	2.49	0.47
20:AA:1077:G:N2	20:AA:1080:A:OP2	2.21	0.47
24:DC:182:PRO:HB3	24:DC:183:PRO:HD2	1.95	0.47
58:BA:1131:G:OP2	58:BA:2515:C:H4'	2.15	0.47
30:DJ:58:UNK:O	30:DJ:60:UNK:N	2.47	0.47
2:CC:175:LEU:HD23	2:CC:175:LEU:H	1.79	0.47
59:BB:19:G:H2'	59:BB:20:C:O4'	2.14	0.47
58:BA:856:C:H2'	58:BA:857:C:C6	2.49	0.47
34:DP:9:ASN:H	34:DP:10:PRO:HD2	1.78	0.47
23:CY:187:THR:HG22	23:CY:198:GLU:HA	1.96	0.47
39:DU:62:ILE:HD11	39:DU:93:LYS:CD	2.42	0.47
59:DB:66:A:O2'	59:DB:67:G:OP2	2.30	0.47
26:DE:93:VAL:HG12	26:DE:182:LEU:HD13	1.95	0.47
20:AA:186(J):G:O6	20:AA:264:U:H5''	2.15	0.47
28:BG:40:ASN:HA	28:BG:90:LEU:O	2.15	0.47
13:AN:53:LEU:HA	13:AN:54:PRO:HD3	1.55	0.47
4:AE:78:HIS:O	4:AE:93:PRO:HD3	2.15	0.47
58:DA:609(B):G:H2'	58:DA:610:C:C6	2.49	0.47
58:DA:1161:C:H2'	58:DA:1162:G:C8	2.49	0.47
43:DY:15:VAL:HG22	43:DY:72:VAL:HG12	1.96	0.47
26:DE:42:ASP:HB3	26:DE:44:TYR:CZ	2.49	0.47
25:BD:100:GLY:HA3	58:BA:1500:G:N2	2.30	0.47
20:AA:1098:C:H2'	20:AA:1099:G:C8	2.49	0.47
20:AA:591:U:H2'	20:AA:592:G:H8	1.78	0.47
58:DA:541:C:H2'	58:DA:542:C:H6	1.78	0.47
58:BA:2119:A:C2	58:BA:2171:A:H1'	2.49	0.47
58:DA:354:G:H2'	58:DA:355:G:H8	1.79	0.47
34:BP:16:ARG:HD2	34:BP:18:ARG:HG2	1.96	0.47

Continued on next page...

Continued from previous page...

Atom-1	Atom-2	Distance(Å)	Clash(Å)
58:BA:2238:G:H4'	58:BA:2239:G:C8	2.50	0.47
26:DE:7:VAL:HG12	26:DE:27:LEU:HB3	1.96	0.47
28:DG:17:PRO:O	28:DG:21:ARG:HG2	2.14	0.47
43:DY:19:LYS:HB2	58:DA:329:G:O6	2.15	0.47
20:AA:123:C:O2'	20:AA:290:C:O2	2.30	0.47
58:DA:643:A:H2'	58:DA:644:A:C8	2.50	0.47
20:AA:339:C:H2'	20:AA:340:U:C6	2.49	0.47
40:BV:34:GLU:O	40:BV:36:PRO:HD3	2.14	0.47
1:AB:208:ILE:HD12	1:AB:208:ILE:H	1.79	0.47
6:AG:32:ARG:HG2	20:AA:1240:U:C2	2.49	0.47
39:BU:92:ARG:HD3	39:BU:95:LEU:HB2	1.97	0.47
20:CA:408:A:N1	20:CA:434:U:C4	2.82	0.47
56:B1:25:LYS:HG2	56:B1:34:THR:CA	2.43	0.47
50:B7:5:TRP:HD1	58:BA:1612:C:H4'	1.80	0.47
11:CL:92:ASP:HB2	11:CL:93:LEU:HD23	1.97	0.47
19:CT:74:LYS:HG2	19:CT:75:ASN:N	2.21	0.47
24:DC:139:PRO:HA	24:DC:145:THR:CB	2.44	0.47
24:DC:186:LEU:O	24:DC:190:ILE:HG12	2.13	0.47
23:AY:165:GLN:HB3	23:AY:177:ILE:HG21	1.95	0.47
34:BP:64:LYS:HE3	58:BA:2416:C:H5''	1.96	0.47
18:AS:78:ARG:NH2	20:AA:1223:C:OP2	2.48	0.47
31:DK:57:ILE:HD12	31:DK:57:ILE:H	1.78	0.47
58:DA:2781:A:H5'	58:DA:2782:G:O5'	2.15	0.47
39:DU:3:ARG:NH2	39:DU:5:LYS:HD2	2.30	0.47
58:DA:2875:C:H2'	58:DA:2876:G:O4'	2.14	0.47
20:AA:1144:G:N2	20:AA:1146:A:H62	2.11	0.47
36:BR:104:ARG:NH2	58:BA:1287:A:H1'	2.30	0.47
20:CA:454:C:N4	20:CA:479:C:C4	2.82	0.47
58:DA:966:G:H2'	58:DA:967:C:H6	1.76	0.47
36:BR:10:LEU:HB3	36:BR:17:ARG:NH2	2.28	0.47
58:BA:443:A:H2	58:BA:1245:G:N3	2.13	0.47
27:DF:6:VAL:HG23	27:DF:7:TYR:CD1	2.49	0.47
58:BA:570:G:H5'	58:BA:972:G:H4'	1.95	0.47
58:BA:2661:G:H2'	58:BA:2662:A:C8	2.49	0.47
58:DA:222:A:N1	58:DA:233:A:H5'	2.29	0.47
7:CH:88:LYS:C	7:CH:90:GLY:H	2.18	0.47
58:DA:1545:A:H2'	58:DA:1546:A:C8	2.49	0.47
5:AF:90:VAL:O	20:AA:736:C:O2'	2.20	0.47
52:B9:2:LYS:HA	52:B9:33:LYS:O	2.14	0.47
20:CA:1252:A:H2'	20:CA:1253:G:H8	1.79	0.47
27:BF:18:ARG:NE	27:BF:18:ARG:O	2.48	0.47
58:BA:797:C:H2'	58:BA:798:G:H8	1.79	0.47

Continued on next page...

Continued from previous page...

Atom-1	Atom-2	Distance(Å)	Clash(Å)
20:CA:790:A:H2'	20:CA:791:G:C8	2.49	0.47
20:AA:367:U:H4'	23:AY:351:ARG:HE	1.80	0.47
40:BV:79:VAL:HG21	58:BA:973:A:H5'	1.96	0.47
30:DJ:135:UNK:C	30:DJ:137:UNK:H	2.28	0.47
58:BA:1446:C:H2'	58:BA:1447:G:H8	1.79	0.47
58:BA:259:G:H2'	58:BA:260:G:C8	2.50	0.47
26:BE:46:ALA:HB1	26:BE:80:GLU:HG2	1.95	0.47
58:BA:2282:G:O2'	58:BA:2390:U:O4	2.26	0.47
58:BA:2804:C:H2'	58:BA:2805:G:C8	2.49	0.47
4:CE:145:LYS:O	4:CE:149:GLU:HG2	2.14	0.47
20:CA:1000:A:H2'	20:CA:1001:G:C8	2.49	0.47
31:BK:101:TRP:HZ2	31:BK:141:ALA:H	1.63	0.47
26:BE:29:GLY:HA2	26:BE:180:ASN:HB3	1.95	0.47
14:AO:33:THR:HA	14:AO:36:ILE:HD12	1.96	0.47
26:BE:32:PRO:HD2	26:BE:50:GLY:C	2.35	0.47
58:DA:477:A:H2'	58:DA:478:A:C8	2.49	0.47
31:BK:118:THR:O	31:BK:118:THR:OG1	2.28	0.47
29:DH:121:ILE:HG22	29:DH:136:ILE:N	2.30	0.47
38:BT:96:ARG:HB2	38:BT:97:ALA:H	1.48	0.47
58:BA:221:A:C4	58:BA:233:A:H1'	2.50	0.47
20:AA:517:G:H5'	20:AA:519:C:C2	2.49	0.47
34:BP:41:ARG:NH1	34:BP:45:LEU:HD22	2.29	0.47
26:DE:109:LYS:HE3	58:DA:2680:C:H5''	1.97	0.47
26:BE:37:ARG:HD2	26:BE:42:ASP:OD1	2.14	0.47
32:BN:39:ARG:HG2	32:BN:40:PRO:HD2	1.96	0.47
32:BN:34:LEU:HD12	32:BN:116:LEU:O	2.15	0.47
42:DX:29:TRP:HA	42:DX:78:LYS:HA	1.97	0.47
58:DA:1203:G:H5''	58:DA:1204:A:OP2	2.14	0.47
58:DA:392:C:H2'	58:DA:393:C:H6	1.79	0.47
58:DA:457:A:O4'	58:DA:459:U:O2	2.32	0.47
32:BN:132:ALA:O	32:BN:133:GLN:C	2.53	0.47
42:BX:27:THR:HG22	42:BX:80:ILE:HG13	1.97	0.47
32:BN:134:ARG:HG2	32:BN:134:ARG:O	2.14	0.47
32:BN:15:LEU:HD21	32:BN:55:VAL:HG13	1.96	0.47
20:CA:1496:C:P	23:CY:501:THR:CG2	3.03	0.47
20:CA:217:C:H2'	20:CA:218:C:C6	2.49	0.47
24:DC:45:HIS:N	24:DC:213:VAL:O	2.48	0.47
24:BC:45:HIS:ND1	24:BC:171:ALA:O	2.48	0.47
11:CL:52:LEU:HD21	20:CA:521:G:OP2	2.14	0.47
59:BB:24:G:N1	59:BB:56:G:N2	2.62	0.47
33:DO:71:ARG:NE	33:DO:105:GLU:OE2	2.36	0.47
58:DA:894:C:H2'	58:DA:895:U:C6	2.50	0.47

Continued on next page...

Continued from previous page...

Atom-1	Atom-2	Distance(Å)	Clash(Å)
58:DA:884:C:N3	58:DA:892:G:N2	2.48	0.47
23:CY:162:VAL:HB	23:CY:255:ILE:HD11	1.97	0.47
20:CA:126:G:O2'	20:CA:635:G:O4'	2.31	0.47
58:DA:742:G:H1	58:DA:755:C:H42	1.62	0.47
12:CM:91:ARG:HA	12:CM:94:ARG:HG2	1.96	0.47
32:DN:63:THR:O	32:DN:64:GLY:O	2.32	0.47
30:DJ:116:UNK:O	30:DJ:118:UNK:N	2.46	0.47
58:BA:2599:G:OP2	58:BA:2599:G:H8	1.96	0.47
20:CA:1123:A:H2	20:CA:1150:U:N3	2.02	0.47
23:CY:25:LYS:HD3	61:CY:702:GDP:O2B	2.14	0.47
36:DR:28:LEU:HA	36:DR:34:ILE:HD13	1.96	0.47
26:DE:66:HIS:O	26:DE:68:ALA:N	2.48	0.47
23:CY:20:HIS:CE1	23:CY:21:ILE:HG12	2.50	0.47
58:DA:2661:G:C6	58:DA:2662:A:C2	3.03	0.47
36:BR:62:ALA:O	36:BR:65:LEU:N	2.48	0.47
37:DS:103:GLU:O	37:DS:105:ALA:N	2.48	0.47
3:AD:115:ARG:CB	20:AA:407:G:H5'	2.44	0.47
35:DQ:16:ARG:HD3	59:DB:90:C:OP1	2.15	0.47
58:BA:1902:C:H2'	58:BA:1903:G:O4'	2.15	0.47
20:CA:1038:C:H2'	20:CA:1039:C:C6	2.50	0.47
23:CY:10:LYS:O	23:CY:13:ARG:NH1	2.47	0.47
16:AQ:90:ILE:HG21	20:AA:583:A:H5'	1.97	0.47
25:BD:9:TYR:CD1	25:BD:10:THR:HG23	2.50	0.47
59:BB:8:U:H2'	59:BB:9:G:H8	1.79	0.47
20:AA:408:A:H2	20:AA:434:U:N3	2.08	0.47
58:DA:2782:G:H3'	58:DA:2783:G:H8	1.80	0.47
44:DZ:82:ARG:CZ	44:DZ:82:ARG:HB3	2.44	0.47
20:CA:441:A:H62	20:CA:493:G:H21	1.62	0.47
58:DA:1758:G:N7	58:DA:2695:C:H4'	2.30	0.47
13:CN:23:ARG:HA	13:CN:29:ARG:O	2.15	0.47
2:CC:30:ARG:NH1	13:CN:35:ARG:O	2.47	0.47
25:DD:165:ILE:HG23	25:DD:175:LEU:HD22	1.96	0.47
58:BA:1515:C:H2'	58:BA:1516:U:O4'	2.14	0.47
40:DV:59:ALA:CB	40:DV:96:ILE:HA	2.43	0.47
40:DV:18:LEU:O	40:DV:96:ILE:HG13	2.14	0.47
58:DA:1782:C:H42	58:DA:2586:C:H42	1.61	0.47
58:BA:682:G:H1	58:BA:795:C:N4	2.10	0.47
23:CY:620:VAL:O	23:CY:624:LEU:HB2	2.15	0.47
43:DY:26:LYS:HB3	43:DY:27:VAL:H	1.43	0.47
20:CA:693:G:H2'	20:CA:694:A:C8	2.49	0.47
58:DA:1578:U:O2'	58:DA:1579:A:H5'	2.15	0.47
58:DA:1492:G:H1	58:DA:1498:C:H42	1.61	0.47

Continued on next page...

Continued from previous page...

Atom-1	Atom-2	Distance(Å)	Clash(Å)
36:DR:9:LYS:NZ	58:DA:1652:A:OP1	2.36	0.47
33:BO:112:MET:O	33:BO:116:SER:OG	2.30	0.47
44:BZ:82:ARG:NH2	44:BZ:83:PRO:O	2.48	0.47
4:CE:110:LEU:O	4:CE:115:VAL:HG23	2.15	0.47
23:CY:535:PRO:HD2	23:CY:538:TYR:CD2	2.50	0.47
26:BE:103:ASP:CG	26:BE:201:THR:HA	2.35	0.47
58:BA:2084:C:H2'	58:BA:2085:C:C6	2.50	0.47
2:AC:189:ALA:HB1	2:AC:196:LEU:HD23	1.97	0.47
59:DB:14:U:H1'	59:DB:107:U:H1'	1.96	0.47
16:AQ:67:LYS:C	16:AQ:69:LYS:H	2.16	0.47
23:AY:150:ILE:HG22	23:AY:154:GLN:HE22	1.80	0.47
29:DH:39:PRO:O	29:DH:41:MET:N	2.44	0.47
20:AA:599:C:H2'	20:AA:600:C:H6	1.79	0.47
20:CA:1113:C:H2'	20:CA:1114:C:O4'	2.15	0.47
2:AC:114:PRO:HD3	2:AC:183:ASP:OD2	2.15	0.47
20:AA:298:A:H2'	20:AA:299:G:O4'	2.14	0.47
36:DR:15:SER:OG	36:DR:16:HIS:N	2.48	0.47
5:CF:12:PRO:HB2	5:CF:57:GLN:HB2	1.95	0.47
10:CK:22:HIS:HB3	10:CK:29:ILE:HG22	1.95	0.47
20:CA:621:A:H2'	20:CA:622:A:C8	2.50	0.47
11:AL:102:ARG:HB3	11:AL:109:GLY:H	1.79	0.47
3:AD:61:LYS:HA	3:AD:203:VAL:HG22	1.96	0.47
12:CM:125:ARG:O	20:CA:966:G:H5'	2.15	0.47
59:DB:87:G:H21	59:DB:89(B):A:H62	1.62	0.47
42:BX:64:LYS:HE2	42:BX:66:LEU:HD11	1.97	0.47
58:BA:962:G:H4'	58:BA:2496:C:O2'	2.15	0.47
42:BX:26:TYR:O	42:BX:81:VAL:HG22	2.14	0.47
58:BA:1198:U:H2'	58:BA:1199:U:C6	2.50	0.47
20:AA:1098:C:H2'	20:AA:1099:G:H8	1.80	0.47
49:B6:24:GLU:OE2	49:B6:37:ARG:NH1	2.48	0.47
58:BA:1878:G:H2'	58:BA:1879:C:H6	1.80	0.47
22:AV:18:G:H5'	22:AV:19:G:OP1	2.13	0.47
20:CA:1422:G:H1	20:CA:1478:C:H42	1.62	0.47
24:BC:23:ILE:HG21	24:BC:191:ARG:HG3	1.95	0.47
58:DA:799:G:H3'	58:DA:800:A:H5''	1.97	0.47
58:DA:68:G:H2'	58:DA:69:C:O4'	2.15	0.47
58:DA:69:C:H4'	58:DA:75:G:N7	2.29	0.47
12:AM:4:ILE:HG12	12:AM:57:ARG:HE	1.79	0.47
39:DU:27:LEU:HD21	48:D5:13:LYS:HD3	1.95	0.47
20:AA:352:C:H42	20:AA:357:G:N2	2.12	0.47
2:AC:87:LEU:O	2:AC:91:LEU:HG	2.15	0.47
58:DA:2183:C:H2'	58:DA:2184:G:H8	1.78	0.47

Continued on next page...

Continued from previous page...

Atom-1	Atom-2	Distance(Å)	Clash(Å)
58:DA:77:C:H2'	58:DA:78:A:H8	1.80	0.47
33:BO:13:ASN:OD1	33:BO:96:THR:N	2.42	0.47
14:AO:33:THR:O	14:AO:36:ILE:HB	2.14	0.47
25:BD:60:ARG:NE	58:BA:1567:A:OP1	2.31	0.47
58:BA:1819:A:H4'	58:BA:1820:U:C5'	2.45	0.47
44:DZ:7:ALA:HA	44:DZ:39:VAL:HG12	1.97	0.47
20:AA:119:A:H4'	20:AA:120:A:C8	2.50	0.47
34:BP:114:ILE:HG12	34:BP:130:PHE:HD1	1.80	0.47
20:CA:831:U:H2'	20:CA:832:C:H6	1.79	0.47
45:B0:16:SER:HB3	58:BA:2262:U:H5	1.80	0.47
20:AA:1044:A:C5	20:AA:1045:C:H1'	2.49	0.47
24:BC:7:ARG:NH2	58:BA:2128:C:H5''	2.29	0.47
5:AF:44:GLY:HA2	5:AF:59:TYR:CZ	2.50	0.47
23:CY:615:GLU:H	23:CY:615:GLU:HG3	1.32	0.47
28:BG:166:ASP:N	28:BG:166:ASP:OD2	2.27	0.47
17:AR:19:LYS:HB3	17:AR:20:ALA:H	1.51	0.47
58:BA:694:U:H2'	58:BA:695:G:C8	2.50	0.47
58:BA:1444:G:HO2'	58:BA:144(B):A:H8	1.62	0.47
49:B6:5:VAL:HG13	49:B6:7:ILE:HB	1.97	0.47
5:AF:98:LEU:HB2	17:AR:29:PHE:O	2.15	0.47
20:AA:895:G:H2'	20:AA:896:C:C6	2.49	0.47
19:CT:79:ARG:HD2	19:CT:83:ARG:HH21	1.80	0.47
25:DD:215:LEU:HB2	25:DD:217:ARG:HG3	1.96	0.47
9:CJ:33:GLN:HB2	9:CJ:75:ILE:HD12	1.97	0.47
13:AN:22:THR:HB	13:AN:33:VAL:HB	1.96	0.47
58:BA:2801:A:H3'	58:BA:2801:A:H8	1.79	0.47
1:AB:83:MET:SD	1:AB:234:PRO:HB3	2.55	0.47
58:BA:1981:A:C8	58:BA:1981:A:H3'	2.50	0.47
58:BA:2058:A:O5'	58:BA:2058:A:H8	1.97	0.47
16:AQ:26:GLN:HG3	16:AQ:36:ILE:O	2.15	0.47
23:AY:459:LEU:O	23:AY:462:ILE:HB	2.14	0.47
58:BA:1151:G:H2'	58:BA:1152:C:C6	2.49	0.47
58:DA:1120:G:H2'	58:DA:1121:C:C6	2.50	0.47
23:AY:83:ASP:C	23:AY:85:PRO:HD3	2.36	0.47
20:CA:615:C:H2'	20:CA:616:G:O4'	2.15	0.47
58:DA:2040:C:OP2	58:DA:2040:C:C6	2.68	0.47
10:AK:47:VAL:HG22	20:AA:688:G:H4'	1.97	0.47
27:BF:124:LEU:O	27:BF:194:MET:HG3	2.15	0.47
50:B7:37:LYS:NZ	58:BA:468:G:OP2	2.44	0.47
25:BD:27:THR:HG21	25:BD:94:LEU:HD12	1.96	0.47
24:BC:118:PRO:O	24:BC:121:MET:HB3	2.15	0.47
58:DA:2527:C:H2'	58:DA:2528:U:O4'	2.15	0.47

Continued on next page...

Continued from previous page...

Atom-1	Atom-2	Distance(Å)	Clash(Å)
59:BB:57:A:H2'	59:BB:58:A:C8	2.50	0.47
58:BA:1540:G:N2	58:BA:1541:U:H1'	2.30	0.47
1:CB:77:ALA:HB1	1:CB:165:VAL:HG21	1.97	0.47
58:DA:753:C:H2'	58:DA:754:C:H6	1.80	0.47
20:CA:129(A):G:H4'	20:CA:130:A:H5''	1.97	0.47
25:DD:67:PHE:HZ	25:DD:157:ARG:HH11	1.63	0.47
1:AB:167:PRO:HD2	1:AB:188:ALA:CB	2.43	0.47
58:BA:2095:C:H2'	58:BA:2096:U:H6	1.80	0.47
3:AD:5:ILE:HG21	20:AA:406:G:H5''	1.95	0.47
20:AA:1511:G:H2'	20:AA:1512:U:O4'	2.14	0.47
34:DP:52:GLU:CG	34:DP:53:GLY:H	2.27	0.47
20:AA:1260:C:H42	20:AA:1274:G:H1	1.63	0.47
20:AA:1260:C:N4	20:AA:1274:G:H1	2.12	0.47
58:BA:1290:C:H2'	58:BA:1291:C:C6	2.50	0.47
48:B5:6:VAL:HG21	58:BA:2057:A:O2'	2.14	0.47
31:BK:57:ILE:HA	31:BK:66:THR:O	2.14	0.47
58:DA:529:A:H62	58:DA:2041:U:H3	1.63	0.47
58:DA:1199:U:H2'	58:DA:1200:C:C6	2.50	0.47
59:DB:105:G:H2'	59:DB:106:G:C8	2.50	0.47
58:DA:2285:C:N4	58:DA:2383:G:H1	2.12	0.47
58:DA:2473:U:O2	58:DA:2473:U:H2'	2.15	0.47
16:AQ:67:LYS:HE2	20:AA:266:G:H2'	1.95	0.47
27:BF:63:LYS:NZ	27:BF:65:TRP:HB2	2.29	0.47
7:AH:104:ARG:HB2	7:AH:138:TRP:CD1	2.50	0.47
40:DV:24:LYS:HB3	58:DA:1162:G:H4'	1.95	0.47
5:AF:5:GLU:HB3	5:AF:62:TRP:CZ2	2.50	0.47
44:DZ:128:VAL:HG21	44:DZ:134:PRO:HD3	1.96	0.47
4:CE:24:ARG:HD2	22:CV:26:A:H2	1.79	0.47
58:DA:2643:G:H1	58:DA:2771:C:H42	1.63	0.47
20:CA:1203:C:H2'	20:CA:1204:A:O4'	2.15	0.47
38:DT:121:ILE:O	38:DT:125:ARG:HG2	2.15	0.47
9:CJ:26:ALA:HA	9:CJ:29:ARG:HB2	1.96	0.47
10:CK:124:LYS:NZ	10:CK:124:LYS:HB3	2.29	0.47
34:DP:130:PHE:HB3	34:DP:135:LEU:HD23	1.97	0.47
58:BA:2849:U:H1'	58:BA:2866:U:C6	2.49	0.47
20:AA:860:A:H2'	20:AA:861:G:O4'	2.14	0.47
44:DZ:146:ILE:HG12	44:DZ:174:VAL:HG12	1.96	0.47
20:AA:339:C:H6	33:BO:97:ARG:HH12	1.62	0.47
47:D3:48:GLU:HA	47:D3:51:ALA:HB2	1.95	0.47
20:AA:1181:G:O2'	20:AA:1182:G:C8	2.68	0.47
58:DA:1856:G:H1	58:DA:1886:C:H42	1.62	0.47
41:DW:1:MET:HG3	41:DW:2:GLU:H	1.79	0.47

Continued on next page...

Continued from previous page...

Atom-1	Atom-2	Distance(Å)	Clash(Å)
34:DP:65:ARG:NH2	51:D8:14:VAL:O	2.48	0.47
20:AA:1028(A):C:H42	20:AA:1028(H):G:H1	1.62	0.47
58:BA:2537:U:H2'	58:BA:2538:C:C6	2.50	0.47
58:DA:1092:C:H2'	58:DA:1093:G:O4'	2.15	0.47
25:DD:70:TRP:HH2	25:DD:152:GLY:H	1.63	0.47
2:CC:39:ILE:O	2:CC:43:LEU:HG	2.15	0.47
20:CA:854:G:H3'	20:CA:871:U:O4	2.14	0.47
23:CY:191:ASP:OD1	23:CY:191:ASP:N	2.46	0.47
20:AA:1432:G:OP1	38:BT:107:ASP:HB2	2.15	0.47
29:DH:127:GLU:OE2	29:DH:130:ARG:NH2	2.48	0.47
58:BA:1988:C:H2'	58:BA:1989:G:C8	2.50	0.47
58:DA:1863:G:H4'	58:DA:2411:A:H4'	1.95	0.47
58:DA:1011:G:H1'	58:DA:1013:C:O4'	2.14	0.47
26:DE:160:TYR:OH	58:DA:2679:A:OP1	2.31	0.47
26:BE:77:ILE:HG22	26:BE:78:LEU:H	1.79	0.47
58:BA:2505:G:N1	58:BA:2610:C:C2	2.83	0.47
32:BN:44:PRO:HD3	39:BU:60:LEU:HD21	1.96	0.47
39:BU:42:ALA:HB1	58:BA:534:U:H5'	1.96	0.47
58:BA:1142:U:H5''	58:BA:114(B):A:C8	2.50	0.47
56:D1:39:LYS:HG2	56:D1:40:ARG:N	2.29	0.47
38:BT:48:ILE:O	38:BT:49:VAL:HG12	2.15	0.47
58:DA:1487:G:N2	58:DA:1502:C:N3	2.47	0.47
24:BC:125:GLY:HA2	24:BC:138:LEU:HD11	1.96	0.47
58:BA:1595:G:H2'	58:BA:1596:A:C8	2.50	0.47
20:AA:529:G:H1'	20:AA:533:A:C2	2.50	0.47
51:D8:9:GLY:O	51:D8:13:ARG:HG2	2.15	0.47
23:CY:25:LYS:N	61:CY:702:GDP:O2B	2.48	0.47
36:DR:97:VAL:HA	36:DR:113:LEU:O	2.14	0.47
43:BY:18:GLY:HA2	58:BA:310:A:OP1	2.15	0.47
11:CL:5:PRO:HG2	11:CL:15:ARG:NH2	2.27	0.47
45:B0:9:SER:HB2	58:BA:2255:G:H21	1.79	0.47
34:BP:61:ARG:HA	51:B8:27:THR:HG21	1.97	0.47
21:AW:58:A:C2	21:AW:60:U:H2'	2.50	0.47
39:DU:34:LYS:NZ	58:DA:2018:G:N3	2.62	0.47
26:BE:14:ILE:HG12	38:BT:57:PHE:CZ	2.50	0.47
59:BB:14:U:H1'	59:BB:107:U:H1'	1.96	0.47
6:CG:111:ARG:HB3	6:CG:113:GLU:HG3	1.97	0.47
58:DA:1495:A:H8	58:DA:1495:A:OP1	1.98	0.47
58:BA:1826:G:O2'	58:BA:1971:A:O5'	2.32	0.47
12:AM:39:ILE:HD12	12:AM:56:LEU:HG	1.97	0.47
58:BA:105:C:H2'	58:BA:106:C:H6	1.80	0.47
58:DA:2385:C:H2'	58:DA:2386:C:C6	2.50	0.47

Continued on next page...

Continued from previous page...

Atom-1	Atom-2	Distance(Å)	Clash(Å)
25:BD:35:LYS:HD3	25:BD:61:LEU:HG	1.97	0.47
34:BP:38:GLN:HG2	58:BA:943:U:OP2	2.14	0.47
27:DF:80:ALA:HB3	27:DF:83:PHE:CE1	2.50	0.47
21:CW:35:A:N6	22:CV:18:G:O6	2.47	0.47
6:AG:29:LYS:HE2	20:AA:1375:A:H4'	1.97	0.47
58:BA:754:C:H2'	58:BA:755:C:H6	1.80	0.47
20:AA:160:A:H61	20:AA:347:G:H1'	1.79	0.47
58:BA:1987:G:H2'	58:BA:1988:C:C6	2.50	0.47
58:BA:1690:A:H62	58:BA:1697:G:H21	1.61	0.47
25:DD:262:ARG:NH1	58:DA:2085:C:O2'	2.44	0.47
19:AT:33:ILE:HD11	19:AT:62:LEU:HB3	1.97	0.47
58:BA:960:A:O5'	58:BA:960:A:H8	1.98	0.47
34:BP:86:LYS:N	34:BP:117:GLU:O	2.47	0.47
59:BB:33:G:H2'	59:BB:34:U:O4'	2.15	0.47
7:CH:1:MET:HE1	20:CA:823:G:H21	1.79	0.47
34:BP:89:ALA:HA	34:BP:121:LYS:HD2	1.96	0.47
41:DW:78:GLU:O	58:DA:24:G:O2'	2.26	0.47
44:DZ:44:PHE:CZ	44:DZ:86:VAL:HG21	2.50	0.47
20:AA:966:G:H1'	21:AW:34:C:H4'	1.96	0.47
33:BO:23:ARG:HG3	33:BO:24:VAL:H	1.79	0.47
20:AA:1161:C:H2'	20:AA:1162:C:H6	1.78	0.47
58:DA:308:G:H2'	58:DA:309:G:O4'	2.15	0.47
36:DR:2:ARG:HD2	58:DA:2723:C:OP1	2.15	0.47
26:DE:119:ARG:NE	26:DE:160:TYR:HB2	2.30	0.47
58:DA:385:C:HO2'	58:DA:388:G:N2	2.13	0.47
58:DA:926:A:H2'	58:DA:928:G:C8	2.50	0.47
27:BF:185:ASP:OD2	27:BF:188:ARG:NH2	2.47	0.47
20:CA:1015:A:H2'	20:CA:1016:A:C8	2.50	0.47
58:DA:401:A:H2'	58:DA:402:A:C8	2.50	0.47
25:BD:118:VAL:N	25:BD:129:ASN:OD1	2.47	0.47
24:DC:76:LEU:HA	24:DC:93:ASP:O	2.15	0.47
58:DA:1410:G:H2'	58:DA:1411:C:H6	1.80	0.47
29:BH:124:GLU:O	29:BH:126:PRO:HD3	2.14	0.47
6:AG:78:ARG:HB2	6:AG:87:VAL:HG21	1.95	0.47
3:AD:101:LEU:HD22	3:AD:138:TYR:HD2	1.80	0.47
1:AB:75:LYS:O	1:AB:78:GLN:HB3	2.15	0.47
45:D0:9:SER:OG	45:D0:10:THR:N	2.48	0.47
58:BA:591:C:H2'	58:BA:592:G:H8	1.79	0.47
42:DX:12:VAL:HG12	42:DX:17:ALA:HB1	1.97	0.47
14:AO:64:ARG:HD3	14:AO:68:ARG:NH2	2.30	0.47
58:BA:479:A:C4	58:BA:481:G:O4'	2.68	0.47
58:DA:2208:U:O2	58:DA:2216:G:N2	2.30	0.47

Continued on next page...

Continued from previous page...

Atom-1	Atom-2	Distance(Å)	Clash(Å)
18:CS:41:VAL:N	18:CS:67:VAL:O	2.48	0.47
36:DR:29:LEU:HD21	36:DR:52:ILE:HD11	1.96	0.47
58:DA:2712:U:O2'	58:DA:2713:A:H5'	2.15	0.47
26:BE:21:VAL:O	26:BE:23:VAL:HG13	2.15	0.47
20:AA:1503:A:H61	22:AV:14:A:C3'	2.27	0.47
32:BN:78:TYR:CD2	58:BA:2642:G:C5'	2.98	0.47
58:DA:2373:G:H1	58:DA:2380:C:N4	2.12	0.47
25:DD:53:PHE:N	25:DD:53:PHE:CD2	2.83	0.47
34:DP:64:LYS:O	34:DP:66:GLY:N	2.48	0.47
33:DO:19:ILE:HD13	33:DO:41:ALA:HB1	1.97	0.47
41:BW:70:TYR:OH	41:BW:72:LYS:HG2	2.15	0.47
23:AY:134:ALA:HB3	23:AY:258:VAL:HG22	1.97	0.47
20:CA:1187:G:H2'	20:CA:1188:A:C8	2.49	0.47
58:DA:2812:G:H2'	58:DA:2813:A:C8	2.49	0.47
20:CA:19:C:H2'	20:CA:20:U:H6	1.80	0.47
4:AE:78:HIS:CB	7:AH:104:ARG:HG3	2.44	0.47
7:AH:111:ILE:HG13	7:AH:135:CYS:SG	2.55	0.47
58:BA:474:G:O2'	58:BA:475:U:OP1	2.31	0.47
37:BS:92:TYR:OH	58:BA:2293:C:OP1	2.32	0.47
37:BS:92:TYR:C	37:BS:94:TYR:H	2.18	0.47
26:BE:128:SER:OG	26:BE:129:HIS:N	2.48	0.47
43:BY:9:LYS:HE2	43:BY:103:GLY:HA3	1.96	0.47
58:DA:2688:U:H5	58:DA:2719:G:H2'	1.78	0.47
20:CA:767:A:H2'	20:CA:768:A:O4'	2.14	0.47
56:B1:81:LYS:HE2	58:BA:270(J):G:H5''	1.96	0.47
4:AE:112:LEU:HA	4:AE:112:LEU:HD23	1.77	0.47
58:BA:2741:A:H2'	58:BA:2742:C:O4'	2.15	0.47
20:AA:68(J):G:N2	20:AA:68(Q):U:H1'	2.30	0.47
20:AA:1170:A:O5'	20:AA:1170:A:H8	1.98	0.47
48:D5:8:LYS:HE2	58:DA:2054:A:H2'	1.96	0.47
24:BC:194:ILE:O	24:BC:197:LEU:HB2	2.15	0.47
58:BA:181:A:C6	58:BA:182:A:C6	3.03	0.47
59:DB:116:G:H2'	59:DB:117:G:C8	2.49	0.47
4:AE:51:VAL:HG23	4:AE:52:PRO:HD3	1.97	0.47
28:BG:106:LEU:HA	28:BG:110:ALA:HB3	1.97	0.47
58:DA:1321:A:H2'	58:DA:1322:A:O4'	2.15	0.47
15:AP:81:ARG:HG2	15:AP:83:GLU:H	1.80	0.47
24:DC:85:LYS:O	24:DC:88:GLU:HB2	2.15	0.47
58:DA:1844:C:H2'	58:DA:1845:G:O4'	2.15	0.47
48:B5:22:HIS:CE1	58:BA:2045:C:H1'	2.50	0.47
20:CA:901:A:O5'	20:CA:901:A:H8	1.98	0.47
29:BH:177:GLY:HA3	58:BA:2531:A:OP1	2.14	0.47

Continued on next page...

Continued from previous page...

Atom-1	Atom-2	Distance(Å)	Clash(Å)
1:AB:109:SER:O	1:AB:113:HIS:ND1	2.41	0.47
26:DE:125:GLY:O	26:DE:127:ASP:N	2.48	0.47
51:B8:63:PRO:O	51:B8:65:GLU:N	2.48	0.47
17:CR:59:SER:OG	17:CR:62:GLU:OE2	2.26	0.47
58:BA:71:A:H5''	58:BA:72:U:H2'	1.96	0.47
58:BA:77:C:H2'	58:BA:78:A:H8	1.79	0.47
26:DE:19:ARG:HE	26:DE:19:ARG:HB3	1.58	0.47
2:AC:175:LEU:HD23	2:AC:175:LEU:H	1.78	0.47
20:AA:169:C:H2'	20:AA:170:U:C6	2.50	0.47
58:DA:1025:G:C5	58:DA:1135:C:H1'	2.50	0.46
58:DA:1139:G:O2'	58:DA:1143:A:N1	2.28	0.46
32:DN:28:THR:HA	32:DN:106:MET:CE	2.44	0.46
32:DN:39:ARG:HG2	32:DN:40:PRO:HD2	1.96	0.46
58:BA:227:A:H5'	58:BA:228:A:C2	2.50	0.46
32:BN:30:ILE:CG2	32:BN:34:LEU:HD21	2.44	0.46
28:BG:113:ARG:HB3	28:BG:114:ILE:H	1.65	0.46
56:D1:41:ARG:HB3	56:D1:41:ARG:HE	1.36	0.46
20:CA:1219:U:H2'	20:CA:1220:G:C8	2.50	0.46
25:BD:127:VAL:HA	25:BD:193:VAL:HG13	1.96	0.46
24:BC:47:LYS:CB	24:BC:212:SER:HB2	2.45	0.46
39:DU:96:ALA:C	39:DU:98:LEU:H	2.18	0.46
23:CY:567:LEU:O	23:CY:568:TYR:HB3	2.15	0.46
58:BA:1529:A:H62	58:BA:1542:G:N2	2.12	0.46
23:CY:210:ARG:O	23:CY:213:HIS:HB3	2.14	0.46
20:AA:971:G:P	20:AA:1231:G:H21	2.37	0.46
3:AD:128:VAL:HA	3:AD:145:GLU:O	2.15	0.46
20:AA:129(A):G:H4'	20:AA:130:A:H5''	1.96	0.46
15:CP:28:ARG:HG3	20:CA:376:G:H4'	1.95	0.46
8:AI:113:LYS:HE3	20:AA:1187:G:H5'	1.97	0.46
58:BA:1010:A:H2	58:BA:1153:C:O2	1.98	0.46
24:BC:104:ILE:HG21	24:BC:132:LEU:HD11	1.96	0.46
37:BS:25:ARG:HH22	59:BB:9:G:H5'	1.80	0.46
20:CA:1512:U:H3	20:CA:1523:G:H1	1.63	0.46
26:BE:13:ARG:HA	26:BE:21:VAL:C	2.34	0.46
20:AA:1135:U:H2'	20:AA:1137:C:O4'	2.15	0.46
58:DA:1491:G:H5''	58:DA:1494:A:N6	2.31	0.46
59:DB:22:U:H3	59:DB:61:G:H1	1.64	0.46
58:BA:1496:A:H2'	58:BA:1498:C:C5	2.50	0.46
20:AA:1015:A:C6	20:AA:1016:A:C6	3.02	0.46
23:AY:546:ILE:O	23:AY:550:MET:HB2	2.15	0.46
10:AK:116:HIS:HD2	20:AA:674:G:H21	1.61	0.46
26:DE:5:LEU:HD12	26:DE:50:GLY:O	2.15	0.46

Continued on next page...

Continued from previous page...

Atom-1	Atom-2	Distance(Å)	Clash(Å)
23:AY:154:GLN:N	23:AY:154:GLN:OE1	2.39	0.46
38:BT:132:LYS:O	38:BT:132:LYS:HD3	2.14	0.46
49:D6:13:CYS:SG	49:D6:49:HIS:HB3	2.55	0.46
43:DY:67:LEU:HD11	43:DY:71:LYS:NZ	2.30	0.46
35:BQ:111:GLU:O	35:BQ:115:MET:HG2	2.15	0.46
4:CE:128:PRO:HA	4:CE:131:ILE:HB	1.97	0.46
7:AH:9:MET:O	7:AH:13:ILE:HG12	2.15	0.46
20:CA:794:A:H2'	20:CA:795:C:H6	1.80	0.46
20:AA:296:U:O2'	20:AA:556:C:O2	2.33	0.46
58:DA:1811:G:H2'	58:DA:1812:A:C8	2.50	0.46
7:AH:34:GLU:O	7:AH:38:ILE:HG12	2.15	0.46
58:BA:1687:G:N1	58:BA:1700:A:OP1	2.32	0.46
20:CA:1354:C:H2'	20:CA:1355:G:H8	1.80	0.46
9:AJ:91:PRO:HB2	9:AJ:94:VAL:O	2.15	0.46
20:CA:185:A:H2'	20:CA:186:C:C6	2.50	0.46
20:CA:134:A:H2'	20:CA:135:C:C6	2.50	0.46
41:DW:28:SER:HA	41:DW:70:TYR:HA	1.96	0.46
56:B1:68:PRO:O	56:B1:72:GLU:HG2	2.15	0.46
58:BA:1830:C:H2'	58:BA:1831:G:H8	1.80	0.46
33:BO:12:ASP:HA	33:BO:97:ARG:O	2.15	0.46
19:CT:79:ARG:NH1	20:CA:263:A:OP1	2.47	0.46
23:AY:147:TRP:HZ3	23:AY:212:TYR:HH	1.61	0.46
23:AY:406:GLU:HG3	23:AY:407:PRO:HD2	1.96	0.46
3:AD:79:PHE:CE1	3:AD:204:ILE:HD13	2.50	0.46
25:DD:142:VAL:HG23	25:DD:193:VAL:HA	1.95	0.46
10:CK:34:ASP:O	10:CK:36:ASP:N	2.48	0.46
2:AC:66:VAL:HB	2:AC:101:LEU:HA	1.97	0.46
18:AS:10:PHE:CD2	20:AA:1318:A:H4'	2.50	0.46
20:CA:64:G:H4'	20:CA:65:U:H3'	1.97	0.46
4:AE:64:ARG:HE	4:AE:64:ARG:HA	1.79	0.46
11:CL:102:ARG:HB2	11:CL:119:LYS:O	2.15	0.46
12:CM:2:ALA:HB3	12:CM:9:ILE:HG23	1.98	0.46
32:DN:34:LEU:HD12	32:DN:116:LEU:O	2.15	0.46
58:BA:1914:C:C6	58:BA:1915:U:C1'	2.98	0.46
32:BN:9:VAL:HG11	32:BN:39:ARG:NH1	2.29	0.46
32:DN:132:ALA:O	32:DN:133:GLN:C	2.53	0.46
58:BA:2036:C:H2'	58:BA:2037:G:H8	1.80	0.46
50:D7:40:TRP:CZ2	58:DA:469:G:N1	2.82	0.46
58:DA:470:A:H2'	58:DA:471:A:H8	1.80	0.46
42:BX:58:HIS:HB2	58:BA:1601:G:OP1	2.15	0.46
58:DA:1503:U:H2'	58:DA:1504:C:H6	1.80	0.46
58:DA:76:C:N3	58:DA:110:G:N2	2.52	0.46

Continued on next page...

Continued from previous page...

Atom-1	Atom-2	Distance(Å)	Clash(Å)
50:B7:42:LEU:O	50:B7:44:PRO:HD3	2.16	0.46
20:AA:1480:G:H2'	20:AA:1481:U:O4'	2.15	0.46
58:BA:1418:G:C2	58:BA:1580:A:N6	2.82	0.46
58:BA:466:A:H8	58:BA:466:A:O5'	1.97	0.46
24:BC:26:ALA:HA	24:BC:30:VAL:HG23	1.97	0.46
58:DA:2258:C:H3'	58:DA:2259:G:H8	1.80	0.46
58:DA:1817:G:H2'	58:DA:1818:U:H5'	1.97	0.46
18:AS:39:THR:HB	18:AS:41:VAL:HG13	1.96	0.46
25:DD:56:GLY:N	58:DA:692:C:OP1	2.47	0.46
20:AA:1074:G:HO2'	20:AA:1101:A:N6	2.13	0.46
41:DW:12:ILE:HG22	41:DW:17:VAL:HG22	1.97	0.46
58:DA:247:G:H4'	58:DA:386:G:C4	2.50	0.46
45:D0:24:LYS:N	45:D0:37:LEU:O	2.49	0.46
43:DY:75:ILE:HG12	43:DY:76:CYS:H	1.80	0.46
8:CI:104:ARG:CD	20:CA:1118:C:H5'	2.45	0.46
40:DV:39:LEU:HA	40:DV:47:VAL:HG11	1.98	0.46
23:AY:141:LYS:CE	58:BA:2656:U:H4'	2.44	0.46
20:AA:1304:G:N2	20:AA:1332:A:OP2	2.48	0.46
23:AY:322:VAL:HG11	23:AY:354:ARG:HH22	1.80	0.46
28:BG:41:GLN:CD	28:BG:60:LEU:HG	2.35	0.46
58:DA:1081:U:H2'	58:DA:1082:U:C5	2.51	0.46
20:CA:1432:G:H1'	20:CA:1468:A:N6	2.30	0.46
25:DD:105:ILE:HD13	25:DD:106:ILE:H	1.80	0.46
3:AD:62:GLN:O	3:AD:65:ARG:HG3	2.15	0.46
20:CA:119:A:H4'	20:CA:120:A:N9	2.30	0.46
58:DA:2309:A:H2'	58:DA:2310:A:H8	1.80	0.46
15:AP:1:MET:HB3	20:AA:135:C:N3	2.30	0.46
42:BX:39:ILE:O	42:BX:43:VAL:HG23	2.14	0.46
44:BZ:110:GLY:HA2	44:BZ:146:ILE:HG13	1.98	0.46
20:AA:124:G:P	20:AA:310:G:H21	2.38	0.46
29:BH:105:LEU:O	29:BH:113:VAL:N	2.38	0.46
58:BA:2182:G:H2'	58:BA:2183:C:C6	2.51	0.46
1:CB:215:LEU:O	1:CB:218:ALA:N	2.48	0.46
19:AT:22:ARG:NE	20:AA:324:G:OP1	2.43	0.46
38:BT:35:LYS:O	38:BT:36:GLU:HB2	2.15	0.46
58:BA:2620:C:C2	58:BA:2621:A:C8	3.03	0.46
27:BF:68:LYS:NZ	58:BA:2060:A:H3'	2.30	0.46
58:BA:1446:C:O2	58:BA:1546:A:O2'	2.31	0.46
58:BA:1446:C:H2'	58:BA:1447:G:C8	2.50	0.46
29:DH:126:PRO:HG2	29:DH:130:ARG:HH12	1.81	0.46
4:AE:118:ILE:HG13	4:AE:120:THR:HG22	1.97	0.46
58:BA:1259:G:H2'	58:BA:1260:G:H8	1.79	0.46

Continued on next page...

Continued from previous page...

Atom-1	Atom-2	Distance(Å)	Clash(Å)
20:AA:45:U:H2'	20:AA:46:G:C8	2.49	0.46
7:CH:30:ARG:O	7:CH:34:GLU:HG2	2.15	0.46
59:DB:81:G:H1	59:DB:95:U:H3	1.63	0.46
3:AD:209:ARG:HG3	20:AA:8:A:N7	2.30	0.46
12:AM:21:TYR:OH	20:AA:1301:U:H4'	2.15	0.46
21:AW:27:C:H2'	21:AW:28:A:H8	1.80	0.46
23:AY:157:LEU:HD11	23:AY:159:ALA:HB2	1.97	0.46
58:BA:940:G:H2'	58:BA:941:A:O4'	2.15	0.46
14:CO:22:THR:HB	20:CA:658:G:H4'	1.97	0.46
39:BU:4:ALA:HB3	58:BA:1248:G:H2'	1.97	0.46
39:DU:20:LEU:HD12	39:DU:39:LEU:HD21	1.98	0.46
26:DE:123:ALA:HB3	58:DA:2511:U:H4'	1.97	0.46
32:DN:30:ILE:CG2	32:DN:34:LEU:HD21	2.44	0.46
58:DA:1129:A:H62	58:DA:2490:G:H5''	1.81	0.46
34:BP:9:ASN:H	34:BP:10:PRO:HD2	1.80	0.46
20:CA:347:G:H2'	20:CA:348:G:O4'	2.15	0.46
20:CA:1488:G:H2'	20:CA:1489:G:H8	1.79	0.46
58:BA:528:A:H61	58:BA:2042:A:H3'	1.79	0.46
20:CA:410:G:H21	20:CA:432:A:H62	1.64	0.46
20:CA:216:G:H2'	20:CA:217:C:H6	1.78	0.46
24:DC:23:ILE:HG12	24:DC:225:ILE:HD12	1.97	0.46
24:BC:164:PHE:HB3	24:BC:172:ILE:HG21	1.97	0.46
11:CL:93:LEU:O	11:CL:95:GLY:N	2.48	0.46
23:CY:528:ALA:HB1	23:CY:568:TYR:HA	1.97	0.46
20:AA:242:C:H2'	20:AA:245:C:H5	1.79	0.46
58:DA:754:C:H2'	58:DA:755:C:H6	1.79	0.46
12:CM:101:GLN:HB2	12:CM:102:ARG:H	1.46	0.46
16:AQ:62:SER:HB2	16:AQ:72:ARG:HG3	1.98	0.46
58:DA:874:G:H1	58:DA:903:C:N4	2.13	0.46
58:DA:270(R):C:H2'	58:DA:270(S):G:H8	1.80	0.46
9:AJ:20:ALA:HB1	9:AJ:37:PRO:HB3	1.97	0.46
13:AN:3:ARG:HA	13:AN:6:LEU:HD12	1.97	0.46
58:BA:481:G:N1	58:BA:507:A:H1'	2.30	0.46
58:BA:2244:U:C2'	58:BA:2245:U:H5'	2.45	0.46
43:DY:28:LYS:HE2	43:DY:28:LYS:HB3	1.64	0.46
10:CK:53:SER:H	20:CA:695:A:P	2.37	0.46
20:CA:728:A:H2'	20:CA:729:A:H8	1.80	0.46
25:BD:215:LEU:HB2	25:BD:217:ARG:HG3	1.97	0.46
20:AA:67:C:H2'	20:AA:68:G:H8	1.73	0.46
10:CK:21:ILE:HD11	10:CK:98:LEU:HD11	1.97	0.46
58:BA:2667:C:H2'	58:BA:2668:G:C8	2.50	0.46
58:BA:2641:G:H2'	58:BA:2642:G:H8	1.80	0.46

Continued on next page...

Continued from previous page...

Atom-1	Atom-2	Distance(Å)	Clash(Å)
27:DF:45:ARG:HG2	58:DA:443:A:N7	2.31	0.46
40:DV:66:ARG:HA	40:DV:90:PRO:HA	1.98	0.46
44:DZ:30:ASN:HA	44:DZ:89:PHE:HE2	1.81	0.46
8:AI:46:ALA:HB2	8:AI:74:ILE:HG22	1.97	0.46
17:AR:70:ILE:O	17:AR:74:ARG:HG3	2.15	0.46
20:CA:584:G:H2'	20:CA:585:G:H8	1.76	0.46
58:BA:822:U:C5	58:BA:944:G:H1'	2.48	0.46
20:AA:60:A:H4'	20:AA:61:G:O5'	2.15	0.46
23:CY:641:GLN:OE1	23:CY:642:VAL:N	2.48	0.46
4:CE:19:MET:SD	4:CE:24:ARG:HB3	2.55	0.46
3:AD:65:ARG:HB3	3:AD:75:PHE:CD2	2.51	0.46
5:AF:43:LEU:HD21	5:AF:46:ARG:HD2	1.97	0.46
20:AA:1097:C:H2'	20:AA:1098:C:C6	2.51	0.46
19:CT:63:ILE:HG21	19:CT:81:LYS:HG3	1.97	0.46
58:DA:2328:A:H2'	58:DA:2329:G:H8	1.80	0.46
46:B2:2:LYS:O	46:B2:6:VAL:N	2.49	0.46
20:AA:540:G:H2'	20:AA:541:G:O4'	2.15	0.46
26:BE:144:ARG:O	58:BA:2052:G:O2'	2.31	0.46
4:CE:145:LYS:HA	4:CE:145:LYS:HD3	1.79	0.46
58:DA:1886:C:O2'	58:DA:2101:G:O2'	2.33	0.46
11:CL:71:PRO:O	11:CL:102:ARG:NH1	2.48	0.46
9:AJ:48:THR:HG21	20:AA:1367:C:O2'	2.15	0.46
58:BA:977:G:HO2'	58:BA:1001:A:H2	1.64	0.46
34:BP:85:LEU:HG	34:BP:118:GLY:HA3	1.96	0.46
58:BA:594:U:H2'	58:BA:595:C:C6	2.50	0.46
4:AE:50:GLU:HB3	4:AE:53:LEU:HD23	1.96	0.46
1:CB:37:ASN:OD1	1:CB:37:ASN:N	2.49	0.46
10:CK:120:ARG:O	20:CA:779:C:H4'	2.15	0.46
20:AA:1534:A:O5'	20:AA:1534:A:H8	1.97	0.46
58:BA:878:A:H3'	58:BA:879:G:H8	1.80	0.46
32:DN:27:ALA:HB1	32:DN:103:VAL:HG22	1.96	0.46
58:DA:2698:U:H2'	58:DA:2699:C:H6	1.81	0.46
38:BT:100:TYR:HB3	38:BT:103:ARG:HH21	1.80	0.46
38:BT:50:ILE:HG23	38:BT:99:LEU:H	1.81	0.46
30:BJ:52:UNK:N	30:BJ:80:UNK:O	2.49	0.46
20:AA:386:C:H2'	20:AA:387:U:O4'	2.15	0.46
24:BC:162:ILE:HD13	24:BC:175:PRO:HD2	1.97	0.46
24:BC:42:VAL:HG11	24:BC:176:VAL:HG23	1.98	0.46
26:DE:13:ARG:HG2	38:DT:58:ASN:HD22	1.80	0.46
58:BA:2744:G:N2	58:BA:2760:C:N3	2.51	0.46
24:DC:117:THR:OG1	24:DC:120:VAL:HG22	2.16	0.46
1:AB:162:ILE:O	1:AB:185:ILE:O	2.34	0.46

Continued on next page...

Continued from previous page...

Atom-1	Atom-2	Distance(Å)	Clash(Å)
58:BA:687:C:H2'	58:BA:688:U:O4'	2.15	0.46
25:DD:35:LYS:HE3	25:DD:35:LYS:HB3	1.61	0.46
58:DA:2347:C:H2'	58:DA:2348:U:C6	2.51	0.46
20:CA:895:G:H2'	20:CA:896:C:C6	2.51	0.46
20:AA:115:G:H1'	20:AA:116:A:C8	2.51	0.46
58:DA:1430:C:H2'	58:DA:1431:U:O4'	2.15	0.46
58:BA:1535:U:H6	58:BA:1535:U:O5'	1.98	0.46
12:AM:87:TYR:HA	12:AM:90:LEU:HB3	1.98	0.46
12:AM:90:LEU:O	12:AM:94:ARG:HG2	2.16	0.46
58:DA:1949:G:H1	58:DA:1957:C:H42	1.63	0.46
4:CE:115:VAL:HG12	4:CE:116:THR:H	1.80	0.46
23:AY:333:GLY:H	23:AY:371:ALA:HB2	1.81	0.46
58:BA:2071:A:H2'	58:BA:2072:G:C8	2.49	0.46
20:AA:1313:U:H2'	20:AA:1314:C:C6	2.51	0.46
25:BD:147:LEU:HD11	25:BD:183:ARG:HG2	1.98	0.46
58:DA:2374:C:H2'	58:DA:2375:G:O4'	2.15	0.46
34:BP:111:ARG:HG2	34:BP:128:HIS:ND1	2.31	0.46
2:AC:125:GLU:OE2	2:AC:189:ALA:HA	2.15	0.46
10:CK:68:ALA:HA	10:CK:71:LYS:HD2	1.98	0.46
16:AQ:65:ILE:HB	16:AQ:69:LYS:HB3	1.96	0.46
39:DU:25:TRP:CD1	39:DU:26:GLY:N	2.81	0.46
58:BA:324:A:H2'	58:BA:325:G:O4'	2.14	0.46
58:DA:216:A:H2'	58:DA:217:G:O4'	2.15	0.46
16:AQ:81:ARG:NH2	16:AQ:83:ASP:OD2	2.49	0.46
35:BQ:92:GLY:O	35:BQ:94:VAL:HG13	2.16	0.46
58:BA:270(A):A:H2'	58:BA:270(B):A:C8	2.49	0.46
35:DQ:1:MET:N	35:DQ:48:GLU:HB2	2.30	0.46
21:AW:39:U:H2'	21:AW:40:G:C8	2.48	0.46
58:DA:2564:A:OP1	58:DA:2648:C:H4'	2.15	0.46
27:DF:74:ARG:HE	58:DA:674:G:H1'	1.80	0.46
36:DR:87:TYR:N	36:DR:87:TYR:CD2	2.83	0.46
31:BK:36:GLU:HG2	31:BK:65:PHE:CZ	2.49	0.46
7:CH:9:MET:O	7:CH:13:ILE:HG12	2.15	0.46
12:AM:54:VAL:O	12:AM:57:ARG:HG2	2.16	0.46
58:BA:136:G:H1	58:BA:143:C:H42	1.64	0.46
25:DD:263:ARG:NH1	58:DA:2227:A:OP1	2.48	0.46
58:BA:2560:C:H2'	58:BA:2561:A:C8	2.49	0.46
58:BA:2371:G:H2'	58:BA:2372:G:H8	1.79	0.46
58:BA:1858:G:H1'	58:BA:1884:A:N6	2.29	0.46
2:AC:39:ILE:HD11	2:AC:95:THR:HG21	1.96	0.46
58:DA:2299:G:H2'	58:DA:2300:G:C8	2.50	0.46
20:CA:659:U:H2'	20:CA:660:G:C8	2.50	0.46

Continued on next page...

Continued from previous page...

Atom-1	Atom-2	Distance(Å)	Clash(Å)
58:DA:1444:G:H2'	58:DA:1445:C:C5	2.51	0.46
58:DA:1731:G:HO2'	58:DA:1732:A:H8	1.60	0.46
29:DH:96:ALA:HB3	29:DH:128:PRO:HA	1.96	0.46
58:DA:1048:A:C6	58:DA:1111:A:C2	3.04	0.46
31:BK:14:ALA:HB3	31:BK:50:ASP:HA	1.96	0.46
24:BC:91:GLY:HA3	24:BC:158:LYS:HD2	1.96	0.46
58:DA:775:G:C5	58:DA:794:G:C8	3.04	0.46
33:DO:1:MET:HB2	33:DO:32:TYR:CD2	2.51	0.46
7:AH:90:GLY:O	16:AQ:34:LYS:HB2	2.15	0.46
35:DQ:34:LEU:HD13	35:DQ:118:LEU:HB3	1.98	0.46
35:BQ:10:ARG:HG3	35:BQ:90:VAL:HG13	1.98	0.46
27:BF:25:PRO:HD3	27:BF:115:ALA:O	2.16	0.46
20:CA:939:G:H2'	20:CA:940:C:C6	2.51	0.46
58:BA:2451:A:C8	58:BA:2452:C:C5	3.04	0.46
23:AY:5:VAL:O	23:AY:7:TYR:N	2.49	0.46
48:B5:45:VAL:HG22	48:B5:51:TYR:HB2	1.97	0.46
16:AQ:11:VAL:HG23	16:AQ:20:THR:HB	1.97	0.46
34:DP:16:ARG:NH1	58:DA:661:C:H4'	2.29	0.46
32:DN:56:ASN:HB3	32:DN:126:PRO:N	2.30	0.46
20:CA:143:A:H5'	20:CA:196:A:N1	2.31	0.46
58:BA:2080:G:H2'	58:BA:2081:C:C6	2.50	0.46
1:CB:69:LEU:HD22	1:CB:91:PRO:O	2.16	0.46
24:DC:75:VAL:HG21	24:DC:154:ILE:HG12	1.98	0.46
16:CQ:43:LEU:HD13	16:CQ:69:LYS:HG2	1.97	0.46
11:CL:33:ARG:NH1	11:CL:61:THR:OG1	2.49	0.46
15:CP:28:ARG:HG3	20:CA:376:G:C4'	2.45	0.46
58:DA:874:G:H2'	58:DA:875:G:H8	1.79	0.46
20:AA:1152:A:H2'	20:AA:1153:C:H6	1.79	0.46
23:AY:428:LEU:HD22	23:AY:440:VAL:HG11	1.97	0.46
34:BP:60:MET:O	58:BA:2392:A:O2'	2.22	0.46
25:DD:24:ILE:HG12	25:DD:25:THR:N	2.30	0.46
33:DO:64:ARG:HH22	38:DT:70:VAL:N	2.12	0.46
20:CA:1513:A:H2'	20:CA:1514:C:H6	1.79	0.46
23:AY:512:ILE:HD12	23:AY:589:ALA:HB1	1.97	0.46
44:BZ:156:LYS:O	44:BZ:158:PRO:HD3	2.14	0.46
43:DY:28:LYS:HG2	43:DY:37:VAL:HB	1.97	0.46
20:AA:920:U:HO2'	20:AA:1081:G:HO2'	1.57	0.46
29:BH:41:MET:HB3	29:BH:55:PRO:HD3	1.96	0.46
7:CH:104:ARG:HD3	7:CH:138:TRP:NE1	2.30	0.46
20:AA:1130:A:N6	20:AA:1131:G:O6	2.49	0.46
28:BG:98:ARG:HG3	57:B4:1:MET:SD	2.56	0.46
20:AA:691:G:H1'	20:AA:696:A:N6	2.30	0.46

Continued on next page...

Continued from previous page...

Atom-1	Atom-2	Distance(Å)	Clash(Å)
31:BK:30:HIS:HA	31:BK:59:ILE:HD12	1.97	0.46
28:DG:169:ALA:O	28:DG:172:LEU:HB3	2.15	0.46
2:CC:6:HIS:HA	2:CC:7:PRO:HD3	1.63	0.46
58:BA:920:G:H2'	58:BA:921:G:C8	2.50	0.46
58:BA:1331:A:O2'	58:BA:1332:G:C8	2.67	0.46
20:AA:479:C:H2'	20:AA:480:U:C6	2.50	0.46
20:CA:582:U:OP2	20:CA:758:G:N1	2.38	0.46
40:DV:19:LYS:HE2	40:DV:19:LYS:HB2	1.64	0.46
14:CO:82:ILE:HG13	14:CO:87:ILE:H	1.80	0.46
20:AA:60:A:H62	20:AA:110:C:N4	2.14	0.46
46:D2:25:VAL:HG11	46:D2:61:LEU:HD21	1.97	0.46
59:BB:102:G:H2'	59:BB:103:U:C6	2.49	0.46
37:BS:95:HIS:NE2	59:BB:48:A:H4'	2.31	0.46
58:DA:723:G:H2'	58:DA:724:U:H6	1.81	0.46
58:BA:1186:G:H3'	58:BA:1187:G:H8	1.80	0.46
20:AA:1028:C:N4	20:AA:1033:G:H1	2.13	0.46
12:AM:70:LEU:O	12:AM:74:VAL:HG23	2.15	0.46
27:DF:74:ARG:NE	58:DA:674:G:H1'	2.31	0.46
32:BN:10:GLU:OE2	32:BN:11:PRO:HD2	2.16	0.46
56:B1:86:SER:HB2	56:B1:89:GLU:HB2	1.98	0.46
27:BF:195:ASP:HB3	27:BF:197:ASP:OD2	2.15	0.46
29:BH:105:LEU:HD23	29:BH:105:LEU:H	1.80	0.46
11:CL:43:VAL:HG12	11:CL:44:THR:H	1.81	0.46
58:BA:829:A:C8	58:BA:2248:C:H5'	2.51	0.46
21:CW:20:U:H1'	21:CW:20(A):U:H2'	1.96	0.46
16:AQ:29:HIS:C	16:AQ:31:LEU:H	2.19	0.46
16:AQ:29:HIS:HA	16:AQ:30:PRO:HD2	1.82	0.46
15:AP:31:LYS:HG2	15:AP:32:TYR:N	2.30	0.46
58:DA:1589:C:H2'	58:DA:1590:U:H6	1.81	0.46
44:DZ:118:GLN:O	44:DZ:172:ALA:HA	2.15	0.46
14:AO:50:HIS:CG	20:AA:764:C:H5''	2.51	0.46
58:BA:1981:A:H3'	58:BA:1981:A:H8	1.81	0.46
20:CA:1258:G:H2'	20:CA:1259:C:C6	2.50	0.46
58:DA:2825:U:H2'	58:DA:2826:A:O4'	2.16	0.46
58:DA:638:G:H2'	58:DA:639:U:C6	2.50	0.46
58:BA:2235:G:H2'	58:BA:2236:C:C6	2.51	0.46
58:DA:1303:G:H1'	58:DA:1641:A:N1	2.30	0.46
30:BJ:67:UNK:HA	30:BJ:72:UNK:HA	1.98	0.46
58:BA:1955:U:O2'	58:BA:1956:U:H5'	2.15	0.46
37:DS:42:ASP:O	37:DS:44:LYS:N	2.41	0.46
25:DD:248:SER:C	25:DD:250:TRP:H	2.18	0.46
58:DA:1904:G:C2	58:DA:1905:C:H1'	2.50	0.46

Continued on next page...

Continued from previous page...

Atom-1	Atom-2	Distance(Å)	Clash(Å)
58:DA:1786:A:H2'	58:DA:1786:A:N3	2.30	0.46
44:DZ:70:LEU:HB2	44:DZ:91:LEU:HD21	1.97	0.46
47:B3:11:SER:HB3	58:BA:988:A:P	2.56	0.46
3:CD:100:ARG:HD2	3:CD:137:SER:HA	1.98	0.46
58:BA:1990:C:H2'	58:BA:1991:U:C6	2.50	0.46
39:DU:53:ARG:O	39:DU:56:ASP:HB2	2.15	0.46
38:DT:49:VAL:HG23	38:DT:63:VAL:HG22	1.98	0.46
32:BN:25:ARG:HA	58:BA:1012:U:O4	2.16	0.46
58:BA:2036:C:H2'	58:BA:2037:G:C8	2.51	0.46
58:DA:817:C:H2'	58:DA:818:G:O4'	2.16	0.46
27:BF:191:ARG:HB3	27:BF:193:VAL:CG2	2.46	0.46
27:BF:191:ARG:O	27:BF:193:VAL:HG23	2.16	0.46
20:CA:434:U:H2'	20:CA:435:C:C6	2.50	0.46
20:CA:68(D):C:N3	20:CA:68(V):G:O6	2.49	0.46
58:BA:527:C:H2'	58:BA:2779:U:C2	2.51	0.46
37:DS:26:LEU:HD13	37:DS:106:ARG:HH12	1.80	0.46
25:BD:111:LEU:HD11	25:BD:117:VAL:HG11	1.97	0.46
24:BC:45:HIS:N	24:BC:213:VAL:O	2.49	0.46
20:CA:519:C:N4	20:CA:520:A:N1	2.64	0.46
26:DE:22:PRO:O	26:DE:186:GLY:N	2.49	0.46
58:BA:1541:U:H3'	58:BA:1542:G:O3'	2.15	0.46
12:CM:91:ARG:HA	12:CM:94:ARG:CG	2.46	0.46
23:CY:544:LYS:O	23:CY:548:GLU:N	2.42	0.46
20:AA:217:C:H2'	20:AA:218:C:C6	2.47	0.46
58:DA:2660:A:H2'	58:DA:2661:G:O4'	2.15	0.46
58:DA:137(B):G:H1	58:DA:141(B):C:N4	2.09	0.46
58:DA:201:C:H1'	58:DA:251:A:H2	1.79	0.46
23:AY:443:HIS:HD2	23:AY:446:THR:N	2.14	0.46
11:CL:124:LYS:HD2	11:CL:124:LYS:HA	1.73	0.46
58:BA:704:G:HO2'	58:BA:705:A:P	2.39	0.46
3:AD:173:TRP:HB2	3:AD:187:ARG:HG3	1.98	0.46
51:B8:32:LEU:HB3	51:B8:33:ASN:H	1.56	0.46
58:BA:2712:U:O2'	58:BA:712(B):A:O5'	2.33	0.46
36:DR:73:VAL:O	36:DR:76:VAL:HG12	2.16	0.46
58:BA:600:G:H2'	58:BA:601:C:C6	2.50	0.46
58:BA:1801:G:N2	58:BA:2207:C:O2'	2.47	0.46
58:DA:1364:G:H2'	58:DA:1366:A:OP2	2.15	0.46
20:AA:522:C:H2'	20:AA:523:A:O4'	2.15	0.46
58:DA:1790:C:H2'	58:DA:1791:A:C5	2.50	0.46
59:DB:15:A:H1'	59:DB:109:G:C6	2.50	0.46
59:DB:13:A:H4'	59:DB:15:A:C5	2.51	0.46
23:AY:301:ILE:CG2	23:AY:331:TYR:HB3	2.46	0.46

Continued on next page...

Continued from previous page...

Atom-1	Atom-2	Distance(Å)	Clash(Å)
23:AY:393:ASP:HB2	23:AY:394:ALA:H	1.55	0.46
33:DO:39:ILE:HG12	33:DO:40:VAL:N	2.31	0.46
16:AQ:68:ARG:O	16:AQ:70:ARG:N	2.49	0.46
7:AH:31:PHE:O	7:AH:35:ILE:HG12	2.16	0.46
58:DA:609(B):G:H2'	58:DA:610:C:H6	1.80	0.46
58:BA:1728:G:O6	58:BA:1730:U:H5''	2.16	0.46
26:BE:160:TYR:OH	58:BA:2679:A:OP2	2.32	0.46
25:DD:105:ILE:HD13	25:DD:106:ILE:N	2.30	0.46
33:BO:64:ARG:HD3	33:BO:83:ALA:HB3	1.96	0.46
11:AL:115:LYS:HA	11:AL:115:LYS:HD2	1.74	0.46
43:BY:73:ARG:HH21	43:BY:82:PRO:HD3	1.81	0.46
7:CH:26:VAL:HA	7:CH:27:PRO:HD3	1.82	0.46
20:AA:302:G:N3	20:AA:556:C:H4'	2.30	0.46
6:AG:121:ALA:O	6:AG:125:MET:HG2	2.16	0.46
32:DN:10:GLU:OE2	32:DN:11:PRO:HD2	2.15	0.46
44:DZ:165:VAL:HB	44:DZ:166:SER:H	1.57	0.46
58:BA:638:G:H2'	58:BA:639:U:H6	1.79	0.46
36:BR:67:LEU:HG	36:BR:76:VAL:HB	1.97	0.46
20:CA:1006:C:H2'	20:CA:1007:C:H6	1.78	0.46
31:DK:30:HIS:CD2	31:DK:59:ILE:HB	2.51	0.46
25:DD:161:THR:O	25:DD:196:VAL:HG22	2.15	0.46
58:DA:1170:G:H1	58:DA:1179:C:H42	1.64	0.46
58:BA:2155:G:H3'	58:BA:2156:G:C8	2.51	0.46
18:CS:29:ARG:HD2	18:CS:48:THR:HG21	1.98	0.46
58:DA:635:C:O2'	58:DA:639:U:OP1	2.33	0.46
15:AP:68:ASP:O	15:AP:71:ARG:HB3	2.15	0.46
23:AY:114:VAL:HB	23:AY:116:PRO:HD3	1.98	0.46
48:B5:55:ARG:HH21	48:B5:56:LYS:HE3	1.80	0.46
47:D3:43:ILE:O	47:D3:47:VAL:HG23	2.16	0.46
30:DJ:91:UNK:O	30:DJ:95:UNK:N	2.49	0.46
29:BH:107:VAL:HG23	29:BH:109:PHE:H	1.81	0.46
6:CG:51:GLN:NE2	6:CG:56:GLN:O	2.39	0.46
20:CA:1440(H):U:O3'	20:CA:1440(I):A:H3'	2.15	0.46
36:DR:11:ASN:O	36:DR:12:ARG:HB2	2.15	0.46
10:AK:51:LYS:H	10:AK:54:ARG:HB2	1.80	0.46
20:CA:1004:A:H8	20:CA:1036:G:H1	1.61	0.46
34:DP:86:LYS:N	34:DP:117:GLU:O	2.48	0.46
2:CC:174:PRO:HB3	20:CA:1107:C:OP1	2.16	0.46
45:B0:41:ARG:HA	45:B0:41:ARG:NE	2.30	0.46
23:CY:591:LYS:HA	23:CY:591:LYS:HD3	1.58	0.46
25:BD:123:ALA:HB3	25:BD:131:LEU:HG	1.98	0.46
43:BY:49:VAL:HG12	43:BY:50:ARG:H	1.80	0.46

Continued on next page...

Continued from previous page...

Atom-1	Atom-2	Distance(Å)	Clash(Å)
39:BU:80:ILE:O	39:BU:83:LEU:N	2.49	0.46
58:DA:2756:U:H4'	58:DA:2757:A:OP1	2.15	0.46
32:BN:45:ASN:HB2	58:BA:557:U:O2'	2.16	0.46
39:BU:57:PHE:CE1	58:BA:536:A:H4'	2.51	0.46
58:DA:572:A:H3'	58:DA:573:G:H8	1.80	0.46
27:BF:154:VAL:O	27:BF:174:VAL:O	2.32	0.46
38:BT:62:THR:HA	38:BT:75:ILE:HA	1.98	0.46
30:BJ:24:UNK:HA	30:BJ:84:UNK:O	2.16	0.46
27:BF:7:TYR:CZ	27:BF:9:ILE:HA	2.51	0.46
23:CY:435:ASP:OD1	60:CY:701:FUA:H22	2.16	0.46
58:BA:684:G:H21	58:BA:788:A:P	2.39	0.46
58:BA:422:A:H2'	58:BA:423:A:H8	1.78	0.46
39:DU:92:ARG:HB2	40:DV:11:GLN:OE1	2.16	0.46
58:DA:681:G:H2'	58:DA:682:G:H8	1.80	0.46
58:DA:692:C:N4	58:DA:770:G:H1	2.12	0.46
1:AB:185:ILE:HD13	1:AB:199:TYR:HB2	1.97	0.46
58:BA:310:A:O2'	58:BA:311:A:H2'	2.15	0.46
20:AA:49:U:H3	20:AA:362:G:H1'	1.81	0.46
11:CL:115:LYS:C	11:CL:117:ARG:H	2.18	0.46
58:DA:1536:A:H3'	58:DA:1537:C:C6	2.51	0.46
40:BV:52:VAL:HG13	40:BV:55:ALA:HB3	1.98	0.46
31:DK:34:ILE:HA	31:DK:37:PHE:HB3	1.98	0.46
9:AJ:16:LEU:HD21	9:AJ:70:ARG:HD3	1.97	0.46
58:DA:684:G:O2'	58:DA:788:A:N7	2.49	0.46
44:BZ:19:ARG:NH2	59:BB:76:G:O3'	2.49	0.46
40:DV:4:ILE:O	40:DV:39:LEU:N	2.33	0.46
58:DA:1938:A:O2'	58:DA:2591:C:H1'	2.16	0.46
20:CA:1316:G:H1'	20:CA:1360:A:H2	1.81	0.46
25:DD:16:MET:HG3	25:DD:207:GLY:HA3	1.98	0.46
14:AO:46:HIS:O	14:AO:48:LYS:N	2.49	0.46
58:BA:2570:G:H2'	58:BA:2571:C:C6	2.50	0.46
58:BA:2529:G:OP2	58:BA:2530:A:H8	1.99	0.46
20:AA:186:C:H2'	20:AA:186(A):C:C6	2.51	0.46
29:DH:148:ILE:O	29:DH:151:ILE:HB	2.16	0.46
58:BA:232:G:H22	58:BA:420:C:H5''	1.80	0.46
34:DP:113:LYS:HB2	34:DP:129:ALA:HB3	1.98	0.46
5:AF:28:ARG:O	5:AF:31:GLU:HB3	2.15	0.46
58:BA:1275:A:H3'	58:BA:1645:G:O2'	2.15	0.46
58:BA:968:G:H2'	58:BA:969:U:C6	2.50	0.46
23:CY:394:ALA:C	23:CY:396:ARG:H	2.19	0.46
58:BA:2660:A:H2'	58:BA:2661:G:O4'	2.16	0.46
20:AA:509:A:H2	20:AA:543:C:O2	1.98	0.46

Continued on next page...

Continued from previous page...

Atom-1	Atom-2	Distance(Å)	Clash(Å)
7:AH:9:MET:HE3	7:AH:10:LEU:HD23	1.98	0.46
40:DV:76:LYS:HB2	40:DV:81:TYR:CD1	2.49	0.46
58:DA:2262:U:H4'	58:DA:2328:A:H2	1.80	0.46
35:DQ:25:ASP:HB3	35:DQ:100:GLY:O	2.16	0.46
10:CK:108:ILE:HD13	17:CR:87:ARG:HA	1.98	0.46
26:DE:122:PHE:CE2	58:DA:2512:C:H4'	2.50	0.46
20:CA:280:C:H3'	20:CA:281:G:H5'	1.98	0.46
58:DA:2353:G:H1	58:DA:2364:C:H42	1.63	0.46
20:CA:1472:U:H2'	20:CA:1473:A:H8	1.80	0.46
20:AA:828:A:N6	20:AA:858:G:O2'	2.48	0.46
20:AA:109:A:N7	20:AA:326:G:H2'	2.31	0.46
21:CW:1:G:N2	21:CW:73:A:O2'	2.48	0.46
58:BA:182:A:H2'	58:BA:183:C:C6	2.50	0.46
20:CA:1462:G:H2'	20:CA:1463:C:C6	2.50	0.46
44:DZ:51:ALA:HA	44:DZ:55:HIS:HB2	1.97	0.46
58:DA:693:C:H42	58:DA:769:G:H1	1.62	0.46
58:BA:2298:A:H62	58:BA:2318:G:H21	1.62	0.46
34:BP:113:LYS:HE2	34:BP:131:SER:HB2	1.98	0.46
5:CF:82:ARG:HB2	5:CF:85:VAL:HG23	1.97	0.46
42:BX:37:THR:O	42:BX:41:ASN:ND2	2.48	0.46
58:DA:270(X):G:H2'	58:DA:270(Y):G:O4'	2.15	0.46
27:BF:67:GLN:NE2	58:BA:675:A:H4'	2.30	0.46
5:AF:47:ARG:HA	5:AF:57:GLN:HA	1.98	0.46
58:DA:1916:A:O5'	58:DA:1916:A:H8	1.98	0.46
58:BA:2821:A:H2'	58:BA:2822:G:C8	2.51	0.46
32:DN:129:PRO:O	32:DN:130:HIS:C	2.54	0.46
58:DA:1638:C:H4'	58:DA:2710:C:O2	2.16	0.46
38:BT:89:VAL:O	38:BT:91:ARG:HG3	2.16	0.46
58:DA:598:G:O6	58:DA:659:C:N3	2.48	0.46
59:DB:48:A:H2'	59:DB:49:C:C6	2.50	0.46
59:DB:36:C:N4	59:DB:49:C:O2	2.32	0.46
34:BP:71:VAL:HG12	58:BA:389:G:N1	2.26	0.46
58:DA:1131:G:H4'	58:DA:1132:A:OP1	2.16	0.46
58:DA:682:G:H1	58:DA:795:C:H42	1.63	0.46
6:AG:87:VAL:HG11	6:AG:154:TYR:O	2.15	0.46
23:CY:137:ASN:HD22	23:CY:138:LYS:H	1.64	0.46
58:DA:2007:C:H5'	58:DA:2824:C:H1'	1.97	0.46
11:CL:87:GLY:HA2	11:CL:98:TYR:H	1.81	0.46
20:CA:1338:G:N2	21:CW:41:A:H1'	2.23	0.46
11:AL:100:ILE:HG22	11:AL:101:VAL:N	2.31	0.46
2:AC:176:HIS:N	20:AA:1108:G:OP1	2.46	0.46
58:DA:251:A:H8	58:DA:251:A:O5'	1.99	0.46

Continued on next page...

Continued from previous page...

Atom-1	Atom-2	Distance(Å)	Clash(Å)
20:AA:1151:A:HO2'	20:AA:1152:A:H8	1.63	0.46
14:AO:82:ILE:O	14:AO:86:GLY:N	2.46	0.46
20:CA:943:U:O2	20:CA:1341:U:O2	2.34	0.46
56:B1:43:TYR:HB2	56:B1:44:PRO:HD2	1.98	0.46
59:BB:8:U:H2'	59:BB:9:G:C8	2.51	0.46
58:BA:25:U:H2'	58:BA:26:G:O4'	2.15	0.46
37:DS:33:LYS:HB2	59:DB:28:C:OP2	2.15	0.46
20:CA:1142:G:H2'	20:CA:1143:G:O4'	2.16	0.46
50:D7:34:ARG:HD2	50:D7:42:LEU:HD22	1.98	0.46
2:CC:150:LYS:HG3	2:CC:167:TRP:HZ3	1.81	0.46
58:BA:857:C:N4	58:BA:920:G:H1	2.12	0.46
58:DA:848:G:C2	58:DA:933:A:H1'	2.51	0.46
8:AI:69:GLY:HA3	20:AA:1371:G:O3'	2.16	0.46
23:AY:163:VAL:HA	23:AY:258:VAL:HB	1.98	0.46
34:BP:25:SER:OG	34:BP:27:HIS:O	2.34	0.46
58:DA:1830:C:H42	58:DA:1975:G:H1	1.62	0.46
58:DA:1218:C:H2'	58:DA:1219:G:C8	2.51	0.46
39:DU:58:ARG:HA	39:DU:61:TRP:CE3	2.51	0.46
20:CA:355:C:O2'	20:CA:388:G:N3	2.48	0.46
35:BQ:126:PRO:HA	58:BA:2485:G:H4'	1.98	0.46
15:AP:72:ARG:HB2	20:AA:453:A:H4'	1.98	0.46
58:DA:648:G:H4'	58:DA:2351:G:H5''	1.96	0.46
29:BH:17:VAL:HG13	29:BH:26:VAL:HG22	1.97	0.46
58:BA:2247:A:H2'	58:BA:2248:C:O4'	2.15	0.46
11:AL:10:LEU:HB3	16:AQ:32:TYR:HE1	1.81	0.46
26:BE:148:GLY:HA2	58:BA:2052:G:O2'	2.16	0.46
58:DA:1355:G:H1	58:DA:1376:C:H42	1.64	0.46
58:BA:2658:C:H2'	58:BA:2659:G:O4'	2.16	0.46
24:DC:48:LEU:HB2	24:DC:49:GLY:H	1.55	0.46
4:AE:137:GLU:HA	4:AE:140:ARG:HB3	1.97	0.46
23:AY:76:ASP:O	23:AY:77:HIS:ND1	2.48	0.46
14:CO:61:GLY:O	14:CO:65:ARG:HG3	2.15	0.46
58:DA:199:A:N6	58:DA:2433:A:H2'	2.31	0.46
28:DG:51:ARG:HA	28:DG:54:GLU:HB3	1.97	0.46
29:DH:104:GLU:HA	29:DH:113:VAL:O	2.16	0.46
58:BA:2331:G:H2'	58:BA:2332:U:C6	2.50	0.46
58:BA:1128:A:O4'	58:BA:2516:G:O2'	2.33	0.46
9:AJ:99:LYS:HD2	9:AJ:99:LYS:HA	1.58	0.46
20:CA:419:C:OP1	20:CA:513:C:O2'	2.27	0.46
32:DN:98:VAL:CG2	32:DN:99:LEU:N	2.78	0.46
58:DA:1906:G:N2	58:DA:1924:C:N3	2.52	0.46
27:DF:154:VAL:O	27:DF:174:VAL:O	2.33	0.46

Continued on next page...

Continued from previous page...

Atom-1	Atom-2	Distance(Å)	Clash(Å)
56:D1:22:GLY:HA2	56:D1:38:SER:N	2.30	0.46
20:CA:349:A:H2'	20:CA:350:G:C8	2.50	0.46
20:AA:722:A:H4'	20:AA:723:U:H5	1.81	0.46
24:DC:47:LYS:HE3	24:DC:47:LYS:HB2	1.78	0.46
20:AA:892:A:H2'	20:AA:893:C:H6	1.80	0.46
16:CQ:60:ILE:HG23	16:CQ:72:ARG:HB2	1.97	0.46
26:DE:152:LYS:HG2	32:DN:78:TYR:CD1	2.51	0.46
58:DA:141(B):C:H2'	58:DA:142:G:O4'	2.16	0.46
2:CC:36:ASP:O	2:CC:40:ARG:HG3	2.15	0.46
58:BA:2245:U:O2	58:BA:2436:G:H8	1.99	0.46
58:BA:52:A:C6	58:BA:118:A:C2	3.04	0.46
23:CY:311:ALA:HB3	23:CY:389:LEU:O	2.16	0.46
58:DA:2590:A:H2'	58:DA:2591:C:H6	1.80	0.46
33:DO:23:ARG:HG3	33:DO:24:VAL:H	1.81	0.46
58:DA:1299:G:O2'	58:DA:1640:C:N4	2.48	0.46
10:CK:83:ILE:HA	10:CK:109:VAL:HB	1.96	0.46
20:AA:1503:A:N6	22:AV:15:A:H5'	2.31	0.46
20:AA:1506:U:O2'	20:AA:1507:A:H5'	2.16	0.46
27:DF:162:LEU:HD12	27:DF:162:LEU:H	1.81	0.46
47:B3:6:VAL:HB	47:B3:54:VAL:HG13	1.98	0.46
47:D3:6:VAL:HG12	47:D3:56:VAL:HA	1.98	0.46
58:DA:1056:G:H5''	58:DA:1057:A:H5'	1.98	0.46
20:AA:185:A:H2'	20:AA:186:C:C6	2.51	0.46
25:BD:38:LYS:HB3	25:BD:38:LYS:HE3	1.79	0.46
26:DE:4:ILE:HD13	26:DE:5:LEU:N	2.30	0.46
3:AD:158:ILE:O	3:AD:162:LEU:HG	2.16	0.46
58:BA:222:A:H5''	58:BA:421:U:OP1	2.16	0.46
58:DA:326:G:H1	58:DA:336:C:H42	1.62	0.46
46:D2:56:GLN:O	46:D2:60:LEU:HG	2.16	0.46
20:CA:595:G:H21	20:CA:596:C:N4	2.14	0.46
58:BA:580:C:H2'	58:BA:581:C:C6	2.51	0.46
58:DA:667:U:H2'	58:DA:668:G:O4'	2.16	0.46
58:DA:672:C:H42	58:DA:808:G:H1	1.63	0.46
58:BA:2250:G:O2'	58:BA:2496:C:OP1	2.21	0.46
58:DA:2863:C:H2'	58:DA:2864:G:O4'	2.15	0.46
47:D3:34:GLU:O	47:D3:35:ARG:NH1	2.49	0.46
31:BK:117:THR:HB	58:BA:1082:U:H5'	1.98	0.46
19:AT:10:LEU:HD12	19:AT:11:SER:N	2.30	0.46
20:AA:794:A:O2'	20:AA:1521:G:O3'	2.32	0.46
36:DR:14:SER:O	36:DR:18:LEU:HG	2.16	0.46
56:B1:62:VAL:HG11	56:B1:67:ILE:HG23	1.97	0.46
58:BA:2234:G:H2'	58:BA:2235:G:H8	1.81	0.46

Continued on next page...

Continued from previous page...

Atom-1	Atom-2	Distance(Å)	Clash(Å)
58:BA:1954:G:N3	58:BA:1956:U:N3	2.64	0.46
19:CT:16:HIS:CE1	20:CA:333:G:H4'	2.50	0.46
1:CB:238:LEU:O	1:CB:240:GLN:N	2.49	0.46
58:DA:611:C:N3	58:DA:617:G:O6	2.49	0.46
27:DF:103:LYS:O	27:DF:106:ARG:HD3	2.16	0.46
2:AC:40:ARG:O	2:AC:44:GLU:HG3	2.15	0.46
8:CI:72:GLY:N	20:CA:1372:U:OP1	2.49	0.46
58:DA:1095:A:H2'	58:DA:1096:A:C8	2.51	0.46
15:AP:20:VAL:HG23	15:AP:35:LYS:HA	1.98	0.46
29:BH:67:LEU:HD12	58:BA:2747:G:O2'	2.15	0.46
32:BN:98:VAL:CG2	32:BN:99:LEU:N	2.78	0.46
20:AA:628:G:H2'	20:AA:629:G:H8	1.78	0.46
58:DA:812:C:N3	58:DA:1195:G:N2	2.55	0.46
1:CB:58:ILE:HG22	1:CB:222:ILE:HG23	1.97	0.46
1:CB:88:ALA:HA	1:CB:222:ILE:HD11	1.98	0.46
58:BA:2471:C:H2'	58:BA:2472:G:O4'	2.15	0.46
33:DO:107:ARG:NH1	38:DT:36:GLU:HA	2.31	0.46
11:CL:101:VAL:HB	11:CL:104:VAL:HG22	1.97	0.46
11:CL:85:ILE:HD12	11:CL:98:TYR:O	2.16	0.46
56:B1:20:ARG:HG2	58:BA:380:U:OP1	2.16	0.46
34:DP:48:PRO:O	34:DP:50:ARG:N	2.49	0.46
58:DA:1802:A:H8	58:DA:1815:A:N6	2.10	0.46
43:BY:75:ILE:HA	43:BY:79:CYS:O	2.16	0.46
20:CA:298:A:H2'	20:CA:299:G:O4'	2.16	0.46
58:DA:904:C:H2'	58:DA:905:U:C6	2.51	0.46
58:DA:289:A:H2'	58:DA:290:G:O4'	2.15	0.46
33:DO:67:LYS:NZ	58:DA:1664:A:O2'	2.45	0.46
58:BA:1000:A:OP2	58:BA:1154:G:N1	2.44	0.46
1:CB:78:GLN:NE2	1:CB:95:GLN:O	2.49	0.46
20:AA:1440(K):G:H2'	20:AA:1440(L):G:O4'	2.15	0.46
44:DZ:28:MET:SD	44:DZ:28:MET:N	2.89	0.46
43:DY:10:GLY:HA2	43:DY:27:VAL:O	2.16	0.46
59:DB:62:C:H2'	59:DB:63:G:H8	1.80	0.46
23:AY:610:VAL:HG23	23:AY:612:THR:HG22	1.97	0.46
23:AY:333:GLY:H	23:AY:371:ALA:CB	2.29	0.46
58:BA:2653:U:H3	58:BA:2667:C:H42	1.63	0.46
25:BD:147:LEU:HA	25:BD:185:VAL:HG13	1.97	0.46
20:AA:501:C:H2'	20:AA:502:G:C8	2.51	0.46
30:DJ:54:UNK:N	30:DJ:79:UNK:HA	2.30	0.46
25:DD:220:HIS:NE2	58:DA:1825:A:OP2	2.49	0.46
59:DB:14:U:OP2	59:DB:70:C:O2'	2.24	0.46
58:DA:2210:G:N2	58:DA:2212:A:C2	2.84	0.46

Continued on next page...

Continued from previous page...

Atom-1	Atom-2	Distance(Å)	Clash(Å)
8:AI:11:LYS:HE3	20:AA:1371:G:OP2	2.16	0.46
33:DO:6:THR:H	33:DO:21:CYS:HB3	1.81	0.46
20:CA:865:A:H5'	20:CA:1078:U:C5	2.51	0.46
58:BA:1102:C:H2'	58:BA:1103:A:O4'	2.15	0.46
1:AB:64:ARG:HB2	1:AB:64:ARG:HE	1.34	0.46
46:D2:21:LEU:HD23	46:D2:24:LEU:HD12	1.98	0.46
27:DF:25:PRO:HD3	27:DF:115:ALA:O	2.16	0.46
2:AC:163:ALA:CB	20:AA:1056:U:H4'	2.45	0.46
4:AE:127:ASN:O	4:AE:131:ILE:HG12	2.16	0.46
58:DA:2230:G:H2'	58:DA:2231:C:C6	2.51	0.46
20:CA:1284:C:OP2	20:CA:1285:A:O2'	2.29	0.46
42:BX:36:LYS:HA	42:BX:39:ILE:HD12	1.98	0.46
10:AK:29:ILE:HD11	10:AK:42:TRP:HB2	1.98	0.46
51:B8:26:LYS:NZ	58:BA:2361:A:H5''	2.31	0.46
51:B8:46:ARG:HG3	51:B8:47:LYS:H	1.81	0.46
58:BA:722:A:H2'	58:BA:723:G:H8	1.80	0.46
25:BD:65:ILE:HA	25:BD:104:TYR:HB2	1.97	0.46
58:BA:314:A:H2'	58:BA:315:G:H8	1.80	0.46
58:DA:1175:U:H5	58:DA:1177:A:N1	2.14	0.46
58:BA:377:C:H2'	58:BA:378:C:H6	1.81	0.46
44:BZ:17:ALA:O	44:BZ:20:ARG:HG2	2.16	0.46
2:AC:43:LEU:O	2:AC:47:LEU:HB3	2.15	0.46
58:DA:632:A:H2'	58:DA:633:A:C8	2.51	0.46
58:BA:1546:A:O5'	58:BA:1546:A:H8	1.99	0.46
25:BD:86:PRO:HB3	58:BA:1567:A:P	2.56	0.46
58:BA:595:C:H2'	58:BA:596:G:O4'	2.16	0.46
4:CE:46:GLY:HA3	4:CE:54:ALA:O	2.16	0.46
7:AH:4:ASP:HB3	7:AH:7:ALA:HB3	1.98	0.46
3:CD:116:GLN:O	3:CD:120:LEU:HG	2.16	0.46
9:AJ:63:PHE:HD1	13:AN:58:LYS:HA	1.81	0.46
18:AS:31:ILE:HG12	18:AS:48:THR:O	2.15	0.46
20:AA:490:G:H2'	20:AA:491:G:C8	2.50	0.46
23:AY:600:VAL:HG22	23:AY:678:GLU:HG3	1.98	0.46
21:CW:17:U:O5'	21:CW:60:U:O2'	2.34	0.46
31:BK:132:ARG:HA	31:BK:132:ARG:HD3	1.61	0.46
16:AQ:52:LYS:HB3	16:AQ:52:LYS:HE3	1.72	0.46
27:DF:144:LYS:HD3	27:DF:144:LYS:O	2.16	0.46
39:BU:95:LEU:CD1	40:BV:4:ILE:HG12	2.46	0.45
26:DE:109:LYS:HB2	36:DR:2:ARG:NH2	2.31	0.45
26:DE:143:ASN:HD22	26:DE:144:ARG:H	1.63	0.45
39:BU:50:ARG:HD3	58:BA:993:G:H5''	1.98	0.45
32:BN:65:LYS:O	32:BN:66:LYS:C	2.54	0.45

Continued on next page...

Continued from previous page...

Atom-1	Atom-2	Distance(Å)	Clash(Å)
25:DD:78:LYS:O	25:DD:79:VAL:O	2.34	0.45
58:DA:2162:G:H4'	58:DA:2173:A:OP2	2.16	0.45
32:BN:56:ASN:HB3	32:BN:126:PRO:N	2.30	0.45
24:BC:33:LEU:HD13	24:BC:221:PRO:HG2	1.97	0.45
20:CA:891:U:H2'	20:CA:892:A:C8	2.51	0.45
1:CB:87:ARG:NH1	1:CB:232:PRO:HA	2.30	0.45
58:DA:893:C:H2'	58:DA:894:C:C6	2.52	0.45
58:DA:1410:G:H2'	58:DA:1411:C:C6	2.51	0.45
58:DA:857:C:N4	58:DA:858:U:O4	2.49	0.45
23:AY:162:VAL:HB	23:AY:255:ILE:CG1	2.45	0.45
23:AY:255:ILE:HA	23:AY:255:ILE:HD12	1.72	0.45
1:AB:161:ALA:HA	1:AB:183:PRO:O	2.14	0.45
45:D0:10:THR:HG22	45:D0:11:ARG:N	2.25	0.45
43:DY:76:CYS:HB3	43:DY:96:ILE:HG13	1.98	0.45
10:CK:55:LYS:NZ	20:CA:690:G:N7	2.52	0.45
7:CH:115:SER:HA	20:CA:642:A:C5	2.51	0.45
58:DA:390:A:H4'	58:DA:391:G:C5'	2.41	0.45
17:AR:71:LYS:O	17:AR:75:ILE:HG13	2.16	0.45
23:CY:487:ILE:HG12	23:CY:516:PRO:HB3	1.99	0.45
23:CY:428:LEU:HD13	23:CY:440:VAL:HG21	1.97	0.45
58:BA:1037:G:H1	58:BA:1118:C:N4	2.08	0.45
25:DD:211:ARG:HG2	25:DD:214:TRP:CZ3	2.50	0.45
37:BS:89:ARG:NH1	37:BS:91:PRO:O	2.50	0.45
15:CP:47:ASP:O	15:CP:49:LEU:N	2.50	0.45
27:DF:25:PRO:HG3	27:DF:116:ASP:HA	1.99	0.45
8:CI:118:LYS:O	8:CI:120:ARG:N	2.49	0.45
29:DH:16:SER:HB3	29:DH:27:LYS:HE2	1.97	0.45
58:BA:733:G:O6	58:BA:761:A:H2'	2.16	0.45
58:DA:52:A:C6	58:DA:118:A:C2	3.04	0.45
23:AY:606:MET:HG3	23:AY:649:LEU:HD21	1.98	0.45
23:CY:146:LEU:O	23:CY:150:ILE:HG12	2.14	0.45
58:DA:2327:A:H2'	58:DA:2328:A:C8	2.51	0.45
58:DA:1408:C:H2'	58:DA:1409:C:C6	2.51	0.45
58:DA:1170:G:H2'	58:DA:1171:G:C8	2.50	0.45
20:AA:1461:G:H2'	20:AA:1462:G:H8	1.81	0.45
25:DD:224:ALA:HB2	25:DD:233:HIS:ND1	2.31	0.45
58:BA:1858:G:HO2'	58:BA:1859:A:H8	1.59	0.45
20:CA:1323:G:H2'	20:CA:1324:A:H8	1.79	0.45
20:CA:900:A:H2'	20:CA:901:A:C8	2.51	0.45
27:BF:66:PRO:O	27:BF:67:GLN:HB2	2.17	0.45
20:AA:1466:C:H2'	20:AA:1467:G:O4'	2.15	0.45
59:DB:82:G:H2'	59:DB:83:G:H8	1.81	0.45

Continued on next page...

Continued from previous page...

Atom-1	Atom-2	Distance(Å)	Clash(Å)
29:BH:66:GLY:O	29:BH:69:ARG:HG2	2.16	0.45
4:CE:88:LYS:HG2	4:CE:123:LEU:HD12	1.98	0.45
16:AQ:79:SER:OG	16:AQ:80:GLY:N	2.48	0.45
28:BG:132:ASN:ND2	58:BA:2303:G:N3	2.54	0.45
40:BV:28:GLU:HB3	40:BV:29:PRO:HD2	1.98	0.45
58:BA:2088:G:H1	58:BA:2231:C:H42	1.65	0.45
45:D0:36:ILE:HA	45:D0:60:PHE:HA	1.98	0.45
23:AY:10:LYS:HG2	23:AY:284:LEU:HD22	1.97	0.45
58:DA:751:A:H8	58:DA:751:A:O5'	1.99	0.45
34:BP:57:THR:O	34:BP:57:THR:OG1	2.22	0.45
58:BA:1053:C:H2'	58:BA:1054:A:O4'	2.15	0.45
7:CH:87:SER:HB2	7:CH:93:VAL:HB	1.98	0.45
58:BA:510:C:H2'	58:BA:511:U:O4'	2.16	0.45
12:CM:56:LEU:O	12:CM:60:VAL:HG23	2.15	0.45
58:DA:1139:G:H2'	58:DA:1140:C:H6	1.80	0.45
32:DN:112:LEU:HD22	58:DA:558:G:H5''	1.98	0.45
23:AY:18:ALA:HA	23:AY:25:LYS:HD3	1.98	0.45
40:BV:10:LYS:HD3	58:BA:994:C:O2	2.16	0.45
27:DF:193:VAL:HG12	27:DF:193:VAL:O	2.15	0.45
58:DA:459:U:C6	58:DA:460:A:C8	2.98	0.45
27:BF:154:VAL:HG12	27:BF:156:LEU:CA	2.44	0.45
38:BT:28:VAL:HG12	38:BT:29:ARG:N	2.32	0.45
38:BT:26:ASP:OD2	38:BT:48:ILE:HG23	2.15	0.45
27:BF:3:GLU:HB2	27:BF:23:ASP:HA	1.99	0.45
58:BA:388:G:H5'	58:BA:389:G:OP2	2.17	0.45
20:CA:520:A:H62	20:CA:529:G:H21	1.62	0.45
59:BB:26:A:C2	59:BB:27:C:H1'	2.51	0.45
23:CY:163:VAL:HG22	23:CY:258:VAL:HG21	1.97	0.45
25:DD:202:LYS:HB3	58:DA:1820:U:C1'	2.46	0.45
1:AB:77:ALA:O	1:AB:81:VAL:HG13	2.16	0.45
11:CL:85:ILE:HA	11:CL:85:ILE:HD12	1.67	0.45
40:BV:18:LEU:O	40:BV:96:ILE:HG13	2.16	0.45
58:DA:1542:G:H4'	58:DA:1543:A:O4'	2.16	0.45
10:AK:113:PRO:CB	20:AA:676:A:H5''	2.41	0.45
58:BA:1639:U:H2'	58:BA:1640:C:H5''	1.99	0.45
58:BA:2711:A:C4	58:BA:2714:G:H1'	2.51	0.45
14:CO:48:LYS:NZ	20:CA:808:C:OP2	2.29	0.45
58:DA:828:U:H2'	58:DA:829:A:N7	2.31	0.45
58:DA:943:U:H2'	58:DA:944:G:O4'	2.15	0.45
58:DA:1495:A:H2'	58:DA:1496:A:N3	2.30	0.45
10:AK:39:PRO:O	20:AA:684:A:O2'	2.28	0.45
17:CR:74:ARG:HA	17:CR:79:LEU:HB3	1.99	0.45

Continued on next page...

Continued from previous page...

Atom-1	Atom-2	Distance(Å)	Clash(Å)
58:DA:2379:G:H2'	58:DA:2380:C:C6	2.51	0.45
44:DZ:30:ASN:HA	44:DZ:89:PHE:CE2	2.51	0.45
58:DA:2887:U:H2'	58:DA:2888:C:C6	2.52	0.45
20:AA:246:A:C2	20:AA:282:A:C4	3.04	0.45
46:D2:67:LYS:HD3	46:D2:67:LYS:HA	1.51	0.45
37:BS:73:LEU:HA	37:BS:76:LYS:HE2	1.99	0.45
1:CB:42:ILE:HD11	1:CB:202:PRO:HB2	1.98	0.45
58:DA:706:A:H61	58:DA:725:G:H1'	1.80	0.45
58:BA:855:G:H1	58:BA:922:U:H3	1.63	0.45
20:CA:124:G:H2'	20:CA:125:U:O4'	2.16	0.45
4:AE:127:ASN:HD22	20:AA:19:C:P	2.39	0.45
58:DA:2086:U:H2'	58:DA:2087:G:C8	2.52	0.45
20:CA:1251:A:H2'	20:CA:1252:A:H8	1.80	0.45
48:D5:55:ARG:NH2	48:D5:56:LYS:HE3	2.31	0.45
58:BA:1607:C:H4'	58:BA:1608:A:O5'	2.16	0.45
27:DF:143:ALA:HA	27:DF:148:LEU:HD12	1.98	0.45
27:BF:74:ARG:HH21	58:BA:674:G:H1'	1.81	0.45
58:BA:2817:G:O2'	58:BA:2836:U:O2	2.23	0.45
58:DA:1690:A:H2'	58:DA:1691:C:O4'	2.16	0.45
41:DW:7:ALA:HB1	41:DW:10:VAL:HG21	1.97	0.45
27:BF:28:ILE:O	27:BF:30:PRO:HD3	2.17	0.45
25:BD:159:ALA:HB1	25:BD:198:ASN:O	2.16	0.45
20:CA:1429:C:H4'	58:DA:1704:G:H5'	1.97	0.45
28:BG:95:ARG:HH21	59:BB:45:A:H1'	1.81	0.45
28:BG:13:GLU:O	28:BG:17:PRO:HD2	2.16	0.45
38:DT:85:LYS:HE2	38:DT:85:LYS:C	2.37	0.45
58:DA:1858:G:HO2'	58:DA:1859:A:H8	1.64	0.45
58:BA:1999:C:H4'	58:BA:2723:C:H1'	1.98	0.45
32:DN:43:THR:N	32:DN:48:MET:HE3	2.32	0.45
10:AK:120:ARG:NH2	20:AA:1525:G:OP1	2.50	0.45
32:BN:63:THR:CG2	58:BA:1141:U:OP2	2.65	0.45
27:DF:196:LEU:O	27:DF:200:GLU:HG2	2.16	0.45
56:D1:16:ASN:O	56:D1:18:ILE:HB	2.16	0.45
27:BF:7:TYR:CE2	27:BF:10:PRO:HD3	2.52	0.45
27:BF:4:VAL:HG13	27:BF:7:TYR:HA	1.98	0.45
58:DA:2246:G:H2'	58:DA:2247:A:H8	1.80	0.45
58:DA:2091:U:OP2	58:DA:2092:U:O2'	2.25	0.45
58:DA:1678:G:H2'	58:DA:1679:U:C6	2.52	0.45
23:AY:135:PHE:CD1	23:AY:272:LEU:HD23	2.50	0.45
25:DD:42:GLY:O	25:DD:44:ASN:N	2.50	0.45
58:DA:137(B):G:H2'	58:DA:139:G:N7	2.32	0.45
58:BA:521:G:H2'	58:BA:522:G:C8	2.51	0.45

Continued on next page...

Continued from previous page...

Atom-1	Atom-2	Distance(Å)	Clash(Å)
4:CE:127:ASN:HD21	20:CA:18:C:P	2.40	0.45
20:CA:692:U:H2'	20:CA:694:A:OP2	2.17	0.45
4:CE:80:ILE:HD11	4:CE:91:LEU:HD23	1.97	0.45
18:AS:6:LYS:N	18:AS:6:LYS:HD3	2.31	0.45
27:DF:45:ARG:CZ	58:DA:443:A:H3'	2.46	0.45
58:DA:997:G:H2'	58:DA:998:C:C6	2.51	0.45
20:AA:266:G:H4'	20:AA:267:C:C5	2.52	0.45
20:CA:327:A:O2'	20:CA:328:C:O4'	2.30	0.45
58:DA:2105:C:H2'	58:DA:2106:G:H8	1.81	0.45
39:BU:2:PRO:HG3	58:BA:444:C:OP2	2.17	0.45
1:AB:15:VAL:HG11	1:AB:209:ARG:HE	1.82	0.45
58:BA:30:G:H2'	58:BA:31:C:C6	2.51	0.45
5:AF:69:GLU:O	5:AF:72:VAL:HG12	2.17	0.45
34:DP:62:LEU:HD22	51:D8:27:THR:HG22	1.99	0.45
51:D8:62:LEU:HD13	58:DA:242:G:H5''	1.98	0.45
20:AA:1386:G:H2'	20:AA:1387:G:H8	1.82	0.45
20:AA:28:G:O2'	20:AA:296:U:H5''	2.16	0.45
58:DA:2605:U:H2'	58:DA:2606:C:C6	2.51	0.45
36:DR:23:ASN:HD22	58:DA:1294:U:H1'	1.81	0.45
18:AS:12:ASP:O	18:AS:15:LEU:HB2	2.16	0.45
58:BA:2171:A:H2'	58:BA:2172:U:C6	2.51	0.45
37:BS:44:LYS:HB2	37:BS:46:VAL:HG23	1.99	0.45
3:CD:103:ASN:HB2	3:CD:114:ARG:HH22	1.81	0.45
58:DA:1175:U:H5	58:DA:1177:A:C6	2.34	0.45
19:CT:10:LEU:HD23	20:CA:332:G:OP2	2.16	0.45
39:BU:62:ILE:HD11	39:BU:93:LYS:HG2	1.98	0.45
7:AH:27:PRO:HA	7:AH:58:TYR:HA	1.98	0.45
16:CQ:27:PHE:HB2	16:CQ:28:PRO:HD2	1.98	0.45
40:DV:53:GLU:O	40:DV:55:ALA:N	2.40	0.45
58:BA:2575:C:H2'	58:BA:2578:G:O6	2.16	0.45
58:BA:1092:C:H2'	58:BA:1093:G:O4'	2.16	0.45
6:CG:73:MET:HG2	6:CG:90:GLU:HA	1.98	0.45
58:DA:287:C:H2'	58:DA:288:C:O4'	2.17	0.45
46:B2:38:GLN:O	46:B2:41:ILE:HG12	2.16	0.45
45:D0:30:VAL:HA	45:D0:66:VAL:HG22	1.99	0.45
3:CD:76:ARG:HA	3:CD:76:ARG:HD2	1.72	0.45
44:BZ:18:LEU:HD23	44:BZ:25:PRO:HB3	1.98	0.45
34:DP:132:LYS:HD2	58:DA:636:G:OP1	2.16	0.45
12:CM:54:VAL:O	12:CM:57:ARG:HG2	2.16	0.45
58:DA:1152:C:H2'	58:DA:1153:C:O4'	2.16	0.45
26:DE:111:ARG:HB2	26:DE:160:TYR:O	2.15	0.45
58:DA:2065:C:H2'	58:DA:2066:C:C6	2.51	0.45

Continued on next page...

Continued from previous page...

Atom-1	Atom-2	Distance(Å)	Clash(Å)
27:DF:157:VAL:HA	27:DF:176:LEU:O	2.16	0.45
27:DF:177:ALA:HB1	27:DF:178:PRO:HD2	1.99	0.45
28:BG:113:ARG:O	28:BG:114:ILE:C	2.49	0.45
56:D1:16:ASN:O	58:DA:381:G:H5'	2.16	0.45
58:DA:817:C:H4'	58:DA:932:G:C6	2.51	0.45
20:CA:67:C:H2'	20:CA:68:G:H8	1.80	0.45
38:BT:29:ARG:HG2	38:BT:30:VAL:N	2.31	0.45
30:BJ:23:UNK:HA	30:BJ:111:UNK:O	2.17	0.45
27:BF:5:ALA:HB3	27:BF:8:GLN:HA	1.98	0.45
32:DN:53:VAL:HG11	32:DN:128:HIS:CB	2.47	0.45
50:B7:34:ARG:HD3	50:B7:39:ARG:HD2	1.97	0.45
50:B7:34:ARG:HD3	50:B7:43:THR:HG23	1.98	0.45
59:DB:47:C:H2'	59:DB:48:A:O4'	2.16	0.45
33:BO:47:ILE:HA	33:BO:48:PRO:HD2	1.58	0.45
9:CJ:35:SER:N	9:CJ:73:ASP:O	2.49	0.45
24:BC:176:VAL:HG21	24:BC:189:ASN:HB3	1.99	0.45
11:CL:69:TYR:CD1	11:CL:70:ILE:HG13	2.51	0.45
1:CB:87:ARG:NH2	1:CB:233:SER:H	2.14	0.45
24:DC:69:LEU:O	24:DC:178:LYS:HE2	2.15	0.45
20:AA:974:A:H4'	20:AA:975:A:H3'	1.97	0.45
58:DA:600:G:H2'	58:DA:601:C:H6	1.81	0.45
58:BA:719:C:H2'	58:BA:720:C:C6	2.51	0.45
44:BZ:166:SER:H	44:BZ:167:PRO:HA	1.81	0.45
58:DA:513:A:H4'	58:DA:1217:C:OP1	2.17	0.45
36:BR:38:VAL:O	36:BR:42:LYS:HG3	2.15	0.45
24:DC:37:LYS:HB2	24:DC:38:PHE:CD1	2.51	0.45
58:DA:201:C:O4'	58:DA:386:G:N2	2.49	0.45
27:BF:50:SER:HB2	27:BF:94:PRO:HD3	1.98	0.45
13:AN:27:CYS:SG	13:AN:28:GLY:N	2.90	0.45
20:AA:583:A:H2'	20:AA:584:G:O4'	2.17	0.45
24:BC:113:ALA:O	24:BC:114:VAL:HB	2.16	0.45
35:DQ:27:VAL:HG23	35:DQ:137:TYR:CD2	2.51	0.45
58:BA:1435:G:H2'	58:BA:1436:G:C8	2.52	0.45
23:CY:616:TYR:O	23:CY:620:VAL:HG13	2.17	0.45
58:BA:729:G:O2'	58:BA:763:G:H4'	2.17	0.45
7:CH:41:ARG:HH22	7:CH:123:GLU:CD	2.20	0.45
58:BA:2569:G:H2'	58:BA:2570:G:H8	1.80	0.45
28:DG:122:PRO:HB3	28:DG:180:PHE:HB3	1.98	0.45
58:DA:2790:A:O2'	58:DA:2893:G:N3	2.45	0.45
23:AY:145:ASP:CG	23:AY:146:LEU:H	2.18	0.45
21:AW:1:G:H22	21:AW:73:A:H1'	1.81	0.45
25:DD:127:VAL:HG13	25:DD:194:GLY:HA3	1.97	0.45

Continued on next page...

Continued from previous page...

Atom-1	Atom-2	Distance(Å)	Clash(Å)
26:DE:79:ARG:HG3	58:DA:2636:U:OP1	2.16	0.45
58:DA:2114:A:C2	58:DA:2168:G:H1'	2.50	0.45
29:BH:87:LEU:CD1	29:BH:148:ILE:HB	2.47	0.45
12:CM:107:ALA:O	12:CM:109:THR:N	2.40	0.45
20:AA:1307:U:H2'	20:AA:1308:U:O4'	2.17	0.45
3:AD:43:HIS:HB2	3:AD:44:GLY:H	1.61	0.45
20:AA:150:C:H2'	20:AA:151:A:O4'	2.16	0.45
4:CE:20:GLN:H	4:CE:24:ARG:HA	1.82	0.45
45:B0:27:GLU:O	45:B0:29:GLN:NE2	2.49	0.45
21:CW:19:G:H1	21:CW:56:C:H42	1.62	0.45
56:D1:56:GLN:HB3	56:D1:57:GLU:H	1.58	0.45
20:AA:745:C:H2'	20:AA:746:A:O4'	2.17	0.45
23:AY:197:ARG:CZ	23:AY:197:ARG:HA	2.47	0.45
58:BA:2726:U:O2'	58:BA:2727:G:O5'	2.34	0.45
37:BS:13:ARG:C	37:BS:15:ARG:N	2.69	0.45
56:D1:61:ARG:NH1	56:D1:61:ARG:HB3	2.32	0.45
26:DE:104:VAL:HG22	26:DE:198:VAL:HA	1.99	0.45
58:DA:2508:G:H2'	58:DA:2509:G:H8	1.80	0.45
58:BA:1575:C:H2'	58:BA:1576:U:O4'	2.16	0.45
19:AT:38:LYS:HA	19:AT:41:ILE:HG23	1.98	0.45
1:CB:217:ARG:HD3	1:CB:217:ARG:HA	1.74	0.45
58:BA:878:A:H2'	58:BA:879:G:O4'	2.17	0.45
48:B5:55:ARG:HD3	48:B5:56:LYS:H	1.81	0.45
20:CA:1440(G):C:H2'	20:CA:1440(H):U:O4'	2.17	0.45
7:AH:69:ARG:NH2	7:AH:72:PRO:O	2.46	0.45
58:BA:2582:G:H2'	58:BA:2583:G:H8	1.81	0.45
58:BA:1463:C:H2'	58:BA:1464:C:C6	2.52	0.45
35:BQ:119:ARG:NH2	58:BA:2468:G:OP1	2.43	0.45
20:AA:306:G:H2'	20:AA:307:C:H6	1.81	0.45
38:BT:24:PRO:HG3	38:BT:52:ILE:HG12	1.97	0.45
20:CA:1247:U:O4	20:CA:1290:G:O6	2.34	0.45
6:CG:72:ARG:HA	6:CG:96:GLN:NE2	2.32	0.45
20:CA:482:A:H2'	20:CA:483:C:O4'	2.16	0.45
1:AB:222:ILE:HG13	1:AB:223:ILE:N	2.30	0.45
21:CW:30:C:H42	21:CW:40:G:H1	1.63	0.45
20:AA:443:C:H2'	20:AA:444:C:H6	1.81	0.45
24:DC:102:GLN:HG3	24:DC:106:ASP:HB2	1.99	0.45
23:AY:85:PRO:HB2	23:AY:86:GLY:H	1.61	0.45
23:AY:85:PRO:HB3	23:AY:94:VAL:HG22	1.97	0.45
58:DA:2515:C:H2'	58:DA:2516:G:H8	1.81	0.45
32:BN:27:ALA:HB1	32:BN:103:VAL:HG22	1.97	0.45
27:BF:154:VAL:O	27:BF:156:LEU:N	2.49	0.45

Continued on next page...

Continued from previous page...

Atom-1	Atom-2	Distance(Å)	Clash(Å)
38:BT:62:THR:OG1	38:BT:75:ILE:HG12	2.15	0.45
58:DA:1401:G:H4'	58:DA:1524:G:H4'	1.98	0.45
32:DN:95:PRO:C	32:DN:97:ARG:N	2.70	0.45
25:BD:88:ARG:HB3	58:BA:1817:G:H5''	1.98	0.45
21:AW:76:A:P	58:BA:2432:A:H4'	2.57	0.45
24:DC:117:THR:O	24:DC:121:MET:HB2	2.17	0.45
24:DC:132:LEU:HB3	24:DC:138:LEU:H	1.81	0.45
58:BA:1162:G:H2'	58:BA:1163:G:H8	1.81	0.45
23:AY:259:PHE:HB2	23:AY:272:LEU:HD22	1.99	0.45
58:DA:2293:C:H2'	58:DA:2294:C:O4'	2.17	0.45
20:CA:956:U:O2	20:CA:960:U:C2	2.68	0.45
30:DJ:24:UNK:HA	30:DJ:84:UNK:O	2.17	0.45
25:BD:260:ARG:HH21	25:BD:267:SER:HA	1.81	0.45
1:AB:102:LEU:H	1:AB:102:LEU:HD12	1.81	0.45
23:AY:80:ASN:CG	23:AY:374:LEU:HD13	2.37	0.45
3:AD:9:CYS:O	3:AD:12:CYS:HB2	2.17	0.45
20:AA:1498:U:O3'	20:AA:1499:A:H8	2.00	0.45
11:AL:82:VAL:HG12	11:AL:82:VAL:O	2.16	0.45
20:CA:974:A:H8	20:CA:974:A:OP1	2.00	0.45
13:CN:29:ARG:NH2	13:CN:41:ARG:HG2	2.32	0.45
23:AY:91:THR:HG22	23:AY:95:GLU:HG2	1.99	0.45
25:BD:149:PRO:HG3	25:BD:189:CYS:SG	2.57	0.45
4:CE:102:ALA:HB2	4:CE:120:THR:HG21	1.98	0.45
31:DK:89:HIS:HB2	31:DK:94:GLU:OE1	2.17	0.45
27:DF:161:GLU:O	27:DF:165:ARG:HG2	2.16	0.45
20:AA:988:G:N2	20:AA:1016:A:H1'	2.32	0.45
9:AJ:44:VAL:HA	9:AJ:65:LEU:O	2.17	0.45
59:DB:72:G:H1'	59:DB:104:A:N6	2.32	0.45
58:DA:2048:G:H1	58:DA:2620:C:N4	2.13	0.45
7:CH:44:PHE:O	7:CH:64:LYS:HE3	2.17	0.45
58:BA:492:A:H2'	58:BA:493:G:O4'	2.15	0.45
58:BA:450:G:N1	58:BA:454:A:OP2	2.46	0.45
58:BA:834:C:H1'	58:BA:2358:G:N3	2.30	0.45
59:BB:102:G:H2'	59:BB:103:U:H6	1.82	0.45
58:DA:2138:C:H2'	58:DA:2139:C:H6	1.78	0.45
58:DA:968:G:H2'	58:DA:969:U:C6	2.51	0.45
58:BA:1731:G:HO2'	58:BA:1732:A:H8	1.65	0.45
20:AA:234:C:H2'	20:AA:235:C:H6	1.80	0.45
38:DT:28:VAL:O	38:DT:46:GLU:HA	2.17	0.45
58:DA:454:A:O5'	58:DA:455:C:H5	2.00	0.45
33:BO:107:ARG:HG2	33:BO:108:GLU:N	2.30	0.45
16:CQ:46:ASP:OD2	16:CQ:50:LYS:HG2	2.16	0.45

Continued on next page...

Continued from previous page...

Atom-1	Atom-2	Distance(Å)	Clash(Å)
5:AF:98:LEU:HB3	17:AR:30:ASP:HA	1.98	0.45
19:CT:79:ARG:HD3	20:CA:263:A:OP1	2.16	0.45
19:CT:76:ALA:HA	19:CT:79:ARG:NH1	2.31	0.45
58:BA:1259:G:H2'	58:BA:1260:G:C8	2.51	0.45
9:AJ:63:PHE:CD1	13:AN:58:LYS:HA	2.51	0.45
18:AS:29:ARG:HD2	18:AS:48:THR:HG21	1.98	0.45
59:DB:76:G:H2'	59:DB:77:U:H6	1.81	0.45
23:CY:549:ALA:HB2	23:CY:587:SER:HA	1.99	0.45
6:CG:26:PHE:CE2	6:CG:30:ILE:HD11	2.51	0.45
58:BA:267:C:H2'	58:BA:268:C:C6	2.52	0.45
28:BG:97:ASP:O	28:BG:101:ILE:HD12	2.17	0.45
1:CB:177:ALA:HA	1:CB:180:LEU:HD12	1.99	0.45
35:BQ:127:ILE:HB	35:BQ:128:LYS:H	1.40	0.45
20:AA:1212:U:H5'	20:AA:1213:A:OP1	2.17	0.45
58:BA:576:U:H2'	58:BA:577:G:C8	2.52	0.45
2:AC:29:TYR:HE2	13:AN:37:PHE:CD2	2.35	0.45
12:CM:40:ASN:HB3	12:CM:43:THR:OG1	2.17	0.45
23:CY:497:PHE:HB3	23:CY:508:GLY:H	1.82	0.45
58:DA:1783:A:H8	58:DA:1783:A:OP2	1.99	0.45
37:DS:59:LYS:HG2	37:DS:60:GLY:H	1.81	0.45
59:DB:4:C:H2'	59:DB:5:C:C6	2.51	0.45
39:BU:92:ARG:HH12	40:BV:13:ARG:N	2.15	0.45
15:CP:16:HIS:ND1	20:CA:625:G:H4'	2.31	0.45
26:DE:143:ASN:HD21	58:DA:2571:C:H2'	1.81	0.45
58:BA:2134:A:N3	58:BA:2134:A:H2'	2.31	0.45
32:BN:129:PRO:O	32:BN:130:HIS:C	2.54	0.45
58:DA:1487:G:H2'	58:DA:1488:G:H8	1.81	0.45
23:CY:90:PHE:CZ	60:CY:701:FUA:C12	2.99	0.45
40:DV:6:LYS:O	40:DV:37:VAL:HG21	2.17	0.45
23:CY:526:VAL:CG2	23:CY:566:THR:HG23	2.45	0.45
11:CL:83:VAL:CB	11:CL:100:ILE:HD13	2.44	0.45
58:DA:137(B):G:O6	58:DA:139:G:O2'	2.29	0.45
20:AA:49:U:O2'	20:AA:50:A:H2'	2.16	0.45
41:DW:14:PRO:O	41:DW:17:VAL:HG23	2.17	0.45
32:BN:120:LEU:HD21	32:BN:122:VAL:CG2	2.40	0.45
38:BT:39:ARG:O	38:BT:40:THR:OG1	2.29	0.45
7:CH:115:SER:HB2	20:CA:640:A:N3	2.32	0.45
20:AA:983:A:C2	20:AA:984:C:C5	3.05	0.45
17:AR:68:LYS:HB3	17:AR:72:ARG:NH2	2.25	0.45
49:B6:8:LYS:HD2	49:B6:27:LYS:HD3	1.98	0.45
58:DA:2487:G:H2'	58:DA:2488:A:C8	2.51	0.45
19:AT:63:ILE:HD12	19:AT:81:LYS:HG2	1.98	0.45

Continued on next page...

Continued from previous page...

Atom-1	Atom-2	Distance(Å)	Clash(Å)
20:CA:112:G:N2	20:CA:315:A:N1	2.55	0.45
58:DA:531:C:P	58:DA:561:G:H22	2.39	0.45
11:CL:91:LYS:HE2	20:CA:526:C:OP2	2.16	0.45
58:DA:2292:C:H4'	58:DA:2375:G:O2'	2.16	0.45
12:CM:88:ARG:HA	12:CM:98:VAL:HG13	1.98	0.45
41:BW:11:ARG:NH1	41:BW:12:ILE:H	2.14	0.45
3:AD:15:GLU:HB3	3:AD:63:LYS:HE2	1.99	0.45
58:DA:2400:G:H1	58:DA:2416:C:N4	2.14	0.45
36:BR:17:ARG:O	36:BR:21:TYR:HD2	1.99	0.45
14:CO:24:SER:O	14:CO:28:GLN:HG3	2.17	0.45
46:D2:20:GLU:O	46:D2:24:LEU:HG	2.17	0.45
43:BY:9:LYS:HD2	43:BY:94:LYS:NZ	2.32	0.45
58:DA:2718:G:H21	58:DA:2847:U:H5'	1.81	0.45
58:BA:1468:C:H2'	58:BA:1469:A:H8	1.81	0.45
20:CA:1349:A:H2'	20:CA:1350:A:O4'	2.17	0.45
5:CF:33:TYR:CG	5:CF:75:LEU:HD13	2.52	0.45
23:CY:148:LEU:HD23	23:CY:149:VAL:HG23	1.99	0.45
4:CE:84:PHE:O	4:CE:86:ALA:N	2.49	0.45
1:AB:22:LYS:HA	1:AB:24:TRP:CD1	2.50	0.45
43:BY:6:HIS:HB3	43:BY:35:TYR:CE1	2.52	0.45
3:AD:70:ILE:HG12	3:AD:71:SER:H	1.81	0.45
58:DA:259:G:O2'	58:DA:621:A:O2'	2.33	0.45
20:AA:291:C:H2'	20:AA:292:G:C8	2.52	0.45
26:DE:122:PHE:CD2	26:DE:138:PRO:HA	2.52	0.45
58:BA:234:C:H2'	58:BA:235:U:C6	2.52	0.45
36:BR:12:ARG:NH2	58:BA:1276:A:O3'	2.50	0.45
58:BA:800:A:H8	58:BA:800:A:OP1	1.99	0.45
48:B5:19:ARG:HA	58:BA:2046:G:H5'	1.98	0.45
20:CA:1324:A:H2'	20:CA:1325:C:H6	1.81	0.45
44:DZ:118:GLN:O	44:DZ:120:ILE:N	2.48	0.45
58:BA:1830:C:H42	58:BA:1975:G:H1	1.63	0.45
58:BA:2801:A:C8	58:BA:2801:A:H3'	2.52	0.45
47:D3:51:ALA:O	47:D3:52:HIS:ND1	2.50	0.45
58:DA:1858:G:H1'	58:DA:1884:A:N6	2.30	0.45
20:AA:823:G:H1	20:AA:877:C:H42	1.64	0.45
20:AA:1006:C:H2'	20:AA:1007:C:C6	2.52	0.45
58:BA:275:G:O2'	58:BA:276:A:O5'	2.35	0.45
21:AW:74:C:OP1	56:B1:33:LYS:HG3	2.17	0.45
43:DY:35:TYR:HB3	43:DY:68:HIS:NE2	2.31	0.45
58:DA:907:U:H2'	58:DA:908:C:C6	2.52	0.45
58:DA:2849:U:N3	58:DA:2867:G:O4'	2.50	0.45
46:D2:38:GLN:O	46:D2:41:ILE:HG12	2.16	0.45

Continued on next page...

Continued from previous page...

Atom-1	Atom-2	Distance(Å)	Clash(Å)
10:CK:79:SER:HA	10:CK:104:GLN:HB3	1.99	0.45
20:AA:804:U:H5''	20:AA:805:C:OP2	2.16	0.45
20:CA:1440(C):G:N2	38:DT:119:LYS:HB2	2.31	0.45
20:AA:1494:G:N2	58:BA:1912:A:N3	2.63	0.45
32:DN:65:LYS:O	32:DN:66:LYS:C	2.54	0.45
32:BN:41:ASP:OD2	39:BU:100:VAL:HG13	2.15	0.45
20:CA:612:C:H2'	20:CA:613:C:C6	2.52	0.45
58:BA:537:C:H2'	58:BA:539:G:H8	1.80	0.45
58:DA:470:A:H2'	58:DA:471:A:O4'	2.16	0.45
21:AW:50:C:N3	21:AW:64:G:N2	2.54	0.45
27:DF:38:ARG:NH2	58:DA:660:G:O3'	2.49	0.45
21:AW:11:C:H2'	21:AW:12:U:O4'	2.16	0.45
32:BN:128:HIS:CE1	32:BN:134:ARG:CZ	3.00	0.45
32:DN:15:LEU:HD13	32:DN:15:LEU:C	2.37	0.45
58:BA:1028:A:N6	58:BA:1125:G:H2'	2.31	0.45
30:DJ:25:UNK:C	30:DJ:111:UNK:HA	2.46	0.45
56:D1:11:ARG:HB2	56:D1:12:PRO:HD2	1.99	0.45
11:AL:90:VAL:HG22	11:AL:96:VAL:HG11	1.99	0.45
11:CL:114:LYS:O	11:CL:115:LYS:HB2	2.16	0.45
34:DP:47:ASP:OD2	34:DP:49:ARG:NE	2.50	0.45
25:BD:52:ARG:HH21	25:BD:220:HIS:HE2	1.63	0.45
40:BV:97:LYS:HB3	40:BV:98:GLU:H	1.58	0.45
23:AY:422:GLU:O	23:AY:425:SER:HB2	2.17	0.45
59:BB:13:A:H61	59:BB:69:G:HO2'	1.63	0.45
58:BA:2628:C:H1'	58:BA:2781:A:H2'	1.98	0.45
20:CA:728:A:H2'	20:CA:729:A:C8	2.51	0.45
37:BS:52:SER:HB2	37:BS:56:LEU:HB2	1.99	0.45
58:BA:2513:G:H2'	58:BA:2514:U:C6	2.52	0.45
58:DA:1363:C:H2'	58:DA:1364:G:C8	2.52	0.45
2:CC:7:PRO:O	2:CC:11:ARG:HG2	2.16	0.45
58:DA:181:A:C6	58:DA:182:A:C6	3.04	0.45
20:AA:599:C:H2'	20:AA:600:C:C6	2.51	0.45
20:CA:951:G:H2'	20:CA:952:U:H6	1.81	0.45
58:BA:30:G:H2'	58:BA:31:C:H6	1.82	0.45
23:CY:201:ILE:HG12	23:CY:206:LEU:H	1.81	0.45
25:DD:106:ILE:O	25:DD:108:PRO:HD3	2.16	0.45
7:AH:10:LEU:O	7:AH:13:ILE:HB	2.16	0.45
51:D8:5:LYS:HA	58:DA:242:G:C8	2.51	0.45
20:AA:1339:A:H4'	21:AW:40:G:O2'	2.17	0.45
43:BY:6:HIS:HB3	43:BY:35:TYR:HE1	1.82	0.45
58:BA:589:C:H2'	58:BA:590:A:H8	1.81	0.45
58:DA:2329:G:H2'	58:DA:2330:G:H8	1.81	0.45

Continued on next page...

Continued from previous page...

Atom-1	Atom-2	Distance(Å)	Clash(Å)
51:B8:26:LYS:N	51:B8:47:LYS:HB2	2.31	0.45
20:CA:1422:G:H2'	20:CA:1423:G:H8	1.82	0.45
31:DK:9:LYS:HD3	31:DK:9:LYS:H	1.82	0.45
33:DO:98:VAL:HG13	33:DO:117:LEU:HD13	1.99	0.45
23:AY:462:ILE:O	23:AY:466:LEU:HD13	2.16	0.45
2:CC:43:LEU:HB3	2:CC:47:LEU:HD23	1.97	0.45
58:BA:2022:U:H1'	58:BA:2034:U:C4	2.51	0.45
6:AG:93:PRO:HA	6:AG:96:GLN:HB2	1.98	0.45
50:D7:20:ALA:O	50:D7:24:THR:HG22	2.16	0.45
42:BX:31:HIS:ND1	42:BX:32:PRO:HD2	2.32	0.45
15:AP:29:ASP:OD2	15:AP:29:ASP:N	2.49	0.45
58:BA:884:C:H2'	58:BA:885:C:O4'	2.17	0.45
15:AP:19:ILE:HD11	15:AP:39:TYR:HB3	1.98	0.45
19:CT:84:LEU:O	19:CT:88:VAL:HG23	2.17	0.45
58:DA:2704:C:H2'	58:DA:2705:A:O4'	2.16	0.45
26:BE:109:LYS:H	26:BE:109:LYS:HG3	1.59	0.45
26:DE:119:ARG:HD2	26:DE:120:TRP:CD1	2.52	0.45
52:B9:19:ARG:O	52:B9:21:GLY:N	2.50	0.45
38:DT:49:VAL:O	38:DT:50:ILE:HG13	2.17	0.45
39:BU:53:ARG:NH1	58:BA:535:C:H4'	2.32	0.45
58:DA:2079:U:H2'	58:DA:2080:G:O4'	2.16	0.45
58:DA:971:C:H5''	58:DA:974(A):G:O2'	2.17	0.45
20:CA:257:G:N2	20:CA:269:C:N3	2.52	0.45
20:AA:1422:G:N2	20:AA:1478:C:N3	2.51	0.45
14:AO:49:ASP:OD2	14:AO:52:SER:OG	2.31	0.45
11:CL:45:PRO:CA	11:CL:92:ASP:HB3	2.47	0.45
51:B8:56:GLU:O	51:B8:60:LEU:HG	2.16	0.45
11:CL:84:LEU:HD13	11:CL:104:VAL:CG1	2.47	0.45
20:AA:280:C:H3'	20:AA:281:G:H5'	1.98	0.45
35:BQ:4:PRO:HB3	58:BA:870:A:H4'	1.99	0.45
58:BA:20:C:C2	58:BA:21:A:C8	3.05	0.45
42:DX:64:LYS:HE2	42:DX:66:LEU:HD11	1.99	0.45
58:BA:23:G:H1	58:BA:517:C:H42	1.63	0.45
6:CG:78:ARG:HB3	6:CG:85:TYR:HB2	1.98	0.45
23:AY:550:MET:SD	23:AY:563:ILE:HD11	2.57	0.45
23:AY:134:ALA:HB3	23:AY:258:VAL:HA	1.98	0.45
17:AR:74:ARG:HG2	17:AR:79:LEU:HB3	1.98	0.45
5:AF:50:TYR:OH	17:AR:74:ARG:O	2.29	0.45
27:BF:45:ARG:HB3	27:BF:97:TYR:CD2	2.51	0.45
27:DF:10:PRO:HG3	27:DF:19:GLU:HA	1.98	0.45
3:CD:57:ARG:HG3	3:CD:206:PHE:HB2	1.99	0.45
2:AC:52:LEU:C	2:AC:115:LEU:HD11	2.38	0.45

Continued on next page...

Continued from previous page...

Atom-1	Atom-2	Distance(Å)	Clash(Å)
58:DA:1434:A:H61	58:DA:1558:A:H61	1.65	0.45
20:AA:1238:A:N3	20:AA:1238:A:H2'	2.31	0.45
2:AC:180:ALA:HB1	2:AC:203:PHE:CE1	2.52	0.45
27:DF:60:SER:HB3	27:DF:62:ARG:HG2	1.98	0.45
8:CI:118:LYS:C	8:CI:120:ARG:H	2.19	0.45
23:CY:354:ARG:HB2	23:CY:354:ARG:NH2	2.31	0.45
58:DA:1248:G:O2'	58:DA:1249:U:OP1	2.33	0.45
17:AR:31:LEU:O	17:AR:69:THR:HG21	2.17	0.45
12:CM:14:ARG:NH1	20:CA:1302:U:O4	2.49	0.45
2:AC:86:VAL:O	2:AC:90:GLU:HG3	2.17	0.45
52:D9:10:ILE:HD11	52:D9:32:HIS:HB3	1.98	0.45
27:DF:51:THR:HG22	27:DF:52:LYS:O	2.17	0.45
5:CF:14:LEU:HD23	5:CF:15:ASP:H	1.81	0.45
58:BA:182:A:H2'	58:BA:183:C:H6	1.81	0.45
58:DA:1344:G:H4'	58:DA:1384:A:C5	2.51	0.45
28:BG:142:PRO:HB3	57:B4:33:VAL:HG21	1.98	0.45
25:BD:84:TYR:CE2	25:BD:86:PRO:HD3	2.52	0.45
25:BD:86:PRO:HG3	58:BA:1567:A:H3'	1.98	0.45
26:DE:8:LYS:HA	26:DE:26:ILE:HG22	1.99	0.45
35:BQ:48:GLU:O	35:BQ:52:VAL:HG23	2.17	0.45
4:CE:96:PRO:HA	4:CE:117:ASP:OD1	2.17	0.45
29:DH:59:ARG:O	29:DH:63:SER:OG	2.28	0.45
4:AE:40:ARG:HH21	4:AE:66:MET:HG3	1.81	0.45
12:AM:5:ALA:HB3	12:AM:8:GLU:HB2	1.99	0.45
58:BA:1057:A:N7	58:BA:1086:A:H2'	2.32	0.45
20:AA:341:C:H2'	20:AA:342:C:H6	1.82	0.45
39:BU:99:ALA:HB2	39:BU:106:PHE:CE1	2.52	0.45
6:CG:22:LEU:HD21	6:CG:66:VAL:HG21	1.98	0.45
7:CH:15:ASN:O	7:CH:19:VAL:HG23	2.17	0.45
26:BE:109:LYS:HE3	58:BA:2680:C:H5''	1.99	0.45
23:AY:110:SER:HB2	23:AY:138:LYS:HB2	1.99	0.45
23:AY:83:ASP:O	23:AY:84:THR:HB	2.16	0.45
58:DA:2052:G:O6	58:DA:2617:C:N3	2.50	0.45
58:DA:568:U:H2'	58:DA:570:G:C8	2.52	0.45
27:DF:154:VAL:O	27:DF:156:LEU:N	2.50	0.45
32:BN:15:LEU:C	32:BN:15:LEU:HD13	2.37	0.45
37:DS:37:ALA:HB1	37:DS:101:LEU:HD21	1.99	0.45
58:BA:1418:G:OP1	58:BA:1588:C:O2'	2.35	0.45
25:BD:115:GLN:NE2	25:BD:117:VAL:HG13	2.32	0.45
30:DJ:23:UNK:N	30:DJ:119:UNK:HA	2.32	0.45
1:AB:204:ASN:ND2	1:AB:206:ASP:HB2	2.25	0.45
23:CY:540:PRO:O	23:CY:544:LYS:HD3	2.16	0.45

Continued on next page...

Continued from previous page...

Atom-1	Atom-2	Distance(Å)	Clash(Å)
58:DA:1530:G:N2	58:DA:1542:G:OP1	2.49	0.45
43:DY:47:LYS:HD2	58:DA:481:G:OP2	2.17	0.45
7:CH:94:TYR:CG	20:CA:598:U:H4'	2.52	0.45
42:DX:25:LYS:HG2	42:DX:82:GLN:HB2	1.99	0.45
3:AD:193:ASP:N	3:AD:193:ASP:OD1	2.50	0.45
33:DO:64:ARG:HH12	38:DT:69:GLY:HA3	1.81	0.45
58:DA:1127:A:N7	58:DA:2489:G:H5'	2.32	0.45
23:CY:380:LEU:HD23	23:CY:383:THR:HB	1.98	0.45
59:DB:57:A:H2'	59:DB:58:A:H8	1.82	0.45
27:BF:149:ASP:OD1	27:BF:152:GLU:HG2	2.17	0.45
58:DA:415:A:N1	58:DA:2408:U:O2	2.50	0.45
25:BD:147:LEU:HA	25:BD:185:VAL:CG1	2.47	0.45
58:DA:2706:G:H5'	58:DA:2852:G:P	2.57	0.45
27:DF:9:ILE:HG23	27:DF:10:PRO:N	2.32	0.45
58:DA:304:G:H2'	58:DA:305:U:O4'	2.16	0.45
9:CJ:27:ALA:HB3	9:CJ:34:VAL:HG21	1.98	0.45
49:D6:48:VAL:O	49:D6:49:HIS:HB2	2.17	0.45
38:DT:51:ARG:HB3	38:DT:62:THR:CG2	2.47	0.45
20:CA:620:C:H2'	20:CA:621:A:O4'	2.17	0.45
16:CQ:55:ASP:O	16:CQ:57:VAL:HG13	2.17	0.45
27:BF:34:TRP:O	27:BF:37:VAL:HB	2.16	0.45
58:DA:239:U:H4'	58:DA:621:A:C2	2.52	0.45
58:DA:259:G:H2'	58:DA:260:G:H8	1.81	0.45
3:AD:11:LEU:HB3	3:AD:66:ARG:NH1	2.31	0.45
58:BA:2118:U:H5''	58:BA:2119:A:OP1	2.17	0.45
46:B2:47:ASN:HB2	46:B2:48:HIS:H	1.56	0.45
58:DA:1588:C:H2'	58:DA:1589:C:H6	1.81	0.45
58:BA:2795:G:H3'	58:BA:2797:U:C5'	2.47	0.45
20:AA:443:C:H2'	20:AA:444:C:C6	2.52	0.45
49:B6:41:PRO:HG2	49:B6:43:CYS:O	2.16	0.45
23:CY:5:VAL:O	23:CY:7:TYR:N	2.50	0.45
51:D8:18:ALA:HB3	58:DA:628:G:H5''	1.99	0.45
41:DW:99:ARG:NH1	58:DA:1262:A:OP1	2.50	0.45
58:DA:2583:G:N1	58:DA:2584:U:O2	2.50	0.45
58:DA:189:G:H2'	58:DA:205:G:N2	2.32	0.45
28:BG:32:PRO:HB2	28:BG:163:ALA:HA	1.99	0.45
58:BA:1692:U:O2'	58:BA:1693:U:H2'	2.17	0.45
58:DA:1007:C:O2	58:DA:1136:G:N1	2.35	0.45
32:DN:25:ARG:O	32:DN:28:THR:HB	2.17	0.45
58:BA:1375:C:H2'	58:BA:1376:C:H6	1.78	0.45
58:DA:388:G:H5'	58:DA:389:G:OP2	2.17	0.45
32:BN:25:ARG:O	32:BN:28:THR:HB	2.17	0.45

Continued on next page...

Continued from previous page...

Atom-1	Atom-2	Distance(Å)	Clash(Å)
56:D1:20:ARG:O	56:D1:21:ARG:HB2	2.17	0.45
20:CA:101:A:H2'	20:CA:102:G:C8	2.47	0.45
25:DD:78:LYS:CE	58:DA:1502:C:H5'	2.47	0.45
10:AK:47:VAL:HA	20:AA:688:G:H5'	1.98	0.45
20:CA:946:A:O2'	20:CA:1333:A:N3	2.42	0.45
58:BA:463:G:N2	58:BA:466:A:OP2	2.50	0.45
24:DC:4:HIS:HB3	58:DA:2175:C:OP1	2.17	0.45
25:BD:62:TYR:HE1	58:BA:1816:G:N7	2.14	0.45
59:BB:28:C:H42	59:BB:56:G:H1	1.65	0.45
1:CB:163:PHE:HD2	1:CB:163:PHE:HA	1.60	0.45
16:CQ:67:LYS:HE2	20:CA:266:G:C8	2.52	0.45
20:CA:955:U:H2'	20:CA:956:U:O4'	2.16	0.45
25:DD:63:ARG:CZ	25:DD:86:PRO:HD2	2.47	0.45
1:AB:166:ASP:O	1:AB:168:THR:N	2.50	0.45
41:DW:40:ASN:O	41:DW:41:LYS:HG2	2.17	0.45
15:CP:28:ARG:NE	15:CP:28:ARG:O	2.40	0.45
56:B1:13:ILE:HG13	56:B1:17:SER:CB	2.46	0.45
58:BA:839:U:H2'	58:BA:840:C:H6	1.80	0.45
58:DA:475:U:O2'	58:DA:505:A:O2'	2.33	0.45
34:BP:67:MET:H	58:BA:2415:G:H4'	1.81	0.45
48:B5:25:LEU:HD22	48:B5:26:THR:H	1.82	0.45
18:CS:49:ILE:HD11	18:CS:62:ILE:HB	1.99	0.45
37:BS:71:ARG:HG3	37:BS:103:GLU:OE2	2.17	0.45
23:AY:603:GLU:HG2	23:AY:679:VAL:HG13	1.99	0.45
58:DA:531:C:H4'	58:DA:532:A:O5'	2.17	0.45
26:BE:13:ARG:N	26:BE:23:VAL:HG22	2.32	0.45
33:DO:25:LEU:HB3	33:DO:38:VAL:HG21	1.99	0.45
58:DA:1363:C:H2'	58:DA:1364:G:H8	1.81	0.45
7:CH:96:GLY:O	7:CH:100:ILE:HG13	2.17	0.45
11:AL:124:LYS:HZ3	20:AA:501:C:P	2.38	0.45
2:CC:7:PRO:CG	2:CC:201:TYR:HE2	2.30	0.45
25:BD:231:HIS:O	25:BD:233:HIS:N	2.50	0.45
20:AA:259:G:H2'	20:AA:260:G:O4'	2.15	0.45
9:CJ:16:LEU:HD13	9:CJ:17:ASP:N	2.32	0.45
20:CA:949:A:H2'	20:CA:950:U:C6	2.52	0.45
20:CA:509:A:N3	20:CA:543:C:O2'	2.36	0.45
15:AP:67:THR:H	15:AP:70:ALA:HB3	1.82	0.45
10:CK:31:THR:HA	10:CK:42:TRP:HA	1.98	0.45
46:D2:21:LEU:O	46:D2:25:VAL:HG23	2.16	0.45
58:BA:151:C:H42	58:BA:175:G:H1	1.63	0.45
6:CG:4:ARG:HG2	20:CA:932:C:OP1	2.17	0.45
26:DE:102:VAL:HB	26:DE:199:ARG:O	2.17	0.45

Continued on next page...

Continued from previous page...

Atom-1	Atom-2	Distance(Å)	Clash(Å)
11:AL:76:ASN:HD21	11:AL:107:ALA:HA	1.82	0.45
23:AY:604:PRO:HA	23:AY:676:TYR:HB3	1.98	0.45
58:DA:1871:A:H2'	58:DA:1872:A:C8	2.52	0.45
43:BY:8:LYS:HZ1	58:BA:336:C:H4'	1.82	0.45
58:BA:755:C:H2'	58:BA:756:C:C6	2.51	0.45
2:AC:77:ILE:HG22	2:AC:81:GLY:HA2	1.99	0.45
29:BH:33:LEU:HD22	29:BH:79:VAL:HG13	1.99	0.45
58:DA:756:C:C4	58:DA:757:U:C4	3.05	0.45
20:AA:161:A:H61	20:AA:347:G:HO2'	1.63	0.45
48:D5:6:VAL:HG13	58:DA:2015:A:N3	2.32	0.45
58:BA:2292:C:H4'	58:BA:2375:G:O2'	2.17	0.45
34:BP:41:ARG:HH11	34:BP:45:LEU:HD22	1.82	0.45
49:B6:7:ILE:HD13	49:B6:7:ILE:HA	1.77	0.45
48:B5:55:ARG:O	48:B5:56:LYS:HB2	2.17	0.45
58:BA:909:A:H2'	58:BA:912:C:C5	2.52	0.45
30:BJ:39:UNK:O	30:BJ:42:UNK:N	2.50	0.45
20:CA:358:U:H5''	23:CY:381:LYS:HZ1	1.83	0.45
58:BA:2319:G:H4'	58:BA:2320:A:OP1	2.17	0.45
58:DA:449:A:H2'	58:DA:450:G:O4'	2.17	0.45
58:DA:487:C:H2'	58:DA:488:G:O4'	2.17	0.45
29:DH:101:ARG:HG3	29:DH:117:PRO:HG2	1.99	0.45
36:DR:103:ARG:HB3	36:DR:108:GLY:HA2	1.99	0.45
14:CO:26:GLU:H	14:CO:26:GLU:HG2	1.50	0.45
36:DR:105:ARG:HD3	36:DR:105:ARG:HA	1.79	0.45
58:DA:2426:A:H3'	58:DA:2427:C:H5''	1.97	0.45
58:DA:1210:A:O5'	58:DA:1212:G:H5'	2.17	0.45
58:DA:2789:C:H1'	58:DA:2892:A:H2	1.82	0.45
44:BZ:183:LEU:O	44:BZ:186:GLU:HB3	2.17	0.45
58:DA:1003:G:H1	58:DA:1152:C:N4	2.10	0.44
36:DR:5:LYS:HE3	58:DA:2820:A:O3'	2.18	0.44
26:DE:119:ARG:HB3	26:DE:120:TRP:H	1.53	0.44
58:DA:573:G:N1	58:DA:2031:A:OP2	2.44	0.44
28:BG:113:ARG:NE	28:BG:113:ARG:CA	2.80	0.44
27:BF:154:VAL:HG13	27:BF:191:ARG:HB2	1.99	0.44
58:DA:270(C):A:H3'	58:DA:270(D):C:C6	2.52	0.44
32:DN:137:LYS:CA	32:DN:137:LYS:HZ3	2.28	0.44
14:AO:39:LEU:HD22	14:AO:42:HIS:HB3	1.98	0.44
39:DU:83:LEU:HD21	39:DU:91:ASP:OD2	2.16	0.44
1:CB:71:VAL:CG2	1:CB:164:VAL:HG22	2.48	0.44
11:CL:58:VAL:HG21	11:CL:85:ILE:HD11	1.98	0.44
44:DZ:151:HIS:HB2	44:DZ:152:ALA:H	1.42	0.44
58:BA:2096:U:H2'	58:BA:2097:C:H6	1.82	0.44

Continued on next page...

Continued from previous page...

Atom-1	Atom-2	Distance(Å)	Clash(Å)
41:DW:12:ILE:HD12	41:DW:12:ILE:H	1.82	0.44
41:DW:11:ARG:NH2	41:DW:98:LYS:HB3	2.32	0.44
58:DA:1539:G:C6	58:DA:1540:G:C5	3.05	0.44
11:AL:104:VAL:HG12	11:AL:105:TYR:HD1	1.82	0.44
58:DA:2347:C:N3	58:DA:2370:G:O6	2.50	0.44
34:BP:59:LEU:HA	34:BP:61:ARG:CZ	2.47	0.44
13:CN:6:LEU:HB3	13:CN:23:ARG:NH2	2.32	0.44
52:D9:16:VAL:HG13	52:D9:23:VAL:HG13	1.99	0.44
58:BA:682:G:H2'	58:BA:683:C:C6	2.51	0.44
4:CE:101:ILE:HD11	4:CE:119:LEU:HD22	1.99	0.44
58:DA:1497:U:O2'	58:DA:1498:C:OP1	2.32	0.44
20:AA:751:U:H3'	20:AA:752:G:C8	2.52	0.44
25:BD:148:GLU:O	25:BD:151:LYS:HG2	2.18	0.44
59:BB:105:G:H2'	59:BB:106:G:H8	1.80	0.44
58:BA:776:G:H1	58:BA:2072:G:H5''	1.82	0.44
27:DF:132:VAL:O	27:DF:133:ASN:HB2	2.17	0.44
20:CA:993:G:C5	20:CA:1046:A:C2	3.05	0.44
48:B5:23:HIS:HB3	48:B5:24:ALA:H	1.51	0.44
46:D2:28:LYS:HD2	46:D2:53:LEU:HD11	1.98	0.44
46:D2:55:ARG:O	46:D2:59:ARG:HG3	2.17	0.44
58:DA:1700:A:H3'	58:DA:1701:A:C8	2.52	0.44
58:DA:868:U:H3	58:DA:909:A:N6	2.13	0.44
26:DE:32:PRO:O	26:DE:49:LEU:HA	2.16	0.44
20:CA:1362:C:O2'	20:CA:1362(A):C:O4'	2.34	0.44
20:AA:451:A:C6	20:AA:480:U:H2'	2.52	0.44
8:CI:126:SER:O	8:CI:127:LYS:HB3	2.17	0.44
23:AY:319:ASP:HB3	23:AY:323:GLY:O	2.17	0.44
1:CB:134:GLU:OE2	1:CB:137:ARG:NH2	2.50	0.44
58:BA:2055:C:H4'	58:BA:2056:G:H5''	1.99	0.44
20:CA:669:U:H2'	20:CA:670:G:H8	1.77	0.44
46:B2:17:SER:HA	46:B2:18:PRO:HD2	1.71	0.44
35:BQ:110:THR:HG22	35:BQ:111:GLU:H	1.82	0.44
39:DU:102:GLU:HB3	39:DU:104:GLN:NE2	2.31	0.44
58:BA:832:G:H2'	58:BA:833:U:C5	2.52	0.44
6:AG:15:ASP:HB2	6:AG:20:ASP:O	2.17	0.44
58:BA:2869:G:H2'	58:BA:2870:C:C6	2.52	0.44
58:DA:767:U:O2'	58:DA:1622:G:H4'	2.17	0.44
58:DA:547:A:H3'	58:DA:548:A:C8	2.52	0.44
58:DA:2655:G:N2	58:DA:2665:A:OP2	2.48	0.44
58:BA:1586:A:H3'	58:BA:1587:A:H8	1.82	0.44
20:CA:1423:G:H2'	20:CA:1424:C:H6	1.81	0.44
7:CH:6:ILE:O	7:CH:10:LEU:HG	2.18	0.44

Continued on next page...

Continued from previous page...

Atom-1	Atom-2	Distance(Å)	Clash(Å)
58:BA:1811:G:H2'	58:BA:1812:A:C8	2.51	0.44
29:BH:27:LYS:HG2	29:BH:28:GLY:N	2.31	0.44
29:BH:79:VAL:C	29:BH:81:GLU:H	2.21	0.44
1:CB:218:ALA:O	1:CB:221:LEU:HB3	2.17	0.44
23:CY:274:ASP:HA	23:CY:277:VAL:HG12	1.98	0.44
23:AY:487:ILE:HB	23:AY:597:GLY:O	2.17	0.44
28:BG:101:ILE:HG21	57:B4:25:TYR:O	2.17	0.44
58:DA:2254:C:H2'	58:DA:2255:G:C8	2.52	0.44
58:DA:2731:G:H2'	58:DA:2732:G:C8	2.52	0.44
12:AM:19:LEU:HD12	12:AM:25:ILE:HD13	1.98	0.44
58:BA:317:G:H2'	58:BA:318:C:H6	1.82	0.44
7:AH:95:VAL:HG12	7:AH:99:GLU:HB3	1.98	0.44
58:BA:934:G:H2'	58:BA:935:C:H6	1.82	0.44
58:BA:1016:G:H1	58:BA:1146:C:H42	1.65	0.44
58:BA:2886:G:H2'	58:BA:2887:U:C6	2.52	0.44
32:DN:37:LYS:HE2	32:DN:37:LYS:HB3	1.83	0.44
15:CP:54:GLU:HG2	15:CP:54:GLU:H	1.40	0.44
20:AA:1424:C:H2'	20:AA:1425:U:C6	2.52	0.44
6:CG:29:LYS:HE3	6:CG:101:LEU:HD11	1.99	0.44
20:CA:923:A:H1'	20:CA:1398:A:C2	2.53	0.44
58:DA:270(D):C:H2'	58:DA:270(E):C:H6	1.82	0.44
42:BX:55:ASN:HB3	58:BA:1341:U:H1'	2.00	0.44
32:DN:1:MET:O	32:DN:2:LYS:HB2	2.18	0.44
20:CA:234:C:H2'	20:CA:235:C:O4'	2.17	0.44
32:DN:78:TYR:HA	32:DN:79:PRO:HD3	1.85	0.44
26:DE:63:LEU:HB2	26:DE:65:GLY:H	1.81	0.44
11:AL:95:GLY:HA2	11:AL:97:ARG:HD2	1.98	0.44
25:BD:218:ARG:NH1	58:BA:691:C:H5'	2.33	0.44
40:BV:97:LYS:HD3	40:BV:97:LYS:HA	1.61	0.44
26:BE:120:TRP:CD2	26:BE:155:LYS:HB3	2.53	0.44
58:DA:565:C:H4'	58:DA:1253:A:C6	2.53	0.44
11:CL:38:THR:HG22	11:CL:57:LYS:HB2	1.97	0.44
41:BW:17:VAL:HB	41:BW:76:VAL:HG21	1.98	0.44
20:CA:1243:C:H2'	20:CA:1244:C:H6	1.82	0.44
26:BE:21:VAL:HG12	26:BE:185:LYS:HE2	1.99	0.44
26:BE:4:ILE:HG12	26:BE:95:ILE:HG13	1.99	0.44
23:CY:487:ILE:HB	23:CY:597:GLY:O	2.17	0.44
20:AA:1528:U:O2'	20:AA:1530:G:H5'	2.17	0.44
46:D2:48:HIS:CG	46:D2:49:LYS:H	2.35	0.44
58:BA:419:C:H2'	58:BA:420:C:C6	2.52	0.44
35:BQ:25:ASP:HB3	35:BQ:100:GLY:O	2.18	0.44
28:BG:56:ALA:O	28:BG:59:GLU:HG2	2.16	0.44

Continued on next page...

Continued from previous page...

Atom-1	Atom-2	Distance(Å)	Clash(Å)
2:AC:22:TRP:CH2	13:AN:54:PRO:HG2	2.52	0.44
58:BA:184:C:O3'	58:BA:217:G:N2	2.46	0.44
20:AA:1307:U:H3	20:AA:1330:U:H3	1.65	0.44
23:CY:178:ILE:HD13	23:CY:179:ASP:H	1.81	0.44
22:CV:6:G:H2'	22:CV:7:G:H8	1.80	0.44
58:BA:1439:A:H62	58:BA:1552:G:H21	1.66	0.44
28:DG:4:ASP:OD1	28:DG:9:ARG:HB2	2.17	0.44
58:DA:239:U:H2'	58:DA:240:G:O4'	2.17	0.44
20:AA:310:G:H2'	20:AA:311:C:H6	1.81	0.44
10:AK:114:VAL:HG13	20:AA:675:A:O2'	2.17	0.44
58:BA:198:C:H6	58:BA:198:C:O5'	2.00	0.44
26:BE:144:ARG:HD2	58:BA:2572:A:C8	2.52	0.44
14:CO:43:LEU:O	14:CO:45:VAL:N	2.49	0.44
42:BX:38:GLU:O	42:BX:41:ASN:HB2	2.16	0.44
58:DA:1858:G:H1'	58:DA:1884:A:H61	1.81	0.44
23:CY:30:GLU:O	23:CY:33:LEU:HB2	2.17	0.44
23:AY:111:SER:C	23:AY:113:GLY:H	2.20	0.44
58:DA:878:A:H3'	58:DA:879:G:H8	1.81	0.44
35:DQ:125:LEU:C	35:DQ:127:ILE:H	2.21	0.44
58:DA:2630:G:H2'	58:DA:2631:G:C8	2.52	0.44
58:BA:2808:U:N3	58:BA:2809:A:N7	2.66	0.44
58:DA:1848:A:H2'	58:DA:1849:G:O4'	2.17	0.44
58:DA:13:A:O4'	58:DA:526:A:N6	2.50	0.44
19:CT:89:ARG:HD3	20:CA:186(B):C:H5'	1.99	0.44
34:BP:88:LEU:HD21	34:BP:123:LEU:HD21	1.99	0.44
58:BA:757:U:H2'	58:BA:758:C:O4'	2.17	0.44
58:DA:2572:A:OP1	58:DA:2574:G:H4'	2.16	0.44
58:DA:1632:A:C6	58:DA:1633:G:C6	3.06	0.44
58:DA:645:C:H5'	58:DA:646:A:H2	1.82	0.44
25:BD:59:LYS:HA	25:BD:59:LYS:HD2	1.86	0.44
13:CN:47:LEU:HA	13:CN:47:LEU:HD23	1.81	0.44
58:DA:207:A:H2'	58:DA:208:C:O4'	2.17	0.44
26:DE:94:GLU:OE1	26:DE:177:PRO:HB3	2.17	0.44
19:CT:78:ALA:O	19:CT:82:SER:OG	2.34	0.44
56:D1:54:ALA:HB2	56:D1:82:LEU:HD22	1.99	0.44
58:DA:950:G:H2'	58:DA:951:C:C6	2.51	0.44
33:BO:103:ALA:HB1	33:BO:105:GLU:OE1	2.17	0.44
58:DA:2038:G:H2'	58:DA:2039:C:H5'	2.00	0.44
26:BE:74:PRO:HB2	26:BE:75:VAL:H	1.49	0.44
58:BA:1914:C:H5	58:BA:1915:U:O2	1.99	0.44
58:BA:1025:G:OP1	58:BA:1025:G:H8	2.00	0.44
27:BF:155:LEU:HG	27:BF:176:LEU:HB3	2.00	0.44

Continued on next page...

Continued from previous page...

Atom-1	Atom-2	Distance(Å)	Clash(Å)
58:BA:514:A:H2'	58:BA:515:A:H8	1.82	0.44
27:BF:126:VAL:HG21	27:BF:142:TRP:CZ2	2.51	0.44
37:DS:84:GLN:HA	37:DS:106:ARG:HG2	1.99	0.44
25:BD:77:ALA:HA	25:BD:97:TYR:HA	2.00	0.44
26:DE:21:VAL:HA	26:DE:22:PRO:HD2	1.73	0.44
24:DC:113:ALA:H	24:DC:137:LEU:HD22	1.81	0.44
24:DC:139:PRO:O	24:DC:145:THR:OG1	2.28	0.44
58:DA:1678:G:H2'	58:DA:1679:U:H6	1.81	0.44
20:AA:971:G:H3'	20:AA:971:G:OP1	2.17	0.44
25:BD:177:LEU:HD22	58:BA:1799:G:C6	2.52	0.44
38:BT:58:ASN:N	38:BT:58:ASN:HD22	2.06	0.44
58:BA:690:G:O2'	58:BA:780:G:OP1	2.31	0.44
37:DS:71:ARG:O	37:DS:74:ALA:HB3	2.18	0.44
34:BP:64:LYS:HD2	34:BP:64:LYS:HA	1.71	0.44
58:DA:2467:C:H2'	58:DA:2468:G:O4'	2.17	0.44
27:DF:180:GLY:HA3	58:DA:616:A:C4	2.53	0.44
37:BS:47:THR:O	37:BS:48:LEU:HB2	2.16	0.44
58:DA:2712:U:H1'	58:DA:712(B):A:C8	2.52	0.44
8:CI:93:ARG:HD2	8:CI:102:LEU:HD11	1.99	0.44
10:CK:57:THR:O	10:CK:60:ALA:HB3	2.18	0.44
24:BC:65:LEU:HA	24:BC:66:PRO:HD2	1.76	0.44
58:DA:1299:G:H2'	58:DA:1640:C:H41	1.83	0.44
58:DA:1299:G:H5'	58:DA:1301:A:O4'	2.17	0.44
20:AA:752:G:H1'	20:AA:754:C:H41	1.81	0.44
58:DA:2478:A:H2'	58:DA:2479:G:H5'	1.99	0.44
58:DA:1788:C:H2'	58:DA:1789:A:O4'	2.18	0.44
3:AD:59:ARG:HA	3:AD:59:ARG:HH11	1.81	0.44
26:DE:52:LEU:O	26:DE:75:VAL:HG12	2.17	0.44
20:AA:22:G:H4'	20:AA:885:G:C8	2.53	0.44
39:DU:26:GLY:O	39:DU:29:SER:OG	2.35	0.44
1:CB:175:ARG:NH2	20:CA:1076:C:H5'	2.31	0.44
58:BA:947:G:H1	58:BA:970:C:H42	1.65	0.44
1:AB:118:LEU:HB3	1:AB:142:LEU:HG	1.99	0.44
29:DH:85:LYS:HE3	29:DH:141:VAL:HG13	1.97	0.44
37:BS:39:ILE:HD13	37:BS:73:LEU:HD11	1.99	0.44
58:DA:2557:G:H2'	58:DA:2558:C:H6	1.81	0.44
1:CB:52:GLU:O	1:CB:56:ARG:HG2	2.18	0.44
20:AA:1204:A:H3'	20:AA:1205:U:C6	2.53	0.44
45:B0:52:GLY:O	45:B0:59:LEU:HA	2.18	0.44
36:BR:61:HIS:NE2	58:BA:2870:C:H5'	2.32	0.44
58:BA:692:C:H42	58:BA:770:G:H1	1.64	0.44
58:DA:786:C:H5"	58:DA:1780:A:N7	2.33	0.44

Continued on next page...

Continued from previous page...

Atom-1	Atom-2	Distance(Å)	Clash(Å)
58:BA:2314:C:H2'	58:BA:2315:G:C8	2.52	0.44
20:AA:134:A:H2'	20:AA:135:C:C6	2.52	0.44
4:AE:110:LEU:O	4:AE:115:VAL:HG23	2.18	0.44
28:DG:62:LEU:HD12	57:D4:7:PRO:HG3	1.99	0.44
19:CT:14:LYS:HA	19:CT:17:ARG:HE	1.82	0.44
20:AA:836:G:C6	20:AA:851:G:C5	3.05	0.44
37:BS:15:ARG:HD3	37:BS:15:ARG:HA	1.84	0.44
37:DS:35:ILE:HG22	37:DS:53:SER:N	2.32	0.44
58:BA:2183:C:H2'	58:BA:2184:G:H8	1.82	0.44
20:CA:186:C:H2'	20:CA:186(A):C:C6	2.52	0.44
36:BR:13:HIS:H	36:BR:16:HIS:HB3	1.83	0.44
58:BA:198:C:H2'	58:BA:199:A:H5''	2.00	0.44
33:BO:12:ASP:OD2	33:BO:12:ASP:N	2.50	0.44
26:BE:47:VAL:O	26:BE:80:GLU:HA	2.17	0.44
58:BA:2657:A:H2'	58:BA:2658:C:O4'	2.17	0.44
9:CJ:64:GLU:O	13:CN:56:VAL:HA	2.17	0.44
58:DA:1878:G:H2'	58:DA:1879:C:C6	2.53	0.44
58:BA:2386:C:H2'	58:BA:2387:U:C6	2.52	0.44
3:CD:105:VAL:HG21	3:CD:126:ILE:HG13	1.98	0.44
58:DA:132:G:H1	58:DA:147:U:H3	1.65	0.44
4:AE:147:ASP:HA	4:AE:150:ARG:HG3	1.99	0.44
51:B8:38:GLY:O	51:B8:42:ARG:HD2	2.17	0.44
44:DZ:23:LYS:HD3	44:DZ:38:TYR:CE1	2.52	0.44
58:DA:841:A:H61	58:DA:937:U:H3	1.65	0.44
29:BH:116:GLU:HA	29:BH:117:PRO:HD2	1.86	0.44
20:AA:1050:G:O6	20:AA:1208:C:N3	2.50	0.44
58:DA:2817:G:O2'	58:DA:2836:U:O2	2.29	0.44
41:BW:53:SER:OG	58:BA:487:C:O2	2.20	0.44
4:CE:81:GLU:OE1	4:CE:81:GLU:N	2.49	0.44
42:DX:88:LYS:HE2	42:DX:88:LYS:HB3	1.80	0.44
47:B3:8:LEU:HB2	47:B3:28:LEU:HD12	1.99	0.44
33:BO:31:LYS:HD3	58:BA:2548:G:H4'	1.99	0.44
20:AA:537:G:H2'	20:AA:538:G:C8	2.53	0.44
58:BA:2819:G:H2'	58:BA:2821:A:N7	2.32	0.44
26:DE:119:ARG:HD2	26:DE:120:TRP:NE1	2.32	0.44
20:AA:1394:A:N7	20:AA:1501:C:H4'	2.32	0.44
20:AA:729:A:H2'	20:AA:730:G:C8	2.52	0.44
27:DF:172:TRP:CD2	27:DF:173:VAL:HG23	2.53	0.44
58:DA:381:G:H8	58:DA:381:G:O5'	1.99	0.44
38:BT:51:ARG:NH2	38:BT:100:TYR:HH	2.15	0.44
25:DD:78:LYS:HZ2	25:DD:98:VAL:HA	1.82	0.44
27:BF:60:SER:OG	58:BA:469:G:OP1	2.29	0.44

Continued on next page...

Continued from previous page...

Atom-1	Atom-2	Distance(Å)	Clash(Å)
3:CD:25:ARG:CZ	3:CD:30:LYS:HZ2	2.31	0.44
25:BD:79:VAL:C	25:BD:96:HIS:H	2.21	0.44
58:DA:1850:G:H2'	58:DA:1851:U:O4'	2.18	0.44
20:AA:242:C:H2'	20:AA:245:C:C5	2.52	0.44
18:CS:79:THR:HB	20:CA:957:U:H5''	1.99	0.44
58:BA:2472:G:N2	58:BA:2478:A:H62	2.02	0.44
44:BZ:120:ILE:HD12	44:BZ:170:THR:O	2.18	0.44
56:B1:20:ARG:HG3	56:B1:21:ARG:N	2.32	0.44
36:BR:97:VAL:HG13	36:BR:113:LEU:C	2.38	0.44
44:BZ:15:PRO:O	44:BZ:19:ARG:HG3	2.17	0.44
58:DA:761:A:H8	58:DA:761:A:O5'	2.00	0.44
23:AY:95:GLU:HB3	23:AY:99:ARG:HH21	1.81	0.44
20:AA:293:G:H4'	20:AA:609:A:N1	2.33	0.44
58:DA:729:G:O2'	58:DA:763:G:H4'	2.18	0.44
58:DA:1299:G:C2'	58:DA:1640:C:H41	2.30	0.44
20:AA:919:A:O2'	20:AA:1080:A:N1	2.37	0.44
25:BD:206:LEU:O	25:BD:211:ARG:HD3	2.18	0.44
7:CH:37:ARG:HG2	7:CH:38:ILE:N	2.32	0.44
11:AL:117:ARG:NH2	11:AL:124:LYS:HZ2	2.15	0.44
20:CA:864:A:H2'	20:CA:865:A:C8	2.53	0.44
29:DH:87:LEU:HD13	29:DH:148:ILE:HB	1.99	0.44
20:AA:264:U:H2'	20:AA:265:G:O4'	2.17	0.44
37:BS:87:PHE:CE2	37:BS:92:TYR:HB2	2.52	0.44
20:AA:1346:A:H61	20:AA:1374:A:H3'	1.82	0.44
58:DA:677:A:O2'	58:DA:2071:A:H5'	2.16	0.44
20:CA:132:C:H2'	20:CA:133:U:H6	1.83	0.44
20:AA:1056:U:H3	20:AA:1204:A:H61	1.65	0.44
58:DA:2642:G:H2'	58:DA:2643:G:C8	2.52	0.44
58:BA:1208:C:H2'	58:BA:1209:G:C8	2.52	0.44
3:AD:49:ARG:HB3	3:AD:50:ARG:H	1.61	0.44
58:BA:1175:U:H2'	58:BA:1176:G:N7	2.32	0.44
4:CE:57:LYS:NZ	4:CE:57:LYS:HB3	2.32	0.44
20:AA:163:C:H2'	20:AA:164:U:H6	1.83	0.44
20:AA:25:C:H5'	20:AA:524:G:H1'	1.99	0.44
3:CD:103:ASN:HA	3:CD:106:TYR:HB3	2.00	0.44
58:BA:1308:A:N6	58:BA:1606:G:H1'	2.32	0.44
20:AA:1435:G:H2'	20:AA:1436:U:H6	1.83	0.44
58:BA:1156:A:OP1	58:BA:1156:A:H8	2.00	0.44
18:CS:29:ARG:HH11	18:CS:48:THR:HG21	1.82	0.44
25:DD:70:TRP:HE1	25:DD:150:LYS:HZ1	1.65	0.44
58:BA:1696:G:H2'	58:BA:1697:G:O4'	2.17	0.44
58:BA:1260:G:H2'	58:BA:1261:C:C6	2.52	0.44

Continued on next page...

Continued from previous page...

Atom-1	Atom-2	Distance(Å)	Clash(Å)
49:D6:24:GLU:OE1	58:DA:2346:A:O2'	2.35	0.44
7:AH:20:TYR:OH	7:AH:76:PRO:O	2.28	0.44
58:BA:49:A:H5''	58:BA:51:G:O4'	2.17	0.44
15:CP:71:ARG:NH1	15:CP:71:ARG:HB2	2.31	0.44
44:BZ:128:VAL:HG21	44:BZ:134:PRO:HD3	1.99	0.44
59:BB:78:A:H2'	59:BB:79:C:O4'	2.17	0.44
58:BA:2540:C:H2'	58:BA:2541:A:O4'	2.17	0.44
51:B8:6:THR:HG21	58:BA:243:U:OP1	2.17	0.44
58:BA:2460:U:H2'	58:BA:2461:C:O4'	2.17	0.44
58:BA:435:C:H2'	58:BA:436:C:H5'	1.98	0.44
58:DA:1007:C:N3	58:DA:1136:G:C6	2.83	0.44
58:DA:2050:C:H2'	58:DA:2051:A:C8	2.52	0.44
26:DE:146:THR:O	58:DA:2571:C:O2'	2.35	0.44
58:BA:1136:G:C4	58:BA:1137:G:C8	3.05	0.44
38:BT:49:VAL:HG23	38:BT:63:VAL:HG22	1.99	0.44
58:DA:2173:A:H2'	58:DA:2174:C:O4'	2.17	0.44
32:BN:53:VAL:HG11	32:BN:128:HIS:CB	2.47	0.44
37:DS:67:ARG:HA	37:DS:99:LYS:HB2	1.98	0.44
32:BN:95:PRO:C	32:BN:97:ARG:N	2.70	0.44
3:CD:31:CYS:H	3:CD:33:MET:HG2	1.82	0.44
20:CA:1234:C:H1'	20:CA:1364:U:C2	2.53	0.44
25:BD:157:ARG:NH2	58:BA:1817:G:H3'	2.33	0.44
11:CL:39:VAL:HB	11:CL:55:VAL:HG21	1.99	0.44
39:DU:94:ASN:HB2	58:DA:996:A:C5'	2.48	0.44
1:CB:87:ARG:HH22	1:CB:234:PRO:CD	2.31	0.44
24:DC:76:LEU:HD22	24:DC:111:PHE:CD2	2.53	0.44
24:DC:185:LYS:O	24:DC:189:ASN:HB2	2.18	0.44
1:AB:77:ALA:HA	1:AB:211:ILE:HG21	2.00	0.44
25:BD:133:LEU:HB2	25:BD:187:GLY:HA2	1.99	0.44
20:AA:1107:C:C4	20:AA:1108:G:C8	3.05	0.44
41:DW:8:ARG:HA	41:DW:102:HIS:ND1	2.31	0.44
58:DA:500:G:N1	58:DA:503:A:OP2	2.42	0.44
58:DA:1802:A:H3'	58:DA:1803:A:C8	2.52	0.44
3:AD:29:PRO:O	3:AD:30:LYS:HB3	2.18	0.44
3:AD:5:ILE:HG13	3:AD:115:ARG:HH11	1.83	0.44
20:CA:152:A:N6	20:CA:169:C:O2	2.50	0.44
9:AJ:13:HIS:HA	9:AJ:16:LEU:HB3	2.00	0.44
31:BK:77:LEU:HD12	31:BK:111:LYS:HD2	2.00	0.44
33:DO:101:PRO:HA	33:DO:120:GLU:O	2.17	0.44
19:AT:59:ALA:O	19:AT:63:ILE:HG13	2.17	0.44
25:DD:239:ARG:HB2	58:DA:2590:A:H5''	2.00	0.44
58:BA:1036:G:H2'	58:BA:1037:G:C8	2.53	0.44

Continued on next page...

Continued from previous page...

Atom-1	Atom-2	Distance(Å)	Clash(Å)
35:DQ:41:TRP:HB3	35:DQ:94:VAL:HG21	1.99	0.44
4:CE:72:GLN:O	4:CE:75:THR:HG22	2.17	0.44
41:BW:11:ARG:CZ	41:BW:12:ILE:H	2.31	0.44
44:DZ:29:TYR:OH	59:DB:103:U:O2	2.32	0.44
8:AI:69:GLY:O	8:AI:73:GLN:HG3	2.17	0.44
5:AF:87:ARG:CZ	20:AA:673:G:H4'	2.48	0.44
8:AI:75:ASP:O	8:AI:78:LYS:HB3	2.18	0.44
26:BE:25:VAL:HA	26:BE:182:LEU:O	2.18	0.44
58:BA:1709:U:H1'	58:BA:2860:A:N3	2.32	0.44
10:AK:91:ARG:O	10:AK:95:ILE:HG13	2.18	0.44
20:AA:633:G:H2'	20:AA:634:C:C6	2.52	0.44
16:CQ:29:HIS:HA	16:CQ:30:PRO:HD2	1.67	0.44
58:BA:2625:G:H2'	58:BA:2626:C:O4'	2.18	0.44
4:CE:135:THR:HG22	4:CE:139:LEU:HD21	2.00	0.44
17:AR:60:ALA:HB2	20:AA:834:C:H5''	1.99	0.44
3:AD:14:ARG:O	3:AD:39:PRO:HG3	2.18	0.44
26:BE:59:VAL:HG13	26:BE:60:ASN:H	1.82	0.44
20:CA:825:G:H2'	20:CA:826:C:H6	1.83	0.44
58:BA:2345:G:H5''	58:BA:2347:C:O4'	2.17	0.44
20:CA:46:G:H1	20:CA:395:C:N4	2.15	0.44
3:CD:52:SER:O	3:CD:56:VAL:HG22	2.17	0.44
58:BA:1357:U:H2'	58:BA:1358:G:O4'	2.17	0.44
58:BA:1811:G:H2'	58:BA:1812:A:H8	1.81	0.44
58:BA:1810:A:H2'	58:BA:1811:G:O4'	2.18	0.44
58:BA:1264:G:H3'	58:BA:1265:A:H2'	1.99	0.44
58:DA:1050:A:H2'	58:DA:1051:G:H8	1.82	0.44
19:CT:98:PRO:HB2	19:CT:104:LEU:HD11	2.00	0.44
16:CQ:46:ASP:OD1	16:CQ:50:LYS:N	2.50	0.44
5:AF:98:LEU:CB	17:AR:30:ASP:HA	2.47	0.44
58:BA:758:C:H2'	58:BA:759:G:H8	1.83	0.44
15:CP:31:LYS:HG2	15:CP:32:TYR:N	2.32	0.44
58:BA:1179:C:H2'	58:BA:1180:C:H6	1.82	0.44
38:DT:88:ILE:HG22	38:DT:89:VAL:HG23	2.00	0.44
48:D5:52:TYR:CG	48:D5:53:ALA:N	2.86	0.44
14:AO:57:LEU:HD11	20:AA:580:U:O2'	2.17	0.44
25:BD:261:LYS:HG2	25:BD:263:ARG:H	1.82	0.44
11:CL:22:SER:C	11:CL:24:VAL:H	2.20	0.44
39:DU:15:LYS:HA	39:DU:18:LEU:HB3	1.99	0.44
20:CA:671:G:H2'	20:CA:672:U:C6	2.53	0.44
52:D9:2:LYS:HE3	52:D9:2:LYS:HB3	1.75	0.44
24:BC:80:LYS:O	24:BC:82:GLU:N	2.51	0.44
20:AA:359:U:OP1	23:AY:324:ARG:N	2.34	0.44

Continued on next page...

Continued from previous page...

Atom-1	Atom-2	Distance(Å)	Clash(Å)
58:BA:1523:U:H2'	58:BA:1524:G:C8	2.52	0.44
32:DN:43:THR:HB	32:DN:46:VAL:HG11	1.99	0.44
32:DN:112:LEU:HA	32:DN:115:ARG:CB	2.43	0.44
27:DF:178:PRO:HG2	27:DF:179:GLU:OE1	2.18	0.44
56:D1:14:VAL:HG13	56:D1:41:ARG:CD	2.48	0.44
58:DA:819:A:N7	58:DA:1188:U:O4	2.50	0.44
58:DA:1504:C:H2'	58:DA:1505:C:H6	1.82	0.44
20:AA:1477:C:H2'	20:AA:1478:C:C6	2.53	0.44
20:AA:243:A:C2	20:AA:245:C:H2'	2.52	0.44
24:DC:174:ALA:HB2	24:DC:193:PHE:CZ	2.52	0.44
12:CM:91:ARG:HH21	20:CA:1226:C:P	2.39	0.44
1:AB:157:ARG:HB3	1:AB:157:ARG:NH1	2.32	0.44
23:AY:461:ILE:HD11	60:AY:701:FUA:O6	2.17	0.44
32:DN:120:LEU:HD21	32:DN:122:VAL:CG2	2.40	0.44
1:CB:102:LEU:HB2	1:CB:176:GLU:OE2	2.18	0.44
3:AD:31:CYS:H	3:AD:33:MET:HG2	1.81	0.44
40:DV:78:LYS:HG3	40:DV:79:VAL:N	2.33	0.44
23:CY:230:LYS:HD3	23:CY:237:PRO:CA	2.43	0.44
32:DN:19:GLU:HB3	32:DN:59:LYS:HE3	1.99	0.44
35:DQ:54:MET:HG2	35:DQ:58:PHE:CE2	2.46	0.44
43:DY:76:CYS:SG	43:DY:99:CYS:HB3	2.58	0.44
14:AO:79:ARG:HA	14:AO:82:ILE:HG22	2.00	0.44
58:DA:2695:C:H2'	58:DA:2696:U:C6	2.52	0.44
20:CA:973:G:C3'	20:CA:974:A:H5''	2.47	0.44
58:BA:600:G:H2'	58:BA:601:C:H6	1.83	0.44
23:CY:330:VAL:O	23:CY:331:TYR:HB2	2.17	0.44
58:DA:1782:C:H1'	58:DA:2609:U:H5'	1.99	0.44
20:CA:367:U:H4'	23:CY:351:ARG:NE	2.29	0.44
25:DD:53:PHE:N	25:DD:53:PHE:HD2	2.16	0.44
20:AA:1015:A:H1'	20:AA:1218:C:O2'	2.17	0.44
58:BA:1313:U:H4'	58:BA:1332:G:H4'	1.99	0.44
56:B1:45:ASN:HB2	58:BA:397:G:H5''	1.98	0.44
16:AQ:64:PRO:HB3	16:AQ:70:ARG:NH1	2.32	0.44
20:CA:20:U:H2'	20:CA:21:G:O4'	2.18	0.44
5:CF:11:ASN:HA	5:CF:12:PRO:HD2	1.90	0.44
23:AY:191:ASP:O	23:AY:266:ASN:N	2.51	0.44
15:CP:49:LEU:HD12	15:CP:49:LEU:HA	1.74	0.44
29:BH:89:ILE:HG22	29:BH:162:ILE:HG23	2.00	0.44
29:DH:85:LYS:CE	29:DH:141:VAL:HG13	2.48	0.44
37:BS:51:ALA:HB3	37:BS:73:LEU:HD12	2.00	0.44
25:DD:69:ARG:HH11	25:DD:130:ALA:HB2	1.82	0.44
23:CY:354:ARG:HB2	23:CY:354:ARG:HH21	1.81	0.44

Continued on next page...

Continued from previous page...

Atom-1	Atom-2	Distance(Å)	Clash(Å)
16:CQ:83:ASP:O	16:CQ:87:LYS:HG3	2.18	0.44
20:CA:985:C:H2'	20:CA:986:A:C8	2.53	0.44
57:D4:6:HIS:HA	57:D4:7:PRO:HD3	1.82	0.44
29:DH:20:ALA:HB3	29:DH:23:ARG:O	2.18	0.44
4:CE:70:PRO:HG2	4:CE:142:LEU:HD13	1.99	0.44
58:BA:2888:C:H2'	58:BA:2889:C:H6	1.81	0.44
31:DK:79:ARG:HG3	31:DK:84:LEU:HB2	1.99	0.44
58:DA:1312:U:H4'	58:DA:1313:U:O5'	2.16	0.44
58:BA:1301:A:H1'	58:BA:1302:A:H2'	1.99	0.44
20:AA:514:C:C2	20:AA:515:G:C8	3.06	0.44
2:AC:150:LYS:HB3	2:AC:201:TYR:HB2	1.99	0.44
4:AE:52:PRO:O	4:AE:56:GLN:HG2	2.17	0.44
23:AY:634:MET:O	23:AY:641:GLN:NE2	2.48	0.44
14:CO:43:LEU:O	14:CO:47:LYS:HD3	2.16	0.44
58:BA:2494:G:H2'	58:BA:2495:G:H8	1.82	0.44
41:DW:78:GLU:HG2	41:DW:79:GLY:N	2.32	0.44
58:DA:1928:A:H2'	58:DA:1929:G:O4'	2.18	0.44
35:DQ:127:ILE:HB	35:DQ:128:LYS:H	1.52	0.44
59:DB:42:C:H2'	59:DB:43:C:C6	2.53	0.44
7:AH:28:ALA:HB2	7:AH:57:PRO:HB2	2.00	0.44
3:CD:201:GLN:O	3:CD:204:ILE:HB	2.17	0.44
58:DA:412:A:H3'	58:DA:413:C:C6	2.53	0.44
41:DW:38:TYR:HD2	48:D5:30:LEU:HD22	1.81	0.44
45:B0:21:LEU:HD23	45:B0:39:ARG:HB3	2.00	0.44
58:BA:2636:U:H1'	58:BA:2783:G:N2	2.33	0.44
58:BA:1505:C:H2'	58:BA:1506:C:O4'	2.18	0.44
58:BA:767:U:O2'	58:BA:1622:G:H4'	2.18	0.44
58:BA:1591:G:H2'	58:BA:1592:C:C6	2.52	0.44
35:DQ:12:GLN:HG2	35:DQ:73:PRO:HD2	2.00	0.44
33:BO:59:LYS:HD2	33:BO:59:LYS:N	2.33	0.44
58:DA:2450:A:N3	58:DA:2450:A:H2'	2.31	0.44
30:DJ:113:UNK:C	30:DJ:115:UNK:H	2.31	0.44
3:AD:91:SER:HA	3:AD:94:LEU:HD12	1.98	0.44
20:AA:1407:C:O2	58:BA:1912:A:C2	2.70	0.44
58:DA:1151:G:H2'	58:DA:1152:C:C6	2.53	0.44
58:DA:1394:U:H4'	58:DA:1603:A:H4'	1.99	0.44
58:BA:533:G:H1	58:BA:560:C:H42	1.66	0.44
58:DA:821:A:H3'	58:DA:946:G:C8	2.52	0.44
20:CA:255:G:H2'	20:CA:256:U:C6	2.53	0.44
50:B7:27:GLY:O	50:B7:30:VAL:HB	2.18	0.44
24:DC:213:VAL:HG21	24:DC:225:ILE:HG12	1.98	0.44
24:BC:211:ARG:O	24:BC:212:SER:O	2.36	0.44

Continued on next page...

Continued from previous page...

Atom-1	Atom-2	Distance(Å)	Clash(Å)
11:CL:53:ARG:HA	11:CL:69:TYR:HE1	1.83	0.44
20:AA:245:C:H1'	20:AA:284:G:C2	2.53	0.44
50:D7:1:MET:HG3	58:DA:753:C:OP1	2.18	0.44
23:AY:165:GLN:OE1	23:AY:271:LEU:HD13	2.17	0.44
58:DA:1141:U:H4'	58:DA:114(B):A:C8	2.53	0.44
20:AA:1324:A:H4'	20:AA:1362:C:H4'	1.99	0.44
18:CS:36:ARG:NH1	18:CS:53:ASN:HA	2.31	0.44
35:DQ:126:PRO:HA	58:DA:2485:G:H4'	1.99	0.44
25:DD:148:GLU:HB3	25:DD:151:LYS:HG3	1.99	0.44
20:AA:33:A:H5''	20:AA:364:A:O2'	2.17	0.44
20:AA:280:C:H3'	20:AA:281:G:C5'	2.48	0.44
20:AA:934:C:H42	20:AA:938:A:H2	1.66	0.44
23:CY:443:HIS:ND1	23:CY:444:PRO:HD2	2.32	0.44
20:CA:309:G:H2'	20:CA:310:G:H8	1.82	0.44
24:DC:26:ALA:O	24:DC:30:VAL:HB	2.18	0.44
20:AA:622:A:H3'	20:AA:623:C:H6	1.82	0.44
40:DV:3:ALA:C	40:DV:14:VAL:HG23	2.38	0.44
58:DA:1579:A:H2'	58:DA:1580:A:O4'	2.17	0.44
20:CA:525:C:H2'	20:CA:526:C:C6	2.53	0.44
29:BH:55:PRO:HG2	29:BH:61:HIS:NE2	2.33	0.44
25:BD:183:ARG:CZ	25:BD:269:PHE:HB3	2.48	0.44
58:DA:529:A:C8	58:DA:2041:U:O4	2.71	0.44
32:BN:76:SER:HB3	58:BA:2641:G:H4'	1.99	0.44
58:BA:1075:C:H2'	58:BA:1076:C:C6	2.52	0.44
58:DA:2745:C:N4	58:DA:2755:C:H4'	2.31	0.44
58:BA:2110:G:N2	58:BA:2179:C:N3	2.62	0.44
27:DF:4:VAL:HG13	27:DF:7:TYR:HA	1.98	0.44
3:CD:54:TYR:HA	3:CD:57:ARG:NE	2.32	0.44
20:AA:6:G:H4'	20:AA:298:A:H4'	2.00	0.44
26:BE:129:HIS:CE1	58:BA:1675:C:N4	2.86	0.44
46:D2:16:LEU:HD12	46:D2:24:LEU:HD11	2.00	0.44
2:AC:161:GLU:HG3	20:AA:1055:A:H4'	2.00	0.44
58:DA:2689:U:OP2	58:DA:2872:G:N2	2.48	0.44
58:DA:799:G:C3'	58:DA:800:A:H5''	2.48	0.44
33:DO:34:THR:O	33:DO:62:VAL:HB	2.17	0.44
48:D5:13:LYS:HB3	48:D5:13:LYS:HE3	1.86	0.44
7:AH:12:ARG:HG2	20:AA:826:C:H4'	1.99	0.44
44:DZ:48:PHE:HZ	44:DZ:71:VAL:HG11	1.81	0.44
8:AI:97:LYS:HB2	8:AI:102:LEU:HD12	1.99	0.44
18:CS:48:THR:HG22	18:CS:61:TYR:HE2	1.83	0.44
58:DA:639:U:H2'	58:DA:640:C:C6	2.52	0.44
20:CA:1107:C:C4	20:CA:1108:G:C8	3.06	0.44

Continued on next page...

Continued from previous page...

Atom-1	Atom-2	Distance(Å)	Clash(Å)
9:AJ:60:ARG:NH1	20:AA:1366:C:O2'	2.42	0.44
35:BQ:67:ARG:NH2	58:BA:906:G:O2'	2.51	0.44
20:CA:1534:A:H2'	20:CA:1535:C:C6	2.53	0.44
58:BA:195:A:O5'	58:BA:196:A:H4'	2.18	0.44
1:CB:17:PHE:HB2	1:CB:18:GLY:H	1.50	0.44
45:B0:36:ILE:HA	45:B0:60:PHE:HA	1.99	0.44
20:AA:594:G:H2'	20:AA:595:G:O4'	2.18	0.44
29:BH:94:TYR:HA	29:BH:106:THR:O	2.17	0.44
1:AB:32:ILE:HD13	1:AB:32:ILE:HA	1.74	0.44
58:DA:2320:A:N6	58:DA:2333:A:H2'	2.33	0.44
58:DA:1034:G:C5	58:DA:1035:U:C4	3.06	0.44
15:CP:38:TYR:CE2	20:CA:626:U:H5''	2.53	0.44
39:BU:51:LYS:O	39:BU:54:LYS:HB2	2.17	0.44
27:DF:37:VAL:O	27:DF:41:LEU:HG	2.17	0.44
24:BC:172:ILE:HD13	24:BC:173:HIS:H	1.82	0.44
11:CL:41:ARG:HH12	11:CL:55:VAL:HG11	1.83	0.44
32:DN:1:MET:SD	39:DU:94:ASN:ND2	2.91	0.44
24:DC:41:THR:O	24:DC:42:VAL:HG12	2.18	0.44
40:BV:24:LYS:CB	58:BA:1162:G:H4'	2.39	0.44
23:CY:122:TRP:HH2	23:CY:256:THR:HG21	1.83	0.44
45:D0:27:GLU:HG3	45:D0:69:PHE:CE1	2.53	0.44
33:DO:5:GLN:NE2	58:DA:1669:A:O4'	2.51	0.44
58:DA:754:C:H2'	58:DA:755:C:C6	2.52	0.44
58:DA:682:G:H2'	58:DA:683:C:C6	2.53	0.44
30:DJ:112:UNK:O	30:DJ:114:UNK:N	2.51	0.44
30:DJ:83:UNK:C	30:DJ:85:UNK:N	2.81	0.44
3:AD:138:TYR:CE2	3:AD:140:VAL:HG13	2.53	0.44
16:AQ:63:ARG:HB2	20:AA:130:A:C8	2.53	0.44
25:BD:177:LEU:HD22	58:BA:1799:G:O6	2.18	0.44
58:DA:1047:G:HO2'	58:DA:1109:C:H42	1.66	0.44
34:DP:47:ASP:CG	34:DP:49:ARG:HE	2.22	0.44
36:DR:29:LEU:HD13	36:DR:29:LEU:HA	1.74	0.44
58:DA:1423:G:OP1	58:DA:1492:G:O2'	2.29	0.44
25:DD:31:LYS:HD2	25:DD:31:LYS:HA	1.79	0.44
34:BP:126:VAL:HA	34:BP:145:PRO:HG2	2.00	0.44
2:AC:3:ASN:O	2:AC:4:LYS:HB2	2.17	0.44
58:DA:1288:U:C2	58:DA:1327:C:C2	3.06	0.44
3:CD:132:ARG:NH2	20:CA:490:G:OP2	2.51	0.44
36:DR:100:LEU:N	36:DR:111:LEU:O	2.43	0.44
25:BD:106:ILE:O	25:BD:108:PRO:HD3	2.17	0.44
7:CH:97:VAL:HG12	20:CA:600:C:OP1	2.18	0.44
58:BA:1825:A:H2'	58:BA:1826:G:H8	1.83	0.44

Continued on next page...

Continued from previous page...

Atom-1	Atom-2	Distance(Å)	Clash(Å)
27:DF:45:ARG:NH2	58:DA:443:A:H3'	2.32	0.44
58:BA:1536:A:H5''	58:BA:1537:C:OP2	2.17	0.44
19:CT:23:ARG:HA	20:CA:323:U:OP1	2.18	0.44
28:DG:37:VAL:HB	28:DG:94:LEU:HB2	2.00	0.44
7:AH:111:ILE:HG12	7:AH:135:CYS:O	2.18	0.44
40:DV:20:LEU:HB3	40:DV:21:ARG:H	1.53	0.44
58:BA:184:C:H2'	58:BA:185:U:H6	1.82	0.44
43:BY:84:ARG:HD2	43:BY:97:ARG:HA	1.99	0.44
16:CQ:29:HIS:CG	16:CQ:32:TYR:HB2	2.53	0.44
1:AB:194:PRO:O	1:AB:197:VAL:HG23	2.18	0.44
58:BA:245:G:H2'	58:BA:246:C:C6	2.53	0.44
38:DT:137:LYS:HD3	38:DT:138:ALA:N	2.33	0.44
11:AL:102:ARG:HA	11:AL:107:ALA:HB3	1.99	0.44
52:B9:3:VAL:HG22	52:B9:35:ARG:HD3	2.00	0.44
11:AL:110:VAL:HB	11:AL:113:ARG:HB2	1.99	0.44
20:CA:794:A:H2'	20:CA:795:C:C6	2.53	0.44
20:AA:329:A:C5	20:AA:332:G:C6	3.06	0.44
58:DA:523:C:H5''	58:DA:541:C:O2'	2.17	0.44
58:BA:413:C:H2'	58:BA:414:C:H6	1.82	0.44
7:CH:8:ASP:O	7:CH:11:THR:OG1	2.30	0.44
58:BA:1671:U:O2'	58:BA:1673:U:H5	2.01	0.44
13:CN:4:LYS:O	13:CN:8:GLU:HG2	2.17	0.44
20:AA:125:U:H2'	20:AA:126:G:C8	2.53	0.44
10:CK:124:LYS:C	10:CK:126:ARG:H	2.21	0.44
58:DA:2508:G:H2'	58:DA:2509:G:C8	2.52	0.44
27:BF:74:ARG:NH2	58:BA:674:G:H1'	2.32	0.44
20:AA:1161:C:H2'	20:AA:1162:C:C6	2.53	0.44
37:DS:44:LYS:HB3	37:DS:46:VAL:HG23	1.99	0.44
39:BU:79:PHE:HE1	39:BU:106:PHE:CZ	2.36	0.44
58:DA:841:A:H2'	58:DA:842:G:H8	1.82	0.44
16:AQ:3:LYS:NZ	20:AA:128:G:O2'	2.46	0.44
51:B8:18:ALA:HB1	58:BA:628:G:H5''	2.00	0.44
42:DX:35:THR:HG23	42:DX:38:GLU:HB2	1.99	0.44
58:DA:1346:G:H1	58:DA:1600:C:H42	1.65	0.44
27:BF:32:LEU:O	27:BF:36:VAL:HG23	2.18	0.44
13:AN:34:TYR:C	13:AN:36:PHE:H	2.21	0.44
15:AP:10:GLY:HA2	20:AA:624:C:O2'	2.17	0.44
58:DA:15:G:H1	58:DA:525:U:H3	1.66	0.44
9:CJ:47:PHE:N	9:CJ:63:PHE:O	2.28	0.44
16:CQ:52:LYS:HE3	16:CQ:52:LYS:HB3	1.80	0.44
58:DA:2582:G:H2'	58:DA:2582:G:N3	2.33	0.44
34:DP:76:LYS:HE3	34:DP:76:LYS:HB3	1.60	0.44

Continued on next page...

Continued from previous page...

Atom-1	Atom-2	Distance(Å)	Clash(Å)
24:DC:3:LYS:NZ	58:DA:2151:G:OP1	2.37	0.44
40:BV:39:LEU:HA	40:BV:47:VAL:CG1	2.48	0.44
32:BN:35:ARG:NH2	32:BN:42:TRP:HH2	2.16	0.44
58:BA:1141:U:H5''	58:BA:114(B):A:O4'	2.17	0.44
58:BA:2038:G:C5	58:BA:2039:C:C6	3.06	0.44
36:DR:68:ARG:NE	58:DA:2707:G:O3'	2.50	0.44
28:DG:113:ARG:CA	28:DG:113:ARG:NE	2.80	0.44
27:BF:155:LEU:O	27:BF:191:ARG:O	2.36	0.44
34:BP:7:ARG:O	34:BP:10:PRO:HD2	2.18	0.44
25:DD:244:ARG:HG2	25:DD:245:PRO:CA	2.43	0.44
58:BA:1601:G:H3'	58:BA:1602:U:C6	2.53	0.44
27:DF:100:THR:O	58:DA:659:C:H4'	2.17	0.44
20:CA:1220:G:H2'	20:CA:1221:G:H8	1.83	0.44
20:CA:436:C:H2'	20:CA:437:U:O4'	2.17	0.44
32:DN:128:HIS:CE1	32:DN:134:ARG:CZ	3.00	0.44
37:DS:95:HIS:O	37:DS:97:ARG:N	2.46	0.44
58:BA:685:A:C5'	58:BA:774:A:H61	2.30	0.44
43:BY:81:LYS:O	43:BY:96:ILE:HG23	2.17	0.44
58:DA:2246:G:H2'	58:DA:2247:A:C8	2.53	0.44
1:CB:219:VAL:O	1:CB:223:ILE:HG13	2.17	0.44
23:AY:255:ILE:HG23	23:AY:257:PRO:HD3	2.00	0.44
20:AA:1362:C:H2'	20:AA:1362(A):C:H5''	2.00	0.44
60:AY:701:FUA:H231	60:AY:701:FUA:C12	2.47	0.44
38:BT:61:PHE:CZ	38:BT:76:PHE:HB2	2.51	0.44
11:AL:54:LYS:HB3	11:AL:55:VAL:H	1.58	0.44
1:CB:169:LYS:O	1:CB:172:ILE:HG12	2.18	0.44
23:AY:648:PRO:O	23:AY:650:ALA:N	2.51	0.44
3:AD:19:LEU:HD23	3:AD:67:ILE:HB	2.00	0.44
10:CK:51:LYS:HA	10:CK:55:LYS:HG3	1.99	0.44
58:BA:520:G:H2'	58:BA:521:G:O4'	2.18	0.44
23:CY:15:ILE:HG13	23:CY:80:ASN:O	2.18	0.44
44:BZ:54:HIS:NE2	44:BZ:123:ASP:HB3	2.32	0.44
58:DA:2696:U:H2'	58:DA:2697:G:H8	1.83	0.44
58:BA:2244:U:H1'	58:BA:2434:A:C5	2.53	0.44
20:AA:953:G:H2'	20:AA:954:G:O4'	2.18	0.44
20:CA:1084:G:H3'	20:CA:1085:U:H2'	2.00	0.44
58:DA:2439:A:H8	58:DA:2587:A:OP1	2.00	0.44
34:BP:126:VAL:HA	34:BP:145:PRO:CG	2.47	0.44
58:BA:220:G:N2	58:BA:427:U:H2'	2.32	0.44
20:AA:68:G:H2'	20:AA:68(A):G:O4'	2.17	0.44
58:BA:1872:A:H8	58:BA:1872:A:O5'	2.01	0.44
19:AT:76:ALA:HA	19:AT:79:ARG:NH1	2.32	0.44

Continued on next page...

Continued from previous page...

Atom-1	Atom-2	Distance(Å)	Clash(Å)
19:AT:85:MET:SD	20:AA:186:C:O2'	2.62	0.44
58:DA:1159:U:H2'	58:DA:1160:G:O4'	2.18	0.44
7:AH:130:GLY:N	20:AA:599:C:O2'	2.42	0.44
31:DK:123:ALA:O	31:DK:126:MET:HB3	2.18	0.44
58:DA:2137:C:H2'	58:DA:2138:C:H6	1.82	0.44
32:DN:89:LYS:HB3	32:DN:89:LYS:HZ2	1.81	0.44
58:BA:270(L):C:H2'	58:BA:270(M):U:H5''	2.00	0.44
20:CA:1342:C:H2'	20:CA:1343:G:C8	2.52	0.44
3:CD:108:LEU:HD11	3:CD:183:GLY:HA3	2.00	0.44
19:AT:73:HIS:C	19:AT:74:LYS:HD3	2.38	0.44
58:DA:2324:C:O2'	58:DA:2337:G:H5'	2.18	0.44
48:D5:8:LYS:HD2	58:DA:2054:A:C2	2.52	0.44
47:B3:29:ARG:HH21	58:BA:1183:G:H4'	1.83	0.44
20:AA:193:C:H2'	20:AA:194:C:C6	2.53	0.44
20:CA:1287:A:H2'	20:CA:1288:A:C8	2.53	0.44
47:D3:11:SER:HB3	58:DA:988:A:P	2.58	0.44
20:CA:1090:U:H2'	20:CA:1091:U:H6	1.83	0.44
3:AD:199:ASN:OD1	3:AD:202:LEU:N	2.39	0.44
58:BA:2371:G:H2'	58:BA:2372:G:C8	2.53	0.44
2:AC:91:LEU:O	2:AC:95:THR:N	2.51	0.44
29:DH:157:TYR:CE2	58:DA:2531:A:H5''	2.53	0.44
58:DA:934:G:H2'	58:DA:935:C:C6	2.52	0.44
27:BF:68:LYS:HG2	58:BA:2443:C:OP1	2.17	0.44
58:BA:1819:A:H4'	58:BA:1820:U:H5'	2.00	0.44
42:BX:41:ASN:HD22	42:BX:41:ASN:N	2.14	0.44
44:BZ:57:ILE:HA	44:BZ:57:ILE:HD12	1.83	0.44
20:CA:359:U:H2'	20:CA:360:A:H8	1.83	0.44
58:BA:2139:C:H2'	58:BA:2140:C:C6	2.53	0.44
58:BA:2606:C:H2'	58:BA:2607:G:C8	2.52	0.44
58:BA:2426:A:H3'	58:BA:2427:C:H5''	2.00	0.44
20:CA:397:A:H5''	20:CA:398:C:OP1	2.18	0.44
58:BA:1408:C:H42	58:BA:1594:G:H1	1.65	0.44
20:AA:1398:A:H2'	20:AA:1398:A:N3	2.33	0.44
13:AN:35:ARG:H	13:AN:35:ARG:HG3	1.58	0.44
19:AT:14:LYS:HG2	19:AT:17:ARG:HH21	1.83	0.44
39:DU:108:GLU:OE1	39:DU:112:ARG:HG2	2.18	0.44
58:DA:1913:A:HO2'	58:DA:1914:C:P	2.39	0.43
32:DN:41:ASP:C	39:DU:64:ARG:HD2	2.35	0.43
58:DA:2747:G:H21	58:DA:2757:A:H62	0.61	0.43
20:CA:815:A:O4'	20:CA:817:C:N4	2.50	0.43
32:BN:43:THR:HB	32:BN:46:VAL:HG11	1.99	0.43
58:DA:1823:G:H2'	58:DA:1824:G:H8	1.83	0.43

Continued on next page...

Continued from previous page...

Atom-1	Atom-2	Distance(Å)	Clash(Å)
58:DA:1317:A:N6	58:DA:1335:U:H3	2.16	0.43
34:DP:20:GLY:HA2	58:DA:662:G:O3'	2.17	0.43
25:DD:78:LYS:NZ	25:DD:98:VAL:HA	2.33	0.43
20:AA:376:G:H2'	20:AA:377:G:H8	1.82	0.43
25:BD:62:TYR:HE1	58:BA:1816:G:C8	2.36	0.43
24:BC:213:VAL:HG21	24:BC:225:ILE:HG12	2.00	0.43
20:CA:179:A:N6	20:CA:196:A:OP2	2.50	0.43
43:BY:28:LYS:HG2	43:BY:37:VAL:HB	2.00	0.43
59:BB:60:C:H2'	59:BB:61:G:H8	1.79	0.43
37:BS:31:SER:O	37:BS:33:LYS:N	2.51	0.43
51:D8:52:LYS:N	51:D8:53:PRO:HD2	2.33	0.43
58:DA:2464:C:H2'	58:DA:2465:C:O4'	2.18	0.43
58:DA:2549:G:H1	58:DA:2559:C:N4	2.15	0.43
23:CY:26:THR:OG1	61:CY:702:GDP:O1B	2.35	0.43
20:AA:1074:G:H2'	20:AA:1075:C:C6	2.53	0.43
1:AB:163:PHE:HD2	1:AB:163:PHE:HA	1.69	0.43
1:AB:175:ARG:NH2	20:AA:1076:C:H5'	2.32	0.43
58:DA:1207:C:N3	58:DA:1239:G:N2	2.63	0.43
58:DA:1801:G:O2'	58:DA:1802:A:H5'	2.18	0.43
23:AY:647:VAL:HA	23:AY:648:PRO:HD3	1.74	0.43
58:DA:871:U:O2	58:DA:906:G:C6	2.71	0.43
36:BR:23:ASN:OD1	58:BA:1277:G:H1'	2.18	0.43
24:DC:14:LYS:HE2	24:DC:14:LYS:HB3	1.56	0.43
58:DA:1126:A:H4'	58:DA:1127:A:O5'	2.17	0.43
58:DA:2586:C:H2'	58:DA:2587:A:C8	2.53	0.43
58:DA:2046:G:H1	58:DA:2622:C:N4	2.10	0.43
58:BA:2781:A:H5'	58:BA:2782:G:C5'	2.47	0.43
25:BD:208:LYS:NZ	58:BA:729:G:O4'	2.40	0.43
58:BA:2569:G:H2'	58:BA:2570:G:C8	2.52	0.43
47:D3:10:LYS:HD3	47:D3:53:LEU:HD23	2.00	0.43
14:CO:39:LEU:HD22	14:CO:42:HIS:HB3	1.99	0.43
44:DZ:108:PRO:HB2	44:DZ:109:ALA:H	1.53	0.43
59:DB:6:C:H2'	59:DB:7:G:C8	2.47	0.43
39:DU:93:LYS:HD2	58:DA:997:G:OP2	2.18	0.43
20:CA:1265:G:N1	20:CA:1270:C:O2	2.36	0.43
38:DT:30:VAL:HG23	38:DT:44:ASP:CG	2.38	0.43
48:D5:3:LYS:HG3	58:DA:2613:U:OP2	2.18	0.43
26:DE:4:ILE:HD12	26:DE:28:ALA:HB1	1.99	0.43
45:B0:51:VAL:HG21	45:B0:79:VAL:O	2.17	0.43
20:CA:1362:C:H2'	20:CA:1362(A):C:H5''	2.01	0.43
11:AL:44:THR:HA	11:AL:45:PRO:HD3	1.72	0.43
58:BA:1102:C:C2	58:BA:1103:A:C8	3.06	0.43

Continued on next page...

Continued from previous page...

Atom-1	Atom-2	Distance(Å)	Clash(Å)
58:BA:81:G:H1	58:BA:105:C:H42	1.66	0.43
58:BA:2807:G:N1	58:BA:2893:G:C6	2.86	0.43
35:BQ:109:VAL:HB	35:BQ:110:THR:H	1.66	0.43
58:DA:217:G:H3'	58:DA:218:A:C8	2.52	0.43
58:BA:270(K):G:H2'	58:BA:270(L):C:H6	1.82	0.43
8:CI:120:ARG:HD2	20:CA:1348:U:H4'	1.99	0.43
11:AL:113:ARG:NH2	11:AL:116:SER:OG	2.51	0.43
58:DA:586:A:H2	58:DA:809:G:N3	2.16	0.43
14:AO:28:GLN:HG2	20:AA:657:G:H4'	1.99	0.43
35:BQ:87:LYS:HG2	35:BQ:88:GLY:H	1.83	0.43
20:AA:643:C:H2'	20:AA:644:G:C8	2.51	0.43
44:DZ:61:LEU:O	44:DZ:63:ASP:N	2.51	0.43
33:BO:6:THR:HA	58:BA:1667:G:H5'	2.00	0.43
58:BA:1212:G:O2'	58:BA:1236:G:N2	2.35	0.43
36:DR:23:ASN:ND2	58:DA:1294:U:H1'	2.32	0.43
38:DT:78:LEU:HD23	38:DT:79:HIS:NE2	2.33	0.43
10:CK:108:ILE:HD13	17:CR:87:ARG:HG2	2.00	0.43
23:AY:538:TYR:O	23:AY:542:VAL:N	2.47	0.43
25:BD:7:LYS:HE3	25:BD:8:PRO:HD2	1.99	0.43
27:DF:51:THR:HB	27:DF:92:PRO:CG	2.48	0.43
20:AA:1000:A:H2'	20:AA:1001:G:O4'	2.18	0.43
21:AW:27:C:H2'	21:AW:28:A:C8	2.54	0.43
15:AP:71:ARG:NH1	15:AP:71:ARG:HB2	2.33	0.43
58:BA:2578:G:OP1	58:BA:2614:A:N6	2.47	0.43
20:AA:360:A:H2'	20:AA:361:G:O4'	2.18	0.43
39:DU:110:VAL:O	39:DU:114:LYS:HD2	2.18	0.43
20:CA:1081:G:H2'	20:CA:1082:G:O4'	2.18	0.43
2:AC:117:ALA:HB2	2:AC:200:ALA:HB3	2.00	0.43
58:BA:2721:A:H3'	58:BA:2722:G:H8	1.83	0.43
58:BA:1914:C:H3'	58:BA:1915:U:H6	1.82	0.43
42:DX:57:LEU:HB3	58:DA:1341:U:H4'	1.99	0.43
58:DA:2031:A:C5	58:DA:2498:C:H1'	2.53	0.43
28:DG:112:PRO:O	28:DG:113:ARG:O	2.36	0.43
20:CA:341:C:H2'	20:CA:342:C:C6	2.51	0.43
25:DD:253:GLN:NE2	58:DA:1842:G:O2'	2.51	0.43
42:BX:58:HIS:CE1	42:BX:77:LYS:HB2	2.53	0.43
58:DA:371:A:H61	58:DA:401:A:H3'	1.83	0.43
24:DC:47:LYS:HD2	58:DA:2178:C:C5'	2.48	0.43
24:BC:169:THR:O	24:BC:169:THR:OG1	2.34	0.43
1:CB:185:ILE:HA	1:CB:199:TYR:HB2	1.99	0.43
37:BS:85:VAL:H	37:BS:106:ARG:CD	2.27	0.43
37:DS:92:TYR:CD2	37:DS:94:TYR:HB2	2.53	0.43

Continued on next page...

Continued from previous page...

Atom-1	Atom-2	Distance(Å)	Clash(Å)
58:BA:1027:A:C6	58:BA:1126:A:C4	3.06	0.43
23:CY:20:HIS:HB3	23:CY:118:SER:HB3	1.99	0.43
58:BA:817:C:H4'	58:BA:932:G:C6	2.53	0.43
58:DA:1207:C:N4	58:DA:1239:G:H1	2.16	0.43
58:DA:782:A:OP2	58:DA:1777:U:O2'	2.22	0.43
58:DA:904:C:C2	58:DA:905:U:C5	3.06	0.43
32:BN:19:GLU:HB3	32:BN:59:LYS:HE3	1.99	0.43
58:BA:519:U:H2'	58:BA:520:G:C8	2.53	0.43
31:DK:34:ILE:O	31:DK:38:VAL:HG23	2.17	0.43
58:BA:999:U:H3'	58:BA:1154:G:H1	1.82	0.43
24:BC:128:LEU:C	24:BC:130:ARG:H	2.21	0.43
58:BA:2391:G:O2'	58:BA:2424:C:N4	2.43	0.43
58:DA:1125:G:H3'	58:DA:1126:A:H2'	2.00	0.43
58:BA:604:G:C6	58:BA:625:G:C2	3.06	0.43
20:AA:115:G:O2'	20:AA:116:A:P	2.76	0.43
25:DD:33:LEU:HD11	58:DA:1423:G:H5''	1.99	0.43
12:AM:96:LEU:HB3	12:AM:97:PRO:HD2	2.00	0.43
20:AA:919:A:H2'	20:AA:920:U:H6	1.83	0.43
27:DF:47:GLY:O	27:DF:94:PRO:HA	2.18	0.43
58:BA:2688:U:HO2'	58:BA:2689:U:P	2.42	0.43
59:DB:72:G:H1'	59:DB:104:A:H61	1.82	0.43
58:BA:2475:C:H42	58:BA:2529:G:N2	2.12	0.43
33:DO:8:LEU:HD12	33:DO:82:ASN:HB2	1.99	0.43
20:CA:186(C):G:C6	20:CA:186(O):G:C6	3.06	0.43
59:DB:31:C:N4	59:DB:51:G:H1	2.14	0.43
49:D6:25:LYS:NZ	58:DA:2285:C:H41	2.16	0.43
36:BR:10:LEU:HB2	58:BA:1653:G:C6	2.53	0.43
2:CC:10:PHE:CZ	20:CA:1189:C:H4'	2.53	0.43
23:AY:20:HIS:H	23:AY:20:HIS:HD2	1.63	0.43
26:DE:80:GLU:HB3	58:DA:2636:U:O5'	2.18	0.43
29:BH:87:LEU:HD23	29:BH:164:TYR:HA	2.00	0.43
58:DA:376:C:H2'	58:DA:377:C:H6	1.80	0.43
58:BA:971:C:H5''	58:BA:974(A):G:O2'	2.19	0.43
43:DY:69:ALA:C	43:DY:71:LYS:H	2.21	0.43
59:BB:73:A:H3'	59:BB:74:U:C6	2.53	0.43
51:D8:5:LYS:HA	58:DA:242:G:H8	1.83	0.43
58:DA:586:A:H5''	58:DA:587:C:P	2.58	0.43
25:BD:100:GLY:HA3	58:BA:1500:G:C2	2.52	0.43
35:DQ:3:MET:HB2	35:DQ:93:TYR:CD2	2.53	0.43
5:CF:97:PHE:O	17:CR:31:LEU:HB2	2.18	0.43
44:BZ:51:ALA:HA	44:BZ:55:HIS:HB2	2.00	0.43
15:AP:63:GLY:HA3	20:AA:227:G:N2	2.33	0.43

Continued on next page...

Continued from previous page...

Atom-1	Atom-2	Distance(Å)	Clash(Å)
58:DA:715:G:C6	58:DA:716:A:C6	3.07	0.43
58:DA:621:A:N3	58:DA:621:A:H2'	2.34	0.43
9:AJ:8:LEU:O	9:AJ:69:ASN:HA	2.18	0.43
7:AH:2:LEU:HD23	7:AH:2:LEU:HA	1.66	0.43
10:CK:38:ASN:HA	10:CK:39:PRO:HD3	1.66	0.43
59:DB:81:G:O6	59:DB:95:U:O2	2.35	0.43
6:CG:93:PRO:HA	6:CG:96:GLN:OE1	2.18	0.43
28:BG:97:ASP:O	28:BG:100:TRP:HB2	2.18	0.43
58:DA:203:C:OP2	58:DA:204:A:O2'	2.30	0.43
42:BX:71:GLY:HA3	58:BA:64:A:H4'	2.00	0.43
58:DA:1466:G:H2'	58:DA:1547:C:H41	1.83	0.43
59:BB:85:G:C4	59:BB:86:G:C8	3.06	0.43
27:BF:165:ARG:HB3	58:BA:321:G:H5'	2.01	0.43
58:DA:43:G:H2'	58:DA:44:A:O4'	2.18	0.43
21:AW:2:G:H2'	21:AW:3:C:O4'	2.17	0.43
58:DA:1571:A:O5'	58:DA:1571:A:H8	2.01	0.43
58:BA:565:C:H4'	58:BA:1253:A:N6	2.32	0.43
20:AA:1494:G:N2	58:BA:1912:A:C2	2.86	0.43
58:DA:1036:G:C6	58:DA:1120:G:C6	3.06	0.43
32:DN:66:LYS:NZ	58:DA:1140:C:P	2.82	0.43
32:DN:66:LYS:O	32:DN:67:LEU:C	2.56	0.43
20:CA:68(A):G:N2	20:CA:68(Y):C:N3	2.49	0.43
27:DF:38:ARG:HA	27:DF:41:LEU:HB2	2.00	0.43
32:DN:97:ARG:HH11	32:DN:97:ARG:HG2	1.84	0.43
58:BA:137(A):C:H2'	58:BA:137(B):G:C8	2.53	0.43
58:BA:1542:G:H5'	58:BA:1542:G:N3	2.33	0.43
37:BS:85:VAL:HG23	37:BS:106:ARG:NH1	2.32	0.43
25:DD:201:HIS:HB3	58:DA:1820:U:O2	2.18	0.43
25:DD:264:LYS:HD3	25:DD:266:SER:H	1.82	0.43
30:DJ:82:UNK:O	30:DJ:84:UNK:N	2.51	0.43
20:AA:130:A:H2	20:AA:263:A:C2	2.36	0.43
56:D1:13:ILE:O	56:D1:17:SER:OG	2.33	0.43
20:CA:33:A:C5'	20:CA:364:A:H1'	2.48	0.43
26:DE:152:LYS:HA	58:DA:2619:C:H5''	2.00	0.43
58:BA:2096:U:O4	58:BA:2193:G:O6	2.36	0.43
33:BO:77:ILE:HB	38:BT:74:ARG:HG2	2.00	0.43
40:BV:53:GLU:O	40:BV:55:ALA:N	2.41	0.43
20:AA:405:U:H4'	20:AA:495:A:H2	1.83	0.43
38:BT:41:ARG:HG2	38:BT:42:ILE:N	2.33	0.43
37:BS:40:ILE:HA	37:BS:47:THR:O	2.17	0.43
51:B8:27:THR:HB	58:BA:2392:A:O2'	2.18	0.43
44:DZ:81:ARG:HB2	44:DZ:81:ARG:HE	1.46	0.43

Continued on next page...

Continued from previous page...

Atom-1	Atom-2	Distance(Å)	Clash(Å)
20:CA:971:G:H3'	20:CA:971:G:OP1	2.18	0.43
26:BE:95:ILE:HG12	26:BE:95:ILE:H	1.55	0.43
33:DO:25:LEU:HB3	33:DO:38:VAL:CG2	2.48	0.43
58:DA:1496:A:H2'	58:DA:1498:C:C5	2.53	0.43
25:DD:100:GLY:HA3	58:DA:1500:G:N2	2.32	0.43
23:CY:431:LEU:HD21	23:CY:466:LEU:HD13	2.00	0.43
58:BA:1416:G:H2'	58:BA:1417:C:H6	1.79	0.43
58:BA:1869:G:N2	58:BA:1872:A:C8	2.84	0.43
26:BE:152:LYS:CG	32:BN:78:TYR:CD1	3.02	0.43
14:CO:42:HIS:CD2	20:CA:740:U:H5'	2.52	0.43
58:DA:2291:U:O2'	58:DA:2374:C:O2	2.35	0.43
21:AW:69:A:H2'	21:AW:70:G:C8	2.47	0.43
23:CY:197:ARG:HG3	23:CY:198:GLU:H	1.83	0.43
20:AA:671:G:H2'	20:AA:672:U:C6	2.53	0.43
44:DZ:30:ASN:ND2	44:DZ:90:VAL:O	2.52	0.43
26:DE:50:GLY:HA2	26:DE:77:ILE:O	2.19	0.43
26:BE:175:VAL:HB	26:BE:182:LEU:HD12	2.00	0.43
41:DW:75:TYR:O	41:DW:104:THR:N	2.51	0.43
58:DA:2113:U:H2'	58:DA:2114:A:O4'	2.17	0.43
20:CA:981:U:C4	20:CA:982:U:C4	3.06	0.43
43:BY:94:LYS:HG3	43:BY:102:CYS:SG	2.58	0.43
4:CE:112:LEU:HD23	4:CE:112:LEU:HA	1.87	0.43
20:AA:1344:C:HO2'	20:AA:1348:U:HO2'	1.66	0.43
26:DE:202:LYS:HG3	58:DA:2733:A:H61	1.83	0.43
7:CH:12:ARG:HG2	20:CA:826:C:H4'	2.00	0.43
20:CA:1056:U:H3	20:CA:1204:A:N6	2.16	0.43
20:CA:1355:G:H2'	20:CA:1356:G:C8	2.53	0.43
42:BX:6:ASP:OD1	46:B2:29:LYS:NZ	2.51	0.43
17:AR:34:TYR:HB3	17:AR:69:THR:HG22	2.01	0.43
15:AP:21:VAL:HG11	15:AP:59:TRP:CE2	2.53	0.43
41:DW:68:ARG:HB3	41:DW:110:LYS:N	2.33	0.43
50:B7:24:THR:O	50:B7:28:ARG:HG3	2.18	0.43
58:BA:1080:C:H2'	58:BA:1081:U:C6	2.52	0.43
58:BA:1174:A:N7	58:BA:1175:U:H1'	2.32	0.43
20:CA:834:C:H2'	20:CA:835:U:H6	1.82	0.43
37:BS:42:ASP:O	37:BS:44:LYS:N	2.52	0.43
34:BP:21:ARG:HB2	58:BA:663:G:OP1	2.18	0.43
20:AA:109:A:H62	20:AA:324:G:H21	1.66	0.43
58:BA:673:C:H2'	58:BA:674:G:O4'	2.18	0.43
18:AS:5:LEU:HD21	20:AA:1318:A:H5''	2.00	0.43
58:BA:1463:C:H2'	58:BA:1464:C:H6	1.83	0.43
26:DE:8:LYS:NZ	26:DE:190:GLY:O	2.25	0.43

Continued on next page...

Continued from previous page...

Atom-1	Atom-2	Distance(Å)	Clash(Å)
58:BA:2886:G:H2'	58:BA:2887:U:H6	1.82	0.43
26:BE:48:GLN:HA	26:BE:79:ARG:O	2.18	0.43
6:AG:118:VAL:HG13	6:AG:122:HIS:CE1	2.53	0.43
29:BH:139:GLN:OE1	58:BA:2759:G:N2	2.51	0.43
31:DK:101:TRP:HE1	31:DK:141:ALA:H	1.64	0.43
31:DK:129:GLY:HA3	58:DA:1079:C:O2'	2.18	0.43
58:BA:1748:G:H2'	58:BA:1749:A:C8	2.53	0.43
20:AA:223:U:H2'	20:AA:224:C:O4'	2.17	0.43
58:DA:2868:A:H2'	58:DA:2869:G:C8	2.52	0.43
24:BC:74:ARG:O	24:BC:76:LEU:N	2.42	0.43
6:CG:32:ARG:HD3	6:CG:32:ARG:HA	1.82	0.43
31:BK:100:THR:HG22	31:BK:139:VAL:HB	2.00	0.43
42:DX:75:ASP:N	58:DA:58:G:OP2	2.52	0.43
20:AA:1440(F):C:H2'	20:AA:1440(G):C:C6	2.53	0.43
58:BA:1914:C:O4'	58:BA:1914:C:O2	2.37	0.43
32:BN:46:VAL:O	32:BN:47:ALA:CB	2.67	0.43
58:BA:536:A:H2'	58:BA:537:C:H6	1.83	0.43
39:BU:54:LYS:HZ3	58:BA:995:C:H5''	1.83	0.43
58:DA:1478:G:N2	58:DA:1515:C:N3	2.48	0.43
58:DA:572:A:H5''	58:DA:573:G:OP2	2.19	0.43
27:DF:191:ARG:O	27:DF:193:VAL:HG23	2.19	0.43
58:DA:604:G:N2	58:DA:624:C:N3	2.58	0.43
24:BC:61:GLY:HA3	24:BC:164:PHE:CE1	2.54	0.43
23:CY:512:ILE:HG22	23:CY:567:LEU:HD12	1.98	0.43
59:BB:24:G:H1	59:BB:59:A:H61	1.67	0.43
51:D8:22:VAL:HB	51:D8:53:PRO:HB3	2.00	0.43
58:BA:1008:C:H6	58:BA:1008:C:OP1	2.01	0.43
29:BH:123:PHE:HD1	29:BH:133:VAL:HG22	1.83	0.43
20:AA:971:G:H4'	20:AA:972:C:H5''	2.01	0.43
51:B8:48:PHE:HB3	51:B8:49:VAL:H	1.63	0.43
58:DA:31:C:H5''	58:DA:1239:G:OP1	2.18	0.43
58:BA:781:A:H5''	58:BA:782:A:N7	2.34	0.43
25:DD:54:ARG:NH2	58:DA:1822:G:H5''	2.29	0.43
25:DD:111:LEU:HD13	25:DD:115:GLN:NE2	2.33	0.43
42:DX:21:PHE:HE2	42:DX:26:TYR:HA	1.82	0.43
51:B8:30:ARG:HB3	51:B8:31:HIS:H	1.59	0.43
8:CI:104:ARG:HB3	8:CI:105:ASP:H	1.57	0.43
58:DA:1027:A:O5'	58:DA:1027:A:H8	2.02	0.43
35:DQ:87:LYS:HE2	58:DA:955:C:H5''	1.99	0.43
23:AY:92:ILE:HG23	23:AY:93:GLU:N	2.33	0.43
20:CA:115:G:H1'	20:CA:116:A:N7	2.33	0.43
23:CY:613:PRO:HG2	23:CY:666:ARG:HD3	2.01	0.43

Continued on next page...

Continued from previous page...

Atom-1	Atom-2	Distance(Å)	Clash(Å)
59:BB:13:A:H2'	59:BB:14:U:H5''	2.00	0.43
58:BA:2769:C:H2'	58:BA:2770:G:C8	2.53	0.43
58:BA:2210:G:H3'	58:BA:2210:G:N3	2.33	0.43
57:B4:6:HIS:C	57:B4:8:LYS:H	2.21	0.43
14:CO:2:PRO:HA	20:CA:740:U:OP2	2.19	0.43
26:DE:49:LEU:HD11	26:DE:81:ILE:CG1	2.48	0.43
25:DD:92:ILE:HA	25:DD:107:ALA:N	2.33	0.43
29:BH:159:GLU:HB3	29:BH:160:LYS:HD2	2.00	0.43
34:BP:42:SER:HA	58:BA:671:C:H5	1.81	0.43
4:CE:33:VAL:HG12	4:CE:112:LEU:HD12	2.01	0.43
3:CD:166:LYS:HE3	3:CD:178:VAL:HB	2.00	0.43
1:AB:22:LYS:H	1:AB:40:HIS:HE1	1.66	0.43
58:DA:789:A:H3'	58:DA:790:C:H5''	1.99	0.43
20:CA:559:A:H4'	20:CA:560:U:C5'	2.48	0.43
24:BC:23:ILE:HG23	24:BC:190:ILE:HB	2.00	0.43
2:AC:6:HIS:HB3	2:AC:9:GLY:H	1.83	0.43
6:CG:70:LYS:H	6:CG:138:LYS:HE3	1.83	0.43
38:BT:83:ILE:HD12	38:BT:84:GLN:NE2	2.32	0.43
58:BA:363(G):A:O2'	58:BA:364:C:H6	2.02	0.43
58:BA:270(F):G:H2'	58:BA:270(G):U:O4'	2.18	0.43
58:DA:576:U:H4'	58:DA:2502:G:C8	2.53	0.43
58:BA:274:G:H2'	58:BA:275:G:O4'	2.18	0.43
58:BA:2226:C:H2'	58:BA:2227:A:O4'	2.18	0.43
58:DA:525:U:H5'	58:DA:556:G:OP1	2.19	0.43
20:CA:920:U:HO2'	20:CA:1081:G:HO2'	1.66	0.43
25:DD:109:ASP:HB3	25:DD:195:ALA:HB3	1.99	0.43
25:DD:171:ASP:HB2	25:DD:172:TYR:HD2	1.83	0.43
34:BP:135:LEU:O	34:BP:139:LYS:HG2	2.17	0.43
23:AY:511:LYS:HB3	23:AY:568:TYR:CZ	2.53	0.43
8:AI:89:ASN:O	8:AI:91:ASP:N	2.52	0.43
58:DA:2575:C:H2'	58:DA:2578:G:O6	2.17	0.43
18:CS:14:HIS:CE1	20:CA:1014:A:H4'	2.53	0.43
12:AM:111:LYS:HE2	12:AM:111:LYS:HB3	1.79	0.43
6:AG:30:ILE:HG22	6:AG:39:ALA:HB1	1.99	0.43
39:BU:91:ASP:O	39:BU:92:ARG:HB3	2.17	0.43
32:DN:35:ARG:NH2	32:DN:42:TRP:HH2	2.16	0.43
26:BE:44:TYR:O	26:BE:45:THR:OG1	2.29	0.43
38:DT:48:ILE:HD11	38:DT:65:LYS:NZ	2.34	0.43
32:BN:24:GLY:HA2	58:BA:1139:G:H5'	1.99	0.43
32:BN:66:LYS:O	32:BN:67:LEU:C	2.56	0.43
27:DF:156:LEU:O	27:DF:158:THR:HG22	2.18	0.43
27:DF:168:ARG:HB3	58:DA:322:A:OP1	2.18	0.43

Continued on next page...

Continued from previous page...

Atom-1	Atom-2	Distance(Å)	Clash(Å)
27:DF:154:VAL:H	27:DF:173:VAL:HA	1.84	0.43
28:DG:111:LEU:N	28:DG:112:PRO:HD2	2.34	0.43
58:DA:930:U:H4'	58:DA:931:G:O4'	2.19	0.43
58:BA:1341:U:H5'	58:BA:1602:U:C4	2.54	0.43
20:AA:1412:C:H2'	20:AA:1413:A:H8	1.83	0.43
50:B7:39:ARG:NH1	50:B7:40:TRP:CD1	2.83	0.43
11:CL:73:GLU:HA	20:CA:521:G:OP1	2.18	0.43
51:D8:13:ARG:NH2	58:DA:250:G:OP2	2.52	0.43
24:DC:133:GLY:N	24:DC:138:LEU:HB2	2.33	0.43
24:DC:40:GLU:HB3	24:DC:217:THR:C	2.38	0.43
16:CQ:2:PRO:N	20:CA:127:G:HO2'	2.17	0.43
58:DA:1142:U:H5''	58:DA:114(B):A:H8	1.80	0.43
12:AM:115:LYS:N	20:AA:1228:C:H5'	2.30	0.43
11:CL:114:LYS:N	20:CA:538:G:OP1	2.44	0.43
36:BR:38:VAL:O	36:BR:41:ALA:HB3	2.18	0.43
25:BD:51:VAL:O	25:BD:52:ARG:HB2	2.19	0.43
58:DA:1801:G:C2	58:DA:2207:C:H4'	2.53	0.43
2:CC:19:GLU:OE1	2:CC:55:VAL:N	2.35	0.43
3:AD:30:LYS:HB2	3:AD:33:MET:N	2.33	0.43
24:BC:54:ARG:HA	24:BC:54:ARG:HD2	1.79	0.43
48:D5:23:HIS:HB3	48:D5:24:ALA:H	1.28	0.43
58:DA:1424:G:C2	58:DA:1575:C:C2	3.06	0.43
58:DA:1497:U:H5'	58:DA:1498:C:C5	2.53	0.43
29:BH:140:LYS:O	29:BH:144:VAL:HG23	2.19	0.43
20:AA:1281:U:C5'	20:AA:1282:C:H5	2.32	0.43
20:AA:691:G:H1'	20:AA:696:A:H61	1.83	0.43
1:CB:19:HIS:CG	1:CB:20:GLU:N	2.85	0.43
16:AQ:64:PRO:O	20:AA:264:U:O2'	2.27	0.43
21:AW:72:C:H3'	21:AW:73:A:H8	1.83	0.43
4:CE:154:GLY:CA	7:CH:64:LYS:HZ3	2.31	0.43
58:BA:18:C:H1'	58:BA:554:U:OP1	2.18	0.43
49:D6:15:GLU:HG2	49:D6:16:CYS:N	2.34	0.43
36:BR:96:ARG:HB3	36:BR:117:VAL:HG21	2.00	0.43
39:DU:54:LYS:HG2	39:DU:58:ARG:NH2	2.33	0.43
20:AA:241:C:N4	20:AA:285:G:H1	2.16	0.43
23:CY:355:LEU:HD23	23:CY:368:GLU:HA	2.00	0.43
42:BX:5:TYR:HA	42:BX:7:VAL:HG23	2.00	0.43
45:B0:26:TYR:HB3	45:B0:27:GLU:OE2	2.18	0.43
5:CF:70:ASP:O	5:CF:73:ASN:ND2	2.52	0.43
33:BO:88:ASN:OD1	33:BO:92:GLU:N	2.50	0.43
20:AA:1491:G:H21	20:AA:1492:A:H61	1.67	0.43
35:BQ:43:THR:OG1	35:BQ:46:GLN:OE1	2.33	0.43

Continued on next page...

Continued from previous page...

Atom-1	Atom-2	Distance(Å)	Clash(Å)
58:BA:586:A:H5''	58:BA:587:C:OP2	2.18	0.43
20:AA:1097:C:H1'	20:AA:1170:A:H1'	2.01	0.43
27:DF:65:TRP:HZ3	27:DF:75:HIS:CE1	2.36	0.43
20:AA:1536:C:N4	22:AV:9:G:H1	2.16	0.43
43:DY:88:LYS:HB3	43:DY:89:PHE:H	1.55	0.43
58:DA:1339:G:C6	58:DA:1340:U:H5	2.36	0.43
58:BA:2181:G:H2'	58:BA:2182:G:O4'	2.18	0.43
58:BA:280:C:H2'	58:BA:281:G:H5'	2.01	0.43
44:DZ:120:ILE:HG22	44:DZ:121:HIS:ND1	2.33	0.43
20:CA:831:U:H2'	20:CA:832:C:C6	2.52	0.43
58:BA:144(B):A:O2'	58:BA:1445:C:H5'	2.19	0.43
31:BK:37:PHE:O	31:BK:41:PHE:HB3	2.19	0.43
20:CA:359:U:H2'	20:CA:360:A:C8	2.54	0.43
6:AG:27:ILE:HA	6:AG:30:ILE:HD12	2.01	0.43
3:CD:127:THR:HA	3:CD:131:ARG:O	2.19	0.43
24:BC:17:PRO:HA	24:BC:223:VAL:HG11	2.00	0.43
1:AB:42:ILE:HG23	1:AB:44:LEU:HG	2.00	0.43
9:CJ:44:VAL:HA	9:CJ:65:LEU:O	2.19	0.43
44:DZ:3:TYR:N	44:DZ:56:VAL:O	2.52	0.43
44:BZ:141:VAL:O	44:BZ:143:GLY:N	2.52	0.43
43:BY:5:MET:N	43:BY:5:MET:SD	2.90	0.43
6:CG:126:ASP:OD2	6:CG:126:ASP:N	2.50	0.43
14:AO:69:TYR:O	14:AO:73:GLU:HG2	2.18	0.43
58:BA:1618:A:O2'	58:BA:1619:G:H5'	2.18	0.43
26:DE:161:GLY:O	26:DE:163:GLU:N	2.49	0.43
20:AA:815:A:N6	20:AA:1509:C:H1'	2.34	0.43
28:BG:112:PRO:O	28:BG:113:ARG:O	2.36	0.43
28:BG:113:ARG:CA	28:BG:113:ARG:HE	2.25	0.43
58:DA:2080:G:H2'	58:DA:2081:C:H6	1.80	0.43
20:CA:256:U:O4	20:CA:270:A:N1	2.51	0.43
27:BF:24:LEU:HD13	27:BF:119:ARG:HE	1.84	0.43
20:AA:68(I):G:N2	20:AA:68(R):C:H1'	2.34	0.43
25:BD:30:GLU:HB3	25:BD:83:GLU:OE2	2.18	0.43
24:DC:19:LYS:HE3	24:DC:20:VAL:N	2.33	0.43
24:DC:20:VAL:O	24:DC:225:ILE:HA	2.19	0.43
11:CL:49:ASN:ND2	20:CA:529:G:O6	2.51	0.43
58:DA:1675:C:H3'	58:DA:1676:A:H8	1.84	0.43
2:AC:19:GLU:OE1	2:AC:54:ARG:HA	2.19	0.43
31:DK:115:LEU:HB3	31:DK:116:ASN:H	1.60	0.43
38:BT:53:ARG:NH2	38:BT:58:ASN:O	2.51	0.43
20:AA:217:C:O2'	20:AA:458(C):G:O6	2.30	0.43
58:DA:2662:A:H2'	58:DA:2663:G:O4'	2.19	0.43

Continued on next page...

Continued from previous page...

Atom-1	Atom-2	Distance(Å)	Clash(Å)
56:B1:21:ARG:HB3	56:B1:38:SER:HB2	2.00	0.43
58:DA:30:G:C5	58:DA:31:C:C5	3.06	0.43
20:AA:1320:C:H2'	20:AA:1321:C:C6	2.53	0.43
3:AD:26:CYS:CA	3:AD:31:CYS:HA	2.42	0.43
9:AJ:15:THR:O	9:AJ:19:SER:N	2.48	0.43
20:AA:756:C:H2'	20:AA:757:U:O4'	2.18	0.43
41:BW:16:LYS:HA	41:BW:19:LEU:HD22	2.00	0.43
58:BA:2697:G:H2'	58:BA:2698:U:O4'	2.19	0.43
35:DQ:137:TYR:CZ	44:DZ:81:ARG:NH2	2.87	0.43
40:DV:60:GLU:HG2	40:DV:97:LYS:HE2	2.01	0.43
24:BC:66:PRO:HD2	24:BC:192:ALA:HB1	2.00	0.43
20:CA:1315:U:H2'	20:CA:1316:G:O4'	2.18	0.43
58:DA:1299:G:H4'	58:DA:1301:A:C4	2.54	0.43
59:DB:61:G:H2'	59:DB:62:C:C6	2.54	0.43
51:B8:17:THR:OG1	58:BA:651:G:OP1	2.29	0.43
41:BW:11:ARG:NH2	41:BW:98:LYS:HB3	2.33	0.43
33:DO:8:LEU:HD23	33:DO:19:ILE:HD12	1.99	0.43
58:BA:2179:C:H2'	58:BA:2180:U:H6	1.84	0.43
20:CA:1362:C:C2'	20:CA:1362(A):C:H5''	2.48	0.43
20:AA:106:C:H2'	20:AA:107:G:H8	1.82	0.43
58:BA:245:G:H2'	58:BA:246:C:H6	1.84	0.43
58:DA:2345:G:H1'	58:DA:2381:C:H2'	2.00	0.43
24:BC:28:ARG:O	24:BC:31:LYS:HB3	2.18	0.43
3:AD:62:GLN:NE2	20:AA:544:G:OP1	2.51	0.43
19:CT:72:LEU:HD11	19:CT:80:ARG:HH11	1.84	0.43
11:AL:113:ARG:HH21	11:AL:116:SER:H	1.64	0.43
51:D8:61:LEU:HD23	51:D8:62:LEU:HG	2.01	0.43
29:DH:20:ALA:HB3	29:DH:23:ARG:HG3	2.00	0.43
42:BX:25:LYS:HA	42:BX:81:VAL:O	2.18	0.43
25:DD:118:VAL:HG13	25:DD:119:ALA:H	1.83	0.43
3:CD:49:ARG:HB3	3:CD:50:ARG:H	1.69	0.43
7:AH:48:TYR:CD1	7:AH:59:LEU:HD21	2.54	0.43
37:BS:13:ARG:O	37:BS:15:ARG:N	2.52	0.43
37:BS:41:ASP:O	37:BS:46:VAL:N	2.52	0.43
58:BA:2630:G:H2'	58:BA:2631:G:H8	1.81	0.43
58:BA:1935:G:H1'	58:BA:1964:G:N2	2.34	0.43
4:AE:7:GLU:O	4:AE:34:VAL:HA	2.19	0.43
20:CA:1461:G:H2'	20:CA:1462:G:C8	2.54	0.43
58:BA:2154:G:H2'	58:BA:2155:G:C8	2.53	0.43
58:BA:1444:G:H2'	58:BA:1445:C:C5	2.53	0.43
58:BA:1690:A:H2'	58:BA:1691:C:O4'	2.18	0.43
23:AY:147:TRP:O	23:AY:151:ARG:HB2	2.18	0.43

Continued on next page...

Continued from previous page...

Atom-1	Atom-2	Distance(Å)	Clash(Å)
23:AY:212:TYR:HA	23:AY:212:TYR:HD1	1.72	0.43
34:BP:85:LEU:HD21	34:BP:137:LYS:HG3	2.00	0.43
35:DQ:38:GLU:OE1	35:DQ:128:LYS:HG2	2.18	0.43
19:AT:13:LEU:HD12	19:AT:14:LYS:N	2.34	0.43
58:BA:447:A:H4'	58:BA:448:U:H5''	2.00	0.43
8:CI:20:ARG:HH12	8:CI:62:TYR:HB2	1.83	0.43
20:AA:831:U:H2'	20:AA:832:C:C6	2.53	0.43
35:BQ:9:TYR:OH	58:BA:911:A:H2'	2.18	0.43
58:DA:2366:A:H3'	58:DA:2367:G:H8	1.83	0.43
46:B2:51:ARG:HG3	46:B2:52:ASP:N	2.33	0.43
58:BA:1641:A:H2'	58:BA:1642:G:O4'	2.18	0.43
58:BA:1295:C:H2'	58:BA:1296:G:O4'	2.18	0.43
50:B7:1:MET:HG3	58:BA:753:C:OP1	2.18	0.43
20:CA:1194:U:H2'	20:CA:1195:C:O4'	2.17	0.43
29:BH:13:LYS:HB3	29:BH:14:GLY:H	1.61	0.43
1:AB:218:ALA:O	1:AB:221:LEU:HB3	2.19	0.43
20:CA:1200:C:HO2'	20:CA:1201:A:P	2.41	0.43
20:CA:858:G:H8	20:CA:858:G:OP2	2.01	0.43
5:AF:1:MET:HG2	5:AF:68:PRO:HB3	2.00	0.43
3:AD:93:PHE:O	3:AD:97:LEU:HG	2.18	0.43
20:CA:1328:C:H2'	20:CA:1329:A:O4'	2.18	0.43
39:DU:70:ARG:HH21	58:DA:1011:G:P	2.42	0.43
58:BA:1022:G:N3	58:BA:1023:U:H5	2.15	0.43
32:BN:63:THR:HB	32:BN:64:GLY:H	1.55	0.43
21:AW:63:C:H2'	21:AW:64:G:C8	2.54	0.43
21:AW:64:G:C6	21:AW:65:U:C4	3.06	0.43
58:BA:1664:A:H3'	58:BA:1665:A:H8	1.83	0.43
58:BA:468:G:H3'	58:BA:469:G:C8	2.53	0.43
58:DA:223:A:C2	58:DA:422:A:C8	3.06	0.43
24:BC:217:THR:O	24:BC:218:THR:OG1	2.30	0.43
39:DU:95:LEU:HD23	39:DU:95:LEU:HA	1.81	0.43
58:DA:2248:C:H3'	58:DA:2249:U:C6	2.54	0.43
38:DT:53:ARG:NH1	38:DT:60:THR:H	2.07	0.43
29:BH:83:TYR:O	29:BH:85:LYS:N	2.52	0.43
26:DE:132:HIS:HA	26:DE:135:HIS:NE2	2.34	0.43
23:AY:259:PHE:CD1	23:AY:272:LEU:HD13	2.53	0.43
25:DD:67:PHE:HA	25:DD:67:PHE:HD2	1.66	0.43
16:AQ:62:SER:HB3	20:AA:186(I):U:H3	1.83	0.43
58:BA:613:U:H4'	58:BA:616:A:C6	2.54	0.43
20:AA:1074:G:H2'	20:AA:1075:C:H6	1.83	0.43
6:AG:57:GLU:CD	6:AG:57:GLU:H	2.22	0.43
25:BD:134:ARG:HB3	25:BD:187:GLY:HA3	2.01	0.43

Continued on next page...

Continued from previous page...

Atom-1	Atom-2	Distance(Å)	Clash(Å)
11:AL:23:LYS:HE3	11:AL:89:ARG:HD2	2.00	0.43
2:AC:176:HIS:HD2	20:AA:1111:A:H62	1.67	0.43
58:BA:1827:C:H2'	58:BA:1828:G:O4'	2.18	0.43
58:DA:476:G:H1'	58:DA:480:A:N6	2.34	0.43
58:BA:41:C:H2'	58:BA:43:G:H8	1.84	0.43
58:BA:2254:C:H2'	58:BA:2255:G:O4'	2.19	0.43
28:BG:43:LEU:HB3	28:BG:44:GLY:H	1.52	0.43
58:DA:2781:A:H5'	58:DA:2782:G:C5'	2.49	0.43
58:DA:1028:A:H2'	58:DA:1029:A:H8	1.80	0.43
23:CY:311:ALA:HB1	23:CY:330:VAL:HA	2.01	0.43
23:AY:526:VAL:O	23:AY:528:ALA:N	2.49	0.43
58:DA:2590:A:H2'	58:DA:2591:C:C6	2.54	0.43
58:BA:2210:G:H21	58:BA:2211:G:H5'	1.83	0.43
58:BA:979:G:O5'	58:BA:979:G:H8	2.01	0.43
20:AA:1503:A:N6	22:AV:14:A:H2'	2.34	0.43
58:DA:2479:G:OP1	58:DA:2537:U:H1'	2.19	0.43
58:DA:2372:G:H2'	58:DA:2373:G:C8	2.53	0.43
3:AD:59:ARG:HD2	3:AD:59:ARG:HA	1.86	0.43
58:DA:698:C:O2'	58:DA:734:A:N6	2.52	0.43
20:AA:372:C:H4'	20:AA:373:A:OP1	2.19	0.43
26:BE:52:LEU:HA	26:BE:53:PRO:HD3	1.76	0.43
58:DA:38:A:H2'	58:DA:39:C:C6	2.53	0.43
3:CD:57:ARG:HD3	3:CD:206:PHE:HA	1.99	0.43
20:CA:352:C:N3	20:CA:356:A:N6	2.66	0.43
51:B8:59:LYS:HD3	51:B8:59:LYS:HA	1.83	0.43
20:CA:68(J):G:N2	20:CA:68(Q):U:H1'	2.33	0.43
1:CB:44:LEU:O	1:CB:47:THR:HB	2.19	0.43
8:AI:118:LYS:C	8:AI:120:ARG:H	2.22	0.43
58:DA:722:A:H2'	58:DA:723:G:H8	1.83	0.43
10:CK:113:PRO:O	10:CK:115:PRO:HD3	2.18	0.43
39:BU:36:ARG:HG2	39:BU:40:PHE:CE1	2.54	0.43
23:AY:606:MET:HG2	23:AY:673:PHE:HA	1.99	0.43
48:D5:56:LYS:N	48:D5:56:LYS:HD2	2.34	0.43
20:AA:592:G:C2	20:AA:593:G:C8	3.07	0.43
43:DY:85:VAL:HG22	43:DY:94:LYS:HB3	1.99	0.43
58:BA:234:C:H2'	58:BA:235:U:H6	1.83	0.43
20:AA:1340:A:C6	20:AA:1341:U:C4	3.07	0.43
58:DA:1697:G:O2'	58:DA:1978:A:OP1	2.26	0.43
23:AY:112:GLN:NE2	58:BA:2659:G:O6	2.52	0.43
6:CG:29:LYS:HG3	6:CG:101:LEU:CD1	2.49	0.43
58:BA:758:C:H2'	58:BA:759:G:C8	2.53	0.43
58:BA:2584:U:H2'	58:BA:2585:U:C2	2.53	0.43

Continued on next page...

Continued from previous page...

Atom-1	Atom-2	Distance(Å)	Clash(Å)
14:CO:79:ARG:O	14:CO:83:GLU:HB2	2.19	0.43
7:CH:51:VAL:HB	7:CH:52:ASP:H	1.74	0.43
1:CB:195:ASP:O	7:CH:74:PRO:HG3	2.19	0.43
34:DP:71:VAL:HA	58:DA:245:G:H4'	2.01	0.43
29:BH:18:GLU:HB3	29:BH:25:LYS:O	2.19	0.43
42:DX:33:LYS:HD2	42:DX:33:LYS:HA	1.81	0.43
58:DA:2378:A:O5'	58:DA:2378:A:H8	2.02	0.43
59:BB:82:G:H1	59:BB:94:C:H42	1.67	0.43
6:AG:101:LEU:O	6:AG:105:VAL:HG23	2.19	0.43
57:D4:28:LYS:HA	57:D4:29:PRO:HD3	1.88	0.43
39:BU:95:LEU:HD11	40:BV:13:ARG:HB2	2.01	0.43
58:BA:2822:G:N2	58:BA:2824:C:OP1	2.48	0.43
20:AA:815:A:C6	20:AA:1508:G:N2	2.85	0.43
58:DA:1183:G:C2	58:DA:1184:G:C5	3.06	0.43
56:D1:26:ARG:HA	56:D1:26:ARG:HD2	1.71	0.43
21:AW:14:A:H2'	21:AW:15:G:O4'	2.19	0.43
58:DA:813:U:H2'	58:DA:814:C:C6	2.53	0.43
27:DF:158:THR:HA	27:DF:195:ASP:H	1.83	0.43
58:DA:57:C:N3	58:DA:70:G:N2	2.52	0.43
30:BJ:25:UNK:O	30:BJ:27:UNK:N	2.52	0.43
58:DA:270(D):C:H2'	58:DA:270(E):C:C6	2.53	0.43
20:CA:68(V):G:H2'	20:CA:68(W):G:O4'	2.19	0.43
25:BD:111:LEU:HG	25:BD:127:VAL:HG12	2.01	0.43
25:BD:80:ALA:HB3	25:BD:94:LEU:HD22	2.01	0.43
58:BA:2175:C:H2'	58:BA:2176:A:C8	2.54	0.43
11:CL:52:LEU:HD12	11:CL:54:LYS:HZ3	1.82	0.43
43:BY:28:LYS:HB3	43:BY:28:LYS:HE2	1.43	0.43
43:BY:39:VAL:HB	43:BY:40:GLU:H	1.56	0.43
58:DA:2684:U:H2'	58:DA:2685:G:C8	2.54	0.43
58:BA:1531:C:H2'	58:BA:1532:C:C6	2.53	0.43
20:AA:891:U:O4	20:AA:907:A:N7	2.52	0.43
23:CY:163:VAL:HG22	23:CY:258:VAL:CG2	2.48	0.43
23:AY:271:LEU:HD12	23:AY:272:LEU:N	2.33	0.43
1:AB:76:GLN:HB2	1:AB:77:ALA:H	1.62	0.43
1:AB:78:GLN:O	1:AB:81:VAL:HG22	2.19	0.43
58:BA:310:A:H2'	58:BA:312:G:N7	2.33	0.43
25:DD:148:GLU:OE1	25:DD:151:LYS:HE2	2.19	0.43
56:B1:22:GLY:HA2	56:B1:37:ILE:HA	2.01	0.43
26:DE:61:ARG:HB2	26:DE:62:PRO:CD	2.42	0.43
58:BA:2414:G:H2'	58:BA:2415:G:O4'	2.19	0.43
11:AL:36:VAL:O	11:AL:80:HIS:HA	2.18	0.43
50:D7:4:THR:OG1	58:DA:788:A:N3	2.51	0.43

Continued on next page...

Continued from previous page...

Atom-1	Atom-2	Distance(Å)	Clash(Å)
34:BP:60:MET:HG2	34:BP:60:MET:H	1.33	0.43
58:BA:2711:A:H3'	58:BA:2712:U:H5'	2.01	0.43
58:DA:2713:A:C3'	58:DA:2714:G:H5'	2.49	0.43
58:DA:1027:A:HO2'	58:DA:1028:A:H8	1.66	0.43
12:AM:122:LYS:HB2	12:AM:123:ALA:H	1.41	0.43
58:DA:820:A:N3	58:DA:943:U:H4'	2.34	0.43
23:AY:201:ILE:HG22	23:AY:203:GLU:H	1.83	0.43
58:DA:1431:U:H2'	58:DA:1432:C:C6	2.53	0.43
58:DA:729:G:H5'	58:DA:730:C:H5''	2.01	0.43
58:BA:2211:G:C2'	58:BA:2212:A:H5''	2.49	0.43
23:C'Y:538:TYR:O	23:C'Y:542:VAL:HG12	2.19	0.43
58:BA:1305:C:N4	58:BA:1623:G:H1	2.16	0.43
38:DT:20:PRO:HG2	38:DT:86:ILE:HA	2.00	0.43
58:DA:2745:C:H41	58:DA:2755:C:C4'	2.29	0.43
20:AA:1331:G:H4'	20:AA:1331:G:OP1	2.19	0.43
59:BB:39:A:H2'	59:BB:40:U:C6	2.54	0.43
3:CD:209:ARG:NH1	20:CA:8:A:N1	2.66	0.43
58:DA:2636:U:H2'	58:DA:2637:U:C6	2.53	0.43
37:BS:92:TYR:CE2	37:BS:94:TYR:HB2	2.53	0.43
34:BP:49:ARG:HB3	51:B8:59:LYS:HZ1	1.84	0.43
23:AY:660:ARG:O	23:AY:661:SER:OG	2.33	0.43
3:AD:61:LYS:HE3	3:AD:61:LYS:HB3	1.80	0.43
58:BA:500:G:N1	58:BA:503:A:OP2	2.52	0.43
28:DG:98:ARG:HD3	28:DG:98:ARG:HA	1.78	0.43
20:AA:19:C:H2'	20:AA:20:U:C6	2.53	0.43
32:DN:6:PRO:C	32:DN:7:LYS:HZ3	2.22	0.43
12:CM:77:ASN:HA	12:CM:80:ARG:HG3	2.00	0.43
58:DA:545:G:H2'	58:DA:547:A:OP2	2.18	0.43
58:DA:1889:A:H2'	58:DA:1890:A:C8	2.54	0.43
58:BA:1356:G:H2'	58:BA:1357:U:O4'	2.18	0.43
58:BA:1359:A:OP2	58:BA:1371:G:N1	2.49	0.43
58:BA:1211:U:H5''	58:BA:1212:G:C8	2.54	0.43
20:CA:1422:G:H4'	33:DO:49:ARG:CZ	2.49	0.43
27:BF:59:TYR:OH	58:BA:470:A:OP1	2.24	0.43
4:CE:41:VAL:HG23	4:CE:67:VAL:HG13	2.00	0.43
29:BH:142:GLY:HA3	58:BA:2745:C:O3'	2.19	0.43
3:CD:92:VAL:HG13	3:CD:96:LEU:HD22	1.99	0.43
58:BA:1166:C:H2'	58:BA:1167:U:C6	2.53	0.43
29:DH:156:ALA:O	29:DH:157:TYR:HB2	2.19	0.43
58:DA:308:G:C8	58:DA:501:A:H1'	2.53	0.43
58:DA:248:G:H21	58:DA:2433:A:H62	1.67	0.43
40:DV:55:ALA:HB1	40:DV:101:GLY:HA2	2.00	0.43

Continued on next page...

Continued from previous page...

Atom-1	Atom-2	Distance(Å)	Clash(Å)
6:CG:71:PRO:C	6:CG:96:GLN:HE21	2.22	0.43
6:AG:91:VAL:HB	6:AG:96:GLN:HG3	2.00	0.43
58:BA:2721:A:H3'	58:BA:2722:G:C8	2.54	0.43
23:AY:69:VAL:HA	23:AY:81:ILE:O	2.19	0.43
41:DW:23:LEU:HD22	48:D5:25:LEU:HD13	2.01	0.43
16:AQ:55:ASP:HA	16:AQ:78:GLU:O	2.19	0.43
1:CB:15:VAL:HG23	1:CB:16:HIS:CE1	2.53	0.43
46:B2:19:VAL:O	46:B2:22:GLU:HB3	2.19	0.43
20:AA:869:G:H5'	20:AA:872:A:O4'	2.19	0.43
58:DA:270(O):G:O2'	58:DA:270(P):U:H5''	2.18	0.43
20:CA:742:G:H2'	20:CA:743:U:C6	2.54	0.43
58:BA:1856:G:H2'	58:BA:1857:G:O4'	2.19	0.43
58:BA:1249:U:O2	58:BA:1249:U:H2'	2.19	0.43
28:DG:33:ARG:HB2	28:DG:33:ARG:HE	1.58	0.43
44:DZ:178:GLU:OE1	44:DZ:178:GLU:N	2.52	0.43
47:B3:1:MET:HA	47:B3:2:PRO:HD2	1.91	0.43
28:BG:33:ARG:HB2	28:BG:34:LEU:H	1.44	0.43
24:BC:89:GLU:O	24:BC:155:ARG:NH2	2.51	0.43
58:DA:2135:A:N6	58:DA:2156:G:O2'	2.36	0.43
26:BE:51:PHE:H	26:BE:74:PRO:HG3	1.84	0.43
56:D1:26:ARG:O	56:D1:31:GLY:HA2	2.19	0.43
32:BN:24:GLY:CA	58:BA:1139:G:H5'	2.48	0.43
58:DA:1601:G:H3'	58:DA:1602:U:C6	2.54	0.43
28:BG:111:LEU:N	28:BG:112:PRO:HD2	2.34	0.43
20:CA:1489:G:H2'	20:CA:1490:C:C6	2.53	0.43
32:BN:97:ARG:HG2	32:BN:97:ARG:HH11	1.84	0.43
1:CB:69:LEU:HA	1:CB:69:LEU:HD22	1.93	0.43
23:CY:160:ARG:HB3	23:CY:255:ILE:HA	1.99	0.43
58:DA:1668:A:O2'	58:DA:1670:C:N4	2.52	0.43
25:DD:10:THR:HG21	58:DA:728:G:H1'	2.01	0.43
20:AA:31:G:N1	20:AA:48:C:H5''	2.34	0.43
4:CE:121:LYS:HG2	20:CA:7:G:N2	2.33	0.43
35:BQ:69:PHE:CE1	58:BA:872:A:H5'	2.51	0.43
43:DY:81:LYS:HA	43:DY:82:PRO:HD3	1.89	0.43
42:DX:12:VAL:HG13	42:DX:27:THR:O	2.19	0.43
20:CA:1340:A:C6	20:CA:1341:U:C4	3.06	0.43
41:BW:19:LEU:O	48:B5:25:LEU:HD12	2.18	0.43
44:DZ:80:ARG:O	44:DZ:81:ARG:HG3	2.19	0.43
33:DO:64:ARG:HH22	38:DT:69:GLY:HA3	1.84	0.43
33:DO:64:ARG:HA	33:DO:79:PHE:CD1	2.54	0.43
27:BF:196:LEU:O	27:BF:200:GLU:HG2	2.19	0.43
43:DY:27:VAL:O	43:DY:28:LYS:HB3	2.19	0.43

Continued on next page...

Continued from previous page...

Atom-1	Atom-2	Distance(Å)	Clash(Å)
20:AA:979:C:N4	20:AA:980:C:O2	2.52	0.43
20:CA:524:G:H2'	20:CA:525:C:C6	2.54	0.43
25:BD:165:ILE:CG2	25:BD:166:GLN:H	2.26	0.43
25:DD:221:VAL:HA	58:DA:1789:A:H5''	2.01	0.43
20:AA:1016:A:O2'	20:AA:1217:C:O2	2.29	0.43
39:DU:62:ILE:HD11	39:DU:93:LYS:CG	2.49	0.43
26:BE:132:HIS:HB2	58:BA:744:G:OP1	2.19	0.43
58:BA:2179:C:H2'	58:BA:2180:U:C6	2.54	0.43
2:AC:59:ARG:HD3	2:AC:64:VAL:HG13	2.01	0.43
23:AY:20:HIS:CG	23:AY:21:ILE:N	2.85	0.43
58:DA:2115:G:H8	58:DA:2115:G:OP2	2.01	0.43
58:DA:2236:C:H2'	58:DA:2237:G:O4'	2.19	0.43
36:BR:63:ARG:HG3	36:BR:76:VAL:HG21	2.01	0.43
20:CA:1288:A:N1	20:CA:1371:G:H1'	2.34	0.43
20:CA:1370:G:C2	20:CA:1371:G:N7	2.87	0.43
58:BA:1966:A:N3	58:BA:2593:U:H5'	2.33	0.43
35:DQ:139:GLU:HG3	44:DZ:53:ILE:HD11	2.01	0.43
28:DG:32:PRO:HG2	28:DG:168:GLU:OE1	2.19	0.43
58:DA:718:A:H3'	58:DA:719:C:H6	1.84	0.43
34:BP:86:LYS:HD2	34:BP:86:LYS:HA	1.74	0.43
31:BK:14:ALA:HB2	31:BK:41:PHE:CZ	2.54	0.43
5:CF:80:ARG:HA	5:CF:85:VAL:HG11	2.00	0.43
24:DC:201:LYS:HG2	24:DC:209:PHE:CE2	2.53	0.43
59:DB:82:G:H2'	59:DB:83:G:C8	2.54	0.43
4:CE:88:LYS:HB3	4:CE:123:LEU:HB2	2.00	0.43
44:BZ:47:VAL:HG12	44:BZ:57:ILE:HD11	2.00	0.43
58:DA:2365:G:HO2'	58:DA:2366:A:H8	1.62	0.43
58:BA:270(C):A:H62	58:BA:270(Y):G:H21	1.65	0.43
28:BG:170:ARG:NH1	28:BG:174:GLU:OE1	2.52	0.43
59:DB:11:C:H2'	59:DB:12:C:O4'	2.18	0.43
58:BA:1577:C:H2'	58:BA:1578:U:C6	2.53	0.43
58:DA:2121:G:H2'	58:DA:2122:U:C6	2.54	0.43
40:DV:12:TYR:CE2	40:DV:22:VAL:HG12	2.54	0.43
23:CY:422:GLU:HG2	23:CY:422:GLU:H	1.68	0.43
23:AY:370:LYS:H	23:AY:370:LYS:HD2	1.83	0.43
58:DA:584:C:H42	58:DA:1256:G:H1	1.65	0.43
59:DB:68:C:H2'	59:DB:69:G:O4'	2.18	0.43
58:DA:1912:A:N7	58:DA:1918:A:N1	2.67	0.43
32:BN:1:MET:O	32:BN:2:LYS:HB2	2.18	0.43
39:BU:95:LEU:HD21	40:BV:13:ARG:HH11	1.84	0.43
58:DA:2038:G:C5	58:DA:2039:C:C6	3.07	0.43
32:DN:42:TRP:CD1	39:DU:63:VAL:CG1	2.99	0.43

Continued on next page...

Continued from previous page...

Atom-1	Atom-2	Distance(Å)	Clash(Å)
20:CA:626:U:H2'	20:CA:627:G:C8	2.54	0.43
27:DF:170:LEU:CB	27:DF:173:VAL:HB	2.32	0.43
20:CA:1490:C:H2'	20:CA:1491:G:O5'	2.19	0.43
3:CD:12:CYS:HA	3:CD:19:LEU:HD13	1.99	0.43
3:CD:33:MET:HB3	3:CD:37:PRO:HB3	2.01	0.43
11:AL:87:GLY:HA2	11:AL:98:TYR:H	1.83	0.43
24:DC:47:LYS:HG2	24:DC:212:SER:OG	2.19	0.43
58:BA:373:U:H1'	58:BA:423:A:C2	2.54	0.43
43:BY:28:LYS:HB2	43:BY:39:VAL:HG13	2.00	0.43
1:CB:166:ASP:OD1	1:CB:168:THR:OG1	2.36	0.43
58:DA:2199:A:N6	58:DA:2224:G:O2'	2.50	0.43
23:CY:131:PRO:HB3	23:CY:251:ILE:HA	2.00	0.43
20:AA:973:G:C3'	20:AA:974:A:H5''	2.41	0.43
25:DD:43:ARG:C	25:DD:43:ARG:HD3	2.40	0.43
33:DO:91:LEU:O	33:DO:92:GLU:HG3	2.19	0.43
20:CA:386:C:H2'	20:CA:387:U:O4'	2.19	0.43
23:CY:117:GLN:HE21	58:DA:2660:A:C4'	2.31	0.43
20:CA:299:G:C6	20:CA:300:A:C6	3.07	0.43
3:AD:24:GLU:O	3:AD:28:SER:HB3	2.18	0.43
3:AD:33:MET:HA	3:AD:37:PRO:HB3	2.00	0.43
25:DD:111:LEU:HD22	25:DD:115:GLN:HG3	1.99	0.43
23:CY:443:HIS:CD2	23:CY:446:THR:HG22	2.54	0.43
13:AN:3:ARG:O	13:AN:6:LEU:HB2	2.19	0.43
58:BA:479:A:C2	58:BA:480:A:C4	3.07	0.43
58:BA:2712:U:H2'	58:BA:2712:U:O2	2.19	0.43
8:AI:99:LEU:HB3	8:AI:101:PHE:CD1	2.54	0.43
20:AA:1513:A:H2'	20:AA:1514:C:H6	1.79	0.43
58:DA:2419:U:H2'	58:DA:2420:C:C6	2.54	0.43
8:CI:104:ARG:HE	8:CI:105:ASP:N	2.17	0.43
1:CB:85:ALA:HB3	1:CB:92:TYR:HD2	1.84	0.43
33:DO:24:VAL:HG12	33:DO:25:LEU:H	1.84	0.43
58:DA:1948:G:H2'	58:DA:1949:G:C8	2.53	0.43
25:BD:105:ILE:HG12	25:BD:106:ILE:H	1.83	0.43
21:AW:70:G:H4'	58:BA:1893:C:O2'	2.18	0.43
58:DA:1200:C:H2'	58:DA:1201:C:C6	2.54	0.43
23:AY:134:ALA:HB3	23:AY:258:VAL:HG13	2.00	0.43
58:BA:2838:G:H2'	58:BA:2839:G:C8	2.53	0.43
58:BA:1676:A:H2'	58:BA:1677:A:C8	2.54	0.43
26:BE:128:SER:OG	26:BE:129:HIS:ND1	2.51	0.43
18:AS:40:ILE:HG13	18:AS:69:HIS:O	2.19	0.43
23:AY:176:GLY:HA3	23:AY:187:THR:HA	2.00	0.43
20:CA:1432:G:H1'	20:CA:1468:A:H61	1.84	0.43

Continued on next page...

Continued from previous page...

Atom-1	Atom-2	Distance(Å)	Clash(Å)
20:CA:319:G:H1	20:CA:334:C:N4	2.15	0.43
48:B5:31:VAL:HG21	48:B5:42:PRO:HA	2.01	0.43
11:AL:76:ASN:ND2	11:AL:77:LEU:H	2.17	0.43
20:CA:935:A:O2'	20:CA:1383:C:N3	2.39	0.43
58:DA:2361:A:OP2	58:DA:2361:A:H8	2.02	0.43
58:BA:2884:U:H2'	58:BA:2885:C:O4'	2.19	0.43
25:BD:100:GLY:HA3	58:BA:1500:G:H21	1.84	0.43
58:DA:174:C:H2'	58:DA:175:G:O4'	2.19	0.43
6:AG:34:GLY:HA3	20:AA:1350:A:C2	2.52	0.43
58:DA:1001:A:H3'	58:DA:1002:G:H8	1.83	0.43
31:DK:13:PRO:HA	31:DK:53:VAL:H	1.83	0.43
58:BA:1081:U:H2'	58:BA:1082:U:C5	2.54	0.43
20:AA:124:G:H2'	20:AA:125:U:O4'	2.19	0.43
8:CI:69:GLY:O	8:CI:73:GLN:N	2.38	0.43
6:CG:20:ASP:OD2	6:CG:59:LEU:HD21	2.18	0.43
6:CG:69:VAL:HG13	6:CG:138:LYS:HB2	2.01	0.43
41:BW:74:ALA:HA	41:BW:104:THR:O	2.19	0.43
25:DD:38:LYS:HD2	25:DD:39:LYS:O	2.18	0.43
20:AA:859:A:H3'	20:AA:860:A:H8	1.83	0.43
42:BX:12:VAL:HG11	42:BX:21:PHE:CE2	2.54	0.43
3:CD:92:VAL:O	3:CD:96:LEU:HB2	2.19	0.43
58:BA:890:A:H2'	58:BA:892:G:O4'	2.18	0.43
49:B6:7:ILE:H	49:B6:9:LEU:H	1.65	0.43
41:DW:1:MET:N	41:DW:109:GLU:OE2	2.51	0.43
25:DD:129:ASN:O	25:DD:193:VAL:HG12	2.19	0.43
58:DA:1303:G:O2'	58:DA:1642:G:H1'	2.18	0.43
15:AP:18:ARG:HD3	15:AP:35:LYS:HD2	1.99	0.43
2:AC:12:LEU:HD12	13:AN:58:LYS:HB2	2.01	0.43
58:DA:2426:A:H3'	58:DA:2427:C:C5'	2.49	0.43
20:AA:47:C:H42	20:AA:361:G:H1	1.67	0.43
1:CB:15:VAL:HG23	1:CB:16:HIS:ND1	2.33	0.43
57:D4:16:CYS:HB3	57:D4:34:GLU:O	2.19	0.43
42:DX:31:HIS:ND1	42:DX:32:PRO:HD2	2.33	0.43
58:BA:27:G:H2'	58:BA:28:A:C8	2.53	0.43
20:AA:195:A:N3	20:AA:222:U:O2'	2.40	0.43
31:BK:79:ARG:HG3	31:BK:84:LEU:HB2	2.01	0.43
58:BA:1710:C:H1'	58:BA:2859:G:H21	1.84	0.43
20:AA:1417:G:H2'	20:AA:1482:G:N2	2.33	0.43
33:BO:11:ALA:HB1	33:BO:99:PHE:HB2	2.00	0.43
58:DA:270(F):G:C6	58:DA:270(W):G:C6	3.07	0.43
19:AT:80:ARG:NH2	20:AA:261:U:OP2	2.52	0.43
8:CI:85:LEU:H	8:CI:85:LEU:HG	1.61	0.43

Continued on next page...

Continued from previous page...

Atom-1	Atom-2	Distance(Å)	Clash(Å)
38:DT:114:LEU:HA	38:DT:114:LEU:HD23	1.75	0.43
58:BA:2623:G:O5'	58:BA:2826:A:H1'	2.19	0.43
20:CA:886:G:H4'	20:CA:915:A:H1'	2.00	0.43
32:BN:46:VAL:HG13	32:BN:47:ALA:H	1.82	0.42
58:DA:1166:C:H2'	58:DA:1167:U:C6	2.53	0.42
26:DE:143:ASN:ND2	26:DE:146:THR:O	2.52	0.42
58:DA:1204:A:C4	58:DA:1206:G:C2	3.07	0.42
34:DP:24:GLY:HA3	34:DP:33:ARG:NH1	2.34	0.42
34:DP:18:ARG:HD2	34:DP:18:ARG:HA	1.50	0.42
58:BA:527:C:H4'	58:BA:528:A:O5'	2.18	0.42
25:BD:24:ILE:HD13	25:BD:91:ARG:HB2	1.99	0.42
24:BC:162:ILE:CD1	24:BC:175:PRO:HD2	2.49	0.42
58:BA:1531:C:H42	58:BA:1540:G:H1	1.66	0.42
16:CQ:43:LEU:HD23	16:CQ:43:LEU:HA	1.74	0.42
23:CY:259:PHE:CZ	23:CY:275:ALA:HB1	2.54	0.42
52:D9:5:ALA:HB3	58:DA:2465:C:O3'	2.19	0.42
23:AY:259:PHE:HB2	23:AY:272:LEU:HD13	2.01	0.42
20:CA:960:U:O2'	20:CA:1223:C:H5''	2.19	0.42
20:AA:973:G:C8	20:AA:974:A:H2'	2.54	0.42
58:DA:689:A:H2	58:DA:779:U:H4'	1.84	0.42
1:AB:91:PRO:HG3	1:AB:154:LEU:HD12	2.01	0.42
25:BD:264:LYS:HD3	25:BD:266:SER:N	2.25	0.42
58:BA:2307:G:N2	58:BA:2312:U:O4	2.52	0.42
34:DP:48:PRO:C	34:DP:50:ARG:H	2.22	0.42
11:CL:15:ARG:NH1	20:CA:563:A:N3	2.66	0.42
58:DA:959:A:O2'	58:DA:2457:U:O2'	2.31	0.42
20:AA:984:C:N4	20:AA:1221:G:H1	2.15	0.42
20:AA:1071:C:H2'	20:AA:1072:G:C8	2.54	0.42
38:BT:6:LEU:O	38:BT:10:VAL:HG23	2.19	0.42
52:D9:9:ARG:NH2	58:DA:1033:U:OP1	2.35	0.42
13:AN:17:LYS:HG2	20:AA:1317:C:OP1	2.19	0.42
18:CS:6:LYS:HG2	18:CS:7:LYS:N	2.32	0.42
20:AA:345:C:O2'	33:BO:116:SER:HA	2.18	0.42
6:CG:78:ARG:HG3	6:CG:79:ARG:N	2.33	0.42
58:BA:2688:U:O2'	58:BA:2689:U:P	2.76	0.42
23:CY:141:LYS:HG3	23:CY:142:THR:N	2.33	0.42
20:CA:599:C:H2'	20:CA:600:C:C6	2.54	0.42
32:DN:71:ILE:HD12	32:DN:71:ILE:N	2.30	0.42
14:CO:39:LEU:HD21	14:CO:52:SER:HB3	2.00	0.42
58:DA:2340:G:H2'	58:DA:2341:G:H8	1.83	0.42
44:DZ:29:TYR:HB3	44:DZ:34:ASN:HA	2.01	0.42
58:BA:2110:G:H1	58:BA:2179:C:N4	2.15	0.42

Continued on next page...

Continued from previous page...

Atom-1	Atom-2	Distance(Å)	Clash(Å)
58:BA:2178:C:H2'	58:BA:2179:C:C6	2.48	0.42
16:AQ:66:SER:HA	20:AA:265:G:O3'	2.19	0.42
21:CW:23:A:H2'	21:CW:24:G:H8	1.80	0.42
17:AR:74:ARG:HG2	17:AR:79:LEU:HD22	2.01	0.42
20:CA:1188:A:H2'	20:CA:1189:C:H5'	2.01	0.42
27:BF:45:ARG:CZ	58:BA:443:A:H3'	2.49	0.42
28:BG:59:GLU:O	28:BG:63:ILE:HG23	2.18	0.42
26:DE:117:MET:HA	26:DE:121:ASN:HA	2.00	0.42
58:BA:568:U:H2'	58:BA:570:G:N7	2.34	0.42
25:DD:69:ARG:NH1	25:DD:130:ALA:HB2	2.34	0.42
3:AD:14:ARG:NE	3:AD:40:PRO:HD2	2.34	0.42
1:AB:92:TYR:CE2	1:AB:151:GLY:HA3	2.53	0.42
20:AA:1386:G:H2'	20:AA:1387:G:C8	2.54	0.42
58:DA:1173:G:H21	58:DA:1177:A:H62	1.67	0.42
58:BA:1061:U:H4'	58:BA:1070:A:O3'	2.18	0.42
58:DA:2576:G:H4'	58:DA:2579:C:OP2	2.19	0.42
58:BA:1829:A:H2'	58:BA:1830:C:O4'	2.19	0.42
58:BA:1831:G:C6	58:BA:1975:G:C2	3.07	0.42
6:CG:26:PHE:O	6:CG:30:ILE:HG13	2.19	0.42
41:DW:49:LYS:HE2	58:DA:488:G:H4'	2.01	0.42
58:BA:2541:A:H8	58:BA:2541:A:O5'	2.02	0.42
34:DP:13:ASN:O	34:DP:14:LYS:HB2	2.18	0.42
20:AA:829:G:H2'	20:AA:830:G:H8	1.84	0.42
39:DU:85:LYS:O	39:DU:116:ALA:HB1	2.19	0.42
58:DA:2462:U:H2'	58:DA:2463:C:O4'	2.18	0.42
8:AI:6:GLY:HA3	8:AI:80:GLY:O	2.19	0.42
25:DD:84:TYR:CD1	25:DD:91:ARG:HD2	2.54	0.42
58:DA:974(B):C:OP2	58:DA:974(B):C:H4'	2.18	0.42
31:DK:29:GLN:HB2	31:DK:29:GLN:HE21	1.73	0.42
58:DA:1005:C:H5''	58:DA:1012:U:H5''	2.00	0.42
58:DA:2037:G:H2'	58:DA:2038:G:O4'	2.19	0.42
20:CA:577:G:O2'	20:CA:816:A:H2'	2.18	0.42
58:BA:1354:A:N6	58:BA:1377:G:N2	2.34	0.42
38:DT:65:LYS:NZ	38:DT:66:VAL:H	2.17	0.42
32:BN:111:PRO:HA	32:BN:114:ARG:HH12	1.79	0.42
58:BA:1120:G:H2'	58:BA:1121:C:C6	2.55	0.42
28:BG:111:LEU:HB3	28:BG:117:PHE:CZ	2.54	0.42
50:D7:40:TRP:CE3	58:DA:459:U:H3'	2.54	0.42
34:BP:8:PRO:HB3	58:BA:1242:A:C2	2.55	0.42
30:BJ:23:UNK:O	30:BJ:84:UNK:C	2.67	0.42
32:BN:134:ARG:CG	32:BN:134:ARG:O	2.67	0.42
50:B7:42:LEU:C	50:B7:44:PRO:HD3	2.40	0.42

Continued on next page...

Continued from previous page...

Atom-1	Atom-2	Distance(Å)	Clash(Å)
40:DV:57:VAL:HG23	40:DV:98:GLU:O	2.18	0.42
58:BA:2080:G:N2	58:BA:2240:C:N3	2.55	0.42
1:CB:76:GLN:HB2	1:CB:77:ALA:H	1.73	0.42
24:DC:136:GLY:O	24:DC:137:LEU:HD23	2.19	0.42
24:DC:65:LEU:HB3	24:DC:189:ASN:OD1	2.19	0.42
23:CY:106:VAL:HG23	23:CY:132:ARG:HB2	2.01	0.42
58:DA:1658:C:H2'	58:DA:1659:U:C6	2.54	0.42
30:DJ:24:UNK:N	30:DJ:111:UNK:C	2.82	0.42
56:D1:43:TYR:HD2	56:D1:43:TYR:C	2.23	0.42
23:CY:580:MET:HA	23:CY:583:LYS:CB	2.48	0.42
58:BA:2095:C:H2'	58:BA:2096:U:C6	2.54	0.42
11:AL:69:TYR:O	11:AL:70:ILE:HG23	2.19	0.42
45:D0:23:VAL:HG12	45:D0:38:VAL:HG13	2.01	0.42
38:BT:33:LYS:N	38:BT:42:ILE:HA	2.33	0.42
20:CA:687:A:C2	20:CA:704:A:C6	3.06	0.42
37:DS:48:LEU:HA	37:DS:48:LEU:HD12	1.89	0.42
56:B1:12:PRO:CA	56:B1:43:TYR:HB2	2.47	0.42
33:DO:64:ARG:HH22	38:DT:70:VAL:H	1.65	0.42
44:DZ:19:ARG:HD3	44:DZ:84:GLU:OE2	2.19	0.42
58:BA:1290:C:C2	58:BA:1291:C:C5	3.07	0.42
59:DB:24:G:H4'	59:DB:25:A:C8	2.54	0.42
59:DB:29:A:H2'	59:DB:30:C:H6	1.84	0.42
58:BA:2015:A:H8	58:BA:2015:A:P	2.42	0.42
20:AA:527:G:H2'	20:AA:528:C:C6	2.54	0.42
34:BP:109:GLY:O	34:BP:111:ARG:N	2.52	0.42
58:DA:2211:G:H2'	58:DA:2212:A:H5''	2.00	0.42
46:D2:52:ASP:O	46:D2:55:ARG:HB2	2.19	0.42
49:D6:27:LYS:NZ	58:DA:2285:C:OP1	2.50	0.42
45:B0:67:VAL:HG12	45:B0:68:GLU:H	1.85	0.42
23:AY:354:ARG:NH2	23:AY:378:VAL:HG21	2.34	0.42
20:CA:508:C:H1'	20:CA:509:A:N7	2.35	0.42
4:AE:76:ILE:HD13	4:AE:78:HIS:O	2.20	0.42
36:DR:24:GLN:OE1	58:DA:1277:G:O2'	2.37	0.42
58:DA:2521:C:N4	58:DA:2544:G:H1	2.16	0.42
59:BB:101:A:H2'	59:BB:102:G:O4'	2.19	0.42
58:DA:671:C:H42	58:DA:809:G:H1	1.67	0.42
29:DH:30:LYS:HD2	29:DH:81:GLU:HG2	2.01	0.42
20:CA:934:C:HO2'	20:CA:1344:C:H5	1.66	0.42
20:AA:193:C:O2'	20:AA:194:C:H5'	2.20	0.42
28:BG:126:ASP:CG	28:BG:130:ASN:HB2	2.39	0.42
20:AA:271:C:H2'	20:AA:272:C:O4'	2.19	0.42
58:BA:2557:G:H2'	58:BA:2558:C:H6	1.83	0.42

Continued on next page...

Continued from previous page...

Atom-1	Atom-2	Distance(Å)	Clash(Å)
20:AA:858:G:OP2	20:AA:858:G:H8	2.01	0.42
7:CH:14:ARG:HD3	7:CH:82:HIS:CE1	2.54	0.42
20:AA:101:A:H2'	20:AA:102:G:C8	2.53	0.42
34:BP:41:ARG:HE	34:BP:45:LEU:HD13	1.84	0.42
20:AA:1044:A:H2'	20:AA:1045:C:H4'	2.02	0.42
2:CC:176:HIS:HB2	20:CA:1108:G:P	2.58	0.42
15:CP:34:GLU:OE2	15:CP:59:TRP:NE1	2.49	0.42
20:CA:514:C:H2'	20:CA:515:G:C8	2.54	0.42
9:CJ:6:ILE:HG13	9:CJ:72:VAL:HB	2.01	0.42
52:B9:8:LYS:O	52:B9:25:VAL:HG11	2.19	0.42
20:AA:935:A:H2'	20:AA:936:C:H6	1.84	0.42
3:CD:142:PRO:HG3	3:CD:188:LEU:HD11	2.00	0.42
8:AI:83:ARG:O	8:AI:86:VAL:HG12	2.19	0.42
20:CA:1028(C):G:H2'	20:CA:1028(E):G:OP2	2.18	0.42
5:AF:80:ARG:HB2	5:AF:80:ARG:HE	1.72	0.42
39:BU:95:LEU:HD23	39:BU:95:LEU:HA	1.83	0.42
36:BR:2:ARG:O	36:BR:5:LYS:HB2	2.19	0.42
32:DN:38:HIS:CG	32:DN:39:ARG:N	2.88	0.42
32:BN:36:GLY:H	32:BN:42:TRP:HE3	1.67	0.42
19:CT:58:LYS:O	19:CT:62:LEU:HG	2.18	0.42
58:DA:972:G:OP2	58:DA:974(A):G:H5''	2.18	0.42
58:DA:1039:G:H2'	58:DA:1040:C:C6	2.55	0.42
27:BF:155:LEU:HA	27:BF:176:LEU:CB	2.48	0.42
25:DD:242:ARG:NH1	58:DA:1902:C:OP1	2.52	0.42
23:CY:657:THR:OG1	23:CY:658:ASP:N	2.52	0.42
25:BD:62:TYR:CE1	58:BA:1816:G:C8	3.08	0.42
24:BC:63:VAL:HG21	24:BC:196:ALA:HB2	2.01	0.42
16:CQ:43:LEU:CB	16:CQ:69:LYS:HE3	2.44	0.42
45:D0:48:GLY:H	45:D0:51:VAL:HB	1.84	0.42
45:D0:27:GLU:H	45:D0:69:PHE:HE1	1.68	0.42
51:B8:58:ILE:O	51:B8:61:LEU:HD13	2.18	0.42
20:AA:962:C:H2'	20:AA:963:G:H8	1.81	0.42
18:AS:37:ARG:HB2	18:AS:38:SER:H	1.60	0.42
1:AB:174:VAL:O	1:AB:175:ARG:C	2.56	0.42
1:AB:69:LEU:HB2	1:AB:162:ILE:HG22	2.00	0.42
58:DA:2096:U:H2'	58:DA:2097:C:H6	1.84	0.42
25:BD:218:ARG:NH1	58:BA:690:G:O3'	2.52	0.42
40:BV:51:VAL:HG23	40:BV:53:GLU:H	1.85	0.42
3:AD:28:SER:HB2	3:AD:29:PRO:HD2	2.00	0.42
56:D1:88:LYS:HB3	56:D1:88:LYS:HE2	1.84	0.42
56:D1:76:ARG:NH2	56:D1:95:LEU:HB2	2.34	0.42
23:CY:350:GLU:OE2	23:CY:380:LEU:HA	2.19	0.42

Continued on next page...

Continued from previous page...

Atom-1	Atom-2	Distance(Å)	Clash(Å)
25:DD:163:ALA:HB1	25:DD:175:LEU:HD11	2.01	0.42
34:DP:45:LEU:CG	34:DP:46:LYS:H	2.32	0.42
34:DP:46:LYS:HG2	34:DP:51:PHE:CE1	2.54	0.42
58:BA:1558:A:N7	58:BA:1560:G:C8	2.87	0.42
20:AA:1134:G:C2	20:AA:1135:U:H1'	2.55	0.42
58:DA:729:G:H4'	58:DA:763:G:H5'	2.01	0.42
28:DG:29:TRP:HB3	59:DB:57:A:C2	2.54	0.42
58:BA:1493:C:C2	58:BA:2210:G:O2'	2.73	0.42
20:AA:924:C:N3	20:AA:1392:G:O6	2.52	0.42
11:AL:124:LYS:HA	11:AL:124:LYS:HD2	1.85	0.42
26:BE:102:VAL:HA	26:BE:201:THR:HB	2.02	0.42
58:BA:2084:C:H2'	58:BA:2085:C:H6	1.83	0.42
58:BA:1845:G:H2'	58:BA:1846:G:H8	1.83	0.42
20:AA:1389:C:H2'	20:AA:1390:U:H6	1.85	0.42
45:D0:41:ARG:NE	45:D0:41:ARG:HA	2.33	0.42
20:CA:948:C:H2'	20:CA:949:A:C8	2.54	0.42
58:BA:488:G:H1'	58:BA:492:A:H61	1.82	0.42
23:CY:634:MET:O	23:CY:641:GLN:NE2	2.49	0.42
20:AA:510:A:H8	20:AA:510:A:P	2.42	0.42
58:DA:1464:C:H2'	58:DA:1465:G:O4'	2.20	0.42
56:B1:71:TYR:O	56:B1:74:VAL:HB	2.19	0.42
38:DT:27:THR:HG23	38:DT:28:VAL:H	1.84	0.42
58:BA:286:C:H2'	58:BA:287:C:C6	2.54	0.42
56:D1:64:ALA:HB1	58:DA:398:G:P	2.59	0.42
38:DT:128:GLU:O	38:DT:129:ARG:NE	2.52	0.42
20:CA:834:C:C4	20:CA:835:U:C4	3.07	0.42
31:DK:59:ILE:HG12	31:DK:60:TYR:O	2.19	0.42
37:DS:15:ARG:C	37:DS:18:ILE:H	2.22	0.42
40:DV:68:LYS:HE2	40:DV:69:LYS:H	1.84	0.42
58:DA:2074:U:H2'	58:DA:2075:U:C6	2.54	0.42
10:AK:114:VAL:O	20:AA:675:A:O2'	2.29	0.42
17:CR:26:LEU:HD13	17:CR:39:VAL:HG13	2.02	0.42
58:DA:1589:C:H2'	58:DA:1590:U:C6	2.54	0.42
28:BG:65:GLY:HA2	57:B4:27:THR:HB	2.01	0.42
19:CT:38:LYS:O	19:CT:41:ILE:HG12	2.19	0.42
58:DA:644:A:C2	58:DA:2369:A:H1'	2.55	0.42
4:AE:136:MET:O	4:AE:140:ARG:HB2	2.20	0.42
3:CD:126:ILE:HG23	3:CD:146:ILE:HG23	2.00	0.42
20:AA:1048:G:H2'	20:AA:1050:G:H8	1.85	0.42
48:D5:52:TYR:O	48:D5:54:GLY:N	2.49	0.42
28:DG:171:ALA:O	28:DG:175:LEU:HG	2.20	0.42
6:AG:116:ALA:O	6:AG:120:ILE:HG12	2.18	0.42

Continued on next page...

Continued from previous page...

Atom-1	Atom-2	Distance(Å)	Clash(Å)
58:DA:1149:G:H2'	58:DA:1150:C:C6	2.54	0.42
7:CH:31:PHE:O	7:CH:35:ILE:HG12	2.19	0.42
23:AY:598:ASP:HA	23:AY:599:PRO:HD2	1.88	0.42
29:DH:175:LYS:O	29:DH:177:GLY:N	2.52	0.42
20:CA:722:A:H2'	20:CA:724:G:C8	2.54	0.42
45:B0:49:LYS:HB2	45:B0:80:HIS:ND1	2.34	0.42
20:AA:1026:G:O6	20:AA:1035:A:N1	2.52	0.42
35:DQ:51:ARG:O	35:DQ:55:VAL:HG12	2.18	0.42
23:CY:406:GLU:HG3	23:CY:407:PRO:HD2	2.01	0.42
59:BB:116:G:H2'	59:BB:117:G:H8	1.84	0.42
9:AJ:12:ASP:OD1	9:AJ:14:LYS:HE2	2.19	0.42
32:DN:43:THR:O	32:DN:46:VAL:HG12	2.19	0.42
32:DN:46:VAL:O	32:DN:47:ALA:CB	2.67	0.42
32:DN:112:LEU:HD23	32:DN:113:GLY:H	1.79	0.42
27:BF:129:PHE:HE1	27:BF:193:VAL:HG12	1.85	0.42
27:DF:41:LEU:HD22	27:DF:44:ARG:NH2	2.31	0.42
37:DS:26:LEU:HD13	37:DS:106:ARG:NH1	2.35	0.42
37:DS:70:GLY:CA	37:DS:99:LYS:HG3	2.42	0.42
3:CD:23:GLY:O	3:CD:26:CYS:N	2.52	0.42
20:CA:947:G:N2	20:CA:1234:C:N3	2.57	0.42
50:B7:21:ARG:HA	50:B7:21:ARG:HD3	1.86	0.42
50:B7:7:PRO:HA	58:BA:686:G:C8	2.53	0.42
59:BB:24:G:C6	59:BB:56:G:C2	3.07	0.42
38:DT:60:THR:HB	38:DT:76:PHE:O	2.19	0.42
24:DC:150:ILE:HA	24:DC:153:ILE:HG13	2.01	0.42
28:DG:73:ALA:HA	58:DA:2312:U:C5'	2.49	0.42
36:DR:28:LEU:O	36:DR:31:HIS:N	2.52	0.42
1:AB:101:MET:HB3	1:AB:152:PHE:HE1	1.84	0.42
8:CI:4:TYR:HD1	8:CI:19:LEU:O	2.02	0.42
21:CW:8:U:H5'	21:CW:49:A:H5''	2.01	0.42
58:DA:513:A:H2	58:DA:582:G:H4'	1.84	0.42
20:CA:6:G:H4'	20:CA:298:A:H4'	2.00	0.42
43:DY:96:ILE:O	43:DY:98:VAL:N	2.52	0.42
16:AQ:87:LYS:HA	16:AQ:90:ILE:HD12	2.01	0.42
59:BB:9:G:H2'	59:BB:10:C:C6	2.54	0.42
41:BW:14:PRO:HG2	41:BW:78:GLU:OE1	2.20	0.42
9:CJ:49:VAL:O	9:CJ:60:ARG:HB3	2.20	0.42
58:BA:601:C:H2'	58:BA:602:G:O4'	2.19	0.42
19:CT:30:LYS:O	19:CT:34:LYS:HG3	2.19	0.42
35:DQ:82:ARG:HA	58:DA:2495:G:H5''	2.02	0.42
59:BB:66:A:N6	59:BB:107:U:H2'	2.29	0.42
25:DD:13:ARG:HD2	58:DA:729:G:OP2	2.19	0.42

Continued on next page...

Continued from previous page...

Atom-1	Atom-2	Distance(Å)	Clash(Å)
20:AA:17:U:H2'	20:AA:18:C:H6	1.83	0.42
58:BA:2215:G:H2'	58:BA:2216:G:H8	1.84	0.42
58:BA:2780:G:O2'	58:BA:2781:A:P	2.77	0.42
31:DK:78:ILE:HG21	31:DK:134:MET:SD	2.59	0.42
28:DG:169:ALA:O	28:DG:173:LEU:HG	2.18	0.42
58:DA:1199:U:H2'	58:DA:1200:C:H6	1.85	0.42
20:CA:571:U:H5''	20:CA:819:A:C6	2.54	0.42
16:CQ:12:SER:O	16:CQ:19:VAL:HB	2.18	0.42
29:DH:41:MET:O	29:DH:42:ARG:HB2	2.19	0.42
58:BA:813:U:H2'	58:BA:814:C:C6	2.53	0.42
58:DA:2111:C:H5''	58:DA:2112:G:OP1	2.20	0.42
11:CL:7:ILE:O	11:CL:11:VAL:HG23	2.19	0.42
3:AD:134:ASP:HB2	3:AD:135:LEU:H	1.60	0.42
23:CY:107:VAL:HA	23:CY:135:PHE:HB3	2.01	0.42
20:CA:918:A:H2'	20:CA:919:A:C8	2.53	0.42
58:BA:1334:G:H2'	58:BA:1335:U:C6	2.54	0.42
58:BA:1336:A:H2'	58:BA:1337:G:H8	1.83	0.42
24:BC:28:ARG:HG3	24:BC:183:PRO:HG3	2.01	0.42
26:BE:60:ASN:ND2	58:BA:2811:G:OP1	2.41	0.42
20:AA:302:G:H2'	20:AA:303:A:O4'	2.19	0.42
36:DR:96:ARG:HG3	58:DA:2882:A:H5'	2.01	0.42
58:DA:2853:C:H2'	58:DA:2854:G:H8	1.82	0.42
8:AI:22:GLY:HA3	8:AI:60:ASP:CG	2.40	0.42
58:DA:1889:A:O2'	58:DA:2087:G:H5'	2.18	0.42
51:D8:23:VAL:HG12	51:D8:46:ARG:NH1	2.34	0.42
40:BV:5:VAL:HG12	40:BV:14:VAL:CG2	2.49	0.42
40:DV:89:GLN:OE1	58:DA:993:G:H1'	2.19	0.42
29:BH:29:PRO:HD2	29:BH:79:VAL:O	2.19	0.42
58:DA:1070:A:H2'	58:DA:1097:U:OP1	2.18	0.42
25:DD:59:LYS:HD2	25:DD:59:LYS:HA	1.89	0.42
58:BA:1886:C:H2'	58:BA:1887:C:C6	2.53	0.42
11:AL:5:PRO:HB2	11:AL:10:LEU:HG	2.01	0.42
2:AC:36:ASP:HA	2:AC:39:ILE:HD12	2.00	0.42
2:CC:115:LEU:H	2:CC:115:LEU:HD12	1.82	0.42
20:CA:1097:C:H2'	20:CA:1098:C:H6	1.84	0.42
25:BD:86:PRO:HG2	25:BD:87:ASN:OD1	2.18	0.42
35:BQ:1:MET:N	35:BQ:48:GLU:HB2	2.34	0.42
20:CA:515:G:H2'	20:CA:516:U:O4'	2.19	0.42
8:AI:111:ARG:HG3	20:AA:1369:C:OP2	2.20	0.42
20:AA:381:C:H2'	20:AA:382:A:C8	2.55	0.42
20:CA:1476:G:H2'	20:CA:1477:C:C6	2.55	0.42
46:D2:14:ARG:HG2	46:D2:63:VAL:HG13	2.01	0.42

Continued on next page...

Continued from previous page...

Atom-1	Atom-2	Distance(Å)	Clash(Å)
38:BT:120:ARG:H	38:BT:120:ARG:HG2	1.63	0.42
23:CY:555:LEU:HG	23:CY:555:LEU:H	1.37	0.42
23:CY:471:LYS:HB3	23:CY:471:LYS:HE2	1.85	0.42
42:DX:72:LYS:HD2	42:DX:72:LYS:N	2.34	0.42
58:DA:1826:G:O5'	58:DA:1826:G:H8	2.02	0.42
35:DQ:13:GLN:HB3	58:DA:954:G:H5''	2.00	0.42
20:CA:1416:G:H2'	20:CA:1417:G:O4'	2.20	0.42
58:DA:1136:G:N2	58:DA:2039:C:OP1	2.46	0.42
58:BA:2746:U:H2'	58:BA:2747:G:H5'	2.00	0.42
58:BA:1914:C:H6	58:BA:1915:U:C1'	2.32	0.42
27:DF:169:ASN:HB2	58:DA:322:A:P	2.59	0.42
36:DR:68:ARG:HG3	58:DA:2708:G:H5'	2.02	0.42
58:DA:922:U:C2	58:DA:923:C:C5	3.07	0.42
38:BT:25:GLY:O	38:BT:49:VAL:HG12	2.20	0.42
25:DD:247:ALA:HA	25:DD:254:THR:H	1.84	0.42
58:DA:1524:G:H2'	58:DA:1525:G:O4'	2.19	0.42
39:DU:96:ALA:O	39:DU:98:LEU:N	2.53	0.42
36:DR:49:ASP:OD1	36:DR:94:TYR:N	2.51	0.42
20:AA:889:A:H5'	20:AA:891:U:O4'	2.20	0.42
24:DC:118:PRO:HD3	24:DC:147:GLY:CA	2.49	0.42
24:DC:154:ILE:HG22	24:DC:158:LYS:HD3	2.02	0.42
58:DA:1411:C:N3	58:DA:1591:G:N2	2.57	0.42
23:CY:207:ASP:HA	23:CY:210:ARG:CG	2.49	0.42
23:CY:252:ASP:OD2	23:CY:252:ASP:N	2.52	0.42
23:CY:259:PHE:CD1	23:CY:272:LEU:HD13	2.55	0.42
25:DD:157:ARG:HH22	58:DA:1817:G:H3'	1.81	0.42
11:CL:87:GLY:N	11:CL:99:HIS:H	2.18	0.42
38:BT:53:ARG:NH1	38:BT:53:ARG:HB3	2.34	0.42
12:AM:114:ARG:HD3	20:AA:1229:A:OP2	2.19	0.42
23:CY:217:VAL:HG21	23:CY:237:PRO:HG2	2.00	0.42
1:CB:92:TYR:HE1	1:CB:94:ASN:HD22	1.64	0.42
20:CA:971:G:N9	20:CA:1365:G:H4'	2.35	0.42
9:CJ:55:LYS:HD2	9:CJ:55:LYS:H	1.84	0.42
39:DU:28:ARG:HA	39:DU:34:LYS:HB2	2.02	0.42
58:BA:1557:C:H5''	58:BA:1558:A:OP2	2.19	0.42
20:AA:1440(K):G:N2	20:AA:1440(L):G:C5	2.88	0.42
26:BE:203:LYS:HA	58:BA:2733:A:N1	2.34	0.42
58:BA:1290:C:H2'	58:BA:1291:C:H6	1.84	0.42
58:BA:2210:G:H22	58:BA:2212:A:P	2.41	0.42
58:BA:442:G:H5''	58:BA:615:G:H1	1.84	0.42
37:BS:52:SER:O	37:BS:69:VAL:HG21	2.19	0.42
57:B4:8:LYS:HB3	57:B4:9:LEU:H	1.64	0.42

Continued on next page...

Continued from previous page...

Atom-1	Atom-2	Distance(Å)	Clash(Å)
30:DJ:54:UNK:HA	30:DJ:78:UNK:O	2.19	0.42
31:BK:5:VAL:HA	31:BK:59:ILE:O	2.19	0.42
14:CO:39:LEU:O	14:CO:39:LEU:HD13	2.20	0.42
11:AL:92:ASP:OD2	20:AA:523:A:N6	2.35	0.42
58:BA:1312:U:H5'	58:BA:1313:U:C6	2.54	0.42
23:AY:590:ILE:HD13	23:AY:590:ILE:HA	1.87	0.42
1:CB:19:HIS:HA	1:CB:39:ILE:HG23	2.01	0.42
34:BP:27:HIS:CG	58:BA:814:C:C5	3.08	0.42
20:CA:507:C:P	20:CA:508:C:H3'	2.59	0.42
34:BP:49:ARG:CD	51:B8:59:LYS:HE2	2.50	0.42
7:AH:77:GLU:HG2	7:AH:78:GLN:H	1.84	0.42
23:CY:335:LEU:O	23:CY:368:GLU:HB2	2.20	0.42
23:CY:92:ILE:HG23	23:CY:93:GLU:N	2.32	0.42
20:CA:1261:A:H2'	20:CA:1262:C:O4'	2.19	0.42
27:DF:62:ARG:NH2	27:DF:64:ILE:HA	2.33	0.42
20:AA:1343:G:H2'	20:AA:1344:C:C6	2.54	0.42
48:B5:42:PRO:HB2	58:BA:2815:C:O2'	2.20	0.42
33:BO:88:ASN:ND2	33:BO:92:GLU:HB2	2.33	0.42
56:B1:53:VAL:HG21	56:B1:74:VAL:HG22	2.01	0.42
27:BF:34:TRP:CE3	27:BF:35:GLU:HG3	2.54	0.42
36:DR:42:LYS:O	36:DR:45:ARG:NE	2.52	0.42
20:CA:1238:A:C2	20:CA:1241:G:N3	2.87	0.42
58:BA:1771:C:H2'	58:BA:1772:G:H8	1.84	0.42
23:AY:179:ASP:OD1	23:AY:181:LEU:HB3	2.19	0.42
58:BA:453:C:O2	58:BA:457:A:O2'	2.28	0.42
17:CR:53:ARG:NH2	20:CA:834:C:OP1	2.52	0.42
58:BA:2078:C:C4	58:BA:2079:U:C4	3.07	0.42
58:BA:799:G:C3'	58:BA:800:A:H5''	2.50	0.42
20:CA:1091:U:H2'	20:CA:1093:A:OP2	2.18	0.42
40:DV:25:LEU:N	40:DV:92:THR:OG1	2.52	0.42
24:BC:20:VAL:HG13	24:BC:226:ASN:N	2.34	0.42
58:BA:2795:G:O2'	58:BA:2801:A:N6	2.47	0.42
58:DA:1927:A:H2'	58:DA:1928:A:C8	2.54	0.42
20:AA:1213:A:C8	20:AA:1215:G:C5	3.07	0.42
58:BA:1295:C:H2'	58:BA:1296:G:C8	2.54	0.42
19:AT:21:LYS:NZ	20:AA:103:C:H5''	2.35	0.42
23:AY:489:LYS:HA	23:AY:490:PRO:HD3	1.84	0.42
16:AQ:85:VAL:O	16:AQ:88:TYR:HB3	2.20	0.42
28:DG:46:ALA:HA	28:DG:53:LEU:HD23	2.02	0.42
5:CF:50:TYR:HE2	5:CF:87:ARG:HH21	1.67	0.42
28:BG:36:LYS:HG2	28:BG:160:VAL:HB	2.02	0.42
23:AY:286:ILE:HA	23:AY:287:PRO:HD3	1.83	0.42

Continued on next page...

Continued from previous page...

Atom-1	Atom-2	Distance(Å)	Clash(Å)
27:BF:110:LEU:HD23	27:BF:110:LEU:HA	1.91	0.42
1:CB:182:ILE:HD13	1:CB:182:ILE:HA	1.89	0.42
44:BZ:176:PRO:HA	44:BZ:177:PRO:HD3	1.76	0.42
58:BA:247:G:O2'	58:BA:250:G:O6	2.37	0.42
29:DH:124:GLU:HB3	29:DH:132:ARG:HG2	2.02	0.42
39:DU:74:LEU:HB2	39:DU:75:ASN:H	1.64	0.42
38:DT:25:GLY:O	38:DT:48:ILE:O	2.37	0.42
58:DA:2022:U:O2'	58:DA:2617:C:H5'	2.19	0.42
39:BU:52:ARG:HD3	58:BA:559:G:H21	1.84	0.42
58:DA:1514:U:H2'	58:DA:1515:C:C5	2.55	0.42
30:BJ:58:UNK:HA	58:BA:1106:G:O3'	2.19	0.42
58:BA:323:G:H1'	58:BA:1205:U:O2	2.19	0.42
34:BP:5:ASP:OD2	34:BP:9:ASN:HB3	2.19	0.42
38:BT:28:VAL:HG13	38:BT:46:GLU:HB2	2.02	0.42
37:DS:26:LEU:HD23	37:DS:28:VAL:HG13	2.02	0.42
20:CA:1304:G:C6	20:CA:1305:G:N1	2.87	0.42
58:BA:2284:C:O2'	58:BA:2288:A:N6	2.53	0.42
34:BP:70:GLN:HB3	34:BP:71:VAL:H	1.66	0.42
11:AL:87:GLY:N	11:AL:98:TYR:HA	2.34	0.42
11:CL:45:PRO:HB2	11:CL:49:ASN:OD1	2.19	0.42
28:BG:30:GLU:HB2	59:BB:57:A:H1'	2.01	0.42
24:DC:104:ILE:HG23	24:DC:111:PHE:HZ	1.82	0.42
33:DO:3:GLN:O	33:DO:5:GLN:N	2.51	0.42
58:DA:209:C:H2'	58:DA:210:C:O4'	2.20	0.42
16:AQ:45:HIS:H	16:AQ:72:ARG:CA	2.33	0.42
32:DN:76:SER:HB3	58:DA:2641:G:C4'	2.49	0.42
32:BN:112:LEU:HD23	32:BN:113:GLY:H	1.80	0.42
33:BO:77:ILE:HD11	38:BT:72:VAL:HG22	2.01	0.42
58:DA:138:G:H3'	58:DA:139:G:C8	2.55	0.42
12:AM:117:VAL:HG23	20:AA:1228:C:H1'	2.01	0.42
58:DA:31:C:H2'	58:DA:32:C:O4'	2.20	0.42
58:DA:1290:C:H2'	58:DA:1291:C:C6	2.54	0.42
10:CK:27:ASN:ND2	10:CK:55:LYS:O	2.53	0.42
58:BA:705:A:C2	58:BA:727:A:H1'	2.54	0.42
42:DX:64:LYS:HE2	42:DX:64:LYS:HB3	1.84	0.42
36:DR:25:ALA:HB2	36:DR:48:VAL:HG22	2.00	0.42
12:AM:121:LYS:HD3	12:AM:121:LYS:N	2.35	0.42
23:AY:565:VAL:HG12	23:AY:566:THR:O	2.19	0.42
23:AY:201:ILE:HG21	23:AY:206:LEU:HB2	2.01	0.42
8:CI:28:VAL:HA	8:CI:63:ILE:O	2.19	0.42
25:DD:274:ARG:HH22	58:DA:1797:C:H3'	1.83	0.42
58:BA:1288:U:O4	58:BA:1327:C:H1'	2.19	0.42

Continued on next page...

Continued from previous page...

Atom-1	Atom-2	Distance(Å)	Clash(Å)
58:BA:792:G:N2	58:BA:2072:G:N3	2.64	0.42
20:AA:696:A:H2'	20:AA:697:U:H6	1.83	0.42
20:CA:603:U:H2'	20:CA:604:G:H8	1.79	0.42
27:BF:65:TRP:CZ3	27:BF:73:ALA:HB3	2.55	0.42
10:CK:18:ARG:HD3	10:CK:81:ASP:HB2	2.02	0.42
20:CA:586:C:N3	20:CA:755:G:O6	2.53	0.42
16:CQ:37:LYS:HB3	20:CA:585:G:OP1	2.19	0.42
39:DU:25:TRP:CE2	58:DA:17:G:H4'	2.54	0.42
48:D5:4:HIS:HB3	58:DA:2577:A:H1'	2.01	0.42
29:BH:89:ILE:O	29:BH:89:ILE:HG13	2.18	0.42
23:AY:187:THR:HG21	23:AY:199:ILE:HD13	2.01	0.42
12:CM:108:ARG:N	12:CM:108:ARG:HH11	2.17	0.42
23:AY:655:TYR:CE2	23:AY:659:LEU:HB2	2.53	0.42
58:BA:270(J):G:H1	58:BA:270(R):C:N4	2.16	0.42
42:BX:65:ARG:NH2	58:BA:1334:G:H5''	2.34	0.42
5:CF:33:TYR:HA	5:CF:71:ARG:HH21	1.85	0.42
21:CW:56:C:C4	58:DA:2169:A:C4	3.08	0.42
3:CD:49:ARG:O	3:CD:51:PRO:HD3	2.20	0.42
23:AY:166:LEU:HB2	23:AY:178:ILE:HG22	2.00	0.42
20:CA:1422:G:H5''	33:DO:48:PRO:HB3	2.01	0.42
39:BU:104:GLN:HG2	39:BU:105:VAL:H	1.85	0.42
22:CV:21:A:H2'	22:CV:22:A:O4'	2.20	0.42
23:AY:538:TYR:O	23:AY:542:VAL:HG12	2.20	0.42
58:BA:1471:A:OP2	58:BA:1521:G:N1	2.36	0.42
20:AA:367:U:H4'	23:AY:351:ARG:HH11	1.85	0.42
58:BA:1829:A:C8	58:BA:1830:C:C5	3.08	0.42
17:CR:59:SER:H	17:CR:62:GLU:CD	2.23	0.42
35:BQ:116:GLU:O	35:BQ:119:ARG:HB3	2.19	0.42
51:B8:42:ARG:HD2	51:B8:42:ARG:H	1.85	0.42
34:DP:71:VAL:H	34:DP:72:PRO:CD	2.33	0.42
58:DA:1784:A:H4'	58:DA:1785:A:O5'	2.20	0.42
23:CY:312:LEU:HD21	23:CY:386:GLY:HA2	2.02	0.42
1:AB:20:GLU:HG3	1:AB:191:ASP:N	2.33	0.42
57:D4:8:LYS:HB3	57:D4:9:LEU:H	1.62	0.42
6:AG:76:ARG:HH21	6:AG:95:ARG:CZ	2.33	0.42
48:D5:33:CYS:HB2	48:D5:49:CYS:HB3	1.95	0.42
58:DA:267:C:H2'	58:DA:268:C:C6	2.55	0.42
6:CG:99:LEU:HD23	6:CG:102:ARG:NH2	2.34	0.42
58:BA:676:A:H8	58:BA:2069:G:H21	1.65	0.42
16:AQ:13:ASP:HA	16:AQ:19:VAL:HG12	2.02	0.42
20:AA:604:G:H2'	20:AA:605:U:O4'	2.20	0.42
20:AA:605:U:H2'	20:AA:606:G:O4'	2.20	0.42

Continued on next page...

Continued from previous page...

Atom-1	Atom-2	Distance(Å)	Clash(Å)
9:CJ:14:LYS:HG2	9:CJ:14:LYS:H	1.58	0.42
2:CC:188:LEU:HA	2:CC:188:LEU:HD13	1.89	0.42
9:CJ:87:THR:O	9:CJ:89:ASP:N	2.53	0.42
2:CC:204:LEU:HB3	2:CC:205:GLY:H	1.76	0.42
24:DC:8:TYR:O	24:DC:12:LEU:HB2	2.20	0.42
58:DA:1003:G:HO2'	58:DA:1010:A:H61	1.50	0.42
32:BN:43:THR:O	32:BN:46:VAL:HG12	2.19	0.42
23:AY:18:ALA:HB1	23:AY:86:GLY:H	1.85	0.42
32:DN:13:TRP:N	32:DN:13:TRP:CD1	2.88	0.42
39:BU:49:HIS:HD2	58:BA:559:G:H22	1.63	0.42
58:DA:821:A:H3'	58:DA:946:G:H8	1.85	0.42
20:AA:68(H):G:H2'	20:AA:68(I):G:C8	2.54	0.42
9:CJ:35:SER:OG	20:CA:1124:G:H5''	2.19	0.42
58:DA:1130:U:O2'	58:DA:1131:G:H2'	2.20	0.42
24:DC:83:LYS:H	24:DC:83:LYS:HG2	1.44	0.42
3:AD:175:SER:O	3:AD:183:GLY:HA2	2.20	0.42
23:CY:84:THR:N	23:CY:85:PRO:HD3	2.35	0.42
11:CL:79:GLU:OE1	11:CL:80:HIS:NE2	2.53	0.42
20:AA:33:A:H5''	20:AA:364:A:H1'	2.01	0.42
20:AA:279:A:H4'	20:AA:280:C:H5'	2.02	0.42
58:DA:448:U:N3	58:DA:583:G:N3	2.55	0.42
25:DD:54:ARG:HA	25:DD:216:GLY:O	2.19	0.42
58:DA:194:G:H1	58:DA:201:C:H42	1.67	0.42
40:BV:59:ALA:HB1	40:BV:96:ILE:HA	2.01	0.42
38:BT:38:ASN:O	38:BT:40:THR:HG23	2.20	0.42
42:DX:12:VAL:HG12	42:DX:27:THR:OG1	2.20	0.42
52:D9:15:LYS:O	52:D9:25:VAL:HA	2.19	0.42
45:B0:9:SER:OG	45:B0:10:THR:N	2.49	0.42
2:CC:199:LYS:NZ	20:CA:1059:C:OP2	2.49	0.42
52:D9:9:ARG:NH1	52:D9:16:VAL:H	2.17	0.42
59:BB:15:A:H1'	59:BB:109:G:C5	2.55	0.42
20:AA:114:U:C4	20:AA:313:A:N1	2.88	0.42
58:BA:2646:C:H2'	58:BA:2647:U:O4'	2.19	0.42
2:AC:4:LYS:HA	2:AC:4:LYS:HE2	2.00	0.42
7:CH:41:ARG:HB3	7:CH:41:ARG:HE	1.72	0.42
28:DG:129:GLY:O	28:DG:161:THR:OG1	2.31	0.42
34:DP:5:ASP:OD2	34:DP:10:PRO:HD3	2.20	0.42
58:DA:2211:G:H2'	58:DA:2211:G:N3	2.35	0.42
29:DH:143:GLN:O	29:DH:147:ASN:HB2	2.20	0.42
20:AA:186(G):C:H2'	20:AA:186(H):U:O4'	2.19	0.42
58:DA:211:A:H2'	58:DA:212:G:O4'	2.19	0.42
33:BO:30:ALA:CB	58:BA:2674:G:H4'	2.50	0.42

Continued on next page...

Continued from previous page...

Atom-1	Atom-2	Distance(Å)	Clash(Å)
58:BA:1750:G:N3	58:BA:2860:A:H2	2.17	0.42
58:BA:579:G:H2'	58:BA:580:C:C6	2.55	0.42
58:DA:180:G:N2	58:DA:214:G:O6	2.53	0.42
20:AA:149:A:H2'	20:AA:150:C:H6	1.82	0.42
39:DU:12:ARG:NH2	58:DA:1215:G:H5'	2.34	0.42
15:AP:27:LYS:HE3	15:AP:27:LYS:HB2	1.81	0.42
29:DH:176:ALA:HB1	58:DA:2529:G:C5'	2.49	0.42
43:BY:51:VAL:HG12	43:BY:53:PRO:HD2	2.02	0.42
8:AI:121:ARG:CZ	20:AA:1343:G:H1'	2.49	0.42
20:AA:1005:A:H4'	20:AA:1037:C:H1'	2.02	0.42
4:AE:107:ARG:O	4:AE:111:GLU:HB2	2.19	0.42
40:BV:76:LYS:HG3	40:BV:81:TYR:CD1	2.55	0.42
58:DA:1447:G:H1	58:DA:1464:C:H42	1.66	0.42
42:BX:36:LYS:HA	42:BX:39:ILE:HB	2.01	0.42
58:BA:1200:C:H2'	58:BA:1201:C:H6	1.84	0.42
20:AA:645:C:C2	20:AA:646:U:C5	3.06	0.42
36:DR:38:VAL:HG12	36:DR:42:LYS:HE2	2.02	0.42
44:BZ:48:PHE:CZ	44:BZ:52:SER:HA	2.55	0.42
58:BA:1322:A:C5	58:BA:1323:U:C5	3.08	0.42
20:AA:374:A:OP1	20:AA:452:A:N6	2.51	0.42
2:CC:20:SER:OG	13:CN:54:PRO:HG3	2.19	0.42
20:AA:943:U:O4	20:AA:1340:A:N1	2.53	0.42
19:AT:12:ALA:O	19:AT:15:ARG:HB2	2.19	0.42
23:AY:617:MET:SD	23:AY:618:GLY:N	2.93	0.42
56:B1:7:ILE:CD1	56:B1:62:VAL:HA	2.49	0.42
8:AI:93:ARG:HD2	8:AI:102:LEU:HD11	2.01	0.42
23:CY:219:VAL:O	23:CY:221:ALA:N	2.53	0.42
4:AE:91:LEU:HD13	4:AE:118:ILE:HG12	2.01	0.42
23:AY:115:GLU:N	23:AY:116:PRO:HD3	2.34	0.42
7:AH:95:VAL:HG12	7:AH:100:ILE:H	1.85	0.42
20:CA:1201:A:H4'	20:CA:1202:G:H5''	2.00	0.42
20:AA:196:A:O3'	20:AA:197:A:H2'	2.19	0.42
20:AA:196:A:H1'	20:AA:222:U:H1'	2.00	0.42
20:AA:1360:A:H2'	20:AA:1361:G:O4'	2.19	0.42
23:CY:543:GLN:O	23:CY:547:GLU:HG3	2.19	0.42
11:AL:20:LYS:HB2	11:AL:21:LYS:H	1.59	0.42
58:BA:1361:G:H2'	58:BA:1362:C:O4'	2.20	0.42
58:DA:2815:C:H2'	58:DA:2816:C:O4'	2.19	0.42
50:D7:25:PRO:O	50:D7:29:LYS:HG2	2.20	0.42
10:CK:63:LEU:HA	10:CK:66:LEU:HB2	2.01	0.42
58:BA:2050:C:H2'	58:BA:2051:A:C8	2.55	0.42
38:BT:2:ASN:O	38:BT:4:GLY:N	2.52	0.42

Continued on next page...

Continued from previous page...

Atom-1	Atom-2	Distance(Å)	Clash(Å)
6:AG:12:LEU:HB2	6:AG:13:GLN:H	1.57	0.42
8:CI:117:HIS:HB2	8:CI:121:ARG:HD2	2.02	0.42
58:BA:416:C:H2'	58:BA:417:C:C6	2.55	0.42
23:CY:96:ARG:O	23:CY:100:VAL:HG12	2.19	0.42
36:DR:59:ASP:OD1	36:DR:60:LEU:N	2.52	0.42
3:AD:21:LEU:O	3:AD:113:SER:HB3	2.20	0.42
44:BZ:29:TYR:N	44:BZ:29:TYR:CD2	2.87	0.42
14:AO:38:ARG:CA	14:AO:38:ARG:HH11	2.32	0.42
30:DJ:72:UNK:O	30:DJ:73:UNK:C	2.68	0.42
58:BA:1897:G:H2'	58:BA:1898:U:O4'	2.20	0.42
58:BA:2827:C:H2'	58:BA:2828:C:H6	1.84	0.42
31:DK:117:THR:C	31:DK:119:ASP:H	2.22	0.42
20:CA:817:C:H42	20:CA:1529:G:H1	1.68	0.42
10:AK:119:CYS:HG	20:AA:778:G:HO2'	1.67	0.42
19:CT:58:LYS:O	19:CT:61:SER:HB3	2.19	0.42
34:DP:24:GLY:HA2	34:DP:29:LYS:O	2.19	0.42
32:BN:131:GLN:NE2	32:BN:132:ALA:CB	2.83	0.42
20:AA:1420:C:H42	20:AA:1480:G:H1	1.67	0.42
11:AL:85:ILE:HD12	11:AL:98:TYR:HB3	2.02	0.42
58:DA:2838:G:C6	58:DA:2839:G:C5	3.08	0.42
24:DC:113:ALA:N	24:DC:137:LEU:HD22	2.35	0.42
39:BU:59:ARG:HB2	39:BU:59:ARG:CZ	2.49	0.42
20:AA:971:G:C1'	20:AA:1365:G:H4'	2.50	0.42
1:AB:103:THR:HG21	20:AA:1101:A:H61	1.84	0.42
11:CL:47:LYS:HE3	20:CA:1492:A:H5''	2.02	0.42
8:CI:21:PRO:HA	8:CI:58:HIS:O	2.20	0.42
23:CY:190:ASN:ND2	23:CY:195:ASP:H	2.04	0.42
20:AA:1065:U:C4'	20:AA:1066:C:H5''	2.41	0.42
34:DP:50:ARG:NH2	51:D8:59:LYS:HD2	2.35	0.42
11:CL:10:LEU:HD21	11:CL:15:ARG:NE	2.35	0.42
9:CJ:40:LEU:HD12	9:CJ:69:ASN:HB3	2.00	0.42
9:CJ:40:LEU:HD12	9:CJ:69:ASN:CB	2.50	0.42
38:BT:33:LYS:HZ2	38:BT:34:VAL:HG23	1.84	0.42
20:AA:937:A:C5	20:AA:938:A:C5	3.08	0.42
13:AN:3:ARG:HB2	20:AA:1049:U:C5	2.54	0.42
1:AB:111:ARG:HH12	20:AA:1104:G:H4'	1.85	0.42
20:AA:1253:G:H1'	20:AA:1355:G:O2'	2.20	0.42
58:DA:1782:C:H1'	58:DA:2609:U:C5'	2.50	0.42
25:DD:208:LYS:HE3	25:DD:210:GLY:HA3	2.02	0.42
20:AA:784:C:H2'	20:AA:785:G:C8	2.52	0.42
58:BA:2641:G:H2'	58:BA:2642:G:C8	2.53	0.42
33:DO:22:ILE:O	33:DO:40:VAL:HB	2.19	0.42

Continued on next page...

Continued from previous page...

Atom-1	Atom-2	Distance(Å)	Clash(Å)
25:BD:38:LYS:HE2	58:BA:1569:A:O2'	2.20	0.42
38:DT:84:GLN:C	38:DT:86:ILE:H	2.22	0.42
48:D5:3:LYS:HD3	48:D5:3:LYS:H	1.85	0.42
58:DA:2742:C:H2'	58:DA:2743:C:H6	1.84	0.42
28:BG:57:ALA:HB1	28:BG:90:LEU:HD13	2.02	0.42
10:AK:21:ILE:HB	10:AK:84:VAL:HA	2.02	0.42
43:BY:46:LYS:N	43:BY:62:GLU:HB2	2.35	0.42
39:DU:76:TYR:CE1	39:DU:80:ILE:HD11	2.54	0.42
23:CY:309:LEU:HD21	23:CY:335:LEU:HD13	2.01	0.42
58:DA:784:A:HO2'	58:DA:785:G:H8	1.68	0.42
23:CY:358:MET:HA	23:CY:363:ARG:HG2	2.01	0.42
20:AA:1387:G:H2'	20:AA:1388:C:H6	1.82	0.42
27:DF:74:ARG:NH2	58:DA:674:G:N3	2.68	0.42
20:AA:524:G:H2'	20:AA:525:C:H6	1.84	0.42
58:DA:354:G:H2'	58:DA:355:G:C8	2.55	0.42
46:B2:48:HIS:CG	46:B2:49:LYS:H	2.38	0.42
19:AT:22:ARG:HE	20:AA:324:G:P	2.43	0.42
23:AY:614:GLU:O	23:AY:617:MET:HB3	2.20	0.42
21:CW:38:A:C4	22:CV:16:A:C2	3.07	0.42
20:CA:1151:A:O2'	20:CA:1152:A:H8	2.02	0.42
25:BD:63:ARG:HD2	25:BD:85:ASP:OD2	2.20	0.42
58:BA:2234:G:H2'	58:BA:2235:G:C8	2.54	0.42
15:AP:66:PRO:HG3	15:AP:71:ARG:HH22	1.85	0.42
45:B0:39:ARG:NH2	58:BA:2363:C:O2'	2.52	0.42
58:BA:1747:G:H2'	58:BA:1748:G:C8	2.55	0.42
6:AG:102:ARG:O	6:AG:105:VAL:HB	2.19	0.42
5:CF:50:TYR:HA	5:CF:51:PRO:HD2	1.90	0.42
38:BT:4:GLY:O	38:BT:7:ILE:HB	2.20	0.42
21:CW:4:U:H2'	21:CW:5:A:C8	2.54	0.42
30:DJ:130:UNK:C	30:DJ:132:UNK:H	2.31	0.42
20:AA:1155:G:H2'	20:AA:1156:G:O4'	2.19	0.42
18:AS:49:ILE:HB	18:AS:60:VAL:HG13	2.01	0.42
20:AA:476:G:H2'	20:AA:477:G:C8	2.55	0.42
2:CC:138:VAL:HG22	2:CC:151:VAL:HG23	2.00	0.42
20:CA:1303:C:H42	20:CA:1334:G:H1	1.67	0.42
1:AB:61:LEU:O	1:AB:65:GLY:N	2.53	0.42
58:DA:530:G:N3	58:DA:2021:C:H1'	2.35	0.42
29:DH:65:HIS:CG	29:DH:66:GLY:N	2.87	0.42
1:AB:130:ARG:HA	1:AB:131:PRO:HD3	1.90	0.42
5:CF:86:ARG:H	5:CF:86:ARG:HG2	1.45	0.42
34:DP:35:HIS:HB3	58:DA:942:G:OP1	2.20	0.42
39:BU:65:ILE:HD11	39:BU:97:ASP:HA	2.02	0.42

Continued on next page...

Continued from previous page...

Atom-1	Atom-2	Distance(Å)	Clash(Å)
58:DA:1006:C:C2	58:DA:1138:G:N2	2.88	0.42
58:DA:1007:C:C4	58:DA:1008:C:C4	3.08	0.42
32:DN:36:GLY:H	32:DN:42:TRP:HE3	1.67	0.42
32:BN:38:HIS:CG	32:BN:39:ARG:N	2.88	0.42
32:BN:45:ASN:N	32:BN:45:ASN:ND2	2.64	0.42
20:CA:349:A:H2'	20:CA:350:G:H8	1.84	0.42
58:DA:273(A):G:C2	58:DA:273(B):G:C8	3.07	0.42
28:DG:107:LEU:H	28:DG:107:LEU:HG	1.72	0.42
58:BA:392:C:H2'	58:BA:393:C:C6	2.52	0.42
20:CA:201:C:N3	20:CA:216:G:O6	2.53	0.42
26:DE:12:THR:O	26:DE:13:ARG:HB3	2.20	0.42
23:CY:164:MET:SD	23:CY:257:PRO:HA	2.60	0.42
56:D1:13:ILE:O	56:D1:42:GLN:O	2.38	0.42
25:BD:259:THR:HB	25:BD:260:ARG:H	1.46	0.42
20:AA:48:C:H2'	20:AA:365:U:O4	2.19	0.42
58:BA:242:G:O2'	58:BA:254:G:O6	2.23	0.42
24:DC:37:LYS:HB2	24:DC:38:PHE:HD1	1.85	0.42
3:AD:8:VAL:HG23	3:AD:9:CYS:H	1.85	0.42
41:BW:16:LYS:O	41:BW:19:LEU:HB2	2.20	0.42
58:DA:1854:A:H1'	58:DA:2233:U:H4'	2.01	0.42
58:DA:2783:G:H2'	58:DA:2784:C:H6	1.85	0.42
24:DC:14:LYS:HD3	24:DC:33:LEU:CD2	2.47	0.42
38:BT:3:ARG:HG2	58:BA:2875:C:O2'	2.20	0.42
20:CA:1071:C:H2'	20:CA:1072:G:C8	2.49	0.42
9:CJ:55:LYS:HE3	20:CA:973:G:N3	2.34	0.42
59:DB:24:G:N2	59:DB:28:C:O2	2.53	0.42
20:AA:1077:G:N2	20:AA:1079:G:H3'	2.34	0.42
20:CA:367:U:OP1	23:CY:340:TYR:OH	2.30	0.42
36:DR:107:ASP:O	58:DA:2009:G:H1'	2.19	0.42
31:DK:125:ARG:N	31:DK:125:ARG:HD2	2.31	0.42
31:BK:30:HIS:HE1	31:BK:57:ILE:HG22	1.83	0.42
17:CR:74:ARG:NH1	20:CA:719:C:N3	2.64	0.42
33:DO:8:LEU:HD21	33:DO:21:CYS:HB2	2.01	0.42
49:D6:8:LYS:HE3	49:D6:25:LYS:HE2	2.02	0.42
47:B3:17:LYS:HA	47:B3:17:LYS:HD3	1.87	0.42
29:DH:52:VAL:HG21	29:DH:69:ARG:HA	2.01	0.42
1:AB:15:VAL:HG23	1:AB:16:HIS:CE1	2.55	0.42
21:AW:72:C:H3'	21:AW:73:A:C8	2.55	0.42
34:DP:74:GLU:OE1	34:DP:74:GLU:HA	2.20	0.42
37:BS:49:VAL:HG13	37:BS:76:LYS:HB2	2.02	0.42
4:CE:126:ARG:HA	4:CE:131:ILE:HD11	2.02	0.42
16:CQ:68:ARG:HH22	20:CA:277:C:C5'	2.33	0.42

Continued on next page...

Continued from previous page...

Atom-1	Atom-2	Distance(Å)	Clash(Å)
20:AA:19:C:H2'	20:AA:20:U:H6	1.85	0.42
20:CA:1503:A:H61	22:CV:14:A:H2'	1.85	0.42
49:B6:39:TYR:HE2	58:BA:2347:C:H4'	1.85	0.42
58:BA:2552:U:C2	58:BA:2554:U:H5'	2.54	0.42
26:BE:3:GLY:HA2	26:BE:96:PHE:HZ	1.85	0.42
24:DC:130:ARG:C	24:DC:134:PRO:HG2	2.40	0.42
48:D5:55:ARG:HD2	48:D5:56:LYS:HD2	2.00	0.42
58:BA:2111:C:H1'	58:BA:2118:U:H4'	2.01	0.42
29:BH:17:VAL:HA	29:BH:26:VAL:HG22	2.01	0.42
17:CR:26:LEU:HD11	17:CR:42:ARG:HD2	2.01	0.42
58:BA:1527:G:H1'	58:BA:1546:A:H61	1.84	0.42
20:AA:1157:A:C2	20:AA:1181:G:C5	3.08	0.42
24:DC:48:LEU:HD22	24:DC:209:PHE:CE1	2.54	0.42
58:BA:2320:A:H2'	58:BA:2320:A:N3	2.34	0.42
41:DW:49:LYS:HD3	58:DA:488:G:O2'	2.19	0.42
29:DH:116:GLU:HA	29:DH:117:PRO:HD2	1.68	0.42
44:BZ:175:VAL:HA	44:BZ:176:PRO:HD3	1.89	0.42
16:AQ:61:GLU:HA	16:AQ:71:PHE:HA	2.00	0.42
41:DW:69:LEU:HA	41:DW:108:GLY:O	2.20	0.42
58:DA:1806:C:H2'	58:DA:1807:G:C8	2.55	0.42
37:BS:34:HIS:ND1	37:BS:55:ALA:HB2	2.34	0.42
58:BA:1669:A:O3'	58:BA:2549:G:H5'	2.20	0.42
58:BA:1765:C:H2'	58:BA:1766:U:C6	2.55	0.42
13:AN:43:CYS:O	13:AN:46:GLU:HG2	2.19	0.42
20:CA:777:A:H2'	20:CA:778:G:C8	2.54	0.42
5:CF:48:LEU:HB3	17:CR:77:GLY:O	2.20	0.42
12:AM:61:GLU:H	12:AM:61:GLU:HG3	1.55	0.42
20:AA:996:A:H2'	20:AA:997:U:C6	2.55	0.42
26:BE:169:ASN:HB3	58:BA:2730:C:O3'	2.19	0.42
58:BA:2194:G:H2'	58:BA:2195:C:C6	2.54	0.42
58:DA:1009:A:H2'	58:DA:1010:A:C8	2.55	0.42
58:DA:1151:G:H2'	58:DA:1152:C:H6	1.85	0.42
58:DA:2821:A:H2'	58:DA:2822:G:H8	1.84	0.42
20:CA:1504:G:H4'	20:CA:1505:G:O5'	2.20	0.42
26:BE:84:PHE:CZ	26:BE:86:PRO:HB3	2.54	0.42
58:BA:2502:G:C5'	58:BA:2503:A:H5''	2.42	0.42
32:DN:131:GLN:NE2	32:DN:132:ALA:CB	2.83	0.42
39:BU:51:LYS:H	39:BU:51:LYS:HD2	1.84	0.42
39:BU:54:LYS:HG3	39:BU:54:LYS:HZ3	1.62	0.42
28:DG:135:LEU:O	58:DA:2305:A:H1'	2.19	0.42
27:DF:57:VAL:O	27:DF:59:TYR:N	2.47	0.42
25:DD:79:VAL:HG12	25:DD:80:ALA:N	2.35	0.42

Continued on next page...

Continued from previous page...

Atom-1	Atom-2	Distance(Å)	Clash(Å)
37:DS:26:LEU:HD21	37:DS:101:LEU:HD11	2.02	0.42
20:AA:68(G):G:C5	20:AA:68(H):G:H1'	2.53	0.42
20:CA:945:G:C2	20:CA:946:A:C8	3.08	0.42
56:B1:25:LYS:HB3	58:BA:388:G:OP2	2.19	0.42
24:DC:213:VAL:O	24:DC:214:TYR:C	2.58	0.42
43:BY:76:CYS:O	43:BY:78:ALA:N	2.46	0.42
23:AY:327:PHE:HD1	23:AY:376:ALA:HB2	1.85	0.42
23:CY:493:VAL:HG23	23:CY:512:ILE:HD11	2.02	0.42
24:DC:174:ALA:HA	24:DC:175:PRO:HD3	1.58	0.42
23:CY:243:VAL:HA	23:CY:279:TYR:HE1	1.84	0.42
20:CA:552:U:H2'	20:CA:553:A:H8	1.85	0.42
11:CL:58:VAL:HG21	11:CL:85:ILE:CD1	2.50	0.42
25:DD:147:LEU:HB2	25:DD:155:LEU:CD1	2.50	0.42
58:BA:870:A:H2'	58:BA:871:U:O4'	2.20	0.42
56:D1:88:LYS:HA	56:D1:91:LYS:HD3	2.02	0.42
58:BA:2469:A:H2'	58:BA:2470:G:O4'	2.20	0.42
58:BA:118:A:N3	58:BA:178:G:H1'	2.35	0.42
20:AA:609:A:H2'	20:AA:610:G:H8	1.84	0.42
4:CE:106:PRO:O	4:CE:110:LEU:HG	2.20	0.42
26:BE:146:THR:HA	26:BE:147:PRO:C	2.41	0.42
41:BW:41:LYS:HD3	58:BA:2010:G:OP1	2.20	0.42
32:BN:78:TYR:CE2	58:BA:2642:G:H4'	2.54	0.42
58:BA:1332:G:C5	58:BA:1609:A:C6	3.08	0.42
58:DA:2211:G:C2'	58:DA:2212:A:H5''	2.50	0.42
10:CK:43:SER:HB2	10:CK:71:LYS:NZ	2.33	0.42
20:AA:259:G:H1	20:AA:267:C:N4	2.17	0.42
38:BT:132:LYS:HA	38:BT:135:ALA:HB3	2.01	0.42
9:CJ:8:LEU:HD22	9:CJ:16:LEU:CD2	2.50	0.42
27:BF:63:LYS:HA	27:BF:76:GLY:HA2	2.01	0.42
58:BA:1653:G:H4'	58:BA:1654:A:O5'	2.20	0.42
32:BN:6:PRO:C	32:BN:7:LYS:HZ3	2.22	0.42
5:CF:11:ASN:ND2	5:CF:13:ASN:O	2.53	0.42
49:D6:16:CYS:H	49:D6:48:VAL:HG23	1.85	0.42
49:D6:15:GLU:HA	49:D6:49:HIS:HA	2.02	0.42
58:DA:2056:G:N2	58:DA:2057:A:C4	2.88	0.42
58:BA:451:C:N4	58:BA:454:A:OP2	2.27	0.42
27:BF:53:THR:OG1	27:BF:54:ARG:N	2.52	0.42
1:AB:133:LYS:HD3	20:AA:1158:C:H5''	2.02	0.42
58:BA:1727:U:H2'	58:BA:1728:G:C8	2.54	0.42
20:AA:510:A:N3	20:AA:543:C:H1'	2.34	0.42
20:AA:564:C:H6	20:AA:564:C:O5'	2.03	0.42
3:AD:196:LEU:HD12	3:AD:196:LEU:H	1.84	0.42

Continued on next page...

Continued from previous page...

Atom-1	Atom-2	Distance(Å)	Clash(Å)
20:AA:1028:C:N3	20:AA:1033:G:N2	2.66	0.42
28:DG:59:GLU:HA	28:DG:62:LEU:HB2	2.02	0.42
58:DA:2329:G:C6	58:DA:2330:G:C6	3.08	0.42
58:BA:2066:C:H2'	58:BA:2067:G:C8	2.55	0.42
36:DR:86:ARG:HB2	36:DR:87:TYR:CD2	2.55	0.42
23:AY:178:ILE:HD13	23:AY:179:ASP:N	2.35	0.42
13:CN:4:LYS:O	13:CN:7:ILE:HG12	2.20	0.42
33:BO:6:THR:OG1	58:BA:1666:G:O2'	2.23	0.42
6:CG:15:ASP:HB2	6:CG:20:ASP:H	1.84	0.42
2:CC:18:TRP:C	2:CC:20:SER:H	2.23	0.42
58:BA:1810:A:O5'	58:BA:1810:A:H8	2.02	0.42
51:D8:6:THR:HG22	51:D8:8:LYS:HE2	2.02	0.42
27:BF:40:GLN:O	27:BF:44:ARG:HG3	2.20	0.42
58:DA:2074:U:H4'	58:DA:2598:A:O4'	2.20	0.42
5:CF:42:GLU:HG2	5:CF:61:LEU:HB3	2.02	0.42
29:DH:157:TYR:CZ	58:DA:2531:A:H5''	2.55	0.42
20:CA:68(I):G:N2	20:CA:68(R):C:H1'	2.34	0.42
7:AH:69:ARG:HG3	7:AH:69:ARG:H	1.53	0.42
39:DU:114:LYS:HE3	39:DU:114:LYS:HB3	1.70	0.42
1:CB:16:HIS:CG	1:CB:210:SER:HA	2.55	0.42
29:DH:123:PHE:HB3	29:DH:124:GLU:H	1.64	0.42
14:AO:38:ARG:HA	14:AO:38:ARG:HH11	1.84	0.42
13:AN:43:CYS:HA	13:AN:46:GLU:OE2	2.19	0.42
14:CO:49:ASP:OD1	20:CA:667:G:O2'	2.37	0.42
16:CQ:26:GLN:HG3	16:CQ:36:ILE:O	2.20	0.42
11:AL:13:LYS:HB3	11:AL:14:GLY:H	1.70	0.42
58:DA:2441:C:H2'	58:DA:2442:C:H6	1.84	0.42
58:DA:1426:G:H1'	58:DA:1572:A:N6	2.35	0.42
43:DY:6:HIS:NE2	43:DY:30:VAL:HG11	2.34	0.42
58:DA:484:C:H42	58:DA:496:G:H1	1.66	0.42
20:AA:1051:C:H2'	20:AA:1052:U:C6	2.55	0.42
44:BZ:162:GLU:HG2	44:BZ:162:GLU:H	1.70	0.42
5:AF:86:ARG:H	5:AF:86:ARG:HG2	1.63	0.42
23:CY:316:ILE:HG12	23:CY:316:ILE:H	1.40	0.42
58:BA:152:G:H2'	58:BA:153:C:O4'	2.20	0.42
24:DC:54:ARG:HD2	24:DC:54:ARG:HA	1.69	0.42
34:BP:40:SER:OG	34:BP:40:SER:O	2.30	0.42
39:BU:92:ARG:HD2	40:BV:11:GLN:CB	2.45	0.41
32:DN:69:GLN:NE2	58:DA:1022:G:C8	2.84	0.41
21:AW:15:G:N1	21:AW:48:C:N3	2.53	0.41
58:BA:1019:U:H5'	58:BA:1120:G:N2	2.36	0.41
27:DF:167:ALA:HA	27:DF:170:LEU:HB2	2.02	0.41

Continued on next page...

Continued from previous page...

Atom-1	Atom-2	Distance(Å)	Clash(Å)
58:DA:1638:C:H1'	58:DA:2698:U:H1'	2.02	0.41
58:DA:2699:C:C2	58:DA:2708:G:N2	2.77	0.41
58:BA:2134:A:H61	58:BA:2157:G:C2'	2.33	0.41
20:CA:1134:G:H2'	20:CA:1135:U:O4'	2.20	0.41
58:BA:582:G:H2'	58:BA:583:G:H8	1.82	0.41
50:B7:40:TRP:CH2	58:BA:458:G:H1'	2.55	0.41
58:DA:1855:G:N2	58:DA:1887:C:N3	2.56	0.41
25:BD:78:LYS:HE3	25:BD:78:LYS:HB3	1.76	0.41
60:CY:701:FUA:H72	60:CY:701:FUA:H212	1.91	0.41
58:DA:310:A:O2'	58:DA:311:A:C8	2.73	0.41
24:BC:33:LEU:O	24:BC:217:THR:OG1	2.28	0.41
58:BA:1429:G:N2	58:BA:1564:C:N3	2.56	0.41
38:DT:74:ARG:HB3	38:DT:76:PHE:CE1	2.55	0.41
1:CB:87:ARG:HH12	1:CB:232:PRO:HA	1.85	0.41
45:D0:69:PHE:CD1	58:DA:856:C:H4'	2.55	0.41
58:BA:1769:G:O2'	58:BA:1958:C:H5''	2.20	0.41
28:BG:72:ARG:HB3	28:BG:73:ALA:H	1.65	0.41
11:CL:113:ARG:HH21	11:CL:115:LYS:HB3	1.85	0.41
41:DW:12:ILE:HD13	41:DW:46:PHE:CE2	2.55	0.41
58:BA:2851:A:H2'	58:BA:2852:G:O4'	2.20	0.41
40:BV:19:LYS:HB2	40:BV:19:LYS:HE2	1.73	0.41
3:AD:22:LYS:HB3	3:AD:26:CYS:CB	2.50	0.41
24:DC:26:ALA:HA	24:DC:30:VAL:HG23	2.01	0.41
58:DA:2695:C:N3	58:DA:2714:G:O6	2.53	0.41
23:AY:33:LEU:HD22	23:AY:65:ILE:HG22	2.01	0.41
58:BA:119:A:H4'	58:BA:120:U:H5'	2.02	0.41
20:AA:1260:C:OP1	20:AA:1284:C:H4'	2.20	0.41
56:B1:58:ILE:HG12	56:B1:59:THR:N	2.34	0.41
58:DA:1418:G:H1'	58:DA:1580:A:H61	1.83	0.41
25:DD:208:LYS:NZ	58:DA:729:G:O4'	2.47	0.41
58:BA:729:G:H5'	58:BA:730:C:H5''	2.02	0.41
20:AA:802:A:H2'	20:AA:803:G:O4'	2.20	0.41
58:DA:1076:C:N3	58:DA:1077:A:H1'	2.35	0.41
58:DA:2833:G:O2'	58:DA:2834:G:OP1	2.34	0.41
25:DD:209:ALA:HB2	58:DA:1790:C:H4'	2.02	0.41
26:DE:5:LEU:HA	26:DE:5:LEU:HD23	1.89	0.41
28:BG:63:ILE:HB	28:BG:143:GLU:CD	2.40	0.41
2:AC:68:VAL:HG12	2:AC:70:VAL:HG22	2.01	0.41
43:BY:44:ILE:HG22	43:BY:45:VAL:N	2.35	0.41
18:AS:40:ILE:HA	18:AS:44:MET:SD	2.60	0.41
23:CY:215:LYS:HD3	23:CY:215:LYS:HA	1.82	0.41
58:BA:572:A:H2'	58:BA:573:G:O4'	2.20	0.41

Continued on next page...

Continued from previous page...

Atom-1	Atom-2	Distance(Å)	Clash(Å)
58:BA:299:A:N1	58:BA:322:A:O2'	2.33	0.41
31:BK:106:GLU:O	31:BK:110:GLN:HG2	2.20	0.41
39:BU:34:LYS:NZ	58:BA:2018:G:N3	2.68	0.41
6:AG:31:MET:HE1	20:AA:1374:A:H1'	2.02	0.41
4:AE:102:ALA:HB3	4:AE:107:ARG:HB2	2.00	0.41
6:AG:47:CYS:O	6:AG:50:ILE:HB	2.20	0.41
4:AE:110:LEU:HB3	4:AE:115:VAL:CG2	2.50	0.41
28:DG:59:GLU:O	28:DG:62:LEU:HB2	2.19	0.41
35:DQ:3:MET:HB2	35:DQ:93:TYR:HD2	1.84	0.41
20:AA:644:G:H2'	20:AA:645:C:O4'	2.20	0.41
58:BA:2700:C:H2'	58:BA:2701:C:H6	1.81	0.41
26:DE:56:PRO:HB2	26:DE:57:LYS:H	1.59	0.41
58:DA:2647:U:H2'	58:DA:2648:C:H6	1.83	0.41
58:BA:1356:G:H2'	58:BA:1357:U:C6	2.55	0.41
12:CM:14:ARG:NH1	20:CA:1295:G:O2'	2.53	0.41
58:DA:240:G:O2'	58:DA:257:A:N6	2.42	0.41
6:CG:15:ASP:CB	6:CG:20:ASP:H	2.32	0.41
37:BS:42:ASP:HB2	37:BS:43:GLU:H	1.64	0.41
5:AF:18:GLN:HG2	5:CF:17:SER:CB	2.50	0.41
58:BA:1264:G:O3'	58:BA:2615:U:H5'	2.20	0.41
58:DA:296:C:H2'	58:DA:297:C:C6	2.55	0.41
58:BA:1366:A:H2'	58:BA:1367:A:H8	1.85	0.41
44:DZ:99:TYR:HB3	44:DZ:123:ASP:HB2	2.01	0.41
29:DH:121:ILE:HG22	29:DH:136:ILE:H	1.85	0.41
58:DA:1704:G:H2'	58:DA:1705:G:O4'	2.20	0.41
35:DQ:101:ARG:NH2	58:DA:907:U:H4'	2.35	0.41
15:AP:19:ILE:HB	15:AP:37:GLY:C	2.40	0.41
42:DX:88:LYS:H	42:DX:88:LYS:HG2	1.72	0.41
35:DQ:12:GLN:HA	58:DA:910:A:H62	1.84	0.41
20:AA:831:U:H2'	20:AA:832:C:H6	1.85	0.41
3:AD:93:PHE:CE2	3:AD:97:LEU:HD21	2.55	0.41
58:BA:352:G:O2'	58:BA:353:G:C8	2.72	0.41
58:DA:2657:A:H2'	58:DA:2658:C:O4'	2.20	0.41
58:DA:737:C:H5'	58:DA:738:G:OP2	2.20	0.41
11:CL:30:ALA:HA	11:CL:31:PRO:HD3	1.90	0.41
20:AA:790:A:H2'	20:AA:791:G:C8	2.54	0.41
49:D6:19:ARG:N	49:D6:19:ARG:HD2	2.34	0.41
23:AY:156:ARG:HD2	23:AY:156:ARG:HA	1.78	0.41
38:DT:13:ARG:NH1	38:DT:13:ARG:O	2.52	0.41
23:CY:232:LEU:HA	23:CY:232:LEU:HD13	1.90	0.41
24:BC:228:HIS:HB3	24:BC:229:SER:H	1.74	0.41
32:DN:69:GLN:NE2	58:DA:1022:G:H8	2.17	0.41

Continued on next page...

Continued from previous page...

Atom-1	Atom-2	Distance(Å)	Clash(Å)
58:DA:1308:A:H2'	58:DA:1309:G:O4'	2.20	0.41
23:AY:17:ILE:CG2	23:AY:25:LYS:HA	2.50	0.41
58:DA:568:U:H3'	58:DA:570:G:OP2	2.20	0.41
58:DA:813:U:H2'	58:DA:814:C:H6	1.85	0.41
58:DA:1638:C:O2	58:DA:2698:U:O2'	2.32	0.41
58:DA:2082:A:H2'	58:DA:2083:G:O4'	2.20	0.41
56:D1:20:ARG:HG3	58:DA:380:U:OP1	2.19	0.41
38:BT:49:VAL:HG22	38:BT:50:ILE:H	1.85	0.41
25:DD:245:PRO:O	25:DD:247:ALA:N	2.52	0.41
58:BA:2895:U:H2'	58:BA:2896:C:O4'	2.20	0.41
58:BA:1588:C:H2'	58:BA:1589:C:C6	2.55	0.41
25:BD:115:GLN:OE1	25:BD:117:VAL:HG13	2.20	0.41
20:AA:891:U:H2'	20:AA:892:A:C8	2.55	0.41
23:CY:252:ASP:O	23:CY:253:LEU:HB2	2.20	0.41
23:CY:256:THR:O	23:CY:258:VAL:N	2.53	0.41
23:CY:259:PHE:CE1	23:CY:275:ALA:HB1	2.54	0.41
20:CA:953:G:H2'	20:CA:954:G:O4'	2.19	0.41
20:AA:1362:C:C2'	20:AA:1362(A):C:H5''	2.50	0.41
23:CY:25:LYS:HE2	23:CY:25:LYS:HB2	1.77	0.41
1:AB:158:LEU:HA	1:AB:159:PRO:HD3	1.86	0.41
1:AB:71:VAL:HG22	1:AB:93:VAL:CG2	2.50	0.41
58:BA:2373:G:H2'	58:BA:2374:C:O4'	2.19	0.41
56:B1:41:ARG:HE	56:B1:41:ARG:HB3	1.30	0.41
58:DA:20:C:C2	58:DA:21:A:C8	3.08	0.41
36:BR:97:VAL:HG12	36:BR:112:ALA:HB1	2.01	0.41
25:BD:249:PRO:HG2	25:BD:250:TRP:CE3	2.55	0.41
35:DQ:58:PHE:HZ	35:DQ:64:ILE:HD11	1.85	0.41
15:CP:72:ARG:HH11	20:CA:453:A:H1'	1.84	0.41
20:AA:148:G:N2	20:AA:174:C:N3	2.55	0.41
58:DA:1664:A:H3'	58:DA:1665:A:C8	2.54	0.41
28:BG:45:GLU:C	28:BG:47:LYS:H	2.24	0.41
44:BZ:99:TYR:HE2	44:BZ:125:LEU:HD13	1.85	0.41
49:B6:26:ASN:O	49:B6:27:LYS:HB2	2.19	0.41
36:BR:28:LEU:HD22	36:BR:29:LEU:HD22	2.02	0.41
58:DA:1028:A:OP2	58:DA:1126:A:N6	2.37	0.41
23:AY:29:THR:O	23:AY:33:LEU:HB2	2.20	0.41
58:BA:2266:A:H4'	58:BA:2267:A:O5'	2.20	0.41
34:DP:38:GLN:O	34:DP:39:LYS:HB2	2.20	0.41
34:DP:51:PHE:CD1	34:DP:52:GLU:HB2	2.54	0.41
26:BE:13:ARG:NH1	58:BA:2683:C:O2'	2.53	0.41
20:CA:692:U:H5'	20:CA:797:C:H4'	2.01	0.41
20:AA:1137:C:H5'	20:AA:1138:G:C6	2.55	0.41

Continued on next page...

Continued from previous page...

Atom-1	Atom-2	Distance(Å)	Clash(Å)
10:AK:82:VAL:HB	10:AK:107:SER:O	2.20	0.41
26:BE:122:PHE:CZ	58:BA:2512:C:H4'	2.55	0.41
8:AI:5:TYR:HA	8:AI:17:VAL:O	2.20	0.41
25:BD:165:ILE:HG23	25:BD:175:LEU:HD23	2.01	0.41
30:DJ:58:UNK:HA	58:DA:1107:G:OP1	2.20	0.41
20:CA:1066:C:H3'	20:CA:1067:A:H8	1.83	0.41
46:D2:2:LYS:O	46:D2:6:VAL:N	2.52	0.41
25:DD:219:PRO:HB2	58:DA:1789:A:O3'	2.19	0.41
20:AA:574:A:HO2'	20:AA:882:C:HO2'	1.67	0.41
58:BA:1312:U:H1'	58:BA:1314:C:N4	2.30	0.41
33:DO:19:ILE:HD13	33:DO:41:ALA:CB	2.50	0.41
58:DA:2743:C:P	58:DA:2755:C:H42	2.43	0.41
20:CA:323:U:H2'	20:CA:324:G:O4'	2.20	0.41
21:AW:1:G:N2	21:AW:73:A:O2'	2.54	0.41
13:AN:53:LEU:HA	13:AN:53:LEU:HD23	1.93	0.41
35:BQ:44:ALA:HA	35:BQ:47:ILE:HD12	2.02	0.41
7:AH:134:ILE:HB	7:AH:135:CYS:H	1.63	0.41
58:BA:493:G:H2'	58:BA:494:G:O4'	2.19	0.41
27:DF:3:GLU:HA	27:DF:24:LEU:H	1.85	0.41
7:AH:44:PHE:CE2	7:AH:80:ILE:HA	2.55	0.41
23:CY:309:LEU:O	23:CY:390:VAL:HB	2.20	0.41
47:D3:41:PRO:O	47:D3:44:ARG:HB2	2.20	0.41
58:BA:1336:A:C4	58:BA:1337:G:C8	3.08	0.41
20:AA:303:A:H2'	20:AA:304:U:O4'	2.20	0.41
58:DA:2086:U:H2'	58:DA:2087:G:H8	1.84	0.41
6:AG:137:LYS:O	6:AG:141:VAL:HG23	2.20	0.41
14:AO:12:ILE:HG13	14:AO:12:ILE:H	1.65	0.41
44:BZ:103:ARG:HD3	44:BZ:136:PHE:CD2	2.54	0.41
5:AF:18:GLN:HG2	5:CF:17:SER:HB3	2.02	0.41
58:DA:1631:A:C6	58:DA:1683:C:H5'	2.55	0.41
20:AA:1196:U:O2	20:AA:1196:U:H2'	2.19	0.41
28:BG:105:LYS:HD2	57:B4:26:SER:CB	2.50	0.41
23:AY:212:TYR:O	23:AY:215:LYS:HB2	2.20	0.41
28:DG:50:ALA:C	28:DG:51:ARG:HE	2.23	0.41
29:BH:65:HIS:CG	29:BH:66:GLY:N	2.89	0.41
38:BT:24:PRO:HG3	38:BT:52:ILE:CG1	2.50	0.41
39:BU:76:TYR:O	39:BU:79:PHE:HB3	2.19	0.41
7:CH:19:VAL:HG21	20:CA:827:U:O2'	2.21	0.41
58:DA:879:G:C4	58:DA:880:G:C8	3.07	0.41
58:BA:2720:U:H2'	58:BA:2721:A:O4'	2.20	0.41
59:BB:116:G:H2'	59:BB:117:G:C8	2.55	0.41
30:DJ:86:UNK:O	30:DJ:87:UNK:C	2.68	0.41

Continued on next page...

Continued from previous page...

Atom-1	Atom-2	Distance(Å)	Clash(Å)
58:BA:709:U:H2'	58:BA:710:G:C8	2.55	0.41
23:AY:491:VAL:HG21	23:AY:596:LYS:O	2.20	0.41
1:CB:235:SER:O	1:CB:237:ALA:N	2.53	0.41
20:CA:1158:C:O2'	20:CA:1160:G:OP1	2.23	0.41
20:AA:1384:C:H2'	20:AA:1385:G:C8	2.55	0.41
20:CA:1440(M):G:H2'	20:CA:1440(N):C:C6	2.55	0.41
58:BA:1928:A:H2'	58:BA:1929:G:O4'	2.21	0.41
35:BQ:85:LYS:HE3	45:B0:8:GLY:O	2.20	0.41
6:AG:17:VAL:HG21	6:AG:44:TYR:HE1	1.85	0.41
11:AL:73:GLU:HA	20:AA:521:G:OP1	2.19	0.41
35:BQ:66:ILE:HG12	35:BQ:66:ILE:O	2.21	0.41
6:AG:97:GLN:HB3	6:AG:97:GLN:HE21	1.47	0.41
1:AB:200:ILE:H	1:AB:200:ILE:HG13	1.72	0.41
44:BZ:81:ARG:HE	44:BZ:81:ARG:HB2	1.47	0.41
20:CA:123:C:OP1	20:CA:312:C:H5'	2.20	0.41
37:DS:39:ILE:HD13	37:DS:73:LEU:HD21	2.01	0.41
12:CM:66:LEU:HB3	12:CM:67:GLU:H	1.67	0.41
58:DA:1021:A:H2	58:DA:1122:G:HO2'	1.66	0.41
32:DN:46:VAL:HG13	32:DN:47:ALA:H	1.83	0.41
26:BE:42:ASP:HB3	26:BE:44:TYR:CZ	2.55	0.41
23:AY:109:ASP:OD1	23:AY:110:SER:N	2.53	0.41
32:DN:131:GLN:CG	58:DA:7:G:HO2'	2.27	0.41
58:DA:2514:U:H2'	58:DA:2515:C:H6	1.85	0.41
58:BA:1005:C:C4	58:BA:1143:A:C4	3.08	0.41
58:DA:1188:U:H2'	58:DA:1189:A:H8	1.85	0.41
20:CA:1140:C:H2'	20:CA:1141:C:H6	1.85	0.41
58:BA:8:A:C2	58:BA:9:U:C2	3.08	0.41
20:AA:700:G:H4'	20:AA:704:A:H1'	2.03	0.41
37:DS:26:LEU:HB3	37:DS:86:ALA:O	2.20	0.41
24:BC:83:LYS:HD2	24:BC:148:PHE:CD1	2.55	0.41
24:BC:14:LYS:HD3	24:BC:33:LEU:CD2	2.51	0.41
58:BA:2545:G:O2'	58:BA:2565:A:N1	2.44	0.41
11:CL:95:GLY:C	11:CL:97:ARG:N	2.70	0.41
1:CB:174:VAL:HG11	1:CB:196:LEU:HD13	2.02	0.41
20:CA:266:G:H4'	20:CA:267:C:C5	2.55	0.41
37:DS:92:TYR:CE2	37:DS:94:TYR:HB2	2.54	0.41
32:DN:64:GLY:HA3	58:DA:1141:U:H5	1.84	0.41
27:DF:108:LYS:NZ	58:DA:601:C:H5'	2.35	0.41
25:DD:63:ARG:HB2	25:DD:85:ASP:OD2	2.20	0.41
36:DR:34:ILE:O	36:DR:113:LEU:HA	2.20	0.41
4:AE:60:TYR:OH	20:AA:1074:G:OP1	2.30	0.41
11:AL:118:SER:HB3	20:AA:35:G:H21	1.85	0.41

Continued on next page...

Continued from previous page...

Atom-1	Atom-2	Distance(Å)	Clash(Å)
41:DW:76:VAL:HA	41:DW:102:HIS:C	2.41	0.41
23:AY:72:CYS:SG	23:AY:79:ILE:HB	2.60	0.41
26:BE:159:HIS:HE1	26:BE:162:ALA:N	2.18	0.41
58:BA:38:A:H2'	58:BA:39:C:C6	2.55	0.41
31:DK:34:ILE:HG13	31:DK:34:ILE:H	1.57	0.41
35:DQ:14:ARG:NH2	58:DA:957:A:H3'	2.34	0.41
58:BA:1153:C:H2'	58:BA:1154:G:O4'	2.20	0.41
41:BW:102:HIS:CD2	58:BA:24:G:H4'	2.56	0.41
51:D8:30:ARG:HD3	58:DA:2420:C:N4	2.33	0.41
58:DA:629:G:H5''	58:DA:650:C:O2'	2.20	0.41
21:AW:18:G:N2	21:AW:58:A:O4'	2.53	0.41
23:AY:96:ARG:NH2	23:AY:385:THR:OG1	2.53	0.41
23:CY:612:THR:HA	23:CY:613:PRO:HD3	1.88	0.41
45:B0:25:ARG:HG3	45:B0:31:VAL:CG1	2.51	0.41
58:DA:836:G:H2'	58:DA:837:C:H6	1.81	0.41
58:BA:236:C:H2'	58:BA:237:C:H6	1.84	0.41
14:CO:39:LEU:HB3	14:CO:56:LEU:HD22	2.01	0.41
2:CC:130:VAL:O	2:CC:134:ILE:HB	2.20	0.41
34:DP:11:GLY:HA3	58:DA:1244:G:H4'	2.02	0.41
33:DO:21:CYS:O	33:DO:22:ILE:HD13	2.20	0.41
38:DT:29:ARG:HB3	38:DT:86:ILE:O	2.20	0.41
20:CA:605:U:H2'	20:CA:606:G:C8	2.55	0.41
58:BA:1537:C:C4	58:BA:1538:G:H1'	2.53	0.41
20:CA:510:A:N3	20:CA:543:C:H1'	2.35	0.41
20:CA:1074:G:H2'	20:CA:1075:C:C6	2.54	0.41
42:DX:8:ILE:O	46:D2:37:PHE:HE1	2.03	0.41
43:BY:29:GLU:HB2	43:BY:38:ILE:HG23	2.02	0.41
16:CQ:68:ARG:HH12	20:CA:277:C:H5'	1.86	0.41
48:B5:43:HIS:NE2	58:BA:2883:A:O3'	2.42	0.41
29:DH:79:VAL:C	29:DH:81:GLU:H	2.23	0.41
58:DA:1144:G:H2'	58:DA:1145:C:C6	2.53	0.41
28:DG:62:LEU:HG	57:D4:7:PRO:HB3	2.02	0.41
58:BA:1215:G:H3'	58:BA:1216:G:H8	1.85	0.41
14:CO:23:GLY:HA3	20:CA:750:G:H1'	2.02	0.41
58:BA:2591:C:H2'	58:BA:2592:G:C8	2.55	0.41
20:AA:985:C:H2'	20:AA:986:A:H8	1.84	0.41
58:BA:319:C:H2'	58:BA:320:A:O4'	2.21	0.41
29:BH:142:GLY:C	58:BA:2745:C:H4'	2.40	0.41
58:DA:1344:G:H4'	58:DA:1384:A:C6	2.55	0.41
58:BA:960:A:H1'	58:BA:2495:G:N2	2.35	0.41
58:BA:956:G:H1'	58:BA:960:A:N6	2.35	0.41
24:DC:201:LYS:NZ	24:DC:205:ALA:HB3	2.36	0.41

Continued on next page...

Continued from previous page...

Atom-1	Atom-2	Distance(Å)	Clash(Å)
58:DA:199:A:H61	58:DA:2433:A:H2'	1.85	0.41
50:D7:24:THR:HG23	50:D7:27:GLY:HA3	2.02	0.41
26:DE:8:LYS:HD3	26:DE:191:PRO:O	2.20	0.41
15:CP:68:ASP:O	15:CP:71:ARG:HB3	2.20	0.41
20:AA:1090:U:H2'	20:AA:1091:U:O4'	2.20	0.41
23:CY:357:ARG:HG3	23:CY:366:VAL:HG11	2.02	0.41
23:CY:244:ALA:O	23:CY:248:LYS:HB2	2.20	0.41
20:CA:174:C:H2'	20:CA:175:C:C6	2.55	0.41
20:CA:303:A:H2'	20:CA:304:U:O4'	2.20	0.41
27:DF:54:ARG:HG3	58:DA:801:G:C8	2.56	0.41
58:BA:936:C:H2'	58:BA:937:U:C6	2.55	0.41
20:AA:1014:A:O2'	20:AA:1219:U:H4'	2.20	0.41
5:CF:94:GLN:HB2	17:CR:32:ARG:HE	1.85	0.41
9:CJ:58:ASP:O	9:CJ:59:SER:HB2	2.20	0.41
58:DA:1551:C:H2'	58:DA:1552:G:O4'	2.21	0.41
14:CO:69:TYR:OH	20:CA:753:A:OP1	2.37	0.41
6:CG:140:ASP:O	6:CG:144:MET:HG2	2.20	0.41
15:AP:40:ASP:HA	15:AP:41:PRO:HD2	1.88	0.41
5:AF:33:TYR:N	5:AF:33:TYR:CD1	2.88	0.41
25:DD:255:LYS:HD3	25:DD:255:LYS:HA	1.79	0.41
14:AO:61:GLY:O	14:AO:65:ARG:HG3	2.20	0.41
58:BA:2747:G:N2	58:BA:2757:A:N6	2.26	0.41
23:CY:581:ALA:O	23:CY:584:ILE:HG22	2.20	0.41
40:DV:10:LYS:HZ1	40:DV:23:GLU:CG	2.33	0.41
58:BA:1136:G:C5	58:BA:1137:G:N7	2.88	0.41
32:BN:66:LYS:O	32:BN:68:GLU:N	2.53	0.41
27:DF:155:LEU:HA	27:DF:176:LEU:CB	2.51	0.41
58:DA:453:C:H1'	58:DA:457:A:O2'	2.20	0.41
50:D7:40:TRP:HE3	58:DA:459:U:H3'	1.85	0.41
38:BT:50:ILE:N	38:BT:62:THR:O	2.52	0.41
25:DD:79:VAL:CG1	25:DD:80:ALA:N	2.83	0.41
20:AA:687:A:C2	20:AA:704:A:C6	3.08	0.41
20:AA:687:A:N3	20:AA:688:G:H1'	2.35	0.41
58:DA:2355:C:N3	58:DA:2362:G:N2	2.55	0.41
32:DN:134:ARG:O	32:DN:134:ARG:CG	2.67	0.41
50:B7:34:ARG:HE	50:B7:39:ARG:NE	2.18	0.41
58:BA:460:A:H3'	58:BA:461:C:H6	1.86	0.41
37:DS:99:LYS:HG2	37:DS:100:ALA:N	2.35	0.41
25:BD:78:LYS:HZ1	25:BD:98:VAL:HA	1.86	0.41
24:DC:20:VAL:CG1	24:DC:226:ASN:HB2	2.49	0.41
18:CS:33:THR:OG1	18:CS:51:VAL:HG12	2.20	0.41
58:DA:601:C:H42	58:DA:656:G:H1	1.68	0.41

Continued on next page...

Continued from previous page...

Atom-1	Atom-2	Distance(Å)	Clash(Å)
25:DD:45:ASN:OD1	25:DD:50:THR:HG23	2.20	0.41
1:AB:157:ARG:NH2	1:AB:158:LEU:HG	2.36	0.41
20:CA:1492:A:C2	20:CA:1493:A:H8	2.38	0.41
38:BT:55:ASN:OD1	38:BT:58:ASN:ND2	2.54	0.41
23:CY:117:GLN:HE22	23:CY:664:GLN:CB	2.34	0.41
58:BA:750:A:H4'	58:BA:1617:C:O2	2.19	0.41
56:B1:18:ILE:HG21	58:BA:380:U:C4'	2.47	0.41
56:D1:66:HIS:NE2	58:DA:372:G:H3'	2.35	0.41
32:BN:19:GLU:C	32:BN:21:LYS:H	2.24	0.41
43:DY:81:LYS:O	43:DY:96:ILE:HG23	2.21	0.41
58:DA:2652:C:H2'	58:DA:2653:U:O4'	2.21	0.41
58:DA:956:G:H1'	58:DA:960:A:N6	2.36	0.41
35:DQ:56:ARG:HD3	58:DA:2469:A:O2'	2.21	0.41
35:DQ:135:ASP:H	35:DQ:137:TYR:HD1	1.63	0.41
23:AY:29:THR:HG22	23:AY:33:LEU:HD13	2.01	0.41
20:CA:668:G:N2	20:CA:738:C:N3	2.60	0.41
23:CY:311:ALA:HA	23:CY:330:VAL:O	2.20	0.41
34:DP:41:ARG:HD3	34:DP:41:ARG:HA	1.79	0.41
26:BE:11:MET:HE2	58:BA:2682:U:C6	2.54	0.41
23:AY:206:LEU:CA	23:AY:210:ARG:HH21	2.28	0.41
59:DB:29:A:H2'	59:DB:30:C:C6	2.56	0.41
36:DR:100:LEU:HB3	36:DR:111:LEU:HB2	2.02	0.41
10:CK:90:GLY:O	10:CK:94:ALA:N	2.36	0.41
31:BK:131:ALA:HA	31:BK:134:MET:CE	2.48	0.41
23:CY:197:ARG:HH21	23:CY:198:GLU:HG2	1.85	0.41
56:B1:64:ALA:HB1	58:BA:398:G:OP2	2.20	0.41
58:BA:1427:A:H4'	58:BA:1428:C:O5'	2.21	0.41
58:DA:2266:A:H4'	58:DA:2267:A:N3	2.36	0.41
20:CA:755:G:H2'	20:CA:756:C:C6	2.56	0.41
14:CO:24:SER:OG	14:CO:25:THR:N	2.53	0.41
49:D6:5:VAL:HG13	49:D6:6:ARG:O	2.20	0.41
11:CL:7:ILE:CD1	16:CQ:34:LYS:HB2	2.50	0.41
44:DZ:158:PRO:HD2	44:DZ:161:VAL:HB	2.02	0.41
47:D3:17:LYS:NZ	58:DA:970:C:OP1	2.48	0.41
16:CQ:40:LYS:HG2	16:CQ:42:TYR:HE1	1.86	0.41
15:AP:11:SER:HB2	15:AP:12:LYS:H	1.66	0.41
2:CC:157:ILE:HD11	2:CC:164:ARG:N	2.34	0.41
20:AA:131:C:H2'	20:AA:132:C:H6	1.82	0.41
58:DA:901:A:H2'	58:DA:902:C:H6	1.85	0.41
20:AA:745:C:H2'	20:AA:746:A:H8	1.85	0.41
20:AA:193:C:H2'	20:AA:194:C:H6	1.84	0.41
3:AD:42:GLN:CD	20:AA:540:G:H21	2.24	0.41

Continued on next page...

Continued from previous page...

Atom-1	Atom-2	Distance(Å)	Clash(Å)
44:DZ:129:SER:HB3	44:DZ:131:ARG:HG3	2.01	0.41
12:CM:13:LYS:HD3	12:CM:17:VAL:HB	2.02	0.41
8:CI:69:GLY:HA3	20:CA:1371:G:H4'	2.02	0.41
29:BH:96:ALA:HA	29:BH:105:LEU:HA	2.03	0.41
42:DX:63:LYS:HD2	58:DA:1312:U:OP1	2.21	0.41
3:CD:114:ARG:H	3:CD:114:ARG:HD2	1.85	0.41
33:BO:67:LYS:HA	33:BO:67:LYS:HD2	1.78	0.41
58:BA:2531:A:H3'	58:BA:2532:G:C8	2.55	0.41
23:CY:7:TYR:CE1	23:CY:12:LEU:HD21	2.56	0.41
58:DA:190:A:H5''	58:DA:204:A:N1	2.35	0.41
58:DA:878:A:H3'	58:DA:879:G:C8	2.55	0.41
58:BA:767:U:H2'	58:BA:768:G:C8	2.54	0.41
16:AQ:3:LYS:HG2	20:AA:128:G:H4'	2.02	0.41
27:BF:36:VAL:O	27:BF:39:TRP:HB3	2.20	0.41
12:AM:107:ALA:O	12:AM:111:LYS:HB3	2.20	0.41
9:AJ:12:ASP:OD2	9:AJ:14:LYS:HG3	2.20	0.41
59:DB:74:U:H2'	59:DB:75:G:C8	2.56	0.41
8:AI:48:GLU:N	8:AI:49:PRO:HD2	2.35	0.41
58:BA:262:A:H2'	58:BA:263:C:O4'	2.20	0.41
58:BA:1906:G:H2'	58:BA:1907:G:O4'	2.21	0.41
29:DH:170:ARG:O	29:DH:171:LEU:HB2	2.21	0.41
35:BQ:120:ILE:O	35:BQ:124:LYS:HG2	2.21	0.41
34:BP:95:VAL:CG2	34:BP:125:VAL:HA	2.50	0.41
26:DE:136:ARG:NH2	58:DA:1998:G:OP2	2.53	0.41
58:BA:429:A:O5'	58:BA:429:A:H8	2.02	0.41
4:AE:121:LYS:HA	4:AE:121:LYS:HD2	1.77	0.41
58:DA:2423:U:OP1	58:DA:2423:U:H3'	2.20	0.41
31:BK:92:GLY:O	44:BZ:112:ARG:NH2	2.53	0.41
58:DA:1914:C:C5	58:DA:1915:U:C4	3.08	0.41
39:DU:70:ARG:HH22	58:DA:1012:U:P	2.43	0.41
32:BN:43:THR:CG2	32:BN:44:PRO:HD2	2.50	0.41
34:BP:76:LYS:HE2	58:BA:227:A:H3'	2.01	0.41
58:BA:981:A:C1'	58:BA:2037:G:H1'	2.49	0.41
58:DA:1479:G:H2'	58:DA:1480:G:C8	2.53	0.41
58:DA:2500:U:H5''	58:DA:2501:C:OP2	2.20	0.41
27:BF:129:PHE:CD2	27:BF:163:VAL:HG21	2.55	0.41
27:BF:176:LEU:HG	27:BF:177:ALA:N	2.35	0.41
20:CA:341:C:N3	20:CA:348:G:N2	2.50	0.41
30:BJ:25:UNK:O	30:BJ:111:UNK:HA	2.21	0.41
11:AL:86:ARG:HE	11:AL:99:HIS:HB2	1.84	0.41
50:B7:5:TRP:HZ3	58:BA:464:U:H1'	1.85	0.41
24:BC:161:ARG:O	24:BC:161:ARG:HD3	2.21	0.41

Continued on next page...

Continued from previous page...

Atom-1	Atom-2	Distance(Å)	Clash(Å)
24:BC:73:VAL:HG22	24:BC:75:VAL:H	1.84	0.41
43:BY:76:CYS:HB2	43:BY:77:PRO:HD2	2.02	0.41
33:DO:77:ILE:HD13	38:DT:74:ARG:HG2	2.03	0.41
58:BA:1529:A:H2'	58:BA:1530:G:O4'	2.20	0.41
58:DA:2839:G:H1	58:DA:2878:U:H3	1.68	0.41
23:CY:130:VAL:HA	23:CY:131:PRO:HD3	1.73	0.41
23:CY:272:LEU:HD12	23:CY:272:LEU:O	2.19	0.41
23:AY:271:LEU:H	23:AY:271:LEU:HG	1.70	0.41
1:AB:162:ILE:O	1:AB:163:PHE:C	2.58	0.41
20:CA:362:G:H2'	20:CA:364:A:OP2	2.20	0.41
11:CL:58:VAL:C	11:CL:60:LEU:H	2.24	0.41
11:CL:68:ALA:HB2	11:CL:85:ILE:HD11	2.02	0.41
21:CW:41:A:HO2'	21:CW:42:U:P	2.42	0.41
11:AL:95:GLY:O	11:AL:97:ARG:N	2.53	0.41
1:CB:103:THR:HG23	1:CB:176:GLU:OE2	2.21	0.41
20:AA:483:C:H6	20:AA:483:C:O5'	2.04	0.41
58:BA:1814:G:H3'	58:BA:1815:A:H2'	2.02	0.41
23:AY:13:ARG:NH1	23:AY:282:SER:HB2	2.35	0.41
58:DA:391:G:C2	58:DA:411:G:C6	3.08	0.41
45:B0:10:THR:HB	45:B0:11:ARG:H	1.54	0.41
28:BG:43:LEU:HB2	28:BG:88:ILE:HD13	2.02	0.41
58:BA:479:A:N3	58:BA:480:A:C8	2.89	0.41
58:BA:479:A:H4'	58:BA:480:A:OP1	2.19	0.41
24:BC:53:ARG:HG2	24:BC:54:ARG:N	2.35	0.41
3:AD:193:ASP:O	3:AD:194:LEU:HD13	2.21	0.41
37:BS:27:SER:O	37:BS:38:GLN:HB2	2.19	0.41
24:DC:25:GLU:HB3	24:DC:29:LEU:HD13	2.02	0.41
58:DA:2418:A:H2'	58:DA:2419:U:O4'	2.20	0.41
58:DA:2711:A:C4	58:DA:2714:G:H1'	2.56	0.41
1:CB:94:ASN:OD1	1:CB:95:GLN:HG2	2.20	0.41
25:DD:165:ILE:HA	25:DD:175:LEU:HD22	2.02	0.41
48:D5:9:LYS:HA	58:DA:2017:U:H4'	2.02	0.41
56:B1:76:ARG:HH22	56:B1:95:LEU:HD13	1.84	0.41
14:AO:18:PHE:CE1	14:AO:21:ASP:HA	2.55	0.41
59:BB:15:A:H1'	59:BB:109:G:C6	2.55	0.41
20:AA:609:A:H2'	20:AA:610:G:O4'	2.19	0.41
33:DO:75:SER:HG	38:DT:32:TYR:HH	1.67	0.41
20:CA:1316:G:H22	20:CA:1319:A:P	2.43	0.41
37:BS:35:ILE:O	37:BS:52:SER:HA	2.20	0.41
31:DK:99:ILE:HG13	31:DK:136:VAL:HG21	2.02	0.41
47:D3:10:LYS:HB3	47:D3:53:LEU:HD23	2.03	0.41
58:DA:1707:G:H2'	58:DA:1708:C:C6	2.56	0.41

Continued on next page...

Continued from previous page...

Atom-1	Atom-2	Distance(Å)	Clash(Å)
24:DC:84:ILE:HD11	24:DC:97:GLY:N	2.35	0.41
2:CC:134:ILE:HG23	2:CC:168:ALA:HB2	2.03	0.41
58:DA:1057:A:H62	58:DA:1087:G:P	2.41	0.41
7:AH:94:TYR:CD2	20:AA:598:U:H4'	2.56	0.41
40:DV:66:ARG:NH2	58:DA:1223:G:OP2	2.50	0.41
58:BA:2835:A:N6	58:BA:2879:C:O5'	2.53	0.41
6:AG:41:ARG:HB3	6:AG:41:ARG:NH1	2.36	0.41
20:CA:618:C:H42	20:CA:622:A:H62	1.67	0.41
1:AB:118:LEU:HD22	1:AB:141:GLU:OE2	2.20	0.41
21:CW:70:G:H4'	58:DA:1893:C:O2'	2.21	0.41
26:DE:128:SER:OG	58:DA:1993:U:H4'	2.20	0.41
4:AE:100:VAL:O	4:AE:107:ARG:HG3	2.21	0.41
44:DZ:59:LEU:HG	44:DZ:67:LEU:O	2.20	0.41
43:BY:31:LEU:HA	43:BY:32:PRO:HA	1.89	0.41
43:BY:32:PRO:HD2	43:BY:34:LYS:HB2	2.02	0.41
10:AK:34:ASP:OD2	10:AK:38:ASN:N	2.51	0.41
36:BR:53:HIS:O	36:BR:56:LYS:HB3	2.20	0.41
12:AM:81:LEU:O	12:AM:89:GLY:HA3	2.20	0.41
58:BA:1922:G:H2'	58:BA:1923:U:O4'	2.20	0.41
20:AA:426:G:H2'	20:AA:427:U:O4'	2.20	0.41
58:DA:1403:C:H2'	58:DA:1404:C:O4'	2.20	0.41
16:CQ:95:TYR:HA	16:CQ:95:TYR:HD1	1.77	0.41
58:DA:2431:U:N3	58:DA:2434:A:OP2	2.53	0.41
34:DP:131:SER:O	34:DP:135:LEU:HB2	2.20	0.41
20:CA:1437:C:H2'	20:CA:1438:G:H8	1.85	0.41
20:AA:693:G:H2'	20:AA:694:A:C8	2.55	0.41
58:DA:1378:A:O2'	58:DA:1380:G:N7	2.42	0.41
19:AT:87:LYS:HA	19:AT:87:LYS:HD2	1.87	0.41
58:BA:273(G):C:H42	58:BA:363(A):G:H1	1.68	0.41
20:AA:120:A:H2'	20:AA:122:G:C8	2.56	0.41
59:BB:32:C:H2'	59:BB:33:G:C8	2.55	0.41
28:BG:101:ILE:O	28:BG:104:GLU:HB3	2.20	0.41
20:AA:537:G:H2'	20:AA:538:G:H8	1.84	0.41
20:CA:1200:C:O2'	20:CA:1201:A:OP2	2.35	0.41
12:CM:111:LYS:HE3	12:CM:112:GLY:O	2.20	0.41
58:DA:1930:G:N2	58:DA:1968:G:H2'	2.35	0.41
47:D3:3:ARG:O	47:D3:59:VAL:N	2.53	0.41
58:DA:986:C:H2'	58:DA:987:G:O4'	2.20	0.41
25:BD:28:GLU:H	25:BD:29:PRO:HD2	1.85	0.41
3:CD:14:ARG:NE	3:CD:40:PRO:HD2	2.36	0.41
45:D0:26:TYR:O	45:D0:29:GLN:HB2	2.20	0.41
9:CJ:3:LYS:HG2	9:CJ:4:ILE:HD12	2.02	0.41

Continued on next page...

Continued from previous page...

Atom-1	Atom-2	Distance(Å)	Clash(Å)
44:BZ:108:PRO:CB	44:BZ:144:LEU:H	2.33	0.41
58:BA:2523:G:C6	58:BA:2524:G:C5	3.08	0.41
8:AI:85:LEU:H	8:AI:85:LEU:HG	1.65	0.41
46:D2:31:GLU:O	46:D2:35:LEU:HB2	2.21	0.41
1:CB:124:SER:O	1:CB:126:GLU:N	2.47	0.41
1:AB:12:GLU:C	1:AB:14:GLY:H	2.23	0.41
20:AA:726:C:H2'	20:AA:727:G:O4'	2.20	0.41
26:DE:109:LYS:HB3	58:DA:2821:A:OP1	2.20	0.41
40:DV:10:LYS:NZ	58:DA:994:C:H1'	2.34	0.41
58:DA:385:C:O3'	58:DA:388:G:N2	2.49	0.41
58:DA:2514:U:H2'	58:DA:2515:C:C6	2.55	0.41
58:DA:816:C:O2'	58:DA:932:G:O6	2.38	0.41
25:DD:78:LYS:NZ	58:DA:1502:C:H5'	2.35	0.41
20:CA:68(D):C:H2'	20:CA:68(E):G:H5'	2.03	0.41
23:CY:456:GLU:HG2	23:CY:657:THR:HG22	2.03	0.41
24:DC:214:TYR:CB	24:DC:222:SER:HB2	2.48	0.41
14:AO:55:GLY:O	14:AO:59:MET:HG3	2.20	0.41
58:BA:139:G:H4'	58:BA:140:A:C2	2.55	0.41
58:DA:1130:U:H6	58:DA:1130:U:O5'	2.04	0.41
1:CB:162:ILE:HG12	1:CB:162:ILE:O	2.20	0.41
20:CA:301:G:H2'	20:CA:302:G:C8	2.56	0.41
58:DA:889:C:HO2'	58:DA:890:A:P	2.42	0.41
14:CO:38:ARG:HA	14:CO:38:ARG:HD3	1.62	0.41
60:AY:701:FUA:H212	60:AY:701:FUA:H72	1.81	0.41
32:BN:112:LEU:C	32:BN:112:LEU:HD23	2.41	0.41
26:DE:67:PHE:CG	26:DE:68:ALA:N	2.87	0.41
38:BT:76:PHE:HA	38:BT:77:PRO:HD3	1.71	0.41
58:BA:253:C:H2'	58:BA:254:G:O4'	2.21	0.41
49:D6:39:TYR:HB3	49:D6:40:CYS:H	1.52	0.41
58:BA:2418:A:H2'	58:BA:2419:U:O4'	2.21	0.41
20:CA:1366:C:H2'	20:CA:1367:C:C6	2.56	0.41
58:BA:1513:C:H2'	58:BA:1514:U:O4'	2.20	0.41
23:CY:610:VAL:HG23	23:CY:612:THR:HG22	2.01	0.41
58:BA:278:A:O2'	58:BA:279:C:O4'	2.39	0.41
58:DA:1424:G:C2	58:DA:1425:G:H1'	2.56	0.41
24:DC:28:ARG:NH2	24:DC:187:ALA:HB2	2.35	0.41
20:CA:444:C:H2'	20:CA:445:G:H8	1.86	0.41
25:BD:208:LYS:HD2	58:BA:729:G:C5	2.55	0.41
23:AY:591:LYS:HA	23:AY:591:LYS:HD3	1.90	0.41
58:BA:1285:G:N2	58:BA:1328:G:H5''	2.31	0.41
31:BK:6:ALA:H	31:BK:59:ILE:HG23	1.84	0.41
58:DA:1076:C:C2	58:DA:1077:A:H1'	2.56	0.41

Continued on next page...

Continued from previous page...

Atom-1	Atom-2	Distance(Å)	Clash(Å)
59:DB:70:C:H42	59:DB:106:G:H1	1.68	0.41
58:BA:1657:C:H2'	58:BA:1658:C:C6	2.56	0.41
38:DT:30:VAL:HA	38:DT:45:PHE:H	1.86	0.41
29:DH:94:TYR:OH	29:DH:152:ARG:NH2	2.45	0.41
45:D0:40:GLN:O	45:D0:41:ARG:NH1	2.54	0.41
58:DA:2700:C:H2'	58:DA:2701:C:H6	1.85	0.41
58:DA:2104:G:H2'	58:DA:2105:C:O4'	2.20	0.41
24:DC:63:VAL:N	24:DC:161:ARG:O	2.54	0.41
36:DR:13:HIS:CD2	36:DR:13:HIS:H	2.38	0.41
34:BP:46:LYS:HG2	34:BP:51:PHE:CG	2.55	0.41
40:DV:72:VAL:HG11	58:DA:992:C:O3'	2.20	0.41
58:DA:2131:G:O4'	58:DA:2133:G:H1'	2.19	0.41
58:BA:571:A:O2'	58:BA:572:A:OP2	2.35	0.41
20:CA:594:G:H2'	20:CA:595:G:O4'	2.21	0.41
58:BA:1518:C:H2'	58:BA:1519:G:H8	1.86	0.41
23:AY:664:GLN:HG2	58:BA:2660:A:OP1	2.21	0.41
39:BU:34:LYS:HZ3	58:BA:2018:G:H21	1.68	0.41
3:CD:175:SER:O	3:CD:183:GLY:HA2	2.21	0.41
58:DA:2070:G:H2'	58:DA:2071:A:O4'	2.21	0.41
3:AD:57:ARG:HH12	3:AD:205:GLU:HB3	1.84	0.41
44:BZ:7:ALA:CB	44:BZ:59:LEU:HB2	2.51	0.41
2:AC:161:GLU:O	2:AC:163:ALA:N	2.53	0.41
5:AF:2:ARG:CZ	5:AF:69:GLU:HB3	2.50	0.41
11:AL:114:LYS:O	11:AL:115:LYS:HB2	2.21	0.41
26:BE:61:ARG:CD	26:BE:62:PRO:HD3	2.50	0.41
43:BY:31:LEU:HD13	43:BY:31:LEU:HA	1.93	0.41
20:CA:1250:A:C6	20:CA:1251:A:C6	3.08	0.41
56:D1:45:ASN:CB	58:DA:397:G:H5''	2.50	0.41
58:DA:2538:C:H2'	58:DA:2539:C:H6	1.84	0.41
20:CA:1095:U:H5'	20:CA:1109:C:O2	2.20	0.41
6:CG:5:ARG:HH22	20:CA:1091:U:H5''	1.84	0.41
3:CD:96:LEU:HA	3:CD:139:ARG:NH2	2.35	0.41
25:BD:205:VAL:HG12	25:BD:207:GLY:H	1.85	0.41
20:CA:181:G:C6	20:CA:195:A:C8	3.09	0.41
34:BP:121:LYS:HA	34:BP:122:PRO:HD3	1.90	0.41
11:CL:71:PRO:HG2	11:CL:102:ARG:HG2	2.02	0.41
12:CM:54:VAL:O	12:CM:58:GLU:HG2	2.20	0.41
20:CA:358:U:H5''	23:CY:381:LYS:NZ	2.35	0.41
59:BB:85:G:H2'	59:BB:86:G:H8	1.85	0.41
58:BA:565:C:H4'	58:BA:1253:A:C6	2.55	0.41
44:BZ:116:VAL:HB	44:BZ:175:VAL:HG23	2.01	0.41
15:CP:33:ILE:HD13	20:CA:229:U:H5''	2.02	0.41

Continued on next page...

Continued from previous page...

Atom-1	Atom-2	Distance(Å)	Clash(Å)
26:DE:6:GLY:C	26:DE:196:VAL:HG12	2.41	0.41
58:BA:901:A:H2'	58:BA:902:C:H6	1.86	0.41
12:CM:83:ASP:OD2	12:CM:84:ILE:N	2.53	0.41
20:CA:530:G:O6	22:CV:24:A:H4'	2.20	0.41
58:DA:1522:G:H2'	58:DA:1523:U:O4'	2.19	0.41
58:DA:485:C:H2'	58:DA:486:C:H6	1.86	0.41
23:AY:620:VAL:O	23:AY:624:LEU:HD13	2.20	0.41
44:DZ:111:VAL:HG12	44:DZ:112:ARG:H	1.86	0.41
2:AC:14:ILE:HA	2:AC:14:ILE:HD12	1.98	0.41
28:BG:115:ARG:HG2	28:BG:115:ARG:H	1.62	0.41
23:AY:232:LEU:HA	23:AY:232:LEU:HD13	1.96	0.41
25:BD:72:LYS:HB3	25:BD:75:ILE:CG1	2.51	0.41
20:AA:1266:G:N2	20:AA:1269:A:OP2	2.51	0.41
32:DN:66:LYS:HZ3	58:DA:1140:C:P	2.36	0.41
26:BE:78:LEU:HD12	58:BA:2635:C:H5'	2.01	0.41
20:AA:1501:C:OP1	20:AA:1508:G:H4'	2.20	0.41
20:AA:1509:C:H2'	20:AA:1510:U:O4'	2.20	0.41
21:AW:14:A:H2'	21:AW:15:G:C8	2.55	0.41
32:BN:26:LEU:HD23	32:BN:99:LEU:CD2	2.51	0.41
58:DA:2030:A:N3	58:DA:2499:C:H5''	2.36	0.41
58:DA:56:A:N1	58:DA:114:U:O4	2.54	0.41
28:DG:105:LYS:O	28:DG:110:ALA:N	2.48	0.41
27:BF:2:LYS:HE3	27:BF:26:ALA:HA	2.03	0.41
58:BA:460:A:H2'	58:BA:461:C:O4'	2.21	0.41
37:DS:63:THR:HG22	37:DS:97:ARG:HG3	2.03	0.41
3:CD:12:CYS:HB3	3:CD:33:MET:SD	2.61	0.41
11:AL:86:ARG:NE	11:AL:99:HIS:HB2	2.36	0.41
25:BD:25:THR:HG22	25:BD:26:LYS:H	1.85	0.41
58:BA:684:G:H5'	58:BA:685:A:OP2	2.20	0.41
59:BB:24:G:C5	59:BB:56:G:C4	3.08	0.41
20:AA:891:U:H2'	20:AA:892:A:H8	1.86	0.41
16:CQ:45:HIS:CB	16:CQ:69:LYS:HZ3	2.34	0.41
23:CY:122:TRP:O	23:CY:125:ALA:HB3	2.20	0.41
23:CY:163:VAL:HG12	23:CY:164:MET:N	2.35	0.41
58:DA:1675:C:C5	58:DA:1676:A:N7	2.89	0.41
23:AY:160:ARG:HB3	23:AY:254:LYS:O	2.19	0.41
23:AY:160:ARG:HH21	23:AY:219:VAL:HG13	1.86	0.41
37:DS:89:ARG:HD3	37:DS:92:TYR:HA	2.03	0.41
16:CQ:63:ARG:NH1	20:CA:186(I):U:O2	2.53	0.41
3:AD:105:VAL:CG2	3:AD:126:ILE:HG13	2.51	0.41
38:DT:33:LYS:HD3	38:DT:34:VAL:N	2.33	0.41
60:AY:701:FUA:H16	60:AY:701:FUA:H322	1.75	0.41

Continued on next page...

Continued from previous page...

Atom-1	Atom-2	Distance(Å)	Clash(Å)
11:CL:104:VAL:HG12	11:CL:105:TYR:HD1	1.86	0.41
10:CK:62:GLN:HB2	10:CK:93:GLN:HB3	2.02	0.41
25:BD:133:LEU:N	25:BD:187:GLY:O	2.54	0.41
11:AL:39:VAL:HG12	11:AL:40:VAL:N	2.33	0.41
20:CA:6:G:O2'	20:CA:7:G:H5''	2.21	0.41
35:DQ:63:LYS:HG2	35:DQ:64:ILE:N	2.36	0.41
58:BA:2023:G:H2'	58:BA:2023:G:N3	2.36	0.41
58:DA:2043:C:H2'	58:DA:2044:C:C6	2.56	0.41
24:DC:29:LEU:O	24:DC:33:LEU:HG	2.20	0.41
20:CA:769:G:H1	20:CA:810:C:H42	1.68	0.41
58:DA:831:G:H2'	58:DA:832:G:O4'	2.21	0.41
20:AA:1285:A:H5'	20:AA:1286:A:C8	2.55	0.41
58:BA:2734:A:H62	58:BA:2770:G:N2	2.14	0.41
58:BA:2780:G:HO2'	58:BA:2781:A:P	2.38	0.41
4:CE:100:VAL:HG12	4:CE:115:VAL:HB	2.02	0.41
58:BA:2570:G:H2'	58:BA:2571:C:O4'	2.21	0.41
31:DK:122:ALA:HA	31:DK:125:ARG:HD3	2.03	0.41
50:D7:30:VAL:HA	50:D7:33:ARG:NH1	2.36	0.41
20:AA:1399:C:C2	20:AA:1502:A:N6	2.89	0.41
24:DC:77:ALA:HB3	24:DC:95:VAL:HG13	2.03	0.41
34:BP:29:LYS:C	34:BP:30:THR:HG1	2.23	0.41
40:DV:66:ARG:HG2	40:DV:88:ARG:HB3	2.02	0.41
8:AI:43:ALA:HA	8:AI:74:ILE:HD13	2.03	0.41
29:DH:152:ARG:HB3	29:DH:162:ILE:HD11	2.02	0.41
26:DE:32:PRO:HD2	26:DE:50:GLY:C	2.41	0.41
23:AY:319:ASP:O	23:AY:323:GLY:HA2	2.20	0.41
58:DA:303:U:H2'	58:DA:304:G:C8	2.56	0.41
58:BA:569:U:O2'	58:BA:946:G:N2	2.36	0.41
23:CY:309:LEU:HD11	23:CY:335:LEU:HB2	2.03	0.41
27:DF:95:ARG:CZ	58:DA:589:C:H4'	2.50	0.41
58:DA:144:C:H2'	58:DA:145:G:H8	1.84	0.41
5:AF:8:ILE:HG12	5:AF:88:VAL:HG13	2.03	0.41
24:DC:96:GLY:HA3	24:DC:100:ILE:HG12	2.02	0.41
58:BA:742:G:H2'	58:BA:743:G:H8	1.84	0.41
12:AM:78:ILE:HD13	12:AM:81:LEU:HD22	2.02	0.41
24:BC:37:LYS:HG3	24:BC:38:PHE:H	1.86	0.41
15:CP:66:PRO:HB2	15:CP:67:THR:H	1.64	0.41
39:BU:75:ASN:HB2	58:BA:1011:G:OP1	2.21	0.41
37:DS:15:ARG:HA	37:DS:15:ARG:HD3	1.83	0.41
29:BH:27:LYS:HA	29:BH:32:GLU:HA	2.03	0.41
20:CA:539:A:H2'	20:CA:540:G:C8	2.56	0.41
58:BA:1366:A:H2'	58:BA:1367:A:O4'	2.21	0.41

Continued on next page...

Continued from previous page...

Atom-1	Atom-2	Distance(Å)	Clash(Å)
28:BG:105:LYS:HE3	28:BG:142:PRO:HG2	2.02	0.41
20:AA:1118:C:H2'	20:AA:1119:C:C6	2.55	0.41
58:DA:2368:C:H2'	58:DA:2369:A:C8	2.55	0.41
58:BA:221:A:N9	58:BA:233:A:H1'	2.36	0.41
25:DD:213:ARG:C	25:DD:215:LEU:H	2.24	0.41
58:BA:1001:A:H3'	58:BA:1002:G:H8	1.86	0.41
58:DA:1904:G:H1'	58:DA:1927:A:N1	2.35	0.41
56:B1:3:LYS:HA	58:BA:1365:A:OP2	2.21	0.41
42:DX:3:THR:N	46:D2:29:LYS:HZ1	2.19	0.41
17:CR:47:THR:HG23	17:CR:49:LYS:H	1.85	0.41
58:DA:2843:G:H2'	58:DA:2844:G:O4'	2.20	0.41
58:BA:489:G:H2'	58:BA:491:G:O4'	2.20	0.41
36:BR:82:GLU:O	36:BR:86:ARG:HG3	2.21	0.41
8:CI:128:ARG:HG3	21:CW:32:C:OP2	2.19	0.41
56:B1:23:LYS:HD2	56:B1:23:LYS:HA	1.91	0.41
58:BA:239:U:H2'	58:BA:240:G:O4'	2.20	0.41
58:BA:1993:U:H2'	58:BA:1994:C:O4'	2.21	0.41
58:DA:1011:G:C6	58:DA:1151:G:C6	3.09	0.41
32:DN:66:LYS:O	32:DN:68:GLU:N	2.54	0.41
58:BA:1139:G:H1'	58:BA:1143:A:C2	2.54	0.41
32:BN:27:ALA:HA	32:BN:30:ILE:HD12	2.03	0.41
32:BN:62:VAL:CG2	32:BN:66:LYS:HG3	2.38	0.41
58:DA:1441:G:H4'	58:DA:1628:G:OP1	2.21	0.41
32:BN:13:TRP:CD1	32:BN:13:TRP:N	2.88	0.41
58:DA:846:C:H4'	58:DA:847:U:H5''	2.02	0.41
58:DA:270(B):A:H2'	58:DA:270(C):A:O4'	2.21	0.41
39:DU:13:LYS:NZ	58:DA:812:C:H4'	2.35	0.41
37:DS:26:LEU:O	37:DS:26:LEU:HD23	2.20	0.41
23:CY:456:GLU:HB3	23:CY:457:LEU:H	1.73	0.41
24:BC:185:LYS:O	24:BC:189:ASN:HB2	2.21	0.41
52:D9:30:PRO:O	58:DA:2527:C:H4'	2.21	0.41
1:CB:71:VAL:H	1:CB:164:VAL:HA	1.85	0.41
1:CB:87:ARG:HB2	1:CB:87:ARG:HE	1.57	0.41
23:CY:98:MET:O	23:CY:101:LEU:HB2	2.21	0.41
20:CA:126:G:H2'	20:CA:127:G:O4'	2.20	0.41
58:DA:742:G:H2'	58:DA:743:G:C8	2.56	0.41
9:AJ:55:LYS:HG3	20:AA:973:G:O4'	2.21	0.41
25:DD:45:ASN:HB2	25:DD:46:GLN:H	1.55	0.41
11:CL:35:GLY:CA	11:CL:58:VAL:HG13	2.44	0.41
21:CW:8:U:H5'	21:CW:49:A:C5'	2.51	0.41
25:DD:147:LEU:HD23	25:DD:148:GLU:H	1.84	0.41
20:AA:1229:A:H5''	21:AW:29:U:O2'	2.21	0.41

Continued on next page...

Continued from previous page...

Atom-1	Atom-2	Distance(Å)	Clash(Å)
56:B1:14:VAL:N	56:B1:17:SER:HB3	2.36	0.41
34:DP:49:ARG:NE	51:D8:59:LYS:HE2	2.35	0.41
35:DQ:52:VAL:O	35:DQ:54:MET:N	2.54	0.41
13:AN:23:ARG:HA	13:AN:29:ARG:O	2.20	0.41
58:DA:290:G:H2'	58:DA:291:C:H5'	2.03	0.41
20:AA:956:U:H2'	20:AA:957:U:O4'	2.21	0.41
38:BT:93:ARG:O	38:BT:95:ARG:NH1	2.54	0.41
21:AW:18:G:N3	21:AW:57:G:N2	2.69	0.41
8:CI:97:LYS:HB2	8:CI:102:LEU:HD12	2.03	0.41
2:CC:30:ARG:HB2	13:CN:36:PHE:O	2.21	0.41
26:BE:16:ARG:HB3	26:BE:16:ARG:HE	1.68	0.41
58:BA:1558:A:N7	58:BA:1560:G:H8	2.19	0.41
23:CY:608:VAL:O	23:CY:645:ALA:HB3	2.21	0.41
26:BE:4:ILE:HG23	26:BE:5:LEU:O	2.20	0.41
23:CY:515:GLU:O	23:CY:564:LYS:N	2.54	0.41
7:CH:130:GLY:C	20:CA:599:C:H4'	2.41	0.41
20:AA:499:A:N3	20:AA:500:G:H1'	2.36	0.41
58:DA:65:C:O2	58:DA:456:C:N4	2.53	0.41
23:CY:647:VAL:HA	23:CY:648:PRO:HD3	1.84	0.41
3:AD:15:GLU:OE2	3:AD:63:LYS:HG3	2.21	0.41
3:AD:166:LYS:HE2	3:AD:178:VAL:HG11	2.03	0.41
17:AR:66:LEU:O	17:AR:70:ILE:HG13	2.21	0.41
20:CA:324:G:N2	20:CA:327:A:OP2	2.52	0.41
36:DR:13:HIS:O	36:DR:16:HIS:N	2.53	0.41
36:DR:24:GLN:HG3	36:DR:44:LEU:HD21	2.01	0.41
12:CM:82:MET:SD	12:CM:93:ARG:HG2	2.61	0.41
58:BA:104:U:H3'	58:BA:105:C:H6	1.85	0.41
39:DU:57:PHE:HB3	39:DU:61:TRP:CZ2	2.55	0.41
46:D2:62:THR:HA	46:D2:65:ASN:HB2	2.03	0.41
3:CD:135:LEU:H	3:CD:135:LEU:HD22	1.85	0.41
42:BX:51:VAL:HA	42:BX:83:VAL:HA	2.03	0.41
26:DE:1:MET:N	26:DE:200:GLU:HG2	2.36	0.41
39:BU:15:LYS:HE2	58:BA:1217:C:OP1	2.20	0.41
58:DA:67:U:H2'	58:DA:68:G:C8	2.56	0.41
58:BA:1806:C:H42	58:BA:1811:G:H1	1.68	0.41
20:AA:858:G:O2'	20:AA:859:A:H5''	2.20	0.41
20:AA:570:G:O6	20:AA:865:A:N6	2.54	0.41
46:B2:49:LYS:HA	46:B2:49:LYS:HD2	1.94	0.41
58:BA:363(G):A:O5'	58:BA:363(G):A:H8	2.03	0.41
58:BA:1633:G:C6	58:BA:1635:G:C6	3.09	0.41
58:DA:1588:C:H2'	58:DA:1589:C:C6	2.55	0.41
58:BA:2291:U:H3	58:BA:2341:G:H1	1.69	0.41

Continued on next page...

Continued from previous page...

Atom-1	Atom-2	Distance(Å)	Clash(Å)
20:AA:120:A:H2'	20:AA:122:G:N7	2.36	0.41
11:CL:71:PRO:HB2	11:CL:102:ARG:HH11	1.86	0.41
58:BA:1299:G:H1'	58:BA:1641:A:N6	2.36	0.41
58:BA:1710:C:H1'	58:BA:2859:G:N2	2.36	0.41
24:DC:54:ARG:C	24:DC:56:ASP:H	2.24	0.41
58:BA:284:U:H3	58:BA:357:A:H61	1.68	0.41
23:AY:208:GLN:O	23:AY:211:GLU:HG2	2.21	0.41
58:DA:162:U:H2'	58:DA:163:U:C6	2.56	0.41
58:BA:2793:G:C6	58:BA:2794:C:N4	2.89	0.41
20:CA:848:C:H2'	20:CA:849:C:C6	2.55	0.41
58:BA:959:A:N3	58:BA:2457:U:O2'	2.54	0.41
27:BF:33:LEU:HA	27:BF:33:LEU:HD13	1.86	0.41
23:CY:229:LEU:HA	23:CY:229:LEU:HD13	1.91	0.41
58:BA:1041:C:H2'	58:BA:1042:G:H8	1.86	0.41
58:DA:111:A:H2'	58:DA:112:U:H6	1.85	0.41
30:BJ:129:UNK:O	30:BJ:131:UNK:N	2.53	0.41
12:CM:5:ALA:O	12:CM:7:VAL:N	2.53	0.41
32:BN:1:MET:HB2	32:BN:2:LYS:H	1.65	0.41
58:DA:1024:G:C3'	58:DA:1025:G:H5''	2.49	0.41
32:DN:26:LEU:HD23	32:DN:99:LEU:CD2	2.51	0.41
32:DN:27:ALA:HA	32:DN:30:ILE:HD12	2.03	0.41
32:DN:43:THR:CG2	32:DN:44:PRO:HD2	2.50	0.41
32:DN:46:VAL:HG13	32:DN:48:MET:HG3	2.03	0.41
26:BE:82:ARG:HG3	26:BE:83:ASP:N	2.35	0.41
39:DU:49:HIS:CD2	58:DA:559:G:N2	2.87	0.41
23:AY:110:SER:OG	23:AY:137:ASN:O	2.29	0.41
34:BP:76:LYS:HE3	34:BP:76:LYS:HB3	1.90	0.41
58:BA:1006:C:C2	58:BA:1138:G:N2	2.89	0.41
32:BN:28:THR:HA	32:BN:106:MET:HE2	2.03	0.41
20:CA:137:C:N3	20:CA:226:G:N2	2.52	0.41
20:CA:522:C:H1'	20:CA:536:C:C5'	2.51	0.41
58:DA:1626:G:O3'	58:DA:1627:G:H8	2.03	0.41
34:DP:23:PRO:HB2	34:DP:29:LYS:HB2	2.03	0.41
34:DP:30:THR:O	34:DP:32:THR:N	2.54	0.41
30:BJ:58:UNK:C	30:BJ:60:UNK:N	2.83	0.41
20:CA:348:G:H2'	20:CA:349:A:H8	1.86	0.41
20:CA:160:A:H2'	20:CA:161:A:O4'	2.20	0.41
38:BT:27:THR:HG22	38:BT:49:VAL:HB	2.03	0.41
58:DA:1416:G:H2'	58:DA:1417:C:C6	2.56	0.41
20:AA:1476:G:H2'	20:AA:1477:C:H6	1.86	0.41
3:CD:59:ARG:HA	3:CD:59:ARG:HD2	1.86	0.41
58:BA:388:G:H2'	58:BA:390:A:N7	2.36	0.41

Continued on next page...

Continued from previous page...

Atom-1	Atom-2	Distance(Å)	Clash(Å)
14:AO:55:GLY:HA3	20:AA:741:G:O2'	2.21	0.41
58:DA:2837:G:H2'	58:DA:2838:G:C8	2.56	0.41
16:CQ:21:VAL:O	16:CQ:41:LYS:HA	2.21	0.41
23:CY:259:PHE:HZ	23:CY:279:TYR:CD2	2.39	0.41
23:CY:243:VAL:HA	23:CY:279:TYR:CE1	2.55	0.41
23:AY:219:VAL:HG11	23:AY:255:ILE:HD11	2.03	0.41
58:BA:1949:G:C6	58:BA:1950:G:C6	3.09	0.41
60:AY:701:FUA:H13	60:AY:701:FUA:H201	1.88	0.41
58:DA:1058:G:H2'	58:DA:1059:G:C8	2.56	0.41
31:DK:127:ILE:HG23	31:DK:130:SER:HB2	2.03	0.41
25:DD:20:ASP:C	25:DD:22:SER:H	2.24	0.41
38:BT:58:ASN:ND2	38:BT:58:ASN:N	2.69	0.41
31:BK:115:LEU:HD12	31:BK:123:ALA:HB1	2.03	0.41
11:AL:97:ARG:H	11:AL:97:ARG:HG2	1.58	0.41
16:AQ:39:SER:N	20:AA:280:C:O2	2.34	0.41
1:CB:97:TRP:CZ2	1:CB:176:GLU:HG3	2.56	0.41
25:DD:259:THR:HG21	58:DA:1803:A:O3'	2.21	0.41
58:DA:1537:C:H2'	58:DA:1538:G:H4'	2.03	0.41
41:DW:16:LYS:O	41:DW:20:VAL:HG23	2.21	0.41
26:BE:119:ARG:NH2	26:BE:159:HIS:O	2.53	0.41
25:DD:226:MET:HG2	58:DA:782:A:C2	2.55	0.41
58:DA:904:C:H2'	58:DA:905:U:H6	1.86	0.41
43:DY:75:ILE:HG12	43:DY:76:CYS:N	2.35	0.41
13:AN:27:CYS:HB2	20:AA:1202:G:H21	1.86	0.41
42:DX:82:GLN:HE21	42:DX:83:VAL:N	2.15	0.41
9:AJ:70:ARG:NH2	20:AA:1151:A:O3'	2.53	0.41
14:AO:82:ILE:CG1	14:AO:87:ILE:H	2.32	0.41
20:AA:983:A:H3'	20:AA:983:A:N3	2.36	0.41
24:BC:78:ILE:HB	24:BC:120:VAL:HG21	2.03	0.41
3:AD:172:PRO:HB2	3:AD:187:ARG:NH1	2.27	0.41
34:BP:61:ARG:HA	51:B8:27:THR:CG2	2.50	0.41
58:BA:2392:A:H2'	58:BA:2393:A:O4'	2.21	0.41
20:AA:766:A:H61	20:AA:1511:G:H1'	1.86	0.41
58:DA:2711:A:H3'	58:DA:2712:U:H5'	2.03	0.41
58:DA:1053:C:H2'	58:DA:1054:A:O4'	2.21	0.41
58:BA:811:U:H1'	58:BA:1251:C:H5'	2.03	0.41
58:DA:1494:A:O2'	58:DA:1495:A:H5''	2.21	0.41
19:CT:49:ALA:O	19:CT:53:LEU:HG	2.21	0.41
8:CI:111:ARG:O	8:CI:113:LYS:HD2	2.21	0.41
23:CY:424:LEU:O	23:CY:427:ALA:HB3	2.20	0.41
20:AA:715:A:H1'	20:AA:777:A:C6	2.56	0.41
35:DQ:41:TRP:NE1	35:DQ:72:LYS:HE2	2.36	0.41

Continued on next page...

Continued from previous page...

Atom-1	Atom-2	Distance(Å)	Clash(Å)
25:BD:222:ARG:HG2	58:BA:1789:A:OP1	2.21	0.41
25:BD:211:ARG:O	25:BD:215:LEU:HG	2.21	0.41
4:CE:80:ILE:HG22	7:CH:104:ARG:HH21	1.86	0.41
58:BA:1327:C:H3'	58:BA:1328:G:C8	2.56	0.41
58:BA:2667:C:H2'	58:BA:2668:G:O4'	2.20	0.41
25:BD:183:ARG:HA	25:BD:183:ARG:HD2	1.93	0.41
20:AA:545:C:O2'	20:AA:549:C:OP1	2.38	0.41
31:BK:58:THR:HG22	31:BK:59:ILE:N	2.36	0.41
17:CR:70:ILE:HG23	17:CR:79:LEU:CD1	2.49	0.41
20:CA:1066:C:N4	20:CA:1191:A:H62	2.13	0.41
58:DA:1088:A:H2'	58:DA:1088:A:N3	2.35	0.41
25:DD:220:HIS:CE1	58:DA:1825:A:OP2	2.73	0.41
58:BA:176:G:H3'	58:BA:177:G:C2	2.55	0.41
34:BP:30:THR:HG22	34:BP:31:ALA:N	2.35	0.41
58:BA:1077:A:N1	58:BA:1088:A:H2'	2.36	0.41
31:BK:127:ILE:O	31:BK:131:ALA:N	2.52	0.41
1:CB:19:HIS:HB2	1:CB:204:ASN:HB2	2.02	0.41
58:DA:483:A:N7	58:DA:497:A:H2	2.19	0.41
59:BB:40:U:N3	59:BB:44:G:OP2	2.40	0.41
58:BA:814:C:H42	58:BA:1193:G:H1	1.69	0.41
3:CD:54:TYR:CE2	20:CA:508:C:H4'	2.56	0.41
58:BA:1708:C:H2'	58:BA:1709:U:C6	2.55	0.41
58:DA:1556:C:H2'	58:DA:1557:C:C6	2.56	0.41
24:BC:59:VAL:HB	24:BC:60:ARG:H	1.78	0.41
49:D6:16:CYS:HB2	49:D6:17:LYS:HD2	2.03	0.41
39:DU:55:ARG:HA	39:DU:58:ARG:HD2	2.03	0.41
27:DF:24:LEU:HB3	27:DF:25:PRO:HD2	2.02	0.41
4:CE:10:MET:HA	4:CE:32:VAL:HA	2.03	0.41
12:CM:108:ARG:N	12:CM:108:ARG:HD2	2.31	0.41
20:CA:401:C:H1'	20:CA:622:A:H1'	2.02	0.41
15:AP:8:ARG:HB2	15:AP:17:TYR:CD2	2.56	0.41
25:BD:37:LEU:HD12	25:BD:64:ILE:HG12	2.02	0.41
17:AR:64:ARG:HH22	20:AA:835:U:H5'	1.86	0.41
20:AA:1347:G:N1	20:AA:1374:A:OP2	2.49	0.41
20:CA:236:G:H2'	20:CA:237:C:H6	1.85	0.41
11:AL:113:ARG:NH2	11:AL:115:LYS:HB3	2.34	0.41
50:B7:48:LYS:HE3	58:BA:125:G:H22	1.86	0.41
23:AY:485:GLU:OE2	23:AY:558:PHE:HB2	2.20	0.41
35:DQ:1:MET:H3	35:DQ:48:GLU:HB2	1.86	0.41
7:CH:20:TYR:HA	7:CH:65:TYR:OH	2.20	0.41
48:D5:55:ARG:HD3	48:D5:55:ARG:HA	1.84	0.41
49:B6:38:LYS:O	58:BA:2344:U:H3'	2.19	0.41

Continued on next page...

Continued from previous page...

Atom-1	Atom-2	Distance(Å)	Clash(Å)
6:AG:4:ARG:NH1	20:AA:932:C:OP1	2.54	0.41
3:AD:49:ARG:O	3:AD:51:PRO:HD3	2.21	0.41
46:B2:2:LYS:O	46:B2:6:VAL:HG23	2.21	0.41
14:AO:8:LYS:HE3	14:AO:31:LEU:HD21	2.02	0.41
58:BA:1938:A:N7	58:BA:2590:A:O2'	2.49	0.41
58:BA:2593:U:H2'	58:BA:2594:C:H6	1.86	0.41
58:BA:2595:G:N2	58:BA:2597:G:H3'	2.36	0.41
2:AC:77:ILE:C	2:AC:83:ARG:HB3	2.41	0.41
23:AY:534:ILE:HG23	23:AY:538:TYR:CD2	2.56	0.41
58:BA:1069:A:H4'	58:BA:1070:A:H5''	2.03	0.41
26:DE:171:GLU:HG2	26:DE:173:VAL:HG22	2.03	0.41
20:CA:140:A:H2'	20:CA:141:A:H8	1.85	0.41
58:BA:1424:G:C2	58:BA:1575:C:C2	3.09	0.41
38:BT:36:GLU:HG2	38:BT:37:GLY:H	1.86	0.41
1:AB:7:VAL:HG12	1:AB:8:LYS:H	1.86	0.41
2:AC:11:ARG:HB3	2:AC:15:THR:HB	2.03	0.41
20:AA:318:G:H2'	20:AA:319:G:H8	1.85	0.41
46:D2:10:LEU:HD11	58:DA:77:C:H5''	2.03	0.41
28:BG:23:PHE:HD1	28:BG:23:PHE:N	2.18	0.41
20:CA:1096:C:H2'	20:CA:1097:C:C6	2.56	0.41
58:BA:1565:C:H1'	58:BA:1566:A:C8	2.55	0.41
46:B2:35:LEU:CD2	46:B2:50:ILE:HG12	2.51	0.41
58:BA:2154:G:H2'	58:BA:2155:G:H8	1.86	0.41
20:AA:339:C:O5'	33:BO:97:ARG:NH1	2.54	0.41
35:DQ:106:VAL:HG13	35:DQ:118:LEU:HD21	2.03	0.41
23:AY:112:GLN:O	23:AY:114:VAL:N	2.46	0.41
58:DA:2078:C:HO2'	58:DA:2433:A:HO2'	1.63	0.41
4:CE:48:ALA:HB3	4:CE:54:ALA:HB2	2.01	0.41
39:BU:79:PHE:C	39:BU:79:PHE:CD2	2.94	0.41
35:DQ:122:GLY:O	35:DQ:125:LEU:HB2	2.21	0.41
51:B8:18:ALA:CB	58:BA:628:G:H5''	2.51	0.41
19:AT:13:LEU:HG	19:AT:13:LEU:H	1.72	0.41
39:DU:112:ARG:HA	39:DU:112:ARG:HD2	1.89	0.41
39:DU:85:LYS:HD2	39:DU:117:GLN:HG2	2.02	0.41
20:CA:174:C:H2'	20:CA:175:C:H6	1.86	0.41
59:DB:74:U:H2'	59:DB:75:G:H8	1.86	0.41
58:DA:1930:G:H22	58:DA:1968:G:H2'	1.86	0.41
3:CD:14:ARG:NH1	3:CD:39:PRO:HB3	2.35	0.41
1:AB:12:GLU:OE1	1:AB:12:GLU:N	2.54	0.41
27:DF:32:LEU:O	27:DF:36:VAL:HG23	2.20	0.41
2:AC:30:ARG:O	2:AC:34:LEU:HG	2.21	0.41
41:BW:47:VAL:HA	41:BW:50:VAL:HG12	2.03	0.41

Continued on next page...

Continued from previous page...

Atom-1	Atom-2	Distance(Å)	Clash(Å)
13:AN:13:THR:HA	13:AN:14:PRO:HD2	1.94	0.41
43:DY:42:VAL:O	43:DY:44:ILE:HG13	2.21	0.41
23:AY:496:LYS:HA	23:AY:509:HIS:HA	2.01	0.41
20:AA:65:U:H5'	20:AA:200:G:H4'	2.02	0.41
2:AC:134:ILE:O	2:AC:138:VAL:HG23	2.20	0.41
26:BE:35:GLN:HE22	58:BA:2785:C:H4'	1.85	0.41
23:CY:147:TRP:O	23:CY:151:ARG:HG3	2.21	0.41
58:BA:101:G:H2'	58:BA:101:G:N3	2.36	0.41
42:DX:70:LEU:HA	42:DX:70:LEU:HD23	1.91	0.41
58:BA:2422:A:H4'	58:BA:2422:A:OP1	2.20	0.41
33:BO:39:ILE:HG13	33:BO:40:VAL:N	2.32	0.41
20:AA:1537:U:HO2'	20:AA:1538:C:P	2.44	0.41
26:DE:39:PRO:HA	26:DE:43:GLY:H	1.85	0.41
41:BW:99:ARG:NH1	58:BA:1262:A:OP1	2.53	0.41
20:AA:1517:G:H1'	58:BA:1919:A:O3'	2.21	0.41
20:AA:68(C):C:H2'	20:AA:68(D):C:C6	2.55	0.41
58:BA:1472:A:H2'	58:BA:1473:G:O4'	2.21	0.41
20:CA:32:A:H1'	20:CA:48:C:N4	2.36	0.41
58:BA:1387:C:H42	58:BA:1400:G:H1	1.68	0.41
58:DA:263:C:H2'	58:DA:264:C:O4'	2.21	0.41
58:BA:1480:G:C6	58:BA:1481:U:C4	3.09	0.41
25:DD:236:GLY:O	25:DD:238:GLY:N	2.54	0.41
58:BA:67:U:C2	58:BA:68:G:C8	3.09	0.41
20:CA:1475:G:H5'	58:DA:1689:A:H4'	2.02	0.41
1:AB:17:PHE:CD2	1:AB:17:PHE:N	2.89	0.41
23:CY:289:ILE:H	23:CY:289:ILE:HD12	1.85	0.41
17:CR:43:PHE:HD2	17:CR:43:PHE:HA	1.67	0.41
42:BX:40:LYS:HE2	42:BX:44:GLU:OE1	2.21	0.41
2:CC:68:VAL:HG12	2:CC:70:VAL:HG22	2.03	0.41
26:DE:36:ARG:HG3	26:DE:47:VAL:HG22	2.01	0.41
20:AA:1494:G:C4	20:AA:1495:U:C5	3.09	0.41
32:DN:28:THR:HA	32:DN:106:MET:HE1	2.02	0.41
32:BN:69:GLN:NE2	58:BA:1022:G:C8	2.84	0.41
58:BA:1019:U:H2'	58:BA:1020:A:H8	1.82	0.41
58:BA:1006:C:N3	58:BA:1138:G:C2	2.89	0.41
27:DF:164:ARG:O	27:DF:168:ARG:HB2	2.20	0.41
37:DS:102:ALA:HA	37:DS:108:GLY:HA3	2.02	0.41
20:CA:946:A:H2'	20:CA:947:G:H8	1.85	0.41
58:DA:2175:C:H2'	58:DA:2176:A:H8	1.86	0.41
58:BA:374:A:H62	58:BA:400:G:N2	2.13	0.41
58:DA:2090:G:C6	58:DA:2091:U:C4	3.08	0.41
32:DN:63:THR:HB	32:DN:64:GLY:H	1.55	0.41

Continued on next page...

Continued from previous page...

Atom-1	Atom-2	Distance(Å)	Clash(Å)
58:DA:1800:C:H42	58:DA:1817:G:H22	1.69	0.41
1:AB:207:ALA:O	1:AB:211:ILE:HG12	2.21	0.41
8:CI:57:GLY:O	8:CI:59:PHE:N	2.53	0.41
21:CW:49:A:N6	21:CW:50:C:N4	2.69	0.41
44:BZ:151:HIS:HB2	44:BZ:152:ALA:H	1.65	0.41
20:CA:537:G:H2'	20:CA:538:G:H8	1.81	0.41
58:BA:1787:A:H1'	58:BA:2589:A:H4'	2.03	0.41
27:BF:94:PRO:HB3	58:BA:38:A:O2'	2.21	0.41
58:DA:686:G:H21	58:DA:788:A:H61	1.68	0.41
58:BA:478:A:C6	58:BA:480:A:C6	3.09	0.41
41:BW:20:VAL:HG11	41:BW:43:GLY:C	2.41	0.41
37:BS:67:ARG:O	37:BS:71:ARG:HD3	2.21	0.41
37:BS:67:ARG:CA	37:BS:99:LYS:HB2	2.51	0.41
23:CY:311:ALA:CB	23:CY:330:VAL:HA	2.51	0.41
13:CN:61:TRP:CZ2	20:CA:1368:G:H4'	2.56	0.41
44:BZ:82:ARG:CZ	44:BZ:82:ARG:HB3	2.51	0.41
59:DB:28:C:H2'	59:DB:29:A:H8	1.85	0.41
58:BA:1131:G:C8	58:BA:2025:C:H4'	2.55	0.41
20:AA:1127:G:H1'	20:AA:1148:U:C4	2.56	0.41
58:BA:1288:U:C2	58:BA:1327:C:C2	3.09	0.41
58:BA:1328:G:O2'	58:BA:1329:U:H5''	2.21	0.41
30:DJ:54:UNK:CA	30:DJ:79:UNK:HA	2.50	0.41
45:B0:69:PHE:CZ	58:BA:857:C:H5'	2.55	0.41
23:CY:647:VAL:HG11	23:CY:652:MET:SD	2.61	0.41
58:DA:1198:U:C2	58:DA:1199:U:C5	3.09	0.41
23:AY:301:ILE:HG22	23:AY:332:SER:HB2	2.02	0.41
1:AB:15:VAL:CG1	1:AB:209:ARG:HE	2.34	0.41
17:CR:33:ASP:HB3	17:CR:36:ASN:HD22	1.86	0.41
36:DR:16:HIS:O	36:DR:20:LEU:HB2	2.21	0.41
20:AA:110:C:H2'	20:AA:111:G:O4'	2.21	0.41
43:BY:97:ARG:NH2	58:BA:300:A:OP1	2.53	0.41
43:BY:84:ARG:O	43:BY:94:LYS:HA	2.21	0.41
23:CY:310:ALA:HA	23:CY:390:VAL:HG12	2.03	0.41
4:CE:126:ARG:NE	20:CA:9:G:H5''	2.36	0.41
40:DV:29:PRO:HB2	40:DV:30:GLY:H	1.68	0.41
18:CS:55:LYS:HB2	20:CA:958:A:C2	2.56	0.41
58:BA:1936:A:C8	58:BA:1945:G:C8	3.09	0.41
58:BA:127:A:H5''	58:BA:128:C:O4'	2.20	0.41
20:CA:389:A:C6	20:CA:390:C:H1'	2.56	0.41
20:CA:1251:A:H2'	20:CA:1252:A:C8	2.56	0.41
36:DR:26:LYS:HZ3	58:DA:1294:U:H4'	1.85	0.41
34:BP:62:LEU:HD21	51:B8:25:MET:HB3	2.02	0.41

Continued on next page...

Continued from previous page...

Atom-1	Atom-2	Distance(Å)	Clash(Å)
51:B8:25:MET:SD	51:B8:46:ARG:HA	2.61	0.41
58:DA:1179:C:H2'	58:DA:1180:C:C6	2.54	0.41
58:BA:1113:U:H2'	58:BA:1114:G:H8	1.86	0.41
20:AA:1523:G:H2'	20:AA:1524:C:C6	2.56	0.41
5:CF:21:LEU:O	5:CF:25:ILE:HG12	2.21	0.41
36:BR:18:LEU:O	36:BR:22:ARG:HG3	2.21	0.41
58:BA:1165:U:H2'	58:BA:1166:C:H6	1.84	0.41
33:BO:23:ARG:HD2	33:BO:23:ARG:HA	1.85	0.41
20:CA:1068:G:H1	20:CA:1107:C:H42	1.67	0.41
27:BF:66:PRO:HB2	27:BF:67:GLN:H	1.62	0.41
58:BA:2577:A:H5''	58:BA:2578:G:H5'	2.03	0.41
26:DE:8:LYS:HG2	26:DE:9:VAL:N	2.35	0.41
18:AS:49:ILE:O	18:AS:59:PRO:HA	2.20	0.41
58:BA:16:G:H1	58:BA:524:U:H3	1.68	0.41
3:CD:61:LYS:HD3	3:CD:207:TYR:OH	2.21	0.41
12:CM:117:VAL:HB	12:CM:118:ALA:H	1.63	0.41
58:BA:2004:G:C6	58:BA:2005:A:C4	3.09	0.41
58:BA:1717:G:H2'	58:BA:1718:G:C8	2.56	0.41
58:BA:1442:G:H5'	58:BA:1628:G:H5''	2.03	0.41
51:B8:34:TRP:CG	51:B8:35:GLN:N	2.89	0.41
39:BU:8:VAL:HB	39:BU:11:ARG:HE	1.86	0.41
44:BZ:107:THR:HG22	44:BZ:111:VAL:HG11	2.03	0.41
58:DA:2762:G:H2'	58:DA:2763:G:O4'	2.20	0.41
44:BZ:97:GLU:HA	44:BZ:126:VAL:O	2.20	0.41
3:AD:100:ARG:HG2	3:AD:137:SER:HA	2.02	0.41
58:BA:2061:G:O2'	58:BA:2064:C:N4	2.54	0.41
20:AA:322:C:H2'	20:AA:323:U:C6	2.56	0.41
24:DC:7:ARG:NH1	58:DA:2128:C:OP1	2.53	0.41
57:B4:28:LYS:HA	57:B4:29:PRO:HD3	1.84	0.41
3:AD:106:TYR:HB2	3:AD:117:ALA:HB2	2.03	0.41
20:AA:423:G:H3'	20:AA:423:G:N3	2.36	0.41
57:D4:13:ARG:HD2	57:D4:13:ARG:HA	1.88	0.41
20:CA:994:A:H2'	20:CA:994:A:N3	2.35	0.41
58:BA:1096:A:H8	58:BA:1096:A:O5'	2.04	0.41
23:CY:306:ASN:OD1	23:CY:306:ASN:N	2.54	0.41
58:DA:1680:U:H2'	58:DA:1763:G:N7	2.36	0.41
20:AA:1426:C:H2'	20:AA:1427:U:C6	2.57	0.41
19:CT:70:SER:OG	20:CA:325:A:OP2	2.33	0.41
5:AF:78:GLU:HG3	5:AF:81:ILE:HD12	2.04	0.41
26:BE:188:VAL:HA	26:BE:189:PRO:HD2	1.98	0.40
58:DA:1006:C:H42	58:DA:1137:G:H1	1.68	0.40
32:DN:70:LYS:HZ2	58:DA:1139:G:P	2.17	0.40

Continued on next page...

Continued from previous page...

Atom-1	Atom-2	Distance(Å)	Clash(Å)
58:DA:2747:G:N2	58:DA:2757:A:N6	2.25	0.40
39:BU:51:LYS:N	39:BU:51:LYS:HD2	2.35	0.40
58:DA:928:G:H2'	58:DA:929:G:O4'	2.21	0.40
58:DA:274:G:H2'	58:DA:275:G:C1'	2.50	0.40
27:BF:124:LEU:HD11	27:BF:126:VAL:HG22	2.02	0.40
16:CQ:60:ILE:O	16:CQ:71:PHE:HA	2.21	0.40
23:CY:256:THR:O	23:CY:258:VAL:HG23	2.22	0.40
23:CY:163:VAL:HA	23:CY:258:VAL:H	1.87	0.40
1:AB:171:ALA:HA	1:AB:174:VAL:CB	2.48	0.40
1:AB:70:PHE:O	1:AB:93:VAL:N	2.53	0.40
23:CY:539:ILE:HB	23:CY:540:PRO:HD3	2.03	0.40
37:DS:71:ARG:HE	37:DS:103:GLU:HB3	1.86	0.40
58:DA:405:U:H3'	58:DA:406:G:H5'	2.03	0.40
43:DY:13:VAL:HG13	43:DY:73:ARG:O	2.20	0.40
20:CA:169:C:H2'	20:CA:170:U:H6	1.85	0.40
23:CY:8:ASP:HB3	23:CY:10:LYS:H	1.87	0.40
1:AB:111:ARG:NH1	20:AA:1104:G:H4'	2.36	0.40
37:BS:70:GLY:HA3	37:BS:99:LYS:HG3	2.03	0.40
27:BF:108:LYS:HZ1	58:BA:601:C:H5'	1.84	0.40
34:DP:55:ARG:NH1	58:DA:2358:G:H1	2.18	0.40
34:DP:39:LYS:HA	34:DP:39:LYS:HD3	1.83	0.40
23:CY:515:GLU:HG2	23:CY:516:PRO:HD2	2.03	0.40
12:AM:91:ARG:HA	12:AM:94:ARG:HG2	2.03	0.40
8:CI:17:VAL:HG11	8:CI:81:ILE:HA	2.04	0.40
7:CH:104:ARG:HD3	7:CH:138:TRP:CD1	2.56	0.40
20:AA:21:G:N2	20:AA:914:A:H62	2.17	0.40
40:BV:66:ARG:HG3	40:BV:90:PRO:HG3	2.02	0.40
20:CA:324:G:N1	20:CA:327:A:OP2	2.52	0.40
58:DA:2167:U:C4	58:DA:2168:G:C6	3.09	0.40
2:CC:131:ARG:HB2	2:CC:166:GLU:OE2	2.21	0.40
5:AF:63:TYR:N	5:AF:63:TYR:CD2	2.89	0.40
32:BN:89:LYS:HB3	32:BN:89:LYS:HZ3	1.85	0.40
20:CA:338:A:H3'	33:DO:97:ARG:NH2	2.36	0.40
11:AL:17:LYS:NZ	20:AA:303:A:H5'	2.36	0.40
15:AP:25:ARG:HH12	20:AA:134:A:N6	2.16	0.40
58:DA:2649:U:H2'	58:DA:2650:U:C6	2.54	0.40
58:DA:2053:G:H2'	58:DA:2054:A:O4'	2.21	0.40
44:BZ:48:PHE:HA	44:BZ:51:ALA:HB3	2.02	0.40
58:DA:1655:A:C2	58:DA:1656:C:H1'	2.56	0.40
23:AY:607:ARG:CG	23:AY:674:ASP:HB2	2.51	0.40
20:AA:505:G:P	20:AA:535:A:H5'	2.61	0.40
20:AA:1237:C:O2'	20:AA:1300:G:N2	2.37	0.40

Continued on next page...

Continued from previous page...

Atom-1	Atom-2	Distance(Å)	Clash(Å)
20:AA:1461:G:H2'	20:AA:1462:G:C8	2.56	0.40
36:BR:12:ARG:NH2	58:BA:1276:A:O2'	2.54	0.40
58:BA:1525:G:H2'	58:BA:1526:G:C8	2.56	0.40
25:BD:86:PRO:HB3	58:BA:1567:A:OP2	2.21	0.40
21:AW:74:C:H2'	21:AW:75:C:O4'	2.21	0.40
58:DA:878:A:H2'	58:DA:879:G:O4'	2.21	0.40
26:DE:176:ILE:HA	26:DE:177:PRO:HD2	1.80	0.40
25:BD:261:LYS:NZ	58:BA:2227:A:H5''	2.36	0.40
20:CA:671:G:H2'	20:CA:672:U:H6	1.86	0.40
20:CA:1195:C:H5''	20:CA:1196:U:OP2	2.21	0.40
21:CW:4:U:H2'	21:CW:5:A:H8	1.85	0.40
7:AH:52:ASP:OD2	7:AH:53:VAL:N	2.54	0.40
20:CA:546:G:H4'	20:CA:548:G:H4'	2.03	0.40
43:BY:87:LYS:O	43:BY:89:PHE:N	2.54	0.40
44:DZ:4:ARG:HA	44:DZ:58:VAL:HB	2.02	0.40
25:BD:181:GLU:HG3	25:BD:273:ARG:HA	2.02	0.40
23:AY:169:GLY:HA3	23:AY:173:THR:O	2.21	0.40
46:B2:67:LYS:HD3	46:B2:67:LYS:HA	1.80	0.40
58:BA:1794:U:H2'	58:BA:1795:C:O4'	2.20	0.40
23:CY:165:GLN:OE1	23:CY:271:LEU:HB3	2.22	0.40
2:AC:140:ARG:O	2:AC:143:GLU:HB2	2.21	0.40
2:AC:110:ASN:HB3	2:AC:141:VAL:HA	2.02	0.40
30:DJ:51:UNK:HA	30:DJ:56:UNK:CB	2.51	0.40
52:B9:5:ALA:HB3	58:BA:2465:C:O3'	2.20	0.40
20:CA:577:G:H1'	20:CA:816:A:N3	2.36	0.40
58:DA:1604:C:H2'	58:DA:1605:C:H6	1.81	0.40
58:BA:532:A:N3	58:BA:532:A:H2'	2.36	0.40
58:BA:1120:G:H2'	58:BA:1121:C:H6	1.85	0.40
58:BA:1025:G:N2	58:BA:1139:G:O6	2.51	0.40
58:DA:2181:G:H2'	58:DA:2182:G:O4'	2.20	0.40
59:BB:81:G:O6	59:BB:95:U:C2	2.74	0.40
20:CA:987:G:H2'	20:CA:988:G:C8	2.57	0.40
20:AA:1478:C:H2'	20:AA:1479:C:C6	2.56	0.40
41:DW:92:ARG:C	58:DA:1614:A:H61	2.24	0.40
24:BC:173:HIS:CE1	58:BA:2176:A:C2	3.09	0.40
35:BQ:26:TYR:HB2	35:BQ:27:VAL:H	1.73	0.40
34:DP:61:ARG:NH1	51:D8:13:ARG:HD2	2.36	0.40
24:DC:151:GLY:C	24:DC:154:ILE:H	2.25	0.40
23:CY:210:ARG:HA	23:CY:210:ARG:HD3	1.80	0.40
58:DA:689:A:C2	58:DA:779:U:H4'	2.56	0.40
25:DD:45:ASN:N	25:DD:45:ASN:OD1	2.48	0.40
23:CY:117:GLN:NE2	23:CY:664:GLN:HB3	2.36	0.40

Continued on next page...

Continued from previous page...

Atom-1	Atom-2	Distance(Å)	Clash(Å)
10:CK:62:GLN:O	10:CK:65:ALA:HB3	2.21	0.40
25:BD:42:GLY:O	25:BD:43:ARG:HG3	2.21	0.40
23:AY:13:ARG:HH12	23:AY:282:SER:HB2	1.87	0.40
58:BA:40:C:H2'	58:BA:41:C:O4'	2.22	0.40
13:AN:24:CYS:O	13:AN:28:GLY:N	2.53	0.40
42:DX:51:VAL:H	42:DX:51:VAL:HG23	1.63	0.40
44:BZ:44:PHE:CZ	44:BZ:86:VAL:HG21	2.56	0.40
20:AA:983:A:O2'	20:AA:1049:U:O3'	2.39	0.40
58:BA:479:A:C2	58:BA:480:A:H2'	2.57	0.40
58:BA:1231:G:C4	58:BA:1232:G:C8	3.10	0.40
36:BR:24:GLN:O	36:BR:28:LEU:HB2	2.21	0.40
36:BR:44:LEU:HD13	36:BR:44:LEU:HA	1.91	0.40
20:AA:1083:U:H3'	20:AA:1084:G:C8	2.56	0.40
18:CS:66:MET:H	18:CS:66:MET:HG2	1.48	0.40
20:CA:1243:C:H2'	20:CA:1244:C:C6	2.56	0.40
21:AW:18:G:O2'	21:AW:57:G:N2	2.55	0.40
40:DV:47:VAL:HB	40:DV:50:PRO:O	2.22	0.40
13:CN:36:PHE:C	13:CN:37:PHE:HD2	2.25	0.40
58:BA:1477:A:H2'	58:BA:1478:G:O4'	2.21	0.40
59:BB:66:A:HO2'	59:BB:67:G:P	2.43	0.40
25:DD:8:PRO:O	58:DA:1695:G:H1'	2.21	0.40
23:CY:424:LEU:HD23	23:CY:472:VAL:HG11	2.03	0.40
12:AM:91:ARG:NH2	20:AA:1226:C:OP2	2.55	0.40
20:AA:1081:G:O5'	20:AA:1081:G:H8	2.03	0.40
58:BA:2212:A:H1'	58:BA:2215:G:C4	2.57	0.40
58:BA:2212:A:O2'	58:BA:2215:G:C8	2.74	0.40
10:AK:18:ARG:HB2	10:AK:33:THR:OG1	2.20	0.40
36:DR:107:ASP:HA	58:DA:2009:G:N3	2.36	0.40
50:D7:34:ARG:CD	50:D7:42:LEU:HD22	2.51	0.40
58:DA:529:A:N7	58:DA:2041:U:C4	2.89	0.40
27:BF:167:ALA:HB1	27:BF:175:THR:HB	2.03	0.40
58:DA:2792:G:O6	58:DA:2893:G:O2'	2.31	0.40
27:DF:34:TRP:CE2	34:DP:11:GLY:HA2	2.56	0.40
26:DE:51:PHE:HB3	26:DE:52:LEU:H	1.73	0.40
23:AY:163:VAL:HG12	23:AY:164:MET:N	2.36	0.40
23:AY:163:VAL:HG22	23:AY:258:VAL:HB	2.04	0.40
5:AF:50:TYR:HA	5:AF:51:PRO:HD2	1.63	0.40
38:DT:55:ASN:N	38:DT:59:THR:HB	2.34	0.40
31:DK:126:MET:HG3	58:DA:1080:C:O2	2.22	0.40
23:CY:19:ALA:HB3	23:CY:23:ALA:CB	2.51	0.40
44:DZ:156:LYS:O	44:DZ:158:PRO:HD3	2.20	0.40
25:BD:37:LEU:HA	25:BD:37:LEU:HD23	1.78	0.40

Continued on next page...

Continued from previous page...

Atom-1	Atom-2	Distance(Å)	Clash(Å)
4:CE:24:ARG:NH2	20:CA:15:G:H4'	2.37	0.40
8:CI:120:ARG:HH12	20:CA:1346:A:C5'	2.34	0.40
51:D8:27:THR:HB	58:DA:2392:A:O2'	2.21	0.40
58:BA:1943:U:O4'	58:BA:1945:G:H5'	2.21	0.40
58:DA:1810:A:H2'	58:DA:1811:G:O4'	2.21	0.40
19:AT:74:LYS:CG	19:AT:75:ASN:H	2.34	0.40
33:BO:57:VAL:HG21	58:BA:1952:A:H4'	2.04	0.40
4:CE:78:HIS:CD2	4:CE:78:HIS:H	2.38	0.40
58:DA:2564:A:C8	58:DA:2648:C:H4'	2.56	0.40
20:AA:375:U:H3	20:AA:389:A:H61	1.69	0.40
24:BC:187:ALA:HB1	24:BC:191:ARG:NH1	2.36	0.40
22:CV:17:U:H2'	22:CV:18:G:C8	2.56	0.40
25:BD:45:ASN:N	25:BD:45:ASN:OD1	2.53	0.40
43:DY:46:LYS:H	43:DY:62:GLU:HB2	1.87	0.40
5:AF:21:LEU:O	5:AF:25:ILE:HG12	2.21	0.40
58:BA:192:C:O2'	58:BA:802:A:N3	2.51	0.40
1:AB:11:LEU:HA	1:AB:11:LEU:HD23	1.86	0.40
20:AA:826:C:H42	20:AA:874:G:H1	1.70	0.40
44:DZ:48:PHE:CZ	44:DZ:71:VAL:HG11	2.56	0.40
29:DH:174:GLY:HA2	58:DA:2531:A:C8	2.56	0.40
58:DA:329:G:OP2	58:DA:329:G:H8	2.03	0.40
26:BE:36:ARG:HG3	26:BE:47:VAL:HG22	2.04	0.40
23:AY:147:TRP:HZ3	23:AY:212:TYR:CE2	2.40	0.40
58:DA:204:A:O3'	58:DA:205:G:H4'	2.22	0.40
58:DA:2630:G:H2'	58:DA:2631:G:H8	1.86	0.40
25:BD:263:ARG:HD2	58:BA:2226:C:O2'	2.21	0.40
48:D5:25:LEU:HD23	48:D5:25:LEU:HA	1.92	0.40
57:D4:16:CYS:SG	57:D4:20:ASN:HB3	2.62	0.40
37:DS:39:ILE:HD13	37:DS:73:LEU:CD2	2.52	0.40
58:DA:1967:C:H2'	58:DA:1968:G:O4'	2.21	0.40
29:DH:154:PRO:HA	29:DH:161:GLY:HA3	2.03	0.40
45:B0:12:ASN:O	45:B0:14:ARG:N	2.44	0.40
58:BA:1793:C:O2'	58:BA:1900:A:N1	2.43	0.40
39:DU:69:CYS:SG	39:DU:79:PHE:HB2	2.61	0.40
1:AB:33:TYR:O	1:AB:41:ILE:HB	2.22	0.40
3:CD:93:PHE:CZ	3:CD:97:LEU:HD11	2.56	0.40
20:CA:721:G:N2	20:CA:733:A:C5	2.89	0.40
58:DA:1268:A:H2'	58:DA:1269:A:O4'	2.21	0.40
23:CY:223:PHE:HB2	23:CY:224:ASP:H	1.68	0.40
18:CS:4:SER:OG	18:CS:5:LEU:N	2.54	0.40
58:DA:2773:C:H2'	58:DA:2774:C:H6	1.86	0.40
58:DA:830:G:H22	58:DA:2446:G:H5'	1.87	0.40

Continued on next page...

Continued from previous page...

Atom-1	Atom-2	Distance(Å)	Clash(Å)
58:DA:1381:G:C6	58:DA:1382:G:C6	3.10	0.40
6:CG:42:ILE:HD13	6:CG:42:ILE:HA	1.92	0.40
2:AC:188:LEU:HD13	2:AC:188:LEU:HA	1.86	0.40
30:BJ:149:UNK:O	30:BJ:151:UNK:N	2.47	0.40
2:CC:72:LYS:HD2	2:CC:73:PRO:HD2	2.04	0.40
39:BU:90:VAL:C	39:BU:92:ARG:N	2.75	0.40
58:DA:2036:C:H2'	58:DA:2037:G:C8	2.56	0.40
58:DA:1999:C:O2	58:DA:2687:U:O2'	2.38	0.40
20:AA:1394:A:N6	20:AA:1501:C:H5'	2.36	0.40
23:AY:25:LYS:CE	23:AY:86:GLY:HA3	2.51	0.40
32:BN:27:ALA:CB	32:BN:103:VAL:HG22	2.52	0.40
27:DF:185:ASP:HA	27:DF:188:ARG:HG2	2.04	0.40
58:DA:1442:G:H2'	58:DA:1443:G:H8	1.86	0.40
20:CA:909:A:H2	20:CA:1413:A:N3	2.19	0.40
32:DN:95:PRO:C	32:DN:97:ARG:H	2.24	0.40
34:BP:71:VAL:H	34:BP:72:PRO:HD3	1.85	0.40
20:CA:105:G:H2'	20:CA:106:C:C6	2.56	0.40
20:CA:186(E):C:H2'	20:CA:186(F):C:C6	2.54	0.40
40:DV:5:VAL:HG23	40:DV:37:VAL:O	2.21	0.40
20:CA:892:A:O2'	20:CA:1415:G:O2'	2.07	0.40
35:BQ:13:GLN:HG3	58:BA:910:A:N6	2.36	0.40
23:CY:164:MET:HE1	23:CY:246:ILE:HG21	2.02	0.40
20:CA:957:U:O2	20:CA:960:U:H5''	2.22	0.40
25:DD:85:ASP:HA	25:DD:86:PRO:HD2	1.83	0.40
58:DA:1650:G:N2	58:DA:2007:C:N3	2.57	0.40
4:AE:61:TYR:OH	20:AA:1075:C:OP2	2.37	0.40
23:AY:90:PHE:HZ	60:AY:701:FUA:H122	1.86	0.40
20:CA:551:U:H2'	20:CA:552:U:C6	2.56	0.40
11:CL:100:ILE:HG22	11:CL:101:VAL:N	2.32	0.40
11:CL:35:GLY:HA2	11:CL:58:VAL:HG22	2.03	0.40
21:CW:51:A:N6	21:CW:63:C:H42	2.05	0.40
44:BZ:167:PRO:O	44:BZ:169:GLU:N	2.54	0.40
25:BD:133:LEU:O	25:BD:136:ILE:HB	2.21	0.40
11:AL:70:ILE:CG2	11:AL:100:ILE:HD12	2.51	0.40
58:BA:1508:A:H2'	58:BA:1509:A:O4'	2.21	0.40
35:DQ:63:LYS:HZ1	58:DA:873:G:H5''	1.87	0.40
28:BG:135:LEU:O	58:BA:2305:A:H1'	2.21	0.40
24:BC:104:ILE:HG22	24:BC:128:LEU:HD22	2.03	0.40
37:BS:40:ILE:HG13	37:BS:47:THR:H	1.86	0.40
58:BA:1639:U:O2'	58:BA:2699:C:H4'	2.21	0.40
58:BA:966:G:H1'	58:BA:2267:A:H62	1.87	0.40
20:CA:112:G:H2'	20:CA:113:G:C8	2.56	0.40

Continued on next page...

Continued from previous page...

Atom-1	Atom-2	Distance(Å)	Clash(Å)
17:CR:52:PRO:O	17:CR:56:THR:HG23	2.21	0.40
16:AQ:21:VAL:HG23	16:AQ:44:ALA:HB2	2.03	0.40
58:BA:764:A:O2'	58:BA:765:G:H5'	2.21	0.40
27:BF:149:ASP:OD1	27:BF:150:GLY:N	2.51	0.40
58:BA:1494:A:H1'	58:BA:1496:A:OP2	2.22	0.40
58:BA:1497:U:O2'	58:BA:1498:C:OP1	2.32	0.40
20:CA:673:G:H2'	20:CA:674:G:H8	1.80	0.40
44:DZ:141:VAL:HA	44:DZ:144:LEU:HD23	2.04	0.40
59:DB:13:A:H2'	59:DB:14:U:H5''	2.03	0.40
9:CJ:51:ARG:HB3	20:CA:1060:C:H5''	2.02	0.40
58:DA:181:A:OP2	58:DA:181:A:H3'	2.22	0.40
20:AA:945:G:C2	20:AA:946:A:C8	3.09	0.40
17:AR:74:ARG:HA	17:AR:79:LEU:O	2.21	0.40
34:DP:113:LYS:HA	34:DP:129:ALA:O	2.21	0.40
23:AY:353:ALA:HB3	23:AY:378:VAL:HB	2.03	0.40
23:AY:120:THR:O	23:AY:124:GLN:HB2	2.21	0.40
58:DA:1558:A:H1'	58:DA:1559:G:O5'	2.21	0.40
49:D6:36:LEU:HD12	49:D6:49:HIS:O	2.21	0.40
34:BP:47:ASP:O	58:BA:666:G:H5'	2.20	0.40
29:BH:159:GLU:HG2	29:BH:163:TYR:OH	2.21	0.40
58:BA:972:G:OP2	58:BA:974(A):G:H5''	2.22	0.40
20:CA:68(P):C:H2'	20:CA:68(Q):U:H6	1.86	0.40
44:BZ:129:SER:HB3	44:BZ:131:ARG:HG3	2.03	0.40
20:AA:1346:A:N1	20:AA:1374:A:H5''	2.35	0.40
58:DA:784:A:H62	58:DA:2072:G:HO2'	1.61	0.40
52:B9:35:ARG:HD2	58:BA:2742:C:OP1	2.21	0.40
20:CA:236:G:H2'	20:CA:237:C:C6	2.56	0.40
58:BA:836:G:H2'	58:BA:837:C:H6	1.86	0.40
7:CH:12:ARG:NH2	20:CA:825:G:O2'	2.51	0.40
28:BG:71:THR:HG21	28:BG:91:ARG:NH2	2.37	0.40
45:B0:20:ARG:NE	58:BA:2357:U:OP1	2.55	0.40
20:AA:410:G:N1	20:AA:431:A:OP2	2.48	0.40
58:BA:1923:U:H2'	58:BA:1924:C:C5	2.56	0.40
35:BQ:19:GLY:O	35:BQ:20:ALA:HB2	2.22	0.40
39:DU:33:ARG:HG3	58:DA:581:C:OP1	2.22	0.40
21:AW:35:A:H2'	21:AW:36:U:C6	2.56	0.40
39:BU:74:LEU:HB2	39:BU:75:ASN:H	1.59	0.40
25:DD:228:PRO:O	25:DD:232:PRO:HA	2.22	0.40
21:CW:20(A):U:O2'	21:CW:21:A:P	2.79	0.40
28:BG:10:LYS:HD2	28:BG:10:LYS:HA	1.86	0.40
44:DZ:118:GLN:HB3	44:DZ:173:ALA:H	1.86	0.40
7:CH:71:GLY:O	7:CH:73:ASP:N	2.54	0.40

Continued on next page...

Continued from previous page...

Atom-1	Atom-2	Distance(Å)	Clash(Å)
26:BE:29:GLY:HA2	26:BE:180:ASN:CB	2.51	0.40
14:AO:32:LEU:O	14:AO:36:ILE:HG13	2.22	0.40
29:DH:96:ALA:H	29:DH:128:PRO:HB3	1.86	0.40
24:DC:201:LYS:HE2	24:DC:209:PHE:CD2	2.56	0.40
13:AN:37:PHE:N	13:AN:37:PHE:CD2	2.88	0.40
58:DA:2254:C:H2'	58:DA:2255:G:H8	1.85	0.40
20:CA:1535:C:N3	22:CV:10:G:O6	2.54	0.40
25:DD:171:ASP:N	25:DD:171:ASP:OD2	2.55	0.40
58:BA:1299:G:H1'	58:BA:1641:A:H61	1.86	0.40
38:BT:4:GLY:O	38:BT:8:LYS:HG3	2.21	0.40
34:BP:39:LYS:HB3	34:BP:40:SER:H	1.67	0.40
47:D3:59:VAL:HG22	47:D3:60:GLU:H	1.86	0.40
58:DA:1710:C:H2'	58:DA:1711:C:C6	2.56	0.40
30:BJ:97:UNK:O	30:BJ:101:UNK:N	2.54	0.40
39:BU:20:LEU:HD12	39:BU:39:LEU:HD21	2.03	0.40
31:BK:9:LYS:HB2	31:BK:55:VAL:O	2.21	0.40
58:DA:489:G:H3'	58:DA:491:G:H8	1.86	0.40
58:BA:1861:G:H2'	58:BA:1862:G:O4'	2.21	0.40
59:BB:111:U:H2'	59:BB:112:G:C8	2.57	0.40
16:AQ:12:SER:HA	16:AQ:14:LYS:NZ	2.37	0.40
58:BA:197:A:C6	58:BA:2430:A:H2'	2.57	0.40
21:AW:4:U:H2'	21:AW:5:A:C8	2.56	0.40
12:CM:61:GLU:H	12:CM:61:GLU:HG3	1.66	0.40
12:CM:121:LYS:HD3	12:CM:121:LYS:N	2.36	0.40
58:BA:725:G:H8	58:BA:725:G:O5'	2.05	0.40
23:CY:399:LEU:HD23	23:CY:399:LEU:HA	1.86	0.40
13:AN:21:TYR:N	13:AN:21:TYR:CD1	2.88	0.40
50:B7:17:GLY:O	50:B7:20:ALA:N	2.45	0.40
58:DA:301:G:O2'	58:DA:302:C:O5'	2.32	0.40
30:BJ:134:UNK:O	30:BJ:136:UNK:N	2.55	0.40
20:AA:1494:G:C6	20:AA:1495:U:C4	3.09	0.40
27:DF:158:THR:OG1	27:DF:195:ASP:HB2	2.21	0.40
58:DA:971:C:H3'	58:DA:972:G:C8	2.57	0.40
58:BA:2173:A:H8	58:BA:2173:A:P	2.44	0.40
58:DA:1486:A:H2'	58:DA:1487:G:H8	1.86	0.40
25:DD:80:ALA:N	25:DD:94:LEU:O	2.54	0.40
20:CA:1015:A:C6	20:CA:1016:A:C6	3.10	0.40
18:CS:37:ARG:NH1	20:CA:1220:G:OP1	2.50	0.40
20:CA:1127:G:H1'	20:CA:1148:U:C4	2.56	0.40
24:BC:218:THR:O	58:BA:2175:C:H1'	2.21	0.40
24:BC:220:GLY:HA3	24:BC:221:PRO:HD2	1.71	0.40
23:CY:207:ASP:O	23:CY:210:ARG:HB2	2.21	0.40

Continued on next page...

Continued from previous page...

Atom-1	Atom-2	Distance(Å)	Clash(Å)
56:D1:43:TYR:HB2	56:D1:44:PRO:HD2	2.04	0.40
32:BN:115:ARG:HG2	32:BN:115:ARG:NH1	2.36	0.40
58:DA:1047:G:HO2'	58:DA:1109:C:N4	2.18	0.40
27:BF:102:PRO:HG3	58:BA:658:C:O2'	2.22	0.40
58:BA:308:G:H2'	58:BA:309:G:O4'	2.22	0.40
23:CY:661:SER:HA	58:DA:2660:A:N7	2.35	0.40
11:AL:83:VAL:CG1	11:AL:100:ILE:HD13	2.52	0.40
20:CA:1388:C:H2'	20:CA:1389:C:H6	1.85	0.40
58:BA:2588:G:H2'	58:BA:2589:A:O4'	2.22	0.40
3:AD:5:ILE:HD13	20:AA:406:G:H4'	2.04	0.40
34:BP:67:MET:SD	58:BA:2414:G:H1'	2.61	0.40
58:DA:875:G:H2'	58:DA:876:C:C6	2.56	0.40
56:D1:76:ARG:O	58:DA:270(S):G:O2'	2.40	0.40
58:DA:270(K):G:H2'	58:DA:270(L):C:O4'	2.21	0.40
13:AN:3:ARG:HB2	20:AA:1049:U:H5	1.87	0.40
28:BG:47:LYS:HA	28:BG:82:LEU:HG	2.02	0.40
20:CA:310:G:H2'	20:CA:311:C:H6	1.86	0.40
20:AA:769:G:H4'	20:AA:1513:A:H4'	2.04	0.40
33:DO:78:ARG:HG2	33:DO:79:PHE:N	2.36	0.40
58:DA:2712:U:H6	58:DA:712(B):A:C4	2.39	0.40
58:BA:2245:U:OP2	58:BA:2245:U:H6	2.04	0.40
12:AM:121:LYS:HB3	12:AM:122:LYS:H	1.72	0.40
58:BA:2145:C:H2'	58:BA:2147:G:H21	1.86	0.40
20:CA:975:A:C8	20:CA:1365:G:N2	2.89	0.40
48:D5:9:LYS:HD3	58:DA:2017:U:H4'	2.03	0.40
58:BA:1517:G:O4'	58:BA:1557:C:H4'	2.21	0.40
25:BD:109:ASP:H	25:BD:197:GLY:HA2	1.86	0.40
20:AA:752:G:H1'	20:AA:754:C:N4	2.36	0.40
59:DB:30:C:H1'	59:DB:57:A:H61	1.85	0.40
25:BD:208:LYS:HB2	58:BA:729:G:C6	2.56	0.40
36:DR:104:ARG:NH2	58:DA:1287:A:H1'	2.35	0.40
31:BK:7:VAL:HB	31:BK:58:THR:HG23	2.02	0.40
28:DG:173:LEU:HD12	28:DG:180:PHE:HZ	1.85	0.40
17:CR:74:ARG:HG3	17:CR:79:LEU:HB3	2.03	0.40
58:DA:1077:A:H3'	58:DA:1078:U:O4'	2.20	0.40
20:AA:576:G:OP2	20:AA:576:G:H3'	2.21	0.40
44:DZ:29:TYR:O	44:DZ:90:VAL:HG23	2.21	0.40
19:AT:54:LYS:HG2	19:AT:55:ILE:N	2.37	0.40
20:AA:1305:G:C5	20:AA:1331:G:C2	3.10	0.40
41:BW:3:ALA:HB3	41:BW:107:LEU:HD13	2.03	0.40
34:DP:81:GLN:HG2	34:DP:106:LEU:HD23	2.03	0.40
13:AN:48:ALA:HA	13:AN:53:LEU:HB2	2.03	0.40

Continued on next page...

Continued from previous page...

Atom-1	Atom-2	Distance(Å)	Clash(Å)
27:DF:5:ALA:HB1	27:DF:123:LEU:HD21	2.03	0.40
20:AA:68(V):G:H2'	20:AA:68(W):G:O4'	2.21	0.40
17:CR:37:VAL:HG23	17:CR:38:GLU:H	1.85	0.40
34:DP:99:LEU:HD12	34:DP:102:ARG:HH12	1.87	0.40
51:B8:52:LYS:O	51:B8:55:ALA:N	2.55	0.40
58:DA:104:U:H3'	58:DA:105:C:H6	1.87	0.40
23:CY:322:VAL:HB	23:CY:378:VAL:HG11	2.04	0.40
5:AF:72:VAL:O	5:AF:75:LEU:HB3	2.21	0.40
2:CC:119:ARG:HD3	2:CC:140:ARG:HH22	1.85	0.40
58:BA:1059:G:H2'	58:BA:1060:U:C5	2.57	0.40
20:AA:944:G:H21	20:AA:1339:A:H62	1.68	0.40
32:DN:51:PHE:CZ	32:DN:119:ARG:HD2	2.57	0.40
58:BA:1930:G:O2'	58:BA:1931:U:OP2	2.40	0.40
24:BC:194:ILE:HD13	24:BC:197:LEU:HD12	2.03	0.40
40:BV:5:VAL:HG12	40:BV:14:VAL:HG22	2.04	0.40
13:CN:27:CYS:SG	13:CN:28:GLY:N	2.94	0.40
58:DA:648:G:H2'	58:DA:649:G:H8	1.86	0.40
23:AY:543:GLN:O	23:AY:547:GLU:HG3	2.22	0.40
1:CB:81:VAL:HG12	1:CB:215:LEU:HD11	2.04	0.40
28:BG:105:LYS:HD2	57:B4:26:SER:HB3	2.02	0.40
28:BG:7:LEU:HD13	28:BG:103:LEU:HD12	2.03	0.40
19:CT:76:ALA:HA	19:CT:79:ARG:HH12	1.85	0.40
39:BU:84:LYS:HE3	58:BA:1152:C:OP1	2.22	0.40
58:DA:465:G:N2	58:DA:794:G:N2	2.70	0.40
50:D7:27:GLY:O	50:D7:31:LEU:HG	2.21	0.40
19:CT:88:VAL:O	19:CT:92:LEU:HG	2.22	0.40
58:DA:1633:G:O6	58:DA:1635:G:C2	2.75	0.40
34:DP:36:LYS:O	58:DA:942:G:H5'	2.21	0.40
20:AA:1184:G:H2'	20:AA:1185:G:H8	1.86	0.40
23:AY:128:TYR:CG	23:AY:129:LYS:N	2.89	0.40
58:BA:737:C:H5'	58:BA:738:G:OP2	2.20	0.40
58:BA:1839:G:C2	58:BA:1840:G:C8	3.09	0.40
23:AY:345:THR:HB	23:AY:346:LYS:H	1.71	0.40
58:BA:1679:U:H2'	58:BA:1680:U:O4'	2.21	0.40
27:DF:149:ASP:OD1	27:DF:150:GLY:N	2.53	0.40
58:DA:2610:C:H6	58:DA:2610:C:H2'	1.72	0.40
24:DC:192:ALA:HA	24:DC:195:ARG:CZ	2.52	0.40
48:B5:46:CYS:HB3	48:B5:49:CYS:H	1.86	0.40
58:DA:1354:A:N6	58:DA:1377:G:N2	2.25	0.40
20:AA:1525:G:H2'	20:AA:1526:G:C8	2.56	0.40
38:DT:25:GLY:O	38:DT:49:VAL:HG12	2.22	0.40
58:BA:1025:G:O6	58:BA:1139:G:N2	2.46	0.40

Continued on next page...

Continued from previous page...

Atom-1	Atom-2	Distance(Å)	Clash(Å)
27:DF:154:VAL:C	27:DF:174:VAL:O	2.60	0.40
28:DG:109:VAL:HA	28:DG:112:PRO:HG2	2.03	0.40
27:BF:188:ARG:HG3	27:BF:189:THR:HG23	2.04	0.40
27:BF:7:TYR:OH	27:BF:10:PRO:HD3	2.22	0.40
37:DS:66:ALA:HB1	37:DS:97:ARG:HB3	2.04	0.40
3:CD:26:CYS:HA	3:CD:30:LYS:O	2.22	0.40
49:D6:37:ARG:HB3	49:D6:38:LYS:H	1.76	0.40
24:BC:11:LEU:HA	24:BC:14:LYS:CG	2.52	0.40
39:DU:65:ILE:HD11	39:DU:96:ALA:C	2.42	0.40
23:AY:315:LYS:HZ2	23:AY:317:MET:HA	1.86	0.40
52:B9:30:PRO:O	58:BA:2527:C:H4'	2.22	0.40
23:CY:512:ILE:N	23:CY:512:ILE:HD13	2.32	0.40
58:BA:1528:A:N7	58:BA:1543:A:H2	2.20	0.40
16:CQ:45:HIS:N	16:CQ:72:ARG:HA	2.34	0.40
20:CA:127:G:H2'	20:CA:128:G:H8	1.86	0.40
20:AA:1362:C:O2'	20:AA:1362(A):C:O4'	2.31	0.40
27:DF:102:PRO:HG3	58:DA:606:U:H5''	2.03	0.40
1:AB:69:LEU:HD23	1:AB:159:PRO:CG	2.52	0.40
26:DE:65:GLY:HA2	26:DE:70:ALA:CA	2.45	0.40
58:BA:2306:C:H5''	58:BA:2307:G:N7	2.37	0.40
12:AM:113:PRO:HB2	12:AM:114:ARG:H	1.58	0.40
11:CL:113:ARG:HD2	20:CA:538:G:OP1	2.21	0.40
20:AA:279:A:OP1	20:AA:280:C:H2'	2.22	0.40
56:B1:39:LYS:HG2	56:B1:40:ARG:N	2.36	0.40
58:BA:783:A:C2	58:BA:785:G:H1'	2.57	0.40
58:DA:917:A:H2	59:DB:79:C:O2	2.05	0.40
23:AY:72:CYS:O	23:AY:78:ARG:HA	2.21	0.40
3:AD:22:LYS:HE3	3:AD:115:ARG:HH21	1.84	0.40
43:DY:73:ARG:NH2	43:DY:81:LYS:H	2.19	0.40
20:CA:1003:G:N2	20:CA:1005:A:H5'	2.36	0.40
58:BA:39:C:H2'	58:BA:40:C:C6	2.56	0.40
58:DA:787:U:H5''	58:DA:788:A:H5'	2.03	0.40
58:BA:1638:C:H1'	58:BA:2698:U:O2'	2.21	0.40
58:BA:516:C:H2'	58:BA:517:C:C6	2.57	0.40
41:BW:13:SER:HA	41:BW:14:PRO:HD3	1.92	0.40
8:CI:104:ARG:HD2	20:CA:1118:C:H5'	2.03	0.40
58:BA:950:G:H1	58:BA:967:C:H42	1.69	0.40
26:BE:21:VAL:HA	26:BE:22:PRO:HD3	1.97	0.40
36:BR:26:LYS:HZ3	58:BA:1294:U:C5'	2.29	0.40
23:CY:427:ALA:O	23:CY:431:LEU:HD13	2.21	0.40
20:AA:1503:A:HO2'	20:AA:1504:G:P	2.44	0.40
58:DA:2471:C:H2'	58:DA:2472:G:O4'	2.20	0.40

Continued on next page...

Continued from previous page...

Atom-1	Atom-2	Distance(Å)	Clash(Å)
31:BK:134:MET:HG2	58:BA:1063:G:H5'	2.04	0.40
23:CY:197:ARG:HA	23:CY:197:ARG:NE	2.35	0.40
45:D0:46:LYS:HA	45:D0:47:PRO:HD3	1.96	0.40
33:DO:20:MET:HG2	33:DO:21:CYS:N	2.37	0.40
20:AA:1198:G:H2'	20:AA:1199:U:H6	1.84	0.40
23:CY:95:GLU:O	23:CY:99:ARG:HB2	2.22	0.40
26:DE:55:ASN:HB2	26:DE:74:PRO:O	2.21	0.40
26:DE:51:PHE:H	26:DE:74:PRO:HG3	1.86	0.40
3:AD:155:LEU:HA	3:AD:155:LEU:HD23	1.94	0.40
20:AA:186(G):C:H1'	20:AA:186(K):G:N1	2.37	0.40
20:AA:186(J):G:H4'	20:AA:186(K):G:OP2	2.22	0.40
23:AY:544:LYS:O	23:AY:548:GLU:N	2.25	0.40
39:BU:25:TRP:HA	58:BA:18:C:H5''	2.04	0.40
34:BP:47:ASP:CG	34:BP:49:ARG:HE	2.25	0.40
58:BA:848:G:N3	58:BA:933:A:H1'	2.37	0.40
3:CD:3:ARG:NH2	3:CD:3:ARG:HB2	2.36	0.40
20:CA:712:A:H2'	20:CA:713:G:C8	2.56	0.40
58:DA:1071:G:H1'	58:DA:1089:G:C5	2.56	0.40
33:BO:8:LEU:O	33:BO:19:ILE:HG13	2.21	0.40
23:CY:19:ALA:HB2	23:CY:107:VAL:O	2.21	0.40
34:DP:105:LEU:HG	58:DA:626:U:O2	2.22	0.40
28:BG:4:ASP:OD2	28:BG:9:ARG:HB2	2.21	0.40
20:CA:120:A:H2'	20:CA:122:G:C8	2.57	0.40
2:CC:197:GLY:HA3	20:CA:1057:G:O3'	2.21	0.40
49:B6:37:ARG:NH1	58:BA:2286:A:N7	2.69	0.40
20:CA:1238:A:N3	20:CA:1238:A:H2'	2.37	0.40
4:CE:69:VAL:HA	4:CE:70:PRO:HD2	1.91	0.40
32:BN:51:PHE:CZ	32:BN:119:ARG:HD2	2.57	0.40
24:BC:37:LYS:HB2	24:BC:38:PHE:CD1	2.57	0.40
7:CH:4:ASP:OD2	7:CH:6:ILE:HB	2.22	0.40
20:CA:484:G:OP1	20:CA:486:U:H1'	2.22	0.40
58:BA:841:A:H2'	58:BA:842:G:H8	1.86	0.40
14:CO:43:LEU:C	14:CO:45:VAL:H	2.24	0.40
20:AA:838:G:H2'	20:AA:838(A):U:H5'	2.03	0.40
58:DA:1773:A:H2'	58:DA:1774:C:O4'	2.21	0.40
25:BD:85:ASP:HA	25:BD:86:PRO:HD2	1.74	0.40
25:BD:202:LYS:HD3	58:BA:1820:U:C5	2.57	0.40
20:AA:1534:A:H2'	20:AA:1535:C:C6	2.57	0.40
58:BA:878:A:H3'	58:BA:879:G:C8	2.57	0.40
1:AB:44:LEU:HA	1:AB:47:THR:HB	2.02	0.40
5:AF:33:TYR:N	5:AF:33:TYR:HD1	2.19	0.40
3:AD:100:ARG:O	3:AD:104:VAL:HG23	2.21	0.40

Continued on next page...

Continued from previous page...

Atom-1	Atom-2	Distance(Å)	Clash(Å)
58:BA:2430:A:H5'	58:BA:2431:U:OP2	2.21	0.40
5:CF:16:GLN:O	5:CF:19:LEU:HB3	2.22	0.40
1:AB:139:LYS:O	1:AB:143:GLU:HG2	2.22	0.40
58:DA:700:G:H2'	58:DA:701:G:O4'	2.22	0.40
14:CO:77:ARG:HA	14:CO:80:ALA:HB3	2.02	0.40
20:AA:201(B):U:H5''	20:AA:201(C):U:OP1	2.22	0.40
47:B3:22:ALA:O	47:B3:26:LEU:HG	2.21	0.40
58:DA:735:A:C5	58:DA:736:C:C5	3.09	0.40
51:D8:38:GLY:HA2	51:D8:41:ILE:HD12	2.03	0.40
58:DA:2861:G:H2'	58:DA:2862:G:C8	2.56	0.40
42:BX:11:PRO:HA	42:BX:28:PHE:HD1	1.87	0.40
58:BA:1221:C:H42	58:BA:1229:G:H1	1.69	0.40
58:BA:1960:A:H2'	58:BA:1961:C:C6	2.56	0.40
14:AO:88:ARG:HD3	14:AO:88:ARG:O	2.22	0.40
4:AE:10:MET:N	4:AE:10:MET:SD	2.89	0.40
36:BR:105:ARG:HA	36:BR:105:ARG:HD3	1.92	0.40
20:CA:838(C):U:H3'	20:CA:838(C):U:OP1	2.21	0.40

All (1) symmetry-related close contacts are listed below. The label for Atom-2 includes the symmetry operator and encoded unit-cell translations to be applied.

Atom-1	Atom-2	Distance(Å)	Clash(Å)
58:BA:1015:G:O2'	39:DU:118:GLY:O[3_545]	2.10	0.10

5.3 Torsion angles

5.3.1 Protein backbone ⓘ

In the following table, the Percentiles column shows the percent Ramachandran outliers of the chain as a percentile score with respect to all X-ray entries followed by that with respect to entries of similar resolution.

The Analysed column shows the number of residues for which the backbone conformation was analysed, and the total number of residues.

Mol	Chain	Analysed	Favoured	Allowed	Outliers	Percentiles	
1	AB	233/235 (99%)	155 (66%)	52 (22%)	26 (11%)	1	16
1	CB	233/235 (99%)	152 (65%)	55 (24%)	26 (11%)	1	16
2	AC	205/207 (99%)	156 (76%)	33 (16%)	16 (8%)	1	28
2	CC	205/207 (99%)	148 (72%)	41 (20%)	16 (8%)	1	28

Continued on next page...

Continued from previous page...

Mol	Chain	Analysed	Favoured	Allowed	Outliers	Percentiles	
3	AD	206/208 (99%)	145 (70%)	37 (18%)	24 (12%)	1	15
3	CD	206/208 (99%)	150 (73%)	32 (16%)	24 (12%)	1	15
4	AE	149/151 (99%)	124 (83%)	17 (11%)	8 (5%)	3	41
4	CE	149/151 (99%)	116 (78%)	25 (17%)	8 (5%)	3	41
5	AF	99/101 (98%)	73 (74%)	20 (20%)	6 (6%)	2	37
5	CF	99/101 (98%)	75 (76%)	18 (18%)	6 (6%)	2	37
6	AG	153/155 (99%)	122 (80%)	23 (15%)	8 (5%)	3	42
6	CG	153/155 (99%)	116 (76%)	28 (18%)	9 (6%)	2	38
7	AH	136/138 (99%)	93 (68%)	29 (21%)	14 (10%)	1	19
7	CH	136/138 (99%)	101 (74%)	22 (16%)	13 (10%)	1	21
8	AI	125/127 (98%)	93 (74%)	28 (22%)	4 (3%)	6	57
8	CI	125/127 (98%)	97 (78%)	22 (18%)	6 (5%)	4	44
9	AJ	97/99 (98%)	73 (75%)	14 (14%)	10 (10%)	1	19
9	CJ	97/99 (98%)	78 (80%)	13 (13%)	6 (6%)	2	37
10	AK	117/119 (98%)	85 (73%)	16 (14%)	16 (14%)	0	11
10	CK	117/119 (98%)	79 (68%)	21 (18%)	17 (14%)	0	9
11	AL	123/125 (98%)	42 (34%)	45 (37%)	36 (29%)	0	1
11	CL	123/125 (98%)	43 (35%)	41 (33%)	39 (32%)	0	0
12	AM	123/125 (98%)	88 (72%)	24 (20%)	11 (9%)	1	25
12	CM	123/125 (98%)	90 (73%)	24 (20%)	9 (7%)	2	31
13	AN	58/60 (97%)	43 (74%)	8 (14%)	7 (12%)	1	14
13	CN	58/60 (97%)	44 (76%)	8 (14%)	6 (10%)	1	19
14	AO	86/88 (98%)	62 (72%)	15 (17%)	9 (10%)	1	18
14	CO	86/88 (98%)	62 (72%)	20 (23%)	4 (5%)	4	45
15	AP	82/84 (98%)	64 (78%)	14 (17%)	4 (5%)	3	44
15	CP	82/84 (98%)	62 (76%)	16 (20%)	4 (5%)	3	44
16	AQ	98/100 (98%)	70 (71%)	18 (18%)	10 (10%)	1	19
16	CQ	98/100 (98%)	68 (69%)	21 (21%)	9 (9%)	1	24
17	AR	68/70 (97%)	52 (76%)	11 (16%)	5 (7%)	2	31
17	CR	68/70 (97%)	47 (69%)	19 (28%)	2 (3%)	7	59
18	AS	77/79 (98%)	41 (53%)	24 (31%)	12 (16%)	0	7

Continued on next page...

Continued from previous page...

Mol	Chain	Analysed	Favoured	Allowed	Outliers	Percentiles	
18	CS	77/79 (98%)	50 (65%)	11 (14%)	16 (21%)	0	3
19	AT	97/99 (98%)	81 (84%)	10 (10%)	6 (6%)	2	37
19	CT	97/99 (98%)	76 (78%)	17 (18%)	4 (4%)	4	49
23	AY	663/687 (96%)	436 (66%)	147 (22%)	80 (12%)	1	14
23	CY	663/687 (96%)	454 (68%)	139 (21%)	70 (11%)	1	17
24	BC	226/228 (99%)	106 (47%)	70 (31%)	50 (22%)	0	2
24	DC	226/228 (99%)	114 (50%)	68 (30%)	44 (20%)	0	4
25	BD	273/275 (99%)	177 (65%)	52 (19%)	44 (16%)	0	7
25	DD	273/275 (99%)	171 (63%)	56 (20%)	46 (17%)	0	6
26	BE	203/205 (99%)	127 (63%)	45 (22%)	31 (15%)	0	8
26	DE	203/205 (99%)	128 (63%)	40 (20%)	35 (17%)	0	6
27	BF	206/208 (99%)	132 (64%)	53 (26%)	21 (10%)	1	19
27	DF	206/208 (99%)	131 (64%)	42 (20%)	33 (16%)	0	7
28	BG	179/181 (99%)	126 (70%)	40 (22%)	13 (7%)	2	31
28	DG	179/181 (99%)	131 (73%)	35 (20%)	13 (7%)	2	31
29	BH	165/167 (99%)	113 (68%)	32 (19%)	20 (12%)	1	14
29	DH	165/167 (99%)	102 (62%)	42 (26%)	21 (13%)	0	13
31	BK	138/140 (99%)	98 (71%)	30 (22%)	10 (7%)	2	32
31	DK	138/140 (99%)	100 (72%)	31 (22%)	7 (5%)	3	42
32	BN	136/138 (99%)	95 (70%)	25 (18%)	16 (12%)	1	14
32	DN	136/138 (99%)	95 (70%)	25 (18%)	16 (12%)	1	14
33	BO	120/122 (98%)	84 (70%)	20 (17%)	16 (13%)	0	12
33	DO	120/122 (98%)	86 (72%)	24 (20%)	10 (8%)	1	27
34	BP	144/146 (99%)	82 (57%)	36 (25%)	26 (18%)	0	5
34	DP	144/146 (99%)	81 (56%)	35 (24%)	28 (19%)	0	4
35	BQ	139/141 (99%)	94 (68%)	33 (24%)	12 (9%)	1	25
35	DQ	139/141 (99%)	99 (71%)	30 (22%)	10 (7%)	2	32
36	BR	115/117 (98%)	80 (70%)	21 (18%)	14 (12%)	1	14
36	DR	115/117 (98%)	81 (70%)	22 (19%)	12 (10%)	1	18
37	BS	97/99 (98%)	57 (59%)	18 (19%)	22 (23%)	0	2
37	DS	97/99 (98%)	48 (50%)	26 (27%)	23 (24%)	0	2

Continued on next page...

Continued from previous page...

Mol	Chain	Analysed	Favoured	Allowed	Outliers	Percentiles	
38	BT	136/138 (99%)	85 (62%)	22 (16%)	29 (21%)	0	3
38	DT	136/138 (99%)	90 (66%)	22 (16%)	24 (18%)	0	5
39	BU	115/117 (98%)	91 (79%)	18 (16%)	6 (5%)	3	42
39	DU	115/117 (98%)	90 (78%)	21 (18%)	4 (4%)	6	55
40	BV	99/101 (98%)	65 (66%)	16 (16%)	18 (18%)	0	5
40	DV	99/101 (98%)	63 (64%)	22 (22%)	14 (14%)	0	10
41	BW	111/113 (98%)	84 (76%)	17 (15%)	10 (9%)	1	24
41	DW	111/113 (98%)	85 (77%)	14 (13%)	12 (11%)	1	17
42	BX	91/93 (98%)	66 (72%)	19 (21%)	6 (7%)	2	35
42	DX	91/93 (98%)	70 (77%)	15 (16%)	6 (7%)	2	35
43	BY	105/107 (98%)	44 (42%)	38 (36%)	23 (22%)	0	2
43	DY	105/107 (98%)	47 (45%)	28 (27%)	30 (29%)	0	1
44	BZ	183/185 (99%)	129 (70%)	34 (19%)	20 (11%)	1	17
44	DZ	183/185 (99%)	121 (66%)	44 (24%)	18 (10%)	1	21
45	B0	82/84 (98%)	58 (71%)	17 (21%)	7 (8%)	1	26
45	D0	82/84 (98%)	51 (62%)	24 (29%)	7 (8%)	1	26
46	B2	69/71 (97%)	50 (72%)	13 (19%)	6 (9%)	1	25
46	D2	69/71 (97%)	50 (72%)	16 (23%)	3 (4%)	4	48
47	B3	58/60 (97%)	45 (78%)	10 (17%)	3 (5%)	3	42
47	D3	58/60 (97%)	46 (79%)	9 (16%)	3 (5%)	3	42
48	B5	57/59 (97%)	41 (72%)	12 (21%)	4 (7%)	2	32
48	D5	57/59 (97%)	36 (63%)	18 (32%)	3 (5%)	3	41
49	B6	48/50 (96%)	27 (56%)	13 (27%)	8 (17%)	0	6
49	D6	48/50 (96%)	28 (58%)	11 (23%)	9 (19%)	0	4
50	B7	47/49 (96%)	31 (66%)	14 (30%)	2 (4%)	4	48
50	D7	47/49 (96%)	36 (77%)	6 (13%)	5 (11%)	1	17
51	B8	62/64 (97%)	32 (52%)	22 (36%)	8 (13%)	0	12
51	D8	62/64 (97%)	38 (61%)	14 (23%)	10 (16%)	0	7
52	B9	35/37 (95%)	23 (66%)	7 (20%)	5 (14%)	0	10
52	D9	35/37 (95%)	26 (74%)	8 (23%)	1 (3%)	7	59
53	Be	70/102 (69%)	35 (50%)	28 (40%)	7 (10%)	1	20

Continued on next page...

Continued from previous page...

Mol	Chain	Analysed	Favoured	Allowed	Outliers	Percentiles	
53	De	70/102 (69%)	39 (56%)	24 (34%)	7 (10%)	1	20
56	B1	91/93 (98%)	53 (58%)	19 (21%)	19 (21%)	0	3
56	D1	91/93 (98%)	57 (63%)	15 (16%)	19 (21%)	0	3
57	B4	33/35 (94%)	17 (52%)	11 (33%)	5 (15%)	0	8
57	D4	33/35 (94%)	15 (46%)	9 (27%)	9 (27%)	0	1
All	All	13256/13564 (98%)	8908 (67%)	2779 (21%)	1569 (12%)	1	14

All (1569) Ramachandran outliers are listed below:

Mol	Chain	Res	Type
1	AB	76	GLN
1	AB	94	ASN
1	AB	95	GLN
1	AB	165	VAL
1	AB	194	PRO
1	AB	195	ASP
2	AC	4	LYS
2	AC	49	SER
2	AC	60	ALA
2	AC	73	PRO
3	AD	4	TYR
3	AD	5	ILE
3	AD	24	GLU
3	AD	28	SER
3	AD	34	GLU
3	AD	38	TYR
3	AD	63	LYS
3	AD	69	GLY
3	AD	89	THR
3	AD	156	GLU
5	AF	69	GLU
5	AF	70	ASP
6	AG	15	ASP
6	AG	33	ASP
7	AH	22	GLU
7	AH	27	PRO
7	AH	99	GLU
7	AH	115	SER
7	AH	134	ILE
8	AI	58	HIS

Continued on next page...

Continued from previous page...

Mol	Chain	Res	Type
9	AJ	51	ARG
9	AJ	55	LYS
10	AK	109	VAL
11	AL	7	ILE
11	AL	35	GLY
11	AL	39	VAL
11	AL	43	VAL
11	AL	48	PRO
11	AL	66	VAL
11	AL	78	GLN
11	AL	104	VAL
11	AL	115	LYS
11	AL	123	LYS
11	AL	125	PRO
12	AM	101	GLN
12	AM	113	PRO
13	AN	14	PRO
14	AO	17	ARG
16	AQ	34	LYS
16	AQ	55	ASP
17	AR	37	VAL
18	AS	38	SER
18	AS	70	LYS
19	AT	71	THR
19	AT	74	LYS
23	AY	6	GLU
23	AY	25	LYS
23	AY	84	THR
23	AY	87	HIS
23	AY	92	ILE
23	AY	102	ASP
23	AY	171	GLU
23	AY	244	ALA
23	AY	257	PRO
23	AY	266	ASN
23	AY	330	VAL
23	AY	331	TYR
23	AY	384	ILE
23	AY	395	PRO
23	AY	436	PRO
23	AY	448	GLN
23	AY	476	VAL

Continued on next page...

Continued from previous page...

Mol	Chain	Res	Type
23	AY	501	THR
23	AY	518	PRO
23	AY	555	LEU
23	AY	565	VAL
23	AY	566	THR
23	AY	649	LEU
23	AY	680	PRO
23	AY	681	LYS
24	BC	42	VAL
24	BC	52	PRO
24	BC	66	PRO
24	BC	109	MET
24	BC	114	VAL
24	BC	115	VAL
24	BC	119	ASP
24	BC	139	PRO
24	BC	141	PRO
24	BC	142	LYS
24	BC	162	ILE
24	BC	167	ASP
24	BC	176	VAL
24	BC	182	PRO
24	BC	210	LEU
24	BC	212	SER
24	BC	223	VAL
24	BC	227	PRO
25	BD	24	ILE
25	BD	36	PRO
25	BD	51	VAL
25	BD	52	ARG
25	BD	79	VAL
25	BD	89	SER
25	BD	99	ASP
25	BD	118	VAL
25	BD	123	ALA
25	BD	166	GLN
25	BD	178	PRO
25	BD	223	GLY
25	BD	239	ARG
25	BD	252	TRP
25	BD	273	ARG
26	BE	12	THR

Continued on next page...

Continued from previous page...

Mol	Chain	Res	Type
26	BE	13	ARG
26	BE	18	ASP
26	BE	56	PRO
26	BE	61	ARG
26	BE	66	HIS
26	BE	67	PHE
26	BE	68	ALA
26	BE	72	VAL
26	BE	74	PRO
26	BE	121	ASN
26	BE	144	ARG
26	BE	162	ALA
27	BF	3	GLU
27	BF	10	PRO
27	BF	11	VAL
27	BF	66	PRO
27	BF	67	GLN
27	BF	84	VAL
27	BF	103	LYS
27	BF	149	ASP
28	BG	87	PRO
28	BG	113	ARG
28	BG	114	ILE
29	BH	41	MET
29	BH	42	ARG
29	BH	84	SER
29	BH	124	GLU
29	BH	156	ALA
29	BH	165	ALA
29	BH	171	LEU
29	BH	173	PRO
31	BK	5	VAL
32	BN	17	ASP
32	BN	18	ALA
32	BN	50	ASP
32	BN	56	ASN
32	BN	63	THR
32	BN	64	GLY
32	BN	130	HIS
32	BN	133	GLN
33	BO	28	SER
33	BO	48	PRO

Continued on next page...

Continued from previous page...

Mol	Chain	Res	Type
33	BO	80	ASP
34	BP	9	ASN
34	BP	13	ASN
34	BP	29	LYS
34	BP	57	THR
35	BQ	20	ALA
35	BQ	52	VAL
35	BQ	90	VAL
35	BQ	127	ILE
35	BQ	140	ALA
36	BR	93	GLY
37	BS	13	ARG
37	BS	14	VAL
37	BS	20	ARG
37	BS	32	LEU
37	BS	48	LEU
37	BS	106	ARG
38	BT	3	ARG
38	BT	27	THR
38	BT	28	VAL
38	BT	29	ARG
38	BT	30	VAL
38	BT	36	GLU
38	BT	49	VAL
38	BT	50	ILE
38	BT	68	TYR
38	BT	78	LEU
38	BT	86	ILE
38	BT	90	GLN
38	BT	96	ARG
39	BU	90	VAL
40	BV	29	PRO
40	BV	46	VAL
40	BV	49	THR
40	BV	78	LYS
40	BV	96	ILE
40	BV	97	LYS
41	BW	61	ASN
41	BW	73	ALA
43	BY	32	PRO
43	BY	53	PRO
43	BY	56	PRO

Continued on next page...

Continued from previous page...

Mol	Chain	Res	Type
43	BY	66	PRO
43	BY	70	SER
43	BY	74	PRO
43	BY	76	CYS
43	BY	78	ALA
43	BY	80	GLY
43	BY	97	ARG
44	BZ	71	VAL
44	BZ	72	ARG
44	BZ	73	GLN
44	BZ	81	ARG
44	BZ	95	PRO
45	B0	49	LYS
46	B2	47	ASN
46	B2	48	HIS
49	B6	7	ILE
49	B6	27	LYS
49	B6	31	PRO
49	B6	48	VAL
51	B8	49	VAL
51	B8	62	LEU
52	B9	12	ASP
52	B9	20	HIS
53	Be	62	VAL
53	Be	67	ALA
56	B1	18	ILE
56	B1	20	ARG
56	B1	21	ARG
56	B1	35	THR
56	B1	44	PRO
56	B1	64	ALA
1	CB	35	GLU
1	CB	153	ARG
1	CB	239	VAL
2	CC	12	LEU
2	CC	49	SER
2	CC	56	ASP
2	CC	96	GLY
2	CC	161	GLU
3	CD	3	ARG
3	CD	5	ILE
3	CD	21	LEU

Continued on next page...

Continued from previous page...

Mol	Chain	Res	Type
3	CD	34	GLU
3	CD	43	HIS
3	CD	113	SER
5	CF	34	GLY
5	CF	70	ASP
6	CG	12	LEU
6	CG	114	ARG
7	CH	22	GLU
7	CH	27	PRO
7	CH	103	VAL
9	CJ	88	LEU
10	CK	43	SER
10	CK	109	VAL
10	CK	111	ASP
11	CL	7	ILE
11	CL	35	GLY
11	CL	37	CYS
11	CL	39	VAL
11	CL	43	VAL
11	CL	66	VAL
11	CL	81	SER
11	CL	94	PRO
11	CL	96	VAL
11	CL	104	VAL
11	CL	108	ALA
11	CL	115	LYS
11	CL	122	THR
11	CL	123	LYS
11	CL	128	ALA
12	CM	12	ASN
12	CM	107	ALA
12	CM	113	PRO
13	CN	24	CYS
15	CP	66	PRO
16	CQ	14	LYS
16	CQ	49	GLU
16	CQ	53	LEU
16	CQ	55	ASP
17	CR	37	VAL
18	CS	29	ARG
18	CS	38	SER
18	CS	41	VAL

Continued on next page...

Continued from previous page...

Mol	Chain	Res	Type
18	CS	70	LYS
19	CT	46	GLU
19	CT	95	ALA
23	CY	9	LEU
23	CY	84	THR
23	CY	87	HIS
23	CY	92	ILE
23	CY	129	LYS
23	CY	148	LEU
23	CY	171	GLU
23	CY	301	ILE
23	CY	320	PRO
23	CY	330	VAL
23	CY	331	TYR
23	CY	384	ILE
23	CY	393	ASP
23	CY	395	PRO
23	CY	448	GLN
23	CY	498	ILE
23	CY	506	GLN
23	CY	533	VAL
23	CY	565	VAL
23	CY	568	TYR
23	CY	600	VAL
23	CY	614	GLU
23	CY	649	LEU
24	DC	17	PRO
24	DC	43	GLU
24	DC	52	PRO
24	DC	54	ARG
24	DC	59	VAL
24	DC	66	PRO
24	DC	80	LYS
24	DC	96	GLY
24	DC	109	MET
24	DC	114	VAL
24	DC	115	VAL
24	DC	139	PRO
24	DC	141	PRO
24	DC	142	LYS
24	DC	162	ILE
24	DC	167	ASP

Continued on next page...

Continued from previous page...

Mol	Chain	Res	Type
24	DC	177	GLY
24	DC	182	PRO
24	DC	212	SER
24	DC	223	VAL
24	DC	227	PRO
25	DD	9	TYR
25	DD	36	PRO
25	DD	43	ARG
25	DD	79	VAL
25	DD	89	SER
25	DD	99	ASP
25	DD	118	VAL
25	DD	166	GLN
25	DD	197	GLY
25	DD	237	GLU
25	DD	246	PRO
26	DE	12	THR
26	DE	13	ARG
26	DE	18	ASP
26	DE	56	PRO
26	DE	60	ASN
26	DE	61	ARG
26	DE	66	HIS
26	DE	68	ALA
26	DE	72	VAL
26	DE	75	VAL
26	DE	90	THR
26	DE	126	PRO
27	DF	3	GLU
27	DF	7	TYR
27	DF	9	ILE
27	DF	10	PRO
27	DF	11	VAL
27	DF	66	PRO
27	DF	67	GLN
27	DF	84	VAL
27	DF	149	ASP
27	DF	153	SER
28	DG	43	LEU
28	DG	50	ALA
28	DG	96	ARG
28	DG	113	ARG

Continued on next page...

Continued from previous page...

Mol	Chain	Res	Type
28	DG	114	ILE
28	DG	117	PHE
29	DH	42	ARG
29	DH	176	ALA
32	DN	17	ASP
32	DN	18	ALA
32	DN	50	ASP
32	DN	56	ASN
32	DN	63	THR
32	DN	64	GLY
32	DN	130	HIS
32	DN	133	GLN
33	DO	28	SER
34	DP	13	ASN
34	DP	50	ARG
34	DP	65	ARG
34	DP	70	GLN
34	DP	71	VAL
34	DP	149	GLU
35	DQ	14	ARG
35	DQ	52	VAL
35	DQ	90	VAL
35	DQ	127	ILE
35	DQ	135	ASP
36	DR	8	ARG
36	DR	11	ASN
36	DR	12	ARG
36	DR	88	ARG
37	DS	14	VAL
37	DS	47	THR
37	DS	48	LEU
37	DS	62	LYS
37	DS	100	ALA
37	DS	101	LEU
37	DS	106	ARG
38	DT	28	VAL
38	DT	30	VAL
38	DT	36	GLU
38	DT	49	VAL
38	DT	50	ILE
38	DT	78	LEU
38	DT	86	ILE

Continued on next page...

Continued from previous page...

Mol	Chain	Res	Type
38	DT	91	ARG
39	DU	90	VAL
39	DU	97	ASP
40	DV	16	PRO
40	DV	29	PRO
40	DV	46	VAL
40	DV	50	PRO
40	DV	78	LYS
40	DV	96	ILE
41	DW	11	ARG
41	DW	12	ILE
41	DW	15	ARG
41	DW	73	ALA
41	DW	77	ASP
43	DY	32	PRO
43	DY	49	VAL
43	DY	53	PRO
43	DY	56	PRO
43	DY	60	PHE
43	DY	66	PRO
43	DY	70	SER
43	DY	74	PRO
43	DY	77	PRO
43	DY	78	ALA
43	DY	97	ARG
44	DZ	21	ALA
44	DZ	73	GLN
44	DZ	81	ARG
44	DZ	108	PRO
44	DZ	152	ALA
45	D0	11	ARG
45	D0	56	ASP
46	D2	47	ASN
46	D2	48	HIS
48	D5	23	HIS
49	D6	31	PRO
50	D7	18	PHE
51	D8	19	SER
51	D8	49	VAL
51	D8	62	LEU
53	De	62	VAL
53	De	65	LYS

Continued on next page...

Continued from previous page...

Mol	Chain	Res	Type
56	D1	12	PRO
56	D1	21	ARG
56	D1	26	ARG
56	D1	35	THR
56	D1	52	ARG
56	D1	94	LEU
1	AB	9	GLU
1	AB	17	PHE
1	AB	20	GLU
1	AB	34	ALA
1	AB	54	THR
1	AB	237	ALA
2	AC	96	GLY
2	AC	130	VAL
2	AC	161	GLU
2	AC	162	GLN
3	AD	27	TYR
3	AD	33	MET
3	AD	47	ARG
3	AD	62	GLN
3	AD	113	SER
4	AE	36	ASP
4	AE	39	GLY
4	AE	85	GLY
5	AF	13	ASN
5	AF	16	GLN
5	AF	34	GLY
6	AG	12	LEU
6	AG	80	VAL
7	AH	103	VAL
7	AH	108	GLY
9	AJ	20	ALA
9	AJ	57	LYS
9	AJ	88	LEU
10	AK	36	ASP
10	AK	43	SER
10	AK	91	ARG
10	AK	111	ASP
11	AL	6	THR
11	AL	21	LYS
11	AL	22	SER
11	AL	55	VAL

Continued on next page...

Continued from previous page...

Mol	Chain	Res	Type
11	AL	77	LEU
11	AL	94	PRO
11	AL	102	ARG
11	AL	107	ALA
12	AM	3	ARG
12	AM	39	ILE
12	AM	99	ARG
12	AM	117	VAL
13	AN	58	LYS
14	AO	47	LYS
14	AO	88	ARG
15	AP	28	ARG
15	AP	66	PRO
16	AQ	12	SER
16	AQ	49	GLU
18	AS	37	ARG
18	AS	45	VAL
18	AS	53	ASN
18	AS	66	MET
18	AS	80	TYR
19	AT	94	ALA
23	AY	22	ASP
23	AY	85	PRO
23	AY	111	SER
23	AY	128	TYR
23	AY	129	LYS
23	AY	203	GLU
23	AY	205	TYR
23	AY	224	ASP
23	AY	297	GLU
23	AY	347	GLY
23	AY	401	SER
23	AY	437	THR
23	AY	475	ASN
23	AY	505	GLY
23	AY	521	SER
23	AY	531	GLY
23	AY	533	VAL
23	AY	567	LEU
23	AY	568	TYR
23	AY	615	GLU
23	AY	660	ARG

Continued on next page...

Continued from previous page...

Mol	Chain	Res	Type
23	AY	661	SER
23	AY	668	SER
24	BC	3	LYS
24	BC	17	PRO
24	BC	43	GLU
24	BC	59	VAL
24	BC	60	ARG
24	BC	61	GLY
24	BC	81	GLY
24	BC	96	GLY
24	BC	179	ALA
24	BC	214	TYR
24	BC	228	HIS
25	BD	3	VAL
25	BD	42	GLY
25	BD	43	ARG
25	BD	98	VAL
25	BD	127	VAL
25	BD	165	ILE
25	BD	197	GLY
25	BD	207	GLY
25	BD	222	ARG
25	BD	224	ALA
25	BD	226	MET
25	BD	242	ARG
25	BD	272	ALA
26	BE	14	ILE
26	BE	45	THR
26	BE	54	GLN
26	BE	60	ASN
26	BE	77	ILE
26	BE	126	PRO
26	BE	135	HIS
27	BF	8	GLN
27	BF	14	PRO
27	BF	90	PHE
27	BF	134	GLY
27	BF	206	ILE
28	BG	96	ARG
28	BG	181	ARG
31	BK	61	ALA
31	BK	89	HIS

Continued on next page...

Continued from previous page...

Mol	Chain	Res	Type
31	BK	116	ASN
32	BN	2	LYS
33	BO	14	THR
33	BO	26	LYS
33	BO	29	ASN
33	BO	81	ASP
33	BO	96	THR
33	BO	116	SER
34	BP	21	ARG
34	BP	50	ARG
34	BP	54	GLY
35	BQ	14	ARG
36	BR	83	ILE
36	BR	108	GLY
37	BS	15	ARG
37	BS	43	GLU
37	BS	98	VAL
37	BS	100	ALA
37	BS	101	LEU
37	BS	104	GLY
37	BS	108	GLY
38	BT	46	GLU
38	BT	82	LEU
38	BT	91	ARG
40	BV	16	PRO
40	BV	50	PRO
40	BV	80	GLN
41	BW	12	ILE
41	BW	75	TYR
41	BW	77	ASP
42	BX	12	VAL
43	BY	38	ILE
43	BY	51	VAL
43	BY	60	PHE
43	BY	100	ALA
43	BY	102	CYS
44	BZ	21	ALA
44	BZ	78	LYS
44	BZ	108	PRO
44	BZ	142	SER
44	BZ	152	ALA
44	BZ	168	GLU

Continued on next page...

Continued from previous page...

Mol	Chain	Res	Type
45	B0	11	ARG
45	B0	83	PRO
46	B2	50	ILE
48	B5	23	HIS
49	B6	9	LEU
49	B6	33	LYS
49	B6	49	HIS
50	B7	18	PHE
51	B8	30	ARG
51	B8	31	HIS
51	B8	64	TYR
52	B9	10	ILE
53	Be	65	LYS
56	B1	12	PRO
56	B1	17	SER
56	B1	23	LYS
56	B1	26	ARG
56	B1	34	THR
56	B1	53	VAL
56	B1	87	PRO
56	B1	94	LEU
1	CB	51	LEU
1	CB	76	GLN
1	CB	94	ASN
1	CB	95	GLN
1	CB	128	GLU
1	CB	165	VAL
1	CB	194	PRO
1	CB	235	SER
2	CC	51	GLY
3	CD	4	TYR
3	CD	24	GLU
3	CD	28	SER
3	CD	30	LYS
3	CD	44	GLY
3	CD	84	LYS
3	CD	88	VAL
3	CD	186	LEU
4	CE	85	GLY
5	CF	38	GLU
6	CG	3	ARG
6	CG	15	ASP

Continued on next page...

Continued from previous page...

Mol	Chain	Res	Type
6	CG	80	VAL
7	CH	97	VAL
7	CH	134	ILE
8	CI	54	ASP
8	CI	58	HIS
10	CK	14	VAL
10	CK	36	ASP
10	CK	42	TRP
11	CL	6	THR
11	CL	34	ARG
11	CL	55	VAL
11	CL	69	TYR
11	CL	116	SER
11	CL	126	LYS
12	CM	6	GLY
12	CM	99	ARG
12	CM	117	VAL
13	CN	14	PRO
14	CO	15	PHE
14	CO	44	LYS
15	CP	48	TRP
16	CQ	33	GLY
16	CQ	69	LYS
18	CS	45	VAL
18	CS	63	THR
18	CS	71	LEU
18	CS	72	GLY
18	CS	80	TYR
19	CT	71	THR
23	CY	6	GLU
23	CY	39	ILE
23	CY	111	SER
23	CY	205	TYR
23	CY	206	LEU
23	CY	220	ALA
23	CY	309	LEU
23	CY	333	GLY
23	CY	371	ALA
23	CY	436	PRO
23	CY	447	GLY
23	CY	458	HIS
23	CY	504	ARG

Continued on next page...

Continued from previous page...

Mol	Chain	Res	Type
23	CY	527	ASN
23	CY	631	ILE
23	CY	652	MET
23	CY	664	GLN
23	CY	668	SER
24	DC	20	VAL
24	DC	79	ALA
24	DC	81	GLY
24	DC	119	ASP
24	DC	136	GLY
24	DC	176	VAL
24	DC	210	LEU
24	DC	214	TYR
24	DC	218	THR
24	DC	228	HIS
25	DD	3	VAL
25	DD	123	ALA
25	DD	127	VAL
25	DD	165	ILE
25	DD	200	ASP
25	DD	225	ALA
25	DD	260	ARG
25	DD	272	ALA
25	DD	273	ARG
26	DE	14	ILE
26	DE	67	PHE
26	DE	74	PRO
26	DE	77	ILE
26	DE	119	ARG
26	DE	122	PHE
26	DE	130	GLY
27	DF	5	ALA
27	DF	16	GLY
27	DF	46	ARG
27	DF	73	ALA
27	DF	132	VAL
27	DF	134	GLY
27	DF	192	LEU
28	DG	84	LYS
29	DH	13	LYS
29	DH	40	GLU
29	DH	48	GLY

Continued on next page...

Continued from previous page...

Mol	Chain	Res	Type
29	DH	108	GLY
29	DH	124	GLU
29	DH	170	ARG
29	DH	173	PRO
31	DK	89	HIS
32	DN	2	LYS
33	DO	5	GLN
33	DO	23	ARG
33	DO	29	ASN
34	DP	17	LYS
34	DP	31	ALA
34	DP	39	LYS
34	DP	46	LYS
34	DP	54	GLY
35	DQ	20	ALA
36	DR	5	LYS
36	DR	107	ASP
37	DS	87	PHE
37	DS	98	VAL
37	DS	104	GLY
37	DS	108	GLY
38	DT	12	SER
38	DT	31	SER
38	DT	35	LYS
38	DT	70	VAL
38	DT	90	GLN
38	DT	107	ASP
38	DT	128	GLU
39	DU	88	ILE
39	DU	102	GLU
40	DV	48	GLY
40	DV	67	GLY
41	DW	61	ASN
42	DX	12	VAL
42	DX	13	LEU
43	DY	17	SER
43	DY	39	VAL
43	DY	41	GLY
43	DY	48	ALA
43	DY	80	GLY
43	DY	101	LYS
43	DY	102	CYS

Continued on next page...

Continued from previous page...

Mol	Chain	Res	Type
47	D3	52	HIS
48	D5	38	ALA
49	D6	7	ILE
49	D6	9	LEU
51	D8	64	TYR
53	De	81	ILE
56	D1	20	ARG
56	D1	23	LYS
56	D1	53	VAL
56	D1	87	PRO
1	AB	15	VAL
1	AB	129	GLU
1	AB	150	SER
1	AB	215	LEU
1	AB	229	VAL
1	AB	235	SER
2	AC	48	TYR
2	AC	66	VAL
3	AD	21	LEU
3	AD	186	LEU
3	AD	187	ARG
4	AE	6	PHE
4	AE	73	ASN
4	AE	78	HIS
6	AG	7	ALA
6	AG	10	ARG
7	AH	97	VAL
8	AI	24	GLY
9	AJ	59	SER
10	AK	42	TRP
10	AK	113	PRO
10	AK	116	HIS
11	AL	31	PRO
11	AL	34	ARG
11	AL	50	SER
11	AL	93	LEU
11	AL	96	VAL
11	AL	116	SER
12	AM	124	PRO
13	AN	24	CYS
13	AN	27	CYS
14	AO	16	ALA

Continued on next page...

Continued from previous page...

Mol	Chain	Res	Type
14	AO	19	PRO
14	AO	24	SER
16	AQ	69	LYS
17	AR	28	GLU
17	AR	55	ARG
18	AS	27	GLU
18	AS	40	ILE
18	AS	77	THR
23	AY	40	HIS
23	AY	91	THR
23	AY	198	GLU
23	AY	245	ALA
23	AY	361	ASN
23	AY	381	LYS
23	AY	400	GLU
23	AY	444	PRO
23	AY	498	ILE
23	AY	527	ASN
23	AY	631	ILE
23	AY	664	GLN
24	BC	53	ARG
24	BC	71	LYS
24	BC	80	LYS
24	BC	94	TYR
24	BC	175	PRO
24	BC	177	GLY
24	BC	178	LYS
24	BC	218	THR
24	BC	222	SER
25	BD	26	LYS
25	BD	198	ASN
25	BD	232	PRO
25	BD	246	PRO
25	BD	260	ARG
26	BE	51	PHE
26	BE	86	PRO
26	BE	123	ALA
27	BF	73	ALA
27	BF	105	VAL
27	BF	150	GLY
27	BF	192	LEU
28	BG	17	PRO

Continued on next page...

Continued from previous page...

Mol	Chain	Res	Type
28	BG	43	LEU
28	BG	84	LYS
29	BH	15	VAL
29	BH	126	PRO
29	BH	137	ASP
29	BH	170	ARG
31	BK	30	HIS
32	BN	67	LEU
33	BO	23	ARG
33	BO	30	ALA
33	BO	115	VAL
34	BP	17	LYS
34	BP	20	GLY
34	BP	45	LEU
34	BP	51	PHE
34	BP	55	ARG
34	BP	106	LEU
34	BP	110	TYR
35	BQ	27	VAL
35	BQ	109	VAL
36	BR	5	LYS
36	BR	12	ARG
36	BR	63	ARG
36	BR	104	ARG
37	BS	24	LEU
37	BS	42	ASP
37	BS	105	ALA
38	BT	31	SER
38	BT	38	ASN
38	BT	80	SER
38	BT	87	ASP
38	BT	97	ALA
38	BT	104	ASN
39	BU	79	PHE
40	BV	40	LEU
40	BV	48	GLY
40	BV	53	GLU
40	BV	55	ALA
41	BW	89	ALA
42	BX	24	GLY
42	BX	62	LYS
43	BY	39	VAL

Continued on next page...

Continued from previous page...

Mol	Chain	Res	Type
43	BY	67	LEU
45	B0	3	HIS
45	B0	33	ALA
45	B0	47	PRO
47	B3	29	ARG
47	B3	52	HIS
48	B5	56	LYS
51	B8	48	PHE
51	B8	53	PRO
51	B8	60	LEU
52	B9	2	LYS
56	B1	40	ARG
56	B1	52	ARG
57	B4	4	GLY
57	B4	14	ILE
1	CB	215	LEU
1	CB	230	VAL
2	CC	44	GLU
2	CC	112	SER
2	CC	207	VAL
3	CD	20	TYR
3	CD	197	PRO
3	CD	206	PHE
4	CE	6	PHE
5	CF	69	GLU
7	CH	2	LEU
8	CI	104	ARG
8	CI	119	ALA
9	CJ	32	ALA
9	CJ	51	ARG
9	CJ	82	ILE
9	CJ	91	PRO
10	CK	88	GLY
10	CK	107	SER
10	CK	116	HIS
11	CL	19	ARG
11	CL	22	SER
11	CL	36	VAL
11	CL	102	ARG
11	CL	125	PRO
12	CM	108	ARG
13	CN	3	ARG

Continued on next page...

Continued from previous page...

Mol	Chain	Res	Type
13	CN	27	CYS
14	CO	23	GLY
15	CP	16	HIS
16	CQ	28	PRO
16	CQ	71	PHE
18	CS	37	ARG
18	CS	67	VAL
18	CS	77	THR
23	CY	40	HIS
23	CY	71	THR
23	CY	85	PRO
23	CY	157	LEU
23	CY	158	GLY
23	CY	257	PRO
23	CY	401	SER
23	CY	554	PRO
23	CY	555	LEU
23	CY	598	ASP
23	CY	615	GLU
23	CY	640	ALA
23	CY	641	GLN
23	CY	681	LYS
24	DC	42	VAL
24	DC	60	ARG
24	DC	67	HIS
24	DC	175	PRO
24	DC	211	ARG
25	DD	25	THR
25	DD	28	GLU
25	DD	44	ASN
25	DD	100	GLY
25	DD	222	ARG
25	DD	226	MET
25	DD	238	GLY
25	DD	259	THR
26	DE	17	ASP
26	DE	54	GLN
26	DE	86	PRO
26	DE	143	ASN
26	DE	154	LYS
26	DE	155	LYS
26	DE	187	ALA

Continued on next page...

Continued from previous page...

Mol	Chain	Res	Type
27	DF	14	PRO
27	DF	22	ALA
27	DF	58	ALA
27	DF	89	VAL
27	DF	104	LYS
27	DF	150	GLY
27	DF	159	GLY
27	DF	172	TRP
28	DG	85	GLY
28	DG	142	PRO
29	DH	47	GLU
29	DH	100	GLY
29	DH	155	SER
29	DH	160	LYS
29	DH	165	ALA
31	DK	13	PRO
31	DK	30	HIS
32	DN	67	LEU
32	DN	127	ASP
33	DO	14	THR
33	DO	26	LYS
33	DO	34	THR
33	DO	96	THR
34	DP	9	ASN
34	DP	23	PRO
34	DP	29	LYS
34	DP	49	ARG
34	DP	57	THR
34	DP	106	LEU
34	DP	107	LYS
34	DP	110	TYR
35	DQ	53	ALA
36	DR	41	ALA
37	DS	13	ARG
37	DS	24	LEU
37	DS	32	LEU
37	DS	66	ALA
37	DS	81	GLY
38	DT	29	ARG
38	DT	80	SER
38	DT	83	ILE
38	DT	85	LYS

Continued on next page...

Continued from previous page...

Mol	Chain	Res	Type
40	DV	27	ALA
40	DV	53	GLU
40	DV	80	GLN
40	DV	97	LYS
42	DX	4	ALA
42	DX	24	GLY
43	DY	18	GLY
43	DY	26	LYS
43	DY	81	LYS
43	DY	92	ASN
44	DZ	78	LYS
45	D0	3	HIS
45	D0	33	ALA
45	D0	49	LYS
48	D5	13	LYS
49	D6	16	CYS
49	D6	20	ASN
49	D6	33	LYS
49	D6	37	ARG
51	D8	10	ALA
51	D8	30	ARG
51	D8	51	ALA
51	D8	53	PRO
51	D8	60	LEU
53	De	53	PRO
56	D1	34	THR
56	D1	40	ARG
56	D1	65	SER
57	D4	16	CYS
1	AB	175	ARG
2	AC	51	GLY
2	AC	76	VAL
3	AD	30	LYS
3	AD	43	HIS
3	AD	140	VAL
3	AD	197	PRO
4	AE	104	ALA
5	AF	96	PRO
7	AH	2	LEU
7	AH	90	GLY
7	AH	100	ILE
8	AI	90	PRO

Continued on next page...

Continued from previous page...

Mol	Chain	Res	Type
8	AI	101	PHE
9	AJ	14	LYS
9	AJ	91	PRO
10	AK	105	VAL
10	AK	117	ASN
10	AK	120	ARG
11	AL	19	ARG
11	AL	64	TYR
12	AM	6	GLY
12	AM	107	ALA
13	AN	34	TYR
13	AN	35	ARG
16	AQ	53	LEU
17	AR	59	SER
18	AS	65	ASN
19	AT	49	ALA
19	AT	50	GLU
23	AY	66	THR
23	AY	148	LEU
23	AY	360	ALA
23	AY	471	LYS
23	AY	532	GLY
24	BC	136	GLY
24	BC	224	ARG
25	BD	28	GLU
25	BD	48	ARG
25	BD	87	ASN
25	BD	119	ALA
25	BD	225	ALA
25	BD	233	HIS
26	BE	44	TYR
26	BE	92	THR
29	BH	13	LYS
29	BH	123	PHE
29	BH	157	TYR
31	BK	90	LYS
31	BK	102	GLU
31	BK	121	GLU
32	BN	23	LEU
32	BN	127	ASP
33	BO	34	THR
33	BO	72	PRO

Continued on next page...

Continued from previous page...

Mol	Chain	Res	Type
34	BP	31	ALA
34	BP	48	PRO
34	BP	104	GLY
34	BP	107	LYS
35	BQ	53	ALA
36	BR	57	ARG
36	BR	62	ALA
36	BR	101	ALA
37	BS	47	THR
37	BS	67	ARG
38	BT	35	LYS
38	BT	107	ASP
38	BT	128	GLU
38	BT	136	GLN
39	BU	89	GLU
40	BV	18	LEU
40	BV	68	LYS
41	BW	11	ARG
41	BW	65	LEU
41	BW	80	PRO
42	BX	13	LEU
44	BZ	32	HIS
44	BZ	166	SER
49	B6	16	CYS
53	Be	81	ILE
53	Be	100	LYS
57	B4	33	VAL
1	CB	20	GLU
1	CB	34	ALA
1	CB	129	GLU
1	CB	152	PHE
1	CB	186	ALA
1	CB	191	ASP
1	CB	195	ASP
2	CC	48	TYR
2	CC	60	ALA
2	CC	118	GLN
2	CC	130	VAL
3	CD	47	ARG
3	CD	114	ARG
3	CD	170	VAL
4	CE	27	ARG

Continued on next page...

Continued from previous page...

Mol	Chain	Res	Type
4	CE	104	ALA
6	CG	10	ARG
7	CH	51	VAL
7	CH	89	PRO
8	CI	121	ARG
10	CK	15	ALA
10	CK	119	CYS
11	CL	31	PRO
11	CL	46	LYS
11	CL	47	LYS
11	CL	70	ILE
11	CL	79	GLU
12	CM	67	GLU
12	CM	118	ALA
13	CN	13	THR
14	CO	43	LEU
17	CR	78	LEU
23	CY	8	ASP
23	CY	24	GLY
23	CY	562	ASP
23	CY	674	ASP
24	DC	18	ASN
24	DC	169	THR
24	DC	215	VAL
25	DD	42	GLY
25	DD	137	PRO
25	DD	163	ALA
25	DD	178	PRO
25	DD	232	PRO
25	DD	245	PRO
26	DE	35	GLN
26	DE	193	GLY
27	DF	53	THR
27	DF	61	GLY
27	DF	70	THR
27	DF	103	LYS
27	DF	105	VAL
27	DF	133	ASN
27	DF	158	THR
28	DG	27	ASN
28	DG	82	LEU
29	DH	41	MET

Continued on next page...

Continued from previous page...

Mol	Chain	Res	Type
29	DH	164	TYR
29	DH	171	LEU
31	DK	63	ARG
32	DN	23	LEU
34	DP	48	PRO
34	DP	55	ARG
34	DP	104	GLY
34	DP	141	ALA
34	DP	145	PRO
35	DQ	18	LYS
36	DR	4	LEU
36	DR	6	SER
36	DR	40	LYS
36	DR	101	ALA
37	DS	43	GLU
37	DS	93	LYS
37	DS	96	GLY
38	DT	34	VAL
38	DT	55	ASN
41	DW	14	PRO
41	DW	63	ASP
41	DW	65	LEU
42	DX	23	GLU
43	DY	29	GLU
43	DY	50	ARG
43	DY	79	CYS
44	DZ	35	ARG
44	DZ	53	ILE
44	DZ	159	PRO
44	DZ	165	VAL
50	D7	23	ARG
50	D7	38	GLY
50	D7	39	ARG
53	De	113	LYS
53	De	120	ALA
57	D4	18	CYS
57	D4	29	PRO
57	D4	33	VAL
1	AB	75	LYS
1	AB	186	ALA
2	AC	85	ARG
3	AD	7	PRO

Continued on next page...

Continued from previous page...

Mol	Chain	Res	Type
6	AG	81	GLY
6	AG	100	ALA
7	AH	72	PRO
9	AJ	32	ALA
10	AK	15	ALA
10	AK	35	PRO
11	AL	47	LYS
11	AL	56	ALA
12	AM	10	PRO
12	AM	70	LEU
13	AN	13	THR
14	AO	5	LYS
15	AP	11	SER
15	AP	43	LYS
16	AQ	71	PHE
17	AR	87	ARG
23	AY	20	HIS
23	AY	137	ASN
23	AY	159	ALA
23	AY	447	GLY
24	BC	33	LEU
24	BC	35	THR
24	BC	67	HIS
24	BC	77	ALA
24	BC	184	GLU
26	BE	75	VAL
26	BE	119	ARG
27	BF	22	ALA
27	BF	58	ALA
31	BK	51	ALA
32	BN	3	THR
34	BP	23	PRO
34	BP	28	GLY
34	BP	60	MET
34	BP	71	VAL
34	BP	103	ALA
35	BQ	139	GLU
36	BR	103	ARG
37	BS	66	ALA
37	BS	85	VAL
37	BS	93	LYS
38	BT	34	VAL

Continued on next page...

Continued from previous page...

Mol	Chain	Res	Type
38	BT	83	ILE
38	BT	85	LYS
39	BU	92	ARG
39	BU	97	ASP
39	BU	102	GLU
40	BV	15	GLU
41	BW	63	ASP
42	BX	4	ALA
43	BY	26	LYS
43	BY	79	CYS
43	BY	81	LYS
43	BY	101	LYS
44	BZ	22	GLY
44	BZ	92	SER
44	BZ	112	ARG
44	BZ	179	ASP
45	B0	5	LYS
46	B2	17	SER
50	B7	23	ARG
52	B9	3	VAL
53	Be	53	PRO
53	Be	110	GLU
1	CB	17	PHE
1	CB	113	HIS
1	CB	236	TYR
2	CC	20	SER
2	CC	73	PRO
3	CD	40	PRO
3	CD	156	GLU
4	CE	126	ARG
5	CF	16	GLN
5	CF	96	PRO
6	CG	130	GLY
7	CH	74	PRO
7	CH	105	ARG
8	CI	24	GLY
10	CK	35	PRO
10	CK	37	GLY
10	CK	41	THR
10	CK	90	GLY
11	CL	16	GLU
11	CL	56	ALA

Continued on next page...

Continued from previous page...

Mol	Chain	Res	Type
11	CL	77	LEU
11	CL	83	VAL
15	CP	22	THR
16	CQ	12	SER
18	CS	28	LYS
18	CS	35	SER
18	CS	64	GLU
19	CT	47	GLY
23	CY	21	ILE
23	CY	253	LEU
23	CY	415	PRO
23	CY	501	THR
23	CY	566	THR
23	CY	653	PHE
24	DC	24	ASP
25	DD	39	LYS
25	DD	119	ALA
25	DD	126	GLN
26	DE	30	PRO
26	DE	123	ALA
26	DE	144	ARG
28	DG	87	PRO
29	DH	154	PRO
31	DK	51	ALA
31	DK	91	PRO
32	DN	3	THR
33	DO	4	PRO
34	DP	25	SER
34	DP	33	ARG
34	DP	36	LYS
37	DS	53	SER
37	DS	58	LEU
37	DS	85	VAL
41	DW	44	ALA
41	DW	46	PHE
41	DW	109	GLU
43	DY	10	GLY
44	DZ	62	PRO
44	DZ	82	ARG
44	DZ	85	HIS
44	DZ	95	PRO
44	DZ	151	HIS

Continued on next page...

Continued from previous page...

Mol	Chain	Res	Type
44	DZ	179	ASP
45	D0	83	PRO
46	D2	17	SER
49	D6	49	HIS
50	D7	42	LEU
51	D8	45	GLY
52	D9	3	VAL
56	D1	36	GLY
57	D4	2	LYS
9	AJ	37	PRO
11	AL	23	LYS
11	AL	37	CYS
11	AL	69	TYR
11	AL	79	GLU
11	AL	122	THR
14	AO	20	GLY
14	AO	23	GLY
16	AQ	30	PRO
16	AQ	66	SER
19	AT	46	GLU
23	AY	39	ILE
23	AY	89	ASP
23	AY	208	GLN
23	AY	405	PRO
24	BC	104	ILE
25	BD	30	GLU
28	BG	48	GLU
29	BH	16	SER
29	BH	21	PRO
29	BH	160	LYS
32	BN	110	GLY
33	BO	114	ILE
34	BP	12	ALA
34	BP	145	PRO
35	BQ	81	VAL
35	BQ	85	LYS
36	BR	8	ARG
36	BR	31	HIS
40	BV	79	VAL
43	BY	77	PRO
44	BZ	93	ASP
44	BZ	159	PRO

Continued on next page...

Continued from previous page...

Mol	Chain	Res	Type
46	B2	13	ALA
46	B2	39	ALA
47	B3	50	VAL
56	B1	24	ALA
56	B1	36	GLY
57	B4	7	PRO
1	CB	229	VAL
2	CC	80	GLY
3	CD	142	PRO
4	CE	114	GLY
6	CG	121	ALA
9	CJ	41	PRO
11	CL	23	LYS
23	CY	638	GLY
24	DC	34	ALA
25	DD	12	SER
25	DD	24	ILE
25	DD	51	VAL
26	DE	9	VAL
26	DE	10	GLY
29	DH	123	PHE
32	DN	110	GLY
34	DP	20	GLY
35	DQ	25	ASP
37	DS	15	ARG
38	DT	3	ARG
38	DT	57	PHE
43	DY	28	LYS
43	DY	75	ILE
43	DY	88	LYS
45	D0	47	PRO
49	D6	18	ARG
56	D1	10	LYS
56	D1	15	ALA
1	AB	65	GLY
4	AE	74	GLY
11	AL	70	ILE
16	AQ	28	PRO
24	BC	215	VAL
25	BD	243	GLY
32	BN	77	GLY
33	BO	119	PRO

Continued on next page...

Continued from previous page...

Mol	Chain	Res	Type
34	BP	43	GLY
48	B5	7	PRO
48	B5	54	GLY
3	CD	140	VAL
4	CE	39	GLY
6	CG	14	PRO
7	CH	72	PRO
7	CH	93	VAL
11	CL	88	GLY
18	CS	46	GLY
23	CY	202	PRO
23	CY	559	PRO
28	DG	68	PRO
32	DN	77	GLY
33	DO	102	VAL
35	DQ	27	VAL
56	D1	22	GLY
57	D4	5	ILE
1	AB	130	ARG
10	AK	14	VAL
10	AK	76	GLY
24	BC	49	GLY
26	BE	130	GLY
28	BG	44	GLY
29	BH	107	VAL
36	BR	58	GLY
42	BX	7	VAL
1	CB	65	GLY
4	CE	52	PRO
7	CH	90	GLY
11	CL	82	VAL
11	CL	95	GLY
13	CN	18	VAL
24	DC	49	GLY
25	DD	107	ALA
25	DD	219	PRO
25	DD	271	ILE
29	DH	15	VAL
31	DK	90	LYS
40	DV	54	GLY
43	DY	51	VAL
47	D3	41	PRO

Continued on next page...

Continued from previous page...

Mol	Chain	Res	Type
2	AC	109	PRO
2	AC	174	PRO
7	AH	51	VAL
7	AH	73	ASP
10	AK	108	ILE
11	AL	95	GLY
18	AS	46	GLY
23	AY	21	ILE
23	AY	24	GLY
23	AY	116	PRO
23	AY	665	GLY
24	BC	170	GLY
25	BD	219	PRO
25	BD	244	ARG
25	BD	270	ILE
28	BG	24	GLY
28	BG	68	PRO
28	BG	85	GLY
29	BH	92	ILE
31	BK	96	VAL
37	BS	65	VAL
44	BZ	115	GLY
1	CB	14	GLY
10	CK	115	PRO
24	DC	172	ILE
24	DC	181	PHE
25	DD	106	ILE
25	DD	270	ILE
27	DF	91	GLY
38	DT	24	PRO
40	DV	22	VAL
44	DZ	39	VAL
56	D1	44	PRO
57	D4	4	GLY
57	D4	10	VAL
1	AB	174	VAL
2	AC	13	GLY
3	AD	44	GLY
23	AY	113	GLY
23	AY	516	PRO
24	BC	181	PHE
26	BE	32	PRO

Continued on next page...

Continued from previous page...

Mol	Chain	Res	Type
26	BE	116	VAL
27	BF	61	GLY
40	BV	51	VAL
43	BY	18	GLY
10	CK	113	PRO
26	DE	53	PRO
26	DE	142	GLY
29	DH	136	ILE
36	DR	108	GLY
42	DX	7	VAL
44	DZ	166	SER
47	D3	2	PRO
53	De	63	ILE
56	D1	37	ILE
57	D4	14	ILE
1	AB	167	PRO
1	AB	230	VAL
23	AY	296	GLY
26	BE	161	GLY
27	BF	178	PRO
56	B1	29	GLY
57	B4	10	VAL
23	CY	531	GLY
23	CY	665	GLY
25	DD	256	GLY
32	BN	126	PRO
32	DN	126	PRO

5.3.2 Protein sidechains ⓘ

In the following table, the Percentiles column shows the percent sidechain outliers of the chain as a percentile score with respect to all X-ray entries followed by that with respect to entries of similar resolution. The Analysed column shows the number of residues for which the sidechain conformation was analysed, and the total number of residues.

Mol	Chain	Analysed	Rotameric	Outliers	Percentiles	
1	AB	203/203 (100%)	161 (79%)	42 (21%)	2	13
1	CB	203/203 (100%)	158 (78%)	45 (22%)	1	11
2	AC	161/161 (100%)	136 (84%)	25 (16%)	4	28
2	CC	161/161 (100%)	136 (84%)	25 (16%)	4	28

Continued on next page...

Continued from previous page...

Mol	Chain	Analysed	Rotameric	Outliers	Percentiles	
3	AD	180/180 (100%)	142 (79%)	38 (21%)	1	12
3	CD	180/180 (100%)	150 (83%)	30 (17%)	3	24
4	AE	116/116 (100%)	95 (82%)	21 (18%)	2	19
4	CE	116/116 (100%)	92 (79%)	24 (21%)	2	13
5	AF	90/90 (100%)	80 (89%)	10 (11%)	9	46
5	CF	90/90 (100%)	85 (94%)	5 (6%)	30	77
6	AG	126/126 (100%)	112 (89%)	14 (11%)	9	46
6	CG	126/126 (100%)	114 (90%)	12 (10%)	12	54
7	AH	119/119 (100%)	97 (82%)	22 (18%)	2	18
7	CH	119/119 (100%)	104 (87%)	15 (13%)	7	39
8	AI	98/98 (100%)	83 (85%)	15 (15%)	4	29
8	CI	98/98 (100%)	82 (84%)	16 (16%)	3	26
9	AJ	89/89 (100%)	73 (82%)	16 (18%)	2	19
9	CJ	89/89 (100%)	70 (79%)	19 (21%)	1	12
10	AK	90/90 (100%)	76 (84%)	14 (16%)	4	28
10	CK	90/90 (100%)	71 (79%)	19 (21%)	1	12
11	AL	104/104 (100%)	82 (79%)	22 (21%)	1	12
11	CL	104/104 (100%)	74 (71%)	30 (29%)	0	5
12	AM	100/100 (100%)	81 (81%)	19 (19%)	2	16
12	CM	100/100 (100%)	88 (88%)	12 (12%)	7	41
13	AN	49/49 (100%)	40 (82%)	9 (18%)	2	18
13	CN	49/49 (100%)	42 (86%)	7 (14%)	5	33
14	AO	79/79 (100%)	70 (89%)	9 (11%)	8	44
14	CO	79/79 (100%)	68 (86%)	11 (14%)	5	34
15	AP	72/72 (100%)	65 (90%)	7 (10%)	12	53
15	CP	72/72 (100%)	69 (96%)	3 (4%)	40	83
16	AQ	95/95 (100%)	78 (82%)	17 (18%)	2	19
16	CQ	95/95 (100%)	82 (86%)	13 (14%)	5	35
17	AR	61/61 (100%)	53 (87%)	8 (13%)	6	37
17	CR	61/61 (100%)	51 (84%)	10 (16%)	3	25
18	AS	69/69 (100%)	53 (77%)	16 (23%)	1	9

Continued on next page...

Continued from previous page...

Mol	Chain	Analysed	Rotameric	Outliers	Percentiles	
18	CS	69/69 (100%)	53 (77%)	16 (23%)	1	9
19	AT	76/76 (100%)	64 (84%)	12 (16%)	4	28
19	CT	76/76 (100%)	69 (91%)	7 (9%)	13	56
23	AY	563/579 (97%)	466 (83%)	97 (17%)	3	22
23	CY	563/579 (97%)	460 (82%)	103 (18%)	2	18
24	BC	180/180 (100%)	135 (75%)	45 (25%)	1	8
24	DC	180/180 (100%)	139 (77%)	41 (23%)	1	10
25	BD	217/217 (100%)	173 (80%)	44 (20%)	2	14
25	DD	217/217 (100%)	171 (79%)	46 (21%)	1	12
26	BE	165/165 (100%)	134 (81%)	31 (19%)	2	17
26	DE	165/165 (100%)	133 (81%)	32 (19%)	2	15
27	BF	165/165 (100%)	127 (77%)	38 (23%)	1	10
27	DF	165/165 (100%)	133 (81%)	32 (19%)	2	15
28	BG	155/155 (100%)	126 (81%)	29 (19%)	2	17
28	DG	155/155 (100%)	127 (82%)	28 (18%)	2	19
29	BH	136/136 (100%)	111 (82%)	25 (18%)	2	18
29	DH	136/136 (100%)	120 (88%)	16 (12%)	8	42
31	BK	105/105 (100%)	85 (81%)	20 (19%)	2	16
31	DK	105/105 (100%)	88 (84%)	17 (16%)	3	26
32	BN	117/117 (100%)	100 (86%)	17 (14%)	5	31
32	DN	117/117 (100%)	100 (86%)	17 (14%)	5	31
33	BO	100/100 (100%)	84 (84%)	16 (16%)	3	27
33	DO	100/100 (100%)	87 (87%)	13 (13%)	6	38
34	BP	112/112 (100%)	92 (82%)	20 (18%)	2	19
34	DP	112/112 (100%)	88 (79%)	24 (21%)	1	12
35	BQ	111/111 (100%)	88 (79%)	23 (21%)	2	13
35	DQ	111/111 (100%)	87 (78%)	24 (22%)	1	11
36	BR	100/100 (100%)	83 (83%)	17 (17%)	3	23
36	DR	100/100 (100%)	83 (83%)	17 (17%)	3	23
37	BS	77/77 (100%)	63 (82%)	14 (18%)	2	18
37	DS	77/77 (100%)	59 (77%)	18 (23%)	1	9

Continued on next page...

Continued from previous page...

Mol	Chain	Analysed	Rotameric	Outliers	Percentiles	
38	BT	120/120 (100%)	95 (79%)	25 (21%)	2	13
38	DT	120/120 (100%)	91 (76%)	29 (24%)	1	8
39	BU	93/93 (100%)	71 (76%)	22 (24%)	1	9
39	DU	93/93 (100%)	75 (81%)	18 (19%)	2	15
40	BV	82/82 (100%)	65 (79%)	17 (21%)	2	13
40	DV	82/82 (100%)	62 (76%)	20 (24%)	1	8
41	BW	92/92 (100%)	71 (77%)	21 (23%)	1	10
41	DW	92/92 (100%)	76 (83%)	16 (17%)	3	21
42	BX	75/75 (100%)	61 (81%)	14 (19%)	2	17
42	DX	75/75 (100%)	60 (80%)	15 (20%)	2	14
43	BY	88/88 (100%)	65 (74%)	23 (26%)	1	7
43	DY	88/88 (100%)	71 (81%)	17 (19%)	2	15
44	BZ	162/162 (100%)	132 (82%)	30 (18%)	2	18
44	DZ	162/162 (100%)	134 (83%)	28 (17%)	3	21
45	B0	66/66 (100%)	52 (79%)	14 (21%)	1	12
45	D0	66/66 (100%)	53 (80%)	13 (20%)	2	15
46	B2	66/66 (100%)	59 (89%)	7 (11%)	10	48
46	D2	66/66 (100%)	60 (91%)	6 (9%)	14	56
47	B3	52/52 (100%)	42 (81%)	10 (19%)	2	16
47	D3	52/52 (100%)	48 (92%)	4 (8%)	18	65
48	B5	51/51 (100%)	41 (80%)	10 (20%)	2	15
48	D5	51/51 (100%)	40 (78%)	11 (22%)	1	11
49	B6	49/49 (100%)	43 (88%)	6 (12%)	7	41
49	D6	49/49 (100%)	38 (78%)	11 (22%)	1	11
50	B7	42/42 (100%)	36 (86%)	6 (14%)	5	33
50	D7	42/42 (100%)	36 (86%)	6 (14%)	5	33
51	B8	54/54 (100%)	37 (68%)	17 (32%)	0	4
51	D8	54/54 (100%)	40 (74%)	14 (26%)	1	7
52	B9	34/34 (100%)	30 (88%)	4 (12%)	8	42
52	D9	34/34 (100%)	32 (94%)	2 (6%)	28	75
53	Be	54/54 (100%)	47 (87%)	7 (13%)	6	38

Continued on next page...

Continued from previous page...

Mol	Chain	Analysed	Rotameric	Outliers	Percentiles	
53	De	54/54 (100%)	46 (85%)	8 (15%)	4	31
56	B1	78/78 (100%)	64 (82%)	14 (18%)	2	19
56	D1	78/78 (100%)	59 (76%)	19 (24%)	1	8
57	B4	31/31 (100%)	26 (84%)	5 (16%)	3	27
57	D4	31/31 (100%)	25 (81%)	6 (19%)	2	15
All	All	11138/11170 (100%)	9124 (82%)	2014 (18%)	2	19

All (2014) residues with a non-rotameric sidechain are listed below:

Mol	Chain	Res	Type
1	AB	7	VAL
1	AB	9	GLU
1	AB	15	VAL
1	AB	17	PHE
1	AB	21	ARG
1	AB	31	TYR
1	AB	32	ILE
1	AB	36	ARG
1	AB	42	ILE
1	AB	49	GLU
1	AB	52	GLU
1	AB	64	ARG
1	AB	69	LEU
1	AB	70	PHE
1	AB	74	LYS
1	AB	96	ARG
1	AB	101	MET
1	AB	103	THR
1	AB	104	ASN
1	AB	105	PHE
1	AB	115	LEU
1	AB	117	GLU
1	AB	141	GLU
1	AB	142	LEU
1	AB	144	ARG
1	AB	145	LEU
1	AB	149	LEU
1	AB	156	LYS
1	AB	157	ARG
1	AB	162	ILE

Continued on next page...

Continued from previous page...

Mol	Chain	Res	Type
1	AB	163	PHE
1	AB	164	VAL
1	AB	168	THR
1	AB	172	ILE
1	AB	175	ARG
1	AB	180	LEU
1	AB	185	ILE
1	AB	191	ASP
1	AB	212	GLN
1	AB	213	LEU
1	AB	226	ARG
1	AB	230	VAL
2	AC	4	LYS
2	AC	5	ILE
2	AC	10	PHE
2	AC	17	ASP
2	AC	22	TRP
2	AC	55	VAL
2	AC	67	THR
2	AC	69	HIS
2	AC	76	VAL
2	AC	83	ARG
2	AC	84	ILE
2	AC	112	SER
2	AC	118	GLN
2	AC	124	ILE
2	AC	125	GLU
2	AC	127	ARG
2	AC	128	PHE
2	AC	132	ARG
2	AC	134	ILE
2	AC	144	SER
2	AC	153	VAL
2	AC	154	SER
2	AC	167	TRP
2	AC	188	LEU
2	AC	196	LEU
3	AD	3	ARG
3	AD	5	ILE
3	AD	8	VAL
3	AD	9	CYS
3	AD	10	ARG

Continued on next page...

Continued from previous page...

Mol	Chain	Res	Type
3	AD	12	CYS
3	AD	13	ARG
3	AD	19	LEU
3	AD	25	ARG
3	AD	30	LYS
3	AD	49	ARG
3	AD	52	SER
3	AD	53	ASP
3	AD	54	TYR
3	AD	57	ARG
3	AD	61	LYS
3	AD	66	ARG
3	AD	86	LYS
3	AD	89	THR
3	AD	96	LEU
3	AD	102	ASP
3	AD	108	LEU
3	AD	127	THR
3	AD	131	ARG
3	AD	132	ARG
3	AD	134	ASP
3	AD	135	LEU
3	AD	140	VAL
3	AD	141	ARG
3	AD	150	GLU
3	AD	170	VAL
3	AD	173	TRP
3	AD	177	ASP
3	AD	178	VAL
3	AD	187	ARG
3	AD	193	ASP
3	AD	196	LEU
3	AD	207	TYR
4	AE	5	ASP
4	AE	12	LEU
4	AE	26	PHE
4	AE	31	LEU
4	AE	32	VAL
4	AE	41	VAL
4	AE	47	LYS
4	AE	51	VAL
4	AE	60	TYR

Continued on next page...

Continued from previous page...

Mol	Chain	Res	Type
4	AE	63	ARG
4	AE	64	ARG
4	AE	71	LEU
4	AE	72	GLN
4	AE	75	THR
4	AE	78	HIS
4	AE	80	ILE
4	AE	100	VAL
4	AE	107	ARG
4	AE	111	GLU
4	AE	137	GLU
4	AE	139	LEU
5	AF	2	ARG
5	AF	5	GLU
5	AF	16	GLN
5	AF	22	GLU
5	AF	61	LEU
5	AF	63	TYR
5	AF	67	MET
5	AF	77	ARG
5	AF	80	ARG
5	AF	86	ARG
6	AG	5	ARG
6	AG	11	GLN
6	AG	13	GLN
6	AG	33	ASP
6	AG	35	LYS
6	AG	37	ASN
6	AG	56	GLN
6	AG	74	GLU
6	AG	79	ARG
6	AG	80	VAL
6	AG	94	ARG
6	AG	97	GLN
6	AG	122	HIS
6	AG	149	ARG
7	AH	4	ASP
7	AH	37	ARG
7	AH	44	PHE
7	AH	49	GLU
7	AH	60	ARG
7	AH	62	TYR

Continued on next page...

Continued from previous page...

Mol	Chain	Res	Type
7	AH	63	LEU
7	AH	69	ARG
7	AH	73	ASP
7	AH	81	HIS
7	AH	91	ARG
7	AH	95	VAL
7	AH	98	LYS
7	AH	102	ARG
7	AH	107	LEU
7	AH	109	ILE
7	AH	111	ILE
7	AH	112	LEU
7	AH	113	SER
7	AH	120	THR
7	AH	135	CYS
7	AH	138	TRP
8	AI	25	LYS
8	AI	27	THR
8	AI	28	VAL
8	AI	40	LEU
8	AI	41	VAL
8	AI	58	HIS
8	AI	66	ARG
8	AI	79	LEU
8	AI	85	LEU
8	AI	88	TYR
8	AI	95	LYS
8	AI	97	LYS
8	AI	99	LEU
8	AI	121	ARG
8	AI	128	ARG
9	AJ	8	LEU
9	AJ	11	PHE
9	AJ	16	LEU
9	AJ	30	SER
9	AJ	35	SER
9	AJ	38	ILE
9	AJ	43	ARG
9	AJ	70	ARG
9	AJ	75	ILE
9	AJ	78	ASN
9	AJ	79	ARG

Continued on next page...

Continued from previous page...

Mol	Chain	Res	Type
9	AJ	81	THR
9	AJ	86	MET
9	AJ	89	ASP
9	AJ	96	ILE
9	AJ	101	VAL
10	AK	25	TYR
10	AK	29	ILE
10	AK	31	THR
10	AK	34	ASP
10	AK	40	ILE
10	AK	67	ASP
10	AK	79	SER
10	AK	80	VAL
10	AK	81	ASP
10	AK	84	VAL
10	AK	104	GLN
10	AK	116	HIS
10	AK	124	LYS
10	AK	129	SER
11	AL	20	LYS
11	AL	22	SER
11	AL	33	ARG
11	AL	37	CYS
11	AL	38	THR
11	AL	42	THR
11	AL	44	THR
11	AL	49	ASN
11	AL	53	ARG
11	AL	54	LYS
11	AL	55	VAL
11	AL	59	ARG
11	AL	60	LEU
11	AL	61	THR
11	AL	70	ILE
11	AL	75	HIS
11	AL	77	LEU
11	AL	92	ASP
11	AL	96	VAL
11	AL	104	VAL
11	AL	119	LYS
11	AL	127	GLU
12	AM	8	GLU

Continued on next page...

Continued from previous page...

Mol	Chain	Res	Type
12	AM	16	ASP
12	AM	19	LEU
12	AM	21	TYR
12	AM	27	LYS
12	AM	48	LEU
12	AM	56	LEU
12	AM	57	ARG
12	AM	61	GLU
12	AM	65	LYS
12	AM	67	GLU
12	AM	71	ARG
12	AM	82	MET
12	AM	83	ASP
12	AM	92	HIS
12	AM	103	THR
12	AM	108	ARG
12	AM	110	ARG
12	AM	121	LYS
13	AN	7	ILE
13	AN	21	TYR
13	AN	22	THR
13	AN	35	ARG
13	AN	40	CYS
13	AN	41	ARG
13	AN	44	LEU
13	AN	49	HIS
13	AN	61	TRP
14	AO	5	LYS
14	AO	10	LYS
14	AO	14	GLU
14	AO	26	GLU
14	AO	31	LEU
14	AO	38	ARG
14	AO	82	ILE
14	AO	85	LEU
14	AO	88	ARG
15	AP	23	ASP
15	AP	33	ILE
15	AP	45	THR
15	AP	67	THR
15	AP	69	THR
15	AP	71	ARG

Continued on next page...

Continued from previous page...

Mol	Chain	Res	Type
15	AP	72	ARG
16	AQ	7	THR
16	AQ	10	VAL
16	AQ	16	GLN
16	AQ	18	THR
16	AQ	20	THR
16	AQ	32	TYR
16	AQ	36	ILE
16	AQ	52	LYS
16	AQ	59	ILE
16	AQ	63	ARG
16	AQ	69	LYS
16	AQ	74	LEU
16	AQ	76	LEU
16	AQ	89	LEU
16	AQ	91	ARG
16	AQ	93	GLN
16	AQ	101	ARG
17	AR	29	PHE
17	AR	32	ARG
17	AR	34	TYR
17	AR	37	VAL
17	AR	55	ARG
17	AR	59	SER
17	AR	69	THR
17	AR	83	GLU
18	AS	5	LEU
18	AS	6	LYS
18	AS	7	LYS
18	AS	14	HIS
18	AS	23	ASN
18	AS	25	LYS
18	AS	32	LYS
18	AS	37	ARG
18	AS	43	GLU
18	AS	47	HIS
18	AS	51	VAL
18	AS	58	VAL
18	AS	61	TYR
18	AS	62	ILE
18	AS	79	THR
18	AS	81	ARG

Continued on next page...

Continued from previous page...

Mol	Chain	Res	Type
19	AT	13	LEU
19	AT	23	ARG
19	AT	41	ILE
19	AT	50	GLU
19	AT	54	LYS
19	AT	56	MET
19	AT	57	ARG
19	AT	63	ILE
19	AT	71	THR
19	AT	73	HIS
19	AT	74	LYS
19	AT	80	ARG
23	AY	20	HIS
23	AY	29	THR
23	AY	32	ILE
23	AY	36	THR
23	AY	38	ARG
23	AY	72	CYS
23	AY	80	ASN
23	AY	92	ILE
23	AY	98	MET
23	AY	124	GLN
23	AY	126	GLU
23	AY	132	ARG
23	AY	133	ILE
23	AY	139	MET
23	AY	147	TRP
23	AY	157	LEU
23	AY	170	ARG
23	AY	172	ASP
23	AY	174	PHE
23	AY	177	ILE
23	AY	178	ILE
23	AY	186	TYR
23	AY	188	TYR
23	AY	197	ARG
23	AY	198	GLU
23	AY	199	ILE
23	AY	210	ARG
23	AY	211	GLU
23	AY	225	GLU
23	AY	227	ILE

Continued on next page...

Continued from previous page...

Mol	Chain	Res	Type
23	AY	229	LEU
23	AY	240	GLU
23	AY	260	LEU
23	AY	264	LEU
23	AY	266	ASN
23	AY	270	GLN
23	AY	271	LEU
23	AY	273	LEU
23	AY	278	ASP
23	AY	285	ASP
23	AY	299	VAL
23	AY	302	HIS
23	AY	312	LEU
23	AY	314	PHE
23	AY	316	ILE
23	AY	321	TYR
23	AY	328	ILE
23	AY	336	THR
23	AY	340	TYR
23	AY	341	VAL
23	AY	344	THR
23	AY	352	VAL
23	AY	358	MET
23	AY	393	ASP
23	AY	404	VAL
23	AY	424	LEU
23	AY	428	LEU
23	AY	431	LEU
23	AY	440	VAL
23	AY	449	THR
23	AY	454	MET
23	AY	456	GLU
23	AY	458	HIS
23	AY	471	LYS
23	AY	485	GLU
23	AY	487	ILE
23	AY	499	ARG
23	AY	501	THR
23	AY	504	ARG
23	AY	506	GLN
23	AY	507	TYR
23	AY	510	VAL

Continued on next page...

Continued from previous page...

Mol	Chain	Res	Type
23	AY	512	ILE
23	AY	525	PHE
23	AY	527	ASN
23	AY	529	ILE
23	AY	555	LEU
23	AY	556	ILE
23	AY	563	ILE
23	AY	572	TYR
23	AY	580	MET
23	AY	596	LYS
23	AY	600	VAL
23	AY	603	GLU
23	AY	610	VAL
23	AY	615	GLU
23	AY	616	TYR
23	AY	617	MET
23	AY	621	ILE
23	AY	624	LEU
23	AY	635	GLU
23	AY	641	GLN
23	AY	646	PHE
23	AY	647	VAL
23	AY	666	ARG
23	AY	672	PHE
23	AY	676	TYR
24	BC	7	ARG
24	BC	16	ASP
24	BC	19	LYS
24	BC	28	ARG
24	BC	31	LYS
24	BC	32	GLU
24	BC	42	VAL
24	BC	47	LYS
24	BC	48	LEU
24	BC	50	ILE
24	BC	53	ARG
24	BC	59	VAL
24	BC	60	ARG
24	BC	63	VAL
24	BC	69	LEU
24	BC	73	VAL
24	BC	74	ARG

Continued on next page...

Continued from previous page...

Mol	Chain	Res	Type
24	BC	82	GLU
24	BC	94	TYR
24	BC	106	ASP
24	BC	111	PHE
24	BC	112	ASP
24	BC	117	THR
24	BC	120	VAL
24	BC	130	ARG
24	BC	131	ILE
24	BC	138	LEU
24	BC	145	THR
24	BC	148	PHE
24	BC	150	ILE
24	BC	161	ARG
24	BC	164	PHE
24	BC	166	ASN
24	BC	172	ILE
24	BC	176	VAL
24	BC	183	PRO
24	BC	185	LYS
24	BC	188	ASP
24	BC	198	GLU
24	BC	201	LYS
24	BC	211	ARG
24	BC	213	VAL
24	BC	215	VAL
24	BC	217	THR
24	BC	224	ARG
25	BD	4	LYS
25	BD	5	LYS
25	BD	9	TYR
25	BD	25	THR
25	BD	26	LYS
25	BD	30	GLU
25	BD	33	LEU
25	BD	34	VAL
25	BD	35	LYS
25	BD	38	LYS
25	BD	40	THR
25	BD	60	ARG
25	BD	64	ILE
25	BD	65	ILE

Continued on next page...

Continued from previous page...

Mol	Chain	Res	Type
25	BD	67	PHE
25	BD	78	LYS
25	BD	82	ILE
25	BD	87	ASN
25	BD	92	ILE
25	BD	96	HIS
25	BD	97	TYR
25	BD	105	ILE
25	BD	106	ILE
25	BD	109	ASP
25	BD	111	LEU
25	BD	112	GLN
25	BD	115	GLN
25	BD	117	VAL
25	BD	122	ASP
25	BD	136	ILE
25	BD	140	THR
25	BD	142	VAL
25	BD	146	GLU
25	BD	150	LYS
25	BD	183	ARG
25	BD	190	TYR
25	BD	201	HIS
25	BD	230	ASP
25	BD	233	HIS
25	BD	239	ARG
25	BD	242	ARG
25	BD	250	TRP
25	BD	257	LEU
25	BD	259	THR
26	BE	4	ILE
26	BE	7	VAL
26	BE	16	ARG
26	BE	26	ILE
26	BE	27	LEU
26	BE	33	VAL
26	BE	36	ARG
26	BE	38	THR
26	BE	49	LEU
26	BE	51	PHE
26	BE	61	ARG
26	BE	63	LEU

Continued on next page...

Continued from previous page...

Mol	Chain	Res	Type
26	BE	78	LEU
26	BE	81	ILE
26	BE	83	ASP
26	BE	95	ILE
26	BE	113	PHE
26	BE	119	ARG
26	BE	121	ASN
26	BE	127	ASP
26	BE	132	HIS
26	BE	134	ILE
26	BE	140	SER
26	BE	144	ARG
26	BE	154	LYS
26	BE	164	ARG
26	BE	165	VAL
26	BE	174	ASP
26	BE	196	VAL
26	BE	197	ILE
26	BE	200	GLU
27	BF	6	VAL
27	BF	12	LEU
27	BF	17	ARG
27	BF	18	ARG
27	BF	19	GLU
27	BF	24	LEU
27	BF	28	ILE
27	BF	33	LEU
27	BF	38	ARG
27	BF	40	GLN
27	BF	43	LYS
27	BF	45	ARG
27	BF	53	THR
27	BF	54	ARG
27	BF	62	ARG
27	BF	68	LYS
27	BF	69	HIS
27	BF	72	ARG
27	BF	74	ARG
27	BF	82	ILE
27	BF	90	PHE
27	BF	110	LEU
27	BF	124	LEU

Continued on next page...

Continued from previous page...

Mol	Chain	Res	Type
27	BF	126	VAL
27	BF	127	GLU
27	BF	136	THR
27	BF	139	PHE
27	BF	149	ASP
27	BF	152	GLU
27	BF	154	VAL
27	BF	170	LEU
27	BF	175	THR
27	BF	176	LEU
27	BF	183	VAL
27	BF	185	ASP
27	BF	186	ILE
27	BF	194	MET
27	BF	205	ARG
28	BG	5	VAL
28	BG	9	ARG
28	BG	15	VAL
28	BG	16	ARG
28	BG	23	PHE
28	BG	33	ARG
28	BG	35	GLU
28	BG	48	GLU
28	BG	54	GLU
28	BG	55	LYS
28	BG	78	SER
28	BG	80	PHE
28	BG	84	LYS
28	BG	86	MET
28	BG	103	LEU
28	BG	107	LEU
28	BG	109	VAL
28	BG	113	ARG
28	BG	120	LEU
28	BG	126	ASP
28	BG	139	LEU
28	BG	143	GLU
28	BG	145	THR
28	BG	146	TYR
28	BG	153	ARG
28	BG	155	MET
28	BG	166	ASP

Continued on next page...

Continued from previous page...

Mol	Chain	Res	Type
28	BG	167	GLU
28	BG	170	ARG
29	BH	17	VAL
29	BH	23	ARG
29	BH	27	LYS
29	BH	34	GLU
29	BH	41	MET
29	BH	42	ARG
29	BH	43	VAL
29	BH	44	VAL
29	BH	51	ARG
29	BH	52	VAL
29	BH	59	ARG
29	BH	65	HIS
29	BH	71	LEU
29	BH	85	LYS
29	BH	86	GLU
29	BH	103	LEU
29	BH	106	THR
29	BH	115	VAL
29	BH	121	ILE
29	BH	127	GLU
29	BH	143	GLN
29	BH	157	TYR
29	BH	159	GLU
29	BH	160	LYS
29	BH	171	LEU
31	BK	2	LYS
31	BK	7	VAL
31	BK	9	LYS
31	BK	34	ILE
31	BK	37	PHE
31	BK	41	PHE
31	BK	57	ILE
31	BK	59	ILE
31	BK	60	TYR
31	BK	66	THR
31	BK	69	THR
31	BK	78	ILE
31	BK	86	LYS
31	BK	89	HIS
31	BK	105	LEU

Continued on next page...

Continued from previous page...

Mol	Chain	Res	Type
31	BK	118	THR
31	BK	119	ASP
31	BK	125	ARG
31	BK	132	ARG
31	BK	136	VAL
32	BN	1	MET
32	BN	7	LYS
32	BN	32	THR
32	BN	42	TRP
32	BN	45	ASN
32	BN	48	MET
32	BN	50	ASP
32	BN	71	ILE
32	BN	87	LEU
32	BN	96	GLU
32	BN	99	LEU
32	BN	111	PRO
32	BN	112	LEU
32	BN	127	ASP
32	BN	131	GLN
32	BN	137	LYS
32	BN	138	LEU
33	BO	8	LEU
33	BO	9	GLU
33	BO	14	THR
33	BO	19	ILE
33	BO	38	VAL
33	BO	39	ILE
33	BO	52	VAL
33	BO	54	GLU
33	BO	58	VAL
33	BO	66	LYS
33	BO	69	ILE
33	BO	79	PHE
33	BO	80	ASP
33	BO	91	LEU
33	BO	107	ARG
33	BO	112	MET
34	BP	7	ARG
34	BP	16	ARG
34	BP	18	ARG
34	BP	27	HIS

Continued on next page...

Continued from previous page...

Mol	Chain	Res	Type
34	BP	32	THR
34	BP	39	LYS
34	BP	55	ARG
34	BP	58	THR
34	BP	60	MET
34	BP	61	ARG
34	BP	62	LEU
34	BP	81	GLN
34	BP	85	LEU
34	BP	100	LEU
34	BP	105	LEU
34	BP	106	LEU
34	BP	107	LYS
34	BP	115	LEU
34	BP	125	VAL
34	BP	135	LEU
35	BQ	1	MET
35	BQ	3	MET
35	BQ	7	MET
35	BQ	17	LEU
35	BQ	25	ASP
35	BQ	29	PHE
35	BQ	42	ILE
35	BQ	60	ARG
35	BQ	65	PHE
35	BQ	66	ILE
35	BQ	68	ILE
35	BQ	75	THR
35	BQ	82	ARG
35	BQ	90	VAL
35	BQ	93	TYR
35	BQ	116	GLU
35	BQ	125	LEU
35	BQ	127	ILE
35	BQ	128	LYS
35	BQ	129	THR
35	BQ	131	ILE
35	BQ	133	ARG
35	BQ	135	ASP
36	BR	3	HIS
36	BR	4	LEU
36	BR	8	ARG

Continued on next page...

Continued from previous page...

Mol	Chain	Res	Type
36	BR	23	ASN
36	BR	27	SER
36	BR	29	LEU
36	BR	43	GLU
36	BR	44	LEU
36	BR	45	ARG
36	BR	68	ARG
36	BR	72	ASP
36	BR	79	LEU
36	BR	82	GLU
36	BR	89	ASP
36	BR	99	LYS
36	BR	113	LEU
36	BR	115	GLU
37	BS	12	PHE
37	BS	13	ARG
37	BS	30	ARG
37	BS	47	THR
37	BS	53	SER
37	BS	54	LEU
37	BS	64	GLU
37	BS	69	VAL
37	BS	97	ARG
37	BS	98	VAL
37	BS	99	LYS
37	BS	103	GLU
37	BS	106	ARG
37	BS	107	GLU
38	BT	11	GLU
38	BT	13	ARG
38	BT	23	ARG
38	BT	30	VAL
38	BT	33	LYS
38	BT	44	ASP
38	BT	48	ILE
38	BT	49	VAL
38	BT	51	ARG
38	BT	57	PHE
38	BT	58	ASN
38	BT	59	THR
38	BT	65	LYS
38	BT	70	VAL

Continued on next page...

Continued from previous page...

Mol	Chain	Res	Type
38	BT	72	VAL
38	BT	74	ARG
38	BT	78	LEU
38	BT	80	SER
38	BT	82	LEU
38	BT	84	GLN
38	BT	95	ARG
38	BT	96	ARG
38	BT	101	PHE
38	BT	115	ARG
38	BT	124	ASP
39	BU	11	ARG
39	BU	14	HIS
39	BU	16	LYS
39	BU	18	LEU
39	BU	29	SER
39	BU	51	LYS
39	BU	52	ARG
39	BU	53	ARG
39	BU	54	LYS
39	BU	55	ARG
39	BU	60	LEU
39	BU	64	ARG
39	BU	74	LEU
39	BU	76	TYR
39	BU	79	PHE
39	BU	84	LYS
39	BU	90	VAL
39	BU	91	ASP
39	BU	97	ASP
39	BU	98	LEU
39	BU	101	ARG
39	BU	108	GLU
40	BV	7	THR
40	BV	14	VAL
40	BV	18	LEU
40	BV	19	LYS
40	BV	21	ARG
40	BV	37	VAL
40	BV	40	LEU
40	BV	57	VAL
40	BV	61	VAL

Continued on next page...

Continued from previous page...

Mol	Chain	Res	Type
40	BV	64	HIS
40	BV	70	ILE
40	BV	74	LYS
40	BV	75	PHE
40	BV	95	LEU
40	BV	97	LYS
40	BV	98	GLU
40	BV	99	ILE
41	BW	8	ARG
41	BW	9	TYR
41	BW	17	VAL
41	BW	19	LEU
41	BW	28	SER
41	BW	30	GLU
41	BW	37	ARG
41	BW	60	ASN
41	BW	66	GLU
41	BW	72	LYS
41	BW	75	TYR
41	BW	88	ARG
41	BW	95	ILE
41	BW	96	ILE
41	BW	97	LYS
41	BW	99	ARG
41	BW	100	THR
41	BW	105	VAL
41	BW	107	LEU
41	BW	109	GLU
41	BW	113	LYS
42	BX	5	TYR
42	BX	6	ASP
42	BX	35	THR
42	BX	36	LYS
42	BX	41	ASN
42	BX	54	VAL
42	BX	57	LEU
42	BX	58	HIS
42	BX	59	VAL
42	BX	64	LYS
42	BX	68	ARG
42	BX	76	ARG
42	BX	78	LYS

Continued on next page...

Continued from previous page...

Mol	Chain	Res	Type
42	BX	93	GLU
43	BY	2	ARG
43	BY	5	MET
43	BY	6	HIS
43	BY	9	LYS
43	BY	13	VAL
43	BY	14	LEU
43	BY	28	LYS
43	BY	29	GLU
43	BY	31	LEU
43	BY	35	TYR
43	BY	39	VAL
43	BY	47	LYS
43	BY	49	VAL
43	BY	50	ARG
43	BY	60	PHE
43	BY	72	VAL
43	BY	75	ILE
43	BY	84	ARG
43	BY	85	VAL
43	BY	89	PHE
43	BY	90	LEU
43	BY	94	LYS
43	BY	97	ARG
44	BZ	8	TYR
44	BZ	9	TYR
44	BZ	11	GLU
44	BZ	20	ARG
44	BZ	28	MET
44	BZ	29	TYR
44	BZ	32	HIS
44	BZ	34	ASN
44	BZ	45	ASP
44	BZ	46	LYS
44	BZ	57	ILE
44	BZ	59	LEU
44	BZ	71	VAL
44	BZ	76	LEU
44	BZ	81	ARG
44	BZ	84	GLU
44	BZ	98	MET
44	BZ	112	ARG

Continued on next page...

Continued from previous page...

Mol	Chain	Res	Type
44	BZ	120	ILE
44	BZ	122	ARG
44	BZ	123	ASP
44	BZ	124	ILE
44	BZ	127	LYS
44	BZ	136	PHE
44	BZ	150	LEU
44	BZ	154	ASP
44	BZ	155	LEU
44	BZ	162	GLU
44	BZ	166	SER
44	BZ	186	GLU
45	B0	3	HIS
45	B0	10	THR
45	B0	15	ASP
45	B0	27	GLU
45	B0	31	VAL
45	B0	32	ARG
45	B0	35	ASN
45	B0	36	ILE
45	B0	41	ARG
45	B0	43	THR
45	B0	55	ARG
45	B0	62	LEU
45	B0	63	VAL
45	B0	67	VAL
46	B2	8	LYS
46	B2	18	PRO
46	B2	33	MET
46	B2	35	LEU
46	B2	47	ASN
46	B2	51	ARG
46	B2	65	ASN
47	B3	17	LYS
47	B3	28	LEU
47	B3	29	ARG
47	B3	31	LEU
47	B3	37	LEU
47	B3	40	THR
47	B3	52	HIS
47	B3	53	LEU
47	B3	57	GLU

Continued on next page...

Continued from previous page...

Mol	Chain	Res	Type
47	B3	59	VAL
48	B5	3	LYS
48	B5	16	ARG
48	B5	25	LEU
48	B5	29	THR
48	B5	44	THR
48	B5	46	CYS
48	B5	51	TYR
48	B5	55	ARG
48	B5	56	LYS
48	B5	58	LEU
49	B6	7	ILE
49	B6	9	LEU
49	B6	11	LEU
49	B6	18	ARG
49	B6	39	TYR
49	B6	48	VAL
50	B7	15	THR
50	B7	24	THR
50	B7	40	TRP
50	B7	41	ARG
50	B7	47	ARG
50	B7	49	ARG
51	B8	15	LYS
51	B8	16	ILE
51	B8	25	MET
51	B8	30	ARG
51	B8	32	LEU
51	B8	36	LYS
51	B8	40	GLU
51	B8	42	ARG
51	B8	44	LYS
51	B8	46	ARG
51	B8	49	VAL
51	B8	50	LEU
51	B8	53	PRO
51	B8	54	GLU
51	B8	56	GLU
51	B8	59	LYS
51	B8	61	LEU
52	B9	1	MET
52	B9	2	LYS

Continued on next page...

Continued from previous page...

Mol	Chain	Res	Type
52	B9	10	ILE
52	B9	28	GLU
53	Be	64	LEU
53	Be	78	LEU
53	Be	86	LEU
53	Be	90	LYS
53	Be	94	GLU
53	Be	106	GLN
53	Be	118	VAL
56	B1	13	ILE
56	B1	32	LYS
56	B1	37	ILE
56	B1	39	LYS
56	B1	41	ARG
56	B1	43	TYR
56	B1	46	LEU
56	B1	47	GLN
56	B1	50	ARG
56	B1	58	ILE
56	B1	67	ILE
56	B1	73	LEU
56	B1	82	LEU
56	B1	88	LYS
57	B4	1	MET
57	B4	6	HIS
57	B4	9	LEU
57	B4	23	GLU
57	B4	30	GLU
1	CB	7	VAL
1	CB	8	LYS
1	CB	9	GLU
1	CB	12	GLU
1	CB	17	PHE
1	CB	28	PHE
1	CB	33	TYR
1	CB	36	ARG
1	CB	37	ASN
1	CB	42	ILE
1	CB	48	MET
1	CB	49	GLU
1	CB	56	ARG
1	CB	67	THR

Continued on next page...

Continued from previous page...

Mol	Chain	Res	Type
1	CB	69	LEU
1	CB	70	PHE
1	CB	74	LYS
1	CB	76	GLN
1	CB	78	GLN
1	CB	96	ARG
1	CB	103	THR
1	CB	104	ASN
1	CB	106	LYS
1	CB	113	HIS
1	CB	128	GLU
1	CB	134	GLU
1	CB	141	GLU
1	CB	152	PHE
1	CB	157	ARG
1	CB	158	LEU
1	CB	163	PHE
1	CB	172	ILE
1	CB	175	ARG
1	CB	185	ILE
1	CB	187	LEU
1	CB	189	ASP
1	CB	193	ASP
1	CB	201	ILE
1	CB	204	ASN
1	CB	205	ASP
1	CB	208	ILE
1	CB	210	SER
1	CB	212	GLN
1	CB	226	ARG
1	CB	230	VAL
2	CC	4	LYS
2	CC	5	ILE
2	CC	15	THR
2	CC	17	ASP
2	CC	22	TRP
2	CC	59	ARG
2	CC	67	THR
2	CC	84	ILE
2	CC	85	ARG
2	CC	89	GLU
2	CC	101	LEU

Continued on next page...

Continued from previous page...

Mol	Chain	Res	Type
2	CC	118	GLN
2	CC	124	ILE
2	CC	125	GLU
2	CC	128	PHE
2	CC	134	ILE
2	CC	152	ILE
2	CC	157	ILE
2	CC	167	TRP
2	CC	176	HIS
2	CC	193	TYR
2	CC	201	TYR
2	CC	204	LEU
2	CC	206	GLU
2	CC	208	ILE
3	CD	3	ARG
3	CD	5	ILE
3	CD	8	VAL
3	CD	9	CYS
3	CD	10	ARG
3	CD	12	CYS
3	CD	26	CYS
3	CD	30	LYS
3	CD	50	ARG
3	CD	53	ASP
3	CD	54	TYR
3	CD	56	VAL
3	CD	57	ARG
3	CD	61	LYS
3	CD	67	ILE
3	CD	84	LYS
3	CD	86	LYS
3	CD	92	VAL
3	CD	101	LEU
3	CD	127	THR
3	CD	131	ARG
3	CD	134	ASP
3	CD	135	LEU
3	CD	140	VAL
3	CD	141	ARG
3	CD	150	GLU
3	CD	159	ARG
3	CD	170	VAL

Continued on next page...

Continued from previous page...

Mol	Chain	Res	Type
3	CD	196	LEU
3	CD	198	VAL
4	CE	10	MET
4	CE	11	ILE
4	CE	12	LEU
4	CE	31	LEU
4	CE	32	VAL
4	CE	41	VAL
4	CE	45	PHE
4	CE	47	LYS
4	CE	51	VAL
4	CE	53	LEU
4	CE	57	LYS
4	CE	64	ARG
4	CE	65	ASN
4	CE	78	HIS
4	CE	100	VAL
4	CE	107	ARG
4	CE	111	GLU
4	CE	120	THR
4	CE	123	LEU
4	CE	126	ARG
4	CE	139	LEU
4	CE	141	GLN
4	CE	144	THR
4	CE	145	LYS
5	CF	14	LEU
5	CF	61	LEU
5	CF	67	MET
5	CF	69	GLU
5	CF	86	ARG
6	CG	11	GLN
6	CG	24	THR
6	CG	32	ARG
6	CG	35	LYS
6	CG	68	ASN
6	CG	79	ARG
6	CG	80	VAL
6	CG	92	SER
6	CG	104	LEU
6	CG	106	GLN
6	CG	118	VAL

Continued on next page...

Continued from previous page...

Mol	Chain	Res	Type
6	CG	149	ARG
7	CH	29	SER
7	CH	31	PHE
7	CH	37	ARG
7	CH	49	GLU
7	CH	51	VAL
7	CH	54	ASP
7	CH	63	LEU
7	CH	69	ARG
7	CH	73	ASP
7	CH	102	ARG
7	CH	107	LEU
7	CH	111	ILE
7	CH	112	LEU
7	CH	121	ASP
7	CH	138	TRP
8	CI	25	LYS
8	CI	33	PHE
8	CI	34	ASN
8	CI	40	LEU
8	CI	51	ARG
8	CI	85	LEU
8	CI	88	TYR
8	CI	89	ASN
8	CI	91	ASP
8	CI	95	LYS
8	CI	97	LYS
8	CI	99	LEU
8	CI	104	ARG
8	CI	121	ARG
8	CI	125	TYR
8	CI	128	ARG
9	CJ	3	LYS
9	CJ	5	ARG
9	CJ	8	LEU
9	CJ	11	PHE
9	CJ	16	LEU
9	CJ	25	GLU
9	CJ	29	ARG
9	CJ	35	SER
9	CJ	38	ILE
9	CJ	46	ARG

Continued on next page...

Continued from previous page...

Mol	Chain	Res	Type
9	CJ	50	ILE
9	CJ	55	LYS
9	CJ	65	LEU
9	CJ	75	ILE
9	CJ	79	ARG
9	CJ	81	THR
9	CJ	86	MET
9	CJ	89	ASP
9	CJ	96	ILE
10	CK	14	VAL
10	CK	29	ILE
10	CK	31	THR
10	CK	33	THR
10	CK	34	ASP
10	CK	48	ILE
10	CK	57	THR
10	CK	66	LEU
10	CK	75	TYR
10	CK	80	VAL
10	CK	81	ASP
10	CK	84	VAL
10	CK	116	HIS
10	CK	117	ASN
10	CK	119	CYS
10	CK	120	ARG
10	CK	122	LYS
10	CK	124	LYS
10	CK	126	ARG
11	CL	9	GLN
11	CL	20	LYS
11	CL	21	LYS
11	CL	33	ARG
11	CL	34	ARG
11	CL	39	VAL
11	CL	46	LYS
11	CL	49	ASN
11	CL	50	SER
11	CL	52	LEU
11	CL	53	ARG
11	CL	54	LYS
11	CL	55	VAL
11	CL	59	ARG

Continued on next page...

Continued from previous page...

Mol	Chain	Res	Type
11	CL	61	THR
11	CL	70	ILE
11	CL	75	HIS
11	CL	76	ASN
11	CL	77	LEU
11	CL	78	GLN
11	CL	79	GLU
11	CL	84	LEU
11	CL	85	ILE
11	CL	92	ASP
11	CL	93	LEU
11	CL	96	VAL
11	CL	97	ARG
11	CL	100	ILE
11	CL	119	LYS
11	CL	127	GLU
12	CM	8	GLU
12	CM	21	TYR
12	CM	27	LYS
12	CM	31	LYS
12	CM	47	ASP
12	CM	48	LEU
12	CM	61	GLU
12	CM	65	LYS
12	CM	92	HIS
12	CM	108	ARG
12	CM	110	ARG
12	CM	121	LYS
13	CN	7	ILE
13	CN	21	TYR
13	CN	22	THR
13	CN	32	SER
13	CN	35	ARG
13	CN	40	CYS
13	CN	61	TRP
14	CO	5	LYS
14	CO	6	GLU
14	CO	10	LYS
14	CO	15	PHE
14	CO	26	GLU
14	CO	38	ARG
14	CO	43	LEU

Continued on next page...

Continued from previous page...

Mol	Chain	Res	Type
14	CO	47	LYS
14	CO	66	LEU
14	CO	82	ILE
14	CO	88	ARG
15	CP	28	ARG
15	CP	36	ILE
15	CP	54	GLU
16	CQ	6	LEU
16	CQ	19	VAL
16	CQ	48	GLU
16	CQ	52	LYS
16	CQ	63	ARG
16	CQ	68	ARG
16	CQ	69	LYS
16	CQ	70	ARG
16	CQ	74	LEU
16	CQ	76	LEU
16	CQ	89	LEU
16	CQ	93	GLN
16	CQ	98	LEU
17	CR	34	TYR
17	CR	36	ASN
17	CR	37	VAL
17	CR	43	PHE
17	CR	51	LEU
17	CR	53	ARG
17	CR	58	LEU
17	CR	72	ARG
17	CR	76	LEU
17	CR	79	LEU
18	CS	5	LEU
18	CS	6	LYS
18	CS	11	VAL
18	CS	14	HIS
18	CS	15	LEU
18	CS	25	LYS
18	CS	38	SER
18	CS	47	HIS
18	CS	51	VAL
18	CS	56	GLN
18	CS	58	VAL
18	CS	60	VAL

Continued on next page...

Continued from previous page...

Mol	Chain	Res	Type
18	CS	61	TYR
18	CS	62	ILE
18	CS	66	MET
18	CS	79	THR
19	CT	13	LEU
19	CT	23	ARG
19	CT	57	ARG
19	CT	73	HIS
19	CT	74	LYS
19	CT	80	ARG
19	CT	82	SER
23	CY	8	ASP
23	CY	14	ASN
23	CY	15	ILE
23	CY	20	HIS
23	CY	27	THR
23	CY	35	TYR
23	CY	76	ASP
23	CY	84	THR
23	CY	91	THR
23	CY	92	ILE
23	CY	119	GLU
23	CY	126	GLU
23	CY	132	ARG
23	CY	133	ILE
23	CY	137	ASN
23	CY	139	MET
23	CY	140	ASP
23	CY	141	LYS
23	CY	146	LEU
23	CY	147	TRP
23	CY	157	LEU
23	CY	164	MET
23	CY	170	ARG
23	CY	171	GLU
23	CY	178	ILE
23	CY	191	ASP
23	CY	197	ARG
23	CY	199	ILE
23	CY	207	ASP
23	CY	210	ARG
23	CY	211	GLU

Continued on next page...

Continued from previous page...

Mol	Chain	Res	Type
23	CY	213	HIS
23	CY	224	ASP
23	CY	225	GLU
23	CY	226	ASN
23	CY	229	LEU
23	CY	240	GLU
23	CY	260	LEU
23	CY	270	GLN
23	CY	273	LEU
23	CY	297	GLU
23	CY	299	VAL
23	CY	302	HIS
23	CY	304	ASP
23	CY	306	ASN
23	CY	312	LEU
23	CY	314	PHE
23	CY	316	ILE
23	CY	328	ILE
23	CY	336	THR
23	CY	340	TYR
23	CY	341	VAL
23	CY	345	THR
23	CY	352	VAL
23	CY	355	LEU
23	CY	357	ARG
23	CY	364	GLU
23	CY	382	GLU
23	CY	384	ILE
23	CY	393	ASP
23	CY	404	VAL
23	CY	406	GLU
23	CY	420	ASP
23	CY	428	LEU
23	CY	454	MET
23	CY	468	ARG
23	CY	487	ILE
23	CY	488	THR
23	CY	492	ASP
23	CY	501	THR
23	CY	504	ARG
23	CY	506	GLN
23	CY	507	TYR

Continued on next page...

Continued from previous page...

Mol	Chain	Res	Type
23	CY	512	ILE
23	CY	514	VAL
23	CY	529	ILE
23	CY	536	LYS
23	CY	555	LEU
23	CY	556	ILE
23	CY	563	ILE
23	CY	572	TYR
23	CY	580	MET
23	CY	595	GLN
23	CY	600	VAL
23	CY	603	GLU
23	CY	610	VAL
23	CY	614	GLU
23	CY	615	GLU
23	CY	617	MET
23	CY	619	ASP
23	CY	624	LEU
23	CY	630	GLN
23	CY	632	LEU
23	CY	634	MET
23	CY	639	ASN
23	CY	641	GLN
23	CY	647	VAL
23	CY	651	GLU
23	CY	658	ASP
23	CY	666	ARG
23	CY	675	HIS
23	CY	676	TYR
23	CY	679	VAL
24	DC	7	ARG
24	DC	9	ARG
24	DC	15	VAL
24	DC	19	LYS
24	DC	28	ARG
24	DC	32	GLU
24	DC	39	ASP
24	DC	41	THR
24	DC	42	VAL
24	DC	47	LYS
24	DC	48	LEU
24	DC	53	ARG

Continued on next page...

Continued from previous page...

Mol	Chain	Res	Type
24	DC	60	ARG
24	DC	64	SER
24	DC	73	VAL
24	DC	74	ARG
24	DC	94	TYR
24	DC	95	VAL
24	DC	98	GLU
24	DC	104	ILE
24	DC	114	VAL
24	DC	119	ASP
24	DC	131	ILE
24	DC	138	LEU
24	DC	139	PRO
24	DC	145	THR
24	DC	148	PHE
24	DC	161	ARG
24	DC	164	PHE
24	DC	166	ASN
24	DC	167	ASP
24	DC	169	THR
24	DC	172	ILE
24	DC	176	VAL
24	DC	185	LYS
24	DC	198	GLU
24	DC	201	LYS
24	DC	208	THR
24	DC	211	ARG
24	DC	215	VAL
24	DC	224	ARG
25	DD	4	LYS
25	DD	5	LYS
25	DD	25	THR
25	DD	26	LYS
25	DD	30	GLU
25	DD	34	VAL
25	DD	35	LYS
25	DD	40	THR
25	DD	43	ARG
25	DD	44	ASN
25	DD	60	ARG
25	DD	64	ILE
25	DD	65	ILE

Continued on next page...

Continued from previous page...

Mol	Chain	Res	Type
25	DD	67	PHE
25	DD	71	ASP
25	DD	78	LYS
25	DD	82	ILE
25	DD	87	ASN
25	DD	94	LEU
25	DD	97	TYR
25	DD	105	ILE
25	DD	106	ILE
25	DD	113	VAL
25	DD	117	VAL
25	DD	136	ILE
25	DD	140	THR
25	DD	142	VAL
25	DD	147	LEU
25	DD	148	GLU
25	DD	150	LYS
25	DD	161	THR
25	DD	164	GLN
25	DD	171	ASP
25	DD	173	VAL
25	DD	175	LEU
25	DD	176	ARG
25	DD	190	TYR
25	DD	230	ASP
25	DD	233	HIS
25	DD	239	ARG
25	DD	242	ARG
25	DD	250	TRP
25	DD	252	TRP
25	DD	254	THR
25	DD	259	THR
25	DD	260	ARG
26	DE	4	ILE
26	DE	18	ASP
26	DE	21	VAL
26	DE	27	LEU
26	DE	33	VAL
26	DE	35	GLN
26	DE	49	LEU
26	DE	54	GLN
26	DE	58	ARG

Continued on next page...

Continued from previous page...

Mol	Chain	Res	Type
26	DE	61	ARG
26	DE	79	ARG
26	DE	82	ARG
26	DE	87	GLU
26	DE	94	GLU
26	DE	109	LYS
26	DE	111	ARG
26	DE	113	PHE
26	DE	119	ARG
26	DE	132	HIS
26	DE	134	ILE
26	DE	143	ASN
26	DE	144	ARG
26	DE	145	LYS
26	DE	154	LYS
26	DE	164	ARG
26	DE	174	ASP
26	DE	175	VAL
26	DE	184	VAL
26	DE	196	VAL
26	DE	197	ILE
26	DE	200	GLU
26	DE	202	LYS
27	DF	8	GLN
27	DF	9	ILE
27	DF	12	LEU
27	DF	18	ARG
27	DF	19	GLU
27	DF	28	ILE
27	DF	33	LEU
27	DF	40	GLN
27	DF	43	LYS
27	DF	45	ARG
27	DF	46	ARG
27	DF	51	THR
27	DF	54	ARG
27	DF	68	LYS
27	DF	69	HIS
27	DF	72	ARG
27	DF	74	ARG
27	DF	75	HIS
27	DF	82	ILE

Continued on next page...

Continued from previous page...

Mol	Chain	Res	Type
27	DF	90	PHE
27	DF	100	THR
27	DF	106	ARG
27	DF	124	LEU
27	DF	136	THR
27	DF	140	LEU
27	DF	149	ASP
27	DF	152	GLU
27	DF	154	VAL
27	DF	170	LEU
27	DF	175	THR
27	DF	185	ASP
27	DF	186	ILE
28	DG	5	VAL
28	DG	11	TYR
28	DG	33	ARG
28	DG	34	LEU
28	DG	35	GLU
28	DG	53	LEU
28	DG	54	GLU
28	DG	55	LYS
28	DG	63	ILE
28	DG	67	LYS
28	DG	72	ARG
28	DG	80	PHE
28	DG	83	ARG
28	DG	86	MET
28	DG	95	ARG
28	DG	99	MET
28	DG	109	VAL
28	DG	113	ARG
28	DG	120	LEU
28	DG	121	ASN
28	DG	130	ASN
28	DG	143	GLU
28	DG	144	ILE
28	DG	146	TYR
28	DG	152	LEU
28	DG	153	ARG
28	DG	166	ASP
28	DG	168	GLU
29	DH	17	VAL

Continued on next page...

Continued from previous page...

Mol	Chain	Res	Type
29	DH	18	GLU
29	DH	37	VAL
29	DH	41	MET
29	DH	43	VAL
29	DH	65	HIS
29	DH	70	THR
29	DH	71	LEU
29	DH	85	LYS
29	DH	106	THR
29	DH	110	SER
29	DH	122	THR
29	DH	129	THR
29	DH	136	ILE
29	DH	158	HIS
29	DH	171	LEU
31	DK	2	LYS
31	DK	9	LYS
31	DK	11	GLN
31	DK	29	GLN
31	DK	34	ILE
31	DK	37	PHE
31	DK	41	PHE
31	DK	42	ASN
31	DK	57	ILE
31	DK	59	ILE
31	DK	66	THR
31	DK	78	ILE
31	DK	105	LEU
31	DK	117	THR
31	DK	120	LEU
31	DK	125	ARG
31	DK	132	ARG
32	DN	1	MET
32	DN	7	LYS
32	DN	32	THR
32	DN	42	TRP
32	DN	45	ASN
32	DN	48	MET
32	DN	50	ASP
32	DN	71	ILE
32	DN	87	LEU
32	DN	96	GLU

Continued on next page...

Continued from previous page...

Mol	Chain	Res	Type
32	DN	99	LEU
32	DN	111	PRO
32	DN	112	LEU
32	DN	127	ASP
32	DN	131	GLN
32	DN	137	LYS
32	DN	138	LEU
33	DO	8	LEU
33	DO	9	GLU
33	DO	14	THR
33	DO	31	LYS
33	DO	38	VAL
33	DO	39	ILE
33	DO	52	VAL
33	DO	79	PHE
33	DO	91	LEU
33	DO	98	VAL
33	DO	108	GLU
33	DO	111	PHE
33	DO	112	MET
34	DP	7	ARG
34	DP	13	ASN
34	DP	15	ARG
34	DP	16	ARG
34	DP	29	LYS
34	DP	32	THR
34	DP	39	LYS
34	DP	40	SER
34	DP	42	SER
34	DP	58	THR
34	DP	60	MET
34	DP	61	ARG
34	DP	62	LEU
34	DP	74	GLU
34	DP	85	LEU
34	DP	90	ARG
34	DP	100	LEU
34	DP	102	ARG
34	DP	106	LEU
34	DP	107	LYS
34	DP	123	LEU
34	DP	135	LEU

Continued on next page...

Continued from previous page...

Mol	Chain	Res	Type
34	DP	138	LEU
34	DP	144	GLU
35	DQ	1	MET
35	DQ	3	MET
35	DQ	7	MET
35	DQ	10	ARG
35	DQ	18	LYS
35	DQ	25	ASP
35	DQ	43	THR
35	DQ	46	GLN
35	DQ	60	ARG
35	DQ	66	ILE
35	DQ	68	ILE
35	DQ	74	TYR
35	DQ	85	LYS
35	DQ	90	VAL
35	DQ	91	GLU
35	DQ	93	TYR
35	DQ	105	GLU
35	DQ	111	GLU
35	DQ	125	LEU
35	DQ	128	LYS
35	DQ	129	THR
35	DQ	131	ILE
35	DQ	135	ASP
35	DQ	137	TYR
36	DR	3	HIS
36	DR	4	LEU
36	DR	14	SER
36	DR	27	SER
36	DR	29	LEU
36	DR	43	GLU
36	DR	44	LEU
36	DR	45	ARG
36	DR	56	LYS
36	DR	68	ARG
36	DR	71	GLN
36	DR	72	ASP
36	DR	79	LEU
36	DR	87	TYR
36	DR	88	ARG
36	DR	99	LYS

Continued on next page...

Continued from previous page...

Mol	Chain	Res	Type
36	DR	102	GLU
37	DS	12	PHE
37	DS	13	ARG
37	DS	15	ARG
37	DS	18	ILE
37	DS	40	ILE
37	DS	47	THR
37	DS	54	LEU
37	DS	64	GLU
37	DS	69	VAL
37	DS	73	LEU
37	DS	84	GLN
37	DS	88	ASP
37	DS	97	ARG
37	DS	98	VAL
37	DS	99	LYS
37	DS	101	LEU
37	DS	103	GLU
37	DS	106	ARG
38	DT	1	MET
38	DT	6	LEU
38	DT	11	GLU
38	DT	13	ARG
38	DT	15	VAL
38	DT	22	PHE
38	DT	23	ARG
38	DT	27	THR
38	DT	30	VAL
38	DT	33	LYS
38	DT	44	ASP
38	DT	48	ILE
38	DT	50	ILE
38	DT	53	ARG
38	DT	59	THR
38	DT	62	THR
38	DT	65	LYS
38	DT	70	VAL
38	DT	74	ARG
38	DT	80	SER
38	DT	82	LEU
38	DT	84	GLN
38	DT	85	LYS

Continued on next page...

Continued from previous page...

Mol	Chain	Res	Type
38	DT	90	GLN
38	DT	95	ARG
38	DT	101	PHE
38	DT	102	ILE
38	DT	115	ARG
38	DT	124	ASP
39	DU	11	ARG
39	DU	14	HIS
39	DU	18	LEU
39	DU	28	ARG
39	DU	51	LYS
39	DU	52	ARG
39	DU	54	LYS
39	DU	55	ARG
39	DU	60	LEU
39	DU	64	ARG
39	DU	74	LEU
39	DU	76	TYR
39	DU	90	VAL
39	DU	94	ASN
39	DU	98	LEU
39	DU	101	ARG
39	DU	108	GLU
39	DU	114	LYS
40	DV	7	THR
40	DV	10	LYS
40	DV	14	VAL
40	DV	19	LYS
40	DV	20	LEU
40	DV	21	ARG
40	DV	24	LYS
40	DV	33	VAL
40	DV	37	VAL
40	DV	40	LEU
40	DV	49	THR
40	DV	57	VAL
40	DV	62	LEU
40	DV	64	HIS
40	DV	74	LYS
40	DV	78	LYS
40	DV	80	GLN
40	DV	81	TYR

Continued on next page...

Continued from previous page...

Mol	Chain	Res	Type
40	DV	92	THR
40	DV	99	ILE
41	DW	9	TYR
41	DW	11	ARG
41	DW	15	ARG
41	DW	17	VAL
41	DW	19	LEU
41	DW	28	SER
41	DW	30	GLU
41	DW	37	ARG
41	DW	51	LEU
41	DW	66	GLU
41	DW	88	ARG
41	DW	94	ASP
41	DW	95	ILE
41	DW	107	LEU
41	DW	109	GLU
41	DW	113	LYS
42	DX	6	ASP
42	DX	8	ILE
42	DX	35	THR
42	DX	41	ASN
42	DX	51	VAL
42	DX	53	LYS
42	DX	54	VAL
42	DX	57	LEU
42	DX	58	HIS
42	DX	59	VAL
42	DX	63	LYS
42	DX	68	ARG
42	DX	76	ARG
42	DX	78	LYS
42	DX	87	GLN
43	DY	2	ARG
43	DY	5	MET
43	DY	6	HIS
43	DY	7	VAL
43	DY	9	LYS
43	DY	35	TYR
43	DY	39	VAL
43	DY	42	VAL
43	DY	47	LYS

Continued on next page...

Continued from previous page...

Mol	Chain	Res	Type
43	DY	49	VAL
43	DY	50	ARG
43	DY	60	PHE
43	DY	76	CYS
43	DY	84	ARG
43	DY	89	PHE
43	DY	90	LEU
43	DY	99	CYS
44	DZ	9	TYR
44	DZ	27	VAL
44	DZ	28	MET
44	DZ	29	TYR
44	DZ	46	LYS
44	DZ	59	LEU
44	DZ	70	LEU
44	DZ	73	GLN
44	DZ	75	ASN
44	DZ	81	ARG
44	DZ	82	ARG
44	DZ	87	ASP
44	DZ	96	VAL
44	DZ	98	MET
44	DZ	112	ARG
44	DZ	123	ASP
44	DZ	124	ILE
44	DZ	127	LYS
44	DZ	131	ARG
44	DZ	133	ILE
44	DZ	148	ASP
44	DZ	150	LEU
44	DZ	151	HIS
44	DZ	154	ASP
44	DZ	162	GLU
44	DZ	165	VAL
44	DZ	175	VAL
44	DZ	185	GLU
45	D0	3	HIS
45	D0	20	ARG
45	D0	27	GLU
45	D0	29	GLN
45	D0	31	VAL
45	D0	36	ILE

Continued on next page...

Continued from previous page...

Mol	Chain	Res	Type
45	D0	37	LEU
45	D0	41	ARG
45	D0	43	THR
45	D0	53	MET
45	D0	55	ARG
45	D0	75	LEU
45	D0	84	LEU
46	D2	8	LYS
46	D2	35	LEU
46	D2	37	PHE
46	D2	47	ASN
46	D2	64	LEU
46	D2	70	GLN
47	D3	31	LEU
47	D3	37	LEU
47	D3	52	HIS
47	D3	59	VAL
48	D5	3	LYS
48	D5	6	VAL
48	D5	13	LYS
48	D5	23	HIS
48	D5	29	THR
48	D5	30	LEU
48	D5	44	THR
48	D5	51	TYR
48	D5	55	ARG
48	D5	56	LYS
48	D5	58	LEU
49	D6	6	ARG
49	D6	9	LEU
49	D6	10	LEU
49	D6	11	LEU
49	D6	13	CYS
49	D6	18	ARG
49	D6	19	ARG
49	D6	27	LYS
49	D6	30	THR
49	D6	45	LYS
49	D6	48	VAL
50	D7	22	MET
50	D7	33	ARG
50	D7	40	TRP

Continued on next page...

Continued from previous page...

Mol	Chain	Res	Type
50	D7	41	ARG
50	D7	42	LEU
50	D7	48	LYS
51	D8	6	THR
51	D8	16	ILE
51	D8	17	THR
51	D8	30	ARG
51	D8	32	LEU
51	D8	34	TRP
51	D8	36	LYS
51	D8	42	ARG
51	D8	49	VAL
51	D8	50	LEU
51	D8	53	PRO
51	D8	56	GLU
51	D8	59	LYS
51	D8	61	LEU
52	D9	2	LYS
52	D9	22	ARG
53	De	62	VAL
53	De	64	LEU
53	De	73	GLU
53	De	78	LEU
53	De	81	ILE
53	De	86	LEU
53	De	94	GLU
53	De	118	VAL
56	D1	5	CYS
56	D1	17	SER
56	D1	20	ARG
56	D1	25	LYS
56	D1	26	ARG
56	D1	32	LYS
56	D1	37	ILE
56	D1	39	LYS
56	D1	41	ARG
56	D1	43	TYR
56	D1	46	LEU
56	D1	50	ARG
56	D1	51	VAL
56	D1	58	ILE
56	D1	61	ARG

Continued on next page...

Continued from previous page...

Mol	Chain	Res	Type
56	D1	65	SER
56	D1	67	ILE
56	D1	82	LEU
56	D1	94	LEU
57	D4	1	MET
57	D4	9	LEU
57	D4	10	VAL
57	D4	30	GLU
57	D4	31	ILE
57	D4	32	TYR

Some sidechains can be flipped to improve hydrogen bonding and reduce clashes. All (87) such sidechains are listed below:

Mol	Chain	Res	Type
1	AB	16	HIS
3	AD	77	ASN
6	AG	97	GLN
7	AH	78	GLN
9	AJ	76	ASN
10	AK	116	HIS
11	AL	8	ASN
14	AO	9	GLN
14	AO	13	GLN
16	AQ	16	GLN
18	AS	65	ASN
23	AY	20	HIS
23	AY	80	ASN
23	AY	137	ASN
23	AY	270	GLN
23	AY	443	HIS
24	BC	58	ASN
24	BC	166	ASN
25	BD	115	GLN
26	BE	35	GLN
26	BE	180	ASN
27	BF	40	GLN
28	BG	41	GLN
28	BG	66	GLN
29	BH	143	GLN
29	BH	147	ASN
32	BN	45	ASN
32	BN	69	GLN

Continued on next page...

Continued from previous page...

Mol	Chain	Res	Type
32	BN	94	HIS
32	BN	131	GLN
32	BN	133	GLN
34	BP	27	HIS
36	BR	61	HIS
38	BT	55	ASN
38	BT	58	ASN
38	BT	84	GLN
42	BX	31	HIS
42	BX	41	ASN
42	BX	55	ASN
42	BX	58	HIS
44	BZ	30	ASN
47	B3	32	GLN
49	B6	32	ASN
1	CB	40	HIS
3	CD	116	GLN
7	CH	82	HIS
8	CI	124	GLN
10	CK	26	ASN
11	CL	8	ASN
16	CQ	45	HIS
18	CS	53	ASN
23	CY	14	ASN
23	CY	117	GLN
23	CY	137	ASN
23	CY	165	GLN
23	CY	190	ASN
23	CY	443	HIS
23	CY	625	ASN
25	DD	115	GLN
25	DD	143	HIS
26	DE	143	ASN
26	DE	192	ASN
27	DF	40	GLN
28	DG	121	ASN
28	DG	130	ASN
29	DH	111	HIS
31	DK	29	GLN
31	DK	30	HIS
32	DN	45	ASN
32	DN	69	GLN

Continued on next page...

Continued from previous page...

Mol	Chain	Res	Type
32	DN	94	HIS
32	DN	131	GLN
32	DN	133	GLN
33	DO	5	GLN
34	DP	128	HIS
36	DR	23	ASN
39	DU	49	HIS
39	DU	75	ASN
39	DU	94	ASN
39	DU	104	GLN
40	DV	64	HIS
46	D2	46	GLN
46	D2	48	HIS
46	D2	71	ASN
49	D6	49	HIS
56	D1	42	GLN
56	D1	66	HIS

5.3.3 RNA ⓘ

Mol	Chain	Analysed	Backbone Outliers	Pucker Outliers
20	AA	1510/1511 (99%)	291 (19%)	17 (1%)
20	CA	1510/1511 (99%)	294 (19%)	16 (1%)
21	AW	76/77 (98%)	21 (27%)	2 (2%)
21	CW	76/77 (98%)	24 (31%)	2 (2%)
22	AV	22/23 (95%)	11 (50%)	1 (4%)
22	CV	22/23 (95%)	8 (36%)	2 (9%)
58	BA	2878/2879 (99%)	665 (23%)	22 (0%)
58	DA	2878/2879 (99%)	658 (22%)	23 (0%)
59	BB	118/119 (99%)	17 (14%)	2 (1%)
59	DB	118/119 (99%)	14 (11%)	1 (0%)
All	All	9208/9218 (99%)	2003 (21%)	88 (0%)

All (2003) RNA backbone outliers are listed below:

Mol	Chain	Res	Type
20	AA	9	G
20	AA	13	U
20	AA	32	A
20	AA	39	G
20	AA	47	C

Continued on next page...

Continued from previous page...

Mol	Chain	Res	Type
20	AA	48	C
20	AA	50	A
20	AA	51	A
20	AA	60	A
20	AA	68(H)	G
20	AA	68(L)	U
20	AA	68(M)	U
20	AA	68(P)	C
20	AA	68(Q)	U
20	AA	68(W)	G
20	AA	106	C
20	AA	109	A
20	AA	116	A
20	AA	121	C
20	AA	127	G
20	AA	129(A)	G
20	AA	131	C
20	AA	163	C
20	AA	175	C
20	AA	179	A
20	AA	186(H)	U
20	AA	186(L)	G
20	AA	195	A
20	AA	201(C)	U
20	AA	216	G
20	AA	231	G
20	AA	233	C
20	AA	247	G
20	AA	251	G
20	AA	267	C
20	AA	279	A
20	AA	280	C
20	AA	281	G
20	AA	289	G
20	AA	290	C
20	AA	297	G
20	AA	306	G
20	AA	309	G
20	AA	315	A
20	AA	316	G
20	AA	321	A
20	AA	328	C

Continued on next page...

Continued from previous page...

Mol	Chain	Res	Type
20	AA	329	A
20	AA	332	G
20	AA	345	C
20	AA	346	G
20	AA	347	G
20	AA	352	C
20	AA	353	A
20	AA	354	G
20	AA	356	A
20	AA	363	A
20	AA	367	U
20	AA	372	C
20	AA	384	G
20	AA	390	C
20	AA	396	G
20	AA	397	A
20	AA	398	C
20	AA	405	U
20	AA	407	G
20	AA	412	A
20	AA	413	G
20	AA	414	A
20	AA	422	C
20	AA	424	G
20	AA	429	U
20	AA	430	A
20	AA	440	A
20	AA	452	A
20	AA	453	A
20	AA	458	C
20	AA	458(B)	A
20	AA	458(D)	G
20	AA	481	G
20	AA	485	G
20	AA	492	G
20	AA	497	A
20	AA	498	U
20	AA	505	G
20	AA	511	C
20	AA	514	C
20	AA	518	C
20	AA	521	G

Continued on next page...

Continued from previous page...

Mol	Chain	Res	Type
20	AA	522	C
20	AA	524	G
20	AA	527	G
20	AA	531	U
20	AA	532	A
20	AA	533	A
20	AA	547	A
20	AA	559	A
20	AA	562	C
20	AA	564	C
20	AA	567	G
20	AA	568	G
20	AA	572	A
20	AA	573	A
20	AA	574	A
20	AA	575	G
20	AA	576	G
20	AA	579	G
20	AA	587	G
20	AA	588	G
20	AA	653	A
20	AA	665	A
20	AA	666	G
20	AA	667	G
20	AA	688	G
20	AA	692	U
20	AA	702	A
20	AA	710	G
20	AA	718	G
20	AA	730	G
20	AA	733	A
20	AA	734	G
20	AA	737	A
20	AA	740	U
20	AA	747	C
20	AA	749	C
20	AA	755	G
20	AA	771	G
20	AA	789	U
20	AA	793	U
20	AA	794	A
20	AA	796	C

Continued on next page...

Continued from previous page...

Mol	Chain	Res	Type
20	AA	804	U
20	AA	807	A
20	AA	811	C
20	AA	816	A
20	AA	817	C
20	AA	819	A
20	AA	821	G
20	AA	827	U
20	AA	828	A
20	AA	834	C
20	AA	838(A)	U
20	AA	838(B)	C
20	AA	838(C)	U
20	AA	848	C
20	AA	858	G
20	AA	859	A
20	AA	867	G
20	AA	869	G
20	AA	870	U
20	AA	873	A
20	AA	879	C
20	AA	885	G
20	AA	902	G
20	AA	907	A
20	AA	926	G
20	AA	927	G
20	AA	931	C
20	AA	933	G
20	AA	934	C
20	AA	935	A
20	AA	960	U
20	AA	961	U
20	AA	968	A
20	AA	969	A
20	AA	971	G
20	AA	972	C
20	AA	973	G
20	AA	974	A
20	AA	976	G
20	AA	977	A
20	AA	978	A
20	AA	980	C

Continued on next page...

Continued from previous page...

Mol	Chain	Res	Type
20	AA	983	A
20	AA	984	C
20	AA	992	U
20	AA	993	G
20	AA	998	G
20	AA	998(A)	C
20	AA	1004	A
20	AA	1013	G
20	AA	1017	G
20	AA	1025	U
20	AA	1028(B)	C
20	AA	1045	C
20	AA	1046	A
20	AA	1047	G
20	AA	1053	G
20	AA	1054	C
20	AA	1055	A
20	AA	1062	U
20	AA	1065	U
20	AA	1066	C
20	AA	1086	U
20	AA	1094	G
20	AA	1095	U
20	AA	1101	A
20	AA	1102	A
20	AA	1113	C
20	AA	1125	U
20	AA	1126	U
20	AA	1129	C
20	AA	1130	A
20	AA	1137	C
20	AA	1138	G
20	AA	1139	G
20	AA	1140	C
20	AA	1146	A
20	AA	1158	C
20	AA	1159	U
20	AA	1160	G
20	AA	1181	G
20	AA	1182	G
20	AA	1191	A
20	AA	1196	U

Continued on next page...

Continued from previous page...

Mol	Chain	Res	Type
20	AA	1197	G
20	AA	1198	G
20	AA	1200	C
20	AA	1201	A
20	AA	1204	A
20	AA	1212	U
20	AA	1213	A
20	AA	1214	C
20	AA	1220	G
20	AA	1225	A
20	AA	1227	A
20	AA	1228	C
20	AA	1238	A
20	AA	1241	G
20	AA	1247	U
20	AA	1257	U
20	AA	1260	C
20	AA	1275	A
20	AA	1279	A
20	AA	1280	A
20	AA	1281	U
20	AA	1287	A
20	AA	1291	G
20	AA	1300	G
20	AA	1301	U
20	AA	1302	U
20	AA	1303	C
20	AA	1305	G
20	AA	1317	C
20	AA	1322	C
20	AA	1331	G
20	AA	1338	G
20	AA	1339	A
20	AA	1346	A
20	AA	1347	G
20	AA	1357	A
20	AA	1362(A)	C
20	AA	1364	U
20	AA	1365	G
20	AA	1370	G
20	AA	1377	A
20	AA	1381	U

Continued on next page...

Continued from previous page...

Mol	Chain	Res	Type
20	AA	1397	C
20	AA	1398	A
20	AA	1413	A
20	AA	1419	G
20	AA	1431	C
20	AA	1440(C)	G
20	AA	1440(D)	A
20	AA	1440(E)	G
20	AA	1440(I)	A
20	AA	1440(J)	C
20	AA	1440(K)	G
20	AA	1440(L)	G
20	AA	1463	C
20	AA	1491	G
20	AA	1492	A
20	AA	1493	A
20	AA	1494	G
20	AA	1497	G
20	AA	1499	A
20	AA	1502	A
20	AA	1504	G
20	AA	1505	G
20	AA	1506	U
20	AA	1507	A
20	AA	1517	G
20	AA	1520	G
20	AA	1529	G
20	AA	1530	G
20	AA	1532	U
20	AA	1533	C
20	AA	1534	A
20	AA	1535	C
20	AA	1536	C
20	AA	1538	C
21	AW	8	U
21	AW	16	U
21	AW	17	U
21	AW	18	G
21	AW	19	G
21	AW	20	U
21	AW	20(A)	U
21	AW	21	A

Continued on next page...

Continued from previous page...

Mol	Chain	Res	Type
21	AW	22	G
21	AW	25	C
21	AW	30	C
21	AW	36	U
21	AW	42	U
21	AW	46	G
21	AW	47	U
21	AW	48	C
21	AW	50	C
21	AW	51	A
21	AW	58	A
21	AW	60	U
21	AW	61	C
22	AV	5	A
22	AV	10	G
22	AV	12	A
22	AV	14	A
22	AV	15	A
22	AV	16	A
22	AV	18	G
22	AV	19	G
22	AV	21	A
22	AV	23	A
22	AV	24	A
58	BA	10	G
58	BA	12	U
58	BA	15	G
58	BA	17	G
58	BA	27	G
58	BA	34	C
58	BA	35	G
58	BA	36	G
58	BA	43	G
58	BA	46	C
58	BA	48	G
58	BA	49	A
58	BA	51	G
58	BA	58	G
58	BA	61	G
58	BA	73	A
58	BA	75	G
58	BA	84	A

Continued on next page...

Continued from previous page...

Mol	Chain	Res	Type
58	BA	87	C
58	BA	98	G
58	BA	101	G
58	BA	102	G
58	BA	104	U
58	BA	113	G
58	BA	118	A
58	BA	119	A
58	BA	120	U
58	BA	131	G
58	BA	137(A)	C
58	BA	149	A
58	BA	155	C
58	BA	171	G
58	BA	181	A
58	BA	188	G
58	BA	193	U
58	BA	196	A
58	BA	197	A
58	BA	199	A
58	BA	201	C
58	BA	204	A
58	BA	205	G
58	BA	216	A
58	BA	221	A
58	BA	222	A
58	BA	227	A
58	BA	228	A
58	BA	229	A
58	BA	230	U
58	BA	233	A
58	BA	248	G
58	BA	252	G
58	BA	256	A
58	BA	265	A
58	BA	270(M)	U
58	BA	270(N)	U
58	BA	270(O)	G
58	BA	270(P)	U
58	BA	270(Q)	C
58	BA	270(R)	C
58	BA	271(D)	U

Continued on next page...

Continued from previous page...

Mol	Chain	Res	Type
58	BA	271	G
58	BA	274	G
58	BA	275	G
58	BA	277	C
58	BA	279	C
58	BA	294	A
58	BA	299	A
58	BA	302	C
58	BA	310	A
58	BA	312	G
58	BA	321	G
58	BA	322	A
58	BA	323	G
58	BA	329	G
58	BA	330	A
58	BA	331	A
58	BA	345	A
58	BA	349	G
58	BA	352	G
58	BA	363(A)	G
58	BA	364	C
58	BA	381	G
58	BA	384	U
58	BA	386	G
58	BA	387	U
58	BA	388	G
58	BA	389	G
58	BA	390	A
58	BA	391	G
58	BA	396	G
58	BA	405	U
58	BA	406	G
58	BA	407	G
58	BA	408	G
58	BA	411	G
58	BA	434	U
58	BA	435	C
58	BA	444	C
58	BA	448	U
58	BA	449	A
58	BA	451	C
58	BA	457	A

Continued on next page...

Continued from previous page...

Mol	Chain	Res	Type
58	BA	458	G
58	BA	459	U
58	BA	464	U
58	BA	470	A
58	BA	475	U
58	BA	480	A
58	BA	481	G
58	BA	505	A
58	BA	508	G
58	BA	509	C
58	BA	514	A
58	BA	522	G
58	BA	527	C
58	BA	528	A
58	BA	529	A
58	BA	530	G
58	BA	531	C
58	BA	532	A
58	BA	533	G
58	BA	549	G
58	BA	556	G
58	BA	563	G
58	BA	572	A
58	BA	573	G
58	BA	574	C
58	BA	575	A
58	BA	579	G
58	BA	586	A
58	BA	587	C
58	BA	596	G
58	BA	603	A
58	BA	614	U
58	BA	616	A
58	BA	617	G
58	BA	618(B)	C
58	BA	620	G
58	BA	621	A
58	BA	627	A
58	BA	637	A
58	BA	640	C
58	BA	642	G
58	BA	645	C

Continued on next page...

Continued from previous page...

Mol	Chain	Res	Type
58	BA	646	A
58	BA	652	U
58	BA	654	U
58	BA	668	G
58	BA	671	C
58	BA	685	A
58	BA	686	G
58	BA	694	U
58	BA	695	G
58	BA	717	G
58	BA	730	C
58	BA	738	G
58	BA	741	G
58	BA	742	G
58	BA	753	C
58	BA	755	C
58	BA	763	G
58	BA	764	A
58	BA	765	G
58	BA	776	G
58	BA	779	U
58	BA	782	A
58	BA	784	A
58	BA	785	G
58	BA	788	A
58	BA	792	G
58	BA	794	G
58	BA	800	A
58	BA	805	G
58	BA	812	C
58	BA	819	A
58	BA	821	A
58	BA	822	U
58	BA	827	U
58	BA	829	A
58	BA	831	G
58	BA	845	G
58	BA	846	C
58	BA	847	U
58	BA	856	C
58	BA	866	A
58	BA	870	A

Continued on next page...

Continued from previous page...

Mol	Chain	Res	Type
58	BA	880	G
58	BA	890	A
58	BA	896	A
58	BA	897	C
58	BA	906	G
58	BA	910	A
58	BA	917	A
58	BA	919	G
58	BA	929	G
58	BA	932	G
58	BA	935	C
58	BA	941	A
58	BA	946	G
58	BA	959	A
58	BA	961	C
58	BA	973	A
58	BA	974(A)	G
58	BA	974(B)	C
58	BA	980	A
58	BA	983	A
58	BA	990	A
58	BA	996	A
58	BA	999	U
58	BA	1007	C
58	BA	1009	A
58	BA	1010	A
58	BA	1012	U
58	BA	1013	C
58	BA	1022	G
58	BA	1023	U
58	BA	1025	G
58	BA	1026	U
58	BA	1027	A
58	BA	1032	A
58	BA	1033	U
58	BA	1034	G
58	BA	1041	C
58	BA	1042	G
58	BA	1045	A
58	BA	1046	A
58	BA	1047	G
58	BA	1048	A

Continued on next page...

Continued from previous page...

Mol	Chain	Res	Type
58	BA	1058	G
58	BA	1061	U
58	BA	1069	A
58	BA	1070	A
58	BA	1072	C
58	BA	1073	A
58	BA	1075	C
58	BA	1079	C
58	BA	1085	A
58	BA	1086	A
58	BA	1088	A
58	BA	1090	U
58	BA	1103	A
58	BA	1106	G
58	BA	1110	G
58	BA	1112	G
58	BA	1113	U
58	BA	1127	A
58	BA	1130	U
58	BA	1132	A
58	BA	1135	C
58	BA	1136	G
58	BA	1137	G
58	BA	1138	G
58	BA	1139	G
58	BA	1141	U
58	BA	1147	C
58	BA	1157	G
58	BA	1175	U
58	BA	1176	G
58	BA	1186	G
58	BA	1192	G
58	BA	1199	U
58	BA	1201	C
58	BA	1204	A
58	BA	1206	G
58	BA	1210	A
58	BA	1212	G
58	BA	1215	G
58	BA	1221	C
58	BA	1226	A
58	BA	1231	G

Continued on next page...

Continued from previous page...

Mol	Chain	Res	Type
58	BA	1236	G
58	BA	1237	A
58	BA	1241	A
58	BA	1242	A
58	BA	1244	G
58	BA	1247	A
58	BA	1248	G
58	BA	1249	U
58	BA	1253	A
58	BA	1256	G
58	BA	1265	A
58	BA	1271	G
58	BA	1272	A
58	BA	1273	U
58	BA	1274	A
58	BA	1275	A
58	BA	1286	A
58	BA	1288	U
58	BA	1297	C
58	BA	1300	U
58	BA	1301	A
58	BA	1302	A
58	BA	1307	A
58	BA	1312	U
58	BA	1314	C
58	BA	1321	A
58	BA	1325	G
58	BA	1326	U
58	BA	1328	G
58	BA	1329	U
58	BA	1332	G
58	BA	1341	U
58	BA	1349	A
58	BA	1352	U
58	BA	1359	A
58	BA	1360	A
58	BA	1365	A
58	BA	1379	A
58	BA	1380	G
58	BA	1384	A
58	BA	1385	G
58	BA	1387	C

Continued on next page...

Continued from previous page...

Mol	Chain	Res	Type
58	BA	1388	G
58	BA	1395	A
58	BA	1396	U
58	BA	1399	C
58	BA	1416	G
58	BA	1420	U
58	BA	1421	G
58	BA	1428	C
58	BA	1429	G
58	BA	1438	U
58	BA	144(B)	A
58	BA	1451	C
58	BA	1453	A
58	BA	1454	U
58	BA	1455	G
58	BA	1458	C
58	BA	1460	A
58	BA	1461	G
58	BA	1467	C
58	BA	1483	G
58	BA	1490	A
58	BA	1491	G
58	BA	1493	C
58	BA	1494	A
58	BA	1495	A
58	BA	1497	U
58	BA	1498	C
58	BA	1510	A
58	BA	1525	G
58	BA	1535	U
58	BA	1536	A
58	BA	1538	G
58	BA	1542	G
58	BA	1543	A
58	BA	1544	C
58	BA	1545	A
58	BA	1547	C
58	BA	1554	A
58	BA	1558	A
58	BA	1559	G
58	BA	1569	A
58	BA	1572	A

Continued on next page...

Continued from previous page...

Mol	Chain	Res	Type
58	BA	1578	U
58	BA	1583	A
58	BA	1585	C
58	BA	1598	C
58	BA	1602	U
58	BA	1603	A
58	BA	1607	C
58	BA	1608	A
58	BA	1612	C
58	BA	1614	A
58	BA	1615	C
58	BA	1616	A
58	BA	1617	C
58	BA	1631	A
58	BA	1634	A
58	BA	1640	C
58	BA	1646	C
58	BA	1648	C
58	BA	1651	G
58	BA	1652	A
58	BA	1654	A
58	BA	1664	A
58	BA	1668	A
58	BA	1674	G
58	BA	1675	C
58	BA	1677	A
58	BA	1681	G
58	BA	1690	A
58	BA	1694	C
58	BA	1696	G
58	BA	1698	A
58	BA	1699	G
58	BA	1703	G
58	BA	1729	A
58	BA	1731	G
58	BA	1732	A
58	BA	1743	G
58	BA	1762	A
58	BA	1763	G
58	BA	1764	G
58	BA	1773	A
58	BA	1780	A

Continued on next page...

Continued from previous page...

Mol	Chain	Res	Type
58	BA	1781	C
58	BA	1782	C
58	BA	1783	A
58	BA	1784	A
58	BA	1786	A
58	BA	1787	A
58	BA	1791	A
58	BA	1800	C
58	BA	1802	A
58	BA	1803	A
58	BA	1810	A
58	BA	1815	A
58	BA	1816	G
58	BA	1820	U
58	BA	1821	A
58	BA	1829	A
58	BA	1838	C
58	BA	1840	G
58	BA	1847	A
58	BA	1860	G
58	BA	1888	G
58	BA	1889	A
58	BA	1896	G
58	BA	1900	A
58	BA	1903	G
58	BA	1905	C
58	BA	1906	G
58	BA	1913	A
58	BA	1914	C
58	BA	1929	G
58	BA	1936	A
58	BA	1937	A
58	BA	1938	A
58	BA	1939	U
58	BA	1940	U
58	BA	1951	U
58	BA	1955	U
58	BA	1962	C
58	BA	1963	U
58	BA	1967	C
58	BA	1970	A
58	BA	1971	A

Continued on next page...

Continued from previous page...

Mol	Chain	Res	Type
58	BA	1972	A
58	BA	1976	U
58	BA	1977	A
58	BA	1978	A
58	BA	1981	A
58	BA	1982	C
58	BA	1991	U
58	BA	1992	G
58	BA	1999	C
58	BA	2002	G
58	BA	2013	A
58	BA	2020	A
58	BA	2021	C
58	BA	2022	U
58	BA	2023	G
58	BA	2030	A
58	BA	2031	A
58	BA	2032	G
58	BA	2033	A
58	BA	2034	U
58	BA	2036	C
58	BA	2039	C
58	BA	2041	U
58	BA	2042	A
58	BA	2043	C
58	BA	2044	C
58	BA	2052	G
58	BA	2055	C
58	BA	2056	G
58	BA	2060	A
58	BA	2061	G
58	BA	2062	A
58	BA	2067	G
58	BA	2068	U
58	BA	2069	G
58	BA	2080	G
58	BA	2092	U
58	BA	2093	G
58	BA	2115	G
58	BA	2116	G
58	BA	2117	A
58	BA	2118	U

Continued on next page...

Continued from previous page...

Mol	Chain	Res	Type
58	BA	2119	A
58	BA	2120	G
58	BA	2130	U
58	BA	2132	U
58	BA	2133	G
58	BA	2136	C
58	BA	2144	U
58	BA	2148	G
58	BA	2154	G
58	BA	2159	G
58	BA	2166	G
58	BA	2171	A
58	BA	2173	A
58	BA	2198	A
58	BA	2210	G
58	BA	2211	G
58	BA	2212	A
58	BA	2213	U
58	BA	2225	A
58	BA	2226	C
58	BA	2234	G
58	BA	2238	G
58	BA	2239	G
58	BA	2243	U
58	BA	2245	U
58	BA	2264	C
58	BA	2266	A
58	BA	2268	A
58	BA	2269	A
58	BA	2275	C
58	BA	2282	G
58	BA	2283	C
58	BA	2287	A
58	BA	2305	A
58	BA	2308	G
58	BA	2309	A
58	BA	2310	A
58	BA	2311	A
58	BA	2319	G
58	BA	2320	A
58	BA	2325	G
58	BA	2327	A

Continued on next page...

Continued from previous page...

Mol	Chain	Res	Type
58	BA	2334	G
58	BA	2335	A
58	BA	2336	A
58	BA	2343	C
58	BA	2345	G
58	BA	2346	A
58	BA	2347	C
58	BA	2350	C
58	BA	2361	A
58	BA	2377	A
58	BA	2379	G
58	BA	2383	G
58	BA	2385	C
58	BA	2389	G
58	BA	2402	C
58	BA	2406	U
58	BA	2417	C
58	BA	2422	A
58	BA	2423	U
58	BA	2425	A
58	BA	2427	C
58	BA	2428	G
58	BA	2429	G
58	BA	2430	A
58	BA	2431	U
58	BA	2435	A
58	BA	2436	G
58	BA	2439	A
58	BA	2441	C
58	BA	2447	G
58	BA	2448	A
58	BA	2449	U
58	BA	2450	A
58	BA	2460	U
58	BA	2469	A
58	BA	2470	G
58	BA	2475	C
58	BA	2476	A
58	BA	2477	C
58	BA	2478	A
58	BA	2479	G
58	BA	2480	C

Continued on next page...

Continued from previous page...

Mol	Chain	Res	Type
58	BA	2481	G
58	BA	2483	C
58	BA	2487	G
58	BA	2502	G
58	BA	2505	G
58	BA	2507	C
58	BA	2509	G
58	BA	2518	A
58	BA	2519	U
58	BA	2529	G
58	BA	2530	A
58	BA	2542	A
58	BA	2554	U
58	BA	2561	A
58	BA	2562	U
58	BA	2566	A
58	BA	2567	G
58	BA	2568	C
58	BA	2572	A
58	BA	2573	C
58	BA	2574	G
58	BA	2577	A
58	BA	2578	G
58	BA	2583	G
58	BA	2584	U
58	BA	2586	C
58	BA	2602	A
58	BA	2603	G
58	BA	2609	U
58	BA	2610	C
58	BA	2611	U
58	BA	2612	C
58	BA	2615	U
58	BA	2621	A
58	BA	2630	G
58	BA	2645	G
58	BA	2646	C
58	BA	2657	A
58	BA	2663	G
58	BA	2664	G
58	BA	2665	A
58	BA	2667	C

Continued on next page...

Continued from previous page...

Mol	Chain	Res	Type
58	BA	2672	G
58	BA	2687	U
58	BA	2689	U
58	BA	2690	C
58	BA	2702	U
58	BA	2703	C
58	BA	2711	A
58	BA	2712	U
58	BA	712(B)	A
58	BA	2713	A
58	BA	2714	G
58	BA	2715	C
58	BA	2718	G
58	BA	2726	U
58	BA	2727	G
58	BA	2730	C
58	BA	2732	G
58	BA	2733	A
58	BA	2746	U
58	BA	2748	A
58	BA	2751	G
58	BA	2755	C
58	BA	2757	A
58	BA	2758	A
58	BA	2764	A
58	BA	2765	A
58	BA	2768	C
58	BA	2777	G
58	BA	2778	A
58	BA	2779	U
58	BA	2780	G
58	BA	2781	A
58	BA	2782	G
58	BA	2789	C
58	BA	2790	A
58	BA	2791	C
58	BA	2792	G
58	BA	2797	U
58	BA	2799	A
58	BA	2801	A
58	BA	2805	G
58	BA	2809	A

Continued on next page...

Continued from previous page...

Mol	Chain	Res	Type
58	BA	2811	G
58	BA	2818	G
58	BA	2820	A
58	BA	2821	A
58	BA	2823	A
58	BA	2827	C
58	BA	2834	G
58	BA	2835	A
58	BA	2849	U
58	BA	2851	A
58	BA	2866	U
58	BA	2872	G
58	BA	2879	C
58	BA	2880	C
58	BA	2886	G
58	BA	2892	A
58	BA	2894	G
59	BB	13	A
59	BB	15	A
59	BB	16	G
59	BB	25	A
59	BB	27	C
59	BB	41	U
59	BB	42	C
59	BB	48	A
59	BB	52	A
59	BB	67	G
59	BB	72	G
59	BB	73	A
59	BB	74	U
59	BB	85	G
59	BB	99	A
59	BB	106	G
59	BB	108	C
20	CA	6	G
20	CA	7	G
20	CA	9	G
20	CA	13	U
20	CA	32	A
20	CA	39	G
20	CA	47	C
20	CA	48	C

Continued on next page...

Continued from previous page...

Mol	Chain	Res	Type
20	CA	51	A
20	CA	54	C
20	CA	59	A
20	CA	68	G
20	CA	68(H)	G
20	CA	68(P)	C
20	CA	68(R)	C
20	CA	68(U)	U
20	CA	68(V)	G
20	CA	68(W)	G
20	CA	101	A
20	CA	104	G
20	CA	109	A
20	CA	115	G
20	CA	116	A
20	CA	120	A
20	CA	121	C
20	CA	129(A)	G
20	CA	131	C
20	CA	134	A
20	CA	144	G
20	CA	151	A
20	CA	163	C
20	CA	179	A
20	CA	186(E)	C
20	CA	186(G)	C
20	CA	186(H)	U
20	CA	186(I)	U
20	CA	186(K)	G
20	CA	195	A
20	CA	197	A
20	CA	199	G
20	CA	201	C
20	CA	201(C)	U
20	CA	233	C
20	CA	244	U
20	CA	247	G
20	CA	251	G
20	CA	255	G
20	CA	267	C
20	CA	272	C
20	CA	279	A

Continued on next page...

Continued from previous page...

Mol	Chain	Res	Type
20	CA	280	C
20	CA	281	G
20	CA	289	G
20	CA	301	G
20	CA	309	G
20	CA	321	A
20	CA	328	C
20	CA	329	A
20	CA	332	G
20	CA	345	C
20	CA	347	G
20	CA	352	C
20	CA	353	A
20	CA	354	G
20	CA	363	A
20	CA	366	C
20	CA	367	U
20	CA	372	C
20	CA	373	A
20	CA	384	G
20	CA	390	C
20	CA	392	G
20	CA	397	A
20	CA	398	C
20	CA	407	G
20	CA	408	A
20	CA	409	G
20	CA	412	A
20	CA	413	G
20	CA	414	A
20	CA	422	C
20	CA	423	G
20	CA	424	G
20	CA	429	U
20	CA	430	A
20	CA	440	A
20	CA	452	A
20	CA	453	A
20	CA	458(B)	A
20	CA	485	G
20	CA	492	G
20	CA	497	A

Continued on next page...

Continued from previous page...

Mol	Chain	Res	Type
20	CA	498	U
20	CA	505	G
20	CA	508	C
20	CA	509	A
20	CA	511	C
20	CA	512	U
20	CA	517	G
20	CA	518	C
20	CA	521	G
20	CA	524	G
20	CA	527	G
20	CA	531	U
20	CA	532	A
20	CA	533	A
20	CA	547	A
20	CA	559	A
20	CA	561	U
20	CA	562	C
20	CA	564	C
20	CA	568	G
20	CA	572	A
20	CA	574	A
20	CA	575	G
20	CA	576	G
20	CA	577	G
20	CA	586	C
20	CA	633	G
20	CA	653	A
20	CA	665	A
20	CA	666	G
20	CA	667	G
20	CA	668	G
20	CA	672	U
20	CA	673	G
20	CA	678	U
20	CA	688	G
20	CA	690	G
20	CA	695	A
20	CA	701	C
20	CA	703	G
20	CA	714	G
20	CA	748	C

Continued on next page...

Continued from previous page...

Mol	Chain	Res	Type
20	CA	749	C
20	CA	753	A
20	CA	761	G
20	CA	778	G
20	CA	780	A
20	CA	787	A
20	CA	793	U
20	CA	794	A
20	CA	796	C
20	CA	805	C
20	CA	816	A
20	CA	817	C
20	CA	818	G
20	CA	819	A
20	CA	821	G
20	CA	828	A
20	CA	838(A)	U
20	CA	838(B)	C
20	CA	848	C
20	CA	858	G
20	CA	859	A
20	CA	867	G
20	CA	873	A
20	CA	875	C
20	CA	888	G
20	CA	902	G
20	CA	923	A
20	CA	926	G
20	CA	927	G
20	CA	932	C
20	CA	934	C
20	CA	935	A
20	CA	946	A
20	CA	960	U
20	CA	961	U
20	CA	966	G
20	CA	969	A
20	CA	971	G
20	CA	972	C
20	CA	974	A
20	CA	976	G
20	CA	977	A

Continued on next page...

Continued from previous page...

Mol	Chain	Res	Type
20	CA	978	A
20	CA	979	C
20	CA	980	C
20	CA	983	A
20	CA	992	U
20	CA	993	G
20	CA	1004	A
20	CA	1013	G
20	CA	1028(B)	C
20	CA	1028(E)	G
20	CA	1045	C
20	CA	1053	G
20	CA	1054	C
20	CA	1055	A
20	CA	1061	G
20	CA	1064	G
20	CA	1067	A
20	CA	1070	U
20	CA	1084	G
20	CA	1085	U
20	CA	1094	G
20	CA	1095	U
20	CA	1101	A
20	CA	1102	A
20	CA	1108	G
20	CA	1113	C
20	CA	1125	U
20	CA	1126	U
20	CA	1129	C
20	CA	1130	A
20	CA	1137	C
20	CA	1138	G
20	CA	1139	G
20	CA	1140	C
20	CA	1146	A
20	CA	1154	G
20	CA	1159	U
20	CA	1171	G
20	CA	1181	G
20	CA	1182	G
20	CA	1184	G
20	CA	1189	C

Continued on next page...

Continued from previous page...

Mol	Chain	Res	Type
20	CA	1190	G
20	CA	1191	A
20	CA	1193	G
20	CA	1196	U
20	CA	1197	G
20	CA	1200	C
20	CA	1201	A
20	CA	1204	A
20	CA	1212	U
20	CA	1213	A
20	CA	1220	G
20	CA	1225	A
20	CA	1227	A
20	CA	1236	A
20	CA	1238	A
20	CA	1256	A
20	CA	1257	U
20	CA	1260	C
20	CA	1273	G
20	CA	1278	U
20	CA	1279	A
20	CA	1280	A
20	CA	1281	U
20	CA	1283	G
20	CA	1287	A
20	CA	1298	C
20	CA	1300	G
20	CA	1301	U
20	CA	1302	U
20	CA	1305	G
20	CA	1311	G
20	CA	1317	C
20	CA	1322	C
20	CA	1331	G
20	CA	1346	A
20	CA	1347	G
20	CA	1353	G
20	CA	1359	C
20	CA	1362(A)	C
20	CA	1364	U
20	CA	1377	A
20	CA	1397	C

Continued on next page...

Continued from previous page...

Mol	Chain	Res	Type
20	CA	1398	A
20	CA	1413	A
20	CA	1419	G
20	CA	1433	A
20	CA	1440(B)	G
20	CA	1440(C)	G
20	CA	1440(D)	A
20	CA	1440(E)	G
20	CA	1440(I)	A
20	CA	1440(J)	C
20	CA	1440(K)	G
20	CA	1440(L)	G
20	CA	1475	G
20	CA	1484	C
20	CA	1487	G
20	CA	1492	A
20	CA	1494	G
20	CA	1497	G
20	CA	1502	A
20	CA	1503	A
20	CA	1504	G
20	CA	1505	G
20	CA	1506	U
20	CA	1517	G
20	CA	1520	G
20	CA	1528	U
20	CA	1529	G
20	CA	1530	G
20	CA	1532	U
20	CA	1533	C
20	CA	1534	A
20	CA	1535	C
20	CA	1536	C
20	CA	1538	C
21	CW	7	G
21	CW	8	U
21	CW	9	A
21	CW	16	U
21	CW	17	U
21	CW	18	G
21	CW	19	G
21	CW	20	U

Continued on next page...

Continued from previous page...

Mol	Chain	Res	Type
21	CW	20(A)	U
21	CW	21	A
21	CW	22	G
21	CW	25	C
21	CW	30	C
21	CW	36	U
21	CW	42	U
21	CW	46	G
21	CW	47	U
21	CW	48	C
21	CW	50	C
21	CW	51	A
21	CW	58	A
21	CW	60	U
21	CW	61	C
21	CW	76	A
22	CV	9	G
22	CV	12	A
22	CV	16	A
22	CV	18	G
22	CV	19	G
22	CV	21	A
22	CV	23	A
22	CV	24	A
58	DA	11	G
58	DA	12	U
58	DA	13	A
58	DA	15	G
58	DA	23	G
58	DA	34	C
58	DA	35	G
58	DA	36	G
58	DA	46	C
58	DA	49	A
58	DA	55	G
58	DA	58	G
58	DA	61	G
58	DA	63	U
58	DA	72	U
58	DA	73	A
58	DA	75	G
58	DA	84	A

Continued on next page...

Continued from previous page...

Mol	Chain	Res	Type
58	DA	90	U
58	DA	98	G
58	DA	99	U
58	DA	101	G
58	DA	102	G
58	DA	104	U
58	DA	113	G
58	DA	117	G
58	DA	118	A
58	DA	119	A
58	DA	120	U
58	DA	138	G
58	DA	151	C
58	DA	152	G
58	DA	154	G
58	DA	181	A
58	DA	193	U
58	DA	196	A
58	DA	197	A
58	DA	199	A
58	DA	205	G
58	DA	206	U
58	DA	215	G
58	DA	216	A
58	DA	221	A
58	DA	222	A
58	DA	227	A
58	DA	228	A
58	DA	229	A
58	DA	230	U
58	DA	233	A
58	DA	247	G
58	DA	248	G
58	DA	249	C
58	DA	250	G
58	DA	252	G
58	DA	256	A
58	DA	264	C
58	DA	265	A
58	DA	270(M)	U
58	DA	270(N)	U
58	DA	270(O)	G

Continued on next page...

Continued from previous page...

Mol	Chain	Res	Type
58	DA	270(Q)	C
58	DA	270(R)	C
58	DA	271(C)	G
58	DA	271(D)	U
58	DA	271	G
58	DA	274	G
58	DA	275	G
58	DA	277	C
58	DA	279	C
58	DA	299	A
58	DA	300	A
58	DA	302	C
58	DA	310	A
58	DA	321	G
58	DA	322	A
58	DA	323	G
58	DA	324	A
58	DA	329	G
58	DA	330	A
58	DA	352	G
58	DA	353	G
58	DA	363(A)	G
58	DA	363(D)	G
58	DA	364	C
58	DA	380	U
58	DA	386	G
58	DA	387	U
58	DA	388	G
58	DA	389	G
58	DA	390	A
58	DA	391	G
58	DA	392	C
58	DA	396	G
58	DA	404	C
58	DA	405	U
58	DA	406	G
58	DA	407	G
58	DA	411	G
58	DA	412	A
58	DA	434	U
58	DA	444	C
58	DA	446	G

Continued on next page...

Continued from previous page...

Mol	Chain	Res	Type
58	DA	448	U
58	DA	449	A
58	DA	451	C
58	DA	456	C
58	DA	457	A
58	DA	459	U
58	DA	464	U
58	DA	465	G
58	DA	470	A
58	DA	475	U
58	DA	480	A
58	DA	481	G
58	DA	505	A
58	DA	508	G
58	DA	509	C
58	DA	527	C
58	DA	530	G
58	DA	531	C
58	DA	532	A
58	DA	533	G
58	DA	546	C
58	DA	556	G
58	DA	559	G
58	DA	563	G
58	DA	572	A
58	DA	573	G
58	DA	575	A
58	DA	579	G
58	DA	586	A
58	DA	587	C
58	DA	588	U
58	DA	595	C
58	DA	599	G
58	DA	603	A
58	DA	616	A
58	DA	617	G
58	DA	620	G
58	DA	621	A
58	DA	625	G
58	DA	627	A
58	DA	634	C
58	DA	637	A

Continued on next page...

Continued from previous page...

Mol	Chain	Res	Type
58	DA	645	C
58	DA	646	A
58	DA	647	G
58	DA	652	U
58	DA	654	U
58	DA	655	A
58	DA	666	G
58	DA	667	U
58	DA	671	C
58	DA	672	C
58	DA	685	A
58	DA	686	G
58	DA	688	U
58	DA	695	G
58	DA	717	G
58	DA	730	C
58	DA	735	A
58	DA	738	G
58	DA	742	G
58	DA	747	U
58	DA	753	C
58	DA	762	U
58	DA	765	G
58	DA	770	G
58	DA	776	G
58	DA	779	U
58	DA	782	A
58	DA	783	A
58	DA	784	A
58	DA	785	G
58	DA	788	A
58	DA	789	A
58	DA	790	C
58	DA	791	C
58	DA	792	G
58	DA	794	G
58	DA	800	A
58	DA	805	G
58	DA	812	C
58	DA	814	C
58	DA	819	A
58	DA	821	A

Continued on next page...

Continued from previous page...

Mol	Chain	Res	Type
58	DA	827	U
58	DA	829	A
58	DA	833	U
58	DA	845	G
58	DA	846	C
58	DA	847	U
58	DA	852	G
58	DA	859	G
58	DA	866	A
58	DA	870	A
58	DA	889	C
58	DA	890	A
58	DA	896	A
58	DA	897	C
58	DA	910	A
58	DA	917	A
58	DA	919	G
58	DA	932	G
58	DA	933	A
58	DA	941	A
58	DA	945	A
58	DA	946	G
58	DA	959	A
58	DA	961	C
58	DA	962	G
58	DA	972	G
58	DA	974(A)	G
58	DA	974(B)	C
58	DA	975	G
58	DA	980	A
58	DA	983	A
58	DA	990	A
58	DA	991	C
58	DA	996	A
58	DA	1005	C
58	DA	1009	A
58	DA	1012	U
58	DA	1013	C
58	DA	1022	G
58	DA	1023	U
58	DA	1024	G
58	DA	1025	G

Continued on next page...

Continued from previous page...

Mol	Chain	Res	Type
58	DA	1026	U
58	DA	1033	U
58	DA	1034	G
58	DA	1039	G
58	DA	1042	G
58	DA	1045	A
58	DA	1046	A
58	DA	1047	G
58	DA	1048	A
58	DA	1056	G
58	DA	1058	G
58	DA	1062	G
58	DA	1070	A
58	DA	1072	C
58	DA	1074	G
58	DA	1075	C
58	DA	1077	A
58	DA	1078	U
58	DA	1079	C
58	DA	1082	U
58	DA	1085	A
58	DA	1088	A
58	DA	1090	U
58	DA	1112	G
58	DA	1125	G
58	DA	1130	U
58	DA	1132	A
58	DA	1135	C
58	DA	1136	G
58	DA	1137	G
58	DA	1139	G
58	DA	1148	A
58	DA	1149	G
58	DA	1153	C
58	DA	1157	G
58	DA	1175	U
58	DA	1176	G
58	DA	1186	G
58	DA	1187	G
58	DA	1199	U
58	DA	1204	A
58	DA	1206	G

Continued on next page...

Continued from previous page...

Mol	Chain	Res	Type
58	DA	1210	A
58	DA	1212	G
58	DA	1214	A
58	DA	1215	G
58	DA	1221	C
58	DA	1226	A
58	DA	1241	A
58	DA	1242	A
58	DA	1244	G
58	DA	1248	G
58	DA	1249	U
58	DA	1253	A
58	DA	1255	U
58	DA	1256	G
58	DA	1265	A
58	DA	1271	G
58	DA	1272	A
58	DA	1273	U
58	DA	1286	A
58	DA	1289	C
58	DA	1297	C
58	DA	1300	U
58	DA	1301	A
58	DA	1302	A
58	DA	1307	A
58	DA	1311	G
58	DA	1312	U
58	DA	1313	U
58	DA	1314	C
58	DA	1325	G
58	DA	1329	U
58	DA	1332	G
58	DA	1341	U
58	DA	1343	G
58	DA	1345	C
58	DA	1349	A
58	DA	1352	U
58	DA	1355	G
58	DA	1359	A
58	DA	1360	A
58	DA	1365	A
58	DA	1384	A

Continued on next page...

Continued from previous page...

Mol	Chain	Res	Type
58	DA	1385	G
58	DA	1388	G
58	DA	1391	U
58	DA	1396	U
58	DA	1398	C
58	DA	1416	G
58	DA	1420	U
58	DA	1421	G
58	DA	1426	G
58	DA	1428	C
58	DA	144(B)	A
58	DA	1451	C
58	DA	1453	A
58	DA	1454	U
58	DA	1455	G
58	DA	1458	C
58	DA	1460	A
58	DA	1461	G
58	DA	1467	C
58	DA	1483	G
58	DA	1490	A
58	DA	1491	G
58	DA	1493	C
58	DA	1494	A
58	DA	1495	A
58	DA	1497	U
58	DA	1498	C
58	DA	1510	A
58	DA	1529	A
58	DA	1535	U
58	DA	1536	A
58	DA	1538	G
58	DA	1540	G
58	DA	1542	G
58	DA	1543	A
58	DA	1544	C
58	DA	1545	A
58	DA	1547	C
58	DA	1548	C
58	DA	1555	G
58	DA	1557	C
58	DA	1558	A

Continued on next page...

Continued from previous page...

Mol	Chain	Res	Type
58	DA	1559	G
58	DA	1568	G
58	DA	1569	A
58	DA	1578	U
58	DA	1579	A
58	DA	1583	A
58	DA	1585	C
58	DA	1602	U
58	DA	1603	A
58	DA	1610	A
58	DA	1614	A
58	DA	1615	C
58	DA	1616	A
58	DA	1617	C
58	DA	1618	A
58	DA	1630	G
58	DA	1634	A
58	DA	1639	U
58	DA	1640	C
58	DA	1646	C
58	DA	1648	C
58	DA	1651	G
58	DA	1654	A
58	DA	1661	G
58	DA	1664	A
58	DA	1667	G
58	DA	1668	A
58	DA	1669	A
58	DA	1674	G
58	DA	1678	G
58	DA	1681	G
58	DA	1694	C
58	DA	1696	G
58	DA	1698	A
58	DA	1699	G
58	DA	1705	G
58	DA	1707	G
58	DA	1729	A
58	DA	1731	G
58	DA	1732	A
58	DA	1750	G
58	DA	1762	A

Continued on next page...

Continued from previous page...

Mol	Chain	Res	Type
58	DA	1763	G
58	DA	1764	G
58	DA	1773	A
58	DA	1779	U
58	DA	1780	A
58	DA	1781	C
58	DA	1783	A
58	DA	1786	A
58	DA	1787	A
58	DA	1791	A
58	DA	1796	U
58	DA	1799	G
58	DA	1800	C
58	DA	1802	A
58	DA	1816	G
58	DA	1820	U
58	DA	1821	A
58	DA	1826	G
58	DA	1829	A
58	DA	1833	U
58	DA	1847	A
58	DA	1860	G
58	DA	1878	G
58	DA	1888	G
58	DA	1889	A
58	DA	1900	A
58	DA	1901	A
58	DA	1905	C
58	DA	1906	G
58	DA	1913	A
58	DA	1914	C
58	DA	1929	G
58	DA	1931	U
58	DA	1936	A
58	DA	1937	A
58	DA	1938	A
58	DA	1939	U
58	DA	1940	U
58	DA	1952	A
58	DA	1955	U
58	DA	1963	U
58	DA	1965	C

Continued on next page...

Continued from previous page...

Mol	Chain	Res	Type
58	DA	1967	C
58	DA	1970	A
58	DA	1971	A
58	DA	1972	A
58	DA	1976	U
58	DA	1977	A
58	DA	1981	A
58	DA	1982	C
58	DA	1992	G
58	DA	1993	U
58	DA	1999	C
58	DA	2007	C
58	DA	2013	A
58	DA	2020	A
58	DA	2021	C
58	DA	2023	G
58	DA	2030	A
58	DA	2031	A
58	DA	2032	G
58	DA	2033	A
58	DA	2034	U
58	DA	2036	C
58	DA	2039	C
58	DA	2040	C
58	DA	2041	U
58	DA	2043	C
58	DA	2044	C
58	DA	2052	G
58	DA	2054	A
58	DA	2055	C
58	DA	2056	G
58	DA	2060	A
58	DA	2061	G
58	DA	2062	A
58	DA	2065	C
58	DA	2067	G
58	DA	2069	G
58	DA	2093	G
58	DA	2095	C
58	DA	2108	C
58	DA	2115	G
58	DA	2117	A

Continued on next page...

Continued from previous page...

Mol	Chain	Res	Type
58	DA	2118	U
58	DA	2120	G
58	DA	2132	U
58	DA	2133	G
58	DA	2136	C
58	DA	2144	U
58	DA	2148	G
58	DA	2154	G
58	DA	2158	A
58	DA	2159	G
58	DA	2170	A
58	DA	2171	A
58	DA	2173	A
58	DA	2190	G
58	DA	2192	G
58	DA	2198	A
58	DA	2208	U
58	DA	2210	G
58	DA	2211	G
58	DA	2212	A
58	DA	2213	U
58	DA	2225	A
58	DA	2234	G
58	DA	2238	G
58	DA	2239	G
58	DA	2241	A
58	DA	2259	G
58	DA	2266	A
58	DA	2268	A
58	DA	2269	A
58	DA	2275	C
58	DA	2278	A
58	DA	2282	G
58	DA	2283	C
58	DA	2287	A
58	DA	2305	A
58	DA	2307	G
58	DA	2308	G
58	DA	2309	A
58	DA	2311	A
58	DA	2319	G
58	DA	2320	A

Continued on next page...

Continued from previous page...

Mol	Chain	Res	Type
58	DA	2322	A
58	DA	2325	G
58	DA	2327	A
58	DA	2334	G
58	DA	2336	A
58	DA	2345	G
58	DA	2346	A
58	DA	2347	C
58	DA	2350	C
58	DA	2358	G
58	DA	2376	A
58	DA	2377	A
58	DA	2383	G
58	DA	2385	C
58	DA	2390	U
58	DA	2402	C
58	DA	2403	C
58	DA	2405	G
58	DA	2411	A
58	DA	2422	A
58	DA	2423	U
58	DA	2425	A
58	DA	2427	C
58	DA	2428	G
58	DA	2429	G
58	DA	2430	A
58	DA	2435	A
58	DA	2436	G
58	DA	2439	A
58	DA	2441	C
58	DA	2448	A
58	DA	2450	A
58	DA	2468	G
58	DA	2469	A
58	DA	2470	G
58	DA	2476	A
58	DA	2477	C
58	DA	2478	A
58	DA	2479	G
58	DA	2482	G
58	DA	2483	C
58	DA	2487	G

Continued on next page...

Continued from previous page...

Mol	Chain	Res	Type
58	DA	2498	C
58	DA	2502	G
58	DA	2505	G
58	DA	2508	G
58	DA	2509	G
58	DA	2518	A
58	DA	2519	U
58	DA	2529	G
58	DA	2530	A
58	DA	2531	A
58	DA	2532	G
58	DA	2534	A
58	DA	2540	C
58	DA	2542	A
58	DA	2543	G
58	DA	2554	U
58	DA	2566	A
58	DA	2567	G
58	DA	2572	A
58	DA	2573	C
58	DA	2574	G
58	DA	2576	G
58	DA	2577	A
58	DA	2584	U
58	DA	2585	U
58	DA	2586	C
58	DA	2595	G
58	DA	2602	A
58	DA	2609	U
58	DA	2610	C
58	DA	2611	U
58	DA	2612	C
58	DA	2630	G
58	DA	2638	G
58	DA	2646	C
58	DA	2663	G
58	DA	2665	A
58	DA	2667	C
58	DA	2681	C
58	DA	2682	U
58	DA	2689	U
58	DA	2690	C

Continued on next page...

Continued from previous page...

Mol	Chain	Res	Type
58	DA	2702	U
58	DA	2703	C
58	DA	2711	A
58	DA	2712	U
58	DA	712(B)	A
58	DA	2713	A
58	DA	2714	G
58	DA	2715	C
58	DA	2718	G
58	DA	2725	A
58	DA	2726	U
58	DA	2727	G
58	DA	2729	G
58	DA	2730	C
58	DA	2732	G
58	DA	2733	A
58	DA	2755	C
58	DA	2757	A
58	DA	2758	A
58	DA	2764	A
58	DA	2765	A
58	DA	2768	C
58	DA	2777	G
58	DA	2778	A
58	DA	2779	U
58	DA	2780	G
58	DA	2781	A
58	DA	2782	G
58	DA	2783	G
58	DA	2786	U
58	DA	2790	A
58	DA	2791	C
58	DA	2792	G
58	DA	2797	U
58	DA	2799	A
58	DA	2815	C
58	DA	2820	A
58	DA	2821	A
58	DA	2830	G
58	DA	2833	G
58	DA	2834	G
58	DA	2835	A

Continued on next page...

Continued from previous page...

Mol	Chain	Res	Type
58	DA	2841	C
58	DA	2849	U
58	DA	2851	A
58	DA	2856	C
58	DA	2866	U
58	DA	2872	G
58	DA	2874	C
58	DA	2880	C
58	DA	2886	G
58	DA	2892	A
59	DB	2	C
59	DB	13	A
59	DB	15	A
59	DB	16	G
59	DB	25	A
59	DB	27	C
59	DB	35	U
59	DB	41	U
59	DB	45	A
59	DB	52	A
59	DB	56	G
59	DB	67	G
59	DB	73	A
59	DB	74	U

All (88) RNA pucker outliers are listed below:

Mol	Chain	Res	Type
20	AA	115	G
20	AA	266	G
20	AA	328	C
20	AA	429	U
20	AA	484	G
20	AA	687	A
20	AA	739	C
20	AA	748	C
20	AA	992	U
20	AA	1064	G
20	AA	1101	A
20	AA	1145	C
20	AA	1492	A
20	AA	1504	G

Continued on next page...

Continued from previous page...

Mol	Chain	Res	Type
20	AA	1532	U
20	AA	1535	C
20	AA	1537	U
21	AW	20(A)	U
21	AW	41	A
22	AV	18	G
58	BA	221	A
58	BA	271(C)	G
58	BA	278	A
58	BA	363(G)	A
58	BA	474	G
58	BA	479	A
58	BA	586	A
58	BA	1022	G
58	BA	1026	U
58	BA	1060	U
58	BA	1240	U
58	BA	1542	G
58	BA	1558	A
58	BA	1786	A
58	BA	1937	A
58	BA	2039	C
58	BA	2092	U
58	BA	2447	G
58	BA	2688	U
58	BA	2750	A
58	BA	2780	G
58	BA	2791	C
59	BB	66	A
59	BB	98	G
20	CA	115	G
20	CA	243	A
20	CA	266	G
20	CA	328	C
20	CA	352	C
20	CA	484	G
20	CA	687	A
20	CA	748	C
20	CA	992	U
20	CA	1101	A
20	CA	1145	C
20	CA	1200	C

Continued on next page...

Continued from previous page...

Mol	Chain	Res	Type
20	CA	1504	G
20	CA	1532	U
20	CA	1535	C
20	CA	1537	U
21	CW	20(A)	U
21	CW	41	A
22	CV	8	A
22	CV	18	G
58	DA	221	A
58	DA	271(C)	G
58	DA	363(G)	A
58	DA	464	U
58	DA	474	G
58	DA	479	A
58	DA	586	A
58	DA	971	C
58	DA	1022	G
58	DA	1240	U
58	DA	1542	G
58	DA	1558	A
58	DA	1786	A
58	DA	1913	A
58	DA	1937	A
58	DA	2039	C
58	DA	2092	U
58	DA	2212	A
58	DA	2447	G
58	DA	2481	G
58	DA	2518	A
58	DA	2780	G
58	DA	2791	C
59	DB	66	A

5.4 Non-standard residues in protein, DNA, RNA chains ⓘ

There are no non-standard protein/DNA/RNA residues in this entry.

5.5 Carbohydrates ⓘ

There are no carbohydrates in this entry.

5.6 Ligand geometry

4 ligands are modelled in this entry.

In the following table, the Counts columns list the number of bonds (or angles) for which Mogul statistics could be retrieved, the number of bonds (or angles) that are observed in the model and the number of bonds (or angles) that are defined in the chemical component dictionary. The Link column lists molecule types, if any, to which the group is linked. The Z score for a bond length (or angle) is the number of standard deviations the observed value is removed from the expected value. A bond length (or angle) with $|Z| > 2$ is considered an outlier worth inspection. RMSZ is the root-mean-square of all Z scores of the bond lengths (or angles).

Mol	Type	Chain	Res	Link	Bond lengths			Bond angles		
					Counts	RMSZ	# $ Z > 2$	Counts	RMSZ	# $ Z > 2$
60	FUA	AY	701	-	40,40,40	1.66	9 (22%)	64,64,64	2.19	15 (23%)
61	GDP	AY	702	-	30,30,30	1.40	5 (16%)	45,47,47	2.08	9 (20%)
60	FUA	CY	701	-	40,40,40	1.72	6 (15%)	64,64,64	2.39	19 (29%)
61	GDP	CY	702	-	30,30,30	1.41	5 (16%)	45,47,47	2.07	9 (20%)

In the following table, the Chirals column lists the number of chiral outliers, the number of chiral centers analysed, the number of these observed in the model and the number defined in the chemical component dictionary. Similar counts are reported in the Torsion and Rings columns. '-' means no outliers of that kind were identified.

Mol	Type	Chain	Res	Link	Chirals	Torsions	Rings
60	FUA	AY	701	-	-	1/18/92/92	0/4/4/4
61	GDP	AY	702	-	-	0/16/32/32	0/3/3/3
60	FUA	CY	701	-	-	4/18/92/92	0/4/4/4
61	GDP	CY	702	-	-	0/16/32/32	0/3/3/3

All (25) bond length outliers are listed below:

Mol	Chain	Res	Type	Atoms	Z	Observed(Å)	Ideal(Å)
60	CY	701	FUA	C29-C22	4.57	1.53	1.47
60	AY	701	FUA	C29-C22	4.36	1.53	1.47
60	CY	701	FUA	C23-C22	-4.25	1.39	1.51
60	AY	701	FUA	C23-C22	-4.15	1.40	1.51
60	CY	701	FUA	C23-C24	-4.10	1.39	1.53
60	AY	701	FUA	C23-C24	-4.05	1.39	1.53
61	CY	702	GDP	C5-N7	-3.93	1.33	1.38
61	AY	702	GDP	C5-N7	-3.89	1.33	1.38
60	AY	701	FUA	C24-C25	-3.68	1.39	1.50
60	CY	701	FUA	C24-C25	-3.34	1.40	1.50
60	CY	701	FUA	C17-C22	3.15	1.41	1.33

Continued on next page...

Continued from previous page...

Mol	Chain	Res	Type	Atoms	Z	Observed(Å)	Ideal(Å)
61	AY	702	GDP	C4-N9	-2.87	1.33	1.37
61	CY	702	GDP	C4-N9	-2.87	1.33	1.37
60	CY	701	FUA	C25-C26	2.68	1.40	1.32
60	AY	701	FUA	C17-C22	2.60	1.39	1.33
61	AY	702	GDP	C2-N1	2.56	1.40	1.36
61	CY	702	GDP	C2-N1	2.54	1.40	1.36
60	AY	701	FUA	C14-C8	-2.44	1.54	1.58
61	CY	702	GDP	C6-N1	2.42	1.40	1.36
61	AY	702	GDP	C6-N1	2.37	1.40	1.36
61	CY	702	GDP	O4'-C1'	2.32	1.44	1.41
61	AY	702	GDP	O4'-C1'	2.32	1.44	1.41
60	AY	701	FUA	C10-C9	-2.22	1.53	1.57
60	AY	701	FUA	C25-C26	2.15	1.39	1.32
60	AY	701	FUA	C16-C17	2.03	1.54	1.50

All (52) bond angle outliers are listed below:

Mol	Chain	Res	Type	Atoms	Z	Observed(°)	Ideal(°)
60	CY	701	FUA	C13-C12-C11	-8.05	101.03	112.00
60	AY	701	FUA	C13-C12-C11	-8.01	101.09	112.00
61	AY	702	GDP	C6-C5-N7	-7.14	133.18	134.14
61	CY	702	GDP	C6-C5-N7	-7.04	133.19	134.14
60	CY	701	FUA	C5-C4-C3	-7.02	98.38	110.13
60	AY	701	FUA	C23-C22-C17	-6.14	115.59	123.78
60	AY	701	FUA	C24-C23-C22	5.64	126.06	112.02
60	CY	701	FUA	C24-C23-C22	5.19	124.96	112.02
61	AY	702	GDP	C2-N3-C4	5.15	121.47	115.30
61	CY	702	GDP	C2-N3-C4	5.13	121.45	115.30
60	CY	701	FUA	C23-C22-C17	-4.96	117.16	123.78
60	CY	701	FUA	C1-C10-C5	4.79	114.44	107.91
60	CY	701	FUA	C16-O2-C31	-4.74	109.60	117.13
61	AY	702	GDP	C5-C4-N3	-4.57	120.80	126.07
61	CY	702	GDP	C5-C4-N3	-4.55	120.83	126.07
61	AY	702	GDP	PA-O3A-PB	-4.53	119.40	131.93
61	CY	702	GDP	PA-O3A-PB	-4.51	119.44	131.93
60	AY	701	FUA	C1-C10-C5	4.38	113.88	107.91
60	CY	701	FUA	C2-C1-C10	4.13	120.25	112.82
60	AY	701	FUA	C10-C9-C11	3.66	120.10	114.50
61	AY	702	GDP	N3-C4-N9	3.53	132.09	126.91
61	CY	702	GDP	N3-C4-N9	3.52	132.07	126.91
61	CY	702	GDP	C4'-O4'-C1'	-3.48	105.89	109.72
60	AY	701	FUA	C5-C4-C3	-3.46	104.32	110.13

Continued on next page...

Continued from previous page...

Mol	Chain	Res	Type	Atoms	Z	Observed(°)	Ideal(°)
61	AY	702	GDP	C4'-O4'-C1'	-3.46	105.92	109.72
60	AY	701	FUA	O2-C31-C32	3.44	117.48	111.11
60	CY	701	FUA	C19-C10-C5	-3.37	106.82	111.19
60	AY	701	FUA	C23-C22-C29	3.26	122.34	115.50
60	CY	701	FUA	C15-C14-C13	-3.04	97.22	102.04
60	AY	701	FUA	C16-O2-C31	-3.03	112.32	117.13
60	CY	701	FUA	C8-C9-C10	2.90	119.46	116.47
60	CY	701	FUA	C10-C9-C11	2.88	118.92	114.50
60	AY	701	FUA	C1-C2-C3	-2.77	105.61	111.35
60	CY	701	FUA	C14-C8-C9	-2.76	105.27	108.81
60	CY	701	FUA	C23-C22-C29	2.74	121.26	115.50
60	AY	701	FUA	C21-C14-C8	-2.72	109.34	112.35
60	CY	701	FUA	C21-C14-C8	-2.66	109.41	112.35
60	CY	701	FUA	C18-C4-C5	-2.54	109.19	112.92
60	CY	701	FUA	C20-C8-C14	-2.53	106.26	110.89
60	AY	701	FUA	C14-C8-C9	-2.51	105.60	108.81
61	AY	702	GDP	O4'-C1'-C2'	-2.50	103.05	106.69
61	CY	702	GDP	O4'-C1'-C2'	-2.48	103.08	106.69
60	CY	701	FUA	C13-C17-C16	-2.47	103.01	107.10
61	AY	702	GDP	N2-C2-N1	2.45	120.44	117.82
61	CY	702	GDP	N2-C2-N1	2.44	120.44	117.82
60	CY	701	FUA	O2-C31-C32	2.44	115.61	111.11
60	AY	701	FUA	C15-C14-C13	-2.40	98.24	102.04
60	AY	701	FUA	C20-C8-C14	-2.36	106.58	110.89
61	CY	702	GDP	C4-C5-N7	-2.32	107.17	109.41
61	AY	702	GDP	C4-C5-N7	-2.30	107.19	109.41
60	CY	701	FUA	O5-C29-O4	-2.20	118.42	123.61
60	AY	701	FUA	C13-C17-C22	-2.20	123.31	129.52

There are no chirality outliers.

All (5) torsion outliers are listed below:

Mol	Chain	Res	Type	Atoms
60	CY	701	FUA	C16-C17-C22-C29
60	CY	701	FUA	C13-C17-C22-C29
60	AY	701	FUA	C16-C17-C22-C29
60	CY	701	FUA	C13-C17-C22-C23
60	CY	701	FUA	C16-C17-C22-C23

There are no ring outliers.

5.7 Other polymers ⓘ

There are no such residues in this entry.

5.8 Polymer linkage issues

The following chains have linkage breaks:

Mol	Chain	Number of breaks
53	Be	1
53	De	1

All chain breaks are listed below:

Model	Chain	Residue-1	Atom-1	Residue-2	Atom-2	Distance (Å)
1	De	30:UNK	C	51:ALA	N	37.61
1	Be	30:UNK	C	51:ALA	N	36.82

6 Fit of model and data ⓘ

6.1 Protein, DNA and RNA chains ⓘ

In the following table, the column labelled ‘#RSRZ> 2’ contains the number (and percentage) of RSRZ outliers, followed by percent RSRZ outliers for the chain as percentile scores relative to all X-ray entries and entries of similar resolution. The OWAB column contains the minimum, median, 95th percentile and maximum values of the occupancy-weighted average B-factor per residue. The column labelled ‘Q< 0.9’ lists the number of (and percentage) of residues with an average occupancy less than 0.9.

Mol	Chain	Analysed	<RSRZ>	#RSRZ>2	OWAB(Å ²)	Q<0.9
1	AB	235/235 (100%)	-0.08	3 (1%) 74 59	41, 81, 119, 159	0
1	CB	235/235 (100%)	0.00	6 (2%) 53 42	38, 80, 117, 178	0
2	AC	207/207 (100%)	0.76	31 (14%) 3 5	34, 76, 116, 152	0
2	CC	207/207 (100%)	0.77	36 (17%) 2 4	44, 78, 121, 158	0
3	AD	208/208 (100%)	-0.09	5 (2%) 56 43	37, 71, 125, 178	0
3	CD	208/208 (100%)	0.01	7 (3%) 43 35	51, 83, 120, 165	0
4	AE	151/151 (100%)	1.23	44 (29%) 1 2	30, 57, 93, 133	0
4	CE	151/151 (100%)	1.17	47 (31%) 1 2	31, 61, 99, 185	0
5	AF	101/101 (100%)	-0.28	0 100 100	31, 52, 87, 115	0
5	CF	101/101 (100%)	-0.34	0 100 100	25, 52, 78, 129	0
6	AG	155/155 (100%)	0.77	19 (12%) 5 7	54, 100, 147, 205	0
6	CG	155/155 (100%)	1.20	30 (19%) 2 3	57, 99, 155, 218	0
7	AH	138/138 (100%)	0.45	8 (5%) 22 21	28, 49, 83, 117	0
7	CH	138/138 (100%)	0.81	16 (11%) 5 8	29, 57, 101, 142	0
8	AI	127/127 (100%)	0.92	17 (13%) 4 6	48, 87, 128, 163	0
8	CI	127/127 (100%)	0.79	22 (17%) 2 4	51, 91, 136, 195	0
9	AJ	99/99 (100%)	0.53	12 (12%) 5 7	46, 74, 108, 114	0
9	CJ	99/99 (100%)	0.37	14 (14%) 3 5	37, 82, 121, 145	0
10	AK	119/119 (100%)	0.54	12 (10%) 7 10	41, 71, 114, 157	0
10	CK	119/119 (100%)	0.35	7 (5%) 22 20	22, 59, 106, 135	0
11	AL	125/125 (100%)	0.91	22 (17%) 2 4	31, 63, 97, 178	0
11	CL	125/125 (100%)	0.78	20 (16%) 3 5	29, 68, 109, 136	0
12	AM	125/125 (100%)	0.83	18 (14%) 3 5	61, 101, 139, 150	0
12	CM	125/125 (100%)	1.39	32 (25%) 1 3	52, 106, 160, 199	0

Continued on next page...

Continued from previous page...

Mol	Chain	Analysed	<RSRZ>	#RSRZ>2	OWAB(Å ²)	Q<0.9
13	AN	60/60 (100%)	1.34	15 (25%) 1 3	42, 64, 97, 106	0
13	CN	60/60 (100%)	0.63	3 (5%) 28 24	47, 67, 112, 156	0
14	AO	88/88 (100%)	-0.03	3 (3%) 43 35	32, 61, 102, 172	0
14	CO	88/88 (100%)	-0.00	1 (1%) 77 63	29, 61, 108, 215	0
15	AP	84/84 (100%)	2.40	49 (58%) 0 2	47, 80, 118, 187	0
15	CP	84/84 (100%)	2.03	46 (54%) 0 2	53, 81, 118, 174	0
16	AQ	100/100 (100%)	0.96	24 (24%) 1 3	33, 56, 100, 124	0
16	CQ	100/100 (100%)	0.61	14 (14%) 3 5	30, 58, 89, 139	0
17	AR	70/70 (100%)	0.39	4 (5%) 23 21	30, 55, 101, 156	0
17	CR	70/70 (100%)	0.36	6 (8%) 11 13	32, 46, 123, 186	0
18	AS	79/79 (100%)	0.88	14 (17%) 2 4	68, 90, 148, 159	0
18	CS	79/79 (100%)	1.15	15 (18%) 2 3	59, 92, 146, 215	0
19	AT	99/99 (100%)	0.37	9 (9%) 9 12	58, 86, 116, 146	0
19	CT	99/99 (100%)	0.65	13 (13%) 4 6	42, 81, 114, 147	0
20	AA	1511/1511 (100%)	-0.02	107 (7%) 16 16	25, 78, 180, 324	0
20	CA	1511/1511 (100%)	-0.07	92 (6%) 21 20	19, 82, 182, 332	0
21	AW	77/77 (100%)	-0.47	1 (1%) 74 59	55, 121, 189, 218	0
21	CW	77/77 (100%)	-0.66	0 100 100	58, 118, 230, 278	0
22	AV	23/23 (100%)	1.74	10 (43%) 1 2	70, 138, 188, 222	0
22	CV	23/23 (100%)	3.15	13 (56%) 0 2	88, 142, 211, 231	0
23	AY	667/687 (97%)	0.26	48 (7%) 15 16	29, 79, 132, 191	0
23	CY	667/687 (97%)	0.21	43 (6%) 19 19	32, 84, 131, 188	0
24	BC	228/228 (100%)	0.98	45 (19%) 2 3	91, 147, 211, 238	0
24	DC	228/228 (100%)	0.71	27 (11%) 5 8	89, 175, 227, 263	0
25	BD	275/275 (100%)	0.79	43 (15%) 3 5	24, 52, 90, 160	0
25	DD	275/275 (100%)	0.60	36 (13%) 4 6	23, 50, 94, 155	0
26	BE	205/205 (100%)	0.32	5 (2%) 56 43	25, 52, 97, 202	0
26	DE	205/205 (100%)	0.36	8 (3%) 37 31	28, 60, 135, 173	0
27	BF	208/208 (100%)	0.69	31 (14%) 3 5	32, 67, 126, 195	0
27	DF	208/208 (100%)	0.93	42 (20%) 2 3	34, 86, 165, 230	0
28	BG	181/181 (100%)	1.41	61 (33%) 1 2	52, 103, 150, 206	0

Continued on next page...

Continued from previous page...

Mol	Chain	Analysed	<RSRZ>	#RSRZ>2	OWAB(Å ²)	Q<0.9
28	DG	181/181 (100%)	1.31	46 (25%) 1 3	73, 110, 158, 205	0
29	BH	167/167 (100%)	0.51	16 (9%) 8 11	38, 64, 111, 161	0
29	DH	167/167 (100%)	0.43	15 (8%) 10 12	40, 74, 130, 167	0
30	BJ	0/170	-	-	-	-
30	DJ	0/170	-	-	-	-
31	BK	140/140 (100%)	0.59	22 (15%) 3 5	67, 118, 175, 206	0
31	DK	140/140 (100%)	0.56	20 (14%) 3 5	66, 132, 200, 220	0
32	BN	138/138 (100%)	0.75	16 (11%) 5 8	58, 85, 106, 118	0
32	DN	138/138 (100%)	0.62	15 (10%) 6 9	63, 87, 111, 121	0
33	BO	122/122 (100%)	0.40	5 (4%) 35 29	24, 49, 67, 114	0
33	DO	122/122 (100%)	0.48	12 (9%) 8 10	30, 56, 88, 125	0
34	BP	146/146 (100%)	0.28	14 (9%) 8 11	28, 73, 113, 171	0
34	DP	146/146 (100%)	0.12	5 (3%) 43 35	31, 84, 130, 202	0
35	BQ	141/141 (100%)	-0.10	5 (3%) 42 34	40, 66, 100, 164	0
35	DQ	141/141 (100%)	0.02	9 (6%) 19 19	36, 64, 104, 161	0
36	BR	117/117 (100%)	-0.21	0 100 100	29, 53, 85, 105	0
36	DR	117/117 (100%)	-0.19	0 100 100	21, 53, 88, 156	0
37	BS	99/99 (100%)	0.56	14 (14%) 3 5	60, 111, 172, 189	0
37	DS	99/99 (100%)	1.56	30 (30%) 1 2	38, 128, 194, 220	0
38	BT	138/138 (100%)	0.10	6 (4%) 34 28	36, 64, 106, 201	0
38	DT	138/138 (100%)	0.22	10 (7%) 15 16	32, 71, 115, 216	0
39	BU	117/117 (100%)	0.17	5 (4%) 34 28	26, 44, 83, 132	0
39	DU	117/117 (100%)	0.22	9 (7%) 13 14	6, 45, 90, 155	0
40	BV	101/101 (100%)	0.84	18 (17%) 2 4	31, 51, 79, 104	0
40	DV	101/101 (100%)	0.32	7 (6%) 17 17	38, 70, 111, 124	0
41	BW	113/113 (100%)	0.66	16 (14%) 3 5	22, 51, 104, 120	0
41	DW	113/113 (100%)	0.94	19 (16%) 2 4	30, 49, 105, 202	0
42	BX	93/93 (100%)	0.66	9 (9%) 8 11	31, 59, 93, 113	0
42	DX	93/93 (100%)	0.45	6 (6%) 18 19	29, 63, 111, 175	0
43	BY	107/107 (100%)	-0.02	4 (3%) 39 32	35, 71, 133, 156	0
43	DY	107/107 (100%)	-0.04	7 (6%) 18 19	55, 87, 133, 209	0
44	BZ	185/185 (100%)	-0.00	5 (2%) 52 41	42, 78, 126, 158	0

Continued on next page...

Continued from previous page...

Mol	Chain	Analysed	<RSRZ>	#RSRZ>2	OWAB(Å ²)	Q<0.9
44	DZ	185/185 (100%)	0.14	10 (5%) 25 22	36, 75, 123, 161	0
45	B0	84/84 (100%)	0.35	4 (4%) 29 25	38, 70, 99, 162	0
45	D0	84/84 (100%)	0.68	8 (9%) 8 11	33, 67, 139, 212	0
46	B2	71/71 (100%)	0.01	1 (1%) 72 57	44, 71, 114, 167	0
46	D2	71/71 (100%)	-0.07	0 100 100	53, 76, 129, 183	0
47	B3	60/60 (100%)	-0.14	0 100 100	26, 43, 74, 113	0
47	D3	60/60 (100%)	0.27	3 (5%) 28 24	27, 57, 99, 111	0
48	B5	59/59 (100%)	0.06	0 100 100	22, 56, 142, 156	0
48	D5	59/59 (100%)	0.25	2 (3%) 43 35	18, 67, 175, 198	0
49	B6	50/50 (100%)	0.28	2 (4%) 36 30	65, 91, 124, 176	0
49	D6	50/50 (100%)	1.09	14 (28%) 1 2	66, 106, 136, 139	0
50	B7	49/49 (100%)	2.14	22 (44%) 1 2	30, 48, 107, 132	0
50	D7	49/49 (100%)	2.68	26 (53%) 0 2	38, 51, 125, 168	0
51	B8	64/64 (100%)	0.80	8 (12%) 5 6	30, 62, 80, 89	0
51	D8	64/64 (100%)	1.06	18 (28%) 1 2	38, 70, 114, 148	0
52	B9	37/37 (100%)	1.91	17 (45%) 1 2	41, 63, 116, 166	0
52	D9	37/37 (100%)	0.75	6 (16%) 2 4	36, 55, 111, 148	0
53	Be	72/102 (70%)	2.08	31 (43%) 1 2	69, 117, 170, 201	0
53	De	72/102 (70%)	1.88	21 (29%) 1 2	82, 121, 212, 249	0
54	Bf	0/31	-	-	-	-
54	Bg	0/31	-	-	-	-
54	Df	0/31	-	-	-	-
54	Dg	0/31	-	-	-	-
55	Bh	0/30	-	-	-	-
55	Dh	0/30	-	-	-	-
56	B1	93/93 (100%)	1.71	30 (32%) 1 2	40, 87, 151, 208	0
56	D1	93/93 (100%)	1.98	39 (41%) 1 2	42, 84, 174, 216	0
57	B4	35/35 (100%)	1.61	12 (34%) 1 2	96, 160, 227, 248	0
57	D4	35/35 (100%)	2.70	19 (54%) 0 2	116, 170, 265, 282	0
58	BA	2879/2879 (100%)	-0.39	36 (1%) 74 59	17, 60, 166, 304	0
58	DA	2879/2879 (100%)	-0.42	28 (0%) 79 65	17, 62, 182, 341	0
59	BB	119/119 (100%)	-0.34	1 (0%) 83 70	32, 114, 187, 214	0
59	DB	119/119 (100%)	0.26	14 (11%) 5 8	53, 104, 162, 246	0

Continued on next page...

Continued from previous page...

Mol	Chain	Analysed	<RSRZ>	#RSRZ>2	OWAB(Å ²)	Q<0.9
All	All	22682/23306 (97%)	0.23	1993 (8%) 10 13	6, 73, 161, 341	0

All (1993) RSRZ outliers are listed below:

Mol	Chain	Res	Type	RSRZ
50	D7	48	LYS	11.4
56	D1	42	GLN	11.0
22	CV	12	A	10.3
24	DC	227	PRO	9.9
53	Be	122	VAL	9.6
50	D7	47	ARG	9.5
22	CV	13	A	9.3
6	CG	82	GLY	9.2
50	D7	49	ARG	9.1
22	CV	11	U	9.0
53	De	100	LYS	8.7
50	D7	41	ARG	8.7
26	BE	205	ALA	8.6
6	CG	79	ARG	8.3
56	B1	15	ALA	8.3
56	D1	24	ALA	8.2
2	CC	164	ARG	8.0
57	D4	24	THR	8.0
31	BK	2	LYS	7.9
53	Be	58	THR	7.9
56	D1	18	ILE	7.8
24	DC	225	ILE	7.8
12	AM	124	PRO	7.7
53	De	58	THR	7.7
50	B7	47	ARG	7.7
12	CM	125	ARG	7.5
17	CR	19	LYS	7.5
53	De	59	GLU	7.5
2	CC	166	GLU	7.4
12	AM	125	ARG	7.4
50	B7	48	LYS	7.4
28	BG	36	LYS	7.2
22	CV	14	A	7.2
37	DS	54	LEU	7.2
22	CV	26	A	7.2
56	D1	41	ARG	7.1
28	BG	26	GLN	7.1

Continued on next page...

Continued from previous page...

Mol	Chain	Res	Type	RSRZ
58	BA	2502	G	6.9
2	CC	165	THR	6.8
57	D4	23	GLU	6.8
11	AL	20	LYS	6.7
12	AM	126	LYS	6.7
11	AL	19	ARG	6.7
56	B1	18	ILE	6.7
37	DS	57	LYS	6.7
34	DP	5	ASP	6.6
56	B1	40	ARG	6.6
53	De	51	ALA	6.6
53	Be	120	ALA	6.6
56	B1	41	ARG	6.5
56	B1	38	SER	6.5
56	B1	16	ASN	6.5
37	DS	39	ILE	6.5
56	B1	19	GLN	6.5
53	Be	59	GLU	6.5
24	BC	227	PRO	6.4
10	AK	127	LYS	6.4
6	CG	32	ARG	6.4
56	B1	21	ARG	6.4
2	AC	169	ALA	6.4
11	CL	19	ARG	6.4
28	BG	35	GLU	6.3
6	AG	80	VAL	6.3
20	CA	974	A	6.3
20	AA	1235	U	6.2
32	BN	84	LYS	6.2
53	De	99	VAL	6.2
28	BG	25	TYR	6.2
31	DK	61	ALA	6.1
4	CE	88	LYS	6.1
50	B7	49	ARG	6.1
6	CG	83	ALA	6.1
10	CK	127	LYS	6.1
31	DK	10	LEU	6.1
24	BC	203	GLU	6.0
28	DG	13	GLU	6.0
22	AV	24	A	6.0
53	De	52	ALA	6.0
2	AC	164	ARG	6.0

Continued on next page...

Continued from previous page...

Mol	Chain	Res	Type	RSRZ
2	AC	166	GLU	6.0
15	AP	32	TYR	6.0
41	DW	113	LYS	6.0
56	B1	14	VAL	5.9
56	D1	13	ILE	5.9
26	BE	204	ALA	5.9
53	Be	121	VAL	5.9
14	AO	88	ARG	5.8
52	B9	15	LYS	5.8
37	DS	82	ILE	5.8
11	AL	21	LYS	5.8
20	AA	823	G	5.7
25	BD	39	LYS	5.7
31	BK	62	ASP	5.7
24	DC	48	LEU	5.7
15	AP	54	GLU	5.7
6	CG	81	GLY	5.6
23	CY	6	GLU	5.6
53	Be	101	GLU	5.6
9	CJ	60	ARG	5.6
50	D7	35	ARG	5.6
20	CA	305	G	5.6
57	D4	7	PRO	5.6
15	CP	82	GLN	5.6
20	AA	824	C	5.6
11	CL	20	LYS	5.6
20	CA	239	U	5.5
24	DC	226	ASN	5.5
28	DG	115	ARG	5.5
41	DW	92	ARG	5.5
22	CV	7	G	5.5
28	BG	34	LEU	5.5
56	D1	23	LYS	5.5
4	AE	88	LYS	5.4
23	AY	4	LYS	5.4
37	DS	59	LYS	5.4
15	AP	34	GLU	5.4
15	AP	35	LYS	5.4
4	AE	81	GLU	5.3
23	CY	4	LYS	5.3
53	Be	99	VAL	5.3
56	B1	13	ILE	5.3

Continued on next page...

Continued from previous page...

Mol	Chain	Res	Type	RSRZ
52	B9	28	GLU	5.3
10	AK	128	ALA	5.2
15	AP	37	GLY	5.2
24	BC	127	LYS	5.2
56	D1	15	ALA	5.2
4	CE	81	GLU	5.2
56	B1	32	LYS	5.2
41	BW	113	LYS	5.2
31	BK	61	ALA	5.2
56	B1	42	GLN	5.2
2	CC	2	GLY	5.2
53	De	55	GLU	5.1
53	De	101	GLU	5.1
8	CI	117	HIS	5.1
15	AP	84	ALA	5.1
31	BK	3	LYS	5.1
18	CS	32	LYS	5.1
56	D1	19	GLN	5.1
20	AA	112	G	5.1
32	DN	72	TYR	5.1
58	BA	2060	A	5.1
15	CP	35	LYS	5.1
24	BC	162	ILE	5.0
24	DC	203	GLU	5.0
24	DC	21	TYR	5.0
25	BD	38	LYS	5.0
15	CP	39	TYR	5.0
56	D1	14	VAL	5.0
2	CC	149	ALA	5.0
4	CE	27	ARG	5.0
57	D4	1	MET	5.0
11	CL	23	LYS	5.0
2	AC	201	TYR	5.0
15	AP	31	LYS	5.0
6	AG	32	ARG	5.0
28	DG	2	PRO	5.0
56	B1	37	ILE	5.0
8	CI	88	TYR	5.0
16	AQ	26	GLN	5.0
23	CY	369	LEU	5.0
53	Be	100	LYS	5.0
17	CR	20	ALA	5.0

Continued on next page...

Continued from previous page...

Mol	Chain	Res	Type	RSRZ
24	DC	113	ALA	4.9
4	CE	83	GLU	4.9
57	D4	25	TYR	4.9
37	DS	101	LEU	4.9
15	AP	55	ARG	4.9
15	CP	38	TYR	4.9
23	CY	311	ALA	4.9
35	DQ	141	GLN	4.9
2	AC	150	LYS	4.9
10	CK	128	ALA	4.9
56	B1	17	SER	4.9
17	AR	88	LYS	4.9
56	B1	85	LEU	4.9
25	DD	36	PRO	4.9
2	CC	201	TYR	4.8
53	Be	119	GLY	4.8
56	B1	20	ARG	4.8
41	BW	94	ASP	4.8
20	CA	1195	C	4.8
32	DN	83	LYS	4.8
57	D4	30	GLU	4.8
27	BF	52	LYS	4.8
43	BY	107	ASP	4.8
4	AE	14	ARG	4.7
4	CE	14	ARG	4.7
31	BK	10	LEU	4.7
9	CJ	61	GLU	4.7
11	CL	18	VAL	4.7
2	AC	199	LYS	4.7
56	B1	35	THR	4.7
18	AS	66	MET	4.7
56	D1	12	PRO	4.7
20	CA	916	G	4.7
22	AV	26	A	4.7
28	BG	2	PRO	4.7
6	CG	52	GLU	4.7
32	BN	72	TYR	4.7
32	DN	82	LEU	4.6
32	DN	84	LYS	4.6
25	DD	37	LEU	4.6
15	AP	36	ILE	4.6
56	D1	20	ARG	4.6

Continued on next page...

Continued from previous page...

Mol	Chain	Res	Type	RSRZ
28	DG	137	GLU	4.6
2	AC	149	ALA	4.6
20	AA	241	C	4.6
20	AA	390	C	4.6
49	D6	37	ARG	4.6
12	CM	126	LYS	4.6
11	AL	17	LYS	4.6
4	AE	27	ARG	4.6
20	AA	47	C	4.6
12	CM	113	PRO	4.6
20	AA	966	G	4.5
28	BG	115	ARG	4.5
31	DK	63	ARG	4.5
37	DS	40	ILE	4.5
28	BG	32	PRO	4.5
4	CE	9	LYS	4.5
25	BD	48	ARG	4.5
25	DD	5	LYS	4.5
37	DS	58	LEU	4.5
43	DY	33	LYS	4.5
56	D1	43	TYR	4.5
20	AA	230	G	4.5
23	AY	368	GLU	4.5
56	B1	39	LYS	4.5
18	CS	31	ILE	4.5
25	BD	5	LYS	4.5
20	CA	1393	U	4.5
6	AG	81	GLY	4.5
15	CP	54	GLU	4.4
31	DK	62	ASP	4.4
20	AA	1257	U	4.4
40	BV	75	PHE	4.4
41	BW	93	ALA	4.4
28	DG	155	MET	4.4
28	DG	21	ARG	4.4
4	AE	29	GLY	4.4
15	AP	83	GLU	4.4
16	AQ	31	LEU	4.4
23	AY	5	VAL	4.4
12	CM	82	MET	4.4
29	BH	103	LEU	4.4
3	CD	85	LYS	4.3

Continued on next page...

Continued from previous page...

Mol	Chain	Res	Type	RSRZ
32	BN	83	LYS	4.3
53	Be	107	GLU	4.3
20	AA	942	G	4.3
2	AC	168	ALA	4.3
58	BA	2805	G	4.3
22	CV	8	A	4.3
50	D7	32	LYS	4.3
56	B1	22	GLY	4.3
20	CA	1394	A	4.3
26	DE	205	ALA	4.3
9	CJ	57	LYS	4.3
12	CM	8	GLU	4.3
18	CS	74	PHE	4.3
20	CA	238	G	4.3
53	Be	88	GLU	4.3
6	CG	53	LYS	4.3
6	CG	114	ARG	4.3
20	AA	330	C	4.3
24	BC	48	LEU	4.3
7	CH	132	GLU	4.3
20	CA	1392	G	4.3
25	DD	38	LYS	4.3
10	AK	129	SER	4.3
28	BG	33	ARG	4.3
28	DG	22	ARG	4.3
9	AJ	60	ARG	4.3
7	AH	91	ARG	4.3
43	BY	108	THR	4.3
50	B7	41	ARG	4.3
6	AG	85	TYR	4.3
20	AA	916	G	4.3
16	AQ	38	ARG	4.3
27	BF	78	ILE	4.3
37	BS	57	LYS	4.2
2	AC	200	ALA	4.2
56	B1	24	ALA	4.2
56	D1	35	THR	4.2
25	DD	39	LYS	4.2
23	AY	6	GLU	4.2
23	AY	369	LEU	4.2
29	DH	123	PHE	4.2
25	DD	4	LYS	4.2

Continued on next page...

Continued from previous page...

Mol	Chain	Res	Type	RSRZ
4	AE	80	ILE	4.2
15	AP	3	LYS	4.2
12	AM	23	TYR	4.2
27	BF	93	LYS	4.2
16	AQ	32	TYR	4.2
11	AL	16	GLU	4.2
25	DD	40	THR	4.2
20	AA	306	G	4.2
50	D7	31	LEU	4.2
28	DG	140	ILE	4.2
18	CS	82	GLY	4.2
27	DF	78	ILE	4.2
6	CG	80	VAL	4.2
4	AE	89	ILE	4.2
49	D6	34	LEU	4.2
53	De	56	GLU	4.2
56	D1	38	SER	4.2
3	AD	86	LYS	4.2
4	CE	89	ILE	4.2
24	BC	210	LEU	4.2
15	CP	36	ILE	4.2
27	DF	95	ARG	4.2
57	D4	22	ILE	4.2
57	D4	29	PRO	4.2
6	CG	113	GLU	4.2
12	AM	123	ALA	4.1
53	Be	51	ALA	4.1
1	CB	129	GLU	4.1
57	B4	14	ILE	4.1
37	DS	55	ALA	4.1
20	CA	1534	A	4.1
4	AE	15	ARG	4.1
57	D4	31	ILE	4.1
9	AJ	58	ASP	4.1
56	D1	17	SER	4.1
7	CH	90	GLY	4.1
24	BC	226	ASN	4.1
53	De	53	PRO	4.1
4	CE	120	THR	4.1
25	BD	4	LYS	4.1
26	DE	15	PHE	4.1
23	CY	5	VAL	4.1

Continued on next page...

Continued from previous page...

Mol	Chain	Res	Type	RSRZ
8	CI	128	ARG	4.1
52	B9	9	ARG	4.1
27	DF	87	GLY	4.1
4	CE	29	GLY	4.1
23	CY	312	LEU	4.1
23	AY	231	TYR	4.1
56	D1	40	ARG	4.1
40	BV	82	ARG	4.1
2	CC	153	VAL	4.1
56	D1	16	ASN	4.1
13	AN	34	TYR	4.1
2	CC	190	ARG	4.1
31	DK	67	PHE	4.1
27	DF	52	LYS	4.1
43	DY	107	ASP	4.1
23	CY	104	ALA	4.0
4	CE	121	LYS	4.0
28	DG	110	ALA	4.0
32	BN	1	MET	4.0
2	AC	2	GLY	4.0
57	D4	4	GLY	4.0
37	DS	83	LYS	4.0
2	CC	184	TYR	4.0
24	BC	21	TYR	4.0
41	BW	92	ARG	4.0
44	DZ	163	LEU	4.0
2	CC	167	TRP	4.0
28	DG	141	PHE	4.0
15	AP	74	LEU	4.0
2	CC	150	LYS	4.0
58	DA	2798	C	4.0
56	D1	39	LYS	4.0
11	AL	18	VAL	4.0
31	DK	23	VAL	4.0
6	CG	153	HIS	4.0
11	CL	21	LYS	4.0
28	BG	90	LEU	4.0
58	DA	2612	C	3.9
28	DG	51	ARG	3.9
24	BC	60	ARG	3.9
32	BN	73	THR	3.9
6	AG	109	ASN	3.9

Continued on next page...

Continued from previous page...

Mol	Chain	Res	Type	RSRZ
24	BC	128	LEU	3.9
20	AA	113	G	3.9
15	AP	56	ALA	3.9
41	BW	112	GLY	3.9
44	DZ	127	LYS	3.9
27	BF	57	VAL	3.9
49	D6	13	CYS	3.9
20	AA	967	C	3.9
20	AA	878	G	3.9
53	De	122	VAL	3.9
58	BA	2798	C	3.9
12	AM	65	LYS	3.9
4	CE	155	GLU	3.9
9	AJ	55	LYS	3.9
12	CM	88	ARG	3.9
53	Be	77	GLU	3.9
4	CE	10	MET	3.9
25	DD	35	LYS	3.9
11	AL	10	LEU	3.9
24	BC	69	LEU	3.9
47	D3	12	PRO	3.9
50	D7	42	LEU	3.9
12	CM	84	ILE	3.8
4	AE	90	VAL	3.8
9	AJ	56	HIS	3.8
11	CL	17	LYS	3.8
23	CY	349	LYS	3.8
57	B4	8	LYS	3.8
15	AP	22	THR	3.8
41	DW	91	GLY	3.8
2	CC	157	ILE	3.8
32	BN	82	LEU	3.8
24	DC	49	GLY	3.8
20	CA	572	A	3.8
2	AC	4	LYS	3.8
9	CJ	58	ASP	3.8
23	CY	330	VAL	3.8
52	B9	22	ARG	3.8
20	AA	630	G	3.8
7	CH	1	MET	3.8
20	AA	1234	C	3.8
20	CA	1342	C	3.8

Continued on next page...

Continued from previous page...

Mol	Chain	Res	Type	RSRZ
43	DY	34	LYS	3.8
58	DA	2060	A	3.8
4	CE	82	VAL	3.8
53	Be	56	GLU	3.8
31	BK	23	VAL	3.8
4	AE	120	THR	3.8
28	DG	25	TYR	3.8
2	CC	196	LEU	3.8
31	BK	63	ARG	3.8
15	CP	50	LYS	3.8
25	DD	2	ALA	3.8
10	CK	41	THR	3.8
18	CS	33	THR	3.8
25	BD	155	LEU	3.8
57	D4	5	ILE	3.8
6	AG	78	ARG	3.7
59	DB	17	C	3.7
9	CJ	49	VAL	3.7
31	BK	60	TYR	3.7
56	B1	25	LYS	3.7
58	DA	1379	A	3.7
15	CP	37	GLY	3.7
31	BK	4	VAL	3.7
27	DF	58	ALA	3.7
20	AA	1393	U	3.7
20	CA	571	U	3.7
24	BC	74	ARG	3.7
8	AI	88	TYR	3.7
23	AY	335	LEU	3.7
20	AA	231	G	3.7
20	AA	240	C	3.7
20	CA	1386	G	3.7
27	BF	56	GLU	3.7
19	AT	20	LEU	3.7
2	AC	165	THR	3.7
15	AP	59	TRP	3.7
20	AA	308	C	3.7
28	DG	66	GLN	3.7
2	CC	131	ARG	3.7
41	DW	93	ALA	3.7
2	AC	167	TRP	3.7
2	CC	45	LYS	3.7

Continued on next page...

Continued from previous page...

Mol	Chain	Res	Type	RSRZ
9	AJ	49	VAL	3.7
25	BD	46	GLN	3.7
20	CA	915	A	3.7
39	DU	14	HIS	3.7
25	DD	48	ARG	3.7
20	CA	579	G	3.7
52	B9	25	VAL	3.7
20	AA	818	G	3.7
18	CS	30	LEU	3.7
20	AA	965	A	3.7
57	D4	12	ALA	3.7
19	AT	9	ASN	3.7
58	DA	2146	C	3.7
28	BG	111	LEU	3.7
16	CQ	26	GLN	3.6
20	AA	353	A	3.6
56	B1	34	THR	3.6
56	D1	25	LYS	3.6
18	AS	48	THR	3.6
23	AY	383	THR	3.6
15	AP	33	ILE	3.6
18	AS	64	GLU	3.6
49	D6	12	GLU	3.6
56	D1	71	TYR	3.6
2	AC	170	GLN	3.6
6	CG	115	ARG	3.6
35	BQ	34	LEU	3.6
53	Be	98	PRO	3.6
13	AN	41	ARG	3.6
12	CM	81	LEU	3.6
27	BF	193	VAL	3.6
28	DG	114	ILE	3.6
8	CI	123	PRO	3.6
18	CS	65	ASN	3.6
24	BC	49	GLY	3.6
33	BO	11	ALA	3.6
18	AS	65	ASN	3.6
20	CA	304	U	3.6
29	DH	103	LEU	3.6
56	D1	34	THR	3.6
9	AJ	57	LYS	3.6
15	AP	19	ILE	3.6

Continued on next page...

Continued from previous page...

Mol	Chain	Res	Type	RSRZ
25	BD	35	LYS	3.6
19	AT	21	LYS	3.6
20	AA	328	C	3.6
59	DB	118	G	3.6
25	DD	7	LYS	3.6
27	DF	46	ARG	3.6
15	CP	34	GLU	3.6
23	CY	370	LYS	3.6
24	BC	110	ASP	3.6
15	AP	39	TYR	3.6
4	CE	49	PRO	3.6
17	AR	22	VAL	3.6
9	CJ	50	ILE	3.6
34	DP	50	ARG	3.6
58	DA	887	A	3.6
24	BC	169	THR	3.6
28	BG	116	ASP	3.6
15	CP	55	ARG	3.6
4	AE	135	THR	3.6
23	CY	382	GLU	3.6
28	BG	37	VAL	3.6
4	AE	123	LEU	3.6
13	AN	15	LYS	3.6
57	D4	6	HIS	3.6
15	AP	52	ASP	3.6
6	CG	16	LEU	3.6
44	DZ	164	ALA	3.6
37	DS	26	LEU	3.5
12	CM	83	ASP	3.5
18	CS	17	GLU	3.5
20	AA	1240	U	3.5
37	DS	41	ASP	3.5
25	BD	36	PRO	3.5
39	BU	14	HIS	3.5
25	DD	64	ILE	3.5
52	B9	8	LYS	3.5
15	AP	16	HIS	3.5
25	BD	95	LEU	3.5
4	AE	82	VAL	3.5
4	AE	132	ALA	3.5
23	AY	355	LEU	3.5
32	BN	78	TYR	3.5

Continued on next page...

Continued from previous page...

Mol	Chain	Res	Type	RSRZ
40	BV	74	LYS	3.5
20	AA	631	G	3.5
4	CE	12	LEU	3.5
46	B2	72	ALA	3.5
2	CC	163	ALA	3.5
23	CY	368	GLU	3.5
27	BF	49	ALA	3.5
4	CE	18	ARG	3.5
29	DH	121	ILE	3.5
11	CL	28	LYS	3.5
37	BS	82	ILE	3.5
27	BF	27	GLU	3.5
37	BS	59	LYS	3.5
13	AN	14	PRO	3.5
4	AE	91	LEU	3.5
56	B1	36	GLY	3.5
39	BU	13	LYS	3.5
6	AG	79	ARG	3.5
7	CH	102	ARG	3.5
20	CA	1201	A	3.5
28	DG	142	PRO	3.5
25	DD	16	MET	3.5
3	CD	50	ARG	3.5
50	B7	22	MET	3.5
7	CH	119	LEU	3.5
40	BV	71	LEU	3.5
15	CP	52	ASP	3.5
20	CA	824	C	3.5
11	AL	83	VAL	3.5
24	DC	210	LEU	3.4
8	AI	116	LYS	3.4
12	CM	124	PRO	3.4
34	DP	6	LEU	3.4
15	AP	57	ARG	3.4
24	DC	163	GLU	3.4
18	AS	32	LYS	3.4
20	CA	570	G	3.4
27	DF	75	HIS	3.4
32	BN	74	ARG	3.4
56	B1	23	LYS	3.4
12	AM	83	ASP	3.4
37	DS	32	LEU	3.4

Continued on next page...

Continued from previous page...

Mol	Chain	Res	Type	RSRZ
52	B9	16	VAL	3.4
16	AQ	36	ILE	3.4
25	BD	26	LYS	3.4
45	D0	75	LEU	3.4
4	AE	121	LYS	3.4
32	DN	1	MET	3.4
53	De	54	ALA	3.4
6	CG	47	CYS	3.4
22	AV	11	U	3.4
4	CE	90	VAL	3.4
37	DS	33	LYS	3.4
32	BN	75	TYR	3.4
20	CA	1533	C	3.4
2	AC	131	ARG	3.4
15	AP	71	ARG	3.4
4	AE	83	GLU	3.4
37	DS	37	ALA	3.4
6	CG	44	TYR	3.4
31	DK	2	LYS	3.4
12	CM	104	ARG	3.4
20	AA	607	A	3.4
40	BV	81	TYR	3.4
18	CS	48	THR	3.4
59	DB	60	C	3.4
29	DH	98	LEU	3.4
28	BG	41	GLN	3.4
13	AN	37	PHE	3.4
20	AA	1385	G	3.4
9	CJ	55	LYS	3.4
52	B9	7	VAL	3.4
28	DG	111	LEU	3.4
12	CM	92	HIS	3.4
10	CK	129	SER	3.3
31	BK	20	ALA	3.3
6	AG	110	GLN	3.3
20	CA	389	A	3.3
23	AY	255	ILE	3.3
24	DC	22	THR	3.3
13	AN	44	LEU	3.3
41	BW	86	LEU	3.3
43	BY	106	LEU	3.3
2	AC	6	HIS	3.3

Continued on next page...

Continued from previous page...

Mol	Chain	Res	Type	RSRZ
15	AP	80	PHE	3.3
27	DF	64	ILE	3.3
16	AQ	24	GLU	3.3
20	AA	369	C	3.3
28	BG	137	GLU	3.3
2	AC	11	ARG	3.3
23	CY	358	MET	3.3
15	AP	21	VAL	3.3
23	AY	382	GLU	3.3
27	DF	56	GLU	3.3
8	CI	66	ARG	3.3
28	BG	136	ARG	3.3
2	CC	199	LYS	3.3
24	BC	109	MET	3.3
25	BD	83	GLU	3.3
27	BF	66	PRO	3.3
37	DS	48	LEU	3.3
20	AA	1394	A	3.3
40	BV	85	LYS	3.3
2	AC	184	TYR	3.3
2	AC	152	ILE	3.3
6	CG	33	ASP	3.3
8	CI	116	LYS	3.3
34	BP	51	PHE	3.3
57	B4	22	ILE	3.3
58	DA	2334	G	3.3
12	CM	7	VAL	3.3
27	DF	47	GLY	3.3
51	D8	65	GLU	3.3
4	CE	28	PHE	3.3
37	BS	44	LYS	3.3
50	D7	46	VAL	3.3
6	CG	78	ARG	3.3
25	DD	19	ALA	3.3
28	DG	64	THR	3.3
53	Be	54	ALA	3.3
28	DG	100	TRP	3.3
7	CH	133	LEU	3.3
37	DS	34	HIS	3.3
15	AP	38	TYR	3.3
4	CE	123	LEU	3.3
58	BA	1883	G	3.3

Continued on next page...

Continued from previous page...

Mol	Chain	Res	Type	RSRZ
4	CE	134	ALA	3.3
6	AG	153	HIS	3.3
49	D6	50	ARG	3.3
2	CC	155	GLY	3.3
15	AP	53	VAL	3.3
25	BD	40	THR	3.3
27	BF	80	ALA	3.3
20	AA	292	G	3.3
20	AA	1293	G	3.3
20	AA	1342	C	3.3
23	CY	335	LEU	3.3
56	B1	12	PRO	3.3
15	CP	81	ARG	3.3
12	AM	66	LEU	3.3
28	DG	99	MET	3.3
2	AC	7	PRO	3.3
37	DS	88	ASP	3.3
2	CC	152	ILE	3.3
15	CP	9	PHE	3.2
29	BH	102	ALA	3.2
28	DG	96	ARG	3.2
20	CA	924	C	3.2
12	CM	85	GLY	3.2
58	DA	2799	A	3.2
9	CJ	59	SER	3.2
23	CY	83	ASP	3.2
33	DO	1	MET	3.2
51	D8	25	MET	3.2
23	AY	367	GLU	3.2
8	CI	124	GLN	3.2
58	BA	2799	A	3.2
15	CP	19	ILE	3.2
9	AJ	53	PRO	3.2
11	AL	5	PRO	3.2
20	CA	1257	U	3.2
23	AY	378	VAL	3.2
28	BG	31	VAL	3.2
7	CH	92	ARG	3.2
15	AP	76	GLN	3.2
16	CQ	32	TYR	3.2
4	CE	128	PRO	3.2
27	DF	53	THR	3.2

Continued on next page...

Continued from previous page...

Mol	Chain	Res	Type	RSRZ
52	B9	23	VAL	3.2
11	CL	16	GLU	3.2
33	DO	84	ALA	3.2
12	CM	111	LYS	3.2
52	B9	24	TYR	3.2
26	DE	120	TRP	3.2
27	DF	65	TRP	3.2
28	BG	99	MET	3.2
20	AA	941	G	3.2
23	CY	383	THR	3.2
53	Be	52	ALA	3.2
15	CP	74	LEU	3.2
41	DW	94	ASP	3.2
15	CP	65	GLN	3.2
27	DF	112	MET	3.2
27	DF	184	TYR	3.2
3	AD	84	LYS	3.2
20	CA	311	C	3.2
20	CA	1320	C	3.2
15	AP	69	THR	3.2
8	CI	122	ALA	3.2
27	DF	51	THR	3.2
52	B9	27	CYS	3.2
15	CP	83	GLU	3.2
37	DS	87	PHE	3.2
20	AA	239	U	3.2
28	BG	158	ALA	3.2
27	DF	94	PRO	3.2
20	AA	968	A	3.1
50	D7	33	ARG	3.1
23	AY	66	THR	3.1
53	Be	65	LYS	3.1
48	D5	2	ALA	3.1
6	CG	48	LYS	3.1
25	DD	6	PHE	3.1
20	AA	1317	C	3.1
50	B7	46	VAL	3.1
23	CY	389	LEU	3.1
28	DG	54	GLU	3.1
34	BP	5	ASP	3.1
59	DB	31	C	3.1
6	CG	49	ILE	3.1

Continued on next page...

Continued from previous page...

Mol	Chain	Res	Type	RSRZ
22	CV	15	A	3.1
20	CA	1391	U	3.1
31	DK	27	LEU	3.1
13	CN	31	ARG	3.1
15	CP	16	HIS	3.1
11	CL	14	GLY	3.1
4	AE	13	ILE	3.1
31	DK	13	PRO	3.1
15	AP	50	LYS	3.1
19	CT	9	ASN	3.1
40	BV	94	LEU	3.1
50	D7	29	LYS	3.1
56	D1	10	LYS	3.1
15	CP	18	ARG	3.1
23	AY	384	ILE	3.1
4	CE	87	SER	3.1
28	BG	155	MET	3.1
23	AY	356	LEU	3.1
4	AE	107	ARG	3.1
26	DE	76	ARG	3.1
28	BG	20	ILE	3.1
22	CV	5	A	3.1
23	CY	336	THR	3.1
53	Be	55	GLU	3.1
20	CA	1385	G	3.1
31	DK	24	GLY	3.1
39	DU	11	ARG	3.1
57	D4	11	PRO	3.1
25	BD	27	THR	3.1
15	AP	8	ARG	3.1
16	AQ	2	PRO	3.1
20	CA	967	C	3.1
20	CA	1527	C	3.1
34	BP	50	ARG	3.1
18	AS	30	LEU	3.1
28	DG	102	PHE	3.1
31	BK	39	LYS	3.1
2	AC	153	VAL	3.1
25	BD	94	LEU	3.1
20	AA	314	C	3.1
21	AW	34	C	3.1
28	BG	112	PRO	3.1

Continued on next page...

Continued from previous page...

Mol	Chain	Res	Type	RSRZ
15	AP	73	LEU	3.1
15	CP	22	THR	3.1
24	BC	59	VAL	3.1
4	CE	80	ILE	3.1
27	DF	71	GLY	3.1
49	D6	53	LYS	3.1
53	Be	63	ILE	3.1
56	D1	73	LEU	3.1
20	CA	390	C	3.1
27	BF	65	TRP	3.1
51	D8	47	LYS	3.1
4	AE	86	ALA	3.1
25	BD	2	ALA	3.1
4	CE	13	ILE	3.1
22	AV	19	G	3.1
28	BG	113	ARG	3.1
15	CP	51	VAL	3.0
27	BF	69	HIS	3.0
31	BK	9	LYS	3.0
57	B4	15	ILE	3.0
6	AG	156	TRP	3.0
7	CH	91	ARG	3.0
35	DQ	96	VAL	3.0
4	AE	106	PRO	3.0
24	DC	25	GLU	3.0
53	De	98	PRO	3.0
4	AE	84	PHE	3.0
29	DH	101	ARG	3.0
12	AM	122	LYS	3.0
34	BP	36	LYS	3.0
51	B8	7	HIS	3.0
27	BF	95	ARG	3.0
42	BX	72	LYS	3.0
7	CH	112	LEU	3.0
58	BA	790	C	3.0
9	AJ	50	ILE	3.0
4	AE	136	MET	3.0
20	AA	1386	G	3.0
33	DO	99	PHE	3.0
27	BF	50	SER	3.0
41	BW	90	ARG	3.0
29	DH	104	GLU	3.0

Continued on next page...

Continued from previous page...

Mol	Chain	Res	Type	RSRZ
33	DO	11	ALA	3.0
57	B4	24	THR	3.0
28	DG	10	LYS	3.0
20	AA	68(L)	U	3.0
16	AQ	70	ARG	3.0
20	AA	311	C	3.0
27	DF	50	SER	3.0
56	D1	36	GLY	3.0
4	CE	106	PRO	3.0
24	BC	111	PHE	3.0
29	BH	115	VAL	3.0
57	D4	13	ARG	3.0
40	BV	76	LYS	3.0
27	DF	155	LEU	3.0
37	BS	54	LEU	3.0
47	D3	28	LEU	3.0
27	DF	93	LYS	3.0
58	BA	1614	A	3.0
59	DB	64	C	3.0
4	AE	12	LEU	3.0
8	AI	115	GLY	3.0
12	CM	2	ALA	3.0
50	D7	30	VAL	3.0
52	B9	14	CYS	3.0
31	BK	14	ALA	3.0
6	AG	86	GLN	3.0
50	B7	6	GLN	3.0
45	B0	49	LYS	3.0
41	DW	89	ALA	3.0
50	B7	35	ARG	3.0
20	AA	1367	C	3.0
20	CA	51	A	3.0
19	CT	20	LEU	2.9
53	Be	53	PRO	2.9
6	CG	31	MET	2.9
23	CY	342	TYR	2.9
15	CP	57	ARG	2.9
27	DF	86	GLY	2.9
28	DG	3	LEU	2.9
35	DQ	39	PRO	2.9
11	AL	13	LYS	2.9
19	CT	73	HIS	2.9

Continued on next page...

Continued from previous page...

Mol	Chain	Res	Type	RSRZ
6	AG	152	ALA	2.9
25	BD	82	ILE	2.9
11	CL	13	LYS	2.9
20	AA	569	C	2.9
59	DB	5	C	2.9
25	BD	37	LEU	2.9
27	BF	92	PRO	2.9
32	BN	76	SER	2.9
16	CQ	34	LYS	2.9
17	CR	21	LYS	2.9
38	DT	75	ILE	2.9
52	B9	26	ILE	2.9
49	D6	36	LEU	2.9
58	BA	1801	G	2.9
1	CB	137	ARG	2.9
16	CQ	31	LEU	2.9
10	CK	126	ARG	2.9
58	DA	747	U	2.9
3	AD	85	LYS	2.9
16	AQ	25	ARG	2.9
19	CT	71	THR	2.9
20	AA	354	G	2.9
20	AA	391	G	2.9
20	CA	7	G	2.9
23	AY	105	ILE	2.9
23	AY	122	TRP	2.9
4	AE	49	PRO	2.9
28	DG	34	LEU	2.9
31	DK	115	LEU	2.9
11	AL	68	ALA	2.9
13	AN	29	ARG	2.9
28	BG	159	VAL	2.9
18	CS	16	LEU	2.9
28	BG	135	LEU	2.9
20	AA	310	G	2.9
20	CA	112	G	2.9
57	D4	8	LYS	2.9
20	CA	864	A	2.9
58	DA	888	C	2.9
4	AE	131	ILE	2.9
25	DD	17	THR	2.9
53	De	63	ILE	2.9

Continued on next page...

Continued from previous page...

Mol	Chain	Res	Type	RSRZ
32	BN	77	GLY	2.9
6	CG	41	ARG	2.9
20	AA	925	G	2.9
22	AV	10	G	2.9
4	CE	105	VAL	2.9
7	CH	101	PRO	2.9
50	D7	34	ARG	2.9
20	AA	924	C	2.9
23	CY	356	LEU	2.9
50	D7	39	ARG	2.9
53	Be	105	LYS	2.9
4	AE	31	LEU	2.9
23	CY	105	ILE	2.9
12	AM	84	ILE	2.9
22	AV	8	A	2.9
32	DN	85	ILE	2.9
44	DZ	165	VAL	2.9
49	D6	24	GLU	2.9
11	AL	23	LYS	2.9
25	BD	91	ARG	2.9
28	BG	16	ARG	2.9
4	CE	122	GLU	2.9
52	B9	17	ILE	2.9
2	CC	170	GLN	2.9
53	De	117	ALA	2.9
6	AG	155	ARG	2.8
20	CA	312	C	2.8
20	CA	973	G	2.8
33	BO	9	GLU	2.8
58	DA	2894	G	2.8
23	AY	336	THR	2.8
19	CT	21	LYS	2.8
27	DF	18	ARG	2.8
35	DQ	97	VAL	2.8
23	CY	367	GLU	2.8
27	BF	51	THR	2.8
8	CI	121	ARG	2.8
10	AK	126	ARG	2.8
20	AA	1391	U	2.8
23	AY	104	ALA	2.8
23	CY	236	GLU	2.8
37	BS	58	LEU	2.8

Continued on next page...

Continued from previous page...

Mol	Chain	Res	Type	RSRZ
37	DS	60	GLY	2.8
38	DT	114	LEU	2.8
41	DW	95	ILE	2.8
16	AQ	37	LYS	2.8
38	BT	22	PHE	2.8
25	BD	24	ILE	2.8
28	BG	21	ARG	2.8
50	B7	3	ARG	2.8
19	CT	72	LEU	2.8
20	AA	882	C	2.8
20	CA	301	G	2.8
58	BA	1569	A	2.8
49	D6	54	ILE	2.8
32	DN	73	THR	2.8
39	BU	32	PHE	2.8
25	BD	184	LYS	2.8
53	Be	112	LYS	2.8
15	AP	25	ARG	2.8
28	DG	113	ARG	2.8
2	CC	168	ALA	2.8
20	CA	293	G	2.8
4	CE	11	ILE	2.8
25	BD	16	MET	2.8
26	DE	89	ASP	2.8
29	DH	34	GLU	2.8
56	D1	33	LYS	2.8
11	CL	105	TYR	2.8
20	AA	1392	G	2.8
20	CA	1395	C	2.8
22	AV	12	A	2.8
28	BG	12	TYR	2.8
31	DK	60	TYR	2.8
53	De	73	GLU	2.8
12	CM	11	ARG	2.8
28	DG	39	ILE	2.8
4	CE	107	ARG	2.8
25	BD	17	THR	2.8
29	BH	114	VAL	2.8
2	CC	200	ALA	2.8
28	BG	117	PHE	2.8
29	BH	96	ALA	2.8
11	AL	7	ILE	2.8

Continued on next page...

Continued from previous page...

Mol	Chain	Res	Type	RSRZ
19	AT	27	LYS	2.8
58	DA	45	G	2.8
28	DG	106	LEU	2.8
2	CC	169	ALA	2.8
37	BS	88	ASP	2.8
6	AG	154	TYR	2.8
25	DD	62	TYR	2.8
53	De	104	SER	2.8
20	CA	68(L)	U	2.8
3	CD	51	PRO	2.8
12	CM	94	ARG	2.8
28	DG	14	GLU	2.8
20	CA	277	C	2.8
58	BA	2059	A	2.8
15	CP	26	ARG	2.8
16	CQ	38	ARG	2.8
18	CS	64	GLU	2.8
27	DF	72	ARG	2.8
28	BG	157	ILE	2.8
2	AC	45	LYS	2.8
16	AQ	40	LYS	2.8
8	AI	85	LEU	2.8
51	B8	60	LEU	2.8
6	CG	156	TRP	2.8
23	CY	42	ILE	2.8
28	BG	39	ILE	2.8
15	CP	2	VAL	2.8
15	CP	7	ALA	2.8
23	CY	350	GLU	2.8
23	CY	43	GLY	2.8
57	B4	17	GLY	2.8
12	CM	80	ARG	2.8
20	AA	822	C	2.8
27	BF	125	LEU	2.8
28	DG	98	ARG	2.8
20	CA	1390	U	2.7
23	AY	366	VAL	2.7
8	CI	114	TYR	2.7
51	D8	50	LEU	2.7
52	D9	9	ARG	2.7
23	AY	370	LYS	2.7
24	DC	128	LEU	2.7

Continued on next page...

Continued from previous page...

Mol	Chain	Res	Type	RSRZ
41	BW	91	GLY	2.7
8	AI	125	TYR	2.7
12	CM	87	TYR	2.7
57	B4	9	LEU	2.7
4	AE	11	ILE	2.7
38	DT	24	PRO	2.7
20	AA	1364	U	2.7
53	De	72	LEU	2.7
9	CJ	54	PHE	2.7
16	AQ	58	GLU	2.7
23	AY	15	ILE	2.7
24	BC	50	ILE	2.7
27	BF	157	VAL	2.7
2	AC	3	ASN	2.7
4	AE	85	GLY	2.7
20	AA	1358	U	2.7
15	AP	9	PHE	2.7
24	BC	197	LEU	2.7
40	DV	94	LEU	2.7
24	BC	161	ARG	2.7
25	BD	183	ARG	2.7
25	BD	169	GLU	2.7
25	DD	83	GLU	2.7
27	BF	11	VAL	2.7
27	DF	85	GLY	2.7
56	D1	37	ILE	2.7
4	AE	16	THR	2.7
27	BF	64	ILE	2.7
20	CA	313	A	2.7
27	DF	83	PHE	2.7
4	AE	109	ILE	2.7
4	CE	30	ALA	2.7
15	CP	56	ALA	2.7
20	AA	1399	C	2.7
12	CM	9	ILE	2.7
35	BQ	140	ALA	2.7
29	DH	44	VAL	2.7
49	D6	52	VAL	2.7
17	CR	88	LYS	2.7
29	BH	104	GLU	2.7
29	DH	115	VAL	2.7
45	D0	85	ALA	2.7

Continued on next page...

Continued from previous page...

Mol	Chain	Res	Type	RSRZ
24	BC	195	ARG	2.7
41	DW	88	ARG	2.7
11	CL	22	SER	2.7
6	CG	136	LYS	2.7
7	AH	90	GLY	2.7
20	AA	1285	A	2.7
16	AQ	35	VAL	2.7
16	AQ	41	LYS	2.7
27	BF	79	GLY	2.7
28	DG	12	TYR	2.7
42	DX	34	ALA	2.7
58	BA	546	C	2.7
45	B0	44	ARG	2.7
20	AA	933	G	2.7
20	CA	942	G	2.7
25	BD	72	LYS	2.7
28	DG	26	GLN	2.7
12	AM	102	ARG	2.7
4	CE	84	PHE	2.7
27	DF	96	ASP	2.7
56	D1	59	THR	2.7
20	AA	307	C	2.7
38	BT	50	ILE	2.7
43	DY	106	LEU	2.7
58	DA	1544	C	2.7
16	AQ	71	PHE	2.7
43	DY	32	PRO	2.7
50	B7	23	ARG	2.7
25	BD	64	ILE	2.7
9	CJ	56	HIS	2.7
27	BF	70	THR	2.7
23	AY	380	LEU	2.7
50	D7	14	LYS	2.7
10	AK	86	GLY	2.7
20	CA	1384	C	2.7
27	DF	40	GLN	2.7
42	BX	63	LYS	2.7
53	De	57	LYS	2.7
23	CY	16	GLY	2.7
38	DT	115	ARG	2.7
23	AY	133	ILE	2.7
28	DG	55	LYS	2.7

Continued on next page...

Continued from previous page...

Mol	Chain	Res	Type	RSRZ
31	DK	57	ILE	2.7
58	BA	2081	C	2.7
23	CY	132	ARG	2.7
27	DF	113	ALA	2.7
11	CL	6	THR	2.7
24	BC	20	VAL	2.7
6	AG	82	GLY	2.7
20	CA	607	A	2.7
28	BG	182	LYS	2.7
33	DO	77	ILE	2.7
41	BW	95	ILE	2.7
16	AQ	30	PRO	2.6
20	AA	312	C	2.6
20	CA	1234	C	2.6
9	CJ	51	ARG	2.6
23	CY	348	ARG	2.6
28	BG	118	ARG	2.6
28	DG	6	ALA	2.6
29	BH	162	ILE	2.6
50	D7	36	GLN	2.6
20	CA	1440(B)	G	2.6
16	AQ	34	LYS	2.6
23	AY	349	LYS	2.6
25	BD	59	LYS	2.6
29	DH	102	ALA	2.6
12	AM	85	GLY	2.6
12	CM	86	CYS	2.6
12	CM	93	ARG	2.6
40	BV	93	GLU	2.6
25	BD	154	LYS	2.6
52	B9	34	GLN	2.6
27	DF	70	THR	2.6
4	CE	132	ALA	2.6
20	CA	1239	A	2.6
23	AY	536	LYS	2.6
25	BD	175	LEU	2.6
31	DK	12	LEU	2.6
50	B7	14	LYS	2.6
59	DB	52	A	2.6
28	BG	119	GLY	2.6
7	CH	89	PRO	2.6
25	BD	25	THR	2.6

Continued on next page...

Continued from previous page...

Mol	Chain	Res	Type	RSRZ
2	CC	3	ASN	2.6
4	CE	86	ALA	2.6
15	AP	60	LEU	2.6
6	CG	30	ILE	2.6
9	CJ	53	PRO	2.6
50	D7	15	THR	2.6
8	CI	4	TYR	2.6
19	AT	39	LYS	2.6
24	BC	138	LEU	2.6
6	CG	112	PRO	2.6
20	CA	314	C	2.6
23	CY	237	PRO	2.6
27	DF	114	VAL	2.6
13	AN	39	LEU	2.6
37	BS	53	SER	2.6
22	CV	10	G	2.6
23	CY	82	ILE	2.6
28	BG	6	ALA	2.6
58	DA	1248	G	2.6
4	CE	131	ILE	2.6
7	AH	92	ARG	2.6
8	AI	19	LEU	2.6
24	DC	20	VAL	2.6
34	BP	57	THR	2.6
24	BC	30	VAL	2.6
40	BV	72	VAL	2.6
2	CC	26	LYS	2.6
40	DV	76	LYS	2.6
25	BD	104	TYR	2.6
58	BA	1572	A	2.6
15	CP	21	VAL	2.6
33	DO	98	VAL	2.6
2	CC	27	LYS	2.6
4	AE	119	LEU	2.6
4	CE	91	LEU	2.6
7	CH	88	LYS	2.6
19	AT	10	LEU	2.6
19	CT	74	LYS	2.6
56	B1	28	GLY	2.6
41	DW	90	ARG	2.6
8	CI	94	ALA	2.6
20	AA	1244	C	2.6

Continued on next page...

Continued from previous page...

Mol	Chain	Res	Type	RSRZ
58	DA	546	C	2.6
51	D8	4	MET	2.6
11	AL	14	GLY	2.6
23	AY	16	GLY	2.6
25	BD	276	LYS	2.6
37	BS	33	LYS	2.6
20	AA	51	A	2.6
40	BV	73	SER	2.6
20	AA	110	C	2.6
12	CM	27	LYS	2.6
15	CP	33	ILE	2.6
24	DC	107	GLY	2.6
28	DG	41	GLN	2.6
20	CA	1528	U	2.6
33	DO	64	ARG	2.6
39	DU	12	ARG	2.6
20	AA	313	A	2.6
20	CA	728	A	2.6
22	AV	23	A	2.6
40	BV	70	ILE	2.6
23	AY	106	VAL	2.6
20	CA	1535	C	2.6
17	CR	22	VAL	2.6
27	DF	88	VAL	2.6
20	AA	1086	U	2.6
20	AA	1341	U	2.6
14	AO	87	ILE	2.5
56	D1	58	ILE	2.5
59	DB	16	G	2.5
52	B9	37	GLY	2.5
53	Be	89	ALA	2.5
57	B4	7	PRO	2.5
6	CG	38	LEU	2.5
8	AI	87	GLN	2.5
25	DD	33	LEU	2.5
25	BD	3	VAL	2.5
15	AP	70	ALA	2.5
44	BZ	164	ALA	2.5
24	BC	186	LEU	2.5
10	AK	25	TYR	2.5
23	CY	329	ARG	2.5
25	BD	174	ILE	2.5

Continued on next page...

Continued from previous page...

Mol	Chain	Res	Type	RSRZ
2	CC	154	SER	2.5
27	BF	158	THR	2.5
58	BA	1369	G	2.5
24	BC	46	ALA	2.5
15	CP	23	ASP	2.5
2	CC	28	GLN	2.5
4	AE	25	ARG	2.5
10	AK	11	LYS	2.5
20	CA	555	C	2.5
20	CA	1366	C	2.5
25	DD	95	LEU	2.5
28	BG	140	ILE	2.5
32	DN	78	TYR	2.5
43	BY	2	ARG	2.5
45	D0	44	ARG	2.5
44	BZ	165	VAL	2.5
51	D8	10	ALA	2.5
20	CA	863	U	2.5
37	DS	20	ARG	2.5
42	DX	18	TYR	2.5
2	CC	189	ALA	2.5
12	CM	12	ASN	2.5
20	CA	1538	C	2.5
29	DH	100	GLY	2.5
15	AP	18	ARG	2.5
24	BC	47	LYS	2.5
7	CH	58	TYR	2.5
24	BC	57	GLN	2.5
37	BS	25	ARG	2.5
4	AE	130	ASN	2.5
4	CE	85	GLY	2.5
58	BA	1860	G	2.5
8	CI	127	LYS	2.5
12	AM	8	GLU	2.5
28	BG	114	ILE	2.5
58	DA	790	C	2.5
25	DD	262	ARG	2.5
32	DN	74	ARG	2.5
34	BP	21	ARG	2.5
20	CA	813	U	2.5
4	AE	122	GLU	2.5
18	AS	33	THR	2.5

Continued on next page...

Continued from previous page...

Mol	Chain	Res	Type	RSRZ
24	BC	206	LYS	2.5
34	DP	57	THR	2.5
4	AE	87	SER	2.5
20	AA	351	G	2.5
31	DK	25	PRO	2.5
2	AC	157	ILE	2.5
9	CJ	62	HIS	2.5
17	AR	21	LYS	2.5
20	AA	866	C	2.5
39	DU	6	THR	2.5
44	DZ	157	LEU	2.5
2	AC	190	ARG	2.5
13	AN	31	ARG	2.5
24	BC	125	GLY	2.5
27	DF	74	ARG	2.5
35	DQ	40	ALA	2.5
44	DZ	71	VAL	2.5
15	AP	82	GLN	2.5
20	AA	1183	A	2.5
42	BX	8	ILE	2.5
27	BF	5	ALA	2.5
57	D4	28	LYS	2.5
12	AM	67	GLU	2.5
45	B0	41	ARG	2.5
10	AK	125	PHE	2.5
31	BK	54	PRO	2.5
56	D1	72	GLU	2.5
38	DT	19	LEU	2.5
25	DD	20	ASP	2.5
42	BX	58	HIS	2.5
20	CA	1196	U	2.5
4	CE	135	THR	2.5
56	D1	91	LYS	2.5
34	BP	19	VAL	2.5
50	D7	9	ARG	2.5
16	AQ	28	PRO	2.5
23	CY	380	LEU	2.5
6	AG	83	ALA	2.5
11	AL	28	LYS	2.5
20	AA	7	G	2.5
20	CA	890	G	2.5
22	AV	9	G	2.5

Continued on next page...

Continued from previous page...

Mol	Chain	Res	Type	RSRZ
28	BG	102	PHE	2.5
20	CA	1297	C	2.5
23	AY	377	VAL	2.5
18	AS	40	ILE	2.5
58	DA	2897	U	2.5
2	AC	182	ILE	2.5
15	CP	73	LEU	2.5
16	AQ	27	PHE	2.5
37	BS	101	LEU	2.5
58	BA	1884	A	2.5
51	D8	5	LYS	2.5
13	AN	35	ARG	2.5
19	AT	22	ARG	2.5
25	BD	21	PHE	2.5
27	BF	194	MET	2.4
28	BG	7	LEU	2.4
7	AH	88	LYS	2.4
8	CI	119	ALA	2.4
37	DS	38	GLN	2.4
23	CY	133	ILE	2.4
28	BG	63	ILE	2.4
29	BH	87	LEU	2.4
38	BT	62	THR	2.4
50	B7	15	THR	2.4
1	AB	27	LYS	2.4
27	DF	186	ILE	2.4
28	DG	11	TYR	2.4
3	CD	84	LYS	2.4
8	CI	37	PHE	2.4
15	CP	24	ALA	2.4
15	CP	8	ARG	2.4
24	DC	161	ARG	2.4
31	BK	53	VAL	2.4
50	D7	12	ARG	2.4
20	CA	919	A	2.4
50	D7	22	MET	2.4
20	AA	1284	C	2.4
31	DK	59	ILE	2.4
58	BA	380	U	2.4
6	CG	22	LEU	2.4
26	BE	5	LEU	2.4
32	DN	23	LEU	2.4

Continued on next page...

Continued from previous page...

Mol	Chain	Res	Type	RSRZ
33	DO	101	PRO	2.4
56	D1	22	GLY	2.4
25	BD	71	ASP	2.4
56	D1	69	LYS	2.4
14	AO	2	PRO	2.4
15	AP	81	ARG	2.4
16	CQ	2	PRO	2.4
56	D1	21	ARG	2.4
4	AE	105	VAL	2.4
25	DD	3	VAL	2.4
24	DC	228	HIS	2.4
28	DG	97	ASP	2.4
14	CO	2	PRO	2.4
20	AA	879	C	2.4
20	AA	1320	C	2.4
28	BG	64	THR	2.4
29	BH	100	GLY	2.4
28	BG	106	LEU	2.4
28	DG	131	TYR	2.4
10	CK	29	ILE	2.4
23	AY	82	ILE	2.4
34	BP	39	LYS	2.4
40	BV	86	GLY	2.4
12	AM	88	ARG	2.4
15	CP	42	ARG	2.4
11	CL	68	ALA	2.4
23	AY	311	ALA	2.4
15	CP	31	LYS	2.4
20	AA	864	A	2.4
20	AA	1236	A	2.4
40	DV	78	LYS	2.4
38	DT	62	THR	2.4
51	D8	46	ARG	2.4
58	BA	508	G	2.4
58	DA	1252	G	2.4
59	DB	3	C	2.4
50	B7	18	PHE	2.4
23	CY	341	VAL	2.4
13	AN	23	ARG	2.4
23	AY	572	TYR	2.4
52	D9	28	GLU	2.4
57	B4	21	VAL	2.4

Continued on next page...

Continued from previous page...

Mol	Chain	Res	Type	RSRZ
6	AG	115	ARG	2.4
20	CA	1367	C	2.4
24	BC	68	GLY	2.4
50	D7	37	LYS	2.4
27	BF	83	PHE	2.4
4	CE	101	ILE	2.4
16	CQ	36	ILE	2.4
53	Be	118	VAL	2.4
57	D4	10	VAL	2.4
39	DU	5	LYS	2.4
56	D1	32	LYS	2.4
4	AE	30	ALA	2.4
6	CG	39	ALA	2.4
16	AQ	21	VAL	2.4
20	AA	297	G	2.4
40	DV	88	ARG	2.4
58	DA	46	C	2.4
26	DE	204	ALA	2.4
11	CL	85	ILE	2.4
35	DQ	140	ALA	2.4
20	AA	815	A	2.4
58	BA	1916	A	2.4
59	DB	25	A	2.4
48	D5	59	GLU	2.4
20	AA	570	G	2.4
58	BA	1311	G	2.4
28	BG	162	THR	2.4
31	BK	12	LEU	2.4
44	BZ	163	LEU	2.4
49	D6	39	TYR	2.4
53	Be	108	ALA	2.4
56	B1	48	LYS	2.4
8	AI	43	ALA	2.4
25	DD	217	ARG	2.4
29	DH	117	PRO	2.4
41	BW	87	PRO	2.4
41	DW	3	ALA	2.4
20	CA	917	G	2.4
50	B7	2	LYS	2.4
58	DA	215	G	2.4
4	AE	134	ALA	2.4
23	CY	331	TYR	2.4

Continued on next page...

Continued from previous page...

Mol	Chain	Res	Type	RSRZ
4	CE	15	ARG	2.4
31	DK	26	ALA	2.4
34	BP	49	ARG	2.4
58	BA	807	U	2.4
20	CA	1502	A	2.4
4	CE	129	ILE	2.3
15	AP	17	TYR	2.3
28	BG	57	ALA	2.3
35	DQ	27	VAL	2.3
18	CS	66	MET	2.3
20	AA	19	C	2.3
20	CA	240	C	2.3
49	D6	35	GLU	2.3
58	BA	47	C	2.3
23	AY	89	ASP	2.3
15	AP	51	VAL	2.3
23	AY	389	LEU	2.3
11	AL	89	ARG	2.3
13	AN	36	PHE	2.3
25	BD	19	ALA	2.3
37	DS	30	ARG	2.3
51	D8	24	ALA	2.3
22	AV	20	U	2.3
57	B4	25	TYR	2.3
51	D8	12	LYS	2.3
25	DD	206	LEU	2.3
3	CD	136	PRO	2.3
15	AP	75	ARG	2.3
18	AS	63	THR	2.3
20	AA	927	G	2.3
31	BK	65	PHE	2.3
49	D6	10	LEU	2.3
12	CM	65	LYS	2.3
24	BC	225	ILE	2.3
24	DC	180	SER	2.3
2	CC	4	LYS	2.3
15	CP	76	GLN	2.3
3	CD	137	SER	2.3
19	CT	23	ARG	2.3
20	AA	182	U	2.3
33	BO	99	PHE	2.3
51	B8	65	GLU	2.3

Continued on next page...

Continued from previous page...

Mol	Chain	Res	Type	RSRZ
8	AI	84	ALA	2.3
16	CQ	35	VAL	2.3
58	BA	1571	A	2.3
45	D0	32	ARG	2.3
56	D1	60	PHE	2.3
3	CD	86	LYS	2.3
8	AI	47	LEU	2.3
23	AY	232	LEU	2.3
57	B4	18	CYS	2.3
33	DO	83	ALA	2.3
42	DX	80	ILE	2.3
20	AA	244	U	2.3
23	AY	358	MET	2.3
15	CP	53	VAL	2.3
52	D9	15	LYS	2.3
7	AH	80	ILE	2.3
27	DF	49	ALA	2.3
37	BS	87	PHE	2.3
41	DW	107	LEU	2.3
44	DZ	121	HIS	2.3
31	DK	19	PRO	2.3
20	CA	880	C	2.3
28	DG	5	VAL	2.3
56	B1	11	ARG	2.3
58	DA	1742	C	2.3
59	DB	6	C	2.3
8	CI	40	LEU	2.3
20	AA	301	G	2.3
41	DW	112	GLY	2.3
12	AM	31	LYS	2.3
8	CI	39	GLY	2.3
12	AM	35	GLU	2.3
15	AP	4	ILE	2.3
32	BN	96	GLU	2.3
50	B7	45	ALA	2.3
4	AE	128	PRO	2.3
8	AI	44	VAL	2.3
10	AK	121	PRO	2.3
44	DZ	96	VAL	2.3
20	CA	578	C	2.3
25	BD	6	PHE	2.3
38	DT	1	MET	2.3

Continued on next page...

Continued from previous page...

Mol	Chain	Res	Type	RSRZ
50	B7	9	ARG	2.3
50	B7	24	THR	2.3
56	D1	92	LYS	2.3
19	CT	10	LEU	2.3
24	BC	137	LEU	2.3
24	BC	184	GLU	2.3
25	BD	147	LEU	2.3
28	BG	11	TYR	2.3
20	CA	297	G	2.3
32	BN	45	ASN	2.3
23	AY	132	ARG	2.3
6	AG	116	ALA	2.3
11	CL	7	ILE	2.3
38	BT	105	LEU	2.3
40	DV	77	ALA	2.3
52	D9	26	ILE	2.3
20	CA	873	A	2.3
58	BA	229	A	2.3
32	DN	6	PRO	2.3
19	AT	23	ARG	2.3
20	AA	1096	C	2.3
23	CY	357	ARG	2.3
41	BW	111	HIS	2.3
52	D9	17	ILE	2.3
58	DA	461	C	2.3
11	AL	84	LEU	2.3
28	BG	3	LEU	2.3
10	AK	87	THR	2.3
22	CV	6	G	2.3
18	AS	41	VAL	2.3
34	BP	58	THR	2.3
37	DS	65	VAL	2.3
58	DA	1614	A	2.3
51	B8	64	TYR	2.3
23	AY	17	ILE	2.3
45	B0	77	ARG	2.3
12	CM	90	LEU	2.3
20	AA	950	U	2.3
27	DF	73	ALA	2.3
29	BH	33	LEU	2.3
11	AL	6	THR	2.3
16	AQ	101	ARG	2.3

Continued on next page...

Continued from previous page...

Mol	Chain	Res	Type	RSRZ
19	CT	25	ARG	2.3
20	AA	309	G	2.3
37	DS	49	VAL	2.3
52	D9	24	TYR	2.3
50	D7	23	ARG	2.3
8	AI	45	ALA	2.3
13	AN	10	ALA	2.3
24	BC	205	ALA	2.3
51	D8	60	LEU	2.3
11	AL	104	VAL	2.3
29	BH	99	VAL	2.3
58	BA	53	A	2.3
6	AG	31	MET	2.3
8	CI	125	TYR	2.3
10	AK	119	CYS	2.3
23	AY	385	THR	2.3
23	CY	392	GLU	2.3
27	BF	113	ALA	2.3
32	BN	37	LYS	2.3
39	BU	36	ARG	2.3
10	CK	42	TRP	2.3
15	CP	79	VAL	2.3
23	AY	273	LEU	2.3
24	DC	30	VAL	2.3
32	DN	5	VAL	2.3
1	CB	130	ARG	2.2
20	AA	917	G	2.2
39	BU	11	ARG	2.2
41	DW	70	TYR	2.2
42	DX	72	LYS	2.2
50	D7	28	ARG	2.2
59	DB	63	G	2.2
7	AH	129	VAL	2.2
38	BT	106	SER	2.2
50	B7	31	LEU	2.2
53	De	60	PHE	2.2
28	DG	116	ASP	2.2
3	AD	122	ARG	2.2
2	CC	197	GLY	2.2
25	DD	61	LEU	2.2
42	DX	33	LYS	2.2
58	BA	888	C	2.2

Continued on next page...

Continued from previous page...

Mol	Chain	Res	Type	RSRZ
18	AS	42	PRO	2.2
20	AA	380	G	2.2
20	CA	113	G	2.2
23	AY	107	VAL	2.2
41	DW	85	VAL	2.2
51	D8	54	GLU	2.2
4	CE	25	ARG	2.2
23	CY	325	LEU	2.2
28	BG	103	LEU	2.2
41	BW	98	LYS	2.2
51	B8	57	ARG	2.2
8	AI	117	HIS	2.2
51	D8	7	HIS	2.2
32	DN	60	ILE	2.2
33	BO	100	GLY	2.2
38	DT	22	PHE	2.2
25	DD	211	ARG	2.2
20	AA	601	C	2.2
20	CA	562	C	2.2
27	BF	58	ALA	2.2
51	D8	11	LYS	2.2
7	AH	132	GLU	2.2
13	AN	38	GLY	2.2
25	DD	41	GLY	2.2
11	AL	86	ARG	2.2
15	CP	25	ARG	2.2
20	CA	1526	G	2.2
8	CI	115	GLY	2.2
20	CA	814	A	2.2
20	CA	1236	A	2.2
4	AE	26	PHE	2.2
8	CI	47	LEU	2.2
28	DG	109	VAL	2.2
59	DB	4	C	2.2
15	CP	84	ALA	2.2
28	BG	38	VAL	2.2
20	CA	111	G	2.2
51	B8	56	GLU	2.2
58	BA	808	G	2.2
20	AA	1092	A	2.2
28	DG	101	ILE	2.2
8	AI	26	VAL	2.2

Continued on next page...

Continued from previous page...

Mol	Chain	Res	Type	RSRZ
7	AH	98	LYS	2.2
34	BP	46	LYS	2.2
37	DS	56	LEU	2.2
20	AA	242	C	2.2
43	DY	3	VAL	2.2
4	AE	48	ALA	2.2
17	AR	20	ALA	2.2
35	DQ	28	ALA	2.2
59	DB	61	G	2.2
16	AQ	23	VAL	2.2
22	CV	4	A	2.2
33	DO	102	VAL	2.2
20	AA	304	U	2.2
20	CA	920	U	2.2
20	CA	1240	U	2.2
24	BC	170	GLY	2.2
4	CE	16	THR	2.2
16	CQ	93	GLN	2.2
33	BO	10	VAL	2.2
27	DF	59	TYR	2.2
35	BQ	104	PHE	2.2
12	AM	6	GLY	2.2
27	BF	192	LEU	2.2
13	AN	52	GLN	2.2
15	AP	58	TYR	2.2
20	AA	250	A	2.2
20	CA	294	U	2.2
4	CE	119	LEU	2.2
28	BG	5	VAL	2.2
42	BX	77	LYS	2.2
51	D8	49	VAL	2.2
51	D8	59	LYS	2.2
16	CQ	90	ILE	2.2
18	CS	57	HIS	2.2
32	BN	85	ILE	2.2
58	BA	1600	C	2.2
2	CC	185	GLY	2.2
9	AJ	71	LEU	2.2
23	AY	357	ARG	2.2
4	AE	118	ILE	2.2
4	AE	137	GLU	2.2
24	DC	131	ILE	2.2

Continued on next page...

Continued from previous page...

Mol	Chain	Res	Type	RSRZ
37	BS	39	ILE	2.2
8	AI	119	ALA	2.2
10	AK	84	VAL	2.2
15	AP	48	TRP	2.2
11	AL	15	ARG	2.2
25	DD	94	LEU	2.2
28	BG	181	ARG	2.2
39	DU	3	ARG	2.2
44	BZ	171	ILE	2.2
45	D0	74	ARG	2.2
15	CP	80	PHE	2.2
29	BH	178	ALA	2.2
13	CN	29	ARG	2.2
23	CY	575	VAL	2.2
15	AP	66	PRO	2.2
20	AA	572	A	2.2
20	CA	310	G	2.2
20	CA	1202	G	2.2
53	De	91	ASP	2.2
25	BD	156	ALA	2.2
44	DZ	118	GLN	2.2
58	BA	1917	U	2.2
24	BC	33	LEU	2.2
7	CH	93	VAL	2.2
12	CM	114	ARG	2.2
27	DF	76	GLY	2.2
53	Be	102	GLY	2.2
23	CY	360	ALA	2.2
28	BG	110	ALA	2.2
38	DT	138	ALA	2.2
41	DW	87	PRO	2.2
25	DD	18	VAL	2.2
28	BG	27	ASN	2.2
28	DG	92	VAL	2.2
34	DP	39	LYS	2.2
41	DW	36	LEU	2.2
41	DW	96	ILE	2.2
45	D0	63	VAL	2.2
50	B7	7	PRO	2.2
2	AC	162	GLN	2.2
2	CC	198	VAL	2.2
42	BX	9	LEU	2.2

Continued on next page...

Continued from previous page...

Mol	Chain	Res	Type	RSRZ
51	D8	14	VAL	2.2
29	BH	97	ARG	2.2
4	CE	48	ALA	2.1
20	CA	1362(A)	C	2.1
56	D1	93	GLU	2.1
58	DA	236	C	2.1
11	CL	83	VAL	2.1
6	CG	50	ILE	2.1
6	CG	110	GLN	2.1
37	DS	53	SER	2.1
43	DY	4	LYS	2.1
50	B7	5	TRP	2.1
51	D8	13	ARG	2.1
2	CC	25	GLY	2.1
2	CC	186	PHE	2.1
18	AS	43	GLU	2.1
20	AA	723	U	2.1
20	AA	1529	G	2.1
41	DW	86	LEU	2.1
44	BZ	127	LYS	2.1
15	CP	17	TYR	2.1
28	BG	17	PRO	2.1
29	BH	50	VAL	2.1
34	BP	22	GLY	2.1
50	D7	45	ALA	2.1
24	DC	50	ILE	2.1
40	BV	62	LEU	2.1
4	CE	26	PHE	2.1
15	CP	32	TYR	2.1
28	BG	109	VAL	2.1
31	BK	5	VAL	2.1
42	BX	76	ARG	2.1
2	AC	163	ALA	2.1
32	DN	81	GLY	2.1
41	BW	3	ALA	2.1
11	AL	85	ILE	2.1
24	BC	193	PHE	2.1
27	DF	77	ASP	2.1
58	DA	1311	G	2.1
58	DA	2211	G	2.1
27	DF	84	VAL	2.1
12	CM	3	ARG	2.1

Continued on next page...

Continued from previous page...

Mol	Chain	Res	Type	RSRZ
37	DS	106	ARG	2.1
40	DV	63	GLY	2.1
20	AA	972	C	2.1
27	DF	57	VAL	2.1
51	B8	58	ILE	2.1
56	B1	33	LYS	2.1
26	DE	54	GLN	2.1
31	BK	15	GLY	2.1
11	CL	98	TYR	2.1
16	CQ	30	PRO	2.1
23	AY	67	ALA	2.1
31	BK	21	PRO	2.1
2	AC	151	VAL	2.1
28	BG	60	LEU	2.1
38	DT	52	ILE	2.1
57	D4	33	VAL	2.1
1	CB	29	ALA	2.1
35	BQ	103	MET	2.1
40	BV	69	LYS	2.1
2	CC	156	ARG	2.1
4	CE	102	ALA	2.1
15	CP	71	ARG	2.1
25	BD	34	VAL	2.1
37	BS	20	ARG	2.1
56	D1	44	PRO	2.1
58	BA	2047	U	2.1
9	AJ	54	PHE	2.1
20	AA	31	G	2.1
23	AY	348	ARG	2.1
23	AY	363	ARG	2.1
25	BD	60	ARG	2.1
39	DU	36	ARG	2.1
40	BV	13	ARG	2.1
24	BC	56	ASP	2.1
15	CP	58	TYR	2.1
19	CT	36	LEU	2.1
25	DD	27	THR	2.1
33	DO	122	LEU	2.1
41	BW	9	TYR	2.1
12	CM	64	TRP	2.1
24	BC	62	THR	2.1
16	CQ	41	LYS	2.1

Continued on next page...

Continued from previous page...

Mol	Chain	Res	Type	RSRZ
50	B7	16	HIS	2.1
28	BG	98	ARG	2.1
38	BT	21	GLU	2.1
15	AP	65	GLN	2.1
19	CT	24	LEU	2.1
47	D3	20	LYS	2.1
56	B1	43	TYR	2.1
4	CE	17	ALA	2.1
20	CA	1235	U	2.1
57	B4	23	GLU	2.1
23	CY	15	ILE	2.1
34	BP	23	PRO	2.1
16	AQ	22	LEU	2.1
8	AI	25	LYS	2.1
20	AA	1363	A	2.1
28	DG	90	LEU	2.1
58	DA	126	A	2.1
15	AP	2	VAL	2.1
20	CA	925	G	2.1
20	CA	1233	G	2.1
24	DC	136	GLY	2.1
56	D1	11	ARG	2.1
58	DA	1622	G	2.1
20	CA	1383	C	2.1
2	AC	26	LYS	2.1
25	DD	207	GLY	2.1
29	DH	43	VAL	2.1
31	BK	55	VAL	2.1
37	DS	28	VAL	2.1
37	DS	109	GLY	2.1
40	BV	78	LYS	2.1
20	CA	1062	U	2.1
40	DV	75	PHE	2.1
1	CB	131	PRO	2.1
15	AP	26	ARG	2.1
49	B6	7	ILE	2.1
27	BF	114	VAL	2.1
32	BN	81	GLY	2.1
42	BX	75	ASP	2.1
13	CN	57	ARG	2.1
22	CV	9	G	2.1
40	BV	77	ALA	2.1

Continued on next page...

Continued from previous page...

Mol	Chain	Res	Type	RSRZ
12	CM	96	LEU	2.1
18	AS	67	VAL	2.1
20	CA	932	C	2.1
51	B8	43	GLN	2.1
31	DK	14	ALA	2.1
45	D0	78	TYR	2.1
27	BF	75	HIS	2.1
52	B9	10	ILE	2.1
24	DC	138	LEU	2.1
18	CS	50	ALA	2.1
19	CT	75	ASN	2.1
20	AA	611	A	2.1
1	CB	144	ARG	2.1
20	AA	894	G	2.1
42	BX	11	PRO	2.1
9	AJ	65	LEU	2.1
23	CY	387	ASP	2.1
8	CI	77	ILE	2.1
16	CQ	92	ARG	2.1
18	CS	36	ARG	2.1
25	DD	97	TYR	2.1
25	DD	155	LEU	2.1
53	Be	78	LEU	2.1
1	AB	127	ILE	2.0
16	AQ	39	SER	2.0
29	DH	113	VAL	2.0
33	DO	10	VAL	2.0
39	DU	32	PHE	2.0
12	CM	35	GLU	2.0
29	BH	86	GLU	2.0
53	Be	91	ASP	2.0
17	CR	29	PHE	2.0
20	AA	932	C	2.0
18	AS	31	ILE	2.0
35	BQ	33	GLY	2.0
24	DC	132	LEU	2.0
27	DF	30	PRO	2.0
28	BG	120	LEU	2.0
31	DK	66	THR	2.0
26	BE	91	VAL	2.0
20	CA	966	G	2.0
58	BA	686	G	2.0

Continued on next page...

Continued from previous page...

Mol	Chain	Res	Type	RSRZ
58	BA	745	G	2.0
58	BA	809	G	2.0
58	BA	2046	G	2.0
8	AI	15	ALA	2.0
20	CA	291	C	2.0
24	DC	127	LYS	2.0
45	D0	73	GLY	2.0
59	BB	32	C	2.0
7	CH	25	ASP	2.0
16	CQ	27	PHE	2.0
28	DG	49	ASP	2.0
35	DQ	19	GLY	2.0
24	BC	181	PHE	2.0
8	CI	41	VAL	2.0
9	CJ	43	ARG	2.0
24	BC	202	PRO	2.0
41	BW	82	LEU	2.0
20	AA	603	U	2.0
50	D7	27	GLY	2.0
20	CA	1382	C	2.0
26	DE	162	ALA	2.0
27	DF	80	ALA	2.0
15	AP	23	ASP	2.0
24	DC	169	THR	2.0
2	AC	175	LEU	2.0
28	BG	96	ARG	2.0
29	BH	149	ARG	2.0
49	B6	9	LEU	2.0
50	B7	25	PRO	2.0
25	DD	163	ALA	2.0
25	DD	261	LYS	2.0
41	BW	2	GLU	2.0
28	BG	66	GLN	2.0
24	DC	197	LEU	2.0
1	AB	128	GLU	2.0
7	CH	80	ILE	2.0
20	AA	121	C	2.0
20	AA	555	C	2.0
26	BE	162	ALA	2.0
58	BA	117	G	2.0
3	AD	93	PHE	2.0
11	CL	53	ARG	2.0

Continued on next page...

Continued from previous page...

Mol	Chain	Res	Type	RSRZ
11	CL	89	ARG	2.0
15	CP	66	PRO	2.0
23	AY	379	GLY	2.0
24	BC	105	LEU	2.0
24	BC	132	LEU	2.0
28	BG	107	LEU	2.0
28	BG	176	LEU	2.0
34	BP	18	ARG	2.0
42	DX	58	HIS	2.0
49	D6	11	LEU	2.0
53	Be	64	LEU	2.0
53	Be	79	ARG	2.0
23	AY	330	VAL	2.0
29	DH	96	ALA	2.0
31	BK	112	MET	2.0
32	DN	71	ILE	2.0
9	AJ	61	GLU	2.0
39	DU	15	LYS	2.0
15	CP	59	TRP	2.0
41	DW	39	THR	2.0
19	AT	24	LEU	2.0
28	DG	112	PRO	2.0
44	DZ	70	LEU	2.0
50	D7	21	ARG	2.0

6.2 Non-standard residues in protein, DNA, RNA chains ⓘ

There are no non-standard protein/DNA/RNA residues in this entry.

6.3 Carbohydrates ⓘ

There are no carbohydrates in this entry.

6.4 Ligands ⓘ

In the following table, the Atoms column lists the number of modelled atoms in the group and the number defined in the chemical component dictionary. LLDF column lists the quality of electron density of the group with respect to its neighbouring residues in protein, DNA or RNA chains. The B-factors column lists the minimum, median, 95th percentile and maximum values of B factors of atoms in the group. The column labelled 'Q < 0.9' lists the number of atoms with occupancy less than 0.9.

Mol	Type	Chain	Res	Atoms	RSR	LLDF	B-factors(\AA^2)	Q<0.9
61	GDP	CY	702	28/28	0.16	-	58,90,102,118	0
60	FUA	CY	701	37/37	0.22	-	125,150,161,166	0
60	FUA	AY	701	37/37	0.62	-	119,146,161,162	0
61	GDP	AY	702	28/28	0.23	-	58,89,106,121	0

6.5 Other polymers

There are no such residues in this entry.